

Detroit Tigers - 1960

Batter	1	2	3	4	5	6	7	8	9	AB	R	H	RBI	BB	SO	LOB	TOP								
Luis Aparicio, R OBP: 0.333, SLG: 0.357 (1, 6)	F4		6-3	WP BB 1-2 BB		2B		1-3		4	0	1	0	1	0	1									
Nelle Fox, L OBP: 0.563, SLG: 0.500 (1, 4)	F5			WP BB 1-2 BB		F5		CS BB		2	0	0	1	3	0	1									
Minnie Minoso, R OBP: 0.333, SLG: 0.769 (1, 7)	6-3		K	1-2 2-3 3-H 0-0	1-3	L8		1-3		5	0	0	0	0	1	5									
Ted Kluszewski, L OBP: 0.467, SLG: 0.333 (1, 3)		FC6-4 BB	F9		SH1-3 1B SF8 1B		4-3		F9	4	1	1	0	1	0	1									
Gene Freese, R OBP: 0.231, SLG: 0.167 (1, 5)	FC6-4 1-2 2B			F7	SH1-3 1B		L6-3 BB			3	1	1	0	1	0	1									
Sherm Lollar, R OBP: 0.417, SLG: 0.500 (1, 2)				1B 2B	SH1-3		L6-3			3	1	2	1	0	0	1									
Al Smith, R OBP: 0.231, SLG: 0.182 (1, 9)			K	L7	SF8		6-3			3	0	0	1	0	1	2									
Jim Landis, R OBP: 0.536, SLG: 0.500 (1, 8)				1B BB 1B	L8					2	1	1	0	2	0	1									
Dick Donovan, L OBP: 0.500, SLG: 0.500 (5, PH)				BB BB 1B						2	1	1	1	0	0	2									
Jim McCarthy, R OBP: 0.500, SLG: 0.500 (5, PH)				1-3 3-H WP 1B						1	0	0	0	0	1	0									
Mike Garcia, R OBP: 0.500, SLG: 0.500 (5, PH)										0	0	0	0	0	0	0									
Frank Baumann, L OBP: 0.500, SLG: 0.500 (5, PH)										0	0	0	0	0	0	0									
Joe Hicks, L OBP: 0.500, SLG: 0.500 (5, PH)										0	0	0	0	0	0	0									
Bob Shaw, R OBP: 0.500, SLG: 0.500 (5, PH)										0	0	0	0	0	0	0									
Inning Stats	R: 0 E: 0 K: 0 S: 3	H: 0 LOB: 0 BB: 0 P: 3	R: 1 E: 0 K: 1 S: 6	H: 1 LOB: 2 BB: 2 P: 14	R: 0 E: 0 K: 1 S: 5	H: 0 LOB: 1 BB: 1 P: 9	R: 3 E: 0 K: 0 S: 6	H: 3 LOB: 2 BB: 2 P: 14	R: 1 E: 0 K: 1 S: 5	H: 2 LOB: 1 BB: 0 P: 5	R: 0 E: 0 K: 1 S: 6	H: 1 LOB: 1 BB: 0 P: 6	R: 0 E: 0 K: 0 S: 2	H: 0 LOB: 0 BB: 1 P: 6	R: 0 E: 1 K: 0 S: 3	H: 0 LOB: 1 BB: 1 P: 7	R: 0 E: 0 K: 0 S: 2	H: 0 LOB: 0 BB: 1 P: 6	1B: 4 2B: 4 3B: 0 HR: 0	SF: 1 SAC: 1 DP: 1 HBP: 0	WP: 1 PB: 0 SB: 0 CS: 1	PA: 40			
PITCHER	IP	WLS	BF	H	R	ER	SO	BB	IBB	HBP	BLK	WP	HR	S	P	ERA	WHIP								
Jim Bunning, R ERA: 7.2	4.0		21	4	4	4	2	5	0	0	0	1	0	20	40	9.00	2.250								
Hank Aguirre, L ERA: 4.5	2.0		9	3	1	1	1	0	0	0	0	0	0	11	11	4.50	1.500								
Dave Sisler, R ERA:	2.0		7	0	0	0	0	2	0	0	0	0	0	5	13	0.00	1.000								
Bob Bruce, R ERA:	0.0		1	0	0	0	0	1	0	0	0	0	0	0	4	∞	∞								
Tom Morgan, R ERA:	1.0	W	2	0	0	0	0	0	0	0	0	0	0	2	2	0.00	0.000								

Chicago White Sox @ Detroit Tigers
Briggs Stadium, Detroit, MI
Fri Apr 22 1960, 3:33 AM EST
Att: 53,563 - Unknown

AB	30
R	5
H	7
RBI	4
BB	8
SO	3
LOB	16




Batter	1	2	3	4	5	6	7	8	9	AB	R	H	RBI	BB	SO	LOB	BOTTOM									
Eddie Yost, R OBP: 0.313, SLG: 0.385 (1, 5)	5-3		K		2-H HR		K	1-2 2-3 BB		4	1	1	2	1	2	0										
Casey Wise, S OBP: 0.182, SLG: 0.182 (1, 4)	G4-6-3 1B		6-3		F8		F8	F7		5	0	1	0	0	0	3										
Charlie Maxwell, L OBP: 0.375, SLG: 0.167 (1, 7)	G4-6-3 1-2			2B BB			1B BB		FC5-4 BB	2	0	1	0	3	0	1										
Al Kaline, R OBP: 0.563, SLG: 0.750 (1, 8)		HR BB		1-3 2B	L7		1B BB		FC5-4 1B	4	2	2	0	1	0	2										
Rocky Colavito, R OBP: 0.313, SLG: 0.643 (1, 9)		1-H HR		K		F4	6-3		1B IBB 1B	5	1	2	2	0	1	4										
Steve Bilko, R OBP: 0.417, SLG: 0.818 (8, PR)		6-3		L6				BB SH1-4 BB		3	1	1	1	1	0	2										
Johnny Groth, R ERA:								1-2 IBB		0	0	0	0	0	0	0										
Gail Harris, L ERA:								HR		0	0	0	0	1	0	0										
Chico Fernandez, R OBP: 0.077, SLG: 0.077 (9, PH)										3	0	0	0	0	0	2										
Norm Cash, L OBP: 0.667, SLG: 2.000 (9, PH)					F9		F4		F5	1	0	0	0	0	0	3										
Lou Berberet, L OBP: 0.385, SLG: 0.200 (1, 2)		F8			SH1-4 HR 1B		BB		F7	4	1	2	1	1	0	2										
Jim Bunning, R ERA: 7.2	5.0		22	6	4	4	3	2	0	0	0	0	0	26	34	7.20	1.600									
Mike Garcia, R ERA: 13.5	0.2		4	1	1	1	0	1	0	0	0	0	1	3	7	13.50	3.000									
Frank Baumann, L ERA:	1.1		6	1	0	0	2	1	0	0	0	0	0	9	13	0.00	1.500									
Bob Shaw, R ERA: 12.27	1.2	L	12	2	1	1	0	4	1	0	0	0	0	7	27	5.40	3.600									
Inning Stats	R: 0 E: 0 K: 0 S: 3	H: 1 LOB: 0 BB: 0 P: 3	R: 2 E: 0 K: 0 S: 4	H: 1 LOB: 0 BB: 1 P: 8	R: 0 E: 0 K: 2 S: 7	H: 0 LOB: 0 BB: 0 P: 7	R: 0 E: 0 K: 1 S: 6	H: 1 LOB: 2 BB: 1 P: 10	R: 2 E: 0 K: 0 S: 6	H: 3 LOB: 1 BB: 0 P: 6	R: 1 E: 0 K: 1 S: 6	H: 1 LOB: 1 BB: 1 P: 10	R: 0 E: 0 K: 1 S: 6	H: 1 LOB: 2 BB: 1 P: 10	R: 0 E: 0 K: 0 S: 3	H: 0 LOB: 3 BB: 3 P: 15	R: 0 E: 0 K: 0 S: 4	H: 0 LOB: 3 BB: 2 P: 12	1B: 6 2B: 1 3B: 0 HR: 3	SF: 0 SAC: 2 DP: 1 HBP: 0	WP: 0 PB: 0 SB: 0 CS: 0	PA: 44				
PITCHER	IP	WLS	BF	H	R	ER	SO	BB	IBB	HBP	BLK	WP	HR	S	P	ERA	WHIP									
Dick Donovan, R ERA: 7.2	1.1		4	1	1	1	0	1	0	0	0	0	0	1	3	7	13.50	3.000								
Mike Garcia, R ERA: 13.5	0.2		4	1	1	1	0	1	0	0	0	0	0	1	3	7	13.50	3.000								
Frank Baumann, L ERA:	1.1		6	1	0	0	2	1	0	0	0	0	0	9	13	0.00	1.500									
Bob Shaw, R ERA: 12.27	1.2	L	12	2	1	1	0	4	1	0	0	0	0	7	27	5.40	3.600									

Chicago White Sox @ Detroit Tigers
Briggs Stadium, Detroit, MI
Fri Apr 22 1960, 3:33 AM EST
Att: 53,563 - Unknown

AB	33
R	6
H	10
RBI	6
BB	9
SO	5
LOB	20



Batter	1	2	3	4	5	6	7	8	9	AB	R	H	RBI	BB	SO	LOB	TOP			
Luis Aparicio, R (1,6) OBP: 0.263, SLG: 0.278	5-3		K		6-3			K		4	0	0	0	0	2	2	Chicago White Sox @ Detroit Tigers Briggs Stadium, Detroit, MI Sat Apr 23 1960, 3:33 AM EST Att: 14,816 - Unknown			
Nelle Fox, L (1,4) OBP: 0.550, SLG: 0.417	BB		FC6-4 BB		6-3			G3		2	0	0	0	2	0	1				
Minnie Minoso, R (1,7) OBP: 0.316, SLG: 0.824	L8		FC6-4		F6			HR		4	1	1	2	0	0	3				
Ted Kluszewski, L (1,3) OBP: 0.368, SLG: 0.250	4-3				F4			1-3		4	0	0	0	0	1	1				
Gene Freese, R (1,5) OBP: 0.176, SLG: 0.125		K			E6			4-3		4	0	0	0	0	1	0				
Sherm Lollar, R (1,2) OBP: 0.375, SLG: 0.500	5-3				L8			L7		4	0	1	0	0	0	1				
Al Smith, R (1,9) OBP: 0.235, SLG: 0.267	K				F5			2B		4	0	1	0	0	2	2				
Jim Landis, R (1,8) OBP: 0.412, SLG: 0.357					F3			K		4	0	0	0	0	1	2				
Billy Pierce, L (1,1) Joe Rickard, L (5, Ph) Ray Moore, L (5, 1) Turk Lown, R (6, 1) Earl Torgerson, L (8, Ph) Jake Striker, L (8, 1)					BB 1B			F7		1	0	1	0	0	0	0	AB 32 R 2 H 4 RBI 2 BB 3 SO 7 LOB 12 			
Inning Stats	R: 0 E: 0 K: 0 S: 3	H: 0 LOB: 1 BB: 1 P: 7	R: 0 E: 0 K: 2 S: 7	H: 0 LOB: 0 BB: 0 P: 7	R: 0 E: 0 K: 1 S: 6	H: 1 LOB: 2 BB: 1 P: 10	R: 0 E: 1 K: 1 S: 6	H: 0 LOB: 1 BB: 0 P: 6	R: 0 E: 0 K: 0 S: 3	H: 0 LOB: 0 BB: 0 P: 3	R: 0 E: 0 K: 1 S: 6	H: 1 LOB: 1 BB: 0 P: 6	R: 2 E: 0 K: 1 S: 6	H: 1 LOB: 0 BB: 1 P: 10	R: 0 E: 0 K: 1 S: 6	H: 1 LOB: 1 BB: 0 P: 6		1B: 1 2B: 2 3B: 0 HR: 1	SF: 0 SAC: 0 DP: 0 HBP: 0	WP: 1 PB: 0 CS: 1
PITCHER Frank Lary, R (1,1) ERA: 1.89	IP: 9.0 WLS: W BF: 35 H: 4 R: 2 ER: 2 SO: 7 BB: 3 IBB: 0 HBP: 0 BLK: 0 WP: 1 HR: 1 S: 46 P: 58 ERA: 2.00 WHIP: 0.778															PITCHER				


Batter	1	2	3	4	5	6	7	8	9	AB	R	H	RBI	BB	SO	LOB	BOTTOM			
Eddie Yost, R (1,5) OBP: 0.300, SLG: 0.313	BB BB		6-3		F9			K		3	0	0	0	1	1	1	Chicago White Sox @ Detroit Tigers Briggs Stadium, Detroit, MI Sat Apr 23 1960, 3:33 AM EST Att: 14,816 - Unknown			
Casey Wise, S (1,4) OBP: 0.133, SLG: 0.133	F8		K		F6			1-3		4	0	0	0	0	1	1				
Charlie Maxwell, L (1,7) OBP: 0.350, SLG: 0.188	F4		F8		HR 1B			F8		4	1	1	0	0	0	1				
Al Kaline, R (1,8) OBP: 0.550, SLG: 0.643	BB				L6-3			L8		2	1	0	0	2	0	0				
Rocky Colavito, R (1,9) OBP: 0.350, SLG: 0.778	1-3				HR 1B			K		4	2	2	3	0	1	2				
Steve Bilko, R (1,3) Gail Harris, L (9, 3)			K		HR 1B			F8		4	1	1	2	0	1	0				
Chico Fernandez, R (1,6) OBP: 0.235, SLG: 0.294					HR			6-3		0	0	0	0	0	0	0				
Red Wilson, R (1,2) OBP: 0.333, SLG: 0.500					1B			5-3		4	1	3	0	0	0	0				
Frank Lary, R (1,1) OBP: 0.143, SLG: 0.143					1B			1B		4	0	1	1	0	0	2				
Inning Stats	R: 0 E: 0 K: 0 S: 3	H: 0 LOB: 2 BB: 2 P: 11	R: 0 E: 0 K: 1 S: 6	H: 1 LOB: 0 BB: 0 P: 6	R: 0 E: 0 K: 1 S: 5	H: 0 LOB: 0 BB: 0 P: 5	R: 3 E: 0 K: 1 S: 9	H: 4 LOB: 1 BB: 0 P: 9	R: 3 E: 0 K: 0 S: 5	H: 2 LOB: 0 BB: 1 P: 9	R: 0 E: 0 K: 2 S: 7	H: 0 LOB: 0 BB: 0 P: 7	R: 0 E: 0 K: 0 S: 3	H: 0 LOB: 0 BB: 0 P: 3	R: 0 E: 0 K: 1 S: 6	H: 1 LOB: 1 BB: 0 P: 6	1B: 5 2B: 1 3B: 0 HR: 2	SF: 0 SAC: 0 DP: 0 HBP: 0	WP: 0 PB: 0 CS: 0	PA: 35
PITCHER Billy Pierce, L (1,1) ERA: 6.75 Ray Moore, R (5, 1) Turk Lown, R (6, 1) Jake Striker, L (8, 1)	IP: 4.0 WLS: L BF: 19 H: 5 R: 3 ER: 3 SO: 3 BB: 2 IBB: 0 HBP: 0 BLK: 0 WP: 0 HR: 1 S: 23 P: 31 ERA: 6.75 WHIP: 1.750															PITCHER				

Batter	1	2	3	4	5	6	7	8	9	AB	R	H	RBI	BB	SO	LOB	TOP				
Luis Aparicio, R OBP: 0.304, SLG: 0.318 (1, 6)	F7			6-3				G6-3		4	0	2	0	0	0	0	Chicago White Sox @ Detroit Tigers Briggs Stadium, Detroit, MI Sun Apr 24 1960, 4:33 AM EDT Att: 35,680 - Unknown				
Nelle Fox, L OBP: 0.458, SLG: 0.313 (1, 4)	F5			4-3				G6-3		4	0	0	0	0	0	3					
Jim Landis, R OBP: 0.429, SLG: 0.444 (1, 8)	K			1B				1B		4	1	2	1	0	1	0					
Roy Sievers, R OBP: 0.250, SLG: 0.250 (1, 3)		5-3		1B				F7		4	1	1	1	0	1	1					
Minnie Minoso, R OBP: 0.304, SLG: 0.714 (1, 7)	F9			2B				L8		4	1	1	0	0	0	0					
Sherm Lollar, R OBP: 0.400, SLG: 0.556 Jim McAnany, R (9, PR)	5-3			1B				K		4	0	2	2	0	1	0					
Gene Freese, R OBP: 0.190, SLG: 0.150 (1, 5)				2B				K		0	0	0	0	0	0	0					
Al Smith, R OBP: 0.190, SLG: 0.211 (1, 9)				1B				F8		4	0	1	0	0	0	2					
Al Smith, R OBP: 0.190, SLG: 0.211 (1, 9)				1-3				G6-4-3		4	0	0	0	0	0	3					
Al Smith, R OBP: 0.190, SLG: 0.211 (1, 9)				1-3				G6-4-3		4	0	0	0	0	0	3					
Early Wynn, S OBP: 0.500, SLG: 0.500 Frank Baumann, L (2, 1) Joe Hicks, L OBP: 0.250, SLG: 0.250 Don Ferrarese, R (5, 1) Jake Striker, L (5, 1) Earl Torgerson, L OBP: 1.000, SLG: 1.000 Ray Moore, R (8, 1)	K			K				4-3		0	0	0	0	0	0	0					
Inning Stats	R: 0 E: 0 K: 1 S: 5	H: 0 LOB: 0 BB: 0 P: 5	R: 0 E: 0 K: 0 S: 3	H: 0 LOB: 0 BB: 0 P: 3	R: 0 E: 0 K: 1 S: 5	H: 0 LOB: 0 BB: 0 P: 5	R: 3 E: 0 K: 0 S: 7	H: 4 LOB: 1 BB: 0 P: 7	R: 0 E: 0 K: 1 S: 4	H: 1 LOB: 1 BB: 0 P: 4	R: 0 E: 0 K: 1 S: 5	H: 0 LOB: 0 BB: 0 P: 5	R: 0 E: 0 K: 1 S: 5	H: 1 LOB: 0 BB: 0 P: 5	R: 1 E: 0 K: 0 S: 4	H: 2 LOB: 1 BB: 1 P: 8	R: 0 E: 0 K: 0 S: 4	H: 1 LOB: 2 BB: 0 P: 4	1B: 7 2B: 2 3B: 0 HR: 0	SF: 0 SAC: 0 DP: 2 HBP: 0	WP: 1 PA: 35
PITCHER Paul Foytack, R ERA: 3.6 (1, 1)	IP: 9.0 WLS: W BF: 35 H: 9 R: 4 ER: 4 SO: 4 BB: 1 IBB: 0 HBP: 0 BLK: 0 WP: 1 HR: 0 S: 42 P: 46 ERA: 4.00 WHIP: 1.111															PITCHER					

Batter	1	2	3	4	5	6	7	8	9	AB	R	H	RBI	BB	SO	LOB	BOTTOM
Eddie Yost, R OBP: 0.320, SLG: 0.300 (1, 5)	3B	6-3		F2	G5-3			1B		4	2	1	0	0	0	4	Chicago White Sox @ Detroit Tigers Briggs Stadium, Detroit, MI Sun Apr 24 1960, 4:33 AM EDT Att: 35,680 - Unknown
Casey Wise, S OBP: 0.300, SLG: 0.700 (1, 4)	E	F7		HR				E8		5	3	4	5	0	0	0	
Charlie Maxwell, L OBP: 0.360, SLG: 0.158 (1, 7)	E6	FC4-6		3-1				F9		3	1	0	1	2	0	1	
Al Kaline, R OBP: 0.500, SLG: 0.556 Johnny Groth, R (8, 8)	HR	FC4-6		L4-3				L6-4-3		4	1	1	0	0	0	2	
Al Kaline, R OBP: 0.500, SLG: 0.556 Johnny Groth, R (8, 8)	HR	FC4-6		L4-3				L6-4-3		1	0	0	0	0	0	0	
Rocky Colavito, R OBP: 0.400, SLG: 0.773 (1, 9)	K			G4-3	F9			FC5-4		4	0	2	0	1	1	2	
Rocky Colavito, R OBP: 0.400, SLG: 0.773 (1, 9)	K			G4-3	F9			FC5-4		3	1	0	0	1	1	4	
Steve Bilko, R OBP: 0.350, SLG: 0.722 Gail Harris, L (8, 3)	K			G4-3	BB			FC5-4		1	0	0	0	0	0	1	
Chico Fernandez, R OBP: 0.318, SLG: 0.263 (1, 6)	HR			G4-3	BB			F6		2	1	0	0	3	0	1	
Lou Berberet, L OBP: 0.412, SLG: 0.462 (1, 2)	HR			4-3	G5-3			F7		3	1	1	4	1	0	1	
Paul Foytack, R OBP: 0.750, SLG: 0.667 (1, 1)	6-3			HR	1B			HBP		3	2	2	1	1	0	0	
Inning Stats	R: 6 E: 1 K: 2 S: 12	H: 4 LOB: 0 BB: 1 P: 16	R: 0 E: 0 K: 0 S: 3	H: 0 LOB: 1 BB: 1 P: 7	R: 0 E: 0 K: 0 S: 2	H: 0 LOB: 2 BB: 2 P: 10	R: 2 E: 0 K: 0 S: 5	H: 2 LOB: 0 BB: 0 P: 5	R: 1 E: 0 K: 0 S: 4	H: 2 LOB: 1 BB: 1 P: 8	R: 2 E: 1 K: 0 S: 5	H: 2 LOB: 1 BB: 0 P: 6	R: 0 E: 0 K: 0 S: 4	H: 1 LOB: 0 BB: 0 P: 4	1B: 6 2B: 1 3B: 1 HR: 3	SF: 0 SAC: 0 DP: 3 HBP: 1	WP: 0 PA: 43
PITCHER Early Wynn, R ERA: 10.13 Frank Baumann, L ERA: 4.15 Don Ferrarese, L ERA: 27.0 Jake Striker, L ERA: 4.91 Ray Moore, R ERA: 5.4 (1, 1)	IP: 1.0 WLS: L BF: 9 H: 4 R: 6 ER: 2 SO: 2 BB: 1 IBB: 0 HBP: 0 BLK: 0 WP: 0 HR: 1 S: 10 P: 16 ERA: 18.00 WHIP: 5.000															PITCHER	

Batter	1	2	3	4	5	6	7	8	9	AB	R	H	RBI	BB	SO	LOB	TOP			
Eddie Yost, R OBP: 0.400, SLG: 0.385 (1, 5)	5-3		3B		F8			F5		4	0	1	0	0	0	0	<p>Detroit Tigers @ Kansas City Athletics Municipal Stadium, Kansas City, MO Wed Apr 27 1960, 8:05 PM EDT Att: 7,991 - Unknown</p> <p>livebaseballscores.com</p>			
Casey Wise, S OBP: 0.267, SLG: 0.517 (1, 4)	K		K		K			BB		3	0	0	0	1	3	1				
Charlie Maxwell, L OBP: 0.265, SLG: 0.107 Neil Christley, L OBP: 0.250, SLG: 0.250 (8, PH) (8, 7)	F9		K		5-3			F8		3	0	0	0	0	1	1				
Al Kaline, R OBP: 0.441, SLG: 0.400 (1, 8)		L6-3	BB		L8			L7		3	0	0	0	1	0	1				
Rocky Colavito, R OBP: 0.371, SLG: 0.600 (1, 9)		1B 6-3 1B	F7		6-3			P6		4	1	1	0	0	0	2				
Steve Biko, R OBP: 0.233, SLG: 0.464 (1, 3)		6-3			6-3			F3		4	0	0	0	0	0	1				
Chico Fernandez, R OBP: 0.355, SLG: 0.321 (1, 6)		1B 2-3 1B	F7		F3			L7		4	0	2	0	0	0	0				
Lou Berberet, L OBP: 0.400, SLG: 0.400 (1, 2)		1-2 3-H 1B	FC4-6 1B		L3			L3		3	0	2	1	0	0	1				
Hank Aguirre, R Norm Cash, L Bob Bruce, R (7, PH) (7, 1)	K		FC4-6 1-2		F2			F2		2	0	0	0	0	1	3				
Inning Stats	R: 0 E: 0 K: 1 S: 5	H: 0 LOB: 0 BB: 0 P: 5	R: 1 E: 0 K: 1 S: 8	H: 3 LOB: 2 BB: 0 P: 8	R: 0 E: 0 K: 2 S: 8	H: 1 LOB: 2 BB: 1 P: 12	R: 0 E: 0 K: 0 S: 4	H: 1 LOB: 1 BB: 0 P: 4	R: 0 E: 0 K: 1 S: 5	H: 0 LOB: 0 BB: 0 P: 5	R: 0 E: 0 K: 0 S: 3	H: 1 LOB: 0 BB: 0 P: 3	R: 0 E: 0 K: 0 S: 3	H: 0 LOB: 1 BB: 1 P: 7	R: 0 E: 0 K: 0 S: 3	H: 0 LOB: 0 BB: 0 P: 3	1B: 5 2B: 1 3B: 1 HR: 0	SF: 0 SAC: 0 DP: 1 HBP: 0	WP: 0 PB: 0 SB: 0 CS: 0	PA: 34
PITCHER Ray Herbert, R ERA: 1.0 (1, 1)	IP: 9.0 WLS: W BF: 34 H: 6 R: 1 ER: 1 SO: 5 BB: 2 IBB: 0 HBP: 0 BLK: 0 WP: 0 HR: 0 S: 42 P: 50 ERA: 1.00 WHIP: 0.889															PITCHER IP: WLS: BF: H: R: ER: SO: BB: IBB: HBP: BLK: WP: HR: S: P: ERA: WHIP				


Batter	1	2	3	4	5	6	7	8	9	AB	R	H	RBI	BB	SO	LOB	BOTTOM			
Bill Tuttle, R OBP: 0.289, SLG: 0.250 (1, 8)	F5		K	FC5			L6	1-3		5	0	0	0	0	1	4	<p>Detroit Tigers @ Kansas City Athletics Municipal Stadium, Kansas City, MO Wed Apr 27 1960, 8:05 PM EDT Att: 7,991 - Unknown</p> <p>livebaseballscores.com</p>			
Jerry Lumpe, L OBP: 0.486, SLG: 0.500 (1, 4)	G3		1B		4-3		1B	2-3		4	0	2	0	0	0	0				
Hank Bauer, R OBP: 0.257, SLG: 0.323 (1, 9)	6-3		K		BB		F2			3	0	0	0	1	1	2				
Norm Siebern, L OBP: 0.400, SLG: 0.500 Mary Throneberry, L OBP: 0.429, SLG: 0.200 (9, 3)		1B 1B	4-3		L8		K			4	0	1	0	0	1	2				
Bob Cerv, R OBP: 0.379, SLG: 0.615 Russ Snyder, L (9, 7)	K		2B 1B		4-3			HR		4	2	2	1	0	1	2				
Dick Williams, R OBP: 0.389, SLG: 0.471 (1, 5)	P4		1B 2B		PB 1B		5-3			4	1	2	0	0	0	1				
Harry Chiti, R OBP: 0.452, SLG: 0.571 (1, 2)		1-2 1B	FC3-6 1B		K		5-3			4	0	2	2	0	1	1				
Ken Hamlin, R OBP: 0.207, SLG: 0.231 (1, 6)	F9		FC3-6 FC5 BB		6-3		6-3	S BB HBP		3	0	0	0	0	0	4				
Ray Herbert, R (1, 1)			6-3		F2			1-2 BB		2	0	0	0	2	0	1				
Inning Stats	R: 0 E: 0 K: 0 S: 3	H: 0 LOB: 0 BB: 0 P: 3	R: 0 E: 0 K: 1 S: 7	H: 2 LOB: 2 BB: 0 P: 7	R: 0 E: 0 K: 2 S: 8	H: 1 LOB: 1 BB: 0 P: 8	R: 2 E: 0 K: 0 S: 6	H: 3 LOB: 2 BB: 1 P: 10	R: 0 E: 0 K: 0 S: 3	H: 0 LOB: 1 BB: 1 P: 7	R: 0 E: 0 K: 1 S: 6	H: 1 LOB: 1 BB: 0 P: 6	R: 0 E: 0 K: 1 S: 6	H: 1 LOB: 1 BB: 0 P: 6	R: 1 E: 0 K: 0 S: 4	H: 1 LOB: 2 BB: 1 P: 9	1B: 7 2B: 1 3B: 0 HR: 1	SF: 0 SAC: 0 DP: 0 HBP: 1	WP: 0 PB: 1 SB: 1 CS: 0	PA: 37
PITCHER Hank Aguirre, L ERA: 3.38 Bob Bruce, R ERA: 4.5 (7, 1)	IP: 6.0 WLS: L BF: 27 H: 7 R: 2 ER: 2 SO: 2 BB: 2 IBB: 0 HBP: 0 BLK: 0 WP: 0 HR: 0 S: 33 P: 41 ERA: 3.00 WHIP: 1.500															PITCHER IP: WLS: BF: H: R: ER: SO: BB: IBB: HBP: BLK: WP: HR: S: P: ERA: WHIP				



Batter	1	2	3	4	5	6	7	8	9	AB	R	H	RBI	BB	SO	LOB	TOP					
Eddie Yost, R OBP: 0.385, SLG: 0.345 (1, 5)										3	0	0	0	1	0	0						
Casey Wise, S OBP: 0.242, SLG: 0.469 Gail Harris, L (9, PH)										3	0	0	0	0	0	2						
Neil Chrisley, L OBP: 0.250, SLG: 0.500 (1, 7)										4	0	1	0	0	0	0						
Al Kaline, R OBP: 0.421, SLG: 0.414 (1, 8)										4	0	1	0	0	0	1						
Rocky Colavito, R OBP: 0.342, SLG: 0.545 (1, 9)										3	0	0	0	0	0	1						
Steve Biko, R OBP: 0.212, SLG: 0.419 (1, 3)										3	0	0	0	0	2	1						
Chico Fernandez, R OBP: 0.324, SLG: 0.290 (1, 6)										3	0	0	0	0	0	0						
Lou Berberet, L OBP: 0.429, SLG: 0.565 (1, 2)										3	1	2	1	0	0	0						
Don Mossi, L (1, 1) Norm Cash, L OBP: 0.400, SLG: 1.000 Ray Semproch, R (8, 1)										2	0	0	0	0	1	1						
Inning Stats	R: 0 E: 0 K: 0 S: 4	H: 1 LOB: 1 BB: 0 P: 4	R: 0 E: 0 K: 1 S: 5	H: 0 LOB: 0 BB: 0 P: 5	R: 0 E: 0 K: 0 S: 3	H: 1 LOB: 1 BB: 1 P: 7	R: 0 E: 0 K: 1 S: 6	H: 1 LOB: 1 BB: 0 P: 6	R: 0 E: 0 K: 1 S: 5	H: 0 LOB: 0 BB: 0 P: 5	R: 0 E: 0 K: 0 S: 3	H: 0 LOB: 0 BB: 0 P: 3	R: 0 E: 0 K: 0 S: 3	H: 0 LOB: 0 BB: 0 P: 3	R: 1 E: 0 K: 1 S: 6	H: 1 LOB: 0 BB: 0 P: 6	R: 0 E: 0 K: 1 S: 5	H: 0 LOB: 0 BB: 0 P: 5	1B: 1 2B: 1 3B: 1 HR: 1	SF: 0 SAC: 0 DP: 1 HBP: 0	WP: 0 PB: 0 SB: 0 CS: 0	PA: 31
PITCHER Dick Hall, R ERA: 2.0 (1, 1)	IP: 9.0 WLS: W BF: 31 H: 4 R: 1 ER: 1 SO: 5 BB: 1 IBB: 0 HBP: 0 BLK: 0 WP: 0 HR: 1 S: 40 P: 44 ERA: 1.00 WHIP: 0.556															PITCHER	IP: 9.0 WLS: W BF: 31 H: 4 R: 1 ER: 1 SO: 5 BB: 1 IBB: 0 HBP: 0 BLK: 0 WP: 0 HR: 1 S: 40 P: 44 ERA: 1.00 WHIP: 0.556					

Detroit Tigers @ Kansas City Athletics
Municipal Stadium, Kansas City, MO
Thu Apr 28 1960, 4:33 AM EDT
Att: 6,364 - Unknown


AB 30
R 1
H 4
RBI 1
BB 1
SO 5
LOB 6





Batter	1	2	3	4	5	6	7	8	9	AB	R	H	RBI	BB	SO	LOB	BOTTOM			
Bill Tuttle, R OBP: 0.310, SLG: 0.300 (1, 8)										4	1	2	0	0	0	0				
Jerry Lumpe, L OBP: 0.487, SLG: 0.500 (1, 4)										4	0	2	1	0	0	0				
Hank Bauer, R OBP: 0.256, SLG: 0.314 (1, 9)										4	1	1	0	0	1	3				
Norm Siebern, L OBP: 0.394, SLG: 0.481 Mary Throneberry, L OBP: 0.429, SLG: 0.200 (9, 3)										3	0	1	0	0	0	0				
Bob Cerv, R OBP: 0.375, SLG: 0.586 Russ Snyder, L (9, 7)										3	0	1	1	0	0	0				
Dick Williams, R OBP: 0.333, SLG: 0.400 (1, 5)										3	0	0	0	0	0	2				
Harry Chiti, R OBP: 0.412, SLG: 0.516 (1, 2)										3	0	0	0	0	0	0				
Ken Hamlin, R OBP: 0.188, SLG: 0.207 (1, 6)										3	0	0	0	0	0	0				
Dick Hall, R (1, 1)										3	0	0	0	0	2	0				
Inning Stats	R: 1 E: 0 K: 0 S: 6	H: 3 LOB: 2 BB: 0 P: 6	R: 0 E: 0 K: 1 S: 5	H: 0 LOB: 0 BB: 0 P: 5	R: 0 E: 0 K: 0 S: 3	H: 0 LOB: 0 BB: 0 P: 3	R: 0 E: 0 K: 0 S: 3	H: 0 LOB: 0 BB: 0 P: 3	R: 0 E: 0 K: 1 S: 5	H: 0 LOB: 0 BB: 0 P: 5	R: 1 E: 0 K: 0 S: 4	H: 2 LOB: 0 BB: 0 P: 4	R: 0 E: 0 K: 0 S: 3	H: 0 LOB: 0 BB: 0 P: 3	R: 0 E: 0 K: 1 S: 7	H: 2 LOB: 2 BB: 0 P: 7	1B: 6 2B: 1 3B: 0 HR: 0	SF: 0 SAC: 0 DP: 1 HBP: 0	WP: 0 PB: 0 SB: 0 CS: 0	PA: 30
PITCHER Don Mossi, L ERA: 3.21 Ray Semproch, R ERA: (8, 1)	IP: 7.0 WLS: L BF: 25 H: 5 R: 2 ER: 2 SO: 2 BB: 0 IBB: 0 HBP: 0 BLK: 0 WP: 0 HR: 0 S: 29 P: 29 ERA: 2.57 WHIP: 0.714															PITCHER	IP: 1.0 WLS: L BF: 5 H: 2 R: 0 ER: 0 SO: 1 BB: 0 IBB: 0 HBP: 0 BLK: 0 WP: 0 HR: 0 S: 7 P: 7 ERA: 0.00 WHIP: 2.000			

Detroit Tigers @ Kansas City Athletics
Municipal Stadium, Kansas City, MO
Thu Apr 28 1960, 4:33 AM EDT
Att: 6,364 - Unknown

AB 30
R 2
H 7
RBI 2
BB 0
SO 3
LOB 5



Batter	1	2	3	4	5	6	7	8	9	AB	R	H	RBI	BB	SO	LOB	TOP				
Eddie Yost, R OBP: 0.349, SLG: 0.303 (1, 5)	5-3			K	G4-6-3			1-3		4	0	0	0	0	1	1	Detroit Tigers @ Chicago White Sox Comiskey Park, Chicago, IL Fri Apr 29 1960, 8:05 PM EDT Att: 20,408 - Unknown AB 29 R 1 H 4 RBI 1 BB 6 SO 3 LOB 14 				
Frank Bolling, R OBP: 0.250, SLG: 0.143 (1, 4)	L5			BB BB BB				F9		3	1	1	0	1	0	0					
Neil Chrisley, L OBP: 0.250, SLG: 0.364 (1, 7)	F8			BB BB BB				L9		3	0	0	0	1	0	1					
Al Kaline, R OBP: 0.429, SLG: 0.406 (1, 8)		CS BB		L9				L9		3	0	1	0	1	0	2					
Rocky Colavito, R OBP: 0.333, SLG: 0.500 (1, 9)	F8			BB BB				F9		3	0	0	0	1	0	3					
Lou Berberet, L OBP: 0.438, SLG: 0.538 (9, PR)	F6			BB BB				1B		3	0	1	1	1	0	2					
Jim Bunning, R OBP: 0.250, SLG: 0.250 (9, PR)				BB BB				1B		0	0	0	0	0	0	0					
Steve Bilko, R OBP: 0.194, SLG: 0.382 (1, 3)			6-3	K				5-3		3	0	0	0	0	1	3					
Norm Cash, L OBP: 0.500, SLG: 1.000 (7, 3)								1-2		1	0	1	0	0	0	0					
Chico Fernandez, R OBP: 0.297, SLG: 0.265 (9, PH)			F6		F9			F9		3	0	0	0	0	0	0					
Gail Harris, L (9, PH)								F3		1	0	0	0	0	0	2					
Frank Lary, R OBP: 0.200, SLG: 0.111 (1, 1)			K		G4-6-3			F4		2	0	0	0	1	1	0					
Inning Stats	R: 0 E: 0 K: 0 S: 3	H: 0 LOB: 0 BB: 0 P: 3	R: 0 E: 0 K: 0 S: 2	H: 0 LOB: 0 BB: 1 P: 6	R: 0 E: 0 K: 1 S: 5	H: 0 LOB: 0 BB: 0 P: 5	R: 1 E: 0 K: 2 S: 7	H: 0 LOB: 3 BB: 4 P: 23	R: 0 E: 0 K: 0 S: 2	H: 2 LOB: 2 BB: 0 P: 5	R: 0 E: 0 K: 0 S: 3	H: 0 LOB: 0 BB: 0 P: 3	R: 0 E: 0 K: 0 S: 3	H: 0 LOB: 0 BB: 0 P: 3	R: 0 E: 0 K: 0 S: 5	H: 2 LOB: 2 BB: 0 P: 5	1B: 4 2B: 0 3B: 0 HR: 0	SF: 0 SAC: 0 DP: 1 HBP: 0	WP: 0 PB: 0 CS: 1	PA: 35	
PITCHER	IP WLS BF H R ER SO BB IBB HBP BLK WP HR S P ERA WHIP																				
Early Wynn, R ERA: 7.0 (1, 1)	3.2	15	0	1	1	2	5	0	0	0	0	0	0	14	34	2.46	1.364				
Turk Lown, R ERA: 1.42 (4, 1)	5.1	20	4	0	0	1	1	0	0	0	0	0	0	21	25	0.00	0.938				

Batter	1	2	3	4	5	6	7	8	9	AB	R	H	RBI	BB	SO	LOB	BOTTOM				
Al Smith, R OBP: 0.324, SLG: 0.457 (1, 9)	6-3		F7		L5			6-3		4	0	0	0	0	0	0	Detroit Tigers @ Chicago White Sox Comiskey Park, Chicago, IL Fri Apr 29 1960, 8:05 PM EDT Att: 20,408 - Unknown AB 33 R 3 H 8 RBI 3 BB 1 SO 1 LOB 16 				
Nellie Fox, L OBP: 0.400, SLG: 0.469 (1, 4)	E4				1B			F9		4	2	2	0	0	0	0					
Minnie Minoso, R OBP: 0.333, SLG: 0.611 (1, 7)	4-3		F7		F2			6-3		4	0	1	0	0	0	2					
Roy Sievers, R OBP: 0.250, SLG: 0.118 (1, 3)	4-3		1-3		FC6-4			2B		3	1	1	2	1	0	2					
Sherm Lollar, R OBP: 0.400, SLG: 0.517 (1, 2)	6-3		E5		FC6-4			2B		4	0	1	1	0	0	2					
Billy Goodman, L OBP: 0.429, SLG: 0.571 (1, 5)			FC4-5		FC3-5			F7		4	0	3	0	0	0	0					
Sammy Esposito, R OBP: 0.200, SLG: 0.400 (9, 5)			2B		1B			1B		0	0	0	0	0	0	0					
Jim Landis, R OBP: 0.344, SLG: 0.357 (1, 8)			FC4-5		FC3-5			L8		4	0	0	0	0	0	4					
Luis Aparicio, R OBP: 0.216, SLG: 0.222 (1, 6)			L8		F7			F6		3	0	0	0	0	0	3					
Early Wynn, S OBP: 0.333, SLG: 0.333 (1, 1)			K		FC6-4			5-3		1	0	0	0	0	1	1					
Turk Lown, R (4, 1)					1-2					2	0	0	0	0	0	2					
Inning Stats	R: 1 E: 1 K: 0 S: 5	H: 1 LOB: 1 BB: 0 P: 5	R: 0 E: 0 K: 1 S: 6	H: 1 LOB: 1 BB: 0 P: 6	R: 0 E: 0 K: 0 S: 4	H: 1 LOB: 1 BB: 0 P: 4	R: 0 E: 1 K: 0 S: 5	H: 1 LOB: 2 BB: 0 P: 5	R: 1 E: 0 K: 0 S: 5	H: 2 LOB: 1 BB: 0 P: 5	R: 0 E: 0 K: 0 S: 3	H: 0 LOB: 0 BB: 0 P: 3	R: 0 E: 0 K: 0 S: 3	H: 0 LOB: 0 BB: 0 P: 3	R: 1 E: 0 K: 0 S: 4	H: 2 LOB: 1 BB: 1 P: 8	1B: 5 2B: 2 3B: 1 HR: 0	SF: 0 SAC: 0 DP: 0 HBP: 0	WP: 0 PB: 0 CS: 0	PA: 34	
PITCHER	IP WLS BF H R ER SO BB IBB HBP BLK WP HR S P ERA WHIP																				
Frank Lary, R ERA: 2.0 (1, 1)	8.0	34	8	3	2	1	1	0	0	0	0	0	0	35	39	2.25	1.125				

Batter	1	2	3	4	5	6	7	8	9	AB	R	H	RBI	BB	SO	LOB	TOP								
Eddie Yost, R OBP: 0.362, SLG: 0.306 (1, 5)	F7		FC6-4 BB 2-3		F4		1B			3	0	1	0	1	0	1	Detroit Tigers @ Chicago White Sox Comiskey Park, Chicago, IL Sun May 01 1960, 4:33 AM EDT Unknown								
Frank Bolling, R OBP: 0.250, SLG: 0.364 (1, 4)	F6		FC6-4 1-2f		CS	1B 3B	1-3			4	1	1	0	0	0	2									
Neil Chrisley, L OBP: 0.313, SLG: 0.400 (1, 7)	FC6-4 1B			K		F8 1B G3		E4 G5-4-3		4	1	2	1	0	1	0									
Al Kaline, R OBP: 0.435, SLG: 0.500 (1, 8)	FC6-4 1-2f			HR		G3 1-2 1B		L8		4	1	2	1	0	0	2									
Rocky Colavito, R OBP: 0.304, SLG: 0.450 (1, 9)		6-3		5-3		F8 2-3		G5-4-3 1-2f		4	0	0	0	0	0	3									
Lou Berberet, L OBP: 0.417, SLG: 0.483 (1, 2)		K				G3 1-2 3-H		F8		3	0	0	1	1	1	1									
Steve Bilko, R OBP: 0.179, SLG: 0.351 Charlie Maxwell, L (9, PH) OBP: 0.257, SLG: 0.103 (1, 3)						6-3		4-3		3	0	0	0	0	0	2									
Chico Fernandez, R OBP: 0.317, SLG: 0.297 (1, 6)			CS 2B		FC1-6 BB		5-3		6-3	3	0	1	0	1	0	0									
Jim Bunning, R OBP: 0.167, SLG: 0.167 Ray Semproch, R (6, 1)			K		FC1-6 CS 1-2f		3-1			2	0	0	0	0	1	2									
Em Lindbeck, L (7, PH) Tom Morgan, R (7, 1)										1	0	0	0	0	0	0									
Inning Stats	R: 0 E: 0 K: 0 S: 4	H: 1 LOB: 1 BB: 0 P: 4	R: 0 E: 0 K: 1 S: 5	H: 0 LOB: 0 BB: 0 P: 5	R: 0 E: 0 K: 1 S: 5	H: 1 LOB: 1 BB: 1 P: 9	R: 1 E: 0 K: 1 S: 6	H: 1 LOB: 1 BB: 1 P: 10	R: 0 E: 0 K: 0 S: 2	H: 0 LOB: 0 BB: 0 P: 6	R: 2 E: 0 K: 0 S: 6	H: 3 LOB: 1 BB: 0 P: 6	R: 0 E: 0 K: 0 S: 4	H: 1 LOB: 1 BB: 0 P: 4	R: 0 E: 1 K: 0 S: 3	H: 0 LOB: 0 BB: 0 P: 3	R: 0 E: 0 K: 0 S: 3	H: 0 LOB: 0 BB: 0 P: 3	1B: 4 2B: 1 3B: 1 HR: 1	SF: 0 SAC: 0 DP: 1 HBP: 0	WP: 0 PB: 0 SB: 0 CS: 2	PA: 36			
PITCHER	IP	WLS	BF	H	R	ER	SO	BB	IBB	HBP	BLK	WP	HR	S	P	ERA	WHIP								
Bob Shaw, R ERA: 4.08 (1, 1)	5.0		22	6	3	3	3	3	0	0	0	0	1	25	37	5.40	1.800								
Gerry Staley, R ERA: (6, 1)	4.0	W	13	1	0	0	0	0	0	0	0	0	0	13	13	0.00	0.250								

Batter	1	2	3	4	5	6	7	8	9	AB	R	H	RBI	BB	SO	LOB	BOTTOM								
Al Smith, R OBP: 0.341, SLG: 0.538 (1, 9)	F9		HR		S 1B	L8				4	2	2	2	0	0	2	Detroit Tigers @ Chicago White Sox Comiskey Park, Chicago, IL Sun May 01 1960, 4:33 AM EDT Unknown								
Nellie Fox, L OBP: 0.409, SLG: 0.472 (1, 4)	4-3		1B		FC6-4 1B 1-H	4-3				4	0	2	1	0	0	0									
Minnie Minoso, R OBP: 0.326, SLG: 0.575 (1, 7)	F3		1B		FC6-4 1-2f	F4				4	0	1	0	0	0	1									
Roy Sievers, R OBP: 0.292, SLG: 0.150 (1, 3)		G4-6-3 BB	K		2B 1B	5-3				3	1	1	0	1	1	2									
Sherm Lollar, R OBP: 0.385, SLG: 0.515 (1, 2)		K		5-3		2B 1B 1-H		K		4	1	1	1	0	2	1									
Billy Goodman, L OBP: 0.400, SLG: 0.600 Sammy Esposito, R (6, FR) (7, 5)		G4-6-3 1-2f		3-1		4-3 E 2B 2-H		5-3		3	0	1	1	0	0	1									
Jim Landis, R OBP: 0.361, SLG: 0.355 (1, 8)			HR 1B SH3-4		F7	4-3 2-3		BB		3	1	1	0	1	0	1									
Luis Aparicio, R OBP: 0.220, SLG: 0.225 (1, 6)			K		5-3	E6 CS 1B		3-1		4	0	1	1	0	1	2									
Bob Shaw, R OBP: 0.333, SLG: 0.200 Gerry Staley, R (6, 1)			SH3-4 1-2		F3	BB				1	0	0	0	0	0	0									
Inning Stats	R: 0 E: 0 K: 0 S: 3	H: 0 LOB: 0 BB: 0 P: 3	R: 0 E: 0 K: 1 S: 4	H: 0 LOB: 0 BB: 1 P: 8	R: 2 E: 0 K: 2 S: 11	H: 4 LOB: 2 BB: 0 P: 11	R: 0 E: 0 K: 0 S: 3	H: 0 LOB: 0 BB: 0 P: 3	R: 1 E: 0 K: 0 S: 5	H: 2 LOB: 1 BB: 0 P: 5	R: 3 E: 1 K: 0 S: 6	H: 4 LOB: 2 BB: 1 P: 10	R: 0 E: 0 K: 0 S: 3	H: 0 LOB: 0 BB: 0 P: 3	R: 0 E: 0 K: 1 S: 5	H: 0 LOB: 1 BB: 1 P: 9		1B: 7 2B: 2 3B: 0 HR: 1	SF: 0 SAC: 1 DP: 1 HBP: 0	WP: 0 PB: 0 SB: 2 CS: 1	PA: 35				
PITCHER	IP	WLS	BF	H	R	ER	SO	BB	IBB	HBP	BLK	WP	HR	S	P	ERA	WHIP								
Jim Bunning, R ERA: 4.87 (1, 1)	5.1	L	26	10	6	6	3	1	0	0	0	0	1	31	35	10.12	2.062								
Ray Semproch, R ERA: (6, 1)	0.2		2	0	0	0	0	1	0	0	0	0	0	1	5	0.00	1.500								
Tom Morgan, R ERA: (7, 1)	2.0		7	0	0	0	1	1	0	0	0	0	0	8	12	0.00	0.500								

Batter	1	2	3	4	5	6	7	8	9	AB	R	H	RBI	BB	SO	LOB	TOP		
Chico Fernandez, R (1, 6) OBP: 0.311, SLG: 0.275	4-0 1B SF7 BB		0-3 K		0-0 F9			0-0 F7		3	1	0	0	1	1	0			
Frank Bolling, R (1, 4) OBP: 0.250, SLG: 0.333	0-0 FC6-4 1B		0-0 F6		0-0 F7			0-3 K		4	0	1	0	0	1	0			
Neil Chrisley, L (1, 7) OBP: 0.356, SLG: 0.412	0-0 SF7		1-0 1B HBP		0-0 L6-4-3 1B			0-0 6-3		2	0	1	1	0	0	0			
Al Kaline, R (1, 8) OBP: 0.420, SLG: 0.475	0-0 FC6-4 1B		0-0 1B		0-0 L6-4-3			0-0 L9		4	1	1	0	0	0	2			
Rocky Colavito, R (1, 9) OBP: 0.300, SLG: 0.432	0-0 1B		0-0 F7		0-0 F9			0-0 F8		4	0	1	1	0	0	2			
Norm Cash, L (1, 3) OBP: 0.400, SLG: 0.667	0-0 P2				0-0 F7			0-0 1B		4	0	1	0	0	1	1			
Red Wilson, R (1, 2) OBP: 0.400, SLG: 0.375			0-0 F7		4-0 G4-6-3 BB			0-0 F2		2	0	0	0	2	0	1			
Rocky Bridges, R (1, 5)			0-0 F9		0-0 G4-6-3			0-0 4-6-3		3	0	0	0	0	0	2			
Paul Foytack, R (1, 1) OBP: 0.500, SLG: 0.400			0-0 2-3					0-3 K		2	0	0	0	0	0	0			
Steve Bilko, R (7, PH) OBP: 0.175, SLG: 0.342					0-0 4-3					1	0	0	0	0	1	1			
Dave Sisler, R (7, 1)										0	0	0	0	0	0	0			
Inning Stats	R: 2 E: 0 K: 0 S: 5	H: 2 LOB: 1 BB: 1 P: 9	R: 0 E: 0 K: 0 S: 3	H: 0 LOB: 0 BB: 0 P: 3	R: 0 E: 0 K: 1 S: 6	H: 1 LOB: 2 BB: 0 P: 7	R: 0 E: 0 K: 0 S: 2	H: 0 LOB: 0 BB: 1 P: 6	R: 0 E: 0 K: 0 S: 3	H: 0 LOB: 0 BB: 0 P: 3	R: 0 E: 0 K: 2 S: 7	H: 0 LOB: 1 BB: 1 P: 11	R: 0 E: 0 K: 1 S: 5	H: 0 LOB: 0 BB: 0 P: 5	R: 0 E: 0 K: 0 S: 4	H: 1 LOB: 1 BB: 0 P: 4	1B: 5 2B: 0 3B: 0 HR: 0	SF: 1 SAC: 0 DP: 2 HBP: 1	WP: 0 PA: 34 CS: 0
PITCHER	IP WLS BF H R ER SO BB IBB HBP BLK WP HR S P ERA WHIP	0.2 W 29 3 0 0 4 2 0 1 0 0 0 34 43 0.00 0.600																	

Detroit Tigers @ Chicago White Sox
 Comiskey Park, Chicago, IL
 Sun May 01 1960, 4:38 AM EDT
 Att: 29,586 - Unknown

AB	29
R	2
H	5
RBI	2
BB	3
SO	4
LOB	9



Batter	1	2	3	4	5	6	7	8	9	AB	R	H	RBI	BB	SO	LOB	BOTTOM		
Al Smith, R (1, 9) OBP: 0.333, SLG: 0.512	0-0 6-3		0-0 5-3		0-0 F7		0-0 CS S 1B			4	0	1	0	0	0	1			
Nellie Fox, L (1, 4) OBP: 0.396, SLG: 0.436	0-0 5-3				4-0 1B WP BB		0-0 L8		0-0 3-1	3	1	0	0	1	0	2			
Minnie Minoso, R (1, 7) OBP: 0.340, SLG: 0.591	0-0 5-3				0-0 SH1-4 FC6-4 1B		0-0 F4		0-0 3-1 SF8 2B	4	2	2	0	0	0	1			
Ted Kluszewski, L (1, 3) OBP: 0.391, SLG: 0.316			0-0 F4		4-0 FC6-4 SH1-4 BB		0-0 4-3 1B 2B		0-0 3-1	3	1	1	0	1	0	1			
Jim Landis, R (1, 8) OBP: 0.359, SLG: 0.333			0-0 F9		0-0 SH1-4		0-3 K		4-0 SF8 S BB	2	0	0	0	1	1	1			
Billy Goodman, L (1, 5) OBP: 0.482, SLG: 0.667			0-0 1B		4-0 FC6-4 IBB		0-0 4-3		0-0 SF8	2	1	1	0	1	0	1			
Sammy Esposito, R (7, 5) OBP: 0.143, SLG: 0.333			0-0 2B		0-0 FC6-4		2-3 4-3		1-3 3-H 0-0 L8	0	0	0	1	0	0	0			
Luis Aparicio, R (1, 6) OBP: 0.244, SLG: 0.250			0-0 1B		0-0 FC6-4		0-0 BLK 1B		0-0 L8	4	0	2	3	0	0	3			
Dick Brown, R (1, 2)					0-0 L8		0-0 F5		0-0 6-3	3	0	0	0	0	0	3			
Dick Donovan, L (1, 1) OBP: 0.500, SLG: 0.500					0-0 4-3		4-0 BB			0	0	0	0	0	0	0			
Frank Baumann, L (1, 1)										2	0	0	0	1	1	0			
Inning Stats	R: 0 E: 0 K: 0 S: 3	H: 0 LOB: 0 BB: 0 P: 3	R: 1 E: 0 K: 0 S: 4	H: 2 LOB: 1 BB: 0 P: 4	R: 0 E: 0 K: 0 S: 3	H: 0 LOB: 0 BB: 0 P: 3	R: 2 E: 0 K: 0 S: 4	H: 1 LOB: 2 BB: 3 P: 16	R: 0 E: 0 K: 0 S: 3	H: 0 LOB: 1 BB: 1 P: 7	R: 1 E: 0 K: 1 S: 7	H: 2 LOB: 1 BB: 0 P: 7	R: 0 E: 0 K: 1 S: 5	H: 1 LOB: 0 BB: 0 P: 5	R: 1 E: 0 K: 0 S: 4	H: 1 LOB: 1 BB: 1 P: 8	1B: 4 2B: 3 3B: 0 HR: 0	SF: 1 SAC: 1 DP: 0 HBP: 0	WP: 1 PA: 34 CS: 1
PITCHER	IP WLS BF H R ER SO BB IBB HBP BLK WP HR S P ERA WHIP	6.0 L 26 5 4 4 1 3 0 0 0 1 0 0 24 40 6.00 1.333																	


Detroit Tigers @ Chicago White Sox
 Comiskey Park, Chicago, IL
 Sun May 01 1960, 4:38 AM EDT
 Att: 29,586 - Unknown

AB	27
R	5
H	7
RBI	4
BB	5
SO	2
LOB	13



Batter	1	2	3	4	5	6	7	8	9	AB	R	H	RBI	BB	SO	LOB	TOP																
Eddie Yost, R OBP: 0.373, SLG: 0.308 (1, 5)										3	1	1	0	1	0	0	Detroit Tigers @ New York Yankees Yankee Stadium, Bronx, NY Tue May 03 1960, 3:33 AM EDT Att: 13,374 - Unknown - 70 F																
Frank Bolling, R OBP: 0.300, SLG: 0.368 (1, 4)										4	1	2	0	0	1	1																	
Neil Chrisley, L OBP: 0.304, SLG: 0.350 (1, 7)										3	0	0	0	0	1	1																	
Al Kaline, R OBP: 0.407, SLG: 0.455 Johnny Groth, R (8, 8)										4	1	1	1	0	0	1																	
Rocky Colavito, R OBP: 0.296, SLG: 0.417 (1, 9)										4	0	1	1	0	2	1																	
Red Wilson, R OBP: 0.462, SLG: 0.400 Lou Berberet, L OBP: 0.405, SLG: 0.467 (8, 2)										2	0	1	0	1	0	1																	
Steve Bilko, R OBP: 0.167, SLG: 0.325 Norm Cash, L OBP: 0.417, SLG: 0.636 (6, 3)										2	0	0	0	0	0	3																	
Chico Fernandez, R OBP: 0.327, SLG: 0.295 (1, 6)										4	0	2	0	0	0	1																	
Don Mossi, L Pete Burnside, R Charlie Maxwell, L Bob Bruce, R Dave Sisler, R Gail Harris, L (1, 1) (5, 1) (6, 1) (6, 1) (7, 1) (8, 1)										2	0	0	0	0	0	1																	
Inning Stats	R: 2 E: 0 K: 0 S: 7	H: 4 LOB: 2 BB: 0 P: 7	R: 0 E: 0 K: 1 S: 5	H: 1 LOB: 1 BB: 1 P: 9	R: 0 E: 0 K: 1 S: 5	H: 0 LOB: 0 BB: 0 P: 5	R: 0 E: 0 K: 0 S: 2	H: 0 LOB: 0 BB: 1 P: 6	R: 0 E: 0 K: 0 S: 4	H: 1 LOB: 1 BB: 0 P: 4	R: 1 E: 0 K: 2 S: 10	H: 3 LOB: 2 BB: 0 P: 10	R: 0 E: 0 K: 0 S: 3	H: 0 LOB: 0 BB: 0 P: 3	R: 0 E: 0 K: 1 S: 5	H: 0 LOB: 0 BB: 0 P: 5		R: 0 E: 0 K: 1 S: 5	H: 0 LOB: 0 BB: 0 P: 5	1B: 9 2B: 0 3B: 0 HR: 0	SF: 0 SAC: 1 DP: 2 HBP: 0	WP: 1 PB: 0 SB: 0 CS: 0	PA: 36										
PITCHER	IP WLS BF H R ER SO BB IBB HBP BLK WP HR S P ERA WHIP																																
Whitey Ford, L ERA: 4.11 (1, 1)	1.0	7	4	2	2	0	0	0	0	0	0	0	7	7	18.00	4.000																	
Art Ditmar, R ERA: 2.92 (2, 1)	5.0	W	20	5	1	1	4	2	0	0	0	1	0	26	34	1.80	1.400																
Ryne Duren, R ERA: (7, 1)	3.0	S	9	0	0	0	2	0	0	0	0	0	0	13	13	0.00	0.000																


Batter	1	2	3	4	5	6	7	8	9	AB	R	H	RBI	BB	SO	LOB	BOTTOM																
Tony Kubek, L OBP: 0.314, SLG: 0.520 (1, 6)																	5	1	2	0	0	0	1										
Gil McDougald, R OBP: 0.333, SLG: 0.439 (1, 5)																	5	2	2	2	0	0	1										
Mickey Mantle, S OBP: 0.491, SLG: 0.564 (1, 8)																	4	0	1	1	0	2	0										
Roger Maris, L OBP: 0.450, SLG: 0.886 (1, 9)																	4	2	2	2	1	1	0										
Bill Skowron, R OBP: 0.442, SLG: 0.820 (1, 3)																	4	1	2	2	0	0	2										
Yogi Berra, L OBP: 0.387, SLG: 0.500 (1, 2)																	4	0	1	0	0	0	1										
Ken Hunt, R OBP: 0.444, SLG: 0.500 (1, 7)																	3	1	2	0	1	1	1										
Bobby Richardson, R OBP: 0.235, SLG: 0.277 (1, 4)																	4	1	0	0	0	1	4										
Whitey Ford, L OBP: 0.250, SLG: 0.250 (1, 1)																	0	0	0	0	0	0	0										
Art Ditmar, R OBP: 0.333, SLG: 0.667 (2, 1)																	2	1	1	1	0	0	0										
Kent Hadley, L OBP: 0.250, SLG: 1.000 (6, PH)																	1	1	1	2	0	0	0										
Ryne Duren, R ERA: 5.4 (7, 1)																	1	0	0	0	1	0	1										
Inning Stats	R: 0 E: 0 K: 1 S: 5	H: 0 LOB: 0 BB: 0 P: 5	R: 0 E: 0 K: 1 S: 6	H: 1 LOB: 0 BB: 0 P: 6	R: 0 E: 0 K: 0 S: 3	H: 0 LOB: 0 BB: 0 P: 3	R: 2 E: 0 K: 0 S: 4	H: 1 LOB: 0 BB: 1 P: 8	R: 3 E: 0 K: 1 S: 10	H: 5 LOB: 2 BB: 0 P: 10	R: 2 E: 0 K: 0 S: 6	H: 3 LOB: 1 BB: 0 P: 6	R: 1 E: 1 K: 1 S: 7	H: 2 LOB: 2 BB: 1 P: 11	R: 2 E: 0 K: 2 S: 9	H: 2 LOB: 0 BB: 0 P: 9	R: 2 E: 0 K: 2 S: 9	H: 2 LOB: 0 BB: 0 P: 9	1B: 7 2B: 3 3B: 1 HR: 3	SF: 1 SAC: 0 DP: 0 HBP: 0	WP: 1 PB: 0 SB: 0 CS: 2	PA: 40											
PITCHER	IP WLS BF H R ER SO BB IBB HBP BLK WP HR S P ERA WHIP																																
Don Mossi, L ERA: 4.82 (5, 1)	0.1	L	2	1	0	0	0	0	0	0	0	0	0	2	2	0.00	3.000																
Pete Burnside, L ERA: (6, 1)	1.1		9	5	3	3	1	0	0	0	0	2	11	11	20.25	3.750																	
Bob Bruce, R ERA: 10.8 (7, 1)	1.2		8	2	2	2	2	1	0	0	0	1	0	11	15	10.80	1.800																



Batter	1	2	3	4	5	6	7	8	9	AB	R	H	RBI	BB	SO	LOB	TOP			
Eddie Yost, R OBP: 0.393, SLG: 0.310 (1, 5)	4-0 L6-3 BB		4-0 BB		0-0 6-3		0-0 FC1-4		0-0 FC6 1B	3	0	1	0	2	0	1				
Frank Bolling, R OBP: 0.240, SLG: 0.292 (1, 4)	0-0 L6-3		0-0 L9		0-0 F5		0-0 4-3		0-0 FC6	5	0	0	0	0	0	5				
Neil Chrisley, L OBP: 0.296, SLG: 0.333 (1, 7)	0-0 4-3				0-0 F7		0-0 4-3		0-0 6-3 1B	4	1	1	0	0	0	0				
Rocky Colavito, R OBP: 0.293, SLG: 0.392 (1, 9)		0-0 6-3		4-0 BB 1B		0-3 K		0-0 6-3		3	1	0	0	1	1	1				
Red Wilson, R OBP: 0.471, SLG: 0.385 (1, 2)		0-3 K		4-0 BB 1B		0-0 L7		0-0 FC6-4 1B		3	0	1	1	1	1	0				
Steve Bilko, R OBP: 0.196, SLG: 0.341 (1, 3)		0-0 6-3		0-0 BB 1B		0-0 1B		0-0 FC6-4		4	0	2	1	0	0	1				
Johnny Groth, R (1, 8)			4-0 SH5-3 BB		0-0 5-3		0-0 F9		0-0 F1	3	0	0	0	0	1	0	4			
Chico Fernandez, R OBP: 0.346, SLG: 0.304 (1, 6)			0-0 SH5-3		4-0 IBB		0-0 FC1-4 1B		0-0 F4	2	0	1	0	1	0	0				
Frank Lary, R OBP: 0.167, SLG: 0.091 (1, 1)			0-0 4-3		0-0 4-3		0-0 F8		0-0 F3	2	0	0	0	0	0	4				
Casey Wise, S OBP: 0.235, SLG: 0.455 (7, PH)										1	0	0	0	0	0	1				
Tom Morgan, R (7, PH)										0	0	0	0	0	0	0				
Norm Cash, L OBP: 0.385, SLG: 0.583 (9, PH)			2-3							1	0	0	0	0	0	0				
Inning Stats	R: 0 E: 0 K: 0 S: 2	H: 0 LOB: 0 BB: 1 P: 6	R: 0 E: 0 K: 1 S: 5	H: 0 LOB: 0 BB: 0 P: 5	R: 0 E: 0 K: 0 S: 3	H: 0 LOB: 2 BB: 2 P: 11	R: 1 E: 0 K: 0 S: 4	H: 1 LOB: 3 BB: 3 P: 16	R: 0 E: 0 K: 1 S: 6	H: 1 LOB: 1 BB: 0 P: 6	R: 0 E: 0 K: 0 S: 4	H: 1 LOB: 1 BB: 0 P: 4	R: 1 E: 0 K: 0 S: 5	H: 2 LOB: 1 BB: 0 P: 5	R: 0 E: 0 K: 0 S: 4	H: 1 LOB: 1 BB: 0 P: 4	1B: 6 2B: 1 3B: 0 HR: 0	SF: 0 SAC: 1 DP: 1 HBP: 0	WP: 0 PB: 0 SB: 0 CS: 0	PA: 38
PITCHER Bill Short, L ERA: 2.31 (1, 1)	IP: 9.0 WLS: W BF: 38 H: 6 R: 2 ER: 2 SO: 2 BB: 5 IBB: 1 HBP: 0 BLK: 0 WP: 0 HR: 0 S: 36 P: 60 ERA: 2.00 WHIP: 1.222															PITCHER				

Detroit Tigers @ New York Yankees
Yankee Stadium, Bronx, NY
Wed May 04 1960, 3:33 AM EDT
Alt. 9,416 - Unknown - 70 F


AB 31
R 2
H 6
RBI 2
BB 6
SO 2
LOB 17



Batter	1	2	3	4	5	6	7	8	9	AB	R	H	RBI	BB	SO	LOB	BOTTOM			
Tony Kubek, L OBP: 0.327, SLG: 0.509 (1, 6)	0-0 F8 1B		4-0 G3 PB 2B BB		0-0 6-3		0-0 1-3			3	2	1	0	1	0	0				
Gil McDougald, R OBP: 0.327, SLG: 0.422 (1, 5)	0-0 F8		0-0 L6		0-0 F6		0-0 1B			4	0	1	0	0	0	2				
Mickey Mantle, S OBP: 0.474, SLG: 0.535 (1, 8)	0-0 FC3-6 2H 1B		0-0 G3		0-3 K2-3		0-0 F7			4	0	1	1	0	1	2				
Roger Maris, L OBP: 0.477, SLG: 0.923 (1, 9)	0-0 FC3-6 1-2 FC6-4		0-0 2B		0-0 F8 HR 1B		0-0 2B			4	1	3	1	0	0	1				
Bill Skowron, R OBP: 0.411, SLG: 0.759 (1, 3)	0-0 FC6-4		0-0 6-3		0-0 F8		0-3 K			4	0	0	0	0	1	3				
Yogi Berra, L OBP: 0.375, SLG: 0.484 (1, 2)		0-0 F8		0-0 4-3		0-0 HR		0-0 F7		1	0	0	0	0	0	0				
Elston Howard, R OBP: 0.240, SLG: 0.511 (4, 2)										3	1	1	2	0	0	0				
Ken Hunt, R OBP: 0.417, SLG: 0.490 (1, 7)		4-0 FC5-4 BB		0-0 F6		0-0 L7				2	0	0	0	1	0	0				
Bobby Richardson, R OBP: 0.241, SLG: 0.280 (1, 4)		0-0 FC5-4		0-0 1B		0-0 L5				3	0	1	0	0	0	1				
Bill Short, L OBP: 0.250, SLG: 0.250 (1, 1)		0-3 K		0-3 K						3	0	0	0	0	2	2				
Inning Stats	R: 1 E: 0 K: 0 S: 5	H: 2 LOB: 1 BB: 0 P: 5	R: 0 E: 0 K: 1 S: 5	H: 0 LOB: 1 BB: 1 P: 9	R: 1 E: 0 K: 0 S: 4	H: 1 LOB: 1 BB: 1 P: 8	R: 0 E: 0 K: 1 S: 6	H: 1 LOB: 1 BB: 0 P: 6	R: 0 E: 0 K: 0 S: 5	H: 2 LOB: 0 BB: 0 P: 5	R: 0 E: 0 K: 0 S: 4	H: 1 LOB: 1 BB: 0 P: 4	R: 0 E: 0 K: 1 S: 5	H: 1 LOB: 0 BB: 0 P: 5	R: 0 E: 0 K: 0 S: 5	H: 1 LOB: 0 BB: 0 P: 5	1B: 5 2B: 2 3B: 0 HR: 1	SF: 0 SAC: 0 DP: 0 HBP: 0	WP: 0 PB: 1 SB: 0 CS: 0	PA: 33
PITCHER Frank Lary, R ERA: 2.73 (1, 1)	IP: 6.0 WLS: L BF: 26 H: 6 R: 4 ER: 4 SO: 3 BB: 2 IBB: 0 HBP: 0 BLK: 0 WP: 0 HR: 1 S: 30 P: 38 ERA: 6.00 WHIP: 1.333															PITCHER				
Tom Morgan, R (7, 1)	IP: 2.0 WLS: 7 BF: 2 H: 2 R: 0 ER: 0 SO: 1 BB: 0 IBB: 0 HBP: 0 BLK: 0 WP: 0 HR: 0 S: 9 P: 9 ERA: 0.00 WHIP: 1.000															PITCHER				

Detroit Tigers @ New York Yankees
Yankee Stadium, Bronx, NY
Wed May 04 1960, 3:33 AM EDT
Alt. 9,416 - Unknown - 70 F

AB 31
R 4
H 8
RBI 4
BB 2
SO 4
LOB 11



Batter	1	2	3	4	5	6	7	8	9	AB	R	H	RBI	BB	SO	LOB	TOP										
Eddie Yost, R OBP: 0.393, SLG: 0.340 (1, 5)										5	1	2	0	0	1	3	Detroit Tigers @ Boston Red Sox Fenway Park, Boston, MA Fri May 06 1960, 3:33 AM EDT Att: 3,987 - Unknown										
Frank Bolling, R OBP: 0.276, SLG: 0.296 (1, 4)										3	0	1	1	1	0	1											
Neil Chrisley, L OBP: 0.256, SLG: 0.296 (1, 7)										3	0	0	1	0	0	4											
Al Kaline, R OBP: 0.414, SLG: 0.435 (1, 8)										2	0	0	0	2	0	2											
Rocky Colavito, R OBP: 0.290, SLG: 0.382 (1, 9)										4	0	1	0	0	0	1											
Steve Bilko, R OBP: 0.184, SLG: 0.319 Norm Cash, L OBP: 0.357, SLG: 0.538 (1, 3) (7, 3)										3	0	0	0	0	0	3											
Red Wilson, R OBP: 0.381, SLG: 0.294 (1, 2)										4	0	0	0	0	0	0											
Chico Fernandez, R OBP: 0.357, SLG: 0.306 (1, 6)										3	1	1	0	1	0	0											
Jim Bunning, R OBP: 0.222, SLG: 0.333 (1, 1)										3	0	1	0	0	1	1											
Inning Stats	R: 1 E: 1 K: 0 S: 5	H: 2 LOB: 2 BB: 1 P: 9	R: 0 E: 0 K: 0 S: 3	H: 0 LOB: 1 BB: 1 P: 7	R: 0 E: 0 K: 0 S: 3	H: 0 LOB: 0 BB: 0 P: 3	R: 0 E: 1 K: 0 S: 3	H: 3 LOB: 2 BB: 0 P: 8	R: 0 E: 0 K: 0 S: 3	H: 0 LOB: 0 BB: 0 P: 3	R: 0 E: 1 K: 0 S: 4	H: 0 LOB: 2 BB: 1 P: 8	R: 0 E: 0 K: 0 S: 2	H: 0 LOB: 0 BB: 1 P: 6	R: 0 E: 0 K: 1 S: 6	H: 1 LOB: 1 BB: 0 P: 6		1B: 4 2B: 2 3B: 0 HR: 0	SF: 1 SAC: 1 DP: 2 HBP: 0	WP: 0 PB: 0 SB: 0 CS: 0	PA: 37						
PITCHER	IP	WLS	BF	H	R	ER	SO	BB	IBB	HBP	BLK	WP	HR	S	P	ERA	WHIP										
Frank Sullivan, R ERA: 5.4 Tom Brewer, R ERA: 4.43	(1, 1) (8, 1)	7.0 W	30 7	5 1	2 0	2 0	1 1	3 1	0 0	0 0	0 0	0 0	0 0	29 8	41 12	2.57 0.00	1.143 1.000										

Batter	1	2	3	4	5	6	7	8	9	AB	R	H	RBI	BB	SO	LOB	BOTTOM										
Don Buddin, R OBP: 0.379, SLG: 0.421 (1, 6)										5	0	1	0	0	3	3	Detroit Tigers @ Boston Red Sox Fenway Park, Boston, MA Fri May 06 1960, 3:33 AM EDT Att: 3,987 - Unknown										
Pete Runnels, L OBP: 0.436, SLG: 0.500 (1, 4)										5	0	2	0	0	0	3											
Frank Malzone, R OBP: 0.306, SLG: 0.364 (1, 5)										5	0	1	1	0	2	2											
Vic Wertz, L OBP: 0.357, SLG: 0.560 (1, 3)										3	0	1	0	1	1	1											
Bobby Thomson, R OBP: 0.340, SLG: 0.458 (1, 8)										4	1	2	0	0	0	3											
Gene Stephens, L OBP: 0.289, SLG: 0.212 (1, 7)										4	1	2	0	0	1	1											
Lou Clinton, R OBP: 0.333, SLG: 0.529 (1, 9)										4	1	2	1	0	1	3											
Haywood Sullivan, R OBP: 0.268, SLG: 0.217 Gary Geiger, L OBP: 0.278, SLG: 0.303 Don Gile, R OBP: 0.200, SLG: 0.200 (1, 2) (7, PH) (8, 2)										2	0	0	0	0	2	0											
Frank Sullivan, R Ted Williams, L OBP: 0.385, SLG: 0.800 Tom Brewer, R OBP: 0.400, SLG: 0.600 Marty Keough, L OBP: 0.353, SLG: 0.286 (1, 1) (7, PH) (8, 1) (8, PH)										2	0	0	0	0	1	0											
Inning Stats	R: 0 E: 0 K: 2 S: 7	H: 0 LOB: 0 BB: 0 P: 7	R: 0 E: 0 K: 2 S: 8	H: 1 LOB: 1 BB: 0 P: 8	R: 0 E: 0 K: 1 S: 6	H: 1 LOB: 2 BB: 1 P: 10	R: 0 E: 0 K: 1 S: 6	H: 1 LOB: 0 BB: 0 P: 7	R: 0 E: 0 K: 0 S: 4	H: 2 LOB: 1 BB: 0 P: 4	R: 0 E: 0 K: 2 S: 8	H: 1 LOB: 1 BB: 0 P: 8	R: 0 E: 0 K: 2 S: 8	H: 1 LOB: 0 BB: 0 P: 8	R: 3 E: 1 K: 1 S: 9	H: 4 LOB: 3 BB: 1 P: 13		1B: 10 2B: 1 3B: 0 HR: 0	SF: 0 SAC: 1 DP: 1 HBP: 0	WP: 0 PB: 0 SB: 0 CS: 0	PA: 39						
PITCHER	IP	WLS	BF	H	R	ER	SO	BB	IBB	HBP	BLK	WP	HR	S	P	ERA	WHIP										
Jim Bunning, R ERA: 3.72	(1, 1)	8.2 L	39 39	11 3	3 1	1 1	13 13	1 1	1 1	0 0	0 0	0 0	0 0	63 63	71 71	1.04 1.04	1.385 1.385										

Batter	1	2	3	4	5	6	7	8	9	AB	R	H	RBI	BB	SO	LOB	TOP			
Eddie Yost, R OBP: 0.385, SLG: 0.320 (1, 5)	0-3 K		0-3 K			4-0 BB			0-0 L8	3	0	0	0	1	2	1	Detroit Tigers @ Boston Red Sox Fenway Park, Boston, MA Sat May 07 1960, 3:33 AM EDT Att: 11,619 - Unknown			
Neil Chrisley, L OBP: 0.297, SLG: 0.323 (1, 7)	0-0 2B		0-0 4-3			0-0 F2			0-0 4-3	4	0	1	0	0	0	2				
Frank Bolling, R OBP: 0.242, SLG: 0.258 (1, 4)	0-0 5-3			0-0 L4		0-0 F8			0-0 F8	4	0	0	0	0	0	2				
Al Kaline, R OBP: 0.393, SLG: 0.408 (1, 8)	0-0 L6-3			0-0 L9			0-0 L6-3			3	0	0	0	0	0	1				
Rocky Colavito, R OBP: 0.277, SLG: 0.362 (1, 9)		0-3 K		0-0 5-3			0-0 4-3			3	0	0	0	0	1	0				
Norm Cash, L OBP: 0.294, SLG: 0.438 (1, 3)		0-0 F7			0-0 4-3		0-0 G3			3	0	0	0	0	0	0				
Lou Berberet, L OBP: 0.375, SLG: 0.424 (1, 2)		0-0 6-3			0-0 F8			0-0 L1		3	0	0	0	0	0	0				
Chico Fernandez, R OBP: 0.356, SLG: 0.294 (1, 6)			4-0 S BB		0-3 K			0-0 6-3		2	0	0	0	1	1	0				
Paul Foytack, R OBP: 0.500, SLG: 0.400 (2, 1)			0-3 K			0-0 3-1		0-0 L4		0	0	0	0	0	0	0				
Hank Aguirre, R OBP: 0.345, SLG: 0.507 (6, Ph)										1	0	0	0	0	1	1				
Charlie Maxwell, L OBP: 0.345, SLG: 0.507 (6, Ph)										1	0	0	0	0	0	0				
Pete Burnside, L OBP: 0.345, SLG: 0.507 (6, Ph)										0	0	0	0	0	0	0				
Sandy Amoroso, L OBP: 0.278, SLG: 0.133 (8, Ph)										1	0	0	0	0	0	0				
Ray Semproch, R OBP: 0.278, SLG: 0.133 (8, Ph)										0	0	0	0	0	0	0				
Inning Stats	R: 0 E: 0 K: 1 S: 6	H: 1 LOB: 1 BB: 0 P: 6	R: 0 E: 0 K: 1 S: 5	H: 0 LOB: 0 BB: 0 P: 5	R: 0 E: 0 K: 2 S: 7	H: 0 LOB: 1 BB: 1 P: 11	R: 0 E: 0 K: 0 S: 3	H: 0 LOB: 0 BB: 0 P: 3	R: 0 E: 0 K: 1 S: 5	H: 0 LOB: 0 BB: 0 P: 5	R: 0 E: 0 K: 0 S: 3	H: 0 LOB: 0 BB: 0 P: 3	R: 0 E: 0 K: 0 S: 3	H: 0 LOB: 0 BB: 0 P: 3	R: 0 E: 0 K: 0 S: 3	H: 0 LOB: 0 BB: 0 P: 3	1B: 0 2B: 1 3B: 0 HR: 0	SF: 0 SAC: 0 DP: 0 HBP: 0	WP: 0 PB: 0 SB: 1 CS: 0	PA: 30
PITCHER Bill Monbouquette, R ERA: 3.65 (1, 1)	IP: 9.0 WLS: W BF: 30 H: 1 R: 0 ER: 0 SO: 5 BB: 2 IBB: 0 HBP: 0 BLK: 0 WP: 0 HR: 0 S: 38 P: 46 ERA: 0.00 WHIP: 0.333																			

Batter	1	2	3	4	5	6	7	8	9	AB	R	H	RBI	BB	SO	LOB	BOTTOM			
Don Buddin, R OBP: 0.380, SLG: 0.417 (1, 6)	0-0 BB 1B	0-0 SF9		0-0 G3		4-0 1B BB		0-0 E6 2B		3	1	1	1	1	0	0	Detroit Tigers @ Boston Red Sox Fenway Park, Boston, MA Sat May 07 1960, 3:33 AM EDT Att: 11,619 - Unknown			
Pete Runnels, L OBP: 0.467, SLG: 0.509 (1, 4) (8, 3)	4-0 FC6-4 BB	4-0 1B BB		0-0 BB 1B		0-0 1B		0-0 1-3		3	0	2	0	2	0	1				
Frank Malzone, R OBP: 0.328, SLG: 0.390 (1, 5)	0-0 P4	0-0 1B		4-0 BB		0-0 FC5-4-3-2		0-0 2B		4	0	2	3	1	0	4				
Vic Wertz, L OBP: 0.344, SLG: 0.621 (1, 3)	0-0 L8	0-0 F7		0-0 F7			0-0 HR	0-3 K		4	1	1	1	0	0	6				
Pumpsie Green, S OBP: 0.353, SLG: 0.500 (8, 4)										1	0	0	0	0	1	1				
Bobby Thomson, R OBP: 0.333, SLG: 0.462 (1, 8)	0-0 FC6-4		0-0 F9 2B		0-0 P6		0-3 K			4	0	1	0	0	1	2				
Gene Stephens, L OBP: 0.310, SLG: 0.222 (1, 7)		0-0 BB 1B SF9 1B		0-0 F9		0-0 F9		4-0 FC5-4 BB		3	1	1	0	1	0	1				
Lou Clinton, R OBP: 0.350, SLG: 0.514 (1, 9)		0-0 BB 1B 1B		4-0 G6-4-3 BB		0-0 E6		0-3 K		3	1	1	0	1	1	1				
Haywood Sullivan, R OBP: 0.179, SLG: 0.185 (1, 2)		0-3 K		0-0 G6-4-3		0-0 L8		0-0 FC5-4		4	0	0	0	0	1	6				
Bill Monbouquette, R (1, 1)	4-0 BB 1B BB			0-3 K		0-3 K		0-0 G3		3	1	0	0	1	2	0				
Inning Stats	R: 0 E: 0 K: 0 S: 4	H: 1 LOB: 2 BB: 1 P: 8	R: 3 E: 0 K: 1 S: 8	H: 3 LOB: 2 BB: 2 P: 16	R: 0 E: 0 K: 0 S: 3	H: 1 LOB: 1 BB: 1 P: 7	R: 0 E: 0 K: 1 S: 6	H: 1 LOB: 2 BB: 1 P: 10	R: 0 E: 1 K: 0 S: 4	H: 0 LOB: 1 BB: 0 P: 4	R: 0 E: 0 K: 1 S: 5	H: 1 LOB: 1 BB: 1 P: 9	R: 1 E: 0 K: 2 S: 8	H: 1 LOB: 1 BB: 1 P: 12	R: 1 E: 1 K: 1 S: 7	H: 1 LOB: 1 BB: 0 P: 7	1B: 6 2B: 3 3B: 0 HR: 1	SF: 1 SAC: 0 DP: 2 HBP: 0	WP: 0 PB: 0 SB: 0 CS: 0	PA: 40
PITCHER Paul Foytack, R ERA: 5.6 (1, 1)	IP: 1.2 WLS: L BF: 12 H: 4 R: 3 ER: 3 SO: 3 BB: 3 IBB: 0 HBP: 0 BLK: 0 WP: 0 HR: 0 S: 11 P: 23 ERA: 16.20 WHIP: 4.200																			
Hank Aguirre, L ERA: 2.38 (2, 1)	3.1 WLS: L BF: 14 H: 2 R: 0 ER: 0 SO: 1 BB: 2 IBB: 0 HBP: 0 BLK: 0 WP: 0 HR: 0 S: 14 P: 22 ERA: 0.00 WHIP: 1.200																			
Pete Burnside, L ERA: 1.42 (6, 1)	2.0 WLS: L BF: 9 H: 2 R: 1 ER: 1 SO: 3 BB: 2 IBB: 0 HBP: 0 BLK: 0 WP: 0 HR: 1 S: 13 P: 21 ERA: 4.50 WHIP: 2.000																			
Ray Semproch, R ERA: (8, 1)	1.0 WLS: L BF: 5 H: 1 R: 1 ER: 0 SO: 1 BB: 0 IBB: 0 HBP: 0 BLK: 0 WP: 0 HR: 0 S: 7 P: 7 ERA: 0.00 WHIP: 1.000																			


Batter	1	2	3	4	5	6	7	8	9	AB	R	H	RBI	BB	SO	LOB	TOP			
Eddie Yost, R OBP: 0.391, SLG: 0.321 (1, 5)	0-0 6-3		4-0 BB			0-3 K		0-0 1B		3	0	1	0	1	1	0	Detroit Tigers @ Washington Senators Griffith Stadium, Washington, DC Tue May 10 1960, 7:05 PM EDT Att. 4,460 - Unknown			
Casey Wise, S OBP: 0.211, SLG: 0.405 (1, 4)	0-0 4-3		0-0 F6			0-0 4-3		0-0 F7		4	0	0	0	0	0	2				
Charlie Maxwell, L OBP: 0.244, SLG: 0.114 (1, 7)	0-0 1B			0-0 F8		0-0 4-3			0-0 F6	4	0	1	0	0	0	0				
Al Kaline, R OBP: 0.369, SLG: 0.377 (1, 8)	0-3 K			0-3 K			0-0 L6-3		0-0 L4	4	0	0	0	0	2	1				
Rocky Colavito, R OBP: 0.275, SLG: 0.403 (1, 9)		0-0 6-3		0-3 K			0-0 F2		0-0 HR	4	1	1	1	0	1	0				
Norm Cash, L OBP: 0.333, SLG: 0.450 (1, 3)		0-0 4-3			0-0 F4		0-0 1B		0-0 E7	4	0	2	0	0	0	0				
Lou Berberet, L OBP: 0.364, SLG: 0.389 (1, 2)		0-0 G3		4-0 FC6-4 BB		0-0 F8		0-0 F7	3	0	0	0	1	0	2					
Chico Fernandez, R OBP: 0.339, SLG: 0.278 (1, 6)			0-3 K		0-0 F7			0-0 F8	3	0	0	0	0	1	1					
Don Mossi, L (1, 1)			0-3 K		0-0 FC6-4 1-2			0-0 4-3	3	0	0	0	0	1	1					
Inning Stats	R: 0 E: 0 K: 1 S: 6	H: 1 LOB: 1 BB: 0 P: 6	R: 0 E: 0 K: 0 S: 3	H: 0 LOB: 0 BB: 0 P: 3	R: 0 E: 0 K: 2 S: 7	H: 0 LOB: 1 BB: 1 P: 11	R: 0 E: 0 K: 2 S: 7	H: 0 LOB: 0 BB: 0 P: 7	R: 0 E: 0 K: 1 S: 5	H: 0 LOB: 0 BB: 0 P: 5	R: 0 E: 0 K: 0 S: 4	H: 1 LOB: 1 BB: 0 P: 4	R: 0 E: 0 K: 0 S: 4	H: 1 LOB: 1 BB: 0 P: 4	R: 1 E: 1 K: 0 S: 5	H: 2 LOB: 1 BB: 0 P: 5	1B: 4 2B: 0 3B: 0 HR: 1	SF: 0 SAC: 0 DP: 0 HBP: 0	WP: 0 PB: 0 SB: 0 CS: 0	PA: 34
PITCHER Tex Clevenger, R ERA: 1.83 (1, 1)	IP: 9.0 WLS: L BF: 34	H: 5 R: 1 ER: 1 SO: 6	BB: 2 IBB: 0 HBP: 0 BLK: 0	WP: 0 HR: 1 S: 44 P: 52	ERA: 1.00 WHIP: 0.778															

Batter	1	2	3	4	5	6	7	8	9	AB	R	H	RBI	BB	SO	LOB	BOTTOM			
Billy Gardner, R OBP: 0.344, SLG: 0.373 (1, 4)	0-0 F7		0-0 G3			0-0 F7			0-0 G4-6-3 1B	4	0	1	0	0	0	0	Detroit Tigers @ Washington Senators Griffith Stadium, Washington, DC Tue May 10 1960, 7:05 PM EDT Att. 4,460 - Unknown			
Dan Dobbek, L OBP: 0.377, SLG: 0.420 (1, 8)	0-3 K			0-0 F5		0-0 4-3		0-0 F2	4	0	0	0	0	1	1					
Bob Allison, R OBP: 0.465, SLG: 0.622 (1, 9)	0-3 K			0-0 3B		0-0 F4		0-0 G4-6-3 1-2	4	0	1	0	0	1	1					
Jim Lemon, R OBP: 0.333, SLG: 0.556 (1, 7)		0-3 K		0-0 5-3		0-0 F7			3	0	0	0	0	1	1					
Earl Battey, R OBP: 0.403, SLG: 0.518 (1, 2)		4-0 BB		0-0 G3		0-0 F5			2	0	0	0	1	0	1					
Reno Bertoia, R OBP: 0.308, SLG: 0.270 (1, 5)		0-0 F3			0-0 F7		0-0 FC1-6 1B		3	0	1	0	0	0	1					
Billy Consolo, R OBP: 0.397, SLG: 0.407 (1, 6)		0-0 3-4-3			0-3 K		0-0 FC1-6 1-2		3	0	0	0	0	1	2					
Don Mincher, L OBP: 0.350, SLG: 0.426 (1, 3)			0-0 6-3		0-0 F2		0-0 L8		3	0	0	0	0	0	1					
Tex Clevenger, R OBP: 0.200, SLG: 0.200 (1, 1)			0-3 K		0-3 K		0-3 K		3	0	0	0	0	3	1					
Inning Stats	R: 0 E: 0 K: 2 S: 7	H: 0 LOB: 0 BB: 0 P: 7	R: 0 E: 0 K: 1 S: 5	H: 0 LOB: 1 BB: 1 P: 9	R: 0 E: 0 K: 1 S: 5	H: 0 LOB: 0 BB: 0 P: 5	R: 0 E: 0 K: 0 S: 4	H: 1 LOB: 0 BB: 0 P: 4	R: 0 E: 0 K: 1 S: 5	H: 0 LOB: 0 BB: 0 P: 5	R: 0 E: 0 K: 0 S: 3	H: 0 LOB: 0 BB: 0 P: 3	R: 0 E: 0 K: 1 S: 6	H: 1 LOB: 1 BB: 0 P: 6	R: 0 E: 0 K: 0 S: 3	H: 1 LOB: 0 BB: 0 P: 3	1B: 2 2B: 0 3B: 1 HR: 0	SF: 0 SAC: 0 DP: 1 HBP: 0	WP: 0 PB: 0 SB: 0 CS: 0	PA: 30
PITCHER Don Mossi, L ERA: 3.25 (1, 1)	IP: 9.0 WLS: W BF: 30	H: 3 R: 0 ER: 0 SO: 7	BB: 1 IBB: 0 HBP: 0 BLK: 0	WP: 0 HR: 0 S: 43 P: 47	ERA: 0.00 WHIP: 0.444															

Batter	1	2	3	4	5	6	7	8	9	10	11	AB	R	H	RBI	BB	SO	LOB	TOP					
Eddie Yost, R OBP: 0.405, SLG: 0.333 (1, 5)	F2		1B			F9		G4-6-3 BB		CS 1B		4	0	2	0	1	0	0						
Casey Wise, S OBP: 0.166, SLG: 0.357 (1, 4)	F5		F7			4-3		G4-6-3 1-2r		CS 1-2	4-3	5	0	0	0	0	0	2						
Charlie Maxwell, L OBP: 0.281, SLG: 0.128 (1, 7)	FC6-4 BB					F2		1B			F3	4	0	1	0	1	0	0						
Al Kaline, R OBP: 0.357, SLG: 0.414 (1, 8)	FC6-4 1-2r					L8		K			L9	5	1	1	1	0	1	2						
Rocky Colavito, R OBP: 0.284, SLG: 0.385 (1, 9)											HR	3	0	0	0	2	2	0						
Norm Cash, L OBP: 0.320, SLG: 0.417 (1, 3)											F5	4	0	1	0	0	0	2						
Lou Berberet, L OBP: 0.333, SLG: 0.350 (1, 2)												4	0	0	0	0	1	2						
Chico Fernandez, R OBP: 0.333, SLG: 0.263 (1, 6)												3	0	0	0	1	1	0						
Frank Lary, R OBP: 0.125, SLG: 0.067 (1, 1)												4	0	0	0	0	1	2						
Inning Stats	R: 0 E: 0 K: 0 S: 3	H: 0 LOB: 1 BB: 1 P: 7	R: 0 E: 0 K: 1 S: 5	H: 0 LOB: 0 BB: 0 P: 5	R: 0 E: 0 K: 0 S: 4	H: 1 LOB: 1 BB: 0 P: 4	R: 0 E: 0 K: 0 S: 3	H: 0 LOB: 1 BB: 1 P: 7	R: 0 E: 0 K: 1 S: 5	H: 0 LOB: 0 BB: 0 P: 5	R: 0 E: 0 K: 0 S: 6	H: 1 LOB: 1 BB: 0 P: 6	R: 0 E: 0 K: 0 S: 2	H: 0 LOB: 0 BB: 1 P: 6	R: 0 E: 0 K: 1 S: 5	H: 0 LOB: 1 BB: 1 P: 9	R: 0 E: 0 K: 1 S: 5	H: 1 LOB: 0 BB: 0 P: 5	R: 1 E: 0 K: 0 S: 4	H: 1 LOB: 0 BB: 0 P: 4	1B: 4 2B: 0 3B: 0 HR: 1	SF: 0 SAC: 0 DP: 1 HBP: 0	WP: 0 PB: 1 SB: 0 CS: 1	PA: 42
PITCHER Pedro Ramos, R ERA: 3.07 (1, 1)	IP: 11.0 WLS: 1 BF: 41 H: 5 R: 1 ER: 1 SO: 6 BB: 5 IBB: 0 HBP: 0 BLK: 0 WP: 0 HR: 1 S: 48 P: 68 ERA: 0.82 WHIP: 0.909																							

Detroit Tigers @ Washington Senators
Griffith Stadium, Washington, DC
Wed May 11 1960, 7:05 PM EDT
Att. 3,287 - Unknown


AB	36
R	1
H	5
RBI	1
BB	5
SO	6
LOB	10



Batter	1	2	3	4	5	6	7	8	9	10	11	AB	R	H	RBI	BB	SO	LOB	BOTTOM			
Billy Gardner, R OBP: 0.347, SLG: 0.375 (1, 4)	K					6-3		G4-6-3 1-3 1B			F9	5	0	2	0	0	1	1				
Dan Dobbek, L OBP: 0.348, SLG: 0.382 (1, 8)	1-3					F2		G4-6-3 1-2r			F5	5	0	0	0	0	0	3				
Bob Allison, R OBP: 0.456, SLG: 0.603 (1, 9)	K										F5	4	0	1	0	0	2	0				
Jim Lemon, R OBP: 0.329, SLG: 0.530 (1, 7)											1B	3	0	0	0	1	1	1				
Don Mincher, L OBP: 0.333, SLG: 0.403 (1, 3)												4	0	0	0	0	1	1				
Earl Battay, R OBP: 0.380, SLG: 0.483 (1, 2)												4	0	0	0	0	2	1				
Reno Bertoia, R OBP: 0.326, SLG: 0.275 (1, 5)												3	0	1	0	0	0	0				
Billy Console, R OBP: 0.397, SLG: 0.393 (1, 6)												2	0	0	0	0	0	1				
Faye Throneberry, L OBP: 0.400, SLG: 0.333 (11, PH)												1	0	0	0	0	0	0				
Pedro Ramos, S OBP: 0.107, SLG: 0.167 (1, 1)												3	0	1	0	0	0	1				
Julio Becquer, L OBP: 0.222, SLG: 0.556 (11, PH)												1	0	0	0	0	0	0				
Inning Stats	R: 0 E: 0 K: 2 S: 7	H: 0 LOB: 0 BB: 0 P: 7	R: 0 E: 0 K: 1 S: 5	H: 0 LOB: 0 BB: 0 P: 5	R: 0 E: 0 K: 0 S: 2	H: 0 LOB: 0 BB: 0 P: 3	R: 0 E: 0 K: 0 S: 4	H: 1 LOB: 1 BB: 1 P: 4	R: 0 E: 0 K: 0 S: 5	H: 0 LOB: 0 BB: 0 P: 5	R: 0 E: 0 K: 1 S: 5	H: 1 LOB: 1 BB: 1 P: 4	R: 0 E: 0 K: 1 S: 5	H: 0 LOB: 0 BB: 0 P: 5	R: 0 E: 0 K: 1 S: 5	H: 0 LOB: 0 BB: 0 P: 5	R: 0 E: 0 K: 0 S: 4	H: 1 LOB: 1 BB: 0 P: 4	1B: 5 2B: 0 3B: 0 HR: 0	SF: 0 SAC: 1 DP: 2 HBP: 1	WP: 0 PB: 0 SB: 0 CS: 0	PA: 38
PITCHER Frank Lary, R ERA: 2.05 (1, 1)	IP: 11.0 WLS: 1 BF: 38 H: 5 R: 0 ER: 0 SO: 7 BB: 1 IBB: 0 HBP: 1 BLK: 0 WP: 0 HR: 0 S: 50 P: 55 ERA: 0.00 WHIP: 0.545																					

Detroit Tigers @ Washington Senators
Griffith Stadium, Washington, DC
Wed May 11 1960, 7:05 PM EDT
Att. 3,287 - Unknown

AB	35
R	0
H	5
RBI	0
BB	1
SO	7
LOB	9




Batter	1	2	3	4	5	6	7	8	9	10	11	12	13	14	AB	R	H	RBI	BB	SO	LOB	TOP								
Ken Hamlin, R OBP: 0.218, SLG: 0.208 (1, 6)	F6		K		F7			6-3	P2			P6		P6	7	0	0	0	0	1	3									
Russ Snyder, L OBP: 0.280, SLG: 0.364 (1, 7)	F2		HR			P6		BB SF7 BB	BB 1-2 2-3 BB			K			4	2	1	1	2	1	0									
Jerry Lumpe, L OBP: 0.404, SLG: 0.375 (1, 4)	K		F7			1B		BB 1-2 BB	K			P5			6	0	2	0	0	2	3									
Norm Siebern, L OBP: 0.424, SLG: 0.625 (9, 3)															3	1	1	0	1	0	1									
Mary Thoresberry, L OBP: 0.294, SLG: 0.143 (13, PH)															1	0	0	0	0	1	0									
Bob Curry, R OBP: 0.324, SLG: 0.431 (13, PH)															0	0	0	0	0	1	0									
Bob Johnson, R OBP: 0.421, SLG: 0.083 (13, PH)															0	0	0	0	0	0	0									
Whitey Herzog, L OBP: 0.208, SLG: 0.630 (13, 3)															0	0	0	0	0	0	0									
Hank Bauer, R OBP: 0.290, SLG: 0.309 (1, 9)															4	0	1	1	0	1	1									
Dick Williams, R OBP: 0.306, SLG: 0.358 (1, 5)															6	0	0	0	0	3	6									
Bill Tuttle, R OBP: 0.278, SLG: 0.286 (1, 8)															6	0	2	1	0	1	1									
Harry Chitt, R OBP: 0.351, SLG: 0.354 (1, 2)															4	0	0	0	1	1	1									
Ray Herbert, R OBP: 0.290, SLG: 0.091 (9, 1)															3	0	1	0	1	0	0									
Don Larsen, R (9, 1)															2	0	0	0	0	1	1									
Inning Stats	R: 0 E: 0 K: 1 S: 5	H: 0 LOB: 0 BB: 0 P: 5	R: 1 E: 1 K: 1 S: 7	H: 2 LOB: 1 BB: 0 P: 7	R: 1 E: 0 K: 1 S: 6	H: 1 LOB: 0 BB: 0 P: 6	R: 0 E: 0 K: 1 S: 5	H: 0 LOB: 0 BB: 0 P: 5	R: 0 E: 0 K: 0 S: 3	H: 0 LOB: 0 BB: 0 P: 3	R: 1 E: 0 K: 0 S: 4	H: 1 LOB: 2 BB: 2 P: 12	R: 0 E: 0 K: 2 S: 7	H: 0 LOB: 0 BB: 0 P: 7	R: 0 E: 0 K: 1 S: 5	H: 0 LOB: 0 BB: 1 P: 5	R: 0 E: 0 K: 0 S: 3	H: 0 LOB: 1 BB: 1 P: 7	R: 0 E: 0 K: 2 S: 7	H: 0 LOB: 0 BB: 0 P: 6	R: 0 E: 0 K: 0 S: 3	H: 0 LOB: 1 BB: 1 P: 7	R: 0 E: 0 K: 0 S: 7	H: 0 LOB: 0 BB: 0 P: 7	R: 0 E: 0 K: 2 S: 7	H: 0 LOB: 0 BB: 0 P: 7	1B: 6 2B: 1 3B: 0 HR: 1	SF: 1 SAC: 2 DP: 1 HBP: 0	WP: 0 PB: 0 CS: 0	PA: 55
PITCHER	IP	WLS	BF	H	R	ER	SO	BB	IBB	HBP	BLK	WP	HR	S	P	ERA	WHIP													
Jim Bunning, R ERA: 3.5 (1, 1)	7.0		27	6	2	0	6	0	0	0	0	0	0	39	39	2.57	0.857													
Tom Morgan, R ERA: 1.08 (8, 1)	1.1		9	2	1	1	0	3	0	0	0	0	0	6	18	6.75	3.750													
Hank Aguirre, L ERA: 1.59 (9, 1)	5.2	W	19	0	0	0	6	3	0	0	0	0	0	28	40	0.00	0.529													

Kansas City Athletics @ Detroit Tigers
Briggs Stadium, Detroit, MI
Fri May 13 1960, 7:05 PM EDT
Att. 19,870 - Unknown

livebaseballscorecards.com

AB 46
R 3
H 8
RBI 3
BB 6
SO 12
LOB 17




Batter	1	2	3	4	5	6	7	8	9	10	11	12	13	14	AB	R	H	RBI	BB	SO	LOB	BOTTOM										
Eddie Yost, R OBP: 0.395, SLG: 0.328 (1, 5)	4-3 1B		G1-4-3			1-3		SH1-4 1B		4-3		K		FC6	7	0	2	0	0	1	5											
Casey Wise, S OBP: 0.178, SLG: 0.341 (1, 4)	4-3														2	0	0	0	0	0	1											
Neil Chrisley, L OBP: 0.290, SLG: 0.313 (6, PH)	4-3														1	0	0	0	0	1	1											
Frank Bolling, R OBP: 0.257, SLG: 0.273 (7, 4)	1-2														2	0	1	0	0	0	1											
Al Kaline, R OBP: 0.356, SLG: 0.400 (1, 9)	L6-3														2	0	0	0	0	0	1											
Johnny Groth, R OBP: 0.250, SLG: 0.143 (7, PH)	L6-3														3	1	1	0	0	0	2											
Rocky Colavito, R OBP: 0.275, SLG: 0.366 (1, 9)	4-3														6	1	1	0	0	1	3											
Charlie Maxwell, L OBP: 0.275, SLG: 0.182 (1, 7)															5	1	2	0	0	1	0											
Norm Cash, L OBP: 0.323, SLG: 0.414 (1, 3)															5	1	2	2	0	0	1											
Lou Berberet, L OBP: 0.315, SLG: 0.318 (1, 2)															4	0	0	1	1	1	2											
Chico Fernandez, R OBP: 0.352, SLG: 0.267 (1, 6)															3	0	1	0	2	0	1											
Jim Bunning, R OBP: 0.300, SLG: 0.400 (1, 1)															1	0	1	0	0	0	0											
Sandy Amoros, L OBP: 0.263, SLG: 0.125 (7, PH)															1	0	0	0	0	0	2											
Tom Morgan, R (8, 1)															1	0	0	0	0	0	1											
Hank Aguirre, R (9, 1)															0	0	0	0	1	0	0											
Steve Bilko, R OBP: 0.200, SLG: 0.319 (14, PH)															0	0	0	0	1	0	0											
Inning Stats	R: 0 E: 0 K: 0 S: 4	H: 1 LOB: 1 BB: 0 P: 4	R: 0 E: 0 K: 0 S: 3	H: 0 LOB: 0 BB: 0 P: 3	R: 0 E: 0 K: 0 S: 3	H: 1 LOB: 0 BB: 0 P: 3	R: 0 E: 0 K: 0 S: 3	H: 0 LOB: 0 BB: 0 P: 3	R: 0 E: 0 K: 1 S: 6	H: 0 LOB: 0 BB: 0 P: 7	R: 0 E: 0 K: 2 S: 7	H: 0 LOB: 0 BB: 0 P: 7	R: 0 E: 0 K: 1 S: 5	H: 0 LOB: 0 BB: 0 P: 6	R: 2 E: 0 K: 0 S: 5	H: 1 LOB: 1 BB: 1 P: 10	R: 0 E: 0 K: 0 S: 4	H: 1 LOB: 1 BB: 0 P: 4	R: 0 E: 0 K: 1 S: 4	H: 2 LOB: 0 BB: 0 P: 4	R: 0 E: 0 K: 1 S: 6	H: 1 LOB: 1 BB: 0 P: 6	R: 0 E: 0 K: 1 S: 5	H: 0 LOB: 1 BB: 1 P: 9	R: 0 E: 0 K: 0 S: 3	H: 1 LOB: 3 BB: 2 P: 3	R: 1 E: 1 K: 0 S: 3	H: 1 LOB: 3 BB: 2 P: 11	1B: 10 2B: 4 3B: 0 HR: 0	SF: 2 SAC: 5 DP: 2 HBP: 1	WP: 1 PB: 0 SB: 1 CS: 1	PA: 55
PITCHER	IP	WLS	BF	H	R	ER	SO	BB	IBB	HBP	BLK	WP	HR	S	P	ERA	WHIP															
Ray Herbert, R ERA: 2.94 (1, 1)	8.0		33	7	3	3	3	1	0	0	0	0	0	37	42	3.38	1.000															
Don Larsen, R ERA: 3.93 (9, 1)	5.1	L	22	4	1	0	3	3	0	0	0	0	0	25	37	0.00	1.312															

Kansas City Athletics @ Detroit Tigers
Briggs Stadium, Detroit, MI
Fri May 13 1960, 7:05 PM EDT
Att. 19,870 - Unknown

livebaseballscorecards.com

AB 43
R 4
H 11
RBI 3
BB 4
SO 6
LOB 20



Batter	1	2	3	4	5	6	7	8	9	AB	R	H	RBI	BB	SO	LOB	TOP					
Ken Hamlin, R OBP: 0.227, SLG: 0.222	F6		G4-6-3 1B			L8	P5		1-3	5	0	1	0	0	0	2						
Jerry Lumpe, L OBP: 0.398, SLG: 0.365	1-3		G4-6-3 1-2			1B			L3	4	0	1	0	0	0	1						
Hank Bauer, R OBP: 0.284, SLG: 0.300	F7			6-3		1-2 1B			6-3	4	0	1	0	0	0	0						
Norm Sieben, L OBP: 0.415, SLG: 0.582		L8			K					4	0	0	0	0	2	2						
Mary Throneberry, L OBP: 0.294, SLG: 0.143						F2			K	0	0	0	0	0	0	0						
Bob Cerv, R OBP: 0.342, SLG: 0.540					L3					4	3	3	2	0	0	0						
Russ Snyder, L OBP: 0.310, SLG: 0.400										0	0	0	0	0	0	0						
Dick Williams, R OBP: 0.338, SLG: 0.389										2	2	1	1	2	0	0						
Bill Tuttle, R OBP: 0.255, SLG: 0.260										4	0	0	0	0	0	3						
Harry Chiti, R OBP: 0.346, SLG: 0.348										4	0	1	1	0	1	2						
Bud Daley, L OBP: 0.118, SLG: 0.118										4	0	1	1	0	1	1						
Inning Stats	R: 0 E: 0 K: 0 S: 3	H: 0 LOB: 0 BB: 0 P: 3	R: 1 E: 0 K: 1 S: 6	H: 1 LOB: 1 BB: 1 P: 10	R: 0 E: 0 K: 1 S: 5	H: 1 LOB: 0 BB: 0 P: 5	R: 0 E: 0 K: 1 S: 5	H: 0 LOB: 0 BB: 0 P: 5	R: 0 E: 0 K: 0 S: 3	H: 0 LOB: 0 BB: 0 P: 3	R: 0 E: 0 K: 0 S: 5	H: 2 LOB: 2 BB: 0 P: 5	R: 2 E: 0 K: 0 S: 6	H: 3 LOB: 1 BB: 0 P: 6	R: 0 E: 0 K: 1 S: 5	H: 0 LOB: 0 BB: 0 P: 5	R: 2 E: 0 K: 0 S: 5	H: 2 LOB: 1 BB: 1 P: 9	1B: 6 2B: 1 3B: 0 HR: 2	SF: 0 SAC: 0 DP: 1 HBP: 0	WP: 0 PB: 0 SB: 0 CS: 0	PA: 37
PITCHER	IP	WLS	BF	H	R	ER	SO	BB	IBB	HBP	BLK	WP	HR	S	P	ERA	WHIP					
Don Mossi, L ERA: 3.75	8.1	L	35	9	5	5	4	2	0	0	0	0	2	41	49	5.40	1.320					
Ray Semproch, R ERA:	0.2		2	0	0	0	0	0	0	0	0	0	0	2	2	0.00	0.000					

Kansas City Athletics @ Detroit Tigers
Briggs Stadium, Detroit, MI
Sun May 15 1960, 4:33 AM EDT
Unknown

AB 35
R 5
H 9
RBI 5
BB 2
SO 4
LOB 11



Batter	1	2	3	4	5	6	7	8	9	AB	R	H	RBI	BB	SO	LOB	BOTTOM					
Eddie Yost, R OBP: 0.378, SLG: 0.306			6-3						G5-4-3 1-2	3	0	1	0	1	0	1						
Neil Christley, L OBP: 0.273, SLG: 0.462										3	0	0	0	1	0	2						
Al Kaline, R OBP: 0.358, SLG: 0.433										4	0	1	0	0	0	1						
Rocky Colavito, R OBP: 0.284, SLG: 0.351										3	0	0	0	1	0	3						
Steve Bilko, R OBP: 0.185, SLG: 0.294										3	0	0	0	0	0	1						
Frank Bolling, R OBP: 0.286, SLG: 0.342										1	0	0	0	2	0	0						
Red Wilson, R OBP: 0.333, SLG: 0.250										3	0	0	0	0	1	2						
Chico Fernandez, R OBP: 0.321, SLG: 0.239										3	0	0	0	0	1	1						
Don Mossi, L										2	0	0	0	0	0	0						
Ray Semproch, R										0	0	0	0	0	0	0						
Johnny Groth, R OBP: 0.333, SLG: 0.250										1	0	1	0	0	0	0						
Inning Stats	R: 0 E: 0 K: 0 S: 4	H: 1 LOB: 1 BB: 0 P: 4	R: 0 E: 0 K: 0 S: 2	H: 0 LOB: 0 BB: 1 P: 6	R: 0 E: 0 K: 1 S: 5	H: 0 LOB: 0 BB: 0 P: 5	R: 0 E: 0 K: 0 S: 3	H: 0 LOB: 0 BB: 0 P: 3	R: 0 E: 0 K: 1 S: 5	H: 0 LOB: 1 BB: 1 P: 9	R: 0 E: 0 K: 0 S: 2	H: 0 LOB: 0 BB: 1 P: 6	R: 0 E: 0 K: 0 S: 2	H: 0 LOB: 0 BB: 1 P: 6	R: 0 E: 0 K: 0 S: 3	H: 0 LOB: 2 BB: 1 P: 8	1B: 3 2B: 0 3B: 0 HR: 0	SF: 0 SAC: 0 DP: 4 HBP: 0	WP: 0 PB: 0 SB: 1 CS: 0	PA: 31		
PITCHER	IP	WLS	BF	H	R	ER	SO	BB	IBB	HBP	BLK	WP	HR	S	P	ERA	WHIP					
Bud Daley, L ERA: 2.23	9.0	W	31	3	0	0	2	5	0	0	0	0	0	30	50	0.00	0.889					

Kansas City Athletics @ Detroit Tigers
Briggs Stadium, Detroit, MI
Sun May 15 1960, 4:33 AM EDT
Unknown

AB 26
R 0
H 3
RBI 0
BB 5
SO 2
LOB 11



Batter	1	2	3	4	5	6	7	8	9	10	AB	R	H	RBI	BB	SO	LOB	TOP							
Ken Hamlin, R OBP: 0.247, SLG: 0.235 (1.6)											4	0	2	0	1	1	0	Kansas City Athletics @ Detroit Tigers Briggs Stadium, Detroit, MI Sun May 15 1960, 4:38 AM EDT Att: 35,206 - Unknown							
Jerry Lumpe, L OBP: 0.380, SLG: 0.347 (1.4)											5	0	0	0	0	1	3								
Hank Bauer, R OBP: 0.282, SLG: 0.286 (9, PH)											3	0	0	0	1	1	2								
Whitney Herzog, L OBP: 0.500, SLG: 0.656 (9, 9)											1	0	0	0	0	0	0								
Norm Siebern, L OBP: 0.566 (1.3)											4	0	1	0	0	0	2								
Mary Throneberry, L OBP: 0.278, SLG: 0.133 (9, 3)											1	0	0	0	0	0	0								
Bob Cerv, R OBP: 0.338, SLG: 0.567 (1.7)												4	2	1	1	0	0		1						
Russ Snyder, L OBP: 0.300, SLG: 0.385 (9, 7)												1	0	0	0	0	0		0						
Dick Williams, R OBP: 0.353, SLG: 0.400 (1.5)											3	1	1	0	2	0	2		livebaseballscorecards.com AB 41 R 5 H 11 RBI 5 BB 4 SO 6 LOB 21						
Bill Tuttle, R OBP: 0.270, SLG: 0.286 (1.8)											5	1	3	0	0	0	3								
Harry Chitt, R OBP: 0.361, SLG: 0.419 (1.2)											5	1	3	4	0	1	3								
Dick Hall, R OBP: 0.154, SLG: 0.083 (1.1)											2	0	0	0	0	0	1								
Don Larsen, R (7, PH)											1	0	0	0	0	1	0								
Marty Kutyna, R (7, 1)											1	0	0	0	0	2	0								
Ray Herbert, R (8, 1)											0	0	0	0	0	0	0								
Bob Trowbridge, R (9, 1)											1	0	0	0	0	1	2								
Inning Stats	R: 0 E: 0 K: 0 S: 4	H: 1 LOB: 1 BB: 0 P: 4	R: 2 E: 1 K: 0 S: 5	H: 2 LOB: 0 BB: 0 P: 5	R: 0 E: 0 K: 1 S: 5	H: 0 LOB: 1 BB: 1 P: 9	R: 1 E: 0 K: 0 S: 5	H: 2 LOB: 1 BB: 0 P: 5	R: 0 E: 0 K: 1 S: 5	H: 1 LOB: 0 BB: 0 P: 5	R: 0 E: 0 K: 2 S: 7	H: 0 LOB: 1 BB: 1 P: 11	R: 1 E: 1 K: 0 S: 6	H: 2 LOB: 2 BB: 0 P: 6	R: 0 E: 0 K: 0 S: 3	H: 0 LOB: 0 BB: 0 P: 3	R: 1 E: 0 K: 1 S: 7	H: 2 LOB: 2 BB: 1 P: 11		1B: 6 2B: 4 3B: 0 HR: 2	SF: 0 SAC: 0 DP: 2 HBP: 0	WP: 0 PB: 0 SB: 0 CS: 1	PA: 45		
PITCHER	IP WLS BF H R ER SO ERA WHIP	IP WLS BF H R ER SO ERA WHIP	IP WLS BF H R ER SO ERA WHIP	IP WLS BF H R ER SO ERA WHIP	IP WLS BF H R ER SO ERA WHIP	IP WLS BF H R ER SO ERA WHIP	IP WLS BF H R ER SO ERA WHIP	IP WLS BF H R ER SO ERA WHIP	IP WLS BF H R ER SO ERA WHIP	IP WLS BF H R ER SO ERA WHIP	IP WLS BF H R ER SO ERA WHIP	IP WLS BF H R ER SO ERA WHIP	IP WLS BF H R ER SO ERA WHIP	IP WLS BF H R ER SO ERA WHIP	IP WLS BF H R ER SO ERA WHIP	IP WLS BF H R ER SO ERA WHIP	IP WLS BF H R ER SO ERA WHIP	IP WLS BF H R ER SO ERA WHIP		IP WLS BF H R ER SO ERA WHIP	IP WLS BF H R ER SO ERA WHIP	IP WLS BF H R ER SO ERA WHIP	IP WLS BF H R ER SO ERA WHIP	IP WLS BF H R ER SO ERA WHIP	
Pete Burnside, L ERA: 2.7 (1.1)	7.0	30	7	3	3	5	BB: 3	IBB: 0	HBP: 0	BLK: 0	WP: 0	HR: 2	S: 37	P: 49	ERA: 3.86	WHIP: 1.429									
Tom Morgan, R ERA: 0.87 (8, 1)	2.0	9	2	1	0	0	BB: 0	IBB: 0	HBP: 0	BLK: 0	WP: 0	HR: 0	S: 9	P: 9	ERA: 0.00	WHIP: 1.000									
Paul Foytack, R ERA: 7.08 (10, 1)	1.0	L	6	2	1	1	BB: 1	IBB: 0	HBP: 0	BLK: 0	WP: 0	HR: 0	S: 7	P: 11	ERA: 9.00	WHIP: 3.000									

Batter	1	2	3	4	5	6	7	8	9	10	AB	R	H	RBI	BB	SO	LOB	BOTTOM						
Eddie Yost, R OBP: 0.379, SLG: 0.338 (1.5)											5	1	2	0	0	0	1	Kansas City Athletics @ Detroit Tigers Briggs Stadium, Detroit, MI Sun May 15 1960, 4:38 AM EDT Att: 35,206 - Unknown						
Neil Christley, L OBP: 0.265, SLG: 0.512 (1.7)											4	1	1	2	0	0	1							
Al Kaline, R OBP: 0.360, SLG: 0.431 (1.8)											5	1	2	0	0	2	1							
Rocky Colavito, R OBP: 0.290, SLG: 0.338 (1.9)											3	0	0	0	2	0	2							
Norm Cash, L OBP: 0.350, SLG: 0.500 (1.3)											5	0	2	1	0	0	0							
Frank Bolling, R OBP: 0.298, SLG: 0.357 (1.4)											4	0	1	1	1	0	2							
Lou Berberet, L OBP: 0.333, SLG: 0.327 (1.2)											5	0	1	0	0	1	4							
Jim Bunning, R OBP: 0.300, SLG: 0.400 (10, PR)											0	0	0	0	0	0	0							
Chico Fernandez, R OBP: 0.313, SLG: 0.232 (1.6)											2	0	0	0	0	0	0							
Sandy Amoros, L OBP: 0.250, SLG: 0.118 (7, PH)											1	0	0	0	0	0	1							
Casey Wise, S OBP: 0.191, SLG: 0.348 (8, 6)											2	1	1	0	0	0	1							
Pete Burnside, R (1.1)											1	0	0	0	0	0	0							
Charlie Maxwell, L OBP: 0.269, SLG: 0.178 (7, PH)											1	0	0	0	0	1	1							
Tom Morgan, R (8, 1)											0	0	0	0	0	0	0							
Johnny Groth, R (9, PH)											0	0	0	0	0	0	0							
Paul Foytack, R OBP: 0.500, SLG: 0.400 (10, 1)											0	0	0	0	0	0	0							
Inning Stats	R: 1 E: 0 K: 0 S: 5	H: 2 LOB: 2 BB: 1 P: 9	R: 0 E: 1 K: 0 S: 4	H: 0 LOB: 1 BB: 0 P: 4	R: 0 E: 0 K: 1 S: 6	H: 0 LOB: 0 BB: 0 P: 6	R: 0 E: 0 K: 1 S: 5	H: 0 LOB: 0 BB: 0 P: 5	R: 0 E: 0 K: 0 S: 3	H: 0 LOB: 0 BB: 0 P: 3	R: 0 E: 0 K: 1 S: 6	H: 1 LOB: 1 BB: 0 P: 6	R: 1 E: 0 K: 0 S: 5	H: 2 LOB: 3 BB: 2 P: 13	R: 0 E: 0 K: 0 S: 6	H: 3 LOB: 2 BB: 0 P: 6	R: 0 E: 0 K: 0 S: 4	H: 1 LOB: 1 BB: 0 P: 4	1B: 7 2B: 1 3B: 1 HR: 1	SF: 1 SAC: 2 DP: 0 HBP: 0	WP: 0 PB: 0 SB: 0 CS: 0	PA: 44		
PITCHER	IP WLS BF H R ER SO ERA WHIP	IP WLS BF H R ER SO ERA WHIP	IP WLS BF H R ER SO ERA WHIP	IP WLS BF H R ER SO ERA WHIP	IP WLS BF H R ER SO ERA WHIP	IP WLS BF H R ER SO ERA WHIP	IP WLS BF H R ER SO ERA WHIP	IP WLS BF H R ER SO ERA WHIP	IP WLS BF H R ER SO ERA WHIP	IP WLS BF H R ER SO ERA WHIP	IP WLS BF H R ER SO ERA WHIP	IP WLS BF H R ER SO ERA WHIP	IP WLS BF H R ER SO ERA WHIP	IP WLS BF H R ER SO ERA WHIP	IP WLS BF H R ER SO ERA WHIP	IP WLS BF H R ER SO ERA WHIP	IP WLS BF H R ER SO ERA WHIP	IP WLS BF H R ER SO ERA WHIP	IP WLS BF H R ER SO ERA WHIP	IP WLS BF H R ER SO ERA WHIP	IP WLS BF H R ER SO ERA WHIP	IP WLS BF H R ER SO ERA WHIP	IP WLS BF H R ER SO ERA WHIP	
Dick Hall, R ERA: 1.72 (1.1)	6.0	23	3	2	2	3	BB: 1	IBB: 0	HBP: 0	BLK: 0	WP: 0	HR: 1	S: 28	P: 32	ERA: 3.00	WHIP: 0.667								
Marty Kutyna, R ERA: 4.0 (7, 1)	1.2	9	3	1	1	1	BB: 0	IBB: 0	HBP: 0	BLK: 0	WP: 0	HR: 0	S: 10	P: 14	ERA: 5.40	WHIP: 2.400								
Ray Herbert, R ERA: 3.18 (8, 1)	0.1	3	1	1	1	0	BB: 1	IBB: 0	HBP: 0	BLK: 0	WP: 0	HR: 0	S: 2	P: 6	ERA: 27.00	WHIP: 6.000								
Bob Trowbridge, R ERA: 4.7 (9, 1)	2.0	W	9	3	0	0	BB: 0	IBB: 0	HBP: 0	BLK: 0	WP: 0	HR: 0	S: 9	P: 9	ERA: 0.00	WHIP: 1.500								



Batter	1	2	3	4	5	6	7	8	9	AB	R	H	RBI	BB	SO	LOB	TOP			
Billy Gardner, R OBP: 0.339, SLG: 0.375 (1.4)										4	0	1	0	0	0	0	Washington Senators @ Detroit Tigers Briggs Stadium, Detroit, MI Tue May 17 1960, 7:05 PM EDT Att: 7,669 - Unknown			
Faye Throneberry, L OBP: 0.419, SLG: 0.385 (1.9)										4	1	2	0	0	1	1				
Bob Allison, R OBP: 0.449, SLG: 0.556 (1.8)										4	0	1	0	0	1	2				
Jim Lemon, R OBP: 0.333, SLG: 0.561 (1.7)										4	0	2	1	0	0	1				
Julio Becquer, L OBP: 0.240, SLG: 0.400 (1.3)										4	0	0	0	0	0	3				
Reno Bertoia, R OBP: 0.298, SLG: 0.245 (1.5)										4	0	1	0	0	1	1				
Earl Batley, R OBP: 0.372, SLG: 0.472 (1.2)										3	0	0	0	1	1	1				
Billy Consolo, R OBP: 0.360, SLG: 0.352 (1.6)										2	0	0	0	0	1	3				
Dan Dobbek, L OBP: 0.338, SLG: 0.368 (7. PH)										1	0	0	0	0	0	0				
Jose Valdivielso, R (7.6)										0	0	0	0	0	0	0				
Pedro Ramos, S OBP: 0.133, SLG: 0.133 (1.1)										3	0	0	0	0	1	3				
Inning Stats	R: 0 E: 0 K: 1 S: 5	H: 1 LOB: 0 BB: 0 P: 5	R: 0 E: 0 K: 2 S: 9	H: 2 LOB: 3 BB: 1 P: 13	R: 1 E: 0 K: 0 S: 5	H: 2 LOB: 1 BB: 0 P: 5	R: 0 E: 0 K: 0 S: 3	H: 0 LOB: 0 BB: 0 P: 3	R: 0 E: 0 K: 1 S: 4	H: 1 LOB: 1 BB: 0 P: 4	R: 0 E: 0 K: 0 S: 6	H: 0 LOB: 0 BB: 0 P: 3	R: 0 E: 0 K: 1 S: 5	H: 0 LOB: 0 BB: 0 P: 5	R: 0 E: 0 K: 1 S: 5	H: 0 LOB: 0 BB: 0 P: 5	1B: 6 2B: 1 3B: 0 HR: 0	SF: 0 SAC: 0 DP: 0 HBP: 0	WP: 0 PB: 0 SB: 0 CS: 1	PA: 34
PITCHER Frank Lary, R ERA: 1.87 (1.1)	IP: 9.0 WLS: W BF: 34 H: 7 R: 1 ER: 1 SO: 6 BB: 1 IBB: 0 HBP: 0 BLK: 0 WP: 0 HR: 0 S: 45 P: 49 ERA: 1.00 WHIP: 0.889																			


Batter	1	2	3	4	5	6	7	8	9	AB	R	H	RBI	BB	SO	LOB	BOTTOM			
Eddie Yost, R OBP: 0.384, SLG: 0.338 (1.5)										3	1	1	0	1	0	0	Washington Senators @ Detroit Tigers Briggs Stadium, Detroit, MI Tue May 17 1960, 7:05 PM EDT Att: 7,669 - Unknown			
Neil Christley, L OBP: 0.283, SLG: 0.511 (1.7)										4	1	2	0	0	0	1				
Al Kaline, R OBP: 0.356, SLG: 0.413 (1.8)										3	0	0	0	1	0	2				
Rocky Colavito, R OBP: 0.289, SLG: 0.333 (1.9)										4	0	1	0	0	0	2				
Norm Cash, L OBP: 0.364, SLG: 0.524 (1.3)										4	1	2	1	0	0	2				
Frank Bolling, R OBP: 0.294, SLG: 0.333 (1.4)										3	0	0	0	1	0	1				
Lou Berberet, L OBP: 0.328, SLG: 0.309 (1.2)										3	0	0	0	1	0	4				
Chico Fernandez, R OBP: 0.333, SLG: 0.278 (1.6)										3	0	2	1	1	1	0				
Frank Lary, R OBP: 0.100, SLG: 0.053 (1.1)										4	0	0	0	0	3	4				
Inning Stats	R: 1 E: 0 K: 0 S: 4	H: 2 LOB: 0 BB: 0 P: 4	R: 1 E: 0 K: 1 S: 7	H: 2 LOB: 1 BB: 0 P: 7	R: 0 E: 0 K: 0 S: 4	H: 1 LOB: 2 BB: 1 P: 8	R: 0 E: 0 K: 1 S: 6	H: 1 LOB: 1 BB: 0 P: 6	R: 1 E: 0 K: 0 S: 5	H: 2 LOB: 3 BB: 2 P: 13	R: 0 E: 0 K: 2 S: 7	H: 0 LOB: 0 BB: 0 P: 7	R: 0 E: 0 K: 0 S: 3	H: 0 LOB: 0 BB: 0 P: 3	R: 0 E: 0 K: 0 S: 3	H: 0 LOB: 2 BB: 2 P: 11		1B: 6 2B: 1 3B: 1 HR: 0	SF: 0 SAC: 0 DP: 1 HBP: 0	WP: 0 PB: 0 SB: 0 CS: 0
PITCHER Pedro Ramos, R ERA: 3.12 (1.1)	IP: 8.0 WLS: L BF: 36 H: 8 R: 3 ER: 3 SO: 4 BB: 5 IBB: 0 HBP: 0 BLK: 0 WP: 0 HR: 0 S: 39 P: 59 ERA: 3.38 WHIP: 1.625																			

Batter	1	2	3	4	5	6	7	8	9	10	11	AB	R	H	RBI	BB	SO	LOB																		
Billy Gardner, R OBP: 0.322, SLG: 0.355 (1, 4)	F9		F9		6-3			K		K	K	6	0	0	0	0	3	5																		
Lenny Green, L OBP: 0.289, SLG: 0.237 (1, 8)	BB		6-3			SH1-4 1B		F5		4-3		4	0	1	0	1	0	1																		
Bob Allison, R OBP: 0.450, SLG: 0.548 (1, 3)	K				K	SH1-4 1-2		FC6-4 1B			HR BB	3	1	1	0	1	2	1																		
Jim Lemon, R OBP: 0.327, SLG: 0.575 (1, 7)	K2-3				P6	K		FC6-4 1-2			HR 1H	5	1	1	2	0	2	3																		
Faye Throneberry, L OBP: 0.361, SLG: 0.323 (1, 9)		1-3			K	4-3			L8		K	5	0	0	0	0	2	1																		
Reno Bertoia, R OBP: 0.323, SLG: 0.263 (1, 5)	K					FC6-4 1B		SH5-4 1B		1-3	1B BB	4	1	2	0	1	1	0																		
Earl Battey, R OBP: 0.378, SLG: 0.467 (1, 2)		BB			F3	SH5-4 1-2		K			1B	3	0	1	0	1	1	1																		
Jose Valdivielso, R (1, 6)	F5				FC6-4 1B		P5				1B	2	0	0	0	0	0	2																		
Julio Becquer, L OBP: 0.231, SLG: 0.385 (7, PH)												1	0	0	0	0	0	1																		
Billy Coniselo, R OBP: 0.375, SLG: 0.370 (7, 6)											1-2 3H	2	0	2	1	0	0	0																		
Camilo Pascual, R OBP: 0.198, SLG: 0.167 (1, 1)			1-3		E8 1-3	6-3				K	F9	5	0	1	0	0	1	4																		
Inning Stats	R: 0 E: 0 K: 2 S: 7	H: 0 LOB: 1 BB: 1 P: 11	R: 0 E: 0 K: 1 S: 5	H: 0 LOB: 1 BB: 1 P: 9	R: 0 E: 0 K: 0 S: 3	H: 0 LOB: 0 BB: 0 P: 3	R: 0 E: 0 K: 2 S: 7	H: 0 LOB: 0 BB: 0 P: 7	R: 0 E: 1 K: 0 S: 5	H: 2 LOB: 2 BB: 0 P: 5	R: 0 E: 0 K: 1 S: 6	H: 1 LOB: 1 BB: 0 P: 6	R: 0 E: 0 K: 0 S: 4	H: 1 LOB: 1 BB: 0 P: 4	R: 0 E: 0 K: 1 S: 6	H: 1 LOB: 1 BB: 0 P: 6	R: 0 E: 0 K: 1 S: 5	H: 0 LOB: 0 BB: 0 P: 5	R: 0 E: 0 K: 2 S: 8	H: 1 LOB: 1 BB: 0 P: 8	R: 0 E: 0 K: 2 S: 10	H: 3 LOB: 2 BB: 2 P: 18	R: 3 E: 0 K: 2 S: 10	H: 3 LOB: 2 BB: 2 P: 18	1B: 8 2B: 0 3B: 0 HR: 1	SF: 0 SAC: 2 DP: 0 HBP: 0	WP: 0 PB: 0 SB: 1 CS: 0	PA: 46								
PITCHER	IP 10.0	WLS L	BF 2	H 1	R 2	ER 2	SO 0	BB 1	IBB 0	HBP 0	BLK 0	WP 0	HR 1	S 5	P 64	ERA 0.00	WHIP 0.800																			
Jim Bunning, R ERA: 2.74 (1, 1)																																				
Dave Sisler, R ERA: 5.06 (11, 1)	0.0	L	2	1	2	2	0	1	0	0	0	0	0	1	1	5	∞	∞																		
Ray Semprecht, R ERA: 1.35 (11, 1)	1.0		6	2	1	1	2	1	0	0	0	0	0	0	9	13	9.00	3.000																		

Washington Senators @ Detroit Tigers
Briggs Stadium, Detroit, MI
Wed May 18 1960, 4:33 AM EDT
Att. 4,904 - Unknown

livebaseballscores.com

AB 40
R 3
H 9
RBI 3
BB 4
SO 12
LOB 19




Batter	1	2	3	4	5	6	7	8	9	10	11	AB	R	H	RBI	BB	SO	LOB																	
Eddie Yost, R OBP: 0.385, SLG: 0.341 (1, 5)	CS 1B		F9		5-3			F9			FC3-6 1B	5	0	2	0	0	0	0																	
Neil Christley, L OBP: 0.293, SLG: 0.490 (1, 7)	K					F7 BB		F7			FC3-6 FC6-4 1B	4	0	1	0	1	1	2																	
Al Kaline, R OBP: 0.398, SLG: 0.413 (1, 8)	L1-3				K	F7 1-2					FC6-4 1B	5	0	2	0	0	1	2																	
Rocky Colavito, R OBP: 0.284, SLG: 0.318 (1, 9)		BB BB			F5	K				G5-4-3 1B	FC6-4 1B	4	0	0	0	1	1	4																	
Norm Cash, L OBP: 0.327, SLG: 0.468 (1, 3)		F8			5-3	F7				1-3	F7	5	0	0	0	0	0	4																	
Frank Bolling, R OBP: 0.369, SLG: 0.319 (1, 4)		F3						5-3			FC5-4 BB	2	0	0	0	2	0	1																	
Lou Berberet, L OBP: 0.329, SLG: 0.298 (1, 2)						K		F9			K	2	0	0	0	1	1	1																	
Casey Wise, S OBP: 0.198, SLG: 0.340 (10, PH)												1	0	0	0	0	1	1																	
Chico Fernandez, R OBP: 0.322, SLG: 0.267 (1, 6)											F8	3	0	0	0	0	1	2																	
Sandy Amoros, L OBP: 0.238, SLG: 0.111 (10, PH)												1	0	0	0	0	0	1																	
Red Wilson, R OBP: 0.333, SLG: 0.250 (11, 2)												0	0	0	0	0	0	0																	
Jim Bunning, R OBP: 0.231, SLG: 0.308 (1, 1)											FC5-4	3	0	0	0	0	2	0																	
Steve Bilko, R OBP: 0.182, SLG: 0.288 (10, PH)												1	0	0	0	0	0	1																	
Dave Sisler, R (11, 1)												0	0	0	0	0	0	0																	
Ray Semprecht, R (11, 1)												0	0	0	0	0	0	0																	
Inning Stats	R: 0 E: 0 K: 1 S: 5	H: 1 LOB: 0 BB: 0 P: 5	R: 0 E: 0 K: 0 S: 3	H: 0 LOB: 2 BB: 2 P: 11	R: 0 E: 0 K: 2 S: 8	H: 1 LOB: 1 BB: 0 P: 8	R: 0 E: 0 K: 1 S: 5	H: 0 LOB: 1 BB: 1 P: 9	R: 0 E: 0 K: 1 S: 5	H: 0 LOB: 0 BB: 0 P: 5	R: 0 E: 0 K: 0 S: 3	H: 0 LOB: 0 BB: 0 P: 5	R: 0 E: 0 K: 1 S: 5	H: 1 LOB: 1 BB: 0 P: 3	R: 0 E: 0 K: 0 S: 3	H: 0 LOB: 0 BB: 0 P: 3	R: 0 E: 0 K: 1 S: 5	H: 0 LOB: 1 BB: 1 P: 9	R: 0 E: 0 K: 0 S: 5	H: 0 LOB: 1 BB: 1 P: 9	R: 0 E: 0 K: 1 S: 5	H: 2 LOB: 2 BB: 0 P: 5	R: 0 E: 0 K: 0 S: 5	H: 2 LOB: 2 BB: 0 P: 5	1B: 5 2B: 0 3B: 0 HR: 0	SF: 0 SAC: 0 DP: 1 HBP: 0	WP: 0 PB: 0 SB: 0 CS: 1	PA: 41							
PITCHER	IP 11.0	WLS W	BF 41	H 5	R 0	ER 0	SO 8	BB 5	IBB 0	HBP 0	BLK 0	WP 0	HR 0	S 52	P 72	ERA 0.00	WHIP 0.909																		
Camilo Pascual, R ERA: 1.87 (1, 1)																																			

Washington Senators @ Detroit Tigers
Briggs Stadium, Detroit, MI
Wed May 18 1960, 4:33 AM EDT
Att. 4,904 - Unknown

livebaseballscores.com

AB 36
R 0
H 5
RBI 0
BB 5
SO 8
LOB 19




Batter	1	2	3	4	5	6	7	8	9	AB	R	H	RBI	BB	SO	LOB	TOP			
Mary Breeding, R OBP: 0.346, SLG: 0.362 (1, 4)										4	1	2	0	1	1	0	<p>Baltimore Orioles @ Detroit Tigers Briggs Stadium, Detroit, MI Fri May 20 1960, 7:05 PM EDT Att: 17,159 - Unknown</p> <p>livebaseballscores.com</p> <p>AB 33 R 3 H 8 RBI 3 BB 4 SO 1 LOB 14</p>			
Gene Woodling, L OBP: 0.475, SLG: 0.444 Al Pilarcik, L OBP: 0.351, SLG: 0.396 (8, 9)										4	1	1	0	0	0	2				
Jackie Brandt, R OBP: 0.429, SLG: 0.512 (1, 8)										3	0	1	2	0	0	0				
Walt Dropo, R OBP: 0.294, SLG: 0.367 (1, 3)										3	0	1	1	1	0	2				
Willie Tasby, R OBP: 0.326, SLG: 0.291 (1, 9) (8, 7)										4	0	1	0	0	0	2				
Brooks Robinson, R OBP: 0.275, SLG: 0.303 (1, 5)										4	0	1	0	0	0	2				
Ron Hansen, R OBP: 0.385, SLG: 0.454 (1, 6)										3	0	0	0	1	0	2				
Valmy Thomas, R (1, 2)										4	0	0	0	0	0	1				
Jerry Walker, S OBP: 0.143, SLG: 0.143 Hoyt Wilhelm, R (6, 1) Milt Pappas, R (9, 1)										2	1	1	0	0	0	0				
										1	0	0	0	1	0	0				
										0	0	0	0	0	0	0				
Inning Stats	R: 2 E: 0 K: 0 S: 6	H: 3 LOB: 1 BB: 0 P: 6	R: 0 E: 0 K: 0 S: 3	H: 0 LOB: 0 BB: 0 P: 3	R: 0 E: 0 K: 0 S: 3	H: 0 LOB: 0 BB: 0 P: 3	R: 0 E: 0 K: 0 S: 4	H: 1 LOB: 1 BB: 0 P: 4	R: 1 E: 0 K: 0 S: 6	H: 3 LOB: 2 BB: 0 P: 6	R: 0 E: 0 K: 0 S: 3	H: 1 LOB: 0 BB: 0 P: 7	R: 0 E: 0 K: 0 S: 3	H: 0 LOB: 1 BB: 1 P: 15	R: 0 E: 0 K: 0 S: 3	H: 0 LOB: 3 BB: 3 P: 15	1B: 6 2B: 2 3B: 0 HR: 0	SF: 1 SAC: 0 DP: 1 HBP: 0	WP: 0 PB: 0 SB: 0 CS: 0	PA: 38
PITCHER	IP WLS BF H R ER SO BB IBB HBP BLK WP HR S P ERA WHIP	8.0 W 6 0 0 0 0 3 0 0 0 0 0 3 37 3.38 1.125	1.0 W 6 0 0 0 0 3 0 0 0 0 0 3 15 0.00 3.000														1B: 6 2B: 2 3B: 0 HR: 0	SF: 1 SAC: 0 DP: 1 HBP: 0	WP: 0 PB: 0 SB: 0 CS: 0	PA: 38

Batter	1	2	3	4	5	6	7	8	9	AB	R	H	RBI	BB	SO	LOB	BOTTOM			
Eddie Yost, R OBP: 0.380, SLG: 0.330 (1, 5)										3	0	0	0	1	0	1	<p>Baltimore Orioles @ Detroit Tigers Briggs Stadium, Detroit, MI Fri May 20 1960, 7:05 PM EDT Att: 17,159 - Unknown</p> <p>livebaseballscores.com</p> <p>AB 27 R 4 H 4 RBI 3 BB 7 SO 2 LOB 16</p>			
Neil Christley, L OBP: 0.275, SLG: 0.463 (1, 7)										3	0	0	0	0	0	1				
Al Kaline, R OBP: 0.343, SLG: 0.393 (1, 8)										4	0	0	0	0	1	3				
Norm Cash, L OBP: 0.340, SLG: 0.471 (1, 3)										4	1	2	0	0	0	2				
Frank Bolling, R OBP: 0.322, SLG: 0.320 (1, 4)										3	1	1	0	1	0	1				
Red Wilson, R OBP: 0.321, SLG: 0.217 (1, 2)										3	1	0	0	1	0	2				
Rocky Colavito, R OBP: 0.292, SLG: 0.311 (1, 9)										2	1	0	1	2	0	2				
Chico Fernandez, R OBP: 0.319, SLG: 0.278 (1, 6)										4	0	1	1	0	0	4				
Don Mossi, L (1, 1) Sandy Amoros, L OBP: 0.273, SLG: 0.111 (8, PH) Tom Morgan, R (9, 1) Charlie Maxwell, L OBP: 0.264, SLG: 0.178 (9, PH)										1	0	0	0	1	1	0				
										0	0	0	0	1	0	0				
										0	0	0	0	0	0	0				
										0	0	0	1	0	0	0				
Inning Stats	R: 0 E: 0 K: 0 S: 3	H: 0 LOB: 0 BB: 0 P: 3	R: 0 E: 0 K: 0 S: 4	H: 1 LOB: 1 BB: 0 P: 4	R: 0 E: 0 K: 0 S: 3	H: 0 LOB: 0 BB: 0 P: 3	R: 0 E: 0 K: 0 S: 3	H: 0 LOB: 0 BB: 0 P: 3	R: 1 E: 0 K: 0 S: 3	H: 1 LOB: 1 BB: 1 P: 7	R: 0 E: 0 K: 0 S: 3	H: 0 LOB: 1 BB: 1 P: 7	R: 0 E: 0 K: 0 S: 3	H: 0 LOB: 1 BB: 1 P: 7	R: 3 E: 1 K: 0 S: 4	H: 2 LOB: 1 BB: 2 P: 12	1B: 3 2B: 1 3B: 0 HR: 0	SF: 1 SAC: 1 DP: 0 HBP: 0	WP: 1 PB: 0 SB: 0 CS: 0	PA: 36
PITCHER	IP WLS BF H R ER SO BB IBB HBP BLK WP HR S P ERA WHIP	5.1 L 4 0 1 0 0 2 0 0 0 1 0 2 10 0.00 3.000	2.2 L 4 0 1 0 0 2 0 0 0 0 0 2 20 6.75 1.500														1B: 3 2B: 1 3B: 0 HR: 0	SF: 1 SAC: 1 DP: 0 HBP: 0	WP: 1 PB: 0 SB: 0 CS: 0	PA: 36

Batter	1	2	3	4	5	6	7	8	9	AB	R	H	RBI	BB	SO	LOB	TOP		
Mary Breeding, R (1.4) OBP: 0.341, SLG: 0.356 Billy Klaus, L (4.4) OBP: 0.429, SLG: 0.833	1-3			5-3	G3	F7			SH5-4	2	0	0	0	0	0	0			
Al Pilarcik, L (1.9) OBP: 0.323, SLG: 0.362	F7			4-3	G3				F5	5	0	0	0	0	0	3			
Jackie Brandt, R (1.8) OBP: 0.409, SLG: 0.483	4-3			6-3	K				6-3	5	0	0	0	0	2	3			
Gene Woodling, L (1.7) OBP: 0.475, SLG: 0.441					E3					3	2	1	0	1	0	0			
Jim Gentile, L (1.3) OBP: 0.416, SLG: 0.521										4	1	1	0	0	0	2			
Clint Courtney, L (1.2) OBP: 0.297, SLG: 0.323										4	2	2	2	0	1	0			
Brooks Robinson, R (1.5) OBP: 0.266, SLG: 0.292					G3					4	0	0	0	0	0	3			
Ron Hansen, R (1.6) OBP: 0.389, SLG: 0.475					K					4	2	2	3	0	1	0			
Arnie Portocarrero, R (1.1) Bob Boyd, L (5. PH) Gordon Jones, R (5.1) OBP: 1.000, SLG: 1.000					P4					1	0	0	0	0	0	0			
										2	0	2	1	0	0	0			
Inning Stats	R: 0 E: 0 K: 0 S: 3	H: 0 LOB: 0 BB: 0 P: 3	R: 0 E: 0 K: 1 S: 5	H: 0 LOB: 0 BB: 0 P: 5	R: 0 E: 0 K: 1 S: 5	H: 0 LOB: 0 BB: 0 P: 5	R: 0 E: 0 K: 0 S: 3	H: 0 LOB: 0 BB: 0 P: 3	R: 4 E: 1 K: 1 S: 11	H: 5 LOB: 2 BB: 0 P: 11	R: 3 E: 0 K: 0 S: 6	H: 3 LOB: 1 BB: 0 P: 10	R: 0 E: 0 K: 0 S: 3	H: 0 LOB: 0 BB: 0 P: 3	R: 0 E: 0 K: 0 S: 4	H: 1 LOB: 1 BB: 0 P: 4	1B: 7 2B: 2 3B: 0 HR: 1	SF: 0 SAC: 1 DP: 0 HBP: 0	WP: 0 PA: 39 PB: 0 SB: 0 CS: 0
PITCHER	IP WLS BF H R ER SO BB IBB HBP BLK WP HR S P ERA WHIP																		
Frank Lary, R (1.1) ERA: 2.2	4.1 L 18 4 4 3 2 0 0 0 0 0 0 0 22 22 6.23 0.923																		
Ray Semproch, R (5.1) ERA: 4.5	1.1 9 4 3 3 1 1 0 0 0 0 0 1 10 14 20.25 3.750																		
Pete Burnside, L (6.1) ERA: 2.63	0.1 1 0 0 0 0 0 0 0 0 0 0 0 1 1 0.00 0.000																		
Bob Bruce, R (7.1) ERA: 5.68	3.0 11 2 0 0 1 0 0 0 0 0 0 0 13 13 0.00 0.667																		

Baltimore Orioles @ Detroit Tigers
Briggs Stadium, Detroit, MI
Sat May 21 1960, 4:33 AM EDT
Att: 7,230 - Unknown


AB 37
R 7
H 10
RBI 7
BB 1
SO 4
LOB 12



Batter	1	2	3	4	5	6	7	8	9	AB	R	H	RBI	BB	SO	LOB	BOTTOM		
Eddie Yost, R (1.5) OBP: 0.372, SLG: 0.323	G3			CS	P5	K			6-3	5	1	1	0	0	1	1			
Neil Christley, L (1.7) OBP: 0.292, SLG: 0.483	F8									4	1	2	0	0	0	0			
Al Kaline, R (1.8) OBP: 0.330, SLG: 0.375	L5-3									4	0	0	1	0	0	2			
Norm Cash, L (1.3) OBP: 0.351, SLG: 0.473										4	0	2	1	0	0	0			
Frank Bolling, R (1.4) OBP: 0.317, SLG: 0.352										4	1	1	0	0	0	3			
Red Wilson, R (1.2) OBP: 0.313, SLG: 0.222										4	0	1	1	0	0	1			
Rocky Colavito, R (1.9) OBP: 0.291, SLG: 0.301										3	0	0	0	1	1	1			
Chico Fernandez, R (1.6) OBP: 0.326, SLG: 0.301										4	1	2	0	0	1	1			
Frank Lary, R (1.1) Ray Semproch, R (5.1) Pete Burnside, R (6.1) Sandy Amoros, L (6. PH) Bob Bruce, R (7.1) Charlie Maxwell, L (9. PH) OBP: 0.299, SLG: 0.174										2	0	0	0	0	0	3			
										0	0	0	0	0	0	0			
										1	0	1	1	0	0	0			
										1	0	0	0	0	0	0			
Inning Stats	R: 0 E: 0 K: 0 S: 3	H: 0 LOB: 0 BB: 0 P: 3	R: 1 E: 0 K: 0 S: 6	H: 3 LOB: 2 BB: 0 P: 6	R: 2 E: 0 K: 0 S: 6	H: 3 LOB: 1 BB: 0 P: 6	R: 0 E: 0 K: 0 S: 3	H: 1 LOB: 0 BB: 0 P: 3	R: 0 E: 0 K: 0 S: 5	H: 2 LOB: 2 BB: 0 P: 5	R: 1 E: 1 K: 1 S: 6	H: 1 LOB: 1 BB: 1 P: 10	R: 0 E: 0 K: 0 S: 3	H: 0 LOB: 0 BB: 0 P: 3	R: 0 E: 0 K: 1 S: 5	H: 0 LOB: 0 BB: 0 P: 5	1B: 7 2B: 2 3B: 1 HR: 0	SF: 0 SAC: 0 DP: 0 HBP: 0	WP: 0 PA: 38 PB: 0 SB: 0 CS: 1
PITCHER	IP WLS BF H R ER SO BB IBB HBP BLK WP HR S P ERA WHIP																		
Arnie Portocarrero, R (1.1) ERA: 2.99	4.0 W 19 7 3 3 0 0 0 0 0 0 0 0 24 28 6.75 1.750																		
Gordon Jones, R (5.1) ERA: 5.28	5.0 W 19 3 1 0 3 1 0 0 0 0 0 0 0 24 28 0.00 0.800																		

Baltimore Orioles @ Detroit Tigers
Briggs Stadium, Detroit, MI
Sat May 21 1960, 4:33 AM EDT
Att: 7,230 - Unknown

AB 36
R 4
H 10
RBI 4
BB 1
SO 3
LOB 12




Batter	1	2	3	4	5	6	7	8	9	AB	R	H	RBI	BB	SO	LOB	TOP			
Marty Keough, L (1, 8) OBP: 0.278, SLG: 0.219	4-3		F5		4-3		F6			4	0	0	0	0	0	0	Boston Red Sox @ Detroit Tigers Briggs Stadium, Detroit, MI Sun May 22 1960, 4:33 AM EDT Unknown			
Pete Runnels, L (1, 4) OBP: 0.442, SLG: 0.473	6-3		K					HR		4	1	2	1	0	1	0				
Ted Williams, L (1, 7) OBP: 0.423, SLG: 0.632								L8		3	0	1	0	1	0	1				
Vic Vertz, L (1, 3) OBP: 0.388, SLG: 0.526			K					P6		3	0	0	0	1	1	1				
Gene Stephens, L (1, 9) OBP: 0.270, SLG: 0.242	P4							F3		4	0	0	0	0	0	2				
Frank Malzone, R (1, 5) OBP: 0.309, SLG: 0.375										3	1	2	1	1	0	0				
Don Buddin, R (1, 6) OBP: 0.351, SLG: 0.340			K		5-3			1B		4	0	0	0	0	2	2				
Haywood Sullivan, R (1, 2) OBP: 0.245, SLG: 0.250 Pumpsie Green, S (7, PH) OBP: 0.360, SLG: 0.409 Don Gile, R (7, 2) OBP: 0.250, SLG: 0.250			L8		K					2	0	0	0	0	1	1				
Tom Brewer, R (1, 1) OBP: 0.333, SLG: 0.364 Tom Sturdivant, L (4, 1) OBP: 0.143, SLG: 0.167 Ted Bowsfield, R (8, 1) Gary Geiger, L (8, PH) OBP: 0.273, SLG: 0.275										1	0	0	0	0	0	1				
	4-3				L8			G3		2	0	0	0	0	0	0				
										0	0	0	0	0	0	0				
										1	0	0	0	0	0	1				
Inning Stats	R: 0 E: 0 K: 0 S: 4	H: 1 LOB: 2 BB: 1 P: 8	R: 0 E: 0 K: 1 S: 5	H: 0 LOB: 1 BB: 1 P: 9	R: 0 E: 0 K: 2 S: 7	H: 0 LOB: 1 BB: 1 P: 11	R: 1 E: 0 K: 1 S: 6	H: 1 LOB: 0 BB: 0 P: 6	R: 0 E: 0 K: 0 S: 4	H: 1 LOB: 1 BB: 0 P: 4	R: 0 E: 0 K: 1 S: 5	H: 0 LOB: 0 BB: 0 P: 5	R: 1 E: 0 K: 0 S: 4	H: 1 LOB: 1 BB: 0 P: 4	R: 0 E: 0 K: 1 S: 6	H: 1 LOB: 1 BB: 0 P: 6	1B: 3 2B: 1 3B: 0 HR: 2	SF: 0 SAC: 0 DP: 0 HBP: 0	WP: 0 PB: 0 SB: 0 CS: 0	PA: 36
PITCHER Jim Bunning, R (1, 1) ERA: 2.62	IP: 9.0 WLS: W BF: 36 H: 6 R: 2 ER: 2 SO: 6 BB: 3 IBB: 0 HBP: 0 BLK: 0 WP: 0 HR: 2 S: 45 P: 57 ERA: 2.00 WHIP: 1.000															PITCHER				

Batter	1	2	3	4	5	6	7	8	9	AB	R	H	RBI	BB	SO	LOB	BOTTOM			
Eddie Yost, R (1, 5) OBP: 0.373, SLG: 0.327										5	1	2	0	0	0	1	Boston Red Sox @ Detroit Tigers Briggs Stadium, Detroit, MI Sun May 22 1960, 4:33 AM EDT Unknown			
Neil Christley, L (1, 9) OBP: 0.314, SLG: 0.500										4	2	2	0	1	0	2				
Charlie Maxwell, L (1, 7) OBP: 0.271, SLG: 0.200										4	1	1	1	1	0	3				
Norm Cash, L (1, 3) OBP: 0.371, SLG: 0.517										5	0	3	2	0	1	1				
Al Kaline, R (1, 8) OBP: 0.343, SLG: 0.407										3	1	1	1	1	0	2				
Lou Berberet, L (1, 2) OBP: 0.320, SLG: 0.283										3	0	0	1	1	1	2				
Frank Bolling, R (1, 4) OBP: 0.313, SLG: 0.345										4	0	1	0	0	0	2				
Chico Fernandez, R (1, 6) OBP: 0.354, SLG: 0.360										3	1	3	1	1	0	0				
Jim Bunning, R (1, 1) OBP: 0.188, SLG: 0.250										3	0	0	0	0	0	4				
										1B: 8 2B: 2 3B: 1 HR: 2	SF: 1 SAC: 1 DP: 1 HBP: 1	WP: 0 PB: 0 SB: 0 CS: 0	PA: 42							
Inning Stats	R: 0 E: 0 K: 0 S: 4	H: 2 LOB: 2 BB: 1 P: 8	R: 0 E: 1 K: 1 S: 6	H: 1 LOB: 0 BB: 0 P: 6	R: 2 E: 1 K: 0 S: 6	H: 3 LOB: 2 BB: 1 P: 10	R: 2 E: 0 K: 1 S: 8	H: 3 LOB: 1 BB: 0 P: 8	R: 0 E: 0 K: 0 S: 3	H: 0 LOB: 0 BB: 0 P: 3	R: 0 E: 0 K: 0 S: 4	H: 1 LOB: 1 BB: 0 P: 4	R: 1 E: 0 K: 0 S: 5	H: 2 LOB: 3 BB: 2 P: 13	R: 1 E: 0 K: 0 S: 4	H: 1 LOB: 2 BB: 1 P: 9	1B: 8 2B: 2 3B: 1 HR: 2	SF: 1 SAC: 1 DP: 1 HBP: 1	WP: 0 PB: 0 SB: 0 CS: 0	PA: 42
PITCHER Tom Brewer, R (1, 1) ERA: 5.18 Tom Sturdivant, R (4, 1) ERA: 4.54 Ted Bowsfield, L (8, 1) ERA: 3.68	IP: 3.2 WLS: L BF: 21 H: 4 R: 4 ER: 2 SO: 3 BB: 1 IBB: 0 HBP: 0 BLK: 0 WP: 0 HR: 1 S: 21 P: 29 ERA: 7.36 WHIP: 2.727															PITCHER				


Batter	1	2	3	4	5	6	7	8	9	AB	R	H	RBI	BB	SO	LOB	TOP			
Don Buddin, R OBP: 0.361, SLG: 0.340 (1, 6)	4-0 BB 1B BB	4-0 FC6-4 BB		0-0 1B		0-3 K		0-3 K		3	1	1	0	2	2	4	Boston Red Sox @ Detroit Tigers Briggs Stadium, Detroit, MI Sun May 22 1960, 4:38 AM EDT Att: 23,317 - Unknown			
Pete Runnels, L OBP: 0.440, SLG: 0.463 (1, 4)	4-0 1B BB	0-3 K		0-0 1B		0-0 L8		0-0 1-3		4	1	1	0	1	1	5				
Frank Malzone, R OBP: 0.304, SLG: 0.366 (1, 5)	0-0 L8	0-0 FC6-4		0-0 L8			0-0 P6		0-0 E 1B	5	0	1	0	0	0	5				
Rip Repuski, R OBP: 0.424, SLG: 0.550 (1, 7)	0-3 K		0-0 E4		0-0 5-3		0-0 L8		0-0 1B	5	0	1	0	0	1	2				
Ray Boone, R OBP: 0.391, SLG: 0.235 (1, 3)	4-0 E 1B 1-2 2-3 BB		0-0 P6		0-3 K		0-0 L8		0-3 K	4	0	0	0	1	2	3				
Bobby Thomson, R OBP: 0.294, SLG: 0.380 (1, 8)	0-0 E 1B 1-2 2-H 3-H		0-0 L8		0-0 E5 1B		0-0 1B BB		0-0 E5 FC6-4	5	0	3	2	0	0	3				
Lou Clinton, R OBP: 0.292, SLG: 0.415 (1, 9)	0-0 E1 1-2 2-3		0-3 K		0-3 K		0-0 1B BB		0-3 K	5	0	1	0	0	3	7				
Don Gile, R OBP: 0.273, SLG: 0.200 (1, 2)	0-3 K		0-3 K		4-0 SH1-4 BB		4-0 1B BB		0-0 FC6-4	2	0	0	0	1	2	3				
Haywood Sullivan, R OBP: 0.241, SLG: 0.245 (8, 2)							1-2 3-H		1-2 2-3	0	0	0	0	1	0	0				
Frank Sullivan, R (1, 1)		0-0 P6		0-0 6-3		0-0 SH1-4		0-0 1B		2	0	0	0	0	0	0				
Mike Fomieles, R (7, 1)							1-2 2-3			0	0	0	0	0	0	0				
Ted Williams, L OBP: 0.444, SLG: 0.650 (8, PH)										1	0	1	0	0	0	0				
Tom Brewer, R OBP: 0.333, SLG: 0.364 (8, PR)										0	0	0	0	0	0	0				
Tom Borland, L (8, 1)										0	0	0	0	0	0	0				
Inning Stats	R: 2 E: 1 K: 2 S: 9	H: 1 LOB: 3 BB: 3 P: 21	R: 0 E: 0 K: 1 S: 5	H: 0 LOB: 1 BB: 1 P: 9	R: 0 E: 1 K: 1 S: 6	H: 0 LOB: 1 BB: 0 P: 6	R: 0 E: 0 K: 1 S: 7	H: 2 LOB: 2 BB: 0 P: 7	R: 0 E: 1 K: 2 S: 8	H: 1 LOB: 1 BB: 0 P: 8	R: 0 E: 0 K: 0 S: 3	H: 0 LOB: 0 BB: 0 P: 3	R: 0 E: 0 K: 1 S: 7	H: 3 LOB: 3 BB: 1 P: 11	R: 0 E: 1 K: 2 S: 10	H: 2 LOB: 3 BB: 0 P: 10	1B: 8 2B: 1 3B: 0 HR: 0	SF: 0 SAC: 1 DP: 0 HBP: 0	WP: 0 PB: 0 SB: 0 CS: 0	PA: 44
PITCHER	IP WLS BF H R ER SO BB IBB HBP BLK WP HR S P ERA WHIP	7.0 W 34 6 2 2 8 5 0 0 0 0 0 45 65 2.57 1.571	2.0 S 10 3 0 0 3 1 0 0 0 0 0 15 19 0.00 2.000																	

AB	37
R	2
H	9
RBI	2
BB	6
SO	11
LOB	35



Batter	1	2	3	4	5	6	7	8	9	AB	R	H	RBI	BB	SO	LOB	BOTTOM			
Eddie Yost, R OBP: 0.369, SLG: 0.317 (1, 5)	0-0 4-3		4-0 HR BB		0-3 K		0-3 K			3	1	0	0	1	2	0	Boston Red Sox @ Detroit Tigers Briggs Stadium, Detroit, MI Sun May 22 1960, 4:38 AM EDT Att: 23,317 - Unknown			
Neil Christley, L OBP: 0.311, SLG: 0.485 (1, 9)	0-0 1-3		0-0 F8		0-0 P5		0-0 1B			4	0	1	0	0	0	1				
Charlie Maxwell, L OBP: 0.286, SLG: 0.278 (1, 7)	0-0 1B		0-0 1-H HR		0-0 P6		0-0 L8			4	1	2	2	0	0	1				
Norm Cash, L OBP: 0.364, SLG: 0.500 (1, 3)	0-0 P6		0-0 6-3		0-0 F7		0-0 1B			4	0	1	0	0	0	1				
Al Kaline, R OBP: 0.357, SLG: 0.436 (1, 8)		0-0 1B 2B		0-0 4-3 2B		4-0 1B BB		0-0 L9		3	2	2	0	1	0	2				
Red Wilson, R OBP: 0.333, SLG: 0.258 (1, 2)		0-0 G6-4-3 2-H 1B		0-0 4-3		0-0 1-3		0-0 FC3-6 1B		4	0	2	1	0	0	2				
Frank Bolling, R OBP: 0.310, SLG: 0.339 (1, 4)		0-3 K		0-0 P3		0-0 1B E 1B		0-0 FC3-6 G4-6-3		4	1	1	1	0	1	3				
Chico Fernandez, R OBP: 0.359, SLG: 0.360 (1, 6)		0-0 G6-4-3 1-2		4-0 S IBB		0-0 S 1B		0-0 G4-6-3		3	0	1	0	1	0	2				
Hank Aguirre, R (1, 1)			0-3 K		0-3 K		0-0 5-3			3	0	0	0	0	2	3				
Pete Burnside, R (8, 1)										0	0	0	0	0	0	0				
Inning Stats	R: 0 E: 0 K: 0 S: 4	H: 1 LOB: 1 BB: 0 P: 4	R: 1 E: 0 K: 1 S: 6	H: 2 LOB: 0 BB: 0 P: 6	R: 2 E: 0 K: 1 S: 6	H: 1 LOB: 0 BB: 1 P: 10	R: 0 E: 0 K: 1 S: 6	H: 1 LOB: 2 BB: 1 P: 10	R: 0 E: 0 K: 0 S: 5	H: 0 LOB: 0 BB: 0 P: 5	R: 2 E: 0 K: 0 S: 5	H: 2 LOB: 1 BB: 1 P: 9	R: 0 E: 0 K: 1 S: 7	H: 2 LOB: 2 BB: 0 P: 7	R: 0 E: 0 K: 0 S: 3	H: 1 LOB: 0 BB: 0 P: 3	1B: 7 2B: 2 3B: 0 HR: 1	SF: 0 SAC: 0 DP: 2 HBP: 0	WP: 0 PB: 0 SB: 3 CS: 0	PA: 35
PITCHER	IP WLS BF H R ER SO BB IBB HBP BLK WP HR S P ERA WHIP	6.2 L 31 5 4 0 0 2 0 0 0 0 0 1 38 5.40 1.650	0.1 1 0 0 0 0 0 0 0 0 0 0 0 1 1 0.00 0.000	1.0 3 1 0 0 0 0 0 0 0 0 0 0 3 3 0.00 1.000																

AB	32
R	5
H	10
RBI	4
BB	3
SO	5
LOB	15



Batter	1	2	3	4	5	6	7	8	9	AB	R	H	RBI	BB	SO	LOB	TOP		
Tony Kubek, L OBP: 0.333, SLG: 0.479 (1, 6)	F9		F5			F9		4-3		4	0	0	0	0	0	1			
Mickey Mantle, S OBP: 0.429, SLG: 0.484 (1, 8)	L8			1-3		BB			K	3	0	0	0	1	1	0			
Bob Cerv, R OBP: 0.357, SLG: 0.551 (1, 7)	1-3			K		FC5-4			F9	3	0	0	0	1	1	0			
Bill Skowron, R OBP: 0.319, SLG: 0.518 (1, 3)		6-3		3-1		FC5-4			1B	4	0	1	0	0	0	3			
Elston Howard, R OBP: 0.304, SLG: 0.522 (1, 2)		G3				K			L8	4	0	2	0	0	1	0			
Roger Maris, L OBP: 0.376, SLG: 0.649 (1, 9)		G3				L3			K	4	0	0	0	0	1	3			
Gil McDougald, R OBP: 0.304, SLG: 0.412 (1, 5)						F9			F9	3	0	0	0	0	0	1			
Bobby Richardson, R OBP: 0.294, SLG: 0.294 (1, 4)				L5		BB			L8	3	0	1	0	0	0	0			
Bill Short, L Duke Maas, R Hector Lopez, R Johnny James, L Clete Boyer, R Bobby Shantz, R OBP: 0.230, SLG: 0.200 (5, 1) OBP: 0.225, SLG: 0.257 (6, 1) OBP: 0.250, SLG: 0.235 (8, 1) OBP: 0.250, SLG: 0.235 (8, 1)				K		SH1-3			L8	1	0	0	0	0	0	1			
Inning Stats	R: 0 E: 0 K: 0 S: 3	H: 0 LOB: 0 BB: 0 P: 3	R: 0 E: 0 K: 0 S: 4	H: 1 LOB: 1 BB: 0 P: 4	R: 0 E: 0 K: 1 S: 5	H: 0 LOB: 0 BB: 0 P: 5	R: 0 E: 0 K: 1 S: 5	H: 0 LOB: 0 BB: 0 P: 5	R: 0 E: 0 K: 1 S: 5	H: 1 LOB: 3 BB: 2 P: 12	R: 0 E: 0 K: 1 S: 5	H: 0 LOB: 0 BB: 0 P: 5	R: 0 E: 0 K: 0 S: 3	H: 0 LOB: 0 BB: 0 P: 3	R: 0 E: 0 K: 1 S: 7	H: 2 LOB: 2 BB: 0 P: 7	1B: 3 2B: 1 3B: 0 HR: 0	SF: 0 SAC: 1 DP: 0 HBP: 0	WP: 0 PA: 33 CS: 0
PITCHER Don Mossi, L ERA: 3.06 (1, 1)	IP: 9.0 WLS: W BF: 33 H: 4 R: 0 ER: 0 SO: 5 BB: 2 IBB: 0 HBP: 0 BLK: 0 WP: 0 HR: 0 S: 41 P: 49 ERA: 0.00 WHIP: 0.667															PITCHER			

New York Yankees @ Detroit Tigers
Briggs Stadium, Detroit, MI
Tue May 24 1960, 7:05 PM EDT
Att: 34,489 - Unknown - 50 F

AB	30
R	0
H	4
RBI	0
BB	2
SO	5
LOB	8



Batter	1	2	3	4	5	6	7	8	9	AB	R	H	RBI	BB	SO	LOB	BOTTOM		
Eddie Yost, R OBP: 0.381, SLG: 0.330 (1, 5)	WP		G4-6-3		F3					2	1	1	0	2	0	1			
Neil Christley, L OBP: 0.305, SLG: 0.464 (1, 9)	F6		G4-6-3		HR				K	3	1	0	0	1	1	3			
Charlie Maxwell, L OBP: 0.299, SLG: 0.333 (1, 7)	K		F7		HR				BB	3	1	1	3	1	1	1			
Al Kaline, R OBP: 0.353, SLG: 0.429 (1, 8)				L6-3	L6				L5	4	0	1	1	0	0	2			
Norm Cash, L OBP: 0.371, SLG: 0.507 (1, 3)	K								K	3	0	1	0	1	2	1			
Red Wilson, R OBP: 0.300, SLG: 0.229 (1, 2)		5-3		6-3		6-3		6-3		4	0	0	0	0	0	2			
Frank Bolling, R OBP: 0.307, SLG: 0.333 (1, 4)		5-3		1-3		6-3			CS	4	0	1	0	0	0	2			
Chico Fernandez, R OBP: 0.368, SLG: 0.370 (1, 6)					HR	F6			CS	3	1	2	0	0	0	1			
Don Mossi, L (1, 1)		L6			SH1-4				4-3	2	0	0	0	0	0	1			
Inning Stats	R: 1 E: 0 K: 2 S: 8	H: 1 LOB: 1 BB: 1 P: 12	R: 0 E: 0 K: 0 S: 4	H: 1 LOB: 0 BB: 0 P: 4	R: 0 E: 0 K: 0 S: 2	H: 0 LOB: 1 BB: 1 P: 6	R: 0 E: 0 K: 0 S: 4	H: 1 LOB: 0 BB: 0 P: 4	R: 3 E: 0 K: 0 S: 5	H: 2 LOB: 0 BB: 1 P: 9	R: 0 E: 0 K: 1 S: 3	H: 0 LOB: 1 BB: 1 P: 7	R: 0 E: 0 K: 1 S: 6	H: 1 LOB: 2 BB: 1 P: 10	R: 0 E: 0 K: 1 S: 5	H: 1 LOB: 0 BB: 0 P: 5	1B: 4 2B: 2 3B: 0 HR: 1	SF: 0 SAC: 1 DP: 1 HBP: 0	WP: 1 PA: 35 CS: 1
PITCHER Bill Short, L Duke Maas, R Johnny James, R Bobby Shantz, L ERA: 3.78 ERA: 8.1 ERA: 4.09 ERA: 7.45 (1, 1) (5, 1) (6, 1) (8, 1)	IP: 4.1 WLS: L BF: 18 H: 4 R: 2 ER: 2 SO: 2 BB: 4 IBB: 2 HBP: 0 BLK: 0 WP: 1 HR: 0 S: 20 P: 28 ERA: 4.15 WHIP: 1.385															PITCHER			

New York Yankees @ Detroit Tigers
Briggs Stadium, Detroit, MI
Tue May 24 1960, 7:05 PM EDT
Att: 34,489 - Unknown - 50 F

AB	28
R	4
H	7
RBI	4
BB	5
SO	4
LOB	14



Batter	1	2	3	4	5	6	7	8	9	AB	R	H	RBI	BB	SO	LOB	TOP		
Tony Kubek, L OBP: 0.331, SLG: 0.472 (1, 6)	L8		4-3			F7		E7		4	0	1	1	0	0	0	New York Yankees @ Detroit Tigers Briggs Stadium, Detroit, MI Wed May 25 1960, 4:33 AM EDT Att: 12,363 - Unknown - 63 F		
Mickey Mantle, S OBP: 0.423, SLG: 0.469 (1, 8)	L9			F6		4-3		1B		3	0	0	0	1	0	0			
Bob Cerv, R OBP: 0.353, SLG: 0.539 (1, 7)	6-3			E5			K2-3	FC6-4		4	0	1	0	0	1	3			
Yogi Berra, L OBP: 0.417, SLG: 0.507 (1, 2)		G6-4-3		G4-6-3			K		L8	3	0	1	0	1	1	0			
Bill Skowron, R OBP: 0.309, SLG: 0.500 (1, 3)	G6-4-3		G4-6-3				F4		G2	4	0	0	0	0	0	3			
Roger Maris, L OBP: 0.381, SLG: 0.704 (1, 9)		HR			4-3			F9		4	2	2	2	0	0	0			
Gil McDougald, R OBP: 0.310, SLG: 0.415 (1, 5)	4-3				F9			1B	1B	4	1	2	0	0	0	0			
Bobby Richardson, R OBP: 0.292, SLG: 0.292 (1, 4)			5-3		L8			1B	F6	4	0	1	0	0	0	1			
Ralph Terry, R (1, 1)						G3				1	0	0	0	0	1	0			
John Gabler, S (3, 1)										1	0	0	0	0	0	0			
Johnny James, L (6, 1)										0	0	0	0	0	0	0			
Elston Howard, R (8, PH)										1	0	0	0	0	0	2			
Duke Maas, R (8, 1)										0	0	0	0	0	0	0			
Inning Stats	R: 0 E: 0 K: 0 S: 3	H: 0 LOB: 0 BB: 0 P: 3	R: 1 E: 0 K: 0 S: 4	H: 2 LOB: 0 BB: 0 P: 4	R: 0 E: 0 K: 1 S: 5	H: 0 LOB: 0 BB: 0 P: 5	R: 0 E: 1 K: 0 S: 3	H: 1 LOB: 1 BB: 1 P: 7	R: 0 E: 0 K: 0 S: 3	H: 0 LOB: 0 BB: 0 P: 3	R: 0 E: 0 K: 2 S: 7	H: 0 LOB: 0 BB: 0 P: 7	R: 1 E: 1 K: 0 S: 6	H: 3 LOB: 3 BB: 1 P: 10	R: 1 E: 0 K: 0 S: 5	H: 2 LOB: 1 BB: 0 P: 5	1B: 6 2B: 0 3B: 0 HR: 2	SF: 0 SAC: 0 DP: 2 HBP: 0	WP: 0 PA: 35 PB: 0 SB: 0 CS: 0
PITCHER Frank Lary, R ERA: 2.31 (1, 1)	IP: 9.0 WLS: W BF: 35 H: 8 R: 3 ER: 3 SO: 3 BB: 2 IBB: 0 HBP: 0 BLK: 0 WP: 0 HR: 2 S: 39 P: 47 ERA: 3.00 WHIP: 1.111											PITCHER	IP: 9.0 WLS: W BF: 35 H: 8 R: 3 ER: 3 SO: 3 BB: 2 IBB: 0 HBP: 0 BLK: 0 WP: 0 HR: 2 S: 39 P: 47 ERA: 3.00 WHIP: 1.111						

AB	33
R	3
H	8
RBI	3
BB	2
SO	3
LOB	9



Batter	1	2	3	4	5	6	7	8	9	AB	R	H	RBI	BB	SO	LOB	BOTTOM		
Eddie Yost, R OBP: 0.382, SLG: 0.321 (1, 5)	BB	F4		5-3		BB		F7		3	2	0	0	2	0	0	New York Yankees @ Detroit Tigers Briggs Stadium, Detroit, MI Wed May 25 1960, 4:33 AM EDT Att: 12,363 - Unknown - 63 F		
Neil Christley, L OBP: 0.313, SLG: 0.452 (1, 9)	BB	4-3		F7		BB		F6		4	1	1	0	1	0	0			
Charlie Maxwell, L OBP: 0.319, SLG: 0.350 (1, 7)	F5		BB	K		BB		BB		3	1	1	2	2	1	2			
Al Kaline, R OBP: 0.355, SLG: 0.422 (1, 8)	L9		BB		L9			L5-3		4	1	1	0	1	0	3			
Norm Cash, L OBP: 0.378, SLG: 0.493 (1, 3)	BB	BB	BB	BB	4-3	K				2	1	0	0	2	1	3			
Red Wilson, R OBP: 0.295, SLG: 0.256 (1, 2)	BB	BB	BB	K	4-3			5-3		4	1	1	2	0	1	3			
Frank Bolling, R OBP: 0.316, SLG: 0.357 (1, 4)	BB	BB	BB		4-3					4	0	2	4	0	1	0			
Chico Fernandez, R OBP: 0.373, SLG: 0.368 (1, 6)	BB	BB	BB		4-3					3	1	1	0	1	0	1			
Frank Lary, R OBP: 0.154, SLG: 0.125 (1, 1)	BB	BB	BB		4-3					3	1	1	1	1	1	3			
Inning Stats	R: 4 E: 0 K: 0 S: 6	H: 3 LOB: 1 BB: 2 P: 14	R: 0 E: 0 K: 1 S: 5	H: 0 LOB: 0 BB: 0 P: 5	R: 2 E: 0 K: 1 S: 6	H: 2 LOB: 2 BB: 3 P: 18	R: 0 E: 0 K: 1 S: 5	H: 0 LOB: 0 BB: 0 P: 5	R: 0 E: 0 K: 0 S: 3	H: 0 LOB: 0 BB: 0 P: 3	R: 2 E: 0 K: 1 S: 6	H: 1 LOB: 3 BB: 4 P: 22	R: 1 E: 0 K: 1 S: 6	H: 2 LOB: 1 BB: 0 P: 6	R: 0 E: 0 K: 0 S: 3	H: 0 LOB: 1 BB: 1 P: 7		1B: 4 2B: 4 3B: 0 HR: 0	SF: 0 SAC: 0 DP: 1 HBP: 0
PITCHER Ralph Terry, R ERA: 3.18 (1, 1)	IP: 2.1 WLS: L BF: 16 H: 5 R: 6 ER: 5 SO: 2 BB: 4 IBB: 0 HBP: 0 BLK: 0 WP: 0 HR: 0 S: 16 P: 32 ERA: 19.29 WHIP: 3.857											PITCHER	IP: 2.1 WLS: L BF: 16 H: 5 R: 6 ER: 5 SO: 2 BB: 4 IBB: 0 HBP: 0 BLK: 0 WP: 0 HR: 0 S: 16 P: 32 ERA: 19.29 WHIP: 3.857						
John Gabler, R (3, 1)	3.1	15	1	2	2	1	4	1	0	0	0	12	32	5.40	1.500				
Johnny James, R (6, 1)	1.1	5	2	1	1	2	0	0	0	0	0	9	9	6.75	1.500				
Duke Maas, R (8, 1)	1.0	4	0	0	0	0	1	0	0	0	0	3	7	0.00	1.000				



Batter	1	2	3	4	5	6	7	8	9	AB	R	H	RBI	BB	SO	LOB	TOP				
Jim Piersall, R OBP: 0.356, SLG: 0.531	0-3 K		0-0 L8			0-0 P6		0-0 L6	0-0 HR	5	1	1	3	0	1	1	Cleveland Indians @ Detroit Tigers Briggs Stadium, Detroit, MI Sun May 29 1960, 4:38 AM EDT Att: 42,670 - Unknown				
Ken Aspromonte, R OBP: 0.316, SLG: 0.235	0-0 6-3		0-0 5-3			0-0 4-3		0-0 6-3	0-0 F9	5	0	0	0	0	0	2					
Harvey Kuenn, R OBP: 0.383, SLG: 0.367	0-0 BLK 1B			0-0 F9		0-0 L8		1-0 1B HBP	0-0 6-3	4	1	1	0	0	0	1					
Tito Francona, L OBP: 0.371, SLG: 0.416	0-3 K			0-0 P3			0-0 E 1B	0-0 1B 1B		4	1	2	0	0	1	1					
Vic Power, R OBP: 0.364, SLG: 0.450		0-0 1-6-3		0-0 1-3			0-0 P6	0-0 1B		4	0	1	1	0	0	1					
Russ Nixon, L OBP: 0.313, SLG: 0.338		0-0 L6			0-3 K		0-0 E6 G3 1B	0-0 4-3		4	1	1	0	0	1	2					
George Strickland, R OBP: 0.222, SLG: 0.125		0-0 L8				0-0 6-3			0-0 G3	2	0	0	0	0	0	0					
Bob Hale, L OBP: 0.412, SLG: 0.333									0-0 SH3-4 HR 1B	2	0	1	1	0	0	0					
Carroll Hardy, R OBP: 0.187, SLG: 0.091										0	1	0	0	0	0	0					
Woodie Held, R OBP: 0.349, SLG: 0.509										0	0	0	0	0	0	0					
Bubba Phillips, R OBP: 0.287, SLG: 0.329			0-3 K				0-0 1B		0-0 SH3-4 HR 1B	3	1	2	0	0	1	0					
Mudcat Grant, R OBP: 0.182, SLG: 0.182							0-0 E6		0-0 SH3-4	2	0	0	0	0	0	0					
John Powers, L OBP: 0.260, SLG: 0.250							0-0 5-3		0-0 1-2 2-3	1	0	0	0	0	0	1					
Bobby Tiefenauer, R OBP: 0.260, SLG: 0.250										0	0	0	0	0	0	0					
Johnny Klippstein, R OBP: 0.260, SLG: 0.250										0	0	0	0	0	0	0					
John Briggs, R OBP: 0.260, SLG: 0.250										0	0	0	0	0	0	0					
Johnny Temple, R OBP: 0.260, SLG: 0.250										0	0	0	0	0	0	0					
Dick Stigman, R OBP: 0.260, SLG: 0.250										0	0	0	0	0	0	0					
Inning Stats	R: 0 E: 0 K: 2 S: 8	H: 1 LOB: 1 BB: 0 P: 8	R: 0 E: 0 K: 0 S: 3	H: 0 LOB: 0 BB: 0 P: 3	R: 0 E: 1 K: 1 S: 6	H: 0 LOB: 1 BB: 0 P: 6	R: 0 E: 0 K: 0 S: 3	H: 0 LOB: 0 BB: 0 P: 3	R: 0 E: 0 K: 1 S: 6	H: 1 LOB: 1 BB: 0 P: 6	R: 0 E: 0 K: 0 S: 3	H: 0 LOB: 0 BB: 0 P: 3	R: 2 E: 1 K: 0 S: 5	H: 2 LOB: 1 BB: 0 P: 6	R: 1 E: 0 K: 0 S: 5	H: 2 LOB: 2 BB: 0 P: 6	R: 3 E: 0 K: 0 S: 6	H: 3 LOB: 1 BB: 0 P: 6	1B: 8 2B: 0 3B: 0 HR: 1	SF: 0 SAC: 1 DP: 0 HBP: 2	WP: 0 PA: 39 CS: 0
PITCHER	IP WLS BF H R ER SO BB IBB HBP BLK WP HR S P ERA WHIP																				
Frank Lary, R ERA: 2.42	(1, 1) 8.0 L 35 8 5 3 4 0 0 0 2 1 0 0 41 43 3.38 1.000																				
Tom Morgan, R ERA: 1.42	(9, 1) 1.0 4 1 1 1 0 0 0 0 0 0 0 1 4 4 9.00 1.000																				

Batter	1	2	3	4	5	6	7	8	9	AB	R	H	RBI	BB	SO	LOB	BOTTOM				
Eddie Yost, R OBP: 0.414, SLG: 0.351	4-0 BB BB	0-0 1-H 3-H 2B		0-0 F8		0-0 1B 1B	0-0 5-3			4	0	2	2	1	0	5	Cleveland Indians @ Detroit Tigers Briggs Stadium, Detroit, MI Sun May 29 1960, 4:38 AM EDT Att: 42,670 - Unknown				
Neil Christley, L OBP: 0.323, SLG: 0.435	0-0 F2	0-0 F8		0-0 F8		0-0 WP 1B		0-0 4-3		5	0	1	0	0	0	4					
Charlie Maxwell, L OBP: 0.337, SLG: 0.414	4-0 1-2 BB		0-0 F9		4-0 1B SF8 BB	0-0 P4		0-0 P6		3	1	0	0	2	0	2					
Al Kaline, R OBP: 0.358, SLG: 0.429	0-0 L4		0-0 L8		0-0 SF8 FC4-2 1B		4-0 2B BB BB	0-0 L8		4	1	1	0	1	0	2					
Norm Cash, L OBP: 0.356, SLG: 0.481	0-3 K		4-0 BB		0-0 SF8		0-0 F7		0-3 K	3	0	0	1	1	2	3					
Lou Berberet, L OBP: 0.316, SLG: 0.270		4-0 E 1B 2B BB		0-0 P6		0-0 FC4-2 FC6-4		0-0 F7		3	1	0	0	1	0	3					
Steve Bilko, R OBP: 0.193, SLG: 0.296			0-0 P6		0-0 FC4-2 FC6-4		0-0 F7		0-3 K	1	0	0	0	0	1	0					
Frank Bolling, R OBP: 0.326, SLG: 0.358		0-0 E5 2B 1B		0-0 F8		0-0 FC6-4		0-0 BB 2B		5	1	2	0	0	0	1					
Chico Fernandez, R OBP: 0.380, SLG: 0.371		0-3 K		0-0 SH 1B			0-0 F7			3	0	1	0	1	1	2					
Frank Lary, R OBP: 0.172, SLG: 0.115		0-3 K		0-0 SH			0-0 F3			2	0	0	1	1	1	2					
Tom Morgan, R ERA: 1.42	(9, 1)			1-2 BB			1-2 2-3 3-H			0	0	0	0	0	0	0					
Inning Stats	R: 0 E: 0 K: 1 S: 5	H: 0 LOB: 2 BB: 2 P: 13	R: 2 E: 1 K: 2 S: 9	H: 2 LOB: 1 BB: 1 P: 13	R: 0 E: 0 K: 0 S: 3	H: 0 LOB: 1 BB: 1 P: 7	R: 0 E: 0 K: 0 S: 5	H: 1 LOB: 2 BB: 0 P: 5	R: 1 E: 0 K: 0 S: 4	H: 1 LOB: 1 BB: 1 P: 8	R: 0 E: 0 K: 0 S: 5	H: 2 LOB: 2 BB: 0 P: 5	R: 1 E: 0 K: 0 S: 4	H: 1 LOB: 3 BB: 3 P: 16	R: 0 E: 0 K: 0 S: 3	H: 0 LOB: 0 BB: 0 P: 3		R: 0 E: 0 K: 2 S: 7	H: 0 LOB: 0 BB: 0 P: 7	1B: 5 2B: 2 3B: 0 HR: 0	SF: 1 SAC: 1 DP: 0 HBP: 0
PITCHER	IP WLS BF H R ER SO BB IBB HBP BLK WP HR S P ERA WHIP																				
Mudcat Grant, R ERA: 2.01	(1, 1) 6.0 30 4 1 1 1 0 1 0 0 0 0 0 0 3 7 13.50 3.000																				
Bobby Tiefenauer, R ERA: 2.57	(7, 1) 0.2 4 1 1 1 0 1 0 0 0 0 0 0 0 3 7 13.50 3.000																				
Johnny Klippstein, R ERA: 1.2	(7, 1) 0.0 2 0 0 0 0 0 1 1 0 0 0 0 0 0 8 ∞ ∞																				
John Briggs, R ERA: 2.38	(7, 1) 1.1 W 4 0 0 0 0 0 0 0 0 0 0 0 0 4 4 0.00 0.000																				
Dick Stigman, L ERA: 3.34	(9, 1) 1.0 S 3 0 0 0 0 2 0 0 0 0 0 0 0 7 7 0.00 0.000																				

Batter	1	2	3	4	5	6	7	8	9	10	11	AB	R	H	RBI	BB	SO	LOB	TOP					
Eddie Yost, R OBP: 0.424, SLG: 0.345 (1.5)	4-0 HR BB	1-0 2B 2B HBP		4-0 G3 BB		4-0 BB		0-0 F9		0-3 K		2	2	0	0	3	1	2						
Neil Christley, L OBP: 0.333, SLG: 0.473 (1.9)	0-0 HR	0-0 F7		0-0 P4		0-0 F8		0-0 1B		0-0 1B		6	1	3	2	0	0	3						
Charlie Maxwell, L OBP: 0.337, SLG: 0.421 (1.7)	0-0 1B SF8	0-0 2B		0-0 G3		0-0 4-3		0-3 K		0-3 K		6	2	2	0	0	2	6						
Al Kaline, R OBP: 0.357, SLG: 0.432 (1.8)	0-0 SF8 SH1-3	0-0 2B		0-0 L9		0-0 L6-3		0-3 K		0-0 L4		6	1	2	2	0	1	3						
Norm Cash, L OBP: 0.344, SLG: 0.452 (1.3)	4-0 SH1-3 SF8 BB	0-0 F2		0-0 E3 FC6-4		0-3 K		0-3 K		0-3 K		5	0	0	0	1	3	1						
Red Wilson, R OBP: 0.310, SLG: 0.245 (1.2)	0-0 SF8	0-0 F8		0-0 FC6-4		4-0 1B BB		0-0 6-3		4-0 BB		3	0	0	1	2	0	2						
Frank Bolling, R OBP: 0.327, SLG: 0.349 (1.4)	4-0 SH1-3 IBB		0-0 F8		0-0 5-3		0-0 FC6-4 1B		0-0 P1		0-3 K		5	0	1	0	1	1	2					
Chico Fernandez, R OBP: 0.374, SLG: 0.364 (1.6)	0-0 SH1-3		0-3 K		0-0 6-3		0-0 FC6-4		0-0 5-3			2	0	0	1	0	1	1						
Steve Bilko, R OBP: 0.190, SLG: 0.291 (7. PH)												2	0	0	1	0	1	1						
Casey Wise, S OBP: 0.184, SLG: 0.333 (7.6)	1-2 2-3 3-H											1	0	0	0	0	0	2						
Hank Aguirre, R OBP: 1.000, SLG: 1.000 (6.1)	0-3 K		0-3 K		0-3 K		0-3 K		0-0 1B		4-0 1B BB		3	0	0	0	0	3	2					
Inning Stats	R: 4 E: 0 K: 1 S: 8	H: 3 LOB: 2 BB: 3 P: 20	R: 2 E: 0 K: 0 S: 5	H: 2 LOB: 1 BB: 0 P: 6	R: 0 E: 0 K: 2 S: 7	H: 0 LOB: 0 BB: 0 P: 7	R: 0 E: 0 K: 0 S: 3	H: 0 LOB: 1 BB: 1 P: 7	R: 0 E: 1 K: 1 S: 4	H: 0 LOB: 1 BB: 0 P: 4	R: 0 E: 0 K: 2 S: 5	H: 2 LOB: 2 BB: 0 P: 9	R: 0 E: 0 K: 1 S: 5	H: 0 LOB: 0 BB: 0 P: 5	R: 0 E: 0 K: 2 S: 8	H: 1 LOB: 2 BB: 1 P: 12	R: 0 E: 0 K: 2 S: 7	H: 0 LOB: 1 BB: 1 P: 11	1B: 6 2B: 2 3B: 0 HR: 1	SF: 1 SAC: 1 DP: 0 HBP: 1	WP: 0 PB: 0 SB: 1 CS: 0	PA: 52		
PITCHER	IP ERA: 7.17	WLS 9	BF 2	H 2	R 2	ER 4	SO 1	BB 1	IBB 1	HBP 1	BLK 0	WP 0	HR 0	S 8	P 7	ERA 13.50	WHIP 2.250							
Johnny Kucks, R ERA: 7.17																								
Ned Garver, R ERA: 8.55																								
Bob Trowbridge, R ERA: 3.6																								
Leo Kiely, L ERA: 0.73																								
Marty Kutyna, R ERA: 2.65																								

Detroit Tigers @ Kansas City Athletics
Municipal Stadium, Kansas City, MO
Mon May 30 1960, 4:33 AM EDT
Unknown


AB 41
R 6
H 9
RBI 6
BB 8
SO 12
LOB 24



Batter	1	2	3	4	5	6	7	8	9	10	11	AB	R	H	RBI	BB	SO	LOB	BOTTOM							
Bill Tuttle, R OBP: 0.306, SLG: 0.314 (1.8)	0-0 6-3		0-0 L8		0-0 4-3 1B 2B	0-0 E4 1B		0-0 6-3		0-0 FC4-6 1B		6	1	2	0	0	0	1								
Jerry Lumpe, L OBP: 0.367, SLG: 0.394 (1.4)	0-0 G5-4-3 1B		0-0 4-3		0-0 4-3	0-0 2-3 3-H 1B		0-0 FC3-6 1B		0-0 FC4-6 1B		6	0	3	2	0	0	3								
Andy Carey, R OBP: 0.292, SLG: 0.444 (1.5)	0-0 G5-4-3			0-0 2B 1B	0-0 BLK 1B	0-0 L8		0-0 FC3-6		0-0 4-3		6	0	2	1	0	0	6								
Norm Siebern, L OBP: 0.377, SLG: 0.484 (1.3)		4-0 BB BB		0-0 2B 1B	0-0 L3		0-0 1B SH1-4 1B	0-3 K		4-0 6-3 SH3-4 BB		4	2	2	0	2	1	2								
Harry Chitt, R OBP: 0.338, SLG: 0.405 (1.2)		4-0 BB		0-0 2B	0-0 L8		0-0 SH1-4		0-0 P1		0-0 SH3-4		3	0	1	1	1	0	0							
Dick Williams, R OBP: 0.345, SLG: 0.374 (1.7)		0-0 P4		0-3 K	0-0 1B 2B	0-0 L8		0-0 1B 2B		0-3 K		6	1	2	0	0	2	4								
Hank Bauer, R OBP: 0.296, SLG: 0.291 (7.1)		0-3 K		0-0 F5	0-0 4-3 1B	0-0 E 1B		0-0 L8		0-0 5-3		3	1	1	0	0	1	3								
Leo Kelly, L OBP: 0.190, SLG: 0.291 (7.1)												0	0	0	0	0	0	0								
Marty Kutyna, R OBP: 0.190, SLG: 0.291 (7.1)												0	0	0	0	0	0	0								
Mary Thronberry, L OBP: 0.190, SLG: 0.291 (7.1)												0	0	0	0	0	0	0								
Bud Daley, L OBP: 0.190, SLG: 0.291 (7.1)												1	0	0	0	0	0	2								
Hank Bauer, R OBP: 0.296, SLG: 0.291 (7.1)												1	0	1	1	0	0	0								
Ken Hamlin, R OBP: 0.283, SLG: 0.284 (1.6)		0-0 F9		0-0 2B 4-3 1B	0-0 E 4-3 1B	4-0 1B 1B		4-0 IBB		4-0 FC4-6 1B BB		2	1	1	0	0	0	2								
Whitey Herzog, L OBP: 0.455, SLG: 0.554 (6. PH)												1	1	1	1	2	0	0								
Johnny Kucks, R OBP: 0.200, SLG: 0.400 (1.1)			0-3 K		0-3 K		0-0 L8		0-0 L8		0-0 F3		0	0	0	0	0	0								
Ned Garver, R OBP: 0.200, SLG: 0.400 (1.1)												0	0	0	0	0	0	0								
Bob Trowbridge, R OBP: 0.270, SLG: 0.362 (2.1)												2	0	0	0	2	1									
Russ Snyder, L OBP: 0.270, SLG: 0.362 (6. PH)												1	0	0	0	0	2									
Bob Johnson, R OBP: 0.246, SLG: 0.063 (7.6)												2	0	0	0	0	4									
Inning Stats	R: 0 E: 0 K: 0 S: 3	H: 1 LOB: 0 BB: 0 P: 3	R: 0 E: 0 K: 1 S: 5	H: 0 LOB: 2 BB: 2 P: 13	R: 0 E: 0 K: 1 S: 5	H: 0 LOB: 0 BB: 0 P: 5	R: 1 E: 0 K: 1 S: 7	H: 3 LOB: 1 BB: 0 P: 7	R: 2 E: 0 K: 1 S: 8	H: 3 LOB: 1 BB: 0 P: 8	R: 3 E: 1 K: 0 S: 8	H: 4 LOB: 2 BB: 0 P: 8	R: 0 E: 0 K: 1 S: 6	H: 2 LOB: 3 BB: 0 P: 9	R: 0 E: 0 K: 1 S: 6	H: 1 LOB: 1 BB: 0 P: 6	R: 0 E: 0 K: 1 S: 5	H: 0 LOB: 0 BB: 0 P: 5	R: 0 E: 0 K: 0 S: 4	H: 1 LOB: 2 BB: 1 P: 8	R: 1 E: 0 K: 0 S: 3	H: 1 LOB: 1 BB: 1 P: 7	1B: 12 2B: 4 3B: 0 HR: 0	SF: 0 SAC: 2 DP: 1 HBP: 0	WP: 0 PB: 0 SB: 0 CS: 0	PA: 52
PITCHER	IP ERA: 2.67	WLS 25	BF 27	H 9	R 5	ER 4	SO 4	BB 2	IBB 0	HBP 0	BLK 1	WP 0	HR 0	S 31	P 39	ERA 6.75	WHIP 2.062									
Hank Aguirre, L ERA: 2.67																										
Bob Bruce, R ERA: 3.75																										


Detroit Tigers @ Kansas City Athletics
Municipal Stadium, Kansas City, MO
Mon May 30 1960, 4:33 AM EDT
Unknown

AB 45
R 7
H 16
RBI 6
BB 5
SO 6
LOB 30



Batter	1	2	3	4	5	6	7	8	9	AB	R	H	RBI	BB	SO	LOB	TOP										
Eddie Yost, R OBP: 0.429, SLG: 0.350 (1, 5)										4	1	2	0	1	0	0	Detroit Tigers @ Kansas City Athletics Municipal Stadium, Kansas City, MO Mon May 30 1960, 4:38 AM EDT Att: 15,371 - Unknown										
Neil Christley, L OBP: 0.316, SLG: 0.448 (1, 9)										5	0	0	0	0	0	6											
Charlie Maxwell, L OBP: 0.344, SLG: 0.418 (1, 7)										3	1	1	0	1	0	1											
Al Kaline, R OBP: 0.361, SLG: 0.451 (1, 8)										4	0	2	2	0	0	2											
Norm Cash, L OBP: 0.330, SLG: 0.432 (1, 3)										4	0	0	0	0	1	3											
Frank Bolling, R OBP: 0.314, SLG: 0.333 (1, 4)										4	0	0	0	0	0	2											
Lou Berberet, L OBP: 0.317, SLG: 0.262 Johnny Groth, R OBP: 0.333, SLG: 0.250 (7, PR)										2	0	0	0	1	1	0											
Red Wilson, R OBP: 0.310, SLG: 0.245 Rocky Colavito, R OBP: 0.286, SLG: 0.295 (9, PH)										0	0	0	0	0	0	0											
Chico Fernandez, R OBP: 0.370, SLG: 0.360 (1, 6)										4	0	1	0	0	0	1											
Paul Foytack, R OBP: 0.375, SLG: 0.286 Dave Sisler, R (8, 1)										2	0	0	0	0	0	2											
Sandy Amoros, L OBP: 0.320, SLG: 0.190 (9, PH)										1	0	1	0	0	0	0											
Inning Stats	R: 0 E: 1 K: 0 S: 4	H: 0 LOB: 1 BB: 0 P: 4	R: 0 E: 0 K: 2 S: 7	H: 0 LOB: 0 BB: 0 P: 7	R: 0 E: 0 K: 1 S: 5	H: 0 LOB: 0 BB: 0 P: 5	R: 0 E: 0 K: 0 S: 4	H: 1 LOB: 1 BB: 0 P: 4	R: 0 E: 0 K: 1 S: 6	H: 1 LOB: 1 BB: 0 P: 6	R: 2 E: 0 K: 0 S: 5	H: 2 LOB: 1 BB: 1 P: 9	R: 0 E: 0 K: 0 S: 3	H: 0 LOB: 2 BB: 2 P: 11	R: 0 E: 0 K: 0 S: 4	H: 1 LOB: 1 BB: 0 P: 4	R: 0 E: 0 K: 1 S: 7	H: 2 LOB: 2 BB: 0 P: 7	1B: 6 2B: 0 3B: 1 HR: 0	SF: 0 SAC: 1 DP: 0 HBP: 0	WP: 0 PB: 0 SB: 0 CS: 0	PA: 38					
PITCHER	IP	WLS	BF	H	R	ER	SO	BB	IBB	HBP	BLK	WP	HR	S	P	ERA	WHIP										
Don Larsen, R ERA: 3.34 Bob Giggie, R ERA: 4.53 Marty Kutyna, R ERA: 2.33	(1, 1)	5.1	20	3	1	1	4	0	0	0	0	0	0	28	28	1.69	0.562										
	(6, 1)	1.1	W	8	1	1	0	3	0	0	0	0	0	5	17	6.75	3.000										
	(7, 1)	2.1	S	10	3	0	0	0	0	0	0	0	0	12	12	0.00	1.286										


Batter	1	2	3	4	5	6	7	8	9	AB	R	H	RBI	BB	SO	LOB	BOTTOM										
Bill Tuttle, R OBP: 0.309, SLG: 0.313 (1, 8)										4	1	1	0	1	0	2	Detroit Tigers @ Kansas City Athletics Municipal Stadium, Kansas City, MO Mon May 30 1960, 4:38 AM EDT Att: 15,371 - Unknown										
Jerry Lumpe, L OBP: 0.385, SLG: 0.390 (1, 4)										4	2	1	0	1	0	2											
Andy Carey, R OBP: 0.280, SLG: 0.426 (1, 5)										2	0	0	0	0	1	0											
Norm Siebern, L OBP: 0.373, SLG: 0.477 (1, 7)										4	1	1	0	0	0	2											
Whitey Herzog, L OBP: 0.457, SLG: 0.584 (1, 9)										3	2	1	3	1	0	0											
Mary Throneberry, L OBP: 0.357, SLG: 0.541 (1, 3)										4	1	1	4	0	1	1											
Hank Foiles, R OBP: 0.700, SLG: 0.571 (1, 2)										3	1	2	0	1	0	0											
Ken Hamlin, R OBP: 0.282, SLG: 0.263 (1, 6)										4	0	1	0	0	1	2											
Don Larsen, R OBP: 0.071, SLG: 0.071 Bob Giggie, R Marty Kutyna, R OBP: 0.333, SLG: 0.333 (7, 1)										2	0	0	0	0	1	3											
										2	0	1	0	0	0	0											
Inning Stats	R: 0 E: 0 K: 1 S: 5	H: 0 LOB: 0 BB: 0 P: 5	R: 0 E: 1 K: 0 S: 3	H: 0 LOB: 0 BB: 0 P: 3	R: 0 E: 0 K: 1 S: 6	H: 1 LOB: 1 BB: 0 P: 6	R: 0 E: 0 K: 0 S: 3	H: 0 LOB: 0 BB: 0 P: 3	R: 0 E: 0 K: 0 S: 5	H: 2 LOB: 2 BB: 0 P: 5	R: 3 E: 0 K: 1 S: 7	H: 2 LOB: 1 BB: 1 P: 11	R: 0 E: 0 K: 1 S: 6	H: 1 LOB: 1 BB: 0 P: 6	R: 5 E: 1 K: 0 S: 7	H: 3 LOB: 2 BB: 3 P: 19	1B: 7 2B: 0 3B: 0 HR: 2	SF: 0 SAC: 2 DP: 0 HBP: 0	WP: 2 PB: 0 SB: 0 CS: 1	PA: 39							
PITCHER	IP	WLS	BF	H	R	ER	SO	BB	IBB	HBP	BLK	WP	HR	S	P	ERA	WHIP										
Paul Foytack, R ERA: 7.48 Dave Sisler, R ERA: 4.76	(1, 1)	7.1	L	34	9	8	7	4	3	0	0	0	2	39	51	8.59	1.636										
	(8, 1)	0.2		4	0	0	0	1	0	0	0	2	0	3	7	0.00	1.500										



Batter	1	2	3	4	5	6	7	8	9	AB	R	H	RBI	BB	SO	LOB	TOP					
Eddie Yost, R OBP: 0.431, SLG: 0.350 (1, 5)										3	0	1	0	1	0	2						
Neil Christley, L OBP: 0.315, SLG: 0.434 (1, 9)										3	0	0	0	1	0	2						
Charlie Maxwell, L OBP: 0.330, SLG: 0.398 (1, 7)										4	0	0	0	0	0	2						
Al Kaline, R OBP: 0.351, SLG: 0.437 (1, 8)										4	0	0	0	0	0	1						
Norm Cash, L OBP: 0.327, SLG: 0.418 (1, 3)										3	0	0	0	1	1	0						
Frank Bolling, R OBP: 0.302, SLG: 0.319 (1, 4)										4	0	0	0	0	0	1						
Lou Berberet, L OBP: 0.318, SLG: 0.279 (1, 2)										3	0	1	0	0	0	1						
Chico Fernandez, R OBP: 0.362, SLG: 0.351 (1, 6)										3	0	0	0	0	1	2						
Pete Burnside, R (1, 1)										1	0	0	0	1	0	0						
Sandy Amoros, L OBP: 0.346, SLG: 0.364 (8, PH)										1	1	1	1	0	0	0						
Ray Semproch, R (8, 1)										0	0	0	0	0	0	0						
Inning Stats	R: 0 E: 0 K: 0 S: 4	H: 1 LOB: 1 BB: 0 P: 4	R: 0 E: 0 K: 0 S: 3	H: 0 LOB: 1 BB: 1 P: 7	R: 0 E: 0 K: 0 S: 2	H: 0 LOB: 0 BB: 1 P: 6	R: 0 E: 0 K: 0 S: 3	H: 0 LOB: 0 BB: 0 P: 3	R: 0 E: 0 K: 0 S: 4	H: 1 LOB: 2 BB: 1 P: 8	R: 0 E: 0 K: 0 S: 3	H: 0 LOB: 0 BB: 0 P: 3	R: 0 E: 0 K: 1 S: 5	H: 0 LOB: 0 BB: 0 P: 5	R: 1 E: 0 K: 1 S: 6	H: 1 LOB: 1 BB: 1 P: 10	R: 0 E: 0 K: 0 S: 3	H: 0 LOB: 0 BB: 0 P: 3	1B: 1 2B: 1 3B: 0 HR: 1	SF: 0 SAC: 0 DP: 1 HBP: 0	WP: 0 PB: 0 SB: 0 CS: 0	PA: 33
PITCHER Dick Hall, R ERA: 1.76 (1, 1)	IP: 9.0 WLS: W BF: 33 H: 3 R: 1 ER: 1 SO: 2 BB: 4 IBB: 0 HBP: 0 BLK: 0 WP: 0 HR: 1 S: 33 P: 49 ERA: 1.00 WHIP: 0.778															PITCHER						

Detroit Tigers @ Kansas City Athletics
Municipal Stadium, Kansas City, MO
Tue May 31 1960, 8:05 PM EDT
Att: 8,027 - Unknown


AB 29
R 1
H 3
RBI 1
BB 4
SO 2
LOB 11



Batter	1	2	3	4	5	6	7	8	9	AB	R	H	RBI	BB	SO	LOB	BOTTOM					
Bill Tuttle, R OBP: 0.301, SLG: 0.304 (1, 8)										4	0	0	0	0	1	1						
Jerry Lumpe, L OBP: 0.380, SLG: 0.380 (1, 4)										4	0	0	1	0	1	1						
Andy Carey, R OBP: 0.296, SLG: 0.480 (1, 5)										3	1	1	1	1	0	1						
Dick Williams, R OBP: 0.333, SLG: 0.359 (1, 3)										4	0	0	0	0	1	1						
Harry Chiti, R OBP: 0.343, SLG: 0.398 (1, 2)										2	0	0	0	2	0	0						
Whitey Herzog, L OBP: 0.458, SLG: 0.570 (1, 7)										2	0	0	0	2	0	1						
Hank Bauer, R OBP: 0.304, SLG: 0.313 (1, 9)										4	0	2	0	0	0	3						
Ken Hamlin, R OBP: 0.288, SLG: 0.259 (1, 6)										2	1	0	0	2	0	3						
Dick Hall, R OBP: 0.100, SLG: 0.053 (1, 1)										2	0	0	0	0	0	3						
Inning Stats	R: 0 E: 0 K: 2 S: 7	H: 0 LOB: 0 BB: 0 P: 7	R: 0 E: 0 K: 0 S: 4	H: 1 LOB: 3 BB: 2 P: 12	R: 0 E: 0 K: 1 S: 5	H: 0 LOB: 1 BB: 1 P: 9	R: 0 E: 0 K: 0 S: 2	H: 0 LOB: 2 BB: 2 P: 10	R: 0 E: 0 K: 0 S: 3	H: 0 LOB: 0 BB: 0 P: 3	R: 1 E: 0 K: 0 S: 4	H: 1 LOB: 1 BB: 1 P: 8	R: 1 E: 0 K: 0 S: 4	H: 0 LOB: 1 BB: 1 P: 8	R: 0 E: 1 K: 0 S: 5	H: 1 LOB: 2 BB: 0 P: 5	R: 0 E: 0 K: 0 S: 3	H: 0 LOB: 0 BB: 0 P: 3	1B: 1 2B: 1 3B: 0 HR: 1	SF: 0 SAC: 1 DP: 1 HBP: 0	WP: 1 PB: 0 SB: 0 CS: 0	PA: 35
PITCHER Pete Burnside, L ERA: 2.28 Ray Semproch, R ERA: 2.57 (1, 1)	IP: 7.0 WLS: L BF: 30 H: 2 R: 2 ER: 2 SO: 3 BB: 7 IBB: 0 HBP: 0 BLK: 0 WP: 1 HR: 1 S: 29 P: 57 ERA: 2.57 WHIP: 1.286															PITCHER						

Detroit Tigers @ Kansas City Athletics
Municipal Stadium, Kansas City, MO
Tue May 31 1960, 8:05 PM EDT
Att: 8,027 - Unknown


AB 27
R 2
H 3
RBI 2
BB 7
SO 3
LOB 14



Batter	1	2	3	4	5	6	7	8	9	AB	R	H	RBI	BB	SO	LOB	TOP								
Luis Aparicio, R (1, 6) OBP: 0.273, SLG: 0.285	F9			6-3	F9			6-3		4	0	0	0	0	0	2									
Nellie Fox, L (1, 4) OBP: 0.354, SLG: 0.357	F7			CS BB				F9	6-3	3	0	0	0	1	0	0									
Earl Torgeson, L (1, 3) OBP: 0.667, SLG: 0.929	K			G3	G3				HR	4	1	1	1	0	1	1									
Minnie Minoso, R (1, 7) OBP: 0.383, SLG: 0.516									HR	3	2	2	0	0	0	0									
Sherm Lollar, R (1, 2) OBP: 0.377, SLG: 0.468	L8								1B	3	2	1	1	1	0	0									
Al Smith, R (1, 9) OBP: 0.357, SLG: 0.474	5-3								BB	3	0	0	0	1	1	3									
Gene Freese, R (1, 5) OBP: 0.243, SLG: 0.397				1-3						4	1	2	4	0	1	1									
Jim Landis, R (1, 8) OBP: 0.409, SLG: 0.297				K					F7	3	0	0	0	1	2	0									
Frank Baumann, L (1, 1)				K						3	0	0	0	0	3	2									
Inning Stats	R: 0 E: 0 K: 1 S: 5	H: 0 LOB: 0 BB: 0 P: 5	R: 0 E: 0 K: 0 S: 3	H: 0 LOB: 0 BB: 0 P: 3	R: 0 E: 0 K: 2 S: 7	H: 0 LOB: 0 BB: 0 P: 7	R: 0 E: 0 K: 0 S: 2	H: 0 LOB: 0 BB: 1 P: 6	R: 2 E: 0 K: 1 S: 8	H: 3 LOB: 2 BB: 1 P: 12	R: 0 E: 0 K: 0 S: 2	H: 0 LOB: 0 BB: 0 P: 3	R: 0 E: 0 K: 1 S: 4	H: 0 LOB: 0 BB: 1 P: 8	R: 0 E: 0 K: 2 S: 7	H: 0 LOB: 0 BB: 0 P: 7	R: 4 E: 0 K: 1 S: 8	H: 3 LOB: 0 BB: 1 P: 12	1B: 3 2B: 1 3B: 0 HR: 2	SF: 0 SAC: 0 DP: 0 HBP: 1	WP: 0 PB: 0 SB: 1 CS: 3	PA: 36			
PITCHER	IP	WLS	BF	H	R	ER	SO	BB	IBB	HBP	BLK	WP	HR	S	P	ERA	WHIP								
Jim Bunning, R (1, 1) ERA: 2.51	8.0	L	28	3	2	2	7	3	0	1	0	0	0	38	51	2.25	0.750								
Tom Morgan, R (9, 1) ERA: 3.95	1.0		7	3	4	4	1	1	0	0	0	0	2	8	12	36.00	4.000								

Chicago White Sox @ Detroit Tigers
Briggs Stadium, Detroit, MI
Wed Jun 01 1960, 7:05 PM EDT
Att: 20,772 - Unknown

AB 30
R 6
H 6
RBI 6
BB 4
SO 8
LOB 9



Batter	1	2	3	4	5	6	7	8	9	AB	R	H	RBI	BB	SO	LOB	BOTTOM								
Eddie Yost, R (1, 5) OBP: 0.427, SLG: 0.346	6-3				5-3			F6		4	0	1	0	0	0	1									
Frank Bolling, R (1, 4) OBP: 0.291, SLG: 0.306	L4								F8	4	0	0	0	0	0	1									
Charlie Maxwell, L (1, 7) OBP: 0.317, SLG: 0.379	4-3								1-3	4	0	0	0	0	0	0									
Al Kaline, R (1, 8) OBP: 0.349, SLG: 0.431									L9	4	0	1	0	0	0	0									
Steve Bilko, R (1, 3) OBP: 0.213, SLG: 0.316										2	0	1	0	1	0	1									
Rocky Colavito, R (1, 9) OBP: 0.276, SLG: 0.286										3	0	0	0	0	0	3									
Lou Berberet, L (1, 2) OBP: 0.318, SLG: 0.282										3	0	1	0	0	0	1									
Chico Fernandez, R (1, 6) OBP: 0.353, SLG: 0.342										3	0	0	0	0	0	1									
Jim Bunning, R (1, 1) OBP: 0.143, SLG: 0.190										2	0	0	0	0	0	1									
Johnny Groth, R (8, PH) OBP: 0.300, SLG: 0.222										1	0	0	0	0	0	0									
Tom Morgan, R (9, 1)										0	0	0	0	0	0	0									
Inning Stats	R: 0 E: 0 K: 0 S: 3	H: 1 LOB: 1 BB: 0 P: 4	R: 0 E: 0 K: 0 S: 4	H: 1 LOB: 1 BB: 0 P: 4	R: 0 E: 0 K: 0 S: 4	H: 1 LOB: 1 BB: 0 P: 4	R: 0 E: 0 K: 0 S: 4	H: 1 LOB: 1 BB: 0 P: 4	R: 0 E: 1 K: 0 S: 3	H: 0 LOB: 0 BB: 0 P: 3	R: 0 E: 0 K: 0 S: 2	H: 0 LOB: 0 BB: 1 P: 6	R: 0 E: 0 K: 0 S: 3	H: 0 LOB: 0 BB: 0 P: 3	R: 0 E: 0 K: 0 S: 3	H: 0 LOB: 0 BB: 0 P: 3	R: 0 E: 0 K: 0 S: 3	H: 0 LOB: 0 BB: 0 P: 3	1B: 3 2B: 1 3B: 0 HR: 0	SF: 0 SAC: 0 DP: 1 HBP: 0	WP: 0 PB: 0 SB: 0 CS: 0	PA: 31			
PITCHER	IP	WLS	BF	H	R	ER	SO	BB	IBB	HBP	BLK	WP	HR	S	P	ERA	WHIP								
Frank Baumann, L (1, 1) ERA: 2.2	9.0	W	31	4	0	0	0	1	0	0	0	0	0	30	34	0.00	0.556								

Chicago White Sox @ Detroit Tigers
Briggs Stadium, Detroit, MI
Wed Jun 01 1960, 7:05 PM EDT
Att: 20,772 - Unknown

AB 30
R 0
H 4
RBI 0
BB 1
SO 0
LOB 9



Batter	1	2	3	4	5	6	7	8	9	AB	R	H	RBI	BB	SO	LOB	TOP											
Luis Aparicio, R (1, 6) OBP: 0.267, SLG: 0.278 Ted Kluszewski, L (9, PH) OBP: 0.379, SLG: 0.441	F3		G3		6-3		6-3		F9	4	0	0	0	0	0	2	Chicago White Sox @ Detroit Tigers Briggs Stadium, Detroit, MI Thu Jun 02 1960, 7:05 PM EDT Att: 18,139 - Unknown											
Nellie Fox, L (1, 4) OBP: 0.349, SLG: 0.364	1-3		5-3		L3		2H 3B		4-3	5	0	1	1	0	0	2												
Minnie Minoso, R (1, 7) OBP: 0.378, SLG: 0.506	1B				F4		F9		6-3	5	0	1	0	0	0	2												
Roy Sievers, R (1, 3) OBP: 0.304, SLG: 0.383	L5				1B		1B		G6-4-3	4	2	3	0	0	0	1												
Sherm Lollar, R (1, 2) OBP: 0.373, SLG: 0.460	F3				F2		1B		G6-4-3	4	0	1	0	0	0	2												
Al Smith, R (1, 9) OBP: 0.366, SLG: 0.481	F4				1B		G5-4-3		1B	4	0	3	1	0	0	0												
Gene Freese, R (1, 5) OBP: 0.296, SLG: 0.403	5-3				1B		G5-4-3		1B	4	0	2	1	0	0	2												
Jim Landis, R (1, 8) OBP: 0.404, SLG: 0.295					F7		E6		1-3	4	1	1	0	0	0	4												
Dick Donovan, L (1, 1) OBP: 0.083, SLG: 0.083 Ray Moore, R (3, 1) Sammy Esposito, R (5, PH) OBP: 0.295, SLG: 0.222 Russ Kemmerer, R (5, 1) Earl Torgerson, L (9, PH) OBP: 0.680, SLG: 0.929			K		K		SH1-4		PB	1	0	0	0	0	0	1		AB 37 R 3 H 12 RBI 3 BB 1 SO 2 LOB 17										
Inning Stats	R: 0 E: 0 K: 0 S: 4	H: 1 LOB: 1 BB: 0 P: 4	R: 0 E: 0 K: 0 S: 3	H: 0 LOB: 0 BB: 0 P: 3	R: 0 E: 0 K: 1 S: 6	H: 1 LOB: 1 BB: 0 P: 6	R: 1 E: 0 K: 0 S: 6	H: 3 LOB: 2 BB: 0 P: 6	R: 0 E: 0 K: 1 S: 5	H: 0 LOB: 0 BB: 0 P: 5	R: 1 E: 0 K: 0 S: 5	H: 3 LOB: 1 BB: 0 P: 5	R: 1 E: 0 K: 0 S: 5	H: 1 LOB: 2 BB: 0 P: 5	R: 0 E: 0 K: 0 S: 5	H: 3 LOB: 2 BB: 0 P: 5			R: 0 E: 0 K: 0 S: 3	H: 0 LOB: 1 BB: 1 P: 7	1B: 11 2B: 0 3B: 1 HR: 0	SF: 0 SAC: 1 DP: 2 HBP: 0	WP: 0 PB: 1 SB: 0 CS: 0	PA: 39				
PITCHER	IP	WLS	BF	H	R	ER	SO	BB	IBB	HBP	BLK	WP	HR	S	P	ERA		WHIP										
Don Mossi, L (1, 1) ERA: 3.5 Ray Semproch, R (8, 1) ERA: 2.35	7.2		34	12	3	2	2	0	0	0	0	0	0	38	38	2.35		1.565										

Batter	1	2	3	4	5	6	7	8	9	AB	R	H	RBI	BB	SO	LOB	BOTTOM											
Eddie Yost, R (1, 5) OBP: 0.417, SLG: 0.336	6-3		4-3		5-3		6-3			4	0	0	0	0	0	1	Chicago White Sox @ Detroit Tigers Briggs Stadium, Detroit, MI Thu Jun 02 1960, 7:05 PM EDT Att: 18,139 - Unknown											
Frank Bolling, R (1, 4) OBP: 0.289, SLG: 0.304	F4		S		L6		K			4	1	1	0	0	1	0												
Charlie Maxwell, L (1, 7) OBP: 0.333, SLG: 0.473	HR		2B		F9		HR			4	3	3	3	0	0	0												
Al Kaline, R (1, 8) OBP: 0.346, SLG: 0.425	S		L1		L9		L9			4	0	1	0	0	0	1												
Steve Bilko, R (1, 3) OBP: 0.215, SLG: 0.328	5-3		2B		5-3		F8			4	0	1	1	0	0	1												
Lou Berberet, L (1, 2) OBP: 0.304, SLG: 0.267			4-6-3		6-3		F8		K	4	0	0	0	0	1	1												
Rocky Colavito, R (1, 9) OBP: 0.288, SLG: 0.307			FC4-6		6-3		2B			3	0	2	0	0	0	0												
Chico Fernandez, R (1, 6) OBP: 0.346, SLG: 0.333	F8		F9		F9		F5			3	0	0	0	0	0	2												
Don Mossi, L (1, 1) Ray Semproch, R (8, 1)	FC4-6				BB		F7			2	0	0	0	1	0	1												
Inning Stats	R: 1 E: 0 K: 0 S: 5	H: 2 LOB: 1 BB: 0 P: 5	R: 0 E: 0 K: 0 S: 4	H: 1 LOB: 1 BB: 0 P: 4	R: 2 E: 0 K: 0 S: 6	H: 3 LOB: 1 BB: 0 P: 6	R: 0 E: 0 K: 0 S: 3	H: 0 LOB: 1 BB: 1 P: 7	R: 0 E: 0 K: 0 S: 3	H: 0 LOB: 0 BB: 0 P: 3	R: 0 E: 0 K: 0 S: 4	H: 1 LOB: 1 BB: 0 P: 4	R: 0 E: 0 K: 1 S: 5	H: 0 LOB: 0 BB: 0 P: 5	R: 1 E: 0 K: 1 S: 6	H: 1 LOB: 0 BB: 0 P: 6		1B: 3 2B: 3 3B: 0 HR: 2	SF: 0 SAC: 0 DP: 0 HBP: 0	WP: 0 PB: 0 SB: 2 CS: 0	PA: 33							
PITCHER	IP	WLS	BF	H	R	ER	SO	BB	IBB	HBP	BLK	WP	HR	S	P	ERA		WHIP										
Dick Donovan, R (1, 1) ERA: 6.75 Ray Moore, R (3, 1) ERA: 4.42 Russ Kemmerer, R (5, 1) ERA: 4.71	2.2		14	6	3	3	0	0	0	0	0	0	0	14	14	10.12		2.250										

Batter	1	2	3	4	5	6	7	8	9	AB	R	H	RBI	BB	SO	LOB	TOP					
Eddie Yost, R OBP: 0.410, SLG: 0.331 (1, 5)	4-3		F9		G5-4-3		BB BB 1B		6-3	5	0	1	1	0	0	2	Detroit Tigers @ Cleveland Indians Cleveland Municipal Stadium, Cleveland, OH Fri Jun 03 1960, 7:05 PM EDT Att: 21,881 - Unknown					
Frank Bolling, R OBP: 0.288, SLG: 0.295 Sandy Amoroso, L OBP: 0.346, SLG: 0.364 Casey Wise, S OBP: 0.194, SLG: 0.333 (1, 4)	F8		E6			F7	BB BB 1B			3	0	0	0	1	0	1						
Charlie Maxwell, L OBP: 0.330, SLG: 0.457 (1, 7)	F9		F9			K	BB BB 1B			3	0	0	1	1	1	2						
Al Kaline, R OBP: 0.350, SLG: 0.428 (1, 8)					F3					4	0	2	0	0	1	3						
Steve Bilko, R OBP: 0.203, SLG: 0.308 (1, 3)	F9				L6				F2	4	0	0	0	0	0	2						
Lou Berberet, L OBP: 0.313, SLG: 0.269 (1, 2)	F7								3-1	3	1	1	0	1	0	1						
Rocky Colavito, R OBP: 0.279, SLG: 0.295 (1, 9)	FC6-4				G3					4	0	0	0	0	1	3						
Chico Fernandez, R OBP: 0.338, SLG: 0.325 Norm Cash, L OBP: 0.324, SLG: 0.413 (1, 6)			K		4-3				F7	3	0	0	0	0	2	1						
Frank Lary, R OBP: 0.200, SLG: 0.148 Bob Bruce, R OBP: 1.000, SLG: 1.000 Neil Christley, L OBP: 0.313, SLG: 0.430 (1, 1)									6-3	1	0	1	0	0	0	0						
Inning Stats	R: 0 E: 0 K: 0 S: 3	H: 0 LOB: 0 BB: 0 P: 3	R: 0 E: 0 K: 0 S: 4	H: 1 LOB: 1 BB: 0 P: 4	R: 0 E: 1 K: 1 S: 7	H: 1 LOB: 2 BB: 0 P: 7	R: 0 E: 0 K: 0 S: 4	H: 1 LOB: 1 BB: 0 P: 4	R: 0 E: 0 K: 0 S: 2	H: 0 LOB: 0 BB: 1 P: 6	R: 0 E: 0 K: 1 S: 6	H: 1 LOB: 1 BB: 0 P: 6	R: 2 E: 0 K: 2 S: 9	H: 2 LOB: 3 BB: 3 P: 21	R: 0 E: 0 K: 1 S: 5	H: 0 LOB: 0 BB: 0 P: 5		R: 0 E: 0 K: 0 S: 3	H: 0 LOB: 0 BB: 0 P: 3	1B: 6 2B: 0 3B: 0 HR: 0	SF: 0 SAC: 0 DP: 1 HBP: 0	WP: 0 PB: 0 SB: 0 CS: 0
PITCHER	IP	WLS	BF	H	R	ER	SO	BB	IBB	HBP	BLK	WP	HR	S	P	ERA	WHIP					
Jim Perry, R ERA: 2.67 Johnny Klippstein, R ERA: 1.04 (1, 1)	6.2	W	30	6	2	2	3	4	0	0	0	0	0	32	48	2.70	1.500					
Johnny Klippstein, R ERA: 1.04 (7, 1)	2.1	S	7	0	0	0	2	0	0	0	0	0	0	11	11	0.00	0.000					

AB	33
R	2
H	6
RBI	2
BB	4
SO	5
LOB	15



Batter	1	2	3	4	5	6	7	8	9	AB	R	H	RBI	BB	SO	LOB	BOTTOM				
Jim Piersall, R OBP: 0.336, SLG: 0.513 (1, 8)	F9		1B S 5-3 1B		F7			4-3		4	1	1	1	0	0	1	Detroit Tigers @ Cleveland Indians Cleveland Municipal Stadium, Cleveland, OH Fri Jun 03 1960, 7:05 PM EDT Att: 21,881 - Unknown				
Ken Aspromonte, R OBP: 0.323, SLG: 0.316 (1, 4)	K		1B 5-3 1B		HR		WP 1B			4	2	3	3	0	1	0					
Harvey Kuenn, R OBP: 0.360, SLG: 0.346 (1, 9)	5-3		5-3		F9			F9		4	0	0	1	0	0	2					
Tito Francona, L OBP: 0.392, SLG: 0.458 (1, 3)		6-3	1B 2H		G3			4-3		4	0	1	1	0	0	1					
John Romano, R OBP: 0.333, SLG: 0.413 (1, 2)		P3			6-3			1-3		3	0	0	0	0	0	0					
Walt Bond, L OBP: 0.283, SLG: 0.329 (1, 7)		4-3			L8			6-3		3	0	0	0	0	0	0					
Woodie Held, R OBP: 0.347, SLG: 0.535 (1, 6)			1B 5-3 1B		6-3			1-3		3	1	1	0	0	0	0					
Bubba Phillips, R OBP: 0.265, SLG: 0.298 (1, 5)			5-3		5-3			K		3	0	0	0	0	1	1					
Jim Perry, S OBP: 0.364, SLG: 0.409 Johnny Klippstein, R (1, 1)			1B 1B		HR			K		2	2	2	0	0	0	0					
Johnny Klippstein, R (7, 1)			1B 1B					K		1	0	0	0	0	1	0					
Inning Stats	R: 0 E: 0 K: 1 S: 5	H: 0 LOB: 0 BB: 0 P: 5	R: 0 E: 0 K: 0 S: 3	H: 0 LOB: 0 BB: 0 P: 3	R: 4 E: 0 K: 0 S: 7	H: 5 LOB: 1 BB: 0 P: 7	R: 0 E: 0 K: 0 S: 3	H: 0 LOB: 0 BB: 0 P: 3	R: 2 E: 0 K: 0 S: 5	H: 2 LOB: 0 BB: 0 P: 5	R: 0 E: 0 K: 2 S: 7	H: 0 LOB: 0 BB: 0 P: 7	R: 0 E: 0 K: 0 S: 4	H: 1 LOB: 1 BB: 0 P: 4	R: 0 E: 0 K: 0 S: 3	H: 0 LOB: 0 BB: 0 P: 3	1B: 7 2B: 0 3B: 0 HR: 1	SF: 0 SAC: 0 DP: 0 HBP: 0	WP: 1 PB: 0 SB: 1 CS: 0	PA: 31	
PITCHER	IP	WLS	BF	H	R	ER	SO	BB	IBB	HBP	BLK	WP	HR	S	P	ERA	WHIP				
Frank Lary, R ERA: 2.79 Bob Bruce, R ERA: 3.71 (1, 1)	3.0	L	13	5	4	4	1	0	0	0	0	1	1	15	15	12.00	1.667				
Bob Bruce, R ERA: 3.71 (4, 1)	5.0		18	3	2	2	2	0	0	0	0	1	1	22	22	3.60	0.600				



Batter	1	2	3	4	5	6	7	8	9	10	AB	R	H	RBI	BB	SO	LOB	TOP										
Eddie Yost, R OBP: 0.416, SLG: 0.326 (1.5)	BB		1B WP BB	F9		BB	BB		L3		2	1	0	0	3	0	2	Detroit Tigers @ Cleveland Indians Cleveland Municipal Stadium, Cleveland, OH Sat Jun 04 1960, 3:33 AM EDT Att: 7,349 - Unknown AB 37 R 7 H 11 RBI 5 BB 6 SO 6 LOB 16										
Frank Bolling, R OBP: 0.287, SLG: 0.294 (1.4)	F8		WP 1B BB	F8		BB	5-3		F3		4	1	1	0	0	0	4											
Sandy Amoros, L OBP: 0.333, SLG: 0.348 (9. PH)	F8		WP 1B	F8					F3		1	0	0	0	0	0	1											
Casey Wise, S OBP: 0.184, SLG: 0.333 (9.4)	F8		WP 1B	F8					F3		0	0	0	0	0	0	0											
Charlie Maxwell, L OBP: 0.333, SLG: 0.485 (1.7)	F8		PB WP 1B			HR			K		5	1	2	1	0	1	2											
Al Kaline, R OBP: 0.345, SLG: 0.423 (1.8)	K		SF8			L8			K		4	0	1	1	0	2	1											
Steve Bilko, R OBP: 0.189, SLG: 0.286 (1.3)	K		6-3			6-3			F8		5	0	0	0	0	1	1											
Lou Berberet, L OBP: 0.303, SLG: 0.259 (1.2)	4-3		6-3			6-3			F8		3	0	0	0	0	0	1											
Neil Christley, L OBP: 0.310, SLG: 0.426 (8. PH)	4-3		F7			F8			HR		1	0	0	0	0	0	0											
Red Wilson, R OBP: 0.322, SLG: 0.260 (8.2)	4-3		F7			F8			HR		1	1	1	0	0	0	0											
Rocky Colavito, R OBP: 0.299, SLG: 0.367 (1.9)	BB		HR			1B CS			K		4	2	3	3	1	1	0											
Chico Fernandez, R OBP: 0.354, SLG: 0.354 (1.6)	BB		HR			1B CS			HR		4	1	3	0	1	0	0											
Paul Foytack, R OBP: 0.300, SLG: 0.222 (7.1)	FC4-6		F9 SH1-4			1B CS			6-3		4	1	3	0	1	0	0											
Ray Semproch, R (7.1)	BB		FC4-6			1B			6-3		4	1	3	0	1	0	0											
Dave Sisler, R (9.1)	FC4-6		SH1-4			K			BB		2	0	0	0	0	1	4											
Inning Stats	R: 0 E: 0 K: 1 S: 5	H: 0 LOB: 1 BB: 1 P: 9	R: 0 E: 0 K: 1 S: 5	H: 0 LOB: 2 BB: 2 P: 13	R: 2 E: 0 K: 0 S: 5	H: 2 LOB: 1 BB: 1 P: 9	R: 1 E: 0 K: 0 S: 5	H: 2 LOB: 1 BB: 0 P: 5	R: 1 E: 0 K: 0 S: 4	H: 1 LOB: 0 BB: 0 P: 4	R: 0 E: 0 K: 1 S: 6	H: 2 LOB: 2 BB: 1 P: 10	R: 0 E: 0 K: 0 S: 3	H: 1 LOB: 0 BB: 0 P: 3	R: 0 E: 0 K: 1 S: 5	H: 0 LOB: 0 BB: 0 P: 5	R: 0 E: 0 K: 1 S: 5	H: 0 LOB: 1 BB: 1 P: 9	R: 3 E: 0 K: 1 S: 8	H: 3 LOB: 0 BB: 0 P: 8	1B: 7 2B: 0 3B: 1 HR: 3	SF: 1 SAC: 1 DP: 0 HBP: 0	WP: 1 PB: 1 SB: 2 CS: 2	PA: 45				
PITCHER	IP	WLS	BF	H	R	ER	SO	BB	IBB	HBP	BLK	WP	HR	S	P	ERA	WHIP											
Barry Latman, R ERA: 5.74 (1.1)	5.0		24	5	4	4	2	4	0	0	0	1	1	0	0	0	0	0	9	13	0.00	2.000						
Wynn Hawkins, R ERA: 4.6 (6.1)	2.0		8	3	0	0	1	1	0	0	0	0	0	0	0	0	0	0	10	14	0.00	0.500						
John Briggs, R ERA: 1.8 (8.1)	2.0		7	0	0	0	2	1	0	0	0	0	0	0	0	0	0	0	8	8	27.00	3.000						
Dick Stigman, L ERA: 3.94 (10.1)	1.0	L	6	3	3	3	1	0	0	0	0	0	1	8	8	27.00	3.000											

Batter	1	2	3	4	5	6	7	8	9	10	AB	R	H	RBI	BB	SO	LOB	BOTTOM						
Jim Piersall, R OBP: 0.346, SLG: 0.516 (1.8)	G6-4-3 1B		F9			F3			BB		5	1	3	0	0	0	2	Detroit Tigers @ Cleveland Indians Cleveland Municipal Stadium, Cleveland, OH Sat Jun 04 1960, 3:33 AM EDT Att: 7,349 - Unknown AB 41 R 4 H 14 RBI 4 BB 2 SO 1 LOB 19						
Ken Aspromonte, R OBP: 0.328, SLG: 0.300 (1.4)	L8		5-3			L8		1B	BB		3	0	0	1	2	0	1							
Harvey Kuenn, R OBP: 0.355, SLG: 0.341 (1.9)	G6-4-3		6-3			K		1B	BB		5	0	1	2	0	1	4							
Tito Francona, L OBP: 0.399, SLG: 0.463 (1.3)	1B 2B		1B			L3			F7		5	1	3	0	0	0	5							
John Romano, R OBP: 0.312, SLG: 0.382 (1.2)	L8		G5-4-3			L8			F5		5	0	0	0	0	0	3							
Walt Bond, L OBP: 0.259, SLG: 0.320 (1.7)	F7		F7			F7		FC6-4 1B	F5		5	0	1	0	0	0	1							
Woodie Held, R OBP: 0.342, SLG: 0.523 (1.6)	F9		F9			F9		FC6-4 1B	L8		5	0	1	0	0	0	1							
Bubba Phillips, R OBP: 0.282, SLG: 0.324 (1.5)	1B		1B			1B			1-4-3		4	1	3	1	0	0	0							
Barry Latman, R ERA: 5.74 (1.1)	6.2		11	4	4	1	1	0	0	0	1	0	0	0	0	0	0							
Ray Semproch, R ERA: 2.12 (7.1)	1.2		9	3	0	0	0	1	0	0	0	0	0	8	12	0.00	2.400							
Dave Sisler, R ERA: 4.15 (9.1)	1.2	W	5	0	0	0	0	0	0	0	0	0	0	5	5	0.00	0.000							
Inning Stats	R: 0 E: 0 K: 0 S: 3	H: 1 LOB: 0 BB: 0 P: 3	R: 1 E: 0 K: 0 S: 5	H: 3 LOB: 2 BB: 0 P: 5	R: 0 E: 0 K: 0 S: 3	H: 0 LOB: 0 BB: 0 P: 3	R: 0 E: 0 K: 0 S: 3	H: 1 LOB: 0 BB: 0 P: 3	R: 0 E: 0 K: 0 S: 5	H: 2 LOB: 2 BB: 0 P: 5	R: 0 E: 0 K: 1 S: 6	H: 1 LOB: 1 BB: 0 P: 6	R: 3 E: 0 K: 0 S: 7	H: 4 LOB: 2 BB: 1 P: 11	R: 0 E: 0 K: 0 S: 3	H: 0 LOB: 0 BB: 0 P: 3	R: 0 E: 0 K: 0 S: 5	H: 2 LOB: 3 BB: 1 P: 9	R: 0 E: 0 K: 0 S: 3	H: 0 LOB: 0 BB: 0 P: 3	1B: 13 2B: 1 3B: 0 HR: 0	SF: 0 SAC: 0 DP: 2 HBP: 0	WP: 0 PB: 0 SB: 0 CS: 0	PA: 43
PITCHER	IP	WLS	BF	H	R	ER	SO	BB	IBB	HBP	BLK	WP	HR	S	P	ERA	WHIP							
Paul Foytack, R ERA: 7.08 (1.1)	6.2		11	4	4	1	1	0	0	0	0	0	0	0	0	0	0							
Ray Semproch, R ERA: 2.12 (7.1)	1.2		9	3	0	0	0	1	0	0	0	0	0	8	12	0.00	2.400							
Dave Sisler, R ERA: 4.15 (9.1)	1.2	W	5	0	0	0	0	0	0	0	0	0	0	5	5	0.00	0.000							

Batter	1	2	3	4	5	6	7	8	9	AB	R	H	RBI	BB	SO	LOB	TOP					
Eddie Yost, R OBP: 0.415, SLG: 0.324 (1, 5)	F9		F6					4-3		4	0	1	1	1	0	2	Detroit Tigers @ Cleveland Indians Cleveland Municipal Stadium, Cleveland, OH Sun Jun 05 1960, 3:33 AM EDT Unknown					
Frank Bolling, R OBP: 0.283, SLG: 0.298 (1, 4)	F8			F6				F8		5	0	1	2	0	0	3						
Charlie Maxwell, L OBP: 0.344, SLG: 0.485 (1, 7)	4-3									4	1	2	0	1	0	0						
Al Kaline, R OBP: 0.341, SLG: 0.411 (1, 8)		L1-3								4	0	0	0	1	1	2						
Steve Bilko, R OBP: 0.203, SLG: 0.324 (1, 3)		1-3		1-3						4	1	1	1	1	0	3						
Red Wilson, R OBP: 0.326, SLG: 0.273 (1, 2)	F8									5	1	2	0	0	1	2						
Rocky Colavito, R OBP: 0.318, SLG: 0.416 (1, 9)										4	2	3	3	1	0	1						
Chico Fernandez, R OBP: 0.358, SLG: 0.366 Casey Wise, S OBP: 0.194, SLG: 0.333 (8, 6)			E8	1-3						4	2	2	0	0	0	3						
Jim Bunning, R OBP: 0.120, SLG: 0.160 (1, 1)										0	0	0	0	0	0	0						
Inning Stats	R: 0 E: 0 K: 0 S: 3	H: 0 LOB: 0 BB: 0 P: 3	R: 0 E: 0 K: 0 S: 3	H: 0 LOB: 0 BB: 0 P: 3	R: 2 E: 1 K: 1 S: 8	H: 3 LOB: 3 BB: 2 P: 16	R: 1 E: 0 K: 0 S: 5	H: 2 LOB: 2 BB: 1 P: 9	R: 0 E: 0 K: 0 S: 3	H: 0 LOB: 0 BB: 0 P: 3	R: 2 E: 0 K: 1 S: 8	H: 3 LOB: 1 BB: 0 P: 8	R: 1 E: 0 K: 2 S: 9	H: 2 LOB: 2 BB: 1 P: 13	R: 0 E: 0 K: 0 S: 3	H: 0 LOB: 0 BB: 0 P: 3	R: 1 E: 0 K: 0 S: 4	H: 2 LOB: 1 BB: 1 P: 8	1B: 7 2B: 3 3B: 0 HR: 2	SF: 0 SAC: 0 DP: 1 HBP: 0	WP: 0 PB: 0 SB: 1 CS: 0	PA: 43
PITCHER	IP	WLS	BF	H	R	ER	SO	BB	IBB	HBP	BLK	WP	HR	S	P	ERA	WHIP					
Gary Bell, R ERA: 3.41 (1, 1)	5.2	L	28	8	5	5	2	3	0	0	0	0	1	29	41	7.94	1.941					
Wynn Hawkins, R ERA: 4.56 (6, 1)	2.1		10	2	1	1	2	1	0	0	0	0	0	13	17	3.86	1.286					
Mike Lee, L ERA: 6.0 (9, 1)	1.0		5	2	1	1	0	1	0	0	0	0	1	4	8	9.00	3.000					

Batter	1	2	3	4	5	6	7	8	9	AB	R	H	RBI	BB	SO	LOB	BOTTOM				
Jim Piersall, R OBP: 0.343, SLG: 0.508 (1, 8)	L5									4	0	1	1	0	0	1	Detroit Tigers @ Cleveland Indians Cleveland Municipal Stadium, Cleveland, OH Sun Jun 05 1960, 3:33 AM EDT Unknown				
Ken Aspromonte, R OBP: 0.324, SLG: 0.344 (1, 4)	K									4	1	1	1	0	1	1					
Harvey Kuenn, R OBP: 0.352, SLG: 0.338 (1, 9)	F5									4	0	1	0	0	0	0					
Tito Francona, L OBP: 0.401, SLG: 0.460 (1, 3)		L8								3	0	1	0	0	1	1					
Russ Nixon, L OBP: 0.308, SLG: 0.341 (1, 2)		F2								4	0	1	0	0	0	2					
Woodie Held, R OBP: 0.333, SLG: 0.507 (1, 6)										4	0	0	0	0	2	2					
Walt Bond, L OBP: 0.258, SLG: 0.308 (1, 7)										3	1	0	0	1	0	1					
Bubba Phillips, R OBP: 0.281, SLG: 0.321 (1, 5)										4	0	1	0	0	0	2					
Gary Bell, R OBP: 0.241, SLG: 0.192 Wynn Hawkins, R OBP: 0.133, SLG: 0.200 Bob Hale, L OBP: 0.350, SLG: 0.278 Mike Lee, L (9, 1)										0	0	0	0	0	0	0					
Inning Stats	R: 0 E: 0 K: 1 S: 5	H: 0 LOB: 0 BB: 0 P: 5	R: 0 E: 0 K: 1 S: 5	H: 0 LOB: 0 BB: 0 P: 5	R: 1 E: 0 K: 0 S: 4	H: 1 LOB: 1 BB: 1 P: 8	R: 0 E: 0 K: 1 S: 6	H: 1 LOB: 1 BB: 0 P: 6	R: 0 E: 0 K: 0 S: 4	H: 1 LOB: 1 BB: 0 P: 4	R: 0 E: 0 K: 0 S: 3	H: 0 LOB: 0 BB: 0 P: 3	R: 0 E: 0 K: 1 S: 7	H: 2 LOB: 1 BB: 0 P: 7	R: 0 E: 0 K: 0 S: 4	H: 1 LOB: 0 BB: 0 P: 4	1B: 4 2B: 1 3B: 0 HR: 1	SF: 0 SAC: 2 DP: 0 HBP: 1	WP: 0 PB: 0 SB: 1 CS: 0	PA: 35	
PITCHER	IP	WLS	BF	H	R	ER	SO	BB	IBB	HBP	BLK	WP	HR	S	P	ERA	WHIP				
Jim Bunning, R ERA: 2.45 (1, 1)	9.0	W	35	6	2	2	4	1	0	1	0	0	1	41	46	2.00	0.778				


Batter	1	2	3	4	5	6	7	8	9	AB	R	H	RBI	BB	SO	LOB	TOP			
Eddie Yost, R (1.5)	6-3		K			G3 1B		FC5-4 BB		3	0	1	0	1	1	1	Detroit Tigers @ Cleveland Indians Cleveland Municipal Stadium, Cleveland, OH Sun Jun 05 1960, 3:38 AM EDT Att: 26,437 - Unknown			
Frank Bolling, R (1.4)	F7		1-3			G3 1B		FC5-4		4	0	1	0	0	0	2				
Charlie Maxwell, L (1.7)	F7			1-3		G3		F2		4	0	0	0	0	0	3				
Al Kaline, R (1.8)		L6-3		K		G3 BB		5-3 1B		3	0	1	0	1	1	0				
Steve Bilko, R (1.3)		4-3		6-3		F4		F7		4	0	0	0	0	0	4				
Red Wilson, R (1.2)		1B 2B				F6		5-3		4	0	1	0	0	0	1				
Rocky Colavito, R (1.9)		2H 1B		6-3		6-3		F8		4	0	1	0	0	1	1				
Chico Fernandez, R (1.6)				F3		F3				3	0	1	0	0	1	0				
Pete Burnside, R (1.1)				FC1-6		4-3		F6		2	0	0	0	0	0	1				
Norm Cash, L (8, PH)				FC1-6						1	0	0	0	0	0	0				
Ray Semproch, R (8.1)				1-2						0	0	0	0	0	0	0				
Tom Morgan, R (8.1)										0	0	0	0	0	0	0				
Inning Stats	R: 0 E: 0 K: 0 S: 3	H: 0 LOB: 0 BB: 0 P: 3	R: 0 E: 0 K: 0 S: 4	H: 2 LOB: 2 BB: 0 P: 4	R: 0 E: 0 K: 1 S: 6	H: 1 LOB: 1 BB: 0 P: 6	R: 0 E: 0 K: 1 S: 5	H: 0 LOB: 0 BB: 0 P: 5	R: 0 E: 0 K: 0 S: 3	H: 0 LOB: 0 BB: 0 P: 3	R: 0 E: 0 K: 2 S: 7	H: 0 LOB: 2 BB: 0 P: 7	R: 0 E: 0 K: 0 S: 3	H: 0 LOB: 1 BB: 0 P: 7	R: 0 E: 0 K: 0 S: 4	H: 1 LOB: 1 BB: 0 P: 4	1B: 5 2B: 1 3B: 0 HR: 0	SF: 0 SAC: 0 DP: 0 HBP: 0	WP: 0 PB: 0 SB: 0 CS: 0	PA: 34
PITCHER Bobby Locke, R (1.1) ERA:	IP: 9.0 WLS: W BF: 34 H: 6 R: 0 ER: 0 SO: 4 BB: 2 IBB: 0 HBP: 0 BLK: 0 WP: 0 HR: 0 S: 40 P: 48 ERA: 0.00 WHIP: 0.889															PITCHER IP: 9.0 WLS: W BF: 34 H: 6 R: 0 ER: 0 SO: 4 BB: 2 IBB: 0 HBP: 0 BLK: 0 WP: 0 HR: 0 S: 40 P: 48 ERA: 0.00 WHIP: 0.889				

Batter	1	2	3	4	5	6	7	8	9	AB	R	H	RBI	BB	SO	LOB	BOTTOM		
Jim Piersall, R (1.8)	K		HR			L8		FC4-6 1B		3	1	1	2	0	1	0	Detroit Tigers @ Cleveland Indians Cleveland Municipal Stadium, Cleveland, OH Sun Jun 05 1960, 3:38 AM EDT Att: 26,437 - Unknown		
Walt Bond, L (7.7)								1B		2	1	1	0	0	0	1			
Ken Aspromonte, R (1.4)	F7		2B			F7		FC6-4 1B		5	0	3	2	0	0	0			
Harvey Kuenn, R (1.9)	4-3		F9			5-3 1B		FC6-4 1B		5	1	1	0	0	0	4			
Hank Foiles, R (1.2)		6-3	F3			5-3		HR		4	1	1	1	0	0	2			
Woodie Held, R (1.6)		F5		6-3		1B		G3		4	0	1	1	0	0	0			
Tito Francona, L (1.3)		1B		F4		K		1B 2B		4	1	2	0	0	1	1			
Bubba Phillips, R (1.5)		F4		6-3				L8 2B 1B		4	1	1	0	0	0	1			
Carroll Hardy, R (1.7)			4-3			6-3		1B 2B		4	1	1	1	0	1	0			
Bobby Locke, R (1.1)			HR			4-3		1B 1B		2	2	1	2	2	0	0			
Inning Stats	R: 0 E: 0 K: 1 S: 5	H: 1 LOB: 1 BB: 0 P: 4	R: 2 E: 0 K: 0 S: 5	H: 2 LOB: 1 BB: 1 P: 9	R: 0 E: 0 K: 0 S: 3	H: 0 LOB: 0 BB: 0 P: 3	R: 0 E: 0 K: 0 S: 3	H: 0 LOB: 0 BB: 0 P: 3	R: 1 E: 0 K: 1 S: 7	H: 2 LOB: 1 BB: 0 P: 7	R: 1 E: 0 K: 1 S: 7	H: 2 LOB: 2 BB: 1 P: 11	R: 5 E: 1 K: 0 S: 9	H: 6 LOB: 1 BB: 0 P: 9	R: 0 E: 0 K: 0 S: 4	1B: 8 2B: 3 3B: 0 HR: 2	SF: 0 SAC: 0 DP: 0 HBP: 0	WP: 0 PB: 0 SB: 0 CS: 0	PA: 39
PITCHER Pete Burnside, L (1.1) ERA: 2.93	IP: 7.0 WLS: L BF: 30 H: 7 R: 4 ER: 4 SO: 3 BB: 2 IBB: 0 HBP: 0 BLK: 0 WP: 0 HR: 1 S: 34 P: 42 ERA: 5.14 WHIP: 1.286															PITCHER IP: 7.0 WLS: L BF: 30 H: 7 R: 4 ER: 4 SO: 3 BB: 2 IBB: 0 HBP: 0 BLK: 0 WP: 0 HR: 1 S: 34 P: 42 ERA: 5.14 WHIP: 1.286			
Ray Semproch, R (8.1)	0.1	6	5	5	4	0	0	0	0	0	1	6	6	108.00	15.000				
Tom Morgan, R (8.1)	0.2	3	1	0	0	0	0	0	0	0	0	3	3	0.00	1.500				

Batter	1	2	3	4	5	6	7	8	9	AB	R	H	RBI	BB	SO	LOB	TOP										
Eddie Yost, R OBP: 0.419, SLG: 0.336 (1, 5)	0-0 4-3 1B		0-0 HR 2B	0-0 F6			0-0 F8			4	2	2	0	0	0	2											
Frank Bolling, R OBP: 0.274, SLG: 0.287 (1, 4)	0-0 F7		0-3 K		0-0 5-3		0-0 1-3			4	0	0	0	0	1	3											
Charlie Maxwell, L OBP: 0.331, SLG: 0.486 (1, 7)	0-0 4-3 1-2		0-0 HR		0-0 4-3			0-0 F7		4	1	1	2	0	0	1											
Al Kaline, R OBP: 0.343, SLG: 0.405 (1, 8)	0-0 CS 2H 1B		0-0 L8		0-0 L9			0-0 L9		4	0	1	1	0	0	0											
Steve Bilko, R OBP: 0.195, SLG: 0.341 (1, 3)	0-0 L 1-2		0-0 1-3			0-0 F9		0-0 F7		5	1	1	1	0	0	1											
Red Wilson, R OBP: 0.316, SLG: 0.286 (1, 2)		0-0 F4		0-0 S 1B		0-0 F9		0-0 6-3		4	1	1	0	0	0	0											
Rocky Colavito, R OBP: 0.321, SLG: 0.421 (1, 9)		0-0 2B		0-0 5-3 1-2		0-0 L6		0-0 1B		4	0	2	0	0	0	1											
Chico Fernandez, R OBP: 0.355, SLG: 0.362 (1, 6)		0-3 K		0-0 F2			0-0 SH1-4 1B		0-0 1-3	4	0	1	0	0	1	2											
Don Mossi, L OBP: 0.190, SLG: 0.056 (1, 1)		0-0 F2		0-0 1B		0-0 SH1-4				2	0	1	1	0	0	1											
Inning Stats	R: 1 E: 0 K: 0 S: 4	H: 2 LOB: 0 BB: 0 P: 4	R: 1 E: 0 K: 1 S: 7	H: 2 LOB: 1 BB: 0 P: 7	R: 2 E: 0 K: 1 S: 7	H: 2 LOB: 1 BB: 0 P: 7	R: 1 E: 0 K: 0 S: 5	H: 2 LOB: 1 BB: 0 P: 5	R: 0 E: 0 K: 0 S: 3	H: 0 LOB: 0 BB: 0 P: 3	R: 0 E: 0 K: 0 S: 4	H: 1 LOB: 1 BB: 0 P: 4	R: 0 E: 0 K: 0 S: 3	H: 0 LOB: 0 BB: 0 P: 3	R: 0 E: 0 K: 0 S: 3	H: 1 LOB: 0 BB: 0 P: 3	1B: 6 2B: 2 3B: 0 HR: 2	SF: 0 SAC: 1 DP: 0 HBP: 0	WP: 0 PB: 0 SB: 1 CS: 1	PA: 36							
PITCHER	IP	WLS	BF	H	R	ER	SO	BB	IBB	HBP	BLK	WP	HR	S	P	ERA	WHIP										
Hoyt Wilhelm, R ERA: 5.58 (1, 1)	3.0	L	16	7	5	5	2	0	0	0	0	0	2	19	19	15.00	2.333										
Arnie Portocarrero, R ERA: 3.72 (4, 1)	1.0		4	1	0	0	0	0	0	0	0	0	0	4	4	0.00	1.000										
Gordon Jones, R ERA: 6.04 (5, 1)	3.0		10	1	0	0	0	0	0	0	0	0	0	10	10	0.00	0.333										
Jerry Walker, R ERA: 3.43 (8, 1)	2.0		6	1	0	0	0	0	0	0	0	0	0	6	6	0.00	0.500										

Detroit Tigers @ Baltimore Orioles
Memorial Stadium, Baltimore, MD
 Tue Jun 07 1960, 7:05 PM EDT
 Att: 30,579 - Unknown


AB 35
 R 5
 H 10
 RBI 5
 BB 0
 SO 2
 LOB 11



Batter	1	2	3	4	5	6	7	8	9	AB	R	H	RBI	BB	SO	LOB	BOTTOM										
Mary Breeding, R OBP: 0.351, SLG: 0.368 (1, 4)	4-0 FC6-4 BB		0-0 1B		0-0 F5		0-0 F9			3	0	1	0	1	0	1											
Gene Woodling, L OBP: 0.443, SLG: 0.404 (1, 7)	0-0 FC6-4 S 1-2		0-0 L8		0-0 4-3		0-0 F4			4	0	0	0	0	0	3											
Ron Hansen, R OBP: 0.363, SLG: 0.478 (1, 6)	0-0 L5 1-2		0-0 1-3		0-0 F4			0-0 F4		4	0	0	0	0	0	2											
Jim Gentile, L OBP: 0.474, SLG: 0.610 (1, 3)	4-0 BB		4-0 F9 1B BB		0-3 K		0-0 L8			2	1	0	0	2	1	0											
Brooks Robinson, R OBP: 0.293, SLG: 0.365 (1, 5)	0-0 4-3		0-0 1B 1-2 1B		0-0 F9		0-0 6-3			4	0	1	0	0	0	2											
Jackie Brandt, R OBP: 0.393, SLG: 0.490 (1, 8)		0-0 5-3		0-3 K		0-0 HR		0-0 F6		4	1	1	1	0	1	2											
Willie Tasby, R OBP: 0.300, SLG: 0.272 (1, 9)		0-3 K		0-0 F9		0-0 L8		0-0 6-3		4	0	0	0	0	1	2											
Clint Courtney, L OBP: 0.326, SLG: 0.263 (1, 2)		0-0 L9		0-0 1-3 3-H 1B			0-0 1B		0-0 FC5-4 1B	4	0	3	1	0	0	0											
Hoyt Wilhelm, R ERA: 5.58 (1, 1)			0-0 F3		0-3 K		0-0 L8		0-0 FC5-4	1	0	0	0	0	0	0											
Arnie Portocarrero, R ERA: 3.72 (4, 1)										0	0	0	0	0	0	0											
Walt Dropo, R OBP: 0.296, SLG: 0.333 (4, PH)										0	0	0	0	0	0	0											
Gordon Jones, R ERA: 6.04 (5, 1)										0	0	0	0	0	0	0											
Dave Nicholson, R OBP: 0.130, SLG: 0.050 (7, PH)										0	0	0	0	0	0	1											
Jerry Walker, R ERA: 3.43 (8, 1)										0	0	0	0	0	0	0											
Bob Boyd, L OBP: 0.001, SLG: 0.304 (9, PH)										0	0	0	0	0	0	1											
Inning Stats	R: 0 E: 0 K: 0 S: 3	H: 0 LOB: 2 BB: 2 P: 11	R: 0 E: 0 K: 1 S: 5	H: 0 LOB: 0 BB: 0 P: 5	R: 0 E: 0 K: 2 S: 9	H: 1 LOB: 1 BB: 0 P: 4	R: 1 E: 0 K: 2 S: 6	H: 2 LOB: 2 BB: 1 P: 13	R: 0 E: 0 K: 0 S: 3	H: 0 LOB: 0 BB: 0 P: 3	R: 1 E: 0 K: 1 S: 6	H: 1 LOB: 0 BB: 0 P: 6	R: 0 E: 0 K: 0 S: 4	H: 1 LOB: 1 BB: 0 P: 4	R: 0 E: 0 K: 0 S: 3	H: 0 LOB: 0 BB: 0 P: 3	R: 0 E: 0 K: 0 S: 4	H: 1 LOB: 1 BB: 0 P: 4	1B: 5 2B: 0 3B: 0 HR: 1	SF: 0 SAC: 0 DP: 0 HBP: 0	WP: 0 PB: 0 SB: 1 CS: 0	PA: 36					
PITCHER	IP	WLS	BF	H	R	ER	SO	BB	IBB	HBP	BLK	WP	HR	S	P	ERA	WHIP										
Don Mossi, L ERA: 3.31 (1, 1)	9.0	W	36	6	2	2	4	3	0	0	0	0	1	41	53	2.00	1.000										

Detroit Tigers @ Baltimore Orioles
Memorial Stadium, Baltimore, MD
 Tue Jun 07 1960, 7:05 PM EDT
 Att: 30,579 - Unknown

AB 33
 R 2
 H 6
 RBI 2
 BB 3
 SO 4
 LOB 16



Batter	1	2	3	4	5	6	7	8	9	AB	R	H	RBI	BB	SO	LOB	TOP			
Eddie Yost, R OBP: 0.421, SLG: 0.331 (1, 5)	4-0 CS BB		0-0 F9			0-0 4-3			4-0 4-3 1B BB	2	1	0	0	2	0	1				
Frank Bolling, R OBP: 0.288, SLG: 0.280 (1, 4)	0-3 K			0-0 F4			0-0 6-3		0-0 4-3	3	0	0	0	0	1	1				
Sandy Amoros, L OBP: 0.321, SLG: 0.333 (9, PH)	1-2 K								1-2 2-3	1	0	0	0	0	0	2				
Casey Wise, S OBP: 0.184, SLG: 0.333 (9, 4)										0	0	0	0	0	0	0				
Charlie Maxwell, L OBP: 0.328, SLG: 0.478 (1, 7)	0-3 K			0-0 F9			0-0 4-3		0-0 1B	4	0	1	2	0	1	0				
Al Kaline, R OBP: 0.335, SLG: 0.395 (1, 8)		0-0 L9		0-0 L6-3			0-0 L9		0-0 L7	4	0	0	0	0	0	1				
Steve Bilko, R OBP: 0.189, SLG: 0.329 (1, 3)		0-0 F8			0-0 5-3				0-0 F9	3	0	0	0	0	0	0				
Red Wilson, R OBP: 0.307, SLG: 0.273 (1, 2)		0-0 5-3			0-0 5-3				0-3 K	3	0	0	0	0	1	0				
Rocky Colavito, R OBP: 0.322, SLG: 0.419 (1, 9)			0-0 F8 1-3 1B		0-0 F4				0-0 F8	3	0	1	0	0	0	0				
Chico Fernandez, R OBP: 0.354, SLG: 0.362 (1, 6)			0-0 1-3			0-0 F8			0-0 4-3 SH1-4 1B	3	1	1	0	0	0	1				
Frank Lary, R OBP: 0.188, SLG: 0.138 (1, 1)			0-0 F8			0-0 L8			0-0 SH1-4	2	0	0	0	0	0	1				
Inning Stats	R: 0 E: 0 K: 2 S: 6	H: 0 LOB: 0 BB: 1 P: 10	R: 0 E: 0 K: 0 S: 3	H: 0 LOB: 0 BB: 0 P: 3	R: 0 E: 0 K: 0 S: 4	H: 1 LOB: 1 BB: 0 P: 4	R: 0 E: 0 K: 0 S: 3	H: 0 LOB: 0 BB: 0 P: 3	R: 0 E: 0 K: 0 S: 3	H: 0 LOB: 0 BB: 0 P: 3	R: 0 E: 0 K: 1 S: 5	H: 0 LOB: 0 BB: 0 P: 5	R: 0 E: 0 K: 1 S: 5	H: 0 LOB: 0 BB: 0 P: 5	R: 2 E: 0 K: 0 S: 5	H: 2 LOB: 1 BB: 1 P: 9	1B: 3 2B: 1 3B: 0 HR: 0	SF: 0 SAC: 1 DP: 1 HBP: 0	WP: 0 PB: 0 SB: 0 CS: 1	PA: 31
PITCHER Jack Fisher, R ERA: 4.5 (1, 1)	IP: 9.0 WLS: L BF: 31	H: 3 R: 2 ER: 2 SO: 3	BB: 2 IBB: 0 HBP: 0 BLK: 0	WP: 0 HR: 0 S: 35 P: 43	ERA: 2.00 WHIP: 0.556															

Detroit Tigers @ Baltimore Orioles
 Memorial Stadium, Baltimore, MD
 Wed Jun 08 1960, 7:05 PM EDT
 Att: 12,984 - Unknown

AB	28
R	2
H	3
RBI	2
BB	2
SO	3
LOB	7



Batter	1	2	3	4	5	6	7	8	9	AB	R	H	RBI	BB	SO	LOB	BOTTOM			
Mary Breeding, R OBP: 0.345, SLG: 0.360 (1, 4)	0-0 F9		0-3 K		0-3 K			0-0 4-3		4	0	0	0	0	2	1				
Jackie Brandt, R OBP: 0.390, SLG: 0.479 (1, 8)	4-0 1B BB		0-0 6-3		0-0 F5			0-0 6-3		3	0	0	0	1	0	1				
Gene Woodling, L OBP: 0.433, SLG: 0.393 (1, 7)	0-0 F4		0-0 4-3			0-0 F7		0-0 6-3		4	0	0	0	0	0	1				
Jim Gentile, L OBP: 0.468, SLG: 0.596 (1, 3)	0-0 1-3 1B			0-3 K		0-0 F9			0-3 K	4	0	1	0	0	2	0				
Clint Courtney, L OBP: 0.313, SLG: 0.250 (1, 2)	0-0 F6			0-0 F7		0-0 4-3			0-0 1-6-3	4	0	0	0	0	0	2				
Brooks Robinson, R OBP: 0.297, SLG: 0.364 (1, 5)		0-0 1-6-3		4-0 BB		0-0 G3 1B			0-0 F5	3	0	1	0	1	0	0				
Ron Hansen, R OBP: 0.363, SLG: 0.481 (1, 6)		0-0 4-3 2B		0-3 K		0-0 F6				3	0	1	0	0	1	2				
Willie Tasby, R OBP: 0.293, SLG: 0.265 (1, 9)		0-0 4-3			0-0 4-3		0-0 G3			2	0	0	0	0	0	1				
Al Pilarcik, L OBP: 0.312, SLG: 0.333 (7, PH)		2-3					1-2			1	0	0	0	0	0	1				
Jack Fisher, R OBP: 0.231, SLG: 0.182 (1, 1)		0-3 K			4-0 BB		0-3 K			2	0	0	0	1	2	2				
Inning Stats	R: 0 E: 0 K: 0 S: 4	H: 1 LOB: 2 BB: 1 P: 8	R: 0 E: 0 K: 1 S: 6	H: 1 LOB: 0 BB: 0 P: 6	R: 0 E: 0 K: 2 S: 7	H: 0 LOB: 0 BB: 1 P: 11	R: 0 E: 0 K: 1 S: 5	H: 0 LOB: 1 BB: 1 P: 9	R: 0 E: 0 K: 0 S: 3	H: 0 LOB: 0 BB: 0 P: 3	R: 0 E: 0 K: 1 S: 6	H: 1 LOB: 1 BB: 0 P: 6	R: 0 E: 0 K: 0 S: 3	H: 0 LOB: 0 BB: 0 P: 3	R: 0 E: 0 K: 1 S: 5	H: 0 LOB: 0 BB: 0 P: 5	1B: 2 2B: 1 3B: 0 HR: 0	SF: 0 SAC: 0 DP: 0 HBP: 0	WP: 0 PB: 0 SB: 0 CS: 0	PA: 33
PITCHER Frank Lary, R ERA: 2.5 (1, 1)	IP: 9.0 WLS: W BF: 33	H: 3 R: 0 ER: 0 SO: 7	BB: 3 IBB: 0 HBP: 0 BLK: 0	WP: 0 HR: 0 S: 44 P: 56	ERA: 0.00 WHIP: 0.667															

Detroit Tigers @ Baltimore Orioles
 Memorial Stadium, Baltimore, MD
 Wed Jun 08 1960, 7:05 PM EDT
 Att: 12,984 - Unknown


AB	30
R	0
H	3
RBI	0
BB	3
SO	7
LOB	11



Batter	1	2	3	4	5	6	7	8	9	AB	R	H	RBI	BB	SO	LOB	TOP								
Eddie Yost, R OBP: 0.424, SLG: 0.342 (1, 5)	0-3 K		0-0 SF7		0-0 HR		4-0 2B		0-0 F2	3	2	1	1	1	1	0									
Frank Bolling, R OBP: 0.275, SLG: 0.338 (1, 4)	0-0 6-3		0-0 L8		0-0 HR		0-0 2B			4	1	2	3	0	0	0									
Charlie Maxwell, L OBP: 0.329, SLG: 0.475 (1, 7)	0-0 4-3			0-0 G3		0-0 2B			0-0 3-1	4	1	1	0	0	0	1									
Al Kaline, R OBP: 0.340, SLG: 0.404 (1, 8)		0-0 1B		0-0 L5-3		0-0 2B			0-0 F3	4	0	2	1	0	0	1									
Steve Bilko, R OBP: 0.204, SLG: 0.344 (1, 3)	0-0 8-6			0-0 6-3		0-0 F7			0-3 K	4	0	0	0	0	1	2									
Red Wilson, R OBP: 0.313, SLG: 0.264 (1, 2)	0-0 FC5-4 1B				0-0 6-3		0-0 F7		0-0 F9	4	0	1	0	0	0	0									
Rocky Colavito, R OBP: 0.318, SLG: 0.405 (1, 9)	0-0 FC5-4 1B				0-0 3B		0-0 F5		0-0 F7	4	1	1	0	0	0	1									
Chico Fernandez, R OBP: 0.349, SLG: 0.369 (1, 6)			0-0 E6 SF7 1B		0-0 1B 3B		0-0 6-3		0-0 F8	4	2	2	1	0	0	0									
Pete Burnside, R OBP: 0.375, SLG: 0.167 (1, 1)			0-0 F4		0-0 1B				0-0 F9	2	0	1	1	0	0	1									
Norm Cash, L OBP: 0.317, SLG: 0.404 (7, PH)					0-0 1B					1	0	0	0	0	0	0									
Bob Bruce, R OBP: 0.800, SLG: 0.667 (7, 1)					0-0 1B					1	0	0	0	0	0	0									
Hank Aguirre, R (9, 1)					0-0 1B					0	0	0	0	0	0	0									
Inning Stats	R: 0 E: 0 K: 1 S: 5	H: 0 LOB: 0 BB: 0 P: 5	R: 0 E: 0 K: 0 S: 4	H: 2 LOB: 1 BB: 4 P: 4	R: 1 E: 1 K: 0 S: 4	H: 1 LOB: 0 BB: 0 P: 4	R: 0 E: 0 K: 0 S: 3	H: 0 LOB: 0 BB: 0 P: 3	R: 5 E: 0 K: 0 S: 9	H: 7 LOB: 1 BB: 0 P: 9	R: 0 E: 0 K: 0 S: 3	H: 0 LOB: 0 BB: 0 P: 3	R: 1 E: 0 K: 0 S: 4	H: 1 LOB: 1 BB: 1 P: 8	R: 0 E: 0 K: 1 S: 5	H: 0 LOB: 0 BB: 0 P: 5	R: 0 E: 0 K: 0 S: 3	H: 0 LOB: 0 BB: 0 P: 3	1B: 6 2B: 3 3B: 2 HR: 1	SF: 1 SAC: 0 DP: 1 HBP: 0	WP: 0 PB: 0 SB: 1 CS: 0	PA: 37			
PITCHER	IP	WLS	BF	H	R	ER	SO	BB	IBB	HBP	BLK	WP	HR	S	P	ERA	WHIP								
Hal Brown, R ERA: 3.6 (1, 1)	6.0	L	26	10	6	5	1	0	0	0	0	0	1	28	28	7.50	1.667								
Gordon Jones, R ERA: 5.69 (7, 1)	3.0		11	1	1	1	1	1	0	0	0	0	0	12	16	3.00	0.667								

Detroit Tigers @ Baltimore Orioles
Memorial Stadium, Baltimore, MD
Thu Jun 09 1960, 7:05 PM EDT
Att: 17,489 - Unknown


AB 35
R 7
H 11
RBI 7
BB 1
SO 2
LOB 6



Batter	1	2	3	4	5	6	7	8	9	AB	R	H	RBI	BB	SO	LOB	BOTTOM								
Mary Breeding, R OBP: 0.343, SLG: 0.354 (1, 4)	0-0 5-3		0-0 1B	0-0 G6-4-3		0-3 K			4-0 1B	4	1	1	0	1	1	5									
Jackie Brandt, R OBP: 0.387, SLG: 0.471 (1, 8)	0-3 K		0-0 1B		0-0 4-3		0-0 G3-6 1B		0-0 SF8	4	1	2	1	0	1	0									
Ron Hansen, R OBP: 0.366, SLG: 0.480 (1, 6)	0-0 5-3		0-0 1B		0-0 1B		0-0 F4		0-0 F4	5	0	2	1	0	0	3									
Walt Dropo, R OBP: 0.297, SLG: 0.333 (1, 3)		0-3 K		0-0 1B		0-0 L6-4-3		0-0 G3-6	0-0 1B	3	0	1	1	0	1	1									
Bob Boyd, L OBP: 0.269, SLG: 0.308 (7, PH) (8, 3)		0-0 K		1-2 3-H 1B		1-2 1B		1-2 1B	1-2 3-H 1B	2	0	1	1	0	0	1									
Brooks Robinson, R OBP: 0.289, SLG: 0.348 (1, 5)	0-0 6-3		0-0 L8			4-0 E BB		0-0 6-3	0-0 L8	4	0	0	0	1	0	4									
Albie Pearson, L OBP: 0.353, SLG: 0.300 (1, 9)	0-0 WP BLK 1B		0-0 4-3			0-0 E4 6-3		0-0 F9		4	0	1	0	0	0	3									
Willie Tasby, R OBP: 0.302, SLG: 0.259 (1, 7)	4-0 1B			1-0 1B HBP		0-0 6-3		0-0 F9		2	0	0	0	1	0	2									
Clint Courtney, L OBP: 0.317, SLG: 0.244 (1, 2)	0-3 K			0-0 B3		4-0 BB		4-0 BB	4-0 BB SF8 BB	2	0	0	0	2	1	3									
Billy Klaus, L OBP: 0.425, SLG: 0.833 (9, PR)						0-0 BB		0-0 BB		0	1	0	0	0	0	0									
Hal Brown, R OBP: 0.333, SLG: 0.278 (1, 1)					0-0 F5				4-0 F4 BB 1B	2	0	1	0	0	0	0									
Gene Woodling, L OBP: 0.438, SLG: 0.399 (6, PH)						0-3 K				1	0	0	0	0	1	3									
Gordon Jones, R OBP: 0.667, SLG: 0.667 (7, 1)										0	0	0	0	0	0	0									
Dave Nicholson, R OBP: 0.174, SLG: 0.050 (9, PH)					1-2 1B					0	1	0	0	1	0	0									
Inning Stats	R: 0 E: 0 K: 1 S: 5	H: 0 LOB: 0 BB: 0 P: 5	R: 0 E: 0 K: 2 S: 8	H: 1 LOB: 2 BB: 1 P: 12	R: 2 E: 0 K: 0 S: 7	H: 4 LOB: 2 BB: 0 P: 7	R: 0 E: 0 K: 0 S: 3	H: 1 LOB: 1 BB: 0 P: 4	R: 0 E: 0 K: 0 S: 3	H: 0 LOB: 0 BB: 0 P: 3	R: 0 E: 1 K: 2 S: 8	H: 0 LOB: 3 BB: 2 P: 16	R: 0 E: 0 K: 0 S: 3	H: 1 LOB: 0 BB: 0 P: 3	R: 0 E: 0 K: 0 S: 3	H: 0 LOB: 0 BB: 0 P: 3	R: 0 E: 0 K: 0 S: 3	H: 0 LOB: 0 BB: 0 P: 3	R: 2 E: 0 K: 0 S: 4	H: 1 LOB: 2 BB: 3 P: 16	1B: 9 2B: 1 3B: 0 HR: 0	SF: 1 SAC: 0 DP: 3 HBP: 1	WP: 1 PB: 0 SB: 0 CS: 0	PA: 41	
PITCHER	IP	WLS	BF	H	R	ER	SO	BB	IBB	HBP	BLK	WP	HR	S	P	ERA	WHIP								
Pete Burnside, L ERA: 2.95 (1, 1)	6.0	W	28	7	2	2	5	3	0	1	1	1	0	34	47	3.00	1.667								
Bob Bruce, R ERA: 4.29 (7, 1)	2.0		8	1	2	2	0	2	0	0	0	0	0	6	14	9.00	1.500								
Hank Aguirre, L ERA: 2.59 (9, 1)	1.0	S	5	1	0	0	0	1	0	0	0	0	0	4	8	0.00	2.000								

Detroit Tigers @ Baltimore Orioles
Memorial Stadium, Baltimore, MD
Thu Jun 09 1960, 7:05 PM EDT
Att: 17,489 - Unknown

AB 33
R 4
H 9
RBI 4
BB 6
SO 5
LOB 25



Batter	1	2	3	4	5	6	7	8	9	AB	R	H	RBI	BB	SO	LOB	TOP											
Eddie Yost, R OBP: 0.429, SLG: 0.346 (1, 5)										4	2	2	0	1	0	0	Detroit Tigers @ Washington Senators Griffith Stadium, Washington, DC Fri Jun 10 1960, 7:05 PM EDT Att: 9,392 - Unknown											
Frank Bolling, R OBP: 0.276, SLG: 0.333 (1, 4)										5	1	1	0	0	1	2												
Charlie Maxwell, L OBP: 0.331, SLG: 0.472 (1, 7)										5	1	2	1	0	1	1												
Al Kaline, R OBP: 0.344, SLG: 0.406 (1, 8)										4	2	2	2	0	0	1												
Steve Bilko, R OBP: 0.225, SLG: 0.385 (1, 3)										3	1	2	3	1	0	0												
Rocky Colavito, R OBP: 0.310, SLG: 0.393 (1, 9)										4	0	0	0	0	1	5												
Red Wilson, R OBP: 0.310, SLG: 0.253 (1, 2)										3	0	0	1	1	0	1												
Chico Fernandez, R OBP: 0.347, SLG: 0.367 Casey Wise, S OBP: 0.173, SLG: 0.314 (1, 6) (2, 6)										1	0	0	0	0	0	1												
Jim Bunning, R OBP: 0.138, SLG: 0.172 Hank Aguirre, R (8, 1)										0	0	0	0	0	0	0												
Inning Stats	R: 4 E: 0 K: 1 S: 9	H: 4 LOB: 1 BB: 1 P: 13	R: 0 E: 0 K: 0 S: 4	H: 1 LOB: 1 BB: 0 P: 4	R: 1 E: 0 K: 1 S: 7	H: 2 LOB: 2 BB: 1 P: 7	R: 2 E: 1 K: 1 S: 7	H: 2 LOB: 2 BB: 2 P: 15	R: 0 E: 0 K: 0 S: 3	H: 1 LOB: 0 BB: 0 P: 3	R: 0 E: 0 K: 0 S: 3	H: 0 LOB: 0 BB: 0 P: 3	R: 0 E: 0 K: 0 S: 3	H: 0 LOB: 0 BB: 0 P: 3	R: 0 E: 0 K: 1 S: 5	H: 0 LOB: 0 BB: 0 P: 5		1B: 9 2B: 0 3B: 0 HR: 1	SF: 0 SAC: 0 DP: 2 HBP: 0	WP: 0 PB: 0 SB: 0 CS: 1	PA: 40							
PITCHER	IP	WLS	BF	H	R	ER	SO	BB	IBB	HBP	BLK	WP	HR	S	P	ERA	WHIP											
Chuck Stobbs, L ERA: 2.39	(1, 1)	0.2	L	7	4	4	1	1	0	0	0	0	0	1	8	12	54.00	7.500										
Don Lee, R ERA: 5.09	(1, 1)	2.1		10	3	1	1	1	0	0	0	0	0	0	12	12	3.86	1.286										
Jack Kralick, L ERA: 4.7	(4, 1)	2.0		10	3	2	2	1	2	0	0	0	0	0	10	18	9.00	2.500										
Jim Kaat, L ERA: 5.76	(6, 1)	2.0		6	0	0	0	0	0	0	0	0	0	6	6	0.00	0.000											
Tex Clevenger, R ERA: 2.7	(8, 1)	2.0		6	0	0	0	1	0	0	0	0	0	8	8	0.00	0.000											
Batter	1	2	3	4	5	6	7	8	9	AB	R	H	RBI	BB	SO	LOB	BOTTOM											
Billy Gardner, R OBP: 0.379, SLG: 0.418 (1, 4)										4	1	2	0	1	0	0	Detroit Tigers @ Washington Senators Griffith Stadium, Washington, DC Fri Jun 10 1960, 7:05 PM EDT Att: 9,392 - Unknown											
Lenny Green, L OBP: 0.333, SLG: 0.386 (1, 8)										4	1	1	1	1	2	2												
Bob Allison, R OBP: 0.441, SLG: 0.557 (1, 9)										4	1	3	3	1	1	2												
Julio Becquer, L OBP: 0.276, SLG: 0.412 (1, 3)										5	0	2	0	0	1	5												
Faye Throneberry, L OBP: 0.320, SLG: 0.333 Jim Lemon, R OBP: 0.324, SLG: 0.479 (1, 7) (8, PH) (9, 7)										3	0	0	0	0	1	2												
Harmon Killebrew, R OBP: 0.369, SLG: 0.429 (1, 5)										4	0	0	0	0	3	2												
Hal Naragon, L OBP: 0.313, SLG: 0.154 Earl Battey, R OBP: 0.331, SLG: 0.391 (1, 2) (8, PH) (9, 2)										3	0	1	0	0	0	1												
Jose Valdivielso, R OBP: 0.273, SLG: 0.260 (1, 6)										3	0	0	0	1	0	1												
Chuck Shitka, L Don Lee, R Dino DeGennaro, L Jack Kralick, L Reno Robinson, R Jim Kaat, L Pete Wilkerson, R Tex Clevenger, R Bryce Courtenay, L										0	0	0	0	0	0	0												
Inning Stats	R: 0 E: 0 K: 2 S: 8	H: 1 LOB: 0 BB: 0 P: 8	R: 0 E: 0 K: 1 S: 5	H: 0 LOB: 0 BB: 0 P: 5	R: 0 E: 0 K: 2 S: 8	H: 1 LOB: 2 BB: 1 P: 12	R: 0 E: 0 K: 2 S: 8	H: 1 LOB: 1 BB: 0 P: 8	R: 3 E: 0 K: 0 S: 6	H: 3 LOB: 1 BB: 1 P: 10	R: 0 E: 0 K: 0 S: 3	H: 1 LOB: 0 BB: 0 P: 3	R: 0 E: 0 K: 1 S: 5	H: 0 LOB: 0 BB: 0 P: 5	R: 1 E: 0 K: 2 S: 9	H: 2 LOB: 1 BB: 0 P: 9		R: 0 E: 0 K: 0 S: 4	H: 1 LOB: 3 BB: 2 P: 12	1B: 7 2B: 1 3B: 1 HR: 1	SF: 0 SAC: 0 DP: 1 HBP: 0	WP: 0 PB: 0 SB: 0 CS: 0	PA: 40					
PITCHER	IP	WLS	BF	H	R	ER	SO	BB	IBB	HBP	BLK	WP	HR	S	P	ERA	WHIP											
Jim Bunning, R ERA: 2.67	(1, 1)	7.0	W	31	9	4	4	8	2	0	0	0	0	0	45	53	5.14	1.571										
Hank Aguirre, L ERA: 2.43	(8, 1)	2.0	S	9	1	0	0	2	2	0	0	0	0	0	11	19	0.00	1.500										

Batter	1	2	3	4	5	6	7	8	9	AB	R	H	RBI	BB	SO	LOB	TOP		
Eddie Yost, R OBP: 0.423, SLG: 0.366 Bob Bruce, R OBP: 0.800, SLG: 0.667	0-0 6-3		0-0 5-3		0-0 HR	0-0 F9		0-0 F7		5	1	1	1	0	0	4	Detroit Tigers @ Washington Senators Griffith Stadium, Washington, DC Sun Jun 12 1960, 3:33 AM EDT Unknown		
Frank Bolling, R OBP: 0.265, SLG: 0.318	0-3 K		0-0 5-3		0-0 F4		0-0 F7		0-0 F9	5	0	0	0	0	1	0			
Charlie Maxwell, L OBP: 0.329, SLG: 0.459	0-3 K		0-0 2B		0-0 6-3		0-0 4-3		0-0 F4	5	0	1	0	0	1	0			
Al Kaline, R OBP: 0.337, SLG: 0.392 Sandy Amoros, L OBP: 0.291, SLG: 0.286		0-0 L5-3	0-3 K		0-0 L4		0-0 6-3		0-0 6-3	2	0	0	0	0	1	1			
Steve Bilko, R OBP: 0.255, SLG: 0.413		0-0 F8		0-0 FC6-4 1B		0-0 1B 2B		0-0 FC6-4 1B 2B		4	2	3	0	0	0	0			
Rocky Colavito, R OBP: 0.325, SLG: 0.423		4-0 BB E BB		0-0 FC6-4 1B 1-2f		0-0 1B 2H		0-0 FC6-4 1B 1-2		3	0	2	1	1	0	1			
Lou Berberet, L OBP: 0.301, SLG: 0.259		0-0 E4 BB 1-2		0-3 K		0-0 1B 1-2		0-0 F5		4	0	1	0	0	1	4			
Chico Fernandez, R OBP: 0.353, SLG: 0.368		4-0 1-2 2-3 BB		0-0 1B 1-2		0-0 L8		0-0 FC6-4 2B 1-2 2-3		3	0	1	0	1	0	4			
Hank Aguirre, R Tom Morgan, R Neil Christley, L Ray Semproch, R Dave Sisler, R Norm Cash, L Rocky Bridges, R	0-3 K		0-3 K		0-0 F8		0-0 F8		0-0 1-3 3H 2B	2	0	0	0	0	2	5			
Inning Stats	R: 0 E: 0 K: 2 S: 7	H: 0 LOB: 0 BB: 0 P: 7	R: 0 E: 1 K: 1 S: 6	H: 0 LOB: 3 BB: 2 P: 14	R: 0 E: 0 K: 1 S: 6	H: 1 LOB: 1 BB: 0 P: 6	R: 0 E: 0 K: 2 S: 9	H: 2 LOB: 2 BB: 0 P: 9	R: 1 E: 0 K: 0 S: 4	H: 1 LOB: 0 BB: 0 P: 4	R: 1 E: 0 K: 0 S: 6	H: 3 LOB: 2 BB: 0 P: 6	R: 0 E: 0 K: 0 S: 3	H: 0 LOB: 0 BB: 0 P: 3	R: 0 E: 0 K: 0 S: 6	H: 0 LOB: 0 BB: 0 P: 3		1B: 6 2B: 3 3B: 0 HR: 1	SF: 0 SAC: 0 DP: 0 HBP: 0
PITCHER	IP WLS BF H R ER SO BB IBB HBP BLK WP HR S P ERA WHIP	IP WLS BF H R ER SO BB IBB HBP BLK WP HR S P ERA WHIP																	
Camilo Pascual, R ERA: 2.88 Don Lee, R ERA: 4.84	(1, 1) 5.0 W 25 7 2 2 6 2 0 0 0 0 1 35 43 3.60 1.800	(6, 1) 4.0 S 15 3 1 1 0 0 0 0 0 0 0 0 15 15 2.25 0.750																	

Batter	1	2	3	4	5	6	7	8	9	AB	R	H	RBI	BB	SO	LOB	BOTTOM				
Pete Whisenant, R OBP: 0.457, SLG: 0.320	4-0 G5-4-3 BB		4-0 FC3-6 BB		0-0 2H 1B		0-0 E BB 1B	0-0 F9		3	1	2	1	2	0	2	Detroit Tigers @ Washington Senators Griffith Stadium, Washington, DC Sun Jun 12 1960, 3:33 AM EDT Unknown				
Billy Gardner, R OBP: 0.376, SLG: 0.415	0-0 G5-4-3 1-2f		0-0 FC3-6 WP 1-2f		0-0 F7		4-0 1B BB	0-3 K		4	1	0	0	1	1	5					
Bob Allison, R OBP: 0.437, SLG: 0.551	0-0 HR 1B		0-0 F7		0-3 K		0-0 E5 1B SF8 1-2 2-3	0-0 1B 1-2 2-3		5	2	2	0	0	1	3					
Jim Lemon, R OBP: 0.332, SLG: 0.512 Lenny Green, L OBP: 0.329, SLG: 0.380	0-0 1H HR		0-0 F8 1-2		4-0 BB		0-0 SF8 BB 1B 1-3 2H 3H 4-0	0-0 F3		3	1	2	4	1	0	1					
Harmon Killebrew, R OBP: 0.389, SLG: 0.416	0-0 L5		0-0 HR 1B		0-0 F9		0-0 G6-3 BB 1-2	0-0 SF8		3	1	1	0	1	0	1					
Earl Battey, R OBP: 0.333, SLG: 0.414		0-0 L8		0-0 F9		0-0 1-3		0-0 SF8 2-3 3H 4-0		3	0	0	1	0	0	2					
Julio Becquer, L OBP: 0.286, SLG: 0.393		0-0 F7		0-0 F8		0-0 4-3		0-0 G6-3 1-2f		4	0	0	0	0	0	3					
Jose Valdivielso, R OBP: 0.286, SLG: 0.304		1-0 HBP		0-0 1H HR		0-0 1-4-3		4-0 1B BB BB		2	1	1	2	1	0	0					
Camilo Pascual, R OBP: 0.200, SLG: 0.250 Don Lee, R OBP: 0.286, SLG: 0.091	0-0 4-3		0-0 HR 1B 2B		0-3 K		4-0 1B BB		0-0 1B BB	2	1	1	0	0	0	1					
Inning Stats	R: 2 E: 0 K: 0 S: 4	H: 2 LOB: 0 BB: 1 P: 8	R: 0 E: 0 K: 0 S: 3	H: 0 LOB: 1 BB: 0 P: 4	R: 0 E: 0 K: 0 S: 3	H: 0 LOB: 1 BB: 1 P: 7	R: 3 E: 0 K: 0 S: 7	H: 4 LOB: 1 BB: 0 P: 7	R: 0 E: 0 K: 1 S: 5	H: 0 LOB: 0 BB: 1 P: 9	R: 0 E: 0 K: 1 S: 5	H: 0 LOB: 0 BB: 0 P: 5	R: 3 E: 1 K: 0 S: 5	H: 2 LOB: 2 BB: 2 P: 13	R: 0 E: 0 K: 1 S: 6	H: 1 LOB: 3 BB: 2 P: 14		1B: 6 2B: 1 3B: 0 HR: 2	SF: 1 SAC: 0 DP: 2 HBP: 1	WP: 1 PA: 40 PB: 0 SB: 0 CS: 0	
PITCHER	IP WLS BF H R ER SO BB IBB HBP BLK WP HR S P ERA WHIP	IP WLS BF H R ER SO BB IBB HBP BLK WP HR S P ERA WHIP																			
Hank Aguirre, L ERA: 3.38 Tom Morgan, R ERA: 3.52 Ray Semproch, R ERA: 5.06 Dave Sisler, R ERA: 3.57 Bob Bruce, R ERA: 3.88	(1, 1) 4.0 L 20 6 5 0 1 1 0 0 0 0 0 5 9 0.00 1.000	(5, 1) 1.0 4 0 0 0 1 1 0 0 0 0 0 0 8 12 18.00 3.000	(6, 1) 1.0 7 2 3 2 1 1 0 0 0 0 0 0 2 6 0.00 1.000	(7, 1) 1.0 3 0 0 0 0 1 0 0 0 0 0 0 6 14 0.00 3.000	(8, 1) 1.0 6 1 0 0 1 2 0 0 0 0 0 0 6 14 0.00 3.000																

Batter	1	2	3	4	5	6	7	8	9	AB	R	H	RBI	BB	SO	LOB	TOP										
Don Buddin, R (1, 6) OBP: 0.337, SLG: 0.367	0-3 K		0-3 K				4-0 BB		0-3 K								3 0 0 0 1 3 1										
Pete Runnels, L (1, 4) OBP: 0.448, SLG: 0.492	0-3 K			0-3 K			0-3 K		0-0 1-3								4 0 0 0 0 3 2										
Ted Williams, L (1, 7) OBP: 0.446, SLG: 0.714	4-0 BB			0-0 1B			0-0 HR		0-3 K								3 1 2 1 1 1 0										
Vic Wertz, L (1, 3) OBP: 0.319, SLG: 0.426	0-0 F7			0-0 L8			0-3 K		0-3 K								4 0 0 0 0 2 2										
Frank Matzone, R (1, 5) OBP: 0.308, SLG: 0.363		0-3 K		0-0 1-2			0-0 6-3		0-0 P4								4 0 1 0 0 1 0										
Russ Nixon, L (1, 2) OBP: 0.298, SLG: 0.329	0-3 K			0-3 1B			0-0 L8		0-0 6-3								3 0 0 0 0 2 2										
Rip Repulski, R (9, PH) OBP: 0.365, SLG: 0.488		0-3 K		0-3 K			0-0 L8		0-0 6-3								1 0 0 0 0 0 0										
Gary Geiger, L (1, 9) OBP: 0.293, SLG: 0.319		0-0 3-1					0-0 SH2-3		0-0 P6								3 0 1 0 0 0 0										
Ray Boone, R (9, PH) OBP: 0.297, SLG: 0.138		0-0 3-1					0-0 SH2-3		0-0 P6								1 0 0 0 0 0 0										
Willie Tasby, R (1, 8) OBP: 0.317, SLG: 0.256			0-0 L8				0-0 SH2-3		0-3 K2-3								2 0 0 0 0 1 0										
Bill Monbouquette, R (1, 1) OBP: 0.192, SLG: 0.045			0-3 K				0-3 K		4-0 BB								2 0 0 0 1 2 1										
Inning Stats	R: 0 E: 0 K: 2 S: 7	H: 0 LOB: 1 BB: 1 P: 11	R: 0 E: 0 K: 2 S: 7	H: 0 LOB: 0 BB: 0 P: 7	R: 0 E: 0 K: 2 S: 7	H: 0 LOB: 0 BB: 0 P: 7	R: 0 E: 0 K: 2 S: 9	H: 2 LOB: 2 BB: 0 P: 9	R: 0 E: 0 K: 2 S: 8	H: 1 LOB: 2 BB: 1 P: 12	R: 1 E: 0 K: 1 S: 6	H: 1 LOB: 1 BB: 0 P: 6	R: 0 E: 0 K: 2 S: 7	H: 0 LOB: 1 BB: 1 P: 11	R: 0 E: 0 K: 0 S: 3	H: 0 LOB: 0 BB: 0 P: 3	1B: 3 2B: 0 3B: 0 HR: 1	SF: 0 SAC: 1 DP: 0 HBP: 0	WP: 0 PB: 0 SB: 0 CS: 0	PA: 34							
PITCHER	IP	WLS	BF	H	R	ER	SO	BB	IBB	HBP	BLK	WP	HR	S	P	ERA	WHIP										
Jim Bunning, R (1, 1) ERA: 2.57	7.0	W	28	4	1	1	13	3	0	0	0	0	1	51	63	1.29	1.000										
Pete Burnside, L (8, 1) ERA: 2.79	2.0	S	6	0	0	0	2	0	0	0	0	0	0	10	10	0.00	0.000										

Boston Red Sox @ Detroit Tigers
Briggs Stadium, Detroit, MI
Tue Jun 14 1960, 4:33 AM EDT
Att: 7,019 - Unknown

AB 30
R 1
H 4
RBI 1
BB 3
SO 15
LOB 8



Batter	1	2	3	4	5	6	7	8	9	AB	R	H	RBI	BB	SO	LOB	BOTTOM										
Eddie Yost, R (1, 5) OBP: 0.432, SLG: 0.367	0-0 FC5-4		0-3 K				0-0 6-3		0-3 K								4 0 1 0 0 2 0										
Frank Bolling, R (1, 4) OBP: 0.283, SLG: 0.331	0-0 FC5-4		0-0 P6				0-0 BB		0-0 F9								4 0 1 0 0 0 1										
Charlie Maxwell, L (1, 7) OBP: 0.323, SLG: 0.441	0-0 FC3-6		0-0 F5				0-3 K		0-3 K								4 0 0 0 0 2 2										
Steve Bilko, R (1, 3) OBP: 0.252, SLG: 0.393	0-0 1-3						0-0 P4		0-0 F8								3 0 1 0 1 0 0										
Rocky Colavito, R (1, 9) OBP: 0.333, SLG: 0.470	0-0 F7						0-0 F9		0-0 F8								3 0 0 0 0 0 4										
Al Kaline, R (1, 8) OBP: 0.329, SLG: 0.380		0-0 1-3					0-0 L6-3		0-0 L9								3 0 1 0 0 0 0										
Red Wilson, R (1, 2) OBP: 0.323, SLG: 0.267		0-0 1-3					0-0 4-3		0-0 F7								3 0 0 0 0 0 1										
Chico Fernandez, R (1, 6) OBP: 0.354, SLG: 0.389		0-0 F9					0-0 P6		0-0 HR								3 1 1 0 0 0 1										
Jim Bunning, R (1, 1) OBP: 0.128, SLG: 0.161		0-3 K					0-0 F7		0-0 HR								2 0 0 0 0 1 1										
Norm Cash, L (7, PH) OBP: 0.327, SLG: 0.454																	1 1 1 2 0 0 0										
Pete Burnside, R (8, 1) OBP: 0.375, SLG: 0.167									1-H HR								0 0 0 0 0 0 0										
Inning Stats	R: 0 E: 0 K: 0 S: 5	H: 2 LOB: 2 BB: 0 P: 5	R: 0 E: 0 K: 1 S: 6	H: 1 LOB: 1 BB: 0 P: 6	R: 0 E: 0 K: 1 S: 5	H: 0 LOB: 0 BB: 0 P: 5	R: 0 E: 0 K: 0 S: 3	H: 0 LOB: 0 BB: 0 P: 3	R: 0 E: 0 K: 1 S: 6	H: 1 LOB: 2 BB: 1 P: 10	R: 2 E: 0 K: 1 S: 7	H: 2 LOB: 0 BB: 0 P: 7	R: 0 E: 0 K: 1 S: 5	H: 0 LOB: 0 BB: 0 P: 5	1B: 5 2B: 0 3B: 0 HR: 1	SF: 0 SAC: 0 DP: 0 HBP: 0	WP: 0 PB: 0 SB: 0 CS: 0	PA: 31									
PITCHER	IP	WLS	BF	H	R	ER	SO	BB	IBB	HBP	BLK	WP	HR	S	P	ERA	WHIP										
Bill Monbouquette, R (1, 1) ERA: 3.3	8.0	L	31	6	2	2	5	1	0	0	0	0	1	40	44	2.25	0.875										

Boston Red Sox @ Detroit Tigers
Briggs Stadium, Detroit, MI
Tue Jun 14 1960, 4:33 AM EDT
Att: 7,019 - Unknown

AB 30
R 2
H 6
RBI 2
BB 1
SO 5
LOB 10



Batter	1	2	3	4	5	6	7	8	9	10	AB	R	H	RBI	BB	SO	LOB	TOP	
Don Buddin, R OBP: 0.333, SLG: 0.362 (1, 6)	F5			P5		FC1-6 1B	6-3		L8		5	0	1	0	0	0	3	Boston Red Sox @ Detroit Tigers Briggs Stadium, Detroit, MI Wed Jun 15 1960, 4:33 AM EDT Att: 6,018 - Unknown livebaseballscorecards.com	
Pete Runnels, L OBP: 0.448, SLG: 0.487 (1, 4)	K			G4-6-3 BB		FC1-6 2B 1-2f	6-3		1B 1B		4	2	1	0	1	1	1		
Ted Williams, L OBP: 0.443, SLG: 0.679 Rip Repulski, R OBP: 0.385, SLG: 0.488 (10, PR) (10, 7)	3-1			G4-6-3 1-2f		P5			G6-4-3 1B 1-3		4	0	1	0	1	0	2		
Frank Maizone, R OBP: 0.316, SLG: 0.375 (1, 5)		L7				SH3-4 1B			G1-4-3 1-2f		5	1	3	2	0	0	1		
Ray Boone, R OBP: 0.310, SLG: 0.265 (1, 3)	6-3					SH3-4 1B			6-3		5	1	2	2	0	0	2		
Willie Tasby, R OBP: 0.324, SLG: 0.266 (1, 8)	L7					SH3-4 1B			6-3		4	0	2	0	0	0	2		
Carroll Hardy, R OBP: 0.174, SLG: 0.143 Vic Wertz, L OBP: 0.324, SLG: 0.426 Lou Clinton, R OBP: 0.306, SLG: 0.386 Mike Fornieles, R OBP: 0.333, SLG: 0.333 (1, 9) (9, PH) (9, PR) (9, 1)			E6			K			G3 BB		3	0	0	0	0	1	3		
Ed Sadowski, R OBP: 0.293, SLG: 0.368 Gary Geiger, L OBP: 0.290, SLG: 0.316 (1, 2) (9, PH) (9, 9)			P5			FC5-4			G3		2	0	0	0	1	0	1		
Tom Brewer, R OBP: 0.280, SLG: 0.292 Dave Hillman, R (7, 1) Russ Nixon, L OBP: 0.305, SLG: 0.329 (9, PH) (9, 2)			G5-4-3			IBB			1-2 2-3		1	0	0	0	0	0	2		
			F7			P4			IBB		3	0	0	0	0	0	4		
Inning Stats	R: 0 E: 0 K: 1 S: 5	H: 0 LOB: 0 BB: 0 P: 5	R: 0 E: 0 K: 0 S: 3	H: 0 LOB: 0 BB: 0 P: 3	R: 0 E: 1 K: 0 S: 3	H: 0 LOB: 0 BB: 0 P: 3	R: 0 E: 0 K: 0 S: 2	H: 2 LOB: 3 BB: 1 P: 6	R: 3 E: 0 K: 0 S: 7	H: 4 LOB: 0 BB: 0 P: 7	R: 0 E: 0 K: 0 S: 2	H: 0 LOB: 0 BB: 1 P: 6	R: 0 E: 0 K: 0 S: 4	H: 1 LOB: 3 BB: 2 P: 12	R: 1 E: 0 K: 0 S: 5	H: 3 LOB: 2 BB: 0 P: 5	1B: 8 2B: 1 3B: 0 HR: 1	SF: 0 SAC: 1 DP: 4 HBP: 0	WP: 0 PA: 42 PB: 0 SB: 0 CS: 0
PITCHER	IP 7.0	WLS 28	BF 6	H 3	R 3	ER 3	SO 2	BB 1	IBB 1	HBP 0	BLK 0	WP 0	HR 1	S 30	P 38	ERA 3.86	WHIP 1.000		
Don Mossi, L ERA: 3.78 Ray Semproch, R ERA: 4.76 Tom Morgan, R ERA: 3.79	(1, 1)	(8, 1)	(9, 1)	(1, 1)	(8, 1)	(9, 1)	(9, 1)	(1, 1)	(8, 1)	(9, 1)	(1, 1)	(8, 1)	(9, 1)	(9, 1)	(1, 1)	(8, 1)	(9, 1)	(9, 1)	(9, 1)

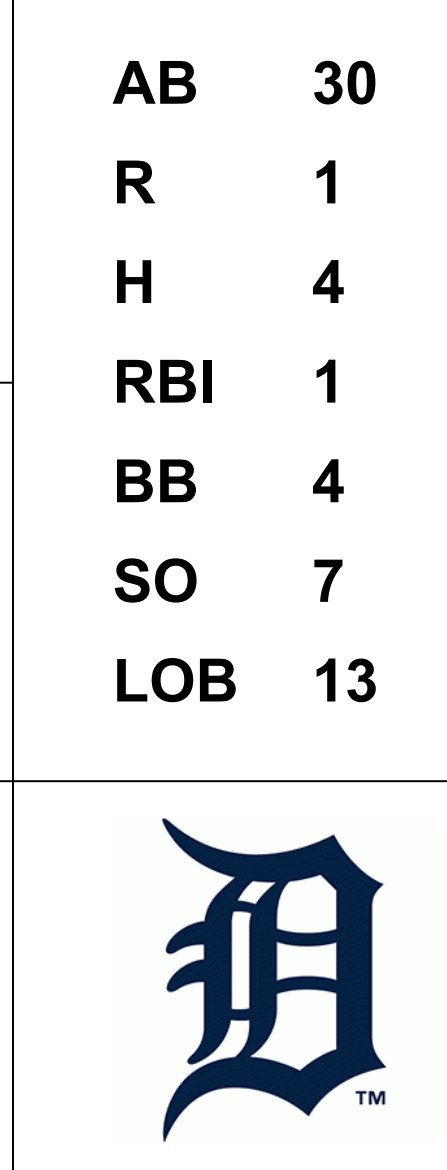
Batter	1	2	3	4	5	6	7	8	9	10	AB	R	H	RBI	BB	SO	LOB	BOTTOM					
Eddie Yost, R OBP: 0.434, SLG: 0.365 (1, 5)	BB 1B 1B		F8		F3		BB 1B FC6-4 BB		F6 SH1-4 BB	F7	4	1	1	0	2	0	1	Boston Red Sox @ Detroit Tigers Briggs Stadium, Detroit, MI Wed Jun 15 1960, 4:33 AM EDT Att: 6,018 - Unknown livebaseballscorecards.com					
Frank Bolling, R OBP: 0.264, SLG: 0.331 Neil Christley, L OBP: 0.319, SLG: 0.442 Ray Semproch, R Tom Morgan, R (1, 4) (7, PH) (8, 1) (9, 1)	FC5 BB 1B		P4		K		BB E 1B		SH1-4		3	0	1	0	0	1	0						
Charlie Maxwell, L OBP: 0.331, SLG: 0.438 (1, 7)	K		1B 1B		K		FC6-4 BB		S IBB		3	0	1	1	2	2	2						
Steve Bilko, R OBP: 0.266, SLG: 0.391 (1, 3)	BB BB						FC6-4 BB		F8		3	0	1	1	2	0	3						
Rocky Colavito, R OBP: 0.308, SLG: 0.458 Johnny Groth, R OBP: 0.300, SLG: 0.222 Norm Cash, L OBP: 0.333, SLG: 0.454 (1, 9) (8, 9) (9, PH) (10, 9)	BB 1-2 2-3		1B		K		P3		F8		4	0	0	0	0	3	7						
Al Kaline, R OBP: 0.321, SLG: 0.370 (1, 8)	FC5				L8		L8		F3		5	0	0	0	0	0	7						
Lou Berberet, L OBP: 0.306, SLG: 0.258 (1, 2)		3-1			SH1-3 1B		6-3		F8		4	0	1	0	1	0	1						
Chico Fernandez, R OBP: 0.351, SLG: 0.386 (1, 6)		5-3			SH1-3				6-3		4	1	1	0	0	0	1						
Don Mossi, L OBP: 0.167, SLG: 0.048 Sandy Amoros, L OBP: 0.273, SLG: 0.276 Casey Wise, S OBP: 0.179, SLG: 0.345 (1, 1) (7, PH) (8, 4)		K			L5		F8		3-1		2	0	0	0	0	1	1						
							1B BB 1B		3B		2	0	1	0	0	0	1						
Inning Stats	R: 0 E: 0 K: 2 S: 9	H: 2 LOB: 3 BB: 1 P: 13	R: 0 E: 0 K: 1 S: 5	H: 0 LOB: 0 BB: 0 P: 5	R: 0 E: 0 K: 1 S: 7	H: 2 LOB: 2 BB: 0 P: 7	R: 0 E: 0 K: 0 S: 4	H: 1 LOB: 1 BB: 0 P: 4	R: 0 E: 0 K: 2 S: 7	H: 0 LOB: 0 BB: 0 P: 7	R: 0 E: 0 K: 0 S: 3	H: 0 LOB: 1 BB: 1 P: 7	R: 3 E: 1 K: 1 S: 7	H: 2 LOB: 1 BB: 2 P: 15	R: 0 E: 0 K: 0 S: 3	H: 0 LOB: 1 BB: 1 P: 7	R: 0 E: 0 K: 0 S: 3	H: 0 LOB: 3 BB: 3 P: 15	R: 0 E: 0 K: 0 S: 4	H: 1 LOB: 1 BB: 0 P: 4	1B: 7 2B: 0 3B: 1 HR: 0	SF: 0 SAC: 2 DP: 0 HBP: 0	WP: 0 PA: 46 PB: 0 SB: 1 CS: 0
PITCHER	IP 6.1	WLS 30	BF 7	H 3	R 2	ER 2	SO 6	BB 4	IBB 0	HBP 0	BLK 0	WP 0	HR 0	S 38	P 54	ERA 2.84	WHIP 1.737						
Tom Brewer, R ERA: 4.99 Dave Hillman, R ERA: 3.36 Mike Fornieles, R ERA: 2.53	(1, 1)	(7, 1)	(9, 1)	(1, 1)	(8, 1)	(9, 1)	(1, 1)	(8, 1)	(9, 1)	(9, 1)	(1, 1)	(8, 1)	(9, 1)	(9, 1)	(1, 1)	(8, 1)	(9, 1)	(9, 1)					


Batter	1	2	3	4	5	6	7	8	9	AB	R	H	RBI	BB	SO	LOB	TOP								
Mary Breeding, R OBP: 0.341, SLG: 0.356 (1, 4)										4	1	0	1	1	2		Baltimore Orioles @ Detroit Tigers Briggs Stadium, Detroit, MI Fri Jun 17 1960, 7:05 PM EDT Att: 29,079 - Unknown								
Al Pilarcik, L OBP: 0.312, SLG: 0.363 (1, 9)										4	0	1	0	1	2										
Gene Woodling, L OBP: 0.429, SLG: 0.385 Jackie Brandt, R OBP: 0.380, SLG: 0.475 (9, 8)										5	0	0	0	0	5										
Jim Gentile, L OBP: 0.468, SLG: 0.564 Gordon Jones, R OBP: 0.667, SLG: 0.667 (7, 1)										3	0	2	1	0	1	0									
Clint Courtney, L OBP: 0.319, SLG: 0.228 (1, 2)										3	0	0	0	1	1	3									
Ron Hansen, R OBP: 0.343, SLG: 0.450 (1, 6)										4	0	0	0	0	2	5									
Brooks Robinson, R OBP: 0.320, SLG: 0.384 (1, 5)										4	1	2	0	0	0	0									
Jim Busby, R OBP: 0.529, SLG: 0.643 Bob Boyd, L OBP: 0.308, SLG: 0.359 (7, PH) (7, 3)										2	0	0	0	0	1	1									
Jerry Walker, S OBP: 0.222, SLG: 0.176 Gene Stephens, L OBP: 0.312, SLG: 0.339 (7, PH) (9, 7)										1	0	0	0	1	0	0									
Inning Stats	R: 0 E: 0 K: 0 S: 3	H: 0 LOB: 3 BB: 2 P: 12	R: 0 E: 0 K: 1 S: 5	H: 0 LOB: 1 BB: 1 P: 9	R: 0 E: 0 K: 1 S: 5	H: 1 LOB: 0 BB: 0 P: 5	R: 0 E: 0 K: 2 S: 8	H: 1 LOB: 1 BB: 0 P: 8	R: 0 E: 0 K: 1 S: 5	H: 0 LOB: 0 BB: 0 P: 5	R: 0 E: 0 K: 0 S: 4	H: 1 LOB: 1 BB: 0 P: 4	R: 3 E: 0 K: 0 S: 7	H: 4 LOB: 2 BB: 1 P: 11	R: 0 E: 0 K: 1 S: 5	H: 0 LOB: 0 BB: 0 P: 5		R: 0 E: 0 K: 1 S: 6	H: 1 LOB: 1 BB: 0 P: 6	1B: 5 2B: 1 3B: 1 HR: 1	SF: 0 SAC: 0 DP: 2 HBP: 1	WP: 0 PB: 0 SB: 1 CS: 0	PA: 39		
PITCHER	IP WLS BF H R ER SO BB IBB HBP BLK WP HR S P ERA WHIP	6.2 L 31 7 3 3 5 4 0 1 0 0 1 36 53 4.05 1.650	0.1 1 0 0 0 0 0 0 0 0 0 0 0 1 1 0.00 0.000	2.0 7 1 0 0 2 0 0 0 0 0 0 0 11 11 0.00 0.500																					


AB	34
R	3
H	8
RBI	3
BB	4
SO	7
LOB	19



Batter	1	2	3	4	5	6	7	8	9	AB	R	H	RBI	BB	SO	LOB	BOTTOM							
Eddie Yost, R OBP: 0.433, SLG: 0.370 (1, 5)										4	0	1	0	0	0	1	Baltimore Orioles @ Detroit Tigers Briggs Stadium, Detroit, MI Fri Jun 17 1960, 7:05 PM EDT Att: 29,079 - Unknown							
Frank Bolling, R OBP: 0.272, SLG: 0.331 (1, 4)										3	0	0	0	1	1	2								
Charlie Maxwell, L OBP: 0.337, SLG: 0.428 (1, 7)										4	0	1	1	0	2	2								
Steve Bilko, R OBP: 0.271, SLG: 0.385 (1, 3)										3	0	0	0	1	1	0								
Sandy Amoros, L OBP: 0.316, SLG: 0.281 (1, 8)										2	0	0	0	2	1	3								
Lou Berberet, L OBP: 0.308, SLG: 0.265 (1, 2)										4	0	1	0	0	1	1								
Rocky Colavito, R OBP: 0.315, SLG: 0.438 (1, 9)										4	0	0	0	0	1	3								
Chico Fernandez, R OBP: 0.347, SLG: 0.382 (1, 6)										4	0	1	0	0	0	0								
Frank Lary, R OBP: 0.243, SLG: 0.303 Ray Semproch, R (7, 1)										1	1	0	0	0	0	1								
Neil Christley, L OBP: 0.322, SLG: 0.438 Tom Morgan, R (8, 1)										0	0	0	0	0	0	0								
Inning Stats	R: 0 E: 0 K: 1 S: 5	H: 0 LOB: 0 BB: 0 P: 5	R: 0 E: 0 K: 3 S: 9	H: 0 LOB: 1 BB: 1 P: 13	R: 0 E: 0 K: 1 S: 6	H: 1 LOB: 2 BB: 1 P: 10	R: 0 E: 0 K: 0 S: 3	H: 1 LOB: 1 BB: 1 P: 7	R: 1 E: 1 K: 0 S: 6	H: 2 LOB: 3 BB: 1 P: 10	R: 0 E: 0 K: 0 S: 3	H: 0 LOB: 0 BB: 0 P: 3	R: 0 E: 0 K: 2 S: 7	H: 0 LOB: 0 BB: 0 P: 7	R: 0 E: 0 K: 0 S: 3	H: 0 LOB: 0 BB: 0 P: 3	1B: 3 2B: 1 3B: 0 HR: 0	SF: 0 SAC: 1 DP: 1 HBP: 0	WP: 0 PB: 0 SB: 1 CS: 0	PA: 35				
PITCHER	IP WLS BF H R ER SO BB IBB HBP BLK WP HR S P ERA WHIP	6.0 W 26 4 1 0 5 4 0 0 0 0 0 0 32 48 0.00 1.333	3.0 S 9 0 0 0 2 0 0 0 0 0 0 0 13 13 0.00 0.000																					




Batter	1	2	3	4	5	6	7	8	9	AB	R	H	RBI	BB	SO	LOB	TOP																		
Mary Breeding, R OBP: 0.342, SLG: 0.357 (1, 4)	F7		F8			K2-3			G6-4-3	5	1	2	1	0	1	1	Baltimore Orioles @ Detroit Tigers Briggs Stadium, Detroit, MI Sat Jun 18 1960, 4:33 AM EDT Att: 16,274 - Unknown AB 32 R 3 H 7 RBI 3 BB 6 SO 3 LOB 17 																		
Jim Busby, R OBP: 0.524, SLG: 0.667 (1, 8)	6-3					1B			G6-4-3	4	0	2	1	0	0	0																			
Ron Hansen, R OBP: 0.345, SLG: 0.460 (1, 6)	HR		F9			FC5			P4	4	1	1	1	1	0	1																			
Gus Triandos, R OBP: 0.321, SLG: 0.278 (1, 2)	F8		G3			F8				3	0	0	0	1	0	3																			
Walt Dropo, R OBP: 0.314, SLG: 0.355 Jim Gentile, L OBP: 0.474, SLG: 0.564 (5, PH) (5, 3)	FC5					6-3				1	0	0	0	1	0	0																			
Brooks Robinson, R OBP: 0.314, SLG: 0.377 (1, 5)	P4					K				4	0	0	0	0	2	6																			
Jackie Brandt, R Gene Woodling, L OBP: 0.427, SLG: 0.383 (8, PH) (8, 7)						5-3			F7	3	0	1	0	0	0	0																			
Dave Nicholson, R Bob Boyd, L Al Pilarcik, L OBP: 0.250, SLG: 0.154 OBP: 0.300, SLG: 0.350 OBP: 0.312, SLG: 0.363 (8, PH) (8, 9) (8, 9)	P4								L6	2	1	1	0	1	0	2																			
Chuck Estrada, R Billy Hoelt, L Hal Brown, R Gene Stephens, L Clint Courtney, L OBP: 0.143, SLG: 0.238 (6, 1) (7, 1) OBP: 0.318, SLG: 0.263 OBP: 0.310, SLG: 0.336 OBP: 0.316, SLG: 0.226 (9, PH)	FC5					SH1-4			F9	2	0	0	0	0	0	3																			
Inning Stats	R: 1 E: 0 K: 0 S: 4	H: 1 LOB: 0 BB: 0 P: 4	R: 0 E: 0 K: 0 S: 4	H: 1 LOB: 2 BB: 1 P: 8	R: 0 E: 0 K: 0 S: 4	H: 1 LOB: 1 BB: 0 P: 4	R: 0 E: 0 K: 1 S: 5	H: 0 LOB: 0 BB: 0 P: 5	R: 2 E: 0 K: 1 S: 6	H: 2 LOB: 3 BB: 3 P: 17	R: 0 E: 0 K: 1 S: 6	H: 1 LOB: 1 BB: 0 P: 6	R: 0 E: 0 K: 1 S: 5	H: 0 LOB: 2 BB: 2 P: 13	R: 0 E: 0 K: 0 S: 3	H: 0 LOB: 0 BB: 0 P: 3		R: 0 E: 0 K: 0 S: 3	H: 1 LOB: 0 BB: 0 P: 3	1B: 4 2B: 1 3B: 1 HR: 1	SF: 0 SAC: 1 DP: 1 HBP: 0	WP: 0 PB: 0 SB: 0 CS: 0	PA: 39												
PITCHER	IP WLS BF H R ER SO BB IBB HBP BLK WP HR S P ERA WHIP																																		
Pete Burnside, L ERA: 3.14	4.1	21	5	3	3	1	3	0	0	0	0	0	0	1	20	32		6.23	1.846																
Bob Bruce, R ERA: 3.14	0.2	3	0	0	0	0	1	0	0	0	0	0	0	0	2	6		0.00	1.500																
Ray Semproch, R ERA: 4.0	4.0	W	15	2	0	0	2	2	0	0	0	0	0	0	17	25	0.00	1.000																	

Batter	1	2	3	4	5	6	7	8	9	AB	R	H	RBI	BB	SO	LOB	BOTTOM																	
Eddie Yost, R OBP: 0.434, SLG: 0.366 (1, 5)	K		P6			HR				2	1	0	0	2	1	0	Baltimore Orioles @ Detroit Tigers Briggs Stadium, Detroit, MI Sat Jun 18 1960, 4:33 AM EDT Att: 16,274 - Unknown AB 29 R 5 H 5 RBI 5 BB 5 SO 7 LOB 12 																	
Casey Wise, S Norm Cash, L Rocky Bridges, R OBP: 0.186, SLG: 0.333 OBP: 0.330, SLG: 0.449 OBP: 0.319, SLG: 0.436 (1, 6) (7, PH) (8, 6)	F7					HR				2	1	0	0	1	0	0																		
Charlie Maxwell, L OBP: 0.341, SLG: 0.468 (1, 7)	HR					HR			F9	4	2	2	4	0	0	3																		
Steve Bilko, R OBP: 0.270, SLG: 0.405 (1, 3)	P6					5-3				4	1	1	1	0	0	0																		
Sandy Amoros, L OBP: 0.286, SLG: 0.250 (1, 8)	F9					4-3			L3	4	0	0	0	0	1	0																		
Lou Berberet, L OBP: 0.306, SLG: 0.265 (1, 2)	K					K			F8	4	0	1	0	0	2	0																		
Rocky Colavito, R OBP: 0.319, SLG: 0.436 (1, 9)	F9					FC6-4			F8	3	0	1	0	1	0	0																		
Frank Bolling, R OBP: 0.273, SLG: 0.327 (1, 4)			5-3			FC6-4				2	0	0	0	1	0	2																		
Pete Burnside, R Bob Bruce, R Neil Christley, L Ray Semproch, R OBP: 0.333, SLG: 0.143 OBP: 0.800, SLG: 0.667 OBP: 0.318, SLG: 0.434 OBP: 0.316, SLG: 0.226 (1, 1) (5, 1) (5, PH) (6, 1)			K			4-3			K	1	0	0	0	0	1	0																		
Inning Stats	R: 1 E: 0 K: 1 S: 6	H: 1 LOB: 0 BB: 0 P: 6	R: 0 E: 0 K: 1 S: 5	H: 0 LOB: 0 BB: 0 P: 5	R: 0 E: 0 K: 0 S: 3	H: 0 LOB: 0 BB: 0 P: 3	R: 0 E: 0 K: 0 S: 5	H: 2 LOB: 2 BB: 0 P: 5	R: 3 E: 0 K: 1 S: 6	H: 1 LOB: 0 BB: 2 P: 14	R: 0 E: 0 K: 2 S: 7	H: 0 LOB: 3 BB: 3 P: 19	R: 1 E: 0 K: 1 S: 6	H: 1 LOB: 0 BB: 0 P: 6	1B: 2 2B: 0 3B: 0 HR: 3	SF: 0 SAC: 0 DP: 0 HBP: 0		WP: 0 PB: 0 SB: 0 CS: 0	PA: 34															
PITCHER	IP WLS BF H R ER SO BB IBB HBP BLK WP HR S P ERA WHIP																																	
Chuck Estrada, R ERA: 3.48	5.0	20	3	3	3	3	2	0	0	0	0	0	1	24	32	5.40		1.000																
Billy Hoelt, L ERA: 3.0	1.0	L	6	1	1	1	2	0	0	0	0	0	1	6	14	9.00		3.000																
Hal Brown, R ERA: 4.02	2.0	8	1	1	1	3	1	0	0	0	0	0	1	13	17	4.50	1.000																	

Batter	1	2	3	4	5	6	7	8	9	AB	R	H	RBI	BB	SO	LOB	TOP					
Mary Breeding, R (1,4) OBP: 0.336, SLG: 0.347	4-0 BB G5-4-3		0-0 1-3			0-0 P6		0-0 P5		3	0	0	0	1	0	0						
Jim Busby, R (1,8) OBP: 0.340, SLG: 0.545	0-0 G5-4-3 1-2†		0-0 F9			0-0 1-3		0-0 P6		4	0	0	0	0	0	1						
Ron Hansen, R (1,6) OBP: 0.341, SLG: 0.466	0-3 K			0-0 F7		0-0 1B		0-0 F7		4	0	1	0	0	1	0						
Walt Dropo, R (1,3) OBP: 0.351, SLG: 0.385 Gene Stephens, L (9, PR) OBP: 0.308, SLG: 0.341		0-0 1B G6-4-3		0-0 1B		0-0 1B		4-0 1B SF7 BB		3	0	3	0	1	0	0						
Gus Triandos, R (1,2) OBP: 0.318, SLG: 0.276	0-0 G6-4-3 1-2†		0-0 F7			0-0 P6		0-0 1B		4	0	1	0	0	0	4						
Brooks Robinson, R (1,5) OBP: 0.316, SLG: 0.376	4-0 1B BB		0-0 F9			0-3 K		0-0 SF7		2	0	0	1	1	1	1						
Jackie Brandt, R (1,9) OBP: 0.377, SLG: 0.467	0-0 1-3 1B			0-0 6-3		0-0 6-3		0-0 F9		4	0	1	0	0	0	1						
Dave Nicholson, R (1,7) OBP: 0.229, SLG: 0.138 Jim Gentile, L (9,3) OBP: 0.469, SLG: 0.577	0-3 K			0-0 F8		0-3 K				3	0	0	0	0	2	2						
Milt Pappas, R (1,1) OBP: 0.469, SLG: 0.577			0-3 K			0-0 F8		0-0 6-3		3	0	0	0	0	1	0						
Inning Stats	R: 0 E: 0 K: 1 S: 4	H: 0 LOB: 0 BB: 1 P: 8	R: 0 E: 0 K: 1 S: 6	H: 2 LOB: 2 BB: 1 P: 10	R: 0 E: 0 K: 1 S: 5	H: 0 LOB: 0 BB: 0 P: 5	R: 0 E: 0 K: 0 S: 4	H: 1 LOB: 1 BB: 0 P: 4	R: 0 E: 0 K: 0 S: 3	H: 0 LOB: 0 BB: 0 P: 3	R: 0 E: 0 K: 2 S: 5	H: 2 LOB: 2 BB: 0 P: 5	R: 0 E: 0 K: 2 S: 7	H: 0 LOB: 0 BB: 0 P: 7	R: 0 E: 0 K: 0 S: 3	H: 0 LOB: 0 BB: 0 P: 3	R: 1 E: 0 K: 0 S: 4	H: 1 LOB: 1 BB: 1 P: 8	1B: 6 2B: 0 3B: 0 HR: 0	SF: 1 SAC: 0 DP: 2 HBP: 0	WP: 0 PB: 0 SB: 0 CS: 0	PA: 34
PITCHER Don Mossi, L (1,1) ERA: 3.51	IP: 9.0 WLS: L BF: 34 H: 6 R: 1 ER: 1 SO: 5 BB: 3 IBB: 0 HBP: 0 BLK: 0 WP: 0 HR: 0 S: 41 P: 53 ERA: 1.00 WHIP: 1.000															PITCHER						

Baltimore Orioles @ Detroit Tigers
Briggs Stadium, Detroit, MI
Sun Jun 19 1960, 4:38 AM EDT
Att: 38,109 - Unknown


AB 30
R 1
H 6
RBI 1
BB 3
SO 5
LOB 9



Batter	1	2	3	4	5	6	7	8	9	AB	R	H	RBI	BB	SO	LOB	BOTTOM					
Eddie Yost, R (1,5) OBP: 0.428, SLG: 0.355	4-0 BB		4-0 1B BB		0-0 FC1-6 BB 1-2†		0-3 K2-3			2	0	0	0	2	1	1						
Neil Christley, L (1,9) OBP: 0.315, SLG: 0.423	0-3 K		0-0 BB 1-3 1B		0-0 F7		0-3 K			4	0	1	0	0	2	2						
Charlie Maxwell, L (1,7) OBP: 0.332, SLG: 0.448	0-0 L8		0-3 K		4-0 1-2 BB		0-3 K			3	0	0	0	1	2	3						
Steve Bilko, R (1,3) OBP: 0.278, SLG: 0.392	0-0 P6		4-0 1-2 BB		0-0 F8			4-0 FC3-6 BB		2	0	0	0	2	0	3						
Sandy Amoros, L (1,8) OBP: 0.245, SLG: 0.209		0-0 F8	0-3 K		0-0 4-3		0-0 FC3-6			4	0	0	0	0	1	4						
Lou Berberet, L (1,2) OBP: 0.294, SLG: 0.252		0-0 6-3		0-0 F7		0-0 F7		0-0 4-3		4	0	0	0	0	0	1						
Frank Bolling, R (1,4) OBP: 0.277, SLG: 0.326		0-0 1B		0-3 K		4-0 BB		0-0 P6		3	0	1	0	1	1	0						
Casey Wise, S (1,6) OBP: 0.182, SLG: 0.302 Norm Cash, L (9, PH) OBP: 0.333, SLG: 0.444		0-0 6-3		0-0 4-3		0-3 K		0-0 4-3		3	0	0	0	0	1	2						
Don Mossi, L (1,1) OBP: 0.185, SLG: 0.083 Al Kaline, R (9, PH) OBP: 0.317, SLG: 0.361			0-0 5-3		0-0 FC1-6 1B		0-0 F8		0-0 L5-3	3	0	1	0	0	0	0						
Inning Stats	R: 0 E: 0 K: 1 S: 5	H: 0 LOB: 1 BB: 1 P: 9	R: 0 E: 0 K: 0 S: 4	H: 1 LOB: 1 BB: 0 P: 4	R: 0 E: 0 K: 2 S: 8	H: 1 LOB: 3 BB: 2 P: 16	R: 0 E: 0 K: 1 S: 5	H: 0 LOB: 0 BB: 0 P: 5	R: 0 E: 0 K: 1 S: 4	H: 0 LOB: 2 BB: 1 P: 8	R: 0 E: 0 K: 1 S: 5	H: 0 LOB: 1 BB: 1 P: 9	R: 0 E: 0 K: 2 S: 7	H: 0 LOB: 0 BB: 0 P: 7	R: 0 E: 0 K: 1 S: 5	H: 0 LOB: 1 BB: 1 P: 9	R: 0 E: 0 K: 0 S: 3	H: 0 LOB: 0 BB: 0 P: 3	1B: 3 2B: 0 3B: 0 HR: 0	SF: 0 SAC: 0 DP: 0 HBP: 0	WP: 0 PB: 0 SB: 1 CS: 0	PA: 36
PITCHER Milt Pappas, R (1,1) ERA: 5.19	IP: 9.0 WLS: W BF: 36 H: 3 R: 0 ER: 0 SO: 8 BB: 6 IBB: 0 HBP: 0 BLK: 0 WP: 0 HR: 0 S: 46 P: 70 ERA: 0.00 WHIP: 1.000															PITCHER						

Baltimore Orioles @ Detroit Tigers
Briggs Stadium, Detroit, MI
Sun Jun 19 1960, 4:38 AM EDT
Att: 38,109 - Unknown

AB 30
R 0
H 3
RBI 0
BB 6
SO 8
LOB 16



Batter	1	2	3	4	5	6	7	8	9	AB	R	H	RBI	BB	SO	LOB	TOP		
Tony Kubek, L (1, 6) OBP: 0.307, SLG: 0.405	L8		F9		F5		L3-6		F7	5	0	0	0	0	0	2			
Hector Lopez, R (1, 7) OBP: 0.352, SLG: 0.420	K		K		5-3			2B	F5	5	1	1	0	0	2	1			
Mickey Mantle, S (1, 8) OBP: 0.444, SLG: 0.622	BB		K				FC4-6	HR	L8	4	1	2	1	1	1	0			
Roger Maris, L (1, 9) OBP: 0.406, SLG: 0.733	F5				F5		FC4-6	HR		4	1	1	2	0	2				
Yogi Berra, L (1, 2) OBP: 0.377, SLG: 0.482		E4			F7		F7	HR	1B	3	2	0	0	1	0	1			
Kent Hadley, L (1, 3) OBP: 0.345, SLG: 0.615		HR						BB	BB	3	2	2	3	1	1				
Clete Boyer, R (1, 5) OBP: 0.300, SLG: 0.417		L6			6-3		F4	FC6-4		4	0	1	0	0	0	2			
Bobby Richardson, R (1, 4) OBP: 0.290, SLG: 0.279		5-3			E6		L3-6	FC6-4		4	0	2	0	0	0	1			
Art Ditmar, R (1, 1) OBP: 0.192, SLG: 0.231		F6			SH3-4		SH3-4	K		2	0	0	0	0	1	1			
Ryne Duren, R (9, 1)										0	0	0	0	0	0	0			
Inning Stats	R: 0 E: 0 K: 1 S: 5	H: 0 LOB: 1 BB: 1 P: 9	R: 2 E: 1 K: 0 S: 5	H: 1 LOB: 0 BB: 0 P: 5	R: 0 E: 0 K: 2 S: 7	H: 0 LOB: 0 BB: 0 P: 7	R: 1 E: 0 K: 0 S: 4	H: 1 LOB: 0 BB: 0 P: 4	R: 0 E: 1 K: 0 S: 4	H: 1 LOB: 1 BB: 1 P: 4	R: 0 E: 0 K: 0 S: 3	H: 1 LOB: 0 BB: 0 P: 3	R: 4 E: 1 K: 2 S: 11	H: 4 LOB: 1 BB: 1 P: 15	R: 0 E: 0 K: 0 S: 3	H: 0 LOB: 0 BB: 0 P: 3	1B: 4 2B: 2 3B: 1 HR: 3	SF: 0 SAC: 2 DP: 1 HBP: 0	WP: 0 PA: 39 PB: 0 SB: 1 CS: 0
PITCHER	IP WLS BF H R ER SO BB IBB HBP BLK WP HR S P ERA WHIP																		
Paul Foytack, R (1, 1) ERA: 6.39	7.0 L 28 5 3 2 3 2 0 0 0 0 0 2 32 40 2.57 1.000																		
Hank Aguirre, L (8, 1) ERA: 3.98	0.0 3 3 3 3 0 0 0 0 0 0 1 3 3 ∞ ∞																		
Bob Bruce, R (8, 1) ERA: 3.42	2.0 8 1 1 0 2 1 0 0 0 0 0 0 11 15 0.00 1.000																		

New York Yankees @ Detroit Tigers
Briggs Stadium, Detroit, MI
Wed Jun 22 1960, 7:05 PM EDT
Att: 30,394 - Unknown

AB 34
R 7
H 9
RBI 6
BB 3
SO 5
LOB 11



Batter	1	2	3	4	5	6	7	8	9	AB	R	H	RBI	BB	SO	LOB	BOTTOM				
Eddie Yost, R (1, 5) OBP: 0.417, SLG: 0.341	4-3		4-3			L9	G3		F9	5	0	0	0	0	0	4					
Chico Fernandez, R (1, 6) OBP: 0.348, SLG: 0.387	FC1-6		6-3			1B		5-3		4	1	2	0	0	0	0					
Charlie Maxwell, L (1, 7) OBP: 0.323, SLG: 0.433	FC1-6				F8			F7		4	0	1	1	0	0	1					
Al Kaline, R (1, 8) OBP: 0.316, SLG: 0.373	L8				L8		L7		HR	4	1	1	1	0	0	2					
Norm Cash, L (1, 3) OBP: 0.330, SLG: 0.447		G3				F7		F5		4	0	1	0	0	0	1					
Rocky Colavito, R (1, 9) OBP: 0.317, SLG: 0.446					F4		4-3		6-3	4	1	2	1	0	0	1					
Lou Berberet, L (1, 2) OBP: 0.293, SLG: 0.241										2	0	0	0	2	0	1					
Johnny Groth, R (9, PR) OBP: 0.273, SLG: 0.200					6-3		4-3			0	0	0	0	0	0	0					
Frank Bolling, R (1, 4) OBP: 0.270, SLG: 0.317										2	0	0	0	0	0	1					
Neil Christley, L (7, PH) OBP: 0.260, SLG: 0.209										1	0	0	0	0	0	1					
Casey Wise, S (8, 4) OBP: 0.194, SLG: 0.313										1	0	1	0	0	0	0					
Paul Foytack, R (1, 1) OBP: 0.313, SLG: 0.333										2	0	0	0	0	1	0					
Sandy Amoros, L (7, PH) OBP: 0.260, SLG: 0.209										0	0	0	0	1	0	0					
Hank Aguirre, R (8, 1) OBP: 0.317, SLG: 0.446										0	0	0	0	0	0	0					
Bob Bruce, R (8, 1) OBP: 0.300, SLG: 0.667										0	0	0	0	0	0	0					
Steve Bilko, R (9, PH) OBP: 0.275, SLG: 0.385										1	0	0	0	0	0	2					
Inning Stats	R: 0 E: 0 K: 0 S: 4	H: 1 LOB: 1 BB: 0 P: 4	R: 1 E: 0 K: 0 S: 3	H: 1 LOB: 0 BB: 1 P: 7	R: 0 E: 0 K: 1 S: 5	H: 0 LOB: 0 BB: 0 P: 5	R: 0 E: 0 K: 0 S: 4	H: 1 LOB: 1 BB: 0 P: 4	R: 0 E: 0 K: 0 S: 3	H: 0 LOB: 0 BB: 0 P: 3	R: 1 E: 0 K: 0 S: 5	H: 2 LOB: 1 BB: 0 P: 5	R: 0 E: 0 K: 0 S: 4	H: 1 LOB: 2 BB: 1 P: 8	R: 1 E: 0 K: 0 S: 4	H: 1 LOB: 0 BB: 0 P: 4	R: 0 E: 0 K: 0 S: 4	H: 1 LOB: 2 BB: 1 P: 8	1B: 3 2B: 3 3B: 0 HR: 2	SF: 0 SAC: 0 DP: 1 HBP: 0	WP: 0 PA: 37 PB: 0 SB: 0 CS: 0
PITCHER	IP WLS BF H R ER SO BB IBB HBP BLK WP HR S P ERA WHIP																				
Art Ditmar, R (1, 1) ERA: 2.7	8.1 W 35 8 3 3 1 3 0 0 0 0 0 2 34 46 3.24 1.320																				
Ryne Duren, R (9, 1) ERA: 5.66	0.2 S 2 0 0 0 0 0 0 0 0 0 0 0 2 2 0.00 0.000																				

New York Yankees @ Detroit Tigers
Briggs Stadium, Detroit, MI
Wed Jun 22 1960, 7:05 PM EDT
Att: 30,394 - Unknown

AB 34
R 3
H 8
RBI 3
BB 3
SO 1
LOB 14



Batter	1	2	3	4	5	6	7	8	9	AB	R	H	RBI	BB	SO	LOB	TOP					
Bobby Richardson, R (1.4) OBP: 0.284, SLG: 0.274	F9		6-3			L8		SH5-3	FC5-4	4	0	0	0	0	0	1						
Hector Lopez, R (1.7) OBP: 0.382, SLG: 0.430	PB 1B		K					4-3 1B		4	0	3	1	0	1	0						
Mickey Mantle, S (1.8) OBP: 0.445, SLG: 0.619	K					L4		4-3 1B		4	0	2	0	0	1	2						
Roger Maris, L (1.9) OBP: 0.403, SLG: 0.722						F4		4-3		3	0	0	0	1	0	3						
Bob Cerv, R (1.3) OBP: 0.335, SLG: 0.436	L8					L8		1B		3	0	1	0	1	0	2						
Elston Howard, R (1.2) OBP: 0.285, SLG: 0.434								1B		4	0	0	0	0	1	4						
Clete Boyer, R (1.5) OBP: 0.298, SLG: 0.408								1B		4	0	1	0	0	1	0						
Tony Kubek, L (1.6) OBP: 0.307, SLG: 0.402								1B		4	0	1	0	0	1	2						
Bob Turley, R (1.1) OBP: 0.200, SLG: 0.250										2	0	0	0	0	0	0						
Gil McDougald, R (8, PH) OBP: 0.301, SLG: 0.391										1	1	1	0	0	0	0						
Eli Grba, R (8, PH) OBP: 0.333, SLG: 0.333										0	0	0	0	0	0	0						
Yogi Berra, L (9, PH) OBP: 0.375, SLG: 0.479										1	0	0	0	0	0	1						
Ryne Duren, R (9.1)										0	0	0	0	0	0	0						
Inning Stats	R: 0 E: 0 K: 1 S: 6	H: 1 LOB: 2 BB: 1 P: 10	R: 0 E: 0 K: 0 S: 3	H: 0 LOB: 0 BB: 0 P: 3	R: 0 E: 0 K: 1 S: 5	H: 0 LOB: 0 BB: 0 P: 5	R: 0 E: 0 K: 0 S: 3	H: 1 LOB: 0 BB: 0 P: 3	R: 0 E: 0 K: 1 S: 5	H: 0 LOB: 0 BB: 0 P: 5	R: 0 E: 0 K: 0 S: 4	H: 1 LOB: 1 BB: 0 P: 4	R: 0 E: 0 K: 1 S: 7	H: 2 LOB: 2 BB: 0 P: 7	R: 1 E: 0 K: 0 S: 6	H: 3 LOB: 3 BB: 1 P: 10	R: 0 E: 0 K: 1 S: 6	H: 1 LOB: 1 BB: 0 P: 6	1B: 8 2B: 1 3B: 0 HR: 0	SF: 0 SAC: 1 DP: 0 HBP: 0	WP: 0 PB: 1 SB: 0 CS: 1	PA: 37
PITCHER Don Mossi, L (1.1) ERA: 3.29	IP: 9.0 WLS: W BF: 37 H: 9 R: 1 ER: 1 SO: 5 BB: 1 IBB: 1 HBP: 0 BLK: 0 WP: 0 HR: 0 S: 45 P: 53 ERA: 1.00 WHIP: 1.111															PITCHER						

New York Yankees @ Detroit Tigers
Briggs Stadium, Detroit, MI
Thu Jun 23 1960, 4:33 AM EDT
Att: 14,825 - Unknown

AB 34
R 1
H 9
RBI 1
BB 2
SO 5
LOB 15



Batter	1	2	3	4	5	6	7	8	9	AB	R	H	RBI	BB	SO	LOB	BOTTOM			
Eddie Yost, R (1.5) OBP: 0.419, SLG: 0.341	K					5-3				3	0	1	1	1	1	0				
Chico Fernandez, R (1.6) OBP: 0.341, SLG: 0.378	5-3					F9		6-3 1B		4	0	0	0	0	0	3				
Charlie Maxwell, L (1.7) OBP: 0.327, SLG: 0.448	3-1					G3				3	1	1	1	1	0	0				
Al Kaline, R (1.8) OBP: 0.316, SLG: 0.377										3	0	1	0	0	0	2				
Norm Cash, L (1.3) OBP: 0.322, SLG: 0.434										3	0	0	0	0	0	1				
Rocky Colavito, R (1.9) OBP: 0.317, SLG: 0.444										3	0	1	0	0	0	1				
Lou Berberet, L (1.2) OBP: 0.287, SLG: 0.235										3	0	0	0	0	0	1				
Frank Bolling, R (1.4) OBP: 0.276, SLG: 0.328										3	1	2	0	0	0	0				
Don Mossi, L (1.1) OBP: 0.200, SLG: 0.077										2	0	0	0	0	0	1				
Inning Stats	R: 0 E: 0 K: 1 S: 5	H: 0 LOB: 0 BB: 0 P: 5	R: 0 E: 0 K: 0 S: 3	H: 0 LOB: 0 BB: 0 P: 3	R: 0 E: 0 K: 0 S: 3	H: 0 LOB: 0 BB: 0 P: 3	R: 0 E: 0 K: 0 S: 3	H: 0 LOB: 0 BB: 0 P: 3	R: 0 E: 0 K: 0 S: 3	H: 1 LOB: 1 BB: 0 P: 4	R: 1 E: 0 K: 0 S: 4	H: 2 LOB: 2 BB: 1 P: 9	R: 0 E: 0 K: 0 S: 3	H: 1 LOB: 1 BB: 1 P: 7	R: 1 E: 0 K: 0 S: 1	H: 1 LOB: 0 BB: 0 P: 1	1B: 3 2B: 2 3B: 0 HR: 1	SF: 0 SAC: 0 DP: 1 HBP: 1	WP: 0 PB: 0 SB: 0 CS: 0	PA: 30
PITCHER Bob Turley, R (1.1) ERA: 2.6 Eli Grba, R (8.1) ERA: 2.57 Ryne Duren, R (9.1) ERA: 6.16	IP: 7.0 WLS: 4 BF: 25 H: 4 R: 1 ER: 1 SO: 1 BB: 0 IBB: 1 HBP: 1 BLK: 0 WP: 0 HR: 0 S: 25 P: 30 ERA: 1.29 WHIP: 0.571															PITCHER				

New York Yankees @ Detroit Tigers
Briggs Stadium, Detroit, MI
Thu Jun 23 1960, 4:33 AM EDT
Att: 14,825 - Unknown

AB 27
R 2
H 6
RBI 2
BB 2
SO 1
LOB 9



Batter	1	2	3	4	5	6	7	8	9	AB	R	H	RBI	BB	SO	LOB	TOP					
Reno Bertola, R (1.5) OBP: 0.330, SLG: 0.298 Faye Throneberry, L (9. PH) OBP: 0.325, SLG: 0.338	0-0 E5 1B		0-0 6-3			0-0 6-3			0-0 G3	3	0	1	0	0	0	0						
Bob Allison, R (1.9) OBP: 0.402, SLG: 0.514	0-0 P6		0-0 L5			0-0 1B			0-0 F7	4	0	1	0	0	0	1						
Dan Dobbek, L (1.8) OBP: 0.331, SLG: 0.416	0-0 P6			0-3 K		0-3 K			0-0 4-3	4	0	0	0	0	2	2						
Jim Lemon, R (1.7) OBP: 0.370, SLG: 0.568	0-0 P5			0-0 F7					0-0 5-3	3	0	0	0	0	0	1						
Julio Becquer, L (1.3) OBP: 0.238, SLG: 0.338		0-3 K		0-3 K					0-0 4-3	3	0	0	0	0	2	0						
Billy Gardner, R (1.4) OBP: 0.354, SLG: 0.394	0-0 P4				0-0 L4				0-0 F7	3	0	0	0	0	0	0						
Hal Naragon, L (1.2) OBP: 0.277, SLG: 0.171	0-0 1B				0-0 F9				0-0 G3	3	0	1	0	0	0	0						
Jose Valdivielso, R (1.6) OBP: 0.255, SLG: 0.291 Elmer Valo, L (8. PH) OBP: 0.455, SLG: 0.250 Billy Consolo, R (8.6) OBP: 0.319, SLG: 0.292	0-3 K				0-0 G3				0-3 K	2	0	0	0	0	1	1						
Don Lee, R (1.1) OBP: 0.294, SLG: 0.214 Jack Kralick, L (2.1) OBP: 0.200, SLG: 0.200 Lenny Green, L (8. PH) OBP: 0.313, SLG: 0.365 Ray Moore, R (8.1)			0-0 P3			0-0 P4			0-0 P4	0	0	0	0	0	0	0						
Inning Stats	R: 0 E: 1 K: 0 S: 4	H: 1 LOB: 1 BB: 0 P: 4	R: 0 E: 0 K: 2 S: 8	H: 1 LOB: 1 BB: 0 P: 8	R: 0 E: 0 K: 0 S: 3	H: 0 LOB: 0 BB: 0 P: 3	R: 0 E: 0 K: 2 S: 7	H: 0 LOB: 0 BB: 0 P: 7	R: 0 E: 0 K: 0 S: 3	H: 0 LOB: 0 BB: 0 P: 3	R: 0 E: 0 K: 1 S: 6	H: 1 LOB: 1 BB: 0 P: 6	R: 0 E: 0 K: 0 S: 3	H: 0 LOB: 0 BB: 0 P: 3	R: 0 E: 0 K: 1 S: 5	H: 0 LOB: 0 BB: 0 P: 5	R: 0 E: 0 K: 0 S: 3	H: 0 LOB: 0 BB: 0 P: 3	1B: 3 2B: 0 3B: 0 HR: 0	SF: 0 SAC: 0 DP: 0 HBP: 0	WP: 0 PB: 0 SB: 0 CS: 0	PA: 30
PITCHER Jim Bunning, R (1.1) ERA: 2.28	IP: 9.0 WLS: W BF: 30 H: 3 R: 0 ER: 0 SO: 6 BB: 0 IBB: 0 HBP: 0 BLK: 0 WP: 0 HR: 0 S: 42 P: 42 ERA: 0.00 WHIP: 0.333															PITCHER	IP: WLS: BF: H: R: ER: SO: BB: IBB: HBP: BLK: WP: HR: S: P: ERA: WHIP:					

Washington Senators @ Detroit Tigers
Briggs Stadium, Detroit, MI
Fri Jun 24 1960, 7:05 PM EDT
Att: 15,343 - Unknown

AB	30
R	0
H	3
RBI	0
BB	0
SO	6
LOB	5



Batter	1	2	3	4	5	6	7	8	9	AB	R	H	RBI	BB	SO	LOB	BOTTOM			
Eddie Yost, R (1.5) OBP: 0.422, SLG: 0.344	0-0 1B 1B	0-3 K		0-0 G4-6-3 1-2		0-0 E 4-1 1B	4-0 BB BB BB BB			4	1	2	0	1	1	1				
Chico Fernandez, R (1.6) OBP: 0.348, SLG: 0.378	0-0 1B 1-2 L5-3 1B	4-0 BB BB BB BB		1-0 HBP		0-0 4-1 1-2 1B	0-0 5-3 2-3 BB			3	1	1	0	1	0	4				
Charlie Maxwell, L (1.7) OBP: 0.329, SLG: 0.444	0-0 3-1 1-3 2-H 1B	4-0 BB BB BB BB		0-0 F9		0-0 E3 2-3 1B	0-0 4-3			4	1	1	1	1	0	2				
Al Kaline, R (1.8) OBP: 0.314, SLG: 0.370	0-0 L5-3 3-H 1B	4-0 BB BB BB BB		0-0 L9		0-0 L9	0-0 L6-3			4	0	0	1	1	0	3				
Norm Cash, L (1.3) OBP: 0.325, SLG: 0.441	0-0 3-1 2-3 1B	0-0 F7		0-0 2B		0-0 F9	0-0 2B 1B			5	0	2	0	0	0	4				
Rocky Colavito, R (1.9) OBP: 0.319, SLG: 0.448	0-0 1B 3-H 1B		0-3 K		0-0 F7	0-0 F7	0-0 2B 1B			5	0	2	1	0	1	1				
Frank Bolling, R (1.4) OBP: 0.284, SLG: 0.337	0-0 1-2 1B		0-0 5-3		4-0 BB BB BB BB	0-0 BB BB BB BB	0-0 1B 2B 5-3			4	1	2	0	1	0	2				
Lou Berberet, L (1.2) OBP: 0.286, SLG: 0.229	0-0 G3		0-3 K		0-0 1-3 BB	0-0 BB 1B BB				3	0	0	0	1	1	4				
Jim Bunning, R (1.1) OBP: 0.162, SLG: 0.189		0-3 K		0-0 E6 G4-6-3		0-0 4-3	0-0 1-2 2-H 1B			4	0	1	1	0	1	0				
Inning Stats	R: 3 E: 0 K: 0 S: 8	H: 5 LOB: 2 BB: 0 P: 8	R: 0 E: 0 K: 2 S: 7	H: 0 LOB: 3 BB: 3 P: 19	R: 0 E: 0 K: 2 S: 7	H: 0 LOB: 0 BB: 0 P: 7	R: 0 E: 1 K: 0 S: 3	H: 0 LOB: 1 BB: 0 P: 4	R: 0 E: 1 K: 0 S: 4	H: 1 LOB: 2 BB: 1 P: 8	R: 0 E: 1 K: 0 S: 5	H: 1 LOB: 2 BB: 0 P: 5	R: 1 E: 0 K: 0 S: 5	H: 2 LOB: 3 BB: 2 P: 13	R: 0 E: 0 K: 0 S: 5	H: 2 LOB: 2 BB: 0 P: 5	1B: 8 2B: 3 3B: 0 HR: 0	SF: 0 SAC: 0 DP: 1 HBP: 1	WP: 0 PB: 0 SB: 0 CS: 0	PA: 43
PITCHER Don Lee, R (1.1) ERA: 4.95 Jack Kralick, L (2.1) ERA: 3.95 Ray Moore, R (8.1) ERA: 6.35	IP: 1.2 WLS: L BF: 13 H: 5 R: 3 ER: 3 SO: 3 BB: 3 IBB: 0 HBP: 0 BLK: 0 WP: 0 HR: 0 S: 14 P: 26 ERA: 16.20 WHIP: 4.800															PITCHER	IP: WLS: BF: H: R: ER: SO: BB: IBB: HBP: BLK: WP: HR: S: P: ERA: WHIP:			

Washington Senators @ Detroit Tigers
Briggs Stadium, Detroit, MI
Fri Jun 24 1960, 7:05 PM EDT
Att: 15,343 - Unknown

AB	36
R	4
H	11
RBI	4
BB	6
SO	4
LOB	21



Batter	1	2	3	4	5	6	7	8	9	10	11	12	13	14	AB	R	H	RBI	BB	SO	LOB	TOP								
Reno Bertoia, R OBP: 0.336, SLG: 0.299 Elmer Valo, L OBP: 0.336, SLG: 0.235 Harmon Killebrew, R OBP: 0.378, SLG: 0.454 Billy Conzolo, R OBP: 0.325, SLG: 0.309															3	0	1	0	0	0	0									
Dan Dobbek, L OBP: 0.336, SLG: 0.420															6	1	2	0	1	0	3									
Bob Allison, R OBP: 0.406, SLG: 0.509															4	0	1	1	3	1	2									
Jim Lemon, R OBP: 0.368, SLG: 0.560 Lenny Green, L OBP: 0.395, SLG: 0.360															3	0	0	0	1	3	3									
Pete Whisenant, R OBP: 0.395, SLG: 0.273															1	0	0	0	0	0	1									
Billy Gardner, R OBP: 0.354, SLG: 0.392															6	1	2	1	0	0	3									
Julio Becquer, L OBP: 0.241, SLG: 0.356															6	2	2	2	0	0	3									
Hal Naragon, L OBP: 0.275, SLG: 0.178 Earl Battey, R OBP: 0.319, SLG: 0.426															4	0	1	0	0	0	0									
Jose Valdivielso, R OBP: 0.269, SLG: 0.266															5	1	1	0	1	0	2									
Hal Woodeshick, R OBP: 0.143, SLG: 0.077 Tex Clevenger, R OBP: 0.286, SLG: 0.286 Chuck Stobbs, L															3	0	0	0	0	1	0									
Camilo Pascual, R OBP: 0.194, SLG: 0.241 Ray Moore, R															0	0	0	0	0	0	0									
Inning Stats	R: 0 E: 0 K: 1 S: 5	H: 0 LOB: 2 BB: 1 P: 10	R: 0 E: 0 K: 0 S: 3	H: 1 LOB: 0 BB: 0 P: 3	R: 0 E: 0 K: 0 S: 3	H: 1 LOB: 0 BB: 0 P: 3	R: 0 E: 0 K: 1 S: 4	H: 0 LOB: 1 BB: 1 P: 8	R: 0 E: 0 K: 2 S: 7	H: 0 LOB: 0 BB: 1 P: 11	R: 2 E: 0 K: 1 S: 7	H: 2 LOB: 0 BB: 0 P: 7	R: 1 E: 0 K: 0 S: 5	H: 2 LOB: 3 BB: 2 P: 13	R: 0 E: 0 K: 0 S: 3	H: 0 LOB: 1 BB: 1 P: 7	R: 0 E: 0 K: 0 S: 3	H: 0 LOB: 0 BB: 0 P: 3	R: 1 E: 0 K: 1 S: 5	H: 2 LOB: 1 BB: 0 P: 5	R: 0 E: 0 K: 0 S: 6	H: 1 LOB: 1 BB: 0 P: 6	R: 0 E: 0 K: 0 S: 3	H: 0 LOB: 0 BB: 0 P: 3	R: 2 E: 0 K: 0 S: 5	H: 3 LOB: 0 BB: 0 P: 5	1B: 8 2B: 3 3B: 0 HR: 1	SF: 0 SAC: 2 DP: 2 HBP: 1	WP: 1 PB: 0 SB: 2 CS: 2	PA: 59
PITCHER	IP	WLS	BF	H	R	ER	SO	BB	IBB	HBP	BLK	WP	HR	S	P	ERA	WHIP													
Bob Bruce, R ERA: 3.45	7.2		31	5	3	5	5	5	0	0	0	0	0	2	2	0.00	3.000													
Dave Sisler, R ERA: 3.05	0.1	2	1	0	0	0	0	0	0	0	0	0	0	2	2	0.00	3.000													
Clem Labine, R ERA: 5.21	2.0	7	0	0	0	0	0	1	0	0	0	0	0	6	10	0.00	0.500													
Pete Burnside, L ERA: 3.45	4.0	L	17	6	3	3	1	0	0	0	0	0	0	19	19	6.75	1.500													

Washington Senators @ Detroit Tigers
Briggs Stadium, Detroit, MI
Sat Jun 25 1960, 4:33 AM EDT
Att. 9,071 - Unknown

AB 48
R 6
H 12
RBI 6
BB 6
SO 6
LOB 19



Batter	1	2	3	4	5	6	7	8	9	10	11	12	13	14	AB	R	H	RBI	BB	SO	LOB	BOTTOM					
Eddie Yost, R OBP: 0.423, SLG: 0.341 Norm Cash, L OBP: 0.323, SLG: 0.438 Clem Labine, R OBP: 0.500, SLG: 1.000 Casey Wise, S OBP: 0.188, SLG: 0.303															2	0	0	0	2	0	3						
Chico Fernandez, R OBP: 0.338, SLG: 0.366															6	0	0	0	0	1	1						
Charlie Maxwell, L OBP: 0.341, SLG: 0.475															5	2	3	1	1	0	0						
Al Kaline, R OBP: 0.313, SLG: 0.374															6	1	2	1	0	0	3						
Rocky Colavito, R OBP: 0.327, SLG: 0.444															4	1	1	0	3	0	2						
Steve Bilko, R OBP: 0.269, SLG: 0.373															7	0	1	0	0	0	5						
Frank Bolling, R OBP: 0.285, SLG: 0.342															6	0	2	1	0	0	2						
Red Wilson, R OBP: 0.321, SLG: 0.253 Sandy Amoros, L OBP: 0.275, SLG: 0.209 Lou Barbera, L OBP: 0.284, SLG: 0.227															3	0	0	0	1	0	2						
Bob Bruce, R OBP: 0.321, SLG: 0.333 Dave Sisler, R OBP: 0.323, SLG: 0.279 Johnny Grant, R OBP: 0.323, SLG: 0.279 Rocky Colavito, R OBP: 0.327, SLG: 0.444 Neil Chrastley, L OBP: 0.215, SLG: 0.245 Pete Burnside, R OBP: 0.188, SLG: 0.303															3	0	0	0	0	0	3						
Inning Stats	R: 0 E: 0 K: 0 S: 3	H: 1 LOB: 2 BB: 1 P: 8	R: 0 E: 0 K: 0 S: 3	H: 0 LOB: 0 BB: 0 P: 3	R: 0 E: 0 K: 0 S: 3	H: 0 LOB: 0 BB: 0 P: 3	R: 0 E: 0 K: 0 S: 3	H: 0 LOB: 0 BB: 0 P: 3	R: 2 E: 0 K: 0 S: 6	H: 3 LOB: 2 BB: 1 P: 10	R: 1 E: 0 K: 0 S: 4	H: 1 LOB: 0 BB: 1 P: 4	R: 0 E: 0 K: 0 S: 4	H: 1 LOB: 1 BB: 1 P: 8	R: 0 E: 0 K: 2 S: 7	H: 0 LOB: 0 BB: 0 P: 7	R: 0 E: 0 K: 2 S: 7	H: 0 LOB: 0 BB: 0 P: 7	R: 0 E: 0 K: 0 S: 3	H: 0 LOB: 0 BB: 0 P: 3	1B: 6 2B: 2 3B: 1 HR: 1	SF: -1 SAC: 1 DP: 1 HBP: 1	WP: 0 PB: 0 SB: 0 CS: 0	PA: 60			
PITCHER	IP	WLS	BF	H	R	ER	SO	BB	IBB	HBP	BLK	WP	HR	S	P	ERA	WHIP										
Hal Woodeshick, L ERA: 4.4	7.2		36	7	2	2	0	6	0	0	0	0	0	7	11	5.40	1.200										
Tex Clevenger, R ERA: 3.0	1.2	8	2	1	1	0	0	0	0	0	0	0	0	7	11	5.40	1.200										
Chuck Stobbs, L ERA: 2.51	3.2	W	13	1	1	1	4	1	0	0	0	0	0	1	20	2.46	0.545										
Ray Moore, R ERA: 6.14	1.0	S	3	0	0	0	0	0	0	0	0	0	0	3	3	0.00	0.000										

Washington Senators @ Detroit Tigers
Briggs Stadium, Detroit, MI
Sat Jun 25 1960, 4:33 AM EDT
Att. 9,071 - Unknown

AB 49
R 4
H 10
RBI 4
BB 8
SO 4
LOB 27



Batter	1	2	3	4	5	6	7	8	9	AB	R	H	RBI	BB	SO	LOB	TOP										
Reno Bertoia, R OBP: 0.342, SLG: 0.317 (1, 5)	F9		1B G6-4-3		L5		WP 1B		SH2-3	4	1	2	0	0	0	0	Washington Senators @ Detroit Tigers Briggs Stadium, Detroit, MI Sun Jun 26 1960, 4:33 AM EDT Unknown										
Dan Dobbek, L OBP: 0.331, SLG: 0.411 (1, 8)	4-3		G6-4-3 HBP 1B		P6		K		L3	5	0	1	0	0	1	3											
Bob Allison, R OBP: 0.404, SLG: 0.502 (1, 9)	6-3		G6-4-3 HBP		L8		K			3	0	0	0	0	1	2											
Jim Lemon, R OBP: 0.362, SLG: 0.549 Lenny Green, L OBP: 0.309, SLG: 0.360 (8, 7)		L8	G6-4-3		5-3				K	4	0	0	0	0	1	2											
Julio Becquer, L OBP: 0.247, SLG: 0.359 (1, 3)		1B 1B	4-3		F7				4-3 S 1B	4	1	2	0	0	0	1											
Billy Gardner, R OBP: 0.353, SLG: 0.399 Billy Consolo, R OBP: 0.322, SLG: 0.306 (6, 4)		L8			SF9 3B				4-3	3	1	1	0	0	0	1											
Hal Naragon, L OBP: 0.273, SLG: 0.184 (1, 2)		1B 1B			G3				4-3	4	0	1	0	0	0	2											
Jose Valdivielso, R OBP: 0.279, SLG: 0.309 (1, 6)		1B			SF9				1B E WP 1B	3	1	3	2	0	0	0											
Pedro Ramos, S OBP: 0.143, SLG: 0.235 Don Lee, R OBP: 0.263, SLG: 0.168 (6, 1)		L8			4-3				E3 WP 1B	2	0	0	0	0	0	2											
Don Lee, R OBP: 0.263, SLG: 0.168 (6, 1)		L8			4-3				K	2	0	0	0	0	1	2											
Inning Stats	R: 0 E: 0 K: 0 S: 3	H: 0 LOB: 0 BB: 0 P: 3	R: 1 E: 0 K: 0 S: 6	H: 3 LOB: 2 BB: 0 P: 6	R: 1 E: 0 K: 0 S: 4	H: 2 LOB: 1 BB: 0 P: 5	R: 1 E: 0 K: 0 S: 4	H: 1 LOB: 0 BB: 0 P: 4	R: 0 E: 0 K: 0 S: 3	H: 0 LOB: 0 BB: 0 P: 3	R: 0 E: 0 K: 0 S: 3	H: 0 LOB: 0 BB: 0 P: 3	R: 1 E: 1 K: 2 S: 10	H: 2 LOB: 2 BB: 0 P: 10	R: 0 E: 0 K: 1 S: 6	H: 1 LOB: 1 BB: 0 P: 6	R: 0 E: 0 K: 1 S: 6	H: 1 LOB: 1 BB: 0 P: 6	1B: 8 2B: 1 3B: 1 HR: 0	SF: 1 SAC: 1 DP: 1 HBP: 1	WP: 1 PB: 0 SB: 1 CS: 0	PA: 38					
PITCHER	IP	WLS	BF	H	R	ER	SO	BB	IBB	HBP	BLK	WP	HR	S	P	ERA	WHIP										
Frank Lary, R ERA: 3.09 Tom Morgan, R ERA: 3.12	(1, 1)	7.0	L	30	8	4	3	2	0	0	1	0	0	33	34	3.86	1.143										

Batter	1	2	3	4	5	6	7	8	9	AB	R	H	RBI	BB	SO	LOB	BOTTOM										
Eddie Yost, R OBP: 0.426, SLG: 0.338 (1, 5)	F8		E BB		1B BB		1-3		BB BB	2	0	0	0	3	0	1	Washington Senators @ Detroit Tigers Briggs Stadium, Detroit, MI Sun Jun 26 1960, 4:33 AM EDT Unknown										
Chico Fernandez, R OBP: 0.344, SLG: 0.359 (1, 6)	E S 1B		F8		FC6-4 1B		BB		P5	4	0	2	0	1	0	2											
Charlie Maxwell, L OBP: 0.333, SLG: 0.463 (1, 7)	F8		K		P5		BB		P6	5	0	0	0	0	1	7											
Al Kaline, R OBP: 0.308, SLG: 0.367 (1, 8)	K		F2		FC6-4		L4			4	0	0	0	0	1	6											
Norm Cash, L OBP: 0.328, SLG: 0.435 (1, 3)		3B BB			K		FC6-4 1B		4-3	3	1	1	0	1	1	0											
Rocky Colavito, R OBP: 0.326, SLG: 0.450 (1, 9)		1B 3B			G3		FC6-4		5-3	4	0	1	1	0	0	1											
Frank Bolling, R OBP: 0.289, SLG: 0.355 (1, 4)		F3			1B		F9		E8 3B	4	1	2	0	0	0	2											
Red Wilson, R OBP: 0.309, SLG: 0.242 (1, 2)		K			5-3		F5		6-3	4	0	0	0	0	1	3											
Frank Lary, R OBP: 0.244, SLG: 0.297 Sandy Amoros, L OBP: 0.288, SLG: 0.227 Tom Morgan, R Neil Chrisley, L OBP: 0.307, SLG: 0.412 (8, PH)		1-3			K				F7	2	0	0	0	0	1	1											
Neil Chrisley, L OBP: 0.307, SLG: 0.412 (8, PH)		1-3			K					1	0	0	0	0	0	0											
Inning Stats	R: 0 E: 0 K: 1 S: 6	H: 1 LOB: 1 BB: 0 P: 6	R: 1 E: 0 K: 1 S: 6	H: 1 LOB: 1 BB: 1 P: 10	R: 0 E: 1 K: 1 S: 5	H: 0 LOB: 1 BB: 1 P: 9	R: 0 E: 0 K: 1 S: 6	H: 1 LOB: 1 BB: 0 P: 6	R: 0 E: 0 K: 1 S: 4	H: 1 LOB: 2 BB: 1 P: 10	R: 0 E: 0 K: 0 S: 4	H: 1 LOB: 1 BB: 0 P: 4	R: 0 E: 0 K: 0 S: 4	H: 1 LOB: 2 BB: 1 P: 8	R: 0 E: 1 K: 0 S: 4	H: 1 LOB: 0 BB: 0 P: 4	R: 0 E: 0 K: 0 S: 3	H: 0 LOB: 1 BB: 1 P: 7	1B: 5 2B: 0 3B: 2 HR: 0	SF: 0 SAC: 0 DP: 0 HBP: 0	WP: 0 PB: 0 SB: 1 CS: 0	PA: 39					
PITCHER	IP	WLS	BF	H	R	ER	SO	BB	IBB	HBP	BLK	WP	HR	S	P	ERA	WHIP										
Pedro Ramos, R ERA: 3.75 Don Lee, R ERA: 4.62	(1, 1)	5.0	W	22	4	1	1	5	3	0	0	0	0	29	41	1.80	1.400										
Don Lee, R ERA: 4.62 (6, 1)	4.0	S	17	3	1	0	0	2	0	0	0	0	0	15	23	0.00	1.250										

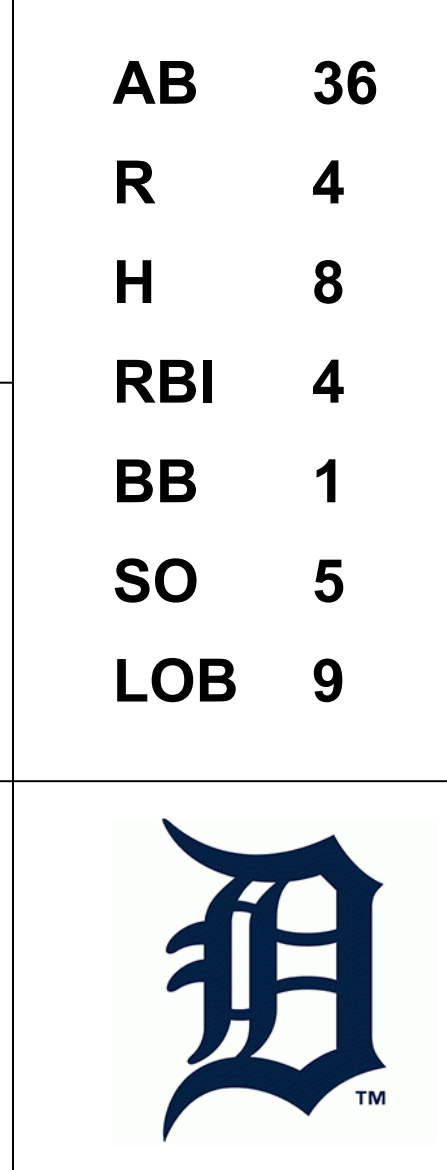


Batter	1	2	3	4	5	6	7	8	9	AB	R	H	RBI	BB	SO	LOB	TOP					
Jose Valdivieso, R OBP: 0.294, SLG: 0.316										4	1	2	0	0	0	0	Washington Senators @ Detroit Tigers Briggs Stadium, Detroit, MI Sun Jun 26 1960, 4:38 AM EDT Att: 21,873 - Unknown					
Dan Dobbek, L OBP: 0.327, SLG: 0.398										4	0	0	0	1	1	2						
Bob Allison, R OBP: 0.400, SLG: 0.496										5	1	1	0	0	0	3						
Jim Lemon, R OBP: 0.364, SLG: 0.548										4	1	2	0	0	0	1						
Lenny Green, L OBP: 0.309, SLG: 0.360										0	0	0	0	0	0	0						
Julio Becquer, L OBP: 0.253, SLG: 0.365										3	2	1	1	1	0	1						
Reno Bertoia, R OBP: 0.348, SLG: 0.352										4	1	2	4	0	0	0						
Earl Batley, R OBP: 0.313, SLG: 0.416										4	0	0	0	0	0	1						
Billy Consolo, R OBP: 0.311, SLG: 0.294										4	0	0	0	0	0	1						
Bill Fischer, R OBP: 0.278, SLG: 0.375										3	1	1	1	0	2	0						
Ray Moore, R (7, 1)										1	0	0	0	0	0	0						
Inning Stats	R: 4 E: 1 K: 0 S: 8	H: 5 LOB: 1 BB: 0 P: 8	R: 1 E: 0 K: 1 S: 6	H: 1 LOB: 1 BB: 0 P: 7	R: 0 E: 0 K: 0 S: 3	H: 0 LOB: 0 BB: 0 P: 3	R: 0 E: 0 K: 1 S: 5	H: 0 LOB: 0 BB: 0 P: 5	R: 0 E: 0 K: 0 S: 4	H: 1 LOB: 1 BB: 0 P: 4	R: 0 E: 0 K: 0 S: 3	H: 0 LOB: 0 BB: 0 P: 3	R: 0 E: 0 K: 1 S: 5	H: 0 LOB: 0 BB: 0 P: 5	R: 2 E: 0 K: 0 S: 4	H: 1 LOB: 0 BB: 1 P: 8	R: 0 E: 0 K: 0 S: 4	H: 1 LOB: 2 BB: 1 P: 8	1B: 6 2B: 1 3B: 0 HR: 2	SF: 0 SAC: 0 DP: 0 HBP: 1	WP: 0 PB: 0 SB: 0 CS: 0	PA: 39
PITCHER	IP WLS BF H R ER SO BB IBB HBP BLK WP HR S P ERA WHIP																					
Paul Foytack, R ERA: 7.06	(1, 1) 0.1 L 6 5 4 4 0 0 0 0 0 0 0 0 6 6 108.00 15.000																					
Hank Aguirre, L ERA: 3.82	(1, 1) 6.2 23 2 1 1 3 0 0 1 0 0 1 28 29 1.35 0.300																					
Dave Sisler, R ERA: 3.57	(8, 1) 2.0 10 2 2 2 0 2 0 0 0 0 1 8 16 9.00 2.000																					

AB	36
R	7
H	9
RBI	6
BB	2
SO	3
LOB	9



Batter	1	2	3	4	5	6	7	8	9	AB	R	H	RBI	BB	SO	LOB	BOTTOM					
Eddie Yost, R OBP: 0.419, SLG: 0.330										5	0	0	0	0	2	2	Washington Senators @ Detroit Tigers Briggs Stadium, Detroit, MI Sun Jun 26 1960, 4:38 AM EDT Att: 21,873 - Unknown					
Chico Fernandez, R OBP: 0.338, SLG: 0.361										4	0	0	0	0	1							
Charlie Maxwell, L OBP: 0.332, SLG: 0.458										4	0	1	0	0	0	0						
Norm Cash, L OBP: 0.318, SLG: 0.420										4	0	0	0	0	1	2						
Rocky Colavito, R OBP: 0.320, SLG: 0.441										4	0	0	0	0	1	1						
Al Kaline, R OBP: 0.311, SLG: 0.374										4	2	2	0	0	0	1						
Frank Bolling, R OBP: 0.293, SLG: 0.358										4	1	2	1	0	0	0						
Lou Berberet, L OBP: 0.290, SLG: 0.260										4	1	2	3	0	0	0						
Paul Foytack, R OBP: 0.313, SLG: 0.333	(1, 1)									0	0	0	0	0	0	0						
Hank Aguirre, R (1, 1)										2	0	0	0	0	1	2						
Neil Christley, L OBP: 0.313, SLG: 0.417	(7, PH)									1	0	1	0	0	0	0						
Dave Sisler, R (8, 1)										0	0	0	0	0	0	0						
Sandy Amoros, L OBP: 0.302, SLG: 0.227	(8, PH)									0	0	0	0	1	0	0						
Inning Stats	R: 0 E: 0 K: 0 S: 3	H: 0 LOB: 0 BB: 0 P: 3	R: 1 E: 0 K: 1 S: 8	H: 3 LOB: 2 BB: 0 P: 8	R: 0 E: 1 K: 0 S: 4	H: 1 LOB: 1 BB: 0 P: 4	R: 0 E: 0 K: 0 S: 3	H: 0 LOB: 0 BB: 0 P: 3	R: 0 E: 0 K: 2 S: 7	H: 0 LOB: 0 BB: 0 P: 7	R: 0 E: 0 K: 0 S: 3	H: 0 LOB: 0 BB: 0 P: 3	R: 3 E: 0 K: 2 S: 11	H: 4 LOB: 1 BB: 0 P: 11	R: 0 E: 1 K: 0 S: 4	H: 0 LOB: 1 BB: 0 P: 4	R: 0 E: 0 K: 0 S: 3	H: 0 LOB: 1 BB: 1 P: 7	1B: 6 2B: 1 3B: 0 HR: 1	SF: 0 SAC: 0 DP: 0 HBP: 0	WP: 1 PB: 0 SB: 0 CS: 0	PA: 37
PITCHER	IP WLS BF H R ER SO BB IBB HBP BLK WP HR S P ERA WHIP																					
Bill Fischer, R ERA: 4.16	(1, 1) 6.1 W 27 6 4 4 4 0 0 0 0 0 1 35 35 5.68 1.263																					
Ray Moore, R ERA: 5.63	(7, 1) 2.2 S 10 0 0 0 1 1 0 0 0 0 1 0 11 15 0.00 0.375																					



Batter	1	2	3	4	5	6	7	8	9	AB	R	H	RBI	BB	SO	LOB	TOP										
Eddie Yost, R OBP: 0.424, SLG: 0.330 Rocky Bridges, R (8, 5)	F8	K		FC5-4 HBP	BB 1B BB		S 1B	1B BB		3	0	1	0	2	1	2	0 0 0 0 0 0 0										
Chico Fernandez, R OBP: 0.342, SLG: 0.362	F7	BB BB		FC5-4 2B FC2 1-2	BB 1B		P6	CS 1B		5	0	2	3	1	0	2	5 0 2 3 1 0 2										
Charlie Maxwell, L OBP: 0.336, SLG: 0.459	F7	BB BB		FC2 1-3	BB 1B		6-3	CS 1B	1-3	4	0	1	1	2	0	1	4 0 1 1 2 0 1										
Norm Cash, L OBP: 0.333, SLG: 0.455		HR		FC2 BB	K			1B 2B	BB	4	2	2	1	2	1	6	4 2 2 1 2 1 6										
Rocky Colavito, R OBP: 0.320, SLG: 0.438	F9	1B 1B		FC2 1-2 2-3 3-H	K			E 1B 1B	F8	6	1	2	1	0	1	4	6 1 2 1 0 1 4										
Al Kaline, R OBP: 0.311, SLG: 0.377	2B	L8		L6	FC6-4 1B			FC5 1B	K	6	2	2	0	0	1	6	6 2 2 0 0 1 6										
Frank Bolling, R OBP: 0.295, SLG: 0.364	1B 2B	P2			6-3		F7	2B 1B		5	2	2	3	0	0	2	5 2 2 3 0 0 2										
Red Wilson, R OBP: 0.322, SLG: 0.270	BB BB 1B	1-2 1B		E6 4-3 1B	FC6-4 1-2			1-3 1B	2B	5	3	3	1	0	0	1	5 3 3 1 0 0 1										
Don Mossi, L OBP: 0.200, SLG: 0.067	BB BB BB	BB BB		K	4-3 2-3		K	K	K	4	0	0	0	1	3	5	4 0 0 0 1 3 5										
Inning Stats	R: 0 E: 0 K: 0 S: 3	H: 0 LOB: 0 BB: 0 P: 3	R: 4 E: 0 K: 1 S: 9	H: 4 LOB: 3 BB: 3 P: 21	R: 0 E: 0 K: 1 S: 7	H: 2 LOB: 2 BB: 0 P: 7	R: 0 E: 0 K: 0 S: 4	H: 1 LOB: 3 BB: 1 P: 9	R: 1 E: 0 K: 1 S: 7	H: 1 LOB: 3 BB: 2 P: 15	R: 0 E: 0 K: 1 S: 6	H: 1 LOB: 1 BB: 0 P: 6	R: 0 E: 0 K: 1 S: 6	H: 1 LOB: 1 BB: 0 P: 6	R: 5 E: 1 K: 1 S: 9	H: 5 LOB: 0 BB: 1 P: 13	R: 0 E: 0 K: 1 S: 5	H: 0 LOB: 1 BB: 1 P: 9	1B: 9 2B: 5 3B: 0 HR: 1	SF: 0 SAC: 0 DP: 0 HBP: 1	WP: 0 PB: 0 SB: 1 CS: 1	PA: 52					
PITCHER	IP	WLS	BF	H	R	ER	SO	BB	IBB	HBP	BLK	WP	HR	S	P	ERA	WHIP										
Ike Delock, R ERA: 6.49	1.1	L	9	4	4	4	0	1	0	0	0	0	1	8	12	27.00	3.750										
Billy Muffett, R ERA: 7.45	3.1		20	4	1	0	2	4	0	1	0	0	0	19	36	0.00	2.400										
Ted Wills, L ERA:	0.1		2	0	0	0	1	1	0	0	0	0	0	3	7	0.00	3.000										
Tom Sturdivant, R ERA: 5.19	2.0		8	2	0	0	2	0	0	0	0	0	0	12	12	0.00	1.000										
Mike Fomieleo, R ERA: 2.99	0.0		5	4	5	4	0	0	0	0	0	0	0	5	5	∞	∞										
PITCHER	IP	WLS	BF	H	R	ER	SO	BB	IBB	HBP	BLK	WP	HR	S	P	ERA	WHIP										
Tom Borland, L ERA: 5.18	2.0		7	1	0	0	2	2	0	0	0	0	0	9	17	0.00	1.500										

Detroit Tigers @ Boston Red Sox
Fenway Park, Boston, MA
Tue Jun 28 1960, 7:05 PM EDT
Att: 20,366 - Unknown

AB 42
R 10
H 15
RBI 10
BB 8
SO 7
LOB 29



Batter	1	2	3	4	5	6	7	8	9	AB	R	H	RBI	BB	SO	LOB	BOTTOM										
Don Buddin, R OBP: 0.340, SLG: 0.383	E5 3-1 G3		1B BB		1B		FC6-4 1B		F7	4	0	2	0	1	0	2	4 0 2 0 1 0 2										
Pete Runnels, L OBP: 0.402, SLG: 0.434	G3		1B		K		FC6-4 FC5 1B		G1-6-3	5	0	1	0	0	1	6	5 0 1 0 0 1 6										
Ted Williams, L OBP: 0.447, SLG: 0.730 Rip Repulski, R OBP: 0.292, SLG: 0.377	3-1		G3				FC5 2B			4	0	2	1	0	0	3	4 0 2 1 0 0 3										
Frank Maltzone, R OBP: 0.332, SLG: 0.408	L8				4-3 2B		F9 FC5			4	0	1	0	0	0	4	4 0 1 0 0 0 4										
Willie Tasby, R OBP: 0.360, SLG: 0.300		5-3		5-3			E5 FC5		K	4	0	0	0	0	1	2	4 0 0 0 0 1 2										
Ray Boone, R OBP: 0.311, SLG: 0.240		P5		4-3			FC5		5-3	4	0	0	0	0	0	3	4 0 0 0 0 0 3										
Gary Geiger, L OBP: 0.322, SLG: 0.421		4-3		L8			P5		1-3	4	0	0	0	0	0	3	4 0 0 0 0 0 3										
Ed Sadowski, R OBP: 0.292, SLG: 0.338			K		P6		F2		1B 1B	4	0	1	0	0	1	0	4 0 1 0 0 1 0										
Ike Delock, R ERA: 6.49 Billy Muffett, R ERA: 7.45 Tom Sturdivant, R ERA: 5.19 Mike Fomieleo, R ERA: 2.99 Tom Borland, L ERA: 5.18			L8		K		FC6-4 1B 2B		G1-6-3	0	0	0	0	0	0	0	0	0 0 0 0 0 0 0									
Inning Stats	R: 0 E: 1 K: 0 S: 4	H: 0 LOB: 1 BB: 0 P: 4	R: 0 E: 0 K: 0 S: 3	H: 0 LOB: 0 BB: 0 P: 3	R: 0 E: 0 K: 1 S: 6	H: 1 LOB: 2 BB: 1 P: 10	R: 0 E: 0 K: 0 S: 4	H: 1 LOB: 1 BB: 0 P: 4	R: 0 E: 0 K: 2 S: 8	H: 1 LOB: 1 BB: 0 P: 8	R: 0 E: 0 K: 0 S: 5	H: 1 LOB: 2 BB: 0 P: 5	R: 0 E: 0 K: 0 S: 6	H: 3 LOB: 2 BB: 0 P: 6	R: 1 E: 0 K: 0 S: 5	H: 0 LOB: 0 BB: 0 P: 5	R: 0 E: 0 K: 1 S: 4	H: 2 LOB: 1 BB: 0 P: 4	1B: 6 2B: 3 3B: 0 HR: 0	SF: 0 SAC: 0 DP: 1 HBP: 0	WP: 0 PB: 0 SB: 0 CS: 0	PA: 38					
PITCHER	IP	WLS	BF	H	R	ER	SO	BB	IBB	HBP	BLK	WP	HR	S	P	ERA	WHIP										
Don Mossi, L ERA: 3.1	9.0	W	38	9	1	1	4	1	0	0	0	0	0	45	49	1.00	1.111										

Detroit Tigers @ Boston Red Sox
Fenway Park, Boston, MA
Tue Jun 28 1960, 7:05 PM EDT
Att: 20,366 - Unknown


AB 37
R 1
H 9
RBI 1
BB 1
SO 4
LOB 23



Batter	1	2	3	4	5	6	7	8	9	AB	R	H	RBI	BB	SO	LOB	TOP		
Eddie Yost, R OBP: 0.417, SLG: 0.323 (1, 5)										5	0	0	0	0	0	4			
Chico Fernandez, R OBP: 0.336, SLG: 0.355 (1, 6)										4	0	0	0	0	0	1			
Charlie Maxwell, L OBP: 0.331, SLG: 0.450 (1, 7)										4	0	0	0	0	0	0			
Norm Cash, L OBP: 0.338, SLG: 0.452 (1, 3)										3	1	1	0	1	1	0			
Rocky Colavito, R OBP: 0.323, SLG: 0.444 (1, 9)										4	0	2	0	0	0	1			
Al Kaline, R OBP: 0.310, SLG: 0.375 (1, 8)										4	0	1	0	0	1	3			
Frank Bolling, R OBP: 0.299, SLG: 0.371 (1, 4)										4	0	2	1	0	0	3			
Red Wilson, R OBP: 0.336, SLG: 0.311 (1, 2)										3	1	2	1	1	0	1			
Jim Bunning, R OBP: 0.158, SLG: 0.184 Dave Sisler, R (6, 1)										1	0	0	0	0	0	0			
Neil Christley, L OBP: 0.310, SLG: 0.414 Clem Labine, R OBP: 0.500, SLG: 1.000 Sandy Amoros, L OBP: 0.295, SLG: 0.222 (9, PH)										0	0	0	0	0	0	0			
Inning Stats	R: 0 E: 0 K: 0 S: 3	H: 0 LOB: 0 BB: 0 P: 3	R: 0 E: 0 K: 0 S: 4	H: 1 LOB: 1 BB: 0 P: 4	R: 0 E: 0 K: 0 S: 4	H: 1 LOB: 2 BB: 1 P: 8	R: 1 E: 0 K: 0 S: 4	H: 1 LOB: 0 BB: 0 P: 4	R: 0 E: 0 K: 0 S: 5	H: 0 LOB: 0 BB: 0 P: 5	R: 0 E: 0 K: 0 S: 4	H: 1 LOB: 1 BB: 0 P: 4	R: 0 E: 0 K: 0 S: 3	H: 0 LOB: 0 BB: 0 P: 3	R: 1 E: 0 K: 1 S: 8	H: 3 LOB: 3 BB: 1 P: 12	1B: 5 2B: 2 3B: 0 HR: 1	SF: 0 SAC: 1 DP: 0 HBP: 0	WP: 0 PA: 37 PB: 0 SB: 0 CS: 0
PITCHER Bill Monbouquette, R ERA: 2.91 (1, 1)	IP: 9.0 WLS: W BF: 37 H: 8 R: 2 ER: 2 SO: 2 BB: 2 IBB: 0 HBP: 0 BLK: 0 WP: 0 HR: 1 S: 39 P: 47 ERA: 2.00 WHIP: 1.111																		

Detroit Tigers @ Boston Red Sox
Fenway Park, Boston, MA
Wed Jun 29 1960, 3:33 AM EDT
Att: 5,829 - Unknown


AB 34
R 2
H 8
RBI 2
BB 2
SO 2
LOB 17



Batter	1	2	3	4	5	6	7	8	9	AB	R	H	RBI	BB	SO	LOB	BOTTOM		
Willie Tasby, R OBP: 0.356, SLG: 0.299 (1, 8)										4	0	1	0	0	1	0			
Pete Runnels, L OBP: 0.401, SLG: 0.431 (1, 4) (9, 3)										2	1	0	0	1	0	0			
Ted Williams, L OBP: 0.458, SLG: 0.761 Pumpsie Green, S OBP: 0.325, SLG: 0.307 (1, 7) (9, 4)										3	2	2	2	1	0	0			
Vic Wertz, L OBP: 0.317, SLG: 0.413 Carroll Hardy, R OBP: 0.152, SLG: 0.161 (8, PR) (9, 7)										4	0	1	0	0	0	3			
Frank Matzone, R OBP: 0.327, SLG: 0.402 (1, 5)										4	0	0	0	0	1	4			
Russ Nixon, L OBP: 0.324, SLG: 0.394 (1, 2)										4	1	1	2	0	0	2			
Gary Geiger, L OBP: 0.326, SLG: 0.432 (1, 9)										3	0	2	0	0	0	0			
Don Buddin, R OBP: 0.336, SLG: 0.378 (1, 6)										3	0	0	0	0	0	2			
Bill Monbouquette, R OBP: 0.171, SLG: 0.033 (1, 1)										3	0	0	0	0	0	1			
Inning Stats	R: 2 E: 0 K: 1 S: 6	H: 1 LOB: 1 BB: 1 P: 10	R: 0 E: 0 K: 0 S: 4	H: 1 LOB: 0 BB: 0 P: 4	R: 0 E: 0 K: 0 S: 3	H: 0 LOB: 0 BB: 0 P: 3	R: 0 E: 0 K: 0 S: 6	H: 3 LOB: 1 BB: 0 P: 6	R: 0 E: 0 K: 0 S: 3	H: 0 LOB: 0 BB: 0 P: 3	R: 0 E: 0 K: 0 S: 4	H: 1 LOB: 2 BB: 0 P: 4	R: 0 E: 0 K: 0 S: 4	H: 0 LOB: 0 BB: 0 P: 4	R: 0 E: 0 K: 0 S: 4	H: 1 LOB: 2 BB: 0 P: 4	1B: 4 2B: 1 3B: 0 HR: 2	SF: 0 SAC: 1 DP: 0 HBP: 0	WP: 0 PA: 33 PB: 0 SB: 0 CS: 0
PITCHER Jim Bunning, R ERA: 2.48 Dave Sisler, R ERA: 3.52 Clem Labine, R ERA: 4.71 (1, 1) (6, 1) (7, 1)	IP: 5.2 WLS: L BF: 25 H: 6 R: 4 ER: 4 SO: 2 BB: 1 IBB: 1 HBP: 0 BLK: 0 WP: 1 HR: 2 S: 27 P: 35 ERA: 6.35 WHIP: 1.235																		

Detroit Tigers @ Boston Red Sox
Fenway Park, Boston, MA
Wed Jun 29 1960, 3:33 AM EDT
Att: 5,829 - Unknown

AB 30
R 4
H 7
RBI 4
BB 2
SO 2
LOB 12




Batter	1	2	3	4	5	6	7	8	9	AB	R	H	RBI	BB	SO	LOB	TOP				
Eddie Yost, R OBP: 0.420, SLG: 0.343 (1, 5)										4	2	2	2	1	1	1	Detroit Tigers @ Boston Red Sox Fenway Park, Boston, MA Thu Jun 30 1960, 3:33 AM EDT Att: 4,170 - Unknown				
Chico Fernandez, R OBP: 0.331, SLG: 0.349 (1, 6)										4	0	0	0	0	0	2					
Charlie Maxwell, L OBP: 0.325, SLG: 0.441 (1, 7)										4	0	0	0	0	1	2					
Norm Cash, L OBP: 0.349, SLG: 0.453 (1, 3)										2	2	1	0	2	1	1					
Rocky Colavito, R OBP: 0.326, SLG: 0.474 (1, 9)										4	2	2	5	0	0	1					
Al Kaline, R OBP: 0.309, SLG: 0.373 (1, 8)										4	0	1	0	0	0	1					
Frank Bolling, R OBP: 0.294, SLG: 0.364 (1, 4)										4	0	0	0	0	0	2					
Red Wilson, R OBP: 0.328, SLG: 0.302 (1, 2)										3	0	0	0	0	2	0					
Lou Berberet, L OBP: 0.286, SLG: 0.258 (8, 2)										1	0	0	0	0	0	0					
Bob Bruce, R OBP: 0.500, SLG: 0.375 (1, 1)										2	0	1	0	0	0	0					
Paul Foytack, R OBP: 0.353, SLG: 0.333 (4, 1)										0	1	0	0	1	0	0					
Clem Labine, R OBP: 0.500, SLG: 1.000 (8, 1)										0	0	0	0	0	0	0					
Sandy Amoros, L OBP: 0.291, SLG: 0.217 (9, PH)										1	0	0	0	0	1	0					
Inning Stats	R: 3 E: 0 K: 0 S: 5	H: 2 LOB: 0 BB: 1 P: 9	R: 0 E: 0 K: 2 S: 8	H: 1 LOB: 1 BB: 0 P: 8	R: 2 E: 0 K: 0 S: 4	H: 1 LOB: 0 BB: 1 P: 8	R: 0 E: 0 K: 1 S: 5	H: 0 LOB: 0 BB: 0 P: 5	R: 0 E: 0 K: 1 S: 3	H: 1 LOB: 1 BB: 1 P: 3	R: 2 E: 0 K: 1 S: 6	H: 1 LOB: 0 BB: 1 P: 10	R: 0 E: 0 K: 0 S: 4	H: 1 LOB: 1 BB: 0 P: 4	R: 0 E: 0 K: 1 S: 5	H: 0 LOB: 0 BB: 0 P: 5	1B: 3 2B: 1 3B: 0 HR: 3	SF: 0 SAC: 0 DP: 1 HBP: 0	WP: 0 PB: 0 SB: 0 CS: 0	PA: 37	
PITCHER	IP	WLS	BF	H	R	ER	SO	BB	IBB	HBP	BLK	WP	HR	S	P	ERA	WHIP				
Tom Brewer, R ERA: 5.02 (1, 1)	3.0		15	4	5	5	2	2	0	0	0	0	2	17	25	15.00	2.000				
Tom Sturdivant, R ERA: 5.04 (4, 1)	5.0	W	19	3	2	2	3	2	0	0	0	0	1	23	31	3.60	1.000				
Mike Fornieles, R ERA: 2.91 (9, 1)	1.0	S	3	0	0	0	1	0	0	0	0	0	0	5	5	0.00	0.000				

Batter	1	2	3	4	5	6	7	8	9	AB	R	H	RBI	BB	SO	LOB	BOTTOM				
Willie Tasby, R OBP: 0.361, SLG: 0.306 (1, 8)										3	1	1	0	1	0	1	Detroit Tigers @ Boston Red Sox Fenway Park, Boston, MA Thu Jun 30 1960, 3:33 AM EDT Att: 4,170 - Unknown				
Pete Runnels, L OBP: 0.398, SLG: 0.426 (1, 4)										5	2	1	1	0	0	5					
Ted Williams, L OBP: 0.465, SLG: 0.771 (1, 7)										4	1	1	1	1	2	2					
Ed Sadowski, R OBP: 0.292, SLG: 0.338 (6, PR)										0	1	0	0	0	0	0					
Mike Fornieles, R OBP: 0.333, SLG: 0.333 (9, 1)										0	0	0	0	0	0	0					
Vic Wertz, L OBP: 0.319, SLG: 0.409 (1, 3)										4	0	1	2	1	0	0					
Frank Matzone, R OBP: 0.325, SLG: 0.398 (1, 5)										5	0	1	1	0	2	1					
Russ Nixon, L OBP: 0.333, SLG: 0.397 (1, 2)										4	2	2	1	1	1	4					
Gary Geiger, L OBP: 0.331, SLG: 0.440 (1, 9)										4	2	2	0	0	0	3					
Don Buddin, R OBP: 0.343, SLG: 0.390 (1, 6)										4	1	3	3	0	1	0					
Tom Brewer, R OBP: 0.281, SLG: 0.260 (3, PH)										0	0	0	0	0	0	0					
Pumpie Green, S OBP: 0.315, SLG: 0.324 (4, 1)										1	0	1	0	0	0	0					
Tom Sturdivant, L ERA: 7.45 (4, 1)										1	0	0	0	0	0	1					
Rip Repulski, R OBP: 0.291, SLG: 0.387 (8, PH)										1	0	1	1	0	0	0					
Carroll Hardy, R OBP: 0.152, SLG: 0.161 (9, 7)										0	1	0	0	0	0	0					
Inning Stats	R: 0 E: 0 K: 1 S: 5	H: 0 LOB: 0 BB: 0 P: 5	R: 0 E: 0 K: 1 S: 6	H: 1 LOB: 1 BB: 0 P: 6	R: 0 E: 0 K: 1 S: 6	H: 1 LOB: 1 BB: 0 P: 6	R: 3 E: 0 K: 0 S: 7	H: 4 LOB: 1 BB: 0 P: 7	R: 2 E: 0 K: 1 S: 8	H: 3 LOB: 2 BB: 1 P: 12	R: 0 E: 0 K: 0 S: 3	H: 1 LOB: 1 BB: 1 P: 7	R: 0 E: 0 K: 0 S: 3	H: 0 LOB: 0 BB: 0 P: 3	R: 6 E: 0 K: 2 S: 12	H: 4 LOB: 2 BB: 2 P: 20	1B: 9 2B: 4 3B: 0 HR: 1	SF: 0 SAC: 2 DP: 1 HBP: 0	WP: 1 PB: 1 SB: 0 CS: 0	PA: 42	
PITCHER	IP	WLS	BF	H	R	ER	SO	BB	IBB	HBP	BLK	WP	HR	S	P	ERA	WHIP				
Bob Bruce, R ERA: 3.86 (1, 1)	3.2		17	6	3	3	3	0	0	0	0	0	1	23	23	7.36	1.636				
Paul Foytack, R ERA: 7.45 (4, 1)	3.1	L	18	6	5	5	1	3	0	0	0	0	0	17	29	13.50	2.700				
Clem Labine, R ERA: 5.73 (8, 1)	1.0		7	2	3	3	2	0	1	0	0	1	0	10	14	27.00	2.000				

Batter	1	2	3	4	5	6	7	8	9	AB	R	H	RBI	BB	SO	LOB	TOP										
Eddie Yost, R OBP: 0.421, SLG: 0.339 Rocky Bridges, R (9, 5)	6-3		1B SF7 BB			1B BB		F2	FC6-4 1-2f	3	1	0	0	3	0	3											
Frank Bolling, R OBP: 0.300, SLG: 0.369 (1, 4)	1-3		BB 1B BB			1B		1B		5	1	3	0	0	0	1											
Neil Chrisley, L OBP: 0.306, SLG: 0.417 (1, 7)	K		SF7			1B 2B		3-1		4	1	1	1	0	1	3											
Rocky Colavito, R OBP: 0.336, SLG: 0.486 (1, 9)		6-3 BB 1B	BB BB 1B			1B 2H		F6	FC2-5 2B	5	1	4	1	0	0	0											
Steve Bilko, R OBP: 0.275, SLG: 0.372 Norm Cash, L OBP: 0.354, SLG: 0.453 (9, PH) (9, 3)	L9		G5-3 BB BB			1B		6-3	FC2-5 1B BB	3	0	1	0	1	0	1											
Al Kaline, R OBP: 0.315, SLG: 0.372 (1, 8)	6-3 1B BB		1-2 2-3 3-H			K2-5-4-2 2-2		1B	FC2-5 BB 1B	3	1	1	1	2	1	4											
Chico Fernandez, R OBP: 0.328, SLG: 0.345 (1, 6)	6-3 1-2 2-3		G5-3 2-3f			F8		1B	F9	5	0	1	0	0	0	8											
Red Wilson, R OBP: 0.331, SLG: 0.306 (1, 2)	FC5-4 1B 2H 3-H		F9			G3		5-3	BB 1B 1-2 2-3	5	0	2	3	0	0	2											
Frank Lary, R OBP: 0.322, SLG: 0.288 Hank Aguirre, R Dave Sisler, R Sandy Amoros, L Clem Labine, R Tom Morgan, R (1, 1) (8, 1) (8, 1) (9, 1) (9, 1)	FC5-4 1-2f		K			F8		F9	FC6-4 BB 1-2 2-3	4	0	0	0	0	0	1											
Inning Stats	R: 0 E: 0 K: 1 S: 5	H: 0 LOB: 0 BB: 0 P: 5	R: 2 E: 0 K: 0 S: 5	H: 2 LOB: 1 BB: 1 P: 9	R: 2 E: 0 K: 0 S: 4	H: 2 LOB: 2 BB: 3 P: 16	R: 0 E: 0 K: 1 S: 5	H: 0 LOB: 1 BB: 1 P: 9	R: 1 E: 0 K: 1 S: 7	H: 3 LOB: 1 BB: 0 P: 7	R: 0 E: 0 K: 0 S: 4	H: 1 LOB: 2 BB: 1 P: 8	R: 0 E: 0 K: 0 S: 5	H: 2 LOB: 2 BB: 0 P: 5	R: 0 E: 0 K: 0 S: 4	H: 1 LOB: 1 BB: 2 P: 4	R: 1 E: 0 K: 0 S: 5	H: 2 LOB: 3 BB: 2 P: 13	1B: 11 2B: 3 3B: 0 HR: 0	SF: 1 SAC: 0 DP: 2 HBP: 0	WP: 0 PB: 0 SB: 0 CS: 0	PA: 46					
PITCHER	IP	WLS	BF	H	R	ER	SO	BB	IBB	HBP	BLK	WP	HR	S	P	ERA	WHIP										
Whitely Ford, L ERA: 3.04	(1, 1)	2.1	14	4	4	4	1	3	0	0	0	0	0	13	25	15.43	3.000										
Eli Grba, R ERA: 2.79	(3, 1)	3.2	16	4	1	1	2	3	0	0	0	0	0	17	29	2.46	1.909										
John Gabler, R ERA: 3.89	(7, 1)	2.0	9	3	0	0	0	0	0	0	0	0	0	9	9	0.00	1.500										
Johnny James, R ERA: 3.41	(9, 1)	1.0	W	7	2	1	1	0	2	0	0	0	0	5	13	9.00	4.000										

Detroit Tigers @ New York Yankees
Yankee Stadium, Bronx, NY
Sat Jul 02 1960, 3:33 AM EDT
Att: 27,916 - Unknown - 81 F


AB 37
R 6
H 13
RBI 6
BB 8
SO 3
LOB 23



Batter	1	2	3	4	5	6	7	8	9	AB	R	H	RBI	BB	SO	LOB	BOTTOM										
Tony Kubek, L OBP: 0.325, SLG: 0.451 Elston Howard, R OBP: 0.296, SLG: 0.410 Joe Demasestri, R OBP: 0.333, SLG: 0.333 (1, 6) (8, PH) (8, PH) (9, 6)	3-1			1-3		1B		1B BB	1B	3	0	1	1	1	0	0											
Hector Lopez, R OBP: 0.366, SLG: 0.423 (1, 7)	K		L8			BB BB		F7	BB 1B 2-3 3-H	4	0	1	1	1	1	2											
Mickey Mantle, S OBP: 0.428, SLG: 0.589 (1, 8)	1B 2B		K			FC6-4 BB		F5	F7	4	1	1	0	1	1	2											
Roger Maris, L OBP: 0.400, SLG: 0.733 (1, 9)	1B 2-3		1B SF8			F7		BB	4-3	4	1	2	0	1	0	2											
Yogi Berra, L OBP: 0.369, SLG: 0.455 (1, 2)	HBP 1B 1-3 3-H		1B 2-3			F9		F4	G3	5	0	2	1	0	0	3											
Bill Skowron, R OBP: 0.343, SLG: 0.545 (1, 3)	HBP 1-2		SF8			FC6-4 1-2f		L8	HR	3	1	1	2	0	0	3											
Clete Boyer, R OBP: 0.281, SLG: 0.386 Gil McDougald, R OBP: 0.306, SLG: 0.413 (1, 5) (6, PH) (7, 5)	6-3		K			6-3 1B 2B		K	1B 3B	2	0	0	0	0	1	4											
Bobby Richardson, R OBP: 0.300, SLG: 0.294 (1, 4)		0-3	K			F4		6-3	F7	5	1	1	1	0	1	1											
Whitely Ford, L ERA: 3.19 Hank Aguirre, L ERA: 3.62 Dave Sisler, R ERA: 3.47 Clem Labine, R ERA: 6.35 Tom Morgan, R ERA: 3.46 (1, 1) (3, 1) (8, PH) (7, 1) (8, PH) (9, 1)	K		K			1-3		K	BB 1B BB	1	0	0	0	0	0	0											
Inning Stats	R: 1 E: 0 K: 1 S: 8	H: 3 LOB: 3 BB: 0 P: 9	R: 0 E: 0 K: 2 S: 7	H: 0 LOB: 1 BB: 1 P: 11	R: 1 E: 0 K: 2 S: 9	H: 2 LOB: 1 BB: 0 P: 9	R: 0 E: 0 K: 0 S: 3	H: 0 LOB: 0 BB: 0 P: 3	R: 0 E: 0 K: 1 S: 7	H: 2 LOB: 1 BB: 0 P: 7	R: 0 E: 0 K: 0 S: 3	H: 0 LOB: 1 BB: 1 P: 7	R: 0 E: 0 K: 1 S: 6	H: 1 LOB: 2 BB: 2 P: 14	R: 0 E: 0 K: 0 S: 7	H: 5 LOB: 2 BB: 0 P: 7	1B: 7 2B: 4 3B: 1 HR: 1	SF: 1 SAC: 0 DP: 0 HBP: 1	WP: 0 PB: 0 SB: 0 CS: 0	PA: 46							
PITCHER	IP	WLS	BF	H	R	ER	SO	BB	IBB	HBP	BLK	WP	HR	S	P	ERA	WHIP										
Frank Lary, R ERA: 3.19	(1, 1)	7.2	36	7	4	4	7	5	0	1	0	0	0	44	65	4.70	1.565										
Hank Aguirre, L ERA: 3.62	(8, 1)	0.0	1	0	0	0	0	1	0	0	0	0	0	4	4	∞	∞										
John Gabler, R ERA: 3.89	(7, 1)	0.1	2	1	0	0	0	0	0	0	0	0	0	2	2	0.00	3.000										
Clem Labine, R ERA: 6.35	(9, 1)	0.2	4	2	2	2	0	0	0	0	0	0	1	4	4	27.00	3.000										
Tom Morgan, R ERA: 3.46	(9, 1)	0.0	L	3	3	1	1	0	0	0	0	0	0	3	3	∞	∞										

Detroit Tigers @ New York Yankees
Yankee Stadium, Bronx, NY
Sat Jul 02 1960, 3:33 AM EDT
Att: 27,916 - Unknown - 81 F

AB 38
R 7
H 13
RBI 7
BB 6
SO 7
LOB 18



Batter	1	2	3	4	5	6	7	8	9	AB	R	H	RBI	BB	SO	LOB	TOP										
Eddie Yost, R OBP: 0.425, SLG: 0.360 Neil Chrissy, L OBP: 0.311, SLG: 0.421	0-3 K		0-0 HR		4-0 HR BB		0-0 2B		0-0 1B 1-2 2-H	3	2	1	1	1	0												
Frank Bolling, R OBP: 0.302, SLG: 0.381	0-3 K		0-0 5-3		0-0 HR 1-H 2-H		0-0 5-3		4-0 BB	4	1	1	3	1	1	1											
Charlie Maxwell, L OBP: 0.327, SLG: 0.447	4-0 BB			0-0 3-1		0-0 F6		0-0 6-3 3B	0-3 K	4	1	1	0	1	1	3											
Norm Cash, L OBP: 0.360, SLG: 0.462 Steve Bilko, R OBP: 0.273, SLG: 0.370	0-3 K			4-0 WP 1B BB		0-0 2B BLK		0-3 K		2	1	1	0	1	1	1											
Rocky Colavito, R OBP: 0.331, SLG: 0.477		0-0 4-3		0-0 F4		0-0 F4		0-0 6-3		4	0	0	1	0	0	2											
Al Kaline, R OBP: 0.314, SLG: 0.370		0-0 L6-3		0-0 1B 2-H		0-0 L7		0-0 L5-3		4	0	1	1	0	0	1											
Chico Fernandez, R OBP: 0.348, SLG: 0.348 Casey Wise, S OBP: 0.188, SLG: 0.303		0-0 6-3		0-0 HR SH3 1B		0-0 L8		0-0 1B BB		4	1	2	0	0	0	1											
Red Wilson, R OBP: 0.321, SLG: 0.296			0-0 6-3		0-0 F5		0-0 F4		0-0 F9	4	0	0	0	0	0	2											
Don Mossi, L OBP: 0.189, SLG: 0.063 Johnny Groth, R OBP: 0.385, SLG: 0.273			0-0 6-3		0-0 SH3		0-0 F7		4-0 BB 1B BB	2	0	0	0	0	0	0											
Inning Stats	R: 0 E: 0 K: 3 S: 9	H: 0 LOB: 1 BB: 1 P: 13	R: 0 E: 0 K: 0 S: 3	H: 0 LOB: 0 BB: 0 P: 3	R: 1 E: 0 K: 0 S: 4	H: 1 LOB: 0 BB: 0 P: 4	R: 1 E: 0 K: 0 S: 3	H: 1 LOB: 1 BB: 1 P: 7	R: 3 E: 0 K: 0 S: 5	H: 2 LOB: 0 BB: 1 P: 9	R: 0 E: 0 K: 0 S: 4	H: 1 LOB: 1 BB: 0 P: 4	R: 0 E: 0 K: 1 S: 6	H: 1 LOB: 0 BB: 0 P: 6	R: 1 E: 0 K: 1 S: 6	H: 1 LOB: 0 BB: 0 P: 6	R: 0 E: 0 K: 1 S: 6	H: 2 LOB: 3 BB: 2 P: 14	1B: 4 2B: 2 3B: 1 HR: 2	SF: 0 SAC: 1 DP: 0 HBP: 0	WP: 1 PB: 0 SB: 0 CS: 0	PA: 39					
PITCHER	IP	WLS	BF	H	R	ER	SO	BB	IBB	HBP	BLK	WP	HR	S	P	ERA	WHIP										
Bob Turley, R ERA: 2.95	(1, 1)	6.0	25	5	5	5	3	3	0	0	1	1	2	28	40	7.50	1.333										
John Gabler, R ERA: 3.73	(7, 1)	1.0	W	4	1	0	0	0	0	0	0	0	0	4	4	0.00	1.000										
Bobby Shantz, L ERA: 3.25	(8, 1)	1.1		7	2	1	1	1	0	0	0	0	0	8	12	6.75	2.250										
Johnny James, R ERA: 3.38	(9, 1)	0.1	S	1	1	0	0	0	0	0	0	0	0	1	1	0.00	3.000										
Ryne Duren, R ERA: 5.75	(9, 1)	0.1	S	2	0	0	0	1	0	0	0	0	0	3	7	0.00	3.000										

Detroit Tigers @ New York Yankees
 Yankee Stadium, Bronx, NY
 Sun Jul 03 1960, 3:33 AM EDT
 Unknown - 83 F

AB 33
 R 6
 H 9
 RBI 6
 BB 5
 SO 5
 LOB 12



Batter	1	2	3	4	5	6	7	8	9	AB	R	H	RBI	BB	SO	LOB	BOTTOM										
Bobby Richardson, R OBP: 0.298, SLG: 0.293	0-0 F3			0-0 L8		0-0 SF7		0-0 5-3		4	0	1	1	0	0	0											
Hector Lopez, R OBP: 0.378, SLG: 0.433	4-0 1B BB	0-0 SH3-4 1B		0-0 FC4-6 1B		0-0 1B		0-0 1B		3	1	3	0	1	0	0											
Roger Maris, L OBP: 0.393, SLG: 0.718	0-0 F4	0-0 F2		0-0 FC4-6 1-2		0-0 F4		0-3 K		5	0	0	0	0	1	5											
Mickey Mantle, S OBP: 0.427, SLG: 0.585	0-0 1B 2B 1-2	0-0 1B		0-3 K		0-0 E6 SH5-3 HR		0-0 F2		5	2	2	0	0	1	2											
Bill Skowron, R OBP: 0.341, SLG: 0.540	0-0 2B E 1-3 2-H	0-0 F9		0-0 L7		0-0 F4				4	1	1	1	0	0	3											
Gil McDougald, R OBP: 0.312, SLG: 0.424	0-0 E 1-3 3-H			0-0 K		0-0 SH5-3				3	0	2	1	0	1	0											
Elston Howard, R OBP: 0.300, SLG: 0.406	0-0 E IBB			0-0 L7		0-0 L8		4-0 HR BB		2	1	0	0	2	0	1											
Clete Boyer, R OBP: 0.288, SLG: 0.419	0-0 E5			0-0 F9		0-0 E S SF7 1B		0-0 HR		4	2	2	3	0	0	3											
Bob Turley, R OBP: 0.189, SLG: 0.200 Bob Curry, R OBP: 0.244, SLG: 0.436 John Gabler, R OBP: 0.222, SLG: 0.125 Joe Demas, S OBP: 0.286, SLG: 0.290 Bobby Shantz, L OBP: 0.189, SLG: 0.273 Johnny James, L OBP: 0.189, SLG: 0.063 Ryne Duren, R OBP: 0.385, SLG: 0.273	0-0 F7			0-0 F4		0-0 F3		0-3 K		2	0	0	0	0	0	4											
Inning Stats	R: 3 E: 1 K: 0 S: 7	H: 3 LOB: 3 BB: 2 P: 15	R: 0 E: 0 K: 0 S: 5	H: 2 LOB: 0 BB: 0 P: 5	R: 0 E: 0 K: 1 S: 6	H: 1 LOB: 1 BB: 0 P: 6	R: 0 E: 0 K: 1 S: 5	H: 0 LOB: 0 BB: 0 P: 5	R: 1 E: 0 K: 0 S: 5	H: 2 LOB: 1 BB: 0 P: 5	R: 3 E: 1 K: 1 S: 7	H: 1 LOB: 0 BB: 1 P: 11	R: 0 E: 0 K: 1 S: 6	H: 1 LOB: 1 BB: 0 P: 6	R: 0 E: 0 K: 1 S: 6	H: 1 LOB: 0 BB: 0 P: 6	1B: 9 2B: 1 3B: 0 HR: 1	SF: 1 SAC: 2 DP: 0 HBP: 0	WP: 0 PB: 0 SB: 1 CS: 0	PA: 40							
PITCHER	IP	WLS	BF	H	R	ER	SO	BB	IBB	HBP	BLK	WP	HR	S	P	ERA	WHIP										
Don Mossi, L ERA: 3.12	(1, 1)	8.0	L	40	11	7	3	4	2	1	0	0	1	45	57	3.38	1.625										

Detroit Tigers @ New York Yankees
 Yankee Stadium, Bronx, NY
 Sun Jul 03 1960, 3:33 AM EDT
 Unknown - 83 F


AB 34
 R 7
 H 11
 RBI 6
 BB 3
 SO 4
 LOB 19



Batter	1	2	3	4	5	6	7	8	9	AB	R	H	RBI	BB	SO	LOB	TOP			
Eddie Yost, R (1.5) OBP: 0.423, SLG: 0.355	F5		BB		L4		L7			3	0	0	0	1	0	1				
Frank Bolling, R (1.4) OBP: 0.297, SLG: 0.374	F9		F9		6-3			5-3		4	0	0	0	0	0	2				
Charlie Maxwell, L (1.7) OBP: 0.325, SLG: 0.443	F6				F8		1-3	G1-4-3 1B		4	0	1	0	0	0	0				
Norm Cash, L (1.3) OBP: 0.355, SLG: 0.455		F5			K		K			2	0	0	0	0	1	0				
Steve Bilko, R (5.3) OBP: 0.270, SLG: 0.365								G1-4-3 1-2		2	0	0	0	0	1	1				
Rocky Colavito, R (1.9) OBP: 0.333, SLG: 0.477	6-3				1B 1B					4	1	2	0	0	0	0				
Al Kaline, R (1.8) OBP: 0.313, SLG: 0.368	L7				1B E		L6			4	1	1	0	0	0	1				
Lou Berberet, L (1.2) OBP: 0.293, SLG: 0.273			4-3	E1 1-2 2-H						4	0	2	1	0	0	0				
Casey Wise, S (1.6) OBP: 0.194, SLG: 0.294			FC3-6 BB	6-3			L8			2	0	0	0	1	0	2				
Pete Burnside, R (1.1) OBP: 0.250, SLG: 0.100										2	0	0	0	0	0	1				
Sandy Amoros, L (7, PH) OBP: 0.298, SLG: 0.213			FC3-6 BB		B1-3					1	0	0	0	0	0	1				
Paul Foytack, R (7.1) OBP: 0.353, SLG: 0.333							L8			0	0	0	0	0	0	0				
Hank Aguirre, R (8.1) OBP: 0.353, SLG: 0.333										0	0	0	0	0	0	0				
Inning Stats	R: 0 E: 0 K: 0 S: 3	H: 0 LOB: 0 BB: 0 P: 3	R: 0 E: 0 K: 0 S: 3	H: 0 LOB: 0 BB: 0 P: 3	R: 0 E: 0 K: 0 S: 3	H: 0 LOB: 2 BB: 2 P: 11	R: 2 E: 1 K: 1 S: 8	H: 3 LOB: 1 BB: 0 P: 8	R: 0 E: 0 K: 0 S: 3	H: 0 LOB: 0 BB: 0 P: 3	R: 0 E: 0 K: 1 S: 6	H: 1 LOB: 1 BB: 0 P: 6	R: 0 E: 0 K: 0 S: 4	H: 1 LOB: 1 BB: 0 P: 4	R: 0 E: 0 K: 0 S: 3	H: 0 LOB: 0 BB: 0 P: 3	1B: 5 2B: 1 3B: 0 HR: 0	SF: 0 SAC: 0 DP: 1 HBP: 0	WP: 0 PB: 0 SB: 0 CS: 0	PA: 34
PITCHER Art Ditmar, R (1.1) ERA: 2.91	IP: 9.0 WLS: W BF: 34 H: 6 R: 2 ER: 1 SO: 2 BB: 2 IBB: 0 HBP: 0 BLK: 0 WP: 0 HR: 0 S: 36 P: 44 ERA: 1.00 WHIP: 0.889															PITCHER				

Detroit Tigers @ New York Yankees
 Yankee Stadium, Bronx, NY
 Sun Jul 03 1960, 7:05 PM EDT
 Att: 51,593 - Unknown - 82 F


AB	32
R	2
H	6
RBI	1
BB	2
SO	2
LOB	9



Batter	1	2	3	4	5	6	7	8	9	AB	R	H	RBI	BB	SO	LOB	BOTTOM			
Bobby Richardson, R (1.4) OBP: 0.298, SLG: 0.296	L8		5-3		SH3-4		6-3			4	0	1	1	0	0	0				
Hector Lopez, R (1.7) OBP: 0.390, SLG: 0.434	1B 2B BB		BB		FC3-6 BB		6-3	1-3 2-H 2B		2	1	1	0	3	0	0				
Roger Maris, L (1.9) OBP: 0.393, SLG: 0.711	2B 1-3 1B		F4		FC3-6 HR		BB			4	1	1	0	1	1	6				
Mickey Mantle, S (1.8) OBP: 0.428, SLG: 0.595	K		FC6-4 BB		HR		F6			3	1	1	3	1	1	3				
Bill Skowron, R (1.3) OBP: 0.348, SLG: 0.546	1-3 3-H 2B		FC6-4							3	0	2	1	1	0	2				
Eiston Howard, R (1.2) OBP: 0.294, SLG: 0.397	F9				F9		F9			4	0	0	0	0	0	4				
Gil McDougald, R (1.5) OBP: 0.316, SLG: 0.422		4-0 CS BB			F2		L7			3	1	1	0	1	0	0				
Clete Boyer, R (1.6) OBP: 0.287, SLG: 0.422		6-3			K		F7			4	1	1	1	0	1	1				
Art Ditmar, R (1.1) OBP: 0.258, SLG: 0.300			K		FC3-6 HR		K			3	1	1	0	1	2	0				
Inning Stats	R: 1 E: 0 K: 1 S: 7	H: 2 LOB: 2 BB: 1 P: 11	R: 0 E: 0 K: 1 S: 4	H: 0 LOB: 1 BB: 1 P: 8	R: 0 E: 0 K: 0 S: 4	H: 1 LOB: 2 BB: 1 P: 8	R: 0 E: 0 K: 1 S: 5	H: 0 LOB: 0 BB: 0 P: 5	R: 3 E: 0 K: 0 S: 5	H: 2 LOB: 1 BB: 2 P: 13	R: 0 E: 0 K: 1 S: 5	H: 0 LOB: 0 BB: 0 P: 5	R: 0 E: 0 K: 0 S: 3	H: 0 LOB: 1 BB: 1 P: 7	R: 2 E: 0 K: 1 S: 8	H: 4 LOB: 3 BB: 2 P: 16	1B: 5 2B: 3 3B: 0 HR: 1	SF: 0 SAC: 1 DP: 0 HBP: 0	WP: 0 PB: 0 SB: 0 CS: 1	PA: 39
PITCHER Pete Burnside, L (1.1) ERA: 3.74 Paul Foytack, R (7.1) ERA: 7.55 Hank Aguirre, L (8.1) ERA: 3.6	IP: 6.0 WLS: L BF: 27 H: 5 R: 4 ER: 4 SO: 4 BB: 5 IBB: 0 HBP: 0 BLK: 0 WP: 0 HR: 1 S: 30 P: 50 ERA: 6.00 WHIP: 1.667															PITCHER				

Detroit Tigers @ New York Yankees
 Yankee Stadium, Bronx, NY
 Sun Jul 03 1960, 7:05 PM EDT
 Att: 51,593 - Unknown - 82 F

AB	30
R	6
H	9
RBI	6
BB	8
SO	5
LOB	16



Batter	1	2	3	4	5	6	7	8	9	AB	R	H	RBI	BB	SO	LOB	TOP		
Al Smith, R OBP: 0.361, SLG: 0.451 (1, 9)	F5		K					K		4	0	1	0	0	2	0	Chicago White Sox @ Detroit Tigers Briggs Stadium, Detroit, MI Mon Jul 04 1960, 4:33 AM EDT Unknown		
Nellie Fox, L OBP: 0.332, SLG: 0.354 (1, 4)	G3 HBP 1B					F4		F9		4	0	2	0	0	0	1			
Minnie Minoso, R OBP: 0.401, SLG: 0.502 Joe Hicks, L OBP: 0.263, SLG: 0.235 (1, PR) (1, 7)	G3 HBP		4-3			L8			HBP	0	0	0	0	0	0	0			
Ted Kluszewski, L OBP: 0.338, SLG: 0.374 (1, 3)	G3 1-2 2-3			K		3-1		L9		4	0	0	0	0	1	4			
Billy Goodman, L OBP: 0.328, SLG: 0.300 (1, 5)	K			L8				F7		4	0	0	0	0	1	4			
Joe Ginsberg, L OBP: 0.406, SLG: 0.351 (1, 2)		L9		L8				F5		4	0	0	0	0	0	1			
Jim Landis, R OBP: 0.372, SLG: 0.357 (1, 8)		4-3			K2-3			S BB		2	0	0	0	1	1	0			
Luis Aparicio, R OBP: 0.280, SLG: 0.320 Earl Torgerson, L OBP: 0.500, SLG: 0.545 Bob Rush, R OBP: 0.600, SLG: 0.500 (7, PH) (7, 1)		6-3			L8			F2		2	0	0	0	0	0	0			
Frank Baumann, L OBP: 0.286, SLG: 0.118 Gene Freese, R OBP: 0.291, SLG: 0.438 Dick Donovan, L OBP: 0.118, SLG: 0.063 Sammy Esposito, R OBP: 0.286, SLG: 0.220 (3, PH) (3, 1) (7, 6)			L8		F5			K		1	0	0	0	0	0	0			
Inning Stats	R: 0 E: 0 K: 1 S: 6	H: 1 LOB: 3 BB: 0 P: 7	R: 0 E: 0 K: 0 S: 3	H: 0 LOB: 0 BB: 0 P: 3	R: 0 E: 0 K: 1 S: 6	H: 1 LOB: 1 BB: 0 P: 6	R: 0 E: 0 K: 1 S: 5	H: 0 LOB: 0 BB: 0 P: 5	R: 0 E: 0 K: 0 S: 4	H: 1 LOB: 1 BB: 0 P: 4	R: 0 E: 0 K: 0 S: 3	H: 0 LOB: 0 BB: 0 P: 7	R: 0 E: 0 K: 0 S: 3	H: 0 LOB: 1 BB: 0 P: 4	1B: 3 2B: 0 3B: 0 HR: 0	SF: 0 SAC: 0 DP: 0 HBP: 2		WP: 0 PB: 0 SB: 1 CS: 0	PA: 33
PITCHER Jim Bunning, R ERA: 2.3 (1, 1)	IP: 9.0 WLS: W BF: 33 H: 3 R: 0 ER: 0 SO: 6 BB: 1 IBB: 0 HBP: 2 BLK: 0 WP: 0 HR: 0 S: 42 P: 48 ERA: 0.00 WHIP: 0.444																		

Batter	1	2	3	4	5	6	7	8	9	AB	R	H	RBI	BB	SO	LOB	BOTTOM		
Eddie Yost, R OBP: 0.423, SLG: 0.351 (1, 5)	K					E5		5-3		3	0	0	0	2	1	2	Chicago White Sox @ Detroit Tigers Briggs Stadium, Detroit, MI Mon Jul 04 1960, 4:33 AM EDT Unknown		
Frank Bolling, R OBP: 0.292, SLG: 0.368 (1, 4)	6-3	L6			F7	FC6-4				4	0	0	0	0	0	6			
Charlie Maxwell, L OBP: 0.320, SLG: 0.435 (1, 7)	K		F6		FC4-6			F8		4	0	0	0	0	1	1			
Rocky Colavito, R OBP: 0.336, SLG: 0.491 (1, 9)		F8	K		BB			HR		4	1	2	1	0	1	0			
Steve Bilko, R OBP: 0.267, SLG: 0.360 Norm Cash, L OBP: 0.357, SLG: 0.451 (5, PH) (6, 3)		4-3	5-3					L4		2	0	0	0	0	0	0			
Al Kaline, R OBP: 0.316, SLG: 0.375 (1, 8)		1B		4-3	L6			L5-3		4	1	2	0	0	0	3			
Red Wilson, R OBP: 0.319, SLG: 0.288 (1, 2)		1B		4-3		6-3		F8		3	1	0	0	1	0	1			
Chico Fernandez, R OBP: 0.333, SLG: 0.348 (1, 6)		1B	1B		6-3			SH1-4	BB	3	0	1	1	1	0	1			
Jim Bunning, R OBP: 0.195, SLG: 0.220 (1, 1)		1B		5-3				SH1-4		3	0	2	1	0	0	1			
Inning Stats	R: 0 E: 0 K: 2 S: 7	H: 0 LOB: 0 BB: 0 P: 7	R: 2 E: 0 K: 0 S: 6	H: 3 LOB: 3 BB: 2 P: 14	R: 0 E: 0 K: 1 S: 5	H: 0 LOB: 0 BB: 0 P: 5	R: 0 E: 0 K: 0 S: 4	H: 1 LOB: 1 BB: 0 P: 4	R: 0 E: 1 K: 0 S: 5	H: 1 LOB: 2 BB: 0 P: 5	R: 1 E: 0 K: 0 S: 4	H: 1 LOB: 0 BB: 0 P: 4	R: 0 E: 0 K: 0 S: 3	H: 0 LOB: 1 BB: 1 P: 7	1B: 5 2B: 1 3B: 0 HR: 1	SF: 0 SAC: 1 DP: 0 HBP: 0		WP: 0 PB: 0 SB: 0 CS: 0	PA: 37
PITCHER Frank Baumann, L ERA: 2.57 Dick Donovan, R ERA: 5.74 Bob Rush, R ERA: 5.32 (3, 1) (7, 1)	IP: 2.0 WLS: L BF: 11 H: 3 R: 2 ER: 2 SO: 2 BB: 1 IBB: 1 HBP: 0 BLK: 0 WP: 0 HR: 0 S: 13 P: 21 ERA: 9.00 WHIP: 2.000																		

Batter	1	2	3	4	5	6	7	8	9	AB	R	H	RBI	BB	SO	LOB	TOP				
Al Smith, R OBP: 0.365, SLG: 0.451 (1,9)	0-0 4-3		4-0 FC3-6 BB		0-0 1B 1B		0-0 5-3		0-0 G1-6-3 1B	4	1	2	0	1	0	0	Chicago White Sox @ Detroit Tigers Briggs Stadium, Detroit, MI Mon Jul 04 1960, 4:38 AM EDT Att: 26,951 - Unknown				
Nellie Fox, L OBP: 0.330, SLG: 0.349 (1,4)	0-0 6-3		0-0 FC3-6 FC5-4 1-2		4-0 1B BB		0-0 F9		0-0 G1-6-3 1-2	4	0	0	0	1	0	3					
Minnie Minoso, R OBP: 0.403, SLG: 0.500 (1,7)	0-3 K		0-0 FC5-4 1-2		0-0 L4-6 1-3 2-H 1B		4-0 BB BB			3	0	1	1	1	1	1					
Roy Sievers, R OBP: 0.363, SLG: 0.468 (1,3)		0-0 6-3		0-0 HR		4-0 BB 1-2		0-0 L4		3	1	1	1	1	0	1					
Gene Freese, R OBP: 0.290, SLG: 0.434 (1,5)		0-0 BB 1B		0-3 K		0-0 L4-6 2-3		0-0 F5		4	0	1	0	0	1	3					
Sherm Lollar, R OBP: 0.333, SLG: 0.369 (1,2)		4-0 1-2 BB		0-3 K		0-0 F3		0-0 L8		3	0	0	0	1	1	2					
Jim Landis, R OBP: 0.370, SLG: 0.352 (1,8)		0-0 L8		4-0 1B BB		0-0 L8		0-0 F5		3	0	0	0	1	0	2					
Luis Aparicio, R OBP: 0.281, SLG: 0.321 (9, PH)		0-0 6-3		0-0 BB		0-0 F9			0-3 K	3	0	1	0	0	0	2					
Earl Torgeson, L OBP: 0.449, SLG: 0.529 (9, PH)				1-2 1B						1	0	0	0	0	1	0					
Bob Shaw, R OBP: 0.111, SLG: 0.061 (1,1)				0-0 F3		0-3 K			4-0 1B BB	3	0	0	0	0	2	2					
Ted Kluszewski, L OBP: 0.343, SLG: 0.374 (9, PH)										0	0	0	0	1	0	0					
Jim Rivera, L OBP: 0.400, SLG: 0.667 (9, PR)										0	0	0	0	0	0	0					
Inning Stats	R: 0 E: 0 K: 1 S: 5	H: 0 LOB: 0 BB: 0 P: 5	R: 0 E: 0 K: 0 S: 4	H: 1 LOB: 2 BB: 1 P: 8	R: 0 E: 0 K: 0 S: 3	H: 0 LOB: 1 BB: 1 P: 7	R: 1 E: 0 K: 3 S: 11	H: 2 LOB: 2 BB: 1 P: 15	R: 1 E: 0 K: 0 S: 4	H: 2 LOB: 2 BB: 2 P: 12	R: 0 E: 0 K: 0 S: 3	H: 0 LOB: 0 BB: 1 P: 7	R: 0 E: 0 K: 0 S: 3	H: 0 LOB: 0 BB: 0 P: 3	R: 0 E: 0 K: 1 S: 5	H: 1 LOB: 2 BB: 1 P: 9	1B: 5 2B: 1 3B: 0 HR: 1	SF: 0 SAC: 0 DP: 2 HBP: 0	WP: 0 PB: 0 SB: 1 CS: 0	PA: 38	
PITCHER	IP	WLS	BF	H	R	ER	SO	BB	IBB	HBP	BLK	WP	HR	S	P	ERA	WHIP				
Bob Bruce, R ERA: 3.92 (1,1)	4.0		22	5	2	2	4	5	0	0	0	0	1	25	45	4.50	2.500				
Dave Sisler, R ERA: 2.96 (5,1)	5.0	W	16	1	0	0	2	2	0	0	0	0	0	18	26	0.00	0.600				

Batter	1	2	3	4	5	6	7	8	9	AB	R	H	RBI	BB	SO	LOB	BOTTOM				
Eddie Yost, R OBP: 0.421, SLG: 0.349 (1,5)	0-0 E5 BB 1B	0-0 FC5-4 1-2			0-0 5-3		0-0 FC6-4 1B			4	1	1	0	0	0	1	Chicago White Sox @ Detroit Tigers Briggs Stadium, Detroit, MI Mon Jul 04 1960, 4:38 AM EDT Att: 26,951 - Unknown				
Frank Bolling, R OBP: 0.292, SLG: 0.363 (1,4)	4-0 1B SF7 BB	0-0 1-3			0-0 G3		0-0 FC6-4 1-2			3	1	0	0	1	0	2					
Charlie Maxwell, L OBP: 0.319, SLG: 0.432 (1,7)	0-0 1B 1-3 2-H 1B		0-0 F9		0-0 3-1		0-0 3-1			4	0	1	1	0	0	0					
Norm Cash, L OBP: 0.361, SLG: 0.471 (1,3)	0-0 F6		0-0 F9		0-0 HR		4-0 BB			3	1	1	1	1	0	2					
Rocky Colavito, R OBP: 0.331, SLG: 0.485 (1,9)	0-0 SF7 3-H		0-3 K		0-0 1-3		0-0 L5			3	0	0	1	0	1	1					
Al Kaline, R OBP: 0.318, SLG: 0.374 (1,8)	0-0 1-2 1B		0-0 L8		4-0 BB		0-0 L8			3	0	1	0	1	0	1					
Lou Berberet, L OBP: 0.288, SLG: 0.267 (1,2)	0-0 F7		0-0 F7		0-0 4-3					3	0	0	0	0	0	3					
Chico Fernandez, R OBP: 0.329, SLG: 0.343 (1,6)		0-0 F4		0-0 F5		0-0 F7				3	0	0	0	0	0	0					
Bob Bruce, R OBP: 0.545, SLG: 0.375 (1,1)		4-0 FC5-4 BB			0-0 F7					0	0	0	0	1	0	0					
Dave Sisler, R ERA: 2.96 (5,1)										2	0	0	0	0	0	0					
Inning Stats	R: 2 E: 1 K: 0 S: 6	H: 2 LOB: 2 BB: 1 P: 10	R: 0 E: 0 K: 0 S: 3	H: 0 LOB: 1 BB: 1 P: 7	R: 0 E: 0 K: 1 S: 5	H: 0 LOB: 0 BB: 0 P: 5	R: 0 E: 0 K: 0 S: 3	H: 0 LOB: 0 BB: 0 P: 3	R: 1 E: 0 K: 0 S: 4	H: 1 LOB: 1 BB: 1 P: 8	R: 0 E: 0 K: 0 S: 4	H: 1 LOB: 1 BB: 0 P: 4	R: 0 E: 0 K: 0 S: 3	H: 0 LOB: 1 BB: 1 P: 7	R: 0 E: 0 K: 0 S: 3	H: 0 LOB: 1 BB: 1 P: 7	1B: 3 2B: 0 3B: 0 HR: 1	SF: 1 SAC: 0 DP: 0 HBP: 0	WP: 0 PB: 0 SB: 0 CS: 0	PA: 33	
PITCHER	IP	WLS	BF	H	R	ER	SO	BB	IBB	HBP	BLK	WP	HR	S	P	ERA	WHIP				
Bob Shaw, R ERA: 3.36 (1,1)	8.0	L	33	4	3	1	1	4	0	0	0	0	1	31	47	1.12	1.000				

Batter	1	2	3	4	5	6	7	8	9	AB	R	H	RBI	BB	SO	LOB	TOP					
Bill Tuttle, R OBP: 0.326, SLG: 0.315 (1, 8)										5	0	1	1	0	0	2						
Hank Bauer, R OBP: 0.329, SLG: 0.414 (1, 9)										4	1	2	2	0	0	0						
Andy Carey, R OBP: 0.291, SLG: 0.459 (1, 5)										4	0	1	0	0	0	2						
Dick Williams, R OBP: 0.335, SLG: 0.385 (1, 3)										4	0	1	0	0	1	1						
Norm Siebern, L OBP: 0.383, SLG: 0.496 (1, 7)										4	0	0	0	0	1	1						
Pete Daley, R OBP: 0.278, SLG: 0.472 (1, 2)										4	1	2	0	0	1	1						
Jerry Lumpe, L OBP: 0.322, SLG: 0.372 (1, 4)										4	0	1	0	0	0	2						
Ken Hamlin, R OBP: 0.276, SLG: 0.243 (1, 6)										4	0	0	0	0	0	3						
Don Larsen, R OBP: 0.118, SLG: 0.176 (1, 1)										1	0	0	0	0	0	0						
Bob Trowbridge, R OBP: 0.289, SLG: 0.118 (3, 1)										0	0	0	0	0	0	0						
Lou Klumpp, L OBP: 0.287, SLG: 0.087 (5, PH)										0	1	0	0	0	0	0						
Dick Hall, R OBP: 0.152, SLG: 0.014 (5, PH)										0	1	0	0	0	0	0						
Ned Garver, R OBP: 0.152, SLG: 0.250 (5, 1)										1	0	0	0	0	1	1						
Harry Chitt, R OBP: 0.291, SLG: 0.340 (5, PH)										1	0	1	0	0	0	0						
Inning Stats	R: 0 E: 0 K: 1 S: 6	H: 1 LOB: 1 BB: 0 P: 6	R: 0 E: 0 K: 0 S: 4	H: 1 LOB: 1 BB: 0 P: 4	R: 0 E: 0 K: 1 S: 5	H: 0 LOB: 0 BB: 0 P: 5	R: 0 E: 0 K: 0 S: 3	H: 0 LOB: 0 BB: 0 P: 3	R: 2 E: 0 K: 0 S: 7	H: 4 LOB: 2 BB: 0 P: 7	R: 0 E: 0 K: 1 S: 5	H: 0 LOB: 0 BB: 0 P: 5	R: 0 E: 0 K: 1 S: 6	H: 1 LOB: 1 BB: 0 P: 6	R: 1 E: 0 K: 1 S: 7	H: 2 LOB: 1 BB: 0 P: 7	R: 0 E: 0 K: 0 S: 4	H: 1 LOB: 1 BB: 0 P: 4	1B: 9 2B: 0 3B: 0 HR: 1	SF: 0 SAC: 0 DP: 0 HBP: 0	WP: 0 PB: 0 SB: 0 CS: 0	PA: 37
PITCHER	IP WLS BF H R ER SO BB IBB HBP BLK WP HR S P ERA WHIP																					
Don Mossi, L ERA: 3.11 (1, 1)	9.0 W 37 10 3 3 5 0 0 0 0 0 1 47 47 3.00 1.111																					

Kansas City Athletics @ Detroit Tigers
Briggs Stadium, Detroit, MI
Thu Jul 07 1960, 4:33 AM EDT
Att: 6,998 - Unknown

AB 37
R 3
H 10
RBI 3
BB 0
SO 5
LOB 13



Batter	1	2	3	4	5	6	7	8	9	AB	R	H	RBI	BB	SO	LOB	BOTTOM			
Eddie Yost, R OBP: 0.418, SLG: 0.346 (1, 5)										4	0	1	2	1	0	5				
Frank Bolling, R OBP: 0.295, SLG: 0.357 (1, 4)										4	1	0	0	1	0	4				
Charlie Maxwell, L OBP: 0.322, SLG: 0.439 (1, 7)										5	2	2	1	0	1	1				
Norm Cash, L OBP: 0.374, SLG: 0.478 (1, 3)										2	0	1	0	3	0	1				
Al Kaline, R OBP: 0.322, SLG: 0.385 (1, 8)										5	1	2	2	0	0	2				
Rocky Colavito, R OBP: 0.327, SLG: 0.470 (1, 9)										3	0	0	0	2	1	3				
Lou Berberet, L OBP: 0.293, SLG: 0.269 (1, 2)										3	1	1	0	1	0	3				
Chico Fernandez, R OBP: 0.330, SLG: 0.340 (1, 6)										1	1	0	0	1	0	2				
Ozzie Virgil, R (4, 6)										2	0	0	0	0	0	0				
Don Mossi, L OBP: 0.268, SLG: 0.118 (1, 1)										2	0	2	1	2	0	0				
Inning Stats	R: 0 E: 0 K: 0 S: 3	H: 0 LOB: 1 BB: 1 P: 7	R: 0 E: 0 K: 0 S: 4	H: 1 LOB: 3 BB: 2 P: 12	R: 5 E: 0 K: 0 S: 5	H: 2 LOB: 2 BB: 5 P: 25	R: 0 E: 0 K: 1 S: 6	H: 2 LOB: 2 BB: 1 P: 10	R: 0 E: 0 K: 0 S: 4	H: 1 LOB: 1 BB: 0 P: 4	R: 0 E: 0 K: 0 S: 3	H: 0 LOB: 1 BB: 1 P: 7	R: 0 E: 0 K: 0 S: 4	H: 1 LOB: 1 BB: 0 P: 4	R: 1 E: 0 K: 1 S: 6	H: 2 LOB: 1 BB: 1 P: 10	1B: 6 2B: 3 3B: 1 HR: 0	SF: 0 SAC: 0 DP: 1 HBP: 0	WP: 0 PB: 0 SB: 3 CS: 0	PA: 42
PITCHER	IP WLS BF H R ER SO BB IBB HBP BLK WP HR S P ERA WHIP																			
Don Larsen, R ERA: 4.72 (1, 1)	2.2 L 17 5 3 0 0 1 2 0 0 0 0 0 8 16 0.00 3.750																			
Bob Trowbridge, R ERA: 4.43 (3, 1)	1.1 8 3 0 0 1 2 0 0 0 0 0 0 8 16 0.00 3.750																			
Ned Garver, R ERA: 7.15 (5, 1)	4.0 17 4 1 1 1 2 0 0 0 0 0 0 17 25 2.25 1.500																			

Kansas City Athletics @ Detroit Tigers
Briggs Stadium, Detroit, MI
Thu Jul 07 1960, 4:33 AM EDT
Att: 6,998 - Unknown

AB 31
R 6
H 9
RBI 6
BB 11
SO 2
LOB 21



Batter	1	2	3	4	5	6	7	8	9	10	11	12	13	AB	R	H	RBI	BB	SO	LOB	TOP	
Eddie Yost, R OBP: 0.411, SLG: 0.340 (1, 5)														5	0	0	1	0	0	2		
Frank Bolling, R OBP: 0.269, SLG: 0.348 (1, 4)														6	0	0	0	0	0	3		
Charlie Maxwell, L OBP: 0.319, SLG: 0.444 (1, 7)														6	1	1	1	0	1	1		
Norm Cash, L OBP: 0.379, SLG: 0.479 (1, 3)														6	1	3	0	0	1	0		
Al Kaline, R OBP: 0.326, SLG: 0.403 (1, 8)														6	1	3	2	0	0	1		
Rocky Colavito, R OBP: 0.327, SLG: 0.471 (1, 9)														6	0	2	0	0	2	4		
Lou Berberet, L OBP: 0.294, SLG: 0.266 (1, 2)														5	1	1	0	1	0	4		
Ozzie Virgil, R OBP: 0.167, SLG: 0.167 (1, 6)														3	0	1	0	0	0	1		
Sandy Amoroso, L OBP: 0.293, SLG: 0.208 (9, PH)														1	0	0	0	0	0	2		
Rocky Bridges, R OBP: 0.200, SLG: 0.200 (9, 6)														1	0	1	0	0	0	0		
Jim Bunning, R OBP: 0.268, SLG: 0.214 (5, PH)														1	0	0	0	0	0	2		
John Kruk, R OBP: 0.322, SLG: 0.388 (5, 1)														0	0	0	0	0	0	1		
Neil Garciaparra, R OBP: 0.311, SLG: 0.418 (7, PH)														0	0	0	0	0	0	1		
Dave Stier, R OBP: 0.241, SLG: 0.143 (7, 1)														0	0	0	0	0	0	0		
Clem Labine, R OBP: 0.260, SLG: 1.000 (7, 1)														0	0	0	0	0	0	0		
Inning Stats	R: 0 E: 0 K: 0 S: 3	H: 0 LOB: 0 BB: 0 P: 3	R: 0 E: 0 K: 0 S: 3	H: 0 LOB: 0 BB: 0 P: 3	R: 1 E: 0 K: 1 S: 5	H: 2 LOB: 1 BB: 0 P: 7	R: 0 E: 0 K: 1 S: 5	H: 1 LOB: 1 BB: 0 P: 4	R: 0 E: 0 K: 0 S: 6	H: 3 LOB: 1 BB: 0 P: 6	R: 0 E: 0 K: 2 S: 8	H: 1 LOB: 2 BB: 1 P: 12	R: 0 E: 0 K: 0 S: 4	H: 1 LOB: 1 BB: 0 P: 4	R: 0 E: 0 K: 0 S: 4	H: 1 LOB: 1 BB: 0 P: 4	R: 1 E: 0 K: 1 S: 7	H: 3 LOB: 1 BB: 0 P: 7	1B: 9 2B: 2 3B: 0 HR: 2	SF: 1 SAC: 1 DP: 1 HBP: 0	W/P: 0 PB: 0 SB: 2 CS: 0	PA: 52
PITCHER	IP	WLS	BF	H	R	ER	SO	BB	IBB	HBP	BLK	WP	HR	S	P	ERA	WHIP					
Ray Herbert, R ERA: 3.8 (1, 1)	12.0		47	10	3	3	3	0	1	0	0	0	1	52	56	2.25	0.833					
Marty Kutyna, R ERA: 3.36 (13, 1)	0.0	3	3	1	1	0	0	0	0	0	0	0	1	3	3	=	=					
Johnny Kucks, R ERA: 7.75 (13, 1)	1.0	W	2	0	0	0	1	0	0	0	0	0	0	4	4	0.00	0.000					

Detroit Tigers @ Kansas City Athletics
Municipal Stadium, Kansas City, MO
Fri Jul 08 1960, 8:05 PM EDT
Att: 7,023 - Unknown


AB 49
R 4
H 13
RBI 4
BB 1
SO 4
LOB 21



Batter	1	2	3	4	5	6	7	8	9	10	11	12	13	AB	R	H	RBI	BB	SO	LOB	BOTTOM	
Russ Snyder, L OBP: 0.331, SLG: 0.421 (1, 8)														6	2	3	0	0	0	0		
Jerry Lumpe, L OBP: 0.326, SLG: 0.378 (1, 4)														6	1	3	1	0	0	1		
Whitey Herzog, L OBP: 0.376, SLG: 0.432 (1, 7)														4	0	1	0	1	0	1		
Norm Siebern, L OBP: 0.379, SLG: 0.488 (1, 3)														5	0	0	0	1	2	4		
Hank Bauer, R OBP: 0.336, SLG: 0.412 (1, 9)														3	1	1	0	2	2	0		
Bill Tuttle, R OBP: 0.328, SLG: 0.318 (12, PR)														1	0	1	2	0	0	0		
Andy Carey, R OBP: 0.294, SLG: 0.464 (1, 5)														5	1	2	1	0	1	1		
Harry Chitt, R OBP: 0.296, SLG: 0.346 (1, 2)														3	0	1	0	0	1	1		
Danny Kravitz, L OBP: 0.304, SLG: 0.419 (10, PH)														1	0	0	0	0	0	0		
Ken Hamlin, R OBP: 0.277, SLG: 0.249 (1, 6)														3	0	1	1	0	1	0		
Lou Klimchok, L OBP: 0.200, SLG: 0.500 (10, PH)														1	0	0	0	0	0	0		
Bob Johnson, R OBP: 0.347, SLG: 0.250 (11, 6)														1	0	0	0	0	0	2		
Ray Herbert, R OBP: 0.237, SLG: 0.121 (1, 1)														4	0	0	0	0	1	2		
Dick Williams, R OBP: 0.333, SLG: 0.383 (12, PH)														1	0	0	0	0	0	2		
Marty Kutyna, R OBP: 0.260, SLG: 0.250 (13, 1)														0	0	0	0	0	0	0		
Johnny Kucks, R ERA: 6.46 (13, 1)														0	0	0	0	0	0	0		
Inning Stats	R: 0 E: 0 K: 0 S: 4	H: 2 LOB: 1 BB: 0 P: 4	R: 1 E: 0 K: 0 S: 3	H: 1 LOB: 0 BB: 1 P: 7	R: 1 E: 0 K: 0 S: 4	H: 3 LOB: 1 BB: 1 P: 8	R: 0 E: 0 K: 2 S: 7	H: 0 LOB: 0 BB: 0 P: 7	R: 0 E: 0 K: 2 S: 3	H: 0 LOB: 0 BB: 0 P: 3	R: 0 E: 0 K: 1 S: 5	H: 0 LOB: 0 BB: 0 P: 5	R: 0 E: 0 K: 1 S: 5	H: 1 LOB: 2 BB: 1 P: 8	R: 0 E: 0 K: 0 S: 4	H: 3 LOB: 2 BB: 1 P: 8	R: 2 E: 0 K: 0 S: 4	H: 3 LOB: 1 BB: 0 P: 8	1B: 10 2B: 3 3B: 0 HR: 0	SF: 0 SAC: 1 DP: 3 HBP: 0	W/P: 1 PB: 0 SB: 1 CS: 1	PA: 50
PITCHER	IP	WLS	BF	H	R	ER	SO	BB	IBB	HBP	BLK	WP	HR	S	P	ERA	WHIP					
Jim Bunning, R ERA: 2.44 (1, 1)	4.0		18	8	3	3	1	2	0	0	0	0	0	18	26	6.75	2.500					
Hank Aquino, L ERA: 3.44 (5, 1)	2.0	6	1	0	0	2	0	0	0	0	0	0	0	10	10	0.00	0.500					
Dave Sieler, R ERA: 2.88 (7, 1)	6.0	L	23	3	2	2	5	1	1	0	0	1	0	31	39	3.00	0.667					
Clem Labine, R ERA: 6.46 (13, 1)	0.1	3	1	0	0	0	0	0	1	0	0	0	0	2	6	0.00	3.000					

Detroit Tigers @ Kansas City Athletics
Municipal Stadium, Kansas City, MO
Fri Jul 08 1960, 8:05 PM EDT
Att: 7,023 - Unknown


AB 44
R 5
H 13
RBI 5
BB 5
SO 8
LOB 14



Batter	1	2	3	4	5	6	7	8	9	AB	R	H	RBI	BB	SO	LOB	TOP			
Eddie Yost, R OBP: 0.414, SLG: 0.340 (1, 5)	4-0 FC1-5 BB BB	4-0 FC6-4 BB		0-3 K		0-0 FC6-4 1-2			0-0 1B SH1-3 1B	3	0	1	0	2	1	2				
Frank Bolling, R OBP: 0.292, SLG: 0.348 (1, 4)	4-0 FC1-5 3B BB	0-0 FC6-4 1-2			0-0 S 1B 4-3 1B		0-0 F9		0-0 SH1-3 1-2	3	2	1	0	1	0	2				
Charlie Maxwell, L OBP: 0.320, SLG: 0.444 (1, 7)	0-0 FC1-5 3B	0-0 4-3			0-0 4-3 S 1-2 SF8 1B		0-0 F8		0-0 FC6-4 1B	5	2	2	0	0	0	4				
Norm Cash, L OBP: 0.379, SLG: 0.486 (1, 3)	0-0 SF7 1-H 2H 3B				0-0 4-3		4-0 HBP BB		0-0 P4	4	1	1	3	1	0	3				
Al Kaline, R OBP: 0.324, SLG: 0.400 (1, 8)	0-0 SF7 3-H			0-0 L6-3		0-0 SF8		1-0 HBP	0-0 FC6-4 1-2	2	0	0	2	0	0	2				
Rocky Colavito, R OBP: 0.326, SLG: 0.480 (1, 9)	0-0 HR			0-0 P4		0-0 P6		0-0 HBP		4	1	1	1	0	0	2				
Lou Berberet, L OBP: 0.293, SLG: 0.261 (1, 2)	0-0 4-3				0-0 F8		4-0 G6-4-3 BB		0-0 F8	3	0	0	0	1	0	0				
Ozzie Virgil, R OBP: 0.300, SLG: 0.400 (1, 6)					0-0 SH1-3 1B		0-0 G6-4-3 1-2		0-0 P4	4	0	2	0	0	0	1				
Pete Burnside, R OBP: 0.267, SLG: 0.154 (1, 1)			0-3 K		0-0 SH1-3 1-2		0-0 FC6-4 1B		0-3 K	3	0	1	0	0	2	1				
Inning Stats	R: 4 E: 0 K: 0 S: 5	H: 2 LOB: 0 BB: 2 P: 13	R: 0 E: 0 K: 1 S: 6	H: 1 LOB: 2 BB: 1 P: 10	R: 0 E: 0 K: 0 S: 3	H: 0 LOB: 0 BB: 0 P: 3	R: 0 E: 0 K: 1 S: 6	H: 1 LOB: 1 BB: 0 P: 6	R: 2 E: 0 K: 0 S: 5	H: 2 LOB: 0 BB: 0 P: 5	R: 0 E: 0 K: 0 S: 3	H: 0 LOB: 2 BB: 1 P: 8	R: 0 E: 0 K: 1 S: 5	H: 0 LOB: 0 BB: 0 P: 5	R: 0 E: 0 K: 0 S: 5	H: 2 LOB: 2 BB: 0 P: 5	1B: 6 2B: 1 3B: 1 HR: 1	SF: 2 SAC: 2 DP: 1 HBP: 1	WP: 0 PB: 0 SB: 2 CS: 0	PA: 41
PITCHER	IP WLS BF H R ER SO BB IBB HBP BLK WP HR S P ERA WHIP																			
Dick Hall, R ERA: 3.62 (1, 1)	0.2 L 6 2 4 4 0 2 2 0 0 0 0 1 4 12 54.00 6.000																			
Bob Trowbridge, R ERA: 4.34 (1, 1)	5.1 22 5 2 2 2 2 0 0 0 0 0 24 32 3.38 1.312																			
John Tsitouris, R ERA: 2.25 (7, 1)	2.0 8 0 0 0 1 1 0 1 0 0 0 8 13 0.00 0.500																			
Ken Johnson, R ERA: 4.46 (9, 1)	1.0 5 2 0 0 0 0 0 0 0 0 0 5 5 0.00 2.000																			

Detroit Tigers @ Kansas City Athletics
 Municipal Stadium, Kansas City, MO
 Sat Jul 09 1960, 4:33 AM EDT
 Att: 9,337 - Unknown
livebaseballscorecards.com


AB	31
R	6
H	9
RBI	6
BB	5
SO	3
LOB	17



Batter	1	2	3	4	5	6	7	8	9	AB	R	H	RBI	BB	SO	LOB	BOTTOM			
Russ Snyder, L OBP: 0.336, SLG: 0.423 (1, 9)	0-0 3-1		0-0 1-2 1B			0-0 F9		0-0 1B		4	0	2	0	0	0	0				
Bill Tuttle, R OBP: 0.324, SLG: 0.313 (1, 8)	0-0 L8		0-0 P4			0-0 F9		0-0 L8		4	0	0	0	0	0	3				
Andy Carey, R OBP: 0.293, SLG: 0.458 (1, 5)	0-3 K			0-3 K			0-0 G3 1B		0-0 F7	4	0	1	0	0	2	0				
Dick Williams, R OBP: 0.327, SLG: 0.374 (1, 3)		0-0 6-3		0-0 P4		0-0 P6		0-0 1-3		4	0	0	0	0	0	1				
Norm Siebern, L OBP: 0.374, SLG: 0.479 (1, 7)		0-0 F9		0-0 F7		0-0 G3		0-3 K		4	0	0	0	0	1	1				
Harry Chiti, R OBP: 0.291, SLG: 0.340 (1, 2)		0-0 L8			0-0 P3		0-0 4-3			3	0	0	0	0	0	1				
Jerry Lumpe, L OBP: 0.325, SLG: 0.384 (1, 4)			0-3 K		0-0 4-3			0-0 4-3 3B		3	1	1	0	0	1	0				
Ken Hamlin, R OBP: 0.278, SLG: 0.250 (1, 6)			0-0 FC4-6 1B		0-0 L8			0-0 5-3		3	0	1	0	0	0	1				
Dick Hall, R OBP: 0.138, SLG: 0.074 (1, 1)			0-0 FC4-6 1B		0-0 F7			0-0 4-3		0	0	0	0	0	0	0				
Bob Trowbridge, R OBP: 0.206, SLG: 0.111 (1, 1)										1	0	0	0	0	0	1				
Bob Johnson, R OBP: 0.342, SLG: 0.248 (5, PH)										1	0	0	0	0	0	0				
John Tsitouris, R OBP: 0.291, SLG: 0.246 (7, 1)										0	0	0	0	0	0	0				
Pete Daley, R OBP: 0.271, SLG: 0.463 (5, PH)										1	0	0	1	0	0	0				
Ken Johnson, R OBP: 0.222, SLG: 0.222 (9, 1)										0	0	0	0	0	0	0				
Inning Stats	R: 0 E: 0 K: 1 S: 5	H: 0 LOB: 0 BB: 0 P: 5	R: 0 E: 0 K: 0 S: 3	H: 0 LOB: 0 BB: 0 P: 3	R: 0 E: 0 K: 1 S: 7	H: 2 LOB: 2 BB: 0 P: 7	R: 0 E: 0 K: 1 S: 5	H: 0 LOB: 0 BB: 0 P: 5	R: 0 E: 0 K: 1 S: 3	H: 0 LOB: 0 BB: 0 P: 3	R: 0 E: 0 K: 0 S: 4	H: 1 LOB: 1 BB: 0 P: 4	R: 0 E: 0 K: 0 S: 5	H: 2 LOB: 1 BB: 0 P: 5	R: 0 E: 0 K: 1 S: 5	H: 0 LOB: 0 BB: 0 P: 5	1B: 4 2B: 0 3B: 1 HR: 0	SF: 0 SAC: 0 DP: 0 HBP: 0	WP: 0 PB: 0 SB: 0 CS: 0	PA: 32
PITCHER	IP WLS BF H R ER SO BB IBB HBP BLK WP HR S P ERA WHIP																			
Pete Burnside, L ERA: 3.34 (1, 1)	9.0 W 32 5 1 1 4 0 0 0 0 0 0 40 40 1.00 0.556																			

Detroit Tigers @ Kansas City Athletics
 Municipal Stadium, Kansas City, MO
 Sat Jul 09 1960, 4:33 AM EDT
 Att: 9,337 - Unknown
livebaseballscorecards.com

AB	32
R	1
H	5
RBI	1
BB	0
SO	4
LOB	8



Batter	1	2	3	4	5	6	7	8	9	AB	R	H	RBI	BB	SO	LOB	TOP								
Eddie Yost, R OBP: 0.420, SLG: 0.362 (1, 5)	4-0 BB G4-6-3		0-0 1-H HR		0-0 2-3 2B 1B	0-0 2B		0-0 1-2 SH1-3		3	2	3	2	1	0	0									
Frank Bolling, R OBP: 0.291, SLG: 0.345 (1, 4)	0-0 L6		0-0 6-3		0-0 1-2 2B 1B	0-0 5-3		0-0 F9		5	1	1	0	0	0	3									
Charlie Maxwell, L OBP: 0.318, SLG: 0.436 (1, 7)	0-0 G4-6-3 1-2			0-3 K	4-0 1-2 2-3 3-H 2B BB		0-3 K	0-0 4-3		4	1	0	1	1	2	2									
Al Kaline, R OBP: 0.325, SLG: 0.401 (1, 8)		0-0 L6-3		0-0 HR 2B	0-0 L9		4-0 S BB HR BB		0-0 L8	4	2	1	0	1	0	3									
Steve Bilko, R OBP: 0.269, SLG: 0.361 Norm Cash, L OBP: 0.390, SLG: 0.497 (5, PH) (5, 3)		4-0 BB 6-3		0-0 F7	0-0 1B 2B		4-0 1-2 HR BB		4-0 BB	1	0	0	0	1	0	1									
Rocky Colavito, R OBP: 0.331, SLG: 0.506 (1, 9)	0-0 BB 6-3		0-0 2-H HR	0-0 2-H 1B			0-0 1-2 2-H HR		0-3 K	5	2	3	6	0	1	2									
Ozzie Virgil, R OBP: 0.200, SLG: 0.267 (1, 6)			0-0 6-3	0-0 P6	0-3 K		0-0 F3		0-0 P4	5	0	0	0	0	1	2									
Red Wilson, R OBP: 0.310, SLG: 0.280 Lou Berberet, L OBP: 0.293, SLG: 0.261 (1, 2) (7, 2)			0-0 P3		0-0 1B 1-3 1B	0-0 L5	0-0 L6			4	1	1	0	0	0	0									
Frank Lary, R OBP: 0.229, SLG: 0.256 Hank Aguirre, R (2, 1)			4-0 HR BB		0-0 1-3	0-3 K		0-0 SH1-3 1B		0	0	0	0	0	0	0									
Bob Bruce, R OBP: 0.500, SLG: 0.300 (3, PH) (3, 1)										2	1	0	0	1	1	1									
Don Mossi, L OBP: 0.286, SLG: 0.143 (6, 1)										1	0	1	0	0	0	0									
Inning Stats	R: 0 E: 0 K: 0 S: 2	H: 0 LOB: 0 BB: 1 P: 6	R: 0 E: 0 K: 0 S: 2	H: 0 LOB: 0 BB: 1 P: 6	R: 2 E: 0 K: 0 S: 4	H: 1 LOB: 0 BB: 1 P: 8	R: 2 E: 0 K: 1 S: 7	H: 2 LOB: 0 BB: 0 P: 7	R: 5 E: 0 K: 1 S: 10	H: 5 LOB: 1 BB: 1 P: 14	R: 0 E: 0 K: 1 S: 6	H: 1 LOB: 1 BB: 0 P: 6	R: 3 E: 0 K: 1 S: 6	H: 1 LOB: 0 BB: 2 P: 14	R: 0 E: 0 K: 0 S: 4	H: 1 LOB: 1 BB: 0 P: 4	R: 0 E: 0 K: 1 S: 5	H: 0 LOB: 1 BB: 1 P: 9	1B: 5 2B: 3 3B: 0 HR: 3	SF: 0 SAC: 1 DP: 1 HBP: 0	WP: 0 PB: 0 SB: 2 CS: 0	PA: 43			
PITCHER	IP	WLS	BF	H	R	ER	SO	BB	IBB	HBP	BLK	WP	HR	S	P	ERA	WHIP								
Bud Daley, L ERA: 3.97 Johnny Kucks, R ERA: 8.27 Dick Hall, R ERA: 3.83 Ken Johnson, R ERA: 4.33	(1, 1)	4.1	19	5	6	6	1	3	0	0	0	0	2	18	30	12.46	1.846								
	(5, 1)	0.2	6	3	3	3	1	1	0	0	0	0	0	7	11	40.50	6.000								
	(6, 1)	2.0	L	10	2	3	2	2	0	0	0	0	1	12	20	13.50	2.000								
	(8, 1)	2.0		8	1	0	0	1	0	0	0	0	0	9	13	0.00	1.000								

Detroit Tigers @ Kansas City Athletics
 Municipal Stadium, Kansas City, MO
 Sun Jul 10 1960, 4:33 AM EDT
 Att: 10,127 - Unknown


AB	35
R	12
H	11
RBI	12
BB	7
SO	5
LOB	14



Batter	1	2	3	4	5	6	7	8	9	AB	R	H	RBI	BB	SO	LOB	BOTTOM								
Russ Snyder, L OBP: 0.331, SLG: 0.415 (1, 9)	0-3 K	0-0 FC6-2 2B	0-0 P6			0-0 BB WP 1B	0-0 P6			5	2	1	0	0	1	4									
Jerry Lumpe, L OBP: 0.326, SLG: 0.382 (1, 4)	0-0 L8	0-0 2B 1B		0-0 1-3		4-0 BB BB		0-0 F5		4	2	1	1	1	0	0									
Whitey Herzog, L OBP: 0.376, SLG: 0.433 (1, 7)	0-0 3-1	0-0 1B 2B		0-0 F7		4-0 1B FC6-4 BB		0-0 F7		4	2	1	2	1	0	0									
Norm Siebern, L OBP: 0.381, SLG: 0.489 (1, 3)		HR 1B		0-3 K		0-0 FC6-4 1B		0-0 2B		5	1	4	3	0	1	0									
Andy Carey, R OBP: 0.290, SLG: 0.470 (1, 5)		HR E5			0-0 E6 FC1-5 PB	0-0 FC6-4 G4-6-3		0-0 P3		5	1	1	3	0	0	3									
Danny Kravitz, L OBP: 0.301, SLG: 0.400 Harry Chiti, R OBP: 0.290, SLG: 0.339 (1, 2) (9, PH)		F7 L8			4-0 FC1-5 BB	0-0 G4-6-3		0-0 1-3		3	0	0	0	1	0	3									
Bill Tuttle, R OBP: 0.322, SLG: 0.311 (1, 8)		0-0 1B FC1 1B		0-0 5-3		0-0 FC1-5 1-2 2-3		0-0 F9		5	1	1	0	0	0	2									
Ken Hamlin, R OBP: 0.280, SLG: 0.253 (1, 6)		0-0 E FC1 FC6-2 1B		0-0 6-3		0-0 F7		0-0 P6		5	0	2	0	0	0	2									
Bud Daley, L OBP: 0.228, SLG: 0.196 Johnny Kucks, R OBP: 0.290, SLG: 0.374 Lou Klimchuck, L OBP: 0.324, SLG: 0.455 Dick Hall, R OBP: 0.322, SLG: 0.222 (1, 1) (5, 1) (5, PH) (8, 1) (7, PH) (8, 1)		0-0 FC1 FC6-2 1B		0-0 1B		0-0 F9		0-0 P4		2	1	1	1	0	0	1									
Inning Stats	R: 0 E: 0 K: 1 S: 5	H: 7 LOB: 2 BB: 0 P: 12	R: 0 E: 0 K: 0 S: 4	H: 1 LOB: 1 BB: 0 P: 4	R: 0 E: 0 K: 1 S: 5	H: 0 LOB: 0 BB: 0 P: 5	R: 0 E: 0 K: 0 S: 4	H: 0 LOB: 2 BB: 1 P: 8	R: 3 E: 0 K: 0 S: 4	H: 2 LOB: 0 BB: 2 P: 12	R: 0 E: 0 K: 0 S: 4	H: 1 LOB: 1 BB: 0 P: 4	R: 0 E: 0 K: 0 S: 4	H: 1 LOB: 1 BB: 0 P: 4	R: 0 E: 0 K: 0 S: 3	H: 0 LOB: 0 BB: 0 P: 3	1B: 9 2B: 2 3B: 0 HR: 1	SF: 0 SAC: 0 DP: 1 HBP: 0	WP: 1 PB: 1 SB: 0 CS: 0	PA: 44					
PITCHER	IP	WLS	BF	H	R	ER	SO	BB	IBB	HBP	BLK	WP	HR	S	P	ERA	WHIP								
Frank Lary, R ERA: 3.58 Hank Aguirre, L ERA: 3.74 Bob Bruce, R ERA: 4.29 Don Mossi, L ERA: 3.02	(1, 1)	1.1	9	4	5	5	1	0	0	0	0	0	1	11	11	33.75	3.000								
	(2, 1)	0.2	6	3	2	2	0	0	0	0	0	0	0	6	6	27.00	4.500								
	(3, 1)	3.0	15	2	3	3	1	3	0	0	0	1	0	14	26	9.00	1.667								
	(6, 1)	4.0	W	14	3	0	0	0	0	0	0	0	0	14	14	0.00	0.750								

Detroit Tigers @ Kansas City Athletics
 Municipal Stadium, Kansas City, MO
 Sun Jul 10 1960, 4:33 AM EDT
 Att: 10,127 - Unknown


AB	41
R	10
H	12
RBI	10
BB	3
SO	2
LOB	18



Batter	1	2	3	4	5	6	7	8	9	AB	R	H	RBI	BB	SO	LOB	TOP			
Clete Boyer, R OBP: 0.290, SLG: 0.447 (1, 6)										4	1	1	0	0	0	2				
Hector Lopez, R OBP: 0.372, SLG: 0.410 (1, 9)										4	0	0	0	0	1	2				
Bob Cerv, R OBP: 0.342, SLG: 0.444 (1, 7)										3	1	0	0	0	0	0				
Mickey Mantle, S OBP: 0.421, SLG: 0.592 (1, 8)										3	2	1	3	1	0	0				
Bill Skowron, R OBP: 0.343, SLG: 0.547 (1, 3)										4	0	1	0	0	1	0				
Elston Howard, R OBP: 0.296, SLG: 0.395 (1, 2)										3	0	0	1	0	0	0				
Gil McDougald, R OBP: 0.311, SLG: 0.422 (1, 5)										4	0	0	0	0	1	1				
Bobby Richardson, R OBP: 0.309, SLG: 0.311 (1, 4)										4	0	2	0	0	0	1				
Art Ditmar, R OBP: 0.265, SLG: 0.281 (3, 1)										0	0	0	0	1	0	0				
Johnny James, L OBP: 0.225, SLG: 0.245 (5, PH)										1	0	0	0	0	0	0				
Tony Kubek, L OBP: 0.225, SLG: 0.245 (5, PH)										0	0	0	0	0	0	0				
John Gabler, R OBP: 0.225, SLG: 0.245 (7, PH)										0	0	0	0	0	0	0				
Yogi Berra, L OBP: 0.327, SLG: 0.463 (7, PH)										0	0	0	0	0	0	0				
Ryne Duren, R OBP: 0.225, SLG: 0.245 (8, PH)										0	0	0	0	0	0	0				
Duke Maas, R OBP: 0.225, SLG: 0.245 (8, PH)										0	0	0	0	0	0	0				
Roger Maris, L OBP: 0.225, SLG: 0.245 (9, PH)										1	0	0	0	0	1	2				
Inning Stats	R: 3 E: 0 K: 2 S: 9	H: 2 LOB: 0 BB: 0 P: 10	R: 0 E: 0 K: 0 S: 3	H: 0 LOB: 1 BB: 1 P: 7	R: 0 E: 0 K: 0 S: 3	H: 0 LOB: 0 BB: 0 P: 3	R: 0 E: 0 K: 0 S: 3	H: 0 LOB: 0 BB: 0 P: 3	R: 0 E: 0 K: 1 S: 6	H: 1 LOB: 1 BB: 0 P: 6	R: 0 E: 0 K: 0 S: 3	H: 0 LOB: 0 BB: 0 P: 3	R: 0 E: 0 K: 0 S: 4	H: 1 LOB: 1 BB: 0 P: 4	R: 0 E: 0 K: 0 S: 3	H: 0 LOB: 0 BB: 1 P: 13	1B: 3 2B: 0 3B: 1 HR: 1	SF: 1 SAC: 0 DP: 0 HBP: 1	WP: 0 PB: 0 SB: 0 CS: 0	PA: 36
PITCHER Don Mossi, L ERA: 3.08 (1, 1)	IP: 9.0 WLS: W BF: 36 H: 5 R: 4 ER: 4 SO: 5 BB: 2 IBB: 0 HBP: 1 BLK: 0 WP: 0 HR: 1 S: 43 P: 52 ERA: 4.00 WHIP: 0.778																			

New York Yankees @ Detroit Tigers
Briggs Stadium, Detroit, MI
Fri Jul 15 1960, 7:05 PM EDT
Att: 45,714 - Unknown

AB 32
R 4
H 5
RBI 4
BB 2
SO 5
LOB 10



Batter	1	2	3	4	5	6	7	8	9	AB	R	H	RBI	BB	SO	LOB	BOTTOM			
Eddie Yost, R OBP: 0.420, SLG: 0.371 (1, 5)										4	2	1	1	1	0	2				
Frank Bolling, R OBP: 0.300, SLG: 0.360 (1, 4)										3	2	2	1	2	0	0				
Charlie Maxwell, L OBP: 0.317, SLG: 0.433 (1, 7)										4	1	1	0	0	1	3				
Norm Cash, L OBP: 0.387, SLG: 0.490 (1, 3)										4	0	1	2	0	2					
Al Kaline, R OBP: 0.324, SLG: 0.397 (1, 8)										3	1	0	0	1	1	3				
Rocky Colavito, R OBP: 0.337, SLG: 0.518 (1, 9)										2	1	1	3	2	0	0				
Lou Berberet, L OBP: 0.292, SLG: 0.255 (1, 2)										3	1	0	0	1	0	4				
Chico Fernandez, R OBP: 0.328, SLG: 0.343 (1, 6)										4	0	1	1	0	1	0				
Don Mossi, L OBP: 0.283, SLG: 0.132 (1, 1)										3	0	0	0	1	0	0				
Inning Stats	R: 1 E: 0 K: 0 S: 3	H: 0 LOB: 1 BB: 2 P: 11	R: 0 E: 0 K: 1 S: 4	H: 0 LOB: 0 BB: 1 P: 8	R: 6 E: 0 K: 0 S: 8	H: 5 LOB: 3 BB: 3 P: 20	R: 0 E: 0 K: 2 S: 8	H: 1 LOB: 3 BB: 2 P: 16	R: 0 E: 0 K: 0 S: 3	H: 0 LOB: 0 BB: 0 P: 3	R: 1 E: 0 K: 0 S: 4	H: 1 LOB: 0 BB: 0 P: 4	R: 0 E: 0 K: 0 S: 3	H: 0 LOB: 0 BB: 0 P: 3	R: 0 E: 0 K: 0 S: 3	H: 0 LOB: 0 BB: 0 P: 3	1B: 3 2B: 1 3B: 0 HR: 3	SF: 0 SAC: 0 DP: 1 HBP: 0	WP: 0 PB: 0 SB: 0 CS: 0	PA: 38
PITCHER Art Ditmar, R ERA: 3.55 (1, 1)	IP: 2.2 WLS: L BF: 15 H: 4 R: 6 ER: 6 SO: 1 BB: 4 IBB: 0 HBP: 0 BLK: 0 WP: 0 HR: 2 S: 13 P: 29 ERA: 20.25 WHIP: 3.000																			
Johnny James, R ERA: 3.72 (3, 1)	IP: 1.1 WLS: L BF: 10 H: 2 R: 1 ER: 1 SO: 2 BB: 4 IBB: 0 HBP: 0 BLK: 0 WP: 0 HR: 0 S: 10 P: 26 ERA: 6.75 WHIP: 4.500																			
John Gabler, R ERA: 3.94 (5, 1)	IP: 2.0 WLS: L BF: 7 H: 1 R: 1 ER: 1 SO: 0 BB: 0 IBB: 0 HBP: 0 BLK: 0 WP: 1 HR: 7 S: 7 P: 7 ERA: 4.50 WHIP: 0.500																			
Ryne Duren, R ERA: 5.56 (7, 1)	IP: 1.0 WLS: L BF: 3 H: 0 R: 0 ER: 0 SO: 0 BB: 0 IBB: 0 HBP: 0 BLK: 0 WP: 0 HR: 3 S: 3 P: 3 ERA: 0.00 WHIP: 0.000																			
Duke Maas, R ERA: 4.59 (8, 1)	IP: 1.0 WLS: L BF: 3 H: 0 R: 0 ER: 0 SO: 0 BB: 0 IBB: 0 HBP: 0 BLK: 0 WP: 0 HR: 3 S: 3 P: 3 ERA: 0.00 WHIP: 0.000																			


New York Yankees @ Detroit Tigers
Briggs Stadium, Detroit, MI
Fri Jul 15 1960, 7:05 PM EDT
Att: 45,714 - Unknown


AB 30
R 8
H 7
RBI 8
BB 8
SO 3
LOB 14



Batter	1	2	3	4	5	6	7	8	9	AB	R	H	RBI	BB	SO	LOB	TOP								
Gil McDougald, R OBP: 0.320, SLG: 0.440 (1, 5)	L8			1B		2B	1B	SH3-4	1B	4	3	3	1	0	0	0	New York Yankees @ Detroit Tigers Briggs Stadium, Detroit, MI Sat Jul 16 1960, 4:33 AM EDT Att: 22,710 - Unknown - 82 F AB 34 R 11 H 11 RBI 11 BB 4 SO 7 LOB 11								
Bob Cerv, R OBP: 0.345, SLG: 0.444 (1, 7)				K		1B		L8	HR	0	0	0	0	0	0	0									
Elston Howard, R OBP: 0.300, SLG: 0.397 (2, 2)	G3-6-3 HBP			K		HR	1B		HR	4	2	2	1	0	1	2									
Mickey Mantle, S OBP: 0.418, SLG: 0.591 (1, 8)	G3-6-3			K		HR		4-3	SF7	4	1	1	2	0	1	3									
Roger Maris, L OBP: 0.404, SLG: 0.710 (1, 9)		L8-4 BB		1B		HR		4-3	HR	2	2	1	2	3	0	0									
Yogi Berra, L OBP: 0.359, SLG: 0.476 (1, 2)	L8			BB		IBB		F4	L8	5	1	2	5	0	0	1									
Bill Skowron, R OBP: 0.338, SLG: 0.539 (1, 3)	L8-4			1B		HR				4	0	0	0	0	2	3									
Clete Boyer, R OBP: 0.289, SLG: 0.441 (1, 6)			K			F9			FC1-5	4	0	1	0	0	1	0									
Bobby Richardson, R OBP: 0.308, SLG: 0.310 (1, 4)			K			6-3			FC1-5	4	1	1	0	0	1	0									
Bob Turley, R OBP: 0.167, SLG: 0.172 (1, 1)	F4			K				SH3-4 BB	FC1-5	3	1	0	0	1	1	2									
Inning Stats	R: 0 E: 0 K: 0 S: 2	H: 0 LOB: 0 BB: 0 P: 3	R: 0 E: 0 K: 0 S: 2	H: 0 LOB: 0 BB: 1 P: 6	R: 0 E: 0 K: 2 S: 7	H: 0 LOB: 2 BB: 0 P: 7	R: 1 E: 0 K: 3 S: 11	H: 2 LOB: 1 BB: 1 P: 15	R: 0 E: 0 K: 1 S: 5	H: 0 LOB: 0 BB: 0 P: 5	R: 5 E: 0 K: 0 S: 7	H: 4 LOB: 0 BB: 1 P: 11	R: 0 E: 0 K: 0 S: 3	H: 0 LOB: 0 BB: 1 P: 7	R: 0 E: 0 K: 1 S: 5	H: 0 LOB: 0 BB: 0 P: 5	R: 5 E: 0 K: 0 S: 8	H: 5 LOB: 0 BB: 0 P: 8	1B: 6 2B: 4 3B: 0 HR: 2	SF: 1 SAC: 1 DP: 2 HBP: 1	WP: 0 PB: 0 SB: 0 CS: 0	PA: 41			
PITCHER	IP	WLS	BF	H	R	ER	SO	BB	IBB	HBP	BLK	WP	HR	S	P	ERA	WHIP								
Jim Bunning, R ERA: 2.75 (1, 1)	5.0	L	23	6	6	6	6	2	1	1	0	0	1	31	44	10.80	1.600								
Dave Sisler, R ERA: 2.72 (6, 1)	2.0		7	0	0	0	0	1	0	0	0	0	0	6	10	0.00	0.500								
Tom Morgan, R ERA: 4.82 (8, 1)	2.0		11	5	5	5	1	0	0	0	0	0	1	13	13	22.50	2.500								

Batter	1	2	3	4	5	6	7	8	9	AB	R	H	RBI	BB	SO	LOB	BOTTOM								
Eddie Yost, R OBP: 0.421, SLG: 0.369 (1, 5)	HR		3-1		B2					2	1	0	0	2	0	1	New York Yankees @ Detroit Tigers Briggs Stadium, Detroit, MI Sat Jul 16 1960, 4:33 AM EDT Att: 22,710 - Unknown - 82 F AB 29 R 2 H 4 RBI 2 BB 6 SO 3 LOB 15								
Frank Bolling, R OBP: 0.295, SLG: 0.358 (1, 4)	F2		FC3-6 1B		FC5-4		6-3			4	0	1	0	0	0	4									
Charlie Maxwell, L OBP: 0.316, SLG: 0.442 (1, 7)	HR		FC3-6 HBP		G3				F9	4	1	1	2	0	0	2									
Norm Cash, L OBP: 0.389, SLG: 0.484 (1, 3)	F8					L5-4-3 BB			G3	2	0	0	0	1	0	0									
Al Kaline, R OBP: 0.323, SLG: 0.393 (1, 8)	K		K		L5-4-3				FC6-4 BB	3	0	0	0	1	2	3									
Rocky Colavito, R OBP: 0.332, SLG: 0.510 (1, 9)		F6		6-3		F7			FC6-4	4	0	0	0	0	0	1									
Lou Berberet, L OBP: 0.297, SLG: 0.257 (1, 2)		1-3 1B		G6-4-3 BB					L8	3	0	1	0	1	0	0									
Chico Fernandez, R OBP: 0.327, SLG: 0.342 (1, 6)		1-3		G6-4-3					6-3	4	0	1	0	0	0	2									
Jim Bunning, R OBP: 0.205, SLG: 0.209 (1, 1)										1	0	0	0	1	0	1									
Dave Sisler, R OBP: 0.143, SLG: 0.143 (6, 1)		L8							F9	0	0	0	0	0	0	0									
Sandy Amoros, L OBP: 0.288, SLG: 0.204 (7, PH)										1	0	0	0	0	1	1									
Tom Morgan, R (8, 1)										0	0	0	0	0	0	0									
Ozzie Virgil, R OBP: 0.188, SLG: 0.250 (9, PH)										1	0	0	0	0	0	0									
Inning Stats	R: 2 E: 0 K: 1 S: 6	H: 1 LOB: 1 BB: 1 P: 10	R: 0 E: 0 K: 0 S: 4	H: 1 LOB: 0 BB: 0 P: 4	R: 0 E: 0 K: 1 S: 6	H: 1 LOB: 2 BB: 0 P: 7	R: 0 E: 0 K: 0 S: 2	H: 0 LOB: 0 BB: 1 P: 6	R: 0 E: 0 K: 0 S: 3	H: 0 LOB: 1 BB: 1 P: 7	R: 0 E: 0 K: 1 S: 6	H: 1 LOB: 2 BB: 1 P: 10	R: 0 E: 0 K: 0 S: 3	H: 0 LOB: 1 BB: 1 P: 7	R: 0 E: 0 K: 0 S: 3	H: 0 LOB: 0 BB: 0 P: 3	1B: 3 2B: 0 3B: 0 HR: 1	SF: 0 SAC: 0 DP: 2 HBP: 1	WP: 0 PB: 0 SB: 0 CS: 0	PA: 36					
PITCHER	IP	WLS	BF	H	R	ER	SO	BB	IBB	HBP	BLK	WP	HR	S	P	ERA	WHIP								
Bob Turley, R ERA: 2.9 (1, 1)	9.0	W	36	4	2	2	3	6	0	1	0	0	1	35	60	2.00	1.111								

Batter	1	2	3	4	5	6	7	8	9	AB	R	H	RBI	BB	SO	LOB	TOP				
Tony Kubek, L OBP: 0.317, SLG: 0.430 (1, 6)	K2-3		FC6-4 PB 1B		F2		G3			4	0	0	0	0	1	2	<p>New York Yankees @ Detroit Tigers Briggs Stadium, Detroit, MI Sun Jul 17 1960, 4:33 AM EDT Unknown</p> <p>AB 34 R 2 H 8 RBI 2 BB 1 SO 5 LOB 11</p> 				
Elston Howard, R OBP: 0.302, SLG: 0.398 Johnny Blanchard, L OBP: 0.250, SLG: 0.143 (1, 2) (3, 2)	F3							F7		2	0	1	0	0	0	0					
Mickey Mantle, S OBP: 0.413, SLG: 0.582 Duke Maas, R (8, 1)	3-1		F6		K			K		4	0	0	0	0	2	3					
Roger Maris, L OBP: 0.399, SLG: 0.699 (1, 9) (8, 8)		F7	4-3			F9		F9		4	0	0	0	0	0	2					
Yogi Berra, L OBP: 0.357, SLG: 0.471 (1, 7)		4-3			G3		F5		G4-6-3 1B	4	0	1	0	0	0	0					
Bill Skowron, R OBP: 0.339, SLG: 0.538 Kent Hadley, L OBP: 0.260, SLG: 0.457 (1, 3) (4, 3)				K		K			G4-6-3 1B	2	0	1	0	0	1	0					
Clete Boyer, R OBP: 0.294, SLG: 0.459 (1, 5)					6-3			F6		3	1	1	1	1	0	0					
Bobby Richardson, R OBP: 0.311, SLG: 0.320 (1, 4)		L7				4-3 3B			6-3	4	1	2	0	0	0	2					
Ralph Terry, R OBP: 0.094, SLG: 0.065 Joe Demaestri, R OBP: 0.333, SLG: 0.333 John Gabler, S OBP: 0.167, SLG: 0.091 Hector Lopez, R OBP: 0.372, SLG: 0.410 (1, 1) (3, PH) (3, 1) (8, 9)					4-3			F7		0	0	0	0	0	0	0					
Inning Stats	R: 0 E: 0 K: 1 S: 5	H: 0 LOB: 0 BB: 0 P: 5	R: 0 E: 0 K: 0 S: 4	H: 1 LOB: 2 BB: 1 P: 8	R: 0 E: 0 K: 0 S: 5	H: 2 LOB: 2 BB: 0 P: 5	R: 0 E: 0 K: 1 S: 5	H: 0 LOB: 0 BB: 0 P: 5	R: 1 E: 0 K: 1 S: 7	H: 2 LOB: 1 BB: 0 P: 7	R: 0 E: 0 K: 1 S: 5	H: 1 LOB: 0 BB: 0 P: 4	R: 0 E: 0 K: 1 S: 5	H: 0 LOB: 0 BB: 0 P: 5	R: 1 E: 0 K: 0 S: 4	H: 2 LOB: 0 BB: 0 P: 4		1B: 6 2B: 0 3B: 1 HR: 1	SF: 0 SAC: 0 DP: 1 HBP: 0	WP: 0 PB: 1 SB: 0 CS: 0	PA: 35
PITCHER Frank Lary, R ERA: 3.48 (1, 1)	IP: 9.0 WLS: W BF: 35 H: 8 R: 2 ER: 2 SO: 5 BB: 1 IBB: 0 HBP: 0 BLK: 0 WP: 0 HR: 1 S: 44 P: 48 ERA: 2.00 WHIP: 1.000																				

Batter	1	2	3	4	5	6	7	8	9	AB	R	H	RBI	BB	SO	LOB	BOTTOM				
Eddie Yost, R OBP: 0.421, SLG: 0.367 Rocky Bridges, R OBP: 0.200, SLG: 0.200 (1, 5) (9, 5)		1B HR BB		5-3		K		K		4	1	1	0	1	2	0	<p>New York Yankees @ Detroit Tigers Briggs Stadium, Detroit, MI Sun Jul 17 1960, 4:33 AM EDT Unknown</p> <p>AB 33 R 12 H 11 RBI 11 BB 7 SO 6 LOB 14</p> 				
Frank Bolling, R OBP: 0.301, SLG: 0.359 Ozzie Virgil, R OBP: 0.188, SLG: 0.250 (1, 4) (9, 4)	F3	1B HR 1B		6-3			K	E 1B PB 1B		5	2	2	0	0	1	1					
Charlie Maxwell, L OBP: 0.321, SLG: 0.453 (1, 7)	F3	1B HR 1B		6-3			BB 3B	E9 PB 1B		5	2	3	1	0	0	1					
Norm Cash, L OBP: 0.395, SLG: 0.503 (1, 3)	4-3	HR			BB 1B		BB 2B BB	F7		4	2	2	4	1	0	2					
Al Kaline, R OBP: 0.331, SLG: 0.393 (1, 8)		HR BB			G4-6-3 BB		BB 2B BB			0	2	0	0	4	0	0					
Rocky Colavito, R OBP: 0.334, SLG: 0.519 (1, 9)		HR	FC5-4		F4		BB 2B BB			3	2	1	3	1	0	3					
Lou Berberet, L OBP: 0.296, SLG: 0.257 (1, 2)		1B CS 1B	F8		G4-6-3		F7			4	1	1	0	0	0	5					
Chico Fernandez, R OBP: 0.326, SLG: 0.344 (1, 6)		6-3	5-3			6-3				4	0	1	3	0	0	1					
Frank Lary, R OBP: 0.212, SLG: 0.234 (1, 1)	K		K			F2		K		4	0	0	0	0	3	1					
Inning Stats	R: 0 E: 0 K: 0 S: 4	H: 1 LOB: 1 BB: 0 P: 4	R: 7 E: 0 K: 1 S: 10	H: 5 LOB: 3 BB: 1 P: 22	R: 0 E: 0 K: 1 S: 5	H: 0 LOB: 0 BB: 0 P: 5	R: 0 E: 0 K: 0 S: 3	H: 0 LOB: 0 BB: 0 P: 3	R: 0 E: 0 K: 0 S: 3	H: 1 LOB: 1 BB: 1 P: 7	R: 0 E: 0 K: 1 S: 5	H: 0 LOB: 0 BB: 0 P: 5	R: 4 E: 0 K: 1 S: 6	H: 2 LOB: 1 BB: 3 P: 18	R: 1 E: 1 K: 2 S: 9	H: 2 LOB: 1 BB: 0 P: 9		1B: 7 2B: 1 3B: 1 HR: 2	SF: 0 SAC: 0 DP: 1 HBP: 0	WP: 0 PB: 1 SB: 0 CS: 1	PA: 40
PITCHER Ralph Terry, R ERA: 3.66 John Gabler, R ERA: 4.29 Duke Maas, R ERA: 4.1 (1, 1) (3, 1) (8, 1)	IP: 2.0 WLS: L BF: 15 H: 6 R: 7 ER: 15 SO: 1 BB: 3 IBB: 0 HBP: 0 BLK: 0 WP: 0 HR: 2 S: 14 P: 26 ERA: 9.00 WHIP: 4.500																				

Batter	1	2	3	4	5	6	7	8	9	AB	R	H	RBI	BB	SO	LOB	TOP		
Gil McDougald, R OBP: 0.317, SLG: 0.434 (1, 5)	F2	F5			SH1-4 1B		5-3		F9	5	0	1	0	0	0	2	New York Yankees @ Detroit Tigers Briggs Stadium, Detroit, MI Sun Jul 17 1960, 4:38 AM EDT Att: 42,596 - Unknown		
Hector Lopez, R OBP: 0.370, SLG: 0.407 (1, 7)	BB 1B		G3		SH1-4		K		6-3	4	0	1	0	0	1	0			
Mickey Mantle, S OBP: 0.414, SLG: 0.579 (1, 8)	1-2 BB		FC6-4 1B		K		5-3			3	0	1	0	1	1	2			
Roger Maris, L OBP: 0.397, SLG: 0.693 (1, 9)	L9		K		F5			HR 1B		4	1	1	0	0	1	5			
Bill Skowron, R OBP: 0.338, SLG: 0.545 (1, 3)	F5		FC6-4 1-2		1-3			HR 1B		4	1	1	2	0	0	3			
Elston Howard, R OBP: 0.310, SLG: 0.399 (1, 2)		BB 1B		G5-4-3 1B		BB 1B		F2		2	0	1	0	2	0	0			
Clete Boyer, R OBP: 0.293, SLG: 0.454 (1, 6)		L8		G5-4-3 1-2		BB 1B		F7		4	0	1	0	0	0	2			
Bobby Richardson, R OBP: 0.307, SLG: 0.316 (1, 4)	F3		5-3		F7		F7			4	0	0	0	0	0	3			
Eli Grba, R OBP: 0.333, SLG: 0.250 (1, 1)										1	0	1	0	1	0	0			
Yogi Berra, L OBP: 0.355, SLG: 0.468 (6, PH)										1	0	0	0	0	1	2			
Bobby Shantz, R OBP: 0.286, SLG: 0.286 (6, PH)										0	0	0	0	0	0	0			
Joe Demaestri, R OBP: 0.286, SLG: 0.286 (9, PH)					SH1-4 BB		K		5-3	1	0	0	0	0	0	0			
Inning Stats	R: 0 E: 0 K: 0 S: 4	H: 1 LOB: 2 BB: 1 P: 8	R: 0 E: 0 K: 0 S: 4	H: 1 LOB: 2 BB: 1 P: 8	R: 0 E: 0 K: 1 S: 6	H: 1 LOB: 0 BB: 0 P: 6	R: 0 E: 0 K: 0 S: 3	H: 1 LOB: 0 BB: 0 P: 3	R: 0 E: 0 K: 1 S: 6	H: 1 LOB: 2 BB: 1 P: 10	R: 0 E: 0 K: 1 S: 5	H: 0 LOB: 0 BB: 0 P: 5	R: 2 E: 0 K: 0 S: 5	H: 2 LOB: 0 BB: 0 P: 5	R: 0 E: 0 K: 0 S: 3	H: 0 LOB: 0 BB: 0 P: 3	1B: 7 2B: 0 3B: 0 HR: 1	SF: 0 SAC: 1 DP: 1 HBP: 0	WP: 0 PA: 38 PB: 0 SB: 0 CS: 0
PITCHER Pete Burnside, L ERA: 3.17 (1, 1)	IP: 9.0 WLS: W BF: 38 H: 8 R: 2 ER: 2 SO: 4 BB: 4 IBB: 0 HBP: 0 BLK: 0 WP: 0 HR: 1 S: 42 P: 58 ERA: 2.00 WHIP: 1.333															PITCHER			

Batter	1	2	3	4	5	6	7	8	9	AB	R	H	RBI	BB	SO	LOB	BOTTOM		
Eddie Yost, R OBP: 0.422, SLG: 0.377 (1, 5)	HR		K		G6-4-3 BB		F9			3	1	1	1	1	1	1	New York Yankees @ Detroit Tigers Briggs Stadium, Detroit, MI Sun Jul 17 1960, 4:38 AM EDT Att: 42,596 - Unknown		
Frank Bolling, R OBP: 0.300, SLG: 0.355 (1, 4)	G4-6-3 BB		K		G6-4-3 1-2			L7		3	0	0	0	1	1	1			
Charlie Maxwell, L OBP: 0.327, SLG: 0.456 (1, 7)	G4-6-3 1-2			L5-3 1B		L5-4 BB		1B 1B		3	2	2	0	1	0	1			
Norm Cash, L OBP: 0.392, SLG: 0.494 (1, 3)	HBP			L7		FC1		F4		3	0	0	0	0	0	3			
Al Kaline, R OBP: 0.330, SLG: 0.391 (1, 8)	L9			L5-3		L5		1B 1B		4	0	1	0	0	0	4			
Rocky Colavito, R OBP: 0.337, SLG: 0.517 (1, 9)		F8		1B IBB		L5-4		FC6-4 1B		3	0	1	1	1	0	2			
Chico Fernandez, R OBP: 0.325, SLG: 0.343 (1, 6)	F5			FC5-4 1B			L6	FC6-4 1-2		4	0	1	1	0	0	2			
Red Wilson, R OBP: 0.310, SLG: 0.281 (1, 2)	6-3			FC5-4 1-2			SH3-4 1B			3	0	1	0	0	0	2			
Pete Burnside, R OBP: 0.235, SLG: 0.133 (1, 1)			G3		5-3		SH3-4			2	0	0	0	0	0	0			
Inning Stats	R: 1 E: 0 K: 0 S: 3	H: 1 LOB: 1 BB: 1 P: 8	R: 0 E: 0 K: 0 S: 3	H: 0 LOB: 0 BB: 0 P: 3	R: 0 E: 0 K: 2 S: 7	H: 0 LOB: 0 BB: 0 P: 7	R: 1 E: 0 K: 0 S: 5	H: 2 LOB: 2 BB: 1 P: 9	R: 0 E: 0 K: 0 S: 2	H: 0 LOB: 0 BB: 1 P: 6	R: 0 E: 1 K: 0 S: 3	H: 0 LOB: 1 BB: 1 P: 7	R: 0 E: 0 K: 0 S: 4	H: 1 LOB: 0 BB: 0 P: 4	R: 1 E: 0 K: 0 S: 6	H: 3 LOB: 2 BB: 0 P: 6		1B: 6 2B: 1 3B: 0 HR: 1	SF: 0 SAC: 1 DP: 3 HBP: 1
PITCHER Eli Grba, R ERA: 5.32 (1, 1)	IP: 5.0 WLS: L BF: 20 H: 4 R: 3 ER: 2 SO: 2 BB: 3 IBB: 1 HBP: 1 BLK: 0 WP: 0 HR: 1 S: 20 P: 33 ERA: 3.60 WHIP: 1.000															PITCHER			
Bobby Shantz, L ERA: 2.8 (6, 1)	IP: 3.0 WLS: L BF: 14 H: 4 R: 1 ER: 1 SO: 0 BB: 1 IBB: 0 HBP: 0 BLK: 0 WP: 0 HR: 0 S: 13 P: 17 ERA: 3.00 WHIP: 1.667															PITCHER			

Batter	1	2	3	4	5	6	7	8	9	AB	R	H	RBI	BB	SO	LOB	TOP				
Pete Whisenant, R OBP: 0.354, SLG: 0.386 (1, 8) (8, 7)	F3		F9	G6-4-3			6-3			4	0	0	0	0	0	3	Washington Senators @ Detroit Tigers Briggs Stadium, Detroit, MI Tue Jul 19 1960, 7:05 PM EDT Att: 29,022 - Unknown				
Reno Bertoia, R OBP: 0.351, SLG: 0.395 (1, 5) (8, 7)	4-3		1B	2B		F7	F7			4	1	1	0	0	0	0					
Bob Allison, R OBP: 0.393, SLG: 0.458 (1, 9) (8, 8)	5-3		1B	1B		L8		K		4	0	1	2	0	1	0					
Jim Lemon, R OBP: 0.376, SLG: 0.541 Dan Dobbek, L OBP: 0.316, SLG: 0.392 (8, PR) (8, 7) (8, 8)		F7	1B	1B		P4		CS	1B	4	0	2	0	0	0	0					
Billy Gardner, R OBP: 0.346, SLG: 0.409 (1, 4) (8, 7)		HR	4-3			F9		L4		4	1	1	1	0	0	3					
Harmon Killebrew, R OBP: 0.355, SLG: 0.429 (1, 3) (8, 7)	K			2B	FC	1B		CS	P4	4	2	2	1	0	1	0					
Earl Batley, R OBP: 0.323, SLG: 0.397 (1, 2) (8, 7)	4-3			1B	2B		L8		4-3	4	0	1	0	0	0	0					
Jose Valdivielso, R OBP: 0.297, SLG: 0.276 (1, 6) (8, 7)			2B	1B	1B		L8		4-3	4	1	1	1	0	0	1					
Pedro Ramos, S OBP: 0.128, SLG: 0.217 (1, 1) (8, 7)			F3	K				K		3	0	0	0	0	2	3					
Inning Stats	R: 0 E: 0 K: 0 S: 3	H: 0 LOB: 0 BB: 0 P: 3	R: 1 E: 0 K: 1 S: 6	H: 1 LOB: 0 BB: 0 P: 6	R: 2 E: 0 K: 0 S: 7	H: 4 LOB: 2 BB: 0 P: 7	R: 1 E: 0 K: 1 S: 7	H: 2 LOB: 1 BB: 0 P: 7	R: 0 E: 0 K: 0 S: 3	H: 0 LOB: 0 BB: 0 P: 3	R: 1 E: 0 K: 1 S: 4	H: 1 LOB: 0 BB: 0 P: 4	R: 0 E: 0 K: 1 S: 5	H: 0 LOB: 1 BB: 0 P: 5	R: 0 E: 0 K: 0 S: 3	H: 0 LOB: 0 BB: 0 P: 3		1B: 5 2B: 2 3B: 0 HR: 2	SF: 0 SAC: 0 DP: 1 HBP: 0	WP: 0 PB: 0 CS: 1	PA: 36
PITCHER	IP	WLS	BF	H	R	ER	SO	BB	IBB	HBP	BLK	WP	HR	S	P	ERA	WHIP				
Don Mossi, L ERA: 3.27 (1, 1)	3.0	L	16	7	4	4	1	0	0	0	0	0	1	18	18	12.00	2.3333				
Phil Regan, R ERA: 1.8 (4, 1)	5.0		16	2	1	1	3	0	0	0	0	0	1	22	22	1.80	0.4000				
Clem Labine, R ERA: 6.2 (9, 1)	1.0		3	0	0	0	0	0	0	0	0	0	0	3	3	0.00	0.0000				


Batter	1	2	3	4	5	6	7	8	9	AB	R	H	RBI	BB	SO	LOB	BOTTOM					
Eddie Yost, R OBP: 0.417, SLG: 0.372 (1, 5) (8, 7)	K			F9		K		P5		4	0	0	0	0	2	3	Washington Senators @ Detroit Tigers Briggs Stadium, Detroit, MI Tue Jul 19 1960, 7:05 PM EDT Att: 29,022 - Unknown					
Frank Bolling, R OBP: 0.299, SLG: 0.351 (1, 4) (8, 7)	CS	BB		6-3		P4		K		3	0	0	0	1	1	0						
Charlie Maxwell, L OBP: 0.326, SLG: 0.450 (1, 7) (8, 7)	P6			4-3		FC4-6	BB	G3		3	0	0	0	1	0	1						
Norm Cash, L OBP: 0.384, SLG: 0.482 (1, 3) (8, 7)		L8			K	FC4-6		F9		4	0	0	0	0	1	1						
Al Kaline, R OBP: 0.327, SLG: 0.387 (1, 8) (8, 7)		K			L4	K				3	0	0	0	0	2	1						
Rocky Colavito, R OBP: 0.337, SLG: 0.515 (1, 9) (8, 7)		F7			K			F8	BB	3	0	1	0	0	1	0						
Lou Berberet, L OBP: 0.302, SLG: 0.255 (1, 2) (8, 7)				G6-4-3	HBP	4-3		BB	BB	1	0	0	0	1	0	0						
Chico Fernandez, R OBP: 0.321, SLG: 0.339 (1, 6) (8, 7)			G6-4-3			K		F8		3	0	0	0	0	1	3						
Don Mossi, L OBP: 0.277, SLG: 0.128 (1, 1) (8, 7)								F8		1	0	0	0	0	1	0						
Phil Regan, R (4, 1)										0	0	0	0	1	0	0						
Neil Christley, L OBP: 0.307, SLG: 0.415 (8, PH) (8, 7)										1	0	0	0	0	0	2						
Clem Labine, R OBP: 0.500, SLG: 1.000 (9, 1) (8, 7)										0	0	0	0	0	0	0						
Inning Stats	R: 0 E: 0 K: 1 S: 4	H: 0 LOB: 1 BB: 1 P: 8	R: 0 E: 0 K: 1 S: 5	H: 0 LOB: 0 BB: 0 P: 5	R: 0 E: 0 K: 1 S: 4	H: 0 LOB: 0 BB: 0 P: 5	R: 0 E: 0 K: 0 S: 3	H: 0 LOB: 0 BB: 0 P: 3	R: 0 E: 0 K: 2 S: 7	H: 0 LOB: 0 BB: 0 P: 7	R: 0 E: 0 K: 2 S: 7	H: 0 LOB: 1 BB: 1 P: 11	R: 0 E: 0 K: 1 S: 5	H: 0 LOB: 1 BB: 1 P: 9	R: 0 E: 0 K: 0 S: 4	H: 1 LOB: 2 BB: 1 P: 8	R: 0 E: 0 K: 1 S: 5	H: 0 LOB: 0 BB: 0 P: 5	1B: 1 2B: 0 3B: 0 HR: 0	SF: 0 SAC: 0 DP: 1 HBP: 1	WP: 0 PB: 0 CS: 1	PA: 31
PITCHER	IP	WLS	BF	H	R	ER	SO	BB	IBB	HBP	BLK	WP	HR	S	P	ERA	WHIP					
Pedro Ramos, R ERA: 3.38 (1, 1)	9.0	W	31	1	0	0	9	4	0	1	0	0	0	44	61	0.00	0.556					



Batter	1	2	3	4	5	6	7	8	9	AB	R	H	RBI	BB	SO	LOB	TOP									
Reno Bertoia, R OBP: 0.353, SLG: 0.392	1-0 BB FC3-2 HBP	0-0 1-3			0-3 K		0-0 SH 3B	0-0 G3-6		4	1	1	0	0	1	1										
Lenny Green, L OBP: 0.333, SLG: 0.369	4-0 FC3-2 2B BB		0-3 K		0-0 6-3		0-0 SH 3B		0-0 L8	3	2	0	0	1	1	0										
Dan Dobbek, L OBP: 0.323, SLG: 0.402	4-0 FC3-2 2B BB		0-0 L8			4-0 2B BB	0-0 1B 3B		0-0 F9	3	3	1	2	2	0	0										
Julio Becquer, L OBP: 0.257, SLG: 0.371	0-0 FC3-2 2B		0-0 FC6 1B			0-0 1B 2B	0-0 G3		0-0 G3	5	2	2	1	0	0	4										
Faye Throneberry, L OBP: 0.351, SLG: 0.360	0-0		0-0 FC6			0-0 FC6-4 1B	0-0 FC9-6 1B			4	0	3	5	0	0	1										
Bob Allison, R OBP: 0.350, SLG: 0.458	1-1 2H 2H 3H 2B		1-2			3-1 1B	3-1 1B			0	0	0	0	0	0	0										
Billy Gardner, R OBP: 0.345, SLG: 0.406	0-3 K				0-0 F3		0-0 FC9-6 1B			3	0	0	0	1	1	2										
Earl Batley, R OBP: 0.318, SLG: 0.390	0-3 K				0-0 F9		0-0 F7 1B			4	0	0	0	0	1	4										
Jose Valdivielso, R OBP: 0.291, SLG: 0.269		0-0 6-3			0-0 F2		0-0 FC6-4 1B		0-0 5-3	4	0	0	0	0	0	2										
Hal Woodeshick, R OBP: 0.095, SLG: 0.050		0-0 6-3								1	0	0	0	0	0	0										
Don Lee, R OBP: 0.238, SLG: 0.167		0-0 6-3								2	0	0	0	0	2	2										
Ray Moore, R OBP: 0.100, SLG: 0.100										1	0	1	0	0	0	0										
Inning Stats	R: 3 E: 0 K: 2 S: 8	H: 1 LOB: 1 BB: 2 P: 17	R: 0 E: 0 K: 0 S: 3	H: 0 LOB: 0 BB: 0 P: 3	R: 0 E: 0 K: 1 S: 6	H: 1 LOB: 1 BB: 0 P: 6	R: 0 E: 0 K: 0 S: 3	H: 0 LOB: 0 BB: 0 P: 3	R: 0 E: 0 K: 2 S: 7	H: 0 LOB: 0 BB: 0 P: 7	R: 2 E: 0 K: 1 S: 7	H: 2 LOB: 2 BB: 2 P: 15	R: 3 E: 1 K: 0 S: 7	H: 3 LOB: 1 BB: 0 P: 7	R: 0 E: 0 K: 0 S: 3	H: 1 LOB: 0 BB: 0 P: 3	R: 0 E: 0 K: 0 S: 3	H: 0 LOB: 0 BB: 0 P: 3	1B: 5 2B: 2 3B: 1 HR: 0	SF: 0 SAC: 1 DP: 1 HBP: 1	WP: 0 PB: 0 SB: 0 CS: 0	PA: 40				
PITCHER	IP	WLS	BF	H	R	ER	SO	BB	IBB	HBP	BLK	WP	HR	S	P	ERA	WHIP									
Jim Bunning, R ERA: 3.08	(1, 1)	6.0	L	30	6	8	7	6	4	0	1	0	0	0	37	54	10.50	1.667								
Tom Morgan, R ERA: 4.56	(7, 1)	0.0		0	0	0	0	0	0	0	0	0	0	0	0	0	∞	∞								
Bob Bruce, R ERA: 4.09	(8, 1)	2.0		6	1	0	0	0	0	0	0	0	0	6	6	0.00	0.500									

Washington Senators @ Detroit Tigers
Briggs Stadium, Detroit, MI
Wed Jul 20 1960, 4:33 AM EDT
Att: 7,584 - Unknown

AB	34
R	8
H	8
RBI	8
BB	4
SO	6
LOB	16



Batter	1	2	3	4	5	6	7	8	9	AB	R	H	RBI	BB	SO	LOB	BOTTOM									
Eddie Yost, R OBP: 0.417, SLG: 0.386	0-0 F7		0-0 1B 2B	0-0 FC6			0-0 HR		0-0 F7	5	2	2	1	0	0	2										
Frank Bolling, R OBP: 0.298, SLG: 0.349	0-0 6-3		0-0 F8		0-0 E9 1B		0-3 K		0-0 F7	5	0	1	0	0	1	2										
Charlie Maxwell, L OBP: 0.328, SLG: 0.462	0-3 K		0-0 1B		0-0 F7		0-0 HR			4	1	2	2	0	1	1										
Rocky Colavito, R OBP: 0.339, SLG: 0.513		0-0 3B 1B	0-0 1-3		1-0 L6-4-3 HBP		0-0 P6			3	1	1	0	0	0	1										
Al Kaline, R OBP: 0.323, SLG: 0.381		0-0 L9		0-0 L6-3	0-0 L6-4-3			0-0 L8		4	0	0	0	0	0	3										
Steve Bilko, R OBP: 0.276, SLG: 0.376		0-0		4-0 2B 1B BB		0-3 K		0-0 P5		2	1	1	1	1	1	0										
Norm Cash, L OBP: 0.382, SLG: 0.479		1-1 3B		0-0 2B 1B BB		0-0 K		0-0 F2		1	0	0	0	0	0	0										
Chico Fernandez, R OBP: 0.320, SLG: 0.341		0-0 6-3		0-0 E 2B		0-0 5-3		0-0 F2		4	1	1	0	0	0	1										
Red Wilson, R OBP: 0.304, SLG: 0.275		0-0 5-3		0-3 K		0-3 K		4-0		3	0	0	0	0	2	3										
Lou Berberet, L OBP: 0.306, SLG: 0.255				0-0 K		0-0 K		0-0 BB		0	0	0	0	1	0	0										
Jim Bunning, R OBP: 0.217, SLG: 0.222	(1, 1)		0-0 1-3		0-0 E3		0-0 F5		0-3 K	2	0	1	1	0	0	0										
Tom Morgan, R	(7, 1)									0	0	0	0	0	0	0										
Sandy Amoros, L OBP: 0.283, SLG: 0.200	(7, PH)									1	0	0	0	0	0	0										
Bob Bruce, R OBP: 0.500, SLG: 0.300	(8, 1)									0	0	0	0	0	0	0										
Neil Christley, L OBP: 0.304, SLG: 0.411	(9, PH)				2-1 3H 1B					1	0	0	0	0	1	1										
Inning Stats	R: 0 E: 0 K: 1 S: 5	H: 0 LOB: 0 BB: 0 P: 5	R: 1 E: 0 K: 0 S: 5	H: 2 LOB: 1 BB: 0 P: 5	R: 1 E: 0 K: 0 S: 5	H: 2 LOB: 1 BB: 0 P: 5	R: 2 E: 1 K: 1 S: 7	H: 2 LOB: 1 BB: 1 P: 11	R: 0 E: 0 K: 2 S: 7	H: 0 LOB: 0 BB: 0 P: 7	R: 2 E: 0 K: 1 S: 7	H: 2 LOB: 0 BB: 0 P: 7	R: 0 E: 0 K: 0 S: 3	H: 0 LOB: 0 BB: 0 P: 3	R: 0 E: 0 K: 1 S: 5	H: 0 LOB: 1 BB: 1 P: 9	1B: 4 2B: 2 3B: 1 HR: 2	SF: 0 SAC: 0 DP: 1 HBP: 1	WP: 0 PB: 0 SB: 0 CS: 0	PA: 38						
PITCHER	IP	WLS	BF	H	R	ER	SO	BB	IBB	HBP	BLK	WP	HR	S	P	ERA	WHIP									
Hal Woodeshick, L ERA: 4.7	(1, 1)	3.0	W	13	4	2	2	1	0	0	0	0	0	15	15	6.00	1.333									
Don Lee, R ERA: 4.95	(4, 1)	3.2		17	5	4	3	4	1	0	1	0	0	2	23	28	7.36	1.636								
Ray Moore, R ERA: 4.28	(7, 1)	2.1	S	8	0	0	0	1	1	0	0	0	0	9	13	0.00	0.429									


Washington Senators @ Detroit Tigers
Briggs Stadium, Detroit, MI
Wed Jul 20 1960, 4:33 AM EDT
Att: 7,584 - Unknown

AB	35
R	6
H	9
RBI	5
BB	2
SO	6
LOB	14



Batter	1	2	3	4	5	6	7	8	9	AB	R	H	RBI	BB	SO	LOB	TOP					
Reno Bertola, R OBP: 0.355, SLG: 0.387 Rudy Hernandez, R (7, PH)	F3		F3					3-1		2	0	0	0	0	0	1	Washington Senators @ Detroit Tigers Briggs Stadium, Detroit, MI Thu Jul 21 1960, 4:33 AM EDT Att: 6,251 - Unknown					
Faye Throneberry, L OBP: 0.347, SLG: 0.356 Chuck Stobbs, L (8, PH)							HBP			1	0	0	0	0	0	1						
Dan Dobbek, L OBP: 0.320, SLG: 0.397 (1, 8)	4-3		FC4-6				4-3			5	0	1	1	0	0	4						
Bob Allison, R OBP: 0.391, SLG: 0.454 Billy Conzolo, R OBP: 0.314, SLG: 0.308 Lenny Green, L OBP: 0.338, SLG: 0.375 (9, PH)				6-3			K			3	0	0	0	0	1	3						
Jim Lemon, R OBP: 0.376, SLG: 0.560 (1, 7)	P4									5	2	2	2	0	1	3						
Billy Gardner, R OBP: 0.345, SLG: 0.405 (1, 4)		F7								5	1	2	0	0	0	2						
Harmon Killebrew, R OBP: 0.359, SLG: 0.446 (1, 3) (7, 5)		P3								4	1	2	2	0	1	0						
Earl Batley, R OBP: 0.317, SLG: 0.385 (1, 2)										3	0	0	0	1	0	2						
Jose Valdivielso, R OBP: 0.293, SLG: 0.272 Elmer Valo, L OBP: 0.390, SLG: 0.290 (7, PH) (7, 9)										2	0	1	0	0	0	0						
Tex Clevenger, R OBP: 0.200, SLG: 0.200 Bill Fischer, R OBP: 0.238, SLG: 0.316 Julio Becquer, L OBP: 0.259, SLG: 0.369 (7, PH) (7, 3)										1	0	0	0	0	0	1						
Inning Stats	R: 0 E: 0 K: 0 S: 3	H: 0 LOB: 1 BB: 0 P: 4	R: 0 E: 0 K: 0 S: 3	H: 0 LOB: 0 BB: 0 P: 3	R: 0 E: 0 K: 1 S: 4	H: 1 LOB: 1 BB: 0 P: 4	R: 0 E: 0 K: 1 S: 7	H: 2 LOB: 2 BB: 0 P: 7	R: 0 E: 0 K: 0 S: 3	H: 0 LOB: 0 BB: 0 P: 4	R: 1 E: 0 K: 2 S: 8	H: 1 LOB: 0 BB: 0 P: 8	R: 1 E: 1 K: 0 S: 4	H: 0 LOB: 3 BB: 0 P: 6	R: 3 E: 0 K: 0 S: 6	H: 3 LOB: 1 BB: 0 P: 10	R: 0 E: 0 K: 0 S: 4	H: 2 LOB: 1 BB: 0 P: 4	1B: 6 2B: 0 3B: 0 HR: 3	SF: 0 SAC: 0 DP: 1 HBP: 4	WP: 0 PB: 0 SB: 1 CS: 0	PA: 41
PITCHER	IP	WLS	BF	H	R	ER	SO	BB	IBB	HBP	BLK	WP	HR	S	P	ERA	WHIP					
Frank Lary, R ERA: 3.56 Dave Sisler, R ERA: 2.99	7.0	W	33	7	5	4	3	0	0	4	0	0	3	35	39	5.14	1.000					

AB	36
R	5
H	9
RBI	5
BB	1
SO	3
LOB	19




Batter	1	2	3	4	5	6	7	8	9	AB	R	H	RBI	BB	SO	LOB	BOTTOM				
Eddie Yost, R OBP: 0.418, SLG: 0.386 Ozzie Virgil, R OBP: 0.176, SLG: 0.235 (8, 5)	L8									3	1	1	1	1	1	0	Washington Senators @ Detroit Tigers Briggs Stadium, Detroit, MI Thu Jul 21 1960, 4:33 AM EDT Att: 6,251 - Unknown				
Al Kaline, R OBP: 0.325, SLG: 0.381 Steve Bilko, R OBP: 0.274, SLG: 0.373 Sandy Amoros, L OBP: 0.283, SLG: 0.200 (8, PH) (9, 8)	L5									3	2	1	0	1	0	1					
Charlie Maxwell, L OBP: 0.330, SLG: 0.463 (1, 7)										4	1	2	2	0	2	0					
Norm Cash, L OBP: 0.394, SLG: 0.485 (1, 3)										2	2	2	1	2	0	0					
Rocky Colavito, R OBP: 0.341, SLG: 0.522 (1, 9)										3	1	1	3	1	0	3					
Frank Bolling, R OBP: 0.300, SLG: 0.354 (1, 4)										4	0	2	1	0	0	2					
Lou Berberet, L OBP: 0.299, SLG: 0.248 (1, 2)										4	0	0	0	0	0	3					
Chico Fernandez, R OBP: 0.319, SLG: 0.337 (1, 6)										3	1	0	0	1	1	2					
Frank Lary, R OBP: 0.222, SLG: 0.265 Dave Sisler, R OBP: 0.125, SLG: 0.125 (8, 1)										2	1	1	0	0	0	0					
Inning Stats	R: 0 E: 0 K: 1 S: 5	H: 2 LOB: 1 BB: 0 P: 5	R: 0 E: 0 K: 0 S: 4	H: 2 LOB: 0 BB: 0 P: 4	R: 3 E: 1 K: 1 S: 8	H: 3 LOB: 2 BB: 2 P: 16	R: 0 E: 0 K: 0 S: 3	H: 0 LOB: 0 BB: 0 P: 3	R: 4 E: 0 K: 1 S: 8	H: 3 LOB: 0 BB: 1 P: 12	R: 1 E: 0 K: 0 S: 3	H: 1 LOB: 0 BB: 1 P: 7	R: 1 E: 0 K: 1 S: 6	H: 1 LOB: 2 BB: 2 P: 14	R: 0 E: 0 K: 0 S: 3	H: 0 LOB: 0 BB: 0 P: 3		1B: 7 2B: 2 3B: 0 HR: 1	SF: 0 SAC: 1 DP: 1 HBP: 0	WP: 1 PB: 1 SB: 1 CS: 0	PA: 38
PITCHER	IP	WLS	BF	H	R	ER	SO	BB	IBB	HBP	BLK	WP	HR	S	P	ERA	WHIP				
Tex Clevenger, R ERA: 3.33 Bill Fischer, R ERA: 4.91 Rudy Hernandez, R ERA: 2.7 Chuck Stobbs, L ERA: 3.27	3.3	L	16	4	5	4	1	2	0	0	0	0	1	16	24	9.82	1.636				



Batter	1	2	3	4	5	6	7	8	9	AB	R	H	RBI	BB	SO	LOB	TOP			
Eddie Yost, R OBP: 0.421, SLG: 0.392 (1, 5)	4-0 L6-4-3 BB		0-0 F8		0-0 2B		0-0 1B			3	0	2	0	1	0	0				
Al Kaline, R OBP: 0.327, SLG: 0.380 (1, 8)	0-0 L6-4-3 1-2		4-0 BB		0-0 1B		0-0 L9			3	0	1	0	1	0	2				
Charlie Maxwell, L OBP: 0.326, SLG: 0.456 (1, 7)	0-0 4-3		0-0 L8		0-0 G4-6-3			0-0 4-3		4	0	0	0	0	0	3				
Rocky Colavito, R OBP: 0.343, SLG: 0.522 (1, 9)		0-0 FC5-6 SF7 1B		0-0 G6-4-3 1B		0-0 F5		0-3 K		4	1	2	0	0	1	0				
Steve Bilko, R OBP: 0.279, SLG: 0.373 (1, 3)		4-0 FC5-6 BB		0-0 G6-4-3		0-0 F3		0-0 1B		3	0	1	0	1	0	1				
Frank Bolling, R OBP: 0.303, SLG: 0.354 (1, 4)		0-0 FC5-6 SF7		4-0 BB		0-0 1B		0-0 F2		3	0	1	0	1	0	3				
Chico Fernandez, R OBP: 0.318, SLG: 0.335 (1, 6)		0-0 SF7		4-0 BB		0-0 F7		0-3 K		2	0	0	1	1	1	1				
Red Wilson, R OBP: 0.300, SLG: 0.271 (7, PH)		0-0 F2		0-0 F7			0-3 K		0-0 2-3	2	0	0	0	0	0	3				
Sandy Amoros, L OBP: 0.279, SLG: 0.196 (7, 2)										1	0	0	0	0	1	0				
Lou Berberet, L OBP: 0.298, SLG: 0.247 (7, 2)										1	0	0	0	0	0	0				
Pete Burnside, R OBP: 0.211, SLG: 0.118 (7, PH)										2	0	0	0	0	0	0				
Neil Chrissy, L OBP: 0.302, SLG: 0.408 (7, 1)										1	0	0	0	0	0	0				
Clem Labine, R OBP: 0.500, SLG: 1.000 (9, PH)										0	0	0	0	0	0	0				
Norm Cash, L OBP: 0.392, SLG: 0.482 (9, PH)										1	0	0	0	0	1	0				
Inning Stats	R: 0 E: 0 K: 0 S: 2	H: 0 LOB: 0 BB: 1 P: 6	R: 1 E: 0 K: 0 S: 4	H: 1 LOB: 1 BB: 1 P: 8	R: 0 E: 0 K: 0 S: 3	H: 0 LOB: 1 BB: 1 P: 7	R: 0 E: 0 K: 0 S: 3	H: 1 LOB: 2 BB: 2 P: 11	R: 0 E: 0 K: 0 S: 4	H: 2 LOB: 1 BB: 0 P: 4	R: 0 E: 0 K: 1 S: 6	H: 1 LOB: 1 BB: 0 P: 6	R: 0 E: 0 K: 1 S: 6	H: 1 LOB: 1 BB: 0 P: 6	R: 0 E: 0 K: 2 S: 7	H: 0 LOB: 0 BB: 0 P: 7	1B: 6 2B: 1 3B: 0 HR: 0	SF: 1 SAC: 0 DP: 3 HBP: 0	WP: 0 PB: 0 SB: 0 CS: 0	PA: 36
PITCHER	IP	WLS	BF	H	R	ER	SO	BB	IBB	HBP	BLK	WP	HR	S	P	ERA	WHIP			
Steve Barber, L ERA: 3.36	(1, 1)	2.0	8	1	1	1	0	2	0	0	0	0	0	6	14	4.50	1.500			
Jack Fisher, R ERA: 3.5	(3, 1)	7.0	28	6	0	0	4	3	0	0	0	0	0	33	45	0.00	1.286			
Batter	1	2	3	4	5	6	7	8	9	AB	R	H	RBI	BB	SO	LOB	BOTTOM			
Jackie Brandt, R OBP: 0.340, SLG: 0.412 (1, 9)	0-0 2-3		0-0 F2		0-3 K		0-3 K			4	0	0	0	0	2	0				
Jim Busby, R OBP: 0.353, SLG: 0.341 (1, 8)	0-0 1B		0-0 6-3		0-0 L8		0-0 F7			4	0	1	0	0	0	0				
Gene Woodling, L OBP: 0.417, SLG: 0.399 (9, 7)	0-0 1B		0-3 K		0-0 G3		0-0 1-3			4	0	1	0	0	1	0				
Gene Stephens, L OBP: 0.314, SLG: 0.373 (1, 3)	0-0 G5-4-3									0	0	0	0	0	0	0				
Walt Dropo, R OBP: 0.369, SLG: 0.393 (1, 3)	0-0 G5-4-3									4	1	1	0	0	0	2				
Brooks Robinson, R OBP: 0.340, SLG: 0.438 (1, 5)		0-0 5-3		0-0 FC3-6 1B		0-0 F3		0-0 F9		3	1	1	0	0	0	0				
Gus Triandos, R OBP: 0.344, SLG: 0.368 (1, 2)		4-0 1B BB		0-0 E4 FC3-6		0-0 1B		0-0 1B		2	0	1	0	1	0	2				
Ron Hansen, R OBP: 0.323, SLG: 0.412 (1, 6)		0-0 L8		0-3 K		0-3 K				3	0	0	0	0	2	5				
Mary Breeding, R OBP: 0.325, SLG: 0.346 (1, 4)		0-0 1B		0-0 FC3-6		0-0 F7				3	0	1	1	0	0	1				
Steve Barber, L OBP: 0.143, SLG: 0.063 (2, PH)		0-3 K		0-3 K		0-3 K				0	0	0	0	0	0	0				
Jim Gentile, L OBP: 0.445, SLG: 0.550 (3, 1)										1	0	0	0	0	1	2				
Jack Fisher, R OBP: 0.273, SLG: 0.207 (3, 1)										2	0	0	0	0	2	1				
Inning Stats	R: 0 E: 0 K: 0 S: 4	H: 2 LOB: 1 BB: 0 P: 4	R: 0 E: 0 K: 1 S: 6	H: 1 LOB: 2 BB: 1 P: 10	R: 0 E: 0 K: 1 S: 5	H: 0 LOB: 0 BB: 0 P: 5	R: 2 E: 2 K: 2 S: 10	H: 2 LOB: 1 BB: 0 P: 10	R: 0 E: 0 K: 1 S: 5	H: 0 LOB: 0 BB: 0 P: 5	R: 0 E: 0 K: 1 S: 6	H: 1 LOB: 1 BB: 0 P: 6	R: 0 E: 0 K: 2 S: 7	H: 0 LOB: 0 BB: 0 P: 7	R: 0 E: 0 K: 0 S: 3	H: 0 LOB: 0 BB: 0 P: 3	1B: 6 2B: 0 3B: 0 HR: 0	SF: 0 SAC: 0 DP: 1 HBP: 0	WP: 0 PB: 0 SB: 0 CS: 0	PA: 31
PITCHER	IP	WLS	BF	H	R	ER	SO	BB	IBB	HBP	BLK	WP	HR	S	P	ERA	WHIP			
Pete Burnside, L ERA: 2.92	(1, 1)	6.0	25	6	2	0	6	1	0	0	0	0	0	36	40	0.00	1.167			
Clem Labine, R ERA: 5.74	(7, 1)	2.0	6	0	0	0	2	0	0	0	0	0	0	10	10	0.00	0.000			


Detroit Tigers @ Baltimore Orioles
Memorial Stadium, Baltimore, MD
Fri Jul 22 1960, 7:05 PM EDT
Att: 24,892 - Unknown

AB 30
R 1
H 7
RBI 1
BB 5
SO 4
LOB 13



Detroit Tigers @ Baltimore Orioles
Memorial Stadium, Baltimore, MD
Fri Jul 22 1960, 7:05 PM EDT
Att: 24,892 - Unknown

AB 30
R 2
H 6
RBI 1
BB 1
SO 8
LOB 13



Batter	1	2	3	4	5	6	7	8	9	AB	R	H	RBI	BB	SO	LOB	TOP					
Eddie Yost, R OBP: 0.419, SLG: 0.400 (1, 5)	F5		L7		F8		HR			4	1	1	1	0	0	0	Detroit Tigers @ Baltimore Orioles Memorial Stadium, Baltimore, MD Sat Jul 23 1960, 7:05 PM EDT Unknown					
Charlie Maxwell, L OBP: 0.322, SLG: 0.450 (1, 7)	F6		F7		L4		6-3			4	0	0	0	0	0	0						
Al Kaline, R OBP: 0.327, SLG: 0.382 (1, 8)	L6-3		2B		L4			L4-3		4	0	1	0	0	0	0						
Norm Cash, L OBP: 0.394, SLG: 0.477 (1, 3)		HR			F3			4-3		2	1	0	0	2	0	0						
Rocky Colavito, R OBP: 0.342, SLG: 0.518 (1, 9)	L8		6-3		F4			FC6-4 1B		4	0	1	0	0	0	3						
Frank Bolling, R OBP: 0.308, SLG: 0.368 (1, 4)		HR						FC6-4 1B		3	2	2	2	1	0	1						
Lou Berberet, L OBP: 0.302, SLG: 0.259 (1, 2)					F6				F4	4	0	2	0	0	0	1						
Chico Fernandez, R OBP: 0.318, SLG: 0.333 (1, 6)	F6		G6-4-3						F7	4	0	1	0	0	0	2						
Hank Aguirre, R (1, 1)	F6		1-3						K	4	0	0	0	0	2	2						
Inning Stats	R: 0 E: 0 K: 0 S: 3	H: 0 LOB: 0 BB: 0 P: 3	R: 2 E: 0 K: 0 S: 5	H: 2 LOB: 1 BB: 1 P: 9	R: 0 E: 0 K: 0 S: 4	H: 1 LOB: 2 BB: 1 P: 8	R: 1 E: 0 K: 0 S: 3	H: 1 LOB: 0 BB: 1 P: 7	R: 0 E: 0 K: 0 S: 3	H: 0 LOB: 0 BB: 0 P: 3	R: 0 E: 0 K: 0 S: 4	H: 1 LOB: 1 BB: 0 P: 4	R: 1 E: 0 K: 1 S: 6	H: 2 LOB: 0 BB: 0 P: 6	R: 0 E: 0 K: 0 S: 4	H: 1 LOB: 1 BB: 0 P: 4	R: 0 E: 0 K: 1 S: 5	H: 0 LOB: 0 BB: 0 P: 5	1B: 4 2B: 2 3B: 0 HR: 2	SF: 0 SAC: 0 DP: 1 HBP: 0	WP: 0 PB: 0 SB: 0 CS: 1	PA: 36
PITCHER	IP	WLS	BF	H	R	ER	SO	BB	IBB	HBP	BLK	WP	HR	S	P	ERA	WHIP					
Jerry Walker, R ERA: 3.63 (1, 1)	6.0	L	25	5	3	3	0	3	0	0	0	0	1	22	34	4.50	1.333					
Wes Stock, R ERA: 4.5 (7, 1)	2.0		8	3	1	1	1	0	0	0	0	0	1	10	10	4.50	1.500					
Billy Hoelt, L ERA: 5.02 (9, 1)	1.0		3	0	0	0	1	0	0	0	0	0	0	5	5	0.00	0.000					

Batter	1	2	3	4	5	6	7	8	9	AB	R	H	RBI	BB	SO	LOB	BOTTOM					
Jackie Brandt, R OBP: 0.336, SLG: 0.406 (1, 9)	6-3			F6		L8		F6		4	0	0	0	0	0	1	Detroit Tigers @ Baltimore Orioles Memorial Stadium, Baltimore, MD Sat Jul 23 1960, 7:05 PM EDT Unknown					
Jim Busby, R OBP: 0.340, SLG: 0.326 (1, 8)	5-3			4-3		L8			G3	4	0	0	0	0	0	1						
Brooks Robinson, R OBP: 0.339, SLG: 0.436 (1, 5)	6-3				1B	L8			5-3	4	0	1	0	0	0	1						
Walt Dropo, R OBP: 0.366, SLG: 0.388 (1, 3)		F6		F5			5-3			4	0	1	0	0	0	1						
Gene Stephens, L OBP: 0.314, SLG: 0.373 (9, PR)								FC6-4 1B		0	0	0	0	0	0	0						
Gus Triandos, R OBP: 0.337, SLG: 0.360 (1, 2)		K			F7	F2		FC6-4 1B		4	0	0	0	0	1	1						
Ron Hansen, R OBP: 0.323, SLG: 0.409 (1, 6)		F3				L5				2	0	0	0	1	0	0						
Dave Nicholson, R OBP: 0.316, SLG: 0.373 (1, 7)				K		F6			HR	3	1	1	1	0	1	1						
Mary Breeding, R OBP: 0.323, SLG: 0.343 (1, 4)				F9		F6		F2		3	0	0	0	0	0	1						
Jerry Walker, S OBP: 0.365, SLG: 0.345 (5, PH)										1	0	0	0	0	0	0						
Clint Courtney, L OBP: 0.307, SLG: 0.281 (5, PR)										0	0	0	0	0	0	0						
Al Pihlak, L OBP: 0.317, SLG: 0.359 (7, 1)										0	0	0	0	0	0	0						
Wes Stock, R (7, 1)										0	0	0	0	0	0	0						
Bob Boyd, L OBP: 0.342, SLG: 0.418 (5, PH)										1	0	0	0	0	0	0						
Billy Hoelt, L (9, 1)										0	0	0	0	0	0	0						
Inning Stats	R: 0 E: 0 K: 0 S: 3	H: 0 LOB: 0 BB: 0 P: 3	R: 0 E: 0 K: 1 S: 5	H: 0 LOB: 0 BB: 0 P: 5	R: 0 E: 0 K: 1 S: 5	H: 0 LOB: 0 BB: 0 P: 5	R: 0 E: 0 K: 0 S: 4	H: 1 LOB: 1 BB: 0 P: 4	R: 0 E: 0 K: 0 S: 3	H: 0 LOB: 0 BB: 1 P: 7	R: 0 E: 0 K: 0 S: 3	H: 0 LOB: 0 BB: 0 P: 3	R: 1 E: 0 K: 0 S: 4	H: 1 LOB: 0 BB: 0 P: 4	R: 0 E: 0 K: 0 S: 4	H: 1 LOB: 1 BB: 0 P: 4	R: 0 E: 0 K: 0 S: 4	H: 1 LOB: 1 BB: 0 P: 4	1B: 2 2B: 0 3B: 0 HR: 1	SF: 0 SAC: 0 DP: 0 HBP: 0	WP: 0 PB: 0 SB: 0 CS: 0	PA: 32
PITCHER	IP	WLS	BF	H	R	ER	SO	BB	IBB	HBP	BLK	WP	HR	S	P	ERA	WHIP					
Hank Aguirre, L ERA: 3.34 (1, 1)	9.0	W	32	3	1	1	2	2	0	0	0	0	1	34	42	1.00	0.556					

Batter	1	2	3	4	5	6	7	8	9	AB	R	H	RBI	BB	SO	LOB	TOP								
Eddie Yost, R OBP: 0.420, SLG: 0.399 (1, 5)										3	0	1	0	1	0	0	Detroit Tigers @ Baltimore Orioles Memorial Stadium, Baltimore, MD Sat Jul 23 1960, 7:05 PM EDT Att: 25,276 - Unknown								
Neil Christley, L OBP: 0.307, SLG: 0.419 (1, 8)										4	1	1	0	0	0	2									
Charlie Maxwell, L OBP: 0.324, SLG: 0.454 (1, 7)										4	1	2	1	0	0	0									
Norm Cash, L OBP: 0.387, SLG: 0.466 (1, 3)										4	0	0	0	0	2	4									
Rocky Colavito, R OBP: 0.341, SLG: 0.514 (1, 9)										4	0	1	1	0	1	2									
Frank Bolling, R OBP: 0.308, SLG: 0.366 (1, 4)										4	0	1	0	0	0	0									
Lou Berberet, L OBP: 0.296, SLG: 0.253 (1, 2)										4	0	0	0	0	1	1									
Chico Fernandez, R OBP: 0.317, SLG: 0.343 (1, 6)										4	1	1	1	0	2	0									
Phil Regan, R Clem Labine, R OBP: 0.500, SLG: 1.000 (9, 1)										3	0	0	0	0	1	0									
Inning Stats	R: 0 E: 0 K: 1 S: 7	H: 2 LOB: 2 BB: 0 P: 7	R: 0 E: 0 K: 1 S: 5	H: 0 LOB: 0 BB: 0 P: 5	R: 1 E: 0 K: 1 S: 7	H: 2 LOB: 1 BB: 0 P: 7	R: 0 E: 0 K: 0 S: 3	H: 0 LOB: 0 BB: 0 P: 3	R: 1 E: 0 K: 0 S: 4	H: 1 LOB: 0 BB: 0 P: 4	R: 1 E: 1 K: 0 S: 5	H: 2 LOB: 1 BB: 0 P: 5	R: 0 E: 0 K: 1 S: 5	H: 0 LOB: 0 BB: 1 P: 9	R: 0 E: 0 K: 2 S: 7	H: 0 LOB: 0 BB: 0 P: 7	R: 0 E: 0 K: 1 S: 5	H: 0 LOB: 0 BB: 0 P: 5	1B: 4 2B: 1 3B: 1 HR: 1	SF: 0 SAC: 0 DP: 0 HBP: 0	WP: 0 PB: 0 SB: 2 CS: 1	PA: 35			
PITCHER	IP	WLS	BF	H	R	ER	SO	BB	IBB	HBP	BLK	WP	HR	S	P	ERA	WHIP								
Hal Brown, R ERA: 3.62 (1, 1)	6.0		25	7	3	2	3	0	0	0	0	0	1	31	31	3.00	1.167								
Hoyt Wilhelm, R ERA: 3.59 (7, 1)	3.0	W	10	0	0	0	4	1	0	0	0	0	0	17	21	0.00	0.333								


Batter	1	2	3	4	5	6	7	8	9	AB	R	H	RBI	BB	SO	LOB	BOTTOM								
Jackie Brandt, R OBP: 0.333, SLG: 0.410 (1, 8)										5	2	1	0	0	0	2	Detroit Tigers @ Baltimore Orioles Memorial Stadium, Baltimore, MD Sat Jul 23 1960, 7:05 PM EDT Att: 25,276 - Unknown								
Gene Stephens, L OBP: 0.311, SLG: 0.374 (1, 9)										5	0	1	0	0	0	1									
Gene Woodling, L OBP: 0.417, SLG: 0.396 (1, 7)										2	0	0	1	2	0	0									
Jim Gentile, L OBP: 0.444, SLG: 0.541 (1, 3)										3	1	0	1	2	0	1									
Brooks Robinson, R OBP: 0.344, SLG: 0.445 (1, 5)										4	1	3	1	0	0	0									
Clint Courtney, L OBP: 0.381, SLG: 0.269 (1, 2)										4	0	2	0	0	0	1									
Ron Hansen, R OBP: 0.322, SLG: 0.407 (1, 6)										4	0	1	1	0	2	2									
Mary Breeding, R OBP: 0.321, SLG: 0.341 (1, 4)										2	0	0	0	0	1	2									
Bob Boyd, L OBP: 0.373, SLG: 0.418 (6, PH)										0	0	0	0	1	0	0									
Billy Klaus, L OBP: 0.273, SLG: 0.500 (7, 4)										1	0	0	0	0	0	0									
Hal Brown, R OBP: 0.343, SLG: 0.267 (1, 1)										2	0	0	0	0	0	2									
Gus Triandos, R OBP: 0.335, SLG: 0.358 (6, PH)										1	0	0	0	0	0	3									
Hoyt Wilhelm, R OBP: 0.091, SLG: 0.065 (7, 1)										1	0	0	0	0	0	0									
Inning Stats	R: 1 E: 0 K: 0 S: 4	H: 1 LOB: 0 BB: 0 P: 4	R: 1 E: 0 K: 1 S: 8	H: 3 LOB: 2 BB: 0 P: 8	R: 1 E: 0 K: 0 S: 4	H: 1 LOB: 1 BB: 1 P: 8	R: 0 E: 0 K: 1 S: 5	H: 0 LOB: 0 BB: 0 P: 5	R: 0 E: 0 K: 0 S: 3	H: 0 LOB: 0 BB: 0 P: 3	R: 0 E: 0 K: 1 S: 7	H: 2 LOB: 3 BB: 1 P: 11	R: 0 E: 0 K: 0 S: 3	H: 0 LOB: 1 BB: 1 P: 7	R: 0 E: 0 K: 0 S: 3	H: 0 LOB: 0 BB: 0 P: 3	R: 1 E: 1 K: 0 S: 4	H: 1 LOB: 3 BB: 2 P: 12	1B: 5 2B: 1 3B: 2 HR: 0	SF: 1 SAC: 0 DP: 0 HBP: 0	WP: 0 PB: 0 SB: 0 CS: 0	PA: 40			
PITCHER	IP	WLS	BF	H	R	ER	SO	BB	IBB	HBP	BLK	WP	HR	S	P	ERA	WHIP								
Phil Regan, R ERA: 2.63 (1, 1)	8.2	L	39	8	4	3	3	4	0	0	0	0	0	41	57	3.12	1.385								
Clem Labine, R ERA: 5.74 (9, 1)	0.0		1	0	0	0	0	1	0	0	0	0	0	4	4	∞	∞								



Batter	1	2	3	4	5	6	7	8	9	10	11	AB	R	H	RBI	BB	SO	LOB	TOP							
Eddie Yost, R OBP: 0.418, SLG: 0.396 (1, 5)	F8		F2		K					6-3		5	0	1	1	0	1	2								
Al Kaline, R OBP: 0.322, SLG: 0.376 (1, 8)	L6-3		L8			K		K			L9	5	0	0	0	0	2	1								
Charlie Maxwell, L OBP: 0.325, SLG: 0.451 (1, 7)	K			F9		FC6-4 BB		L3			F9	4	0	1	0	1	1	0								
Norm Cash, L OBP: 0.378, SLG: 0.453 (1, 3)		F5		4-3		F2		L3			F7	5	0	0	0	0	0	2								
Rocky Colavito, R OBP: 0.340, SLG: 0.510 (1, 9)		L7			1B	FC6-4				L9		4	0	1	0	0	0	1								
Frank Bolling, R OBP: 0.310, SLG: 0.369 (1, 4)		S BB		F8			SH3 1B	2B		F8		3	1	1	0	1	0	1								
Lou Berberet, L OBP: 0.302, SLG: 0.251 (1, 2)												1	0	0	0	2	1	1								
Johnny Groth, R OBP: 0.400, SLG: 0.308 (7, PR)												0	0	0	0	0	0	0								
Red Wilson, R OBP: 0.298, SLG: 0.269 (7, 2)										4-3		1	0	0	0	0	0	0								
Chico Fernandez, R OBP: 0.317, SLG: 0.343 (1, 6)			S SH3-4 1B		F8		SH3				F7	3	0	1	0	0	0	1								
Jim Bunning, R OBP: 0.213, SLG: 0.217 (1, 1)												1	0	0	0	0	1	1								
Neil Christley, L OBP: 0.299, SLG: 0.415 (7, PH)			SH3-4		K						K	1	0	0	0	0	1	3								
Dave Sisler, R OBP: 0.111, SLG: 0.111 (7, 1)												1	0	0	0	0	1	0								
Inning Stats	R: 0 E: 0 K: 1 S: 5	H: 0 LOB: 0 BB: 0 P: 5	R: 0 E: 0 K: 1 S: 5	H: 0 LOB: 1 BB: 1 P: 9	R: 0 E: 0 K: 0 S: 4	H: 1 LOB: 1 BB: 0 P: 4	R: 0 E: 0 K: 0 S: 4	H: 1 LOB: 1 BB: 0 P: 4	R: 0 E: 0 K: 2 S: 7	H: 0 LOB: 1 BB: 1 P: 11	R: 0 E: 0 K: 1 S: 5	H: 0 LOB: 0 BB: 0 P: 9	R: 1 E: 0 K: 1 S: 6	H: 2 LOB: 2 BB: 1 P: 10	R: 0 E: 0 K: 1 S: 5	H: 1 LOB: 0 BB: 0 P: 5	R: 0 E: 0 K: 0 S: 3	H: 0 LOB: 0 BB: 0 P: 3	R: 0 E: 0 K: 1 S: 5	H: 0 LOB: 0 BB: 0 P: 5	R: 0 E: 0 K: 0 S: 3	H: 0 LOB: 0 BB: 0 P: 3	1B: 4 2B: 2 3B: 0 HR: 0	SF: 0 SAC: 2 DP: 1 HBP: 0	WP: 0 PB: 0 SB: 2 CS: 0	PA: 40
PITCHER Chuck Estrada, R ERA: 3.9 (1, 1)	IP: 11.0 WLS: 7 BF: 40 H: 5 R: 1 ER: 1 SO: 8 BB: 4 IBB: 0 HBP: 0 BLK: 0 WP: 0 HR: 0 S: 52 P: 68 ERA: 3.9 WHIP: 0.818	PITCHER										IP: 11.0 WLS: 7 BF: 40 H: 5 R: 1 ER: 1 SO: 8 BB: 4 IBB: 0 HBP: 0 BLK: 0 WP: 0 HR: 0 S: 52 P: 68 ERA: 3.9 WHIP: 0.818														

Detroit Tigers @ Baltimore Orioles
Memorial Stadium, Baltimore, MD
Sun Jul 24 1960, 3:33 AM EDT
Att: 7,177 - Unknown


AB 34
R 1
H 5
RBI 1
BB 4
SO 8
LOB 13



Batter	1	2	3	4	5	6	7	8	9	10	11	AB	R	H	RBI	BB	SO	LOB	BOTTOM			
Jackie Brandt, R OBP: 0.340, SLG: 0.419 (1, 8)	CS 1B				K		FC6-4			E5		6	0	4	2	0	1	2				
Gene Stephens, L OBP: 0.304, SLG: 0.364 (1, 9)	F9				F7					4-3		5	0	0	0	0	2	3				
Gene Woodling, L OBP: 0.410, SLG: 0.388 (1, 7)	K				K		6-3			F6		5	0	0	0	0	2	1				
Jim Gentile, L OBP: 0.447, SLG: 0.543 (1, 3)												5	0	3	0	0	1	0				
Brooks Robinson, R OBP: 0.342, SLG: 0.440 (1, 5)		G6-3 1B			BB BB 1B		K			BB BB 1B		4	0	0	0	1	1	2				
Clint Courtney, L OBP: 0.367, SLG: 0.281 (1, 2)												2	0	1	0	1	0	1				
Jerry Walker, S OBP: 0.355, SLG: 0.345 (7, PR)												0	0	0	0	0	0	0				
Gus Triandos, R OBP: 0.337, SLG: 0.356 (8, 2)		G6-3			BB BB							1	0	0	0	1	0	0				
Billy Klaus, L OBP: 0.313, SLG: 0.429 (8, 4)												4	1	1	0	1	0	4				
Mary Breeding, R OBP: 0.322, SLG: 0.342 (1, 4)												2	1	1	0	0	0	3				
Bob Boyd, L OBP: 0.383, SLG: 0.418 (7, PH)												0	0	0	0	1	0	0				
Ron Hansen, R OBP: 0.321, SLG: 0.405 (8, 6)			SH1-4 2B 1B		FC4-6 BB							2	0	0	0	0	2	1				
Chuck Estrada, R OBP: 0.206, SLG: 0.219 (1, 1)												4	0	0	0	0	2	3				
Inning Stats	R: 0 E: 0 K: 1 S: 5	H: 1 LOB: 1 BB: 0 P: 5	R: 0 E: 0 K: 1 S: 5	H: 1 LOB: 0 BB: 0 P: 5	R: 1 E: 0 K: 1 S: 7	H: 2 LOB: 1 BB: 0 P: 7	R: 0 E: 0 K: 1 S: 6	H: 1 LOB: 3 BB: 2 P: 14	R: 0 E: 0 K: 1 S: 5	H: 1 LOB: 2 BB: 1 P: 10	R: 0 E: 0 K: 1 S: 6	H: 3 LOB: 3 BB: 2 P: 14	R: 0 E: 1 K: 1 S: 6	H: 1 LOB: 1 BB: 0 P: 6	R: 0 E: 0 K: 0 S: 3	H: 0 LOB: 0 BB: 0 P: 3	R: 1 E: 1 K: 1 S: 7	H: 2 LOB: 2 BB: 0 P: 7	1B: 8 2B: 3 3B: 0 HR: 0	SF: 0 SAC: 1 DP: 2 HBP: 0	WP: 0 PB: 0 SB: 0 CS: 1	PA: 46
PITCHER Jim Bunning, R ERA: 3.01 (1, 1)	IP: 6.0 WLS: 4 BF: 23 H: 5 R: 1 ER: 1 SO: 7 BB: 2 IBB: 0 HBP: 0 BLK: 0 WP: 0 HR: 0 S: 35 P: 43 ERA: 3.01 WHIP: 1.167	PITCHER										IP: 6.0 WLS: 4 BF: 23 H: 5 R: 1 ER: 1 SO: 7 BB: 2 IBB: 0 HBP: 0 BLK: 0 WP: 0 HR: 0 S: 35 P: 43 ERA: 3.01 WHIP: 1.167										
PITCHER Dave Sisler, R ERA: 2.3 (7, 1)	IP: 4.2 WLS: 2 BF: 23 H: 5 R: 1 ER: 0 SO: 4 BB: 3 IBB: 0 HBP: 0 BLK: 0 WP: 0 HR: 0 S: 28 P: 40 ERA: 2.3 WHIP: 1.714	PITCHER										IP: 4.2 WLS: 2 BF: 23 H: 5 R: 1 ER: 0 SO: 4 BB: 3 IBB: 0 HBP: 0 BLK: 0 WP: 0 HR: 0 S: 28 P: 40 ERA: 2.3 WHIP: 1.714										

Detroit Tigers @ Baltimore Orioles
Memorial Stadium, Baltimore, MD
Sun Jul 24 1960, 3:33 AM EDT
Att: 7,177 - Unknown

AB 40
R 2
H 10
RBI 2
BB 5
SO 11
LOB 20



Batter	1	2	3	4	5	6	7	8	9	10	11	12	13	14	15	AB	R	H	RBI	BB	SO	LOB	TOP								
Eddie Yost, R OBP: 0.410, SLG: 0.386 (1.9)	F7		1-3		FC6-5-4-1-4		L8		1B	F5			L5			7	0	1	0	0	0	5									
Neil Chrisley, L OBP: 0.295, SLG: 0.401 (1.7)	K		G3		F7			2B	1B	F8			K			7	1	2	1	0	2	1									
Johnny Groth, R OBP: 0.450, SLG: 0.444 (9. PH)						F3			F5							4	0	2	1	0	1	0									
Lou Berberet, L OBP: 0.309, SLG: 0.257 (9. PH)																1	0	0	0	0	0	2									
Dave Stier, R OBP: 0.111, SLG: 0.111 (10.1)	2B		K													0	0	0	0	0	0	0									
Clem Labine, R OBP: 0.250, SLG: 0.500 (1.9)	1B															6	0	2	0	1	1	1									
Rocky Colavito, R OBP: 0.345, SLG: 0.525 (1.9)	2B				5-3																										
Steve Bilko, R OBP: 0.280, SLG: 0.378 (8. PH)		L9																													
Norm Cash, L OBP: 0.376, SLG: 0.441 (8.3)					2B																										
Frank Bolling, R OBP: 0.306, SLG: 0.362 (1.4)		2B			F8																										
Hank Folles, R OBP: 0.413, SLG: 0.415 (1.2)																															
Chico Fernandez, R OBP: 0.315, SLG: 0.350 (1.6)																															
Pete Burnside, R OBP: 0.292, SLG: 0.311 (8.1)																															
Bob Bruce, R OBP: 0.300, SLG: 0.300 (7. PH)																															
Al Kaline, R OBP: 0.300, SLG: 0.378 (7. PH)																															
Bill Fischer, R OBP: 0.250, SLG: 0.316 (8. PH)																															
Sam Rice, R OBP: 0.279, SLG: 0.193 (8.8)																															
Inning Stats	R: 0 E: 0 K: 1 S: 6	H: 2 LOB: 2 BB: 0 P: 6	R: 0 E: 0 K: 0 S: 5	H: 2 LOB: 2 BB: 0 P: 5	R: 0 E: 0 K: 1 S: 5	H: 0 LOB: 0 BB: 0 P: 5	R: 0 E: 0 K: 1 S: 6	H: 1 LOB: 1 BB: 0 P: 6	R: 0 E: 0 K: 0 S: 3	H: 0 LOB: 1 BB: 1 P: 7	R: 0 E: 0 K: 1 S: 5	H: 0 LOB: 0 BB: 0 P: 5	R: 0 E: 0 K: 0 S: 4	H: 2 LOB: 2 BB: 0 P: 5	R: 0 E: 0 K: 0 S: 5	H: 0 LOB: 0 BB: 0 P: 5	R: 0 E: 0 K: 1 S: 6	H: 1 LOB: 1 BB: 0 P: 6	R: 0 E: 0 K: 1 S: 6	H: 1 LOB: 1 BB: 0 P: 6	R: 0 E: 0 K: 0 S: 3	H: 0 LOB: 0 BB: 0 P: 3	R: 0 E: 0 K: 0 S: 3	H: 0 LOB: 0 BB: 0 P: 3	R: 0 E: 0 K: 0 S: 3	H: 0 LOB: 0 BB: 0 P: 3	R: 0 E: 0 K: 0 S: 3	H: 0 LOB: 0 BB: 0 P: 3	1B: 10 2B: 5 3B: 0 HR: 1	SF: 0 SAC: 1 DP: 0 HBP: 0	WP: 1 PA: 63
PITCHER	IP ERA	WLS 2.25	BF 30	H 9	R 1	ER 1	SO 4	BB 1	IBB 0	HBP 0	BLK 0	WP 0	HR 0	S 37	P 41	ERA 1.29	WHIP 1.429														
Jack Krackel, L ERA: 2.25 (1.1)																															
Ray Moore, R ERA: 4.53 (8.1)																															
Chuck Stobbs, L ERA: 3.25 (9.1)																															
Don Lee, R ERA: 4.73 (9.1)																															
Hal Woodeshick, L ERA: 4.46 (11.1)																															

Detroit Tigers @ Washington Senators
Griffith Stadium, Washington, DC
Wed Jul 27 1960, 7:05 PM EDT
Att: 5,500 - Unknown

AB 58
R 4
H 16
RBI 4
BB 3
SO 6
LOB 21

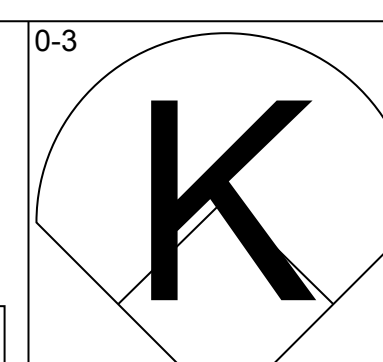
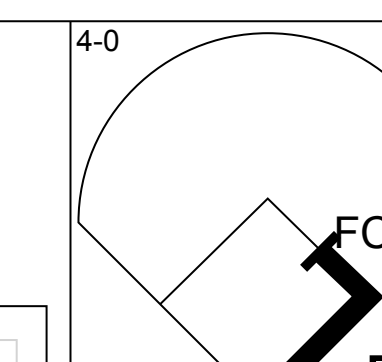
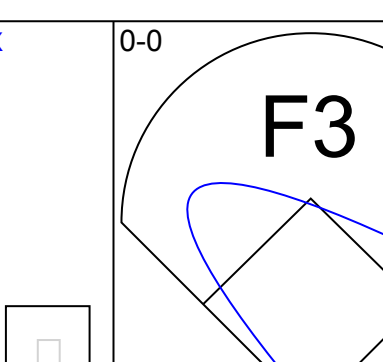
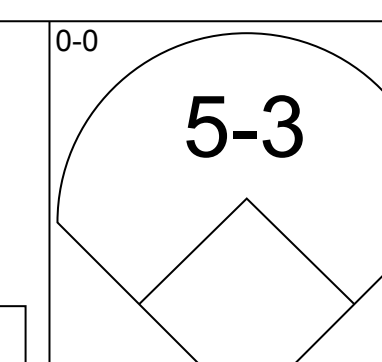
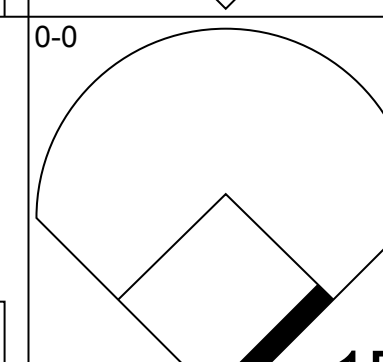
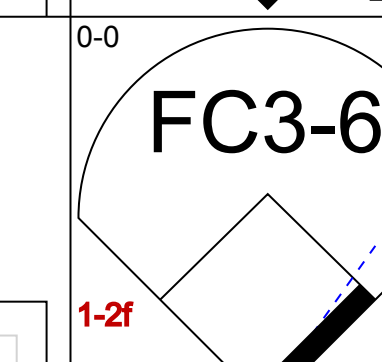
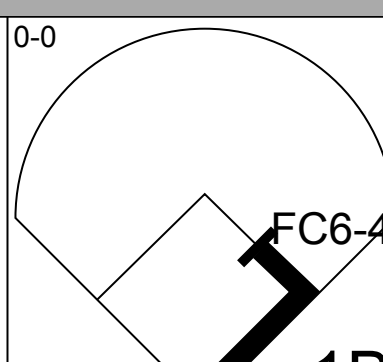
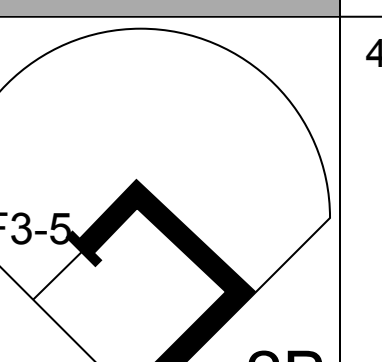
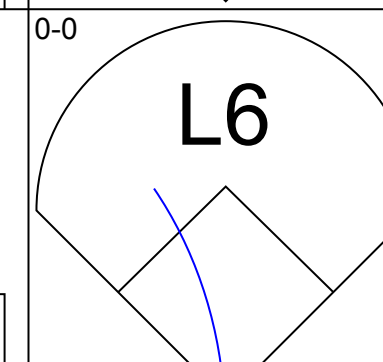
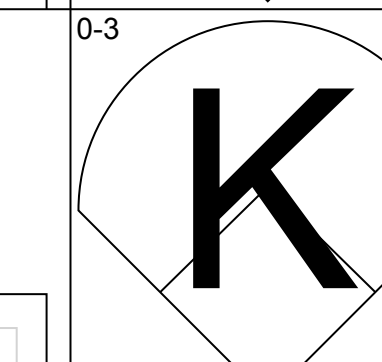
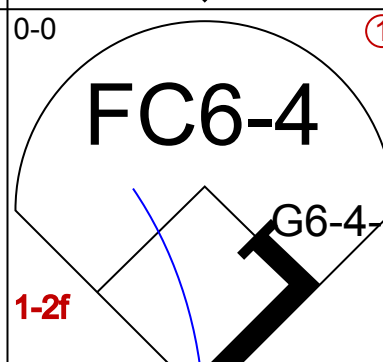
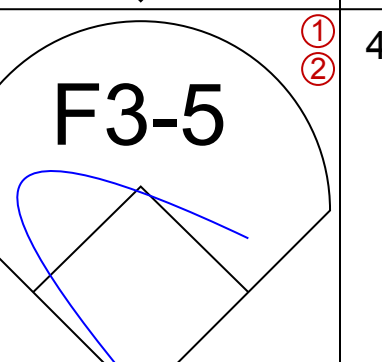
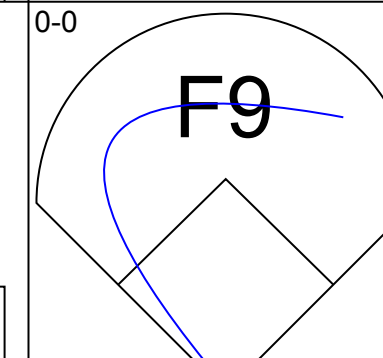
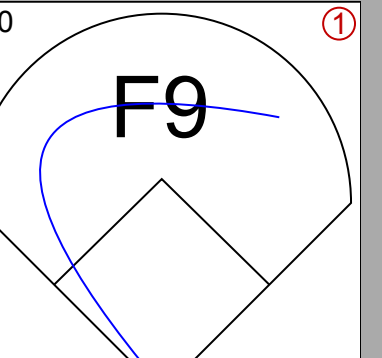
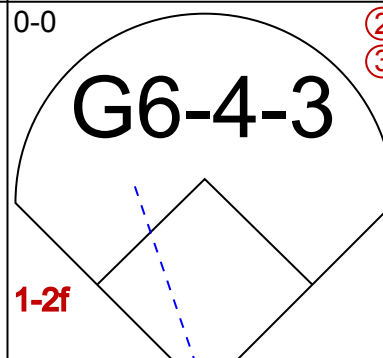
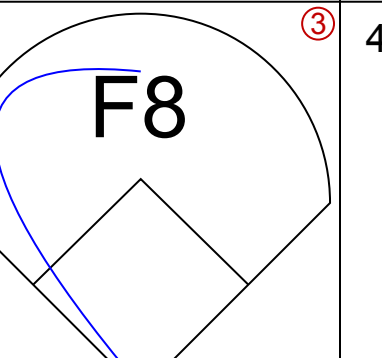
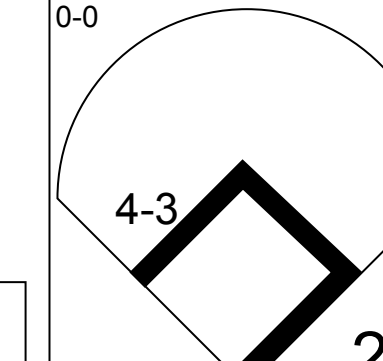
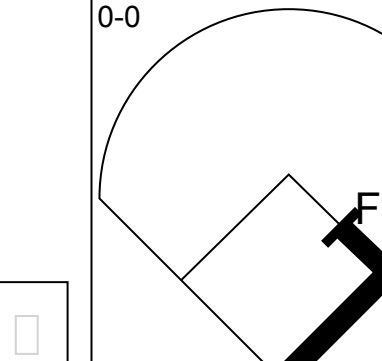
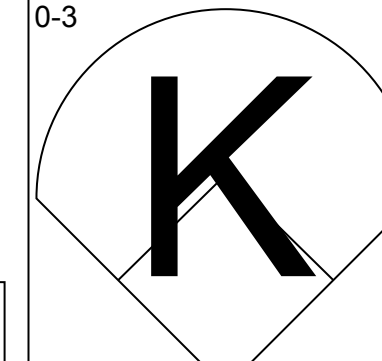
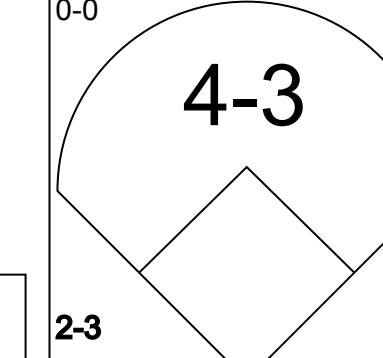
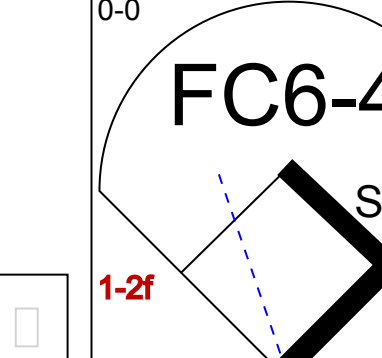
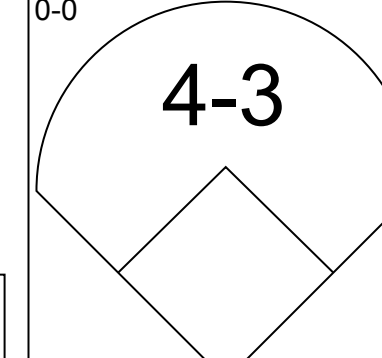
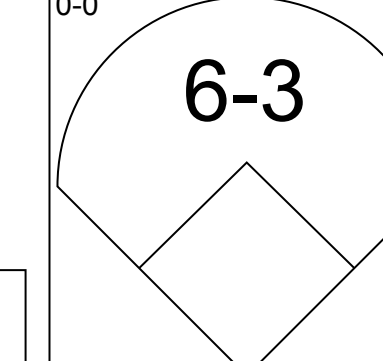
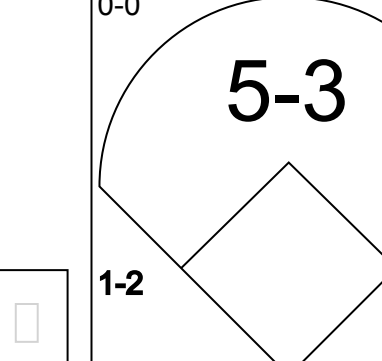
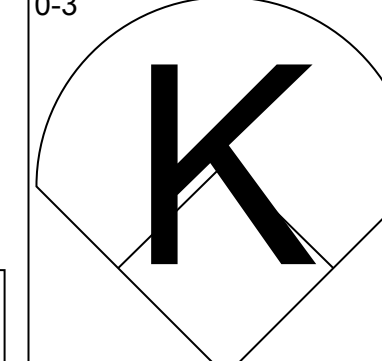
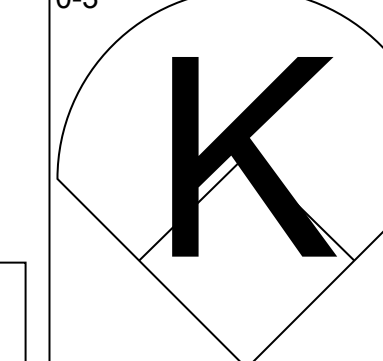
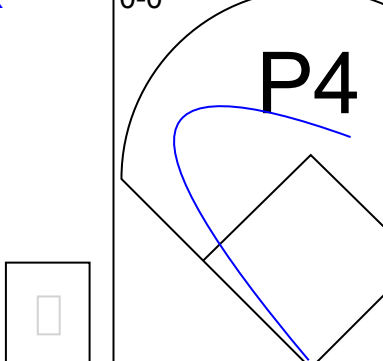
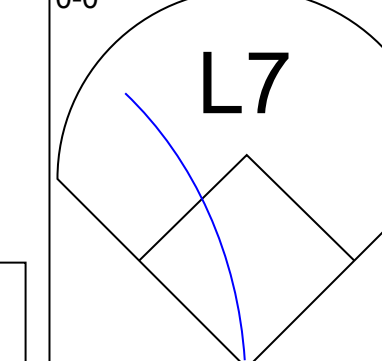
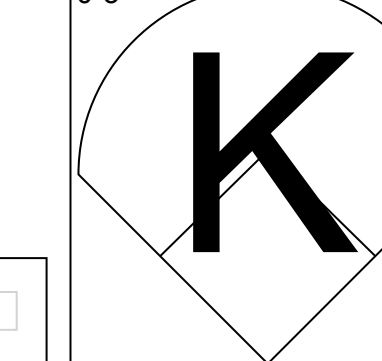
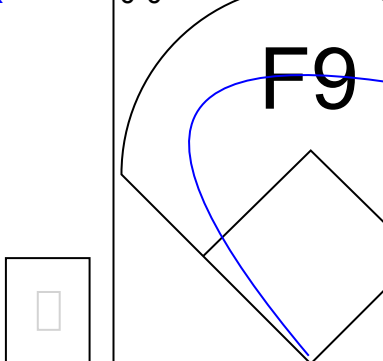
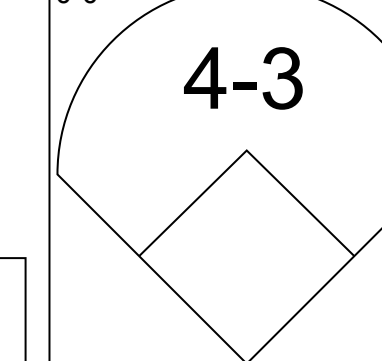


Batter	1	2	3	4	5	6	7	8	9	10	11	12	13	14	15	AB	R	H	RBI	BB	SO	LOB	BOTTOM				
Pete Whisenant, R OBP: 0.358, SLG: 0.400 (10.7)	K	L5			HR	4-3			BB		6-3					6	2	2	1	2	1	2					
Reno Bertoia, R OBP: 0.359, SLG: 0.409 (13.4)																											
Bob Allison, R OBP: 0.398, SLG: 0.483 (1.9)																											
Jim Lemon, R OBP: 0.380, SLG: 0.570 (1.7)																											
Dan Dobbek, L OBP: 0.301, SLG: 0.389 (10.8)																											
Billy Gardner, R OBP: 0.344, SLG: 0.406 (13.6)																											
Harmon Killebrew, R OBP: 0.362, SLG: 0.455 (13.5)																											
Earl Batters, R OBP: 0.517, SLG: 0.379 (1.2)																											
Jose Valdivieso, R OBP: 0.288, SLG: 0.263 (1.6)																											
Faye Throneberry, L OBP: 0.248, SLG: 0.344 (11.1)																											
Hal Woodeshick, R OBP: 0.309, SLG: 0.345 (12. PH)																											
Lenny Green, L OBP: 0.309, SLG: 0.395 (13.1)																											
Tom Morgan, R OBP: 0.292, SLG: 0.311 (8.1)																											
Jack Krackel, L ERA: 2.25 (1.1)																											
Ray Moore, R ERA: 4.53 (8.1)																											
Chuck Stobbs, L ERA: 3.25 (9.1)																											
Don Lee, R ERA: 4.73 (9.1)																											
Hal Woodeshick, R ERA: 2.25 (10.1)																											
Lenny Green, L ERA: 4.91 (12. PH)																											
Julio Becerra, S ERA: 3.88 (13.3)																											
Inning Stats	R: 2 E: 1 K: 2 S: 9	H: 2 LOB: 0 BB: 0 P: 9	R: 0 E: 0 K: 1 S: 8	H: 1 LOB: 1 BB: 1 P: 10	R: 0 E: 0 K: 1 S: 7	H: 2 LOB: 2 BB: 0 P: 7	R: 0 E: 0 K: 0 S: 3	H: 0 LOB: 0 BB: 0 P: 3	R: 0 E: 0 K: 1 S: 8	H: 3 LOB: 2 BB: 1 P: 12	R: 0 E: 0 K: 0 S: 3	H: 0 LOB: 0 BB: 0 P: 3	R: 0 E: 0 K: 0 S: 4	H: 1 LOB: 3 BB: 2 P: 12	R: 0 E: 0 K: 0 S: 4	H: 0 LOB: 0 BB: 0 P: 3	R: 0 E: 0 K: 0 S: 3	H: 0 LOB: 0 BB: 0 P: 3	R: 0 E: 0 K: 0 S: 3	H: 0 LOB: 0 BB: 0 P: 3	R: 1 E: 1 K: 0 S: 4	H: 3 LOB: 2 BB: 0 P: 4	1B: 11 2B: 1 3B: 1 HR: 2	SF: 0 SAC: 2 DP: 0 HBP: 0	WP: 0 PA: 66		
PITCHER	IP ERA	WLS 3.22	BF 22	H 8	R 4	ER 4	SO 4	BB 1	IBB 0	HBP 0	BLK 0	WP 0	HR 2	S 28	P 36	ERA 9.00	WHIP 2.250										
Pete Whisenant, L ERA: 3.22 (1.1)																											
Bob Bruce, R ERA: 3.91 (5.1)																											
Bill Fischer, R ERA: 4.78 (7.1)																											
Dave Stier, R ERA: 2.25 (9.1)																											
Clem Labine, R ERA: 4.91 (10.1)																											

Detroit Tigers @ Washington Senators
Griffith Stadium, Washington, DC
Wed Jul 27 1960, 7:05 PM EDT
Att: 5,500 - Unknown


AB 57
R 5
H 15
RBI 4
BB 7
SO 10
LOB 33

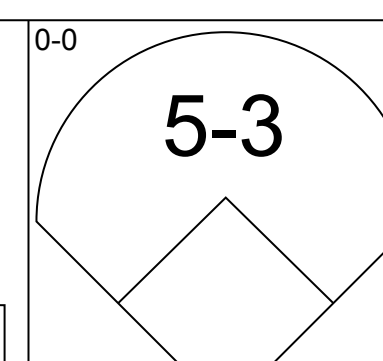
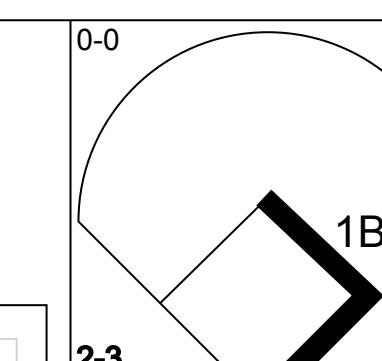
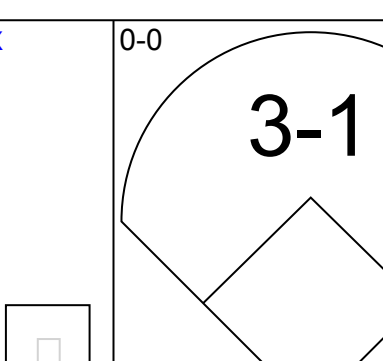

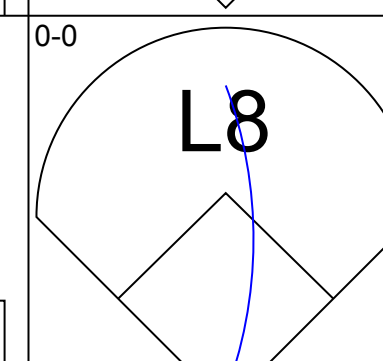
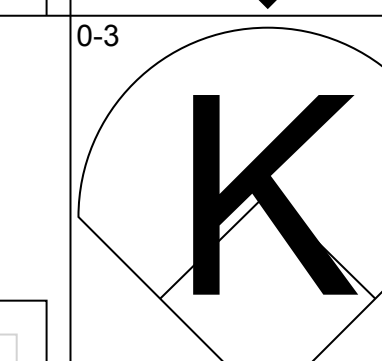
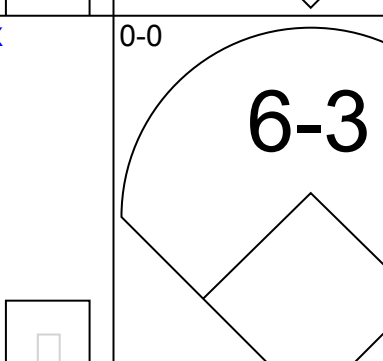
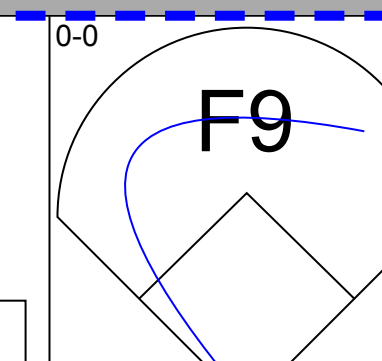
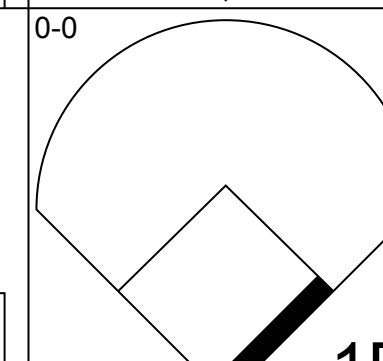
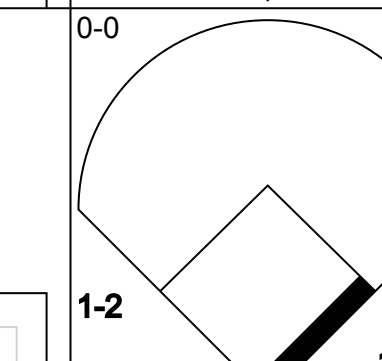
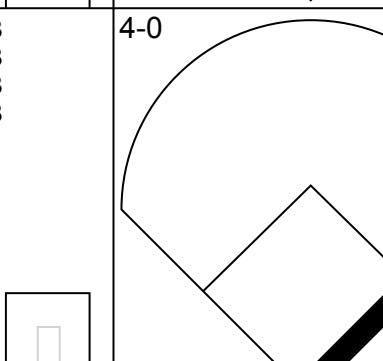
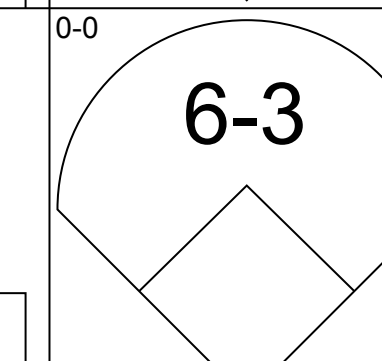
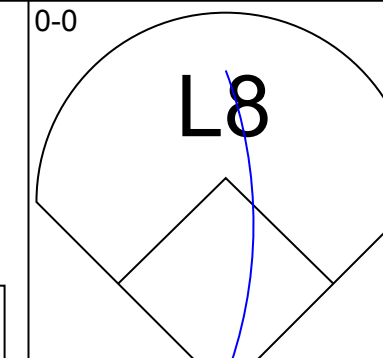
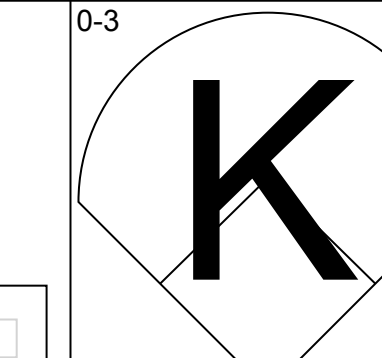
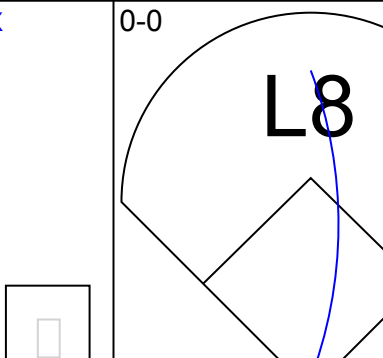
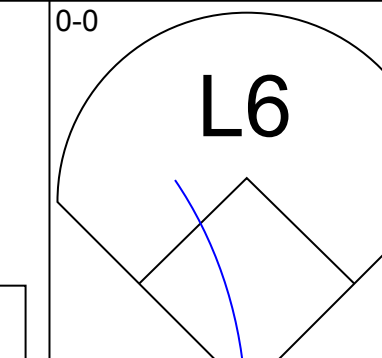
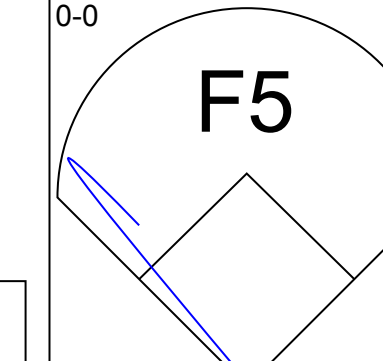
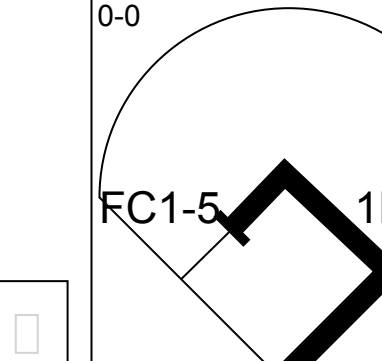
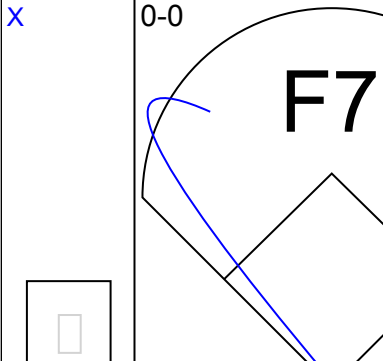
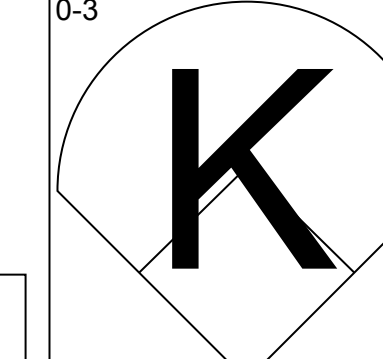
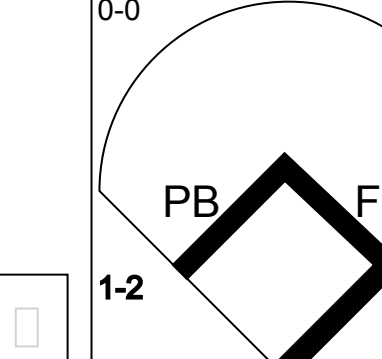
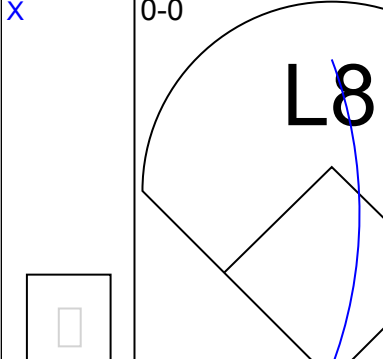
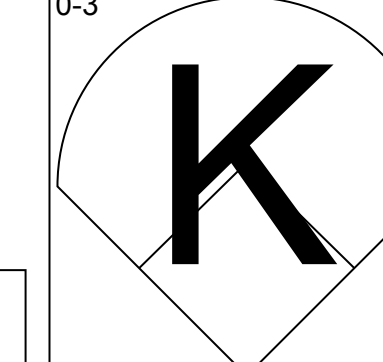
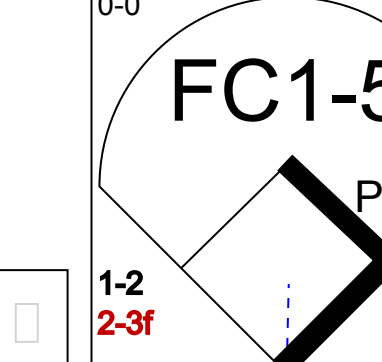
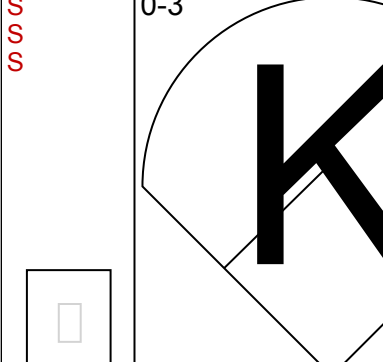
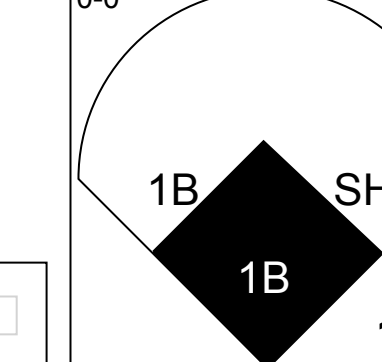

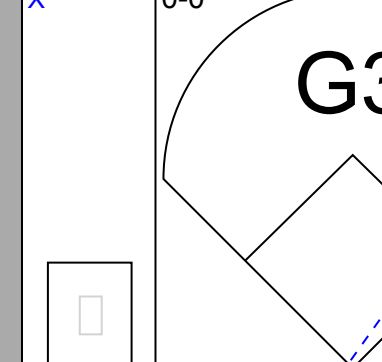
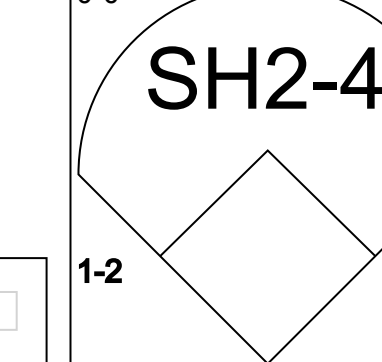

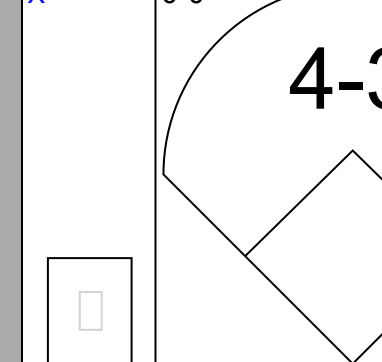


Batter	1	2	3	4	5	6	7	8	9	AB	R	H	RBI	BB	SO	LOB	TOP			
Eddie Yost, R OBP: 0.404, SLG: 0.376 (1, 5)										3	0	0	0	1	1	0				
Neil Christley, L OBP: 0.295, SLG: 0.407 (1, 7)										4	0	3	0	0	0	1				
Al Kaline, R OBP: 0.319, SLG: 0.372 (1, 8)										4	0	0	0	0	1	4				
Rocky Colavito, R OBP: 0.340, SLG: 0.513 (1, 9)										4	0	0	0	0	2					
Norm Cash, L OBP: 0.382, SLG: 0.448 (1, 3)										3	0	2	0	0	1	0				
Frank Bolling, R OBP: 0.305, SLG: 0.364 (1, 4)										3	0	0	0	0	2					
Hank Foiles, R OBP: 0.404, SLG: 0.404 (1, 2)										3	0	0	0	0	1	2				
Chico Fernandez, R OBP: 0.312, SLG: 0.345 (1, 6)										3	0	0	0	0	1	1				
Jim Bunning, R OBP: 0.204, SLG: 0.208 (8, PH)										2	0	0	0	0	1	0				
Charlie Maxwell, L OBP: 0.324, SLG: 0.449 (8, PH)										1	0	0	0	0	0	0				
Pete Burnside, R OBP: 0.200, SLG: 0.111 (8, 1)										0	0	0	0	0	0	0				
Inning Stats	R: 0 E: 0 K: 1 S: 6	H: 1 LOB: 1 BB: 0 P: 6	R: 0 E: 0 K: 1 S: 6	H: 1 LOB: 1 BB: 0 P: 6	R: 0 E: 0 K: 2 S: 7	H: 0 LOB: 1 BB: 1 P: 11	R: 0 E: 0 K: 0 S: 4	H: 1 LOB: 1 BB: 0 P: 4	R: 0 E: 0 K: 0 S: 3	H: 0 LOB: 0 BB: 0 P: 3	R: 0 E: 0 K: 2 S: 7	H: 0 LOB: 0 BB: 0 P: 7	R: 0 E: 0 K: 0 S: 3	H: 0 LOB: 0 BB: 0 P: 3	R: 0 E: 0 K: 0 S: 3	H: 1 LOB: 0 BB: 0 P: 3	1B: 3 2B: 3 3B: 0 HR: 0	SF: 0 SAC: 0 DP: 2 HBP: 0	WP: 0 PB: 0 SB: 1 CS: 0	PA: 31
PITCHER Bill Monbouquette, R ERA: 3.12 (1, 1)	IP: 9.0 WLS: W BF: 31 H: 5 R: 0 ER: 0 SO: 6 BB: 1 IBB: 0 HBP: 0 BLK: 0 WP: 0 HR: 0 S: 42 P: 46 ERA: 0.00 WHIP: 0.667																			

Detroit Tigers @ Boston Red Sox
Fenway Park, Boston, MA
Fri Jul 29 1960, 7:05 PM EDT
Att: 24,627 - Unknown


AB 30
R 0
H 5
RBI 0
BB 1
SO 6
LOB 12



Batter	1	2	3	4	5	6	7	8	9	AB	R	H	RBI	BB	SO	LOB	BOTTOM			
Willie Tasby, R OBP: 0.366, SLG: 0.377 (1, 8)										4	0	1	0	0	0	0				
Pete Runnels, L OBP: 0.384, SLG: 0.397 (1, 4) (9, 3)										4	0	0	0	0	1	2				
Ted Williams, L OBP: 0.457, SLG: 0.671 (1, 7)										3	0	2	1	1	0	0				
Vic Wertz, L OBP: 0.332, SLG: 0.469 (1, 3)										4	0	0	0	0	1	4				
Pumpsie Green, S OBP: 0.317, SLG: 0.333 (9, 4)										0	0	0	0	0	0	0				
Russ Nixon, L OBP: 0.330, SLG: 0.393 (1, 2)										3	0	1	0	0	0	0				
Frank Malzone, R OBP: 0.328, SLG: 0.406 (1, 5)										3	0	1	0	0	1	0				
Carroll Hardy, R OBP: 0.191, SLG: 0.186 (1, 9)										3	0	0	0	0	2	2				
Don Buddin, R OBP: 0.353, SLG: 0.378 (1, 6)										3	1	1	0	0	1	2				
Bill Monbouquette, R OBP: 0.163, SLG: 0.047 (1, 1)										2	0	0	0	0	1	2				
Inning Stats	R: 0 E: 0 K: 0 S: 4	H: 1 LOB: 1 BB: 0 P: 4	R: 0 E: 0 K: 2 S: 7	H: 0 LOB: 0 BB: 0 P: 7	R: 1 E: 0 K: 2 S: 10	H: 3 LOB: 2 BB: 0 P: 10	R: 0 E: 0 K: 2 S: 9	H: 2 LOB: 2 BB: 0 P: 9	R: 0 E: 0 K: 1 S: 5	H: 0 LOB: 0 BB: 0 P: 5	R: 0 E: 0 K: 0 S: 3	H: 0 LOB: 0 BB: 0 P: 3	R: 0 E: 0 K: 0 S: 3	H: 0 LOB: 0 BB: 0 P: 3	R: 0 E: 0 K: 0 S: 3	H: 0 LOB: 0 BB: 0 P: 3	1B: 6 2B: 0 3B: 0 HR: 0	SF: 0 SAC: 1 DP: 0 HBP: 0	WP: 0 PB: 1 SB: 0 CS: 0	PA: 31
PITCHER Jim Bunning, R ERA: 2.93 (1, 1)	IP: 7.0 WLS: L BF: 28 H: 6 R: 1 ER: 1 SO: 7 BB: 1 IBB: 0 HBP: 0 BLK: 0 WP: 0 HR: 0 S: 41 P: 45 ERA: 1.29 WHIP: 1.000																			
Pete Burnside, L ERA: 3.16 (8, 1)	IP: 1.0 WLS: L BF: 3 H: 0 R: 0 ER: 0 SO: 0 BB: 0 IBB: 0 HBP: 0 BLK: 0 WP: 0 HR: 0 S: 3 P: 3 ERA: 0.00 WHIP: 0.000																			

Detroit Tigers @ Boston Red Sox
Fenway Park, Boston, MA
Fri Jul 29 1960, 7:05 PM EDT
Att: 24,627 - Unknown

AB 29
R 1
H 6
RBI 1
BB 1
SO 7
LOB 12



Batter	1	2	3	4	5	6	7	8	9	AB	R	H	RBI	BB	SO	LOB	TOP										
Eddie Yost, R OBP: 0.407, SLG: 0.378 (1, 5)										4	0	2	0	2	1	0	Detroit Tigers @ Boston Red Sox Fenway Park, Boston, MA Sun Jul 31 1960, 3:33 AM EDT Unknown										
Ozzie Virgil, R OBP: 0.176, SLG: 0.235 (9, PR)										6	0	2	2	0	1	4											
Neil Christley, L OBP: 0.300, SLG: 0.410 (1, 7)										6	0	2	2	0	1	4											
Al Kaline, R OBP: 0.317, SLG: 0.368 (1, 8)										6	0	1	0	0	0	6											
Rocky Colavito, R OBP: 0.341, SLG: 0.511 (1, 9)										5	0	2	0	0	0	2											
Norm Cash, L OBP: 0.387, SLG: 0.465 (1, 3)										4	4	2	1	1	0	3											
Frank Bolling, R OBP: 0.310, SLG: 0.368 (1, 4)										5	2	3	0	0	0	3											
Hank Foiles, R OBP: 0.400, SLG: 0.400 (1, 2)										1	0	0	0	0	0	1											
Sandy Amoros, L OBP: 0.296, SLG: 0.190 (3, PH)										0	1	0	0	1	0	0											
Harry Chiti, R OBP: 0.289, SLG: 0.335 (3, 2)										1	0	0	1	1	0	2											
Chico Fernandez, R OBP: 0.316, SLG: 0.349 (1, 6)										5	2	3	3	0	0	2											
Frank Lary, R OBP: 0.210, SLG: 0.246 (1, 1)										5	0	1	2	0	2	4											
Clem Labine, R OBP: 0.250, SLG: 0.500 (9, 1)										0	0	0	0	0	0	0											
Inning Stats	R: 0 E: 1 K: 0 S: 5	H: 2 LOB: 2 BB: 0 P: 5	R: 2 E: 0 K: 0 S: 6	H: 3 LOB: 2 BB: 1 P: 10	R: 4 E: 1 K: 1 S: 10	H: 5 LOB: 2 BB: 1 P: 14	R: 1 E: 0 K: 0 S: 4	H: 1 LOB: 1 BB: 1 P: 8	R: 0 E: 0 K: 2 S: 8	H: 1 LOB: 1 BB: 0 P: 8	R: 1 E: 1 K: 0 S: 6	H: 2 LOB: 2 BB: 0 P: 6	R: 0 E: 0 K: 0 S: 3	H: 0 LOB: 0 BB: 0 P: 3	R: 1 E: 0 K: 0 S: 4	H: 2 LOB: 1 BB: 1 P: 8	R: 0 E: 0 K: 1 S: 5	H: 0 LOB: 1 BB: 1 P: 9	1B: 14 2B: 1 3B: 0 HR: 1	SF: 1 SAC: 0 DP: 0 HBP: 0	WP: 0 PB: 0 SB: 2 CS: 1	PA: 48					
PITCHER	IP	WLS	BF	H	R	ER	SO	BB	IBB	HBP	BLK	WP	HR	S	P	ERA	WHIP										
Frank Sullivan, R ERA: 5.73 (1, 1)	2.1	L	17	8	6	6	0	2	0	0	0	0	0	15	23	23.14	4.286										
Jerry Casale, R ERA: 6.8 (3, 1)	4.2		22	6	2	1	3	1	0	0	0	0	0	27	31	1.93	1.500										
Tom Sturdivant, R ERA: 4.71 (8, 1)	2.0		9	2	1	1	1	2	0	0	0	0	1	9	17	4.50	2.000										

Batter	1	2	3	4	5	6	7	8	9	AB	R	H	RBI	BB	SO	LOB	BOTTOM										
Willie Tasby, R OBP: 0.365, SLG: 0.377 (1, 8)										5	1	1	2	0	0	2	Detroit Tigers @ Boston Red Sox Fenway Park, Boston, MA Sun Jul 31 1960, 3:33 AM EDT Unknown										
Pete Runnels, L OBP: 0.387, SLG: 0.400 (1, 4)										5	1	3	0	0	0	1											
Ted Williams, L OBP: 0.456, SLG: 0.680 (1, 7)										5	1	2	2	0	0	2											
Vic Wertz, L OBP: 0.327, SLG: 0.462 (1, 3)										4	0	0	0	0	0	4											
Pumpsie Green, S OBP: 0.315, SLG: 0.331 (9, 4)										1	0	0	0	0	1	0											
Russ Nixon, L OBP: 0.328, SLG: 0.395 (1, 2)									4	0	1	1	0	1	1												
Frank Malzone, R OBP: 0.332, SLG: 0.413 (1, 5)									4	1	3	0	0	0	1												
Carroll Hardy, R OBP: 0.216, SLG: 0.255 (1, 9)									4	1	2	1	0	1	2												
Don Buddin, R OBP: 0.355, SLG: 0.378 (1, 6)									3	1	1	0	1	1	1												
Frank Sullivan, R OBP: 0.167, SLG: 0.074 (1, 1)										0	0	0	0	0	0	0											
Jerry Casale, R OBP: 0.299, SLG: 0.310 (3, 1)										2	0	0	0	0	1	0											
Rip Repulski, R OBP: 0.277, SLG: 0.367 (7, PH)										1	0	0	0	0	0	2											
Tom Sturdivant, L OBP: 0.188, SLG: 0.200 (8, 1)										0	0	0	0	0	0	0											
Lou Clinton, R OBP: 0.304, SLG: 0.380 (8, PH)										1	0	0	0	0	1	2											
Inning Stats	R: 0 E: 0 K: 0 S: 3	H: 0 LOB: 0 BB: 0 P: 3	R: 1 E: 0 K: 0 S: 5	H: 2 LOB: 1 BB: 0 P: 5	R: 0 E: 0 K: 1 S: 7	H: 2 LOB: 2 BB: 0 P: 7	R: 0 E: 0 K: 0 S: 3	H: 1 LOB: 0 BB: 0 P: 3	R: 0 E: 0 K: 1 S: 5	H: 0 LOB: 0 BB: 0 P: 5	R: 0 E: 0 K: 1 S: 6	H: 1 LOB: 1 BB: 0 P: 6	R: 0 E: 0 K: 1 S: 6	H: 1 LOB: 2 BB: 1 P: 10	R: 1 E: 0 K: 0 S: 5	H: 2 LOB: 1 BB: 0 P: 5	R: 4 E: 1 K: 2 S: 11	H: 4 LOB: 0 BB: 0 P: 11	1B: 8 2B: 3 3B: 1 HR: 1	SF: 0 SAC: 0 DP: 1 HBP: 0	WP: 0 PB: 1 SB: 0 CS: 0	PA: 40					
PITCHER	IP	WLS	BF	H	R	ER	SO	BB	IBB	HBP	BLK	WP	HR	S	P	ERA	WHIP										
Frank Lary, R ERA: 3.53 (1, 1)	8.1		37	12	5	5	5	0	0	0	0	0	0	46	50	5.40	1.560										
Clem Labine, R ERA: 5.09 (9, 1)	0.2	S	3	1	1	1	1	0	0	0	0	0	1	5	5	13.50	1.500										

Batter	1	2	3	4	5	6	7	8	9	AB	R	H	RBI	BB	SO	LOB	TOP					
Eddie Yost, R OBP: 0.411, SLG: 0.383 Ozzie Virgil, R OBP: 0.167, SLG: 0.222 (6, PR) (6, 5)	0-0 1B		0-0 2B	3-1		4-0 1B BB		0-3 K		3	1	2	0	1	0	2	1 1 0 0 0 1 0					
Neil Christley, L OBP: 0.314, SLG: 0.447 (1, 7)	0-0 P4		0-0 SH3 FC4-2 2B		0-0 FC5-4 1B	0-0 1B		0-0 HR		5	1	4	3	0	0	1	5 1 4 3 0 0 1					
Frank Bolling, R OBP: 0.309, SLG: 0.366 (1, 4)	0-0 F7		0-0 SH3		0-0 FC5-4 BB	0-0 1B		0-3 K		4	0	1	1	0	1	2	4 0 1 1 0 1 2					
Rocky Colavito, R OBP: 0.339, SLG: 0.506 (1, 9)	0-3 K		0-0 FC4-2		0-0 F3	0-3 K			0-0 1B	5	0	1	0	0	2	5	5 0 1 0 0 2 5					
Norm Cash, L OBP: 0.391, SLG: 0.468 (1, 3)		4-0 4-3 BB	0-0 F9		4-0 1-2 BB			0-0 4-3		3	0	1	0	2	0	1	3 0 1 0 2 0 1					
Harry Chiti, R OBP: 0.282, SLG: 0.327 (1, 2)		0-0 4-3 1-2		0-0 P6	0-0 2-3			0-0 5-3		5	0	0	0	0	0	4	5 0 0 0 0 0 4					
Al Kaline, R OBP: 0.321, SLG: 0.371 (1, 8)		4-0 BB		0-0 L6 E		0-3 K		4-0 FC6-4 BB		3	0	1	0	2	1	0	3 0 1 0 2 1 0					
Chico Fernandez, R OBP: 0.311, SLG: 0.343 (1, 6)		0-3 K		0-0 F7		0-0 P6		0-0 FC6-4		5	0	0	0	0	1	6	5 0 0 0 0 1 6					
Phil Regan, R (1, 1)		0-0 5-3		0-0 E5		0-0 BB 1B		0-0 F8		1	0	0	0	0	0	2	1 0 0 0 0 0 2					
Sandy Amoros, L OBP: 0.292, SLG: 0.186 (4, PH)										1	0	0	0	0	0	1	1 0 0 0 0 0 1					
Bob Bruce, R OBP: 0.500, SLG: 0.333 (4, 1)										1	1	1	0	0	0	0	1 1 1 0 0 0 0					
Charlie Maxwell, L OBP: 0.323, SLG: 0.448 (8, PH)										1	0	0	0	0	0	0	1 0 0 0 0 0 0					
Bill Fischer, R OBP: 0.238, SLG: 0.316 (8, 1)										0	0	0	0	0	0	0	0 0 0 0 0 0 0					
Inning Stats	R: 0 E: 0 K: 1 S: 6	H: 1 LOB: 1 BB: 0 P: 6	R: 0 E: 0 K: 1 S: 5	H: 0 LOB: 2 BB: 2 P: 13	R: 1 E: 0 K: 0 S: 5	H: 2 LOB: 1 BB: 0 P: 5	R: 0 E: 2 K: 0 S: 5	H: 0 LOB: 2 BB: 0 P: 5	R: 0 E: 0 K: 0 S: 4	H: 1 LOB: 2 BB: 1 P: 8	R: 2 E: 0 K: 2 S: 10	H: 3 LOB: 2 BB: 1 P: 14	R: 0 E: 0 K: 0 S: 4	H: 1 LOB: 1 BB: 0 P: 4	R: 1 E: 0 K: 2 S: 8	H: 1 LOB: 0 BB: 0 P: 8	R: 0 E: 0 K: 0 S: 4	H: 2 LOB: 2 BB: 1 P: 8	1B: 6 2B: 4 3B: 0 HR: 1	SF: 0 SAC: 1 DP: 0 HBP: 0	WP: 0 PB: 0 SB: 0 CS: 0	PA: 44
PITCHER	IP WLS BF H R ER SO BB IBB HBP BLK WP HR S P ERA WHIP																					
Billy Muffett, R ERA: 5.23 Mike Fomiele, R ERA: 3.34 (1, 1) (9, 1)	8.1 W 41 11 4 4 6 4 0 0 0 0 1 49 65 4.32 1.800																					

Detroit Tigers @ Boston Red Sox
Fenway Park, Boston, MA
Sun Jul 31 1960, 3:38 AM EDT
Att: 30,334 - Unknown

AB	38
R	4
H	11
RBI	4
BB	5
SO	6
LOB	24



Batter	1	2	3	4	5	6	7	8	9	AB	R	H	RBI	BB	SO	LOB	BOTTOM			
Willie Tasby, R OBP: 0.364, SLG: 0.373 (1, 8)	0-3 K		0-0 FC1-6-4 1B HR		4-0 FC3-6 BB		0-0 P4			3	1	0	0	1	1	1	3 1 0 0 1 1 1			
Pete Runnels, L OBP: 0.386, SLG: 0.398 (1, 4)	0-0 6-3		0-0 HR 1B		0-0 FC3-6 HR		0-0 F7			4	2	1	0	0	0	2	4 2 1 0 0 0 2			
Vic Wertz, L OBP: 0.333, SLG: 0.488 (1, 3)	0-3 K		0-0 HR		0-0 HR		4-0 FC6-4 BB			3	2	2	6	1	1	0	3 2 2 6 1 1 0			
Frank Maltzone, R OBP: 0.329, SLG: 0.408 (1, 5)		0-0 P6	0-0 F7		0-0 P4		0-0 FC6-4			4	0	0	0	0	0	1	4 0 0 0 0 0 1			
Russ Nixon, L OBP: 0.332, SLG: 0.403 (1, 2)		0-0 L6-3 1B	0-0 F7		0-0 2B		0-0 L8			4	0	2	0	0	0	0	4 0 2 0 0 0 0			
Lou Clinton, R OBP: 0.292, SLG: 0.365 (1, 9)		0-0 L6-3		0-0 5-3	0-0 L8		0-0 6-3			4	0	0	0	0	0	2	4 0 0 0 0 0 2			
Carroll Hardy, R OBP: 0.218, SLG: 0.240 (1, 7)			4-0 1B BB	0-0 6-3		0-3 K		0-0 L8		3	1	0	0	1	1	0	3 1 0 0 1 1 0			
Don Buddin, R OBP: 0.357, SLG: 0.380 Pumpsie Green, S OBP: 0.311, SLG: 0.326 (1, 6) (4, PH) (5, 6)			0-0 1B 1B	0-3 K		0-0 6-3				1	1	1	0	0	0	0	1 1 1 0 0 0 0			
Billy Muffett, R OBP: 0.188, SLG: 0.133 Mike Fomiele, R OBP: 0.429, SLG: 0.429 (1, 1) (9, 1)			0-0 FC3-6 1B		0-0 FC3-6 BB HR 1B		0-0 F9			3	1	2	2	0	0	0	3 1 2 2 0 0 0			
Inning Stats	R: 0 E: 0 K: 2 S: 7	H: 0 LOB: 0 BB: 0 P: 7	R: 0 E: 0 K: 0 S: 3	H: 1 LOB: 0 BB: 0 P: 3	R: 5 E: 0 K: 0 S: 7	H: 4 LOB: 1 BB: 1 P: 11	R: 0 E: 0 K: 1 S: 5	H: 0 LOB: 0 BB: 0 P: 5	R: 3 E: 0 K: 0 S: 6	H: 3 LOB: 1 BB: 1 P: 10	R: 0 E: 0 K: 1 S: 5	H: 0 LOB: 0 BB: 0 P: 5	R: 0 E: 0 K: 0 S: 3	H: 0 LOB: 1 BB: 1 P: 7	R: 0 E: 0 K: 0 S: 3	H: 0 LOB: 0 BB: 0 P: 3	1B: 5 2B: 2 3B: 0 HR: 2	SF: 0 SAC: 0 DP: 1 HBP: 0	WP: 0 PB: 0 SB: 0 CS: 0	PA: 34
PITCHER	IP WLS BF H R ER SO BB IBB HBP BLK WP HR S P ERA WHIP																			
Phil Regan, R ERA: 4.76 Bob Bruce, R ERA: 4.33 Bill Fischer, R ERA: 4.69 (1, 1) (4, 1) (8, 1)	3.0 L 14 3 3 3 2 2 0 0 0 0 0 1 19 27 6.75 1.250																			

Detroit Tigers @ Boston Red Sox
Fenway Park, Boston, MA
Sun Jul 31 1960, 3:38 AM EDT
Att: 30,334 - Unknown

AB	31
R	8
H	8
RBI	8
BB	3
SO	4
LOB	6



Batter	1	2	3	4	5	6	7	8	9	AB	R	H	RBI	BB	SO	LOB	TOP					
Eddie Yost, R OBP: 0.411, SLG: 0.381 (1,5)	F3		BB		FC3-6		G6-4-3			2	0	0	0	2	0	1	Detroit Tigers @ New York Yankees Yankee Stadium, Bronx, NY Mon Aug 01 1960, 7:05 PM EDT Att: 19,840 - Unknown - 78 F					
Neil Christley, L OBP: 0.307, SLG: 0.436 (1,7)	F7		K		FC3-6			4-3		4	0	0	1	0	1	3						
Frank Bolling, R OBP: 0.308, SLG: 0.365 (1,4)	K			6-3	F2					4	0	1	0	0	1	2						
Rocky Colavito, R OBP: 0.338, SLG: 0.503 (1,9)		6-3		FC3-6		F7		K		4	0	1	0	0	1	1						
Norm Cash, L OBP: 0.385, SLG: 0.459 (1,3)		K		FC3-6		F6		K		4	0	0	0	0	2	2						
Al Kaline, R OBP: 0.320, SLG: 0.378 (1,8)		HR		L1-3		L6			L7	4	1	1	1	0	0	1						
Lou Berberet, L OBP: 0.309, SLG: 0.254 Harry Chiti, R OBP: 0.281, SLG: 0.325 (9, PH)		K			BB	FC3-6	1B		K	2	1	0	0	1	1	1						
Chico Fernandez, R OBP: 0.307, SLG: 0.339 (1,6)			L9			L9			K	4	0	0	0	0	1	1						
Pete Burnside, R OBP: 0.227, SLG: 0.150 Ozzie Virgil, R OBP: 0.211, SLG: 0.263 Bill Fischer, R OBP: 0.238, SLG: 0.316 (7, PH)			L4		FC3-6	BB				2	0	1	0	0	0	0						
					FC3-6	BB	G6-4-3			1	0	1	0	0	0	0						
										0	0	0	0	0	0	0						
Inning Stats	R: 0 E: 0 K: 1 S: 5	H: 0 LOB: 0 BB: 0 P: 5	R: 1 E: 0 K: 2 S: 8	H: 1 LOB: 0 BB: 0 P: 8	R: 0 E: 0 K: 1 S: 5	H: 0 LOB: 1 BB: 1 P: 9	R: 0 E: 0 K: 0 S: 4	H: 1 LOB: 1 BB: 0 P: 4	R: 1 E: 0 K: 0 S: 4	H: 1 LOB: 2 BB: 2 P: 12	R: 0 E: 1 K: 0 S: 4	H: 0 LOB: 1 BB: 0 P: 4	R: 0 E: 0 K: 0 S: 3	H: 1 LOB: 0 BB: 0 P: 3	R: 0 E: 0 K: 2 S: 8	H: 1 LOB: 1 BB: 0 P: 8	R: 0 E: 0 K: 2 S: 7	H: 0 LOB: 0 BB: 0 P: 7	1B: 4 2B: 0 3B: 0 HR: 1	SF: 0 SAC: 0 DP: 1 HBP: 0	WP: 0 PB: 0 SB: 0 CS: 0	PA: 35
PITCHER	IP WLS BF H R ER SO BB IBB HBP BLK WP HR S P ERA WHIP	IP WLS BF H R ER SO BB IBB HBP BLK WP HR S P ERA WHIP																				
Ralph Terry, R ERA: 3.86 Luis Arroyo, L ERA:	(1,1) 6.0 W 25 3 2 2 4 3 0 0 0 0 1 30 42 3.00 1.000	(7,1) 3.0 S 10 2 0 0 4 0 0 0 0 0 0 18 18 0.00 0.667																				

AB	32
R	2
H	5
RBI	2
BB	3
SO	8
LOB	12



Batter	1	2	3	4	5	6	7	8	9	AB	R	H	RBI	BB	SO	LOB	BOTTOM			
Bobby Richardson, R OBP: 0.310, SLG: 0.315 (1,4)	L9	5-3			L5			F2		5	0	1	0	0	0	1	Detroit Tigers @ New York Yankees Yankee Stadium, Bronx, NY Mon Aug 01 1960, 7:05 PM EDT Att: 19,840 - Unknown - 78 F			
Roger Maris, L OBP: 0.383, SLG: 0.644 (1,9)	1B	BB			K		5-3			4	1	2	0	0	1	2				
Mickey Mantle, S OBP: 0.409, SLG: 0.599 (1,8)	1B	BB			L8			F7		3	0	1	0	1	0	1				
Bill Skowron, R OBP: 0.355, SLG: 0.575 (1,3)	1B				F9					4	0	2	0	0	1	2				
Gil McDougald, R OBP: 0.331, SLG: 0.414 (1,5)								F9		3	1	2	1	1	0	1				
Hector Lopez, R OBP: 0.385, SLG: 0.398 Tony Kubek, L OBP: 0.338, SLG: 0.451 (8,7)	9-2				F4					3	1	1	0	0	0	5				
						BB	SH1-4			1	0	1	0	0	0	0				
Clete Boyer, R OBP: 0.294, SLG: 0.428 (1,6)										2	0	0	0	0	1	2				
Johnny Blanchard, L OBP: 0.231, SLG: 0.167 (1,2)										4	0	1	1	0	2	1				
Ralph Terry, R ERA: 3.27 Bob Cerv, R OBP: 0.332, SLG: 0.425 Luis Arroyo, L ERA: 4.57 (7,1)										1	0	0	0	0	0	0				
										1	0	0	1	0	0	1				
										1	0	0	0	0	0	0				
Inning Stats	R: 1 E: 0 K: 0 S: 5	H: 3 LOB: 2 BB: 1 P: 9	R: 0 E: 0 K: 1 S: 5	H: 0 LOB: 0 BB: 0 P: 6	R: 0 E: 0 K: 1 S: 5	H: 2 LOB: 0 BB: 0 P: 5	R: 0 E: 0 K: 1 S: 5	H: 0 LOB: 0 BB: 0 P: 5	R: 0 E: 0 K: 2 S: 8	H: 1 LOB: 1 BB: 0 P: 8	R: 2 E: 0 K: 0 S: 6	H: 3 LOB: 2 BB: 1 P: 10	R: 0 E: 0 K: 1 S: 7	H: 2 LOB: 2 BB: 0 P: 7	R: 0 E: 0 K: 0 S: 3	H: 0 LOB: 0 BB: 0 P: 3	1B: 10 2B: 2 3B: 0 HR: 0	SF: 0 SAC: 2 DP: 1 HBP: 1	WP: 0 PB: 0 SB: 0 CS: 0	PA: 37
PITCHER	IP WLS BF H R ER SO BB IBB HBP BLK WP HR S P ERA WHIP	IP WLS BF H R ER SO BB IBB HBP BLK WP HR S P ERA WHIP																		
Pete Burnside, L ERA: 3.27 Bill Fischer, R ERA: 4.57	(1,1) 6.0 L 29 9 3 3 4 2 0 0 0 0 0 0 10 10 0.00 1.000	(7,1) 2.0 8 2 0 0 1 0 0 0 0 0 0 0 10 10 0.00 1.000																		




Batter	1	2	3	4	5	6	7	8	9	10	11	12	13	14	AB	R	H	RBI	BB	SO	LOB	TOP								
Eddie Yost, R OBP: 0.410, SLG: 0.380 (1, 5)															6	0	2	0	0	0	1									
Neil Christley, L OBP: 0.303, SLG: 0.424 (1, 7)															5	0	0	0	1	3	4									
Frank Bolling, R OBP: 0.310, SLG: 0.364 Ozzie Virgil, R OBP: 0.160, SLG: 0.238 (9, 4)															3	1	1	0	0	0	0									
Rocky Colavito, R OBP: 0.335, SLG: 0.500 (1, 9)															6	1	1	0	0	0	2									
Norm Cash, L OBP: 0.379, SLG: 0.448 (1, 3)															5	0	0	0	1	2	2									
Al Kaline, R OBP: 0.323, SLG: 0.377 (1, 8)															4	0	1	1	2	0	0									
Lou Berberet, L OBP: 0.306, SLG: 0.253 Charlie Maxwell, L OBP: 0.322, SLG: 0.446 Harry Chitt, R OBP: 0.277, SLG: 0.320 (7, 7)															1	0	0	1	0	0	0									
Chico Fernandez, R OBP: 0.265, SLG: 0.336 Steve Bilko, R OBP: 0.279, SLG: 0.376 Coot Veal, R (9, 6)															3	0	0	0	0	2	1									
Don Mossi, L OBP: 0.265, SLG: 0.122 Sandy Amoros, L OBP: 0.301, SLG: 0.186 Dave Sisler, R OBP: 0.182, SLG: 0.100 Clem Labine, R OBP: 0.290, SLG: 0.500 (13, 1)															2	0	0	0	0	1	0									
Inning Stats	R: 0 E: 0 K: 0 S: 3	H: 1 LOB: 1 BB: 0 P: 10	R: 1 E: 0 K: 1 S: 6	H: 1 LOB: 1 BB: 0 P: 10	R: 0 E: 0 K: 1 S: 5	H: 0 LOB: 0 BB: 0 P: 5	R: 0 E: 0 K: 1 S: 5	H: 0 LOB: 0 BB: 0 P: 5	R: 0 E: 0 K: 1 S: 6	H: 1 LOB: 2 BB: 1 P: 10	R: 0 E: 0 K: 1 S: 5	H: 0 LOB: 1 BB: 1 P: 9	R: 1 E: 0 K: 0 S: 4	H: 1 LOB: 2 BB: 1 P: 9	R: 0 E: 0 K: 1 S: 3	H: 0 LOB: 1 BB: 0 P: 7	R: 0 E: 0 K: 1 S: 5	H: 0 LOB: 0 BB: 0 P: 5	R: 0 E: 0 K: 0 S: 3	H: 1 LOB: 1 BB: 1 P: 10	R: 0 E: 0 K: 0 S: 3	H: 0 LOB: 0 BB: 0 P: 3	R: 0 E: 0 K: 0 S: 3	H: 0 LOB: 0 BB: 0 P: 3	R: 0 E: 0 K: 0 S: 3	H: 0 LOB: 0 BB: 0 P: 3	1B: 4 2B: 1 3B: 0 HR: 0	SF: 1 DP: 1 HBP: 1	WP: 0 PB: 0 SB: 1 CS: 0	PA: 53
PITCHER	IP 7.0	WLS 25	H 3	R 1	ER 1	SO 6	BB 2	IBB 0	HBP 1	BLK 0	WP 0	HR 0	S 35	P 43	ERA 1.29	WHIP 0.714														
Bob Turley, R ERA: 3.24 Ryne Duren, R ERA: 4.8 Luis Arroyo, L ERA: Eli Grba, R ERA: 4.32 Bobby Shantz, L ERA: 2.18 (14, 1)	(1, 1) (8, 1) (9, 1) (10, 1) (14, 1)	1.1 0.2 4.0 1.0	8 2 15 W	3 1 1 0	1 0 0 0	1 0 2 0	2 0 2 0	0 0 0 0	1 0 0 0	0 0 0 0	0 0 0 0	0 0 17 3	7 2 25 3	16 0.00 0.750 0.00	6.75 0.00 0.00 0.00															

Detroit Tigers @ New York Yankees
Yankee Stadium, Bronx, NY
Tue Aug 02 1960, 3:33 AM EDT
Att: 19,729 - Unknown - 85 F

livebaseballscorecards.com

AB 45
R 2
H 5
RBI 2
BB 6
SO 9
LOB 17




Batter	1	2	3	4	5	6	7	8	9	10	11	12	13	14	AB	R	H	RBI	BB	SO	LOB	BOTTOM				
Bobby Richardson, R OBP: 0.304, SLG: 0.309 (1, 4)															6	0	0	0	0	0	2					
Roger Maris, L OBP: 0.380, SLG: 0.635 (1, 9)															6	0	1	0	0	1	0					
Mickey Mantle, S OBP: 0.408, SLG: 0.596 (1, 8)															5	0	1	0	1	0	0					
Bill Skowron, R OBP: 0.349, SLG: 0.565 (1, 3)															6	0	0	0	0	0	3					
Gil McDougald, R OBP: 0.331, SLG: 0.412 (1, 5)															6	1	2	0	0	1	1					
Hector Lopez, R OBP: 0.361, SLG: 0.394 Tony Kubek, L OBP: 0.338, SLG: 0.448 (8, 7)															3	0	0	0	0	0	1					
Clete Boyer, R OBP: 0.292, SLG: 0.422 Yogi Berra, L OBP: 0.375, SLG: 0.488 Joe Damaestrin, R OBP: 0.200, SLG: 0.200 (14, PR)															5	1	1	0	0	3	1					
Johnny Blanchard, L OBP: 0.316, SLG: 0.444 (1, 2)															6	1	3	2	0	1	0					
Bob Turley, R OBP: 0.304, SLG: 0.143 Ryne Duren, R OBP: 0.291, SLG: 0.429 Luis Arroyo, L OBP: 0.307, SLG: 0.250 Eli Grba, R OBP: 0.290, SLG: 0.404 Bobby Shantz, R (14, 1)	(1, 1) (8, PH) (8, 1) (10, 1) (13, PH) (14, 1)	7.0 5.0 1.2	28 16 9	7 0 3	2 0 1	2 4 1	2 1 1	2 0 0	0 0 0	0 0 0	0 0 0	0 23 8	32 27 12	32 0.00 5.40	2.57 0.00 5.40											
PITCHER	IP 7.0	WLS 28	H 7	R 2	ER 2	SO 2	BB 0	IBB 0	HBP 0	BLK 0	WP 0	HR 1	S 32	P 32	ERA 2.57	WHIP 1.000										
Don Mossi, L ERA: 3.23 Dave Sisler, R ERA: 2.02 Clem Labine, R ERA: 5.09 (13, 1)	(1, 1) (8, 1) (13, 1)	7.0 5.0 1.2	28 16 9	7 0 3	2 0 1	2 4 1	2 1 1	2 0 0	0 0 0	0 0 0	0 0 0	0 23 8	32 27 12	32 0.00 5.40	2.57 0.00 5.40											

Detroit Tigers @ New York Yankees
Yankee Stadium, Bronx, NY
Tue Aug 02 1960, 3:33 AM EDT
Att: 19,729 - Unknown - 85 F

livebaseballscorecards.com

AB 51
R 3
H 10
RBI 3
BB 2
SO 6
LOB 8



Batter	1	2	3	4	5	6	7	8	9	AB	R	H	RBI	BB	SO	LOB	TOP					
Pete Runnels, L OBP: 0.382, SLG: 0.398 (1, 4)	0-0 6-3		0-3 K			0-0 1B 2B	4-0 BB		0-0 G5-3	3	0	1	0	0	1	0						
Jim Pagliaroni, R OBP: 0.333, SLG: 0.400 (7, PH)										0	0	0	0	1	0	0						
Carroll Hardy, R OBP: 0.214, SLG: 0.235 (7, 9)										1	0	0	0	0	0	2						
Willie Tasby, R OBP: 0.395, SLG: 0.365 (1, 8)	0-3 K		0-3 K			0-3 K	0-3 K			4	0	0	0	0	4	2						
Ted Williams, L OBP: 0.468, SLG: 0.665 (1, 7)	4-0 FC4-6 BB			0-0 G3		0-0 1B		0-0 P4		3	0	1	0	1	0	0						
Vic Wertz, L OBP: 0.339, SLG: 0.515 (1, 3)	0-0 FC4-6			0-0 L8			4-3 1B 2B	4-0 FC4-6 BB		3	1	1	0	1	0	1						
Russ Nixon, L OBP: 0.336, SLG: 0.421 (1, 2)				0-0 6-3			4-3 2-3	0-0 F5		4	0	1	0	0	0	2						
Frank Malzone, R OBP: 0.341, SLG: 0.428 (1, 5)					0-0 F3		0-0 P6	0-0 FC4-6		4	1	1	1	0	0	2						
Lou Clinton, R OBP: 0.348, SLG: 0.348 (7, PH)			0-3 K			0-0 F5	4-0 3B 1B		0-0 1-3	2	0	0	0	0	1	1	AB 33					
Pumpsie Green, S OBP: 0.316, SLG: 0.321 (7, 4)							1-2 3B BB			1	1	0	0	1	0	0	R 4					
Don Buddin, R OBP: 0.352, SLG: 0.378 (1, 6)			0-0 6-3			0-0 4-3		0-0 1-3 3B		4	1	2	2	0	0	1	H 8					
Ike Delock, R OBP: 0.045, SLG: 0.045 (1, 1)					0-0 F7		4-3 1-2 3B		0-0 G5-3 1B	4	1	2	2	0	0	1	RBI 4					
Ray Boone, R OBP: 0.337, SLG: 0.286 (7, PH)								1-2 3B									BB 4					
Mike Fomieleles, R OBP: 0.500, SLG: 0.500 (7, 1)							4-3 1-2 3B		0-0 1-3 1B	2	0	0	0	0	0	0	SO 6					
								3-H 2-H		1	0	0	1	0	0	0	LOB 11					
									1-2 1B	2	0	0	0	0	0	0						
										1	0	0	1	0	0	0						
										1	0	1	0	0	0	0						
Inning Stats	R: 0 E: 0 K: 1 S: 5	H: 0 LOB: 1 BB: 1 P: 9	R: 0 E: 0 K: 1 S: 6	H: 1 LOB: 3 BB: 0 P: 6	R: 0 E: 0 K: 2 S: 7	H: 0 LOB: 0 BB: 0 P: 7	R: 0 E: 0 K: 0 S: 3	H: 0 LOB: 0 BB: 0 P: 3	R: 0 E: 0 K: 0 S: 3	H: 0 LOB: 0 BB: 0 P: 3	R: 0 E: 0 K: 1 S: 6	H: 2 LOB: 2 BB: 0 P: 6	R: 4 E: 0 K: 1 S: 8	H: 3 LOB: 1 BB: 2 P: 16	R: 0 E: 0 K: 0 S: 3	H: 0 LOB: 1 BB: 1 P: 7	R: 0 E: 0 K: 0 S: 4	H: 2 LOB: 1 BB: 0 P: 4	1B: 4 2B: 3 3B: 1 HR: 0	SF: 0 SAC: 0 DP: 1 HBP: 0	WP: 0 PB: 0 SB: 0 CS: 0	PA: 37
PITCHER	IP	WLS	BF	H	R	ER	SO	BB	IBB	HBP	BLK	WP	HR	S	P	ERA	WHIP					
Frank Lary, R ERA: 3.61 (1, 1)	6.1	L	26	6	4	4	5	2	0	0	0	0	0	34	42	5.68	1.263					
Dave Sisler, R ERA: 1.99 (7, 1)	0.2		3	0	0	0	1	1	0	0	0	0	0	4	8	0.00	1.500					
Bill Fischer, R ERA: 4.52 (8, 1)	2.0		8	2	0	0	0	1	0	0	0	0	0	7	11	0.00	1.500					

Boston Red Sox @ Detroit Tigers
Briggs Stadium, Detroit, MI
Fri Aug 05 1960, 7:05 PM EDT
Att: 32,040 - Unknown

AB 33
R 4
H 8
RBI 4
BB 4
SO 6
LOB 11



Batter	1	2	3	4	5	6	7	8	9	AB	R	H	RBI	BB	SO	LOB	BOTTOM					
Eddie Yost, R OBP: 0.412, SLG: 0.375 (1, 5)	4-0 L5-3 BB	4-0 1-2 2-3 BB			0-0 L9		0-0 P6			2	0	0	0	2	0	0						
Norm Cash, L OBP: 0.398, SLG: 0.495 (1, 3)	4-0 1-2 BB	0-3 K			0-0 HR		0-0 F8			3	1	1	1	1	1	3						
Charlie Maxwell, L OBP: 0.326, SLG: 0.437 (1, 7)	0-0 P6		0-0 F5		4-0 FC6-4 BB			0-3 K		3	0	0	0	1	1	2						
Al Kaline, R OBP: 0.314, SLG: 0.364 (1, 8)	0-0 L5-3		0-0 L7		0-0 FC6-4			0-0 F9		4	0	0	0	0	0	3						
Rocky Colavito, R OBP: 0.330, SLG: 0.487 (1, 9)		0-0 1B 1B	0-3 K			0-0 E6 FC6-4		0-0 F8		4	1	1	0	0	1	0						
Ozzie Virgil, R OBP: 0.229, SLG: 0.242 (1, 4)		0-0 BB 1B 1B		0-0 F3		0-0 F8			0-0 6-3	4	0	1	0	0	0	1						
Lou Berberet, L OBP: 0.320, SLG: 0.265 (1, 2)		0-0 F7		0-0 G4-6-3 1B		0-0 FC6-4 1-2			0-3 K	4	0	1	0	0	1	3	AB 31					
Coot Veal, R OBP: 0.533, SLG: 0.364 (1, 6)		0-0 F7		0-0 G4-6-3		0-0 FC6-4 1-2			0-0 6-3	3	0	1	1	0	0	2	R 2					
Neil Christley, L OBP: 0.305, SLG: 0.424 (9, PH)		1-2 2-H 1B		0-0 G4-6-3		0-0 FC6-4 1-2			0-0 F7	1	0	0	0	0	0	0	H 5					
Frank Lary, R OBP: 0.203, SLG: 0.237 (7, 1)		0-0 F2			0-0 P3					2	0	0	0	0	0	2	RBI 2					
Dave Sisler, R OBP: 0.162, SLG: 0.100 (7, PH)										0	0	0	0	0	0	0	BB 4					
Sandy Amoroso, L OBP: 0.307, SLG: 0.197 (7, PH)										1	0	0	0	0	0	0	SO 4					
Bill Fischer, R OBP: 0.238, SLG: 0.316 (8, 1)										0	0	0	0	0	0	0	LOB 16					
										0	0	0	0	0	0	0						
Inning Stats	R: 0 E: 0 K: 0 S: 2	H: 0 LOB: 1 BB: 2 P: 10	R: 1 E: 0 K: 1 S: 8	H: 3 LOB: 3 BB: 1 P: 12	R: 0 E: 0 K: 1 S: 5	H: 0 LOB: 0 BB: 0 P: 5	R: 0 E: 0 K: 0 S: 3	H: 1 LOB: 0 BB: 0 P: 3	R: 1 E: 0 K: 0 S: 4	H: 1 LOB: 1 BB: 1 P: 8	R: 0 E: 0 K: 0 S: 4	H: 0 LOB: 1 BB: 0 P: 4	R: 0 E: 0 K: 0 S: 3	H: 0 LOB: 0 BB: 0 P: 3	R: 0 E: 0 K: 1 S: 5	H: 0 LOB: 0 BB: 0 P: 5	R: 0 E: 0 K: 1 S: 5	H: 0 LOB: 0 BB: 0 P: 5	1B: 4 2B: 0 3B: 0 HR: 1	SF: 0 SAC: 0 DP: 2 HBP: 0	WP: 0 PB: 0 SB: 0 CS: 0	PA: 35
PITCHER	IP	WLS	BF	H	R	ER	SO	BB	IBB	HBP	BLK	WP	HR	S	P	ERA	WHIP					
Ike Delock, R ERA: 5.19 (1, 1)	6.0	W	26	5	2	2	2	4	0	0	0	0	0	26	42	3.00	1.500					
Mike Fomieleles, R ERA: 3.01 (7, 1)	3.0	S	9	0	0	0	2	0	0	0	0	0	0	13	13	0.00	0.000					

Boston Red Sox @ Detroit Tigers
Briggs Stadium, Detroit, MI
Fri Aug 05 1960, 7:05 PM EDT
Att: 32,040 - Unknown

AB 31
R 2
H 5
RBI 2
BB 4
SO 4
LOB 16



Batter	1	2	3	4	5	6	7	8	9	AB	R	H	RBI	BB	SO	LOB	TOP			
Pumpsie Green, S OBP: 0.317, SLG: 0.317 (1, 4)										5	1	1	0	1	2	3				
Willie Tasby, R OBP: 0.375, SLG: 0.366 (1, 8)										2	3	1	0	3	0	0				
Ted Williams, L OBP: 0.466, SLG: 0.654 Lou Clinton, R OBP: 0.268, SLG: 0.348 (6, PR) (8, 9)										3	1	0	0	1	0	4				
Frank Malzone, R OBP: 0.346, SLG: 0.447 (1, 5)										4	3	3	4	1	0	1				
Ray Boone, R OBP: 0.337, SLG: 0.282 Vic Wertz, L OBP: 0.340, SLG: 0.515 (6, PH) (6, 3)										1	1	0	1	1	0	0				
Jim Pagliaroni, R OBP: 0.364, SLG: 0.667 (1, 2)										4	1	1	2	1	1	3				
Carroll Hardy, R OBP: 0.213, SLG: 0.218 (8, 7)										4	0	0	0	1	2	5				
Don Buddin, R OBP: 0.350, SLG: 0.375 (1, 6)										5	0	1	0	0	0	1				
Frank Sullivan, R OBP: 0.167, SLG: 0.074 Rip Repulski, R OBP: 0.290, SLG: 0.385 Tom Sturdivant, L OBP: 0.200, SLG: 0.211 Mike Fomiesles, R OBP: 0.500, SLG: 0.500 Tom Borland, L (9, 1)										0	0	0	0	0	0	0				
Inning Stats	R: 0 E: 0 K: 0 S: 3	H: 1 LOB: 1 BB: 1 P: 7	R: 1 E: 0 K: 0 S: 5	H: 2 LOB: 2 BB: 1 P: 9	R: 2 E: 0 K: 1 S: 6	H: 1 LOB: 0 BB: 0 P: 7	R: 0 E: 0 K: 1 S: 6	H: 1 LOB: 1 BB: 1 P: 6	R: 3 E: 0 K: 0 S: 6	H: 3 LOB: 1 BB: 1 P: 10	R: 0 E: 0 K: 1 S: 5	H: 0 LOB: 0 BB: 0 P: 5	R: 2 E: 0 K: 1 S: 6	H: 1 LOB: 2 BB: 2 P: 14	R: 0 E: 0 K: 1 S: 5	H: 0 LOB: 0 BB: 0 P: 5	1B: 5 2B: 2 3B: 1 HR: 2	SF: 1 SAC: 0 DP: 0 HBP: 1	WP: 0 PB: 1 SB: 0 CS: 1	PA: 46
PITCHER	IP WLS BF H R ER SO BB IBB HBP BLK WP HR S P ERA WHIP																			
Pete Burnside, L ERA: 3.69	(1, 1)	4.2		24	8	6	6	2	2	0	0	1	0	0	0	2	25	34	11.57	2.143
Clem Labine, R ERA: 5.45	(5, 1)	1.0	L	7	0	3	2	0	4	0	0	0	0	0	0	0	3	19	18.00	4.000
Dave Sisler, R ERA: 1.98	(6, 1)	0.1		3	1	0	0	1	1	0	0	0	0	0	0	0	4	8	0.00	6.000
Phil Regan, R ERA: 5.02	(7, 1)	3.0		12	1	2	2	3	2	0	0	0	0	0	0	16	24	6.00	1.000	

Boston Red Sox @ Detroit Tigers
Briggs Stadium, Detroit, MI
Sat Aug 06 1960, 4:33 AM EDT
Att: 11,190 - Unknown

AB 35
R 11
H 10
RBI 10
BB 9
SO 6
LOB 19



Batter	1	2	3	4	5	6	7	8	9	AB	R	H	RBI	BB	SO	LOB	BOTTOM			
Eddie Yost, R OBP: 0.407, SLG: 0.370 (1, 5)										5	0	0	1	0	1	1				
Ozzie Virgil, R OBP: 0.250, SLG: 0.395 (1, 4)										5	2	2	1	0	0	1				
Norm Cash, L OBP: 0.401, SLG: 0.495 (1, 3)										4	3	2	1	1	0	0				
Al Kaline, R OBP: 0.317, SLG: 0.371 (1, 8)										5	1	3	1	0	1	1				
Rocky Colavito, R OBP: 0.336, SLG: 0.499 Frank Lary, R OBP: 0.203, SLG: 0.237 (9, PR)										4	1	3	2	0	1	1				
Charlie Maxwell, L OBP: 0.327, SLG: 0.434 (1, 7)										2	0	0	2	1	0	1				
Harry Chiti, R OBP: 0.273, SLG: 0.314 Neil Christley, L OBP: 0.303, SLG: 0.422 Lou Berberet, L OBP: 0.320, SLG: 0.265 Hank Foiles, R OBP: 0.396, SLG: 0.396 (9, PH)										3	0	0	0	0	0	1				
Coot Veal, R OBP: 0.556, SLG: 0.462 Steve Bilko, R OBP: 0.278, SLG: 0.369 Chico Fernandez, R OBP: 0.303, SLG: 0.331 (9, 6)										2	1	1	0	1	0	0				
Pete Burnside, R OBP: 0.256, SLG: 0.152 Clem Labine, R OBP: 0.290, SLG: 0.385 Dave Sisler, R OBP: 0.152, SLG: 0.190 Sandy Amoroso, R OBP: 0.170, SLG: 0.194 Phil Regan, R OBP: 0.317, SLG: 0.393 (9, PH)										2	1	1	0	0	0	1				
Inning Stats	R: 3 E: 0 K: 2 S: 10	H: 3 LOB: 1 BB: 0 P: 11	R: 3 E: 0 K: 1 S: 8	H: 3 LOB: 1 BB: 1 P: 12	R: 0 E: 0 K: 0 S: 3	H: 0 LOB: 0 BB: 0 P: 3	R: 0 E: 0 K: 0 S: 3	H: 1 LOB: 0 BB: 0 P: 3	R: 0 E: 0 K: 0 S: 3	H: 0 LOB: 0 BB: 0 P: 3	R: 0 E: 0 K: 0 S: 9	H: 0 LOB: 0 BB: 0 P: 3	R: 1 E: 0 K: 2 S: 9	H: 2 LOB: 1 BB: 0 P: 9	R: 2 E: 0 K: 1 S: 8	H: 3 LOB: 3 BB: 1 P: 13	1B: 7 2B: 3 3B: 1 HR: 2	SF: 1 SAC: 0 DP: 1 HBP: 2	WP: 0 PB: 2 SB: 0 CS: 0	PA: 43
PITCHER	IP WLS BF H R ER SO BB IBB HBP BLK WP HR S P ERA WHIP																			
Frank Sullivan, R ERA: 5.93	(1, 1)	1.0		7	3	3	3	2	0	0	0	0	0	0	0	2	10	11	27.00	3.000
Tom Sturdivant, R ERA: 4.59	(2, 1)	7.2	W	32	8	6	5	4	2	0	0	0	0	0	0	38	46	5.87	1.304	
Mike Fomiesles, R ERA: 3.01	(9, 1)	0.0		2	1	0	0	0	0	0	1	0	0	0	1	2				
Tom Borland, L ERA: 6.42	(9, 1)	0.1	S	2	0	0	0	0	1	0	0	1	5	0.00	3.000					


Boston Red Sox @ Detroit Tigers
Briggs Stadium, Detroit, MI
Sat Aug 06 1960, 4:33 AM EDT
Att: 11,190 - Unknown


AB 37
R 9
H 12
RBI 8
BB 3
SO 6
LOB 12

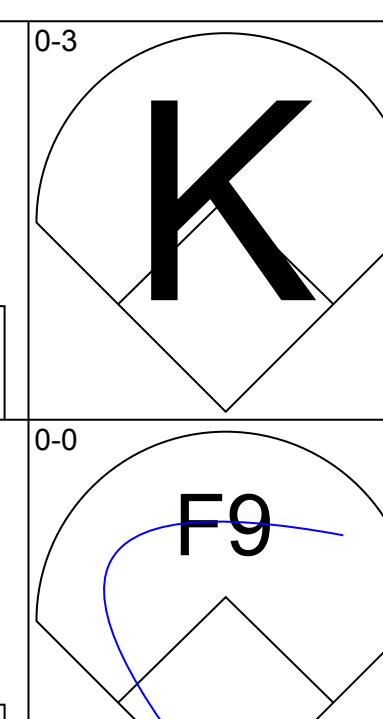
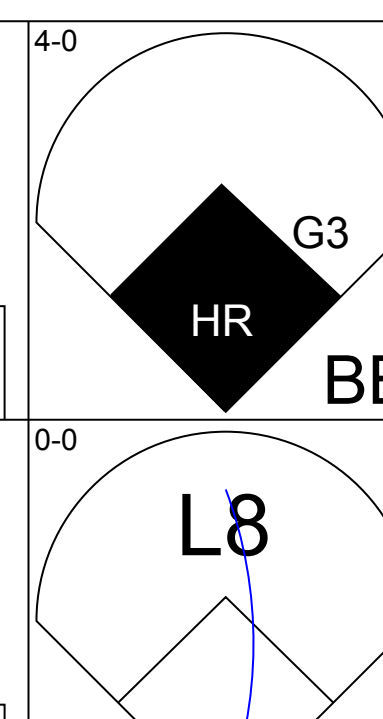
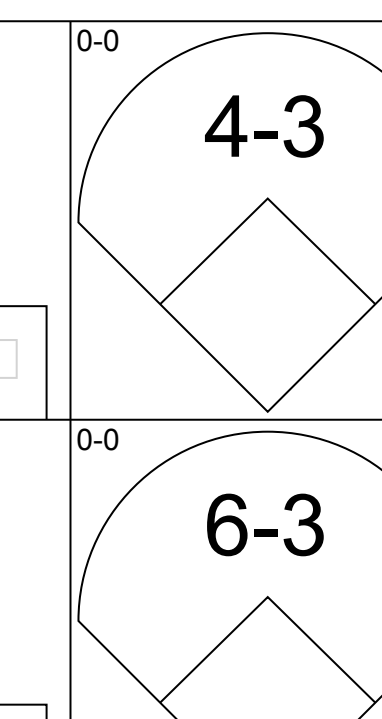
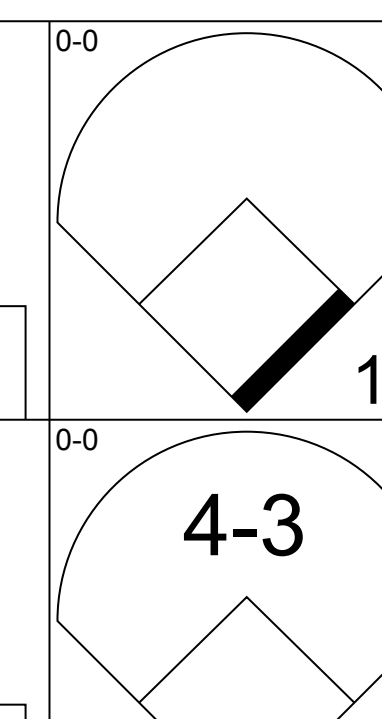
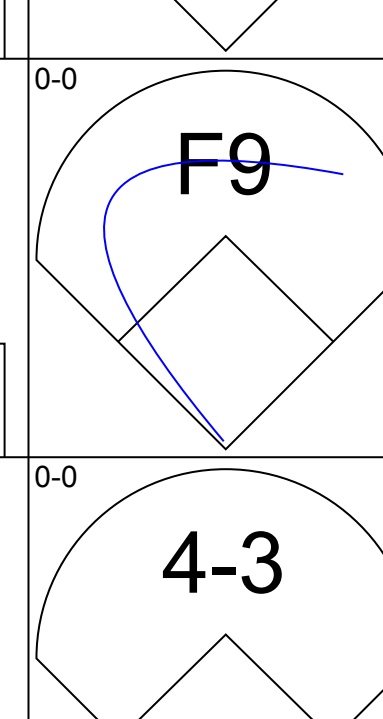
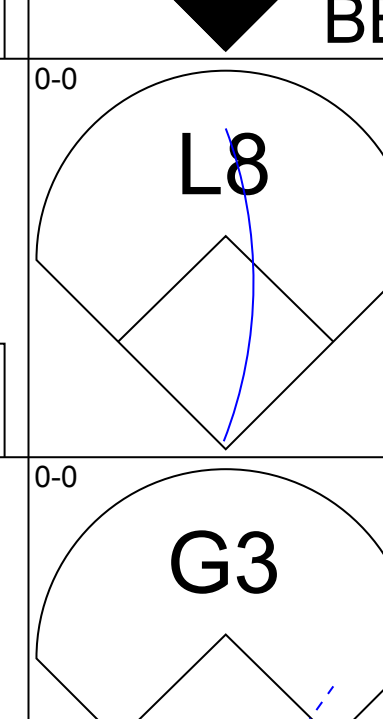
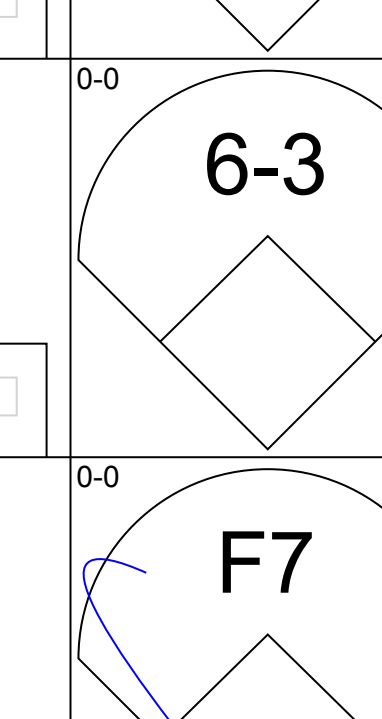
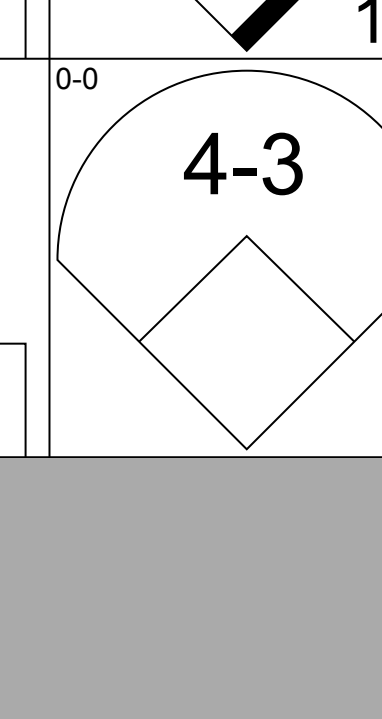
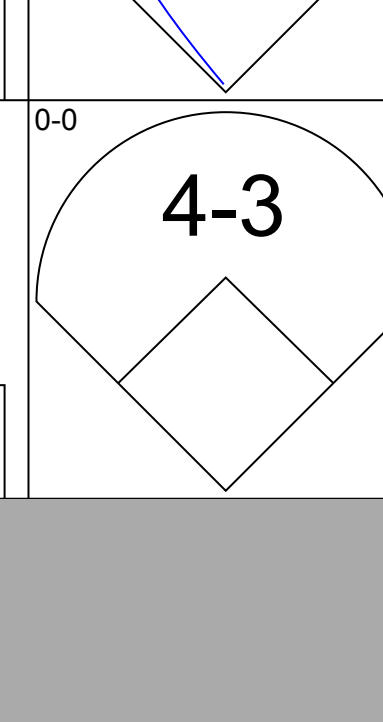
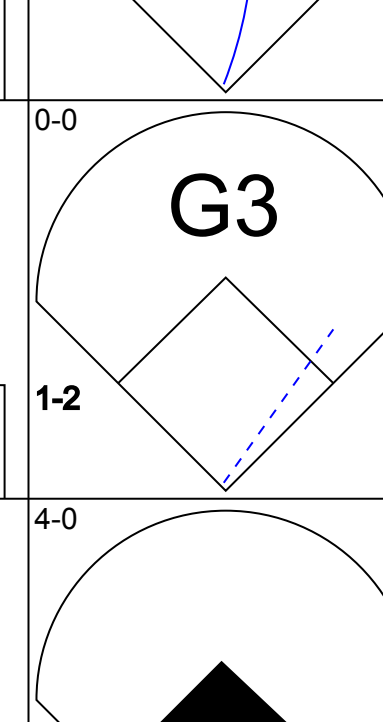
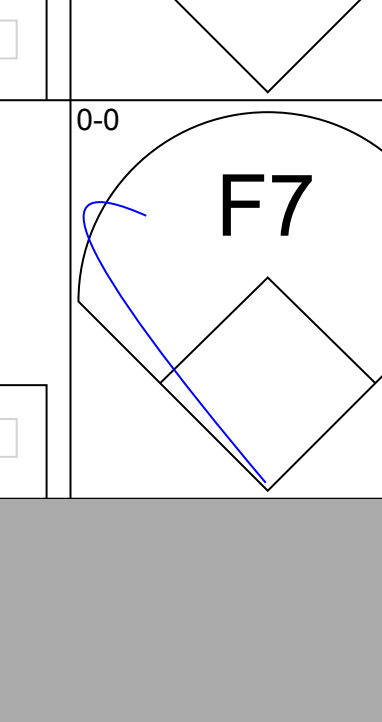

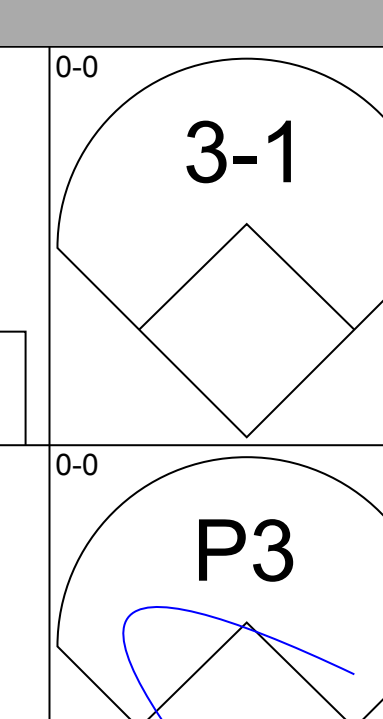
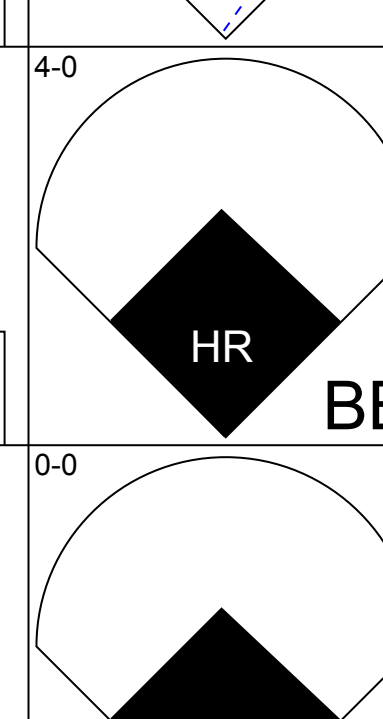



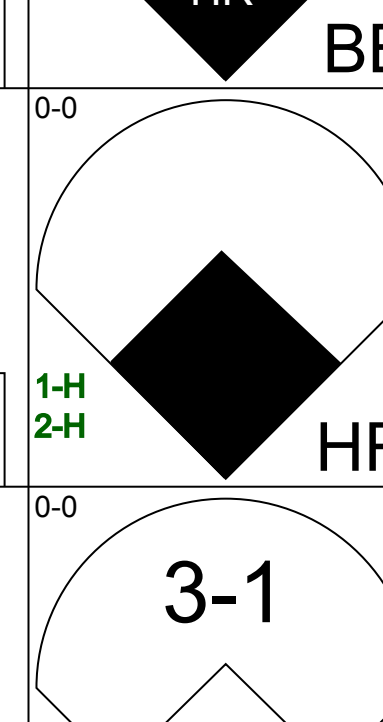



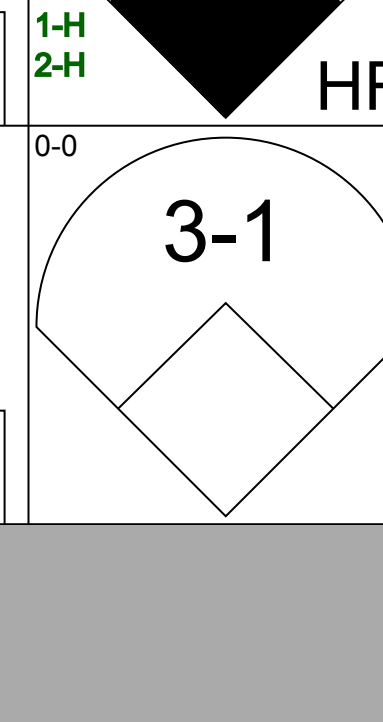


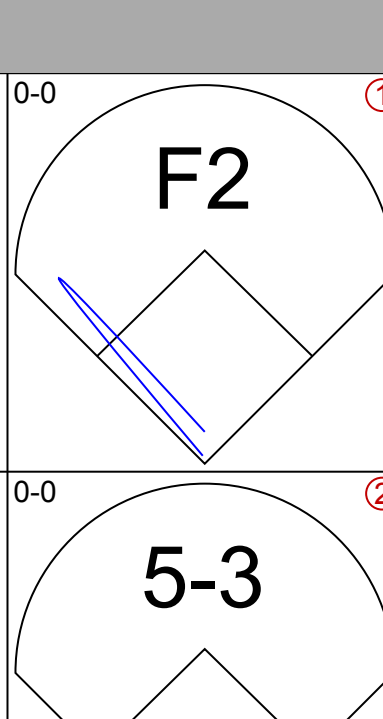
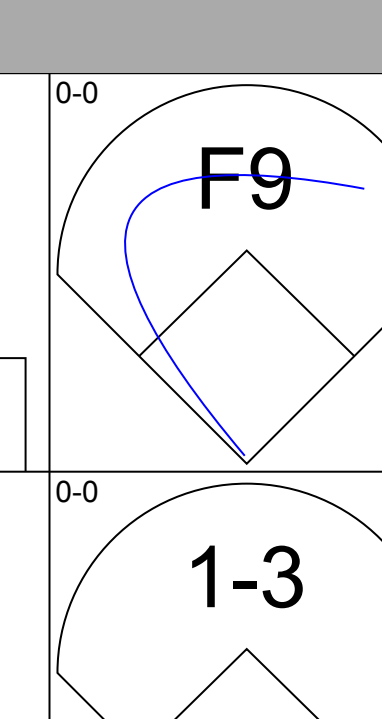
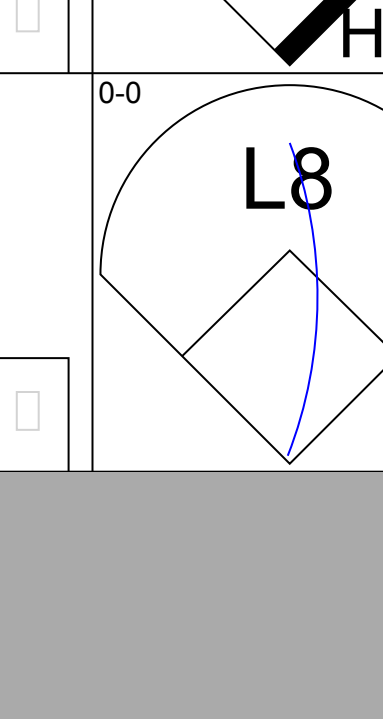
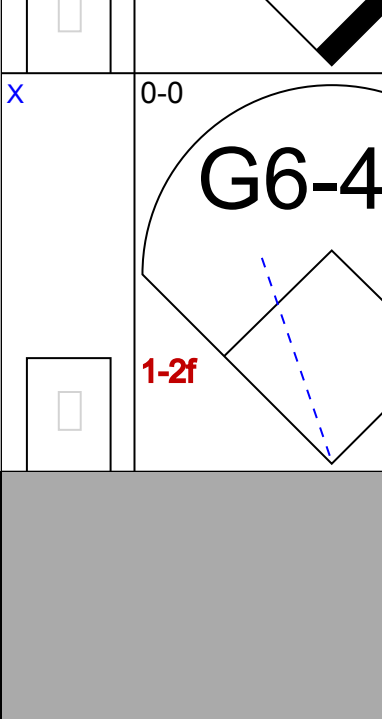
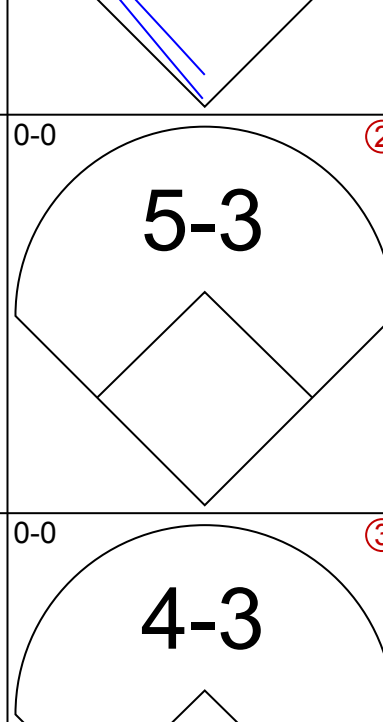
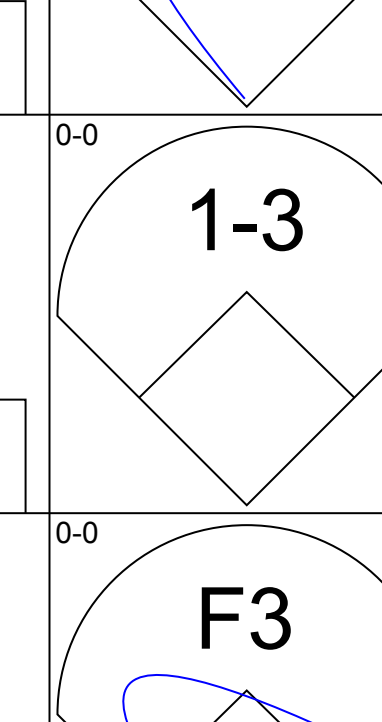
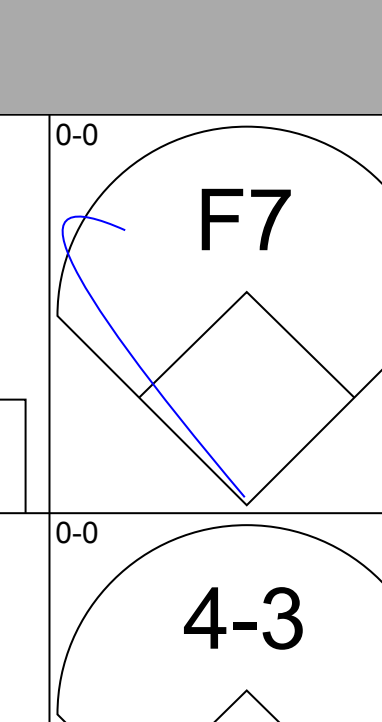
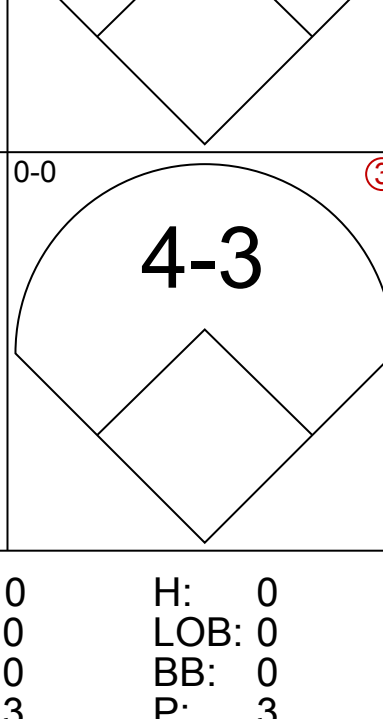
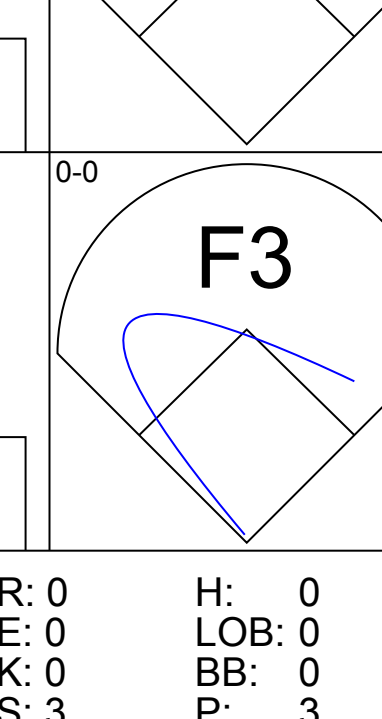
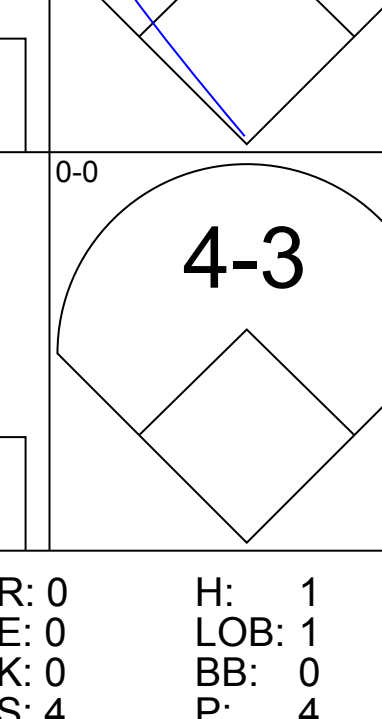


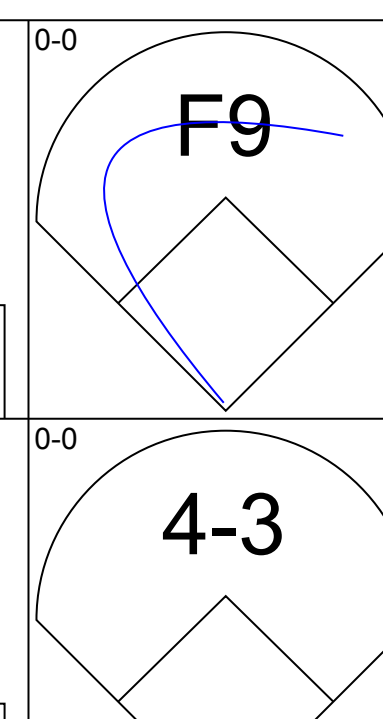
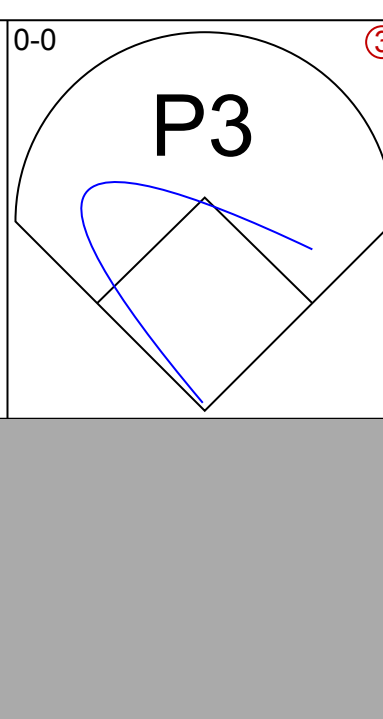
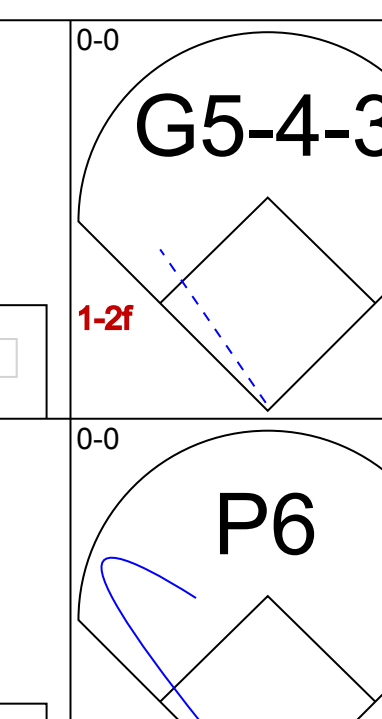
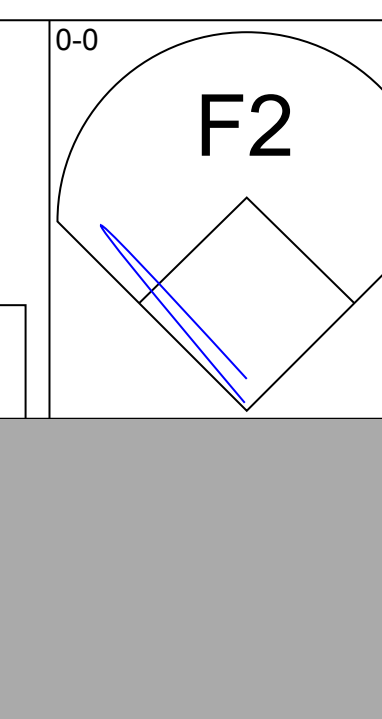
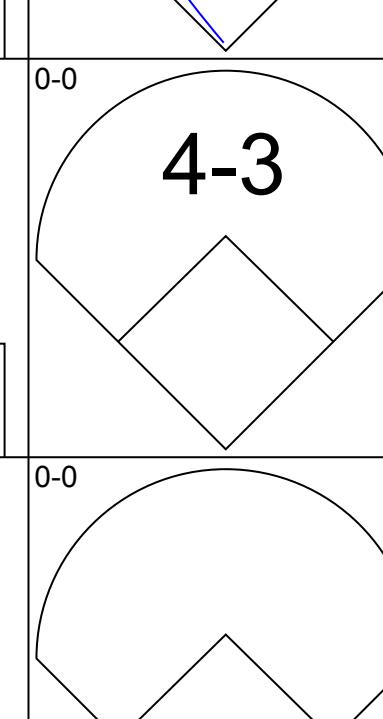
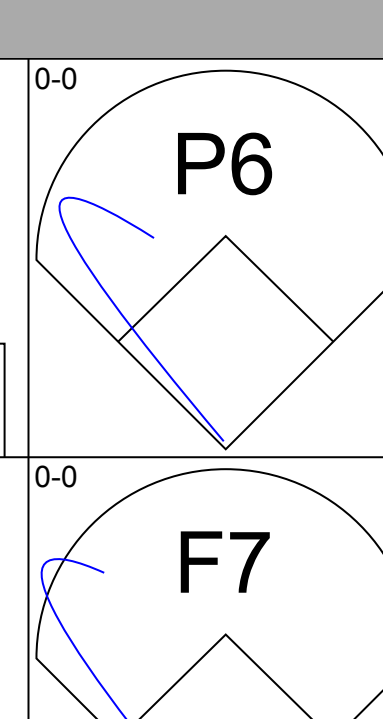
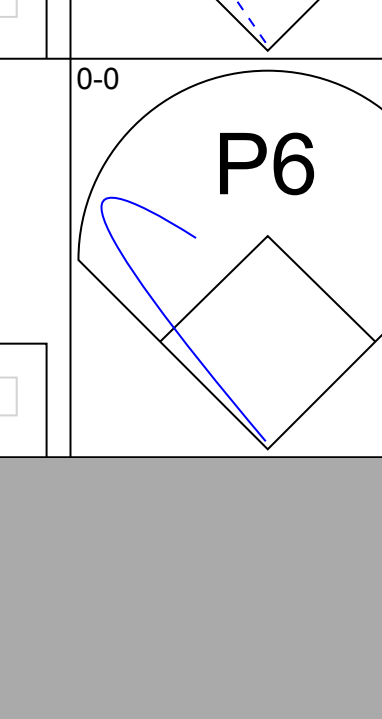
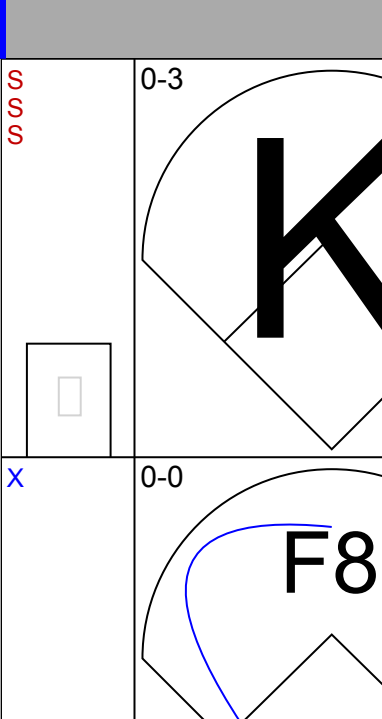
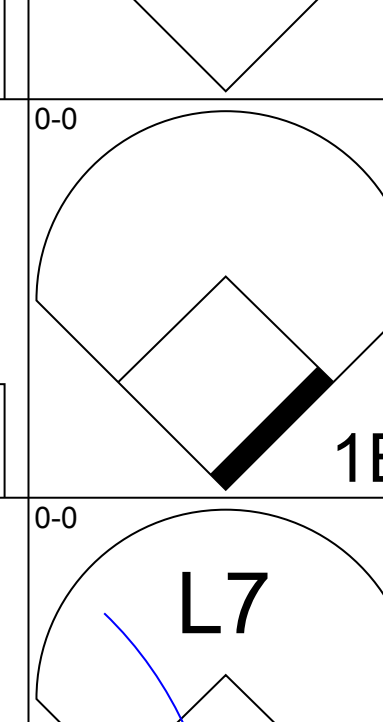
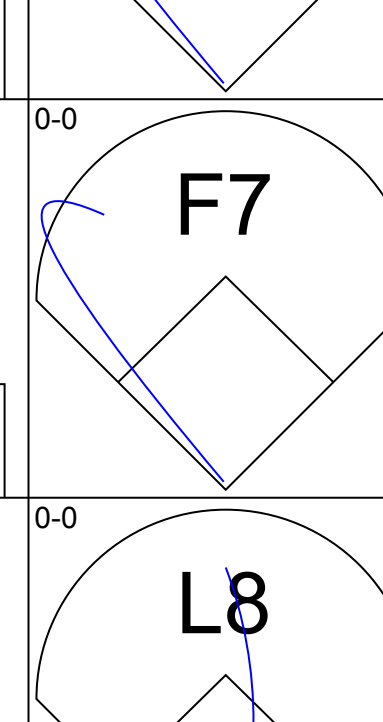


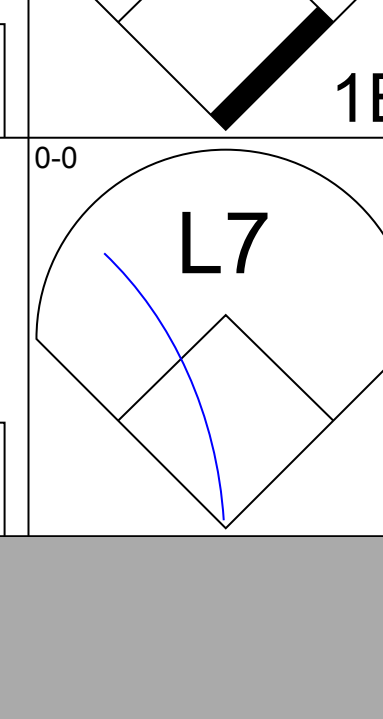
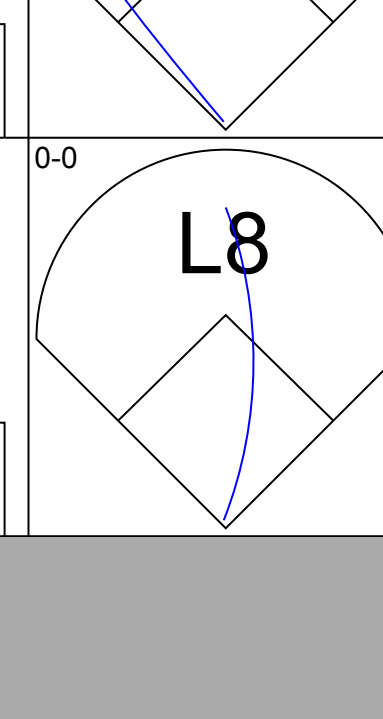


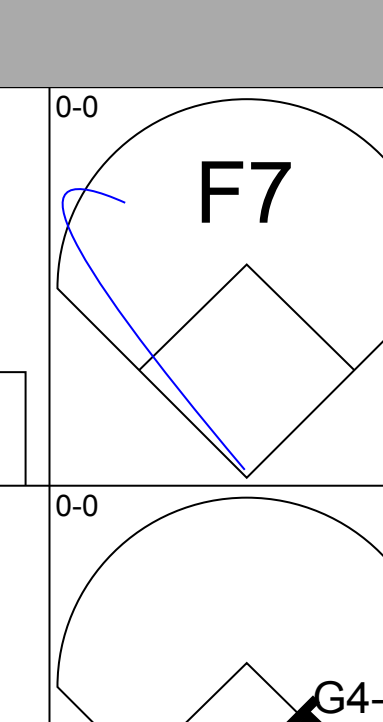
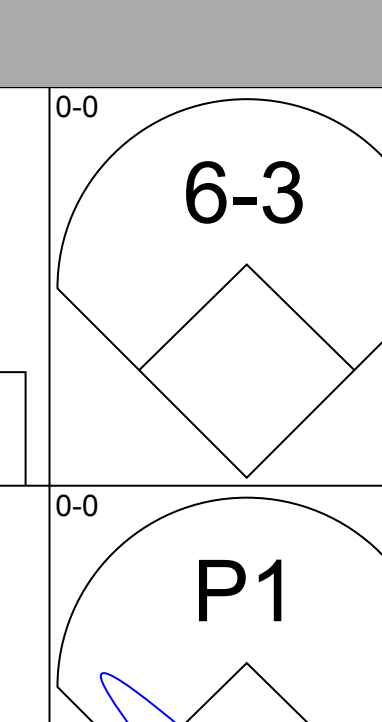
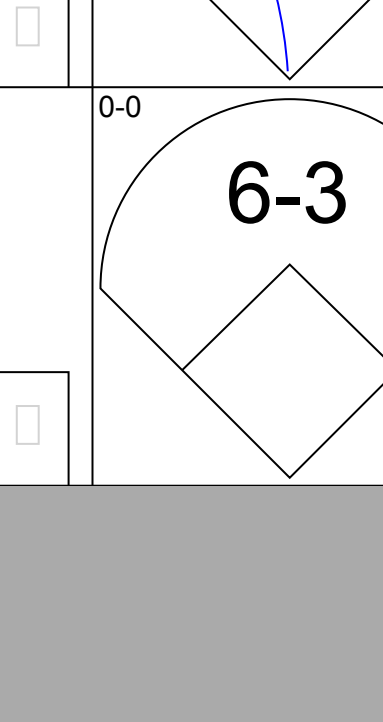
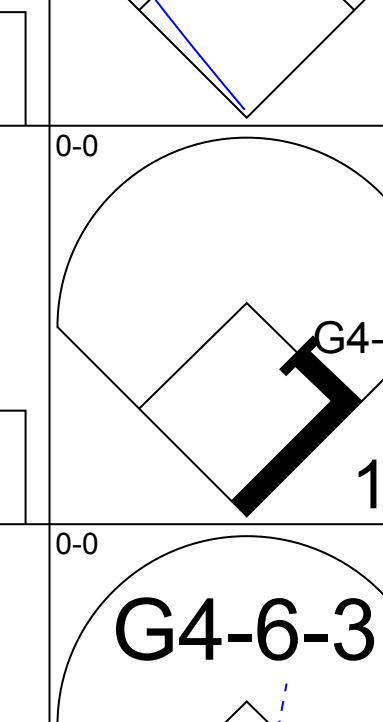
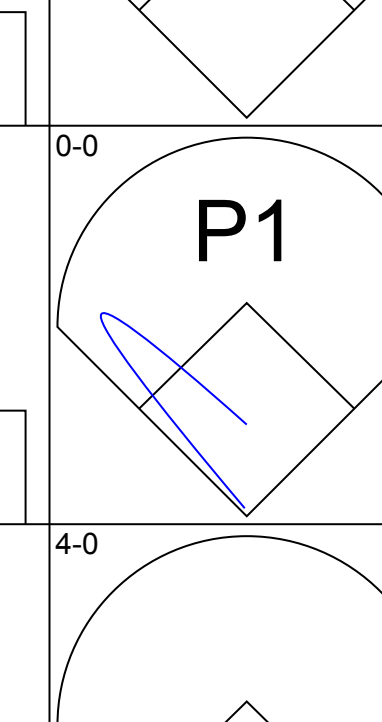


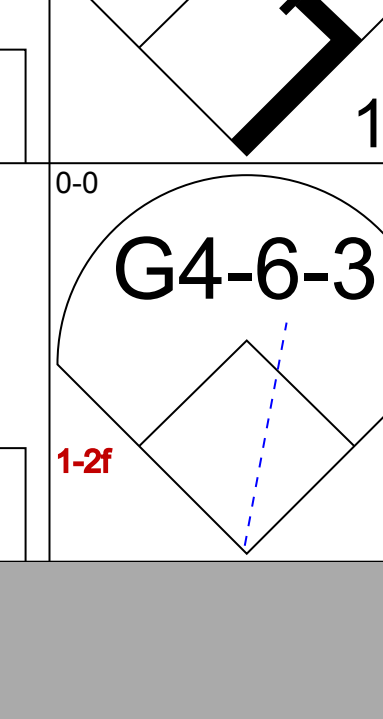
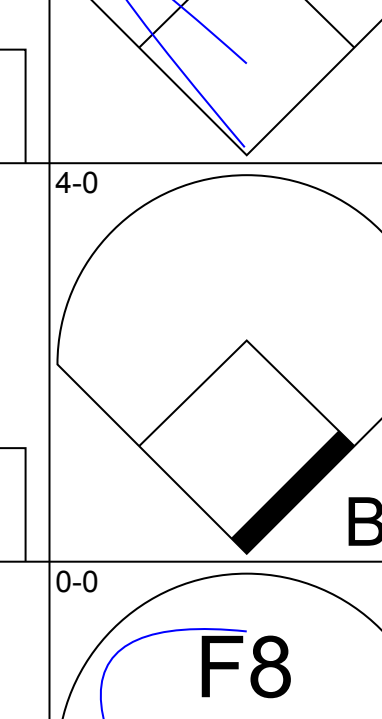


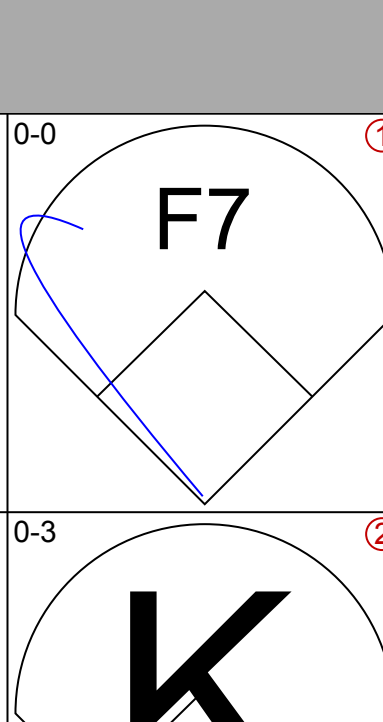
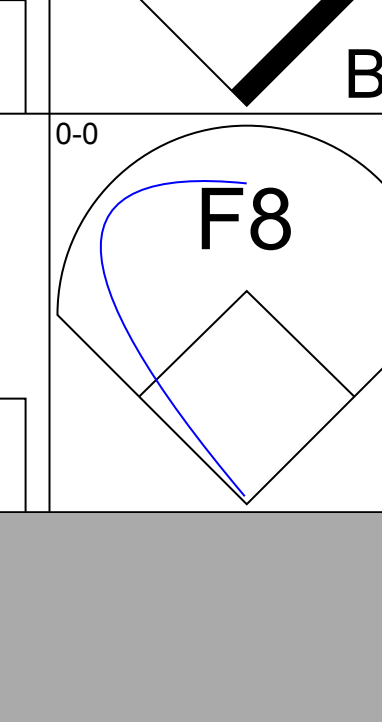


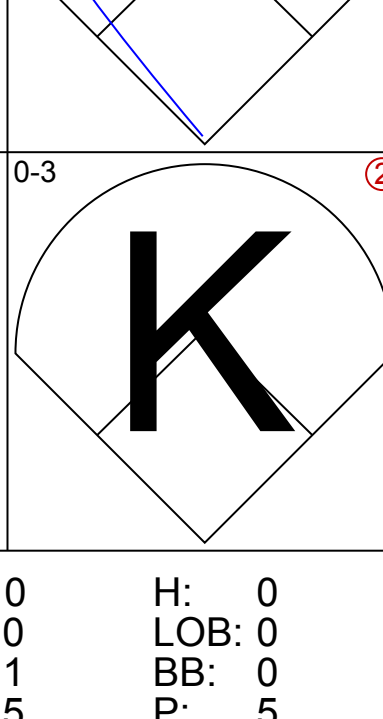
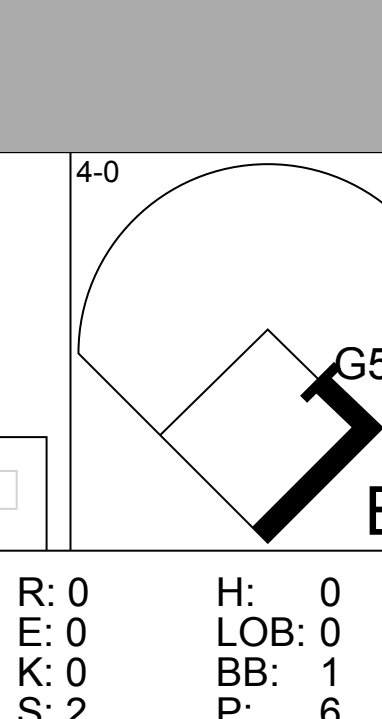
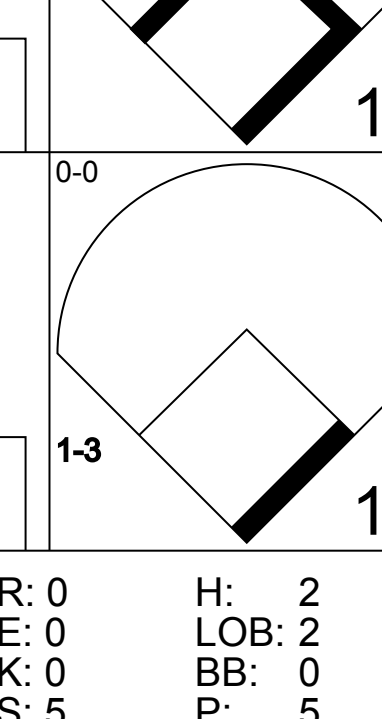
Batter	1	2	3	4	5	6	7	8	9	AB	R	H	RBI	BB	SO	LOB	TOP			
Pete Runnels, L OBP: 0.391, SLG: 0.397 (1, 4)										4	1	1	0	0	0	0	Boston Red Sox @ Detroit Tigers Briggs Stadium, Detroit, MI Sun Aug 07 1960, 4:33 AM EDT Unknown			
Willie Tasby, R OBP: 0.376, SLG: 0.366 (1, 8)										3	1	1	0	1	1					
Ted Williams, L OBP: 0.459, SLG: 0.640 (1, 7)										4	0	0	0	0	1	3				
Vic Wertz, L OBP: 0.339, SLG: 0.509 (1, 3)										3	0	0	0	1	2	1				
Russ Nixon, L OBP: 0.339, SLG: 0.433 (1, 2)										4	0	2	0	0	1	3				
Frank Malzone, R OBP: 0.345, SLG: 0.445 (1, 5)										4	0	1	2	0	1	2				
Carroll Hardy, R OBP: 0.206, SLG: 0.211 Pumpsie Green, S OBP: 0.315, SLG: 0.314 Lou Clinton, R OBP: 0.266, SLG: 0.345 (7, 9)										2	0	0	0	0	1	2				
Don Buddin, R OBP: 0.350, SLG: 0.373 (1, 6)										2	0	0	0	1	1	0				
Tom Brewer, R OBP: 0.250, SLG: 0.326 Jerry Casale, R OBP: 0.281, SLG: 0.300 Ray Boone, R OBP: 0.333, SLG: 0.279 Ted Wills, L OBP: 0.600, SLG: 0.750 (7, 1)										2	0	0	0	0	1	0				
Inning Stats	R: 2 E: 1 K: 1 S: 7	H: 1 LOB: 2 BB: 2 P: 15	R: 0 E: 0 K: 1 S: 5	H: 0 LOB: 0 BB: 0 P: 5	R: 0 E: 0 K: 3 S: 9	H: 0 LOB: 0 BB: 0 P: 9	R: 0 E: 0 K: 1 S: 5	H: 0 LOB: 0 BB: 0 P: 5	R: 0 E: 0 K: 0 S: 3	H: 1 LOB: 0 BB: 0 P: 3	R: 0 E: 0 K: 1 S: 6	H: 1 LOB: 2 BB: 1 P: 10	R: 0 E: 0 K: 0 S: 3	H: 1 LOB: 1 BB: 0 P: 10	R: 0 E: 0 K: 3 S: 10	H: 1 LOB: 0 BB: 0 P: 10		1B: 3 2B: 2 3B: 0 HR: 0	SF: 0 SAC: 0 DP: 2 HBP: 0	WP: 0 PB: 0 SB: 0 CS: 0
PITCHER Jim Bunning, R ERA: 2.69 (1, 1)	IP: 9.0 WLS: W BF: 34 H: 5 R: 2 ER: 0 SO: 11 BB: 3 IBB: 0 HBP: 0 BLK: 0 WP: 0 HR: 0 S: 53 P: 65 ERA: 0.00 WHIP: 0.889															PITCHER				

Batter	1	2	3	4	5	6	7	8	9	AB	R	H	RBI	BB	SO	LOB	BOTTOM			
Ozzie Virgil, R OBP: 0.267, SLG: 0.395 (1, 5)										5	1	2	1	0	0	1	Boston Red Sox @ Detroit Tigers Briggs Stadium, Detroit, MI Sun Aug 07 1960, 4:33 AM EDT Unknown			
Neil Christley, L OBP: 0.311, SLG: 0.432 (1, 7)										3	1	1	0	2	0	2				
Norm Cash, L OBP: 0.405, SLG: 0.493 (1, 3)										1	1	0	1	3	0	1				
Al Kaline, R OBP: 0.318, SLG: 0.369 (1, 8)										4	0	1	1	1	0	3				
Rocky Colavito, R OBP: 0.342, SLG: 0.501 (1, 9)										4	1	3	1	0	1	3				
Frank Bolling, R OBP: 0.312, SLG: 0.368 (1, 4)										4	1	2	1	0	0	4				
Hank Foiles, R OBP: 0.390, SLG: 0.389 (1, 2)										4	0	1	0	0	0	7				
Coot Veal, R OBP: 0.500, SLG: 0.471 (1, 6)										4	1	1	2	0	1	3				
Jim Bunning, R OBP: 0.218, SLG: 0.208 (1, 1)										3	1	0	0	1	1	4				
Inning Stats	R: 1 E: 0 K: 0 S: 4	H: 1 LOB: 0 BB: 0 P: 4	R: 0 E: 0 K: 1 S: 7	H: 2 LOB: 2 BB: 0 P: 7	R: 0 E: 0 K: 0 S: 3	H: 0 LOB: 1 BB: 1 P: 7	R: 3 E: 1 K: 0 S: 7	H: 3 LOB: 1 BB: 0 P: 7	R: 0 E: 0 K: 0 S: 3	H: 1 LOB: 2 BB: 1 P: 8	R: 1 E: 0 K: 1 S: 5	H: 0 LOB: 3 BB: 4 P: 21	R: 0 E: 0 K: 1 S: 6	H: 1 LOB: 1 BB: 0 P: 6	R: 2 E: 0 K: 0 S: 6	H: 3 LOB: 2 BB: 1 P: 10		1B: 8 2B: 2 3B: 1 HR: 0	SF: 1 SAC: 2 DP: 1 HBP: 1	WP: 0 PB: 0 SB: 1 CS: 0
PITCHER Tom Brewer, R ERA: 4.91 Jerry Casale, R ERA: 6.55 Ted Wills, L ERA: 6.35	IP: 4.0 WLS: L BF: 23 H: 7 R: 4 ER: 2 SO: 1 BB: 4 IBB: 0 HBP: 0 BLK: 0 WP: 0 HR: 0 S: 22 P: 31 ERA: 4.50 WHIP: 2.250															PITCHER				

Batter	1	2	3	4	5	6	7	8	9	AB	R	H	RBI	BB	SO	LOB	TOP										
Pete Runnels, L (1,4) OBP: 0.378, SLG: 0.398	L7		FC4-6 G1-4-3			F7		1-H 2B		4	0	1	1	0	0	2	Boston Red Sox @ Detroit Tigers Briggs Stadium, Detroit, MI Sun Aug 07 1960, 4:38 AM EDT Att: 18,163 - Unknown										
Willie Tasby, R (1,8) OBP: 0.376, SLG: 0.365	1B		G1-4-3			BB		K		3	0	1	0	1	1	2											
Vic Wertz, L (1,3) OBP: 0.338, SLG: 0.505	1B					F7		L8		4	0	1	0	0	0	3											
Frank Maltzone, R (1,5) OBP: 0.344, SLG: 0.443	G4-6-3					FC5		1B		4	0	1	0	0	0	4											
Russ Nixon, L (1,2) OBP: 0.333, SLG: 0.424			4-3			K		G4-6-3		4	0	0	0	0	1	1											
Rip Repulski, R (1,7) OBP: 0.288, SLG: 0.380	1B					K		F2		4	0	1	0	0	1	0											
Lou Clinton, R (1,9) OBP: 0.268, SLG: 0.345	1B					L8		L8		3	0	1	0	0	0	0											
Don Buddin, R (1,6) OBP: 0.347, SLG: 0.369	G4-3					5-3		P5		3	0	0	0	0	0	2											
Billy Muffett, R (1,1) OBP: 0.316, SLG: 0.278						FC5 BB 1B		2B 1B		3	1	3	0	0	0	0	AB 32 R 1 H 9 RBI 1 BB 1 SO 3 LOB 14 										
Inning Stats	R: 0 E: 0 K: 0 S: 4	H: 2 LOB: 1 BB: 0 P: 4	R: 0 E: 0 K: 0 S: 4	H: 2 LOB: 1 BB: 0 P: 4	R: 0 E: 0 K: 0 S: 3	H: 1 LOB: 0 BB: 0 P: 3	R: 0 E: 0 K: 1 S: 5	H: 0 LOB: 0 BB: 0 P: 5	R: 0 E: 0 K: 1 S: 5	H: 0 LOB: 0 BB: 0 P: 5	R: 0 E: 0 K: 0 S: 4	H: 1 LOB: 2 BB: 1 P: 8	R: 0 E: 0 K: 0 S: 3	H: 0 LOB: 0 BB: 0 P: 3	R: 1 E: 0 K: 1 S: 7	H: 2 LOB: 1 BB: 0 P: 7		R: 0 E: 0 K: 0 S: 3	H: 1 LOB: 0 BB: 0 P: 3	1B: 8 2B: 1 3B: 0 HR: 0	SF: 0 SAC: 0 DP: 4 HBP: 0	WP: 0 PB: 0 SB: 0 CS: 0	PA: 33				
PITCHER	IP	WLS	BF	H	R	ER	SO	BB	IBB	HBP	BLK	WP	HR	S	P	ERA	WHIP										
Bob Bruce, R (1,1) ERA: 4.05	8.0	L	30	8	1	1	3	1	0	0	0	0	0	35	39	1.12	1.125										
Frank Lary, R (9,1) ERA: 3.59	1.0		3	1	0	0	0	0	0	0	0	0	0	3	3	0.00	1.000										

Batter	1	2	3	4	5	6	7	8	9	AB	R	H	RBI	BB	SO	LOB	BOTTOM										
Ozzie Virgil, R (1,5) OBP: 0.265, SLG: 0.383	K		6-3			BB 1B		F9		4	0	1	0	0	1	0	Boston Red Sox @ Detroit Tigers Briggs Stadium, Detroit, MI Sun Aug 07 1960, 4:38 AM EDT Att: 18,163 - Unknown										
Neil Christley, L (1,7) OBP: 0.310, SLG: 0.425	F7					BB		F9		3	0	0	0	1	0	0											
Norm Cash, L (1,3) OBP: 0.399, SLG: 0.484	3-1					F9		F7		4	0	0	0	0	0	2											
Al Kaline, R (1,8) OBP: 0.315, SLG: 0.365			K			F7		L6		4	0	0	0	0	1	2											
Rocky Colavito, R (1,9) OBP: 0.341, SLG: 0.499	WP 1B					F7		L5		4	0	1	0	0	0	0											
Frank Bolling, R (1,4) OBP: 0.317, SLG: 0.378	BB 1B					FC6-5 2B		2B		2	0	2	0	1	0	0											
Lou Berberet, L (1,2) OBP: 0.315, SLG: 0.261	G5-4-3 BB					FC6-5 2B		K		3	0	0	0	0	1	4											
Chico Fernandez, R (1,6) OBP: 0.301, SLG: 0.328	G5-4-3					L7		5-3		3	0	0	0	0	0	2											
Bob Bruce, R (1,1) OBP: 0.444, SLG: 0.286						F8		P6		2	0	0	0	0	0	0	AB 30 R 0 H 4 RBI 0 BB 2 SO 3 LOB 10 										
Charlie Maxwell, L (8,PH) OBP: 0.326, SLG: 0.432										1	0	0	0	0	0	0											
Frank Lary, R (9,1) OBP: 0.203, SLG: 0.237										0	0	0	0	0	0	0											
Inning Stats	R: 0 E: 0 K: 1 S: 5	H: 0 LOB: 0 BB: 0 P: 5	R: 0 E: 0 K: 1 S: 5	H: 1 LOB: 1 BB: 1 P: 9	R: 0 E: 0 K: 0 S: 3	H: 0 LOB: 0 BB: 0 P: 3	R: 0 E: 0 K: 0 S: 3	H: 0 LOB: 0 BB: 0 P: 3	R: 0 E: 0 K: 0 S: 4	H: 1 LOB: 1 BB: 0 P: 4	R: 0 E: 0 K: 0 S: 6	H: 1 LOB: 1 BB: 0 P: 6	R: 0 E: 0 K: 0 S: 3	H: 0 LOB: 0 BB: 0 P: 3	R: 0 E: 0 K: 0 S: 3	H: 0 LOB: 0 BB: 0 P: 3	1B: 2 2B: 2 3B: 0 HR: 0	SF: 0 SAC: 0 DP: 1 HBP: 0	WP: 1 PB: 0 SB: 0 CS: 0	PA: 32							
PITCHER	IP	WLS	BF	H	R	ER	SO	BB	IBB	HBP	BLK	WP	HR	S	P	ERA	WHIP										
Billy Muffett, R (1,1) ERA: 4.33	9.0	W	32	4	0	0	3	2	0	0	0	1	0	36	44	0.00	0.667										

Batter	1	2	3	4	5	6	7	8	9	AB	R	H	RBI	BB	SO	LOB	TOP		
Al Pilarcik, L OBP: 0.325, SLG: 0.360 (1, 9)										3	1	1	0	1	1	0	<p>Baltimore Orioles @ Detroit Tigers Briggs Stadium, Detroit, MI Tue Aug 09 1960, 7:05 PM EDT Att: 22,007 - Unknown</p>		
Gene Stephens, L OBP: 0.315, SLG: 0.367 Jim Busby, R OBP: 0.336, SLG: 0.319 (1, 8) (8, 8)										4	0	0	0	0	0	2			
Gene Woodling, L OBP: 0.403, SLG: 0.411 (1, 7)										4	0	1	0	0	0	1			
Jim Gentile, L OBP: 0.435, SLG: 0.531 (1, 3)										3	1	2	0	1	0	0			
Brooks Robinson, R OBP: 0.345, SLG: 0.457 (1, 5)										3	1	1	3	0	0	1			
Clint Courtney, L OBP: 0.372, SLG: 0.265 (1, 2)										2	0	0	0	1	0	0			
Ron Hansen, R OBP: 0.330, SLG: 0.420 (1, 6)											4	0	0	0	0	0		4	
Billy Klaus, L OBP: 0.355, SLG: 0.444 (1, 4)										3	0	0	0	0	0	0			
Chuck Estrada, R OBP: 0.159, SLG: 0.167 (1, 1)										3	0	0	0	0	0	0			
Inning Stats	R: 0 E: 0 K: 1 S: 5	H: 0 LOB: 0 BB: 0 P: 5	R: 0 E: 0 K: 0 S: 3	H: 0 LOB: 0 BB: 0 P: 3	R: 0 E: 0 K: 0 S: 3	H: 0 LOB: 0 BB: 2 P: 3	R: 3 E: 0 K: 0 S: 4	H: 1 LOB: 0 BB: 2 P: 12	R: 0 E: 0 K: 0 S: 3	H: 0 LOB: 0 BB: 0 P: 3	R: 0 E: 0 K: 0 S: 3	H: 1 LOB: 1 BB: 0 P: 4	R: 0 E: 0 K: 0 S: 4	H: 1 LOB: 1 BB: 0 P: 4	R: 0 E: 0 K: 0 S: 4	H: 2 LOB: 2 BB: 1 P: 8		1B: 4 2B: 0 3B: 0 HR: 1	SF: 0 SAC: 1 DP: 2 HBP: 1
PITCHER	IP WLS BF H R ER SO BB IBB HBP BLK WP HR S P ERA WHIP	IP WLS BF H R ER SO BB IBB HBP BLK WP HR S P ERA WHIP																	
Frank Lary, R ERA: 3.58 (1, 1)	8.0 L 29 3 3 3 1 2 0 1 0 0 0 1 28 37 3.38 0.625	1.0 5 2 0 0 0 0 0 1 0 0 0 0 0 4 8 0.00 2.000																	

Batter	1	2	3	4	5	6	7	8	9	AB	R	H	RBI	BB	SO	LOB	BOTTOM		
Ozzie Virgil, R OBP: 0.250, SLG: 0.360 Steve Bilko, R OBP: 0.277, SLG: 0.367 Bill Fischer, R OBP: 0.238, SLG: 0.316 (1, 5) (8, PH) (9, 1)										3	0	0	0	0	0	1	<p>Baltimore Orioles @ Detroit Tigers Briggs Stadium, Detroit, MI Tue Aug 09 1960, 7:05 PM EDT Att: 22,007 - Unknown</p>		
Neil Christley, L OBP: 0.303, SLG: 0.415 (1, 7)										4	0	0	0	0	1	0			
Norm Cash, L OBP: 0.397, SLG: 0.480 (1, 3)										4	0	1	0	0	0	0			
Al Kaline, R OBP: 0.312, SLG: 0.361 (1, 8)										4	0	0	0	0	0	1			
Rocky Colavito, R OBP: 0.338, SLG: 0.494 (1, 9)										3	0	0	0	0	0	0			
Frank Bolling, R OBP: 0.317, SLG: 0.377 (1, 4)										3	0	1	0	0	0	0			
Harry Chiti, R OBP: 0.275, SLG: 0.313 Eddie Yost, R OBP: 0.406, SLG: 0.369 (1, 2) (8, PH) (9, 5)										1	0	0	0	1	0	1			
Chico Fernandez, R OBP: 0.301, SLG: 0.328 (1, 6)										3	0	1	0	0	0	1			
Frank Lary, R OBP: 0.212, SLG: 0.233 Charlie Maxwell, L OBP: 0.328, SLG: 0.434 Hank Foiles, R OBP: 0.390, SLG: 0.389 (1, 1) (8, PH) (9, 2)										1	0	0	0	1	1	0			
Inning Stats	R: 0 E: 0 K: 0 S: 4	H: 1 LOB: 1 BB: 0 P: 4	R: 0 E: 0 K: 0 S: 3	H: 1 LOB: 0 BB: 0 P: 3	R: 0 E: 0 K: 1 S: 5	H: 0 LOB: 0 BB: 0 P: 5	R: 0 E: 0 K: 0 S: 3	H: 0 LOB: 0 BB: 0 P: 3	R: 0 E: 0 K: 0 S: 2	H: 0 LOB: 0 BB: 1 P: 6	R: 0 E: 0 K: 0 S: 3	H: 0 LOB: 0 BB: 0 P: 3	R: 0 E: 0 K: 0 S: 5	H: 2 LOB: 2 BB: 0 P: 5	R: 0 E: 0 K: 1 S: 5	H: 0 LOB: 0 BB: 0 P: 5		1B: 4 2B: 0 3B: 0 HR: 0	SF: 0 SAC: 0 DP: 2 HBP: 0
PITCHER	IP WLS BF H R ER SO BB IBB HBP BLK WP HR S P ERA WHIP	IP WLS BF H R ER SO BB IBB HBP BLK WP HR S P ERA WHIP																	
Chuck Estrada, R ERA: 3.59 (1, 1)	9.0 W 31 4 0 0 2 2 0 0 0 0 0 0 33 41 0.00 0.667																		

AB	29
R	3
H	5
RBI	3
BB	3
SO	1
LOB	8



Batter	1	2	3	4	5	6	7	8	9	AB	R	H	RBI	BB	SO	LOB	TOP		
Jackie Brandt, R OBP: 0.330, SLG: 0.426 (1, 9) (7, 8)	P6	L7		1B			F3		2-3	5	0	1	0	0	0	1			
Jim Busby, R OBP: 0.331, SLG: 0.304 Gene Woodling, L OBP: 0.405, SLG: 0.410 (1, 8) (7, PH) (7, 9) (8, 7)	1B BB		P6	6-3			G4-6-3 BB		L8	2	0	0	0	1	0	0			
Brooks Robinson, R OBP: 0.347, SLG: 0.462 (1, 5)	1-2 1B		F9				G4-6-3 1-2			4	0	1	0	0	1	1			
Walt Dropo, R OBP: 0.340, SLG: 0.371 Jim Gentile, L OBP: 0.438, SLG: 0.555 (1, 3) (5, PH) (5, 3)	P4			HR			F9		HR	2	1	1	1	0	0	2			
Gus Triandos, R OBP: 0.335, SLG: 0.375 (1, 2)	P3			1B HR			F2			4	1	2	0	0	0	2			
Ron Hansen, R OBP: 0.329, SLG: 0.424 (1, 6)				HR			P4		L8	4	2	2	1	0	0	1			
Dave Nicholson, R OBP: 0.325, SLG: 0.360 Al Pilarcik, L OBP: 0.325, SLG: 0.360 (1, 7) (8, 9)	FC6-4 BB			HR			K		K	3	1	1	3	1	2	1			
Mary Breeding, R OBP: 0.317, SLG: 0.338 (1, 4)	FC6-4 SH1-4 1-2		6-3				FC5-4 1B		F2	4	0	1	0	0	0	2			
Jack Fisher, R OBP: 0.293, SLG: 0.324 (1, 1)	SH1-4						FC5-4 1-2		K	3	0	0	0	0	2	1			
Inning Stats	R: 0 E: 0 K: 0 S: 4	H: 1 LOB: 2 BB: 1 P: 8	R: 1 E: 0 K: 0 S: 4	H: 1 LOB: 1 BB: 1 P: 8	R: 4 E: 0 K: 0 S: 7	H: 4 LOB: 0 BB: 0 P: 7	R: 0 E: 0 K: 1 S: 5	H: 1 LOB: 0 BB: 0 P: 5	R: 0 E: 0 K: 1 S: 6	H: 1 LOB: 1 BB: 0 P: 6	R: 0 E: 0 K: 0 S: 2	H: 0 LOB: 0 BB: 1 P: 6	R: 1 E: 0 K: 1 S: 7	H: 2 LOB: 1 BB: 0 P: 7	R: 0 E: 0 K: 1 S: 5	H: 0 LOB: 0 BB: 0 P: 5	1B: 6 2B: 0 3B: 0 HR: 4	SF: 0 SAC: 1 DP: 1 HBP: 0	WP: 0 PA: 38 PB: 0 SB: 0 CS: 0
PITCHER	IP WLS BF H R ER SO BB IBB HBP BLK WP HR S P ERA WHIP																		
Don Mossi, L ERA: 3.46 (1, 1)	3.0 L 17 6 5 5 0 2 0 0 0 0 0 3 15 23 15.00 2.667																		
Bob Bruce, R ERA: 3.92 (4, 1)	2.0 6 1 0 0 2 0 0 0 0 0 0 0 10 10 0.00 0.500																		
Paul Foytack, R ERA: 7.29 (6, 1)	2.0 7 1 0 0 1 1 0 0 0 0 0 0 8 12 0.00 1.000																		
Hank Aguirre, L ERA: 3.09 (8, 1)	2.0 8 2 1 1 2 0 0 0 0 0 0 1 12 12 4.50 1.000																		

Baltimore Orioles @ Detroit Tigers
Briggs Stadium, Detroit, MI
Thu Aug 11 1960, 4:33 AM EDT
Att: 8,193 - Unknown

AB 34
R 6
H 10
RBI 6
BB 3
SO 5
LOB 11



Batter	1	2	3	4	5	6	7	8	9	AB	R	H	RBI	BB	SO	LOB	BOTTOM				
Eddie Yost, R OBP: 0.407, SLG: 0.366 Hank Aguirre, R (1, 5) (8, 1)	1B						L8		4-3	3	0	1	0	1	0	4					
Al Kaline, R OBP: 0.310, SLG: 0.356 (1, 8)	L9		L9				L9		L8	4	0	0	0	0	0	6					
Norm Cash, L OBP: 0.395, SLG: 0.492 (1, 3)	K						F5		L5	4	0	0	0	0	1	4					
Rocky Colavito, R OBP: 0.334, SLG: 0.485 (1, 9)	1-3						F7		K	4	0	0	0	0	1	1					
Charlie Maxwell, L OBP: 0.326, SLG: 0.433 (1, 7)							P6		G3	4	0	2	0	0	0	0					
Frank Bolling, R OBP: 0.313, SLG: 0.371 (1, 4)	F5						P6		L4	4	0	0	0	0	1	2					
Hank Foiles, R OBP: 0.385, SLG: 0.384 (1, 2)	G6-4-3 1-2						E 1B		P6	4	0	1	0	0	0	1					
Chico Fernandez, R OBP: 0.303, SLG: 0.329 (1, 6)			F9				E 1B		K	4	1	2	0	0	1	0					
Don Mossi, L OBP: 0.285, SLG: 0.122 Sandy Amoroso, L OBP: 0.299, SLG: 0.198 Bob Bruce, R OBP: 0.444, SLG: 0.298 Neil Christley, R OBP: 0.302, SLG: 0.413 Paul Foytack, R OBP: 0.302, SLG: 0.333 Ozzie Virgil, R OBP: 0.259, SLG: 0.395 (1, 1) (3, PH) (4, 1) (5, PH) (6, 1) (7, PH) (8, 5)	4-3						E8		4-3 1-2	0	0	0	0	0	0	0					
Inning Stats	R: 0 E: 0 K: 1 S: 6	H: 1 LOB: 0 BB: 0 P: 6	R: 0 E: 0 K: 0 S: 3	H: 1 LOB: 0 BB: 0 P: 3	R: 0 E: 0 K: 0 S: 3	H: 0 LOB: 1 BB: 1 P: 7	R: 0 E: 0 K: 0 S: 4	H: 1 LOB: 1 BB: 0 P: 4	R: 0 E: 1 K: 0 S: 6	H: 2 LOB: 3 BB: 0 P: 6	R: 0 E: 0 K: 1 S: 5	H: 0 LOB: 0 BB: 0 P: 5	R: 1 E: 0 K: 0 S: 5	H: 2 LOB: 1 BB: 0 P: 5	R: 0 E: 0 K: 0 S: 3	H: 0 LOB: 0 BB: 0 P: 3	R: 0 E: 0 K: 2 S: 7	H: 0 LOB: 0 BB: 0 P: 7	1B: 5 2B: 2 3B: 0 HR: 0	SF: 0 SAC: 0 DP: 1 HBP: 0	WP: 0 PA: 35 PB: 0 SB: 0 CS: 0
PITCHER	IP WLS BF H R ER SO BB IBB HBP BLK WP HR S P ERA WHIP																				
Jack Fisher, R ERA: 3.36 (1, 1)	9.0 W 35 7 1 1 4 1 0 0 0 0 0 0 42 46 1.00 0.889																				

Baltimore Orioles @ Detroit Tigers
Briggs Stadium, Detroit, MI
Thu Aug 11 1960, 4:33 AM EDT
Att: 8,193 - Unknown

AB 34
R 1
H 7
RBI 1
BB 1
SO 4
LOB 20



Batter	1	2	3	4	5	6	7	8	9	10	AB	R	H	RBI	BB	SO	LOB	TOP			
Eddie Yost, R OBP: 0.411, SLG: 0.368 (1, 5)	FC6-4 FC5 1B		1B 5-3 BB	F4			E 1B 1B		G6-4-3 BB		3	1	2	0	2	0	0	Detroit Tigers @ Cleveland Indians Cleveland Municipal Stadium, Cleveland, OH Fri Aug 12 1960, 7:05 PM EDT Att: 18,559 - Unknown			
Chico Fernandez, R OBP: 0.301, SLG: 0.327 (1, 6)	FC5 FC6-4		K	F6			E9 PB 1B		G6-4-3		5	0	1	0	0	1	4				
Norm Cash, L OBP: 0.399, SLG: 0.492 (1, 3)	F2		5-3 HR 1B				F7				4	2	2	1	1	0	2				
Rocky Colavito, R OBP: 0.331, SLG: 0.480 (1, 9)	FC6-4		5-3				K		F5		4	0	0	1	0	1	6				
Charlie Maxwell, L OBP: 0.327, SLG: 0.451 (1, 7)	F6		HR				F5		4-3		5	2	2	4	0	0	5				
Al Kaline, R OBP: 0.311, SLG: 0.355 (1, 8)		K	BB				L4-3		L1-3		4	0	1	0	1	1	0				
Frank Bolling, R OBP: 0.312, SLG: 0.367 (1, 4)	F9		BB				5-3		1-3		4	0	0	0	1	1	1				
Hank Foiles, R OBP: 0.388, SLG: 0.365 (1, 2)	F8		F9				F2		6-3		5	0	0	0	0	0	3				
Jim Bunning, R OBP: 0.224, SLG: 0.200 (9, PH)			BB				4-3		K2-3		2	1	0	0	1	1	0				
Ozzie Virgil, R OBP: 0.255, SLG: 0.377 (9, 1)			1B BB				4-3		6-3		1	0	0	0	0	0	0				
Dave Sisler, R OBP: 0.182, SLG: 0.100 (9, 1)			BB								0	0	0	0	0	0	0				
Inning Stats	R: 0 E: 0 K: 0 S: 5	H: 1 LOB: 2 BB: 0 P: 5	R: 0 E: 0 K: 1 S: 5	H: 0 LOB: 0 BB: 0 P: 5	R: 4 E: 0 K: 1 S: 7	H: 2 LOB: 2 BB: 4 P: 23	R: 0 E: 0 K: 0 S: 3	H: 0 LOB: 0 BB: 0 P: 3	R: 0 E: 0 K: 1 S: 5	H: 0 LOB: 0 BB: 0 P: 5	R: 0 E: 0 K: 0 S: 3	H: 0 LOB: 0 BB: 0 P: 3	R: 0 E: 0 K: 0 S: 2	H: 0 LOB: 0 BB: 1 P: 6	R: 2 E: 0 K: 1 S: 8	H: 3 LOB: 1 BB: 0 P: 8	1B: 6 2B: 0 3B: 0 HR: 2	SF: 0 SAC: 1 DP: 1 HBP: 0	WP: 0 PA: 44 PB: 1 SB: 2 CS: 0		
PITCHER	IP WLS BF H R ER SO ERA WHIP	IP WLS BF H R ER SO ERA WHIP	IP WLS BF H R ER SO ERA WHIP	IP WLS BF H R ER SO ERA WHIP	IP WLS BF H R ER SO ERA WHIP	IP WLS BF H R ER SO ERA WHIP	IP WLS BF H R ER SO ERA WHIP	IP WLS BF H R ER SO ERA WHIP	IP WLS BF H R ER SO ERA WHIP	IP WLS BF H R ER SO ERA WHIP	IP WLS BF H R ER SO ERA WHIP	IP WLS BF H R ER SO ERA WHIP	IP WLS BF H R ER SO ERA WHIP	IP WLS BF H R ER SO ERA WHIP	IP WLS BF H R ER SO ERA WHIP	IP WLS BF H R ER SO ERA WHIP	IP WLS BF H R ER SO ERA WHIP	IP WLS BF H R ER SO ERA WHIP			
Mudcat Grant, R ERA: 4.69 (1, 1)	2.2	16	3	4	4	2	4	0	0	0	0	0	0	0	0	0	0	16	32	13.50	2.625
Bobby Locke, R ERA: 3.29 (3, 1)	5.1	19	2	0	0	2	0	1	0	0	0	0	0	0	0	0	0	22	26	0.00	0.375
Johnny Klippstein, R ERA: 2.62 (9, 1)	2.0	L	9	3	2	2	1	1	0	0	0	0	0	0	0	0	0	1	10	9.00	2.000

Detroit Tigers @ Cleveland Indians
 Cleveland Municipal Stadium, Cleveland, OH
 Fri Aug 12 1960, 7:05 PM EDT
 Att: 18,559 - Unknown


AB 37
 R 6
 H 8
 RBI 6
 BB 6
 SO 5
 LOB 21



Batter	1	2	3	4	5	6	7	8	9	10	AB	R	H	RBI	BB	SO	LOB	BOTTOM			
Johnny Temple, R OBP: 0.335, SLG: 0.332 (1, 4)	L8				F7	F4		F9		FC6-4	6	0	1	0	0	0	4	Detroit Tigers @ Cleveland Indians Cleveland Municipal Stadium, Cleveland, OH Fri Aug 12 1960, 7:05 PM EDT Att: 18,559 - Unknown			
Ken Aspromonte, R OBP: 0.370, SLG: 0.393 (1, 5)	L8				F2				SH1-4 BB		4	1	1	0	1	1	2				
Harvey Kuenn, R OBP: 0.379, SLG: 0.415 (1, 9)	1B 1B				F2			1-4-3		SH1-4	4	1	2	0	0	0	0				
Vic Power, R OBP: 0.337, SLG: 0.411 (1, 3)	FC5-4 1B				F9			K		L8	5	1	2	2	0	1	1				
Jim Piersall, R OBP: 0.320, SLG: 0.457 (1, 8)	FC5-4				E 1B					L8	2	0	1	0	0	0	2				
Marty Keough, L OBP: 0.306, SLG: 0.351 (4, 8)	FC5-4				E9 1B			4-3		G3	3	0	1	0	0	0	1				
Tito Francona, L OBP: 0.367, SLG: 0.411 (1, 7)					F7			F5		6-3	3	1	0	0	2	0	0				
Miguel de la Hoz, R OBP: 0.333, SLG: 0.485 (1, 6)					K			F7		6-3	5	0	1	0	0	1	2				
Red Wilson, R OBP: 0.303, SLG: 0.282 (1, 2)					L8			2B 1B		BB 1B	4	0	3	1	0	0	2				
Mudcat Grant, R ERA: 4.69 (1, 1)	8.0	37	12	4	3	3	1	1	0	0	1	0	0	0	0	0	1		49	3.38	1.625
Jim Bunning, R ERA: 2.7 (9, 1)	2.0	W	9	1	0	0	0	0	0	0	2	0	0	0	0	0	0	7	15	0.00	1.500

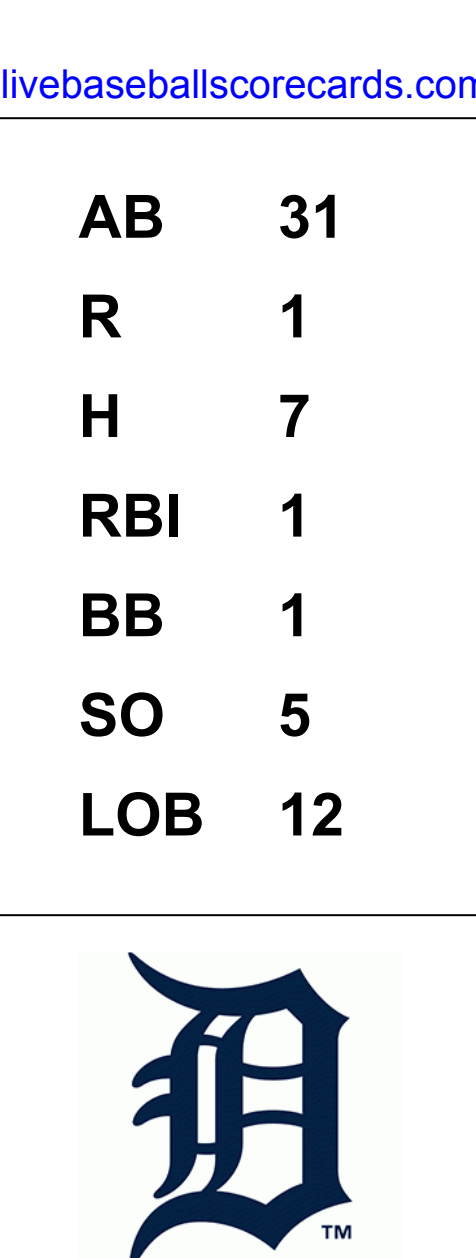
Detroit Tigers @ Cleveland Indians
 Cleveland Municipal Stadium, Cleveland, OH
 Fri Aug 12 1960, 7:05 PM EDT
 Att: 18,559 - Unknown

AB 40
 R 4
 H 13
 RBI 3
 BB 4
 SO 3
 LOB 16



Batter	1	2	3	4	5	6	7	8	9	AB	R	H	RBI	BB	SO	LOB	TOP			
Ozzie Virgil, R OBP: 0.254, SLG: 0.368 (1, 5)	0-0 SH1-3 1B		0-0 E5 1B		0-0 F4			0-3 K		4	1	1	0	0	1	0				
Chico Fernandez, R OBP: 0.304, SLG: 0.330 (1, 6)	0-0 SH1-3 1-2		0-0 F3			0-0 CS 1B			0-0 FC3-6 1B	3	0	2	0	0	0	1				
Norm Cash, L OBP: 0.397, SLG: 0.488 (1, 3)	0-0 F7		0-0 PO 1B			0-0 F7			0-0 FC3-6 1B	4	0	1	1	0	0	3				
Rocky Colavito, R OBP: 0.328, SLG: 0.474 (1, 9)	0-0 F4		0-0 PO 1-2	0-0 6-3		0-0 F7			0-0 F5	4	0	0	0	0	0	3				
Charlie Maxwell, L OBP: 0.326, SLG: 0.449 Sandy Amoros, L OBP: 0.295, SLG: 0.188 (9, PR)		0-0 F3		0-0 3-1		0-0 CS 1-2	0-0 G3		0-0 1B	4	0	1	0	0	0	0				
Al Kaline, R OBP: 0.313, SLG: 0.355 (1, 8)		0-0 1B L6-5 1B		4-0 BB			0-0 L6		0-0 L9	3	0	1	0	1	0	2				
Frank Bolling, R OBP: 0.312, SLG: 0.367 (1, 4)		0-0 1B		0-0 F9			0-0 F3			3	0	1	0	0	0	1	AB 31 R 1 H 7 RBI 1 BB 1 SO 5 LOB 12			
Hank Foiles, R OBP: 0.359, SLG: 0.355 (1, 2)		0-0 L6-5 3-H			0-3 K			0-0 F8		3	0	0	0	0	1	2				
Frank Lary, R OBP: 0.203, SLG: 0.222 (1, 1)			0-3 K		0-3 K			0-3 K		3	0	0	0	0	3	0				
Inning Stats	R: 0 E: 0 K: 0 S: 4	H: 1 LOB: 1 BB: 0 P: 4	R: 0 E: 0 K: 0 S: 4	H: 2 LOB: 1 BB: 0 P: 4	R: 1 E: 1 K: 1 S: 6	H: 1 LOB: 0 BB: 0 P: 6	R: 0 E: 0 K: 0 S: 3	H: 0 LOB: 1 BB: 1 P: 7	R: 0 E: 0 K: 2 S: 7	H: 0 LOB: 0 BB: 0 P: 7	R: 0 E: 0 K: 0 S: 3	H: 1 LOB: 0 BB: 0 P: 3	R: 0 E: 0 K: 0 S: 3	H: 0 LOB: 0 BB: 0 P: 3	R: 0 E: 0 K: 2 S: 7	H: 0 LOB: 2 BB: 0 P: 5	1B: 7 2B: 1 3B: 0 HR: 0	SF: 0 SAC: 1 DP: 1 HBP: 0	WP: 0 PB: 0 SB: 0 CS: 1	PA: 35
PITCHER Jim Perry, R ERA: 2.98 (1, 1)	IP: 9.0 WLS: W BF: 33 H: 7 R: 1 ER: 0 SO: 5 BB: 1 IBB: 0 HBP: 0 BLK: 0 WP: 0 HR: 0 S: 42 P: 46 ERA: 0.00 WHIP: 0.889															PITCHER				

Detroit Tigers @ Cleveland Indians
Cleveland Municipal Stadium, Cleveland, OH
Sat Aug 13 1960, 3:33 AM EDT
Att: 8,117 - Unknown



Batter	1	2	3	4	5	6	7	8	9	AB	R	H	RBI	BB	SO	LOB	BOTTOM	
Miguel de la Hoz, R OBP: 0.315, SLG: 0.457 (1, 6)	0-0 4-3	0-0 5-3			0-0 5-3		0-0 L8			4	0	0	0	0	0	1		
Ken Aspromonte, R OBP: 0.375, SLG: 0.394 (1, 5)	4-0 1B BB		0-0 2-3 1B		4-0 BB		0-0 4-3			2	0	1	0	2	0	0		
Harvey Kuenn, R OBP: 0.378, SLG: 0.414 (1, 9)	0-0 1-3 1B		0-0 L8		0-0 L8		0-0 6-3			4	0	1	0	0	0	2		
Vic Power, R OBP: 0.333, SLG: 0.407 (1, 3)	0-0 L8		0-0 2-3 1-2		0-0 5-3		0-0 6-3			4	0	0	0	0	0	3		
Jim Piersall, R OBP: 0.322, SLG: 0.457 (1, 8)		0-0 E 2B 1B	0-0 L8		0-0 5-3		0-0 S 1B			4	1	2	0	0	0	1		
Tito Francona, L OBP: 0.369, SLG: 0.411 (1, 7)		0-0 E9 2B 1B		0-0 1-3		0-0 4-3		4-0 BB 1-2		3	1	1	0	1	0	0		
Johnny Temple, R OBP: 0.334, SLG: 0.331 (1, 4)		0-0 F9		0-0 G3		0-0 1B		0-0 F7		4	0	1	0	0	0	4	AB 30 R 2 H 7 RBI 2 BB 4 SO 1 LOB 14	
Red Wilson, R OBP: 0.308, SLG: 0.290 (1, 2)		0-0 4-3 2H 3H 2B		4-0 BB		0-0 L8				2	0	1	2	1	0	1		
Jim Perry, S OBP: 0.234, SLG: 0.254 (1, 1)		0-0 4-3 2-3		0-0 F4		0-3 K2-3				3	0	0	0	0	1	2		
Inning Stats	R: 0 E: 0 K: 0 S: 3	H: 1 LOB: 1 BB: 1 P: 7	R: 2 E: 1 K: 0 S: 6	H: 3 LOB: 1 BB: 0 P: 6	R: 0 E: 0 K: 0 S: 4	H: 1 LOB: 1 BB: 0 P: 4	R: 0 E: 0 K: 0 S: 3	H: 0 LOB: 1 BB: 1 P: 7	R: 0 E: 0 K: 0 S: 4	H: 1 LOB: 0 BB: 0 P: 4	R: 0 E: 0 K: 1 S: 5	H: 0 LOB: 0 BB: 0 P: 5	R: 0 E: 0 K: 0 S: 4	H: 1 LOB: 2 BB: 1 P: 8	1B: 6 2B: 1 3B: 0 HR: 0	SF: 0 SAC: 0 DP: 0 HBP: 0	WP: 0 PB: 0 SB: 1 CS: 0	PA: 34
PITCHER Frank Lary, R ERA: 3.53 (1, 1)	IP: 8.0 WLS: L BF: 34 H: 7 R: 2 ER: 2 SO: 1 BB: 4 IBB: 0 HBP: 0 BLK: 0 WP: 0 HR: 0 S: 32 P: 48 ERA: 2.25 WHIP: 1.375															PITCHER		

Detroit Tigers @ Cleveland Indians
Cleveland Municipal Stadium, Cleveland, OH
Sat Aug 13 1960, 3:33 AM EDT
Att: 8,117 - Unknown



Batter	1	2	3	4	5	6	7	8	9	AB	R	H	RBI	BB	SO	LOB	TOP									
Eddie Yost, R OBP: 0.412, SLG: 0.371 Ozzie Virgil, R OBP: 0.250, SLG: 0.362	FC6 SF8 1B BB		K			5-3-5			5-3	3	1	1	1	1	1	2										
Chico Fernandez, R OBP: 0.305, SLG: 0.329				F5			6-3		K	4	1	1	0	1	1	2										
Al Kaline, R OBP: 0.310, SLG: 0.351	FC6 1-2 2-3		K		L5		K			4	0	0	0	0	2	4										
Steve Bilko, R OBP: 0.276, SLG: 0.384	SF8		E9				F8			3	1	1	2	0	0	0										
Rocky Colavito, R OBP: 0.329, SLG: 0.481	1-3		2-3					FC3-6 BB		3	1	1	1	1	0	2										
Charlie Maxwell, L OBP: 0.323, SLG: 0.443		F4		1-3	3-1			FC3-6 1-2		4	0	0	0	0	0	1										
Frank Bolling, R OBP: 0.309, SLG: 0.363		F8		F5	F5			F6		4	0	0	0	0	0	1										
Harry Chiti, R OBP: 0.281, SLG: 0.311		F9		1B 2B BB		5-3-5 SH1-4 1B		K		3	1	1	0	1	1	1										
Bill Fischer, R OBP: 0.292, SLG: 0.333			BB E BB	2B 1-3 1B		SH1-4 1-2			4-3	2	1	1	0	1	0	0										
Inning Stats	R: 1 E: 1 K: 0 S: 4	H: 1 LOB: 1 BB: 1 P: 8	R: 0 E: 0 K: 0 S: 3	H: 0 LOB: 0 BB: 0 P: 3	R: 2 E: 1 K: 2 S: 8	H: 0 LOB: 1 BB: 2 P: 16	R: 1 E: 0 K: 0 S: 5	H: 2 LOB: 2 BB: 1 P: 9	R: 2 E: 0 K: 0 S: 5	H: 2 LOB: 0 BB: 0 P: 5	R: 0 E: 0 K: 1 S: 5	H: 1 LOB: 0 BB: 0 P: 3	R: 0 E: 0 K: 1 S: 5	H: 0 LOB: 0 BB: 0 P: 5	R: 0 E: 0 K: 1 S: 5	H: 0 LOB: 0 BB: 1 P: 9	R: 0 E: 0 K: 1 S: 5	H: 0 LOB: 0 BB: 0 P: 5	1B: 3 2B: 2 3B: 0 HR: 2	SF: 1 SAC: 1 DP: 1 HBP: 0	WP: 0 PB: 0 SB: 1 CS: 0	PA: 38				
PITCHER	IP	WLS	BF	H	R	ER	SO	BB	IBB	HBP	BLK	WP	HR	S	P	ERA	WHIP									
Dick Stigman, L ERA: 4.04	(1, 1)	5.0	L	25	5	6	3	2	4	0	0	0	0	2	25	41	5.40	1.800								
Mudcat Grant, R ERA: 4.53	(6, 1)	4.0		13	1	0	0	3	1	0	0	0	0	0	18	22	0.00	0.500								

Detroit Tigers @ Cleveland Indians
Cleveland Municipal Stadium, Cleveland, OH
Sun Aug 14 1960, 3:33 AM EDT
Unknown

AB 31
R 6
H 6
RBI 4
BB 5
SO 5
LOB 13



Batter	1	2	3	4	5	6	7	8	9	AB	R	H	RBI	BB	SO	LOB	BOTTOM								
Miguel de la Hoz, R OBP: 0.299, SLG: 0.432	F6		6-3		F7			F7		4	0	0	0	0	0	2									
Ken Aspromonte, R OBP: 0.380, SLG: 0.397				K		2B 1-4-3 1B		FC6-4 BB		3	1	2	0	1	1	0									
Harvey Kuenn, R OBP: 0.376, SLG: 0.414	L8			6-3		1-4-3 1-3 2B		FC6-4 FC6-4		4	0	1	0	0	0	2									
Vic Power, R OBP: 0.333, SLG: 0.406	F9				1B	1-4-3		FC6-4		4	0	1	1	0	0	3									
Jim Piersall, R OBP: 0.321, SLG: 0.455		F9		F9		5-3			G6-4-3 1B	4	0	1	0	0	0	2									
Tito Francona, L OBP: 0.385, SLG: 0.406		F7			F7	F7			F5	4	0	0	0	0	0	2									
Johnny Temple, R OBP: 0.333, SLG: 0.328		L8				BB BB		6-3	G6-4-3 1-2	3	0	0	0	1	0	1									
Red Wilson, R OBP: 0.303, SLG: 0.285			F3		L8			F7		3	0	0	0	0	0	1									
Dick Stigman, R OBP: 0.346, SLG: 0.304	(1, 1)			F3				F7		1	0	0	0	0	0	0									
Joe Morgan, L OBP: 0.209, SLG: 0.205	(5, PH)									0	0	0	0	1	0	0									
Mudcat Grant, R OBP: 0.255, SLG: 0.250	(6, 1)				1-2 BB			F7		1	0	0	0	0	0	0									
Inning Stats	R: 0 E: 0 K: 0 S: 4	H: 1 LOB: 1 BB: 0 P: 4	R: 0 E: 0 K: 0 S: 3	H: 0 LOB: 0 BB: 0 P: 3	R: 0 E: 0 K: 1 S: 6	H: 1 LOB: 1 BB: 0 P: 6	R: 0 E: 0 K: 0 S: 3	H: 0 LOB: 2 BB: 2 P: 11	R: 1 E: 0 K: 0 S: 5	H: 2 LOB: 1 BB: 0 P: 5	R: 0 E: 0 K: 0 S: 3	H: 0 LOB: 0 BB: 0 P: 3	R: 0 E: 0 K: 0 S: 3	H: 0 LOB: 1 BB: 1 P: 7	R: 0 E: 0 K: 0 S: 3	H: 1 LOB: 0 BB: 0 P: 3	R: 0 E: 0 K: 0 S: 3	H: 0 LOB: 0 BB: 0 P: 3	1B: 4 2B: 1 3B: 0 HR: 0	SF: 0 SAC: 0 DP: 1 HBP: 0	WP: 0 PB: 0 SB: 0 CS: 0	PA: 34			
PITCHER	IP	WLS	BF	H	R	ER	SO	BB	IBB	HBP	BLK	WP	HR	S	P	ERA	WHIP								
Bill Fischer, R ERA: 4.13	(1, 1)	9.0	W	34	5	1	1	1	3	0	0	0	0	33	45	1.00	0.889								

Detroit Tigers @ Cleveland Indians
Cleveland Municipal Stadium, Cleveland, OH
Sun Aug 14 1960, 3:33 AM EDT
Unknown

AB 31
R 1
H 5
RBI 1
BB 3
SO 1
LOB 13



Batter	1	2	3	4	5	6	7	8	9	AB	R	H	RBI	BB	SO	LOB	TOP			
Eddie Yost, R OBP: 0.412, SLG: 0.369 (1, 5)										3	0	0	0	2	1	0	Detroit Tigers @ Chicago White Sox Comiskey Park, Chicago, IL Mon Aug 15 1960, 8:05 PM EDT Att: 29,868 - Unknown			
Chico Fernandez, R OBP: 0.305, SLG: 0.325 (1, 6)										2	2	0	0	2	0	1				
Al Kaline, R OBP: 0.315, SLG: 0.360 (1, 8)										3	2	1	2	2	0	0				
Steve Bilko, R OBP: 0.269, SLG: 0.373 (1, 3)										5	0	0	0	0	3	2				
Rocky Colavito, R OBP: 0.337, SLG: 0.492 (1, 9)										2	0	1	0	2	0	2				
Charlie Maxwell, L OBP: 0.326, SLG: 0.452 (1, 7)										3	0	1	0	1	0	1				
Frank Bolling, R OBP: 0.303, SLG: 0.355 (1, 4)										4	0	0	0	0	1	4				
Harry Chiti, R OBP: 0.276, SLG: 0.306 (1, 2)										4	0	0	0	0	0	3				
Bob Bruce, R OBP: 0.364, SLG: 0.222 (1, 1)										4	0	0	0	0	2	1				
Inning Stats	R: 2 E: 0 K: 2 S: 7	H: 0 LOB: 2 BB: 4 P: 23	R: 0 E: 0 K: 0 S: 3	H: 0 LOB: 1 BB: 1 P: 7	R: 0 E: 0 K: 0 S: 4	H: 1 LOB: 1 BB: 0 P: 4	R: 0 E: 0 K: 0 S: 3	H: 0 LOB: 0 BB: 0 P: 3	R: 0 E: 0 K: 0 S: 3	H: 0 LOB: 2 BB: 2 P: 11	R: 0 E: 0 K: 0 S: 3	H: 0 LOB: 0 BB: 0 P: 3	R: 0 E: 0 K: 1 S: 6	H: 1 LOB: 2 BB: 1 P: 10	R: 2 E: 0 K: 3 S: 10	H: 1 LOB: 0 BB: 1 P: 14	1B: 2 2B: 0 3B: 0 HR: 1	SF: 0 SAC: 1 DP: 0 HBP: 0	WP: 2 PB: 0 CS: 0	PA: 40
PITCHER Herb Score, L ERA: 3.91 (1, 1)	IP: 9.0 WLS: L BF: 40	H: 3 R: 4 ER: 2 SO: 7	BB: 9 IBB: 0 HBP: 0 BLK: 0	WP: 1 HR: 1 S: 45 P: 81	ERA: 2.00 WHIP: 1.333											ERA: 2.00 WHIP: 1.333				

Batter	1	2	3	4	5	6	7	8	9	AB	R	H	RBI	BB	SO	LOB	BOTTOM			
Jim Landis, R OBP: 0.364, SLG: 0.369 (1, 8)										3	0	0	0	0	0	0	Detroit Tigers @ Chicago White Sox Comiskey Park, Chicago, IL Mon Aug 15 1960, 8:05 PM EDT Att: 29,868 - Unknown			
Ted Kluszewski, L (9, PH) OBP: 0.351, SLG: 0.388										1	0	0	0	0	0	0				
Nellie Fox, L OBP: 0.338, SLG: 0.362 (1, 4)										4	0	0	0	0	0	0				
Roy Sievers, R OBP: 0.424, SLG: 0.579 (1, 3)										3	0	1	0	0	0	0				
Minnie Minoso, R OBP: 0.382, SLG: 0.469 (1, 7)										3	0	0	0	0	0	1				
Gene Freese, R OBP: 0.322, SLG: 0.507 (1, 5)										3	1	1	1	0	2	1				
Al Smith, R OBP: 0.378, SLG: 0.461 (1, 9)										3	0	0	0	0	0	0				
Luis Aparicio, R OBP: 0.321, SLG: 0.343 (1, 6)										3	0	0	0	0	0	0				
Sherm Lollar, R OBP: 0.338, SLG: 0.382 (1, 2)										3	0	0	0	0	0	0				
Herb Score, L OBP: 0.217, SLG: 0.238 (1, 1)										2	0	0	0	0	1	0				
Earl Torgeson, L (9, PH) OBP: 0.500, SLG: 0.500										1	0	0	0	0	1	0				
Inning Stats	R: 0 E: 0 K: 0 S: 3	H: 0 LOB: 0 BB: 0 P: 3	R: 0 E: 0 K: 1 S: 5	H: 0 LOB: 0 BB: 0 P: 5	R: 0 E: 0 K: 1 S: 5	H: 0 LOB: 0 BB: 0 P: 5	R: 0 E: 0 K: 0 S: 3	H: 0 LOB: 0 BB: 0 P: 3	R: 0 E: 0 K: 0 S: 6	H: 1 LOB: 1 BB: 0 P: 6	R: 0 E: 0 K: 0 S: 3	H: 0 LOB: 0 BB: 0 P: 3	R: 0 E: 0 K: 0 S: 3	H: 0 LOB: 0 BB: 0 P: 3	R: 0 E: 0 K: 1 S: 5	H: 0 LOB: 0 BB: 0 P: 5	1B: 0 2B: 1 3B: 0 HR: 1	SF: 0 SAC: 0 DP: 0 HBP: 0	WP: 0 PB: 0 CS: 0	PA: 29
PITCHER Bob Bruce, R ERA: 3.55 (1, 1)	IP: 9.0 WLS: W BF: 29	H: 2 R: 1 ER: 1 SO: 4	BB: 0 IBB: 0 HBP: 0 BLK: 0	WP: 0 HR: 1 S: 37 P: 37	ERA: 1.00 WHIP: 0.222											ERA: 1.00 WHIP: 0.222				

Batter	1	2	3	4	5	6	7	8	9	AB	R	H	RBI	BB	SO	LOB	TOP					
Eddie Yost, R OBP: 0.411, SLG: 0.366 (1, 5)	5-3		6-3			G5-4-3 BB		L8		3	0	0	0	1	0	0	Detroit Tigers @ Chicago White Sox Comiskey Park, Chicago, IL Tue Aug 16 1960, 8:05 PM EDT Att: 39,462 - Unknown					
Chico Fernandez, R OBP: 0.307, SLG: 0.327 (1, 6)	2B 1B		1B			G5-4-3 1-2		5-3		4	1	2	0	0	0	1						
Al Kaline, R OBP: 0.317, SLG: 0.367 (1, 8)	1-H 2B		L8			L8			DI 4-3 2B	4	1	2	1	0	0	1						
Steve Bilko, R OBP: 0.270, SLG: 0.372 (1, 3) Norm Cash, L OBP: 0.390, SLG: 0.478 (7, PR) (7, 3)	5-3			F9			1B 1B		4-3	3	0	1	0	0	0	0						
Rocky Colavito, R OBP: 0.336, SLG: 0.490 (1, 9)		4-3 1B		4-3			F8 1B		F8	4	0	1	0	0	0	1						
Charlie Maxwell, L OBP: 0.326, SLG: 0.449 (1, 7)		F8		F8			1-2 1B		4-3	4	0	1	0	0	0	1						
Ozzie Virgil, R OBP: 0.234, SLG: 0.339 (1, 4)		4-3 1-2		6-3			F3			3	0	0	0	0	0	3						
Harry Chiti, R OBP: 0.273, SLG: 0.301 (1, 2)		6-3		F3			P4			3	0	0	0	0	0	3						
Jim Bunning, R OBP: 0.213, SLG: 0.190 (1, 1)			F9		K			F3		3	0	0	0	0	1	0						
Inning Stats	R: 1 E: 0 K: 0 S: 4	H: 2 LOB: 0 BB: 0 P: 4	R: 0 E: 0 K: 0 S: 4	H: 1 LOB: 1 BB: 0 P: 4	R: 0 E: 0 K: 0 S: 4	H: 1 LOB: 1 BB: 0 P: 4	R: 0 E: 0 K: 0 S: 3	H: 0 LOB: 0 BB: 0 P: 3	R: 0 E: 0 K: 1 S: 5	H: 0 LOB: 0 BB: 1 P: 5	R: 0 E: 0 K: 0 S: 2	H: 0 LOB: 0 BB: 1 P: 6	R: 0 E: 0 K: 0 S: 5	H: 2 LOB: 2 BB: 0 P: 5	R: 0 E: 0 K: 0 S: 3	H: 0 LOB: 0 BB: 0 P: 3	R: 1 E: 0 K: 0 S: 4	H: 1 LOB: 0 BB: 0 P: 4	1B: 5 2B: 2 3B: 0 HR: 0	SF: 0 SAC: 0 DP: 1 HBP: 0	WP: 0 PB: 0 CS: 0	PA: 33
PITCHER Frank Baumann, L ERA: 2.45 (1, 1)	IP: 9.0 WLS: W BF: 33	H: 7 R: 2 ER: 2 SO: 1	BB: 1 IBB: 0 HBP: 0 BLK: 0	WP: 0 HR: 0 S: 34 P: 38	ERA: 2.00 WHIP: 0.889											PITCHER Frank Baumann, L ERA: 2.45 (1, 1)	IP: 9.0 WLS: W BF: 33	H: 7 R: 2 ER: 2 SO: 1	BB: 1 IBB: 0 HBP: 0 BLK: 0	WP: 0 HR: 0 S: 34 P: 38	ERA: 2.00 WHIP: 0.889	

Batter	1	2	3	4	5	6	7	8	9	AB	R	H	RBI	BB	SO	LOB	BOTTOM					
Jim Landis, R OBP: 0.366, SLG: 0.371 (1, 8)	G6-3 1B		5-3		K			S 1B E 1B		4	1	2	0	0	1	0	Detroit Tigers @ Chicago White Sox Comiskey Park, Chicago, IL Tue Aug 16 1960, 8:05 PM EDT Att: 39,462 - Unknown					
Nellie Fox, L OBP: 0.340, SLG: 0.363 (1, 4)	G6-3 1-2		1B		F9		S S 1B			4	1	2	0	0	0	1						
Roy Sievers, R OBP: 0.420, SLG: 0.572 (1, 3)	6-3		L8			F7		K 1-H 2-H		4	0	0	0	0	1	1						
Minnie Minoso, R OBP: 0.379, SLG: 0.465 (1, 7)		F9	F7		K		K			4	0	0	0	0	2	1						
Gene Freese, R OBP: 0.319, SLG: 0.503 (1, 5)		K		K		5-3				3	0	0	0	0	2	0						
Al Smith, R OBP: 0.378, SLG: 0.467 (1, 9)		HR		5-3			F5			3	1	1	1	0	0	0						
Luis Aparicio, R OBP: 0.323, SLG: 0.344 (1, 6)		BB	1B BB		S 1B		L8			2	0	1	0	1	0	0						
Sherm Lollar, R OBP: 0.338, SLG: 0.382 (1, 2)		BB		P4			6-3			3	0	1	0	0	0	1						
Frank Baumann, L OBP: 0.244, SLG: 0.114 (1, 1)		1-3			K			B5-3		3	0	0	0	0	1	2						
Inning Stats	R: 0 E: 0 K: 0 S: 3	H: 1 LOB: 0 BB: 0 P: 3	R: 1 E: 0 K: 1 S: 7	H: 2 LOB: 2 BB: 1 P: 11	R: 0 E: 0 K: 0 S: 4	H: 1 LOB: 1 BB: 0 P: 4	R: 0 E: 0 K: 1 S: 6	H: 1 LOB: 1 BB: 0 P: 6	R: 0 E: 0 K: 2 S: 7	H: 0 LOB: 0 BB: 0 P: 7	R: 0 E: 0 K: 1 S: 5	H: 0 LOB: 0 BB: 0 P: 5	R: 0 E: 0 K: 0 S: 3	H: 0 LOB: 0 BB: 0 P: 3	R: 2 E: 0 K: 2 S: 9	H: 2 LOB: 0 BB: 0 P: 9	R: 1 E: 0 K: 0 S: 4	H: 1 LOB: 0 BB: 0 P: 4	1B: 6 2B: 0 3B: 0 HR: 1	SF: 0 SAC: 0 DP: 1 HBP: 0	WP: 0 PB: 0 CS: 0	PA: 31
PITCHER Jim Bunning, R ERA: 2.63 (1, 1)	IP: 8.0 WLS: L BF: 31	H: 7 R: 3 ER: 1 SO: 7	BB: 1 IBB: 0 HBP: 0 BLK: 0	WP: 0 HR: 1 S: 44 P: 48	ERA: 1.12 WHIP: 1.000											PITCHER Jim Bunning, R ERA: 2.63 (1, 1)	IP: 8.0 WLS: L BF: 31	H: 7 R: 3 ER: 1 SO: 7	BB: 1 IBB: 0 HBP: 0 BLK: 0	WP: 0 HR: 1 S: 44 P: 48	ERA: 1.12 WHIP: 1.000	

Batter	1	2	3	4	5	6	7	8	9	AB	R	H	RBI	BB	SO	LOB	TOP			
Bill Tuttle, R OBP: 0.315, SLG: 0.319 (1, 8)	0-0 1-6-3		0-0 E 1B		0-0 6-3			0-0 L7		4	1	1	1	0	0	0	Kansas City Athletics @ Detroit Tigers Briggs Stadium, Detroit, MI Wed Aug 17 1960, 7:05 PM EDT Att: 14,364 - Unknown			
Jerry Lumpe, L OBP: 0.323, SLG: 0.364 (1, 4)	0-0 4-3		0-0 E9 L8 1B			0-0 FC3-6 1B		0-0 P3		4	0	2	0	0	0	0				
Whitey Herzog, L OBP: 0.364, SLG: 0.417 (1, 9)	0-0 F7		0-0 L8			0-0 FC3-6 G5-3 1B 1-2		4-0 BB		3	0	0	0	1	0	2				
Norm Siebern, L OBP: 0.380, SLG: 0.518 (1, 7)		0-0 4-3	0-0 4-3			0-0 1B		0-0 L8		4	0	1	0	0	0	2				
Dick Williams, R OBP: 0.349, SLG: 0.443 (1, 3)		0-0 4-3 1B		0-0 F6		0-0 G5-3 1B 2-3		0-0 F7		4	0	1	0	0	0	2				
Andy Carey, R OBP: 0.277, SLG: 0.441 (1, 5)		0-0 4-3 1-2		0-3 K			4-0 FC4-6 BB		0-0 P4		3	0	0	0	1	1				
Danny Kravitz, L OBP: 0.291, SLG: 0.419 (1, 2)		0-0 F9		0-0 F9			0-0 F7		0-0 4-3		4	0	0	0	0	2				
Ken Hamlin, R OBP: 0.300, SLG: 0.257 (7, PH)			0-0 SH3-4 1B		0-3 K		0-0 FC4-6 1-2			2	1	1	0	0	1	0				
Russ Snyder, L OBP: 0.303, SLG: 0.362 (7, PH)					0-0 K					1	0	0	0	0	0	1				
Bob Johnson, R OBP: 0.310, SLG: 0.221 (7, 6)					0-0 K					0	0	0	0	0	0	0				
Ray Herbert, R OBP: 0.246, SLG: 0.196 (7, PH)			0-0 SH3-4		0-0 6-3		0-0 P4			1	0	0	0	0	0	0				
Hank Bauer, R OBP: 0.339, SLG: 0.386 (7, 1)										1	0	0	0	0	0	1				
Marty Kutyna, R OBP: 0.200, SLG: 0.200 (7, 1)										0	0	0	0	0	0	0				
John Tsitouris, R (7, 1)										0	0	0	0	0	0	0				
Inning Stats	R: 0 E: 0 K: 0 S: 3	H: 0 LOB: 0 BB: 0 P: 3	R: 0 E: 0 K: 0 S: 4	H: 1 LOB: 1 BB: 0 P: 4	R: 2 E: 1 K: 0 S: 6	H: 3 LOB: 1 BB: 0 P: 6	R: 0 E: 0 K: 1 S: 5	H: 0 LOB: 0 BB: 0 P: 5	R: 0 E: 0 K: 1 S: 5	H: 2 LOB: 1 BB: 0 P: 4	R: 0 E: 0 K: 0 S: 3	H: 0 LOB: 1 BB: 1 P: 7	R: 0 E: 0 K: 0 S: 3	H: 0 LOB: 1 BB: 1 P: 7	R: 0 E: 0 K: 0 S: 3	H: 0 LOB: 0 BB: 0 P: 3	1B: 6 2B: 0 3B: 0 HR: 0	SF: 0 SAC: 1 DP: 1 HBP: 0	WP: 0 PB: 0 SB: 0 CS: 0	PA: 34
PITCHER Frank Lary, R ERA: 3.46 (1, 1)	IP: 9.0 WLS: W BF: 34 H: 6 R: 2 ER: 2 SO: 2 BB: 2 IBB: 0 HBP: 0 BLK: 0 WP: 0 HR: 0 S: 36 P: 44 ERA: 2.00 WHIP: 0.889																			

AB	31
R	2
H	6
RBI	1
BB	2
SO	2
LOB	11



Batter	1	2	3	4	5	6	7	8	9	AB	R	H	RBI	BB	SO	LOB	BOTTOM			
Eddie Yost, R OBP: 0.412, SLG: 0.366 (1, 5)	0-3 K		0-0 F9		4-0 BB		0-0 FC4-6 BB			3	0	1	0	1	1	1	Kansas City Athletics @ Detroit Tigers Briggs Stadium, Detroit, MI Wed Aug 17 1960, 7:05 PM EDT Att: 14,364 - Unknown			
Neil Chrisley, L OBP: 0.304, SLG: 0.411 (7, PH)							1-2 BB			1	0	0	1	0	0	1				
Coot Veal, R OBP: 0.478, SLG: 0.444 (8, 5)										0	0	0	0	0	0	0				
Chico Fernandez, R OBP: 0.311, SLG: 0.329 (1, 6)	0-0 HR 1B		0-0 S BB 1B		0-0 G5-3		0-0 5-3 1B		4-0 BB	4	1	2	0	1	0	3				
Norm Cash, L OBP: 0.390, SLG: 0.486 (1, 3)	0-0 HR		0-0 P3		0-0 F8		4-0 HBP BB		0-0 3-1	4	1	1	2	1	0	3				
Charlie Maxwell, L OBP: 0.332, SLG: 0.450 (1, 7)	0-0 FC5-4 1B		4-0 S BB		1-0 1B HBP		1-0 1B HBP		0-0 P3	2	1	1	0	1	0	0				
Rocky Colavito, R OBP: 0.335, SLG: 0.486 (1, 9)	0-0 L7		0-3 K		0-0 1B		0-0 L7		0-0 6-3	5	0	1	0	0	1	6				
Al Kaline, R OBP: 0.320, SLG: 0.369 (1, 8)	0-0 FC5-4		4-0 IBB		0-0 L7		0-0 SH3 1B		4-0 BB	3	1	1	0	2	0	3				
Ozzie Virgil, R OBP: 0.250, SLG: 0.348 (1, 4)		0-0 SH1-3 1B		0-0 1-3		0-0 1-2 2H 1B		0-0 SH3 2B		4	0	2	1	0	0	4				
Harry Chiti, R OBP: 0.272, SLG: 0.300 (1, 2)		0-0 L8		0-0 6-3		0-0 F8		0-0 1B FC4-6 1B		4	1	1	1	0	0	3				
Frank Lary, R OBP: 0.222, SLG: 0.242 (1, 1)		0-0 SH1-3		0-0 G5-3 BB 1B		0-0 P4		0-0 FC4-6 1B		3	0	2	0	0	0	0				
Inning Stats	R: 2 E: 0 K: 1 S: 8	H: 3 LOB: 1 BB: 0 P: 8	R: 0 E: 0 K: 0 S: 4	H: 1 LOB: 1 BB: 0 P: 4	R: 0 E: 0 K: 1 S: 6	H: 1 LOB: 3 BB: 2 P: 14	R: 0 E: 0 K: 0 S: 3	H: 1 LOB: 1 BB: 1 P: 7	R: 1 E: 0 K: 0 S: 5	H: 2 LOB: 2 BB: 0 P: 6	R: 0 E: 0 K: 0 S: 4	H: 1 LOB: 3 BB: 1 P: 9	R: 2 E: 0 K: 0 S: 6	H: 3 LOB: 2 BB: 1 P: 10	R: 0 E: 0 K: 0 S: 3	H: 0 LOB: 1 BB: 1 P: 7	1B: 10 2B: 1 3B: 0 HR: 1	SF: 0 SAC: 2 DP: 1 HBP: 2	WP: 0 PB: 0 SB: 0 CS: 0	PA: 43
PITCHER Ray Herbert, R ERA: 3.47 (1, 1)	IP: 6.0 WLS: L BF: 32 H: 9 R: 3 ER: 3 SO: 3 BB: 3 IBB: 1 HBP: 2 BLK: 0 WP: 1 HR: 1 S: 30 P: 48 ERA: 4.50 WHIP: 2.000																			
Marty Kutyna, R ERA: 3.5 (7, 1)	0.1	4	3	2	2	0	0	0	0	0	0	4	4	54.00	9.000					
John Tsitouris, R ERA: 5.25 (7, 1)	1.2	7	0	0	0	0	2	0	0	0	0	5	13	0.00	1.200					



Batter	1	2	3	4	5	6	7	8	9	AB	R	H	RBI	BB	SO	LOB	TOP					
Bill Tuttle, R OBP: 0.318, SLG: 0.321 (1,8)	0-0 6-3		0-0 1B		4-0 BB	0-0 FC4-6 1B		0-3 K		4	0	2	1	1	1	2	Kansas City Athletics @ Detroit Tigers Briggs Stadium, Detroit, MI Thu Aug 18 1960, 4:33 AM EDT Att: 7,238 - Unknown					
Jerry Lumpe, L OBP: 0.320, SLG: 0.360 (1,4)	0-0 L8		0-0 6-3		0-0 P6	0-0 FC4-6		0-0 FC4-6		5	0	0	1	0	0	5						
Hank Bauer, R OBP: 0.330, SLG: 0.375 (1,9)	0-0 F7		0-0 1-3		0-0 F2		0-0 G3		0-3 K	5	0	0	0	0	1	3						
Dick Williams, R OBP: 0.350, SLG: 0.441 (1,3)		0-0 P6	4-0 BB		0-0 5-3	0-0 F5		0-0 G4-6-3 1B		4	0	1	0	1	0	0						
Norm Siebern, L OBP: 0.380, SLG: 0.515 (1,7)		4-0 1B BB	0-0 F2		0-0 BB FC6-4 1B	0-3 K		0-0 G4-6-3 1B		4	1	1	0	1	1	3						
Andy Carey, R OBP: 0.285, SLG: 0.445 (1,5)		0-0 BB 1B		0-0 F9	0-0 FC6-4 BB 1B		0-0 BB 1B	0-0 P5		5	2	3	0	0	0	0						
Pete Daley, R OBP: 0.299, SLG: 0.394 (1,2)		0-0 F2		0-0 F7	4-0 FC6-4 BB		0-0 BB 1B			3	1	1	0	1	0	2						
Ken Hamlin, R OBP: 0.300, SLG: 0.255 (8, PH)		4-0 BB		0-0 L8	0-0 FC6-4 1B		4-0 1B FC4-6 BB			2	1	0	1	1	0	2						
Russ Snyder, L OBP: 0.306, SLG: 0.362 (8, PH)		1-2 BB			0-0 K		1-2 2-3 3-H			0	1	0	0	1	0	0						
Bob Johnson, R OBP: 0.310, SLG: 0.221 (8, 6)		0-0 4-3			0-3 K		0-0 1B	0-0 FC4-6 1B		0	0	0	0	0	0	0						
Bud Daley, L OBP: 0.246, SLG: 0.167 (6, PH)										2	0	0	0	0	1	3						
Ray Jablonski, R OBP: 0.357, SLG: 0.304 (6, PH)										1	0	1	1	0	0	0						
Ned Garver, R OBP: 0.143, SLG: 0.154 (6, PH)										0	0	0	0	0	0	0						
Mary Throneberry, L OBP: 0.306, SLG: 0.452 (8, PH)										1	0	1	2	0	0	0						
Ken Johnson, R OBP: 0.160, SLG: 0.160 (8, PH)										0	0	0	0	0	0	0						
Inning Stats	R: 0 E: 0 K: 0 S: 3	H: 0 LOB: 0 BB: 0 P: 3	R: 0 E: 0 K: 0 S: 4	H: 1 LOB: 3 BB: 2 P: 12	R: 0 E: 0 K: 0 S: 4	H: 1 LOB: 2 BB: 1 P: 8	R: 0 E: 0 K: 0 S: 3	H: 0 LOB: 0 BB: 0 P: 3	R: 0 E: 0 K: 1 S: 5	H: 0 LOB: 1 BB: 1 P: 9	R: 3 E: 0 K: 0 S: 7	H: 4 LOB: 2 BB: 1 P: 11	R: 0 E: 0 K: 1 S: 5	H: 0 LOB: 0 BB: 0 P: 5	R: 3 E: 0 K: 2 S: 10	H: 3 LOB: 1 BB: 1 P: 14	R: 0 E: 0 K: 0 S: 3	H: 1 LOB: 0 BB: 0 P: 3	1B: 10 2B: 0 3B: 0 HR: 0	SF: 0 SAC: 0 DP: 1 HBP: 0	WP: 0 PB: 0 SB: 0 CS: 0	PA: 42
PITCHER	IP WLS BF H R ER SO BB IBB HBP BLK WP HR S P ERA WHIP																					
Pete Burnside, L ERA: 3.88 (1,1)	5.2 W 27 5 3 3 1 5 0 0 0 0 0 0 24 44 4.76 1.765																					
Dave Sisler, R ERA: 2.28 (6,1)	3.1 S 15 5 3 3 3 1 0 0 0 0 0 0 20 24 8.10 1.800																					

AB	36
R	6
H	10
RBI	6
BB	6
SO	4
LOB	20



Batter	1	2	3	4	5	6	7	8	9	AB	R	H	RBI	BB	SO	LOB	BOTTOM					
Ozzie Virgil, R OBP: 0.247, SLG: 0.366 (1,4)	0-0 F3		0-0 1B 3B		0-3 K	0-0 4-3		0-0 4-3		5	1	1	0	0	1	2	Kansas City Athletics @ Detroit Tigers Briggs Stadium, Detroit, MI Thu Aug 18 1960, 4:33 AM EDT Att: 7,238 - Unknown					
Chico Fernandez, R OBP: 0.315, SLG: 0.332 (1,6)	0-0 1B SF8		0-0 HR 1B		0-0 1B		0-3 K	0-0 1-3		5	2	3	1	0	1	0						
Al Kaline, R OBP: 0.325, SLG: 0.384 (1,8)	0-0 1-3 1B		0-0 L3		0-0 HR		0-0 S 2B	0-0 2B E		5	3	4	1	0	0	1						
Rocky Colavito, R OBP: 0.337, SLG: 0.495 (1,9)	0-0 SF8		0-0 HR		1-0 FC4-6 HBP		0-0 F9	0-0 E9		1	1	1	3	0	0	0						
Neil Chrissy, L OBP: 0.306, SLG: 0.417 (6, PR)	0-0 3-H		0-0 HR		0-0 FC4-6 HBP		0-0 F9	0-0 HR		2	1	1	0	0	0	1						
Steve Bilko, R OBP: 0.270, SLG: 0.375 (1,3)	0-0 1-3		0-0 F8		0-0 FC4-6		0-0 BB 2B	0-0 HR		4	0	1	1	0	0	2						
Norm Cash, L OBP: 0.392, SLG: 0.500 (7, PR)					1-2 1B		2-H 2B	2-H HR		1	2	1	2	0	0	0						
Charlie Maxwell, L OBP: 0.332, SLG: 0.446 (1,7)		0-0 F7		4-0 G6-4-3 BB		0-3 K	4-0 BB 2B	0-0 F7		3	1	0	0	2	1	0						
Harry Chiti, R OBP: 0.276, SLG: 0.301 (1,2)		0-0 6-3		0-0 G6-4-3		0-0 1B	4-0 2B BB			3	0	1	0	1	0	1						
Coot Veal, R OBP: 0.519, SLG: 0.524 (1,5)		0-0 F7		4-0 BB		0-0 1B	0-0 1-3 2-H	0-0 2B		3	0	2	2	1	0	0						
Pete Burnside, R OBP: 0.222, SLG: 0.160 (1,1)					0-0 F2		0-3 K			2	0	0	0	0	1	1						
Dave Sisler, R OBP: 0.154, SLG: 0.083 (6,1)							0-0 L1			2	0	0	0	0	1	4						
Inning Stats	R: 1 E: 0 K: 0 S: 5	H: 2 LOB: 1 BB: 0 P: 5	R: 0 E: 0 K: 0 S: 3	H: 0 LOB: 0 BB: 0 P: 3	R: 3 E: 0 K: 1 S: 8	H: 3 LOB: 0 BB: 0 P: 8	R: 0 E: 0 K: 0 S: 2	H: 0 LOB: 2 BB: 2 P: 10	R: 1 E: 0 K: 1 S: 6	H: 2 LOB: 1 BB: 0 P: 7	R: 0 E: 0 K: 2 S: 9	H: 2 LOB: 2 BB: 0 P: 9	R: 3 E: 0 K: 1 S: 8	H: 3 LOB: 2 BB: 2 P: 16	R: 3 E: 1 K: 0 S: 6	H: 3 LOB: 0 BB: 0 P: 6	R: 3 E: 0 K: 0 S: 3	H: 3 LOB: 0 BB: 0 P: 6	1B: 7 2B: 4 3B: 1 HR: 3	SF: 1 SAC: 0 DP: 1 HBP: 1	WP: 0 PB: 0 SB: 1 CS: 0	PA: 42
PITCHER	IP WLS BF H R ER SO BB IBB HBP BLK WP HR S P ERA WHIP																					
Bud Daley, L ERA: 4.55 (1,1)	5.0 L 23 5 5 5 2 2 0 1 0 0 0 0 24 33 9.00 1.800																					
Ned Garver, R ERA: 5.73 (6,1)	2.0 13 5 3 3 3 1 1 0 0 0 0 17 25 13.50 3.000																					
Ken Johnson, R ERA: 4.21 (8,1)	1.0 6 3 3 3 0 0 0 0 0 0 0 1 6 6 27.00 3.000																					

AB	36
R	11
H	15
RBI	10
BB	4
SO	5
LOB	12



Batter	1	2	3	4	5	6	7	8	9	AB	R	H	RBI	BB	SO	LOB	TOP			
Ken Aspromonte, R OBP: 0.369, SLG: 0.390	5-3		K		F5			G6-4-3 BB	FC6-4	4	0	0	0	1	1	3	Cleveland Indians @ Detroit Tigers Briggs Stadium, Detroit, MI Fri Aug 19 1960, 7:05 PM EDT Att: 33,065 - Unknown			
Johnny Temple, R OBP: 0.332, SLG: 0.330	4-3		4-3			L8		G6-4-3 1-2 2-3		4	0	0	0	0	0	2				
Harvey Kuenn, R OBP: 0.380, SLG: 0.421	6-3		5-3			F7			1B	4	0	1	1	0	0	0				
Vic Power, R OBP: 0.329, SLG: 0.398		E 1B		6-3				FC6-4 1B	L4	4	1	2	0	0	0	1				
Jim Piersall, R OBP: 0.325, SLG: 0.452		E5 1B SF8		4-3				FC6-4 1-2	1B 1B 1B	4	1	1	0	0	0	2				
Tito Francona, L OBP: 0.387, SLG: 0.421							4-3		1B 1-2	3	0	2	1	1	0	0				
Miguel de la Hoz, R OBP: 0.284, SLG: 0.393			SF8		F9		1-3		F9	3	0	0	1	0	0	3				
Red Wilson, R OBP: 0.295, SLG: 0.269			5-3		1-3					3	0	0	0	0	1	1				
Bob Hale, L OBP: 0.288, SLG: 0.370			5-3							1	0	1	0	0	0	0				
Mudcat Grant, R OBP: 0.250, SLG: 0.244							K		FC6-4 1-2 2-3 1B	0	0	0	0	0	0	0				
Bobby Locke, R OBP: 0.318, SLG: 0.263										2	0	0	0	0	1	1				
Don Newcombe, L OBP: 0.213, SLG: 0.182			5-3							1	1	1	0	0	0	0				
Marty Keough, L OBP: 0.308, SLG: 0.353										0	0	0	0	0	0	0				
John Romano, R OBP: 0.303, SLG: 0.437								G6-4-3 BB 1B		1	0	0	0	0	1	3				
Inning Stats	R: 0 E: 0 K: 0 S: 3	H: 0 LOB: 0 BB: 0 P: 3	R: 2 E: 1 K: 0 S: 6	H: 2 LOB: 1 BB: 0 P: 6	R: 0 E: 0 K: 1 S: 5	H: 0 LOB: 1 BB: 0 P: 5	R: 0 E: 0 K: 0 S: 3	H: 0 LOB: 1 BB: 1 P: 7	R: 0 E: 0 K: 1 S: 5	H: 1 LOB: 0 BB: 0 P: 4	R: 0 E: 0 K: 1 S: 5	H: 0 LOB: 0 BB: 0 P: 5	R: 1 E: 0 K: 0 S: 4	H: 2 LOB: 1 BB: 1 P: 8	R: 0 E: 0 K: 1 S: 8	H: 3 LOB: 3 BB: 0 P: 8	1B: 8 2B: 0 3B: 0 HR: 0	SF: 1 SAC: 0 DP: 1 HBP: 0	WP: 0 PB: 0 SB: 0 CS: 0	PA: 37
PITCHER	IP WLS BF H R ER SO BB IBB HBP BLK WP HR S P ERA WHIP																			
Bill Fischer, R ERA: 3.97	(1, 1) 8.1 W 35 8 3 2 3 2 0 0 0 0 0 0 39 47 2.16 1.200																			
Hank Aguirre, L ERA: 2.97	(9, 1) 0.2 S 2 0 0 0 1 0 0 0 0 0 0 0 4 4 0.00 0.000																			

AB 34
R 3
H 8
RBI 3
BB 2
SO 4
LOB 16



Batter	1	2	3	4	5	6	7	8	9	AB	R	H	RBI	BB	SO	LOB	BOTTOM			
Eddie Yost, R OBP: 0.410, SLG: 0.363	5-3 1B		F5		P3	5-3				3	1	0	0	1	0	1	Cleveland Indians @ Detroit Tigers Briggs Stadium, Detroit, MI Fri Aug 19 1960, 7:05 PM EDT Att: 33,065 - Unknown			
Ozzie Virgil, R OBP: 0.247, SLG: 0.366										0	0	0	0	0	0	0				
Chico Fernandez, R OBP: 0.314, SLG: 0.330	5-3		5-3					F7		3	0	0	0	1	0	1				
Norm Cash, L OBP: 0.397, SLG: 0.504								L3		4	0	3	2	0	0	0				
Charlie Maxwell, L OBP: 0.332, SLG: 0.443	P4									4	0	1	0	0	1	3				
Al Kaline, R OBP: 0.325, SLG: 0.384	L4									3	1	1	0	0	0	1				
Rocky Colavito, R OBP: 0.339, SLG: 0.494										3	1	1	0	1	0	0				
Frank Bolling, R OBP: 0.302, SLG: 0.362										4	1	1	3	0	0	3				
Harry Chiti, R OBP: 0.277, SLG: 0.301										3	1	1	0	0	0	0				
Bill Fischer, R ERA: 3.66										2	0	0	0	0	0	0				
Don Newcombe, R ERA: 4.47										0	0	0	0	0	0	0				
Inning Stats	R: 1 E: 0 K: 0 S: 4	H: 1 LOB: 1 BB: 1 P: 8	R: 0 E: 0 K: 0 S: 3	H: 0 LOB: 0 BB: 0 P: 3	R: 0 E: 0 K: 0 S: 3	H: 0 LOB: 0 BB: 0 P: 3	R: 0 E: 0 K: 0 S: 4	H: 2 LOB: 2 BB: 1 P: 8	R: 1 E: 0 K: 0 S: 5	H: 2 LOB: 2 BB: 1 P: 9	R: 3 E: 0 K: 0 S: 6	H: 3 LOB: 0 BB: 0 P: 6	R: 0 E: 0 K: 1 S: 5	H: 0 LOB: 0 BB: 0 P: 5	R: 0 E: 0 K: 0 S: 3	H: 0 LOB: 0 BB: 0 P: 3		1B: 7 2B: 0 3B: 0 HR: 1	SF: 0 SAC: 2 DP: 1 HBP: 0	WP: 0 PB: 0 SB: 0 CS: 0
PITCHER	IP WLS BF H R ER SO BB IBB HBP BLK WP HR S P ERA WHIP																			
Bobby Locke, R	(1, 1) 6.0 L 28 8 5 5 0 0 2 1 0 0 0 0 25 37 7.50 1.667																			
Don Newcombe, R	(7, 1) 2.0 6 0 0 0 1 0 0 0 0 0 0 0 8 8 0.00 0.000																			

AB 29
R 5
H 8
RBI 5
BB 3
SO 1
LOB 9



Batter	1	2	3	4	5	6	7	8	9	AB	R	H	RBI	BB	SO	LOB	TOP										
Johnny Temple, R (1, 4) OBP: 0.331, SLG: 0.329	1-3		FC6-4		CS 1B			F5		4	0	1	0	0	0	1	Cleveland Indians @ Detroit Tigers Briggs Stadium, Detroit, MI Sat Aug 20 1960, 4:33 AM EDT Att: 14,619 - Unknown										
Ken Aspromonte, R (1, 5) OBP: 0.369, SLG: 0.390 Bubba Phillips, R (5, 5) OBP: 0.249, SLG: 0.288	G1		FC4-6		CS 1B			5-3		3	0	1	0	0	0	1											
Harvey Kuenn, R (1, 9) OBP: 0.379, SLG: 0.420	K		F9		CS	4-3		E 1B		4	0	1	0	0	1	1											
Vic Power, R (1, 3) OBP: 0.326, SLG: 0.394		E5		F5		F7		E6		4	1	0	0	0	0	1											
Jim Piersall, R (1, 8) OBP: 0.321, SLG: 0.447	5-3			P5		5-3		P3		4	0	0	0	0	0	3											
Tito Francona, L (1, 7) OBP: 0.372, SLG: 0.432				FC5-4						2	1	2	2	2	0	0											
Miguel de la Hoz, R (1, 6) OBP: 0.263, SLG: 0.367	K		FC5-4			L8		G6-4-3		4	0	1	0	0	1	3											
Red Wilson, R (1, 2) OBP: 0.290, SLG: 0.264	4-3					F3		G6-4-3		4	0	0	0	0	0	3											
Barry Latman, R (1, 1) OBP: 0.238, SLG: 0.200 Marty Keough, L (7, PH) OBP: 0.307, SLG: 0.351 Mudcat Grant, R (7, 1) OBP: 0.250, SLG: 0.244 John Romano, R (9, PH) OBP: 0.301, SLG: 0.434						L8		4-3		2	0	1	0	0	0	0											
						L8		K		1	0	0	0	0	0	1											
										0	0	0	0	0	0	0											
										1	0	0	0	0	1	0											
Inning Stats	R: 0 E: 0 K: 1 S: 5	H: 0 LOB: 0 BB: 0 P: 5	R: 1 E: 1 K: 1 S: 7	H: 1 LOB: 1 BB: 0 P: 7	R: 0 E: 0 K: 0 S: 4	H: 1 LOB: 1 BB: 0 P: 4	R: 0 E: 0 K: 0 S: 3	H: 0 LOB: 1 BB: 1 P: 7	R: 0 E: 0 K: 0 S: 4	H: 2 LOB: 1 BB: 0 P: 4	R: 0 E: 0 K: 0 S: 3	H: 0 LOB: 0 BB: 0 P: 3	R: 0 E: 1 K: 0 S: 5	H: 1 LOB: 2 BB: 0 P: 5	R: 1 E: 0 K: 1 S: 6	H: 2 LOB: 0 BB: 0 P: 6	1B: 6 2B: 0 3B: 0 HR: 1	SF: 0 SAC: 0 DP: 1 HBP: 0	WP: 0 PB: 0 SB: 1 CS: 2	PA: 37							
PITCHER	IP	WLS	BF	H	R	ER	SO	BB	IBB	HBP	BLK	WP	HR	S	P	ERA	WHIP										
Bob Bruce, R (1, 1) ERA: 3.3	8.0	W	33	6	2	1	2	2	0	0	0	0	1	35	43	1.12	1.000										
Hank Aguirre, L (9, 1) ERA: 2.93	1.0	S	3	1	0	0	1	0	0	0	0	0	0	5	5	0.00	1.000										

Batter	1	2	3	4	5	6	7	8	9	AB	R	H	RBI	BB	SO	LOB	BOTTOM										
Ozzie Virgil, R (1, 5) OBP: 0.247, SLG: 0.360	SH5-3		F2	E6		6-3				4	0	1	0	0	0	1	Cleveland Indians @ Detroit Tigers Briggs Stadium, Detroit, MI Sat Aug 20 1960, 4:33 AM EDT Att: 14,619 - Unknown										
Chico Fernandez, R (1, 6) OBP: 0.312, SLG: 0.327	SH5-3		K	K				5-3		3	0	0	0	0	2	1											
Norm Cash, L (1, 3) OBP: 0.401, SLG: 0.517	F2		E 1B		HR			BB		3	2	2	1	1	0	1											
Charlie Maxwell, L (1, 7) OBP: 0.328, SLG: 0.438	G3		E6		4-3			F3		4	0	0	0	0	0	3											
Al Kaline, R (1, 8) OBP: 0.329, SLG: 0.385		S 1B			G5-4-3			L3		2	1	1	1	2	0	1											
Rocky Colavito, R (1, 9) OBP: 0.338, SLG: 0.491	K		3-1		G5-4-3			CS		4	0	1	0	0	1	4											
Frank Bolling, R (1, 4) OBP: 0.302, SLG: 0.361	1-3				P6			5-3		4	0	1	0	0	0	1											
Harry Chiti, R (1, 2) OBP: 0.284, SLG: 0.322					HR			SH1		4	1	3	2	0	0	1											
Bob Bruce, R (1, 1) OBP: 0.320, SLG: 0.190 Hank Aguirre, R (9, 1) ERA: 4.56					F3			4-3		3	0	0	0	0	1	2											
										0	0	0	0	0	0	0											
Inning Stats	R: 0 E: 0 K: 0 S: 4	H: 1 LOB: 1 BB: 0 P: 4	R: 1 E: 0 K: 2 S: 8	H: 1 LOB: 1 BB: 1 P: 12	R: 1 E: 1 K: 1 S: 8	H: 2 LOB: 2 BB: 0 P: 8	R: 1 E: 1 K: 1 S: 7	H: 1 LOB: 1 BB: 0 P: 7	R: 1 E: 0 K: 0 S: 3	H: 1 LOB: 0 BB: 1 P: 7	R: 0 E: 0 K: 0 S: 4	H: 1 LOB: 1 BB: 0 P: 4	R: 0 E: 0 K: 0 S: 3	H: 0 LOB: 1 BB: 1 P: 7	R: 0 E: 0 K: 0 S: 4	H: 2 LOB: 1 BB: 0 P: 4	1B: 7 2B: 0 3B: 0 HR: 2	SF: 0 SAC: 2 DP: 1 HBP: 0	WP: 0 PB: 0 SB: 1 CS: 1	PA: 36							
PITCHER	IP	WLS	BF	H	R	ER	SO	BB	IBB	HBP	BLK	WP	HR	S	P	ERA	WHIP										
Barry Latman, R (1, 1) ERA: 4.5	6.0	L	28	7	4	3	4	2	0	0	0	0	2	34	42	4.50	1.500										
Mudcat Grant, R (7, 1) ERA: 4.56	2.0		8	2	0	0	0	1	0	0	0	0	0	7	11	0.00	1.500										

Batter	1	2	3	4	5	6	7	8	9	AB	R	H	RBI	BB	SO	LOB	TOP
Johnny Temple, R OBP: 0.327, SLG: 0.325 (1, 4)	0-3 K		0-0 SH1-3		0-0 6-3		0-0 P3		0-0 L8	4	0	0	0	0	1	1	Cleveland Indians @ Detroit Tigers Briggs Stadium, Detroit, MI Sun Aug 21 1960, 4:33 AM EDT Unknown
Ken Aspromonte, R OBP: 0.370, SLG: 0.401 (1, 5)	0-3 K		0-0 HR		0-0 1B		0-0 6-3			4	1	2	2	0	1	0	
Harvey Kuenn, R OBP: 0.377, SLG: 0.418 (1, 9)	0-0 L8		0-0 F9		0-0 1B				0-0 F7	4	0	1	0	0	0	0	
Vic Power, R OBP: 0.323, SLG: 0.390 (1, 3)		0-0 6-3	0-0 L8		0-0 P3				0-0 L8	4	0	0	0	0	0	2	
Tito Francona, L OBP: 0.376, SLG: 0.437 (1, 7)		0-0 1B		0-0 P6		0-0 1B		0-0 BB	0-0 BB	3	1	2	0	1	0	0	
Jim Piersall, R OBP: 0.323, SLG: 0.455 (1, 8)		0-0 FC5-4		0-0 HR		0-0 P6		0-0 F3	0-0 F3	4	1	2	2	0	0	2	
Miguel de la Hoz, R OBP: 0.275, SLG: 0.375 Marty Keough, L OBP: 0.305, SLG: 0.350 (9, PH)		0-0 FC5-4		0-0 4-3		0-0 F9		0-0 F9	0-0 F9	3	0	0	0	0	0	2	
Red Wilson, R OBP: 0.286, SLG: 0.260 Joe Morgan, L OBP: 0.200, SLG: 0.195 (9, PH)		0-0 FC6-4		0-0 L4		0-0 L8		0-0 F5	0-0 F5	3	0	0	0	0	0	2	
Jim Perry, S OBP: 0.235, SLG: 0.269 Jack Harshman, L OBP: 0.143, SLG: 0.286 Bob Hale, L OBP: 0.300, SLG: 0.382 Bubba Phillips, R OBP: 0.249, SLG: 0.288 (9, FR)			0-0 SH1-3		0-0 L8		0-0 F7		0-0 1B	2	1	1	0	0	0	0	
Inning Stats	R: 0 E: 0 K: 2 S: 7	H: 0 LOB: 0 BB: 0 P: 7	R: 1 E: 0 K: 0 S: 5	H: 2 LOB: 1 BB: 0 P: 5	R: 2 E: 0 K: 0 S: 5	H: 2 LOB: 0 BB: 0 P: 5	R: 1 E: 0 K: 0 S: 4	H: 1 LOB: 0 BB: 0 P: 4	R: 0 E: 0 K: 0 S: 3	H: 0 LOB: 0 BB: 0 P: 3	R: 0 E: 0 K: 0 S: 3	H: 0 LOB: 1 BB: 1 P: 7	R: 0 E: 0 K: 0 S: 4	H: 1 LOB: 1 BB: 0 P: 4	1B: 5 2B: 2 3B: 0 HR: 2	SF: 0 SAC: 1 DP: 0 HBP: 0	
PITCHER	IP WLS BF H R ER SO BB IBB HBP BLK WP HR S P ERA WHIP	IP WLS BF H R ER SO BB IBB HBP BLK WP HR S P ERA WHIP															IP WLS BF H R ER SO BB IBB HBP BLK WP HR S P ERA WHIP
Jim Bunning, R ERA: 2.75 Paul Foytack, R ERA: 6.39	(1, 1) 5.0 W 22 7 4 4 2 0 0 0 0 0 2 26 26 7.20 1.400	(6, 1) 4.0 S 15 2 0 0 0 1 0 0 0 0 0 14 18 0.00 0.750															

AB	35
R	4
H	9
RBI	4
BB	1
SO	2
LOB	9



Batter	1	2	3	4	5	6	7	8	9	AB	R	H	RBI	BB	SO	LOB	BOTTOM		
Eddie Yost, R OBP: 0.412, SLG: 0.365 Ozzie Virgil, R OBP: 0.244, SLG: 0.355 (6, 5)	0-0 SH3	0-0 F8			0-0 1B	0-0 F3				3	2	2	0	0	0	2	Cleveland Indians @ Detroit Tigers Briggs Stadium, Detroit, MI Sun Aug 21 1960, 4:33 AM EDT Unknown		
Chico Fernandez, R OBP: 0.312, SLG: 0.327 (1, 6)	0-0 SH3	0-0 F7			0-0 1B	0-0 F8				3	1	1	0	0	0	2			
Norm Cash, L OBP: 0.406, SLG: 0.521 (1, 3)	0-0 S		0-0 FC6-4		0-0 1B	0-3 K				4	2	3	1	0	1	0			
Charlie Maxwell, L OBP: 0.328, SLG: 0.436 (1, 7)	0-3 K		0-0 F5		0-0 FC1-6	0-0 F8		0-0 F8		4	0	1	2	0	1	2			
Al Kaline, R OBP: 0.328, SLG: 0.383 (1, 8)	0-0 1B		0-0 L8		0-0 FC1-6	0-0 F5		0-0 F5		4	1	1	2	0	0	2			
Rocky Colavito, R OBP: 0.335, SLG: 0.486 (1, 9)	0-3 K		0-0 FC6-4		0-0 F5			0-3 K		4	0	0	0	0	2	3			
Frank Bolling, R OBP: 0.306, SLG: 0.370 (1, 4)		0-0 WP		0-0 F8	0-0 3B			0-0 1B		4	0	3	1	0	0	0			
Harry Chiti, R OBP: 0.284, SLG: 0.318 (1, 2)		0-0 WP		0-0 F7	0-0 6-3			0-0 F8		3	0	0	0	1	0	2			
Jim Bunning, R OBP: 0.206, SLG: 0.183 Paul Foytack, R OBP: 0.318, SLG: 0.263 (6, 1)		0-0 4-3		0-0 6-3		0-3 K		0-0 F9		2	0	0	0	0	0	2			
Inning Stats	R: 2 E: 0 K: 2 S: 10	H: 3 LOB: 1 BB: 0 P: 10	R: 0 E: 0 K: 0 S: 4	H: 1 LOB: 2 BB: 1 P: 8	R: 0 E: 0 K: 0 S: 4	H: 1 LOB: 1 BB: 0 P: 4	R: 0 E: 0 K: 0 S: 3	H: 0 LOB: 0 BB: 0 P: 3	R: 4 E: 0 K: 0 S: 8	H: 5 LOB: 1 BB: 0 P: 8	R: 0 E: 0 K: 1 S: 5	H: 0 LOB: 0 BB: 0 P: 5	R: 0 E: 0 K: 1 S: 5	H: 0 LOB: 0 BB: 0 P: 5	R: 0 E: 0 K: 1 S: 6	H: 1 LOB: 1 BB: 0 P: 6		1B: 10 2B: 0 3B: 1 HR: 0	SF: 0 SAC: 1 DP: 0 HBP: 0
PITCHER	IP WLS BF H R ER SO BB IBB HBP BLK WP HR S P ERA WHIP	IP WLS BF H R ER SO BB IBB HBP BLK WP HR S P ERA WHIP															IP WLS BF H R ER SO BB IBB HBP BLK WP HR S P ERA WHIP		
Jim Perry, R ERA: 3.17 Jack Harshman, L ERA: 3.34	(1, 1) 4.2 L 25 10 6 6 2 1 0 0 0 0 0 17 17 0.00 0.300	(5, 1) 3.1 11 1 0 0 3 0 0 0 0 0 0 0 17 17 0.00 0.300																	




Batter	1	2	3	4	5	6	7	8	9	AB	R	H	RBI	BB	SO	LOB	TOP								
Johnny Temple, R OBP: 0.330, SLG: 0.324										4	1	1	0	2	1	7	Cleveland Indians @ Detroit Tigers Briggs Stadium, Detroit, MI Sun Aug 21 1960, 4:38 AM EDT Att: 28,891 - Unknown								
Ken Aspromonte, R OBP: 0.376, SLG: 0.408										5	0	4	1	0	0	1									
Harvey Kuenn, R OBP: 0.380, SLG: 0.420										5	0	3	0	0	0	4									
Tito Francona, L OBP: 0.375, SLG: 0.433										3	0	0	0	1	0	6									
Jim Piersall, R OBP: 0.325, SLG: 0.461										4	1	2	0	0	1	5									
Bubba Phillips, R OBP: 0.247, SLG: 0.286										1	0	0	0	0	0	2									
Marty Keough, L OBP: 0.303, SLG: 0.346										5	0	1	0	0	0	5									
John Romano, R OBP: 0.304, SLG: 0.446										4	1	1	1	1	0	5									
Miguel de la Hoz, R OBP: 0.280, SLG: 0.374										3	1	1	1	1	0	2									
Gary Bell, R OBP: 0.200, SLG: 0.170										2	0	0	0	0	0	1									
Don Newcombe, L ERA: 2.2										0	0	0	0	1	0	0									
Johnny Klippstein, R OBP: 0.154, SLG: 0.083										0	0	0	0	0	0	0									
Red Wilson, R OBP: 0.289, SLG: 0.264										1	0	1	0	0	0	0									
Inning Stats	R: 0 E: 0 K: 0 S: 4	H: 1 LOB: 2 BB: 1 P: 8	R: 1 E: 0 K: 0 S: 4	H: 1 LOB: 0 BB: 4	R: 1 E: 2 K: 1 S: 7	H: 1 LOB: 3 BB: 2 P: 15	R: 1 E: 1 K: 1 S: 8	H: 3 LOB: 2 BB: 0 P: 8	R: 1 E: 0 K: 0 S: 5	H: 2 LOB: 1 BB: 0 P: 5	R: 0 E: 0 K: 0 S: 4	H: 2 LOB: 1 BB: 0 P: 4	R: 0 E: 0 K: 0 S: 4	H: 1 LOB: 3 BB: 2 P: 12	R: 0 E: 0 K: 0 S: 5	H: 2 LOB: 2 BB: 0 P: 5	R: 0 E: 0 K: 0 S: 3	H: 1 LOB: 1 BB: 1 P: 7	1B: 12 2B: 3 3B: 1 HR: 1	SF: 1 SAC: 2 DP: 2 HBP: 0	WP: 0 PB: 0 SB: 0 CS: 0	PA: 46			
PITCHER	IP	WLS	BF	H	R	ER	SO	BB	IBB	HBP	BLK	WP	HR	S	P	ERA	WHIP								
Frank Lary, R ERA: 3.5	(1, 1)	5.0	29	10	4	3	2	2	1	0	0	0	1	30	42	5.40	2.400								
Dave Sisler, R ERA: 2.2	(6, 1)	2.0	8	1	0	0	0	2	0	0	0	0	0	6	14	0.00	1.500								
Phil Regan, R ERA: 4.78	(8, 1)	0.0	2	2	0	0	0	0	0	0	0	0	0	2	2	∞	∞								
Pete Burnside, L ERA: 3.81	(8, 1)	2.0	W	7	1	0	0	1	0	0	0	0	0	6	10	0.00	1.000								

Batter	1	2	3	4	5	6	7	8	9	AB	R	H	RBI	BB	SO	LOB	BOTTOM								
Eddie Yost, R OBP: 0.412, SLG: 0.368										5	2	2	2	0	1	2	Cleveland Indians @ Detroit Tigers Briggs Stadium, Detroit, MI Sun Aug 21 1960, 4:38 AM EDT Att: 28,891 - Unknown								
Ozzie Virgil, R OBP: 0.244, SLG: 0.355										0	0	0	0	0	0	0									
Chico Fernandez, R OBP: 0.310, SLG: 0.323										4	0	0	0	1	0	2									
Norm Cash, L OBP: 0.405, SLG: 0.520										4	1	1	0	1	1	4									
Charlie Maxwell, L OBP: 0.332, SLG: 0.451										4	1	3	4	0	1	1									
Al Kaline, R OBP: 0.330, SLG: 0.384										4	0	2	0	0	0	2									
Rocky Colavito, R OBP: 0.334, SLG: 0.483										3	0	0	0	1	1	3									
Frank Bolling, R OBP: 0.310, SLG: 0.374										4	1	3	0	0	0	1									
Harry Chiti, R OBP: 0.280, SLG: 0.314										3	0	0	0	0	1	4									
Neil Christley, L OBP: 0.305, SLG: 0.420										1	1	1	0	0	0	0									
Hank Foiles, R OBP: 0.359, SLG: 0.355										0	0	0	0	0	0	0									
Frank Lary, R OBP: 0.216, SLG: 0.235										2	0	0	0	0	0	2									
Dave Sisler, R OBP: 0.214, SLG: 0.083										0	0	0	0	1	0	0									
Phil Regan, R OBP: 0.222, SLG: 0.160										0	0	0	0	0	0	0									
Inning Stats	R: 1 E: 0 K: 1 S: 7	H: 2 LOB: 1 BB: 0 P: 7	R: 0 E: 0 K: 0 S: 2	H: 0 LOB: 0 BB: 1 P: 6	R: 0 E: 0 K: 1 S: 5	H: 0 LOB: 0 BB: 0 P: 5	R: 2 E: 0 K: 1 S: 9	H: 4 LOB: 2 BB: 0 P: 9	R: 1 E: 1 K: 0 S: 4	H: 1 LOB: 1 BB: 1 P: 8	R: 0 E: 0 K: 1 S: 6	H: 1 LOB: 2 BB: 1 P: 10	R: 0 E: 0 K: 1 S: 6	H: 1 LOB: 2 BB: 1 P: 10	R: 2 E: 0 K: 0 S: 6	H: 3 LOB: 1 BB: 0 P: 6	1B: 8 2B: 3 3B: 0 HR: 1	SF: 0 SAC: 1 DP: 1 HBP: 0	WP: 0 PB: 1 SB: 0 CS: 0	PA: 39					
PITCHER	IP	WLS	BF	H	R	ER	SO	BB	IBB	HBP	BLK	WP	HR	S	P	ERA	WHIP								
Gary Bell, R ERA: 4.1	(1, 1)	4.0	20	6	4	3	3	2	0	0	0	0	0	24	32	6.75	2.000								
Don Newcombe, R ERA: 4.5	(5, 1)	3.1	L	16	5	2	2	2	0	0	0	0	0	18	26	5.40	2.100								
Johnny Klippstein, R ERA: 2.51	(8, 1)	0.2	3	1	0	0	0	0	0	0	0	0	0	3	3	0.00	1.500								

Batter	1	2	3	4	5	6	7	8	9	10	11	AB	R	H	RBI	BB	SO	LOB	TOP							
Eddie Yost, R OBP: 0.408, SLG: 0.364 (1, 5)	K		F7			K		G3		F8		5	0	0	0	0	2	2								
Chico Fernandez, R OBP: 0.307, SLG: 0.319 (1, 6)	F7		K			F8		1-3		K		5	0	0	0	0	2	2								
Norm Cash, L OBP: 0.405, SLG: 0.516 (1, 3)	1B		K			F9			F9		HR	4	2	1	0	1	1	0								
Charlie Maxwell, L OBP: 0.337, SLG: 0.463 (1, 7)	1B			L6-4-3			F5		WP	2B	1B	4	2	3	2	1	0	0								
Al Kaline, R OBP: 0.331, SLG: 0.387 (1, 8)	1B			L6-4-3			L6		WP	1B	K	5	1	2	2	0	1	1								
Rocky Colavito, R OBP: 0.355, SLG: 0.484 (1, 9)	F9			5-3			2B		2B		L4	5	0	2	1	0	0	2								
Frank Bolling, R OBP: 0.309, SLG: 0.370 (1, 4)			K			F9					BB	4	0	0	0	1	1	2								
Harry Chitt, R OBP: 0.278, SLG: 0.311 (1, 2)			F7								F9	2	0	0	0	0	0	0								
Sandy Amoros, L OBP: 0.291, SLG: 0.185 (8, PH)						5-3					F8	1	0	0	0	0	0	0								
Hank Foiles, R OBP: 0.353, SLG: 0.349 (8, 2)								4-3			F9	2	0	0	0	0	0	1								
Phil Regan, R OBP: 0.313, SLG: 0.420 (8, PH)			K									2	0	0	0	0	1	0								
Dave Sisler, R OBP: 0.214, SLG: 0.083 (8, 1)						6-3						0	0	0	0	0	0	0								
Bill Fischer, R OBP: 0.296, SLG: 0.333 (9, 1)								G3			1B	1	0	1	0	0	0	0								
Inning Stats	R: 1 E: 0 K: 1 S: 8	H: 3 LOB: 2 BB: 0 P: 8	R: 0 E: 0 K: 2 S: 7	H: 0 LOB: 0 BB: 0 P: 7	R: 0 E: 0 K: 2 S: 7	H: 0 LOB: 0 BB: 0 P: 7	R: 0 E: 0 K: 0 S: 2	H: 0 LOB: 1 BB: 1 P: 6	R: 0 E: 0 K: 0 S: 5	H: 1 LOB: 1 BB: 0 P: 4	R: 0 E: 0 K: 2 S: 3	H: 0 LOB: 1 BB: 1 P: 7	R: 0 E: 0 K: 1 S: 6	H: 1 LOB: 1 BB: 0 P: 6	R: 2 E: 0 K: 1 S: 6	H: 1 LOB: 1 BB: 2 P: 14	1B: 6 2B: 2 3B: 0 HR: 1	SF: 0 SAC: 0 DP: 1 HBP: 0	WP: 2 PB: 0 SB: 0 CS: 1	PA: 44						
PITCHER	IP: 8.1 ERA: 3.98	WLS: 1 BF: 32	H: 6 R: 3 ER: 3 SO: 6	BB: 2 IBB: 0 HBP: 0 BLK: 0	WP: 1 HR: 0 S: 42 P: 50	ERA: 3.24 WHIP: 0.960	PITCHER														IP: 8.1 ERA: 3.46	WLS: 1 BF: 11	H: 2 R: 2 ER: 2 SO: 2	BB: 2 IBB: 0 HBP: 0 BLK: 0	WP: 0 HR: 1 S: 21 P: 13	ERA: 6.75 WHIP: 1.500


Detroit Tigers @ Baltimore Orioles
Memorial Stadium, Baltimore, MD
Tue Aug 23 1960, 7:05 PM EDT
Att: 16,665 - Unknown

AB 40
R 5
H 9
RBI 5
BB 4
SO 8
LOB 10



Detroit Tigers @ Baltimore Orioles
Memorial Stadium, Baltimore, MD
Tue Aug 23 1960, 7:05 PM EDT
Att: 16,665 - Unknown

AB 41
R 3
H 10
RBI 3
BB 4
SO 10
LOB 22



Batter	1	2	3	4	5	6	7	8	9	10	11	AB	R	H	RBI	BB	SO	LOB	BOTTOM							
Jackie Brandt, R OBP: 0.326, SLG: 0.429 (1, 8)	L7		F6		FC6-4		FC6-4		F9		K	6	0	0	0	0	1	5								
Gene Woodling, L OBP: 0.393, SLG: 0.401 (1, 7)			4-3				F9					4	1	2	0	0	0	1								
Jim Busby, R OBP: 0.317, SLG: 0.290 (8, 8)	BB					SH2-4						1	0	0	0	0	1	1								
Brooks Robinson, R OBP: 0.343, SLG: 0.446 (1, 5)	1B				F2				F9			3	1	1	0	1	0	1								
Jim Gentile, L OBP: 0.416, SLG: 0.530 (1, 3)												4	0	1	1	0	1	3								
Al Pizarro, L OBP: 0.251, SLG: 0.368 (8, PR)	K				L8		F7					0	0	0	0	0	0	0								
Walt Dropo, R OBP: 0.337, SLG: 0.375 (9, 3)												1	0	0	0	0	0	0								
Ron Hansen, R OBP: 0.340, SLG: 0.474 (1, 6)	K				6-3							4	1	1	1	1	2	2								
Gus Triandos, R OBP: 0.335, SLG: 0.390 (1, 2)			K									5	0	1	1	0	3	2								
Gene Stephens, L OBP: 0.310, SLG: 0.358 (1, 9)			G3				L7					3	0	0	0	1	0	1								
Mary Breeding, R OBP: 0.324, SLG: 0.347 (1, 4)			F4									3	0	2	0	0	0	0								
Bob Boyd, L OBP: 0.389, SLG: 0.424 (8, PH)												1	0	0	0	0	0	3								
Billy Klaus, L OBP: 0.333, SLG: 0.414 (9, 4)					1B							1	0	0	0	0	0	1								
Milt Pappas, R OBP: 0.312, SLG: 0.118 (8, 1)												3	0	1	0	0	1	1								
Hoyt Wilhelm, R OBP: 0.108, SLG: 0.081 (8, 1)												0	0	0	0	0	0	0								
Wes Stock, R OBP: 0.311, SLG: 0.378 (8, 7)												1	0	0	0	1	1	1								
Dave Nicholson, R OBP: 0.315, SLG: 0.378 (11, PH)												1	0	1	0	0	0	0								
Clint Courtney, L OBP: 0.289, SLG: 0.289 (11, PH)												1	0	1	0	0	0	0								
Jerry Walker, R OBP: 0.355, SLG: 0.412 (11, PH)												0	0	0	0	0	0	0								
Inning Stats	R: 0 E: 0 K: 2 S: 8	H: 1 LOB: 2 BB: 1 P: 12	R: 0 E: 0 K: 1 S: 5	H: 0 LOB: 0 BB: 0 P: 5	R: 0 E: 0 K: 1 S: 5	H: 0 LOB: 0 BB: 0 P: 5	R: 0 E: 0 K: 0 S: 3	H: 0 LOB: 0 BB: 0 P: 3	R: 0 E: 0 K: 0 S: 6	H: 3 LOB: 1 BB: 1 P: 6	R: 0 E: 0 K: 0 S: 4	H: 1 LOB: 1 BB: 0 P: 4	R: 1 E: 1 K: 0 S: 4	H: 2 LOB: 2 BB: 2 P: 12	R: 0 E: 0 K: 1 S: 5	H: 0 LOB: 1 BB: 1 P: 9	R: 0 E: 0 K: 2 S: 7	H: 0 LOB: 0 BB: 0 P: 7	1B: 8 2B: 1 3B: 1 HR: 0	SF: 0 SAC: 1 DP: 1 HBP: 0	WP: 0 PB: 0 SB: 0 CS: 0	PA: 46				
PITCHER	IP: 7.0 ERA: 4.38	WLS: 2 BF: 29	H: 7 R: 2 ER: 2 SO: 5	BB: 1 IBB: 0 HBP: 0 BLK: 0	WP: 0 HR: 0 S: 38 P: 42	ERA: 2.57 WHIP: 1.143	PITCHER														IP: 3.0 ERA: 2.31	WLS: 1 BF: 11	H: 1 R: 0 ER: 0 SO: 5	BB: 1 IBB: 0 HBP: 0 BLK: 0	WP: 0 HR: 0 S: 20 P: 24	ERA: 0.00 WHIP: 0.667

Batter	1	2	3	4	5	6	7	8	9	AB	R	H	RBI	BB	SO	LOB	TOP			
Eddie Yost, R (1, 5) OBP: 0.411, SLG: 0.365 Ozzie Virgil, R (5, PR) OBP: 0.238, SLG: 0.346	4-0 SH1-3 BB		0-0 BB		4-0 CS 6-3 BB			0-0 F8	0-3 K	1	0	1	0	2	0	0				
Coot Veal, R (1, 6) OBP: 0.483, SLG: 0.478 Neil Christley, L (8, PH) OBP: 0.316, SLG: 0.423 Chico Fernandez, R (8, 6) OBP: 0.307, SLG: 0.319	0-0 SH1-3		0-0 F5		0-0 6-3			0-0		2	0	0	0	0	0	2				
Norm Cash, L (1, 3) OBP: 0.404, SLG: 0.511	0-0 F8		4-0 FC6-4 BB		0-0 CS	0-0 4-3		0-0 G3		3	0	0	0	1	0	2				
Charlie Maxwell, L (1, 7) OBP: 0.334, SLG: 0.458	0-0 4-3		0-0 FC6-4		0-0 F7			0-0 5-3		4	0	0	0	0	0	3				
Al Kaline, R (1, 8) OBP: 0.332, SLG: 0.387		0-0 L6		0-0		0-0 L7		4-0 2B BB		3	1	1	0	1	0	0				
Rocky Colavito, R (1, 9) OBP: 0.334, SLG: 0.484		0-0 F7		0-3 K			0-3 K	0-0 1B 2B		4	1	1	1	0	2	1				
Frank Bolling, R (1, 4) OBP: 0.313, SLG: 0.375		0-0		0-3 K			0-0 1B	4-0 1B BB		3	0	2	0	1	1	1				
Harry Chiti, R (1, 2) OBP: 0.275, SLG: 0.307 Steve Bilko, R (9, PH) OBP: 0.268, SLG: 0.373	0-0 5-3		0-3 K		0-0 G6-4-3		0-0 G6-4-3	0-3 K		3	0	0	0	0	1	3				
Bob Bruce, R (1, 1) OBP: 0.320, SLG: 0.190 Pete Burnside, R (2, 1) OBP: 0.207, SLG: 0.148 Sandy Amoros, L (8, PH) OBP: 0.288, SLG: 0.182 Paul Foytack, R (8, 1) OBP: 0.318, SLG: 0.263 Lou Berberet, L (9, PH) OBP: 0.313, SLG: 0.259			0-0 F4		0-0 6-3			0-0 6-3	0-0 1B	0	0	0	0	0	0	0				
Inning Stats	R: 0 E: 0 K: 0 S: 3	H: 0 LOB: 1 BB: 1 P: 7	R: 0 E: 0 K: 0 S: 4	H: 1 LOB: 2 BB: 1 P: 4	R: 0 E: 0 K: 0 S: 4	H: 1 LOB: 2 BB: 1 P: 8	R: 0 E: 0 K: 3 S: 10	H: 1 LOB: 1 BB: 0 P: 10	R: 0 E: 0 K: 1 S: 5	H: 0 LOB: 0 BB: 0 P: 3	R: 0 E: 0 K: 1 S: 5	H: 1 LOB: 0 BB: 0 P: 5	R: 0 E: 0 K: 0 S: 4	H: 1 LOB: 1 BB: 0 P: 4	R: 2 E: 0 K: 2 S: 9	H: 2 LOB: 2 BB: 2 P: 17	1B: 5 2B: 2 3B: 0 HR: 0	SF: 0 SAC: 1 DP: 1 HBP: 0	WP: 0 PB: 0 SB: 0 CS: 1	PA: 38
PITCHER Jack Fisher, R (1, 1) ERA: 3.5	IP: 9.0 WLS: W BF: 37 H: 7 R: 2 ER: 2 SO: 6 BB: 5 IBB: 0 HBP: 0 BLK: 0 WP: 0 HR: 0 S: 44 P: 64 ERA: 2.00 WHIP: 1.333															PITCHER				

Detroit Tigers @ Baltimore Orioles
 Memorial Stadium, Baltimore, MD
 Wed Aug 24 1960, 7:05 PM EDT
 Att: 15,147 - Unknown

AB	31
R	2
H	7
RBI	2
BB	5
SO	6
LOB	16



Batter	1	2	3	4	5	6	7	8	9	AB	R	H	RBI	BB	SO	LOB	BOTTOM	
Jackie Brandt, R (1, 8) OBP: 0.324, SLG: 0.426	0-0 F7	0-0 BB E 1B	0-0 FC6-4			0-3 K	0-0 5-3			5	1	1	1	0	1	2		
Gene Woodling, L (1, 7) OBP: 0.398, SLG: 0.405 Jim Busby, R (7, PR) OBP: 0.317, SLG: 0.290	0-0 F7	4-0 BB E BB		0-0 G3 E 1B		0-0 1B	0-0 1B	0-0 2H 1B		4	1	3	1	1	0	0		
Brooks Robinson, R (1, 5) OBP: 0.345, SLG: 0.452	0-0 BB S 1B	0-0 E9 1H 2H 3H 3B		0-0 F3		0-0 1B	0-0 F7			5	1	3	3	0	0	2		
Jim Gentile, L (1, 3) OBP: 0.413, SLG: 0.522	1-0 BB HBP	0-0 4-3		0-0 G3		0-0 4-3		0-0 L8		4	0	0	0	0	0	3		
Ron Hansen, R (1, 6) OBP: 0.343, SLG: 0.473	4-0 1-2 2-3 BB	4-0 BB		0-3 K		0-0 F9	0-0 BB 1B			3	0	1	0	2	1	1		
Gus Triandos, R (1, 2) OBP: 0.332, SLG: 0.384	0-0 F9	0-0 F7			0-0 5-3	4-0 BB 2B BB	0-3 K			4	1	0	0	1	1	5		
Gene Stephens, L (1, 9) OBP: 0.312, SLG: 0.359 Dave Nicholson, R (5, PH) OBP: 0.310, SLG: 0.374 Al Pilarcik, L (6, 9) OBP: 0.329, SLG: 0.373		0-0 FC2-5 E 1B	0-0 5-3		0-3 K		0-0 2B 1B 1B	4-0 BB 1B		2	0	1	0	0	0	0		
Mary Breeding, R (1, 4) OBP: 0.323, SLG: 0.348		0-0 FC5 FC2-5 1B	0-3 K		0-0 L8		0-0 1B 2B	0-0 F9		5	2	1	1	0	1	3		
Jack Fisher, R (1, 1) OBP: 0.298, SLG: 0.326		0-0 FC2-5 BB E 1B	0-0 FC6-4		0-0 F2		0-0 1B WP			4	2	2	2	0	0	2		
Inning Stats	R: 0 E: 0 K: 0 S: 4	H: 1 LOB: 3 BB: 1 P: 9	R: 5 E: 2 K: 0 S: 7	H: 3 LOB: 1 BB: 2 P: 15	R: 0 E: 0 K: 1 S: 6	H: 1 LOB: 1 BB: 0 P: 6	R: 0 E: 1 K: 1 S: 6	H: 1 LOB: 1 BB: 0 P: 6	R: 0 E: 0 K: 1 S: 7	H: 2 LOB: 2 BB: 0 P: 7	R: 4 E: 0 K: 0 S: 7	H: 4 LOB: 1 BB: 1 P: 11	R: 0 E: 0 K: 1 S: 6	H: 1 LOB: 2 BB: 1 P: 10	1B: 11 2B: 1 3B: 1 HR: 0	SF: 0 SAC: 0 DP: 0 HBP: 1	WP: 1 PB: 0 SB: 1 CS: 0	PA: 44
PITCHER Bob Bruce, R (1, 1) ERA: 3.59 Pete Burnside, L (2, 1) ERA: 3.94 Paul Foytack, R (8, 1) ERA: 6.3	IP: 1.1 WLS: L BF: 12 H: 4 R: 5 ER: 3 SO: 3 BB: 2 IBB: 0 HBP: 0 BLK: 0 WP: 1 HR: 0 S: 9 P: 18 ERA: 6.35 WHIP: 1.765															PITCHER		

Detroit Tigers @ Baltimore Orioles
 Memorial Stadium, Baltimore, MD
 Wed Aug 24 1960, 7:05 PM EDT
 Att: 15,147 - Unknown


AB	38
R	9
H	13
RBI	8
BB	5
SO	5
LOB	18



Batter	1	2	3	4	5	6	7	8	9	AB	R	H	RBI	BB	SO	LOB	TOP		
Eddie Yost, R OBP: 0.411, SLG: 0.363 Ozzie Virgil, R OBP: 0.235, SLG: 0.342	(1, 5) 0-3 K		(1, 5) 0-0 F3		(1, 5) 1-0 HBP		(1, 5) 0-3 K			2	0	0	0	0	1	0			
Norm Cash, L OBP: 0.402, SLG: 0.507	(1, 3) 0-3 K			(1, 3) 4-0 BB	(1, 3) 0-0 SF9			(1, 3) 0-3 K		2	0	0	1	1	2	0			
Al Kaline, R OBP: 0.331, SLG: 0.385	(1, 8) 0-0 1B			(1, 8) 0-0 FC5-4 HR	(1, 8) 0-0 L7			(1, 8) 0-3 K		4	1	1	0	0	1	2			
Charlie Maxwell, L OBP: 0.333, SLG: 0.463	(1, 7) 0-3 K			(1, 7) 0-0 HR		(1, 7) 0-0 3-1		(1, 7) 0-0 F4		4	1	1	2	0	1	1			
Frank Bolling, R OBP: 0.315, SLG: 0.376		(1, 4) 0-0 1B		(1, 4) 0-0 L6		(1, 4) 0-0 F6			(1, 4) 0-0 1B	4	0	2	0	0	0	0			
Rocky Colavito, R OBP: 0.335, SLG: 0.482		(1, 9) 0-0 G6-4-3		(1, 9) 4-0 BB		(1, 9) 4-0 BB		(1, 9) 0-0 G6-3		2	0	0	0	2	0	2			
Lou Berberet, L OBP: 0.312, SLG: 0.255		(1, 2) 0-3 K		(1, 2) 0-0 F5		(1, 2) 0-3 K		(1, 2) 4-0 BB		3	0	0	0	1	2	2			
Coot Veal, R OBP: 0.469, SLG: 0.538 Neil Chrissy, L OBP: 0.314, SLG: 0.421	(1, 6) 0-0 F5		(1, 6) 0-0 F5		(1, 6) 0-0 SF9		(1, 6) 0-0 F9		(1, 6) 0-3 K	3	1	1	0	0	0	0			
Frank Lary, R OBP: 0.208, SLG: 0.225	(1, 1) 0-3 K		(1, 1) 0-3 K		(1, 1) 0-3 K		(1, 1) 0-3 K			3	0	0	0	0	3	1			
Inning Stats	R: 0 E: 0 K: 3 S: 10	H: 1 LOB: 1 BB: 0 P: 10	R: 0 E: 0 K: 1 S: 5	H: 1 LOB: 0 BB: 0 P: 5	R: 0 E: 0 K: 1 S: 5	H: 0 LOB: 0 BB: 0 P: 5	R: 2 E: 0 K: 0 S: 4	H: 1 LOB: 1 BB: 2 P: 12	R: 1 E: 0 K: 1 S: 6	H: 1 LOB: 1 BB: 0 P: 7	R: 0 E: 0 K: 2 S: 5	H: 0 LOB: 0 BB: 0 P: 7	R: 0 E: 0 K: 2 S: 7	H: 0 LOB: 0 BB: 0 P: 7	R: 0 E: 0 K: 1 S: 5	H: 1 LOB: 1 BB: 1 P: 9	1B: 3 2B: 0 3B: 1 HR: 1	SF: 1 SAC: 0 DP: 2 HBP: 1	WP: 0 PA: 35 PB: 0 SB: 1 CS: 0
PITCHER Chuck Estrada, R ERA: 3.63	(1, 1) 9.0	WLS: W	BF: 35	H: 5	R: 3	ER: 3	SO: 12	BB: 4	IBB: 0	HBP: 1	BLK: 0	WP: 0	HR: 1	S: 54	P: 71	ERA: 3.00	WHIP: 1.000		

Detroit Tigers @ Baltimore Orioles
Memorial Stadium, Baltimore, MD
 Thu Aug 25 1960, 7:05 PM EDT
 Att: 14,941 - Unknown


AB 29
R 3
H 5
RBI 3
BB 4
SO 12
LOB 9




Batter	1	2	3	4	5	6	7	8	9	AB	R	H	RBI	BB	SO	LOB	BOTTOM		
Jackie Brandt, R OBP: 0.325, SLG: 0.426	(1, 8) 0-0 F7		(1, 8) 0-0 6-3		(1, 8) 0-0 1B		(1, 8) 0-0 F2	(1, 8) 0-0 1B		5	0	2	1	0	0	0			
Al Pilarcik, L OBP: 0.337, SLG: 0.376	(1, 9) 0-0 G3		(1, 9) 4-0 BB		(1, 9) 0-0 F6			(1, 9) 0-0 F9		4	2	2	0	1	0	3			
Gene Woodling, L OBP: 0.399, SLG: 0.406 Gene Stephens, L OBP: 0.312, SLG: 0.359	(1, 7) 0-0 G3		(1, 7) 0-0 4-3		(1, 7) 0-0 1B		(1, 7) 0-0 1B	(1, 7) 0-0 HBP		4	1	2	2	0	0	1			
Jim Gentile, L OBP: 0.414, SLG: 0.531	(1, 3) 0-0 HR			(1, 3) 0-0 F5	(1, 3) 0-0 4-3			(1, 3) 1-2 HR		3	2	1	1	0	0	2			
Brooks Robinson, R OBP: 0.344, SLG: 0.451	(1, 5) 0-0 2-3			(1, 5) 0-0 1B		(1, 5) 0-0 6-3		(1, 5) 0-3 K		4	0	1	0	0	1	3			
Clint Courtney, L OBP: 0.376, SLG: 0.264 Jim Busby, R OBP: 0.317, SLG: 0.290 Gus Trandoss, R OBP: 0.335, SLG: 0.398	(1, 2) 4-0 BB		(1, 2) 4-0 BB	(1, 2) 0-0 F7		(1, 2) 4-0 BB		(1, 2) 0-0 HR		1	0	0	0	2	0	1			
Billy Klaus, L OBP: 0.314, SLG: 0.387 Bob Boyd, L OBP: 0.384, SLG: 0.418 Ron Hansen, R OBP: 0.342, SLG: 0.472	(1, 6) 0-0 G4-6-3		(1, 6) 0-0 G4-6-3	(1, 6) 0-3 K		(1, 6) 0-0 G6-4-3		(1, 6) 0-0 F7		2	0	0	0	0	1	2			
Mary Breeding, R OBP: 0.322, SLG: 0.346	(1, 4) 0-0 6-3				(1, 4) 0-0 5-3		(1, 4) 0-0 5-3	(1, 4) 1-0 2B		3	1	0	0	0	0	0			
Chuck Estrada, R OBP: 0.208, SLG: 0.204	(1, 1) 0-0 4-3		(1, 1) 0-0 4-3		(1, 1) 4-0 1B		(1, 1) 0-3 K	(1, 1) 0-0 1B		3	2	1	1	1	1	0			
Inning Stats	R: 2 E: 1 K: 0 S: 5	H: 2 LOB: 0 BB: 0 P: 5	R: 0 E: 0 K: 0 S: 2	H: 0 LOB: 0 BB: 1 P: 6	R: 0 E: 0 K: 1 S: 6	H: 0 LOB: 1 BB: 1 P: 7	R: 0 E: 0 K: 1 S: 6	H: 1 LOB: 1 BB: 0 P: 6	R: 1 E: 0 K: 0 S: 5	H: 2 LOB: 2 BB: 1 P: 9	R: 0 E: 0 K: 0 S: 2	H: 0 LOB: 1 BB: 1 P: 6	R: 0 E: 0 K: 1 S: 5	H: 0 LOB: 0 BB: 0 P: 5	R: 6 E: 0 K: 1 S: 10	H: 5 LOB: 1 BB: 0 P: 12	1B: 7 2B: 1 3B: 0 HR: 2	SF: 0 SAC: 0 DP: 2 HBP: 2	WP: 0 PA: 38 PB: 0 SB: 0 CS: 0
PITCHER Frank Lary, R ERA: 3.76	(1, 1) 8.0	WLS: L	BF: 38	H: 10	R: 9	ER: 9	SO: 3	BB: 4	IBB: 0	HBP: 2	BLK: 0	WP: 0	HR: 2	S: 38	P: 56	ERA: 10.12	WHIP: 1.750		


Detroit Tigers @ Baltimore Orioles
Memorial Stadium, Baltimore, MD
 Thu Aug 25 1960, 7:05 PM EDT
 Att: 14,941 - Unknown

AB 32
R 9
H 10
RBI 9
BB 4
SO 3
LOB 13



Batter	1	2	3	4	5	6	7	8	9	AB	R	H	RBI	BB	SO	LOB	TOP			
Ozzie Virgil, R OBP: 0.256, SLG: 0.361 (1,5)	0-0 1B 2B	4-0 3B BB		0-0 L6-4-3 1B		0-0 FC1-6 WP 1-2		0-0 5-3		4	2	2	0	1	0	1	Detroit Tigers @ Washington Senators Griffith Stadium, Washington, DC Fri Aug 26 1960, 7:05 PM EDT Att: 11,626 - Unknown			
Norm Cash, L OBP: 0.402, SLG: 0.511 (1,3)	0-0 P3	0-0 1-H 2B 3B		0-0 P5		4-0 1-2 BB		0-0 F8		4	1	1	1	1	0	2				
Al Kaline, R OBP: 0.330, SLG: 0.382 (1,8)	4-0 1B BB	0-3 K		0-0 L6-4-3 1-2		0-3 K		0-0 L8		4	1	0	0	1	2	4				
Charlie Maxwell, L OBP: 0.336, SLG: 0.468 (1,7)	0-0 BB 1B 1-3 2-H	0-0 2B		0-0 1B		0-0 3-1		0-0 4-3		5	0	3	2	0	0	0				
Frank Bolling, R OBP: 0.317, SLG: 0.380 (1,4)	0-0 1-2 3-H 1B	0-0 4-3		0-0 F7		0-0 2B		0-0 F8		4	0	2	1	0	0	2				
Rocky Colavito, R OBP: 0.335, SLG: 0.480 (1,9)	0-0 L8			0-0 1-3 1B		0-0 F8		0-0 F8		4	0	1	0	0	0	4				
Lou Berberet, L OBP: 0.311, SLG: 0.251 (1,2)	4-0 1-2 2-3 BB			0-0 1-3		0-0 F9		0-0 F9		3	0	0	0	1	0	3				
Coot Veal, R OBP: 0.429, SLG: 0.483 (8, PH)	0-0 4-3			0-0 1-3		0-3 K		0-0 P4		3	0	0	0	0	1	4				
Sandy Amoros, L OBP: 0.294, SLG: 0.179 (8, PH)				0-0 1-3						1	0	0	0	0	0	0				
Chico Fernandez, R OBP: 0.307, SLG: 0.319 (8,6)										0	0	0	0	0	0	0				
Jim Bunning, R OBP: 0.212, SLG: 0.190 (8, PH)				0-0 F8		0-0 FC1-6 1B		0-0 6-3		3	0	1	0	0	1	1				
Neil Christley, L OBP: 0.313, SLG: 0.419 (8, PH)				0-3 K						1	0	0	0	0	0	0				
Dave Sisler, R OBP: 0.214, SLG: 0.083 (8,1)										0	0	0	0	0	0	0				
Inning Stats	R: 2 E: 0 K: 0 S: 6	H: 3 LOB: 3 BB: 2 P: 14	R: 2 E: 0 K: 1 S: 7	H: 2 LOB: 1 BB: 1 P: 11	R: 0 E: 0 K: 1 S: 6	H: 1 LOB: 1 BB: 0 P: 6	R: 0 E: 0 K: 0 S: 3	H: 1 LOB: 0 BB: 0 P: 3	R: 0 E: 0 K: 2 S: 4	H: 1 LOB: 1 BB: 1 P: 12	R: 0 E: 0 K: 0 S: 4	H: 1 LOB: 1 BB: 0 P: 4	R: 0 E: 0 K: 0 S: 3	H: 0 LOB: 0 BB: 0 P: 3	R: 0 E: 0 K: 0 S: 3	H: 0 LOB: 0 BB: 0 P: 3	1B: 6 2B: 3 3B: 1 HR: 0	SF: 0 SAC: 0 DP: 1 HBP: 0	WP: 1 PB: 0 SB: 0 CS: 0	PA: 40
PITCHER Pedro Ramos, R ERA: 3.71 (1,1)	IP: 9.0 WLS: W BF: 40 H: 10 R: 4 ER: 4 SO: 4 BB: 4 IBB: 0 HBP: 0 BLK: 0 WP: 1 HR: 0 S: 44 P: 60 ERA: 4.00 WHIP: 1.556															PITCHER				
Batter	1	2	3	4	5	6	7	8	9	AB	R	H	RBI	BB	SO	LOB	BOTTOM			
Billy Gardner, R OBP: 0.331, SLG: 0.382 (1,4)	0-0 E SF9 1B	0-0 P5			0-0 4-3		0-0 G5-4-3 1-2			4	1	1	0	0	0	3	Detroit Tigers @ Washington Senators Griffith Stadium, Washington, DC Fri Aug 26 1960, 7:05 PM EDT Att: 11,626 - Unknown			
Lenny Green, L OBP: 0.357, SLG: 0.391 (9,7)	0-0 E3 BB E	0-0 L8			0-0 CS 1B		0-0 L8			4	1	1	1	0	0	2				
Harmon Killebrew, R OBP: 0.376, SLG: 0.531 (1,3)	0-0 SF9			0-0 F3		0-3 K		0-3 K		3	0	0	1	0	2	1				
Jim Lemon, R OBP: 0.370, SLG: 0.528 (8, PR)	4-0 E BB			0-3 K		0-0 HR		1-0 HBP		2	2	1	1	1	1	0				
Bob Allison, R OBP: 0.371, SLG: 0.423 (9,9)	1-2 E BB			0-0 K		0-3 K		0-0 3-1		0	0	0	0	0	0	0				
Reno Bertoia, R OBP: 0.326, SLG: 0.368 (1,5)	0-3 K			0-0 5-3		0-3 K		0-0 3-1		4	0	0	0	0	2	3				
Dan Dobbek, L OBP: 0.310, SLG: 0.375 (9,8)	0-0 E9 1-H 2-H 2B			0-3 K		0-0 4-3		0-0 4-3		3	0	1	2	0	1	0				
Earl Batley, R OBP: 0.344, SLG: 0.408 (1,2)	0-0 P4			0-0 G5-4-3 1B		0-3 K		0-0 K		3	0	1	0	0	1	1				
Jose Valdivielso, R OBP: 0.289, SLG: 0.258 (1,6)		0-0 SH3-4 1B		0-0 G5-4-3 1-2		0-0 G5-4-3 1B		0-0 P3		3	0	2	0	0	0	1				
Pedro Ramos, S OBP: 0.154, SLG: 0.281 (1,1)		0-0 SH3-4		0-0 4-3 1B 2B						2	1	1	0	0	0	1				
Inning Stats	R: 3 E: 2 K: 1 S: 8	H: 2 LOB: 1 BB: 1 P: 12	R: 0 E: 0 K: 0 S: 4	H: 1 LOB: 0 BB: 0 P: 4	R: 0 E: 0 K: 1 S: 5	H: 0 LOB: 0 BB: 0 P: 5	R: 0 E: 0 K: 1 S: 5	H: 1 LOB: 0 BB: 0 P: 5	R: 1 E: 0 K: 1 S: 6	H: 2 LOB: 0 BB: 0 P: 6	R: 1 E: 0 K: 2 S: 8	H: 1 LOB: 0 BB: 0 P: 8	R: 0 E: 0 K: 0 S: 3	H: 1 LOB: 0 BB: 0 P: 3	R: 0 E: 0 K: 1 S: 5	H: 0 LOB: 2 BB: 0 P: 6	1B: 5 2B: 2 3B: 0 HR: 1	SF: 1 SAC: 1 DP: 2 HBP: 1	WP: 0 PB: 0 SB: 1 CS: 1	PA: 32
PITCHER Jim Bunning, R ERA: 2.75 (8,1)	IP: 7.0 WLS: L BF: 28 H: 8 R: 5 ER: 2 SO: 6 BB: 1 IBB: 0 HBP: 0 BLK: 0 WP: 0 HR: 1 S: 39 P: 43 ERA: 2.57 WHIP: 1.286															PITCHER Dave Sisler, R ERA: 2.28 (8,1)				


Batter	1	2	3	4	5	6	7	8	9	AB	R	H	RBI	BB	SO	LOB	TOP					
Ozzie Virgil, R OBP: 0.267, SLG: 0.360 (1, 5)	F3		F8 1B BB		L4-3 1B			5-3		3	0	1	1	1	0	0	<p>Detroit Tigers @ Washington Senators Griffith Stadium, Washington, DC Sat Aug 27 1960, 3:33 AM EDT Att: 6,686 - Unknown</p> <p>livebaseballscores.com</p> <p>AB 31 R 1 H 7 RBI 1 BB 3 SO 6 LOB 14</p> 					
Al Kaline, R OBP: 0.331, SLG: 0.383 (1, 8)			F8 1B		L4-3 1B			K		4	0	2	0	0	1	1						
Norm Cash, L OBP: 0.400, SLG: 0.507 (1, 3)	K		F8 1B					1B 1B		4	0	1	0	0	1	3						
Charlie Maxwell, L OBP: 0.336, SLG: 0.466 (1, 7)		P6 L6						1B 1B		4	0	1	0	0	0	2						
Frank Bolling, R OBP: 0.316, SLG: 0.381 (1, 4)				K				1B K		4	0	1	0	0	2	2						
Rocky Colavito, R OBP: 0.332, SLG: 0.475 (1, 9)		6-3		F7					F9	4	0	0	0	0	1	1						
Lou Berberet, L OBP: 0.308, SLG: 0.250 (7, PR)									P3	1	0	0	0	2	1	0						
Hank Foiles, R OBP: 0.350, SLG: 0.345 (7, 2)				K				4-3 BB		1	0	0	0	0	0	0						
Chico Fernandez, R OBP: 0.308, SLG: 0.323 (7, PH)									F8	2	1	1	0	0	0	2						
Neil Christley, L OBP: 0.311, SLG: 0.417 (7, 6)	1-3									1	0	0	0	0	0	1						
Coot Veal, R OBP: 0.429, SLG: 0.483 (9, PH)					SH1-4 1B 2B					0	0	0	0	0	0	0						
Steve Bilko, R OBP: 0.267, SLG: 0.371 (7, 1)										1	0	0	0	0	0	0						
Bob Bruce, R OBP: 0.308, SLG: 0.182 (7, PH)				L4						1	0	0	0	0	0	0						
Sandy Amoros, L OBP: 0.280, SLG: 0.176 (7, 1)					SH1-4 2-3					1	0	0	0	0	0	2						
Paul Foytack, R OBP: 0.318, SLG: 0.263 (7, 1)										0	0	0	0	0	0	0						
Inning Stats	R: 0 E: 0 K: 1 S: 5	H: 1 LOB: 0 BB: 0 P: 5	R: 0 E: 0 K: 0 S: 4	H: 1 LOB: 2 BB: 1 P: 8	R: 0 E: 0 K: 0 S: 4	H: 1 LOB: 2 BB: 1 P: 8	R: 0 E: 0 K: 2 S: 7	H: 0 LOB: 0 BB: 0 P: 7	R: 1 E: 0 K: 0 S: 4	H: 2 LOB: 0 BB: 0 P: 4	R: 0 E: 0 K: 0 S: 3	H: 0 LOB: 0 BB: 0 P: 3	R: 0 E: 0 K: 1 S: 5	H: 0 LOB: 2 BB: 1 P: 9	R: 0 E: 0 K: 2 S: 9	H: 2 LOB: 2 BB: 0 P: 9	R: 0 E: 0 K: 0 S: 3	H: 0 LOB: 0 BB: 0 P: 3	1B: 5 2B: 2 3B: 0 HR: 0	SF: 0 SAC: 1 DP: 1 HBP: 0	WP: 0 PB: 0 SB: 0 CS: 1	PA: 35
PITCHER	IP WLS BF H R ER SO BB IBB HBP BLK WP HR S P ERA WHIP																					
Don Lee, R ERA: 3.72 (1, 1)	6.1 W 25 5 1 1 4 3 0 0 0 0 0 0 30 42 1.42 1.263																					
Ray Moore, R ERA: 3.47 (7, 1)	2.2 S 10 2 0 0 2 0 0 0 0 0 0 0 14 14 0.00 0.750																					

Batter	1	2	3	4	5	6	7	8	9	AB	R	H	RBI	BB	SO	LOB	BOTTOM			
Billy Gardner, R OBP: 0.331, SLG: 0.381 (1, 4)	F9		K		FC5-4					4	0	1	1	0	1	1	<p>Detroit Tigers @ Washington Senators Griffith Stadium, Washington, DC Sat Aug 27 1960, 3:33 AM EDT Att: 6,686 - Unknown</p> <p>livebaseballscores.com</p> <p>AB 29 R 4 H 8 RBI 4 BB 2 SO 7 LOB 10</p> 			
Lenny Green, L OBP: 0.359, SLG: 0.393 (9, 7)	F7			1B G2 2B 1B			F9 BB 1B	L9		4	1	2	0	0	0	1				
Harmon Killebrew, R OBP: 0.377, SLG: 0.538 (1, 3)					G2			K		3	1	1	1	1	1	1				
Jim Lemon, R OBP: 0.371, SLG: 0.526 (8, PR)										3	0	1	0	1	0	2				
Dan Dobbek, L OBP: 0.310, SLG: 0.375 (9, 8)	4-3				2B 1B		F9	9-4-3 BB		0	0	0	0	0	0	0				
Reno Bertoia, R OBP: 0.325, SLG: 0.370 (1, 5)		6-3								4	0	1	1	0	0	3				
Bob Allison, R OBP: 0.371, SLG: 0.422 (1, 9)										3	1	1	0	0	1	1				
Earl Batley, R OBP: 0.344, SLG: 0.407 (1, 2)										3	1	1	0	0	0	0				
Billy Conzolo, R OBP: 0.335, SLG: 0.329 (7, PH)										2	0	0	0	0	2	0				
Elmer Valo, L OBP: 0.400, SLG: 0.294 (8, 6)										0	0	0	1	0	0	0				
Jose Valdivielso, R OBP: 0.289, SLG: 0.258 (8, 6)										0	0	0	0	0	0	0				
Don Lee, R OBP: 0.200, SLG: 0.226 (7, 1)										2	0	0	0	0	1	0				
Ray Moore, R OBP: 0.063, SLG: 0.063 (7, 1)										1	0	0	0	0	1	1				
Inning Stats	R: 1 E: 0 K: 0 S: 4	H: 1 LOB: 0 BB: 0 P: 4	R: 0 E: 0 K: 1 S: 5	H: 0 LOB: 0 BB: 0 P: 5	R: 0 E: 0 K: 3 S: 9	H: 0 LOB: 0 BB: 0 P: 9	R: 1 E: 0 K: 0 S: 5	H: 3 LOB: 1 BB: 0 P: 5	R: 0 E: 0 K: 1 S: 6	H: 0 LOB: 1 BB: 0 P: 6	R: 0 E: 0 K: 0 S: 3	H: 1 LOB: 1 BB: 1 P: 7	R: 2 E: 0 K: 1 S: 8	H: 3 LOB: 1 BB: 0 P: 8	R: 0 E: 0 K: 1 S: 4	H: 0 LOB: 1 BB: 1 P: 8		1B: 6 2B: 2 3B: 0 HR: 1	SF: 1 SAC: 0 DP: 2 HBP: 0	WP: 0 PB: 0 SB: 0 CS: 0
PITCHER	IP WLS BF H R ER SO BB IBB HBP BLK WP HR S P ERA WHIP																			
Bob Bruce, R ERA: 3.54 (1, 1)	6.0 L 23 5 2 2 5 1 0 0 0 0 0 0 32 36 3.00 1.000																			
Paul Foytack, R ERA: 6.39 (7, 1)	2.0 9 3 2 2 2 1 0 0 0 0 0 0 12 16 9.00 2.000																			

Batter	1	2	3	4	5	6	7	8	9	AB	R	H	RBI	BB	SO	LOB	TOP					
Ozzie Virgil, R OBP: 0.255, SLG: 0.344 (1, 5)										4	1	0	0	0	0	0						
Al Kaline, R OBP: 0.337, SLG: 0.387 (1, 8)										3	2	3	0	1	0	0						
Norm Cash, L OBP: 0.397, SLG: 0.500 (1, 3)										4	0	0	0	1	2	6						
Charlie Maxwell, L OBP: 0.339, SLG: 0.470 (1, 7)										6	1	3	2	0	0	2						
Frank Bolling, R OBP: 0.316, SLG: 0.388 (1, 4)										3	1	1	3	0	0	2						
Rocky Colavito, R OBP: 0.331, SLG: 0.480 (1, 9)										4	1	1	1	0	1	1						
Harry Chiti, R OBP: 0.278, SLG: 0.305 (1, 2)										2	0	0	0	2	1	1						
Chico Fernandez, R OBP: 0.305, SLG: 0.320 (1, 6)										3	0	0	0	0	0	1						
Don Mossi, L OBP: 0.255, SLG: 0.116 (1, 1)										2	0	0	0	0	1	2						
Sandy Amoroso, L OBP: 0.277, SLG: 0.174 (6, PH)										1	0	0	0	0	1	0						
Dave Sisler, R OBP: 0.214, SLG: 0.083 (6, 1)										0	0	0	0	0	0	0						
Hank Aquirre, R OBP: 0.038, SLG: 0.038 (8, 1)										1	0	1	0	0	0	0						
Inning Stats	R: 5 E: 2 K: 0 S: 8	H: 3 LOB: 1 BB: 1 P: 12	R: 1 E: 0 K: 0 S: 4	H: 2 LOB: 1 BB: 1 P: 8	R: 0 E: 0 K: 1 S: 5	H: 0 LOB: 1 BB: 1 P: 9	R: 0 E: 0 K: 1 S: 5	H: 1 LOB: 0 BB: 0 P: 5	R: 0 E: 0 K: 0 S: 4	H: 0 LOB: 0 BB: 0 P: 4	R: 0 E: 0 K: 1 S: 5	H: 0 LOB: 0 BB: 0 P: 5	R: 0 E: 0 K: 0 S: 4	H: 1 LOB: 1 BB: 0 P: 4	R: 0 E: 0 K: 2 S: 7	H: 0 LOB: 0 BB: 0 P: 7	R: 0 E: 0 K: 1 S: 6	H: 2 LOB: 3 BB: 1 P: 10	1B: 6 2B: 1 3B: 0 HR: 2	SF: 0 SAC: 4 DP: 0 HBP: 0	WP: 0 PB: 1 SB: 0 CS: 1	PA: 41
PITCHER	IP WLS BF H R ER SO BB IBB HBP BLK WP HR S P ERA WHIP																					
Eli Grba, R ERA: 3.76 (1, 1)	1.1 L 12 4 6 1 0 2 0 0 0 0 0 2 10 18 6.75 4.500																					
Jim Coates, R ERA: 4.53 (2, 1)	2.2 10 2 0 0 2 1 0 0 0 0 0 0 12 16 0.00 1.125																					
Duke Maas, R ERA: 3.98 (5, 1)	3.0 11 1 0 0 1 0 0 0 0 0 0 0 13 13 0.00 0.333																					
Ryne Duren, R ERA: 4.81 (8, 1)	1.0 3 0 0 0 2 0 0 0 0 0 0 0 7 7 0.00 0.000																					
Whitely Ford, L ERA: 2.79 (9, 1)	1.0 5 2 0 0 1 1 0 0 0 0 0 0 6 10 0.00 3.000																					
Batter	1	2	3	4	5	6	7	8	9	AB	R	H	RBI	BB	SO	LOB	BOTTOM					
Bobby Richardson, R OBP: 0.303, SLG: 0.293 (1, 4)										3	0	1	0	1	0	0						
Gil McDougald, R OBP: 0.336, SLG: 0.390 (8, PH) (9, 5)										1	0	0	0	0	1	3						
Hector Lopez, R OBP: 0.360, SLG: 0.382 (1, 9)										5	1	2	1	0	1	2						
Bob Cerv, R OBP: 0.348, SLG: 0.468 (1, 7)										5	0	2	0	0	1	4						
Mickey Mantle, S OBP: 0.404, SLG: 0.553 (1, 8)										5	0	1	1	0	2	5						
Bill Skowron, R OBP: 0.347, SLG: 0.561 (1, 3)										4	0	2	0	0	0	2						
Eliot Howard, R OBP: 0.305, SLG: 0.382 (1, 2)										4	0	1	0	0	2	1						
Clete Boyer, R OBP: 0.300, SLG: 0.424 (1, 5)										3	0	0	0	0	2	1						
Johnny Blanchard, L OBP: 0.313, SLG: 0.406 (8, PH)										1	0	0	0	0	0	2						
Joe Demaestri, R OBP: 0.200, SLG: 0.240 (9, 4)										0	0	0	0	0	0	0						
Tony Kubek, L OBP: 0.325, SLG: 0.415 (1, 6)										4	0	3	0	0	0	0						
Eli Grba, R OBP: 0.318, SLG: 0.400 (1, 1)										0	0	0	0	0	0	0						
Jim Coates, R OBP: 0.311, SLG: 0.333 (2, 1)										1	0	0	0	0	1							
Yogi Berra, L OBP: 0.307, SLG: 0.487 (4, PH)										0	0	0	0	0	0	0						
Duke Maas, R ERA: 2.19 (5, 1)										0	0	0	0	0	0	0						
Dale Long, L OBP: 0.281, SLG: 0.327 (7, PH)										0	0	0	0	1	0	0						
Ryne Duren, R ERA: 4.81 (8, 1)										1	0	0	0	0	0	0						
Roger Maris, L OBP: 0.310, SLG: 0.634 (8, PH)										1	0	0	0	0	1	3						
Whitely Ford, L ERA: 2.87 (9, 1)										0	0	0	0	0	0	0						
Inning Stats	R: 0 E: 0 K: 0 S: 4	H: 1 LOB: 0 BB: 0 P: 4	R: 0 E: 0 K: 0 S: 3	H: 0 LOB: 0 BB: 0 P: 3	R: 1 E: 0 K: 0 S: 6	H: 3 LOB: 2 BB: 0 P: 6	R: 0 E: 0 K: 2 S: 9	H: 2 LOB: 2 BB: 0 P: 9	R: 1 E: 0 K: 0 S: 5	H: 3 LOB: 1 BB: 0 P: 5	R: 0 E: 0 K: 2 S: 7	H: 0 LOB: 0 BB: 0 P: 7	R: 0 E: 0 K: 2 S: 7	H: 0 LOB: 2 BB: 2 P: 15	R: 0 E: 0 K: 2 S: 10	H: 3 LOB: 3 BB: 0 P: 10	R: 0 E: 0 K: 2 S: 7	H: 0 LOB: 0 BB: 0 P: 7	1B: 12 2B: 0 3B: 0 HR: 0	SF: 0 SAC: 0 DP: 1 HBP: 0	WP: 1 PB: 0 SB: 0 CS: 0	PA: 40
PITCHER	IP WLS BF H R ER SO BB IBB HBP BLK WP HR S P ERA WHIP																					
Don Mossi, L ERA: 3.47 (1, 1)	5.0 W 23 9 2 2 2 2 0 0 0 0 0 0 27 27 0.00 1.800																					
Dave Sisler, R ERA: 2.19 (6, 1)	2.1 12 3 0 0 4 2 0 0 0 0 1 0 18 26 0.00 2.143																					
Hank Aquirre, L ERA: 2.87 (8, 1)	1.2 S 5 0 0 0 4 0 0 0 0 0 0 0 13 13 0.00 0.000																					


Detroit Tigers @ New York Yankees
Yankee Stadium, Bronx, NY
Sun Aug 28 1960, 3:33 AM EDT
Unknown - 84 F

AB 33
R 6
H 9
RBI 6
BB 4
SO 6
LOB 15




Detroit Tigers @ New York Yankees
Yankee Stadium, Bronx, NY
Sun Aug 28 1960, 3:33 AM EDT
Unknown - 84 F

AB 38
R 2
H 12
RBI 2
BB 2
SO 10
LOB 26



Batter	1	2	3	4	5	6	7	8	9	AB	R	H	RBI	BB	SO	LOB	TOP					
Ozzie Virgil, R OBP: 0.253, SLG: 0.368 (1, 5)										5	1	1	1	0	1	0	Detroit Tigers @ New York Yankees Yankee Stadium, Bronx, NY Sun Aug 28 1960, 7:05 PM EDT Att: 47,971 - Unknown - 84 F					
Al Kaline, R OBP: 0.340, SLG: 0.395 (1, 8)										4	1	3	0	0	0	0						
Norm Cash, L OBP: 0.393, SLG: 0.493 Paul Foytack, R OBP: 0.318, SLG: 0.263 (1, 3)										4	1	0	0	0	2	3						
Charlie Maxwell, L OBP: 0.336, SLG: 0.465 (1, 7)										4	0	0	1	0	1	2						
Frank Bolling, R OBP: 0.315, SLG: 0.387 (1, 4)										4	0	1	1	0	0	0						
Rocky Colavito, R OBP: 0.331, SLG: 0.478 (1, 9)										4	0	1	0	0	0	0						
Lou Berberet, L OBP: 0.266 Hank Foiles, R OBP: 0.347, SLG: 0.342 (9, PH)										3	1	1	1	0	0	2						
Coot Veal, R OBP: 0.410, SLG: 0.455 (1, 6)										4	0	1	0	0	1	0						
Phil Regan, R OBP: 0.231, SLG: 0.091 Pete Burnside, L OBP: 0.207, SLG: 0.146 Bill Fischer, R OBP: 0.226, SLG: 0.333 Hank Aguirre, L OBP: 0.284, SLG: 0.028 Steve Bilko, R OBP: 0.220, SLG: 0.388 (7, 3)										2	0	1	0	0	0	0						
Inning Stats	R: 2 E: 1 K: 1 S: 9	H: 3 LOB: 2 BB: 0 P: 9	R: 0 E: 0 K: 1 S: 5	H: 0 LOB: 0 BB: 0 P: 5	R: 1 E: 0 K: 1 S: 6	H: 1 LOB: 0 BB: 0 P: 6	R: 0 E: 0 K: 0 S: 4	H: 2 LOB: 2 BB: 0 P: 4	R: 0 E: 0 K: 0 S: 4	H: 1 LOB: 1 BB: 0 P: 4	R: 1 E: 0 K: 0 S: 4	H: 1 LOB: 1 BB: 0 P: 4	R: 0 E: 0 K: 2 S: 8	H: 1 LOB: 1 BB: 0 P: 8	R: 0 E: 0 K: 0 S: 3	H: 0 LOB: 0 BB: 0 P: 3		R: 1 E: 0 K: 1 S: 6	H: 1 LOB: 0 BB: 0 P: 6	1B: 6 2B: 0 3B: 1 HR: 3	SF: 0 SAC: 0 DP: 0 HBP: 0	WP: 0 PB: 0 SB: 1 CS: 0
PITCHER	IP WLS BF H R ER SO BB IBB HBP BLK WP HR S P ERA WHIP																					
Art Ditmar, R ERA: 3.05 Bobby Shantz, L ERA: 2.47 (1, 1)	6.0 W 26 8 4 3 3 0 0 0 0 0 2 32 32 4.50 1.333																					
(7, 1)	3.0 S 11 2 1 1 3 0 0 0 0 0 0 1 17 17 3.00 0.667																					

Batter	1	2	3	4	5	6	7	8	9	AB	R	H	RBI	BB	SO	LOB	BOTTOM			
Clete Boyer, R OBP: 0.296, SLG: 0.417 (1, 5)										5	1	0	0	0	1	2	Detroit Tigers @ New York Yankees Yankee Stadium, Bronx, NY Sun Aug 28 1960, 7:05 PM EDT Att: 47,971 - Unknown - 84 F			
Hector Lopez, R OBP: 0.360, SLG: 0.378 (1, 7)										3	0	0	0	1	0	0				
Tony Kubek, L OBP: 0.326, SLG: 0.415 (1, 6)										5	1	2	0	0	0	4				
Mickey Mantle, S OBP: 0.405, SLG: 0.559 (1, 8)										4	1	2	4	0	1	2				
Yogi Berra, L OBP: 0.369, SLG: 0.498 (1, 9)										4	2	2	1	0	1	4				
Dale Long, L OBP: 0.324, SLG: 0.404 (1, 3)										2	1	2	2	2	0	0				
Johnny Blanchard, L OBP: 0.324, SLG: 0.456 (1, 2)										4	1	2	1	0	0	2				
Bobby Richardson, R OBP: 0.302, SLG: 0.293 (1, 4)										4	0	1	0	0	0	3				
Art Ditmar, R OBP: 0.211, SLG: 0.204 Bob Cerv, R OBP: 0.351, SLG: 0.470 Bobby Shantz, R OBP: 0.182, SLG: 0.100 (1, 1)										2	0	0	0	0	0	1				
Inning Stats	R: 0 E: 0 K: 1 S: 5	H: 0 LOB: 0 BB: 0 P: 5	R: 3 E: 0 K: 1 S: 8	H: 3 LOB: 0 BB: 0 P: 8	R: 0 E: 0 K: 0 S: 4	H: 1 LOB: 1 BB: 1 P: 7	R: 0 E: 0 K: 0 S: 3	H: 1 LOB: 1 BB: 1 P: 10	R: 3 E: 0 K: 1 S: 6	H: 3 LOB: 1 BB: 1 P: 12	R: 0 E: 1 K: 0 S: 4	H: 1 LOB: 1 BB: 0 P: 4	R: 0 E: 1 K: 0 S: 3	H: 0 LOB: 0 BB: 0 P: 3	R: 0 E: 0 K: 0 S: 3	H: 0 LOB: 0 BB: 0 P: 3		1B: 8 2B: 0 3B: 0 HR: 4	SF: 0 SAC: 0 DP: 2 HBP: 1	WP: 0 PB: 0 SB: 0 CS: 0
PITCHER	IP WLS BF H R ER SO BB IBB HBP BLK WP HR S P ERA WHIP																			
Phil Regan, R ERA: 5.15 Pete Burnside, L ERA: 4.08 Bill Fischer, R ERA: 3.86 Hank Aguirre, L ERA: 2.84 Paul Foytack, R ERA: 6.2 (1, 1)	4.2 L 23 8 6 6 2 1 0 0 0 0 0 4 25 30 27.00 4.500																			
(5, 1)	0.2 5 2 2 2 0 1 0 0 0 0 0 4 8																			
(6, 1)	0.0 1 0 0 0 0 1 0 0 0 0 0 0 4																			
(6, 1)	0.2 3 1 0 0 1 0 0 0 0 0 0 5 5 0.00 1.500																			
(7, 1)	2.0 7 1 0 0 0 0 0 0 0 0 0 7 7 0.00 0.500																			




Batter	1	2	3	4	5	6	7	8	9	10	AB	R	H	RBI	BB	SO	LOB	TOP	
Ozzie Virgil, R OBP: 0.266, SLG: 0.365 Lou Berberet OBP: 0.310, SLG: 0.262	(1.5) X 0-0 4-3		(0.3) X 0-3 K			(0.0) X 0-0 4-3		(0.0) X 0-0 F8	(0.0) X 0-0 1B		5	0	1	0	0	1	1		
Al Kaline, R OBP: 0.344, SLG: 0.398	(1.8) X 0-3 K		(0.0) X 0-0 L7			(0.0) X 0-0 2B		(0.0) X 4-0 2B BB	(0.0) X 0-0 L1-3		4	1	1	0	1	1	3		
Norm Cash, L OBP: 0.394, SLG: 0.489	(1.7) X 0-0 FC6-4 BB		(0.0) X 0-3 K			(0.0) X 0-3 K		(0.0) X 0-0 L9		(4.0) X 0-0 PB BB	3	0	0	0	2	2	2		
Steve Bilko, R OBP: 0.268, SLG: 0.389 Hank Folles, R OBP: 0.347, SLG: 0.342 Sandy Amoros, L OBP: 0.271, SLG: 0.169	(1.3) X 0-0 FC6-4		(0.0) X 0-3 K			(0.0) X 0-0 6-3		(0.0) X 0-0 2B		(0.0) X 0-0 B3	4	0	1	1	0	1	2		
Frank Bolling, R OBP: 0.309, SLG: 0.376	(1.4) X 0-0 F5		(0.0) X 0-0 F7			(0.0) X 0-0 5-3		(0.0) X 0-0 6-3		(0.0) X 0-0 F2	5	0	0	0	0	0	2		
Rocky Colavito, R OBP: 0.329, SLG: 0.477	(1.9) X 0-0 F7					(0.0) X 0-0 P4		(0.0) X 0-0 1B		(0.0) X 0-0 P4	5	1	2	1	0	0	1		
Harry Chitt, R OBP: 0.273, SLG: 0.299 Eddie Yost, R OBP: 0.411, SLG: 0.371	(1.2) X 0-0 6-3					(0.0) X 0-0 F2		(0.0) X 0-0 F9		(0.0) X 4-0 1B BB	3	0	0	0	0	0	1		
Coot Veal, R OBP: 0.465, SLG: 0.500 Charlie Maxwell, L OBP: 0.334, SLG: 0.461 Chico Fernandez, R OBP: 0.303, SLG: 0.318	(1.6) X 0-0 BB		(0.0) X 0-3 K			(0.0) X 0-0 1B		(0.0) X 0-0 FC6-4 1B		(0.0) X 0-0 P5	2	0	2	0	1	0	0		
Jim Bunning, R OBP: 0.200, SLG: 0.179	(1.1) X 0-0 K					(0.0) X 0-0 P6		(0.0) X 0-0 FC6-4		(0.0) X 0-3 K	4	0	0	0	0	2	5		
Inning Stats	R: 0 E: 0 K: 1 S: 5	H: 0 LOB: 1 BB: 1 P: 9	R: 0 E: 0 K: 0 S: 3	H: 0 LOB: 0 BB: 0 P: 3	R: 0 E: 0 K: 2 S: 7	H: 0 LOB: 0 BB: 0 P: 7	R: 0 E: 0 K: 0 S: 4	H: 1 LOB: 1 BB: 0 P: 4	R: 0 E: 0 K: 1 S: 6	H: 2 LOB: 2 BB: 0 P: 5	R: 1 E: 0 K: 0 S: 4	H: 1 LOB: 1 BB: 1 P: 8	R: 1 E: 0 K: 1 S: 7	H: 2 LOB: 2 BB: 1 P: 11	R: 0 E: 0 K: 0 S: 3	H: 0 LOB: 1 BB: 1 P: 7	1B: 4 2B: 2 3B: 0 HR: 1	SF: 0 SAC: 0 DP: 0 HBP: 0	WP: 0 PA: 42 PB: 1 SB: 0 CS: 0
PITCHER	IP 8.0	WLS 4	BF 34	H 6	R 2	ER 2	SO 6	BB 4	IBB 0	HBP 0	BLK 0	WP 0	HR 1	S 42	P 58	ERA 2.25	WHIP 1.250		
Earl Wilson, R ERA: 4.07	(1.1)																		
Billy Muffett, R ERA: 3.84	(9.1)	1.0	4	1	0	0	1	0	0	0	0	0	0	6	6	0.00	1.000		
Tom Sturdivant, R ERA: 5.06	(10.1)	1.0	W	4	0	0	0	1	0	0	0	0	0	3	7	0.00	1.000		

Detroit Tigers @ Boston Red Sox
Fenway Park, Boston, MA
Tue Aug 30 1960, 7:05 PM EDT
Att: 27,176 - Unknown

livebaseballscores.com

AB 37
R 2
H 7
RBI 2
BB 5
SO 7
LOB 19




Batter	1	2	3	4	5	6	7	8	9	10	AB	R	H	RBI	BB	SO	LOB	BOTTOM	
Don Buddin, R OBP: 0.347, SLG: 0.377 Pumpste Green, S OBP: 0.345, SLG: 0.325	(1.6) X 0-0 BB 1B		(0.0) X 0-0 6-3			(0.0) X 0-0 F2	(1.0) X 1-0 2B HBP		(0.0) X 0-0 F9		3	0	1	0	0	0	1		
Carroll Hardy, R OBP: 0.267, SLG: 0.312	(1.7) X 0-3 K					(0.0) X 0-0 2B	(0.0) X 1-3 2B 2H		(0.0) X 0-0 P5		5	0	2	1	0	2	1		
Vic Wertz, L OBP: 0.337, SLG: 0.480 Tom Brewer, R OBP: 0.216, SLG: 0.280	(1.3) X 0-0 G6-3 BB		(0.0) X 0-3 K			(0.0) X 4-0 IBB	(0.0) X 0-0 F9		(0.0) X 0-0 SH5-4 BB	(4.0) X 0-0 E BB	2	0	0	0	3	1	3		
Russ Nixon, L OBP: 0.325, SLG: 0.405	(1.2) X 0-0 G6-3		(0.0) X 0-3 K			(0.0) X 0-3 K		(0.0) X 0-3 K		(0.0) X 0-0 SH5-4	4	0	0	0	0	3	5		
Frank Matzone, R OBP: 0.330, SLG: 0.419	(1.5) X 0-0 CS 1B					(0.0) X 0-0 1-3	(0.0) X 0-0 P6		(0.0) X 0-0 P4	(0.0) X 0-0 E6	5	0	1	0	0	0	4		
Pete Runnels, L OBP: 0.397, SLG: 0.404	(1.4) X 0-0 P5					(0.0) X 0-0 4-3 2B	(0.0) X 0-0 2B 2B		(0.0) X 0-0 2B 1B	(0.0) X 2-H 2B	4	1	3	0	0	0	1		
Willie Tasby, R OBP: 0.360, SLG: 0.357	(1.8) X 0-3 K					(0.0) X 0-0 4-3	(0.0) X 0-3 K		(0.0) X 0-0 2B	(0.0) X 1-3 2B	4	0	1	0	0	2	3		
Lou Clinton, R OBP: 0.272, SLG: 0.390	(1.9) X 0-0 CS		(0.0) X 0-3 K			(0.0) X 0-0 P4		(0.0) X 0-3 K		(0.0) X 0-0 L8	4	0	0	0	0	2	4		
Earl Wilson, R OBP: 0.222, SLG: 0.235 Billy Muffett, R OBP: 0.321, SLG: 0.333 Ted Williams, L OBP: 0.454, SLG: 0.653 Tom Sturdivant, L OBP: 0.162, SLG: 0.190	(1.1) X 0-0 6-3		(0.0) X 0-0 2B 1B			(0.0) X 0-0 2B 2B	(0.0) X 0-0 2B 2B		(0.0) X 0-0 L8	(0.0) X 0-0 L8	3	1	2	1	0	0	0		
Inning Stats	R: 0 E: 0 K: 1 S: 5	H: 1 LOB: 1 BB: 1 P: 9	R: 0 E: 0 K: 1 S: 5	H: 1 LOB: 0 BB: 0 P: 5	R: 0 E: 0 K: 3 S: 9	H: 0 LOB: 0 BB: 0 P: 9	R: 0 E: 0 K: 0 S: 4	H: 1 LOB: 1 BB: 0 P: 4	R: 0 E: 0 K: 1 S: 7	H: 2 LOB: 3 BB: 0 P: 11	R: 0 E: 0 K: 1 S: 7	H: 2 LOB: 2 BB: 1 P: 7	R: 0 E: 0 K: 0 S: 3	H: 0 LOB: 0 BB: 0 P: 3	R: 1 E: 1 K: 0 S: 2	H: 0 LOB: 1 BB: 1 P: 6	1B: 4 2B: 6 3B: 0 HR: 0	SF: 0 SAC: 1 DP: 1 HBP: 1	WP: 0 PA: 42 PB: 0 SB: 0 CS: 1
PITCHER	IP 9.1	WLS L	BF 41	H 10	R 3	ER 2	SO 10	BB 2	IBB 1	HBP 1	BLK 0	WP 0	HR 0	S 57	P 70	ERA 1.93	WHIP 1.286		
Jim Bunning, R ERA: 2.71	(1.1)																		

Detroit Tigers @ Boston Red Sox
Fenway Park, Boston, MA
Tue Aug 30 1960, 7:05 PM EDT
Att: 27,176 - Unknown

livebaseballscores.com

AB 36
R 3
H 10
RBI 2
BB 3
SO 10
LOB 22



Batter	1	2	3	4	5	6	7	8	9	AB	R	H	RBI	BB	SO	LOB	TOP			
Eddie Yost, R (1, 5) OBP: 0.413, SLG: 0.371 Ozzie Virgil, R (8, FR) OBP: 0.266, SLG: 0.365	F7	E8		SH1-3 1B BB		F9		BB BB		3	0	1	1	2	0	2				
Chico Fernandez, R (1, 6) OBP: 0.303, SLG: 0.315	5-3	4-3		SH1-3		FC4-6		BB BB		3	0	0	1	1	0	4				
Norm Cash, L (1, 3) OBP: 0.396, SLG: 0.487				FC6-4 BB				BB BB		3	0	1	1	2	0	2				
Charlie Maxwell, L (1, 7) OBP: 0.330, SLG: 0.455	6-3			F5		K		BB BB		5	0	0	0	0	3	2				
Al Kaline, R (1, 8) OBP: 0.345, SLG: 0.400				FC6-4 1B 2B		L9		BB BB		5	1	2	0	0	0	1				
Rocky Colavito, R (1, 9) OBP: 0.327, SLG: 0.473	F8			5-3		6-3		BB BB		4	0	0	0	1	0	2				
Frank Bolling, R (1, 4) OBP: 0.313, SLG: 0.380				1B E 1B		BB SH1-3 1B		BB BB		3	2	2	1	1	0	2				
Harry Chiti, R (1, 2) OBP: 0.277, SLG: 0.302	F8			SH1-3 1B 1B		FC4-6 1B		BB BB		4	1	2	0	0	0	1				
Bob Bruce, R (1, 1) OBP: 0.310, SLG: 0.200 Neil Chrissy, L (8, PH) OBP: 0.306, SLG: 0.412 Hank Aguirre, R (8, 1) OBP: 0.038, SLG: 0.038	E 1B			K		B3		BB BB		3	0	1	0	0	1	4				
Inning Stats	R: 0 E: 0 K: 0 S: 3	H: 0 LOB: 1 BB: 1 P: 7	R: 2 E: 1 K: 0 S: 7	H: 4 LOB: 2 BB: 0 P: 7	R: 0 E: 0 K: 0 S: 3	H: 0 LOB: 1 BB: 1 P: 7	R: 2 E: 0 K: 1 S: 7	H: 3 LOB: 2 BB: 1 P: 11	R: 0 E: 0 K: 0 S: 4	H: 1 LOB: 0 BB: 0 P: 8	R: 0 E: 0 K: 1 S: 6	H: 1 LOB: 2 BB: 1 P: 10	R: 0 E: 0 K: 0 S: 3	H: 0 LOB: 2 BB: 2 P: 11	R: 0 E: 0 K: 1 S: 5	H: 0 LOB: 0 BB: 0 P: 5	1B: 8 2B: 1 3B: 0 HR: 0	SF: 0 SAC: 1 DP: 0 HBP: 0	WP: 0 PB: 0 SB: 1 CS: 0	PA: 42
PITCHER	IP	WLS	BF	H	R	ER	SO	BB	IBB	HBP	BLK	WP	HR	S	P	ERA	WHIP			
Ike Delock, R (1, 1) ERA: 5.53	4.0	L	21	7	4	4	1	3	0	0	0	0	0	20	32	9.00	2.500			
Jerry Casale, R (5, 1) ERA: 8.54	4.0		18	2	0	0	2	4	0	0	0	0	0	18	34	0.00	1.500			
Mike Fomieleles, R (9, 1) ERA: 2.54	1.0		3	0	0	0	1	0	0	0	0	0	0	5	5	0.00	0.000			

Detroit Tigers @ Boston Red Sox
Fenway Park, Boston, MA
Wed Aug 31 1960, 7:05 PM EDT
Att: 14,562 - Unknown

AB	34
R	4
H	9
RBI	4
BB	7
SO	4
LOB	20



Batter	1	2	3	4	5	6	7	8	9	AB	R	H	RBI	BB	SO	LOB	BOTTOM					
Pumpsie Green, S (1, 6) OBP: 0.342, SLG: 0.317	K	L8		1-2 BB		1-3		FC1-4 FC4-6		4	0	0	0	1	1	4						
Carroll Hardy, R (1, 8) OBP: 0.283, SLG: 0.305	K			P6		K		FC4-6 1B		5	0	1	0	0	2	3						
Ted Williams, L (1, 7) OBP: 0.453, SLG: 0.647				1B 1B		3-1		FC4-6		4	1	1	0	1	1	4						
Vic Wertz, L (1, 3) OBP: 0.338, SLG: 0.478	F9			1B 1B		BB BB		F7		4	1	1	0	1	1	2						
Russ Nixon, L (1, 2) OBP: 0.324, SLG: 0.403 Jim Pagliaroni, R (9, PH) OBP: 0.381, SLG: 0.514				F7		F9		BB BB		4	0	1	0	0	1	3						
Frank Malzone, R (1, 5) OBP: 0.330, SLG: 0.420				E 2B		F7		4-3 WP 1B		1	0	0	0	0	0	0						
Pete Runnels, L (1, 4) OBP: 0.396, SLG: 0.401				1-2 2H 1B		F7		1-3		5	0	2	1	0	0	2						
Lou Clinton, R (1, 9) OBP: 0.276, SLG: 0.389				E5		1-3		4-3		3	0	0	0	1	0	4						
Ike Delock, R (1, 1) OBP: 0.094, SLG: 0.094 Willie Tasby, R (4, PH) OBP: 0.361, SLG: 0.357 Jerry Casale, R (5, 1) OBP: 0.294, SLG: 0.344 Rip Repulski, R (8, PH) OBP: 0.283, SLG: 0.378 Mike Fomieleles, R (9, 1) OBP: 0.462, SLG: 0.462				6-3		1-2 2H 1B		BB HBP		1	0	0	0	0	1	3						
Inning Stats	R: 0 E: 0 K: 2 S: 7	H: 0 LOB: 1 BB: 1 P: 11	R: 0 E: 1 K: 2 S: 9	H: 1 LOB: 3 BB: 1 P: 13	R: 1 E: 0 K: 0 S: 6	H: 3 LOB: 0 BB: 0 P: 6	R: 0 E: 0 K: 1 S: 5	H: 0 LOB: 2 BB: 1 P: 10	R: 1 E: 0 K: 0 S: 6	H: 1 LOB: 2 BB: 2 P: 14	R: 0 E: 0 K: 0 S: 4	H: 1 LOB: 1 BB: 0 P: 4	R: 0 E: 0 K: 1 S: 6	H: 1 LOB: 1 BB: 0 P: 6	R: 0 E: 0 K: 1 S: 6	H: 1 LOB: 0 BB: 0 P: 6	R: 0 E: 0 K: 1 S: 5	H: 0 LOB: 0 BB: 0 P: 5	1B: 7 2B: 1 3B: 0 HR: 0	SF: 0 SAC: 0 DP: 0 HBP: 1	WP: 1 PB: 0 SB: 0 CS: 0	PA: 42
PITCHER	IP	WLS	BF	H	R	ER	SO	BB	IBB	HBP	BLK	WP	HR	S	P	ERA	WHIP					
Bob Bruce, R (1, 1) ERA: 3.47	7.0	W	35	7	2	2	7	5	0	1	0	0	0	43	64	2.57	1.714					
Hank Aguirre, L (8, 1) ERA: 2.89	2.0	S	7	1	0	0	2	0	0	0	0	0	0	11	11	0.00	0.500					

Detroit Tigers @ Boston Red Sox
Fenway Park, Boston, MA
Wed Aug 31 1960, 7:05 PM EDT
Att: 14,562 - Unknown

AB	36
R	2
H	8
RBI	2
BB	5
SO	9
LOB	28



Batter	1	2	3	4	5	6	7	8	9	AB	R	H	RBI	BB	SO	LOB	TOP					
Eddie Yost, R OBP: 0.415, SLG: 0.374										4	1	2	2	1	1	2						
Chico Fernandez, R OBP: 0.302, SLG: 0.313										3	0	0	0	1	0	2						
Al Kaline, R OBP: 0.347, SLG: 0.401										4	1	2	1	1	0	1						
Rocky Colavito, R OBP: 0.328, SLG: 0.471										4	0	1	0	1	0	2						
Frank Bolling, R OBP: 0.312, SLG: 0.378										5	0	1	0	0	0	5						
Steve Bilko, R OBP: 0.272, SLG: 0.388										3	1	1	0	1	0	2						
Dick Gemert, R OBP: 0.281										0	0	0	0	0	0	0						
Charlie Maxwell, L OBP: 0.332, SLG: 0.454										3	1	1	1	1	1	0						
Harry Chiti, R OBP: 0.275, SLG: 0.300										2	0	0	0	0	0	3						
Neil Christley, L OBP: 0.312, SLG: 0.415										1	1	1	1	0	0	0						
Hank Foiles, R OBP: 0.344, SLG: 0.339										1	0	0	0	0	0	0						
Phil Regan, R OBP: 0.188, SLG: 0.071										3	0	0	0	0	2	2						
Bill Fischer, R OBP: 0.296, SLG: 0.333										0	0	0	0	0	0	0						
Sandy Amoros, L OBP: 0.279, SLG: 0.181										1	0	1	0	0	0	0						
Paul Foytack, R OBP: 0.304, SLG: 0.250										0	0	0	0	0	0	0						
Hank Aguirre, R OBP: 0.038, SLG: 0.038										0	0	0	0	0	0	0						
Inning Stats	R: 2 E: 0 K: 0 S: 4	H: 1 LOB: 3 BB: 4 P: 20	R: 0 E: 0 K: 2 S: 7	H: 0 LOB: 0 BB: 0 P: 7	R: 0 E: 0 K: 0 S: 4	H: 1 LOB: 1 BB: 0 P: 4	R: 0 E: 0 K: 2 S: 7	H: 0 LOB: 0 BB: 0 P: 7	R: 0 E: 0 K: 0 S: 3	H: 1 LOB: 1 BB: 1 P: 7	R: 3 E: 0 K: 0 S: 7	H: 4 LOB: 1 BB: 0 P: 7	R: 0 E: 0 K: 0 S: 4	H: 1 LOB: 1 BB: 0 P: 4	R: 0 E: 1 K: 0 S: 4	H: 1 LOB: 1 BB: 0 P: 4	R: 0 E: 0 K: 0 S: 3	H: 1 LOB: 1 BB: 1 P: 7	1B: 9 2B: 1 3B: 0 HR: 0	SF: 0 SAC: 1 DP: 3 HBP: 0	WP: 0 PB: 0 SB: 0 CS: 0	PA: 41
PITCHER	IP	WLS	BF	H	R	ER	SO	BB	IBB	HBP	BLK	WP	HR	S	P	ERA	WHIP					
Herb Score, L ERA: 3.87	0.2		7	1	2	2	0	4	0	0	0	0	0	3	19	27.00	7.500					
Russ Kemmerer, R ERA: 3.77	5.1		22	6	3	3	4	1	0	0	0	0	0	29	33	5.06	1.312					
Gerry Staley, R ERA: 2.21	3.0	W	12	3	0	0	0	1	0	0	0	0	0	11	15	0.00	1.333					

Detroit Tigers @ Chicago White Sox
Comiskey Park, Chicago, IL
Fri Sep 02 1960, 8:05 PM EDT
Att: 33,617 - Unknown

AB	34
R	5
H	10
RBI	5
BB	6
SO	4
LOB	19



Batter	1	2	3	4	5	6	7	8	9	AB	R	H	RBI	BB	SO	LOB	BOTTOM				
Luis Aparicio, R OBP: 0.323, SLG: 0.348										5	0	1	2	0	0	2					
Nellie Fox, L OBP: 0.339, SLG: 0.363										3	0	0	0	1	0	0					
Roy Sievers, R OBP: 0.419, SLG: 0.577										4	0	0	0	0	2	2					
Al Smith, R OBP: 0.382, SLG: 0.466										3	2	1	0	1	0	0					
Minnie Minoso, R OBP: 0.374, SLG: 0.459										4	2	3	0	0	0	0					
Gene Freese, R OBP: 0.304, SLG: 0.471										3	0	0	0	0	0	3					
Floyd Robinson, L OBP: 0.286, SLG: 0.196										0	0	0	0	0	0	0					
Sherm Lollar, R OBP: 0.337, SLG: 0.374										2	1	1	1	1	1	1					
Jim Landis, R OBP: 0.372, SLG: 0.388										1	2	0	0	2	0	0					
Earl Torgerson, L OBP: 0.478, SLG: 0.460										0	0	0	0	0	0	0					
Earl Averill, R OBP: 0.314, SLG: 0.308										1	0	1	2	0	0	0					
Sammy Esposito, R OBP: 0.286, SLG: 0.196										0	0	0	0	0	0	0					
Herb Score, L OBP: 0.185, SLG: 0.200										0	0	0	0	0	0	0					
Russ Kemmerer, R OBP: 0.344, SLG: 0.379										1	0	0	0	0	1	2					
Ted Kluszewski, L OBP: 0.344, SLG: 0.379										1	0	0	0	0	0	1					
Gerry Staley, R OBP: 0.350, SLG: 0.250										1	0	0	0	0	2	2					
Inning Stats	R: 0 E: 0 K: 1 S: 5	H: 0 LOB: 0 BB: 0 P: 5	R: 0 E: 0 K: 1 S: 6	H: 1 LOB: 1 BB: 0 P: 6	R: 1 E: 0 K: 0 S: 3	H: 0 LOB: 0 BB: 1 P: 7	R: 0 E: 0 K: 0 S: 3	H: 0 LOB: 0 BB: 0 P: 3	R: 2 E: 1 K: 1 S: 7	H: 2 LOB: 2 BB: 2 P: 15	R: 2 E: 1 K: 0 S: 5	H: 1 LOB: 1 BB: 1 P: 9	R: 0 E: 0 K: 1 S: 5	H: 0 LOB: 0 BB: 0 P: 5	R: 2 E: 0 K: 0 S: 6	H: 3 LOB: 2 BB: 1 P: 10	1B: 6 2B: 1 3B: 0 HR: 0	SF: 1 SAC: 2 DP: 0 HBP: 0	WP: 0 PB: 0 SB: 1 CS: 0	PA: 37	
PITCHER	IP	WLS	BF	H	R	ER	SO	BB	IBB	HBP	BLK	WP	HR	S	P	ERA	WHIP				
Phil Regan, R ERA: 5.14	5.0		23	4	5	3	3	4	0	0	0	0	0	25	41	5.40	1.600				
Bill Fischer, R ERA: 3.75	2.0		7	0	0	0	1	0	0	0	0	0	0	9	9	0.00	0.000				
Paul Foytack, R ERA: 6.28	0.1	L	4	2	2	2	0	0	1	0	0	0	0	3	7	54.00	6.000				
Hank Aguirre, L ERA: 2.67	0.2		3	1	0	0	0	0	0	0	0	0	0	3	3	0.00	1.500				

Detroit Tigers @ Chicago White Sox
Comiskey Park, Chicago, IL
Fri Sep 02 1960, 8:05 PM EDT
Att: 33,617 - Unknown

AB	29
R	7
H	7
RBI	5
BB	5
SO	4
LOB	13




Batter	1	2	3	4	5	6	7	8	9	AB	R	H	RBI	BB	SO	LOB	TOP			
Ozzie Virgil, R OBP: 0.257, SLG: 0.352 (1, 5)	F8		F9		F8		FC6-4			4	0	0	0	0	0	2	Detroit Tigers @ Chicago White Sox Comiskey Park, Chicago, IL Sat Sep 03 1960, 4:33 AM EDT Att: 16,429 - Unknown			
Chico Fernandez, R OBP: 0.302, SLG: 0.313 Sandy Amoros, L OBP: 0.276, SLG: 0.178 Cool Veal, R OBP: 0.465, SLG: 0.500 (1, 6) (8, PH) (8, 6)	F7		BB 1B		P5			K		3	0	1	0	0	0	0				
Norm Cash, L OBP: 0.395, SLG: 0.482 (1, 3)	F9		BB 1B		P4			F9		3	0	0	0	1	0	0				
Charlie Maxwell, L OBP: 0.331, SLG: 0.452 (1, 7)		K	F2					F8		4	0	1	0	0	1	3				
Al Kaline, R OBP: 0.347, SLG: 0.400 (1, 8)		BB 1B	L4					L4-3		4	0	1	0	0	0	4				
Frank Bolling, R OBP: 0.311, SLG: 0.377 (1, 4)		BB 1B			F9			F5		4	0	1	0	0	0	1				
Rocky Colavito, R OBP: 0.329, SLG: 0.470 (1, 9)		BB 1B			F7			BB		3	0	1	0	1	0	0				
Lou Berberet, L OBP: 0.308, SLG: 0.260 Eddie Yost, R OBP: 0.414, SLG: 0.373 Hank Foiles, R OBP: 0.344, SLG: 0.339 Neil Chrisley, L OBP: 0.310, SLG: 0.413 (1, 2) (7, PH) (7, 2) (9, PH)		K			K			F9		2	0	0	0	0	2	2				
Frank Lary, R OBP: 0.256, SLG: 0.320 (1, 1)			BB 1B					F9		2	1	2	1	1	0	0				
Inning Stats	R: 0 E: 0 K: 0 S: 3	H: 0 LOB: 0 BB: 0 P: 3	R: 0 E: 0 K: 2 S: 9	H: 3 LOB: 2 BB: 0 P: 9	R: 0 E: 0 K: 0 S: 4	H: 1 LOB: 3 BB: 2 P: 12	R: 0 E: 0 K: 1 S: 5	H: 0 LOB: 0 BB: 0 P: 5	R: 1 E: 0 K: 0 S: 4	H: 1 LOB: 0 BB: 0 P: 4	R: 0 E: 0 K: 0 S: 3	H: 1 LOB: 0 BB: 0 P: 3	R: 0 E: 0 K: 1 S: 4	H: 0 LOB: 0 BB: 0 P: 4	R: 0 E: 0 K: 0 S: 5	H: 0 LOB: 0 BB: 1 P: 7		1B: 6 2B: 1 3B: 0 HR: 1	SF: 0 SAC: 0 DP: 1 HBP: 0	WP: 0 PB: 0 CS: 0
PITCHER Early Wynn, R ERA: 3.86 (1, 1)	IP: 9.0 WLS: W BF: 35 H: 7 R: 1 ER: 1 SO: 4 BB: 3 IBB: 0 HBP: 0 BLK: 0 WP: 0 HR: 1 S: 40 P: 52 ERA: 1.00 WHIP: 1.111															PITCHER Early Wynn, R ERA: 3.86 (1, 1)	IP: 9.0 WLS: W BF: 35 H: 7 R: 1 ER: 1 SO: 4 BB: 3 IBB: 0 HBP: 0 BLK: 0 WP: 0 HR: 1 S: 40 P: 52 ERA: 1.00 WHIP: 1.111			

Batter	1	2	3	4	5	6	7	8	9	AB	R	H	RBI	BB	SO	LOB	BOTTOM			
Luis Aparicio, R OBP: 0.325, SLG: 0.349 (1, 6)	BB 1B	5-3				2-3				4	1	2	0	0	0	1	Detroit Tigers @ Chicago White Sox Comiskey Park, Chicago, IL Sat Sep 03 1960, 4:33 AM EDT Att: 16,429 - Unknown			
Nellie Fox, L OBP: 0.338, SLG: 0.362 (1, 4)	BB 1B	L8			F5			4-3		4	1	1	0	0	0	2				
Roy Sievers, R OBP: 0.417, SLG: 0.573 (1, 3)	BB 3B				5-3			L7		4	1	1	1	0	0	0				
Al Smith, R OBP: 0.383, SLG: 0.466 (1, 9)	BB 3B				FC4-8			F7		4	1	2	1	0	0	0				
Minnie Minoso, R OBP: 0.375, SLG: 0.463 (1, 7)	BB 3B				FC4-6			L5		4	0	2	2	0	0	1				
Gene Freese, R OBP: 0.302, SLG: 0.466 Sammy Esposito, R OBP: 0.286, SLG: 0.196 (1, 5) (9, 5)	K				L8			6-3		4	0	0	0	0	2	3				
Sherm Lollar, R OBP: 0.337, SLG: 0.370 (1, 2)	P4				L7			6-3		3	0	0	0	1	0	1				
Jim Landis, R OBP: 0.371, SLG: 0.386 (1, 8)	6-3				BB 1B			FC1-4		2	0	0	0	0	0	2				
Early Wynn, S OBP: 0.303, SLG: 0.266 (1, 1)		F7			K			6-3		3	0	0	0	0	1	2				
Inning Stats	R: 4 E: 0 K: 1 S: 10	H: 5 LOB: 1 BB: 0 P: 10	R: 0 E: 0 K: 0 S: 3	H: 0 LOB: 0 BB: 0 P: 3	R: 0 E: 1 K: 0 S: 4	H: 1 LOB: 1 BB: 0 P: 4	R: 0 E: 0 K: 1 S: 6	H: 1 LOB: 2 BB: 0 P: 7	R: 0 E: 0 K: 0 S: 3	H: 0 LOB: 1 BB: 1 P: 7	R: 0 E: 0 K: 0 S: 3	H: 0 LOB: 0 BB: 0 P: 3	R: 0 E: 0 K: 0 S: 3	H: 0 LOB: 0 BB: 0 P: 3	R: 0 E: 0 K: 0 S: 3	H: 0 LOB: 0 BB: 0 P: 3		1B: 7 2B: 0 3B: 1 HR: 0	SF: 0 SAC: 0 DP: 0 HBP: 1	WP: 0 PB: 0 CS: 0
PITCHER Frank Lary, R ERA: 3.86 (1, 1)	IP: 8.0 WLS: L BF: 34 H: 8 R: 4 ER: 4 SO: 3 BB: 1 IBB: 0 HBP: 1 BLK: 0 WP: 0 HR: 0 S: 38 P: 43 ERA: 4.50 WHIP: 1.125															PITCHER Frank Lary, R ERA: 3.86 (1, 1)	IP: 8.0 WLS: L BF: 34 H: 8 R: 4 ER: 4 SO: 3 BB: 1 IBB: 0 HBP: 1 BLK: 0 WP: 0 HR: 0 S: 38 P: 43 ERA: 4.50 WHIP: 1.125			

Batter	1	2	3	4	5	6	7	8	9	AB	R	H	RBI	BB	SO	LOB	TOP																			
Eddie Yost, R OBP: 0.413, SLG: 0.379 Ozzie Virgil, L OBP: 0.264, SLG: 0.349	0-0 HR		6-3	F8			F8		K	4	1	1	1	0	0	1																				
Cool Veal, R OBP: 0.447, SLG: 0.500	6-3		P3				F7		2B	4	0	1	1	0	0	0																				
Al Kaline, R OBP: 0.346, SLG: 0.399	L8		1B 1B				L5-3		L1-3	4	1	1	0	0	0	1																				
Rocky Colavito, R OBP: 0.329, SLG: 0.468	1-3		1B 1B				6-3		F9	4	1	1	0	0	0	0																				
Frank Bolling, R OBP: 0.311, SLG: 0.376			F8	HR			6-3		5-3	4	1	1	2	0	0	0																				
Steve Bilko, R OBP: 0.276, SLG: 0.405			FC6-4 1B	HR			F9		K	4	1	2	2	0	1	0																				
Dick Gemert, R OBP: 0.273, SLG: 0.273 Neil Christley, L OBP: 0.313, SLG: 0.416			FC6-4 1B	F7			K		SH1-4 1B	3	0	0	0	0	1	1																				
Hank Foiles, R OBP: 0.344, SLG: 0.339			1B	F8			E1		SH1-4	3	1	1	0	0	0	0																				
Jim Bunning, R OBP: 0.194, SLG: 0.174 Dave Sisler, R OBP: 0.168, SLG: 0.071			F8	F7			K		K	2	0	0	0	0	0	2																				
Inning Stats	R: 1 E: 0 K: 0 S: 4	H: 1 LOB: 0 BB: 0 P: 4	R: 0 E: 0 K: 0 S: 5	H: 2 LOB: 2 BB: 0 P: 5	R: 4 E: 0 K: 0 S: 7	H: 4 LOB: 0 BB: 0 P: 7	R: 0 E: 0 K: 0 S: 3	H: 0 LOB: 0 BB: 0 P: 3	R: 0 E: 0 K: 1 S: 5	H: 0 LOB: 0 BB: 0 P: 5	R: 1 E: 1 K: 1 S: 7	H: 1 LOB: 1 BB: 0 P: 7	R: 0 E: 0 K: 1 S: 5	H: 0 LOB: 0 BB: 0 P: 5	R: 0 E: 0 K: 2 S: 8	H: 1 LOB: 1 BB: 0 P: 8	1B: 6 2B: 1 3B: 0 HR: 2	SF: 0 SAC: 1 DP: 0 HBP: 0	WP: 0 PA: 37 FB: 0 SB: 0 CS: 0																	
PITCHER	IP	WLS	BF	H	R	ER	SO	BB	IBB	HBP	BLK	WP	HR	S	P	ERA	WHIP	PITCHER		IP	WLS	BF	H	R	ER	SO	BB	IBB	HBP	BLK	WP	HR	S	P	ERA	WHIP
Frank Baumann, L ERA: 2.73	(1, 1)	3.0	L	16	7	5	5	0	0	0	0	0	2	16	16	15.00	2.333	Gerry Staley, R ERA: 2.18		(9, 1)	1.0		4	1	0	0	2	0	0	0	0	0	8	8	0.00	1.000
Al Worthington, R ERA: 5.59	(4, 1)	2.0		6	0	0	0	0	0	0	0	0	0	6	6	0.00	0.000																			
Mike Garcia, R ERA: 10.8	(6, 1)	1.0		3	0	0	0	1	0	0	0	0	0	5	5	0.00	0.000																			
Turk Lowm, R ERA: 3.39	(7, 1)	1.0		5	1	1	0	1	0	0	0	0	0	7	7	0.00	1.000																			
Dick Donovan, R ERA: 5.31	(8, 1)	1.0		3	0	0	0	1	0	0	0	0	0	5	5	0.00	0.000																			

Detroit Tigers @ Chicago White Sox
Comiskey Park, Chicago, IL
Sun Sep 04 1960, 4:33 AM EDT
Unknown


AB 36
R 6
H 9
RBI 6
BB 0
SO 5
LOB 8



Batter	1	2	3	4	5	6	7	8	9	AB	R	H	RBI	BB	SO	LOB	BOTTOM																			
Luis Aparicio, R OBP: 0.324, SLG: 0.347	F7		1B				E5		L8	5	1	1	0	0	0	3																				
Billy Goodman, L OBP: 0.333, SLG: 0.302	1B		L4				1-3		WP 1B	5	0	3	1	0	0	3																				
Roy Sievers, R OBP: 0.413, SLG: 0.567	F2		P4				SF9		P5	4	0	0	1	0	0	3																				
Al Smith, R OBP: 0.380, SLG: 0.462	K		4-3				L8		F7	4	0	0	0	0	1	2																				
Minnie Minoso, R OBP: 0.375, SLG: 0.462 Jim Rivera, L OBP: 0.417, SLG: 0.636	6-3		F3				BB 1B 1B		K	3	0	1	0	0	0	0																				
Gene Freese, R OBP: 0.301, SLG: 0.467	5-3		2B				P5		1-3	4	0	1	0	0	0	1																				
Sherm Lollar, R OBP: 0.338, SLG: 0.372	1B		F7				BB 1B 1B		F7	4	1	2	0	0	0	1																				
Jim Landis, R OBP: 0.396, SLG: 0.394 Earl Thompson, L OBP: 0.348, SLG: 0.460 Turk Lowm, R OBP: 0.333, SLG: 0.400 Dick Donovan, L OBP: 0.194, SLG: 0.174 Earl Avenell, R OBP: 0.331, SLG: 0.398 Gerry Staley, R OBP: 0.360, SLG: 0.250	L8		F7				FC5-4 BB		5-3	2	0	0	0	0	0	1																				
Frank Baumann, L OBP: 0.234, SLG: 0.122 Joe Garabito, L OBP: 0.345, SLG: 0.292 Al Worthington, L OBP: 0.333, SLG: 0.467 Floyd Robinson, L OBP: 0.345, SLG: 0.292 Mike Garcia, R OBP: 0.344, SLG: 0.339 Ted Kluszewski, L OBP: 0.346, SLG: 0.390	6-3		E 1B BB				FC5-4 1B		4-3	0	0	0	0	0	0	0																				
Inning Stats	R: 0 E: 0 K: 1 S: 6	H: 1 LOB: 1 BB: 0 P: 6	R: 0 E: 0 K: 0 S: 4	H: 1 LOB: 1 BB: 0 P: 4	R: 0 E: 0 K: 0 S: 4	H: 1 LOB: 1 BB: 0 P: 4	R: 0 E: 0 K: 0 S: 4	H: 1 LOB: 1 BB: 0 P: 4	R: 2 E: 0 K: 0 S: 6	H: 3 LOB: 2 BB: 1 P: 10	R: 0 E: 0 K: 1 S: 5	H: 0 LOB: 0 BB: 0 P: 5	R: 0 E: 0 K: 0 S: 3	H: 0 LOB: 0 BB: 0 P: 3	R: 0 E: 0 K: 0 S: 4	H: 1 LOB: 1 BB: 0 P: 4	1B: 8 2B: 1 3B: 0 HR: 0	SF: 1 SAC: 0 DP: 0 HBP: 0	WP: 1 PA: 39 FB: 0 SB: 1 CS: 0																	
PITCHER	IP	WLS	BF	H	R	ER	SO	BB	IBB	HBP	BLK	WP	HR	S	P	ERA	WHIP	PITCHER		IP	WLS	BF	H	R	ER	SO	BB	IBB	HBP	BLK	WP	HR	S	P	ERA	WHIP
Jim Bunning, R ERA: 2.69	(1, 1)	5.0		22	5	2	1	1	1	0	0	0	0	23	27	1.80	1.200	Gerry Staley, R ERA: 2.27		(6, 1)	4.0		17	4	2	2	1	1	0	0	0	18	22	4.50	1.250	

Detroit Tigers @ Chicago White Sox
Comiskey Park, Chicago, IL
Sun Sep 04 1960, 4:33 AM EDT
Unknown

AB 36
R 4
H 9
RBI 4
BB 2
SO 2
LOB 14



Batter	1	2	3	4	5	6	7	8	9	AB	R	H	RBI	BB	SO	LOB	TOP					
Eddie Yost, R OBP: 0.411, SLG: 0.377	(1, 5) X F8		(1, 5) X F8		(1, 5) X 5-3	(2, 5) X 4-3			(1, 5) X SH3-4 1B	3	0	0	0	0	0	0	Detroit Tigers @ Chicago White Sox Comiskey Park, Chicago, IL Sun Sep 04 1960, 4:38 AM EDT Att: 33,032 - Unknown					
Ozzie Virgil, R OBP: 0.252, SLG: 0.345	(9, PH)									1	0	0	0	0	0	0						
Norm Cash, L OBP: 0.396, SLG: 0.484	(9, 3)									1	0	1	0	0	0	0						
Coot Veal, R OBP: 0.451, SLG: 0.523	(1, 6) X FC5-4 1B		(1, 6) X FC6 2B		(1, 6) X B1	(3, 6) X F8			(1, 6) X SH3-4	4	0	2	0	0	0	0						
Al Kaline, R OBP: 0.348, SLG: 0.407	(1, 8) X FC5-4 1B		(1, 8) X FC6 BB		(1, 8) X HR		(1, 8) X F2		(1, 8) X SF8	3	1	2	2	1	0	0						
Steve Bilko, R OBP: 0.279, SLG: 0.407	(1, 3) X FC5-4		(1, 3) X FC6		(1, 3) X 1B 2B		(1, 3) X 4-3		(1, 3) X BB	4	1	1	0	1	0	4						
George Spencer, R OBP: 0.279, SLG: 0.407	(9, 1)		(9, 1)		(9, 1)		(9, 1)		(9, 1)	0	0	0	0	0	0	0						
Frank Bolling, R OBP: 0.310, SLG: 0.374	(1, 4) X F9		(1, 4) X F7		(1, 4) X 1B 1B		(1, 4) X F9		(1, 4) X F2	5	1	1	0	0	0	6						
Rocky Colavito, R OBP: 0.328, SLG: 0.466	(1, 9)		(1, 9)		(1, 9) X 6-3	(1, 9) X 1B 1B		(1, 9) X K		4	0	1	1	0	1	0						
Dick Gemert, R OBP: 0.321, SLG: 0.284	(1, 7)		(1, 7)		(1, 7) X P6	(1, 7) X 1B 1B		(1, 7) X 1-3		3	0	2	1	0	0	0						
Neil Christley, L OBP: 0.312, SLG: 0.414	(7, 7)		(7, 7)		(7, 7)		(7, 7)		(7, 7)	1	0	0	0	0	0	0						
Lou Berberet, L OBP: 0.307, SLG: 0.260	(1, 2)		(1, 2)		(1, 2)		(1, 2)		(1, 2)	4	0	1	0	0	0	3						
Bob Bruce, R OBP: 0.281, SLG: 0.179	(1, 1)		(1, 1)		(1, 1)		(1, 1)		(1, 1)	3	0	0	0	0	1	2						
Hank Aguirre, R OBP: 0.038, SLG: 0.038	(7, 1)		(7, 1)		(7, 1)		(7, 1)		(7, 1)	0	0	0	0	0	0	0						
Sandy Amoros, L OBP: 0.284, SLG: 0.189	(9, PH)		(9, PH)		(9, PH)		(9, PH)		(9, PH)	1	1	1	0	0	0	0						
Chico Fernandez, R OBP: 0.302, SLG: 0.313	(9, 6)		(9, 6)		(9, 6)		(9, 6)		(9, 6)	0	0	0	0	0	0	0						
Inning Stats	R: 0 E: 0 K: 0 S: 5	H: 2 LOB: 2 BB: 0 P: 5	R: 0 E: 0 K: 0 S: 4	H: 1 LOB: 1 BB: 0 P: 4	R: 0 E: 0 K: 0 S: 4	H: 1 LOB: 2 BB: 1 P: 8	R: 0 E: 0 K: 0 S: 4	H: 1 LOB: 1 BB: 0 P: 4	R: 3 E: 0 K: 0 S: 8	H: 5 LOB: 2 BB: 0 P: 8	R: 0 E: 0 K: 1 S: 5	H: 0 LOB: 0 BB: 0 P: 5	R: 0 E: 0 K: 0 S: 3	H: 0 LOB: 0 BB: 0 P: 3	R: 0 E: 0 K: 1 S: 5	H: 0 LOB: 0 BB: 1 P: 5	R: 1 E: 0 K: 0 S: 5	H: 2 LOB: 2 BB: 1 P: 9	1B: 9 2B: 2 3B: 0 HR: 1	SF: 1 SAC: 1 DP: 0 HBP: 0	WP: 0 PA: 41 SB: 0 CS: 0	
PITCHER	IP WLS BF H R ER SO BB IBB HBP BLK WP HR S P ERA WHIP	IP WLS BF H R ER SO BB IBB HBP BLK WP HR S P ERA WHIP	IP WLS BF H R ER SO BB IBB HBP BLK WP HR S P ERA WHIP	IP WLS BF H R ER SO BB IBB HBP BLK WP HR S P ERA WHIP	IP WLS BF H R ER SO BB IBB HBP BLK WP HR S P ERA WHIP	IP WLS BF H R ER SO BB IBB HBP BLK WP HR S P ERA WHIP	IP WLS BF H R ER SO BB IBB HBP BLK WP HR S P ERA WHIP	IP WLS BF H R ER SO BB IBB HBP BLK WP HR S P ERA WHIP	IP WLS BF H R ER SO BB IBB HBP BLK WP HR S P ERA WHIP	IP WLS BF H R ER SO BB IBB HBP BLK WP HR S P ERA WHIP	IP WLS BF H R ER SO BB IBB HBP BLK WP HR S P ERA WHIP	IP WLS BF H R ER SO BB IBB HBP BLK WP HR S P ERA WHIP	IP WLS BF H R ER SO BB IBB HBP BLK WP HR S P ERA WHIP	IP WLS BF H R ER SO BB IBB HBP BLK WP HR S P ERA WHIP	IP WLS BF H R ER SO BB IBB HBP BLK WP HR S P ERA WHIP	IP WLS BF H R ER SO BB IBB HBP BLK WP HR S P ERA WHIP	IP WLS BF H R ER SO BB IBB HBP BLK WP HR S P ERA WHIP	IP WLS BF H R ER SO BB IBB HBP BLK WP HR S P ERA WHIP	IP WLS BF H R ER SO BB IBB HBP BLK WP HR S P ERA WHIP	IP WLS BF H R ER SO BB IBB HBP BLK WP HR S P ERA WHIP	IP WLS BF H R ER SO BB IBB HBP BLK WP HR S P ERA WHIP	IP WLS BF H R ER SO BB IBB HBP BLK WP HR S P ERA WHIP
Batter	1	2	3	4	5	6	7	8	9	AB	R	H	RBI	BB	SO	LOB	BOTTOM					
Luis Aparicio, R OBP: 0.322, SLG: 0.346	(1, 6) X 1-3		(1, 6) X F7		(1, 6) X CS 1B		(1, 6) X F9	(2, 6) X F9	(1, 6) X F9	5	0	1	0	0	0	2	Detroit Tigers @ Chicago White Sox Comiskey Park, Chicago, IL Sun Sep 04 1960, 4:38 AM EDT Att: 33,032 - Unknown					
Billy Goodman, L OBP: 0.342, SLG: 0.303	(1, 4) S K		(1, 4) S K		(1, 4) S 4-3		(1, 4) S BB 1B	(1, 4) S BB 1B	(1, 4) S 1B	3	0	1	0	1	1	1						
Sammy Esposito, R OBP: 0.298, SLG: 0.213	(8, PR)		(8, PR)		(8, PR)		(8, PR)		(8, PR)	1	1	1	1	0	0	0						
Roy Sievers, R OBP: 0.411, SLG: 0.563	(1, 3) X L8		(1, 3) X 6-3		(1, 3) X L8		(1, 3) X 2B BB	(1, 3) X 2B BB	(1, 3) X BB	3	1	0	0	1	0	1						
Al Smith, R OBP: 0.378, SLG: 0.458	(1, 9)		(1, 9)		(1, 9)		(1, 9)		(1, 9)	4	0	0	0	0	0	2						
Minnie Minoso, R OBP: 0.345, SLG: 0.293	(1, 7)		(1, 7)		(1, 7)		(1, 7)		(1, 7)	4	1	2	2	0	1	0						
Floyd Robinson, L OBP: 0.376, SLG: 0.467	(8, PR)		(8, PR)		(8, PR)		(8, PR)		(8, PR)	0	0	0	0	0	0	0						
Gene Freese, R OBP: 0.303, SLG: 0.466	(1, 5)		(1, 5)		(1, 5)		(1, 5)		(1, 5)	3	1	1	1	1	1	2						
Joe Ginsberg, L OBP: 0.245, SLG: 0.293	(1, 2)		(1, 2)		(1, 2)		(1, 2)		(1, 2)	3	0	1	0	0	0	1						
Jim Rivera, L OBP: 0.417, SLG: 0.636	(7, PR)		(7, PR)		(7, PR)		(7, PR)		(7, PR)	0	0	0	0	0	0	0						
Gerry Staley, R OBP: 0.350, SLG: 0.250	(8, 1)		(8, 1)		(8, 1)		(8, 1)		(8, 1)	0	0	0	0	0	0	0						
Frank Baumann, L OBP: 0.234, SLG: 0.122	(9, 1)		(9, 1)		(9, 1)		(9, 1)		(9, 1)	0	0	0	0	0	0	0						
Al Worthington, R OBP: 0.500, SLG: 0.500	(9, 1)		(9, 1)		(9, 1)		(9, 1)		(9, 1)	1	1	1	0	0	0	0						
Jim Landis, R OBP: 0.372, SLG: 0.385	(1, 8)		(1, 8)		(1, 8)		(1, 8)		(1, 8)	2	0	1	0	1	0	0						
Billy Pierce, L OBP: 0.254, SLG: 0.207	(1, 1)		(1, 1)		(1, 1)		(1, 1)		(1, 1)	1	0	0	0	0	1	0						
Earl Tolson, R OBP: 0.478, SLG: 0.451	(5, PH)		(5, PH)		(5, PH)		(5, PH)		(5, PH)	1	0	0	0	0	0	1						
Russ Kemmerer, R OBP: 0.278, SLG: 0.303	(8, 1)		(8, 1)		(8, 1)		(8, 1)		(8, 1)	0	0	0	0	0	0	0						
Ted Kluszewski, L OBP: 0.305, SLG: 0.360	(7, PH)		(7, PH)		(7, PH)		(7, PH)		(7, PH)	0	0	0	0	0	0	0						
Earl Avenell, R OBP: 0.304, SLG: 0.303	(8, 2)		(8, 2)		(8, 2)		(8, 2)		(8, 2)	1	0	0	0	0	1	3						
Sherm Lollar, R OBP: 0.340, SLG: 0.372	(9, 2)		(9, 2)		(9, 2)		(9, 2)		(9, 2)	0	0	0	0	1	0	0						
Inning Stats	R: 0 E: 0 K: 1 S: 5	H: 0 LOB: 0 BB: 0 P: 5	R: 2 E: 0 K: 0 S: 5	H: 2 LOB: 0 BB: 0 P: 5	R: 0 E: 0 K: 1 S: 5	H: 0 LOB: 1 BB: 1 P: 9	R: 0 E: 0 K: 1 S: 5	H: 0 LOB: 0 BB: 0 P: 5	R: 0 E: 0 K: 0 S: 3	H: 1 LOB: 0 BB: 0 P: 3	R: 0 E: 0 K: 0 S: 3	H: 1 LOB: 0 BB: 0 P: 3	R: 0 E: 0 K: 1 S: 6	H: 1 LOB: 3 BB: 2 P: 14	R: 2 E: 0 K: 1 S: 7	H: 2 LOB: 2 BB: 1 P: 11	R: 1 E: 0 K: 0 S: 4	H: 2 LOB: 2 BB: 1 P: 8	1B: 7 2B: 2 3B: 0 HR: 0	SF: 0 SAC: 1 DP: 0 HBP: 0	WP: 0 PA: 38 SB: 1 CS: 2	
PITCHER	IP WLS BF H R ER SO BB IBB HBP BLK WP HR S P ERA WHIP	IP WLS BF H R ER SO BB IBB HBP BLK WP HR S P ERA WHIP	IP WLS BF H R ER SO BB IBB HBP BLK WP HR S P ERA WHIP	IP WLS BF H R ER SO BB IBB HBP BLK WP HR S P ERA WHIP	IP WLS BF H R ER SO BB IBB HBP BLK WP HR S P ERA WHIP	IP WLS BF H R ER SO BB IBB HBP BLK WP HR S P ERA WHIP	IP WLS BF H R ER SO BB IBB HBP BLK WP HR S P ERA WHIP	IP WLS BF H R ER SO BB IBB HBP BLK WP HR S P ERA WHIP	IP WLS BF H R ER SO BB IBB HBP BLK WP HR S P ERA WHIP	IP WLS BF H R ER SO BB IBB HBP BLK WP HR S P ERA WHIP	IP WLS BF H R ER SO BB IBB HBP BLK WP HR S P ERA WHIP	IP WLS BF H R ER SO BB IBB HBP BLK WP HR S P ERA WHIP	IP WLS BF H R ER SO BB IBB HBP BLK WP HR S P ERA WHIP	IP WLS BF H R ER SO BB IBB HBP BLK WP HR S P ERA WHIP	IP WLS BF H R ER SO BB IBB HBP BLK WP HR S P ERA WHIP	IP WLS BF H R ER SO BB IBB HBP BLK WP HR S P ERA WHIP	IP WLS BF H R ER SO BB IBB HBP BLK WP HR S P ERA WHIP	IP WLS BF H R ER SO BB IBB HBP BLK WP HR S P ERA WHIP	IP WLS BF H R ER SO BB IBB HBP BLK WP HR S P ERA WHIP	IP WLS BF H R ER SO BB IBB HBP BLK WP HR S P ERA WHIP	IP WLS BF H R ER SO BB IBB HBP BLK WP HR S P ERA WHIP	IP WLS BF H R ER SO BB IBB HBP BLK WP HR S P ERA WHIP
Batter	1	2	3	4	5	6	7	8	9	AB	R	H	RBI	BB	SO	LOB	TOP					
Bob Bruce, R OBP: 0.281, SLG: 0.179	(1, 1)		(1, 1)		(1, 1)		(1, 1)		(1, 1)	3	0	0	0	0	1	2	Detroit Tigers @ Chicago White Sox Comiskey Park, Chicago, IL Sun Sep 04 1960, 4:38 AM EDT Att: 33,032 - Unknown					
Hank Aguirre, L OBP: 0.038, SLG: 0.038	(7, 1)		(7, 1)		(7, 1)		(7, 1)		(7, 1)	0	0	0	0	0	0	0						
George Spencer, R OBP: 0.279, SLG: 0.407	(9, 1)		(9, 1)		(9, 1)		(9, 1)		(9, 1)	0	0	0	0	0	0	0						
Frank Baumann, L OBP: 0.234, SLG: 0.122	(9, 1)		(9, 1)		(9, 1)		(9, 1)		(9, 1)	0	0	0	0	0	0	0						
Al Worthington, R OBP: 0.500, SLG: 0.500	(9, 1)		(9, 1)		(9, 1)		(9, 1)		(9, 1)	1	1	1	0	0	0	0						
Jim Landis, R OBP: 0.372, SLG: 0.385	(1, 8)		(1, 8)		(1, 8)		(1, 8)		(1, 8)	2	0	1	0	1	0	0						
Billy Pierce, L OBP: 0.254, SLG: 0.207	(1, 1)		(1, 1)		(1, 1)		(1, 1)		(1, 1)	1	0	0	0	0	1	0						
Earl Tolson, R OBP: 0.478, SLG: 0.451	(5, PH)		(5, PH)		(5, PH)		(5, PH)		(5, PH)	1	0	0	0	0	0	1						
Russ Kemmerer, R OBP: 0.278, SLG: 0.303	(8, 1)		(8, 1)		(8, 1)		(8, 1)		(8, 1)	0	0	0	0	0	0	0						
Ted Kluszewski, L OBP: 0.305, SLG: 0.360	(7, PH)		(7, PH)		(7, PH)		(7, PH)		(7, PH)	0	0	0	0	0	0	0						
Earl Avenell, R OBP: 0.304, SLG: 0.303	(8, 2)		(8, 2)		(8, 2)		(8, 2)		(8, 2)	1	0	0	0	0	1	3						

Batter	1	2	3	4	5	6	7	8	9	AB	R	H	RBI	BB	SO	LOB	TOP																						
Ken Aspromonte, R OBP: 0.366, SLG: 0.401	F8				3-1		K		K	5	0	1	1	0	2	0	Cleveland Indians @ Detroit Tigers Briggs Stadium, Detroit, MI Mon Sep 05 1960, 4:38 AM EDT Att: 22,475 - Unknown																						
Tito Francona, L OBP: 0.380, SLG: 0.460	F8	K			1B	BB	F8			3	0	0	0	1	1	2																							
Harvey Kuenn, R OBP: 0.385, SLG: 0.422	HR				F9					4	1	2	0	0	1	1																							
Woodie Held, R OBP: 0.341, SLG: 0.507	HR				FC6-4		F8			4	2	3	2	0	0	1																							
Jim Piersall, R OBP: 0.322, SLG: 0.451	6-3				FC6-4					4	0	0	0	0	0	3																							
Vic Power, R OBP: 0.315, SLG: 0.393		4-3			L4					4	0	1	1	0	0	0																							
Bubba Phillips, R OBP: 0.253, SLG: 0.305	F7				6-3					4	0	0	0	0	0	0																							
Red Wilson, R OBP: 0.285, SLG: 0.262					1-3					4	1	2	0	0	0	0																							
Barry Latman, R OBP: 0.250, SLG: 0.200					K		F9		F9	3	0	0	0	1	1	1																							
Inning Stats	R: 2 E: 0 K: 0 S: 5	H: 2 LOB: 0 BB: 0 P: 5	R: 1 E: 0 K: 1 S: 7	H: 2 LOB: 2 BB: 1 P: 11	R: 1 E: 0 K: 1 S: 6	H: 2 LOB: 0 BB: 0 P: 6	R: 0 E: 0 K: 1 S: 5	H: 0 LOB: 0 BB: 0 P: 5	R: 0 E: 0 K: 0 S: 4	H: 1 LOB: 2 BB: 1 P: 8	R: 0 E: 0 K: 0 S: 4	H: 1 LOB: 1 BB: 0 P: 4	R: 0 E: 0 K: 1 S: 6	H: 1 LOB: 1 BB: 0 P: 6	R: 0 E: 0 K: 0 S: 3	H: 0 LOB: 0 BB: 0 P: 3	R: 0 E: 0 K: 1 S: 5	H: 0 LOB: 0 BB: 0 P: 5	1B: 7 2B: 1 3B: 0 HR: 1	SF: 0 SAC: 0 DP: 0 HBP: 0	WP: 0 PB: 0 SB: 0 CS: 1	PA: 38																	
PITCHER	IP	WLS	BF	H	R	ER	SO	BB	IBB	HBP	BLK	WP	HR	S	P	ERA	WHIP	PITCHER		IP	WLS	BF	H	R	ER	SO	BB	IBB	HBP	BLK	WP	HR	S	P	ERA	WHIP			
Paul Foytack, R ERA: 6.19	7.0	L	31	9	4	4	4	2	0	0	0	0	1	37	45	5.14	1.571			7.0	W	34	5	2	2	9	2	0	0	0	0	0	0	0	0	2.00	0.778		
Phil Regan, R ERA: 4.94	2.0		6	0	0	0	1	0	0	0	0	0	0	8	8	0.00	0.000			2.0		6	0	0	0	1	0	0	0	0	0	0	0	0	0	0	0	0.00	0.000

AB	35
R	4
H	9
RBI	4
BB	2
SO	5
LOB	8



Batter	1	2	3	4	5	6	7	8	9	AB	R	H	RBI	BB	SO	LOB	BOTTOM																						
Ozzie Virgil, R OBP: 0.246, SLG: 0.336	5-3				K				6-3	3	0	0	0	0	1	1	Cleveland Indians @ Detroit Tigers Briggs Stadium, Detroit, MI Mon Sep 05 1960, 4:38 AM EDT Att: 22,475 - Unknown																						
Eddie Yost, R OBP: 0.411, SLG: 0.374										1	0	0	0	0	0	0																							
Cool Veal, R OBP: 0.456, SLG: 0.500	6-3									2	0	1	0	1	0	0																							
Al Kaline, R OBP: 0.349, SLG: 0.406										0	0	0	0	1	0	0																							
Chico Fernandez, R OBP: 0.302, SLG: 0.313										0	0	0	0	0	0	0																							
Neil Chrissy, L OBP: 0.306, SLG: 0.406	F5									4	0	0	0	0	2	3																							
Norm Cash, L OBP: 0.393, SLG: 0.486										4	0	0	0	0	0	2																							
Steve Bilko, R OBP: 0.278, SLG: 0.404										4	1	1	0	0	2	1																							
Frank Bolling, R OBP: 0.305, SLG: 0.367										4	0	0	0	0	1	1																							
Rocky Colavito, R OBP: 0.327, SLG: 0.468										4	1	1	2	0	1	0																							
Lou Berberet, L OBP: 0.307, SLG: 0.261										3	0	1	0	0	0	0																							
Paul Foytack, R OBP: 0.320, SLG: 0.273										2	0	1	0	0	1	0																							
Charlie Maxwell, L OBP: 0.330, SLG: 0.456										1	0	0	0	0	1	1																							
Phil Regan, R OBP: 0.188, SLG: 0.071										0	0	0	0	0	0	0																							
Inning Stats	R: 0 E: 0 K: 0 S: 3	H: 0 LOB: 0 BB: 0 P: 3	R: 2 E: 0 K: 0 S: 5	H: 2 LOB: 0 BB: 0 P: 5	R: 0 E: 0 K: 2 S: 8	H: 1 LOB: 1 BB: 0 P: 8	R: 0 E: 0 K: 1 S: 5	H: 0 LOB: 0 BB: 0 P: 5	R: 0 E: 0 K: 1 S: 6	H: 1 LOB: 1 BB: 0 P: 6	R: 0 E: 0 K: 1 S: 5	H: 0 LOB: 1 BB: 1 P: 9	R: 0 E: 0 K: 2 S: 8	H: 1 LOB: 1 BB: 0 P: 8	R: 0 E: 0 K: 1 S: 5	H: 0 LOB: 1 BB: 1 P: 9	R: 0 E: 0 K: 1 S: 5	H: 0 LOB: 0 BB: 0 P: 5	1B: 4 2B: 0 3B: 0 HR: 1	SF: 0 SAC: 0 DP: 0 HBP: 0	WP: 0 PB: 0 SB: 0 CS: 0	PA: 34																	
PITCHER	IP	WLS	BF	H	R	ER	SO	BB	IBB	HBP	BLK	WP	HR	S	P	ERA	WHIP	PITCHER		IP	WLS	BF	H	R	ER	SO	BB	IBB	HBP	BLK	WP	HR	S	P	ERA	WHIP			
Barry Latman, R ERA: 3.85	9.0	W	34	5	2	2	9	2	0	0	0	0	1	50	58	2.00	0.778			9.0	W	34	5	2	2	9	2	0	0	0	0	0	0	0	0	0	0	0.00	0.778



Batter	1	2	3	4	5	6	7	8	9	10	AB	R	H	RBI	BB	SO	LOB						
Ken Aspromonte, R OBP: 0.373, SLG: 0.412	4-0 BLK 1B	0-0 2B 1B		0-0 F7	0-0 1B			4-0 G4-6-3 BB		0-0 HR	4	3	3	2	2	0	0						
Tito Francona, L OBP: 0.381, SLG: 0.465	0-0 2B 1B	0-0 CS 2B		0-0 HR 2B	0-0 P4			0-0 G4-6-3		0-0 F7	6	2	3	4	0	0	4						
Harvey Kuenn, R OBP: 0.383, SLG: 0.421	0-0 4-3 1B 2B	0-0 K		0-0 6-3				0-0 6-3		0-0 F9	6	1	1	1	0	1	3						
Woodie Held, R OBP: 0.339, SLG: 0.512	0-0 P3	0-0 F3		0-0 HR				0-0 5-3		0-0 P3	5	1	1	2	0	0	1						
Jim Piersall, R OBP: 0.322, SLG: 0.450	0-0 4-3			0-0 6-3	0-0 1B			0-0 K		0-0 1-5-3 1B	5	0	2	0	0	1	1						
Vic Power, R OBP: 0.316, SLG: 0.393	0-0 2-5-4 BB 1B			0-0 FC1-6 1B	0-3 K			0-0 P3		0-0 1-5-3	5	0	2	1	0	1	2						
Bubba Phillips, R OBP: 0.252, SLG: 0.300	4-0 1-2 BB			0-0 FC1-6 1B	0-3 K			0-0 F2		0-0 L8	4	0	0	0	1	1	2						
John Romano, R OBP: 0.342, SLG: 0.484	0-0 2-5-4	0-0 1B 2B 1B		0-0 FC5 1B	1-3 1B			0-0 6-3		0-0 F9	5	1	2	0	0	0	0						
Bobby Locke, R OBP: 0.344, SLG: 0.286		0-0 1B 2B 1B		0-0 FC5	4-0 1B			0-0 G4-6-3 BB 1B		4-0 HR BB	2	1	1	0	1	0	2						
Don Newcombe, L OBP: 0.245, SLG: 0.224		1-2 2B 1B		1-2 FC5							0	0	0	0	0	0	0						
Frank Funk, R OBP: 1.000, SLG: 1.000		1-2 2B 1B		1-2 FC5							1	1	1	0	1	0	0						
Inning Stats	R: 3 E: 0 K: 0 S: 5	H: 3 LOB: 2 BB: 2 P: 13	R: 3 E: 0 K: 1 S: 8	H: 4 LOB: 0 BB: 0 P: 8	R: 0 E: 0 K: 0 S: 5	H: 2 LOB: 2 BB: 0 P: 5	R: 2 E: 0 K: 1 S: 8	H: 3 LOB: 1 BB: 0 P: 8	R: 0 E: 0 K: 1 S: 6	H: 1 LOB: 2 BB: 1 P: 10	R: 0 E: 0 K: 0 S: 5	H: 0 LOB: 0 BB: 0 P: 5	R: 0 E: 0 K: 0 S: 3	H: 0 LOB: 0 BB: 0 P: 3	R: 0 E: 0 K: 0 S: 4	H: 1 LOB: 1 BB: 0 P: 4	R: 2 E: 0 K: 0 S: 4	H: 1 LOB: 0 BB: 1 P: 8	1B: 11 2B: 3 3B: 0 HR: 2	SF: 0 SAC: 0 DP: 1 HBP: 0	WP: 0 PB: 0 SB: 0 CS: 1	PA: 48	
PITCHER	IP	WLS	BF	H	R	ER	SO	BB	IBB	HBP	BLK	WP	HR	S	P	ERA	WHIP						
Pete Burnside, L ERA: 4.32	(1, 1)	0.0	3	2	3	3	0	1	0	0	0	0	0	2	6	∞	∞						
Phil Regan, R ERA: 5.26	(1, 1)	2.0	11	5	3	3	1	1	0	0	0	0	0	11	15	13.50	3.000						
George Spencer, R ERA: 7.36	(3, 1)	3.0	16	6	2	2	2	1	0	0	0	0	1	19	23	6.00	2.333						
Dave Sisler, R ERA: 2.36	(6, 1)	5.0	L	19	3	2	2	1	2	0	0	0	0	1	19	27	3.60	1.000					

Cleveland Indians @ Detroit Tigers
Briggs Stadium, Detroit, MI
Tue Sep 06 1960, 4:33 AM EDT
Att: 9,257 - Unknown

AB	43
R	10
H	16
RBI	10
BB	5
SO	4
LOB	15

C

Batter	1	2	3	4	5	6	7	8	9	10	AB	R	H	RBI	BB	SO	LOB							
Eddie Yost, R OBP: 0.409, SLG: 0.374	4-3 E 2B	0-0 F7		0-0 4-3	0-0 6-3			0-0 G6-4-3		0-0 5-3	5	1	1	0	0	0	4							
Ozzie Virgil, R OBP: 0.244, SLG: 0.333								1-2 G6-4-3			1	0	0	0	0	0	0							
Coot Veal, R OBP: 0.452, SLG: 0.481	0-0 4-3	4-0 1B BB		0-3 K				0-0 2B 1B		0-0 P4	4	1	1	0	1	1	1							
Norm Cash, L OBP: 0.393, SLG: 0.488	0-0 E6 FC5-6	0-0 1-2 2-3 1B		0-0 3-1				0-0 1-3 1B 2B		0-0 F3	5	1	2	3	0	0	0							
Charlie Maxwell, L OBP: 0.328, SLG: 0.453	0-0 FC5-6 1B	0-0 P6		0-3 K				0-0 L6-4-3 1B		0-0 F2	5	0	1	2	0	1	3							
Al Kaline, R OBP: 0.349, SLG: 0.408	0-0 FC4-6 1B			0-0 L6-3	0-0 1B 2B			0-0 L6-4-3		0-0 L5-3	5	1	2	0	0	0	1							
Rocky Colavito, R OBP: 0.328, SLG: 0.467	0-0 FC4-6			0-0 1B 1B	0-0 6-3			0-0 1B		0-0 F7	5	0	2	0	0	0	3							
Frank Bolling, R OBP: 0.308, SLG: 0.368		4-0 BB 1B BB		0-0 FC4 1B	0-0 2B 1B			0-0 F8		0-3 K	4	2	2	1	1	1	1							
Hank Foiles, R OBP: 0.338, SLG: 0.341		0-0 1-2 1B 1B		0-0 P5	0-0 1B 2B			0-0 5-3		0-0 5-3	5	2	2	1	0	0	2							
Pete Burnside, R OBP: 0.207, SLG: 0.148	(1, 1)	0-3 K		0-0 FC4	0-0 1B			0-0 G6-4-3 1B		0-0 1-3	0	0	0	0	0	0	0							
Phil Regan, R ERA: 5.26	(1, 1)	0-0 K		0-0 FC4	0-0 1B			0-0 G6-4-3 1B		0-0 1-3	0	0	0	0	0	0	0							
Sandy Amoros, L ERA: 10.00	(2, PH)	0-0 K		0-0 FC4	0-0 1B			0-0 G6-4-3 1B		0-0 1-3	1	0	0	0	0	1	2							
George Spencer, R ERA: 7.36	(3, 1)	0-0 K		0-0 FC4	0-0 1B			0-0 G6-4-3 1B		0-0 1-3	1	0	0	0	0	0	2							
Neil Christley, L OBP: 0.207, SLG: 0.148	(5, PH)	0-0 K		0-0 FC4	0-0 1B			0-0 G6-4-3 1B		0-0 1-3	1	0	1	1	0	0	0							
Dave Sisler, R OBP: 0.328, SLG: 0.467	(5, 1)	0-0 K		0-0 FC4	0-0 1B			0-0 G6-4-3 1B		0-0 1-3	1	0	1	0	0	0	0							
Steve Sisk, R OBP: 0.277, SLG: 0.402	(10, PH)	0-0 K		0-0 FC4	0-0 1B			0-0 G6-4-3 1B		0-0 1-3	1	0	0	0	0	0	0							
Inning Stats	R: 1 E: 1 K: 0 S: 6	H: 2 LOB: 2 BB: 6 P: 6	R: 2 E: 0 K: 1 S: 7	H: 2 LOB: 2 BB: 2 P: 15	R: 0 E: 0 K: 0 S: 5	H: 2 LOB: 2 BB: 0 P: 5	R: 0 E: 0 K: 1 S: 5	H: 0 LOB: 0 BB: 0 P: 5	R: 3 E: 0 K: 1 S: 9	H: 4 LOB: 1 BB: 0 P: 9	R: 2 E: 0 K: 0 S: 6	H: 4 LOB: 1 BB: 0 P: 6	R: 0 E: 0 K: 0 S: 3	H: 1 LOB: 0 BB: 0 P: 3	R: 0 E: 0 K: 0 S: 3	H: 0 LOB: 0 BB: 0 P: 3	R: 0 E: 0 K: 1 S: 5	H: 0 LOB: 0 BB: 0 P: 5	R: 0 E: 0 K: 0 S: 3	H: 0 LOB: 0 BB: 0 P: 3	1B: 11 2B: 4 3B: 0 HR: 0	SF: 0 SAC: 0 DP: 2 HBP: 0	WP: 0 PB: 0 SB: 0 CS: 0	PA: 46
PITCHER	IP	WLS	BF	H	R	ER	SO	BB	IBB	HBP	BLK	WP	HR	S	P	ERA	WHIP							
Bobby Locke, R ERA: 3.8	(1, 1)	4.2	27	10	6	6	3	2	0	0	0	0	0	31	39	11.57	2.571							
Don Newcombe, R ERA: 4.81	(5, 1)	1.1	7	4	2	2	0	0	0	0	0	0	0	7	7	13.50	3.000							
Frank Funk, R ERA:	(7, 1)	4.0	W	12	1	0	0	1	0	0	0	0	0	14	14	0.00	0.250							

Cleveland Indians @ Detroit Tigers
Briggs Stadium, Detroit, MI
Tue Sep 06 1960, 4:33 AM EDT
Att: 9,257 - Unknown

AB	44
R	8
H	15
RBI	8
BB	2
SO	4
LOB	19

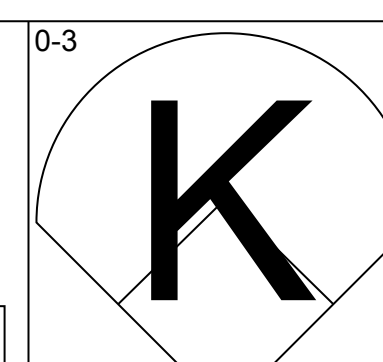
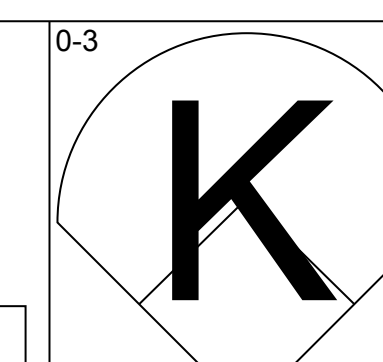
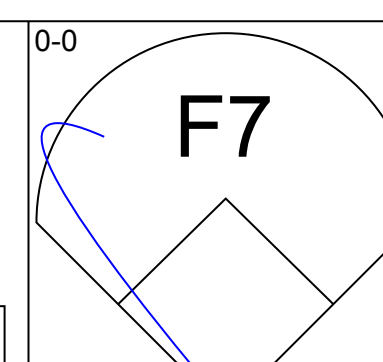
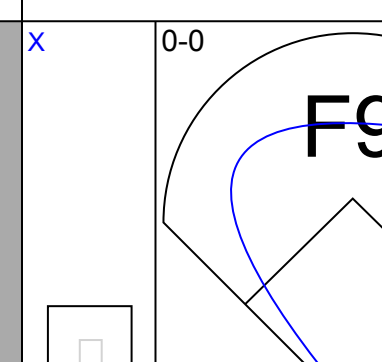
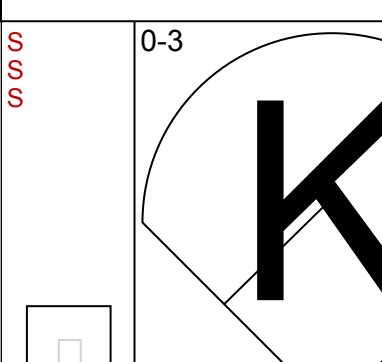
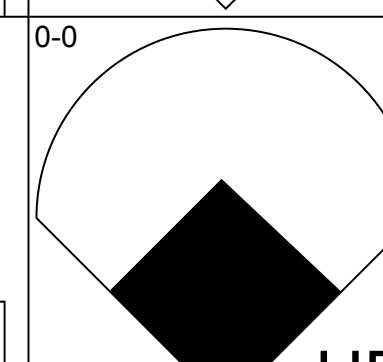
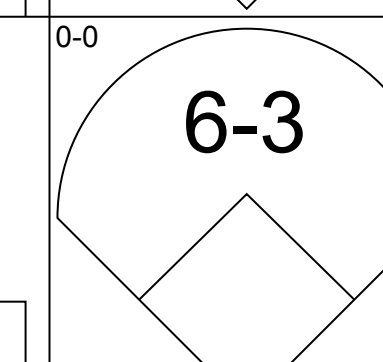
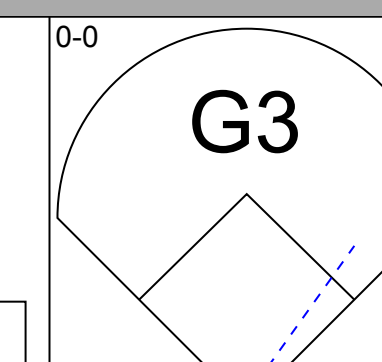
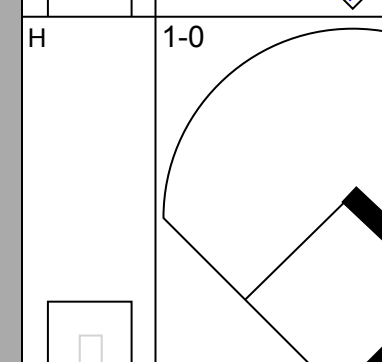
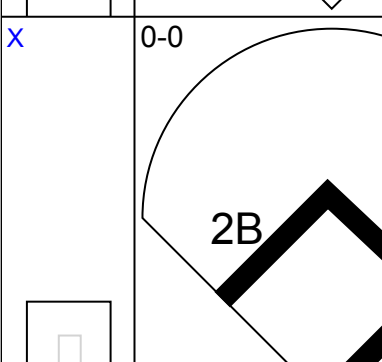
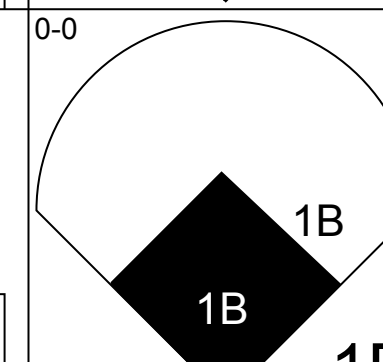
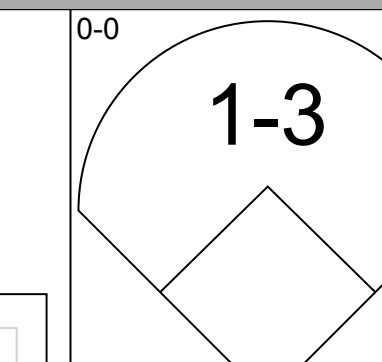
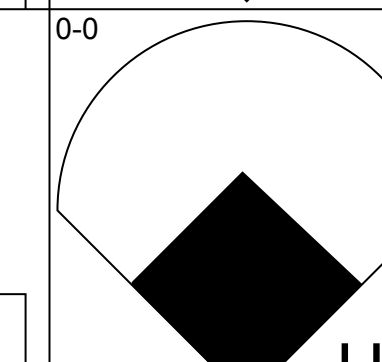
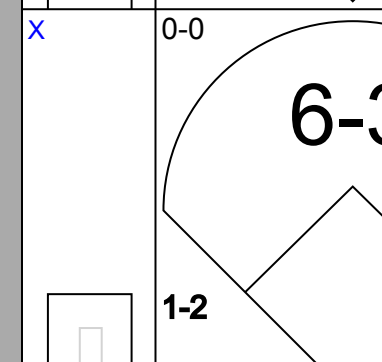
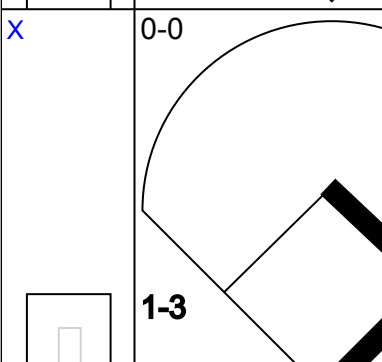
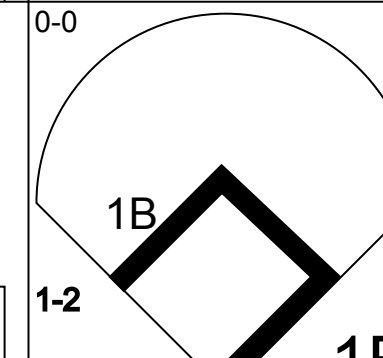
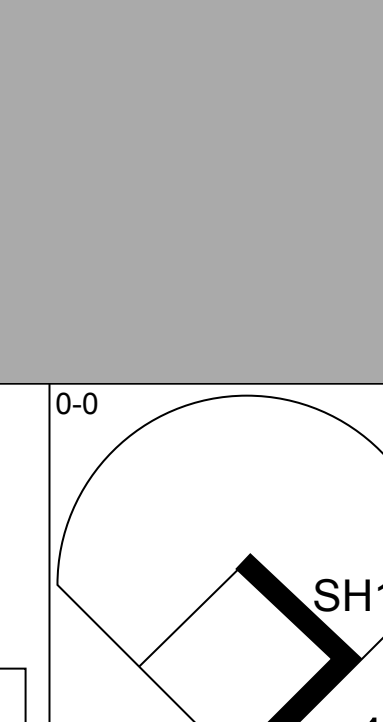
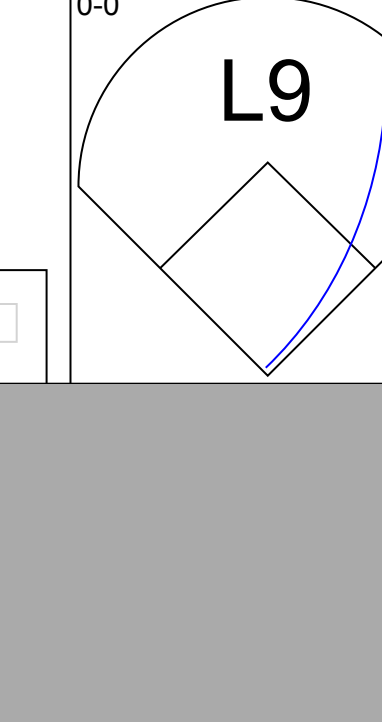
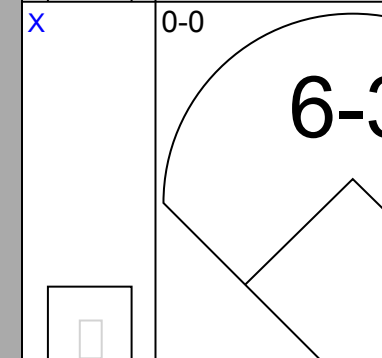
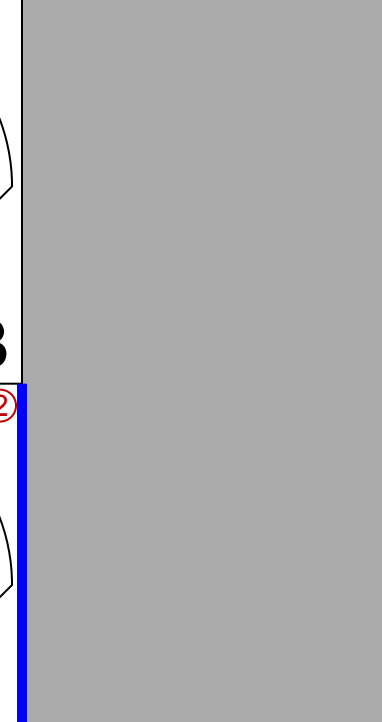

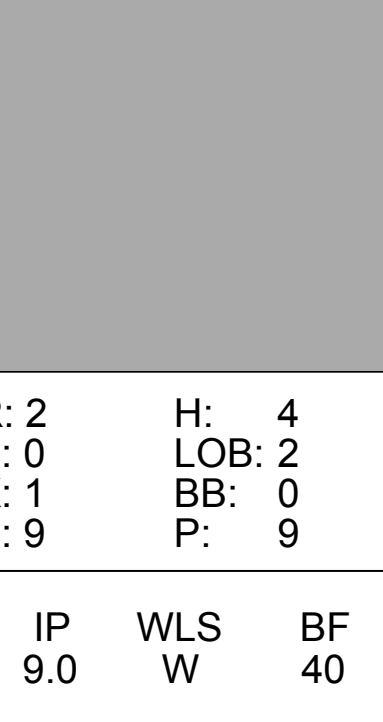
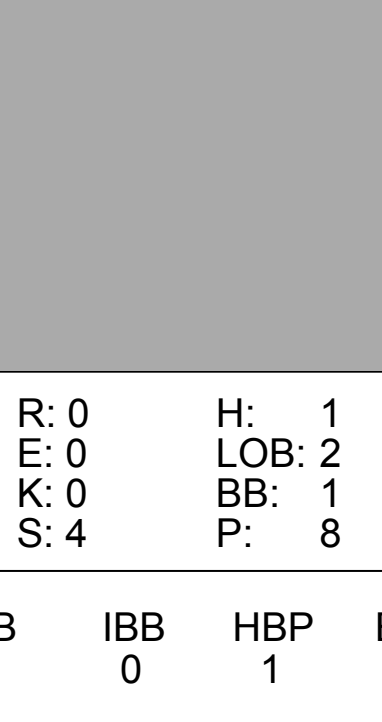
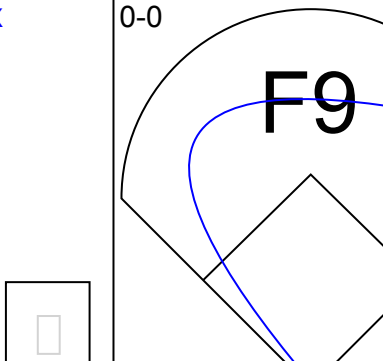
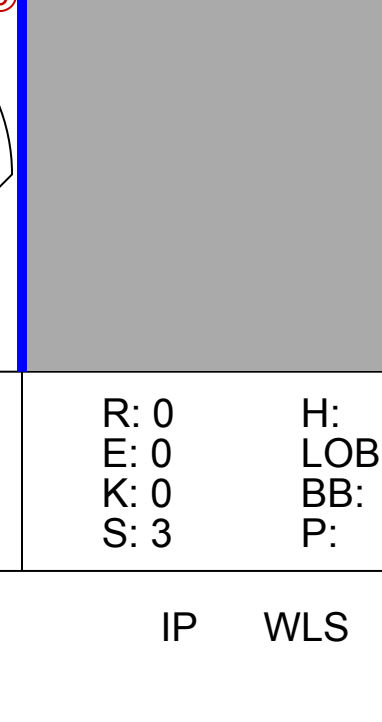
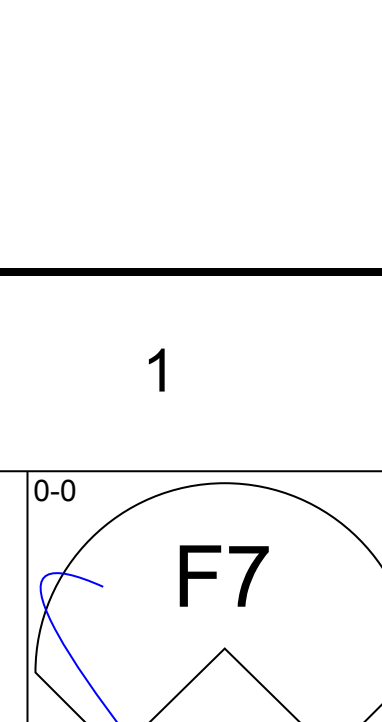
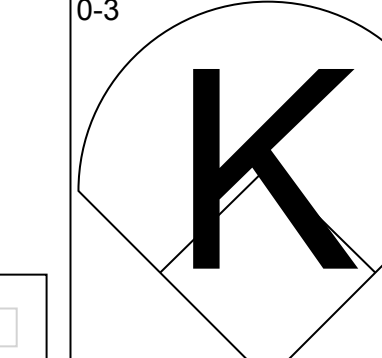
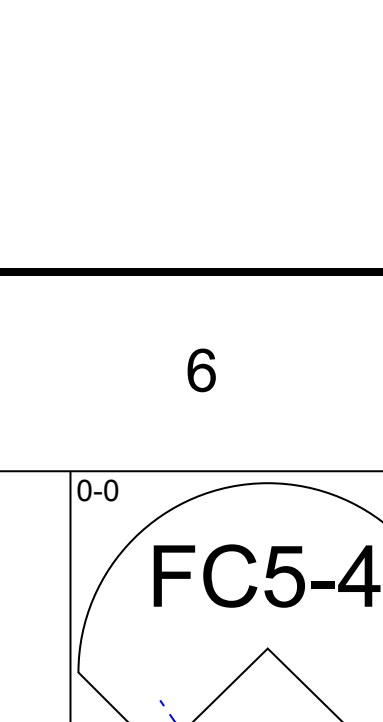
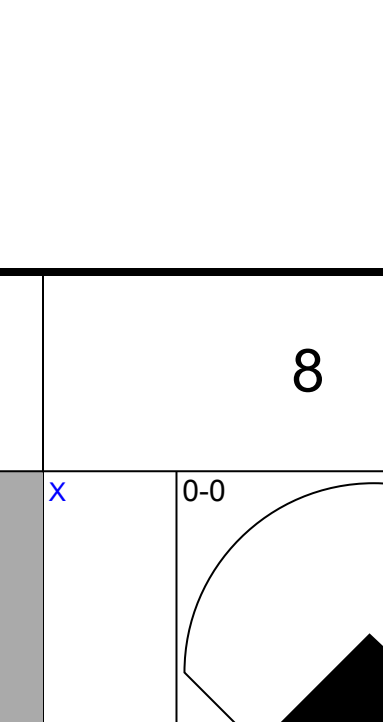
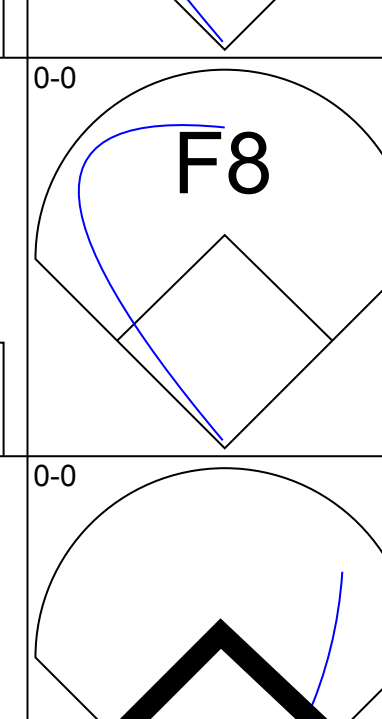
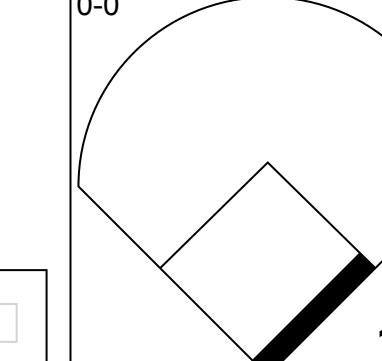

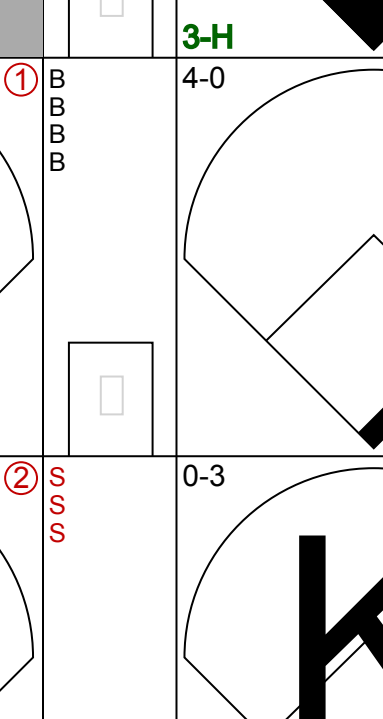
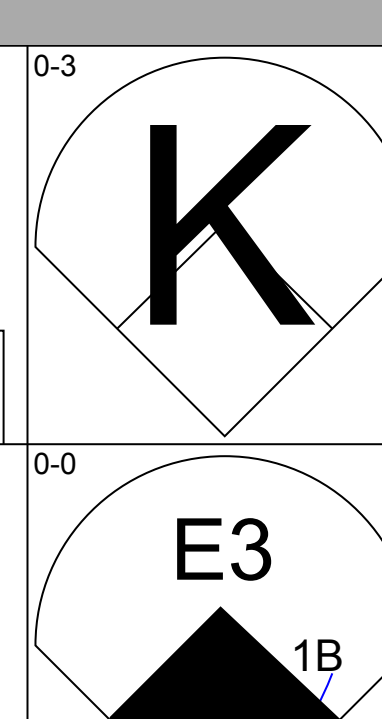

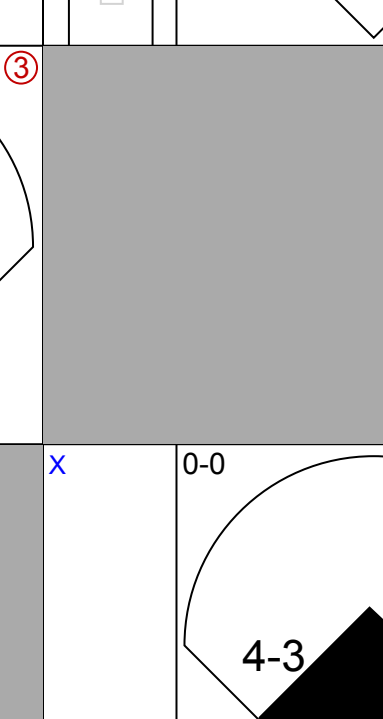
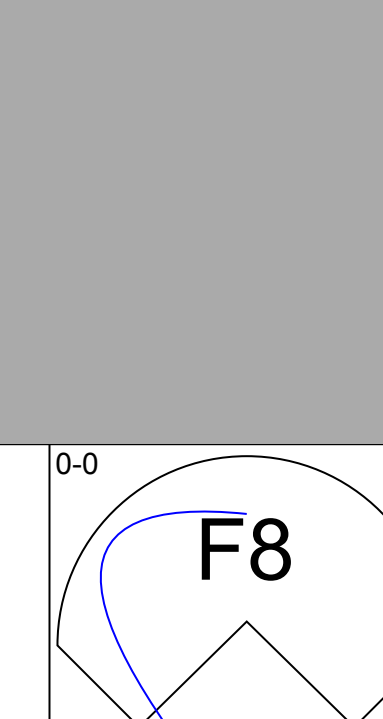
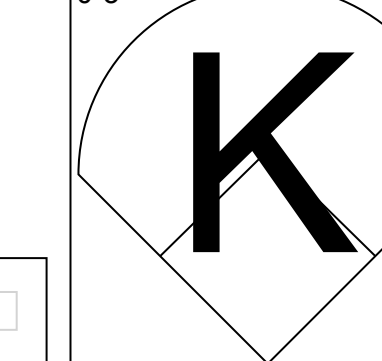

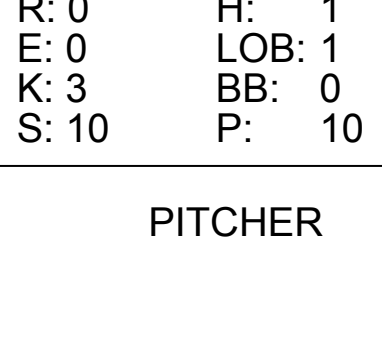
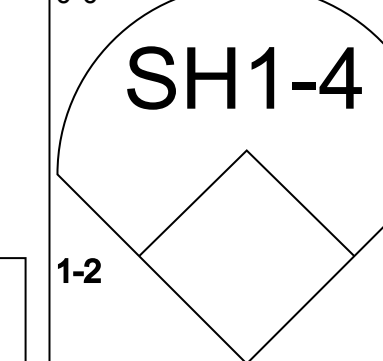
D

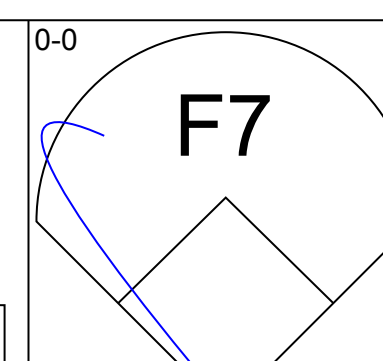
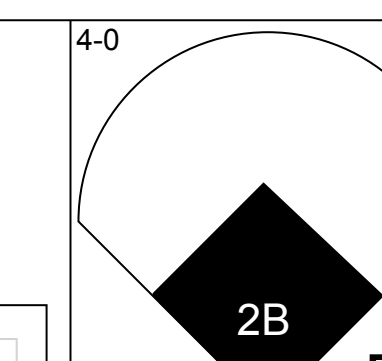
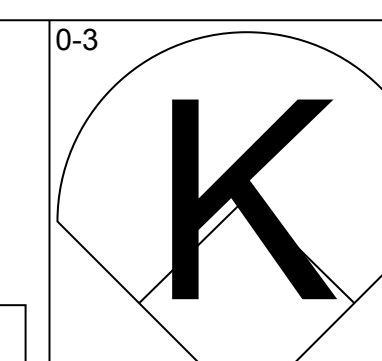
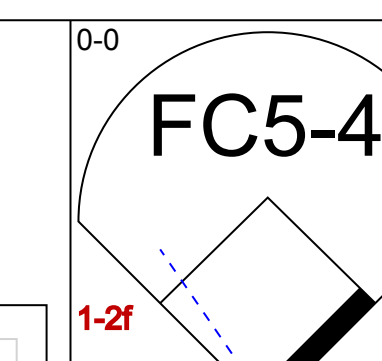
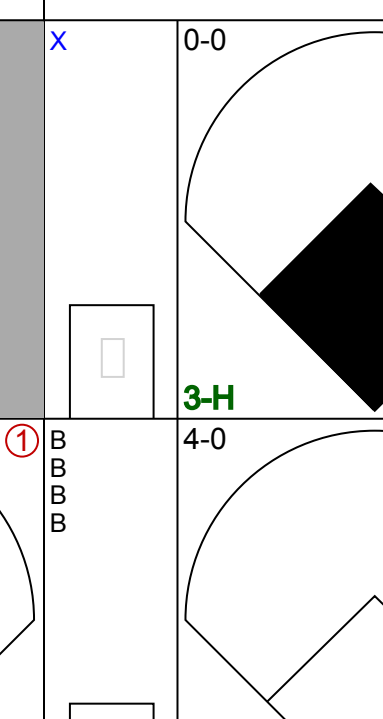
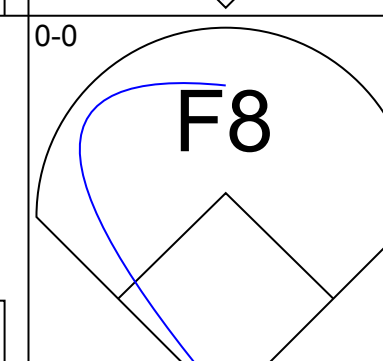
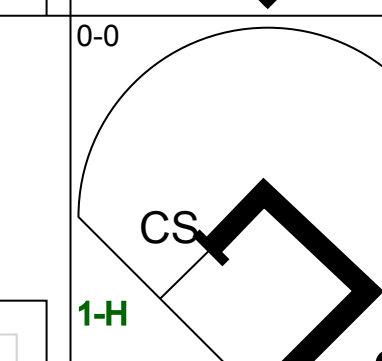
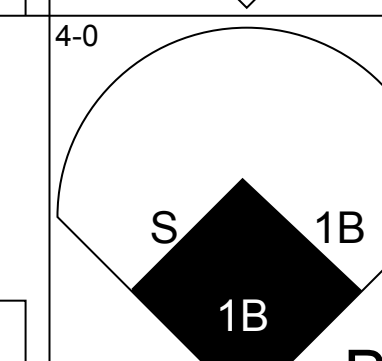
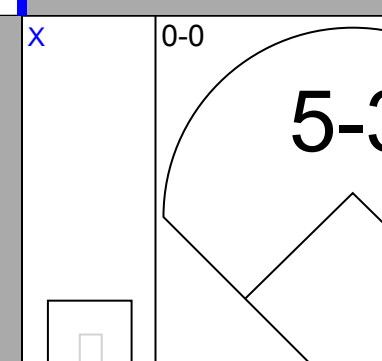
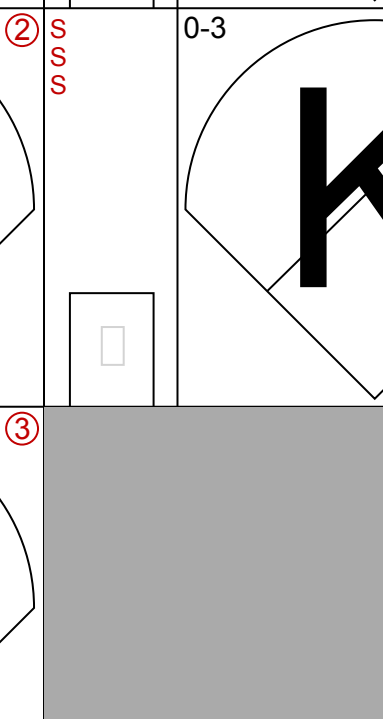
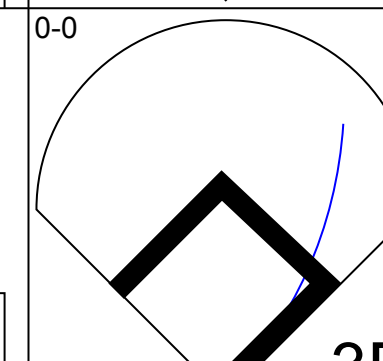
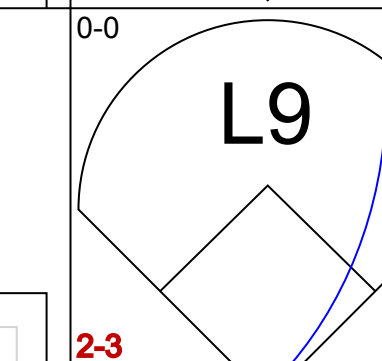
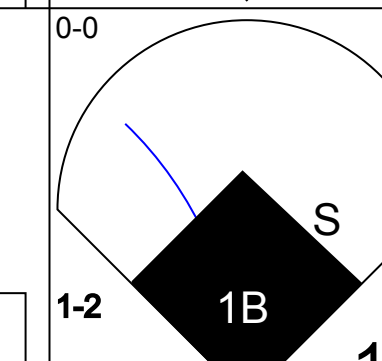
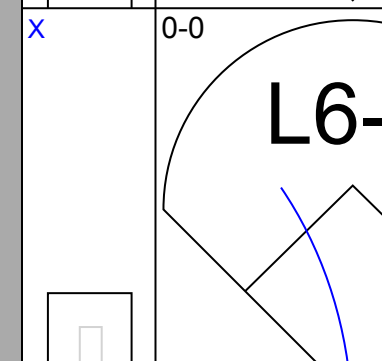
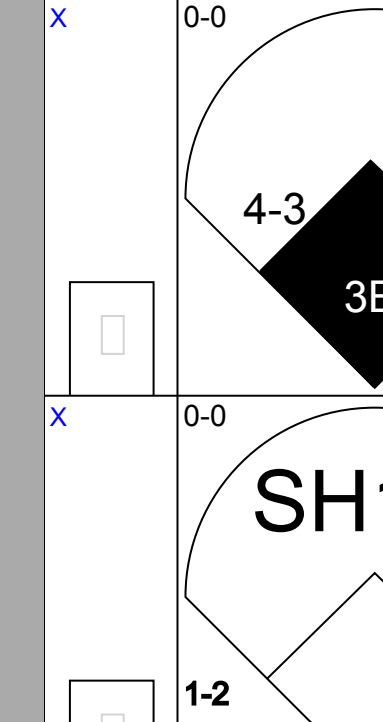
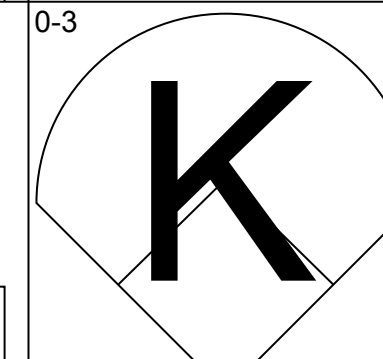
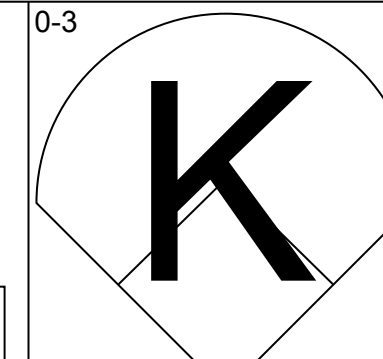
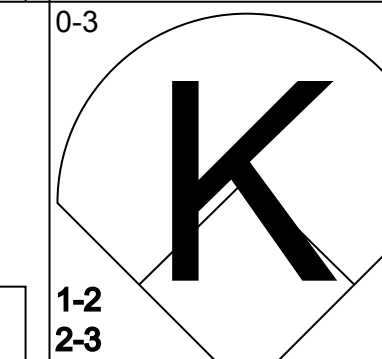
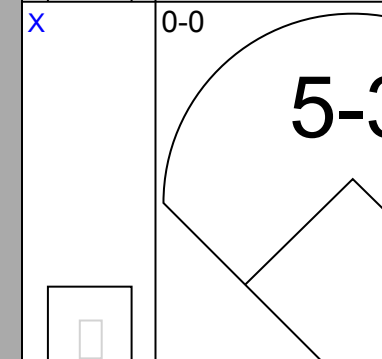
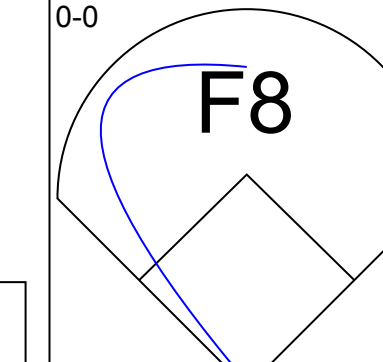
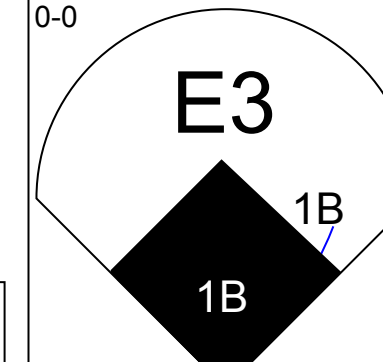
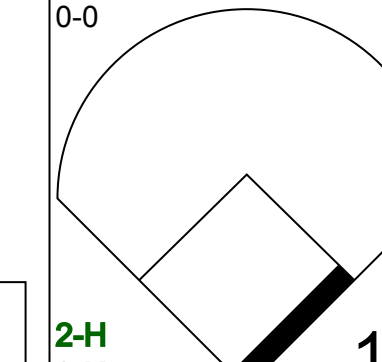
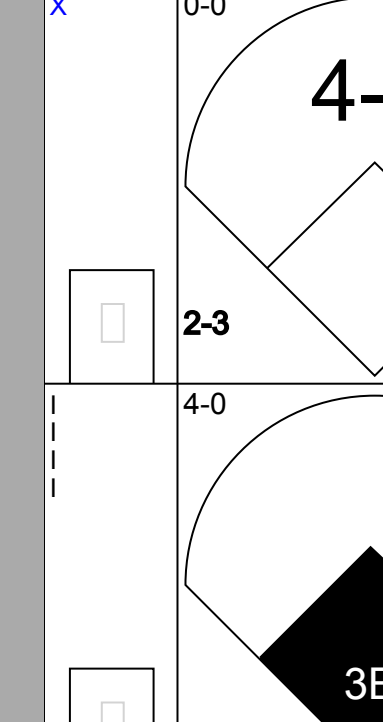

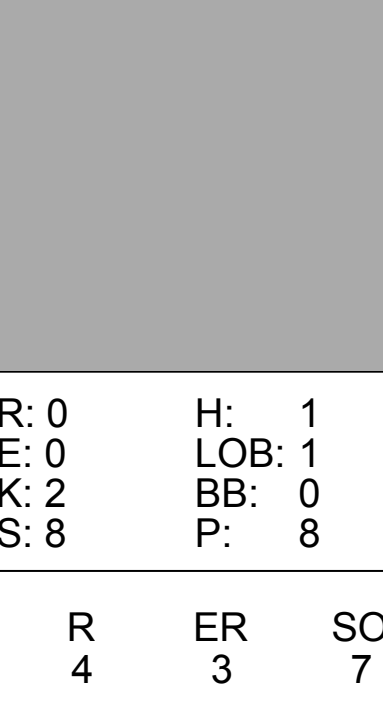
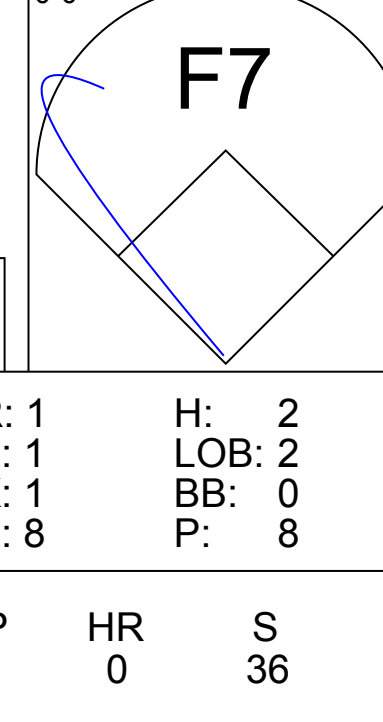
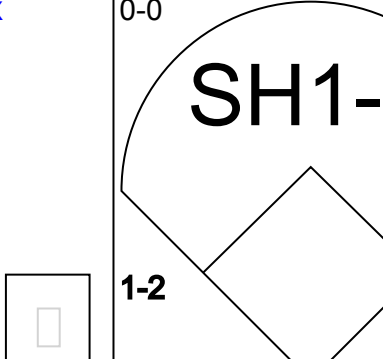
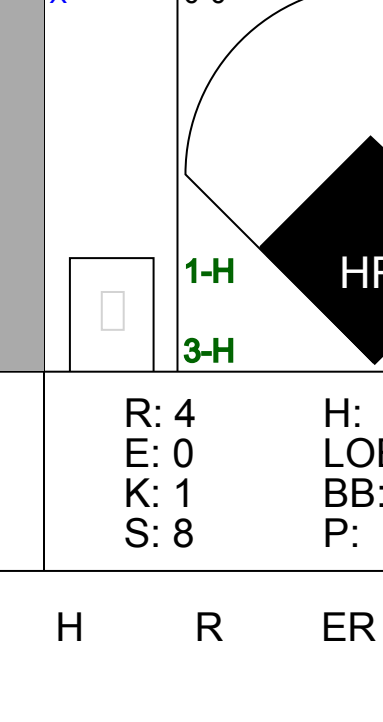
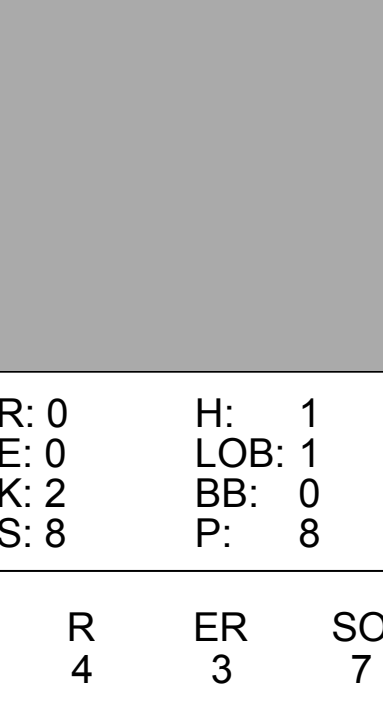
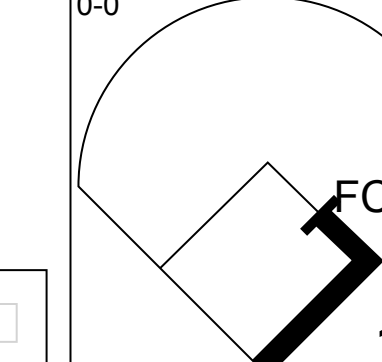
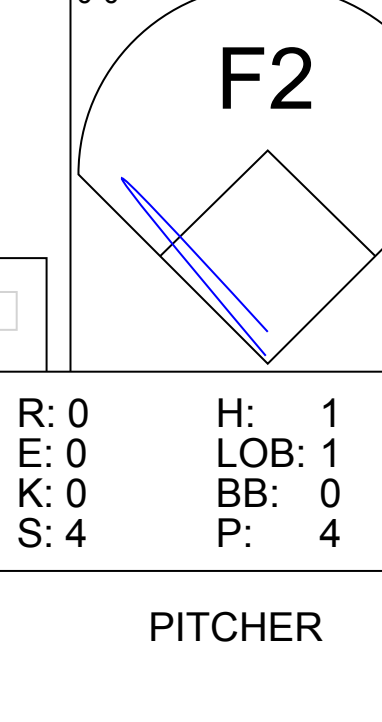
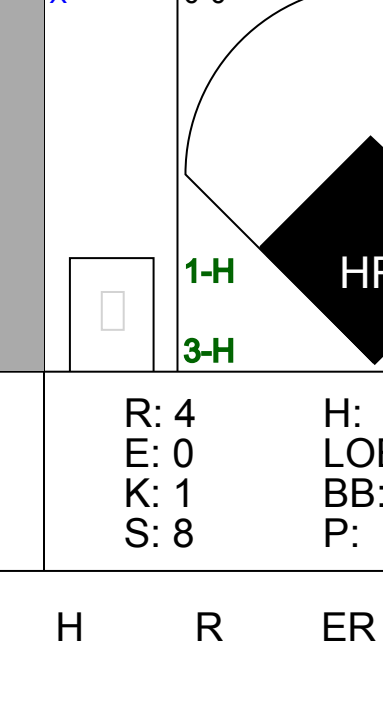

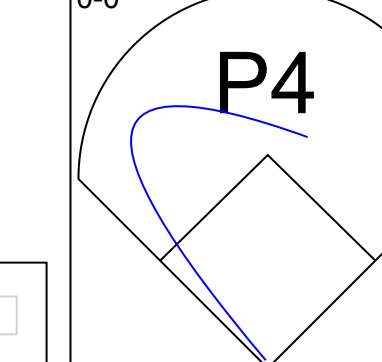



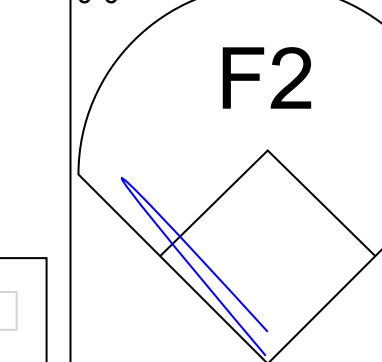

Batter	1	2	3	4	5	6	7	8	9	AB	R	H	RBI	BB	SO	LOB	TOP			
Pumpsie Green, S OBP: 0.336, SLG: 0.332 (1, 6)	0-0 6-3		0-0 4-3		0-0 4-3			0-3 K		4	0	0	0	0	1	3	Boston Red Sox @ Detroit Tigers Briggs Stadium, Detroit, MI Wed Sep 07 1960, 7:05 PM EDT Att: 11,868 - Unknown			
Carroll Hardy, R OBP: 0.283, SLG: 0.319 (1, 8) (8, 7)	0-3 K		0-3 K			4-0 1B G3-6 BB		0-0 2B 1B		3	2	1	0	1	2	0				
Ted Williams, L OBP: 0.452, SLG: 0.647 Mike Fomiele, R OBP: 0.429, SLG: 0.429 (1, 7) (8, 1)	0-0 6-3			0-3 K		0-0 1B G3-6		0-0 2B 1B		4	1	2	2	0	1	0				
Vic Wertz, L OBP: 0.336, SLG: 0.469 Marian Coughtry, L (8, PR) (8, 4)		0-0 4-3		0-0 L7		0-0 G3-6		4-0 2B BB		3	0	0	0	1	0	1				
Jim Pagliaroni, R OBP: 0.423, SLG: 0.636 Russ Nixon, L OBP: 0.323, SLG: 0.401 (1, 2) (2, 2)		0-0 1B FC3-2 1B		0-0 4-3		0-0 L7		0-0 2B BB		1	0	1	0	0	0	0				
Frank Malzone, R OBP: 0.324, SLG: 0.413 (1, 5)		0-0 1B FC3-2 1B			0-0 L8		0-0 6-3	0-0 5-3		4	0	1	0	0	0	1				
Pete Runnels, L OBP: 0.400, SLG: 0.400 (1, 4) (8, 3)		0-0 FC3-2		0-3 K			0-0 1B G1-6-3		0-0 4-3	4	0	1	0	0	1	2				
Lou Clinton, R OBP: 0.283, SLG: 0.391 (1, 9)		0-0 P6		0-0 1B		0-0 1B	0-0 G1-6-3		0-0 5-3	4	0	1	0	0	0	3				
Frank Sullivan, R OBP: 0.209, SLG: 0.128 Willie Tasby, R OBP: 0.359, SLG: 0.360 (1, 1) (8, PH) (8, 8)			0-0 F9		0-0 E8			0-0 1B 2B 1B	0-0 P3	2	0	1	0	0	0	0				
Inning Stats	R: 0 E: 0 K: 1 S: 5	H: 0 LOB: 0 BB: 0 P: 5	R: 0 E: 0 K: 0 S: 5	H: 2 LOB: 2 BB: 0 P: 5	R: 0 E: 0 K: 1 S: 5	H: 0 LOB: 0 BB: 0 P: 5	R: 0 E: 0 K: 1 S: 5	H: 2 LOB: 2 BB: 0 P: 5	R: 1 E: 0 K: 0 S: 3	H: 1 LOB: 0 BB: 1 P: 7	R: 0 E: 0 K: 0 S: 3	H: 1 LOB: 0 BB: 0 P: 3	R: 4 E: 0 K: 1 S: 8	H: 4 LOB: 1 BB: 1 P: 12	R: 0 E: 0 K: 0 S: 3	H: 0 LOB: 0 BB: 0 P: 3	1B: 8 2B: 2 3B: 0 HR: 0	SF: 0 SAC: 0 DP: 2 HBP: 0	WP: 0 PB: 0 SB: 0 CS: 0	PA: 36
PITCHER Frank Lary, R ERA: 3.72 (1, 1)	IP: 9.0 WLS: L BF: 36 H: 10 R: 5 ER: 5 SO: 5 BB: 2 IBB: 0 HBP: 0 BLK: 0 WP: 0 HR: 0 S: 44 P: 52 ERA: 5.00 WHIP: 1.333															PITCHER				

Batter	1	2	3	4	5	6	7	8	9	AB	R	H	RBI	BB	SO	LOB	BOTTOM			
Eddie Yost, R OBP: 0.409, SLG: 0.376 Ozzie Virgil, R OBP: 0.244, SLG: 0.333 (1, 5) (7, PR) (8, 5)	0-0 BB BB HBP 1B	0-0 4-3		0-0 5-3			0-0 1B PB E 1B		0-0 L9	4	1	2	0	0	0	2	Boston Red Sox @ Detroit Tigers Briggs Stadium, Detroit, MI Wed Sep 07 1960, 7:05 PM EDT Att: 11,868 - Unknown			
Neil Chrissy, L OBP: 0.308, SLG: 0.407 (8, PH)		2-3							0-0 L9	0	1	0	0	0	0	0				
Norm Cash, L OBP: 0.393, SLG: 0.485 (1, 3)	4-0 HBP BB BB 1-2	0-0 P5		0-3 K			0-0 E 1B		0-0 4-3	4	1	1	0	1	1	2				
Charlie Maxwell, L OBP: 0.328, SLG: 0.451 (1, 7)	0-0 P5		0-0 FC6-4 FC6-5 1B		0-0 F2		0-0 P5			4	1	1	0	0	0	5				
Al Kaline, R OBP: 0.352, SLG: 0.409 (1, 8)	4-0 HBP BB 1-2 2-3		0-0 FC6-4 1B		0-0 L8		0-0 E8 1B			3	0	2	2	1	0	0				
Rocky Colavito, R OBP: 0.325, SLG: 0.463 (1, 9)	0-3 K		0-0 FC6-4 FC6-5 S 1-2 2-3		0-3 K		0-0 5-3			4	0	0	0	0	2	7				
Frank Bolling, R OBP: 0.307, SLG: 0.366 (1, 4)	1-0 HBP		0-0 FC6-5			0-0 F7		0-0 P4		3	0	0	2	0	0	1				
Lou Berberet, L OBP: 0.302, SLG: 0.256 (1, 2)	0-0 G3		0-0 G3			0-0 G3		0-0 P6		4	0	0	0	0	0	4				
Chico Fernandez, R OBP: 0.304, SLG: 0.315 (1, 6)		0-0 4-3 SH1-4 1B		0-0 SH1-4 1B			0-0 5-3		0-0 5-3	4	0	2	0	0	0	0				
Frank Lary, R OBP: 0.253, SLG: 0.316 Sandy Amoros, L OBP: 0.278, SLG: 0.184 (1, 1) (8, PH)		0-0 SH1-4		0-0 SH1-4			0-0 6-3		0-0 4-3	1	0	0	0	0	0	0				
Inning Stats	R: 1 E: 0 K: 1 S: 6	H: 1 LOB: 3 BB: 2 P: 15	R: 0 E: 0 K: 0 S: 4	H: 1 LOB: 1 BB: 0 P: 4	R: 1 E: 0 K: 0 S: 5	H: 2 LOB: 1 BB: 0 P: 5	R: 0 E: 0 K: 1 S: 6	H: 1 LOB: 0 BB: 0 P: 6	R: 0 E: 0 K: 0 S: 3	H: 0 LOB: 0 BB: 0 P: 3	R: 2 E: 1 K: 0 S: 6	H: 3 LOB: 2 BB: 0 P: 6	R: 0 E: 0 K: 0 S: 3	H: 0 LOB: 0 BB: 0 P: 3	R: 0 E: 0 K: 0 S: 3	H: 0 LOB: 0 BB: 0 P: 3	1B: 8 2B: 0 3B: 0 HR: 0	SF: 0 SAC: 2 DP: 0 HBP: 1	WP: 0 PB: 1 SB: 1 CS: 0	PA: 38
PITCHER Frank Sullivan, R ERA: 5.12 Mike Fomiele, R ERA: 2.64 (1, 1) (8, 1)	IP: 7.0 WLS: W BF: 32 H: 8 R: 4 ER: 4 SO: 3 BB: 2 IBB: 0 HBP: 1 BLK: 0 WP: 0 HR: 0 S: 35 P: 44 ERA: 3.86 WHIP: 1.429															PITCHER				

Batter	1	2	3	4	5	6	7	8	9	AB	R	H	RBI	BB	SO	LOB	TOP					
Pumpsie Green, S OBP: 0.333, SLG: 0.327 (1, 6)	F7		F7		SF8		F7		1B BB	3	0	0	1	1	0	0	Boston Red Sox @ Detroit Tigers Briggs Stadium, Detroit, MI Thu Sep 08 1960, 4:33 AM EDT Att: 2,276 - Unknown					
Carroll Hardy, R OBP: 0.298, SLG: 0.322 (1, 8) (7, 7)	K		F3		L8		1B 2B 1B		1-2 1B	5	1	2	0	0	1	2						
Ted Williams, L OBP: 0.458, SLG: 0.665 (7, PR) Willie Tasby, R OBP: 0.356, SLG: 0.359 (7, 8)	2B			HR	1-2 2-3 BB		1-3 2B 1B		K	3	1	3	1	1	0	0						
Vic Wertz, L OBP: 0.336, SLG: 0.469 (7, PR) Martan Coughtry, L (7, 4)	L8			K	P6		1-3 2B 1B		K	4	0	1	2	0	1	4						
Russ Nixon, L OBP: 0.324, SLG: 0.411 (1, 2)				L4			4-3		F5	5	1	2	1	0	0	4						
Frank Malzone, R OBP: 0.323, SLG: 0.410 (1, 5)	K			F9			6-3			3	1	0	0	0	1	1						
Pete Runnels, L OBP: 0.402, SLG: 0.402 (1, 4) (7, 3)	2B				SH SF8 HBP BB		F7		SH5-3 3B HBP	2	1	1	0	1	0	0						
Lou Clinton, R OBP: 0.286, SLG: 0.399 (1, 9)	K				BB SH HBP		6-3		CS 3B	3	0	1	1	0	1	1						
Tom Brewer, R OBP: 0.228, SLG: 0.286 (1, 1)			P4		SH BB		L4		K	3	0	0	0	0	1	1						
Inning Stats	R: 0 E: 0 K: 1 S: 6	H: 1 LOB: 1 BB: 0 P: 6	R: 0 E: 0 K: 2 S: 8	H: 2 LOB: 1 BB: 0 P: 8	R: 0 E: 0 K: 0 S: 3	H: 0 LOB: 0 BB: 0 P: 3	R: 1 E: 0 K: 1 S: 6	H: 1 LOB: 0 BB: 0 P: 6	R: 1 E: 1 K: 0 S: 4	H: 0 LOB: 3 BB: 2 P: 13	R: 1 E: 0 K: 0 S: 4	H: 1 LOB: 0 BB: 0 P: 4	R: 2 E: 0 K: 0 S: 6	H: 3 LOB: 2 BB: 0 P: 6	R: 1 E: 0 K: 1 S: 5	H: 1 LOB: 0 BB: 0 P: 6	R: 0 E: 0 K: 2 S: 8	H: 1 LOB: 2 BB: 1 P: 12	1B: 4 2B: 3 3B: 1 HR: 2	SF: 1 SAC: 2 DP: 0 HBP: 2	WP: 0 PB: 0 SB: 0 CS: 2	PA: 41
PITCHER	IP	WLS	BF	H	R	ER	SO	BB	IBB	HBP	BLK	WP	HR	S	P	ERA	WHIP					
Jim Bunning, R ERA: 2.81 (1, 1)	7.0	L	32	8	5	5	4	2	0	1	0	0	2	37	46	6.43	1.429					
Pete Burnside, L ERA: 4.37 (8, 1)	1.0		4	1	1	1	1	0	0	1	0	0	0	5	6	9.00	1.000					
George Spencer, R ERA: 5.79 (9, 1)	1.0		5	1	0	0	2	1	0	0	0	0	0	8	12	0.00	2.000					

Batter	1	2	3	4	5	6	7	8	9	AB	R	H	RBI	BB	SO	LOB	BOTTOM				
Frank Bolling, R OBP: 0.309, SLG: 0.366 (1, 4)	F8					L4-6 1B BB			L7	3	0	1	0	1	0	0	Boston Red Sox @ Detroit Tigers Briggs Stadium, Detroit, MI Thu Sep 08 1960, 4:33 AM EDT Att: 2,276 - Unknown				
Chico Fernandez, R OBP: 0.304, SLG: 0.314 (1, 6)	5-3		E3			1-2 1B		K	4	0	1	0	0	1	1						
Norm Cash, L OBP: 0.392, SLG: 0.480 (1, 7)	P6		G3			K		HBP	3	0	0	0	0	1	4						
Al Kaline, R OBP: 0.351, SLG: 0.408 (1, 8)				L3-1		L4-6		L6	4	0	1	0	0	0	3						
Rocky Colavito, R OBP: 0.325, SLG: 0.464 (1, 9)		FC6-4 1B			F7		FC3-6 FC4-6 2B		4-3	4	1	1	0	0	0	1					
Steve Bilko, R OBP: 0.282, SLG: 0.400 (1, 3) Hank Foiles, R OBP: 0.336, SLG: 0.339 (8, 2)		FC6-4					FC3-6 2B		5-3	1	0	0	0	2	1	1					
Harry Chitt, R OBP: 0.273, SLG: 0.297 (1, 2) Neil Christley, L OBP: 0.310, SLG: 0.405 (7, PH) (8, 3)				CS		FC3-6 FC4-6 BB		FC3-6 FC4-6 BB	2	0	0	0	0	0	1						
Ozzie Virgil, R OBP: 0.240, SLG: 0.328 (7, PH) Charlie Maxwell, L OBP: 0.327, SLG: 0.450 (8, 1) Pete Burnside, R OBP: 0.207, SLG: 0.148 (9, 1) George Spencer, R OBP: 0.319, SLG: 0.282 (9, PH)			F3				FC4-6 FC6-4		FC5-4	2	0	0	0	0	0	0					
Jim Bunning, R OBP: 0.189, SLG: 0.169 (7, PH) Eddie Yost, R OBP: 0.409, SLG: 0.375 (8, 5)			F8				FC6-4			1	0	0	0	0	1						
Inning Stats	R: 0 E: 0 K: 0 S: 3	H: 0 LOB: 0 BB: 0 P: 3	R: 0 E: 0 K: 1 S: 6	H: 1 LOB: 1 BB: 0 P: 6	R: 0 E: 1 K: 0 S: 5	H: 1 LOB: 2 BB: 0 P: 5	R: 0 E: 0 K: 0 S: 2	H: 0 LOB: 0 BB: 1 P: 6	R: 0 E: 0 K: 1 S: 5	H: 0 LOB: 1 BB: 1 P: 9	R: 1 E: 0 K: 0 S: 4	H: 1 LOB: 1 BB: 1 P: 8	R: 0 E: 0 K: 1 S: 5	H: 0 LOB: 1 BB: 0 P: 6	R: 0 E: 0 K: 0 S: 3	H: 0 LOB: 1 BB: 1 P: 7	1B: 3 2B: 2 3B: 0 HR: 0	SF: 0 SAC: 0 DP: 1 HBP: 1	WP: 0 PB: 0 SB: 0 CS: 1	PA: 36	
PITCHER	IP	WLS	BF	H	R	ER	SO	BB	IBB	HBP	BLK	WP	HR	S	P	ERA	WHIP				
Tom Brewer, R ERA: 4.66 (1, 1)	9.0	W	35	4	1	1	4	4	0	1	0	0	0	38	55	1.00	0.889				

Batter	1	2	3	4	5	6	7	8	9	AB	R	H	RBI	BB	SO	LOB	TOP			
Billy Gardner, R OBP: 0.312, SLG: 0.363 (1, 4)										5	0	0	0	0	3	1	Washington Senators @ Detroit Tigers Briggs Stadium, Detroit, MI Sun Sep 11 1960, 4:33 AM EDT Unknown			
Lenny Green, L OBP: 0.388, SLG: 0.454 (1, 8)									 1B	4	1	2	1	0	0	1				
Harmon Killebrew, R OBP: 0.380, SLG: 0.546 (1, 3)	 1B						 1-2		 1-3	5	2	3	1	0	0	1				
Jim Lemon, R OBP: 0.362, SLG: 0.537 (1, 7)	 1-2									5	0	1	0	0	0	3				
Reno Bertoia, R OBP: 0.327, SLG: 0.378 (1, 5)			 BB							4	0	1	0	0	0	2				
Earl Battey, R OBP: 0.345, SLG: 0.412 (1, 2)	 1-3 2-H		 BB							3	0	2	1	1	1	0				
Bob Allison, R OBP: 0.369, SLG: 0.412 (1, 9)										4	0	1	0	0	0	5				
Billy Conso, R OBP: 0.316, SLG: 0.299 (6, PH)		 1B								2	0	1	0	0	0	0				
Elmer Valo, L OBP: 0.407, SLG: 0.300 (6, PH)										1	0	0	0	0	1	1				
Jose Valdivielso, R OBP: 0.277, SLG: 0.248 (8, PH)										0	0	0	0	0	0	0				
Julio Becquer, L OBP: 0.287, SLG: 0.406 (8, PH)										1	0	0	0	0	0	1				
Chuck Stobbs, L OBP: 0.167, SLG: 0.074 (6, PH)										1	0	0	0	0	0	0				
Faye Throneberry, L OBP: 0.323, SLG: 0.327 (6, PH)										1	0	0	0	0	1	1				
Hal Woodeshick, R OBP: 0.129, SLG: 0.069 (6, PH)										0	0	0	0	0	0	0				
Dan Dobbek, L OBP: 0.319, SLG: 0.395 (9, PH)										1	0	0	0	0	0	0				
Inning Stats	R: 2 E: 0 K: 1 S: 9	H: 4 LOB: 2 BB: 0 P: 9	R: 0 E: 0 K: 1 S: 6	H: 1 LOB: 1 BB: 0 P: 6	R: 0 E: 0 K: 0 S: 4	H: 1 LOB: 2 BB: 1 P: 8	R: 0 E: 0 K: 0 S: 3	H: 0 LOB: 0 BB: 0 P: 3	R: 1 E: 0 K: 0 S: 4	H: 1 LOB: 1 BB: 0 P: 4	R: 0 E: 0 K: 0 S: 3	H: 0 LOB: 1 BB: 0 P: 4	R: 0 E: 0 K: 0 S: 4	H: 1 LOB: 1 BB: 0 P: 4	R: 0 E: 0 K: 1 S: 7	H: 2 LOB: 2 BB: 0 P: 7	1B: 8 2B: 1 3B: 0 HR: 2	SF: 0 SAC: 1 DP: 0 HBP: 1	WP: 0 PB: 0 SB: 0 CS: 0	PA: 40
PITCHER Frank Lary, R ERA: 3.69 (1, 1)	IP: 9.0 WLS: W BF: 40	H: 11 R: 3 ER: 3 SO: 6	BB: 1 IBB: 0 HBP: 1 BLK: 0	WP: 0 HR: 2 S: 50 P: 55	ERA: 3.00 WHIP: 1.333	PITCHER										IP: WLS: BF: H: R: ER: SO: BB: IBB: HBP: BLK: WP: HR: S: P: ERA: WHIP				

Batter	1	2	3	4	5	6	7	8	9	AB	R	H	RBI	BB	SO	LOB	BOTTOM			
Eddie Yost, R OBP: 0.404, SLG: 0.366 (1, 5)			 BB			 1-2				3	1	0	0	1	1	1	Washington Senators @ Detroit Tigers Briggs Stadium, Detroit, MI Sun Sep 11 1960, 4:33 AM EDT Unknown			
Ozzie Virgil, R OBP: 0.246, SLG: 0.359 (7, 5)										1	1	1	2	0	0	0				
Chico Fernandez, R OBP: 0.304, SLG: 0.312 (1, 6)			 1-H 2B		 1B BB			 4-0 BB		3	1	1	1	2	0	0				
Al Kaline, R OBP: 0.350, SLG: 0.411 (1, 8)			 2-3		 1-2 1B					5	1	2	0	0	1	2				
Rocky Colavito, R OBP: 0.318, SLG: 0.452 (1, 9)					 1-2 2-3					4	0	0	0	0	3	3				
Dick Gemert, R OBP: 0.322, SLG: 0.287 (1, 3)				 1B	 3-H 1B			 SH1-4 3B 1B		4	2	2	2	0	0	0				
Frank Bolling, R OBP: 0.305, SLG: 0.364 (1, 4)				 1-2						3	0	2	0	0	0	1				
Charlie Maxwell, L OBP: 0.327, SLG: 0.444 (1, 7)						 1B		 2-3		4	0	1	0	0	1	4				
Hank Foiles, R OBP: 0.338, SLG: 0.336 (1, 2)				 2-H 1B				 IBB		3	1	1	1	1	1	2				
Frank Lary, R OBP: 0.253, SLG: 0.338 (1, 1)								 3-H HR 3B		4	1	1	2	0	1	3				
Inning Stats	R: 0 E: 0 K: 1 S: 6	H: 1 LOB: 1 BB: 0 P: 6	R: 0 E: 0 K: 2 S: 8	H: 1 LOB: 1 BB: 0 P: 8	R: 1 E: 0 K: 1 S: 5	H: 1 LOB: 0 BB: 1 P: 9	R: 1 E: 1 K: 1 S: 8	H: 2 LOB: 2 BB: 0 P: 8	R: 2 E: 0 K: 2 S: 9	H: 2 LOB: 1 BB: 1 P: 13	R: 0 E: 0 K: 0 S: 4	H: 1 LOB: 1 BB: 0 P: 4	R: 0 E: 0 K: 0 S: 3	H: 0 LOB: 0 BB: 0 P: 3	R: 4 E: 0 K: 1 S: 8	H: 3 LOB: 1 BB: 2 P: 16	1B: 7 2B: 1 3B: 2 HR: 1	SF: 0 SAC: 1 DP: 0 HBP: 0	WP: 0 PB: 0 SB: 0 CS: 1	PA: 39
PITCHER Chuck Stobbs, L ERA: 3.86 (1, 1)	IP: 5.0 WLS: L BF: 24	H: 7 R: 4 ER: 3 SO: 7	BB: 2 IBB: 0 HBP: 0 BLK: 0	WP: 0 HR: 0 S: 36 P: 44	ERA: 5.40 WHIP: 1.800	PITCHER										IP: WLS: BF: H: R: ER: SO: BB: IBB: HBP: BLK: WP: HR: S: P: ERA: WHIP				
Hal Woodeshick, L ERA: 4.62 (6, 1)	IP: 3.0 WLS: L BF: 15	H: 4 R: 4 ER: 4 SO: 1	BB: 1 IBB: 1 HBP: 0 BLK: 0	WP: 0 HR: 1 S: 15 P: 23	ERA: 12.00 WHIP: 1.667	PITCHER										IP: WLS: BF: H: R: ER: SO: BB: IBB: HBP: BLK: WP: HR: S: P: ERA: WHIP				

Batter	1	2	3	4	5	6	7	8	9	AB	R	H	RBI	BB	SO	LOB	TOP						
Billy Gardner, R OBP: 0.312, SLG: 0.363 (1, 4)	0-0 4-3			0-0 F9		0-0 1B HR		0-0 3-1		4	1	1	0	0	0	0	Washington Senators @ Detroit Tigers Briggs Stadium, Detroit, MI Sun Sep 11, 1960, 4:38 AM EDT Att: 9,270 - Unknown livebaseballscorecards.com						
Lenny Green, L OBP: 0.392, SLG: 0.458 (1, 8)	0-0 L8			0-0 1B		0-0 1B HR		0-0 1B HR		4	2	3	0	0	0	0							
Hammon Killebrew, R OBP: 0.381, SLG: 0.561 (1, 3)	0-3 K			0-0 F7		0-0 1B HR		0-0 1B HR		4	2	2	5	0	1	1							
Jim Lemon, R OBP: 0.359, SLG: 0.533 (1, 7)		0-0 L8		0-0 4-3		0-0 K		0-0 6-3		4	0	0	0	0	1	1							
Reno Bertoia, R OBP: 0.326, SLG: 0.377 (1, 5)		0-0 F7			0-3 K	0-0 L4			0-0 G6-4-3 1B	4	0	1	0	0	1	0							
Dan Dobbek, L OBP: 0.316, SLG: 0.390 Billy Consolo, R OBP: 0.314, SLG: 0.297 (9, PH)		0-3 K			0-0 P4		0-3 K		0-0 G6-4-3 1B	3	0	0	0	0	2	0							
Hal Naragon, L OBP: 0.276, SLG: 0.230 Bob Allison, R OBP: 0.371, SLG: 0.412 (9, PH)			0-0 4-3		0-0 FC4-6 1B		0-0 3-1		4-0 BB	3	0	1	0	0	0	0							
Jose Valdivielso, R OBP: 0.276, SLG: 0.247 Julio Becquer, L OBP: 0.284, SLG: 0.401 (5, PH)			0-3 K		0-0 FC4-6		0-0 L8		0-3 K	1	0	0	0	0	1	0							
Don Lee, R OBP: 0.190, SLG: 0.211 Pete Whisenant, R OBP: 0.326, SLG: 0.375 Tex Clevenger, R OBP: 0.167, SLG: 0.091 Elmer Valo, L OBP: 0.402, SLG: 0.295 Rudy Hernandez, R OBP: 0.167, SLG: 0.167 (8, 1)			0-0 4-3			0-0 P6		0-0 G3		1	0	0	0	0	0	0							
Inning Stats	R: 0 E: 0 K: 1 S: 5	H: 0 LOB: 0 BB: 0 P: 5	R: 0 E: 0 K: 1 S: 5	H: 0 LOB: 0 BB: 0 P: 5	R: 0 E: 0 K: 1 S: 5	H: 0 LOB: 0 BB: 0 P: 5	R: 0 E: 0 K: 0 S: 4	H: 1 LOB: 1 BB: 0 P: 4	R: 0 E: 0 K: 1 S: 6	H: 1 LOB: 1 BB: 0 P: 6	R: 3 E: 0 K: 1 S: 8	H: 3 LOB: 0 BB: 0 P: 8	R: 0 E: 0 K: 1 S: 5	H: 0 LOB: 0 BB: 0 P: 5	R: 2 E: 0 K: 0 S: 5	H: 2 LOB: 2 BB: 0 P: 5		R: 0 E: 0 K: 1 S: 5	H: 1 LOB: 1 BB: 1 P: 9	1B: 6 2B: 0 3B: 0 HR: 2	SF: 0 SAC: 0 DP: 1 HBP: 0	WP: 0 PB: 0 SB: 0 CS: 0	PA: 35
PITCHER	IP WLS BF H R ER SO BB IBB HBP BLK WP HR S P ERA WHIP	IP WLS BF H R ER SO BB IBB HBP BLK WP HR S P ERA WHIP																					
Bill Fischer, R ERA: 3.85	8.0 W 32 8 5 5 6 0 0 0 0 0 2 44 44 5.62 1.000																						
Hank Aguirre, L ERA: 2.69	1.0 S 3 0 0 0 1 1 0 0 0 0 0 0 4 8 0.00 1.000																						

Batter	1	2	3	4	5	6	7	8	9	AB	R	H	RBI	BB	SO	LOB	BOTTOM				
Eddie Yost, R OBP: 0.404, SLG: 0.376 Ozzie Virgil, R OBP: 0.244, SLG: 0.356 (8, 5)	0-0 5-3	0-0 1B 2B		0-0 F3			0-0 HR	0-0 L4		4	2	2	2	0	0	1	Washington Senators @ Detroit Tigers Briggs Stadium, Detroit, MI Sun Sep 11, 1960, 4:38 AM EDT Att: 9,270 - Unknown livebaseballscorecards.com				
Chico Fernandez, R OBP: 0.308, SLG: 0.316 (1, 6)	0-0 F7	0-0 1B		0-0 1B			0-0 1B HR	0-0 6-3		5	1	3	1	0	0	0					
Norm Cash, L OBP: 0.396, SLG: 0.491 Dick Gernert, R OBP: 0.328, SLG: 0.294 (6, 3)	4-0 1B BB	0-0 F8			0-3 K		0-0 1B HR			2	0	0	0	1	1	1					
Charlie Maxwell, L OBP: 0.333, SLG: 0.446 (1, 7)	0-0 1B		4-0 FC5-4 BB		4-0 L6-4-3 BB		4-0 1B HR			1	1	1	0	3	0	0					
Al Kaline, R OBP: 0.350, SLG: 0.416 (1, 8)	0-0 L9		0-0 FC5-4		0-0 L6-4-3		0-0 HR			4	1	1	4	0	0	4					
Frank Bolling, R OBP: 0.308, SLG: 0.363 (1, 4)		0-0 E6 2B		0-0 P4		0-0 F9	0-0 FC6-4 1B			4	1	1	0	0	0	1					
Rocky Colavito, R OBP: 0.315, SLG: 0.449 (1, 9)		0-3 K	0-0 P6			0-0 F9	0-0 FC6-4			4	0	0	0	0	1	3					
Harry Chiti, R OBP: 0.266, SLG: 0.289 (1, 2)		0-3 K		0-0 P4		0-3 K	0-0 F8			4	0	0	0	0	2	2					
Bill Fischer, R OBP: 0.353, SLG: 0.379 Hank Aguirre, R OBP: 0.038, SLG: 0.038 (9, 1)		0-0 2B 2B		4-0 1B BB			0-0 1-3	0-0 1-3		3	1	1	1	1	0	0					
Inning Stats	R: 0 E: 0 K: 0 S: 4	H: 1 LOB: 2 BB: 1 P: 8	R: 3 E: 1 K: 2 S: 11	H: 3 LOB: 1 BB: 0 P: 11	R: 0 E: 0 K: 0 S: 3	H: 0 LOB: 1 BB: 1 P: 7	R: 0 E: 0 K: 0 S: 3	H: 1 LOB: 2 BB: 1 P: 7	R: 0 E: 0 K: 1 S: 4	H: 0 LOB: 0 BB: 1 P: 8	R: 0 E: 0 K: 1 S: 5	H: 0 LOB: 0 BB: 0 P: 5	R: 5 E: 2 K: 0 S: 8	H: 5 LOB: 1 BB: 1 P: 12	R: 0 E: 0 K: 0 S: 3	H: 0 LOB: 0 BB: 0 P: 3		1B: 6 2B: 2 3B: 0 HR: 2	SF: 0 SAC: 0 DP: 1 HBP: 0	WP: 0 PB: 0 SB: 0 CS: 0	PA: 38
PITCHER	IP WLS BF H R ER SO BB IBB HBP BLK WP HR S P ERA WHIP	IP WLS BF H R ER SO BB IBB HBP BLK WP HR S P ERA WHIP																			
Don Lee, R ERA: 3.3	5.0 L 23 5 5 5 1 0 1 0 0 0 2 13 17 22.50 2.500																				
Tex Clevenger, R ERA: 4.4	2.0 L 12 5 5 5 1 0 1 0 0 0 2 13 17 22.50 2.500																				
Rudy Hernandez, R ERA: 3.89	1.0 3 0 0 0 0 0 0 0 0 0 0 0 3 3 0.00 0.000																				

Batter	1	2	3	4	5	6	7	8	9	AB	R	H	RBI	BB	SO	LOB	TOP										
Jackie Brandt, R OBP: 0.327, SLG: 0.421 (1, 8)	K		F9	5-3			K		F7	5	0	0	0	0	2	2	<p>Baltimore Orioles @ Detroit Tigers Briggs Stadium, Detroit, MI Wed Sep 14 1960, 4:33 AM EDT Att: 3,182 - Unknown</p>										
Dave Philey, S OBP: 0.346, SLG: 0.323 (1, 9)	L8		4-0	F7			E6		1B	3	2	0	0	1	0	1											
Gene Stephens, L OBP: 0.313, SLG: 0.308 (8, 9)			1B	1B			1B		3B	0	0	0	0	0	0	0											
Jim Busby, R OBP: 0.337, SLG: 0.306 (8, 9)			1B	BB			1B		1B	1	1	1	0	0	0	0											
Gene Woodring, L OBP: 0.271, SLG: 0.264 Hal Brown, R OBP: 0.116, SLG: 0.075 Chuck Estrada, R OBP: 0.358, SLG: 0.295 Wes Stock, R OBP: 0.329, SLG: 0.329 Harry Shireman, R OBP: 0.300, SLG: 0.253 Gordon Jones, R OBP: 0.037, SLG: 0.037 Wes Barber, L OBP: 0.333, SLG: 0.365 (1, 1)	4-3		4-0	1B			1B		3B	2	0	0	0	0	0	0											
Jim Gentile, L OBP: 0.403, SLG: 0.503 (1, 3)			1B	BB			1B		1B	5	1	3	4	0	1	2											
Brooks Robinson, R OBP: 0.332, SLG: 0.437 (1, 5)	F2		1B	1B			SF8		1B	4	2	1	3	0	1	3											
Ron Hansen, R OBP: 0.346, SLG: 0.450 (1, 6)	E5		1B	1B			P4		1B	4	0	2	3	1	0	1											
Gus Triandos, R OBP: 0.342, SLG: 0.390 (1, 2)	K		1B	1B			9-3		1B	5	0	2	1	0	2	2											
Mary Breeding, R OBP: 0.316, SLG: 0.340 (1, 4)			1B	1B			P6		L8	5	1	1	0	0	1	4											
Jack Fisher, R OBP: 0.271, SLG: 0.264 Hoyt Wilhelm, R OBP: 0.116, SLG: 0.075 Albie Pearson, L OBP: 0.358, SLG: 0.295 (7, 9)	K		6-3				BB		K	2	0	0	0	0	1	1											
Dave Nicholson, R OBP: 0.308, SLG: 0.303 (8, 7)							1B			1	0	0	0	0	1	0											
Al Pizarro, L OBP: 0.333, SLG: 0.365 (9, 9)										0	0	0	0	0	0	0											
Inning Stats	R: 0 E: 0 K: 1 S: 5	H: 0 LOB: 0 BB: 0 P: 5	R: 0 E: 1 K: 2 S: 8	H: 0 LOB: 1 BB: 0 P: 8	R: 5 E: 0 K: 2 S: 12	H: 4 LOB: 2 BB: 2 P: 20	R: 0 E: 0 K: 0 S: 3	H: 0 LOB: 0 BB: 0 P: 3	R: 0 E: 0 K: 0 S: 3	H: 1 LOB: 0 BB: 0 P: 3	R: 0 E: 0 K: 0 S: 2	H: 0 LOB: 0 BB: 1 P: 6	R: 3 E: 1 K: 1 S: 7	H: 1 LOB: 1 BB: 2 P: 15	R: 0 E: 0 K: 3 S: 9	H: 0 LOB: 0 BB: 0 P: 9	R: 3 E: 0 K: 0 S: 8	H: 5 LOB: 3 BB: 0 P: 8	1B: 10 2B: 1 3B: 1 HR: 0	SF: 1 SAC: 0 DP: 2 HBP: 0	WP: 2 PA: 44 PB: 0 SB: 3 CS: 0						
PITCHER	IP	WLS	BF	H	R	ER	SO	BB	IBB	HBP	BLK	WP	HR	S	P	ERA	WHIP										
Bob Bruce, R ERA: 3.8 (1, 1)	4.0		20	4	5	5	5	2	0	0	0	1	0	28	36	11.25	1.500										
Paul Foytack, R ERA: 8.15 (5, 1)	2.1		10	1	3	1	1	3	0	0	0	0	0	9	21	3.86	1.714										
Hank Aguirre, L ERA: 2.91 (7, 1)	2.1	L	12	5	3	3	3	0	0	0	0	0	0	18	28	11.57	2.143										
Dave Sisler, R ERA: 2.29 (9, 1)	0.1		2	1	0	0	0	0	0	0	0	1	0	2	2	0.00	3.000										

Batter	1	2	3	4	5	6	7	8	9	AB	R	H	RBI	BB	SO	LOB	BOTTOM										
Eddie Yost, R OBP: 0.403, SLG: 0.373 (1, 5)	K		1B	1B		F9		6-3		4	1	0	1	1	1	2	<p>Baltimore Orioles @ Detroit Tigers Briggs Stadium, Detroit, MI Wed Sep 14 1960, 4:33 AM EDT Att: 3,182 - Unknown</p>										
Chico Fernandez, R OBP: 0.308, SLG: 0.314 (1, 6)	F7		1B	1B		5-3		F8		5	1	1	0	0	1	2											
Norm Cash, L OBP: 0.398, SLG: 0.500 (1, 3)	E4		1B	1B					F8	5	1	3	2	0	0	0											
Charlie Maxwell, L OBP: 0.335, SLG: 0.454 (1, 7)	G3		1B	1B		F8			HR	4	2	2	2	1	0	2											
Al Kaline, R OBP: 0.352, SLG: 0.416 (1, 8)			1B	1B		L5-4			1B	4	0	2	0	0	1	2											
Frank Bolling, R OBP: 0.305, SLG: 0.363 (1, 4)	P6		1B	1B		5-3			1B	5	2	2	1	0	0	2											
Rocky Colavito, R OBP: 0.318, SLG: 0.454 (1, 9)			1B	1B		5-3			BB	4	1	2	0	1	0	0											
Harry Chiti, R OBP: 0.263, SLG: 0.285 (1, 2)									K	1	0	0	0	0	0	2											
Neil Christy, L OBP: 0.316, SLG: 0.405 (4, PH)	G6-3									0	1	0	0	1	0	0											
Lou Berberet, L OBP: 0.300, SLG: 0.253 (5, 2)										2	0	0	0	0	0	0											
Dick Gemert, R OBP: 0.331, SLG: 0.297 (9, PH)										1	0	0	0	0	1	2											
Bob Bruce, R OBP: 0.265, SLG: 0.167 (1, 1)										1	0	0	0	0	0	0											
Sandy Amoros, L OBP: 0.293, SLG: 0.192 (4, PH)										1	1	1	2	0	0	0											
Paul Foytack, R OBP: 0.357, SLG: 0.320 (5, 1)										1	0	1	0	0	0	0											
Hank Aguirre, R OBP: 0.037, SLG: 0.037 (7, 1)										1	0	0	0	0	1	0											
Dave Sisler, R OBP: 0.325, SLG: 0.133 (9, 1)										0	0	0	0	0	0	0											
Inning Stats	R: 0 E: 1 K: 1 S: 6	H: 0 LOB: 1 BB: 0 P: 6	R: 0 E: 0 K: 0 S: 4	H: 2 LOB: 1 BB: 0 P: 4	R: 2 E: 0 K: 0 S: 5	H: 3 LOB: 1 BB: 1 P: 9	R: 4 E: 0 K: 0 S: 7	H: 4 LOB: 1 BB: 1 P: 11	R: 0 E: 0 K: 1 S: 5	H: 0 LOB: 0 BB: 0 P: 5	R: 0 E: 0 K: 1 S: 6	H: 1 LOB: 1 BB: 0 P: 6	R: 3 E: 1 K: 0 S: 5	H: 2 LOB: 0 BB: 1 P: 9	R: 0 E: 0 K: 1 S: 5	H: 0 LOB: 0 BB: 0 P: 5	R: 1 E: 0 K: 1 S: 7	H: 2 LOB: 2 BB: 1 P: 11	1B: 13 2B: 1 3B: 0 HR: 1	SF: 0 SAC: 1 DP: 2 HBP: 0	WP: 0 PA: 44 PB: 1 SB: 0 CS: 0						
PITCHER	IP	WLS	BF	H	R	ER	SO	BB	IBB	HBP	BLK	WP	HR	S	P	ERA	WHIP										
Jack Fisher, R ERA: 3.17 (1, 1)	3.0		17	7	5	5	1	2	0	0	0	0	0	16	16	3.00	1.000										
Hoyt Wilhelm, R ERA: 3.27 (4, 1)	3.0		12	3	1	1	2	0	0	0	0	0	0	16	16	3.00	1.000										
Billy Hoelt, L ERA: 4.58 (7, 1)	0.0		2	1	2	1	0	1	0	0	0	0	0	1	5	∞	∞										
Hal Brown, R ERA: 3.13 (7, 1)	0.1		1	0	0	0	0	0	0	0	0	0	0	1	1	0.00	0.000										
Chuck Estrada, R ERA: 3.49 (7, 1)	1.2	W	6	1	1	0	1	0	0	0	0	0	0	8	8	0.00	0.600										
PITCHER	IP	WLS	BF	H	R	ER	SO	BB	IBB	HBP	BLK	WP	HR	S	P	ERA	WHIP										
Gordon Jones, R ERA: 4.25 (9, 1)	0.1		2	0	0	0	0	0	0	0	0	0	0	1	5	0.00	3.000										
Wes Stock, R ERA: 3.29 (9, 1)	0.1	S	1	0	0	0	0	1	0	0	0	0	0	3	3	0.00	0.000										
Steve Barber, L ERA: 3.04 (9, 1)	0.1		1	0	0	0	0	0	0	0	0	0	0	3	3	0.00	0.000										

AB	38
R	11
H	11
RBI	11
BB	5
SO	9
LOB	16



Batter	1	2	3	4	5	6	7	8	9	AB	R	H	RBI	BB	SO	LOB	TOP					
Luis Aparicio, R (1,6) OBP: 0.321, SLG: 0.347	4-3		5-3		SH5-4		SH		L8	3	0	0	0	0	0	1	Chicago White Sox @ Detroit Tigers Briggs Stadium, Detroit, MI Fri Sep 16 1960, 7:05 PM EDT Att: 11,641 - Unknown					
Nellie Fox, L (1,4) OBP: 0.351, SLG: 0.378	F7									3	0	2	1	1	0	0						
J.C. Martin, L (1,5) Ted Kluszewski, L (7, PH) Sammy Esposito, R (7,5) OBP: 0.350, SLG: 0.388 OBP: 0.280, SLG: 0.296	K2-3		4-3		L8		SF8			3	0	0	0	0	1	4						
Roy Sievers, R (1,3) OBP: 0.411, SLG: 0.558		F7		K		F9		F7		4	0	0	0	0	1	4						
Al Smith, R (1,9) OBP: 0.374, SLG: 0.449	1-3						K		K	3	0	0	0	1	2	0						
Minnie Minoso, R (1,7) OBP: 0.369, SLG: 0.461				FC6-4						3	1	2	1	0	0	1						
Sherm Lollar, R (1,2) OBP: 0.327, SLG: 0.361				FC6-4			G6-4-3		G4-6-3	4	0	0	0	0	0	3						
Jim Landis, R (1,8) OBP: 0.364, SLG: 0.389			K				F3		6-3	4	1	1	0	0	1	0						
Early Wynn, S (1,1) Gerry Staley, R (7,1) Earl Torgeson, L (9, PH) OBP: 0.341, SLG: 0.290 OBP: 0.350, SLG: 0.250 OBP: 0.473, SLG: 0.426									L8	0	1	0	0	3	0	0						
Inning Stats	R: 0 E: 0 K: 1 S: 5	H: 0 LOB: 0 BB: 0 P: 5	R: 1 E: 0 K: 0 S: 4	H: 1 LOB: 0 BB: 0 P: 4	R: 0 E: 0 K: 1 S: 5	H: 0 LOB: 2 BB: 2 P: 13	R: 0 E: 0 K: 1 S: 5	H: 0 LOB: 1 BB: 1 P: 9	R: 1 E: 0 K: 0 S: 5	H: 2 LOB: 2 BB: 1 P: 9	R: 0 E: 0 K: 1 S: 4	H: 0 LOB: 0 BB: 0 P: 5	R: 1 E: 1 K: 0 S: 5	H: 1 LOB: 2 BB: 1 P: 9	R: 0 E: 0 K: 1 S: 5	H: 1 LOB: 0 BB: 0 P: 5		R: 0 E: 0 K: 0 S: 3	H: 0 LOB: 0 BB: 0 P: 3	1B: 3 2B: 1 3B: 0 HR: 1	SF: 1 SAC: 2 DP: 2 HBP: 1	WP: 0 PB: 0 CS: 0
PITCHER Frank Lary, R (1,1) ERA: 3.63	IP: 9.0 WLS: W BF: 37 H: 5 R: 3 ER: 2 SO: 5 BB: 5 IBB: 0 HBP: 1 BLK: 0 WP: 0 HR: 1 S: 41 P: 62 ERA: 2.00 WHIP: 1.111															PITCHER						

AB	28
R	3
H	5
RBI	3
BB	5
SO	5
LOB	13



Batter	1	2	3	4	5	6	7	8	9	AB	R	H	RBI	BB	SO	LOB	BOTTOM			
Eddie Yost, R (1,5) Ozzie Virgil, R (9,5) OBP: 0.406, SLG: 0.375 OBP: 0.244, SLG: 0.356								4-3		3	0	2	2	2	0	0	Chicago White Sox @ Detroit Tigers Briggs Stadium, Detroit, MI Fri Sep 16 1960, 7:05 PM EDT Att: 11,641 - Unknown			
Chico Fernandez, R (1,6) OBP: 0.303, SLG: 0.311	F2	F6		6-3			K			4	0	0	0	0	1	6				
Norm Cash, L (1,3) Dick Gernert, R (8,3) OBP: 0.399, SLG: 0.499 OBP: 0.331, SLG: 0.297										3	0	1	0	1	1	0				
Charlie Maxwell, L (1,7) OBP: 0.334, SLG: 0.452										4	1	1	0	0	3	3				
Al Kaline, R (1,8) OBP: 0.350, SLG: 0.414	L5-3			L8						3	0	0	0	0	0	3				
Frank Bolling, R (1,4) OBP: 0.310, SLG: 0.364										4	0	2	1	0	1	1				
Rocky Colavito, R (1,9) OBP: 0.317, SLG: 0.453										4	1	1	0	0	2	1				
Harry Chiti, R (1,2) OBP: 0.267, SLG: 0.300										3	1	2	1	0	0	0				
Frank Lary, R (1,1) OBP: 0.253, SLG: 0.333										4	1	1	0	0	1	2				
Inning Stats	R: 0 E: 0 K: 1 S: 6	H: 1 LOB: 2 BB: 1 P: 10	R: 2 E: 0 K: 0 S: 6	H: 3 LOB: 1 BB: 0 P: 6	R: 0 E: 0 K: 2 S: 7	H: 0 LOB: 0 BB: 0 P: 7	R: 0 E: 0 K: 1 S: 7	H: 2 LOB: 3 BB: 1 P: 11	R: 1 E: 0 K: 1 S: 7	H: 2 LOB: 1 BB: 0 P: 7	R: 0 E: 0 K: 1 S: 5	H: 0 LOB: 1 BB: 1 P: 9	R: 0 E: 0 K: 2 S: 8	H: 1 LOB: 1 BB: 0 P: 8	R: 1 E: 0 K: 1 S: 6	H: 1 LOB: 0 BB: 0 P: 6		1B: 9 2B: 0 3B: 0 HR: 1	SF: 0 SAC: 2 DP: 0 HBP: 0	WP: 0 PB: 0 CS: 0
PITCHER Early Wynn, R (1,1) Gerry Staley, R (7,1) ERA: 3.75 ERA: 2.3	IP: 6.0 WLS: L BF: 29 H: 8 R: 3 ER: 1 SO: 6 BB: 3 IBB: 0 HBP: 0 BLK: 0 WP: 0 HR: 0 S: 38 P: 50 ERA: 4.50 WHIP: 1.833															PITCHER				

AB	32
R	4
H	10
RBI	4
BB	3
SO	9
LOB	16



Batter	1	2	3	4	5	6	7	8	9	AB	R	H	RBI	BB	SO	LOB	TOP			
Luis Aparicio, R (1, 6) OBP: 0.319, SLG: 0.344										5	1	0	0	1	0	6	Chicago White Sox @ Detroit Tigers Briggs Stadium, Detroit, MI Sat Sep 17 1960, 4:33 AM EDT Att: 5,849 - Unknown			
Nellie Fox, L (1, 4) OBP: 0.353, SLG: 0.379										4	1	2	0	1	0	1				
Jim Landis, R (1, 8) OBP: 0.366, SLG: 0.391										3	0	1	0	2	1	3				
Roy Sievers, R (1, 3) OBP: 0.407, SLG: 0.552										5	0	0	0	0	1	8				
Minnie Minoso, R (1, 7) OBP: 0.369, SLG: 0.465										4	2	1	1	1	0	3				
Gene Freese, R (1, 5) OBP: 0.306, SLG: 0.475										5	2	3	3	0	0	2				
Al Smith, R (1, 9) OBP: 0.375, SLG: 0.451										4	1	2	2	1	0	0		AB 39 R 8 H 12 RBI 8 BB 7 SO 3 LOB 28		
Jim Rivera, L (9, PR) OBP: 0.429, SLG: 0.583										0	1	0	0	0	0	0				
Sherm Lollar, R (1, 2) OBP: 0.326, SLG: 0.362										5	0	1	1	0	0	3				
Billy Pierce, L (1, 1) OBP: 0.261, SLG: 0.206										3	0	1	0	1	1	2				
Mike Garcia, R (8, 1) OBP: 0.333, SLG: 0.333										1	0	1	1	0	0	0				
Inning Stats	R: 5 E: 1 K: 1 S: 10	H: 5 LOB: 2 BB: 2 P: 18	R: 0 E: 0 K: 0 S: 4	H: 1 LOB: 2 BB: 1 P: 8	R: 0 E: 0 K: 0 S: 3	H: 0 LOB: 0 BB: 0 P: 3	R: 0 E: 0 K: 1 S: 5	H: 0 LOB: 1 BB: 1 P: 9	R: 1 E: 0 K: 1 S: 8	H: 3 LOB: 2 BB: 0 P: 8	R: 0 E: 0 K: 0 S: 3	H: 0 LOB: 0 BB: 0 P: 3	R: 0 E: 0 K: 0 S: 4	H: 1 LOB: 2 BB: 1 P: 8	R: 2 E: 0 K: 0 S: 5	H: 2 LOB: 1 BB: 1 P: 9	1B: 7 2B: 3 3B: 0 HR: 2	SF: 0 SAC: 0 DP: 0 HBP: 0	WP: 1 PB: 0 SB: 1 CS: 0	PA: 46
PITCHER	IP WLS BF H R ER SO BB IBB HBP BLK WP HR S P ERA WHIP																			
Bill Fischer, R (1, 1) ERA: 4.18	0.2 L 8 4 5 5 1 2 0 0 0 0 1 0 8 16 67.50 9.000																			
Phil Regan, R (1, 1) ERA: 5.02	4.1 20 5 1 1 2 2 0 0 0 0 0 1 22 30 2.08 1.615																			
George Spencer, R (6, 1) ERA: 4.05	2.0 7 0 0 0 0 1 0 0 0 0 0 0 6 10 0.00 0.500																			
Paul Foytack, R (8, 1) ERA: 6.21	2.0 11 3 2 2 0 2 0 0 0 0 0 1 9 17 9.00 2.500																			

Batter	1	2	3	4	5	6	7	8	9	AB	R	H	RBI	BB	SO	LOB	BOTTOM					
Eddie Yost, R (1, 5) OBP: 0.409, SLG: 0.378										4	1	3	0	0	0	0	Chicago White Sox @ Detroit Tigers Briggs Stadium, Detroit, MI Sat Sep 17 1960, 4:33 AM EDT Att: 5,849 - Unknown					
Paul Foytack, R (8, 1) OBP: 0.357, SLG: 0.320										0	0	0	0	0	0	0						
Dick McAuliffe, L (9, PH)										0	0	0	0	1	0	0						
Cool Veal, R (1, 6) OBP: 0.433, SLG: 0.456										5	0	1	0	0	0	3						
Al Kaline, R (1, 8) OBP: 0.351, SLG: 0.414										4	1	2	1	0	0	0						
Steve Bilko, R (1, 3) OBP: 0.290, SLG: 0.401										2	1	1	0	2	0	0						
Frank Bolling, R (1, 4) OBP: 0.311, SLG: 0.364										3	0	1	0	1	1	4						
Dick Gemert, R (1, 7) OBP: 0.339, SLG: 0.295										1	0	0	0	2	0	1						
Charlie Maxwell, L (8, PH) OBP: 0.333, SLG: 0.451										1	0	0	1	0	0	2						
Rocky Colavito, R (1, 9) OBP: 0.317, SLG: 0.457										4	1	1	1	0	1	4						
Harry Chiti, R (1, 2) OBP: 0.264, SLG: 0.297										3	0	0	0	0	1	0						
Neil Christley, L (8, PH) OBP: 0.314, SLG: 0.403										1	0	0	0	0	0	1						
Lou Berberet, L (9, 2) OBP: 0.300, SLG: 0.253										0	0	0	0	0	0	0						
Bill Fischer, R (1, 1) ERA: 4.18										0	0	0	0	0	0	0						
Phil Regan, R (1, 1) ERA: 5.02										1	0	0	0	0	1	0						
Chicago Foytack, R (5, PR) OBP: 0.176, SLG: 0.087										1	0	0	0	0	1	0						
George Spencer, R (6, 1) ERA: 4.05										0	0	0	0	0	0	0						
Ozzie Virgil, R (7, PH) OBP: 0.246, SLG: 0.330										2	0	0	0	0	0	0						
Inning Stats	R: 0 E: 0 K: 0 S: 3	H: 0 LOB: 0 BB: 0 P: 3	R: 0 E: 0 K: 0 S: 3	H: 1 LOB: 0 BB: 0 P: 3	R: 2 E: 0 K: 3 S: 13	H: 4 LOB: 3 BB: 1 P: 17	R: 0 E: 0 K: 0 S: 2	H: 0 LOB: 0 BB: 1 P: 6	R: 0 E: 0 K: 1 S: 5	H: 1 LOB: 0 BB: 0 P: 5	R: 0 E: 0 K: 1 S: 6	H: 1 LOB: 2 BB: 1 P: 10	R: 0 E: 0 K: 0 S: 4	H: 1 LOB: 1 BB: 0 P: 4	R: 2 E: 0 K: 0 S: 4	H: 1 LOB: 1 BB: 2 P: 12	R: 0 E: 0 K: 0 S: 2	H: 0 LOB: 0 BB: 1 P: 6	1B: 8 2B: 1 3B: 0 HR: 1	SF: 0 SAC: 0 DP: 4 HBP: 0	WP: 2 PB: 0 SB: 0 CS: 0	PA: 38
PITCHER	IP WLS BF H R ER SO BB IBB HBP BLK WP HR S P ERA WHIP																					
Billy Pierce, L (1, 1) ERA: 3.57	7.0 W 31 9 4 4 4 0 0 0 0 0 0 1 37 53 5.14 1.857																					
Mike Garcia, R (8, 1) ERA: 5.54	2.0 S 7 0 0 0 0 2 0 0 0 0 1 0 5 13 0.00 1.000																					

Batter	1	2	3	4	5	6	7	8	9	AB	R	H	RBI	BB	SO	LOB	TOP								
Eddie Yost, R OBP: 0.414, SLG: 0.383 (1, 5)	0-0 1B	4-0 1B						0-0 6-3		2	1	2	2	2	0	0	Detroit Tigers @ Cleveland Indians Cleveland Municipal Stadium, Cleveland, OH Tue Sep 20 1960, 7:05 PM EDT Att: 4,308 - Unknown								
Ozzie Virgil, R OBP: 0.244, SLG: 0.357 (7, 5)	0-0 1B	0-0 BB						0-0 L8		1	0	0	0	0	0	0									
Dick McAuliffe, L OBP: 0.667, SLG: 1.000 (1, 6)	0-0 1-2 1B	0-0 1-2 1B						0-0 L8		5	1	3	1	0	0	2									
Al Kaline, R OBP: 0.349, SLG: 0.417 (1, 8)	0-0 L5	0-0 L9						0-0 HR		5	2	2	2	0	0	4									
Charlie Maxwell, L OBP: 0.334, SLG: 0.452 (1, 7)	0-3 K		0-0 F9					0-0 F5		5	1	1	0	0	1	2									
Frank Bolling, R OBP: 0.311, SLG: 0.364 (1, 4)	0-0 L8		0-0 F2					0-0 F7		5	0	1	0	0	0	2									
Rocky Colavito, R OBP: 0.316, SLG: 0.461 (1, 9)		0-0 L8	0-0 F5					0-0 1B		4	0	1	1	0	0	0									
Dick Gemert, R OBP: 0.346, SLG: 0.325 (1, 3)		0-0 HR		0-0 6-3				0-0 F7		4	2	2	1	1	0	0									
Lou Berberet, L OBP: 0.313, SLG: 0.278 (1, 2)		0-0 HR		0-0 F9				0-0 G4-6-3		4	2	2	2	1	0	2									
Frank Lary, R OBP: 0.242, SLG: 0.318 (1, 1)		0-0 5-3		0-3 K				0-0 F2		4	0	0	0	0	1	4									
Inning Stats	R: 0 E: 0 K: 1 S: 7	H: 2 LOB: 2 BB: 0 P: 7	R: 2 E: 0 K: 0 S: 6	H: 3 LOB: 2 BB: 1 P: 10	R: 0 E: 0 K: 0 S: 3	H: 0 LOB: 0 BB: 0 P: 3	R: 0 E: 0 K: 1 S: 5	H: 0 LOB: 0 BB: 0 P: 5	R: 6 E: 0 K: 0 S: 8	H: 5 LOB: 2 BB: 3 P: 20	R: 0 E: 0 K: 0 S: 3	H: 0 LOB: 1 BB: 0 P: 3	R: 0 E: 0 K: 0 S: 4	H: 1 LOB: 1 BB: 0 P: 4	R: 1 E: 0 K: 0 S: 4	H: 1 LOB: 0 BB: 0 P: 4	R: 0 E: 0 K: 0 S: 4	H: 2 LOB: 1 BB: 0 P: 4	1B: 10 2B: 0 3B: 1 HR: 3	SF: 1 SAC: 0 DP: 1 HBP: 0	WP: 0 PB: 0 SB: 0 CS: 0	PA: 44			
PITCHER	IP	WLS	BF	H	R	ER	SO	BB	IBB	HBP	BLK	WP	HR	S	P	ERA	WHIP								
Jim Perry, R ERA: 3.69 (1, 1)	4.1	L	25	9	8	8	2	3	0	0	0	0	2	26	38	16.61	2.769								
Dick Stigman, L ERA: 4.29 (5, 1)	0.2		4	1	0	0	0	1	0	0	0	0	0	3	7	0.00	3.000								
Don Newcombe, R ERA: 4.52 (6, 1)	4.0		15	4	1	1	0	0	0	0	0	0	1	15	15	2.25	1.000								

Batter	1	2	3	4	5	6	7	8	9	AB	R	H	RBI	BB	SO	LOB	BOTTOM								
Ken Aspromonte, R OBP: 0.361, SLG: 0.397 (1, 4)	0-3 K			0-0 F4				0-0 4-3 1B		4	1	1	0	0	1	2	Detroit Tigers @ Cleveland Indians Cleveland Municipal Stadium, Cleveland, OH Tue Sep 20 1960, 7:05 PM EDT Att: 4,308 - Unknown								
Tito Francona, L OBP: 0.377, SLG: 0.463 (1, 7)	0-0 L8			0-0 F9				0-0 4-3		4	0	0	0	0	1	1									
Ty Cline, L OBP: 0.320, SLG: 0.440 (1, 8)	0-3 K			0-0 BB 1B				0-0 FC5-4 1B		4	0	3	1	0	1	0									
Walt Bond, L OBP: 0.314, SLG: 0.390 (1, 9)		0-0 4-3		4-0 1-2 BB				0-0 FC5-4 1-2		3	0	0	0	1	0	2									
Vic Power, R OBP: 0.320, SLG: 0.402 (1, 3)		0-0 4-3		0-3 K				0-0 1-3		4	0	0	0	0	1	4									
Woodie Held, R OBP: 0.343, SLG: 0.484 (1, 6)		0-3 K			0-0 G3 1B			0-0 K		4	0	2	0	0	2	0									
Miguel de la Hoz, R OBP: 0.267, SLG: 0.418 (1, 5)			0-3 K		0-0 F7			1-0 1B HBP		3	0	0	0	0	1	2									
John Romano, R OBP: 0.343, SLG: 0.479 (1, 2)			0-3 K		0-0 G3			0-3 K		4	0	0	0	0	2	2									
Jim Perry, S OBP: 0.233, SLG: 0.259 (1, 1)			0-0 1-3		0-0 4-3			0-0 FC6-4 1B		1	0	0	0	0	0	0									
Dick Stigman, R OBP: 0.333, SLG: 0.281 (5, 1)										0	0	0	0	0	0	0									
Joe Morgan, L OBP: 0.243, SLG: 0.294 (6, PH)										1	0	0	0	0	0	1									
Don Newcombe, L OBP: 0.254, SLG: 0.236 (6, 1)										1	0	1	0	0	0	0									
Inning Stats	R: 0 E: 0 K: 2 S: 7	H: 0 LOB: 0 BB: 0 P: 7	R: 0 E: 0 K: 1 S: 5	H: 0 LOB: 0 BB: 0 P: 5	R: 0 E: 0 K: 2 S: 7	H: 0 LOB: 0 BB: 0 P: 7	R: 0 E: 0 K: 1 S: 6	H: 1 LOB: 2 BB: 1 P: 10	R: 0 E: 0 K: 0 S: 4	H: 1 LOB: 1 BB: 0 P: 4	R: 1 E: 0 K: 0 S: 5	H: 2 LOB: 1 BB: 0 P: 5	R: 0 E: 0 K: 2 S: 8	H: 1 LOB: 2 BB: 0 P: 9	R: 0 E: 0 K: 1 S: 6	H: 1 LOB: 1 BB: 0 P: 6	R: 0 E: 0 K: 0 S: 3	H: 1 LOB: 0 BB: 0 P: 3	1B: 5 2B: 2 3B: 0 HR: 0	SF: 0 SAC: 0 DP: 1 HBP: 1	WP: 1 PB: 0 SB: 0 CS: 0	PA: 35			
PITCHER	IP	WLS	BF	H	R	ER	SO	BB	IBB	HBP	BLK	WP	HR	S	P	ERA	WHIP								
Frank Lary, R ERA: 3.54 (1, 1)	9.0	W	35	7	1	1	9	1	0	1	0	1	0	51	56	1.00	0.889								

Batter	1	2	3	4	5	6	7	8	9	AB	R	H	RBI	BB	SO	LOB	TOP					
Bill Tuttle, R OBP: 0.332, SLG: 0.344 (1, 8)										5	0	2	2	0	1	1	Kansas City Athletics @ Detroit Tigers Briggs Stadium, Detroit, MI Fri Sep 23 1960, 4:33 AM EDT Att: 1,050 - Unknown					
Jerry Lumpe, L OBP: 0.320, SLG: 0.346 (1, 6) (8, 4)										5	1	2	0	0	1	1						
Leo Posada, R OBP: 0.200, SLG: 0.200 (1, 9)										4	0	1	0	0	2	2						
Norm Siebern, L OBP: 0.366, SLG: 0.471 (1, 3)										3	0	1	0	1	0	1						
Dick Williams, R OBP: 0.343, SLG: 0.446 (1, 7)										4	1	3	2	0	0	2						
Andy Carey, R OBP: 0.293, SLG: 0.418 (1, 5)										3	0	0	0	1	0	1						
Bob Johnson, R OBP: 0.320, SLG: 0.248 (1, 4)										3	0	0	0	0	0	0						
Russ Snyder, L OBP: 0.307, SLG: 0.366 (8, PH)										0	0	0	0	0	0	0						
Hank Bauer, R OBP: 0.329, SLG: 0.372 (8, PH)										1	0	0	0	0	0	3						
Ken Hamlin, R OBP: 0.296, SLG: 0.270 (8, 6)										0	0	0	0	0	0	0						
Pete Daley, R OBP: 0.305, SLG: 0.373 (1, 2)										4	2	3	0	0	1	0						
Ned Garver, R OBP: 0.148, SLG: 0.120 (1, 1)										1	0	0	0	0	0	0						
Inning Stats	R: 0 E: 0 K: 2 S: 8	H: 1 LOB: 2 BB: 1 P: 12	R: 0 E: 0 K: 1 S: 5	H: 0 LOB: 0 BB: 0 P: 5	R: 0 E: 0 K: 0 S: 3	H: 0 LOB: 0 BB: 0 P: 3	R: 0 E: 0 K: 0 S: 4	H: 2 LOB: 1 BB: 0 P: 4	R: 1 E: 0 K: 0 S: 5	H: 2 LOB: 1 BB: 0 P: 5	R: 1 E: 0 K: 0 S: 4	H: 1 LOB: 0 BB: 0 P: 4	R: 0 E: 0 K: 0 S: 4	H: 1 LOB: 0 BB: 0 P: 4	R: 1 E: 0 K: 0 S: 7	H: 3 LOB: 2 BB: 1 P: 11	R: 1 E: 0 K: 1 S: 6	H: 2 LOB: 0 BB: 0 P: 6	1B: 9 2B: 1 3B: 1 HR: 1	SF: 0 SAC: 3 DP: 2 HBP: 0	WP: 0 PB: 0 SB: 0 CS: 0	PA: 38
PITCHER	IP WLS BF H R ER SO BB IBB HBP BLK WP HR S P ERA WHIP																					
Jim Bunning, R ERA: 2.89 (1, 1)	7.0 L 28 7 2 2 3 1 0 0 0 0 0 1 33 37 2.57 1.143																					
Dave Sisler, R ERA: 2.55 (8, 1)	0.1 4 3 1 1 1 0 0 0 0 0 0 0 6 6 27.00 9.000																					
Bill Fischer, R ERA: 4.13 (8, 1)	0.0 1 0 0 0 0 1 0 0 0 0 0 0 0 4 ∞ ∞																					
Hank Aguirre, L ERA: 2.91 (8, 1)	1.2 5 2 1 1 1 0 0 0 0 0 0 0 7 7 5.40 1.200																					

Batter	1	2	3	4	5	6	7	8	9	AB	R	H	RBI	BB	SO	LOB	BOTTOM					
Eddie Yost, R OBP: 0.414, SLG: 0.381 (1, 5)										2	0	0	0	2	0	0	Kansas City Athletics @ Detroit Tigers Briggs Stadium, Detroit, MI Fri Sep 23 1960, 4:33 AM EDT Att: 1,050 - Unknown					
Cool Veal, R OBP: 0.400, SLG: 0.406 (1, 6)										2	0	0	0	0	1	2						
Sandy Amoros, L OBP: 0.277, SLG: 0.190 (6, PH)										1	0	0	0	0	0	1						
Chico Fernandez, R OBP: 0.301, SLG: 0.398 (7, 6)										1	0	0	0	0	0	0						
Al Kaline, R OBP: 0.350, SLG: 0.417 (1, 8)										4	0	2	0	0	0	0						
Charlie Maxwell, L OBP: 0.331, SLG: 0.448 (1, 7)										4	0	0	0	0	0	4						
Frank Bolling, R OBP: 0.309, SLG: 0.361 (1, 4)										4	0	0	0	0	1	3						
Rocky Colavito, R OBP: 0.316, SLG: 0.465 (1, 9)										4	1	1	1	0	0	1						
Dick Gemert, R OBP: 0.336, SLG: 0.314 (1, 3)										4	0	0	0	0	1	0						
Lou Berberet, L OBP: 0.314, SLG: 0.279 (1, 2)										3	0	1	0	0	0	0						
Jim Bunning, R OBP: 0.185, SLG: 0.167 (1, 1)										2	0	0	0	0	1	1						
Neil Christley, L OBP: 0.316, SLG: 0.403 (7, PH)										1	0	0	0	0	1	0						
Dave Sisler, R OBP: 0.222, SLG: 0.125 (8, 1)										0	0	0	0	0	0	0						
Bill Fischer, R OBP: 0.353, SLG: 0.379 (8, 1)										0	0	0	0	0	0	0						
Hank Aguirre, R OBP: 0.037, SLG: 0.037 (8, 1)										0	0	0	0	0	0	0						
Inning Stats	R: 0 E: 0 K: 0 S: 3	H: 0 LOB: 0 BB: 0 P: 3	R: 0 E: 0 K: 0 S: 3	H: 0 LOB: 0 BB: 0 P: 3	R: 0 E: 0 K: 1 S: 6	H: 1 LOB: 2 BB: 1 P: 10	R: 0 E: 0 K: 0 S: 4	H: 0 LOB: 1 BB: 0 P: 4	R: 0 E: 0 K: 1 S: 5	H: 0 LOB: 0 BB: 0 P: 5	R: 0 E: 0 K: 0 S: 4	H: 1 LOB: 2 BB: 1 P: 8	R: 1 E: 0 K: 1 S: 6	H: 1 LOB: 0 BB: 0 P: 6	R: 0 E: 0 K: 0 S: 4	H: 1 LOB: 1 BB: 0 P: 4	R: 0 E: 0 K: 2 S: 7	H: 0 LOB: 0 BB: 0 P: 7	1B: 3 2B: 0 3B: 0 HR: 1	SF: 0 SAC: 0 DP: 0 HBP: 0	WP: 0 PB: 0 SB: 1 CS: 0	PA: 34
PITCHER	IP WLS BF H R ER SO BB IBB HBP BLK WP HR S P ERA WHIP																					
Ned Garver, R ERA: 4.13 (1, 1)	9.0 W 34 4 1 1 5 2 0 0 0 0 0 1 42 50 1.00 0.667																					

Batter	1	2	3	4	5	6	7	8	9	AB	R	H	RBI	BB	SO	LOB	TOP								
Bill Tuttle, R OBP: 0.336, SLG: 0.347 (1, 8)										4	0	3	1	1	0	0	Kansas City Athletics @ Detroit Tigers Briggs Stadium, Detroit, MI Sat Sep 24 1960, 4:33 AM EDT Att: 3,139 - Unknown								
Jerry Lumpe, L OBP: 0.321, SLG: 0.347 (1, 6) (6, 4)										5	0	2	0	0	1	4									
Leo Posada, R OBP: 0.200, SLG: 0.200 (1, 9)										5	1	1	0	0	1	3									
Norm Siebern, L OBP: 0.368, SLG: 0.471 (1, 3)										4	1	2	0	1	0	1									
Dick Williams, R OBP: 0.344, SLG: 0.448 (1, 7)										5	1	2	0	0	2	4									
Andy Carey, R OBP: 0.289, SLG: 0.413 (1, 5)										4	0	0	0	0	1	5									
Pete Daley, R OBP: 0.304, SLG: 0.368 (1, 2)										3	1	0	0	1	1	4									
Bob Johnson, R OBP: 0.310, SLG: 0.244 (1, 4) Mary Throneberry, L OBP: 0.291, SLG: 0.425 (6, PH) Ken Hamlin, R OBP: 0.297, SLG: 0.272 (6, 6)										2	0	0	0	0	0	0									
Dick Hall, R OBP: 0.169, SLG: 0.109 (1, 1)										3	0	0	0	1	0	0									
Inning Stats	R: 0 E: 0 K: 1 S: 6	H: 2 LOB: 2 BB: 1 P: 10	R: 0 E: 0 K: 1 S: 5	H: 0 LOB: 0 BB: 0 P: 5	R: 0 E: 0 K: 0 S: 4	H: 1 LOB: 1 BB: 0 P: 4	R: 0 E: 1 K: 1 S: 6	H: 2 LOB: 1 BB: 0 P: 6	R: 0 E: 0 K: 0 S: 3	H: 0 LOB: 1 BB: 1 P: 7	R: 4 E: 1 K: 1 S: 9	H: 3 LOB: 0 BB: 0 P: 9	R: 0 E: 1 K: 0 S: 4	H: 1 LOB: 1 BB: 0 P: 4	R: 2 E: 0 K: 1 S: 7	H: 3 LOB: 2 BB: 2 P: 15		R: 0 E: 0 K: 1 S: 5	H: 0 LOB: 0 BB: 0 P: 5	1B: 10 2B: 2 3B: 0 HR: 1	SF: 0 SAC: 0 DP: 3 HBP: 0	WP: 1 PB: 0 SB: 0 CS: 0	PA: 41		
PITCHER	IP	WLS	BF	H	R	ER	SO	BB	IBB	HBP	BLK	WP	HR	S	P	ERA	WHIP								
Bob Bruce, R ERA: 3.83 (1, 1)	7.2	L	37	12	6	2	4	4	0	0	0	1	1	41	57	2.35	2.087								
Pete Bumside, L ERA: 4.31 (8, 1)	0.1		1	0	0	0	1	0	0	0	0	0	0	3	3	0.00	0.000								
Paul Foytack, R ERA: 6.14 (9, 1)	1.0		3	0	0	0	1	0	0	0	0	0	0	5	5	0.00	0.000								

Batter	1	2	3	4	5	6	7	8	9	AB	R	H	RBI	BB	SO	LOB	BOTTOM								
Eddie Yost, R OBP: 0.411, SLG: 0.378 (1, 5)										4	0	0	0	0	1	0	Kansas City Athletics @ Detroit Tigers Briggs Stadium, Detroit, MI Sat Sep 24 1960, 4:33 AM EDT Att: 3,139 - Unknown								
Dick McAuliffe, L OBP: 0.500, SLG: 0.667 (1, 6)										4	0	1	0	0	0	0									
Neil Chrisley, L OBP: 0.315, SLG: 0.405 (1, 8)										4	1	1	0	0	0	1									
Charlie Maxwell, L OBP: 0.331, SLG: 0.446 (1, 7)										4	0	1	0	0	0	0									
Frank Bolling, R OBP: 0.307, SLG: 0.359 (1, 4)										4	0	0	1	0	0	1									
Rocky Colavito, R OBP: 0.317, SLG: 0.477 (1, 9)										4	2	2	2	0	0	1									
Dick Gemert, R OBP: 0.336, SLG: 0.323 (1, 3)										3	0	1	0	0	0	0									
Lou Berberet, L OBP: 0.310, SLG: 0.275 (1, 2)										3	0	0	0	0	0	1									
Bob Bruce, R OBP: 0.256, SLG: 0.171 (1, 1) Pete Bumside, R OBP: 0.207, SLG: 0.148 (8, 1) Sandy Amoros, L OBP: 0.274, SLG: 0.188 (6, PH) Paul Foytack, R OBP: 0.357, SLG: 0.320 (9, 1)										2	0	0	0	0	1	0									
Inning Stats	R: 0 E: 0 K: 0 S: 3	H: 0 LOB: 0 BB: 0 P: 3	R: 1 E: 0 K: 0 S: 5	H: 2 LOB: 1 BB: 0 P: 5	R: 0 E: 0 K: 2 S: 8	H: 1 LOB: 1 BB: 0 P: 8	R: 0 E: 0 K: 0 S: 3	H: 0 LOB: 0 BB: 0 P: 3	R: 0 E: 0 K: 0 S: 3	H: 0 LOB: 0 BB: 0 P: 3	R: 1 E: 0 K: 0 S: 4	H: 1 LOB: 0 BB: 0 P: 4	R: 0 E: 0 K: 0 S: 3	H: 0 LOB: 0 BB: 0 P: 3	R: 1 E: 0 K: 0 S: 5	H: 2 LOB: 1 BB: 0 P: 5		1B: 2 2B: 2 3B: 0 HR: 2	SF: 0 SAC: 0 DP: 0 HBP: 0	WP: 0 PB: 0 SB: 0 CS: 0	PA: 33				
PITCHER	IP	WLS	BF	H	R	ER	SO	BB	IBB	HBP	BLK	WP	HR	S	P	ERA	WHIP								
Dick Hall, R ERA: 4.09 (1, 1)	9.0	W	33	6	3	3	2	0	0	0	0	0	2	37	37	3.00	0.667								



Batter	1	2	3	4	5	6	7	8	9	AB	R	H	RBI	BB	SO	LOB	TOP									
Bill Tuttle, R OBP: 0.335, SLG: 0.345 (1, 8)										3	0	0	0	1	0	0	Kansas City Athletics @ Detroit Tigers Briggs Stadium, Detroit, MI Sun Sep 25 1960, 4:33 AM EDT Att: 6,200 - Unknown									
Jerry Lumpe, L OBP: 0.321, SLG: 0.346 (1, 6)										4	0	1	0	0	0	1										
Leo Posada, R OBP: 0.357, SLG: 0.500 (1, 9)										4	2	3	0	0	0	1										
Mary Throneberry, L OBP: 0.295, SLG: 0.426 (1, 3)										4	0	2	1	0	0	1										
Dick Williams, R OBP: 0.341, SLG: 0.445 Russ Snyder, L OBP: 0.307, SLG: 0.366 (1, 7) (9, 7)										3	0	0	1	0	1	3										
Andy Carey, R OBP: 0.286, SLG: 0.407 (1, 5)										4	1	0	0	0	1	0										
Pete Daley, R OBP: 0.308, SLG: 0.385 (1, 2)										4	1	2	2	0	0	0										
Bob Johnson, R OBP: 0.314, SLG: 0.266 (1, 4)										4	1	1	1	0	1	1										
Johnny Kucks, R OBP: 0.161, SLG: 0.133 Jim McManus, L (5, PH) Ken Johnson, R OBP: 0.172, SLG: 0.207 Bob Davis, R OBP: 0.250, SLG: 0.250 (1, 1) (5, PH) (9, 1)										1	0	0	0	0	0	0										
Inning Stats	R: 0 E: 0 K: 0 S: 5	H: 2 LOB: 2 BB: 0 P: 5	R: 0 E: 0 K: 0 S: 3	H: 0 LOB: 0 BB: 0 P: 3	R: 0 E: 0 K: 0 S: 3	H: 0 LOB: 0 BB: 0 P: 3	R: 3 E: 1 K: 2 S: 10	H: 2 LOB: 0 BB: 0 P: 10	R: 0 E: 0 K: 0 S: 2	H: 0 LOB: 0 BB: 1 P: 6	R: 1 E: 0 K: 0 S: 6	H: 1 LOB: 0 BB: 0 P: 6	R: 1 E: 0 K: 0 S: 4	H: 1 LOB: 0 BB: 0 P: 4	R: 0 E: 0 K: 0 S: 4	H: 2 LOB: 1 BB: 0 P: 4		R: 0 E: 0 K: 0 S: 3	H: 1 LOB: 0 BB: 0 P: 3	1B: 6 2B: 2 3B: 1 HR: 2	SF: 1 SAC: 0 DP: 3 HBP: 0	WP: 0 PB: 0 SB: 1 CS: 0	PA: 35			
PITCHER	IP	WLS	BF	H	R	ER	SO	BB	IBB	HBP	BLK	WP	HR	S	P	ERA	WHIP									
Frank Lary, R ERA: 3.53 Dave Sisler, R ERA: 2.52 (1, 1) (9, 1)	8.0		32	8	5	3	3	1	0	0	0	0	0	2	37	41	3.38	1.125								

Batter	1	2	3	4	5	6	7	8	9	AB	R	H	RBI	BB	SO	LOB	BOTTOM								
Eddie Yost, R OBP: 0.414, SLG: 0.392 Ozzie Virgil, R OBP: 0.244, SLG: 0.357 (1, 5) (8, PR) (9, 5)										3	2	2	2	0	0	0	Kansas City Athletics @ Detroit Tigers Briggs Stadium, Detroit, MI Sun Sep 25 1960, 4:33 AM EDT Att: 6,200 - Unknown								
Dick McAuliffe, L OBP: 0.428, SLG: 0.538 (1, 6)										4	0	1	0	0	1	0									
Neil Chrisley, L OBP: 0.314, SLG: 0.399 (1, 8)										3	0	0	0	1	0	0									
Charlie Maxwell, L OBP: 0.328, SLG: 0.443 (1, 7)										4	0	0	0	0	0	2									
Frank Bolling, R OBP: 0.308, SLG: 0.360 (1, 4)										4	2	2	0	0	0	0									
Rocky Colavito, R OBP: 0.318, SLG: 0.482 (1, 9)										4	2	2	2	0	1	0									
Dick Gemert, R OBP: 0.336, SLG: 0.331 Chico Fernandez, R OBP: 0.301, SLG: 0.308 (1, 3) (9, PH)										3	0	1	0	0	0	0									
Lou Berberet, L OBP: 0.313, SLG: 0.276 Hank Foiles, R OBP: 0.338, SLG: 0.336 (1, 2) (9, PR)										3	0	1	0	1	0	1									
Frank Lary, R OBP: 0.237, SLG: 0.311 Sandy Amoros, L OBP: 0.271, SLG: 0.185 Dave Sisler, R OBP: 0.222, SLG: 0.125 Al Kaline, R OBP: 0.352, SLG: 0.420 (1, 1) (8, PH) (9, 1) (9, PH)										2	0	0	0	0	0	0									
Inning Stats	R: 1 E: 0 K: 1 S: 6	H: 1 LOB: 0 BB: 0 P: 6	R: 0 E: 0 K: 0 S: 4	H: 1 LOB: 0 BB: 0 P: 4	R: 1 E: 0 K: 0 S: 4	H: 1 LOB: 0 BB: 0 P: 4	R: 2 E: 0 K: 0 S: 5	H: 3 LOB: 1 BB: 0 P: 5	R: 0 E: 0 K: 0 S: 3	H: 0 LOB: 0 BB: 0 P: 3	R: 0 E: 0 K: 1 S: 5	H: 0 LOB: 0 BB: 0 P: 5	R: 0 E: 0 K: 0 S: 3	H: 0 LOB: 2 BB: 1 P: 8	R: 0 E: 0 K: 0 S: 4	H: 3 LOB: 3 BB: 1 P: 8		1B: 5 2B: 2 3B: 0 HR: 3	SF: 0 SAC: 1 DP: 0 HBP: 1	WP: 0 PB: 0 SB: 0 CS: 0	PA: 36				
PITCHER	IP	WLS	BF	H	R	ER	SO	BB	IBB	HBP	BLK	WP	HR	S	P	ERA	WHIP								
Johnny Kucks, R ERA: 6.0 Ken Johnson, R ERA: 4.41 Bob Davis, R ERA: 3.66 (1, 1) (5, 1) (9, 1)	4.0	L	16	3	2	2	1	1	0	1	0	0	0	16	21	4.50	1.000								

Batter	1	2	3	4	5	6	7	8	9	AB	R	H	RBI	BB	SO	LOB	TOP					
Eddie Yost, R OBP: 0.413, SLG: 0.392 Ozzie Virgil, R OBP: 0.242, SLG: 0.354 (6, FR) (6, 5)	F8		P4			FC5-4 1B		6-3		3	0	1	0	0	0	0						
Dick McAuliffe, L OBP: 0.333, SLG: 0.412 (1, 6)	3-1			6-3		FC5-4 BB 1B		K		4	1	0	0	0	1	1						
Al Kaline, R OBP: 0.353, SLG: 0.419 (1, 8)	L8			BB BB		BB 1B 1-2 BB		L8		2	0	0	0	2	0	0						
Rocky Colavito, R OBP: 0.321, SLG: 0.485 (1, 9)		G6-4-3 2B		BB BB BB		G5-4-3 1B		F8		3	0	2	1	1	0	0						
Frank Bolling, R OBP: 0.310, SLG: 0.361 (1, 4)		G6-4-3 1B		BB BB		G5-4-3 1B		2B		4	1	2	0	0	1	4						
Steve Biko, R OBP: 0.293, SLG: 0.402 (1, 3)		G6-4-3 1-2 2-3						1-3		4	1	1	1	0	0	4						
Dick Gemert, R OBP: 0.340, SLG: 0.344 (1, 7)		F9				G5-4-3 1B		P4		4	0	2	1	0	0	1						
Harry Chiti, R OBP: 0.257, SLG: 0.289 (1, 2)			L7			G5-4-3 1-2		F7		4	0	0	0	0	0	2						
Bill Fischer, R OBP: 0.343, SLG: 0.367 Phil Regan, R OBP: 0.167, SLG: 0.063 Chico Fernandez, R OBP: 0.300, SLG: 0.307 George Spencer, R OBP: 0.300, SLG: 0.307 (8, 1)			5-3			K		6-3		1	0	0	0	0	0	0						
Inning Stats	R: 0 E: 0 K: 0 S: 3	H: 0 LOB: 0 BB: 0 P: 3	R: 0 E: 0 K: 0 S: 4	H: 2 LOB: 1 BB: 0 P: 4	R: 0 E: 0 K: 0 S: 3	H: 0 LOB: 0 BB: 0 P: 3	R: 0 E: 0 K: 1 S: 5	H: 0 LOB: 2 BB: 2 P: 13	R: 0 E: 0 K: 1 S: 5	H: 1 LOB: 0 BB: 0 P: 5	R: 1 E: 0 K: 0 S: 4	H: 2 LOB: 2 BB: 1 P: 8	R: 0 E: 0 K: 0 S: 3	H: 0 LOB: 0 BB: 0 P: 3	R: 0 E: 0 K: 1 S: 5	H: 0 LOB: 0 BB: 0 P: 5	R: 2 E: 0 K: 0 S: 6	H: 3 LOB: 1 BB: 0 P: 6	1B: 5 2B: 3 3B: 0 HR: 0	SF: 0 SAC: 0 DP: 3 HBP: 0	WP: 0 PB: 0 SB: 0 CS: 0	PA: 35
PITCHER Frank Baumann, L ERA: 2.67 (1, 1)	IP: 9.0 WLS: W BF: 35 H: 8 R: 3 ER: 3 SO: 3 BB: 3 IBB: 0 HBP: 0 BLK: 0 WP: 0 HR: 0 S: 38 P: 50 ERA: 3.00 WHIP: 1.222															PITCHER						

Detroit Tigers @ Chicago White Sox
 Comiskey Park, Chicago, IL
 Mon Sep 26 1960, 8:05 PM EDT
 Att: 5,454 - Unknown

AB	32
R	3
H	8
RBI	3
BB	3
SO	3
LOB	12



Batter	1	2	3	4	5	6	7	8	9	AB	R	H	RBI	BB	SO	LOB	BOTTOM			
Luis Aparicio, R OBP: 0.324, SLG: 0.346 (1, 6)	1-3 S BB	1-2 3-H 1B		FC4-2 1-3 3-H		WP 1B		G5-3 BB		3	0	2	2	2	0	1				
Nellie Fox, L OBP: 0.352, SLG: 0.374 (1, 4)	1-3 1-2	G3		FC4-2		1-2 2-3 BB		G5-3		4	0	0	0	1	0	7				
Jim Landis, R OBP: 0.369, SLG: 0.398 (1, 8)	1-3 2-3		L6	K		P5		6-3		5	0	0	0	0	1	7				
Roy Sievers, R OBP: 0.398, SLG: 0.536 (1, 3)	6-3		L8			L8 SF9 K		K		4	1	0	0	0	1	4				
Minnie Minoso, R OBP: 0.370, SLG: 0.477 (1, 7)		4-3 2B		HR		SF9 1B G1-4-3		1B		3	3	3	2	0	0	0				
Floyd Robinson, L OBP: 0.419, SLG: 0.219 (1, 9)		4-3	4-3			3-H CS 1B		G1-4-3 1B		4	0	2	0	0	0	1				
Gene Freese, R OBP: 0.307, SLG: 0.473 (1, 5)		E FC6-2 2B		P4		4-3		G1-4-3		4	0	1	1	0	0	2				
Cam Carreon, R OBP: 0.308, SLG: 0.250 (1, 2)		E2 FC6-2 1B		1B E BB		L8		P4		3	2	1	0	1	0	0				
Frank Baumann, L OBP: 0.288, SLG: 0.184 (1, 1)		FC6-2 1B		E FC4-2 1B		WP 1B BB		G5-3 2B		3	0	2	0	1	0	2				
Inning Stats	R: 2 E: 0 K: 0 S: 3	H: 4 LOB: 2 BB: 0 P: 7	R: 1 E: 0 K: 0 S: 4	H: 1 LOB: 0 BB: 0 P: 4	R: 1 E: 0 K: 1 S: 7	H: 1 LOB: 2 BB: 1 P: 11	R: 1 E: 0 K: 0 S: 4	H: 1 LOB: 0 BB: 0 P: 4	R: 0 E: 0 K: 1 S: 6	H: 1 LOB: 2 BB: 2 P: 14	R: 1 E: 0 K: 0 S: 4	H: 2 LOB: 0 BB: 0 P: 4	R: 0 E: 0 K: 0 S: 3	H: 1 LOB: 1 BB: 1 P: 7	R: 0 E: 0 K: 0 S: 3	H: 1 LOB: 1 BB: 1 P: 7	1B: 7 2B: 3 3B: 0 HR: 1	SF: 1 SAC: 0 DP: 2 HBP: 0	WP: 1 PB: 0 SB: 1 CS: 1	PA: 39
PITCHER Bill Fischer, R ERA: 4.3 Phil Regan, R ERA: 4.57 George Spencer, R ERA: 3.52 (8, 1)	IP: 3.1 WLS: L BF: 19 H: 6 R: 4 ER: 4 SO: 4 BB: 2 IBB: 0 HBP: 0 BLK: 0 WP: 1 HR: 1 S: 17 P: 25 ERA: 10.80 WHIP: 2.400															PITCHER				

Detroit Tigers @ Chicago White Sox
 Comiskey Park, Chicago, IL
 Mon Sep 26 1960, 8:05 PM EDT
 Att: 5,454 - Unknown

AB	33
R	6
H	11
RBI	5
BB	5
SO	2
LOB	24



Batter	1	2	3	4	5	6	7	8	9	AB	R	H	RBI	BB	SO	LOB	TOP				
Eddie Yost, R OBP: 0.413, SLG: 0.393 (1, 5)	F8		FC6-4 2H 1B	1-1 2H 2B			F7			4	0	2	3	0	0	0					
Dick McAuliffe, L OBP: 0.308, SLG: 0.333 (1, 6)	K		F7		P6			K		4	0	0	0	0	2	1					
Al Kaline, R OBP: 0.351, SLG: 0.417 (1, 8)	BB		FC6-4 1-2		L6-3			2B		3	0	1	0	1	0	1					
Charlie Maxwell, L OBP: 0.325, SLG: 0.439 (1, 7)	F7			1-3 E4 2B	G3			P5		4	0	1	0	0	0	2					
Rocky Colavito, R OBP: 0.322, SLG: 0.482 (1, 9)		L7		1-3		P4				3	0	0	0	1	0	1					
Dick Gernert, R OBP: 0.342, SLG: 0.348 (1, 3)	K			FC E 1B		K		F7		4	1	1	0	0	2	2					
Frank Bolling, R OBP: 0.309, SLG: 0.358 (1, 4)				E4 FC 1B		P3				4	1	1	0	0	0	2					
Harry Chiti, R OBP: 0.263, SLG: 0.290 (1, 2)	CS		1-3 1B	FC 1B		4-3				4	2	1	0	0	1	2					
Frank Lary, R OBP: 0.240, SLG: 0.312 Hank Aguirre, R OBP: 0.036, SLG: 0.036 (8, 1)			1-3 1B	1-2 2-3 2B 1B		K2-3		4-3		3	1	1	2	0	1	1					
Inning Stats	R: 0 E: 0 K: 1 S: 5	H: 0 LOB: 1 BB: 1 P: 9	R: 0 E: 0 K: 1 S: 5	H: 1 LOB: 0 BB: 0 P: 5	R: 1 E: 0 K: 0 S: 5	H: 2 LOB: 1 BB: 0 P: 5	R: 4 E: 1 K: 0 S: 7	H: 4 LOB: 0 BB: 0 P: 7	R: 0 E: 0 K: 0 S: 3	H: 0 LOB: 0 BB: 0 P: 3	R: 0 E: 0 K: 1 S: 5	H: 0 LOB: 0 BB: 0 P: 5	R: 0 E: 0 K: 1 S: 6	H: 1 LOB: 2 BB: 1 P: 10	R: 0 E: 0 K: 1 S: 5	H: 0 LOB: 0 BB: 0 P: 5	1B: 5 2B: 3 3B: 0 HR: 0	SF: 0 SAC: 0 DP: 0 HBP: 0	WP: 0 PB: 0 SB: 0 CS: 1	PA: 37	
PITCHER	IP	WLS	BF	H	R	ER	SO	BB	IBB	HBP	BLK	WP	HR	S	P	ERA	WHIP				
Dick Hall, R ERA: 4.05 Ken Johnson, R ERA: 4.25 Dave Wickersham, R ERA: 1.42	4.0	L	19	7	5	1	2	1	0	0	0	0	0	22	26	2.25	2.000				
	4.0		14	1	0	0	3	1	0	0	0	0	0	19	23	0.00	0.500				
	1.0		3	0	0	0	1	0	0	0	0	0	0	5	5	0.00	0.000				

Detroit Tigers @ Kansas City Athletics
Municipal Stadium, Kansas City, MO
Fri Sep 30 1960, 8:05 PM EDT
Att. 4,679 - Unknown


AB	34
R	5
H	8
RBI	5
BB	2
SO	6
LOB	12



Batter	1	2	3	4	5	6	7	8	9	AB	R	H	RBI	BB	SO	LOB	BOTTOM				
Bill Tuttle, R OBP: 0.334, SLG: 0.347 (1, 8)	G1			6-3						4	1	1	1	1	1	1					
Jerry Lumpe, L OBP: 0.327, SLG: 0.359 (1, 6)	4-3			L8						5	0	1	0	0	0	2					
Leo Posada, R OBP: 0.452, SLG: 0.655 (1, 9)					G4-6-3 1B					5	0	3	0	0	1	3					
Dick Williams, R OBP: 0.348, SLG: 0.449 (1, 7)	1-3									5	0	2	0	0	2	2					
Jim McManus, L OBP: 0.333, SLG: 0.833 (1, 3)				L4		G4-6-3 1B				4	1	2	1	0	0	2					
Andy Carey, R OBP: 0.285, SLG: 0.401 (1, 5)				5-3						4	0	1	0	0	1	3					
Chet Boak, R OBP: 0.167, SLG: 0.100 (1, 4)										4	1	1	0	0	1	1					
Pete Daley, R OBP: 0.298, SLG: 0.383 (1, 2)				E6 FC5-4 1B						4	0	0	0	0	1	1					
Dick Hall, R OBP: 0.167, SLG: 0.107 Jim Deising, L OBP: 0.302, SLG: 0.325 Ken Johnson, R OBP: 0.167, SLG: 0.200 Hank Bauer, R OBP: 0.326, SLG: 0.369 Dave Wickersham, R ERA: 2.85 (9, 1)				FC5-4 1B 1B						1	0	0	0	0	0	2					
Inning Stats	R: 0 E: 0 K: 0 S: 4	H: 1 LOB: 3 BB: 0 P: 4	R: 2 E: 1 K: 1 S: 10	H: 4 LOB: 0 BB: 0 P: 10	R: 0 E: 0 K: 1 S: 6	H: 1 LOB: 0 BB: 0 P: 6	R: 0 E: 1 K: 0 S: 4	H: 0 LOB: 1 BB: 0 P: 4	R: 0 E: 0 K: 3 S: 9	H: 0 LOB: 0 BB: 0 P: 9	R: 1 E: 1 K: 1 S: 7	H: 2 LOB: 2 BB: 1 P: 11	R: 0 E: 0 K: 0 S: 3	H: 0 LOB: 0 BB: 0 P: 3	R: 0 E: 0 K: 2 S: 8	H: 1 LOB: 1 BB: 0 P: 8	1B: 9 2B: 0 3B: 1 HR: 1	SF: 0 SAC: 0 DP: 1 HBP: 0	WP: 1 PB: 1 SB: 0 CS: 0	PA: 40	
PITCHER	IP	WLS	BF	H	R	ER	SO	BB	IBB	HBP	BLK	WP	HR	S	P	ERA	WHIP				
Frank Lary, R ERA: 3.48 Hank Aguirre, L ERA: 2.85	7.0	W	33	10	3	1	6	1	0	0	0	0	0	11	11	0.00	0.500				
	2.0	S	7	1	0	0	2	0	0	0	0	0	0	11	11	0.00	0.500				

Detroit Tigers @ Kansas City Athletics
Municipal Stadium, Kansas City, MO
Fri Sep 30 1960, 8:05 PM EDT
Att. 4,679 - Unknown

AB	39
R	3
H	11
RBI	2
BB	1
SO	8
LOB	17



Batter	1	2	3	4	5	6	7	8	9	AB	R	H	RBI	BB	SO	LOB	TOP				
Eddie Yost, R OBP: 0.413, SLG: 0.396 Ozzie Virgil, R OBP: 0.246, SLG: 0.357	G3		1B 2B		1B FC5-2 1B	P6		2B 1B		4	1	2	0	0	0	2	Detroit Tigers @ Kansas City Athletics Municipal Stadium, Kansas City, MO Sat Oct 01 1960, 8:05 PM EDT Att: 4,691 - Unknown				
Chico Fernandez, R OBP: 0.303, SLG: 0.313	P2		L6-3 1B		FC5-2 1B 1B		6-3	2B 2B		5	1	3	4	0	0	0					
Al Kaline, R OBP: 0.355, SLG: 0.424			L6-3 1B		FC5-2 1B			2B 2B		5	0	4	1	0	0	1					
Rocky Colavito, R OBP: 0.319, SLG: 0.477	F8		5-3		FC5-2 1B		P6	K		5	0	0	0	0	1	7					
Steve Bilko, R OBP: 0.292, SLG: 0.396 Neil Chrisley, L OBP: 0.313, SLG: 0.397		6-3			5-3		L7		F8	3	0	0	0	1	0	3					
Dick Gemert, R OBP: 0.331, SLG: 0.336	5-3			FC5-4 BB		F5		F8	6-3	5	0	0	0	0	0	1					
Frank Bolling, R OBP: 0.310, SLG: 0.357	F9				F2			1B 1B	4-3	4	1	1	0	1	0	1					
Harry Chiti, R OBP: 0.269, SLG: 0.296			1-3 1B		1-2 1B			1B 2B 1B		4	1	3	0	0	0	0					
Bob Bruce, R OBP: 0.256, SLG: 0.179 Dave Sisler, R OBP: 0.222, SLG: 0.125			2B 1B 1B		1-3		K	K		4	1	1	0	0	2	6					
Inning Stats	R: 0 E: 0 K: 0 S: 4	H: 1 LOB: 1 BB: 0 P: 4	R: 0 E: 0 K: 0 S: 3	H: 0 LOB: 0 BB: 0 P: 3	R: 2 E: 0 K: 0 S: 6	H: 3 LOB: 1 BB: 0 P: 6	R: 0 E: 0 K: 0 S: 4	H: 1 LOB: 2 BB: 1 P: 8	R: 0 E: 0 K: 1 S: 7	H: 2 LOB: 2 BB: 0 P: 7	R: 0 E: 0 K: 0 S: 4	H: 1 LOB: 1 BB: 0 P: 4	R: 4 E: 0 K: 2 S: 11	H: 4 LOB: 1 BB: 1 P: 15	R: 0 E: 0 K: 0 S: 3	H: 0 LOB: 0 BB: 0 P: 3		1B: 11 2B: 4 3B: 0 HR: 0	SF: 0 SAC: 0 DP: 1 HBP: 0	WP: 0 PB: 0 SB: 0 CS: 0	PA: 43
PITCHER	IP	WLS	BF	H	R	ER	SO	BB	IBB	HBP	BLK	WP	HR	S	P	ERA	WHIP				
Bud Daley, L ERA: 4.52	(1, 1)	7.2	L	38	14	6	6	2	2	0	0	0	0	40	48	7.04	2.087				
Bob Davis, R ERA: 3.62	(8, 1)	0.1		2	1	0	0	1	0	0	0	0	0	4	4	0.00	3.000				
Dave Wickersham, R ERA: 1.23	(9, 1)	1.0		3	0	0	0	0	0	0	0	0	0	3	3	0.00	0.000				

Batter	1	2	3	4	5	6	7	8	9	AB	R	H	RBI	BB	SO	LOB	BOTTOM				
Bill Tuttle, R OBP: 0.337, SLG: 0.348	SH1-3 L4-6 1B		G4-6-3 HBP		5-3			F9		4	0	2	0	0	0	2	Detroit Tigers @ Kansas City Athletics Municipal Stadium, Kansas City, MO Sat Oct 01 1960, 8:05 PM EDT Att: 4,691 - Unknown				
Jerry Lumpe, L OBP: 0.326, SLG: 0.358	SH1-3 1-2 1B		G4-6-3			4-3	F9	F7		5	0	1	0	0	0	2					
Leo Posada, R OBP: 0.457, SLG: 0.625	SH1-3 1-2 2-3		5-3			1B 1B	P5	2B BB		3	1	1	0	1	0	1					
Dick Williams, R OBP: 0.348, SLG: 0.451	L4-6 3H				6-3	1B 1B		6-3 2B		5	1	2	0	0	0	2					
Jim McManus, L OBP: 0.364, SLG: 0.600			4-3		K	1-3 2H 1B	L9	BB BB BB		4	0	1	1	1	1	0					
Andy Carey, R OBP: 0.289, SLG: 0.404			6-3			1-2 1B		P4		5	1	3	1	0	0	3					
Chet Boak, R OBP: 0.200, SLG: 0.154 Ken Hamlin, R OBP: 0.297, SLG: 0.271 Russ Snyder, L OBP: 0.306, SLG: 0.365			BB 1B		1-3	3H 0-0	F9	E6 1B	6-3	3	0	1	0	0	0	3					
Pete Daley, R OBP: 0.301, SLG: 0.382					1-3		P6	1B 1B		3	0	1	0	1	0	2					
Bud Daley, L OBP: 0.259, SLG: 0.187 Bob Davis, R OBP: 0.250, SLG: 0.250 Mary Throneberry, L OBP: 0.319, SLG: 0.445 Dave Wickersham, R			6-3					1-2 2H 1B		3	0	0	0	0	0	2					
Inning Stats	R: 0 E: 0 K: 0 S: 4	H: 2 LOB: 1 BB: 0 P: 4	R: 0 E: 0 K: 0 S: 4	H: 1 LOB: 2 BB: 1 P: 8	R: 0 E: 0 K: 1 S: 6	H: 1 LOB: 1 BB: 0 P: 6	R: 0 E: 0 K: 0 S: 3	H: 0 LOB: 0 BB: 0 P: 3	R: 2 E: 0 K: 0 S: 7	H: 4 LOB: 2 BB: 0 P: 7	R: 0 E: 0 K: 0 S: 4	H: 1 LOB: 1 BB: 0 P: 4	R: 2 E: 1 K: 0 S: 7	H: 3 LOB: 2 BB: 0 P: 7	R: 0 E: 0 K: 0 S: 4	H: 1 LOB: 3 BB: 2 P: 12		1B: 12 2B: 2 3B: 0 HR: 0	SF: 0 SAC: 1 DP: 2 HBP: 1	WP: 0 PB: 0 SB: 0 CS: 0	PA: 43
PITCHER	IP	WLS	BF	H	R	ER	SO	BB	IBB	HBP	BLK	WP	HR	S	P	ERA	WHIP				
Bob Bruce, R ERA: 3.74	(1, 1)	7.2	W	36	12	4	2	1	0	1	0	0	0	36	41	2.35	1.696				
Dave Sisler, R ERA: 2.46	(8, 1)	1.1	S	7	1	0	0	0	2	0	0	0	0	5	13	0.00	2.250				

Batter	1	2	3	4	5	6	7	8	9	AB	R	H	RBI	BB	SO	LOB	TOP					
Eddie Yost, R (1, 5) OBP: 0.414, SLG: 0.398										4	0	2	0	0	0	1	Detroit Tigers @ Kansas City Athletics Municipal Stadium, Kansas City, MO Sun Oct 02 1960, 4:33 AM EDT Att: 9,630 - Unknown					
Dick McAuliffe, L (1, 6) OBP: 0.310, SLG: 0.333										3	0	1	0	0	0	1						
Neil Chrissy, L (8, PH) OBP: 0.311, SLG: 0.395										1	0	0	0	0	0	2						
Coot Veal, R (8, 6) OBP: 0.400, SLG: 0.406										0	0	0	0	0	0	0						
Al Kaline, R (1, 8) OBP: 0.354, SLG: 0.426										4	1	1	0	0	1	1						
Charlie Maxwell, L (1, 7) OBP: 0.325, SLG: 0.440										4	0	1	1	0	2	1						
Sandy Amoros, L (9, PR) OBP: 0.271, SLG: 0.185										0	0	0	0	0	0	0						
Rocky Colavito, R (1, 9) OBP: 0.317, SLG: 0.474										4	0	0	0	0	0	2						
Frank Bolling, R (1, 4) OBP: 0.309, SLG: 0.356										4	0	1	0	0	0	1						
Dick Gemert, R (1, 3) OBP: 0.331, SLG: 0.336										3	0	1	0	0	0	0						
Ozzie Virgil, R (1, 2) OBP: 0.248, SLG: 0.356										3	0	1	0	0	0	2						
Phil Regan, R (1, 1) OBP: 0.158, SLG: 0.059										1	0	0	0	0	1	2						
Norm Cash, L (8, PH) OBP: 0.402, SLG: 0.501										1	0	1	0	0	0	0						
Pete Burnside, R (8, 1) OBP: 0.207, SLG: 0.148										0	0	0	0	0	0	0						
Inning Stats	R: 0 E: 0 K: 0 S: 3	H: 1 LOB: 0 BB: 0 P: 3	R: 0 E: 0 K: 1 S: 5	H: 0 LOB: 0 BB: 0 P: 5	R: 0 E: 0 K: 0 S: 4	H: 1 LOB: 1 BB: 0 P: 4	R: 0 E: 0 K: 2 S: 8	H: 1 LOB: 1 BB: 0 P: 8	R: 0 E: 0 K: 1 S: 6	H: 2 LOB: 1 BB: 0 P: 6	R: 0 E: 0 K: 0 S: 3	H: 0 LOB: 0 BB: 0 P: 3	R: 0 E: 0 K: 0 S: 3	H: 0 LOB: 0 BB: 0 P: 3	R: 0 E: 0 K: 0 S: 5	H: 2 LOB: 2 BB: 0 P: 5	R: 1 E: 0 K: 0 S: 4	H: 2 LOB: 1 BB: 0 P: 4	1B: 6 2B: 3 3B: 1 HR: 0	SF: 0 SAC: 1 DP: 2 HBP: 0	WP: 0 PB: 0 SB: 0 CS: 0	PA: 33
PITCHER	IP WLS BF H R ER SO BB IBB HBP BLK WP HR S P ERA WHIP																					
Ray Herbert, R (1, 1) ERA: 3.28	8.0 W 31 9 1 1 4 0 0 0 0 0 0 0 0 39 39 1.12 1.125																					
Dave Wickersham, R (9, 1) ERA: 1.09	1.0 S 2 0 0 0 0 0 0 0 0 0 0 0 0 2 2 0.00 0.000																					

Batter	1	2	3	4	5	6	7	8	9	AB	R	H	RBI	BB	SO	LOB	BOTTOM			
Bill Tuttle, R (1, 8) OBP: 0.336, SLG: 0.347										4	0	1	0	0	0	1	Detroit Tigers @ Kansas City Athletics Municipal Stadium, Kansas City, MO Sun Oct 02 1960, 4:33 AM EDT Att: 9,630 - Unknown			
Jerry Lumpe, L (1, 6) OBP: 0.326, SLG: 0.357										4	0	1	0	0	1	1				
Leo Posada, R (1, 9) OBP: 0.410, SLG: 0.556										4	0	0	0	0	0	3				
Dick Williams, R (1, 7) OBP: 0.346, SLG: 0.448										3	0	0	0	0	0	1				
Russ Snyder, L (9, 9) OBP: 0.306, SLG: 0.365										0	0	0	0	0	0	0				
Jim McManus, L (1, 3) OBP: 0.357, SLG: 0.538										3	2	1	0	0	0	0				
Andy Carey, R (1, 5) OBP: 0.297, SLG: 0.402										2	0	0	0	0	0	1				
Pete Daley, R (1, 2) OBP: 0.306, SLG: 0.390										3	0	2	2	0	0	0				
Bob Johnson, R (1, 4) OBP: 0.301, SLG: 0.253										3	0	0	0	0	0	2				
Ray Herbert, R (1, 1) OBP: 0.241, SLG: 0.211										3	0	1	0	0	0	0				
Dave Wickersham, R (9, 1) ERA: 4.29										0	0	0	0	0	0	0				
Inning Stats	R: 0 E: 2 K: 1 S: 6	H: 0 LOB: 1 BB: 0 P: 6	R: 0 E: 0 K: 0 S: 3	H: 0 LOB: 0 BB: 0 P: 3	R: 0 E: 0 K: 0 S: 3	H: 0 LOB: 0 BB: 0 P: 3	R: 0 E: 0 K: 0 S: 3	H: 0 LOB: 0 BB: 0 P: 3	R: 1 E: 0 K: 0 S: 4	H: 2 LOB: 0 BB: 0 P: 4	R: 0 E: 0 K: 0 S: 4	H: 2 LOB: 1 BB: 0 P: 4	R: 1 E: 1 K: 0 S: 5	H: 1 LOB: 1 BB: 0 P: 5	R: 0 E: 0 K: 0 S: 4	H: 1 LOB: 1 BB: 0 P: 4	1B: 5 2B: 2 3B: 0 HR: 0	SF: 0 SAC: 1 DP: 2 HBP: 0	WP: 0 PB: 0 SB: 0 CS: 0	PA: 30
PITCHER	IP WLS BF H R ER SO BB IBB HBP BLK WP HR S P ERA WHIP																			
Phil Regan, R (1, 1) ERA: 4.5	7.0 L 26 5 2 1 1 0 0 0 0 0 0 0 0 28 28 1.29 0.714																			
Pete Burnside, L (8, 1) ERA: 4.29	1.0 4 1 0 0 0 0 0 0 0 0 0 0 0 4 4 0.00 1.000																			