Detroit Tigers - 1963

Batter	1	2	3	4	5	6	7	8	9	AB	R	H	RBI	BB	SO	LOB
Jim Landis, R (1, 8) OBP: 0.200, SLG: 0.200	6-3		K	L9			L9	1B		5	0	1	0	0	1	3
Nellie Fox, L (1, 4) OBP: 0.600, SLG: 0.500	G3 1B		3B HBP		G3		FC3-6 E HR 1B	K		4	2	2	0	0	1	2
Joe Cunningham, L (1, 3) OBP: 0.200, SLG: 0.600	G3		1B 3B		F4		E3 FC3-6		F9	5	1	1	2	0	0	3
Floyd Robinson, L (1, 9) OBP: 0.600, SLG: 0.500	HBP		1B		1B		FC3-6 HR		F7	4	1	2	2	0	0	2
Pete Ward, L (1, 5) OBP: 0.400, SLG: 1.000	6-3		L9		4-3		HR		BB	4	1	1	3	1	0	4
Dave Nicholson, R (1, 7)		K	K			F6	5-3		L9	5	0	0	0	0	2	2
Ron Hansen, R (1, 6) OBP: 0.250, SLG: 0.250		5-3		6-3		F8		FC1-6 1B		4	0	1	0	0	0	0
J.C. Martin, L (1, 2)		F8		L9		4-3		F7		4	0	0	0	0	0	1
Ray Herbert, R (1, 1)			HBP 3B 1B	1B						0	0	0	0	0	0	0
Mike Joyce, R (2, 1)										0	0	0	0	0	0	0
Mike Hershberger, R (3, PH) OBP: 1.000, SLG: 1.000										1	1	1	0	0	0	0
Frank Baumann, L (3, 1)										1	0	1	0	0	0	0
Al Weis, S (7, PH) OBP: 1.000, SLG: 1.000							E 1B FC3-6 BB			0	1	0	0	1	0	0
Juan Pizarro, L (7, 1)								FC1-6 1B		0	0	0	0	0	0	0
Hoyt Wilhelm, R (7, 1)										1	0	0	0	0	0	1
Inning Stats	R: 0 E: 0 K: 0 S: 4 H: 1 LOB: 2 BB: 0 P: 5	R: 0 E: 0 K: 1 S: 5 H: 0 LOB: 0 BB: 0 P: 5	R: 3 E: 0 K: 2 S: 10 H: 3 LOB: 1 BB: 0 P: 11	R: 0 E: 0 K: 0 S: 4 H: 1 LOB: 1 BB: 0 P: 4	R: 0 E: 0 K: 0 S: 4 H: 1 LOB: 1 BB: 0 P: 4	R: 0 E: 0 K: 0 S: 3 H: 0 LOB: 0 BB: 0 P: 3	R: 4 E: 1 K: 0 S: 6 H: 2 LOB: 0 BB: 1 P: 10	R: 0 E: 0 K: 1 S: 7 H: 2 LOB: 2 BB: 0 P: 7	R: 0 E: 0 K: 0 S: 3 H: 0 LOB: 1 BB: 1 P: 7	1B: 8 2B: 0 3B: 1 HR: 1	SF: 0 SAC: 0 DP: 0 HBP: 2			WP: 0 PB: 0 SB: 0 CS: 0	PA: 42		

PITCHER		IP	WLS	BF	H	R	ER	SO	BB	IBB	HBP	BLK	WP	HR	S	P	ERA	WHIP
Jim Bunning, R ERA: 3.52	(1, 1)	7.2	L	37	10	7	3	3	1	0	2	0	0	1	40	46	3.52	1.435
Dick Egan, L ERA:	(8, 1)	0.1		1	0	0	0	1	0	0	0	0	0	0	3	3	0.00	0.000
Bob Dustal, R ERA:	(9, 1)	1.0		4	0	0	0	0	1	0	0	0	0	0	3	7	0.00	1.000

PITCHER	IP	WLS	BF	H	R	ER	SO	BB	IBB	HBP	BLK	WP	HR	S	P	ERA	WHIP

TOP

Chicago White Sox @ Detroit Tigers

Tiger Stadium, Detroit, MI

Tue Apr 09 1963, 3:33 AM EST

Att. 37,781 - Unknown

livebaseballscorecards.com

AB	38
R	7
H	10
RBI	7
BB	2
SO	4
LOB	18

Batter	1	2	3	4	5	6	7	8	9	AB	R	H	RBI	BB	SO	LOB
Bubba Phillips, R (1, 5) OBP: 0.600, SLG: 0.600	BB, 1B 1B	E, 1B 2-H 1B		F7 ①		FC1-6 1B		1-3 ③		5	1	3	1	0	0	0
Bill Bruton, L (1, 8) OBP: 0.200, SLG: 0.200	F8 ① 1B	E8 1B 1-3 1B		F3 ②		FC1-6 ① L5-4-3 1-2f			4-3 ① 1B	5	1	1	0	0	0	2
Al Kaline, R (1, 9) OBP: 0.400, SLG: 0.400	BB 1-2 1B	FC5-2-5 1B 2-3 3-H 1B		L7 ③		L5-4-3 ②③ 1-2			L5-3 ② 1B	5	0	2	1	0	0	1
Rocky Colavito, R (1, 7) OBP: 0.600, SLG: 0.600	F2 ② 1B	FC5-2-5 1-2 3-H 1B			1B 1B		1B		6-3 ③ 1B	5	1	3	1	0	0	2
Norm Cash, L (1, 3) Frank Kostro, R (7, PH) (8, 3)	BBBB 1-2 2-3 BB	FC5-2-5 ② 1-2 2-3f			K ① SSS		K ① SSS			2 1	0 0	0 0	0 0	1 0	1 1	3 1
Dick McAuliffe, L (1, 4)	F7 ③	G3 ③			K ② SSS		F7 ②			4	0	0	0	0	1	7
Gus Triandos, R (1, 2) OBP: 0.500, SLG: 1.250		HR SSS	K ①		1B 1-2 1B		K ③ SSS			4	1	2	1	0	2	1
Chico Fernandez, R (1, 6) OBP: 0.500, SLG: 0.500		SH1-4 1B 1B	6-3 ②		1-2 2-H 1B			F8 ①		4	1	2	1	0	0	0
Jim Bunning, R (1, 1) Dick Egan, L (8, 1) Whitey Herzog, L (8, PH) Bob Dustal, R (9, 1)	SH1-4 ① 1-2	6-3 ③			F4 ③			K ② SSS		2 0 1 0	0 0 0 0	0 0 0 0	0 0 0 0	0 0 1 0	0 0 0 0	2 0 0 0
Inning Stats	R: 0 E: 0 K: 0 S: 5 H: 2 LOB: 3 BB: 1 P: 9	R: 4 E: 1 K: 0 S: 9 H: 6 LOB: 2 BB: 0 P: 9	R: 0 E: 0 K: 1 S: 5 H: 0 LOB: 0 BB: 0 P: 5	R: 0 E: 0 K: 0 S: 3 H: 0 LOB: 0 BB: 0 P: 3	R: 1 E: 0 K: 2 S: 10 H: 3 LOB: 2 BB: 0 P: 10	R: 0 E: 0 K: 0 S: 3 H: 1 LOB: 0 BB: 0 P: 3	R: 0 E: 0 K: 2 S: 8 H: 1 LOB: 1 BB: 0 P: 8	R: 0 E: 0 K: 1 S: 5 H: 0 LOB: 0 BB: 0 P: 5	R: 0 E: 0 K: 0 S: 3 H: 0 LOB: 0 BB: 0 P: 3	1B: 12 2B: 0 3B: 0 HR: 1	SF: 0 SAC: 1 DP: 1 HBP: 0						

PITCHER		IP	WLS	BF	H	R	ER	SO	BB	IBB	HBP	BLK	WP	HR	S	P	ERA	WHIP
Ray Herbert, R ERA: 27.0	(1, 1)	1.1		13	8	4	4	0	1	0	0	0	0	1	12	16	27.00	6.750
Mike Joyce, R ERA:	(2, 1)	0.2		2	0	0	0	0	0	0	0	0	0	0	2	2	0.00	0.000
Frank Baumann, L ERA: 2.25	(3, 1)	4.0	W	15	4	1	1	3	0	0	0	0	0	0	21	21	2.25	1.000
Juan Pizarro, L ERA:	(7, 1)	0.0		1	1	0	0	0	0	0	0	0	0	0	1	1	∞	∞
Hoyt Wilhelm, R ERA:	(7, 1)	3.0	S	9	0	0	0	3	0	0	0	0	0	0	15	15	0.00	0.000

PITCHER	IP	WLS	BF	H	R	ER	SO	BB	IBB	HBP	BLK	WP	HR	S	P	ERA	WHIP

BOTTOM

Chicago White Sox @ Detroit Tigers

Tiger Stadium, Detroit, MI

Tue Apr 09 1963, 3:33 AM EST

Att. 37,781 - Unknown

livebaseballscorecards.com

AB	38
R	5
H	13
RBI	5
BB	1
SO	6
LOB	19

Batter	1	2	3	4	5	6	7	8	9	AB	R	H	RBI	BB	SO	LOB
Jim Landis, R (1, 8) OBP: 0.111, SLG: 0.111	F5		K		F6		6-3			4	0	0	0	0	1	1
Nellie Fox, L (1, 4) OBP: 0.444, SLG: 0.286	1B, HBP		F7		F8			6-3		3	1	0	0	0	0	1
Joe Cunningham, L (1, 3) OBP: 0.222, SLG: 0.375	K		3-1			L9		HBP		3	0	0	0	0	1	1
Dave Nicholson, R (1, 7) OBP: 0.222, SLG: 0.125	1B 1-2			BB		F7		K		3	0	1	0	1	1	1
Floyd Robinson, L (1, 9) OBP: 0.556, SLG: 0.500	1B 1-3 2-H			F8		1B		4-3		4	0	2	1	0	0	2
Ron Hansen, R (1, 6) OBP: 0.375, SLG: 0.375	K			F7		1-2 1B			FC5-6 1B	4	0	2	0	0	1	3
Pete Ward, L (1, 5) OBP: 0.333, SLG: 0.625 Al Weis, S (9, PR)		FC5-4 1B		1-3		F6			FC5-6 G5-4-3 1-2f	4 0	0 0	1 0	0 0	0 0	0 0	4 0
Cam Carreon, R (1, 2) OBP: 0.250, SLG: 0.250	FC5-4 CS 1-2f				1B	F7			G5-4-3 1-2f	4	0	1	0	0	0	2
Eddie Fisher, R (1, 1) Mike Hershberger, R (7, PH) OBP: 0.500, SLG: 0.500 Gary Peters, L (7, 1)	K 1-2				K	F8				2 1 0	0 0 0	0 0 0	0 0 0	0 0 0	2 0 0	2 0 0
Inning Stats	R: 1 E: 0 K: 2 S: 9 H: 2 LOB: 2 BB: 0 P: 10	R: 0 E: 0 K: 1 S: 5 H: 1 LOB: 1 BB: 0 P: 5	R: 0 E: 0 K: 1 S: 5 H: 0 LOB: 0 BB: 0 P: 5	R: 0 E: 0 K: 0 S: 3 H: 0 LOB: 1 BB: 1 P: 7	R: 0 E: 0 K: 1 S: 6 H: 1 LOB: 1 BB: 0 P: 6	R: 0 E: 0 K: 0 S: 5 H: 2 LOB: 2 BB: 0 P: 5	R: 0 E: 0 K: 0 S: 3 H: 0 LOB: 0 BB: 0 P: 3	R: 0 E: 0 K: 1 S: 5 H: 0 LOB: 1 BB: 0 P: 6	R: 0 E: 0 K: 0 S: 3 H: 1 LOB: 1 BB: 0 P: 3	1B: 7 2B: 1 3B: 0 HR: 0 SF: 0 SAC: 0 DP: 2 HBP: 2						

PITCHER	IP	WLS	BF	H	R	ER	SO	BB	IBB	HBP	BLK	WP	HR	S	P	ERA	WHIP
Hank Aguirre, L (1, 1) ERA: 1.0	9.0	W	35	7	1	1	6	1	0	2	0	0	0	44	50	1.00	0.889

PITCHER	IP	WLS	BF	H	R	ER	SO	BB	IBB	HBP	BLK	WP	HR	S	P	ERA	WHIP

TOP

Chicago White Sox @ Detroit Tigers

Tiger Stadium, Detroit, MI

Wed Apr 10 1963, 3:33 AM EST

Att. 2,875 - Unknown

livebaseballscorecards.com

AB	32
R	1
H	7
RBI	1
BB	1
SO	6
LOB	17

WP	0
PB	0
SB	0
CS	1
PA	35

Batter	1	2	3	4	5	6	7	8	9	AB	R	H	RBI	BB	SO	LOB
Bubba Phillips, R (1, 5) OBP: 0.444, SLG: 0.375	F8		K			BB (F8, 4-3)		6-3		3	0	0	0	1	1	0
Bill Bruton, L (1, 8) OBP: 0.222, SLG: 0.333	2B (1B, SF8)		F8			4-3 (1-2)		K		4	1	1	0	0	1	1
Al Kaline, R (1, 9) OBP: 0.444, SLG: 0.375	1B (PB, S, 1B; 2-3)		L4			BB		L9		3	1	1	0	1	0	0
Rocky Colavito, R (1, 7) OBP: 0.375, SLG: 0.429	SF8 (1-2; 3-H)			K		F8 (2-3)				2	0	0	1	0	1	2
Norm Cash, L (1, 3) OBP: 0.143, SLG: 0.143	BB (1B, PB, CS)			F3		K				2	0	0	0	1	1	2
Dick McAuliffe, L (1, 4) OBP: 0.143, SLG: 0.143	1B (1-3; 2-H)			1-3			K			3	0	1	1	0	1	0
Gus Triandos, R (1, 2) OBP: 0.286, SLG: 0.714	CS (3-H)	F8			F8		K			3	0	0	0	0	1	0
Chico Fernandez, R (1, 6) OBP: 0.429, SLG: 0.429		F5			F9		1B			3	0	1	0	0	0	0
Hank Aguirre, R (1, 1)		K			4-3		K			3	0	0	0	0	2	1
Inning Stats	R: 2 E: 0 K: 0 S: 5 H: 3 LOB: 1 BB: 1 P: 9	R: 0 E: 0 K: 1 S: 5 H: 0 LOB: 0 BB: 0 P: 5	R: 0 E: 0 K: 1 S: 5 H: 0 LOB: 0 BB: 0 P: 5	R: 0 E: 0 K: 1 S: 5 H: 0 LOB: 0 BB: 0 P: 5	R: 0 E: 0 K: 0 S: 3 H: 0 LOB: 0 BB: 0 P: 3	R: 0 E: 0 K: 1 S: 5 H: 0 LOB: 2 BB: 2 P: 13	R: 0 E: 0 K: 3 S: 10 H: 1 LOB: 1 BB: 0 P: 10	R: 0 E: 0 K: 1 S: 5 H: 0 LOB: 0 BB: 0 P: 5		1B: 3 2B: 1 3B: 0 HR: 0	SF: 1 SAC: 0 DP: 0 HBP: 0					

PITCHER	IP	WLS	BF	H	R	ER	SO	BB	IBB	HBP	BLK	WP	HR	S	P	ERA	WHIP
Eddie Fisher, R (1, 1) ERA: 1.5	6.0	L	23	3	2	1	4	3	0	0	0	0	0	28	40	1.50	1.000
Gary Peters, L (7, 1) ERA:	2.0		7	1	0	0	4	0	0	0	0	0	0	15	15	0.00	0.500

PITCHER	IP	WLS	BF	H	R	ER	SO	BB	IBB	HBP	BLK	WP	HR	S	P	ERA	WHIP

BOTTOM

Chicago White Sox @ Detroit Tigers

Tiger Stadium, Detroit, MI

Wed Apr 10 1963, 3:33 AM EST

Att. 2,875 - Unknown

livebaseballscorecards.com

AB	26
R	2
H	4
RBI	2
BB	3
SO	8
LOB	6

WP: 0 PA: 31
PB: 1
SB: 1
CS: 1

Batter	1	2	3	4	5	6	7	8	9	AB	R	H	RBI	BB	SO	LOB
Bubba Phillips, R (1, 5) OBP: 0.429, SLG: 0.462	0-0 FC4-6 1B	0-0 F4		0-0 F7		0-0 FC6 1-3 2B		0-0 6-3		5	0	2	0	0	0	1
Bill Bruton, L (1, 8) OBP: 0.143, SLG: 0.214	0-0 FC4-6 1B 1B 1-2f		0-0 F2	0-3 K		0-0 L5		0-0 4-3		5	1	0	0	0	1	4
Al Kaline, R (1, 9) OBP: 0.429, SLG: 0.333	0-0 1B 1B 1-2 1B		0-0 L6-3		0-0 F2	4-0 FC6 IBB			0-3 K	4	1	1	0	1	1	0
Rocky Colavito, R (1, 7) OBP: 0.385, SLG: 0.417	0-0 1B 1-2 2-H 1B		0-0 1B		0-3 K	0-0 FC6 1-2 2-3 3-H			0-0 1-3	5	0	2	2	0	1	2
Norm Cash, L (1, 3) OBP: 0.455, SLG: 0.375	0-0 1-2 2-H 1B		0-0 F7		4-0 1B BB	0-0 F9			0-0 1B 2B	4	1	2	1	1	0	4
Dick McAuliffe, L (1, 4) OBP: 0.250, SLG: 0.250	0-0 F8			0-0 G3	0-0 1-2 1B		0-0 F8		0-0 2-H 1B	5	0	2	1	0	0	2
Gus Triandos, R (1, 2) OBP: 0.250, SLG: 0.455	0-0 F5			4-0 2B 1B BB	0-0 P6		0-3 K		0-0 F3	4	1	0	0	1	1	5
Chico Fernandez, R (1, 6) OBP: 0.364, SLG: 0.455		0-0 F7		0-0 1-3 1B 2B		0-0 P1	0-3 K			4	1	1	0	0	1	0
Don Mossi, L (1, 1) OBP: 0.500, SLG: 0.500		0-3 K		0-0 2-H 3-H 1B		0-0 2B FC6 1B		0-0 4-3		4	1	2	2	0	1	0
Inning Stats	R: 2 E: 0 K: 0 S: 7 H: 4 LOB: 2 BB: 0 P: 7	R: 0 E: 0 K: 1 S: 5 H: 0 LOB: 0 BB: 0 P: 5	R: 0 E: 0 K: 0 S: 4 H: 1 LOB: 1 BB: 0 P: 4	R: 2 E: 0 K: 1 S: 7 H: 2 LOB: 1 BB: 1 P: 11	R: 0 E: 0 K: 1 S: 6 H: 1 LOB: 2 BB: 1 P: 10	R: 1 E: 0 K: 0 S: 6 H: 2 LOB: 3 BB: 1 P: 10	R: 0 E: 0 K: 2 S: 7 H: 0 LOB: 0 BB: 0 P: 7	R: 0 E: 0 K: 0 S: 3 H: 0 LOB: 0 BB: 0 P: 3	R: 1 E: 0 K: 1 S: 7 H: 2 LOB: 1 BB: 0 P: 7	1B: 9 2B: 3 3B: 0 HR: 0	SF: 0 SAC: 0 DP: 0 HBP: 0						

TOP

Detroit Tigers @ Cleveland Indians

Cleveland Municipal Stadium, Cleveland, OH

Thu Apr 11 1963, 3:33 AM EST
Att. 25,812 - Unknown

livebaseballscorecards.com

AB	40
R	6
H	12
RBI	6
BB	3
SO	6
LOB	18

PITCHER		IP	WLS	BF	H	R	ER	SO	BB	IBB	HBP	BLK	WP	HR	S	P	ERA	WHIP
Dick Donovan, R ERA: 10.8	(1, 1)	3.1	L	18	7	4	4	1	1	0	0	0	0	0	19	23	10.80	2.400
Jerry Walker, R ERA: 3.38	(4, 1)	2.2		14	3	1	1	2	1	1	0	0	0	0	16	24	3.38	1.500
Jim Perry, R ERA: 2.25	(7, 1)	3.0		11	2	1	1	3	0	0	0	0	0	0	17	17	3.00	0.667

PITCHER	IP	WLS	BF	H	R	ER	SO	BB	IBB	HBP	BLK	WP	HR	S	P	ERA	WHIP

Detroit Tigers @ Cleveland Indians

Cleveland Municipal Stadium, Cleveland, OH

Thu Apr 11 1963, 3:33 AM EST

Att. 25,812 - Unknown

BOTTOM

Batter	1	2	3	4	5	6	7	8	9	AB	R	H	RBI	BB	SO	LOB
Vic Davalillo, L (1, 8) OBP: 0.083, SLG: 0.083	F7			F8			F6		FC4-6 FC6-4 1-2f 2-3	4	0	0	0	0	0	2
Tony Martinez, R (1, 6) OBP: 0.250, SLG: 0.273	F8			4-3			1B		FC6-4 1-2f 3-H	4	0	1	1	0	0	1
Tito Francona, L (1, 7) OBP: 0.143, SLG: 0.286	F8			L9			K		F3	4	0	0	0	0	1	2
Joe Adcock, R (1, 3) OBP: 0.143, SLG: 0.143		L9			5-3		K2-3			3	0	0	0	0	1	1
John Romano, R (1, 2) OBP: 0.182, SLG: 0.400		5-3			F8			F5		3	0	0	0	0	0	0
Ellis Burton, S (1, 9) OBP: 0.182, SLG: 0.182		F8			F5			K		3	0	0	0	0	1	0
Max Alvis, R (1, 5) OBP: 0.182, SLG: 0.545			F7			4-3		6-3		3	0	0	0	0	0	0
Miguel de la Hoz, R (1, 4) OBP: 0.286, SLG: 0.429			5-3			K			E6 FC4-6 1B FC6-4	3	1	0	0	0	1	0
Dick Donovan, L (1, 1)			K			K			FC4-6 1-2 1B	1	0	0	0	0	1	0
Jerry Walker, S (4, 1)										0	0	0	0	0	0	0
Al Luplow, L (6, PH) OBP: 0.200, SLG: 0.200										1	0	0	0	0	1	0
Jim Perry, S (7, 1)										0	0	0	0	0	0	0
Gene Green, R (9, PH) OBP: 0.667, SLG: 1.667										1	0	1	0	0	0	0

Inning Stats	1	2	3	4	5	6	7	8	9	1B: 2	SF: 0	WP: 0	PA: 30
R:	0	0	0	0	0	0	1	0	1	2B: 0	SAC: 0	PB: 0	
E:	0	0	0	0	0	0	0	0	1	3B: 0	DP: 0	SB: 0	
K:	0	3	1	0	0	2	2	1	0	HR: 0	HBP: 0	CS: 0	
S:	3	3	5	3	3	7	8	5	5				
H:	0	0	0	0	0	0	1	0	1				
LOB:	0	0	0	0	0	0	1	0	1				
BB:	0	0	0	0	0	0	0	0	0				
P:	3	3	5	3	3	7	8	5	5				

	AB	30
	R	1
	H	2
	RBI	1
	BB	0
	SO	6
	LOB	6

livebaseballscorecards.com

PITCHER	IP	WLS	BF	H	R	ER	SO	BB	IBB	HBP	BLK	WP	HR	S	P	ERA	WHIP
Don Mossi, L (1, 1)	9.0	W	30	2	1	0	6	0	0	0	0	0	0	42	42	0.00	0.222
ERA:																	

PITCHER	IP	WLS	BF	H	R	ER	SO	BB	IBB	HBP	BLK	WP	HR	S	P	ERA	WHIP

Batter	1	2	3	4	5	6	7	8	9	AB	R	H	RBI	BB	SO	LOB
Bubba Phillips, R (1, 5) OBP: 0.389, SLG: 0.412	S S S 0-3 ① K		x 0-0 ② F7			x 0-0 ① F8	x 0-0 ③ 1-2 1B			4	0	1	0	0	1	0
Bill Bruton, L (1, 8) OBP: 0.222, SLG: 0.444	S S S 0-3 ② K		x 0-0 HR			x 0-0 FC5-4 1B		x 0-0 ① F8		4	1	2	1	0	1	0
Al Kaline, R (1, 9) OBP: 0.333, SLG: 0.250	x 0-0 ③ L6-3		x 0-0 ③ F5			x 0-0 ② FC5-4 FC5-4 1-2f		S S S 0-3 ② K2-3		4	0	0	0	0	1	1
Rocky Colavito, R (1, 7) OBP: 0.294, SLG: 0.313		S S S 0-3 ① K		x 0-0 ① F2		x 0-0 ③ FC5-4 1-2f		x 0-0 ③ F8		4	0	0	0	0	1	1
Norm Cash, L (1, 3) OBP: 0.467, SLG: 0.636		B B B 4-0 HR BB		x 0-0 ② F7			x 0-0 HR		x 0-0 ① 1-3	3	2	1	1	1	0	0
Dick McAuliffe, L (1, 4) OBP: 0.313, SLG: 0.500		x 0-0 1-H HR		x 0-0 ③ F7			x 0-0 ① 4-3		x 0-0 BB 1B	4	1	2	2	0	0	0
Gus Triandos, R (1, 2) OBP: 0.250, SLG: 0.357		S S S 0-3 ② K			x 0-0 ① L5		S S S 0-3 ② K		B B B B 4-0 G1-4-3 1-2 BB	3	0	0	0	1	2	0
Chico Fernandez, R (1, 6) OBP: 0.333, SLG: 0.357		S S S 0-3 ③ K			S S S 0-3 ② K		B B B B 4-0 1B BB		x 0-0 ② ③ G1-4-3 1-2f	3	0	0	0	1	2	2
Phil Regan, R (1, 1) OBP: 0.333, SLG: 0.333 Terry Fox, R (9, 1)			S S S 0-3 ① K		S S S 0-3 ③ K		x 0-0 1-2 1B 1B			3 0	0 0	1 0	0 0	0 0	2 0	0 0
Inning Stats	R: 0 E: 0 K: 2 S: 7 H: 0 LOB: 0 BB: 0 P: 7	R: 2 E: 0 K: 3 S: 10 H: 1 LOB: 0 BB: 1 P: 14	R: 1 E: 0 K: 1 S: 6 H: 1 LOB: 0 BB: 0 P: 6	R: 0 E: 0 K: 0 S: 3 H: 0 LOB: 0 BB: 0 P: 3	R: 0 E: 0 K: 2 S: 7 H: 0 LOB: 0 BB: 0 P: 7	R: 0 E: 0 K: 0 S: 4 H: 1 LOB: 1 BB: 0 P: 4	R: 1 E: 0 K: 1 S: 7 H: 3 LOB: 2 BB: 1 P: 11	R: 0 E: 0 K: 1 S: 5 H: 0 LOB: 0 BB: 0 P: 5	R: 0 E: 0 K: 0 S: 3 H: 1 LOB: 1 BB: 1 P: 7	1B: 4 2B: 0 3B: 0 HR: 3	SF: 0 SAC: 0 DP: 1 HBP: 0						

TOP

Detroit Tigers @ Cleveland Indians

Cleveland Municipal Stadium, Cleveland, OH

Sat Apr 13 1963, 3:33 AM EST

Att. 3,490 - Unknown

livebaseballscorecards.com

AB	32
R	4
H	7
RBI	4
BB	3
SO	10
LOB	4

PITCHER		IP	WLS	BF	H	R	ER	SO	BB	IBB	HBP	BLK	WP	HR	S	P	ERA	WHIP
Pedro Ramos, R ERA: 5.4	(1, 1)	5.0	L	18	2	3	3	8	1	0	0	0	0	2	33	37	5.40	0.600
Gary Bell, R ERA: 1.8	(6, 1)	2.0		10	4	1	1	1	1	0	0	0	0	1	11	15	4.50	2.500
Barry Latman, R ERA: 6.0	(8, 1)	2.0		7	1	0	0	1	1	0	0	0	0	0	8	12	0.00	1.000

PITCHER	IP	WLS	BF	H	R	ER	SO	BB	IBB	HBP	BLK	WP	HR	S	P	ERA	WHIP

Detroit Tigers @ Cleveland Indians

Cleveland Municipal Stadium, Cleveland, OH

Sat Apr 13 1963, 3:33 AM EST

Att. 3,490 - Unknown

livebaseballscorecards.com

BOTTOM

Batter	1	2	3	4	5	6	7	8	9	AB	R	H	RBI	BB	SO	LOB
Vic Davalillo, L (1, 8) OBP: 0.063, SLG: 0.063	F8		E5 1B		3-1			4-3		4	0	0	0	0	0	0
Tony Martinez, R (1, 6) OBP: 0.188, SLG: 0.200	P4		F7		F8			F8		4	0	0	0	0	0	1
Tito Francona, L (1, 7) OBP: 0.273, SLG: 0.636	1B		K			F7		HR		4	1	2	1	0	1	1
Fred Whitfield, L (1, 3) OBP: 0.250, SLG: 0.625	4-3		FC6 1-3 1B			F8		L9		4	0	1	0	0	0	1
Willie Kirkland, L (1, 9)		G3	FC6 1-2f			K			FC6-4 1B BB	3	0	0	0	1	1	2
John Romano, R (1, 2) OBP: 0.267, SLG: 0.429 Willie Tasby, R (9, PR)		FC4 1B		K			L9		FC6-4 1-2 1B	4 0	0 0	2 0	0 0	0 0	1 0	0 0
Max Alvis, R (1, 5) OBP: 0.200, SLG: 0.600		FC4 1B 1-2f		P6			3B		FC6-4 BB 1-2f 2-3	4	0	1	0	0	0	3
Woodie Held, R (1, 4) OBP: 0.625, SLG: 1.000		1-3 1B		6-3			4-3		G4-6-3 1-2 BB	3	0	1	0	1	0	1
Pedro Ramos, S (1, 1) Al Luplow, L (5, PH) OBP: 0.167, SLG: 0.167 Gary Bell, R (6, 1) Ellis Burton, S (7, PH) OBP: 0.167, SLG: 0.167 Barry Latman, R (8, 1) Gene Green, R (9, PH) OBP: 0.500, SLG: 1.250		K			L9		L9		G4-6-3 1-2f	1 1 0 1 0 1	0 0 0 0 0 0	0 0 0 0 0 0	0 0 0 0 0 0	0 0 0 0 0 0	1 0 0 0 0 0	2 0 0 1 0 3
Inning Stats	R: 0 E: 0 K: 0 S: 4 H: 1 LOB: 1 BB: 0 P: 4	R: 0 E: 0 K: 1 S: 7 H: 2 LOB: 2 BB: 0 P: 7	R: 0 E: 1 K: 1 S: 7 H: 1 LOB: 2 BB: 0 P: 7	R: 0 E: 0 K: 1 S: 5 H: 0 LOB: 0 BB: 0 P: 5	R: 0 E: 0 K: 0 S: 3 H: 0 LOB: 0 BB: 0 P: 3	R: 0 E: 0 K: 1 S: 5 H: 0 LOB: 0 BB: 0 P: 5	R: 0 E: 0 K: 0 S: 4 H: 1 LOB: 1 BB: 0 P: 4	R: 1 E: 0 K: 0 S: 4 H: 1 LOB: 0 BB: 0 P: 4	R: 0 E: 0 K: 0 S: 3 H: 1 LOB: 3 BB: 2 P: 11	1B: 5 2B: 0 3B: 1 HR: 1 SF: 0 SAC: 0 DP: 1 HBP: 0			WP: 0 PB: 0 SB: 0 CS: 0		PA: 36	

	AB	34
	R	1
	H	7
	RBI	1
	BB	2
	SO	4
	LOB	15

PITCHER		IP	WLS	BF	H	R	ER	SO	BB	IBB	HBP	BLK	WP	HR	S	P	ERA	WHIP
Phil Regan, R ERA: 1.13	(1, 1)	8.0	W	33	7	1	1	4	1	0	0	0	0	1	40	44	1.12	1.000
Terry Fox, R ERA:	(9, 1)	1.0	S	3	0	0	0	0	1	0	0	0	0	0	2	6	0.00	1.000

PITCHER	IP	WLS	BF	H	R	ER	SO	BB	IBB	HBP	BLK	WP	HR	S	P	ERA	WHIP

Detroit Tigers @ Cleveland Indians

Cleveland Municipal Stadium, Cleveland, OH

Sun Apr 14 1963, 6:05 PM EST

Att. 2,869 - Unknown

TOP

livebaseballscorecards.com

Batter	1	2	3	4	5	6	7	8	9	AB	R	H	RBI	BB	SO	LOB
Bubba Phillips, R (1, 5) OBP: 0.348, SLG: 0.364	F2		F9		F8		WP 1B 1B		F8	5	0	1	0	0	0	1
Bill Bruton, L (1, 8) OBP: 0.304, SLG: 0.455	4-3		4-3		1-2 BB 1B		1-2 WP 1B		BBBB 1B BB	4	0	2	0	1	0	0
Al Kaline, R (1, 9) OBP: 0.391, SLG: 0.263	BBBB BB BB		F2		1-2 2-3 BB BB		1-2 2-3 L1		1-2 1B	3	0	1	0	2	0	2
Rocky Colavito, R (1, 7) OBP: 0.273, SLG: 0.250	BBBB 1-2 BB			6-3	5-3		6-3		P5	4	0	0	0	1	0	7
Norm Cash, L (1, 3) OBP: 0.500, SLG: 0.571	SSS K			BBBB BB		BBBB BB		BB 1B	F9	3	0	1	0	2	1	4
Dick McAuliffe, L (1, 4) OBP: 0.350, SLG: 0.474		1B		SSS K		P6		BBBB 1-2 BB		3	0	1	0	1	1	2
Gus Triandos, R (1, 2) OBP: 0.211, SLG: 0.294		F3		F9		F7		F7		3	0	0	0	0	0	3
Whitey Herzog, L (8, PH)										1	0	0	0	0	0	2
Bob Dustal, R (8, 1)										0	0	0	0	0	0	0
Chico Fernandez, R (1, 6) OBP: 0.278, SLG: 0.294		SSS K			SSS K	4-3		P4		3	0	0	0	0	2	2
Vic Wertz, L (8, PH)										1	0	0	0	0	0	2
Bill Freehan, R (8, 2)										0	0	0	0	0	0	0
Jim Bunning, R (1, 1) OBP: 0.250, SLG: 0.250		SSS K			BB 1B 1B		SSS K	F8		2	0	1	0	0	1	1
Purnal Goldy, R (7, PH)										1	0	0	0	0	1	0
Dick Egan, L (7, 1)										0	0	0	0	0	0	0
Frank Kostro, R (8, PH)										1	0	0	0	0	0	2
Coot Veal, R (8, 6)										0	0	0	0	0	0	0
Inning Stats	R: 0 E: 0 K: 1 S: 5 H: 0 LOB: 2 BB: 2 P: 13	R: 0 E: 0 K: 2 S: 8 H: 1 LOB: 1 BB: 0 P: 8	R: 0 E: 0 K: 0 S: 3 H: 0 LOB: 0 BB: 0 P: 3	R: 0 E: 0 K: 1 S: 5 H: 0 LOB: 1 BB: 1 P: 9	R: 0 E: 0 K: 1 S: 7 H: 2 LOB: 3 BB: 1 P: 11	R: 0 E: 0 K: 0 S: 3 H: 0 LOB: 1 BB: 1 P: 7	R: 0 E: 0 K: 1 S: 7 H: 2 LOB: 2 BB: 0 P: 7	R: 0 E: 0 K: 0 S: 4 H: 1 LOB: 2 BB: 1 P: 8	R: 0 E: 0 K: 0 S: 4 H: 1 LOB: 2 BB: 1 P: 8	1B: 7 2B: 0 3B: 0 HR: 0 SF: 0 SAC: 0 DP: 0 HBP: 0						

	AB	34
	R	0
	H	7
	RBI	0
	BB	7
	SO	6
	LOB	28

WP: 1 PB: 0 SB: 0 CS: 0 PA: 41

PITCHER		IP	WLS	BF	H	R	ER	SO	BB	IBB	HBP	BLK	WP	HR	S	P	ERA	WHIP
Mudcat Grant, R ERA: 2.7	(1, 1)	4.1		18	2	0	0	5	3	0	0	0	0	0	25	37	0.00	1.154
Jerry Walker, R ERA: 1.23	(5, 1)	4.2	W	23	5	0	0	1	4	0	0	0	1	0	21	37	0.00	1.929

PITCHER		IP	WLS	BF	H	R	ER	SO	BB	IBB	HBP	BLK	WP	HR	S	P	ERA	WHIP

Batter	1	2	3	4	5	6	7	8	9	AB	R	H	RBI	BB	SO	LOB
Vic Davalillo, L (1, 8) OBP: 0.143, SLG: 0.286	3-1		1-2 1B		1-H HR		6-3	1-2 5-3		5	1	2	2	0	0	1
Willie Kirkland, L (1, 9) John Romano, R (7, 2) OBP: 0.294, SLG: 0.438	K		F5		F5		PB 1B	6-3		3 2	0 0	0 1	0 0	0 0	1 0	2 1
Tito Francona, L (1, 7) OBP: 0.267, SLG: 0.533	F8			1B 1B	K		1-2 K			4	0	1	0	0	2	1
Fred Whitfield, L (1, 3) OBP: 0.250, SLG: 0.500		K		K		1B BB FC3-6 1B	K			4	1	1	0	0	3	2
Woodie Held, R (1, 4) OBP: 0.583, SLG: 0.714		F7		F8		1-2 1B BB		1B 1B 1-6-3 BB		2	1	0	0	2	0	1
Max Alvis, R (1, 5) OBP: 0.316, SLG: 0.611		CS BB		1-3 1B		K		1-6-3 1B 1-2 1B 1B		3	1	2	0	1	1	2
Tony Martinez, R (1, 6) OBP: 0.300, SLG: 0.316		CS 1-2	1B 1B	F8		1-2 2-3 FC3-6 1B		1-2 2-3 1-6-3 1B 1B		4	1	3	0	0	0	2
Doc Edwards, R (1, 2) OBP: 0.500, SLG: 0.500 Al Luplow, L (6, PH) (7, 9) OBP: 0.125, SLG: 0.125			F3		HR 1B	1-2f 3-H FC3-6		1-2 2-3 3-H 1-6-3		2 2	1 0	1 0	0 2	0 0	0 0	1 4
Mudcat Grant, R (1, 1) Jerry Walker, S (5, 1) OBP: 0.333, SLG: 0.333			F3		F8	F8		2-H 3-H 5-3 1B		1 3	0 0	0 1	0 2	0 0	0 0	1 3
Inning Stats	R: 0 E: 0 K: 1 S: 5 H: 0 LOB: 0 BB: 0 P: 5	R: 0 E: 0 K: 1 S: 4 H: 0 LOB: 0 BB: 1 P: 8	R: 0 E: 0 K: 0 S: 5 H: 2 LOB: 2 BB: 0 P: 5	R: 0 E: 0 K: 1 S: 7 H: 2 LOB: 2 BB: 0 P: 7	R: 2 E: 0 K: 1 S: 7 H: 2 LOB: 0 BB: 0 P: 7	R: 1 E: 0 K: 1 S: 7 H: 2 LOB: 2 BB: 1 P: 11	R: 0 E: 0 K: 2 S: 8 H: 1 LOB: 1 BB: 0 P: 8	R: 3 E: 0 K: 0 S: 6 H: 3 LOB: 1 BB: 1 P: 10		1B: 11 2B: 0 3B: 0 HR: 1 SF: 0 SAC: 0 DP: 0 HBP: 0						

PITCHER		IP	WLS	BF	H	R	ER	SO	BB	IBB	HBP	BLK	WP	HR	S	P	ERA	WHIP
Jim Bunning, R ERA: 3.95	(1, 1)	6.0	L	27	8	3	3	5	2	0	0	0	0	1	35	43	4.50	1.667
Dick Egan, L ERA:	(7, 1)	1.0		4	1	0	0	2	0	0	0	0	0	0	8	8	0.00	1.000
Bob Dustal, R ERA: 13.5	(8, 1)	1.0		7	3	3	3	0	1	0	0	0	0	0	6	10	27.00	4.000

PITCHER	IP	WLS	BF	H	R	ER	SO	BB	IBB	HBP	BLK	WP	HR	S	P	ERA	WHIP

BOTTOM

Detroit Tigers @ Cleveland Indians

Cleveland Municipal Stadium, Cleveland, OH

Sun Apr 14 1963, 6:05 PM EST

Att. 2,869 - Unknown

livebaseballscorecards.com

AB	35
R	6
H	12
RBI	6
BB	3
SO	7
LOB	21

1B: 11	SF: 0	WP: 0	PA: 39
2B: 0	SAC: 0	PB: 1	
3B: 0	DP: 0	SB: 0	
HR: 1	HBP: 0	CS: 1	

Batter	1	2	3	4	5	6	7	8	9	AB	R	H	RBI	BB	SO	LOB
Jake Wood, R (1, 4) OBP: 0.400, SLG: 0.500	K		6-3	2B		BB			6-3	4	1	1	0	1	1	0
Bill Bruton, L (1, 8) OBP: 0.296, SLG: 0.462	CI		F2			G1			3-1	4	1	1	2	0	0	2
Al Kaline, R (1, 9) OBP: 0.393, SLG: 0.348	SF8		L5-3	L8			K		BB	4	1	1	1	1	1	1
Rocky Colavito, R (1, 7) OBP: 0.333, SLG: 0.333	SF8			SH5-4	G4-6-3		FC6		5-3	4	1	3	1	0	0	1
Bubba Phillips, R (1, 5) OBP: 0.333, SLG: 0.346	F3			E	K		F8			4	1	1	0	0	1	2
Norm Cash, L (1, 3) OBP: 0.478, SLG: 0.500		BB		SH5-4	G4-6-3		FC6			2	0	0	0	1	0	2
Gus Triandos, R (1, 2) OBP: 0.217, SLG: 0.250		4-3	IBB			K		F9		3	1	0	0	1	1	1
Chico Fernandez, R (1, 6) OBP: 0.273, SLG: 0.286		L7	K			BB		F4		4	0	1	0	0	1	4
Hank Aguirre, R (1, 1) OBP: 0.143, SLG: 0.143		4-3	E5			K		6-3		4	1	1	1	0	1	2
Inning Stats	R: 2 E: 1 K: 1 S: 7	H: 1 LOB: 0 BB: 0 P: 7	R: 0 E: 0 K: 0 S: 3	H: 0 LOB: 1 BB: 1 P: 7	R: 0 E: 0 K: 0 S: 3	H: 0 LOB: 0 BB: 0 P: 3	R: 5 E: 1 K: 1 S: 10	H: 5 LOB: 1 BB: 1 P: 14	R: 0 E: 0 K: 1 S: 5	H: 1 LOB: 0 BB: 0 P: 5	R: 0 E: 0 K: 2 S: 8	H: 1 LOB: 2 BB: 1 P: 12	R: 0 E: 0 K: 1 S: 6	H: 1 LOB: 1 BB: 0 P: 6	R: 0 E: 0 K: 0 S: 3	H: 0 LOB: 0 BB: 0 P: 3	R: 0 E: 0 K: 0 S: 3	H: 0 LOB: 1 BB: 1 P: 7	1B: 6 2B: 2 3B: 1 HR: 0	SF: 1 SAC: 1 DP: 1 HBP: 0	WP: 0 PB: 0 SB: 0 CS: 0	PA: 40

PITCHER		IP	WLS	BF	H	R	ER	SO	BB	IBB	HBP	BLK	WP	HR	S	P	ERA	WHIP
Whitey Ford, L ERA: 8.0	(1, 1)	4.0	L	21	6	7	5	2	1	1	0	0	0	0	23	31	11.25	1.750
Jim Bouton, R ERA: 8.1	(5, 1)	2.0		8	2	0	0	3	1	0	0	0	0	0	13	17	0.00	1.500
Bill Kunkel, R ERA: 1.8	(7, 1)	3.0		11	1	0	0	1	1	0	0	0	0	0	12	16	0.00	0.667

PITCHER	IP	WLS	BF	H	R	ER	SO	BB	IBB	HBP	BLK	WP	HR	S	P	ERA	WHIP

TOP

Detroit Tigers @ New York Yankees

Yankee Stadium, Bronx, NY

Tue Apr 16 1963, 3:33 AM EST
Att. 24,163 - Unknown - 64 F

livebaseballscorecards.com

AB	33
R	7
H	9
RBI	5
BB	4
SO	6
LOB	15

Batter	1	2	3	4	5	6	7	8	9	AB	R	H	RBI	BB	SO	LOB
Tony Kubek, L (1, 6) OBP: 0.185, SLG: 0.222	6-3		G3	2-H 3-H 2B			L9		L9	5	0	1	2	0	0	1
Bobby Richardson, R (1, 4) OBP: 0.269, SLG: 0.360	2B 1B		1B 1B	1-3			L6			4	0	2	0	0	0	1
Clete Boyer, R (1, 5) OBP: 0.348, SLG: 0.565	1-3 2B		F8		5-3		F3			4	0	1	0	0	0	1
Tom Tresh, S (1, 7) OBP: 0.667, SLG: 1.000	K		1-2 1B		1B 1B			G4-6-3 1B		4	0	3	0	0	1	2
Elston Howard, R (1, 2) OBP: 0.292, SLG: 0.545	L6		4-3		G6-3 1-3 1B			G4-6-3 1-2f		4	0	1	0	0	0	5
Hector Lopez, R (1, 9) OBP: 0.217, SLG: 0.053		K		5-3	G6-3 1-2f			L5		4	0	0	0	0	1	2
Joe Pepitone, L (1, 3) OBP: 0.250, SLG: 0.522		L4		2B 2B BB		K			K	3	1	0	0	1	2	0
Jack Reed, R (1, 8) OBP: 0.250, SLG: 0.250		1B	K			F4			5-3	4	0	1	0	0	1	1
Whitey Ford, L (1, 1) Pedro Gonzalez, R (4, PH) OBP: 1.000, SLG: 2.000 Jim Bouton, R (5, 1) Dale Long, L (6, PH) Bill Kunkel, R (7, 1) Phil Linz, R (9, PH)		K		1-3 2B 2B		K			E6	1 1 0 1 0 1	0 1 0 0 0 0	0 1 0 0 0 0	0 0 0 0 0 0	0 0 0 1 0 0	1 0 0 0 0 0	1 0 0 0 0 0
Inning Stats	R: 0 E: 0 K: 1 S: 7 H: 2 LOB: 2 BB: 0 P: 7	R: 0 E: 0 K: 2 S: 8 H: 1 LOB: 1 BB: 0 P: 8	R: 0 E: 0 K: 0 S: 5 H: 2 LOB: 2 BB: 0 P: 5	R: 2 E: 0 K: 1 S: 7 H: 2 LOB: 1 BB: 1 P: 11	R: 0 E: 0 K: 0 S: 4 H: 2 LOB: 1 BB: 0 P: 4	R: 0 E: 0 K: 2 S: 7 H: 0 LOB: 0 BB: 0 P: 7	R: 0 E: 0 K: 0 S: 3 H: 0 LOB: 0 BB: 0 P: 3	R: 0 E: 0 K: 0 S: 3 H: 1 LOB: 0 BB: 0 P: 3	R: 0 E: 1 K: 1 S: 6 H: 0 LOB: 1 BB: 0 P: 6	1B: 7 2B: 3 3B: 0 HR: 0 SF: 0 SAC: 0 DP: 2 HBP: 0			WP: 0 PB: 0 SB: 0 CS: 0	PA: 37		

PITCHER		IP	WLS	BF	H	R	ER	SO	BB	IBB	HBP	BLK	WP	HR	S	P	ERA	WHIP
Hank Aguirre, L ERA: 1.5	(1, 1)	9.0	W	37	10	2	2	7	1	0	0	0	0	0	50	54	2.00	1.222

PITCHER	IP	WLS	BF	H	R	ER	SO	BB	IBB	HBP	BLK	WP	HR	S	P	ERA	WHIP

BOTTOM

Detroit Tigers @ New York Yankees

Yankee Stadium, Bronx, NY

Tue Apr 16 1963, 3:33 AM EST
Att. 24,163 - Unknown - 64 F

livebaseballscorecards.com

AB	36
R	2
H	10
RBI	2
BB	1
SO	7
LOB	14

Batter	1	2	3	4	5	6	7	8	9	AB	R	H	RBI	BB	SO	LOB
Bubba Phillips, R (1, 5) OBP: 0.290, SLG: 0.300	3-1		F7			F8		F2		4	0	0	0	0	0	1
Bill Bruton, L (1, 8) OBP: 0.290, SLG: 0.414	K			G6-4-3 BB		3-1		4-3		3	0	0	0	1	1	0
Al Kaline, R (1, 9) OBP: 0.344, SLG: 0.296	F6			L6		L8			L9	4	0	0	0	0	0	1
Rocky Colavito, R (1, 7) OBP: 0.355, SLG: 0.393		5-3		G6-4-3			F8 SF7 2B		FC3-6 PB 2B 1B	4	2	2	0	0	0	1
Norm Cash, L (1, 3) OBP: 0.444, SLG: 0.421		K			F8		F8		FC3-6 HBP	3	0	0	0	0	1	1
Dick McAuliffe, L (1, 4) OBP: 0.292, SLG: 0.409		K			F9		SF7		FC3-6 2B	3	1	0	1	0	1	2
Gus Triandos, R (1, 2) OBP: 0.333, SLG: 0.522			G4-6-3 1B		1B BB		HR		2B	3	1	3	3	1	0	0
Chico Fernandez, R (1, 6) OBP: 0.269, SLG: 0.280			G4-6-3		1-3 1B		F2		F5	4	0	1	0	0	0	2
Don Mossi, L (1, 1) OBP: 0.429, SLG: 0.429			1B		K			K		3	0	1	0	0	2	2
Inning Stats	R: 0 E: 0 K: 1 S: 5 / H: 0 LOB: 0 BB: 0 P: 5	R: 0 E: 0 K: 2 S: 7 / H: 0 LOB: 0 BB: 0 P: 7	R: 0 E: 0 K: 0 S: 4 / H: 2 LOB: 1 BB: 0 P: 4	R: 0 E: 0 K: 0 S: 2 / H: 0 LOB: 0 BB: 1 P: 6	R: 0 E: 0 K: 1 S: 6 / H: 1 LOB: 2 BB: 1 P: 10	R: 0 E: 0 K: 0 S: 3 / H: 0 LOB: 0 BB: 0 P: 3	R: 2 E: 0 K: 0 S: 5 / H: 2 LOB: 0 BB: 0 P: 5	R: 0 E: 0 K: 1 S: 5 / H: 0 LOB: 0 BB: 0 P: 5	R: 2 E: 0 K: 0 S: 5 / H: 2 LOB: 1 BB: 0 P: 6	1B: 4 2B: 2 3B: 0 HR: 1 / SF: 1 SAC: 0 DP: 2 HBP: 1						

PITCHER	IP	WLS	BF	H	R	ER	SO	BB	IBB	HBP	BLK	WP	HR	S	P	ERA	WHIP
Ralph Terry, R (1, 1) ERA: 1.8	7.0	L	26	5	2	2	4	2	0	0	0	0	1	32	40	2.57	1.000
Hal Reniff, R (8, 1) ERA: 4.5	2.0		9	2	2	2	1	0	0	1	0	0	0	10	11	9.00	1.000

PITCHER	IP	WLS	BF	H	R	ER	SO	BB	IBB	HBP	BLK	WP	HR	S	P	ERA	WHIP

TOP

Detroit Tigers @ New York Yankees

Yankee Stadium, Bronx, NY

Wed Apr 17 1963, 3:33 AM EST
Att. 17,060 - Overcast - 58 F

livebaseballscorecards.com

AB	31
R	4
H	7
RBI	4
BB	2
SO	5
LOB	10

WP: 0 PB: 1 SB: 0 CS: 0 PA: 35

Batter	1	2	3	4	5	6	7	8	9	AB	R	H	RBI	BB	SO	LOB
Tony Kubek, L (1, 6) OBP: 0.161, SLG: 0.194	F7		F8	F5			G1-6-3 1-2f			4	0	0	0	0	0	3
Bobby Richardson, R (1, 4) OBP: 0.267, SLG: 0.345	F4		1B		F2			4-3		4	0	1	0	0	0	0
Clete Boyer, R (1, 5) OBP: 0.370, SLG: 0.556	1B		1-2 1B		4-3			6-3		4	0	2	0	0	0	0
Tom Tresh, S (1, 7) OBP: 0.560, SLG: 0.789	6-3		F3		F7			5-3		4	0	0	0	0	0	3
Elston Howard, R (1, 2) OBP: 0.321, SLG: 0.654		6-3	6-3			FC5-4 1B			HR	4	1	2	1	0	0	2
Hector Lopez, R (1, 9) OBP: 0.222, SLG: 0.217		HR		6-3		FC5-4 1-2f G3-6-3-4			5-3	4	1	1	1	0	0	1
Joe Pepitone, L (1, 3) OBP: 0.250, SLG: 0.481		K		1B		G3-6-3-4 1-2f			4-3	4	0	1	0	0	1	1
Jack Reed, R (1, 8) OBP: 0.250, SLG: 0.250		1B		L9			F5		1-3	4	0	1	0	0	0	1
Ralph Terry, R (1, 1) OBP: 0.143, SLG: 0.143 Phil Linz, R (7, PH) OBP: 0.500, SLG: 0.500 Hal Reniff, R (8, 1)		F3		1-2 1B			G1-6-3 1B			2 1 0	0 0 0	1 1 0	0 0 0	0 0 0	0 0 0	1 0 0
Inning Stats	R: 0 E: 0 K: 0 S: 4 H: 1 LOB: 1 BB: 0 P: 4	R: 1 E: 0 K: 1 S: 7 H: 2 LOB: 1 BB: 0 P: 7	R: 0 E: 0 K: 0 S: 5 H: 2 LOB: 2 BB: 0 P: 5	R: 0 E: 0 K: 0 S: 5 H: 2 LOB: 2 BB: 0 P: 5	R: 0 E: 0 K: 0 S: 3 H: 0 LOB: 0 BB: 0 P: 3	R: 0 E: 0 K: 0 S: 3 H: 1 LOB: 0 BB: 0 P: 3	R: 0 E: 0 K: 0 S: 3 H: 1 LOB: 0 BB: 0 P: 3	R: 0 E: 0 K: 0 S: 3 H: 0 LOB: 0 BB: 0 P: 3	R: 1 E: 0 K: 0 S: 4 H: 1 LOB: 0 BB: 0 P: 4	1B: 8 2B: 0 3B: 0 HR: 2	SF: 0 SAC: 0 DP: 2 HBP: 0					

PITCHER	IP	WLS	BF	H	R	ER	SO	BB	IBB	HBP	BLK	WP	HR	S	P	ERA	WHIP
Don Mossi, L (1, 1) ERA: 1.0	9.0	W	35	10	2	2	1	0	0	0	0	0	2	37	37	2.00	1.111

PITCHER	IP	WLS	BF	H	R	ER	SO	BB	IBB	HBP	BLK	WP	HR	S	P	ERA	WHIP

BOTTOM

Detroit Tigers @ New York Yankees

Yankee Stadium, Bronx, NY

Wed Apr 17 1963, 3:33 AM EST
Att. 17,060 - Overcast - 58 F

livebaseballscorecards.com

AB	35
R	2
H	10
RBI	2
BB	0
SO	1
LOB	12

Detroit Tigers @ Boston Red Sox

Fenway Park, Boston, MA

Fri Apr 19 1963, 3:33 AM EST

Att. 13,219 - Unknown

TOP

livebaseballscorecards.com

Batter	1	2	3	4	5	6	7	8	9	AB	R	H	RBI	BB	SO	LOB
Bubba Phillips, R (1, 5) OBP: 0.286, SLG: 0.273	5-3		BBB 4-0 G4-6-3 BB			F8		F6		3	0	0	0	1	0	0
Bill Bruton, L (1, 8) OBP: 0.314, SLG: 0.406	SSS 0-3 K		0-0 G4-6-3 1-2f			BBBB 4-0 1B BB		0-0 E5 1B 1B		3	1	1	0	1	1	1
Al Kaline, R (1, 9) OBP: 0.361, SLG: 0.323	0-0 L9			0-0 F5		0-0 1-3 1B		0-0 1B 2-H 1B		4	0	2	1	0	0	0
Rocky Colavito, R (1, 7) OBP: 0.371, SLG: 0.406		0-0 1B 1B		0-0 F4		0-0 1-3		0-0 1-2 1B		4	0	2	0	0	0	1
Norm Cash, L (1, 3) OBP: 0.419, SLG: 0.435		0-0 F9		0-0 2B			0-0 L3	0-0 4-1		4	0	1	0	0	0	3
Dick McAuliffe, L (1, 4) OBP: 0.259, SLG: 0.360		0-0 F9		0-0 F7			0-0 4-3		0-0 5-3	3	0	0	0	0	0	2
Jake Wood, R (9, PH) OBP: 0.333, SLG: 0.400										1	0	0	0	0	0	0
Gus Triandos, R (1, 2) OBP: 0.355, SLG: 0.519		0-0 1-2 1B			0-0 F6		0-0 1B		0-0 F8	4	0	2	0	0	0	0
Chico Fernandez, R (1, 6) OBP: 0.241, SLG: 0.250		0-0 F3			SSS 0-3 K		SSS 0-3 K		SSS 0-3 K	3	0	0	0	0	2	3
Frank Kostro, R (9, PH)										1	0	0	0	0	1	0
Phil Regan, R (1, 1) OBP: 0.200, SLG: 0.200			0-0 4-3		0-0 6-3			0-0 4-1		2	0	0	0	0	0	0
Vic Wertz, L (8, PH)										1	0	0	0	0	0	0
Bob Dustal, R (8, 1)										0	0	0	0	0	0	0
Inning Stats	R: 0 E: 0 K: 1 S: 5 H: 0 LOB: 0 BB: 0 P: 5	R: 0 E: 0 K: 0 S: 5 H: 2 LOB: 2 BB: 0 P: 5	R: 0 E: 0 K: 0 S: 2 H: 0 LOB: 0 BB: 1 P: 6	R: 0 E: 0 K: 0 S: 4 H: 1 LOB: 1 BB: 0 P: 4	R: 0 E: 0 K: 1 S: 5 H: 0 LOB: 0 BB: 0 P: 5	R: 0 E: 0 K: 0 S: 3 H: 1 LOB: 1 BB: 1 P: 7	R: 0 E: 0 K: 1 S: 6 H: 1 LOB: 1 BB: 0 P: 6	R: 1 E: 1 K: 0 S: 6 H: 3 LOB: 2 BB: 0 P: 6	R: 0 E: 0 K: 1 S: 5 H: 0 LOB: 0 BB: 0 P: 5	1B: 7 2B: 1 3B: 0 HR: 0 SF: 0 SAC: 0 DP: 1 HBP: 0						

	AB	33
	R	1
	H	8
	RBI	1
	BB	2
	SO	4
	LOB	10

WP: 0 PA: 35
PB: 0
SB: 0
CS: 0

PITCHER		IP	WLS	BF	H	R	ER	SO	BB	IBB	HBP	BLK	WP	HR	S	P	ERA	WHIP
Gene Conley, R ERA: 1.17	(1, 1)	7.2	W	31	8	1	1	3	2	0	0	0	0	0	35	43	1.17	1.304
Arnold Earley, L ERA:	(8, 1)	1.1	S	4	0	0	0	1	0	0	0	0	0	0	6	6	0.00	0.000

PITCHER		IP	WLS	BF	H	R	ER	SO	BB	IBB	HBP	BLK	WP	HR	S	P	ERA	WHIP

Batter	1	2	3	4	5	6	7	8	9	AB	R	H	RBI	BB	SO	LOB
Chuck Schilling, R (1, 4) OBP: 0.333, SLG: 0.394	1-3		F7		HR			3-1		4	1	1	1	0	0	0
Roman Mejias, R (1, 8) OBP: 0.107, SLG: 0.074	6-3		4-3		6-3			5-3		4	0	0	0	0	0	0
Carl Yastrzemski, L (1, 7) OBP: 0.424, SLG: 0.594	2B			FC6-4 1B		4-3		E 1B		4	0	3	0	0	0	0
Dick Stuart, R (1, 3) OBP: 0.281, SLG: 0.429	K			K		BB		E4 FC6-4 1-2		3	0	0	0	1	2	3
Gary Geiger, L (8, PR) (9, 3)										0	0	0	0	0	0	0
Lou Clinton, R (1, 9) OBP: 0.167, SLG: 0.400		1-3		FC6-4 1-2f		P5		FC6-4 1-2f		4	0	0	0	0	0	4
Frank Malzone, R (1, 5) OBP: 0.214, SLG: 0.231		F5		F8		F8				3	0	0	0	0	0	2
Eddie Bressoud, R (1, 6) OBP: 0.333, SLG: 0.516		HR			HR		F5			3	2	2	2	0	0	0
Bob Tillman, R (1, 2) OBP: 0.296, SLG: 0.360		K			4-3		F6			3	0	0	0	0	1	0
Gene Conley, R (1, 1)			F6		6-3		F5			3	0	0	0	0	0	0
Arnold Earley, L (8, 1)										0	0	0	0	0	0	0
Inning Stats	R: 0 E: 0 K: 1 S: 6 / H: 1 LOB: 1 BB: 0 P: 6	R: 1 E: 0 K: 1 S: 6 / H: 1 LOB: 0 BB: 0 P: 6	R: 0 E: 0 K: 0 S: 3 / H: 0 LOB: 0 BB: 0 P: 3	R: 0 E: 0 K: 1 S: 6 / H: 1 LOB: 1 BB: 0 P: 6	R: 2 E: 0 K: 0 S: 5 / H: 2 LOB: 0 BB: 0 P: 5	R: 0 E: 0 K: 0 S: 3 / H: 0 LOB: 1 BB: 1 P: 7	R: 0 E: 0 K: 0 S: 3 / H: 0 LOB: 0 BB: 0 P: 3	R: 0 E: 1 K: 0 S: 5 / H: 1 LOB: 2 BB: 0 P: 5		1B: 2 2B: 1 3B: 0 HR: 3	SF: 0 SAC: 0 DP: 0 HBP: 0					

BOTTOM

Detroit Tigers @ Boston Red Sox

Fenway Park, Boston, MA

Fri Apr 19 1963, 3:33 AM EST

Att. 13,219 - Unknown

livebaseballscorecards.com

AB	31
R	3
H	6
RBI	3
BB	1
SO	3
LOB	9

PITCHER		IP	WLS	BF	H	R	ER	SO	BB	IBB	HBP	BLK	WP	HR	S	P	ERA	WHIP
Phil Regan, R ERA: 2.4	(1, 1)	7.0	L	27	5	3	3	3	1	0	0	0	0	3	32	36	3.86	0.857
Bob Dustal, R ERA: 9.0	(8, 1)	1.0		5	1	0	0	0	0	0	0	0	0	0	5	5	0.00	1.000

PITCHER		IP	WLS	BF	H	R	ER	SO	BB	IBB	HBP	BLK	WP	HR	S	P	ERA	WHIP

Batter	1	2	3	4	5	6	7	8	9	AB	R	H	RBI	BB	SO	LOB
Bubba Phillips, R (1, 5) OBP: 0.256, SLG: 0.243	F8		4-3			K			F2	4	0	0	0	0	1	0
Bill Bruton, L (1, 8) OBP: 0.308, SLG: 0.371	F5			F5			F8		BB	3	0	0	0	1	0	0
Al Kaline, R (1, 9) OBP: 0.350, SLG: 0.400	HR			F2			L1-3		L8	4	1	1	1	0	0	1
Rocky Colavito, R (1, 7) OBP: 0.359, SLG: 0.389	6-3			F4			1B		5-3	4	0	1	0	0	0	1
Norm Cash, L (1, 3) OBP: 0.382, SLG: 0.385		3-1			F6		1-3			3	0	0	0	0	0	1
Dick McAuliffe, L (1, 4) OBP: 0.233, SLG: 0.321		K			F8			K		3	0	0	0	0	2	0
Bill Freehan, R (1, 2)		F8			F6			4-3		3	0	0	0	0	0	0
Coot Veal, R (1, 6)			K			G3		BB		2	0	0	0	1	1	0
Frank Lary, R (1, 1)			F9			K		F2		2	0	0	0	0	1	0
Bob Dustal, R (6, 1)										0	0	0	0	0	0	0
Whitey Herzog, L (8, PH)										1	0	0	0	0	0	1
Bob Anderson, R (8, 1)										0	0	0	0	0	0	0
Inning Stats	R: 1 E: 0 K: 0 S: 4 H: 1 LOB: 0 BB: 0 P: 4	R: 0 E: 0 K: 1 S: 5 H: 0 LOB: 0 BB: 0 P: 5	R: 0 E: 0 K: 1 S: 5 H: 0 LOB: 0 BB: 0 P: 5	R: 0 E: 0 K: 0 S: 3 H: 0 LOB: 0 BB: 0 P: 3	R: 0 E: 0 K: 0 S: 3 H: 0 LOB: 0 BB: 0 P: 3	R: 0 E: 0 K: 2 S: 7 H: 0 LOB: 0 BB: 0 P: 7	R: 0 E: 0 K: 0 S: 4 H: 1 LOB: 1 BB: 0 P: 4	R: 0 E: 0 K: 1 S: 5 H: 0 LOB: 1 BB: 1 P: 9	R: 0 E: 0 K: 0 S: 3 H: 0 LOB: 1 BB: 1 P: 7	1B: 1 2B: 0 3B: 0 HR: 1	SF: 0 SAC: 0 DP: 0 HBP: 0					

PITCHER	IP	WLS	BF	H	R	ER	SO	BB	IBB	HBP	BLK	WP	HR	S	P	ERA	WHIP
Ike Delock, R (1, 1) ERA: 1.29	9.0	W	31	2	1	1	5	2	0	0	0	0	1	39	47	1.00	0.444

PITCHER	IP	WLS	BF	H	R	ER	SO	BB	IBB	HBP	BLK	WP	HR	S	P	ERA	WHIP

Detroit Tigers @ Boston Red Sox

Fenway Park, Boston, MA

Fri Apr 19 1963, 3:38 AM EST

Att. 12,180 - Unknown

TOP

livebaseballscorecards.com

AB	29
R	1
H	2
RBI	1
BB	2
SO	5
LOB	4

WP: 0 PB: 0 SB: 0 CS: 0 PA: 31

Batter	1	2	3	4	5	6	7	8	9	AB	R	H	RBI	BB	SO	LOB
Chuck Schilling, R (1, 4) OBP: 0.300, SLG: 0.351	6-3		5-3		K	F3				4	0	0	0	0	1	2
Roman Mejias, R (1, 8) OBP: 0.125, SLG: 0.194	F7		K			HR	F8			4	1	1	1	0	1	0
Carl Yastrzemski, L (1, 7) OBP: 0.405, SLG: 0.583	G3		4-3			2B	K			4	1	1	0	0	1	0
Dick Stuart, R (1, 3) OBP: 0.306, SLG: 0.469		G5-4-3 1B 1B 1B		5-3		3B 2B	K			4	2	2	1	0	1	0
Lou Clinton, R (1, 9) OBP: 0.206, SLG: 0.471		G5-4-3 1-2 1B		K		1B 3B		K		4	1	2	1	0	2	0
Frank Malzone, R (1, 5) OBP: 0.281, SLG: 0.333		G5-4-3 1-2f 2-3		WP 2B		SH1-4 1B		1B 1B		4	0	3	1	0	0	2
Eddie Bressoud, R (1, 6) OBP: 0.361, SLG: 0.529		1B 1B		F3 2-3		SH1-4 1-2		1-2 1B		3	0	2	1	0	0	1
Russ Nixon, L (1, 2) OBP: 0.429, SLG: 0.333		1-3 1B			1-3	IBB		F8		3	0	1	0	1	0	2
Ike Delock, R (1, 1)		K			F8	K		L3		4	0	0	0	0	2	6
Inning Stats	R: 0 E: 0 K: 0 S: 3 H: 0 LOB: 0 BB: 0 P: 3	R: 1 E: 0 K: 1 S: 8 H: 4 LOB: 2 BB: 0 P: 8	R: 0 E: 0 K: 1 S: 5 H: 0 LOB: 0 BB: 0 P: 5	R: 0 E: 0 K: 1 S: 6 H: 1 LOB: 1 BB: 0 P: 6	R: 0 E: 0 K: 1 S: 5 H: 0 LOB: 0 BB: 0 P: 5	R: 4 E: 0 K: 1 S: 10 H: 5 LOB: 2 BB: 1 P: 14	R: 0 E: 0 K: 2 S: 7 H: 0 LOB: 0 BB: 0 P: 7	R: 0 E: 0 K: 1 S: 7 H: 2 LOB: 2 BB: 0 P: 7		1B: 7 2B: 3 3B: 1 HR: 1	SF: 0 SAC: 1 DP: 1 HBP: 0						

PITCHER		IP	WLS	BF	H	R	ER	SO	BB	IBB	HBP	BLK	WP	HR	S	P	ERA	WHIP
Frank Lary, R ERA: 7.2	(1, 1)	5.0	L	22	8	4	4	4	0	0	0	0	1	1	30	30	7.20	1.600
Bob Dustal, R ERA: 7.2	(6, 1)	2.0		9	2	1	1	3	0	1	0	0	0	0	14	18	4.50	1.000
Bob Anderson, R ERA:	(8, 1)	1.0		5	2	0	0	1	0	0	0	0	0	0	7	7	0.00	2.000

PITCHER	IP	WLS	BF	H	R	ER	SO	BB	IBB	HBP	BLK	WP	HR	S	P	ERA	WHIP

BOTTOM

Detroit Tigers @ Boston Red Sox

Fenway Park, Boston, MA

Fri Apr 19 1963, 3:38 AM EST

Att. 12,180 - Unknown

livebaseballscorecards.com

AB	34
R	5
H	12
RBI	5
BB	1
SO	8
LOB	13

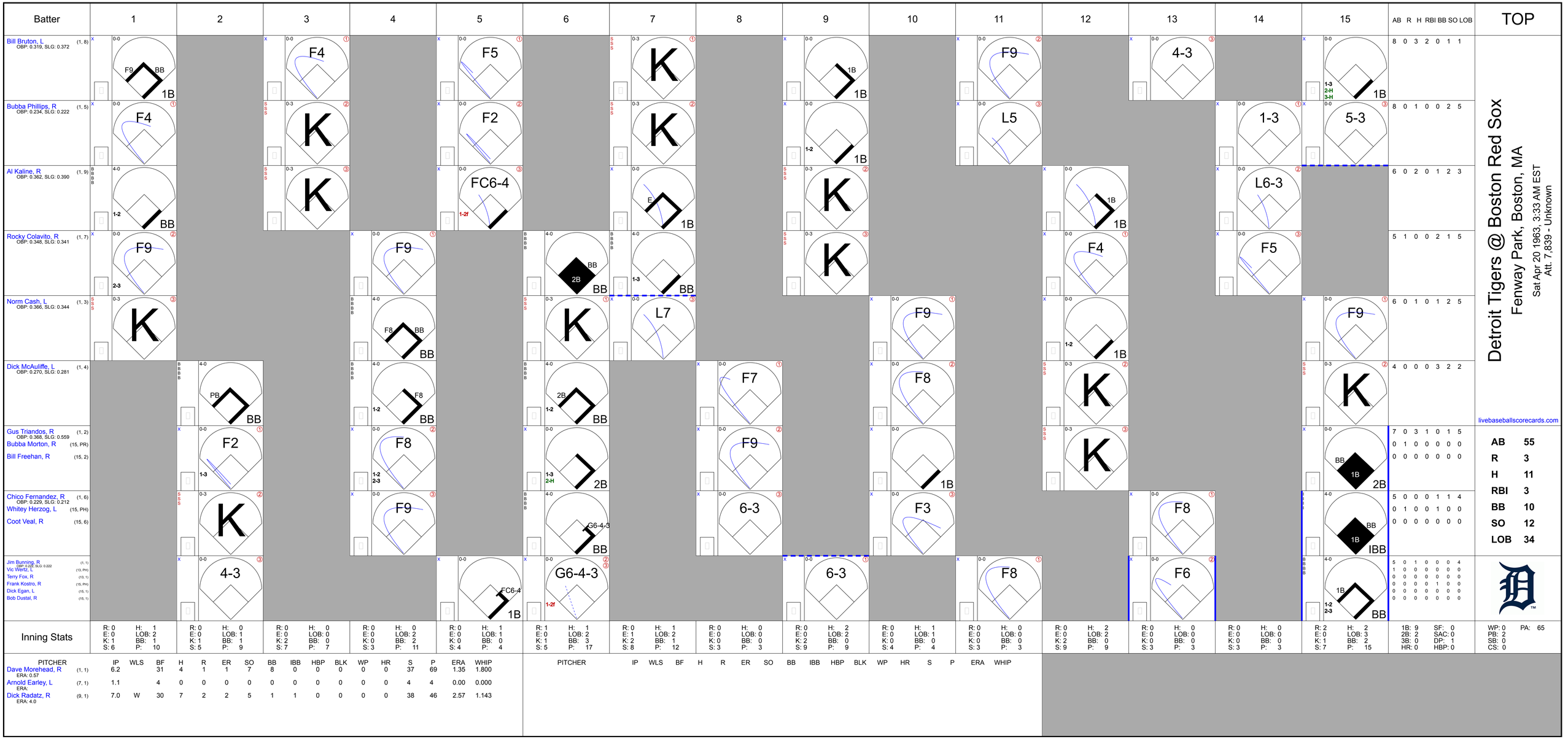
Batter
1
2
3
4
5
6
7
8
9
10
11
12
13
14
15
AB R H RBI BB SO LOB
TOP
Bill Bruton, L (1, 8) OBP: 0.319, SLG: 0.372
F9 BB 1B
F4
F5
K
1B
4-3
1-3 2-H 3-H
8 0 3 2 0 1 1
Bubba Phillips, R (1, 5) OBP: 0.234, SLG: 0.222
F4
K
F2
1-2
L5
1-3
5-3
8 0 1 0 0 2 5
Al Kaline, R (1, 9) OBP: 0.362, SLG: 0.390
1-2 BB
K
FC6-4
1-2f
F
1B
L6-3
6 0 2 0 1 2 3
Rocky Colavito, R (1, 7) OBP: 0.348, SLG: 0.341
F9
2-3
2B BB BB
1-3 BB
F4
F5
5 1 0 0 2 1 5
Norm Cash, L (1, 3) OBP: 0.366, SLG: 0.344
K
L7
F9
1-2 1B
6 0 1 0 1 2 5
Dick McAuliffe, L (1, 4) OBP: 0.270, SLG: 0.281
PB BB
F8 BB
2B 1-2 BB
F7
F8
K
4 0 0 0 3 2 2
Gus Triandos, R (1, 2) OBP: 0.368, SLG: 0.559
Bubba Morton, R (15, PR)
Bill Freehan, R (15, 2)
F2 1-3
F8 1-2 2-3
1-3 2-H 2B
F9
1B
K
BB 1B 2B
7 0 3 1 0 1 5
0 1 0 0 0 0 0
0 0 0 0 0 0 0
AB 55
R 3
H 11
RBI 3
BB 10
SO 12
LOB 34
Chico Fernandez, R (1, 6) OBP: 0.229, SLG: 0.212
Whitey Herzog, L (15, PH)
Coot Veal, R (15, 6)
K
F9
G6-4-3 BB
6-3
F3
F8
BB 1B IBB
5 0 0 0 1 1 4
0 1 0 0 1 0 0
0 0 0 0 0 0 0
Jim Bunning, R (1, 1) OBP: 0.222, SLG: 0.222
Vic Wertz, L (13, PH)
Terry Fox, R (13, 1)
Frank Kostro, R (15, PH)
Dick Egan, L (15, 1)
Bob Dustal, R (15, 1)
4-3
FC6-4 1B
G6-4-3 1-2f
6-3
F8
F6
1-2 2-3 BB
5 0 1 0 0 0 4
1 0 0 0 0 0 0
0 0 0 0 0 0 0
0 0 0 0 1 0 0
0 0 0 0 0 0 0
0 0 0 0 0 0 0
Detroit Tigers @ Boston Red Sox
Fenway Park, Boston, MA
Sat Apr 20 1963, 3:33 AM EST
Att. 7,839 - Unknown
livebaseballscorecards.com
Inning Stats
R: 0 H: 1 E: 0 LOB: 2 K: 1 BB: 1 S: 6 P: 10
R: 0 H: 0 E: 0 LOB: 1 K: 1 BB: 1 S: 5 P: 9
R: 0 H: 0 E: 0 LOB: 0 K: 2 BB: 0 S: 7 P: 7
R: 0 H: 0 E: 0 LOB: 2 K: 0 BB: 2 S: 3 P: 11
R: 0 H: 1 E: 0 LOB: 1 K: 0 BB: 0 S: 4 P: 4
R: 1 H: 1 E: 0 LOB: 2 K: 1 BB: 3 S: 5 P: 17
R: 0 H: 1 E: 1 LOB: 2 K: 2 BB: 1 S: 8 P: 12
R: 0 H: 0 E: 0 LOB: 0 K: 0 BB: 0 S: 3 P: 3
R: 0 H: 2 E: 0 LOB: 2 K: 2 BB: 0 S: 9 P: 9
R: 0 H: 1 E: 0 LOB: 1 K: 0 BB: 0 S: 4 P: 4
R: 0 H: 0 E: 0 LOB: 0 K: 0 BB: 0 S: 3 P: 3
R: 0 H: 2 E: 0 LOB: 2 K: 2 BB: 0 S: 9 P: 9
R: 0 H: 0 E: 0 LOB: 0 K: 0 BB: 0 S: 3 P: 3
R: 0 H: 0 E: 0 LOB: 0 K: 0 BB: 0 S: 3 P: 3
R: 2 H: 2 E: 0 LOB: 3 K: 1 BB: 2 S: 7 P: 15
1B: 9 2B: 2 3B: 0 HR: 0
SF: 0 SAC: 0 DP: 1 HBP: 0
WP: 0 PB: 2 SB: 0 CS: 0
PA: 65
PITCHER IP WLS BF H R ER SO BB IBB HBP BLK WP HR S P ERA WHIP
Dave Morehead, R (1, 1) ERA: 0.57 6.2 31 4 1 1 7 8 0 0 0 0 0 37 69 1.35 1.800
Arnold Earley, L (7, 1) ERA: 1.1 4 0 0 0 0 0 0 0 0 0 0 4 4 0.00 0.000
Dick Radatz, R (9, 1) ERA: 4.0 7.0 W 30 7 2 2 5 1 1 0 0 0 0 38 46 2.57 1.143
PITCHER IP WLS BF H R ER SO BB IBB HBP BLK WP HR S P ERA WHIP

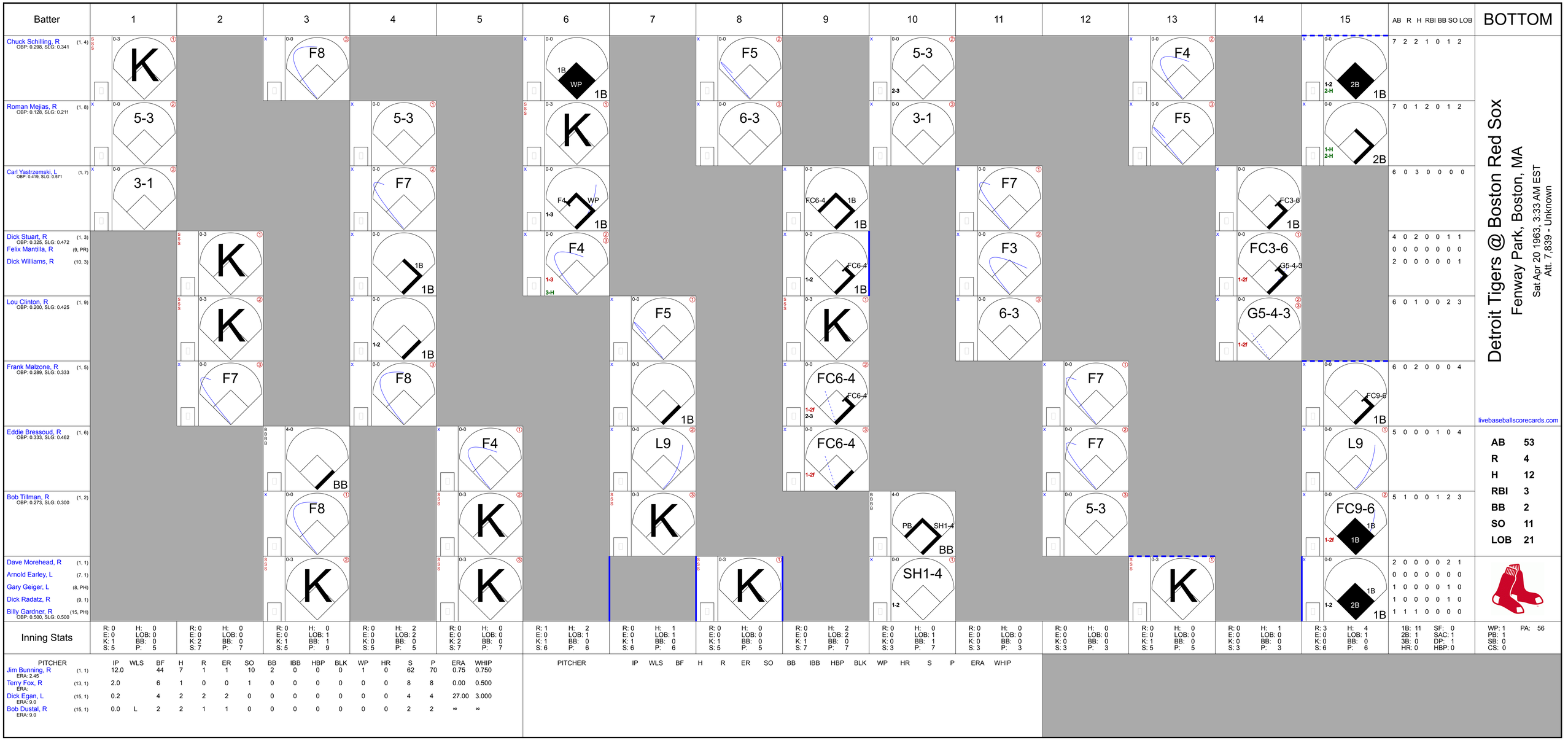
Batter
1
2
3
4
5
6
7
8
9
10
11
12
13
14
15
AB R H RBI BB SO LOB
BOTTOM
Chuck Schilling, R (1, 4) OBP: 0.298, SLG: 0.341
7 2 2 1 0 1 2
Roman Mejias, R (1, 8) OBP: 0.128, SLG: 0.211
7 0 1 2 0 1 2
Carl Yastrzemski, L (1, 7) OBP: 0.419, SLG: 0.571
6 0 3 0 0 0 0
Dick Stuart, R (1, 3) OBP: 0.325, SLG: 0.472
Felix Mantilla, R (9, PR)
Dick Williams, R (10, 3)
4 0 2 0 0 1 1
0 0 0 0 0 0 0
2 0 0 0 0 0 1
Lou Clinton, R (1, 9) OBP: 0.200, SLG: 0.425
6 0 1 0 0 2 3
Frank Malzone, R (1, 5) OBP: 0.289, SLG: 0.333
6 0 2 0 0 0 4
Eddie Bressoud, R (1, 6) OBP: 0.333, SLG: 0.462
5 0 0 0 1 0 4
Bob Tillman, R (1, 2) OBP: 0.273, SLG: 0.300
5 1 0 0 1 2 3
Dave Morehead, R (1, 1)
Arnold Earley, L (7, 1)
Gary Geiger, L (8, PH)
Dick Radatz, R (9, 1)
Billy Gardner, R (15, PH) OBP: 0.500, SLG: 0.500
2 0 0 0 0 2 1
0 0 0 0 0 0 0
1 0 0 0 0 1 0
1 0 0 0 0 1 0
1 1 1 0 0 0 0
Detroit Tigers @ Boston Red Sox
Fenway Park, Boston, MA
Sat Apr 20 1963, 3:33 AM EST
Att. 7,839 - Unknown
livebaseballscorecards.com
AB 53
R 4
H 12
RBI 3
BB 2
SO 11
LOB 21
Inning Stats
R: 0 E: 0 K: 1 S: 5 H: 0 LOB: 0 P: 5
R: 0 E: 0 K: 2 S: 7 H: 0 LOB: 0 P: 7
R: 0 E: 0 K: 1 S: 5 H: 0 LOB: 1 P: 9
R: 0 E: 0 K: 0 S: 5 H: 2 LOB: 2 P: 5
R: 0 E: 0 K: 2 S: 7 H: 0 LOB: 0 P: 7
R: 1 E: 0 K: 1 S: 6 H: 2 LOB: 1 P: 6
R: 0 E: 0 K: 1 S: 6 H: 1 LOB: 1 P: 6
R: 0 E: 0 K: 1 S: 5 H: 0 LOB: 0 P: 5
R: 0 E: 0 K: 1 S: 7 H: 2 LOB: 2 P: 7
R: 0 E: 0 K: 0 S: 3 H: 0 LOB: 1 P: 7
R: 0 E: 0 K: 0 S: 3 H: 0 LOB: 0 P: 3
R: 0 E: 0 K: 0 S: 3 H: 0 LOB: 0 P: 3
R: 0 E: 0 K: 1 S: 5 H: 0 LOB: 0 P: 5
R: 0 E: 0 K: 0 S: 3 H: 1 LOB: 0 P: 3
R: 3 E: 0 K: 0 S: 6 H: 4 LOB: 1 P: 6
1B: 11 2B: 1 3B: 0 HR: 0 SF: 0 SAC: 1 DP: 1 HBP: 0
WP: 1 PB: 1 SB: 0 CS: 0 PA: 56
PITCHER IP WLS BF H R ER SO BB IBB HBP BLK WP HR S P ERA WHIP
Jim Bunning, R (1, 1) ERA: 2.45 12.0 44 7 1 1 10 2 0 0 0 1 0 62 70 0.75 0.750
Terry Fox, R (13, 1) ERA: 2.0 6 1 0 0 1 0 0 0 0 0 0 8 8 0.00 0.500
Dick Egan, L (15, 1) ERA: 9.0 0.2 4 2 2 2 0 0 0 0 0 0 0 4 4 27.00 3.000
Bob Dustal, R (15, 1) ERA: 9.0 0.0 L 2 2 1 1 0 0 0 0 0 0 0 2 2 ∞ ∞
PITCHER IP WLS BF H R ER SO BB IBB HBP BLK WP HR S P ERA WHIP

Detroit Tigers @ Boston Red Sox

Fenway Park, Boston, MA

Sun Apr 21 1963, 3:33 AM EST

Att. 15,524 - Unknown

TOP

livebaseballscorecards.com

Batter	1	2	3	4	5	6	7	8	9	AB	R	H	RBI	BB	SO	LOB
Bill Bruton, L (1, 8) OBP: 0.314, SLG: 0.362	F9		6-3		1B		F6			4	0	1	0	0	0	0
Bubba Phillips, R (1, 5) OBP: 0.235, SLG: 0.245	1-3			F5	F6		2B			4	0	1	0	0	0	1
Al Kaline, R (1, 9) OBP: 0.373, SLG: 0.422	2B			L5 1B HR		BB BB SF8 1B	L7			4	2	2	0	0	0	1
Rocky Colavito, R (1, 7) OBP: 0.360, SLG: 0.341	F6			1-3 HR 1B		BBBB SF8 BB 1-2 SF9 BB		L5		3	2	1	0	1	0	1
Norm Cash, L (1, 3) OBP: 0.378, SLG: 0.429		F3		1-H 3-H HR		BBBB 1-2 2-3 BB		4-3		3	1	1	3	1	0	0
Dick McAuliffe, L (1, 4) OBP: 0.244, SLG: 0.257		F8		F5		SF8 2-3 3-H		1-3		3	0	0	1	0	0	0
Gus Triandos, R (1, 2) OBP: 0.333, SLG: 0.514		F7		F5		SF9 3-H			6-3	3	0	0	1	0	0	0
Chico Fernandez, R (1, 6) OBP: 0.231, SLG: 0.194		1-3			F2	SSS K		BBBB CS BB		3	0	0	0	1	1	1
Hank Aguirre, R (1, 1) OBP: 0.091, SLG: 0.091		K			K	SSS K	SSS K		1-2	4	0	0	0	0	4	1
Inning Stats	R: 0 E: 0 K: 0 S: 4 H: 1 LOB: 1 BB: 0 P: 4	R: 0 E: 0 K: 0 S: 3 H: 0 LOB: 0 BB: 0 P: 3	R: 0 E: 0 K: 1 S: 5 H: 0 LOB: 0 BB: 0 P: 5	R: 3 E: 1 K: 0 S: 6 H: 2 LOB: 0 BB: 0 P: 6	R: 0 E: 0 K: 1 S: 6 H: 1 LOB: 1 BB: 0 P: 6	R: 2 E: 0 K: 1 S: 6 H: 1 LOB: 1 BB: 2 P: 14	R: 0 E: 0 K: 1 S: 6 H: 1 LOB: 1 BB: 0 P: 6	R: 0 E: 0 K: 0 S: 3 H: 0 LOB: 0 BB: 0 P: 3	R: 0 E: 0 K: 1 S: 4 H: 0 LOB: 0 BB: 1 P: 8	1B: 3 2B: 2 3B: 0 HR: 1 SF: 2 SAC: 0 DP: 0 HBP: 0							

AB	31
R	5
H	6
RBI	5
BB	3
SO	5
LOB	5

WP: 0 PB: 0 SB: 0 CS: 1 PA: 36

PITCHER		IP	WLS	BF	H	R	ER	SO	BB	IBB	HBP	BLK	WP	HR	S	P	ERA	WHIP
Bill Monbouquette, R ERA: 3.72	(1, 1)	5.1	L	24	5	5	4	2	2	0	0	0	0	1	26	34	6.75	1.312
Jack Lamabe, R ERA: 4.76	(6, 1)	1.2		6	1	0	0	2	0	0	0	0	0	0	10	10	0.00	0.600
Hal Kolstad, R ERA: 9.0	(8, 1)	2.0		6	0	0	0	1	1	0	0	0	0	0	7	11	0.00	0.500

PITCHER	IP	WLS	BF	H	R	ER	SO	BB	IBB	HBP	BLK	WP	HR	S	P	ERA	WHIP

Detroit Tigers @ Boston Red Sox

Fenway Park, Boston, MA

Sun Apr 21 1963, 3:33 AM EST

Att. 15,524 - Unknown

BOTTOM

Batter	1	2	3	4	5	6	7	8	9	AB	R	H	RBI	BB	SO	LOB
Chuck Schilling, R (1, 4) OBP: 0.294, SLG: 0.319	F8		BB		FC6-5		6-3			3	0	0	0	1	0	1
Roman Mejias, R (1, 8) OBP: 0.140, SLG: 0.238	2B		F3		F3			K		4	0	1	0	0	1	3
Carl Yastrzemski, L (1, 7) OBP: 0.404, SLG: 0.533	F8		BB			G3		G3		3	0	0	0	1	0	1
Dick Stuart, R (1, 3) OBP: 0.318, SLG: 0.450	L9		G5-3			K		1B		4	0	1	0	0	1	4
Lou Clinton, R (1, 9) OBP: 0.182, SLG: 0.386		K		F6		5-3		K		4	0	0	0	0	2	1
Frank Malzone, R (1, 5) OBP: 0.262, SLG: 0.300		K		F3			6-3		F5	4	0	0	0	0	1	0
Eddie Bressoud, R (1, 6) OBP: 0.348, SLG: 0.465		1B		6-3			HR		L9	4	1	2	0	0	0	0
Bob Tillman, R (1, 2) OBP: 0.324, SLG: 0.471		K			FC6-5		1-H HR		1B	4	1	3	2	0	1	1
Bill Monbouquette, R (1, 1) OBP: 0.167, SLG: 0.167			BB G5-3 BB 1B		K		L7		F3	2	0	1	0	0	1	1
Jack Lamabe, R (6, 1)										0	0	0	0	0	0	0
Billy Gardner, R (7, PH) OBP: 0.333, SLG: 0.333										1	0	0	0	0	0	0
Hal Kolstad, R (8, 1)										0	0	0	0	0	0	0
Dick Williams, R (9, PH)										1	0	0	0	0	0	1

	AB	34
	R	2
	H	8
	RBI	2
	BB	2
	SO	7
	LOB	13

Inning Stats	1	2	3	4	5	6	7	8	9
	R: 0 E: 0 K: 0 S: 4 H: 1 LOB: 1 BB: 0 P: 4	R: 0 E: 0 K: 3 S: 10 H: 1 LOB: 1 BB: 0 P: 10	R: 0 E: 0 K: 0 S: 3 H: 1 LOB: 2 BB: 2 P: 11	R: 0 E: 0 K: 0 S: 3 H: 0 LOB: 0 BB: 0 P: 3	R: 0 E: 0 K: 1 S: 6 H: 1 LOB: 1 BB: 0 P: 6	R: 0 E: 0 K: 1 S: 5 H: 0 LOB: 0 BB: 0 P: 5	R: 2 E: 0 K: 0 S: 5 H: 2 LOB: 0 BB: 0 P: 5	R: 0 E: 0 K: 2 S: 8 H: 1 LOB: 1 BB: 0 P: 8	R: 0 E: 0 K: 0 S: 4 H: 1 LOB: 1 BB: 0 P: 4

	1B: 5	SF: 0	WP: 0	PA: 36
	2B: 2	SAC: 0	PB: 0	
	3B: 0	DP: 1	SB: 0	
	HR: 1	HBP: 0	CS: 0	

PITCHER		IP	WLS	BF	H	R	ER	SO	BB	IBB	HBP	BLK	WP	HR	S	P	ERA	WHIP
Hank Aguirre, L ERA: 1.67	(1, 1)	9.0	W	36	8	2	2	7	2	0	0	0	0	1	48	56	2.00	1.111

PITCHER	IP	WLS	BF	H	R	ER	SO	BB	IBB	HBP	BLK	WP	HR	S	P	ERA	WHIP

livebaseballscorecards.com

Detroit Tigers @ Kansas City Athletics

Municipal Stadium, Kansas City, MO

Mon Apr 22 1963, 7:05 PM EST

Att. 3,501 - Unknown

TOP

livebaseballscorecards.com

Batter	1	2	3	4	5	6	7	8	9	AB	R	H	RBI	BB	SO	LOB
Bill Bruton, L (1, 8) OBP: 0.304, SLG: 0.333	BBB 1B BB 6-3			4-3			6-3		4-3	4	1	0	0	1	0	4
Bubba Phillips, R (1, 5) OBP: 0.255, SLG: 0.283	S 1B 1-3 1B	5-3			2B		6-3			4	1	2	0	0	0	0
Al Kaline, R (1, 9) OBP: 0.364, SLG: 0.408	BB S SF8 1-H 3-H 1B	L6-3			L1-3		L9			4	1	1	2	0	0	1
Rocky Colavito, R (1, 7) OBP: 0.352, SLG: 0.333	SSS K 1-2	5-3			G4-6-3 1B			F6		4	0	1	0	0	1	1
Norm Cash, L (1, 3) OBP: 0.367, SLG: 0.395	BBBB BB BB 2B BB		4-3		G4-6-3 1-2f			4-3		3	1	0	0	1	0	2
Dick McAuliffe, L (1, 4) OBP: 0.267, SLG: 0.243	BBBB BB 2B 1-2 2-3 BB		BBBB G6-4-3 BB			SSS K		3-1		2	1	0	0	2	1	0
Gus Triandos, R (1, 2) OBP: 0.326, SLG: 0.525 Jake Wood, R (9, PR) OBP: 0.333, SLG: 0.400 Mike Roarke, R (9, 2)	SF8 3-H		G6-4-3 1-2f			F6			SH1-3 2B	3 0 0	0 0 0	1 0 0	1 0 0	0 0 0	0 0 0	1 0 0
Chico Fernandez, R (1, 6) OBP: 0.262, SLG: 0.211	BBBB 2B 1-2 2-3 BB			4-3		1B			SH1-3 2-3	2	0	1	0	1	0	0
Don Mossi, L (1, 1) OBP: 0.400, SLG: 0.500 Terry Fox, R (7, 1) Vic Wertz, L (9, PH) Dick Egan, L (9, 1)	1-3 2-H 3-H 2B			1-3		SSS K			SSS K	3 0 1 0	0 0 0 0	1 0 0 0	2 0 0 0	0 0 0 0	1 0 1 0	1 0 2 0
Inning Stats	R: 5 E: 0 K: 1 S: 8 H: 3 LOB: 2 BB: 4 P: 24	R: 0 E: 0 K: 0 S: 3 H: 0 LOB: 0 BB: 0 P: 3	R: 0 E: 0 K: 0 S: 2 H: 0 LOB: 0 BB: 1 P: 6	R: 0 E: 0 K: 0 S: 3 H: 0 LOB: 0 BB: 0 P: 3	R: 0 E: 0 K: 0 S: 4 H: 2 LOB: 1 BB: 0 P: 4	R: 0 E: 0 K: 2 S: 8 H: 1 LOB: 1 BB: 0 P: 8	R: 0 E: 0 K: 0 S: 3 H: 0 LOB: 0 BB: 0 P: 3	R: 0 E: 0 K: 0 S: 3 H: 0 LOB: 0 BB: 0 P: 3	R: 0 E: 0 K: 1 S: 6 H: 1 LOB: 2 BB: 0 P: 6	1B: 4 2B: 3 3B: 0 HR: 0 SF: 1 SAC: 1 DP: 2 HBP: 0	WP: 0 PB: 0 SB: 2 CS: 0 PA: 37					

	AB	30
	R	5
	H	7
	RBI	5
	BB	5
	SO	4
	LOB	12

PITCHER	IP	WLS	BF	H	R	ER	SO	BB	IBB	HBP	BLK	WP	HR	S	P	ERA	WHIP
Norm Bass, R (1, 1) ERA: 17.18	0.2		9	3	5	5	1	4	0	0	0	0	0	7	23	67.50	10.500
Dave Thies, R (1, 1) ERA: 5.06	4.1		14	2	0	0	0	1	0	0	0	0	0	13	17	0.00	0.692
Dale Willis, R (6, 1) ERA: 1.8	2.0		7	1	0	0	2	0	0	0	0	0	0	11	11	0.00	0.500
Bill Fischer, R (8, 1) ERA: 1.23	2.0	W	7	1	0	0	1	0	0	0	0	0	0	9	9	0.00	0.500

PITCHER	IP	WLS	BF	H	R	ER	SO	BB	IBB	HBP	BLK	WP	HR	S	P	ERA	WHIP

BOTTOM

Detroit Tigers @ Kansas City Athletics

Municipal Stadium, Kansas City, MO

Mon Apr 22 1963, 7:05 PM EST

Att. 3,501 - Unknown

livebaseballscorecards.com

Batter	1	2	3	4	5	6	7	8	9	AB	R	H	RBI	BB	SO	LOB
Wayne Causey, L (1, 6) OBP: 0.500, SLG: 0.692	F6			3B 1B	1-3 2B		1-H 2-H 3B		1B 1B	5	2	4	2	0	0	0
Gino Cimoli, R (1, 8) OBP: 0.408, SLG: 0.523	K			1-H FC3-6 3B	K		B B B B G6-4-3 BB		1-2 1B	4	1	2	1	1	2	2
Ed Charles, R (1, 5) OBP: 0.383, SLG: 0.341	F6			B B B B FC3-6 BB		S WP 1B	G6-4-3 1-2f		1-3 2-H 1B	4	0	2	1	1	0	2
Norm Siebern, L (1, 3) OBP: 0.320, SLG: 0.350		1-3		FC3-6 1-2f 3-H		K 1-3		SH3-4 1B		4	1	1	1	0	1	2
George Alusik, R (1, 9) OBP: 0.333, SLG: 0.421		K		F6		K		SH3-4 1-2		3	0	0	0	0	2	2
Chuck Essegian, R (1, 7) OBP: 0.200, SLG: 0.262		K		F7		5-3		6-3		4	0	0	0	0	1	3
Jerry Lumpe, L (1, 4) OBP: 0.245, SLG: 0.239		F2			F7		L9	2-H 1B		4	0	1	1	0	0	0
Haywood Sullivan, R (1, 2) OBP: 0.381, SLG: 0.400		F7			2B 1B		1B 3B 1B		6-3	4	1	2	0	0	0	0
Norm Bass, R (1, 1)		F8			K		1-2 3B 1B		6-3	0	0	0	0	0	0	0
Dave Thies, R (1, 1)										1	0	0	0	0	0	0
Joe Azcue, R (5, PH)										1	0	0	0	0	1	1
Dale Willis, R (6, 1)										0	0	0	0	0	0	0
Bobby Del Greco, R (7, PH) OBP: 0.500, SLG: 0.500										1	1	1	0	0	0	0
Bill Fischer, R (8, 1)										0	0	0	0	0	0	0
Jose Tartabull, L (9, PH) OBP: 0.296, SLG: 0.320										1	0	0	0	0	0	0
Inning Stats	R: 0 E: 0 K: 1 S: 5 H: 0 LOB: 0 BB: 0 P: 5	R: 0 E: 0 K: 2 S: 7 H: 0 LOB: 0 BB: 0 P: 7	R: 0 E: 0 K: 0 S: 3 H: 0 LOB: 0 BB: 0 P: 3	R: 2 E: 0 K: 0 S: 5 H: 2 LOB: 1 BB: 1 P: 9	R: 0 E: 0 K: 2 S: 9 H: 2 LOB: 2 BB: 0 P: 9	R: 0 E: 0 K: 2 S: 8 H: 1 LOB: 1 BB: 0 P: 8	R: 2 E: 0 K: 0 S: 5 H: 3 LOB: 1 BB: 1 P: 9	R: 1 E: 0 K: 0 S: 4 H: 2 LOB: 2 BB: 0 P: 4	R: 1 E: 0 K: 0 S: 5 H: 3 LOB: 2 BB: 0 P: 5	1B: 10 2B: 1 3B: 2 HR: 0	SF: 0 SAC: 1 DP: 1 HBP: 0						

AB	36
R	6
H	13
RBI	6
BB	2
SO	7
LOB	12

WP: 1 PB: 0 SB: 1 CS: 0 PA: 39

PITCHER		IP	WLS	BF	H	R	ER	SO	BB	IBB	HBP	BLK	WP	HR	S	P	ERA	WHIP
Don Mossi, L ERA: 2.22	(1, 1)	6.1		28	8	4	4	7	1	0	0	0	1	0	41	45	5.68	1.421
Terry Fox, R ERA: 1.93	(7, 1)	1.2		6	2	1	1	0	1	0	0	0	0	0	5	9	5.40	1.800
Dick Egan, L ERA: 10.13	(9, 1)	0.2	L	5	3	1	1	0	0	0	0	0	0	0	5	5	13.50	4.500

PITCHER	IP	WLS	BF	H	R	ER	SO	BB	IBB	HBP	BLK	WP	HR	S	P	ERA	WHIP

Batter	1	2	3	4	5	6	7	8	9	AB	R	H	RBI	BB	SO	LOB
Bubba Phillips, R (1, 8) OBP: 0.237, SLG: 0.263	6-3		K			FC6-4 1B 1-2f		F6		4	0	0	0	0	1	1
Frank Kostro, R (1, 5)	K			F8		F8		K		4	0	0	0	0	2	1
Al Kaline, R (1, 9) OBP: 0.373, SLG: 0.415	K			1B		FC5-4 1B 1-2			L6-3	4	0	2	0	0	1	0
Rocky Colavito, R (1, 7) OBP: 0.328, SLG: 0.308		5-3		F7		FC5-4 1-2f			F9	4	0	0	0	0	0	3
Norm Cash, L (1, 3) OBP: 0.358, SLG: 0.452		HR		K			F8		3-1	4	1	1	1	0	1	1
Gus Triandos, R (1, 2) OBP: 0.319, SLG: 0.512		K			6-3		6-3			1	0	0	0	0	1	0
Bill Freehan, R (2, 2)										2	0	0	0	0	0	0
Dick McAuliffe, L (1, 4) OBP: 0.271, SLG: 0.250		K			G3		1B			3	0	1	0	0	1	0
Chico Fernandez, R (1, 6) OBP: 0.244, SLG: 0.195			F8		K		F3			3	0	0	0	0	1	1
Phil Regan, R (1, 1) OBP: 0.286, SLG: 0.286			K			FC6-4 1B		G3		2	0	1	0	0	1	0
Whitey Herzog, L (8, PH)										1	0	0	0	0	0	0
Bob Anderson, R (8, 1)										0	0	0	0	0	0	0
Inning Stats	R: 0 E: 0 K: 2 S: 7 H: 0 LOB: 0 BB: 0 P: 7	R: 1 E: 0 K: 2 S: 8 H: 1 LOB: 0 BB: 0 P: 8	R: 0 E: 0 K: 2 S: 7 H: 0 LOB: 0 BB: 0 P: 7	R: 0 E: 0 K: 1 S: 6 H: 1 LOB: 1 BB: 0 P: 6	R: 0 E: 0 K: 1 S: 5 H: 0 LOB: 0 BB: 0 P: 5	R: 0 E: 0 K: 0 S: 5 H: 2 LOB: 2 BB: 0 P: 5	R: 0 E: 0 K: 0 S: 4 H: 1 LOB: 1 BB: 0 P: 4	R: 0 E: 0 K: 1 S: 5 H: 0 LOB: 0 BB: 0 P: 5	R: 0 E: 0 K: 0 S: 3 H: 0 LOB: 0 BB: 0 P: 3	1B: 4 2B: 0 3B: 0 HR: 1 SF: 0 SAC: 0 DP: 0 HBP: 0							

PITCHER	IP	WLS	BF	H	R	ER	SO	BB	IBB	HBP	BLK	WP	HR	S	P	ERA	WHIP
Ed Rakow, R (1, 1) ERA: 1.08	9.0	W	32	5	1	1	9	0	0	0	0	0	1	50	50	1.00	0.556

PITCHER	IP	WLS	BF	H	R	ER	SO	BB	IBB	HBP	BLK	WP	HR	S	P	ERA	WHIP

TOP

Detroit Tigers @ Kansas City Athletics

Municipal Stadium, Kansas City, MO

Tue Apr 23 1963, 4:33 AM EST

Att. 2,611 - Unknown

livebaseballscorecards.com

AB	32
R	1
H	5
RBI	1
BB	0
SO	9
LOB	7

WP: 0	PB: 0	SB: 0	CS: 0
PA: 32			

BOTTOM

Detroit Tigers @ Kansas City Athletics

Municipal Stadium, Kansas City, MO

Tue Apr 23 1963, 4:33 AM EST

Att. 2,611 - Unknown

livebaseballscorecards.com

Batter	1	2	3	4	5	6	7	8	9	AB	R	H	RBI	BB	SO	LOB
Wayne Causey, L (1, 6) OBP: 0.389, SLG: 0.529	4-3			5-3	E4 L9 1B 1-3	P4				4	0	0	0	0	0	3
Jose Tartabull, L (1, 8) OBP: 0.323, SLG: 0.345	4-3			E S 1B	S 1-2 3-H 1B	F8				4	1	2	1	0	0	2
Jerry Lumpe, L (1, 4) OBP: 0.226, SLG: 0.220	4-3			E8 1-H 1B	L9 2-3		4-3			4	1	0	0	0	0	2
Norm Siebern, L (1, 3) OBP: 0.315, SLG: 0.326		4-3		BB 1B BB	K 1-2		G3			3	0	0	0	1	1	2
Manny Jimenez, L (1, 7) OBP: 0.357, SLG: 0.417 Bobby Del Greco, R (9, 7) OBP: 0.500, SLG: 0.500		F8		F6	IBB		F6			3 0	0 0	0 0	0 0	1 0	0 0	2 0
Ed Charles, R (1, 5) OBP: 0.373, SLG: 0.333		L9		BB 1-2 2-H 1B	6-3			K		4	0	1	1	0	1	3
Gino Cimoli, R (1, 9) OBP: 0.396, SLG: 0.489		K		BB 1-2 2-3		E6 SH5-3 1B		1-3		3	0	0	0	1	1	0
Billy Bryan, L (1, 2) OBP: 0.214, SLG: 0.269		3-1		F6		SH5-3 1-2 1B		K		4	0	1	0	0	1	3
Ed Rakow, S (1, 1) OBP: 0.375, SLG: 0.286		K			E 1B 1B	SH5-3 1-2 2-3				2	1	1	0	0	1	0
Inning Stats	R: 0 E: 0 K: 0 S: 3 H: 0 LOB: 0 BB: 0 P: 3	R: 0 E: 0 K: 0 S: 3 H: 0 LOB: 0 BB: 0 P: 3	R: 0 E: 0 K: 2 S: 7 H: 0 LOB: 0 BB: 0 P: 7	R: 2 E: 1 K: 0 S: 6 H: 2 LOB: 3 BB: 2 P: 14	R: 1 E: 1 K: 1 S: 8 H: 2 LOB: 3 BB: 1 P: 12	R: 0 E: 1 K: 0 S: 5 H: 1 LOB: 2 BB: 0 P: 5	R: 0 E: 0 K: 0 S: 3 H: 0 LOB: 0 BB: 0 P: 3	R: 0 E: 0 K: 2 S: 7 H: 0 LOB: 0 BB: 0 P: 7		1B: 5 2B: 0 3B: 0 HR: 0	SF: 0 SAC: 1 DP: 0 HBP: 0					

	AB	31
	R	3
	H	5
	RBI	2
	BB	3
	SO	5
	LOB	17

WP: 0 PB: 0 SB: 2 CS: 0 PA: 35

PITCHER		IP	WLS	BF	H	R	ER	SO	BB	IBB	HBP	BLK	WP	HR	S	P	ERA	WHIP
Phil Regan, R ERA: 1.64	(1, 1)	7.0	L	32	5	3	0	3	2	1	0	0	0	0	35	47	0.00	1.000
Bob Anderson, R ERA:	(8, 1)	1.0		3	0	0	0	2	0	0	0	0	0	0	7	7	0.00	0.000

PITCHER	IP	WLS	BF	H	R	ER	SO	BB	IBB	HBP	BLK	WP	HR	S	P	ERA	WHIP

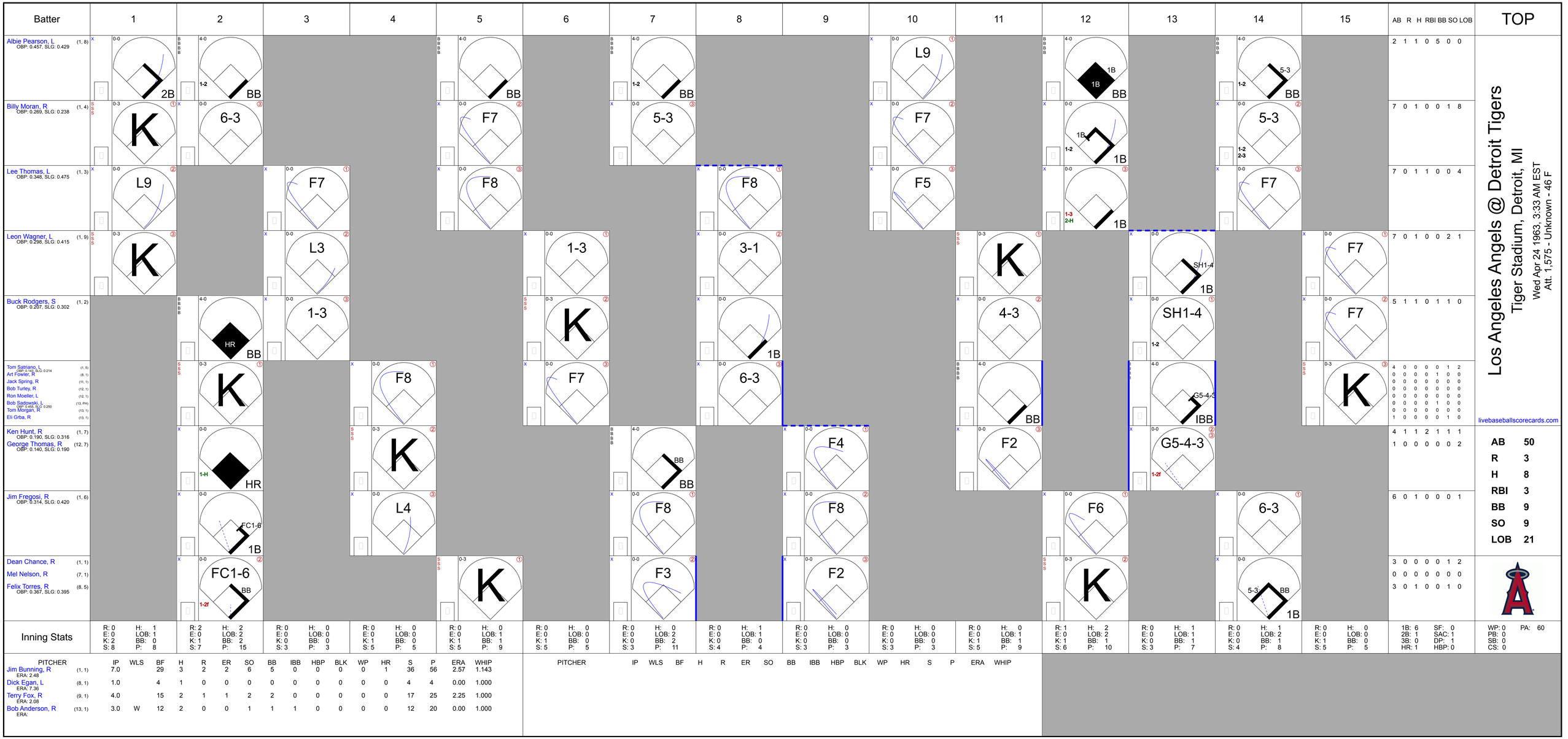
Batter
1
2
3
4
5
6
7
8
9
10
11
12
13
14
15
AB R H RBI BB SO LOB
TOP
Albie Pearson, L (1, 8) OBP: 0.457, SLG: 0.429
2 1 1 0 5 0 0
Billy Moran, R (1, 4) OBP: 0.269, SLG: 0.238
7 0 1 0 0 1 8
Lee Thomas, L (1, 3) OBP: 0.348, SLG: 0.475
7 0 1 1 0 0 4
Leon Wagner, L (1, 9) OBP: 0.298, SLG: 0.415
7 0 1 0 0 2 1
Buck Rodgers, S (1, 2) OBP: 0.207, SLG: 0.302
5 1 1 0 1 1 0
Tom Satriano, L (1, 5) OBP: 0.143, SLG: 0.214
Art Fowler, R (8, 1)
Jack Spring, R (11, 1)
Bob Turley, R (12, 1)
Ron Moeller, L (12, 1)
Bob Sadowski, L (13, PH) OBP: 0.455, SLG: 0.250
Tom Morgan, R (13, 1)
Eli Grba, R (13, 1)
4 0 0 0 0 1 2
0 0 0 0 1 0 0
0 0 0 0 0 0 0
0 0 0 0 0 0 0
0 0 0 0 0 0 0
0 0 0 0 1 0 0
0 0 0 0 0 0 0
1 0 0 0 0 1 0
Ken Hunt, R (1, 7) OBP: 0.190, SLG: 0.316
George Thomas, R (12, 7) OBP: 0.140, SLG: 0.190
4 1 1 2 1 1 1
1 0 0 0 0 0 2
Jim Fregosi, R (1, 6) OBP: 0.314, SLG: 0.420
6 0 1 0 0 0 1
Dean Chance, R (1, 1)
Mel Nelson, R (7, 1)
Felix Torres, R (8, 5) OBP: 0.367, SLG: 0.395
3 0 0 0 0 1 2
0 0 0 0 0 0 0
3 0 1 0 0 1 0
Los Angeles Angels @ Detroit Tigers
Tiger Stadium, Detroit, MI
Wed Apr 24 1963, 3:33 AM EST
Att. 1,575 - Unknown - 46 F
livebaseballscorecards.com
AB 50
R 3
H 8
RBI 3
BB 9
SO 9
LOB 21
Inning Stats
1B: 6 SF: 0
2B: 1 SAC: 1
3B: 0 DP: 1
HR: 1 HBP: 0
WP: 0 PA: 60
PB: 0
SB: 0
CS: 0
PITCHER IP WLS BF H R ER SO BB IBB HBP BLK WP HR S P ERA WHIP
Jim Bunning, R (1, 1) ERA: 2.48 7.0 29 3 2 2 6 5 0 0 0 0 1 36 56 2.57 1.143
Dick Egan, L (8, 1) ERA: 7.36 1.0 4 1 0 0 0 0 0 0 0 0 0 4 4 0.00 1.000
Terry Fox, R (9, 1) ERA: 2.08 4.0 15 2 1 1 2 2 0 0 0 0 0 17 25 2.25 1.000
Bob Anderson, R (13, 1) ERA: 3.0 W 12 2 0 0 1 1 1 0 0 0 0 12 20 0.00 1.000

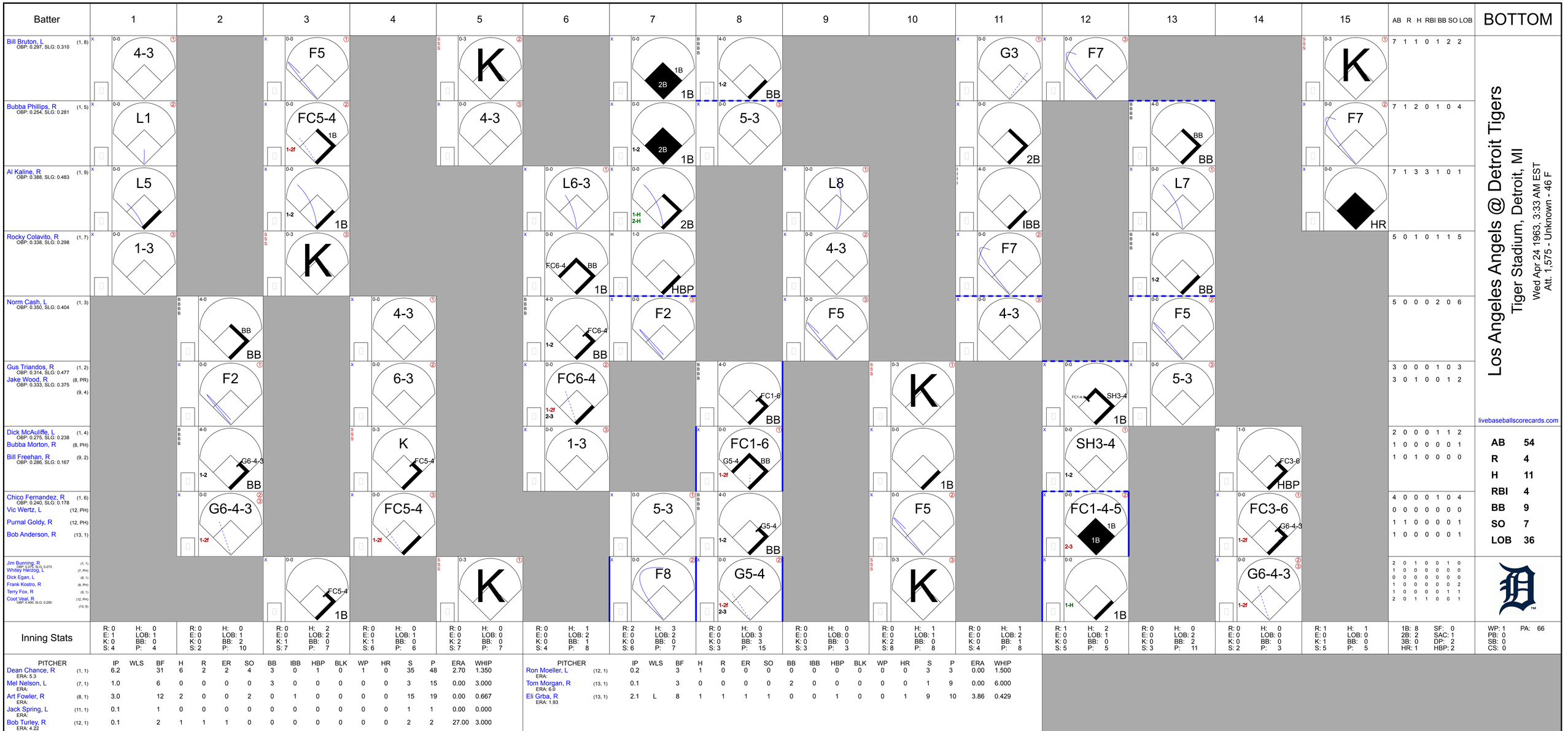
Batter
1
2
3
4
5
6
7
8
9
10
11
12
13
14
15
AB R H RBI BB SO LOB
BOTTOM
Bill Bruton, L (1, 8) OBP: 0.297, SLG: 0.310
4-3
F5
K
2B 1B
1B
BB
G3
F7
K
7 1 1 0 1 2 2
Bubba Phillips, R (1, 5) OBP: 0.254, SLG: 0.281
L1
FC5-4
1B
1-2f
4-3
1-2
2B 1B
5-3
2B
BB
F7
7 1 2 0 1 0 4
Al Kaline, R (1, 9) OBP: 0.388, SLG: 0.483
L5
1B
L6-3
1-H
2-H
2B
L8
IBB
L7
HR
7 1 3 3 1 0 1
Rocky Colavito, R (1, 7) OBP: 0.338, SLG: 0.298
1-3
K
FC6-4
BB
1B
HBP
4-3
F7
BB
5 0 1 0 1 1 5
Norm Cash, L (1, 3) OBP: 0.350, SLG: 0.404
BB
4-3
FC6-4
1-2
BB
F2
F5
4-3
F5
5 0 0 0 2 0 6
Gus Triandos, R (1, 2) OBP: 0.314, SLG: 0.477
Jake Wood, R (8, PR) OBP: 0.333, SLG: 0.375 (9, 4)
F2
6-3
FC6-4
1-2f
2-3
FC1-6
BB
K
1B
SH3-4
1B
5-3
3 0 0 0 1 0 3
3 0 1 0 0 1 2
Dick McAuliffe, L (1, 4) OBP: 0.275, SLG: 0.238
Bubba Morton, R (8, PH)
Bill Freehan, R (9, 2) OBP: 0.286, SLG: 0.167
G6-4-3
1-2
BB
K
FC5-4
1-3
FC1-6
G5-4
BB
1B
SH3-4
1-2
FC3-6
HBP
2 0 0 0 1 1 2
1 0 0 0 0 0 1
1 0 1 0 0 0 0
Chico Fernandez, R (1, 6) OBP: 0.240, SLG: 0.178
Vic Wertz, L (12, PH)
Purnal Goldy, R (12, PH)
Bob Anderson, R (13, 1)
G6-4-3
1-2f
FC5-4
1-2f
5-3
F8
G5-4
1-2
BB
F5
FC1-4-5
1B
2-3
FC3-6
G6-4-3
1-2f
4 0 0 0 1 0 4
0 0 0 0 0 0 0
1 1 0 0 0 0 1
1 0 0 0 0 0 1
Jim Bunning, R (1, 1) OBP: 0.273, SLG: 0.273
Whitey Herzog, L (7, PH)
Dick Egan, L (8, 1)
Frank Kostro, R (8, PH)
Terry Fox, R (9, 1)
Coot Veal, R (12, PH) OBP: 0.400, SLG: 0.250 (13, 6)
FC5-4
1B
K
F8
G5-4
1-2f
2-3
K
1-H
1B
G6-4-3
1-2f
2 0 1 0 0 1 0
1 0 0 0 0 0 0
0 0 0 0 0 0 0
1 0 0 0 0 1 1
2 0 1 1 0 0 1
Inning Stats
R: 0 H: 0 E: 1 LOB: 1 K: 0 BB: 0 S: 4 P: 4
R: 0 H: 0 E: 0 LOB: 1 K: 0 BB: 2 S: 2 P: 10
R: 0 H: 2 E: 0 LOB: 2 K: 1 BB: 0 S: 7 P: 7
R: 0 H: 0 E: 0 LOB: 1 K: 1 BB: 0 S: 6 P: 6
R: 0 H: 0 E: 0 LOB: 0 K: 2 BB: 0 S: 7 P: 7
R: 0 H: 1 E: 0 LOB: 2 K: 0 BB: 1 S: 4 P: 8
R: 2 H: 3 E: 0 LOB: 2 K: 0 BB: 0 S: 6 P: 7
R: 0 H: 0 E: 0 LOB: 3 K: 0 BB: 3 S: 3 P: 15
R: 0 H: 0 E: 0 LOB: 0 K: 0 BB: 0 S: 3 P: 3
R: 0 H: 1 E: 0 LOB: 1 K: 2 BB: 0 S: 8 P: 8
R: 0 H: 1 E: 0 LOB: 2 K: 0 BB: 1 S: 4 P: 8
R: 1 H: 2 E: 0 LOB: 1 K: 0 BB: 0 S: 5 P: 5
R: 0 H: 0 E: 0 LOB: 2 K: 0 BB: 2 S: 3 P: 11
R: 0 H: 0 E: 0 LOB: 0 K: 0 BB: 0 S: 2 P: 3
R: 1 H: 1 E: 0 LOB: 0 K: 1 BB: 0 S: 5 P: 5
1B: 8 SF: 0 2B: 2 SAC: 1 3B: 0 DP: 2 HR: 1 HBP: 2
WP: 1 PA: 66 PB: 0 SB: 0 CS: 0
Los Angeles Angels @ Detroit Tigers
Tiger Stadium, Detroit, MI
Wed Apr 24 1963, 3:33 AM EST
Att. 1,575 - Unknown - 46 F
livebaseballscorecards.com
AB 54
R 4
H 11
RBI 4
BB 9
SO 7
LOB 36
PITCHER IP WLS BF H R ER SO BB IBB HBP BLK WP HR S P ERA WHIP
Dean Chance, R (1, 1) ERA: 5.3 6.2 31 6 2 2 4 3 0 1 0 1 0 35 48 2.70 1.350
Mel Nelson, L (7, 1) ERA: 1.0 6 0 0 0 3 0 0 0 0 0 3 15 0.00 3.000
Art Fowler, R (8, 1) ERA: 3.0 12 2 0 0 2 0 1 0 0 0 0 15 19 0.00 0.667
Jack Spring, L (11, 1) ERA: 0.1 1 0 0 0 0 0 0 0 0 0 0 1 1 0.00 0.000
Bob Turley, R (12, 1) ERA: 4.22 0.1 2 1 1 1 0 0 0 0 0 0 2 2 27.00 3.000
PITCHER IP WLS BF H R ER SO BB IBB HBP BLK WP HR S P ERA WHIP
Ron Moeller, L (12, 1) ERA: 0.2 3 1 0 0 0 0 0 0 0 0 0 0 3 3 0.00 1.500
Tom Morgan, R (13, 1) ERA: 6.0 0.1 3 0 0 0 0 2 0 0 0 0 0 0 1 9 0.00 6.000
Eli Grba, R (13, 1) ERA: 1.93 2.1 L 8 1 1 1 1 0 0 1 0 0 1 9 10 3.86 0.429

Batter	1	2	3	4	5	6	7	8	9	AB	R	H	RBI	BB	SO	LOB
Albie Pearson, L (1, 8) OBP: 0.440, SLG: 0.400	F2		BBBB 4-0 1B 2B BB	0-0 G4-6-3 1-2f 2-3			0-0 L4		0-0 FC1-6-5-1-7 WP 2-3	4	1	0	0	1	0	3
Billy Moran, R (1, 4) OBP: 0.278, SLG: 0.265	0-0 FC5-4 1B		0-0 F7	0-0 3-H 2B			0-0 5-3		SSS 0-3 K 1-2	5	0	2	1	0	1	2
Lee Thomas, L (1, 3) OBP: 0.343, SLG: 0.462	0-0 L9		0-0 1-2 2B 1B	0-0 F7			0-0 6-3			4	1	1	0	0	0	2
Felix Torres, R (1, 5) OBP: 0.358, SLG: 0.404	0-0 FC5-4 1-2f		0-0 1-H 2-H 2B		0-0 L9			0-0 5-3		4	0	1	2	0	0	1
Leon Wagner, L (1, 9) OBP: 0.311, SLG: 0.526		0-0 HR	0-0 4-3		0-0 6-3			0-0 HR		4	2	2	2	0	0	1
Buck Rodgers, S (1, 2) OBP: 0.210, SLG: 0.351		SSS 0-3 K		0-0 HR	0-0 6-3			SSS 0-3 K		4	1	1	1	0	2	0
Ken Hunt, R (1, 7) OBP: 0.240, SLG: 0.478		SSS 0-3 K		0-0 HR		0-0 FC3-6 1B		SSS 0-3 K		4	1	2	1	0	2	0
Jim Fregosi, R (1, 6) OBP: 0.327, SLG: 0.415		0-0 F3		0-0 G4-6-3 SH 2B 1B		0-0 FC3-6 F7 1-2f			BBBB 4-0 PC1-6-5-1-7 SH1-3 BB	3	1	1	0	1	0	1
Don Lee, R (1, 1)			0-0 5-3	0-0 SH G4-6-3 1-2		0-0 F7 1-2			0-0 SH1-3 1-2	1	0	0	0	0	0	0
Mel Nelson, R (5, 1)										0	0	0	0	0	0	0
Julio Navarro, R (5, 1) OBP: 0.200, SLG: 0.200										1	0	0	0	0	0	1

Inning Stats	1	2	3	4	5	6	7	8	9
	R: 0 H: 1 E: 0 LOB: 1 K: 0 BB: 0 S: 4 P: 4	R: 1 H: 1 E: 0 LOB: 0 K: 2 BB: 0 S: 8 P: 8	R: 2 H: 2 E: 0 LOB: 1 K: 0 BB: 1 S: 5 P: 9	R: 3 H: 4 E: 0 LOB: 1 K: 0 BB: 0 S: 7 P: 7	R: 0 H: 0 E: 0 LOB: 0 K: 0 BB: 0 S: 3 P: 3	R: 0 H: 1 E: 0 LOB: 1 K: 0 BB: 0 S: 3 P: 3	R: 0 H: 0 E: 0 LOB: 0 K: 0 BB: 0 S: 3 P: 3	R: 1 H: 1 E: 0 LOB: 0 K: 2 BB: 0 S: 8 P: 8	R: 0 H: 0 E: 0 LOB: 1 K: 1 BB: 1 S: 5 P: 9

1B: 4 SF: 0
2B: 2 SAC: 2
3B: 0 DP: 1
HR: 4 HBP: 0

WP: 1 PA: 38
PB: 0
SB: 0
CS: 0

PITCHER	IP	WLS	BF	H	R	ER	SO	BB	IBB	HBP	BLK	WP	HR	S	P	ERA	WHIP
Hank Aguirre, L (1, 1) ERA: 3.0	3.0	L	16	6	5	5	2	1	0	0	0	0	3	19	23	15.00	2.333
Paul Foytack, R (4, 1) ERA: 3.0	0.0		0	0	0	0	0	0	0	0	0	0	0	0	0	∞	∞
Dick Egan, L (7, 1) ERA: 6.35	2.0		7	1	1	1	2	0	0	0	0	0	1	11	11	4.50	0.500
Bob Dustal, R (9, 1) ERA: 7.5	1.0		4	0	0	0	1	1	0	0	0	1	0	5	9	0.00	1.000

PITCHER	IP	WLS	BF	H	R	ER	SO	BB	IBB	HBP	BLK	WP	HR	S	P	ERA	WHIP

Los Angeles Angels @ Detroit Tigers

Tiger Stadium, Detroit, MI

Thu Apr 25 1963, 3:33 AM EST
Att. 2,544 - Unknown - 58 F

livebaseballscorecards.com

AB	34
R	7
H	10
RBI	7
BB	2
SO	5
LOB	11

BOTTOM

Los Angeles Angels @ Detroit Tigers

Tiger Stadium, Detroit, MI

Thu Apr 25 1963, 3:33 AM EST

Att. 2,544 - Unknown - 58 F

Batter	1	2	3	4	5	6	7	8	9	AB	R	H	RBI	BB	SO	LOB
Bill Bruton, L (1, 8) OBP: 0.299, SLG: 0.311 Bubba Morton, R (5, PR) (6, 8)	1-3		3-1		BB, 1B 2-H: 1B	F8		F8		3	0	1	1	0	0	0
										2	1	0	0	0	0	1
Bubba Phillips, R (1, 5) OBP: 0.250, SLG: 0.277 Frank Kostro, R (3, 5) OBP: 0.231, SLG: 0.091	F7		6-3		BB 1-2	1B 1-2			K	1	0	0	0	0	0	0
										3	0	1	0	1	1	0
Al Kaline, R (1, 9) OBP: 0.389, SLG: 0.469	FC6-4, BB		L6		1B, 1B 1-2 2-H: 1B	L7			L7	4	1	1	1	1	0	2
Rocky Colavito, R (1, 7) OBP: 0.329, SLG: 0.290	FC6-4 1-2f		F8		1B, WP 1-3 2-H: 1B		F8		K	5	1	1	1	0	1	2
Norm Cash, L (1, 3) OBP: 0.344, SLG: 0.392		F7		4-3	WP 1-3 3-H: 1B		F7			4	0	1	1	0	0	0
Gus Triandos, R (1, 2) OBP: 0.309, SLG: 0.458 Bill Freehan, R (8, 2) OBP: 0.286, SLG: 0.167	K		F6		K 1-2 3-H	1B				4	0	1	0	0	2	1
										0	0	0	0	0	0	0
Dick McAuliffe, L (1, 4) OBP: 0.273, SLG: 0.239		1B, 1B		G3	F9		F7			4	0	1	0	0	0	3
Coot Veal, R (1, 6) OBP: 0.556, SLG: 0.500		1-3, 1B			1-3, 1B	1B		F7		4	1	3	0	0	0	0
Hank Aguirre, R (1, 1) OBP: 0.083, SLG: 0.083 Paul Foytack, R (4, 1) Whitey Herzog, L (6, PH) Dick Egan, L (7, 1) Vic Wertz, L (8, PH) Bob Dustal, R (9, 1)	K				1-3 1-2	BB, 1B		F7		1	0	0	0	0	1	2
										1	0	0	0	0	0	1
										0	0	0	0	1	0	0
										0	0	0	0	0	0	0
										1	0	0	0	0	0	0
										0	0	0	0	0	0	0
Inning Stats	R: 0 E: 0 K: 0 S: 3 H: 0 LOB: 1 BB: 1 P: 7	R: 0 E: 0 K: 2 S: 9 H: 2 LOB: 2 BB: 0 P: 9	R: 0 E: 1 K: 0 S: 4 H: 0 LOB: 1 BB: 0 P: 4	R: 0 E: 0 K: 0 S: 3 H: 0 LOB: 0 BB: 0 P: 3	R: 5 E: 0 K: 1 S: 10 H: 5 LOB: 2 BB: 1 P: 14	R: 0 E: 0 K: 0 S: 4 H: 2 LOB: 2 BB: 1 P: 8	R: 0 E: 0 K: 0 S: 4 H: 1 LOB: 1 BB: 0 P: 4	R: 0 E: 0 K: 0 S: 3 H: 0 LOB: 0 BB: 0 P: 3	R: 0 E: 0 K: 2 S: 7 H: 0 LOB: 0 BB: 0 P: 7	1B: 10 2B: 0 3B: 0 HR: 0	SF: 0 SAC: 0 DP: 0 HBP: 0					

livebaseballscorecards.com

AB	37
R	4
H	10
RBI	4
BB	3
SO	5
LOB	12

WP: 1 PB: 0 SB: 0 CS: 0 PA: 40

PITCHER		IP	WLS	BF	H	R	ER	SO	BB	IBB	HBP	BLK	WP	HR	S	P	ERA	WHIP
Don Lee, R ERA: 2.22	(1, 1)	4.1		22	6	5	5	2	2	0	0	0	0	0	24	32	10.38	1.846
Mel Nelson, L ERA:	(5, 1)	0.0		1	1	0	0	0	0	0	0	0	0	0	1	1	∞	∞
Julio Navarro, R ERA: 2.7	(5, 1)	4.2	W	17	3	0	0	3	1	0	0	0	1	0	22	26	0.00	0.857

PITCHER	IP	WLS	BF	H	R	ER	SO	BB	IBB	HBP	BLK	WP	HR	S	P	ERA	WHIP

Minnesota Twins @ Detroit Tigers

Tiger Stadium, Detroit, MI

Fri Apr 26 1963, 6:05 PM EST

Att. 14,583 - Unknown

TOP

Batter	1	2	3	4	5	6	7	8	9	AB	R	H	RBI	BB	SO	LOB
Lenny Green, L (1, 8) (9, 7) OBP: 0.311, SLG: 0.366	G3		F6		K			F8	S, 1B 2-3 3-H 1B	5	1	1	1	0	1	0
Vic Power, R (1, 3) OBP: 0.282, SLG: 0.333	6-3		G3		1-3			6-3	FC6-4 1-H 3-H 1B	5	0	1	2	0	0	0
Jim Lemon, R (1, 7) OBP: 0.200, SLG: 0.143	K		L9			5-6-3		K	FC6-4 1-2f	5	0	0	0	0	2	2
Bill Tuttle, R (9, 8)										0	0	0	0	0	0	0
Bob Allison, R (1, 9) OBP: 0.426, SLG: 0.700		HR, 1B		5-3, BB		K			HR	3	2	2	1	1	1	0
Earl Battey, R (1, 2) OBP: 0.357, SLG: 0.500		1-H HR		5-3 1-2		F2			1B, FC5-2, 2B	4	1	2	2	0	0	1
Johnny Goryl, R (9, PR) OBP: 0.200, SLG: 0.800										0	0	0	0	0	0	0
Jerry Zimmerman, R (9, 2)										0	0	0	0	0	0	0
Rich Rollins, R (1, 5) OBP: 0.346, SLG: 0.417		1B		F7			6-3		FC5-2 2-3 1B	4	1	2	0	0	0	1
Bernie Allen, L (1, 4) OBP: 0.284, SLG: 0.271	K			BB			5-3		1B, FC5-2, 1B IBB	2	1	0	0	2	1	1
Zoilo Versalles, R (1, 6) OBP: 0.246, SLG: 0.293	K			F8			1B		FC5-2, 1B 1-2 2-3 3-Hf	4	0	1	0	0	1	6
Jim Roland, R (1, 1)										3	0	0	0	0	2	2
Lee Stange, R (7, 1)										0	0	0	0	0	0	0
Fred Lasher, R (7, 1)										0	0	0	0	0	0	0
Garry Roggenburk, R (8, 1)										0	0	0	0	0	0	0
Jimmie Hall, L (9, PH) OBP: 0.295, SLG: 0.297										1	1	1	1	0	0	0
Ray Moore, R (9, 1)	K				K	F3			1B, 1B 1-2 2-3 3-H	0	0	0	0	0	0	0

Inning Stats	1	2	3	4	5	6	7	8	9
R	0	2	0	0	0	0	0	0	5
H	0	3	0	0	0	0	1	0	6
E	0	0	0	0	0	0	0	0	0
LOB	0	1	0	2	2	0	1	1	2
K	1	3	0	0	2	1	0	1	0
BB	0	0	0	2	0	0	0	0	1
S	5	12	3	3	7	5	4	5	8
P	5	12	3	11	7	5	4	5	12

1B	7
2B	1
3B	0
HR	2
SF	0
SAC	0
DP	0
HBP	0
WP	0
PB	0
SB	1
CS	0
PA	39

AB	36
R	7
H	10
RBI	7
BB	3
SO	8
LOB	13

livebaseballscorecards.com

PITCHER		IP	WLS	BF	H	R	ER	SO	BB	IBB	HBP	BLK	WP	HR	S	P	ERA	WHIP
Don Mossi, L ERA: 2.78	(1, 1)	8.0	L	32	6	4	4	8	2	0	0	0	0	2	46	54	4.50	1.000
Terry Fox, R ERA: 3.86	(9, 1)	0.2		4	2	0	0	0	0	1	0	0	0	0	3	7	0.00	3.000
Dick Egan, L ERA: 7.94	(9, 1)	0.0		1	1	1	1	0	0	0	0	0	0	0	1	1	∞	∞
Bob Anderson, R ERA:	(9, 1)	0.1		2	1	2	2	0	0	0	0	0	0	0	2	2	54.00	3.000

PITCHER	IP	WLS	BF	H	R	ER	SO	BB	IBB	HBP	BLK	WP	HR	S	P	ERA	WHIP

Minnesota Twins @ Detroit Tigers

Tiger Stadium, Detroit, MI

Fri Apr 26 1963, 6:05 PM EST

Att. 14,583 - Unknown

BOTTOM

Batter	1	2	3	4	5	6	7	8	9	AB	R	H	RBI	BB	SO	LOB
Jake Wood, R (1, 4) OBP: 0.429, SLG: 0.692	S S S 0-3 K2-3 ①		x 0-0 1-2 1B			x 0-0 HR	x 0-0 1B 1-2 1B		x 0-0 E1 6-3	5	2	3	1	0	1	0
Bubba Morton, R (1, 8) OBP: 0.125, SLG: 0.125	x 0-0 5-3 ②		x 0-0 F9 ③			x 0-0 1-3 ①	x 0-0 BB 1-3 2-H 1B		x 0-0 6-3 ① 3-H	5	0	1	2	0	0	2
Al Kaline, R (1, 9) OBP: 0.390, SLG: 0.471	x 0-0 L1-3 ③			x 0-0 L8 ①		x 0-0 2B B B B	4-0 1-2 BB		x 0-0 F2 ②	4	0	1	0	1	0	0
Rocky Colavito, R (1, 7) OBP: 0.333, SLG: 0.333		x 0-0 F7 ①		x 0-0 F9 ②		B B B B 4-0 BB	x 0-0 F6 ③		x 0-0 HR	4	1	1	1	1	0	3
Frank Kostro, R (1, 5) OBP: 0.222, SLG: 0.067		x 0-0 6-3 ②		x 0-0 5-3 ③		x 0-0 F8 ②		B B B B 4-0 1B 1B BB	x 0-0 F7 ③	4	0	0	0	1	0	2
Gus Triandos, R (1, 2) OBP: 0.322, SLG: 0.519		S S S 0-3 K ③			x 0-0 HR	S S S 0-3 K ③		x 0-0 1-2 1B		4	1	2	1	0	2	2
Norm Cash, L (1, 3) OBP: 0.338, SLG: 0.382			x 0-0 3-1 ①		x 0-0 1-3 ①		S S S 0-3 K ①	x 0-0 1-2 2-H 1B ①		4	0	1	0	0	1	0
Coot Veal, R (1, 6) OBP: 0.462, SLG: 0.364			S S S 0-3 K ②		x 0-0 F8 ②		B B B B 4-0 FC5-6 BB	x 0-0 F7 ②		3	0	0	0	1	1	2
Don Mossi, L (1, 1) OBP: 0.357, SLG: 0.385 Terry Fox, R (9, 1) Dick Egan, L (9, 1) Bob Anderson, R (9, 1)			B B B B 4-0 1B BB		x 0-0 4-3 ③		x 0-0 FC5-6 ② 1-2f 1B 1B	x 0-0 1-3 ③		3	1	0	0	1	0	3
										0	0	0	0	0	0	0
										0	0	0	0	0	0	0
										0	0	0	0	0	0	0
Inning Stats	R: 0 E: 0 K: 1 S: 5 H: 0 LOB: 0 BB: 0 P: 5	R: 0 E: 0 K: 1 S: 5 H: 0 LOB: 0 BB: 0 P: 5	R: 0 E: 0 K: 1 S: 6 H: 1 LOB: 2 BB: 1 P: 10	R: 0 E: 0 K: 0 S: 3 H: 0 LOB: 0 BB: 0 P: 3	R: 1 E: 0 K: 0 S: 4 H: 1 LOB: 0 BB: 0 P: 4	R: 1 E: 0 K: 1 S: 7 H: 2 LOB: 2 BB: 1 P: 11	R: 1 E: 0 K: 1 S: 7 H: 2 LOB: 3 BB: 2 P: 15	R: 0 E: 0 K: 0 S: 4 H: 2 LOB: 2 BB: 1 P: 8	R: 2 E: 1 K: 0 S: 5 H: 1 LOB: 0 BB: 0 P: 5	1B: 5 2B: 1 3B: 0 HR: 3	SF: 0 SAC: 0 DP: 0 HBP: 0					

livebaseballscorecards.com

AB	36
R	5
H	9
RBI	5
BB	5
SO	5
LOB	14

WP: 0 PB: 0 SB: 0 CS: 0 PA: 41

PITCHER		IP	WLS	BF	H	R	ER	SO	BB	IBB	HBP	BLK	WP	HR	S	P	ERA	WHIP
Jim Roland, L ERA: 1.8	(1, 1)	6.2		28	5	3	3	5	3	0	0	0	0	2	35	47	4.05	1.200
Lee Stange, R ERA: 1.8	(7, 1)	0.0		2	1	0	0	0	1	0	0	0	0	0	1	5	∞	∞
Fred Lasher, R ERA: 5.68	(7, 1)	1.0		5	2	0	0	0	1	0	0	0	0	0	4	8	0.00	3.000
Garry Roggenburk, L ERA: 5.4	(8, 1)	0.1	W	1	0	0	0	0	0	0	0	0	0	0	1	1	0.00	0.000
Ray Moore, R ERA:	(9, 1)	1.0	S	5	1	2	0	0	0	0	0	0	0	1	5	5	0.00	1.000

PITCHER		IP	WLS	BF	H	R	ER	SO	BB	IBB	HBP	BLK	WP	HR	S	P	ERA	WHIP

Batter	1	2	3	4	5	6	7	8	9	AB	R	H	RBI	BB	SO	LOB
Lenny Green, L (1, 8) (9, 7) OBP: 0.316, SLG: 0.373	4-3		SF, SH1-3, 2B; 1-2, 3-H		HR, 1B; 1-3, 2-H		F8		1B	4	2	2	2	0	0	0
Vic Power, R (1, 3) OBP: 0.267, SLG: 0.314	1-3		SH1-3; 1-2, 2-3		1-3		6-3		4-3	4	0	0	0	0	0	3
Jimmie Hall, L (1, 7) OBP: 0.313, SLG: 0.325	L4		2B; 2-H, 3-H		HR, BB; B B B		4-3			3	1	1	2	1	0	0
Bill Tuttle, R (9, 8)										0	0	0	0	0	0	0
Bob Allison, R (1, 9) OBP: 0.417, SLG: 0.677		F8	4-3		SF7; 3-H			WP, SF7, BB; B B B		2	1	0	1	1	0	1
Earl Battey, R (1, 2) OBP: 0.350, SLG: 0.545		L9		F8	HR; 1-H, 2-H			SF7; 1-H		3	1	1	4	0	0	0
Bernie Allen, L (1, 4) OBP: 0.268, SLG: 0.254		6-3		L9	3-1			6-3		4	0	0	0	0	0	0
Rich Rollins, R (1, 5) OBP: 0.300, SLG: 0.357			5-3	6-3		K; S S S		F8		4	0	0	0	0	1	0
Zoilo Versalles, R (1, 6) OBP: 0.246, SLG: 0.306			1B, SF, 2B		E6, SH, 1B	F8			K; S S S	4	2	1	0	0	1	0
Dick Stigman, R (1, 1) OBP: 0.182, SLG: 0.100			SH1-3, SF, 2B, 1B; 2-3		SH, 1B, SF7; 1-2	6-3			F3	3	2	1	0	0	0	0

TOP

Minnesota Twins @ Detroit Tigers

Tiger Stadium, Detroit, MI

Sat Apr 27 1963, 3:33 AM EST

Att. 6,546 - Unknown

livebaseballscorecards.com

AB	31
R	9
H	6
RBI	9
BB	2
SO	2
LOB	4

Inning Stats	1	2	3	4	5	6	7	8	9	1B: 3	SF: 3	WP: 2	PA: 38
R	0	0	3	0	5	0	0	1	0	2B: 2	SAC: 2	PB: 0	
E	0	0	1	0	1	0	0	0	0	3B: 0	DP: 0	SB: 0	
K	0	0	0	0	0	1	0	0	1	HR: 1	HBP: 0	CS: 0	
S	3	3	7	3	7	5	3	3	6				
H	0	0	3	0	2	0	0	0	1				
LOB	0	0	0	0	0	0	0	0	0				
BB	0	0	0	0	1	0	0	1	0				
P	3	3	7	3	11	5	3	7	6				

PITCHER		IP	WLS	BF	H	R	ER	SO	BB	IBB	HBP	BLK	WP	HR	S	P	ERA	WHIP
Phil Regan, R ERA: 1.69	(1, 1)	4.2	L	23	5	8	1	0	1	0	0	0	0	1	22	26	1.93	1.286
Paul Foytack, R ERA: 2.7	(5, 1)	0.1		1	0	0	0	0	0	0	0	0	0	0	1	1	0.00	0.000
Frank Lary, R ERA: 5.14	(6, 1)	2.0		6	0	0	0	1	0	0	0	0	0	0	8	8	0.00	0.000
Bill Faul, R ERA: 4.5	(8, 1)	2.0		8	1	1	1	1	1	0	0	0	1	0	9	13	4.50	1.000

PITCHER	IP	WLS	BF	H	R	ER	SO	BB	IBB	HBP	BLK	WP	HR	S	P	ERA	WHIP

Minnesota Twins @ Detroit Tigers

Tiger Stadium, Detroit, MI

Sat Apr 27 1963, 3:33 AM EST

Att. 6,546 - Unknown

livebaseballscorecards.com

BOTTOM

Batter	1	2	3	4	5	6	7	8	9	AB	R	H	RBI	BB	SO	LOB
Jake Wood, R (1, 4) OBP: 0.389, SLG: 0.588	5-3		K		E 1B		K			4	1	1	0	0	2	0
Bubba Morton, R (1, 8) OBP: 0.167, SLG: 0.091	F8		F3		K		BB			3	0	0	0	1	1	2
Al Kaline, R (1, 9) OBP: 0.395, SLG: 0.486	BB 1B			L6-3	E6 1-H 2-H 2B		L4			4	0	2	2	0	0	1
Rocky Colavito, R (1, 7) OBP: 0.342, SLG: 0.377	1-2 BB			HR	L4			F7		3	1	1	1	1	0	1
Frank Kostro, R (1, 5) OBP: 0.273, SLG: 0.059	F9			BB		BB		F7		2	0	0	0	2	0	2
Gus Triandos, R (1, 2) OBP: 0.302, SLG: 0.482		5-3		F3		F3		K		4	0	0	0	0	1	2
Norm Cash, L (1, 3) Whitey Herzog, L (6, 3)		G6-4-3 1B		K		F6			BB	2 1	0 0	1 0	0 0	0 1	1 0	1 1
Coot Veal, R (1, 6) OBP: 0.412, SLG: 0.286		G6-4-3 1-2f			WP E BB	6-3			G6-4-3 1-2f	3	1	0	0	1	0	3
Phil Regan, R (1, 1) OBP: 0.250, SLG: 0.250 Paul Foytack, R (5, 1) Purnal Goldy, R (5, PH) Frank Lary, R (6, 1) Chico Fernandez, R (7, PH) OBP: 0.235, SLG: 0.174 Bill Faul, R (8, 1) Bill Freehan, R (9, PH) OBP: 0.250, SLG: 0.143			K		K 1-2		F7		F8	1 0 1 0 1 0 1	0 0 0 0 0 0 0	0 0 0 0 0 0 0	0 0 0 0 0 0 0	0 0 0 0 0 0 0	1 0 1 0 0 0 0	0 0 1 0 0 0 0
Inning Stats	R: 0 E: 0 K: 0 S: 4 H: 1 LOB: 2 BB: 1 P: 8	R: 0 E: 0 K: 0 S: 3 H: 1 LOB: 0 BB: 0 P: 3	R: 0 E: 0 K: 2 S: 7 H: 0 LOB: 0 BB: 0 P: 7	R: 1 E: 0 K: 1 S: 6 H: 1 LOB: 1 BB: 1 P: 10	R: 2 E: 1 K: 2 S: 9 H: 2 LOB: 1 BB: 1 P: 13	R: 0 E: 0 K: 0 S: 3 H: 0 LOB: 1 BB: 1 P: 7	R: 0 E: 0 K: 1 S: 5 H: 0 LOB: 1 BB: 1 P: 9	R: 0 E: 0 K: 1 S: 5 H: 0 LOB: 0 BB: 0 P: 5	R: 0 E: 0 K: 0 S: 2 H: 0 LOB: 0 BB: 1 P: 6	1B: 3 2B: 1 3B: 0 HR: 1	SF: 0 SAC: 0 DP: 2 HBP: 0					

	AB	30
	R	3
	H	5
	RBI	3
	BB	6
	SO	7
	LOB	14

WP: 1 PB: 0 SB: 0 CS: 0 PA: 36

PITCHER	IP	WLS	BF	H	R	ER	SO	BB	IBB	HBP	BLK	WP	HR	S	P	ERA	WHIP
Dick Stigman, L (1, 1) ERA: 2.03	9.0	W	36	5	3	3	7	6	0	0	0	1	1	44	68	3.00	1.222

PITCHER	IP	WLS	BF	H	R	ER	SO	BB	IBB	HBP	BLK	WP	HR	S	P	ERA	WHIP

Minnesota Twins @ Detroit Tigers

Tiger Stadium, Detroit, MI

Sun Apr 28 1963, 4:33 AM EDT

Att. 11,555 - Unknown

livebaseballscorecards.com

Batter	1	2	3	4	5	6	7	8	9	AB	R	H	RBI	BB	SO	LOB
Lenny Green, L (1, 8) OBP: 0.301, SLG: 0.354	x 0-0 F6 ①		x 0-0 3-1 ①		x 0-0 L9 ②			SSS 0-3 K ②		4	0	0	0	0	1	1
Vic Power, R (1, 3) OBP: 0.266, SLG: 0.311	x 0-0 BB 1B		x 0-0 6-3 ②		x 0-0 4-3 ③			x 0-0 F7 ③		4	0	1	0	0	0	1
Jimmie Hall, L (1, 7) OBP: 0.308, SLG: 0.318	SSS 0-3 K ②		x 0-0 L9 ③			x 0-0 F8 ①			x 0-0 1B 1B	4	0	1	0	0	1	1
Bob Allison, R (1, 9) OBP: 0.408, SLG: 0.646	BBBB 4-0 1-2 BB			x 0-0 E5		SSS 0-3 K ②			x 0-0 F7 ①	3	0	0	0	1	1	1
Earl Battey, R (1, 2) OBP: 0.328, SLG: 0.508	SSS 0-3 K ③			x 0-0 F4 ①		x 0-0 L6 ③			x 0-0 F3 ②	4	0	0	0	0	1	4
Bernie Allen, L (1, 4) OBP: 0.267, SLG: 0.254		x 0-0 F7 ①		x 0-0 F8 ②			x 0-0 F7 ①		x 0-0 FC4 1-2 1B	4	0	1	0	0	0	1
Rich Rollins, R (1, 5) OBP: 0.294, SLG: 0.344		x 0-0 1B		x 0-0 F5 ③			x 0-0 4-3 ②		x 0-0 FC4 1-2f ③	4	0	1	0	0	0	3
Zoilo Versalles, R (1, 6) OBP: 0.250, SLG: 0.308		x 0-0 F8 ②			x 0-0 1B		x 0-0 F4 ③			3	0	1	0	0	0	1
Jim Kaat, L (1, 1)		SSS 0-3 K ③			SSS 0-3 K ①			x 0-0 F8 ①		2	0	0	0	0	2	2
Bill Dailey, R (7, 1)										0	0	0	0	0	0	0
Bill Pleis, L (7, 1)										0	0	0	0	0	0	0
Don Mincher, L (8, PH)										1	0	0	0	0	0	0
Fred Lasher, R (8, 1)										0	0	0	0	0	0	0

Inning Stats	1	2	3	4	5	6	7	8	9		
	R: 0 H: 1	R: 0 H: 1	R: 0 H: 0	R: 0 H: 0	R: 0 H: 1	R: 0 H: 0	R: 0 H: 0	R: 0 H: 0	R: 0 H: 2	1B: 5 SF: 0	WP: 0 PA: 34
	E: 0 LOB: 2	E: 0 LOB: 1	E: 0 LOB: 0	E: 1 LOB: 1	E: 0 LOB: 1	E: 0 LOB: 0	E: 0 LOB: 0	E: 0 LOB: 0	E: 0 LOB: 2	2B: 0 SAC: 0	PB: 0
	K: 2 BB: 1	K: 1 BB: 0	K: 0 BB: 0	K: 0 BB: 0	K: 1 BB: 0	K: 1 BB: 0	K: 0 BB: 0	K: 1 BB: 0	K: 0 BB: 0	3B: 0 DP: 0	SB: 0
	S: 8 P: 12	S: 6 P: 6	S: 3 P: 3	S: 4 P: 4	S: 6 P: 6	S: 5 P: 5	S: 3 P: 3	S: 5 P: 5	S: 5 P: 5	HR: 0 HBP: 0	CS: 0

PITCHER	IP	WLS	BF	H	R	ER	SO	BB	IBB	HBP	BLK	WP	HR	S	P	ERA	WHIP
Jim Bunning, R (1, 1) ERA: 1.94	9.0	W	34	5	0	0	6	1	0	0	0	0	0	45	49	0.00	0.667

PITCHER	IP	WLS	BF	H	R	ER	SO	BB	IBB	HBP	BLK	WP	HR	S	P	ERA	WHIP

Batter	1	2	3	4	5	6	7	8	9	AB	R	H	RBI	BB	SO	LOB
Jake Wood, R (1, 4) OBP: 0.364, SLG: 0.524	F9		F8		F3		1-2 1B			4	0	1	0	0	0	1
Bill Bruton, L (1, 8) OBP: 0.282, SLG: 0.292	F8		3-1			G3	F3			4	0	0	0	0	0	2
Al Kaline, R (1, 9) OBP: 0.376, SLG: 0.461	L9		L3			L8		K		4	0	0	0	0	1	0
Rocky Colavito, R (1, 7) OBP: 0.337, SLG: 0.361		BBBB 2B WP BB		6-3		SSS K		F8		3	1	0	0	1	1	0
Gus Triandos, R (1, 2) OBP: 0.313, SLG: 0.466		F7		6-3			BBBB 1B 1B 1B BB	BBBB BB		2	1	0	0	2	0	1
Frank Kostro, R (1, 5) OBP: 0.346, SLG: 0.200		WP 1-3 SF9 2B		6-3			1-2 1B 1B	BBBB 1-2 BB		3	2	2	0	1	0	0
Bill Freehan, R (1, 3) OBP: 0.333, SLG: 0.200		BBBB 2-3 3-H BB			SSS K2-3		1B 1-2 2-3 F2 1B	F9		3	0	1	0	1	1	2
Coot Veal, R (1, 6) OBP: 0.400, SLG: 0.313		SF9 3-H			F3		1-3 2-H 3-H 1B			2	0	1	3	0	0	0
Jim Bunning, R (1, 1) OBP: 0.286, SLG: 0.286		5-3			1B		F2 3-H			3	0	1	0	0	0	3
Inning Stats	R: 0 H: 0 E: 0 LOB: 0 K: 0 BB: 0 S: 3 P: 3	R: 2 H: 1 E: 0 LOB: 1 K: 0 BB: 2 S: 4 P: 12	R: 0 H: 0 E: 0 LOB: 0 K: 0 BB: 0 S: 3 P: 3	R: 0 H: 0 E: 0 LOB: 0 K: 0 BB: 0 S: 3 P: 3	R: 0 H: 1 E: 0 LOB: 1 K: 1 BB: 0 S: 6 P: 6	R: 0 H: 0 E: 0 LOB: 0 K: 1 BB: 0 S: 5 P: 5	R: 2 H: 4 E: 0 LOB: 2 K: 0 BB: 1 S: 6 P: 10	R: 0 H: 0 E: 0 LOB: 2 K: 1 BB: 2 S: 5 P: 13		1B: 5 SF: 1 2B: 1 SAC: 0 3B: 0 DP: 0 HR: 0 HBP: 0						

PITCHER		IP	WLS	BF	H	R	ER	SO	BB	IBB	HBP	BLK	WP	HR	S	P	ERA	WHIP
Jim Kaat, L ERA: 4.98	(1, 1)	6.0	L	26	5	4	4	2	3	0	0	0	1	0	27	39	6.00	1.333
Bill Dailey, R ERA: 5.87	(7, 1)	0.2		2	1	0	0	0	0	0	0	0	0	0	2	2	0.00	1.500
Bill Pleis, L ERA: 2.57	(7, 1)	0.1		1	0	0	0	0	0	0	0	0	0	0	1	1	0.00	0.000
Fred Lasher, R ERA: 4.91	(8, 1)	1.0		5	0	0	0	1	2	0	0	0	0	0	5	13	0.00	2.000

PITCHER	IP	WLS	BF	H	R	ER	SO	BB	IBB	HBP	BLK	WP	HR	S	P	ERA	WHIP

BOTTOM

Minnesota Twins @ Detroit Tigers

Tiger Stadium, Detroit, MI

Sun Apr 28 1963, 4:33 AM EDT

Att. 11,555 - Unknown

livebaseballscorecards.com

AB	28
R	4
H	6
RBI	3
BB	5
SO	3
LOB	9

WP: 1 PA: 34
PB: 0
SB: 0
CS: 0

Batter	1	2	3	4	5	6	7	8	9	AB	R	H	RBI	BB	SO	LOB
Jim Piersall, R (1, 8) OBP: 0.286, SLG: 0.375	5-3		6-3			L9	3-1			3	0	0	0	0	0	0
Jim King, L (7, PH) OBP: 0.385, SLG: 0.524 (7, 9)										1	0	0	0	0	0	3
Minnie Minoso, R (1, 7) OBP: 0.375, SLG: 0.250	K		L9			6-3		P4		4	0	0	0	0	1	0
Chuck Hinton, R (1, 5) OBP: 0.382, SLG: 0.639	E5			K			P6	G3, 2B	2B	4	1	1	0	0	1	0
Don Lock, R (1, 9) OBP: 0.395, SLG: 0.406 (7, 8)	K			F8			1B	G3 2-3		4	1	1	0	0	1	2
Bobo Osborne, L (1, 3) OBP: 0.296, SLG: 0.375		P6		F7			2B, E 1-3	2B 3-H		4	1	2	1	0	0	0
Don Leppert, R (1, 2) OBP: 0.392, SLG: 0.660		HR			6-3		E9, 1B 1-H 3-H	6-3		4	1	2	2	0	0	1
Chuck Cottier, R (1, 4) OBP: 0.237, SLG: 0.432		P6			1-3		6-3		5-3	4	0	0	0	0	0	1
Ed Brinkman, R (1, 6) OBP: 0.304, SLG: 0.387		F8			6-3		1B IBB		1-3	3	0	0	0	1	0	0
Tom Cheney, R (1, 1) OBP: 0.083, SLG: 0.083			4-3			6-3	1B 1-2 2-3		6-3	4	0	1	0	0	0	0
Inning Stats	R: 0 E: 1 K: 2 S: 8 H: 0 LOB: 1 BB: 0 P: 8	R: 1 E: 0 K: 0 S: 4 H: 1 LOB: 0 BB: 0 P: 4	R: 0 E: 0 K: 0 S: 3 H: 0 LOB: 0 BB: 0 P: 3	R: 0 E: 0 K: 1 S: 5 H: 0 LOB: 0 BB: 0 P: 5	R: 0 E: 0 K: 0 S: 3 H: 0 LOB: 0 BB: 0 P: 3	R: 0 E: 0 K: 0 S: 3 H: 0 LOB: 0 BB: 0 P: 3	R: 2 E: 1 K: 0 S: 7 H: 4 LOB: 3 BB: 1 P: 11	R: 1 E: 0 K: 0 S: 5 H: 2 LOB: 1 BB: 0 P: 5	R: 0 E: 0 K: 0 S: 3 H: 0 LOB: 0 BB: 0 P: 3	1B: 3 2B: 3 3B: 0 HR: 1	SF: 0 SAC: 0 DP: 0 HBP: 0			WP: 0 PB: 0 SB: 0 CS: 0	PA: 36	

PITCHER		IP	WLS	BF	H	R	ER	SO	BB	IBB	HBP	BLK	WP	HR	S	P	ERA	WHIP
Hank Aguirre, L ERA: 3.19	(1, 1)	6.2	L	27	5	3	3	3	0	1	0	0	0	1	32	36	4.05	0.750
Terry Fox, R ERA: 3.72	(7, 1)	0.1		1	0	0	0	0	0	0	0	0	0	0	1	1	0.00	0.000
Paul Foytack, R ERA: 3.38	(8, 1)	2.0		8	2	1	1	0	0	0	0	0	0	0	8	8	4.50	1.000

PITCHER	IP	WLS	BF	H	R	ER	SO	BB	IBB	HBP	BLK	WP	HR	S	P	ERA	WHIP

TOP

Washington Senators @ Detroit Tigers

Tiger Stadium, Detroit, MI

Wed May 01 1963, 4:33 AM EDT

Att. 1,616 - Unknown

livebaseballscorecards.com

AB	35
R	4
H	7
RBI	3
BB	1
SO	3
LOB	7

Washington Senators @ Detroit Tigers

Tiger Stadium, Detroit, MI

Wed May 01 1963, 4:33 AM EDT

Att. 1,616 - Unknown

BOTTOM

Batter	1	2	3	4	5	6	7	8	9	AB	R	H	RBI	BB	SO	LOB
Jake Wood, R (1, 4) OBP: 0.296, SLG: 0.423	F7		F7		K2-3		6-3		5-3	5	0	0	0	0	1	1
Bill Bruton, L (1, 8) OBP: 0.280, SLG: 0.290	K		K		F8		1B			4	0	1	0	0	2	1
Al Kaline, R (1, 9) OBP: 0.382, SLG: 0.463	K		L5-3			2B 1B	1-2 1B			4	1	2	0	0	1	1
Rocky Colavito, R (1, 7) OBP: 0.333, SLG: 0.347		1B BB		5-3		P4	F8			3	0	0	0	1	0	3
Gus Triandos, R (1, 2) OBP: 0.324, SLG: 0.484		K		BB 1B		1B 2B 1-H		F7		4	0	2	1	0	1	1
Frank Kostro, R (1, 3) OBP: 0.400, SLG: 0.261		1-2 1B		1-2 BB		2-3 1B		K		3	0	2	0	1	1	0
Bubba Phillips, R (1, 5) OBP: 0.236, SLG: 0.261		P6		P4		K		K		4	0	0	0	0	2	6
Coot Veal, R (1, 6) OBP: 0.333, SLG: 0.250		K		K		P4			F8	4	0	0	0	0	2	6
Hank Aguirre, R (1, 1) OBP: 0.143, SLG: 0.077			BB		K		K		3-4-1	1	0	0	0	1	1	0
Terry Fox, R (7, 1)										0	0	0	0	0	0	0
Dick McAuliffe, L (7, PH) OBP: 0.268, SLG: 0.234										1	0	0	0	0	1	0
Paul Foytack, R (8, 1)										0	0	0	0	0	0	0
Whitey Herzog, L (9, PH)										1	0	0	0	0	0	0

Inning Stats	1	2	3	4	5	6	7	8	9
	R: 0 E: 0 K: 2 S: 7 H: 0 LOB: 0 BB: 0 P: 7	R: 0 E: 0 K: 2 S: 8 H: 1 LOB: 2 BB: 1 P: 12	R: 0 E: 0 K: 1 S: 5 H: 0 LOB: 1 BB: 1 P: 9	R: 0 E: 0 K: 1 S: 6 H: 1 LOB: 2 BB: 1 P: 10	R: 0 E: 0 K: 2 S: 7 H: 0 LOB: 0 BB: 0 P: 7	R: 1 E: 0 K: 1 S: 8 H: 3 LOB: 2 BB: 0 P: 8	R: 0 E: 0 K: 1 S: 7 H: 2 LOB: 2 BB: 0 P: 7	R: 0 E: 0 K: 2 S: 7 H: 0 LOB: 0 BB: 0 P: 7	R: 0 E: 0 K: 0 S: 3 H: 0 LOB: 0 BB: 0 P: 3

AB	34
R	1
H	7
RBI	1
BB	3
SO	12
LOB	19

1B: 6 2B: 1 3B: 0 HR: 0 SF: 0 SAC: 0 DP: 0 HBP: 0

WP: 0 PB: 0 SB: 0 CS: 0 PA: 37

livebaseballscorecards.com

PITCHER	IP	WLS	BF	H	R	ER	SO	BB	IBB	HBP	BLK	WP	HR	S	P	ERA	WHIP
Tom Cheney, R (1, 1) ERA: 0.25	9.0	W	37	7	1	1	12	3	0	0	0	0	0	58	70	1.00	1.111

PITCHER	IP	WLS	BF	H	R	ER	SO	BB	IBB	HBP	BLK	WP	HR	S	P	ERA	WHIP

Batter	1	2	3	4	5	6	7	8	9	AB	R	H	RBI	BB	SO	LOB
Jim Piersall, R (1, 8) OBP: 0.319, SLG: 0.400	0-0 2B 1B		SSS 0-3 ① K		x 0-0 FC3-6 1B		x 0-0 BB E 1B 1B	x 0-0 ② L9		5	1	3	0	0	1	0
Jim King, L (1, 9) OBP: 0.387, SLG: 0.654	x 0-0 ① 1-H 6-3 2B		x 0-0 ② 6-3		x 0-0 ① FC3-6 FC6-4 1-2f		x 0-0 E4 BB 1-2 1B	x 0-0 HR		5	3	2	1	0	0	2
Minnie Minoso, R (1, 7) OBP: 0.365, SLG: 0.235	x 0-0 ② 6-3 3-H		x 0-0 ③ L9		x 0-0 ② FC6-4 1-2f		BBBB 4-0 SH5-4 1B 1-2 2-3 1B BB	x 0-0 ③ 6-3		4	1	0	1	1	0	1
Chuck Hinton, R (1, 5) OBP: 0.383, SLG: 0.621	x 0-0 ③ 4-3			BBBB 4-0 HR BB	x 0-0 ③ L9		x 0-0 SH5-4 1B 1-2 2-H 3-H 1B		SSS 0-3 ① K	4	2	1	2	1	1	1
Bobo Osborne, L (1, 3) OBP: 0.306, SLG: 0.461		SSS 0-3 ① K		x 0-0 1-H HR		x 0-0 HR	x 0-0 ① SH5-4 1-2 2-3		x 0-0 ② F3	4	2	2	3	0	1	0
Ken Retzer, L (1, 2) OBP: 0.371, SLG: 0.310 Bob Schmidt, R (7, PH) OBP: 0.182, SLG: 0.182 (7, 2)		x 0-0 ② F8		x 0-0 ① 3-1		x 0-0 ① F8	x 0-0 ② F8		x 0-0 ③ F7	3 2	0 0	0 0	0 0	0 0	0 0	0 2
Chuck Cottier, R (1, 4) OBP: 0.286, SLG: 0.488		x 0-0 1B 1B		x 0-0 2B		x 0-0 ② F7	x 0-0 2-H 3-H 1B			4	0	3	2	0	0	0
Ed Brinkman, R (1, 6) OBP: 0.315, SLG: 0.394		x 0-0 1-2 1B		x 0-0 ② 5-3		x 0-0 1B	x 0-0 ③ F8			4	0	2	0	0	0	2
Claude Osteen, L (1, 1) OBP: 0.333, SLG: 0.273 Jim Bronstad, R (5, 1)		SSS 0-3 ③ K		x 0-0 ③ 4-3		SSS 0-3 ③ K		SSS 0-3 ① K		2 2	0 0	0 0	0 0	0 0	1 2	3 1
Inning Stats	R: 1 H: 2 E: 0 LOB: 0 K: 0 BB: 0 S: 4 P: 4	R: 0 H: 2 E: 0 LOB: 2 K: 2 BB: 0 S: 9 P: 9	R: 0 H: 0 E: 0 LOB: 0 K: 1 BB: 0 S: 5 P: 5	R: 2 H: 2 E: 0 LOB: 1 K: 0 BB: 1 S: 5 P: 9	R: 0 H: 1 E: 0 LOB: 1 K: 0 BB: 0 S: 4 P: 4	R: 1 H: 2 E: 0 LOB: 1 K: 1 BB: 0 S: 7 P: 7	R: 4 H: 3 E: 1 LOB: 1 K: 0 BB: 1 S: 7 P: 11	R: 1 H: 1 E: 0 LOB: 0 K: 1 BB: 0 S: 6 P: 6	R: 0 H: 0 E: 0 LOB: 0 K: 1 BB: 0 S: 5 P: 5	1B: 8 SF: 0 2B: 2 SAC: 1 3B: 0 DP: 0 HR: 3 HBP: 0						

TOP

Washington Senators @ Detroit Tigers

Tiger Stadium, Detroit, MI

Thu May 02 1963, 4:33 AM EDT

Att. 2,165 - Unknown

livebaseballscorecards.com

AB	39
R	9
H	13
RBI	9
BB	2
SO	6
LOB	12

WP: 0 PB: 0 SB: 0 CS: 0 PA: 42

PITCHER		IP	WLS	BF	H	R	ER	SO	BB	IBB	HBP	BLK	WP	HR	S	P	ERA	WHIP
Frank Lary, R ERA: 5.73	(1, 1)	4.0	L	18	6	3	3	3	1	0	0	0	0	1	23	27	6.75	1.750
Bob Anderson, R ERA: 1.23	(5, 1)	2.0		9	3	1	1	1	0	0	0	0	0	1	11	11	4.50	1.500
Bob Dustal, R ERA: 9.0	(7, 1)	0.0		4	2	4	1	0	1	0	0	0	0	0	3	7	∞	∞
Dick Egan, L ERA: 7.04	(7, 1)	2.0		8	2	1	1	1	0	0	0	0	0	1	10	10	4.50	1.000
Bill Faul, R ERA: 3.0	(9, 1)	1.0		3	0	0	0	1	0	0	0	0	0	0	5	5	0.00	0.000

BOTTOM

Washington Senators @ Detroit Tigers

Tiger Stadium, Detroit, MI

Thu May 02 1963, 4:33 AM EDT

Att. 2,165 - Unknown

livebaseballscorecards.com

Batter	1	2	3	4	5	6	7	8	9	AB	R	H	RBI	BB	SO	LOB
Jake Wood, R (1, 4) OBP: 0.344, SLG: 0.433	0-0 1B 4-3 1B		0-0 ① FC6-4 1B 1-2f	BBBB 4-0 1-2 2-3 3-H BB		0-0 1B 1-2 1B		0-0 ① F8 2-3		4	0	2	1	1	0	3
Bill Bruton, L (1, 8) OBP: 0.288, SLG: 0.301	0-0 ① 4-3 1-2		0-0 G4-6-3 1B 1-2	SSS 0-3 ③ K		0-0 BB 1B 1-3 2-H 1B		0-0 ② SF8 3-H		4	0	2	2	0	1	4
Frank Kostro, R (1, 3) OBP: 0.400, SLG: 0.259	0-0 ② 1B 2-3 1B		0-0 ② ③ G4-6-3 1-2f		0-0 ① F9	BBBB 4-0 1-2 BB		0-0 ③ P4		4	0	1	0	1	0	3
Al Kaline, R (1, 9) OBP: 0.383, SLG: 0.471	0-0 1-2 1B			0-0 ① L6	0-0 2B	SSS 0-3 ③ K			SSS 0-3 ① K	5	0	2	0	0	2	3
Rocky Colavito, R (1, 7) OBP: 0.315, SLG: 0.325	0-0 ③ F9			0-0 E5 E 1B	SSS 0-3 ② K		SSS 0-3 ① K		0-0 ② L8	5	1	0	0	0	2	3
Gus Triandos, R (1, 2) OBP: 0.355, SLG: 0.500 Purnal Goldy, R (9, PR)		0-0 G5-4-3 1B		0-0 E7 BB BB 1-3 1B	0-0 ③ 5-3		H 1-0 L5-3 HBP		0-0 1B	4 0	1 0	3 0	0 0	0 0	0 0	1 0
Bubba Phillips, R (1, 5) OBP: 0.234, SLG: 0.257	0-0 ① ② G5-4-3 1-2f			0-0 BB BB 3-H 1B		0-0 ① G1	0-0 ② ③ L5-3 1-2		0-0 ③ 1-3	5	0	1	1	0	0	3
Coot Veal, R (1, 6) OBP: 0.321, SLG: 0.250	0-0 ③ 4-3			0-0 ② F9		0-0 ② F8		0-0 F8 1B SF8 1B		4	1	1	0	0	0	2
Frank Lary, R (1, 1)			BBBB 4-0 FC6-4 BB	BBBB 4-0 1-2 2-3 BB		0-0 1B 1B		0-0 1-2 1B		0	0	0	0	1	0	0
Bubba Morton, R (4, PH) OBP: 0.231, SLG: 0.091										0	0	0	0	1	0	0
Bob Anderson, R (5, 1)										0	0	0	0	0	0	0
Dick McAuliffe, L (6, PH) OBP: 0.281, SLG: 0.250										1	1	1	0	0	0	0
Bob Dustal, R (7, 1)										0	0	0	0	0	0	0
Dick Egan, L (7, 1)										0	0	0	0	0	0	0
Whitey Herzog, L (8, PH) OBP: 0.364, SLG: 0.125										1	0	1	0	0	0	0
Bill Faul, R (9, 1)										0	0	0	0	0	0	0
Inning Stats	R: 0 E: 0 K: 0 S: 5 H: 3 LOB: 2 BB: 0 P: 5	R: 0 E: 0 K: 0 S: 3 H: 1 LOB: 0 BB: 0 P: 3	R: 0 E: 0 K: 0 S: 3 H: 1 LOB: 1 BB: 1 P: 7	R: 2 E: 2 K: 1 S: 8 H: 2 LOB: 3 BB: 2 P: 16	R: 0 E: 0 K: 1 S: 6 H: 1 LOB: 1 BB: 0 P: 6	R: 1 E: 0 K: 1 S: 8 H: 3 LOB: 3 BB: 1 P: 12	R: 0 E: 0 K: 1 S: 4 H: 0 LOB: 0 BB: 0 P: 5	R: 1 E: 0 K: 0 S: 5 H: 2 LOB: 1 BB: 0 P: 5	R: 0 E: 0 K: 1 S: 6 H: 1 LOB: 1 BB: 0 P: 6	1B: 13 2B: 2 3B: 0 HR: 0 SF: 1 SAC: 0 DP: 3 HBP: 1						

AB	37
R	4
H	14
RBI	4
BB	4
SO	5
LOB	22

PITCHER		IP	WLS	BF	H	R	ER	SO	BB	IBB	HBP	BLK	WP	HR	S	P	ERA	WHIP
Claude Osteen, L ERA: 3.27	(1, 1)	4.1		22	8	2	0	1	3	0	0	0	0	0	21	33	0.00	2.538
Jim Bronstad, R ERA: 4.08	(5, 1)	4.2	W	21	6	2	2	4	1	0	1	0	0	0	27	32	3.86	1.500

PITCHER	IP	WLS	BF	H	R	ER	SO	BB	IBB	HBP	BLK	WP	HR	S	P	ERA	WHIP

Baltimore Orioles @ Detroit Tigers

Tiger Stadium, Detroit, MI

Fri May 03 1963, 7:05 PM EDT

Att. 10,953 - Unknown

TOP

livebaseballscorecards.com

Batter	1	2	3	4	5	6	7	8	9	AB	R	H	RBI	BB	SO	LOB
Luis Aparicio, R (1, 6) OBP: 0.356, SLG: 0.447	F8	FC5 2-3f		S 1B		L9			HR	5	1	2	1	0	0	3
Joe Gaines, R (1, 7) Russ Snyder, L (9, 7) OBP: 0.526, SLG: 0.857 OBP: 0.258, SLG: 0.355	BB		2B BLK 2B 1B	L9		K			HR	4 0	2 0	2 0	1 0	1 0	1 0	1 0
Al Smith, R (1, 9) OBP: 0.409, SLG: 0.526	K	4-3 1-2		L9			G6-4-3 BB		1B SF8 1B	4	1	1	0	1	1	3
Jim Gentile, L (1, 3) OBP: 0.298, SLG: 0.369	4-3		2B 2-3 2B	L9 1-2			G6-4-3 1-2f		1B 1-3 1B	5	1	2	0	0	0	3
Brooks Robinson, R (1, 5) OBP: 0.300, SLG: 0.349		1-3	4-3 2-H 3-H 2B		F3		F7		SF8 3-H	4	0	1	3	0	0	0
Bob Johnson, R (1, 4) OBP: 0.367, SLG: 0.586		FC6 1B 1B	4-3 2-3		BB			HR	F4	4	1	2	1	1	0	2
Jackie Brandt, R (1, 8) OBP: 0.293, SLG: 0.377		FC5 E 1-2 1B	K		F5			K	FC6-4 1-2 1B	5	0	2	0	0	2	2
John Orsino, R (1, 2) OBP: 0.317, SLG: 0.333		FC6 1-2 2-3		HR HBP	F7			3-1	FC6-4 1-2f	4	1	0	0	0	0	5
Chuck Estrada, R (1, 1) Buster Narum, R (3, 1) OBP: 1.000, SLG: 4.000 Bob Saverine, S (6, PH) OBP: 0.333, SLG: 0.364 Wes Stock, R (6, 1)		L9		HR 1-H		K		F8		1 1 1 1	0 1 0 0	0 1 0 0	0 2 0 0	0 0 0 0	0 0 1 0	3 0 0 0

	AB	39
	R	8
	H	13
	RBI	8
	BB	3
	SO	5
	LOB	22

Inning Stats										
	R: 0 E: 0 K: 1 S: 5	H: 0 LOB: 1 BB: 1 P: 9	R: 0 E: 1 K: 0 S: 6	H: 2 LOB: 3 BB: 0 P: 6	R: 2 E: 0 K: 1 S: 8	H: 3 LOB: 1 BB: 0 P: 8	R: 2 E: 0 K: 0 S: 5	H: 2 LOB: 1 BB: 0 P: 6	R: 0 E: 0 K: 0 S: 3	H: 0 LOB: 1 BB: 1 P: 7
	R: 0 E: 0 K: 2 S: 7	H: 0 LOB: 0 BB: 0 P: 7	R: 0 E: 0 K: 0 S: 2	H: 0 LOB: 0 BB: 1 P: 6	R: 1 E: 0 K: 1 S: 6	H: 1 LOB: 0 BB: 0 P: 6	R: 3 E: 0 K: 0 S: 8	H: 5 LOB: 2 BB: 0 P: 8	1B: 7 2B: 2 3B: 0 HR: 4	SF: 1 SAC: 0 DP: 1 HBP: 1
	WP: 0 PB: 0 SB: 1 CS: 0	PA: 44								

PITCHER		IP	WLS	BF	H	R	ER	SO	BB	IBB	HBP	BLK	WP	HR	S	P	ERA	WHIP
Don Mossi, L ERA: 3.57	(1, 1)	3.0		18	6	4	4	2	1	0	1	1	0	1	20	25	12.00	2.333
Paul Foytack, R ERA: 4.35	(4, 1)	5.0	L	20	4	3	3	3	2	0	0	0	0	3	24	32	5.40	1.200
Bob Anderson, R ERA: 2.16	(9, 1)	1.0		6	3	1	1	0	0	0	0	0	0	0	6	6	9.00	3.000

PITCHER	IP	WLS	BF	H	R	ER	SO	BB	IBB	HBP	BLK	WP	HR	S	P	ERA	WHIP

Baltimore Orioles @ Detroit Tigers

Tiger Stadium, Detroit, MI

Fri May 03 1963, 7:05 PM EDT

Att. 10,953 - Unknown

BOTTOM

Batter	1	2	3	4	5	6	7	8	9	AB	R	H	RBI	BB	SO	LOB
Jake Wood, R (1, 5) OBP: 0.351, SLG: 0.429	E 1B	G4-6-3 1B 1-2 2-H		1-3			6-3		F9	5	1	2	1	0	0	0
Dick McAuliffe, L (1, 4) OBP: 0.262, SLG: 0.231	K	G4-6-3 1-2f		4-3			4-3			4	0	0	0	0	1	3
Bill Bruton, L (1, 8) OBP: 0.286, SLG: 0.299	F8	FC5-4 1B			F8		F7			4	0	1	0	0	0	1
Al Kaline, R (1, 9) OBP: 0.378, SLG: 0.472	E7 2B 1-H	FC5-4 BB 1-2f			K			L3		4	1	1	1	0	1	1
Gus Triandos, R (1, 2) OBP: 0.363, SLG: 0.493	5-3		BB 2B 1-2		FC6-4 1B			K		3	1	1	0	1	1	1
Rocky Colavito, R (1, 7) OBP: 0.323, SLG: 0.337		5-3	G5-3 2B 1-H 2-H		FC6-4 1-2f			BB		3	0	1	2	1	0	1
Whitey Herzog, L (1, 3) OBP: 0.400, SLG: 0.364		WP 3B	IBB			F7		K		3	1	1	0	1	1	1
Chico Fernandez, R (1, 6) OBP: 0.236, SLG: 0.163		WP BB 1B 3-H	G5-3 2-3f			F8			5-3	3	1	0	0	1	0	2
Don Mossi, L (1, 1) OBP: 0.400, SLG: 0.385 Paul Foytack, R (4, 1) Bob Anderson, R (9, 1) Frank Kostro, R (9, PH) OBP: 0.389, SLG: 0.250		1B BB 1-2		K		4-3			K	0 2 0 1	0 0 0 0	0 0 0 0	0 0 0 0	1 1 0 0	0 0 0 1	0 0 0 0
Inning Stats	R: 1 H: 2 E: 1 LOB: 1 K: 1 BB: 0 S: 7 P: 7	R: 2 H: 2 E: 0 LOB: 1 K: 0 BB: 2 S: 4 P: 12	R: 2 H: 2 E: 0 LOB: 1 K: 0 BB: 2 S: 4 P: 12	R: 0 H: 0 E: 0 LOB: 0 K: 1 BB: 0 S: 5 P: 5	R: 0 H: 1 E: 0 LOB: 1 K: 1 BB: 0 S: 6 P: 6	R: 0 H: 0 E: 0 LOB: 0 K: 0 BB: 0 S: 3 P: 3	R: 0 H: 0 E: 0 LOB: 0 K: 0 BB: 0 S: 3 P: 3	R: 0 H: 0 E: 0 LOB: 1 K: 2 BB: 1 S: 7 P: 11	R: 0 H: 0 E: 0 LOB: 0 K: 1 BB: 0 S: 5 P: 5	1B: 4 2B: 2 3B: 1 HR: 0	SF: 0 SAC: 0 DP: 2 HBP: 0					WP: 2 PB: 0 SB: 0 CS: 0	PA: 37

livebaseballscorecards.com

	AB	32
	R	5
	H	7
	RBI	4
	BB	5
	SO	6
	LOB	10

PITCHER		IP	WLS	BF	H	R	ER	SO	BB	IBB	HBP	BLK	WP	HR	S	P	ERA	WHIP
Chuck Estrada, R ERA: 18.0	(1, 1)	2.1		15	6	5	5	1	3	0	0	0	2	0	14	26	19.29	3.857
Buster Narum, R ERA: 3.0	(3, 1)	2.2		9	1	0	0	2	0	1	0	0	0	0	12	16	0.00	0.375
Wes Stock, R ERA: 0.82	(6, 1)	4.0	W	13	0	0	0	3	1	0	0	0	0	0	18	22	0.00	0.250

PITCHER	IP	WLS	BF	H	R	ER	SO	BB	IBB	HBP	BLK	WP	HR	S	P	ERA	WHIP

Batter	1	2	3	4	5	6	7	8	9	AB	R	H	RBI	BB	SO	LOB
Luis Aparicio, R (1, 6) OBP: 0.347, SLG: 0.438	5-3 ①		6-3 ③		FC5-4 CS ② 1-2f		SF8 ② 3-H		4-3 S 1B	4	0	1	1	0	0	1
Russ Snyder, L (1, 9) (8, 7) OBP: 0.250, SLG: 0.333	4-3 ②			4-3 S 2B 1B	CS ③ 1-2	K ① SSS 0-3	E4		4-3 ② 1-3	5	1	1	0	0	1	1
Bob Johnson, R (1, 4) OBP: 0.343, SLG: 0.529	1B			K ① SSS 0-3 1-2		5-3 ②	4-3 ③		K ③ SSS 0-3	5	0	1	0	0	2	3
Jim Gentile, L (1, 3) OBP: 0.306, SLG: 0.375	F5 ③			4-3 ② 2-3		WP 1B 1B 0-0		4-3 HR 1B 0-0		4	2	2	0	0	0	2
Brooks Robinson, R (1, 5) OBP: 0.309, SLG: 0.368		F8 ①		2B 3-H 0-0		HR 1B 1-H 0-0		K ① SSS 0-3		4	1	2	2	0	1	1
Boog Powell, L (1, 7) OBP: 0.338, SLG: 0.551 Al Smith, R (8, 9) OBP: 0.409, SLG: 0.526		F8 ②		L9 ③ 0-0		HR 1-H 0-0		4-3 ② 1-2 0-0		4 0	1 0	1 0	2 0	0 0	0 0	2 0
Jackie Brandt, R (1, 8) OBP: 0.304, SLG: 0.425		5-3 ③			2B 1B 0-0	5-3 ③		HR 2-H 0-0		4	2	2	2	0	0	0
John Orsino, R (1, 2) OBP: 0.333, SLG: 0.400			5-3 ①		FC1-5 2B 1-H 0-0		4-3 SF8 2B 0-0	F4 ③ 0-0		4	1	2	1	0	0	0
Steve Barber, L (1, 1) OBP: 0.150, SLG: 0.158		K ② SSS 0-3			FC1-5 FC5-4 ① 2-3 0-0		4-3 ① 2-3 0-0		4-3 ① 0-0	4	0	0	0	0	1	2
Inning Stats	R: 0 E: 0 K: 0 S: 4 H: 1 LOB: 1 BB: 0 P: 4	R: 0 E: 0 K: 0 S: 3 H: 0 LOB: 0 BB: 0 P: 3	R: 0 E: 0 K: 1 S: 5 H: 0 LOB: 0 BB: 0 P: 5	R: 1 E: 0 K: 1 S: 7 H: 2 LOB: 1 BB: 0 P: 7	R: 1 E: 0 K: 0 S: 4 H: 2 LOB: 0 BB: 0 P: 4	R: 3 E: 0 K: 1 S: 8 H: 3 LOB: 0 BB: 0 P: 8	R: 1 E: 1 K: 0 S: 5 H: 1 LOB: 1 BB: 0 P: 5	R: 2 E: 0 K: 1 S: 7 H: 2 LOB: 0 BB: 0 P: 7	R: 0 E: 0 K: 1 S: 6 H: 1 LOB: 1 BB: 0 P: 6	1B: 7 2B: 3 3B: 0 HR: 2	SF: 1 SAC: 0 DP: 0 HBP: 0			WP: 1 PB: 0 SB: 2 CS: 1	PA: 40		

PITCHER		IP	WLS	BF	H	R	ER	SO	BB	IBB	HBP	BLK	WP	HR	S	P	ERA	WHIP
Jim Bunning, R ERA: 2.64	(1, 1)	6.0	L	25	8	5	5	3	0	0	0	0	1	1	31	31	7.50	1.333
Bill Faul, R ERA: 7.2	(7, 1)	2.0		10	3	3	3	1	0	0	0	0	0	1	12	12	13.50	1.500
Bob Anderson, R ERA: 1.93	(9, 1)	1.0		4	1	0	0	1	0	0	0	0	0	0	6	6	0.00	1.000

PITCHER	IP	WLS	BF	H	R	ER	SO	BB	IBB	HBP	BLK	WP	HR	S	P	ERA	WHIP

TOP

Baltimore Orioles @ Detroit Tigers

Tiger Stadium, Detroit, MI

Sat May 04 1963, 4:33 AM EDT

Att. 5,396 - Unknown

livebaseballscorecards.com

AB	38
R	8
H	12
RBI	8
BB	0
SO	5
LOB	12

Baltimore Orioles @ Detroit Tigers

Tiger Stadium, Detroit, MI

Sat May 04 1963, 4:33 AM EDT

Att. 5,396 - Unknown

BOTTOM

Batter	1	2	3	4	5	6	7	8	9	AB	R	H	RBI	BB	SO	LOB
Jake Wood, R (1, 4) OBP: 0.341, SLG: 0.487	6-3			HR		5-3		6-3		4	1	1	1	0	0	1
Bill Bruton, L (1, 8) OBP: 0.273, SLG: 0.284	4-3			F7		F8		K		4	0	0	0	0	1	1
Al Kaline, R (1, 9) OBP: 0.392, SLG: 0.543	K			HR			2B BB		HR	3	3	2	2	1	1	0
Gus Triandos, R (1, 2) OBP: 0.345, SLG: 0.466		F8		K			K		F8	4	0	0	0	0	2	1
Rocky Colavito, R (1, 7) OBP: 0.310, SLG: 0.322		F7		4-3			K		F8	4	0	0	0	0	1	1
Bill Freehan, R (1, 3) OBP: 0.375, SLG: 0.308		F5			K		1-H 2B		BB	3	0	1	1	1	1	0
Bubba Phillips, R (1, 5) OBP: 0.222, SLG: 0.244			K		F3		5-3		F6	4	0	0	0	0	1	2
Coot Veal, R (1, 6) OBP: 0.323, SLG: 0.231			6-3		1-3			6-3 BB		2	0	0	0	1	0	0
Jim Bunning, R (1, 1) OBP: 0.267, SLG: 0.267			4-3			F9		6-3 1-2		1	0	0	0	0	0	0
Purnal Goldy, R (6, PH)										1	0	0	0	0	0	0
Bill Faul, R (7, 1)										0	0	0	0	0	0	0
Frank Kostro, R (8, PH) OBP: 0.378, SLG: 0.241										1	0	0	0	0	0	1
Bob Anderson, R (9, 1)										0	0	0	0	0	0	0
Inning Stats	R: 0 E: 0 K: 1 S: 5 H: 0 LOB: 0 BB: 0 P: 5	R: 0 E: 0 K: 0 S: 3 H: 0 LOB: 0 BB: 0 P: 3	R: 0 E: 0 K: 1 S: 5 H: 0 LOB: 0 BB: 0 P: 5	R: 2 E: 0 K: 1 S: 7 H: 2 LOB: 0 BB: 0 P: 7	R: 0 E: 0 K: 1 S: 5 H: 0 LOB: 0 BB: 0 P: 5	R: 0 E: 0 K: 0 S: 3 H: 0 LOB: 0 BB: 0 P: 3	R: 1 E: 0 K: 2 S: 8 H: 1 LOB: 1 BB: 1 P: 12	R: 0 E: 0 K: 1 S: 5 H: 0 LOB: 1 BB: 1 P: 9	R: 1 E: 0 K: 0 S: 4 H: 1 LOB: 1 BB: 1 P: 8	1B: 0 2B: 1 3B: 0 HR: 3 SF: 0 SAC: 0 DP: 0 HBP: 0	WP: 0 PB: 0 SB: 0 CS: 0 PA: 34					

livebaseballscorecards.com

AB	31
R	4
H	4
RBI	4
BB	3
SO	7
LOB	7

PITCHER		IP	WLS	BF	H	R	ER	SO	BB	IBB	HBP	BLK	WP	HR	S	P	ERA	WHIP
Steve Barber, L ERA: 2.14	(1, 1)	9.0	W	34	4	4	4	7	3	0	0	0	0	3	45	57	4.00	0.778

PITCHER	IP	WLS	BF	H	R	ER	SO	BB	IBB	HBP	BLK	WP	HR	S	P	ERA	WHIP

Batter	1	2	3	4	5	6	7	8	9	AB	R	H	RBI	BB	SO	LOB
Luis Aparicio, R (1, 6) OBP: 0.340, SLG: 0.426	6-3		E8 (4-3, 1B) 1-3 2-H 1B	FC6-4 1-2f		6-3		5-3		5	1	1	1	0	0	2
Bob Johnson, R (1, 4) OBP: 0.325, SLG: 0.474	F8		F2		4-3	BB		6-3		4	0	0	0	1	0	2
Al Smith, R (1, 9) OBP: 0.398, SLG: 0.506	1B		4-3 2-3 3-H		K	F8			5-3	5	0	1	1	0	1	3
Jim Gentile, L (1, 3) OBP: 0.324, SLG: 0.402 Joe Gaines, R (7, 7) OBP: 0.500, SLG: 0.800	4-1		1B 3-H		BB 1B 1B		1B 2B		F3	4 1	0 0	3 0	1 0	0 0	0 0	1 0
Brooks Robinson, R (1, 5) OBP: 0.303, SLG: 0.359		F6	K		FC5 BB 1-2 1B		F8		F4	5	0	1	0	0	1	2
Boog Powell, L (1, 7) (7, 3) OBP: 0.346, SLG: 0.542		F8		L9	1-2 2-3 BB		2-3 1B			3	0	1	0	1	0	0
Jackie Brandt, R (1, 8) OBP: 0.289, SLG: 0.403		K		F6	FC5 2-3f		F6			4	0	0	0	0	1	5
John Orsino, R (1, 2) OBP: 0.367, SLG: 0.488			1B E BB	HR		PB 1B	K			3	2	2	1	1	1	2
Dick Hall, R (1, 1) OBP: 1.000, SLG: 1.000 Wes Stock, R (5, 1) Bob Saverine, S (6, PH) OBP: 0.308, SLG: 0.333 Buster Narum, R (6, 1) OBP: 1.000, SLG: 4.000 Charlie Lau, L (8, PH) OBP: 0.083, SLG: 0.083 Chuck Estrada, R (8, 1)			E 4-3 1-2 1B	FC6-4 1B		L9 1-2		F7		2 0 1 0 1 0	1 0 0 0 0 0	2 0 0 0 0 0	0 0 0 0 0 0	0 0 0 0 0 0	0 0 1 0 0 0	0 0 1 0 0 0
Inning Stats	R: 0 E: 0 K: 0 S: 4 H: 1 LOB: 1 BB: 0 P: 4	R: 0 E: 0 K: 1 S: 5 H: 0 LOB: 0 BB: 0 P: 5	R: 3 E: 1 K: 1 S: 8 H: 3 LOB: 1 BB: 1 P: 12	R: 1 E: 0 K: 0 S: 5 H: 2 LOB: 1 BB: 0 P: 5	R: 0 E: 0 K: 1 S: 7 H: 2 LOB: 3 BB: 1 P: 11	R: 0 E: 0 K: 0 S: 4 H: 1 LOB: 2 BB: 1 P: 8	R: 0 E: 0 K: 1 S: 7 H: 2 LOB: 2 BB: 0 P: 7	R: 0 E: 0 K: 0 S: 3 H: 0 LOB: 0 BB: 0 P: 3	R: 0 E: 0 K: 0 S: 3 H: 0 LOB: 0 BB: 0 P: 3	1B: 9 2B: 1 3B: 0 HR: 1	SF: 0 SAC: 0 DP: 0 HBP: 0						

PITCHER	IP	WLS	BF	H	R	ER	SO	BB	IBB	HBP	BLK	WP	HR	S	P	ERA	WHIP
Phil Regan, R (1, 1) ERA: 2.59	4.2		23	8	4	4	3	1	0	0	0	0	1	28	32	7.71	1.929
Tom Sturdivant, R (5, 1) ERA: 4.26	4.1	W	18	3	0	0	1	2	0	0	0	0	0	18	26	0.00	1.154

PITCHER	IP	WLS	BF	H	R	ER	SO	BB	IBB	HBP	BLK	WP	HR	S	P	ERA	WHIP

Baltimore Orioles @ Detroit Tigers

Tiger Stadium, Detroit, MI

Sun May 05 1963, 4:33 AM EDT

Att. 5,732 - Unknown

TOP

livebaseballscorecards.com

AB	38
R	4
H	11
RBI	4
BB	3
SO	4
LOB	18

WP: 0 PB: 1 SB: 0 CS: 0 PA: 41

Baltimore Orioles @ Detroit Tigers

Tiger Stadium, Detroit, MI

Sun May 05 1963, 4:33 AM EDT

Att. 5,732 - Unknown

BOTTOM

Batter	1	2	3	4	5	6	7	8	9	AB	R	H	RBI	BB	SO	LOB
Jake Wood, R (1, 4) OBP: 0.326, SLG: 0.455	F3		6-3		SH3-4 1B 1B	F5		6-3		5	1	1	0	0	0	0
Dick McAuliffe, L (1, 6) OBP: 0.246, SLG: 0.214	1-3		F7		SH3-4 1-2	F7		4-3		4	0	0	0	0	0	0
Bill Bruton, L (1, 8) OBP: 0.269, SLG: 0.279	F9		F7		IBB 1B 2-H 1B	F7		3-1		5	1	1	1	0	0	0
Al Kaline, R (1, 9) OBP: 0.396, SLG: 0.537		1B SF8 1B	K	1B 2B 1-2 IBB			K			3	2	1	0	1	2	0
Rocky Colavito, R (1, 7) OBP: 0.337, SLG: 0.356		HR 1-3 1B	1B 2B BB	2B E 1-3 2-H 1B			1B 2B			3	4	3	1	1	0	0
Whitey Herzog, L (1, 3) OBP: 0.421, SLG: 0.500	SF8 3-H	2B E 1-2 1B	E6 HR 1-H 3-H 2B			3-1				3	2	2	2	0	0	1
Bill Freehan, R (1, 2) OBP: 0.500, SLG: 0.875	HR 1-H	E 1-3 2-H 2B	HR 3-H			1B BB				3	2	3	5	1	0	0
Bubba Phillips, R (1, 5) OBP: 0.224, SLG: 0.244	F2	FC 2-3 3-H	5-3			1-2 2-H 1B				4	0	1	1	0	0	1
Phil Regan, R (1, 1) OBP: 0.200, SLG: 0.200	K	F2	K			F4				2	0	0	0	0	1	1
Tom Sturdivant, L (5, 1)										2	0	0	0	0	1	2
Inning Stats	R: 0 H: 0 E: 0 LOB: 0 K: 0 BB: 0 S: 3 P: 3	R: 3 H: 3 E: 0 LOB: 0 K: 1 BB: 0 S: 8 P: 8	R: 0 H: 0 E: 0 LOB: 0 K: 0 BB: 0 S: 3 P: 3	R: 2 H: 2 E: 1 LOB: 1 K: 1 BB: 1 S: 7 P: 11	R: 6 H: 5 E: 1 LOB: 0 K: 1 BB: 1 S: 10 P: 14	R: 0 H: 0 E: 0 LOB: 0 K: 0 BB: 0 S: 3 P: 3	R: 1 H: 2 E: 0 LOB: 2 K: 1 BB: 1 S: 7 P: 11	R: 0 H: 0 E: 0 LOB: 0 K: 0 BB: 0 S: 3 P: 3		1B: 7 SF: 1 2B: 3 SAC: 1 3B: 0 DP: 0 HR: 2 HBP: 0						

livebaseballscorecards.com

	AB	34
	R	12
	H	12
	RBI	10
	BB	3
	SO	4
	LOB	5

WP: 0 PA: 39
PB: 0
SB: 0
CS: 0

PITCHER		IP	WLS	BF	H	R	ER	SO	BB	IBB	HBP	BLK	WP	HR	S	P	ERA	WHIP
Dick Hall, R ERA: 8.03	(1, 1)	4.1	L	21	7	7	6	2	1	0	0	0	0	1	24	28	12.46	1.846
Wes Stock, R ERA: 3.09	(5, 1)	0.2		6	3	4	3	1	0	1	0	0	0	1	7	11	40.50	4.500
Buster Narum, R ERA: 3.38	(6, 1)	2.0		9	2	1	1	1	1	0	0	0	0	0	10	14	4.50	1.500
Chuck Estrada, R ERA: 15.0	(8, 1)	1.0		3	0	0	0	0	0	0	0	0	0	0	3	3	0.00	0.000

PITCHER		IP	WLS	BF	H	R	ER	SO	BB	IBB	HBP	BLK	WP	HR	S	P	ERA	WHIP

Batter	1	2	3	4	5	6	7	8	9	AB	R	H	RBI	BB	SO	LOB
Clete Boyer, R (1, 5) OBP: 0.349, SLG: 0.506	G5-4-3 1B		K		1B SF9 1B	F7 1-2		BBB 4-0 1B HR BB	FC6-4 1-2f	5	2	2	0	1	1	4
Bobby Richardson, R (1, 4) OBP: 0.261, SLG: 0.329	F8		FC6-4 1-2 3-H 1B		SF9 1B 1-2 FC4-6 1B		F8	HR 1-2 3-H 1B		5	2	3	2	0	0	1
Tom Tresh, S (1, 7) OBP: 0.381, SLG: 0.565	G5-4-3 1-2f		FC6-4 1-2f		FC4-6 1-2 2-3 1B		HR 1B	1-H 2-H HR		5	2	3	3	0	0	3
Mickey Mantle, S (1, 8) OBP: 0.395, SLG: 0.649		G6-4-3 1B		FC1-4 1B	SF9 2-3 3-H		1-H HR	BBB 4-0 BB		3	1	3	3	1	0	0
Jack Reed, R (8, 8) OBP: 0.286, SLG: 0.429										0	0	0	0	0	0	0
Elston Howard, R (1, 2) OBP: 0.321, SLG: 0.589		G6-4-3 1-2f		FC1-4 1-2f BB 2B	FC4-6 1-2f 3-H		FC6-4 1B	SSS 0-3 K		5	1	1	1	0	1	4
Roger Maris, L (1, 9) OBP: 0.295, SLG: 0.475		F5		F8	L9		L9	F5		5	0	0	0	0	0	4
Harry Bright, R (1, 3) OBP: 0.429, SLG: 0.579			SSS 0-3 K	BBB 4-0 2B 1-2 BB		5-3	FC6-4 1-2f		SSS 0-3 K	3	0	0	0	1	1	1
Joe Pepitone, L (7, 3) OBP: 0.281, SLG: 0.516										1	0	0	0	0	1	0
Tony Kubek, L (1, 6) OBP: 0.236, SLG: 0.282			E FC1 1B 1B	1-3 2-H 2B		3-1		E8 1B	SSS 0-3 K	5	2	2	1	0	1	0
Whitey Ford, L (1, 1) OBP: 0.167, SLG: 0.417			FC1 1B 1-3	SSS 0-3 K		S 1B		6-3	E3 FC6-4	3	0	1	0	0	1	3
Jim Bouton, R (7, 1) OBP: 0.143, SLG: 0.143										2	0	0	0	0	0	1
Inning Stats	R: 0 E: 0 K: 0 S: 3 H: 1 LOB: 0 BB: 0 P: 3	R: 0 E: 0 K: 0 S: 3 H: 1 LOB: 0 BB: 0 P: 3	R: 1 E: 1 K: 2 S: 10 H: 2 LOB: 2 BB: 0 P: 10	R: 1 E: 0 K: 1 S: 7 H: 2 LOB: 2 BB: 1 P: 11	R: 2 E: 0 K: 0 S: 6 H: 3 LOB: 1 BB: 0 P: 6	R: 0 E: 0 K: 0 S: 4 H: 1 LOB: 1 BB: 0 P: 4	R: 2 E: 0 K: 0 S: 6 H: 3 LOB: 1 BB: 0 P: 6	R: 4 E: 1 K: 1 S: 8 H: 2 LOB: 1 BB: 2 P: 16	R: 0 E: 1 K: 2 S: 8 H: 0 LOB: 1 BB: 0 P: 8	1B: 12 2B: 1 3B: 0 HR: 2 SF: 1 SAC: 0 DP: 2 HBP: 0	WP: 0 PB: 0 SB: 1 CS: 0 PA: 46					

PITCHER		IP	WLS	BF	H	R	ER	SO	BB	IBB	HBP	BLK	WP	HR	S	P	ERA	WHIP
Hank Aguirre, L ERA: 3.71	(1, 1)	7.0	L	34	13	6	5	3	1	0	0	0	0	1	39	43	6.43	2.000
Paul Foytack, R ERA: 6.35	(8, 1)	1.0		8	2	4	3	1	2	0	0	0	0	1	8	16	27.00	4.000
Dick Egan, L ERA: 6.23	(9, 1)	1.0		4	0	0	0	2	0	0	0	0	0	0	8	8	0.00	0.000

PITCHER	IP	WLS	BF	H	R	ER	SO	BB	IBB	HBP	BLK	WP	HR	S	P	ERA	WHIP

TOP

New York Yankees @ Detroit Tigers

Tiger Stadium, Detroit, MI

Mon May 06 1963, 7:05 PM EDT

Att. 18,403 - Unknown - 55 F

livebaseballscorecards.com

AB	42
R	10
H	15
RBI	10
BB	3
SO	6
LOB	21

New York Yankees @ Detroit Tigers

Tiger Stadium, Detroit, MI

Mon May 06 1963, 7:05 PM EDT

Att. 18,403 - Unknown - 55 F

livebaseballscorecards.com

BOTTOM

Batter	1	2	3	4	5	6	7	8	9	AB	R	H	RBI	BB	SO	LOB
Jake Wood, R (1, 4) OBP: 0.314, SLG: 0.429	K		CS 1B		E5		FC6-4 1B 1-2f		F8	5	0	1	0	0	1	1
Bill Bruton, L (1, 8) OBP: 0.268, SLG: 0.278	G3		CS 1-2	WP 1B 1B	F6		K			4	1	1	0	0	1	2
Al Kaline, R (1, 9) OBP: 0.391, SLG: 0.525	L6-3			L9	L7		1-3 1B			4	0	1	0	0	0	2
Rocky Colavito, R (1, 7) OBP: 0.324, SLG: 0.340		1-3		K 1-2	4-3		K			4	0	0	0	0	2	4
Gus Triandos, R (1, 2) OBP: 0.352, SLG: 0.461		F3		WP 1B 2-H 1B		E 1B FC5-2 HBP		F3		3	1	1	1	0	0	0
Bill Freehan, R (1, 3) OBP: 0.542, SLG: 0.842		FC6-4 1B		1B 1B 1B 1-2 BB		FC5-2 1-2 1B		K		3	1	2	0	1	1	0
Bubba Phillips, R (1, 5) OBP: 0.225, SLG: 0.244		FC6-4 1-2f		1B 1B 1-2 2-H 1B		FC5-2 G6-3 1-2 2-3		6-3		4	0	1	1	0	0	3
Dick McAuliffe, L (1, 6) OBP: 0.246, SLG: 0.217			F9	1B 1-2 2-3 1B		G6-3 1-2f			K	4	0	1	0	0	1	2
Hank Aguirre, R (1, 1) OBP: 0.188, SLG: 0.133			F9	1-2 2-H 3-H 1B			FC6-4 1B		F7	2	0	1	1	0	0	0
Frank Kostro, R (7, PH) OBP: 0.395, SLG: 0.267										1	0	1	0	0	0	0
Paul Foytack, R (8, 1)										0	0	0	0	0	0	0
Dick Egan, L (9, 1)										0	0	0	0	0	0	0
Whitey Herzog, L (9, PH) OBP: 0.400, SLG: 0.467										1	0	0	0	0	0	0
Inning Stats	R: 0 E: 0 K: 1 S: 5 H: 0 LOB: 0 BB: 0 P: 5	R: 0 E: 0 K: 0 S: 4 H: 1 LOB: 1 BB: 0 P: 4	R: 0 E: 0 K: 0 S: 3 H: 1 LOB: 0 BB: 0 P: 3	R: 3 E: 0 K: 1 S: 9 H: 5 LOB: 3 BB: 1 P: 13	R: 0 E: 1 K: 0 S: 4 H: 0 LOB: 1 BB: 0 P: 4	R: 0 E: 1 K: 0 S: 3 H: 1 LOB: 2 BB: 0 P: 4	R: 0 E: 0 K: 2 S: 9 H: 2 LOB: 2 BB: 0 P: 9	R: 0 E: 0 K: 1 S: 5 H: 0 LOB: 0 BB: 0 P: 5	R: 0 E: 0 K: 1 S: 5 H: 0 LOB: 0 BB: 0 P: 5	1B: 10 2B: 0 3B: 0 HR: 0	SF: 0 SAC: 0 DP: 1 HBP: 1						

	AB	35
	R	3
	H	10
	RBI	3
	BB	1
	SO	6
	LOB	14

WP: 2 PB: 0 SB: 0 CS: 1 PA: 38

PITCHER		IP	WLS	BF	H	R	ER	SO	BB	IBB	HBP	BLK	WP	HR	S	P	ERA	WHIP
Whitey Ford, L ERA: 3.13	(1, 1)	6.2	W	30	10	3	3	3	1	0	1	0	2	0	34	39	4.05	1.650
Jim Bouton, R ERA: 1.99	(7, 1)	2.1	S	7	0	0	0	3	0	0	0	0	0	0	13	13	0.00	0.000

PITCHER		IP	WLS	BF	H	R	ER	SO	BB	IBB	HBP	BLK	WP	HR	S	P	ERA	WHIP

New York Yankees @ Detroit Tigers

Tiger Stadium, Detroit, MI

Tue May 07 1963, 7:05 PM EDT

Att. 16,705 - Unknown - 70 F

TOP

livebaseballscorecards.com

Batter	1	2	3	4	5	6	7	8	9	AB	R	H	RBI	BB	SO	LOB
Clete Boyer, R (1, 5) OBP: 0.345, SLG: 0.494	6-3			G6-4-3 1B		F8		F8		4	0	1	0	0	0	0
Bobby Richardson, R (1, 4) OBP: 0.261, SLG: 0.326	F2			G6-4-3 1-2f		L9			HR 1B	4	1	1	0	0	0	1
Tom Tresh, S (1, 7) OBP: 0.386, SLG: 0.603	F4			1B 1B		K			1-H HR	4	1	2	2	0	1	0
Mickey Mantle, S (1, 8) OBP: 0.404, SLG: 0.659		G3		FC6-4 1-2 1B			4-3 2B		5-3	4	0	2	0	0	0	0
Elston Howard, R (1, 2) OBP: 0.305, SLG: 0.558		F4		FC6-4 1-2f			4-3 2-3		L8	4	0	0	0	0	0	3
Roger Maris, L (1, 9) OBP: 0.271, SLG: 0.432		4-3			K		F6		F8	4	0	0	0	0	1	1
Harry Bright, R (1, 3) OBP: 0.417, SLG: 0.545			K		FC6-4 1B		F4			3	0	1	0	0	1	1
Tony Kubek, L (1, 6) OBP: 0.228, SLG: 0.273			B5-3		K			F7		3	0	0	0	0	1	1
Bill Stafford, R (1, 1) OBP: 0.143, SLG: 0.143			K		FC6-4 1-2f			G3		1	0	0	0	0	1	0
Phil Linz, R (5, PH) OBP: 0.167, SLG: 0.167										1	0	0	0	0	0	1
Hal Reniff, R (5, 1)										0	0	0	0	0	0	0
Hector Lopez, R (8, PH) OBP: 0.295, SLG: 0.382										1	0	0	0	0	0	0
Marshall Bridges, S (8, 1)										0	0	0	0	0	0	0
Inning Stats	R: 0 E: 0 K: 0 S: 3 H: 0 LOB: 0 BB: 0 P: 3	R: 0 E: 0 K: 0 S: 3 H: 0 LOB: 0 BB: 0 P: 3	R: 0 E: 0 K: 2 S: 7 H: 0 LOB: 0 BB: 0 P: 7	R: 0 E: 0 K: 0 S: 5 H: 3 LOB: 2 BB: 0 P: 5	R: 0 E: 0 K: 2 S: 8 H: 1 LOB: 1 BB: 0 P: 8	R: 0 E: 0 K: 1 S: 5 H: 0 LOB: 0 BB: 0 P: 5	R: 0 E: 0 K: 0 S: 4 H: 1 LOB: 1 BB: 0 P: 4	R: 0 E: 0 K: 0 S: 3 H: 0 LOB: 0 BB: 0 P: 3	R: 2 E: 0 K: 0 S: 5 H: 2 LOB: 0 BB: 0 P: 5	1B: 5 2B: 1 3B: 0 HR: 1	SF: 0 SAC: 0 DP: 1 HBP: 0						

	AB	33
	R	2
	H	7
	RBI	2
	BB	0
	SO	5
	LOB	8

WP: 0 PB: 0 SB: 0 CS: 0 PA: 33

PITCHER	IP	WLS	BF	H	R	ER	SO	BB	IBB	HBP	BLK	WP	HR	S	P	ERA	WHIP
Don Mossi, L (1, 1) ERA: 3.25	9.0	W	33	7	2	2	5	0	0	0	0	0	1	43	43	2.00	0.778

PITCHER	IP	WLS	BF	H	R	ER	SO	BB	IBB	HBP	BLK	WP	HR	S	P	ERA	WHIP

New York Yankees @ Detroit Tigers

Tiger Stadium, Detroit, MI

Tue May 07 1963, 7:05 PM EDT

Att. 16,705 - Unknown - 70 F

livebaseballscorecards.com

BOTTOM

Batter	1	2	3	4	5	6	7	8	9	AB	R	H	RBI	BB	SO	LOB
Jake Wood, R (1, 4) OBP: 0.327, SLG: 0.434	4-3 1B		K		F3			3B 1B		4	1	2	0	0	1	1
Bill Bruton, L (1, 8) OBP: 0.267, SLG: 0.298	4-3 1-2		4-3		1-3			1B 3B 1-H		4	1	1	1	0	0	2
Norm Cash, L (1, 3) OBP: 0.338, SLG: 0.377	K			WP HR 1B		F6		G3		4	1	1	0	0	1	2
Al Kaline, R (1, 9) OBP: 0.386, SLG: 0.515	F5			L5-3 1-2		L7		G1-4-3 1B 3-H		4	0	1	1	0	0	2
Rocky Colavito, R (1, 7) OBP: 0.313, SLG: 0.327		F8		5-3		F8		G1-4-3 1-2f		4	0	0	0	0	0	2
Bill Freehan, R (1, 2) OBP: 0.593, SLG: 1.136		1B 3B		2-H HR			4-3 SF9 2B			3	3	3	2	0	0	0
Dick McAuliffe, L (1, 6) OBP: 0.250, SLG: 0.222		G5-4-3 1B 3-H		4-3			4-3 2-3			3	0	1	1	0	0	1
Bubba Phillips, R (1, 5) OBP: 0.217, SLG: 0.239		G5-4-3 1-2f			6-3		SF9 3-H			2	0	0	1	0	0	1
Don Mossi, L (1, 1) OBP: 0.389, SLG: 0.333			6-3		BB		6-3			2	0	0	0	1	0	0
Inning Stats	R: 0 E: 0 K: 1 S: 6 H: 1 LOB: 1 BB: 0 P: 6	R: 1 E: 0 K: 0 S: 4 H: 2 LOB: 0 BB: 0 P: 4	R: 0 E: 0 K: 1 S: 5 H: 0 LOB: 0 BB: 0 P: 5	R: 2 E: 0 K: 0 S: 5 H: 2 LOB: 0 BB: 0 P: 5	R: 0 E: 0 K: 0 S: 3 H: 0 LOB: 1 BB: 1 P: 7	R: 0 E: 0 K: 0 S: 3 H: 0 LOB: 0 BB: 0 P: 3	R: 1 E: 0 K: 0 S: 4 H: 1 LOB: 0 BB: 0 P: 4	R: 2 E: 0 K: 0 S: 5 H: 3 LOB: 0 BB: 0 P: 5		1B: 5 2B: 1 3B: 2 HR: 1	SF: 1 SAC: 0 DP: 2 HBP: 0						

	AB	30
	R	6
	H	9
	RBI	6
	BB	1
	SO	2
	LOB	11

WP: 1 PB: 0 SB: 0 CS: 0 PA: 32

PITCHER		IP	WLS	BF	H	R	ER	SO	BB	IBB	HBP	BLK	WP	HR	S	P	ERA	WHIP
Bill Stafford, R ERA: 4.5	(1, 1)	4.0	L	16	5	3	3	2	0	0	0	0	1	1	20	20	6.75	1.250
Hal Reniff, R ERA: 2.35	(5, 1)	3.0		11	1	1	1	0	1	0	0	0	0	0	10	14	3.00	0.667
Marshall Bridges, L ERA: 4.15	(8, 1)	1.0		5	3	2	2	0	0	0	0	0	0	0	5	5	18.00	3.000

PITCHER	IP	WLS	BF	H	R	ER	SO	BB	IBB	HBP	BLK	WP	HR	S	P	ERA	WHIP

Batter	1	2	3	4	5	6	7	8	9	AB	R	H	RBI	BB	SO	LOB
Tony Kubek, L (1, 6) OBP: 0.216, SLG: 0.258	S S S 0-3 ① K	x 0-0 ③ G3		x 0-0 ① FC1-6 1-2f		x 0-0 ② 4-3		x 0-0 ②③ L4-6 2-3		5	0	0	0	0	1	4
Bobby Richardson, R (1, 4) OBP: 0.268, SLG: 0.323	x 0-0 ② B4		x 0-0 HR 1B	x 0-0 ② L8		x 0-0 ③ L9			H 1-0 HBP	4	1	1	0	0	0	2
Tom Tresh, S (1, 7) OBP: 0.398, SLG: 0.675	H 1-0 BB 1B HBP		x 0-0 1-H HR	x 0-0 ③ 1-3			x 0-0 HR		x 0-0 ① L9	4	3	2	3	0	0	2
Mickey Mantle, S (1, 8) OBP: 0.404, SLG: 0.622 Jack Reed, R (9, 8) OBP: 0.286, SLG: 0.429	B B B B 4-0 1B 1-2 BB		S S S 0-3 ① K		x 0-0 FC1-6 1B		x 0-0 ① F8		x 0-0 ② L7	4 0	0 0	1 0	0 0	1 0	1 0	1 0
Roger Maris, L (1, 9) OBP: 0.283, SLG: 0.429	x 0-0 1-3 2-H 1B		x 0-0 ② L9		x 0-0 ① FC1-6 FC6-4 1-2f		x 0-0 1B		x 0-0 ③ F5	5	0	2	1	0	0	2
Joe Pepitone, L (1, 3) OBP: 0.265, SLG: 0.485	x 0-0 ③ F6		x 0-0 ③ L9		x 0-0 ② FC6-4 1-2f		x 0-0 ② L9			4	0	0	0	0	0	4
Yogi Berra, L (1, 2) OBP: 0.250, SLG: 0.500		x 0-0 1B		x 0-0 HR	x 0-0 ③ L6		x 0-0 ③ F8			4	1	2	1	0	0	2
Clete Boyer, R (1, 5) OBP: 0.363, SLG: 0.540		x 0-0 ① F8		x 0-0 HR		x 0-0 SH1-4 1B		x 0-0 L4-6 SH3-4 1B		4	1	3	1	0	0	1
Stan Williams, R (1, 1) OBP: 0.077, SLG: 0.077 Steve Hamilton, L (2, 1) OBP: 1.000, SLG: 1.000 Jim Bouton, R (5, 1) OBP: 0.143, SLG: 0.143		S S S 0-3 ② K		x 0-0 FC1-6 1B		x 0-0 ① SH1-4 1-2		x 0-0 ① SH3-4 1-2		1 1 0	0 0 0	0 1 0	0 0 0	0 0 0	1 0 0	1 0 0
Inning Stats	R: 1 H: 1 E: 0 LOB: 2 K: 1 BB: 1 S: 6 P: 11	R: 0 H: 1 E: 0 LOB: 1 K: 1 BB: 0 S: 6 P: 6	R: 2 H: 2 E: 0 LOB: 0 K: 1 BB: 0 S: 7 P: 7	R: 2 H: 3 E: 0 LOB: 1 K: 0 BB: 0 S: 6 P: 6	R: 0 H: 1 E: 0 LOB: 1 K: 0 BB: 0 S: 4 P: 4	R: 0 H: 1 E: 0 LOB: 1 K: 0 BB: 0 S: 4 P: 4	R: 1 H: 2 E: 0 LOB: 1 K: 0 BB: 0 S: 5 P: 5	R: 0 H: 1 E: 0 LOB: 0 K: 0 BB: 0 S: 3 P: 3	R: 0 H: 0 E: 0 LOB: 1 K: 0 BB: 0 S: 3 P: 4	1B: 8 SF: 0 2B: 1 SAC: 2 3B: 0 DP: 1 HR: 4 HBP: 2						

PITCHER		IP	WLS	BF	H	R	ER	SO	BB	IBB	HBP	BLK	WP	HR	S	P	ERA	WHIP
Jim Bunning, R ERA: 3.38	(1, 1)	3.0		17	6	5	5	3	1	0	1	0	0	3	21	26	15.00	2.333
Dick Egan, L ERA: 5.06	(4, 1)	2.0		8	2	0	0	0	0	0	0	0	0	0	8	8	0.00	1.000
Tom Sturdivant, R ERA: 4.02	(6, 1)	3.0		12	4	1	1	0	0	0	0	0	0	1	12	12	3.00	1.333
Terry Fox, R ERA: 3.38	(9, 1)	1.0	W	4	0	0	0	0	0	0	1	0	0	0	3	4	0.00	0.000

PITCHER	IP	WLS	BF	H	R	ER	SO	BB	IBB	HBP	BLK	WP	HR	S	P	ERA	WHIP

TOP

New York Yankees @ Detroit Tigers

Tiger Stadium, Detroit, MI

Wed May 08 1963, 7:05 PM EDT

Att. 18,783 - Overcast - 80 F

livebaseballscorecards.com

AB	36
R	6
H	12
RBI	6
BB	1
SO	3
LOB	19

BOTTOM

New York Yankees @ Detroit Tigers

Tiger Stadium, Detroit, MI

Wed May 08 1963, 7:05 PM EDT

Att. 18,783 - Overcast - 80 F

livebaseballscorecards.com

Batter	1	2	3	4	5	6	7	8	9	AB	R	H	RBI	BB	SO	LOB
Jake Wood, R (1, 4) OBP: 0.333, SLG: 0.534	HR	K		1-3		HR		L7		5	2	2	2	0	1	1
Bill Bruton, L (1, 8) OBP: 0.255, SLG: 0.283	4-3	K		K		L9		4-3		5	0	0	0	0	2	1
Norm Cash, L (1, 3) OBP: 0.329, SLG: 0.354	4-3	FC4-6 1-2f		K		K			HR BB	4	1	0	0	1	2	1
Al Kaline, R (1, 9) OBP: 0.403, SLG: 0.547	S BB		BB 1B 1B		1B BB	L6-3			1-H HR	3	2	2	2	2	0	0
Rocky Colavito, R (1, 7) OBP: 0.328, SLG: 0.330	1-2 BB		SH1-4 1-2 BB		FC5-4 1-3 1B		K			2	0	1	0	2	1	0
Bill Freehan, R (1, 2) OBP: 0.548, SLG: 1.000	F5		SH1-4 1-2 2-H 1B		FC5-4 BB 1-2f		K			4	0	1	1	0	1	4
Dick McAuliffe, L (1, 6) OBP: 0.280, SLG: 0.277		HR 1B	SH1-4 1-2 2-3		1-2 BB		3B			2	1	2	0	1	0	0
Bubba Phillips, R (1, 5) OBP: 0.219, SLG: 0.272		1-H HR	E5 G4-6-3		F3		1-3			4	1	1	2	0	0	6
Jim Bunning, R (1, 1) Dick Egan, L (4, 1) Whitey Herzog, L (5, PH) OBP: 0.381, SLG: 0.438 Tom Sturdivant, L (6, 1) Gus Triandos, R (8, PH) OBP: 0.348, SLG: 0.455 Terry Fox, R (9, 1)		FC4-6 1B	G4-6-3 1-2f		F7			5-3		2 0 1 0 1 0	0 0 0 0 0 0	1 0 0 0 0 0	0 0 0 0 0 0	0 0 0 0 0 0	0 0 0 0 0 0	3 0 3 0 0 0
Inning Stats	R: 1 H: 1 E: 0 LOB: 2 K: 0 BB: 2 S: 4 P: 12	R: 2 H: 3 E: 0 LOB: 1 K: 2 BB: 0 S: 10 P: 10	R: 1 H: 2 E: 1 LOB: 2 K: 0 BB: 1 S: 5 P: 9	R: 0 H: 0 E: 0 LOB: 0 K: 2 BB: 0 S: 7 P: 7	R: 0 H: 1 E: 0 LOB: 3 K: 0 BB: 2 S: 4 P: 12	R: 1 H: 1 E: 0 LOB: 0 K: 1 BB: 0 S: 6 P: 6	R: 0 H: 1 E: 0 LOB: 1 K: 2 BB: 0 S: 8 P: 8	R: 0 H: 0 E: 0 LOB: 0 K: 0 BB: 0 S: 3 P: 3	R: 2 H: 1 E: 0 LOB: 0 K: 0 BB: 1 S: 1 P: 5	1B: 5 SF: 0 2B: 0 SAC: 1 3B: 1 DP: 1 HR: 4 HBP: 0						

	AB	33
	R	7
	H	10
	RBI	7
	BB	6
	SO	7
	LOB	19

WP: 0 PA: 40
PB: 0
SB: 1
CS: 0

PITCHER		IP	WLS	BF	H	R	ER	SO	BB	IBB	HBP	BLK	WP	HR	S	P	ERA	WHIP
Stan Williams, R ERA: 4.36	(1, 1)	1.0		9	4	3	3	0	2	0	0	0	0	2	7	15	27.00	6.000
Steve Hamilton, L ERA: 6.14	(2, 1)	3.1		16	3	1	1	4	3	0	0	0	0	0	21	33	2.70	1.800
Jim Bouton, R ERA: 2.73	(5, 1)	3.2	L	15	3	3	3	3	1	0	0	0	0	2	20	24	7.36	1.091

PITCHER		IP	WLS	BF	H	R	ER	SO	BB	IBB	HBP	BLK	WP	HR	S	P	ERA	WHIP

Batter	1	2	3	4	5	6	7	8	9	AB	R	H	RBI	BB	SO	LOB
Vic Davalillo, L (1, 8) OBP: 0.263, SLG: 0.366	x 0-0 ① 6-3		x 0-0 ② P6		x 0-0 ③ 4-3			x 0-0 ③ P6		4	0	0	0	0	0	1
Al Luplow, L (1, 9) OBP: 0.108, SLG: 0.135	x 0-0 ② F5		x 0-0 ③ F7			x 0-0 ① 1-3			x 0-0 ① 4-3	4	0	0	0	0	0	1
Woodie Held, R (1, 4) OBP: 0.380, SLG: 0.540	x 0-0 ③ 6-3			S S S 0-3 ① K		S S S 0-3 ② K			x 0-0 1B 2B	3	0	0	0	0	2	0
Willie Kirkland, L (9, PH) OBP: 0.302, SLG: 0.319										1	0	1	0	0	0	0
Fred Whitfield, L (1, 3) OBP: 0.283, SLG: 0.380		x 0-0 ① L9		S S S 0-3 ② K		x 0-0 ③ 4-3			H 1-0 1B HBP	3	0	0	0	0	1	0
John Romano, R (1, 2) OBP: 0.357, SLG: 0.585		H 1-0 S HBP		x 0-0 BB 1B			S S S 0-3 ① K		x 0-0 1-2 2-3 1B	3	0	2	0	0	1	0
Tito Francona, L (1, 7) OBP: 0.298, SLG: 0.368		S S S 0-3 ② K 1-2		B B B B 4-0 FC6-4 1-2 BB			S S S 0-3 ② K		x 0-0 ② F7	3	0	0	0	1	2	4
Max Alvis, R (1, 5) OBP: 0.303, SLG: 0.406		x 0-0 ③ F7		x 0-0 ③ FC6-4 1-2f			S S S 0-3 ③ K		x 0-0 ③ 1-3	4	0	0	0	0	1	6
Tony Martinez, R (1, 6) OBP: 0.179, SLG: 0.188			x 0-0 ① L9		x 0-0 ① 6-3			x 0-0 ① P5		3	0	0	0	0	0	0
Gary Bell, R (1, 1) Jerry Walker, S (4, 1) OBP: 0.500, SLG: 0.333 Ron Nischwitz, S (4, 1) Bob Allen, L (7, 1) Ellis Burton, S (8, PH) OBP: 0.261, SLG: 0.286 Barry Latman, R (8, 1) OBP: 0.250, SLG: 0.250			x 0-0 E6		x 0-0 ② 4-3			x 0-0 ② L9		1 0 1 0 1 0	0 0 0 0 0 0	0 0 0 0 0 0	0 0 0 0 0 0	0 0 0 0 0 0	0 0 0 0 0 0	0 0 0 0 0 0
Inning Stats	R: 0 H: 0 E: 0 LOB: 0 K: 0 BB: 0 S: 3 P: 3	R: 0 H: 0 E: 0 LOB: 1 K: 1 BB: 0 S: 5 P: 6	R: 0 H: 0 E: 1 LOB: 1 K: 0 BB: 0 S: 4 P: 4	R: 0 H: 1 E: 0 LOB: 2 K: 2 BB: 1 S: 8 P: 12	R: 0 H: 0 E: 0 LOB: 0 K: 0 BB: 0 S: 3 P: 3	R: 0 H: 0 E: 0 LOB: 0 K: 1 BB: 0 S: 5 P: 5	R: 0 H: 0 E: 0 LOB: 0 K: 3 BB: 0 S: 9 P: 9	R: 0 H: 0 E: 0 LOB: 0 K: 0 BB: 0 S: 3 P: 3	R: 0 H: 2 E: 0 LOB: 3 K: 0 BB: 0 S: 5 P: 6	1B: 2 2B: 1 3B: 0 HR: 0	SF: 0 SAC: 0 DP: 0 HBP: 2					

PITCHER	IP	WLS	BF	H	R	ER	SO	BB	IBB	HBP	BLK	WP	HR	S	P	ERA	WHIP
Phil Regan, R (1, 1) ERA: 2.01	9.0	W	34	3	0	0	7	1	0	2	0	0	0	45	51	0.00	0.444

PITCHER	IP	WLS	BF	H	R	ER	SO	BB	IBB	HBP	BLK	WP	HR	S	P	ERA	WHIP

TOP

Cleveland Indians @ Detroit Tigers

Tiger Stadium, Detroit, MI

Fri May 10 1963, 7:05 PM EDT

Att. 7,985 - Unknown

livebaseballscorecards.com

AB	31
R	0
H	3
RBI	0
BB	1
SO	7
LOB	12

WP: 0 PA: 34
PB: 0
SB: 1
CS: 0

Batter	1	2	3	4	5	6	7	8	9	AB	R	H	RBI	BB	SO	LOB
Jake Wood, R (1, 4) OBP: 0.323, SLG: 0.508	1-3	5-3		BB S 1B 1B	K			E6 1B		5	2	1	0	0	1	1
Bill Bruton, L (1, 8) OBP: 0.270, SLG: 0.284	FC5-4 BB		K	1-2 BB 1B	K			3-H BB 1B 1B		3	2	1	1	2	2	0
Norm Cash, L (1, 3) OBP: 0.333, SLG: 0.338	F5		1-3	1-2 2-3 BB BB 1B 1B	F8			1-2 BB 1B 4-1 BB		3	2	0	0	2	0	1
Al Kaline, R (1, 9) OBP: 0.411, SLG: 0.550	FC5-4 1-2f		1B HR 1B 1B	1-2 2-H 3-H 1B FC4-6 1B BB		L6-3		4-1 1-2 2-H BB 1B		5	2	3	3	0	0	1
Rocky Colavito, R (1, 7) OBP: 0.339, SLG: 0.365		HR	1-2 1B HR 1B	F9		5-3		1-2 2-3 4-1 BB		4	2	2	1	1	0	2
Bill Freehan, R (1, 2) OBP: 0.556, SLG: 0.967		E 2B	1-2 2-3 HR 1B	1-2 2-3 1B BB		K		K		4	2	2	0	1	2	3
Dick McAuliffe, L (1, 6) OBP: 0.288, SLG: 0.329		F7	1-H 2-H 3-H HR	1-2 2-3 3-H FC4-6 1B		K		1-2 2-3 3-H 4-1		5	1	2	6	0	1	3
Bubba Phillips, R (1, 5) OBP: 0.208, SLG: 0.258		E6 2-H	K	1-2f 3-H FC4-6		F8		6-3		5	0	0	1	0	1	4
Phil Regan, R (1, 1) OBP: 0.214, SLG: 0.429		P6		HR K		K2-3				4	1	1	1	0	2	3
Inning Stats	R: 0 H: 0 E: 0 LOB: 1 K: 0 BB: 1 S: 3 P: 7	R: 2 H: 2 E: 1 LOB: 1 K: 0 BB: 0 S: 6 P: 6	R: 4 H: 4 E: 0 LOB: 0 K: 2 BB: 0 S: 11 P: 11	R: 5 H: 4 E: 0 LOB: 2 K: 1 BB: 3 S: 9 P: 21	R: 0 H: 0 E: 0 LOB: 0 K: 2 BB: 0 S: 7 P: 7	R: 0 H: 0 E: 0 LOB: 0 K: 1 BB: 0 S: 5 P: 5	R: 0 H: 0 E: 0 LOB: 0 K: 2 BB: 0 S: 7 P: 7	R: 3 H: 2 E: 1 LOB: 2 K: 1 BB: 2 S: 8 P: 16		1B: 8 SF: 0 2B: 1 SAC: 0 3B: 0 DP: 0 HR: 3 HBP: 0						

PITCHER		IP	WLS	BF	H	R	ER	SO	BB	IBB	HBP	BLK	WP	HR	S	P	ERA	WHIP
Gary Bell, R ERA: 4.15	(1, 1)	3.0	L	18	7	7	6	2	1	0	0	0	0	3	21	25	18.00	2.667
Jerry Walker, R ERA: 5.59	(4, 1)	0.0		4	2	2	2	0	2	0	0	0	0	0	2	10	∞	∞
Ron Nischwitz, L ERA: 10.38	(4, 1)	3.0		11	1	2	2	4	1	0	0	0	0	0	18	22	6.00	0.667
Bob Allen, L ERA: 2.08	(7, 1)	1.0		3	0	0	0	2	0	0	0	0	0	0	7	7	0.00	0.000
Barry Latman, R ERA: 4.5	(8, 1)	1.0		8	2	3	1	1	2	0	0	0	0	0	8	16	9.00	4.000

PITCHER	IP	WLS	BF	H	R	ER	SO	BB	IBB	HBP	BLK	WP	HR	S	P	ERA	WHIP

BOTTOM

Cleveland Indians @ Detroit Tigers

Tiger Stadium, Detroit, MI

Fri May 10 1963, 7:05 PM EDT

Att. 7,985 - Unknown

livebaseballscorecards.com

AB	38
R	14
H	12
RBI	13
BB	6
SO	9
LOB	18

Batter	1	2	3	4	5	6	7	8	9	10	AB	R	H	RBI	BB	SO	LOB
Vic Davalillo, L (1, 8) OBP: 0.280, SLG: 0.412	L9		1B		SF7 3-H		1-H HR			1B E 1B	4	2	3	3	0	0	0
Al Luplow, L (1, 9) OBP: 0.143, SLG: 0.167 (10, 7)	6-3		BB 1-3 1B		P6		K			E 1-3 2B 1B	5	1	2	0	0	1	0
Woodie Held, R (1, 4) OBP: 0.381, SLG: 0.567	6-3		BBB 1-2 BB			HR		K		K	4	1	1	1	1	2	2
Joe Adcock, R (1, 3) OBP: 0.227, SLG: 0.349		5-3	K			F7		P4		E4 2B 1-3 3-H	5	0	0	0	0	1	4
Tito Francona, L (1, 7) OBP: 0.284, SLG: 0.350 Ellis Burton, S (8, 7) OBP: 0.261, SLG: 0.286 Willie Kirkland, L (10, PH) OBP: 0.315, SLG: 0.354 (10, 9)		K	K			4-3		4-3		1-3 2B 3-H	4 0 1	0 0 0	0 0 1	0 0 1	0 0 0	2 0 0	0 0 0
John Romano, R (1, 2) OBP: 0.361, SLG: 0.554		BBBB BB		P3		P3			K	IBB	3	0	0	0	2	1	0
Max Alvis, R (1, 5) OBP: 0.288, SLG: 0.384 Gene Green, R (10, PH) OBP: 0.286, SLG: 0.714 Miguel de la Hoz, R (10, 5) OBP: 0.214, SLG: 0.286		F2		5-3			5-3		F2	6-3	4 1 0	0 0 0	0 0 0	0 0 0	0 0 0	0 0 0	1 3 0
Tony Martinez, R (1, 6) OBP: 0.182, SLG: 0.202			5-3	SH5-4 SF7 2B			E6 HR		F8		4	2	1	0	0	0	0
Dick Donovan, L (1, 1) Pedro Ramos, S (9, 1) Bob Allen, L (9, 1) Jerry Walker, S (9, 1) OBP: 0.400, SLG: 0.250			6-3	SH5-4 2-3			F6			K	2 0 0 1	0 0 0 0	0 0 0 0	0 0 0 0	0 0 0 0	0 0 0 1	1 0 0 0
Inning Stats	R: 0 E: 0 K: 0 S: 3 H: 0 LOB: 0 BB: 0 P: 3	R: 0 E: 0 K: 1 S: 5 H: 0 LOB: 1 BB: 1 P: 9	R: 0 E: 0 K: 1 S: 7 H: 2 LOB: 3 BB: 1 P: 11	R: 0 E: 0 K: 1 S: 5 H: 0 LOB: 0 BB: 0 P: 5	R: 1 E: 0 K: 0 S: 4 H: 1 LOB: 0 BB: 0 P: 4	R: 1 E: 0 K: 0 S: 4 H: 1 LOB: 0 BB: 0 P: 4	R: 2 E: 1 K: 1 S: 7 H: 1 LOB: 0 BB: 0 P: 7	R: 0 E: 0 K: 1 S: 5 H: 0 LOB: 0 BB: 0 P: 5	R: 0 E: 0 K: 1 S: 5 H: 0 LOB: 0 BB: 0 P: 5	R: 2 E: 1 K: 2 S: 11 H: 3 LOB: 3 BB: 1 P: 15	1B: 4 2B: 2 3B: 0 HR: 2 SF: 1 SAC: 1 DP: 0 HBP: 0						

PITCHER		IP	WLS	BF	H	R	ER	SO	BB	IBB	HBP	BLK	WP	HR	S	P	ERA	WHIP
Hank Aguirre, L ERA: 3.55	(1, 1)	7.0		29	5	4	2	4	2	0	0	0	0	2	35	43	2.57	1.000
Tom Sturdivant, R ERA: 3.57	(8, 1)	2.0		6	0	0	0	2	0	0	0	0	0	0	10	10	0.00	0.000
Terry Fox, R ERA: 3.09	(10, 1)	1.0	L	8	3	2	0	2	0	1	0	0	0	0	11	15	0.00	3.000

PITCHER	IP	WLS	BF	H	R	ER	SO	BB	IBB	HBP	BLK	WP	HR	S	P	ERA	WHIP

TOP

Cleveland Indians @ Detroit Tigers

Tiger Stadium, Detroit, MI

Sat May 11 1963, 4:33 AM EDT

Att. 5,540 - Unknown

livebaseballscorecards.com

AB	38
R	6
H	8
RBI	5
BB	3
SO	8
LOB	11

WP: 0	PA: 43
PB: 0	
SB: 0	
CS: 0	

Cleveland Indians @ Detroit Tigers

Tiger Stadium, Detroit, MI

Sat May 11 1963, 4:33 AM EDT

Att. 5,540 - Unknown

livebaseballscorecards.com

Batter	1	2	3	4	5	6	7	8	9	10	AB	R	H	RBI	BB	SO	LOB
Jake Wood, R (1, 4) OBP: 0.310, SLG: 0.471	P4		L6		5-3			G3 4-3 BB	F3	F9	5	0	0	0	1	0	6
Bill Bruton, L (1, 8) OBP: 0.276, SLG: 0.283	F7		6-3			L6-3 1B		4-3	1B BB		4	0	1	0	1	0	3
Norm Cash, L (1, 3) OBP: 0.337, SLG: 0.356	4-3			L3 2B		F8		G3	IBB 1B		5	0	2	2	0	0	2
Al Kaline, R (1, 9) OBP: 0.403, SLG: 0.530		F7		L3		L6-3		L5-3			4	0	0	0	1	0	3
Rocky Colavito, R (1, 7) OBP: 0.333, SLG: 0.352		5-3		G6-4-3 BB			F5		6-3	F9	4	0	0	0	1	0	3
Bill Freehan, R (1, 2) OBP: 0.537, SLG: 0.912		F8		G6-4-3			FC5 BB HBP		1B 2B	P4	4	1	1	0	0	0	2
Dick McAuliffe, L (1, 6) OBP: 0.318, SLG: 0.342			1B 1B		F9 6-3 1B		FC5 BB		1B BB	4-3	3	1	2	0	2	0	0
Bubba Phillips, R (1, 5) OBP: 0.212, SLG: 0.260											3	0	1	0	0	0	3
Frank Kostro, R (9, PH) OBP: 0.410, SLG: 0.290											1	1	1	0	0	0	0
Terry Fox, R (10, 1)											0	0	0	0	0	0	0
Coot Veal, R (10, PH) OBP: 0.344, SLG: 0.259			1B		6-3	FC5			BB 1B 1B	2B 1B	1	1	1	0	0	0	0
Hank Aguirre, R (1, 1) OBP: 0.167, SLG: 0.118			K		F9		K2-3		BB 1B		2	0	0	0	0	1	3
Whitey Herzog, L (7, PH) OBP: 0.364, SLG: 0.412											1	0	0	0	0	1	2
Tom Sturdivant, L (8, 1)											0	0	0	0	0	0	0
Gus Triandos, R (9, PH) OBP: 0.350, SLG: 0.462											1	0	1	2	0	0	0
Don Wert, R (9, PR) OBP: 1.000, SLG: 2.000										1-H 2B	1	1	1	1	0	0	0
(10, 5)																	
Inning Stats	R: 0 E: 0 K: 0 S: 3 H: 0 LOB: 0 BB: 0 P: 3	R: 0 E: 0 K: 0 S: 3 H: 0 LOB: 0 BB: 0 P: 3	R: 0 E: 0 K: 1 S: 7 H: 2 LOB: 2 BB: 0 P: 7	R: 0 E: 0 K: 0 S: 3 H: 1 LOB: 1 BB: 1 P: 7	R: 0 E: 0 K: 0 S: 4 H: 1 LOB: 1 BB: 0 P: 4	R: 0 E: 0 K: 0 S: 3 H: 1 LOB: 0 BB: 0 P: 3	R: 0 E: 0 K: 1 S: 5 H: 0 LOB: 2 BB: 1 P: 10	R: 0 E: 0 K: 0 S: 3 H: 0 LOB: 1 BB: 1 P: 7	R: 4 E: 0 K: 0 S: 7 H: 4 LOB: 3 BB: 3 P: 19	R: 1 E: 0 K: 0 S: 5 H: 2 LOB: 1 BB: 0 P: 5	1B: 8 2B: 4 3B: 0 HR: 0 SF: 0 SAC: 0 DP: 2 HBP: 1						

PITCHER		IP	WLS	BF	H	R	ER	SO	BB	IBB	HBP	BLK	WP	HR	S	P	ERA	WHIP
Dick Donovan, R ERA: 2.86	(1, 1)	8.1		34	6	2	2	2	4	0	1	0	0	0	33	50	2.16	1.200
Pedro Ramos, R ERA: 5.68	(9, 1)	0.1		3	2	0	0	0	0	0	0	0	0	0	3	3	0.00	6.000
Bob Allen, L ERA: 2.08	(9, 1)	0.0		1	0	0	0	0	1	0	0	0	0	0	0	4	∞	∞
Jerry Walker, R ERA: 5.73	(9, 1)	1.1	W	8	3	3	3	0	0	1	0	0	0	0	7	11	20.25	2.250

PITCHER		IP	WLS	BF	H	R	ER	SO	BB	IBB	HBP	BLK	WP	HR	S	P	ERA	WHIP

BOTTOM	
AB	39
R	5
H	11
RBI	5
BB	6
SO	2
LOB	27

WP: 0 PA: 46
PB: 0
SB: 0
CS: 0

Batter	1	2	3	4	5	6	7	8	9	AB	R	H	RBI	BB	SO	LOB
Vic Davalillo, L (1, 8) OBP: 0.286, SLG: 0.412	0-0 SH5-3 2B 1B	0-0 L9 2-3		0-0 1B 3B 1B 3-H	0-0 G6-4-3 1-2f			0-0 6-3		5	2	2	1	0	0	2
Tony Martinez, R (1, 6) OBP: 0.196, SLG: 0.216	0-0 SH5-3 1-2	0-0 3-H 1B		0-0 3B 1-3 1B		SSS 0-3 K			0-0 4-3	4	1	2	1	0	1	0
Woodie Held, R (1, 4) OBP: 0.382, SLG: 0.597	0-0 1B SF7 2-H 2B	SSS 0-3 K		0-0 1-H WP 3-H 3B		SSS 0-3 K			0-0 P4	5	2	2	3	0	2	1
Joe Adcock, R (1, 3) OBP: 0.265, SLG: 0.348	0-0 SF7 HBP 2-3 1B		0-0 6-3	BBBB 4-0 PB S 3-H BB		0-0 P2			BBBB 4-0 BB	3	0	1	0	2	0	0
Gene Green, R (1, 9) OBP: 0.364, SLG: 0.600	H 1-0 FC4-6 1-2 HBP	0-0 5-3	SSS 0-3 K 1-3				0-0 G4-6-3 1B		SSS 0-3 K	3	0	1	0	0	1	1
Willie Kirkland, L (7, 9) OBP: 0.309, SLG: 0.347										1	0	0	0	0	1	1
John Romano, R (1, 2) OBP: 0.338, SLG: 0.525	0-0 SF7 2-3 3-H	0-0 P4	SSS 0-3 K				0-0 P6			3	0	0	1	0	1	2
Ellis Burton, S (1, 7) OBP: 0.296, SLG: 0.417	0-0 FC4-6 1-2f		BBBB 4-0 2B BB	0-0 HR			0-0 G4-6-3 1-2f			3	2	1	1	1	0	3
Max Alvis, R (1, 5) OBP: 0.298, SLG: 0.403		0-0 L9 SH1-4 1B 1B		0-0 E 1-H 1B 2B	0-0 6-3			SSS 0-3 K		4	2	2	1	0	1	0
Sam McDowell, L (1, 1) OBP: 0.273, SLG: 0.200		0-0 SH1-4 1-2		SSS 0-3 K 2-3	BBBB 4-0 G6-4-3 BB			SSS 0-3 K		2	0	0	0	1	2	1
Inning Stats	R: 2 E: 0 K: 0 S: 6 H: 3 LOB: 2 BB: 0 P: 7	R: 1 E: 0 K: 1 S: 7 H: 2 LOB: 1 BB: 0 P: 7	R: 0 E: 0 K: 0 S: 3 H: 0 LOB: 0 BB: 0 P: 3	R: 5 E: 1 K: 3 S: 13 H: 4 LOB: 1 BB: 2 P: 21	R: 1 E: 0 K: 0 S: 3 H: 1 LOB: 0 BB: 1 P: 7	R: 0 E: 0 K: 2 S: 7 H: 0 LOB: 0 BB: 0 P: 7	R: 0 E: 0 K: 0 S: 3 H: 1 LOB: 0 BB: 0 P: 3	R: 0 E: 0 K: 2 S: 7 H: 0 LOB: 0 BB: 0 P: 7	R: 0 E: 0 K: 1 S: 5 H: 0 LOB: 1 BB: 1 P: 9	1B: 7 2B: 2 3B: 1 HR: 1	SF: 1 SAC: 2 DP: 2 HBP: 1						

TOP

Cleveland Indians @ Detroit Tigers

Tiger Stadium, Detroit, MI

Sun May 12 1963, 4:33 AM EDT

Att. 10,117 - Unknown

livebaseballscorecards.com

AB	33
R	9
H	11
RBI	8
BB	4
SO	9
LOB	11

WP: 1 PB: 1 SB: 1 CS: 0 PA: 41

PITCHER		IP	WLS	BF	H	R	ER	SO	BB	IBB	HBP	BLK	WP	HR	S	P	ERA	WHIP
Don Mossi, L ERA: 3.72	(1, 1)	1.2	L	11	5	3	3	0	0	0	1	0	0	0	10	11	16.20	3.000
Paul Foytack, R ERA: 9.0	(2, 1)	1.2		10	4	5	5	2	1	0	0	0	0	0	13	17	27.00	3.000
Bob Anderson, R ERA: 2.45	(4, 1)	1.2		7	1	1	1	2	2	0	0	0	1	1	9	17	5.40	1.800
Bill Faul, R ERA: 5.14	(6, 1)	2.0		6	1	0	0	2	0	0	0	0	0	0	10	10	0.00	0.500
Mickey Lolich, L ERA:	(8, 1)	2.0		7	0	0	0	3	1	0	0	0	0	0	12	16	0.00	0.500

PITCHER	IP	WLS	BF	H	R	ER	SO	BB	IBB	HBP	BLK	WP	HR	S	P	ERA	WHIP

Cleveland Indians @ Detroit Tigers

Tiger Stadium, Detroit, MI

Sun May 12 1963, 4:33 AM EDT

Att. 10,117 - Unknown

BOTTOM

Batter	1	2	3	4	5	6	7	8	9	AB	R	H	RBI	BB	SO	LOB
Jake Wood, R (1, 4) OBP: 0.347, SLG: 0.486	BBBB L6-4-3 WP BB		x 0-0 1B PB 1B		BBBB 4-0 1-2 BB			x 0-0 1B BB G5-4-3 1B		2	2	2	0	2	0	0
Bill Bruton, L (1, 8) OBP: 0.292, SLG: 0.287	BBBB 4-0 L6-4-3 1-2 BB		x 0-0 PB 1-3 1B		SSS 0-3 ② K			BBBB 4-0 G5-4-3 1B 1-2 BB		2	0	1	0	2	1	2
Al Kaline, R (1, 9) OBP: 0.400, SLG: 0.526 Frank Kostro, R (3, 9) OBP: 0.405, SLG: 0.294	x 0-0 ①② L6-4-3 1-2 2-3		SSS 0-3 ② K 1-2 3-H		x 0-0 ③ F9			x 0-0 G5-4-3 1-2 2-3 1B		1 3	0 0	0 1	0 0	0 0	0 1	2 3
Rocky Colavito, R (1, 7) OBP: 0.331, SLG: 0.348	x 0-0 ③ F5		x 0-0 ③ F8			x 0-0 G5-4-3 1B		x 0-0 ①② G5-4-3 1-2f 2-3 3-H		4	0	1	0	0	0	4
Bill Freehan, R (1, 3) OBP: 0.511, SLG: 0.838		BBBB 4-0 FC4-6 BB		SSS 0-3 ① K		x 0-0 ①② G5-4-3 1-2f		SSS 0-3 ③ K		3	0	0	0	1	2	2
Gus Triandos, R (1, 2) OBP: 0.351, SLG: 0.488		x 0-0 ① F9		SSS 0-3 ② K		x 0-0 ③ 4-3			x 0-0 HR	4	1	1	1	0	1	1
Bubba Phillips, R (1, 5) OBP: 0.204, SLG: 0.250		x 0-0 ② F8		x 0-0 ③ 6-3			x 0-0 ① 6-3		x 0-0 ① 5-3	4	0	0	0	0	0	1
Dick McAuliffe, L (1, 6) OBP: 0.303, SLG: 0.325		x 0-0 ③ FC4-6 1-2f			SSS 0-3 ① K		SSS 0-3 ② K		x 0-0 ② 6-3	4	0	0	0	0	2	1
Don Mossi, L (1, 1) OBP: 0.389, SLG: 0.333 Paul Foytack, R (2, 1) Bob Anderson, R (4, 1) Don Wert, R (5, PH) OBP: 1.000, SLG: 2.000 Bill Faul, R (6, 1) Coot Veal, R (7, PH) OBP: 0.333, SLG: 0.250 Mickey Lolich, S (8, 1) Mike Roarke, R (9, PH)			x 0-0 ① P5		BBBB 4-0 BB BB		x 0-0 ③ F8		SSS 0-3 ③ K	0 1 0 0 0 1 0	0 0 0 0 0 0 0	0 0 0 1 0 0 0	0 0 0 0 0 0 0	0 0 0 0 0 0 0	0 0 0 0 0 0 0	0 0 0 0 0 0 0
Inning Stats	R: 0 H: 0 E: 0 LOB: 1 K: 0 BB: 2 S: 2 P: 10	R: 0 H: 0 E: 0 LOB: 1 K: 0 BB: 1 S: 3 P: 7	R: 1 H: 2 E: 0 LOB: 1 K: 1 BB: 0 S: 7 P: 7	R: 0 H: 0 E: 0 LOB: 0 K: 2 BB: 0 S: 7 P: 7	R: 0 H: 0 E: 0 LOB: 2 K: 2 BB: 2 S: 7 P: 15	R: 0 H: 1 E: 0 LOB: 0 K: 0 BB: 0 S: 3 P: 3	R: 0 H: 0 E: 0 LOB: 0 K: 1 BB: 0 S: 5 P: 5	R: 1 H: 2 E: 0 LOB: 1 K: 1 BB: 1 S: 6 P: 10	R: 1 H: 1 E: 0 LOB: 0 K: 1 BB: 0 S: 6 P: 6	1B: 5 2B: 0 3B: 0 HR: 1	SF: 0 SAC: 0 DP: 3 HBP: 0			WP: 1 PB: 1 SB: 0 CS: 0	PA: 36		

PITCHER	IP	WLS	BF	H	R	ER	SO	BB	IBB	HBP	BLK	WP	HR	S	P	ERA	WHIP
Sam McDowell, L (1, 1) ERA: 3.23	9.0	W	36	6	3	2	8	6	0	0	0	1	1	46	70	2.00	1.333

PITCHER	IP	WLS	BF	H	R	ER	SO	BB	IBB	HBP	BLK	WP	HR	S	P	ERA	WHIP

AB	30
R	3
H	6
RBI	1
BB	6
SO	8
LOB	16

livebaseballscorecards.com

Batter	1	2	3	4	5	6	7	8	9	AB	R	H	RBI	BB	SO	LOB
Jake Wood, R (1, 4) OBP: 0.342, SLG: 0.473	P5		S 1B			F7		G5-4-3 1-2f		4	0	1	0	0	0	1
Bill Bruton, L (1, 8) OBP: 0.298, SLG: 0.304	2B		F8 1-2			F9			1B	4	0	2	0	0	0	1
Whitey Herzog, L (1, 9) OBP: 0.308, SLG: 0.333	P6			F8			K		F8	4	0	0	0	0	1	2
Norm Cash, L (1, 3) OBP: 0.323, SLG: 0.338	K			4-3			4-1		F7	4	0	0	0	0	1	2
Gus Triandos, R (1, 2) OBP: 0.347, SLG: 0.477		F8		K			1B		5-3	4	0	1	0	0	1	1
Rocky Colavito, R (1, 7) OBP: 0.331, SLG: 0.348		F8			P4		1B 1-2			3	0	1	0	0	0	0
Dick McAuliffe, L (1, 6) OBP: 0.293, SLG: 0.313		F7			6-3		K			3	0	0	0	0	1	2
Bubba Phillips, R (1, 5) OBP: 0.200, SLG: 0.245 Frank Kostro, R (8, PH) OBP: 0.419, SLG: 0.314 (8, 5)			K		P6			G5-4-3 1B		2 1	0 0	0 1	0 0	0 0	1 0	0 0
Jim Bunning, R (1, 1) OBP: 0.263, SLG: 0.263 Bill Freehan, R (8, PH) OBP: 0.500, SLG: 0.816 Dick Egan, L (8, 1)			K			F8		K		2 1 0	0 0 0	0 0 0	0 0 0	0 0 0	1 1 0	0 1 0
Inning Stats	R: 0 E: 0 K: 1 S: 6 H: 1 LOB: 1 BB: 0 P: 6	R: 0 E: 0 K: 0 S: 3 H: 0 LOB: 0 BB: 0 P: 3	R: 0 E: 0 K: 2 S: 8 H: 1 LOB: 1 BB: 0 P: 8	R: 0 E: 0 K: 1 S: 5 H: 0 LOB: 0 BB: 0 P: 5	R: 0 E: 0 K: 0 S: 3 H: 0 LOB: 0 BB: 0 P: 3	R: 0 E: 0 K: 0 S: 3 H: 0 LOB: 0 BB: 0 P: 3	R: 0 E: 0 K: 2 S: 9 H: 2 LOB: 2 BB: 0 P: 9	R: 0 E: 0 K: 1 S: 5 H: 1 LOB: 0 BB: 0 P: 5	R: 0 E: 0 K: 0 S: 4 H: 1 LOB: 1 BB: 0 P: 4	1B: 5 2B: 1 3B: 0 HR: 0 SF: 0 SAC: 0 DP: 1 HBP: 0						

PITCHER	IP	WLS	BF	H	R	ER	SO	BB	IBB	HBP	BLK	WP	HR	S	P	ERA	WHIP
Ray Herbert, R (1, 1) ERA: 1.81	9.0	W	32	6	0	0	7	0	0	0	0	0	0	46	46	0.00	0.667

PITCHER	IP	WLS	BF	H	R	ER	SO	BB	IBB	HBP	BLK	WP	HR	S	P	ERA	WHIP

TOP

Detroit Tigers @ Chicago White Sox

Comiskey Park, Chicago, IL

Tue May 14 1963, 8:05 PM EDT

Att. 13,147 - Unknown

livebaseballscorecards.com

AB	32
R	0
H	6
RBI	0
BB	0
SO	7
LOB	10

WP: 0 PB: 0 SB: 1 CS: 0 PA: 32

Batter	1	2	3	4	5	6	7	8	9	AB	R	H	RBI	BB	SO	LOB
Jim Landis, R (1, 8) OBP: 0.369, SLG: 0.521	HR		F7 ③		1B 1-3 2-H 3-H			6-3 ②		4	1	2	3	0	0	0
Nellie Fox, L (1, 4) OBP: 0.346, SLG: 0.322	F8 ①			6-3 ①	F8 ③			4-3 ③		4	0	0	0	0	0	2
Pete Ward, L (1, 5) OBP: 0.348, SLG: 0.403	F9 ②			K ②		K ①				3	0	0	0	0	2	0
Floyd Robinson, L (1, 9) OBP: 0.408, SLG: 0.491	K ③			4-3 ③		B1-3 ②				3	0	0	0	0	1	0
Charlie Maxwell, L (1, 3) OBP: 0.500, SLG: 0.400		F8 ①			K ①	F8 ③				3	0	0	0	0	1	0
Dave Nicholson, R (1, 7) OBP: 0.352, SLG: 0.486		K ②			E SH1-3 1B 1B		K ①			3	1	1	0	0	2	0
Ron Hansen, R (1, 6) OBP: 0.285, SLG: 0.360		K ③			SH1-3 ② 1-2		K ②			2	0	0	0	0	2	0
J.C. Martin, L (1, 2) OBP: 0.282, SLG: 0.306			4-3 ①		E 1B BB		P6 ③			2	1	0	0	1	0	0
Ray Herbert, R (1, 1) OBP: 0.176, SLG: 0.235			5-3 ②		E5 1B 1-2 2-3			1B ①		3	0	1	0	0	0	2
Inning Stats	R: 1 H: 1 E: 0 LOB: 0 K: 1 BB: 0 S: 6 P: 6	R: 0 H: 0 E: 0 LOB: 0 K: 2 BB: 0 S: 7 P: 7	R: 0 H: 0 E: 0 LOB: 0 K: 0 BB: 0 S: 3 P: 3	R: 0 H: 0 E: 0 LOB: 0 K: 1 BB: 0 S: 5 P: 5	R: 2 H: 2 E: 1 LOB: 2 K: 1 BB: 1 S: 8 P: 12	R: 0 H: 0 E: 0 LOB: 0 K: 1 BB: 0 S: 5 P: 5	R: 0 H: 0 E: 0 LOB: 0 K: 2 BB: 0 S: 7 P: 7	R: 0 H: 1 E: 0 LOB: 0 K: 0 BB: 0 S: 3 P: 3		1B: 3 SF: 0 2B: 0 SAC: 1 3B: 0 DP: 0 HR: 1 HBP: 0						WP: 0 PA: 29 PB: 0 SB: 0 CS: 0

PITCHER		IP	WLS	BF	H	R	ER	SO	BB	IBB	HBP	BLK	WP	HR	S	P	ERA	WHIP
Jim Bunning, R ERA: 3.12	(1, 1)	7.0	L	26	3	3	1	8	1	0	0	0	0	1	41	45	1.29	0.571
Dick Egan, L ERA: 4.63	(8, 1)	1.0		3	1	0	0	0	0	0	0	0	0	0	3	3	0.00	1.000

PITCHER	IP	WLS	BF	H	R	ER	SO	BB	IBB	HBP	BLK	WP	HR	S	P	ERA	WHIP

BOTTOM

Detroit Tigers @ Chicago White Sox

Comiskey Park, Chicago, IL

Tue May 14 1963, 8:05 PM EDT

Att. 13,147 - Unknown

livebaseballscorecards.com

AB	27
R	3
H	4
RBI	3
BB	1
SO	8
LOB	4

Batter	1	2	3	4	5	6	7	8	9	AB	R	H	RBI	BB	SO	LOB
Bill Bruton, L (1, 8) OBP: 0.289, SLG: 0.293	G3		SH1-3 1-2		G3		K		F5	4	0	0	0	0	1	1
Don Wert, R (1, 5) OBP: 0.429, SLG: 0.500	K		2-H 1B		K		FC6-4 1-2f		5-3	5	0	1	1	0	2	1
Jake Wood, R (1, 4) OBP: 0.321, SLG: 0.443	K		F8			F9		F3	F9	5	0	0	0	0	1	1
Al Kaline, R (1, 9) OBP: 0.388, SLG: 0.508		K		L5-3		L6-3		L5 BB 2B		4	1	0	0	0	1	0
Gus Triandos, R (1, 2) OBP: 0.363, SLG: 0.494		K		6-3 2B		1B 1B		2B 1-2 FC3-6 BB		3	1	2	0	1	1	0
Bill Freehan, R (1, 3) OBP: 0.500, SLG: 0.810		P6		6-3 2-3		1-2 1B		FC3-6 1-3 2-H 2B		4	0	2	1	0	0	1
Rocky Colavito, R (1, 7) OBP: 0.343, SLG: 0.359			1B 2B	IBB		1-3		BB FC3-6		2	1	1	0	2	0	2
Dick McAuliffe, L (1, 6) OBP: 0.281, SLG: 0.298			P6	F8			4-3	FC3-6 1-2f 2-3 3-H		4	0	0	1	0	0	5
Phil Regan, R (1, 1) OBP: 0.250, SLG: 0.438 Mickey Lolich, S (5, 1) Frank Kostro, R (7, PH) OBP: 0.432, SLG: 0.333 Dick Egan, L (7, 1) Norm Cash, L (8, PH) OBP: 0.319, SLG: 0.333 Tom Sturdivant, L (8, 1)			2-H SH1-3 1B	F9			FC6-4 1B	F3		2 0 1 0 1 0	1 0 0 0 0 0	1 0 1 0 0 0	1 0 0 0 0 0	0 0 0 0 0 0	0 0 0 0 0 0	0 0 0 0 2 0
Inning Stats	R: 0 E: 0 K: 2 S: 7 H: 0 LOB: 0 BB: 0 P: 7	R: 0 E: 0 K: 2 S: 7 H: 0 LOB: 0 BB: 0 P: 7	R: 2 E: 0 K: 0 S: 6 H: 3 LOB: 1 BB: 0 P: 6	R: 0 E: 0 K: 0 S: 4 H: 1 LOB: 2 BB: 1 P: 8	R: 0 E: 0 K: 1 S: 5 H: 0 LOB: 0 BB: 0 P: 5	R: 0 E: 0 K: 0 S: 5 H: 2 LOB: 2 BB: 0 P: 5	R: 0 E: 0 K: 1 S: 6 H: 1 LOB: 1 BB: 0 P: 6	R: 2 E: 1 K: 0 S: 5 H: 1 LOB: 2 BB: 2 P: 13	R: 0 E: 0 K: 0 S: 3 H: 0 LOB: 0 BB: 0 P: 3	1B: 5 2B: 3 3B: 0 HR: 0	SF: 0 SAC: 1 DP: 0 HBP: 0					

PITCHER	IP	WLS	BF	H	R	ER	SO	BB	IBB	HBP	BLK	WP	HR	S	P	ERA	WHIP
Juan Pizarro, L (1, 1) ERA: 1.44	7.1	W	33	8	4	2	6	1	1	0	0	0	0	43	51	2.46	1.227
Jim Brosnan, R (8, 1) ERA: 2.92	1.2	S	6	0	0	0	0	1	0	0	0	0	0	5	9	0.00	0.600

PITCHER	IP	WLS	BF	H	R	ER	SO	BB	IBB	HBP	BLK	WP	HR	S	P	ERA	WHIP

TOP

Detroit Tigers @ Chicago White Sox

Comiskey Park, Chicago, IL

Wed May 15 1963, 8:05 PM EDT

Att. 11,363 - Unknown

livebaseballscorecards.com

AB	35
R	4
H	8
RBI	4
BB	3
SO	6
LOB	13

1B: 5 SF: 0 PA: 39
2B: 3 SAC: 1
3B: 0 DP: 0
HR: 0 HBP: 0

WP: 0
PB: 0
SB: 0
CS: 0

BOTTOM

Detroit Tigers @ Chicago White Sox

Comiskey Park, Chicago, IL

Wed May 15 1963, 8:05 PM EDT

Att. 11,363 - Unknown

livebaseballscorecards.com

Batter	1	2	3	4	5	6	7	8	9	AB	R	H	RBI	BB	SO	LOB
Jim Landis, R (1, 8) OBP: 0.375, SLG: 0.519	K		1B		2B 1B 1-2	K		SH1-4 1-2		4	1	2	0	0	2	0
Nellie Fox, L (1, 4) OBP: 0.356, SLG: 0.341	1B		G4-6-3 1-2		1B 1-3 2-H	1-3		3-1 2-3		5	1	3	1	0	0	1
Pete Ward, L (1, 5) OBP: 0.343, SLG: 0.395	F7		G4-6-3 1-2f		BB 1B 2-3 3-H	1-3		4-3		5	1	1	1	0	0	4
Floyd Robinson, L (1, 9) OBP: 0.411, SLG: 0.496	G3			G3 BB	K		SH1-3 HR			3	1	1	0	1	1	3
Charlie Maxwell, L (1, 3) OBP: 0.464, SLG: 0.364 Mike Hershberger, R (5, PH) OBP: 0.363, SLG: 0.395 Cam Carreon, R (6, 2) OBP: 0.333, SLG: 0.308		F3		G3 1-2	BB 1-2 3-H		SH1-3 2-3			2 1 0	0 1 0	0 1 0	0 1 0	0 0 0	0 0 0	1 0 0
Dave Nicholson, R (1, 7) OBP: 0.364, SLG: 0.536		3B	K		1B 1-2 2-3		HR 3-H			3	1	2	2	1	1	1
Ron Hansen, R (1, 6) OBP: 0.291, SLG: 0.360		1-3		BB	1B 1-2 2-H 3-H		P6			3	0	1	2	1	0	1
J.C. Martin, L (1, 2) OBP: 0.267, SLG: 0.288 (6, 3)		K		F7	K		1-3			4	0	0	0	0	2	5
Juan Pizarro, L (1, 1) OBP: 0.176, SLG: 0.313 Jim Brosnan, R (8, 1) OBP: 0.500, SLG: 0.500			P6	2B 1B BB K				3-1 SH1-4 1B		2 1	1 0	0 1	0 0	1 0	1 0	2 0
Inning Stats	R: 0 H: 1 E: 0 LOB: 1 K: 1 BB: 0 S: 6 P: 6	R: 0 H: 1 E: 0 LOB: 1 K: 1 BB: 0 S: 6 P: 6	R: 0 H: 2 E: 0 LOB: 1 K: 0 BB: 0 S: 4 P: 4	R: 0 H: 0 E: 0 LOB: 2 K: 1 BB: 2 S: 5 P: 13	R: 5 H: 5 E: 0 LOB: 2 K: 3 BB: 2 S: 14 P: 22	R: 0 H: 0 E: 0 LOB: 0 K: 1 BB: 0 S: 5 P: 5	R: 2 H: 2 E: 0 LOB: 0 K: 0 BB: 0 S: 5 P: 5	R: 0 H: 1 E: 0 LOB: 1 K: 0 BB: 0 S: 4 P: 4		1B: 8 SF: 0 2B: 2 SAC: 2 3B: 1 DP: 1 HR: 1 HBP: 0						

	AB	33
	R	7
	H	12
	RBI	7
	BB	4
	SO	7
	LOB	18

WP: 0 PA: 39
PB: 0
SB: 0
CS: 0

PITCHER		IP	WLS	BF	H	R	ER	SO	BB	IBB	HBP	BLK	WP	HR	S	P	ERA	WHIP
Phil Regan, R ERA: 2.64	(1, 1)	4.0	L	21	7	4	4	3	3	0	0	0	0	0	24	36	9.00	2.500
Mickey Lolich, L ERA: 2.25	(5, 1)	2.0		9	2	1	1	4	1	0	0	0	0	0	16	20	4.50	1.500
Dick Egan, L ERA: 5.68	(7, 1)	1.0		5	2	2	2	0	0	0	0	0	0	1	5	5	18.00	2.000
Tom Sturdivant, R ERA: 3.38	(8, 1)	1.0		4	1	0	0	0	0	0	0	0	0	0	4	4	0.00	1.000

PITCHER		IP	WLS	BF	H	R	ER	SO	BB	IBB	HBP	BLK	WP	HR	S	P	ERA	WHIP

Batter	1	2	3	4	5	6	7	8	9	AB	R	H	RBI	BB	SO	LOB
Jake Wood, R (1, 4) OBP: 0.315, SLG: 0.452	F9		FC6-4 1-2f			6-3	3B 2-H	F5		5	0	1	1	0	0	4
Norm Cash, L (1, 3) OBP: 0.333, SLG: 0.361	L4-3 1B		2B			2B 1B	P1		SSS K	5	0	3	0	0	1	1
Al Kaline, R (1, 8) (8, 9) OBP: 0.388, SLG: 0.520	L4-3 1-2		L5-3			2B 1-3		L6	BB BB 2B	5	1	2	0	0	0	2
Rocky Colavito, R (1, 7) OBP: 0.352, SLG: 0.358		F9	F8			BB BBBB 4-0		WP BB 1B 1B BBBB	BB BB E BB 4-0	3	2	1	0	2	0	1
Bill Freehan, R (1, 2) OBP: 0.491, SLG: 0.756		6-3	F9			P4		WP 1B BB 1-2 BBBB	E BB SF8 BB 1-2 2-3 4-0 BBBB	3	2	0	0	2	0	4
Frank Kostro, R (1, 9) OBP: 0.404, SLG: 0.308 Bill Bruton, L (8, PH) (8, 8) OBP: 0.300, SLG: 0.299		4-3			P3	F9		WP L1-3 1B 1-H 2-H BBBB	SF8 E BB 1-2 2-3 3-H	3 1	0 0	0 1	0 3	0 1	0 0	3 0
Don Wert, R (1, 5) OBP: 0.417, SLG: 0.455			5-3	4-3 WP 1B			1-3 3B 1B	L1-3 1-2	E2 SF8 1-2 2-3 3-H	5	1	2	0	0	0	3
Dick McAuliffe, L (1, 6) OBP: 0.277, SLG: 0.287			1-3	4-3 1-3			1-3 1-2	WP IBB	SF8 1-2 2-3 3-H	3	0	0	1	1	0	2
Hank Aguirre, R (1, 1) OBP: 0.200, SLG: 0.158 Gus Triandos, R (7, PH) OBP: 0.359, SLG: 0.489 Tom Sturdivant, L (7, 1) Whitey Herzog, L (8, PH) OBP: 0.333, SLG: 0.333 Terry Fox, R (8, 1)			FC6-4 1B		SSS K		P6	IBB 1-2 2-3	4-3	2 1 0 0 1	0 0 0 0 0	1 0 0 0 0	0 0 0 0 0	1 0 0 1 0	1 1 0 0 2	1 1 0 0 2

Inning Stats										
	R: 0 E: 0 K: 0 S: 3	H: 1 LOB: 0 BB: 0 P: 3	R: 0 E: 0 K: 0 S: 3	H: 0 LOB: 0 BB: 0 P: 3	R: 0 E: 0 K: 0 S: 4	H: 1 LOB: 1 BB: 0 P: 4	R: 0 E: 0 K: 0 S: 4	H: 1 LOB: 1 BB: 0 P: 4	R: 0 E: 0 K: 1 S: 6	H: 1 LOB: 1 BB: 0 P: 6
	R: 0 E: 0 K: 0 S: 5	H: 2 LOB: 3 BB: 1 P: 9	R: 1 E: 0 K: 0 S: 5	H: 2 LOB: 1 BB: 0 P: 5	R: 2 E: 0 K: 0 S: 5	H: 2 LOB: 3 BB: 3 P: 17	R: 3 E: 1 K: 1 S: 7	H: 1 LOB: 2 BB: 3 P: 19	1B: 7 2B: 3 3B: 1 HR: 0	SF: 1 SAC: 0 DP: 1 HBP: 0
	WP: 3 PB: 0 SB: 0 CS: 0	PA: 45								

PITCHER		IP	WLS	BF	H	R	ER	SO	BB	IBB	HBP	BLK	WP	HR	S	P	ERA	WHIP
Claude Osteen, L ERA: 3.25	(1, 1)	7.1		32	9	3	3	1	2	0	0	0	1	0	32	40	3.68	1.500
Ron Kline, R ERA: 2.45	(8, 1)	1.2	L	13	2	3	1	1	3	2	0	0	2	0	10	30	5.40	3.000

PITCHER	IP	WLS	BF	H	R	ER	SO	BB	IBB	HBP	BLK	WP	HR	S	P	ERA	WHIP

TOP

Detroit Tigers @ Washington Senators

D.C. Stadium, Washington, DC

Sat May 18 1963, 7:05 PM EDT

Unknown

livebaseballscorecards.com

AB	37
R	6
H	11
RBI	5
BB	7
SO	2
LOB	24

Batter	1	2	3	4	5	6	7	8	9	AB	R	H	RBI	BB	SO	LOB
Ed Brinkman, R (1, 6) OBP: 0.311, SLG: 0.385	x 0-0 L8 ①		x 0-0 5-3 ③		x 0-0 S 2B 2-3 1B		x 0-0 L8 ②			4	1	1	0	0	0	0
Tom Brown, S (1, 7) OBP: 0.182, SLG: 0.219	x 0-0 5-3 ②			x 0-0 6-3 ①	x 0-0 1-H 3-H 2B		x 0-0 G3 ③			4	0	1	1	0	0	0
Chuck Hinton, R (1, 9) OBP: 0.329, SLG: 0.523	B B B B 4-0 BB			x 0-0 1-3 ②	x 0-0 G3 ③			x 0-0 4-3 ①		3	0	0	0	1	0	1
Don Lock, R (1, 8) OBP: 0.355, SLG: 0.382	x 0-0 5-3 ③			x 0-0 1B		S S S 0-3 K ①		x 0-0 L9 ②		4	0	1	0	0	1	1
Bobo Osborne, L (1, 3) OBP: 0.327, SLG: 0.466		x 0-0 G3 ①		x 0-0 4-3 ③		x 0-0 HBP 1B		x 0-0 F8 ③		4	0	1	0	0	0	1
Don Leppert, R (1, 2) OBP: 0.353, SLG: 0.532 Hobie Landrith, L (9, 2) OBP: 0.300, SLG: 0.250		x 0-0 5-3 ②			x 0-0 HR	H 1-0 1-2 HBP			x 0-0 2B	2	1	1	1	0	0	0
										1	0	1	0	0	0	0
Marv Breeding, R (1, 5) OBP: 0.327, SLG: 0.373		x 0-0 4-3 ③			x 0-0 1B SH5-4 E 1B	S S S 0-3 K ②			x 0-0 F2 ①	4	1	1	0	0	1	3
Chuck Cottier, R (1, 4) OBP: 0.245, SLG: 0.365 Dick Phillips, L (9, PH) OBP: 0.264, SLG: 0.250			S S S 0-3 K ①		x 0-0 F7 ①	x 0-0 P6 ③			x 0-0 L3 ②	3	0	0	0	0	1	3
										1	0	0	0	0	0	1
Claude Osteen, L (1, 1) OBP: 0.278, SLG: 0.235 Ron Kline, R (8, 1) Jim King, L (9, PH) OBP: 0.330, SLG: 0.420			x 0-0 5-3 ②		x 0-0 SH5-4 1-2 ②		x 0-0 L8 ①		x 0-0 L9 ③	2	0	0	0	0	0	0
										0	0	0	0	0	0	0
										1	0	0	0	0	0	1
Inning Stats	R: 0 H: 0 E: 0 LOB: 1 K: 0 BB: 1 S: 3 P: 7	R: 0 H: 0 E: 0 LOB: 0 K: 0 BB: 0 S: 3 P: 3	R: 0 H: 0 E: 0 LOB: 0 K: 1 BB: 0 S: 5 P: 5	R: 0 H: 1 E: 0 LOB: 1 K: 0 BB: 0 S: 4 P: 4	R: 3 H: 4 E: 0 LOB: 1 K: 0 BB: 0 S: 7 P: 7	R: 0 H: 1 E: 0 LOB: 2 K: 2 BB: 0 S: 8 P: 9	R: 0 H: 0 E: 0 LOB: 0 K: 0 BB: 0 S: 3 P: 3	R: 0 H: 0 E: 0 LOB: 0 K: 0 BB: 0 S: 3 P: 3	R: 0 H: 1 E: 0 LOB: 1 K: 0 BB: 0 S: 4 P: 4	1B: 4 SF: 0 2B: 2 SAC: 1 3B: 0 DP: 0 HR: 1 HBP: 1						

PITCHER	IP	WLS	BF	H	R	ER	SO	BB	IBB	HBP	BLK	WP	HR	S	P	ERA	WHIP
Hank Aguirre, L (1, 1) ERA: 3.65	6.0		26	6	3	3	3	1	0	1	0	0	1	30	35	4.50	1.167
Tom Sturdivant, R (7, 1) ERA: 3.2	1.0		3	0	0	0	0	0	0	0	0	0	0	3	3	0.00	0.000
Terry Fox, R (8, 1) ERA: 2.63	2.0	W	7	1	0	0	0	0	0	0	0	0	0	7	7	0.00	0.500

PITCHER	IP	WLS	BF	H	R	ER	SO	BB	IBB	HBP	BLK	WP	HR	S	P	ERA	WHIP

BOTTOM

Detroit Tigers @ Washington Senators

D.C. Stadium, Washington, DC

Sat May 18 1963, 7:05 PM EDT

Unknown

livebaseballscorecards.com

AB	33
R	3
H	7
RBI	2
BB	1
SO	3
LOB	11

WP: 0 PA: 36
PB: 0
SB: 2
CS: 0

Batter	1	2	3	4	5	6	7	8	9	AB	R	H	RBI	BB	SO	LOB
Jake Wood, R (1, 4) OBP: 0.319, SLG: 0.483	G4-6-3 1B		P4		1-H HR			5-3	FC5-4 1-2f	5	1	2	2	0	0	2
Bill Bruton, L (1, 8) OBP: 0.306, SLG: 0.317	G4-6-3 1-2f			K	FC5-4 BB			HR 3B		3	1	1	0	1	1	1
Al Kaline, R (1, 9) OBP: 0.385, SLG: 0.512	L4			1B	FC5-4 1-2f			L2		4	0	1	0	0	0	2
Whitey Herzog, L (8, 9) OBP: 0.333, SLG: 0.333										0	0	0	0	0	0	0
Rocky Colavito, R (1, 7) OBP: 0.356, SLG: 0.382		BB		K		5-3		3-H HR		3	1	1	2	1	1	1
Gus Triandos, R (1, 2) OBP: 0.346, SLG: 0.468		P4		K		F7		K		4	0	0	0	0	2	2
Norm Cash, L (1, 3) OBP: 0.330, SLG: 0.391		F8			HR	G3			F7	4	1	1	1	0	0	1
Don Wert, R (1, 5) OBP: 0.375, SLG: 0.357		K			HR BB		K		4-3	3	1	0	0	1	2	1
Dick McAuliffe, L (1, 6) OBP: 0.276, SLG: 0.278			4-3		F9		4-3		1B BB	3	0	0	0	1	0	1
Jim Bunning, R (1, 1) OBP: 0.263, SLG: 0.263			F7		P5		5-3		FC5-4 1-2 1B	0	0	0	0	0	0	0
Tom Sturdivant, L (1, 1)										2	0	0	0	0	0	1
Dick Egan, L (6, 1)										0	0	0	0	0	0	0
Frank Kostro, R (7, PH) OBP: 0.396, SLG: 0.300										1	0	0	0	0	0	0
Paul Foytack, R (7, 1)										0	0	0	0	0	0	0
Bill Freehan, R (9, PH) OBP: 0.500, SLG: 0.761										1	0	1	0	0	0	0
Inning Stats	R: 0 E: 0 K: 0 S: 3 H: 1 LOB: 0 BB: 0 P: 3	R: 0 E: 0 K: 1 S: 5 H: 0 LOB: 1 BB: 1 P: 9	R: 0 E: 0 K: 0 S: 3 H: 0 LOB: 0 BB: 0 P: 3	R: 0 E: 0 K: 3 S: 10 H: 1 LOB: 1 BB: 0 P: 10	R: 3 E: 0 K: 0 S: 5 H: 2 LOB: 1 BB: 2 P: 13	R: 0 E: 0 K: 0 S: 3 H: 0 LOB: 0 BB: 0 P: 3	R: 0 E: 0 K: 1 S: 5 H: 0 LOB: 0 BB: 0 P: 5	R: 2 E: 0 K: 1 S: 7 H: 2 LOB: 0 BB: 0 P: 7	R: 0 E: 0 K: 0 S: 4 H: 1 LOB: 2 BB: 1 P: 8	1B: 3 2B: 0 3B: 1 HR: 3 SF: 0 SAC: 0 DP: 1 HBP: 0	WP: 0 PB: 0 SB: 0 CS: 0 PA: 37					

PITCHER		IP	WLS	BF	H	R	ER	SO	BB	IBB	HBP	BLK	WP	HR	S	P	ERA	WHIP
Art Quirk, L ERA: 3.92	(1, 1)	5.0	W	21	4	3	3	4	3	0	0	0	0	2	26	38	5.40	1.400
Jim Bronstad, R ERA: 3.62	(6, 1)	4.0	S	16	3	2	2	2	1	0	0	0	0	1	19	23	4.50	1.000

PITCHER	IP	WLS	BF	H	R	ER	SO	BB	IBB	HBP	BLK	WP	HR	S	P	ERA	WHIP

TOP

Detroit Tigers @ Washington Senators

D.C. Stadium, Washington, DC

Sat May 18 1963, 7:05 PM EDT

Att. 13,972 - Unknown

livebaseballscorecards.com

AB	33
R	5
H	7
RBI	5
BB	4
SO	6
LOB	12

Batter	1	2	3	4	5	6	7	8	9	AB	R	H	RBI	BB	SO	LOB
Ed Brinkman, R (1, 6) OBP: 0.314, SLG: 0.381	BBBB 4-0 SH1-3 SF9 BB		x 0-0 ① F8		x 0-0 ① L9	x 0-0 E BB 3-H 1B		x 0-0 ② P4		4	1	1	1	1	0	1
Tom Brown, S (1, 7) OBP: 0.237, SLG: 0.229	BBBB 4-0 SF9 SH1-3 1-2 BB		SSS 0-3 ② K		x 0-0 FC4-6 1-3 1B	BBBB 4-0 E 1-2 BB		x 0-0 ③ F2		3	0	1	0	2	1	0
Chuck Hinton, R (1, 8) OBP: 0.329, SLG: 0.520	x 0-0 ① SH1-3 1-2 2-3		x 0-0 S 1B		x 0-0 ② FC4-6 S 1-2f HR 3-H	x 0-0 E5 1-2 2-3				3	1	1	1	0	0	3
Bobo Osborne, L (1, 3) OBP: 0.331, SLG: 0.462	x 0-0 ② SF9 2-3 3-H		BBBB 4-0 1-2 BB		BBBB 4-0 1-2 HR BB	SSS 0-3 ② K				1	1	0	1	2	1	3
Jim King, L (1, 9) OBP: 0.326, SLG: 0.447	x 0-0 ③ F8		x 0-0 ③ G3		x 0-0 ③ 1-H 2-H HR	x 0-0 ③ 5-3				4	1	1	3	0	0	6
Ken Retzer, L (1, 2) OBP: 0.308, SLG: 0.311		x 0-0 ① 3-1		x 0-0 ① L9	x 0-0 ③ L9		x 0-0 ① 4-3			4	0	0	0	0	0	0
Marv Breeding, R (1, 5) OBP: 0.339, SLG: 0.382		x 0-0 1B		x 0-0 ② 5-3		x 0-0 3B 1B	x 0-0 ② F7			4	1	2	0	0	0	0
Chuck Cottier, R (1, 4) OBP: 0.245, SLG: 0.380		x 0-0 ② F8		x 0-0 ③ 6-3		x 0-0 1-H 1B 3B	x 0-0 ③ F8			4	1	1	1	0	0	1
Art Quirk, R (1, 1) OBP: 0.250, SLG: 0.250 Jim Piersall, R (5, PH) OBP: 0.293, SLG: 0.297 Jim Bronstad, R (6, 1)		x 0-0 ③ 6-3			BBBB 4-0 1B FC4-6 BB	x 0-0 ① 6-3		x 0-0 ① F8		1 0 2	0 1 0	0 0 0	0 0 0	0 1 0	0 0 0	1 0 1
Inning Stats	R: 1 E: 0 K: 0 S: 3 H: 0 LOB: 1 BB: 2 P: 11	R: 0 E: 0 K: 0 S: 4 H: 1 LOB: 1 BB: 0 P: 4	R: 0 E: 0 K: 1 S: 6 H: 1 LOB: 2 BB: 1 P: 10	R: 0 E: 0 K: 0 S: 3 H: 0 LOB: 0 BB: 0 P: 3	R: 4 E: 0 K: 0 S: 5 H: 2 LOB: 0 BB: 2 P: 13	R: 2 E: 1 K: 1 S: 9 H: 3 LOB: 3 BB: 1 P: 13	R: 0 E: 0 K: 0 S: 3 H: 0 LOB: 0 BB: 0 P: 3	R: 0 E: 0 K: 0 S: 3 H: 0 LOB: 0 BB: 0 P: 3		1B: 5 2B: 0 3B: 1 HR: 1	SF: 1 SAC: 1 DP: 0 HBP: 0					

BOTTOM

Detroit Tigers @ Washington Senators

D.C. Stadium, Washington, DC

Sat May 18 1963, 7:05 PM EDT

Att. 13,972 - Unknown

livebaseballscorecards.com

AB	30
R	7
H	7
RBI	7
BB	6
SO	2
LOB	16

WP: 0 PB: 0 SB: 2 CS: 0 PA: 38

PITCHER		IP	WLS	BF	H	R	ER	SO	BB	IBB	HBP	BLK	WP	HR	S	P	ERA	WHIP
Jim Bunning, R ERA: 3.28	(1, 1)	0.0		2	0	1	1	0	2	0	0	0	0	0	0	8	∞	∞
Tom Sturdivant, R ERA: 4.74	(1, 1)	5.0	L	24	6	6	6	1	3	0	0	0	0	1	23	35	10.80	1.800
Dick Egan, L ERA: 5.27	(6, 1)	1.0		6	1	0	0	1	1	0	0	0	0	0	7	11	0.00	2.000
Paul Foytack, R ERA: 7.8	(7, 1)	2.0		6	0	0	0	0	0	0	0	0	0	0	6	6	0.00	0.000

PITCHER		IP	WLS	BF	H	R	ER	SO	BB	IBB	HBP	BLK	WP	HR	S	P	ERA	WHIP

Detroit Tigers @ Washington Senators

D.C. Stadium, Washington, DC

Sun May 19 1963, 3:33 AM EDT

Att. 5,972 - Unknown

TOP

livebaseballscorecards.com

Batter	1	2	3	4	5	6	7	8	9	AB	R	H	RBI	BB	SO	LOB
Jake Wood, R (1, 4) OBP: 0.303, SLG: 0.457	S S S 0-3 ① K		x 0-0 ② F7		S S S 0-3 ① K	x 0-0 ② F8		x 0-0 ② 5-3		5	0	0	0	0	2	1
Bill Bruton, L (1, 8) OBP: 0.324, SLG: 0.368	x 0-0 2B		x 0-0 BB 2B		x 0-0 HR 2B	x 0-0 WP 1B 2B		x 0-0 ③ F8		5	2	4	0	0	0	1
Al Kaline, R (1, 9) OBP: 0.392, SLG: 0.534	x 0-0 ② L5-3		B B B B 4-0 BB		x 0-0 2-H HR	x 0-0 2-H 1B			x 0-0 ① L6-3	4	1	2	3	1	0	1
Norm Cash, L (1, 3) OBP: 0.343, SLG: 0.382	B B B B 4-0 BB		B B B B 4-0 1-2 2-3 BB		B B B B 4-0 E SF8 BB	S S S 0-3 ③ K			x 0-0 ② F8	2	1	0	0	3	1	1
Rocky Colavito, R (1, 7) OBP: 0.351, SLG: 0.375	x 0-0 ③ F8		x 0-0 ③ F8		x 0-0 E3 1B 1-3		x 0-0 ① 6-3		x 0-0 BB 1B 1B	5	1	1	0	0	0	6
Bill Freehan, R (1, 2) OBP: 0.492, SLG: 0.729		x 0-0 ① F2		x 0-0 ① F6	x 0-0 ② SF8 3-H		B B B B 4-0 G4-6-3 BB		B B B B 4-0 1B 1-2 BB	2	0	0	1	2	0	0
Dick McAuliffe, L (1, 6) OBP: 0.291, SLG: 0.295		x 0-0 ② P4		x 0-0 1B	x 0-0 1-2 1B		x 0-0 ② ③ G4-6-3 1-2f		x 0-0 1-3 2-H 1B	5	0	3	1	0	0	1
Don Wert, R (1, 5) OBP: 0.333, SLG: 0.421		x 0-0 ③ 5-3		x 0-0 ② F8	x 0-0 ③ P3			x 0-0 3B	x 0-0 ③ 6-3	5	0	1	0	0	0	5
Bill Faul, R (1, 1)			x 0-0 ① 6-3	x 0-0 ③ 1-3		S S S 0-3 ① K		x 0-0 ① F9		4	0	0	0	0	1	2
Inning Stats	R: 0 E: 0 K: 1 S: 6 H: 1 LOB: 2 BB: 1 P: 10	R: 0 E: 0 K: 0 S: 3 H: 0 LOB: 0 BB: 0 P: 3	R: 0 E: 0 K: 0 S: 4 H: 1 LOB: 3 BB: 2 P: 12	R: 0 E: 0 K: 0 S: 4 H: 1 LOB: 1 BB: 0 P: 4	R: 3 E: 1 K: 1 S: 9 H: 3 LOB: 2 BB: 1 P: 13	R: 1 E: 0 K: 2 S: 9 H: 2 LOB: 1 BB: 0 P: 9	R: 0 E: 0 K: 0 S: 2 H: 0 LOB: 0 BB: 1 P: 6	R: 0 E: 0 K: 0 S: 4 H: 1 LOB: 1 BB: 0 P: 4	R: 1 E: 0 K: 0 S: 5 H: 2 LOB: 2 BB: 1 P: 9	1B: 5 2B: 4 3B: 1 HR: 1	SF: 1 SAC: 0 DP: 1 HBP: 0						

	AB	37
	R	5
	H	11
	RBI	5
	BB	6
	SO	4
	LOB	18

WP: 1 PB: 0 SB: 0 CS: 0 PA: 44

PITCHER		IP	WLS	BF	H	R	ER	SO	BB	IBB	HBP	BLK	WP	HR	S	P	ERA	WHIP
Dave Stenhouse, R ERA: 3.46	(1, 1)	5.0	L	26	6	3	2	2	4	0	0	0	0	1	26	42	3.60	2.000
Jim Coates, R ERA: 7.71	(6, 1)	3.0		12	3	1	1	2	1	0	0	0	1	0	15	19	3.00	1.333
Jim Duckworth, R ERA: 6.55	(9, 1)	1.0		6	2	1	1	0	1	0	0	0	0	0	5	9	9.00	3.000

PITCHER	IP	WLS	BF	H	R	ER	SO	BB	IBB	HBP	BLK	WP	HR	S	P	ERA	WHIP

Detroit Tigers @ Washington Senators

D.C. Stadium, Washington, DC

Sun May 19 1963, 3:33 AM EDT

Att. 5,972 - Unknown

BOTTOM

Batter	1	2	3	4	5	6	7	8	9	AB	R	H	RBI	BB	SO	LOB
Ed Brinkman, R (1, 6) OBP: 0.312, SLG: 0.372	4-0 2-3 BB		E4 FC6-4 1-2		F7			F8		3	0	0	0	1	0	2
Tom Brown, S (1, 7) OBP: 0.214, SLG: 0.205	0-3 K		F7		6-3			K		4	0	0	0	0	2	4
Chuck Hinton, R (1, 8) OBP: 0.327, SLG: 0.510	0-0 2-3 1-2		0-0 FC6-4 1-2f			0-0 5-3			4-0 FC4-6 BB	3	0	0	0	1	0	3
Bobo Osborne, L (1, 3) OBP: 0.323, SLG: 0.449	0-0 4-3			0-3 K		0-0 L9			0-0 FC4-6 1B 1-2f FC3-6	4	1	0	0	0	1	2
Jim King, L (1, 9) OBP: 0.323, SLG: 0.438		0-0 L9		0-3 K		0-0 F8			0-0 FC3-6 1-3 1B	4	0	1	0	0	1	0
Ken Retzer, L (1, 2) OBP: 0.304, SLG: 0.306		0-0 4-3		0-0 1B			0-0 P3		0-0 FC3-6 1B 1-2f 3-H	4	0	1	1	0	0	1
Marv Breeding, R (1, 5) OBP: 0.333, SLG: 0.373		0-3 K		0-0 5-3			0-0 F8		0-0 1B 1-2	4	0	1	0	0	1	1
Chuck Cottier, R (1, 4) OBP: 0.248, SLG: 0.373 Dick Phillips, L (9, PH) OBP: 0.259, SLG: 0.245			0-0 L9		4-0 BB		0-0 5-3		0-0 L9	2 1	0 0	0 0	0 0	1 0	0 0	0 2
Dave Stenhouse, R (1, 1) OBP: 0.231, SLG: 0.182 Jim Piersall, R (5, PH) OBP: 0.290, SLG: 0.293 Jim Coates, R (6, 1) Minnie Minoso, R (8, PH) OBP: 0.336, SLG: 0.206 Jim Duckworth, R (9, 1)			4-0 E BB		0-3 K			0-0 6-3		0 1 0 1 0	0 0 0 0 0	0 0 0 0 0	0 0 0 0 0	1 1 0 0 0	0 1 0 0 0	0 1 0 0 0
Inning Stats	R: 0 H: 0 E: 0 LOB: 1 K: 1 BB: 1 S: 5 P: 9	R: 0 H: 0 E: 0 LOB: 0 K: 1 BB: 0 S: 5 P: 5	R: 0 H: 0 E: 1 LOB: 2 K: 0 BB: 1 S: 4 P: 8	R: 0 H: 1 E: 0 LOB: 1 K: 2 BB: 0 S: 8 P: 8	R: 0 H: 0 E: 0 LOB: 1 K: 1 BB: 1 S: 5 P: 9	R: 0 H: 0 E: 0 LOB: 0 K: 0 BB: 0 S: 3 P: 3	R: 0 H: 0 E: 0 LOB: 0 K: 0 BB: 0 S: 3 P: 3	R: 0 H: 0 E: 0 LOB: 0 K: 1 BB: 0 S: 5 P: 5	R: 1 H: 2 E: 0 LOB: 2 K: 0 BB: 1 S: 5 P: 9	1B: 3 SF: 0 2B: 0 SAC: 0 3B: 0 DP: 0 HR: 0 HBP: 0						

livebaseballscorecards.com

AB	31
R	1
H	3
RBI	1
BB	4
SO	6
LOB	16

PITCHER		IP	WLS	BF	H	R	ER	SO	BB	IBB	HBP	BLK	WP	HR	S	P	ERA	WHIP
Bill Faul, R ERA: 2.81	(1, 1)	9.0	W	35	3	1	1	6	4	0	0	0	0	0	43	59	1.00	0.778

PITCHER	IP	WLS	BF	H	R	ER	SO	BB	IBB	HBP	BLK	WP	HR	S	P	ERA	WHIP

Batter	1	2	3	4	5	6	7	8	9	AB	R	H	RBI	BB	SO	LOB
Jake Wood, R (1, 4) OBP: 0.320, SLG: 0.469	BBBB 4-0 S BB		x 0-0 2B		x 0-0 ① F9		H 1-0 HBP			2	0	1	0	1	0	0
Bill Bruton, L (1, 8) OBP: 0.322, SLG: 0.359	BBBBB 4-0 1-2 BB		x 0-0 ① F5		x 0-0 ② F9		x 0-0 ③ F8			3	0	0	0	1	0	2
Al Kaline, R (1, 9) OBP: 0.382, SLG: 0.518	x 0-0 ① L8		x 0-0 ② L1-3		SSS 0-3 ③ K			x 0-0 ① L6		4	0	0	0	0	1	3
Norm Cash, L (1, 3) OBP: 0.330, SLG: 0.366 Mike Roarke, R (8, 2)	x 0-0 ② F8		x 0-0 ③ F4			x 0-0 ① G3		SSS 0-3 ② K		4 0	0 0	0 0	0 0	1 0	3 0	
Rocky Colavito, R (1, 7) OBP: 0.342, SLG: 0.364	x 0-0 ③ F9			SSS 0-3 ① K		x 0-0 ② 5-3		x 0-0 ③ F7		4	0	0	0	0	1	2
Bill Freehan, R (1, 2) OBP: 0.492, SLG: 0.725 (8, 3)		x 0-0 ① 1-3		x 0-0 1B 2B		BBBB 4-0 BB			x 0-0 ① 5-3	3	0	1	0	1	0	0
Dick McAuliffe, L (1, 6) OBP: 0.298, SLG: 0.303		x 0-0 ② 3-1		x 0-0 2-3 1B		x 0-0 ③ 4-3			x 0-0 FC4-6 1B	4	0	2	0	0	0	1
Don Wert, R (1, 5) OBP: 0.320, SLG: 0.391		x 0-0 1B		SSS 0-3 ② K			SSS 0-3 ① K		x 0-0 ② FC4-6 WP 1-2f	4	0	1	0	0	2	3
Phil Regan, R (1, 1) OBP: 0.235, SLG: 0.412 Frank Kostro, R (4, PH) OBP: 0.388, SLG: 0.293 Bob Anderson, R (4, 1) Whitey Herzog, L (7, PH) OBP: 0.321, SLG: 0.318 Dick Egan, L (7, 1) Gus Triandos, R (9, PH) OBP: 0.343, SLG: 0.463		x 0-0 ③ F9		x 0-0 ③ F9			SSS 0-3 ② K		SSS 0-3 ③ K 1-2	1 1 0 1 0 1	0 0 0 0 0 0	0 0 0 0 0 1	0 0 0 0 0 0	0 0 0 1 0 1	0 2 0 0 0 1	1 2 0 0 0 1
Inning Stats	R: 0 H: 0 E: 0 LOB: 2 K: 0 BB: 2 S: 3 P: 11	R: 0 H: 1 E: 0 LOB: 1 K: 0 BB: 0 S: 4 P: 4	R: 0 H: 1 E: 0 LOB: 1 K: 0 BB: 0 S: 4 P: 4	R: 0 H: 2 E: 0 LOB: 2 K: 2 BB: 0 S: 9 P: 9	R: 0 H: 0 E: 0 LOB: 0 K: 1 BB: 0 S: 5 P: 5	R: 0 H: 0 E: 0 LOB: 1 K: 0 BB: 1 S: 3 P: 7	R: 0 H: 0 E: 0 LOB: 1 K: 2 BB: 0 S: 7 P: 8	R: 0 H: 0 E: 0 LOB: 0 K: 1 BB: 0 S: 5 P: 5	R: 0 H: 1 E: 0 LOB: 1 K: 1 BB: 0 S: 6 P: 6	1B: 3 SF: 0 2B: 2 SAC: 0 3B: 0 DP: 0 HR: 0 HBP: 1				WP: 1 PA: 36 PB: 0 SB: 1 CS: 0		

PITCHER	IP	WLS	BF	H	R	ER	SO	BB	IBB	HBP	BLK	WP	HR	S	P	ERA	WHIP
Milt Pappas, R (1, 1) ERA: 1.18	9.0	W	36	5	0	0	7	3	0	1	0	1	0	46	59	0.00	0.889

PITCHER	IP	WLS	BF	H	R	ER	SO	BB	IBB	HBP	BLK	WP	HR	S	P	ERA	WHIP

TOP

Detroit Tigers @ Baltimore Orioles

Memorial Stadium, Baltimore, MD

Mon May 20 1963, 7:05 PM EDT

Att. 5,969 - Unknown

livebaseballscorecards.com

AB	32
R	0
H	5
RBI	0
BB	3
SO	7
LOB	18

BOTTOM

Detroit Tigers @ Baltimore Orioles

Memorial Stadium, Baltimore, MD

Mon May 20 1963, 7:05 PM EDT

Att. 5,969 - Unknown

livebaseballscorecards.com

Batter	1	2	3	4	5	6	7	8	9	AB	R	H	RBI	BB	SO	LOB
Luis Aparicio, R (1, 6) OBP: 0.306, SLG: 0.374	F2	4-3		BB		G4-6-3 (1-2f)				3	0	0	0	1	0	2
Jerry Adair, R (1, 4) OBP: 0.212, SLG: 0.345	5-3		HR	K (1-2)			B5-3			4	1	1	1	0	1	1
Al Smith, R (1, 9) OBP: 0.341, SLG: 0.426	F3		K		K		K			3	0	0	0	0	2	0
Russ Snyder, L (7, 9) OBP: 0.250, SLG: 0.271 (9, 7)										1	0	0	0	0	1	0
Jim Gentile, L (1, 3) OBP: 0.379, SLG: 0.489		HR	F7		HR		BB			2	2	1	1	2	0	0
Brooks Robinson, R (1, 5) OBP: 0.338, SLG: 0.401		6-3	BB (1B)		F5		F7			3	0	0	0	1	0	2
Boog Powell, L (1, 7) OBP: 0.336, SLG: 0.569		BB (HR)	1B (1-3)		HR (1-H)			4-3		3	2	2	2	1	0	0
Bob Saverine, S (9, 8) OBP: 0.294, SLG: 0.267										0	0	0	0	0	0	0
Jackie Brandt, R (1, 8) OBP: 0.274, SLG: 0.400 (9, 9)		HR (1-H)	F5		F5			K		4	1	1	2	0	1	2
John Orsino, R (1, 2) OBP: 0.372, SLG: 0.473		HBP (SH1-4)		F4		1B (FC1-6)		5-3		3	0	1	0	0	0	0
Milt Pappas, R (1, 1) OBP: 0.214, SLG: 0.154		SH1-4 (1-2)		5-3		FC1-6 (1-2f, G4-6-3)				2	0	0	0	0	0	1
Inning Stats	R: 0 E: 0 K: 0 S: 3 H: 0 LOB: 0 BB: 0 P: 3	R: 3 E: 0 K: 0 S: 5 H: 2 LOB: 1 BB: 1 P: 10	R: 1 E: 0 K: 1 S: 7 H: 2 LOB: 2 BB: 1 P: 11	R: 0 E: 0 K: 1 S: 5 H: 0 LOB: 1 BB: 1 P: 9	R: 2 E: 0 K: 1 S: 6 H: 1 LOB: 0 BB: 1 P: 10	R: 0 E: 0 K: 0 S: 3 H: 1 LOB: 0 BB: 0 P: 3	R: 0 E: 0 K: 1 S: 5 H: 0 LOB: 1 BB: 1 P: 9	R: 0 E: 0 K: 1 S: 5 H: 0 LOB: 0 BB: 0 P: 5		1B: 2 2B: 0 3B: 0 HR: 4 SF: 0 SAC: 1 DP: 1 HBP: 1						

	AB	28
	R	6
	H	6
	RBI	6
	BB	5
	SO	5
	LOB	8

WP: 0 PB: 0 SB: 1 CS: 0 PA: 35

PITCHER		IP	WLS	BF	H	R	ER	SO	BB	IBB	HBP	BLK	WP	HR	S	P	ERA	WHIP
Phil Regan, R ERA: 3.23	(1, 1)	3.0	L	16	4	4	4	1	2	0	1	0	0	3	15	24	12.00	2.000
Bob Anderson, R ERA: 3.21	(4, 1)	3.0		12	2	2	2	2	2	0	0	0	0	1	14	22	6.00	1.333
Dick Egan, L ERA: 4.6	(7, 1)	2.0		7	0	0	0	2	1	0	0	0	0	0	10	14	0.00	0.500

PITCHER	IP	WLS	BF	H	R	ER	SO	BB	IBB	HBP	BLK	WP	HR	S	P	ERA	WHIP

Batter	1	2	3	4	5	6	7	8	9	AB	R	H	RBI	BB	SO	LOB
Jake Wood, R (1, 4) OBP: 0.315, SLG: 0.455	F4		F6			L7	1-3 2-H 1B		F9	5	0	1	1	0	0	1
Bill Bruton, L (1, 8) OBP: 0.320, SLG: 0.356	K			BB 1B		F4	6-3			4	0	1	0	0	1	2
Norm Cash, L (1, 3) OBP: 0.336, SLG: 0.396	4-3			1-2 BB		HR		1-3		3	1	1	1	1	0	0
Al Kaline, R (1, 9) OBP: 0.391, SLG: 0.529		G6-4-3 1B		L4		BB		2B		3	0	2	0	1	0	2
Rocky Colavito, R (1, 7) OBP: 0.340, SLG: 0.356		G6-4-3 1-2f		K		5-3		BB		3	0	0	0	1	1	4
Bill Freehan, R (1, 2) OBP: 0.464, SLG: 0.673		5-3		K			5-3	K		4	0	0	0	0	2	4
Dick McAuliffe, L (1, 6) OBP: 0.297, SLG: 0.301			4-3		F5		1B 1B 1B	K		4	1	1	0	0	1	2
Don Wert, R (1, 5) OBP: 0.321, SLG: 0.385 Frank Kostro, R (9, PH) OBP: 0.380, SLG: 0.286			1-3		F8		1B 1-2 1B		K	3 1	0 0	1 0	0 0	0 0	0 1	0 0
Mickey Lolich, S (1, 1) Whitey Herzog, L (7, PH) OBP: 0.310, SLG: 0.304 Tom Sturdivant, L (7, 1) Gus Triandos, R (9, PH) OBP: 0.339, SLG: 0.458			BB		K		K		5-3	1 1 0 1	0 0 0 0	0 0 0 0	0 0 0 0	1 0 0 0	1 1 0 0	0 2 0 0
Inning Stats	R: 0 E: 0 K: 1 S: 5 H: 0 LOB: 0 BB: 0 P: 5	R: 0 E: 0 K: 0 S: 3 H: 1 LOB: 0 BB: 0 P: 3	R: 0 E: 0 K: 0 S: 3 H: 0 LOB: 1 BB: 1 P: 7	R: 0 E: 0 K: 2 S: 8 H: 1 LOB: 2 BB: 1 P: 12	R: 0 E: 0 K: 1 S: 5 H: 0 LOB: 0 BB: 0 P: 5	R: 1 E: 0 K: 0 S: 4 H: 1 LOB: 1 BB: 1 P: 8	R: 1 E: 0 K: 1 S: 8 H: 3 LOB: 2 BB: 0 P: 8	R: 0 E: 0 K: 2 S: 8 H: 1 LOB: 2 BB: 1 P: 12	R: 0 E: 0 K: 1 S: 5 H: 0 LOB: 0 BB: 0 P: 5	1B: 5 2B: 1 3B: 0 HR: 1 SF: 0 SAC: 0 DP: 1 HBP: 0						

PITCHER		IP	WLS	BF	H	R	ER	SO	BB	IBB	HBP	BLK	WP	HR	S	P	ERA	WHIP
Chuck Estrada, R ERA: 4.88	(1, 1)	6.0	W	23	3	1	1	4	3	0	0	0	0	1	28	40	1.50	1.000
Stu Miller, R ERA: 3.32	(7, 1)	0.2		5	3	1	1	1	0	0	0	0	0	0	7	7	13.50	4.500
Dave McNally, L ERA: 4.94	(7, 1)	0.2		4	1	0	0	0	1	0	0	0	0	0	3	7	0.00	3.000
Dick Hall, R ERA: 5.31	(8, 1)	1.2	S	5	0	0	0	3	0	0	0	0	0	0	11	11	0.00	0.000

PITCHER	IP	WLS	BF	H	R	ER	SO	BB	IBB	HBP	BLK	WP	HR	S	P	ERA	WHIP

TOP

Detroit Tigers @ Baltimore Orioles

Memorial Stadium, Baltimore, MD

Tue May 21 1963, 7:05 PM EDT

Att. 4,773 - Unknown

livebaseballscorecards.com

AB	33
R	2
H	7
RBI	2
BB	4
SO	8
LOB	17

WP: 0 PB: 0 SB: 0 CS: 0 PA: 37

Detroit Tigers @ Baltimore Orioles

Memorial Stadium, Baltimore, MD

Tue May 21 1963, 7:05 PM EDT

Att. 4,773 - Unknown

BOTTOM

Batter	1	2	3	4	5	6	7	8	9	AB	R	H	RBI	BB	SO	LOB
Luis Aparicio, R (1, 6) OBP: 0.311, SLG: 0.380	BBBB 4-0 E S BB		x 0-0 ② 5-3		x 0-0 BLK 2B		x 0-0 ② 1-3			3	0	1	0	1	0	0
Jerry Adair, R (1, 4) OBP: 0.213, SLG: 0.350	SSS 0-3 ① K 1-3		x 0-0 WP CS 2B		x 0-0 ③ L9 2-3		SSS 0-3 ③ K			4	0	1	0	0	2	2
Al Smith, R (1, 9) OBP: 0.348, SLG: 0.427 Russ Snyder, L (8, 9) OBP: 0.262, SLG: 0.300 (9, 7)	SSS 0-3 ② K		BBBB 4-0 2-3 BB			x 0-0 1B SF9 1B		x 0-0 FC1-6-5-4 2B		2 1	1 0	1 1	0 0	1 0	1 0	1 0
Jim Gentile, L (1, 3) OBP: 0.377, SLG: 0.485 Boog Powell, L (4, 3) OBP: 0.336, SLG: 0.562	x 0-0 ③ L9		0-0 ③ CS 3-H	x 0-0 ① 4-3		x 0-0 SF9 1-3 1B 1B		x 0-0 ① FC1-6-5-4 WP SF9 2-3		1 3	0 2	0 1	0 0	0 0	0 0	1 1
Brooks Robinson, R (1, 5) OBP: 0.335, SLG: 0.396		x 0-0 ① F4		BBBB 4-0 BB		x 0-0 ① L5		x 0-0 ② SF9 2-H		2	0	0	1	1	0	2
Joe Gaines, R (1, 7) OBP: 0.439, SLG: 0.710 Bob Saverine, S (8, PH) OBP: 0.278, SLG: 0.250 (9, 8)		x 0-0 HR		x 0-0 ② F8		x 0-0 ② SF9 1-2 3-H		x 0-0 ③ 1-3		2 1	1 0	1 0	2 0	0 0	0 0	1 0
Jackie Brandt, R (1, 8) OBP: 0.276, SLG: 0.398 (9, 9)		SSS 0-3 ② K		SSS 0-3 ③ K		x 0-0 2-H 1B				3	0	1	1	0	2	1
John Orsino, R (1, 2) OBP: 0.360, SLG: 0.455		x 0-0 ③ 1-3			x 0-0 ① 5-3	SSS 0-3 ③ K				3	0	0	0	0	1	1
Chuck Estrada, R (1, 1) OBP: 0.143, SLG: 0.143 Stu Miller, R (7, 1) Dave McNally, R (7, 1) Dick Hall, R (8, 1) OBP: 0.600, SLG: 0.600			SSS 0-3 ① K		SSS 0-3 ② K		SSS 0-3 ① K			2 0 1 0	0 0 0 0	0 0 0 0	0 0 0 0	0 0 1 0	2 0 0 0	0 0 0 0
Inning Stats	R: 0 E: 0 K: 2 S: 7 H: 0 LOB: 1 BB: 1 P: 11	R: 1 E: 0 K: 1 S: 6 H: 1 LOB: 0 BB: 0 P: 6	R: 0 E: 0 K: 1 S: 5 H: 1 LOB: 1 BB: 1 P: 9	R: 0 E: 0 K: 1 S: 5 H: 0 LOB: 1 BB: 1 P: 9	R: 0 E: 0 K: 1 S: 6 H: 1 LOB: 1 BB: 0 P: 6	R: 2 E: 0 K: 1 S: 8 H: 3 LOB: 1 BB: 0 P: 8	R: 0 E: 0 K: 2 S: 7 H: 0 LOB: 0 BB: 0 P: 7	R: 1 E: 0 K: 0 S: 4 H: 1 LOB: 0 BB: 0 P: 4		1B: 3 2B: 3 3B: 0 HR: 1	SF: 2 SAC: 0 DP: 0 HBP: 0					

livebaseballscorecards.com

AB	28
R	4
H	7
RBI	4
BB	3
SO	9
LOB	10

WP: 2 PB: 0 SB: 1 CS: 1 PA: 34

PITCHER		IP	WLS	BF	H	R	ER	SO	BB	IBB	HBP	BLK	WP	HR	S	P	ERA	WHIP
Mickey Lolich, L ERA: 3.6	(1, 1)	6.0	L	26	6	3	3	7	3	0	0	1	1	1	37	49	4.50	1.500
Tom Sturdivant, R ERA: 4.73	(7, 1)	2.0		7	1	1	1	2	0	0	0	0	1	0	11	11	4.50	0.500

PITCHER	IP	WLS	BF	H	R	ER	SO	BB	IBB	HBP	BLK	WP	HR	S	P	ERA	WHIP

Batter	1	2	3	4	5	6	7	8	9	AB	R	H	RBI	BB	SO	LOB
Don Wert, R (1, 5) OBP: 0.344, SLG: 0.379	H 1-0 SH2-3 HBP	x 0-0 1-3 2-H 1B		x 0-0 ③ F8		x 0-0 ② F9		x 0-0 ③ F7		3	0	1	1	0	0	3
Bubba Phillips, R (7, 5) OBP: 0.198, SLG: 0.243										1	0	0	0	0	0	0
Bill Bruton, L (1, 8) OBP: 0.325, SLG: 0.360	x 0-0 ① SH2-3 1-2	x 0-0 ③ F6			x 0-0 SH1-4 1B	x 0-0 ③ 1-2 2-H 1B			x 0-0 ① F5	4	0	2	0	0	0	2
Frank Kostro, R (1, 7) OBP: 0.370, SLG: 0.267	x 0-0 ② 6-3		x 0-0 ① L5		x 0-0 ① SH1-4 1-2		B B B B 4-0 FC5-4 BB		S S S 0-3 ② K	3	0	0	0	1	1	1
Al Kaline, R (1, 9) OBP: 0.398, SLG: 0.531	B B B B 4-0 BB		x 0-0 4-3 2B		4-0 IBB		x 0-0 ① FC5-4 BB 1-2f		x 0-0 ③ L8	3	0	1	0	2	0	1
Gus Triandos, R (1, 2) OBP: 0.327, SLG: 0.440	x 0-0 ③ F9		x 0-0 ② 4-3 2-3		x 0-0 ② F8		S S S 0-3 ② K			4	0	0	0	0	1	6
Norm Cash, L (1, 3) OBP: 0.342, SLG: 0.388		B B B B 4-0 CS BB	S S S 0-3 ③ K		x 0-0 ③ 4-3		B B B B 4-0 1-2 BB			2	0	0	0	2	1	3
Jake Wood, R (1, 4) OBP: 0.313, SLG: 0.442		S S S 0-3 ①② K 1-2		S S S 0-3 ① K		B B B B 4-0 SH 1B BB	S S S 0-3 ③ K			3	0	0	0	1	3	3
Dick McAuliffe, L (1, 6) OBP: 0.306, SLG: 0.298		B B B B 4-0 BB 1B BB		B B B B 4-0 FC5-4 BB		x 0-0 SH 1B 1-2		x 0-0 ① F6		1	1	0	0	2	0	0
Jim Bunning, R (1, 1) OBP: 0.273, SLG: 0.238		B B B B 4-0 1B 1-2 BB		x 0-0 ② FC5-4 1-2f		x 0-0 ① F2		x 0-0 ② 4-3		2	0	0	0	1	0	3
Whitey Herzog, L (8, PH) OBP: 0.300, SLG: 0.292										1	0	0	0	0	0	0
Terry Fox, R (8, 1)										0	0	0	0	0	0	0
Inning Stats	R: 0 E: 0 K: 0 S: 3 H: 0 LOB: 2 BB: 1 P: 8	R: 1 E: 0 K: 1 S: 5 H: 1 LOB: 2 BB: 3 P: 17	R: 0 E: 0 K: 1 S: 6 H: 1 LOB: 1 BB: 0 P: 6	R: 0 E: 0 K: 1 S: 5 H: 0 LOB: 1 BB: 1 P: 9	R: 0 E: 0 K: 0 S: 4 H: 1 LOB: 2 BB: 1 P: 8	R: 0 E: 1 K: 0 S: 4 H: 1 LOB: 2 BB: 1 P: 8	R: 0 E: 0 K: 2 S: 7 H: 0 LOB: 2 BB: 2 P: 15	R: 0 E: 0 K: 0 S: 3 H: 0 LOB: 0 BB: 0 P: 3	R: 0 E: 0 K: 1 S: 5 H: 0 LOB: 0 BB: 0 P: 5	1B: 3 2B: 2 3B: 0 HR: 0 SF: 0 SAC: 3 DP: 1 HBP: 1						

PITCHER		IP	WLS	BF	H	R	ER	SO	BB	IBB	HBP	BLK	WP	HR	S	P	ERA	WHIP
Steve Barber, L ERA: 1.95	(1, 1)	6.0	W	30	4	1	1	3	7	1	1	0	0	0	27	60	1.50	1.833
Wes Stock, R ERA: 3.06	(7, 1)	3.0	S	10	0	0	0	3	1	0	0	0	0	0	15	19	0.00	0.333

PITCHER	IP	WLS	BF	H	R	ER	SO	BB	IBB	HBP	BLK	WP	HR	S	P	ERA	WHIP

TOP

Detroit Tigers @ Baltimore Orioles

Memorial Stadium, Baltimore, MD

Wed May 22 1963, 7:05 PM EDT

Att. 10,608 - Unknown

livebaseballscorecards.com

AB	27
R	1
H	4
RBI	1
BB	9
SO	6
LOB	22

PA: 40

WP: 0
PB: 0
SB: 0
CS: 1

Batter	1	2	3	4	5	6	7	8	9	AB	R	H	RBI	BB	SO	LOB
Luis Aparicio, R (1, 6) OBP: 0.309, SLG: 0.390	F5			K	3B (1-H)			K		4	0	1	1	0	2	0
Jerry Adair, R (1, 4) OBP: 0.206, SLG: 0.339	6-3			F3	K			F7		4	0	0	0	0	1	1
Al Smith, R (1, 9) OBP: 0.348, SLG: 0.433	4-3			2B (1B)		5-3		4-3		3	1	1	0	0	0	0
Russ Snyder, L (7, 9) OBP: 0.258, SLG: 0.295										1	0	0	0	0	0	0
Jim Gentile, L (1, 3) OBP: 0.376, SLG: 0.481		K		1B (1B, 2-H)		F7				3	0	1	1	0	1	0
Brooks Robinson, R (1, 5) OBP: 0.335, SLG: 0.395		F7		1B (1-2)		K				3	0	1	0	0	1	0
Boog Powell, L (1, 7) OBP: 0.328, SLG: 0.546		4-3		F6			K			3	0	0	0	0	1	2
Bob Saverine, S (8, 8) OBP: 0.278, SLG: 0.250										0	0	0	0	0	0	0
Charlie Lau, L (1, 2) OBP: 0.211, SLG: 0.263			L9		G3		F4			2	0	0	0	0	0	0
Dick Brown, R (7, 2) OBP: 0.190, SLG: 0.250										1	0	0	0	0	0	0
Jackie Brandt, R (1, 8) OBP: 0.285, SLG: 0.405			K		3B (3B) 1B		1B			3	1	2	0	0	1	0
(8, 9)																
Steve Barber, L (1, 1) OBP: 0.094, SLG: 0.097			K		K		K			2	0	0	0	0	2	1
Wes Stock, R (7, 1)										1	0	0	0	0	1	1
Inning Stats	R: 0 E: 0 K: 0 S: 3 H: 0 LOB: 0 BB: 0 P: 3	R: 0 E: 0 K: 1 S: 5 H: 0 LOB: 0 BB: 0 P: 5	R: 0 E: 0 K: 2 S: 7 H: 0 LOB: 0 BB: 0 P: 7	R: 1 E: 0 K: 1 S: 8 H: 3 LOB: 2 BB: 0 P: 8	R: 1 E: 0 K: 2 S: 9 H: 2 LOB: 1 BB: 0 P: 9	R: 0 E: 0 K: 1 S: 5 H: 0 LOB: 0 BB: 0 P: 5	R: 0 E: 0 K: 2 S: 8 H: 1 LOB: 1 BB: 0 P: 8	R: 0 E: 0 K: 1 S: 5 H: 0 LOB: 0 BB: 0 P: 5		1B: 4 2B: 1 3B: 1 HR: 0 SF: 0 SAC: 0 DP: 0 HBP: 0						

PITCHER		IP	WLS	BF	H	R	ER	SO	BB	IBB	HBP	BLK	WP	HR	S	P	ERA	WHIP
Jim Bunning, R ERA: 3.2	(1, 1)	7.0	L	27	6	2	2	9	0	0	0	0	0	0	45	45	2.57	0.857
Terry Fox, R ERA: 2.45	(8, 1)	1.0		3	0	0	0	1	0	0	0	0	0	0	5	5	0.00	0.000

PITCHER	IP	WLS	BF	H	R	ER	SO	BB	IBB	HBP	BLK	WP	HR	S	P	ERA	WHIP

BOTTOM

Detroit Tigers @ Baltimore Orioles

Memorial Stadium, Baltimore, MD

Wed May 22 1963, 7:05 PM EDT

Att. 10,608 - Unknown

livebaseballscorecards.com

AB	30
R	2
H	6
RBI	2
BB	0
SO	10
LOB	5

Boston Red Sox @ Detroit Tigers

Tiger Stadium, Detroit, MI

Fri May 24 1963, 7:05 PM EDT

Att. 13,988 - Unknown

TOP

Batter	1	2	3	4	5	6	7	8	9	AB	R	H	RBI	BB	SO	LOB
Chuck Schilling, R (1, 4) OBP: 0.396, SLG: 0.470	K		K		FC4-6 1B (1-3 2-H 3-H)		BB BB (1-2 2-3)		2B	4	0	2	2	1	2	0
Roman Mejias, R (1, 8) OBP: 0.171, SLG: 0.223	F7		F7		SF7 (3-H)		F4		BB	3	0	0	1	1	0	3
Carl Yastrzemski, L (1, 7) OBP: 0.382, SLG: 0.420	3B			F6	FC4-6 CS (1-2f)		BB (1-2 2-3 3-H)		K	4	0	1	1	1	1	3
Lou Clinton, R (1, 9) OBP: 0.295, SLG: 0.453	F8			4-3	CS (1-2)	5-3	K		K	5	0	0	0	0	2	6
Frank Malzone, R (1, 5) OBP: 0.382, SLG: 0.537		2B		1B		F8		HR		4	1	3	1	0	0	0
Dick Stuart, R (1, 3) OBP: 0.289, SLG: 0.441		K		K		6-3		K		4	0	0	0	0	3	2
Bob Tillman, R (1, 2) OBP: 0.280, SLG: 0.346		K			1B 1B 1B BB		BB SH BB BB	K		2	2	0	0	2	2	1
Eddie Bressoud, R (1, 6) OBP: 0.297, SLG: 0.333		F8			1B 1B (1-2) 1B		K	F8		4	1	1	0	0	1	2
Bill Monbouquette, R (1, 1) OBP: 0.250, SLG: 0.182			K		1B SF7 (1-2 2-3) 1B		SH BB BB (1-2)		K	3	1	1	0	0	2	0
Inning Stats	R: 0 E: 0 K: 1 S: 6 H: 1 LOB: 1 BB: 0 P: 6	R: 0 E: 0 K: 2 S: 8 H: 1 LOB: 1 BB: 0 P: 8	R: 0 E: 0 K: 2 S: 7 H: 0 LOB: 0 BB: 0 P: 7	R: 0 E: 0 K: 1 S: 6 H: 1 LOB: 1 BB: 0 P: 6	R: 3 E: 0 K: 0 S: 5 H: 3 LOB: 0 BB: 1 P: 9	R: 0 E: 0 K: 0 S: 3 H: 0 LOB: 0 BB: 0 P: 3	R: 1 E: 0 K: 2 S: 8 H: 0 LOB: 3 BB: 3 P: 20	R: 1 E: 0 K: 2 S: 8 H: 1 LOB: 0 BB: 0 P: 8	R: 0 E: 0 K: 3 S: 10 H: 1 LOB: 2 BB: 1 P: 14	1B: 4 2B: 2 3B: 1 HR: 1	SF: 1 SAC: 1 DP: 0 HBP: 0						

AB	33
R	5
H	8
RBI	5
BB	5
SO	13
LOB	17

WP: 0 PB: 0 SB: 0 CS: 1 PA: 41

livebaseballscorecards.com

PITCHER		IP	WLS	BF	H	R	ER	SO	BB	IBB	HBP	BLK	WP	HR	S	P	ERA	WHIP
Hank Aguirre, L (1, 1) ERA: 3.79		5.0	L	21	6	3	3	6	1	0	0	0	0	0	32	36	5.40	1.400
Tom Sturdivant, R (6, 1) ERA: 4.85		3.0		14	1	2	2	4	3	0	0	0	0	1	19	31	6.00	1.333
Bob Anderson, R (9, 1) ERA: 3.14		0.1		3	1	0	0	1	1	0	0	0	0	0	4	8	0.00	6.000
Dick Egan, L (9, 1) ERA: 4.41		0.2		2	0	0	0	2	0	0	0	0	0	0	6	6	0.00	0.000

PITCHER	IP	WLS	BF	H	R	ER	SO	BB	IBB	HBP	BLK	WP	HR	S	P	ERA	WHIP

Boston Red Sox @ Detroit Tigers

Tiger Stadium, Detroit, MI

Fri May 24 1963, 7:05 PM EDT

Att. 13,988 - Unknown

BOTTOM

Batter	1	2	3	4	5	6	7	8	9	AB	R	H	RBI	BB	SO	LOB
Jake Wood, R (1, 4) OBP: 0.302, SLG: 0.426	K		F3			6-3		K		4	0	0	0	0	2	0
Bill Bruton, L (1, 8) OBP: 0.329, SLG: 0.364	4-3 HR 1B		F2			F8		BB 1B		4	1	2	0	0	0	0
Whitey Herzog, L (1, 7) OBP: 0.294, SLG: 0.259	4-3			F6		K		BB		3	0	0	0	1	1	1
Al Kaline, R (1, 9) OBP: 0.400, SLG: 0.551	HR			K			1B	L6		4	1	2	2	0	1	2
Norm Cash, L (1, 3) OBP: 0.331, SLG: 0.373	F7			K			F7		4-1	4	0	0	0	0	1	1
Bill Freehan, R (1, 2) OBP: 0.438, SLG: 0.627		F3			K		K		F2	4	0	0	0	0	2	1
Dick McAuliffe, L (1, 6) OBP: 0.312, SLG: 0.306		F6			K		1-2 1B		1B	4	0	2	0	0	1	0
Don Wert, R (1, 5) OBP: 0.353, SLG: 0.367		K			BB		K		L7	1	0	0	0	1	1	0
Rocky Colavito, R (7, PH) OBP: 0.338, SLG: 0.353										1	0	0	0	0	1	2
Bubba Phillips, R (8, 5) OBP: 0.196, SLG: 0.241										1	0	0	0	0	0	1
Hank Aguirre, R (1, 1) OBP: 0.190, SLG: 0.150			K		K			5-3		1	0	0	0	0	1	0
Frank Kostro, R (5, PH) OBP: 0.364, SLG: 0.261										1	0	0	0	0	1	1
Tom Sturdivant, L (6, 1)										0	0	0	0	0	0	0
Gus Triandos, R (8, PH) OBP: 0.325, SLG: 0.436										1	0	0	0	0	0	0
Bob Anderson, R (9, 1)										0	0	0	0	0	0	0
Dick Egan, L (9, 1)										0	0	0	0	0	0	0
Inning Stats	R: 2 E: 0 K: 1 S: 7 H: 2 LOB: 0 BB: 0 P: 7	R: 0 E: 0 K: 1 S: 5 H: 0 LOB: 0 BB: 0 P: 5	R: 0 E: 0 K: 1 S: 5 H: 0 LOB: 0 BB: 0 P: 5	R: 0 E: 0 K: 2 S: 7 H: 0 LOB: 0 BB: 0 P: 7	R: 0 E: 0 K: 3 S: 9 H: 0 LOB: 1 BB: 1 P: 13	R: 0 E: 0 K: 1 S: 5 H: 0 LOB: 0 BB: 0 P: 5	R: 0 E: 0 K: 2 S: 9 H: 2 LOB: 2 BB: 0 P: 9	R: 0 E: 0 K: 1 S: 6 H: 1 LOB: 2 BB: 1 P: 10	R: 0 E: 0 K: 0 S: 4 H: 1 LOB: 1 BB: 0 P: 4	1B: 5 2B: 0 3B: 0 HR: 1	SF: 0 SAC: 0 DP: 0 HBP: 0						

livebaseballscorecards.com

AB	33
R	2
H	6
RBI	2
BB	2
SO	12
LOB	9

WP: 0 PB: 0 SB: 0 CS: 0 PA: 35

PITCHER		IP	WLS	BF	H	R	ER	SO	BB	IBB	HBP	BLK	WP	HR	S	P	ERA	WHIP
Bill Monbouquette, R ERA: 3.29	(1, 1)	9.0	W	35	6	2	2	12	2	0	0	0	0	1	57	65	2.00	0.889

PITCHER	IP	WLS	BF	H	R	ER	SO	BB	IBB	HBP	BLK	WP	HR	S	P	ERA	WHIP

Boston Red Sox @ Detroit Tigers

Tiger Stadium, Detroit, MI

Sat May 25 1963, 4:33 AM EDT

Att. 7,198 - Unknown

TOP

livebaseballscorecards.com

Batter	1	2	3	4	5	6	7	8	9	AB	R	H	RBI	BB	SO	LOB
Chuck Schilling, R (1, 4) OBP: 0.391, SLG: 0.461	F5		F8		FC6-4 1-2f		F3		1B	5	0	1	0	0	0	2
Gary Geiger, L (1, 8) OBP: 0.400, SLG: 0.489	F7		4-3			HR		WP 1B	1-3	5	2	3	1	0	0	0
Carl Yastrzemski, L (1, 7) OBP: 0.389, SLG: 0.434	2B			L6-4-3		WP		L6 1-2	4-3	5	0	3	0	0	0	3
Lou Clinton, R (1, 9) OBP: 0.294, SLG: 0.443	F6			L6-4-3 1-2		L9		BBBB		3	0	0	0	1	0	3
Frank Malzone, R (1, 5) OBP: 0.385, SLG: 0.533		F5		BB		SSS K 1-2		1-3 2-H		3	0	1	1	1	1	1
Dick Williams, R (1, 3) OBP: 0.308, SLG: 0.333		BBBB WP		F3		SSS K		F3		3	0	0	0	1	1	4
Russ Nixon, L (1, 2) OBP: 0.333, SLG: 0.308		F8 1-2		F5			BBBB	F8		3	0	0	0	1	0	3
Eddie Bressoud, R (1, 6) OBP: 0.296, SLG: 0.331		F5		FC5-4 1B			SSS K		F8	4	0	1	0	0	1	2
Earl Wilson, R (1, 1) OBP: 0.192, SLG: 0.269			SSS K		FC5-4 FC6-4 1-2f		SSS K		F9	2	0	0	0	0	1	1
Jack Lamabe, R (5, 1)										0	0	0	0	0	0	0
Roman Mejias, R (7, PH) OBP: 0.169, SLG: 0.221										1	0	0	0	1	1	1
Mike Fornieles, R (7, 1) OBP: 0.500, SLG: 1.000										0	0	0	0	0	0	0
Billy Gardner, R (9, PH) OBP: 0.333, SLG: 0.250										1	0	0	0	0	0	0

	AB	35
	R	2
	H	9
	RBI	2
	BB	4
	SO	5
	LOB	20

Inning Stats										
	R: 0 E: 0 K: 0 S: 4	H: 1 LOB: 1 BB: 0 P: 4	R: 0 E: 0 K: 0 S: 3	H: 0 LOB: 1 BB: 1 P: 7	R: 0 E: 0 K: 1 S: 5	H: 0 LOB: 0 BB: 0 P: 5	R: 0 E: 0 K: 0 S: 3	H: 1 LOB: 1 BB: 1 P: 7	R: 0 E: 0 K: 0 S: 4	H: 1 LOB: 1 BB: 0 P: 4
	R: 1 E: 0 K: 2 S: 9	H: 2 LOB: 1 BB: 0 P: 9	R: 0 E: 0 K: 2 S: 7	H: 0 LOB: 1 BB: 1 P: 11	R: 1 E: 0 K: 0 S: 5	H: 2 LOB: 2 BB: 1 P: 9	R: 0 E: 0 K: 0 S: 5	H: 2 LOB: 2 BB: 0 P: 5	1B: 7 2B: 2 3B: 0 HR: 1	SF: 0 SAC: 0 DP: 1 HBP: 0
	WP: 3 PB: 0 SB: 0 CS: 0	PA: 39								

PITCHER		IP	WLS	BF	H	R	ER	SO	BB	IBB	HBP	BLK	WP	HR	S	P	ERA	WHIP
Bill Faul, R ERA: 2.7	(1, 1)	7.1	W	32	7	2	2	5	4	0	0	0	3	1	38	54	2.46	1.500
Terry Fox, R ERA: 2.2	(8, 1)	1.2	S	7	2	0	0	0	0	0	0	0	0	0	7	7	0.00	1.200

PITCHER	IP	WLS	BF	H	R	ER	SO	BB	IBB	HBP	BLK	WP	HR	S	P	ERA	WHIP

Batter	1	2	3	4	5	6	7	8	9	AB	R	H	RBI	BB	SO	LOB
Jake Wood, R (1, 4) OBP: 0.306, SLG: 0.425	x 0-0 E WP S 1B		x 0-0 ① F8	x 0-0 ② 4-3		x 0-0 1-2 1B		x 0-0 ① F1		5	1	2	0	0	0	1
Bill Bruton, L (1, 8) OBP: 0.319, SLG: 0.352	x 0-0 ① F6 1-H		x 0-0 ② F7	x 0-0 ③ 4-3		S S S 0-3 ① K		x 0-0 ② F8		5	0	0	0	0	1	3
Al Kaline, R (1, 9) OBP: 0.394, SLG: 0.536	x 0-0 ② L1-3		B B B 4-0 WP BB 1B BB		x 0-0 ① L2-3	S S S 0-3 ② K		x 0-0 ③ L7		4	1	0	0	1	1	2
Rocky Colavito, R (1, 7) OBP: 0.348, SLG: 0.355	B B B B 4-0 BB		B B B B 4-0 WP 1-2 1B BB		x 0-0 2B 1B	x 0-0 ③ F7				2	2	1	0	2	0	2
Norm Cash, L (1, 3) OBP: 0.344, SLG: 0.385	x 0-0 ③ F8		B B B B 4-0 1B 1-2 2-3 BB		x 0-0 1-H 2B		B B B B 4-0 1B SF8 BB			2	1	1	1	2	0	1
Dick McAuliffe, L (1, 6) OBP: 0.333, SLG: 0.324		x 0-0 1B	x 0-0 1-3 2-H 3-H 1B		B B B B 4-0 BB		x 0-0 1-3 FC6-4 1B			3	0	3	2	1	0	0
Bill Freehan, R (1, 2) OBP: 0.416, SLG: 0.597		S S S 0-3 ① K	S S S 0-3 ③ K		x 0-0 ② F8		x 0-0 ① SF8 3-H			3	0	0	1	0	2	5
Don Wert, R (1, 5) OBP: 0.342, SLG: 0.333		x 0-0 ② F8	B B B B 4-0 SH3-4 BB		x 0-0 ③ F4		S S S 0-3 ② K			3	0	0	0	1	1	4
Bill Faul, R (1, 1) Terry Fox, R (8, 1)		x 0-0 ③ G3	x 0-0 ① SH3-4 1-2			B B B B 4-0 1B BB	x 0-0 ③ FC6-4 1-2f			2 0	0 0	0 0	0 0	1 0	0 0	2 0
Inning Stats	R: 1 H: 1 E: 0 LOB: 1 K: 0 BB: 1 S: 4 P: 8	R: 0 H: 1 E: 0 LOB: 1 K: 1 BB: 0 S: 6 P: 6	R: 2 H: 1 E: 0 LOB: 2 K: 1 BB: 3 S: 6 P: 18	R: 0 H: 0 E: 0 LOB: 1 K: 0 BB: 1 S: 3 P: 7	R: 1 H: 2 E: 0 LOB: 2 K: 0 BB: 1 S: 5 P: 9	R: 0 H: 1 E: 0 LOB: 2 K: 2 BB: 1 S: 8 P: 12	R: 1 H: 1 E: 0 LOB: 1 K: 1 BB: 1 S: 6 P: 10	R: 0 H: 0 E: 0 LOB: 0 K: 0 BB: 0 S: 3 P: 3		1B: 6 SF: 1 2B: 1 SAC: 1 3B: 0 DP: 0 HR: 0 HBP: 0						

BOTTOM

Boston Red Sox @ Detroit Tigers

Tiger Stadium, Detroit, MI

Sat May 25 1963, 4:33 AM EDT

Att. 7,198 - Unknown

livebaseballscorecards.com

AB	29
R	5
H	7
RBI	4
BB	8
SO	5
LOB	20

PITCHER		IP	WLS	BF	H	R	ER	SO	BB	IBB	HBP	BLK	WP	HR	S	P	ERA	WHIP
Earl Wilson, R ERA: 2.84	(1, 1)	4.1	L	23	5	4	3	2	5	0	0	0	2	0	22	42	6.23	2.308
Jack Lamabe, R ERA: 3.76	(5, 1)	1.2		8	1	0	0	2	2	0	0	0	0	0	10	18	0.00	1.800
Mike Fornieles, R ERA: 1.93	(7, 1)	2.0		8	1	1	1	1	1	0	0	0	0	0	9	13	4.50	1.000

PITCHER		IP	WLS	BF	H	R	ER	SO	BB	IBB	HBP	BLK	WP	HR	S	P	ERA	WHIP

Boston Red Sox @ Detroit Tigers

Tiger Stadium, Detroit, MI

Sun May 26 1963, 4:33 AM EDT

Unknown

Batter	1	2	3	4	5	6	7	8	9	AB	R	H	RBI	BB	SO	LOB
Chuck Schilling, R (1, 4) OBP: 0.379, SLG: 0.447	F6		K			5-3		F8	L9	5	0	0	0	0	1	2
Gary Geiger, L (1, 8) OBP: 0.426, SLG: 0.571	1B			G3 1B		F8		HR		4	1	3	1	0	0	0
Carl Yastrzemski, L (1, 7) OBP: 0.386, SLG: 0.425	K			G3 1-2		F6		BB		3	0	0	0	1	1	2
Frank Malzone, R (1, 5) OBP: 0.377, SLG: 0.521	K			5-3			F3	K		3	0	0	0	0	1	2
Billy Gardner, R (7, 5) OBP: 0.300, SLG: 0.222										1	0	0	0	0	1	1
Lou Clinton, R (1, 9) OBP: 0.288, SLG: 0.434		K		6-3			5-3	K		3	0	0	0	0	1	1
Mike Fornieles, R (7, 1) OBP: 0.333, SLG: 0.667										1	0	0	0	0	1	1
Russ Nixon, L (1, 2) OBP: 0.382, SLG: 0.567		F7			HR		HR		1B 1B	4	2	3	2	0	0	0
Dick Williams, R (1, 3) OBP: 0.294, SLG: 0.375		K			L9		2B		F7	4	0	1	0	0	1	1
Eddie Bressoud, R (1, 6) OBP: 0.297, SLG: 0.326			K		F7		BB		1B 1-2	2	0	0	0	1	1	0
Felix Mantilla, R (7, PR) OBP: 1.000, SLG: 1.000										1	0	1	0	0	0	0
(7, 6)																
Dave Morehead, R (1, 1) OBP: 0.067, SLG: 0.067			K		F7		4-3		K	1	0	0	0	0	1	0
Jack Lamabe, R (3, 1)										1	0	0	0	0	0	0
Jim Gosger, L (7, PH)										2	0	0	0	0	1	4
(7, 9)																

Inning Stats	1	2	3	4	5	6	7	8	9	AB	R	H	RBI	BB	SO	LOB
	R: 0 E: 0 K: 2 S: 8	R: 0 E: 0 K: 2 S: 7	R: 0 E: 0 K: 3 S: 9	R: 0 E: 0 K: 0 S: 4	R: 1 E: 0 K: 0 S: 4	R: 0 E: 0 K: 0 S: 3	R: 1 E: 0 K: 0 S: 5	R: 1 E: 0 K: 2 S: 8	R: 0 E: 0 K: 1 S: 7	1B: 4 2B: 1 3B: 0 HR: 3	SF: 0 SAC: 0 DP: 0 HBP: 0	WP: 0 PB: 0 SB: 0 CS: 0	PA: 37			

PITCHER	IP	WLS	BF	H	R	ER	SO	BB	IBB	HBP	BLK	WP	HR	S	P	ERA	WHIP
Jim Bunning, R (1, 1) ERA: 3.18	9.0	W	37	8	3	3	10	2	0	0	0	0	3	55	63	3.00	1.111

PITCHER	IP	WLS	BF	H	R	ER	SO	BB	IBB	HBP	BLK	WP	HR	S	P	ERA	WHIP

TOP

livebaseballscorecards.com

AB	35
R	3
H	8
RBI	3
BB	2
SO	10
LOB	14

Boston Red Sox @ Detroit Tigers

Tiger Stadium, Detroit, MI

Sun May 26 1963, 4:33 AM EDT

Unknown

BOTTOM

Batter	1	2	3	4	5	6	7	8	9	AB	R	H	RBI	BB	SO	LOB
Jake Wood, R (1, 4) OBP: 0.307, SLG: 0.429	x 0-0 ① F3	x 0-0 ③ F8		x 0-0 S 1B 1B	x 0-0 ③ F9		x 0-0 1B 3-H 2B	x 0-0 ③ 5-3		6	2	2	1	0	0	3
Bill Bruton, L (1, 8) OBP: 0.327, SLG: 0.356	x 0-0 ② 6-3		B B B B 4-0 HR BB	x 0-0 1-H 2B 1B		x 0-0 ① 5-3	x 0-0 1B E 2-H 1B			4	3	2	2	1	0	0
Al Kaline, R (1, 9) OBP: 0.406, SLG: 0.568	x 0-0 L6 S		x 0-0 1-H HR	x 0-0 FC1 1-H 2B		B B B B 4-0 BB E SF8 BB	x 0-0 E 1B 1-3 1B			4	2	3	3	1	0	0
Rocky Colavito, R (1, 7) OBP: 0.343, SLG: 0.345	x 0-0 ③ 6-3 1-2		B B B B 4-0 1B HR BB	x 0-0 ① FC1 FC3-6 2-3		x 0-0 E8 BB 1-2	x 0-0 ② F6			4	1	0	0	1	0	5
Norm Cash, L (1, 3) OBP: 0.361, SLG: 0.393		B B B B 4-0 1B 1B BB	x 0-0 1-2 HR 1B	x 0-0 ② FC3-6 BB 1-2f		B B B B 4-0 1-2 2-3 BB	x 0-0 E9 1-3 3-H 1B			3	2	2	1	2	0	1
Dick McAuliffe, L (1, 6) OBP: 0.343, SLG: 0.360		x 0-0 1B 1-3 1B	x 0-0 1-H 2-H HR	B B B B 4-0 1-2 BB		x 0-0 ② SF8 3-H	x 0-0 ③ G3			3	1	2	4	1	0	2
Gus Triandos, R (1, 2) OBP: 0.311, SLG: 0.415		x 0-0 ① F3	x 0-0 ① 5-3	x 0-0 ③ F9		x 0-0 ③ F5		x 0-0 ① L5		5	0	0	0	0	0	6
Don Wert, R (1, 5) OBP: 0.372, SLG: 0.368		x 0-0 1-3 3-H 1B	x 0-0 ② 6-3		x 0-0 ① F6		x 0-0 F8 S 2B 1B	x 0-0 SH1-4 1B		5	1	3	1	0	0	0
Jim Bunning, R (1, 1) OBP: 0.231, SLG: 0.200		S S S 0-3 ② K	S S S 0-3 ③ K		x 0-0 ② 4-3		x 0-0 ① F8 1-3	x 0-0 ② SH1-4 1-2		4	0	0	0	0	2	3
Inning Stats	R: 0 E: 1 K: 0 S: 4 H: 0 LOB: 1 BB: 0 P: 4	R: 1 E: 0 K: 1 S: 7 H: 2 LOB: 2 BB: 1 P: 11	R: 5 E: 0 K: 1 S: 8 H: 3 LOB: 0 BB: 2 P: 16	R: 2 E: 0 K: 0 S: 6 H: 3 LOB: 2 BB: 1 P: 10	R: 0 E: 0 K: 0 S: 3 H: 0 LOB: 0 BB: 0 P: 3	R: 1 E: 1 K: 0 S: 4 H: 0 LOB: 2 BB: 2 P: 12	R: 3 E: 1 K: 0 S: 8 H: 5 LOB: 2 BB: 0 P: 8	R: 0 E: 0 K: 0 S: 4 H: 1 LOB: 1 BB: 0 P: 4		1B: 10 2B: 2 3B: 0 HR: 2	SF: 1 SAC: 1 DP: 0 HBP: 0					

livebaseballscorecards.com

AB	38
R	12
H	14
RBI	12
BB	6
SO	2
LOB	20

WP: 0 PB: 0 SB: 3 CS: 0 PA: 46

PITCHER		IP	WLS	BF	H	R	ER	SO	BB	IBB	HBP	BLK	WP	HR	S	P	ERA	WHIP
Dave Morehead, R ERA: 3.25	(1, 1)	2.0	L	14	4	5	5	1	3	0	0	0	0	1	13	25	22.50	3.500
Jack Lamabe, R ERA: 4.15	(3, 1)	4.0		20	4	4	3	1	3	0	0	0	0	1	19	31	6.75	1.750
Mike Fornieles, R ERA: 3.97	(7, 1)	2.0		12	6	3	3	0	0	0	0	0	0	0	12	12	13.50	3.000

PITCHER	IP	WLS	BF	H	R	ER	SO	BB	IBB	HBP	BLK	WP	HR	S	P	ERA	WHIP

Boston Red Sox @ Detroit Tigers

Tiger Stadium, Detroit, MI

Sun May 26 1963, 4:38 AM EDT

Att. 21,149 - Unknown

TOP

Batter	1	2	3	4	5	6	7	8	9	AB	R	H	RBI	BB	SO	LOB
Chuck Schilling, R (1, 4) OBP: 0.383, SLG: 0.448	K		6-3		BB, BB, 1B	1-2 1B		HR 1B	F3	6	1	3	0	0	1	2
Gary Geiger, L (1, 8) OBP: 0.424, SLG: 0.611	6-3		1B SF7 1B		F7	4-3		1-H HR		5	2	2	2	0	0	3
Carl Yastrzemski, L (1, 7) OBP: 0.398, SLG: 0.426	FC6-4 BB		1-3 1B		1-2 BB		1B 1B BB	4-3		2	1	1	0	3	0	0
Frank Malzone, R (1, 5) OBP: 0.385, SLG: 0.524	FC6-4 1-2f		SF7 3-H		1-2 2-3 BB		FC1-5 1B 1-3 1B	FC4 1B		3	0	2	1	1	0	1
Lou Clinton, R (1, 9) OBP: 0.286, SLG: 0.426		F8	K		F5		K2-5-2 FC1-5 1-2 3-H 1B	FC4 1-2f		5	0	1	1	0	1	5
Russ Nixon, L (1, 2) OBP: 0.385, SLG: 0.515		1B BB		6-3		F8	FC1-5 1-2 2-3f		1B BB	3	0	0	0	2	0	2
Dick Williams, R (1, 3) OBP: 0.227, SLG: 0.286		K		6-3		L9	K2-5-2 2-3f		K	5	0	0	0	0	3	4
Eddie Bressoud, R (1, 6) OBP: 0.306, SLG: 0.363		1-2 1B		K		1B 2B		HR	K	5	2	3	1	0	2	1
Chet Nichols, S (1, 1)		L9			F4	2-H 1B		4-3	1-3 1B	2	0	0	0	0	0	2
Dick Stuart, R (6, PH) OBP: 0.293, SLG: 0.445										1	0	1	1	0	0	0
Earl Wilson, R (6, PR) OBP: 0.192, SLG: 0.269										0	0	0	0	0	0	0
Arnold Earley, L (6, 1) OBP: 0.333, SLG: 0.333										2	0	1	0	0	0	0
Jack Lamabe, R (9, 1)										0	0	0	0	0	0	0
Inning Stats	R: 0 E: 0 K: 1 S: 5 H: 0 LOB: 1 BB: 1 P: 9	R: 0 E: 0 K: 1 S: 6 H: 1 LOB: 2 BB: 1 P: 10	R: 1 E: 0 K: 1 S: 7 H: 2 LOB: 1 BB: 0 P: 7	R: 0 E: 0 K: 1 S: 5 H: 0 LOB: 0 BB: 0 P: 5	R: 0 E: 0 K: 0 S: 4 H: 1 LOB: 3 BB: 2 P: 12	R: 1 E: 0 K: 0 S: 6 H: 3 LOB: 2 BB: 0 P: 6	R: 1 E: 0 K: 1 S: 6 H: 2 LOB: 2 BB: 1 P: 10	R: 3 E: 0 K: 0 S: 7 H: 4 LOB: 1 BB: 0 P: 7	R: 0 E: 0 K: 2 S: 8 H: 1 LOB: 2 BB: 1 P: 12	1B: 11 2B: 2 3B: 0 HR: 2 SF: 1 SAC: 0 DP: 1 HBP: 0						

	AB	39
	R	6
	H	14
	RBI	6
	BB	6
	SO	7
	LOB	20

WP: 0 PB: 0 SB: 0 CS: 0 PA: 46

livebaseballscorecards.com

PITCHER		IP	WLS	BF	H	R	ER	SO	BB	IBB	HBP	BLK	WP	HR	S	P	ERA	WHIP
Phil Regan, R ERA: 3.38	(1, 1)	6.0		31	8	3	3	4	5	0	0	0	0	0	34	54	4.50	2.167
Terry Fox, R ERA: 3.06	(7, 1)	1.1	L	6	3	2	2	1	0	0	0	0	0	1	8	8	13.50	2.250
Dick Egan, L ERA: 4.76	(8, 1)	0.2		4	2	1	1	0	0	0	0	0	0	1	4	4	13.50	3.000
Tom Sturdivant, R ERA: 4.7	(9, 1)	1.0		5	1	0	0	2	1	0	0	0	0	0	8	12	0.00	2.000

PITCHER	IP	WLS	BF	H	R	ER	SO	BB	IBB	HBP	BLK	WP	HR	S	P	ERA	WHIP

Boston Red Sox @ Detroit Tigers

Tiger Stadium, Detroit, MI

Sun May 26 1963, 4:38 AM EDT

Att. 21,149 - Unknown

BOTTOM

Batter	1	2	3	4	5	6	7	8	9	AB	R	H	RBI	BB	SO	LOB
Jake Wood, R (1, 4) OBP: 0.303, SLG: 0.419	F9			F8	CS 1B			F9	K	5	0	1	0	0	1	3
Bill Bruton, L (1, 8) OBP: 0.325, SLG: 0.359	6-3			1B 2B	K 1-2			G3		4	1	1	0	0	1	1
Al Kaline, R (1, 9) OBP: 0.402, SLG: 0.560	L7			L6-3		L7			BB 1B 1B	4	1	1	0	0	0	1
Rocky Colavito, R (1, 7) OBP: 0.347, SLG: 0.340		5-3		1B BB		F8			1B 1B BB 1-2 BB	2	1	0	0	2	0	0
Norm Cash, L (1, 3) OBP: 0.358, SLG: 0.387		K		FC5-4 1B 1-3 2-H		F9			K	4	0	1	1	0	2	2
Bill Freehan, R (1, 2) OBP: 0.395, SLG: 0.561		5-3		FC5-4 1-2f			F7		K	4	0	0	0	0	1	4
Don Wert, R (1, 5) OBP: 0.404, SLG: 0.390			G5-4-3 BB		3B 1B		F8		BB 1B 1-2 2-H 1B	3	1	2	1	1	0	0
Dick McAuliffe, L (1, 6) OBP: 0.348, SLG: 0.381			K		SF8 3B 1-H		K		BB 1-2 2-3 1B	4	1	2	1	0	2	1
Phil Regan, R (1, 1) OBP: 0.211, SLG: 0.389			G5-4-3 1-2f		SF8 3-H			6-3	BB 1-2 2-3 3-H	1	0	0	1	0	0	1
Terry Fox, R (7, 1)										0	0	0	0	0	0	0
Dick Egan, L (8, 1)										0	0	0	0	0	0	0
Frank Kostro, R (8, PH) OBP: 0.357, SLG: 0.255										1	0	0	0	0	0	0
Tom Sturdivant, L (9, 1)										0	0	0	0	0	0	0
Gus Triandos, R (9, PH) OBP: 0.317, SLG: 0.415										0	0	0	1	1	0	0
Bubba Phillips, R (9, PR) OBP: 0.196, SLG: 0.241										0	0	0	0	0	0	0
Inning Stats	R: 0 E: 0 K: 0 S: 3 H: 0 LOB: 0 BB: 0 P: 3	R: 0 E: 0 K: 1 S: 5 H: 0 LOB: 0 BB: 0 P: 5	R: 0 E: 0 K: 1 S: 4 H: 0 LOB: 0 BB: 1 P: 8	R: 1 E: 0 K: 0 S: 5 H: 2 LOB: 2 BB: 1 P: 9	R: 2 E: 0 K: 1 S: 7 H: 3 LOB: 0 BB: 0 P: 7	R: 0 E: 0 K: 0 S: 3 H: 0 LOB: 0 BB: 0 P: 3	R: 0 E: 0 K: 1 S: 5 H: 0 LOB: 0 BB: 0 P: 5	R: 0 E: 0 K: 0 S: 3 H: 0 LOB: 0 BB: 0 P: 3	R: 2 E: 0 K: 3 S: 12 H: 3 LOB: 3 BB: 2 P: 20	1B: 6 2B: 1 3B: 1 HR: 0	SF: 1 SAC: 0 DP: 1 HBP: 0						

livebaseballscorecards.com

AB	32
R	5
H	8
RBI	5
BB	4
SO	7
LOB	13

WP: 0 PB: 0 SB: 0 CS: 1 PA: 37

PITCHER		IP	WLS	BF	H	R	ER	SO	BB	IBB	HBP	BLK	WP	HR	S	P	ERA	WHIP
Chet Nichols, L ERA: 4.15	(1, 1)	5.0		20	5	3	3	3	2	0	0	0	0	0	24	32	5.40	1.400
Arnold Earley, L ERA: 4.43	(6, 1)	3.2	W	16	3	2	2	3	2	0	0	0	0	0	20	28	4.91	1.364
Jack Lamabe, R ERA: 4.11	(9, 1)	0.1	S	1	0	0	0	1	0	0	0	0	0	0	3	3	0.00	0.000

PITCHER	IP	WLS	BF	H	R	ER	SO	BB	IBB	HBP	BLK	WP	HR	S	P	ERA	WHIP

Batter	1	2	3	4	5	6	7	8	9	AB	R	H	RBI	BB	SO	LOB
Jake Wood, R (1, 4) OBP: 0.299, SLG: 0.406	BBBB 4-0 WP S BB		x 0-0 ① F7	x 0-0 ③ 6-3		x 0-0 ③ 3-1			x 0-0 ② F9	4	0	0	0	1	0	2
Bill Bruton, L (1, 8) OBP: 0.322, SLG: 0.354	SSS 0-3 ① K 1-3		x 0-0 L5-3 1B 1B		x 0-0 ① 3-1		x 0-0 ① F2		SSS 0-3 ③ K	5	1	1	0	0	2	1
Al Kaline, R (1, 9) OBP: 0.399, SLG: 0.549	BBBB 4-0 BB		x 0-0 ② L5-3 1-2		x 0-0 ② L8		x 0-0 ② L8			3	0	0	0	1	0	1
Rocky Colavito, R (1, 7) OBP: 0.345, SLG: 0.333	SSS 0-3 ② K		BBBB 4-0 1B BB		x 0-0 ③ 5-3		x 0-0 ③ F7			3	0	0	0	1	1	2
Norm Cash, L (1, 3) OBP: 0.362, SLG: 0.386	x 0-0 ③ F7		x 0-0 1-2 2-H 1B			H 1-0 HR HBP		x 0-0 ① F5		3	1	1	1	0	0	2
Dick McAuliffe, L (1, 6) OBP: 0.352, SLG: 0.405		BBBB 4-0 G5-4-3 BB	x 0-0 ③ 5-3			x 0-0 1-H HR		x 0-0 ② F8		3	1	1	2	1	0	2
Gus Triandos, R (1, 2) OBP: 0.323, SLG: 0.413		x 0-0 ① ② G5-4-3 1-2f	x 0-0 SH1-3 1B			x 0-0 ① 6-3		BBBB 4-0 BB		3	0	1	0	1	0	1
Don Wert, R (1, 5) OBP: 0.400, SLG: 0.372		BBBB 4-0 BB	x 0-0 ① SH1-3 1-2			x 0-0 ② 6-3		SSS 0-3 ③ K		2	0	0	0	1	1	1
Mickey Lolich, S (1, 1)		x 0-0 ③ F8	SSS 0-3 ② K			BBBB 4-0 BB			x 0-0 ① 4-3	3	0	0	0	1	1	2

| Inning Stats | | |

BOTTOM

Detroit Tigers @ Los Angeles Angels

Dodger Stadium, Los Angeles, CA

Tue May 28 1963, 7:05 PM PDT

Att. 8,153 - Unknown - 60 F

Batter	1	2	3	4	5	6	7	8	9	AB	R	H	RBI	BB	SO	LOB
Albie Pearson, L (1, 8) OBP: 0.397, SLG: 0.385	WP 1-3 1B		L9		4-3			G6-4-3 1B		4	0	2	0	0	0	2
Billy Moran, R (1, 4) OBP: 0.280, SLG: 0.311	1-3 1-2		4-3 2-3			1B E HBP		G6-4-3 1-2f		3	1	0	0	0	0	3
Leon Wagner, L (1, 7) OBP: 0.411, SLG: 0.641	F7		SSS K			FC3-6 1B 1-2		E1 1B		4	0	2	0	0	1	2
George Thomas, R (1, 5) OBP: 0.278, SLG: 0.372	WP HBP			F8		F8		F4		3	0	0	0	0	0	3
Lee Thomas, L (1, 3) OBP: 0.284, SLG: 0.304	4-3 1-2 2-3			F6		FC3-6 1-2f 2-H			BBBBB G5-4-3 BB	3	0	0	0	1	0	3
Joe Koppe, R (9, PR) OBP: 0.308, SLG: 0.250										0	0	0	0	0	0	0
Buck Rodgers, S (1, 2) OBP: 0.268, SLG: 0.286		5-3		SSS K		L9			G5-4-3 1-2f	4	0	0	0	0	1	2
Bob Perry, R (1, 9) OBP: 0.265, SLG: 0.394		6-3			F3		5-3		FC6-4 1B	4	0	1	0	0	0	0
Jim Fregosi, R (1, 6) OBP: 0.290, SLG: 0.390		6-3			F8		G6-4-3 1B		FC6-4 1-2f	4	0	1	0	0	0	1
Ken McBride, R (1, 1) OBP: 0.200, SLG: 0.333			4-3 2B		1B		G6-4-3 1-2f			2	0	2	0	0	0	0
Ed Sadowski, R (7, PH) OBP: 0.296, SLG: 0.394										1	0	0	0	0	0	1
Mel Nelson, R (8, 1) OBP: 0.111, SLG: 0.111										0	0	0	0	0	0	0
Inning Stats	R: 0 H: 1 E: 0 LOB: 2 K: 0 BB: 0 S: 4 P: 5	R: 0 H: 0 E: 0 LOB: 0 K: 0 BB: 0 S: 3 P: 3	R: 0 H: 1 E: 0 LOB: 1 K: 1 BB: 0 S: 6 P: 6	R: 0 H: 0 E: 0 LOB: 0 K: 1 BB: 0 S: 5 P: 5	R: 0 H: 1 E: 0 LOB: 1 K: 0 BB: 0 S: 4 P: 4	R: 1 H: 1 E: 1 LOB: 1 K: 0 BB: 0 S: 4 P: 5	R: 0 H: 1 E: 0 LOB: 0 K: 0 BB: 0 S: 3 P: 3	R: 0 H: 2 E: 1 LOB: 1 K: 0 BB: 0 S: 4 P: 4	R: 0 H: 1 E: 0 LOB: 1 K: 0 BB: 1 S: 3 P: 7	1B: 7 SF: 0 2B: 1 SAC: 0 3B: 0 DP: 3 HR: 0 HBP: 2						

livebaseballscorecards.com

AB	32
R	1
H	8
RBI	0
BB	1
SO	2
LOB	17

WP: 1 PA: 35
PB: 0
SB: 0
CS: 0

PITCHER		IP	WLS	BF	H	R	ER	SO	BB	IBB	HBP	BLK	WP	HR	S	P	ERA	WHIP
Mickey Lolich, L ERA: 1.89	(1, 1)	9.0	W	35	8	1	0	2	1	0	2	0	1	0	36	42	0.00	1.000

PITCHER	IP	WLS	BF	H	R	ER	SO	BB	IBB	HBP	BLK	WP	HR	S	P	ERA	WHIP

Batter	1	2	3	4	5	6	7	8	9	AB	R	H	RBI	BB	SO	LOB
Jake Wood, R (1, 4) OBP: 0.291, SLG: 0.394	6-3		5-3 1-2		5-3 2-3			5-3		4	0	0	0	0	0	2
Bill Bruton, L (1, 8) OBP: 0.320, SLG: 0.358	K		F8		F7			1B 2B		4	1	1	0	0	1	2
Al Kaline, R (1, 9) OBP: 0.406, SLG: 0.552	CS 1B			BB 4-3 SH5-4 1B		L8		2-H 1B		3	1	2	1	1	0	0
Rocky Colavito, R (1, 7) OBP: 0.339, SLG: 0.327	L 1-2	F8		SH5-4 1-2		6-3		K		4	0	0	0	0	1	2
Norm Cash, L (1, 3) OBP: 0.366, SLG: 0.390		1B		4-3 2-3		1B		F7		4	0	2	0	0	0	2
Dick McAuliffe, L (1, 6) OBP: 0.349, SLG: 0.400		K		FC6-4 3-H 1B		6-3			B4-3	4	0	1	1	0	1	2
Bill Freehan, R (1, 2) OBP: 0.376, SLG: 0.529		4-3		FC6-4 1-2f			5-3		5-3	4	0	0	0	0	0	2
Don Wert, R (1, 5) OBP: 0.396, SLG: 0.356 Bubba Phillips, R (9, PH) OBP: 0.204, SLG: 0.241			BB 5-3		6-3		6-3		BB	2 0	0 0	0 0	0 0	1 1	0 0	0 0
Bill Faul, R (1, 1) OBP: 0.222, SLG: 0.250 Dick Egan, L (6, 1) Whitey Herzog, L (7, PH) OBP: 0.286, SLG: 0.250 Don Mossi, L (7, 1) OBP: 0.389, SLG: 0.333 Gus Triandos, R (9, PH) OBP: 0.320, SLG: 0.409			K		2B		K		F7	2 0 1 0 1	0 0 0 0 0	1 0 0 0 0	0 0 0 0 0	0 0 1 0 0	1 0 0 0 0	1 0 0 0 1
Inning Stats	R: 0 E: 0 K: 1 S: 5 H: 1 LOB: 0 BB: 0 P: 5	R: 0 E: 0 K: 1 S: 6 H: 1 LOB: 1 BB: 0 P: 6	R: 0 E: 0 K: 1 S: 5 H: 0 LOB: 1 BB: 1 P: 9	R: 1 E: 0 K: 0 S: 4 H: 1 LOB: 1 BB: 1 P: 8	R: 0 E: 0 K: 0 S: 4 H: 1 LOB: 1 BB: 0 P: 4	R: 0 E: 0 K: 0 S: 4 H: 1 LOB: 1 BB: 0 P: 4	R: 0 E: 0 K: 1 S: 5 H: 0 LOB: 0 BB: 0 P: 5	R: 1 E: 0 K: 1 S: 7 H: 2 LOB: 1 BB: 0 P: 7	R: 0 E: 0 K: 0 S: 3 H: 0 LOB: 1 BB: 1 P: 7	1B: 5 2B: 2 3B: 0 HR: 0 SF: 0 SAC: 1 DP: 0 HBP: 0						

TOP

Detroit Tigers @ Los Angeles Angels

Dodger Stadium, Los Angeles, CA

Wed May 29 1963, 7:05 PM PDT

Att. 12,537 - Unknown - 60 F

livebaseballscorecards.com

AB	33
R	2
H	7
RBI	2
BB	3
SO	5
LOB	14

PITCHER		IP	WLS	BF	H	R	ER	SO	BB	IBB	HBP	BLK	WP	HR	S	P	ERA	WHIP
Dean Chance, R ERA: 3.77	(1, 1)	7.1	W	31	7	2	2	4	2	0	0	0	0	0	36	44	2.46	1.227
Julio Navarro, R ERA: 2.63	(8, 1)	1.2	S	6	0	0	0	1	1	0	0	0	0	0	7	11	0.00	0.600

PITCHER		IP	WLS	BF	H	R	ER	SO	BB	IBB	HBP	BLK	WP	HR	S	P	ERA	WHIP

Batter	1	2	3	4	5	6	7	8	9	AB	R	H	RBI	BB	SO	LOB
Albie Pearson, L (1, 8) OBP: 0.399, SLG: 0.400	F8		G3		HR	BB				3	2	1	1	1	0	0
Charlie Dees, L (1, 3) OBP: 0.375, SLG: 0.571	K		F8		HBP	2B				3	0	1	3	0	1	0
Leon Wagner, L (1, 7) OBP: 0.413, SLG: 0.638	1B		1B		F3	F2				4	0	2	0	0	0	2
Lee Thomas, L (1, 9) OBP: 0.284, SLG: 0.303	1B		4-3		3-1		K			4	0	1	0	0	1	2
Bob Perry, R (8, 9) OBP: 0.265, SLG: 0.394										0	0	0	0	0	0	0
George Thomas, R (1, 5) OBP: 0.272, SLG: 0.362	L9			F4	6-3		L9			4	0	0	0	0	0	3
Billy Moran, R (1, 4) OBP: 0.284, SLG: 0.311		1-3		1B		SH4 1B 2B	3-1			3	1	1	0	1	0	0
Buck Rodgers, S (1, 2) OBP: 0.267, SLG: 0.284		F8		F6		SH4 2B		F3		4	1	1	0	0	0	1
Jim Fregosi, R (1, 6) OBP: 0.295, SLG: 0.389		BB		1B		F2		K		3	0	1	0	1	1	2
Dean Chance, R (1, 1)		G3		6-3		SH4		1-3		2	0	0	0	0	0	3
Julio Navarro, R (8, 1) OBP: 0.400, SLG: 0.333										1	0	0	0	0	0	0
Inning Stats	R: 0 E: 0 K: 1 S: 7 H: 2 LOB: 2 BB: 0 P: 7	R: 0 E: 0 K: 0 S: 3 H: 0 LOB: 1 BB: 1 P: 7	R: 0 E: 0 K: 0 S: 4 H: 1 LOB: 1 BB: 0 P: 4	R: 0 E: 0 K: 0 S: 4 H: 1 LOB: 2 BB: 1 P: 8	R: 1 E: 0 K: 0 S: 4 H: 1 LOB: 1 BB: 0 P: 5	R: 3 E: 0 K: 0 S: 6 H: 3 LOB: 1 BB: 1 P: 10	R: 0 E: 0 K: 1 S: 5 H: 0 LOB: 0 BB: 0 P: 5	R: 0 E: 0 K: 1 S: 5 H: 0 LOB: 0 BB: 0 P: 5		1B: 6 2B: 1 3B: 0 HR: 1	SF: 0 SAC: 1 DP: 0 HBP: 1			WP: 0 PB: 0 SB: 1 CS: 0	PA: 36		

PITCHER		IP	WLS	BF	H	R	ER	SO	BB	IBB	HBP	BLK	WP	HR	S	P	ERA	WHIP
Bill Faul, R ERA: 3.41	(1, 1)	5.2	L	29	8	4	4	1	3	0	1	0	0	1	27	40	6.35	1.941
Dick Egan, L ERA: 4.67	(6, 1)	0.1		1	0	0	0	0	0	0	0	0	0	0	1	1	0.00	0.000
Don Mossi, L ERA: 3.56	(7, 1)	2.0		6	0	0	0	2	0	0	0	0	0	0	10	10	0.00	0.000

PITCHER	IP	WLS	BF	H	R	ER	SO	BB	IBB	HBP	BLK	WP	HR	S	P	ERA	WHIP

BOTTOM

Detroit Tigers @ Los Angeles Angels

Dodger Stadium, Los Angeles, CA

Wed May 29 1963, 7:05 PM PDT

Att. 12,537 - Unknown - 60 F

livebaseballscorecards.com

AB	31
R	4
H	8
RBI	4
BB	3
SO	3
LOB	13

Batter	1	2	3	4	5	6	7	8	9	AB	R	H	RBI	BB	SO	LOB
Jake Wood, R (1, 4) OBP: 0.301, SLG: 0.419	S S S 0-3 ① K		x 0-0 HR		B B B B 4-0 S BB	S S S 0-3 ③ K			x 0-0 SH2-3 1B 1B 1B	4	2	2	1	1	2	3
Bill Bruton, L (1, 8) OBP: 0.322, SLG: 0.371	x 0-0 ② L6		x 0-0 ① 4-3		S S S 0-3 ① K 1-2		x 0-0 3B		x 0-0 1B SH2-3 1-2 1B	5	0	2	0	0	1	1
Al Kaline, R (1, 9) OBP: 0.408, SLG: 0.545	x 0-0 ③ L6		B B B B 4-0 CS BB		S S S 0-3 ② K		4-0 3-6 IBB		x 0-0 ① SH2-3 1-2 2-3	2	0	0	0	2	1	1
Norm Cash, L (1, 3) OBP: 0.360, SLG: 0.382		S S S 0-3 ① K	S S S 0-3 ② ③ K 1-2		x 0-0 ③ 4-3		x 0-0 ① ② 3-6 1-2f		x 0-0 FC4-6 2-3 3-H 1B	5	0	1	1	0	2	4
Dick McAuliffe, L (1, 6) OBP: 0.351, SLG: 0.400		S S S 0-3 ② K		x 0-0 2B 1B		x 0-0 2B FC6-2 1B	S S S 0-3 ③ K		x 0-0 ② FC4-6 FC6-4 1-2f	5	0	2	0	0	2	3
Gus Triandos, R (1, 2) OBP: 0.331, SLG: 0.447		H 1-0 2B HBP		x 0-0 ① F2		x 0-0 FC6-2 1-3 2B		x 0-0 HR	x 0-0 ③ FC6-4 1-2f	4	1	2	1	0	0	3
Rocky Colavito, R (1, 7) OBP: 0.348, SLG: 0.346		x 0-0 1-3 2B	x 0-0 ② 1-H 2B			4-0 FC6-2 IBB		x 0-0 ① 6-3		3	0	2	0	1	0	0
Don Wert, R (1, 5) OBP: 0.404, SLG: 0.340		4-0 IBB	4-0 IBB			x 0-0 ① F9		x 0-0 ② F8		2	0	0	0	2	0	3
Hank Aguirre, R (1, 1) OBP: 0.160, SLG: 0.125		S S S 0-3 ③ K	S S S 0-3 ③ K			x 0-0 ② FC6-2 1-2 2-3 3-Hf		x 0-0 ③ F7		4	0	0	0	0	2	8
Inning Stats	R: 0 H: 0 E: 0 LOB: 0 K: 1 BB: 0 S: 5 P: 5	R: 0 H: 1 E: 0 LOB: 3 K: 3 BB: 1 S: 10 P: 15	R: 1 H: 1 E: 0 LOB: 1 K: 1 BB: 1 S: 5 P: 9	R: 0 H: 2 E: 0 LOB: 2 K: 1 BB: 1 S: 6 P: 10	R: 0 H: 0 E: 0 LOB: 1 K: 2 BB: 1 S: 7 P: 11	R: 0 H: 2 E: 0 LOB: 3 K: 1 BB: 1 S: 7 P: 11	R: 0 H: 1 E: 0 LOB: 1 K: 1 BB: 1 S: 5 P: 9	R: 1 H: 1 E: 0 LOB: 0 K: 0 BB: 0 S: 4 P: 4	R: 1 H: 3 E: 0 LOB: 2 K: 0 BB: 0 S: 6 P: 6	1B: 5 SF: 0 2B: 5 SAC: 1 3B: 1 DP: 2 HR: 2 HBP: 1						

TOP

Detroit Tigers @ Los Angeles Angels

Dodger Stadium, Los Angeles, CA

Thu May 30 1963, 3:33 AM PDT

Att. 9,999 - Unknown - 63 F

livebaseballscorecards.com

AB	34
R	3
H	11
RBI	3
BB	6
SO	10
LOB	26

WP: 0 PA: 42
PB: 0
SB: 1
CS: 1

PITCHER		IP	WLS	BF	H	R	ER	SO	BB	IBB	HBP	BLK	WP	HR	S	P	ERA	WHIP
Bob Turley, R ERA: 3.53	(1, 1)	6.0	L	28	6	1	1	9	2	3	1	0	0	1	40	61	1.50	1.333
Don Lee, R ERA: 3.83	(7, 1)	0.0		1	1	0	0	0	0	0	0	0	0	0	1	1	∞	∞
Mel Nelson, L ERA: 3.79	(7, 1)	1.0		3	0	0	0	1	0	1	0	0	0	0	4	8	0.00	0.000
Art Fowler, R ERA: 1.78	(8, 1)	1.0		6	3	2	2	0	0	0	0	0	0	1	6	6	18.00	3.000
Tom Morgan, R ERA: 5.4	(9, 1)	0.1		1	0	0	0	0	0	0	0	0	0	0	1	1	0.00	0.000

PITCHER		IP	WLS	BF	H	R	ER	SO	BB	IBB	HBP	BLK	WP	HR	S	P	ERA	WHIP
Jack Spring, L ERA: 2.25	(9, 1)	0.2		3	1	0	0	0	0	0	0	0	0	0	3	3	0.00	1.500

Detroit Tigers @ Los Angeles Angels

Dodger Stadium, Los Angeles, CA

Thu May 30 1963, 3:33 AM PDT

Att. 9,999 - Unknown - 63 F

livebaseballscorecards.com

BOTTOM

Batter	1	2	3	4	5	6	7	8	9	AB	R	H	RBI	BB	SO	LOB
Albie Pearson, L (1, 8) OBP: 0.394, SLG: 0.394	F7		K			SH5-4 1-2		4-3		3	0	0	0	0	1	0
Jim Fregosi, R (1, 6) OBP: 0.299, SLG: 0.392	L9			FC4-6 1B		2-3 1B			5-3	4	0	2	0	0	0	0
Leon Wagner, L (1, 7) OBP: 0.404, SLG: 0.622	L9			FC4-6 1-2f		F4			4-3	4	0	0	0	0	0	3
George Thomas, R (1, 5) OBP: 0.265, SLG: 0.353		F8		F8		F7			F7	4	0	0	0	0	0	3
Billy Moran, R (1, 4) OBP: 0.285, SLG: 0.311		L5		F2			G6-4-3 1B			3	0	1	0	0	0	1
Charlie Dees, L (1, 3) OBP: 0.364, SLG: 0.444		BB			6-3		K			2	0	0	0	1	1	1
Ed Sadowski, R (1, 2) OBP: 0.284, SLG: 0.377 Art Fowler, R (8, 1) Tom Morgan, R (9, 1) Jack Spring, R (9, 1) OBP: 1.000, SLG: 1.000		4-3			F8		G6-4-3 1-2f			3 0 0 0	0 0 0 0	0 0 0 0	0 0 0 0	0 0 0 0	0 0 0 0	2 0 0 0
Bob Perry, R (1, 9) OBP: 0.243, SLG: 0.361			F7		F7			L5		3	0	0	0	0	0	0
Bob Turley, R (1, 1) Felix Torres, R (6, PH) OBP: 0.301, SLG: 0.339 Joe Koppe, R (6, PR) OBP: 0.308, SLG: 0.250 Don Lee, R (7, 1) OBP: 0.063, SLG: 0.063 Mel Nelson, R (7, 1) OBP: 0.111, SLG: 0.111 Buck Rodgers, S (8, 2) OBP: 0.205, SLG: 0.282			F8			1B SH5-4 1B		F3		1 1 0 0 0 1	0 0 0 0 0 0	0 1 0 0 0 0	0 0 0 0 0 0	0 0 0 0 0 0	0 0 0 0 0 0	0 0 0 0 0 0
Inning Stats	R: 0 E: 0 K: 0 S: 3 H: 0 BB: 0 P: 3	R: 0 E: 0 K: 0 S: 3 H: 0 LOB: 1 BB: 1 P: 7	R: 0 E: 0 K: 1 S: 5 H: 0 LOB: 0 BB: 0 P: 5	R: 0 E: 0 K: 0 S: 4 H: 1 LOB: 1 BB: 0 P: 4	R: 0 E: 0 K: 0 S: 3 H: 0 LOB: 0 BB: 0 P: 3	R: 0 E: 0 K: 0 S: 5 H: 2 LOB: 2 BB: 0 P: 5	R: 0 E: 0 K: 1 S: 5 H: 1 LOB: 0 BB: 0 P: 5	R: 0 E: 0 K: 0 S: 3 H: 0 LOB: 0 BB: 0 P: 3	R: 0 E: 0 K: 0 S: 3 H: 0 LOB: 0 BB: 0 P: 3	1B: 4 2B: 0 3B: 0 HR: 0	SF: 0 SAC: 1 DP: 1 HBP: 0						

	AB	29
	R	0
	H	4
	RBI	0
	BB	1
	SO	2
	LOB	10

PITCHER	IP	WLS	BF	H	R	ER	SO	BB	IBB	HBP	BLK	WP	HR	S	P	ERA	WHIP
Hank Aguirre, L (1, 1) ERA: 3.31	9.0	W	31	4	0	0	2	1	0	0	0	0	0	34	38	0.00	0.556

PITCHER	IP	WLS	BF	H	R	ER	SO	BB	IBB	HBP	BLK	WP	HR	S	P	ERA	WHIP

PB: 0 SB: 0 CS: 0 PA: 31

Batter	1	2	3	4	5	6	7	8	9	AB	R	H	RBI	BB	SO	LOB
Jake Wood, R (1, 4) OBP: 0.307, SLG: 0.421	G4-6-3		F9		6-3			SH2-4		4	0	2	0	0	0	0
Bill Bruton, L (1, 8) OBP: 0.317, SLG: 0.365	G4-6-3 1-2f			K	F9			SH2-4 1-2		3	0	0	0	0	1	1
Al Kaline, R (1, 9) OBP: 0.405, SLG: 0.538	L6			BB 1B 1B		L5-3		L8		4	1	1	0	0	0	1
Norm Cash, L (1, 3) OBP: 0.357, SLG: 0.378		1-3		BB 1-2 1B		F9		F6		4	1	1	0	0	0	1
Dick McAuliffe, L (1, 6) OBP: 0.348, SLG: 0.391		1-3		1B 1-2 2-3 SF8		F7			1-3	3	1	0	0	1	0	0
Gus Triandos, R (1, 2) OBP: 0.336, SLG: 0.444		BB		1-3 2-H 3-H			F5		F7	3	0	1	2	1	0	0
Rocky Colavito, R (1, 7) OBP: 0.340, SLG: 0.340		K	SF8 3-H				F8		1-3	3	0	0	1	0	1	1
Don Wert, R (1, 5) OBP: 0.400, SLG: 0.340			F4	F9			1B			3	0	1	0	0	0	1
Jim Bunning, R (1, 1) OBP: 0.207, SLG: 0.179			K		6-3		F3			3	0	0	0	0	1	1
Inning Stats	R: 0 E: 0 K: 0 S: 3 H: 1 LOB: 0 BB: 0 P: 3	R: 0 E: 0 K: 1 S: 5 H: 0 LOB: 1 BB: 1 P: 9	R: 0 E: 0 K: 1 S: 5 H: 0 LOB: 0 BB: 0 P: 5	R: 3 E: 0 K: 1 S: 8 H: 3 LOB: 1 BB: 1 P: 12	R: 0 E: 0 K: 0 S: 3 H: 0 LOB: 0 BB: 0 P: 3	R: 0 E: 0 K: 0 S: 3 H: 0 LOB: 0 BB: 0 P: 3	R: 0 E: 0 K: 0 S: 4 H: 1 LOB: 1 BB: 0 P: 4	R: 0 E: 0 K: 0 S: 4 H: 1 LOB: 1 BB: 0 P: 4	R: 0 E: 0 K: 0 S: 3 H: 0 LOB: 0 BB: 0 P: 3	1B: 6 2B: 0 3B: 0 HR: 0 SF: 1 SAC: 1 DP: 1 HBP: 0						

PITCHER		IP	WLS	BF	H	R	ER	SO	BB	IBB	HBP	BLK	WP	HR	S	P	ERA	WHIP
Jim Perry, R ERA: 3.21	(1, 1)	7.0	L	27	5	3	3	3	2	0	0	0	0	0	31	39	3.86	1.000
Bill Dailey, R ERA: 2.91	(8, 1)	2.0		7	1	0	0	0	0	0	0	0	0	0	7	7	0.00	0.500

PITCHER	IP	WLS	BF	H	R	ER	SO	BB	IBB	HBP	BLK	WP	HR	S	P	ERA	WHIP

TOP

Detroit Tigers @ Minnesota Twins

Metropolitan Stadium, Bloomington , MI

Fri May 31 1963, 8:05 PM EDT

Att. 15,483 - Unknown - 74 F

livebaseballscorecards.com

AB	30
R	3
H	6
RBI	3
BB	2
SO	3
LOB	6

WP: 0 PA: 34
PB: 0
SB: 0
CS: 0

BOTTOM

Detroit Tigers @ Minnesota Twins

Metropolitan Stadium, Bloomington , MI

Fri May 31 1963, 8:05 PM EDT

Att. 15,483 - Unknown - 74 F

Batter	1	2	3	4	5	6	7	8	9	AB	R	H	RBI	BB	SO	LOB
Lenny Green, L (1, 8) OBP: 0.286, SLG: 0.313	F8		L9		F8			4-3		4	0	0	0	0	0	1
Vic Power, R (1, 3) OBP: 0.274, SLG: 0.359	F3			F7		5-3		F4		4	0	0	0	0	0	0
Harmon Killebrew, R (1, 7) OBP: 0.305, SLG: 0.452	1B			BB (1B)		1B		K		3	0	2	0	1	1	0
Bob Allison, R (1, 9) OBP: 0.382, SLG: 0.578	F2			K		K			F4	4	0	0	0	0	2	3
Earl Battey, R (1, 2) OBP: 0.360, SLG: 0.510		5-3		1B (1-2)		K			HR	4	1	2	1	0	1	1
Rich Rollins, R (1, 5) OBP: 0.366, SLG: 0.414		6-3		F6			L9		F3	4	0	0	0	0	0	2
Zoilo Versalles, R (1, 6) OBP: 0.320, SLG: 0.438		K			4-3 (1B)		1B		2B	4	0	3	0	0	1	0
Bernie Allen, L (1, 4) OBP: 0.268, SLG: 0.248			F4		4-3 (1-2)		L9		L9	4	0	0	0	0	0	3
Jim Perry, S (1, 1) OBP: 0.333, SLG: 0.250			K		K		F8			2	0	0	0	0	2	1
Jimmie Hall, L (7, PH) OBP: 0.283, SLG: 0.338										1	0	0	0	0	0	1
Bill Dailey, R (8, 1)										0	0	0	0	0	0	0
Inning Stats	R: 0 E: 0 K: 0 S: 4 H: 1 LOB: 1 BB: 0 P: 4	R: 0 E: 0 K: 1 S: 5 H: 0 LOB: 0 BB: 0 P: 5	R: 0 E: 0 K: 1 S: 5 H: 0 LOB: 0 BB: 0 P: 5	R: 0 E: 0 K: 1 S: 6 H: 1 LOB: 2 BB: 1 P: 10	R: 0 E: 0 K: 1 S: 6 H: 1 LOB: 1 BB: 0 P: 6	R: 0 E: 0 K: 2 S: 8 H: 1 LOB: 1 BB: 0 P: 8	R: 0 E: 0 K: 0 S: 4 H: 1 LOB: 1 BB: 0 P: 4	R: 0 E: 0 K: 1 S: 5 H: 0 LOB: 0 BB: 0 P: 5	R: 1 E: 0 K: 0 S: 5 H: 2 LOB: 1 BB: 0 P: 5	1B: 5 2B: 1 3B: 0 HR: 1	SF: 0 SAC: 0 DP: 0 HBP: 0						

PITCHER	IP	WLS	BF	H	R	ER	SO	BB	IBB	HBP	BLK	WP	HR	S	P	ERA	WHIP
Jim Bunning, R (1, 1) ERA: 2.94	9.0	W	35	7	1	1	7	1	0	0	0	0	1	48	52	1.00	0.889

PITCHER	IP	WLS	BF	H	R	ER	SO	BB	IBB	HBP	BLK	WP	HR	S	P	ERA	WHIP

AB	34
R	1
H	7
RBI	1
BB	1
SO	7
LOB	12

WP: 0 PB: 0 SB: 0 CS: 0 PA: 35

livebaseballscorecards.com

Batter	1	2	3	4	5	6	7	8	9	AB	R	H	RBI	BB	SO	LOB
Jake Wood, R (1, 4) OBP: 0.305, SLG: 0.424	S S S 0-3 ① K		S S S 0-3 ② K			x 0-0 1B 2B		S S S 0-3 ① K		4	1	1	0	0	3	1
Bill Bruton, L (1, 8) OBP: 0.312, SLG: 0.358	x 0-0 ② 4-3		x 0-0 ③ F9			x 0-0 ① F5		x 0-0 ② 1-3		3	0	0	0	0	0	2
Bubba Phillips, R (8, PH) OBP: 0.202, SLG: 0.239 (8, 8)										1	0	0	0	0	0	0
Al Kaline, R (1, 9) OBP: 0.397, SLG: 0.526	x 0-0 ③ L5-3			x 0-0 ① L9		x 0-0 ② L9		x 0-0 ③ L6		4	0	0	0	0	0	1
Gus Triandos, R (1, 2) OBP: 0.341, SLG: 0.442		x 0-0 ① F9		x 0-0 ② F6		x 0-0 2-H 1B			B B B B 4-0 G5-4-3 BB	3	0	1	1	1	0	0
Jim Bunning, R (9, PR) OBP: 0.207, SLG: 0.179										0	0	0	0	0	0	0
Rocky Colavito, R (1, 7) OBP: 0.339, SLG: 0.344		x 0-0 WP 2B		x 0-0 ③ F8		x 0-0 ③ F8			x 0-0 ① ② G5-4-3 1-2f	4	0	1	0	0	0	2
Norm Cash, L (1, 3) OBP: 0.354, SLG: 0.369		S S S 0-3 ② K 2-3			x 0-0 ① 3-1		x 0-0 ① 4-3		B B B B 4-0 FC5-4 BB	3	0	0	0	1	1	1
Don Wert, R (1, 5) OBP: 0.406, SLG: 0.352		S S S 0-3 ③ K			x 0-0 BB 1B		x 0-0 1-3 1B		x 0-0 ③ FC5-4 1-2f	4	0	2	0	0	1	2
Dick McAuliffe, L (1, 6) OBP: 0.348, SLG: 0.385			x 0-0 ① 4-1		B B B B 4-0 G4-6-3 1-2 BB		x 0-0 ② 1-3 1-2			2	0	0	0	1	0	1
Bob Anderson, R (1, 1) Paul Foytack, R (2, 1) Frank Kostro, R (5, PH) OBP: 0.351, SLG: 0.250 Phil Regan, R (5, 1) OBP: 0.211, SLG: 0.389 Bill Freehan, R (7, PH) OBP: 0.372, SLG: 0.521 Tom Sturdivant, L (7, 1)			B B B B 4-0 BB		x 0-0 ② ③ G4-6-3 1-2f		S S S 0-3 ③ K			0 0 1 0 1 0	0 0 0 0 0 0	0 0 0 0 0 0	0 0 0 0 0 0	0 1 0 0 1 0	0 0 0 0 0 0	0 0 2 0 1 0
Inning Stats	R: 0 H: 0 E: 0 LOB: 0 K: 1 BB: 0 S: 5 P: 5	R: 0 H: 1 E: 0 LOB: 1 K: 2 BB: 0 S: 8 P: 8	R: 0 H: 0 E: 0 LOB: 1 K: 1 BB: 1 S: 5 P: 9	R: 0 H: 0 E: 0 LOB: 0 K: 0 BB: 0 S: 3 P: 3	R: 0 H: 1 E: 0 LOB: 1 K: 0 BB: 1 S: 3 P: 7	R: 1 H: 2 E: 0 LOB: 1 K: 0 BB: 0 S: 5 P: 5	R: 0 H: 1 E: 0 LOB: 1 K: 1 BB: 0 S: 6 P: 6	R: 0 H: 0 E: 0 LOB: 0 K: 1 BB: 0 S: 5 P: 5	R: 0 H: 0 E: 0 LOB: 1 K: 0 BB: 2 S: 2 P: 10	1B: 3 SF: 0 2B: 2 SAC: 0 3B: 0 DP: 2 HR: 0 HBP: 0						

PITCHER	IP	WLS	BF	H	R	ER	SO	BB	IBB	HBP	BLK	WP	HR	S	P	ERA	WHIP
Jim Roland, L (1, 1) ERA: 3.02	9.0	W	34	5	1	1	6	4	0	0	0	1	0	42	58	1.00	1.000

PITCHER	IP	WLS	BF	H	R	ER	SO	BB	IBB	HBP	BLK	WP	HR	S	P	ERA	WHIP

TOP

Detroit Tigers @ Minnesota Twins

Metropolitan Stadium, Bloomington , MI

Sat Jun 01 1963, 4:33 AM EDT

Att. 10,946 - Unknown - 78 F

livebaseballscorecards.com

AB	30
R	1
H	5
RBI	1
BB	4
SO	6
LOB	13

WP: 1 PA: 34
PB: 0
SB: 0
CS: 0

Batter	1	2	3	4	5	6	7	8	9	AB	R	H	RBI	BB	SO	LOB
Zoilo Versalles, R (1, 6) OBP: 0.333, SLG: 0.466	2B 2B	BB 2-3 1B		F3 ①		1B 2B		BB WP 2B		5	3	4	0	0	0	0
Vic Power, R (1, 3) OBP: 0.277, SLG: 0.360	F4 ① 2B	L9 ② 1B		5-3 1B		WP 2-H 1B		F8 ① 2B		5	1	2	1	0	0	4
Harmon Killebrew, R (1, 7) OBP: 0.310, SLG: 0.455 Lenny Green, L (9, 8) OBP: 0.286, SLG: 0.313	E 2-H 2B 2B	B B B B FC5-6 1-2 BB		5-3 ② 1-2		L6 ① 1-2		S S S K ② 2B		4 0	1 0	1 0	1 0	1 0	1 0	3 0
Bob Allison, R (1, 9) OBP: 0.378, SLG: 0.564	E1 2-3 2B	FC5-6 ③ 1-2f		S S S K ③ 2B		F6 ② 2B		B B B B BB 1B		4	1	0	0	1	1	6
Earl Battey, R (1, 2) OBP: 0.367, SLG: 0.516	S S S K ② 2B		4-3 SF8 2B		F3 ① 2B	2-H 1B		B B B B 1-2 2-3 BB		4	1	2	1	1	1	2
Jimmie Hall, L (1, 8) OBP: 0.278, SLG: 0.341 (9, 7)	2-H 3-H 2B		4-3 ① 2-3		F4 ② 2B	F8 ③ 2B		S S K ③ 3-H		5	0	1	2	0	1	4
Rich Rollins, R (1, 5) OBP: 0.370, SLG: 0.407	L9 ③ 2B		B B B B BB 1B		B B B B WP BB		1-3 ① 2B			2	0	0	0	2	0	1
Bernie Allen, L (1, 4) OBP: 0.268, SLG: 0.245		E6 1B SH3-4		SF8 ② 3-H		1-2 IBB		F7 ② 2B		2	0	0	1	1	0	0
Jim Roland, R (1, 1)		SH3-4 ① 1-2		F3 ③ 2B		G3 ③ 2B		4-3 ③ 2B		3	0	0	0	0	0	3
Inning Stats	R: 3 E: 1 K: 1 S: 9 H: 3 LOB: 1 BB: 0 P: 9	R: 0 E: 1 K: 0 S: 5 H: 1 LOB: 3 BB: 1 P: 9	R: 1 E: 0 K: 0 S: 4 H: 1 LOB: 1 BB: 1 P: 8	R: 0 E: 0 K: 1 S: 6 H: 1 LOB: 1 BB: 0 P: 6	R: 0 E: 0 K: 0 S: 3 H: 0 LOB: 2 BB: 2 P: 11	R: 2 E: 0 K: 0 S: 6 H: 3 LOB: 1 BB: 0 P: 6	R: 0 E: 0 K: 0 S: 3 H: 0 LOB: 0 BB: 0 P: 3	R: 1 E: 0 K: 2 S: 8 H: 1 LOB: 2 BB: 2 P: 16		1B: 4 2B: 6 3B: 0 HR: 0 SF: 1 SAC: 1 DP: 0 HBP: 0						

BOTTOM

Detroit Tigers @ Minnesota Twins

Metropolitan Stadium, Bloomington , MI

Sat Jun 01 1963, 4:33 AM EDT

Att. 10,946 - Unknown - 78 F

livebaseballscorecards.com

AB	34
R	7
H	10
RBI	6
BB	6
SO	4
LOB	23

WP: 3 PA: 42
PB: 0
SB: 0
CS: 0

PITCHER		IP	WLS	BF	H	R	ER	SO	BB	IBB	HBP	BLK	WP	HR	S	P	ERA	WHIP
Bob Anderson, R ERA: 3.38	(1, 1)	1.2	L	12	4	3	1	1	1	0	0	0	0	0	13	17	5.40	3.000
Paul Foytack, R ERA: 7.27	(2, 1)	2.1		10	2	1	1	1	1	0	0	0	0	0	11	15	3.86	1.286
Phil Regan, R ERA: 3.58	(5, 1)	2.0		11	3	2	2	0	1	1	0	0	2	0	9	17	9.00	2.000
Tom Sturdivant, R ERA: 4.68	(7, 1)	2.0		9	1	1	1	2	2	0	0	0	1	0	11	19	4.50	1.500

PITCHER		IP	WLS	BF	H	R	ER	SO	BB	IBB	HBP	BLK	WP	HR	S	P	ERA	WHIP

Detroit Tigers @ Minnesota Twins

Metropolitan Stadium, Bloomington , MI

Sun Jun 02 1963, 4:33 AM EDT

Att. 21,555 - Unknown - 78 F

TOP

livebaseballscorecards.com

Batter	1	2	3	4	5	6	7	8	9	AB	R	H	RBI	BB	SO	LOB
Jake Wood, R (1, 4) OBP: 0.314, SLG: 0.430	5-3		HR 1B		K		E8 FC5-2 1B 1B 1-3 2-H 3-H		SH1-4 1B 1B	5	3	3	2	0	1	0
Bill Bruton, L (1, 8) OBP: 0.306, SLG: 0.350	K		F8		L9		FC5-2 1B 1-2 3-H		SH1-4 1-2	4	0	0	0	0	1	3
Al Kaline, R (1, 9) OBP: 0.407, SLG: 0.545	FC6-4 BB		1-H HR			L5-3	1B 1-2 2-H		1B IBB	3	1	2	3	2	0	0
Rocky Colavito, R (1, 7) OBP: 0.340, SLG: 0.364	FC6-4 1-2f		K			HR	K		G5-4-3 1B 1-3 2-H	5	1	2	2	0	2	3
Gus Triandos, R (1, 2) OBP: 0.336, SLG: 0.432		FC3-6 1B	F2			L8	K		G5-4-3 1-2f	5	0	1	0	0	1	4
Norm Cash, L (1, 3) OBP: 0.346, SLG: 0.358		FC3-6 1B 1-2f		F8		6-3		F8		4	0	0	0	0	0	1
Don Wert, R (1, 5) OBP: 0.382, SLG: 0.328		K		5-3			E5 HBP 1B E	K		4	1	0	0	0	2	1
Dick McAuliffe, L (1, 6) OBP: 0.358, SLG: 0.396		1-2 1B		2-3			HBP E 1B 1-2	1B		4	1	3	0	0	0	0
Bill Faul, R (1, 1) OBP: 0.182, SLG: 0.200		K			K		E 1B FC5-2 HBP 1-2 2-3	K		2	0	0	0	0	2	2
Bubba Phillips, R (7, PH) OBP: 0.209, SLG: 0.239										0	0	0	0	0	0	0
Terry Fox, R (7, 1)										1	0	0	0	0	1	1

	AB	37
	R	7
	H	11
	RBI	7
	BB	2
	SO	10
	LOB	15

Inning Stats	1	2	3	4	5	6	7	8	9	1B: 9 SF: 0	WP: 0 PA: 41
R:	0	0	2	0	0	1	3	0	1	2B: 0 SAC: 1	PB: 0
E:	0	0	0	0	0	0	2	0	0	3B: 0 DP: 1	SB: 0
K:	1	2	1	0	2	0	2	2	0	HR: 2 HBP: 1	CS: 0
S:	5	9	7	3	7	4	11	8	4		
H:	0	2	2	0	0	1	3	1	2		
LOB:	1	2	0	0	0	0	2	0	1		
BB:	1	0	0	0	0	0	0	0	1		
P:	9	9	7	3	7	4	12	8	8		

PITCHER		IP	WLS	BF	H	R	ER	SO	BB	IBB	HBP	BLK	WP	HR	S	P	ERA	WHIP
Jim Kaat, L ERA: 3.68	(1, 1)	6.1		29	7	6	5	6	1	0	1	0	0	2	39	44	7.11	1.263
Bill Dailey, R ERA: 2.74	(7, 1)	1.1		6	2	0	0	3	0	0	0	0	0	0	12	12	0.00	1.500
Ray Moore, R ERA: 2.84	(8, 1)	0.1		1	0	0	0	1	0	0	0	0	0	0	3	3	0.00	0.000
Frank Sullivan, R ERA: 6.3	(9, 1)	1.0	L	5	2	1	1	0	0	1	0	0	0	0	4	8	9.00	2.000

PITCHER	IP	WLS	BF	H	R	ER	SO	BB	IBB	HBP	BLK	WP	HR	S	P	ERA	WHIP

Detroit Tigers @ Minnesota Twins

Metropolitan Stadium, Bloomington , MI

Sun Jun 02 1963, 4:33 AM EDT

Att. 21,555 - Unknown - 78 F

BOTTOM

livebaseballscorecards.com

Batter	1	2	3	4	5	6	7	8	9	AB	R	H	RBI	BB	SO	LOB
Zoilo Versalles, R (1, 6) OBP: 0.330, SLG: 0.455	S S S 0-3 K ①		B B B B 4-0 BB		x 0-0 F9 ②	x 0-0 F8 ③			x 0-0 1-3 ①	4	0	0	0	1	1	3
Vic Power, R (1, 3) OBP: 0.275, SLG: 0.361	S S S 0-3 K ②		x 0-0 F8 ③		x 0-0 4-3 ③		x 0-0 1-3 ①		x 0-0 2B	5	0	1	0	0	1	1
Harmon Killebrew, R (1, 7) OBP: 0.305, SLG: 0.473	S S S 0-3 K ③			x 0-0 HR		S S S 0-3 K ①	x 0-0 F8 ②		S S S 0-3 K ②	5	1	1	1	0	3	1
Bob Allison, R (1, 9) OBP: 0.383, SLG: 0.577		x 0-0 HR		B B B B 4-0 PB 1B BB		B B B B 4-0 1B FC BB	S S S 0-3 K ③		x 0-0 L6 ③	3	3	1	1	2	1	1
Earl Battey, R (1, 2) OBP: 0.365, SLG: 0.510		x 0-0 F8 ①		x 0-0 F7 ① 1-2		x 0-0 FC IBB 1-3 SF7 1B		x 0-0 F8 ①		4	1	1	0	0	0	1
Jimmie Hall, L (1, 8) OBP: 0.287, SLG: 0.352		x 0-0 4-3 ②		x 0-0 F4 ②		4-0 BB FC 1-2 IBB		x 0-0 1B 2B		3	1	1	0	1	0	1
Rich Rollins, R (1, 5) OBP: 0.374, SLG: 0.410		x 0-0 F3 ③		x 0-0 2-H 1B		x 0-0 FC BB 1-2 2-3 3-H		x 0-0 2-H 1B		4	0	2	3	0	0	2
Bernie Allen, L (1, 4) OBP: 0.262, SLG: 0.241			x 0-0 4-3 ①	x 0-0 F7 ③		x 0-0 SF7 ② 3-H		x 0-0 F2 ②		3	0	0	1	0	0	2
Jim Kaat, L (1, 1) OBP: 0.154, SLG: 0.120 Bill Dailey, R (7, 1) Ray Moore, R (8, 1) Lenny Green, L (8, PH) OBP: 0.284, SLG: 0.311 Frank Sullivan, R (9, 1)			x 0-0 6-3 ②		x 0-0 F6 ①	B B B B 4-0 1-2 2-3 BB		x 0-0 F4 ③		2 0 0 1 0	0 0 0 0 0	0 0 0 0 0	0 0 0 0 0	1 0 0 0 0	0 0 0 0 0	0 0 0 1 0
Inning Stats	R: 0 H: 0 E: 0 LOB: 0 K: 3 BB: 0 S: 9 P: 9	R: 1 H: 1 E: 0 LOB: 0 K: 0 BB: 0 S: 4 P: 4	R: 0 H: 0 E: 0 LOB: 1 K: 0 BB: 1 S: 3 P: 7	R: 2 H: 2 E: 0 LOB: 1 K: 0 BB: 1 S: 5 P: 9	R: 0 H: 0 E: 0 LOB: 0 K: 0 BB: 0 S: 3 P: 3	R: 2 H: 1 E: 0 LOB: 3 K: 1 BB: 3 S: 7 P: 19	R: 0 H: 0 E: 0 LOB: 0 K: 1 BB: 0 S: 5 P: 5	R: 1 H: 2 E: 0 LOB: 1 K: 0 BB: 0 S: 5 P: 5	R: 0 H: 1 E: 0 LOB: 1 K: 1 BB: 0 S: 6 P: 6	1B: 3 2B: 2 3B: 0 HR: 2	SF: 1 SAC: 0 DP: 0 HBP: 0			WP: 0 PB: 1 SB: 0 CS: 0	PA: 40		

	AB	34
	R	6
	H	7
	RBI	6
	BB	5
	SO	6
	LOB	13

PITCHER		IP	WLS	BF	H	R	ER	SO	BB	IBB	HBP	BLK	WP	HR	S	P	ERA	WHIP
Bill Faul, R ERA: 3.86	(1, 1)	6.0		28	4	5	4	4	4	1	0	0	0	2	31	51	6.00	1.333
Terry Fox, R ERA: 3.05	(7, 1)	3.0	W	12	3	1	1	2	0	0	0	0	0	0	16	16	3.00	1.000

PITCHER	IP	WLS	BF	H	R	ER	SO	BB	IBB	HBP	BLK	WP	HR	S	P	ERA	WHIP

Batter	1	2	3	4	5	6	7	8	9	AB	R	H	RBI	BB	SO	LOB
Jake Wood, R (1, 4) OBP: 0.313, SLG: 0.425	S 1B 1B	F7		K			G1			4	1	1	0	0	1	1
Bill Bruton, L (1, 8) OBP: 0.305, SLG: 0.344	K 1-2		1B 1B BB		1-3		4-3			3	1	0	0	1	1	1
Al Kaline, R (1, 9) OBP: 0.413, SLG: 0.547	E 2-H 1B		1B SF7 1-2 1B		G4-6-3 BB			L9		3	2	2	1	1	0	0
Norm Cash, L (1, 3) OBP: 0.343, SLG: 0.355	E3 1-H		1-3 2-H 1B		G4-6-3 1-2f			1-3		4	0	1	1	0	0	1
Rocky Colavito, R (1, 7) OBP: 0.338, SLG: 0.361	K		K			FC4-6 1B		K		4	0	1	0	0	3	3
Dick McAuliffe, L (1, 6) OBP: 0.349, SLG: 0.387	F8		SF7 3-H			FC4-6 1-2f			4-3	3	0	0	1	0	0	2
Gus Triandos, R (1, 2) OBP: 0.327, SLG: 0.419		K	F7			F9			K	4	0	0	0	0	2	2
Don Wert, R (1, 5) OBP: 0.375, SLG: 0.323		1B		5-3		F8			K	4	0	1	0	0	1	1
Mickey Lolich, S (1, 1)		P1		K			K			3	0	0	0	0	2	1
Hank Aguirre, R (7, 1) OBP: 0.160, SLG: 0.125										0	0	0	0	0	0	0
Tom Sturdivant, L (7, 1)										0	0	0	0	0	0	0

TOP

Detroit Tigers @ Cleveland Indians

Cleveland Municipal Stadium, Cleveland, OH

Tue Jun 04 1963, 7:05 PM EDT

Att. 5,698 - Unknown

livebaseballscorecards.com

AB	32
R	4
H	6
RBI	3
BB	2
SO	10
LOB	12

Inning Stats	1	2	3	4	5	6	7	8	9
	R: 2 E: 1 K: 2 S: 10	R: 0 E: 0 K: 1 S: 6	R: 2 E: 0 K: 1 S: 7	R: 0 E: 0 K: 2 S: 7	R: 0 E: 0 K: 0 S: 2	R: 0 E: 0 K: 0 S: 4	R: 0 E: 0 K: 1 S: 5	R: 0 E: 0 K: 1 S: 5	R: 0 E: 0 K: 2 S: 7
	H: 2 LOB: 1 BB: 0 P: 10	H: 1 LOB: 1 BB: 0 P: 6	H: 2 LOB: 1 BB: 1 P: 11	H: 0 LOB: 0 BB: 0 P: 7	H: 0 LOB: 0 BB: 1 P: 6	H: 1 LOB: 1 BB: 0 P: 4	H: 0 LOB: 0 BB: 0 P: 5	H: 0 LOB: 0 BB: 0 P: 5	H: 0 LOB: 0 BB: 0 P: 7

1B: 6	SF: 1	WP: 0	PA: 35
2B: 0	SAC: 0	PB: 0	
3B: 0	DP: 1	SB: 1	
HR: 0	HBP: 0	CS: 0	

PITCHER		IP	WLS	BF	H	R	ER	SO	BB	IBB	HBP	BLK	WP	HR	S	P	ERA	WHIP
Barry Latman, R ERA: 5.34	(1, 1)	5.0		22	5	4	3	6	2	0	0	0	0	0	32	40	5.40	1.400
Jerry Walker, R ERA: 5.18	(6, 1)	2.0	W	7	1	0	0	1	0	0	0	0	0	0	9	9	0.00	0.500
Ted Abernathy, R ERA: 2.45	(8, 1)	2.0	S	6	0	0	0	3	0	0	0	0	0	0	12	12	0.00	0.000

PITCHER	IP	WLS	BF	H	R	ER	SO	BB	IBB	HBP	BLK	WP	HR	S	P	ERA	WHIP

Batter	1	2	3	4	5	6	7	8	9	AB	R	H	RBI	BB	SO	LOB
Dick Howser, R (1, 6) OBP: 0.330, SLG: 0.213	G3		K		F7		BB			3	1	0	0	1	1	3
Vic Davalillo, L (1, 8) OBP: 0.308, SLG: 0.429	1-3			6-3		G1	1B 2B			4	1	1	0	0	0	0
Al Luplow, L (1, 9) OBP: 0.266, SLG: 0.295	K			K		F3	FC6-4 1B			4	0	1	2	0	2	0
Joe Adcock, R (1, 3) OBP: 0.336, SLG: 0.495		G6-4-3 1B		HR		F5	FC6-4			4	1	2	1	0	0	1
Woodie Held, R (1, 4) OBP: 0.352, SLG: 0.466		F7		K			WP 4-3 2B HBP	K		3	1	0	0	0	2	1
Tito Francona, L (1, 7) OBP: 0.288, SLG: 0.326		G6-4-3			1B 1B		4-3	F7		4	0	1	0	0	0	2
Max Alvis, R (1, 5) OBP: 0.292, SLG: 0.430			BLK 1B		P6		HR 2B	2B		4	1	3	1	0	0	1
Joe Azcue, R (1, 2) OBP: 0.389, SLG: 0.438			F3		1B		L9	IBB		3	0	1	0	1	0	2
Barry Latman, R (1, 1) OBP: 0.143, SLG: 0.143			L9		K		HR	K		1	0	0	0	0	0	1
Willie Kirkland, L (5, PH) OBP: 0.288, SLG: 0.328										1	0	0	0	0	1	2
Jerry Walker, S (6, 1) OBP: 0.250, SLG: 0.143										0	0	0	0	0	0	0
Miguel de la Hoz, R (7, PH) OBP: 0.208, SLG: 0.375										1	1	1	2	0	0	0
Ted Abernathy, R (8, 1)										1	0	0	0	0	1	2
Inning Stats	R: 0 E: 0 K: 1 S: 5 H: 0 LOB: 0 BB: 0 P: 5	R: 0 E: 0 K: 0 S: 3 H: 1 LOB: 0 BB: 0 P: 3	R: 0 E: 0 K: 1 S: 6 H: 1 LOB: 1 BB: 0 P: 6	R: 1 E: 0 K: 2 S: 8 H: 1 LOB: 0 BB: 0 P: 8	R: 0 E: 0 K: 1 S: 7 H: 2 LOB: 2 BB: 0 P: 7	R: 0 E: 0 K: 0 S: 3 H: 0 LOB: 0 BB: 0 P: 3	R: 5 E: 0 K: 0 S: 7 H: 4 LOB: 1 BB: 1 P: 12	R: 0 E: 0 K: 2 S: 8 H: 1 LOB: 2 BB: 1 P: 12		1B: 5 2B: 3 3B: 0 HR: 2 SF: 0 SAC: 0 DP: 1 HBP: 1				WP: 1 PB: 0 SB: 0 CS: 0 PA: 36		

PITCHER		IP	WLS	BF	H	R	ER	SO	BB	IBB	HBP	BLK	WP	HR	S	P	ERA	WHIP
Mickey Lolich, L ERA: 2.49	(1, 1)	6.1		25	6	3	3	5	0	0	1	1	1	1	34	35	4.26	0.947
Hank Aguirre, L ERA: 3.68	(7, 1)	0.1	L	5	3	3	3	0	1	0	0	0	0	1	4	8	81.00	12.000
Tom Sturdivant, R ERA: 4.5	(7, 1)	1.1		6	1	0	0	2	0	1	0	0	0	0	9	13	0.00	0.750

PITCHER	IP	WLS	BF	H	R	ER	SO	BB	IBB	HBP	BLK	WP	HR	S	P	ERA	WHIP

BOTTOM

Detroit Tigers @ Cleveland Indians

Cleveland Municipal Stadium, Cleveland, OH

Tue Jun 04 1963, 7:05 PM EDT

Att. 5,698 - Unknown

livebaseballscorecards.com

AB	33
R	6
H	10
RBI	6
BB	2
SO	7
LOB	15

Batter	1	2	3	4	5	6	7	8	9	AB	R	H	RBI	BB	SO	LOB
Jake Wood, R (1, 4) OBP: 0.315, SLG: 0.424	5-3		1B		K		E SH5-3 1B	F7		5	1	2	0	0	1	2
Bill Bruton, L (1, 8) OBP: 0.303, SLG: 0.348	P6		P5		WP 1B 2B		SH5-3		F7	4	1	1	1	0	0	1
Al Kaline, R (1, 9) OBP: 0.418, SLG: 0.543	BB		L4		1B 1B		E WP IBB		L5-3	3	1	1	1	2	0	1
Norm Cash, L (1, 3) OBP: 0.345, SLG: 0.378	K			BB 1B	F4		E4 WP		HR	5	1	2	1	0	1	3
Dick McAuliffe, L (1, 6) OBP: 0.357, SLG: 0.386		5-3 BB		F7	1B		K		BB	3	0	1	0	2	1	2
Rocky Colavito, R (1, 7) OBP: 0.335, SLG: 0.353		F8		BB	F7		K		K	4	0	0	0	1	2	5
Gus Triandos, R (1, 2) OBP: 0.325, SLG: 0.414		5-3		P3	K			FC4-6 1B		4	0	1	0	0	1	3
Don Wert, R (1, 5) OBP: 0.355, SLG: 0.303		F7		K2-3			F7	FC4-6		4	0	0	0	0	1	4
Jim Bunning, R (1, 1) OBP: 0.219, SLG: 0.258 Terry Fox, R (8, 1)			F9		2B 3B		5-3	SH1-4		3 0	1 0	1 0	0 0	0 0	0 0	0 0
Inning Stats	R: 0 E: 0 K: 1 S: 5 / H: 0 LOB: 1 BB: 1 P: 9	R: 0 E: 0 K: 0 S: 3 / H: 0 LOB: 1 BB: 1 P: 7	R: 0 E: 0 K: 0 S: 4 / H: 1 LOB: 1 BB: 0 P: 4	R: 0 E: 0 K: 1 S: 6 / H: 1 LOB: 2 BB: 1 P: 10	R: 2 E: 0 K: 1 S: 9 / H: 4 LOB: 2 BB: 0 P: 9	R: 0 E: 0 K: 1 S: 5 / H: 0 LOB: 0 BB: 0 P: 5	R: 2 E: 1 K: 2 S: 9 / H: 1 LOB: 1 BB: 1 P: 13	R: 0 E: 0 K: 0 S: 4 / H: 1 LOB: 1 BB: 0 P: 4	R: 1 E: 0 K: 1 S: 6 / H: 1 LOB: 1 BB: 1 P: 10	1B: 6 2B: 1 3B: 1 HR: 1	SF: 0 SAC: 2 DP: 0 HBP: 0						

TOP

Detroit Tigers @ Cleveland Indians

Cleveland Municipal Stadium, Cleveland, OH

Wed Jun 05 1963, 7:05 PM EDT

Att. 7,488 - Unknown

livebaseballscorecards.com

AB	35
R	5
H	9
RBI	3
BB	5
SO	7
LOB	21

PITCHER		IP	WLS	BF	H	R	ER	SO	BB	IBB	HBP	BLK	WP	HR	S	P	ERA	WHIP
Mudcat Grant, R ERA: 3.82	(1, 1)	5.0	L	24	6	2	2	3	3	0	0	0	1	0	27	39	3.60	1.800
Gary Bell, R ERA: 4.46	(6, 1)	1.1		6	1	2	0	1	0	1	0	0	0	0	7	11	0.00	0.750
Bob Allen, L ERA: 3.94	(7, 1)	0.2		3	0	0	0	2	0	0	0	0	1	0	7	7	0.00	0.000
Ron Nischwitz, L ERA: 6.89	(8, 1)	1.0		4	1	0	0	0	0	0	0	0	0	0	4	4	0.00	1.000
Ted Abernathy, R ERA: 3.86	(9, 1)	1.0		5	1	1	1	1	1	0	0	0	0	1	6	10	9.00	2.000

PITCHER	IP	WLS	BF	H	R	ER	SO	BB	IBB	HBP	BLK	WP	HR	S	P	ERA	WHIP

BOTTOM

Detroit Tigers @ Cleveland Indians

Cleveland Municipal Stadium, Cleveland, OH

Wed Jun 05 1963, 7:05 PM EDT

Att. 7,488 - Unknown

livebaseballscorecards.com

Batter	1	2	3	4	5	6	7	8	9	AB	R	H	RBI	BB	SO	LOB
Dick Howser, R (1, 6) OBP: 0.319, SLG: 0.205	F7		L9		SH5-4 (1-2, 2-3)		F8	5-3		3	0	0	0	0	0	1
Gene Green, R (8, PH) OBP: 0.286, SLG: 0.290										1	0	0	0	0	0	2
Ted Abernathy, R (9, 1)										0	0	0	0	0	0	0
Vic Davalillo, L (1, 8) OBP: 0.310, SLG: 0.422	S, BB		K		F6		WP, BB (1-2)		5-3	3	0	0	0	2	1	2
Al Luplow, L (1, 9) OBP: 0.263, SLG: 0.323	L9 (1-2)			K	3-1		F3 (1-2, 2-3)		HR	5	1	1	1	0	1	5
Fred Whitfield, L (1, 3) OBP: 0.303, SLG: 0.506	K			2B		G5-4-3, 1B		1B, BB, 1B	F7	5	1	3	0	0	1	1
Woodie Held, R (1, 4) OBP: 0.348, SLG: 0.456 (9, 6)		F3		F8		G5-4-3 (1-2f)		L9	1B	5	0	1	0	0	0	3
Tito Francona, L (1, 7) OBP: 0.292, SLG: 0.324		F7		6-3		1B		BB, 1B (1-2)	F7	4	1	1	0	1	0	2
Max Alvis, R (1, 5) OBP: 0.297, SLG: 0.431		1B			E5, 1B	P4		1B (1-2, 2-3)		4	1	2	0	0	0	1
Joe Azcue, R (1, 2) OBP: 0.450, SLG: 0.500		1B (1-2)			SH5-4, 1B (1-3)		WP, BB, 1B	1B (1-2, 2-H, 3-H)		4	0	4	2	0	0	0
Mudcat Grant, R (1, 1) OBP: 0.100, SLG: 0.150			K		SH5-4 (1-2, 3-H), 1B		K	P4		1	0	0	0	0	1	0
Willie Kirkland, L (5, PH) OBP: 0.297, SLG: 0.338										1	0	1	1	0	0	0
Gary Bell, R (6, 1)										0	0	0	0	0	0	0
Bob Allen, L (7, 1)										0	0	0	0	0	0	0
Miguel de la Hoz, R (7, PH) OBP: 0.200, SLG: 0.360										1	0	0	0	0	1	1
Ron Nischwitz, S (8, 1)										0	0	0	0	0	0	0
Joe Adcock, R (8, PH) OBP: 0.333, SLG: 0.490										1	0	0	0	0	0	2
Jerry Kindall, R (9, 4) OBP: 0.214, SLG: 0.192										0	0	0	0	0	0	0
Inning Stats	R: 0 E: 0 K: 1 S: 5 H: 0 LOB: 1 BB: 1 P: 9	R: 0 E: 0 K: 0 S: 4 H: 2 LOB: 1 BB: 0 P: 4	R: 0 E: 0 K: 2 S: 7 H: 0 LOB: 0 BB: 0 P: 7	R: 0 E: 0 K: 1 S: 6 H: 1 LOB: 1 BB: 0 P: 6	R: 1 E: 1 K: 0 S: 6 H: 2 LOB: 2 BB: 0 P: 6	R: 0 E: 0 K: 0 S: 4 H: 2 LOB: 1 BB: 0 P: 4	R: 0 E: 0 K: 1 S: 6 H: 1 LOB: 2 BB: 1 P: 10	R: 2 E: 0 K: 0 S: 6 H: 3 LOB: 2 BB: 1 P: 10	R: 1 E: 0 K: 0 S: 5 H: 2 LOB: 1 BB: 0 P: 5	1B: 11 2B: 1 3B: 0 HR: 1 SF: 0 SAC: 1 DP: 1 HBP: 0	WP: 1 PB: 0 SB: 1 CS: 0 PA: 42					

	AB	38
	R	4
	H	13
	RBI	4
	BB	3
	SO	5
	LOB	20

PITCHER	IP	WLS	BF	H	R	ER	SO	BB	IBB	HBP	BLK	WP	HR	S	P	ERA	WHIP
Jim Bunning, R (1, 1) ERA: 2.9	7.1	W	34	10	3	2	5	3	0	0	0	1	0	41	53	2.46	1.773
Terry Fox, R (8, 1) ERA: 3.22	1.2	S	8	3	1	1	0	0	0	0	0	0	1	8	8	5.40	1.800

PITCHER	IP	WLS	BF	H	R	ER	SO	BB	IBB	HBP	BLK	WP	HR	S	P	ERA	WHIP

Batter	1	2	3	4	5	6	7	8	9	AB	R	H	RBI	BB	SO	LOB
Phil Linz, R (1, 6) OBP: 0.333, SLG: 0.317	CS 2B		F4			6-3		FC6-4 1-2f 2-3		4	0	1	0	0	0	3
Bobby Richardson, R (1, 4) OBP: 0.269, SLG: 0.319	K 2-3			L8		HR		F8		4	1	1	1	0	1	3
Tom Tresh, S (1, 8) OBP: 0.347, SLG: 0.483	5-3			B5-3		5-3		5-3		4	0	0	0	0	0	2
Elston Howard, R (1, 2) OBP: 0.287, SLG: 0.457		F4		L9			1B		1B SF8 1B	4	1	2	0	0	0	0
Roger Maris, L (1, 9) OBP: 0.333, SLG: 0.556		L9			4-3		K		PB 1-3 1B 1B	4	1	1	0	0	1	1
Joe Pepitone, L (1, 3) OBP: 0.310, SLG: 0.507		3-1			4-3		F8		SF8 1-2 3-H	3	0	0	1	0	0	1
Hector Lopez, R (1, 7) OBP: 0.265, SLG: 0.333			4-3		HR		5-3		K	4	1	1	1	0	1	2
Clete Boyer, R (1, 5) OBP: 0.337, SLG: 0.466			L7		F8			FC6-4 BB 1B	FC6-4 2-H 1B	4	0	2	1	0	0	0
Bill Stafford, R (1, 1) OBP: 0.267, SLG: 0.214 Bill Kunkel, R (4, 1) Harry Bright, R (8, PH) OBP: 0.409, SLG: 0.475 Al Downing, R (8, 1) Jack Reed, R (9, PH) OBP: 0.333, SLG: 0.481			1B			K		FC6-4 1-2 BB	FC6-4 1-2f	1 1 0 0 1	0 0 0 0 0	1 0 0 0 0	0 0 0 0 0	0 1 1 0 0	0 0 0 0 0	0 0 0 0 1
Inning Stats	R: 0 E: 0 K: 1 S: 5 H: 1 LOB: 0 BB: 0 P: 5	R: 0 E: 0 K: 0 S: 3 H: 0 LOB: 0 BB: 0 P: 3	R: 0 E: 0 K: 0 S: 4 H: 1 LOB: 1 BB: 0 P: 4	R: 0 E: 0 K: 0 S: 3 H: 0 LOB: 0 BB: 0 P: 3	R: 1 E: 0 K: 0 S: 4 H: 1 LOB: 0 BB: 0 P: 4	R: 1 E: 0 K: 1 S: 6 H: 1 LOB: 0 BB: 0 P: 6	R: 0 E: 0 K: 1 S: 6 H: 1 LOB: 1 BB: 0 P: 6	R: 0 E: 0 K: 0 S: 4 H: 1 LOB: 2 BB: 1 P: 8	R: 2 E: 0 K: 1 S: 8 H: 3 LOB: 1 BB: 0 P: 8	1B: 6 2B: 1 3B: 0 HR: 2 SF: 1 SAC: 0 DP: 0 HBP: 0						

PITCHER	IP	WLS	BF	H	R	ER	SO	BB	IBB	HBP	BLK	WP	HR	S	P	ERA	WHIP
Hank Aguirre, L (1, 1) ERA: 3.6	9.0	W	36	9	4	3	4	1	0	0	0	0	2	43	47	3.00	1.111

PITCHER	IP	WLS	BF	H	R	ER	SO	BB	IBB	HBP	BLK	WP	HR	S	P	ERA	WHIP

TOP

New York Yankees @ Detroit Tigers

Tiger Stadium, Detroit, MI

Fri Jun 07 1963, 7:05 PM EDT

Att. 38,282 - Unknown

livebaseballscorecards.com

AB	34
R	4
H	9
RBI	4
BB	1
SO	4
LOB	13

WP: 0 PB: 1 SB: 0 CS: 1 PA: 36

Batter	1	2	3	4	5	6	7	8	9	AB	R	H	RBI	BB	SO	LOB
Jake Wood, R (1, 4) OBP: 0.320, SLG: 0.432	HR 1B 1B	F5		1B 2-3 2B		F5				4	2	2	0	0	0	1
Bill Bruton, L (1, 8) OBP: 0.307, SLG: 0.351	HR 1-2 1B	K		2-H 3-H 1B			L8			4	1	2	2	0	1	1
Al Kaline, R (1, 9) OBP: 0.415, SLG: 0.553	1-H 2-H HR		L3	L3			F5			4	1	1	3	0	0	1
Norm Cash, L (1, 3) OBP: 0.343, SLG: 0.381	4-3 SF7 2B		K	L6			3-1			4	1	1	0	0	1	1
Dick McAuliffe, L (1, 6) OBP: 0.349, SLG: 0.376	4-3 2-3		F8		K			K		4	0	0	0	0	2	1
Rocky Colavito, R (1, 7) OBP: 0.329, SLG: 0.347	SF7 3-H			L7	6-3			6-3		3	0	0	1	0	0	0
Gus Triandos, R (1, 2) OBP: 0.329, SLG: 0.434	K			HR	6-3			BB		3	1	1	1	1	1	0
Don Wert, R (1, 5) OBP: 0.363, SLG: 0.304		1B		2B HBP		6-3		K		3	1	1	0	0	1	1
Hank Aguirre, R (1, 1) OBP: 0.179, SLG: 0.185		K		2B 1-H 1B 2B		K				3	1	1	1	0	2	1
Inning Stats	R: 4 H: 4 E: 0 LOB: 0 K: 1 BB: 0 S: 9 P: 9	R: 0 H: 1 E: 0 LOB: 1 K: 2 BB: 0 S: 8 P: 8	R: 0 H: 0 E: 0 LOB: 0 K: 1 BB: 0 S: 5 P: 5	R: 4 H: 4 E: 0 LOB: 1 K: 0 BB: 0 S: 7 P: 8	R: 0 H: 0 E: 0 LOB: 0 K: 1 BB: 0 S: 5 P: 5	R: 0 H: 0 E: 0 LOB: 0 K: 1 BB: 0 S: 5 P: 5	R: 0 H: 0 E: 0 LOB: 0 K: 0 BB: 0 S: 3 P: 3	R: 0 H: 0 E: 0 LOB: 1 K: 2 BB: 1 S: 7 P: 11		1B: 4 SF: 1 2B: 3 SAC: 0 3B: 0 DP: 0 HR: 2 HBP: 1						

PITCHER		IP	WLS	BF	H	R	ER	SO	BB	IBB	HBP	BLK	WP	HR	S	P	ERA	WHIP
Bill Stafford, R ERA: 6.55	(1, 1)	3.1	L	19	8	8	8	4	0	0	1	0	0	2	26	27	21.60	2.400
Bill Kunkel, R ERA: 1.15	(4, 1)	3.2		12	1	0	0	2	0	0	0	0	0	0	16	16	0.00	0.273
Al Downing, L ERA:	(8, 1)	1.0		4	0	0	0	2	1	0	0	0	0	0	7	11	0.00	1.000

PITCHER	IP	WLS	BF	H	R	ER	SO	BB	IBB	HBP	BLK	WP	HR	S	P	ERA	WHIP

BOTTOM

New York Yankees @ Detroit Tigers

Tiger Stadium, Detroit, MI

Fri Jun 07 1963, 7:05 PM EDT

Att. 38,282 - Unknown

livebaseballscorecards.com

AB	32
R	8
H	9
RBI	8
BB	1
SO	8
LOB	7

WP: 0	PA: 35		
PB: 0			
SB: 0			
CS: 0			

New York Yankees @ Detroit Tigers

Tiger Stadium, Detroit, MI

Sat Jun 08 1963, 7:05 PM EDT

Att. 39,744 - Cloudy - 85 F

livebaseballscorecards.com

TOP

Batter	1	2	3	4	5	6	7	8	9	AB	R	H	RBI	BB	SO	LOB
Clete Boyer, R (1, 6) OBP: 0.330, SLG: 0.456	5-3		G3		F7		F2			4	0	0	0	0	0	0
Bobby Richardson, R (1, 4) OBP: 0.269, SLG: 0.318	L9		F7		1-3			G5-4-3 1B 1B		4	0	1	0	0	0	0
Tom Tresh, S (1, 8) OBP: 0.359, SLG: 0.500	2B			HBP 2B 1B		HR 1B		1-2 G5-4-3 1B		4	2	4	0	0	0	0
Elston Howard, R (1, 2) OBP: 0.291, SLG: 0.473	F7			2B 1-2 HBP		1-H HR		1-2f 2-3 G5-4-3		3	1	1	2	0	0	3
Roger Maris, L (1, 9) OBP: 0.323, SLG: 0.536		3-1		F4		4-3		F8		4	0	0	0	0	0	3
Harry Bright, R (1, 5) OBP: 0.417, SLG: 0.488		S S S K		1-3 2-H 2B		L9			B B B B FC4-6 BB	3	0	1	1	1	1	0
Hector Lopez, R (1, 7) OBP: 0.265, SLG: 0.362		HR		5-3		6-3			F8	4	1	1	1	0	0	3
Joe Pepitone, L (1, 3) OBP: 0.302, SLG: 0.493		F5		S S S K			4-3		1-2f FC4-6	4	0	0	0	0	1	3
Ralph Terry, R (1, 1) OBP: 0.100, SLG: 0.069			6-3		1-3		F4		S S S K	1	0	0	0	0	0	0
Hal Reniff, R (3, 1)										1	0	0	0	0	0	0
Jack Reed, R (7, PH) OBP: 0.321, SLG: 0.464										1	0	0	0	0	0	0
Steve Hamilton, L (7, 1) OBP: 0.333, SLG: 0.667										0	0	0	0	0	0	0
Yogi Berra, L (9, PH) OBP: 0.207, SLG: 0.310										1	0	0	0	0	1	1

	AB	34
	R	4
	H	8
	RBI	4
	BB	1
	SO	3
	LOB	13

Inning Stats	1	2	3	4	5	6	7	8	9	1B: 4	SF: 0	WP: 0	PA: 36
R	0	1	0	1	0	2	0	0	0	2B: 2	SAC: 0	PB: 0	
E	0	0	0	0	0	0	0	0	0	3B: 0	DP: 1	SB: 0	
K	0	1	0	1	0	0	0	0	1	HR: 2	HBP: 1	CS: 0	
S	4	6	3	7	3	5	3	4	5				
H	1	1	0	2	0	2	0	2	0				
LOB	1	0	0	2	0	2	0	1	1				
BB	0	0	0	0	0	0	0	0	1				
P	4	6	3	8	3	5	3	4	9				

PITCHER		IP	WLS	BF	H	R	ER	SO	BB	IBB	HBP	BLK	WP	HR	S	P	ERA	WHIP
Don Mossi, L ERA: 3.76	(1, 1)	7.0	W	29	7	4	4	2	0	0	1	0	0	2	32	33	5.14	1.000
Tom Sturdivant, R ERA: 4.25	(8, 1)	2.0	S	7	1	0	0	1	1	0	0	0	0	0	8	12	0.00	1.000

PITCHER	IP	WLS	BF	H	R	ER	SO	BB	IBB	HBP	BLK	WP	HR	S	P	ERA	WHIP

Batter	1	2	3	4	5	6	7	8	9	AB	R	H	RBI	BB	SO	LOB
Jake Wood, R (1, 4) OBP: 0.322, SLG: 0.431	B5-3		G3 2B 1B	F3		1B		K		5	1	2	0	0	1	0
Bill Bruton, L (1, 8) OBP: 0.306, SLG: 0.354	2B		G3 1-2	K		F4				4	0	1	0	0	1	2
Al Kaline, R (1, 9) OBP: 0.416, SLG: 0.573	L8		HR 2-H 2B		L6-3		HR			4	2	2	2	0	0	1
Norm Cash, L (1, 3) OBP: 0.346, SLG: 0.411	F4		HR 2-H		1B 2B		K			4	2	2	2	0	1	1
Dick McAuliffe, L (1, 6) OBP: 0.352, SLG: 0.379		F9	HR 1B		L6-4 BB 2-H 1B		1-3			4	1	2	1	0	0	0
Rocky Colavito, R (1, 7) OBP: 0.332, SLG: 0.363		G1	1-H HR		B B B B 4-0 1-2 BB		L3			3	1	1	2	1	0	0
Gus Triandos, R (1, 2) OBP: 0.327, SLG: 0.429		E5	FC6-4 1B		L6-4 2-3			F3		4	0	1	0	0	0	2
Bubba Phillips, R (1, 5) OBP: 0.210, SLG: 0.265		5-3	FC6-4 1-2f			1-3		HR		4	1	1	1	0	0	2
Don Mossi, L (1, 1) OBP: 0.333, SLG: 0.278 Tom Sturdivant, L (8, 1)			F7	L5		G1		F5		3 1	0 0	0 0	0 0	0 0	0 0	0 0
Inning Stats	R: 0 H: 1 E: 0 LOB: 1 K: 0 BB: 0 S: 4 P: 4	R: 0 H: 0 E: 1 LOB: 1 K: 0 BB: 0 S: 4 P: 4	R: 5 H: 6 E: 0 LOB: 1 K: 0 BB: 0 S: 9 P: 9	R: 0 H: 0 E: 0 LOB: 0 K: 1 BB: 0 S: 5 P: 5	R: 1 H: 2 E: 0 LOB: 1 K: 0 BB: 1 S: 4 P: 8	R: 0 H: 1 E: 0 LOB: 1 K: 0 BB: 0 S: 4 P: 4	R: 1 H: 1 E: 0 LOB: 0 K: 1 BB: 0 S: 6 P: 6	R: 1 H: 1 E: 0 LOB: 0 K: 1 BB: 0 S: 6 P: 6		1B: 5 SF: 0 2B: 4 SAC: 0 3B: 0 DP: 1 HR: 4 HBP: 0						

PITCHER		IP	WLS	BF	H	R	ER	SO	BB	IBB	HBP	BLK	WP	HR	S	P	ERA	WHIP
Ralph Terry, R ERA: 3.49	(1, 1)	2.2	L	16	7	5	5	0	0	0	0	0	0	2	16	16	16.88	2.625
Hal Reniff, R ERA: 3.38	(3, 1)	3.1		13	3	1	1	1	1	0	0	0	0	0	14	18	2.70	1.200
Steve Hamilton, L ERA: 3.21	(7, 1)	2.0		8	2	2	2	2	0	0	0	0	0	2	12	12	9.00	1.000

PITCHER		IP	WLS	BF	H	R	ER	SO	BB	IBB	HBP	BLK	WP	HR	S	P	ERA	WHIP

BOTTOM

New York Yankees @ Detroit Tigers

Tiger Stadium, Detroit, MI

Sat Jun 08 1963, 7:05 PM EDT

Att. 39,744 - Cloudy - 85 F

livebaseballscorecards.com

AB	36
R	8
H	12
RBI	8
BB	1
SO	3
LOB	8

WP: 0 PA: 37
PB: 0
SB: 0
CS: 0

Batter	1	2	3	4	5	6	7	8	9	AB	R	H	RBI	BB	SO	LOB
Clete Boyer, R (1, 6) OBP: 0.332, SLG: 0.467	F8		BBBB 4-0 FC5 1B BB		F8		HR	F8		4	1	1	1	1	0	0
Bobby Richardson, R (1, 4) OBP: 0.267, SLG: 0.315	L8		0-0 BB FC5 1-2 1B		F8		E6 1B		F8	5	0	1	0	0	0	0
Tom Tresh, S (1, 8) OBP: 0.360, SLG: 0.519	2B		F6		HR		SSS 0-3 K		L8	5	1	2	1	0	1	3
Elston Howard, R (1, 2) OBP: 0.283, SLG: 0.459	L9		FC5 BB 1-2 2-3f		SSS 0-3 K		SSS 0-3 K		6-3	5	0	0	0	0	2	4
Roger Maris, L (1, 9) OBP: 0.328, SLG: 0.536 Jack Reed, R (3, PH) (3, 9) OBP: 0.355, SLG: 0.467		BBBB 4-0 HR BB	BBBB 4-0 1-2 2-3 BB		SSS 0-3 K	0-0 FC5-4 1-2 1B				0 2	1 0	0 1	0 1	1 1	0 1	0 0
Harry Bright, R (1, 5) OBP: 0.404, SLG: 0.532		0-0 1-H HR	F4		L9	FC5-4 1-2f				4	1	1	2	0	0	5
Hector Lopez, R (1, 7) OBP: 0.274, SLG: 0.392		0-0 F8	SSS 0-3 K		BBBB 4-0 2B BB			0-0 HR		3	2	1	1	1	1	0
Joe Pepitone, L (1, 3) OBP: 0.301, SLG: 0.494		0-0 L9	0-0 1-3		0-0 1-H 2B			0-0 4-3		4	0	1	1	0	0	0
Whitey Ford, L (1, 1) OBP: 0.229, SLG: 0.250		SSS 0-3 K	0-0 L9		0-0 F6			0-0 F8		4	0	0	0	0	1	1
Inning Stats	R: 0 E: 0 K: 0 S: 4 H: 1 LOB: 1 BB: 0 P: 4	R: 2 E: 0 K: 1 S: 6 H: 1 LOB: 0 BB: 1 P: 10	R: 0 E: 0 K: 0 S: 4 H: 1 LOB: 3 BB: 2 P: 12	R: 0 E: 0 K: 1 S: 5 H: 0 LOB: 0 BB: 0 P: 5	R: 1 E: 0 K: 1 S: 6 H: 1 LOB: 0 BB: 0 P: 6	R: 1 E: 0 K: 1 S: 6 H: 1 LOB: 1 BB: 1 P: 10	R: 1 E: 1 K: 2 S: 10 H: 2 LOB: 2 BB: 0 P: 10	R: 1 E: 0 K: 0 S: 4 H: 1 LOB: 0 BB: 0 P: 4	R: 0 E: 0 K: 0 S: 3 H: 0 LOB: 0 BB: 0 P: 3	1B: 2 2B: 2 3B: 0 HR: 4	SF: 0 SAC: 0 DP: 0 HBP: 0						

TOP

New York Yankees @ Detroit Tigers

Tiger Stadium, Detroit, MI

Sun Jun 09 1963, 4:33 AM EDT

Att. 32,326 - Overcast

livebaseballscorecards.com

AB	36
R	6
H	8
RBI	6
BB	4
SO	6
LOB	13

PITCHER		IP	WLS	BF	H	R	ER	SO	BB	IBB	HBP	BLK	WP	HR	S	P	ERA	WHIP
Mickey Lolich, L ERA: 3.38	(1, 1)	6.2	L	32	7	5	5	6	4	0	0	0	0	3	40	56	6.75	1.650
Phil Regan, R ERA: 3.56	(7, 1)	0.1		1	0	0	0	0	0	0	0	0	0	0	1	1	0.00	0.000
Tom Sturdivant, R ERA: 4.26	(8, 1)	2.0		7	1	1	1	0	0	0	0	0	0	1	7	7	4.50	0.500

PITCHER	IP	WLS	BF	H	R	ER	SO	BB	IBB	HBP	BLK	WP	HR	S	P	ERA	WHIP

WP: 0 PB: 0 SB: 0 CS: 0 PA: 40

Batter	1	2	3	4	5	6	7	8	9	AB	R	H	RBI	BB	SO	LOB
Jake Wood, R (1, 4) OBP: 0.326, SLG: 0.429	6-3		SH5-4 1B		K		BB 1-2 2-3			3	1	1	0	1	1	0
Bill Bruton, L (1, 8) OBP: 0.303, SLG: 0.351	4-3		SH5-4 1-2		4-3		K			2	0	0	0	0	0	0
Frank Kostro, R (7, PH) OBP: 0.345, SLG: 0.245										1	0	0	0	0	1	3
Tom Sturdivant, L (8, 1)										0	0	0	0	0	0	0
Al Kaline, R (1, 9) OBP: 0.418, SLG: 0.571	FC6-4 1B		1B 2-H			L7		F5		4	0	2	1	0	0	0
Rocky Colavito, R (1, 7) OBP: 0.326, SLG: 0.355	FC6-4 1-2f		F8			L7		F7		4	0	0	0	0	0	2
Gus Triandos, R (1, 2) OBP: 0.319, SLG: 0.417		F8	6-3			6-3		F7		4	0	0	0	0	0	1
Norm Cash, L (1, 3) OBP: 0.344, SLG: 0.426		HR		K			4-3		4-3	4	1	1	1	0	1	0
Bubba Phillips, R (1, 5) OBP: 0.228, SLG: 0.299		3B		F6			BB 1B		1B	4	0	3	0	0	0	0
(8, 8)																
Dick McAuliffe, L (1, 6) OBP: 0.344, SLG: 0.369		K		4-3			F6		F7	4	0	0	0	0	1	3
Mickey Lolich, S (1, 1)		K			K		BB 1-2		F8	2	0	0	0	0	2	1
Phil Regan, R (7, 1) OBP: 0.211, SLG: 0.389										0	0	0	0	0	0	0
Bill Freehan, R (7, PH) OBP: 0.379, SLG: 0.528										1	0	1	0	0	0	0
Don Wert, R (8, 5) OBP: 0.358, SLG: 0.300										1	0	0	0	0	0	1
Inning Stats	R: 0 E: 0 K: 0 S: 4 H: 1 LOB: 1 BB: 0 P: 4	R: 1 E: 0 K: 2 S: 9 H: 2 LOB: 1 BB: 0 P: 9	R: 1 E: 0 K: 0 S: 5 H: 2 LOB: 1 BB: 0 P: 5	R: 0 E: 0 K: 1 S: 5 H: 0 LOB: 0 BB: 0 P: 5	R: 0 E: 0 K: 2 S: 7 H: 0 LOB: 0 BB: 0 P: 7	R: 0 E: 0 K: 0 S: 3 H: 0 LOB: 0 BB: 0 P: 3	R: 0 E: 0 K: 1 S: 7 H: 2 LOB: 3 BB: 1 P: 11	R: 0 E: 0 K: 0 S: 3 H: 0 LOB: 0 BB: 0 P: 3	R: 0 E: 0 K: 0 S: 4 H: 1 LOB: 1 BB: 0 P: 4	1B: 6 2B: 0 3B: 1 HR: 1	SF: 0 SAC: 1 DP: 0 HBP: 0						

PITCHER	IP	WLS	BF	H	R	ER	SO	BB	IBB	HBP	BLK	WP	HR	S	P	ERA	WHIP
Whitey Ford, L (1, 1) ERA: 2.84	9.0	W	36	8	2	2	6	1	0	0	0	0	1	47	51	2.00	1.000

PITCHER	IP	WLS	BF	H	R	ER	SO	BB	IBB	HBP	BLK	WP	HR	S	P	ERA	WHIP

New York Yankees @ Detroit Tigers

Tiger Stadium, Detroit, MI

Sun Jun 09 1963, 4:33 AM EDT

Att. 32,326 - Overcast

BOTTOM

livebaseballscorecards.com

AB	34
R	2
H	8
RBI	2
BB	1
SO	6
LOB	11

WP: 0	PB: 0	SB: 0	CS: 0
PA: 36			

Batter	1	2	3	4	5	6	7	8	9	AB	R	H	RBI	BB	SO	LOB
Chuck Schilling, R (1, 4) OBP: 0.353, SLG: 0.400	6-3		BBBB 4-0 BLK 1B BB		L7			F8		3	1	0	0	1	0	0
Roman Mejias, R (1, 8) OBP: 0.180, SLG: 0.226	F4		5-3 1-2			F8		4-3		4	0	0	0	0	0	1
Carl Yastrzemski, L (1, 7) OBP: 0.365, SLG: 0.390	BB 1B		2-H 1B			1B			BBBB 5-3 BB	3	0	3	1	1	0	0
Dick Stuart, R (1, 3) OBP: 0.299, SLG: 0.464	BBBB 1-2 BB		F5			L9			1-2	3	0	0	0	1	0	3
Frank Malzone, R (1, 5) OBP: 0.387, SLG: 0.511	F8			F5		F3			BBBB FC5-4 BB	3	0	0	0	1	0	3
Lou Clinton, R (1, 9) OBP: 0.279, SLG: 0.423		SSS K		5-3			SSS K		F2	4	0	0	0	0	2	2
Eddie Bressoud, R (1, 6) OBP: 0.319, SLG: 0.428		F7		SSS K			5-3		FC5-4 1-2f	4	0	0	0	0	1	2
Russ Nixon, L (1, 2) OBP: 0.371, SLG: 0.450		4-3			6-3		L9			3	0	0	0	0	0	0
Dave Morehead, R (1, 1) OBP: 0.056, SLG: 0.056			L9		F2			SSS K		2	0	0	0	0	0	0
Chet Nichols, S (7, 1)										0	0	0	0	0	0	0
Jim Gosger, L (8, PH)										1	0	0	0	0	1	0
Mike Fornieles, R (1, 1) OBP: 0.333, SLG: 0.667										0	0	0	0	0	0	0
Inning Stats	R: 0 H: 1 E: 0 LOB: 2 K: 0 BB: 1 S: 4 P: 8	R: 0 H: 0 E: 0 LOB: 0 K: 1 BB: 0 S: 5 P: 5	R: 1 H: 1 E: 0 LOB: 1 K: 0 BB: 1 S: 4 P: 8	R: 0 H: 0 E: 0 LOB: 0 K: 1 BB: 0 S: 5 P: 5	R: 0 H: 0 E: 0 LOB: 0 K: 0 BB: 0 S: 3 P: 3	R: 0 H: 1 E: 0 LOB: 1 K: 0 BB: 0 S: 4 P: 4	R: 0 H: 0 E: 0 LOB: 0 K: 1 BB: 0 S: 5 P: 5	R: 0 H: 0 E: 0 LOB: 0 K: 1 BB: 0 S: 5 P: 5	R: 0 H: 0 E: 0 LOB: 2 K: 0 BB: 2 S: 3 P: 11	1B: 3 SF: 0 2B: 0 SAC: 0 3B: 0 DP: 0 HR: 0 HBP: 0						

PITCHER	IP	WLS	BF	H	R	ER	SO	BB	IBB	HBP	BLK	WP	HR	S	P	ERA	WHIP
Bill Faul, R (1, 1) ERA: 3.27	9.0	W	34	3	1	1	4	4	0	0	1	0	0	38	54	1.00	0.778

PITCHER	IP	WLS	BF	H	R	ER	SO	BB	IBB	HBP	BLK	WP	HR	S	P	ERA	WHIP

TOP

Boston Red Sox @ Detroit Tigers

Tiger Stadium, Detroit, MI

Mon Jun 10 1963, 7:05 PM EDT

Att. 7,058 - Unknown

livebaseballscorecards.com

AB	30
R	1
H	3
RBI	1
BB	4
SO	4
LOB	11

Boston Red Sox @ Detroit Tigers

Tiger Stadium, Detroit, MI

Mon Jun 10 1963, 7:05 PM EDT

Att. 7,058 - Unknown

BOTTOM

Batter	1	2	3	4	5	6	7	8	9	AB	R	H	RBI	BB	SO	LOB
Jake Wood, R (1, 4) OBP: 0.333, SLG: 0.446	0-0 S HR 1B	0-0 3B		0-3 ③ K			0-0 SH1-3 2B 1B	0-0 ② 1-3		5	2	3	0	0	1	0
Bill Bruton, L (1, 8) OBP: 0.302, SLG: 0.345	4-0 1-2 HR BB	0-0 ③ G3			0-0 ① 1-3		0-0 ① SH1-3 1-2	0-0 ③ F8		3	1	0	0	1	0	1
Al Kaline, R (1, 9) OBP: 0.424, SLG: 0.603	0-0 1-H 2-H HR		0-0 ① L5-3		0-0 HR		4-0 2B IBB			3	3	2	4	1	0	0
Norm Cash, L (1, 3) OBP: 0.353, SLG: 0.427	4-0 BB		4-0 BB BB		0-0 S BB 1B		0-0 ② L7			2	0	1	0	2	0	2
Dick McAuliffe, L (1, 6) OBP: 0.348, SLG: 0.375	0-3 ① K		0-0 ② F2		4-0 L7-4 S 1-2 BB		0-0 WP 1-H 2-H 2B			3	0	1	2	1	1	2
Rocky Colavito, R (1, 7) OBP: 0.329, SLG: 0.351	0-3 ② K		4-0 1-2 BB		0-0 ② ③ L7-4 1-3 2-3		4-0 WP BB			2	0	0	0	2	1	3
Bill Freehan, R (1, 2) OBP: 0.374, SLG: 0.507	0-0 ③ F7		0-0 ③ 2-3			0-0 ① F5	4-0 FC5-4 1-2 2-3 BB			3	0	0	0	1	0	3
Bubba Phillips, R (1, 5) OBP: 0.220, SLG: 0.289		0-0 ① F9		0-0 ① F2		0-3 ② K	0-0 ③ FC5-4 1-2f			4	0	0	0	0	1	3
Bill Faul, R (1, 1) OBP: 0.133, SLG: 0.143		0-3 ② K		0-3 ② K		0-0 ③ 3-1		0-0 ① 6-3		4	0	0	0	0	2	0
Inning Stats	R: 3 H: 2 E: 0 LOB: 1 K: 2 BB: 2 S: 9 P: 17	R: 0 H: 1 E: 0 LOB: 1 K: 1 BB: 0 S: 6 P: 6	R: 0 H: 0 E: 0 LOB: 2 K: 0 BB: 2 S: 3 P: 11	R: 0 H: 0 E: 0 LOB: 0 K: 2 BB: 0 S: 7 P: 7	R: 1 H: 2 E: 0 LOB: 1 K: 0 BB: 1 S: 4 P: 8	R: 0 H: 0 E: 0 LOB: 0 K: 1 BB: 0 S: 5 P: 5	R: 2 H: 2 E: 0 LOB: 3 K: 0 BB: 3 S: 5 P: 17	R: 0 H: 0 E: 0 LOB: 0 K: 0 BB: 0 S: 3 P: 3		1B: 3 SF: 0 2B: 2 SAC: 1 3B: 1 DP: 1 HR: 2 HBP: 0						

livebaseballscorecards.com

AB	29
R	6
H	7
RBI	6
BB	8
SO	6
LOB	14

WP: 1 PA: 38
PB: 0
SB: 3
CS: 0

PITCHER		IP	WLS	BF	H	R	ER	SO	BB	IBB	HBP	BLK	WP	HR	S	P	ERA	WHIP
Dave Morehead, R ERA: 4.19	(1, 1)	6.1	L	30	6	6	6	6	5	1	0	0	0	2	36	60	8.53	1.737
Chet Nichols, L ERA: 3.92	(7, 1)	0.2		5	1	0	0	0	2	0	0	0	1	0	3	11	0.00	4.500
Mike Fornieles, R ERA: 6.43	(8, 1)	1.0		3	0	0	0	0	0	0	0	0	0	0	3	3	0.00	0.000

PITCHER	IP	WLS	BF	H	R	ER	SO	BB	IBB	HBP	BLK	WP	HR	S	P	ERA	WHIP

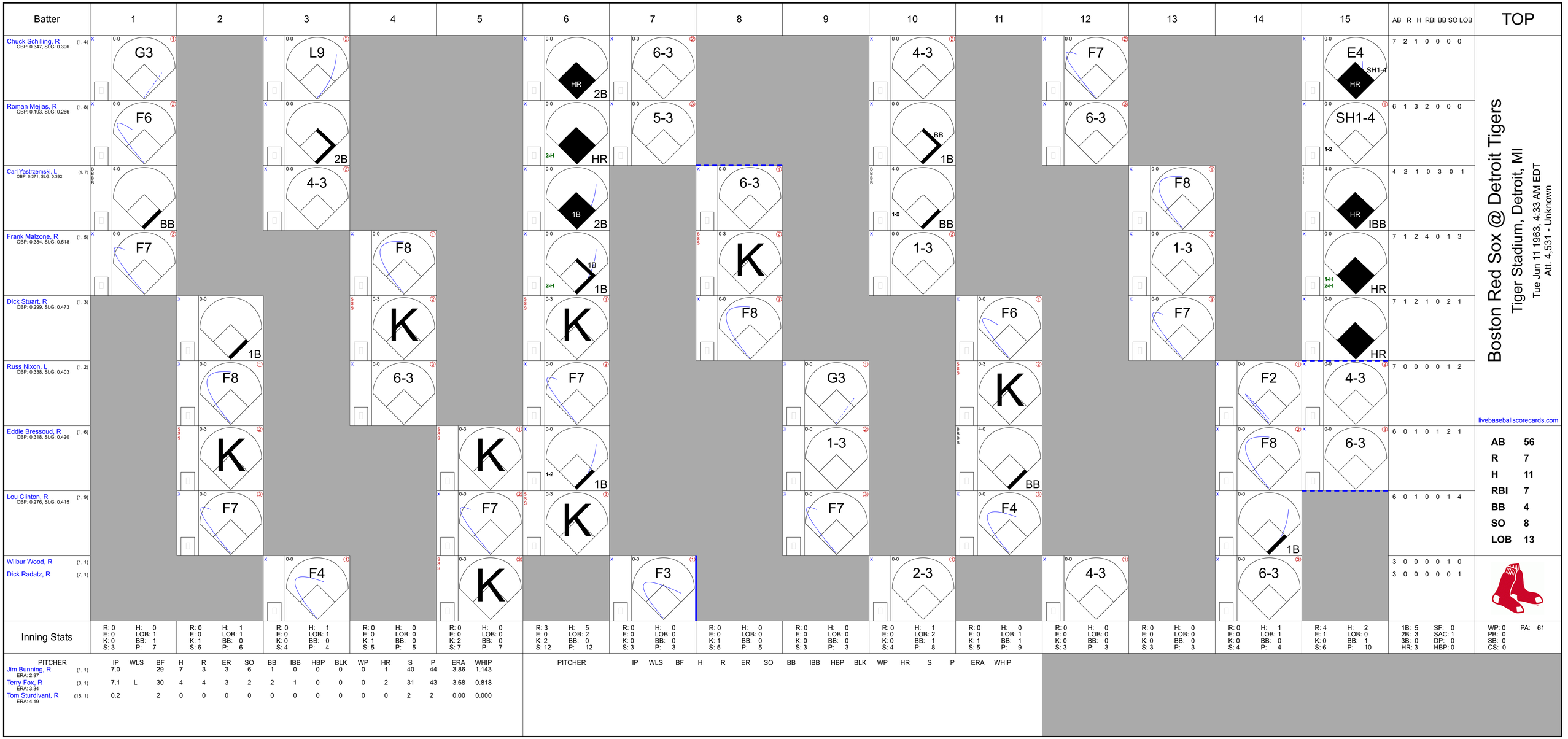
Batter
1
2
3
4
5
6
7
8
9
10
11
12
13
14
15
AB R H RBI BB SO LOB
TOP
Chuck Schilling, R (1, 4)
OBP: 0.347, SLG: 0.396
G3
L9
6-3
HR
2B
4-3
F7
E4
SH1-4
HR
7 2 1 0 0 0 0
Roman Mejias, R (1, 8)
OBP: 0.193, SLG: 0.266
F6
2B
5-3
2-H
HR
BB
1B
6-3
SH1-4
1-2
6 1 3 2 0 0 0
Carl Yastrzemski, L (1, 7)
OBP: 0.371, SLG: 0.392
BB
4-3
1B
2B
6-3
F8
1-3
HR
IBB
4 2 1 0 3 0 1
Frank Malzone, R (1, 5)
OBP: 0.384, SLG: 0.518
F7
F8
1B
1B
K
F8
1-3
F7
1-H
2-H
HR
7 1 2 4 0 1 3
Dick Stuart, R (1, 3)
OBP: 0.299, SLG: 0.473
1B
K
K
F6
K
HR
7 1 2 1 0 2 1
Russ Nixon, L (1, 2)
OBP: 0.338, SLG: 0.403
F8
6-3
F7
G3
K
F2
4-3
7 0 0 0 0 1 2
Eddie Bressoud, R (1, 6)
OBP: 0.318, SLG: 0.420
K
K
1-3
BB
F8
6-3
6 0 1 0 1 2 1
Lou Clinton, R (1, 9)
OBP: 0.276, SLG: 0.415
F7
F7
K
F7
F4
1B
6 0 1 0 0 1 4
Wilbur Wood, R (1, 1)
Dick Radatz, R (7, 1)
F4
K
F3
2-3
4-3
6-3
3 0 0 0 0 1 0
3 0 0 0 0 0 1
Inning Stats
R: 0 H: 0 E: 0 LOB: 1 K: 0 BB: 1 S: 3 P: 7
R: 0 H: 1 E: 0 LOB: 1 K: 1 BB: 0 S: 6 P: 6
R: 0 H: 1 E: 0 LOB: 1 K: 0 BB: 0 S: 4 P: 4
R: 0 H: 0 E: 0 LOB: 0 K: 1 BB: 0 S: 5 P: 5
R: 0 H: 0 E: 0 LOB: 0 K: 2 BB: 0 S: 7 P: 7
R: 3 H: 5 E: 0 LOB: 2 K: 2 BB: 0 S: 12 P: 12
R: 0 H: 0 E: 0 LOB: 0 K: 0 BB: 0 S: 3 P: 3
R: 0 H: 0 E: 0 LOB: 0 K: 1 BB: 0 S: 5 P: 5
R: 0 H: 0 E: 0 LOB: 0 K: 0 BB: 0 S: 3 P: 3
R: 0 H: 1 E: 0 LOB: 0 K: 0 BB: 0 S: 4 P: 8
R: 0 H: 0 E: 0 LOB: 1 K: 1 BB: 1 S: 5 P: 9
R: 0 H: 0 E: 0 LOB: 0 K: 0 BB: 0 S: 3 P: 3
R: 0 H: 0 E: 0 LOB: 0 K: 0 BB: 0 S: 3 P: 3
R: 0 H: 1 E: 0 LOB: 1 K: 0 BB: 0 S: 4 P: 4
R: 4 H: 2 E: 1 LOB: 0 K: 0 BB: 1 S: 6 P: 10
1B: 5 SF: 0 2B: 3 SAC: 1 3B: 0 DP: 0 HR: 3 HBP: 0
WP: 0 PA: 61 PB: 0 SB: 0 CS: 0
Boston Red Sox @ Detroit Tigers
Tiger Stadium, Detroit, MI
Tue Jun 11 1963, 4:33 AM EDT
Att. 4,531 - Unknown
livebaseballscorecards.com
AB 56
R 7
H 11
RBI 7
BB 4
SO 8
LOB 13
PITCHER IP WLS BF H R ER SO BB IBB HBP BLK WP HR S P ERA WHIP
Jim Bunning, R (1, 1) ERA: 2.97 7.0 29 7 3 3 6 1 0 0 0 0 1 40 44 3.86 1.143
Terry Fox, R (8, 1) ERA: 3.34 7.1 L 30 4 4 3 2 2 1 0 0 0 2 31 43 3.68 0.818
Tom Sturdivant, R (15, 1) ERA: 4.19 0.2 2 0 0 0 0 0 0 0 0 0 0 2 2 0.00 0.000
PITCHER IP WLS BF H R ER SO BB IBB HBP BLK WP HR S P ERA WHIP

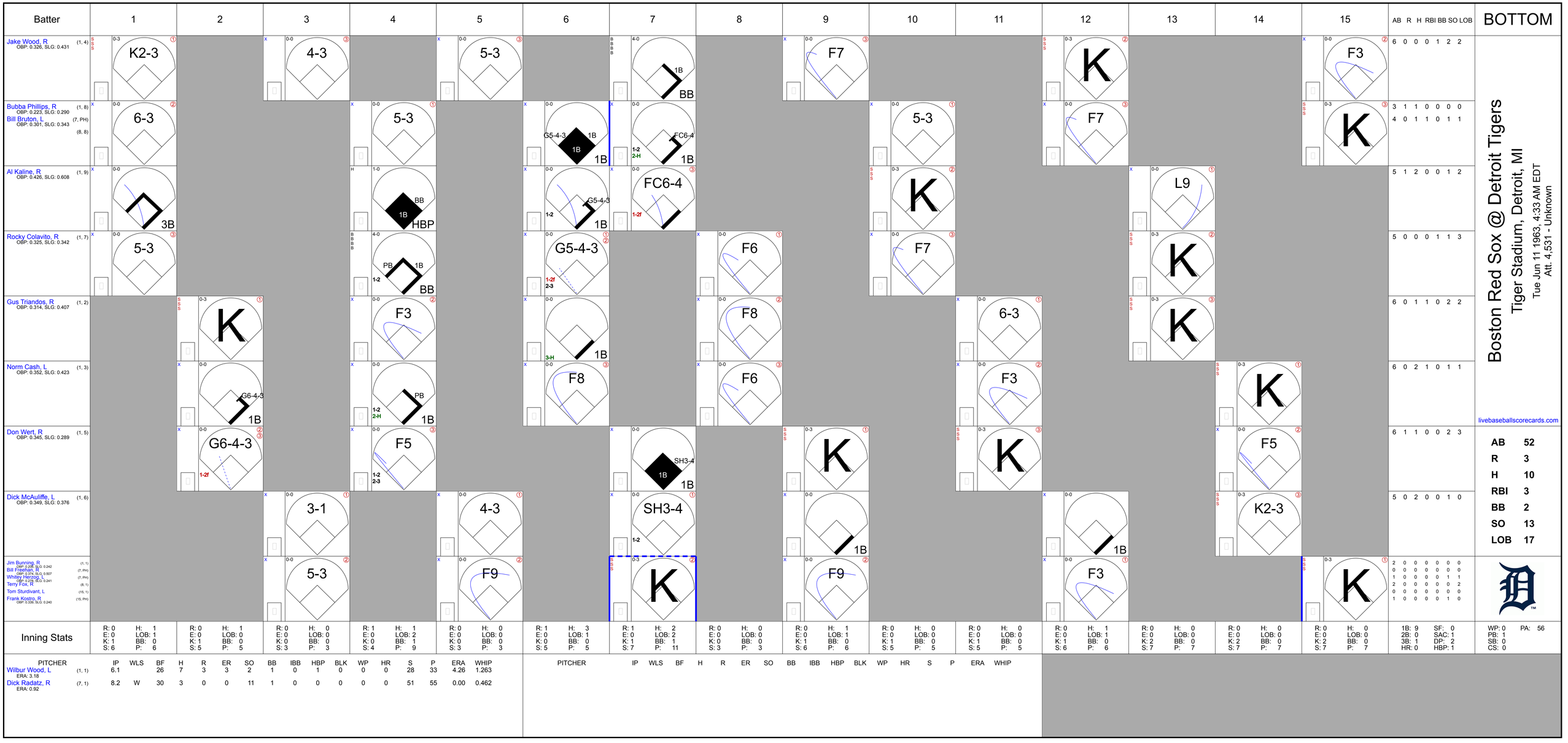
Batter
1
2
3
4
5
6
7
8
9
10
11
12
13
14
15
AB R H RBI BB SO LOB
BOTTOM
Jake Wood, R (1, 4)
OBP: 0.326, SLG: 0.431
K2-3
4-3
5-3
BB
F7
K
F3
6 0 0 0 1 2 2
Bubba Phillips, R (1, 8)
OBP: 0.223, SLG: 0.290
Bill Bruton, L (7, PH) (8, 8)
OBP: 0.301, SLG: 0.343
6-3
5-3
G5-4-3
FC6-4
5-3
F7
F7
K
3 1 1 0 0 0 0
4 0 1 1 0 1 1
Al Kaline, R (1, 9)
OBP: 0.426, SLG: 0.608
3B
HBP
1-2
1-2f
K
L9
5 1 2 0 0 1 2
Rocky Colavito, R (1, 7)
OBP: 0.325, SLG: 0.342
5-3
BB
G5-4-3
1-2f
2-3
F6
F7
K
5 0 0 0 1 1 3
Gus Triandos, R (1, 2)
OBP: 0.314, SLG: 0.407
K
F3
1B
3-H
F8
F8
6-3
K
6 0 1 1 0 2 2
Norm Cash, L (1, 3)
OBP: 0.352, SLG: 0.423
G6-4-3
PB
2-H
F8
F6
F3
K
6 0 2 1 0 1 1
Don Wert, R (1, 5)
OBP: 0.345, SLG: 0.289
G6-4-3
1-2f
F5
2-3
SH3-4
K
K
F5
6 1 1 0 0 2 3
Dick McAuliffe, L (1, 6)
OBP: 0.349, SLG: 0.376
3-1
4-3
SH3-4
1-2
1B
1B
K2-3
5 0 2 0 0 1 0
Jim Bunning, R (1, 1)
OBP: 0.206, SLG: 0.242
Bill Freehan, R (7, PH)
OBP: 0.374, SLG: 0.507
Whitey Herzog, L (7, PH)
OBP: 0.238, SLG: 0.241
Terry Fox, R (8, 1)
Tom Sturdivant, L (15, 1)
Frank Kostro, R (15, PH)
OBP: 0.339, SLG: 0.240
5-3
F9
K
F9
F3
K
2 0 0 0 0 0 0
0 0 0 0 0 0 0
1 0 0 0 0 1 1
2 0 0 0 0 0 2
0 0 0 0 0 0 0
1 0 0 0 0 1 0
Inning Stats
R: 0 H: 1 E: 0 LOB: 1 K: 1 BB: 0 S: 6 P: 6
R: 0 H: 1 E: 0 LOB: 0 K: 1 BB: 0 S: 5 P: 5
R: 0 H: 0 E: 0 LOB: 0 K: 0 BB: 0 S: 3 P: 3
R: 1 H: 1 E: 0 LOB: 2 K: 0 BB: 1 S: 4 P: 9
R: 0 H: 0 E: 0 LOB: 0 K: 0 BB: 0 S: 3 P: 3
R: 1 H: 3 E: 0 LOB: 1 K: 0 BB: 0 S: 5 P: 5
R: 1 H: 2 E: 0 LOB: 2 K: 1 BB: 1 S: 7 P: 11
R: 0 H: 0 E: 0 LOB: 0 K: 0 BB: 0 S: 3 P: 3
R: 0 H: 1 E: 0 LOB: 0 K: 1 BB: 0 S: 6 P: 6
R: 0 H: 0 E: 0 LOB: 0 K: 1 BB: 0 S: 5 P: 5
R: 0 H: 0 E: 0 LOB: 0 K: 1 BB: 0 S: 5 P: 5
R: 0 H: 1 E: 0 LOB: 1 K: 1 BB: 0 S: 6 P: 6
R: 0 H: 0 E: 0 LOB: 0 K: 2 BB: 0 S: 7 P: 7
R: 0 H: 0 E: 0 LOB: 0 K: 2 BB: 0 S: 7 P: 7
R: 0 H: 0 E: 0 LOB: 0 K: 2 BB: 0 S: 7 P: 7
PITCHER IP WLS BF H R ER SO BB IBB HBP BLK WP HR S P ERA WHIP
Wilbur Wood, L (1, 1) ERA: 3.18 6.1 26 7 3 3 2 1 0 1 0 0 0 28 33 4.26 1.263
Dick Radatz, R (7, 1) ERA: 0.92 8.2 W 30 3 0 0 11 1 0 0 0 0 0 51 55 0.00 0.462
PITCHER IP WLS BF H R ER SO BB IBB HBP BLK WP HR S P ERA WHIP
1B: 9 2B: 0 3B: 1 HR: 0
SF: 0 SAC: 1 DP: 2 HBP: 1
WP: 0 PB: 1 SB: 0 CS: 0
PA: 56
Boston Red Sox @ Detroit Tigers
Tiger Stadium, Detroit, MI
Tue Jun 11 1963, 4:33 AM EDT
Att. 4,531 - Unknown
livebaseballscorecards.com
AB 52
R 3
H 10
RBI 3
BB 2
SO 13
LOB 17

Cleveland Indians @ Detroit Tigers

Tiger Stadium, Detroit, MI

Wed Jun 12 1963, 7:05 PM EDT

Att. 12,780 - Unknown

TOP

livebaseballscorecards.com

Batter	1	2	3	4	5	6	7	8	9	AB	R	H	RBI	BB	SO	LOB
Dick Howser, R (1, 6) OBP: 0.344, SLG: 0.282	F7		1B 1B 1B		F7		L9	1B 1B BB		4	2	1	0	1	0	0
Vic Davalillo, L (1, 8) OBP: 0.335, SLG: 0.472	CS HBP		1B		F8		PB 1B 2B	1B WP 1B		0	0	0	0	0	0	0
Jerry Kindall, R (1, PR) (1, 4) OBP: 0.281, SLG: 0.300										4	2	3	2	0	0	0
Al Luplow, L (1, 7) OBP: 0.268, SLG: 0.319	K		L9		L9		1B SF7 BB	K		4	1	0	0	1	2	6
Joe Adcock, R (1, 3) OBP: 0.350, SLG: 0.545		K	1B			HR	PB 1B 1B	P4		5	2	3	3	0	1	3
Max Alvis, R (1, 5) OBP: 0.311, SLG: 0.436		K	F8			SH3 BB 6-3 1B	SF7	WP 1B		4	1	2	3	0	1	2
Willie Kirkland, L (1, 9) OBP: 0.326, SLG: 0.400		F8		K		6-3 SH3 BB		K		4	0	1	1	1	2	1
Joe Azcue, R (1, 2) OBP: 0.369, SLG: 0.443			HR	5-3		SH3	F8		P6	4	1	1	1	0	0	1
Woodie Held, R (1, 4) (1, 8) OBP: 0.374, SLG: 0.503			1B 1B 2B	3B		6-3		BB 1B 1B BB	4-3	4	2	2	1	1	0	1
Dick Donovan, L (1, 1) OBP: 0.043, SLG: 0.043			K	K		1-3		1B BB 1B	K	2	0	0	0	0	2	2
Tito Francona, L (6, PH) OBP: 0.279, SLG: 0.307										1	0	0	0	0	0	1
Jerry Walker, S (6, 1) OBP: 0.300, SLG: 0.222										2	1	1	0	0	1	0

Inning Stats	1	2	3	4	5	6	7	8	9
R:	0	0	3	0	0	2	3	4	0
E:	0	0	0	0	0	0	0	0	0
K:	1	2	1	2	0	0	0	2	1
S:	4	7	10	8	3	5	6	10	5
H:	0	0	5	1	0	2	3	3	0
LOB:	1	0	2	1	0	1	1	1	0
BB:	0	0	0	0	0	1	1	2	0
P:	5	7	10	8	3	9	10	18	5

1B:	9
2B:	3
3B:	1
HR:	2
SF:	1
SAC:	1
DP:	1
HBP:	1

WP:	2
PB:	2
SB:	0
CS:	1
PA:	45

AB	38
R	12
H	14
RBI	11
BB	4
SO	9
LOB	17

PITCHER		IP	WLS	BF	H	R	ER	SO	BB	IBB	HBP	BLK	WP	HR	S	P	ERA	WHIP
Hank Aguirre, L ERA: 3.92	(1, 1)	5.0		24	8	5	5	6	1	0	1	0	0	2	34	39	9.00	1.800
Tom Sturdivant, R ERA: 4.46	(6, 1)	1.2	L	9	3	3	2	0	1	0	0	0	0	0	8	12	10.80	2.400
Paul Foytack, R ERA: 8.66	(7, 1)	0.1		4	1	3	3	0	2	0	0	0	0	0	2	10	81.00	9.000
Mickey Lolich, L ERA: 3.55	(8, 1)	1.0		5	2	1	1	2	0	0	0	0	1	0	9	9	9.00	2.000
Bob Anderson, R ERA: 3.18	(9, 1)	1.0		3	0	0	0	1	0	0	0	0	0	0	5	5	0.00	0.000

Batter	1	2	3	4	5	6	7	8	9	AB	R	H	RBI	BB	SO	LOB
Jake Wood, R (1, 4) OBP: 0.333, SLG: 0.449	H 1-0 1B S 1B HBP	x 0-0 HR		x 0-0 E6 CS			x 0-0 1B 1B	S S S 0-3 K ③		4	2	2	1	0	1	2
Bill Bruton, L (1, 8) OBP: 0.299, SLG: 0.340	x 0-0 FC6-4 1B 1-3 1B 1B	x 0-0 ③ F7		0-0 ③ CS 1-2	x 0-0 ① 1-3		x 0-0 ① F7		x 0-0 ① P5	5	1	1	0	0	0	1
Al Kaline, R (1, 9) OBP: 0.429, SLG: 0.622	x 0-0 FC6-4 1-2 3-H 1B		x 0-0 HR		x 0-0 ② F7		x 0-0 1-2 1B		x 0-0 ② L3	5	1	3	2	0	0	0
Norm Cash, L (1, 3) OBP: 0.348, SLG: 0.417	x 0-0 ① F7		x 0-0 ① F9		x 0-0 HR 1B		S S S 0-3 ② K		x 0-0 ③ F7	5	1	1	0	0	1	4
Dick McAuliffe, L (1, 6) OBP: 0.347, SLG: 0.391	x 0-0 ② FC6-4 1B 1-2f 2-3		x 0-0 ② F3		x 0-0 1-H HR		x 0-0 ③ F9			4	1	1	2	0	0	4
Rocky Colavito, R (1, 7) OBP: 0.332, SLG: 0.351	x 0-0 1-3 3-H 1B		x 0-0 1B		x 0-0 ③ P4			x 0-0 ① 1B		4	0	3	1	0	0	0
Gus Triandos, R (1, 2) OBP: 0.312, SLG: 0.403	x 0-0 ③ F7		x 0-0 ③ P6			x 0-0 ① F7		x 0-0 1B 1B		4	0	1	0	0	0	3
Don Wert, R (1, 5) OBP: 0.330, SLG: 0.275		S S S 0-3 ① K		x 0-0 ① F7		S S S 0-3 ② K		x 0-0 ② F3		4	0	0	0	0	2	1
Hank Aguirre, R (1, 1) OBP: 0.167, SLG: 0.172 Tom Sturdivant, L (6, 1) Paul Foytack, R (7, 1) Mickey Lolich, S (8, 1) Bill Freehan, R (8, PH) OBP: 0.380, SLG: 0.513 Bob Anderson, R (9, 1)		S S S 0-3 ② K		S S S 0-3 ② K		x 0-0 ③ 5-3		x 0-0 1-2 1B		2 1 0 0 1 0	0 0 0 0 0 0	0 0 0 0 1 0	0 0 0 0 0 0	0 0 0 0 0 0	2 0 0 0 0 0	0 0 0 0 0 0
Inning Stats	R: 2 E: 0 K: 0 S: 6 H: 3 LOB: 2 BB: 0 P: 7	R: 1 E: 0 K: 2 S: 8 H: 1 LOB: 0 BB: 0 P: 8	R: 1 E: 0 K: 0 S: 5 H: 2 LOB: 1 BB: 0 P: 5	R: 0 E: 1 K: 1 S: 5 H: 0 LOB: 0 BB: 0 P: 5	R: 2 E: 0 K: 0 S: 5 H: 2 LOB: 0 BB: 0 P: 5	R: 0 E: 0 K: 1 S: 5 H: 0 LOB: 0 BB: 0 P: 5	R: 0 E: 0 K: 1 S: 7 H: 2 LOB: 2 BB: 0 P: 7	R: 0 E: 0 K: 1 S: 7 H: 3 LOB: 2 BB: 0 P: 7	R: 0 E: 0 K: 0 S: 3 H: 0 LOB: 0 BB: 0 P: 3	1B: 10 2B: 0 3B: 0 HR: 3	SF: 0 SAC: 0 DP: 0 HBP: 1					

PITCHER		IP	WLS	BF	H	R	ER	SO	BB	IBB	HBP	BLK	WP	HR	S	P	ERA	WHIP
Dick Donovan, R ERA: 4.11	(1, 1)	5.0		24	8	6	6	3	0	0	1	0	0	3	29	30	10.80	1.600
Jerry Walker, R ERA: 4.45	(6, 1)	4.0	W	16	5	0	0	3	0	0	0	0	0	0	22	22	0.00	1.250

PITCHER	IP	WLS	BF	H	R	ER	SO	BB	IBB	HBP	BLK	WP	HR	S	P	ERA	WHIP

Cleveland Indians @ Detroit Tigers

Tiger Stadium, Detroit, MI

Wed Jun 12 1963, 7:05 PM EDT

Att. 12,780 - Unknown

BOTTOM

livebaseballscorecards.com

AB	39
R	6
H	13
RBI	6
BB	0
SO	6
LOB	15

1B: 10	SF: 0	WP: 0	PA: 41		
2B: 0	SAC: 0	PB: 0			
3B: 0	DP: 0	SB: 1			
HR: 3	HBP: 1	CS: 1			

Cleveland Indians @ Detroit Tigers

Tiger Stadium, Detroit, MI

Thu Jun 13 1963, 4:33 AM EDT

Att. 5,784 - Unknown

TOP

livebaseballscorecards.com

Batter	1	2	3	4	5	6	7	8	9	AB	R	H	RBI	BB	SO	LOB
Dick Howser, R (1, 6) OBP: 0.339, SLG: 0.271	K		BB, CS		P4		1-3		5-3	4	0	0	0	1	1	1
Jerry Kindall, R (1, 4) OBP: 0.278, SLG: 0.273	K		F7 1-2		K			HBP, IBB		3	0	0	0	0	2	1
Al Luplow, L (1, 7) OBP: 0.260, SLG: 0.308	4-3		6-3		F2			F2		4	0	0	0	0	0	1
Fred Whitfield, L (1, 3) OBP: 0.301, SLG: 0.480		HBP, FC4-6		E3 HR		F8		F7		3	1	0	0	0	0	1
Willie Kirkland, L (1, 9) OBP: 0.344, SLG: 0.442		FC4-6 WP 1-2f 2B		HR 1-H		BB, 1-3 1B		IBB 1-2		2	3	1	2	2	0	1
Max Alvis, R (1, 5) OBP: 0.315, SLG: 0.443		E E 1-H 2B		1B		1-3 1-2		K		4	1	2	1	0	1	3
Joe Azcue, R (1, 2) OBP: 0.377, SLG: 0.446		E6 E K 2-3		K		1B 2-H			SH1-4 1B	4	0	2	1	0	1	2
Woodie Held, R (1, 8) OBP: 0.366, SLG: 0.491		E5 K 1-3 3-H		K			L9		F2	4	0	0	0	0	1	3
Jack Kralick, L (1, 1) OBP: 0.185, SLG: 0.200		K 1-2 3-H		G3			K		SH1-4 1-2	3	0	0	0	0	2	3

	AB	31
	R	5
	H	5
	RBI	4
	BB	3
	SO	8
	LOB	16

Inning Stats																		
	R: 0	H: 0	R: 2	H: 1	R: 0	H: 0	R: 2	H: 2	R: 0	H: 0	R: 1	H: 1	R: 0	H: 0	R: 0	H: 0	R: 0	H: 1	1B: 3	SF: 0	WP: 1	PA: 37
	E: 0	LOB: 0	E: 2	LOB: 2	E: 0	LOB: 0	E: 1	LOB: 1	E: 0	LOB: 0	E: 0	LOB: 1	E: 0	LOB: 0	E: 0	LOB: 2	E: 0	LOB: 1	2B: 1	SAC: 1	PB: 0	
	K: 2	BB: 0	K: 1	BB: 0	K: 0	BB: 1	K: 2	BB: 0	K: 1	BB: 0	K: 0	BB: 1	K: 1	BB: 0	K: 1	BB: 1	K: 0	BB: 0	3B: 0	DP: 0	SB: 0	
	S: 7	P: 7	S: 7	P: 8	S: 2	P: 6	S: 10	P: 10	S: 5	P: 5	S: 3	P: 7	S: 5	P: 5	S: 5	P: 10	S: 4	P: 4	HR: 1	HBP: 2	CS: 1	

PITCHER		IP	WLS	BF	H	R	ER	SO	BB	IBB	HBP	BLK	WP	HR	S	P	ERA	WHIP
Phil Regan, R ERA: 3.65	(1, 1)	6.0	L	25	4	5	3	6	2	0	1	0	1	1	34	43	4.50	1.000
Bob Anderson, R ERA: 2.7	(7, 1)	3.0		12	1	0	0	2	0	1	1	0	0	0	14	19	0.00	0.333

PITCHER	IP	WLS	BF	H	R	ER	SO	BB	IBB	HBP	BLK	WP	HR	S	P	ERA	WHIP

Batter	1	2	3	4	5	6	7	8	9	AB	R	H	RBI	BB	SO	LOB
Jake Wood, R (1, 4) OBP: 0.335, SLG: 0.447	0-0 ① 1B SF7 1B	0-0 ③ FC6-4 1-2f			0-0 ① P6		0-0 1B		0-0 ③ 5-3	5	1	2	0	0	0	1
Dick McAuliffe, L (1, 6) OBP: 0.345, SLG: 0.387	S S S 0-3 ① K		S S S 0-3 ① K		0-0 1B 1B		S S S 0-3 ① K			4	0	1	0	0	3	2
Al Kaline, R (1, 9) OBP: 0.434, SLG: 0.638	0-0 1-3 1B		0-0 HR		0-0 G6-4-3 1-3 1B		0-0 ② L7			4	1	3	1	0	0	1
Rocky Colavito, R (1, 7) OBP: 0.326, SLG: 0.345	0-0 ② SF7 3-H		S S S 0-3 ② K		0-0 ② ③ G6-4-3 1-2f		0-0 ③ F7			3	0	0	1	0	1	3
Norm Cash, L (1, 3) OBP: 0.351, SLG: 0.415	S S S 0-3 ③ K		B B B B 4-0 BB			0-0 1B 1B		0-0 ① G3		3	0	1	0	1	1	1
Bill Freehan, R (1, 2) OBP: 0.375, SLG: 0.500		0-0 E6 1B 1B	S S S 0-3 ③ K			0-0 ① F7		0-0 ② P6		4	1	1	0	0	1	2
Bubba Phillips, R (1, 8) OBP: 0.216, SLG: 0.281		0-0 ① F7		0-0 ① F8		0-0 ② L7		0-0 ③ F8		4	0	0	0	0	0	2
Don Wert, R (1, 5) OBP: 0.326, SLG: 0.274		S S S 0-3 ② K		0-0 ② F7		0-0 1-2 1B			0-0 ① P3	4	0	1	0	0	1	1
Phil Regan, R (1, 1) OBP: 0.238, SLG: 0.400 Frank Kostro, R (6, PH) OBP: 0.333, SLG: 0.235 Bob Anderson, R (7, 1) Gus Triandos, R (9, PH) OBP: 0.310, SLG: 0.400		0-0 FC6-4 2-H 1B		S S S 0-3 ③ K		0-0 ③ P4			0-0 ② F7	2 1 0 1	0 0 0 0	1 0 0 0	1 0 0 0	0 0 0 0	1 0 0 0	0 2 0 0
Inning Stats	R: 1 E: 0 K: 2 S: 9 H: 2 LOB: 1 BB: 0 P: 9	R: 1 E: 1 K: 1 S: 7 H: 2 LOB: 1 BB: 0 P: 7	R: 1 E: 0 K: 3 S: 10 H: 1 LOB: 1 BB: 1 P: 14	R: 0 E: 0 K: 1 S: 5 H: 0 LOB: 0 BB: 0 P: 5	R: 0 E: 0 K: 0 S: 4 H: 2 LOB: 1 BB: 0 P: 4	R: 0 E: 0 K: 0 S: 5 H: 2 LOB: 2 BB: 0 P: 5	R: 0 E: 0 K: 1 S: 6 H: 1 LOB: 1 BB: 0 P: 6	R: 0 E: 0 K: 0 S: 3 H: 0 LOB: 0 BB: 0 P: 3	R: 0 E: 0 K: 0 S: 3 H: 0 LOB: 0 BB: 0 P: 3	1B: 9 2B: 0 3B: 0 HR: 1	SF: 1 SAC: 0 DP: 1 HBP: 0						

PITCHER	IP	WLS	BF	H	R	ER	SO	BB	IBB	HBP	BLK	WP	HR	S	P	ERA	WHIP
Jack Kralick, L (1, 1) ERA: 2.73	9.0	W	37	10	3	2	8	1	0	0	0	0	1	52	56	2.00	1.222

PITCHER	IP	WLS	BF	H	R	ER	SO	BB	IBB	HBP	BLK	WP	HR	S	P	ERA	WHIP

Cleveland Indians @ Detroit Tigers

Tiger Stadium, Detroit, MI

Thu Jun 13 1963, 4:33 AM EDT

Att. 5,784 - Unknown

livebaseballscorecards.com

AB	35
R	3
H	10
RBI	3
BB	1
SO	8
LOB	15

WP: 0	PB: 0	SB: 0	CS: 0
PA: 37			

Batter	1	2	3	4	5	6	7	8	9	AB	R	H	RBI	BB	SO	LOB
Jake Wood, R (1, 4) OBP: 0.338, SLG: 0.461	IHR		BB		6-3		K			3	1	1	1	1	1	0
Bill Bruton, L (1, 8) OBP: 0.298, SLG: 0.338	F7		FC4-6 1-2f		K			FC4-6 1B		4	0	1	0	0	1	1
Al Kaline, R (1, 9) OBP: 0.431, SLG: 0.631	L7		L8		1B			L7		4	0	1	0	0	0	2
Norm Cash, L (1, 3) OBP: 0.350, SLG: 0.411	1B		K		K			FC4-6 1-2f		4	0	1	0	0	2	3
Dick McAuliffe, L (1, 6) OBP: 0.343, SLG: 0.390	G3			1B 2B		L9		F5		4	1	1	0	0	0	2
Rocky Colavito, R (1, 7) OBP: 0.329, SLG: 0.348		1B		2-H 1B		4-3			F8	4	0	2	1	0	0	0
Bill Freehan, R (1, 2) OBP: 0.370, SLG: 0.482		K		K		F7			BB	3	0	0	0	1	2	2
Bubba Phillips, R (1, 5) OBP: 0.210, SLG: 0.273		F2		F9			F2		L8	4	0	0	0	0	0	3
Don Mossi, L (1, 1) OBP: 0.292, SLG: 0.238		L9		G3			F7		K	3	0	0	0	0	0	2
Dick Egan, L (8, 1)										0	0	0	0	0	0	0
Whitey Herzog, L (9, PH) OBP: 0.270, SLG: 0.233										1	0	0	0	0	1	1
Inning Stats	R: 1 E: 0 K: 0 S: 5 H: 2 LOB: 1 BB: 0 P: 5	R: 0 E: 0 K: 1 S: 6 H: 1 LOB: 1 BB: 0 P: 6	R: 0 E: 0 K: 1 S: 5 H: 0 LOB: 1 BB: 1 P: 9	R: 1 E: 0 K: 1 S: 7 H: 2 LOB: 1 BB: 0 P: 7	R: 0 E: 0 K: 2 S: 8 H: 1 LOB: 1 BB: 0 P: 8	R: 0 E: 0 K: 0 S: 3 H: 0 LOB: 0 BB: 0 P: 3	R: 0 E: 0 K: 1 S: 5 H: 0 LOB: 0 BB: 0 P: 5	R: 0 E: 0 K: 0 S: 4 H: 1 LOB: 1 BB: 0 P: 4	R: 0 E: 0 K: 1 S: 5 H: 0 LOB: 1 BB: 1 P: 9	1B: 5 2B: 1 3B: 0 HR: 1	SF: 0 SAC: 0 DP: 0 HBP: 0					

TOP

Detroit Tigers @ New York Yankees

Yankee Stadium, Bronx, NY

Fri Jun 14 1963, 7:05 PM EDT

Att. 34,400 - Overcast - 70 F

livebaseballscorecards.com

AB	34
R	2
H	7
RBI	2
BB	2
SO	7
LOB	16

WP: 0 PB: 0 SB: 0 CS: 0 PA: 36

PITCHER	IP	WLS	BF	H	R	ER	SO	BB	IBB	HBP	BLK	WP	HR	S	P	ERA	WHIP
Jim Bouton, R (1, 1) ERA: 2.27	9.0	W	36	7	2	2	7	2	0	0	0	0	0	48	56	2.00	1.000

PITCHER	IP	WLS	BF	H	R	ER	SO	BB	IBB	HBP	BLK	WP	HR	S	P	ERA	WHIP

Batter	1	2	3	4	5	6	7	8	9	AB	R	H	RBI	BB	SO	LOB
Hector Lopez, R (1, 7) OBP: 0.266, SLG: 0.370	L9		L5			5-3		K		4	0	0	0	0	1	0
Bobby Richardson, R (1, 4) OBP: 0.266, SLG: 0.309	L9			F5		L7		FC3-6 1B		4	0	1	0	0	0	0
Tom Tresh, S (1, 8) OBP: 0.343, SLG: 0.490	F7			F7		6-3		FC3-6 2B 1-2f		4	1	0	0	0	0	1
Roger Maris, L (1, 9) OBP: 0.338, SLG: 0.527		FC3-6 1B		1B			F8	2B 1-H		4	0	3	1	0	0	0
Jack Reed, R (8, PR) OBP: 0.306, SLG: 0.400 (9, 9)										0	0	0	0	0	0	0
Joe Pepitone, L (1, 3) OBP: 0.324, SLG: 0.532		FC3-6 1-2f		1-3			HR	K		4	1	1	1	0	1	3
Elston Howard, R (1, 2) OBP: 0.291, SLG: 0.476		F6			1-3		F4			3	0	0	0	0	0	1
Harry Bright, R (1, 5) OBP: 0.366, SLG: 0.462		F8			6-3 2B		HR 1B			3	1	2	0	0	0	1
Clete Boyer, R (1, 6) OBP: 0.338, SLG: 0.493			F8		6-3 2-3		HR 1-H			3	1	1	2	0	0	1
Jim Bouton, R (1, 1) OBP: 0.129, SLG: 0.133			F3		L4		F3			3	0	0	0	0	0	1
Inning Stats	R: 0 E: 0 K: 0 S: 3 H: 0 LOB: 0 BB: 0 P: 3	R: 0 E: 0 K: 0 S: 4 H: 1 LOB: 1 BB: 0 P: 4	R: 0 E: 0 K: 0 S: 3 H: 0 LOB: 0 BB: 0 P: 3	R: 0 E: 0 K: 0 S: 4 H: 1 LOB: 1 BB: 0 P: 4	R: 0 E: 0 K: 0 S: 4 H: 1 LOB: 1 BB: 0 P: 4	R: 0 E: 0 K: 0 S: 3 H: 0 LOB: 0 BB: 0 P: 3	R: 3 E: 0 K: 0 S: 6 H: 3 LOB: 0 BB: 0 P: 6	R: 1 E: 0 K: 2 S: 9 H: 2 LOB: 1 BB: 0 P: 9		1B: 4 2B: 2 3B: 0 HR: 2	SF: 0 SAC: 0 DP: 0 HBP: 0						

BOTTOM

Detroit Tigers @ New York Yankees

Yankee Stadium, Bronx, NY

Fri Jun 14 1963, 7:05 PM EDT

Att. 34,400 - Overcast - 70 F

livebaseballscorecards.com

AB	32
R	4
H	8
RBI	4
BB	0
SO	2
LOB	8

PITCHER		IP	WLS	BF	H	R	ER	SO	BB	IBB	HBP	BLK	WP	HR	S	P	ERA	WHIP
Don Mossi, L ERA: 3.88	(1, 1)	7.2	L	31	8	4	4	1	0	0	0	0	0	2	33	33	4.70	1.043
Dick Egan, L ERA: 4.58	(8, 1)	0.1		1	0	0	0	1	0	0	0	0	0	0	3	3	0.00	0.000

PITCHER		IP	WLS	BF	H	R	ER	SO	BB	IBB	HBP	BLK	WP	HR	S	P	ERA	WHIP

Detroit Tigers @ New York Yankees

Yankee Stadium, Bronx, NY

Sat Jun 15 1963, 3:33 AM EDT

Att. 31,355 - Unknown - 66 F

TOP

livebaseballscorecards.com

Batter	1	2	3	4	5	6	7	8	9	AB	R	H	RBI	BB	SO	LOB
Jake Wood, R (1, 4) OBP: 0.344, SLG: 0.464	SSS 0-3 ① K		BBBB 4-0 CS 1B 1-2 BB		X 0-0 ① 5-3		BBBB 4-0 FC4-6 1-2 BB		X 0-0 2B	3	0	1	0	2	1	0
Bill Bruton, L (1, 8) OBP: 0.296, SLG: 0.335	X 0-0 ② F6		X 0-0 1B 1-2 2-H 1B		SSS 0-3 ② K		X 0-0 ① FC4-6 L6-3 1-2f 2-3		X 0-0 ③ 4-3	5	0	1	1	0	1	3
Al Kaline, R (1, 9) OBP: 0.433, SLG: 0.629	X 0-0 1B 1B		X 0-0 ① ② BB 1-2 2-3 1B		X 0-0 ③ L6-3		X 0-0 ② ③ L6-3 1-2			4	0	2	0	0	0	2
Rocky Colavito, R (1, 7) OBP: 0.340, SLG: 0.369	X 0-0 1-2 1B		BBBB 4-0 1-2 BB			BBBB 4-0 FC1-5 BB BB		X 0-0 HR		2	1	2	1	2	0	0
Norm Cash, L (1, 3) OBP: 0.348, SLG: 0.404	SSS 0-3 ③ K		X 0-0 ③ 4-3			BBBB 4-0 FC1-5 1-2 BB		SSS 0-3 ① K		3	0	0	0	1	2	4
Bill Freehan, R (1, 2) OBP: 0.365, SLG: 0.465		X 0-0 ① 5-3		BBBB 4-0 BB		SSS 0-3 ① K		SSS 0-3 ② K		3	0	0	0	1	2	2
Bubba Phillips, R (1, 5) OBP: 0.204, SLG: 0.265		X 0-0 ② F8		X 0-0 ① L6		X 0-0 ② FC1-5 1-2f 2-3		X 0-0 ③ 5-3		4	0	0	0	0	0	3
Dick McAuliffe, L (1, 6) OBP: 0.337, SLG: 0.381		SSS 0-3 ③ K		X 0-0 ② F9		SSS 0-3 ③ K			X 0-0 ① F8	4	0	0	0	0	2	3
Mickey Lolich, S (1, 1) Frank Kostro, R (7, PH) OBP: 0.344, SLG: 0.250 Bob Anderson, R (7, 1) Dick Egan, L (7, 1) Gus Triandos, R (9, PH) OBP: 0.309, SLG: 0.397			BBBB 4-0 BB 1B BB	SSS 0-3 ③ K		X 0-0 FC4-6 BB 1B			X 0-0 ② F8	1 1 0 0 1	1 0 0 0 0	0 1 0 0 0	0 0 0 0 0	1 0 0 0 0	1 0 0 0 0	1 0 0 0 0
Inning Stats	R: 0 E: 0 K: 2 S: 9 H: 2 LOB: 2 BB: 0 P: 9	R: 0 E: 0 K: 1 S: 5 H: 0 LOB: 0 BB: 0 P: 5	R: 1 E: 0 K: 0 S: 3 H: 2 LOB: 2 BB: 3 P: 15	R: 0 E: 0 K: 1 S: 5 H: 0 LOB: 1 BB: 1 P: 9	R: 0 E: 0 K: 1 S: 5 H: 0 LOB: 0 BB: 0 P: 5	R: 0 E: 0 K: 2 S: 7 H: 0 LOB: 2 BB: 2 P: 15	R: 0 E: 0 K: 0 S: 3 H: 1 LOB: 1 BB: 1 P: 7	R: 1 E: 0 K: 2 S: 8 H: 1 LOB: 0 BB: 0 P: 8	R: 0 E: 0 K: 0 S: 4 H: 1 LOB: 1 BB: 0 P: 4	1B: 5 2B: 2 3B: 0 HR: 1	SF: 0 SAC: 0 DP: 1 HBP: 0			WP: 0 PB: 0 SB: 0 CS: 1		PA: 38	

	AB	31
	R	2
	H	7
	RBI	2
	BB	7
	SO	9
	LOB	18

PITCHER	IP	WLS	BF	H	R	ER	SO	BB	IBB	HBP	BLK	WP	HR	S	P	ERA	WHIP
Al Downing, L (1, 1) ERA: 0.95	9.0	W	38	7	2	2	9	7	0	0	0	0	1	49	77	2.00	1.556

PITCHER	IP	WLS	BF	H	R	ER	SO	BB	IBB	HBP	BLK	WP	HR	S	P	ERA	WHIP

BOTTOM

Detroit Tigers @ New York Yankees

Yankee Stadium, Bronx, NY

Sat Jun 15 1963, 3:33 AM EDT
Att. 31,355 - Unknown - 66 F

Batter	1	2	3	4	5	6	7	8	9	AB	R	H	RBI	BB	SO	LOB
Hector Lopez, R (1, 7) OBP: 0.271, SLG: 0.379	1-3	4-3		2B			E6 HR	1B FC6-4 1B		5	2	2	4	0	0	1
Bobby Richardson, R (1, 4) OBP: 0.269, SLG: 0.311	WP 1B		4-3	F8			F3	FC6-4 1B		5	0	2	0	0	0	3
Tom Tresh, S (1, 8) OBP: 0.345, SLG: 0.502	5-3		G3-6 1B		F5		1-H HR	FC6-4 5-3		5	1	2	3	0	0	2
Roger Maris, L (1, 9) OBP: 0.336, SLG: 0.519 Jack Reed, R (8, 9) OBP: 0.297, SLG: 0.389	3-1		G3-6		WP 1B		K	5-3		4 1	0 0	1 0	0 0	0 0	1 0	2 1
Joe Pepitone, L (1, 3) OBP: 0.326, SLG: 0.525 Dale Long, L (9, 3) OBP: 0.364, SLG: 0.300		G3		E 4-3 2B BB	K		WP 1B	3-1		4 0	1 0	1 0	0 0	1 0	1 0	2 0
Elston Howard, R (1, 2) OBP: 0.296, SLG: 0.479		1B 2B		K	F2		1-2 BB			3	1	1	0	1	1	2
Harry Bright, R (1, 5) OBP: 0.360, SLG: 0.449		2B 1B		4-3	K		F8			4	1	1	1	0	1	3
Clete Boyer, R (1, 6) OBP: 0.345, SLG: 0.500				E 2B IBB	F3			2B 1B		3	2	2	1	1	0	0
Al Downing, R (1, 1) OBP: 0.143, SLG: 0.286		K		E4 2B	K			1-3 2B		4	1	1	0	0	2	3
Inning Stats	R: 0 E: 0 K: 0 S: 4 H: 1 LOB: 1 BB: 0 P: 4	R: 2 E: 0 K: 1 S: 8 H: 3 LOB: 1 BB: 0 P: 8	R: 0 E: 0 K: 0 S: 3 H: 1 LOB: 0 BB: 0 P: 3	R: 2 E: 1 K: 1 S: 7 H: 1 LOB: 2 BB: 2 P: 15	R: 0 E: 0 K: 1 S: 6 H: 1 LOB: 1 BB: 0 P: 6	R: 0 E: 0 K: 2 S: 7 H: 0 LOB: 0 BB: 0 P: 7	R: 2 E: 1 K: 1 S: 8 H: 2 LOB: 2 BB: 1 P: 12	R: 3 E: 0 K: 0 S: 7 H: 4 LOB: 1 BB: 0 P: 7		1B: 8 2B: 4 3B: 0 HR: 1	SF: 0 SAC: 0 DP: 1 HBP: 0					

livebaseballscorecards.com

AB	38
R	9
H	13
RBI	9
BB	3
SO	6
LOB	19

WP: 3 PB: 0 SB: 0 CS: 0 PA: 41

PITCHER		IP	WLS	BF	H	R	ER	SO	BB	IBB	HBP	BLK	WP	HR	S	P	ERA	WHIP
Mickey Lolich, L ERA: 3.46	(1, 1)	6.0	L	27	7	4	2	5	1	1	0	0	2	0	35	43	3.00	1.333
Bob Anderson, R ERA: 3.1	(7, 1)	0.1		3	1	2	1	0	0	0	0	0	0	1	3	3	27.00	3.000
Dick Egan, L ERA: 5.59	(7, 1)	1.2		11	5	3	3	1	1	0	0	0	1	0	12	16	16.20	3.600

PITCHER	IP	WLS	BF	H	R	ER	SO	BB	IBB	HBP	BLK	WP	HR	S	P	ERA	WHIP

Batter	1	2	3	4	5	6	7	8	9	AB	R	H	RBI	BB	SO	LOB
Jake Wood, R (1, 4) OBP: 0.343, SLG: 0.460	E6 S		F5 ②			1B 1B		6-3 ③		4	0	1	0	0	0	0
Bill Bruton, L (1, 8) OBP: 0.291, SLG: 0.329	F7 ①		F7 ③			F9 ②			L5 ①	4	0	0	0	0	0	2
Al Kaline, R (1, 9) OBP: 0.430, SLG: 0.622	L9 ②			L6-3 ①		1-3 1B			L7 ②	4	0	1	0	0	0	1
Norm Cash, L (1, 3) OBP: 0.346, SLG: 0.401	3-1 ③ 1-2			3-1 ②		F9 ③			1B	4	0	1	0	0	0	3
Rocky Colavito, R (1, 7) OBP: 0.335, SLG: 0.362		5-3 ①		K ③			K ①		K ③	4	0	0	0	0	3	1
Dick McAuliffe, L (1, 6) OBP: 0.332, SLG: 0.375		F2 ②			L9 ①		L9 ②			3	0	0	0	0	0	0
Gus Triandos, R (1, 2) OBP: 0.303, SLG: 0.390		E6			F7 ②		F8 ③			3	0	0	0	0	0	0
Bubba Phillips, R (1, 5) OBP: 0.200, SLG: 0.259		F9 ③			F8 ③			6-3 ①		3	0	0	0	0	0	1
Jim Bunning, R (1, 1) OBP: 0.200, SLG: 0.235 Dick Egan, L (4, 1) Don Wert, R (6, PH) OBP: 0.323, SLG: 0.271 Mickey Lolich, S (6, 1) Whitey Herzog, L (8, PH) OBP: 0.263, SLG: 0.226 Tom Sturdivant, L (8, 1)			5-3 ①			G3 ①		F8 ②		1 0 1 0 1 0	0 0 0 0 0 0	0 0 0 0 0 0	0 0 0 0 0 0	0 0 0 0 0 0	0 0 0 0 0 0	0 0 0 0 0 0
Inning Stats	R: 0 E: 1 K: 0 S: 4 H: 0 LOB: 1 BB: 0 P: 4	R: 0 E: 1 K: 0 S: 4 H: 0 LOB: 1 BB: 0 P: 4	R: 0 E: 0 K: 0 S: 3 H: 0 LOB: 0 BB: 0 P: 3	R: 0 E: 0 K: 1 S: 5 H: 0 LOB: 0 BB: 0 P: 5	R: 0 E: 0 K: 0 S: 3 H: 0 LOB: 0 BB: 0 P: 3	R: 0 E: 0 K: 0 S: 5 H: 2 LOB: 2 BB: 0 P: 5	R: 0 E: 0 K: 1 S: 5 H: 0 LOB: 0 BB: 0 P: 5	R: 0 E: 0 K: 0 S: 3 H: 0 LOB: 0 BB: 0 P: 3	R: 0 E: 0 K: 1 S: 6 H: 1 LOB: 1 BB: 0 P: 6	1B: 3 2B: 0 3B: 0 HR: 0	SF: 0 SAC: 0 DP: 0 HBP: 0					

PITCHER		IP	WLS	BF	H	R	ER	SO	BB	IBB	HBP	BLK	WP	HR	S	P	ERA	WHIP
Ralph Terry, R ERA: 3.08	(1, 1)	9.0	W	32	3	0	0	3	0	0	0	0	0	0	38	38	0.00	0.333

PITCHER	IP	WLS	BF	H	R	ER	SO	BB	IBB	HBP	BLK	WP	HR	S	P	ERA	WHIP

TOP

Detroit Tigers @ New York Yankees

Yankee Stadium, Bronx, NY

Sun Jun 16 1963, 3:33 AM EDT

Unknown - 76 F

livebaseballscorecards.com

AB	32
R	0
H	3
RBI	0
BB	0
SO	3
LOB	8

PA: 32

WP: 0
PB: 0
SB: 1
CS: 0

BOTTOM

Detroit Tigers @ New York Yankees

Yankee Stadium, Bronx, NY

Sun Jun 16 1963, 3:33 AM EDT

Unknown - 76 F

Batter	1	2	3	4	5	6	7	8	9	AB	R	H	RBI	BB	SO	LOB
Tony Kubek, L (1, 6) OBP: 0.246, SLG: 0.315	L8	L7		1-H HR		F7				4	1	1	2	0	0	1
Bobby Richardson, R (1, 4) OBP: 0.277, SLG: 0.319	FC1-6 1B	1-2 1B		BB 1B		F6				4	0	3	0	0	0	0
Joe Pepitone, L (1, 3) OBP: 0.325, SLG: 0.517	FC1-6 2B 1-2f 2B	K		BBB 1-2 BB		L9				3	1	0	0	1	1	3
Roger Maris, L (1, 9) OBP: 0.333, SLG: 0.518	1-3 2B		E4	L9			4-3			4	1	1	0	0	0	2
Tom Tresh, S (1, 8) OBP: 0.343, SLG: 0.502	2-H 3-H 2B		F8	5-3			F3			4	0	1	2	0	0	3
Yogi Berra, L (1, 2) OBP: 0.200, SLG: 0.265	BBBB BB		SSS K		L6		6-3			3	0	0	0	1	1	1
Johnny Blanchard, L (1, 7) OBP: 0.167, SLG: 0.063 Jack Reed, R (9, 7) OBP: 0.297, SLG: 0.389	3-1		G3		SSS K			G3		4 0	0 0	0 0	0 0	0 0	1 0	3 0
Clete Boyer, R (1, 5) OBP: 0.347, SLG: 0.500		1B 1B		SSS K	1B			F4		4	0	2	0	0	1	0
Ralph Terry, R (1, 1) OBP: 0.111, SLG: 0.086		F3		HR 1B	L4			F7		4	1	1	0	0	0	2
Inning Stats	R: 2 E: 0 K: 0 S: 6 H: 3 LOB: 2 BB: 1 P: 10	R: 0 E: 0 K: 1 S: 7 H: 2 LOB: 2 BB: 0 P: 7	R: 0 E: 1 K: 1 S: 6 H: 0 LOB: 1 BB: 0 P: 6	R: 2 E: 0 K: 1 S: 8 H: 3 LOB: 2 BB: 1 P: 12	R: 0 E: 0 K: 1 S: 6 H: 1 LOB: 1 BB: 0 P: 6	R: 0 E: 0 K: 0 S: 3 H: 0 LOB: 0 BB: 0 P: 3	R: 0 E: 0 K: 0 S: 3 H: 0 LOB: 0 BB: 0 P: 3	R: 0 E: 0 K: 0 S: 3 H: 0 LOB: 0 BB: 0 P: 3		1B: 6 2B: 2 3B: 0 HR: 1	SF: 0 SAC: 0 DP: 0 HBP: 0					

livebaseballscorecards.com

AB	34
R	4
H	9
RBI	4
BB	2
SO	4
LOB	15

WP: 0 PB: 0 SB: 0 CS: 0 PA: 36

PITCHER		IP	WLS	BF	H	R	ER	SO	BB	IBB	HBP	BLK	WP	HR	S	P	ERA	WHIP
Jim Bunning, R ERA: 3.23	(1, 1)	3.1	L	21	8	4	4	3	2	0	0	0	0	1	25	33	10.80	3.000
Dick Egan, L ERA: 5.14	(4, 1)	1.2		6	1	0	0	1	0	0	0	0	0	0	8	8	0.00	0.600
Mickey Lolich, L ERA: 3.29	(6, 1)	2.0		6	0	0	0	0	0	0	0	0	0	0	6	6	0.00	0.000
Tom Sturdivant, R ERA: 4.35	(8, 1)	1.0		3	0	0	0	0	0	0	0	0	0	0	3	3	0.00	0.000

PITCHER	IP	WLS	BF	H	R	ER	SO	BB	IBB	HBP	BLK	WP	HR	S	P	ERA	WHIP

Batter	1	2	3	4	5	6	7	8	9	AB	R	H	RBI	BB	SO	LOB
Jake Wood, R (1, 4) OBP: 0.341, SLG: 0.471	5-3		FC1-5 1-2 2-3f		L4		HR			4	1	1	1	0	0	2
Bill Bruton, L (1, 8) OBP: 0.286, SLG: 0.323	K		K		F7		F7			4	0	0	0	0	2	2
Al Kaline, R (1, 9) OBP: 0.427, SLG: 0.616	L8		K			G5-4-3 1B 2B 1B		L6-3		4	1	1	0	0	1	2
Norm Cash, L (1, 3) OBP: 0.349, SLG: 0.400		K		FC6-4 BB		G5-4-3 1-2 1B		F8		3	0	1	0	1	1	0
Rocky Colavito, R (1, 7) OBP: 0.333, SLG: 0.374		HR		FC6-4 1B 1-2f		G5-4-3 1-2f 2-3		4-3		4	1	1	1	0	0	3
Dick McAuliffe, L (1, 6) OBP: 0.335, SLG: 0.383		F4		F8		2B 3-H			G6-4-3 1B	4	0	2	1	0	0	1
Bill Freehan, R (1, 2) OBP: 0.361, SLG: 0.456		F8		FC6-4 1-2 1B		L7			G6-4-3 1-2f	4	0	1	0	0	0	2
Bubba Phillips, R (1, 5) OBP: 0.208, SLG: 0.261			FC1-5 BB 1B	FC6-4 1-2f			5-3		BB	3	0	1	0	1	0	2
Hank Aguirre, R (1, 1) OBP: 0.194, SLG: 0.172 Bob Anderson, R (4, 1) Whitey Herzog, L (5, PH) OBP: 0.256, SLG: 0.219 Tom Sturdivant, L (5, 1) Coot Veal, R (7, PH) OBP: 0.324, SLG: 0.241 Phil Regan, R (7, 1) OBP: 0.238, SLG: 0.400 Gus Triandos, R (9, PH) OBP: 0.302, SLG: 0.388			FC1-5 1-2 BB		F9		F6		L7	0 0 1 0 1 0 0 1	0 0 0 0 0 0 0 0	0 0 0 0 0 0 0 1	0 0 0 0 0 0 0 0	1 0 0 0 0 0 0 0	0 0 0 0 0 0 0 1	0 0 0 0 0 0 0 0
Inning Stats	R: 0 E: 0 K: 1 S: 5 H: 0 LOB: 0 BB: 0 P: 5	R: 1 E: 0 K: 1 S: 6 H: 1 LOB: 0 BB: 0 P: 6	R: 0 E: 0 K: 2 S: 8 H: 1 LOB: 2 BB: 1 P: 12	R: 0 E: 0 K: 0 S: 4 H: 1 LOB: 2 BB: 1 P: 8	R: 0 E: 0 K: 0 S: 3 H: 0 LOB: 0 BB: 0 P: 3	R: 1 E: 0 K: 0 S: 5 H: 3 LOB: 1 BB: 0 P: 5	R: 1 E: 0 K: 0 S: 4 H: 1 LOB: 0 BB: 0 P: 4	R: 0 E: 0 K: 0 S: 3 H: 0 LOB: 0 BB: 0 P: 3	R: 0 E: 0 K: 0 S: 3 H: 1 LOB: 1 BB: 1 P: 7	1B: 5 2B: 1 3B: 0 HR: 2 SF: 0 SAC: 0 DP: 2 HBP: 0						WP: 0 PB: 0 SB: 0 CS: 0 PA: 36	

TOP

Detroit Tigers @ New York Yankees

Yankee Stadium, Bronx, NY

Sun Jun 16 1963, 3:38 AM EDT

Att. 45,339 - Unknown - 78 F

livebaseballscorecards.com

AB	33
R	3
H	8
RBI	3
BB	3
SO	4
LOB	15

PITCHER		IP	WLS	BF	H	R	ER	SO	BB	IBB	HBP	BLK	WP	HR	S	P	ERA	WHIP
Bill Stafford, R ERA: 6.06	(1, 1)	8.0	W	33	8	3	3	4	2	0	0	0	0	2	39	47	3.38	1.250
Hal Reniff, R ERA: 2.9	(9, 1)	1.0	S	3	0	0	0	0	1	0	0	0	0	0	2	6	0.00	1.000

PITCHER	IP	WLS	BF	H	R	ER	SO	BB	IBB	HBP	BLK	WP	HR	S	P	ERA	WHIP

Batter	1	2	3	4	5	6	7	8	9	AB	R	H	RBI	BB	SO	LOB
Hector Lopez, R (1, 7) OBP: 0.275, SLG: 0.370	F2	K		3B BB	FC6-4			FC6-4 BB		3	1	0	0	2	1	3
Bobby Richardson, R (1, 4) OBP: 0.284, SLG: 0.328	E BB	F3		1B 3B		CS BB		FC6-4		3	1	1	2	2	0	2
Tom Tresh, S (1, 8) OBP: 0.341, SLG: 0.495	E6		5-3	1B BB		K				3	0	0	0	1	1	2
Clete Boyer, R (1, 6) OBP: 0.346, SLG: 0.496	F2		4-3	1B		4-3				4	0	1	1	0	0	3
Joe Pepitone, L (1, 3) OBP: 0.318, SLG: 0.505	F6		K	G3			L8			4	0	0	0	0	1	4
Elston Howard, R (1, 2) OBP: 0.300, SLG: 0.492		2B BB		HR	5-3		K			3	2	1	1	1	1	0
Harry Bright, R (1, 5) OBP: 0.367, SLG: 0.466		3B 2B		F3	E5 1B		F8			4	1	2	1	0	0	0
Jack Reed, R (1, 9) OBP: 0.293, SLG: 0.375		F4		F4	FC6-4 1B			6-3		4	0	1	0	0	0	1
Bill Stafford, R (1, 1) OBP: 0.316, SLG: 0.389 Hal Reniff, R (9, 1)		3B		BB 3B 1B	K			K		4 0	1 0	2 0	1 0	0 0	2 0	2 0
Inning Stats	R: 0 E: 1 K: 0 S: 4 H: 0 LOB: 2 BB: 1 P: 8	R: 2 E: 0 K: 1 S: 7 H: 2 LOB: 1 BB: 1 P: 11	R: 0 E: 0 K: 1 S: 5 H: 0 LOB: 0 BB: 0 P: 5	R: 4 E: 0 K: 0 S: 7 H: 4 LOB: 2 BB: 2 P: 15	R: 0 E: 1 K: 1 S: 7 H: 2 LOB: 2 BB: 0 P: 7	R: 0 E: 0 K: 1 S: 4 H: 0 LOB: 0 BB: 1 P: 8	R: 0 E: 0 K: 1 S: 5 H: 0 LOB: 0 BB: 0 P: 5	R: 0 E: 0 K: 1 S: 5 H: 0 LOB: 1 BB: 1 P: 9		1B: 4 2B: 1 3B: 2 HR: 1	SF: 0 SAC: 0 DP: 0 HBP: 0						

PITCHER		IP	WLS	BF	H	R	ER	SO	BB	IBB	HBP	BLK	WP	HR	S	P	ERA	WHIP
Hank Aguirre, L ERA: 4.36	(1, 1)	3.2	L	21	5	6	6	2	4	0	0	0	0	1	21	37	14.73	2.455
Bob Anderson, R ERA: 3.05	(4, 1)	0.1		2	1	0	0	0	0	0	0	0	0	0	2	2	0.00	3.000
Tom Sturdivant, R ERA: 4.15	(5, 1)	2.0		8	2	0	0	2	1	0	0	0	0	0	11	15	0.00	1.500
Phil Regan, R ERA: 3.53	(7, 1)	2.0		7	0	0	0	2	1	0	0	0	0	0	10	14	0.00	0.500

PITCHER	IP	WLS	BF	H	R	ER	SO	BB	IBB	HBP	BLK	WP	HR	S	P	ERA	WHIP

BOTTOM

Detroit Tigers @ New York Yankees

Yankee Stadium, Bronx, NY

Sun Jun 16 1963, 3:38 AM EDT
Att. 45,339 - Unknown - 78 F

livebaseballscorecards.com

AB	32
R	6
H	8
RBI	6
BB	6
SO	6
LOB	17

WP: 0	PA: 38		
PB: 0			
SB: 0			
CS: 1			

Batter	1	2	3	4	5	6	7	8	9	AB	R	H	RBI	BB	SO	LOB
Jake Wood, R (1, 4) OBP: 0.348, SLG: 0.476	BB, 2B	1-2, BB			5-3		S, BB			2	0	1	0	2	0	0
Bill Bruton, L (1, 8) OBP: 0.286, SLG: 0.322	F2	4-3			1B		F5, 1-2			4	0	1	0	0	0	4
Al Kaline, R (1, 9) OBP: 0.420, SLG: 0.605	K		L5-3		L6			L8		4	0	0	0	0	1	1
Rocky Colavito, R (1, 7) OBP: 0.336, SLG: 0.374	BB, BB		4-3			3-1, SH5-3, 1B		5-3		3	0	1	0	1	0	0
Norm Cash, L (1, 3) OBP: 0.348, SLG: 0.396	1-2, 2-3, BB		F7			SH5-3, 1-2		4-3		2	0	0	0	1	0	0
Dick McAuliffe, L (1, 6) OBP: 0.329, SLG: 0.375	4-3			F6		3-1, 2-3			F9	4	0	0	0	0	0	4
Bubba Phillips, R (1, 5) OBP: 0.209, SLG: 0.260		L7		BB, 1B		1-3			5-3	4	0	1	0	0	0	1
Bill Freehan, R (1, 2) OBP: 0.375, SLG: 0.451		BB, BB		1-2, BB			6-3		BB	1	0	0	0	3	0	0
Bill Faul, R (1, 1) OBP: 0.111, SLG: 0.118		K		F7			F9		4-3	3	0	0	0	0	1	2
Terry Fox, R (7, 1)										0	0	0	0	0	0	0
Willie Smith, L (8, 1)										0	0	0	0	0	0	0
Whitey Herzog, L (9, PH) OBP: 0.250, SLG: 0.212										1	0	0	0	0	0	1
Inning Stats	R: 0 E: 0 K: 1 S: 6 / H: 1 LOB: 3 BB: 2 P: 14	R: 0 E: 0 K: 1 S: 5 / H: 0 LOB: 2 BB: 2 P: 13	R: 0 E: 0 K: 0 S: 3 / H: 0 LOB: 0 BB: 0 P: 3	R: 0 E: 0 K: 0 S: 3 / H: 1 LOB: 1 BB: 1 P: 7	R: 0 E: 0 K: 0 S: 3 / H: 1 LOB: 0 BB: 0 P: 3	R: 0 E: 0 K: 0 S: 4 / H: 1 LOB: 1 BB: 0 P: 4	R: 0 E: 0 K: 0 S: 3 / H: 0 LOB: 1 BB: 1 P: 7	R: 0 E: 0 K: 0 S: 3 / H: 0 LOB: 0 BB: 0 P: 3	R: 0 E: 0 K: 0 S: 3 / H: 0 LOB: 1 BB: 1 P: 7	1B: 3 2B: 1 3B: 0 HR: 0	SF: 0 SAC: 1 DP: 0 HBP: 0						

PITCHER	IP	WLS	BF	H	R	ER	SO	BB	IBB	HBP	BLK	WP	HR	S	P	ERA	WHIP
Earl Wilson, R (1, 1) ERA: 2.48	9.0	W	36	4	0	0	2	7	0	0	0	0	0	33	61	0.00	1.222

PITCHER	IP	WLS	BF	H	R	ER	SO	BB	IBB	HBP	BLK	WP	HR	S	P	ERA	WHIP

Detroit Tigers @ Boston Red Sox

Fenway Park, Boston, MA

Tue Jun 18 1963, 7:05 PM EDT

Att. 14,130 - Unknown

TOP

livebaseballscorecards.com

AB	28
R	0
H	4
RBI	0
BB	7
SO	2
LOB	13

WP: 0 PA: 36
PB: 0
SB: 1
CS: 0

BOTTOM

Detroit Tigers @ Boston Red Sox

Fenway Park, Boston, MA

Tue Jun 18 1963, 7:05 PM EDT

Att. 14,130 - Unknown

Batter	1	2	3	4	5	6	7	8	9	AB	R	H	RBI	BB	SO	LOB
Chuck Schilling, R (1, 4) OBP: 0.335, SLG: 0.373	G3		F8		FC6-4		K	1B FC5-4 1B		5	1	1	1	0	1	3
Roman Mejias, R (1, 8) OBP: 0.217, SLG: 0.353	F8		1-2 1B		L8		1B	SF8		4	0	2	1	0	0	1
Carl Yastrzemski, L (1, 7) OBP: 0.390, SLG: 0.431	1-3		L9			BB G4-6-3	FC6-4	FC5-4		4	0	2	2	1	0	2
Frank Malzone, R (1, 5) OBP: 0.378, SLG: 0.513		F5		1B L5 1B		G4-6-3	FC6-4	FC5-4		5	0	1	1	0	0	4
Dick Stuart, R (1, 3) OBP: 0.303, SLG: 0.516		F7		1-3 1B		F7		HR 6-3		5	1	2	1	0	0	1
Lou Clinton, R (1, 9) OBP: 0.300, SLG: 0.433		BB		K			HR 1B	1B BB 1B		3	2	2	0	1	1	2
Eddie Bressoud, R (1, 6) OBP: 0.322, SLG: 0.423		K		L5 3-H			1-H HR	1B 1B BB 1B		3	2	1	2	1	1	3
Russ Nixon, L (1, 2) OBP: 0.372, SLG: 0.463			1B BB	K			3-1	1B SF8 1B		3	1	1	0	1	1	0
Earl Wilson, R (1, 1) OBP: 0.250, SLG: 0.263			K	FC6-4 BB			1B 1B	1B 1B		3	2	2	1	1	1	1
Inning Stats	R: 0 H: 0 E: 0 LOB: 0 K: 0 BB: 0 S: 3 P: 3	R: 0 H: 0 E: 0 LOB: 1 K: 1 BB: 1 S: 5 P: 9	R: 0 H: 1 E: 0 LOB: 2 K: 1 BB: 1 S: 6 P: 10	R: 0 H: 2 E: 0 LOB: 1 K: 1 BB: 0 S: 6 P: 6	R: 0 H: 0 E: 0 LOB: 1 K: 1 BB: 1 S: 5 P: 9	R: 0 H: 0 E: 0 LOB: 0 K: 0 BB: 1 S: 2 P: 6	R: 3 H: 5 E: 0 LOB: 2 K: 1 BB: 0 S: 10 P: 10	R: 6 H: 6 E: 0 LOB: 1 K: 0 BB: 1 S: 9 P: 13		1B: 12 SF: 1 2B: 1 SAC: 0 3B: 0 DP: 2 HR: 2 HBP: 0						

livebaseballscorecards.com

AB	35
R	9
H	14
RBI	9
BB	5
SO	5
LOB	17

WP: 0 PA: 41
PB: 0
SB: 0
CS: 0

PITCHER		IP	WLS	BF	H	R	ER	SO	BB	IBB	HBP	BLK	WP	HR	S	P	ERA	WHIP
Bill Faul, R ERA: 3.38	(1, 1)	6.2	L	29	7	3	3	5	4	0	0	0	0	1	35	51	4.05	1.650
Terry Fox, R ERA: 5.04	(7, 1)	0.2		9	6	6	6	0	1	0	0	0	0	1	8	12	81.00	10.500
Willie Smith, L ERA:	(8, 1)	0.2		3	1	0	0	0	0	0	0	0	0	0	3	3	0.00	1.500

PITCHER	IP	WLS	BF	H	R	ER	SO	BB	IBB	HBP	BLK	WP	HR	S	P	ERA	WHIP

Detroit Tigers @ Boston Red Sox

Fenway Park, Boston, MA

Wed Jun 19 1963, 7:05 PM EDT

Att. 14,795 - Unknown

TOP

Batter	1	2	3	4	5	6	7	8	9	AB	R	H	RBI	BB	SO	LOB
Jake Wood, R (1, 4) OBP: 0.345, SLG: 0.469	SSS 0-3 ① K		x 0-0 ② FC1-6 BB 1-2f 2-3		x 0-0 L6-3 1B		x 0-0 1-3		x 0-0 ③ L4	5	0	1	0	0	1	3
Bill Bruton, L (1, 8) OBP: 0.285, SLG: 0.317	SSS 0-3 ② K		BBBB 4-0 1-2 BB		x 0-0 ① F4		x 0-0 ② F7			3	0	0	0	1	1	1
Al Kaline, R (1, 9) OBP: 0.414, SLG: 0.595	x 0-0 ③ L4		x 0-0 ③ L6-3		x 0-0 ② L6-3 1-2		x 0-0 ③ L6-3			4	0	0	0	0	0	4
Rocky Colavito, R (1, 7) OBP: 0.338, SLG: 0.378		x 0-0 ① 6-3		x 0-0 1B E 2B	BBBB 4-0 BB			SSS 0-3 ① K		3	1	1	0	1	1	0
Norm Cash, L (1, 3) OBP: 0.347, SLG: 0.393		x 0-0 G6-4-3 1B		SSS 0-3 ① K	x 0-0 ③ F8			SSS 0-3 ② K		4	0	1	0	0	2	3
Gus Triandos, R (1, 2) OBP: 0.301, SLG: 0.384		x 0-0 ②③ G6-4-3 1-2f		x 0-0 E 1B 2-3		x 0-0 ① 6-3		SSS 0-3 ③ K		4	0	1	0	0	1	1
Dick McAuliffe, L (1, 6) OBP: 0.332, SLG: 0.383			x 0-0 FC1-6 BB 1B	x 0-0 E3 G5-4-3 1-2 3-H		x 0-0 ② 4-3			x 0-0 2B	4	0	2	1	0	0	1
Bubba Phillips, R (1, 5) OBP: 0.210, SLG: 0.255			x 0-0 ① F5	x 0-0 ②③ G5-4-3 1-2f		BBBB 4-0 FC6-4 BB			x 0-0 ① F7	3	0	0	0	1	0	4
Don Mossi, L (1, 1) OBP: 0.320, SLG: 0.238 Gates Brown, L (5, PH) OBP: 1.000, SLG: 4.000 Phil Regan, R (5, 1) OBP: 0.238, SLG: 0.400 George Thomas, R (6, PH) OBP: 0.253, SLG: 0.333 Mickey Lolich, S (6, 1) Tom Sturdivant, L (8, 1) Whitey Herzog, L (9, PH) OBP: 0.244, SLG: 0.206			BBBB 4-0 1-2 FC1-6 BB		x 0-0 HR	x 0-0 ③ FC6-4 1-2f			x 0-0 ② F7	0 0 0 0 1 0 0 1 1 1 1 0 0 0 0 0 0 0 0 0 0 1 0 0 0 0 0 1 0 0 0 0 0 0 0 0 0 0 0 0 0 0 1 0 0 0 0 0 1						
Inning Stats	R: 0 E: 0 K: 2 S: 7 H: 0 LOB: 0 BB: 0 P: 7	R: 0 E: 0 K: 0 S: 3 H: 1 LOB: 0 BB: 0 P: 3	R: 0 E: 0 K: 0 S: 4 H: 1 LOB: 3 BB: 2 P: 12	R: 1 E: 1 K: 1 S: 7 H: 2 LOB: 1 BB: 0 P: 7	R: 1 E: 0 K: 0 S: 5 H: 2 LOB: 2 BB: 1 P: 9	R: 0 E: 0 K: 0 S: 3 H: 0 LOB: 1 BB: 1 P: 7	R: 0 E: 0 K: 0 S: 3 H: 0 LOB: 0 BB: 0 P: 3	R: 0 E: 0 K: 3 S: 9 H: 0 LOB: 0 BB: 0 P: 9	R: 0 E: 0 K: 0 S: 4 H: 1 LOB: 1 BB: 0 P: 4	1B: 4 2B: 2 3B: 0 HR: 1	SF: 0 SAC: 0 DP: 2 HBP: 0						

AB	33
R	2
H	7
RBI	2
BB	4
SO	6
LOB	19

WP: 0 PB: 0 SB: 0 CS: 0 PA: 37

livebaseballscorecards.com

PITCHER	IP	WLS	BF	H	R	ER	SO	BB	IBB	HBP	BLK	WP	HR	S	P	ERA	WHIP
Bob Heffner, R (1, 1) ERA: 2.0	9.0	W	37	7	2	2	6	4	0	0	0	0	1	45	61	2.00	1.222

PITCHER	IP	WLS	BF	H	R	ER	SO	BB	IBB	HBP	BLK	WP	HR	S	P	ERA	WHIP

BOTTOM

Detroit Tigers @ Boston Red Sox

Fenway Park, Boston, MA

Wed Jun 19 1963, 7:05 PM EDT

Att. 14,795 - Unknown

Batter	1	2	3	4	5	6	7	8	9	AB	R	H	RBI	BB	SO	LOB
Chuck Schilling, R (1, 4) OBP: 0.336, SLG: 0.372	5-3	F8			6-3		FC6-4 BB	G6-4-3 1B		4	0	1	1	1	0	1
Roman Mejias, R (1, 8) OBP: 0.217, SLG: 0.355	2B		L6		5-3		FC6-4 HR	G6-4-3		5	1	1	0	0	0	4
Carl Yastrzemski, L (1, 7) OBP: 0.395, SLG: 0.463	L8		HR 1B		HR		HR			4	3	3	4	0	0	1
Frank Malzone, R (1, 5) OBP: 0.380, SLG: 0.526	F4		HR		L8		1B			4	1	2	2	0	0	1
Dick Stuart, R (1, 3) OBP: 0.303, SLG: 0.512		K	5-3			K	1B			4	0	1	0	0	2	0
Lou Clinton, R (1, 9) OBP: 0.300, SLG: 0.434		1B 2B	K			F8	K			4	1	1	0	0	2	2
Eddie Bressoud, R (1, 6) OBP: 0.325, SLG: 0.425		2B 1B		6-3		F8		BB 1B		4	2	2	1	0	0	0
Bob Tillman, R (1, 2) OBP: 0.274, SLG: 0.328		5-3		F3			5-3	1B BB		3	0	0	0	1	0	1
Bob Heffner, R (1, 1) OBP: 0.500, SLG: 0.667		2B		F6			FC6-4 HR BB	K		3	1	1	1	1	1	2
Inning Stats	R: 0 E: 0 K: 0 S: 4 H: 1 LOB: 1 BB: 0 P: 4	R: 2 E: 0 K: 1 S: 8 H: 3 LOB: 1 BB: 0 P: 8	R: 2 E: 0 K: 1 S: 7 H: 2 LOB: 0 BB: 0 P: 7	R: 0 E: 0 K: 0 S: 3 H: 0 LOB: 0 BB: 0 P: 3	R: 1 E: 0 K: 0 S: 4 H: 1 LOB: 0 BB: 0 P: 4	R: 0 E: 0 K: 1 S: 5 H: 0 LOB: 0 BB: 0 P: 5	R: 3 E: 0 K: 1 S: 8 H: 3 LOB: 2 BB: 2 P: 16	R: 1 E: 0 K: 1 S: 6 H: 2 LOB: 1 BB: 1 P: 10		1B: 6 2B: 3 3B: 0 HR: 3	SF: 0 SAC: 0 DP: 1 HBP: 0						

livebaseballscorecards.com

	AB	35
	R	9
	H	12
	RBI	9
	BB	3
	SO	5
	LOB	12

PITCHER		IP	WLS	BF	H	R	ER	SO	BB	IBB	HBP	BLK	WP	HR	S	P	ERA	WHIP
Don Mossi, L ERA: 4.19	(1, 1)	4.0	L	18	6	4	4	2	0	0	0	0	0	1	22	22	9.00	1.500
Phil Regan, R ERA: 3.62	(5, 1)	1.0		4	1	1	1	0	0	0	0	0	0	1	4	4	9.00	1.000
Mickey Lolich, L ERA: 3.95	(6, 1)	2.1		15	5	4	4	3	3	0	0	0	0	1	18	30	15.43	3.429
Tom Sturdivant, R ERA: 4.09	(8, 1)	0.2		1	0	0	0	0	0	0	0	0	0	0	1	1	0.00	0.000

PITCHER	IP	WLS	BF	H	R	ER	SO	BB	IBB	HBP	BLK	WP	HR	S	P	ERA	WHIP

Batter	1	2	3	4	5	6	7	8	9	AB	R	H	RBI	BB	SO	LOB
Jake Wood, R (1, 4) OBP: 0.342, SLG: 0.463	SSS 0-3 ① K		x 0-0 1B 1-2 1B		SSS 0-3 ② K		SSS 0-3 ② K		x 0-0 ② F9	5	0	1	0	0	3	1
Bubba Phillips, R (1, 5) OBP: 0.222, SLG: 0.268	x 0-0 ② F8		x 0-0 1-2 2-H 1B		x 0-0 2B		BBBB 4-0 BB		x 0-0 ③ F5	4	0	2	1	1	0	1
Al Kaline, R (1, 9) OBP: 0.408, SLG: 0.585	x 0-0 ③ F2		x 0-0 ② F2		x 0-0 ③ L9		SSS 0-3 ③ K			4	0	0	0	0	1	4
Rocky Colavito, R (1, 7) OBP: 0.337, SLG: 0.376		SSS 0-3 ① K	SSS 0-3 ③ K			x 0-0 FC5-4 1B		x 0-0 ① F7		4	0	1	0	0	2	2
Bill Freehan, R (1, 2) OBP: 0.362, SLG: 0.432		x 0-0 ② F9		SSS 0-3 ① K		x 0-0 ① FC5-4 BB 1-2f 1B		x 0-0 E1		4	1	0	0	0	1	1
Norm Cash, L (1, 3) OBP: 0.349, SLG: 0.389		x 0-0 ③ 4-3		H 1-0 HBP		BBBB 4-0 1-2 1B BB		SSS 0-3 ② K		2	0	0	0	1	1	1
George Thomas, R (1, 8) OBP: 0.258, SLG: 0.333			BBBB 4-0 FC4-6 BB	SSS 0-3 ② K		x 0-0 1-2 2-H G5-4-3 1B		SSS 0-3 ③ K		3	0	1	1	1	2	2
Coot Veal, R (1, 6) OBP: 0.297, SLG: 0.219 Bill Bruton, L (9, PH) OBP: 0.288, SLG: 0.317			x 0-0 ① FC4-6 1B 1-2f	x 0-0 ③ F7		x 0-0 ②③ G5-4-3 1-2f			BBBB 4-0 BB	3 0	1 0	0 0	0 0	0 1	0 0	4 0
Jim Bunning, R (1, 1) OBP: 0.216, SLG: 0.250 Terry Fox, R (6, 1) Whitey Herzog, L (7, PH) OBP: 0.238, SLG: 0.200 Tom Sturdivant, L (7, 1) Gates Brown, L (9, PH) OBP: 0.500, SLG: 2.000			x 0-0 1B 2-H 1B		x 0-0 ① F9		SSS 0-3 ① K		x 0-0 ① F4	2 0 1 0 1	1 0 0 0 0	1 0 0 0 0	1 0 0 0 0	0 0 1 0 0	0 0 0 0 0	0 0 0 0 1
Inning Stats	R: 0 E: 0 K: 1 S: 5 H: 0 LOB: 0 BB: 0 P: 5	R: 0 E: 0 K: 1 S: 5 H: 0 LOB: 0 BB: 0 P: 5	R: 2 E: 1 K: 1 S: 8 H: 3 LOB: 2 BB: 1 P: 12	R: 0 E: 0 K: 2 S: 7 H: 0 LOB: 1 BB: 0 P: 8	R: 0 E: 0 K: 1 S: 6 H: 1 LOB: 1 BB: 0 P: 6	R: 1 E: 0 K: 0 S: 4 H: 2 LOB: 1 BB: 1 P: 8	R: 0 E: 0 K: 3 S: 9 H: 0 LOB: 1 BB: 1 P: 13	R: 0 E: 1 K: 2 S: 8 H: 0 LOB: 1 BB: 0 P: 8	R: 0 E: 0 K: 0 S: 3 H: 0 LOB: 1 BB: 1 P: 7	1B: 5 2B: 1 3B: 0 HR: 0	SF: 0 SAC: 0 DP: 1 HBP: 1			WP: 0 PB: 0 SB: 0 CS: 0	PA: 38	

PITCHER		IP	WLS	BF	H	R	ER	SO	BB	IBB	HBP	BLK	WP	HR	S	P	ERA	WHIP
Arnold Earley, L ERA: 4.57	(1, 1)	5.1	W	25	6	3	3	6	2	0	1	0	0	0	34	43	5.06	1.500
Jack Lamabe, R ERA: 2.98	(6, 1)	0.2		1	0	0	0	0	0	0	0	0	0	0	1	1	0.00	0.000
Dick Radatz, R ERA: 0.95	(7, 1)	3.0	S	12	0	0	0	5	2	0	0	0	0	0	20	28	0.00	0.667

PITCHER	IP	WLS	BF	H	R	ER	SO	BB	IBB	HBP	BLK	WP	HR	S	P	ERA	WHIP

TOP

Detroit Tigers @ Boston Red Sox

Fenway Park, Boston, MA

Thu Jun 20 1963, 3:33 AM EDT

Att. 6,173 - Unknown

livebaseballscorecards.com

AB	33
R	3
H	6
RBI	3
BB	4
SO	11
LOB	17

Detroit Tigers @ Boston Red Sox

Fenway Park, Boston, MA

Thu Jun 20 1963, 3:33 AM EDT

Att. 6,173 - Unknown

BOTTOM

Batter	1	2	3	4	5	6	7	8	9	AB	R	H	RBI	BB	SO	LOB
Chuck Schilling, R (1, 4) OBP: 0.341, SLG: 0.388	F8		1B 1B	2-H HR		1-3 1-2 1B 1B		6-3 1-2		5	2	3	2	0	0	1
Roman Mejias, R (1, 8) OBP: 0.222, SLG: 0.352	K		1-2 1B	HBP		1-3 1-2 2-3		FC5 2-3		4	0	1	0	0	1	3
Carl Yastrzemski, L (1, 7) OBP: 0.393, SLG: 0.459	4-3		F7	1-3		2-H 3-H 1B				4	0	1	2	0	0	3
Frank Malzone, R (1, 5) OBP: 0.378, SLG: 0.522		1B		F6	G3		5-3			4	0	1	0	0	0	0
Dick Stuart, R (1, 3) OBP: 0.306, SLG: 0.525		F3		HR	K		FC5-4 1B			4	1	2	1	0	1	1
Lou Clinton, R (1, 9) OBP: 0.299, SLG: 0.429		K		FC6-4 BB	K		FC5-4 FC4 1-2f			3	0	0	0	1	2	2
Eddie Bressoud, R (1, 6) OBP: 0.324, SLG: 0.426		F5		FC6-4 1B 1-2f 2B		F8 1B 2B	FC4 1-2f			4	2	1	0	0	0	3
Russ Nixon, L (1, 2) OBP: 0.378, SLG: 0.459			F8	1-3 2B 1B		F8 2-3		FC5 6-3 BB		3	1	1	0	1	0	1
Arnold Earley, L (1, 1) OBP: 0.222, SLG: 0.333			K	HR 1-H 3-H 2B		1-3 1B 3-H 1B		F3		2	1	1	2	0	1	0
Jack Lamabe, R (6, 1)										0	0	0	0	0	0	0
Gary Geiger, L (6, PH) OBP: 0.417, SLG: 0.548										1	1	1	1	0	0	0
Dick Radatz, R (7, 1) OBP: 0.071, SLG: 0.143										1	0	0	0	0	0	1
Inning Stats	R: 0 E: 0 K: 1 S: 5 H: 0 LOB: 0 BB: 0 P: 5	R: 0 E: 0 K: 1 S: 6 H: 1 LOB: 1 BB: 0 P: 6	R: 0 E: 0 K: 1 S: 7 H: 2 LOB: 2 BB: 0 P: 7	R: 5 E: 0 K: 0 S: 7 H: 4 LOB: 1 BB: 1 P: 12	R: 0 E: 0 K: 2 S: 7 H: 0 LOB: 0 BB: 0 P: 7	R: 3 E: 0 K: 0 S: 6 H: 4 LOB: 1 BB: 0 P: 6	R: 0 E: 0 K: 0 S: 4 H: 1 LOB: 1 BB: 0 P: 4	R: 0 E: 0 K: 0 S: 3 H: 0 LOB: 1 BB: 1 P: 7		1B: 8 2B: 2 3B: 0 HR: 2 SF: 0 SAC: 0 DP: 0 HBP: 1	WP: 0 PB: 0 SB: 0 CS: 0 PA: 38					

livebaseballscorecards.com

	AB	35
	R	8
	H	12
	RBI	8
	BB	2
	SO	5
	LOB	15

PITCHER		IP	WLS	BF	H	R	ER	SO	BB	IBB	HBP	BLK	WP	HR	S	P	ERA	WHIP
Jim Bunning, R ERA: 3.75	(1, 1)	5.1	L	28	10	8	8	5	1	0	1	0	0	2	36	41	13.50	2.062
Terry Fox, R ERA: 4.94	(6, 1)	0.2		2	1	0	0	0	0	0	0	0	0	0	2	2	0.00	1.500
Tom Sturdivant, R ERA: 3.91	(7, 1)	2.0		8	1	0	0	0	1	0	0	0	0	0	7	11	0.00	1.000

PITCHER	IP	WLS	BF	H	R	ER	SO	BB	IBB	HBP	BLK	WP	HR	S	P	ERA	WHIP

Detroit Tigers @ Kansas City Athletics

Municipal Stadium, Kansas City, MO

Fri Jun 21 1963, 8:05 PM EDT

Att. 10,481 - Unknown

TOP

livebaseballscorecards.com

Batter	1	2	3	4	5	6	7	8	9	AB	R	H	RBI	BB	SO	LOB
Jake Wood, R (1, 4) OBP: 0.347, SLG: 0.471	F3		SH1-3, 1B 1-2 1B		1B 1B 2B	F7		S 2-H 1B		5	1	3	1	0	0	0
Dick McAuliffe, L (1, 6) OBP: 0.338, SLG: 0.385	4-3		SH1-3 1-2 2-H 1B		1B SH 2-3 1B	L3		BBBB 1-2 BB		4	1	2	1	1	0	0
Al Kaline, R (1, 9) OBP: 0.411, SLG: 0.584 Bill Bruton, L (7, 8) OBP: 0.287, SLG: 0.316	BBBB BB		SH1-3 1-2 2-3		SH 1B 1-2 3-H 1B		L6-3	F8		2 1	1 0	1 0	1 0	1 0	0 0	0 2
Rocky Colavito, R (1, 7) OBP: 0.336, SLG: 0.371	SSS K		F3		SH 1B SF8 1-3 2-H		5-3		BBBB 1B, 1B BB	3	1	0	0	1	1	3
Norm Cash, L (1, 3) OBP: 0.359, SLG: 0.396		F9 BBBB BB			5-3 1-3 3-H 1B		1B		1B 1-2 1B	4	0	3	1	1	0	0
Bubba Phillips, R (1, 5) OBP: 0.222, SLG: 0.268		6-3	F6		SF8 3-H		SSS K		1-2 2-3 1B	4	0	1	1	0	1	4
Bill Freehan, R (1, 2) OBP: 0.355, SLG: 0.414		BBBB BB	3-1		5-3 1-2			F7 SSS K		4	0	0	0	1	1	4
George Thomas, R (1, 8) OBP: 0.257, SLG: 0.326 (7, 9)		L5	4-3		F8			BBBB BLK 1B BB SSS K		4	1	0	0	1	1	5
Hank Aguirre, R (1, 1) OBP: 0.200, SLG: 0.182 Bill Faul, R (8, 1) OBP: 0.105, SLG: 0.111 Tom Sturdivant, L (9, 1)			S, 1B 1B 1B	SSS K	SSS K			SSS K 1-2 SSS K	SSS K	4 1 0	1 0 0	1 0 0	0 0 0	0 0 0	3 1 0	1 3 0

AB	36
R	6
H	11
RBI	5
BB	6
SO	8
LOB	22

Inning Stats	1	2	3	4	5	6	7	8	9	1B: 10	SF: 1	WP: 0	PA: 45
	R: 0 H: 0 E: 0 LOB: 1 K: 1 BB: 1 S: 5 P: 9	R: 0 H: 0 E: 0 LOB: 1 K: 0 BB: 1 S: 3 P: 7	R: 1 H: 3 E: 0 LOB: 3 K: 0 BB: 1 S: 6 P: 10	R: 0 H: 0 E: 0 LOB: 0 K: 1 BB: 0 S: 5 P: 5	R: 4 H: 4 E: 0 LOB: 1 K: 0 BB: 0 S: 8 P: 8	R: 0 H: 0 E: 0 LOB: 0 K: 1 BB: 0 S: 5 P: 5	R: 0 H: 1 E: 0 LOB: 1 K: 1 BB: 0 S: 6 P: 6	R: 1 H: 1 E: 0 LOB: 2 K: 1 BB: 2 S: 6 P: 14	R: 0 H: 2 E: 0 LOB: 3 K: 3 BB: 1 S: 11 P: 15	2B: 1 3B: 0 HR: 0	SAC: 2 DP: 0 HBP: 0	PB: 0 SB: 2 CS: 0	

PITCHER	IP	WLS	BF	H	R	ER	SO	BB	IBB	HBP	BLK	WP	HR	S	P	ERA	WHIP
Dave Wickersham, R (1, 1) ERA: 3.47	8.0	L	39	9	6	6	5	5	0	0	1	0	0	44	64	6.75	1.750
Dale Willis, R (9, 1) ERA: 3.95	1.0		6	2	0	0	3	1	0	0	0	0	0	11	15	0.00	3.000

PITCHER	IP	WLS	BF	H	R	ER	SO	BB	IBB	HBP	BLK	WP	HR	S	P	ERA	WHIP

Detroit Tigers @ Kansas City Athletics

Municipal Stadium, Kansas City, MO

Fri Jun 21 1963, 8:05 PM EDT

Att. 10,481 - Unknown

livebaseballscorecards.com

BOTTOM

Batter	1	2	3	4	5	6	7	8	9	AB	R	H	RBI	BB	SO	LOB
Bobby Del Greco, R (1, 8) OBP: 0.305, SLG: 0.355	1B		F4			BB		F8	K	4	0	1	0	1	1	4
Gino Cimoli, R (1, 9) OBP: 0.335, SLG: 0.384	L9		F3			1B		2B		4	0	2	1	0	0	1
Ed Charles, R (1, 5) OBP: 0.355, SLG: 0.415	L9		5-3			L5		2B		4	0	1	2	0	0	2
Chuck Essegian, R (1, 7) OBP: 0.305, SLG: 0.368	5-3		F3				F9	K		4	0	0	0	0	1	3
Doc Edwards, R (1, 2) OBP: 0.304, SLG: 0.385		G6-4-3 1B			F8		6-3		K	4	0	1	0	0	1	0
Ken Harrelson, R (1, 3) OBP: 0.172, SLG: 0.286		G6-4-3 1-2f			K		F7		F5	3	0	0	0	0	1	1
Manny Jimenez, L (9, PH) OBP: 0.344, SLG: 0.308										1	0	0	0	0	0	0
Wayne Causey, L (1, 6) OBP: 0.352, SLG: 0.407		4-3			G3			FC4-6 BB	BLK 1B	3	1	1	0	1	0	0
Jerry Lumpe, L (1, 4) OBP: 0.279, SLG: 0.301			G3			L9		FC4-6 1B BB 1-2f 2B	1B 1-2 BB	3	1	0	0	1	0	1
Dave Wickersham, R (1, 1) OBP: 0.216, SLG: 0.194			4-3			BB 1B		BB 1B 1-2 2B	1-3 2-H 1B	2	1	1	0	0	0	0
George Alusik, R (8, PH) OBP: 0.302, SLG: 0.363										0	1	0	0	1	0	0
Dale Willis, R (9, 1) OBP: 0.250, SLG: 0.250										0	0	0	0	0	0	0
Norm Siebern, L (9, PH) OBP: 0.382, SLG: 0.409										1	0	1	1	0	0	0
Tony La Russa, R (9, PR)										0	0	0	0	0	0	0
Inning Stats	R: 0 E: 0 K: 0 S: 4 H: 1 LOB: 1 BB: 0 P: 4	R: 0 E: 0 K: 0 S: 3 H: 1 LOB: 0 BB: 0 P: 3	R: 0 E: 0 K: 0 S: 3 H: 0 LOB: 0 BB: 0 P: 3	R: 0 E: 0 K: 0 S: 3 H: 0 LOB: 0 BB: 0 P: 3	R: 0 E: 0 K: 1 S: 5 H: 0 LOB: 0 BB: 0 P: 5	R: 1 E: 0 K: 0 S: 4 H: 2 LOB: 1 BB: 1 P: 8	R: 0 E: 0 K: 0 S: 3 H: 0 LOB: 0 BB: 0 P: 3	R: 2 E: 0 K: 1 S: 7 H: 2 LOB: 2 BB: 2 P: 15	R: 1 E: 0 K: 2 S: 9 H: 2 LOB: 2 BB: 1 P: 13	1B: 7 2B: 1 3B: 0 HR: 0 SF: 0 SAC: 0 DP: 1 HBP: 0							

	AB	33
	R	4
	H	8
	RBI	4
	BB	4
	SO	4
	LOB	12

WP: 0 PB: 0 SB: 0 CS: 0 PA: 37

PITCHER		IP	WLS	BF	H	R	ER	SO	BB	IBB	HBP	BLK	WP	HR	S	P	ERA	WHIP
Hank Aguirre, L ERA: 4.3	(1, 1)	7.2	W	30	6	3	3	1	3	0	0	0	0	0	29	41	3.52	1.174
Bill Faul, R ERA: 3.48	(8, 1)	1.0		6	2	1	1	2	1	0	0	1	0	0	9	13	9.00	3.000
Tom Sturdivant, R ERA: 3.88	(9, 1)	0.1	S	1	0	0	0	1	0	0	0	0	0	0	3	3	0.00	0.000

PITCHER	IP	WLS	BF	H	R	ER	SO	BB	IBB	HBP	BLK	WP	HR	S	P	ERA	WHIP

Batter	1	2	3	4	5	6	7	8	9	AB	R	H	RBI	BB	SO	LOB
Jake Wood, R (1, 4) OBP: 0.352, SLG: 0.471	4-3 1B		BBB 4-0 S 1B BB		F8 ②		1-2 1B		FC6-5 E S FC4-2 2-3	4	1	2	0	1	0	1
Dick McAuliffe, L (1, 6) OBP: 0.335, SLG: 0.380	4-3 ① 1-2		0-0 1-H 1B		F8 ③		F3 ③		FC4-2 ③ 1-H	5	0	1	1	0	0	4
Al Kaline, R (1, 9) OBP: 0.405, SLG: 0.575	L8 ②		L8 ③			L6-3 ①		SSS K ①		4	0	0	0	0	1	2
Rocky Colavito, R (1, 7) OBP: 0.338, SLG: 0.373	5-3 ③			1B		1-3 1B 1B		F7 ②		4	0	2	0	0	0	1
Norm Cash, L (1, 3) OBP: 0.357, SLG: 0.393		F7 ①		F6 ①		1-3 ② 1-2		FC4-6 1B		4	0	1	0	0	0	2
Bill Bruton, L (1, 8) OBP: 0.286, SLG: 0.315		G3 ②		F9 ②		0-0 ③ 2-H 1B		FC4-6 ③ 1-2f		4	0	1	0	0	0	2
Bubba Phillips, R (1, 5) OBP: 0.222, SLG: 0.267		F7 ③		F3 ③			F7 ①		SH1-4 1B 1B	4	1	1	0	0	0	1
Gus Triandos, R (1, 2) OBP: 0.301, SLG: 0.401			F9 ①		HR		SSS K ②		SH1-4 ① 1-2	3	1	1	1	0	1	0
Phil Regan, R (1, 1) OBP: 0.250, SLG: 0.391			SSS K ②		SSS K ①		1B 1B		FC6-5 2-H 1B	3	0	1	0	0	2	0
Gates Brown, L (9, PH) OBP: 0.667, SLG: 1.667										1	0	1	1	0	0	0
Jim Bunning, R (9, 1) OBP: 0.216, SLG: 0.250										0	0	0	0	0	0	0
Inning Stats	R: 0 E: 0 K: 0 S: 4 H: 1 LOB: 1 BB: 0 P: 4	R: 0 E: 0 K: 0 S: 3 H: 0 LOB: 0 BB: 0 P: 3	R: 1 E: 0 K: 1 S: 6 H: 1 LOB: 1 BB: 1 P: 10	R: 0 E: 0 K: 0 S: 4 H: 1 LOB: 1 BB: 0 P: 4	R: 1 E: 0 K: 1 S: 6 H: 1 LOB: 0 BB: 0 P: 6	R: 0 E: 0 K: 0 S: 4 H: 2 LOB: 2 BB: 0 P: 4	R: 0 E: 0 K: 1 S: 7 H: 2 LOB: 2 BB: 0 P: 7	R: 0 E: 0 K: 1 S: 6 H: 1 LOB: 1 BB: 0 P: 6	R: 1 E: 0 K: 0 S: 5 H: 2 LOB: 1 BB: 0 P: 5	1B: 10 2B: 0 3B: 0 HR: 1 SF: 0 SAC: 1 DP: 0 HBP: 0						

PITCHER		IP	WLS	BF	H	R	ER	SO	BB	IBB	HBP	BLK	WP	HR	S	P	ERA	WHIP
Orlando Pena, R ERA: 3.51	(1, 1)	7.0		29	8	2	2	3	1	0	0	0	0	1	34	38	2.57	1.286
Bill Fischer, R ERA: 2.66	(8, 1)	2.0	L	9	3	1	1	1	0	0	0	0	0	0	11	11	4.50	1.500

PITCHER		IP	WLS	BF	H	R	ER	SO	BB	IBB	HBP	BLK	WP	HR	S	P	ERA	WHIP

TOP

Detroit Tigers @ Kansas City Athletics

Municipal Stadium, Kansas City, MO

Sat Jun 22 1963, 8:05 PM EDT

Att. 10,603 - Unknown

AB	36
R	3
H	11
RBI	3
BB	1
SO	4
LOB	13

WP: 0 PA: 38
PB: 0
SB: 2
CS: 0

livebaseballscorecards.com

Detroit Tigers @ Kansas City Athletics

Municipal Stadium, Kansas City, MO

Sat Jun 22 1963, 8:05 PM EDT

Att. 10,603 - Unknown

livebaseballscorecards.com

BOTTOM

Batter	1	2	3	4	5	6	7	8	9	AB	R	H	RBI	BB	SO	LOB
Bobby Del Greco, R (1, 8) OBP: 0.303, SLG: 0.351	L5	K			1B		K			4	0	1	0	0	2	3
Gino Cimoli, R (1, 9) OBP: 0.330, SLG: 0.377	K		6-3		F7			F4		4	0	0	0	0	1	1
Ed Charles, R (1, 5) OBP: 0.353, SLG: 0.412	K		F8			1B		K		4	0	1	0	0	2	0
Chuck Essegian, R (1, 7) OBP: 0.304, SLG: 0.361 George Alusik, R (9, 7) OBP: 0.302, SLG: 0.363		SH1-3 1B BB BB	5-3			K		6-3		3 0	1 0	0 0	0 0	1 0	1 0	1 0
Doc Edwards, R (1, 2) OBP: 0.302, SLG: 0.380		BB SH1-3 1-2 1B		F7		F5			F7	4	0	1	0	0	0	1
Jerry Lumpe, L (1, 4) OBP: 0.280, SLG: 0.299		SH1-3 1-2 2-3		F4		G3			BB	2	0	0	0	1	0	1
Ken Harrelson, R (1, 3) OBP: 0.156, SLG: 0.258 Norm Siebern, L (9, PH) OBP: 0.381, SLG: 0.407	K			F4			F4		K	3 1	0 0	0 0	0 0	0 0	1 1	2 1
Wayne Causey, L (1, 6) OBP: 0.354, SLG: 0.410		BB IBB			4-3		PB SF8 2B		1-4-3	3	1	1	0	1	0	1
Orlando Pena, R (1, 1) OBP: 0.241, SLG: 0.240 Manny Jimenez, L (7, PH) OBP: 0.339, SLG: 0.308 Bill Fischer, R (8, 1)		1-2 2-3 3-H BB			K		SF8 2-H			1 0 0	0 0 0	0 0 0	1 0 0	1 0 0	1 0 0	0 0 0
Inning Stats	R: 0 H: 0 E: 0 LOB: 0 K: 2 BB: 0 S: 7 P: 7	R: 1 H: 1 E: 0 LOB: 3 K: 2 BB: 3 S: 8 P: 20	R: 0 H: 0 E: 0 LOB: 0 K: 0 BB: 0 S: 3 P: 3	R: 0 H: 0 E: 0 LOB: 0 K: 0 BB: 0 S: 3 P: 3	R: 0 H: 1 E: 0 LOB: 1 K: 1 BB: 0 S: 6 P: 6	R: 0 H: 1 E: 0 LOB: 1 K: 1 BB: 0 S: 6 P: 6	R: 1 H: 1 E: 0 LOB: 0 K: 1 BB: 0 S: 6 P: 6	R: 0 H: 0 E: 0 LOB: 0 K: 1 BB: 0 S: 5 P: 5	R: 0 H: 0 E: 0 LOB: 1 K: 1 BB: 1 S: 5 P: 9	1B: 3 SF: 1 2B: 1 SAC: 1 3B: 0 DP: 0 HR: 0 HBP: 0						WP: 0 PA: 35 PB: 1 SB: 0 CS: 0	

	AB	29
	R	2
	H	4
	RBI	2
	BB	4
	SO	9
	LOB	11

PITCHER		IP	WLS	BF	H	R	ER	SO	BB	IBB	HBP	BLK	WP	HR	S	P	ERA	WHIP
Phil Regan, R ERA: 3.34	(1, 1)	8.0	W	31	4	2	1	8	2	1	0	0	0	0	44	56	1.12	0.750
Jim Bunning, R ERA: 3.71	(9, 1)	1.0	S	4	0	0	0	1	1	0	0	0	0	0	5	9	0.00	1.000

PITCHER	IP	WLS	BF	H	R	ER	SO	BB	IBB	HBP	BLK	WP	HR	S	P	ERA	WHIP

Detroit Tigers @ Kansas City Athletics

Municipal Stadium, Kansas City, MO

Sun Jun 23 1963, 4:33 AM EDT

Att. 10,051 - Unknown

TOP

livebaseballscorecards.com

Batter	1	2	3	4	5	6	7	8	9	AB	R	H	RBI	BB	SO	LOB
Jake Wood, R (1, 4) OBP: 0.352, SLG: 0.465	F9		1B		F7		K	BB, BB, E, 1-2, 2-3, 3-H, HBP	F9	5	1	1	1	0	1	3
Dick McAuliffe, L (1, 6) OBP: 0.335, SLG: 0.376	4-3		1-2, 1B		F3		E4, BB, 1-2, 2-3, 3-H	BB, E, 1-2, 2-3, 3-H, BB	F7	5	1	1	1	1	0	2
Norm Cash, L (1, 3) OBP: 0.354, SLG: 0.389 Whitey Herzog, L (3, 3) OBP: 0.267, SLG: 0.194	F8		3-1			FC6, BB	1-2, 2-3, 3-H, BB	K		2 1	0 0	0 0	0 1	0 2	0 1	2 3
Rocky Colavito, R (1, 9) OBP: 0.343, SLG: 0.388		1B		HR	L4	K		E, E, 1-2, 2-3, 3-H, BB		4	2	2	2	1	1	4
Gates Brown, L (1, 7) OBP: 0.250, SLG: 0.625		F8		L6	FC6, 1-2f	F8		F4		5	0	0	0	0	0	8
Bill Bruton, L (1, 8) OBP: 0.285, SLG: 0.313		K		F9	F9		S, 1B, 1B	E3, E, E, 1-3, 2-H, 3-H		5	2	1	0	0	1	3
Bubba Phillips, R (1, 5) OBP: 0.239, SLG: 0.295		F8		3B			BB, HBP, E, 1B	BB, 1B, HBP, 1-H, 1B, E4, 1-H, 3-H, 1B		5	2	4	2	0	0	1
Gus Triandos, R (1, 2) OBP: 0.304, SLG: 0.398			K	K			E, BB, 1-2, BB, HBP	HBP, BB, BB, 1B, K		4	2	1	0	0	3	2
Mickey Lolich, S (1, 1)			K		K		BB, E, 1-2, 2-3, BB	BB, HBP, 1-2, 2-3, BB	K	3	1	0	0	2	3	0
Inning Stats	R: 0 E: 0 K: 0 S: 3 H: 0 LOB: 0 BB: 0 P: 3	R: 0 E: 0 K: 1 S: 6 H: 1 LOB: 1 BB: 0 P: 6	R: 0 E: 0 K: 2 S: 9 H: 2 LOB: 2 BB: 0 P: 9	R: 1 E: 0 K: 1 S: 7 H: 2 LOB: 1 BB: 0 P: 7	R: 0 E: 0 K: 1 S: 5 H: 0 LOB: 0 BB: 0 P: 5	R: 0 E: 0 K: 0 S: 3 H: 0 LOB: 1 BB: 1 P: 7	R: 2 E: 1 K: 2 S: 9 H: 1 LOB: 3 BB: 2 P: 18	R: 8 E: 2 K: 2 S: 12 H: 4 LOB: 1 BB: 3 P: 25	R: 0 E: 0 K: 1 S: 5 H: 0 LOB: 0 BB: 0 P: 5	1B: 8 2B: 0 3B: 1 HR: 1 SF: 0 SAC: 0 DP: 0 HBP: 2						

	AB	39
	R	11
	H	10
	RBI	7
	BB	6
	SO	10
	LOB	28

WP: 0 PB: 0 SB: 1 CS: 0 PA: 47

PITCHER		IP	WLS	BF	H	R	ER	SO	BB	IBB	HBP	BLK	WP	HR	S	P	ERA	WHIP
Moe Drabowsky, R ERA: 3.8	(1, 1)	6.1	L	30	6	3	2	6	3	0	1	0	0	1	38	51	2.84	1.421
Dale Willis, R ERA: 3.86	(7, 1)	0.2		2	0	0	0	1	0	0	0	0	0	0	4	4	0.00	0.000
Bill Fischer, R ERA: 3.48	(8, 1)	0.0		4	3	4	4	0	1	0	0	0	0	0	3	7	∞	∞
Pete Lovrich, R ERA: 12.6	(8, 1)	0.0		2	0	0	0	0	1	0	1	0	0	0	0	5	∞	∞
John Wyatt, R ERA: 2.81	(8, 1)	2.0		9	1	4	0	3	1	0	0	0	0	0	14	18	0.00	1.000

PITCHER		IP	WLS	BF	H	R	ER	SO	BB	IBB	HBP	BLK	WP	HR	S	P	ERA	WHIP

Batter	1	2	3	4	5	6	7	8	9	AB	R	H	RBI	BB	SO	LOB
Bobby Del Greco, R (1, 8) OBP: 0.298, SLG: 0.353	5-3		F7		6-3		F8		2B	5	0	1	0	0	0	2
Wayne Causey, L (1, 6) OBP: 0.358, SLG: 0.412	BBBB, G6-4-3, BB		1B, BB, 1B		G3			1B, 1B, 1B	F9	4	1	2	0	1	0	1
Ed Charles, R (1, 5) OBP: 0.355, SLG: 0.412	G6-4-3, 1-2f		BBBB, 1B, 1-2, BB			F4		1B, 1-2, 1B		3	0	1	0	1	0	1
George Alusik, R (1, 7) OBP: 0.300, SLG: 0.358		SSS, K	FC6-4, 1-2, 2-3, 1B			F7		L6		4	0	1	0	0	1	2
Gino Cimoli, R (1, 9) OBP: 0.328, SLG: 0.375		CS, 1B	FC6-4, 1-2f			6-3		F8		4	0	1	0	0	0	5
Jerry Lumpe, L (1, 4) OBP: 0.283, SLG: 0.302		1-2, 1B		4-3			4-3	1-3, 2-H, 1B		4	0	2	1	0	0	0
Haywood Sullivan, R (1, 2) OBP: 0.312, SLG: 0.280	5-3			F3			F8	F8		4	0	0	0	0	0	3
Ken Harrelson, R (1, 3) OBP: 0.222, SLG: 0.382			HR	6-3			BBBB, 1B, BB		G4-3, 1B	3	1	2	1	1	0	0
Moe Drabowsky, R (1, 1) OBP: 0.125, SLG: 0.250 Dale Willis, R (7, 1) OBP: 0.250, SLG: 0.250 Chuck Essegian, R (7, PH) OBP: 0.308, SLG: 0.365 Tony La Russa, R (7, PR) Bill Fischer, R (8, 1) Pete Lovrich, R (8, 1) John Wyatt, R (8, 1) Doc Edwards, R (9, PH) OBP: 0.299, SLG: 0.376			5-3		SSS, K		1-2, 1B		G4-3, 1-2f	2 0 1 0 0 0 0 1	0 0 0 0 0 0 0 0	0 0 1 0 0 0 0 0	0 0 0 0 0 0 0 0	0 0 0 0 0 0 0 0	1 0 0 0 0 0 0 0	0 0 0 0 0 0 0 1
Inning Stats	R: 0 E: 0 K: 0 S: 2 H: 0 LOB: 0 BB: 1 P: 6	R: 0 E: 0 K: 1 S: 6 H: 2 LOB: 1 BB: 0 P: 6	R: 1 E: 0 K: 0 S: 6 H: 3 LOB: 3 BB: 1 P: 10	R: 0 E: 0 K: 0 S: 3 H: 0 LOB: 0 BB: 0 P: 3	R: 0 E: 0 K: 1 S: 5 H: 0 LOB: 0 BB: 0 P: 5	R: 0 E: 0 K: 0 S: 3 H: 0 LOB: 0 BB: 0 P: 3	R: 0 E: 0 K: 0 S: 4 H: 1 LOB: 2 BB: 1 P: 8	R: 1 E: 0 K: 0 S: 6 H: 3 LOB: 2 BB: 0 P: 6	R: 0 E: 0 K: 0 S: 4 H: 2 LOB: 1 BB: 0 P: 4	1B: 9 2B: 1 3B: 0 HR: 1	SF: 0 SAC: 0 DP: 2 HBP: 0			WP: 0 PB: 0 SB: 0 CS: 1	PA: 38		

PITCHER	IP	WLS	BF	H	R	ER	SO	BB	IBB	HBP	BLK	WP	HR	S	P	ERA	WHIP
Mickey Lolich, L (1, 1) ERA: 3.61	9.0	W	38	11	2	2	2	3	0	0	0	0	1	39	51	2.00	1.556

PITCHER	IP	WLS	BF	H	R	ER	SO	BB	IBB	HBP	BLK	WP	HR	S	P	ERA	WHIP

BOTTOM

Detroit Tigers @ Kansas City Athletics

Municipal Stadium, Kansas City, MO

Sun Jun 23 1963, 4:33 AM EDT

Att. 10,051 - Unknown

livebaseballscorecards.com

AB	35
R	2
H	11
RBI	2
BB	3
SO	2
LOB	15

Detroit Tigers @ Kansas City Athletics

Municipal Stadium, Kansas City, MO

Mon Jun 24 1963, 8:05 PM EDT

Att. 5,401 - Unknown

TOP

livebaseballscorecards.com

Batter	1	2	3	4	5	6	7	8	9	AB	R	H	RBI	BB	SO	LOB
Jake Wood, R (1, 4) OBP: 0.349, SLG: 0.460	F3	1B 2-H 3-H 1B		K			6-3		K	5	0	1	2	0	2	1
Dick McAuliffe, L (1, 6) OBP: 0.336, SLG: 0.374	BB S G1-2-3 BB	S 1-2 1B			4-3		F5		F7	4	0	1	0	1	0	1
Al Kaline, R (1, 9) OBP: 0.406, SLG: 0.572	BB 1-2 BB	L9 1-2			1B 1B		L8			3	0	1	0	1	0	1
Rocky Colavito, R (1, 7) OBP: 0.342, SLG: 0.383	1-2 2-3 BB		F8		F4			6-3		3	0	0	0	1	0	1
Norm Cash, L (1, 3) OBP: 0.361, SLG: 0.401	G1-2-3 3-Hf		CS 1B		1-3 1B			2B		4	0	3	0	0	0	3
Bill Bruton, L (1, 8) OBP: 0.288, SLG: 0.325		HR	1-2 BB		F2			F5		3	1	1	1	1	0	3
Bubba Phillips, R (1, 5) OBP: 0.244, SLG: 0.296		SH1-3 S 1B 1B	F9							3	1	1	0	1	1	2
Bill Freehan, R (1, 2) OBP: 0.360, SLG: 0.412		SH1-3 1-2 1B BB		5-3		F9			1B	3	1	1	0	1	0	1
Don Mossi, L (1, 1) OBP: 0.308, SLG: 0.227		SH1-3 1-2 2-3		F8		G4-6-3 1-2f			K	1	0	0	0	0	0	0
Tom Sturdivant, L (4, 1)										0	0	0	0	0	0	0
Gates Brown, L (6, PH) OBP: 0.222, SLG: 0.556										1	0	0	0	0	0	1
Hank Aguirre, R (6, 1) OBP: 0.200, SLG: 0.182										0	0	0	0	0	0	0
Whitey Herzog, L (9, PH) OBP: 0.261, SLG: 0.189										1	0	0	0	0	1	1

	AB	31
	R	3
	H	9
	RBI	3
	BB	6
	SO	4
	LOB	15

Inning Stats	1	2	3	4	5	6	7	8	9
	R: 0 E: 0 K: 0 S: 2	H: 0 LOB: 2 BB: 3 P: 14	R: 3 E: 0 K: 0 S: 6	H: 4 LOB: 1 BB: 1 P: 10	R: 0 E: 0 K: 0 S: 3	H: 1 LOB: 1 BB: 1 P: 7	R: 0 E: 0 K: 1 S: 5	H: 0 LOB: 0 BB: 0 P: 5	R: 0 E: 0 K: 0 S: 5	H: 2 LOB: 2 BB: 0 P: 5
	R: 0 E: 0 K: 0 S: 2	H: 0 LOB: 0 BB: 1 P: 6	R: 0 E: 0 K: 0 S: 3	H: 0 LOB: 0 BB: 0 P: 3	R: 0 E: 0 K: 1 S: 6	H: 1 LOB: 1 BB: 0 P: 6	R: 0 E: 0 K: 2 S: 8	H: 1 LOB: 1 BB: 0 P: 8	1B: 7 2B: 1 3B: 0 HR: 1	SF: 0 SAC: 1 DP: 2 HBP: 0	WP: 0 PB: 0 SB: 3 CS: 1	PA: 38

PITCHER	IP	WLS	BF	H	R	ER	SO	BB	IBB	HBP	BLK	WP	HR	S	P	ERA	WHIP
Ed Rakow, R (1, 1) ERA: 3.51	7.1	W	32	8	3	3	1	6	0	0	0	0	1	28	52	3.68	1.909
John Wyatt, R (8, 1) ERA: 2.67	1.2	S	6	1	0	0	3	0	0	0	0	0	0	12	12	0.00	0.600

PITCHER	IP	WLS	BF	H	R	ER	SO	BB	IBB	HBP	BLK	WP	HR	S	P	ERA	WHIP

Batter	1	2	3	4	5	6	7	8	9	AB	R	H	RBI	BB	SO	LOB
Bobby Del Greco, R (1, 8) OBP: 0.305, SLG: 0.381	BBBB 4-0 4-3 BB		x 0-0 1-H HR		x 0-0 ① F7		x 0-0 ② F7			3	1	1	2	1	0	0
Wayne Causey, L (1, 6) OBP: 0.353, SLG: 0.405	x 0-0 ① 4-3 1-2		x 0-0 ② F5		SSS 0-3 ② K		x 0-0 ③ F8			4	0	0	0	0	1	1
Ed Charles, R (1, 5) OBP: 0.351, SLG: 0.405	x 0-0 ② L9		x 0-0 ③ 6-3		x 0-0 E4			x 0-0 ① 5-3		4	0	0	0	0	0	1
Norm Siebern, L (1, 7) OBP: 0.383, SLG: 0.409 George Alusik, R (9, 7) OBP: 0.300, SLG: 0.358	x 0-0 ③ F3			x 0-0 SH5-3 1B 3B 1B	x 0-0 ③ F6			x 0-0 HR 1B		4 0	2 0	2 0	0 0	0 0	0 0	2 0
Gino Cimoli, R (1, 9) OBP: 0.331, SLG: 0.377		x 0-0 ① F8		x 0-0 SH5-3 1-2 3B 1B		x 0-0 BB 1B		SSS 0-3 ② K		4	1	2	0	0	1	1
Ken Harrelson, R (1, 3) OBP: 0.231, SLG: 0.459		x 0-0 ② 6-3		x 0-0 ① SH5-3 1-2 2-3		SSS 0-3 ① K		x 0-0 1-H HR		3	1	1	2	0	1	1
Jerry Lumpe, L (1, 4) OBP: 0.286, SLG: 0.310		x 0-0 ③ G3		x 0-0 2-H 3-H 3B		BBBB 4-0 G6-4-3 1-2 BB		x 0-0 ③ 4-3		3	0	1	2	1	0	0
Haywood Sullivan, R (1, 2) OBP: 0.304, SLG: 0.271			x 0-0 ① L9	x 0-0 ② 6-3		x 0-0 ② ③ G6-4-3 1-2f				3	0	0	0	0	0	3
Ed Rakow, S (1, 1) OBP: 0.220, SLG: 0.162 John Wyatt, R (8, 1)			x 0-0 HR 1B	SSS 0-3 ③ K			x 0-0 ① F8			3 0	1 0	1 0	0 0	0 0	1 0	1 0
Inning Stats	R: 0 H: 0 E: 0 LOB: 1 K: 0 BB: 1 S: 3 P: 7	R: 0 H: 0 E: 0 LOB: 0 K: 0 BB: 0 S: 3 P: 3	R: 2 H: 2 E: 0 LOB: 0 K: 0 BB: 0 S: 5 P: 5	R: 2 H: 3 E: 0 LOB: 1 K: 1 BB: 0 S: 8 P: 8	R: 0 H: 0 E: 1 LOB: 1 K: 1 BB: 0 S: 6 P: 6	R: 0 H: 1 E: 0 LOB: 1 K: 1 BB: 1 S: 5 P: 9	R: 0 H: 0 E: 0 LOB: 0 K: 0 BB: 0 S: 3 P: 3	R: 2 H: 2 E: 0 LOB: 0 K: 1 BB: 0 S: 7 P: 7		1B: 5 SF: 0 2B: 0 SAC: 1 3B: 1 DP: 1 HR: 2 HBP: 0				WP: 0 PA: 34 PB: 0 SB: 0 CS: 0		

PITCHER		IP	WLS	BF	H	R	ER	SO	BB	IBB	HBP	BLK	WP	HR	S	P	ERA	WHIP
Don Mossi, L ERA: 4.5	(1, 1)	3.1	L	16	5	4	4	0	1	0	0	0	0	1	15	19	10.80	1.800
Tom Sturdivant, R ERA: 3.75	(4, 1)	1.2		6	0	0	0	2	0	0	0	0	0	0	10	10	0.00	0.000
Hank Aguirre, L ERA: 4.35	(6, 1)	3.0		12	3	2	2	2	1	0	0	0	0	1	15	19	6.00	1.333

PITCHER	IP	WLS	BF	H	R	ER	SO	BB	IBB	HBP	BLK	WP	HR	S	P	ERA	WHIP

BOTTOM

Detroit Tigers @ Kansas City Athletics

Municipal Stadium, Kansas City, MO

Mon Jun 24 1963, 8:05 PM EDT

Att. 5,401 - Unknown

livebaseballscorecards.com

AB	31
R	6
H	8
RBI	6
BB	2
SO	4
LOB	10

Batter	1	2	3	4	5	6	7	8	9	AB	R	H	RBI	BB	SO	LOB
Jake Wood, R (1, 4) OBP: 0.347, SLG: 0.456	FC1-6 1B		5-3			F4		K		4	0	1	0	0	1	0
Dick McAuliffe, L (1, 6) OBP: 0.335, SLG: 0.372	FC1-6 WP BB 1-2f		F9			1B 1B		G3		4	0	1	0	0	0	1
Al Kaline, R (1, 9) OBP: 0.404, SLG: 0.567	L7			L8		G6-4-3 1-3 1B			L7	4	0	1	0	0	0	1
Rocky Colavito, R (1, 7) OBP: 0.347, SLG: 0.384	BBBB WP 1-2 BB			1B		G6-4-3 1-2f			BBBB WP BB	2	0	1	0	2	0	2
Norm Cash, L (1, 3) OBP: 0.355, SLG: 0.393	4-3 1-2 2-3			F6			F7		F7 1-2	4	0	0	0	0	0	4
Bill Bruton, L (1, 8) OBP: 0.284, SLG: 0.320		4-3		G3			F7		4-3	4	0	0	0	0	0	2
Bubba Phillips, R (1, 5) OBP: 0.246, SLG: 0.297		6-3			F9		1B			3	0	1	0	0	0	0
Bill Freehan, R (1, 2) OBP: 0.352, SLG: 0.400		F9			K		5-3			3	0	0	0	0	1	1
Jim Bunning, R (1, 1) OBP: 0.205, SLG: 0.237 Gates Brown, L (8, PH) OBP: 0.200, SLG: 0.500 Terry Fox, R (8, 1)			SSS K2-3		4-3			4-3		2 1 0	0 0 0	0 0 0	0 0 0	1 0 0	0 0 0	0 0 0
Inning Stats	R: 0 E: 0 K: 0 S: 4 H: 1 LOB: 2 BB: 1 P: 8	R: 0 E: 0 K: 0 S: 3 H: 0 LOB: 0 BB: 0 P: 3	R: 0 E: 0 K: 1 S: 5 H: 0 LOB: 0 BB: 0 P: 5	R: 0 E: 0 K: 0 S: 4 H: 1 LOB: 1 BB: 0 P: 4	R: 0 E: 0 K: 1 S: 5 H: 0 LOB: 0 BB: 0 P: 5	R: 0 E: 0 K: 0 S: 4 H: 2 LOB: 1 BB: 0 P: 4	R: 0 E: 0 K: 0 S: 4 H: 1 LOB: 1 BB: 0 P: 4	R: 0 E: 0 K: 1 S: 5 H: 0 LOB: 0 BB: 0 P: 5	R: 0 E: 0 K: 0 S: 3 H: 0 LOB: 1 BB: 1 P: 7	1B: 5 2B: 0 3B: 0 HR: 0 SF: 0 SAC: 0 DP: 1 HBP: 0						

TOP

Detroit Tigers @ Minnesota Twins

Metropolitan Stadium, Bloomington , MI

Tue Jun 25 1963, 8:05 PM EDT

Att. 20,934 - Unknown - 82 F

livebaseballscorecards.com

AB	31
R	0
H	5
RBI	0
BB	2
SO	3
LOB	11

WP: 2 PB: 0 SB: 0 CS: 0 PA: 33

PITCHER	IP	WLS	BF	H	R	ER	SO	BB	IBB	HBP	BLK	WP	HR	S	P	ERA	WHIP
Lee Stange, R (1, 1) ERA: 1.76	9.0	W	33	5	0	0	3	2	0	0	0	2	0	37	45	0.00	0.778

PITCHER	IP	WLS	BF	H	R	ER	SO	BB	IBB	HBP	BLK	WP	HR	S	P	ERA	WHIP

Batter	1	2	3	4	5	6	7	8	9	AB	R	H	RBI	BB	SO	LOB
Zoilo Versalles, R (1, 6) OBP: 0.313, SLG: 0.443	S S S 0-3 ① K		x 0-0 ① 6-3		x 0-0 ③ F8			x 0-0 ② F7		4	0	0	0	0	1	0
Vic Power, R (1, 3) OBP: 0.276, SLG: 0.353	x 0-0 ② 5-3		x 0-0 ② 1-3			x 0-0 ① F8		x 0-0 ③ 5-3		4	0	0	0	0	0	0
Harmon Killebrew, R (1, 7) OBP: 0.369, SLG: 0.576 Lenny Green, L (9, 8) OBP: 0.304, SLG: 0.316	B B B B 4-0 BB BB BB		x 0-0 HR			x 0-0 ② F4				2 0	1 0	1 0	1 0	1 0	0 0	0 0
Jimmie Hall, L (1, 8) (9, 7) OBP: 0.331, SLG: 0.432	B B B B 4-0 BB 1-2 BB		x 0-0 ③ 4-3			B B B B 4-0 FC6 BB				1	0	0	0	2	0	0
Bob Allison, R (1, 9) OBP: 0.394, SLG: 0.573	B B B B 4-0 1-2 2-3 BB			x 0-0 ① 6-3		x 0-0 ③ FC6 1-2f				2	0	0	0	1	0	1
Earl Battey, R (1, 2) OBP: 0.343, SLG: 0.489	x 0-0 ③ F8			x 0-0 ② F7			x 0-0 ① 5-3			3	0	0	0	0	0	3
Rich Rollins, R (1, 5) OBP: 0.376, SLG: 0.439		x 0-0 ① 5-3		x 0-0 ③ L9			x 0-0 L4-3 1B			3	0	1	0	0	0	0
Johnny Goryl, R (1, 4) OBP: 0.259, SLG: 0.370		x 0-0 ② F2			x 0-0 ① 6-3		x 0-0 ② ③ L4-3 1-2			3	0	0	0	0	0	1
Lee Stange, R (1, 1) OBP: 0.222, SLG: 0.222		x 0-0 ③ L9			x 0-0 ② 5-3			S S S 0-3 ① K		3	0	0	0	0	1	0
Inning Stats	R: 0 H: 0 E: 0 LOB: 3 K: 1 BB: 3 S: 5 P: 17	R: 0 H: 0 E: 0 LOB: 0 K: 0 BB: 0 S: 3 P: 3	R: 1 H: 1 E: 0 LOB: 0 K: 0 BB: 0 S: 4 P: 4	R: 0 H: 0 E: 0 LOB: 0 K: 0 BB: 0 S: 3 P: 3	R: 0 H: 0 E: 0 LOB: 0 K: 0 BB: 0 S: 3 P: 3	R: 0 H: 0 E: 0 LOB: 1 K: 0 BB: 1 S: 3 P: 7	R: 0 H: 1 E: 0 LOB: 0 K: 0 BB: 0 S: 3 P: 3	R: 0 H: 0 E: 0 LOB: 0 K: 1 BB: 0 S: 5 P: 5		1B: 1 2B: 1 3B: 0 HR: 1	SF: 0 SAC: 0 DP: 1 HBP: 0					

PITCHER		IP	WLS	BF	H	R	ER	SO	BB	IBB	HBP	BLK	WP	HR	S	P	ERA	WHIP
Jim Bunning, R ERA: 3.56	(1, 1)	7.0	L	26	2	1	1	1	4	0	0	0	0	1	24	40	1.29	0.857
Terry Fox, R ERA: 4.78	(8, 1)	1.0		3	0	0	0	1	0	0	0	0	0	0	5	5	0.00	0.000

PITCHER	IP	WLS	BF	H	R	ER	SO	BB	IBB	HBP	BLK	WP	HR	S	P	ERA	WHIP

BOTTOM

Detroit Tigers @ Minnesota Twins

Metropolitan Stadium, Bloomington , MI

Tue Jun 25 1963, 8:05 PM EDT

Att. 20,934 - Unknown - 82 F

livebaseballscorecards.com

AB	25
R	1
H	2
RBI	1
BB	4
SO	2
LOB	5



Batter	1	2	3	4	5	6	7	8	9	AB	R	H	RBI	BB	SO	LOB
Jake Wood, R (1, 4) OBP: 0.346, SLG: 0.453	1B		F4		5-3		K			4	0	1	0	0	1	1
Dick McAuliffe, L (1, 6) OBP: 0.329, SLG: 0.365	F5		K		K		5-3			4	0	0	0	0	2	3
Al Kaline, R (1, 9) OBP: 0.405, SLG: 0.566	1-3 G6-4-3 1B		K			L7		1B		4	0	2	0	0	1	1
Rocky Colavito, R (1, 7) OBP: 0.346, SLG: 0.379	1-2f G6-4-3			L8		BB		L6		3	0	0	0	1	0	3
Norm Cash, L (1, 3) OBP: 0.349, SLG: 0.386		L7		F8		L7		F3		4	0	0	0	0	0	2
Bubba Phillips, R (1, 5) OBP: 0.251, SLG: 0.307		4-3 2B		1B		F3		6-3		4	0	2	0	0	0	2
George Thomas, R (1, 8) OBP: 0.258, SLG: 0.326		4-3		1-2 1B			6-3		4-3	3	0	1	0	0	0	1
Gates Brown, L (9, PH) OBP: 0.182, SLG: 0.455		2-3								1	0	0	0	0	0	0
Gus Triandos, R (1, 2) OBP: 0.303, SLG: 0.411		5-3		K			HR		6-3	4	1	1	1	0	1	3
Bill Faul, R (1, 1) OBP: 0.136, SLG: 0.190			2B		K		K		F5	3	0	1	0	0	2	0
Tom Sturdivant, L (8, 1)										0	0	0	0	0	0	0
Bill Bruton, L (9, PH) OBP: 0.283, SLG: 0.319										1	0	0	0	0	0	0
Inning Stats	R: 0 E: 0 K: 0 S: 4 H: 2 LOB: 1 BB: 0 P: 4	R: 0 E: 0 K: 0 S: 4 H: 1 LOB: 1 BB: 0 P: 4	R: 0 E: 0 K: 2 S: 8 H: 1 LOB: 1 BB: 0 P: 8	R: 0 E: 0 K: 1 S: 7 H: 2 LOB: 2 BB: 0 P: 7	R: 0 E: 0 K: 2 S: 7 H: 0 LOB: 0 BB: 0 P: 7	R: 0 E: 0 K: 0 S: 3 H: 0 LOB: 1 BB: 1 P: 7	R: 1 E: 0 K: 2 S: 9 H: 1 LOB: 1 BB: 0 P: 9	R: 0 E: 0 K: 0 S: 4 H: 1 LOB: 1 BB: 0 P: 4	R: 0 E: 0 K: 0 S: 3 H: 0 LOB: 0 BB: 0 P: 3	1B: 5 2B: 2 3B: 0 HR: 1 SF: 0 SAC: 0 DP: 1 HBP: 0						

TOP

Detroit Tigers @ Minnesota Twins

Metropolitan Stadium, Bloomington , MI

Wed Jun 26 1963, 8:05 PM EDT

Att. 26,290 - Unknown - 80 F

livebaseballscorecards.com

AB	35
R	1
H	8
RBI	1
BB	1
SO	7
LOB	16

WP: 1 PA: 36
PB: 0
SB: 0
CS: 0

PITCHER		IP	WLS	BF	H	R	ER	SO	BB	IBB	HBP	BLK	WP	HR	S	P	ERA	WHIP
Dick Stigman, L ERA: 3.36	(1, 1)	7.0	W	29	7	1	1	7	1	0	0	0	1	1	42	46	1.29	1.143
Bill Dailey, R ERA: 1.9	(8, 1)	2.0	S	7	1	0	0	0	0	0	0	0	0	0	7	7	0.00	0.500

PITCHER	IP	WLS	BF	H	R	ER	SO	BB	IBB	HBP	BLK	WP	HR	S	P	ERA	WHIP

BOTTOM

Batter	1	2	3	4	5	6	7	8	9	AB	R	H	RBI	BB	SO	LOB
Zoilo Versalles, R (1, 6) OBP: 0.315, SLG: 0.440	x 0-0 L9 ①		BBB 4-0 1-2 BB		x 0-0 F8 ②		x 0-0 FC4-2 1B ② 1-2 2-3 3-Hf	x 0-0 FC6-4 1B 1-2 3-H		4	0	1	1	1	0	3
Vic Power, R (1, 3) OBP: 0.275, SLG: 0.351	x 0-0 L9 ②		x 0-0 F2 ②		x 0-0 L9 ③		x 0-0 1B 1-2 2-H 3-H	x 0-0 FC6-4 ③ 1-2f		5	0	1	2	0	0	4
Harmon Killebrew, R (1, 7) OBP: 0.362, SLG: 0.563 Lenny Green, L (8, 8) OBP: 0.304, SLG: 0.316	x 0-0 F7 ③		x 0-0 FC5 ③ 2-3f			x 0-0 5-3 ①	SSS 0-3 K ③			4 0	0 0	0 0	0 0	0 0	1 0	4 0
Jimmie Hall, L (1, 8) (8, 7) OBP: 0.324, SLG: 0.420		x 0-0 L7 ①		x 0-0 F8 ①		x 0-0 F7 ②		x 0-0 F3 ①		4	0	0	0	0	0	0
Bob Allison, R (1, 9) OBP: 0.399, SLG: 0.599		BBB 4-0 1B BB		x 0-0 HR		x 0-0 F8 ③		x 0-0 HR		3	2	2	2	1	0	0
Earl Battey, R (1, 2) OBP: 0.353, SLG: 0.508		x 0-0 G5-4-3 1B 1-3		x 0-0 FC4-6 1B			BBB 4-0 SH5-4 1B FC4-2 BB	x 0-0 HR		3	1	3	1	1	0	0
Rich Rollins, R (1, 5) OBP: 0.378, SLG: 0.441		x 0-0 G5-4-3 ② ③ 1-2f		x 0-0 FC4-6 ② 1-2f			x 0-0 FC4-2 SH5-4 1B 1-2 1B	x 0-0 FC6-4 1B 1B		4	2	2	0	0	0	3
Johnny Goryl, R (1, 4) OBP: 0.267, SLG: 0.367			x 0-0 F8 ①	x 0-0 L9 ③			x 0-0 SH5-4 ① 1-2 2-3	x 0-0 FC6-4 1-2 1B		3	0	1	0	0	0	1
Dick Stigman, R (1, 1) OBP: 0.167, SLG: 0.121 Vic Wertz, L (7, PH) OBP: 0.188, SLG: 0.071 Bernie Allen, L (7, PR) OBP: 0.281, SLG: 0.301 Bill Dailey, R (8, 1) OBP: 0.200, SLG: 0.111			BBBB 4-0 FC5 BB BB		SSS 0-3 K ①		III 4-0 IBB	x 0-0 FC6-4 1B ② 1-2f 2-3		1 0 0 1	0 0 1 0	0 0 0 0	0 0 0 0	1 1 0 0	1 0 0 0	0 0 0 2
Inning Stats	R: 0 E: 0 K: 0 S: 3 H: 0 LOB: 0 BB: 0 P: 3	R: 0 E: 0 K: 0 S: 3 H: 1 LOB: 1 BB: 1 P: 7	R: 0 E: 0 K: 0 S: 3 H: 0 LOB: 2 BB: 2 P: 11	R: 1 E: 0 K: 0 S: 5 H: 2 LOB: 1 BB: 0 P: 5	R: 0 E: 0 K: 1 S: 5 H: 0 LOB: 0 BB: 0 P: 5	R: 0 E: 0 K: 0 S: 3 H: 0 LOB: 0 BB: 0 P: 3	R: 2 E: 0 K: 1 S: 7 H: 2 LOB: 2 BB: 2 P: 15	R: 3 E: 0 K: 0 S: 8 H: 5 LOB: 2 BB: 0 P: 8		1B: 7 2B: 0 3B: 0 HR: 3	SF: 0 SAC: 1 DP: 1 HBP: 0					

PITCHER		IP	WLS	BF	H	R	ER	SO	BB	IBB	HBP	BLK	WP	HR	S	P	ERA	WHIP
Bill Faul, R ERA: 3.81	(1, 1)	7.1	L	33	7	5	5	2	4	1	0	0	0	3	32	52	6.14	1.500
Tom Sturdivant, R ERA: 3.88	(8, 1)	0.2		5	3	1	1	0	0	0	0	0	0	0	5	5	13.50	4.500

PITCHER	IP	WLS	BF	H	R	ER	SO	BB	IBB	HBP	BLK	WP	HR	S	P	ERA	WHIP

Detroit Tigers @ Minnesota Twins
Metropolitan Stadium, Bloomington , MI
Wed Jun 26 1963, 8:05 PM EDT
Att. 26,290 - Unknown - 80 F

livebaseballscorecards.com

AB	32
R	6
H	10
RBI	6
BB	5
SO	2
LOB	17

Batter	1	2	3	4	5	6	7	8	9	AB	R	H	RBI	BB	SO	LOB
Jake Wood, R (1, 4) OBP: 0.340, SLG: 0.444	F9		F8		F9		G3		F7	5	0	0	0	0	0	2
Dick McAuliffe, L (1, 6) OBP: 0.331, SLG: 0.374	F5		WP BB 1B		1-H 2-H SF9 3B		3-1		E5 L6-3	5	1	2	2	0	0	0
Al Kaline, R (1, 9) OBP: 0.405, SLG: 0.563	L5 PB E		B B B B 1-2 WP BB		SF9 3-H		1B		L6-3 1-2	3	1	1	1	1	0	1
Rocky Colavito, R (1, 7) OBP: 0.345, SLG: 0.377	E9 1-H 1B		4-3 1-2 2-3		F2		L7			4	0	1	1	0	0	3
Norm Cash, L (1, 3) OBP: 0.344, SLG: 0.379	L8			4-3	F3			F9		4	0	0	0	0	0	1
Bill Bruton, L (1, 8) OBP: 0.282, SLG: 0.317		3-1		L4	F4			HR 1B		4	1	1	0	0	0	0
Bubba Phillips, R (1, 5) OBP: 0.251, SLG: 0.306		5-3		F8	BB 1B			F8		4	0	1	0	0	0	1
Bill Freehan, R (1, 2) OBP: 0.364, SLG: 0.435		S S S K			PB BB 3B 1B			1-H HR		3	2	2	2	1	1	0
Phil Regan, R (1, 1) OBP: 0.269, SLG: 0.375			L7		B B B 1-2 PB 3B BB			6-3		1	1	0	0	1	0	0
Gates Brown, L (6, PH) OBP: 0.197, SLG: 0.417										1	0	0	0	0	0	2
Terry Fox, R (6, 1)										0	0	0	0	0	0	0
Don Mossi, L (6, 1) OBP: 0.308, SLG: 0.227										0	0	0	0	0	0	0
Whitey Herzog, L (8, PH) OBP: 0.255, SLG: 0.184										1	0	0	0	0	0	0
Bob Anderson, R (8, 1)										0	0	0	0	0	0	0
Inning Stats	R: 1 E: 2 K: 0 S: 5 H: 1 LOB: 1 BB: 0 P: 5	R: 0 E: 0 K: 1 S: 5 H: 0 LOB: 0 BB: 0 P: 5	R: 0 E: 0 K: 0 S: 4 H: 1 LOB: 2 BB: 1 P: 8	R: 0 E: 0 K: 0 S: 3 H: 0 LOB: 0 BB: 0 P: 3	R: 3 E: 0 K: 0 S: 5 H: 2 LOB: 0 BB: 1 P: 9	R: 0 E: 0 K: 0 S: 4 H: 1 LOB: 2 BB: 1 P: 8	R: 0 E: 0 K: 0 S: 4 H: 1 LOB: 1 BB: 0 P: 4	R: 2 E: 0 K: 0 S: 5 H: 2 LOB: 0 BB: 0 P: 5	R: 0 E: 1 K: 0 S: 3 H: 0 LOB: 0 BB: 0 P: 3	1B: 6 2B: 0 3B: 1 HR: 1	SF: 1 SAC: 0 DP: 1 HBP: 0						

PITCHER	IP	WLS	BF	H	R	ER	SO	BB	IBB	HBP	BLK	WP	HR	S	P	ERA	WHIP
Jim Perry, R (1, 1) ERA: 3.03	9.0	W	39	8	6	5	1	3	0	0	0	1	1	38	50	5.00	1.222

PITCHER	IP	WLS	BF	H	R	ER	SO	BB	IBB	HBP	BLK	WP	HR	S	P	ERA	WHIP

TOP

Detroit Tigers @ Minnesota Twins

Metropolitan Stadium, Bloomington , MI

Thu Jun 27 1963, 4:33 AM EDT

Att. 8,876 - Unknown - 78 F

livebaseballscorecards.com

AB	35
R	6
H	8
RBI	6
BB	3
SO	1
LOB	10

WP: 1 PB: 2 SB: 0 CS: 0 PA: 39

Batter	1	2	3	4	5	6	7	8	9	AB	R	H	RBI	BB	SO	LOB
Zoilo Versalles, R (1, 6) OBP: 0.320, SLG: 0.443	S S S 0-3 K 1	x 0-0 1B 1-3 1B		x 0-0 L9 2		x 0-0 1B 1-2 2-H 1B	x 0-0 1B			5	1	3	1	0	1	1
Vic Power, R (1, 3) OBP: 0.275, SLG: 0.350	x 0-0 L9 2	x 0-0 1-2 3-H 1B		x 0-0 F2 3		x 0-0 F8 1 2-3	x 0-0 F4 2			3	0	1	1	0	0	1
Vic Wertz, L (5, 3) OBP: 0.167, SLG: 0.063										2	0	0	0	0	0	3
Harmon Killebrew, R (1, 7) OBP: 0.368, SLG: 0.581	x 0-0 HR 1B	S S S 0-3 K 3			x 0-0 HR	x 0-0 1B 1-2 3-H 1B	x 0-0 L9 3			5	3	3	2	0	1	3
Lenny Green, L (9, 8) OBP: 0.304, SLG: 0.316										0	0	0	0	0	0	0
Jimmie Hall, L (1, 8) OBP: 0.331, SLG: 0.442	x 0-0 1-H HR		B B B B 4-0 BB		x 0-0 F5 1	x 0-0 1B 1-2 2-H 1B		S S S 0-3 K 1		4	2	2	3	1	1	0
(9, 7)																
Bob Allison, R (1, 9) OBP: 0.399, SLG: 0.593	B B B B 4-0 BB		x 0-0 F8 1		x 0-0 F5 2	x 0-0 L9 2		x 0-0 1B 1B		4	0	1	0	1	0	3
Earl Battey, R (1, 2) OBP: 0.350, SLG: 0.502	x 0-0 L9 3	x 0-0 F5 2			S S S 0-3 K 3	x 0-0 1B 1-3 2-H 1B		x 0-0 F8 2		5	0	1	1	0	1	3
Rich Rollins, R (1, 5) OBP: 0.387, SLG: 0.447		B B B B 4-0 1B 1B BB	x 0-0 F8 3			0-0 SH E 1B; 0-0 FC6-4 1-2 3-H 1B		x 0-0 1-2 1B		4	2	3	1	1	0	1
Johnny Goryl, R (1, 4) OBP: 0.235, SLG: 0.324		x 0-0 F4 1		S S S 0-3 K 1		0-0 SH E 1-2 1B; 0-0 FC6-4 3 1-2T		x 0-0 L9 3		4	1	0	0	0	1	5
Jim Perry, S (1, 1) OBP: 0.270, SLG: 0.182		x 0-0 F5 2		B B B B 4-0 BB		x 0-0 E1 F8 1B 1-2 2-H 1B	S S S 0-3 K 1			3	1	0	0	1	1	2
Inning Stats	R: 2 E: 0 K: 1 S: 7 H: 2 LOB: 1 BB: 1 P: 11	R: 1 E: 0 K: 1 S: 7 H: 2 LOB: 2 BB: 1 P: 11	R: 0 E: 0 K: 0 S: 3 H: 0 LOB: 1 BB: 1 P: 7	R: 0 E: 0 K: 1 S: 5 H: 0 LOB: 1 BB: 1 P: 9	R: 1 E: 0 K: 1 S: 6 H: 1 LOB: 0 BB: 0 P: 6	R: 6 E: 1 K: 0 S: 11 H: 6 LOB: 2 BB: 0 P: 11	R: 0 E: 0 K: 1 S: 6 H: 1 LOB: 1 BB: 0 P: 6	R: 0 E: 0 K: 1 S: 7 H: 2 LOB: 2 BB: 0 P: 7		1B: 12 2B: 0 3B: 0 HR: 2			SF: 0 SAC: 1 DP: 0 HBP: 0				

PITCHER		IP	WLS	BF	H	R	ER	SO	BB	IBB	HBP	BLK	WP	HR	S	P	ERA	WHIP
Phil Regan, R ERA: 3.59	(1, 1)	5.0		24	5	4	4	4	4	0	0	0	0	2	28	44	7.20	1.800
Terry Fox, R ERA: 5.57	(6, 1)	0.1	L	6	3	5	3	0	0	0	0	0	0	0	6	6	81.00	9.000
Don Mossi, L ERA: 4.4	(6, 1)	1.2		9	4	1	0	1	0	0	0	0	0	0	11	11	0.00	2.400
Bob Anderson, R ERA: 2.91	(8, 1)	1.0		5	2	0	0	1	0	0	0	0	0	0	7	7	0.00	2.000

PITCHER	IP	WLS	BF	H	R	ER	SO	BB	IBB	HBP	BLK	WP	HR	S	P	ERA	WHIP

BOTTOM

Detroit Tigers @ Minnesota Twins

Metropolitan Stadium, Bloomington , MI

Thu Jun 27 1963, 4:33 AM EDT

Att. 8,876 - Unknown - 78 F

livebaseballscorecards.com

AB	39
R	10
H	14
RBI	9
BB	4
SO	6
LOB	22

1B: 12	SF: 0	WP: 0	PA: 44
2B: 0	SAC: 1	PB: 0	
3B: 0	DP: 0	SB: 0	
HR: 2	HBP: 0	CS: 0	

Los Angeles Angels @ Detroit Tigers

Tiger Stadium, Detroit, MI

Fri Jun 28 1963, 7:05 PM EDT

Unknown

TOP

livebaseballscorecards.com

Batter	1	2	3	4	5	6	7	8	9	AB	R	H	RBI	BB	SO	LOB
Albie Pearson, L (1, 9) OBP: 0.401, SLG: 0.425	0-0 1B 1B 2B	0-0 L6		4-0 SH BB		0-3 K		0-0 F3		4	2	1	0	1	1	0
Jim Fregosi, R (1, 6) OBP: 0.289, SLG: 0.401	0-0 1B E 1B 2-3	0-0 5-3		0-0 SH HR 1-H		0-3 K		0-3 K		4	2	1	0	0	2	0
Leon Wagner, L (1, 7) OBP: 0.418, SLG: 0.581	0-0 E E 1B 1-3 3-H		0-3 K	0-0 HR 2-H		0-0 HR			0-0 3-1 1B	5	3	4	4	0	1	0
Felix Torres, R (1, 5) OBP: 0.318, SLG: 0.364	0-0 E4 FC6-4 1B 1-H 3-H		0-0 1B 2B	0-0 F4		0-3 K			0-0 3-1 1-2	5	1	2	1	0	1	1
Billy Moran, R (1, 4) OBP: 0.283, SLG: 0.336	0-0 L9		0-0 F8	4-0 G6-3 BB			0-0 1B		0-0 L7	4	0	1	0	1	0	3
Charlie Dees, L (1, 3) OBP: 0.411, SLG: 0.464	1-0 FC6-4 HBP		0-0 1B 1B 1B 2-H	0-0 G6-3 1-2f			0-3 K		4-0 IBB	3	0	1	1	1	1	2
Buck Rodgers, S (1, 2) OBP: 0.306, SLG: 0.353 Ed Sadowski, R (6, 2) OBP: 0.265, SLG: 0.325	0-0 FC6-4 1-2f 2-3		0-0 1B 1B 1-2		0-0 5-3		0-0 F3		0-0 4-3	3	0	1	0	0	0	2
										2	0	0	0	0	0	3
Bob Perry, R (1, 8) OBP: 0.309, SLG: 0.345	0-0 5-3		0-0 FC6-4 1-2 2-3		0-0 4-3		0-0 L9			4	0	1	0	0	0	3
Dan Osinski, R (1, 1) OBP: 0.097, SLG: 0.067 Art Fowler, R (5, 1) OBP: 0.333, SLG: 0.200		0-0 F3	0-0 FC6-4 1-2f		0-0 F5			0-3 K		3	0	0	0	0	0	3
										1	0	0	0	0	1	0

	AB	38
	R	8
	H	12
	RBI	6
	BB	3
	SO	7
	LOB	17

Inning Stats																						
	R: 3	H: 4	R: 0	H: 0	R: 1	H: 4	R: 3	H: 1	R: 0	H: 0	R: 1	H: 1	R: 0	H: 1	R: 0	H: 0	R: 0	H: 1	1B: 8	SF: 0	WP: 0	PA: 43
	E: 1	LOB: 2	E: 0	LOB: 0	E: 0	LOB: 3	E: 1	LOB: 0	E: 0	LOB: 0	E: 0	LOB: 0	E: 0	LOB: 1	E: 0	LOB: 0	E: 0	LOB: 2	2B: 2	SAC: 1	PB: 0	
	K: 0	BB: 0	K: 0	BB: 0	K: 1	BB: 0	K: 0	BB: 2	K: 0	BB: 0	K: 3	BB: 0	K: 1	BB: 0	K: 2	BB: 0	K: 0	BB: 1	3B: 0	DP: 1	SB: 0	
	S: 7	P: 8	S: 3	P: 3	S: 9	P: 9	S: 4	P: 12	S: 3	P: 3	S: 10	P: 10	S: 6	P: 6	S: 7	P: 7	S: 4	P: 8	HR: 2	HBP: 1	CS: 0	

PITCHER		IP	WLS	BF	H	R	ER	SO	BB	IBB	HBP	BLK	WP	HR	S	P	ERA	WHIP
Hank Aguirre, L (1, 1) ERA: 4.59		2.2	L	17	8	4	4	1	0	0	1	0	0	0	18	19	13.50	3.000
Tom Sturdivant, R (3, 1) ERA: 4.15		3.1		14	2	4	3	3	2	0	0	0	0	2	18	26	8.10	1.200
Phil Regan, R (7, 1) ERA: 3.5		2.0		7	1	0	0	3	0	0	0	0	0	0	13	13	0.00	0.500
Terry Fox, R (9, 1) ERA: 5.4		1.0		5	1	0	0	0	0	1	0	0	0	0	4	8	0.00	1.000

PITCHER	IP	WLS	BF	H	R	ER	SO	BB	IBB	HBP	BLK	WP	HR	S	P	ERA	WHIP

BOTTOM

Los Angeles Angels @ Detroit Tigers

Tiger Stadium, Detroit, MI

Fri Jun 28 1963, 7:05 PM EDT

Unknown

Batter	1	2	3	4	5	6	7	8	9	AB	R	H	RBI	BB	SO	LOB
Jake Wood, R (1, 4) OBP: 0.341, SLG: 0.438	BBBB 4-0 BB BB BB	x 0-0 ② 5-3		BBBB 4-0 1-2 BB		SSS 0-3 ② K		x 0-0 ③ F3		3	0	0	0	2	1	3
Dick McAuliffe, L (1, 6) OBP: 0.328, SLG: 0.368	BBBB 4-0 1-2 BB BB	SSS 0-3 ③ K		x 0-0 ② F8		x 0-0 ③ 4-3			x 0-0 ① G3	4	0	0	0	1	1	4
Al Kaline, R (1, 9) OBP: 0.399, SLG: 0.553	x 0-0 ① L8		x 0-0 ① L6-3	x 0-0 ③ L7			x 0-0 ① L8		x 0-0 ② F5	5	0	0	0	0	0	4
Rocky Colavito, R (1, 7) OBP: 0.349, SLG: 0.377	BBBB 4-0 1-2 2-3 BB		BBBB 4-0 3B BB		x 0-0 HR 1B		x 0-0 ② F9		x 0-0 ③ L4	3	2	1	0	2	0	0
Norm Cash, L (1, 3) OBP: 0.346, SLG: 0.395	SSS 0-3 ② K		x 0-0 ② F7		x 0-0 1-H HR		x 0-0 1B			4	1	2	2	0	1	4
Bill Bruton, L (1, 8) OBP: 0.282, SLG: 0.324	x 0-0 ③ F8		x 0-0 1-H 3B		SSS 0-3 ① K		x 0-0 ③ F4			4	0	1	1	0	1	4
Bubba Phillips, R (1, 5) OBP: 0.246, SLG: 0.299		x 0-0 ① G3	x 0-0 ③ F4		x 0-0 ② F8			x 0-0 ① F7		4	0	0	0	0	0	1
Gus Triandos, R (1, 2) OBP: 0.307, SLG: 0.413 Bill Freehan, R (8, PR) OBP: 0.364, SLG: 0.435 (9, 2)		x 0-0 2B 1B		SSS 0-3 ① K	SSS 0-3 ③ K			x 0-0 1B		4 0	0 0	2 0	0 0	0 0	2 0	0 0
Hank Aguirre, R (1, 1) OBP: 0.222, SLG: 0.235 Tom Sturdivant, L (3, 1) Willie Smith, L (6, PH) Phil Regan, R (7, 1) OBP: 0.269, SLG: 0.375 Gates Brown, L (8, PH) OBP: 0.154, SLG: 0.385 Terry Fox, R (9, 1)		x 0-0 1-3 2B		x 0-0 E4 BB		x 0-0 ① F7		x 0-0 ② F8		1 1 1 0 1 0	0 0 0 0 0 0	1 0 0 0 0 0	0 0 0 0 0 0	0 0 0 0 0 0	0 0 0 0 0 0	0 0 0 0 1 0
Inning Stats	R: 0 E: 0 K: 1 S: 5 H: 0 LOB: 3 BB: 3 P: 17	R: 0 E: 0 K: 1 S: 7 H: 2 LOB: 2 BB: 0 P: 7	R: 1 E: 0 K: 0 S: 4 H: 1 LOB: 1 BB: 1 P: 8	R: 0 E: 1 K: 1 S: 6 H: 0 LOB: 2 BB: 1 P: 10	R: 2 E: 0 K: 2 S: 9 H: 2 LOB: 0 BB: 0 P: 9	R: 0 E: 0 K: 1 S: 5 H: 0 LOB: 0 BB: 0 P: 5	R: 0 E: 0 K: 0 S: 4 H: 1 LOB: 1 BB: 0 P: 4	R: 0 E: 0 K: 0 S: 4 H: 1 LOB: 1 BB: 0 P: 4	R: 0 E: 0 K: 0 S: 3 H: 0 LOB: 0 BB: 0 P: 3	1B: 4 2B: 1 3B: 1 HR: 1	SF: 0 SAC: 0 DP: 0 HBP: 0						

livebaseballscorecards.com

AB	35
R	3
H	7
RBI	3
BB	5
SO	6
LOB	21

WP: 0 PB: 0 SB: 0 CS: 0 PA: 40

PITCHER		IP	WLS	BF	H	R	ER	SO	BB	IBB	HBP	BLK	WP	HR	S	P	ERA	WHIP
Dan Osinski, R ERA: 2.95	(1, 1)	4.0		23	5	3	3	3	5	0	0	0	0	1	24	44	6.75	2.500
Art Fowler, R ERA: 1.7	(5, 1)	5.0	W	17	2	0	0	3	0	0	0	0	0	0	23	23	0.00	0.400

PITCHER	IP	WLS	BF	H	R	ER	SO	BB	IBB	HBP	BLK	WP	HR	S	P	ERA	WHIP

Batter	1	2	3	4	5	6	7	8	9	AB	R	H	RBI	BB	SO	LOB
Albie Pearson, L (1, 9) OBP: 0.395, SLG: 0.419	F7	K			F7		SH5-3 3-H		G3	4	0	0	1	0	1	2
Jim Fregosi, R (1, 6) OBP: 0.292, SLG: 0.403	1B 1B		K		K		1B			4	0	2	0	0	2	0
Leon Wagner, L (1, 7) OBP: 0.413, SLG: 0.572	F3		F8		K		F8			4	0	0	0	0	1	2
Felix Torres, R (1, 5) OBP: 0.325, SLG: 0.376	FC6-4 1-2 1B		PB 1B			SH1-3 1B 2B		6-3		4	1	3	0	0	0	0
Billy Moran, R (1, 4) OBP: 0.281, SLG: 0.332	FC6-4 1-2f		F4 1-2			SH1-3 2-3		K		3	0	0	0	0	1	3
Charlie Dees, L (1, 3) OBP: 0.414, SLG: 0.465		K		G6-4-3 1B 1B		K 3-H 1B		5-3		4	0	2	1	0	1	0
Bob Perry, R (1, 8) OBP: 0.307, SLG: 0.341		1-3		G6-4-3 1-2 1B		K 1-2			K	4	0	1	0	0	2	1
Ed Sadowski, R (1, 2) OBP: 0.273, SLG: 0.328 Bob Sadowski, L (9, PH) OBP: 0.328, SLG: 0.236	E 2B BB			G6-4-3 1-2f 2-3			E S SH5-3 1B		K	2 1	2 0	1 0	0 0	1 0	0 1	2 0
Bob Turley, R (1, 1) OBP: 0.095, SLG: 0.143 Julio Navarro, R (8, 1) OBP: 0.400, SLG: 0.333 Mel Nelson, R (8, 1) OBP: 0.100, SLG: 0.100 Don Lee, R (8, 1) OBP: 0.053, SLG: 0.053 Lee Thomas, L (9, PH) OBP: 0.303, SLG: 0.320		1-H 2B		F8			F6 1-3		HBP	3 0 0 0 0	0 0 0 0 0	1 0 0 0 0	1 0 0 0 0	0 0 0 0 0	0 0 0 0 0	2 0 0 0 0

Inning Stats	1	2	3	4	5	6	7	8	9
	R: 0 E: 0 K: 0 S: 5	H: 2 LOB: 2 BB: 0 P: 5	R: 1 E: 1 K: 2 S: 8	H: 1 LOB: 1 BB: 1 P: 12	R: 0 E: 0 K: 1 S: 6	H: 1 LOB: 1 BB: 0 P: 6	R: 0 E: 0 K: 0 S: 4	H: 2 LOB: 1 BB: 0 P: 4	R: 0 E: 0 K: 2 S: 7	H: 0 LOB: 0 BB: 0 P: 7	R: 1 E: 0 K: 1 S: 6	H: 2 LOB: 0 BB: 0 P: 6	R: 1 E: 0 K: 0 S: 5	H: 2 LOB: 1 BB: 0 P: 5	R: 0 E: 0 K: 1 S: 5	H: 0 LOB: 0 BB: 0 P: 5	R: 0 E: 0 K: 2 S: 7	H: 0 LOB: 1 BB: 0 P: 8

	1B	SF	WP	PA
	8	0	0	37
	2B	SAC	PB	
	2	2	1	
	3B	DP	SB	
	0	1	1	
	HR	HBP	CS	
	0	1	0	

PITCHER		IP	W/L/S	BF	H	R	ER	SO	BB	IBB	HBP	BLK	WP	HR	S	P	ERA	WHIP
Mickey Lolich, L ERA: 3.58	(1, 1)	8.0	W	33	10	3	3	7	1	0	0	0	0	0	46	50	3.38	1.375
Bill Faul, R ERA: 3.75	(9, 1)	1.0	S	4	0	0	0	2	0	0	1	0	0	0	7	8	0.00	0.000

PITCHER IP W/L/S BF H R ER SO BB IBB HBP BLK WP HR S P ERA WHIP

TOP

Los Angeles Angels @ Detroit Tigers

Tiger Stadium, Detroit, MI

Fri Jun 28 1963, 7:05 PM EDT

Att. 21,877 - Unknown

livebaseballscorecards.com

AB	33
R	3
H	10
RBI	3
BB	1
SO	9
LOB	12

Los Angeles Angels @ Detroit Tigers

Tiger Stadium, Detroit, MI

Fri Jun 28 1963, 7:05 PM EDT

Att. 21,877 - Unknown

livebaseballscorecards.com

Batter	1	2	3	4	5	6	7	8	9	AB	R	H	RBI	BB	SO	LOB
Jake Wood, R (1, 4) OBP: 0.338, SLG: 0.434	1-3		FC3-6 1B		F7			1-3 / F6		5	0	1	0	0	0	3
Dick McAuliffe, L (1, 6) OBP: 0.327, SLG: 0.366	4-3		FC3-6 1-2f			L3		1B HR 2-3 1B		4	1	1	0	0	0	1
Al Kaline, R (1, 9) OBP: 0.397, SLG: 0.548	L5		L3			L5-3		HR 1-3 3-H 1B		4	1	1	1	0	0	1
Rocky Colavito, R (1, 7) OBP: 0.354, SLG: 0.404		HR		5-3		BBBB 2B BB		HR 1-H 3-H		3	2	2	4	1	0	0
Norm Cash, L (1, 3) OBP: 0.345, SLG: 0.396		3-1		F2		1-H 2B		F8		4	0	1	0	0	0	0
Bill Bruton, L (1, 8) OBP: 0.288, SLG: 0.326		BBBB BB		F8			BBBB G5-4-3 BB	1B 2B 1B		2	1	1	0	2	0	0
Bubba Phillips, R (1, 5) OBP: 0.246, SLG: 0.298		F8			3-1		G5-4-3 1-2f	BB 1-3 2B 1B		4	1	1	0	0	0	2
Bill Freehan, R (1, 2) OBP: 0.360, SLG: 0.423		SSS K			6-3		F8	BBBB 2B BB		3	1	0	0	1	1	1
Mickey Lolich, S (1, 1) Gates Brown, L (8, PH) OBP: 0.267, SLG: 0.500 Bill Faul, R (9, 1) OBP: 0.136, SLG: 0.190			SSS K		BBBB BB			1B BB / 2B		1 1 0	0 1 0	0 1 0	0 3 0	1 1 0	1 0 0	0 0 0
Inning Stats	R: 0 E: 0 K: 0 S: 3 H: 0 LOB: 0 BB: 0 P: 3	R: 1 E: 0 K: 1 S: 6 H: 1 LOB: 1 BB: 1 P: 10	R: 0 E: 0 K: 1 S: 6 H: 1 LOB: 1 BB: 0 P: 6	R: 0 E: 0 K: 0 S: 3 H: 0 LOB: 0 BB: 0 P: 3	R: 0 E: 0 K: 0 S: 3 H: 0 LOB: 1 BB: 1 P: 7	R: 0 E: 0 K: 0 S: 3 H: 1 LOB: 2 BB: 1 P: 7	R: 0 E: 0 K: 0 S: 2 H: 0 LOB: 0 BB: 1 P: 6	R: 7 E: 0 K: 0 S: 9 H: 6 LOB: 1 BB: 2 P: 17		1B: 5 2B: 2 3B: 0 HR: 2 SF: 0 SAC: 0 DP: 1 HBP: 0						

BOTTOM

AB	31
R	8
H	9
RBI	8
BB	6
SO	2
LOB	8

WP: 0 PB: 0 SB: 0 CS: 0 PA: 37

PITCHER		IP	WLS	BF	H	R	ER	SO	BB	IBB	HBP	BLK	WP	HR	S	P	ERA	WHIP
Bob Turley, R ERA: 3.22	(1, 1)	7.1		29	4	3	3	2	5	0	0	0	0	1	28	48	3.68	1.227
Julio Navarro, R ERA: 2.87	(8, 1)	0.0	L	2	2	2	2	0	0	0	0	0	0	1	2	2	∞	∞
Mel Nelson, L ERA: 5.07	(8, 1)	0.1		5	3	3	3	0	1	0	0	0	0	0	4	8	81.00	12.000
Don Lee, R ERA: 3.99	(8, 1)	0.1		1	0	0	0	0	0	0	0	0	0	0	1	1	0.00	0.000

PITCHER	IP	WLS	BF	H	R	ER	SO	BB	IBB	HBP	BLK	WP	HR	S	P	ERA	WHIP

Batter	1	2	3	4	5	6	7	8	9	AB	R	H	RBI	BB	SO	LOB
Albie Pearson, L (1, 8) OBP: 0.392, SLG: 0.415	L9	6-3		L9		1B		6-3		5	0	1	0	0	0	1
Bob Perry, R (8, 8) OBP: 0.307, SLG: 0.341										0	0	0	0	0	0	0
Jim Fregosi, R (1, 6) OBP: 0.294, SLG: 0.412	HR	K			1B SF8 BB	F3			6-3	4	2	1	1	1	1	1
Leon Wagner, L (1, 7) OBP: 0.419, SLG: 0.575	BB 1B BB		1B SF8-3-4 1B		S 1-3 1B 1B		HR 1B		4-3	4	4	3	0	1	0	0
Lee Thomas, L (1, 9) OBP: 0.307, SLG: 0.335	BB 1B 1-2 BB		SF8-3-4 1-3 1B		SF8 1-2 3-H		1-H HR		4-3	3	1	2	3	1	0	0
Charlie Dees, L (1, 3) OBP: 0.400, SLG: 0.452	K		SF8-3-4 1-2 3-H		F7		F4			3	0	0	1	0	1	3
Felix Torres, R (1, 5) OBP: 0.328, SLG: 0.378	BB 1-2 2-H 1B		L6		2-H 1B		F5			4	0	2	2	0	0	0
Billy Moran, R (1, 4) OBP: 0.280, SLG: 0.329	1-2 2-3 BB			5-3	K		F8			3	0	0	0	1	1	1
Hank Foiles, R (1, 2) OBP: 0.317, SLG: 0.417	K			L9		K		L9		4	0	0	0	0	2	3
Dean Chance, R (1, 1) OBP: 0.143, SLG: 0.118		K		WP 1B		K		5-3		2	0	1	0	0	1	0
Don Lee, R (5, 1) OBP: 0.048, SLG: 0.048										2	0	0	0	0	1	0
Inning Stats	R: 2 E: 0 K: 2 S: 9 H: 2 LOB: 3 BB: 3 P: 21	R: 0 E: 0 K: 2 S: 7 H: 0 LOB: 0 BB: 0 P: 7	R: 1 E: 0 K: 0 S: 4 H: 2 LOB: 0 BB: 0 P: 4	R: 0 E: 0 K: 0 S: 4 H: 1 LOB: 1 BB: 0 P: 4	R: 2 E: 0 K: 1 S: 7 H: 2 LOB: 1 BB: 1 P: 11	R: 0 E: 0 K: 2 S: 8 H: 1 LOB: 1 BB: 0 P: 8	R: 2 E: 0 K: 0 S: 5 H: 2 LOB: 0 BB: 0 P: 5	R: 0 E: 0 K: 0 S: 3 H: 0 LOB: 0 BB: 0 P: 3	R: 0 E: 0 K: 0 S: 3 H: 0 LOB: 0 BB: 0 P: 3	1B: 8 2B: 1 3B: 0 HR: 2	SF: 2 SAC: 0 DP: 1 HBP: 0						

PITCHER	IP	WLS	BF	H	R	ER	SO	BB	IBB	HBP	BLK	WP	HR	S	P	ERA	WHIP
Jim Bunning, R (1, 1) ERA: 3.88	7.0	L	34	10	7	7	7	4	0	0	0	1	2	44	60	9.00	2.000
Terry Fox, R (8, 1) ERA: 5.09	2.0		6	0	0	0	0	0	0	0	0	0	0	6	6	0.00	0.000

PITCHER	IP	WLS	BF	H	R	ER	SO	BB	IBB	HBP	BLK	WP	HR	S	P	ERA	WHIP

TOP

Los Angeles Angels @ Detroit Tigers

Tiger Stadium, Detroit, MI

Sat Jun 29 1963, 4:33 AM EDT

Att. 8,684 - Unknown

livebaseballscorecards.com

AB	34
R	7
H	10
RBI	7
BB	4
SO	7
LOB	9

1B: 8	SF: 2	WP: 1	PA: 40
2B: 1	SAC: 0	PB: 0	
3B: 0	DP: 1	SB: 1	
HR: 2	HBP: 0	CS: 0	

Batter	1	2	3	4	5	6	7	8	9	AB	R	H	RBI	BB	SO	LOB
Jake Wood, R (1, 4) OBP: 0.333, SLG: 0.427	G3		4-3 3-H		K		K			4	0	0	1	0	2	1
Dick McAuliffe, L (1, 6) OBP: 0.330, SLG: 0.381	F7		1B		HR			F8		4	1	2	1	0	0	0
Al Kaline, R (1, 9) OBP: 0.395, SLG: 0.555	HR		L8		L7			L7		4	1	1	1	0	0	1
Rocky Colavito, R (1, 7) OBP: 0.356, SLG: 0.403	5-3			1B 1B 1B		G4-6-3 BB		F8		3	1	1	0	1	0	0
Norm Cash, L (1, 3) OBP: 0.340, SLG: 0.390		4-3		F5		G4-6-3 1-2f			G3	4	0	0	0	0	0	2
Bill Bruton, L (1, 8) OBP: 0.295, SLG: 0.330		G5-4-3 1B		1B 1-3 1B		L3			G6-4-3 BB	3	0	2	0	1	0	0
Bubba Phillips, R (1, 5) OBP: 0.251, SLG: 0.298		G5-4-3 1-2f		G6-4-3 1-2 3-H 1B			HBP		G6-4-3 1-2f	3	0	1	1	0	0	2
Bill Freehan, R (1, 2) OBP: 0.360, SLG: 0.430			SH1-4 4-3 2B	G6-4-3 1-2f			F8			3	1	1	0	0	0	3
Jim Bunning, R (1, 1) OBP: 0.200, SLG: 0.231			SH1-4 2-3		6-3		F9			1	0	0	0	0	0	0
Gates Brown, L (7, PH) OBP: 0.250, SLG: 0.467										1	0	0	0	0	0	1
Terry Fox, R (8, 1)										0	0	0	0	0	0	0
Inning Stats	R: 1 E: 0 K: 0 S: 4 H: 1 LOB: 0 BB: 0 P: 4	R: 0 E: 0 K: 0 S: 3 H: 1 LOB: 0 BB: 0 P: 3	R: 1 E: 0 K: 0 S: 5 H: 2 LOB: 1 BB: 0 P: 5	R: 1 E: 0 K: 0 S: 5 H: 3 LOB: 1 BB: 0 P: 5	R: 1 E: 0 K: 1 S: 6 H: 1 LOB: 0 BB: 0 P: 6	R: 0 E: 0 K: 0 S: 2 H: 0 LOB: 0 BB: 1 P: 6	R: 0 E: 0 K: 1 S: 5 H: 0 LOB: 1 BB: 0 P: 6	R: 0 E: 0 K: 0 S: 3 H: 0 LOB: 0 BB: 0 P: 3	R: 0 E: 0 K: 0 S: 2 H: 0 LOB: 0 BB: 1 P: 6	1B: 5 2B: 1 3B: 0 HR: 2 SF: 0 SAC: 1 DP: 4 HBP: 1						

PITCHER		IP	WLS	BF	H	R	ER	SO	BB	IBB	HBP	BLK	WP	HR	S	P	ERA	WHIP
Dean Chance, R ERA: 3.34	(1, 1)	4.0		17	7	3	3	0	0	0	0	0	0	1	17	17	6.75	1.750
Don Lee, R ERA: 3.84	(5, 1)	5.0	W	17	1	1	1	2	2	0	1	0	0	1	18	27	1.80	0.600

PITCHER		IP	WLS	BF	H	R	ER	SO	BB	IBB	HBP	BLK	WP	HR	S	P	ERA	WHIP

BOTTOM

Los Angeles Angels @ Detroit Tigers

Tiger Stadium, Detroit, MI

Sat Jun 29 1963, 4:33 AM EDT

Att. 8,684 - Unknown

livebaseballscorecards.com

AB	30
R	4
H	8
RBI	4
BB	2
SO	2
LOB	10

Batter	1	2	3	4	5	6	7	8	9	AB	R	H	RBI	BB	SO	LOB
Albie Pearson, L (1, 9) OBP: 0.391, SLG: 0.410	4-0 5-3 HR BB		0-3 ① K		0-0 ② 3-1		0-0 ② 5-3			3	1	0	0	1	1	0
Jim Fregosi, R (1, 6) OBP: 0.297, SLG: 0.413	0-0 ① 5-3 1-2		0-0 G4-6-3 1B		0-0 2B 1B		0-0 ③ 6-3			4	1	2	0	0	0	1
Leon Wagner, L (1, 7) OBP: 0.420, SLG: 0.588	0-0 2-H HR		0-0 ② ③ G4-6-3 1-2f		0-0 1-H 2B			0-0 ① 4-3		4	1	2	3	0	0	1
Felix Torres, R (1, 5) OBP: 0.335, SLG: 0.383 Joe Koppe, R (8, PR) OBP: 0.280, SLG: 0.250 (8, 4)	0-0 ② F8			4-0 SH5-4 1B BLK BB	4-0 BB			0-0 2B		2 0	1 0	1 0	0 0	2 0	0 0	0 0
Billy Moran, R (1, 4) OBP: 0.281, SLG: 0.329 Lee Thomas, L (8, PH) OBP: 0.306, SLG: 0.333 Frank Kostro, R (8, 5) OBP: 0.333, SLG: 0.241	0-0 ③ 6-3			0-0 BLK SH5-4 SF8-3-5 1-2 1B	0-3 ③ K			0-0 ② F8		3 1 0	1 0 0	1 0 0	0 0 0	0 0 0	1 0 0	2 1 0
Charlie Dees, L (1, 3) OBP: 0.390, SLG: 0.439		0-0 ① F8		0-0 ① SH5-4 1-2 2-3		0-3 ① K		0-0 ③ L9		3	0	0	0	0	1	1
Bob Perry, R (1, 8) OBP: 0.314, SLG: 0.333		4-0 1-3 BB		4-0 SF8-3-5 BLK IBB		0-3 ② K			0-0 ① F2	2	0	0	0	2	1	0
Ed Sadowski, R (1, 2) OBP: 0.266, SLG: 0.321		0-0 ② 1-3 1-2		0-0 ② ③ SF8-3-5 1-3 2-H 3-H		0-0 ③ 4-3			0-0 ② F7	3	0	0	1	0	0	1
Ken McBride, R (1, 1) OBP: 0.167, SLG: 0.255 Julio Navarro, R (6, 1) OBP: 0.333, SLG: 0.273		0-0 ③ 6-3			0-3 ① K	0-3 ① K			0-0 ③ F3	2 2	0 0	0 0	0 0	0 0	1 1	1 0
Inning Stats	R: 2 E: 0 K: 0 S: 4 H: 1 LOB: 0 BB: 1 P: 8	R: 0 E: 0 K: 0 S: 3 H: 0 LOB: 1 BB: 1 P: 7	R: 0 E: 0 K: 1 S: 5 H: 1 LOB: 0 BB: 0 P: 5	R: 2 E: 0 K: 0 S: 3 H: 1 LOB: 0 BB: 2 P: 11	R: 1 E: 0 K: 2 S: 9 H: 2 LOB: 2 BB: 1 P: 13	R: 0 E: 0 K: 2 S: 7 H: 0 LOB: 0 BB: 0 P: 7	R: 0 E: 0 K: 1 S: 5 H: 0 LOB: 0 BB: 0 P: 5	R: 0 E: 0 K: 0 S: 4 H: 1 LOB: 1 BB: 0 P: 4	R: 0 E: 0 K: 0 S: 3 H: 0 LOB: 0 BB: 0 P: 3	1B: 3 2B: 3 3B: 0 HR: 1 SF: 1 SAC: 1 DP: 2 HBP: 0						

PITCHER		IP	WLS	BF	H	R	ER	SO	BB	IBB	HBP	BLK	WP	HR	S	P	ERA	WHIP
Willie Smith, L ERA: 5.63	(1, 1)	7.1		31	6	5	5	6	4	1	0	1	0	1	38	58	6.14	1.364
Phil Regan, R ERA: 3.43	(8, 1)	1.2	W	5	0	0	0	0	0	0	0	0	0	0	5	5	0.00	0.000

PITCHER	IP	WLS	BF	H	R	ER	SO	BB	IBB	HBP	BLK	WP	HR	S	P	ERA	WHIP

Los Angeles Angels @ Detroit Tigers

Tiger Stadium, Detroit, MI

Sun Jun 30 1963, 4:33 AM EDT

Att. 11,318 - Unknown

TOP

livebaseballscorecards.com

AB	29
R	5
H	6
RBI	4
BB	5
SO	6
LOB	8

WP: 0 PA: 36
PB: 0
SB: 0
CS: 0

Los Angeles Angels @ Detroit Tigers

Tiger Stadium, Detroit, MI

Sun Jun 30 1963, 4:33 AM EDT

Att. 11,318 - Unknown

livebaseballscorecards.com

Batter	1	2	3	4	5	6	7	8	9	AB	R	H	RBI	BB	SO	LOB
Jake Wood, R (1, 4) OBP: 0.336, SLG: 0.424	0-0 1-6-3		BBBB 4-0 BB		0-0 SH1-3 1-2	BBBB 4-0 BB		0-0 F7		2	0	0	0	2	0	0
Dick McAuliffe, L (1, 6) OBP: 0.331, SLG: 0.391	0-0 4-3		0-0 F8		BBBB 4-0 E 2-3 BB	0-0 F8			0-0 HR	4	2	1	1	1	0	5
Al Kaline, R (1, 9) OBP: 0.393, SLG: 0.550	SSS 0-3 K			0-0 L9	0-0 L8 1-H 3-H		0-0 1-3 S 1B			4	0	1	0	0	1	0
Rocky Colavito, R (1, 7) OBP: 0.355, SLG: 0.401		SSS 0-3 K		0-0 HR 1B	0-0 F7		SSS 0-3 K 1-2			4	1	1	0	0	2	2
Norm Cash, L (1, 3) OBP: 0.338, SLG: 0.400		0-0 F7		0-0 1-H HR		0-0 F7	0-0 1-3 2-3			4	1	1	2	0	0	1
Bill Bruton, L (1, 8) OBP: 0.298, SLG: 0.341		0-0 F8		0-0 F8		0-0 HR	I---- 4-0 IBB			3	1	1	1	1	0	0
Bubba Phillips, R (1, 5) OBP: 0.256, SLG: 0.299			0-0 5-4-3 1B	SSS 0-3 K		H 1-0 PB S HBP	SSS 0-3 K			3	0	1	0	0	2	2
Gus Triandos, R (1, 2) OBP: 0.305, SLG: 0.407			0-0 5-4-3 1-2		0-0 5-3	BBBB 4-0 PB 1-2 BB		0-0 6-3		3	0	0	0	1	0	1
Willie Smith, L (1, 1) OBP: 0.250, SLG: 0.250			0-0 6-3		0-0 WP SH1-3 E 1B	0-0 F8 1-2 2-3		0-0 G3		3	1	1	0	0	0	3
Phil Regan, R (8, 1) OBP: 0.259, SLG: 0.360										1	0	0	0	0	0	0

	AB	R	H	RBI	BB	SO	LOB
BOTTOM	31	6	7	4	5	5	14

Inning Stats	1	2	3	4	5	6	7	8	9
	R: 0 E: 0 K: 1 S: 5 H: 0 LOB: 0 BB: 0 P: 5	R: 0 E: 0 K: 1 S: 5 H: 0 LOB: 0 BB: 0 P: 5	R: 0 E: 0 K: 0 S: 4 H: 1 LOB: 2 BB: 1 P: 8	R: 2 E: 0 K: 1 S: 7 H: 2 LOB: 0 BB: 0 P: 7	R: 2 E: 1 K: 0 S: 5 H: 1 LOB: 1 BB: 1 P: 9	R: 1 E: 0 K: 0 S: 4 H: 1 LOB: 3 BB: 2 P: 13	R: 0 E: 0 K: 2 S: 8 H: 1 LOB: 2 BB: 1 P: 12	R: 0 E: 0 K: 0 S: 3 H: 0 LOB: 0 BB: 0 P: 3	R: 1 E: 0 K: 0 S: 1 H: 1 LOB: 0 BB: 0 P: 1

	1B	SF	PA	WP	PB	HBP
	4	0	38	1	1	1
	2B	SAC		SB		
	0	1		2		
	3B	DP		CS		
	0	0		0		
	HR	HBP				
	3	1				

PITCHER		IP	WLS	BF	H	R	ER	SO	BB	IBB	HBP	BLK	WP	HR	S	P	ERA	WHIP
Ken McBride, R ERA: 2.79	(1, 1)	5.1		26	5	5	3	3	3	0	1	0	1	2	28	41	5.06	1.500
Julio Navarro, R ERA: 2.9	(6, 1)	2.2	L	12	2	1	1	2	1	1	0	0	0	1	14	22	3.38	1.125

PITCHER	IP	WLS	BF	H	R	ER	SO	BB	IBB	HBP	BLK	WP	HR	S	P	ERA	WHIP

Minnesota Twins @ Detroit Tigers

Tiger Stadium, Detroit, MI

Tue Jul 02 1963, 7:05 PM EDT

Att. 13,520 - Unknown

TOP

livebaseballscorecards.com

Batter	1	2	3	4	5	6	7	8	9	AB	R	H	RBI	BB	SO	LOB
Zoilo Versalles, R (1, 6) OBP: 0.315, SLG: 0.445	4-3		1B 2B	L5		K		L9		5	1	1	0	0	1	2
Vic Power, R (1, 3) OBP: 0.274, SLG: 0.343	F6		G6-4-3 2-H 1B	1-2 2-3 BB		E HR 1B		6-3		4	1	2	1	1	0	0
Harmon Killebrew, R (1, 7) OBP: 0.379, SLG: 0.594 Lenny Green, L (9, 8) OBP: 0.304, SLG: 0.316	BB		G6-4-3 1-2f	FC5 2-3f		FC5 1-2 HR		1B		4 0	1 0	1 0	0 0	1 0	0 0	5 0
Jimmie Hall, L (1, 8) OBP: 0.350, SLG: 0.506 (9, 7)	K		HR 1B		K	1-H 2-H HR		F7		5	2	2	3	0	2	2
Bob Allison, R (1, 9) OBP: 0.406, SLG: 0.588		K	1-H HR		2B BB	K			G6-4-3 1B	4	1	2	2	1	2	0
Earl Battey, R (1, 2) OBP: 0.351, SLG: 0.502		E 1B 1B	K		K	5-3			G6-4-3 1-2f	5	1	1	0	0	2	2
Rich Rollins, R (1, 5) OBP: 0.390, SLG: 0.448		K		L6	1-3 2B		F2		BB	4	0	1	0	1	1	1
Johnny Goryl, R (1, 4) OBP: 0.308, SLG: 0.417		E7 1-H 1B		BB HBP 1B	IBB		F3		F8	4	0	2	0	1	0	1
Dick Stigman, R (1, 1) OBP: 0.175, SLG: 0.111 Bill Dailey, R (9, 1) OBP: 0.250, SLG: 0.182		K		FC5 BB 1-2 HBP	K		K			3 0	0 0	0 0	0 0	0 0	3 0	4 0

AB	38
R	7
H	12
RBI	6
BB	5
SO	11
LOB	17

Inning Stats	1	2	3	4	5	6	7	8	9	1B: 8	SF: 0	WP: 0	PA: 44
	R: 0 E: 0 K: 1 S: 5	R: 1 E: 1 K: 3 S: 11	R: 3 E: 0 K: 1 S: 8	R: 0 E: 0 K: 0 S: 4	R: 0 E: 0 K: 3 S: 10	R: 3 E: 1 K: 2 S: 10	R: 0 E: 0 K: 1 S: 5	R: 0 E: 0 K: 0 S: 4	R: 0 E: 0 K: 0 S: 3	2B: 2 3B: 0 HR: 2	SAC: 0 DP: 2 HBP: 1	PB: 0 SB: 0 CS: 0	
	H: 0 LOB: 1 BB: 1 P: 9	H: 2 LOB: 1 BB: 0 P: 11	H: 4 LOB: 0 BB: 0 P: 8	H: 1 LOB: 3 BB: 1 P: 9	H: 1 LOB: 3 BB: 2 P: 18	H: 2 LOB: 0 BB: 0 P: 10	H: 0 LOB: 0 BB: 0 P: 5	H: 1 LOB: 1 BB: 0 P: 4	H: 1 LOB: 1 BB: 1 P: 7				

PITCHER		IP	WLS	BF	H	R	ER	SO	BB	IBB	HBP	BLK	WP	HR	S	P	ERA	WHIP
Bill Faul, R ERA: 4.02	(1, 1)	2.2	L	14	6	4	3	4	1	0	0	0	0	1	21	25	10.12	2.625
Tom Sturdivant, R ERA: 4.15	(3, 1)	4.1		22	4	3	2	7	2	1	1	0	0	1	32	45	4.15	1.385
Bob Anderson, R ERA: 2.66	(8, 1)	2.0		8	2	0	0	0	1	0	0	0	0	0	7	11	0.00	1.500

PITCHER	IP	WLS	BF	H	R	ER	SO	BB	IBB	HBP	BLK	WP	HR	S	P	ERA	WHIP

Batter	1	2	3	4	5	6	7	8	9	AB	R	H	RBI	BB	SO	LOB
Jake Wood, R (1, 4) OBP: 0.334, SLG: 0.421	6-3		K		F9			1B SF7 1B		4	1	1	0	0	1	1
Dick McAuliffe, L (1, 6) OBP: 0.330, SLG: 0.386	F6		BB BB BB		K			F7		3	0	0	0	1	1	1
Al Kaline, R (1, 9) OBP: 0.397, SLG: 0.562	HR		BB 1-2 2-3 BB		L7			1-3 1B		3	1	2	1	1	0	0
Rocky Colavito, R (1, 7) OBP: 0.354, SLG: 0.398	F7		1-2 2-3 3-H BB			F6		SF7 3-H		2	0	0	2	1	0	0
Norm Cash, L (1, 3) OBP: 0.337, SLG: 0.397		G4-3 1B	4-3			K		F4		4	0	1	0	0	1	4
Bubba Phillips, R (1, 5) OBP: 0.251, SLG: 0.293		G4-3 1-2f		F7		F8			F9	4	0	0	0	0	0	1
Bill Bruton, L (1, 8) OBP: 0.297, SLG: 0.351		K		K			K		HR	4	1	1	1	0	3	0
Bill Freehan, R (1, 2) OBP: 0.371, SLG: 0.441			BB S BB 1B	1B			K		L6-3 1B	4	1	3	0	0	1	0
Bill Faul, R (1, 1) OBP: 0.136, SLG: 0.190 Tom Sturdivant, L (3, 1) George Thomas, R (7, PH) OBP: 0.257, SLG: 0.324 Bob Anderson, R (8, 1) Gus Triandos, R (9, PH) OBP: 0.305, SLG: 0.407 Gates Brown, L (9, PH) OBP: 0.235, SLG: 0.438			K 1-2	F8			K		L6-3 1-2	0 2 1 0 0 1	0 0 0 0 0 0	0 0 0 0 0 0	0 0 0 0 0 0	0 0 0 0 0 0	0 1 0 0 0 0	0 2 0 0 0 1
Inning Stats	R: 1 E: 0 K: 0 S: 4 H: 1 LOB: 0 BB: 0 P: 4	R: 0 E: 0 K: 1 S: 5 H: 1 LOB: 0 BB: 0 P: 5	R: 1 E: 0 K: 2 S: 8 H: 1 LOB: 3 BB: 3 P: 20	R: 0 E: 0 K: 1 S: 6 H: 1 LOB: 1 BB: 0 P: 6	R: 0 E: 0 K: 1 S: 5 H: 0 LOB: 0 BB: 0 P: 5	R: 0 E: 0 K: 1 S: 5 H: 0 LOB: 0 BB: 0 P: 5	R: 0 E: 0 K: 3 S: 9 H: 0 LOB: 0 BB: 0 P: 9	R: 1 E: 0 K: 0 S: 5 H: 2 LOB: 1 BB: 0 P: 5	R: 1 E: 0 K: 0 S: 4 H: 2 LOB: 0 BB: 0 P: 4	1B: 6 2B: 1 3B: 0 HR: 2	SF: 1 SAC: 0 DP: 2 HBP: 0			WP: 0 PB: 0 SB: 1 CS: 0	PA: 36		

PITCHER		IP	WLS	BF	H	R	ER	SO	BB	IBB	HBP	BLK	WP	HR	S	P	ERA	WHIP
Dick Stigman, L ERA: 3.44	(1, 1)	8.1	W	35	8	4	4	9	3	0	0	0	0	2	50	62	4.32	1.320
Bill Dailey, R ERA: 1.72	(9, 1)	0.2	S	1	0	0	0	0	0	0	0	0	0	0	1	1	0.00	0.000

PITCHER	IP	WLS	BF	H	R	ER	SO	BB	IBB	HBP	BLK	WP	HR	S	P	ERA	WHIP

Minnesota Twins @ Detroit Tigers

Tiger Stadium, Detroit, MI

Tue Jul 02 1963, 7:05 PM EDT

Att. 13,520 - Unknown

BOTTOM

livebaseballscorecards.com

AB	32
R	4
H	8
RBI	4
BB	3
SO	9
LOB	10

Batter	1	2	3	4	5	6	7	8	9	AB	R	H	RBI	BB	SO	LOB
Zoilo Versalles, R (1, 6) OBP: 0.313, SLG: 0.441	F8		F8			F8		6-3	1-2 2-3 1B	5	0	1	0	0	0	2
Vic Power, R (1, 3) OBP: 0.270, SLG: 0.338	F3			K		L9		L9	4-3	5	0	0	0	0	1	4
Harmon Killebrew, R (1, 7) OBP: 0.373, SLG: 0.582	F5			K			K	K		4	0	0	0	0	3	0
Jimmie Hall, L (1, 8) OBP: 0.353, SLG: 0.540		K		K			HR		HR	4	2	2	2	0	2	0
Bob Allison, R (1, 9) OBP: 0.407, SLG: 0.589		K			5-3		BB		1B 2B	3	1	1	0	1	1	0
Earl Battey, R (1, 2) OBP: 0.349, SLG: 0.498 Bernie Allen, L (9, PR) OBP: 0.281, SLG: 0.301		F7			K		F6		1B 1B 2-H 1B	4 0	0 0	1 0	1 0	0 0	1 0	1 0
Rich Rollins, R (1, 5) OBP: 0.387, SLG: 0.445			K		K		L9		1B 1-2 1B	4	0	1	0	0	2	1
Johnny Goryl, R (1, 4) OBP: 0.339, SLG: 0.431			1B			BB		HR 1B	F5	3	1	2	0	1	0	2
Jim Perry, S (1, 1) OBP: 0.263, SLG: 0.176 Bill Pleis, L (5, 1) OBP: 0.286, SLG: 0.167 Lenny Green, L (6, PH) OBP: 0.303, SLG: 0.314 Mike Fornieles, R (6, 1) OBP: 0.222, SLG: 0.556 Vic Wertz, L (8, PH) OBP: 0.250, SLG: 0.429 Garry Roggenburk, R (8, 1) Don Mincher, L (9, PH) OBP: 0.240, SLG: 0.053		F5				K		HR	F7	1 0 1 0 0 0 1	0 0 0 0 0 0 0	0 0 0 0 0 0 0	0 0 0 0 0 0 0	0 0 1 0 0 0 0	0 0 1 0 0 0 0	1 0 1 0 0 0 2
Inning Stats	R: 0 E: 0 K: 0 S: 3 H: 0 LOB: 0 BB: 0 P: 3	R: 0 E: 0 K: 2 S: 7 H: 0 LOB: 0 BB: 0 P: 7	R: 0 E: 0 K: 1 S: 6 H: 1 LOB: 1 BB: 0 P: 6	R: 0 E: 0 K: 3 S: 9 H: 0 LOB: 0 BB: 0 P: 9	R: 0 E: 0 K: 2 S: 7 H: 0 LOB: 0 BB: 0 P: 7	R: 0 E: 0 K: 1 S: 5 H: 0 LOB: 1 BB: 1 P: 9	R: 1 E: 0 K: 1 S: 6 H: 1 LOB: 1 BB: 1 P: 10	R: 2 E: 0 K: 1 S: 7 H: 2 LOB: 0 BB: 0 P: 7	R: 2 E: 0 K: 0 S: 8 H: 5 LOB: 3 BB: 0 P: 8	1B: 5 2B: 1 3B: 0 HR: 3	SF: 0 SAC: 0 DP: 0 HBP: 0						

PITCHER	IP	WLS	BF	H	R	ER	SO	BB	IBB	HBP	BLK	WP	HR	S	P	ERA	WHIP
Jim Bunning, R (1, 1) ERA: 3.99	8.0	W	33	7	5	5	11	2	0	0	0	0	3	53	61	5.62	1.125
Terry Fox, R (9, 1) ERA: 4.95	1.0	S	5	2	0	0	0	0	0	0	0	0	0	5	5	0.00	2.000

PITCHER	IP	WLS	BF	H	R	ER	SO	BB	IBB	HBP	BLK	WP	HR	S	P	ERA	WHIP

TOP

Minnesota Twins @ Detroit Tigers

Tiger Stadium, Detroit, MI

Wed Jul 03 1963, 4:33 AM EDT

Att. 4,358 - Unknown

livebaseballscorecards.com

AB	35
R	5
H	8
RBI	3
BB	2
SO	11
LOB	14

WP: 0 PB: 0 SB: 0 CS: 0

PA: 38

Batter	1	2	3	4	5	6	7	8	9	AB	R	H	RBI	BB	SO	LOB
Jake Wood, R (1, 4) OBP: 0.329, SLG: 0.413	F9		K		K	F8		1-3		5	0	0	0	0	2	5
Dick McAuliffe, L (1, 6) OBP: 0.336, SLG: 0.399	3-1			HR	1B 1-2 1B BB		S BB			2	2	1	1	2	0	0
Al Kaline, R (1, 9) OBP: 0.396, SLG: 0.558	L5			L8	PB 1-3 2-H 1B 1B		K 1-2			4	1	1	1	0	1	1
Rocky Colavito, R (1, 7) OBP: 0.355, SLG: 0.403		F9		HR 2B	1-H 3-H 1B		F3			4	1	2	2	0	0	1
Norm Cash, L (1, 3) OBP: 0.336, SLG: 0.407		F5		2-H HR	4-3		K			4	1	1	2	0	1	2
Bill Bruton, L (1, 8) OBP: 0.300, SLG: 0.353		F6		CS 1B		F9		SH3 1B		4	0	2	0	0	0	0
Bubba Phillips, R (1, 5) OBP: 0.252, SLG: 0.294			F9	F8 1-2		1B 1B		SH3 1-2		3	1	1	0	0	0	1
Gus Triandos, R (1, 2) OBP: 0.314, SLG: 0.408			FC1-6 BB		FC1-6 BB	1-H 1B		6-3		2	0	1	1	2	0	1
Jim Bunning, R (1, 1) OBP: 0.205, SLG: 0.214 Terry Fox, R (9, 1)			FC1-6 1-2f		FC1-6 BB 1-2f 1B	F4		BB		3 0	1 0	0 0	0 0	1 0	0 0	3 0
Inning Stats	R: 0 E: 0 K: 0 S: 3 H: 0 LOB: 0 BB: 0 P: 3	R: 0 E: 0 K: 0 S: 3 H: 0 LOB: 0 BB: 0 P: 3	R: 0 E: 0 K: 1 S: 5 H: 0 LOB: 1 BB: 1 P: 9	R: 3 E: 0 K: 0 S: 6 H: 4 LOB: 0 BB: 0 P: 6	R: 3 E: 0 K: 1 S: 7 H: 2 LOB: 1 BB: 2 P: 15	R: 1 E: 0 K: 0 S: 5 H: 2 LOB: 1 BB: 0 P: 5	R: 0 E: 0 K: 2 S: 7 H: 0 LOB: 1 BB: 1 P: 11	R: 0 E: 0 K: 0 S: 4 H: 1 LOB: 2 BB: 1 P: 8		1B: 6 2B: 1 3B: 0 HR: 2	SF: 0 SAC: 1 DP: 0 HBP: 0					

PITCHER		IP	WLS	BF	H	R	ER	SO	BB	IBB	HBP	BLK	WP	HR	S	P	ERA	WHIP
Jim Perry, R ERA: 3.32	(1, 1)	4.2	L	22	6	6	5	2	3	0	0	0	0	2	23	35	9.64	1.929
Bill Pleis, L ERA: 3.26	(5, 1)	0.1		1	0	0	0	0	0	0	0	0	0	0	1	1	0.00	0.000
Mike Fornieles, R ERA: 6.25	(6, 1)	2.0		9	2	1	1	2	1	0	0	0	0	0	12	16	4.50	1.500
Garry Roggenburk, L ERA: 4.5	(8, 1)	1.0		5	1	0	0	0	1	0	0	0	0	0	4	8	0.00	2.000

PITCHER	IP	WLS	BF	H	R	ER	SO	BB	IBB	HBP	BLK	WP	HR	S	P	ERA	WHIP

BOTTOM

Minnesota Twins @ Detroit Tigers

Tiger Stadium, Detroit, MI

Wed Jul 03 1963, 4:33 AM EDT

Att. 4,358 - Unknown

livebaseballscorecards.com

AB	31
R	7
H	9
RBI	7
BB	5
SO	4
LOB	14

WP: 0 PB: 1 SB: 1 CS: 1 PA: 37

Batter	1	2	3	4	5	6	7	8	9	AB	R	H	RBI	BB	SO	LOB
Zoilo Versalles, R (1, 6) OBP: 0.309, SLG: 0.434	F3		F2		6-3		L9		F8	5	0	0	0	0	0	5
Rich Rollins, R (1, 5) OBP: 0.380, SLG: 0.435	L9		F8			F4	K		F3	5	0	0	0	0	1	3
Harmon Killebrew, R (1, 7) OBP: 0.371, SLG: 0.576	F6			5-3		HR 1B		6-3		4	1	1	0	0	0	0
Jimmie Hall, L (1, 8) OBP: 0.356, SLG: 0.553		K		K		1-H HR		BB BB		3	1	1	2	1	2	0
Bob Allison, R (1, 9) OBP: 0.405, SLG: 0.583		K		K		F3		1-2 BB		3	0	0	0	1	2	0
Vic Wertz, L (1, 3) OBP: 0.214, SLG: 0.360		E4			F8	F5		K		0	0	0	0	0	0	0
Earl Battey, R (1, 2) OBP: 0.348, SLG: 0.498		K			E4 1B		2B	F2		4	0	1	0	0	1	3
Johnny Goryl, R (1, 4) OBP: 0.350, SLG: 0.491			HR		1-2 1B		K		F8	4	1	2	1	0	1	1
Lee Stange, R (1, 1) OBP: 0.182, SLG: 0.182			6-3		L9		BB		1B	2	0	0	0	0	0	2
Lenny Green, L (7, PH) OBP: 0.306, SLG: 0.314										0	0	0	0	1	0	0
Bill Dailey, R (7, 1) OBP: 0.250, SLG: 0.182										0	0	0	0	0	0	0
Bernie Allen, L (9, PH) OBP: 0.284, SLG: 0.304										1	0	1	0	0	0	0
Inning Stats	R: 0 E: 0 K: 0 S: 3 H: 0 LOB: 0 BB: 0 P: 3	R: 0 E: 1 K: 3 S: 10 H: 0 LOB: 1 BB: 0 P: 10	R: 1 E: 0 K: 0 S: 4 H: 1 LOB: 0 BB: 0 P: 4	R: 0 E: 0 K: 2 S: 7 H: 0 LOB: 0 BB: 0 P: 7	R: 0 E: 1 K: 0 S: 5 H: 1 LOB: 2 BB: 0 P: 5	R: 2 E: 0 K: 0 S: 5 H: 2 LOB: 0 BB: 0 P: 5	R: 0 E: 0 K: 2 S: 8 H: 1 LOB: 2 BB: 1 P: 12	R: 0 E: 0 K: 1 S: 5 H: 0 LOB: 2 BB: 2 P: 13	R: 0 E: 0 K: 0 S: 4 H: 1 LOB: 1 BB: 0 P: 4	1B: 3 2B: 1 3B: 0 HR: 2 SF: 0 SAC: 0 DP: 0 HBP: 0	WP: 0 PB: 0 SB: 0 CS: 0 PA: 38					

PITCHER		IP	WLS	BF	H	R	ER	SO	BB	IBB	HBP	BLK	WP	HR	S	P	ERA	WHIP
Phil Regan, R ERA: 3.49	(1, 1)	6.1	W	27	5	3	3	6	1	0	0	0	0	2	38	42	4.26	0.947
Tom Sturdivant, R ERA: 4.08	(7, 1)	1.0		5	0	0	0	1	2	0	0	0	0	0	5	13	0.00	2.000
Willie Smith, L ERA: 5.4	(8, 1)	0.1		1	0	0	0	1	0	0	0	0	0	0	3	3	0.00	0.000
Terry Fox, R ERA: 4.78	(8, 1)	1.1	S	5	1	0	0	0	0	0	0	0	0	0	5	5	0.00	0.750

PITCHER	IP	WLS	BF	H	R	ER	SO	BB	IBB	HBP	BLK	WP	HR	S	P	ERA	WHIP

TOP

Minnesota Twins @ Detroit Tigers

Tiger Stadium, Detroit, MI

Thu Jul 04 1963, 4:33 AM EDT

Unknown

livebaseballscorecards.com

AB	31
R	3
H	6
RBI	3
BB	3
SO	7
LOB	14

Minnesota Twins @ Detroit Tigers

Tiger Stadium, Detroit, MI

Thu Jul 04 1963, 4:33 AM EDT

Unknown

livebaseballscorecards.com

Batter	1	2	3	4	5	6	7	8	9	AB	R	H	RBI	BB	SO	LOB
Jake Wood, R (1, 4) OBP: 0.324, SLG: 0.407	F7	FC6-2 3-H		K			1-3			4	0	0	0	0	1	2
Dick McAuliffe, L (1, 6) OBP: 0.334, SLG: 0.394	WP 1B 1B BB	F7			F8		6-3			3	1	0	0	1	0	2
Al Kaline, R (1, 9) OBP: 0.397, SLG: 0.561	K		L5-3		2B		E5 1B			4	0	2	0	0	1	1
Rocky Colavito, R (1, 7) OBP: 0.357, SLG: 0.404	WP 1-2 1B 1B		1B E 1B		F7		E5 1-H			4	2	2	0	0	0	2
Norm Cash, L (1, 3) OBP: 0.335, SLG: 0.405	1-H 2-H 1B		F5		F7			F8		4	0	1	2	0	0	2
Bill Bruton, L (1, 8) OBP: 0.302, SLG: 0.355	1-3		E9 1-H 1B 1B			S 1B 1B		K		4	2	2	0	0	1	1
Bubba Phillips, R (1, 5) OBP: 0.261, SLG: 0.299		SH3-4 1B FC6-2 1B	CS 3-H 1B			F6 1-2		BB		3	0	2	1	1	0	1
Bill Freehan, R (1, 2) OBP: 0.367, SLG: 0.434		SH3-4 1-2 1B	CS 1-2	K		K		K		4	0	1	0	0	3	2
Phil Regan, R (1, 1) OBP: 0.276, SLG: 0.370 Tom Sturdivant, L (7, 1) Willie Smith, L (8, 1) OBP: 0.250, SLG: 0.250 Terry Fox, R (8, 1)		SH3-4 1-2 2-3		K		2-H 1B				2 0 0 0	0 0 0 0	1 0 0 0	1 0 0 0	0 0 0 0	1 0 0 0	0 0 0 0
Inning Stats	R: 2 E: 0 K: 1 S: 7 H: 2 LOB: 1 BB: 1 P: 11	R: 0 E: 0 K: 0 S: 5 H: 2 LOB: 2 BB: 0 P: 5	R: 2 E: 1 K: 0 S: 5 H: 3 LOB: 0 BB: 0 P: 5	R: 0 E: 0 K: 3 S: 9 H: 0 LOB: 0 BB: 0 P: 9	R: 0 E: 0 K: 0 S: 4 H: 1 LOB: 1 BB: 0 P: 4	R: 1 E: 0 K: 1 S: 6 H: 2 LOB: 1 BB: 0 P: 6	R: 0 E: 1 K: 0 S: 4 H: 1 LOB: 1 BB: 0 P: 4	R: 0 E: 0 K: 2 S: 7 H: 0 LOB: 1 BB: 1 P: 11		1B: 10 2B: 1 3B: 0 HR: 0 SF: 0 SAC: 1 DP: 0 HBP: 0						

AB	32
R	5
H	11
RBI	4
BB	2
SO	7
LOB	13

WP: 1 PA: 36
PB: 0
SB: 1
CS: 1

PITCHER		IP	WLS	BF	H	R	ER	SO	BB	IBB	HBP	BLK	WP	HR	S	P	ERA	WHIP
Lee Stange, R ERA: 2.45	(1, 1)	6.0	L	27	10	5	4	5	1	0	0	0	1	0	36	40	6.00	1.833
Bill Dailey, R ERA: 1.66	(7, 1)	2.0		8	1	0	0	2	1	0	0	0	0	0	11	15	0.00	1.000

PITCHER	IP	WLS	BF	H	R	ER	SO	BB	IBB	HBP	BLK	WP	HR	S	P	ERA	WHIP

Batter	1	2	3	4	5	6	7	8	9	AB	R	H	RBI	BB	SO	LOB
Zoilo Versalles, R (1, 6) OBP: 0.314, SLG: 0.438	x 0-0 G6-4-3 1B		x 0-0 G6-4-3 1B		S S S 0-3 ② K			x 0-0 FC6-4 1B		4	0	3	0	0	1	0
Vic Power, R (1, 3) OBP: 0.269, SLG: 0.336	x 0-0 ① ② G6-4-3 1-2f		x 0-0 G6-4-3 1-2 1B		x 0-0 ③ F4			x 0-0 ① FC6-4 1-2f		4	0	1	0	0	0	2
Harmon Killebrew, R (1, 7) OBP: 0.372, SLG: 0.573 Wally Post, R (5, 7) OBP: 0.256, SLG: 0.400	B B B B 4-0 BB		x 0-0 ① ② G6-4-3 1-2f 2-3			B B B B 4-0 FC4-6 BB		x 0-0 ② 5-3		1 1	0 0	0 0	0 0	1 1	0 0	2 1
Bob Allison, R (1, 9) OBP: 0.400, SLG: 0.574	S S S 0-3 ③ K		S S S 0-3 ③ K			x 0-0 ① F7		x 0-0 ③ 5-3		4	0	0	0	0	2	4
Rich Rollins, R (1, 5) OBP: 0.378, SLG: 0.445		x 0-0 HR		x 0-0 ① 5-3		x 0-0 ② FC4-6 1-2f			S S S 0-3 ① K	4	1	1	1	0	1	1
Jimmie Hall, L (1, 8) OBP: 0.354, SLG: 0.544		S S S 0-3 ① K		B B B B 4-0 FC6-4 BB		S S S 0-3 ③ K			x 0-0 ② 4-3	3	0	0	0	1	2	1
Johnny Goryl, R (1, 4) OBP: 0.344, SLG: 0.466		S S S 0-3 ② K		S S S 0-3 ② K			x 0-0 ① 5-3		H 1-0 HBP	3	0	0	0	0	2	1
Jerry Zimmerman, R (1, 2) OBP: 0.154, SLG: 0.154 Mike Fornieles, R (7, 1) OBP: 0.222, SLG: 0.556 Lenny Green, L (9, PH) OBP: 0.305, SLG: 0.313		x 0-0 1B		x 0-0 ③ FC6-4 1-2f			x 0-0 ② F8		x 0-0 ③ F8	3 0 1	0 0 0	1 0 0	0 0 0	0 0 0	0 0 0	1 0 1
Jim Kaat, L (1, 1) OBP: 0.182, SLG: 0.167 Earl Battey, R (7, PH) OBP: 0.347, SLG: 0.496 (7, 2)		x 0-0 ③ F4			x 0-0 ① 1-3		x 0-0 ③ 6-3			2 1	0 0	0 0	0 0	0 0	0 0	1 0

TOP

Minnesota Twins @ Detroit Tigers

Tiger Stadium, Detroit, MI

Thu Jul 04 1963, 4:38 AM EDT

Att. 17,444 - Unknown

livebaseballscorecards.com

AB	31
R	1
H	6
RBI	1
BB	3
SO	8
LOB	15

Inning Stats																		
	R: 0	H: 1	R: 1	H: 2	R: 0	H: 2	R: 0	H: 0	R: 0	H: 0	R: 0	H: 0	R: 0	H: 1	R: 0	H: 0	1B: 5	SF: 0
	E: 0	LOB: 1	E: 0	LOB: 1	E: 0	LOB: 1	E: 0	LOB: 1	E: 0	LOB: 0	E: 0	LOB: 1	E: 0	LOB: 1	E: 1	LOB: 1	2B: 0	SAC: 0
	K: 1	BB: 1	K: 2	BB: 0	K: 1	BB: 0	K: 1	BB: 1	K: 1	BB: 0	K: 0	BB: 0	K: 0	BB: 0	K: 0	BB: 0	3B: 0	DP: 2
	S: 5	P: 9	S: 9	P: 9	S: 6	P: 6	S: 5	P: 9	S: 5	P: 9	S: 3	P: 3	S: 4	P: 4	S: 5	P: 6	HR: 1	HBP: 1

	WP: 0	PA: 35
	PB: 0	
	SB: 0	
	CS: 0	

PITCHER		IP	WLS	BF	H	R	ER	SO	BB	IBB	HBP	BLK	WP	HR	S	P	ERA	WHIP
Hank Aguirre, L ERA: 4.3	(1, 1)	9.0	W	35	6	1	1	8	3	0	1	0	0	1	47	60	1.00	1.000

PITCHER	IP	WLS	BF	H	R	ER	SO	BB	IBB	HBP	BLK	WP	HR	S	P	ERA	WHIP

Minnesota Twins @ Detroit Tigers

Tiger Stadium, Detroit, MI

Thu Jul 04 1963, 4:38 AM EDT

Att. 17,444 - Unknown

livebaseballscorecards.com

BOTTOM

Batter	1	2	3	4	5	6	7	8	9	AB	R	H	RBI	BB	SO	LOB
Jake Wood, R (1, 4) OBP: 0.330, SLG: 0.410	0-0 FC3-6 1B	0-0 1-2 3-H 1B		H 1-0 S 1B HBP			x 0-0 ① F8			3	0	2	1	0	0	0
Dick McAuliffe, L (1, 6) OBP: 0.333, SLG: 0.392	0-0 ① FC3-6 1B 1-2f	0-0 ③ 5-3		x 0-0 ③ 1-H 1B			x 0-0 ② 4-3			4	0	1	0	0	0	3
Al Kaline, R (1, 9) OBP: 0.395, SLG: 0.556	0-0 ② L9	x 0-0 ① L9			x 0-0 1B		x 0-0 ③ L8			4	0	1	0	0	0	1
Rocky Colavito, R (1, 7) OBP: 0.362, SLG: 0.411	0-0 1-3 1B	x 0-0 1B 2B			x 0-0 ① F8			B B B B 4-0 F8 BB		3	1	2	0	1	0	1
Norm Cash, L (1, 3) OBP: 0.330, SLG: 0.398	0-0 ③ G3	x 0-0 ② F5			S S S 0-3 ② K			x 0-0 ① F8 1-2		4	0	0	0	0	1	5
Bubba Phillips, R (1, 5) OBP: 0.261, SLG: 0.298		x 0-0 ① 4-3	x 0-0 2-H 1B 1B		x 0-0 ③ 4-3			x 0-0 ② F7		4	1	1	1	0	0	2
George Thomas, R (1, 8) OBP: 0.262, SLG: 0.328		x 0-0 1B 1B 1B	x 0-0 ③ 2-H 1B			x 0-0 ① F9		x 0-0 ③ F6		4	1	2	1	0	0	1
Gus Triandos, R (1, 2) OBP: 0.314, SLG: 0.406		x 0-0 1-3 1B 1B		S S S 0-3 ① K		S S S 0-3 ② K				3	0	1	0	0	2	0
Hank Aguirre, R (1, 1) OBP: 0.205, SLG: 0.216		S S S 0-3 ② K		S S S 0-3 ② K		x 0-0 ③ 1-3				3	0	0	0	0	2	2
Inning Stats	R: 0 E: 0 K: 0 S: 5 H: 2 LOB: 2 BB: 0 P: 5	R: 1 E: 0 K: 1 S: 8 H: 3 LOB: 2 BB: 0 P: 8	R: 2 E: 0 K: 0 S: 5 H: 3 LOB: 1 BB: 0 P: 5	R: 0 E: 0 K: 2 S: 7 H: 1 LOB: 2 BB: 0 P: 8	R: 0 E: 0 K: 1 S: 6 H: 1 LOB: 1 BB: 0 P: 6	R: 0 E: 0 K: 1 S: 5 H: 0 LOB: 0 BB: 0 P: 5	R: 0 E: 0 K: 0 S: 3 H: 0 LOB: 0 BB: 0 P: 3	R: 0 E: 0 K: 0 S: 3 H: 0 LOB: 1 BB: 1 P: 7		1B: 9 2B: 1 3B: 0 HR: 0 SF: 0 SAC: 0 DP: 0 HBP: 1						

PITCHER		IP	WLS	BF	H	R	ER	SO	BB	IBB	HBP	BLK	WP	HR	S	P	ERA	WHIP
Jim Kaat, L	(1, 1)	6.0	L	27	10	3	3	5	0	0	1	0	0	0	36	37	4.50	1.667
ERA: 3.91																		
Mike Fornieles, R	(7, 1)	2.0		7	0	0	0	0	1	0	0	0	0	0	6	10	0.00	0.500
ERA: 5.88																		

PITCHER	IP	WLS	BF	H	R	ER	SO	BB	IBB	HBP	BLK	WP	HR	S	P	ERA	WHIP

AB	32
R	3
H	10
RBI	3
BB	1
SO	5
LOB	15

WP: 0 PB: 0 SB: 1 CS: 0 PA: 34

Batter	1	2	3	4	5	6	7	8	9	AB	R	H	RBI	BB	SO	LOB
Bobby Del Greco, R (1, 8) OBP: 0.274, SLG: 0.327	0-0 G3 1B 1B 1B	0-0 F3			0-0 F7		0-0 E5 1-2 2-3		0-0 G6-4-3 1-2f	5	1	1	0	0	0	4
Wayne Causey, L (1, 6) OBP: 0.347, SLG: 0.417	0-0 F5		SSS 0-3 K		0-0 F6		SSS 0-3 K		0-0 1-3	5	0	0	0	0	2	5
Ed Charles, R (1, 5) OBP: 0.338, SLG: 0.379	0-0 G3 1-2 1B 1B		0-0 F8 1B		0-0 F8		0-0 SF8 3-H			3	1	2	1	0	0	0
Norm Siebern, L (1, 7) OBP: 0.370, SLG: 0.407	0-0 G3 1-2 2-3		0-0 F8 1-2			0-0 CS 1B	0-0 L9			4	0	1	0	0	0	5
Doc Edwards, R (1, 2) OBP: 0.312, SLG: 0.368	0-0 2-H 3-H 1B		0-0 6-3			0-0 6-3 1-2		0-0 6-3		4	0	1	2	0	0	2
George Alusik, R (1, 9) OBP: 0.311, SLG: 0.367	0-0 F6			0-0 L9		0-0 1B		0-0 6-3		4	0	1	0	0	0	1
Jerry Lumpe, L (1, 4) OBP: 0.281, SLG: 0.297		0-0 SH1-3 1B		SSS 0-3 K		0-0 F7		BBBB 4-0 BB		3	0	1	0	1	1	1
Ken Harrelson, R (1, 3) OBP: 0.301, SLG: 0.384		0-0 F8		0-0 1B			BBBB 4-0 E 1B SF8 BB	0-0 F8		3	1	1	0	1	0	2
Dave Wickersham, R (1, 1) OBP: 0.186, SLG: 0.167 Dale Willis, R (6, 1) OBP: 0.250, SLG: 0.250 Chuck Essegian, R (7, PH) OBP: 0.306, SLG: 0.363 Tony La Russa, R (7, PR) John Wyatt, R (7, 1) Gino Cimoli, R (9, PH) OBP: 0.335, SLG: 0.383 Sammy Esposito, R (9, PR) OBP: 0.182, SLG: 0.111		0-0 SH1-3 1-2	SSS 0-3 K				0-0 E 1-2 1B		0-0 G6-4-3 1B	1 0 1 0 0 1 0	0 0 0 0 0 0 0	0 0 1 0 0 1 0	0 0 0 0 0 0 0	0 0 0 0 0 0 0	1 0 0 0 0 0 0	1 0 0 0 0 0 0
Inning Stats	R: 2 E: 0 K: 0 S: 6 H: 3 LOB: 1 BB: 0 P: 6	R: 0 E: 0 K: 0 S: 4 H: 1 LOB: 1 BB: 0 P: 4	R: 0 E: 0 K: 1 S: 6 H: 1 LOB: 1 BB: 0 P: 6	R: 0 E: 0 K: 2 S: 8 H: 1 LOB: 1 BB: 0 P: 8	R: 0 E: 0 K: 0 S: 3 H: 0 LOB: 0 BB: 0 P: 3	R: 0 E: 0 K: 0 S: 4 H: 2 LOB: 1 BB: 0 P: 4	R: 1 E: 1 K: 1 S: 7 H: 1 LOB: 2 BB: 1 P: 11	R: 0 E: 0 K: 0 S: 3 H: 0 LOB: 1 BB: 1 P: 7	R: 0 E: 0 K: 0 S: 3 H: 1 LOB: 1 BB: 0 P: 3	1B: 10 2B: 0 3B: 0 HR: 0	SF: 1 SAC: 1 DP: 1 HBP: 0					

TOP

Kansas City Athletics @ Detroit Tigers

Tiger Stadium, Detroit, MI

Fri Jul 05 1963, 7:05 PM EDT

Att. 12,814 - Unknown

livebaseballscorecards.com

AB	34
R	3
H	10
RBI	3
BB	2
SO	4
LOB	21

WP: 0 PB: 0 SB: 0 CS: 1 PA: 38

PITCHER	IP	W/L/S	BF	H	R	ER	SO	BB	IBB	HBP	BLK	WP	HR	S	P	ERA	WHIP
Mickey Lolich, L (1, 1) ERA: 3.38	9.0	W	38	10	3	2	4	2	0	0	0	0	0	44	52	2.00	1.333

PITCHER	IP	W/L/S	BF	H	R	ER	SO	BB	IBB	HBP	BLK	WP	HR	S	P	ERA	WHIP

Batter	1	2	3	4	5	6	7	8	9	AB	R	H	RBI	BB	SO	LOB
Jake Wood, R (1, 4) OBP: 0.327, SLG: 0.406	6-3		FC5-4 1-2f		1-3 1-2 3-H		SH5-4 1-2 2-3			3	0	0	0	0	0	2
Dick McAuliffe, L (1, 6) OBP: 0.336, SLG: 0.394	L6-4-3 1B			F9		FC6-4 1B	FC L6-4-3 3-H			4	0	2	1	0	0	1
Al Kaline, R (1, 9) OBP: 0.390, SLG: 0.549 George Thomas, R (8, 9) OBP: 0.262, SLG: 0.328	L6-4-3 1-2			L6		L7	L6-4-3 1-2			4 0	0 0	0 0	0 0	0 0	0 0	4 0
Rocky Colavito, R (1, 7) OBP: 0.358, SLG: 0.405		F9		F8		FC6-4 BB 1-2f 1B		F5		4	1	0	0	0	0	1
Norm Cash, L (1, 3) OBP: 0.336, SLG: 0.406		F8			1B SF7 2B	BBBB	4-0 1B 1-2 BB	1B		3	1	2	0	1	0	0
Bill Bruton, L (1, 8) OBP: 0.305, SLG: 0.357		1-3			FC6-4 1B WP 2-3 1B	1-3 2-H 1B		F9		4	1	2	1	0	0	1
Bubba Phillips, R (1, 5) OBP: 0.257, SLG: 0.294			F8		SF7 3-H	4-3		5-3		3	0	0	1	0	0	3
Bill Freehan, R (1, 2) OBP: 0.373, SLG: 0.435			4-3		FC6-4 1-2 1B	BBBB	4-0 SH5-4 E FC BB			2	1	1	0	1	0	0
Mickey Lolich, S (1, 1) OBP: 0.304, SLG: 0.059			FC5-4 1B		FC6-4 WP 1-2f 2-3		E1 SH5-4 1-2			3	0	1	0	0	0	3
Inning Stats	R: 0 H: 1 E: 0 LOB: 0 K: 0 BB: 0 S: 3 P: 3	R: 0 H: 0 E: 0 LOB: 0 K: 0 BB: 0 S: 3 P: 3	R: 0 H: 1 E: 0 LOB: 1 K: 0 BB: 0 S: 4 P: 4	R: 0 H: 0 E: 0 LOB: 0 K: 0 BB: 0 S: 3 P: 3	R: 2 H: 3 E: 0 LOB: 1 K: 0 BB: 0 S: 6 P: 6	R: 1 H: 2 E: 0 LOB: 2 K: 0 BB: 1 S: 5 P: 9	R: 1 H: 0 E: 1 LOB: 1 K: 0 BB: 1 S: 4 P: 8	R: 0 H: 1 E: 0 LOB: 1 K: 0 BB: 0 S: 4 P: 4		1B: 7 SF: 1 2B: 1 SAC: 1 3B: 0 DP: 2 HR: 0 HBP: 0						

PITCHER		IP	WLS	BF	H	R	ER	SO	BB	IBB	HBP	BLK	WP	HR	S	P	ERA	WHIP
Dave Wickersham, R ERA: 3.66	(1, 1)	5.2		24	7	3	3	0	1	0	0	0	1	0	23	27	4.76	1.412
Dale Willis, R ERA: 4.45	(6, 1)	0.1		1	0	0	0	0	0	0	0	0	0	0	1	1	0.00	0.000
John Wyatt, R ERA: 2.08	(7, 1)	2.0	L	9	1	1	0	0	1	0	0	0	0	0	8	12	0.00	1.000

PITCHER	IP	WLS	BF	H	R	ER	SO	BB	IBB	HBP	BLK	WP	HR	S	P	ERA	WHIP

BOTTOM

Kansas City Athletics @ Detroit Tigers

Tiger Stadium, Detroit, MI

Fri Jul 05 1963, 7:05 PM EDT

Att. 12,814 - Unknown

livebaseballscorecards.com

AB	30
R	4
H	8
RBI	3
BB	2
SO	0
LOB	15

WP: 1 PA: 34
PB: 0
SB: 0
CS: 0

Batter	1	2	3	4	5	6	7	8	9	AB	R	H	RBI	BB	SO	LOB
Jerry Lumpe, L (1, 4) OBP: 0.289, SLG: 0.310	BBBB 4-0 2B BB		x 0-0 E6 6-3 1B		x 0-0 FC3-6 1B 1B	x 0-0 1-3 2-H 2B		x 0-0 2-3 2B		4	2	3	1	1	0	0
Wayne Causey, L (1, 6) OBP: 0.345, SLG: 0.413	x 0-0 ① F8		x 0-0 ① 6-3 1-2		x 0-0 ① FC3-6 1-2 1B	x 0-0 ③ 6-3		x 0-0 ① F6		5	0	1	0	0	0	6
Ed Charles, R (1, 5) OBP: 0.336, SLG: 0.379	x 0-0 1-H 2B		SSS 0-3 ② K		x 0-0 ① F2		x 0-0 ① 6-3	x 0-0 ② F4		5	0	1	1	0	1	5
Norm Siebern, L (1, 7) OBP: 0.371, SLG: 0.404	x 0-0 ② F9		x 0-0 2-H 1B		x 0-0 ② FC3-6 FC6-4 1-2f 2-3		BBBB 4-0 1B 1B BB	x 0-0 ③ F9		4	0	1	1	1	0	5
Doc Edwards, R (1, 2) OBP: 0.300, SLG: 0.352	x 0-0 ③ 3-1		x 0-0 ③ 4-3		x 0-0 ③ FC6-4 1-2f		x 0-0 ② F8		x 0-0 ① F4	5	0	0	0	0	0	5
George Alusik, R (1, 9) OBP: 0.320, SLG: 0.395		x 0-0 G6-4-3 1B		x 0-0 ① 5-3		x 0-0 ① F7	x 0-0 FC6 1-2 1B		x 0-0 HR	5	1	3	1	0	0	0
Ken Harrelson, R (1, 3) OBP: 0.295, SLG: 0.372		x 0-0 ① ② G6-4-3 1-2f		x 0-0 ② F9		x 0-0 ② 5-3	x 0-0 1-2 2-3 1B		x 0-0 ② F3	5	0	1	0	0	0	1
Bobby Del Greco, R (1, 8) OBP: 0.284, SLG: 0.327		x 0-0 1B		BBBB 4-0 1B 2B BB		BBBB 4-0 1B 2B BB	x 0-0 ③ FC6 2-3f		SSS 0-3 ③ K	3	1	1	0	2	1	3
Ed Rakow, S (1, 1) OBP: 0.191, SLG: 0.140 Ted Bowsfield, R (4, 1) OBP: 0.190, SLG: 0.111 Chuck Essegian, R (6, PH) OBP: 0.310, SLG: 0.366 Dale Willis, R (6, 1) OBP: 0.250, SLG: 0.250 Charlie Lau, L (8, PH) OBP: 0.224, SLG: 0.263 Pete Lovrich, R (8, 1)		SSS 0-3 ③ K		SSS 0-3 ③ K		x 0-0 1-2 2B 1B		x 0-0 2B 2B		2 0 1 0 1 0	0 0 0 0 0 0	0 0 1 0 0 0	0 0 0 0 0 0	0 0 0 0 0 0	2 0 0 0 0 0	2 0 0 0 0 0
Inning Stats	R: 1 H: 1 E: 0 LOB: 1 K: 0 BB: 1 S: 4 P: 8	R: 0 H: 2 E: 0 LOB: 1 K: 1 BB: 0 S: 6 P: 6	R: 1 H: 1 E: 1 LOB: 1 K: 1 BB: 0 S: 7 P: 7	R: 0 H: 0 E: 0 LOB: 1 K: 1 BB: 1 S: 5 P: 9	R: 0 H: 2 E: 0 LOB: 2 K: 0 BB: 0 S: 5 P: 5	R: 1 H: 2 E: 0 LOB: 3 K: 0 BB: 1 S: 5 P: 9	R: 0 H: 2 E: 0 LOB: 2 K: 0 BB: 1 S: 5 P: 9	R: 0 H: 2 E: 0 LOB: 2 K: 0 BB: 0 S: 5 P: 5	R: 1 H: 1 E: 0 LOB: 0 K: 1 BB: 0 S: 6 P: 6	1B: 8 SF: 0 2B: 4 SAC: 0 3B: 0 DP: 1 HR: 1 HBP: 0						

TOP

Kansas City Athletics @ Detroit Tigers

Tiger Stadium, Detroit, MI

Sat Jul 06 1963, 4:33 AM EDT

Att. 5,700 - Unknown

livebaseballscorecards.com

AB	40
R	4
H	13
RBI	4
BB	4
SO	4
LOB	27

WP: 0 PA: 44
PB: 0
SB: 0
CS: 0

PITCHER		IP	WLS	BF	H	R	ER	SO	BB	IBB	HBP	BLK	WP	HR	S	P	ERA	WHIP
Bill Faul, R ERA: 3.88	(1, 1)	7.0	W	37	12	3	2	3	4	0	0	0	0	0	39	55	2.57	2.286
Don Mossi, L ERA: 4.4	(8, 1)	2.0	S	7	1	1	1	1	0	0	0	0	0	1	9	9	4.50	0.500

PITCHER	IP	WLS	BF	H	R	ER	SO	BB	IBB	HBP	BLK	WP	HR	S	P	ERA	WHIP

Batter	1	2	3	4	5	6	7	8	9	AB	R	H	RBI	BB	SO	LOB
Jake Wood, R (1, 4) OBP: 0.328, SLG: 0.404	F8		K	FC3-6 1-2 BB	2B 1-2 2-H 1B		F8			4	0	1	1	1	1	1
Dick McAuliffe, L (1, 6) OBP: 0.337, SLG: 0.405	3B		L8	FC3-6 BB 1-2f 2-3	1-3 2-H 2B			4-3		5	0	2	1	0	0	2
Gates Brown, L (1, 7) OBP: 0.273, SLG: 0.400 George Thomas, R (9, 9) OBP: 0.262, SLG: 0.328	K		2B HR 1B	BB 1-2	F6			F7		4 0	1 0	1 0	0 0	1 0	1 0	3 0
Rocky Colavito, R (1, 9) OBP: 0.361, SLG: 0.421 (9, 7)	BB		1-3 HR 2B	L7		F8		HR		4	2	2	1	1	0	3
Norm Cash, L (1, 3) OBP: 0.337, SLG: 0.415	F7		2-H 3-H HR		6-3 SH5-4 1B BB	F7		F9		4	2	1	3	1	0	2
Bill Bruton, L (1, 8) OBP: 0.305, SLG: 0.357		G5-4-3 1B 1B	F9		SH5-4 1-2	K				3	0	1	0	0	1	0
Bubba Phillips, R (1, 5) OBP: 0.261, SLG: 0.302		G5-4-3 1-2 1B		WP 2B	6-3 2-3		F8			4	1	2	0	0	0	1
Gus Triandos, R (1, 2) OBP: 0.322, SLG: 0.407		G5-4-3 1-2f 2-3		FC1-6 2-H BB	1B 1B IBB		1B			2	1	1	0	2	0	2
Bill Faul, R (1, 1) OBP: 0.154, SLG: 0.200 Don Mossi, L (8, 1) OBP: 0.308, SLG: 0.227	2-3			FC1-6 FC3-6 BB 1-2f	1-2 3-H 1B 2B 1B		K			4 0	1 0	1 0	1 0	0 0	1 0	3 0
Inning Stats	R: 0 E: 0 K: 1 S: 6 H: 1 LOB: 2 BB: 1 P: 10	R: 0 E: 0 K: 0 S: 4 H: 2 LOB: 1 BB: 0 P: 4	R: 3 E: 0 K: 1 S: 8 H: 3 LOB: 0 BB: 0 P: 8	R: 1 E: 0 K: 0 S: 4 H: 1 LOB: 3 BB: 3 P: 16	R: 3 E: 0 K: 0 S: 6 H: 3 LOB: 2 BB: 2 P: 14	R: 0 E: 0 K: 1 S: 5 H: 0 LOB: 0 BB: 0 P: 5	R: 0 E: 0 K: 1 S: 6 H: 1 LOB: 1 BB: 0 P: 6	R: 1 E: 0 K: 0 S: 4 H: 1 LOB: 0 BB: 0 P: 4		1B: 6 2B: 3 3B: 1 HR: 2	SF: 0 SAC: 1 DP: 1 HBP: 0					WP: 2 PB: 0 SB: 0 CS: 0	PA: 41

PITCHER		IP	WLS	BF	H	R	ER	SO	BB	IBB	HBP	BLK	WP	HR	S	P	ERA	WHIP
Ed Rakow, R ERA: 3.52	(1, 1)	3.1	L	19	7	4	4	2	3	0	0	0	1	1	20	32	10.80	3.000
Ted Bowsfield, L ERA: 5.18	(4, 1)	1.2		11	3	3	3	0	2	1	0	0	0	0	8	20	16.20	3.000
Dale Willis, R ERA: 4.19	(6, 1)	2.0		7	1	0	0	2	0	0	0	0	0	0	11	11	0.00	0.500
Pete Lovrich, R ERA: 12.0	(8, 1)	1.0		4	1	1	1	0	0	0	0	0	0	1	4	4	9.00	1.000

PITCHER	IP	WLS	BF	H	R	ER	SO	BB	IBB	HBP	BLK	WP	HR	S	P	ERA	WHIP

BOTTOM

Kansas City Athletics @ Detroit Tigers

Tiger Stadium, Detroit, MI

Sat Jul 06 1963, 4:33 AM EDT

Att. 5,700 - Unknown

livebaseballscorecards.com

AB	34
R	8
H	12
RBI	7
BB	6
SO	4
LOB	17

Batter	1	2	3	4	5	6	7	8	9	AB	R	H	RBI	BB	SO	LOB
Jerry Lumpe, L (1, 4) OBP: 0.295, SLG: 0.319	x 0-0 G6-4-3 1B		x 0-0 ② 4-3		x 0-0 1-3 2B			x 0-0 1B		4	0	3	0	0	0	0
Wayne Causey, L (1, 6) OBP: 0.340, SLG: 0.407	x 0-0 ① F8		x 0-0 ③ L9		x 0-0 ③ F7			x 0-0 ① F3		4	0	0	0	0	0	4
Ed Charles, R (1, 5) OBP: 0.332, SLG: 0.374	x 0-0 ②③ G6-4-3 1-2f			x 0-0 ① 6-3		S S S 0-3 ① K		x 0-0 ② F7		4	0	0	0	0	1	2
Norm Siebern, L (1, 3) OBP: 0.375, SLG: 0.407		x 0-0 G5-4-3 1B		x 0-0 1B		B B B 4-0 BB		x 0-0 ③ F7		3	0	2	0	1	0	1
Doc Edwards, R (1, 2) OBP: 0.291, SLG: 0.341		x 0-0 ①② G5-4-3 1-2f		S S S 0-3 ② K		x 0-0 ② F9			x 0-0 ① 6-3	4	0	0	0	0	1	3
Chuck Essegian, R (1, 7) OBP: 0.309, SLG: 0.382		x 0-0 HR		S S S 0-3 ③ K		S S S 0-3 ③ K			S S S 0-3 ② K	4	1	1	1	0	3	2
George Alusik, R (1, 9) OBP: 0.329, SLG: 0.396		B B B 4-0 BB			x 0-0 ① F7		x 0-0 L6-4 G3 1B		B B B 4-0 BB	2	0	1	0	2	0	0
Bobby Del Greco, R (1, 8) OBP: 0.277, SLG: 0.318		x 0-0 ③ F7			x 0-0 E6 2B		x 0-0 ① G3 1-2		S S S 0-3 ③ K	4	0	0	0	0	1	3
Orlando Pena, R (1, 1) OBP: 0.229, SLG: 0.226			S S S 0-3 ① K		S S S 0-3 ② K		x 0-0 ②③ L6-4 2-3			1	0	0	0	0	1	0
Moe Drabowsky, R (3, 1) OBP: 0.143, SLG: 0.214										1	0	0	0	0	1	1
Charlie Lau, L (7, PH) OBP: 0.220, SLG: 0.259										1	0	0	0	0	0	1
Ted Bowsfield, R (7, 1) OBP: 0.190, SLG: 0.111										0	0	0	0	0	0	0
Ed Rakow, S (8, 1) OBP: 0.191, SLG: 0.140										0	0	0	0	0	0	0
Inning Stats	R: 0 E: 0 K: 0 S: 3 H: 1 LOB: 0 BB: 0 P: 3	R: 1 E: 0 K: 0 S: 4 H: 2 LOB: 1 BB: 1 P: 8	R: 0 E: 0 K: 1 S: 5 H: 0 LOB: 0 BB: 0 P: 5	R: 0 E: 0 K: 2 S: 8 H: 1 LOB: 1 BB: 0 P: 8	R: 0 E: 1 K: 1 S: 7 H: 1 LOB: 2 BB: 0 P: 7	R: 0 E: 0 K: 2 S: 7 H: 0 LOB: 1 BB: 1 P: 11	R: 0 E: 0 K: 0 S: 3 H: 1 LOB: 0 BB: 0 P: 3	R: 0 E: 0 K: 0 S: 4 H: 1 LOB: 1 BB: 0 P: 4	R: 0 E: 0 K: 2 S: 7 H: 0 LOB: 1 BB: 1 P: 11	1B: 5 2B: 2 3B: 0 HR: 1 SF: 0 SAC: 0 DP: 3 HBP: 0						

PITCHER	IP	WLS	BF	H	R	ER	SO	BB	IBB	HBP	BLK	WP	HR	S	P	ERA	WHIP
Jim Bunning, R (1, 1) ERA: 3.79	9.0	W	35	7	1	1	8	3	0	0	0	0	1	48	60	1.00	1.111

PITCHER	IP	WLS	BF	H	R	ER	SO	BB	IBB	HBP	BLK	WP	HR	S	P	ERA	WHIP

TOP

Kansas City Athletics @ Detroit Tigers

Tiger Stadium, Detroit, MI

Sun Jul 07 1963, 4:33 AM EDT

Unknown

livebaseballscorecards.com

AB	32
R	1
H	7
RBI	1
BB	3
SO	8
LOB	17

PA: 35

WP: 0 PB: 0 SB: 0 CS: 0

Batter	1	2	3	4	5	6	7	8	9	AB	R	H	RBI	BB	SO	LOB
Jake Wood, R (1, 4) OBP: 0.329, SLG: 0.403	4-3 S SF9 1B		6-3	1-2 2-3 1B		4-3		S S S K		5	1	2	0	0	1	2
Dick McAuliffe, L (1, 6) OBP: 0.339, SLG: 0.404	4-3 1-3		1B 2B 1B	G5-2-3 3-Hf			B B B B G6-4-3 BB			3	1	1	0	1	0	4
Al Kaline, R (1, 9) OBP: 0.390, SLG: 0.548 George Thomas, R (6, 9) OBP: 0.260, SLG: 0.326	SF9 3-H		1-3 2B 1B		L8		F9			2 1	1 0	1 0	1 0	0 0	0 0	0 1
Rocky Colavito, R (1, 7) OBP: 0.360, SLG: 0.422	F8		1-H 3-H 2B		F4		G6-4-3 1-2f			4	0	1	2	0	0	1
Norm Cash, L (1, 3) OBP: 0.342, SLG: 0.415		B B B B 1B SF9 BB	F5		FC5 BB 1B			B B B B SH1-4 1B BB		2	2	1	0	2	0	1
Bill Bruton, L (1, 8) OBP: 0.309, SLG: 0.358		S 1-3 1B	F6		B B B 1-2 BB			SH1-4 1-2		2	0	1	0	1	0	1
Bubba Phillips, R (1, 5) OBP: 0.265, SLG: 0.307		SF9 1-2 3-H		FC1-5 HBP 1B	FC5 2-3f			1B 2-H 1B		3	0	2	2	0	0	2
Gus Triandos, R (1, 2) OBP: 0.326, SLG: 0.406		F8		1B FC1-5 1-2 G5-2-3 HBP		F8		1-3 1-3 1B		3	0	1	0	0	0	1
Jim Bunning, R (1, 1) OBP: 0.188, SLG: 0.196		6-3		FC1-5 1B 1-2 2-3f		6-3		1-3 1-2		4	0	0	0	0	0	5
Inning Stats	R: 1 H: 1 E: 0 LOB: 0 K: 0 BB: 0 S: 4 P: 4	R: 1 H: 1 E: 0 LOB: 1 K: 0 BB: 1 S: 4 P: 8	R: 2 H: 3 E: 0 LOB: 1 K: 0 BB: 0 S: 6 P: 6	R: 0 H: 2 E: 0 LOB: 2 K: 0 BB: 0 S: 4 P: 5	R: 0 H: 1 E: 0 LOB: 2 K: 0 BB: 1 S: 4 P: 8	R: 0 H: 0 E: 0 LOB: 0 K: 0 BB: 0 S: 3 P: 3	R: 0 H: 0 E: 0 LOB: 0 K: 0 BB: 1 S: 2 P: 6	R: 1 H: 2 E: 0 LOB: 2 K: 1 BB: 1 S: 7 P: 11		1B: 9 SF: 2 2B: 1 SAC: 1 3B: 0 DP: 2 HR: 0 HBP: 1						

PITCHER		IP	WLS	BF	H	R	ER	SO	BB	IBB	HBP	BLK	WP	HR	S	P	ERA	WHIP
Orlando Pena, R ERA: 3.55	(1, 1)	2.1	L	13	5	4	4	0	1	0	0	0	0	0	12	16	15.43	2.571
Moe Drabowsky, R ERA: 3.07	(3, 1)	3.2		15	3	0	0	0	1	0	1	0	0	0	13	18	0.00	1.091
Ted Bowsfield, L ERA: 5.21	(7, 1)	1.1		7	2	1	1	0	2	0	0	0	0	0	5	13	6.75	3.000
Ed Rakow, R ERA: 3.5	(8, 1)	0.2		2	0	0	0	1	0	0	0	0	0	0	4	4	0.00	0.000

PITCHER	IP	WLS	BF	H	R	ER	SO	BB	IBB	HBP	BLK	WP	HR	S	P	ERA	WHIP

BOTTOM

Kansas City Athletics @ Detroit Tigers

Tiger Stadium, Detroit, MI

Sun Jul 07 1963, 4:33 AM EDT

Unknown

livebaseballscorecards.com

AB	29
R	5
H	10
RBI	5
BB	4
SO	1
LOB	18

WP: 0 PA: 37
PB: 0
SB: 2
CS: 0

Kansas City Athletics @ Detroit Tigers

Tiger Stadium, Detroit, MI

Sun Jul 07 1963, 4:38 AM EDT

Att. 18,004 - Unknown

TOP

livebaseballscorecards.com

Batter	1	2	3	4	5	6	7	8	9	AB	R	H	RBI	BB	SO	LOB
Jerry Lumpe, L (1, 4) OBP: 0.302, SLG: 0.325	K		1B		G6-4-3 1B		E 1B G4-6-3 BB	G5-3 BB 1B		4	1	3	0	1	1	0
Wayne Causey, L (1, 6) OBP: 0.344, SLG: 0.410	1B 1B		K		SF7		G4-6-3 E 1B 1B	BB		3	1	2	1	1	1	1
Ed Charles, R (1, 5) OBP: 0.333, SLG: 0.375	1B		1B		G6-4-3		E6 G4-6-3	G5-3		5	0	2	0	0	0	5
Norm Siebern, L (1, 3) OBP: 0.373, SLG: 0.404	K		G3			K	G4-6-3		K	2	0	0	0	0	1	4
Diego Segui, R (5, 1) OBP: 0.280, SLG: 0.333										1	0	0	0	0	1	0
Gino Cimoli, R (7, PH) OBP: 0.333, SLG: 0.381										1	0	0	0	0	0	2
John Wyatt, R (7, 1)										1	0	0	0	0	1	0
Dave Wickersham, R (9, 1) OBP: 0.186, SLG: 0.167										0	0	0	0	0	0	0
Charlie Lau, L (1, 2) OBP: 0.234, SLG: 0.258	1-3			G3		BB	2B 1B		F3	4	1	1	1	1	0	2
Chuck Essegian, R (1, 7) OBP: 0.306, SLG: 0.382		K		K	F8		HR 2B		6-3	5	1	1	1	0	2	1
George Alusik, R (1, 9) OBP: 0.333, SLG: 0.418		6-3		1B	L9		HR			4	1	2	2	0	0	1
Bobby Del Greco, R (1, 8) OBP: 0.277, SLG: 0.312		F3		F6			HBP F5			3	1	0	0	0	0	1
Bill Fischer, R (1, 1)			L9		E4 1B SF7		HR	5-3		1	0	0	0	0	0	0
Ken Harrelson, R (5, PH) OBP: 0.297, SLG: 0.407 (5, 3)										3	2	1	2	0	0	0

	AB	37
	R	8
	H	12
	RBI	7
	BB	3
	SO	7
	LOB	17

Inning Stats	1	2	3	4	5	6	7	8	9
	R: 0 H: 2 E: 0 LOB: 2 K: 2 BB: 0 S: 9 P: 9	R: 0 H: 0 E: 0 LOB: 0 K: 1 BB: 0 S: 5 P: 5	R: 0 H: 2 E: 0 LOB: 2 K: 1 BB: 0 S: 7 P: 7	R: 0 H: 1 E: 0 LOB: 1 K: 1 BB: 0 S: 6 P: 6	R: 1 H: 1 E: 1 LOB: 0 K: 0 BB: 0 S: 4 P: 4	R: 0 H: 0 E: 0 LOB: 1 K: 1 BB: 1 S: 5 P: 9	R: 7 H: 5 E: 1 LOB: 0 K: 0 BB: 1 S: 8 P: 13	R: 0 H: 1 E: 0 LOB: 1 K: 0 BB: 1 S: 3 P: 7	R: 0 H: 0 E: 0 LOB: 0 K: 1 BB: 0 S: 5 P: 5

	1B: 9	SF: 1	WP: 0	PA: 42
	2B: 1	SAC: 0	PB: 0	
	3B: 0	DP: 3	SB: 0	
	HR: 2	HBP: 1	CS: 0	

PITCHER		IP	WLS	BF	H	R	ER	SO	BB	IBB	HBP	BLK	WP	HR	S	P	ERA	WHIP
Frank Lary, R ERA: 4.76	(1, 1)	6.0		27	7	3	2	6	1	0	1	0	0	1	37	42	3.00	1.333
Mickey Lolich, L ERA: 3.63	(7, 1)	0.0	L	2	1	0	0	0	1	0	0	0	0	0	1	5	∞	∞
Terry Fox, R ERA: 5.17	(7, 1)	0.2		4	2	3	3	0	0	0	0	0	0	0	4	4	40.50	3.000
Phil Regan, R ERA: 3.58	(7, 1)	0.1		2	1	2	2	0	0	0	0	0	0	1	2	2	54.00	3.000
Hank Aguirre, L ERA: 4.26	(8, 1)	1.0		4	1	0	0	0	1	0	0	0	0	0	3	7	0.00	2.000

PITCHER		IP	WLS	BF	H	R	ER	SO	BB	IBB	HBP	BLK	WP	HR	S	P	ERA	WHIP
Tom Sturdivant, R ERA: 4.01	(9, 1)	1.0		3	0	0	0	1	0	0	0	0	0	0	5	5	0.00	0.000

Batter	1	2	3	4	5	6	7	8	9	AB	R	H	RBI	BB	SO	LOB
Jake Wood, R (1, 4) OBP: 0.326, SLG: 0.397	F3	F8		F9		K		BB	K	5	1	0	0	1	2	6
Dick McAuliffe, L (1, 6) OBP: 0.335, SLG: 0.399	4-3	4-3			K		E3		4-3	6	0	1	1	0	1	5
Al Kaline, R (1, 9) OBP: 0.393, SLG: 0.546	HBP		L3		BB		K			3	1	1	1	1	1	1
Rocky Colavito, R (1, 7) OBP: 0.358, SLG: 0.418	F7		6-3		K			F6		5	0	1	0	0	1	4
Norm Cash, L (1, 3) OBP: 0.346, SLG: 0.432		BB	HR		2B		F6		4-3	4	2	2	2	1	0	2
Bill Bruton, L (1, 8) OBP: 0.313, SLG: 0.366					G3		F4		E	5	2	3	0	0	0	3
Bubba Phillips, R (1, 5) OBP: 0.268, SLG: 0.309										5	0	2	1	0	0	1
Bill Freehan, R (1, 2) OBP: 0.374, SLG: 0.434										5	0	2	0	0	2	2
Frank Lary, R (1, 1) OBP: 0.333, SLG: 0.200										3	0	1	1	0	2	1
Mickey Lolich, S (7, 1) OBP: 0.304, SLG: 0.059										0	0	0	0	0	0	0
Terry Fox, R (7, 1)										0	0	0	0	0	0	0
Phil Regan, R (7, 1) OBP: 0.276, SLG: 0.370										0	0	0	0	0	0	0
Hank Aguirre, R (8, 1) OBP: 0.205, SLG: 0.216										0	0	0	0	0	0	0
Gates Brown, L (8, PH) OBP: 0.304, SLG: 0.400										0	1	0	0	1	0	0
Tom Sturdivant, L (9, 1)										0	0	0	0	0	0	0
Whitey Herzog, L (9, PH) OBP: 0.271, SLG: 0.184										0	0	0	0	0	0	0
Inning Stats	R: 0 E: 0 K: 0 S: 3 H: 0 LOB: 1 BB: 0 P: 4	R: 2 E: 0 K: 1 S: 8 H: 3 LOB: 2 BB: 1 P: 12	R: 1 E: 0 K: 0 S: 5 H: 2 LOB: 1 BB: 0 P: 5	R: 0 E: 0 K: 1 S: 5 H: 0 LOB: 0 BB: 0 P: 5	R: 1 E: 0 K: 2 S: 8 H: 1 LOB: 1 BB: 1 P: 12	R: 0 E: 1 K: 2 S: 8 H: 2 LOB: 1 BB: 0 P: 8	R: 0 E: 1 K: 1 S: 7 H: 1 LOB: 2 BB: 0 P: 7	R: 2 E: 0 K: 1 S: 7 H: 2 LOB: 2 BB: 2 P: 15	R: 1 E: 1 K: 1 S: 8 H: 2 LOB: 3 BB: 0 P: 9	1B: 10 2B: 2 3B: 0 HR: 1 SF: 0 SAC: 0 DP: 0 HBP: 2	WP: 0 PB: 0 SB: 1 CS: 0 PA: 47					

PITCHER		IP	WLS	BF	H	R	ER	SO	BB	IBB	HBP	BLK	WP	HR	S	P	ERA	WHIP
Bill Fischer, R ERA: 3.46	(1, 1)	4.0		19	5	3	3	2	1	0	1	0	0	1	21	26	6.75	1.500
Diego Segui, R ERA: 4.72	(5, 1)	2.0	W	9	3	1	1	4	1	0	0	0	0	0	16	20	4.50	2.000
John Wyatt, R ERA: 2.56	(7, 1)	2.1		16	5	3	3	2	2	0	0	0	0	0	18	26	11.57	3.000
Dave Wickersham, R ERA: 3.64	(9, 1)	0.2	S	3	0	0	0	1	0	0	1	0	0	0	4	5	0.00	0.000

PITCHER	IP	WLS	BF	H	R	ER	SO	BB	IBB	HBP	BLK	WP	HR	S	P	ERA	WHIP

BOTTOM

Kansas City Athletics @ Detroit Tigers

Tiger Stadium, Detroit, MI

Sun Jul 07 1963, 4:38 AM EDT

Att. 18,004 - Unknown

livebaseballscorecards.com

AB	41
R	7
H	13
RBI	6
BB	4
SO	9
LOB	25

Batter	1	2	3	4	5	6	7	8	9	AB	R	H	RBI	BB	SO	LOB
Jake Wood, R (1, 4) OBP: 0.325, SLG: 0.395	F9	F8			K			E 1B		4	0	1	0	0	1	1
Dick McAuliffe, L (1, 6) OBP: 0.338, SLG: 0.399	E S 1B BB		P6			L6-4 BB 1B		E4 L4-6-3 1-2		3	1	1	0	1	0	1
Al Kaline, R (1, 9) OBP: 0.391, SLG: 0.541	K 1-3		L5-3			BB 1-2		L4-6-3 1-2		3	0	0	0	1	1	3
Rocky Colavito, R (1, 7) OBP: 0.356, SLG: 0.416	FC4 1B 3-H		K			F7			1-3	4	0	1	1	0	1	2
Bubba Phillips, R (1, 5) OBP: 0.263, SLG: 0.304	FC4 1-2f			P6		L6-4 2-3			F7	4	0	0	0	0	0	3
Norm Cash, L (1, 3) OBP: 0.345, SLG: 0.427		K		G3			F7		1B 1B BB	3	1	0	0	1	1	0
George Thomas, R (1, 8) OBP: 0.265, SLG: 0.330		2B 1B		4-3			L3		1B 1-2 1B	4	1	2	0	0	0	0
Gus Triandos, R (1, 2) OBP: 0.324, SLG: 0.403		P3			4-3		K		1-2 2-H 1B	4	0	1	1	0	1	1
Hank Aguirre, R (1, 1) OBP: 0.225, SLG: 0.263 Tom Sturdivant, L (3, 1) Mike Roarke, R (5, PH) Mickey Lolich, S (5, 1) OBP: 0.304, SLG: 0.059 Don Wert, R (8, PH) OBP: 0.320, SLG: 0.267 Bob Anderson, R (8, 1) Bill Freehan, R (9, PH) OBP: 0.374, SLG: 0.434 Gates Brown, L (9, PH) OBP: 0.292, SLG: 0.381		1-H 2B			5-3			K	4-3	1 0 1 0 1 0 0 0 1	0 0 0 0 0 0 0 0 0	1 0 0 0 0 0 0 0 0	1 0 0 0 0 0 0 0 0	0 0 0 0 1 0 0 0 0	0 0 0 0 0 1 0 0 0	0 0 0 0 0 0 0 0 2
Inning Stats	R: 1 E: 0 K: 1 S: 6 H: 1 LOB: 1 BB: 1 P: 10	R: 1 E: 0 K: 1 S: 7 H: 2 LOB: 1 BB: 0 P: 7	R: 0 E: 0 K: 1 S: 5 H: 0 LOB: 0 BB: 0 P: 5	R: 0 E: 0 K: 0 S: 3 H: 0 LOB: 0 BB: 0 P: 3	R: 0 E: 0 K: 1 S: 5 H: 0 LOB: 0 BB: 0 P: 5	R: 0 E: 0 K: 0 S: 3 H: 1 LOB: 1 BB: 1 P: 7	R: 0 E: 0 K: 1 S: 5 H: 0 LOB: 0 BB: 0 P: 5	R: 0 E: 1 K: 1 S: 6 H: 1 LOB: 1 BB: 0 P: 6	R: 1 E: 0 K: 0 S: 5 H: 2 LOB: 2 BB: 1 P: 9	1B: 6 2B: 2 3B: 0 HR: 0 SF: 0 SAC: 0 DP: 2 HBP: 0						

PITCHER		IP	WLS	BF	H	R	ER	SO	BB	IBB	HBP	BLK	WP	HR	S	P	ERA	WHIP
Gary Peters, L ERA: 2.59	(1, 1)	8.2	W	35	7	3	3	6	3	0	0	0	0	0	44	56	3.12	1.154
Jim Brosnan, R ERA: 2.31	(9, 1)	0.1	S	1	0	0	0	0	0	0	0	0	0	0	1	1	0.00	0.000

PITCHER	IP	WLS	BF	H	R	ER	SO	BB	IBB	HBP	BLK	WP	HR	S	P	ERA	WHIP

Detroit Tigers @ Chicago White Sox

Comiskey Park, Chicago, IL

Thu Jul 11 1963, 8:05 PM EDT

Att. 19,761 - Unknown

TOP

livebaseballscorecards.com

AB	33
R	3
H	7
RBI	3
BB	3
SO	6
LOB	13

Detroit Tigers @ Chicago White Sox

Comiskey Park, Chicago, IL

Thu Jul 11 1963, 8:05 PM EDT

Att. 19,761 - Unknown

livebaseballscorecards.com

Batter	1	2	3	4	5	6	7	8	9	AB	R	H	RBI	BB	SO	LOB
Jim Landis, R (1, 8) OBP: 0.320, SLG: 0.412	0-0 1-3 HBP 1B	4-0 1-2 BB	0-0 1-H 2-H 3B		0-0 F7 ③			0-0 4-3 ②		4	0	2	2	1	0	0
Al Weis, S (1, 6) OBP: 0.313, SLG: 0.299	1-0 1-2 1-3 HBP	0-3 K ③	0-0 G3 ②			0-0 6-3 ①		0-0 F8 ③		4	0	0	0	0	1	4
Pete Ward, L (1, 5) OBP: 0.352, SLG: 0.465	0-0 L9 ①		0-0 1B 2B 2B 0-0 1-3 ③			0-3 K ②				4	1	1	0	0	1	3
Jim Lemon, R (1, 3) OBP: 0.300, SLG: 0.299 Tom McCraw, L (6, PR) OBP: 0.262, SLG: 0.303 (7, 3)	0-0 1-3 ② 1-2 2-3		4-0 1B 2B BB	0-3 K ①		4-0 BB				2 0	1 0	0 0	0 0	2 0	1 0	2 0
Floyd Robinson, L (1, 7) OBP: 0.370, SLG: 0.459	0-0 1-3 ③		0-0 2B 1B 1-2 2-3 1B	0-0 F8 ②		0-0 P6 ③				4	1	1	0	0	0	3
Mike Hershberger, R (1, 9) OBP: 0.355, SLG: 0.385		4-0 1B BB	0-0 1B SF8 2B 1-3 2-H 3-H	0-0 1B			0-0 P4 ①			3	1	2	2	1	0	0
Nellie Fox, L (1, 4) OBP: 0.314, SLG: 0.322		0-0 F8 ①	0-0 1B 3B 1B	0-0 L9 ③			0-0 4-3 ②			4	1	1	0	0	0	2
Cam Carreon, R (1, 2) OBP: 0.303, SLG: 0.342 J.C. Martin, L (3, PH) OBP: 0.264, SLG: 0.275 (4, 2)		0-0 P3 ②	0-0 3B 1-2 2-3 3-H 1B		0-0 F5 ①		0-3 K ③			1 3	0 1	0 1	0 1	0 0	0 1	1 0
Gary Peters, L (1, 1) OBP: 0.176, SLG: 0.226 Jim Brosnan, R (9, 1) OBP: 0.286, SLG: 0.286		0-0 BB 1-3 1B	0-0 SF8 ① 3-H		0-0 F8 ②			0-3 K ①		3 0	0 0	1 0	1 0	0 0	1 0	0 0
Inning Stats	R: 0 E: 0 K: 0 S: 4 H: 1 LOB: 2 BB: 0 P: 5	R: 0 E: 0 K: 1 S: 6 H: 1 LOB: 3 BB: 2 P: 14	R: 6 E: 0 K: 0 S: 9 H: 6 LOB: 1 BB: 1 P: 13	R: 0 E: 0 K: 1 S: 6 H: 1 LOB: 1 BB: 0 P: 6	R: 0 E: 0 K: 0 S: 3 H: 0 LOB: 0 BB: 0 P: 3	R: 0 E: 0 K: 1 S: 5 H: 0 LOB: 1 BB: 1 P: 9	R: 0 E: 0 K: 1 S: 5 H: 0 LOB: 0 BB: 0 P: 5	R: 0 E: 0 K: 1 S: 5 H: 0 LOB: 0 BB: 0 P: 5		1B: 6 2B: 2 3B: 1 HR: 0	SF: 1 SAC: 0 DP: 0 HBP: 1					

PITCHER	IP	WLS	BF	H	R	ER	SO	BB	IBB	HBP	BLK	WP	HR	S	P	ERA	WHIP
Hank Aguirre, L (1, 1) ERA: 4.58	2.0	L	16	6	5	5	1	3	0	1	0	0	0	14	27	22.50	4.500
Tom Sturdivant, R (3, 1) ERA: 4.03	2.0		9	3	1	1	1	0	0	0	0	0	0	11	11	4.50	1.500
Mickey Lolich, L (5, 1) ERA: 3.48	3.0		10	0	0	0	2	1	0	0	0	0	0	13	17	0.00	0.333
Bob Anderson, R (8, 1) ERA: 2.55	1.0		3	0	0	0	1	0	0	0	0	0	0	5	5	0.00	0.000

PITCHER	IP	WLS	BF	H	R	ER	SO	BB	IBB	HBP	BLK	WP	HR	S	P	ERA	WHIP

AB	32
R	6
H	9
RBI	6
BB	4
SO	5
LOB	15

WP: 0 PB: 0 SB: 0 CS: 0 PA: 38

Batter	1	2	3	4	5	6	7	8	9	10	11	12	AB	R	H	RBI	BB	SO	LOB
Jake Wood, R (1, 4) OBP: 0.325, SLG: 0.407	HR	FC4-6 BB 1-2f		F7		4-3 1B 2B		K 1-2			B5-3		6	2	2	1	0	1	3
Dick McAuliffe, L (1, 6) OBP: 0.339, SLG: 0.394 Don Wert, R (8, 6) OBP: 0.316, SLG: 0.264	BB 1B 1B	BB 1-2		F8		4-3 2-3		K			K		3 1	1 0	0 0	0 0	2 0	1 1	3 0
Al Kaline, R (1, 9) OBP: 0.390, SLG: 0.537	L9	L6			SF7 1B	3-H 1B		K			L8		6	1	2	1	0	1	4
Rocky Colavito, R (1, 7) OBP: 0.362, SLG: 0.424	1B 1-3 1B		FC6-4 1B		SF7 1-3 1B	K			5-3			F7 1B 2B	6	2	4	0	0	1	1
Bubba Phillips, R (1, 5) OBP: 0.261, SLG: 0.302	1-2 3-H 1B		F3		SF7 1-2 3-H		F2		K			F7 2-3	5	0	1	2	0	1	2
George Thomas, R (1, 8) OBP: 0.260, SLG: 0.323 Terry Fox, R (8, 1) Norm Cash, L (12, PH) OBP: 0.347, SLG: 0.427 Willie Smith, L (12, PR) OBP: 0.250, SLG: 0.250 (12, 1)	K		K		K		5-3		K			1B IBB	4 1 0 0	0 0 0 0	0 0 0 0	0 0 1 0	3 0 0 0	0 1 0 0	4 0 0 0
Bill Freehan, R (1, 3) OBP: 0.379, SLG: 0.459	F8		FC6-4 1-2f		2-H 1B		HR			B2-3		G1-4-3 1-2 3-H 1B	6	1	3	3	0	0	3
Gus Triandos, R (1, 2) OBP: 0.316, SLG: 0.391		F6		F8	5-3		5-3			5-3		G1-4-3 1-2f	6	0	0	0	0	0	3
Don Mossi, L (1, 1) OBP: 0.345, SLG: 0.217 Bill Bruton, L (8, PH) OBP: 0.314, SLG: 0.366 (8, 8)		FC4-6 BB		BB		K2-3		S 1B		6-3			1 2	0 0	0 1	0 0	2 0	1 0	0 0
Inning Stats	R: 2 E: 0 K: 1 S: 8 H: 3 LOB: 2 BB: 1 P: 12	R: 0 E: 0 K: 0 S: 3 H: 0 LOB: 2 BB: 2 P: 11	R: 0 E: 0 K: 1 S: 6 H: 1 LOB: 1 BB: 0 P: 6	R: 0 E: 0 K: 0 S: 3 H: 0 LOB: 1 BB: 1 P: 7	R: 2 E: 0 K: 1 S: 8 H: 3 LOB: 1 BB: 0 P: 8	R: 1 E: 0 K: 2 S: 9 H: 2 LOB: 1 BB: 0 P: 9	R: 1 E: 0 K: 0 S: 4 H: 1 LOB: 0 BB: 0 P: 4	R: 0 E: 0 K: 3 S: 10 H: 1 LOB: 1 BB: 0 P: 10	R: 0 E: 0 K: 2 S: 7 H: 0 LOB: 0 BB: 0 P: 7	R: 0 E: 0 K: 0 S: 3 H: 0 LOB: 0 BB: 0 P: 3	R: 0 E: 0 K: 1 S: 5 H: 0 LOB: 0 BB: 0 P: 5	R: 1 E: 0 K: 0 S: 4 H: 2 LOB: 2 BB: 1 P: 8	1B: 9 2B: 2 3B: 0 HR: 2	SF: 1 SAC: 0 DP: 1 HBP: 0		WP: 0 PB: 0 SB: 1 CS: 0	PA: 53		

PITCHER		IP	WLS	BF	H	R	ER	SO	BB	IBB	HBP	BLK	WP	HR	S	P	ERA	WHIP
Juan Pizarro, L ERA: 2.37	(1, 1)	4.2		25	7	4	4	3	4	0	0	0	0	1	27	43	7.71	2.357
Hoyt Wilhelm, R ERA: 2.51	(5, 1)	6.1		23	4	2	2	8	0	0	0	0	0	1	39	39	2.84	0.632
Jim Brosnan, R ERA: 2.48	(12, 1)	1.0	L	5	2	1	1	0	0	1	0	0	0	0	4	8	9.00	2.000

PITCHER	IP	WLS	BF	H	R	ER	SO	BB	IBB	HBP	BLK	WP	HR	S	P	ERA	WHIP

TOP

Detroit Tigers @ Chicago White Sox

Comiskey Park, Chicago, IL

Fri Jul 12 1963, 8:05 PM EDT

Att. 25,497 - Unknown

livebaseballscorecards.com

AB	47
R	7
H	13
RBI	7
BB	5
SO	11
LOB	23

Detroit Tigers @ Chicago White Sox

Comiskey Park, Chicago, IL

Fri Jul 12 1963, 8:05 PM EDT

Att. 25,497 - Unknown

livebaseballscorecards.com

Batter	1	2	3	4	5	6	7	8	9	10	11	12	AB	R	H	RBI	BB	SO	LOB
Jim Landis, R (1, 8) OBP: 0.328, SLG: 0.425	BBBB 4-0 G3 2B BB	BBBB 4-0 BB		x 0-0 ② 3-1 1-2			x 0-0 HR		BBB 4-0 FC6-5-2-3 1B BB		x 0-0 ② FC6-4 1-2f		3	2	1	1	3	0	2
Al Weis, S (1, 4) OBP: 0.314, SLG: 0.310	x 0-0 G3 1-3 1B 2B	SSS 0-3 ③ K		x 0-0 ③ 1-3			x 0-0 ① 1-3		x 0-0 1-2 1B		SSS 0-3 ③ K		6	1	2	0	0	2	3
Pete Ward, L (1, 5) OBP: 0.352, SLG: 0.470	x 0-0 ① G3 2-3 3-H	H 1-0 1B HBP			x 0-0 HR		x 0-0 ② P6		x 0-0 ② F7			x 0-0 ① 4-3	5	1	1	2	0	0	3
Mike Hershberger, R (1, 9) OBP: 0.351, SLG: 0.379	x 0-0 HR 3-H 1B	SSS 0-3 ① K			x 0-0 ① F2		x 0-0 ③ P6		x 0-0 ③ FC6-5-2-5 2-3f			x 0-0 ② P6	6	1	1	1	0	1	3
Dave Nicholson, R (1, 7) OBP: 0.320, SLG: 0.430 Floyd Robinson, L (8, PH) (9, 7) OBP: 0.370, SLG: 0.458	SSS 0-3 ② K	SSS 0-3 ② K			SSS 0-3 ② K			SSS 0-3 ① K		x 0-0 ① F8		x 0-0 1B	3 3	0 0	0 1	0 0	0 0	3 1	2 0
Ron Hansen, R (1, 6) OBP: 0.324, SLG: 0.388	x 0-0 1-H HR	x 0-0 1-2 1B			SSS 0-3 ③ K			x 0-0 FC4-6 1B		x 0-0 ② F2		x 0-0 ③ F8	6	1	3	2	0	1	1
Tom McCraw, L (1, 3) OBP: 0.252, SLG: 0.290	x 0-0 ③ 1-3	x 0-0 ③ 4-3				x 0-0 ① F8		x 0-0 ② FC4-6 1-2f		x 0-0 ③ P6			5	0	0	0	0	0	3
Cam Carreon, R (1, 2) OBP: 0.303, SLG: 0.342 J.C. Martin, L (7, 2) OBP: 0.261, SLG: 0.272		x 0-0 ① 6-3		x 0-0 3-1 1B			x 0-0 E5 G6-4-3	x 0-0 ③ L9			x 0-0 ① L1		3 2	0 0	1 0	0 0	0 0	0 0	0 1
Juan Pizarro, L (1, 1) OBP: 0.174, SLG: 0.311 Hoyt Wilhelm, R (5, 1) OBP: 0.050, SLG: 0.050 Charlie Maxwell, L (11, PH) OBP: 0.388, SLG: 0.359 Gary Peters, L (11, PR) OBP: 0.176, SLG: 0.226 Jim Brosnan, R (12, 1) OBP: 0.286, SLG: 0.286		SSS 0-3 ② K		SSS 0-3 ① K			x 0-0 ②③ G6-4-3 1-2f		x 0-0 ① 4-3		BBBB 4-0 FC6-4 BB		2 2 0 0 0	0 0 0 0 0	0 0 0 0 0	0 0 1 0 0	2 0 0 0 0	1 1 0 0 0
Inning Stats	R: 4 H: 3 E: 0 LOB: 0 K: 1 BB: 1 S: 8 P: 12	R: 0 H: 0 E: 0 LOB: 1 K: 2 BB: 1 S: 7 P: 11	R: 0 H: 1 E: 0 LOB: 2 K: 2 BB: 0 S: 8 P: 9	R: 0 H: 1 E: 0 LOB: 1 K: 1 BB: 0 S: 6 P: 6	R: 1 H: 1 E: 0 LOB: 0 K: 2 BB: 0 S: 8 P: 8	R: 0 H: 0 E: 1 LOB: 0 K: 0 BB: 0 S: 3 P: 3	R: 1 H: 1 E: 0 LOB: 0 K: 0 BB: 0 S: 4 P: 4	R: 0 H: 1 E: 0 LOB: 1 K: 1 BB: 0 S: 6 P: 6	R: 0 H: 1 E: 0 LOB: 2 K: 0 BB: 1 S: 4 P: 8	R: 0 H: 0 E: 0 LOB: 0 K: 0 BB: 0 S: 3 P: 3	R: 0 H: 0 E: 0 LOB: 1 K: 1 BB: 1 S: 5 P: 9	R: 0 H: 1 E: 0 LOB: 1 K: 0 BB: 0 S: 4 P: 4	1B: 6 2B: 1 3B: 0 HR: 3	SF: 0 SAC: 0 DP: 1 HBP: 1					

BOTTOM

AB	46
R	6
H	10
RBI	6
BB	4
SO	10
LOB	20

PITCHER		IP	WLS	BF	H	R	ER	SO	BB	IBB	HBP	BLK	WP	HR	S	P	ERA	WHIP
Don Mossi, L ERA: 4.69	(1, 1)	7.0		31	7	6	6	8	2	0	1	0	0	3	44	53	7.71	1.286
Terry Fox, R ERA: 4.68	(8, 1)	4.0	W	16	2	0	0	2	2	0	0	0	0	0	18	26	0.00	1.000
Willie Smith, L ERA: 4.82	(12, 1)	1.0	S	4	1	0	0	0	0	0	0	0	0	0	4	4	0.00	1.000

PITCHER	IP	WLS	BF	H	R	ER	SO	BB	IBB	HBP	BLK	WP	HR	S	P	ERA	WHIP

Batter	1	2	3	4	5	6	7	8	9	AB	R	H	RBI	BB	SO	LOB
Jake Wood, R (1, 4) OBP: 0.324, SLG: 0.405	4-3 1B		P3		K			6-3		4	0	1	0	0	1	0
Dick McAuliffe, L (1, 6) OBP: 0.337, SLG: 0.392	4-3 1-2		K		F8			HR 1B 1B		4	1	1	0	0	1	1
Al Kaline, R (1, 9) OBP: 0.389, SLG: 0.533	F5		L8		L5			HR 1-2 1B		4	1	1	0	0	0	1
Rocky Colavito, R (1, 7) OBP: 0.358, SLG: 0.419	F8			F2		F8		F7		4	0	0	0	0	0	3
Bubba Phillips, R (1, 5) OBP: 0.265, SLG: 0.318		P4		E E 1B 1B		F9		HR 1-H 2-H		4	2	2	3	0	0	0
Bill Freehan, R (1, 3) OBP: 0.376, SLG: 0.449		B B B B 3B BB		E5 1-3 1B		5-3		5-3		3	2	0	0	1	0	1
George Thomas, R (1, 8) OBP: 0.261, SLG: 0.333 Norm Cash, L (9, PH) OBP: 0.346, SLG: 0.425		1-H 3B		1-3			5-3		S S S K	3 1	0 0	1 0	1 0	0 0	0 1	2 0
Gus Triandos, R (1, 2) OBP: 0.316, SLG: 0.387 Bill Bruton, L (9, PH) OBP: 0.313, SLG: 0.365		P4		1B IBB			L4		F8	2 1	0 0	0 0	0 0	1 0	0 0	1 0
Jim Bunning, R (1, 1) OBP: 0.200, SLG: 0.208 Don Wert, R (7, PH) OBP: 0.313, SLG: 0.261 Bill Faul, R (7, 1) OBP: 0.154, SLG: 0.200 Willie Smith, L (8, 1) OBP: 0.250, SLG: 0.250 Gates Brown, L (9, PH) OBP: 0.280, SLG: 0.364		S S S K		1-3 2-H 3-H 1B			P4		G3	2 1 0 0 1	0 0 0 0 0	1 0 0 0 0	2 0 0 0 0	0 0 0 0 0	1 0 0 0 0	1 0 0 0 0
Inning Stats	R: 0 E: 0 K: 0 S: 4 H: 1 LOB: 1 BB: 0 P: 4	R: 1 E: 0 K: 1 S: 6 H: 1 LOB: 1 BB: 1 P: 10	R: 0 E: 0 K: 1 S: 5 H: 0 LOB: 0 BB: 0 P: 5	R: 2 E: 1 K: 0 S: 5 H: 2 LOB: 2 BB: 1 P: 9	R: 0 E: 0 K: 1 S: 5 H: 0 LOB: 0 BB: 0 P: 5	R: 0 E: 0 K: 0 S: 3 H: 0 LOB: 0 BB: 0 P: 3	R: 0 E: 0 K: 0 S: 3 H: 0 LOB: 0 BB: 0 P: 3	R: 3 E: 0 K: 0 S: 6 H: 3 LOB: 0 BB: 0 P: 6	R: 0 E: 0 K: 1 S: 5 H: 0 LOB: 0 BB: 0 P: 5	1B: 5 2B: 0 3B: 1 HR: 1 SF: 0 SAC: 0 DP: 0 HBP: 0						

TOP

Detroit Tigers @ Washington Senators

D.C. Stadium, Washington, DC

Mon Jul 15 1963, 3:33 AM EDT

Att. 3,210 - Unknown

livebaseballscorecards.com

AB	34
R	6
H	7
RBI	6
BB	2
SO	4
LOB	10

WP: 0 PB: 0 SB: 0 CS: 0 PA: 36

PITCHER	IP	WLS	BF	H	R	ER	SO	BB	IBB	HBP	BLK	WP	HR	S	P	ERA	WHIP
Don Rudolph, L (1, 1) ERA: 4.22	7.2	W	32	7	6	4	3	1	1	0	0	0	1	36	44	4.70	1.043
Ron Kline, R (8, 1) ERA: 2.91	1.1	S	4	0	0	0	1	0	0	0	0	0	0	6	6	0.00	0.000

PITCHER	IP	WLS	BF	H	R	ER	SO	BB	IBB	HBP	BLK	WP	HR	S	P	ERA	WHIP

Batter	1	2	3	4	5	6	7	8	9	AB	R	H	RBI	BB	SO	LOB
Don Blasingame, L (1, 4) OBP: 0.308, SLG: 0.232	6-3	FC5 2-3f		F7		HR 1-2 1B		F7		5	1	1	0	0	0	4
Jim King, L (1, 9) OBP: 0.343, SLG: 0.513	K		F8		L9	L9		1B E 1B		5	1	1	0	0	1	2
Chuck Hinton, R (1, 7) OBP: 0.328, SLG: 0.451	F8		HR 1B		F8	HR 1-H 2-H		BB E 1-3 1B		5	3	3	3	0	0	0
Bobo Osborne, L (1, 3) OBP: 0.317, SLG: 0.410		4-3	HR 1-H	BB	P4			E E 1-2 BB		3	2	1	2	2	0	0
Don Lock, R (1, 8) OBP: 0.331, SLG: 0.434		BB 1B 1B	K		K		F7	E5 1-H 2-H 3-H 1B		5	1	2	2	0	2	1
Don Zimmer, R (1, 5) OBP: 0.329, SLG: 0.480		BB IBB FC3-2 1-3 1B	F8			E 1B 1B	F7	K		5	1	2	0	0	1	1
Ken Retzer, L (1, 2) OBP: 0.267, SLG: 0.248		FC3-2 BB 1-2 IBB	K			E6 1-H 1B 1B		BB		2	1	1	0	2	1	0
Chuck Cottier, R (1, 6) OBP: 0.239, SLG: 0.326		FC5 FC3-2 1-2 2-3 3-H BB	SH5-3 1B			FC5-6 2-H 1B		L9		3	0	2	2	1	0	1
Don Rudolph, L (1, 1) OBP: 0.188, SLG: 0.207 Ron Kline, R (8, 1) OBP: 0.250, SLG: 0.750		FC3-2 1-2 2-3 3-Hf	SH5-3 1-2			FC5-6 1-2f HR 1B		L4-3		2 1	1 0	0 0	0 0	0 0	0 0	4 0
Inning Stats	R: 0 E: 0 K: 1 S: 5 H: 0 LOB: 0 BB: 0 P: 5	R: 1 E: 0 K: 0 S: 5 H: 2 LOB: 3 BB: 2 P: 13	R: 2 E: 0 K: 1 S: 7 H: 2 LOB: 0 BB: 0 P: 7	R: 0 E: 0 K: 1 S: 6 H: 1 LOB: 1 BB: 0 P: 6	R: 0 E: 0 K: 1 S: 5 H: 0 LOB: 1 BB: 1 P: 9	R: 5 E: 1 K: 0 S: 8 H: 5 LOB: 0 BB: 0 P: 8	R: 0 E: 0 K: 0 S: 3 H: 0 LOB: 1 BB: 1 P: 7	R: 3 E: 1 K: 1 S: 8 H: 3 LOB: 1 BB: 1 P: 12								

PITCHER		IP	WLS	BF	H	R	ER	SO	BB	IBB	HBP	BLK	WP	HR	S	P	ERA	WHIP
Jim Bunning, R ERA: 4.13	(1, 1)	6.0	L	31	10	8	8	4	2	1	0	0	0	2	36	48	12.00	2.000
Bill Faul, R ERA: 4.04	(7, 1)	1.2		8	2	2	2	0	1	0	0	0	0	0	7	11	10.80	1.800
Willie Smith, L ERA: 4.66	(8, 1)	0.1		3	1	1	0	1	1	0	0	0	0	0	4	8	0.00	6.000

PITCHER	IP	WLS	BF	H	R	ER	SO	BB	IBB	HBP	BLK	WP	HR	S	P	ERA	WHIP

BOTTOM

Detroit Tigers @ Washington Senators

D.C. Stadium, Washington, DC

Mon Jul 15 1963, 3:33 AM EDT

Att. 3,210 - Unknown

livebaseballscorecards.com

AB	36
R	11
H	13
RBI	9
BB	5
SO	5
LOB	13

1B: 11	SF: 0	WP: 0	PA: 42
2B: 0	SAC: 1	PB: 0	
3B: 0	DP: 0	SB: 0	
HR: 2	HBP: 0	CS: 0	

Baltimore Orioles @ Detroit Tigers

Tiger Stadium, Detroit, MI

Tue Jul 16 1963, 7:05 PM EDT

Att. 16,725 - Unknown

TOP

livebaseballscorecards.com

Batter	1	2	3	4	5	6	7	8	9	AB	R	H	RBI	BB	SO	LOB
Bob Saverine, S (1, 6) OBP: 0.292, SLG: 0.229	F8			K		1-3		BB G6-3		3	0	0	0	1	1	0
Russ Snyder, L (1, 8) OBP: 0.321, SLG: 0.353	K			4-3		4-3		B2		4	0	0	0	0	1	1
Boog Powell, L (1, 7) OBP: 0.324, SLG: 0.459	4-3			HR		1B HR		G6-3 1-2f		4	2	2	1	0	0	1
Jim Gentile, L (1, 3) OBP: 0.378, SLG: 0.479		3-1		1B		HR 1-H			F8	4	1	2	2	0	0	0
Al Smith, R (1, 9) OBP: 0.348, SLG: 0.432 Jackie Brandt, R (9, 9) OBP: 0.295, SLG: 0.397		K		4-3		F6			6-3	4 0	0 0	0 0	0 0	0 0	1 0	1 0
Brooks Robinson, R (1, 5) OBP: 0.320, SLG: 0.372		6-3			L9		1B F1		HR	4	1	2	1	0	0	0
Bob Johnson, R (1, 4) OBP: 0.387, SLG: 0.545			6-3		4-3		F1 1-2		HR	4	1	1	1	0	0	1
John Orsino, R (1, 2) OBP: 0.335, SLG: 0.407			5-3		1B		F7		1B	4	0	2	0	0	0	1
Milt Pappas, R (1, 1) OBP: 0.119, SLG: 0.098 Stu Miller, R (8, 1) OBP: 0.300, SLG: 0.300			K		F7		6-3		K	3 1	0 0	0 0	0 0	0 0	1 1	2 1
Inning Stats	R: 0 E: 0 K: 1 S: 5 H: 0 LOB: 0 BB: 0 P: 5	R: 0 E: 0 K: 1 S: 5 H: 0 LOB: 0 BB: 0 P: 5	R: 0 E: 0 K: 1 S: 5 H: 0 LOB: 0 BB: 0 P: 5	R: 1 E: 0 K: 1 S: 7 H: 2 LOB: 1 BB: 0 P: 7	R: 0 E: 0 K: 0 S: 4 H: 1 LOB: 1 BB: 0 P: 4	R: 2 E: 0 K: 0 S: 5 H: 2 LOB: 0 BB: 0 P: 5	R: 0 E: 0 K: 0 S: 4 H: 1 LOB: 1 BB: 0 P: 4	R: 0 E: 0 K: 0 S: 2 H: 0 LOB: 0 BB: 1 P: 6	R: 2 E: 0 K: 1 S: 8 H: 3 LOB: 1 BB: 0 P: 8	1B: 5 2B: 0 3B: 0 HR: 4 SF: 0 SAC: 0 DP: 1 HBP: 0						

	AB	35
	R	5
	H	9
	RBI	5
	BB	1
	SO	5
	LOB	8

WP: 0 PA: 36
PB: 0
SB: 0
CS: 0

PITCHER		IP	WLS	BF	H	R	ER	SO	BB	IBB	HBP	BLK	WP	HR	S	P	ERA	WHIP
Frank Lary, R ERA: 4.32	(1, 1)	8.0	L	30	6	3	3	4	1	0	0	0	0	2	37	41	3.38	0.875
Mickey Lolich, L ERA: 3.68	(9, 1)	1.0		6	3	2	2	1	0	0	0	0	0	2	8	8	18.00	3.000

PITCHER	IP	WLS	BF	H	R	ER	SO	BB	IBB	HBP	BLK	WP	HR	S	P	ERA	WHIP

Baltimore Orioles @ Detroit Tigers

Tiger Stadium, Detroit, MI

Tue Jul 16 1963, 7:05 PM EDT

Att. 16,725 - Unknown

BOTTOM

Batter	1	2	3	4	5	6	7	8	9	AB	R	H	RBI	BB	SO	LOB
Jake Wood, R (1, 4) OBP: 0.326, SLG: 0.408	4-3 2B		K		K			1B BB 1-2 1B	1-3	5	0	2	0	0	2	3
Dick McAuliffe, L (1, 6) OBP: 0.336, SLG: 0.388	4-3 2-3			F8		F7		1B BB 1-2 2-3		3	0	0	0	1	0	1
Al Kaline, R (1, 9) OBP: 0.387, SLG: 0.530	K			K		L8		1B 1-2 2-3 3-H		4	0	1	1	0	2	1
Rocky Colavito, R (1, 7) OBP: 0.356, SLG: 0.414	6-3			BB		F7		K		3	0	0	0	1	1	4
Bill Bruton, L (1, 8) OBP: 0.310, SLG: 0.360		L8		K			4-3	5-3		4	0	0	0	0	1	4
Norm Cash, L (1, 3) OBP: 0.345, SLG: 0.421		G3			4-3		F8		1B BB	3	0	0	0	1	0	0
Bubba Phillips, R (1, 5) OBP: 0.265, SLG: 0.317		K			5-3		F6		1B 1-2	4	0	1	0	0	1	0
Bill Freehan, R (1, 2) OBP: 0.373, SLG: 0.451			K		1B 2B			F4	K	4	1	1	0	0	2	2
Frank Lary, R (1, 1) OBP: 0.375, SLG: 0.286			F9		2-H 1B			BB 1B 1B	K	2	0	1	1	0	0	0
Gates Brown, L (8, PH) OBP: 0.308, SLG: 0.391										1	1	1	0	0	0	0
Mickey Lolich, S (9, 1) OBP: 0.304, SLG: 0.059										0	0	0	0	0	0	0
George Thomas, R (9, PH) OBP: 0.260, SLG: 0.332										1	0	0	0	0	1	2
Inning Stats	R: 0 H: 1 E: 0 LOB: 1 K: 1 BB: 0 S: 6 P: 6	R: 0 H: 0 E: 0 LOB: 0 K: 1 BB: 0 S: 5 P: 5	R: 0 H: 0 E: 0 LOB: 0 K: 2 BB: 0 S: 7 P: 7	R: 0 H: 0 E: 0 LOB: 1 K: 2 BB: 1 S: 7 P: 11	R: 1 H: 2 E: 0 LOB: 1 K: 1 BB: 0 S: 7 P: 7	R: 0 H: 0 E: 0 LOB: 0 K: 0 BB: 0 S: 3 P: 3	R: 0 H: 0 E: 0 LOB: 0 K: 0 BB: 0 S: 3 P: 3	R: 1 H: 3 E: 0 LOB: 3 K: 1 BB: 1 S: 8 P: 12	R: 0 H: 1 E: 0 LOB: 2 K: 2 BB: 1 S: 8 P: 12	1B: 5 SF: 0 2B: 2 SAC: 0 3B: 0 DP: 0 HR: 0 HBP: 0						WP: 0 PA: 37 PB: 0 SB: 0 CS: 0	

livebaseballscorecards.com

AB	34
R	2
H	7
RBI	2
BB	3
SO	10
LOB	17

PITCHER		IP	WLS	BF	H	R	ER	SO	BB	IBB	HBP	BLK	WP	HR	S	P	ERA	WHIP
Milt Pappas, R ERA: 2.82	(1, 1)	7.1	W	29	5	2	2	7	2	0	0	0	0	0	41	49	2.46	0.955
Stu Miller, R ERA: 2.56	(8, 1)	1.2	S	8	2	0	0	3	1	0	0	0	0	0	13	17	0.00	1.800

PITCHER	IP	WLS	BF	H	R	ER	SO	BB	IBB	HBP	BLK	WP	HR	S	P	ERA	WHIP

Batter	1	2	3	4	5	6	7	8	9	AB	R	H	RBI	BB	SO	LOB
Jackie Brandt, R (1, 8) OBP: 0.295, SLG: 0.398	1B 2B		F8		F3			L7		4	1	1	0	0	0	0
Bob Johnson, R (1, 4) OBP: 0.383, SLG: 0.533	FC4 1B 2-H		L7		F8			L9		4	0	1	1	0	0	0
Boog Powell, L (1, 7) OBP: 0.323, SLG: 0.454	F8		BBBB BB			F2		F8		3	0	0	0	1	0	1
Jim Gentile, L (1, 3) OBP: 0.374, SLG: 0.473	SSS K		L9			SSS K			4-3	4	0	0	0	0	2	2
Al Smith, R (1, 9) OBP: 0.346, SLG: 0.429	FC4 1-2f			S 1B		F4			SSS K	4	0	1	0	0	1	1
Brooks Robinson, R (1, 5) OBP: 0.320, SLG: 0.370		F7		L9 1-2			BB 1B		F8	4	0	1	0	0	0	1
John Orsino, R (1, 2) OBP: 0.330, SLG: 0.400		F7		F7			F4			3	0	0	0	0	0	2
Bob Saverine, S (1, 6) OBP: 0.301, SLG: 0.234		1B		6-3			BBBB G6-3 BB 1-2			2	0	1	0	1	0	1
Steve Barber, L (1, 1) OBP: 0.132, SLG: 0.118		SSS K			3-1		G6-3 1-2f			2	0	0	0	0	1	1
Dick Hall, R (6, 1) OBP: 0.429, SLG: 0.714										0	0	0	0	0	0	0
Joe Gaines, R (7, PH) OBP: 0.358, SLG: 0.451										1	0	0	0	0	0	2
Wes Stock, R (7, 1)										0	0	0	0	0	0	0
Herman Starrette, R (8, 1)										0	0	0	0	0	0	0
Inning Stats	R: 1 H: 2 E: 0 LOB: 1 K: 1 BB: 0 S: 7 P: 7	R: 0 H: 1 E: 0 LOB: 1 K: 1 BB: 0 S: 6 P: 6	R: 0 H: 0 E: 0 LOB: 1 K: 0 BB: 1 S: 3 P: 7	R: 0 H: 1 E: 0 LOB: 1 K: 0 BB: 0 S: 4 P: 4	R: 0 H: 0 E: 0 LOB: 0 K: 0 BB: 0 S: 3 P: 3	R: 0 H: 0 E: 0 LOB: 0 K: 1 BB: 0 S: 5 P: 5	R: 0 H: 1 E: 0 LOB: 1 K: 0 BB: 1 S: 3 P: 7	R: 0 H: 0 E: 0 LOB: 0 K: 0 BB: 0 S: 3 P: 3	R: 0 H: 0 E: 0 LOB: 0 K: 1 BB: 0 S: 5 P: 5	1B: 4 SF: 0 2B: 1 SAC: 0 3B: 0 DP: 1 HR: 0 HBP: 0						

TOP

Baltimore Orioles @ Detroit Tigers

Tiger Stadium, Detroit, MI

Wed Jul 17 1963, 4:33 AM EDT

Att. 5,691 - Unknown

livebaseballscorecards.com

AB	31
R	1
H	5
RBI	1
BB	2
SO	4
LOB	11

PITCHER		IP	WLS	BF	H	R	ER	SO	BB	IBB	HBP	BLK	WP	HR	S	P	ERA	WHIP
Hank Aguirre, L ERA: 4.32	(1, 1)	9.0	W	33	5	1	1	4	2	0	0	0	0	0	39	47	1.00	0.778

PITCHER		IP	WLS	BF	H	R	ER	SO	BB	IBB	HBP	BLK	WP	HR	S	P	ERA	WHIP

Baltimore Orioles @ Detroit Tigers

Tiger Stadium, Detroit, MI

Wed Jul 17 1963, 4:33 AM EDT

Att. 5,691 - Unknown

BOTTOM

Batter	1	2	3	4	5	6	7	8	9	AB	R	H	RBI	BB	SO	LOB
Jake Wood, R (1, 4) OBP: 0.327, SLG: 0.406	BBBB 4-0 1B 2B BB	0-0 ②③ G5-4-3 1-2f			0-0 1B 1B	0-0 ③ FC5-4 1-2f		0-0 ② F2		4	1	1	0	1	0	4
Dick McAuliffe, L (1, 6) OBP: 0.334, SLG: 0.385	0-0 ① F6		0-0 ① 4-3		SSS 0-3 ① K		0-0 ① F9	0-0 1B 3B 1B		5	1	1	0	0	1	2
Al Kaline, R (1, 9) OBP: 0.390, SLG: 0.531	0-0 2B BLK 1B 1-3		0-0 ② L6-3		0-0 G5-4-3 1-2 1B		0-0 ② L4	0-0 3B 1B 1-3		5	2	3	0	0	0	0
Rocky Colavito, R (1, 7) OBP: 0.354, SLG: 0.417	0-0 ② F3		0-0 ③ 6-3		0-0 ②③ G5-4-3 1-2f		0-0 ③ 5-3	0-0 3B 1-H 3-H		5	0	1	2	0	0	4
Bubba Phillips, R (1, 5) OBP: 0.271, SLG: 0.327	0-0 BLK 2B 1-3 3-H			0-0 ① F8		0-0 1B 1B 1B		0-0 2B HR 1B 4-3		5	2	3	1	0	0	1
Norm Cash, L (1, 3) OBP: 0.350, SLG: 0.427	0-0 ③ F9 2-3 3-H			BBBB 4-0 BB BB		0-0 F8 1B 1B 1-3		0-0 HR 2B 1-3		3	1	2	0	1	0	1
George Thomas, R (1, 8) OBP: 0.270, SLG: 0.335		BBBB 4-0 FC3-5 BB BB		BBBB 4-0 1-2 BB		0-0 FC5-4 1-2 3-H 1B		4-0 HR IBB		1	0	1	1	2	0	0
Bill Bruton, L (8, PH) OBP: 0.312, SLG: 0.360 (9, 8)										0	1	0	0	1	0	0
Gus Triandos, R (1, 2) OBP: 0.319, SLG: 0.401		BBBB 4-0 FC3-5 1-2 BB		0-0 ② F9		0-0 ① F8 2-3		0-0 HR 1-H 2-H 3-H		3	1	1	4	1	0	4
Hank Aguirre, R (1, 1) OBP: 0.205, SLG: 0.238		0-0 ① FC3-5 G5-4-3 1-2 2-3f		SSS 0-3 ③ K		SSS 0-3 ② K		SSS 0-3 ① K		4	0	0	0	0	3	6
Inning Stats	R: 2 H: 2 E: 0 LOB: 1 K: 0 BB: 1 S: 5 P: 9	R: 0 H: 0 E: 0 LOB: 1 K: 0 BB: 2 S: 2 P: 10	R: 0 H: 0 E: 0 LOB: 0 K: 0 BB: 0 S: 3 P: 3	R: 0 H: 0 E: 0 LOB: 2 K: 1 BB: 2 S: 5 P: 13	R: 0 H: 2 E: 0 LOB: 1 K: 1 BB: 0 S: 6 P: 6	R: 1 H: 3 E: 0 LOB: 2 K: 1 BB: 0 S: 8 P: 8	R: 0 H: 0 E: 0 LOB: 0 K: 0 BB: 0 S: 3 P: 3	R: 6 H: 6 E: 0 LOB: 1 K: 1 BB: 1 S: 11 P: 15		1B: 9 SF: 0 2B: 2 SAC: 0 3B: 1 DP: 2 HR: 1 HBP: 0						

livebaseballscorecards.com

AB	35
R	9
H	13
RBI	8
BB	6
SO	4
LOB	22

WP: 0 PA: 41
PB: 0
SB: 0
CS: 0

PITCHER		IP	WLS	BF	H	R	ER	SO	BB	IBB	HBP	BLK	WP	HR	S	P	ERA	WHIP
Steve Barber, L ERA: 2.78	(1, 1)	5.0	L	25	7	3	3	2	5	0	0	1	0	0	24	44	5.40	2.400
Dick Hall, R ERA: 4.6	(6, 1)	1.0		3	0	0	0	1	0	0	0	0	0	0	5	5	0.00	0.000
Wes Stock, R ERA: 3.83	(7, 1)	1.2		12	6	6	6	1	0	1	0	0	0	1	13	17	32.40	3.600
Herman Starrette, R ERA: 8.1	(8, 1)	0.1		1	0	0	0	0	0	0	0	0	0	0	1	1	0.00	0.000

PITCHER		IP	WLS	BF	H	R	ER	SO	BB	IBB	HBP	BLK	WP	HR	S	P	ERA	WHIP

Batter	1	2	3	4	5	6	7	8	9	10	11	AB	R	H	RBI	BB	SO	LOB
Jackie Brandt, R (1, 9) OBP: 0.288, SLG: 0.391	6-3		F7		G3		SF5 3-H		F8		F2	5	0	0	1	0	0	3
Russ Snyder, L (1, 8) OBP: 0.325, SLG: 0.361	L9			F8		1B 2B	CS 1-2	4-3 2B 1B	2-H 1B		4-3	6	2	3	0	0	0	1
Boog Powell, L (1, 7) OBP: 0.325, SLG: 0.464	L9			HR		1B BLK L5 2-H 1B		4-3 1-2		K		5	1	2	2	0	1	1
Jim Gentile, L (1, 3) OBP: 0.369, SLG: 0.466		F8		F8		F4 1-2		K		L9		5	0	0	0	0	1	2
Brooks Robinson, R (1, 5) OBP: 0.321, SLG: 0.373		F8		6-3		2-3 1B		2-H 2B		L5		5	0	2	1	0	0	0
Bob Johnson, R (1, 4) OBP: 0.392, SLG: 0.536		WP 1B			SH1-3 1B	L5 3-H		1-3			E 2B 1B	5	2	3	0	0	0	3
John Orsino, R (1, 2) OBP: 0.332, SLG: 0.416		5-3 1-2			F8		L9 BB SF5 1B		HR		F2 1-2	5	2	2	1	0	0	3
Bob Saverine, S (1, 6) OBP: 0.307, SLG: 0.229			F3		SH1-3 1-2		CS 1-2 BB		K		2B BB	2	1	0	0	2	1	0
Mike McCormick, L (1, 1) OBP: 0.238, SLG: 0.238 Dick Hall, R (0, 1) OBP: 0.400, SLG: 0.667 Fred Valentine, S (0, PH) OBP: 0.250, SLG: 0.500 Milt Pappas, R (0, PH) OBP: 0.000, SLG: 0.000 Herman Starrette, R (0, 1) Al Smith, R (1, PH) OBP: 1.000, SLG: 0.429 Stu Miller, R (0, 1) OBP: 0.000, SLG: 0.000 Joe Gaines, R (1, PH) OBP: 0.364, SLG: 0.667 George Brunet, R (1, 1)			K				L9 2-3					0	0	0	0	0	0	0
Inning Stats	R: 0 E: 0 K: 0 S: 3 H: 0 LOB: 0 BB: 0 P: 3	R: 0 E: 0 K: 0 S: 4 H: 1 LOB: 1 BB: 0 P: 4	R: 0 E: 0 K: 1 S: 5 H: 0 LOB: 0 BB: 0 P: 5	R: 1 E: 0 K: 0 S: 4 H: 1 LOB: 0 BB: 0 P: 4	R: 1 E: 0 K: 0 S: 5 H: 2 LOB: 1 BB: 0 P: 5	R: 1 E: 0 K: 0 S: 5 H: 3 LOB: 1 BB: 0 P: 5	R: 1 E: 0 K: 0 S: 3 H: 1 LOB: 0 BB: 1 P: 7	R: 1 E: 0 K: 0 S: 7 H: 2 LOB: 1 BB: 0 P: 7	R: 1 E: 0 K: 1 S: 7 H: 3 LOB: 2 BB: 0 P: 7	R: 0 E: 0 K: 1 S: 5 H: 0 LOB: 0 BB: 0 P: 5	R: 2 E: 0 K: 0 S: 5 H: 2 LOB: 1 BB: 1 P: 9	1B: 9 2B: 5 3B: 0 HR: 2	SF: 1 SAC: 1 DP: 1 HBP: 0		WP: 1 PB: 0 SB: 0 CS: 1		PA: 48	

PITCHER		IP	WLS	BF	H	R	ER	SO	BB	IBB	HBP	BLK	WP	HR	S	P	ERA	WHIP
Phil Regan, R ERA: 3.68	(1, 1)	5.0		21	6	3	3	1	0	0	0	0	1	1	23	23	5.40	1.200
Willie Smith, L ERA: 5.06	(6, 1)	1.0		5	2	1	1	0	1	0	0	1	0	0	4	8	9.00	3.000
Terry Fox, R ERA: 4.84	(7, 1)	2.1		10	4	2	2	2	0	0	0	0	0	1	14	14	7.71	1.714
Don Mossi, L ERA: 4.59	(9, 1)	1.2		5	1	0	0	1	0	0	0	0	0	0	7	7	0.00	0.600
Bill Faul, R ERA: 4.11	(11, 1)	1.0	L	6	2	2	1	0	1	0	0	0	0	0	5	9	9.00	3.000

PITCHER	IP	WLS	BF	H	R	ER	SO	BB	IBB	HBP	BLK	WP	HR	S	P	ERA	WHIP

TOP

Baltimore Orioles @ Detroit Tigers

Tiger Stadium, Detroit, MI

Thu Jul 18 1963, 4:33 AM EDT

Att. 5,124 - Unknown

livebaseballscorecards.com

AB	43
R	8
H	15
RBI	8
BB	2
SO	4
LOB	15

Baltimore Orioles @ Detroit Tigers

Tiger Stadium, Detroit, MI

Thu Jul 18 1963, 4:33 AM EDT

Att. 5,124 - Unknown

livebaseballscorecards.com

BOTTOM

Batter	1	2	3	4	5	6	7	8	9	10	11	AB	R	H	RBI	BB	SO	LOB
Jake Wood, R (1, 4) OBP: 0.330, SLG: 0.406	BB 1B 1B 1B	H 1-0 L6-3 HBP		F8			B1-3		5-3		G1-6-3 1B	5	1	2	0	0	0	0
Dick McAuliffe, L (1, 6) OBP: 0.334, SLG: 0.384	0-0 BB 1B 1B 1-2	L6-3 1-2		F1			3-1		L6-3 1B		G1-6-3 1-2f	6	1	2	0	0	0	2
Al Kaline, R (1, 9) OBP: 0.392, SLG: 0.538	B B B B 4-0 HBP 1B 1B BB 1-2 2-3		0-0 HR	L5			S 1B		L6-3 1-2		L6-3	5	2	2	1	1	0	1
Rocky Colavito, R (1, 7) OBP: 0.355, SLG: 0.420	0-0 1B HBP 1B 1-2 2-H 3-H		0-0 1B 2B	F8			F6 1-2		6-3			5	1	2	2	0	0	2
Bubba Phillips, R (1, 5) OBP: 0.266, SLG: 0.320	F7	5-3		F5				5-3		S S S K		5	0	0	0	0	1	3
Norm Cash, L (1, 3) OBP: 0.357, SLG: 0.428	H 1-0 1B 1-2 2-3 HBP	I I I 4-0 1B IBB		F3				0-0 3B 1B		H 1-0 S HBP		2	1	1	0	1	0	0
George Thomas, R (1, 8) OBP: 0.271, SLG: 0.335	0-0 G6-4-3 1B 1-2 2-3 3-H	F8		5-3				1-H 3B		F9 1-2		3	0	1	1	0	0	2
Bill Bruton, L (8, PH) OBP: 0.313, SLG: 0.368 (9, 8)												2	0	1	1	0	0	1
Bill Freehan, R (1, 2) OBP: 0.379, SLG: 0.448	0-0 G6-4-3 1-2f	1-3 2-H 1B		B B B B 4-0 L6-3 BB				F8		I I I I 4-0 IBB		3	0	1	1	2	0	4
Phil Regan, R (1, 1) OBP: 0.258, SLG: 0.345		F8	P4			S S S 0-0 L6-3 1-2		S S S 0-3 K		S S S 0-3 K		2	0	0	0	0	0	2
Willie Smith, L (6, 1) OBP: 0.200, SLG: 0.200												1	0	0	0	0	0	1
Terry Fox, R (7, 1)												1	0	0	0	0	1	1
Don Mossi, L (9, 1) OBP: 0.345, SLG: 0.217												0	0	0	0	0	0	0
Gates Brown, L (10, PH) OBP: 0.296, SLG: 0.375												1	0	0	0	0	1	2
Bill Faul, R (11, 1) OBP: 0.154, SLG: 0.200												0	0	0	0	0	0	0
Inning Stats	R: 3 H: 4 E: 0 LOB: 2 K: 0 BB: 1 S: 6 P: 11	R: 0 H: 0 E: 0 LOB: 0 K: 0 BB: 0 S: 2 P: 3	R: 2 H: 3 E: 0 LOB: 2 K: 0 BB: 1 S: 6 P: 10	R: 0 H: 0 E: 0 LOB: 0 K: 0 BB: 0 S: 3 P: 3	R: 0 H: 0 E: 0 LOB: 0 K: 0 BB: 0 S: 3 P: 3	R: 0 H: 0 E: 0 LOB: 0 K: 0 BB: 1 S: 2 P: 6	R: 0 H: 1 E: 0 LOB: 1 K: 0 BB: 0 S: 4 P: 4	R: 1 H: 2 E: 0 LOB: 1 K: 1 BB: 0 S: 7 P: 7	R: 0 H: 1 E: 0 LOB: 1 K: 0 BB: 0 S: 4 P: 4	R: 0 H: 0 E: 0 LOB: 2 K: 2 BB: 1 S: 7 P: 12	R: 0 H: 1 E: 0 LOB: 0 K: 0 BB: 0 S: 3 P: 3							

1B: 9	SF: 0	WP: 0	PA: 48
2B: 3	SAC: 0	PB: 0	
3B: 1	DP: 4	SB: 2	
HR: 1	HBP: 3	CS: 0	

	AB	41
	R	6
	H	12
	RBI	6
	BB	4
	SO	3
	LOB	21

PITCHER		IP	WLS	BF	H	R	ER	SO	BB	IBB	HBP	BLK	WP	HR	S	P	ERA	WHIP
Mike McCormick, L ERA: 4.16	(1, 1)	0.0		4	3	3	3	0	1	0	0	0	0	0	3	7	∞	∞
Dick Hall, R ERA: 4.59	(1, 1)	4.0		17	4	2	2	0	0	1	2	0	0	1	14	20	4.50	1.000
Herman Starrette, R ERA: 5.06	(5, 1)	2.0		6	0	0	0	0	1	0	0	0	0	0	5	9	0.00	0.500
Stu Miller, R ERA: 2.54	(7, 1)	4.0	W	18	4	1	1	3	0	1	1	0	0	0	22	27	2.25	1.000
George Brunet, L ERA: 6.0	(11, 1)	1.0	S	3	1	0	0	0	0	0	0	0	0	0	3	3	0.00	1.000

PITCHER		IP	WLS	BF	H	R	ER	SO	BB	IBB	HBP	BLK	WP	HR	S	P	ERA	WHIP

Batter	1	2	3	4	5	6	7	8	9	AB	R	H	RBI	BB	SO	LOB
Jake Wood, R (1, 4) OBP: 0.327, SLG: 0.401	FC4-6 1B		4-3		1-3		F8 1-2	F6	F8	6	0	1	0	0	0	5
Dick McAuliffe, L (1, 6) OBP: 0.341, SLG: 0.393	FC4-6 1-2f			1B 3B		BB 1B E BB	FC6-4 BB		1B 1B	3	3	2	0	2	0	1
Al Kaline, R (1, 9) OBP: 0.389, SLG: 0.533	L4			WP 3-H 1B		L5	FC6-4 1-2f		L8	5	0	1	1	0	0	5
Rocky Colavito, R (1, 7) OBP: 0.358, SLG: 0.433	F9			F9 1-2		G3 BB E 1-2 1B		HR	BB 1-3 1B	5	3	3	1	0	0	2
Bill Bruton, L (1, 8) OBP: 0.317, SLG: 0.371		F8		F5		G3 1-2 2-3 BB		F9 2B 2B	1B SH3-4 1-2 BB	3	2	1	0	2	0	1
Norm Cash, L (1, 3) OBP: 0.355, SLG: 0.423		1-3		4-3		G3 1-2 2-H 3-H		F9 2-3	SH3-4 1B 1-3 2-H 3-H	5	1	1	3	0	0	3
Bubba Phillips, R (1, 5) OBP: 0.266, SLG: 0.319		K2-3			1B	F5		F6	SH3-4 1-2 3-H	4	0	1	1	0	1	2
Bill Freehan, R (1, 2) OBP: 0.380, SLG: 0.443			F4		F3		F5	2B BB	2B 2B 2-H	4	1	1	1	1	0	1
Mickey Lolich, S (1, 1) OBP: 0.280, SLG: 0.053			K		K		S 1B	1-H 3-H 2B	1-3 2B	2	0	0	0	0	2	1
Bob Anderson, R (6, 1)										0	0	0	0	0	0	0
Gates Brown, L (7, PH) OBP: 0.321, SLG: 0.400										1	0	1	0	0	0	0
Willie Smith, L (7, 1) OBP: 0.200, SLG: 0.200										0	0	0	0	0	0	0
Whitey Herzog, L (8, PH) OBP: 0.286, SLG: 0.231										1	0	1	2	0	0	0
Don Mossi, L (8, 1) OBP: 0.367, SLG: 0.292										1	0	1	0	0	0	0
Inning Stats	R: 0 E: 0 K: 0 S: 4 H: 1 LOB: 1 BB: 0 P: 4	R: 0 E: 0 K: 1 S: 5 H: 0 LOB: 0 BB: 0 P: 5	R: 0 E: 0 K: 1 S: 5 H: 0 LOB: 0 BB: 0 P: 5	R: 1 E: 0 K: 0 S: 5 H: 2 LOB: 1 BB: 0 P: 5	R: 0 E: 0 K: 1 S: 6 H: 1 LOB: 1 BB: 0 P: 6	R: 2 E: 1 K: 0 S: 4 H: 1 LOB: 1 BB: 2 P: 12	R: 0 E: 0 K: 0 S: 4 H: 1 LOB: 2 BB: 1 P: 8	R: 3 E: 0 K: 0 S: 6 H: 3 LOB: 1 BB: 1 P: 10	R: 4 E: 0 K: 0 S: 8 H: 5 LOB: 2 BB: 1 P: 12	1B: 9 2B: 3 3B: 1 HR: 1	SF: 0 SAC: 1 DP: 0 HBP: 0						

TOP

Detroit Tigers @ Los Angeles Angels

Dodger Stadium, Los Angeles, CA

Fri Jul 19 1963, 7:05 PM PDT

Att. 10,816 - Unknown - 70 F

livebaseballscorecards.com

AB	40
R	10
H	14
RBI	9
BB	5
SO	3
LOB	21

WP: 1 PB: 0 SB: 1 CS: 0 PA: 46

PITCHER		IP	WLS	BF	H	R	ER	SO	BB	IBB	HBP	BLK	WP	HR	S	P	ERA	WHIP
Don Lee, R ERA: 3.57	(1, 1)	7.0		30	6	3	2	3	3	0	0	0	1	0	33	45	2.57	1.286
Dan Osinski, R ERA: 3.25	(8, 1)	0.0		2	2	2	2	0	0	0	0	0	0	1	2	2	∞	∞
Jack Spring, L ERA: 2.7	(8, 1)	0.1		1	0	0	0	0	0	0	0	0	0	0	1	1	0.00	0.000
Art Fowler, R ERA: 2.24	(8, 1)	1.0	L	8	3	4	4	0	2	0	0	0	0	0	6	14	36.00	5.000
Julio Navarro, R ERA: 3.03	(9, 1)	0.2		5	3	1	1	0	0	0	0	0	0	0	5	5	13.50	4.500

PITCHER	IP	WLS	BF	H	R	ER	SO	BB	IBB	HBP	BLK	WP	HR	S	P	ERA	WHIP

Batter	1	2	3	4	5	6	7	8	9	AB	R	H	RBI	BB	SO	LOB
Albie Pearson, L (1, 8) OBP: 0.391, SLG: 0.417	BBBB 4-0 PB E BB	x 0-0 ② 1-3		x 0-0 ③ 2-3			x 0-0 E4 E		x 0-0 ② F8	4	2	0	0	1	0	1
Jim Fregosi, R (1, 6) OBP: 0.296, SLG: 0.398	x 0-0 E8 1B 1B 1-H 1B	x 0-0 ③ 4-3			BBBB 4-0 2B G3 BB		x 0-0 E5 SH1-3 FC4-2 2-H 1B		x 0-0 ③ F8	4	2	2	1	1	0	0
Billy Moran, R (1, 4) OBP: 0.294, SLG: 0.338	x 0-0 BB 1B 2-3 1B		BBBB 4-0 2B FC5-2 BB		x 0-0 G3 WP 1-3 2B		x 0-0 ① SH1-3 2-3			2	1	2	0	1	0	0
Leon Wagner, L (1, 7) OBP: 0.388, SLG: 0.521	x 0-0 ① F7		x 0-0 1-3 2B		x 0-0 ① G3 2-3 3-H		x 0-0 ② FC4-2 S 3-H			4	0	1	1	0	0	4
Frank Kostro, R (1, 5) OBP: 0.319, SLG: 0.233	x 0-0 1-2 3-H 1B		x 0-0 ① FC5-2 3-H		x 0-0 ② P4 3-H		x 0-0 ③ 4-3 1-2			4	0	1	1	0	0	3
Ken Hunt, R (1, 9) OBP: 0.230, SLG: 0.364	SSS 0-3 ② K		x 0-0 ②③ G6-4-3 1-		SSS 0-3 ③ K			x 0-0 ① F8		4	0	0	0	0	2	4
Hank Foiles, R (1, 2) OBP: 0.315, SLG: 0.417 Ed Sadowski, R (8, 2) OBP: 0.264, SLG: 0.282	BBBB 4-0 1-2 2-3 BB			x 0-0 ① B1		x 0-0 ① P3		SSS 0-3 ② K		2 1	0 0	0 0	0 0	1 0	0 1	0 0
Charlie Dees, L (1, 3) OBP: 0.345, SLG: 0.369	x 0-0 ③ L9			x 0-0 ② L6		x 0-0 ② 4-3		SSS 0-3 ③ K		4	0	0	0	0	1	3
Don Lee, R (1, 1) OBP: 0.077, SLG: 0.077 Dan Osinski, R (8, 1) OBP: 0.102, SLG: 0.111 Jack Spring, R (8, 1) OBP: 0.500, SLG: 0.500 Art Fowler, R (8, 1) OBP: 0.429, SLG: 0.200 Julio Navarro, R (9, 1) OBP: 0.333, SLG: 0.273 Felix Torres, R (9, PH) OBP: 0.322, SLG: 0.352		x 0-0 ① F8		x 0-0 1B		SSS 0-3 ③ K			SSS 0-3 ① K	3 0 0 0 0 0 1	0 0 0 0 0 0 0	1 0 0 0 0 0 0	0 0 0 0 0 0 0	0 0 0 0 0 0 0	1 0 0 0 0 0 1	0 0 0 0 0 0 0
Inning Stats	R: 2 E: 1 K: 1 S: 8 H: 3 LOB: 3 BB: 2 P: 16	R: 0 E: 0 K: 0 S: 3 H: 0 LOB: 0 BB: 0 P: 3	R: 0 E: 0 K: 0 S: 3 H: 1 LOB: 1 BB: 1 P: 7	R: 0 E: 0 K: 0 S: 4 H: 1 LOB: 1 BB: 0 P: 4	R: 2 E: 0 K: 1 S: 6 H: 1 LOB: 0 BB: 1 P: 10	R: 0 E: 0 K: 1 S: 5 H: 0 LOB: 0 BB: 0 P: 5	R: 1 E: 2 K: 0 S: 5 H: 1 LOB: 1 BB: 0 P: 5	R: 0 E: 0 K: 2 S: 7 H: 0 LOB: 0 BB: 0 P: 7	R: 0 E: 0 K: 1 S: 5 H: 0 LOB: 0 BB: 0 P: 5	1B: 5 2B: 2 3B: 0 HR: 0	SF: 0 SAC: 1 DP: 1 HBP: 0			WP: 1 PB: 1 SB: 1 CS: 0	PA: 38		

PITCHER		IP	WLS	BF	H	R	ER	SO	BB	IBB	HBP	BLK	WP	HR	S	P	ERA	WHIP
Mickey Lolich, L ERA: 3.91	(1, 1)	5.0		24	6	4	4	2	4	0	0	0	1	0	24	40	7.20	2.000
Bob Anderson, R ERA: 2.45	(6, 1)	1.0		3	0	0	0	1	0	0	0	0	0	0	5	5	0.00	0.000
Willie Smith, L ERA: 4.63	(7, 1)	1.0	W	5	1	1	0	0	0	0	0	0	0	0	5	5	0.00	1.000
Don Mossi, L ERA: 4.48	(8, 1)	2.0	S	6	0	0	0	3	0	0	0	0	0	0	12	12	0.00	0.000

PITCHER	IP	WLS	BF	H	R	ER	SO	BB	IBB	HBP	BLK	WP	HR	S	P	ERA	WHIP

BOTTOM

Detroit Tigers @ Los Angeles Angels

Dodger Stadium, Los Angeles, CA

Fri Jul 19 1963, 7:05 PM PDT

Att. 10,816 - Unknown - 70 F

livebaseballscorecards.com

AB	33
R	5
H	7
RBI	3
BB	4
SO	6
LOB	15

Detroit Tigers @ Los Angeles Angels

Dodger Stadium, Los Angeles, CA

Sat Jul 20 1963, 7:05 PM PDT

Att. 9,826 - Unknown - 70 F

TOP

livebaseballscorecards.com

Batter	1	2	3	4	5	6	7	8	9	AB	R	H	RBI	BB	SO	LOB
Jake Wood, R (1, 4) OBP: 0.329, SLG: 0.411	F7		6-3		HR		PO 1B			4	1	2	1	0	0	0
Dick McAuliffe, L (1, 6) OBP: 0.343, SLG: 0.393	5-3		BBBB 4-0 E BB		G3		PO 1-2	L3 1B		3	0	1	0	1	0	0
Al Kaline, R (1, 9) OBP: 0.386, SLG: 0.528	L5-3		L5 1-3		SSS 0-3 K			0-0 L3 1-2		3	0	0	0	0	1	1
Gates Brown, L (6, 7) OBP: 0.310, SLG: 0.385										1	0	0	0	0	0	1
Rocky Colavito, R (1, 7) (6, 9) OBP: 0.357, SLG: 0.429		4-3	SSS 0-3 K		1-3			BBBB 4-0 BB		3	0	0	0	1	1	2
Bill Bruton, L (1, 8) OBP: 0.313, SLG: 0.366		4-3	F8			G3		F9		4	0	0	0	0	0	3
Norm Cash, L (1, 3) OBP: 0.353, SLG: 0.421		1B 1B 1B		4-3		6-3			F9	4	1	1	0	0	0	0
Bubba Phillips, R (1, 5) OBP: 0.269, SLG: 0.322		1B 1-2 1B		FC5-4 1B		F7			6-3	4	0	2	0	0	0	0
Gus Triandos, R (1, 2) OBP: 0.322, SLG: 0.404		1-2 2-H 1B		FC5-4 1-2f			F5		F7	1	0	1	1	0	0	0
Mike Roarke, R (3, 2)										3	0	0	0	0	0	1
Jim Bunning, R (1, 1) OBP: 0.196, SLG: 0.204		F9		4-3			F9			1	0	0	0	0	0	2
Willie Smith, L (4, PH) OBP: 0.167, SLG: 0.167										1	0	0	0	0	0	1
Tom Sturdivant, L (4, 1)										0	0	0	0	0	0	0
Whitey Herzog, L (7, PH) OBP: 0.280, SLG: 0.225										1	0	0	0	0	0	0
Bill Faul, R (7, 1) OBP: 0.154, SLG: 0.200										0	0	0	0	0	0	0
Inning Stats	R: 0 E: 0 K: 0 S: 3 H: 0 LOB: 0 BB: 0 P: 3	R: 1 E: 0 K: 0 S: 6 H: 3 LOB: 2 BB: 0 P: 6	R: 0 E: 1 K: 1 S: 6 H: 0 LOB: 2 BB: 1 P: 10	R: 0 E: 0 K: 0 S: 4 H: 1 LOB: 1 BB: 0 P: 4	R: 1 E: 0 K: 1 S: 6 H: 1 LOB: 0 BB: 0 P: 6	R: 0 E: 0 K: 0 S: 3 H: 0 LOB: 0 BB: 0 P: 3	R: 0 E: 0 K: 0 S: 3 H: 1 LOB: 0 BB: 0 P: 3	R: 0 E: 0 K: 0 S: 3 H: 1 LOB: 1 BB: 1 P: 7	R: 0 E: 0 K: 0 S: 3 H: 0 LOB: 0 BB: 0 P: 3	1B: 6 2B: 1 3B: 0 HR: 1	SF: 0 SAC: 0 DP: 1 HBP: 0					

	AB	33
	R	2
	H	7
	RBI	2
	BB	2
	SO	2
	LOB	11

WP: 0 PB: 0 SB: 0 CS: 0 PA: 36

PITCHER	IP	WLS	BF	H	R	ER	SO	BB	IBB	HBP	BLK	WP	HR	S	P	ERA	WHIP
Ken McBride, R (1, 1) ERA: 2.67	9.0	W	35	7	2	2	2	2	0	0	0	0	1	37	45	2.00	1.000

PITCHER	IP	WLS	BF	H	R	ER	SO	BB	IBB	HBP	BLK	WP	HR	S	P	ERA	WHIP

Detroit Tigers @ Los Angeles Angels

Dodger Stadium, Los Angeles, CA

Sat Jul 20 1963, 7:05 PM PDT

Att. 9,826 - Unknown - 70 F

BOTTOM

Batter	1	2	3	4	5	6	7	8	9	AB	R	H	RBI	BB	SO	LOB
Albie Pearson, L (1, 8) OBP: 0.392, SLG: 0.417	S, 1B	2-H, 1B		FC4-6, G6-4-3, 1-2f		3-1		K		5	1	2	1	0	1	1
Jim Fregosi, R (1, 6) OBP: 0.294, SLG: 0.395	F4	P6		G6-4-3, 1-2f		F7		6-3		3	0	0	0	0	0	3
Joe Koppe, R (5, 6) OBP: 0.255, SLG: 0.253										2	0	0	0	0	0	0
Leon Wagner, L (1, 7) OBP: 0.386, SLG: 0.517	F8	K			PB, 3B, 1B	K		5-3		4	1	1	0	0	2	2
Ken Hunt, R (7, 7) OBP: 0.226, SLG: 0.357										1	0	0	0	0	0	0
Lee Thomas, L (1, 3) OBP: 0.314, SLG: 0.331	S, 1-3, 1B		K		F8, 1-2		2B, 1B			4	2	2	0	0	1	1
Billy Moran, R (1, 4) OBP: 0.301, SLG: 0.357	1-H, 3-H, HR		HR		2-H, 2B		1-3, 1B			4	4	4	2	0	0	0
Bob Sadowski, L (1, 9) OBP: 0.353, SLG: 0.347	1-H, HR		K2-3		5-3, 3-H, 2B		2-H, 3-H, 1B			4	1	3	5	0	1	1
Frank Kostro, R (1, 5) OBP: 0.329, SLG: 0.286	6-3		2-H, HR		BB		K			3	0	1	2	1	1	1
Ed Sadowski, R (1, 2) OBP: 0.258, SLG: 0.275		F6	6-3		5-3, 1-2, 2-3		K			4	0	0	0	0	1	3
Ken McBride, R (1, 1) OBP: 0.180, SLG: 0.283		1B, 2B		FC4-6, 1B	1-3		K			4	1	2	0	0	1	3
Inning Stats	R: 4 E: 0 K: 0 S: 7 H: 4 LOB: 0 BB: 0 P: 7	R: 1 E: 0 K: 1 S: 7 H: 2 LOB: 1 BB: 0 P: 7	R: 2 E: 0 K: 2 S: 9 H: 2 LOB: 0 BB: 0 P: 9	R: 0 E: 0 K: 0 S: 3 H: 1 LOB: 0 BB: 0 P: 3	R: 2 E: 0 K: 0 S: 6 H: 3 LOB: 2 BB: 1 P: 10	R: 0 E: 0 K: 1 S: 5 H: 0 LOB: 0 BB: 0 P: 5	R: 2 E: 0 K: 3 S: 12 H: 3 LOB: 1 BB: 0 P: 12	R: 0 E: 0 K: 1 S: 5 H: 0 LOB: 0 BB: 0 P: 5		1B: 8 2B: 4 3B: 1 HR: 2		SF: 0 SAC: 0 DP: 1 HBP: 0		WP: 0 PB: 1 SB: 2 CS: 0		PA: 39	

livebaseballscorecards.com

	AB	38
	R	10
	H	15
	RBI	10
	BB	1
	SO	8
	LOB	15

PITCHER	IP	WLS	BF	H	R	ER	SO	BB	IBB	HBP	BLK	WP	HR	S	P	ERA	WHIP
Jim Bunning, R (1, 1) ERA: 4.48	3.0	L	17	8	7	7	3	0	0	0	0	0	2	23	23	21.00	2.667
Tom Sturdivant, R (4, 1) ERA: 4.12	3.0		13	4	2	2	1	1	0	0	0	0	0	14	18	6.00	1.667
Bill Faul, R (7, 1) ERA: 4.24	2.0		9	3	2	2	4	0	0	0	0	0	0	17	17	9.00	1.500

PITCHER	IP	WLS	BF	H	R	ER	SO	BB	IBB	HBP	BLK	WP	HR	S	P	ERA	WHIP

Batter	1	2	3	4	5	6	7	8	9	AB	R	H	RBI	BB	SO	LOB
Jake Wood, R (1, 4) OBP: 0.330, SLG: 0.411	G3		F7		E7 4-3 1B	CS 1-H 2-H		F8		5	1	2	1	0	0	0
Dick McAuliffe, L (1, 6) OBP: 0.347, SLG: 0.397	BBBB 4-0 S 1B BB		S 0-0 1B		4-3 2-3	CS 1-2	S E 2B		SSS 0-3 K	4	2	2	0	1	1	1
Al Kaline, R (1, 9) OBP: 0.386, SLG: 0.526	L6 1-2		L6 1-2		3-H 1B		L5 2-3		G3 BB 1B 1B	5	1	2	1	0	0	3
Rocky Colavito, R (1, 7) OBP: 0.358, SLG: 0.426	2-H 1B		F8		F3		5-3		BBBB G3 1-2 1B BB	4	1	1	1	1	0	3
Bill Bruton, L (1, 8) OBP: 0.315, SLG: 0.365	SSS K			FC4-6 1B		BBBB 4-3 1B BB	E1 S 3-H		G3 1-2 2-3	4	1	1	0	1	1	3
Norm Cash, L (1, 3) OBP: 0.352, SLG: 0.417 Whitey Herzog, L (7, 3) OBP: 0.294, SLG: 0.244		F7		FC4-6 1-2f		F5	BBBB 1-2 BB		2-H 3-H 1B	3 1	0 0	0 1	0 2	1 0	0 0	2 0
Bubba Phillips, R (1, 5) OBP: 0.268, SLG: 0.319		1B 1B		F8		4-3 1-2	G3		F7	5	0	1	0	0	0	5
Mike Roarke, R (1, 2) OBP: 0.222, SLG: 0.222		FC4-6 1-3 1B		F9		1B E 2-H 1B		F7		4	1	2	1	0	0	1
Frank Lary, R (1, 1) OBP: 0.333, SLG: 0.273		FC4-6 1-2f			4-3	E 1-2 1B		SSS K		4	1	1	0	0	1	1
Inning Stats	R: 1 E: 0 K: 1 S: 6 H: 1 LOB: 1 BB: 1 P: 10	R: 0 E: 0 K: 0 S: 4 H: 2 LOB: 1 BB: 0 P: 4	R: 0 E: 0 K: 0 S: 4 H: 1 LOB: 1 BB: 0 P: 4	R: 0 E: 0 K: 0 S: 4 H: 1 LOB: 1 BB: 0 P: 4	R: 1 E: 1 K: 0 S: 5 H: 2 LOB: 1 BB: 0 P: 5	R: 3 E: 1 K: 0 S: 5 H: 3 LOB: 0 BB: 1 P: 9	R: 1 E: 1 K: 0 S: 5 H: 1 LOB: 2 BB: 1 P: 9	R: 0 E: 0 K: 1 S: 5 H: 0 LOB: 0 BB: 0 P: 5	R: 2 E: 0 K: 1 S: 7 H: 2 LOB: 1 BB: 1 P: 11	1B: 12 2B: 1 3B: 0 HR: 0 SF: 0 SAC: 0 DP: 0 HBP: 0						

TOP

Detroit Tigers @ Los Angeles Angels

Dodger Stadium, Los Angeles, CA

Sun Jul 21 1963, 3:33 AM PDT

Att. 9,037 - Unknown - 80 F

livebaseballscorecards.com

AB	39
R	8
H	13
RBI	6
BB	4
SO	3
LOB	19

WP: 0 PB: 0 SB: 4 CS: 1 PA: 44

PITCHER		IP	WLS	BF	H	R	ER	SO	BB	IBB	HBP	BLK	WP	HR	S	P	ERA	WHIP
Dean Chance, R ERA: 3.52	(1, 1)	5.2	L	28	10	5	4	1	2	0	0	0	0	0	28	36	6.35	2.118
Dan Osinski, R ERA: 3.18	(6, 1)	2.1		9	1	1	0	1	1	0	0	0	0	0	10	14	0.00	0.857
Eli Grba, R ERA: 2.89	(9, 1)	1.0		6	2	2	2	1	1	0	0	0	0	0	7	11	18.00	3.000

PITCHER	IP	WLS	BF	H	R	ER	SO	BB	IBB	HBP	BLK	WP	HR	S	P	ERA	WHIP

Detroit Tigers @ Los Angeles Angels

Dodger Stadium, Los Angeles, CA

Sun Jul 21 1963, 3:33 AM PDT

Att. 9,037 - Unknown - 80 F

BOTTOM

Batter	1	2	3	4	5	6	7	8	9	AB	R	H	RBI	BB	SO	LOB
Albie Pearson, L (1, 8) OBP: 0.390, SLG: 0.413	F5		HBP		F8			E3		3	0	0	0	0	0	0
Billy Moran, R (1, 4) OBP: 0.301, SLG: 0.356	K		BB, 1B 1-3 2-H		5-3			K		4	0	1	1	0	2	1
Leon Wagner, L (1, 7) OBP: 0.385, SLG: 0.513	F4		BB 1-2			G3		K		3	0	0	0	1	1	1
Lee Thomas, L (1, 3) OBP: 0.313, SLG: 0.328		F7	K			F6			FC4-6, BB	3	0	0	0	1	1	3
Bob Sadowski, L (1, 9) OBP: 0.337, SLG: 0.329		3-1	G4			4-3			FC4-6 1-2f	4	1	0	0	0	0	4
Frank Kostro, R (1, 5) OBP: 0.325, SLG: 0.284		1B		5-3			6-3		F6	4	0	1	0	0	0	1
Ed Kirkpatrick, L (1, 2) OBP: 0.158, SLG: 0.229		4-3		K		F6			2B 1-H	4	0	1	1	0	1	1
Joe Koppe, R (1, 6) OBP: 0.245, SLG: 0.242			L9	F8		6-3			5-3	4	0	0	0	0	0	1
Dean Chance, R (1, 1) OBP: 0.170, SLG: 0.174			HBP 1B		F2			4-3		2	1	1	0	0	0	0
Dan Osinski, R (6, 1) OBP: 0.132, SLG: 0.111										0	0	0	0	0	0	0
Charlie Dees, L (8, PH) OBP: 0.343, SLG: 0.367										1	0	0	0	0	0	0
Eli Grba, R (9, 1)										0	0	0	0	0	0	0
Inning Stats	R: 0 E: 0 K: 1 S: 5 H: 0 LOB: 0 BB: 0 P: 5	R: 0 E: 0 K: 0 S: 4 H: 1 LOB: 1 BB: 0 P: 4	R: 1 E: 0 K: 1 S: 7 H: 2 LOB: 3 BB: 1 P: 12	R: 0 E: 0 K: 1 S: 5 H: 0 LOB: 0 BB: 0 P: 5	R: 0 E: 0 K: 0 S: 3 H: 0 LOB: 0 BB: 0 P: 3	R: 0 E: 0 K: 0 S: 3 H: 0 LOB: 0 BB: 0 P: 3	R: 0 E: 0 K: 0 S: 3 H: 0 LOB: 0 BB: 0 P: 3	R: 0 E: 1 K: 2 S: 8 H: 0 LOB: 1 BB: 0 P: 8	R: 1 E: 0 K: 0 S: 4 H: 1 LOB: 1 BB: 1 P: 8	1B: 3 2B: 1 3B: 0 HR: 0 SF: 0 SAC: 0 DP: 0 HBP: 1						

livebaseballscorecards.com

AB	32
R	2
H	4
RBI	2
BB	2
SO	5
LOB	12

WP: 0 PB: 0 SB: 0 CS: 0 PA: 35

PITCHER	IP	WLS	BF	H	R	ER	SO	BB	IBB	HBP	BLK	WP	HR	S	P	ERA	WHIP
Frank Lary, R (1, 1) ERA: 3.71	9.0	W	35	4	2	2	5	2	0	1	0	0	0	42	51	2.00	0.667

PITCHER	IP	WLS	BF	H	R	ER	SO	BB	IBB	HBP	BLK	WP	HR	S	P	ERA	WHIP

Chicago White Sox @ Detroit Tigers

Tiger Stadium, Detroit, MI

Tue Jul 23 1963, 7:05 PM EDT

Unknown

TOP

Batter	1	2	3	4	5	6	7	8	9	AB	R	H	RBI	BB	SO	LOB
Jim Landis, R (1, 8) OBP: 0.332, SLG: 0.423	S S S 0-3 ① K		x 0-0 ① 6-3		x 0-0 8-3-5 1B 1B		x 0-0 2B		x 0-0 G4-6-3 1B	5	0	3	0	0	1	0
Nellie Fox, L (1, 4) OBP: 0.322, SLG: 0.335	x 0-0 4-3 1B		x 0-0 1B		x 0-0 1-2 1B		S S S 0-3 ③ K		x 0-0 ②③ G4-6-3 1-2f	5	0	3	0	0	1	2
Pete Ward, L (1, 5) OBP: 0.342, SLG: 0.454	x 0-0 ② 4-3 1-2		S S S 0-3 ② K		x 0-0 ②③ 8-3-5 2-3f			x 0-0 ① F7		4	0	0	0	0	1	4
Mike Hershberger, R (1, 9) OBP: 0.359, SLG: 0.398	B B B B 4-0 BB		x 0-0 ③ F4			x 0-0 ① 4-3		x 0-0 BB FC3-2 BB 1B		3	0	1	0	1	0	1
Ron Hansen, R (1, 6) OBP: 0.320, SLG: 0.390	x 0-0 ③ F8			x 0-0 ① F8		x 0-0 ② 6-3		B B B B 4-0 FC3-2 BB 1-2 BB		3	0	0	0	1	0	2
Dave Nicholson, R (1, 7) OBP: 0.329, SLG: 0.444		x 0-0 HR		x 0-0 1B 1B		x 0-0 FC4-6 1B		B B B B 4-0 FC3-2 1-2 2-3 BB		3	1	3	1	1	0	0
Tom McCraw, L (1, 3) OBP: 0.277, SLG: 0.322		S S S 0-3 ① K		x 0-0 G6-4-3 1-3 1B		x 0-0 ③ FC4-6 1-2f		x 0-0 ② FC3-2 1-2 2-3 3-Hf		4	0	1	0	0	1	4
Cam Carreon, R (1, 2) OBP: 0.281, SLG: 0.315		x 0-0 ② 6-3		x 0-0 ②③ G6-4-3 1-2f			x 0-0 ① F8	x 0-0 ③ F3		4	0	0	0	0	0	5
John Buzhardt, R (1, 1) OBP: 0.083, SLG: 0.125 Jim Lemon, R (5, PH) OBP: 0.299, SLG: 0.290 Eddie Fisher, R (5, 1) OBP: 0.238, SLG: 0.200 Taylor Phillips, L (8, 1) Floyd Robinson, L (9, PH) OBP: 0.351, SLG: 0.429		S S S 0-3 ③ K			S S S 0-3 ① K		x 0-0 ② L9		x 0-0 ① 5-3	1 1 1 0 1	0 0 0 0 0	0 0 0 0 0	0 0 0 0 0	0 0 0 0 0	1 1 0 0 0	0 0 0 0 0

Inning Stats	1	2	3	4	5	6	7	8	9
	R: 0 E: 0 K: 1 S: 6	R: 1 E: 0 K: 2 S: 8	R: 0 E: 0 K: 1 S: 6	R: 0 E: 0 K: 0 S: 4	R: 0 E: 0 K: 1 S: 6	R: 0 E: 0 K: 0 S: 4	R: 0 E: 0 K: 1 S: 6	R: 0 E: 0 K: 0 S: 4	R: 0 E: 0 K: 0 S: 3
	H: 1 LOB: 2 BB: 1 P: 10	H: 1 LOB: 0 BB: 0 P: 8	H: 1 LOB: 0 BB: 0 P: 6	H: 2 LOB: 1 BB: 0 P: 4	H: 2 LOB: 1 BB: 0 P: 6	H: 1 LOB: 1 BB: 0 P: 4	H: 1 LOB: 1 BB: 0 P: 6	H: 1 LOB: 3 BB: 2 P: 12	H: 1 LOB: 0 BB: 0 P: 3

1B: 9 SF: 0 WP: 0 PA: 38
2B: 2 SAC: 0 PB: 0
3B: 0 DP: 3 SB: 0
HR: 1 HBP: 0 CS: 0

PITCHER	IP	WLS	BF	H	R	ER	SO	BB	IBB	HBP	BLK	WP	HR	S	P	ERA	WHIP
Hank Aguirre, L (1, 1) ERA: 4.09	9.0	W	38	11	1	1	6	3	0	0	0	0	1	47	59	1.00	1.556

PITCHER	IP	WLS	BF	H	R	ER	SO	BB	IBB	HBP	BLK	WP	HR	S	P	ERA	WHIP

AB	35
R	1
H	11
RBI	1
BB	3
SO	6
LOB	18

livebaseballscorecards.com

BOTTOM

Chicago White Sox @ Detroit Tigers

Tiger Stadium, Detroit, MI

Tue Jul 23 1963, 7:05 PM EDT

Unknown

Batter	1	2	3	4	5	6	7	8	9	AB	R	H	RBI	BB	SO	LOB
Jake Wood, R (1, 4) OBP: 0.329, SLG: 0.409	F9		1B		F9			5-3		4	0	1	0	0	0	0
Dick McAuliffe, L (1, 6) OBP: 0.346, SLG: 0.399	4-3		2B		F6			K		4	0	1	0	0	1	0
Al Kaline, R (1, 9) OBP: 0.385, SLG: 0.526	K		L6-3			L6-3		BB HR 2B		4	1	1	0	0	1	1
Rocky Colavito, R (1, 7) OBP: 0.362, SLG: 0.427		F9		BB E FC5-2		1B		IBB BB HR		2	1	1	0	2	0	0
Bill Bruton, L (1, 8) OBP: 0.320, SLG: 0.367		1B SF8 1B		E9 FC5 1-3 1B		F7		1-2 2-3 HR BB		3	2	2	0	1	0	1
Norm Cash, L (1, 3) OBP: 0.354, SLG: 0.428		1-3 1B		K		F9		1-H 2-H 3-H HR		4	1	2	4	0	1	3
Bubba Phillips, R (1, 5) OBP: 0.264, SLG: 0.316		SF8 3-H		FC5-2 3-H			F7	5-3		3	0	0	1	0	0	2
Bill Freehan, R (1, 2) OBP: 0.374, SLG: 0.434		K		FC5 2-3f			6-3			3	0	0	0	0	1	3
Hank Aguirre, R (1, 1) OBP: 0.191, SLG: 0.222			K		6-3		1-3			3	0	0	0	0	1	0
Inning Stats	R: 0 E: 0 K: 1 S: 5 H: 0 LOB: 0 BB: 0 P: 5	R: 1 E: 0 K: 1 S: 7 H: 2 LOB: 1 BB: 0 P: 7	R: 0 E: 0 K: 1 S: 6 H: 2 LOB: 1 BB: 0 P: 6	R: 0 E: 1 K: 1 S: 6 H: 1 LOB: 2 BB: 1 P: 10	R: 0 E: 0 K: 0 S: 3 H: 0 LOB: 0 BB: 0 P: 3	R: 0 E: 0 K: 0 S: 4 H: 1 LOB: 1 BB: 0 P: 4	R: 0 E: 0 K: 0 S: 3 H: 0 LOB: 0 BB: 0 P: 3	R: 4 E: 0 K: 1 S: 7 H: 2 LOB: 0 BB: 2 P: 15		1B: 5 2B: 2 3B: 0 HR: 1	SF: 1 SAC: 0 DP: 0 HBP: 0						

	AB	30
	R	5
	H	8
	RBI	5
	BB	3
	SO	5
	LOB	10

WP: 0 PB: 0 SB: 0 CS: 0 PA: 34

livebaseballscorecards.com

PITCHER		IP	WLS	BF	H	R	ER	SO	BB	IBB	HBP	BLK	WP	HR	S	P	ERA	WHIP
John Buzhardt, R ERA: 2.42	(1, 1)	4.0		17	5	1	1	4	1	0	0	0	0	0	24	28	2.25	1.500
Eddie Fisher, R ERA: 5.01	(5, 1)	3.2	L	13	2	1	1	1	0	0	0	0	0	0	15	15	2.46	0.545
Taylor Phillips, L ERA: 81.0	(8, 1)	0.1		4	1	3	3	0	1	1	0	0	0	1	2	10	81.00	6.000

PITCHER	IP	WLS	BF	H	R	ER	SO	BB	IBB	HBP	BLK	WP	HR	S	P	ERA	WHIP

Chicago White Sox @ Detroit Tigers

Tiger Stadium, Detroit, MI

Tue Jul 23 1963, 7:05 PM EDT

Att. 21,653 - Unknown

TOP

livebaseballscorecards.com

Batter	1	2	3	4	5	6	7	8	9	AB	R	H	RBI	BB	SO	LOB
Jim Landis, R (1, 8) OBP: 0.337, SLG: 0.429	0-0 E 1B 1B	0-0 F8 ③			H 1-0 G3 2B HBP		0-0 F6 ①		0-0 1B 2B	4	3	2	0	0	0	2
Tom McCraw, L (1, 3) OBP: 0.280, SLG: 0.331	0-0 FC4-6 1-2 1B		0-0 F4 ①		0-0 G3 ① 1-2		0-0 E9 2B		0-0 F4 ①	5	0	2	0	0	0	2
Pete Ward, L (1, 5) OBP: 0.345, SLG: 0.464	0-0 FC4-6 ① 1B 1-2f 2-H		0-0 4-3 3B		0-0 ② 2-H 2B		SSS 0-3 K ②		0-0 G5-4-3 2-H 1B	5	1	3	2	0	1	2
Mike Hershberger, R (1, 9) OBP: 0.356, SLG: 0.394	0-0 G6-4-3 1-2 1B		0-0 4-3 ② 3-H		0-0 6-3 ③		SSS 0-3 K ③		0-0 ② ③ G5-4-3 1-2f	5	0	1	1	0	1	2
Ron Hansen, R (1, 6) OBP: 0.319, SLG: 0.386	0-0 G6-4-3 ② ③ 1-2f		BBBB 4-0 BB			0-0 F3 ①		0-0 6-3 ①		3	0	0	0	1	0	2
Dave Nicholson, R (1, 7) OBP: 0.331, SLG: 0.442		0-0 5-3 BB 1B	SSS 0-3 K ③			BBBB 4-0 1B WP BB		SSS 0-3 K ②		3	0	1	0	1	2	1
Al Weis, S (1, 4) OBP: 0.318, SLG: 0.308		SSS 0-3 K ①		0-0 L9 ①		SSS 0-3 K ② 1-2		0-0 E 1B		4	0	1	0	0	2	2
Sherm Lollar, R (1, 2) OBP: 0.323, SLG: 0.310 Gary Peters, L (6, PR) OBP: 0.220, SLG: 0.289 J.C. Martin, L (6, 2) OBP: 0.260, SLG: 0.287		BBBB 4-0 5-3 1-2 BB		0-0 F8 ②		0-0 2-3 1B		0-0 E3 FC4-6 1-3		2 0 1	0 0 0	1 0 0	0 0 0	1 0 0	0 0 0	0 0 1
Dave DeBusschere, R (1, 1) OBP: 0.100, SLG: 0.100 Joe Shipley, R (3, 1) Eddie Fisher, R (4, 1) OBP: 0.238, SLG: 0.200 Floyd Robinson, L (6, PH) OBP: 0.350, SLG: 0.427 Jim Brosnan, R (6, 1) OBP: 0.286, SLG: 0.286 Charlie Maxwell, L (8, PH) OBP: 0.386, SLG: 0.348 Taylor Phillips, L (8, 1)		0-0 5-3 ② 1-2 2-3		SSS 0-3 K ③		SSS 0-3 K ③		0-0 FC4-6 ③ 1-2f		1 1 0 1 0 1 0	0 0 0 0 0 0 0	0 0 0 0 0 0 0	0 0 0 0 0 0 0	0 1 0 1 0 0 0	0 0 0 0 0 0 0	2 0 0 2 0 2 0
Inning Stats	R: 1 H: 3 E: 1 LOB: 1 K: 0 BB: 0 S: 5 P: 5	R: 0 H: 1 E: 0 LOB: 2 K: 1 BB: 1 S: 6 P: 10	R: 1 H: 1 E: 0 LOB: 1 K: 1 BB: 1 S: 6 P: 10	R: 0 H: 0 E: 0 LOB: 0 K: 1 BB: 0 S: 5 P: 5	R: 1 H: 1 E: 0 LOB: 0 K: 0 BB: 0 S: 3 P: 4	R: 0 H: 1 E: 0 LOB: 2 K: 2 BB: 1 S: 8 P: 12	R: 0 H: 1 E: 1 LOB: 1 K: 2 BB: 0 S: 8 P: 8	R: 0 H: 1 E: 1 LOB: 2 K: 1 BB: 0 S: 7 P: 7	R: 1 H: 2 E: 0 LOB: 0 K: 0 BB: 0 S: 4 P: 4	1B: 7 SF: 0 2B: 3 SAC: 0 3B: 1 DP: 2 HR: 0 HBP: 1						

AB	36
R	4
H	11
RBI	3
BB	3
SO	8
LOB	20

WP: 1 PA: 40
PB: 0
SB: 0
CS: 0

PITCHER		IP	WLS	BF	H	R	ER	SO	BB	IBB	HBP	BLK	WP	HR	S	P	ERA	WHIP
Willie Smith, L ERA: 5.02	(1, 1)	2.2		14	5	2	2	1	2	0	0	0	0	0	14	22	6.75	2.625
Bob Anderson, R ERA: 2.51	(3, 1)	3.0	W	12	2	1	1	3	1	0	1	0	1	0	16	21	3.00	1.000
Phil Regan, R ERA: 3.64	(6, 1)	3.1	S	14	4	1	1	4	0	0	0	0	0	0	22	22	2.70	1.200

PITCHER	IP	WLS	BF	H	R	ER	SO	BB	IBB	HBP	BLK	WP	HR	S	P	ERA	WHIP

Batter	1	2	3	4	5	6	7	8	9	AB	R	H	RBI	BB	SO	LOB
Jake Wood, R (1, 4) OBP: 0.333, SLG: 0.413	H 1-0 1B HBP	H 1-0 BB 1B HBP 1-2		x 0-0 ① F9		x 0-0 ① SH5-4 1-2		x 0-0 S 2B		2	1	1	0	0	0	1
Dick McAuliffe, L (1, 6) OBP: 0.343, SLG: 0.394	x 0-0 ① F8	B B B B 4-0 1B BB 1-2 2-3		x 0-0 ② FC1-6 S 1B 1-2f		x 0-0 ② F8		S S S 0-3 ① K 2-3		4	1	0	0	1	1	4
Al Kaline, R (1, 9) OBP: 0.390, SLG: 0.529	x 0-0 1B 1-2	x 0-0 1B 1-2 2-H 3-H		B B B B 4-0 1B WP BB 1-2		x 0-0 1B 2-H		x 0-0 ② L5		4	1	3	3	1	0	1
Rocky Colavito, R (1, 7) OBP: 0.362, SLG: 0.425	S S S 0-3 ② K	x 0-0 ③ F9		x 0-0 WP 1B 1-3 2-H		S S S 0-3 ③ K		4-0 IBB		4	0	1	1	1	2	5
Bill Bruton, L (1, 8) OBP: 0.318, SLG: 0.363	x 0-0 ③ F8		B B B B 4-0 BB BB	x 0-0 ③ 1-3 1-2 3-H			x 0-0 ① F9	S S S 0-3 ③ K		4	0	0	0	1	1	5
Norm Cash, L (1, 3) OBP: 0.358, SLG: 0.441		x 0-0 HR	B B B B 4-0 G4-6-3 BB 1-2		x 0-0 ① F2		x 0-0 WP 1B 1B			3	1	2	1	1	0	0
Bubba Phillips, R (1, 5) OBP: 0.264, SLG: 0.315		x 0-0 ① F5	x 0-0 ① F8		x 0-0 ② F6		x 0-0 WP 1B 1-2			4	0	1	0	0	0	2
Mike Roarke, R (1, 2) OBP: 0.308, SLG: 0.250		x 0-0 BB HBP 1B 1B	x 0-0 ② ③ G4-6-3 1-2f		x 0-0 ③ F8		4-0 G4-6-3 IBB 1-2 2-3			3	1	1	0	1	0	2
Willie Smith, L (1, 1) OBP: 0.143, SLG: 0.143 Bob Anderson, R (3, 1) OBP: 0.500, SLG: 0.500 Phil Regan, R (6, 1) OBP: 0.273, SLG: 0.333		S S S 0-3 ② K		x 0-0 FC1-6 1B		B B B B 4-0 SH5-4 1B BB	x 0-0 ② ③ G4-6-3 1-2f			1 1 1	0 0 1	0 1 0	0 0 0	0 0 1	1 0 0	1 0 3
Inning Stats	R: 0 E: 0 K: 1 S: 6 H: 1 LOB: 2 BB: 0 P: 7	R: 3 E: 0 K: 1 S: 8 H: 3 LOB: 2 BB: 1 P: 13	R: 0 E: 0 K: 0 S: 2 H: 0 LOB: 1 BB: 2 P: 10	R: 2 E: 0 K: 0 S: 5 H: 2 LOB: 1 BB: 1 P: 9	R: 0 E: 0 K: 0 S: 3 H: 0 LOB: 0 BB: 0 P: 3	R: 1 E: 0 K: 1 S: 6 H: 1 LOB: 1 BB: 1 P: 10	R: 0 E: 0 K: 0 S: 4 H: 2 LOB: 2 BB: 1 P: 8	R: 0 E: 0 K: 2 S: 8 H: 1 LOB: 2 BB: 1 P: 12		1B: 8 2B: 1 3B: 0 HR: 1	SF: 0 SAC: 1 DP: 2 HBP: 2					

PITCHER		IP	WLS	BF	H	R	ER	SO	BB	IBB	HBP	BLK	WP	HR	S	P	ERA	WHIP
Dave DeBusschere, R ERA: 4.56	(1, 1)	2.0	L	13	4	3	3	2	1	0	2	0	0	1	14	20	13.50	2.500
Joe Shipley, R ERA: 5.79	(3, 1)	1.2		9	2	2	2	0	3	0	0	0	0	0	6	18	10.80	3.000
Eddie Fisher, R ERA: 4.92	(4, 1)	1.1		4	0	0	0	0	0	0	0	0	1	0	4	4	0.00	0.000
Jim Brosnan, R ERA: 2.4	(6, 1)	2.0		10	3	1	1	1	1	1	0	0	1	0	10	18	4.50	2.000
Taylor Phillips, L ERA: 20.25	(8, 1)	1.0		5	1	0	0	2	0	1	0	0	0	0	8	12	0.00	1.000

PITCHER	IP	WLS	BF	H	R	ER	SO	BB	IBB	HBP	BLK	WP	HR	S	P	ERA	WHIP

BOTTOM

Chicago White Sox @ Detroit Tigers

Tiger Stadium, Detroit, MI

Tue Jul 23 1963, 7:05 PM EDT

Att. 21,653 - Unknown

livebaseballscorecards.com

AB	31
R	6
H	10
RBI	5
BB	7
SO	5
LOB	24

Batter	1	2	3	4	5	6	7	8	9	AB	R	H	RBI	BB	SO	LOB
Jim Landis, R (1, 8) OBP: 0.332, SLG: 0.422	0-0 1-3		0-3 K			0-3 K		0-3 K		4	0	0	0	0	3	0
Nellie Fox, L (1, 4) OBP: 0.322, SLG: 0.334	0-0 F8			0-0 F7		0-0 1B		0-0 F8		4	0	1	0	0	0	0
Mike Hershberger, R (1, 9) OBP: 0.358, SLG: 0.396	0-0 F2			0-0 L9		0-0 1B 1-2			0-0 2B SF8 1B	4	1	2	0	0	0	0
Dave Nicholson, R (1, 7) OBP: 0.330, SLG: 0.437		4-0 BB		0-0 1-3		0-3 K			0-3 K	3	0	0	0	1	2	3
Pete Ward, L (1, 5) OBP: 0.347, SLG: 0.467		0-3 K			0-0 HR	0-3 K			0-0 SF8 2B 1-3	4	1	2	0	0	2	3
Ron Hansen, R (1, 6) OBP: 0.319, SLG: 0.396		0-0 F7			0-0 HR 1-H		0-3 K		0-0 SF8 2-3 3-H	3	1	1	3	0	1	1
Tom McCraw, L (1, 3) OBP: 0.274, SLG: 0.323		0-3 K			0-0 F8		0-3 K		0-0 6-3	4	0	0	0	0	2	2
Sherm Lollar, R (1, 2) OBP: 0.309, SLG: 0.295			0-0 F3		0-0 F8		0-0 F7			3	0	0	0	0	0	0
Gary Peters, L (1, 1) OBP: 0.205, SLG: 0.268			0-0 L9		0-3 K			0-0 4-3		3	0	0	0	0	1	0

TOP

Chicago White Sox @ Detroit Tigers

Tiger Stadium, Detroit, MI

Wed Jul 24 1963, 7:05 PM EDT

Att. 12,831 - Unknown

livebaseballscorecards.com

AB	32
R	3
H	6
RBI	3
BB	1
SO	11
LOB	9

Inning Stats	1	2	3	4	5	6	7	8	9
R	0	0	0	0	2	0	0	0	1
E	0	0	0	0	0	0	0	0	0
K	0	2	1	0	1	3	2	1	1
S	3	7	5	3	7	11	7	5	7
H	0	0	0	0	2	2	0	0	2
LOB	0	1	0	0	0	2	0	0	1
BB	0	1	0	0	0	0	0	0	0
P	3	11	5	3	7	11	7	5	7

1B	4
2B	1
3B	0
HR	1
SF	1
SAC	0
DP	0
HBP	0

WP	0
PB	0
SB	0
CS	0
PA	34

PITCHER		IP	WLS	BF	H	R	ER	SO	BB	IBB	HBP	BLK	WP	HR	S	P	ERA	WHIP
Don Mossi, L ERA: 4.43	(1, 1)	5.0	L	18	2	2	2	4	1	0	0	0	0	1	25	29	3.60	0.600
Jim Bunning, R ERA: 4.42	(6, 1)	4.0		16	4	1	1	7	0	0	0	0	0	0	30	30	2.25	1.000

PITCHER	IP	WLS	BF	H	R	ER	SO	BB	IBB	HBP	BLK	WP	HR	S	P	ERA	WHIP

BOTTOM

Chicago White Sox @ Detroit Tigers

Tiger Stadium, Detroit, MI

Wed Jul 24 1963, 7:05 PM EDT

Att. 12,831 - Unknown

Batter	1	2	3	4	5	6	7	8	9	AB	R	H	RBI	BB	SO	LOB
Jake Wood, R (1, 4) OBP: 0.332, SLG: 0.411	K2-3		F3		FC6-4, 1B		F9			4	0	1	0	0	1	1
Dick McAuliffe, L (1, 6) OBP: 0.340, SLG: 0.389	K		K		FC6-4 1-2f			6-3		4	0	0	0	0	2	1
Al Kaline, R (1, 9) OBP: 0.386, SLG: 0.523	L9			L4-3	L9			L7		4	0	0	0	0	0	1
Rocky Colavito, R (1, 7) OBP: 0.361, SLG: 0.432		F5		HR		F8		F9		4	1	1	1	0	0	0
Bubba Phillips, R (1, 5) OBP: 0.267, SLG: 0.318		F8		1B		1B			1-3	4	0	2	0	0	0	0
Norm Cash, L (1, 3) OBP: 0.360, SLG: 0.440		1B		K		K			BB, 1B	3	0	1	0	1	2	2
Bill Bruton, L (9, PR) OBP: 0.318, SLG: 0.363		BB								0	0	0	0	0	0	0
George Thomas, R (1, 8) OBP: 0.280, SLG: 0.340		1-2, 1B		1-2, 1B		K			1-2, BB	3	0	2	0	1	1	1
Gus Triandos, R (1, 2) OBP: 0.322, SLG: 0.408		F7		K			K2-6-2, 2B		F8	3	0	1	0	0	1	4
Willie Smith, L (7, PR) OBP: 0.143, SLG: 0.143										0	0	0	0	0	0	0
Bill Freehan, R (8, 2) OBP: 0.372, SLG: 0.431										1	0	0	0	0	0	2
Don Mossi, L (1, 1) OBP: 0.344, SLG: 0.269			6-3		K		K2-6-2, 2-2		F9	2	0	0	0	0	1	0
Jim Bunning, R (6, 1) OBP: 0.192, SLG: 0.200										1	0	0	0	0	1	1
Mike Roarke, R (9, PH) OBP: 0.286, SLG: 0.231										1	0	0	0	0	0	2
Inning Stats	R: 0 E: 0 K: 2 S: 7 H: 0 LOB: 0 BB: 0 P: 7	R: 0 E: 0 K: 0 S: 4 H: 1 LOB: 2 BB: 1 P: 8	R: 0 E: 0 K: 1 S: 5 H: 0 LOB: 0 BB: 0 P: 5	R: 1 E: 0 K: 2 S: 10 H: 3 LOB: 2 BB: 0 P: 10	R: 0 E: 0 K: 1 S: 6 H: 1 LOB: 1 BB: 0 P: 6	R: 0 E: 0 K: 2 S: 8 H: 1 LOB: 1 BB: 0 P: 8	R: 0 E: 0 K: 1 S: 5 H: 1 LOB: 1 BB: 0 P: 5	R: 0 E: 0 K: 0 S: 3 H: 0 LOB: 0 BB: 0 P: 3	R: 0 E: 0 K: 0 S: 4 H: 1 LOB: 2 BB: 1 P: 8	1B: 6 2B: 2 3B: 0 HR: 1 SF: 0 SAC: 0 DP: 1 HBP: 0						

PITCHER	IP	WLS	BF	H	R	ER	SO	BB	IBB	HBP	BLK	WP	HR	S	P	ERA	WHIP
Gary Peters, L (1, 1) ERA: 2.11	9.0	W	36	8	1	1	9	2	0	0	0	0	1	52	60	1.00	1.111

PITCHER	IP	WLS	BF	H	R	ER	SO	BB	IBB	HBP	BLK	WP	HR	S	P	ERA	WHIP

AB	34
R	1
H	8
RBI	1
BB	2
SO	9
LOB	15

WP: 0 PA: 36
PB: 0
SB: 0
CS: 0

livebaseballscorecards.com

Chicago White Sox @ Detroit Tigers

Tiger Stadium, Detroit, MI

Thu Jul 25 1963, 4:33 AM EDT

Att. 6,071 - Unknown

TOP

livebaseballscorecards.com

Batter	1	2	3	4	5	6	7	8	9	AB	R	H	RBI	BB	SO	LOB
Mike Hershberger, R (1, 8) (9, 9) OBP: 0.359, SLG: 0.397	F7		1B 2B		BB 5-3		F7		F2	4	1	1	0	1	0	2
Nellie Fox, L (1, 4) OBP: 0.324, SLG: 0.336	K		3B 1B 2-H		5-3 1-2f		1B 2-H 3-H			4	1	2	3	0	1	1
Dave Nicholson, R (1, 7) OBP: 0.332, SLG: 0.444	BB		3B 1-H		K2-3		F4			3	0	1	1	1	1	1
Jim Landis, R (9, 8) OBP: 0.332, SLG: 0.422										0	0	0	0	0	0	0
Jim Lemon, R (1, 3) OBP: 0.300, SLG: 0.292	K		1B			5-3		F7		3	0	1	0	0	1	1
Tom McCraw, L (6, 3) OBP: 0.272, SLG: 0.321										1	0	0	0	0	0	0
Pete Ward, L (1, 5) OBP: 0.346, SLG: 0.465		4-3	F4			K		1B		4	0	1	0	0	1	2
Ron Hansen, R (1, 6) OBP: 0.315, SLG: 0.391		K	F8			K		F8		4	0	0	0	0	2	3
Floyd Robinson, L (1, 9) (9, 7) OBP: 0.352, SLG: 0.434		3B	F5				SH3-4 1B 1B	F4		4	1	2	0	0	0	1
Cam Carreon, R (1, 2) OBP: 0.283, SLG: 0.315		K	6-3				SH3-4 1B 1-2		F8	3	1	1	0	0	1	1
J.C. Martin, L (8, 2) OBP: 0.259, SLG: 0.285										1	0	0	0	0	0	0
Joe Horlen, R (1, 1) OBP: 0.250, SLG: 0.250			K	L9			SH3-4 1-2 2-3		1-3	2	0	0	0	0	1	0
Jim Brosnan, R (8, 1) OBP: 0.286, SLG: 0.286										0	0	0	0	0	0	0
Juan Pizarro, L (8, 1) OBP: 0.176, SLG: 0.300										1	0	0	0	0	0	0

	AB	34
	R	4
	H	9
	RBI	4
	BB	2
	SO	8
	LOB	12

Inning Stats	1	2	3	4	5	6	7	8	9
	R: 0 E: 0 K: 2 S: 7	H: 0 LOB: 1 BB: 1 P: 11	R: 0 E: 0 K: 2 S: 8	H: 1 LOB: 1 BB: 0 P: 8	R: 2 E: 0 K: 1 S: 9	H: 4 LOB: 2 BB: 0 P: 9	R: 0 E: 0 K: 0 S: 3	H: 0 LOB: 0 BB: 0 P: 3	R: 0 E: 0 K: 1 S: 4	H: 0 LOB: 0 BB: 1 P: 8
	R: 0 E: 0 K: 2 S: 7	H: 0 LOB: 0 BB: 0 P: 7	R: 2 E: 0 K: 0 S: 6	H: 3 LOB: 1 BB: 0 P: 6	R: 0 E: 0 K: 0 S: 4	H: 1 LOB: 1 BB: 0 P: 4	R: 0 E: 0 K: 0 S: 3	H: 0 LOB: 0 BB: 0 P: 3		

	1B: 6	SF: 0	WP: 0	PA: 37
	2B: 2	SAC: 1	PB: 0	
	3B: 2	DP: 1	SB: 0	
	HR: 0	HBP: 0	CS: 0	

PITCHER		IP	WLS	BF	H	R	ER	SO	BB	IBB	HBP	BLK	WP	HR	S	P	ERA	WHIP
Mickey Lolich, L ERA: 4.02	(1, 1)	6.2	L	29	8	4	4	8	2	0	0	0	0	0	43	51	5.40	1.500
Fred Gladding, R ERA:	(7, 1)	0.1		1	0	0	0	0	0	0	0	0	0	0	1	1	0.00	0.000
Terry Fox, R ERA: 4.63	(8, 1)	2.0		7	1	0	0	0	0	0	0	0	0	0	7	7	0.00	0.500

PITCHER		IP	WLS	BF	H	R	ER	SO	BB	IBB	HBP	BLK	WP	HR	S	P	ERA	WHIP

BOTTOM

Batter	1	2	3	4	5	6	7	8	9	AB	R	H	RBI	BB	SO	LOB
Jake Wood, R (1, 4) OBP: 0.330, SLG: 0.407	4-3		5-3		F8		HR (1-H, 2-H)		F8	3	0	0	0	0	0	1
Don Wert, R (7, 4) OBP: 0.317, SLG: 0.300										2	1	1	3	0	0	1
Dick McAuliffe, L (1, 6) OBP: 0.335, SLG: 0.383	K		4-3			F5	K		F4	5	0	0	0	0	2	2
Al Kaline, R (1, 9) OBP: 0.388, SLG: 0.525	L6-3			L9		2B		WP, 1B		4	0	2	0	0	0	0
Rocky Colavito, R (1, 7) OBP: 0.362, SLG: 0.429		BBBB, G6-3, BB		BBBB, 1B, BB		F9		F3		2	0	0	0	2	0	2
Bill Bruton, L (1, 8) OBP: 0.315, SLG: 0.359	G6-3 (1-2f)			F8		4-3		F3 (1-2)		3	0	0	0	0	0	3
George Thomas, R (8, PH) OBP: 0.279, SLG: 0.338										1	0	0	0	0	0	1
(9, 8)																
Norm Cash, L (1, 3) OBP: 0.364, SLG: 0.445	2B			1B (1-2)			K	BB		3	0	2	0	1	1	0
Bubba Phillips, R (1, 5) OBP: 0.267, SLG: 0.317	6-3			F9			1B, HR, 1B		F9	4	1	1	0	0	0	5
Mike Roarke, R (1, 2) OBP: 0.333, SLG: 0.294			SH1-3, 1B		1-3		F7		1B	4	0	2	0	0	0	1
Willie Smith, L (9, PR) OBP: 0.143, SLG: 0.143										0	0	0	0	0	0	0
Mickey Lolich, S (1, 1) OBP: 0.269, SLG: 0.050			SH1-3 (1-2)		K		HR, 1B (1-2)		K	1	0	0	0	0	1	0
Fred Gladding, L (7, 1)										0	0	0	0	0	0	0
Gates Brown, L (7, PH) OBP: 0.333, SLG: 0.407										1	1	1	0	0	0	0
Terry Fox, R (8, 1)										0	0	0	0	0	0	0
Gus Triandos, R (9, PH) OBP: 0.322, SLG: 0.408										1	0	0	0	0	1	1
Inning Stats	R: 0 E: 0 K: 1 S: 5 H: 0 LOB: 0 BB: 0 P: 5	R: 0 E: 0 K: 0 S: 3 H: 1 LOB: 1 BB: 1 P: 7	R: 0 E: 0 K: 0 S: 4 H: 1 LOB: 1 BB: 0 P: 4	R: 0 E: 0 K: 0 S: 4 H: 1 LOB: 2 BB: 1 P: 8	R: 0 E: 0 K: 1 S: 5 H: 0 LOB: 0 BB: 0 P: 5	R: 0 E: 0 K: 0 S: 4 H: 1 LOB: 1 BB: 0 P: 4	R: 3 E: 0 K: 2 S: 10 H: 3 LOB: 0 BB: 0 P: 10	R: 0 E: 0 K: 0 S: 4 H: 1 LOB: 2 BB: 1 P: 8	R: 0 E: 0 K: 1 S: 6 H: 1 LOB: 1 BB: 0 P: 6	1B: 6 2B: 2 3B: 0 HR: 1 SF: 0 SAC: 1 DP: 1 HBP: 0						

PITCHER		IP	WLS	BF	H	R	ER	SO	BB	IBB	HBP	BLK	WP	HR	S	P	ERA	WHIP
Joe Horlen, R ERA: 4.2	(1, 1)	7.0	W	29	7	3	3	4	2	0	0	0	0	1	35	43	3.86	1.286
Jim Brosnan, R ERA: 2.38	(8, 1)	0.1		2	1	0	0	0	0	0	0	0	0	0	2	2	0.00	3.000
Juan Pizarro, L ERA: 2.13	(8, 1)	1.2	S	7	1	0	0	1	1	0	0	0	1	0	8	12	0.00	1.200

PITCHER		IP	WLS	BF	H	R	ER	SO	BB	IBB	HBP	BLK	WP	HR	S	P	ERA	WHIP

Chicago White Sox @ Detroit Tigers

Tiger Stadium, Detroit, MI

Thu Jul 25 1963, 4:33 AM EDT

Att. 6,071 - Unknown

livebaseballscorecards.com

AB	34
R	3
H	9
RBI	3
BB	3
SO	5
LOB	17

WP: 1	PA: 38			
PB: 0				
SB: 0				
CS: 0				

Batter	1	2	3	4	5	6	7	8	9	AB	R	H	RBI	BB	SO	LOB
Don Blasingame, L (1, 4) OBP: 0.301, SLG: 0.222	6-3		3-1 1-2 2-3			BBBB 4-0 1B 1B BB		BBBB 4-0 G6-4-3 BB		2	1	0	0	2	0	2
Jim King, L (1, 9) OBP: 0.338, SLG: 0.494	4-3		4-1			0-0 1B 1-2 1B		0-0 F8		4	0	1	0	0	0	3
Chuck Hinton, R (1, 7) OBP: 0.333, SLG: 0.455	6-3			5-3		0-0 L9		0-0 G6-4-3 1-2f		4	0	0	0	0	0	3
Bobo Osborne, L (1, 3) OBP: 0.312, SLG: 0.397		4-3		F5		0-0 1-3 2-H 1B			SSS 0-3 K	4	0	1	1	0	1	0
Don Lock, R (1, 8) OBP: 0.331, SLG: 0.435		4-3		SSS 0-3 K			BBBB 4-0 FC1-4 BB		SSS 0-3 K	3	0	0	0	1	2	0
Don Zimmer, R (1, 5) OBP: 0.306, SLG: 0.456		SSS 0-3 K			5-3		0-0 FC1-4 1-2f HR		SSS 0-3 K	4	1	0	0	0	2	1
Ken Retzer, L (1, 2) OBP: 0.261, SLG: 0.268			3-1		6-3		0-0 2-H HR			3	1	1	2	0	0	0
Ed Brinkman, R (1, 6) OBP: 0.273, SLG: 0.313			0-0 3-1 1B 1B		SSS 0-3 K		0-0 F8			3	0	1	0	0	1	0
Don Rudolph, L (1, 1) OBP: 0.216, SLG: 0.235 Ron Kline, R (9, 1) OBP: 0.200, SLG: 0.600			0-0 1-2 3-1 1B			0-0 4-3	0-0 5-3			3 0	0 0	1 0	0 0	0 0	0 0	0 0
Inning Stats	R: 0 E: 0 K: 0 S: 3 H: 0 LOB: 0 BB: 0 P: 3	R: 0 E: 0 K: 1 S: 5 H: 0 LOB: 0 BB: 0 P: 5	R: 0 E: 0 K: 0 S: 5 H: 2 LOB: 2 BB: 0 P: 5	R: 0 E: 0 K: 1 S: 5 H: 0 LOB: 0 BB: 0 P: 5	R: 0 E: 0 K: 1 S: 5 H: 0 LOB: 0 BB: 0 P: 5	R: 1 E: 0 K: 0 S: 4 H: 2 LOB: 2 BB: 1 P: 8	R: 2 E: 1 K: 0 S: 4 H: 1 LOB: 0 BB: 1 P: 8	R: 0 E: 0 K: 0 S: 2 H: 0 LOB: 0 BB: 1 P: 6	R: 0 E: 0 K: 3 S: 9 H: 0 LOB: 0 BB: 0 P: 9	1B: 4 2B: 0 3B: 0 HR: 1 SF: 0 SAC: 0 DP: 1 HBP: 0						

PITCHER		IP	WLS	BF	H	R	ER	SO	BB	IBB	HBP	BLK	WP	HR	S	P	ERA	WHIP
Frank Lary, R ERA: 3.73	(1, 1)	7.0	L	27	5	3	3	3	2	0	0	0	0	1	31	39	3.86	1.000
Alan Koch, R ERA:	(8, 1)	0.1		2	0	0	0	0	1	0	0	0	0	0	1	5	0.00	3.000
Fred Gladding, R ERA:	(8, 1)	1.2		4	0	0	0	3	0	0	0	0	0	0	10	10	0.00	0.000

PITCHER	IP	WLS	BF	H	R	ER	SO	BB	IBB	HBP	BLK	WP	HR	S	P	ERA	WHIP

Washington Senators @ Detroit Tigers

Tiger Stadium, Detroit, MI

Fri Jul 26 1963, 7:05 PM EDT

Att. 11,123 - Unknown

TOP

livebaseballscorecards.com

AB	30
R	3
H	5
RBI	3
BB	3
SO	6
LOB	9

WP: 0 PB: 0 SB: 0 CS: 0 PA: 33

Batter	1	2	3	4	5	6	7	8	9	AB	R	H	RBI	BB	SO	LOB
Dick McAuliffe, L (1, 6) OBP: 0.334, SLG: 0.387	4-3		F9		3B		4-3			4	0	1	0	0	0	0
Bubba Phillips, R (1, 5) OBP: 0.267, SLG: 0.316	K		BB 1B 1B		P4			6-3		4	0	1	0	0	1	1
Al Kaline, R (1, 9) OBP: 0.389, SLG: 0.533	HR		BB 1-2 1B		L9			L7		4	1	2	1	0	0	1
Rocky Colavito, R (1, 7) OBP: 0.369, SLG: 0.440	2B		B B B 1-2 2-3 BB			2B		1B		3	0	3	0	1	0	0
Norm Cash, L (1, 3) OBP: 0.360, SLG: 0.439	F7		4-3			F9		F5		4	0	0	0	0	0	6
George Thomas, R (1, 8) OBP: 0.283, SLG: 0.341		6-3		F3		G5-4-3 1B			FC6-4 1B	4	0	2	0	0	0	0
Bill Freehan, R (1, 2) OBP: 0.364, SLG: 0.420		6-3		F8		G5-4-3 1-2f			F8	4	0	0	0	0	0	3
Don Wert, R (1, 4) OBP: 0.308, SLG: 0.290		F9		F7			F8		FC6-4 1-2f	3	0	0	0	0	0	0
Bill Bruton, L (9, PH) OBP: 0.314, SLG: 0.358										1	0	0	0	0	0	1
Frank Lary, R (1, 1) OBP: 0.286, SLG: 0.231			F2		P3		F9		G3	2	0	0	0	0	0	0
Gus Triandos, R (7, PH) OBP: 0.321, SLG: 0.406										1	0	0	0	0	0	0
Alan Koch, R (8, 1)										0	0	0	0	0	0	0
Fred Gladding, L (8, 1)										0	0	0	0	0	0	0
Gates Brown, L (9, PH) OBP: 0.323, SLG: 0.393										1	0	0	0	0	0	1
Inning Stats	R: 1 E: 0 K: 1 S: 7 H: 2 LOB: 1 BB: 0 P: 7	R: 0 E: 0 K: 0 S: 3 H: 0 LOB: 0 BB: 0 P: 3	R: 0 E: 0 K: 0 S: 5 H: 2 LOB: 3 BB: 1 P: 9	R: 0 E: 0 K: 0 S: 3 H: 0 LOB: 0 BB: 0 P: 3	R: 0 E: 0 K: 0 S: 4 H: 1 LOB: 1 BB: 0 P: 4	R: 0 E: 0 K: 0 S: 4 H: 2 LOB: 1 BB: 0 P: 4	R: 0 E: 0 K: 0 S: 3 H: 0 LOB: 0 BB: 0 P: 3	R: 0 E: 0 K: 0 S: 4 H: 1 LOB: 1 BB: 0 P: 4	R: 0 E: 0 K: 0 S: 4 H: 1 LOB: 1 BB: 0 P: 4	1B: 5 2B: 2 3B: 1 HR: 1 SF: 0 SAC: 0 DP: 1 HBP: 0						

PITCHER	IP	WLS	BF	H	R	ER	SO	BB	IBB	HBP	BLK	WP	HR	S	P	ERA	WHIP
Don Rudolph, L (1, 1) ERA: 3.97	8.0	W	33	9	1	1	1	1	0	0	0	0	1	34	38	1.12	1.250
Ron Kline, R (9, 1) ERA: 3.02	1.0	S	3	0	0	0	0	0	0	0	0	0	0	3	3	0.00	0.000

PITCHER	IP	WLS	BF	H	R	ER	SO	BB	IBB	HBP	BLK	WP	HR	S	P	ERA	WHIP

BOTTOM

Washington Senators @ Detroit Tigers

Tiger Stadium, Detroit, MI

Fri Jul 26 1963, 7:05 PM EDT

Att. 11,123 - Unknown

livebaseballscorecards.com

AB	35
R	1
H	9
RBI	1
BB	1
SO	1
LOB	13

WP: 0 PA: 36
PB: 0
SB: 0
CS: 0

Batter	1	2	3	4	5	6	7	8	9	AB	R	H	RBI	BB	SO	LOB
Marv Breeding, R (1, 4) OBP: 0.299, SLG: 0.345	x 0-0 ① L9	x 0-0 ③ 1-3		x 0-0 HBP 1-2 1B		x 0-0 2B		x 0-0 ② F2		5	0	2	0	0	0	1
Minnie Minoso, R (1, 7) OBP: 0.326, SLG: 0.301	x 0-0 1B SF8 1B		x 0-0 ① F8	H 1-0 1-2 2-3 HBP		x 0-0 ② 5-3		x 0-0 1B 2B		4	2	2	0	0	0	1
Chuck Hinton, R (1, 9) OBP: 0.336, SLG: 0.458	x 0-0 1-3 1B		x 0-0 2B 2B 1B	x 0-0 ② SF8 3-H		S S S 0-3 ③ K		x 0-0 ③ 2-H 1B		4	1	3	2	0	1	1
Don Leppert, R (1, 2) OBP: 0.313, SLG: 0.396	B B B B 4-0 BB		x 0-0 1-3 2B 2B	x 0-0 ③ L9			x 0-0 ① 1-3		x 0-0 ① L9	4	1	1	0	1	0	2
Don Lock, R (1, 8) OBP: 0.335, SLG: 0.462	x 0-0 ② SF8 3-H		x 0-0 2-H 3-H 2B		x 0-0 HR		x 0-0 HR		x 0-0 ② F7	4	2	3	5	0	0	0
Don Zimmer, R (1, 5) OBP: 0.302, SLG: 0.471	x 0-0 ③ 4-3		x 0-0 ② 4-3		S S S 0-3 ① K		x 0-0 HR		x 0-0 ③ F8	5	1	1	1	0	1	3
Dick Phillips, L (1, 3) OBP: 0.284, SLG: 0.326		x 0-0 ① 1-3	S S S 0-3 ③ K		x 0-0 ② 4-3		x 0-0 ② 1-3			4	0	0	0	0	1	1
Ed Brinkman, R (1, 6) OBP: 0.273, SLG: 0.315		x 0-0 PB 2B		x 0-0 ① F7	x 0-0 ③ 6-3		x 0-0 ③ F7			4	0	1	0	0	0	0
Claude Osteen, L (1, 1) OBP: 0.186, SLG: 0.146 Ron Kline, R (9, 1) OBP: 0.200, SLG: 0.600		S S S 0-3 ② K 2-3		B B B B 4-0 HBP 1B SF8 BB		x 0-0 ① 1-5-3		x 0-0 ① F8		3	1	0	0	1	1	1
										0	0	0	0	0	0	0

TOP

Washington Senators @ Detroit Tigers

Tiger Stadium, Detroit, MI

Sat Jul 27 1963, 4:33 AM EDT

Att. 4,983 - Unknown

livebaseballscorecards.com

AB	37
R	8
H	13
RBI	8
BB	2
SO	4
LOB	10

Inning Stats	1	2	3	4	5	6	7	8	9
	R: 1 E: 0 K: 0 S: 5	R: 0 E: 0 K: 1 S: 6	R: 2 E: 0 K: 1 S: 8	R: 1 E: 0 K: 0 S: 4	R: 1 E: 0 K: 1 S: 6	R: 0 E: 0 K: 1 S: 6	R: 2 E: 0 K: 0 S: 5	R: 1 E: 0 K: 0 S: 4	R: 0 E: 0 K: 0 S: 3
	H: 2 LOB: 2 BB: 1 P: 9	H: 1 LOB: 1 BB: 0 P: 6	H: 3 LOB: 1 BB: 0 P: 8	H: 1 LOB: 2 BB: 1 P: 9	H: 1 LOB: 0 BB: 0 P: 6	H: 1 LOB: 1 BB: 0 P: 6	H: 2 LOB: 0 BB: 0 P: 5	H: 2 LOB: 1 BB: 0 P: 4	H: 0 LOB: 0 BB: 0 P: 3

| | | | | | | | | | |

BOTTOM

Washington Senators @ Detroit Tigers

Tiger Stadium, Detroit, MI

Sat Jul 27 1963, 4:33 AM EDT

Att. 4,983 - Unknown

Batter	1	2	3	4	5	6	7	8	9	AB	R	H	RBI	BB	SO	LOB
Dick McAuliffe, L (1, 6) OBP: 0.332, SLG: 0.384	G4-6-3 1B		6-3			3-1	F8		L7	5	0	1	0	0	0	1
Bubba Phillips, R (1, 5) OBP: 0.269, SLG: 0.317	G4-6-3 1-2f		L8			E 1B 1B		E4 1B WP 1B	1B	5	2	2	0	0	0	1
Al Kaline, R (1, 9) OBP: 0.386, SLG: 0.529	L9			L7		E5 1-H 1B		L5-3 1-2	L4	5	0	1	0	0	0	2
Rocky Colavito, R (1, 7) OBP: 0.372, SLG: 0.442		E 1B		4-3		BB		1B SF8 2-3 1B		3	1	2	0	1	0	0
Norm Cash, L (1, 3) OBP: 0.359, SLG: 0.437		E6 1-2		K		K		SF8 1-3 3-H 1B		4	0	1	1	0	2	3
George Thomas, R (1, 8) OBP: 0.278, SLG: 0.336		K			3-1	F9		SF8 1-2 3-H		3	0	0	1	0	1	4
Gus Triandos, R (1, 2) OBP: 0.316, SLG: 0.398		F9			6-3		K	F8		4	0	0	0	0	1	3
Don Wert, R (1, 4) OBP: 0.324, SLG: 0.340		L4			1B		1B		HR	4	1	3	1	0	0	2
Hank Aguirre, R (1, 1) OBP: 0.188, SLG: 0.217 Bob Anderson, R (4, 1) OBP: 0.500, SLG: 0.500 Mike Roarke, R (5, PH) OBP: 0.316, SLG: 0.278 Bill Faul, R (6, 1) OBP: 0.154, SLG: 0.200 Gates Brown, L (7, PH) OBP: 0.313, SLG: 0.379 Terry Fox, R (8, 1) Bill Freehan, R (9, PH) OBP: 0.362, SLG: 0.418			K		F3		K		F5	1 0 1 0 1 0 1	0 0 0 0 0 0 0	0 0 0 0 0 1 0	0 0 0 0 0 0 0	0 0 0 0 1 0 0	1 0 1 0 0 0 0	0 0 1 0 0 1 0
Inning Stats	R: 0 E: 0 K: 0 S: 3 H: 1 LOB: 0 BB: 0 P: 3	R: 0 E: 1 K: 1 S: 7 H: 1 LOB: 2 BB: 0 P: 7	R: 0 E: 0 K: 1 S: 5 H: 0 LOB: 0 BB: 0 P: 5	R: 0 E: 0 K: 1 S: 5 H: 0 LOB: 0 BB: 0 P: 5	R: 0 E: 0 K: 0 S: 4 H: 1 LOB: 1 BB: 0 P: 4	R: 1 E: 1 K: 1 S: 7 H: 2 LOB: 2 BB: 1 P: 11	R: 0 E: 0 K: 2 S: 8 H: 1 LOB: 1 BB: 0 P: 8	R: 2 E: 1 K: 0 S: 6 H: 2 LOB: 1 BB: 0 P: 6	R: 1 E: 0 K: 0 S: 5 H: 2 LOB: 1 BB: 0 P: 5	1B: 9 2B: 0 3B: 0 HR: 1	SF: 1 SAC: 0 DP: 1 HBP: 0						

	AB	37
	R	4
	H	10
	RBI	3
	BB	1
	SO	6
	LOB	18

WP: 1 PB: 0 SB: 0 CS: 0 PA: 39

livebaseballscorecards.com

PITCHER		IP	WLS	BF	H	R	ER	SO	BB	IBB	HBP	BLK	WP	HR	S	P	ERA	WHIP
Claude Osteen, L ERA: 3.23	(1, 1)	8.0	W	35	9	4	1	6	1	0	0	0	1	1	46	50	1.12	1.250
Ron Kline, R ERA: 2.96	(9, 1)	1.0	S	4	1	0	0	0	0	0	0	0	0	0	4	4	0.00	1.000

PITCHER	IP	WLS	BF	H	R	ER	SO	BB	IBB	HBP	BLK	WP	HR	S	P	ERA	WHIP

Batter	1	2	3	4	5	6	7	8	9	AB	R	H	RBI	BB	SO	LOB
Don Blasingame, L (1, 4) OBP: 0.295, SLG: 0.211	L4	BBBB 4-0 1-2 BB			G3		FC5-4 1-2f		P5	4	0	0	0	1	0	1
Jim King, L (1, 9) OBP: 0.336, SLG: 0.489	1-3	4-3			G3		SSS 0-3 K		1B	5	0	1	0	0	1	4
Chuck Hinton, R (1, 7) OBP: 0.336, SLG: 0.457	F8		1B 1B		P6			S 3-1 1B	L9	5	0	2	0	0	0	1
Bobo Osborne, L (1, 3) OBP: 0.311, SLG: 0.395		SSS 0-3 K	1-3 G4-3 1B			L9		1-2 3-1		4	0	1	0	0	1	1
Don Lock, R (1, 8) OBP: 0.334, SLG: 0.457		1-3	SSS 0-3 K			F8		BBBB 4-0 S BB		3	0	0	0	1	1	2
Don Zimmer, R (1, 5) OBP: 0.308, SLG: 0.488		2B 1B 1B	1-2f G4-3			3B		SSS 0-3 K 1-2 2-3		4	1	2	0	0	1	4
Ken Retzer, L (1, 2) OBP: 0.268, SLG: 0.278		1-3 1B 2B	SSS 0-3 K			L9		BBBB 4-0 BB		3	1	1	0	1	1	1
Ed Brinkman, R (1, 6) OBP: 0.276, SLG: 0.316 Dick Phillips, L (8, PH) OBP: 0.282, SLG: 0.323 Chuck Cottier, R (8, 6) OBP: 0.253, SLG: 0.319	IIII 4-0 1B IBB		F2				FC5-4 1B	L7		2 1 0	0 0 0	1 0 0	0 0 0	1 0 0	0 0 0	0 3 0
Pete Burnside, R (1, 1) OBP: 0.333, SLG: 0.200 Jim Duckworth, R (5, 1) Minnie Minoso, R (9, PH) OBP: 0.325, SLG: 0.300		1-3 2-H 3-H BB 1B	SSS 0-3 K				SSS 0-3 K		F8	2 1 1	0 0 0	1 0 0	2 0 0	0 0 0	1 1 0	0 1 0
Inning Stats	R: 0 E: 0 K: 0 S: 3 H: 0 LOB: 0 BB: 0 P: 3	R: 2 E: 0 K: 1 S: 8 H: 3 LOB: 3 BB: 2 P: 16	R: 0 E: 0 K: 1 S: 6 H: 2 LOB: 1 BB: 0 P: 6	R: 0 E: 0 K: 2 S: 7 H: 0 LOB: 0 BB: 0 P: 7	R: 0 E: 0 K: 0 S: 3 H: 0 LOB: 0 BB: 0 P: 3	R: 0 E: 0 K: 0 S: 4 H: 1 LOB: 1 BB: 0 P: 4	R: 0 E: 0 K: 2 S: 8 H: 1 LOB: 1 BB: 0 P: 8	R: 0 E: 0 K: 1 S: 6 H: 1 LOB: 3 BB: 2 P: 14	R: 0 E: 0 K: 0 S: 4 H: 1 LOB: 1 BB: 0 P: 4	1B: 7 2B: 1 3B: 1 HR: 0	SF: 0 SAC: 0 DP: 1 HBP: 0						

TOP

Washington Senators @ Detroit Tigers

Tiger Stadium, Detroit, MI

Sun Jul 28 1963, 4:33 AM EDT

Unknown

livebaseballscorecards.com

AB	35
R	2
H	9
RBI	2
BB	4
SO	7
LOB	18

WP: 0 PB: 0 SB: 2 CS: 0 PA: 39

PITCHER		IP	WLS	BF	H	R	ER	SO	BB	IBB	HBP	BLK	WP	HR	S	P	ERA	WHIP
Jim Bunning, R ERA: 4.33	(1, 1)	7.1	W	31	8	2	2	6	1	1	0	0	0	0	41	49	2.46	1.227
Fred Gladding, R ERA:	(8, 1)	1.2	S	8	1	0	0	1	2	0	0	0	0	0	8	16	0.00	1.800

PITCHER		IP	WLS	BF	H	R	ER	SO	BB	IBB	HBP	BLK	WP	HR	S	P	ERA	WHIP

Batter	1	2	3	4	5	6	7	8	9	AB	R	H	RBI	BB	SO	LOB
Don Wert, R (1, 4) OBP: 0.330, SLG: 0.350	4-3		BB 1-2		F7	2B				3	0	1	0	1	0	0
Dick McAuliffe, L (1, 6) OBP: 0.334, SLG: 0.389	FC5-4 1B		K		HR 2B	4-3				4	1	2	0	0	1	3
Al Kaline, R (1, 9) OBP: 0.385, SLG: 0.534	L7		K		HR 2-H		K			4	1	1	2	0	2	3
Rocky Colavito, R (1, 7) OBP: 0.371, SLG: 0.440	FC5-4 1-2f		FC5-4 1-2 2-3		6-3		F9			4	0	1	0	0	0	1
Bubba Phillips, R (1, 5) OBP: 0.269, SLG: 0.316		L7	FC5-4 1-2f		1B 1B		5-3			4	0	1	0	0	0	3
George Thomas, R (1, 8) OBP: 0.286, SLG: 0.363		2B		HR	1B 1-3			6-3		4	1	3	1	0	0	0
Bill Freehan, R (1, 3) OBP: 0.354, SLG: 0.407		5-3		E6 G6-4-3	K			F8		4	0	0	0	0	1	3
Gus Triandos, R (1, 2) OBP: 0.310, SLG: 0.391		K		G6-4-3 1-2f		K		F9		4	0	0	0	0	2	2
Jim Bunning, R (1, 1) OBP: 0.200, SLG: 0.192 Fred Gladding, L (8, 1)			BB 1B BLK	5-3		K				2 0	0 0	0 0	0 0	1 0	1 0	0 0
Inning Stats	R: 0 E: 0 K: 0 S: 4 H: 1 LOB: 1 BB: 0 P: 4	R: 0 E: 0 K: 1 S: 6 H: 1 LOB: 1 BB: 0 P: 6	R: 0 E: 0 K: 2 S: 8 H: 1 LOB: 3 BB: 2 P: 16	R: 1 E: 1 K: 0 S: 4 H: 1 LOB: 0 BB: 0 P: 4	R: 2 E: 0 K: 1 S: 9 H: 4 LOB: 2 BB: 0 P: 9	R: 0 E: 0 K: 2 S: 8 H: 1 LOB: 1 BB: 0 P: 8	R: 0 E: 0 K: 1 S: 5 H: 0 LOB: 0 BB: 0 P: 5	R: 0 E: 0 K: 0 S: 3 H: 0 LOB: 0 BB: 0 P: 3		1B: 4 2B: 3 3B: 0 HR: 2 SF: 0 SAC: 0 DP: 1 HBP: 0				WP: 0 PB: 0 SB: 0 CS: 0 PA: 35		

PITCHER		IP	WLS	BF	H	R	ER	SO	BB	IBB	HBP	BLK	WP	HR	S	P	ERA	WHIP
Pete Burnside, L ERA: 4.41	(1, 1)	4.2	L	23	7	3	3	3	2	0	0	1	0	2	27	35	5.79	1.929
Jim Duckworth, R ERA: 4.72	(5, 1)	3.1		12	2	0	0	4	0	0	0	0	0	0	20	20	0.00	0.600

PITCHER	IP	WLS	BF	H	R	ER	SO	BB	IBB	HBP	BLK	WP	HR	S	P	ERA	WHIP

BOTTOM

Washington Senators @ Detroit Tigers

Tiger Stadium, Detroit, MI

Sun Jul 28 1963, 4:33 AM EDT

Unknown

livebaseballscorecards.com

AB	33
R	3
H	9
RBI	3
BB	2
SO	7
LOB	15

Batter	1	2	3	4	5	6	7	8	9	AB	R	H	RBI	BB	SO	LOB
Don Blasingame, L (1, 4) OBP: 0.304, SLG: 0.253	F8		BBB 4-0 G6-4-3 BB		3-1			HR		3	1	1	1	1	0	1
Dick Phillips, L (1, 3) OBP: 0.275, SLG: 0.314	P6		L9			L9		5-3		4	0	0	0	0	0	1
Chuck Hinton, R (1, 7) OBP: 0.336, SLG: 0.455	SSS 0-3 K		G6-4-3 1-2f			4-3 1B		F8		4	0	1	0	0	1	1
Jim King, L (1, 9) OBP: 0.338, SLG: 0.500		1B 2B 1B		F2		4-3 1-2		HR		4	2	2	1	0	0	1
Don Lock, R (1, 8) OBP: 0.333, SLG: 0.453		P4		SSS K		BBBB BB		1-3		3	0	0	0	1	1	1
Don Zimmer, R (1, 5) OBP: 0.299, SLG: 0.472		L9		SSS K		4-3			F8	4	0	0	0	0	1	3
Ed Brinkman, R (1, 6) OBP: 0.276, SLG: 0.315		1-2 2B 1B			6-3		F9		3-1	4	1	1	0	0	0	0
Hobie Landrith, L (1, 2) OBP: 0.282, SLG: 0.240		1-H 2-H 2B			5-3		G3		F7	4	0	1	2	0	0	0
Bennie Daniels, L (1, 1) OBP: 0.353, SLG: 0.214		4-3			1B		6-3			3	0	1	0	0	0	1
Jim Duckworth, R (8, 1)										0	0	0	0	0	0	0
Inning Stats	R: 0 H: 0 E: 0 LOB: 0 K: 1 BB: 0 S: 5 P: 5	R: 2 H: 3 E: 0 LOB: 1 K: 0 BB: 0 S: 6 P: 6	R: 0 H: 0 E: 0 LOB: 0 K: 0 BB: 1 S: 2 P: 6	R: 0 H: 0 E: 0 LOB: 0 K: 2 BB: 0 S: 7 P: 7	R: 0 H: 1 E: 0 LOB: 1 K: 0 BB: 0 S: 4 P: 4	R: 0 H: 1 E: 0 LOB: 2 K: 0 BB: 1 S: 4 P: 8	R: 0 H: 0 E: 0 LOB: 0 K: 0 BB: 0 S: 3 P: 3	R: 2 H: 2 E: 0 LOB: 0 K: 0 BB: 0 S: 5 P: 5	R: 0 H: 0 E: 0 LOB: 0 K: 0 BB: 0 S: 3 P: 3	1B: 4 SF: 0 2B: 1 SAC: 0 3B: 0 DP: 1 HR: 2 HBP: 0						

PITCHER	IP	WLS	BF	H	R	ER	SO	BB	IBB	HBP	BLK	WP	HR	S	P	ERA	WHIP
Phil Regan, R (1, 1) ERA: 3.71	8.0	W	32	7	4	4	3	2	0	0	0	0	2	36	44	4.50	1.125
Fred Gladding, R (9, 1) ERA:	1.0	S	3	0	0	0	0	0	0	0	0	0	0	3	3	0.00	0.000

PITCHER	IP	WLS	BF	H	R	ER	SO	BB	IBB	HBP	BLK	WP	HR	S	P	ERA	WHIP

TOP

Washington Senators @ Detroit Tigers

Tiger Stadium, Detroit, MI

Sun Jul 28 1963, 4:38 AM EDT

Att. 10,453 - Unknown

livebaseballscorecards.com

AB	33
R	4
H	7
RBI	4
BB	2
SO	3
LOB	9

WP: 0	PA: 35		
PB: 0			
SB: 0			
CS: 0			

Washington Senators @ Detroit Tigers

Tiger Stadium, Detroit, MI

Sun Jul 28 1963, 4:38 AM EDT

Att. 10,453 - Unknown

BOTTOM

Batter	1	2	3	4	5	6	7	8	9	AB	R	H	RBI	BB	SO	LOB
Bill Bruton, L (1, 8) OBP: 0.317, SLG: 0.358	BBBB 4-0 1B 1B BB	0-0 ③ 4-3			0-0 3-4-3 1B		0-0 ② F8			3	1	1	0	1	0	0
Dick McAuliffe, L (1, 6) OBP: 0.333, SLG: 0.387	0-0 1B 6-3 1-2 1B		0-0 ① 3-1		0-0 ② 3-4-3 1-2		0-0 ③ G3			4	1	1	0	0	0	1
Al Kaline, R (1, 9) OBP: 0.386, SLG: 0.533	0-0 G3 6-3 1B 1-3 2-H 1B		0-0 ② L6-3		0-0 ③ L7			0-0 2B SF8 1B		4	2	2	1	0	0	1
Rocky Colavito, R (1, 7) OBP: 0.368, SLG: 0.435	0-0 ① 6-3 1-2 3-H		0-0 ③ 5-3			0-0 ① P6		0-0 ① F2		4	0	0	1	0	0	2
Norm Cash, L (1, 3) OBP: 0.361, SLG: 0.450	0-0 ② G3 2-3			0-0 ① F8		0-0 HR		0-0 1-3 3B 2B		4	2	2	1	0	0	1
Bubba Phillips, R (1, 5) OBP: 0.275, SLG: 0.320	0-0 3-H 1B			0-0 CS 1B		0-0 ② F7		4-0 3B IBB		3	1	2	1	1	0	0
Don Wert, R (1, 4) OBP: 0.339, SLG: 0.353 Gates Brown, L (8, PH) OBP: 0.303, SLG: 0.379 Fred Gladding, L (9, 1)	SSS 0-3 ③ K			0-0 ② 1-2 1B		BBBB 4-0 BB		0-0 ② SF8 3-H		2 0 0	0 0 0	1 0 0	0 1 0	1 0 0	1 0 0	1 0 0
Bill Freehan, R (1, 2) OBP: 0.352, SLG: 0.416		0-0 ① 6-3		0-0 ③ 1-3		0-0 ③ G3		0-0 1-H 2-H 3B		4	0	1	2	0	0	2
Phil Regan, R (1, 1) OBP: 0.250, SLG: 0.303 George Thomas, R (8, PH) OBP: 0.284, SLG: 0.361 (9, 4)		0-0 ② F7			0-0 ① 6-3		0-0 ① F8	0-0 ③ 5-3		3 1	0 0	0 0	0 0	0 0	0 0	0 1
Inning Stats	R: 3 H: 3 E: 0 LOB: 1 K: 1 BB: 1 S: 8 P: 12	R: 0 H: 0 E: 0 LOB: 0 K: 0 BB: 0 S: 3 P: 3	R: 0 H: 0 E: 0 LOB: 0 K: 0 BB: 0 S: 3 P: 3	R: 0 H: 2 E: 0 LOB: 1 K: 0 BB: 0 S: 4 P: 4	R: 0 H: 1 E: 0 LOB: 1 K: 0 BB: 0 S: 4 P: 4	R: 1 H: 1 E: 0 LOB: 1 K: 0 BB: 1 S: 4 P: 8	R: 0 H: 0 E: 0 LOB: 0 K: 0 BB: 0 S: 3 P: 3	R: 3 H: 3 E: 0 LOB: 1 K: 0 BB: 1 S: 6 P: 10		1B: 7 SF: 1 2B: 1 SAC: 0 3B: 1 DP: 0 HR: 1 HBP: 0						

livebaseballscorecards.com

AB	32
R	7
H	10
RBI	7
BB	3
SO	1
LOB	9

WP: 0 PA: 36
PB: 0
SB: 0
CS: 1

PITCHER		IP	WLS	BF	H	R	ER	SO	BB	IBB	HBP	BLK	WP	HR	S	P	ERA	WHIP
Bennie Daniels, R ERA: 4.66	(1, 1)	7.1	L	33	9	7	7	1	2	1	0	0	0	1	32	44	8.59	1.500
Jim Duckworth, R ERA: 4.68	(8, 1)	0.2		3	1	0	0	0	0	0	0	0	0	0	3	3	0.00	1.500

PITCHER	IP	WLS	BF	H	R	ER	SO	BB	IBB	HBP	BLK	WP	HR	S	P	ERA	WHIP

Batter	1	2	3	4	5	6	7	8	9	AB	R	H	RBI	BB	SO	LOB
Bill Bruton, L (1, 8) OBP: 0.316, SLG: 0.355	B B B B 4-0 2B E BB		x 0-0 ② G3			S S S 0-3 ① K		S S S 0-3 ③ K		3	1	0	0	1	2	0
Dick McAuliffe, L (1, 6) OBP: 0.335, SLG: 0.391	x 0-0 E9 1-H 2B		x 0-0 ③ F7			x 0-0 ② F2			x 0-0 CS 1B	4	0	2	0	0	0	0
Al Kaline, R (1, 9) OBP: 0.382, SLG: 0.528	S S S 0-3 ① K			x 0-0 ① L6-3		x 0-0 ③ L9			x 0-0 ① L9	4	0	0	0	0	1	2
Rocky Colavito, R (1, 7) OBP: 0.364, SLG: 0.430	x 0-0 ② 1-3			x 0-0 ② 6-3			x 0-0 ① 1-3		S S S 0-3 ② ③ K 1-2	4	0	0	0	0	1	2
Norm Cash, L (1, 3) OBP: 0.363, SLG: 0.449 Whitey Herzog, L (7, 3) OBP: 0.294, SLG: 0.244	x 0-0 ③ F5			B B B B 4-0 BB			H 1-0 HBP			1 0	0 0	0 0	0 0	1 0	0 0	1 0
Bubba Phillips, R (1, 5) OBP: 0.272, SLG: 0.316		x 0-0 ① F7		x 0-0 ③ F5			x 0-0 ② F8			3	0	0	0	0	0	2
Bill Freehan, R (1, 2) OBP: 0.347, SLG: 0.408		x 0-0 ② F8			x 0-0 ① 5-3		x 0-0 ③ F7			3	0	0	0	0	0	1
Don Wert, R (1, 4) OBP: 0.331, SLG: 0.343	S S S 0-3 ③ K				x 0-0 ② F9			x 0-0 ① F9		3	0	0	0	0	1	0
Mickey Lolich, S (1, 1) OBP: 0.241, SLG: 0.043			S S S 0-3 ① K		S S S 0-3 ③ K			x 0-0 ② L9		3	0	0	0	0	2	0

TOP

Detroit Tigers @ Baltimore Orioles

Memorial Stadium, Baltimore, MD

Mon Jul 29 1963, 7:05 PM EDT
Att. 4,199 - Unknown

livebaseballscorecards.com

AB	28
R	1
H	2
RBI	0
BB	2
SO	7
LOB	8

Inning Stats	1	2	3	4	5	6	7	8	9
	R: 1 E: 1 K: 1 S: 6	R: 0 E: 0 K: 1 S: 5	R: 0 E: 0 K: 1 S: 5	R: 0 E: 0 K: 0 S: 3	R: 0 E: 0 K: 1 S: 5	R: 0 E: 0 K: 1 S: 5	R: 0 E: 0 K: 0 S: 3	R: 0 E: 0 K: 1 S: 5	R: 0 E: 0 K: 1 S: 5
	H: 1 LOB: 1 BB: 1 P: 10	H: 0 LOB: 0 BB: 0 P: 5	H: 0 LOB: 0 BB: 0 P: 5	H: 0 LOB: 1 BB: 1 P: 7	H: 0 LOB: 1 BB: 0 P: 5	H: 0 LOB: 0 BB: 0 P: 5	H: 0 LOB: 1 BB: 0 P: 4	H: 0 LOB: 1 BB: 0 P: 5	H: 1 LOB: 1 BB: 0 P: 5

| | | | |

BOTTOM

Detroit Tigers @ Baltimore Orioles

Memorial Stadium, Baltimore, MD

Mon Jul 29 1963, 7:05 PM EDT

Att. 4,199 - Unknown

livebaseballscorecards.com

Batter	1	2	3	4	5	6	7	8	9	AB	R	H	RBI	BB	SO	LOB
Luis Aparicio, R (1, 6) OBP: 0.312, SLG: 0.366	F3			F7		F8			L7	4	0	0	0	0	0	1
Russ Snyder, L (1, 9) OBP: 0.330, SLG: 0.355	4-3			F8			K		HR	3	0	0	0	0	1	0
Dick Brown, R (9, PH) OBP: 0.316, SLG: 0.370										1	1	1	2	0	0	0
Bob Johnson, R (1, 3) OBP: 0.371, SLG: 0.523	F3			1B			F7			3	0	1	0	0	0	0
John Orsino, R (1, 2) OBP: 0.336, SLG: 0.443		5-3		L6			L9			3	0	0	0	0	0	1
Joe Gaines, R (1, 7) OBP: 0.379, SLG: 0.490		L7			F7			K		3	0	0	0	0	1	0
Brooks Robinson, R (1, 5) OBP: 0.314, SLG: 0.360		F7			F7			P4		3	0	0	0	0	0	0
Jackie Brandt, R (1, 8) OBP: 0.283, SLG: 0.379			K		6-3			6-3		3	0	0	0	0	1	0
Jerry Adair, R (1, 4) OBP: 0.218, SLG: 0.322			K			K			6-3	3	0	0	0	0	2	0
Robin Roberts, S (1, 1) OBP: 0.268, SLG: 0.273			6-3			F4			HR 1B	2	0	0	0	0	0	0
Al Smith, R (9, PH) OBP: 0.348, SLG: 0.429										1	0	1	0	0	0	0
Bob Saverine, S (9, PR) OBP: 0.302, SLG: 0.225										0	1	0	0	0	0	0

Inning Stats	1	2	3	4	5	6	7	8	9
R	0	0	0	0	0	0	0	0	2
H	0	0	0	1	0	0	0	0	2
E	0	0	0	0	0	0	0	0	0
LOB	0	0	0	1	0	0	0	0	1
K	0	0	2	0	0	1	1	1	0
BB	0	0	0	0	0	0	0	0	0
S	3	3	7	4	3	5	5	5	4
P	3	3	7	4	3	5	5	5	4

AB	29
R	2
H	3
RBI	2
BB	0
SO	5
LOB	2

1B	2
2B	0
3B	0
HR	1
SF	0
SAC	0
DP	0
HBP	0

WP	0
PB	0
SB	0
CS	0
PA	29

PITCHER	IP	WLS	BF	H	R	ER	SO	BB	IBB	HBP	BLK	WP	HR	S	P	ERA	WHIP
Mickey Lolich, L (1, 1) ERA: 3.84	8.2	L	29	3	2	2	5	0	0	0	0	0	1	39	39	2.08	0.346

PITCHER	IP	WLS	BF	H	R	ER	SO	BB	IBB	HBP	BLK	WP	HR	S	P	ERA	WHIP

Detroit Tigers @ Baltimore Orioles

Memorial Stadium, Baltimore, MD

Tue Jul 30 1963, 7:05 PM EDT

Att. 7,686 - Unknown

TOP

livebaseballscorecards.com

Batter	1	2	3	4	5	6	7	8	9	AB	R	H	RBI	BB	SO	LOB
Bill Bruton, L (1, 8) OBP: 0.318, SLG: 0.355	4-3		BBB 4-0 G3 BB		1-2 1B			L8		3	0	1	0	1	0	0
Dick McAuliffe, L (1, 6) OBP: 0.332, SLG: 0.387	F3		G3 1-2 2-3		1-3			F8		4	0	0	0	0	0	4
Al Kaline, R (1, 9) OBP: 0.380, SLG: 0.524	F3		SSS 0-3 K			L6		SSS 0-3 K		3	0	0	0	0	1	2
Gates Brown, L (6, 7) OBP: 0.294, SLG: 0.367										1	0	0	0	0	1	0
Rocky Colavito, R (1, 7) (6, 9) OBP: 0.361, SLG: 0.425		F6		4-3		SSS 0-3 K			SSS 0-3 K	4	0	0	0	0	2	0
Bubba Phillips, R (1, 5) OBP: 0.272, SLG: 0.316		1-3		SSS 0-3 K		1B			5-3	4	0	1	0	0	1	0
Whitey Herzog, L (1, 3) OBP: 0.309, SLG: 0.233		BBB 4-0 BB		G3		F8			BBB 4-0 BB	2	0	0	0	2	0	1
Bill Freehan, R (1, 2) OBP: 0.340, SLG: 0.399		F9			F9		5-3		F7	4	0	0	0	0	0	2
Don Wert, R (1, 4) OBP: 0.331, SLG: 0.343			G3 SH3-4 1B		6-3		4-3			3	0	1	0	0	0	0
Hank Aguirre, R (1, 1) OBP: 0.188, SLG: 0.217										0	0	0	0	0	0	0
Bob Anderson, R (3, 1) OBP: 0.667, SLG: 0.667										1	0	1	0	0	0	0
Norm Cash, L (7, PH) OBP: 0.362, SLG: 0.448										1	0	0	0	0	0	0
Phil Regan, R (7, 1) OBP: 0.250, SLG: 0.303			1-2 SH3-4		1B 1B		3-1			0	0	0	0	0	0	0
Inning Stats	R: 0 E: 0 K: 0 S: 3 H: 0 LOB: 0 BB: 0 P: 3	R: 0 E: 0 K: 0 S: 3 H: 0 LOB: 1 BB: 1 P: 7	R: 0 E: 0 K: 1 S: 6 H: 1 LOB: 2 BB: 1 P: 10	R: 0 E: 0 K: 1 S: 5 H: 0 LOB: 0 BB: 0 P: 5	R: 0 E: 0 K: 0 S: 5 H: 2 LOB: 2 BB: 0 P: 5	R: 0 E: 0 K: 1 S: 6 H: 1 LOB: 1 BB: 0 P: 6	R: 0 E: 0 K: 0 S: 3 H: 0 LOB: 0 BB: 0 P: 3	R: 0 E: 0 K: 1 S: 5 H: 0 LOB: 0 BB: 0 P: 5	R: 0 E: 0 K: 1 S: 5 H: 0 LOB: 1 BB: 1 P: 9	1B: 4 2B: 0 3B: 0 HR: 0	SF: 0 SAC: 1 DP: 0 HBP: 0						

PITCHER	IP	WLS	BF	H	R	ER	SO	BB	IBB	HBP	BLK	WP	HR	S	P	ERA	WHIP
Milt Pappas, R (1, 1) ERA: 2.54	9.0	W	34	4	0	0	5	3	0	0	0	0	0	41	53	0.00	0.778

PITCHER	IP	WLS	BF	H	R	ER	SO	BB	IBB	HBP	BLK	WP	HR	S	P	ERA	WHIP

AB	30
R	0
H	4
RBI	0
BB	3
SO	5
LOB	9

WP: 0 PB: 0 SB: 0 CS: 0 PA: 34

Batter	1	2	3	4	5	6	7	8	9	AB	R	H	RBI	BB	SO	LOB
Luis Aparicio, R (1, 6) OBP: 0.311, SLG: 0.364	S 1B	F6		6-3	FC4-6 1B 1-2f 3-H		K			5	0	1	1	0	1	3
Joe Gaines, R (1, 7) OBP: 0.388, SLG: 0.495	K 1-2		2B 1B	1B 2-H	1B		K			5	1	3	1	0	2	1
Bob Johnson, R (1, 3) OBP: 0.370, SLG: 0.520	6-3		K	1B 1-2	4-3		4-3			3	0	1	0	0	1	2
Jim Gentile, L (5, PH) OBP: 0.355, SLG: 0.445										2	0	0	0	0	0	2
(6, 3)																
John Orsino, R (1, 2) OBP: 0.337, SLG: 0.447	F7		1B 1-H 2B	F8		1B 1B		F7		5	2	2	1	0	0	3
Al Smith, R (1, 9) OBP: 0.355, SLG: 0.439		HR 1B	1-3 3-H 1B		1B 2B	1B 1-2 1B		K		5	2	4	1	0	1	0
Brooks Robinson, R (1, 5) OBP: 0.317, SLG: 0.371		1-H HR	1-3 1-2		1B 1B 2-H 1B	1-3 2-H 1B		5-3		5	2	3	4	0	0	1
Jackie Brandt, R (1, 8) OBP: 0.286, SLG: 0.380		1B	1-3	FC5-6 1B FC4-6 1-3 1B		F4				4	1	2	0	0	0	3
Jerry Adair, R (1, 4) OBP: 0.222, SLG: 0.325		L9		SH1-4 1B 1B	FC5-6 1-2 3-H 1B		K			4	1	2	1	0	1	3
Milt Pappas, R (1, 1) OBP: 0.100, SLG: 0.082		K		SH1-4 1-2	FC5-6 FC4-6 1-2f 2-3		5-3			3	0	0	0	0	1	5
Inning Stats	R: 0 E: 0 K: 1 S: 6 H: 1 LOB: 1 BB: 0 P: 6	R: 2 E: 0 K: 1 S: 8 H: 3 LOB: 1 BB: 0 P: 8	R: 2 E: 0 K: 1 S: 8 H: 3 LOB: 1 BB: 0 P: 8	R: 1 E: 0 K: 0 S: 6 H: 3 LOB: 2 BB: 0 P: 6	R: 3 E: 0 K: 0 S: 8 H: 5 LOB: 2 BB: 0 P: 8	R: 1 E: 0 K: 1 S: 8 H: 3 LOB: 2 BB: 0 P: 8	R: 0 E: 0 K: 2 S: 7 H: 0 LOB: 0 BB: 0 P: 7	R: 0 E: 0 K: 1 S: 5 H: 0 LOB: 0 BB: 0 P: 5		1B: 15 2B: 2 3B: 0 HR: 1	SF: 0 SAC: 1 DP: 0 HBP: 0					

PITCHER		IP	WLS	BF	H	R	ER	SO	BB	IBB	HBP	BLK	WP	HR	S	P	ERA	WHIP
Hank Aguirre, L ERA: 4.45	(1, 1)	2.1	L	14	7	4	4	3	0	0	0	0	0	1	20	20	15.43	3.000
Bob Anderson, R ERA: 3.71	(3, 1)	3.2		22	11	5	5	1	0	0	0	0	0	0	24	24	12.27	3.000
Phil Regan, R ERA: 3.64	(7, 1)	2.0		6	0	0	0	3	0	0	0	0	0	0	12	12	0.00	0.000

PITCHER	IP	WLS	BF	H	R	ER	SO	BB	IBB	HBP	BLK	WP	HR	S	P	ERA	WHIP

BOTTOM

Detroit Tigers @ Baltimore Orioles

Memorial Stadium, Baltimore, MD

Tue Jul 30 1963, 7:05 PM EDT

Att. 7,686 - Unknown

livebaseballscorecards.com

AB	41
R	9
H	18
RBI	9
BB	0
SO	7
LOB	23

Detroit Tigers @ Baltimore Orioles

Memorial Stadium, Baltimore, MD

Wed Jul 31 1963, 7:05 PM EDT

Att. 8,078 - Unknown

TOP

Batter	1	2	3	4	5	6	7	8	9	AB	R	H	RBI	BB	SO	LOB
Don Wert, R (1, 4) OBP: 0.336, SLG: 0.342	B B B B 4-0 L1-4-3 E 1B BB		x 0-0 ② 5-3			x 0-0 L4-3 SH2-4 1B		x 0-0 ① L9		3	1	1	0	1	0	1
Dick McAuliffe, L (1, 6) OBP: 0.329, SLG: 0.384	x 0-0 E8 L1-4-3 1-2		S S S 0-3 ③ K2-3			x 0-0 ① SH2-4 1-2		x 0-0 ② F8		3	0	0	0	0	1	2
Al Kaline, R (1, 9) OBP: 0.376, SLG: 0.518	x 0-0 ① ② L1-4-3 1-2 2-3			x 0-0 ① L3		x 0-0 ② L4-3 2-3		x 0-0 ③ L5-3		4	0	0	0	0	0	4
Rocky Colavito, R (1, 7) OBP: 0.362, SLG: 0.426	x 0-0 FC6-4 1B 3-H			x 0-0 ② F9		x 0-0 ③ F8			x 0-0 FC5-4 1B	4	0	2	1	0	0	1
Bubba Phillips, R (1, 5) OBP: 0.269, SLG: 0.311	x 0-0 ③ FC6-4 1-2f			x 0-0 ③ F3			x 0-0 ① F6		x 0-0 ① L8	4	0	0	0	0	0	2
George Thomas, R (1, 8) OBP: 0.280, SLG: 0.355		x 0-0 ① F7			S S S 0-3 ① K		S S S 0-3 ② K		x 0-0 ② F9	4	0	0	0	0	2	1
Mike Roarke, R (1, 2) OBP: 0.348, SLG: 0.318		S S S 0-3 ② K			x 0-0 4-3 1B		x 0-0 1B		x 0-0 ③ FC5-4 1-2f	4	0	2	0	0	1	1
Bill Freehan, R (1, 3) OBP: 0.335, SLG: 0.392		x 0-0 ③ 6-3			x 0-0 ② 4-3 1-2		x 0-0 ③ 5-3			3	0	0	0	0	0	2
Frank Lary, R (1, 1) OBP: 0.250, SLG: 0.200			x 0-0 ① 1-3		x 0-0 ③ F7			x 0-0 2B		2	0	0	0	0	0	1
Gus Triandos, R (8, PH) OBP: 0.313, SLG: 0.398										1	0	1	0	0	0	0
Jake Wood, R (8, PR) OBP: 0.330, SLG: 0.407										0	0	0	0	0	0	0
Fred Gladding, L (8, 1)										0	0	0	0	0	0	0
Inning Stats	R: 1 E: 1 K: 0 S: 4 H: 1 LOB: 1 BB: 1 P: 8	R: 0 E: 0 K: 1 S: 5 H: 0 LOB: 0 BB: 0 P: 5	R: 0 E: 0 K: 1 S: 5 H: 0 LOB: 0 BB: 0 P: 5	R: 0 E: 0 K: 0 S: 3 H: 0 LOB: 0 BB: 0 P: 3	R: 0 E: 0 K: 1 S: 6 H: 1 LOB: 1 BB: 0 P: 6	R: 0 E: 0 K: 0 S: 4 H: 1 LOB: 1 BB: 0 P: 4	R: 0 E: 0 K: 1 S: 6 H: 1 LOB: 1 BB: 0 P: 6	R: 0 E: 0 K: 0 S: 4 H: 1 LOB: 1 BB: 0 P: 4	R: 0 E: 0 K: 0 S: 4 H: 1 LOB: 1 BB: 0 P: 4	1B: 5 2B: 1 3B: 0 HR: 0 SF: 0 SAC: 1 DP: 1 HBP: 0	WP: 0 PB: 0 SB: 0 CS: 0 PA: 34					

livebaseballscorecards.com

	AB	32
	R	1
	H	6
	RBI	1
	BB	1
	SO	4
	LOB	15

PITCHER	IP	WLS	BF	H	R	ER	SO	BB	IBB	HBP	BLK	WP	HR	S	P	ERA	WHIP
Steve Barber, L (1, 1) ERA: 2.62	9.0	W	34	6	1	0	4	1	0	0	0	0	0	41	45	0.00	0.778

PITCHER	IP	WLS	BF	H	R	ER	SO	BB	IBB	HBP	BLK	WP	HR	S	P	ERA	WHIP

Batter	1	2	3	4	5	6	7	8	9	AB	R	H	RBI	BB	SO	LOB
Luis Aparicio, R (1, 6) OBP: 0.310, SLG: 0.363	FC3-6 1B	3-1			6-3		L9			4	1	1	0	0	0	2
Russ Snyder, L (1, 8) (9, 9) OBP: 0.332, SLG: 0.357	FC3-6 BB 1B 1-2	4-3			5-3			CS 1B		4	1	2	0	0	0	1
Boog Powell, L (1, 7) OBP: 0.316, SLG: 0.453 Bob Saverine, S (9, 8) OBP: 0.302, SLG: 0.225	BBBB FC3-6 BB 1-2 2-3		G3		F7			K 1-2		3 0	0 0	0 0	0 0	1 0	1 0	1 0
Jim Gentile, L (1, 3) OBP: 0.356, SLG: 0.442	FC3-6 FC6-4 1B 1-2f 2-3 3-H		3-4-1 HBP			G6-4-3 BB		K		2	0	0	1	1	1	2
Al Smith, R (1, 9) OBP: 0.355, SLG: 0.438 Jackie Brandt, R (9, 7) OBP: 0.286, SLG: 0.380	FC6-4 1B 1-2 3-H		3-4-1 1-2			G6-4-3 1-2f				3 0	0 0	1 0	1 0	0 0	0 0	2 0
Brooks Robinson, R (1, 5) OBP: 0.315, SLG: 0.368	FC6-4 1-2f 2-3		L9			L9				3	0	0	0	0	0	3
Dick Brown, R (1, 2) OBP: 0.309, SLG: 0.362	F3			6-3			F8			3	0	0	0	0	0	2
Jerry Adair, R (1, 4) OBP: 0.226, SLG: 0.332		SH2-4 1B		L4				2B		3	0	2	0	0	0	0
Steve Barber, L (1, 1) OBP: 0.131, SLG: 0.119		SH2-4 1-2		K			B1-3			2	0	0	0	0	1	1
Inning Stats	R: 2 E: 0 K: 0 S: 6 H: 3 LOB: 2 BB: 1 P: 10	R: 0 E: 0 K: 0 S: 4 H: 1 LOB: 1 BB: 0 P: 4	R: 0 E: 0 K: 0 S: 3 H: 0 LOB: 1 BB: 0 P: 4	R: 0 E: 0 K: 1 S: 5 H: 0 LOB: 0 BB: 0 P: 5	R: 0 E: 0 K: 0 S: 3 H: 0 LOB: 0 BB: 0 P: 3	R: 0 E: 0 K: 0 S: 2 H: 0 LOB: 0 BB: 1 P: 6	R: 0 E: 0 K: 0 S: 4 H: 1 LOB: 1 BB: 0 P: 4	R: 0 E: 0 K: 2 S: 7 H: 1 LOB: 0 BB: 0 P: 7		1B: 5 2B: 2 3B: 0 HR: 0	SF: 0 SAC: 1 DP: 2 HBP: 1					

PITCHER		IP	WLS	BF	H	R	ER	SO	BB	IBB	HBP	BLK	WP	HR	S	P	ERA	WHIP
Frank Lary, R ERA: 3.56	(1, 1)	7.0	L	28	5	2	2	1	2	0	1	0	0	0	27	36	2.57	1.000
Fred Gladding, R ERA:	(8, 1)	1.0		3	1	0	0	2	0	0	0	0	0	0	7	7	0.00	1.000

PITCHER	IP	WLS	BF	H	R	ER	SO	BB	IBB	HBP	BLK	WP	HR	S	P	ERA	WHIP

BOTTOM

Detroit Tigers @ Baltimore Orioles

Memorial Stadium, Baltimore, MD

Wed Jul 31 1963, 7:05 PM EDT

Att. 8,078 - Unknown

livebaseballscorecards.com

AB	27
R	2
H	6
RBI	2
BB	2
SO	3
LOB	14

WP: 0 PA: 31
PB: 0
SB: 0
CS: 1

Cleveland Indians @ Detroit Tigers

Tiger Stadium, Detroit, MI

Fri Aug 02 1963, 7:05 PM EDT

Att. 18,525 - Unknown

TOP

livebaseballscorecards.com

Batter	1	2	3	4	5	6	7	8	9	AB	R	H	RBI	BB	SO	LOB
Tito Francona, L (1, 7) OBP: 0.303, SLG: 0.341	FC4-6 1B		1-2 1B		K		F7	1B 2B	F6	6	1	3	0	0	1	1
Larry Brown, R (1, 6) OBP: 0.370, SLG: 0.376	P6		L9		6-3		6-3	2B 2-3 1B		5	0	1	0	0	0	3
Willie Kirkland, L (1, 8) OBP: 0.322, SLG: 0.414	FC4-6 PO 1-2f			HR BB	1B			HR 1-3 2B 3-H		4	2	3	2	1	0	1
Max Alvis, R (1, 5) OBP: 0.320, SLG: 0.444	PO 1-2	5-3		K	1-2 1B			BB 1B 1B F7		5	1	2	0	0	1	3
Fred Whitfield, L (1, 3) OBP: 0.292, SLG: 0.457 Ted Abernathy, R (8, 1) OBP: 0.500, SLG: 0.600		G4-6-3 BB		1-H HR	4-3			BB SF8 1B 1-2 BB IBB		2 0	2 0	1 0	2 0	3 0	0 0	2 0
Joe Azcue, R (1, 2) OBP: 0.295, SLG: 0.427 Sammy Taylor, L (2, 2) OBP: 0.294, SLG: 0.267		G4-6-3 1-2f		F7		L9		HR 1B 1-2 2-H K		1 4	0 1	0 1	0 1	0 0	0 1	1 3
Al Luplow, L (1, 9) OBP: 0.294, SLG: 0.300			4-3	BB 1B		4-1		HR 1-2 2-3 BB	4-3	4	1	1	0	1	0	0
Woodie Held, R (1, 4) OBP: 0.349, SLG: 0.447			5-3	FC5-4 1-2 BB	K			SF8 3-H	K	3	0	0	1	1	2	0
Mudcat Grant, R (1, 1) OBP: 0.200, SLG: 0.250 Bob Allen, L (2, 1) OBP: 0.200, SLG: 0.200 Miguel de la Hoz, R (4, PH) OBP: 0.302, SLG: 0.411 Jerry Walker, S (4, 1) OBP: 0.250, SLG: 0.143 Gary Bell, R (7, 1) OBP: 0.130, SLG: 0.091 Joe Adcock, R (8, PH) OBP: 0.317, SLG: 0.424 (8, 3) Willie Tasby, R (9, PR) OBP: 0.355, SLG: 0.478			1B 1B	FC5-4 1-2f			K	HR 1-H 2-H	BB	0 1 1 1 0 1 0	0 0 0 0 0 1 0	0 1 0 0 0 0 0	0 0 0 0 0 0 0	0 0 0 0 0 0 0	0 0 0 0 0 1 0	0 0 0 0 2 0 0
Inning Stats	R: 0 E: 0 K: 0 S: 3 H: 1 LOB: 0 BB: 0 P: 3	R: 0 E: 0 K: 0 S: 2 H: 0 LOB: 0 BB: 1 P: 6	R: 0 E: 0 K: 0 S: 5 H: 2 LOB: 2 BB: 0 P: 5	R: 2 E: 0 K: 1 S: 7 H: 2 LOB: 2 BB: 2 P: 15	R: 0 E: 0 K: 1 S: 7 H: 2 LOB: 2 BB: 0 P: 7	R: 0 E: 0 K: 1 S: 5 H: 0 LOB: 0 BB: 0 P: 5	R: 0 E: 0 K: 1 S: 5 H: 0 LOB: 0 BB: 0 P: 5	R: 7 E: 0 K: 1 S: 12 H: 7 LOB: 3 BB: 3 P: 24	R: 0 E: 0 K: 1 S: 5 H: 0 LOB: 1 BB: 1 P: 9	1B: 9 2B: 2 3B: 0 HR: 3	SF: 1 SAC: 0 DP: 1 HBP: 0					

	AB	38
	R	9
	H	14
	RBI	9
	BB	7
	SO	6
	LOB	16

WP: 0 PB: 0 SB: 0 CS: 0 PA: 47

PITCHER		IP	WLS	BF	H	R	ER	SO	BB	IBB	HBP	BLK	WP	HR	S	P	ERA	WHIP
Jim Bunning, R ERA: 4.53	(1, 1)	7.0	W	34	10	7	7	4	5	0	0	0	0	2	37	57	9.00	2.143
Fred Gladding, R ERA: 3.0	(8, 1)	0.1		3	2	1	1	0	0	0	0	0	0	1	3	3	27.00	6.000
Terry Fox, R ERA: 4.47	(8, 1)	1.2	S	9	2	1	1	2	1	1	0	0	0	0	11	19	5.40	1.800

PITCHER	IP	WLS	BF	H	R	ER	SO	BB	IBB	HBP	BLK	WP	HR	S	P	ERA	WHIP

Batter	1	2	3	4	5	6	7	8	9	AB	R	H	RBI	BB	SO	LOB
Bill Bruton, L (1, 8) OBP: 0.316, SLG: 0.361	HR	E3 1B 1B 2-3		F8 ②			F8 ①	P6 ①		5	2	1	1	0	0	1
Dick McAuliffe, L (1, 6) OBP: 0.333, SLG: 0.385	F7 ①	1B 1-2 3-H 1B		F5 ③			1B HR 1B	BBBB CS BB		4	1	2	1	1	0	0
Al Kaline, R (1, 9) OBP: 0.376, SLG: 0.517	L6-3	1-3 2-H 1B			L5-3 ①		1-2 HR 1B	SSS 1-2 K ②③		5	1	2	1	0	1	1
Rocky Colavito, R (1, 7) OBP: 0.363, SLG: 0.433	F5 ③	IBB			5-3 ②		1-H 2-H HR			3	1	1	3	1	0	0
Norm Cash, L (1, 3) OBP: 0.364, SLG: 0.458		HR G3			4-3 ③		E 1B 1B			4	2	2	1	0	0	2
Bubba Phillips, R (1, 5) OBP: 0.268, SLG: 0.311		E 2B 1B	6-3 ①			6-3 ① SSS	K ②			4	1	1	0	0	1	1
Don Wert, R (1, 4) OBP: 0.326, SLG: 0.330		E4 1-2 2B	P6 ②			F9 ②	E6 1B 1-2			4	1	0	0	0	0	2
Bill Freehan, R (1, 2) OBP: 0.338, SLG: 0.391		P1 ①	P5 ③			BBBB BB	1-2 2-H 1B			3	0	1	1	1	0	2
Jim Bunning, R (1, 1) OBP: 0.203, SLG: 0.214		E 1-H 2-H 1B 2B		6-3 ①		1-3 ③	F9 ③			4	1	1	2	0	0	3
Fred Gladding, L (8, 1)										0	0	0	0	0	0	0
Terry Fox, R (8, 1)										0	0	0	0	0	0	0
Inning Stats	R: 1 H: 1 E: 0 LOB: 0 K: 0 BB: 0 S: 4 P: 4	R: 5 H: 5 E: 2 LOB: 2 K: 0 BB: 1 S: 9 P: 13	R: 0 H: 0 E: 0 LOB: 0 K: 0 BB: 0 S: 3 P: 3	R: 0 H: 0 E: 0 LOB: 0 K: 0 BB: 0 S: 3 P: 3	R: 0 H: 0 E: 0 LOB: 0 K: 0 BB: 0 S: 3 P: 3	R: 0 H: 0 E: 0 LOB: 1 K: 0 BB: 1 S: 3 P: 7	R: 4 H: 5 E: 1 LOB: 2 K: 1 BB: 0 S: 11 P: 11	R: 0 H: 0 E: 0 LOB: 0 K: 1 BB: 1 S: 4 P: 8		1B: 7 SF: 0 2B: 1 SAC: 0 3B: 0 DP: 0 HR: 3 HBP: 0						

PITCHER		IP	WLS	BF	H	R	ER	SO	BB	IBB	HBP	BLK	WP	HR	S	P	ERA	WHIP
Mudcat Grant, R ERA: 3.81	(1, 1)	1.2	L	12	6	6	3	0	0	0	0	0	0	2	12	12	16.20	3.600
Bob Allen, L ERA: 3.83	(2, 1)	1.1		5	0	0	0	0	0	1	0	0	0	0	4	8	0.00	0.000
Jerry Walker, R ERA: 5.32	(4, 1)	3.2		18	5	4	3	1	1	0	0	0	0	1	19	23	7.36	1.636
Gary Bell, R ERA: 2.94	(7, 1)	0.1		1	0	0	0	0	0	0	0	0	0	0	1	1	0.00	0.000
Ted Abernathy, R ERA: 3.46	(8, 1)	1.0		3	0	0	0	1	1	0	0	0	0	0	4	8	0.00	1.000

PITCHER	IP	WLS	BF	H	R	ER	SO	BB	IBB	HBP	BLK	WP	HR	S	P	ERA	WHIP

BOTTOM

Cleveland Indians @ Detroit Tigers

Tiger Stadium, Detroit, MI

Fri Aug 02 1963, 7:05 PM EDT

Att. 18,525 - Unknown

livebaseballscorecards.com

AB	36
R	10
H	11
RBI	10
BB	3
SO	2
LOB	12

1B: 7 SF: 0
2B: 1 SAC: 0
3B: 0 DP: 0
HR: 3 HBP: 0

WP: 0 PA: 39
PB: 0
SB: 0
CS: 1

Batter	1	2	3	4	5	6	7	8	9	AB	R	H	RBI	BB	SO	LOB
Tito Francona, L (1, 7) OBP: 0.304, SLG: 0.340	4-3 1B 1B	4-3		F2			BBB 4-0 HBP FC3-6 BB		SSS 0-3 ② K	4	1	1	0	1	1	1
Jerry Kindall, R (1, 6) Joe Adcock, R (9, PH) Mudcat Grant, R (9, PR) OBP: 0.260, SLG: 0.281 OBP: 0.320, SLG: 0.427 OBP: 0.200, SLG: 0.250	SSS 0-3 ① K		0-0 ① F8		0-0 ① 5-3		H 1-0 FC3-6 1-2 HBP		0-0 1B	3 1 0	0 0 0	0 1 0	0 0 0	0 0 0	1 0 0	1 0 0
Willie Kirkland, L (1, 8) OBP: 0.320, SLG: 0.411	0-0 4-3 1-2 1B		SSS 0-3 ② K		0-0 ② L9		0-0 ① L9		0-0 ③ F8	5	0	1	0	0	1	3
Fred Whitfield, L (1, 3) OBP: 0.291, SLG: 0.453	0-0 ② 4-3 1-2 2-3		0-0 ③ 1B		SSS 0-3 ③ K		0-0 ② FC3-6 FC5-4 1-2f 2-H			4	0	1	1	0	1	3
Max Alvis, R (1, 5) OBP: 0.319, SLG: 0.444	SSS 0-3 ③ K			0-0 HR 2B		0-0 ① P6	0-0 ③ FC5-4 1-2f			4	1	1	0	0	1	3
Al Luplow, L (1, 9) OBP: 0.297, SLG: 0.314		0-0 HR 1B		0-0 2-H HR		0-0 ② F7		0-0 ① G3		4	2	2	2	0	0	0
Sammy Taylor, L (1, 2) OBP: 0.309, SLG: 0.286		0-0 ① L9		0-0 1B		0-0 WP 1B		0-0 ② 4-3		4	0	2	0	0	0	1
Woodie Held, R (1, 4) OBP: 0.351, SLG: 0.457	0-0 1-H HR		0-0 ① L9		BBB 4-0 1-2 BB			SSS 0-3 ③ K		3	1	1	2	1	1	1
Dick Donovan, L (1, 1) OBP: 0.130, SLG: 0.152 Bob Allen, L (3, 1) OBP: 0.200, SLG: 0.200 Willie Tasby, R (4, PH) OBP: 0.351, SLG: 0.471 Gary Bell, R (4, 1) OBP: 0.130, SLG: 0.091 Miguel de la Hoz, R (6, PH) OBP: 0.299, SLG: 0.407 Ted Abernathy, R (6, 1) OBP: 0.500, SLG: 0.600 Barry Latman, R (8, 1) OBP: 0.219, SLG: 0.300 Larry Brown, R (9, PH) OBP: 0.366, SLG: 0.372		0-0 ② 4-3		0-0 ② F8		0-0 ③ 5-3			0-0 ① 5-3	1 0 1 0 1 0 0 0 1	0 0 0 0 0 0 0 0 0	0 0 0 0 0 0 0 0 0	0 0 0 0 0 0 0 0 0	0 0 0 0 0 0 0 0 0	0 0 1 0 0 0 2 0 0	0 0 0 0 0 0 0 0 0
Inning Stats	R: 0 H: 2 E: 0 LOB: 2 K: 2 BB: 0 S: 9 P: 9	R: 2 H: 2 E: 0 LOB: 0 K: 0 BB: 0 S: 5 P: 5	R: 0 H: 1 E: 0 LOB: 1 K: 1 BB: 0 S: 5 P: 5	R: 2 H: 3 E: 0 LOB: 1 K: 0 BB: 0 S: 6 P: 6	R: 0 H: 0 E: 0 LOB: 0 K: 1 BB: 0 S: 5 P: 5	R: 0 H: 1 E: 0 LOB: 2 K: 0 BB: 1 S: 4 P: 8	R: 1 H: 0 E: 0 LOB: 1 K: 0 BB: 1 S: 3 P: 8	R: 0 H: 0 E: 0 LOB: 0 K: 1 BB: 0 S: 5 P: 5	R: 0 H: 1 E: 0 LOB: 1 K: 1 BB: 0 S: 6 P: 6	1B: 7 SF: 0 2B: 1 SAC: 0 3B: 0 DP: 0 HR: 2 HBP: 1					WP: 1 PA: 39 PB: 0 SB: 0 CS: 0	

PITCHER	IP	WLS	BF	H	R	ER	SO	BB	IBB	HBP	BLK	WP	HR	S	P	ERA	WHIP
Phil Regan, R (1, 1) ERA: 3.85	6.0	W	29	9	5	5	4	2	0	1	0	1	2	34	43	7.50	1.833
Terry Fox, R (7, 1) ERA: 4.22	3.0	S	10	1	0	0	2	0	0	0	0	0	0	14	14	0.00	0.333

PITCHER	IP	WLS	BF	H	R	ER	SO	BB	IBB	HBP	BLK	WP	HR	S	P	ERA	WHIP

Cleveland Indians @ Detroit Tigers

Tiger Stadium, Detroit, MI

Sat Aug 03 1963, 4:33 AM EDT

Att. 8,926 - Unknown

TOP

livebaseballscorecards.com

AB	36
R	5
H	10
RBI	5
BB	2
SO	6
LOB	16

Cleveland Indians @ Detroit Tigers

Tiger Stadium, Detroit, MI

Sat Aug 03 1963, 4:33 AM EDT

Att. 8,926 - Unknown

BOTTOM

livebaseballscorecards.com

Batter	1	2	3	4	5	6	7	8	9	AB	R	H	RBI	BB	SO	LOB
Bill Bruton, L (1, 8) OBP: 0.317, SLG: 0.362	F7		1B F9			1B FC	1-3			5	2	2	0	0	0	4
Dick McAuliffe, L (1, 6) OBP: 0.336, SLG: 0.386	F7		1B 1B	BB		BB E G1-2-3		4-3		4	1	2	0	1	0	0
Al Kaline, R (1, 9) OBP: 0.377, SLG: 0.514	L5-3		1B	L6		L4		BB HBP		4	0	1	1	0	0	3
Rocky Colavito, R (1, 7) OBP: 0.366, SLG: 0.434		BB 1B	1B 2B	F8		FC BB		BB		4	2	2	2	1	0	2
Norm Cash, L (1, 3) OBP: 0.369, SLG: 0.458		1B 1B	HBP 2B					P6		2	2	1	0	3	0	2
Bubba Phillips, R (1, 5) OBP: 0.270, SLG: 0.310		G6-4-3 1B	2B HBP	1-3		G1-2-3		F5		4	0	1	1	0	0	7
Don Wert, R (1, 4) OBP: 0.331, SLG: 0.345		G6-4-3 1B	2B		4-3		F7			4	0	2	3	0	0	0
Bill Freehan, R (1, 2) OBP: 0.341, SLG: 0.390		G6-4-3	IBB		K		1B			3	0	1	0	1	1	2
Phil Regan, R (1, 1) OBP: 0.231, SLG: 0.278 Terry Fox, R (7, 1)		K	K		K		K			3 1	0 0	0 0	0 0	0 0	3 1	4 1
Inning Stats	R: 0 E: 0 K: 0 S: 3 H: 0 LOB: 0 BB: 0 P: 3	R: 2 E: 0 K: 1 S: 7 H: 3 LOB: 1 BB: 1 P: 11	R: 4 E: 0 K: 1 S: 10 H: 6 LOB: 3 BB: 1 P: 15	R: 0 E: 0 K: 0 S: 3 H: 0 LOB: 2 BB: 2 P: 11	R: 0 E: 0 K: 2 S: 7 H: 0 LOB: 0 BB: 0 P: 7	R: 1 E: 1 K: 0 S: 5 H: 2 LOB: 2 BB: 1 P: 9	R: 0 E: 0 K: 1 S: 6 H: 1 LOB: 1 BB: 0 P: 6	R: 0 E: 0 K: 0 S: 3 H: 0 LOB: 2 BB: 1 P: 8		1B: 11 2B: 1 3B: 0 HR: 0 SF: 0 SAC: 0 DP: 2 HBP: 2				WP: 0 PB: 0 SB: 0 CS: 0 PA: 42		

	AB	34
	R	7
	H	12
	RBI	7
	BB	6
	SO	5
	LOB	25

PITCHER		IP	WLS	BF	H	R	ER	SO	BB	IBB	HBP	BLK	WP	HR	S	P	ERA	WHIP
Dick Donovan, R ERA: 5.24	(1, 1)	2.1	L	13	7	5	5	1	1	0	0	0	0	0	14	18	19.29	3.429
Bob Allen, L ERA: 3.97	(3, 1)	0.2		6	2	1	1	1	0	1	1	0	0	0	6	11	13.50	3.000
Gary Bell, R ERA: 2.88	(4, 1)	2.0		8	0	0	0	2	2	0	0	0	0	0	10	18	0.00	1.000
Ted Abernathy, R ERA: 3.5	(6, 1)	2.0		10	3	1	1	1	1	0	0	0	0	0	11	15	4.50	2.000
Barry Latman, R ERA: 4.08	(8, 1)	1.0		5	0	0	0	0	1	0	1	0	0	0	3	8	0.00	1.000

PITCHER		IP	WLS	BF	H	R	ER	SO	BB	IBB	HBP	BLK	WP	HR	S	P	ERA	WHIP

Cleveland Indians @ Detroit Tigers

Tiger Stadium, Detroit, MI

Sun Aug 04 1963, 4:33 AM EDT

Unknown

TOP

livebaseballscorecards.com

Batter	1	2	3	4	5	6	7	8	9	AB	R	H	RBI	BB	SO	LOB
Larry Brown, R (1, 4) OBP: 0.351, SLG: 0.356	5-3			5-3		F3		5-3		4	0	0	0	0	0	0
Willie Tasby, R (1, 7) OBP: 0.346, SLG: 0.458	K			FC6-4 1B		6-3		6-3		4	0	1	0	0	1	0
Willie Kirkland, L (1, 8) OBP: 0.319, SLG: 0.407	P5			FC6-4 PB 1-2f		S BB B B B B			G3	3	0	0	0	1	0	1
Joe Adcock, R (1, 3) OBP: 0.323, SLG: 0.426 Pedro Ramos, S (9, PR) OBP: 0.138, SLG: 0.321		5-3		K 1-2		BB 1-2 B B B B			1B	3 0	0 0	1 0	0 0	1 0	1 0	1 0
Max Alvis, R (1, 5) OBP: 0.319, SLG: 0.441		P6			BB B B B B	K S S S			F8	3	0	0	0	1	1	3
Joe Azcue, R (1, 2) OBP: 0.289, SLG: 0.418		P6			K S S S		6-3		F7	4	0	0	0	0	1	2
Jerry Kindall, R (1, 6) OBP: 0.256, SLG: 0.276			K S S S		F7		K S S S			3	0	0	0	0	2	1
Woodie Held, R (1, 9) OBP: 0.351, SLG: 0.454			F3		BB 1-2 B B B B		F7			2	0	0	0	1	0	0
Jack Kralick, L (1, 1) OBP: 0.184, SLG: 0.213 Tito Francona, L (8, PH) OBP: 0.303, SLG: 0.339 Gary Bell, R (8, 1) OBP: 0.130, SLG: 0.091			K S S S		K S S S			4-3		2 1 0	0 0 0	0 0 0	0 0 0	0 0 0	2 0 0	2 0 0
Inning Stats	R: 0 H: 0 E: 0 LOB: 0 K: 1 BB: 0 S: 5 P: 5	R: 0 H: 0 E: 0 LOB: 0 K: 0 BB: 0 S: 3 P: 3	R: 0 H: 0 E: 0 LOB: 0 K: 2 BB: 0 S: 7 P: 7	R: 0 H: 1 E: 0 LOB: 1 K: 1 BB: 0 S: 6 P: 6	R: 0 H: 0 E: 0 LOB: 2 K: 2 BB: 2 S: 7 P: 15	R: 0 H: 0 E: 0 LOB: 2 K: 1 BB: 2 S: 5 P: 13	R: 0 H: 0 E: 0 LOB: 0 K: 1 BB: 0 S: 5 P: 5	R: 0 H: 0 E: 0 LOB: 0 K: 0 BB: 0 S: 3 P: 3	R: 0 H: 1 E: 0 LOB: 1 K: 0 BB: 0 S: 4 P: 4	1B: 2 2B: 0 3B: 0 HR: 0	SF: 0 SAC: 0 DP: 0 HBP: 0						

	AB	29
	R	0
	H	2
	RBI	0
	BB	4
	SO	8
	LOB	10

WP: 0 PB: 1 SB: 1 CS: 0 PA: 33

PITCHER	IP	WLS	BF	H	R	ER	SO	BB	IBB	HBP	BLK	WP	HR	S	P	ERA	WHIP
Hank Aguirre, L (1, 1) ERA: 4.17	9.0	W	33	2	0	0	8	4	0	0	0	0	0	45	61	0.00	0.667

PITCHER	IP	WLS	BF	H	R	ER	SO	BB	IBB	HBP	BLK	WP	HR	S	P	ERA	WHIP

Batter	1	2	3	4	5	6	7	8	9	AB	R	H	RBI	BB	SO	LOB
Don Wert, R (1, 5) OBP: 0.336, SLG: 0.374	G6-3 1B		HR		K			K		4	1	2	1	0	2	0
Dick McAuliffe, L (1, 6) OBP: 0.337, SLG: 0.390	G6-3 1-2f		2B		F5			WP 1B 1B		4	1	2	0	0	0	1
Al Kaline, R (1, 9) OBP: 0.376, SLG: 0.510	L6-3		IBB			L5 CS		L8 1-2		3	0	0	0	1	0	1
Rocky Colavito, R (1, 7) OBP: 0.367, SLG: 0.433		2B 9-2-6 BB	L7			K 1-2		2-H 1B		3	0	1	1	1	1	3
George Thomas, R (1, 8) OBP: 0.279, SLG: 0.357		1-3 2B		6-3		F9		F8		4	0	1	0	0	0	1
Bill Freehan, R (1, 3) OBP: 0.336, SLG: 0.384		9-2-6 3-Hf		K			6-3			3	0	0	0	0	1	2
Mike Roarke, R (1, 2) OBP: 0.385, SLG: 0.360		F8		1B			FC6-4 1B			3	0	2	0	0	0	1
George Smith, R (1, 4)			P6	K			FC6-4 1-2f			3	0	0	0	0	1	2
Hank Aguirre, R (1, 1) OBP: 0.176, SLG: 0.204			K		1-3		K			3	0	0	0	0	2	1
Inning Stats	R: 0 E: 0 K: 0 S: 3 H: 1 LOB: 0 BB: 0 P: 3	R: 0 E: 0 K: 0 S: 3 H: 1 LOB: 1 BB: 1 P: 7	R: 1 E: 0 K: 1 S: 7 H: 2 LOB: 2 BB: 1 P: 11	R: 0 E: 0 K: 2 S: 8 H: 1 LOB: 1 BB: 0 P: 8	R: 0 E: 0 K: 1 S: 5 H: 0 LOB: 0 BB: 0 P: 5	R: 0 E: 1 K: 1 S: 5 H: 0 LOB: 0 BB: 0 P: 5	R: 0 E: 0 K: 1 S: 6 H: 1 LOB: 1 BB: 0 P: 6	R: 1 E: 0 K: 1 S: 7 H: 2 LOB: 1 BB: 0 P: 7		1B: 5 2B: 4 3B: 0 HR: 1 SF: 0 SAC: 0 DP: 3 HBP: 0						

PITCHER		IP	WLS	BF	H	R	ER	SO	BB	IBB	HBP	BLK	WP	HR	S	P	ERA	WHIP
Jack Kralick, L ERA: 2.94	(1, 1)	7.0	L	27	6	1	1	6	1	1	0	0	0	1	37	45	1.29	1.000
Gary Bell, R ERA: 2.95	(8, 1)	1.0		5	2	1	1	1	0	0	0	0	1	0	7	7	9.00	2.000

PITCHER	IP	WLS	BF	H	R	ER	SO	BB	IBB	HBP	BLK	WP	HR	S	P	ERA	WHIP

BOTTOM

Cleveland Indians @ Detroit Tigers

Tiger Stadium, Detroit, MI

Sun Aug 04 1963, 4:33 AM EDT

Unknown

livebaseballscorecards.com

AB	30
R	2
H	8
RBI	2
BB	2
SO	7
LOB	12

WP: 1 PA: 32
PB: 0
SB: 0
CS: 1

Batter	1	2	3	4	5	6	7	8	9	AB	R	H	RBI	BB	SO	LOB
Tito Francona, L (1, 7) OBP: 0.302, SLG: 0.337	F8		6-3			K		3-1	G6-4-3 1-3 2-H 3-H 1B	5	0	1	2	0	1	0
Larry Brown, R (1, 6) OBP: 0.353, SLG: 0.368	PB 2B			F3		F7		1B	G6-4-3 1-2f	5	0	2	0	0	0	2
Willie Kirkland, L (1, 8) OBP: 0.318, SLG: 0.405	F2 2-3			P5		2B 1B		K		4	0	1	0	0	1	2
Joe Adcock, R (1, 3) OBP: 0.326, SLG: 0.432	6-3			1B		1-3 2B		F8		4	0	2	0	0	0	2
Max Alvis, R (1, 5) OBP: 0.320, SLG: 0.439		F7		K		HBP			SH3-4 1B 1B HBP	2	1	0	0	0	1	1
John Romano, R (1, 2) OBP: 0.341, SLG: 0.405 Mudcat Grant, R (9, PR) OBP: 0.200, SLG: 0.250 Joe Azcue, R (9, 2) OBP: 0.289, SLG: 0.418		F7			K	6-3			1B SH3-4 1-2 1B 1B	4 0 0	0 1 0	1 0 0	0 0 0	0 0 0	1 0 0	3 0 0
Willie Tasby, R (1, 9) OBP: 0.333, SLG: 0.440		4-3			K		L5		SH3-4 1-2 2-3	3	0	0	0	0	1	0
Woodie Held, R (1, 4) OBP: 0.353, SLG: 0.453			K		BB		F8		BB 1B 2-3 3-H 1B	3	1	1	1	1	1	0
Pedro Ramos, S (1, 1) OBP: 0.129, SLG: 0.300 Sammy Taylor, L (7, PH) OBP: 0.304, SLG: 0.280 Ted Abernathy, R (7, 1) OBP: 0.500, SLG: 0.600 Fred Whitfield, L (9, PH) OBP: 0.294, SLG: 0.453 Gary Bell, R (9, 1) OBP: 0.130, SLG: 0.091			K		5-3		K		1B 1-2 BB	2 1 0 0 0	0 0 0 0 0	0 0 0 0 0	0 0 0 0 0	0 0 0 1 0	1 1 0 0 0	1 0 0 0 0
Inning Stats	R: 0 E: 0 K: 0 S: 4 H: 1 LOB: 1 BB: 0 P: 4	R: 0 E: 0 K: 0 S: 3 H: 0 LOB: 0 BB: 0 P: 3	R: 0 E: 0 K: 2 S: 7 H: 0 LOB: 0 BB: 0 P: 7	R: 0 E: 0 K: 1 S: 6 H: 1 LOB: 1 BB: 0 P: 6	R: 0 E: 0 K: 2 S: 7 H: 0 LOB: 1 BB: 1 P: 11	R: 0 E: 0 K: 1 S: 7 H: 2 LOB: 3 BB: 0 P: 8	R: 0 E: 0 K: 1 S: 5 H: 0 LOB: 0 BB: 0 P: 5	R: 0 E: 0 K: 1 S: 6 H: 1 LOB: 1 BB: 0 P: 6	R: 3 E: 0 K: 0 S: 5 H: 3 LOB: 2 BB: 1 P: 10	1B: 6 2B: 2 3B: 0 HR: 0 SF: 0 SAC: 1 DP: 1 HBP: 2						WP: 0 PB: 1 SB: 0 CS: 0 PA: 38

PITCHER		IP	WLS	BF	H	R	ER	SO	BB	IBB	HBP	BLK	WP	HR	S	P	ERA	WHIP
Mickey Lolich, L ERA: 3.72	(1, 1)	8.0		33	6	2	2	8	1	0	2	0	0	0	46	52	2.25	0.875
Fred Gladding, R ERA: 4.26	(9, 1)	0.1	L	3	1	0	0	0	1	0	0	0	0	0	2	6	0.00	6.000
Jim Bunning, R ERA: 4.51	(9, 1)	0.2		2	1	1	1	0	0	0	0	0	0	0	2	2	13.50	1.500

PITCHER	IP	WLS	BF	H	R	ER	SO	BB	IBB	HBP	BLK	WP	HR	S	P	ERA	WHIP

Cleveland Indians @ Detroit Tigers

Tiger Stadium, Detroit, MI

Sun Aug 04 1963, 4:38 AM EDT

Att. 20,945 - Unknown

TOP

livebaseballscorecards.com

AB	33
R	3
H	8
RBI	3
BB	2
SO	8
LOB	11

Batter	1	2	3	4	5	6	7	8	9	AB	R	H	RBI	BB	SO	LOB
Bill Bruton, L (1, 8) OBP: 0.318, SLG: 0.360	F7	P4			SH1-3 1B 1B		BBBB FC1-6 BB		F8	4	0	1	0	1	0	3
Dick McAuliffe, L (1, 6) OBP: 0.336, SLG: 0.388	G3	P6			1-2 SH1-3 1B		1-2f FC1-6 L8		L7	5	0	1	0	0	0	4
Al Kaline, R (1, 9) OBP: 0.375, SLG: 0.509	1B E 1B		L8		SH1-3 1-2 2-3		1-2 L8			3	1	1	0	0	0	1
Rocky Colavito, R (1, 7) OBP: 0.366, SLG: 0.431	E8 1-H 1B		F7		5-3			5-3		4	0	1	0	0	0	2
Norm Cash, L (1, 3) OBP: 0.373, SLG: 0.458	IBB		1B		IBB			G3		2	0	1	0	2	0	0
Bubba Phillips, R (1, 5) OBP: 0.267, SLG: 0.306	K		L6		P6			K		4	0	0	0	0	2	6
Don Wert, R (1, 4) OBP: 0.333, SLG: 0.365		P6	6-3		K				PB BB	3	0	0	0	1	1	0
Gus Triandos, R (1, 2) OBP: 0.313, SLG: 0.402		1B 2B	F7		1-3				K 1-2	3	1	1	0	0	0	0
Whitey Herzog, L (9, PH) OBP: 0.304, SLG: 0.227										1	0	0	0	0	1	1
Mickey Lolich, S (1, 1) OBP: 0.250, SLG: 0.077			6-3		4-3				BB	3	0	1	1	0	0	0
Fred Gladding, L (9, 1)										0	0	0	0	0	0	0
Jim Bunning, R (9, 1) OBP: 0.203, SLG: 0.214										0	0	0	0	0	0	0
Gates Brown, L (9, PH) OBP: 0.314, SLG: 0.367		2-H 1B							BB	0	0	0	0	1	0	0
Inning Stats	R: 1 E: 1 K: 1 S: 7 H: 2 LOB: 2 BB: 1 P: 11	R: 1 E: 0 K: 0 S: 5 H: 2 LOB: 1 BB: 0 P: 5	R: 0 E: 0 K: 0 S: 4 H: 1 LOB: 1 BB: 0 P: 4	R: 0 E: 0 K: 0 S: 3 H: 0 LOB: 0 BB: 0 P: 3	R: 0 E: 0 K: 0 S: 5 H: 2 LOB: 3 BB: 1 P: 9	R: 0 E: 0 K: 1 S: 5 H: 0 LOB: 0 BB: 0 P: 5	R: 0 E: 0 K: 0 S: 2 H: 0 LOB: 0 BB: 1 P: 6	R: 0 E: 0 K: 1 S: 5 H: 0 LOB: 0 BB: 0 P: 5	R: 0 E: 0 K: 1 S: 5 H: 0 LOB: 2 BB: 2 P: 13	1B: 6 2B: 1 3B: 0 HR: 0 SF: 0 SAC: 1 DP: 0 HBP: 0						

PITCHER		IP	WLS	BF	H	R	ER	SO	BB	IBB	HBP	BLK	WP	HR	S	P	ERA	WHIP
Pedro Ramos, R ERA: 3.47	(1, 1)	6.0		27	7	2	1	2	0	2	0	0	0	0	29	37	1.50	1.167
Ted Abernathy, R ERA: 3.35	(7, 1)	2.0	W	6	0	0	0	1	1	0	0	0	0	0	7	11	0.00	0.500
Gary Bell, R ERA: 2.91	(9, 1)	1.0	S	5	0	0	0	1	2	0	0	0	0	0	5	13	0.00	2.000

PITCHER	IP	WLS	BF	H	R	ER	SO	BB	IBB	HBP	BLK	WP	HR	S	P	ERA	WHIP

BOTTOM

Cleveland Indians @ Detroit Tigers

Tiger Stadium, Detroit, MI

Sun Aug 04 1963, 4:38 AM EDT

Att. 20,945 - Unknown

livebaseballscorecards.com

AB	32
R	2
H	7
RBI	1
BB	5
SO	4
LOB	17

WP: 0	PB: 1	SB: 0	CS: 0
PA: 38			

Boston Red Sox @ Detroit Tigers

Tiger Stadium, Detroit, MI

Tue Aug 06 1963, 7:05 PM EDT

Att. 13,288 - Unknown

TOP

livebaseballscorecards.com

Batter	1	2	3	4	5	6	7	8	9	AB	R	H	RBI	BB	SO	LOB
Felix Mantilla, R (1, 6) OBP: 0.297, SLG: 0.286	FC1-6 1B		2B 1B		FC4-6 1B		L9			4	1	3	0	0	0	1
Gary Geiger, L (1, 8) OBP: 0.348, SLG: 0.479	FC1-6 4-3 1-2f		F8		FC4-6 6-3 1-2f		3-1			4	0	0	0	0	0	4
Carl Yastrzemski, L (1, 7) OBP: 0.421, SLG: 0.503	4-3 1-2		1-H 2B		6-3 1-2			F6		4	0	1	1	0	0	2
Frank Malzone, R (1, 5) OBP: 0.339, SLG: 0.445	K		F4		F8			F5		4	0	0	0	0	1	3
Dick Stuart, R (1, 3) OBP: 0.312, SLG: 0.475		6-3	F4			6-3		1B		4	0	1	0	0	0	1
Roman Mejias, R (1, 9) OBP: 0.264, SLG: 0.374		L7		4-3 1B		6-3		F8		4	0	1	0	0	0	1
Russ Nixon, L (1, 2) OBP: 0.318, SLG: 0.403		1B 1B		4-3 1-2		4-3			F7	4	0	1	0	0	0	1
Chuck Schilling, R (1, 4) OBP: 0.320, SLG: 0.359		1-2 1B		F7			F3		F7	4	0	1	0	0	0	1
Earl Wilson, R (1, 1) OBP: 0.297, SLG: 0.390		K		1-6-3					1-3	2	0	0	0	0	1	3
Wilbur Wood, R (4, 1)										0	0	0	0	0	0	0
Jim Gosger, L (7, PH) OBP: 0.333, SLG: 0.143										1	0	1	0	0	0	0
Arnold Earley, L (7, 1) OBP: 0.286, SLG: 0.357										0	0	0	0	0	0	0
Dick Williams, R (9, PH) OBP: 0.352, SLG: 0.400										1	0	0	0	0	0	0

	AB	36
	R	1
	H	9
	RBI	1
	BB	0
	SO	2
	LOB	17

Inning Stats	1	2	3	4	5	6	7	8	9
	R: 0 E: 0 K: 1 S: 6	H: 1 LOB: 1 BB: 0 P: 6	R: 0 E: 0 K: 1 S: 7	H: 2 LOB: 2 BB: 0 P: 7	R: 1 E: 0 K: 0 S: 5	H: 2 LOB: 1 BB: 0 P: 5	R: 0 E: 0 K: 0 S: 4	H: 1 LOB: 1 BB: 0 P: 4	R: 0 E: 0 K: 0 S: 4	H: 1 LOB: 1 BB: 0 P: 4	R: 0 E: 0 K: 0 S: 3	H: 0 LOB: 0 BB: 0 P: 3	R: 0 E: 0 K: 0 S: 4	H: 1 LOB: 1 BB: 0 P: 4	R: 0 E: 0 K: 0 S: 4	H: 1 LOB: 1 BB: 0 P: 4	R: 0 E: 0 K: 0 S: 3	H: 0 LOB: 0 BB: 0 P: 3

1B: 8	SF: 0
2B: 1	SAC: 0
3B: 0	DP: 0
HR: 0	HBP: 0

WP: 0	PA: 36
PB: 0	
SB: 0	
CS: 0	

PITCHER	IP	WLS	BF	H	R	ER	SO	BB	IBB	HBP	BLK	WP	HR	S	P	ERA	WHIP
Frank Lary, R (1, 1) ERA: 3.16	9.0	W	36	9	1	1	2	0	0	0	0	0	0	40	40	1.00	1.000

PITCHER	IP	WLS	BF	H	R	ER	SO	BB	IBB	HBP	BLK	WP	HR	S	P	ERA	WHIP

Boston Red Sox @ Detroit Tigers

Tiger Stadium, Detroit, MI

Tue Aug 06 1963, 7:05 PM EDT

Att. 13,288 - Unknown

BOTTOM

Batter	1	2	3	4	5	6	7	8	9	AB	R	H	RBI	BB	SO	LOB
Bill Bruton, L (1, 8) OBP: 0.319, SLG: 0.362	F8	1-H, 3-H, 2B		1-2, BB	F7		K			4	0	1	1	1	1	1
Dick McAuliffe, L (1, 6) OBP: 0.336, SLG: 0.389	L4-3, 1B, 2B	BB		F7	4-3			K		4	1	1	0	1	1	3
Al Kaline, R (1, 9) OBP: 0.376, SLG: 0.510	L4-3, 2-3	L1-3		SF9, 3-H	2B			HR, BB		3	1	1	1	1	0	3
Rocky Colavito, R (1, 7) OBP: 0.366, SLG: 0.439	1B, 3-H, 1B		5-3	F2	F9			1-H, HR		5	1	2	3	0	0	3
Norm Cash, L (1, 3) OBP: 0.374, SLG: 0.456	1-2, 1B		BB, L4-6-3		F8	F6		K		4	0	1	0	1	1	1
Bubba Phillips, R (1, 5) OBP: 0.272, SLG: 0.308	F3		L4-6-3, 1-2		1B, 2B, 1B		BB, 3B	FC5-4, 1B		4	2	2	0	1	0	3
Bill Freehan, R (1, 2) OBP: 0.342, SLG: 0.389		1B, 2B, 1B		2B, 1B, 1B	1-2, 2B, 1B		F7	FC5-4, 1-2f		5	3	3	0	0	0	2
George Smith, R (1, 4) OBP: 0.429, SLG: 1.000		K		1B, 1-3, SF9, 2B	E, 1-H, 2-H, SH1-4, 2B		1-H, 3B			4	2	3	3	0	1	1
Frank Lary, R (1, 1) OBP: 0.316, SLG: 0.278		1-3, 2B, 1B		BB, 2-3, 3-H, 1B	SH1-4, 2-H		K			3	0	2	2	0	1	1
Inning Stats	R: 1 E: 0 K: 0 S: 6 H: 3 LOB: 2 BB: 0 P: 6	R: 1 E: 0 K: 1 S: 7 H: 3 LOB: 2 BB: 1 P: 11	R: 0 E: 0 K: 0 S: 2 H: 0 LOB: 0 BB: 1 P: 6	R: 2 E: 0 K: 0 S: 6 H: 3 LOB: 2 BB: 1 P: 10	R: 3 E: 1 K: 0 S: 6 H: 3 LOB: 0 BB: 0 P: 6	R: 0 E: 0 K: 0 S: 4 H: 1 LOB: 1 BB: 0 P: 4	R: 1 E: 0 K: 2 S: 8 H: 1 LOB: 1 BB: 1 P: 12	R: 2 E: 0 K: 2 S: 9 H: 2 LOB: 1 BB: 1 P: 13								

1B: 9 SF: 1 WP: 0 PA: 43
2B: 6 SAC: 1 PB: 0
3B: 1 DP: 1 SB: 0
HR: 1 HBP: 0 CS: 0

	AB	36
	R	10
	H	16
	RBI	10
	BB	5
	SO	5
	LOB	18

livebaseballscorecards.com

PITCHER		IP	WLS	BF	H	R	ER	SO	BB	IBB	HBP	BLK	WP	HR	S	P	ERA	WHIP
Earl Wilson, R ERA: 3.29	(1, 1)	3.0	L	19	9	4	4	1	3	0	0	0	0	0	18	30	12.00	4.000
Wilbur Wood, L ERA: 4.44	(4, 1)	3.0		13	4	3	2	0	0	0	0	0	0	0	13	13	6.00	1.333
Arnold Earley, L ERA: 4.82	(7, 1)	2.0		11	3	3	3	4	2	0	0	0	0	1	17	25	13.50	2.500

PITCHER		IP	WLS	BF	H	R	ER	SO	BB	IBB	HBP	BLK	WP	HR	S	P	ERA	WHIP

Batter	1	2	3	4	5	6	7	8	9	AB	R	H	RBI	BB	SO	LOB
Felix Mantilla, R (1, 6) OBP: 0.310, SLG: 0.300	5-3		3-1, 1-2, 1B		K		6-3		1B	5	0	2	0	0	1	0
Gary Geiger, L (1, 8) OBP: 0.348, SLG: 0.500	HR		F5		HR		6-3		K	5	2	2	2	0	1	3
Carl Yastrzemski, L (1, 7) OBP: 0.422, SLG: 0.501	4-3, 1B		3-1, 1-2, 2-3		4-3		BB			3	0	1	0	1	0	2
Frank Malzone, R (1, 5) OBP: 0.338, SLG: 0.443	4-3, 1-2		F4		HR, 1B		F8			4	1	1	0	0	0	4
Dick Stuart, R (1, 3) OBP: 0.314, SLG: 0.483	K			1B, 1B	1-H, HR			K		4	1	2	2	0	2	1
Roman Mejias, R (1, 9) OBP: 0.264, SLG: 0.372		5-3		L6-4, BB, 1-3, 1B	5-3			L8		4	0	1	0	0	0	0
Russ Nixon, L (1, 2) OBP: 0.317, SLG: 0.397		4-3		4-0, 1-2, BB		4-3		K		3	0	0	0	1	1	0
Chuck Schilling, R (1, 4) OBP: 0.317, SLG: 0.356		K		L9		F8			F5	4	0	0	0	0	1	3
Chet Nichols, S (1, 1) OBP: 0.231, SLG: 0.231			3-1, 1B, 1B	L6-4, 2-3		K			5-3	1	0	1	0	0	0	0
Dick Williams, R (4, PH) OBP: 0.348, SLG: 0.395										1	0	0	0	0	0	3
Jack Lamabe, R (4, 1)										1	0	0	0	0	1	0
Dick Radatz, R (7, 1) OBP: 0.043, SLG: 0.087										0	0	0	0	0	0	0
Lou Clinton, R (9, PH) OBP: 0.271, SLG: 0.397										1	0	0	0	0	0	0
Inning Stats	R: 1 E: 0 K: 1 S: 7 H: 2 LOB: 1 BB: 0 P: 7	R: 0 E: 0 K: 1 S: 5 H: 0 LOB: 0 BB: 0 P: 5	R: 0 E: 0 K: 0 S: 5 H: 2 LOB: 2 BB: 0 P: 5	R: 0 E: 0 K: 0 S: 4 H: 2 LOB: 2 BB: 1 P: 8	R: 3 E: 0 K: 1 S: 8 H: 3 LOB: 0 BB: 0 P: 8	R: 0 E: 0 K: 1 S: 5 H: 0 LOB: 0 BB: 0 P: 5	R: 0 E: 0 K: 0 S: 3 H: 0 LOB: 1 BB: 1 P: 7	R: 0 E: 0 K: 2 S: 7 H: 0 LOB: 0 BB: 0 P: 7	R: 0 E: 0 K: 1 S: 6 H: 1 LOB: 1 BB: 0 P: 6	1B: 7 2B: 1 3B: 0 HR: 3 SF: 0 SAC: 0 DP: 1 HBP: 0						

PITCHER	IP	WLS	BF	H	R	ER	SO	BB	IBB	HBP	BLK	WP	HR	S	P	ERA	WHIP
Jim Bunning, R (1, 1) ERA: 4.59	5.0		24	9	4	4	3	1	0	0	0	0	3	29	33	7.20	2.000
Bill Faul, R (6, 1) ERA: 4.25	2.0	W	7	0	0	0	1	1	0	0	0	0	0	8	12	0.00	0.500
Fred Gladding, R (8, 1) ERA: 3.24	2.0	S	7	1	0	0	3	0	0	0	0	0	0	13	13	0.00	0.500

PITCHER	IP	WLS	BF	H	R	ER	SO	BB	IBB	HBP	BLK	WP	HR	S	P	ERA	WHIP

Boston Red Sox @ Detroit Tigers

Tiger Stadium, Detroit, MI

Wed Aug 07 1963, 4:33 AM EDT

Att. 6,181 - Unknown

TOP

livebaseballscorecards.com

AB	36
R	4
H	10
RBI	4
BB	2
SO	7
LOB	16

WP: 0	PA: 38
PB: 0	
SB: 0	
CS: 0	

Batter	1	2	3	4	5	6	7	8	9	AB	R	H	RBI	BB	SO	LOB
Don Wert, R (1, 5) OBP: 0.331, SLG: 0.377	5-3		2B 3B		K		L5			4	1	1	0	0	1	1
Dick McAuliffe, L (1, 6) OBP: 0.338, SLG: 0.393	1-3		F3		2B		1-3 HR 1B			4	1	2	0	0	0	1
Al Kaline, R (1, 9) OBP: 0.381, SLG: 0.523	1B		3-H 2B		G6-4-3 BB		1-H 3-H HR			3	1	3	4	1	0	0
Rocky Colavito, R (1, 7) OBP: 0.363, SLG: 0.434	K		F2		G6-4-3 1-2f		K			4	0	0	0	0	2	4
Bill Freehan, R (1, 3) (8, 2) OBP: 0.350, SLG: 0.394		5-3	BB			G3-6-3 1B		SH1-3 1B		3	0	2	0	1	0	0
George Thomas, R (1, 8) OBP: 0.281, SLG: 0.358 Bill Bruton, L (6, PH) OBP: 0.319, SLG: 0.361 (7, 8)	CS 1B		F8			G3-6-3 1-2f		SH1-3 1-2		2 1	0 0	1 0	0 0	0 0	0 0	2 1
Gus Triandos, R (1, 2) OBP: 0.314, SLG: 0.414 Fred Gladding, L (8, 1)	1-2 HR		K			F7		5-3		3 1	1 0	1 0	1 0	0 0	1 0	0 1
George Smith, R (1, 4) OBP: 0.455, SLG: 0.818	1B		G3				1B HR 1B	K		4	1	2	0	0	1	1
Jim Bunning, R (1, 1) OBP: 0.197, SLG: 0.207 Bill Faul, R (6, 1) OBP: 0.154, SLG: 0.200 Norm Cash, L (7, PH) OBP: 0.373, SLG: 0.454 (8, 3)	F8		K				K			2 0 1	0 0 0	0 0 0	0 0 0	0 0 0	1 0 1	1 0 1
Inning Stats	R: 0 H: 1 E: 0 LOB: 1 K: 1 BB: 0 S: 6 P: 6	R: 1 H: 3 E: 0 LOB: 1 K: 0 BB: 0 S: 5 P: 5	R: 1 H: 2 E: 0 LOB: 2 K: 0 BB: 1 S: 5 P: 9	R: 0 H: 0 E: 0 LOB: 0 K: 2 BB: 0 S: 7 P: 7	R: 0 H: 1 E: 0 LOB: 1 K: 1 BB: 1 S: 5 P: 9	R: 0 H: 1 E: 0 LOB: 0 K: 0 BB: 0 S: 3 P: 3	R: 3 H: 3 E: 0 LOB: 0 K: 2 BB: 0 S: 10 P: 10	R: 0 H: 1 E: 0 LOB: 1 K: 1 BB: 0 S: 6 P: 6		1B: 7 SF: 0 2B: 2 SAC: 1 3B: 1 DP: 2 HR: 2 HBP: 0						

PITCHER	IP	WLS	BF	H	R	ER	SO	BB	IBB	HBP	BLK	WP	HR	S	P	ERA	WHIP
Chet Nichols, L (1, 1) ERA: 4.31	3.0		15	6	2	2	1	1	0	0	0	0	1	16	20	6.00	2.333
Jack Lamabe, R (4, 1) ERA: 3.54	3.2		14	4	2	2	4	1	0	0	0	0	0	21	25	4.91	1.364
Dick Radatz, R (7, 1) ERA: 1.52	1.1	L	6	2	1	1	2	0	0	0	0	0	1	10	10	6.75	1.500

PITCHER	IP	WLS	BF	H	R	ER	SO	BB	IBB	HBP	BLK	WP	HR	S	P	ERA	WHIP

BOTTOM

Boston Red Sox @ Detroit Tigers

Tiger Stadium, Detroit, MI

Wed Aug 07 1963, 4:33 AM EDT

Att. 6,181 - Unknown

livebaseballscorecards.com

AB	32
R	5
H	12
RBI	5
BB	2
SO	7
LOB	13

WP: 0 PA: 35
PB: 0
SB: 0
CS: 1

Boston Red Sox @ Detroit Tigers

Tiger Stadium, Detroit, MI

Thu Aug 08 1963, 4:33 AM EDT

Att. 6,298 - Unknown

TOP

livebaseballscorecards.com

Batter	1	2	3	4	5	6	7	8	9	10	AB	R	H	RBI	BB	SO	LOB
Gary Geiger, L (1, 8) OBP: 0.353, SLG: 0.524	F7			HR	G3			BB 1B 1B	2-H HR		5	2	3	3	0	0	1
Felix Mantilla, R (1, 6) OBP: 0.319, SLG: 0.311	F3			G5-3 1B 1B		F7		1-2 BB 1B	6-3		5	0	2	0	0	0	0
Carl Yastrzemski, L (1, 7) OBP: 0.426, SLG: 0.503	4-3			1-2 1B		BBB 4-0 G5-4-3 BB		BBB 4-0 G6-3 1-2 2-3 BB		SH3-4 1B	3	0	2	0	2	0	0
Frank Malzone, R (1, 5) OBP: 0.335, SLG: 0.439	SSS 0-3 K			L9		G5-4-3 1-2f		L4		SH3-4 1-2	4	0	0	0	0	1	6
Dick Stuart, R (1, 3) OBP: 0.310, SLG: 0.477		F6		G5-3 2-3f			E6 BB	G6-3 1-2f		6-3	5	0	0	0	0	0	6
Roman Mejias, R (1, 9) OBP: 0.260, SLG: 0.366		F7			4-3		F3		F8	F8	5	0	0	0	0	0	2
Chuck Schilling, R (1, 4) OBP: 0.321, SLG: 0.360			F7		1B 2B		BBBB 4-0 1-2 BB		1B E 1B		3	2	2	0	1	0	0
Bob Tillman, R (1, 2) OBP: 0.320, SLG: 0.382			SSS 0-3 K		SSS 0-3 K		F8		FC4 1-2 1B		4	0	1	0	0	2	3
Bill Monbouquette, R (1, 1) OBP: 0.176, SLG: 0.138 Russ Nixon, L (9, PH) OBP: 0.315, SLG: 0.395 Dick Radatz, R (9, 1) OBP: 0.043, SLG: 0.087			SSS 0-3 K		2-H 1B		SSS 0-3 K		1-2f 2-H HR		3 1 0	0 1 0	1 0 0	1 0 0	0 0 0	2 0 0	2 1 0

	AB	38
	R	5
	H	11
	RBI	4
	BB	3
	SO	5
	LOB	21

Inning Stats	1	2	3	4	5	6	7	8	9	10
	R: 0 H: 0 E: 0 LOB: 0 K: 0 BB: 0 S: 3 P: 3	R: 0 H: 0 E: 0 LOB: 0 K: 1 BB: 0 S: 5 P: 5	R: 0 H: 0 E: 0 LOB: 0 K: 2 BB: 0 S: 7 P: 7	R: 1 H: 3 E: 0 LOB: 1 K: 0 BB: 0 S: 5 P: 5	R: 1 H: 2 E: 0 LOB: 1 K: 1 BB: 0 S: 7 P: 7	R: 0 H: 0 E: 0 LOB: 0 K: 0 BB: 1 S: 2 P: 6	R: 0 H: 0 E: 1 LOB: 2 K: 1 BB: 1 S: 6 P: 10	R: 0 H: 2 E: 0 LOB: 2 K: 0 BB: 1 S: 4 P: 8	R: 3 H: 3 E: 1 LOB: 0 K: 0 BB: 0 S: 6 P: 6	R: 0 H: 1 E: 0 LOB: 1 K: 0 BB: 0 S: 4 P: 4

1B: 8	SF: 0	WP: 0	PA: 42
2B: 1	SAC: 1	PB: 0	
3B: 0	DP: 3	SB: 0	
HR: 2	HBP: 0	CS: 0	

PITCHER		IP	WLS	BF	H	R	ER	SO	BB	IBB	HBP	BLK	WP	HR	S	P	ERA	WHIP
Phil Regan, R ERA: 3.77	(1, 1)	7.0		30	7	2	2	5	3	0	0	0	0	1	37	49	2.57	1.429
Terry Fox, R ERA: 4.14	(8, 1)	1.0		2	0	0	0	0	0	0	0	0	0	0	2	2	0.00	0.000
Fred Gladding, R ERA: 5.0	(9, 1)	0.2		4	2	2	2	0	0	0	0	0	0	0	4	4	27.00	3.000
Don Mossi, L ERA: 4.52	(9, 1)	0.1		2	1	1	1	0	0	0	0	0	0	1	2	2	27.00	3.000
Alan Koch, R ERA:	(10, 1)	1.0	W	4	1	0	0	0	0	0	0	0	0	0	4	4	0.00	1.000

PITCHER	IP	WLS	BF	H	R	ER	SO	BB	IBB	HBP	BLK	WP	HR	S	P	ERA	WHIP

Boston Red Sox @ Detroit Tigers

Tiger Stadium, Detroit, MI

Thu Aug 08 1963, 4:33 AM EDT

Att. 6,298 - Unknown

BOTTOM

livebaseballscorecards.com

Batter	1	2	3	4	5	6	7	8	9	10	AB	R	H	RBI	BB	SO	LOB
Bill Bruton, L (1, 8) OBP: 0.320, SLG: 0.364	F5			K	4-3 3-H			4-3 1B 2B		WP S 1B 1B	5	2	2	1	0	1	1
Dick McAuliffe, L (1, 6) OBP: 0.336, SLG: 0.390	F6			BB BB 1B	6-3			4-3 2-3		F2	5	0	1	0	0	0	3
Al Kaline, R (1, 9) OBP: 0.383, SLG: 0.521	L8			BB 1-2 BB		L4		1B HR BB		1B WP 1-2 IBB	2	1	0	0	3	0	0
Rocky Colavito, R (1, 7) OBP: 0.364, SLG: 0.434		F9		F8		K		1-3 3-H HR 1B		1-3 2-H 1B	5	1	2	2	0	1	2
Norm Cash, L (1, 3) OBP: 0.374, SLG: 0.462		4-3		1-2 2-3 BB		4-3		1-H 3-H HR			3	1	1	3	1	0	0
Bill Freehan, R (1, 2) OBP: 0.343, SLG: 0.386		5-3		F4			K	F6			4	0	0	0	0	1	3
Don Wert, R (1, 5) OBP: 0.329, SLG: 0.381			K		1B 4-3 2B		F8		L6		4	1	1	0	0	1	0
George Smith, R (1, 4) OBP: 0.400, SLG: 0.667			F7		SH1-4 2-3 1B		L5		K		4	0	1	0	0	1	0
Phil Regan, R (1, 1) OBP: 0.222, SLG: 0.270 Terry Fox, R (8, 1) Whitey Herzog, L (8, PH) OBP: 0.298, SLG: 0.222 Fred Gladding, L (9, 1) Don Mossi, L (9, 1) OBP: 0.344, SLG: 0.269 Gates Brown, L (9, PH) OBP: 0.309, SLG: 0.355 Alan Koch, R (10, 1)			6-3		SH1-4 1-2			F3		4-3	1 0 1 0 0 1 0	0 0 0 0 0 0 0	0 0 0 0 0 0 0	0 0 0 0 0 0 0	0 0 0 0 0 0 0	0 0 0 0 0 0 0	0 0 0 0 0 0 0
Inning Stats	R: 0 H: 0 E: 0 LOB: 0 K: 0 BB: 0 S: 3 P: 3	R: 0 H: 0 E: 0 LOB: 0 K: 0 BB: 0 S: 3 P: 3	R: 0 H: 0 E: 0 LOB: 0 K: 1 BB: 0 S: 5 P: 5	R: 0 H: 1 E: 0 LOB: 3 K: 1 BB: 2 S: 6 P: 14	R: 1 H: 2 E: 0 LOB: 1 K: 0 BB: 0 S: 5 P: 5	R: 0 H: 0 E: 0 LOB: 0 K: 1 BB: 0 S: 5 P: 5	R: 0 H: 0 E: 0 LOB: 0 K: 1 BB: 0 S: 5 P: 5	R: 4 H: 3 E: 0 LOB: 0 K: 0 BB: 1 S: 6 P: 10	R: 0 H: 0 E: 0 LOB: 0 K: 1 BB: 0 S: 5 P: 5	R: 1 H: 2 E: 0 LOB: 2 K: 0 BB: 1 S: 3 P: 7	1B: 5 SF: 0 2B: 2 SAC: 1 3B: 0 DP: 0 HR: 1 HBP: 0						

	AB	35
	R	6
	H	8
	RBI	6
	BB	4
	SO	5
	LOB	9

WP: 1 PA: 40
PB: 0
SB: 1
CS: 0

PITCHER		IP	WLS	BF	H	R	ER	SO	BB	IBB	HBP	BLK	WP	HR	S	P	ERA	WHIP
Bill Monbouquette, R ERA: 3.31	(1, 1)	8.0		33	6	5	5	4	3	0	0	0	0	1	38	50	5.62	1.125
Dick Radatz, R ERA: 1.59	(9, 1)	1.1	L	7	2	1	1	1	0	1	0	0	1	0	8	12	6.75	1.500

PITCHER	IP	WLS	BF	H	R	ER	SO	BB	IBB	HBP	BLK	WP	HR	S	P	ERA	WHIP

Detroit Tigers @ Chicago White Sox

Comiskey Park, Chicago, IL

Fri Aug 09 1963, 8:05 PM EDT

Unknown

TOP

livebaseballscorecards.com

Batter	1	2	3	4	5	6	7	8	9	AB	R	H	RBI	BB	SO	LOB
Bill Bruton, L (1, 8) OBP: 0.319, SLG: 0.361	F7		BB			F8		F9		3	0	0	0	1	0	0
Dick McAuliffe, L (1, 6) OBP: 0.333, SLG: 0.386	6-3		L3			3-1		E1		4	0	0	0	0	0	1
Al Kaline, R (1, 9) OBP: 0.382, SLG: 0.518	L4-3			L7		K				4	0	1	0	0	1	0
Rocky Colavito, R (1, 7) OBP: 0.365, SLG: 0.441		F7		HR			BB	E5		3	1	1	1	1	0	2
Norm Cash, L (1, 3) OBP: 0.373, SLG: 0.458		FC6-4 BB		1-3			F8	F2		3	0	0	0	1	0	4
Bubba Phillips, R (1, 5) OBP: 0.272, SLG: 0.308		F9		F5			1B		P3	4	0	1	0	0	0	1
Gus Triandos, R (1, 2) OBP: 0.309, SLG: 0.407		FC6-4			F7		F7		F7	4	0	0	0	0	0	3
George Smith, R (1, 4) OBP: 0.353, SLG: 0.588			K		K		F3		5-3	2	0	0	0	0	2	0
Gates Brown, L (7, PH) OBP: 0.297, SLG: 0.344										1	0	0	0	0	0	2
Don Wert, R (7, 4) OBP: 0.327, SLG: 0.378										1	0	0	0	0	0	0
Hank Aguirre, R (1, 1) OBP: 0.170, SLG: 0.196			K		K			K		2	0	0	0	0	2	0
George Thomas, R (8, PH) OBP: 0.280, SLG: 0.357										1	0	0	0	0	1	0
Fred Gladding, L (8, 1)										0	0	0	0	0	0	0

	AB	32
	R	1
	H	3
	RBI	1
	BB	3
	SO	6
	LOB	13

Inning Stats	1	2	3	4	5	6	7	8	9	1B: 2	SF: 0	WP: 0	PA: 35
R	0	0	0	1	0	0	0	0	0	2B: 0	SAC: 0	PB: 0	
E	0	0	0	0	0	0	0	0	0	3B: 0	DP: 0	SB: 0	
K	0	0	2	0	2	1	0	1	0	HR: 1	HBP: 0	CS: 0	
S	3	3	7	4	7	5	4	8	3				
H	0	0	0	1	0	0	1	1	0				
LOB	0	1	1	0	0	0	2	3	0				
BB	0	1	1	0	0	0	1	0	0				
P	3	7	11	4	7	5	8	8	3				

PITCHER		IP	WLS	BF	H	R	ER	SO	BB	IBB	HBP	BLK	WP	HR	S	P	ERA	WHIP
Joe Horlen, R ERA: 3.5	(1, 1)	3.2		14	1	1	1	2	2	0	0	0	0	1	16	24	2.46	0.818
Eddie Fisher, R ERA: 4.56	(4, 1)	5.1	W	21	2	0	0	4	1	0	0	0	0	0	28	32	0.00	0.562

PITCHER	IP	WLS	BF	H	R	ER	SO	BB	IBB	HBP	BLK	WP	HR	S	P	ERA	WHIP

Batter	1	2	3	4	5	6	7	8	9	AB	R	H	RBI	BB	SO	LOB
Jim Landis, R (1, 8) OBP: 0.334, SLG: 0.407	B B B B 4-0 BB BB	x 0-0 ② ③ G4-6-3 1-2f		x 0-0 ③ P4			x 0-0 1B			3	0	1	0	1	0	3
Al Weis, S (1, 4) OBP: 0.322, SLG: 0.319	S S S 0-3 ① K		x 0-0 ① P4		x 0-0 ① 1-3		S S S 0-3 ③ K			4	0	0	0	0	2	2
Mike Hershberger, R (1, 9) OBP: 0.346, SLS: 0.377	x 0-0 ② F8		x 0-0 1B		x 0-0 ② P5			x 0-0 ① 5-3		4	0	1	0	0	0	1
Dave Nicholson, R (1, 7) OBP: 0.336, SLG: 0.464	B B B B 4-0 1-2 BB		x 0-0 ② F7		x 0-0 ③ F8			B B B B 4-0 PB BB		2	0	0	0	2	0	1
Jim Lemon, R (1, 3) OBP: 0.313, SLG: 0.309 Tom McCraw, L (8, 3) OBP: 0.263, SLG: 0.316	S S S 0-3 ③ K		x 0-0 ③ L4			B B B B 4-0 G6-3 BB		B B B B 4-0 1-2 BB		2 0	0 0	0 0	0 0	1 1	1 0	3 0
Pete Ward, L (1, 5) OBP: 0.344, SLG: 0.454		x 0-0 ① 3-1		x 0-0 WP 1B 2B		S S S 0-3 ① K		S S S 0-3 ② K		4	1	1	0	0	2	3
Ron Hansen, R (1, 6) OBP: 0.313, SLG: 0.366		B B B B 4-0 1B 1B BB		B B B B 4-0 G6-4-3 1B 2-3 BB		x 0-0 ② G6-3 1-2f		x 0-0 ③ L6		2	1	0	0	2	0	3
Cam Carreon, R (1, 2) OBP: 0.341, SLG: 0.371		x 0-0 1B 1-3 1B		x 0-0 G6-4-3 1-2 3-H 1B			x 0-0 ① F7			3	0	2	1	0	0	0
Joe Horlen, R (1, 1) OBP: 0.261, SLG: 0.261 Eddie Fisher, R (4, 1) OBP: 0.208, SLG: 0.174		x 0-0 G4-6-3 1-3 3-H 1B		x 0-0 ① ② G6-4-3 1-2f 2-3			S S S 0-3 ② K			1 2	0 0	1 0	1 0	0 0	0 1	0 2
Inning Stats	R: 0 H: 0 E: 0 LOB: 2 K: 2 BB: 2 S: 7 P: 15	R: 1 H: 2 E: 0 LOB: 1 K: 0 BB: 1 S: 4 P: 8	R: 0 H: 1 E: 0 LOB: 1 K: 0 BB: 0 S: 4 P: 4	R: 1 H: 2 E: 0 LOB: 1 K: 0 BB: 1 S: 4 P: 8	R: 0 H: 0 E: 0 LOB: 0 K: 0 BB: 0 S: 3 P: 3	R: 0 H: 0 E: 0 LOB: 0 K: 1 BB: 1 S: 4 P: 8	R: 0 H: 1 E: 0 LOB: 1 K: 2 BB: 0 S: 8 P: 8	R: 0 H: 0 E: 0 LOB: 2 K: 1 BB: 2 S: 5 P: 13		1B: 5 SF: 0 2B: 1 SAC: 0 3B: 0 DP: 3 HR: 0 HBP: 0				WP: 1 PA: 34 PB: 1 SB: 0 CS: 0		

PITCHER		IP	WLS	BF	H	R	ER	SO	BB	IBB	HBP	BLK	WP	HR	S	P	ERA	WHIP
Hank Aguirre, L ERA: 4.1	(1, 1)	7.0	L	29	6	2	2	5	5	0	0	0	1	0	34	54	2.57	1.571
Fred Gladding, R ERA: 4.5	(8, 1)	1.0		5	0	0	0	1	2	0	0	0	0	0	5	13	0.00	2.000

PITCHER	IP	WLS	BF	H	R	ER	SO	BB	IBB	HBP	BLK	WP	HR	S	P	ERA	WHIP

BOTTOM

Detroit Tigers @ Chicago White Sox

Comiskey Park, Chicago, IL

Fri Aug 09 1963, 8:05 PM EDT

Unknown

livebaseballscorecards.com

AB	27
R	2
H	6
RBI	2
BB	7
SO	6
LOB	18

Batter	1	2	3	4	5	6	7	8	9	10	AB	R	H	RBI	BB	SO	LOB
Bill Bruton, L (1, 8) OBP: 0.320, SLG: 0.365	4-3		P4		3-1 2B		SH1-3 1B 1B		P6		5	0	2	0	0	0	0
Dick McAuliffe, L (1, 6) OBP: 0.330, SLG: 0.382	P2		E1		3-1 2-3		SH1-3 1-2		F7		4	0	0	0	0	0	1
Al Kaline, R (1, 9) OBP: 0.378, SLG: 0.512	L7		F7		L7		L9		F6		5	0	0	0	0	0	3
Rocky Colavito, R (1, 7) OBP: 0.367, SLG: 0.447		HR		1-3		F7	1B IBB			BB FC4-2-5 1B	3	1	1	1	2	0	0
Norm Cash, L (1, 3) OBP: 0.381, SLG: 0.463		BB		1B		1B BB BB	1-2 2-H 1B			FC4-2-5 1-3 FC3-2 1B	3	0	3	0	2	0	0
Don Wert, R (1, 5) (6, 4) OBP: 0.329, SLG: 0.374	K			1-2 1B		1-2 1B BB		F7		FC4-2-5 1-3 FC3-2 3-H 1B	4	1	1	0	1	1	3
Bill Freehan, R (1, 2) OBP: 0.340, SLG: 0.381		P4		K		1-2 2-3 1B		1-3		FC3-2 1-2 1B E 3-H	5	1	1	0	0	1	5
George Smith, R (1, 4) OBP: 0.316, SLG: 0.526 Gates Brown, L (6, PH) OBP: 0.297, SLG: 0.344 Bubba Phillips, R (6, PH) OBP: 0.275, SLG: 0.314 (6, 5)		P4		6-3		K		2B		E8 1-H 2-H 1B	2 0 3	0 0 0	0 0 2	0 0 1	0 0 0	0 0 1	3 0 3
Mickey Lolich, S (1, 1) OBP: 0.229, SLG: 0.069 Whitey Herzog, L (8, PH) OBP: 0.293, SLG: 0.217 Terry Fox, R (8, 1)			G3		B5-3	K		K			3 1 0	0 0 0	0 0 0	0 0 0	1 1 0	3 1 0	3 1 0
Inning Stats	R: 0 E: 0 K: 0 S: 3 H: 0 LOB: 0 BB: 0 P: 3	R: 1 E: 0 K: 1 S: 6 H: 1 LOB: 1 BB: 1 P: 10	R: 0 E: 1 K: 0 S: 4 H: 0 LOB: 1 BB: 0 P: 4	R: 0 E: 0 K: 1 S: 7 H: 2 LOB: 2 BB: 0 P: 7	R: 0 E: 0 K: 0 S: 4 H: 1 LOB: 1 BB: 0 P: 4	R: 0 E: 0 K: 2 S: 8 H: 1 LOB: 3 BB: 2 P: 16	R: 0 E: 0 K: 0 S: 4 H: 2 LOB: 2 BB: 1 P: 8	R: 0 E: 0 K: 1 S: 6 H: 1 LOB: 1 BB: 0 P: 6	R: 0 E: 0 K: 0 S: 3 H: 0 LOB: 0 BB: 0 P: 3	R: 2 E: 1 K: 0 S: 4 H: 2 LOB: 1 BB: 1 P: 8	1B: 7 2B: 2 3B: 0 HR: 1	SF: 0 SAC: 1 DP: 0 HBP: 0						

PITCHER	IP	WLS	BF	H	R	ER	SO	BB	IBB	HBP	BLK	WP	HR	S	P	ERA	WHIP
Dave DeBusschere, R (1, 1) ERA: 3.68	5.1		25	5	1	1	2	3	0	0	0	0	1	26	38	1.69	1.500
Taylor Phillips, L (6, 1) ERA: 6.75	1.2		7	2	0	0	2	0	1	0	0	0	0	10	14	0.00	1.200
Jim Brosnan, R (8, 1) ERA: 1.93	3.0	L	12	3	2	1	1	1	0	0	0	0	0	13	17	3.00	1.333

PITCHER	IP	WLS	BF	H	R	ER	SO	BB	IBB	HBP	BLK	WP	HR	S	P	ERA	WHIP

TOP

Detroit Tigers @ Chicago White Sox

Comiskey Park, Chicago, IL

Fri Aug 09 1963, 8:05 PM EDT

Att. 33,396 - Unknown

livebaseballscorecards.com

AB	38
R	3
H	10
RBI	2
BB	5
SO	5
LOB	22

WP: 0 PB: 0 SB: 0 CS: 0 PA: 44

Batter	1	2	3	4	5	6	7	8	9	10	AB	R	H	RBI	BB	SO	LOB
Jim Landis, R (1, 8) OBP: 0.332, SLG: 0.403	1-3		4-3		5-3		1-2 1B			K	5	0	1	0	0	1	0
Nellie Fox, L (1, 4) OBP: 0.306, SLG: 0.316	F8		BB			F8	L9			E4 1B	4	0	0	0	1	0	2
Mike Hershberger, R (1, 9) OBP: 0.349, SLG: 0.379	2B 1B		K			1B 1B BB		6-3		1-3 1B	4	1	2	0	1	1	1
Dave Nicholson, R (1, 7) OBP: 0.340, SLG: 0.468	1-3 2B			BB		F3		G4-6-3 1B		P6	4	0	2	0	1	0	3
Jim Lemon, R (1, 3) OBP: 0.313, SLG: 0.310 Tom McCraw, L (8, 3) OBP: 0.262, SLG: 0.314	F8			P4		1-H 1B		G4-6-3 1-2f			3 1	0 0	1 0	1 0	0 0	0 0	3 1
Pete Ward, L (1, 5) OBP: 0.341, SLG: 0.450		4-3		K		K			K		4	0	0	0	0	3	2
Ron Hansen, R (1, 6) OBP: 0.309, SLG: 0.361		5-3		F2			6-3		K		4	0	0	0	0	1	1
Cam Carreon, R (1, 2) OBP: 0.333, SLG: 0.362		K			K		5-3		1-3		4	0	0	0	0	2	0
Dave DeBusschere, R (1, 1) OBP: 0.118, SLG: 0.063 Taylor Phillips, L (6, 1) Al Weis, S (7, PH) OBP: 0.327, SLG: 0.324 Jim Brosnan, R (8, 1) OBP: 0.250, SLG: 0.250 Charlie Maxwell, L (10, PH) OBP: 0.393, SLG: 0.390			K		5-3		1B 1B			F7	2 0 1 0 1	0 0 0 0 0	0 0 1 0 0	0 0 0 0 0	0 0 0 0 0	1 0 0 0 0	0 0 0 0 0
Inning Stats	R: 0 H: 2 E: 0 LOB: 2 K: 0 BB: 0 S: 5 P: 5	R: 0 H: 0 E: 0 LOB: 0 K: 1 BB: 0 S: 5 P: 5	R: 0 H: 0 E: 0 LOB: 1 K: 2 BB: 1 S: 7 P: 11	R: 0 H: 0 E: 0 LOB: 1 K: 1 BB: 1 S: 5 P: 9	R: 0 H: 0 E: 0 LOB: 0 K: 1 BB: 0 S: 5 P: 5	R: 1 H: 1 E: 0 LOB: 1 K: 1 BB: 1 S: 6 P: 10	R: 0 H: 2 E: 0 LOB: 2 K: 0 BB: 0 S: 5 P: 5	R: 0 H: 1 E: 0 LOB: 0 K: 0 BB: 0 S: 3 P: 3	R: 0 H: 0 E: 0 LOB: 0 K: 2 BB: 0 S: 7 P: 7	R: 0 H: 1 E: 1 LOB: 2 K: 1 BB: 0 S: 7 P: 7	1B: 6 2B: 1 3B: 0 HR: 0	SF: 0 SAC: 0 DP: 1 HBP: 0					

PITCHER	IP	WLS	BF	H	R	ER	SO	BB	IBB	HBP	BLK	WP	HR	S	P	ERA	WHIP
Mickey Lolich, L (1, 1) ERA: 3.56	7.0		29	5	1	1	6	3	0	0	0	0	0	38	50	1.29	1.143
Terry Fox, R (8, 1) ERA: 3.92	3.0	W	11	2	0	0	3	0	0	0	0	0	0	17	17	0.00	0.667

PITCHER	IP	WLS	BF	H	R	ER	SO	BB	IBB	HBP	BLK	WP	HR	S	P	ERA	WHIP

BOTTOM

Detroit Tigers @ Chicago White Sox

Comiskey Park, Chicago, IL

Fri Aug 09 1963, 8:05 PM EDT

Att. 33,396 - Unknown

livebaseballscorecards.com

AB	37
R	1
H	7
RBI	1
BB	3
SO	9
LOB	13

WP: 0 PA: 40
PB: 0
SB: 0
CS: 0

Batter	1	2	3	4	5	6	7	8	9	AB	R	H	RBI	BB	SO	LOB
Bill Bruton, L (1, 8) OBP: 0.317, SLG: 0.361	3-1			6-3		F7		G3		4	0	0	0	0	0	1
Bubba Phillips, R (1, 5) OBP: 0.275, SLG: 0.313	K			L6-4-3 1B		E5 1B 2-3			L5	4	0	1	0	0	1	1
Al Kaline, R (1, 9) OBP: 0.379, SLG: 0.512	L6			L6-4-3 1-2		1-2 3-H 1B			G5-4-3 1B	4	0	2	1	0	0	1
Rocky Colavito, R (1, 7) OBP: 0.364, SLG: 0.443		5-3			6-3	6-3			G5-4-3 1-2f	4	0	0	0	0	0	3
Norm Cash, L (1, 3) OBP: 0.383, SLG: 0.466		B B B B G4-6-3 BB			FC1 2B		S S S K			2	0	1	0	1	1	0
Don Wert, R (1, 6) OBP: 0.323, SLG: 0.366		G4-6-3 1-2f			FC1 FC5-4 2-3		F7			3	0	0	0	0	0	2
Mike Roarke, R (1, 2) OBP: 0.379, SLG: 0.357			G6-4-3 1B		FC5-4 1-2f		F7			3	0	1	0	0	0	1
George Smith, R (1, 4) OBP: 0.318, SLG: 0.545			G6-4-3 1-2f			E 1B 2B		6-3		3	1	1	0	0	0	1
Bill Faul, R (1, 1) OBP: 0.148, SLG: 0.192			G3			F8		4-3		1	0	0	0	0	0	0
Whitey Herzog, L (6, PH) OBP: 0.288, SLG: 0.213										1	0	0	0	0	0	1
Alan Koch, R (6, 1)										0	0	0	0	0	0	0
Gates Brown, L (8, PH) OBP: 0.289, SLG: 0.333										1	0	0	0	0	0	0
Bob Anderson, R (8, 1) OBP: 0.667, SLG: 0.667										0	0	0	0	0	0	0
Inning Stats	R: 0 E: 0 K: 1 S: 5 H: 0 LOB: 0 BB: 0 P: 5	R: 0 E: 0 K: 0 S: 2 H: 0 LOB: 0 BB: 1 P: 6	R: 0 E: 0 K: 0 S: 3 H: 1 LOB: 0 BB: 0 P: 3	R: 0 E: 0 K: 0 S: 3 H: 1 LOB: 0 BB: 0 P: 3	R: 0 E: 0 K: 0 S: 4 H: 1 LOB: 1 BB: 0 P: 4	R: 1 E: 1 K: 0 S: 6 H: 2 LOB: 2 BB: 0 P: 6	R: 0 E: 0 K: 1 S: 5 H: 0 LOB: 0 BB: 0 P: 5	R: 0 E: 0 K: 0 S: 3 H: 0 LOB: 0 BB: 0 P: 3	R: 0 E: 0 K: 0 S: 3 H: 1 LOB: 0 BB: 0 P: 3	1B: 4 2B: 2 3B: 0 HR: 0 SF: 0 SAC: 0 DP: 4 HBP: 0						

PITCHER	IP	WLS	BF	H	R	ER	SO	BB	IBB	HBP	BLK	WP	HR	S	P	ERA	WHIP
Ray Herbert, R (1, 1) ERA: 3.3	9.0	W	31	6	1	0	2	1	0	0	0	0	0	34	38	0.00	0.778

PITCHER	IP	WLS	BF	H	R	ER	SO	BB	IBB	HBP	BLK	WP	HR	S	P	ERA	WHIP

TOP

Detroit Tigers @ Chicago White Sox

Comiskey Park, Chicago, IL

Sat Aug 10 1963, 4:33 AM EDT

Att. 12,152 - Unknown

livebaseballscorecards.com

AB	30
R	1
H	6
RBI	1
BB	1
SO	2
LOB	11

Batter	1	2	3	4	5	6	7	8	9	AB	R	H	RBI	BB	SO	LOB
Jim Landis, R (1, 8) OBP: 0.333, SLG: 0.401	S S S 0-3 K ①		x 0-0 6-3 ①		x 0-0 G3 1B 1-2 1B ①	B B B B 4-0 1B 1-2 2-3 3-H BB		S S S 0-3 K ②		4	1	1	1	1	2	0
Nellie Fox, L (1, 4) OBP: 0.307, SLG: 0.317	x 0-0 FC4-6 1B		x 0-0 1-3 ②		x 0-0 G3 ② 1-2 2-3	x 0-0 1-2 2-3 3-H 1B		x 0-0 4-3 ③		5	0	2	1	0	0	2
Mike Hershberger, R (1, 9) OBP: 0.348, SLG: 0.375	x 0-0 FC4-6 ② 1-2f		S S S 0-3 K ③		B B B B 4-0 1B BB	x 0-0 P6 ②				3	0	0	0	1	1	4
Pete Ward, L (1, 5) OBP: 0.340, SLG: 0.448	x 0-0 F7 ③			x 0-0 4-3 ①	x 0-0 1-3 2-H 3-H 1B	x 0-0 P6 ③				4	0	1	2	0	0	4
Charlie Maxwell, L (1, 3) OBP: 0.396, SLG: 0.388 Tom McCraw, L (7, PR) OBP: 0.262, SLG: 0.314 (8, 3)		x 0-0 6-3 ①		x 0-0 1B	S S S 0-3 K ③		B B B B 4-0 1B BB			3 0	0 0	1 0	0 0	1 0	1 0	2 0
Dave Nicholson, R (1, 7) OBP: 0.342, SLG: 0.465		B B B B 4-0 2B BB		S S S 0-3 K ②		B B B B 4-0 WP 1B BB BB	x 0-0 F7 ①			2	2	0	0	2	1	2
Ron Hansen, R (1, 6) OBP: 0.311, SLG: 0.366		x 0-0 6-3 1-H 2B		S S S 0-3 K ③		x 0-0 F5 ①	x 0-0 1-2 1B ②			4	0	2	1	0	1	2
Cam Carreon, R (1, 2) OBP: 0.337, SLG: 0.365		x 0-0 6-3 ② 2-3			x 0-0 G3 1B 1B 1B	x 0-0 BB WP 1-2 1B 1B	x 0-0 F8 ③			4	2	2	0	0	0	2
Ray Herbert, R (1, 1) OBP: 0.327, SLG: 0.375		S S S 0-3 K ③			S S S 0-3 K ①	B B B B 4-0 1B BB 1-2 2-3 BB		x 0-0 G3 ①		3	0	0	0	1	2	2
Inning Stats	R: 0 H: 1 E: 0 LOB: 1 K: 1 BB: 0 S: 6 P: 6	R: 1 H: 1 E: 0 LOB: 1 K: 1 BB: 1 S: 6 P: 10	R: 0 H: 0 E: 0 LOB: 0 K: 1 BB: 0 S: 5 P: 5	R: 0 H: 1 E: 0 LOB: 1 K: 2 BB: 0 S: 8 P: 8	R: 2 H: 3 E: 0 LOB: 2 K: 2 BB: 1 S: 10 P: 14	R: 2 H: 2 E: 0 LOB: 3 K: 0 BB: 3 S: 5 P: 17	R: 0 H: 1 E: 0 LOB: 1 K: 0 BB: 1 S: 3 P: 7	R: 0 H: 0 E: 0 LOB: 0 K: 1 BB: 0 S: 5 P: 5		1B: 8 SF: 0 2B: 1 SAC: 0 3B: 0 DP: 0 HR: 0 HBP: 0						

PITCHER		IP	WLS	BF	H	R	ER	SO	BB	IBB	HBP	BLK	WP	HR	S	P	ERA	WHIP
Bill Faul, R ERA: 4.32	(1, 1)	5.0	L	23	6	3	3	7	2	0	0	0	0	0	35	43	5.40	1.600
Alan Koch, R ERA: 5.4	(6, 1)	2.0		12	3	2	2	0	4	0	0	0	1	0	8	24	9.00	3.500
Bob Anderson, R ERA: 3.6	(8, 1)	1.0		3	0	0	0	1	0	0	0	0	0	0	5	5	0.00	0.000

PITCHER	IP	WLS	BF	H	R	ER	SO	BB	IBB	HBP	BLK	WP	HR	S	P	ERA	WHIP

BOTTOM

Detroit Tigers @ Chicago White Sox

Comiskey Park, Chicago, IL

Sat Aug 10 1963, 4:33 AM EDT

Att. 12,152 - Unknown

livebaseballscorecards.com

AB	32
R	5
H	9
RBI	5
BB	6
SO	8
LOB	20

WP: 1 PA: 38
PB: 0
SB: 0
CS: 0

Batter	1	2	3	4	5	6	7	8	9	AB	R	H	RBI	BB	SO	LOB
Don Wert, R (1, 6) OBP: 0.317, SLG: 0.354	S S S 0-3 ① K		B B B 4-0 1B SF9 BB	x 0-0 ③ F4		x 0-0 ① F7	S S S 0-3 ③ K		x 0-0 ② F8	5	1	0	0	1	2	3
Bubba Phillips, R (1, 5) OBP: 0.279, SLG: 0.317	x 0-0 BB 1B		x 0-0 ① F7		x 0-0 2B SF8 1B	x 0-0 L2-3 1B		x 0-0 ① F6	S S S 0-3 ③ K	6	1	3	0	0	1	2
Al Kaline, R (1, 9) OBP: 0.382, SLG: 0.515	S S S 0-3 ② K		x 0-0 1B 1-3 1B 1B		x 0-0 1B 1-3 2B	x 0-0 ② L2-3 1-2		x 0-0 1B 1B 1B		5	3	3	0	0	1	2
Rocky Colavito, R (1, 7) OBP: 0.367, SLG: 0.443	B B B B 4-0 1-2 BB		x 0-0 ② SF9 3-H		B B B 4-0 1B 1B BB	x 0-0 ③ 6-3		x 0-0 1B 1-2 1B		2	1	1	1	2	0	1
George Thomas, R (1, 8) OBP: 0.282, SLG: 0.357	x 0-0 ③ F8		x 0-0 1B 1-2 1B		x 0-0 ① SF8 3-H		B B B B 4-0 E S FC4 BB	x 0-0 ② F9		3	1	1	1	1	0	4
Norm Cash, L (1, 3) OBP: 0.385, SLG: 0.466		B B B B 4-0 BB	x 0-0 ② 1-3 2-H 1B		x 0-0 ② F6		x 0-0 ① P4 1-3	x 0-0 PB 1-3 2-H 1B		4	0	2	2	1	0	3
Gus Triandos, R (1, 2) OBP: 0.311, SLG: 0.404		S S S 0-3 ① K	x 0-0 ③ F8		x 0-0 1B 1-2 2-H 1B		B B B B 4-0 FC4 BB	x 0-0 ③ F5 1-2		4	0	1	1	1	1	5
George Smith, R (1, 4) OBP: 0.333, SLG: 0.500		S S S 0-3 ② K	x 0-0 ① 6-3		x 0-0 1-2 2-H 1B		x 0-0 ② FC4 1B 1-2f 3-H	B B B B 4-0 SH1-3 BB		4	0	1	2	1	1	2
Don Mossi, L (1, 1) OBP: 0.333, SLG: 0.267 Terry Fox, R (7, 1)		S S S 0-3 ③ K	S S S 0-3 ② K		x 0-0 ③ 5-3		x 0-0 1-3 1B	x 0-0	x 0-0 ① SH1-3 1-2	4 0	0 0	1 0	0 0	0 0	2 0	3 0
Inning Stats	R: 0 E: 0 K: 2 S: 8 H: 1 LOB: 2 BB: 1 P: 12	R: 0 E: 0 K: 3 S: 9 H: 0 LOB: 1 BB: 1 P: 13	R: 2 E: 0 K: 0 S: 6 H: 3 LOB: 2 BB: 1 P: 10	R: 0 E: 0 K: 1 S: 5 H: 0 LOB: 0 BB: 0 P: 5	R: 3 E: 0 K: 0 S: 7 H: 4 LOB: 2 BB: 1 P: 11	R: 0 E: 0 K: 0 S: 4 H: 1 LOB: 1 BB: 0 P: 4	R: 1 E: 0 K: 1 S: 6 H: 1 LOB: 2 BB: 2 P: 14	R: 1 E: 0 K: 0 S: 6 H: 3 LOB: 2 BB: 0 P: 6	R: 0 E: 0 K: 1 S: 5 H: 0 LOB: 1 BB: 1 P: 9	1B: 12 2B: 1 3B: 0 HR: 0 SF: 2 SAC: 1 DP: 0 HBP: 0						

TOP

Detroit Tigers @ Chicago White Sox

Comiskey Park, Chicago, IL

Sun Aug 11 1963, 4:33 AM EDT

Unknown

livebaseballscorecards.com

AB	37
R	7
H	13
RBI	7
BB	7
SO	8
LOB	25

WP: 0 PA: 47
PB: 1
SB: 1
CS: 0

PITCHER		IP	WLS	BF	H	R	ER	SO	BB	IBB	HBP	BLK	WP	HR	S	P	ERA	WHIP
Juan Pizarro, L ERA: 2.29	(1, 1)	4.2	L	26	8	5	5	6	4	0	0	0	0	0	34	50	9.64	2.571
Taylor Phillips, L ERA: 6.35	(5, 1)	0.1		1	0	0	0	0	0	0	0	0	0	0	1	1	0.00	0.000
Eddie Fisher, R ERA: 4.56	(6, 1)	2.0		10	2	1	1	1	2	0	0	0	0	0	10	18	4.50	2.000
Hoyt Wilhelm, R ERA: 2.94	(8, 1)	2.0		10	3	1	1	1	1	0	0	0	0	0	11	15	4.50	2.000

PITCHER	IP	WLS	BF	H	R	ER	SO	BB	IBB	HBP	BLK	WP	HR	S	P	ERA	WHIP

Batter	1	2	3	4	5	6	7	8	9	AB	R	H	RBI	BB	SO	LOB
Jim Landis, R (1, 8) OBP: 0.335, SLG: 0.412	1B		1-H HR		F8		K			4	1	2	2	0	1	4
Al Weis, S (1, 4) OBP: 0.331, SLG: 0.329	F7		G4-3 1B			6-3		E1 1B		4	0	2	0	0	0	1
Mike Hershberger, R (1, 9) OBP: 0.344, SLG: 0.371	F3		G4-3 1-2f			K		F8		4	0	0	0	0	1	3
Dave Nicholson, R (1, 7) OBP: 0.338, SLG: 0.459	F8			K		K		F4		4	0	0	0	0	2	2
Jim Lemon, R (1, 3) OBP: 0.319, SLG: 0.316		F8		K			BB 1B	2-3 1B		4	0	2	0	0	1	0
Pete Ward, L (1, 5) OBP: 0.339, SLG: 0.446		3-1		K			1-2 BB 1B	G3		4	0	1	0	0	1	2
Ron Hansen, R (1, 6) OBP: 0.308, SLG: 0.362		E6			5-3		F7		F7	4	0	0	0	0	0	2
Cam Carreon, R (1, 2) OBP: 0.330, SLG: 0.357			F7		F6		F7		F3	4	0	0	0	0	0	2
Juan Pizarro, L (1, 1) OBP: 0.000, SLG: 0.000 Taylor Phillips, L (6, 1) Floyd Robinson, L (5, PH) OBP: 0.267, SLG: 0.214 John Buzhardt, R (6, PH) OBP: 0.000, SLG: 0.125 Eddie Fisher, R (6, 1) OBP: 0.000, SLG: 0.174 Sherm Lollar, R (7, PH) OBP: 0.219, SLG: 0.268 Tom McCraw, L (7, PH) OBP: 0.000, SLG: 0.214 Hoyt Wilhelm, R (8, 1) OBP: 0.125, SLG: 0.087 Charlie Maxwell, L (9, PH) OBP: 0.000, SLG: 0.094			BB HR		BB		BB		F8	0	1	0	0	1	0	0
Inning Stats	R: 0 E: 0 K: 0 S: 4 H: 1 LOB: 1 BB: 0 P: 4	R: 0 E: 1 K: 0 S: 3 H: 0 LOB: 1 BB: 0 P: 3	R: 2 E: 0 K: 0 S: 4 H: 2 LOB: 0 BB: 1 P: 8	R: 0 E: 0 K: 3 S: 9 H: 0 LOB: 0 BB: 0 P: 9	R: 0 E: 0 K: 0 S: 3 H: 0 LOB: 1 BB: 1 P: 7	R: 0 E: 0 K: 2 S: 7 H: 0 LOB: 0 BB: 0 P: 7	R: 0 E: 0 K: 1 S: 7 H: 2 LOB: 3 BB: 1 P: 11	R: 0 E: 1 K: 0 S: 5 H: 2 LOB: 2 BB: 0 P: 5	R: 0 E: 0 K: 0 S: 3 H: 0 LOB: 0 BB: 0 P: 3	1B: 6 2B: 0 3B: 0 HR: 1	SF: 0 SAC: 0 DP: 1 HBP: 0		WP: 0 PB: 0 SB: 0 CS: 0	PA: 36			

PITCHER		IP	WLS	BF	H	R	ER	SO	BB	IBB	HBP	BLK	WP	HR	S	P	ERA	WHIP
Don Mossi, L ERA: 4.39	(1, 1)	6.2	W	27	5	2	2	5	3	0	0	0	0	1	34	46	2.70	1.200
Terry Fox, R ERA: 3.77	(7, 1)	2.1	S	9	2	0	0	1	0	0	0	0	0	0	11	11	0.00	0.857

PITCHER	IP	WLS	BF	H	R	ER	SO	BB	IBB	HBP	BLK	WP	HR	S	P	ERA	WHIP

BOTTOM

Detroit Tigers @ Chicago White Sox

Comiskey Park, Chicago, IL

Sun Aug 11 1963, 4:33 AM EDT

Unknown

livebaseballscorecards.com

AB	33
R	2
H	7
RBI	2
BB	3
SO	6
LOB	16

Batter	1	2	3	4	5	6	7	8	9	10	11	AB	R	H	RBI	BB	SO	LOB
Don Wert, R (1, 6) OBP: 0.314, SLG: 0.349	0-0 CS 1B		0-0 G6-4-3 1-2f 3-H		0-0 F4			0-3 K			0-0 F8	5	0	1	0	0	1	1
Bubba Phillips, R (1, 5) OBP: 0.275, SLG: 0.312	0-0 F9		0-0 E5 WP 1B			0-3 K		0-0 F7			0-0 F7	5	1	0	0	0	1	1
Al Kaline, R (1, 9) OBP: 0.380, SLG: 0.512	0-3 K 1-2		0-0 FC6-4 1-H 1B			0-0 L5 FC5-4			0-0 L6-3		0-0 F2	5	0	1	1	0	1	1
Rocky Colavito, R (1, 7) OBP: 0.366, SLG: 0.444		0-0 4-3 2B	0-0 FC6-4 1-2f			0-0 F7			0-3 K			4	0	1	0	0	1	2
George Thomas, R (1, 8) OBP: 0.282, SLG: 0.355		0-0 4-3 2-3		0-0 6-3		0-0 FC5-4 1-2f			0-0 1B			4	0	1	0	0	0	2
Norm Cash, L (1, 3) OBP: 0.384, SLG: 0.464		0-0 F2		0-0 G1-4-3 1B			0-0 F7		0-0 F9			4	0	1	0	0	0	2
Bill Freehan, R (1, 2) OBP: 0.335, SLG: 0.374		0-0 F8		0-0 G1-4-3 1-2f			0-0 F2			0-0 5-3		4	0	0	0	0	0	2
George Smith, R (1, 4) OBP: 0.323, SLG: 0.448			B B B B 4-0 1B G6-4-3 BB		0-0 F6		0-0 F9			0-0 F8		3	1	0	0	1	0	0
Frank Lary, R (1, 1) OBP: 0.304, SLG: 0.273			0-0 G6-4-3 1-3 1B		0-0 F3			0-0 B5-3			0-0 F8	4	0	1	0	0	0	0
Inning Stats	R: 0 E: 0 K: 1 S: 5 H: 1 LOB: 1 BB: 0 P: 5	R: 0 E: 0 K: 0 S: 4 H: 1 LOB: 1 BB: 0 P: 4	R: 2 E: 1 K: 0 S: 5 H: 2 LOB: 1 BB: 1 P: 9	R: 0 E: 0 K: 0 S: 3 H: 1 LOB: 0 BB: 0 P: 3	R: 0 E: 0 K: 0 S: 3 H: 0 LOB: 0 BB: 0 P: 3	R: 0 E: 1 K: 1 S: 6 H: 0 LOB: 1 BB: 0 P: 6	R: 0 E: 0 K: 0 S: 3 H: 0 LOB: 0 BB: 0 P: 3	R: 0 E: 0 K: 1 S: 5 H: 0 LOB: 0 BB: 0 P: 5	R: 0 E: 0 K: 1 S: 6 H: 1 LOB: 1 BB: 0 P: 6	R: 0 E: 0 K: 0 S: 3 H: 0 LOB: 0 BB: 0 P: 3	R: 0 E: 0 K: 0 S: 3 H: 0 LOB: 0 BB: 0 P: 3	1B: 5 2B: 2 3B: 0 HR: 0	SF: 0 SAC: 0 DP: 3 HBP: 0	WP: 1 PB: 0 SB: 0 CS: 1	PA: 39			

PITCHER	IP	WLS	BF	H	R	ER	SO	BB	IBB	HBP	BLK	WP	HR	S	P	ERA	WHIP
Gary Peters, L (1, 1) ERA: 1.99	11.0	W	39	6	2	1	4	1	0	0	0	1	0	46	50	0.82	0.636

PITCHER	IP	WLS	BF	H	R	ER	SO	BB	IBB	HBP	BLK	WP	HR	S	P	ERA	WHIP

TOP

Detroit Tigers @ Chicago White Sox

Comiskey Park, Chicago, IL

Sun Aug 11 1963, 4:38 AM EDT

Att. 22,612 - Unknown

livebaseballscorecards.com

AB	38
R	2
H	6
RBI	1
BB	1
SO	4
LOB	11

Detroit Tigers @ Chicago White Sox

Comiskey Park, Chicago, IL

Sun Aug 11 1963, 4:38 AM EDT

Att. 22,612 - Unknown

BOTTOM

livebaseballscorecards.com

Batter	1	2	3	4	5	6	7	8	9	10	11	AB	R	H	RBI	BB	SO	LOB
Mike Hershberger, R (1, 9) OBP: 0.351, SLG: 0.377	0-0 3-1 1B		BBBB 4-0 BB		x 0-0 1-3 2B		H 1-0 G6-4-3 HBP		x 0-0 4-3			3	0	2	0	1	0	1
Nellie Fox, L (1, 4) OBP: 0.303, SLG: 0.313	0-0 3-1 1-2		x 0-0 3-1		x 0-0 L9		x 0-0 F7			x 0-0 3-1		5	0	0	0	0	0	5
Jim Landis, R (1, 8) OBP: 0.331, SLG: 0.406	0-0 F4			x 0-0 F4		x 0-0 F8	x 0-0 G6-4-3 1-2f			x 0-0 L9		5	0	0	0	0	0	2
Pete Ward, L (1, 5) OBP: 0.338, SLG: 0.450	0-0 L9			x 0-0 G3		x 0-0 HR		x 0-0 F7		x 0-0 4-3		5	1	1	1	0	0	1
Charlie Maxwell, L (1, 3) OBP: 0.385, SLG: 0.367		x 0-0 4-3		BBBB 4-0 BB		x 0-0 F3		x 0-0 F8			x 0-0 4-3	4	0	0	0	1	0	0
Dave Nicholson, R (1, 7) OBP: 0.336, SLG: 0.464		x 0-0 5-3		SSS 0-3 K		x 0-0 E5 BB		SSS 0-3 K			x 0-0 HR	5	1	1	1	0	2	1
Ron Hansen, R (1, 6) OBP: 0.307, SLG: 0.358		x 0-0 F8			x 0-0 F2	BBBB 4-0 1-2 BB			x 0-0 F2			3	0	0	0	1	0	0
Sherm Lollar, R (1, 2) OBP: 0.303, SLG: 0.269			x 0-0 F6		x 0-0 6-3	x 0-0 F8			x 0-0 F7			4	0	0	0	0	0	2
Gary Peters, L (1, 1) OBP: 0.246, SLG: 0.389			x 0-0 4-3		x 0-0 2B 1B		x 0-0 HR		x 0-0 2B			4	1	3	1	0	0	0
Inning Stats	R: 0 H: 1 E: 0 LOB: 1 K: 0 BB: 0 S: 4 P: 4	R: 0 H: 0 E: 0 LOB: 0 K: 0 BB: 0 S: 3 P: 3	R: 0 H: 0 E: 0 LOB: 1 K: 0 BB: 1 S: 3 P: 7	R: 0 H: 0 E: 0 LOB: 1 K: 1 BB: 1 S: 5 P: 9	R: 0 H: 2 E: 0 LOB: 2 K: 0 BB: 0 S: 5 P: 5	R: 1 H: 1 E: 1 LOB: 2 K: 0 BB: 1 S: 5 P: 9	R: 1 H: 1 E: 0 LOB: 0 K: 0 BB: 0 S: 3 P: 4	R: 0 H: 0 E: 0 LOB: 0 K: 1 BB: 0 S: 5 P: 5	R: 0 H: 1 E: 0 LOB: 1 K: 0 BB: 0 S: 4 P: 4	R: 0 H: 0 E: 0 LOB: 0 K: 0 BB: 0 S: 3 P: 3	R: 1 H: 1 E: 0 LOB: 0 K: 0 BB: 0 S: 2 P: 2	1B: 2 SF: 0 2B: 2 SAC: 0 3B: 0 DP: 1 HR: 3 HBP: 1						

AB 38
R 3
H 7
RBI 3
BB 3
SO 2
LOB 12

WP: 0 PA: 42
PB: 0
SB: 0
CS: 0

PITCHER	IP	WLS	BF	H	R	ER	SO	BB	IBB	HBP	BLK	WP	HR	S	P	ERA	WHIP
Frank Lary, R (1, 1) ERA: 3.07	10.1	L	42	7	3	3	2	3	0	1	0	0	3	42	55	2.61	0.968

PITCHER	IP	WLS	BF	H	R	ER	SO	BB	IBB	HBP	BLK	WP	HR	S	P	ERA	WHIP

TOP

Detroit Tigers @ Kansas City Athletics

Municipal Stadium, Kansas City, MO

Tue Aug 13 1963, 8:05 PM EDT

Att. 8,228 - Unknown

Batter	1	2	3	4	5	6	7	8	9	AB	R	H	RBI	BB	SO	LOB
Bill Bruton, L (1, 8) OBP: 0.315, SLG: 0.358	K		F8		K		S 1B 1B		K	5	1	1	0	0	3	0
Dick McAuliffe, L (1, 6) OBP: 0.333, SLG: 0.383	CS BB		1B		1B		F8 1-2		6-3	4	0	2	0	1	0	1
Al Kaline, R (1, 9) OBP: 0.380, SLG: 0.510	F3 1-2		L2-3		L9		1B 2-H 1B		WP 1B	5	0	2	1	0	0	3
Rocky Colavito, R (1, 7) OBP: 0.368, SLG: 0.446		BB 1B		SH1-3 1B 1B	1-3		1-3 1B		K 1-2	5	0	3	0	0	1	2
Norm Cash, L (1, 3) OBP: 0.388, SLG: 0.471		FC4-6 1-2 BB		SH1-3 1-2 1B		4-3 3B	3-1			3	1	2	0	1	0	2
Bubba Phillips, R (1, 5) OBP: 0.272, SLG: 0.309		F6		SH1-3 1-2 2-3		4-3 3-H		F9		3	0	0	1	0	0	2
Bill Freehan, R (1, 2) OBP: 0.329, SLG: 0.367		F4		K		6-3		6-3		4	0	0	0	0	1	4
George Smith, R (1, 4) OBP: 0.343, SLG: 0.438		FC4-6 1-2f		IBB		F6		1B		3	0	1	0	1	0	2
Jim Bunning, R (1, 1) OBP: 0.185, SLG: 0.194			K	1-3			F7	K		4	0	0	0	0	2	4
Mickey Lolich, S (8, 1) OBP: 0.229, SLG: 0.069										0	0	0	0	0	0	0
Inning Stats	R: 0 E: 0 K: 1 S: 4 H: 0 LOB: 0 BB: 1 P: 8	R: 0 E: 0 K: 0 S: 4 H: 1 LOB: 2 BB: 1 P: 8	R: 0 E: 0 K: 1 S: 6 H: 1 LOB: 1 BB: 0 P: 6	R: 0 E: 0 K: 1 S: 7 H: 2 LOB: 3 BB: 1 P: 11	R: 0 E: 0 K: 1 S: 6 H: 1 LOB: 1 BB: 0 P: 6	R: 1 E: 0 K: 0 S: 4 H: 1 LOB: 0 BB: 0 P: 4	R: 1 E: 0 K: 0 S: 6 H: 3 LOB: 2 BB: 0 P: 6	R: 0 E: 0 K: 1 S: 6 H: 1 LOB: 1 BB: 0 P: 6	R: 0 E: 0 K: 2 S: 8 H: 1 LOB: 1 BB: 0 P: 8	1B: 10 2B: 0 3B: 1 HR: 0	SF: 0 SAC: 1 DP: 0 HBP: 0						

	AB	36
	R	2
	H	11
	RBI	2
	BB	3
	SO	7
	LOB	20

WP: 1 PB: 0 SB: 1 CS: 1 PA: 40

livebaseballscorecards.com

PITCHER		IP	WLS	BF	H	R	ER	SO	BB	IBB	HBP	BLK	WP	HR	S	P	ERA	WHIP
Dave Wickersham, R ERA: 4.09	(1, 1)	6.2		31	9	2	2	4	2	1	0	0	0	0	36	48	2.70	1.650
Ted Bowsfield, L ERA: 4.89	(7, 1)	1.1	W	5	1	0	0	1	0	0	0	0	0	0	7	7	0.00	0.750
John Wyatt, R ERA: 2.59	(9, 1)	1.0	S	4	1	0	0	2	0	0	0	0	1	0	8	8	0.00	1.000

PITCHER		IP	WLS	BF	H	R	ER	SO	BB	IBB	HBP	BLK	WP	HR	S	P	ERA	WHIP

Detroit Tigers @ Kansas City Athletics

Municipal Stadium, Kansas City, MO

Tue Aug 13 1963, 8:05 PM EDT

Att. 8,228 - Unknown

livebaseballscorecards.com

BOTTOM

Batter	1	2	3	4	5	6	7	8	9	AB	R	H	RBI	BB	SO	LOB
Jose Tartabull, L (1, 8) OBP: 0.271, SLG: 0.303	F7		L4		S, BB			SH, E, 1B		3	1	1	0	1	0	1
Wayne Causey, L (1, 6) OBP: 0.351, SLG: 0.427	CS, BB		3-1		K			SH, K2-5-2, BB		2	0	0	0	1	1	2
Jerry Lumpe, L (1, 4) OBP: 0.320, SLG: 0.361	F7		L9			4-3		E, BB		3	0	0	0	1	0	1
Norm Siebern, L (1, 3) OBP: 0.363, SLG: 0.421		F8	L9			K		K2-5-2		4	0	0	0	0	2	2
Manny Jimenez, L (1, 7) OBP: 0.348, SLG: 0.298		3-1			FC5-4, 1B	F2		E6		4	0	1	0	0	0	1
Ed Charles, R (1, 5) OBP: 0.346, SLG: 0.396		K			FC5-4, 2B, E		1B	F4		4	1	1	0	0	1	3
Gino Cimoli, R (1, 9) OBP: 0.318, SLG: 0.382			4-3		SH1-3, 2B		6-3			3	1	1	0	0	0	0
Doc Edwards, R (1, 2) OBP: 0.271, SLG: 0.337			5-3		SH1-3, IBB		L9			2	0	0	0	1	0	0
Dave Wickersham, R (1, 1) OBP: 0.172, SLG: 0.158			1B		SH1-3			BB		1	0	1	1	0	0	0
Ted Bowsfield, R (7, 1) OBP: 0.182, SLG: 0.105										0	0	0	0	0	0	0
Charlie Lau, L (8, PH) OBP: 0.333, SLG: 0.381										0	0	0	0	1	0	0
Tony La Russa, R (8, PR)										0	1	0	0	0	0	0
John Wyatt, R (9, 1)										0	0	0	0	0	0	0
Inning Stats	R: 0 E: 0 K: 0 S: 2 H: 0 LOB: 0 BB: 1 P: 6	R: 0 E: 0 K: 1 S: 5 H: 0 LOB: 0 BB: 0 P: 5	R: 0 E: 0 K: 0 S: 4 H: 1 LOB: 1 BB: 0 P: 4	R: 0 E: 0 K: 0 S: 3 H: 0 LOB: 0 BB: 0 P: 3	R: 2 E: 0 K: 1 S: 7 H: 2 LOB: 2 BB: 2 P: 15	R: 0 E: 0 K: 1 S: 5 H: 0 LOB: 0 BB: 0 P: 5	R: 0 E: 0 K: 0 S: 3 H: 1 LOB: 0 BB: 0 P: 3	R: 2 E: 2 K: 1 S: 7 H: 1 LOB: 2 BB: 2 P: 15		1B: 4 2B: 2 3B: 0 HR: 0 SF: 0 SAC: 2 DP: 1 HBP: 0		WP: 0 PB: 0 SB: 1 CS: 1 PA: 33			

	AB	26
	R	4
	H	5
	RBI	1
	BB	5
	SO	4
	LOB	10

PITCHER		IP	WLS	BF	H	R	ER	SO	BB	IBB	HBP	BLK	WP	HR	S	P	ERA	WHIP
Jim Bunning, R ERA: 4.46	(1, 1)	7.0	L	30	5	4	1	3	4	1	0	0	0	0	31	51	1.29	1.286
Mickey Lolich, L ERA: 3.53	(8, 1)	1.0		3	0	0	0	1	0	0	0	0	0	0	5	5	0.00	0.000

PITCHER	IP	WLS	BF	H	R	ER	SO	BB	IBB	HBP	BLK	WP	HR	S	P	ERA	WHIP

Detroit Tigers @ Kansas City Athletics

Municipal Stadium, Kansas City, MO

Wed Aug 14 1963, 8:05 PM EDT

Att. 7,733 - Unknown

TOP

livebaseballscorecards.com

Batter	1	2	3	4	5	6	7	8	9	AB	R	H	RBI	BB	SO	LOB
Bill Bruton, L (1, 8) OBP: 0.321, SLG: 0.371	K		1B 1-2 1B	1-3 2-H 1B			CS BB		1-H 2-H HR	4	2	3	4	1	1	0
Dick McAuliffe, L (1, 6) OBP: 0.332, SLG: 0.381	F5		BB 1B 1-3 2-H 1B	F7			K 1-2		1-3	5	0	1	0	0	1	4
Al Kaline, R (1, 9) OBP: 0.378, SLG: 0.507	F2		BB 1-2 3-H 1B		L6-3		L7		L9	5	0	1	1	0	0	1
Rocky Colavito, R (1, 7) OBP: 0.371, SLG: 0.446		G5-3 BB BB	1-2 2-3 BB		G3 1B			F6		2	0	1	0	2	0	0
Norm Cash, L (1, 3) OBP: 0.386, SLG: 0.467		G5-3 1-2 BB	F7		G3 1-2			6-3		3	0	0	0	1	0	4
Bubba Phillips, R (1, 5) OBP: 0.272, SLG: 0.309		G5-3 1-2 2-3f		HBP 1B	F7			F7		4	1	1	0	0	0	3
Gus Triandos, R (1, 2) OBP: 0.310, SLG: 0.402		F6		K		F8			FC1-6 1B	4	0	1	0	0	1	2
George Thomas, R (9, PR) OBP: 0.282, SLG: 0.355										0	0	0	0	0	0	0
Mike Roarke, R (9, 2) OBP: 0.379, SLG: 0.357										0	0	0	0	0	0	0
George Smith, R (1, 4) OBP: 0.333, SLG: 0.400			F9	1B 1-2 HBP		F9			FC1-6 1-2f BB HR	3	1	0	0	0	0	1
Phil Regan, R (1, 1) OBP: 0.233, SLG: 0.256			1B 1B BB	K		K			HR 1-2 BB	2	0	0	0	1	2	2
Gates Brown, L (9, PH) OBP: 0.308, SLG: 0.333										0	1	0	0	1	0	0
Terry Fox, R (9, 1)										0	0	0	0	0	0	0

Inning Stats	1	2	3	4	5	6	7	8	9
R	0	0	1	1	0	0	0	0	3
E	0	0	0	0	0	0	0	0	0
K	1	0	0	2	0	1	1	0	0
S	5	2	5	9	4	5	4	3	5
H	0	0	3	2	1	0	0	0	2
LOB	0	1	3	2	1	0	0	0	1
BB	0	2	2	0	0	0	1	0	1
P	5	10	13	10	4	5	8	3	9

1B	7
2B	0
3B	0
HR	1
SF	0
SAC	0
DP	1
HBP	1
WP	0
PB	0
SB	0
CS	1
PA	39

AB	32
R	5
H	8
RBI	5
BB	6
SO	5
LOB	17

PITCHER	IP	WLS	BF	H	R	ER	SO	BB	IBB	HBP	BLK	WP	HR	S	P	ERA	WHIP
Moe Drabowsky, R (1, 1) ERA: 3.0	9.0	L	39	8	5	5	5	6	0	1	0	0	1	42	67	5.00	1.556

Batter	1	2	3	4	5	6	7	8	9	AB	R	H	RBI	BB	SO	LOB
Jose Tartabull, L (1, 8) OBP: 0.264, SLG: 0.294	G3		F8			G3		K		4	0	0	0	0	1	0
Wayne Causey, L (1, 6) OBP: 0.350, SLG: 0.426	F6		L9			4-3		1B		4	0	1	0	0	0	0
Jerry Lumpe, L (1, 4) OBP: 0.317, SLG: 0.358	G3			4-3		F7		F7		4	0	0	0	0	0	1
Norm Siebern, L (1, 3) OBP: 0.362, SLG: 0.419		G4-6-3 1B		F7			4-3	L9		4	0	1	0	0	0	1
Manny Jimenez, L (1, 7) OBP: 0.356, SLG: 0.328		G4-6-3 1-2f		FC6-4 1B			1B 1B 2B		F7	4	1	2	0	0	0	1
Ed Charles, R (1, 5) OBP: 0.348, SLG: 0.397		1B		FC6-4 1-2f			5-3 1B 2-3		1-3	4	0	2	0	0	0	1
Gino Cimoli, R (1, 9) OBP: 0.317, SLG: 0.381		K		4-3			5-3 1-2 3-H		4-3	4	0	1	1	0	1	1
Doc Edwards, R (1, 2) OBP: 0.268, SLG: 0.332			6-3	4-3			5-3 1-2 2-3			3	0	0	0	0	0	2
Moe Drabowsky, R (1, 1) OBP: 0.222, SLG: 0.417			HR	F6			6-3			3	1	1	1	0	0	2
Inning Stats	R: 0 H: 0 E: 0 LOB: 0 K: 0 BB: 0 S: 3 P: 3	R: 0 H: 2 E: 0 LOB: 1 K: 1 BB: 0 S: 6 P: 6	R: 1 H: 1 E: 0 LOB: 0 K: 0 BB: 0 S: 4 P: 4	R: 0 H: 1 E: 0 LOB: 1 K: 0 BB: 0 S: 4 P: 4	R: 0 H: 0 E: 0 LOB: 0 K: 0 BB: 0 S: 3 P: 3	R: 0 H: 0 E: 0 LOB: 0 K: 0 BB: 0 S: 3 P: 3	R: 1 H: 3 E: 0 LOB: 2 K: 0 BB: 0 S: 6 P: 6	R: 0 H: 1 E: 0 LOB: 1 K: 1 BB: 0 S: 6 P: 6	R: 0 H: 0 E: 0 LOB: 0 K: 0 BB: 0 S: 3 P: 3	1B: 6 2B: 1 3B: 0 HR: 1	SF: 0 SAC: 0 DP: 1 HBP: 0			WP: 0 PB: 0 SB: 0 CS: 0	PA: 34		

PITCHER		IP	WLS	BF	H	R	ER	SO	BB	IBB	HBP	BLK	WP	HR	S	P	ERA	WHIP
Phil Regan, R ERA: 3.68	(1, 1)	8.0	W	31	8	2	2	2	0	0	0	0	0	1	35	35	2.25	1.000
Terry Fox, R ERA: 3.71	(9, 1)	1.0	S	3	0	0	0	0	0	0	0	0	0	0	3	3	0.00	0.000

PITCHER	IP	WLS	BF	H	R	ER	SO	BB	IBB	HBP	BLK	WP	HR	S	P	ERA	WHIP

BOTTOM

Detroit Tigers @ Kansas City Athletics

Municipal Stadium, Kansas City, MO

Wed Aug 14 1963, 8:05 PM EDT

Att. 7,733 - Unknown

livebaseballscorecards.com

AB	34
R	2
H	8
RBI	2
BB	0
SO	2
LOB	9

Batter	1	2	3	4	5	6	7	8	9	AB	R	H	RBI	BB	SO	LOB
Bill Bruton, L (1, 8) OBP: 0.325, SLG: 0.374	F9		S 1B 2-H 1B	E8 1-H 2-H 1B		2B 1B		F7		5	3	3	2	0	0	1
Dick McAuliffe, L (1, 6) OBP: 0.335, SLG: 0.386	4-3		CS 1-H 1B	6-3		1-H 2B		E 1-3 1B		5	0	3	2	0	0	0
Al Kaline, R (1, 9) OBP: 0.378, SLG: 0.506 Gates Brown, L (5, 7) OBP: 0.317, SLG: 0.343	L6-3		CS 1-2	1B 1B 1B L7		4-3		E9 1-3 3-H 1B		3 2	1 0	1 1	0 1	0 0	0 0	0 1
Rocky Colavito, R (1, 7) (5, 9) OBP: 0.369, SLG: 0.443		4-3	SH5-3 1B 1-3 1B		F3		L7	F7		5	1	1	0	0	0	2
Norm Cash, L (1, 3) OBP: 0.384, SLG: 0.464		G3	SH5-3 1-2 3-H 1B		F9		E6 FC1-4		F4	5	1	1	1	0	0	0
Bubba Phillips, R (1, 5) OBP: 0.272, SLG: 0.308		F8	SH5-3 1-2 2-3		1B		FC1-4 1-2f		F2	4	0	1	0	0	0	1
Gus Triandos, R (1, 2) OBP: 0.308, SLG: 0.395			5-3	1B 1B IBB	F8		F7		F5	4	1	0	0	1	0	2
Don Wert, R (1, 4) OBP: 0.324, SLG: 0.359			SH3 1B 1B	E 1-3 2-H 3-H 1B		F7		1B E 1B		4	3	3	2	0	0	0
Hank Aguirre, R (1, 1) OBP: 0.179, SLG: 0.204			SH3 1-2	E E 1-2 3-H 1B		K		K		3	1	1	1	0	2	1
Inning Stats	R: 0 H: 0 E: 0 LOB: 0 K: 0 BB: 0 S: 3 P: 3	R: 0 H: 0 E: 0 LOB: 0 K: 0 BB: 0 S: 3 P: 3	R: 2 H: 3 E: 0 LOB: 0 K: 0 BB: 0 S: 5 P: 5	R: 7 H: 6 E: 1 LOB: 0 K: 0 BB: 1 S: 9 P: 13	R: 0 H: 1 E: 0 LOB: 1 K: 0 BB: 0 S: 4 P: 4	R: 1 H: 2 E: 0 LOB: 1 K: 1 BB: 0 S: 7 P: 7	R: 0 H: 0 E: 1 LOB: 1 K: 0 BB: 0 S: 4 P: 4	R: 1 H: 3 E: 1 LOB: 2 K: 1 BB: 0 S: 8 P: 8	R: 0 H: 0 E: 0 LOB: 0 K: 0 BB: 0 S: 3 P: 3	1B: 14 SF: 0 2B: 1 SAC: 2 3B: 0 DP: 0 HR: 0 HBP: 0						

TOP

Detroit Tigers @ Kansas City Athletics

Municipal Stadium, Kansas City, MO

Thu Aug 15 1963, 4:33 AM EDT

Att. 4,820 - Unknown

livebaseballscorecards.com

AB	40
R	11
H	15
RBI	9
BB	1
SO	2
LOB	8

WP: 0 PA: 44
PB: 0
SB: 1
CS: 1

PITCHER		IP	WLS	BF	H	R	ER	SO	BB	IBB	HBP	BLK	WP	HR	S	P	ERA	WHIP
Diego Segui, R ERA: 4.02	(1, 1)	3.1	L	16	6	6	6	0	0	1	0	0	0	0	15	19	16.20	1.800
Bill Fischer, R ERA: 3.33	(4, 1)	1.2		9	4	3	1	0	0	0	0	0	0	0	9	9	5.40	2.400
Tom Sturdivant, R ERA: 4.92	(6, 1)	4.0		18	5	2	2	2	0	0	0	0	0	0	22	22	4.50	1.250

PITCHER	IP	WLS	BF	H	R	ER	SO	BB	IBB	HBP	BLK	WP	HR	S	P	ERA	WHIP

BOTTOM

Detroit Tigers @ Kansas City Athletics

Municipal Stadium, Kansas City, MO

Thu Aug 15 1963, 4:33 AM EDT

Att. 4,820 - Unknown

livebaseballscorecards.com

Batter	1	2	3	4	5	6	7	8	9	AB	R	H	RBI	BB	SO	LOB
Gino Cimoli, R (1, 9) OBP: 0.319, SLG: 0.383	5-3		1-3		2B		BB			3	1	1	0	1	0	0
Wayne Causey, L (1, 6) Jose Tartabull, L (8, 8) OBP: 0.264, SLG: 0.294	3-1		K		1B		G4-6-3			4	0	1	0	0	1	1
					2-3		1-2f			0	0	0	0	0	0	0
Ed Charles, R (1, 5) OBP: 0.347, SLG: 0.396	K		1B		F9			5-3		1	0	0	0	0	1	0
Sammy Esposito, R (3, PH) OBP: 0.208, SLG: 0.143 (4, 5) (8, 6)										3	0	1	0	0	0	2
Norm Siebern, L (1, 3) OBP: 0.364, SLG: 0.420		FC3-6 1B	4-3		1-2 3-H 1B			G3		4	0	2	1	0	0	1
Manny Jimenez, L (1, 7) OBP: 0.338, SLG: 0.308		FC3-6 E 1B 1-2f	4-3		F8			4-3		4	0	0	0	0	0	3
Doc Edwards, R (1, 2) OBP: 0.272, SLG: 0.335		E5 1-3 1B	F8		F8			FC6-4 1B		4	0	2	0	0	0	0
Jerry Lumpe, L (1, 4) OBP: 0.318, SLG: 0.359 Tony La Russa, R (5, 4)		F7	FC5-4 1B		F8			F3		2	0	1	0	0	0	2
										2	0	0	0	0	0	1
Bobby Del Greco, R (1, 8) OBP: 0.299, SLG: 0.315 (8, 5)		BB	FC5-4 1-2f		F8			K		3	0	0	0	1	1	2
Diego Segui, R (1, 1) OBP: 0.217, SLG: 0.244 Bill Fischer, R (4, 1) OBP: 0.333, SLG: 0.091 Chuck Essegian, R (5, PH) OBP: 0.278, SLG: 0.333 Tom Sturdivant, L (6, 1) Ken Harrelson, R (9, PH) OBP: 0.309, SLG: 0.392		F8			5-3		6-3		FC6-4 1-2f	1	0	0	0	0	0	3
										0	0	0	0	0	0	0
										1	0	0	0	0	0	0
										1	0	0	0	0	0	0
										1	0	0	0	0	0	1
Inning Stats	R: 0 E: 0 K: 1 S: 5 H: 0 LOB: 0 BB: 0 P: 5	R: 0 E: 1 K: 0 S: 5 H: 2 LOB: 3 BB: 1 P: 9	R: 0 E: 0 K: 1 S: 6 H: 1 LOB: 1 BB: 0 P: 6	R: 0 E: 0 K: 0 S: 4 H: 1 LOB: 1 BB: 0 P: 4	R: 1 E: 0 K: 0 S: 6 H: 3 LOB: 2 BB: 0 P: 6	R: 0 E: 0 K: 0 S: 3 H: 0 LOB: 0 BB: 0 P: 3	R: 0 E: 0 K: 0 S: 2 H: 0 LOB: 0 BB: 1 P: 6	R: 0 E: 0 K: 0 S: 3 H: 0 LOB: 0 BB: 0 P: 3	R: 0 E: 0 K: 1 S: 6 H: 1 LOB: 1 BB: 0 P: 6	1B: 7 2B: 1 3B: 0 HR: 0	SF: 0 SAC: 0 DP: 1 HBP: 0			WP: 0 PB: 0 SB: 0 CS: 0	PA: 36		

PITCHER	IP	WLS	BF	H	R	ER	SO	BB	IBB	HBP	BLK	WP	HR	S	P	ERA	WHIP
Hank Aguirre, L (1, 1) ERA: 3.93	9.0	W	36	8	1	1	3	2	0	0	0	0	0	40	48	1.00	1.111

PITCHER	IP	WLS	BF	H	R	ER	SO	BB	IBB	HBP	BLK	WP	HR	S	P	ERA	WHIP

AB	34
R	1
H	8
RBI	1
BB	2
SO	3
LOB	16

Batter	1	2	3	4	5	6	7	8	9	AB	R	H	RBI	BB	SO	LOB
Bill Bruton, L (1, 8) OBP: 0.323, SLG: 0.371	4-3		1-3		G5-3 1-2 2-3f		1B G6-3 1-2 2-H 1B		F8	5	0	1	1	0	0	2
Dick McAuliffe, L (1, 6) OBP: 0.336, SLG: 0.387	WP 1B 1B			FC3-6 1B	F5		G6-3 1-2 2-H			4	1	2	1	0	0	3
Norm Cash, L (1, 3) OBP: 0.387, SLG: 0.467	G5-4-3 1-H 1B			FC3-6 1B 1-2f		G6-4-3 1B	2-3 1B			4	0	3	1	0	0	1
Rocky Colavito, R (1, 9) OBP: 0.369, SLG: 0.441	G5-4-3 1-2f			G5-4-3 1-2 1B		K	F3			4	0	1	0	0	1	4
Bubba Phillips, R (1, 5) OBP: 0.269, SLG: 0.304		5-3		G5-4-3 1-2f		G6-4-3 1-2f		5-3		4	0	0	0	0	0	3
Gates Brown, L (1, 7) OBP: 0.333, SLG: 0.385		4-3			BB 1B 1B		6-3 E 2B	4-3		4	2	2	0	0	0	0
Mike Roarke, R (1, 2) OBP: 0.364, SLG: 0.323		K			4-0 1-2 1B 1B BB		6-3 2-3	6-3		3	1	0	0	1	1	1
George Smith, R (1, 4) OBP: 0.349, SLG: 0.410			K		G5-3 1-2 2-H 1B		E6 1B 3-H 1B		F8	4	1	2	1	0	1	0
Mickey Lolich, S (1, 1) OBP: 0.231, SLG: 0.087 Al Kaline, R (5, PH) OBP: 0.318, SLG: 0.507 Alan Koch, R (5, PR) Jim Bunning, R (5, PR) OBP: 0.286, SLG: 0.194 Bill Faul, R (6, 1) OBP: 0.149, SLG: 0.192 Whitey Herzog, L (7, PH) OBP: 0.333, SLG: 0.213 Phil Regan, R (7, 1) OBP: 0.000, SLG: 0.056 Bob Anderson, R (8, 1) OBP: 0.667, SLG: 0.667 George Thomas, R (9, PH) OBP: 1.000, SLG: 0.000		4-3			G5-3 1-2 2-H 1B		4-0 1B G6-3 BB		3-1	1 1 0 0 0 0 0 0 1	0 0 0 0 0 1 0 0 0	0 1 0 0 0 0 0 0 0	0 1 0 0 0 0 0 0 0	0 0 0 0 0 1 0 0 0	0 0 0 0 0 0 0 0 0	0 0 0 0 0 0 0 0 0
Inning Stats	R: 1 E: 0 K: 0 S: 4 H: 2 LOB: 0 BB: 0 P: 4	R: 0 E: 0 K: 1 S: 5 H: 0 LOB: 0 BB: 0 P: 5	R: 0 E: 0 K: 1 S: 5 H: 0 LOB: 0 BB: 0 P: 5	R: 0 E: 0 K: 0 S: 4 H: 2 LOB: 1 BB: 0 P: 4	R: 2 E: 0 K: 0 S: 5 H: 3 LOB: 2 BB: 1 P: 9	R: 0 E: 0 K: 1 S: 5 H: 1 LOB: 0 BB: 0 P: 5	R: 3 E: 1 K: 0 S: 7 H: 4 LOB: 2 BB: 1 P: 11	R: 0 E: 0 K: 0 S: 3 H: 0 LOB: 0 BB: 0 P: 3	R: 0 E: 0 K: 0 S: 3 H: 0 LOB: 0 BB: 0 P: 3	1B: 11 2B: 1 3B: 0 HR: 0 SF: 0 SAC: 0 DP: 4 HBP: 0						

TOP

Detroit Tigers @ Los Angeles Angels

Dodger Stadium, Los Angeles, CA

Fri Aug 16 1963, 7:05 PM PDT

Att. 8,525 - Unknown - 71 F

livebaseballscorecards.com

AB	35
R	6
H	12
RBI	5
BB	2
SO	3
LOB	14

PITCHER		IP	WLS	BF	H	R	ER	SO	BB	IBB	HBP	BLK	WP	HR	S	P	ERA	WHIP
Ken McBride, R ERA: 2.8	(1, 1)	6.1		27	10	6	6	3	2	0	0	0	1	0	31	39	8.53	1.895
Jack Spring, L ERA: 3.14	(7, 1)	0.1		3	2	0	0	0	0	0	0	0	0	0	3	3	0.00	6.000
Paul Foytack, R ERA: 5.27	(7, 1)	0.0	W	0	0	0	0	0	0	0	0	0	0	0	0	0	∞	∞

PITCHER	IP	WLS	BF	H	R	ER	SO	BB	IBB	HBP	BLK	WP	HR	S	P	ERA	WHIP

Detroit Tigers @ Los Angeles Angels

Dodger Stadium, Los Angeles, CA

Fri Aug 16 1963, 7:05 PM PDT

Att. 8,525 - Unknown - 71 F

BOTTOM

Batter	1	2	3	4	5	6	7	8	9	AB	R	H	RBI	BB	SO	LOB
Albie Pearson, L (1, 8) OBP: 0.394, SLG: 0.400	BBBB 4-0 E 1B BB		BBBB 4-0 3B BB		x 0-0 1B 1B 1B		x 0-0 1B 1B 2B	x 0-0 ① SH1-4 1-2 2-3		2	4	2	0	2	0	0
Jim Fregosi, R (1, 6) OBP: 0.316, SLG: 0.400	x 0-0 E9 1-H SF9 1B		x 0-0 1-H SF8 3B		x 0-0 ① F9		x 0-0 E 1B 2-3 1B 1B	x 0-0 ② FC4-2 2-3 3-H		5	3	3	1	0	0	3
Billy Moran, R (1, 4) OBP: 0.304, SLG: 0.354	x 0-0 ① SF9 3-H		x 0-0 ① SF8 3-H		x 0-0 1B 1-3 FC3-6 1B		x 0-0 1B E 1-2 SF7-5-4 3-H 1B	x 0-0 ③ L6		3	2	2	3	0	0	2
Felix Torres, R (1, 5) OBP: 0.317, SLG: 0.363	x 0-0 1B		x 0-0 ② F7		x 0-0 FC3-6 1-3 3-H 1B		x 0-0 ① F3 1-2 2-3			4	0	2	1	0	0	2
Buck Rodgers, S (1, 2) OBP: 0.311, SLG: 0.328	x 0-0 ② F7		x 0-0 1B		x 0-0 ② FC3-6 1-2f 3-H		4-0 1B IBB			3	0	1	1	1	0	2
Ken Hunt, R (1, 9) OBP: 0.273, SLG: 0.376 Leon Wagner, L (7, PH) OBP: 0.363, SLG: 0.475 (8, 7)	SSS 0-3 ③ K		x 0-0 ③ F8		x 0-0 ③ F7		x 0-0 SF7-5-4 1-2 2-3 3-H 1B			3 1	0 0	0 1	0 1	0 0	1 0	3 0
Frank Kostro, R (1, 7) OBP: 0.305, SLG: 0.265 Bob Sadowski, L (7, PH) OBP: 0.314, SLG: 0.311 (8, 9)		x 0-0 1B		x 0-0 ① 6-3		x 0-0 ① 5-3	x 0-0 ①②③ SF7-5-4 1-2 3-H			3 0	0 0	1 0	0 1	0 0	0 0	0 0
Lee Thomas, L (1, 3) OBP: 0.314, SLG: 0.337		x 0-0 ①② G4-6-3 1-		x 0-0 ② 4-3		SSS 0-3 ② K		BBBB 4-0 SH1-4 1B FC4-2 BB		3	0	0	0	1	1	1
Ken McBride, R (1, 1) OBP: 0.167, SLG: 0.250 Jack Spring, R (7, 1) OBP: 0.333, SLG: 0.333 Paul Foytack, R (7, 1) OBP: 0.250, SLG: 0.211		SSS 0-3 ③ K		x 0-0 ③ F3		SSS 0-3 ③ K		x 0-0 1-2 1B		3 0 1	0 0 0	0 0 1	0 0 0	0 0 0	2 0 0	0 0 0
Inning Stats	R: 2 H: 2 E: 1 LOB: 1 K: 1 BB: 1 S: 7 P: 11	R: 0 H: 1 E: 0 LOB: 0 K: 1 BB: 0 S: 5 P: 5	R: 2 H: 2 E: 0 LOB: 1 K: 0 BB: 1 S: 5 P: 9	R: 0 H: 0 E: 0 LOB: 0 K: 0 BB: 0 S: 3 P: 3	R: 2 H: 3 E: 0 LOB: 1 K: 0 BB: 0 S: 6 P: 6	R: 0 H: 0 E: 0 LOB: 0 K: 2 BB: 0 S: 7 P: 7	R: 3 H: 4 E: 1 LOB: 1 K: 0 BB: 1 S: 6 P: 10	R: 0 H: 1 E: 0 LOB: 2 K: 0 BB: 1 S: 4 P: 8		1B: 11 2B: 2 3B: 1 HR: 0	SF: 3 SAC: 1 DP: 2 HBP: 0					

livebaseballscorecards.com

AB	31
R	9
H	13
RBI	8
BB	4
SO	4
LOB	13

PITCHER		IP	WLS	BF	H	R	ER	SO	BB	IBB	HBP	BLK	WP	HR	S	P	ERA	WHIP
Mickey Lolich, L ERA: 3.64	(1, 1)	4.0		18	5	4	3	2	2	0	0	0	0	0	20	28	6.75	1.750
Bill Faul, R ERA: 4.43	(5, 1)	2.0		9	3	2	2	2	0	0	0	0	0	0	13	13	9.00	1.500
Phil Regan, R ERA: 3.86	(7, 1)	1.0	L	7	4	3	3	0	0	1	0	0	0	0	6	10	27.00	4.000
Bob Anderson, R ERA: 3.5	(8, 1)	1.0		5	1	0	0	0	1	0	0	0	0	0	4	8	0.00	2.000

PITCHER	IP	WLS	BF	H	R	ER	SO	BB	IBB	HBP	BLK	WP	HR	S	P	ERA	WHIP

Batter	1	2	3	4	5	6	7	8	9	AB	R	H	RBI	BB	SO	LOB
Don Wert, R (1, 5) OBP: 0.326, SLG: 0.375	BBBB 4-0 1B BB	x 0-0 ②③ G6-4-3 1-2f			x 0-0 HR	x 0-0 ① F5		x 0-0 ② F9		4	1	1	1	1	0	3
Dick McAuliffe, L (1, 6) OBP: 0.335, SLG: 0.385	x 0-0 ① BB 1B 1-3 1B	x 0-0 ① 6-3			x 0-0 ① 6-3	x 0-0 ② 4-3		SSS 0-3 ③ K		5	1	1	0	0	1	1
Al Kaline, R (1, 9) OBP: 0.383, SLG: 0.508	BBBB 4-0 1B 1-2 BB	x 0-0 CS BB 1B			BBBB 4-0 1B 1B BB	x 0-0 ③ L5-3			x 0-0 1B	3	1	2	0	2	0	0
Rocky Colavito, R (1, 7) OBP: 0.369, SLG: 0.439	x 0-0 ② F6	BBBB 4-0 1-2 BB			x 0-0 1B 1B 1-3 1B		x 0-0 ① F7		x 0-0 ① F7	4	1	1	0	1	0	3
George Thomas, R (1, 8) OBP: 0.282, SLG: 0.354 Bill Bruton, L (5, PH) OBP: 0.326, SLG: 0.379 (5, 8)	x 0-0 1-3 2-H 1B	SSS 0-3 ②③ K 2-3			x 0-0 1B 1B 1-2 3-H 1B		x 0-0 SF8 3B		x 0-0 ② F8	2 3	0 2	1 2	1 1	0 0	1 0	2 1
Norm Cash, L (1, 3) OBP: 0.383, SLG: 0.462	x 0-0 ③ 4-3			x 0-0 ① 4-3	x 0-0 ② F7		x 0-0 ② SF8 3-H		x 0-0 ③ 4-3	4	0	0	1	0	0	5
Gus Triandos, R (1, 2) OBP: 0.310, SLG: 0.394		BBBB 4-0 WP SH1-3 BB		x 0-0 ② 5-3	x 0-0 1B 1-3 2-H 1B		SSS 0-3 ③ K			3	0	1	1	1	1	0
George Smith, R (1, 4) OBP: 0.391, SLG: 0.452		x 0-0 ① SH1-3 1-2		x 0-0 1B	x 0-0 1-2 3-H 1B			x 0-0 SH3-4 1B		3	0	3	1	0	0	0
Jim Bunning, R (1, 1) OBP: 0.191, SLG: 0.188		BBBB 4-0 G6-4-3 2-3 BB		SSS 0-3 ③ K	x 0-0 ③ G4			x 0-0 ① SH3-4 1-2		2	0	0	0	1	1	3
Inning Stats	R: 1 E: 0 K: 0 S: 4 H: 2 LOB: 2 BB: 2 P: 12	R: 0 E: 0 K: 0 S: 2 H: 0 LOB: 1 BB: 2 P: 10	R: 0 E: 0 K: 1 S: 5 H: 1 LOB: 2 BB: 1 P: 9	R: 0 E: 0 K: 1 S: 6 H: 1 LOB: 1 BB: 0 P: 6	R: 4 E: 0 K: 0 S: 8 H: 5 LOB: 2 BB: 1 P: 12	R: 0 E: 0 K: 0 S: 3 H: 0 LOB: 0 BB: 0 P: 3	R: 1 E: 0 K: 1 S: 6 H: 1 LOB: 0 BB: 0 P: 6	R: 0 E: 0 K: 1 S: 6 H: 1 LOB: 1 BB: 0 P: 6	R: 0 E: 0 K: 0 S: 4 H: 1 LOB: 1 BB: 0 P: 4	1B: 10 2B: 1 3B: 1 HR: 1 SF: 1 SAC: 2 DP: 2 HBP: 0						

PITCHER		IP	WLS	BF	H	R	ER	SO	BB	IBB	HBP	BLK	WP	HR	S	P	ERA	WHIP
Mike Lee, L ERA: 8.31	(1, 1)	4.1	L	22	6	4	4	2	6	0	0	0	1	1	20	44	8.31	2.769
Don Lee, R ERA: 3.58	(5, 1)	0.2		5	3	1	1	0	0	0	0	0	0	0	5	5	13.50	4.500
Julio Navarro, R ERA: 2.83	(6, 1)	3.0		11	2	1	1	2	0	0	0	0	0	0	15	15	3.00	0.667
Fred Newman, R ERA: 6.52	(9, 1)	1.0		4	1	0	0	0	0	0	0	0	0	0	4	4	0.00	1.000

PITCHER	IP	WLS	BF	H	R	ER	SO	BB	IBB	HBP	BLK	WP	HR	S	P	ERA	WHIP

TOP

Detroit Tigers @ Los Angeles Angels

Dodger Stadium, Los Angeles, CA

Sat Aug 17 1963, 7:05 PM PDT

Att. 7,437 - Unknown - 70 F

livebaseballscorecards.com

AB	33
R	6
H	12
RBI	6
BB	6
SO	4
LOB	18

WP: 1 PA: 42
PB: 0
SB: 0
CS: 1

BOTTOM

Detroit Tigers @ Los Angeles Angels

Dodger Stadium, Los Angeles, CA

Sat Aug 17 1963, 7:05 PM PDT

Att. 7,437 - Unknown - 70 F

livebaseballscorecards.com

Batter	1	2	3	4	5	6	7	8	9	AB	R	H	RBI	BB	SO	LOB
Albie Pearson, L (1, 8) OBP: 0.393, SLG: 0.397	B B B B 4-0 1B BB		x 0-0 ① F6		x 0-0 ③ 1-3			x 0-0 ③ 3-1		3	0	0	0	1	0	1
Jim Fregosi, R (1, 6) OBP: 0.313, SLG: 0.397	x 0-0 ① F8		S S S 0-3 ② K			x 0-0 ① F3			x 0-0 ① 5-3	4	0	0	0	0	1	1
Leon Wagner, L (1, 7) OBP: 0.363, SLG: 0.473	x 0-0 ② F8		S S S 0-3 ③ K			x 0-0 ② 1-3			x 0-0 5-3 1B 1B	4	1	1	0	0	1	1
Billy Moran, R (1, 4) OBP: 0.303, SLG: 0.353	x 0-0 1-2 1B			x 0-0 ① F8		x 0-0 ③ 5-3			x 0-0 ② 5-3 1-2	4	0	1	0	0	0	1
Buck Rodgers, S (1, 2) OBP: 0.310, SLG: 0.327	x 0-0 ③ F6			x 0-0 ② L3			x 0-0 ① F8		x 0-0 2-H 1B	4	0	1	1	0	0	2
Lee Thomas, L (1, 3) OBP: 0.311, SLG: 0.333		x 0-0 ① F2		x 0-0 ③ 1-3			x 0-0 ② L3		x 0-0 ③ F2	4	0	0	0	0	0	1
Felix Torres, R (1, 5) OBP: 0.319, SLG: 0.365		x 0-0 K BB 1B			x 0-0 FC6-4 1B		x 0-0 ③ F9			3	0	2	0	0	0	0
Bob Sadowski, L (1, 9) OBP: 0.314, SLG: 0.306		B B B B 4-0 1-2 BB			x 0-0 ① FC6-4 1-2f			S S S 0-3 ① K		2	0	0	0	1	1	1
Mike Lee, L (1, 1) Don Lee, R (5, 1) OBP: 0.143, SLG: 0.143 Joe Koppe, R (5, PH) OBP: 0.262, SLG: 0.289 Julio Navarro, R (6, 1) OBP: 0.308, SLG: 0.250 Frank Kostro, R (8, PH) OBP: 0.302, SLG: 0.263 Fred Newman, R (9, 1) OBP: 0.286, SLG: 0.286		S S S 0-3 ② ③ K 2-3			x 0-0 ② F9			x 0-0 ② 6-3		1 0 1 0 1 0	0 0 0 0 0 0	0 0 0 0 0 0	0 0 0 0 0 0	0 0 0 0 0 0	1 0 0 0 0 0	2 0 1 0 0 0
Inning Stats	R: 0 H: 1 E: 0 LOB: 2 K: 0 BB: 1 S: 4 P: 8	R: 0 H: 1 E: 0 LOB: 1 K: 1 BB: 1 S: 5 P: 9	R: 0 H: 0 E: 0 LOB: 0 K: 2 BB: 0 S: 7 P: 7	R: 0 H: 0 E: 0 LOB: 0 K: 0 BB: 0 S: 3 P: 3	R: 0 H: 1 E: 0 LOB: 1 K: 0 BB: 0 S: 4 P: 4	R: 0 H: 0 E: 0 LOB: 0 K: 0 BB: 0 S: 3 P: 3	R: 0 H: 0 E: 0 LOB: 0 K: 0 BB: 0 S: 3 P: 3	R: 0 H: 0 E: 0 LOB: 0 K: 1 BB: 0 S: 5 P: 5	R: 1 H: 2 E: 0 LOB: 1 K: 0 BB: 0 S: 5 P: 5	1B: 5 2B: 0 3B: 0 HR: 0	SF: 0 SAC: 0 DP: 0 HBP: 0						

AB	31
R	1
H	5
RBI	1
BB	2
SO	4
LOB	11

WP: 0 PA: 33
PB: 0
SB: 0
CS: 0

PITCHER		IP	WLS	BF	H	R	ER	SO	BB	IBB	HBP	BLK	WP	HR	S	P	ERA	WHIP
Jim Bunning, R ERA: 4.29	(1, 1)	9.0	W	33	5	1	1	4	2	0	0	0	0	0	39	47	1.00	0.778

PITCHER	IP	WLS	BF	H	R	ER	SO	BB	IBB	HBP	BLK	WP	HR	S	P	ERA	WHIP

Batter	1	2	3	4	5	6	7	8	9	AB	R	H	RBI	BB	SO	LOB
Bill Bruton, L (1, 8) OBP: 0.327, SLG: 0.383	G1-6-3 1B		3B 2-H 2B		B1-3		F6			4	1	2	1	0	0	1
Dick McAuliffe, L (1, 6) OBP: 0.332, SLG: 0.381	G1-6-3 1-2f		L6		L3		K			4	0	0	0	0	1	3
Gates Brown, L (1, 7) OBP: 0.388, SLG: 0.488	1B		FC5-2 2-H 3B		1B			BB 1B		4	0	4	1	0	0	0
Rocky Colavito, R (1, 9) OBP: 0.366, SLG: 0.435	6-3		FC5-2 3-H		5-3			F8		4	0	0	0	0	0	4
Norm Cash, L (1, 3) OBP: 0.384, SLG: 0.459		FC1-4 BB	F8			F6		G4-6-3 1-2 BB		2	0	0	0	2	0	1
Bubba Phillips, R (1, 5) OBP: 0.269, SLG: 0.304		FC1-4 1-2f		4-3 1B 1B		F7		G4-6-3 1-2f		4	1	1	0	0	0	3
Gus Triandos, R (1, 2) OBP: 0.306, SLG: 0.388		K		4-3 1-2		K			K	4	0	0	0	0	3	2
George Smith, R (1, 4) OBP: 0.380, SLG: 0.435		F3		K			FC6 1B		F7	4	0	1	0	0	1	2
Alan Koch, R (1, 1) OBP: 1.000, SLG: 1.500 Don Mossi, L (4, 1) OBP: 0.316, SLG: 0.250			2B 2B	1B 2-H 1B			FC6 1-2f		K	2 2	1 0	2 0	1 0	0 0	0 1	0 1

TOP

Detroit Tigers @ Los Angeles Angels

Dodger Stadium, Los Angeles, CA

Sun Aug 18 1963, 3:33 AM PDT

Att. 6,284 - Unknown - 80 F

livebaseballscorecards.com

AB	34
R	3
H	10
RBI	3
BB	2
SO	6
LOB	17

Inning Stats	1	2	3	4	5	6	7	8	9
	R: 0 E: 0 K: 0 S: 4	R: 0 E: 0 K: 1 S: 5	R: 2 E: 0 K: 0 S: 6	R: 1 E: 0 K: 1 S: 6	R: 0 E: 0 K: 0 S: 4	R: 0 E: 0 K: 1 S: 5	R: 0 E: 0 K: 1 S: 6	R: 0 E: 0 K: 0 S: 3	R: 0 E: 0 K: 2 S: 7
	H: 2 LOB: 1 BB: 0 P: 4	H: 0 LOB: 1 BB: 1 P: 9	H: 3 LOB: 1 BB: 0 P: 6	H: 2 LOB: 1 BB: 0 P: 6	H: 1 LOB: 1 BB: 0 P: 4	H: 0 LOB: 0 BB: 0 P: 5	H: 1 LOB: 1 BB: 0 P: 6	H: 1 LOB: 1 BB: 1 P: 7	H: 0 LOB: 0 BB: 0 P: 7

1B: 7	SF: 0	WP: 0
2B: 2	SAC: 0	PB: 0
3B: 1	DP: 2	SB: 0
HR: 0	HBP: 0	CS: 0

PA: 36

PITCHER		IP	WLS	BF	H	R	ER	SO	BB	IBB	HBP	BLK	WP	HR	S	P	ERA	WHIP
Dean Chance, R ERA: 3.14	(1, 1)	7.0	L	29	9	3	3	4	1	0	0	0	0	0	36	40	3.86	1.429
Paul Foytack, R ERA: 5.13	(8, 1)	0.0		0	0	0	0	0	0	0	0	0	0	0	0	0	∞	∞

PITCHER		IP	WLS	BF	H	R	ER	SO	BB	IBB	HBP	BLK	WP	HR	S	P	ERA	WHIP

BOTTOM

Detroit Tigers @ Los Angeles Angels

Dodger Stadium, Los Angeles, CA

Sun Aug 18 1963, 3:33 AM PDT

Att. 6,284 - Unknown - 80 F

Batter	1	2	3	4	5	6	7	8	9	AB	R	H	RBI	BB	SO	LOB
Albie Pearson, L (1, 8) OBP: 0.392, SLG: 0.396	CS 1B		F3	F7			FC5-6 G6-3 1-2f			4	0	1	0	0	0	3
Jim Fregosi, R (1, 6) OBP: 0.310, SLG: 0.393	K 1-2		F8		F9		G6-3 1-2f			4	0	0	0	0	1	2
Leon Wagner, L (1, 7) OBP: 0.366, SLG: 0.474	1B 1B 1B		BB		4-3 1B			4-3		3	1	2	0	1	0	0
Buck Rodgers, S (1, 2) OBP: 0.309, SLG: 0.325	1B 1-3 1B		F9		4-3 1-2			F9		4	0	1	0	0	0	2
Billy Moran, R (1, 4) OBP: 0.305, SLG: 0.361	1-2 3-H 1B			HR	6-3			6-3		4	1	2	2	0	0	1
Lee Thomas, L (1, 3) OBP: 0.309, SLG: 0.331	G3			4-3		L3			K	3	0	0	0	0	0	2
Felix Torres, R (9, PH) OBP: 0.319, SLG: 0.364										1	0	0	0	0	1	0
Ken Hunt, R (1, 9) OBP: 0.280, SLG: 0.375		1B		SH1-4 1B BB		F9			F8	3	0	1	0	1	0	0
Frank Kostro, R (1, 5) OBP: 0.301, SLG: 0.263		K		1-2 1B		F7			F8	4	0	1	0	0	1	0
Dean Chance, R (1, 1) OBP: 0.183, SLG: 0.172		K		SH1-4 1-2 2-3			FC5-6 1B			1	0	0	0	0	1	0
Joe Koppe, R (7, PH) OBP: 0.267, SLG: 0.295										1	0	1	0	0	0	0
Paul Foytack, R (8, 1) OBP: 0.250, SLG: 0.211										0	0	0	0	0	0	0
Inning Stats	R: 1 E: 0 K: 1 S: 8 H: 4 LOB: 2 BB: 0 P: 8		R: 0 E: 0 K: 2 S: 7 H: 1 LOB: 0 BB: 0 P: 7	R: 0 E: 0 K: 0 S: 3 H: 0 LOB: 1 BB: 1 P: 7	R: 1 E: 0 K: 0 S: 5 H: 2 LOB: 2 BB: 1 P: 9	R: 0 E: 0 K: 0 S: 4 H: 1 LOB: 1 BB: 0 P: 4	R: 0 E: 0 K: 0 S: 3 H: 0 LOB: 0 BB: 0 P: 3	R: 0 E: 0 K: 0 S: 3 H: 1 LOB: 0 BB: 0 P: 3	R: 0 E: 0 K: 0 S: 3 H: 0 LOB: 0 BB: 0 P: 3	R: 0 E: 0 K: 1 S: 5 H: 0 LOB: 0 BB: 0 P: 5	1B: 8 2B: 0 3B: 0 HR: 1 SF: 0 SAC: 1 DP: 1 HBP: 0						

PITCHER		IP	WLS	BF	H	R	ER	SO	BB	IBB	HBP	BLK	WP	HR	S	P	ERA	WHIP
Alan Koch, R ERA: 5.14	(1, 1)	3.2		18	7	2	2	3	2	0	0	0	0	1	22	30	4.91	2.455
Don Mossi, L ERA: 4.16	(4, 1)	5.1	W	17	2	0	0	1	0	0	0	0	0	0	19	19	0.00	0.375

PITCHER	IP	WLS	BF	H	R	ER	SO	BB	IBB	HBP	BLK	WP	HR	S	P	ERA	WHIP

AB	32
R	2
H	9
RBI	2
BB	2
SO	4
LOB	10

WP: 0 PB: 0 SB: 0 CS: 1 PA: 35

livebaseballscorecards.com

Minnesota Twins @ Detroit Tigers

Tiger Stadium, Detroit, MI

Tue Aug 20 1963, 7:05 PM EDT

Att. 16,960 - Unknown

TOP

livebaseballscorecards.com

Batter	1	2	3	4	5	6	7	8	9	AB	R	H	RBI	BB	SO	LOB
Lenny Green, L (1, 8) OBP: 0.310, SLG: 0.320	G5-4-3 1B		BBBB 4-0 CS BB			SSS 0-3 ② K			x 0-0 ① F8	3	0	1	0	1	1	0
Rich Rollins, R (1, 5) OBP: 0.367, SLG: 0.468	x 0-0 ① F8		0-0 ③ CS 1-2	x 0-0 E6		x 0-0 5-3			x 0-0 ② F4	4	0	0	0	0	0	1
Harmon Killebrew, R (1, 7) OBP: 0.346, SLG: 0.511	x 0-0 ②③ G5-4-3 1-2f			x 0-0 ① F7			x 0-0 1B		x 0-0 ③ F7	4	0	1	0	0	0	2
Jimmie Hall, L (1, 9) OBP: 0.332, SLG: 0.513		x 0-0 ① F9		x 0-0 ② F4			x 0-0 ① F3			3	0	0	0	0	0	2
Earl Battey, R (1, 2) OBP: 0.358, SLG: 0.469 Jerry Zimmerman, R (7, 2) OBP: 0.194, SLG: 0.194		BBBB 4-0 BB		SSS 0-3 ③ K			x 0-0 ② F8			2 0	0 0	0 0	0 0	1 0	1 0	2 0
Zoilo Versalles, R (1, 6) OBP: 0.300, SLG: 0.416		x 0-0 ② F4			x 0-0 ① 5-3		x 0-0 ③ F6			3	0	0	0	0	0	2
Don Mincher, L (1, 3) OBP: 0.348, SLG: 0.529		SSS 0-3 ③ K			SSS 0-3 ② K			x 0-0 ① G3		3	0	0	0	0	2	1
Johnny Goryl, R (1, 4) OBP: 0.369, SLG: 0.567			SSS 0-3 ① K		x 0-0 ③ 5-3			x 0-0 ② 6-3		3	0	0	0	0	1	0
Lee Stange, R (1, 1) OBP: 0.206, SLG: 0.069 Garry Roggenburk, R (7, 1) OBP: 0.250, SLG: 0.143 Vic Power, R (8, PH) OBP: 0.289, SLG: 0.367 Bill Pleis, L (8, 1) OBP: 0.313, SLG: 0.154 Ray Moore, R (8, 1)			x 0-0 ② 6-3			x 0-0 ① F8		x 0-0 ③ F9		2 0 1 0 0	0 0 0 0 0	0 0 0 0 0	0 0 0 0 0	0 0 0 0 0	0 0 0 0 0	0 0 0 0 0

AB	28
R	0
H	2
RBI	0
BB	2
SO	5
LOB	10

Inning Stats	1	2	3	4	5	6	7	8	9	1B: 2	SF: 0	WP: 0	PA: 31
	R: 0 E: 0 K: 0 S: 3 H: 1 LOB: 0 BB: 0 P: 3	R: 0 E: 0 K: 1 S: 5 H: 0 LOB: 1 BB: 1 P: 9	R: 0 E: 0 K: 1 S: 4 H: 0 LOB: 0 BB: 1 P: 8	R: 0 E: 1 K: 1 S: 6 H: 0 LOB: 1 BB: 0 P: 6	R: 0 E: 0 K: 1 S: 5 H: 0 LOB: 0 BB: 0 P: 5	R: 0 E: 0 K: 1 S: 5 H: 0 LOB: 0 BB: 0 P: 5	R: 0 E: 0 K: 0 S: 4 H: 1 LOB: 1 BB: 0 P: 4	R: 0 E: 0 K: 0 S: 3 H: 0 LOB: 0 BB: 0 P: 3	R: 0 E: 0 K: 0 S: 3 H: 0 LOB: 0 BB: 0 P: 3	2B: 0 3B: 0 HR: 0	SAC: 0 DP: 1 HBP: 0	PB: 0 SB: 0 CS: 1	

PITCHER		IP	WLS	BF	H	R	ER	SO	BB	IBB	HBP	BLK	WP	HR	S	P	ERA	WHIP
Hank Aguirre, L ERA: 3.72	(1, 1)	9.0	W	30	2	0	0	5	2	0	0	0	0	0	38	46	0.00	0.444

PITCHER		IP	WLS	BF	H	R	ER	SO	BB	IBB	HBP	BLK	WP	HR	S	P	ERA	WHIP

Minnesota Twins @ Detroit Tigers

Tiger Stadium, Detroit, MI

Tue Aug 20 1963, 7:05 PM EDT

Att. 16,960 - Unknown

BOTTOM

Batter	1	2	3	4	5	6	7	8	9	AB	R	H	RBI	BB	SO	LOB
Bill Bruton, L (1, 8) OBP: 0.333, SLG: 0.391	3B		1B		BB		BB			2	0	2	0	2	0	0
Dick McAuliffe, L (1, 6) OBP: 0.333, SLG: 0.383	1-3		BB		CS	F8	CS	WP HR 2B		3	1	1	0	1	0	1
Gates Brown, L (1, 7) OBP: 0.358, SLG: 0.447	K		K			G3		K		4	0	0	0	0	3	4
Rocky Colavito, R (1, 9) OBP: 0.369, SLG: 0.444	F2			1B		HR		HR IBB		3	2	2	1	1	0	1
Norm Cash, L (1, 3) OBP: 0.383, SLG: 0.465		F8		K		K		HR		4	1	1	3	0	2	1
Bubba Phillips, R (1, 5) OBP: 0.269, SLG: 0.303		6-3		F7			E 1B	6-3		4	1	1	0	0	0	1
George Smith, R (1, 4) OBP: 0.370, SLG: 0.440		K		F8			E4 1B S	2B		4	1	1	0	0	1	2
Bill Freehan, R (1, 2) OBP: 0.328, SLG: 0.362			5-3		F8		K	IBB		3	0	0	0	1	1	2
Hank Aguirre, R (1, 1) OBP: 0.183, SLG: 0.207			K		K		BB E 1B	K		4	0	1	1	0	3	2
Inning Stats	R: 0 H: 1 E: 0 LOB: 1 K: 1 BB: 0 S: 6 P: 6	R: 0 H: 0 E: 0 LOB: 0 K: 1 BB: 0 S: 5 P: 5	R: 0 H: 1 E: 0 LOB: 2 K: 2 BB: 1 S: 8 P: 12	R: 0 H: 1 E: 0 LOB: 1 K: 1 BB: 0 S: 6 P: 6	R: 0 H: 0 E: 0 LOB: 0 K: 1 BB: 1 S: 4 P: 8	R: 1 H: 1 E: 0 LOB: 0 K: 1 BB: 0 S: 6 P: 6	R: 2 H: 2 E: 1 LOB: 0 K: 1 BB: 1 S: 6 P: 10	R: 3 H: 3 E: 0 LOB: 2 K: 2 BB: 2 S: 10 P: 18		1B: 4 SF: 0 2B: 2 SAC: 0 3B: 1 DP: 0 HR: 2 HBP: 0						

livebaseballscorecards.com

AB	31
R	6
H	9
RBI	5
BB	5
SO	10
LOB	14

WP: 1 PA: 38
PB: 0
SB: 2
CS: 2

PITCHER		IP	WLS	BF	H	R	ER	SO	BB	IBB	HBP	BLK	WP	HR	S	P	ERA	WHIP
Lee Stange, R ERA: 2.81	(1, 1)	6.1	L	27	6	3	1	8	2	0	0	0	0	1	41	49	1.42	1.263
Garry Roggenburk, L ERA: 1.93	(7, 1)	0.2		1	0	0	0	0	1	0	0	0	0	0	0	4	0.00	1.500
Bill Pleis, L ERA: 4.72	(8, 1)	0.2		6	3	3	3	1	0	1	0	0	1	1	7	11	40.50	4.500
Ray Moore, R ERA: 6.34	(8, 1)	0.1		2	0	0	0	1	0	1	0	0	0	0	3	7	0.00	0.000

PITCHER	IP	WLS	BF	H	R	ER	SO	BB	IBB	HBP	BLK	WP	HR	S	P	ERA	WHIP

Batter	1	2	3	4	5	6	7	8	9	AB	R	H	RBI	BB	SO	LOB
Lenny Green, L (1, 8) OBP: 0.317, SLG: 0.327	0-0 CS 1B		0-0 F8	4-0 BB 1B 1-2 1B BB	1-0 WP 1B HBP		0-0 2B		0-0 F7	4	2	2	0	1	0	1
Rich Rollins, R (1, 5) OBP: 0.368, SLG: 0.468 Johnny Goryl, R (7, PH) OBP: 0.364, SLG: 0.558 (7, 5)	0-0 F7 1-2		0-0 F3	0-0 BB 1B 1-2 2-H 3-H 1B	0-0 HR 1B 1-H 3-H		0-3 K		0-0 6-3	4	1	2	3	0	0	2
										2	0	0	0	0	1	1
Jimmie Hall, L (1, 9) OBP: 0.335, SLG: 0.514	0-0 F8			2B; 4-0 1B E 1-2 2-3 BB	0-0 F8		4-0 BB			3	2	1	0	2	0	1
Don Mincher, L (1, 3) OBP: 0.360, SLG: 0.559		4-0 BB		1B 2B 2-H; E 1B 1-3 2-H 3-H 1B	0-0 HR 1-H		0-0 4-3			4	2	3	4	1	0	2
Harmon Killebrew, R (1, 7) OBP: 0.349, SLG: 0.511		0-0 F8		1B 1B 2-3; E5 BB 1-3 3-H 1B	0-0 6-3			FC6 WP BB		4	1	2	1	1	0	1
Earl Battey, R (1, 2) OBP: 0.359, SLG: 0.467 Jerry Zimmerman, R (9, 2) OBP: 0.194, SLG: 0.194		0-3 K		1B 1B 1-2 3-H; BB 1-2		0-0 6-3		0-0 4-3 1-2		4	1	1	1	1	1	2
										0	0	0	0	0	0	0
Zoilo Versalles, R (1, 6) OBP: 0.299, SLG: 0.414		0-0 F7		1B 1B 1-2 2-H; 5-3		0-0 4-3		0-0 FC6 2-3		5	1	1	1	0	0	5
Bernie Allen, L (1, 4) OBP: 0.275, SLG: 0.310			0-0 2B	0-0 F6	0-0 SH5-3 WP 2B	0-0 6-3		0-0 L6		5	1	2	0	0	0	3
Camilo Pascual, R (1, 1) OBP: 0.290, SLG: 0.323			0-3 K	0-0 BB 1B 1-3 2-H 1B	0-0 SH5-3 2-3		0-0 F9		0-0 1-3	4	1	1	1	0	1	1
Inning Stats	R: 0 E: 0 K: 0 S: 3 H: 1 LOB: 0 BB: 0 P: 3	R: 0 E: 0 K: 1 S: 5 H: 0 LOB: 1 BB: 1 P: 9	R: 0 E: 0 K: 1 S: 6 H: 1 LOB: 1 BB: 0 P: 6	R: 8 E: 1 K: 0 S: 11 H: 9 LOB: 3 BB: 3 P: 23	R: 4 E: 0 K: 0 S: 6 H: 3 LOB: 0 BB: 0 P: 7	R: 0 E: 0 K: 0 S: 3 H: 0 LOB: 0 BB: 0 P: 3	R: 0 E: 0 K: 1 S: 6 H: 1 LOB: 2 BB: 1 P: 10	R: 0 E: 0 K: 0 S: 3 H: 0 LOB: 1 BB: 1 P: 7	R: 0 E: 0 K: 0 S: 3 H: 0 LOB: 0 BB: 0 P: 3	1B: 9 2B: 5 3B: 0 HR: 1 SF: 0 SAC: 1 DP: 0 HBP: 1							WP: 2 PB: 0 SB: 0 CS: 1 PA: 47

Minnesota Twins @ Detroit Tigers

Tiger Stadium, Detroit, MI

Wed Aug 21 1963, 4:33 AM EDT

Att. 7,958 - Unknown

TOP

livebaseballscorecards.com

AB	39
R	12
H	15
RBI	11
BB	6
SO	3
LOB	19

PITCHER		IP	WLS	BF	H	R	ER	SO	BB	IBB	HBP	BLK	WP	HR	S	P	ERA	WHIP
Jim Bunning, R ERA: 4.46	(1, 1)	3.0	L	16	7	5	5	2	1	0	0	0	0	0	19	23	15.00	2.667
Alan Koch, R ERA: 7.36	(4, 1)	0.1		4	2	1	1	0	1	0	0	0	0	0	3	7	27.00	9.000
Bill Faul, R ERA: 4.86	(4, 1)	1.2		12	5	6	6	0	2	0	1	0	1	1	9	18	32.40	4.200
Bob Anderson, R ERA: 3.32	(6, 1)	2.0		8	1	0	0	1	1	0	0	0	0	0	9	13	0.00	1.000
Fred Gladding, R ERA: 3.75	(8, 1)	2.0		7	0	0	0	0	1	0	0	0	1	0	6	10	0.00	0.500

PITCHER	IP	WLS	BF	H	R	ER	SO	BB	IBB	HBP	BLK	WP	HR	S	P	ERA	WHIP

Minnesota Twins @ Detroit Tigers

Tiger Stadium, Detroit, MI

Wed Aug 21 1963, 4:33 AM EDT

Att. 7,958 - Unknown

livebaseballscorecards.com

BOTTOM

Batter	1	2	3	4	5	6	7	8	9	AB	R	H	RBI	BB	SO	LOB
Bill Bruton, L (1, 8) OBP: 0.333, SLG: 0.389	4-3 2B 1B	F7			K			3-1		4	1	1	0	0	1	2
Dick McAuliffe, L (1, 6) OBP: 0.331, SLG: 0.380	F8		K			F9		4-3		4	0	0	0	0	1	1
Gates Brown, L (1, 7) OBP: 0.351, SLG: 0.431	4-3 1-2		K			1B		K		4	0	1	0	0	2	1
Rocky Colavito, R (1, 9) OBP: 0.370, SLG: 0.445	2-H 2B		F7			F7			BB G4-6-3	3	0	1	1	1	0	1
Norm Cash, L (1, 3) OBP: 0.379, SLG: 0.460	K			4-1		4-3			G4-6-3 1-2f	4	0	0	0	0	1	3
Don Wert, R (1, 5) OBP: 0.335, SLG: 0.380		SH1-4 1B 1B		6-3			BB F2 5-4-3		1B	3	0	2	0	1	0	0
Gus Triandos, R (1, 2) OBP: 0.305, SLG: 0.386		1-2 SH1-4 1B		F9			5-4-3 1-2		K	4	0	1	0	0	1	2
George Smith, R (1, 4) OBP: 0.357, SLG: 0.423		SH1-4 1-2 2-3			F8		F2 2-3			2	0	0	0	0	0	1
Jim Bunning, R (1, 1) OBP: 0.188, SLG: 0.185		1-3			K		F4			1	0	0	0	0	0	2
Alan Koch, R (4, 1) OBP: 1.000, SLG: 1.500										0	0	0	0	0	0	0
Bill Faul, R (4, 1) OBP: 0.148, SLG: 0.192										0	0	0	0	0	0	0
Whitey Herzog, L (5, PH) OBP: 0.295, SLG: 0.208										1	0	0	0	0	1	0
Bob Anderson, R (6, 1) OBP: 0.667, SLG: 0.667										0	0	0	0	0	0	0
Bill Freehan, R (7, PH) OBP: 0.307, SLG: 0.360										1	0	0	0	0	0	1
Fred Gladding, L (8, 1)										0	0	0	0	0	0	0
Inning Stats	R: 1 H: 2 E: 0 LOB: 1 K: 1 BB: 0 S: 7 P: 7	R: 0 H: 2 E: 0 LOB: 2 K: 0 BB: 0 S: 5 P: 5	R: 0 H: 0 E: 0 LOB: 0 K: 2 BB: 0 S: 7 P: 7	R: 0 H: 0 E: 0 LOB: 0 K: 0 BB: 0 S: 3 P: 3	R: 0 H: 0 E: 0 LOB: 0 K: 2 BB: 0 S: 7 P: 7	R: 0 H: 1 E: 0 LOB: 1 K: 0 BB: 0 S: 4 P: 4	R: 0 H: 0 E: 0 LOB: 1 K: 0 BB: 1 S: 3 P: 7	R: 0 H: 0 E: 0 LOB: 0 K: 1 BB: 0 S: 5 P: 5	R: 0 H: 1 E: 0 LOB: 1 K: 1 BB: 1 S: 5 P: 9	1B: 5 SF: 0 2B: 1 SAC: 1 3B: 0 DP: 1 HR: 0 HBP: 0						

	AB	31
	R	1
	H	6
	RBI	1
	BB	2
	SO	7
	LOB	14

WP: 0 PA: 34
PB: 0
SB: 0
CS: 0

PITCHER	IP	WLS	BF	H	R	ER	SO	BB	IBB	HBP	BLK	WP	HR	S	P	ERA	WHIP
Camilo Pascual, R (1, 1) ERA: 2.53	9.0	W	34	6	1	1	7	2	0	0	0	0	0	46	54	1.00	0.889

PITCHER	IP	WLS	BF	H	R	ER	SO	BB	IBB	HBP	BLK	WP	HR	S	P	ERA	WHIP

Kansas City Athletics @ Detroit Tigers

Tiger Stadium, Detroit, MI

Fri Aug 23 1963, 7:05 PM EDT

Unknown

TOP

livebaseballscorecards.com

Batter	1	2	3	4	5	6	7	8	9	AB	R	H	RBI	BB	SO	LOB
Jose Tartabull, L (1, 8) OBP: 0.275, SLG: 0.310	S 1B 1B		6-3			4-3		4-3 1-2 2-3		4	1	1	0	0	0	2
Wayne Causey, L (1, 6) OBP: 0.344, SLG: 0.411	1-H 1B		3-1			3-1		K		3	0	1	1	0	0	0
Bill Fischer, R (6, 1) OBP: 0.294, SLG: 0.077										1	0	0	0	0	1	2
Norm Siebern, L (1, 3) OBP: 0.365, SLG: 0.434	F7			L9			4-3		6-3	3	0	0	0	0	0	1
Ken Harrelson, R (7, 3) OBP: 0.308, SLG: 0.388										1	0	0	0	0	0	0
Manny Jimenez, L (1, 7) OBP: 0.347, SLG: 0.333	F6			G4-6-3 1B			1-3		F7	4	0	1	0	0	0	1
(6, 9)																
Ed Charles, R (1, 5) OBP: 0.346, SLG: 0.391	6-3			G4-6-3 1-2f			E5		HR	3	0	0	0	0	0	2
Bobby Del Greco, R (7, 5) OBP: 0.295, SLG: 0.318										1	1	1	1	0	0	0
Jerry Lumpe, L (1, 4) OBP: 0.333, SLG: 0.382		F6			6-3		K		4-3	2	0	0	0	0	0	0
Tony La Russa, R (6, 4) OBP: 0.200, SLG: 0.600										2	0	0	0	0	1	1
Gino Cimoli, R (1, 9) OBP: 0.317, SLG: 0.379		F8			K			4-3 1B 1B		2	0	0	0	0	1	0
Sammy Esposito, R (6, 6) OBP: 0.276, SLG: 0.240										1	0	1	0	0	0	0
Charlie Lau, L (1, 2) OBP: 0.312, SLG: 0.370		G3			5-3			F7		3	0	0	0	0	0	1
Pete Lovrich, R (1, 1)			6-3			F5		4-3 1-2		0	0	0	0	0	0	0
John Wyatt, R (1, 1)										1	0	0	0	0	0	0
Chuck Essegian, R (6, PH) OBP: 0.286, SLG: 0.335 (6, 7)										2	0	1	0	0	0	0

Inning Stats																																	
	R: 1	E: 0	K: 0	S: 5	H: 2	LOB: 1	BB: 0	P: 5	R: 0	E: 0	K: 0	S: 3	H: 0	LOB: 0	BB: 0	P: 3	R: 0	E: 0	K: 0	S: 3	H: 0	LOB: 0	BB: 0	P: 3	R: 0	E: 0	K: 1	S: 5	H: 0	LOB: 0	BB: 0	P: 5
	R: 0	E: 0	K: 0	S: 3	H: 1	LOB: 0	BB: 0	P: 3	R: 0	E: 0	K: 0	S: 3	H: 0	LOB: 0	BB: 0	P: 3	R: 0	E: 1	K: 1	S: 6	H: 0	LOB: 1	BB: 0	P: 6	R: 0	E: 0	K: 1	S: 7	H: 2	LOB: 2	BB: 0	P: 7
	R: 1	E: 0	K: 0	S: 4	H: 1	LOB: 0	BB: 0	P: 4	1B: 5	2B: 0	3B: 0	HR: 1	SF: 0	SAC: 0	DP: 1	HBP: 0																	

PITCHER	IP	WLS	BF	H	R	ER	SO	BB	IBB	HBP	BLK	WP	HR	S	P	ERA	WHIP
Frank Lary, R (1, 1) ERA: 2.95	9.0	W	33	6	2	2	3	0	0	0	0	0	1	39	39	2.00	0.667

PITCHER	IP	WLS	BF	H	R	ER	SO	BB	IBB	HBP	BLK	WP	HR	S	P	ERA	WHIP

AB	33
R	2
H	6
RBI	2
BB	0
SO	3
LOB	10

WP: 0 PA: 33
PB: 0
SB: 1
CS: 0

Kansas City Athletics @ Detroit Tigers

Tiger Stadium, Detroit, MI

Fri Aug 23 1963, 7:05 PM EDT

Unknown

livebaseballscorecards.com

BOTTOM

Batter	1	2	3	4	5	6	7	8	9	AB	R	H	RBI	BB	SO	LOB
Bill Bruton, L (1, 8) OBP: 0.335, SLG: 0.390	1B S 1B 1B	4-3 ①		F6 ③	3-H 1B		1-2 1B BB	F7 ③		5	2	2	1	1	0	0
Dick McAuliffe, L (1, 6) OBP: 0.335, SLG: 0.383	1-3 1B 1B	CS 1B			BB 2B 4-3		1-3 2-H E 1B			4	3	3	1	1	0	1
Al Kaline, R (1, 9) OBP: 0.382, SLG: 0.506 George Thomas, R (7, 9) OBP: 0.285, SLG: 0.357	1-3 3-H 1B	F2 ②③ 1-2			L7 ① L4 ①		E 1-3 3-H SF8 1B			4 1	1 1	1 1	1 1	0 0	0 0	2 0
Rocky Colavito, R (1, 7) OBP: 0.368, SLG: 0.445	K ①	F3 ①			1-H HR 2B F5 ②		E6 1-3 3-H E			5	2	1	2	0	1	3
Norm Cash, L (1, 3) OBP: 0.382, SLG: 0.478	1B 1B IBB	F5 ②			2-H HR HR		SF8 ② 3-H			3	3	2	4	1	0	0
Don Wert, R (1, 5) OBP: 0.337, SLG: 0.399	1B 1-2 2-H 3-H 1B	HR			4-3 ② E5		E E6 1-H			5	1	2	3	0	0	0
George Smith, R (1, 4) OBP: 0.361, SLG: 0.411	FC5-4 1-2 2-H 1B	5-3 ③			S 3B BB F9 ③		F7 ③ 1-3			4	1	1	1	1	0	2
Bill Freehan, R (1, 2) OBP: 0.328, SLG: 0.358	F8 ②			F3 ①	1-2 3B BB		BB 1B 1B	F5 ①		4	2	1	0	1	0	2
Frank Lary, R (1, 1) OBP: 0.286, SLG: 0.333	FC5-4 ③ 1-2f			K ②	1-H 2-H 1B 3B		F8 ①	6-3 ②		5	1	1	2	0	1	3
Inning Stats	R: 4 E: 0 K: 1 S: 10 H: 5 LOB: 2 BB: 1 P: 14	R: 0 E: 0 K: 0 S: 3 H: 1 LOB: 0 BB: 0 P: 3	R: 1 E: 0 K: 0 S: 4 H: 1 LOB: 0 BB: 0 P: 4	R: 0 E: 0 K: 1 S: 5 H: 0 LOB: 0 BB: 0 P: 5	R: 6 E: 0 K: 0 S: 7 H: 4 LOB: 1 BB: 3 P: 19	R: 1 E: 1 K: 0 S: 5 H: 1 LOB: 1 BB: 0 P: 5	R: 5 E: 3 K: 0 S: 8 H: 3 LOB: 1 BB: 1 P: 12	R: 0 E: 0 K: 0 S: 3 H: 0 LOB: 0 BB: 0 P: 3		1B: 10 2B: 1 3B: 1 HR: 3 SF: 1 SAC: 0 DP: 0 HBP: 0						

AB	40
R	17
H	15
RBI	16
BB	5
SO	2
LOB	13

WP: 0 PA: 46
PB: 0
SB: 2
CS: 1

PITCHER		IP	WLS	BF	H	R	ER	SO	BB	IBB	HBP	BLK	WP	HR	S	P	ERA	WHIP
Pete Lovrich, R ERA: 7.13	(1, 1)	0.1	L	7	5	4	4	1	0	1	0	0	0	0	8	12	108.00	15.000
John Wyatt, R ERA: 3.27	(1, 1)	4.2		22	6	7	7	1	3	0	0	0	0	2	21	33	13.50	1.929
Bill Fischer, R ERA: 3.56	(6, 1)	3.0		17	4	6	4	0	1	0	0	0	0	1	16	20	12.00	1.667

PITCHER	IP	WLS	BF	H	R	ER	SO	BB	IBB	HBP	BLK	WP	HR	S	P	ERA	WHIP

Batter	1	2	3	4	5	6	7	8	9	AB	R	H	RBI	BB	SO	LOB
Jose Tartabull, L (1, 8) OBP: 0.280, SLG: 0.315	F6		G3 1B		FC4-6 1B		G3			4	0	2	0	0	0	1
Wayne Causey, L (1, 6) OBP: 0.341, SLG: 0.407	G3		G3 1-2		FC4-6 1-2f			F5		4	0	0	0	0	0	2
Norm Siebern, L (1, 3) OBP: 0.364, SLG: 0.432	1B		K			L9		F7		4	0	1	0	0	1	1
Manny Jimenez, L (1, 7) OBP: 0.333, SLG: 0.318	4-3			F8		L9		4-3		4	0	0	0	0	0	1
Ed Charles, R (1, 5) OBP: 0.349, SLG: 0.400		K2-5-2 HBP 1B		6-3		BBBB 4-0 CS BB			HR	3	1	2	1	1	0	0
Gino Cimoli, R (1, 9) OBP: 0.319, SLG: 0.378		H 1-0 1-2 HBP		1B		CS 1-2	L9		F9	3	0	1	0	0	0	0
Doc Edwards, R (1, 2) OBP: 0.280, SLG: 0.361		K		L4			HR		K	4	1	1	1	0	2	3
Tony La Russa, R (1, 4) OBP: 0.333, SLG: 0.556		K2-5-2 2-3f			5-3				1B	4	0	2	0	0	1	2
Dave Wickersham, R (1, 1) OBP: 0.159, SLG: 0.145			K		K		L9		1-3	2	0	0	0	0	2	0
Chuck Essegian, R (7, PH) OBP: 0.285, SLG: 0.333										1	0	0	0	0	0	1
Pete Lovrich, R (7, 1)										0	0	0	0	0	0	0
John Wyatt, R (7, 1)										0	0	0	0	0	0	0
Charlie Lau, L (9, PH) OBP: 0.309, SLG: 0.367										1	0	0	0	0	0	1
Inning Stats	R: 0 E: 0 K: 0 S: 4 H: 1 LOB: 1 BB: 0 P: 4	R: 0 E: 0 K: 2 S: 7 H: 1 LOB: 2 BB: 0 P: 8	R: 0 E: 0 K: 2 S: 8 H: 1 LOB: 1 BB: 0 P: 8	R: 0 E: 0 K: 0 S: 4 H: 1 LOB: 1 BB: 0 P: 4	R: 0 E: 0 K: 1 S: 6 H: 1 LOB: 1 BB: 0 P: 6	R: 0 E: 0 K: 0 S: 2 H: 0 LOB: 0 BB: 1 P: 6	R: 1 E: 0 K: 0 S: 5 H: 2 LOB: 1 BB: 0 P: 5	R: 0 E: 0 K: 0 S: 3 H: 0 LOB: 0 BB: 0 P: 3	R: 1 E: 0 K: 1 S: 7 H: 2 LOB: 1 BB: 0 P: 7	1B: 7 2B: 1 3B: 0 HR: 2	SF: 0 SAC: 0 DP: 1 HBP: 1						

PITCHER		IP	WLS	BF	H	R	ER	SO	BB	IBB	HBP	BLK	WP	HR	S	P	ERA	WHIP
Phil Regan, R ERA: 3.74	(1, 1)	9.0	W	36	9	2	2	6	1	0	1	0	0	2	46	51	2.00	1.111

PITCHER	IP	WLS	BF	H	R	ER	SO	BB	IBB	HBP	BLK	WP	HR	S	P	ERA	WHIP

TOP

Kansas City Athletics @ Detroit Tigers

Tiger Stadium, Detroit, MI

Fri Aug 23 1963, 7:05 PM EDT
Att. 16,030 - Unknown

livebaseballscorecards.com

AB	34
R	2
H	9
RBI	2
BB	1
SO	6
LOB	12

Kansas City Athletics @ Detroit Tigers

Tiger Stadium, Detroit, MI

Fri Aug 23 1963, 7:05 PM EDT

Att. 16,030 - Unknown

BOTTOM

Batter	1	2	3	4	5	6	7	8	9	AB	R	H	RBI	BB	SO	LOB
Bill Bruton, L (1, 8) OBP: 0.336, SLG: 0.387	F6		SH1-3, 2B, BB		F8		L7	2B, BB		3	1	0	0	2	0	0
Dick McAuliffe, L (1, 6) OBP: 0.339, SLG: 0.394	4-3		SH1-3 1-2		HR		1B, 1B, BB	1-H, 2B		3	2	2	1	1	0	0
Al Kaline, R (1, 9) OBP: 0.383, SLG: 0.508	L6-3		2-H, 2B		L6-3		1B, 1-2, SF8, 1B			4	0	2	1	0	0	0
George Thomas, R (7, PR) OBP: 0.285, SLG: 0.357 (8, 9)										0	1	0	0	0	0	0
Rocky Colavito, R (1, 7) OBP: 0.371, SLG: 0.450		1B, 2B, 1B	F9			1B, 2B	1-3, 2-H, BB, 1B			4	2	3	1	0	0	1
Norm Cash, L (1, 3) OBP: 0.385, SLG: 0.479		2B, 1-3, 1B	F7			1B, FC6-2, 2-H, 1B	BB, 1-2			3	0	2	1	1	0	1
Bubba Phillips, R (1, 5) OBP: 0.271, SLG: 0.306		F3		G6-4-3, 1B		FC6-2, BB, 2-3, 1B	SF8, 3-H			3	0	2	1	0	0	2
Gus Triandos, R (1, 2) OBP: 0.308, SLG: 0.389		1-3, 3-H, 2B	G6-4-3, 1-2f			FC6-2, 1-2, BB	K			3	0	1	1	1	1	3
George Smith, R (1, 4) OBP: 0.338, SLG: 0.383		G3	F4			FC6-2, G6-3, 1-2, 2-3, 3-Hf		F9		4	0	0	0	0	0	5
Phil Regan, R (1, 1) OBP: 0.213, SLG: 0.233		F4			6-3	G6-3, 1-2f		F3		4	0	0	0	0	0	5
Inning Stats	R: 0 E: 0 K: 0 S: 3 H: 0 LOB: 0 BB: 0 P: 3	R: 1 E: 0 K: 0 S: 6 H: 3 LOB: 2 BB: 0 P: 6	R: 1 E: 0 K: 0 S: 4 H: 1 LOB: 1 BB: 1 P: 8	R: 0 E: 0 K: 0 S: 3 H: 1 LOB: 0 BB: 0 P: 3	R: 1 E: 0 K: 0 S: 4 H: 1 LOB: 0 BB: 0 P: 4	R: 1 E: 0 K: 0 S: 5 H: 3 LOB: 2 BB: 1 P: 9	R: 2 E: 0 K: 1 S: 7 H: 2 LOB: 2 BB: 2 P: 15	R: 0 E: 0 K: 0 S: 3 H: 1 LOB: 2 BB: 1 P: 7		1B: 7 2B: 4 3B: 0 HR: 1	SF: 1 SAC: 1 DP: 2 HBP: 0						

livebaseballscorecards.com

AB	31
R	6
H	12
RBI	6
BB	5
SO	1
LOB	17

WP: 0 PB: 0 SB: 0 CS: 0 PA: 38

PITCHER		IP	WLS	BF	H	R	ER	SO	BB	IBB	HBP	BLK	WP	HR	S	P	ERA	WHIP
Dave Wickersham, R ERA: 4.1	(1, 1)	6.0	L	27	9	4	4	0	2	0	0	0	0	1	25	33	6.00	1.833
Pete Lovrich, R ERA: 8.0	(7, 1)	0.1		5	2	2	2	0	2	0	0	0	0	0	3	11	54.00	12.000
John Wyatt, R ERA: 3.19	(7, 1)	1.2		6	1	0	0	1	1	0	0	0	0	0	7	11	0.00	1.200

PITCHER	IP	WLS	BF	H	R	ER	SO	BB	IBB	HBP	BLK	WP	HR	S	P	ERA	WHIP

Batter	1	2	3	4	5	6	7	8	9	10	11	12	13	AB	R	H	RBI	BB	SO	LOB
Gino Cimoli, R (1, 9) OBP: 0.317, SLG: 0.378	F8		F3	6-3			5-3			SH1-3 2B		F8		6	0	1	0	0	0	1
Wayne Causey, L (1, 6) OBP: 0.343, SLG: 0.408	2B 6-3 1B		HR BB		SH1-3 1B		L9			SH1-3 2-3			L9	4	2	2	0	1	0	0
Ed Charles, R (1, 5) OBP: 0.347, SLG: 0.400	6-3 CS 1-3 2B		F7		SH1-3 1-2			K		L9			6-3	5	0	1	0	0	1	2
Norm Siebern, L (1, 3) OBP: 0.364, SLG: 0.437	6-3 BB		1-H HR		K			3-1		F3			4-3	5	1	1	2	1	1	2
Manny Jimenez, L (1, 7) OBP: 0.337, SLG: 0.322	6-3 1-2 2-3 3-H		1B		F2			1B				L9		5	0	2	1	0	0	3
Jerry Lumpe, L (1, 4) OBP: 0.331, SLG: 0.382	CS 3-H	2B	K			F4		4-3				F6		5	0	1	0	0	1	2
Bobby Del Greco, R (1, 8) OBP: 0.293, SLG: 0.315		K		SH2-4 1B		F8			F7			F3		5	0	1	0	0	1	1
Charlie Lau, L (1, 2) OBP: 0.301, SLG: 0.356		K		SH2-4 1-2		F4			L9				F8	4	0	0	0	0	1	1
Moe Drabowsky, R (1, 1) OBP: 0.222, SLG: 0.422		K		L9	5-3				6-3				K	5	0	0	0	0	2	2
Inning Stats	R: 1 H: 2 E: 0 LOB: 1 K: 0 BB: 1 S: 4 P: 8	R: 0 H: 1 E: 0 LOB: 1 K: 3 BB: 0 S: 10 P: 10	R: 2 H: 2 E: 0 LOB: 1 K: 1 BB: 1 S: 7 P: 11	R: 0 H: 1 E: 0 LOB: 1 K: 0 BB: 0 S: 4 P: 4	R: 0 H: 1 E: 0 LOB: 1 K: 1 BB: 0 S: 6 P: 6	R: 0 H: 0 E: 0 LOB: 0 K: 0 BB: 0 S: 3 P: 3	R: 0 H: 0 E: 0 LOB: 0 K: 0 BB: 0 S: 3 P: 3	R: 0 H: 1 E: 0 LOB: 1 K: 1 BB: 0 S: 6 P: 6	R: 0 H: 0 E: 0 LOB: 0 K: 0 BB: 0 S: 3 P: 3	R: 0 H: 1 E: 0 LOB: 1 K: 0 BB: 0 S: 4 P: 4	R: 0 H: 0 E: 0 LOB: 0 K: 0 BB: 0 S: 3 P: 3	R: 0 H: 0 E: 0 LOB: 0 K: 1 BB: 0 S: 5 P: 5	R: 0 H: 0 E: 0 LOB: 0 K: 0 BB: 0 S: 3 P: 3	1B: 5 SF: 0 2B: 3 SAC: 3 3B: 0 DP: 0 HR: 1 HBP: 0						

PITCHER		IP	WLS	BF	H	R	ER	SO	BB	IBB	HBP	BLK	WP	HR	S	P	ERA	WHIP
Mickey Lolich, L ERA: 3.78	(1, 1)	3.0		16	6	3	3	4	2	0	0	0	0	1	22	30	9.00	2.667
Don Mossi, L ERA: 3.79	(4, 1)	10.0	W	33	3	0	0	3	0	0	0	0	0	0	39	39	0.00	0.300

PITCHER	IP	WLS	BF	H	R	ER	SO	BB	IBB	HBP	BLK	WP	HR	S	P	ERA	WHIP

TOP

Kansas City Athletics @ Detroit Tigers

Tiger Stadium, Detroit, MI

Sat Aug 24 1963, 4:33 AM EDT

Att. 5,716 - Unknown

livebaseballscorecards.com

AB	44
R	3
H	9
RBI	3
BB	2
SO	7
LOB	14

BOTTOM

Kansas City Athletics @ Detroit Tigers

Tiger Stadium, Detroit, MI

Sat Aug 24 1963, 4:33 AM EDT

Att. 5,716 - Unknown

livebaseballscorecards.com

Batter	1	2	3	4	5	6	7	8	9	10	11	12	13	AB	R	H	RBI	BB	SO	LOB
Bill Bruton, L (1, 8) OBP: 0.336, SLG: 0.386	1-3	G3			G4-6-3 1B		4-3			F8			BB 1B 1B	6	1	2	0	0	0	1
Dick McAuliffe, L (1, 6) OBP: 0.339, SLG: 0.391	HR BB	F9			G4-6-3 1-2f			5-3			3-1		1B 1-2 BB	4	1	0	0	2	0	2
Al Kaline, R (1, 9) OBP: 0.384, SLG: 0.516	1-H HR		L7		L5-3			L5-3			F9 2B		1-2 2-H 1B	6	1	3	3	0	0	0
Rocky Colavito, R (1, 7) OBP: 0.371, SLG: 0.448	1B		1-3			6-3		5-3			BB			4	0	1	0	1	0	0
Norm Cash, L (1, 3) OBP: 0.383, SLG: 0.475	F8		K			E 1B			L6		F9 2-3			5	0	1	0	0	1	3
Don Wert, R (1, 5) OBP: 0.328, SLG: 0.387	F7			5-3		E6 G5-4-3 1-2			5-3		K			5	0	0	0	0	1	4
Gus Triandos, R (1, 2) OBP: 0.310, SLG: 0.401		HR		1B		G5-4-3 1-2f			K			F5		5	1	2	1	0	1	2
George Smith, R (1, 4) OBP: 0.329, SLG: 0.359		BB		K			K			F9		F5		4	0	0	0	1	2	1
Mickey Lolich, S (1, 1) OBP: 0.216, SLG: 0.065		1-3 1-3		4-3			K			K		K		1	0	0	0	0	0	1
Don Mossi, L (4, 1) OBP: 0.286, SLG: 0.222														4	0	0	0	0	3	1
Inning Stats	R: 2 H: 2 E: 0 LOB: 1 K: 0 BB: 1 S: 5 P: 9	R: 1 H: 1 E: 0 LOB: 1 K: 0 BB: 1 S: 4 P: 8	R: 0 H: 0 E: 0 LOB: 0 K: 1 BB: 0 S: 5 P: 5	R: 0 H: 1 E: 0 LOB: 1 K: 1 BB: 0 S: 6 P: 6	R: 0 H: 1 E: 0 LOB: 0 K: 0 BB: 0 S: 3 P: 3	R: 0 H: 1 E: 1 LOB: 1 K: 0 BB: 0 S: 4 P: 4	R: 0 H: 0 E: 0 LOB: 0 K: 2 BB: 0 S: 7 P: 7	R: 0 H: 0 E: 0 LOB: 0 K: 0 BB: 0 S: 3 P: 3	R: 0 H: 0 E: 0 LOB: 0 K: 1 BB: 0 S: 5 P: 5	R: 0 H: 0 E: 0 LOB: 0 K: 1 BB: 0 S: 5 P: 5	R: 0 H: 1 E: 0 LOB: 2 K: 1 BB: 1 S: 6 P: 10	R: 0 H: 0 E: 0 LOB: 0 K: 1 BB: 0 S: 5 P: 5	R: 1 H: 2 E: 0 LOB: 2 K: 0 BB: 1 S: 2 P: 6	1B: 6 SF: 0 2B: 1 SAC: 0 3B: 0 DP: 2 HR: 2 HBP: 0						

PITCHER	IP	WLS	BF	H	R	ER	SO	BB	IBB	HBP	BLK	WP	HR	S	P	ERA	WHIP
Moe Drabowsky, R (1, 1) ERA: 2.79	12.0	L	48	9	4	4	8	4	0	0	0	0	2	60	76	3.00	1.083

PITCHER	IP	WLS	BF	H	R	ER	SO	BB	IBB	HBP	BLK	WP	HR	S	P	ERA	WHIP

AB	44
R	4
H	9
RBI	4
BB	4
SO	8
LOB	15

WP: 0 PA: 48
PB: 0
SB: 1
CS: 0

Batter	1	2	3	4	5	6	7	8	9	AB	R	H	RBI	BB	SO	LOB
Gino Cimoli, R (1, 9) OBP: 0.319, SLG: 0.387	4-3 1B		HR	1-3 1B 1B		1-3		5-3 1-2 2-3	L9	6	2	3	1	0	0	5
Wayne Causey, L (1, 6) OBP: 0.347, SLG: 0.408 Tony La Russa, R (7, 6) OBP: 0.400, SLG: 0.556	4-3 1-2		BBBB 2B E BB	BBBB 1B BB		FC6-4 1B		BBBB BB		2 0	1 0	1 0	0 0	2 1	0 0	1 0
Ed Charles, R (1, 5) OBP: 0.346, SLG: 0.400	F7		1-3 E 2B	F6		FC6-4 1-2f		F7		5	1	1	0	0	0	7
Norm Siebern, L (1, 3) OBP: 0.362, SLG: 0.434	4-3		1-3	1-2 2-H 1B			4-3		6-3	5	0	1	1	0	0	3
Jerry Lumpe, L (1, 4) OBP: 0.332, SLG: 0.383		E3 1B	E7 BB 2-H 3-H 1B	F2			4-3		BB 1B 1B 1B	5	1	2	1	0	0	2
Manny Jimenez, L (1, 7) OBP: 0.330, SLG: 0.316		SSS K	L9		4-3		3-1		1B BB 1-2 1B	5	0	1	0	0	1	2
Bobby Del Greco, R (1, 8) OBP: 0.302, SLG: 0.317		1-2 1B	BBBB 1-2 BB		SSS K			H 5-3 1B HBP	BBBB 1-2 2-3 1B BB	2	0	1	0	2	1	0
Charlie Lau, L (1, 2) OBP: 0.297, SLG: 0.350		L9	L7		L9			L9	1-2 2-3 3-H 1B	5	0	1	1	0	0	5
Tom Sturdivant, L (1, 1) Bill Fischer, R (4, 1) OBP: 0.278, SLG: 0.071 Ted Bowsfield, R (6, 1) OBP: 0.182, SLG: 0.105 Pete Lovrich, R (7, 1) Ken Harrelson, R (8, PH) OBP: 0.312, SLG: 0.391 John Wyatt, R (8, 1) Chuck Essegian, R (9, PH) OBP: 0.284, SLG: 0.332		F5		BBBB 1B BB		6-3		SSS 5-3 1-2 1B	K	1 1 0 0 1 0 0	0 0 0 0 0 0 0	0 0 0 0 1 0 0	0 0 0 0 0 0 0	1 0 0 0 0 0 0	0 0 0 0 0 0 0	2 0 0 0 0 0 0
Inning Stats	R: 0 E: 0 K: 0 S: 4 H: 1 LOB: 1 BB: 0 P: 4	R: 0 E: 1 K: 1 S: 7 H: 1 LOB: 2 BB: 0 P: 7	R: 3 E: 1 K: 0 S: 6 H: 3 LOB: 2 BB: 2 P: 14	R: 1 E: 0 K: 0 S: 4 H: 2 LOB: 2 BB: 2 P: 12	R: 0 E: 0 K: 1 S: 5 H: 0 LOB: 0 BB: 0 P: 5	R: 0 E: 0 K: 0 S: 4 H: 1 LOB: 1 BB: 0 P: 4	R: 0 E: 0 K: 0 S: 3 H: 0 LOB: 0 BB: 0 P: 3	R: 0 E: 0 K: 0 S: 4 H: 1 LOB: 3 BB: 1 P: 9	R: 1 E: 0 K: 1 S: 8 H: 3 LOB: 3 BB: 1 P: 12	1B: 10 2B: 1 3B: 0 HR: 1 SF: 0 SAC: 0 DP: 0 HBP: 1						

PITCHER	IP	WLS	BF	H	R	ER	SO	BB	IBB	HBP	BLK	WP	HR	S	P	ERA	WHIP
Hank Aguirre, L (1, 1) ERA: 3.82	2.2		16	5	3	3	1	2	0	0	0	0	1	16	24	10.12	2.625
Mickey Lolich, L (3, 1) ERA: 3.84	0.2		4	1	1	1	0	2	0	0	0	0	0	2	10	13.50	4.500
Terry Fox, R (4, 1) ERA: 3.56	5.0	W	24	6	1	1	1	2	0	1	0	0	0	23	32	1.80	1.600
Fred Gladding, R (9, 1) ERA: 3.55	0.2	S	2	0	0	0	1	0	0	0	0	0	0	4	4	0.00	0.000

PITCHER	IP	WLS	BF	H	R	ER	SO	BB	IBB	HBP	BLK	WP	HR	S	P	ERA	WHIP

Kansas City Athletics @ Detroit Tigers

Tiger Stadium, Detroit, MI

Sun Aug 25 1963, 4:33 AM EDT

Unknown

TOP

livebaseballscorecards.com

AB	39
R	5
H	12
RBI	4
BB	6
SO	3
LOB	30

WP: 0 PB: 0 SB: 0 CS: 0 PA: 46

Batter	1	2	3	4	5	6	7	8	9	AB	R	H	RBI	BB	SO	LOB
Bill Bruton, L (1, 8) OBP: 0.338, SLG: 0.388	CS 1B		3-1 1-2	S 1-2 1B		BB E 1-2 3-H 1B		F8		5	1	3	1	0	0	1
Dick McAuliffe, L (1, 6) OBP: 0.343, SLG: 0.390	L6-4-3 1-2 BB		HR BB	3-1 1-2 2-3		IBB E 1B 1-2 2-3 BB		HR BB		1	3	0	0	4	0	2
Al Kaline, R (1, 9) OBP: 0.383, SLG: 0.519 George Thomas, R (9, 9) OBP: 0.285, SLG: 0.357	L6-4-3 1-2		L6		L5-3	L5 IBB 1B 1-2 2-H 3-H		1-H HR		5 0	2 0	1 0	3 0	0 0	0 0	4 0
Rocky Colavito, R (1, 7) OBP: 0.372, SLG: 0.453		6-3	1-H 2-H HR		F7	1B 1B 1-2 2-3 IBB		K		4	1	1	3	1	1	0
Norm Cash, L (1, 3) OBP: 0.390, SLG: 0.486		1B BB	FC5 1B BB		HR	1B 1-2 2-H 3-H 1B		1B BB		2	1	2	3	3	0	0
Don Wert, R (1, 5) OBP: 0.340, SLG: 0.399		5-3 1-3 1B	1-2 1B		F8	1-3 2-H 1B		1-3 1B		5	0	4	0	0	0	0
Bill Freehan, R (1, 2) OBP: 0.329, SLG: 0.356		5-3 1-2	FC5 2-3f			E7 1B 1B 1B		F8 BB		4	1	1	0	1	0	4
George Smith, R (1, 4) OBP: 0.307, SLG: 0.333		F7		K2-3		6-3		5-3 K		5	0	0	0	0	2	6
Hank Aguirre, R (1, 1) OBP: 0.183, SLG: 0.207 Mickey Lolich, S (3, 1) OBP: 0.237, SLG: 0.065 Terry Fox, R (4, 1) OBP: 0.167, SLG: 0.091 Fred Gladding, L (9, 1)			HR 3-1 BB	3-1 1B BB		BB E 1B 2-3 IBB		K		0 0 2 0	0 1 1 0	0 0 1 0	0 0 0 0	0 1 0 0	0 0 1 0	0 0 0 0
Inning Stats	R: 0 E: 0 K: 0 S: 2 H: 1 LOB: 0 BB: 1 P: 6	R: 0 E: 0 K: 0 S: 4 H: 1 LOB: 2 BB: 1 P: 8	R: 3 E: 0 K: 0 S: 5 H: 2 LOB: 2 BB: 3 P: 17	R: 0 E: 0 K: 1 S: 5 H: 1 LOB: 1 BB: 1 P: 9	R: 1 E: 0 K: 0 S: 4 H: 1 LOB: 0 BB: 0 P: 4	R: 5 E: 2 K: 0 S: 7 H: 5 LOB: 2 BB: 2 P: 15	R: 0 E: 0 K: 1 S: 5 H: 0 LOB: 0 BB: 0 P: 5	R: 2 E: 0 K: 2 S: 9 H: 2 LOB: 3 BB: 3 P: 21		1B: 10 2B: 0 3B: 0 HR: 3	SF: 0 SAC: 0 DP: 1 HBP: 0					

PITCHER		IP	WLS	BF	H	R	ER	SO	BB	IBB	HBP	BLK	WP	HR	S	P	ERA	WHIP
Tom Sturdivant, R ERA: 4.86	(1, 1)	3.1		19	5	3	3	1	6	0	0	0	0	1	15	39	8.10	3.300
Bill Fischer, R ERA: 3.8	(4, 1)	2.0	L	8	3	3	3	0	0	0	0	0	0	1	8	8	13.50	1.500
Ted Bowsfield, L ERA: 4.75	(6, 1)	0.2		6	3	3	2	0	1	1	0	0	0	0	4	12	27.00	6.000
Pete Lovrich, R ERA: 7.58	(7, 1)	1.0		3	0	0	0	1	0	0	0	0	0	0	5	5	0.00	0.000
John Wyatt, R ERA: 3.39	(8, 1)	1.0		8	2	2	2	2	3	0	0	0	0	1	9	21	18.00	5.000

PITCHER	IP	WLS	BF	H	R	ER	SO	BB	IBB	HBP	BLK	WP	HR	S	P	ERA	WHIP

BOTTOM

Kansas City Athletics @ Detroit Tigers

Tiger Stadium, Detroit, MI

Sun Aug 25 1963, 4:33 AM EDT

Unknown

livebaseballscorecards.com

AB	33
R	11
H	13
RBI	10
BB	11
SO	4
LOB	17

WP: 0 PB: 0 SB: 1 CS: 1 PA: 44

Kansas City Athletics @ Detroit Tigers

Tiger Stadium, Detroit, MI

Sun Aug 25 1963, 4:38 AM EDT

Att. 12,940 - Unknown

TOP

Batter	1	2	3	4	5	6	7	8	9	AB	R	H	RBI	BB	SO	LOB
Jose Tartabull, L (1, 8) OBP: 0.285, SLG: 0.319	1B		F8		1B			F3		4	1	2	0	0	0	0
Gino Cimoli, R (1, 9) OBP: 0.319, SLG: 0.385	1-3 1B		L9		L9			F8		4	0	1	0	0	0	2
Norm Siebern, L (1, 3) OBP: 0.359, SLG: 0.430	F5		F7			F8			L9	4	0	0	0	0	0	2
Manny Jimenez, L (1, 7) OBP: 0.336, SLG: 0.333	1-2 3-H 1B			SSS K		F7			2B	4	1	2	1	0	1	0
Jerry Lumpe, L (1, 4) OBP: 0.330, SLG: 0.379	F8			4-3		F6			F3	4	0	0	0	0	0	3
Ed Charles, R (1, 5) OBP: 0.345, SLG: 0.400	F7			5-3			F5		2-H 1B	4	1	1	1	0	0	2
Charlie Lau, L (1, 2) OBP: 0.303, SLG: 0.355		F3			1B SH1-4 1B		4-3		FC4-6 2-H 1B	4	0	2	1	0	0	0
Tony La Russa, R (1, 6) OBP: 0.333, SLG: 0.455 Doc Edwards, R (9, PH) OBP: 0.279, SLG: 0.359		6-3			SH1-4 1-2		F4		FC4-6 1-2f	2 1	0 0	0 0	0 0	0 0	0 0	0 1
Orlando Pena, R (1, 1) OBP: 0.222, SLG: 0.204 Chuck Essegian, R (8, PH) OBP: 0.283, SLG: 0.330 Ted Bowsfield, R (8, 1) OBP: 0.182, SLG: 0.105		5-3			6-3			6-3		2 1 0	0 0 0	0 0 0	0 0 0	0 0 0	0 0 0	1 0 0
Inning Stats	R: 1 E: 0 K: 0 S: 6 H: 3 LOB: 2 BB: 0 P: 6	R: 0 E: 0 K: 0 S: 3 H: 0 LOB: 0 BB: 0 P: 3	R: 0 E: 0 K: 0 S: 3 H: 0 LOB: 0 BB: 0 P: 3	R: 0 E: 0 K: 1 S: 5 H: 0 LOB: 0 BB: 0 P: 5	R: 0 E: 0 K: 0 S: 5 H: 2 LOB: 2 BB: 0 P: 5	R: 0 E: 0 K: 0 S: 3 H: 0 LOB: 0 BB: 0 P: 3	R: 0 E: 0 K: 0 S: 3 H: 0 LOB: 0 BB: 0 P: 3	R: 0 E: 0 K: 0 S: 3 H: 0 LOB: 0 BB: 0 P: 3	R: 2 E: 0 K: 0 S: 6 H: 3 LOB: 1 BB: 0 P: 6	1B: 6 2B: 2 3B: 0 HR: 0	SF: 0 SAC: 1 DP: 0 HBP: 0						

livebaseballscorecards.com

	AB	34
	R	3
	H	8
	RBI	3
	BB	0
	SO	1
	LOB	11

PITCHER		IP	WLS	BF	H	R	ER	SO	BB	IBB	HBP	BLK	WP	HR	S	P	ERA	WHIP
Jim Bunning, R ERA: 4.4	(1, 1)	8.2	W	34	8	3	3	1	0	0	0	0	0	0	36	36	3.12	0.923
Fred Gladding, R ERA: 3.46	(9, 1)	0.1	S	1	0	0	0	0	0	0	0	0	0	0	1	1	0.00	0.000

PITCHER	IP	WLS	BF	H	R	ER	SO	BB	IBB	HBP	BLK	WP	HR	S	P	ERA	WHIP

Batter	1	2	3	4	5	6	7	8	9	AB	R	H	RBI	BB	SO	LOB
Bill Bruton, L (1, 8) OBP: 0.340, SLG: 0.387	F4		4-3		BB (1B, 1B)	HR BB				2	1	0	0	2	0	0
Dick McAuliffe, L (1, 6) OBP: 0.345, SLG: 0.396	BB (E, S)		F9		F8	HR (1-H, 2-H)				3	1	1	3	1	0	1
Al Kaline, R (1, 9) OBP: 0.382, SLG: 0.517	L7 (1-3)			L2	1B (1-2)	K				4	0	1	0	0	1	1
Rocky Colavito, R (1, 7) OBP: 0.373, SLG: 0.453	F5			FC3-6 1B	1B (1-2, 2-3)		5-3			4	0	2	0	0	0	1
Norm Cash, L (1, 3) OBP: 0.386, SLG: 0.481		F7		FC3-6 BB 1B (1-2f) BB	K		F8			4	1	0	0	0	1	4
Bubba Phillips, R (1, 5) OBP: 0.273, SLG: 0.311		8-4 2B		BB BB 1B (1-2)	F3		F7			4	0	2	0	0	0	3
Gus Triandos, R (1, 2) OBP: 0.315, SLG: 0.399		HBP		BB (1-2, 2-3)		FC6-4 BB		F8		1	0	0	0	2	0	0
George Smith, R (1, 4) OBP: 0.304, SLG: 0.319		8-4 (2-3f)		BB (1-2, 2-3, 3-H)		FC6-4 SH3-4 HR (1-2f)		5-3		3	1	0	1	1	0	3
Jim Bunning, R (1, 1) OBP: 0.181, SLG: 0.176 Fred Gladding, L (9, 1)			F3	4-3		SH3-4 (1-2)		3-1		3 0	0 0	0 0	0 0	0 0	0 0	3 0
Inning Stats	R: 0 E: 0 K: 0 S: 3 H: 0 LOB: 1 BB: 1 P: 7	R: 0 E: 0 K: 0 S: 3 H: 1 LOB: 1 BB: 0 P: 4	R: 0 E: 0 K: 0 S: 3 H: 0 LOB: 0 BB: 0 P: 3	R: 1 E: 0 K: 0 S: 5 H: 2 LOB: 3 BB: 2 P: 13	R: 0 E: 0 K: 1 S: 7 H: 2 LOB: 3 BB: 1 P: 11	R: 3 E: 0 K: 1 S: 6 H: 1 LOB: 0 BB: 2 P: 14	R: 0 E: 0 K: 0 S: 3 H: 0 LOB: 0 BB: 0 P: 3	R: 0 E: 0 K: 0 S: 3 H: 0 LOB: 0 BB: 0 P: 3		1B: 4 2B: 2 3B: 0 HR: 1	SF: 0 SAC: 1 DP: 1 HBP: 1						

PITCHER		IP	WLS	BF	H	R	ER	SO	BB	IBB	HBP	BLK	WP	HR	S	P	ERA	WHIP
Orlando Pena, R ERA: 3.79	(1, 1)	7.0	L	33	6	4	4	2	6	0	1	0	0	1	30	55	5.14	1.714
Ted Bowsfield, L ERA: 4.7	(8, 1)	1.0		3	0	0	0	0	0	0	0	0	0	0	3	3	0.00	0.000

PITCHER	IP	WLS	BF	H	R	ER	SO	BB	IBB	HBP	BLK	WP	HR	S	P	ERA	WHIP

BOTTOM

Kansas City Athletics @ Detroit Tigers

Tiger Stadium, Detroit, MI

Sun Aug 25 1963, 4:38 AM EDT

Att. 12,940 - Unknown

livebaseballscorecards.com

AB	28
R	4
H	6
RBI	4
BB	6
SO	2
LOB	16

Batter	1	2	3	4	5	6	7	8	9	AB	R	H	RBI	BB	SO	LOB
Albie Pearson, L (1, 8) OBP: 0.409, SLG: 0.412	L6-3 1B		BBBB 4-0 BB			BBBB 4-0 G3 1B BB		x 0-0 ① 5-3		2	0	1	0	2	0	0
Jim Fregosi, R (1, 6) OBP: 0.321, SLG: 0.401	x 0-0 ① ② L6-3 1-2		x 0-0 ③ F4			x 0-0 G3 1-2 1B		x 0-0 ② F4		4	0	1	0	0	0	3
Leon Wagner, L (1, 7) OBP: 0.366, SLG: 0.481	x 0-0 ③ G3			x 0-0 ① L9		x 0-0 ② G3 1-2 2-3		x 0-0 ③ F8		4	0	0	0	0	0	2
Felix Torres, R (1, 5) OBP: 0.325, SLG: 0.378		x 0-0 ① 6-3		SSS 0-3 ② K		x 0-0 ③ 4-3			x 0-0 ① F3	4	0	0	0	0	1	2
Billy Moran, R (1, 4) OBP: 0.302, SLG: 0.365		x 0-0 ② F8		x 0-0 ③ 6-3			x 0-0 E6 1B 1B		x 0-0 ② F8	4	1	0	0	0	0	0
Lee Thomas, L (1, 3) OBP: 0.300, SLG: 0.318		x 0-0 ③ L9			x 0-0 ① L9		x 0-0 1B 1-3 1B		x 0-0 ③ F7	4	0	1	0	0	0	0
Bob Sadowski, L (1, 9) OBP: 0.315, SLG: 0.316			SSS 0-3 K S		x 0-0 ② L9		x 0-0 ① 1-3 3-H 1B			3	0	1	1	0	1	0
Ed Sadowski, R (1, 2) OBP: 0.245, SLG: 0.259 Buck Rodgers, S (7, PH) OBP: 0.306, SLG: 0.315 Hank Foiles, R (7, 2) OBP: 0.277, SLG: 0.345			SSS 0-3 ① K 1-2		x 0-0 ③ F7		x 0-0 ② F7			2 1 0	0 0 0	0 0 0	0 0 0	0 0 0	1 0 0	1 1 0
Ken McBride, R (1, 1) OBP: 0.176, SLG: 0.259 Frank Kostro, R (7, PH) OBP: 0.294, SLG: 0.256 Paul Foytack, R (7, 1) OBP: 0.286, SLG: 0.211			x 0-0 ② 5-3			SSS 0-3 ① K	x 0-0 ③ 6-3			2 0 0	0 0 0	0 0 0	0 0 0	0 0 0	1 0 0	1 0 0
Inning Stats	R: 0 H: 1 E: 0 LOB: 0 K: 0 BB: 0 S: 3 P: 3	R: 0 H: 0 E: 0 LOB: 0 K: 0 BB: 0 S: 3 P: 3	R: 0 H: 0 E: 0 LOB: 2 K: 2 BB: 1 S: 8 P: 12	R: 0 H: 0 E: 0 LOB: 0 K: 1 BB: 0 S: 5 P: 5	R: 0 H: 0 E: 0 LOB: 0 K: 0 BB: 0 S: 3 P: 3	R: 0 H: 1 E: 0 LOB: 2 K: 1 BB: 1 S: 6 P: 10	R: 1 H: 2 E: 1 LOB: 1 K: 0 BB: 0 S: 5 P: 5	R: 0 H: 0 E: 0 LOB: 0 K: 0 BB: 0 S: 3 P: 3	R: 0 H: 0 E: 0 LOB: 0 K: 0 BB: 0 S: 3 P: 3	1B: 4 SF: 0 2B: 1 SAC: 0 3B: 0 DP: 1 HR: 0 HBP: 0						

TOP

Los Angeles Angels @ Detroit Tigers

Tiger Stadium, Detroit, MI

Tue Aug 27 1963, 7:05 PM EDT

Att. 14,355 - Unknown

livebaseballscorecards.com

AB	30
R	1
H	4
RBI	1
BB	2
SO	4
LOB	10

WP: 0 PB: 1 SB: 1 CS: 0 PA: 33

PITCHER	IP	W/L/S	BF	H	R	ER	SO	BB	IBB	HBP	BLK	WP	HR	S	P	ERA	WHIP
Phil Regan, R (1, 1) ERA: 3.51	9.0	W	33	4	1	0	4	2	0	0	0	0	0	39	47	0.00	0.667

PITCHER	IP	W/L/S	BF	H	R	ER	SO	BB	IBB	HBP	BLK	WP	HR	S	P	ERA	WHIP

Batter	1	2	3	4	5	6	7	8	9	AB	R	H	RBI	BB	SO	LOB
Bill Bruton, L (1, 8) OBP: 0.339, SLG: 0.385	4-3		FC S 1B 2-3 3-H		4-3			G6-3 1B		4	1	1	1	0	0	1
Dick McAuliffe, L (1, 6) OBP: 0.342, SLG: 0.393	4-3		3-4 1-2 3-H		K			G6-3 1-2f		4	0	0	0	0	1	2
Al Kaline, R (1, 9) OBP: 0.383, SLG: 0.523	L5-3		2-H 1B			HR		L7		4	1	2	2	0	0	0
Rocky Colavito, R (1, 7) OBP: 0.371, SLG: 0.450		L9	K			F5				3	0	0	0	0	1	1
Norm Cash, L (1, 3) OBP: 0.386, SLG: 0.480		F8		FC5-4 SH2-3 1B		4-3				3	0	1	0	0	0	0
Don Wert, R (1, 5) OBP: 0.342, SLG: 0.400		K		SH2-3 1-2		CS 1B				2	0	1	0	0	1	0
Gus Triandos, R (1, 2) OBP: 0.316, SLG: 0.398			5-3 FC 1B	FC5-4 2-2		CS 1-2		F3		3	1	1	0	0	0	1
George Smith, R (1, 4) OBP: 0.305, SLG: 0.320			FC 5-3 3-4 1-2	F1				K		3	1	1	0	0	1	1
Phil Regan, R (1, 1) OBP: 0.200, SLG: 0.217			5-3 1-2 2-3		K			K		3	0	0	0	0	2	2
Inning Stats	R: 0 E: 0 K: 0 S: 3 H: 0 LOB: 0 BB: 0 P: 3	R: 0 E: 0 K: 1 S: 5 H: 0 LOB: 0 BB: 0 P: 5	R: 3 E: 0 K: 1 S: 9 H: 3 LOB: 1 BB: 0 P: 9	R: 0 E: 0 K: 0 S: 4 H: 1 LOB: 1 BB: 0 P: 4	R: 0 E: 0 K: 2 S: 7 H: 0 LOB: 0 BB: 0 P: 7	R: 1 E: 0 K: 0 S: 4 H: 2 LOB: 0 BB: 0 P: 4	R: 0 E: 0 K: 2 S: 7 H: 0 LOB: 0 BB: 0 P: 7	R: 0 E: 0 K: 0 S: 3 H: 1 LOB: 0 BB: 0 P: 3		1B: 6 2B: 0 3B: 0 HR: 1	SF: 0 SAC: 1 DP: 1 HBP: 0					

PITCHER	IP	WLS	BF	H	R	ER	SO	BB	IBB	HBP	BLK	WP	HR	S	P	ERA	WHIP
Ken McBride, R (1, 1) ERA: 2.77	6.0	L	24	6	4	4	4	0	0	0	0	0	1	32	32	6.00	1.000
Paul Foytack, R (7, 1) ERA: 5.0	2.0		6	1	0	0	2	0	0	0	0	0	0	10	10	0.00	0.500

PITCHER	IP	WLS	BF	H	R	ER	SO	BB	IBB	HBP	BLK	WP	HR	S	P	ERA	WHIP

BOTTOM

Los Angeles Angels @ Detroit Tigers

Tiger Stadium, Detroit, MI

Tue Aug 27 1963, 7:05 PM EDT

Att. 14,355 - Unknown

livebaseballscorecards.com

AB	29
R	4
H	7
RBI	3
BB	0
SO	6
LOB	8

WP: 0 PA: 31
PB: 0
SB: 1
CS: 1

Batter	1	2	3	4	5	6	7	8	9	AB	R	H	RBI	BB	SO	LOB
Albie Pearson, L (1, 8) OBP: 0.406, SLG: 0.406	F8		BB			E3		G3 1-2		3	0	0	0	1	0	1
Jim Fregosi, R (1, 6) OBP: 0.322, SLG: 0.405	BB 1-3		F7			K		5-3		3	0	0	0	1	1	4
Leon Wagner, L (1, 7) OBP: 0.363, SLG: 0.474	1-3 1-2			F7		G3			K	4	0	0	0	0	1	2
Felix Torres, R (1, 3) OBP: 0.321, SLG: 0.374	F4			6-3			F7		F6	4	0	0	0	0	0	1
Billy Moran, R (1, 4) OBP: 0.301, SLG: 0.365		F7		5-3			F8		L9	4	0	0	0	0	0	0
Buck Rodgers, S (1, 2) OBP: 0.299, SLG: 0.307 Hank Foiles, R (6, 2) OBP: 0.273, SLG: 0.339		5-3			K		F7			2 1	0 0	0 0	0 0	0 0	1 0	0 0
Frank Kostro, R (1, 5) OBP: 0.294, SLG: 0.273		F5			F3			3B		0	1	0	0	0	0	0
Jim Piersall, R (1, 9) OBP: 0.282, SLG: 0.288 Ken McBride, R (8, PR) OBP: 0.176, SLG: 0.259 Jack Spring, R (8, 1) OBP: 0.333, SLG: 0.333			6-3		F7			G3 3-H 1B		3 0 0	0 0 0	1 0 0	1 0 0	0 0 0	0 0 0	0 0 0
Fred Newman, R (1, 1) OBP: 0.200, SLG: 0.200 Don Lee, R (1, 1) OBP: 0.135, SLG: 0.135 Paul Foytack, R (4, 1) OBP: 0.286, SLG: 0.211 Joe Koppe, R (6, PH) OBP: 0.266, SLG: 0.288 Dan Osinski, R (6, 1) OBP: 0.114, SLG: 0.095 Ken Hunt, R (8, PH) OBP: 0.259, SLG: 0.344 (8, 9)			K			5-3		K		0 1 0 1 0 1	0 0 0 0 0 0	0 0 0 0 0 1	0 0 0 0 0 1	0 1 0 0 0 0	0 0 0 0 0 0	0 0 0 0 0 1
Inning Stats	R: 0 H: 0 E: 0 LOB: 1 K: 0 BB: 1 S: 3 P: 7	R: 0 H: 0 E: 0 LOB: 0 K: 0 BB: 0 S: 3 P: 3	R: 0 H: 0 E: 0 LOB: 1 K: 1 BB: 1 S: 5 P: 9	R: 0 H: 0 E: 0 LOB: 0 K: 0 BB: 0 S: 3 P: 3	R: 0 H: 0 E: 0 LOB: 0 K: 1 BB: 0 S: 5 P: 5	R: 0 H: 0 E: 1 LOB: 1 K: 1 BB: 0 S: 6 P: 6	R: 0 H: 0 E: 0 LOB: 0 K: 0 BB: 0 S: 3 P: 3	R: 1 H: 2 E: 0 LOB: 2 K: 1 BB: 0 S: 7 P: 7	R: 0 H: 0 E: 0 LOB: 0 K: 1 BB: 0 S: 5 P: 5	1B: 1 2B: 0 3B: 1 HR: 0	SF: 0 SAC: 0 DP: 0 HBP: 0			WP: 0 PB: 0 SB: 0 CS: 0		PA: 32	

PITCHER		IP	WLS	BF	H	R	ER	SO	BB	IBB	HBP	BLK	WP	HR	S	P	ERA	WHIP
Hank Aguirre, L ERA: 3.68	(1, 1)	9.0	W	32	2	1	1	5	2	0	0	0	0	0	40	48	1.00	0.444

PITCHER	IP	WLS	BF	H	R	ER	SO	BB	IBB	HBP	BLK	WP	HR	S	P	ERA	WHIP

TOP

Los Angeles Angels @ Detroit Tigers

Tiger Stadium, Detroit, MI

Thu Aug 29 1963, 4:33 AM EDT

Att. 4,738 - Unknown

livebaseballscorecards.com

AB	27
R	1
H	1
RBI	1
BB	2
SO	5
LOB	9

Batter	1	2	3	4	5	6	7	8	9	AB	R	H	RBI	BB	SO	LOB
Bill Bruton, L (1, 8) OBP: 0.337, SLG: 0.379	BBBB 4-0 FC5-6 BB	x 0-0 ② F5		BBBB 4-0 IBB 1B 1-2 BB	x 0-0 ③ F7			x 0-0 ① 4-3		3	1	0	0	2	0	0
Dick McAuliffe, L (1, 6) OBP: 0.344, SLG: 0.392	x 0-0 ① FC5-6 HR 1-2f	x 0-0 1B		x 0-0 ② F8		x 0-0 G6-4-3 BB 1B		x 0-0 ② 4-3		5	1	2	0	0	0	3
Al Kaline, R (1, 9) OBP: 0.385, SLG: 0.528	x 0-0 1-H HR	x 0-0 ③ L9		4-0 1B IBB 1-2 2-3		BBBB 4-0 G6-4-3 BB 1-2		x 0-0 1B		3	1	2	2	2	0	1
Rocky Colavito, R (1, 7) OBP: 0.370, SLG: 0.448	x 0-0 FC6-4 1B 1B	x 0-0 ① F2	x 0-0 ① IBB 1B 1-3 2-H 3-H			x 0-0 ① ② G6-4-3 1-2f 2-3		x 0-0 ③ F3		5	1	2	2	0	0	3
Norm Cash, L (1, 3) OBP: 0.388, SLG: 0.480	x 0-0 FC6-4 1B 1-2	x 0-0 ② F8		4-0 IBB 1-2		BBBB 4-0 BB				2	0	1	0	2	0	0
Don Wert, R (1, 5) OBP: 0.335, SLG: 0.391	x 0-0 ② FC6-4 1B 1-2f 2-3	x 0-0 E3 E S	x 0-0 ③ F8			x 0-0 ③ F8				4	0	0	0	0	0	7
Gus Triandos, R (1, 2) OBP: 0.318, SLG: 0.411	x 0-0 1-3 3-H 1B	x 0-0 ③ F5 1-3			x 0-0 HR		x 0-0 ① F8			4	1	2	2	0	0	1
George Smith, R (1, 4) OBP: 0.300, SLG: 0.296	SSS 0-3 ③ K			SSS 0-3 ① K	x 0-0 ① P2		x 0-0 ② F9			4	0	0	0	0	2	2
Hank Aguirre, R (1, 1) OBP: 0.188, SLG: 0.210		SSS 0-3 ① K2-3		x 0-0 IBB BB 1B 1B	x 0-0 ② F6		x 0-0 ③ 6-3			4	1	1	0	0	1	0
Inning Stats	R: 3 H: 4 E: 0 LOB: 2 K: 1 BB: 1 S: 9 P: 13	R: 0 H: 1 E: 0 LOB: 1 K: 1 BB: 0 S: 6 P: 6	R: 0 H: 0 E: 1 LOB: 1 K: 0 BB: 0 S: 4 P: 4	R: 2 H: 2 E: 0 LOB: 3 K: 1 BB: 3 S: 7 P: 19	R: 1 H: 1 E: 0 LOB: 0 K: 0 BB: 0 S: 4 P: 4	R: 0 H: 1 E: 0 LOB: 2 K: 0 BB: 2 S: 3 P: 11	R: 0 H: 0 E: 0 LOB: 0 K: 0 BB: 0 S: 3 P: 3	R: 0 H: 1 E: 0 LOB: 1 K: 0 BB: 0 S: 4 P: 4		1B: 8 SF: 0 2B: 0 SAC: 0 3B: 0 DP: 1 HR: 2 HBP: 0				WP: 0 PA: 40 PB: 0 SB: 1 CS: 0		

PITCHER		IP	WLS	BF	H	R	ER	SO	BB	IBB	HBP	BLK	WP	HR	S	P	ERA	WHIP
Fred Newman, R ERA: 6.31	(1, 1)	0.2	L	7	4	3	3	0	1	0	0	0	0	1	6	10	40.50	7.500
Don Lee, R ERA: 3.73	(1, 1)	3.0		15	3	2	2	3	1	1	0	0	0	0	19	27	6.00	1.333
Paul Foytack, R ERA: 5.03	(4, 1)	1.1		6	1	1	1	0	0	1	0	0	0	1	5	9	6.75	0.750
Dan Osinski, R ERA: 3.4	(6, 1)	2.0		8	1	0	0	0	2	0	0	0	0	0	6	14	0.00	1.500
Jack Spring, L ERA: 2.86	(8, 1)	1.0		4	1	0	0	0	0	0	0	0	0	0	4	4	0.00	1.000

PITCHER	IP	WLS	BF	H	R	ER	SO	BB	IBB	HBP	BLK	WP	HR	S	P	ERA	WHIP

BOTTOM

Los Angeles Angels @ Detroit Tigers

Tiger Stadium, Detroit, MI

Thu Aug 29 1963, 4:33 AM EDT

Att. 4,738 - Unknown

livebaseballscorecards.com

AB	34
R	6
H	10
RBI	6
BB	6
SO	3
LOB	17

Detroit Tigers @ Cleveland Indians

Cleveland Municipal Stadium, Cleveland, OH

Fri Aug 30 1963, 7:05 PM EDT

Att. 6,631 - Unknown

TOP

livebaseballscorecards.com

Batter	1	2	3	4	5	6	7	8	9	AB	R	H	RBI	BB	SO	LOB
Don Wert, R (1, 5) OBP: 0.333, SLG: 0.388	F9		6-3		L1			FC1-5 1-2 1B		4	1	1	0	0	0	0
Dick McAuliffe, L (1, 6) OBP: 0.343, SLG: 0.391	K		2B 1B			K		FC1-5 1-2 2-3f 1B		4	1	1	0	0	2	2
Al Kaline, R (1, 9) OBP: 0.383, SLG: 0.524	L4-3		L8			L5-3		L8		4	0	0	0	0	0	3
Rocky Colavito, R (1, 7) OBP: 0.371, SLG: 0.451		F3	1-H 2B			4-3		FC6-4 1-2 2-H 1B		4	0	2	2	0	0	0
Norm Cash, L (1, 3) OBP: 0.387, SLG: 0.478		2B 2B 1B		K			F2	FC6-4 1-2f		4	1	1	0	0	1	2
George Thomas, R (1, 8) OBP: 0.285, SLG: 0.360		1-3 2B 2B		F9			K		5-3	4	1	1	0	0	1	0
Gus Triandos, R (1, 2) OBP: 0.318, SLG: 0.408 Bill Freehan, R (7, 2) OBP: 0.323, SLG: 0.348		K		F5			FC6-4 BB		5-3	2 1	0 0	0 0	0 0	1 0	1 0	2 0
George Smith, R (1, 4) OBP: 0.298, SLG: 0.306		2-H 3-H 2B			F7		FC6-4 1-2f		3-1	4	0	1	2	0	0	1
Jim Bunning, R (1, 1) OBP: 0.176, SLG: 0.171 Bubba Phillips, R (8, PH) OBP: 0.283, SLG: 0.318 Terry Fox, R (8, 1) OBP: 0.167, SLG: 0.091		6-3			K			FC1-5 1B		2 1 0	0 0 0	0 1 0	0 0 0	1 0 0	1 0 0	1 0 0
Inning Stats	R: 0 E: 0 K: 1 S: 5 H: 0 LOB: 0 BB: 0 P: 5	R: 2 E: 0 K: 1 S: 8 H: 3 LOB: 1 BB: 0 P: 8	R: 1 E: 0 K: 0 S: 4 H: 2 LOB: 1 BB: 0 P: 4	R: 0 E: 0 K: 1 S: 5 H: 0 LOB: 0 BB: 0 P: 5	R: 0 E: 0 K: 1 S: 5 H: 0 LOB: 0 BB: 0 P: 5	R: 0 E: 0 K: 1 S: 5 H: 0 LOB: 0 BB: 0 P: 5	R: 0 E: 0 K: 1 S: 5 H: 0 LOB: 1 BB: 1 P: 9	R: 1 E: 0 K: 0 S: 6 H: 3 LOB: 2 BB: 0 P: 6	R: 0 E: 0 K: 0 S: 3 H: 0 LOB: 0 BB: 0 P: 3	1B: 5 2B: 3 3B: 0 HR: 0 SF: 0 SAC: 0 DP: 0 HBP: 0						

	AB	34
	R	4
	H	8
	RBI	4
	BB	1
	SO	6
	LOB	11

WP: 0 PB: 0 SB: 0 CS: 0 PA: 35

PITCHER		IP	WLS	BF	H	R	ER	SO	BB	IBB	HBP	BLK	WP	HR	S	P	ERA	WHIP
Jack Kralick, L ERA: 3.28	(1, 1)	7.2		31	8	4	4	6	1	0	0	0	0	0	42	46	4.70	1.174
Gary Bell, R ERA: 2.71	(8, 1)	1.1	W	4	0	0	0	0	0	0	0	0	0	0	4	4	0.00	0.000

PITCHER		IP	WLS	BF	H	R	ER	SO	BB	IBB	HBP	BLK	WP	HR	S	P	ERA	WHIP

Batter	1	2	3	4	5	6	7	8	9	AB	R	H	RBI	BB	SO	LOB
Tito Francona, L (1, 7) OBP: 0.309, SLG: 0.352	x 0-0 ① G3		S S S 0-3 ② K		x 0-0 ① SH1-4 1-2 2-3		x 0-0 FC1-5 2B		x 0-0 ② P6	4	0	1	0	0	1	0
Larry Brown, R (1, 6) OBP: 0.309, SLG: 0.333	x 0-0 ② 6-3		x 0-0 ③ 6-3		x 0-0 ② P4		x 0-0 ① FC1-5 E 2-3		x 0-0 HR	5	1	1	1	0	0	3
Vic Davalillo, L (1, 8) OBP: 0.337, SLG: 0.459	x 0-0 ③ 3-1			x 0-0 FC3-6 1B	x 0-0 2-H 3-H 2B		x 0-0 ② P6			4	0	2	2	0	0	1
Fred Whitfield, L (1, 3) OBP: 0.281, SLG: 0.452		B B B B 4-0 L9 1B BB		x 0-0 ① FC3-6 2B 1-2f SF8	x 0-0 ③ L6		x 0-0 E4 1-3			3	1	0	0	1	0	3
Max Alvis, R (1, 5) OBP: 0.324, SLG: 0.464		x 0-0 1-2 1B		x 0-0 1-3 2B		x 0-0 1-3 1B	S S S 0-3 ③ K			4	1	3	0	0	1	2
John Romano, R (1, 2) OBP: 0.313, SLG: 0.378		x 0-0 ① F3		x 0-0 ② SF8 3-H		S S S 0-3 ① K		S S S 0-3 ① K		3	0	0	1	0	2	3
Willie Kirkland, L (1, 9) OBP: 0.305, SLG: 0.386		x 0-0 ② L9 2-3		x 0-0 ③ F2		x 0-0 ② 1-3 1-2		x 0-0 ② F2		4	0	0	0	0	0	4
Miguel de la Hoz, R (1, 4) OBP: 0.293, SLG: 0.395		x 0-0 ③ 4-3			x 0-0 SH1-4 SH 2B 1B	x 0-0 2-H 1B		x 0-0 ③ P6		4	1	2	1	0	0	2
Jack Kralick, L (1, 1) OBP: 0.179, SLG: 0.189 Gary Bell, R (8, 1) OBP: 0.125, SLG: 0.087 Al Luplow, L (9, PH) OBP: 0.307, SLG: 0.330			S S S 0-3 ① K		x 0-0 ① SH SH1-4 1-2 2B	x 0-0 ③ F8			x 0-0 ① 1-3	2 0 1	1 0 0	0 0 0	0 0 0	1 0 0	0 0 0	1 0 0
Inning Stats	R: 0 E: 0 K: 0 S: 3 H: 0 LOB: 0 BB: 0 P: 3	R: 0 E: 0 K: 0 S: 4 H: 1 LOB: 2 BB: 1 P: 8	R: 0 E: 0 K: 2 S: 7 H: 0 LOB: 0 BB: 0 P: 7	R: 1 E: 0 K: 0 S: 5 H: 2 LOB: 1 BB: 0 P: 5	R: 2 E: 0 K: 0 S: 6 H: 2 LOB: 1 BB: 0 P: 6	R: 1 E: 0 K: 1 S: 7 H: 2 LOB: 1 BB: 0 P: 7	R: 0 E: 1 K: 1 S: 7 H: 1 LOB: 2 BB: 0 P: 7	R: 0 E: 0 K: 1 S: 5 H: 0 LOB: 0 BB: 0 P: 5	R: 1 E: 0 K: 0 S: 3 H: 1 LOB: 0 BB: 0 P: 3	1B: 5 2B: 3 3B: 0 HR: 1	SF: 1 SAC: 2 DP: 0 HBP: 0						

PITCHER		IP	WLS	BF	H	R	ER	SO	BB	IBB	HBP	BLK	WP	HR	S	P	ERA	WHIP
Jim Bunning, R ERA: 4.43	(1, 1)	7.0		32	8	4	4	4	1	0	0	0	0	0	39	43	5.14	1.286
Terry Fox, R ERA: 3.61	(8, 1)	1.2	L	6	1	1	1	1	0	0	0	0	0	1	8	8	5.40	0.600

PITCHER	IP	WLS	BF	H	R	ER	SO	BB	IBB	HBP	BLK	WP	HR	S	P	ERA	WHIP

BOTTOM

Detroit Tigers @ Cleveland Indians

Cleveland Municipal Stadium, Cleveland, OH

Fri Aug 30 1963, 7:05 PM EDT

Att. 6,631 - Unknown

livebaseballscorecards.com

AB	34
R	5
H	9
RBI	5
BB	1
SO	5
LOB	19

1B: 5	SF: 1	WP: 0	PA: 38
2B: 3	SAC: 2	PB: 0	
3B: 0	DP: 0	SB: 0	
HR: 1	HBP: 0	CS: 0	

Detroit Tigers @ Cleveland Indians

Cleveland Municipal Stadium, Cleveland, OH

Sat Aug 31 1963, 3:33 AM EDT

Att. 3,457 - Unknown

livebaseballscorecards.com

Batter	1	2	3	4	5	6	7	8	9	AB	R	H	RBI	BB	SO	LOB
Bill Bruton, L (1, 8) OBP: 0.340, SLG: 0.381	BBBB 4-0 FC5 FC BB	x 0-0 ③ F8		BBBB 4-0 1B 1-2 BB		x 0-0 2-H 2B			x 0-0 ① F9	3	0	1	1	2	0	0
Dick McAuliffe, L (1, 6) OBP: 0.344, SLG: 0.391	x 0-0 FC FC5 1-2 6-3		x 0-0 ① F8	x 0-0 L5-4-3 1-3 2-H 1B		x 0-0 ③ F9			x 0-0 2B 1B 1B	5	2	2	1	0	0	2
Al Kaline, R (1, 9) OBP: 0.381, SLG: 0.522	x 0-0 ① FC5 6-3 1-3 2-3f		x 0-0 ② L7	x 0-0 ②③ L5-4-3 1-2			x 0-0 ① L6-3		x 0-0 1-3 1B 2B	5	1	1	0	0	0	4
Rocky Colavito, R (1, 7) OBP: 0.371, SLG: 0.451 George Thomas, R (9, PR) OBP: 0.285, SLG: 0.360 (9, 7)	x 0-0 ② 6-3 1-2 3-H		x 0-0 ① 1B 2B		x 0-0 ① 6-3		x 0-0 E6 G4-6-3		BBBB 4-0 1B 1B BB	4 0	1 1	1 0	1 0	1 0	0 0	1 0
Norm Cash, L (1, 3) OBP: 0.389, SLG: 0.478	IIII 4-0 IBB		x 0-0 ② 2-H 1B		x 0-0 ② P4		x 0-0 ②③ G4-6-3 1-2f		x 0-0 L5-4 1B 1-3 2-H 3-H 1B	4	0	2	3	1	0	1
Bubba Phillips, R (1, 5) OBP: 0.281, SLG: 0.317	SSS 0-3 ③ K		x 0-0 ③ F8		x 0-0 ③ F7			SSS 0-3 ① K	x 0-0 1-2 3-H 1B	5	0	1	1	0	2	3
Bill Freehan, R (1, 2) OBP: 0.325, SLG: 0.375		x 0-0 HR		x 0-0 HR		x 0-0 ① F8		x 0-0 ② 6-3	x 0-0 ②③ L5-4 2-3	5	2	2	2	0	0	2
George Smith, R (1, 4) OBP: 0.306, SLG: 0.326		x 0-0 ① F9		x 0-0 BB 1B 1B		x 0-0 ② 6-3		x 0-0 2B		4	1	2	0	0	0	0
Phil Regan, R (1, 1) OBP: 0.196, SLG: 0.213 Alan Koch, R (3, 1) OBP: 1.000, SLG: 1.500 Gates Brown, L (4, PH) OBP: 0.345, SLG: 0.423 Bob Anderson, R (4, 1) OBP: 0.750, SLG: 1.000 Whitey Herzog, L (8, PH) OBP: 0.250, SLG: 0.204 Fred Gladding, L (8, 1)		x 0-0 ② F3		SSS 0-3 ① K		x 0-0 2B 2B		x 0-0 ③ 4-3		1 0 1 1 1 0	0 0 0 1 0 0	0 0 0 0 0 0	0 0 0 0 0 0	0 0 0 1 0 0	0 0 0 1 0 0	0 0 1 1 1 0
Inning Stats	R: 1 E: 1 K: 1 S: 6 H: 0 LOB: 2 BB: 2 P: 14	R: 1 E: 0 K: 0 S: 4 H: 1 LOB: 0 BB: 0 P: 4	R: 1 E: 0 K: 0 S: 5 H: 2 LOB: 1 BB: 0 P: 5	R: 2 E: 0 K: 1 S: 7 H: 3 LOB: 1 BB: 1 P: 11	R: 0 E: 0 K: 0 S: 3 H: 0 LOB: 0 BB: 0 P: 3	R: 1 E: 0 K: 0 S: 5 H: 2 LOB: 1 BB: 0 P: 5	R: 0 E: 1 K: 0 S: 3 H: 0 LOB: 0 BB: 0 P: 3	R: 0 E: 0 K: 1 S: 6 H: 1 LOB: 1 BB: 0 P: 6	R: 3 E: 0 K: 0 S: 6 H: 4 LOB: 1 BB: 1 P: 10	1B: 6 2B: 6 3B: 0 HR: 2 SF: 0 SAC: 0 DP: 3 HBP: 0						

PITCHER		IP	WLS	BF	H	R	ER	SO	BB	IBB	HBP	BLK	WP	HR	S	P	ERA	WHIP
Mudcat Grant, R ERA: 3.75	(1, 1)	3.1		20	6	5	4	2	2	1	0	0	0	2	21	33	10.80	2.400
Jerry Walker, R ERA: 4.7	(4, 1)	5.0	L	21	6	4	4	1	1	0	0	0	0	0	22	26	7.20	1.400
Gary Bell, R ERA: 2.69	(9, 1)	0.2		2	1	0	0	0	0	0	0	0	0	0	2	2	0.00	1.500

PITCHER	IP	WLS	BF	H	R	ER	SO	BB	IBB	HBP	BLK	WP	HR	S	P	ERA	WHIP

AB	39
R	9
H	13
RBI	9
BB	4
SO	3
LOB	15

WP: 0 PA: 43
PB: 0
SB: 0
CS: 0

Detroit Tigers @ Cleveland Indians

Cleveland Municipal Stadium, Cleveland, OH

Sat Aug 31 1963, 3:33 AM EDT

Att. 3,457 - Unknown

BOTTOM

Batter	1	2	3	4	5	6	7	8	9	AB	R	H	RBI	BB	SO	LOB
Tito Francona, L (1, 7) OBP: 0.308, SLG: 0.349	L9	F7	F7			G4-3 HBP			1-3	4	0	0	0	0	0	2
Larry Brown, R (1, 6) OBP: 0.306, SLG: 0.347	6-3		HR	P3		G4-3 1-2f			1-3	5	1	1	1	0	0	1
Vic Davalillo, L (1, 8) OBP: 0.334, SLG: 0.455	F7		HR 1B	3-1			6-3		K	5	1	1	0	0	1	0
Fred Whitfield, L (1, 3) OBP: 0.284, SLG: 0.463		WP 1B 1B	1-H HR	K			4-3			4	2	2	2	0	1	0
Max Alvis, R (1, 5) OBP: 0.325, SLG: 0.463		SH3-4 1-H HR 1B	BB 1B HBP		L9		5-3			3	2	1	1	0	0	0
John Romano, R (1, 2) OBP: 0.323, SLG: 0.384		SH3-4 1-2 HR 1B	1B 1-2 BB		CS BB 1B			BB		2	1	2	0	2	0	0
Willie Kirkland, L (1, 9) OBP: 0.305, SLG: 0.384 Woodie Held, R (9, 9) OBP: 0.342, SLG: 0.416		SH3-4 1-2 2-3	K		1-2 BB			K		2 0	0 0	0 0	0 0	1 0	2 0	3 0
Miguel de la Hoz, R (1, 4) OBP: 0.292, SLG: 0.414 Jerry Kindall, R (9, 4) OBP: 0.262, SLG: 0.300		2-H 3-H HR	F2		2-3			K		4 0	1 0	1 0	3 0	0 0	2 0	5 0
Mudcat Grant, R (1, 1) OBP: 0.194, SLG: 0.203 Jerry Walker, S (4, 1) OBP: 0.190, SLG: 0.105 Gary Bell, R (9, 1) OBP: 0.125, SLG: 0.087		P6	1-3 2-H 1B			6-3		F8		2 2 0	0 0 0	1 0 0	1 0 0	0 0 0	0 0 0	0 1 0
Inning Stats	R: 0 E: 0 K: 0 S: 3 H: 0 LOB: 0 BB: 0 P: 3	R: 4 E: 0 K: 0 S: 7 H: 4 LOB: 0 BB: 0 P: 7	R: 4 E: 0 K: 1 S: 9 H: 4 LOB: 2 BB: 1 P: 14	R: 0 E: 0 K: 1 S: 5 H: 0 LOB: 0 BB: 0 P: 5	R: 0 E: 0 K: 1 S: 5 H: 1 LOB: 2 BB: 1 P: 9	R: 0 E: 0 K: 0 S: 2 H: 0 LOB: 0 BB: 0 P: 3	R: 0 E: 0 K: 0 S: 3 H: 0 LOB: 0 BB: 0 P: 3	R: 0 E: 0 K: 2 S: 7 H: 0 LOB: 1 BB: 1 P: 11	R: 0 E: 0 K: 1 S: 5 H: 0 LOB: 0 BB: 0 P: 5	1B: 6 2B: 1 3B: 0 HR: 3 SF: 0 SAC: 1 DP: 2 HBP: 2						

livebaseballscorecards.com

AB	33
R	8
H	9
RBI	8
BB	3
SO	6
LOB	12

PITCHER	IP	WLS	BF	H	R	ER	SO	BB	IBB	HBP	BLK	WP	HR	S	P	ERA	WHIP
Phil Regan, R (1, 1) ERA: 3.7	2.0		10	4	4	4	0	0	0	0	0	1	1	10	10	18.00	2.000
Alan Koch, R (3, 1) ERA: 10.8	1.0		9	4	4	4	1	1	0	1	0	0	2	9	14	36.00	5.000
Bob Anderson, R (4, 1) ERA: 3.0	4.0		13	1	0	0	2	1	0	1	0	0	0	15	20	0.00	0.500
Fred Gladding, R (8, 1) ERA: 3.0	2.0	W	7	0	0	0	3	1	0	0	0	0	0	12	16	0.00	0.500

PITCHER	IP	WLS	BF	H	R	ER	SO	BB	IBB	HBP	BLK	WP	HR	S	P	ERA	WHIP

Detroit Tigers @ Cleveland Indians

Cleveland Municipal Stadium, Cleveland, OH

Sun Sep 01 1963, 3:33 AM EDT

Unknown

TOP

livebaseballscorecards.com

Batter	1	2	3	4	5	6	7	8	9	AB	R	H	RBI	BB	SO	LOB
Bill Bruton, L (1, 8) OBP: 0.341, SLG: 0.381	BBBB 4-0 G1-6-3 BB		x 0-0 1B 1-2 1B		x 0-0 ① F8			x 0-0 ② F8		3	0	1	0	1	0	1
Dick McAuliffe, L (1, 6) OBP: 0.341, SLG: 0.388	x 0-0 ① ② G1-6-3 1-2f		x 0-0 ② F7		x 0-0 ② ③ G4-6-3 1-2f			x 0-0 ③ 4-3		4	0	0	0	0	0	4
Al Kaline, R (1, 9) OBP: 0.382, SLG: 0.524	x 0-0 ③ L8		x 0-0 1-2 2-3 1B			x 0-0 ① L5-3			x 0-0 1B 2B	4	1	2	0	0	0	0
Rocky Colavito, R (1, 7) OBP: 0.369, SLG: 0.447		SSS 0-3 ① K	x 0-0 ③ F9			x 0-0 ② 4-3			x 0-0 ① 6-3	4	0	0	0	0	1	4
Norm Cash, L (1, 3) OBP: 0.388, SLG: 0.476		x 0-0 ② P6		x 0-0 ① G3		x 0-0 ③ G3			x 0-0 FC1-4 2-H 1B	4	0	1	1	0	0	0
Bubba Phillips, R (1, 5) OBP: 0.281, SLG: 0.316		x 0-0 1B		x 0-0 ② F8			x 0-0 ① F8		x 0-0 ② FC1-4 1-2f HR	4	1	1	0	0	0	1
Bill Freehan, R (1, 2) OBP: 0.327, SLG: 0.390		x 0-0 ③ P4		x 0-0 1B			x 0-0 ② F3		x 0-0 1-H HR	4	1	2	2	0	0	1
George Smith, R (1, 4) OBP: 0.297, SLG: 0.315 Whitey Herzog, L (9, PH) OBP: 0.302, SLG: 0.220			x 0-0 ① F8	x 0-0 ③ P4			x 0-0 ③ P6		x 0-0 PB 1B	3 1	0 0	0 1	0 0	0 0	0 0	1 0
Don Mossi, L (1, 1) OBP: 0.318, SLG: 0.263 Gates Brown, L (8, PH) OBP: 0.339, SLG: 0.415 Bill Faul, R (8, 1) OBP: 0.148, SLG: 0.192 George Thomas, R (9, PH) OBP: 0.284, SLG: 0.358			x 0-0 1B 1B 1B		x 0-0 G4-6-3 1B			SSS 0-3 ① K	SSS 0-3 ③ K2-3 1-2	2 1 0 1	0 0 0 0	2 0 0 0	0 0 0 0	0 0 0 1	0 1 0 1	0 0 0 1

Inning Stats										
	R: 0 H: 0 E: 0 LOB: 0 K: 0 BB: 1 S: 2 P: 6	R: 0 H: 1 E: 0 LOB: 1 K: 1 BB: 0 S: 6 P: 6	R: 0 H: 3 E: 0 LOB: 3 K: 0 BB: 0 S: 6 P: 6	R: 0 H: 1 E: 0 LOB: 1 K: 0 BB: 0 S: 4 P: 4	R: 0 H: 1 E: 0 LOB: 0 K: 0 BB: 0 S: 3 P: 3	R: 0 H: 0 E: 0 LOB: 0 K: 0 BB: 0 S: 3 P: 3	R: 0 H: 0 E: 0 LOB: 0 K: 0 BB: 0 S: 3 P: 3	R: 0 H: 0 E: 0 LOB: 0 K: 1 BB: 0 S: 5 P: 5	R: 3 H: 4 E: 0 LOB: 1 K: 1 BB: 0 S: 9 P: 9	1B: 8 SF: 0 2B: 1 SAC: 0 3B: 0 DP: 2 HR: 1 HBP: 0	WP: 0 PA: 36 PB: 1 SB: 0 CS: 0

	AB	35
	R	3
	H	10
	RBI	3
	BB	1
	SO	3
	LOB	13

PITCHER		IP	WLS	BF	H	R	ER	SO	BB	IBB	HBP	BLK	WP	HR	S	P	ERA	WHIP
Dick Donovan, R ERA: 4.18	(1, 1)	8.2	W	35	10	3	3	2	1	0	0	0	0	1	38	42	3.12	1.269
Gary Bell, R ERA: 2.68	(9, 1)	0.1	S	1	0	0	0	1	0	0	0	0	0	0	3	3	0.00	0.000

PITCHER		IP	WLS	BF	H	R	ER	SO	BB	IBB	HBP	BLK	WP	HR	S	P	ERA	WHIP

Detroit Tigers @ Cleveland Indians

Cleveland Municipal Stadium, Cleveland, OH

Sun Sep 01 1963, 3:33 AM EDT

Unknown

livebaseballscorecards.com

BOTTOM

Batter	1	2	3	4	5	6	7	8	9	AB	R	H	RBI	BB	SO	LOB
Woodie Held, R (1, 7) OBP: 0.341, SLG: 0.414	E5 SH1-3 1B	F2		4-3			SH2-4 1B			4	1	1	0	0	0	0
Larry Brown, R (1, 6) OBP: 0.309, SLG: 0.345	SH1-3 1-2	BB BB		6-3			SH2-4 1-2			1	0	0	0	1	0	0
Vic Davalillo, L (1, 8) OBP: 0.333, SLG: 0.450	P4	1-2 BB			F7		K			3	0	0	0	1	1	2
Joe Adcock, R (1, 3) OBP: 0.312, SLG: 0.383	BB 1B HR BB	5-6-3			G3		FC6-4 BB			2	1	0	0	2	0	2
Max Alvis, R (1, 5) OBP: 0.326, SLG: 0.465	BB HR 1-2 2-H 1B		P3		2B		FC6-4 1-2f			4	1	2	1	0	0	2
John Romano, R (1, 2) OBP: 0.326, SLG: 0.381	HR 1-2 2-3 BB		K		P5			E S BLK BB		2	2	0	0	2	1	1
Miguel de la Hoz, R (1, 4) OBP: 0.300, SLG: 0.443 Jerry Kindall, R (8, 4) OBP: 0.261, SLG: 0.298	HR 1-H 2-H 3-H	1B				6-3		K 1-H		3 1	1 0	2 0	4 0	0 0	0 1	0 0
Willie Tasby, R (1, 9) OBP: 0.309, SLG: 0.387	F7		K			6-3		P4		4	0	0	0	0	1	1
Dick Donovan, L (1, 1) OBP: 0.167, SLG: 0.203 Gary Bell, R (9, 1) OBP: 0.125, SLG: 0.087		F3		P5		K		K		4 0	0 0	0 0	0 0	0 0	2 0	0 0
Inning Stats	R: 5 E: 1 K: 0 S: 6 H: 2 LOB: 0 BB: 2 P: 14	R: 0 E: 0 K: 0 S: 3 H: 0 LOB: 2 BB: 2 P: 11	R: 0 E: 0 K: 2 S: 8 H: 1 LOB: 1 BB: 0 P: 8	R: 0 E: 0 K: 0 S: 3 H: 0 LOB: 0 BB: 0 P: 3	R: 0 E: 0 K: 0 S: 4 H: 1 LOB: 1 BB: 0 P: 4	R: 0 E: 0 K: 1 S: 5 H: 0 LOB: 0 BB: 0 P: 5	R: 0 E: 0 K: 1 S: 6 H: 1 LOB: 2 BB: 1 P: 10	R: 1 E: 0 K: 2 S: 7 H: 0 LOB: 0 BB: 1 P: 11		1B: 3 2B: 1 3B: 0 HR: 1 SF: 0 SAC: 2 DP: 0 HBP: 0				WP: 0 PB: 0 SB: 1 CS: 0 PA: 36		

PITCHER		IP	WLS	BF	H	R	ER	SO	BB	IBB	HBP	BLK	WP	HR	S	P	ERA	WHIP
Don Mossi, L ERA: 3.56	(1, 1)	7.0	L	32	5	5	0	4	5	0	0	0	0	1	35	55	0.00	1.429
Bill Faul, R ERA: 4.81	(8, 1)	1.0		4	0	1	0	2	1	0	0	1	0	0	7	11	0.00	1.000

PITCHER	IP	WLS	BF	H	R	ER	SO	BB	IBB	HBP	BLK	WP	HR	S	P	ERA	WHIP

AB	28
R	6
H	5
RBI	5
BB	6
SO	6
LOB	8

Batter	1	2	3	4	5	6	7	8	9	AB	R	H	RBI	BB	SO	LOB
Bill Bruton, L (1, 8) OBP: 0.339, SLG: 0.379	S S S 0-3 ① K		x 0-0 ① 4-3		x 0-0 ② F8		x 0-0 PB 1-2 2-H 1B		S S S 0-3 ③ K	5	0	1	1	0	2	1
Dick McAuliffe, L (1, 6) OBP: 0.338, SLG: 0.385	S S S 0-3 ② K		x 0-0 ② F5		x 0-0 ③ F5		S S S 0-3 ③ K 1-2 2-3			4	0	0	0	0	2	2
Al Kaline, R (1, 9) OBP: 0.381, SLG: 0.522	x 0-0 1B 1B		x 0-0 L5			x 0-0 ① L6-3		x 0-0 ① L9		4	0	1	0	0	0	0
Rocky Colavito, R (1, 7) OBP: 0.370, SLG: 0.448	x 0-0 1-2 1B		x 0-0 ③ 1-3			x 0-0 ② 5-3		x 0-0 FC3-6 1B		4	0	2	0	0	0	1
Norm Cash, L (1, 3) OBP: 0.385, SLG: 0.471	S S S 0-3 ③ K			x 0-0 ① 4-3		x 0-0 ③ P6		x 0-0 ② FC3-6 1-2f		4	0	0	0	0	1	3
Bubba Phillips, R (1, 5) OBP: 0.281, SLG: 0.315		x 0-0 ① P6		x 0-0 ② 5-3			x 0-0 1B 1B 1B	x 0-0 ③ F2		4	1	1	0	0	0	1
Gus Triandos, R (1, 2) OBP: 0.321, SLG: 0.413		x 0-0 1B		x 0-0 2B			x 0-0 ① L6		x 0-0 ① 6-3	4	0	2	0	0	0	1
George Smith, R (1, 4) OBP: 0.298, SLG: 0.316 Bill Freehan, R (9, PH) OBP: 0.326, SLG: 0.388		S S S 0-3 ② K		x 0-0 ③ L5			x 0-0 PB 1B 1-2 1B		S S S 0-3 ② K	3 1	0 0	1 0	0 0	0 0	1 1	2 0
Mickey Lolich, S (1, 1) OBP: 0.225, SLG: 0.061 Bob Anderson, R (6, 1) OBP: 0.750, SLG: 1.000 Gates Brown, L (7, PH) OBP: 0.333, SLG: 0.407 Fred Gladding, L (7, 1) Whitey Herzog, L (9, PH) OBP: 0.313, SLG: 0.235		S S S 0-3 ③ K			S S S 0-3 ① K		x 0-0 ② F7		x 0-0 1B	2 0 1 0 1	0 0 0 0 0	0 0 0 0 1	0 0 0 0 0	0 0 0 0 0	2 0 0 0 0	1 0 2 0 0
Inning Stats	R: 0 H: 2 E: 0 LOB: 2 K: 3 BB: 0 S: 11 P: 11	R: 0 H: 1 E: 0 LOB: 1 K: 2 BB: 0 S: 8 P: 8	R: 0 H: 0 E: 1 LOB: 1 K: 0 BB: 0 S: 4 P: 4	R: 0 H: 1 E: 0 LOB: 1 K: 0 BB: 0 S: 4 P: 4	R: 0 H: 0 E: 0 LOB: 0 K: 1 BB: 0 S: 5 P: 5	R: 0 H: 0 E: 0 LOB: 0 K: 0 BB: 0 S: 3 P: 3	R: 1 H: 3 E: 0 LOB: 2 K: 1 BB: 0 S: 8 P: 8	R: 0 H: 1 E: 1 LOB: 1 K: 0 BB: 0 S: 4 P: 4	R: 0 H: 1 E: 0 LOB: 1 K: 2 BB: 0 S: 8 P: 8	1B: 8 SF: 0 2B: 1 SAC: 0 3B: 0 DP: 0 HR: 0 HBP: 0						WP: 0 PA: 37 PB: 1 SB: 0 CS: 0	

PITCHER		IP	WLS	BF	H	R	ER	SO	BB	IBB	HBP	BLK	WP	HR	S	P	ERA	WHIP
Pedro Ramos, R ERA: 3.47	(1, 1)	6.2	W	28	7	1	1	6	0	0	0	0	0	0	40	40	1.35	1.050
Early Wynn, R ERA: 2.29	(7, 1)	2.1	S	9	2	0	0	3	0	0	0	0	0	0	15	15	0.00	0.857

PITCHER	IP	WLS	BF	H	R	ER	SO	BB	IBB	HBP	BLK	WP	HR	S	P	ERA	WHIP

TOP

Detroit Tigers @ Cleveland Indians

Cleveland Municipal Stadium, Cleveland, OH

Sun Sep 01 1963, 3:38 AM EDT

Att. 8,706 - Unknown

livebaseballscorecards.com

AB	37
R	1
H	9
RBI	1
BB	0
SO	9
LOB	14

BOTTOM

Detroit Tigers @ Cleveland Indians

Cleveland Municipal Stadium, Cleveland, OH

Sun Sep 01 1963, 3:38 AM EDT

Att. 8,706 - Unknown

Batter	1	2	3	4	5	6	7	8	9	AB	R	H	RBI	BB	SO	LOB
Woodie Held, R (1, 7) OBP: 0.342, SLG: 0.425	HR	F8		K		2B		F8		5	1	2	2	0	1	6
Larry Brown, R (1, 6) OBP: 0.316, SLG: 0.349	1B		5-3	BB		K		1B		4	0	2	1	1	1	1
Vic Davalillo, L (1, 8) OBP: 0.331, SLG: 0.444	P5		BB	1-3		K		F8		4	0	0	0	1	1	7
Joe Adcock, R (1, 3) OBP: 0.311, SLG: 0.381	K		G5-3		K		P6			4	0	1	0	0	2	1
Joe Azcue, R (1, 2) OBP: 0.300, SLG: 0.462	F8		G5-3		E1		K			4	0	0	0	0	1	3
Miguel de la Hoz, R (1, 5) OBP: 0.319, SLG: 0.455		FC4-6 PB 1B		FC1-5 1B	G5-3 1B		BB			3	0	3	0	1	0	0
Jerry Kindall, R (1, 4) OBP: 0.260, SLG: 0.297		L9		BB FC1-5 BB 1B	G5-3		1-5-3			4	1	1	0	0	0	4
Willie Tasby, R (1, 9) OBP: 0.315, SLG: 0.381		FC4-6 BB		FC1-5 BB BB		FC6-4 BB		5-3		2	0	0	0	2	0	2
Pedro Ramos, S (1, 1) OBP: 0.140, SLG: 0.225		FC4-6		BB		FC6-4 2B		1B		2	1	0	0	1	0	3
Early Wynn, S (7, 1) OBP: 0.385, SLG: 0.273										1	0	1	0	0	0	0
Inning Stats	R: 1 E: 0 K: 1 S: 7 H: 2 LOB: 1 BB: 0 P: 7	R: 0 E: 0 K: 0 S: 4 H: 1 LOB: 2 BB: 1 P: 8	R: 0 E: 0 K: 0 S: 3 H: 1 LOB: 1 BB: 1 P: 7	R: 1 E: 0 K: 1 S: 7 H: 2 LOB: 3 BB: 2 P: 15	R: 0 E: 1 K: 1 S: 6 H: 1 LOB: 1 BB: 0 P: 6	R: 1 E: 1 K: 2 S: 8 H: 1 LOB: 1 BB: 1 P: 12	R: 0 E: 0 K: 1 S: 5 H: 0 LOB: 1 BB: 1 P: 9	R: 0 E: 0 K: 0 S: 5 H: 2 LOB: 2 BB: 0 P: 5		1B: 8 2B: 1 3B: 0 HR: 1		SF: 0 SAC: 0 DP: 2 HBP: 0		WP: 0 PB: 1 SB: 0 CS: 0		PA: 39

livebaseballscorecards.com

AB	33
R	3
H	10
RBI	3
BB	6
SO	6
LOB	27

PITCHER	IP	WLS	BF	H	R	ER	SO	BB	IBB	HBP	BLK	WP	HR	S	P	ERA	WHIP
Mickey Lolich, L (1, 1) ERA: 3.82	5.1	L	28	8	3	2	3	5	0	0	0	0	1	29	49	3.38	2.438
Bob Anderson, R (6, 1) ERA: 2.95	0.2		2	0	0	0	2	0	0	0	0	0	0	6	6	0.00	0.000
Fred Gladding, R (7, 1) ERA: 2.65	2.0		9	2	0	0	1	1	0	0	0	0	0	10	14	0.00	1.500

PITCHER	IP	WLS	BF	H	R	ER	SO	BB	IBB	HBP	BLK	WP	HR	S	P	ERA	WHIP

New York Yankees @ Detroit Tigers

Tiger Stadium, Detroit, MI

Mon Sep 02 1963, 4:33 AM EDT

Cloudy - 72 F

livebaseballscorecards.com

TOP

Batter	1	2	3	4	5	6	7	8	9	AB	R	H	RBI	BB	SO	LOB
Tony Kubek, L (1, 6) OBP: 0.290, SLG: 0.340	L5		WP, 6-3, PB, 1B		3-1		4-3		K	5	1	1	0	0	1	0
Bobby Richardson, R (1, 4) OBP: 0.305, SLG: 0.348	1-3, BB, 1B		6-3 1-2		5-3		F5		F9	5	0	1	0	0	0	1
Tom Tresh, S (1, 8) OBP: 0.373, SLG: 0.496	BBBB 1-3, BB 1-2		6-3 2-H		BB, HR, 1B		1-0 HBP			2	1	1	0	1	0	0
Roger Maris, L (1, 9) OBP: 0.338, SLG: 0.526	1-3 1-2 2-3		L9		BBBB HR, BB 1-2		F4			3	1	0	0	1	0	3
Joe Pepitone, L (1, 3) OBP: 0.303, SLG: 0.442	3-1			SSS K	HR 1-H 2-H			E5, G5-4-3, BB		4	1	1	3	0	1	2
Yogi Berra, L (1, 2) OBP: 0.374, SLG: 0.520		BBBB FC6-4, BB		2B, 6-3, 1B	3-1			BBBB G5-4-3, BB 1-2		2	1	1	0	2	0	0
Johnny Blanchard, L (1, 7) OBP: 0.301, SLG: 0.466 Mickey Mantle, S (8, PH) OBP: 0.445, SLG: 0.675 Jack Reed, R (8, 7) OBP: 0.306, SLG: 0.321		F8	6-3 1-3, 2B		3-1			G5-4-3 1-2f 2-3		3 1 0	0 0 0	1 0 0	0 0 0	0 0 0	0 0 0	1 2 0
Clete Boyer, R (1, 5) OBP: 0.296, SLG: 0.367		FC6-4 1-2f	6-3 2-3 3-H		SSS K			5-3		4	0	0	1	0	1	3
Whitey Ford, L (1, 1) OBP: 0.202, SLG: 0.205 Bill Stafford, R (8, 1) OBP: 0.375, SLG: 0.409 Steve Hamilton, L (8, 1) OBP: 0.286, SLG: 0.429		5-3	5-3		4-3				SSS K	3 0 1	0 0 0	0 0 0	0 0 0	0 0 1	0 0 0	2 0 0

Totals	
AB	33
R	5
H	6
RBI	4
BB	4
SO	4
LOB	14

Inning Stats	1	2	3	4	5	6	7	8	9
	R: 0 E: 0 K: 0 S: 4	R: 0 E: 0 K: 0 S: 3	R: 1 E: 0 K: 0 S: 4	R: 1 E: 0 K: 1 S: 7	R: 3 E: 0 K: 0 S: 5	R: 0 E: 0 K: 1 S: 5	R: 0 E: 0 K: 0 S: 3	R: 0 E: 1 K: 0 S: 3	R: 0 E: 0 K: 2 S: 7
	H: 1 LOB: 2 BB: 1 P: 8	H: 0 LOB: 1 BB: 1 P: 7	H: 1 LOB: 0 BB: 0 P: 4	H: 2 LOB: 1 BB: 0 P: 7	H: 2 LOB: 0 BB: 1 P: 9	H: 0 LOB: 1 BB: 0 P: 5	H: 0 LOB: 1 BB: 0 P: 4	H: 0 LOB: 1 BB: 1 P: 7	H: 0 LOB: 0 BB: 0 P: 7

	1B	2B	3B	HR	SF	SAC	DP	HBP
	4	1	0	1	0	0	1	1

	WP	PB	PA
	1	1	38

	SB	CS
	0	0

PITCHER	IP	WLS	BF	H	R	ER	SO	BB	IBB	HBP	BLK	WP	HR	S	P	ERA	WHIP
Frank Lary, R (1, 1) ERA: 3.02	7.0	L	31	6	5	5	2	3	0	1	0	1	1	31	44	6.43	1.286
Mickey Lolich, L (8, 1) ERA: 3.75	2.0		7	0	0	0	2	1	0	0	0	0	0	10	14	0.00	0.500

PITCHER	IP	WLS	BF	H	R	ER	SO	BB	IBB	HBP	BLK	WP	HR	S	P	ERA	WHIP

BOTTOM

Batter	1	2	3	4	5	6	7	8	9	AB	R	H	RBI	BB	SO	LOB
Don Wert, R (1, 5) OBP: 0.325, SLG: 0.378	K		L8		G6-4-3 1-2f		K		K	5	0	0	0	0	3	3
Dick McAuliffe, L (1, 6) OBP: 0.341, SLG: 0.387	L5-3 1B			E3 1B	F7			FC5-4 1B	K	5	1	3	0	0	1	0
Al Kaline, R (1, 9) (9, 8) OBP: 0.380, SLG: 0.520	L5-3 1-2			FC4 E 2-H 1B		L8		L6		4	0	1	1	0	0	2
Rocky Colavito, R (1, 7) (9, 9) OBP: 0.369, SLG: 0.446		E SF8 1B		FC3 FC4 1-2		6-3		FC5-4 2B 1B 1-2f		4	2	1	0	0	0	2
Norm Cash, L (1, 3) OBP: 0.384, SLG: 0.473		SF8 1-H		K		K		1B 1-3 2B		3	1	1	1	0	2	2
Bill Freehan, R (1, 2) OBP: 0.329, SLG: 0.390		K		FC4 BB 1-2f 2-3			1-4-3 1B	1B 2-H 3-H 1B		4	0	2	2	0	1	2
George Thomas, R (1, 8) OBP: 0.284, SLG: 0.355 Bill Bruton, L (8, PH) OBP: 0.339, SLG: 0.379 Gus Triandos, R (8, PH) OBP: 0.323, SLG: 0.415 Gates Brown, L (8, PR) OBP: 0.333, SLG: 0.407 (9, 7)		F9		BB 1-2			1-4-3 1-2	1B 1-2		2 0 1 0	0 0 0 0	0 0 1 0	0 0 0 0	1 0 0 0	0 0 0 0	1 0 0 0
George Smith, R (1, 4) OBP: 0.287, SLG: 0.303			F9	F5			K	F9		4	0	0	0	0	1	6
Frank Lary, R (1, 1) OBP: 0.273, SLG: 0.313 Bubba Phillips, R (7, PH) OBP: 0.283, SLG: 0.315 Mickey Lolich, S (8, 1) OBP: 0.225, SLG: 0.061 Mike Roarke, R (9, PH) OBP: 0.353, SLG: 0.313			K		G6-4-3 1B		BB		F4	2 0 0 1	0 0 0 0	1 0 0 0	0 1 0 0	0 0 0 0	1 0 0 0	0 0 0 0
Inning Stats	R: 0 E: 0 K: 1 S: 5 H: 1 LOB: 0 BB: 0 P: 5	R: 1 E: 1 K: 1 S: 6 H: 1 LOB: 0 BB: 0 P: 6	R: 0 E: 0 K: 1 S: 5 H: 0 LOB: 0 BB: 0 P: 5	R: 1 E: 2 K: 1 S: 8 H: 2 LOB: 3 BB: 1 P: 12	R: 0 E: 0 K: 0 S: 3 H: 1 LOB: 0 BB: 0 P: 3	R: 0 E: 0 K: 1 S: 5 H: 0 LOB: 0 BB: 0 P: 5	R: 0 E: 0 K: 2 S: 8 H: 1 LOB: 2 BB: 1 P: 12	R: 2 E: 0 K: 0 S: 7 H: 4 LOB: 2 BB: 0 P: 7	R: 0 E: 0 K: 2 S: 7 H: 0 LOB: 0 BB: 0 P: 7	1B: 9 2B: 2 3B: 0 HR: 0	SF: 1 SAC: 0 DP: 2 HBP: 0				WP: 0 PB: 0 SB: 0 CS: 0	PA: 38	

PITCHER		IP	WLS	BF	H	R	ER	SO	BB	IBB	HBP	BLK	WP	HR	S	P	ERA	WHIP
Whitey Ford, L ERA: 3.1	(1, 1)	7.0	W	29	7	3	1	7	2	0	0	0	0	0	41	49	1.29	1.286
Bill Stafford, R ERA: 6.06	(8, 1)	0.2		4	2	1	1	0	0	0	0	0	0	0	4	4	13.50	3.000
Steve Hamilton, L ERA: 2.61	(8, 1)	1.1	S	5	1	0	0	2	0	0	0	0	0	0	9	9	0.00	0.750

PITCHER	IP	WLS	BF	H	R	ER	SO	BB	IBB	HBP	BLK	WP	HR	S	P	ERA	WHIP

New York Yankees @ Detroit Tigers

Tiger Stadium, Detroit, MI

Mon Sep 02 1963, 4:33 AM EDT

Cloudy - 72 F

livebaseballscorecards.com

AB	35
R	4
H	10
RBI	4
BB	2
SO	9
LOB	18

Batter	1	2	3	4	5	6	7	8	9	AB	R	H	RBI	BB	SO	LOB
Tony Kubek, L (1, 6) OBP: 0.290, SLG: 0.339	L7		WP, 1B		F5		4-3			4	1	1	0	0	0	4
Bobby Richardson, R (1, 4) OBP: 0.304, SLG: 0.347	L9		1-H, 1B		F7			5-3		4	0	1	1	0	0	2
Tom Tresh, S (1, 7) OBP: 0.371, SLG: 0.492	6-3		K			1-3		6-3		4	0	0	0	0	1	1
Mickey Mantel, S (1, 8) OBP: 0.453, SLG: 0.675 Jack Reed, R (8, PR) OBP: 0.306, SLG: 0.321 (8, 8)		BBBB, CS, E, BB		F8		G5-4-3, 1B		BLK, 1B		3 0	0 0	2 0	0 0	1 0	0 0	0 0
Elston Howard, R (1, 2) OBP: 0.342, SLG: 0.538		E4, CS, 1-2		1-3		G5-4-3, 1-2f		6-3, 1-2		4	0	0	0	0	0	3
Joe Pepitone, L (1, 3) OBP: 0.301, SLG: 0.439		L9		K			F4		4-3	4	0	0	0	0	1	2
Hector Lopez, R (1, 9) OBP: 0.303, SLG: 0.413		K, 1-2, 2-3			2B, 1B		1B, 1B		K	4	0	2	0	0	2	2
Clete Boyer, R (1, 5) OBP: 0.298, SLG: 0.370			4-3		1-3, 2B		1-3, 1B		F8	4	0	2	0	0	0	0
Stan Williams, R (1, 1) OBP: 0.133, SLG: 0.119 Phil Linz, R (7, PH) OBP: 0.320, SLG: 0.350 Marshall Bridges, S (7, 1)			K		K		L9			2 1 0	0 0 0	0 0 0	0 0 0	0 0 0	2 0 0	2 2 0
Inning Stats	R: 0 E: 0 K: 0 S: 3 H: 0 LOB: 0 BB: 0 P: 3	R: 0 E: 1 K: 1 S: 5 H: 0 LOB: 1 BB: 1 P: 9	R: 1 E: 0 K: 2 S: 9 H: 2 LOB: 1 BB: 0 P: 9	R: 0 E: 0 K: 1 S: 5 H: 0 LOB: 0 BB: 0 P: 5	R: 0 E: 0 K: 1 S: 7 H: 2 LOB: 2 BB: 0 P: 7	R: 0 E: 0 K: 0 S: 3 H: 1 LOB: 0 BB: 0 P: 3	R: 0 E: 0 K: 0 S: 5 H: 2 LOB: 2 BB: 0 P: 5	R: 0 E: 0 K: 0 S: 4 H: 1 LOB: 2 BB: 0 P: 4	R: 0 E: 0 K: 1 S: 5 H: 0 LOB: 0 BB: 0 P: 5	1B: 7 2B: 1 3B: 0 HR: 0 SF: 0 SAC: 0 DP: 1 HBP: 0						

PITCHER	IP	WLS	BF	H	R	ER	SO	BB	IBB	HBP	BLK	WP	HR	S	P	ERA	WHIP
Hank Aguirre, L (1, 1) ERA: 3.56	9.0	W	35	8	1	1	6	1	0	0	1	1	0	46	50	1.00	1.000

PITCHER	IP	WLS	BF	H	R	ER	SO	BB	IBB	HBP	BLK	WP	HR	S	P	ERA	WHIP

TOP

New York Yankees @ Detroit Tigers

Tiger Stadium, Detroit, MI

Mon Sep 02 1963, 4:38 AM EDT

Att. 43,926 - Unknown

livebaseballscorecards.com

AB	34
R	1
H	8
RBI	1
BB	1
SO	6
LOB	18

WP: 1 PA: 35
PB: 0
SB: 0
CS: 2

Batter	1	2	3	4	5	6	7	8	9	AB	R	H	RBI	BB	SO	LOB
Bill Bruton, L (1, 8) OBP: 0.343, SLG: 0.381	BBBB 4-0 4-3 BB		x 0-0 1B SF7 2B		BBBB 4-0 L9-3 BB		x 0-0 ② F9			2	1	1	0	2	0	0
Dick McAuliffe, L (1, 6) OBP: 0.342, SLG: 0.387	x 0-0 ① 4-3 1-2		x 0-0 1B 1B 2-3 1B		x 0-0 ①② L9-3 1-2		BBBB 4-0 BB			3	1	1	0	1	0	2
Al Kaline, R (1, 9) OBP: 0.379, SLG: 0.518	x 0-0 ② L5-3		x 0-0 ② SF7 3-H		BBBB 4-0 1B BB		SSS 0-3 ③ K			2	0	0	1	1	1	2
Rocky Colavito, R (1, 7) OBP: 0.370, SLG: 0.446	SSS 0-3 ③ K		x 0-0 1-H 1B		x 0-0 1-2 1B			SSS 0-3 ① K		4	0	2	1	0	2	1
Norm Cash, L (1, 3) OBP: 0.383, SLG: 0.469		BBBB 4-0 BB	x 0-0 ③ F5		x 0-0 ③ F5			x 0-0 ② 4-3		3	0	0	0	1	0	3
Bubba Phillips, R (1, 5) OBP: 0.282, SLG: 0.313		x 0-0 ① F5	SSS 0-3 ① K		x 0-0 ① G1			BBBB 4-0 BB 1B BB		3	0	0	0	1	1	1
Gus Triandos, R (1, 2) OBP: 0.322, SLG: 0.413		SSS 0-3 ② K	x 0-0 ② 5-3		x 0-0 ② F5			x 0-0 BB 1-2 1B		4	0	1	0	0	1	1
George Smith, R (1, 4) OBP: 0.295, SLG: 0.297		x 0-0 ③ F8	H 1-0 HBP		x 0-0 ③ 6-3			BBBB 4-0 1-2 2-3 BB		2	0	0	0	1	0	1
Hank Aguirre, R (1, 1) OBP: 0.176, SLG: 0.197			x 0-0 ① 4-3	SSS 0-3 ③ K			SSS 0-3 ① K	SSS 0-3 ③ K		4	0	0	0	0	3	4
Inning Stats	R: 0 H: 0 E: 0 LOB: 1 K: 1 BB: 1 S: 5 P: 9	R: 0 H: 0 E: 0 LOB: 1 K: 1 BB: 1 S: 5 P: 9	R: 2 H: 3 E: 0 LOB: 1 K: 0 BB: 0 S: 6 P: 6	R: 0 H: 0 E: 0 LOB: 1 K: 2 BB: 0 S: 7 P: 8	R: 0 H: 1 E: 0 LOB: 2 K: 0 BB: 2 S: 3 P: 11	R: 0 H: 0 E: 0 LOB: 0 K: 0 BB: 0 S: 3 P: 3	R: 0 H: 0 E: 0 LOB: 1 K: 2 BB: 1 S: 7 P: 11	R: 0 H: 1 E: 0 LOB: 3 K: 2 BB: 2 S: 8 P: 16		1B: 4 SF: 1 2B: 2 SAC: 0 3B: 0 DP: 1 HR: 0 HBP: 1						WP: 0 PA: 36 PB: 0 SB: 0 CS: 0

PITCHER		IP	WLS	BF	H	R	ER	SO	BB	IBB	HBP	BLK	WP	HR	S	P	ERA	WHIP
Stan Williams, R ERA: 2.98	(1, 1)	6.0	L	26	4	2	2	4	4	0	1	0	0	0	29	46	3.00	1.333
Marshall Bridges, L ERA: 3.56	(7, 1)	2.0		10	1	0	0	4	3	0	0	0	0	0	15	27	0.00	2.000

PITCHER	IP	WLS	BF	H	R	ER	SO	BB	IBB	HBP	BLK	WP	HR	S	P	ERA	WHIP

BOTTOM

New York Yankees @ Detroit Tigers

Tiger Stadium, Detroit, MI

Mon Sep 02 1963, 4:38 AM EDT

Att. 43,926 - Unknown

livebaseballscorecards.com

AB	27
R	2
H	5
RBI	2
BB	7
SO	8
LOB	15

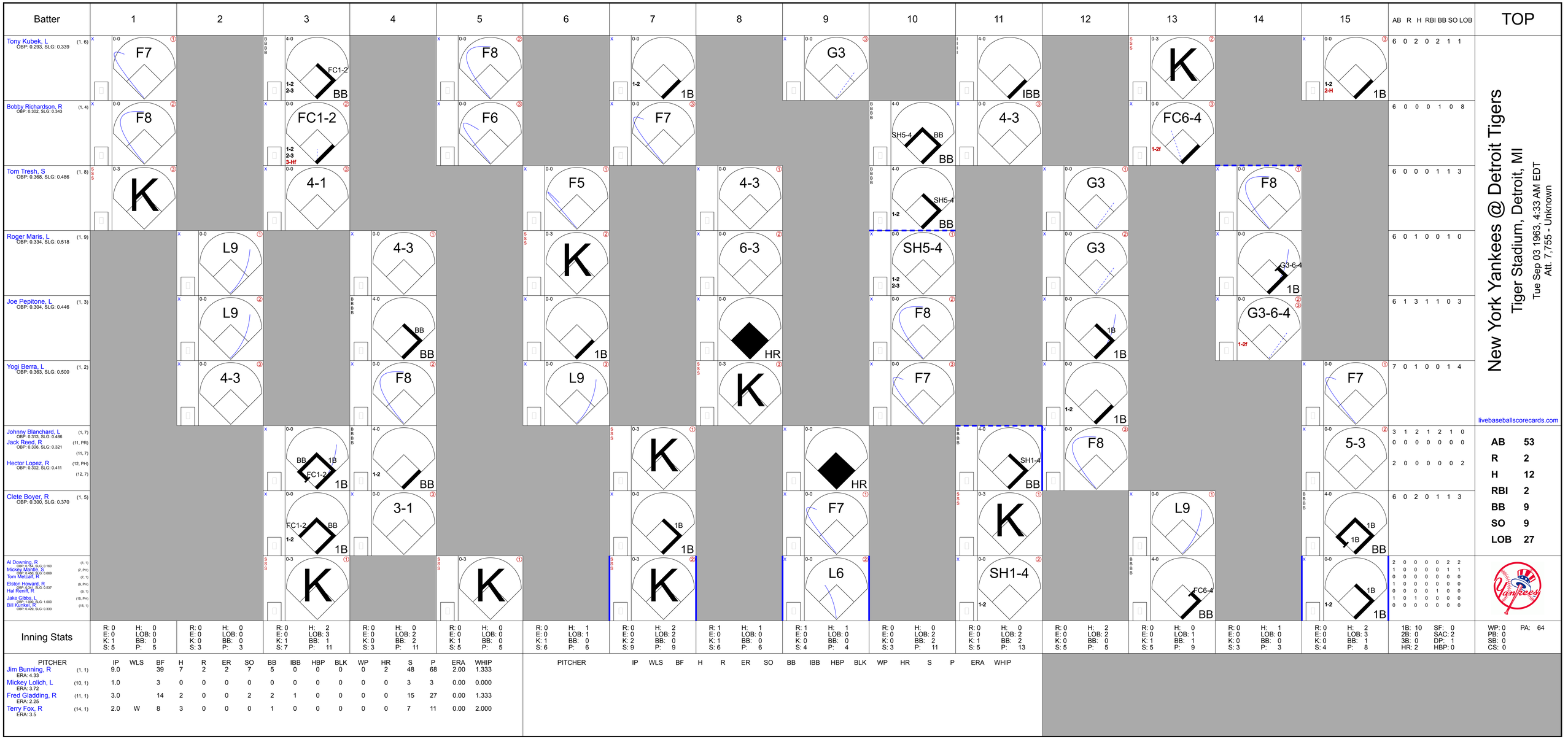
Batter
1
2
3
4
5
6
7
8
9
10
11
12
13
14
15
AB R H RBI BB SO LOB
TOP
Tony Kubek, L
OBP: 0.293, SLG: 0.339
(1, 6)
F7
F8
FC1-2
BB
1B
6 0 2 0 2 1 1
Bobby Richardson, R
OBP: 0.302, SLG: 0.343
(1, 4)
F8
FC1-2
F6
F7
SH5-4
BB
4-3
FC6-4
1-2f
6 0 0 0 1 0 8
Tom Tresh, S
OBP: 0.368, SLG: 0.486
(1, 8)
K
4-1
F5
4-3
SH5-4
BB
G3
F8
6 0 0 0 1 1 3
Roger Maris, L
OBP: 0.334, SLG: 0.518
(1, 9)
L9
4-3
K
6-3
SH5-4
G3
G3-6-4
6 0 1 0 0 1 0
Joe Pepitone, L
OBP: 0.304, SLG: 0.446
(1, 3)
L9
BB
HR
F8
1B
G3-6-4
1-2f
6 1 3 1 1 0 3
Yogi Berra, L
OBP: 0.363, SLG: 0.500
(1, 2)
4-3
F8
L9
K
F7
F7
7 0 1 0 0 1 4
Johnny Blanchard, L
OBP: 0.313, SLG: 0.486
(1, 7)
Jack Reed, R
OBP: 0.306, SLG: 0.321
(11, PR)
(11, 7)
Hector Lopez, R
OBP: 0.302, SLG: 0.411
(12, PH)
(12, 7)
BB
1B
FC1-2
1-2
BB
K
HR
SH1-4
BB
F8
5-3
3 1 2 1 2 1 0
0 0 0 0 0 0 0
2 0 0 0 0 0 2
Clete Boyer, R
OBP: 0.300, SLG: 0.370
(1, 5)
FC1-2
BB
1B
3-1
1B
F7
K
L9
1B
BB
6 0 2 0 1 1 3
Al Downing, R
OBP: 0.164, SLG: 0.160
Mickey Mantle, S
OBP: 0.420, SLG: 0.669
Tom Metcalf, R
Elston Howard, R
OBP: 0.341, SLG: 0.537
Hal Reniff, R
Jake Gibbs, L
OBP: 1.000, SLG: 1.000
Bill Kunkel, R
OBP: 0.429, SLG: 0.333
(1, 1)
(7, PH)
(7, 1)
(9, PH)
(9, 1)
(15, PH)
(15, 1)
K
K
L6
SH1-4
FC6-4
BB
1B
2 0 0 0 0 2 2
1 0 0 0 0 1 1
0 0 0 0 0 0 0
1 0 0 0 0 0 0
0 0 0 0 1 0 0
1 0 1 0 0 0 0
0 0 0 0 0 0 0
New York Yankees @ Detroit Tigers
Tiger Stadium, Detroit, MI
Tue Sep 03 1963, 4:33 AM EDT
Att. 7,755 - Unknown
livebaseballscorecards.com
AB 53
R 2
H 12
RBI 2
BB 9
SO 9
LOB 27
Inning Stats
R: 0 H: 0 E: 0 LOB: 0 K: 1 BB: 0 S: 5 P: 5
R: 0 H: 0 E: 0 LOB: 0 K: 0 BB: 0 S: 3 P: 3
R: 0 H: 2 E: 0 LOB: 3 K: 1 BB: 1 S: 7 P: 11
R: 0 H: 0 E: 0 LOB: 2 K: 0 BB: 2 S: 3 P: 11
R: 0 H: 0 E: 0 LOB: 0 K: 1 BB: 0 S: 5 P: 5
R: 0 H: 1 E: 0 LOB: 1 K: 1 BB: 0 S: 6 P: 6
R: 0 H: 2 E: 0 LOB: 2 K: 2 BB: 0 S: 9 P: 9
R: 1 H: 1 E: 0 LOB: 0 K: 1 BB: 0 S: 6 P: 6
R: 1 H: 1 E: 0 LOB: 0 K: 0 BB: 0 S: 4 P: 4
R: 0 H: 0 E: 0 LOB: 2 K: 0 BB: 2 S: 3 P: 11
R: 0 H: 0 E: 0 LOB: 2 K: 1 BB: 2 S: 5 P: 13
R: 0 H: 2 E: 0 LOB: 2 K: 0 BB: 0 S: 5 P: 5
R: 0 H: 0 E: 0 LOB: 1 K: 1 BB: 1 S: 5 P: 9
R: 0 H: 1 E: 0 LOB: 0 K: 0 BB: 0 S: 3 P: 3
R: 0 H: 2 E: 0 LOB: 3 K: 0 BB: 1 S: 4 P: 8
1B: 10 2B: 0 3B: 0 HR: 2
SF: 0 SAC: 2 DP: 1 HBP: 0
WP: 0 PB: 0 SB: 0 CS: 0
PA: 64
PITCHER IP WLS BF H R ER SO BB IBB HBP BLK WP HR S P ERA WHIP
Jim Bunning, R (1, 1) ERA: 4.33 9.0 39 7 2 2 7 5 0 0 0 0 2 48 68 2.00 1.333
Mickey Lolich, L (10, 1) ERA: 3.72 1.0 3 0 0 0 0 0 0 0 0 0 0 3 3 0.00 0.000
Fred Gladding, R (11, 1) ERA: 2.25 3.0 14 2 0 0 2 2 1 0 0 0 0 15 27 0.00 1.333
Terry Fox, R (14, 1) ERA: 3.5 2.0 W 8 3 0 0 0 1 0 0 0 0 0 7 11 0.00 2.000
PITCHER IP WLS BF H R ER SO BB IBB HBP BLK WP HR S P ERA WHIP

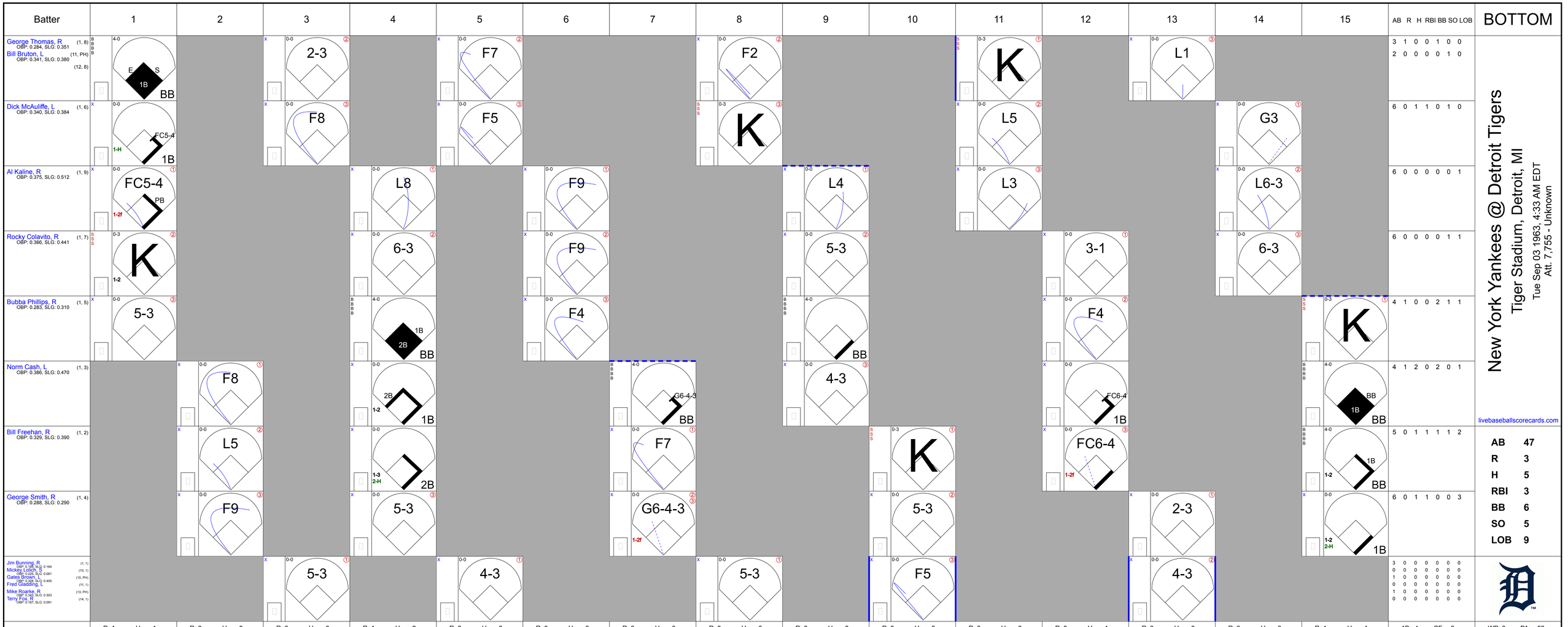
Batter
1
2
3
4
5
6
7
8
9
10
11
12
13
14
15
AB R H RBI BB SO LOB
BOTTOM
George Thomas, R (1, 8) OBP: 0.284, SLG: 0.351
Bill Bruton, L (11, PH) OBP: 0.341, SLG: 0.380 (12, 8)
Dick McAuliffe, L (1, 6) OBP: 0.340, SLG: 0.384
Al Kaline, R (1, 9) OBP: 0.375, SLG: 0.512
Rocky Colavito, R (1, 7) OBP: 0.366, SLG: 0.441
Bubba Phillips, R (1, 5) OBP: 0.283, SLG: 0.310
Norm Cash, L (1, 3) OBP: 0.386, SLG: 0.470
Bill Freehan, R (1, 2) OBP: 0.329, SLG: 0.390
George Smith, R (1, 4) OBP: 0.288, SLG: 0.290
Jim Bunning, R (1, 1) OBP: 0.185, SLG: 0.164
Mickey Lolich, S (10, 1) OBP: 0.225, SLG: 0.061
Gates Brown, L (10, PH) OBP: 0.429, SLG: 0.400
Fred Gladding, L (11, 1)
Mike Roarke, R (13, PH) OBP: 0.343, SLG: 0.303
Terry Fox, R (14, 1) OBP: 0.167, SLG: 0.091
3 1 0 0 1 0 0
2 0 0 0 0 1 0
6 0 1 1 0 1 0
6 0 0 0 0 0 1
6 0 0 0 0 1 1
4 1 0 0 2 1 1
4 1 2 0 2 0 1
5 0 1 1 1 1 2
6 0 1 1 0 0 3
3 0 0 0 0 0 0
0 0 0 0 0 0 0
1 0 0 0 0 0 0
0 0 0 0 0 0 0
1 0 0 0 0 0 0
0 0 0 0 0 0 0
New York Yankees @ Detroit Tigers
Tiger Stadium, Detroit, MI
Tue Sep 03 1963, 4:33 AM EDT
Att. 7,755 - Unknown
livebaseballscorecards.com
AB 47
R 3
H 5
RBI 3
BB 6
SO 5
LOB 9
Inning Stats
R: 1 H: 1 E: 0 LOB: 1 K: 1 BB: 1 S: 6 P: 10
R: 0 H: 0 E: 0 LOB: 0 K: 0 BB: 0 S: 3 P: 3
R: 0 H: 0 E: 0 LOB: 0 K: 0 BB: 0 S: 3 P: 3
R: 1 H: 2 E: 0 LOB: 2 K: 0 BB: 1 S: 5 P: 9
R: 0 H: 0 E: 0 LOB: 0 K: 0 BB: 0 S: 3 P: 3
R: 0 H: 0 E: 0 LOB: 0 K: 0 BB: 0 S: 3 P: 3
R: 0 H: 0 E: 0 LOB: 0 K: 0 BB: 1 S: 2 P: 6
R: 0 H: 0 E: 0 LOB: 0 K: 1 BB: 0 S: 5 P: 5
R: 0 H: 0 E: 0 LOB: 0 K: 0 BB: 1 S: 3 P: 7
R: 0 H: 0 E: 0 LOB: 0 K: 1 BB: 0 S: 5 P: 5
R: 0 H: 0 E: 0 LOB: 0 K: 1 BB: 0 S: 5 P: 5
R: 0 H: 1 E: 0 LOB: 1 K: 0 BB: 0 S: 4 P: 4
R: 0 H: 0 E: 0 LOB: 0 K: 0 BB: 0 S: 3 P: 3
R: 0 H: 0 E: 0 LOB: 0 K: 0 BB: 0 S: 3 P: 3
R: 1 H: 1 E: 0 LOB: 2 K: 1 BB: 2 S: 4 P: 12
1B: 4 SF: 0 2B: 1 SAC: 0 3B: 0 DP: 1 HR: 0 HBP: 0
WP: 0 PA: 53 PB: 1 SB: 1 CS: 0
PITCHER IP WLS BF H R ER SO BB IBB HBP BLK WP HR S P ERA WHIP
Al Downing, L (1, 1) ERA: 2.35 6.0 23 3 2 2 1 2 0 0 0 0 0 0 23 31 3.00 0.833
Tom Metcalf, R (7, 1) ERA: 3.6 2.0 6 0 0 0 1 1 0 0 0 0 0 0 7 11 0.00 0.500
Hal Reniff, R (9, 1) ERA: 2.69 6.0 20 1 0 0 2 1 0 0 0 0 0 0 23 27 0.00 0.333
Bill Kunkel, R (15, 1) ERA: 2.84 0.1 L 4 1 1 1 1 2 0 0 0 0 0 0 4 12 27.00 9.000
PITCHER IP WLS BF H R ER SO BB IBB HBP BLK WP HR S P ERA WHIP

Detroit Tigers @ Boston Red Sox

Fenway Park, Boston, MA

Wed Sep 04 1963, 7:05 PM EDT

Att. 7,750 - Unknown

TOP

Batter	1	2	3	4	5	6	7	8	9	AB	R	H	RBI	BB	SO	LOB
Bill Bruton, L (1, 8) OBP: 0.345, SLG: 0.384	BBBB 4-0 FC6-4 BB	x 0-0 CS 2B		x 0-0 ③ 4-3		x 0-0 1B 1B 1B		x 0-0 1B 1B 1B	x 0-0 ③ F4	5	1	3	0	1	0	3
Dick McAuliffe, L (1, 6) OBP: 0.341, SLG: 0.384	x 0-0 ① FC6-4 1-2f BB 2B	SSS 0-3 ②③ K 2-3			x 0-0 1B SF9 1B	x 0-0 1B 1-3 2B 1B		SSS 0-3 ① K		5	3	2	0	0	2	3
Al Kaline, R (1, 9) OBP: 0.379, SLG: 0.514	BBBB 4-0 2B 1-2 BB	SSS 0-3 ① K		x 0-0 SF9 1-3 1B	x 0-0 1-2 2B 3-H 1B		x 0-0 1B 1-2 1B		4	1	3	1	1	1	0
Rocky Colavito, R (1, 7) OBP: 0.368, SLG: 0.446	x 0-0 1B SF7 1-H 2-H 2B	BBBB 4-0 FC5-4 BB		x 0-0 ① 4-3	x 0-0 ③ 1-H 2-H 2B		SSS 0-3 ② K	x 0-0 ③ 4-3	4	1	2	3	1	1	4
Norm Cash, L (1, 3) OBP: 0.386, SLG: 0.468	x 0-0 BB 2-3 1B	x 0-0 ② FC5-4 1-2f		4-0 SF9 IBB			SSS 0-3 ① K	x 0-0 ③ 4-3	4	0	1	0	1	1	3
Bubba Phillips, R (1, 5) OBP: 0.280, SLG: 0.308	x 0-0 ② SF7 3-H	x 0-0 ③ F7		x 0-0 ② SF9 1-2 2-3 3-H		x 0-0 ② F8			x 0-0 E5 G3 BB	3	0	0	2	0	0	1
Bill Freehan, R (1, 2) OBP: 0.333, SLG: 0.390	BBBB 4-0 1-2 BB			x 0-0 E5 SH1-4	x 0-0 ③ 6-3		x 0-0 PB 1B 1B		BBBB 4-0 G3 1-2 BB	3	0	1	0	2	0	2
George Smith, R (1, 4) OBP: 0.285, SLG: 0.286	x 0-0 ③ F8			SSS 0-3 ① K		x 0-0 ① F9	x 0-0 PB 1-2 1B		x 0-0 ① G3 1-2 2-3	5	0	1	0	0	1	5
Phil Regan, R (1, 1) OBP: 0.182, SLG: 0.196		x 0-0 ① 1-5-3		x 0-0 ② SH1-4 1-2		x 0-0 ② 6-3	SSS 0-3 ③ K 1-2 2-3		x 0-0 ② F7	4	0	0	0	0	1	4
Inning Stats	R: 3 H: 2 E: 0 LOB: 2 K: 0 BB: 3 S: 5 P: 17	R: 0 H: 1 E: 0 LOB: 1 K: 1 BB: 0 S: 5 P: 5	R: 0 H: 0 E: 0 LOB: 1 K: 1 BB: 1 S: 5 P: 9	R: 0 H: 0 E: 1 LOB: 1 K: 1 BB: 0 S: 6 P: 6	R: 1 H: 2 E: 0 LOB: 2 K: 0 BB: 1 S: 5 P: 9	R: 2 H: 4 E: 0 LOB: 2 K: 0 BB: 0 S: 6 P: 6	R: 0 H: 2 E: 0 LOB: 2 K: 2 BB: 0 S: 9 P: 9	R: 0 H: 2 E: 0 LOB: 2 K: 2 BB: 0 S: 9 P: 9	R: 0 H: 0 E: 1 LOB: 2 K: 0 BB: 1 S: 4 P: 8	1B: 10 SF: 2 2B: 4 SAC: 1 3B: 0 DP: 1 HR: 0 HBP: 0						

livebaseballscorecards.com

AB	37
R	6
H	13
RBI	6
BB	6
SO	7
LOB	25

WP: 0 PA: 46
PB: 1
SB: 0
CS: 1

PITCHER		IP	WLS	BF	H	R	ER	SO	BB	IBB	HBP	BLK	WP	HR	S	P	ERA	WHIP
Bob Turley, R ERA: 4.23	(1, 1)	0.2	L	7	2	3	3	0	3	0	0	0	0	0	4	16	40.50	7.500
Jack Lamabe, R ERA: 3.44	(1, 1)	4.1		18	3	1	1	3	1	1	0	0	0	0	22	30	2.08	0.923
Arnold Earley, L ERA: 4.71	(6, 1)	2.0		11	6	2	2	2	0	0	0	0	0	0	15	15	9.00	3.000
Wilbur Wood, L ERA: 4.13	(8, 1)	1.0		5	2	0	0	2	0	0	0	0	0	0	9	9	0.00	2.000
Chet Nichols, L ERA: 4.97	(9, 1)	1.0		5	0	0	0	0	1	0	0	0	0	0	4	8	0.00	1.000

PITCHER	IP	WLS	BF	H	R	ER	SO	BB	IBB	HBP	BLK	WP	HR	S	P	ERA	WHIP

Detroit Tigers @ Boston Red Sox

Fenway Park, Boston, MA

Wed Sep 04 1963, 7:05 PM EDT

Att. 7,750 - Unknown

BOTTOM

Batter	1	2	3	4	5	6	7	8	9	AB	R	H	RBI	BB	SO	LOB
Gary Geiger, L (1, 8) OBP: 0.332, SLG: 0.471	K		6-3		BB		1B		F7	4	0	2	0	1	1	0
Felix Mantilla, R (1, 6) OBP: 0.324, SLG: 0.351	F8		6-3		F2		F7		6-3	5	0	0	0	0	0	5
Carl Yastrzemski, L (1, 7) OBP: 0.410, SLG: 0.485	BB		4-3		K		1B		F5	4	0	1	0	1	1	3
Dick Stuart, R (1, 3) OBP: 0.310, SLG: 0.516	L5			FC4-6		5-3	1-3			4	0	1	0	0	0	4
Frank Malzone, R (1, 5) OBP: 0.329, SLG: 0.434		F8		FC4-6		1B		F2		4	0	1	0	0	0	1
Lou Clinton, R (1, 9) OBP: 0.292, SLG: 0.425		F7		F5	K			HR		4	1	1	1	0	1	2
Russ Nixon, L (1, 2) OBP: 0.322, SLG: 0.390		4-1		1B		L9		FC6-4 1B		4	0	2	0	0	0	1
Chuck Schilling, R (1, 4) OBP: 0.294, SLG: 0.323			6-3 1B	4-3			5-3	K		4	0	1	0	0	1	3
Bob Turley, R (1, 1) OBP: 0.179, SLG: 0.282			K		K		1B 1B	FC6-4 1-2f		0	0	0	0	0	0	0
Jack Lamabe, R (1, 1) OBP: 0.080, SLG: 0.167										1	0	0	0	0	1	1
Roman Mejias, R (5, PH) OBP: 0.246, SLG: 0.344										1	0	0	0	0	1	0
Arnold Earley, L (6, 1) OBP: 0.235, SLG: 0.294										0	0	0	0	0	0	0
Dick Williams, R (7, PH) OBP: 0.336, SLG: 0.376										1	0	1	0	0	0	0
Wilbur Wood, R (8, 1)										0	0	0	0	0	0	0
Billy Gardner, R (8, PH) OBP: 0.281, SLG: 0.271										1	0	0	0	0	0	1
Chet Nichols, S (9, 1) OBP: 0.231, SLG: 0.231										0	0	0	0	0	0	0
Inning Stats	R: 0 E: 0 K: 1 S: 5 H: 0 LOB: 1 BB: 1 P: 9	R: 0 E: 0 K: 0 S: 3 H: 0 LOB: 0 BB: 0 P: 3	R: 0 E: 0 K: 1 S: 7 H: 2 LOB: 2 BB: 0 P: 7	R: 0 E: 0 K: 0 S: 5 H: 2 LOB: 2 BB: 0 P: 5	R: 0 E: 0 K: 2 S: 7 H: 0 LOB: 1 BB: 1 P: 11	R: 0 E: 0 K: 1 S: 6 H: 1 LOB: 1 BB: 0 P: 6	R: 0 E: 0 K: 0 S: 6 H: 3 LOB: 3 BB: 0 P: 6	R: 1 E: 0 K: 1 S: 7 H: 2 LOB: 1 BB: 0 P: 7	R: 0 E: 0 K: 0 S: 3 H: 0 LOB: 0 BB: 0 P: 3	1B: 9 2B: 0 3B: 0 HR: 1 SF: 0 SAC: 0 DP: 0 HBP: 0						

PITCHER	IP	WLS	BF	H	R	ER	SO	BB	IBB	HBP	BLK	WP	HR	S	P	ERA	WHIP
Phil Regan, R (1, 1) ERA: 3.55	9.0	W	39	10	1	1	6	2	0	0	0	0	1	49	57	1.00	1.333

PITCHER	IP	WLS	BF	H	R	ER	SO	BB	IBB	HBP	BLK	WP	HR	S	P	ERA	WHIP

AB	37
R	1
H	10
RBI	1
BB	2
SO	6
LOB	21

WP: 0 PA: 39
PB: 0
SB: 0
CS: 0

livebaseballscorecards.com

Batter	1	2	3	4	5	6	7	8	9	AB	R	H	RBI	BB	SO	LOB
Bill Bruton, L (1, 8) OBP: 0.344, SLG: 0.382	BBBB 4-0 BB PB 1B BB	SSS 0-3 ③ K			x 0-0 ③ 4-3			x 0-0 ② 5-3		3	1	0	0	1	1	0
Dick McAuliffe, L (1, 6) OBP: 0.342, SLG: 0.390	BBBB 4-0 BB 1B 1-2 BB		x 0-0 ① F9			x 0-0 HR		x 0-0 ③ F8		3	2	1	1	1	0	0
Al Kaline, R (1, 9) OBP: 0.378, SLG: 0.511	BBBB 4-0 1B 1B 1-2 2-3 BB		x 0-0 ② L6-3			x 0-0 ① L8			x 0-0 ① L6	3	1	0	0	1	0	0
Rocky Colavito, R (1, 7) OBP: 0.367, SLG: 0.444	x 0-0 1B G4-6-3 1-3 2-H 3-H 1B		SSS 0-3 ③ K			x 0-0 ② 6-3			x 0-0 ② L5	4	1	1	2	0	1	0
Norm Cash, L (1, 3) OBP: 0.385, SLG: 0.466	x 0-0 G4-6-3 1-3 3-H 1B			x 0-0 ① 4-3		x 0-0 ③ F7			SSS 0-3 ③ K	4	0	1	1	0	1	0
Bubba Phillips, R (1, 5) OBP: 0.278, SLG: 0.305	x 0-0 ① ② G4-6-3 1-2f 3-H			x 0-0 ② F6			x 0-0 ① F9			3	0	0	0	0	0	1
Gus Triandos, R (1, 2) OBP: 0.319, SLG: 0.408	x 0-0 ③ F7			x 0-0 ③ F7			x 0-0 ② F8			3	0	0	0	0	0	0
George Smith, R (1, 4) OBP: 0.278, SLG: 0.278		x 0-0 ① F9			x 0-0 ① 5-3		SSS 0-3 ③ K			3	0	0	0	0	1	0
Bob Anderson, R (1, 1) OBP: 0.429, SLG: 0.571		x 0-0 ② F6			SSS 0-3 ② K			SSS 0-3 ① K		3	0	0	0	0	2	0
Fred Gladding, L (9, 1)										0	0	0	0	0	0	0
Inning Stats	R: 4 H: 2 E: 0 LOB: 0 K: 0 BB: 3 S: 4 P: 16	R: 0 H: 0 E: 0 LOB: 0 K: 1 BB: 0 S: 5 P: 5	R: 0 H: 0 E: 0 LOB: 0 K: 1 BB: 0 S: 5 P: 5	R: 0 H: 0 E: 0 LOB: 0 K: 0 BB: 0 S: 3 P: 3	R: 0 H: 0 E: 0 LOB: 0 K: 1 BB: 0 S: 5 P: 5	R: 1 H: 1 E: 0 LOB: 0 K: 0 BB: 0 S: 4 P: 4	R: 0 H: 0 E: 0 LOB: 0 K: 1 BB: 0 S: 5 P: 5	R: 0 H: 0 E: 0 LOB: 0 K: 1 BB: 0 S: 5 P: 5	R: 0 H: 0 E: 0 LOB: 0 K: 1 BB: 0 S: 5 P: 5	1B: 2 SF: 0 2B: 0 SAC: 0 3B: 0 DP: 1 HR: 1 HBP: 0						

TOP

Detroit Tigers @ Boston Red Sox

Fenway Park, Boston, MA

Thu Sep 05 1963, 3:33 AM EDT

Att. 2,312 - Unknown

livebaseballscorecards.com

AB	29
R	5
H	3
RBI	4
BB	3
SO	6
LOB	1

WP: 0 PA: 32
PB: 1
SB: 0
CS: 0

PITCHER		IP	WLS	BF	H	R	ER	SO	BB	IBB	HBP	BLK	WP	HR	S	P	ERA	WHIP
Earl Wilson, R ERA: 3.82	(1, 1)	0.0	L	4	1	4	4	0	3	0	0	0	0	0	1	13	∞	∞
Wilbur Wood, L ERA: 3.88	(1, 1)	6.0		19	2	1	1	3	0	0	0	0	0	1	25	25	1.50	0.333
Chet Nichols, L ERA: 4.78	(7, 1)	2.0		6	0	0	0	2	0	0	0	0	0	0	10	10	0.00	0.000
Arnold Earley, L ERA: 4.66	(9, 1)	1.0		3	0	0	0	1	0	0	0	0	0	0	5	5	0.00	0.000

PITCHER	IP	WLS	BF	H	R	ER	SO	BB	IBB	HBP	BLK	WP	HR	S	P	ERA	WHIP

BOTTOM

Detroit Tigers @ Boston Red Sox

Fenway Park, Boston, MA

Thu Sep 05 1963, 3:33 AM EDT

Att. 2,312 - Unknown

livebaseballscorecards.com

Batter	1	2	3	4	5	6	7	8	9	AB	R	H	RBI	BB	SO	LOB
Gary Geiger, L (1, 8) OBP: 0.329, SLG: 0.466	S S S 0-3 ① K		S S S 0-3 ③ K			x 0-0 ② 4-3		x 0-0 ③ 1-3		4	0	0	0	0	2	2
Felix Mantilla, R (1, 6) OBP: 0.321, SLG: 0.347	x 0-0 ② F8			S S S 0-3 ① K		x 0-0 ③ 5-3			x 0-0 2B WP 1B	4	1	1	0	0	1	0
Carl Yastrzemski, L (1, 7) OBP: 0.413, SLG: 0.487	H 1-0 WP HBP			x 0-0 E6 G6-4-3			B B B B 4-0 G6-4-3 BB		x 0-0 WP 1-3 1B 2B	2	1	1	0	1	0	0
Dick Stuart, R (1, 3) OBP: 0.310, SLG: 0.513	S S S 0-3 ③ K 1-2			x 0-0 ②③ G6-4-3 1-2f			x 0-0 ①② G6-4-3 1-2f		B B B B 4-0 1B 2-3 3-H BB	3	0	0	0	1	1	3
Frank Malzone, R (1, 5) OBP: 0.330, SLG: 0.434		x 0-0 ① 5-3			x 0-0 FC4-6 1B		x 0-0 ③ 5-3		x 0-0 1-2 3-H 1B	4	0	2	1	0	0	0
Lou Clinton, R (1, 9) OBP: 0.291, SLG: 0.424		x 0-0 ② 5-3			x 0-0 ① L9			x 0-0 1B 4-3 1B	x 0-0 ① F6	4	0	1	0	0	0	3
Russ Nixon, L (1, 2) OBP: 0.317, SLG: 0.383		x 0-0 ③ 4-3			x 0-0 ② FC4-6 1-2f			x 0-0 ① 4-3 1-2	S S S 0-3 ② K	4	0	0	0	0	1	4
Billy Gardner, R (1, 4) OBP: 0.269, SLG: 0.258 Bob Tillman, R (9, PH) OBP: 0.316, SLG: 0.368			x 0-0 ① 6-3		x 0-0 ③ 4-3			x 0-0 ② F8	x 0-0 ③ F4	3	0	0	0	0	0	2
			x 0-0 ② 2-3			S S S 0-3 ① K		x 0-0 2-3 1B		1	0	0	0	0	0	2
Earl Wilson, R (1, 1) OBP: 0.282, SLG: 0.354 Wilbur Wood, R (1, 1) Roman Mejias, R (6, PH) OBP: 0.247, SLG: 0.343 Chet Nichols, S (7, 1) OBP: 0.231, SLG: 0.231 Dick Williams, R (8, PH) OBP: 0.342, SLG: 0.382 Arnold Earley, L (9, 1) OBP: 0.235, SLG: 0.294										0	0	0	0	0	0	0
										1	0	0	0	0	0	0
										1	0	0	0	1	0	0
										0	0	0	0	0	0	0
										1	0	1	0	0	0	0
										0	0	0	0	0	0	0
Inning Stats	R: 0 E: 0 K: 2 S: 7 H: 0 LOB: 1 BB: 0 P: 8	R: 0 E: 0 K: 0 S: 3 H: 0 LOB: 0 BB: 0 P: 3	R: 0 E: 0 K: 1 S: 5 H: 0 LOB: 0 BB: 0 P: 5	R: 0 E: 1 K: 1 S: 5 H: 0 LOB: 0 BB: 0 P: 5	R: 0 E: 0 K: 0 S: 4 H: 1 LOB: 1 BB: 0 P: 4	R: 0 E: 0 K: 1 S: 5 H: 0 LOB: 0 BB: 0 P: 5	R: 0 E: 0 K: 0 S: 2 H: 0 LOB: 0 BB: 1 P: 6	R: 0 E: 0 K: 0 S: 5 H: 2 LOB: 2 BB: 0 P: 5	R: 2 E: 0 K: 1 S: 8 H: 3 LOB: 2 BB: 1 P: 12	1B: 5 2B: 1 3B: 0 HR: 0	SF: 0 SAC: 0 DP: 2 HBP: 1						

	AB	32
	R	2
	H	6
	RBI	1
	BB	2
	SO	6
	LOB	16

WP: 2 PB: 0 SB: 0 CS: 0 PA: 35

PITCHER		IP	WLS	BF	H	R	ER	SO	BB	IBB	HBP	BLK	WP	HR	S	P	ERA	WHIP
Bob Anderson, R ERA: 2.84	(1, 1)	8.0	W	30	5	2	2	5	1	0	1	0	1	0	38	43	2.25	0.750
Fred Gladding, R ERA: 2.14	(9, 1)	1.0	S	5	1	0	0	1	1	0	0	0	1	0	6	10	0.00	2.000

PITCHER	IP	WLS	BF	H	R	ER	SO	BB	IBB	HBP	BLK	WP	HR	S	P	ERA	WHIP

Batter	1	2	3	4	5	6	7	8	9	AB	R	H	RBI	BB	SO	LOB
George Thomas, R (1, 9) OBP: 0.283, SLG: 0.349	2-3		G6-4-3 1B			L1		K		4	0	1	0	0	1	0
Don Wert, R (1, 5) OBP: 0.329, SLG: 0.381	2B 1B		G6-4-3 1-2f			CS 1B			F2	4	0	2	0	0	0	1
Bill Bruton, L (1, 8) OBP: 0.344, SLG: 0.379	L7			G6-4-3 BB		CS 1-2	K		F6	3	0	0	0	1	1	1
Rocky Colavito, R (1, 7) OBP: 0.366, SLG: 0.444	1-3 2B			G6-4-3 1-2f			F9		F8	4	0	1	0	0	0	1
Bill Freehan, R (1, 3) OBP: 0.333, SLG: 0.389	5-3			L8			S 1B			3	0	1	0	0	0	2
Gus Triandos, R (1, 2) OBP: 0.316, SLG: 0.404		F4			F9		6-3 1-2			3	0	0	0	0	0	1
Dick McAuliffe, L (1, 6) OBP: 0.342, SLG: 0.396		6-3			F8			HR		3	1	1	1	0	0	0
George Smith, R (1, 4) OBP: 0.279, SLG: 0.274		4-3			K			BB F2		2	0	0	0	1	1	0
Hank Aguirre, R (1, 1) OBP: 0.169, SLG: 0.188			K			F8		F2 1-2		3	0	0	0	0	1	1
Inning Stats	R: 0 H: 2 E: 0 LOB: 2 K: 0 BB: 0 S: 5 P: 5	R: 0 H: 0 E: 0 LOB: 0 K: 0 BB: 0 S: 3 P: 3	R: 0 H: 1 E: 0 LOB: 0 K: 1 BB: 0 S: 5 P: 5	R: 0 H: 0 E: 0 LOB: 0 K: 0 BB: 1 S: 2 P: 6	R: 0 H: 0 E: 0 LOB: 0 K: 1 BB: 0 S: 5 P: 5	R: 0 H: 1 E: 0 LOB: 0 K: 0 BB: 0 S: 3 P: 3	R: 0 H: 1 E: 0 LOB: 1 K: 1 BB: 0 S: 6 P: 6	R: 1 H: 1 E: 0 LOB: 0 K: 1 BB: 1 S: 5 P: 9	R: 0 H: 0 E: 0 LOB: 0 K: 0 BB: 0 S: 3 P: 3	1B: 4 SF: 0 2B: 1 SAC: 0 3B: 0 DP: 2 HR: 1 HBP: 0						

TOP

Detroit Tigers @ New York Yankees

Yankee Stadium, Bronx, NY

Fri Sep 06 1963, 7:05 PM EDT

Att. 16,273 - Unknown - 60 F

livebaseballscorecards.com

AB	29
R	1
H	6
RBI	1
BB	2
SO	4
LOB	7

PITCHER		IP	WLS	BF	H	R	ER	SO	BB	IBB	HBP	BLK	WP	HR	S	P	ERA	WHIP
Whitey Ford, L ERA: 3.02	(1, 1)	9.0	W	31	6	1	1	4	2	0	0	0	0	1	37	45	1.00	0.889

PITCHER	IP	WLS	BF	H	R	ER	SO	BB	IBB	HBP	BLK	WP	HR	S	P	ERA	WHIP

Batter	1	2	3	4	5	6	7	8	9	AB	R	H	RBI	BB	SO	LOB
Phil Linz, R (1, 6) OBP: 0.309, SLG: 0.336	F7		K			F7		L4		4	0	0	0	0	1	1
Bobby Richardson, R (1, 4) OBP: 0.301, SLG: 0.344	F8			F6		6-3			F7	4	0	0	0	0	0	0
Hector Lopez, R (1, 7) OBP: 0.303, SLG: 0.409	K			K		K			1B	4	1	1	0	0	3	0
Elston Howard, R (1, 2) OBP: 0.340, SLG: 0.528		FC3-6 1B		5-3			1-3		1B	4	0	2	0	0	0	0
Joe Pepitone, L (1, 3) OBP: 0.303, SLG: 0.440		FC3-6 1-2f			L7		1-3		1-2 2-H 1B	4	0	1	1	0	0	1
Clete Boyer, R (1, 5) OBP: 0.297, SLG: 0.366		F6			F2		6-3			3	0	0	0	0	0	1
Harry Bright, R (1, 9) OBP: 0.314, SLG: 0.448		F4			HR			F3		3	1	1	1	0	0	1
Jack Reed, R (1, 8) OBP: 0.323, SLG: 0.328			5-3		1B			BB SH1-4		2	0	1	0	1	0	0
Whitey Ford, L (1, 1) OBP: 0.198, SLG: 0.200			5-3		K			SH1-4 1-2		2	0	0	0	0	1	1
Inning Stats	R: 0 E: 0 K: 1 S: 5 H: 0 LOB: 0 BB: 0 P: 5	R: 0 E: 0 K: 0 S: 4 H: 1 LOB: 1 BB: 0 P: 4	R: 0 E: 0 K: 1 S: 5 H: 0 LOB: 0 BB: 0 P: 5	R: 0 E: 0 K: 1 S: 5 H: 0 LOB: 0 BB: 0 P: 5	R: 1 E: 0 K: 1 S: 7 H: 2 LOB: 1 BB: 0 P: 7	R: 0 E: 0 K: 1 S: 5 H: 0 LOB: 0 BB: 0 P: 5	R: 0 E: 0 K: 0 S: 3 H: 0 LOB: 0 BB: 0 P: 3	R: 0 E: 0 K: 0 S: 3 H: 0 LOB: 1 BB: 1 P: 7	R: 1 E: 0 K: 0 S: 4 H: 3 LOB: 2 BB: 0 P: 4	1B: 5 2B: 0 3B: 0 HR: 1	SF: 0 SAC: 1 DP: 0 HBP: 0					WP: 0 PB: 0 SB: 0 CS: 0	PA: 32

PITCHER	IP	WLS	BF	H	R	ER	SO	BB	IBB	HBP	BLK	WP	HR	S	P	ERA	WHIP
Hank Aguirre, L (1, 1) ERA: 3.5	8.1	L	32	6	2	2	5	1	0	0	0	0	1	41	45	2.16	0.840

PITCHER	IP	WLS	BF	H	R	ER	SO	BB	IBB	HBP	BLK	WP	HR	S	P	ERA	WHIP

BOTTOM

Detroit Tigers @ New York Yankees

Yankee Stadium, Bronx, NY

Fri Sep 06 1963, 7:05 PM EDT
Att. 16,273 - Unknown - 60 F

livebaseballscorecards.com

AB	30
R	2
H	6
RBI	2
BB	1
SO	5
LOB	5

Batter	1	2	3	4	5	6	7	8	9	AB	R	H	RBI	BB	SO	LOB
Bill Bruton, L (1, 8) OBP: 0.346, SLG: 0.380	BBBB; 4-0; 1B; BB		x; 0-0; F7 ①	x; 0-0; 1B; 2-3 3-H; 1B	x; 0-0; 1-2; 1B		x; 0-0; L1-3 ①②; 1-2			4	1	2	1	1	0	1
Dick McAuliffe, L (1, 6) OBP: 0.346, SLG: 0.402	x; 0-0; 1-3; 1B		x; 0-0; 2B; 1B	x; 0-0; E; SF9; 2-H 3-H; 1B	x; 0-0; F7 ③		x; 0-0; 2B			5	1	4	2	0	0	2
Norm Cash, L (1, 3) OBP: 0.383, SLG: 0.461	x; 0-0; F7 ①		x; 0-0; F8 ②; 1-3	x; 0-0; E7	BBBB; 4-0; BB; BB; BB	x; 0-0; 4-3 ③				4	0	0	0	1	0	5
Rocky Colavito, R (1, 9) OBP: 0.367, SLG: 0.445	SSS; 0-3; K ②		x; 0-0; 1-3; 2B	BBBB; 4-0; BB	x; 0-0; F8 ①		x; 0-0; F9 ①			4	0	1	0	1	1	3
Don Wert, R (1, 5) OBP: 0.321, SLG: 0.373	SSS; 0-3; K ③		x; 0-0; 5-3 ③	x; 0-0; SF9 ②; 3-H	SSS; 0-3; K ②		x; 0-0; 6-3 ②			4	0	0	1	0	2	5
Gates Brown, L (1, 7) OBP: 0.348, SLG: 0.407		x; 0-0; 2B; 1B		x; 1B; 1B; 0-3; K ③		BBBB; 4-0; BB; 1-2; BB		x; 0-0; L6 ③		4	2	2	0	1	1	2
Bill Freehan, R (1, 2) OBP: 0.338, SLG: 0.395		x; 0-0; L9-6; 1-H; 2B	x; 0-0; SH5-4; 1B; 1-3; 1B; 1B	x; 0-0; 1-3 ①	BBBB; 4-0; 1-2 2-3; BB		x; 0-0; 5-3 ①			4	1	2	1	1	0	0
George Smith, R (1, 4) OBP: 0.276, SLG: 0.270		x; 0-0; L9-6 ①②; 2-3	x; 0-0; 1B; SH5-4; 1-2; 1B; 3-H; 1B	x; 0-0; 6-3 ②	x; 0-0; F4 ③		x; 0-0; 5-3 ②			5	1	1	1	0	0	4
Don Mossi, L (1, 1) OBP: 0.326, SLG: 0.256 Mickey Lolich, S (5, 1) OBP: 0.225, SLG: 0.061 Bob Anderson, R (5, 1) OBP: 0.429, SLG: 0.571 Bill Faul, R (6, 1) OBP: 0.179, SLG: 0.222 Whitey Herzog, L (9, PH) OBP: 0.308, SLG: 0.231		x; 0-0; 1-3 ③	x; 0-0; SH5-4 ①; 1-2 2-3; BBBB; 4-0; 1B; BB				x; 0-0; L1-3; 1B		SSS; 0-3; K ③	1 0 0 1 1	0 0 0 0 0	0 0 0 1 0	0 0 0 0 0	1 0 0 0 0	0 0 0 0 1	0 0 0 0 0
Inning Stats	R: 0 E: 0 K: 2 S: 8 H: 1 LOB: 2 BB: 1 P: 12	R: 1 E: 0 K: 0 S: 4 H: 2 LOB: 0 BB: 0 P: 4	R: 0 E: 0 K: 0 S: 5 H: 2 LOB: 2 BB: 0 P: 5	R: 5 E: 1 K: 1 S: 11 H: 5 LOB: 2 BB: 1 P: 15	R: 0 E: 0 K: 0 S: 4 H: 1 LOB: 2 BB: 1 P: 8	R: 0 E: 0 K: 1 S: 5 H: 0 LOB: 3 BB: 3 P: 17	R: 0 E: 0 K: 0 S: 4 H: 2 LOB: 1 BB: 0 P: 4	R: 0 E: 0 K: 0 S: 3 H: 0 LOB: 0 BB: 0 P: 3	R: 0 E: 0 K: 1 S: 5 H: 0 LOB: 0 BB: 0 P: 5	1B: 10 2B: 5 3B: 0 HR: 0	SF: 1 SAC: 1 DP: 2 HBP: 0					

PITCHER		IP	WLS	BF	H	R	ER	SO	BB	IBB	HBP	BLK	WP	HR	S	P	ERA	WHIP
Stan Williams, R ERA: 3.25	(1, 1)	3.1		19	9	5	5	2	1	0	0	0	0	0	22	26	13.50	3.000
Steve Hamilton, L ERA: 2.54	(4, 1)	0.2		5	1	1	0	1	1	0	0	0	0	0	6	10	0.00	3.000
Tom Metcalf, R ERA: 3.27	(5, 1)	1.0		5	1	0	0	0	1	0	0	0	0	0	4	8	0.00	2.000
Marshall Bridges, L ERA: 3.48	(6, 1)	0.2		5	0	0	0	1	3	0	0	0	0	0	4	16	0.00	4.500
Hal Reniff, R ERA: 2.58	(6, 1)	3.1	W	11	2	0	0	1	0	0	0	0	0	0	13	13	0.00	0.600

PITCHER	IP	WLS	BF	H	R	ER	SO	BB	IBB	HBP	BLK	WP	HR	S	P	ERA	WHIP

TOP

Detroit Tigers @ New York Yankees

Yankee Stadium, Bronx, NY

Sat Sep 07 1963, 3:33 AM EDT

Att. 22,361 - Unknown - 74 F

livebaseballscorecards.com

AB	37
R	6
H	13
RBI	6
BB	6
SO	5
LOB	22

WP: 0 PA: 45
PB: 0
SB: 0
CS: 0

Detroit Tigers @ New York Yankees

Yankee Stadium, Bronx, NY

Sat Sep 07 1963, 3:33 AM EDT

Att. 22,361 - Unknown - 74 F

BOTTOM

Batter	1	2	3	4	5	6	7	8	9	AB	R	H	RBI	BB	SO	LOB
Phil Linz, R (1, 6) OBP: 0.313, SLG: 0.340	1B	F7		BB	SH FC6-4 1-2		G3			4	0	2	0	0	0	1
Bobby Richardson, R (1, 4) OBP: 0.300, SLG: 0.342	L7		F7 BBBB	1-2 BB	FC6-4 PB 1B 1B 1-2f 2-3 3-H		L5			4	1	0	1	1	0	3
Hector Lopez, R (1, 7) OBP: 0.304, SLG: 0.407	F9	F6	F7		PB 1B 1-2 3-H 1B		BBBB 4-0 BB			4	1	1	1	1	0	3
Mickey Mantle, S (1, 8) OBP: 0.458, SLG: 0.662 Jack Reed, R (6, 8) OBP: 0.318, SLG: 0.322	F3	1B 1B 1B	HR 1B SSS 0-3 K 1-2 2-3				SSS 0-3 K			4 1	2 0	2 0	0 0	0 0	1 1	3 1
Roger Maris, L (1, 9) OBP: 0.339, SLG: 0.533	SSS 0-3 K	1B 1-3 1B	HR 1-H 2-H 1B					4-3		5	1	3	4	0	1	0
Elston Howard, R (1, 2) OBP: 0.343, SLG: 0.531	1B 2B 1B	1B 1-3 3-H 1B	1B 3B 2B F9					5-3		5	2	3	1	0	0	1
Joe Pepitone, L (1, 3) OBP: 0.308, SLG: 0.442	1-2 2B 1B	3-1			3B 2-3 1B	B3-4 1B		HBP		4	2	3	0	0	0	2
Clete Boyer, R (1, 5) OBP: 0.296, SLG: 0.369	F5			5-3	FC6-4 1-H 3-H 3B	SSS 0-3 K		F3		5	1	1	2	0	1	4
Stan Williams, R (1, 1) OBP: 0.152, SLG: 0.163 Steve Hamilton, L (4, 1) OBP: 0.286, SLG: 0.429 Pedro Gonzalez, R (4, PH) OBP: 0.333, SLG: 0.444 Tom Metcalf, R (5, 1) Harry Bright, R (5, PH) OBP: 0.319, SLG: 0.448 Marshall Bridges, S (6, 1) Hal Reniff, R (6, 1)	1-H 2-H 2B	6-3			FC6-4 SH 1B HBP	B3-4 1-2f				1 0 1 0 0 0 1	0 0 0 0 1 0 0	1 0 0 0 0 0 0	2 0 0 0 0 0 0	0 0 0 0 0 0 0	0 0 0 0 0 0 0	0 0 0 0 0 0 1
Inning Stats	R: 0 E: 0 K: 0 S: 4 H: 1 LOB: 1 BB: 0 P: 4	R: 2 E: 0 K: 1 S: 8 H: 3 LOB: 1 BB: 0 P: 8	R: 1 E: 0 K: 0 S: 6 H: 3 LOB: 2 BB: 0 P: 6	R: 0 E: 0 K: 0 S: 4 H: 1 LOB: 2 BB: 1 P: 8	R: 8 E: 1 K: 1 S: 13 H: 7 LOB: 1 BB: 0 P: 14	R: 0 E: 0 K: 1 S: 5 H: 1 LOB: 0 BB: 0 P: 5	R: 0 E: 0 K: 1 S: 5 H: 0 LOB: 1 BB: 1 P: 9	R: 0 E: 0 K: 0 S: 3 H: 0 LOB: 1 BB: 0 P: 4								

livebaseballscorecards.com

AB	39
R	11
H	16
RBI	11
BB	2
SO	4
LOB	19

| | | | | | | | |

Batter	1	2	3	4	5	6	7	8	9	AB	R	H	RBI	BB	SO	LOB
Don Wert, R (1, 5) OBP: 0.314, SLG: 0.364	S S S 0-3 ① K	x 0-0 ③ F8	x 0-0 ② F4	x 0-0 ① F3	S S S 0-3 ③ K	5	0	0	0	0	2	3
Dick McAuliffe, L (1, 6) OBP: 0.347, SLG: 0.403	S S S 0-3 ② K	x 0-0 ① L8	x 0-0 1-3 2B	B B B B 4-0 2B FC6-5 BB		3	1	1	0	1	1	0
Al Kaline, R (1, 9) OBP: 0.377, SLG: 0.511	x 0-0 ③ L6	x 0-0 ② L8	x 0-0 ③ L5-3	x 0-0 FC6-5 1-3 2B		4	0	1	0	0	0	3
Rocky Colavito, R (1, 7) OBP: 0.364, SLG: 0.441	x 0-0 ① 1-3	x 0-0 ③ F8	x 0-0 ① F5	x 0-0 ② FC6-5 2-3 3-H		4	0	0	1	0	0	1
Bill Freehan, R (1, 3) OBP: 0.337, SLG: 0.392	x 0-0 ② L8	x 0-0 L6-3 1B	x 0-0 ② G3	x 0-0 ③ F7		4	0	1	0	0	0	1
George Thomas, R (1, 8) OBP: 0.286, SLG: 0.346	B B B B 4-0 BB	x 0-0 ① ② L6-3 1-2	B B B B 4-0 1B 3B BB		S S S 0-3 ① K	2	1	0	0	2	1	1
Gus Triandos, R (1, 2) OBP: 0.315, SLG: 0.402	S S S 0-3 ③ K	x 0-0 ③ 6-3	x 0-0 1-2 3B 1B		x 0-0 ② 6-3	4	1	1	0	0	1	1
George Smith, R (1, 4) OBP: 0.283, SLG: 0.302	S S S 0-3 ① K	x 0-0 ① G3	x 0-0 1-H 2-H 3B		x 0-0 2B	4	0	2	2	0	1	0
Frank Lary, R (1, 1) OBP: 0.266, SLG: 0.303 Mike Roarke, R (6, PH) OBP: 0.361, SLG: 0.324 Bill Faul, R (6, PR) OBP: 0.179, SLG: 0.222 (6, 1) Bubba Phillips, R (7, PH) OBP: 0.277, SLG: 0.304 Fred Gladding, L (7, 1) Norm Cash, L (9, PH) OBP: 0.384, SLG: 0.461	S S S 0-3 ② K	x 0-0 2B 1B	x 0-0 ③ F3	B B B B 4-0 BB		1 1 0 1 0 0 0	0 0 0 0 0 0 0	0 1 0 0 0 0 0	0 0 0 0 0 0 1	1 0 0 0 0 0 0	0 0 0 0 0 0 0	0 0 0 1 0 0 0
Inning Stats	R: 0 E: 0 K: 2 S: 7 H: 0 LOB: 0 BB: 0 P: 7	R: 0 E: 0 K: 1 S: 5 H: 0 LOB: 1 BB: 1 P: 9	R: 0 E: 0 K: 2 S: 7 H: 0 LOB: 0 BB: 0 P: 7	R: 0 E: 0 K: 0 S: 3 H: 0 LOB: 0 BB: 0 P: 3	R: 0 E: 0 K: 0 S: 3 H: 1 LOB: 0 BB: 0 P: 3	R: 0 E: 0 K: 0 S: 5 H: 2 LOB: 3 BB: 0 P: 5	R: 2 E: 0 K: 0 S: 5 H: 2 LOB: 1 BB: 1 P: 9	R: 1 E: 0 K: 0 S: 4 H: 1 LOB: 1 BB: 1 P: 8	R: 0 E: 0 K: 2 S: 8 H: 1 LOB: 2 BB: 1 P: 12	1B: 3 2B: 4 3B: 1 HR: 0	SF: 0 SAC: 0 DP: 1 HBP: 0			WP: 0 PB: 0 SB: 0 CS: 0		PA: 37	

PITCHER		IP	WLS	BF	H	R	ER	SO	BB	IBB	HBP	BLK	WP	HR	S	P	ERA	WHIP
Al Downing, L ERA: 2.39	(1, 1)	9.0	W	37	7	3	3	7	4	0	0	0	0	0	47	63	3.00	1.222

PITCHER	IP	WLS	BF	H	R	ER	SO	BB	IBB	HBP	BLK	WP	HR	S	P	ERA	WHIP

TOP

Detroit Tigers @ New York Yankees

Yankee Stadium, Bronx, NY

Sun Sep 08 1963, 3:33 AM EDT

Att. 23,422 - Unknown - 80 F

livebaseballscorecards.com

AB	33
R	3
H	7
RBI	3
BB	4
SO	7
LOB	11

Batter	1	2	3	4	5	6	7	8	9	AB	R	H	RBI	BB	SO	LOB
Tony Kubek, L (1, 6) OBP: 0.296, SLG: 0.344	1B	1B 1-2 3-H		3-1			F7			4	1	2	1	0	0	0
Bobby Richardson, R (1, 4) OBP: 0.301, SLG: 0.343	F6	1-3 2-3		F8			S			4	0	2	0	0	0	1
Joe Pepitone, L (1, 3) OBP: 0.309, SLG: 0.449	1B 1-3	F2			HR		F7			4	2	2	1	0	0	3
Mickey Mantle, S (1, 8) OBP: 0.456, SLG: 0.654	1B 1-2 3-H	F5			F6		5-3 1-2			3	0	1	1	0	0	2
Jack Reed, R (6, 8) OBP: 0.313, SLG: 0.317										1	0	0	0	0	0	1
Roger Maris, L (1, 9) OBP: 0.340, SLG: 0.543	1B 1-2 2-3		HR		4-3			4-3		4	1	2	1	0	0	0
Yogi Berra, L (1, 2) OBP: 0.367, SLG: 0.500	G3-6-1 1-2 2-3 3-H		L9		F8			1B		4	0	2	1	0	0	0
Johnny Blanchard, L (1, 7) OBP: 0.305, SLG: 0.465	G3-6-1 1-2f		3-1			F4		F8		4	0	0	0	0	0	4
Clete Boyer, R (1, 5) OBP: 0.296, SLG: 0.372		1B	F6			L9		K		4	1	1	0	0	1	1
Al Downing, R (1, 1) OBP: 0.164, SLG: 0.154		1B BB		K		K				2	0	0	0	1	2	0
Inning Stats	R: 2 E: 0 K: 0 S: 7 H: 5 LOB: 2 BB: 0 P: 7	R: 1 E: 0 K: 0 S: 5 H: 3 LOB: 2 BB: 1 P: 9	R: 1 E: 0 K: 0 S: 4 H: 1 LOB: 0 BB: 0 P: 4	R: 0 E: 0 K: 1 S: 5 H: 0 LOB: 0 BB: 0 P: 5	R: 1 E: 0 K: 0 S: 4 H: 1 LOB: 0 BB: 0 P: 4	R: 0 E: 0 K: 1 S: 5 H: 0 LOB: 0 BB: 0 P: 5	R: 0 E: 0 K: 0 S: 4 H: 1 LOB: 1 BB: 0 P: 4	R: 0 E: 0 K: 1 S: 6 H: 1 LOB: 1 BB: 0 P: 6		1B: 9 2B: 0 3B: 1 HR: 2 SF: 0 SAC: 0 DP: 1 HBP: 0						

PITCHER	IP	WLS	BF	H	R	ER	SO	BB	IBB	HBP	BLK	WP	HR	S	P	ERA	WHIP
Frank Lary, R (1, 1) ERA: 3.33	5.0	L	24	10	5	5	1	1	0	0	0	0	2	25	29	9.00	2.200
Bill Faul, R (6, 1) ERA: 4.6	1.0		3	0	0	0	1	0	0	0	0	0	0	5	5	0.00	0.000
Fred Gladding, R (7, 1) ERA: 1.96	2.0		8	2	0	0	1	0	0	0	0	0	0	10	10	0.00	1.000

PITCHER	IP	WLS	BF	H	R	ER	SO	BB	IBB	HBP	BLK	WP	HR	S	P	ERA	WHIP

BOTTOM

Detroit Tigers @ New York Yankees

Yankee Stadium, Bronx, NY

Sun Sep 08 1963, 3:33 AM EDT
Att. 23,422 - Unknown - 80 F

livebaseballscorecards.com

AB	34
R	5
H	12
RBI	5
BB	1
SO	3
LOB	12

WP: 0	PA: 35		
PB: 0			
SB: 1			
CS: 0			

Batter	1	2	3	4	5	6	7	8	9	AB	R	H	RBI	BB	SO	LOB
Don Wert, R (1, 5) (3, 6) OBP: 0.313, SLG: 0.362	FC6-4 1B	E6 FC4-6 1-2 2-H		L5-3 1-2			5-3			4	0	1	0	0	0	3
Dick McAuliffe, L (1, 6) OBP: 0.346, SLG: 0.402	FC6-4 1B 1-2f	FC4-6 1-2f			L6			5-3		2	0	0	0	0	0	3
Bubba Phillips, R (3, 5) OBP: 0.276, SLG: 0.303										2	0	0	0	0	0	0
Al Kaline, R (1, 9) OBP: 0.374, SLG: 0.507	L9		L5-3		L7			L6		4	0	0	0	0	0	1
Rocky Colavito, R (1, 7) OBP: 0.365, SLG: 0.442	1-2 1B		1B		5-3			5-3		4	0	2	0	0	0	0
Bill Freehan, R (1, 3) OBP: 0.333, SLG: 0.388	5-3		K			L5			6-3	3	0	0	0	0	1	3
Norm Cash, L (9, PH) (9, 3) OBP: 0.384, SLG: 0.460										1	0	0	0	0	0	0
Gus Triandos, R (1, 2) OBP: 0.317, SLG: 0.401		G4-6-3 1B	F8			F9			BB CS	3	0	1	0	1	0	1
Gates Brown, L (9, PR) OBP: 0.348, SLG: 0.407										0	0	0	0	0	0	0
Terry Fox, R (9, 1) OBP: 0.167, SLG: 0.091										0	0	0	0	0	0	0
George Thomas, R (1, 8) OBP: 0.283, SLG: 0.342	G4-6-3 1-2f			E5 FC1-5 1B		6-3			F7 1-2	3	0	0	0	0	0	1
Bill Bruton, L (9, PH) (9, 8) OBP: 0.346, SLG: 0.380										1	0	0	0	0	0	1
George Smith, R (1, 4) OBP: 0.291, SLG: 0.310	1B E 1B			FC1-5 1-2 1B			F9			3	1	2	0	0	0	0
Jim Bunning, R (1, 1) OBP: 0.175, SLG: 0.171	E 1-2 1B			FC1-5 L5-3 1-2 2-3f			5-3			3	0	1	0	0	0	2
Mike Roarke, R (9, 2) OBP: 0.361, SLG: 0.324										0	0	0	0	0	0	0
Inning Stats	R: 0 E: 0 K: 0 S: 5 H: 2 LOB: 2 BB: 0 P: 5	R: 1 E: 1 K: 0 S: 6 H: 3 LOB: 2 BB: 0 P: 6	R: 0 E: 0 K: 1 S: 6 H: 1 LOB: 1 BB: 0 P: 6	R: 0 E: 1 K: 0 S: 4 H: 1 LOB: 1 BB: 0 P: 4	R: 0 E: 0 K: 0 S: 3 H: 0 LOB: 0 BB: 0 P: 3	R: 0 E: 0 K: 0 S: 3 H: 0 LOB: 0 BB: 0 P: 3	R: 0 E: 0 K: 0 S: 3 H: 0 LOB: 0 BB: 0 P: 3	R: 0 E: 0 K: 0 S: 3 H: 0 LOB: 0 BB: 0 P: 3	R: 0 E: 0 K: 0 S: 2 H: 0 LOB: 1 BB: 1 P: 6	1B: 7 2B: 1 3B: 0 HR: 0 SF: 0 SAC: 0 DP: 2 HBP: 0						

PITCHER		IP	WLS	BF	H	R	ER	SO	BB	IBB	HBP	BLK	WP	HR	S	P	ERA	WHIP
Claude Osteen, L ERA: 3.33	(1, 1)	8.0	L	31	7	1	0	1	0	0	0	0	0	0	33	33	0.00	0.875
Ron Kline, R ERA: 2.99	(9, 1)	1.0		3	0	0	0	0	1	0	0	0	0	0	2	6	0.00	1.000

PITCHER	IP	WLS	BF	H	R	ER	SO	BB	IBB	HBP	BLK	WP	HR	S	P	ERA	WHIP

TOP

Detroit Tigers @ Washington Senators

D.C. Stadium, Washington, DC

Mon Sep 09 1963, 7:05 PM EDT

Unknown

livebaseballscorecards.com

AB	33
R	1
H	7
RBI	0
BB	1
SO	1
LOB	15
WP	0
PB	0
SB	0
CS	1
PA	34

Detroit Tigers @ Washington Senators

D.C. Stadium, Washington, DC

Mon Sep 09 1963, 7:05 PM EDT

Unknown

livebaseballscorecards.com

BOTTOM

Batter	1	2	3	4	5	6	7	8	9	AB	R	H	RBI	BB	SO	LOB
Don Blasingame, L (1, 4) OBP: 0.314, SLG: 0.303	1-4-3			G4-6-3 1B		4-3		FC3-2 1-2 3-H		4	0	1	0	0	0	2
Minnie Minoso, R (1, 7) OBP: 0.308, SLG: 0.307	K			G4-6-3 1-2f			K	K		4	0	0	0	0	3	3
Jim King, L (1, 9) OBP: 0.301, SLG: 0.466	L9			F7			FC6-4 BB		3-1	3	0	0	0	1	0	0
Don Lock, R (1, 8) OBP: 0.333, SLG: 0.455		K			CS 1B		FC6-4 1-2f 1B		3-1 1B	4	0	2	0	0	1	1
Dick Phillips, L (1, 3) OBP: 0.297, SLG: 0.354		P3			K 1-2		1B 1-2		3-1 1-2	4	0	1	0	0	1	2
Don Zimmer, R (1, 5) OBP: 0.283, SLG: 0.423		K			1B		5-3		F8	4	0	1	0	0	1	3
Ken Retzer, L (1, 2) OBP: 0.282, SLG: 0.319			4-3		4-3			1B FC3-2 1B		3	0	1	0	0	0	1
Tom Brown, S (8, PR) OBP: 0.161, SLG: 0.123										0	0	0	0	0	0	0
Cal Neeman, R (9, 2) OBP: 0.118, SLG: 0.063										0	0	0	0	0	0	0
Ed Brinkman, R (1, 6) OBP: 0.265, SLG: 0.312			6-3			F3		FC3-2 1-3 1B		3	0	1	0	0	0	0
Claude Osteen, L (1, 1) OBP: 0.203, SLG: 0.213			4-3			L9		K		2	0	0	0	0	0	0
Bobo Osborne, L (8, PH) OBP: 0.303, SLG: 0.360										1	0	0	0	0	1	2
Ron Kline, R (9, 1) OBP: 0.091, SLG: 0.273										0	0	0	0	0	0	0
Inning Stats	R: 0 E: 0 K: 1 S: 5 H: 0 LOB: 0 BB: 0 P: 5	R: 0 E: 0 K: 2 S: 7 H: 0 LOB: 0 BB: 0 P: 7	R: 0 E: 0 K: 0 S: 3 H: 0 LOB: 0 BB: 0 P: 3	R: 0 E: 0 K: 0 S: 3 H: 1 LOB: 0 BB: 0 P: 3	R: 0 E: 0 K: 1 S: 6 H: 2 LOB: 1 BB: 0 P: 6	R: 0 E: 0 K: 0 S: 3 H: 0 LOB: 0 BB: 0 P: 3	R: 0 E: 0 K: 1 S: 6 H: 1 LOB: 2 BB: 1 P: 10	R: 0 E: 0 K: 2 S: 9 H: 2 LOB: 2 BB: 0 P: 9	R: 0 E: 0 K: 0 S: 4 H: 1 LOB: 1 BB: 0 P: 4	1B: 7 2B: 1 3B: 0 HR: 0 SF: 0 SAC: 0 DP: 2 HBP: 0						

	AB	32
	R	0
	H	7
	RBI	0
	BB	1
	SO	7
	LOB	14

PITCHER		IP	WLS	BF	H	R	ER	SO	BB	IBB	HBP	BLK	WP	HR	S	P	ERA	WHIP
Jim Bunning, R ERA: 4.17	(1, 1)	8.0	W	29	6	0	0	7	1	0	0	0	0	0	42	46	0.00	0.875
Terry Fox, R ERA: 3.45	(9, 1)	1.0	S	4	1	0	0	0	0	0	0	0	0	0	4	4	0.00	1.000

PITCHER	IP	WLS	BF	H	R	ER	SO	BB	IBB	HBP	BLK	WP	HR	S	P	ERA	WHIP

Detroit Tigers @ Washington Senators

D.C. Stadium, Washington, DC

Mon Sep 09 1963, 7:05 PM EDT

Att. 1,859 - Unknown

TOP

livebaseballscorecards.com

Batter	1	2	3	4	5	6	7	8	9	AB	R	H	RBI	BB	SO	LOB
Bill Bruton, L (1, 8) OBP: 0.348, SLG: 0.381	SH2-3 1B 1B	BBB S 1B BB	4-3			L4		SF7 1-3 SF9 1B		4	3	2	0	1	0	0
Don Wert, R (1, 6) OBP: 0.312, SLG: 0.362	SH2-3 1-2	HBP 1-H 1B 1B	5-3			F7		SF7 2-3 3-H		3	1	1	2	0	0	0
Al Kaline, R (1, 9) OBP: 0.375, SLG: 0.507 George Thomas, R (1, PR) OBP: 0.285, SLG: 0.341 (1, 9) Gates Brown, L (6, PH) OBP: 0.338, SLG: 0.400 (6, 7)	H 1B 1B HBP	H 1B 1-2 HBP		6-3		E6		SF9 3-H		0 1 1	0 1 0	0 0 1	0 0 0	0 0 0	0 0 0	0 0 0
Rocky Colavito, R (1, 7) OBP: 0.365, SLG: 0.442 (6, 9)	BB 1B 1-3 2-H SF9 1B	1B 1-3 2-H 1B		F7		P4		6-3		5	2	2	2	0	0	1
Bubba Phillips, R (1, 5) OBP: 0.277, SLG: 0.304	BB 1-2 3-H 1B	1B 1-2 1B 1B		G3			F9		SSS K	5	1	2	1	0	1	0
Norm Cash, L (1, 3) OBP: 0.386, SLG: 0.459	BBB 1-2 2-3 BB	1B 1-3 2-H 1B			BBB 1B G1-6-3 BB		F7		4-3	3	1	1	1	2	0	0
Bill Freehan, R (1, 2) OBP: 0.341, SLG: 0.395 Mike Roarke, R (9, 2) OBP: 0.361, SLG: 0.324	SF9 3-H	FC4 1-2 3-H 1B			G1-6-3 1-3 1B		1B		BBB BB	3 0	0 0	3 0	2 0	1 0	0 0	0 0
George Smith, R (1, 4) OBP: 0.281, SLG: 0.299	F9	FC4 1-2f			G1-6-3 1-2f 3-H		F9		SSS K	5	0	0	0	0	1	7
Phil Regan, R (1, 1) OBP: 0.186, SLG: 0.200 Fred Gladding, L (8, 1) Terry Fox, R (9, 1) OBP: 0.167, SLG: 0.091		F8	5-3		F3			1B SF7 1B		4 0 0	1 0 0	1 0 0	0 0 0	0 0 0	0 0 0	0 0 0
Inning Stats	R: 3 E: 0 K: 0 S: 6 H: 3 LOB: 2 BB: 1 P: 11	R: 4 E: 0 K: 0 S: 7 H: 5 LOB: 2 BB: 1 P: 12	R: 0 E: 0 K: 0 S: 3 H: 0 LOB: 0 BB: 0 P: 3	R: 0 E: 0 K: 0 S: 3 H: 0 LOB: 0 BB: 0 P: 3	R: 1 E: 0 K: 0 S: 3 H: 1 LOB: 0 BB: 1 P: 7	R: 0 E: 1 K: 0 S: 4 H: 0 LOB: 1 BB: 0 P: 4	R: 0 E: 0 K: 0 S: 4 H: 1 LOB: 1 BB: 0 P: 4	R: 2 E: 0 K: 0 S: 5 H: 2 LOB: 0 BB: 0 P: 5	R: 0 E: 0 K: 2 S: 7 H: 0 LOB: 1 BB: 1 P: 11	1B: 12 2B: 0 3B: 0 HR: 0 SF: 3 SAC: 1 DP: 1 HBP: 2						

	AB	34
	R	10
	H	12
	RBI	9
	BB	4
	SO	2
	LOB	8

WP: 0 PB: 0 SB: 1 CS: 0 PA: 44

PITCHER		IP	WLS	BF	H	R	ER	SO	BB	IBB	HBP	BLK	WP	HR	S	P	ERA	WHIP
Bob Baird, L ERA: 81.0	(1, 1)	0.1	L	6	3	3	3	0	1	0	1	0	0	0	4	9	81.00	12.000
Jim Duckworth, R ERA: 6.04	(1, 1)	1.1		8	3	4	4	0	1	0	1	0	0	0	6	11	27.00	3.000
Pete Burnside, L ERA: 5.54	(2, 1)	5.1		21	4	1	1	0	1	0	0	0	0	0	20	24	1.69	0.938
Ed Hobaugh, R ERA: 9.72	(8, 1)	1.0		5	2	2	2	0	0	0	0	0	0	0	5	5	18.00	2.000
Ed Roebuck, R ERA: 3.72	(9, 1)	1.0		4	0	0	0	2	1	0	0	0	0	0	7	11	0.00	1.000

PITCHER	IP	WLS	BF	H	R	ER	SO	BB	IBB	HBP	BLK	WP	HR	S	P	ERA	WHIP

Batter	1	2	3	4	5	6	7	8	9	AB	R	H	RBI	BB	SO	LOB
Minnie Minoso, R (1, 7) OBP: 0.307, SLG: 0.305	1-3		L6			HR	F8	K		2	0	0	0	0	0	0
Tom Brown, S (4, 7) OBP: 0.167, SLG: 0.167										3	1	1	1	0	1	4
Don Blasingame, L (1, 4) OBP: 0.315, SLG: 0.305	6-3			F7		P6		1B 1B	1B S 1B	5	2	2	0	0	0	0
Dick Phillips, L (1, 3) OBP: 0.298, SLG: 0.355	P6			G6-4-3 1B		F3		1-2 1B 2B	1-2 F8	5	1	2	0	0	0	1
Don Lock, R (1, 8) OBP: 0.334, SLG: 0.453		K		G6-4-3 1-2f		BB		1-2 2H 1B SF9 2B	F9	4	1	1	1	1	1	2
Jim King, L (1, 9) OBP: 0.306, SLG: 0.474		BB			2B	4-3		1-3 2H 2B SF9	2-3 1B	4	2	3	1	1	0	1
Ken Retzer, L (1, 2) OBP: 0.285, SLG: 0.327		F8			2-H 2B		F5	2-3 3-H SF9	1-3 3-H 1B	4	0	2	3	0	0	1
Chuck Cottier, R (9, PR) OBP: 0.251, SLG: 0.318										0	0	0	0	0	0	0
Don Zimmer, R (1, 5) OBP: 0.285, SLG: 0.426		K			F8		BB 1B	3-H 4-3 2B	K	5	0	2	1	0	2	4
Ed Brinkman, R (1, 6) OBP: 0.265, SLG: 0.310			6-3		F8		F7	4-3 BB		3	0	0	0	1	0	2
Bob Baird, L (1, 1)										0	0	0	0	0	0	0
Jim Duckworth, R (1, 1)										0	0	0	0	0	0	0
Pete Burnside, R (2, 1) OBP: 0.154, SLG: 0.083										2	0	0	0	0	0	1
Bobo Osborne, L (7, PH) OBP: 0.305, SLG: 0.360										0	0	0	0	1	0	0
Ed Hobaugh, R (8, 1) OBP: 0.667, SLG: 2.000										0	0	0	0	0	0	0
Don Leppert, R (8, PH) OBP: 0.297, SLG: 0.376										1	0	0	0	0	0	2
Ed Roebuck, R (9, 1) OBP: 0.250, SLG: 0.200			1-3		L4		1-2 BB	1-2 2-3 4-3		0	0	0	0	0	0	0
Inning Stats	R: 0 E: 0 K: 0 S: 3 H: 0 LOB: 0 BB: 0 P: 3	R: 0 E: 0 K: 2 S: 7 H: 0 LOB: 1 BB: 1 P: 11	R: 0 E: 0 K: 0 S: 3 H: 0 LOB: 0 BB: 0 P: 3	R: 0 E: 0 K: 0 S: 3 H: 1 LOB: 0 BB: 0 P: 3	R: 1 E: 0 K: 0 S: 5 H: 2 LOB: 1 BB: 0 P: 5	R: 1 E: 0 K: 0 S: 4 H: 1 LOB: 1 BB: 1 P: 8	R: 0 E: 0 K: 0 S: 4 H: 1 LOB: 2 BB: 1 P: 8	R: 4 E: 0 K: 1 S: 10 H: 5 LOB: 2 BB: 1 P: 14	R: 1 E: 0 K: 1 S: 8 H: 3 LOB: 2 BB: 0 P: 8	1B: 8 2B: 4 3B: 0 HR: 1 SF: 1 SAC: 0 DP: 1 HBP: 0	WP: 0 PB: 0 SB: 1 CS: 0 PA: 43					

PITCHER		IP	WLS	BF	H	R	ER	SO	BB	IBB	HBP	BLK	WP	HR	S	P	ERA	WHIP
Phil Regan, R ERA: 3.72	(1, 1)	7.1	W	34	10	6	6	2	3	0	0	0	0	1	35	47	7.36	1.773
Fred Gladding, R ERA: 2.22	(8, 1)	1.1		8	3	1	1	1	1	0	0	0	0	0	9	13	6.75	3.000
Terry Fox, R ERA: 3.44	(9, 1)	0.1	S	1	0	0	0	1	0	0	0	0	0	0	3	3	0.00	0.000

PITCHER	IP	WLS	BF	H	R	ER	SO	BB	IBB	HBP	BLK	WP	HR	S	P	ERA	WHIP

BOTTOM

Detroit Tigers @ Washington Senators

D.C. Stadium, Washington, DC

Mon Sep 09 1963, 7:05 PM EDT

Att. 1,859 - Unknown

livebaseballscorecards.com

AB	38
R	7
H	13
RBI	7
BB	4
SO	4
LOB	18

Batter	1	2	3	4	5	6	7	8	9	AB	R	H	RBI	BB	SO	LOB
Bill Bruton, L (1, 8) OBP: 0.348, SLG: 0.391	1-3		HR	F7			1B 3B		4-3	5	2	2	1	0	0	1
Bubba Phillips, R (1, 5) OBP: 0.281, SLG: 0.308	1B SF7 1B		HR 1B	F5			3B 1B		1-3	5	3	3	1	0	0	1
Norm Cash, L (1, 3) OBP: 0.388, SLG: 0.468	1-3 1B		1-H HR		4-3		F8		FC6-4 1B	5	1	3	2	0	0	1
George Thomas, R (9, PR) OBP: 0.285, SLG: 0.341										0	0	0	0	0	0	0
Rocky Colavito, R (1, 9) OBP: 0.364, SLG: 0.444	SF7 3-H		F7		F8		1-H 1B 3B		FC6-4 1-2f	4	1	1	2	0	0	1
Gates Brown, L (1, 7) OBP: 0.347, SLG: 0.397	F7		1B PB HBP		P6		S 3-H 1B			3	1	1	1	0	0	1
Don Wert, R (1, 6) OBP: 0.311, SLG: 0.359		5-3	1-3 1B			K	F9 1-2			4	0	1	0	0	1	1
Gus Triandos, R (1, 2) OBP: 0.313, SLG: 0.396		6-3	5-3 3-H			6-3		P4		4	0	0	0	0	0	0
George Smith, R (1, 4) OBP: 0.280, SLG: 0.292		BB		5-3		6-3		F9		3	0	0	0	1	0	0
Hank Aguirre, R (1, 1) OBP: 0.167, SLG: 0.186		K		1B			F8	G3		1	0	0	0	0	1	1
Willie Horton, R (4, PH) OBP: 1.000, SLG: 1.000										1	0	1	0	0	0	0
Bill Faul, R (4, 1) OBP: 0.179, SLG: 0.222										0	0	0	0	0	0	0
Whitey Herzog, L (7, PH) OBP: 0.303, SLG: 0.226										1	0	0	0	0	0	0
Alan Koch, R (7, 1) OBP: 0.667, SLG: 1.000										1	0	0	0	0	0	0
Terry Fox, R (8, 1) OBP: 0.167, SLG: 0.091										0	0	0	0	0	0	0
Inning Stats	R: 1 E: 0 K: 0 S: 5 H: 2 LOB: 1 BB: 0 P: 5	R: 0 E: 0 K: 1 S: 5 H: 0 LOB: 1 BB: 1 P: 9	R: 4 E: 0 K: 0 S: 6 H: 4 LOB: 0 BB: 0 P: 7	R: 0 E: 0 K: 0 S: 4 H: 1 LOB: 1 BB: 0 P: 4	R: 0 E: 0 K: 0 S: 3 H: 0 LOB: 0 BB: 0 P: 3	R: 0 E: 0 K: 1 S: 5 H: 0 LOB: 0 BB: 0 P: 5	R: 3 E: 0 K: 0 S: 7 H: 4 LOB: 1 BB: 0 P: 7	R: 0 E: 0 K: 0 S: 3 H: 0 LOB: 0 BB: 0 P: 3	R: 0 E: 0 K: 0 S: 4 H: 1 LOB: 1 BB: 0 P: 4	1B: 8 2B: 0 3B: 2 HR: 2	SF: 1 SAC: 0 DP: 0 HBP: 1					

PITCHER		IP	WLS	BF	H	R	ER	SO	BB	IBB	HBP	BLK	WP	HR	S	P	ERA	WHIP
Steve Ridzik, R ERA: 5.38	(1, 1)	2.2		15	6	5	4	1	1	0	1	0	0	2	15	20	13.50	2.625
Jim Hannan, R ERA: 6.14	(3, 1)	4.0		16	4	3	3	1	0	0	0	0	0	0	18	18	6.75	1.000
Ron Kline, R ERA: 2.94	(7, 1)	1.1	W	5	1	0	0	0	0	0	0	0	0	0	5	5	0.00	0.750
Ed Roebuck, R ERA: 3.68	(9, 1)	1.0	S	4	1	0	0	0	0	0	0	0	0	0	4	4	0.00	1.000

PITCHER	IP	WLS	BF	H	R	ER	SO	BB	IBB	HBP	BLK	WP	HR	S	P	ERA	WHIP

TOP

Detroit Tigers @ Washington Senators

D.C. Stadium, Washington, DC

Tue Sep 10 1963, 7:05 PM EDT

Unknown

livebaseballscorecards.com

AB	37
R	8
H	12
RBI	7
BB	1
SO	2
LOB	7

BOTTOM

Detroit Tigers @ Washington Senators

D.C. Stadium, Washington, DC

Tue Sep 10 1963, 7:05 PM EDT

Unknown

livebaseballscorecards.com

Batter	1	2	3	4	5	6	7	8	9	AB	R	H	RBI	BB	SO	LOB
Minnie Minoso, R (1, 7) OBP: 0.308, SLG: 0.307	F8	S 2B 1B 2-H 3-H		6-3		F9		1B 2-H		5	1	2	3	0	0	0
Dick Phillips, L (1, 3) OBP: 0.303, SLG: 0.370	BB 1B	L6 1-2		F9		HR		1B		5	1	3	1	0	0	1
Don Lock, R (1, 8) OBP: 0.336, SLG: 0.455	BB 1-2	2B 2-H		BB		6-3		K		3	0	1	1	2	1	1
Don Leppert, R (1, 2) OBP: 0.292, SLG: 0.369	K	6-3		K			K			4	0	0	0	0	3	4
Don Zimmer, R (1, 5) OBP: 0.285, SLG: 0.427	F8		E4 3B		4-3 SF7 2B		5-3			4	2	1	0	0	0	2
Jim King, L (1, 9) OBP: 0.306, SLG: 0.470		BB 2B	F3		4-3 2-3		P5			3	1	0	0	1	0	2
Ed Brinkman, R (1, 6) OBP: 0.267, SLG: 0.317		FC6-5 2B 1-H	F2		SF7 3-H			PB 2B		3	1	2	2	0	0	1
Chuck Cottier, R (1, 4) OBP: 0.252, SLG: 0.324		FC6-5 E 1B 1B 2-3	3B 1-H		P4			1B 2B 2-H		3	1	1	1	0	0	1
Don Blasingame, L (8, PH) OBP: 0.318, SLG: 0.312 (9, 4)										1	1	1	1	0	0	0
Steve Ridzik, R (1, 1) OBP: 0.185, SLG: 0.192		E5 1B 1B 1-3	4-3			P3		L4		1	1	1	0	0	0	0
Jim Hannan, R (3, 1)										2	0	0	0	0	0	1
Ron Kline, R (7, 1) OBP: 0.091, SLG: 0.273										0	0	0	0	0	0	0
Ken Retzer, L (8, PH) OBP: 0.283, SLG: 0.326										1	0	0	0	0	0	1
Ed Roebuck, R (9, 1) OBP: 0.250, SLG: 0.200										0	0	0	0	0	0	0
Inning Stats	R: 0 E: 0 K: 1 S: 6 / H: 1 LOB: 2 BB: 1 P: 10	R: 4 E: 1 K: 0 S: 7 / H: 4 LOB: 1 BB: 1 P: 11	R: 1 E: 1 K: 0 S: 5 / H: 1 LOB: 1 BB: 0 P: 5	R: 0 E: 0 K: 1 S: 5 / H: 0 LOB: 1 BB: 1 P: 9	R: 1 E: 0 K: 0 S: 4 / H: 1 LOB: 0 BB: 0 P: 4	R: 1 E: 0 K: 0 S: 4 / H: 1 LOB: 0 BB: 0 P: 4	R: 0 E: 0 K: 1 S: 5 / H: 0 LOB: 0 BB: 0 P: 5	R: 2 E: 0 K: 1 S: 8 / H: 4 LOB: 1 BB: 0 P: 8		1B: 5 2B: 5 3B: 1 HR: 1 / SF: 1 SAC: 0 DP: 0 HBP: 0						

AB	35
R	9
H	12
RBI	9
BB	3
SO	4
LOB	14

WP: 0 PB: 1 SB: 1 CS: 0 / PA: 39

PITCHER		IP	WLS	BF	H	R	ER	SO	BB	IBB	HBP	BLK	WP	HR	S	P	ERA	WHIP
Hank Aguirre, L ERA: 3.62	(1, 1)	3.0		18	6	5	4	1	2	0	0	0	0	0	18	26	12.00	2.667
Bill Faul, R ERA: 4.64	(4, 1)	3.0		12	2	2	2	1	1	0	0	0	0	1	13	17	6.00	1.000
Alan Koch, R ERA: 10.8	(7, 1)	1.2	L	8	4	2	2	1	0	0	0	0	0	0	10	10	10.80	2.400
Terry Fox, R ERA: 3.42	(8, 1)	0.1		1	0	0	0	1	0	0	0	0	0	0	3	3	0.00	0.000

PITCHER		IP	WLS	BF	H	R	ER	SO	BB	IBB	HBP	BLK	WP	HR	S	P	ERA	WHIP

Batter	1	2	3	4	5	6	7	8	9	AB	R	H	RBI	BB	SO	LOB
Bill Bruton, L (1, 8) OBP: 0.349, SLG: 0.392	0-0 1B	0-0 1B 1-2 2-H		0-0 F8 ② 2-H		0-0 F9 ②		0-0 4-3 ③		5	0	2	1	0	0	2
Bubba Phillips, R (1, 5) OBP: 0.282, SLG: 0.316	0-0 P4 ① 1-2	0-0 ③ 1-2 2-3		0-0 HR		0-0 P6 ③			0-0 F2 ①	5	1	2	1	0	0	3
Norm Cash, L (1, 3) OBP: 0.388, SLG: 0.467	0-0 1-2		0-0 F8 ①	0-0 F7 ③			0-0 FC3-6		0-0 F8 ②	5	0	2	0	0	0	0
Rocky Colavito, R (1, 9) OBP: 0.363, SLG: 0.442	0-0 P6 ②		0-0 5-3 ②		S S S 0-3 K ①		0-0 FC3-6 1-2		0-0 6-3 ③	5	0	1	0	0	1	2
Gates Brown, L (1, 7) OBP: 0.342, SLG: 0.388	0-0 4-3 ③		0-0 E1 WP		0-0 4-3 ②		0-0 FC3-6 ① 1-2f 2-3			4	1	1	0	0	0	4
Don Wert, R (1, 6) OBP: 0.314, SLG: 0.356		B B B B 4-0 K2-5-2 1B BB	B B B B 4-0 WP S BB		0-0 P5 ③		0-0 P4 ②			2	0	0	0	2	0	2
Mike Roarke, R (1, 2) OBP: 0.350, SLG: 0.316		0-0 K2-5-2 1-2 1B	0-0 3-1 ③ 1-3 3-H			0-0 E5	0-0 F7 ③			4	1	1	0	0	0	3
George Smith, R (1, 4) OBP: 0.279, SLG: 0.291		S S S 0-3 K2-5-2 ① ② 1-2 2-3f		0-0 SH3 E		0-0 P4 ①		0-0 4-3 ①		4	1	1	0	0	1	3
Mickey Lolich, S (1, 1) OBP: 0.256, SLG: 0.059 Fred Gladding, L (9, 1)		B B B B 4-0 BB		0-0 SH3 ① 1-2		B B B B 4-0 BB		0-0 F8 ②		1 0	0 0	0 0	0 0	2 0	0 0	0 0
Inning Stats	R: 0 H: 2 E: 0 LOB: 2 K: 0 BB: 0 S: 5 P: 5	R: 1 H: 3 E: 0 LOB: 2 K: 1 BB: 2 S: 6 P: 14	R: 1 H: 1 E: 1 LOB: 1 K: 0 BB: 1 S: 4 P: 8	R: 2 H: 2 E: 1 LOB: 0 K: 0 BB: 0 S: 5 P: 5	R: 0 H: 0 E: 0 LOB: 0 K: 1 BB: 0 S: 5 P: 5	R: 0 H: 0 E: 1 LOB: 2 K: 0 BB: 1 S: 4 P: 8	R: 0 H: 2 E: 0 LOB: 2 K: 0 BB: 0 S: 5 P: 5	R: 0 H: 0 E: 0 LOB: 0 K: 0 BB: 0 S: 3 P: 3	R: 0 H: 0 E: 0 LOB: 0 K: 0 BB: 0 S: 3 P: 3							

TOP

Detroit Tigers @ Washington Senators

D.C. Stadium, Washington, DC

Tue Sep 10 1963, 7:05 PM EDT

Att. 3,061 - Unknown

livebaseballscorecards.com

AB	35
R	4
H	10
RBI	2
BB	4
SO	2
LOB	19

1B: 9	SF: 0	WP: 1	PA: 40
2B: 1	SAC: 1	PB: 0	
3B: 0	DP: 1	SB: 1	
HR: 1	HBP: 0	CS: 0	

PITCHER		IP	WLS	BF	H	R	ER	SO	BB	IBB	HBP	BLK	WP	HR	S	P	ERA	WHIP
Jack Jenkins, R ERA: 9.82	(1, 1)	3.2	L	20	8	4	4	1	3	0	0	0	1	1	19	31	9.82	3.000
Steve Ridzik, R ERA: 5.22	(4, 1)	2.1		9	0	0	0	1	1	0	0	0	0	0	10	14	0.00	0.429
Ron Kline, R ERA: 2.84	(7, 1)	3.0		11	2	0	0	0	0	0	0	0	0	0	11	11	0.00	0.667

PITCHER	IP	WLS	BF	H	R	ER	SO	BB	IBB	HBP	BLK	WP	HR	S	P	ERA	WHIP

BOTTOM

Detroit Tigers @ Washington Senators

D.C. Stadium, Washington, DC

Tue Sep 10 1963, 7:05 PM EDT

Att. 3,061 - Unknown

livebaseballscorecards.com

Batter	1	2	3	4	5	6	7	8	9	AB	R	H	RBI	BB	SO	LOB
Tom Brown, S (1, 9) OBP: 0.189, SLG: 0.193	0-0 1B G5-4-3 2B		0-0 1-2 1B		4-0 1-2 BB		0-3 K		0-0 F7	4	1	2	0	1	1	1
Dick Phillips, L (1, 3) OBP: 0.302, SLG: 0.367	0-0 G5-4-3 2-3 1B		0-3 K		0-0 F7		0-0 F7		0-0 4-3 1-2	5	0	1	0	0	1	5
Minnie Minoso, R (1, 7) OBP: 0.306, SLG: 0.303	0-0 G5-4-3 1-2f 3-H		0-0 F8		0-0 P4		0-0 1-3		4-0 1B BB	4	0	0	0	1	0	5
Don Lock, R (1, 8) OBP: 0.335, SLG: 0.452	0-0 4-3		0-0 F8		0-0 F7			0-0 F8	0-0 1-2 2-3 1B	5	0	1	0	0	0	4
Ed Brinkman, R (1, 6) OBP: 0.267, SLG: 0.315 Jim King, L (9, PH) OBP: 0.305, SLG: 0.469		0-0 L6		0-0 F8		4-0 BB BB FC6-4 BB		0-0 6-3	0-0 L4	3 1	0 0	0 0	0 0	1 0	0 0	0 3
John Kennedy, R (1, 5) OBP: 0.220, SLG: 0.139		0-0 1B		0-0 F9		0-3 K		0-0 1B		4	0	2	0	0	1	1
Chuck Cottier, R (1, 4) OBP: 0.258, SLG: 0.325		0-3 K		4-0 BB		4-0 1-2 BB		0-0 1-3 1B		2	0	1	0	2	1	1
Cal Neeman, R (1, 2) OBP: 0.143, SLG: 0.053		0-0 5-3		0-0 F7		4-0 FC6-4 1-2 2-3 BB		0-0 P6		3	0	0	0	1	0	4
Jack Jenkins, R (1, 1) OBP: 1.000, SLG: 1.000 Steve Ridzik, R (4, 1) OBP: 0.214, SLG: 0.222 Don Zimmer, R (6, PH) OBP: 0.284, SLG: 0.426 Ron Kline, R (7, 1) OBP: 0.091, SLG: 0.273 Don Leppert, R (9, PH) OBP: 0.286, SLG: 0.372 Tom Cheney, R (9, PR) OBP: 0.109, SLG: 0.109			0-0 1B		0-0 BB		0-0 FC6-4 1-2f 3-H		0-0 1B 4-3	1 1 1 0 1 0	0 0 0 0 0 0	1 1 0 0 0 0	0 0 0 0 0 0	0 0 0 0 0 0	0 0 3 0 0 0	0 0 0 0 0 0
Inning Stats	R: 1 E: 0 K: 0 S: 4 H: 2 LOB: 0 BB: 0 P: 4	R: 0 E: 0 K: 1 S: 6 H: 1 LOB: 1 BB: 0 P: 6	R: 0 E: 0 K: 1 S: 7 H: 2 LOB: 2 BB: 0 P: 7	R: 0 E: 0 K: 0 S: 3 H: 0 LOB: 1 BB: 1 P: 7	R: 0 E: 0 K: 0 S: 4 H: 1 LOB: 2 BB: 1 P: 8	R: 0 E: 0 K: 1 S: 4 H: 0 LOB: 2 BB: 3 P: 16	R: 0 E: 0 K: 1 S: 5 H: 0 LOB: 0 BB: 0 P: 5	R: 0 E: 0 K: 0 S: 5 H: 2 LOB: 2 BB: 0 P: 5	R: 0 E: 0 K: 0 S: 5 H: 2 LOB: 3 BB: 1 P: 9	1B: 9 2B: 1 3B: 0 HR: 0	SF: 0 SAC: 0 DP: 1 HBP: 0						

AB	35
R	1
H	10
RBI	0
BB	6
SO	4
LOB	27

WP: 0 PB: 0 SB: 0 CS: 0 PA: 41

PITCHER		IP	WLS	BF	H	R	ER	SO	BB	IBB	HBP	BLK	WP	HR	S	P	ERA	WHIP
Mickey Lolich, L ERA: 3.82	(1, 1)	8.2	W	40	10	1	1	4	6	0	0	0	0	0	42	66	1.04	1.846
Fred Gladding, R ERA: 2.19	(9, 1)	0.1	S	1	0	0	0	0	0	0	0	0	0	0	1	1	0.00	0.000

PITCHER	IP	WLS	BF	H	R	ER	SO	BB	IBB	HBP	BLK	WP	HR	S	P	ERA	WHIP

TOP

Detroit Tigers @ Washington Senators

D.C. Stadium, Washington, DC

Wed Sep 11 1963, 7:05 PM EDT

Att. 1,979 - Unknown

livebaseballscorecards.com

Batter	1	2	3	4	5	6	7	8	9	10	AB	R	H	RBI	BB	SO	LOB
Bill Bruton, L (1, 8) OBP: 0.346, SLG: 0.388	G3			G3	F9		1-3-2 3-Hf			F8	5	0	0	0	0	0	4
Dick McAuliffe, L (1, 6) OBP: 0.346, SLG: 0.407	F8			HR	F9			6-3		1-2 1B	5	1	2	1	0	0	1
Norm Cash, L (1, 3) OBP: 0.384, SLG: 0.462	G3			4-3		K		G3		3-1	5	0	0	0	0	1	2
Rocky Colavito, R (1, 9) OBP: 0.362, SLG: 0.442		6-3		1-3		1B 2B		K			4	1	1	0	0	1	0
Gates Brown, L (1, 7) OBP: 0.338, SLG: 0.380		P6			G3	2-H 1B			F9		4	0	1	1	0	0	0
Bubba Phillips, R (1, 5) OBP: 0.282, SLG: 0.315		5-3			1B SH 1B	F2			P6		4	1	1	0	0	0	0
Mike Roarke, R (1, 2) OBP: 0.341, SLG: 0.310			5-3		1-3 SH 1B		4-3		6-3		4	1	1	0	0	0	0
George Smith, R (1, 4) OBP: 0.280, SLG: 0.287			5-3		1-2 SH 1B 3-H		BBBB 4-0 E S 1-3-2 BB			F9	2	1	0	1	1	0	0
Bob Anderson, R (1, 1) OBP: 0.444, SLG: 0.556 Terry Fox, R (6, 1) OBP: 0.231, SLG: 0.091 Hank Aguirre, R (9, 1) OBP: 0.178, SLG: 0.186			SSS K		1-H 2-H 1B		BBBB 4-0 1-3 BB			BBBB 1B BB	2 0 0	0 0 0	1 0 0	2 0 0	0 1 1	1 0 0	0 0 0
Inning Stats	R: 0 E: 0 K: 0 S: 3 / H: 0 LOB: 0 BB: 0 P: 3	R: 0 E: 0 K: 0 S: 3 / H: 0 LOB: 0 BB: 0 P: 3	R: 0 E: 0 K: 1 S: 5 / H: 0 LOB: 0 BB: 0 P: 5	R: 1 E: 0 K: 0 S: 4 / H: 1 LOB: 0 BB: 0 P: 4	R: 3 E: 1 K: 0 S: 7 / H: 3 LOB: 1 BB: 0 P: 7	R: 1 E: 0 K: 1 S: 6 / H: 2 LOB: 0 BB: 0 P: 6	R: 0 E: 0 K: 0 S: 2 / H: 0 LOB: 1 BB: 2 P: 10	R: 0 E: 0 K: 1 S: 5 / H: 0 LOB: 0 BB: 0 P: 5	R: 0 E: 0 K: 0 S: 3 / H: 0 LOB: 0 BB: 0 P: 3	R: 0 E: 0 K: 0 S: 4 / H: 1 LOB: 2 BB: 1 P: 8	1B: 5 2B: 2 3B: 0 HR: 1	SF: 0 SAC: 1 DP: 1 HBP: 0						

	AB	35
	R	5
	H	7
	RBI	5
	BB	3
	SO	3
	LOB	7

WP: 0 PB: 0 SB: 1 CS: 0 PA: 39

PITCHER		IP	WLS	BF	H	R	ER	SO	BB	IBB	HBP	BLK	WP	HR	S	P	ERA	WHIP
Bennie Daniels, R ERA: 4.4	(1, 1)	6.0		24	6	5	4	2	0	0	0	0	0	1	28	28	6.00	1.000
Carl Bouldin, R ERA: 4.73	(7, 1)	4.0	W	15	1	0	0	1	3	0	0	0	0	0	14	26	0.00	1.000

PITCHER	IP	WLS	BF	H	R	ER	SO	BB	IBB	HBP	BLK	WP	HR	S	P	ERA	WHIP

Batter	1	2	3	4	5	6	7	8	9	10	AB	R	H	RBI	BB	SO	LOB
Tom Brown, S (1, 7) OBP: 0.200, SLG: 0.215	F9 S 1B		WP 1B 2B		G3	F7		F8 1-2			5	1	2	0	0	0	3
Don Blasingame, L (1, 4) OBP: 0.316, SLG: 0.310	K 1-2		BB 2-H 1B		4-3	4-3			K		5	0	1	1	0	2	3
Jim King, L (1, 9) OBP: 0.306, SLG: 0.467	F9 2-3		G6-4-3 1-2 BB			E BB 4-3 1B		F8	F9		4	1	1	0	1	0	1
Don Lock, R (1, 8) OBP: 0.338, SLG: 0.451	BB		G6-4-3 1-2f			4-3 E 1-2 1B BB		E 1B	K		3	1	1	0	2	1	2
Dick Phillips, L (1, 3) OBP: 0.303, SLG: 0.376	4-3			1B BB		E3 4-3 1-2 2-3 1B		FC 1-3		HR	4	2	1	1	1	0	5
Ken Retzer, L (1, 2) OBP: 0.283, SLG: 0.324		G3		G4-3 1-3 1B		4-3 1-2 2-3 3-H		F8			4	0	1	1	0	0	4
John Kennedy, R (1, 5) OBP: 0.209, SLG: 0.132		K		P6		1B 1B BB		K			2	0	0	0	0	1	2
Bobo Osborne, L (6, PH) OBP: 0.306, SLG: 0.360											0	1	0	0	1	0	0
Carl Bouldin, S (7, 1)											1	0	0	0	0	1	2
Ed Brinkman, R (1, 6) OBP: 0.267, SLG: 0.314		F3		G4-3 1-2f		1B 1-2 2-H 3-H 1B		6-3			4	0	1	2	0	0	2
Bennie Daniels, L (1, 1) OBP: 0.300, SLG: 0.190			4-3		6-3	1-2 2-H 1B		E5 CS			2	0	0	0	0	0	0
Don Zimmer, R (6, PH) OBP: 0.285, SLG: 0.426											2	0	1	1	0	0	0
(7, 5)																	
Inning Stats	R: 0 H: 1 E: 0 LOB: 2 K: 1 BB: 1 S: 6 P: 10	R: 0 H: 0 E: 0 LOB: 0 K: 1 BB: 0 S: 5 P: 5	R: 1 H: 2 E: 0 LOB: 1 K: 0 BB: 1 S: 4 P: 8	R: 0 H: 1 E: 0 LOB: 1 K: 0 BB: 1 S: 3 P: 7	R: 0 H: 0 E: 0 LOB: 0 K: 0 BB: 0 S: 3 P: 3	R: 4 H: 3 E: 1 LOB: 2 K: 0 BB: 2 S: 7 P: 15	R: 0 H: 1 E: 1 LOB: 2 K: 1 BB: 0 S: 7 P: 7	R: 0 H: 0 E: 1 LOB: 0 K: 0 BB: 0 S: 3 P: 3	R: 0 H: 0 E: 0 LOB: 0 K: 2 BB: 0 S: 7 P: 7	R: 1 H: 1 E: 0 LOB: 0 K: 0 BB: 0 S: 1 P: 1	1B: 7 SF: 0 2B: 1 SAC: 0 3B: 0 DP: 2 HR: 1 HBP: 0						

PITCHER	IP	WLS	BF	H	R	ER	SO	BB	IBB	HBP	BLK	WP	HR	S	P	ERA	WHIP
Bob Anderson, R (1, 1) ERA: 3.32	5.1		25	5	5	4	2	5	0	0	0	1	0	24	44	6.75	1.875
Terry Fox, R (6, 1) ERA: 3.3	2.2		12	3	0	0	1	0	0	0	0	0	0	14	14	0.00	1.125
Hank Aguirre, L (9, 1) ERA: 3.65	1.0	L	4	1	1	1	2	0	0	0	0	0	1	8	8	9.00	1.000

PITCHER	IP	WLS	BF	H	R	ER	SO	BB	IBB	HBP	BLK	WP	HR	S	P	ERA	WHIP

BOTTOM

Detroit Tigers @ Washington Senators

D.C. Stadium, Washington, DC

Wed Sep 11 1963, 7:05 PM EDT

Att. 1,979 - Unknown

livebaseballscorecards.com

AB	36
R	6
H	9
RBI	6
BB	5
SO	5
LOB	24

WP: 1 PA: 41
PB: 0
SB: 1
CS: 1

Batter	1	2	3	4	5	6	7	8	9	AB	R	H	RBI	BB	SO	LOB
Luis Aparicio, R (1, 6) OBP: 0.298, SLG: 0.339	6-3		2-H 3B		BB			F3		3	0	1	1	1	0	0
Bob Saverine, S (1, 4) OBP: 0.307, SLG: 0.233	3-1		4-3		4-3			G3 1B		4	0	1	0	0	0	2
Russ Snyder, L (1, 8) OBP: 0.327, SLG: 0.371	E1 1B		1-3			K		G3 1-2		4	0	1	0	0	1	2
Boog Powell, L (1, 7) (9, 9) OBP: 0.331, SLG: 0.467	6-3			BB BB		6-3		IBB		2	0	0	0	2	0	1
John Orsino, R (1, 2) OBP: 0.349, SLG: 0.481		G4-6-3 BB		F4		F8		1-3		3	0	0	0	1	0	3
Jim Gentile, L (1, 3) OBP: 0.341, SLG: 0.419		G4-6-3 1-2f		G5-3 1-2 BB			K		4-3	3	0	0	0	1	1	1
Jackie Brandt, R (1, 9) (9, 7) OBP: 0.302, SLG: 0.398		K		G5-3 1-2f			G3		BB	3	0	0	0	1	1	2
Brooks Robinson, R (1, 5) OBP: 0.305, SLG: 0.368			SH1-4 3B 1B	4-3			HR		F8	4	2	2	1	0	0	1
Steve Barber, L (1, 1) OBP: 0.172, SLG: 0.202			SH1-4 1-2	L4			L9		K	3	0	0	0	0	1	1
Stu Miller, R (9, 1) OBP: 0.357, SLG: 0.571										0	0	0	0	0	0	0
Inning Stats	R: 0 E: 1 K: 0 S: 4 H: 1 LOB: 1 BB: 0 P: 4	R: 0 E: 0 K: 1 S: 4 H: 0 LOB: 0 BB: 1 P: 8	R: 1 E: 0 K: 0 S: 5 H: 2 LOB: 1 BB: 0 P: 5	R: 0 E: 0 K: 0 S: 2 H: 0 LOB: 1 BB: 2 P: 10	R: 0 E: 0 K: 0 S: 3 H: 0 LOB: 1 BB: 1 P: 7	R: 0 E: 0 K: 1 S: 5 H: 0 LOB: 0 BB: 0 P: 5	R: 1 E: 0 K: 1 S: 6 H: 1 LOB: 0 BB: 0 P: 6	R: 0 E: 0 K: 0 S: 4 H: 1 LOB: 2 BB: 1 P: 8	R: 0 E: 0 K: 1 S: 5 H: 0 LOB: 1 BB: 1 P: 9	1B: 3 2B: 0 3B: 1 HR: 1	SF: 0 SAC: 1 DP: 2 HBP: 0						

TOP

Baltimore Orioles @ Detroit Tigers

Tiger Stadium, Detroit, MI

Fri Sep 13 1963, 7:05 PM EDT

Att. 10,760 - Unknown

livebaseballscorecards.com

AB	29
R	2
H	5
RBI	2
BB	6
SO	4
LOB	13

WP: 0 PB: 0 SB: 0 CS: 0 PA: 36

PITCHER	IP	WLS	BF	H	R	ER	SO	BB	IBB	HBP	BLK	WP	HR	S	P	ERA	WHIP
Phil Regan, R (1, 1) ERA: 3.63	9.0	W	36	5	2	2	4	5	1	0	0	0	1	38	62	2.00	1.111

PITCHER	IP	WLS	BF	H	R	ER	SO	BB	IBB	HBP	BLK	WP	HR	S	P	ERA	WHIP

Baltimore Orioles @ Detroit Tigers

Tiger Stadium, Detroit, MI

Fri Sep 13 1963, 7:05 PM EDT

Att. 10,760 - Unknown

BOTTOM

Batter	1	2	3	4	5	6	7	8	9	AB	R	H	RBI	BB	SO	LOB
George Thomas, R (1, 8) OBP: 0.283, SLG: 0.340	5-3		FC1-6 1B		F8		5-3		SF8 3-H	4	0	1	1	0	0	0
Dick McAuliffe, L (1, 6) OBP: 0.347, SLG: 0.407	FC6-4 BB		FC1-6 1-2f		2B 1B		4-3			3	1	1	0	1	0	1
Al Kaline, R (1, 9) OBP: 0.376, SLG: 0.508	FC6-4 1-2f		K		1-H 2B			BB G5-4-3		3	0	1	1	1	1	2
Rocky Colavito, R (1, 7) OBP: 0.363, SLG: 0.441	L7			1B 1B 1B	IBB			F8		3	1	1	0	1	0	2
Bubba Phillips, R (1, 5) OBP: 0.282, SLG: 0.315		F5		1B 1-2 1B	F7			G5-4-3 1-2f		4	0	1	0	0	0	3
Bill Freehan, R (1, 3) OBP: 0.343, SLG: 0.394		BB	K		G1-6-3 1B				6-3	3	0	1	0	1	1	2
Gus Triandos, R (1, 2) OBP: 0.316, SLG: 0.397 Gates Brown, L (9, PR) OBP: 0.338, SLG: 0.380		F2		G1-6-3 1-3 2-H 1B	G1-6-3 1-2f				1B SF8 1B	4 0	0 1	2 0	1 0	0 0	0 0	2 0
George Smith, R (1, 4) OBP: 0.280, SLG: 0.286		K		G1-6-3 1-2f	6-3				IBB 1-3 1B	4	0	1	0	0	1	3
Phil Regan, R (1, 1) OBP: 0.177, SLG: 0.190 Willie Horton, R (9, PH) OBP: 1.000, SLG: 1.000 Bill Bruton, L (9, PH) OBP: 0.347, SLG: 0.388			6-3		4-3		K		IBB 1-2	3 0 0	0 0 0	0 0 0	0 0 0	0 0 1	1 0 0	0 0 0
Inning Stats	R: 0 E: 0 K: 0 S: 3 H: 0 LOB: 1 BB: 1 P: 7	R: 0 E: 0 K: 1 S: 5 H: 0 LOB: 1 BB: 1 P: 9	R: 0 E: 0 K: 1 S: 6 H: 1 LOB: 1 BB: 0 P: 6	R: 1 E: 0 K: 1 S: 7 H: 3 LOB: 1 BB: 0 P: 7	R: 1 E: 0 K: 0 S: 5 H: 2 LOB: 2 BB: 1 P: 9	R: 0 E: 0 K: 0 S: 3 H: 1 LOB: 0 BB: 0 P: 3	R: 0 E: 0 K: 1 S: 5 H: 0 LOB: 0 BB: 0 P: 5	R: 0 E: 0 K: 0 S: 2 H: 0 LOB: 0 BB: 1 P: 6	R: 1 E: 0 K: 0 S: 4 H: 2 LOB: 2 BB: 1 P: 8	1B: 8 2B: 1 3B: 0 HR: 0 SF: 1 SAC: 0 DP: 3 HBP: 0	WP: 0 PB: 0 SB: 0 CS: 0 PA: 37					

livebaseballscorecards.com

AB	31
R	3
H	9
RBI	3
BB	5
SO	4
LOB	15

PITCHER		IP	WLS	BF	H	R	ER	SO	BB	IBB	HBP	BLK	WP	HR	S	P	ERA	WHIP
Steve Barber, L ERA: 2.69	(1, 1)	8.1	L	35	9	3	3	4	3	1	0	0	0	0	39	55	3.24	1.440
Stu Miller, R ERA: 2.3	(9, 1)	0.1		2	0	0	0	0	0	1	0	0	0	0	1	5	0.00	0.000

PITCHER	IP	WLS	BF	H	R	ER	SO	BB	IBB	HBP	BLK	WP	HR	S	P	ERA	WHIP

Batter	1	2	3	4	5	6	7	8	9	10	AB	R	H	RBI	BB	SO	LOB
Luis Aparicio, R (1, 6) OBP: 0.298, SLG: 0.337	F8		E4 (F8, HR)		F7			F7		1B	5	1	1	0	0	0	0
Russ Snyder, L (1, 8) OBP: 0.326, SLG: 0.372	HBP, 2B		F4		F4			K		F6	5	0	1	0	0	1	2
Boog Powell, L (1, 7) OBP: 0.329, SLG: 0.463	F5		F8 (2-3)			K		G3			4	0	0	0	0	1	2
John Orsino, R (1, 2) OBP: 0.351, SLG: 0.488	HBP, BB		HR (3-H)			F7			4-3		3	1	1	2	1	0	0
Jim Gentile, L (1, 3) OBP: 0.341, SLG: 0.417	1-2, 2-3, HBP		K			F8			K		3	0	0	0	0	2	0
Brooks Robinson, R (1, 5) OBP: 0.304, SLG: 0.371	K			L6			K			3B	4	0	1	0	0	2	3
Sam Bowens, R (1, 9) OBP: 0.231, SLG: 0.167		K		L9			K		K		3	0	0	0	0	2	0
Jackie Brandt, R (8, 9) OBP: 0.302, SLG: 0.397											1	0	0	0	0	1	1
Bob Saverine, S (1, 4) OBP: 0.306, SLG: 0.234		4-3		K			1B			6-3	4	0	1	0	0	1	0
Robin Roberts, S (1, 1) OBP: 0.238, SLG: 0.221		F7			F3		F3			1-3	4	0	0	0	0	0	1
Inning Stats	R: 0 H: 1 E: 0 LOB: 3 K: 1 BB: 1 S: 6 P: 11	R: 0 H: 0 E: 0 LOB: 0 K: 1 BB: 0 S: 5 P: 5	R: 2 H: 1 E: 1 LOB: 0 K: 1 BB: 0 S: 7 P: 7	R: 0 H: 0 E: 0 LOB: 0 K: 1 BB: 0 S: 5 P: 5	R: 0 H: 0 E: 0 LOB: 0 K: 0 BB: 0 S: 3 P: 3	R: 0 H: 0 E: 0 LOB: 0 K: 1 BB: 0 S: 5 P: 5	R: 0 H: 1 E: 0 LOB: 1 K: 2 BB: 0 S: 8 P: 8	R: 0 H: 0 E: 0 LOB: 0 K: 1 BB: 0 S: 5 P: 5	R: 0 H: 1 E: 0 LOB: 1 K: 2 BB: 0 S: 8 P: 8	R: 0 H: 1 E: 0 LOB: 1 K: 0 BB: 0 S: 4 P: 4	1B: 2 SF: 0 2B: 1 SAC: 0 3B: 1 DP: 0 HR: 1 HBP: 1	WP: 0 PA: 38 PB: 0 SB: 0 CS: 0					

PITCHER		IP	WLS	BF	H	R	ER	SO	BB	IBB	HBP	BLK	WP	HR	S	P	ERA	WHIP
Jim Bunning, R ERA: 4.02	(1, 1)	8.0		30	3	2	0	8	1	0	1	0	0	1	44	49	0.00	0.500
Terry Fox, R ERA: 3.21	(9, 1)	2.0	W	8	2	0	0	2	0	0	0	0	0	0	12	12	0.00	1.000

PITCHER	IP	WLS	BF	H	R	ER	SO	BB	IBB	HBP	BLK	WP	HR	S	P	ERA	WHIP

TOP

Baltimore Orioles @ Detroit Tigers

Tiger Stadium, Detroit, MI

Sat Sep 14 1963, 4:33 AM EDT
Att. 5,394 - Unknown

livebaseballscorecards.com

AB	36
R	2
H	5
RBI	2
BB	1
SO	10
LOB	9

Baltimore Orioles @ Detroit Tigers

Tiger Stadium, Detroit, MI

Sat Sep 14 1963, 4:33 AM EDT

Att. 5,394 - Unknown

livebaseballscorecards.com

BOTTOM

Batter	1	2	3	4	5	6	7	8	9	10	AB	R	H	RBI	BB	SO	LOB
Bill Bruton, L (1, 8) OBP: 0.344, SLG: 0.384	4-3		F9			G4-6-3 (1-2f)		4-3			4	0	0	0	0	0	1
Dick McAuliffe, L (1, 6) OBP: 0.345, SLG: 0.404	F5			F5		F6		K			4	0	0	0	0	1	0
Al Kaline, R (1, 9) OBP: 0.375, SLG: 0.505	BB, FC5-4			K			L4		L6-3		3	0	0	0	1	1	0
Rocky Colavito, R (1, 7) OBP: 0.361, SLG: 0.438	FC5-4 (1-2f)			E9			F3		F7		4	0	0	0	0	0	1
Norm Cash, L (1, 3) OBP: 0.382, SLG: 0.458		K		L8			E1		K		4	0	0	0	0	2	1
Bubba Phillips, R (1, 5) OBP: 0.279, SLG: 0.312		F3			5-3		F3			F8	4	0	0	0	0	0	1
Gus Triandos, R (1, 2) OBP: 0.315, SLG: 0.405		K			K			F3		HR	4	1	1	1	0	2	0
George Smith, R (1, 4) OBP: 0.276, SLG: 0.282			K		K			BB, HR			2	0	0	0	0	2	0
Gates Brown, L (8, PH) OBP: 0.346, SLG: 0.380											0	1	0	0	1	0	0
Don Wert, R (9, 4) OBP: 0.314, SLG: 0.356											0	0	0	0	0	0	0
Jim Bunning, R (1, 1) OBP: 0.183, SLG: 0.179			F3			G4-6-3 1B		1-H HR			2	0	1	0	0	0	0
Willie Horton, R (8, PH) OBP: 1.000, SLG: 2.500											1	1	1	2	0	0	0
Terry Fox, R (9, 1) OBP: 0.231, SLG: 0.091											0	0	0	0	0	0	0
Inning Stats	R: 0 H: 0 E: 0 LOB: 1 K: 0 BB: 1 S: 3 P: 7	R: 0 H: 0 E: 0 LOB: 0 K: 2 BB: 0 S: 7 P: 7	R: 0 H: 0 E: 0 LOB: 0 K: 1 BB: 0 S: 5 P: 5	R: 0 H: 0 E: 1 LOB: 1 K: 1 BB: 0 S: 6 P: 6	R: 0 H: 0 E: 0 LOB: 0 K: 2 BB: 0 S: 7 P: 7	R: 0 H: 1 E: 0 LOB: 0 K: 0 BB: 0 S: 3 P: 3	R: 0 H: 0 E: 1 LOB: 1 K: 0 BB: 0 S: 4 P: 4	R: 2 H: 1 E: 0 LOB: 0 K: 1 BB: 1 S: 6 P: 10	R: 0 H: 0 E: 0 LOB: 0 K: 1 BB: 0 S: 5 P: 5	R: 1 H: 1 E: 0 LOB: 0 K: 0 BB: 0 S: 2 P: 2	1B: 1 SF: 0 2B: 0 SAC: 0 3B: 0 DP: 1 HR: 2 HBP: 0						

PITCHER	IP	WLS	BF	H	R	ER	SO	BB	IBB	HBP	BLK	WP	HR	S	P	ERA	WHIP
Robin Roberts, R (1, 1) ERA: 3.32	9.1	L	34	3	3	3	8	2	0	0	0	0	2	48	56	2.89	0.536

PITCHER	IP	WLS	BF	H	R	ER	SO	BB	IBB	HBP	BLK	WP	HR	S	P	ERA	WHIP

AB	32
R	3
H	3
RBI	3
BB	2
SO	8
LOB	4

WP: 0 PA: 34
PB: 0
SB: 0
CS: 0

Baltimore Orioles @ Detroit Tigers

Tiger Stadium, Detroit, MI

Sun Sep 15 1963, 4:33 AM EDT

Att. 7,817 - Unknown

TOP

livebaseballscorecards.com

Batter	1	2	3	4	5	6	7	8	9	AB	R	H	RBI	BB	SO	LOB
Luis Aparicio, R (1, 6) OBP: 0.296, SLG: 0.335	L7		4-3			F6		F7		4	0	0	0	0	0	2
Russ Snyder, L (1, 8) (9, 7) OBP: 0.323, SLG: 0.368	F8			K		4-3			4-3	4	0	0	0	0	1	0
Boog Powell, L (1, 7) OBP: 0.328, SLG: 0.460	3-1			L9		3-1			BB, FC5-4	3	0	0	0	1	0	0
Jerry Adair, R (9, 4) OBP: 0.241, SLG: 0.345										0	0	0	0	0	0	0
John Orsino, R (1, 2) OBP: 0.347, SLG: 0.483		L7		F6			K		FC5-4, BB, 1-2f	4	0	0	0	0	1	1
Jim Gentile, L (1, 3) OBP: 0.342, SLG: 0.423		K			HR		3-1		BB, 1-2	3	1	1	1	1	1	0
Brooks Robinson, R (1, 5) OBP: 0.304, SLG: 0.369		1-3			BB, 1B, WP		5-3		K	3	1	0	0	1	1	2
Al Smith, R (1, 9) OBP: 0.337, SLG: 0.409			K		B3-6-4, 1B, WP, 1-3			L7		3	0	1	0	0	1	0
Jackie Brandt, R (8, 9) OBP: 0.302, SLG: 0.397										0	0	0	0	0	0	0
Bob Saverine, S (1, 4) (9, 8) OBP: 0.319, SLG: 0.246			BB, 6-3		BB, B3-6-4, 1-2, 3-H			2B		1	0	1	0	2	0	0
Milt Pappas, R (1, 1) OBP: 0.151, SLG: 0.211			6-3, 1-2		B3-6-4, 1-2f, 2-3f			F5		2	0	0	0	0	0	3
Fred Valentine, S (8, PH) OBP: 0.410, SLG: 0.333										1	0	0	0	0	0	1
Stu Miller, R (8, 1) OBP: 0.357, SLG: 0.571										0	0	0	0	0	0	0
Inning Stats	R: 0 E: 0 K: 0 S: 3 H: 0 LOB: 0 BB: 0 P: 3	R: 0 E: 0 K: 1 S: 5 H: 0 LOB: 0 BB: 0 P: 5	R: 0 E: 0 K: 1 S: 5 H: 0 LOB: 0 BB: 1 P: 9	R: 0 E: 0 K: 1 S: 5 H: 0 LOB: 0 BB: 0 P: 5	R: 2 E: 0 K: 0 S: 3 H: 2 LOB: 0 BB: 2 P: 11	R: 0 E: 0 K: 0 S: 3 H: 0 LOB: 0 BB: 0 P: 3	R: 0 E: 0 K: 1 S: 5 H: 0 LOB: 0 BB: 0 P: 5	R: 0 E: 0 K: 0 S: 4 H: 1 LOB: 1 BB: 0 P: 4	R: 0 E: 0 K: 1 S: 5 H: 0 LOB: 2 BB: 2 P: 13	1B: 1 2B: 1 3B: 1 HR: 1 SF: 0 SAC: 0 DP: 0 HBP: 0						

AB	28
R	2
H	3
RBI	1
BB	5
SO	5
LOB	9

WP: 1 PB: 0 SB: 0 CS: 0 PA: 33

PITCHER	IP	WLS	BF	H	R	ER	SO	BB	IBB	HBP	BLK	WP	HR	S	P	ERA	WHIP
Frank Lary, R (1, 1) ERA: 3.22	9.0	L	33	3	2	2	5	5	0	0	0	1	1	38	58	2.00	0.889

PITCHER	IP	WLS	BF	H	R	ER	SO	BB	IBB	HBP	BLK	WP	HR	S	P	ERA	WHIP

Baltimore Orioles @ Detroit Tigers

Tiger Stadium, Detroit, MI

Sun Sep 15 1963, 4:33 AM EDT

Att. 7,817 - Unknown

livebaseballscorecards.com

BOTTOM

Batter	1	2	3	4	5	6	7	8	9	AB	R	H	RBI	BB	SO	LOB
Bill Bruton, L (1, 8) OBP: 0.342, SLG: 0.381	4-3		1-3		K		4-3			4	0	0	0	0	1	3
Dick McAuliffe, L (1, 6) OBP: 0.344, SLG: 0.403	L7		3-1			F9 L4-3 1B		3-1		4	0	1	0	0	0	1
Al Kaline, R (1, 9) OBP: 0.373, SLG: 0.501	L5-3			L5-3		L4-3 1-2		L7		4	0	0	0	0	0	1
Rocky Colavito, R (1, 7) OBP: 0.363, SLG: 0.439		1B		F4		BB		1B		3	0	2	0	1	0	0
Norm Cash, L (1, 3) OBP: 0.381, SLG: 0.463		K		HR		F9 2-3		K		4	1	1	1	0	2	4
Bubba Phillips, R (1, 5) OBP: 0.277, SLG: 0.309		K		K		K			F6	4	0	0	0	0	3	3
Gus Triandos, R (1, 2) OBP: 0.314, SLG: 0.403 Gates Brown, L (9, PR) OBP: 0.346, SLG: 0.380	F7				F9		6-3		FC4-6 1B	4 0	0 0	1 0	0 0	0 0	0 0	1 0
Don Wert, R (1, 4) OBP: 0.321, SLG: 0.365			SH1-4 2B		1B		BB		FC4-6 1-2f FC6-4	3	0	2	0	1	0	1
Frank Lary, R (1, 1) OBP: 0.250, SLG: 0.286 Willie Horton, R (9, PH) OBP: 0.667, SLG: 1.667			SH1-4 2-3		K		B2		FC6-4 1-2f	2 1	0 0	0 0	0 0	0 0	1 0	2 1
Inning Stats	R: 0 H: 0 E: 0 LOB: 0 K: 0 BB: 0 S: 3 P: 3	R: 0 H: 1 E: 0 LOB: 1 K: 2 BB: 0 S: 8 P: 8	R: 0 H: 1 E: 0 LOB: 1 K: 0 BB: 0 S: 4 P: 4	R: 1 H: 1 E: 0 LOB: 0 K: 1 BB: 0 S: 6 P: 6	R: 0 H: 1 E: 0 LOB: 1 K: 2 BB: 0 S: 8 P: 8	R: 0 H: 1 E: 0 LOB: 2 K: 1 BB: 1 S: 6 P: 10	R: 0 H: 0 E: 0 LOB: 1 K: 0 BB: 1 S: 3 P: 7	R: 0 H: 1 E: 0 LOB: 1 K: 1 BB: 0 S: 6 P: 6	R: 0 H: 1 E: 0 LOB: 1 K: 0 BB: 0 S: 4 P: 4	1B: 5 SF: 0 2B: 1 SAC: 1 3B: 0 DP: 0 HR: 1 HBP: 0						

	AB	33
	R	1
	H	7
	RBI	1
	BB	2
	SO	7
	LOB	17

WP: 0 PA: 36
PB: 0
SB: 0
CS: 0

PITCHER		IP	WLS	BF	H	R	ER	SO	BB	IBB	HBP	BLK	WP	HR	S	P	ERA	WHIP
Milt Pappas, R ERA: 2.83	(1, 1)	7.0	W	28	5	1	1	6	2	0	0	0	0	1	38	46	1.29	1.000
Stu Miller, R ERA: 2.26	(8, 1)	2.0	S	8	2	0	0	1	0	0	0	0	0	0	10	10	0.00	1.000

PITCHER	IP	WLS	BF	H	R	ER	SO	BB	IBB	HBP	BLK	WP	HR	S	P	ERA	WHIP

Batter	1	2	3	4	5	6	7	8	9	AB	R	H	RBI	BB	SO	LOB
Bill Bruton, L (1, 8) OBP: 0.339, SLG: 0.378	K		F8			F8		L8		4	0	0	0	0	1	1
Dick McAuliffe, L (1, 6) OBP: 0.342, SLG: 0.400	6-3			F9		4-3			K	4	0	0	0	0	1	0
Al Kaline, R (1, 9) OBP: 0.372, SLG: 0.498	BB			L8			F2		L5	3	0	0	0	1	0	0
Rocky Colavito, R (1, 7) OBP: 0.362, SLG: 0.438	F6			F7			1B		L1	4	0	1	0	0	0	1
Norm Cash, L (1, 3) OBP: 0.379, SLG: 0.460		F7			F8		F2			3	0	0	0	0	0	0
Bubba Phillips, R (1, 5) OBP: 0.277, SLG: 0.309		F5			S 1B			F2		3	0	1	0	0	0	0
Don Wert, R (1, 4) OBP: 0.321, SLG: 0.369		K			F3 1-2			1B 2B		3	1	1	0	0	1	1
Bill Freehan, R (1, 2) OBP: 0.340, SLG: 0.390			F7		F8			K		3	0	0	0	0	1	2
Hank Aguirre, R (1, 1) OBP: 0.173, SLG: 0.181			K			K		2-H 1B		2	0	0	0	0	2	0
Willie Horton, R (8, PH) OBP: 0.750, SLG: 1.500										1	0	1	1	0	0	0
Terry Fox, R (8, 1) OBP: 0.231, SLG: 0.091										0	0	0	0	0	0	0
Inning Stats	R: 0 E: 0 K: 1 S: 5 H: 0 LOB: 1 BB: 1 P: 9	R: 0 E: 0 K: 1 S: 5 H: 0 LOB: 0 BB: 0 P: 5	R: 0 E: 0 K: 1 S: 5 H: 0 LOB: 0 BB: 0 P: 5	R: 0 E: 0 K: 0 S: 3 H: 0 LOB: 0 BB: 0 P: 3	R: 0 E: 0 K: 0 S: 4 H: 1 LOB: 1 BB: 0 P: 4	R: 0 E: 0 K: 1 S: 5 H: 0 LOB: 0 BB: 0 P: 5	R: 0 E: 0 K: 0 S: 3 H: 1 LOB: 0 BB: 0 P: 3	R: 1 E: 0 K: 1 S: 7 H: 2 LOB: 1 BB: 0 P: 7	R: 0 E: 0 K: 1 S: 5 H: 0 LOB: 0 BB: 0 P: 5	1B: 3 2B: 1 3B: 0 HR: 0 SF: 0 SAC: 0 DP: 0 HBP: 0						

PITCHER	IP	WLS	BF	H	R	ER	SO	BB	IBB	HBP	BLK	WP	HR	S	P	ERA	WHIP
Dwight Siebler, R (1, 1) ERA: 2.36	9.0	W	31	4	1	1	6	1	0	0	0	0	0	42	46	1.00	0.556

PITCHER	IP	WLS	BF	H	R	ER	SO	BB	IBB	HBP	BLK	WP	HR	S	P	ERA	WHIP

TOP

Detroit Tigers @ Minnesota Twins

Metropolitan Stadium, Bloomington , MI

Tue Sep 17 1963, 8:05 PM EDT

Att. 14,147 - Unknown - 73 F

livebaseballscorecards.com

AB	30
R	1
H	4
RBI	1
BB	1
SO	6
LOB	5

PA: 31

WP: 0
PB: 0
SB: 1
CS: 0

Detroit Tigers @ Minnesota Twins

Metropolitan Stadium, Bloomington , MI

Tue Sep 17 1963, 8:05 PM EDT

Att. 14,147 - Unknown - 73 F

livebaseballscorecards.com

BOTTOM

Batter	1	2	3	4	5	6	7	8	9	AB	R	H	RBI	BB	SO	LOB
Johnny Goryl, R (1, 4) OBP: 0.353, SLG: 0.532	F4		5-3 1-2		F7		5-3			4	0	0	0	0	0	1
Vic Power, R (1, 3) OBP: 0.296, SLG: 0.376	F8		BB 2-3 1B		F7		F8			4	0	1	0	0	0	0
Jimmie Hall, L (1, 8) (9, 7) OBP: 0.343, SLG: 0.537	2B		BB 1-2		4-3			HR 1B		3	1	2	0	1	0	0
Harmon Killebrew, R (1, 7) OBP: 0.346, SLG: 0.532 Lenny Green, L (9, 8) OBP: 0.312, SLG: 0.318	L5		5-3			HR		L7		4 0	1 0	1 0	1 0	0 0	0 0	5 0
Bob Allison, R (1, 9) OBP: 0.383, SLG: 0.547		G1-4-3 1B		5-4-3 BB		K		K		3	0	1	0	1	2	1
Earl Battey, R (1, 2) OBP: 0.362, SLG: 0.475		G1-4-3 1-2f		5-4-3 1-2		5-3		HR 1-H		4	1	1	2	0	0	2
George Banks, R (1, 5) OBP: 0.275, SLG: 0.273		5-3		F7		1B		K		4	0	1	0	0	1	1
Zoilo Versalles, R (1, 6) OBP: 0.301, SLG: 0.405			K	HBP		F8				2	0	0	0	0	1	1
Dwight Siebler, R (1, 1) OBP: 0.214, SLG: 0.154			BB 1B 5-3	4-1			6-3			2	0	0	0	1	0	2
Inning Stats	R: 0 H: 1 E: 0 LOB: 1 K: 0 BB: 0 S: 4 P: 4	R: 0 H: 1 E: 0 LOB: 0 K: 0 BB: 0 S: 3 P: 3	R: 0 H: 1 E: 0 LOB: 3 K: 1 BB: 2 S: 6 P: 14	R: 0 H: 0 E: 0 LOB: 2 K: 0 BB: 1 S: 3 P: 8	R: 0 H: 0 E: 0 LOB: 0 K: 0 BB: 0 S: 3 P: 3	R: 1 H: 2 E: 0 LOB: 1 K: 1 BB: 0 S: 7 P: 7	R: 0 H: 0 E: 0 LOB: 0 K: 0 BB: 0 S: 3 P: 3	R: 2 H: 2 E: 0 LOB: 0 K: 2 BB: 0 S: 9 P: 9		1B: 4 SF: 0 2B: 1 SAC: 0 3B: 0 DP: 1 HR: 2 HBP: 1						

	AB	30
	R	3
	H	7
	RBI	3
	BB	3
	SO	4
	LOB	13

WP: 0 PA: 34
PB: 0
SB: 0
CS: 0

PITCHER		IP	WLS	BF	H	R	ER	SO	BB	IBB	HBP	BLK	WP	HR	S	P	ERA	WHIP
Hank Aguirre, L ERA: 3.57	(1, 1)	7.0		29	5	1	1	2	3	0	1	0	0	1	29	42	1.29	1.143
Terry Fox, R ERA: 3.4	(8, 1)	1.0	L	5	2	2	2	2	0	0	0	0	0	1	9	9	18.00	2.000

PITCHER	IP	WLS	BF	H	R	ER	SO	BB	IBB	HBP	BLK	WP	HR	S	P	ERA	WHIP

Batter	1	2	3	4	5	6	7	8	9	AB	R	H	RBI	BB	SO	LOB
Bill Bruton, L (1, 8) OBP: 0.337, SLG: 0.375	F6			4-3		4-3		L4-3 1-2		4	0	0	0	0	0	1
Dick McAuliffe, L (1, 6) OBP: 0.340, SLG: 0.397	4-3			F9			4-3		F9	4	0	0	0	0	0	0
Willie Horton, R (1, 7) OBP: 0.375, SLG: 0.750	K			F4			K		K	4	0	0	0	0	3	0
Rocky Colavito, R (1, 9) OBP: 0.363, SLG: 0.440		G6-3 1B			K		BB 2B		6-3	4	0	2	0	0	1	0
Norm Cash, L (1, 3) OBP: 0.380, SLG: 0.459		G6-3 1-2f			BB		BB			1	0	0	0	2	0	1
Bubba Phillips, R (1, 5) OBP: 0.278, SLG: 0.308		K			K		BB 1-2 2-3			2	0	0	0	1	2	1
Don Wert, R (1, 4) OBP: 0.317, SLG: 0.364			F8		K		K			3	0	0	0	0	2	4
Bill Freehan, R (1, 2) OBP: 0.336, SLG: 0.385			K			5-3		E7 L4-3		3	0	0	0	0	1	0
Phil Regan, R (1, 1) OBP: 0.177, SLG: 0.190			4-3			4-3		K		0	0	0	0	0	0	0
Willie Smith, L (1, 1) OBP: 0.125, SLG: 0.125										1	0	0	0	0	0	0
Gates Brown, L (6, PH) OBP: 0.341, SLG: 0.375										1	0	0	0	0	0	0
Larry Foster, L (6, 1)										0	0	0	0	0	0	0
Purnal Goldy, R (8, PH)										1	0	0	0	0	1	1
Bob Anderson, R (8, 1) OBP: 0.444, SLG: 0.556										0	0	0	0	0	0	0
Inning Stats	R: 0 E: 0 K: 1 S: 5 H: 0 LOB: 0 BB: 0 P: 5	R: 0 E: 0 K: 1 S: 5 H: 1 LOB: 0 BB: 0 P: 5	R: 0 E: 0 K: 1 S: 5 H: 0 LOB: 0 BB: 0 P: 5	R: 0 E: 0 K: 0 S: 3 H: 0 LOB: 0 BB: 0 P: 3	R: 0 E: 0 K: 3 S: 9 H: 0 LOB: 1 BB: 1 P: 13	R: 0 E: 0 K: 0 S: 3 H: 0 LOB: 0 BB: 0 P: 3	R: 0 E: 0 K: 2 S: 8 H: 1 LOB: 3 BB: 2 P: 16	R: 0 E: 1 K: 1 S: 5 H: 0 LOB: 0 BB: 0 P: 5	R: 0 E: 0 K: 1 S: 5 H: 0 LOB: 0 BB: 0 P: 5	1B: 1 2B: 2 3B: 0 HR: 0 SF: 0 SAC: 0 DP: 2 HBP: 0						

PITCHER	IP	WLS	BF	H	R	ER	SO	BB	IBB	HBP	BLK	WP	HR	S	P	ERA	WHIP
Camilo Pascual, R (1, 1) ERA: 2.5	9.0	W	31	2	0	0	10	3	0	0	0	0	0	48	60	0.00	0.556

PITCHER	IP	WLS	BF	H	R	ER	SO	BB	IBB	HBP	BLK	WP	HR	S	P	ERA	WHIP

TOP

Detroit Tigers @ Minnesota Twins

Metropolitan Stadium, Bloomington , MI

Wed Sep 18 1963, 8:05 PM EDT

Att. 10,712 - Unknown - 65 F

livebaseballscorecards.com

AB	28
R	0
H	2
RBI	0
BB	3
SO	10
LOB	8

PA: 31

WP: 0
PB: 0
SB: 0
CS: 0

BOTTOM

Detroit Tigers @ Minnesota Twins

Metropolitan Stadium, Bloomington , MI

Wed Sep 18 1963, 8:05 PM EDT

Att. 10,712 - Unknown - 65 F

Batter	1	2	3	4	5	6	7	8	9	AB	R	H	RBI	BB	SO	LOB
Johnny Goryl, R (1, 6) OBP: 0.354, SLG: 0.545	HR	BB		1-3	K2-3		6-3			4	1	1	1	1	1	2
Rich Rollins, R (1, 5) OBP: 0.363, SLG: 0.450	1B 2B	K		5-3		K	FC5 E 1B			5	1	2	0	0	2	1
George Banks, R (8, 5) OBP: 0.275, SLG: 0.273										0	0	0	0	0	0	0
Jimmie Hall, L (1, 8) OBP: 0.343, SLG: 0.535	SH3-4 BB SF9 1B 2-H	K		F8		1B 2B BB	E4 FC5 1-2			4	2	1	1	1	1	2
(9, 7)																
Harmon Killebrew, R (1, 7) OBP: 0.348, SLG: 0.538	SH3-4 BB 1-2		F8		HR	2B 1B 1-3	FC5 1-2 2-3f			4	2	2	1	1	0	2
Lenny Green, L (9, 8) OBP: 0.312, SLG: 0.318										0	0	0	0	0	0	0
Don Mincher, L (1, 3) OBP: 0.352, SLG: 0.510	SH3-4 1-2 2-3		G3		F3	1B 2B 1-H 3-H		F7		4	1	1	2	0	0	0
Bob Allison, R (1, 9) OBP: 0.383, SLG: 0.545	SF9 3-H		1B BB		1B FC6-4 1B BB	F9		6-3		2	2	0	1	2	0	1
Earl Battey, R (1, 2) OBP: 0.368, SLG: 0.478	IBB		1B 1-3		FC6-4 1B 1-2			2B BB		3	0	3	1	2	0	0
Julio Becquer, L (8, PR)										0	1	0	0	0	0	0
Jerry Zimmerman, R (9, 2) OBP: 0.213, SLG: 0.213										0	0	0	0	0	0	0
Bernie Allen, L (1, 4) OBP: 0.304, SLG: 0.346	K		1B 1-2 3-H		FC6-4 1-2 2-3	1-3		2B 1-H		5	0	3	2	0	1	3
Camilo Pascual, R (1, 1) OBP: 0.278, SLG: 0.329		6-3	4-3		FC6-4 1-2f 2-3 3-H		4-3	6-3		5	0	0	1	0	0	6
Inning Stats	R: 3 E: 0 K: 1 S: 8 H: 3 LOB: 2 BB: 2 P: 16	R: 0 E: 0 K: 2 S: 7 H: 0 LOB: 1 BB: 1 P: 11	R: 1 E: 0 K: 0 S: 5 H: 2 LOB: 2 BB: 1 P: 9	R: 0 E: 0 K: 0 S: 3 H: 0 LOB: 0 BB: 0 P: 3	R: 2 E: 0 K: 1 S: 8 H: 3 LOB: 2 BB: 1 P: 12	R: 3 E: 0 K: 1 S: 8 H: 3 LOB: 1 BB: 1 P: 12	R: 0 E: 1 K: 0 S: 5 H: 1 LOB: 2 BB: 0 P: 5	R: 1 E: 0 K: 0 S: 4 H: 1 LOB: 2 BB: 1 P: 8		1B: 8 2B: 3 3B: 0 HR: 2 SF: 1 SAC: 1 DP: 0 HBP: 0					

livebaseballscorecards.com

AB	36
R	10
H	13
RBI	10
BB	7
SO	5
LOB	17

WP: 0 PA: 45
PB: 0
SB: 0
CS: 0

PITCHER		IP	WLS	BF	H	R	ER	SO	BB	IBB	HBP	BLK	WP	HR	S	P	ERA	WHIP
Phil Regan, R ERA: 3.78	(1, 1)	0.0	L	4	3	3	3	0	1	0	0	0	0	1	3	7	∞	∞
Willie Smith, L ERA: 5.12	(1, 1)	5.0		24	5	3	3	4	3	1	0	0	0	1	28	44	5.40	1.600
Larry Foster, R ERA: 13.5	(6, 1)	2.0		12	4	3	3	1	1	0	0	0	0	0	13	17	13.50	2.500
Bob Anderson, R ERA: 3.41	(8, 1)	1.0		5	1	1	1	0	1	0	0	0	0	0	4	8	9.00	2.000

PITCHER	IP	WLS	BF	H	R	ER	SO	BB	IBB	HBP	BLK	WP	HR	S	P	ERA	WHIP

Batter	1	2	3	4	5	6	7	8	9	10	11	12	13	AB	R	H	RBI	BB	SO	LOB
George Thomas, R (1, 8) OBP: 0.283, SLG: 0.336	BBBB 4-0 FC4 BB	SSS 0-3 K		x 0-0 6-3		x 0-0 F9			x 0-0 1B FC6-4 1B	x 0-0 F4		x 0-0 G3		3	0	0	0	1	1	4
Bill Bruton, L (9, PH) (9, 8) OBP: 0.337, SLG: 0.375														3	1	1	0	0	0	4
Dick McAuliffe, L (1, 6) OBP: 0.339, SLG: 0.395	x 0-0 FC4 1B 1-2f	x 0-0 F5	x 0-0 6-3				x 0-0 4-3		x 0-0 FC6-4 1-3 1B	SSS 0-3 K			x 0-0 3B 1B	7	1	2	0	0	1	4
Al Kaline, R (1, 9) OBP: 0.374, SLG: 0.514	x 0-0 1B 1-2	x 0-0 L3	x 0-0 HR				x 0-0 L8		x 0-0 FC6-4 1-2f 3-H		x 0-0 HR		x 0-0 SH 3B 1-H	7	3	4	4	0	0	1
Rocky Colavito, R (1, 7) OBP: 0.361, SLG: 0.442	x 0-0 F8	SSS 0-3 K			x 0-0 HR		x 0-0 6-3		x 0-0 F9		x 0-0 5-3		x 0-0 6-3	7	1	1	1	0	1	4
Bubba Phillips, R (1, 5) OBP: 0.276, SLG: 0.306	SSS 0-3 K			x 0-0 S 1B 1B	x 0-0 F8			x 0-0 L7	x 0-0 L7		x 0-0 F5		x 0-0 SH 1B 3-H	6	1	1	1	0	1	3
Gus Triandos, R (1, 2) OBP: 0.319, SLG: 0.415		x 0-0 HR		BBBB 4-0 SH1-3 1B 1-2 BB	SSS 0-3 K			x 0-0 BB 1B		H 1-0 1B HBP	x 0-0 F7		x 0-0 FC6-4 1-3 1B	3	1	2	1	1	1	0
Willie Smith, L (8, PR) OBP: 0.125, SLG: 0.125														0	0	0	0	0	0	0
Mike Roarke, R (8, 2) OBP: 0.362, SLG: 0.318														2	0	1	0	0	0	0
Bill Freehan, R (1, 3) OBP: 0.336, SLG: 0.384		SSS 0-3 K		x 0-0 SH1-3 1B 1-2 2-H		x 0-0 F4		x 0-0 F3		x 0-0 BB 1B 1-3		x 0-0 1-3	x 0-0 F9	6	0	2	1	0	1	1
Norm Cash, L (13, PH) (13, 3) OBP: 0.379, SLG: 0.458														1	0	0	0	0	0	2
George Smith, R (1, 4) OBP: 0.284, SLG: 0.286		x 0-0 FC4-6 1B		x 0-0 SH1-3 1-2 2-3		SSS 0-3 K		BBBB 4-0 FC6-4 1-2 BB		SSS 0-3 K		x 0-0 1B	x 0-0 FC6-4 1-2f	5	0	2	0	1	2	4
Jim Bunning, R (1, 1) OBP: 0.188, SLG: 0.185		x 0-0 FC4-6 1-2f		x 0-0 F9		x 0-0 1B		x 0-0 FC6-4 1-2f		BBBB 4-0 1-2 BB		SSS 0-3 K		3	0	1	0	0	0	3
Willie Horton, R (8, PH) OBP: 0.333, SLG: 0.667														1	0	0	0	0	0	2
Terry Fox, R (8, 1) OBP: 0.231, SLG: 0.091														0	0	0	0	0	0	0
Fred Gladding, L (8, 1)														0	0	0	0	0	0	0
Don Wert, R (10, PH) OBP: 0.320, SLG: 0.364														0	0	0	0	0	0	0
Hank Aguirre, R (10, 1) OBP: 0.173, SLG: 0.181														0	0	0	0	0	0	0
Purnal Goldy, R (12, PH)														1	0	0	0	0	1	1
Phil Regan, R (12, 1) OBP: 0.177, SLG: 0.190														0	0	0	0	0	0	0
Inning Stats	R: 0 E: 0 K: 1 S: 6 H: 1 LOB: 2 BB: 1 P: 10	R: 1 E: 0 K: 2 S: 9 H: 2 LOB: 1 BB: 0 P: 9	R: 0 E: 0 K: 1 S: 5 H: 0 LOB: 0 BB: 0 P: 5	R: 1 E: 0 K: 0 S: 5 H: 2 LOB: 2 BB: 1 P: 9	R: 2 E: 0 K: 1 S: 7 H: 2 LOB: 0 BB: 0 P: 7	R: 0 E: 0 K: 1 S: 6 H: 1 LOB: 1 BB: 0 P: 6	R: 0 E: 0 K: 0 S: 3 H: 0 LOB: 0 BB: 0 P: 3	R: 0 E: 0 K: 0 S: 4 H: 1 LOB: 2 BB: 1 P: 8	R: 1 E: 0 K: 0 S: 5 H: 2 LOB: 1 BB: 0 P: 5	R: 0 E: 0 K: 2 S: 8 H: 1 LOB: 3 BB: 1 P: 13	R: 1 E: 0 K: 0 S: 4 H: 1 LOB: 0 BB: 0 P: 4	R: 0 E: 0 K: 1 S: 6 H: 1 LOB: 1 BB: 0 P: 6	R: 2 E: 1 K: 0 S: 7 H: 3 LOB: 2 BB: 0 P: 7						

PITCHER		IP	WLS	BF	H	R	ER	SO	BB	IBB	HBP	BLK	WP	HR	S	P	ERA	WHIP
Dick Stigman, L ERA: 3.16	(1, 1)	7.2		35	9	4	4	6	3	0	0	0	0	3	44	56	4.70	1.565
Bill Dailey, R ERA: 2.1	(8, 1)	1.1		6	2	1	1	0	0	0	0	0	0	0	6	6	6.75	1.500
Garry Roggenburk, L ERA: 2.18	(10, 1)	0.1		4	1	0	0	1	1	0	1	0	0	0	4	9	0.00	6.000
Bill Pleis, L ERA: 4.37	(10, 1)	1.2		6	1	1	1	0	0	0	0	0	0	1	8	8	5.40	0.600
Gerry Arrigo, L ERA: 2.35	(12, 1)	1.1	L	9	4	2	2	1	0	0	0	0	0	0	11	11	13.50	3.000

PITCHER		IP	WLS	BF	H	R	ER	SO	BB	IBB	HBP	BLK	WP	HR	S	P	ERA	WHIP
Jim Perry, R ERA: 3.56	(13, 1)	0.2		2	0	0	0	0	0	0	0	0	0	0	2	2	0.00	0.000

TOP

Detroit Tigers @ Minnesota Twins

Metropolitan Stadium, Bloomington , MI

Thu Sep 19 1963, 4:33 AM EDT

Att. 6,646 - Unknown - 61 F

livebaseballscorecards.com

AB	55
R	8
H	17
RBI	8
BB	4
SO	9
LOB	33

1B: 12	SF: 0	WP: 0	PA: 62
2B: 0	SAC: 2	PB: 0	
3B: 1	DP: 0	SB: 1	
HR: 4	HBP: 1	CS: 0	

BOTTOM

Detroit Tigers @ Minnesota Twins

Metropolitan Stadium, Bloomington , MI

Thu Sep 19 1963, 4:33 AM EDT

Att. 6,646 - Unknown - 61 F

livebaseballscorecards.com

Batter	1	2	3	4	5	6	7	8	9	10	11	12	13	AB	R	H	RBI	BB	SO	LOB
Johnny Goryl, R OBP: 0.344, SLG: 0.531	(1, 6)													4	0	0	0	0	1	0
Vic Wertz, L OBP: 0.319, SLG: 0.306	(9, PH)													1	0	0	0	0	1	0
Garry Roggenburk, R OBP: 0.250, SLG: 0.143	(10, 1)													0	0	0	0	0	0	0
Bill Pleis, L OBP: 0.263, SLG: 0.125	(10, 1)													0	0	0	0	0	0	0
Wally Post, R OBP: 0.211, SLG: 0.315	(11, PH)													1	0	0	0	0	0	1
Gerry Arrigo, L	(12, 1)													0	0	0	0	0	0	0
Jim Perry, S OBP: 0.288, SLG: 0.245	(13, 1)													0	0	0	0	0	0	0
Rich Rollins, R OBP: 0.359, SLG: 0.444	(1, 5) (12, 4)													6	0	0	0	0	0	0
Jimmie Hall, L OBP: 0.345, SLG: 0.533	(1, 8) (9, 7)													4	1	1	0	2	2	0
Harmon Killebrew, R OBP: 0.347, SLG: 0.536	(1, 7)													4	0	1	1	0	0	2
Lenny Green, L OBP: 0.316, SLG: 0.326	(8, PR) (9, 8)													2	0	2	0	0	0	0
Don Mincher, L OBP: 0.350, SLG: 0.519	(1, 3)													4	1	1	1	0	1	1
Vic Power, R OBP: 0.295, SLG: 0.375	(9, 3)													2	0	0	0	0	0	2
Bob Allison, R OBP: 0.384, SLG: 0.545	(1, 9)													6	2	3	0	0	1	0
Paul Ratliff, L OBP: 0.278, SLG: 0.438	(1, 2)													3	1	1	1	1	1	3
Jerry Zimmerman, R OBP: 0.208, SLG: 0.208	(9, 2)													1	0	0	0	0	0	0
Bernie Allen, L OBP: 0.304, SLG: 0.353	(1, 4)													4	1	1	2	0	1	1
George Banks, R OBP: 0.264, SLG: 0.261	(11, PH) (12, 5)													2	0	0	0	0	1	1
Dick Stigman, R OBP: 0.200, SLG: 0.123	(1, 1)													3	0	0	0	0	2	1
Bill Dailey, R OBP: 0.238, SLG: 0.350	(8, 1)													0	0	0	0	0	0	0
Tony Oliva, L OBP: 0.500, SLG: 0.500	(9, PH)													1	0	0	0	0	1	0
Zoilo Versalles, R OBP: 0.302, SLG: 0.406	(10, 6)													1	0	1	1	0	0	0
Inning Stats	R: 0 E: 0 K: 0 S: 3 H: 0 LOB: 1 BB: 1 P: 7	R: 1 E: 0 K: 1 S: 6 H: 1 LOB: 1 BB: 1 P: 10	R: 0 E: 0 K: 0 S: 4 H: 1 LOB: 1 BB: 0 P: 4	R: 1 E: 0 K: 1 S: 6 H: 1 LOB: 0 BB: 0 P: 6	R: 0 E: 0 K: 1 S: 5 H: 0 LOB: 0 BB: 0 P: 5	R: 0 E: 0 K: 1 S: 5 H: 0 LOB: 0 BB: 0 P: 5	R: 2 E: 0 K: 2 S: 9 H: 2 LOB: 0 BB: 0 P: 9	R: 1 E: 1 K: 0 S: 5 H: 2 LOB: 2 BB: 1 P: 9	R: 0 E: 0 K: 3 S: 9 H: 0 LOB: 0 BB: 0 P: 9	R: 0 E: 0 K: 0 S: 4 H: 1 LOB: 1 BB: 0 P: 4	R: 1 E: 0 K: 1 S: 7 H: 2 LOB: 1 BB: 0 P: 7	R: 0 E: 0 K: 1 S: 6 H: 1 LOB: 1 BB: 0 P: 6	R: 0 E: 0 K: 1 S: 5 H: 0 LOB: 0 BB: 0 P: 5	1B: 7 2B: 1 3B: 0 HR: 3	SF: 0 SAC: 1 DP: 0 HBP: 0	WP: 0 PB: 0 SB: 0 CS: 0	PA: 53				

| | | | | | | | | | | | | |

Batter	1	2	3	4	5	6	7	8	9	AB	R	H	RBI	BB	SO	LOB
Mike Hershberger, R (1, 9) OBP: 0.331, SLG: 0.352	E6 1B SF8	5-3			K		BB 1B		F7	5	1	1	0	0	1	2
Don Buford, S (1, 4) OBP: 0.333, SLG: 0.364	K		F4		1B		1-2 BB		S 2-H 1B	3	0	1	0	1	1	1
Al Weis, S (7, 4) OBP: 0.349, SLG: 0.333										1	0	1	1	0	0	0
Jim Landis, R (1, 8) OBP: 0.316, SLG: 0.372	BB 1-3 1B		K		F3		F8		1-2 IBB	4	0	1	0	1	1	3
Dave Nicholson, R (1, 7) OBP: 0.318, SLG: 0.418	SF8 3-H		BB		F5			F7	F3	2	0	0	1	1	0	1
Hoyt Wilhelm, R (8, 1) OBP: 0.188, SLG: 0.071										1	0	0	0	0	0	2
Pete Ward, L (1, 5) OBP: 0.353, SLG: 0.482	1-2 BB		4-3			F2		1B		3	0	1	0	1	0	1
Cam Carreon, R (1, 2) OBP: 0.321, SLG: 0.342	F6			F7		F9		F8		3	0	0	0	0	0	2
Floyd Robinson, L (8, PH) OBP: 0.363, SLG: 0.416 (8, 7)										1	0	0	0	0	0	1
Ron Hansen, R (1, 6) OBP: 0.316, SLG: 0.334		6-3		BB FC3-6		6-3		F8		3	0	0	0	1	0	1
Tom McCraw, L (1, 3) OBP: 0.314, SLG: 0.384		SH1-3 1B		FC3-6 FC6-4 1-2f			4-3		BB SH2-3 1B	3	1	1	0	1	0	1
Eddie Fisher, R (1, 1) OBP: 0.194, SLG: 0.147		SH1-3 1-2		FC6-4 1-2f			K		SH2-3 1-2	2	0	0	0	0	1	1
J.C. Martin, L (8, 2) OBP: 0.259, SLG: 0.272										0	0	0	0	0	0	0
Inning Stats	R: 1 E: 1 K: 1 S: 7 H: 1 LOB: 2 BB: 1 P: 11	R: 0 E: 0 K: 0 S: 4 H: 1 LOB: 1 BB: 0 P: 4	R: 0 E: 0 K: 1 S: 5 H: 0 LOB: 1 BB: 1 P: 9	R: 0 E: 0 K: 0 S: 3 H: 0 LOB: 1 BB: 1 P: 7	R: 0 E: 0 K: 1 S: 6 H: 1 LOB: 1 BB: 0 P: 6	R: 0 E: 0 K: 0 S: 3 H: 0 LOB: 0 BB: 0 P: 3	R: 0 E: 0 K: 1 S: 6 H: 1 LOB: 2 BB: 1 P: 10	R: 0 E: 0 K: 0 S: 4 H: 1 LOB: 1 BB: 0 P: 4	R: 1 E: 0 K: 0 S: 4 H: 1 LOB: 2 BB: 2 P: 12	1B: 6 2B: 0 3B: 0 HR: 0	SF: 1 SAC: 2 DP: 0 HBP: 0					

PITCHER		IP	WLS	BF	H	R	ER	SO	BB	IBB	HBP	BLK	WP	HR	S	P	ERA	WHIP
Mickey Lolich, L ERA: 3.63	(1, 1)	7.0	L	30	4	1	0	4	4	0	0	0	0	0	34	50	0.00	1.143
Bill Faul, R ERA: 4.64	(8, 1)	2.0		10	2	1	1	0	1	1	0	0	0	0	8	16	4.50	1.500

PITCHER		IP	WLS	BF	H	R	ER	SO	BB	IBB	HBP	BLK	WP	HR	S	P	ERA	WHIP

Chicago White Sox @ Detroit Tigers

Tiger Stadium, Detroit, MI

Fri Sep 20 1963, 4:33 AM EDT

Att. 603 - Unknown

TOP

livebaseballscorecards.com

AB	31
R	2
H	6
RBI	2
BB	6
SO	4
LOB	16

WP: 0 PB: 0 SB: 1 CS: 0 PA: 40

Batter	1	2	3	4	5	6	7	8	9	AB	R	H	RBI	BB	SO	LOB
Bill Bruton, L (1, 8) OBP: 0.335, SLG: 0.372	3-1		3-1		F5			K		4	0	0	0	0	1	0
Dick McAuliffe, L (1, 6) OBP: 0.338, SLG: 0.393	B1-3		BB		6-3			K		3	0	0	0	1	1	0
Norm Cash, L (1, 3) OBP: 0.380, SLG: 0.456	BB		1-2 BB			6-3		K		2	0	0	0	2	1	0
Rocky Colavito, R (1, 9) OBP: 0.360, SLG: 0.440	1-2 FC5-4 BB		F9			F7			6-3	3	0	0	0	1	0	2
Willie Horton, R (1, 7) OBP: 0.308, SLG: 0.538	1-2f FC5-4		F8			S 1B			K	4	0	1	0	0	1	4
Don Wert, R (1, 5) OBP: 0.319, SLG: 0.362		FC5-4 1B	F9			F7 1-2			F9	4	0	1	0	0	0	1
John Sullivan, L (1, 2)		K	F9				F8			3	0	0	0	0	1	1
George Smith, R (1, 4) OBP: 0.285, SLG: 0.282		1-2f FC5-4	F8				G3-6 BB			2	0	0	0	1	0	1
Mickey Lolich, S (1, 1) OBP: 0.244, SLG: 0.056 Gates Brown, L (7, PH) OBP: 0.337, SLG: 0.370 Bill Faul, R (8, 1) OBP: 0.179, SLG: 0.222		K			1-3		1-2f G3-6			2 1 0	0 0 0	0 0 0	0 0 0	0 0 0	1 0 0	1 1 0
Inning Stats	R: 0 H: 0 E: 0 LOB: 2 K: 0 BB: 2 S: 3 P: 11	R: 0 H: 1 E: 0 LOB: 1 K: 2 BB: 0 S: 8 P: 8	R: 0 H: 0 E: 0 LOB: 2 K: 0 BB: 2 S: 3 P: 11	R: 0 H: 0 E: 0 LOB: 0 K: 0 BB: 0 S: 3 P: 3	R: 0 H: 0 E: 0 LOB: 0 K: 0 BB: 0 S: 3 P: 3	R: 0 H: 1 E: 0 LOB: 1 K: 0 BB: 0 S: 4 P: 4	R: 0 H: 0 E: 0 LOB: 0 K: 0 BB: 1 S: 2 P: 6	R: 0 H: 0 E: 0 LOB: 0 K: 3 BB: 0 S: 9 P: 9	R: 0 H: 0 E: 0 LOB: 0 K: 1 BB: 0 S: 5 P: 5	1B: 2 SF: 0 2B: 0 SAC: 0 3B: 0 DP: 1 HR: 0 HBP: 0						

BOTTOM

Chicago White Sox @ Detroit Tigers

Tiger Stadium, Detroit, MI

Fri Sep 20 1963, 4:33 AM EDT

Att. 603 - Unknown

livebaseballscorecards.com

AB	28
R	0
H	2
RBI	0
BB	5
SO	6
LOB	11

WP: 0 PB: 0 SB: 1 CS: 0 PA: 33

PITCHER		IP	WLS	BF	H	R	ER	SO	BB	IBB	HBP	BLK	WP	HR	S	P	ERA	WHIP
Eddie Fisher, R ERA: 4.05	(1, 1)	7.0	W	27	2	0	0	2	5	0	0	0	0	0	26	46	0.00	1.000
Hoyt Wilhelm, R ERA: 2.67	(8, 1)	2.0	S	6	0	0	0	4	0	0	0	0	0	0	14	14	0.00	0.000

Chicago White Sox @ Detroit Tigers

Tiger Stadium, Detroit, MI

Sat Sep 21 1963, 4:33 AM EDT

Att. 4,291 - Unknown

TOP

livebaseballscorecards.com

Batter	1	2	3	4	5	6	7	8	9	AB	R	H	RBI	BB	SO	LOB
Mike Hershberger, R (1, 8) OBP: 0.333, SLG: 0.350 Jim Landis, R (8, 8) OBP: 0.316, SLG: 0.372	B B B B 4-0 K BB		x 0-0 ② F9		x 0-0 ①② G1-4-3 1-2f 2-3			B B B 4-0 1B E BB		2 0	1 0	0 0	0 0	2 0	0 0	2 0
Don Buford, S (1, 5) OBP: 0.438, SLG: 0.600	S S S 0-3 ①② K 1-2		x 0-0 PO 1B		x 0-0 3B 3-H			x 0-0 FC6-4 FC SF8 1-3 1B		4	1	3	1	0	1	1
Gene Stephens, L (1, 9) OBP: 0.455, SLG: 0.700	S S S 0-3 ③ K		0-0 ③ PO 1-2	x 0-0 ① F2	S S S 0-3 ③ K			x 0-0 FC FC6-4 1-2 3-H		4	0	0	0	0	2	2
Floyd Robinson, L (1, 7) OBP: 0.363, SLG: 0.415		x 0-0 ① 1-3		x 0-0 FC4-6 1B		x 0-0 ① F8		x 0-0 ① FC6-4 1-2f 2-3		4	0	1	0	0	0	2
Tom McCraw, L (1, 3) OBP: 0.310, SLG: 0.380		x 0-0 ② 4-3		x 0-0 ② FC4-6 1B 1-2f		x 0-0 ② F8		x 0-0 ② SF8 3-H		3	0	0	1	0	0	1
Ron Hansen, R (1, 6) OBP: 0.317, SLG: 0.334		B B B B 4-0 BB BB		x 0-0 1-2 1B		x 0-0 ③ F7		x 0-0 ③ F4		3	0	1	0	1	0	1
Al Weis, S (1, 4) OBP: 0.349, SLG: 0.330 Deacon Jones, L (9, PH) OBP: 0.231, SLG: 0.273		B B B 4-0 1-2 BB		x 0-0 ③ F6			x 0-0 ① 4-3		x 0-0 ① F9	2 1	0 0	0 0	0 0	1 0	0 0	2 0
J.C. Martin, L (1, 2) OBP: 0.260, SLG: 0.273 Pete Ward, L (9, PH) OBP: 0.352, SLG: 0.482		S S S 0-3 ③ K			x 0-0 G1-4-3 1B 3B 1B		x 0-0 ② F4		S S S 0-3 ② K	3 1	1 0	1 0	0 0	0 0	1 1	2 0
Fritz Ackley, L (1, 1) OBP: 0.500, SLG: 0.500 Joe Cunningham, L (7, PH) OBP: 0.380, SLG: 0.365 Jim Brosnan, R (7, 1) OBP: 0.308, SLG: 0.308 Charlie Maxwell, L (9, PH) OBP: 0.370, SLG: 0.362			S S S 0-3 ① K		x 0-0 1-2 G1-4-3 1B		S S S 0-3 ③ K		S S S 0-3 ③ K	2 1 0 1	0 0 0 0	1 0 0 0	0 0 0 0	1 1 0 1	0 0 0 0	0 0 0 0

Inning Stats	1	2	3	4	5	6	7	8	9
	R: 0 E: 0 K: 2 S: 6	H: 0 LOB: 0 BB: 1 P: 10	R: 0 E: 0 K: 1 S: 5	H: 0 LOB: 2 BB: 2 P: 13	R: 0 E: 0 K: 1 S: 5	H: 1 LOB: 0 BB: 0 P: 5	R: 0 E: 0 K: 0 S: 5	H: 2 LOB: 2 BB: 0 P: 5	R: 1 E: 0 K: 1 S: 7	H: 3 LOB: 1 BB: 0 P: 7	R: 0 E: 0 K: 0 S: 3	H: 0 LOB: 0 BB: 0 P: 3	R: 0 E: 0 K: 1 S: 5	H: 0 LOB: 0 BB: 0 P: 5	R: 2 E: 1 K: 0 S: 5	H: 1 LOB: 1 BB: 1 P: 9	R: 0 E: 0 K: 2 S: 7	H: 0 LOB: 0 BB: 0 P: 7

	AB	31
	R	3
	H	7
	RBI	2
	BB	4
	SO	8
	LOB	13

1B: 6	SF: 1	WP: 0	PA: 37
2B: 0	SAC: 0	PB: 0	
3B: 1	DP: 1	SB: 0	
HR: 0	HBP: 0	CS: 0	

PITCHER	IP	WLS	BF	H	R	ER	SO	BB	IBB	HBP	BLK	WP	HR	S	P	ERA	WHIP
Denny McLain, R (1, 1) ERA: 1.0	9.0	W	36	7	3	1	8	4	0	0	0	0	0	48	64	1.00	1.222

PITCHER	IP	WLS	BF	H	R	ER	SO	BB	IBB	HBP	BLK	WP	HR	S	P	ERA	WHIP

Batter	1	2	3	4	5	6	7	8	9	AB	R	H	RBI	BB	SO	LOB
Bill Bruton, L (1, 8) OBP: 0.334, SLG: 0.377	F5		4-3		HR		6-3			4	1	1	1	0	0	0
Dick McAuliffe, L (1, 6) OBP: 0.338, SLG: 0.392	F4		1B WP K 1B		F4			4-3		4	0	1	0	0	0	0
Norm Cash, L (1, 3) OBP: 0.383, SLG: 0.463	BB		1-3 1B		K			HR		3	1	2	1	1	1	0
Rocky Colavito, R (1, 9) OBP: 0.359, SLG: 0.438	K		K 3-H			E SF7 1B		F4		4	1	1	0	0	2	3
Willie Horton, R (1, 7) OBP: 0.235, SLG: 0.412		F3		K		E6 1-3		F9		4	0	0	0	0	1	1
Bubba Phillips, R (1, 5) OBP: 0.274, SLG: 0.304		4-3		4-3		SF7 3-H				2	0	0	1	0	0	0
Gus Triandos, R (1, 2) OBP: 0.319, SLG: 0.413		BB BB		4-3		G3				2	0	0	0	1	0	0
George Smith, R (1, 4) OBP: 0.286, SLG: 0.278		FC4-6 1-2 BB			F3		F9			2	0	0	0	1	0	0
Denny McLain, R (1, 1) OBP: 0.333, SLG: 1.333		FC4-6 1-2f			HR		K			3	1	1	1	0	1	2
Inning Stats	R: 0 E: 0 K: 1 S: 5 / H: 0 LOB: 1 BB: 1 P: 9	R: 0 E: 0 K: 0 S: 3 / H: 0 LOB: 2 BB: 2 P: 11	R: 0 E: 0 K: 1 S: 6 / H: 2 LOB: 1 BB: 0 P: 6	R: 0 E: 0 K: 1 S: 5 / H: 0 LOB: 0 BB: 0 P: 5	R: 2 E: 0 K: 1 S: 7 / H: 2 LOB: 0 BB: 0 P: 7	R: 1 E: 1 K: 0 S: 4 / H: 1 LOB: 0 BB: 0 P: 4	R: 0 E: 0 K: 1 S: 5 / H: 0 LOB: 0 BB: 0 P: 5	R: 1 E: 0 K: 0 S: 4 / H: 1 LOB: 0 BB: 0 P: 4		1B: 3 2B: 0 3B: 0 HR: 3 / SF: 1 SAC: 0 DP: 0 HBP: 0						

BOTTOM

Chicago White Sox @ Detroit Tigers

Tiger Stadium, Detroit, MI

Sat Sep 21 1963, 4:33 AM EDT

Att. 4,291 - Unknown

livebaseballscorecards.com

AB	28
R	4
H	6
RBI	4
BB	3
SO	5
LOB	6

WP: 1 PA: 32
PB: 0
SB: 0
CS: 0

PITCHER		IP	WLS	BF	H	R	ER	SO	BB	IBB	HBP	BLK	WP	HR	S	P	ERA	WHIP
Fritz Ackley, R ERA: 3.0	(1, 1)	6.0		25	5	3	2	4	3	0	0	0	1	2	30	42	3.00	1.333
Jim Brosnan, R ERA: 3.13	(7, 1)	2.0	L	7	1	1	1	1	0	0	0	0	0	1	9	9	4.50	0.500

PITCHER		IP	WLS	BF	H	R	ER	SO	BB	IBB	HBP	BLK	WP	HR	S	P	ERA	WHIP

Batter	1	2	3	4	5	6	7	8	9	AB	R	H	RBI	BB	SO	LOB
Jim Landis, R (1, 8) OBP: 0.315, SLG: 0.369	5-3	BBB 1-2 2-3 BB			4-3	SSS K			F4	4	0	0	0	1	1	2
Nellie Fox, L (1, 4) OBP: 0.301, SLG: 0.309	4-3	1-3			F7		F6		F4	4	0	0	0	0	0	3
Hoyt Wilhelm, R (7, 1) OBP: 0.182, SLG: 0.069										1	0	0	0	0	0	1
Don Buford, S (1, 5) OBP: 0.450, SLG: 0.684	3B		F8		1B		5-3			4	0	2	0	0	0	0
Dave Nicholson, R (1, 7) OBP: 0.315, SLG: 0.414	SSS K		SSS K		SSS K		6-3			4	0	0	0	0	3	2
Floyd Robinson, L (1, 9) OBP: 0.363, SLG: 0.420		HR	F4			BBBB HR BB		F8		3	2	1	1	1	0	0
Ron Hansen, R (1, 6) OBP: 0.320, SLG: 0.344		BB 1B 1B		F7		1-H HR		K 1B		4	1	3	2	0	0	0
Joe Cunningham, L (1, 3) OBP: 0.386, SLG: 0.366		BB 1-2 1B		BBBB 4-0 FC5-4 BB		BBBB 4-0 G6-4-3 BB		SSS 0-3 K 1-2		2	0	1	0	2	1	1
Cam Carreon, R (1, 2) OBP: 0.318, SLG: 0.338	F7		FC5-4 1-2f		G6-4-3 1-2f				F6	3	0	0	0	0	0	4
Al Weis, S (7, 4) OBP: 0.347, SLG: 0.328										1	0	0	0	0	0	0
Joe Horlen, R (1, 1) OBP: 0.263, SLG: 0.243	F9		F3		1B				BBBB BB	3	0	1	0	0	0	3
J.C. Martin, L (7, 2) OBP: 0.263, SLG: 0.273										0	0	0	0	1	0	0
Inning Stats	R: 0 E: 0 K: 1 S: 6 H: 1 LOB: 1 BB: 0 P: 6	R: 1 E: 0 K: 0 S: 6 H: 3 LOB: 3 BB: 1 P: 10	R: 0 E: 0 K: 1 S: 5 H: 0 LOB: 0 BB: 0 P: 5	R: 0 E: 0 K: 0 S: 3 H: 0 LOB: 1 BB: 1 P: 7	R: 0 E: 0 K: 1 S: 6 H: 1 LOB: 1 BB: 0 P: 6	R: 2 E: 0 K: 1 S: 6 H: 2 LOB: 1 BB: 2 P: 14	R: 0 E: 0 K: 0 S: 3 H: 0 LOB: 0 BB: 0 P: 3	R: 0 E: 0 K: 1 S: 5 H: 1 LOB: 0 BB: 0 P: 5	R: 0 E: 0 K: 0 S: 3 H: 0 LOB: 1 BB: 1 P: 7	1B: 5 2B: 0 3B: 1 HR: 2 SF: 0 SAC: 0 DP: 1 HBP: 0						

PITCHER		IP	WLS	BF	H	R	ER	SO	BB	IBB	HBP	BLK	WP	HR	S	P	ERA	WHIP
Hank Aguirre, L ERA: 3.59	(1, 1)	7.0	L	31	7	3	3	4	4	0	0	0	0	2	35	51	3.86	1.571
Terry Fox, R ERA: 3.4	(8, 1)	2.0		7	1	0	0	1	1	0	0	0	0	0	8	12	0.00	1.000

PITCHER	IP	WLS	BF	H	R	ER	SO	BB	IBB	HBP	BLK	WP	HR	S	P	ERA	WHIP

TOP

Chicago White Sox @ Detroit Tigers

Tiger Stadium, Detroit, MI

Sun Sep 22 1963, 4:33 AM EDT

Att. 5,458 - Unknown

livebaseballscorecards.com

AB	33
R	3
H	8
RBI	3
BB	5
SO	5
LOB	16

WP: 0	PA: 38
PB: 0	
SB: 0	
CS: 0	

Batter	1	2	3	4	5	6	7	8	9	AB	R	H	RBI	BB	SO	LOB
Bill Bruton, L (1, 8) OBP: 0.335, SLG: 0.378	x 0-0 ① G3		x 0-0 CS 1B		x 0-0 ③ F8			x 0-0 6-3 PB PB 1B		4	1	2	0	0	0	0
Dick McAuliffe, L (1, 6) OBP: 0.337, SLG: 0.391	x 0-0 L4-3 1B		SSS 0-3 ②③ K 1-2			x 0-0 ① 6-3		x 0-0 ① 6-3 1-3		4	0	1	0	0	1	2
Norm Cash, L (1, 3) OBP: 0.382, SLG: 0.460	x 0-0 ②③ L4-3 1-2			BBBB 4-0 G3-6-3 1B BB		x 0-0 ② F3		x 0-0 ② G3 3-H		3	0	0	0	1	0	1
Rocky Colavito, R (1, 9) OBP: 0.360, SLG: 0.439		x 0-0 SH1-4 BB 9-2 1B		x 0-0 G3-6-3 1-2 1B		x 0-0 F8		x 0-0 ③ 6-3		4	0	2	0	0	0	0
Gates Brown, L (1, 7) OBP: 0.333, SLG: 0.355		BBBB 4-0 SH1-4 1-2 BB		x 0-0 ①② G3-6-3 1-2f 2-3			x 0-0 ① G3		x 0-0 ① 3-1	3	0	0	0	1	0	2
Don Wert, R (1, 5) OBP: 0.323, SLG: 0.363		x 0-0 ① SH1-4 1-2 2-3		BBBB 4-0 BB			x 0-0 1-3 1B 1B		SSS 0-3 ② K	2	1	1	0	1	1	0
Bill Freehan, R (1, 2) OBP: 0.335, SLG: 0.380		III 4-0 IBB		SSS 0-3 ③ K			x 0-0 ② 1-3 1-2		x 0-0 ③ F5	3	0	0	0	1	1	3
George Smith, R (1, 4) OBP: 0.292, SLG: 0.292		x 0-0 ②③ 9-2 3-Hf			x 0-0 ① 2B		x 0-0 2-H 1B			3	0	2	1	0	0	3
Hank Aguirre, R (1, 1) OBP: 0.169, SLG: 0.176 Al Kaline, R (7, PH) OBP: 0.374, SLG: 0.513 Terry Fox, R (8, 1) OBP: 0.231, SLG: 0.091			x 0-0 ① G3		SSS 0-3 ② K		x 0-0 ③ L4-3			2 1 0	0 0 0	0 0 0	0 0 0	0 0 0	1 0 0	0 1 0
Inning Stats	R: 0 H: 1 E: 0 LOB: 0 K: 0 BB: 0 S: 3 P: 3	R: 0 H: 1 E: 0 LOB: 2 K: 0 BB: 2 S: 3 P: 11	R: 0 H: 1 E: 0 LOB: 0 K: 1 BB: 0 S: 5 P: 5	R: 0 H: 1 E: 0 LOB: 2 K: 1 BB: 2 S: 5 P: 13	R: 0 H: 1 E: 0 LOB: 0 K: 1 BB: 0 S: 5 P: 5	R: 0 H: 0 E: 0 LOB: 0 K: 0 BB: 0 S: 3 P: 3	R: 1 H: 2 E: 0 LOB: 1 K: 0 BB: 0 S: 5 P: 5	R: 1 H: 1 E: 0 LOB: 0 K: 0 BB: 0 S: 4 P: 4	R: 0 H: 0 E: 0 LOB: 0 K: 1 BB: 0 S: 5 P: 5	1B: 7 SF: 0 2B: 3 SAC: 1 3B: 0 DP: 3 HR: 0 HBP: 0						WP: 0 PA: 34 PB: 2 SB: 0 CS: 1	

PITCHER		IP	WLS	BF	H	R	ER	SO	BB	IBB	HBP	BLK	WP	HR	S	P	ERA	WHIP
Joe Horlen, R ERA: 3.37	(1, 1)	6.0	W	22	5	0	0	3	3	1	0	0	0	0	24	40	0.00	1.333
Hoyt Wilhelm, R ERA: 2.68	(7, 1)	3.0	S	12	3	2	1	1	0	0	0	0	0	0	14	14	3.00	1.000

PITCHER	IP	WLS	BF	H	R	ER	SO	BB	IBB	HBP	BLK	WP	HR	S	P	ERA	WHIP

BOTTOM

Chicago White Sox @ Detroit Tigers

Tiger Stadium, Detroit, MI

Sun Sep 22 1963, 4:33 AM EDT

Att. 5,458 - Unknown

livebaseballscorecards.com

AB	29
R	2
H	8
RBI	1
BB	4
SO	4
LOB	12

Batter	1	2	3	4	5	6	7	8	9	AB	R	H	RBI	BB	SO	LOB
Don Blasingame, L (1, 4) OBP: 0.322, SLG: 0.326	HR		5-3		4-3			BB		3	1	1	1	1	0	0
Dick Phillips, L (1, 3) OBP: 0.303, SLG: 0.368	4-3		F8			1B		1-2 BB		3	0	1	0	1	0	0
Chuck Hinton, R (1, 7) OBP: 0.341, SLG: 0.430	K		K			F8		K		4	0	0	0	0	3	3
Jim King, L (1, 9) OBP: 0.304, SLG: 0.453	BB			BB		P4		K2-3		2	0	0	0	2	1	3
Don Lock, R (1, 8) OBP: 0.336, SLG: 0.444	K			K		6-3			K	4	0	0	0	0	3	3
Ken Retzer, L (1, 2) OBP: 0.279, SLG: 0.311		4-3		L9			F8		4-3	4	0	0	0	0	0	1
Ed Brinkman, R (1, 6) OBP: 0.269, SLG: 0.315		1B		P6			P6		1B	4	0	2	0	0	0	1
John Kennedy, R (1, 5) OBP: 0.255, SLG: 0.240		F8			5-3		F7		1-2 1B	4	0	1	0	0	0	1
Bennie Daniels, L (1, 1) OBP: 0.283, SLG: 0.178 Bob Baird, L (7, 1) OBP: 0.500, SLG: 0.500 Tom Brown, S (8, PH) OBP: 0.211, SLG: 0.210 Ed Roebuck, R (8, 1) OBP: 0.250, SLG: 0.200 Bobo Osborne, L (9, PH) OBP: 0.309, SLG: 0.359 Minnie Minoso, R (9, PH) OBP: 0.310, SLG: 0.307		K			K			K	K	2 0 0 0 0 2 1 0 0 0 0 0 0 0 1 0 0 0 0 1 0 0 0 0 0 0 0 0 0 0 0 0 0 0 0 1 0 0 0 0 1 2						
Inning Stats	R: 1 H: 1 E: 0 LOB: 1 K: 2 BB: 1 S: 8 P: 12	R: 0 H: 1 E: 0 LOB: 1 K: 1 BB: 0 S: 6 P: 6	R: 0 H: 0 E: 0 LOB: 0 K: 1 BB: 0 S: 5 P: 5	R: 0 H: 0 E: 0 LOB: 1 K: 1 BB: 1 S: 5 P: 9	R: 0 H: 0 E: 0 LOB: 0 K: 1 BB: 0 S: 5 P: 5	R: 0 H: 1 E: 0 LOB: 1 K: 0 BB: 0 S: 4 P: 4	R: 0 H: 0 E: 0 LOB: 0 K: 0 BB: 0 S: 3 P: 3	R: 0 H: 0 E: 0 LOB: 2 K: 3 BB: 2 S: 9 P: 17	R: 0 H: 2 E: 0 LOB: 2 K: 2 BB: 0 S: 9 P: 9	1B: 4 SF: 0 2B: 0 SAC: 0 3B: 0 DP: 0 HR: 1 HBP: 0						

PITCHER		IP	WLS	BF	H	R	ER	SO	BB	IBB	HBP	BLK	WP	HR	S	P	ERA	WHIP
Phil Regan, R ERA: 3.61	(1, 1)	8.2	W	35	5	1	1	10	4	0	0	0	0	1	51	67	1.04	1.038
Willie Smith, L ERA: 5.03	(9, 1)	0.1	S	1	0	0	0	1	0	0	0	0	0	0	3	3	0.00	0.000

PITCHER	IP	WLS	BF	H	R	ER	SO	BB	IBB	HBP	BLK	WP	HR	S	P	ERA	WHIP

TOP

Washington Senators @ Detroit Tigers

Tiger Stadium, Detroit, MI

Mon Sep 23 1963, 4:33 AM EDT

Att. 674 - Unknown

livebaseballscorecards.com

AB	32
R	1
H	5
RBI	1
BB	4
SO	11
LOB	15

WP: 0	PA: 36		
PB: 0			
SB: 0			
CS: 0			

Washington Senators @ Detroit Tigers

Tiger Stadium, Detroit, MI

Mon Sep 23 1963, 4:33 AM EDT

Att. 674 - Unknown

livebaseballscorecards.com

BOTTOM

Batter	1	2	3	4	5	6	7	8	9	AB	R	H	RBI	BB	SO	LOB
Bill Bruton, L (1, 8) OBP: 0.333, SLG: 0.375	0-0 1-3		0-3 K		0-0 4-3		0-0 6-3			4	0	0	0	0	1	0
Dick McAuliffe, L (1, 6) OBP: 0.335, SLG: 0.388	0-0 F7		0-0 4-3		0-0 1-3		0-3 K			4	0	0	0	0	1	0
Norm Cash, L (1, 3) OBP: 0.384, SLG: 0.469	0-0 HR		0-0 1B		0-0 HR 1B		0-3 K			4	2	3	1	0	1	0
Rocky Colavito, R (1, 9) OBP: 0.360, SLG: 0.443	0-0 5-3		0-0 F9		0-0 1-H HR			0-3 K		4	1	1	2	0	1	1
Willie Horton, R (1, 7) OBP: 0.286, SLG: 0.476		0-0 4-3 2B		0-0 6-3	0-0 5-3			0-0 S 1B		4	0	2	0	0	0	0
Bubba Phillips, R (1, 5) OBP: 0.274, SLG: 0.306		0-0 4-3 2-3		0-0 2B 2B		0-0 F9		0-0 F8 1-2		4	1	1	0	0	0	2
Gus Triandos, R (1, 2) OBP: 0.318, SLG: 0.414		0-3 K		0-0 2-H 2B		0-3 K		0-3 K		4	0	1	1	0	3	2
George Smith, R (1, 4) OBP: 0.298, SLG: 0.294		4-0 BB		0-0 F9		0-0 1B				2	0	1	0	1	0	1
Phil Regan, R (1, 1) OBP: 0.169, SLG: 0.180		0-0 1-3		0-0 6-3		0-0 L1				3	0	0	0	0	0	4
Willie Smith, L (9, 1) OBP: 0.125, SLG: 0.125										0	0	0	0	0	0	0
Inning Stats	R: 1 H: 1 E: 0 LOB: 0 K: 0 BB: 0 S: 4 P: 4	R: 0 H: 1 E: 0 LOB: 2 K: 1 BB: 1 S: 6 P: 10	R: 0 H: 1 E: 0 LOB: 1 K: 1 BB: 0 S: 6 P: 6	R: 1 H: 2 E: 0 LOB: 1 K: 0 BB: 0 S: 5 P: 5	R: 2 H: 2 E: 0 LOB: 0 K: 0 BB: 0 S: 5 P: 5	R: 0 H: 1 E: 0 LOB: 1 K: 1 BB: 0 S: 6 P: 6	R: 0 H: 0 E: 0 LOB: 0 K: 2 BB: 0 S: 7 P: 7	R: 0 H: 1 E: 0 LOB: 1 K: 2 BB: 0 S: 8 P: 8		1B: 4 SF: 0 2B: 3 SAC: 0 3B: 0 DP: 0 HR: 2 HBP: 0						

	AB	33
	R	4
	H	9
	RBI	4
	BB	1
	SO	7
	LOB	10

PITCHER		IP	WLS	BF	H	R	ER	SO	BB	IBB	HBP	BLK	WP	HR	S	P	ERA	WHIP
Bennie Daniels, R ERA: 4.41	(1, 1)	6.0	L	27	8	4	4	3	1	0	0	0	0	2	32	36	6.00	1.500
Bob Baird, L ERA: 7.56	(7, 1)	1.0		3	0	0	0	2	0	0	0	0	0	0	7	7	0.00	0.000
Ed Roebuck, R ERA: 3.62	(8, 1)	1.0		4	1	0	0	2	0	0	0	0	0	0	8	8	0.00	1.000

PITCHER	IP	WLS	BF	H	R	ER	SO	BB	IBB	HBP	BLK	WP	HR	S	P	ERA	WHIP

Batter	1	2	3	4	5	6	7	8	9	AB	R	H	RBI	BB	SO	LOB
Ed Brinkman, R (1, 6) OBP: 0.269, SLG: 0.314	G1-6-3 1B		6-3		K			K		4	0	1	0	0	2	3
Don Blasingame, L (1, 4) OBP: 0.321, SLG: 0.325	G1-6-3 1-2f			2-3 1B		F8		F9		4	0	1	0	0	0	2
Dick Phillips, L (1, 3) OBP: 0.305, SLG: 0.368	1B			2-3 1-2		BB G4-3		P4		3	0	1	0	1	0	2
Don Lock, R (1, 8) OBP: 0.336, SLG: 0.443	K			K		G4-3 1-2f			1B	4	0	1	0	0	2	3
Jim King, L (1, 9) OBP: 0.302, SLG: 0.449		F9		G1			F8		F9	4	0	0	0	0	0	2
Ken Retzer, L (1, 2) OBP: 0.279, SLG: 0.310		4-3			1B 1B		P4		P6	4	0	1	0	0	0	1
Ken Hunt, R (1, 7) OBP: 0.264, SLG: 0.340		F7			K		1B		K	4	0	1	0	0	2	2
John Kennedy, R (1, 5) OBP: 0.246, SLG: 0.231			4-3		K		K			2	0	0	0	0	1	1
Bobo Osborne, L (7, PH) OBP: 0.308, SLG: 0.358										1	0	0	0	0	1	1
Don Zimmer, R (7, 5) OBP: 0.290, SLG: 0.424										0	0	0	0	0	0	0
Claude Osteen, L (1, 1) OBP: 0.217, SLG: 0.227			F8		1B			1B		3	0	2	0	0	0	0
Inning Stats	R: 0 H: 2 E: 0 LOB: 1 K: 1 BB: 0 S: 6 P: 6	R: 0 H: 0 E: 0 LOB: 0 K: 0 BB: 0 S: 3 P: 3	R: 0 H: 0 E: 0 LOB: 0 K: 0 BB: 0 S: 3 P: 3	R: 0 H: 1 E: 0 LOB: 1 K: 1 BB: 0 S: 6 P: 6	R: 0 H: 2 E: 0 LOB: 2 K: 3 BB: 0 S: 11 P: 11	R: 0 H: 0 E: 0 LOB: 0 K: 0 BB: 1 S: 2 P: 6	R: 0 H: 1 E: 0 LOB: 1 K: 1 BB: 0 S: 6 P: 6	R: 0 H: 1 E: 0 LOB: 1 K: 1 BB: 0 S: 6 P: 6	R: 0 H: 1 E: 0 LOB: 1 K: 1 BB: 0 S: 6 P: 6	1B: 8 SF: 0 2B: 0 SAC: 0 3B: 0 DP: 2 HR: 0 HBP: 0						

PITCHER		IP	WLS	BF	H	R	ER	SO	BB	IBB	HBP	BLK	WP	HR	S	P	ERA	WHIP
Jim Bunning, R ERA: 3.91	(1, 1)	9.0	W	34	8	0	0	8	1	0	0	0	0	0	49	53	0.00	1.000

PITCHER	IP	WLS	BF	H	R	ER	SO	BB	IBB	HBP	BLK	WP	HR	S	P	ERA	WHIP

TOP

Washington Senators @ Detroit Tigers

Tiger Stadium, Detroit, MI

Tue Sep 24 1963, 4:33 AM EDT

Att. 956 - Unknown

livebaseballscorecards.com

AB	33
R	0
H	8
RBI	0
BB	1
SO	8
LOB	17

WP: 0 PA: 34
PB: 0
SB: 0
CS: 0

Batter	1	2	3	4	5	6	7	8	9	AB	R	H	RBI	BB	SO	LOB
George Thomas, R (1, 8) OBP: 0.280, SLG: 0.332	K			K		5-3				3	0	0	0	0	2	1
Dick McAuliffe, L (1, 6) OBP: 0.333, SLG: 0.386	G3			1-3		K				3	0	0	0	0	1	1
Willie Horton, R (1, 7) OBP: 0.250, SLG: 0.417	K			5-3			F4			3	0	0	0	0	1	0
Rocky Colavito, R (1, 9) OBP: 0.359, SLG: 0.442		F7			6-3		1B			3	0	1	0	0	0	0
Don Wert, R (1, 5) OBP: 0.323, SLG: 0.376		F8			HR		K			3	1	1	1	0	1	1
Gus Triandos, R (1, 2) OBP: 0.316, SLG: 0.410		F3			K		F3			3	0	0	0	0	1	1
Bill Freehan, R (1, 3) OBP: 0.332, SLG: 0.376			F3		K			P6		3	0	0	0	0	1	0
George Smith, R (1, 4) OBP: 0.299, SLG: 0.291			G1-6-3 BB			L3		F7		2	0	0	0	1	0	0
Jim Bunning, R (1, 1) OBP: 0.193, SLG: 0.190			G1-6-3 1-2f			5-3 1B		4-3		3	0	1	0	0	0	1
Inning Stats	R: 0 E: 0 K: 2 S: 7 H: 0 LOB: 0 BB: 0 P: 7	R: 0 E: 0 K: 0 S: 3 H: 0 LOB: 0 BB: 0 P: 3	R: 0 E: 0 K: 0 S: 2 H: 0 LOB: 0 BB: 1 P: 6	R: 0 E: 0 K: 1 S: 5 H: 0 LOB: 0 BB: 0 P: 5	R: 1 E: 0 K: 2 S: 8 H: 1 LOB: 0 BB: 0 P: 8	R: 0 E: 0 K: 1 S: 6 H: 1 LOB: 1 BB: 0 P: 6	R: 0 E: 0 K: 1 S: 6 H: 1 LOB: 1 BB: 0 P: 6	R: 0 E: 0 K: 0 S: 3 H: 0 LOB: 0 BB: 0 P: 3		1B: 2 2B: 0 3B: 0 HR: 1 SF: 0 SAC: 0 DP: 1 HBP: 0						

PITCHER	IP	WLS	BF	H	R	ER	SO	BB	IBB	HBP	BLK	WP	HR	S	P	ERA	WHIP
Claude Osteen, L (1, 1) ERA: 3.5	8.0	L	27	3	1	1	7	1	0	0	0	0	1	40	44	1.12	0.500

PITCHER	IP	WLS	BF	H	R	ER	SO	BB	IBB	HBP	BLK	WP	HR	S	P	ERA	WHIP

BOTTOM

Washington Senators @ Detroit Tigers

Tiger Stadium, Detroit, MI

Tue Sep 24 1963, 4:33 AM EDT

Att. 956 - Unknown

livebaseballscorecards.com

AB	26
R	1
H	3
RBI	1
BB	1
SO	7
LOB	5

Washington Senators @ Detroit Tigers

Tiger Stadium, Detroit, MI

Wed Sep 25 1963, 4:33 AM EDT

Att. 1,552 - Unknown

TOP

Batter	1	2	3	4	5	6	7	8	9	AB	R	H	RBI	BB	SO	LOB
Don Blasingame, L (1, 4) OBP: 0.326, SLG: 0.330	E BLK 1B	L4		G1-6-3 1B			SH1-4 1B		5-3	5	1	3	0	0	0	1
Dick Phillips, L (1, 3) OBP: 0.305, SLG: 0.364	BLK BB 1B 1-3 BB	FC4-6 1-2f		G1-6-3 1-2f			SH1-4 1-2		6-3	3	1	0	0	1	0	2
Chuck Hinton, R (1, 7) OBP: 0.342, SLG: 0.428	BLK 1B 1-2 BB		BB HR BB		6-3		5-3			2	2	0	0	2	0	1
Don Lock, R (1, 8) OBP: 0.335, SLG: 0.440	K 1-2 2-3 3-H		HR 1-2 BB		6-3		4-3			3	1	0	0	1	1	3
Don Zimmer, R (1, 5) OBP: 0.287, SLG: 0.419	K		K		5-3			L4		4	0	0	0	0	2	4
John Kennedy, R (8, 5) OBP: 0.246, SLG: 0.231										0	0	0	0	0	0	0
Ken Retzer, L (1, 2) OBP: 0.289, SLG: 0.332	2-H 3-H 1B		1-H 2-H HR			S 1B		1B		4	1	4	5	0	0	0
Ken Hunt, R (1, 9) OBP: 0.257, SLG: 0.331	F9		P3			K 1-2		K		4	0	0	0	0	2	3
Ed Brinkman, R (1, 6) OBP: 0.269, SLG: 0.312		FC1-6 BB	4-3			5-3		4-3		3	0	0	0	1	0	2
Ron Moeller, L (1, 1) OBP: 0.222, SLG: 0.222		FC1-6 FC4-6 1-2f		K		K			L9	3	0	0	0	0	2	2
Steve Ridzik, R (6, 1) OBP: 0.200, SLG: 0.207										1	0	0	0	0	0	0
Inning Stats	R: 3 E: 1 K: 2 S: 9 H: 2 LOB: 1 BB: 2 P: 17	R: 0 E: 0 K: 0 S: 3 H: 0 LOB: 1 BB: 1 P: 7	R: 3 E: 0 K: 1 S: 6 H: 1 LOB: 2 BB: 2 P: 14	R: 0 E: 0 K: 1 S: 5 H: 1 LOB: 0 BB: 0 P: 5	R: 0 E: 0 K: 0 S: 3 H: 0 LOB: 0 BB: 0 P: 3	R: 0 E: 0 K: 2 S: 8 H: 1 LOB: 1 BB: 0 P: 8	R: 0 E: 0 K: 0 S: 4 H: 1 LOB: 1 BB: 0 P: 4	R: 0 E: 0 K: 1 S: 6 H: 1 LOB: 1 BB: 0 P: 6	R: 0 E: 0 K: 0 S: 3 H: 0 LOB: 0 BB: 0 P: 3	1B: 6 2B: 0 3B: 0 HR: 1 SF: 0 SAC: 1 DP: 1 HBP: 0							

	AB	32
	R	6
	H	7
	RBI	5
	BB	5
	SO	7
	LOB	18

WP: 0 PB: 0 SB: 1 CS: 0 PA: 38

livebaseballscorecards.com

PITCHER		IP	WLS	BF	H	R	ER	SO	BB	IBB	HBP	BLK	WP	HR	S	P	ERA	WHIP
Denny McLain, R ERA: 5.25	(1, 1)	3.0	L	17	3	6	6	3	5	0	0	1	0	1	18	38	18.00	2.667
Mickey Lolich, L ERA: 3.58	(4, 1)	2.0		6	1	0	0	1	0	0	0	0	0	0	8	8	0.00	0.500
Willie Smith, L ERA: 4.57	(6, 1)	2.0		8	2	0	0	2	0	0	0	0	0	0	12	12	0.00	1.000
Bob Anderson, R ERA: 3.3	(8, 1)	2.0		7	1	0	0	1	0	0	0	0	0	0	9	9	0.00	0.500

PITCHER	IP	WLS	BF	H	R	ER	SO	BB	IBB	HBP	BLK	WP	HR	S	P	ERA	WHIP

Batter	1	2	3	4	5	6	7	8	9	AB	R	H	RBI	BB	SO	LOB
George Thomas, R (1, 8) OBP: 0.276, SLG: 0.327	F8		F9 2-3		F3		F5			4	0	0	0	0	0	3
Dick McAuliffe, L (1, 6) OBP: 0.333, SLG: 0.385	G3		G3-6-3 1-2f			S 2B 1B		5-3		4	1	1	0	0	0	2
Willie Horton, R (1, 7) OBP: 0.250, SLG: 0.464	6-3			6-3 3B		K 1-2		F9		4	1	1	0	0	1	1
Rocky Colavito, R (1, 9) OBP: 0.359, SLG: 0.442		5-3		F2		2-H 2B		L6		4	0	1	1	0	0	1
Don Wert, R (1, 5) OBP: 0.322, SLG: 0.371		BB		6-3 3-H		5-3			K	3	0	0	1	1	1	1
Gus Triandos, R (1, 2) OBP: 0.316, SLG: 0.409		F7		1B		F7			L4-3	3	0	1	0	0	0	2
Al Kaline, R (9, PH) OBP: 0.373, SLG: 0.512										1	0	0	0	0	0	0
Bill Freehan, R (1, 3) OBP: 0.328, SLG: 0.371		K		P4			P4		F5	4	0	0	0	0	1	2
George Smith, R (1, 4) OBP: 0.299, SLG: 0.292			F9 1B		K		F8			3	0	1	0	0	1	0
Denny McLain, R (1, 1) OBP: 0.333, SLG: 1.333										0	0	0	0	0	0	0
Purnal Goldy, R (3, PH) OBP: 0.143, SLG: 0.143										1	0	1	0	0	0	0
Mickey Lolich, S (4, 1) OBP: 0.244, SLG: 0.056										0	0	0	0	0	0	0
Bubba Phillips, R (5, PH) OBP: 0.274, SLG: 0.305										1	0	0	0	0	0	0
Willie Smith, L (6, 1) OBP: 0.125, SLG: 0.125			G3-6-3 1-2		6-3		BB			0	0	0	0	0	0	0
John Sullivan, L (7, PH) OBP: 0.000, SLG: 0.000										0	0	0	0	1	0	0
Bob Anderson, R (8, 1) OBP: 0.444, SLG: 0.556			1B							0	0	0	0	0	0	0
Inning Stats	R: 0 E: 0 K: 0 S: 3 H: 0 LOB: 0 BB: 0 P: 3	R: 0 E: 0 K: 1 S: 5 H: 0 LOB: 1 BB: 1 P: 9	R: 0 E: 0 K: 0 S: 4 H: 2 LOB: 1 BB: 0 P: 4	R: 1 E: 0 K: 0 S: 5 H: 2 LOB: 1 BB: 0 P: 5	R: 0 E: 0 K: 1 S: 5 H: 0 LOB: 0 BB: 0 P: 5	R: 1 E: 0 K: 1 S: 7 H: 2 LOB: 1 BB: 0 P: 7	R: 0 E: 0 K: 0 S: 3 H: 0 LOB: 1 BB: 1 P: 7	R: 0 E: 0 K: 0 S: 3 H: 0 LOB: 0 BB: 0 P: 3	R: 0 E: 0 K: 1 S: 5 H: 0 LOB: 0 BB: 0 P: 5	1B: 4 2B: 1 3B: 1 HR: 0 SF: 0 SAC: 0 DP: 1 HBP: 0						

PITCHER		IP	WLS	BF	H	R	ER	SO	BB	IBB	HBP	BLK	WP	HR	S	P	ERA	WHIP
Ron Moeller, L ERA: 6.33	(1, 1)	5.1	W	22	6	2	2	3	1	0	0	0	0	0	27	31	3.38	1.312
Steve Ridzik, R ERA: 4.82	(6, 1)	3.2	S	12	0	0	0	1	1	0	0	0	0	0	13	17	0.00	0.273

PITCHER	IP	WLS	BF	H	R	ER	SO	BB	IBB	HBP	BLK	WP	HR	S	P	ERA	WHIP

BOTTOM

Washington Senators @ Detroit Tigers

Tiger Stadium, Detroit, MI

Wed Sep 25 1963, 4:33 AM EDT

Att. 1,552 - Unknown

livebaseballscorecards.com

AB	32
R	2
H	6
RBI	2
BB	2
SO	4
LOB	12

WP: 0	PB: 0	SB: 1	CS: 0
PA: 34			

Detroit Tigers @ Baltimore Orioles

Memorial Stadium, Baltimore, MD

Fri Sep 27 1963, 7:05 PM EDT

Att. 3,521 - Unknown

TOP

livebaseballscorecards.com

Batter	1	2	3	4	5	6	7	8	9	AB	R	H	RBI	BB	SO	LOB
Bill Bruton, L (1, 8) OBP: 0.332, SLG: 0.375	6-3 2B		K		6-3 2-3		B3	F8		5	0	1	0	0	1	3
Dick McAuliffe, L (1, 6) OBP: 0.335, SLG: 0.385	6-3 2-3		1B BB		BB		G3		FC4-6 1B	3	0	1	0	2	0	1
Norm Cash, L (1, 3) OBP: 0.386, SLG: 0.471	FC6-4 BB		1-3 1B		K		2B		FC4-6 1-2f	4	0	2	0	1	1	3
Rocky Colavito, R (1, 9) OBP: 0.359, SLG: 0.440	F2		F7			2B 4-3 BB	BB		K	3	1	0	0	2	1	5
Willie Horton, R (1, 7) OBP: 0.242, SLG: 0.455	FC6-4 1-2f			F8		4-3 FC4-6 2B 1-3	1-3		K	5	1	1	0	0	1	5
Bubba Phillips, R (1, 5) OBP: 0.276, SLG: 0.304		G6-4-3 BB		K		4-3 2-3 3-H		1B BB		2	0	0	1	2	1	1
John Sullivan, L (1, 2)		G6-4-3 1-2f		3-1				F8		2	0	0	0	1	0	1
Bill Freehan, R (6, PR) OBP: 0.327, SLG: 0.370 (6, 2)						FC4-6 BB				1	0	0	0	0	0	1
George Smith, R (1, 4) OBP: 0.302, SLG: 0.290		K			6-3 WP BB	FC4-6 1-2f 3-H		1-2 1B		1	0	0	0	1	1	0
Gates Brown, L (6, PH) OBP: 0.330, SLG: 0.351										1	0	0	1	0	0	1
Jim Bunning, R (6, 1) OBP: 0.183, SLG: 0.190										0	0	0	0	0	0	0
Al Kaline, R (8, PH) OBP: 0.374, SLG: 0.513										1	0	1	0	0	0	0
Whitey Herzog, L (8, PR) OBP: 0.303, SLG: 0.226										0	0	0	0	0	0	0
Terry Fox, R (8, 1) OBP: 0.231, SLG: 0.091										0	0	0	0	0	0	0
Hank Aguirre, R (1, 1) OBP: 0.165, SLG: 0.171			K		K 1-2	F5		F8		2	0	0	0	0	2	1
Don Wert, R (6, PH) OBP: 0.320, SLG: 0.368 (6, 4)										2	0	0	0	0	0	3

| Inning Stats | | | | | | | | | |

Detroit Tigers @ Baltimore Orioles

Memorial Stadium, Baltimore, MD

Fri Sep 27 1963, 7:05 PM EDT

Att. 3,521 - Unknown

livebaseballscorecards.com

BOTTOM

Batter	1	2	3	4	5	6	7	8	9	AB	R	H	RBI	BB	SO	LOB
Bob Johnson, R (1, 6) OBP: 0.343, SLG: 0.433	0-0 1B 1B 1B	0-3 ② K		0-0 ① L3			0-3 ① K			4	1	1	0	0	2	0
Joe Gaines, R (1, 7) OBP: 0.384, SLG: 0.480	0-0 1B 1-3 1B	0-0 1B 2B		0-0 ② F8			0-0 ② F6			3	2	2	0	0	0	0
Russ Snyder, L (7, 7) OBP: 0.322, SLG: 0.365										1	0	0	0	0	0	0
Jim Gentile, L (1, 3) OBP: 0.348, SLG: 0.419	0-0 SH5-4 1B FC1-2 2-H 3-H 1B	0-0 2-H 1B		0-3 ③ K			0-0 1B			4	0	3	3	0	1	0
John Orsino, R (1, 2) OBP: 0.344, SLG: 0.466	0-0 ③ FC1-2 SH5-4 1-2 1B	0-0 ③ L5			0-0 ① L7		0-0 ③ L4			4	0	1	0	0	0	2
Brooks Robinson, R (1, 5) OBP: 0.303, SLG: 0.367	0-0 ① SH5-4 1-2 2-3		4-0 BBBB FC5-4 BB		0-0 ② 5-3			0-0 ① F8		2	0	0	0	1	0	0
Sam Bowens, R (1, 9) OBP: 0.381, SLG: 0.462	4-0 FC1-2 IBB		0-0 ① FC5-4 5-3 1-2f		0-0 ③ F7			0-0 HR 1B		3	1	1	0	1	0	1
Jackie Brandt, R (1, 8) OBP: 0.301, SLG: 0.410	0-0 ② FC1-2 FC6-4 1-2 2-3 3-Hf		0-0 ② 5-3 1-2				0-3 ① K2-3	0-0 1-H HR		4	1	1	2	0	1	4
Jerry Adair, R (1, 4) OBP: 0.244, SLG: 0.341	0-0 ③ FC6-4 1-2f		4-0 IBB				0-0 ② 5-3	0-0 ② F4		3	0	0	0	1	0	3
John Miller, R (1, 1) Stu Miller, R (8, 1) OBP: 0.313, SLG: 0.500		0-0 ① 4-3	0-3 ③ K				0-0 ③ 4-3	0-3 ③ K		3	0	0	0	0	1	2
										1	0	0	0	0	1	0

	AB	32
	R	5
	H	9
	RBI	5
	BB	3
	SO	6
	LOB	12

Inning Stats																																		
	R: 2	H: 4	R: 1	H: 2	R: 0	H: 0	R: 0	H: 0	R: 0	H: 0	R: 0	H: 0	R: 0	H: 1	R: 2	H: 2	1B: 7	SF: 0	WP: 0	PA: 36														
	E: 0	LOB: 3	E: 0	LOB: 1	E: 0	LOB: 2	K: 1	LOB: 0	K: 0	LOB: 0	E: 0	LOB: 0	E: 0	LOB: 1	E: 0	LOB: 0	2B: 1	SAC: 1	PB: 0															
	K: 0	BB: 1	K: 1	BB: 0	K: 1	BB: 2	S: 5	BB: 0	K: 0	BB: 0	K: 1	BB: 0	K: 1	BB: 0	K: 1	BB: 0	3B: 0	DP: 0	SB: 0															
	S: 7	P: 11	S: 7	P: 7	S: 5	P: 13	S: 5	P: 5	S: 3	P: 3	S: 5	P: 5	S: 6	P: 6	S: 7	P: 7	HR: 1	HBP: 0	CS: 0															

PITCHER		IP	WLS	BF	H	R	ER	SO	BB	IBB	HBP	BLK	WP	HR	S	P	ERA	WHIP
Hank Aguirre, L ERA: 3.63	(1, 1)	5.0	L	24	6	3	3	3	1	2	0	0	0	0	27	39	5.40	1.400
Jim Bunning, R ERA: 3.88	(6, 1)	2.0		7	1	0	0	2	0	0	0	0	0	0	11	11	0.00	0.500
Terry Fox, R ERA: 3.59	(8, 1)	1.0		5	2	2	2	1	0	0	0	0	0	1	7	7	18.00	2.000

PITCHER	IP	WLS	BF	H	R	ER	SO	BB	IBB	HBP	BLK	WP	HR	S	P	ERA	WHIP

Detroit Tigers @ Baltimore Orioles

Memorial Stadium, Baltimore, MD

Sat Sep 28 1963, 3:33 AM EDT

Att. 2,998 - Unknown

TOP

Batter	1	2	3	4	5	6	7	8	9	AB	R	H	RBI	BB	SO	LOB
George Thomas, R (1, 8) OBP: 0.276, SLG: 0.330	0-0 1B 6-3 2B	0-0 ③ L4		0-0 ③ 5-3			SSS 0-3 ① K	SSS 0-3 ② K		4	1	1	0	0	1	2
Norm Cash, L (8, PH) OBP: 0.386, SLG: 0.470 (8, 3)										1	0	0	0	0	1	2
Dick McAuliffe, L (1, 6) OBP: 0.334, SLG: 0.383	0-0 2-3 6-3 1B		0-0 ① 6-3		0-0 ① G3		0-0 ② FC1-6 1B 1-2f	0-0 ③ 1-3		5	0	1	0	0	0	3
Willie Horton, R (1, 7) OBP: 0.289, SLG: 0.474	0-0 ① 6-3 1-2 3-H		0-0 BB BB SF9 1B		0-0 ② F9		0-0 FC5-4 1-3 1B		0-0 G5-4-3 1B	5	1	3	1	0	0	1
Rocky Colavito, R (1, 9) OBP: 0.358, SLG: 0.437	0-0 ② F8		BBBB 4-0 SF9 BB 1-2 BB		0-0 ③ F6		0-0 ③ FC5-4 1-2f		0-0 ①② G5-4-3 1-2f	4	0	0	0	1	0	4
Don Wert, R (1, 5) OBP: 0.321, SLG: 0.366 (7, 4)	0-0 ③ 5-3		BBBB 4-0 FC6-4 1-2 2-3 BB			SSS 0-3 ① K		0-0 PB 1B 1B	0-0 ③ F5	4	1	1	0	1	1	1
Gus Triandos, R (1, 2) OBP: 0.315, SLG: 0.407		0-0 ① L8	0-0 ② SF9 2-3 3-H			0-0 ② F8		BBBB 4-0 1B 1-2 1B BB		2	0	0	1	1	0	0
Willie Smith, L (8, PR) OBP: 0.125, SLG: 0.125										0	1	0	0	0	0	0
Mickey Lolich, S (8, 1) OBP: 0.244, SLG: 0.056										0	0	0	0	0	0	0
Bill Freehan, R (1, 3) OBP: 0.329, SLG: 0.382 (8, 2)	0-0 HR	0-0 ③ FC6-4 1-2f		0-0 ③ F4			0-0 1B 1-2 2-H 1B			4	1	2	2	0	0	2
George Smith, R (1, 4) OBP: 0.298, SLG: 0.287	SSS 0-3 ② K		SSS 0-3 ① K				0-0 HR	0-0 ① F3		2	0	0	0	0	2	0
Bubba Phillips, R (7, PH) OBP: 0.276, SLG: 0.312 (7, 5)										2	1	1	1	0	0	2
Phil Regan, R (1, 1) OBP: 0.179, SLG: 0.190	0-0 1B		SSS 0-3 ② K				0-0 FC1-6 1B	0-0 1-2 2-H 1B		2	0	1	0	0	1	0
Fred Gladding, L (5, 1)										0	0	0	0	0	0	0
Purnal Goldy, R (7, PH) OBP: 0.250, SLG: 0.250										1	0	1	0	0	0	0
Frank Lary, R (7, 1) OBP: 0.250, SLG: 0.286										0	0	0	0	0	0	0
Al Kaline, R (8, PH) OBP: 0.375, SLG: 0.514										1	0	1	1	0	0	0
Whitey Herzog, L (8, PR) OBP: 0.303, SLG: 0.226 (8, 8)										0	0	0	0	0	0	0
Inning Stats	R: 1 E: 0 K: 0 S: 5 H: 2 LOB: 1 BB: 0 P: 5	R: 1 E: 0 K: 1 S: 7 H: 2 LOB: 1 BB: 0 P: 7	R: 1 E: 0 K: 0 S: 4 H: 1 LOB: 2 BB: 2 P: 12	R: 0 E: 0 K: 2 S: 7 H: 0 LOB: 0 BB: 0 P: 7	R: 0 E: 0 K: 0 S: 3 H: 0 LOB: 0 BB: 0 P: 3	R: 0 E: 0 K: 1 S: 5 H: 0 LOB: 0 BB: 0 P: 5	R: 1 E: 0 K: 1 S: 8 H: 3 LOB: 2 BB: 0 P: 8	R: 2 E: 0 K: 1 S: 8 H: 3 LOB: 2 BB: 1 P: 12	R: 0 E: 0 K: 0 S: 3 H: 1 LOB: 0 BB: 0 P: 3	1B: 9 2B: 1 3B: 0 HR: 2	SF: 1 SAC: 0 DP: 1 HBP: 0						

livebaseballscorecards.com

AB	37
R	6
H	12
RBI	6
BB	3
SO	6
LOB	17

WP: 0 PB: 1 SB: 0 CS: 0 PA: 41

PITCHER		IP	WLS	BF	H	R	ER	SO	BB	IBB	HBP	BLK	WP	HR	S	P	ERA	WHIP
Dave McNally, L ERA: 4.58	(1, 1)	7.0	W	34	10	6	6	5	3	0	0	0	0	2	41	53	7.71	1.857
Dick Hall, R ERA: 2.98	(8, 1)	2.0	S	7	2	0	0	1	0	0	0	0	0	0	9	9	0.00	1.000

PITCHER	IP	WLS	BF	H	R	ER	SO	BB	IBB	HBP	BLK	WP	HR	S	P	ERA	WHIP

Batter	1	2	3	4	5	6	7	8	9	AB	R	H	RBI	BB	SO	LOB
Bob Johnson, R (1, 6) OBP: 0.348, SLG: 0.434	F7		HR 2-H 1B		S 2B 1B	K		CS BB		4	2	2	1	1	1	1
Sam Bowens, R (1, 9) OBP: 0.383, SLG: 0.512	F4		1-H HR		2B 1-2 SF9 BB	FC5-4 1-2f		F9 1-2		4	2	1	2	1	0	2
Jim Gentile, L (1, 3) OBP: 0.351, SLG: 0.423	HBP		F5		E 1B 1-3 2-H 2B		BB BB SF8 1B			3	2	2	1	0	0	0
John Orsino, R (1, 2) OBP: 0.346, SLG: 0.475	6-3		HR		SF9 2-3 3-H		BB 1-2 BB			2	1	1	2	1	0	1
Boog Powell, L (1, 7) OBP: 0.328, SLG: 0.469		1-3	1-3		BB 3-H 1B		FC6-4 1-2 2-3 BB			3	0	1	1	1	0	0
Brooks Robinson, R (1, 5) OBP: 0.302, SLG: 0.365		F8		5-3	4-0 1-2 BB		K			3	0	0	0	1	1	3
Jackie Brandt, R (1, 8) OBP: 0.299, SLG: 0.407		4-3		K	L7		SF8 3-H			3	0	0	1	0	1	2
Jerry Adair, R (1, 4) OBP: 0.246, SLG: 0.348			1B 2B	F3		FC1-5 2B	FC6-4 1-2f			4	1	2	0	0	0	2
Dave McNally, R (1, 1) OBP: 0.143, SLG: 0.053			K		5-3	FC1-5 FC5-4 2-3		6-3		3	0	0	0	0	1	2
Dick Hall, R (8, 1) OBP: 0.464, SLG: 0.607										1	0	0	0	0	0	0
Inning Stats	R: 0 E: 0 K: 0 S: 3 H: 0 LOB: 1 BB: 0 P: 4	R: 0 E: 0 K: 0 S: 3 H: 0 LOB: 0 BB: 0 P: 3	R: 4 E: 0 K: 1 S: 9 H: 4 LOB: 0 BB: 0 P: 9	R: 0 E: 0 K: 1 S: 5 H: 0 LOB: 0 BB: 0 P: 5	R: 3 E: 1 K: 0 S: 6 H: 3 LOB: 2 BB: 2 P: 14	R: 0 E: 0 K: 1 S: 6 H: 1 LOB: 1 BB: 0 P: 6	R: 1 E: 0 K: 1 S: 6 H: 1 LOB: 2 BB: 2 P: 14	R: 0 E: 0 K: 0 S: 2 H: 0 LOB: 0 BB: 1 P: 6		1B: 4 2B: 3 3B: 0 HR: 2 SF: 2 SAC: 0 DP: 0 HBP: 1					

PITCHER		IP	WLS	BF	H	R	ER	SO	BB	IBB	HBP	BLK	WP	HR	S	P	ERA	WHIP
Phil Regan, R ERA: 3.86	(1, 1)	4.2	L	23	7	7	7	2	1	0	1	0	0	2	25	30	13.50	1.714
Fred Gladding, R ERA: 1.98	(5, 1)	1.1		6	1	0	0	1	1	0	0	0	0	0	7	11	0.00	1.500
Frank Lary, R ERA: 3.27	(7, 1)	1.0		6	1	1	1	1	2	0	0	0	0	0	6	14	9.00	3.000
Mickey Lolich, L ERA: 3.55	(8, 1)	1.0		3	0	0	0	0	1	0	0	0	0	0	2	6	0.00	1.000

PITCHER	IP	WLS	BF	H	R	ER	SO	BB	IBB	HBP	BLK	WP	HR	S	P	ERA	WHIP

BOTTOM

Detroit Tigers @ Baltimore Orioles

Memorial Stadium, Baltimore, MD

Sat Sep 28 1963, 3:33 AM EDT

Att. 2,998 - Unknown

livebaseballscorecards.com

AB	30
R	8
H	9
RBI	8
BB	5
SO	4
LOB	13

WP: 0 PB: 0 SB: 1 CS: 1 PA: 38

Detroit Tigers @ Baltimore Orioles

Memorial Stadium, Baltimore, MD

Sun Sep 29 1963, 3:33 AM EDT

Att. 2,109 - Unknown

TOP

livebaseballscorecards.com

Batter	1	2	3	4	5	6	7	8	9	AB	R	H	RBI	BB	SO	LOB
Bill Bruton, L (1, 8) OBP: 0.330, SLG: 0.372	L7		F2	BB	F5			K		4	0	0	0	1	1	2
Dick McAuliffe, L (1, 6) OBP: 0.334, SLG: 0.384	6-3		BB	F5		2B		5-3		4	0	1	0	1	0	2
Norm Cash, L (1, 3) OBP: 0.386, SLG: 0.471	F4		BB		HR	F8		K		4	1	1	0	1	1	1
Gates Brown, L (1, 7) OBP: 0.333, SLG: 0.402 George Thomas, R (9, 7) OBP: 0.276, SLG: 0.330		G3	4-3		HR	2B			K	5 0	1 0	2 0	2 0	0 0	1 0	3 0
Willie Horton, R (1, 9) OBP: 0.326, SLG: 0.488		1B		E 1B	1B 1B	F7			3-1	5	2	3	0	0	0	2
Don Wert, R (1, 4) OBP: 0.326, SLG: 0.382		K		E 1B	F9 1B SF8	4-3			HR	5	3	3	1	0	1	3
Bubba Phillips, R (1, 5) OBP: 0.276, SLG: 0.310	5-3			F7		F9			6-3	5	0	1	1	0	0	2
Bill Freehan, R (1, 2) OBP: 0.331, SLG: 0.387			BB 2B	SH5-3 1B	F9		K			4	0	2	1	0	1	2
Denny McLain, R (1, 1) OBP: 0.167, SLG: 0.800			6-3	SH5-3	SF8		5-3			2	0	0	1	0	0	1
Inning Stats	R: 0 E: 0 K: 0 S: 3 H: 0 LOB: 0 BB: 0 P: 3	R: 0 E: 0 K: 1 S: 6 H: 1 LOB: 1 BB: 0 P: 6	R: 0 E: 0 K: 0 S: 4 H: 1 LOB: 3 BB: 2 P: 12	R: 2 E: 1 K: 0 S: 6 H: 3 LOB: 2 BB: 1 P: 10	R: 4 E: 0 K: 0 S: 8 H: 5 LOB: 1 BB: 0 P: 8	R: 0 E: 0 K: 0 S: 5 H: 2 LOB: 2 BB: 0 P: 5	R: 0 E: 0 K: 1 S: 5 H: 0 LOB: 0 BB: 0 P: 5	R: 0 E: 0 K: 2 S: 7 H: 0 LOB: 0 BB: 0 P: 7	R: 1 E: 0 K: 1 S: 6 H: 1 LOB: 0 BB: 0 P: 6	1B: 7 2B: 4 3B: 0 HR: 2 SF: 1 SAC: 1 DP: 0 HBP: 0	WP: 0 PB: 0 SB: 0 CS: 0 PA: 43					

	AB	38
	R	7
	H	13
	RBI	6
	BB	3
	SO	5
	LOB	18

PITCHER		IP	WLS	BF	H	R	ER	SO	BB	IBB	HBP	BLK	WP	HR	S	P	ERA	WHIP
Wally Bunker, R ERA: 13.5	(1, 1)	4.0	L	25	10	6	6	1	3	0	0	0	0	1	24	36	13.50	3.250
Herman Starrette, R ERA: 3.46	(5, 1)	2.0		8	2	0	0	0	0	0	0	0	0	0	8	8	0.00	1.000
Wes Stock, R ERA: 3.94	(7, 1)	2.0		6	0	0	0	3	0	0	0	0	0	0	12	12	0.00	0.000
George Brunet, L ERA: 6.06	(9, 1)	1.0		4	1	1	1	1	0	0	0	0	0	1	6	6	9.00	1.000

PITCHER		IP	WLS	BF	H	R	ER	SO	BB	IBB	HBP	BLK	WP	HR	S	P	ERA	WHIP

BOTTOM

Detroit Tigers @ Baltimore Orioles

Memorial Stadium, Baltimore, MD

Sun Sep 29 1963, 3:33 AM EDT

Att. 2,109 - Unknown

livebaseballscorecards.com

Batter	1	2	3	4	5	6	7	8	9	AB	R	H	RBI	BB	SO	LOB
Bob Johnson, R (1, 6) OBP: 0.347, SLG: 0.429 Wes Stock, R (7, 1) Joe Gaines, R (8, PH) OBP: 0.381, SLG: 0.476 George Brunet, R (9, 1)	S S S 0-3 K2-3 ①		x 0-0 L9 ②	x 0-0 F7 ③		B B B 4-0 1B BB		S S S 0-3 K ③		3 0 1 0	0 0 0 0	0 0 0 0	0 0 0 0	1 0 0 0	1 0 1 0	2 0 0 0
Sam Bowens, R (1, 9) OBP: 0.385, SLG: 0.500	x 0-0 4-3 ②		x 0-0 BB BB 1B		x 0-0 F6 ①	x 0-0 1-2 1B			x 0-0 F5 ①	5	0	2	0	0	0	0
Jim Gentile, L (1, 3) OBP: 0.353, SLG: 0.429	S S S 0-3 K ③		B B B 4-0 BB 1-2 BB		x 0-0 HR	S S S 0-3 K ②			x 0-0 1B 1B 1B	4	2	2	1	1	2	2
John Orsino, R (1, 2) OBP: 0.349, SLG: 0.475		x 0-0 2B WP 1B	B B B 4-0 1-2 2-3 BB		x 0-0 F9 ②	x 0-0 F5 ③			x 0-0 1B 1-2 1B	4	1	2	0	1	0	2
Boog Powell, L (1, 7) OBP: 0.328, SLG: 0.470		x 0-0 WP 1-3 FC1-2-5-4-5 2B	x 0-0 F7 ③		x 0-0 BB BB 1B		x 0-0 5-3 ①		S S S 0-3 K ②	5	0	2	0	0	1	5
Brooks Robinson, R (1, 5) OBP: 0.305, SLG: 0.365 (7, 6)		B B B 4-0 FC1-2-5-4-5 2-3 3-H BB		S S S 0-3 K ①	B B B 4-0 BB 1-2 BB		x 0-0 F7 ②		x 0-0 1-2 2-H 1B	3	0	1	1	2	1	0
Jackie Brandt, R (1, 8) OBP: 0.298, SLG: 0.404 (7, 5)	S S S 0-3 K ①			x 0-0 F7 ②	B B B 4-0 1-2 2-3 BB		S S S 0-3 K ③		x 0-0 F7 ③	4	0	0	0	1	2	4
Jerry Adair, R (1, 4) OBP: 0.246, SLG: 0.346		x 0-0 FC1-2-5-4-5 ② ③ 1-3 3-H		B B B 4-0 1B BB	S S S 0-3 K ③			S S S 0-3 K ①		3	0	0	0	1	2	5
Wally Bunker, R (1, 1) OBP: 0.500, SLG: 0.500 Herman Starrette, R (5, 1) Russ Snyder, L (6, PH) OBP: 0.321, SLG: 0.364 (7, 8)			x 0-0 4-3 ①	x 0-0 1-2 1B		x 0-0 B5-3 ①		S S S 0-3 K ②		2 0 2	0 0 0	1 0 0	0 0 0	0 0 0	0 0 1	0 0 0
Inning Stats	R: 0 E: 0 K: 2 S: 7 H: 0 LOB: 0 BB: 0 P: 7	R: 1 E: 0 K: 1 S: 6 H: 2 LOB: 1 BB: 1 P: 10	R: 0 E: 0 K: 0 S: 4 H: 1 LOB: 3 BB: 2 P: 12	R: 0 E: 0 K: 1 S: 6 H: 1 LOB: 2 BB: 1 P: 10	R: 1 E: 0 K: 1 S: 7 H: 2 LOB: 3 BB: 2 P: 15	R: 0 E: 0 K: 1 S: 6 H: 1 LOB: 2 BB: 1 P: 10	R: 0 E: 0 K: 1 S: 5 H: 0 LOB: 0 BB: 0 P: 5	R: 0 E: 0 K: 3 S: 9 H: 0 LOB: 0 BB: 0 P: 9	R: 1 E: 0 K: 1 S: 8 H: 3 LOB: 2 BB: 0 P: 8	1B: 8 2B: 2 3B: 0 HR: 1 SF: 0 SAC: 0 DP: 1 HBP: 0				WP: 1 PB: 0 SB: 0 CS: 0	PA: 43	

	AB	36
	R	3
	H	10
	RBI	2
	BB	7
	SO	11
	LOB	20

PITCHER	IP	WLS	BF	H	R	ER	SO	BB	IBB	HBP	BLK	WP	HR	S	P	ERA	WHIP
Denny McLain, R (1, 1) ERA: 4.29	9.0	W	43	10	3	3	11	7	0	0	0	1	1	58	86	3.00	1.889

PITCHER	IP	WLS	BF	H	R	ER	SO	BB	IBB	HBP	BLK	WP	HR	S	P	ERA	WHIP