

Detroit Tigers - 1963

Batter	1	2	3	4	5	6	7	8	9	AB	R	H	RBI	BB	SO	LOB	TOP			
Jim Landis, R OBP: 0.111, SLG: 0.111 (1, 8)	F5		K		F6		6-3			4	0	0	0	0	1	1	Chicago White Sox @ Detroit Tigers Tiger Stadium, Detroit, MI Wed Apr 10 1963, 3:33 AM EST Att: 2,875 - Unknown			
Nelle Fox, L OBP: 0.444, SLG: 0.286 (1, 4)	HBP		F7		F8		6-3		3	1	0	0	0	0	1					
Joe Cunningham, L OBP: 0.222, SLG: 0.375 (1, 3)	K		3-1		L9		HBP		3	0	0	0	0	1	1					
Dave Nicholson, R OBP: 0.222, SLG: 0.125 (1, 7)	1B			BB	F7		K		3	0	1	0	1	1	1					
Floyd Robinson, L OBP: 0.556, SLG: 0.500 (1, 9)	1B			F8	1B		4-3		4	0	2	1	0	0	2					
Ron Hansen, R OBP: 0.375, SLG: 0.375 (1, 6)	K			F7	1B			FC5-6	4	0	2	0	0	1	3					
Pete Ward, L OBP: 0.333, SLG: 0.625 (9, PR)				1-3	F6		FC5-6	1B	4	0	1	0	0	0	4					
Cam Carreon, R OBP: 0.250, SLG: 0.250 (1, 2)	FC5-4						F7	G5-4-3	4	0	1	0	0	0	2					
Eddie Fisher, R Mike Hershberger, R Gary Peters, L (7, PH)	K				K		F8		2	0	0	0	0	2	2					
Inning Stats	R: 1 E: 0 K: 2 S: 9	H: 2 LOB: 2 BB: 0 P: 10	R: 0 E: 0 K: 1 S: 5	H: 1 LOB: 1 BB: 0 P: 5	R: 0 E: 0 K: 1 S: 5	H: 0 LOB: 0 BB: 0 P: 5	R: 0 E: 0 K: 0 S: 3	H: 0 LOB: 1 BB: 1 P: 7	R: 0 E: 0 K: 0 S: 6	H: 1 LOB: 1 BB: 0 P: 6	R: 0 E: 0 K: 0 S: 3	H: 0 LOB: 0 BB: 0 P: 3	R: 0 E: 0 K: 1 S: 5	H: 1 LOB: 1 BB: 0 P: 3	R: 0 E: 0 K: 0 S: 3	H: 1 LOB: 1 BB: 0 P: 3	1B: 7 2B: 1 3B: 0 HR: 0	SF: 0 SAC: 0 DP: 2 HBP: 2	WP: 0 PB: 0 CS: 1	PA: 35
PITCHER Hank Aguirre, L ERA: 1.0 (1, 1)	IP: 9.0 WLS: W BF: 35 H: 7 R: 1 ER: 1 SO: 6 BB: 1 IBB: 0 HBP: 2 BLK: 0 WP: 0 HR: 0 S: 44 P: 50 ERA: 1.00 WHIP: 0.889																			

Batter	1	2	3	4	5	6	7	8	9	AB	R	H	RBI	BB	SO	LOB	BOTTOM			
Bubba Phillips, R OBP: 0.444, SLG: 0.375 (1, 5)	F8		K			F8		6-3		3	0	0	0	1	1	0	Chicago White Sox @ Detroit Tigers Tiger Stadium, Detroit, MI Wed Apr 10 1963, 3:33 AM EST Att: 2,875 - Unknown			
Bill Bruton, L OBP: 0.222, SLG: 0.333 (1, 8)	HBP		F8			4-3		K		4	1	1	0	0	1	1				
Al Kaline, R OBP: 0.444, SLG: 0.375 (1, 9)	1B		L4			BB		L9		3	1	1	0	1	0	0				
Rocky Colavito, R OBP: 0.375, SLG: 0.429 (1, 7)	SF8			K		F8				2	0	0	1	0	1	2				
Norm Cash, L (1, 3)	1B			F3		K				2	0	0	0	1	1	2				
Dick McAuliffe, L OBP: 0.143, SLG: 0.143 (1, 4)	1B			1-3				K		3	0	1	1	0	1	0				
Gus Triandos, R OBP: 0.286, SLG: 0.714 (1, 2)	CS		F8			F8		K		3	0	0	0	0	1	0				
Chico Fernandez, R OBP: 0.429, SLG: 0.429 (1, 6)			F5			F9		1B		3	0	1	0	0	0	0				
Hank Aguirre, R (1, 1)			K			4-3		K		3	0	0	0	0	2	1				
Inning Stats	R: 2 E: 0 K: 0 S: 5	H: 3 LOB: 1 BB: 1 P: 9	R: 0 E: 0 K: 1 S: 5	H: 0 LOB: 0 BB: 0 P: 5	R: 0 E: 0 K: 1 S: 5	H: 0 LOB: 0 BB: 0 P: 5	R: 0 E: 0 K: 1 S: 5	H: 0 LOB: 2 BB: 2 P: 13	R: 0 E: 0 K: 3 S: 10	H: 1 LOB: 1 BB: 0 P: 10	R: 0 E: 0 K: 1 S: 5	H: 0 LOB: 0 BB: 0 P: 5	R: 0 E: 0 K: 0 S: 5	H: 0 LOB: 0 BB: 0 P: 5	R: 0 E: 0 K: 0 S: 5	H: 0 LOB: 0 BB: 0 P: 5	1B: 3 2B: 1 3B: 0 HR: 0	SF: 1 SAC: 0 DP: 0 HBP: 0	WP: 0 PB: 1 CS: 1	PA: 31
PITCHER Eddie Fisher, R ERA: 1.5 (7, 1) Gary Peters, L ERA: (7, 1)	IP: 6.0 WLS: L BF: 23 H: 3 R: 2 ER: 1 SO: 4 BB: 3 IBB: 0 HBP: 0 BLK: 0 WP: 0 HR: 0 S: 28 P: 40 ERA: 1.50 WHIP: 1.000																			

Batter	1	2	3	4	5	6	7	8	9	AB	R	H	RBI	BB	SO	LOB	TOP			
Bubba Phillips, R OBP: 0.428, SLG: 0.462										5	0	2	0	0	0	1				
Bill Bruton, L OBP: 0.143, SLG: 0.214										5	1	0	0	0	1	4				
Al Kaline, R OBP: 0.429, SLG: 0.333										4	1	1	0	1	1	0				
Rocky Colavito, R OBP: 0.385, SLG: 0.417										5	0	2	2	0	1	2				
Norm Cash, L OBP: 0.455, SLG: 0.375										4	1	2	1	1	0	4				
Dick McAuliffe, L OBP: 0.250, SLG: 0.250										5	0	2	1	0	0	2				
Gus Triandos, R OBP: 0.250, SLG: 0.455										4	1	0	0	1	1	5				
Chico Fernandez, R OBP: 0.364, SLG: 0.455										4	1	1	0	0	1	0				
Don Mossi, L OBP: 0.500, SLG: 0.500										4	1	2	2	0	1	0				
Inning Stats	R: 2 E: 0 K: 0 S: 7	H: 4 LOB: 2 BB: 0 P: 7	R: 0 E: 0 K: 1 S: 5	H: 0 LOB: 0 BB: 0 P: 5	R: 0 E: 0 K: 1 S: 4	H: 1 LOB: 1 BB: 0 P: 4	R: 2 E: 0 K: 1 S: 7	H: 2 LOB: 1 BB: 1 P: 11	R: 0 E: 0 K: 1 S: 6	H: 1 LOB: 2 BB: 1 P: 10	R: 0 E: 0 K: 2 S: 6	H: 0 LOB: 0 BB: 0 P: 7	R: 0 E: 0 K: 0 S: 3	H: 0 LOB: 0 BB: 0 P: 3	R: 1 E: 0 K: 1 S: 7	H: 2 LOB: 1 BB: 0 P: 7	1B: 9 2B: 3 3B: 0 HR: 0	SF: 0 SAC: 0 DP: 0 HBP: 0	WP: 0 PB: 0 SB: 0 CS: 0	PA: 43
PITCHER	IP WLS BF H R ER SO BB IBB HBP BLK WP HR S P ERA WHIP																			
Dick Donovan, R ERA: 10.8	(1, 1) 3.1 L 18 7 4 4 1 1 0 0 0 0 0 0 19 23 10.80 2.400																			
Jerry Walker, R ERA: 3.38	(4, 1) 2.2 14 3 1 1 2 1 1 0 0 0 0 16 24 3.38 1.500																			
Jim Perry, R ERA: 2.25	(7, 1) 3.0 11 2 1 1 3 0 0 0 0 0 0 17 17 3.00 0.667																			

Detroit Tigers @ Cleveland Indians
Cleveland Municipal Stadium, Cleveland, OH
Thu Apr 11 1963, 3:33 AM EST
Att: 25,812 - Unknown

AB 40
R 6
H 12
RBI 6
BB 3
SO 6
LOB 18

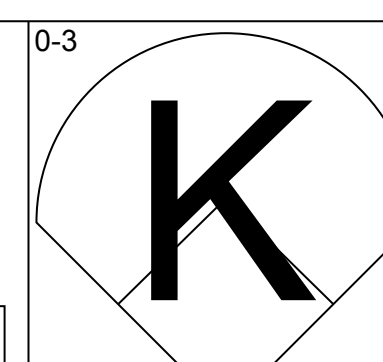
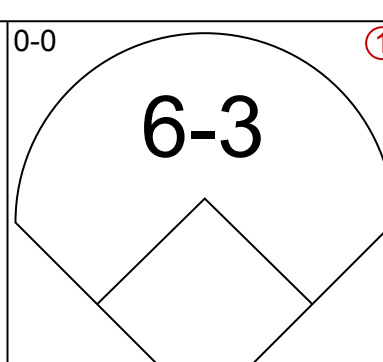
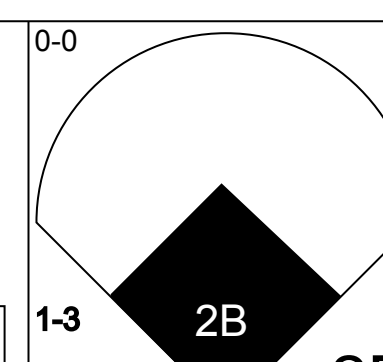
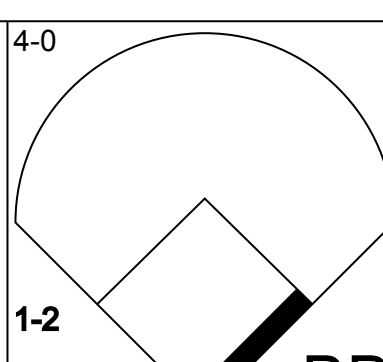
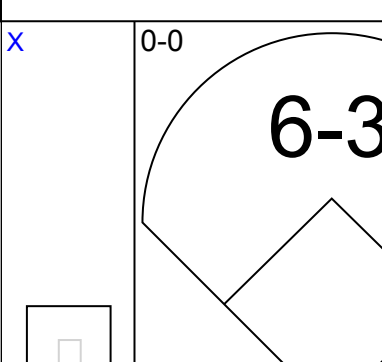
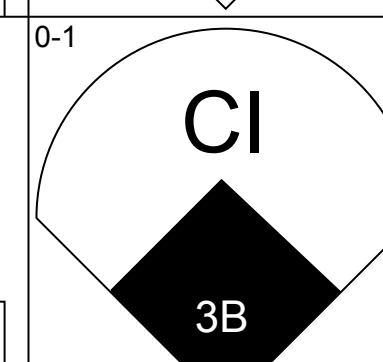
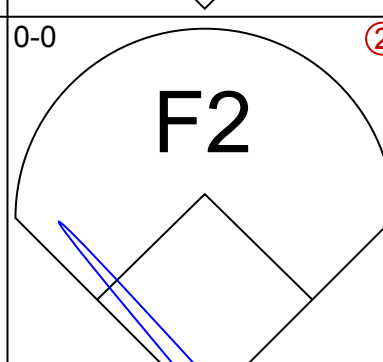
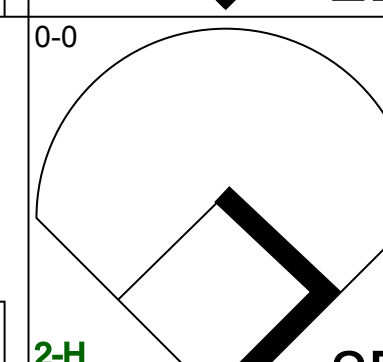
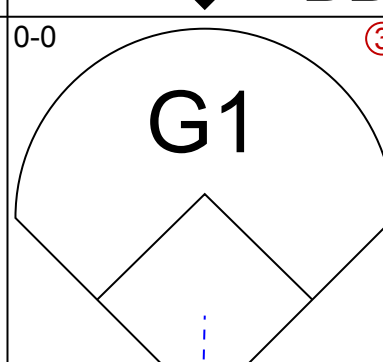
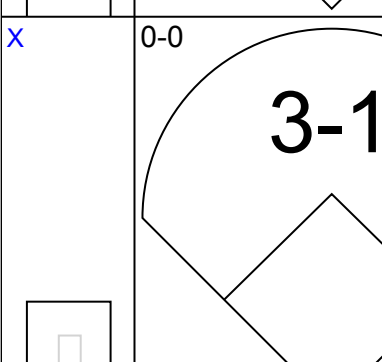
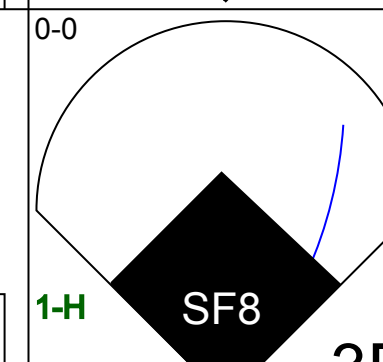
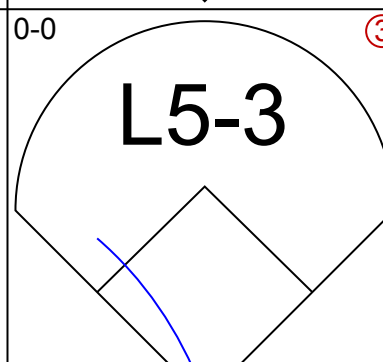
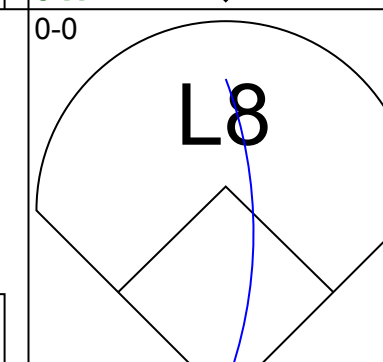
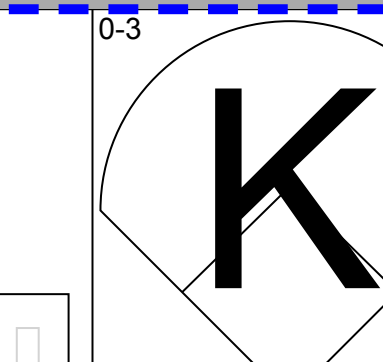
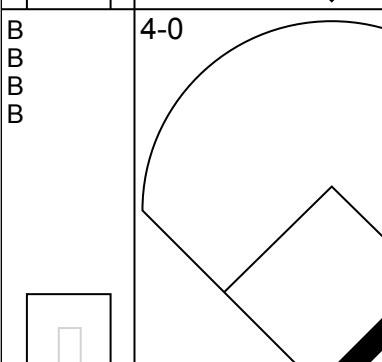
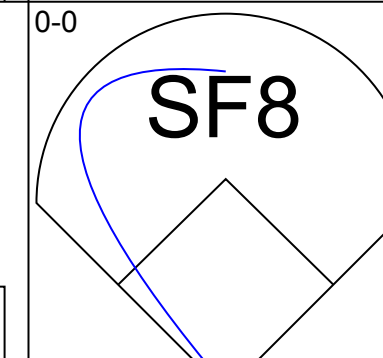
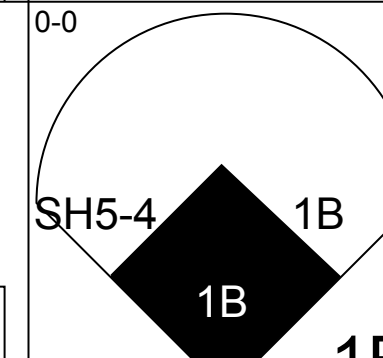
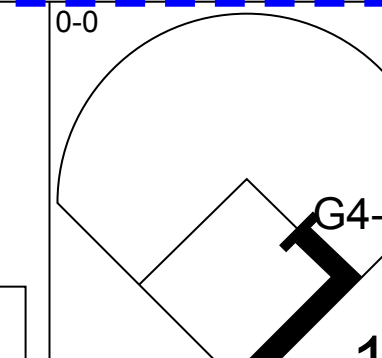
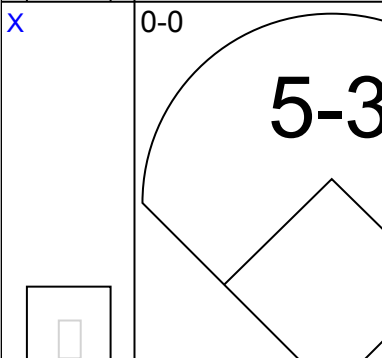
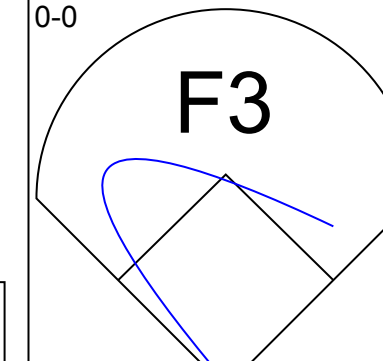
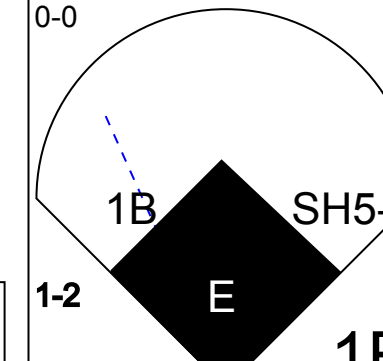
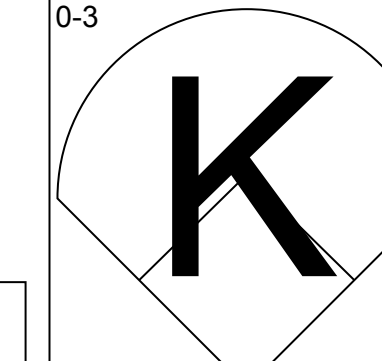
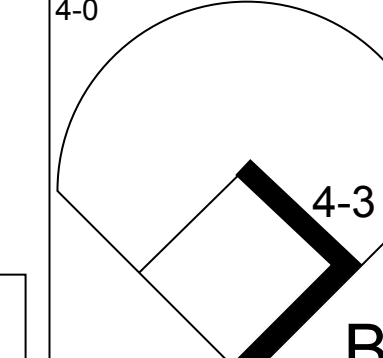
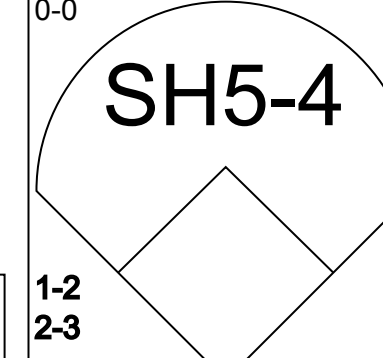
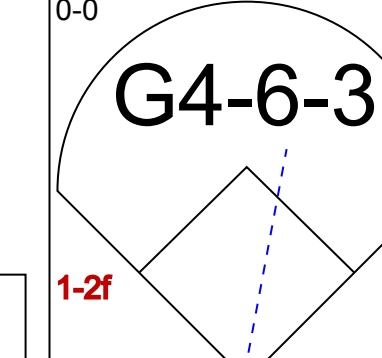
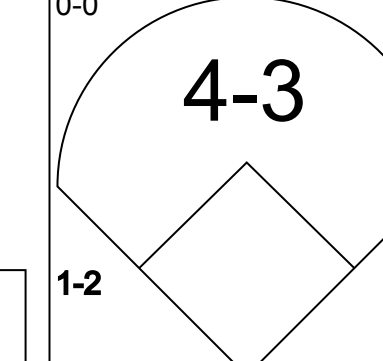
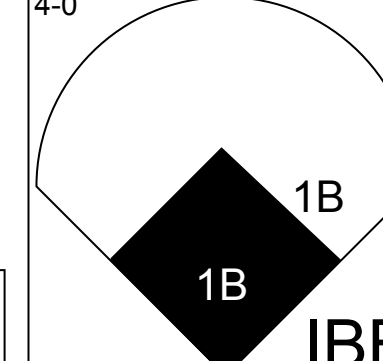
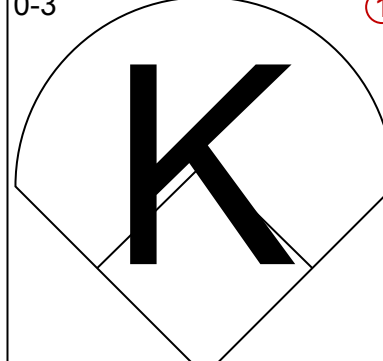
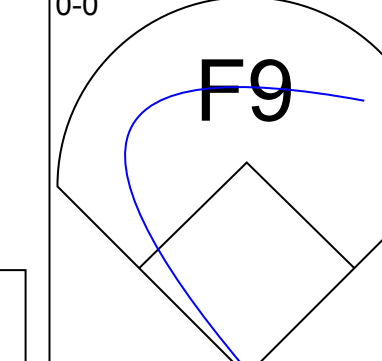
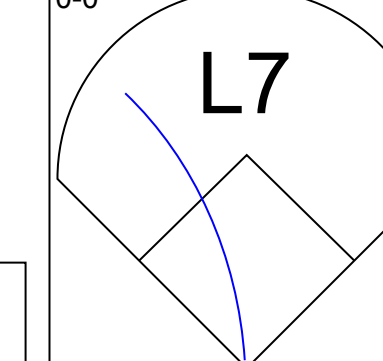
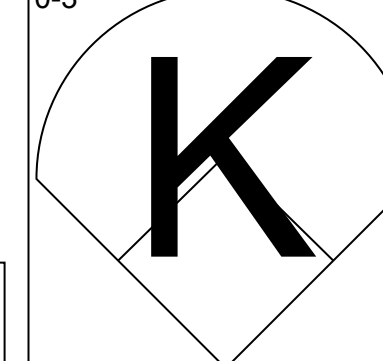
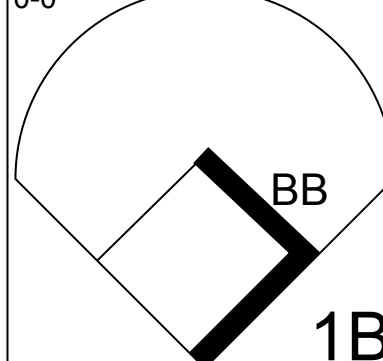
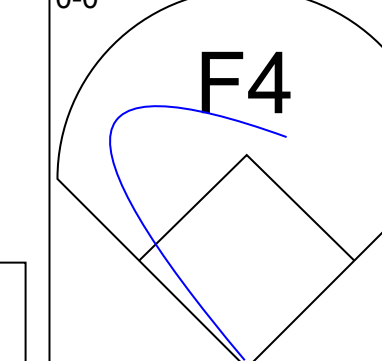
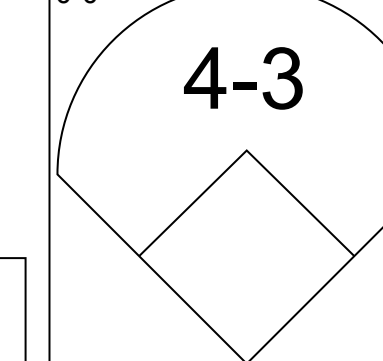
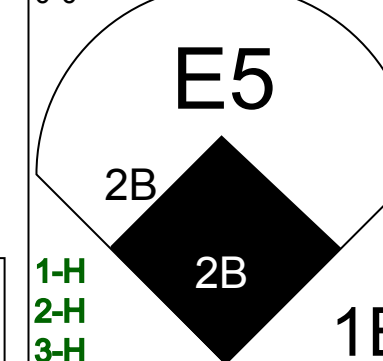

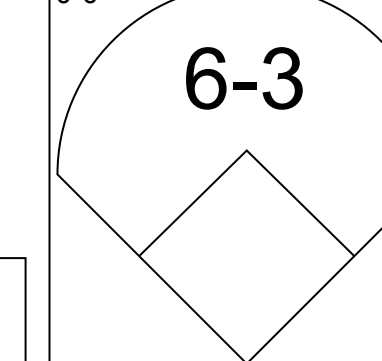


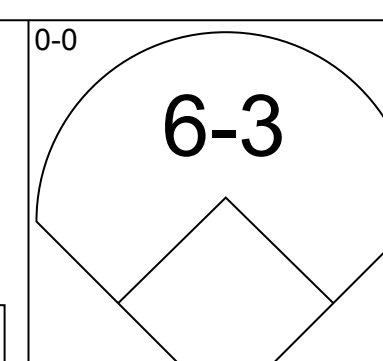
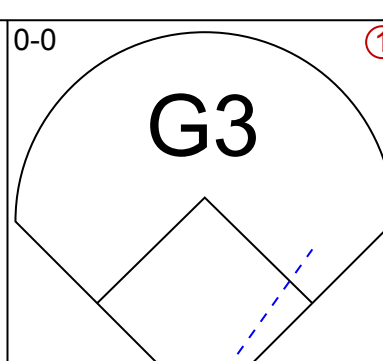
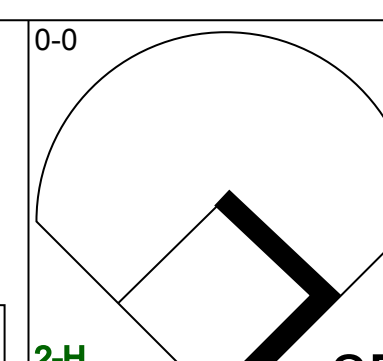
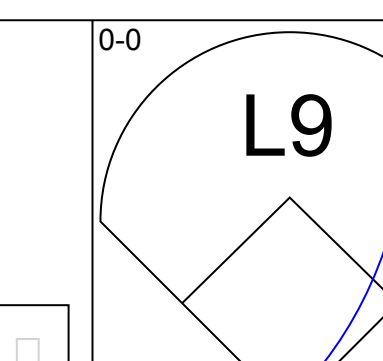
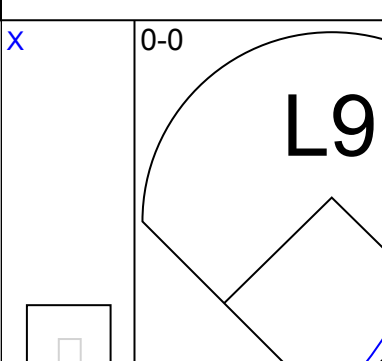
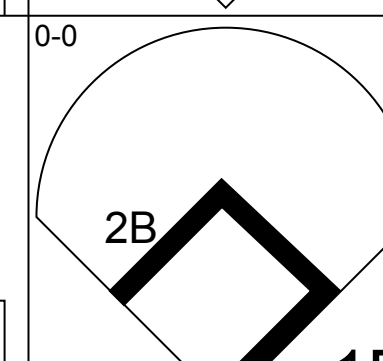
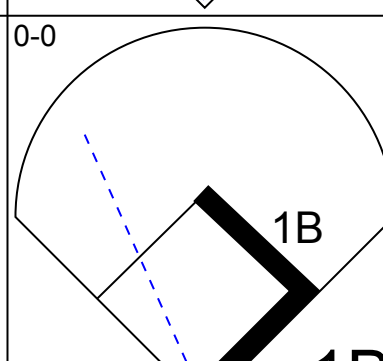
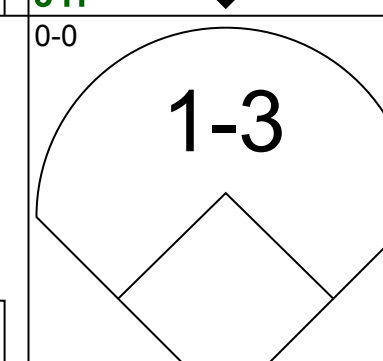
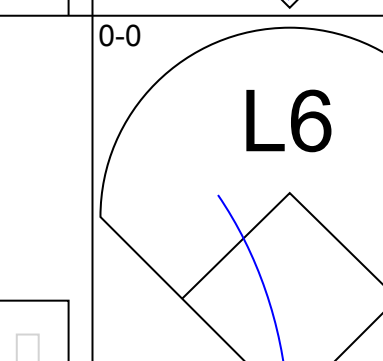
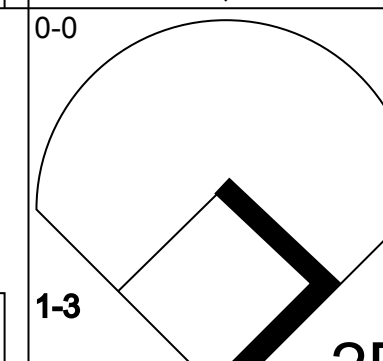
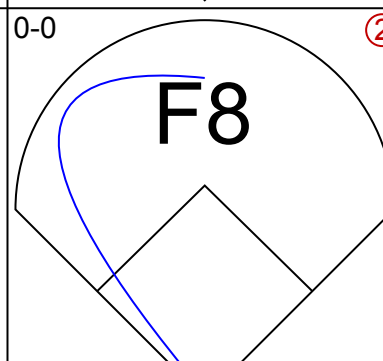
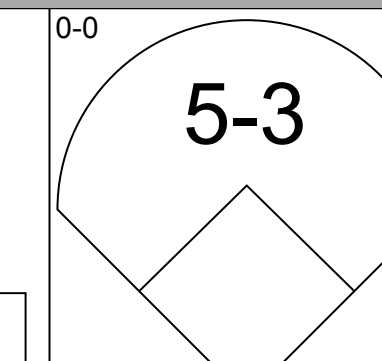
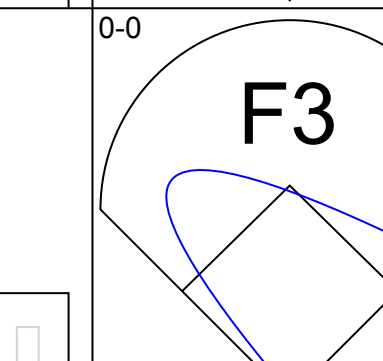
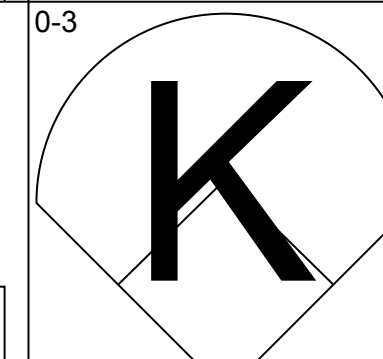
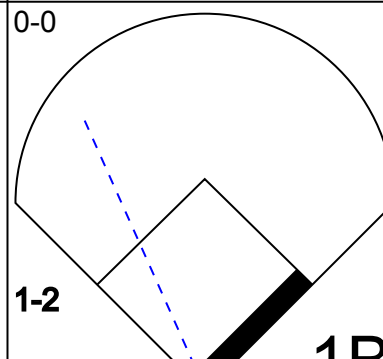
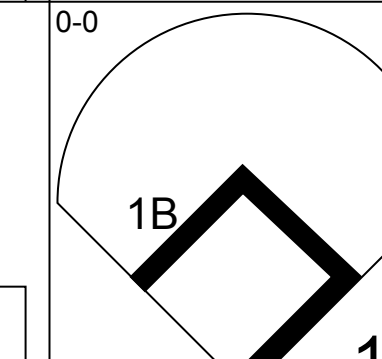
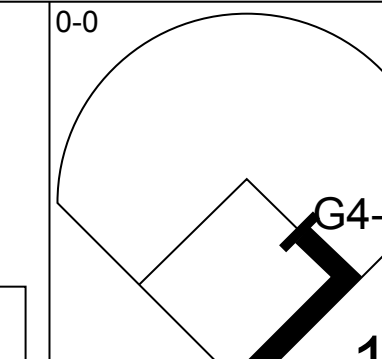
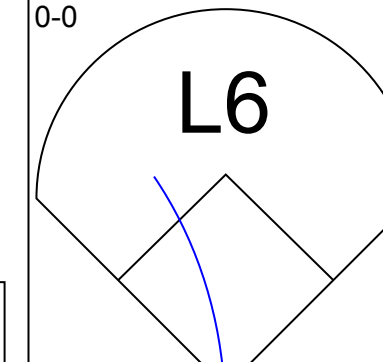
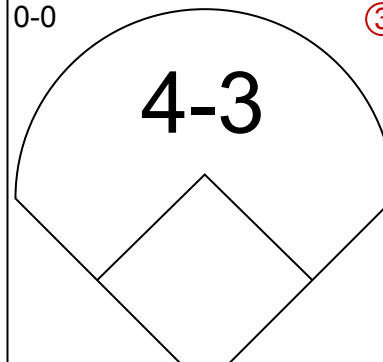
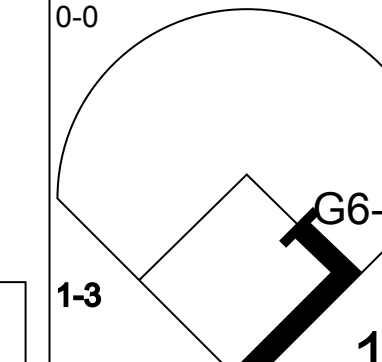
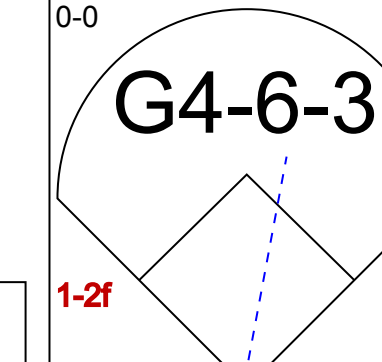

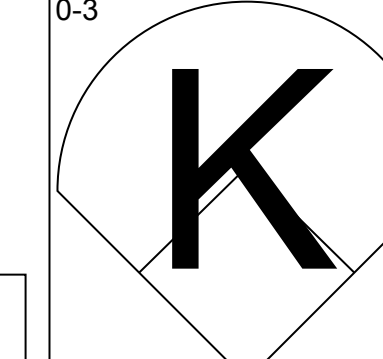
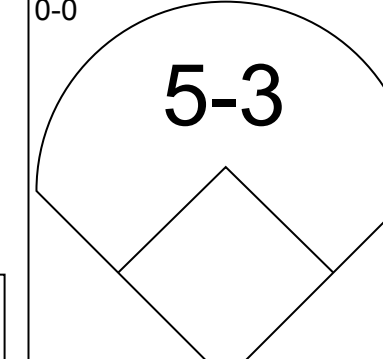
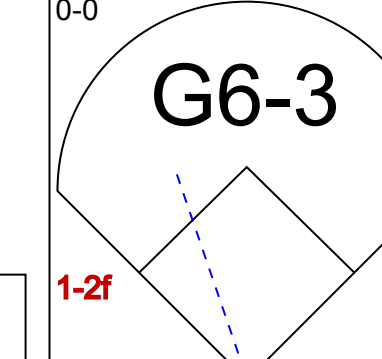
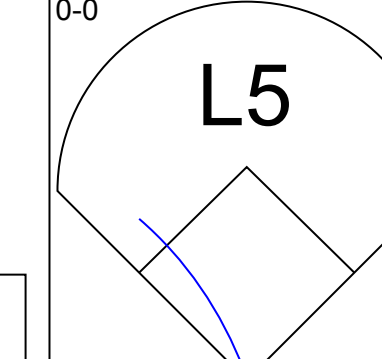
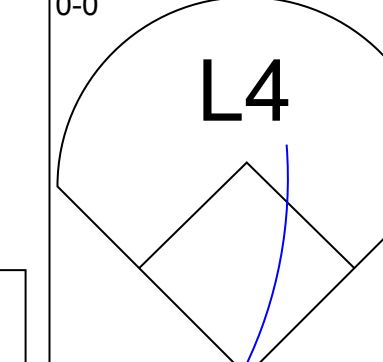
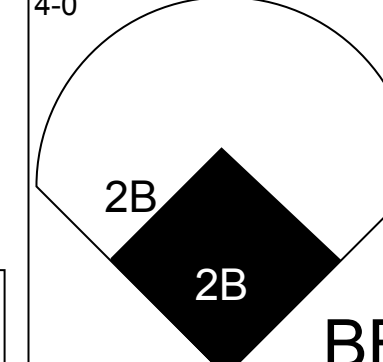
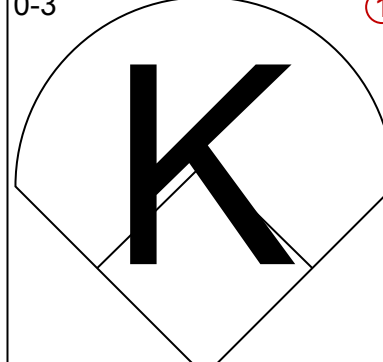
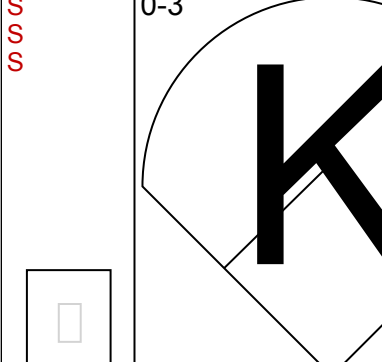
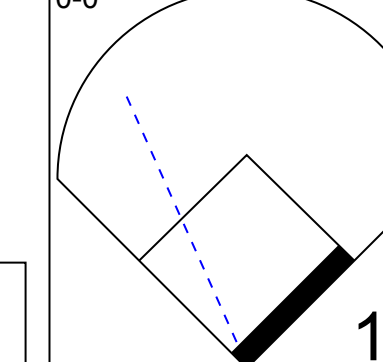
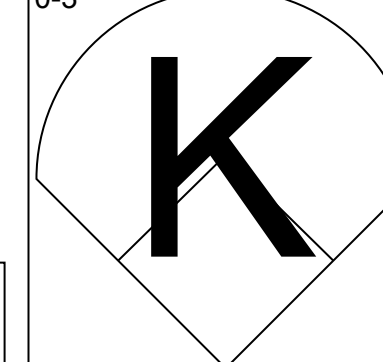
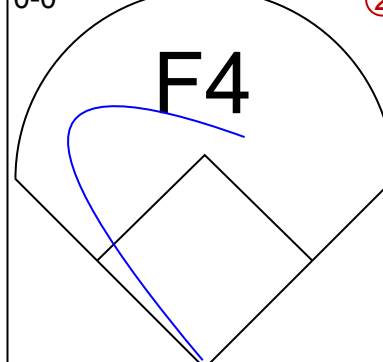
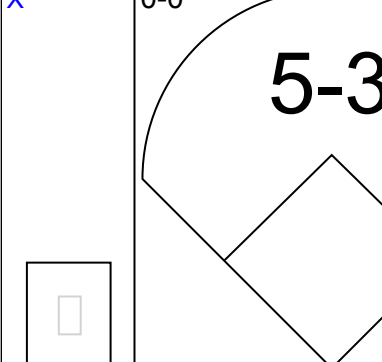
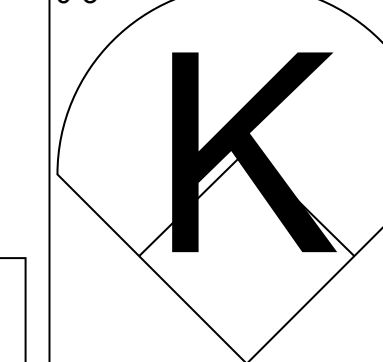
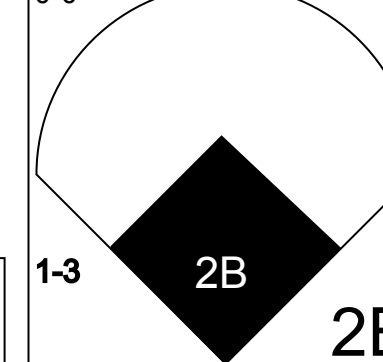
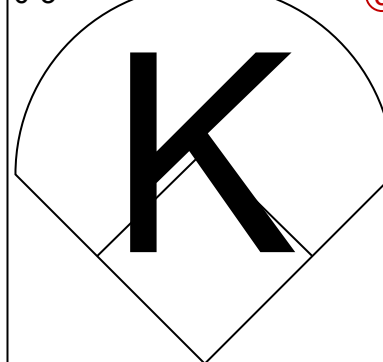
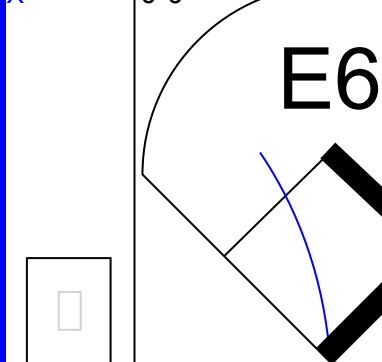
Batter	1	2	3	4	5	6	7	8	9	AB	R	H	RBI	BB	SO	LOB	BOTTOM			
Vic Davalillo, L OBP: 0.083, SLG: 0.083										4	0	0	0	0	0	2				
Tony Martinez, R OBP: 0.250, SLG: 0.273										4	0	1	1	0	0	1				
Tito Francona, L OBP: 0.143, SLG: 0.286										4	0	0	0	0	1	2				
Joe Adcock, R OBP: 0.143, SLG: 0.143										3	0	0	0	0	1	1				
John Romano, R OBP: 0.182, SLG: 0.400										3	0	0	0	0	0	0				
Ellis Burton, S OBP: 0.182, SLG: 0.182										3	0	0	0	0	1	0				
Max Alvis, R OBP: 0.182, SLG: 0.545										3	0	0	0	0	0	0				
Miguel de la Hoz, R OBP: 0.286, SLG: 0.429										3	1	0	0	0	1	0				
Dick Donovan, L ERA: 10.8	(1, 1) 9.0 W 30 2 1 0 6 0 0 0 0 0 0 0 42 42 0.00 0.222																			
Jerry Walker, S ERA: 3.38	(4, 1) 2.2 14 3 1 1 2 1 1 0 0 0 0 16 24 3.38 1.500																			
Al Luplow, L OBP: 0.200, SLG: 0.200	(6, PH) 0.0 0 0 0 0 0 0 0 0 0 0 0 0 0 0 0 0 0																			
Jim Perry, S ERA: 2.25	(7, 1) 3.0 11 2 1 1 3 0 0 0 0 0 0 17 17 3.00 0.667																			
Gene Green, R OBP: 0.687, SLG: 1.667	(9, PH) 0.0 0 0 0 0 0 0 0 0 0 0 0 0 0 0 0 0 0																			
Inning Stats	R: 0 E: 0 K: 0 S: 3	H: 0 LOB: 0 BB: 0 P: 3	R: 0 E: 0 K: 0 S: 3	H: 0 LOB: 0 BB: 0 P: 3	R: 0 E: 0 K: 1 S: 5	H: 0 LOB: 0 BB: 0 P: 5	R: 0 E: 0 K: 0 S: 3	H: 0 LOB: 0 BB: 0 P: 3	R: 0 E: 0 K: 2 S: 7	H: 0 LOB: 0 BB: 0 P: 7	R: 0 E: 0 K: 2 S: 8	H: 1 LOB: 1 BB: 0 P: 8	R: 0 E: 0 K: 1 S: 5	H: 0 LOB: 0 BB: 0 P: 5	R: 1 E: 1 K: 0 S: 5	H: 1 LOB: 1 BB: 0 P: 5	1B: 2 2B: 0 3B: 0 HR: 0	SF: 0 SAC: 0 DP: 0 HBP: 0	WP: 0 PB: 0 SB: 0 CS: 0	PA: 30
PITCHER	IP WLS BF H R ER SO BB IBB HBP BLK WP HR S P ERA WHIP																			
Don Mossi, L ERA: 0.00	(1, 1) 9.0 W 30 2 1 0 6 0 0 0 0 0 0 17 17 0.00 0.222																			

Detroit Tigers @ Cleveland Indians
Cleveland Municipal Stadium, Cleveland, OH
Thu Apr 11 1963, 3:33 AM EST
Att: 25,812 - Unknown

AB 30
R 1
H 2
RBI 1
BB 0
SO 6
LOB 6




Batter	1	2	3	4	5	6	7	8	9	AB R H RBI BB SO LOB	TOP									
Jake Wood, R OBP: 0.400, SLG: 0.500 (1, 4)										4 1 1 0 1 1 0	<p>Detroit Tigers @ New York Yankees Yankee Stadium, Bronx, NY Tue Apr 16 1963, 3:33 AM EST Att: 24,163 - Unknown - 64 F</p>									
Bill Bruton, L OBP: 0.296, SLG: 0.462 (1, 8)										4 1 1 2 0 0 2										
Al Kaline, R OBP: 0.393, SLG: 0.348 (1, 9)										4 1 1 1 1 1 1										
Rocky Colavito, R OBP: 0.333, SLG: 0.333 (1, 7)										4 1 3 1 0 0 1										
Bubba Phillips, R OBP: 0.333, SLG: 0.346 (1, 5)										4 1 1 0 0 1 2										
Norm Cash, L OBP: 0.476, SLG: 0.500 (1, 3)										2 0 0 0 1 0 2										
Gus Triandos, R OBP: 0.217, SLG: 0.250 (1, 2)										3 1 0 0 1 1 1										
Chico Fernandez, R OBP: 0.273, SLG: 0.286 (1, 6)										4 0 1 0 0 1 4										
Hank Aquirre, R OBP: 0.143, SLG: 0.143 (1, 1)										4 1 1 1 0 1 2										
Inning Stats	R: 2 E: 1 K: 1 S: 7	H: 1 LOB: 0 BB: 0 P: 7	R: 0 E: 0 K: 0 S: 3	H: 0 LOB: 1 BB: 1 P: 7	R: 0 E: 0 K: 0 S: 3	H: 0 LOB: 0 BB: 0 P: 3	R: 5 E: 1 K: 1 S: 10	H: 5 LOB: 1 BB: 1 P: 14	R: 0 E: 0 K: 2 S: 8	H: 1 LOB: 2 BB: 1 P: 12	R: 0 E: 0 K: 1 S: 6	H: 1 LOB: 0 BB: 0 P: 6	R: 0 E: 0 K: 0 S: 3	H: 0 LOB: 0 BB: 0 P: 3	R: 0 E: 0 K: 0 S: 3	H: 0 LOB: 1 BB: 1 P: 7	1B: 6 2B: 2 3B: 1 HR: 0	SF: 1 SAC: 1 DP: 1 HBP: 0	WP: 0 PB: 0 SB: 0 CS: 0	PA: 40
PITCHER	IP WLS BF H R ER SO BB IBB HBP BLK WP HR S P ERA WHIP											IP WLS BF H R ER SO BB IBB HBP BLK WP HR S P ERA WHIP								
Whitely Ford, L ERA: 8.0 (1, 1)	4.0 L 21 6 7 5 2 1 1 0 0 0 0 0 23 31 11.25 1.750																			
Jim Bouton, R ERA: 8.1 (5, 1)	2.0 8 2 0 0 3 1 0 0 0 0 0 0 13 17 0.00 1.500																			
Bill Kunkel, R ERA: 1.8 (7, 1)	3.0 11 1 0 0 1 1 0 0 0 0 0 0 12 16 0.00 0.667																			

Batter	1	2	3	4	5	6	7	8	9	AB R H RBI BB SO LOB	BOTTOM									
Tony Kubek, L OBP: 0.185, SLG: 0.222 (1, 6)										5 0 1 2 0 0 1	<p>Detroit Tigers @ New York Yankees Yankee Stadium, Bronx, NY Tue Apr 16 1963, 3:33 AM EST Att: 24,163 - Unknown - 64 F</p>									
Bobby Richardson, R OBP: 0.289, SLG: 0.360 (1, 4)										4 0 2 0 0 0 1										
Clete Boyer, R OBP: 0.348, SLG: 0.565 (1, 5)										4 0 1 0 0 0 1										
Tom Tresh, S OBP: 0.667, SLG: 1.000 (1, 7)										4 0 3 0 0 1 2										
Elston Howard, R OBP: 0.292, SLG: 0.545 (1, 2)										4 0 1 0 0 0 5										
Hector Lopez, R OBP: 0.217, SLG: 0.053 (1, 9)										4 0 0 0 0 1 2										
Joe Pepitone, L OBP: 0.250, SLG: 0.522 (1, 3)										3 1 0 0 1 2 0										
Jack Reed, R OBP: 0.250, SLG: 0.250 (1, 8)										4 0 1 0 0 1 1										
Whitely Ford, L Pedro Gonzalez, R Jim Bouton, R Dale Long, L Bill Kunkel, R Phil Linz, R (1, 1) (4, PH) (5, 1) (6, PH) (7, 1) (8, PH)										1 0 0 0 0 1 1 1 1 1 0 0 0 0 0 0 0 0 0 0 0 1 0 0 0 0 1 0 0 0 0 0 0 0 0 1 0 0 0 0 0 0										
Inning Stats	R: 0 E: 0 K: 1 S: 7	H: 2 LOB: 2 BB: 0 P: 7	R: 0 E: 0 K: 2 S: 8	H: 1 LOB: 1 BB: 0 P: 8	R: 0 E: 0 K: 0 S: 5	H: 2 LOB: 2 BB: 0 P: 5	R: 2 E: 0 K: 1 S: 7	H: 2 LOB: 1 BB: 1 P: 11	R: 0 E: 0 K: 2 S: 4	H: 0 LOB: 0 BB: 0 P: 4	R: 0 E: 0 K: 2 S: 7	H: 0 LOB: 0 BB: 0 P: 7	R: 0 E: 0 K: 0 S: 3	H: 1 LOB: 0 BB: 0 P: 3	R: 0 E: 1 K: 1 S: 6	H: 0 LOB: 1 BB: 0 P: 6	1B: 7 2B: 3 3B: 0 HR: 0	SF: 0 SAC: 0 DP: 2 HBP: 0	WP: 0 PB: 0 SB: 0 CS: 0	PA: 37
PITCHER	IP WLS BF H R ER SO BB IBB HBP BLK WP HR S P ERA WHIP											IP WLS BF H R ER SO BB IBB HBP BLK WP HR S P ERA WHIP								
Hank Aquirre, L ERA: 1.5 (1, 1)	9.0 W 37 10 2 2 7 1 0 0 0 0 0 0 50 54 2.00 1.222																			

Batter	1	2	3	4	5	6	7	8	9	AB	R	H	RBI	BB	SO	LOB	TOP										
Bubba Phillips, R OBP: 0.286, SLG: 0.273 (1, 5)	5-3		G4-6-3 BB			F8		F6		3	0	0	0	1	0	0											
Bill Bruton, L OBP: 0.314, SLG: 0.406 (1, 8)	K		G4-6-3 1-2			1B BB		E5 1B		3	1	1	0	1	1	1											
Al Kaline, R OBP: 0.361, SLG: 0.323 (1, 9)	L9			F5		1-3 1B		1B 2-H 1B		4	0	2	1	0	0	0											
Rocky Colavito, R OBP: 0.371, SLG: 0.406 (1, 7)		1B 1B		F4		1-3		1-2 1B		4	0	2	0	0	0	1											
Norm Cash, L OBP: 0.419, SLG: 0.435 (1, 3)	F9			2B			L3	4-1		4	0	1	0	0	0	3											
Dick McAuliffe, L OBP: 0.299, SLG: 0.360 Jake Wood, R OBP: 0.333, SLG: 0.400 (9, PH)	F9			F7			4-3		5-3	3	0	0	0	0	0	2											
Gus Triandos, R OBP: 0.355, SLG: 0.519 (1, 2)		1-2 1B			F6		1B		F8	4	0	2	0	0	0	0											
Chico Fernandez, R OBP: 0.241, SLG: 0.250 Frank Kostro, R (9, PH)	F3			K			K		K	3	0	0	0	0	2	3											
Phil Regan, R OBP: 0.200, SLG: 0.200 Vic Wertz, L (8, PH) Bob Dustal, R (8, 1)			4-3		6-3			4-1		2	0	0	0	0	0	0											
Inning Stats	R: 0 E: 0 K: 1 S: 5	H: 0 LOB: 0 BB: 0 P: 5	R: 0 E: 0 K: 0 S: 5	H: 2 LOB: 2 BB: 0 P: 5	R: 0 E: 0 K: 0 S: 2	H: 0 LOB: 0 BB: 1 P: 6	R: 0 E: 0 K: 0 S: 4	H: 1 LOB: 1 BB: 0 P: 4	R: 0 E: 0 K: 1 S: 5	H: 0 LOB: 0 BB: 0 P: 5	R: 0 E: 0 K: 0 S: 3	H: 1 LOB: 1 BB: 1 P: 7	R: 0 E: 0 K: 1 S: 6	H: 1 LOB: 1 BB: 0 P: 6	R: 1 E: 1 K: 0 S: 6	H: 3 LOB: 2 BB: 0 P: 6	R: 0 E: 0 K: 1 S: 5	H: 0 LOB: 0 BB: 0 P: 5	1B: 7 2B: 1 3B: 0 HR: 0	SF: 0 SAC: 0 DP: 1 HBP: 0	WP: 0 PB: 0 SB: 0 CS: 0	PA: 35					
PITCHER	IP	WLS	BF	H	R	ER	SO	BB	IBB	HBP	BLK	WP	HR	S	P	ERA	WHIP										
Gene Conley, R ERA: 1.17 Arnold Earley, L ERA:	(1, 1) (8, 1)	7.2 S	31 4	8 0	1 0	1 0	3 1	2 0	0 0	0 0	0 0	0 0	0 0	35 6	43 6	1.17 0.00	1.304 0.000										

Detroit Tigers @ Boston Red Sox
Fenway Park, Boston, MA
Fri Apr 19 1963, 3:33 AM EST
Att: 13,219 - Unknown


AB 33
R 1
H 8
RBI 1
BB 2
SO 4
LOB 10



Batter	1	2	3	4	5	6	7	8	9	AB	R	H	RBI	BB	SO	LOB	BOTTOM										
Chuck Schilling, R OBP: 0.333, SLG: 0.394 (1, 4)	1-3		F7					3-1		4	1	1	1	0	0	0											
Roman Mejias, R OBP: 0.107, SLG: 0.074 (1, 8)	6-3		4-3					5-3		4	0	0	0	0	0	0											
Carl Yastrzemski, L OBP: 0.424, SLG: 0.594 (1, 7)				FC6-4 1B		4-3		E 1B		4	0	3	0	0	0	0											
Dick Stuart, R OBP: 0.281, SLG: 0.429 Gary Geiger, L (8, PR) (9, 3)	K			K				E4 FC6-4		3	0	0	0	1	2	3											
Lou Clinton, R OBP: 0.167, SLG: 0.400 (1, 9)		1-3		FC6-4 1-2		P5		FC6-4 1-2		4	0	0	0	0	0	4											
Frank Malzone, R OBP: 0.214, SLG: 0.231 (1, 5)		F5		F8		F8				3	0	0	0	0	0	2											
Eddie Bressoud, R OBP: 0.333, SLG: 0.516 (1, 6)								F5		3	2	2	2	0	0	0											
Bob Tillman, R OBP: 0.296, SLG: 0.360 (1, 2)								HR		3	0	0	0	0	1	0											
Gene Conley, R Arnold Earley, L (8, 1)								F6		3	0	0	0	0	0	0											
Inning Stats	R: 0 E: 0 K: 1 S: 6	H: 1 LOB: 1 BB: 0 P: 6	R: 1 E: 0 K: 1 S: 6	H: 1 LOB: 0 BB: 0 P: 6	R: 0 E: 0 K: 0 S: 3	H: 0 LOB: 0 BB: 0 P: 3	R: 0 E: 0 K: 1 S: 6	H: 1 LOB: 1 BB: 0 P: 6	R: 2 E: 0 K: 0 S: 5	H: 2 LOB: 0 BB: 0 P: 5	R: 0 E: 0 K: 0 S: 3	H: 0 LOB: 1 BB: 1 P: 7	R: 0 E: 0 K: 0 S: 3	H: 0 LOB: 0 BB: 0 P: 3	R: 0 E: 1 K: 0 S: 5	H: 1 LOB: 2 BB: 0 P: 5	R: 0 E: 0 K: 0 S: 6	H: 0 LOB: 0 BB: 0 P: 6	1B: 2 2B: 1 3B: 0 HR: 3	SF: 0 SAC: 0 DP: 0 HBP: 0	WP: 0 PB: 0 SB: 0 CS: 0	PA: 32					
PITCHER	IP	WLS	BF	H	R	ER	SO	BB	IBB	HBP	BLK	WP	HR	S	P	ERA	WHIP										
Phil Regan, R ERA: 2.4 Bob Dustal, R ERA: 9.0	(1, 1) (8, 1)	7.0 L	27 5	5 1	3 0	3 0	3 0	1 0	0 0	0 0	0 0	0 0	0 5	3 5	36 5	3.86 0.00	0.857 1.000										

Detroit Tigers @ Boston Red Sox
Fenway Park, Boston, MA
Fri Apr 19 1963, 3:33 AM EST
Att: 13,219 - Unknown

AB 31
R 3
H 6
RBI 3
BB 1
SO 3
LOB 9




Batter	1	2	3	4	5	6	7	8	9	AB	R	H	RBI	BB	SO	LOB	TOP																					
Bubba Phillips, R (1.5)	F8		4-3			K			F2	4	0	0	0	0	1	0																						
Bill Bruton, L (1.8)	F5				F5		F8		F2	3	0	0	0	1	0	0																						
Al Kaline, R (1.9)	HR				F2		L1-3		L8	4	1	1	1	0	0	1																						
Rocky Colavito, R (1.7)	6-3				F4				5-3	4	0	1	0	0	0	1																						
Norm Cash, L (1.3)		3-1				F6			1-3	3	0	0	0	0	0	1																						
Dick McAuliffe, L (1.4)		K				F8			K	3	0	0	0	0	2	0																						
Bill Freehan, R (1.2)		F8				F6			4-3	3	0	0	0	0	0	0																						
Coot Veal, R (1.6)						K			G3	2	0	0	0	1	1	0																						
Frank Lary, R (1.1)						F9			F2	2	0	0	0	0	1	0																						
Bob Dustal, R (6.1)										0	0	0	0	0	0	0																						
Whitey Herzog, L (8. PH)										1	0	0	0	0	0	1																						
Bob Anderson, R (8.1)										0	0	0	0	0	0	0																						
Inning Stats	R: 1 E: 0 K: 0 S: 4	H: 1 LOB: 0 BB: 0 P: 4	R: 0 E: 0 K: 1 S: 5	H: 0 LOB: 0 BB: 0 P: 5	R: 0 E: 0 K: 1 S: 5	H: 0 LOB: 0 BB: 0 P: 5	R: 0 E: 0 K: 0 S: 3	H: 0 LOB: 0 BB: 0 P: 3	R: 0 E: 0 K: 0 S: 3	H: 0 LOB: 0 BB: 0 P: 3	R: 0 E: 0 K: 2 S: 7	H: 0 LOB: 0 BB: 0 P: 7	R: 0 E: 0 K: 0 S: 4	H: 1 LOB: 1 BB: 0 P: 4	R: 0 E: 0 K: 1 S: 5	H: 0 LOB: 1 BB: 1 P: 9	R: 0 E: 0 K: 0 S: 3	H: 0 LOB: 1 BB: 1 P: 7	1B: 1 2B: 0 3B: 0 HR: 1	SF: 0 SAC: 0 DP: 0 HBP: 0	WP: 0 PB: 0 SB: 0 CS: 0	PA: 31																
PITCHER	IP	WLS	BF	H	R	ER	SO	BB	IBB	HBP	BLK	WP	HR	S	P	ERA	WHIP	PITCHER				IP	WLS	BF	H	R	ER	SO	BB	IBB	HBP	BLK	WP	HR	S	P	ERA	WHIP
Ike Delock, R (1.1)	9.0	W	31	2	1	1	5	2	0	0	0	0	1	39	47	1.00	0.444					9.0																

Detroit Tigers @ Boston Red Sox
 Fenway Park, Boston, MA
 Fri Apr 19 1963, 3:38 AM EST
 Att: 12,180 - Unknown

livebaseballscorecards.com

AB 29
 R 1
 H 2
 RBI 1
 BB 2
 SO 5
 LOB 4




Batter	1	2	3	4	5	6	7	8	9	AB	R	H	RBI	BB	SO	LOB	BOTTOM																					
Chuck Schilling, R (1.4)	6-3		5-3		K	F3				4	0	0	0	0	1	2																						
Roman Mejias, R (1.8)	F7		K			HR	F8			4	1	1	1	0	1	0																						
Carl Yastrzemski, L (1.7)	G3		4-3			2B	K			4	1	1	0	0	1	0																						
Dick Stuart, R (1.3)		G5-4-3 1B			5-3	2B	K			4	2	2	1	0	1	0																						
Lou Clinton, R (1.9)		G5-4-3 1B			K	2H 1B 3B			K	4	1	2	1	0	2	0																						
Frank Malzone, R (1.5)		G5-4-3 1-2 2-3			WP 2B	SH1-4 1B			1B	4	0	3	1	0	0	2																						
Eddie Bressoud, R (1.6)		1B			F3	SH1-4			1B	3	0	2	1	0	0	1																						
Russ Nixon, L (1.2)		3H 1B				1-2 1B			F8	3	0	1	0	1	0	2																						
Ike Delock, R (1.1)		K				F8			L3	4	0	0	0	0	2	6																						
Inning Stats	R: 0 E: 0 K: 0 S: 3	H: 0 LOB: 0 BB: 0 P: 3	R: 1 E: 0 K: 1 S: 8	H: 4 LOB: 2 BB: 0 P: 8	R: 0 E: 0 K: 1 S: 5	H: 0 LOB: 0 BB: 0 P: 5	R: 0 E: 0 K: 1 S: 6	H: 1 LOB: 1 BB: 0 P: 6	R: 0 E: 0 K: 1 S: 5	H: 0 LOB: 0 BB: 0 P: 5	R: 4 E: 0 K: 1 S: 10	H: 5 LOB: 2 BB: 1 P: 14	R: 0 E: 0 K: 2 S: 7	H: 0 LOB: 0 BB: 0 P: 7	R: 0 E: 0 K: 1 S: 7	H: 2 LOB: 2 BB: 0 P: 7	R: 0 E: 0 K: 1 S: 7	H: 0 LOB: 2 BB: 0 P: 7	1B: 7 2B: 3 3B: 1 HR: 1	SF: 0 SAC: 1 DP: 1 HBP: 0	WP: 1 PB: 0 SB: 0 CS: 0	PA: 36																
PITCHER	IP	WLS	BF	H	R	ER	SO	BB	IBB	HBP	BLK	WP	HR	S	P	ERA	WHIP	PITCHER				IP	WLS	BF	H	R	ER	SO	BB	IBB	HBP	BLK	WP	HR	S	P	ERA	WHIP
Frank Lary, R (1.1)	5.0	L	22	8	4	4	4	0	0	0	0	0	0	30	30	7.20	1.600					5.0																
Bob Dustal, R (6.1)	2.0		9	2	1	1	3	0	1	0	0	0	0	14	18	4.50	1.000					2.0																
Bob Anderson, R (8.1)	1.0		5	2	0	0	1	0	0	0	0	0	0	7	7	0.00	2.000					1.0																

Detroit Tigers @ Boston Red Sox
 Fenway Park, Boston, MA
 Fri Apr 19 1963, 3:38 AM EST
 Att: 12,180 - Unknown

livebaseballscorecards.com


AB 34
 R 5
 H 12
 RBI 5
 BB 1
 SO 8
 LOB 13



Batter	1	2	3	4	5	6	7	8	9	AB	R	H	RBI	BB	SO	LOB	TOP			
Bill Bruton, L OBP: 0.304, SLG: 0.333										4	1	0	0	1	0	4				
Bubba Phillips, R OBP: 0.255, SLG: 0.283										4	1	2	0	0	0	0				
Al Kaline, R OBP: 0.364, SLG: 0.408										4	1	1	2	0	0	1				
Rocky Colavito, R OBP: 0.352, SLG: 0.333										4	0	1	0	0	1	1				
Norm Cash, L OBP: 0.367, SLG: 0.395										3	1	0	0	1	0	2				
Dick McAuliffe, L OBP: 0.267, SLG: 0.243										2	1	0	0	2	1	0				
Gus Triandos, R OBP: 0.326, SLG: 0.525										3	0	1	1	0	0	1				
Jake Wood, R OBP: 0.333, SLG: 0.400										0	0	0	0	0	0	0				
Mike Roarke, R OBP: 0.262, SLG: 0.211										2	0	1	0	1	0	0				
Don Mossi, L OBP: 0.400, SLG: 0.500										3	0	1	2	0	1	1				
Terry Fox, R OBP: 0.267, SLG: 0.243										0	0	0	0	0	0	0				
Vic Wertz, L OBP: 0.267, SLG: 0.243										1	0	0	0	0	1	2				
Dick Egan, L OBP: 0.267, SLG: 0.243										0	0	0	0	0	0	0				
Inning Stats	R: 5 E: 0 K: 1 S: 8	H: 3 LOB: 2 BB: 4 P: 24	R: 0 E: 0 K: 0 S: 3	H: 0 LOB: 0 BB: 0 P: 3	R: 0 E: 0 K: 0 S: 2	H: 0 LOB: 0 BB: 1 P: 6	R: 0 E: 0 K: 0 S: 3	H: 0 LOB: 0 BB: 0 P: 3	R: 0 E: 0 K: 2 S: 4	H: 2 LOB: 1 BB: 0 P: 4	R: 0 E: 0 K: 2 S: 8	H: 1 LOB: 1 BB: 0 P: 8	R: 0 E: 0 K: 0 S: 3	H: 0 LOB: 0 BB: 0 P: 3	R: 0 E: 0 K: 1 S: 6	H: 1 LOB: 2 BB: 0 P: 6	1B: 4 2B: 3 3B: 0 HR: 0	SF: 1 SAC: 1 DP: 2 HBP: 0	WP: 0 PB: 0 SB: 2 CS: 0	PA: 37
PITCHER	IP WLS BF H R ER SO BB IBB HBP BLK WP HR S P ERA WHIP																			
Norm Bass, R ERA: 17.18	(1, 1) 0.2 9 3 5 5 1 4 0 0 0 0 0 0 7 23 67.50 10.500																			
Dave Thies, R ERA: 5.09	(1, 1) 4.1 14 2 0 0 0 1 0 0 0 0 0 0 13 17 0.00 0.692																			
Dale Willis, R ERA: 1.8	(6, 1) 2.0 7 1 0 0 2 0 0 0 0 0 0 0 11 11 0.00 0.500																			
Bill Fischer, R ERA: 1.23	(8, 1) 2.0 W 7 1 0 0 1 0 0 0 0 0 0 0 9 9 0.00 0.500																			

Detroit Tigers @ Kansas City Athletics
 Municipal Stadium, Kansas City, MO
 Mon Apr 22 1963, 7:05 PM EST
 Att: 3,501 - Unknown
 livebaseballscores.com


AB	30
R	5
H	7
RBI	5
BB	5
SO	4
LOB	12



Batter	1	2	3	4	5	6	7	8	9	AB	R	H	RBI	BB	SO	LOB	BOTTOM					
Wayne Causey, L OBP: 0.500, SLG: 0.692										5	2	4	2	0	0	0						
Gino Cimoli, R OBP: 0.406, SLG: 0.523										4	1	2	1	1	2	2						
Ed Charles, R OBP: 0.383, SLG: 0.341										4	0	2	1	1	0	2						
Norm Siebern, L OBP: 0.320, SLG: 0.350										4	1	1	1	0	1	2						
George Alusik, R OBP: 0.333, SLG: 0.421										3	0	0	0	0	2	2						
Chuck Essegian, R OBP: 0.200, SLG: 0.262										4	0	0	0	0	1	3						
Jerry Lumpe, L OBP: 0.245, SLG: 0.239										4	0	1	1	0	0	0						
Haywood Sullivan, R OBP: 0.381, SLG: 0.400										4	1	2	0	0	0	0						
Norm Bass, R ERA: 2.22	(1, 1) 6.1 28 8 4 4 7 1 0 0 0 0 0 0 41 45 5.68 1.421																					
Terry Fox, R ERA: 1.93	(7, 1) 1.2 6 2 1 1 0 1 0 0 0 0 0 0 5 9 5.40 1.800																					
Dick Egan, L ERA: 10.13	(9, 1) 0.2 L 5 3 1 1 0 0 0 0 0 0 0 0 5 5 13.50 4.500																					
Inning Stats	R: 0 E: 0 K: 1 S: 5	H: 0 LOB: 0 BB: 0 P: 5	R: 0 E: 0 K: 2 S: 7	H: 0 LOB: 0 BB: 0 P: 7	R: 0 E: 0 K: 0 S: 3	H: 0 LOB: 0 BB: 0 P: 3	R: 2 E: 0 K: 0 S: 5	H: 2 LOB: 1 BB: 1 P: 9	R: 0 E: 0 K: 2 S: 9	H: 2 LOB: 2 BB: 0 P: 9	R: 0 E: 0 K: 2 S: 8	H: 1 LOB: 1 BB: 0 P: 8	R: 2 E: 0 K: 0 S: 5	H: 3 LOB: 1 BB: 1 P: 9	R: 1 E: 0 K: 0 S: 4	H: 2 LOB: 2 BB: 0 P: 4	R: 1 E: 0 K: 0 S: 5	H: 3 LOB: 2 BB: 0 P: 5	1B: 10 2B: 1 3B: 2 HR: 0	SF: 0 SAC: 1 DP: 1 HBP: 0	WP: 1 PB: 0 SB: 1 CS: 0	PA: 39
PITCHER	IP WLS BF H R ER SO BB IBB HBP BLK WP HR S P ERA WHIP																					

Detroit Tigers @ Kansas City Athletics
 Municipal Stadium, Kansas City, MO
 Mon Apr 22 1963, 7:05 PM EST
 Att: 3,501 - Unknown
 livebaseballscores.com

AB	36
R	6
H	13
RBI	6
BB	2
SO	7
LOB	12



Batter	1	2	3	4	5	6	7	8	9	AB	R	H	RBI	BB	SO	LOB	TOP			
Bubba Phillips, R OBP: 0.237, SLG: 0.263 (1, 8)	0-0 6-3		0-3 K			0-0 FC6-4 1B		0-0 F6		4	0	0	0	0	1	1				
Frank Kostro, R (1, 5)	0-3 K			0-0 F8		0-0 F8		0-3 K		4	0	0	0	0	2	1				
Al Kaline, R OBP: 0.373, SLG: 0.415 (1, 9)	0-3 K			0-0 1B		0-0 FC5-4 1B			0-0 L6-3	4	0	2	0	0	1	0				
Rocky Colavito, R OBP: 0.328, SLG: 0.308 (1, 7)		0-0 5-3		0-0 F7		0-0 FC5-4 1B			0-0 F9	4	0	0	0	0	0	3				
Norm Cash, L OBP: 0.358, SLG: 0.452 (1, 3)		0-0 HR		0-3 K				0-0 F8		4	1	1	1	0	1	1				
Gus Triandos, R OBP: 0.319, SLG: 0.512 Bill Freehan, R (2, 2)		0-3 K			0-0 6-3					1	0	0	0	0	1	0				
Dick McAuliffe, L OBP: 0.271, SLG: 0.250 (1, 4)		0-3 K			0-0 G3					3	0	1	0	0	1	0				
Chico Fernandez, R OBP: 0.244, SLG: 0.195 (1, 6)			0-0 F8		0-3 K					3	0	0	0	0	1	1				
Phil Regan, R OBP: 0.286, SLG: 0.286 Whitey Herzog, L (8, PH) Bob Anderson, R (8, 1)			0-3 K			0-0 FC6-4 1B			0-0 G3	2	0	1	0	0	1	0				
										1	0	0	0	0	0	0				
										0	0	0	0	0	0	0				
Inning Stats	R: 0 E: 0 K: 2 S: 7	H: 0 LOB: 0 BB: 0 P: 7	R: 1 E: 0 K: 2 S: 8	H: 1 LOB: 0 BB: 0 P: 8	R: 0 E: 0 K: 2 S: 7	H: 0 LOB: 0 BB: 0 P: 7	R: 0 E: 0 K: 1 S: 6	H: 1 LOB: 1 BB: 0 P: 6	R: 0 E: 0 K: 1 S: 5	H: 0 LOB: 3 BB: 0 P: 5	R: 0 E: 0 K: 0 S: 4	H: 1 LOB: 1 BB: 0 P: 4	R: 0 E: 0 K: 1 S: 5	H: 0 LOB: 0 BB: 0 P: 5	R: 0 E: 0 K: 0 S: 3	H: 0 LOB: 0 BB: 0 P: 3	1B: 4 2B: 0 3B: 0 HR: 1	SF: 0 SAC: 0 DP: 0 HBP: 0	WP: 0 PB: 0 SB: 0 CS: 0	PA: 32
PITCHER Ed Rakow, R ERA: 1.08 (1, 1)	IP: 9.0 WLS: W BF: 32 H: 5 R: 1 ER: 1 SO: 9 BB: 0 IBB: 0 HBP: 0 BLK: 0 WP: 0 HR: 1 S: 50 P: 50 ERA: 1.00 WHIP: 0.556															PITCHER	IP: 9.0 WLS: W BF: 32 H: 5 R: 1 ER: 1 SO: 9 BB: 0 IBB: 0 HBP: 0 BLK: 0 WP: 0 HR: 1 S: 50 P: 50 ERA: 1.00 WHIP: 0.556			

Detroit Tigers @ Kansas City Athletics
 Municipal Stadium, Kansas City, MO
 Tue Apr 23 1963, 4:33 AM EST
 Att: 2,611 - Unknown


AB	32
R	1
H	5
RBI	1
BB	0
SO	9
LOB	7



Batter	1	2	3	4	5	6	7	8	9	AB	R	H	RBI	BB	SO	LOB	BOTTOM			
Wayne Causey, L OBP: 0.389, SLG: 0.529 (1, 6)	0-0 4-3			0-0 5-3	0-0 E4 L9 1B	0-0 P4				4	0	0	0	0	0	3				
Jose Tartabull, L OBP: 0.323, SLG: 0.345 (1, 8)	0-0 4-3			0-0 S E 1B	0-0 S 1B	0-0 F8				4	1	2	1	0	0	2				
Jerry Lumpe, L OBP: 0.226, SLG: 0.220 (1, 4)	0-0 4-3			0-0 E8 1B	0-0 L9			0-0 4-3		4	1	0	0	0	0	2				
Norm Siebern, L OBP: 0.315, SLG: 0.326 (1, 3)		0-0 4-3		0-0 BB 1B	0-0 K			0-0 G3		3	0	0	0	1	1	2				
Manny Jimenez, L OBP: 0.357, SLG: 0.417 Bobby Del Greco, R OBP: 0.500, SLG: 0.500 (9, 7)		0-0 F8		0-0 F6	0-0 IBB			0-0 F6		3	0	0	0	1	0	2				
Ed Charles, R OBP: 0.373, SLG: 0.333 (1, 5)		0-0 L9		0-0 1B	0-0 6-3			0-3 K		4	0	1	1	0	1	3				
Gino Cimoli, R OBP: 0.396, SLG: 0.489 (1, 9)			0-3 K	0-0 BB 1B	0-0 BB	0-0 E6 SH5-3 1B		0-0 1-3		3	0	0	0	1	1	0				
Billy Bryan, L OBP: 0.214, SLG: 0.269 (1, 2)			0-0 3-1	0-0 F6		0-0 SH5-3 1B		0-3 K		4	0	1	0	0	1	3				
Ed Rakow, S OBP: 0.375, SLG: 0.286 (1, 1)			0-3 K		0-0 E 1B	0-0 SH5-3				2	1	1	0	0	1	0				
Inning Stats	R: 0 E: 0 K: 0 S: 3	H: 0 LOB: 0 BB: 0 P: 3	R: 0 E: 0 K: 0 S: 3	H: 0 LOB: 0 BB: 0 P: 3	R: 0 E: 0 K: 2 S: 7	H: 0 LOB: 0 BB: 0 P: 7	R: 2 E: 1 K: 0 S: 6	H: 2 LOB: 2 BB: 2 P: 14	R: 1 E: 1 K: 1 S: 8	H: 2 LOB: 3 BB: 1 P: 12	R: 0 E: 1 K: 0 S: 5	H: 1 LOB: 2 BB: 0 P: 5	R: 0 E: 0 K: 0 S: 3	H: 0 LOB: 0 BB: 0 P: 3	R: 0 E: 0 K: 2 S: 7	H: 0 LOB: 0 BB: 0 P: 7	1B: 5 2B: 0 3B: 0 HR: 0	SF: 0 SAC: 1 DP: 0 HBP: 0	WP: 0 PB: 0 SB: 0 CS: 0	PA: 35
PITCHER Phil Regan, R ERA: 1.64 Bob Anderson, R ERA: (8, 1)	IP: 7.0 WLS: L BF: 32 H: 5 R: 3 ER: 0 SO: 3 BB: 2 IBB: 1 HBP: 0 BLK: 0 WP: 0 HR: 0 S: 35 P: 47 ERA: 0.00 WHIP: 1.000															PITCHER	IP: 7.0 WLS: L BF: 32 H: 5 R: 3 ER: 0 SO: 3 BB: 2 IBB: 1 HBP: 0 BLK: 0 WP: 0 HR: 0 S: 35 P: 47 ERA: 0.00 WHIP: 1.000			

Detroit Tigers @ Kansas City Athletics
 Municipal Stadium, Kansas City, MO
 Tue Apr 23 1963, 4:33 AM EST
 Att: 2,611 - Unknown

AB	31
R	3
H	5
RBI	2
BB	3
SO	5
LOB	17



Batter	1	2	3	4	5	6	7	8	9	AB	R	H	RBI	BB	SO	LOB	TOP										
Lenny Green, L OBP: 0.311, SLG: 0.366 (1, 8)	G3		F6		K			F8	1B	5	1	1	1	0	1	0											
Vic Power, R OBP: 0.282, SLG: 0.333 (1, 3)	6-3		G3		1-3			6-3	1B	5	0	1	2	0	0	0											
Jim Lemon, R Bill Tuttle, R OBP: 0.200, SLG: 0.143 (1, 7) (9, 8)	K		L9		5-6-3			K	FC6-4	5	0	0	0	0	2	2											
Bob Allison, R OBP: 0.426, SLG: 0.700 (1, 9)		HR		5-3	K				HR	3	2	2	1	1	1	0											
Earl Battey, R OBP: 0.357, SLG: 0.500 Johnny Goryl, R OBP: 0.200, SLG: 0.800 Jerry Zimmerman, R (1, 2) (9, PR) (9, 2)		HR		5-3	F2				1B	4	1	2	2	0	0	1											
Rich Rollins, R OBP: 0.346, SLG: 0.417 (1, 5)		1B		F7				6-3	1B	4	1	2	0	0	0	1											
Bernie Allen, L OBP: 0.284, SLG: 0.271 (1, 4)		K			5-3			5-3	1B	2	1	0	0	2	1	1											
Zoilo Versalles, R OBP: 0.246, SLG: 0.293 (1, 6)		K		F8					1B	4	0	1	0	0	1	6											
Jim Roland, R Lee Stange, R Fred Lasher, R Garry Roggenburk, R Jimmie Hall, L Ray Moore, R (1, 1) (7, 1) (7, 1) (8, 1) (9, PR) (9, 1)		K			K			F3	1B	3	0	0	0	0	2	2											
Inning Stats	R: 0 E: 0 K: 1 S: 5	H: 0 LOB: 0 BB: 0 P: 5	R: 2 E: 0 K: 3 S: 12	H: 3 LOB: 1 BB: 0 P: 12	R: 0 E: 0 K: 0 S: 3	H: 0 LOB: 0 BB: 0 P: 3	R: 0 E: 0 K: 0 S: 3	H: 0 LOB: 2 BB: 2 P: 11	R: 0 E: 0 K: 1 S: 7	H: 0 LOB: 0 BB: 0 P: 7	R: 0 E: 0 K: 0 S: 4	H: 1 LOB: 1 BB: 0 P: 4	R: 0 E: 0 K: 1 S: 5	H: 0 LOB: 0 BB: 0 P: 5	R: 0 E: 0 K: 1 S: 8	H: 6 LOB: 2 BB: 1 P: 12	1B: 7 2B: 1 3B: 0 HR: 2	SF: 0 SAC: 0 DP: 0 HBP: 0	WP: 0 PB: 0 SB: 1 CS: 0	PA: 39							
PITCHER	IP	WLS	BF	H	R	ER	SO	BB	IBB	HBP	BLK	WP	HR	S	P	ERA	WHIP										
Don Mossi, L ERA: 2.78 (1, 1)	8.0	L	32	6	4	4	8	2	0	0	0	0	2	46	54	4.50	1.000										
Terry Fox, R ERA: 3.85 (9, 1)	0.2		4	2	0	0	0	0	1	0	0	0	0	3	7	0.00	3.000										
Dick Egan, L ERA: 7.94 (9, 1)	0.0		1	1	1	0	0	0	0	0	0	0	0	1	1	∞	∞										
Bob Anderson, R ERA: (9, 1)	0.1		2	1	2	2	0	0	0	0	0	0	0	2	2	54.00	3.000										

Minnesota Twins @ Detroit Tigers
Tiger Stadium, Detroit, MI
Fri Apr 26 1963, 6:05 PM EST
Att: 14,583 - Unknown

AB	36
R	7
H	10
RBI	7
BB	3
SO	8
LOB	13



Batter	1	2	3	4	5	6	7	8	9	AB	R	H	RBI	BB	SO	LOB	BOTTOM										
Jake Wood, R OBP: 0.429, SLG: 0.692 (1, 4)	K2-3		1-2			HR	1B		E1	5	2	3	1	0	1	0											
Bubba Morton, R OBP: 0.125, SLG: 0.125 (1, 8)	5-3		F9			1-3	BB	1B	6-3	5	0	1	2	0	0	2											
Al Kaline, R OBP: 0.390, SLG: 0.471 (1, 9)	L1-3			L8			2B	BB	F2	4	0	1	0	1	0	0											
Rocky Colavito, R OBP: 0.333, SLG: 0.333 (1, 7)		F7		F9			F6		HR	4	1	1	1	1	0	3											
Frank Kostro, R OBP: 0.222, SLG: 0.067 (1, 5)		6-3		5-3			F8		F7	4	0	0	0	1	0	2											
Gus Triandos, R OBP: 0.322, SLG: 0.519 (1, 2)		K			HR	K			1B	4	1	2	1	0	2	2											
Norm Cash, L OBP: 0.338, SLG: 0.382 (1, 3)			3-1		1-3			K	1B	4	0	1	0	0	1	0											
Coot Veal, R OBP: 0.462, SLG: 0.364 (1, 6)			K		F8			F7		3	0	0	0	1	1	2											
Don Mossi, L OBP: 0.357, SLG: 0.385 Terry Fox, R Dick Egan, L Bob Anderson, R (1, 1) (9, 1) (9, 1) (9, 1)					4-3			FC5-6	1-3	3	1	0	0	1	0	3											
Inning Stats	R: 0 E: 0 K: 1 S: 5	H: 0 LOB: 0 BB: 0 P: 5	R: 0 E: 0 K: 1 S: 5	H: 0 LOB: 0 BB: 0 P: 5	R: 0 E: 0 K: 1 S: 6	H: 1 LOB: 2 BB: 1 P: 10	R: 0 E: 0 K: 0 S: 3	H: 0 LOB: 0 BB: 0 P: 3	R: 1 E: 0 K: 0 S: 4	H: 1 LOB: 0 BB: 0 P: 4	R: 1 E: 0 K: 1 S: 7	H: 2 LOB: 2 BB: 1 P: 11	R: 1 E: 0 K: 1 S: 7	H: 2 LOB: 3 BB: 2 P: 15	R: 0 E: 0 K: 0 S: 4	H: 2 LOB: 2 BB: 1 P: 8	R: 2 E: 1 K: 0 S: 5	H: 1 LOB: 0 BB: 0 P: 5	1B: 5 2B: 1 3B: 0 HR: 3	SF: 0 SAC: 0 DP: 0 HBP: 0	WP: 0 PB: 0 SB: 0 CS: 0	PA: 41					
PITCHER	IP	WLS	BF	H	R	ER	SO	BB	IBB	HBP	BLK	WP	HR	S	P	ERA	WHIP										
Jim Roland, L ERA: 1.8 Lee Stange, R ERA: 1.8 Fred Lasher, R ERA: 5.68 Garry Roggenburk, L ERA: 5.4 Ray Moore, R ERA: (1, 1) (7, 1) (7, 1) (8, 1) (9, 1)	6.2		28	5	3	3	5	3	0	0	0	0	2	35	47	4.05	1.200										
	0.0		2	1	0	0	0	1	0	0	0	0	0	1	5	∞	∞										
	1.0		5	2	0	0	0	1	0	0	0	0	0	4	8	0.00	3.000										
	0.1	W	1	0	0	0	0	0	0	0	0	0	0	1	1	0.00	0.000										
	1.0	S	5	1	2	0	0	0	0	0	0	0	1	5	5	0.00	1.000										

Minnesota Twins @ Detroit Tigers
Tiger Stadium, Detroit, MI
Fri Apr 26 1963, 6:05 PM EST
Att: 14,583 - Unknown

AB	36
R	5
H	9
RBI	5
BB	5
SO	5
LOB	14



Batter	1	2	3	4	5	6	7	8	9	AB	R	H	RBI	BB	SO	LOB	TOP				
Lenny Green, L OBP: 0.316, SLG: 0.373 (1, 8)	4-3		SF SH1-3 2B		HR 1B		F8		1B	4	2	2	2	0	0	0	Minnesota Twins @ Detroit Tigers Tiger Stadium, Detroit, MI Sat Apr 27 1963, 3:33 AM EST Att: 6,546 - Unknown				
Vic Power, R OBP: 0.267, SLG: 0.314 (1, 3)	1-3		SH1-3		1-3		6-3		4-3	4	0	0	0	0	0	3					
Jimmie Hall, L OBP: 0.313, SLG: 0.325 Bill Tuttle, R (1, 7) (9, 8)	L4				HR BB		4-3			3	1	1	2	1	0	0					
Bob Allison, R OBP: 0.417, SLG: 0.677 (1, 9)		F8	4-3		SF7			WP SF7 BB		2	1	0	1	1	0	1					
Earl Battey, R OBP: 0.350, SLG: 0.545 (1, 2)	L9				F8			SF7		3	1	1	4	0	0	0					
Bernie Allen, L OBP: 0.285, SLG: 0.254 (1, 4)	6-3				L9			6-3		4	0	0	0	0	0	0					
Rich Rollins, R OBP: 0.300, SLG: 0.357 (1, 5)			5-3	6-3		K		F8		4	0	0	0	0	1	0					
Zolio Versailles, R OBP: 0.246, SLG: 0.306 (1, 6)			1B SF 2B		E6 SH 1B		F8		K	4	2	1	0	0	1	0					
Dick Stigman, R OBP: 0.182, SLG: 0.100 (1, 1)			SH1-3 SF 2B 1B		SH 1B SF7		6-3		F3	3	2	1	0	0	0	0					
Inning Stats	R: 0 E: 0 K: 0 S: 3	H: 0 LOB: 0 BB: 0 P: 3	R: 0 E: 0 K: 0 S: 3	H: 0 LOB: 0 BB: 0 P: 3	R: 3 E: 1 K: 0 S: 7	H: 3 LOB: 1 BB: 0 P: 7	R: 0 E: 0 K: 0 S: 3	H: 0 LOB: 0 BB: 0 P: 3	R: 5 E: 1 K: 0 S: 7	H: 2 LOB: 0 BB: 1 P: 11	R: 0 E: 0 K: 1 S: 5	H: 0 LOB: 0 BB: 0 P: 5	R: 0 E: 0 K: 0 S: 3	H: 0 LOB: 0 BB: 0 P: 3	R: 1 E: 0 K: 0 S: 3	H: 0 LOB: 0 BB: 1 P: 7		R: 0 E: 0 K: 1 S: 6	H: 1 LOB: 1 BB: 0 P: 6	1B: 3 2B: 2 3B: 0 HR: 1	SF: 3 SAC: 2 DP: 0 HBP: 0
PITCHER	IP	WLS	BF	H	R	ER	SO	BB	IBB	HBP	BLK	WP	HR	S	P	ERA	WHIP				
Phil Regan, R ERA: 1.69 (1, 1)	4.2	L	23	5	8	1	0	1	0	0	0	0	1	22	26	1.93	1.286				
Paul Foytack, R ERA: 2.7 (5, 1)	0.1		1	0	0	0	0	0	0	0	0	0	0	1	1	0.00	0.000				
Frank Lary, R ERA: 5.14 (6, 1)	2.0		6	0	0	0	1	0	0	0	0	0	0	8	8	0.00	0.000				
Bill Faul, R ERA: 4.5 (8, 1)	2.0		8	1	1	1	1	1	0	0	0	1	0	9	13	4.50	1.000				

Batter	1	2	3	4	5	6	7	8	9	AB	R	H	RBI	BB	SO	LOB	BOTTOM				
Jake Wood, R OBP: 0.389, SLG: 0.588 (1, 4)	5-3		K		E 1B		K			4	1	1	0	0	2	0	Minnesota Twins @ Detroit Tigers Tiger Stadium, Detroit, MI Sat Apr 27 1963, 3:33 AM EST Att: 6,546 - Unknown				
Bubba Morton, R OBP: 0.167, SLG: 0.091 (1, 8)	F8		F3		K		BB			3	0	0	0	1	1	2					
Al Kaline, R OBP: 0.395, SLG: 0.486 (1, 9)	BB 1B				L6-3 E6 SH 2B		L4			4	0	2	2	0	0	1					
Rocky Colavito, R OBP: 0.342, SLG: 0.377 (1, 7)	4-0 BB				L4			F7		3	1	1	1	1	0	1					
Frank Kostro, R OBP: 0.273, SLG: 0.059 (1, 5)	F9				HR		BB	F7		2	0	0	0	2	0	2					
Gus Triandos, R OBP: 0.302, SLG: 0.482 (1, 2)		5-3			F3		F3	K		4	0	0	0	0	1	2					
Norm Cash, L OBP: 0.343, SLG: 0.386 Whitey Herzog, L (1, 3) (6, 3)					K			F6		2	0	1	0	0	1	1					
Coot Veal, R OBP: 0.412, SLG: 0.286 (1, 6)		G6-4-3 1B			K			F6		1	0	0	0	1	0	1					
Phil Regan, R OBP: 0.285, SLG: 0.250 Paul Foytack, R Purnal Goldy, R Frank Lary, R Chico Fernandez, R Bill Faul, R Bill Freshman, R (1, 1) (5, 1) (6, 1) (7, PH) (8, 1) (9, PH)					K			F7		1	0	0	0	0	1	0					
Inning Stats	R: 0 E: 0 K: 0 S: 4	H: 1 LOB: 2 BB: 1 P: 8	R: 0 E: 0 K: 0 S: 3	H: 1 LOB: 0 BB: 0 P: 3	R: 0 E: 0 K: 2 S: 7	H: 0 LOB: 0 BB: 0 P: 7	R: 1 E: 0 K: 1 S: 6	H: 1 LOB: 1 BB: 1 P: 10	R: 2 E: 1 K: 2 S: 9	H: 2 LOB: 1 BB: 1 P: 13	R: 0 E: 0 K: 0 S: 3	H: 0 LOB: 1 BB: 1 P: 7	R: 0 E: 0 K: 1 S: 5	H: 0 LOB: 0 BB: 0 P: 5	R: 0 E: 0 K: 1 S: 5	H: 0 LOB: 0 BB: 0 P: 5		R: 0 E: 0 K: 0 S: 2	H: 0 LOB: 0 BB: 1 P: 6	1B: 3 2B: 1 3B: 0 HR: 1	SF: 0 SAC: 0 DP: 2 HBP: 0
PITCHER	IP	WLS	BF	H	R	ER	SO	BB	IBB	HBP	BLK	WP	HR	S	P	ERA	WHIP				
Dick Stigman, L ERA: 2.03 (1, 1)	9.0	W	36	5	3	3	7	6	0	0	0	1	1	44	68	3.00	1.222				



Batter	1	2	3	4	5	6	7	8	9	AB	R	H	RBI	BB	SO	LOB	TOP			
Lenny Green, L OBP: 0.301, SLG: 0.354	F6		3-1		L9			K		4	0	0	0	0	1	1				
Vic Power, R OBP: 0.266, SLG: 0.311	BB 1B		6-3		4-3			F7		4	0	1	0	0	0	1				
Jimmie Hall, L OBP: 0.308, SLG: 0.318	K		L9		F8			BB 1B		4	0	1	0	0	1	1				
Bob Allison, R OBP: 0.408, SLG: 0.646	1-2 BB		E5		K			F7		3	0	0	0	1	1	1				
Earl Battey, R OBP: 0.328, SLG: 0.508	K		F4		L6			F3		4	0	0	0	0	1	4				
Bernie Allen, L OBP: 0.297, SLG: 0.254		F7		F8			F7	FC4 1B		4	0	1	0	0	0	1				
Rich Rollins, R OBP: 0.294, SLG: 0.344			F5		4-3			FC4		4	0	1	0	0	0	3				
Zolio Versalles, R OBP: 0.250, SLG: 0.308		F8			F4					3	0	1	0	0	0	1				
Jim Kaat, L								F8		2	0	0	0	0	2	2				
Bill Dailey, R										0	0	0	0	0	0	0				
Bill Pleis, L										0	0	0	0	0	0	0				
Don Mincher, L (8, PH)										1	0	0	0	0	0	0				
Fred Lasher, R (8, 1)										0	0	0	0	0	0	0				
Inning Stats	R: 0 E: 0 K: 2 S: 8	H: 1 LOB: 2 BB: 1 P: 12	R: 0 E: 0 K: 1 S: 6	H: 1 LOB: 1 BB: 0 P: 6	R: 0 E: 0 K: 0 S: 3	H: 0 LOB: 0 BB: 0 P: 3	R: 0 E: 1 K: 0 S: 4	H: 0 LOB: 1 BB: 0 P: 4	R: 0 E: 0 K: 1 S: 6	H: 1 LOB: 1 BB: 0 P: 6	R: 0 E: 0 K: 1 S: 5	H: 0 LOB: 0 BB: 0 P: 5	R: 0 E: 0 K: 0 S: 3	H: 0 LOB: 2 BB: 0 P: 3	R: 0 E: 0 K: 1 S: 5	H: 2 LOB: 2 BB: 0 P: 5	1B: 5 2B: 0 3B: 0 HR: 0	SF: 0 SAC: 0 DP: 0 HBP: 0	WP: 0 PB: 0 SB: 0 CS: 0	PA: 34
PITCHER Jim Bunning, R ERA: 1.94	IP: 9.0 WLS: W BF: 34 H: 5 R: 0 ER: 0 SO: 6 BB: 1 IBB: 0 HBP: 0 BLK: 0 WP: 0 HR: 0 S: 45 P: 49 ERA: 0.00 WHIP: 0.667																			

Minnesota Twins @ Detroit Tigers
Tiger Stadium, Detroit, MI
Sun Apr 28 1963, 4:33 AM EDT
Att: 11,555 - Unknown

AB	33
R	0
H	5
RBI	0
BB	1
SO	6
LOB	15



Batter	1	2	3	4	5	6	7	8	9	AB	R	H	RBI	BB	SO	LOB	BOTTOM			
Jake Wood, R OBP: 0.364, SLG: 0.524	F9		F8		F3			1-2 1B		4	0	1	0	0	0	1				
Bill Bruton, L OBP: 0.282, SLG: 0.292	F8		3-1		G3		F3			4	0	0	0	0	0	2				
Al Kaline, R OBP: 0.376, SLG: 0.461	L9		L3		L8			K		4	0	0	0	0	1	0				
Rocky Colavito, R OBP: 0.337, SLG: 0.361		2B WP BB		6-3		K		F8		3	1	0	0	1	1	0				
Gus Triandos, R OBP: 0.313, SLG: 0.466		F7		6-3		1B 1B BB		BB BB		2	1	0	0	2	0	1				
Frank Kostrer, R OBP: 0.346, SLG: 0.200		WP SF9 2B		6-3		1B 1B		1-2 1B BB		3	2	2	0	1	0	0				
Bill Freehan, R OBP: 0.333, SLG: 0.200		2-3 3-H BB		K2-3		1B F2 1B		F9		3	0	1	0	1	1	2				
Coot Veal, R OBP: 0.400, SLG: 0.313		SF9		F3		1-3 2-H 3-H 1B		1B		2	0	1	3	0	0	0				
Jim Bunning, R OBP: 0.286, SLG: 0.286		3-H		5-3		1-2 3-H 1B		F2		3	0	1	0	0	0	3				
Inning Stats	R: 0 E: 0 K: 0 S: 3	H: 0 LOB: 0 BB: 0 P: 3	R: 2 E: 0 K: 0 S: 4	H: 1 LOB: 1 BB: 2 P: 12	R: 0 E: 0 K: 0 S: 3	H: 0 LOB: 0 BB: 0 P: 3	R: 0 E: 0 K: 0 S: 3	H: 0 LOB: 0 BB: 0 P: 3	R: 0 E: 0 K: 1 S: 6	H: 1 LOB: 1 BB: 0 P: 6	R: 0 E: 0 K: 1 S: 5	H: 0 LOB: 0 BB: 0 P: 5	R: 2 E: 0 K: 0 S: 6	H: 4 LOB: 2 BB: 1 P: 10	R: 0 E: 0 K: 1 S: 5	H: 0 LOB: 2 BB: 2 P: 13	1B: 5 2B: 1 3B: 0 HR: 0	SF: 1 SAC: 0 DP: 0 HBP: 0	WP: 1 PB: 0 SB: 0 CS: 0	PA: 34
PITCHER Jim Kaat, L ERA: 4.98 Bill Dailey, R ERA: 5.97 Bill Pleis, L ERA: 2.57 Fred Lasher, R ERA: 4.91	IP: 6.0 WLS: L BF: 26 H: 5 R: 4 ER: 4 SO: 2 BB: 3 IBB: 0 HBP: 0 BLK: 0 WP: 1 HR: 0 S: 27 P: 39 ERA: 6.00 WHIP: 1.333																			

Minnesota Twins @ Detroit Tigers
Tiger Stadium, Detroit, MI
Sun Apr 28 1963, 4:33 AM EDT
Att: 11,555 - Unknown

AB	28
R	4
H	6
RBI	3
BB	5
SO	3
LOB	9



Batter	1	2	3	4	5	6	7	8	9	AB	R	H	RBI	BB	SO	LOB	TOP			
Jim Piersall, R (1, 8) OBP: 0.286, SLG: 0.375 Jim King, L (7, PH) OBP: 0.385, SLG: 0.524 (7, 9)	5-3		6-3			L9	3-1			3	0	0	0	0	0	0				
Minnie Minoso, R (1, 7) OBP: 0.375, SLG: 0.250	K		L9			6-3		P4		4	0	0	0	0	1	0				
Chuck Hinton, R (1, 5) OBP: 0.382, SLG: 0.639	E5			K			P6	G3 2B		4	1	1	0	0	1	0				
Don Lock, R (1, 9) OBP: 0.395, SLG: 0.406 (7, 8)	K			F8			1B 2B	G3		4	1	1	0	0	1	2				
Bobo Osborne, L (1, 3) OBP: 0.296, SLG: 0.375		P6		F7			2B E 1B			4	1	2	1	0	0	0				
Don Lergert, R (1, 2) OBP: 0.322, SLG: 0.660		HR			6-3		E9 1B 1-H 3-H	6-3		4	1	2	2	0	0	1				
Chuck Cottler, R (1, 4) OBP: 0.237, SLG: 0.432		P6			1-3		6-3			4	0	0	0	0	0	1				
Ed Brinkman, R (1, 6) OBP: 0.304, SLG: 0.387				F8			6-3	1B IBB		3	0	0	0	1	0	0				
Tom Cheney, R (1, 1) OBP: 0.083, SLG: 0.083			4-3			6-3		6-3		4	0	1	0	0	0	0				
Inning Stats	R: 0 E: 1 K: 2 S: 8	H: 0 LOB: 1 BB: 0 P: 8	R: 1 E: 0 K: 0 S: 4	H: 1 LOB: 0 BB: 0 P: 4	R: 0 E: 0 K: 1 S: 3	H: 0 LOB: 0 BB: 0 P: 3	R: 0 E: 0 K: 1 S: 5	H: 0 LOB: 0 BB: 0 P: 5	R: 0 E: 0 K: 0 S: 3	H: 0 LOB: 0 BB: 0 P: 3	R: 2 E: 1 K: 0 S: 7	H: 4 LOB: 3 BB: 1 P: 11	R: 1 E: 0 K: 0 S: 5	H: 2 LOB: 1 BB: 0 P: 5	R: 0 E: 0 K: 0 S: 3	H: 0 LOB: 0 BB: 0 P: 3	1B: 3 2B: 3 3B: 0 HR: 1	SF: 0 SAC: 0 DP: 0 HBP: 0	WP: 0 PB: 0 SB: 0 CS: 0	PA: 36
PITCHER	IP WLS BF H R ER SO BB IBB HBP BLK WP HR S P ERA WHIP																			
Hank Aguirre, L (1, 1) ERA: 3.19	6.2 L 27 5 3 3 3 0 1 0 0 0 1 32 36 4.05 0.750																			
Terry Fox, R (7, 1) ERA: 3.72	0.1 1 0 0 0 0 0 0 0 0 0 0 0 1 1 0.00 0.000																			
Paul Foytack, R (8, 1) ERA: 3.38	2.0 8 2 1 1 0 0 0 0 0 0 0 0 8 8 4.50 1.000																			

Washington Senators @ Detroit Tigers
Tiger Stadium, Detroit, MI
Wed May 01 1963, 4:33 AM EDT
Att: 1,616 - Unknown

AB 35
R 4
H 7
RBI 3
BB 1
SO 3
LOB 7



Batter	1	2	3	4	5	6	7	8	9	AB	R	H	RBI	BB	SO	LOB	BOTTOM					
Jake Wood, R (1, 4) OBP: 0.296, SLG: 0.423	F7		F7		K2-3		6-3		5-3	5	0	0	0	0	1	1						
Bill Bruton, L (1, 8) OBP: 0.280, SLG: 0.290	K		K		F8		1B			4	0	1	0	0	2	1						
Al Kaline, R (1, 9) OBP: 0.382, SLG: 0.463	K		L5-3			2B	1B	1B		4	1	2	0	0	1	1						
Rocky Colavito, R (1, 7) OBP: 0.333, SLG: 0.347		1B BB		5-3		P4	F8			3	0	0	0	1	0	3						
Gus Triandos, R (1, 2) OBP: 0.324, SLG: 0.484	K			BB	1B	1B 1-H	2B		F7	4	0	2	1	0	1	1						
Frank Koestel, R (1, 3) OBP: 0.400, SLG: 0.261					1B			K		3	0	2	0	1	1	0						
Bubba Phillips, R (1, 5) OBP: 0.236, SLG: 0.261	P6		P4		P4	K		K		4	0	0	0	0	2	6						
Coot Veal, R (1, 6) OBP: 0.333, SLG: 0.250	K				K		P4		F8	4	0	0	0	0	2	6						
Hank Aguirre, R (1, 1) OBP: 0.143, SLG: 0.077									3-4-1	1	0	0	0	1	1	0						
Terry Fox, R (7, 1) ERA: 3.72										0	0	0	0	0	0	0						
Dick McAuliffe, L (7, PH) OBP: 0.268, SLG: 0.234										1	0	0	0	0	1	0						
Paul Foytack, R (8, 1) ERA: 3.38										0	0	0	0	0	0	0						
Whitey Herzog, L (9, PH) ERA: 3.38										1	0	0	0	0	0	0						
Inning Stats	R: 0 E: 0 K: 2 S: 7	H: 0 LOB: 0 BB: 0 P: 7	R: 0 E: 0 K: 2 S: 8	H: 1 LOB: 2 BB: 1 P: 12	R: 0 E: 0 K: 1 S: 5	H: 0 LOB: 1 BB: 1 P: 9	R: 0 E: 0 K: 1 S: 6	H: 1 LOB: 2 BB: 1 P: 10	R: 0 E: 0 K: 2 S: 7	H: 0 LOB: 0 BB: 0 P: 7	R: 1 E: 0 K: 1 S: 8	H: 3 LOB: 2 BB: 0 P: 8	R: 0 E: 0 K: 1 S: 7	H: 2 LOB: 2 BB: 0 P: 7	R: 0 E: 0 K: 2 S: 7	H: 0 LOB: 0 BB: 0 P: 7	R: 0 E: 0 K: 0 S: 3	H: 0 LOB: 0 BB: 0 P: 3	1B: 6 2B: 1 3B: 0 HR: 0	SF: 0 SAC: 0 DP: 0 HBP: 0	WP: 0 PB: 0 SB: 0 CS: 0	PA: 37
PITCHER	IP WLS BF H R ER SO BB IBB HBP BLK WP HR S P ERA WHIP																					
Tom Cheney, R (1, 1) ERA: 0.25	9.0 W 37 7 1 1 12 3 0 0 0 0 0 58 70 1.00 1.111																					

Washington Senators @ Detroit Tigers
Tiger Stadium, Detroit, MI
Wed May 01 1963, 4:33 AM EDT
Att: 1,616 - Unknown

AB 34
R 1
H 7
RBI 1
BB 3
SO 12
LOB 19



Batter	1	2	3	4	5	6	7	8	9	AB	R	H	RBI	BB	SO	LOB	TOP								
Luis Aparicio, R OBP: 0.356, SLG: 0.447	F8	FC5		1B		L9			HR	5	1	2	1	0	0	3									
Joe Gaines, R OBP: 0.526, SLG: 0.857 Russ Snyder, L OBP: 0.258, SLG: 0.355	BB		2B	1B	L9	K			HR	4	2	2	1	1	1	1									
Al Smith, R OBP: 0.409, SLG: 0.526	K		4-3	L9			G6-4-3	1B	SF8	4	1	1	0	1	1	3									
Jim Gentile, L OBP: 0.298, SLG: 0.369	4-3		2B	L9			G6-4-3	1B	1B	5	1	2	0	0	0	3									
Brooks Robinson, R OBP: 0.300, SLG: 0.349		1-3	4-3	2B	F3		F7		SF8	4	0	1	3	0	0	0									
Bob Johnson, R OBP: 0.367, SLG: 0.586	FC6	1B	4-3	BB				HR	F4	4	1	2	1	1	0	2									
Jackie Brandt, R OBP: 0.293, SLG: 0.377	FC5	1B	K	F5				K	FC6-4	5	0	2	0	0	2	2									
John Orsino, R OBP: 0.317, SLG: 0.333	FC6			HR	F7			3-1	FC6-4	4	1	0	0	0	0	5									
Chuck Estrada, R OBP: 0.317, SLG: 0.333	L9			HR		K		F8		1	0	0	0	0	0	3									
Buster Narum, R OBP: 1.000, SLG: 4.000 Bob Saverine, S OBP: 0.333, SLG: 0.364 Wes Stock, R OBP: 0.333, SLG: 0.364				HR						1	1	1	2	0	0	0									
										1	0	0	0	0	1	0									
										1	0	0	0	0	0	0									
Inning Stats	R: 0 E: 0 K: 1 S: 5	H: 0 LOB: 1 BB: 1 P: 9	R: 0 E: 1 K: 0 S: 6	H: 2 LOB: 3 BB: 0 P: 6	R: 2 E: 0 K: 1 S: 8	H: 3 LOB: 1 BB: 0 P: 8	R: 2 E: 0 K: 0 S: 5	H: 2 LOB: 1 BB: 0 P: 6	R: 0 E: 0 K: 0 S: 3	H: 0 LOB: 1 BB: 1 P: 7	R: 0 E: 0 K: 2 S: 7	H: 0 LOB: 0 BB: 0 P: 7	R: 0 E: 0 K: 0 S: 2	H: 0 LOB: 0 BB: 1 P: 6	R: 1 E: 0 K: 1 S: 6	H: 1 LOB: 0 BB: 0 P: 6	R: 3 E: 0 K: 0 S: 8	H: 5 LOB: 2 BB: 0 P: 8	1B: 7 2B: 2 3B: 0 HR: 4	SF: 1 SAC: 0 DP: 1 HBP: 1	WP: 0 PB: 0 SB: 1 CS: 0	PA: 44			
PITCHER	IP	WLS	BF	H	R	ER	SO	BB	IBB	HBP	BLK	WP	HR	S	P	ERA	WHIP								
Don Mossi, L ERA: 3.57	3.0		18	6	4	4	2	1	0	1	1	0	1	20	25	12.00	2.333								
Paul Foytack, R ERA: 4.35	5.0	L	20	4	3	3	3	2	0	0	0	0	3	24	32	5.40	1.200								
Bob Anderson, R ERA: 2.16	1.0		6	3	1	1	0	0	0	0	0	0	0	6	6	9.00	3.000								

Baltimore Orioles @ Detroit Tigers
Tiger Stadium, Detroit, MI
Fri May 03 1963, 7:05 PM EDT
Att: 10,953 - Unknown

AB 39
R 8
H 13
RBI 8
BB 3
SO 5
LOB 22





Batter	1	2	3	4	5	6	7	8	9	AB	R	H	RBI	BB	SO	LOB	BOTTOM								
Jake Wood, R OBP: 0.351, SLG: 0.429	E	G4-6-3		1-3			6-3		F9	5	1	2	1	0	0	0									
Dick McAuliffe, L OBP: 0.282, SLG: 0.231	K	G4-6-3		4-3			4-3			4	0	0	0	0	1	3									
Bill Bruton, L OBP: 0.286, SLG: 0.299	F8		FC5-4	1B	F8		F7			4	0	1	0	0	0	1									
Al Kaline, R OBP: 0.378, SLG: 0.472	E7	1-H	FC5-4	BB	K			L3		4	1	1	1	0	1	1									
Gus Triandos, R OBP: 0.363, SLG: 0.493	5-3		2B	BB	FC6-4		1B			3	1	1	0	1	1	1									
Rocky Colavito, R OBP: 0.323, SLG: 0.337		5-3	G5-3	2B	FC6-4					3	0	1	2	1	0	1									
Whitey Herzog, L OBP: 0.400, SLG: 0.364			WP	3B	IBB		F7		K	3	1	1	0	1	1	1									
Chico Fernandez, R OBP: 0.236, SLG: 0.163		WP	G5-3	1B	BB		F8		5-3	3	1	0	0	1	0	2									
Don Mossi, L OBP: 0.400, SLG: 0.385 Paul Foytack, R ERA: 3.0 Bob Anderson, R OBP: 0.389, SLG: 0.250 Frank Kostro, R OBP: 0.389, SLG: 0.250										0	0	0	0	1	0	0									
										2	0	0	0	0	1	0									
										0	0	0	0	0	0	0									
										1	0	0	0	0	1	0									
Inning Stats	R: 1 E: 1 K: 1 S: 7	H: 2 LOB: 1 BB: 0 P: 7	R: 2 E: 0 K: 0 S: 4	H: 2 LOB: 2 BB: 2 P: 12	R: 2 E: 0 K: 0 S: 4	H: 2 LOB: 1 BB: 2 P: 12	R: 0 E: 0 K: 1 S: 5	H: 0 LOB: 0 BB: 0 P: 5	R: 0 E: 0 K: 0 S: 6	H: 1 LOB: 1 BB: 0 P: 6	R: 0 E: 0 K: 0 S: 3	H: 0 LOB: 0 BB: 0 P: 3	R: 0 E: 0 K: 2 S: 7	H: 0 LOB: 1 BB: 1 P: 11	R: 0 E: 0 K: 1 S: 5	H: 0 LOB: 0 BB: 0 P: 5	1B: 4 2B: 2 3B: 1 HR: 0	SF: 0 SAC: 0 DP: 2 HBP: 0	WP: 2 PB: 0 SB: 0 CS: 0	PA: 37					
PITCHER	IP	WLS	BF	H	R	ER	SO	BB	IBB	HBP	BLK	WP	HR	S	P	ERA	WHIP								
Chuck Estrada, R ERA: 18.0	2.1		15	6	5	5	1	3	0	0	0	2	0	14	26	19.29	3.857								
Buster Narum, R ERA: 3.0	2.2		9	1	0	0	2	0	1	0	0	0	0	12	16	0.00	0.375								
Wes Stock, R ERA: 0.82	4.0	W	13	0	0	0	3	1	0	0	0	0	0	18	22	0.00	0.250								


Baltimore Orioles @ Detroit Tigers
Tiger Stadium, Detroit, MI
Fri May 03 1963, 7:05 PM EDT
Att: 10,953 - Unknown

AB 32
R 5
H 7
RBI 4
BB 5
SO 6
LOB 10



Batter	1	2	3	4	5	6	7	8	9	AB	R	H	RBI	BB	SO	LOB	TOP					
Luis Aparicio, R (1,6) OBP: 0.347, SLG: 0.438	5-3		6-3		FC5-4		SF8		4-3	4	0	1	1	0	0	1	<p>Baltimore Orioles @ Detroit Tigers Tiger Stadium, Detroit, MI Sat May 04 1963, 4:33 AM EDT Att: 5,396 - Unknown</p> <p>livebaseballscores.com</p> <p>AB 38 R 8 H 12 RBI 8 BB 0 SO 5 LOB 12</p> 					
Russ Snyder, L (1,9) OBP: 0.250, SLG: 0.333 (8,7)	4-3			4-3	CS	K	E4		4-3	5	1	1	0	0	1							
Bob Johnson, R (1,4) OBP: 0.343, SLG: 0.529				K		5-3	4-3		K	5	0	1	0	0	2	3						
Jim Gentile, L (1,3) OBP: 0.306, SLG: 0.375	F5			4-3			WP		4-3	4	2	2	0	0	0	2						
Brooks Robinson, R (1,5) OBP: 0.309, SLG: 0.368		F8					1B		K	4	1	2	2	0	1	1						
Boog Powell, L (1,7) OBP: 0.338, SLG: 0.551 Al Smith, R (8,9) OBP: 0.409, SLG: 0.526	F8			2B			1B		K	4	1	1	2	0	0	2						
Jackie Brandt, R (1,8) OBP: 0.304, SLG: 0.425				L9			HR		4-3	0	0	0	0	0	0	0						
John Orsino, R (1,2) OBP: 0.333, SLG: 0.400			5-3						F4	4	1	2	1	0	0	0						
Steve Barber, L (1,1) OBP: 0.150, SLG: 0.158			K						4-3	4	0	0	0	0	1	2						
Inning Stats	R: 0 E: 0 K: 0 S: 4	H: 1 LOB: 1 BB: 0 P: 4	R: 0 E: 0 K: 0 S: 3	H: 0 LOB: 0 BB: 0 P: 3	R: 0 E: 0 K: 1 S: 5	H: 0 LOB: 0 BB: 0 P: 5	R: 1 E: 0 K: 1 S: 7	H: 2 LOB: 1 BB: 0 P: 7	R: 1 E: 0 K: 0 S: 4	H: 2 LOB: 0 BB: 0 P: 4	R: 3 E: 0 K: 1 S: 8	H: 3 LOB: 0 BB: 0 P: 8	R: 1 E: 1 K: 0 S: 5	H: 1 LOB: 1 BB: 0 P: 5	R: 2 E: 0 K: 1 S: 7	H: 2 LOB: 2 BB: 0 P: 7		R: 0 E: 0 K: 1 S: 6	H: 1 LOB: 1 BB: 0 P: 6	1B: 7 2B: 3 3B: 0 HR: 2	SF: 1 SAC: 0 DP: 0 HBP: 0	WP: 1 PB: 0 SB: 2 CS: 1
PITCHER	IP WLS BF H R ER SO BB IBB HBP BLK WP HR S P ERA WHIP																					
Jim Bunning, R (1,1) ERA: 2.64	6.0 L 25 8 5 5 3 0 0 0 0 0 1 1 31 31 7.50 1.333																					
Bill Faul, R (7,1) ERA: 7.2	2.0 10 3 3 3 1 0 0 0 0 0 0 1 12 12 13.50 1.500																					
Bob Anderson, R (9,1) ERA: 1.93	1.0 4 1 0 0 1 0 0 0 0 0 0 0 6 6 0.00 1.000																					

Batter	1	2	3	4	5	6	7	8	9	AB	R	H	RBI	BB	SO	LOB	BOTTOM					
Jake Wood, R (1,4) OBP: 0.341, SLG: 0.487	6-3			HR		5-3		6-3		4	1	1	1	0	0	1	<p>Baltimore Orioles @ Detroit Tigers Tiger Stadium, Detroit, MI Sat May 04 1963, 4:33 AM EDT Att: 5,396 - Unknown</p> <p>livebaseballscores.com</p> <p>AB 31 R 4 H 4 RBI 4 BB 3 SO 7 LOB 7</p> 					
Bill Bruton, L (1,8) OBP: 0.273, SLG: 0.284	4-3			F7		F8		K		4	0	0	0	0	1	1						
Al Kaline, R (1,9) OBP: 0.392, SLG: 0.543	K			HR			2B	BB	HR	3	3	2	2	1	1	0						
Gus Triandos, R (1,2) OBP: 0.345, SLG: 0.466		F8		K			K		F8	4	0	0	0	0	2	1						
Rocky Colavito, R (1,7) OBP: 0.310, SLG: 0.322		F7		4-3			K		F8	4	0	0	0	0	1	1						
Bill Freehan, R (1,3) OBP: 0.375, SLG: 0.308		F5							BB	3	0	1	1	1	1	0						
Bubba Phillips, R (1,5) OBP: 0.222, SLG: 0.244			K						F6	4	0	0	0	0	1	2						
Coot Veal, R (1,6) OBP: 0.323, SLG: 0.231			6-3							2	0	0	0	1	0	0						
Jim Bunning, R (1,1) OBP: 0.267, SLG: 0.267 Purnal Goldy, R (6,PH)			4-3							1	0	0	0	0	0	0						
Bill Faul, R (7,1) Frank Kostro, R (8,PH) Bob Anderson, R (9,1)									6-3	1	0	0	0	0	0	0						
Inning Stats	R: 0 E: 0 K: 1 S: 5	H: 0 LOB: 0 BB: 0 P: 5	R: 0 E: 0 K: 0 S: 3	H: 0 LOB: 0 BB: 0 P: 3	R: 0 E: 0 K: 1 S: 5	H: 0 LOB: 0 BB: 0 P: 5	R: 2 E: 0 K: 1 S: 7	H: 2 LOB: 0 BB: 0 P: 7	R: 0 E: 0 K: 1 S: 5	H: 0 LOB: 0 BB: 0 P: 5	R: 0 E: 0 K: 0 S: 3	H: 0 LOB: 0 BB: 0 P: 3	R: 1 E: 0 K: 2 S: 8	H: 1 LOB: 1 BB: 1 P: 12	R: 0 E: 0 K: 1 S: 5	H: 0 LOB: 1 BB: 1 P: 9	R: 1 E: 0 K: 0 S: 4	H: 1 LOB: 1 BB: 1 P: 8	1B: 0 2B: 1 3B: 0 HR: 3	SF: 0 SAC: 0 DP: 0 HBP: 0	WP: 0 PB: 0 SB: 0 CS: 0	PA: 34
PITCHER	IP WLS BF H R ER SO BB IBB HBP BLK WP HR S P ERA WHIP																					
Steve Barber, L (1,1) ERA: 2.14	9.0 W 34 4 4 4 7 3 0 0 0 0 0 3 45 57 4.00 0.778																					

Batter	1	2	3	4	5	6	7	8	9	AB	R	H	RBI	BB	SO	LOB	TOP																
Luis Aparicio, R OBP: 0.340, SLG: 0.426	6-3		E8 4-3 1B	FC6-4		6-3		5-3		5	1	1	1	0	0	2	<p>Baltimore Orioles @ Detroit Tigers Tiger Stadium, Detroit, MI Sun May 05 1963, 4:33 AM EDT Att: 5,732 - Unknown</p>																
Bob Johnson, R OBP: 0.325, SLG: 0.474	F8		F2		4-3		6-3		4	0	0	0	1	0	2																		
Al Smith, R OBP: 0.398, SLG: 0.506			4-3		K		F8		5	0	1	1	0	0	1																		
Jim Gentile, L OBP: 0.324, SLG: 0.402	4-1				BB 1B		1B 2B		4	0	3	1	0	0	1																		
Joe Gaines, R OBP: 0.500, SLG: 0.800					BB 1B				1	0	0	0	0	0	0																		
Brooks Robinson, R OBP: 0.303, SLG: 0.359		F6	K		FC5 1B		F8		5	0	1	0	0	1	2																		
Boog Powell, L OBP: 0.346, SLG: 0.542	F8			L9	BB		1B		3	0	1	0	1	0	0																		
Jackie Brandt, R OBP: 0.289, SLG: 0.403				F6	FC5		F6		4	0	0	0	0	1	5																		
John Orsino, R OBP: 0.367, SLG: 0.488			E 1B BB	HR			PB 1B		3	2	2	1	1	1	2																		
Dick Hall, R Wes Stock, R Bob Saverine, S Buster Narum, R Charlie Lau, R Chuck Estrada, R			E 1B 4-3 1B	FC6-4 1B		L9		F7		2	1	2	0	0	0																		
Inning Stats	R: 0 E: 0 K: 0 S: 4	H: 1 LOB: 1 BB: 0 P: 4	R: 0 E: 0 K: 1 S: 5	H: 0 LOB: 0 BB: 0 P: 5	R: 3 E: 1 K: 1 S: 8	H: 3 LOB: 1 BB: 1 P: 12	R: 1 E: 0 K: 0 S: 5	H: 2 LOB: 1 BB: 0 P: 5	R: 0 E: 0 K: 1 S: 7	H: 1 LOB: 2 BB: 1 P: 8	R: 0 E: 0 K: 1 S: 7	H: 2 LOB: 2 BB: 0 P: 7	R: 0 E: 0 K: 0 S: 3	H: 0 LOB: 0 BB: 0 P: 3	R: 0 E: 0 K: 0 S: 3	H: 0 LOB: 0 BB: 0 P: 3	1B: 9 2B: 1 3B: 0 HR: 1	SF: 0 SAC: 0 DP: 0 HBP: 0	WP: 0 PB: 1 SB: 0 CS: 0	PA: 41													
PITCHER	IP WLS BF H R ER SO BB IBB HBP BLK WP HR S P ERA WHIP																																
Phil Regan, R ERA: 2.59	(1, 1) 4.2	W 23	8	4	4	3	1	0	0	0	0	0	1	28	32	7.71	1.929																
Tom Sturdivant, R ERA: 4.25	(5, 1) 4.1	W 18	3	0	0	1	2	0	0	0	0	0	0	18	26	0.00	1.154																

Batter	1	2	3	4	5	6	7	8	9	AB	R	H	RBI	BB	SO	LOB	BOTTOM																	
Jake Wood, R OBP: 0.326, SLG: 0.455	F3		6-3		SH3-4 1B	F5		6-3		5	1	1	0	0	0	0	<p>Baltimore Orioles @ Detroit Tigers Tiger Stadium, Detroit, MI Sun May 05 1963, 4:33 AM EDT Att: 5,732 - Unknown</p>																	
Dick McAuliffe, L OBP: 0.246, SLG: 0.214	1-3		F7		SH3-4 1-2	F7		4-3		4	0	0	0	0	0																			
Bill Bruton, L OBP: 0.289, SLG: 0.279	F9		F7		1B 2H	F7		3-1		5	1	1	1	0	0																			
Al Kaline, R OBP: 0.396, SLG: 0.537		1B SF8 1B		K	1B 2B IBB		K		3	2	1	0	1	2	0																			
Rocky Colavito, R OBP: 0.337, SLG: 0.356		HR 1B		1B 2B BB	2B E 1B		1B 2B		3	4	3	1	1	0	0																			
Whitey Herzog, L OBP: 0.421, SLG: 0.500		SF8		2B E 1B	E6 HR 2B		3-1		3	2	2	2	0	0	1																			
Bill Freehan, R OBP: 0.500, SLG: 0.875		HR		E 2B	HR		1B BB		3	2	3	5	1	0	0																			
Bubba Phillips, R OBP: 0.224, SLG: 0.244		F2		FC	5-3		1B		4	0	1	1	0	0	1																			
Phil Regan, R OBP: 0.200, SLG: 0.200				F2	K		F4		2	0	0	0	0	1	1																			
Tom Sturdivant, L ERA: 15.0	(5, 1) 4.1								2	0	0	0	0	1	2																			
Inning Stats	R: 0 E: 0 K: 0 S: 3	H: 0 LOB: 0 BB: 0 P: 3	R: 3 E: 0 K: 1 S: 8	H: 3 LOB: 0 BB: 0 P: 8	R: 0 E: 0 K: 0 S: 3	H: 0 LOB: 0 BB: 0 P: 3	R: 2 E: 1 K: 1 S: 7	H: 2 LOB: 1 BB: 1 P: 11	R: 6 E: 1 K: 1 S: 10	H: 5 LOB: 0 BB: 1 P: 14	R: 0 E: 0 K: 0 S: 3	H: 0 LOB: 0 BB: 0 P: 3	R: 1 E: 0 K: 1 S: 7	H: 2 LOB: 2 BB: 1 P: 11	R: 0 E: 0 K: 0 S: 3	H: 0 LOB: 0 BB: 0 P: 3	1B: 7 2B: 3 3B: 0 HR: 2	SF: 1 SAC: 1 DP: 0 HBP: 0	WP: 0 PB: 0 SB: 0 CS: 0	PA: 39														
PITCHER	IP WLS BF H R ER SO BB IBB HBP BLK WP HR S P ERA WHIP																																	
Dick Hall, R ERA: 8.03	(1, 1) 4.1	L 21	7	7	6	2	1	0	0	0	0	0	0	1	24	28	12.46	1.846																
Wes Stock, R ERA: 3.09	(5, 1) 0.2	L 6	3	4	3	1	0	1	0	0	0	0	0	1	7	11	40.50	4.500																
Buster Narum, R ERA: 3.38	(6, 1) 2.0	L 9	2	1	1	1	1	0	0	0	0	0	0	10	14	4.50	1.500																	
Chuck Estrada, R ERA: 15.0	(8, 1) 1.0	L 3	0	0	0	0	0	0	0	0	0	0	0	3	3	0.00	0.000																	

Batter	1	2	3	4	5	6	7	8	9	AB	R	H	RBI	BB	SO	LOB	TOP																					
Clete Boyer, R OBP: 0.349, SLG: 0.506 (1, 5)										5	2	0	1	1	4																							
Bobby Richardson, R OBP: 0.291, SLG: 0.329 (1, 4)										5	2	3	2	0	0	1																						
Tom Tresh, S OBP: 0.381, SLG: 0.565 (1, 7)										5	2	3	3	0	0	3																						
Mickey Mantle, S OBP: 0.395, SLG: 0.649 Jack Reed, R OBP: 0.296, SLG: 0.429 (8, 8)										3	1	3	3	1	0	0																						
Elston Howard, R OBP: 0.321, SLG: 0.589 (1, 2)										5	1	1	1	0	1	4																						
Roger Maris, L OBP: 0.295, SLG: 0.475 (1, 9)										5	0	0	0	0	0	4																						
Harry Bright, R OBP: 0.329, SLG: 0.579 Joe Pepitone, L OBP: 0.281, SLG: 0.516 (7, 3)										3	0	0	0	1	1																							
Tony Kubek, L OBP: 0.236, SLG: 0.282 (1, 6)										5	2	2	1	0	1	0																						
Whitey Ford, L OBP: 0.167, SLG: 0.417 Jim Bouton, R OBP: 0.143, SLG: 0.143 (7, 1)										3	0	1	0	0	1	3																						
Inning Stats	R: 0 E: 0 K: 0 S: 3	H: 1 LOB: 0 BB: 0 P: 3	R: 0 E: 0 K: 0 S: 3	H: 1 LOB: 0 BB: 0 P: 3	R: 1 E: 1 K: 2 S: 10	H: 2 LOB: 2 BB: 0 P: 10	R: 1 E: 0 K: 1 S: 7	H: 2 LOB: 1 BB: 1 P: 11	R: 2 E: 0 K: 0 S: 6	H: 3 LOB: 1 BB: 0 P: 6	R: 0 E: 0 K: 0 S: 4	H: 1 LOB: 1 BB: 0 P: 4	R: 2 E: 0 K: 0 S: 6	H: 3 LOB: 1 BB: 0 P: 6	R: 4 E: 1 K: 1 S: 8	H: 2 LOB: 1 BB: 2 P: 16	R: 0 E: 1 K: 2 S: 8	H: 0 LOB: 1 BB: 0 P: 8	1B: 12 2B: 1 3B: 0 HR: 2	SF: 1 SAC: 0 DP: 2 HBP: 0	WP: 0 PA: 46 PB: 0 SB: 1 CS: 0																	
PITCHER	IP	WLS	BF	H	R	ER	SO	BB	IBB	HBP	BLK	WP	HR	S	P	ERA	WHIP	PITCHER				IP	WLS	BF	H	R	ER	SO	BB	IBB	HBP	BLK	WP	HR	S	P	ERA	WHIP
Hank Aguirre, L ERA: 3.71 (1, 1)	7.0	L	34	13	6	5	3	1	0	0	0	0	1	39	43	6.43	2.000																					
Paul Foytack, R ERA: 9.35 (8, 1)	1.0		8	2	4	3	1	2	0	0	0	0	1	8	16	27.00	4.000																					
Dick Egan, L ERA: 6.23 (9, 1)	1.0		4	0	0	0	2	0	0	0	0	0	0	8	8	0.00	0.000																					

Batter	1	2	3	4	5	6	7	8	9	AB	R	H	RBI	BB	SO	LOB	BOTTOM																					
Jake Wood, R OBP: 0.314, SLG: 0.429 (1, 4)										5	0	1	0	0	1	1																						
Bill Bruton, L OBP: 0.286, SLG: 0.278 (1, 8)										4	1	1	0	0	1	2																						
Al Kaline, R OBP: 0.391, SLG: 0.525 (1, 9)										4	0	1	0	0	0	2																						
Rocky Colavito, R OBP: 0.324, SLG: 0.340 (1, 7)										4	0	0	0	0	2	4																						
Gus Triandos, R OBP: 0.352, SLG: 0.461 (1, 2)										3	1	1	1	0	0	0																						
Bill Freehan, R OBP: 0.542, SLG: 0.842 (1, 3)										3	1	2	0	1	1	0																						
Bubba Phillips, R OBP: 0.225, SLG: 0.244 (1, 5)										4	0	1	1	0	0	3																						
Dick McAuliffe, L OBP: 0.246, SLG: 0.217 (1, 6)										4	0	1	0	0	1	2																						
Hank Aguirre, R OBP: 0.188, SLG: 0.133 Frank Kostro, R OBP: 0.395, SLG: 0.267 Paul Foytack, R Dick Egan, L Whitey Herzog, L OBP: 0.400, SLG: 0.467 (7, PH)										2	0	1	1	0	0	0																						
Inning Stats	R: 0 E: 0 K: 1 S: 5	H: 0 LOB: 0 BB: 0 P: 5	R: 0 E: 0 K: 0 S: 4	H: 1 LOB: 1 BB: 0 P: 4	R: 0 E: 0 K: 0 S: 3	H: 1 LOB: 0 BB: 0 P: 3	R: 3 E: 0 K: 1 S: 9	H: 5 LOB: 3 BB: 1 P: 13	R: 0 E: 1 K: 0 S: 4	H: 0 LOB: 1 BB: 0 P: 4	R: 0 E: 0 K: 2 S: 3	H: 1 LOB: 2 BB: 0 P: 4	R: 0 E: 0 K: 1 S: 5	H: 2 LOB: 2 BB: 0 P: 9	R: 0 E: 0 K: 1 S: 5	H: 0 LOB: 0 BB: 0 P: 5	R: 0 E: 0 K: 1 S: 5	H: 0 LOB: 0 BB: 0 P: 5	1B: 10 2B: 0 3B: 0 HR: 0	SF: 0 SAC: 0 DP: 1 HBP: 1	WP: 2 PA: 38 PB: 0 SB: 0 CS: 1																	
PITCHER	IP	WLS	BF	H	R	ER	SO	BB	IBB	HBP	BLK	WP	HR	S	P	ERA	WHIP	PITCHER				IP	WLS	BF	H	R	ER	SO	BB	IBB	HBP	BLK	WP	HR	S	P	ERA	WHIP
Whitey Ford, L ERA: 3.13 (1, 1)	6.2	W	30	10	3	3	3	1	0	1	0	0	0	34	39	4.05	1.650																					
Jim Bouton, R ERA: 1.99 (7, 1)	2.1	S	7	0	0	0	3	0	0	0	0	0	0	13	13	0.00	0.000																					

New York Yankees @ Detroit Tigers
Tiger Stadium, Detroit, MI
Mon May 06 1963, 7:05 PM EDT
Att: 18,403 - Unknown - 55 F

AB 42
R 10
H 15
RBI 10
BB 3
SO 6
LOB 21



New York Yankees @ Detroit Tigers
Tiger Stadium, Detroit, MI
Mon May 06 1963, 7:05 PM EDT
Att: 18,403 - Unknown - 55 F

AB 35
R 3
H 10
RBI 3
BB 1
SO 6
LOB 14



Batter	1	2	3	4	5	6	7	8	9	AB	R	H	RBI	BB	SO	LOB	TOP					
Clete Boyer, R OBP: 0.345, SLG: 0.494 (1, 5) X	0-0 6-3 1			0-0 G6-4-3 1B		0-0 F8		0-0 F8		4	0	1	0	0	0	0						
Bobby Richardson, R OBP: 0.261, SLG: 0.369 (1, 4) X	0-0 F2			0-0 G6-4-3 1-2f		0-0 L9			0-0 HR 1B	4	1	1	0	0	0	1						
Tom Tresh, S OBP: 0.386, SLG: 0.603 (1, 7) X	0-0 F4			0-0 1B 1B		0-3 K			0-0 HR 1-H	4	1	2	2	0	1	0						
Mickey Mantle, S OBP: 0.404, SLG: 0.659 (1, 8) X		0-0 G3		0-0 FC6-4 1B			0-0 4-3 2B		0-0 5-3	4	0	2	0	0	0	0						
Elston Howard, R OBP: 0.305, SLG: 0.558 (1, 2) X	0-0 F4			0-0 FC6-4 1-2f			0-0 4-3		0-0 L8	4	0	0	0	0	0	3						
Roger Maris, L OBP: 0.271, SLG: 0.432 (1, 9) X	0-0 4-3				0-3 K		0-0 F6		0-0 F8	4	0	0	0	0	1	1						
Harry Bright, R OBP: 0.317, SLG: 0.545 (1, 3) X			0-3 K		0-0 FC6-4 1B		0-0 F4			3	0	1	0	0	1	1						
Tony Kubek, L OBP: 0.228, SLG: 0.273 (1, 6) X			0-0 B5-3		0-3 K			0-0 F7		3	0	0	0	0	1	1						
Bill Stafford, R OBP: 0.143, SLG: 0.143 (1, 1) X			0-3 K		0-0 FC6-4 1-2f			0-0 G3		1	0	0	0	0	1	0						
Phil Linz, R OBP: 0.167, SLG: 0.167 (5, PH) X										1	0	0	0	0	0	0						
Hal Reniff, R (5, 1) X										0	0	0	0	0	0	0						
Hector Lopez, R OBP: 0.295, SLG: 0.382 (8, PH) X										1	0	0	0	0	0	0						
Marshall Bridges, S (8, 1) X										0	0	0	0	0	0	0						
Inning Stats	R: 0 E: 0 K: 0 S: 3	H: 0 LOB: 0 BB: 0 P: 3	R: 0 E: 0 K: 0 S: 3	H: 0 LOB: 0 BB: 0 P: 3	R: 0 E: 0 K: 2 S: 7	H: 0 LOB: 0 BB: 0 P: 7	R: 0 E: 0 K: 0 S: 5	H: 3 LOB: 2 BB: 0 P: 5	R: 0 E: 0 K: 2 S: 8	H: 1 LOB: 1 BB: 0 P: 8	R: 0 E: 0 K: 0 S: 5	H: 0 LOB: 0 BB: 0 P: 5	R: 0 E: 0 K: 0 S: 4	H: 1 LOB: 1 BB: 0 P: 4	R: 0 E: 0 K: 0 S: 3	H: 0 LOB: 0 BB: 0 P: 3	R: 2 E: 0 K: 0 S: 5	H: 2 LOB: 2 BB: 0 P: 5	1B: 5 2B: 1 3B: 0 HR: 1	SF: 0 SAC: 0 DP: 1 HBP: 0	WP: 0 PA: 33	
PITCHER Don Mossi, L ERA: 3.25 (1, 1)	IP: 9.0 WLS: W BF: 33 H: 7 R: 2 ER: 2 SO: 5 BB: 0 IBB: 0 HBP: 0 BLK: 0 WP: 0 HR: 1 S: 43 P: 43 ERA: 2.00 WHIP: 0.778																					

New York Yankees @ Detroit Tigers
Tiger Stadium, Detroit, MI
Tue May 07 1963, 7:05 PM EDT
Att: 16,705 - Unknown - 70 F

AB 33
R 2
H 7
RBI 2
BB 0
SO 5
LOB 8

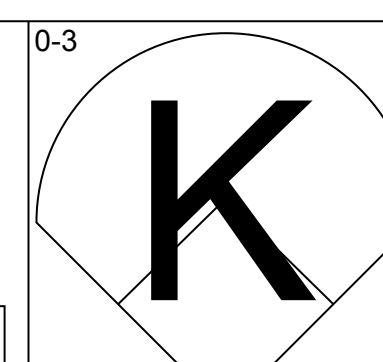
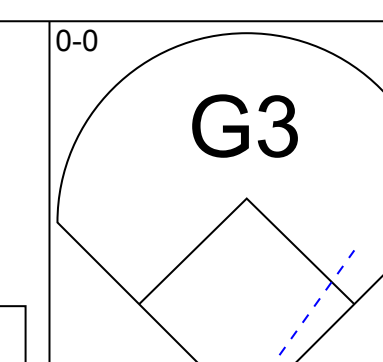
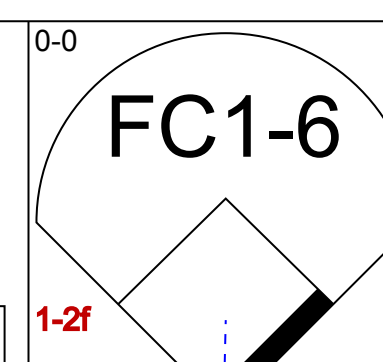
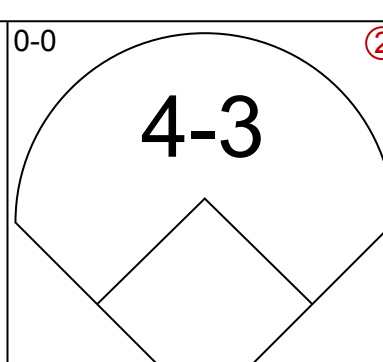
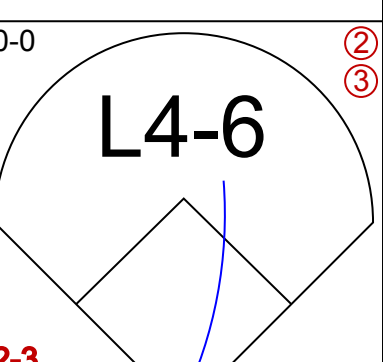
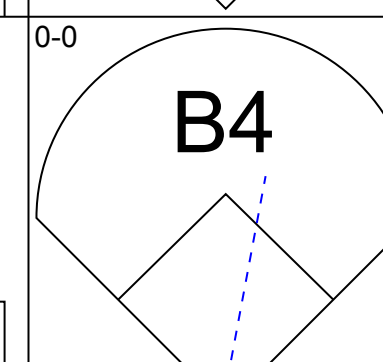
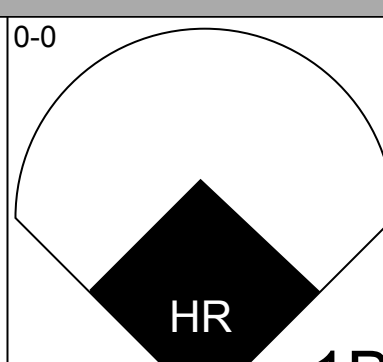
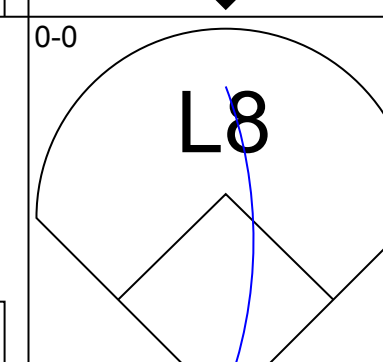
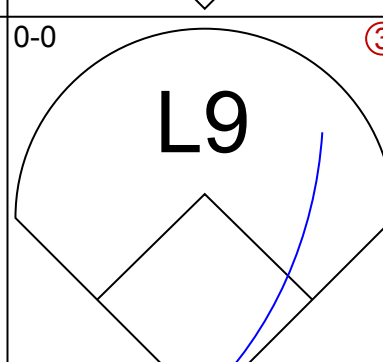
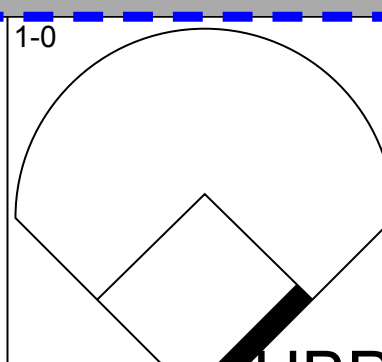
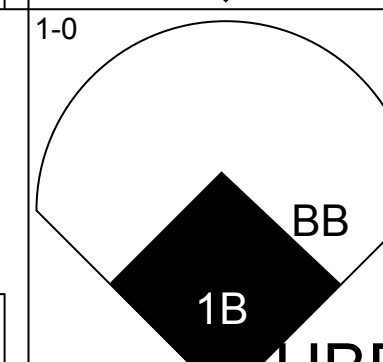
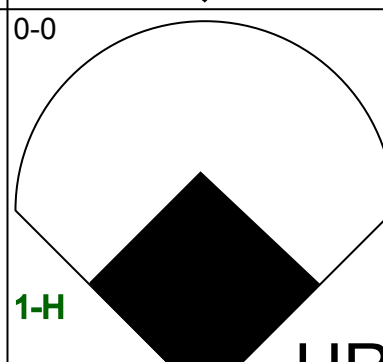
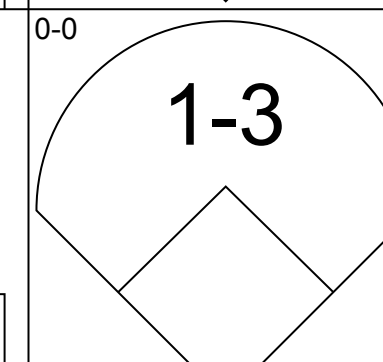
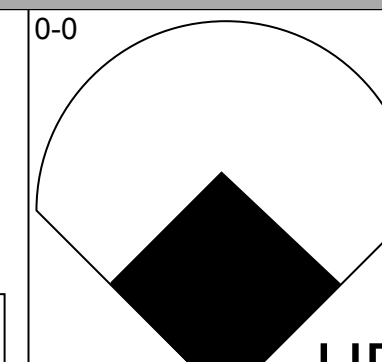
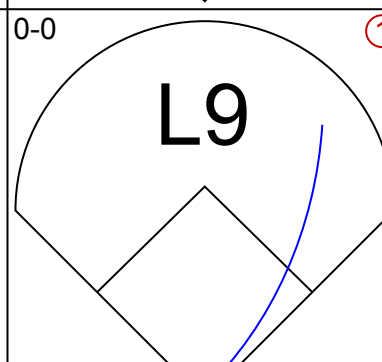
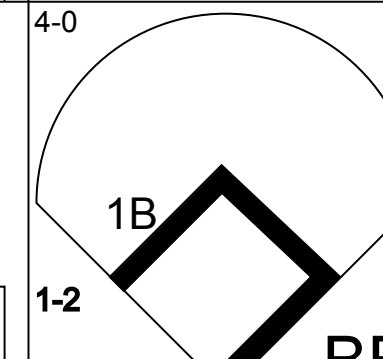
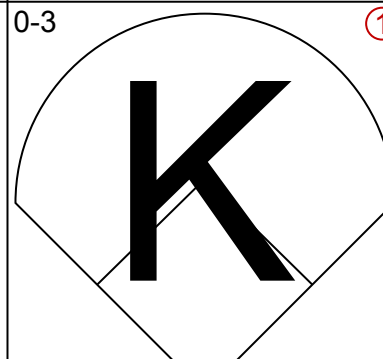
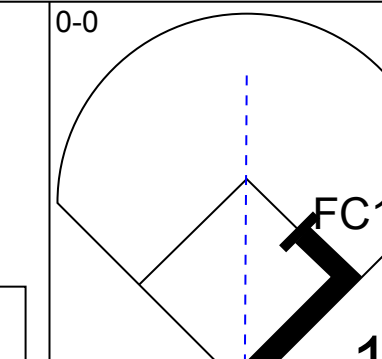
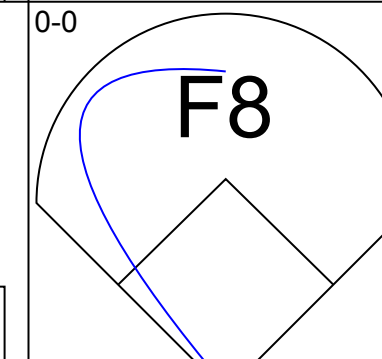
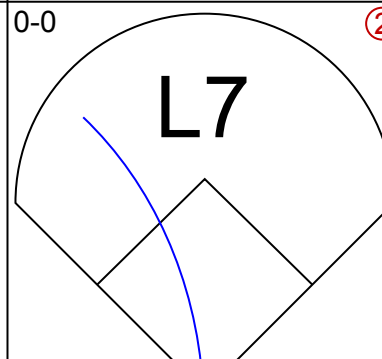
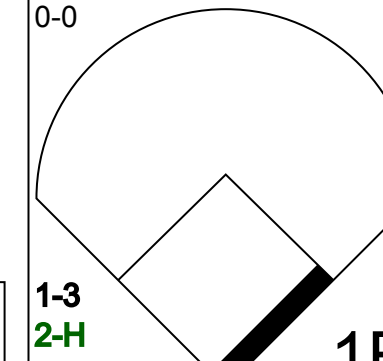
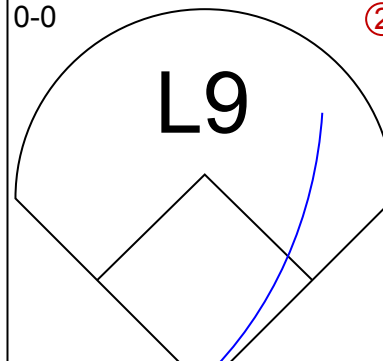
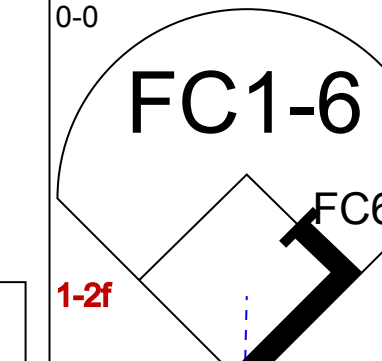
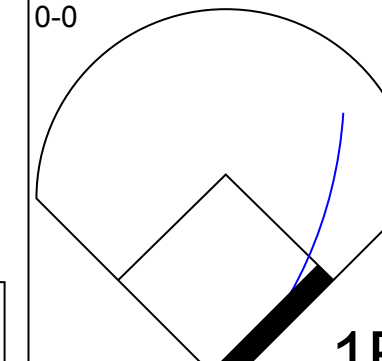
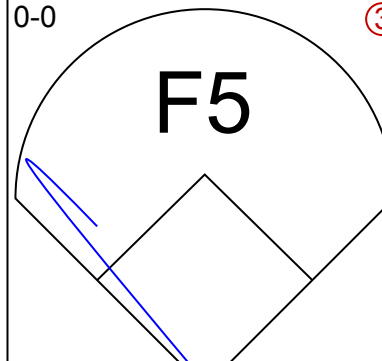
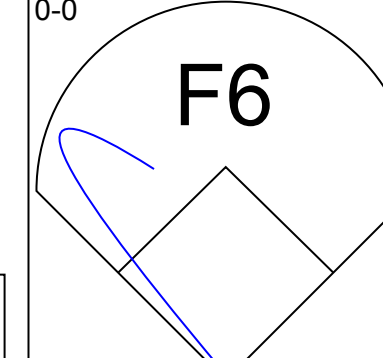
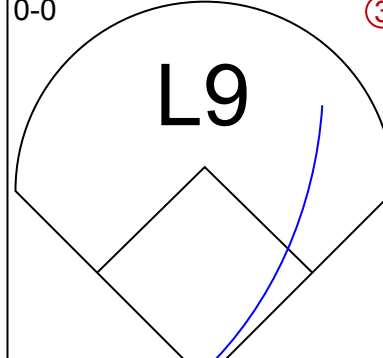
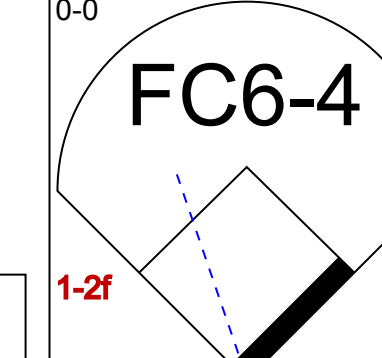
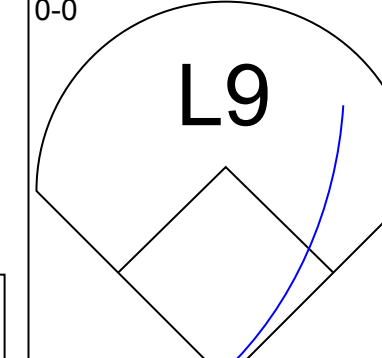
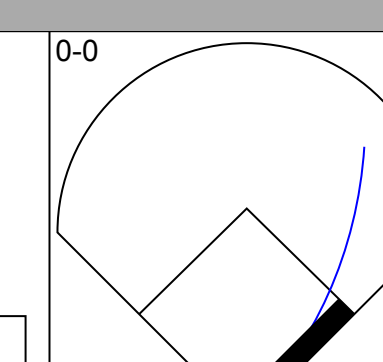
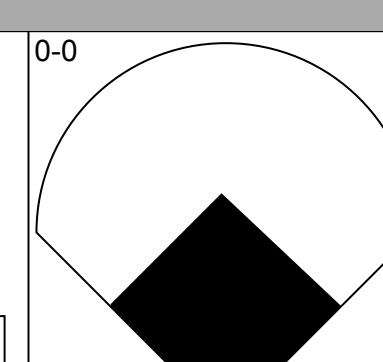
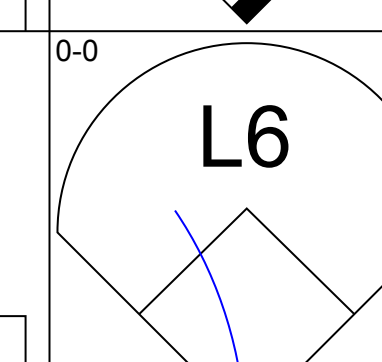
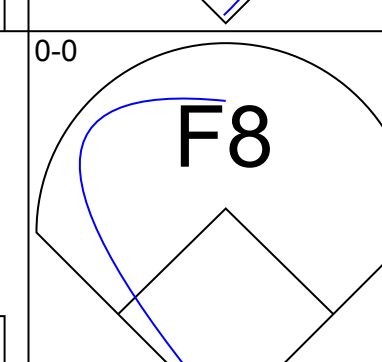
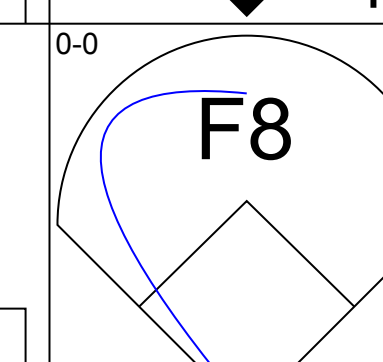
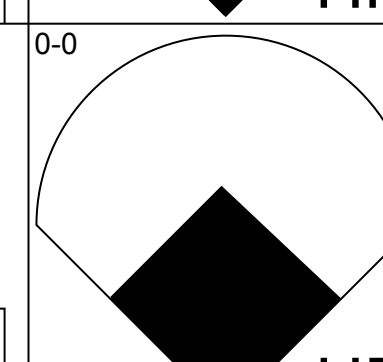
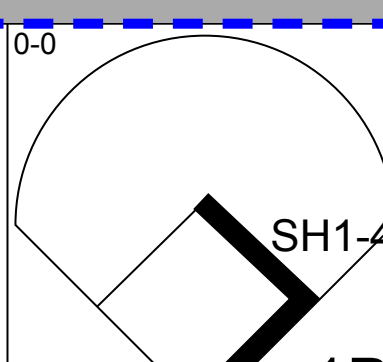
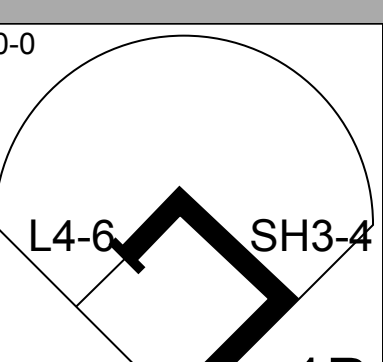


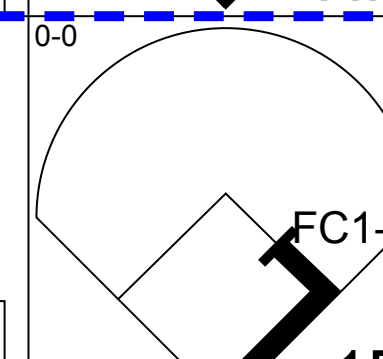
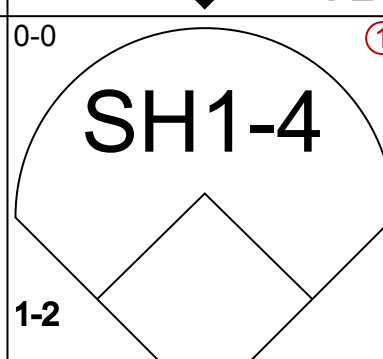
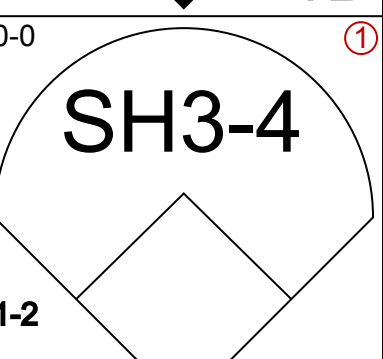


Batter	1	2	3	4	5	6	7	8	9	AB	R	H	RBI	BB	SO	LOB	BOTTOM				
Jake Wood, R OBP: 0.327, SLG: 0.434 (1, 4) X	0-0 4-3 1B		0-3 K		0-0 F3			0-0 3B 1B		4	1	2	0	0	1	1					
Bill Bruton, L OBP: 0.267, SLG: 0.298 (1, 8) X	0-0 4-3 1-2		0-0 4-3		0-0 1-3			0-0 1B 3B		4	1	1	1	0	0	2					
Norm Cash, L OBP: 0.338, SLG: 0.377 (1, 3) X	0-3 K			0-0 WP HR 1B		0-0 F6		0-0 G3		4	1	1	0	0	1	2					
Al Kaline, R OBP: 0.386, SLG: 0.515 (1, 9) X	0-0 F5			0-0 L5-3 1-2		0-0 L7		0-0 G1-4-3 1B		4	0	1	1	0	0	2					
Rocky Colavito, R OBP: 0.313, SLG: 0.327 (1, 7) X		0-0 F8		0-0 5-3		0-0 F8		0-0 G1-4-3 1-2f		4	0	0	0	0	0	2					
Bill Freehan, R OBP: 0.593, SLG: 1.136 (1, 2) X		0-0 1B 3B		0-0 2-H HR			0-0 4-3 SF9 2B			3	3	3	2	0	0	0					
Dick McAuliffe, L OBP: 0.250, SLG: 0.222 (1, 6) X		0-0 G5-4-3 1B		0-0 4-3			0-0 4-3			3	0	1	1	0	0	1					
Bubba Phillips, R OBP: 0.217, SLG: 0.239 (1, 5) X		0-0 G5-4-3 1-2f			0-0 6-3			0-0 SF9		2	0	0	1	0	0	1					
Don Mossi, L OBP: 0.389, SLG: 0.333 (1, 1) X			0-0 6-3		0-0 BB			0-0 6-3		2	0	0	0	1	0	0					
Inning Stats	R: 0 E: 0 K: 1 S: 6	H: 1 LOB: 1 BB: 0 P: 6	R: 1 E: 0 K: 0 S: 4	H: 2 LOB: 0 BB: 0 P: 4	R: 0 E: 0 K: 1 S: 5	H: 0 LOB: 0 BB: 0 P: 5	R: 2 E: 0 K: 0 S: 5	H: 2 LOB: 0 BB: 0 P: 5	R: 0 E: 0 K: 0 S: 3	H: 0 LOB: 1 BB: 1 P: 7	R: 0 E: 0 K: 0 S: 3	H: 0 LOB: 0 BB: 0 P: 3	R: 1 E: 0 K: 0 S: 4	H: 1 LOB: 0 BB: 0 P: 4	R: 2 E: 0 K: 0 S: 5	H: 3 LOB: 0 BB: 0 P: 5	1B: 5 2B: 1 3B: 2 HR: 1	SF: 1 SAC: 0 DP: 2 HBP: 0	WP: 1 PA: 32		
PITCHER Bill Stafford, R ERA: 4.5 (1, 1)	IP: 4.0 WLS: L BF: 16 H: 5 R: 3 ER: 3 SO: 3 BB: 0 IBB: 0 HBP: 0 BLK: 0 WP: 1 HR: 1 S: 20 P: 20 ERA: 6.75 WHIP: 1.250																				
Hal Reniff, R ERA: 2.35 (5, 1)	IP: 3.0 WLS: 11 BF: 1 H: 1 R: 1 ER: 1 SO: 0 BB: 1 IBB: 0 HBP: 0 BLK: 0 WP: 0 HR: 0 S: 10 P: 14 ERA: 3.00 WHIP: 0.667																				
Marshall Bridges, L ERA: 4.15 (8, 1)	IP: 1.0 WLS: 5 BF: 3 H: 2 R: 2 ER: 2 SO: 0 BB: 0 IBB: 0 HBP: 0 BLK: 0 WP: 0 HR: 0 S: 5 P: 5 ERA: 18.00 WHIP: 3.000																				

New York Yankees @ Detroit Tigers
Tiger Stadium, Detroit, MI
Tue May 07 1963, 7:05 PM EDT
Att: 16,705 - Unknown - 70 F


AB 30
R 6
H 9
RBI 6
BB 1
SO 2
LOB 11

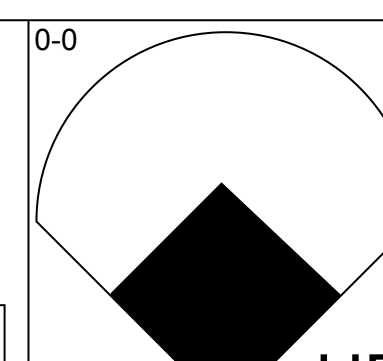
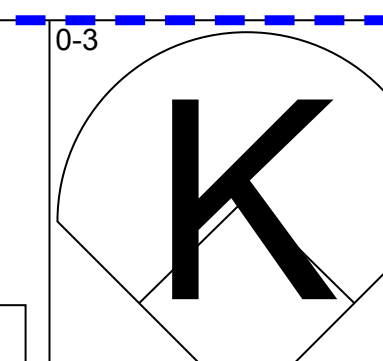
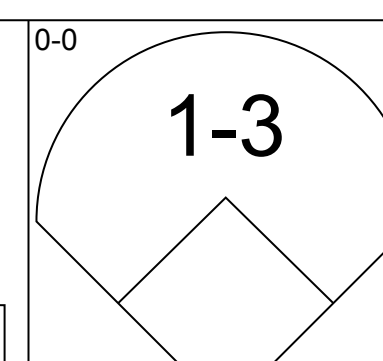
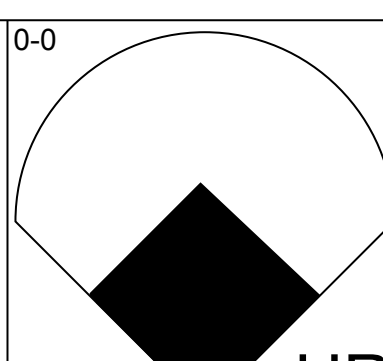
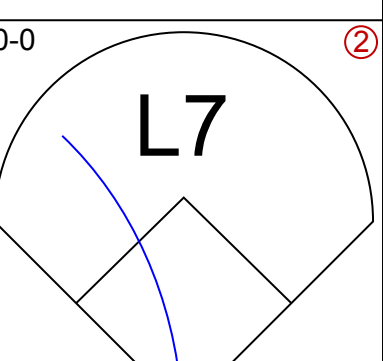
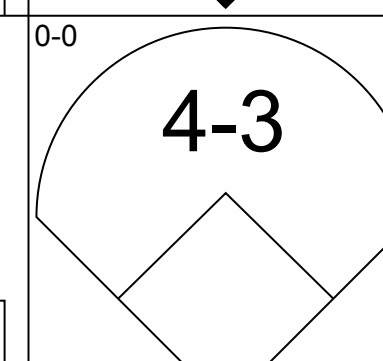
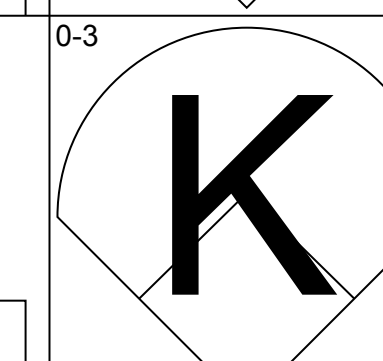
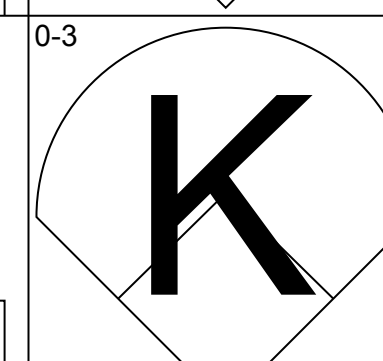
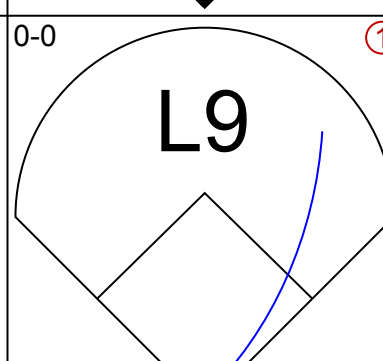
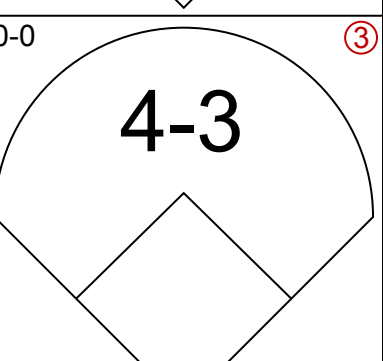
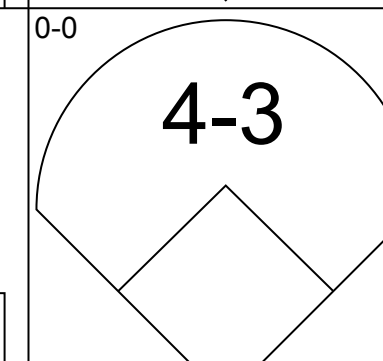
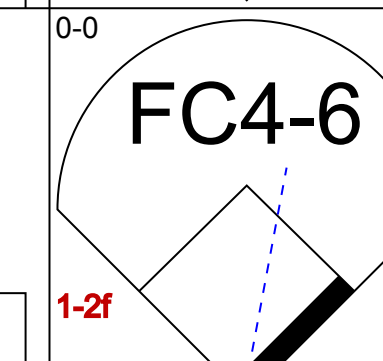
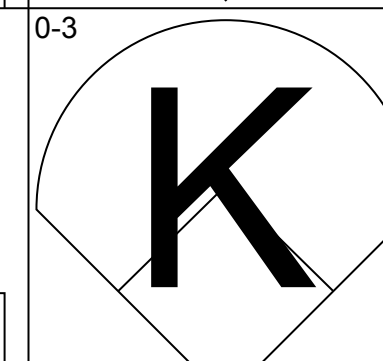
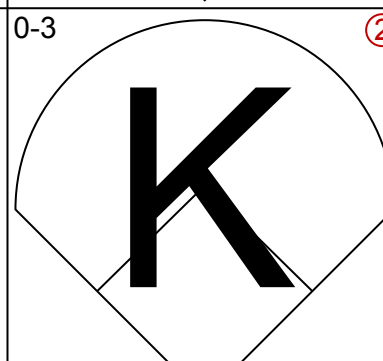
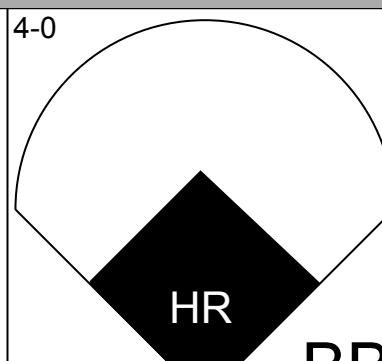
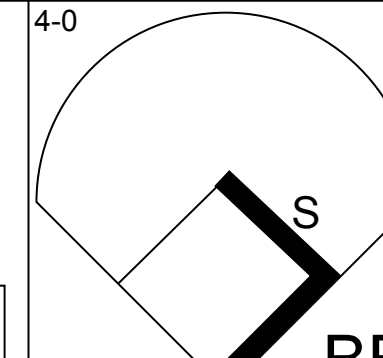
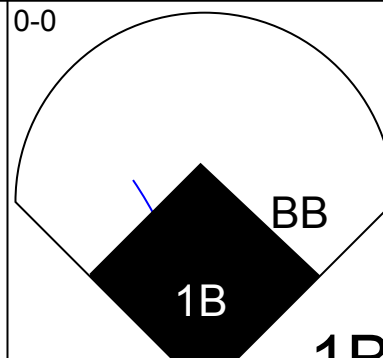

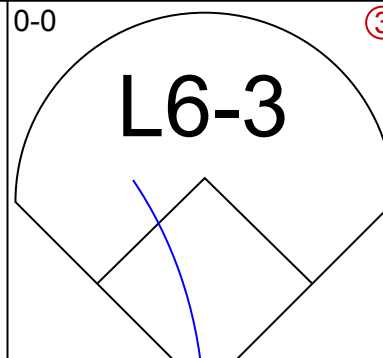

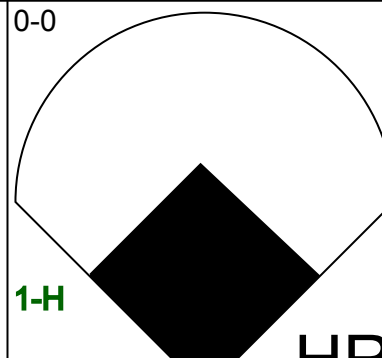
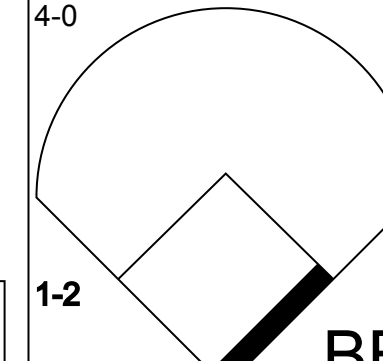
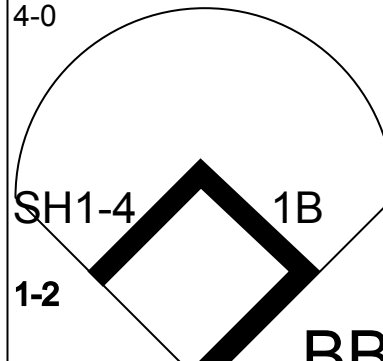


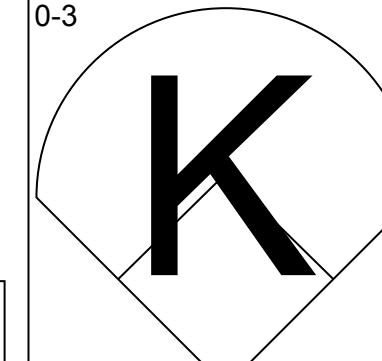
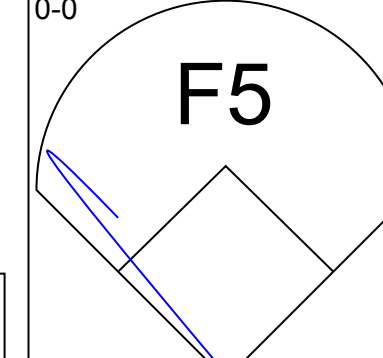
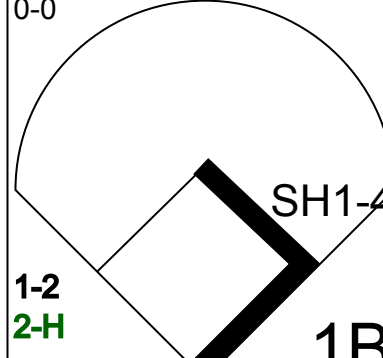


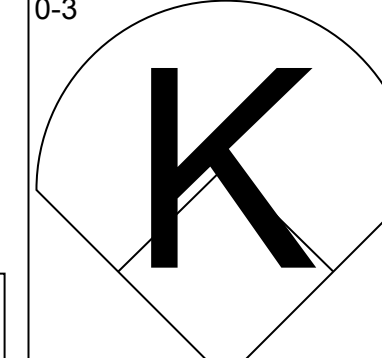
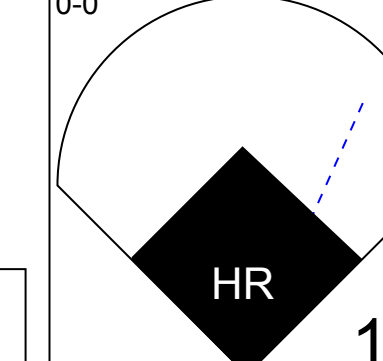
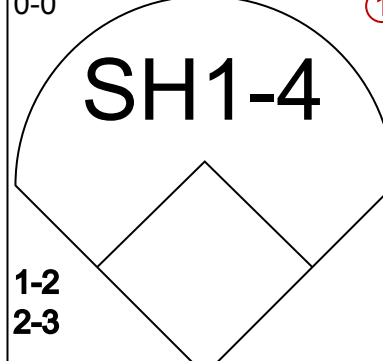


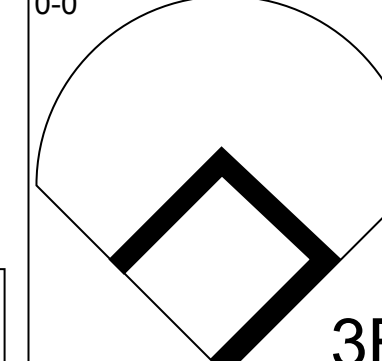
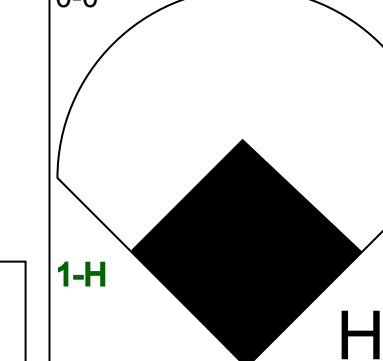
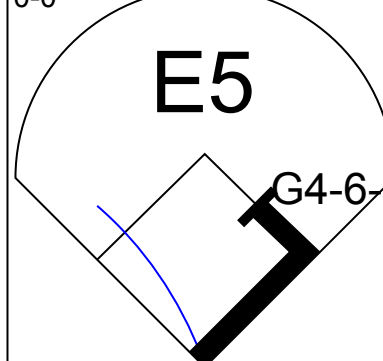


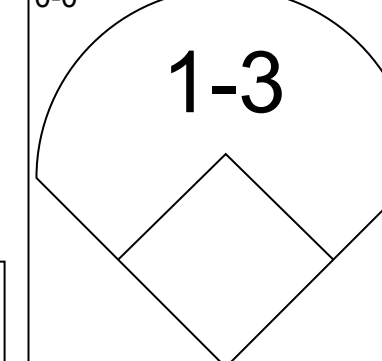

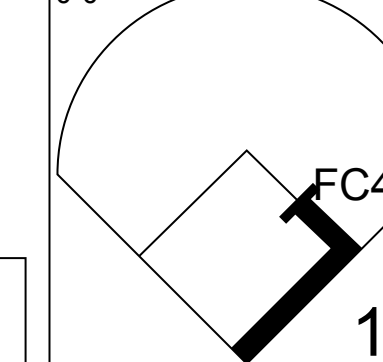
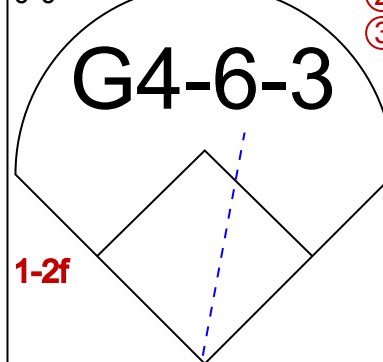
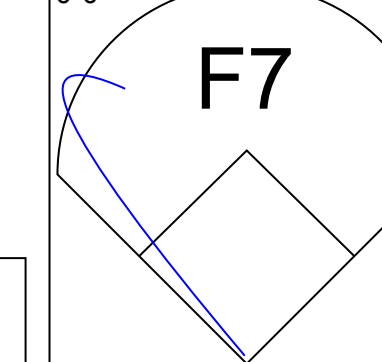
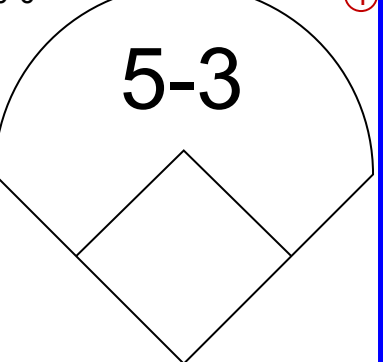


Batter	1	2	3	4	5	6	7	8	9	AB	R	H	RBI	BB	SO	LOB	TOP		
Tony Kubek, L OBP: 0.216, SLG: 0.258 (1, 6)										5	0	0	0	0	1	4			
Bobby Richardson, R OBP: 0.269, SLG: 0.353 (1, 4)										4	1	1	1	0	0	2			
Tom Tresh, S OBP: 0.398, SLG: 0.675 (1, 7)										4	3	2	3	0	0	2			
Mickey Mantle, S OBP: 0.404, SLG: 0.622 Jack Reed, R OBP: 0.298, SLG: 0.429 (9, 8)										4	0	1	0	1	1	1			
Roger Maris, L OBP: 0.283, SLG: 0.429 (1, 9)										5	0	2	1	0	0	2			
Joe Pepitone, L OBP: 0.285, SLG: 0.485 (1, 3)										4	0	0	0	0	0	4			
Yogi Berra, L OBP: 0.250, SLG: 0.500 (1, 2)										4	1	2	1	0	0	2			
Clete Boyer, R OBP: 0.263, SLG: 0.540 (1, 5)										4	1	3	1	0	0	1			
Stan Williams, R OBP: 0.077, SLG: 0.077 Steve Hamilton, L OBP: 1.000, SLG: 1.000 Jim Bouton, R OBP: 0.143, SLG: 0.143 (5, 1)										1	0	0	0	0	1	1			
Inning Stats	R: 1 E: 0 K: 1 S: 6	H: 1 LOB: 2 BB: 1 P: 11	R: 0 E: 0 K: 1 S: 6	H: 1 LOB: 1 BB: 0 P: 6	R: 2 E: 0 K: 1 S: 7	H: 2 LOB: 0 BB: 0 P: 7	R: 2 E: 0 K: 0 S: 6	H: 3 LOB: 1 BB: 0 P: 6	R: 0 E: 0 K: 0 S: 4	H: 1 LOB: 1 BB: 0 P: 4	R: 1 E: 0 K: 0 S: 5	H: 2 LOB: 1 BB: 0 P: 5	R: 0 E: 0 K: 0 S: 3	H: 1 LOB: 0 BB: 0 P: 3	R: 0 E: 0 K: 0 S: 3	H: 0 LOB: 1 BB: 0 P: 4	1B: 8 2B: 1 3B: 0 HR: 4	SF: 0 SAC: 2 DP: 1 HBP: 2	WP: 0 PA: 41 PB: 0 SB: 0 CS: 0
PITCHER	IP	WLS	BF	H	R	ER	SO	BB	IBB	HBP	BLK	WP	HR	S	P	ERA	WHIP		
Jim Bunning, R ERA: 3.38 (1, 1)	3.0		17	6	5	5	3	1	0	1	0	0	3	21	26	15.00	2.333		
Dick Egan, L ERA: 5.99 (4, 1)	2.0		8	2	0	0	0	0	0	0	0	0	0	8	8	0.00	1.000		
Tom Sturdivant, R ERA: 4.02 (6, 1)	3.0		12	4	1	1	0	0	0	0	0	0	1	12	12	3.00	1.333		
Terry Fox, R ERA: 3.38 (9, 1)	1.0	W	4	0	0	0	0	0	0	1	0	0	0	3	4	0.00	0.000		

New York Yankees @ Detroit Tigers
Tiger Stadium, Detroit, MI
Wed May 08 1963, 7:05 PM EDT
Att: 18,783 - Overcast - 80 F


AB	36
R	6
H	12
RBI	6
BB	1
SO	3
LOB	19



Batter	1	2	3	4	5	6	7	8	9	AB	R	H	RBI	BB	SO	LOB	BOTTOM				
Jake Wood, R OBP: 0.333, SLG: 0.534 (1, 4)										5	2	2	2	0	1	1					
Bill Bruton, L OBP: 0.255, SLG: 0.283 (1, 8)										5	0	0	0	0	2	1					
Norm Cash, L OBP: 0.329, SLG: 0.354 (1, 3)										4	1	0	0	1	2	1					
Al Kaline, R OBP: 0.403, SLG: 0.547 (1, 9)										3	2	2	2	2	0	0					
Rocky Colavito, R OBP: 0.328, SLG: 0.330 (1, 7)										2	0	1	0	2	1	0					
Bill Freehan, R OBP: 0.548, SLG: 1.000 (1, 2)										4	0	1	1	0	1	4					
Dick McAuliffe, L OBP: 0.280, SLG: 0.277 (1, 6)										2	1	2	0	1	0	0					
Bubba Phillips, R OBP: 0.219, SLG: 0.272 (1, 5)										4	1	1	2	0	0	6					
Jim Bunning, R OBP: 0.228, SLG: 0.294 Dick Egan, L OBP: 0.228, SLG: 0.294 Whitey Herzog, L OBP: 0.438, SLG: 0.438 Tom Sturdivant, L OBP: 0.438, SLG: 0.438 Gus Triandos, R OBP: 0.438, SLG: 0.438 Terry Fox, R OBP: 0.438, SLG: 0.438 (5, 1)										2	0	1	0	0	0	3					
Inning Stats	R: 1 E: 0 K: 0 S: 4	H: 1 LOB: 2 BB: 2 P: 12	R: 2 E: 0 K: 2 S: 10	H: 3 LOB: 1 BB: 0 P: 10	R: 1 E: 1 K: 0 S: 5	H: 2 LOB: 2 BB: 1 P: 9	R: 0 E: 0 K: 2 S: 7	H: 0 LOB: 0 BB: 0 P: 7	R: 0 E: 0 K: 0 S: 4	H: 1 LOB: 3 BB: 2 P: 12	R: 1 E: 0 K: 1 S: 6	H: 1 LOB: 0 BB: 0 P: 6	R: 0 E: 0 K: 0 S: 8	H: 1 LOB: 1 BB: 0 P: 8	R: 0 E: 0 K: 0 S: 3	H: 0 LOB: 0 BB: 0 P: 3	R: 2 E: 0 K: 0 S: 1	H: 1 LOB: 0 BB: 1 P: 5	1B: 5 2B: 0 3B: 1 HR: 4	SF: 0 SAC: 1 DP: 1 HBP: 0	WP: 0 PA: 40 PB: 0 SB: 1 CS: 0
PITCHER	IP	WLS	BF	H	R	ER	SO	BB	IBB	HBP	BLK	WP	HR	S	P	ERA	WHIP				
Stan Williams, R ERA: 4.36 (1, 1)	1.0		9	4	3	3	0	2	0	0	0	0	2	7	15	27.00	6.000				
Steve Hamilton, L ERA: 5.14 (2, 1)	3.1		16	3	1	1	4	3	0	0	0	0	0	21	33	2.70	1.800				
Jim Bouton, R ERA: 2.73 (5, 1)	3.2	L	15	3	3	3	3	1	0	0	0	0	2	20	24	7.36	1.091				

New York Yankees @ Detroit Tigers
Tiger Stadium, Detroit, MI
Wed May 08 1963, 7:05 PM EDT
Att: 18,783 - Overcast - 80 F

AB	33
R	7
H	10
RBI	7
BB	6
SO	7
LOB	19



Batter	1	2	3	4	5	6	7	8	9	AB	R	H	RBI	BB	SO	LOB	TOP			
Vic Davallo, L (1.8) OBP: 0.263, SLG: 0.366	0-0 6-3		0-0 P6		0-0 4-3			0-0 P6		4	0	0	0	0	0	1				
Al Luplow, L (1.9) OBP: 0.106, SLG: 0.135	0-0 F5		0-0 F7		0-0 1-3			0-0 4-3		4	0	0	0	0	0	1				
Woodie Held, R (1.4) OBP: 0.380, SLG: 0.540 Willie Kirkland, L (9, PH) OBP: 0.302, SLG: 0.319	0-0 6-3			0-3 K		0-3 K		0-0 1B 2B		3	0	0	0	0	2	0				
Fred Whitfield, L (1.3) OBP: 0.283, SLG: 0.380		0-0 L9		0-3 K		0-0 4-3		1-0 1B HBP		3	0	0	0	0	1	0				
John Romano, R (1.2) OBP: 0.357, SLG: 0.585		1-0 S HBP		0-0 BB 1B			0-3 K	0-0 1B		3	0	2	0	0	1	0				
Tito Francona, L (1.7) OBP: 0.298, SLG: 0.368		0-3 K		4-0 FC6-4 BB		0-3 K		0-0 F7		3	0	0	0	1	2	4				
Max Alvis, R (1.5) OBP: 0.303, SLG: 0.406		0-0 F7		0-0 FC6-4		0-3 K		0-0 1-3		4	0	0	0	0	1	6				
Tony Martinez, R (1.6) OBP: 0.179, SLG: 0.188			0-0 L9		0-0 6-3			0-0 P5		3	0	0	0	0	0	0				
Gary Bell, R (1.1) Jerry Walker, S (4.1) Ron Nischwitz, L (4.1) Bob Allen, L (7.1) Ellis Burton, S (8, PH) Barry Latman, R (8.1)			0-0 E6		0-0 4-3			0-0 L9		1	0	0	0	0	0	0				
Inning Stats	R: 0 E: 0 K: 0 S: 3	H: 0 LOB: 0 BB: 0 P: 3	R: 0 E: 0 K: 1 S: 5	H: 0 LOB: 1 BB: 0 P: 6	R: 0 E: 1 K: 0 S: 4	H: 0 LOB: 1 BB: 0 P: 4	R: 0 E: 0 K: 2 S: 8	H: 1 LOB: 2 BB: 1 P: 12	R: 0 E: 0 K: 0 S: 3	H: 0 LOB: 0 BB: 0 P: 5	R: 0 E: 0 K: 3 S: 9	H: 0 LOB: 0 BB: 0 P: 9	R: 0 E: 0 K: 0 S: 3	H: 0 LOB: 0 BB: 0 P: 3	R: 0 E: 0 K: 0 S: 5	H: 2 LOB: 3 BB: 0 P: 6	1B: 2 2B: 1 3B: 0 HR: 0	SF: 0 SAC: 0 DP: 0 HBP: 2	WP: 0 PB: 0 SB: 1 CS: 0	PA: 34
PITCHER Phil Regan, R (1.1) ERA: 2.01	IP: 9.0 WLS: W BF: 34 H: 3 R: 0 ER: 0 SO: 7 BB: 1 IBB: 0 HBP: 2 BLK: 0 WP: 0 HR: 0 S: 45 P: 51 ERA: 0.00 WHIP: 0.444															PITCHER				

Cleveland Indians @ Detroit Tigers
Tiger Stadium, Detroit, MI
Fri May 10 1963, 7:05 PM EDT
Att: 7,985 - Unknown

AB	31
R	0
H	3
RBI	0
BB	1
SO	7
LOB	12



Batter	1	2	3	4	5	6	7	8	9	AB	R	H	RBI	BB	SO	LOB	BOTTOM			
Jake Wood, R (1.4) OBP: 0.323, SLG: 0.508	0-0 1-3	0-0 5-3		0-0 BB S 1B	0-3 K			0-0 E6 1B		5	2	1	0	0	1	1				
Bill Bruton, L (1.8) OBP: 0.270, SLG: 0.284	4-0 FC5-4 BB		0-3 K	4-0 1B BB	0-3 K			0-0 BB 1B		3	2	1	1	2	2	0				
Norm Cash, L (1.3) OBP: 0.333, SLG: 0.338	0-0 F5		0-0 1-3	4-0 BB 1B BB	0-0 F8			3-4 BB 1B BB		3	2	0	0	2	0	1				
Al Kaline, R (1.9) OBP: 0.411, SLG: 0.550	0-0 FC5-4		0-0 1B HR 1B	0-0 1B BB FC4-6 1B		0-0 L6-3		0-0 4-1 BB 1B		5	2	3	3	0	0	1				
Rocky Colavito, R (1.7) OBP: 0.339, SLG: 0.365		0-0 HR	0-0 1B HR 1B	0-0 F9		0-0 5-3		4-0 1-2 2-3 BB		4	2	2	1	1	0	2				
Bill Freehan, R (1.2) OBP: 0.595, SLG: 0.967		0-0 E 2B	1-2 HR 1B	4-0 1B BB		0-3 K		0-3 K		4	2	2	0	1	2	3				
Dick McAuliffe, L (1.6) OBP: 0.288, SLG: 0.329		0-0 F7	0-0 HR	0-0 FC4-6 1B		0-3 K		0-0 4-1		5	1	2	6	0	1	3				
Bubba Phillips, R (1.5) OBP: 0.208, SLG: 0.258		0-0 E6	0-3 K	0-0 FC4-6		0-0 F8		0-0 6-3		5	0	0	1	0	1	4				
Phil Regan, R (1.1) OBP: 0.214, SLG: 0.429		0-0 P6		0-0 HR K		0-3 K2-3				4	1	1	1	0	2	3				
Inning Stats	R: 0 E: 0 K: 0 S: 3	H: 0 LOB: 1 BB: 1 P: 7	R: 2 E: 1 K: 0 S: 6	H: 2 LOB: 1 BB: 0 P: 6	R: 4 E: 0 K: 2 S: 11	H: 4 LOB: 0 BB: 0 P: 11	R: 5 E: 0 K: 1 S: 9	H: 4 LOB: 3 BB: 0 P: 21	R: 0 E: 0 K: 2 S: 7	H: 0 LOB: 0 BB: 0 P: 7	R: 0 E: 0 K: 1 S: 5	H: 0 LOB: 0 BB: 0 P: 5	R: 0 E: 0 K: 2 S: 7	H: 0 LOB: 0 BB: 0 P: 7	R: 3 E: 1 K: 1 S: 8	H: 2 LOB: 2 BB: 2 P: 16	1B: 8 2B: 1 3B: 0 HR: 3	SF: 0 SAC: 0 DP: 0 HBP: 0	WP: 0 PB: 0 SB: 1 CS: 0	PA: 44
PITCHER Gary Bell, R (1.1) ERA: 4.15 Jerry Walker, R (4.1) ERA: 5.59 Ron Nischwitz, L (4.1) ERA: 10.38 Bob Allen, L (7.1) ERA: 2.08 Barry Latman, R (8.1) ERA: 4.5	IP: 3.0 WLS: L BF: 18 H: 7 R: 7 ER: 6 SO: 2 BB: 1 IBB: 0 HBP: 0 BLK: 0 WP: 0 HR: 3 S: 21 P: 25 ERA: 18.00 WHIP: 2.667															PITCHER				

Cleveland Indians @ Detroit Tigers
Tiger Stadium, Detroit, MI
Fri May 10 1963, 7:05 PM EDT
Att: 7,985 - Unknown

AB	38
R	14
H	12
RBI	13
BB	6
SO	9
LOB	18



Batter	1	2	3	4	5	6	7	8	9	AB	R	H	RBI	BB	SO	LOB	TOP			
Jake Wood, R OBP: 0.342, SLG: 0.473 (1,4)										4	0	1	0	0	0	1	<p>Detroit Tigers @ Chicago White Sox Comiskey Park, Chicago, IL Tue May 14 1963, 8:05 PM EDT Att: 13,147 - Unknown</p> <p>livebaseballscorecards.com</p> <p>AB 32 R 0 H 6 RBI 0 BB 0 SO 7 LOB 10</p>			
Bill Bruton, L OBP: 0.286, SLG: 0.304 (1,8)										4	0	2	0	0	0	1				
Whitey Herzog, L OBP: 0.308, SLG: 0.333 (1,9)										4	0	0	0	0	1	2				
Norm Cash, L OBP: 0.323, SLG: 0.338 (1,3)										4	0	0	0	0	1	2				
Gus Triandos, R OBP: 0.347, SLG: 0.477 (1,2)										4	0	1	0	0	1	1				
Rocky Colavito, R OBP: 0.331, SLG: 0.348 (1,7)										3	0	1	0	0	0	0				
Dick McAuliffe, L OBP: 0.293, SLG: 0.313 (1,6)										3	0	0	0	0	1	2				
Bubba Phillips, R OBP: 0.200, SLG: 0.245 (8, PH)										2	0	0	0	0	1	0				
Frank Kostro, R OBP: 0.419, SLG: 0.314 (8, 5)										1	0	1	0	0	0	0				
Jim Bunning, R OBP: 0.263, SLG: 0.263 (1, 1)										2	0	0	0	0	1	0				
Bill Freehan, R OBP: 0.500, SLG: 0.816 (8, PH)										1	0	0	0	0	1	1				
Dick Egan, L OBP: 0.176, SLG: 0.235 (8, 1)										0	0	0	0	0	0	0				
Inning Stats	R: 0 E: 0 K: 1 S: 6	H: 1 LOB: 1 BB: 0 P: 6	R: 0 E: 0 K: 0 S: 3	H: 0 LOB: 0 BB: 0 P: 3	R: 0 E: 0 K: 2 S: 8	H: 1 LOB: 1 BB: 0 P: 8	R: 0 E: 0 K: 1 S: 5	H: 0 LOB: 0 BB: 0 P: 5	R: 0 E: 0 K: 0 S: 3	H: 0 LOB: 2 BB: 0 P: 3	R: 0 E: 0 K: 2 S: 9	H: 2 LOB: 2 BB: 0 P: 9	R: 0 E: 0 K: 1 S: 5	H: 1 LOB: 0 BB: 0 P: 5	R: 0 E: 0 K: 0 S: 4	H: 1 LOB: 1 BB: 0 P: 4	1B: 5 2B: 1 3B: 0 HR: 0	SF: 0 SAC: 0 DP: 1 HBP: 0	WP: 0 PB: 0 SB: 1 CS: 0	PA: 32
PITCHER Ray Herbert, R ERA: 1.81 (1, 1)	IP: 9.0 WLS: W BF: 32	H: 6 R: 0 ER: 0 SO: 7	BB: 0 IBB: 0 HBP: 0 BLK: 0	WP: 0 HR: 0 S: 46 P: 46	ERA: 0.00 WHIP: 0.667	PITCHER										IP: 9.0 WLS: W BF: 32	H: 6 R: 0 ER: 0 SO: 7	BB: 0 IBB: 0 HBP: 0 BLK: 0	WP: 0 HR: 0 S: 46 P: 46	ERA: 0.00 WHIP: 0.667

Batter	1	2	3	4	5	6	7	8	9	AB	R	H	RBI	BB	SO	LOB	BOTTOM			
Jim Landis, R OBP: 0.369, SLG: 0.521 (1,8)										4	1	2	3	0	0	0	<p>Detroit Tigers @ Chicago White Sox Comiskey Park, Chicago, IL Tue May 14 1963, 8:05 PM EDT Att: 13,147 - Unknown</p> <p>livebaseballscorecards.com</p> <p>AB 27 R 3 H 4 RBI 3 BB 1 SO 8 LOB 4</p>			
Nellie Fox, L OBP: 0.346, SLG: 0.322 (1,4)										4	0	0	0	0	0	2				
Pete Ward, L OBP: 0.348, SLG: 0.403 (1,5)										3	0	0	0	0	2	0				
Floyd Robinson, L OBP: 0.408, SLG: 0.491 (1,9)										3	0	0	0	0	1	0				
Charlie Maxwell, L OBP: 0.500, SLG: 0.400 (1,3)										3	0	0	0	0	1	0				
Dave Nicholson, R OBP: 0.352, SLG: 0.486 (1,7)										3	1	1	0	0	2	0				
Ron Hansen, R OBP: 0.285, SLG: 0.360 (1,6)										2	0	0	0	0	2	0				
J.C. Martin, L OBP: 0.282, SLG: 0.306 (1,2)										2	1	0	0	1	0	0				
Ray Herbert, R OBP: 0.176, SLG: 0.235 (1, 1)										3	0	1	0	0	0	2				
Inning Stats	R: 1 E: 0 K: 1 S: 6	H: 1 LOB: 0 BB: 0 P: 6	R: 0 E: 0 K: 2 S: 7	H: 0 LOB: 0 BB: 0 P: 7	R: 0 E: 0 K: 0 S: 3	H: 0 LOB: 0 BB: 0 P: 3	R: 0 E: 0 K: 1 S: 5	H: 0 LOB: 0 BB: 0 P: 5	R: 2 E: 1 K: 1 S: 8	H: 2 LOB: 2 BB: 1 P: 12	R: 0 E: 0 K: 1 S: 5	H: 0 LOB: 0 BB: 0 P: 5	R: 0 E: 0 K: 2 S: 7	H: 0 LOB: 0 BB: 0 P: 7	R: 0 E: 0 K: 0 S: 3	H: 1 LOB: 0 BB: 0 P: 3		1B: 3 2B: 0 3B: 0 HR: 1	SF: 0 SAC: 1 DP: 0 HBP: 0	WP: 0 PB: 0 SB: 0 CS: 0
PITCHER Jim Bunning, R ERA: 3.12 (1, 1)	IP: 7.0 WLS: L BF: 26	H: 3 R: 3 ER: 1 SO: 8	BB: 1 IBB: 0 HBP: 0 BLK: 0	WP: 0 HR: 1 S: 41 P: 45	ERA: 1.29 WHIP: 0.571	PITCHER										IP: 7.0 WLS: L BF: 26	H: 3 R: 3 ER: 1 SO: 8	BB: 1 IBB: 0 HBP: 0 BLK: 0	WP: 0 HR: 1 S: 41 P: 45	ERA: 1.29 WHIP: 0.571
PITCHER Dick Egan, L ERA: 4.63 (8, 1)	IP: 1.0 WLS: 3 BF: 1	H: 0 R: 0 ER: 0 SO: 0	BB: 0 IBB: 0 HBP: 0 BLK: 0	WP: 0 HR: 0 S: 3 P: 3	ERA: 0.00 WHIP: 1.000	PITCHER										IP: 1.0 WLS: 3 BF: 1	H: 0 R: 0 ER: 0 SO: 0	BB: 0 IBB: 0 HBP: 0 BLK: 0	WP: 0 HR: 0 S: 3 P: 3	ERA: 0.00 WHIP: 1.000

Batter	1	2	3	4	5	6	7	8	9	AB	R	H	RBI	BB	SO	LOB	TOP										
Bill Bruton, L OBP: 0.289, SLG: 0.293 (1, 8)	G3		SH1-3		G3		K		F5	4	0	0	0	0	1	1	Detroit Tigers @ Chicago White Sox Comiskey Park, Chicago, IL Wed May 15 1963, 8:05 PM EDT Att: 11,363 - Unknown										
Don Wert, R OBP: 0.429, SLG: 0.500 (1, 5)	K				K		FC6-4		5-3	5	0	1	1	0	2	1											
Jake Wood, R OBP: 0.321, SLG: 0.443 (1, 4)	K		F8						F9	5	0	0	0	0	1	1											
Al Kaline, R OBP: 0.388, SLG: 0.508 (1, 9)		K			L5-3				L5	4	1	0	0	0	1	0											
Gus Triandos, R OBP: 0.363, SLG: 0.494 (1, 2)	K				6-3				2B	3	1	2	0	1	1	0											
Bill Freehan, R OBP: 0.500, SLG: 0.810 (1, 3)	P6				6-3				FC3-6	4	0	2	1	0	0	1											
Rocky Colavito, R OBP: 0.343, SLG: 0.359 (1, 7)									FC3-6	2	1	1	0	2	0	2											
Dick McAuliffe, L OBP: 0.281, SLG: 0.298 (1, 6)			P6		F8				FC3-6	4	0	0	1	0	0	5											
Phil Regan, R OBP: 0.320, SLG: 0.438 (5, 1)									F3	2	1	1	1	0	0	0											
Mickey Lolich, L OBP: 0.442, SLG: 0.533 (7, 1)										0	0	0	0	0	0	0											
Frank Kostro, R OBP: 0.292, SLG: 0.333 (7, 1)										1	0	0	0	0	0	0											
Dick Egan, L OBP: 0.315, SLG: 0.333 (8, 1)										0	0	0	0	0	0	0											
Norm Cash, L OBP: 0.215, SLG: 0.333 (8, 1)										1	0	0	0	0	0	2											
Tom Sturdivant, L OBP: 0.215, SLG: 0.333 (8, 1)										0	0	0	0	0	0	0											
Inning Stats	R: 0 E: 0 K: 2 S: 7	H: 0 LOB: 0 BB: 0 P: 7	R: 0 E: 0 K: 2 S: 7	H: 0 LOB: 0 BB: 0 P: 7	R: 2 E: 0 K: 0 S: 6	H: 3 LOB: 1 BB: 0 P: 6	R: 0 E: 0 K: 0 S: 4	H: 1 LOB: 2 BB: 1 P: 8	R: 0 E: 0 K: 0 S: 5	H: 0 LOB: 0 BB: 0 P: 5	R: 0 E: 0 K: 0 S: 5	H: 2 LOB: 2 BB: 0 P: 5	R: 0 E: 0 K: 1 S: 6	H: 1 LOB: 1 BB: 0 P: 6	R: 2 E: 1 K: 0 S: 5	H: 1 LOB: 2 BB: 13	R: 0 E: 0 K: 0 S: 3	H: 0 LOB: 0 BB: 0 P: 3	1B: 5 2B: 3 3B: 0 HR: 0	SF: 0 SAC: 1 DP: 0 HBP: 0	WP: 0 PB: 0 CS: 0	PA: 39					
PITCHER	IP	WLS	BF	H	R	ER	SO	BB	IBB	HBP	BLK	WP	HR	S	P	ERA	WHIP										
Juan Pizarro, L ERA: 1.44 (1, 1)	7.1	W	33	8	4	2	6	1	1	0	0	0	0	43	51	2.46	1.227										
Jim Brosnan, R ERA: 2.92 (8, 1)	1.2	S	6	0	0	0	0	1	0	0	0	0	0	5	9	0.00	0.600										

Batter	1	2	3	4	5	6	7	8	9	AB	R	H	RBI	BB	SO	LOB	BOTTOM										
Jim Landis, R OBP: 0.375, SLG: 0.519 (1, 8)	K								SH1-4	4	1	2	0	0	2	0	Detroit Tigers @ Chicago White Sox Comiskey Park, Chicago, IL Wed May 15 1963, 8:05 PM EDT Att: 11,363 - Unknown										
Nellie Fox, L OBP: 0.356, SLG: 0.341 (1, 4)									3-1	5	1	3	1	0	0	1											
Pete Ward, L OBP: 0.343, SLG: 0.395 (1, 5)	F7								4-3	5	1	1	1	0	0	4											
Floyd Robinson, L OBP: 0.411, SLG: 0.496 (1, 9)	G3									3	1	1	0	1	1	3											
Charlie Maxwell, L OBP: 0.464, SLG: 0.364 (5, PH)										2	0	0	0	0	0	1											
Mike Hershberger, R OBP: 0.363, SLG: 0.395 (6, 2)										1	1	1	1	0	0	0											
Cam Carreon, R OBP: 0.333, SLG: 0.308 (6, 2)										0	0	0	0	0	0	0											
Dave Nicholson, R OBP: 0.364, SLG: 0.536 (1, 7)										3	1	2	2	1	1	1											
Ron Hansen, R OBP: 0.291, SLG: 0.360 (1, 6)										3	0	1	2	1	0	1											
J.C. Martin, L OBP: 0.267, SLG: 0.288 (6, 3)										4	0	0	0	0	2	5											
Juan Pizarro, L OBP: 0.176, SLG: 0.313 (1, 1)										2	1	0	0	1	1	2											
Jim Brosnan, R OBP: 0.500, SLG: 0.500 (8, 1)										1	0	1	0	0	0	0											
Inning Stats	R: 0 E: 0 K: 1 S: 6	H: 1 LOB: 1 BB: 0 P: 6	R: 0 E: 0 K: 1 S: 6	H: 1 LOB: 0 BB: 0 P: 6	R: 0 E: 0 K: 0 S: 4	H: 2 LOB: 1 BB: 0 P: 4	R: 0 E: 0 K: 1 S: 5	H: 0 LOB: 2 BB: 2 P: 13	R: 5 E: 0 K: 3 S: 14	H: 5 LOB: 2 BB: 2 P: 22	R: 0 E: 0 K: 1 S: 5	H: 0 LOB: 0 BB: 0 P: 5	R: 2 E: 0 K: 0 S: 5	H: 2 LOB: 0 BB: 0 P: 5	R: 0 E: 0 K: 0 S: 4	H: 1 LOB: 1 BB: 0 P: 4	1B: 8 2B: 2 3B: 1 HR: 1	SF: 0 SAC: 2 DP: 1 HBP: 0	WP: 0 PB: 0 CS: 0	PA: 39							
PITCHER	IP	WLS	BF	H	R	ER	SO	BB	IBB	HBP	BLK	WP	HR	S	P	ERA	WHIP										
Phil Regan, R ERA: 2.64 (5, 1)	2.0	L	9	2	1	1	4	1	0	0	0	0	0	16	20	4.50	1.500										
Mickey Lolich, L ERA: 2.25 (7, 1)	1.0		5	2	2	2	0	0	0	0	0	0	1	5	5	18.00	2.000										
Dick Egan, L ERA: 5.68 (8, 1)	1.0		4	1	0	0	0	0	0	0	0	0	0	4	4	0.00	1.000										

Batter	1	2	3	4	5	6	7	8	9	AB	R	H	RBI	BB	SO	LOB	TOP																
Jake Wood, R OBP: 0.315, SLG: 0.452 (1,4)	F9		FC6-4			6-3		F5		5	0	1	1	0	0	4	Detroit Tigers @ Washington Senators D.C. Stadium, Washington, DC Sat May 18 1963, 7:05 PM EDT Unknown																
Norm Cash, L OBP: 0.333, SLG: 0.361 (1,3)							P1		K	5	0	3	0	0	1	1																	
Al Kaline, R OBP: 0.388, SLG: 0.520 (1,8) (8,9)	L4-3				L5-3			L6	BB	5	1	2	0	0	0	2																	
Rocky Colavito, R OBP: 0.352, SLG: 0.358 (1,7)										3	2	1	0	2	0	1																	
Bill Freehan, R OBP: 0.491, SLG: 0.756 (1,2)		6-3			F9		P4			3	2	0	0	2	0	4																	
Frank Kostrer, R OBP: 0.404, SLG: 0.308 (1,9)										3	0	0	0	0	0	3																	
Bill Bruton, L OBP: 0.300, SLG: 0.299 (8,8)						P3	F9			1	0	1	3	1	0	0																	
Don Wert, R OBP: 0.417, SLG: 0.455 (1,5)										5	1	2	0	0	0	3																	
Dick McAuliffe, L OBP: 0.277, SLG: 0.287 (1,6)										3	0	0	1	1	0	2																	
Hank Aquirre, R OBP: 0.200, SLG: 0.158 (1,1)										2	0	1	0	0	1	1																	
Gus Triandos, R OBP: 0.359, SLG: 0.489 (7,PH)										1	0	0	0	0	0	1																	
Tom Sturdivant, L OBP: 0.333, SLG: 0.333 (8,PH)										0	0	0	0	0	0	0																	
Whitley Herzog, L OBP: 0.333, SLG: 0.333 (8,PH)										0	0	0	0	1	0	0																	
Terry Fox, R OBP: 0.333, SLG: 0.333 (8,1)										1	0	0	0	0	0	2																	
Inning Stats	R: 0 E: 0 K: 0 S: 3	H: 1 LOB: 0 BB: 0 P: 3	R: 0 E: 0 K: 0 S: 3	H: 0 LOB: 0 BB: 0 P: 3	R: 0 E: 0 K: 0 S: 4	H: 1 LOB: 1 BB: 0 P: 4	R: 0 E: 0 K: 0 S: 4	H: 1 LOB: 1 BB: 0 P: 4	R: 0 E: 0 K: 0 S: 5	H: 2 LOB: 3 BB: 1 P: 9	R: 1 E: 0 K: 0 S: 5	H: 2 LOB: 1 BB: 0 P: 5	R: 2 E: 0 K: 0 S: 5	H: 2 LOB: 3 BB: 3 P: 17	R: 3 E: 1 K: 1 S: 7	H: 1 LOB: 2 BB: 3 P: 19	1B: 7 2B: 3 3B: 1 HR: 0	SF: 1 SAC: 0 DP: 1 HBP: 0	WP: 3 PA: 45 PB: 0 SB: 0 CS: 0														
PITCHER	IP WLS BF H R ER SO BB IBB HBP BLK WP HR S P ERA WHIP																																
Claude Osteen, L ERA: 3.25 (1,1)	7.1	32	9	3	3	1	2	0	0	0	1	0	32	40	3.68	1.500																	
Ron Kline, R ERA: 2.45 (8,1)	1.2	L	13	2	3	1	1	3	2	0	0	2	0	10	30	5.40	3.000																

Batter	1	2	3	4	5	6	7	8	9	AB	R	H	RBI	BB	SO	LOB	BOTTOM															
Ed Brinkman, R OBP: 0.311, SLG: 0.385 (1,6)	L8									4	1	1	0	0	0	0	Detroit Tigers @ Washington Senators D.C. Stadium, Washington, DC Sat May 18 1963, 7:05 PM EDT Unknown															
Tom Brown, S OBP: 0.182, SLG: 0.219 (1,7)										4	0	1	1	0	0	0																
Chuck Hinton, R OBP: 0.329, SLG: 0.523 (1,9)										3	0	0	0	1	0	1																
Don Lock, R OBP: 0.355, SLG: 0.382 (1,8)										4	0	1	0	0	1	1																
Bobo Osborne, L OBP: 0.327, SLG: 0.466 (1,3)										4	0	1	0	0	0	1																
Don Leppert, R OBP: 0.353, SLG: 0.532 (1,2)										2	1	1	1	0	0	0																
Hobie Landrith, L OBP: 0.300, SLG: 0.250 (9,2)										1	0	1	0	0	0	0																
Mary Breeding, R OBP: 0.327, SLG: 0.373 (1,5)										4	1	1	0	0	1	3																
Chuck Cottier, R OBP: 0.245, SLG: 0.365 (1,4)										3	0	0	0	0	1	3																
Dick Phillips, L OBP: 0.294, SLG: 0.250 (9,PH)										1	0	0	0	0	0	1																
Claude Osteen, L OBP: 0.278, SLG: 0.235 (1,1)										2	0	0	0	0	0	0																
Ron Kline, R OBP: 0.330, SLG: 0.420 (9,PH)										1	0	0	0	0	0	1																
Inning Stats	R: 0 E: 0 K: 0 S: 3	H: 0 LOB: 1 BB: 1 P: 7	R: 0 E: 0 K: 0 S: 3	H: 0 LOB: 0 BB: 0 P: 3	R: 0 E: 0 K: 1 S: 5	H: 0 LOB: 0 BB: 0 P: 5	R: 0 E: 0 K: 0 S: 4	H: 1 LOB: 1 BB: 0 P: 4	R: 3 E: 0 K: 2 S: 8	H: 4 LOB: 2 BB: 0 P: 9	R: 0 E: 0 K: 0 S: 3	H: 0 LOB: 0 BB: 0 P: 3	R: 0 E: 0 K: 0 S: 3	H: 0 LOB: 0 BB: 0 P: 3	R: 0 E: 0 K: 0 S: 4	H: 1 LOB: 1 BB: 0 P: 4		1B: 4 2B: 2 3B: 0 HR: 1	SF: 0 SAC: 1 DP: 0 HBP: 1	WP: 0 PA: 36 PB: 0 SB: 2 CS: 0												
PITCHER	IP WLS BF H R ER SO BB IBB HBP BLK WP HR S P ERA WHIP																															
Hank Aguirre, L ERA: 3.65 (1,1)	6.0		6	3	3	3	1	0	0	0	0	1	30	35	4.50	1.167																
Tom Sturdivant, R ERA: 3.2 (7,1)	1.0		3	0	0	0	0	0	0	0	0	0	3	3	0.00	0.000																
Terry Fox, R ERA: 2.63 (8,1)	2.0	W	7	1	0	0	0	0	0	0	0	0	7	7	0.00	0.500																

Batter	1	2	3	4	5	6	7	8	9	AB	R	H	RBI	BB	SO	LOB	TOP				
Jake Wood, R OBP: 0.319, SLG: 0.483										5	1	2	2	0	0	2					
Bill Bruton, L OBP: 0.306, SLG: 0.317										3	1	1	0	1	1	1					
Al Kaline, R OBP: 0.385, SLG: 0.512										4	0	1	0	0	0	2					
Whitey Herzog, L OBP: 0.333, SLG: 0.333										0	0	0	0	0	0	0					
Rocky Colavito, R OBP: 0.356, SLG: 0.382										3	1	1	2	1	1	1					
Gus Triandos, R OBP: 0.346, SLG: 0.468										4	0	0	0	0	2	2					
Norm Cash, L OBP: 0.330, SLG: 0.391										4	1	1	1	0	0	1					
Don Wert, R OBP: 0.375, SLG: 0.357										3	1	0	0	1	2	1					
Dick McAuliffe, L OBP: 0.276, SLG: 0.278										3	0	0	0	1	0	1					
Jim Bunning, R OBP: 0.283, SLG: 0.283										2	0	0	0	0	0	0					
Tom Sturdivant, L OBP: 0.237, SLG: 0.229										0	0	0	0	0	0	1					
Dick Egan, L OBP: 0.293, SLG: 0.300										0	0	0	0	0	0	0					
Frank Kostrko, R OBP: 0.293, SLG: 0.300										0	0	0	0	0	0	0					
Paul Foytack, R OBP: 0.293, SLG: 0.300										0	0	0	0	0	0	0					
Bill Freshman, R OBP: 0.293, SLG: 0.300										1	0	1	0	0	0	0					
Inning Stats	R: 0 E: 0 K: 0 S: 3	H: 1 LOB: 0 BB: 0 P: 3	R: 0 E: 0 K: 1 S: 5	H: 0 LOB: 1 BB: 1 P: 9	R: 0 E: 0 K: 0 S: 3	H: 0 LOB: 0 BB: 0 P: 3	R: 0 E: 0 K: 3 S: 10	H: 1 LOB: 1 BB: 0 P: 10	R: 3 E: 0 K: 0 S: 5	H: 2 LOB: 1 BB: 2 P: 13	R: 0 E: 0 K: 0 S: 3	H: 0 LOB: 0 BB: 0 P: 3	R: 0 E: 0 K: 1 S: 5	H: 0 LOB: 0 BB: 0 P: 5	R: 2 E: 0 K: 1 S: 7	H: 2 LOB: 0 BB: 0 P: 7	R: 0 E: 0 K: 0 S: 4	H: 1 LOB: 2 BB: 1 P: 8	1B: 3 2B: 0 3B: 1 HR: 3	SF: 0 SAC: 0 DP: 1 HBP: 0	WP: 0 PA: 37 PB: 0 SB: 0 CS: 0
PITCHER	IP WLS BF H R ER SO BB IBB HBP BLK WP HR S P ERA WHIP																				
Art Quirk, L ERA: 3.92	(1, 1) 5.0 W 21 4 3 3 4 3 0 0 0 0 2 26 38 5.40 1.400																				
Jim Bronstad, R ERA: 3.62	(6, 1) 4.0 S 16 3 2 2 2 1 0 0 0 0 1 19 23 4.50 1.000																				

Detroit Tigers @ Washington Senators
D.C. Stadium, Washington, DC
Sat May 18 1963, 7:05 PM EDT
Att: 13,972 - Unknown


AB	33
R	5
H	7
RBI	5
BB	4
SO	6
LOB	12

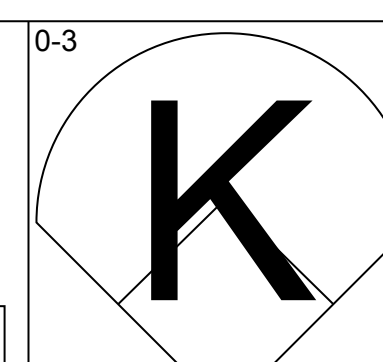
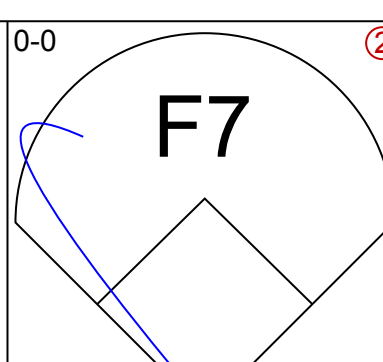
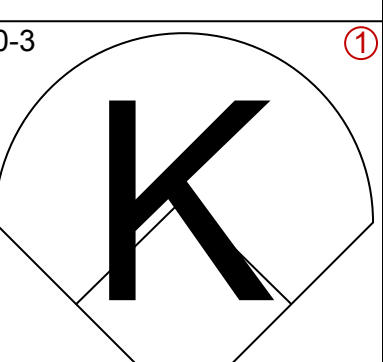
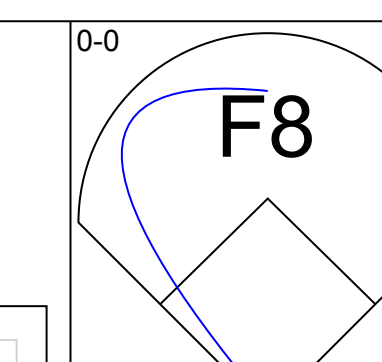
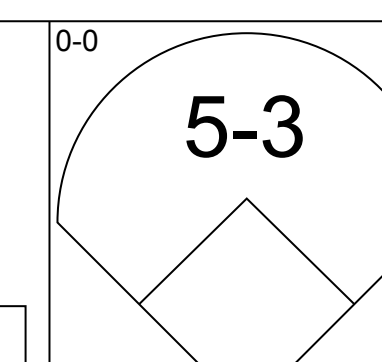
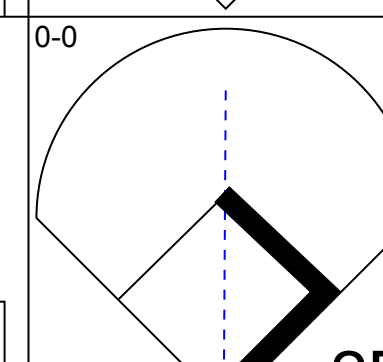
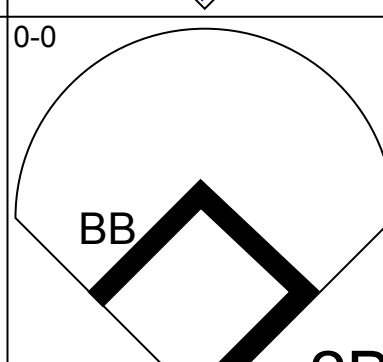
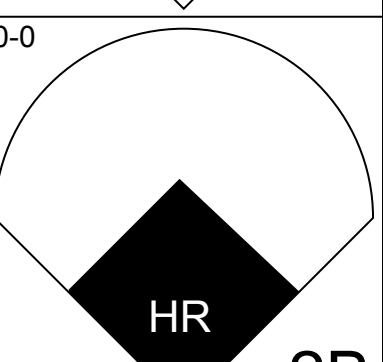
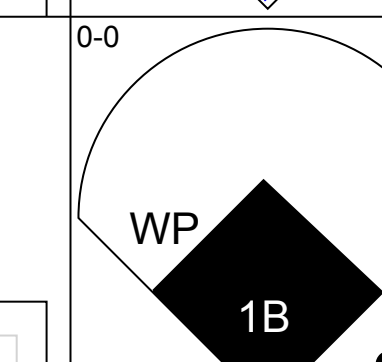
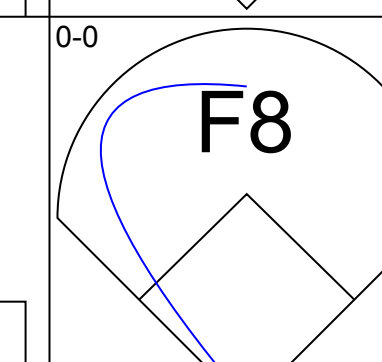
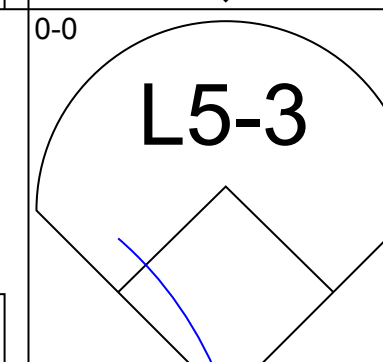
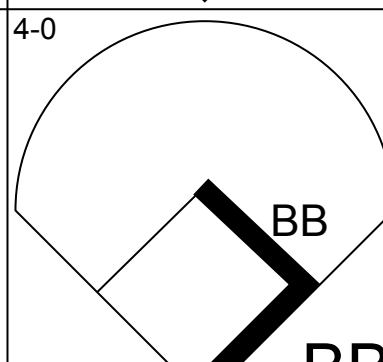
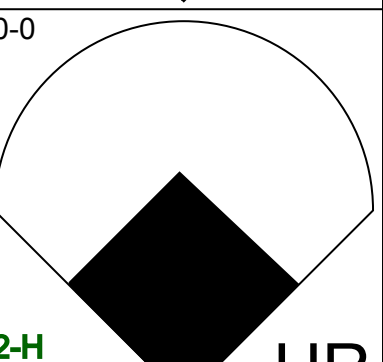
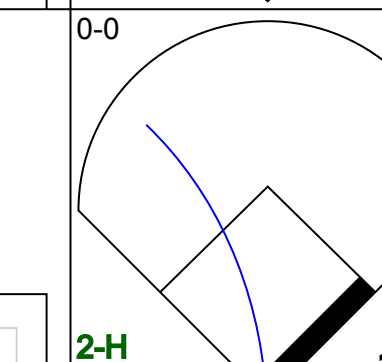
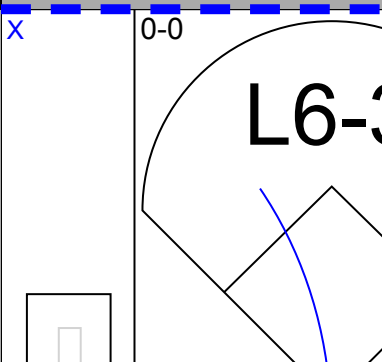
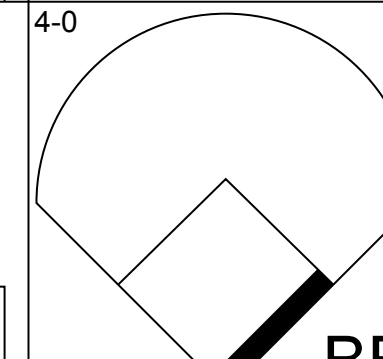
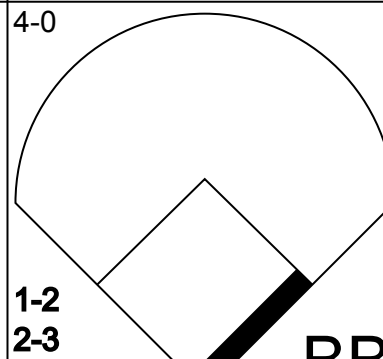
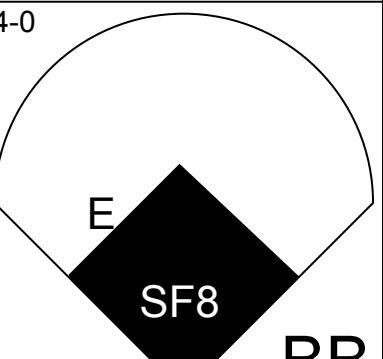
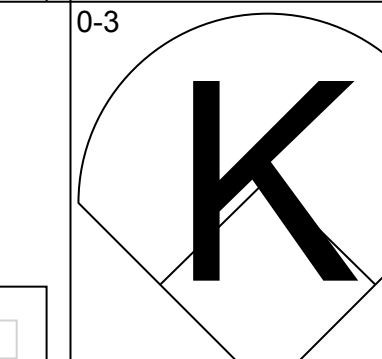

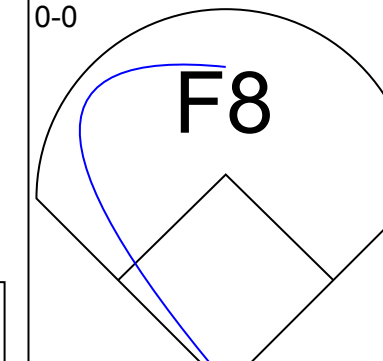
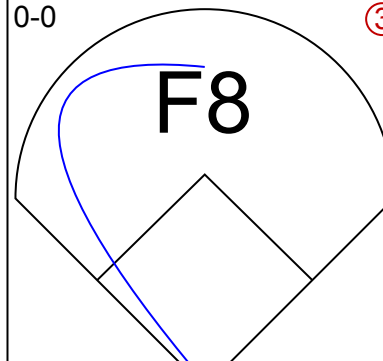
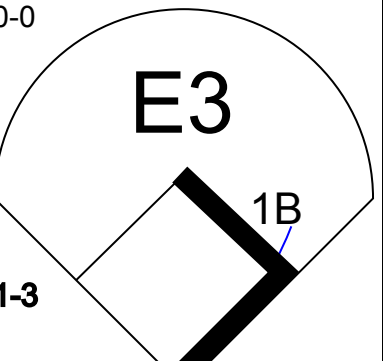

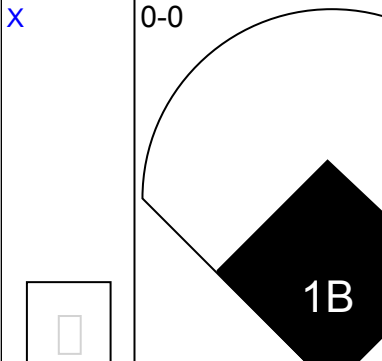
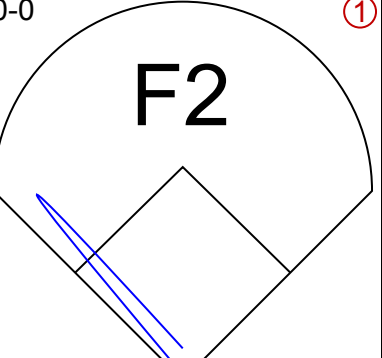
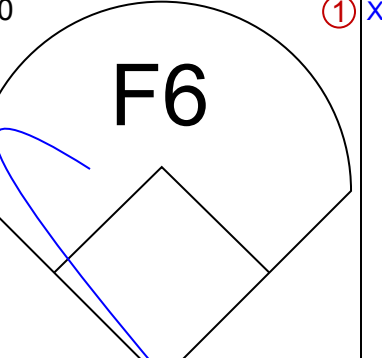

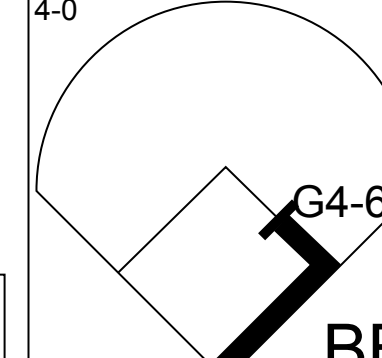
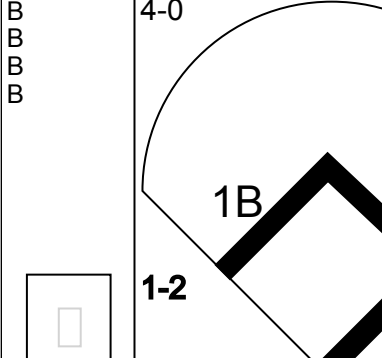

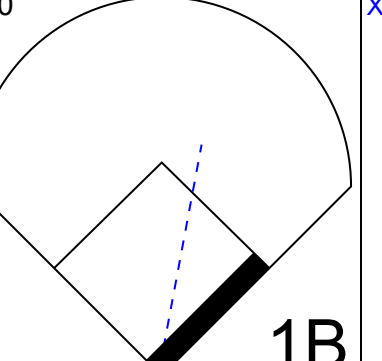

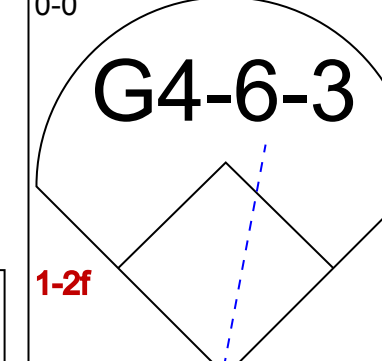
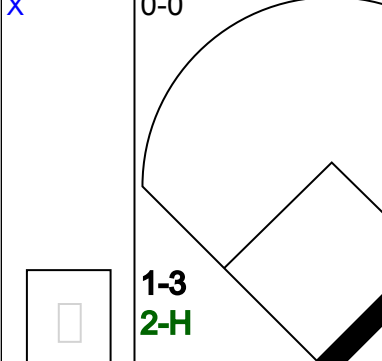


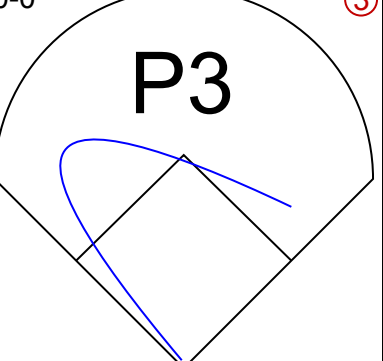
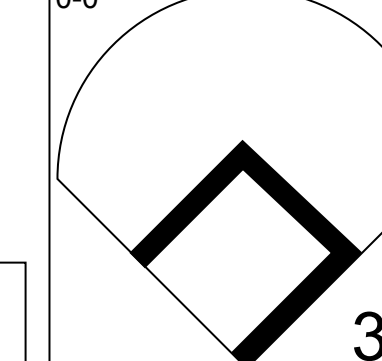
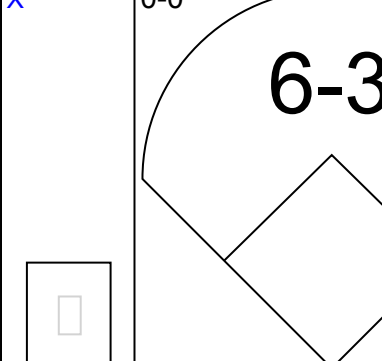
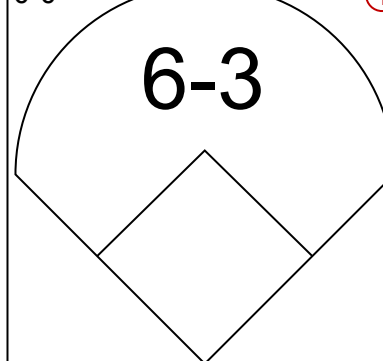
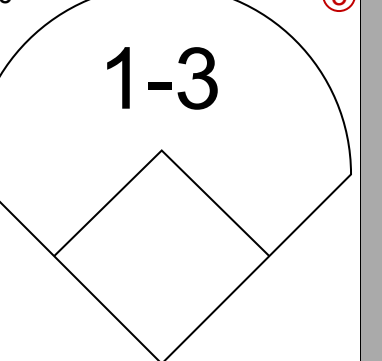
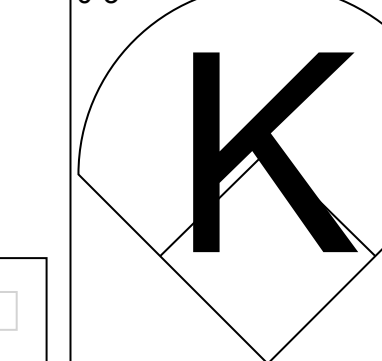
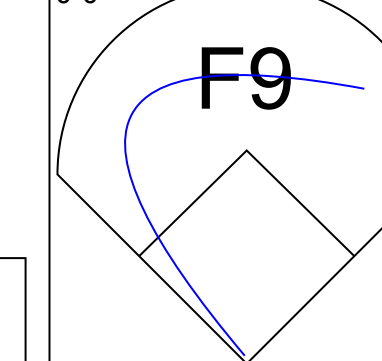


Batter	1	2	3	4	5	6	7	8	9	AB	R	H	RBI	BB	SO	LOB	BOTTOM		
Ed Brinkman, R OBP: 0.314, SLG: 0.381										4	1	1	1	1	0	1			
Tom Brown, S OBP: 0.237, SLG: 0.229										3	0	1	0	2	1	0			
Chuck Hinton, R OBP: 0.329, SLG: 0.520										3	1	1	1	0	0	3			
Bobo Osborne, L OBP: 0.331, SLG: 0.462										1	1	0	1	2	1	3			
Jim King, L OBP: 0.326, SLG: 0.447										4	1	1	3	0	0	6			
Ken Retzer, L OBP: 0.308, SLG: 0.311										4	0	0	0	0	0	0			
Mary Breeding, R OBP: 0.339, SLG: 0.382										4	1	2	0	0	0	0			
Chuck Cottier, R OBP: 0.245, SLG: 0.380										4	1	1	1	0	0	1			
Art Quirk, R OBP: 0.250, SLG: 0.250										1	0	0	0	0	0	1			
Jim Piersall, R OBP: 0.293, SLG: 0.297										0	1	0	0	1	0	0			
Jim Bronstad, R ERA: 7.8										2	0	0	0	0	0	1			
Inning Stats	R: 1 E: 0 K: 0 S: 3	H: 0 LOB: 1 BB: 2 P: 11	R: 0 E: 0 K: 0 S: 4	H: 1 LOB: 1 BB: 0 P: 4	R: 0 E: 0 K: 1 S: 6	H: 1 LOB: 2 BB: 1 P: 10	R: 0 E: 0 K: 0 S: 3	H: 0 LOB: 0 BB: 0 P: 3	R: 4 E: 0 K: 0 S: 5	H: 2 LOB: 0 BB: 2 P: 13	R: 2 E: 1 K: 1 S: 9	H: 3 LOB: 3 BB: 1 P: 13	R: 0 E: 0 K: 0 S: 3	H: 0 LOB: 0 BB: 0 P: 3	R: 0 E: 0 K: 0 S: 3	H: 0 LOB: 0 BB: 0 P: 3	1B: 5 2B: 0 3B: 1 HR: 1	SF: 1 SAC: 1 DP: 0 HBP: 0	WP: 0 PA: 38 PB: 0 SB: 2 CS: 0
PITCHER	IP WLS BF H R ER SO BB IBB HBP BLK WP HR S P ERA WHIP																		
Jim Bunning, R ERA: 3.28	(1, 1) 0.0 L 24 6 6 6 1 3 0 0 0 0 0 1 23 35 10.80 1.800																		
Tom Sturdivant, R ERA: 4.74	(1, 1) 5.0 L 24 6 6 6 1 3 0 0 0 0 0 1 23 35 10.80 1.800																		
Dick Egan, L ERA: 5.27	(6, 1) 1.0 6 1 0 0 0 1 1 0 0 0 0 0 7 11 0.00 2.000																		
Paul Foytack, R ERA: 7.8	(7, 1) 2.0 6 0 0 0 0 0 0 0 0 0 0 0 6 6 0.00 0.000																		

Detroit Tigers @ Washington Senators
D.C. Stadium, Washington, DC
Sat May 18 1963, 7:05 PM EDT
Att: 13,972 - Unknown

AB	30
R	7
H	7
RBI	7
BB	6
SO	2
LOB	16

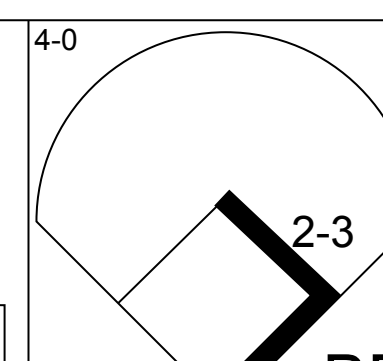
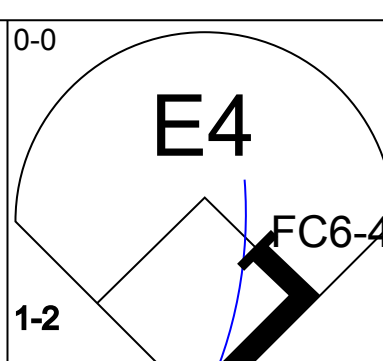
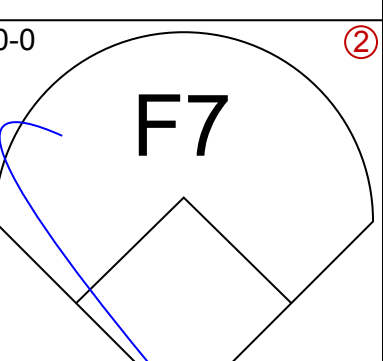
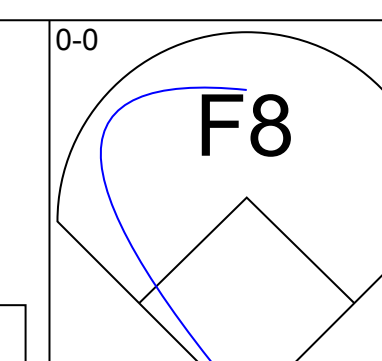
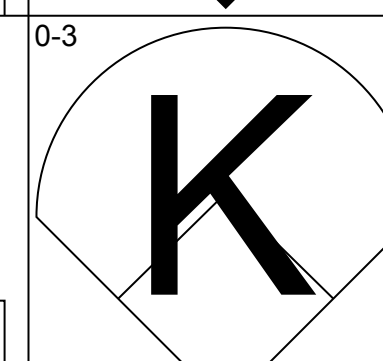
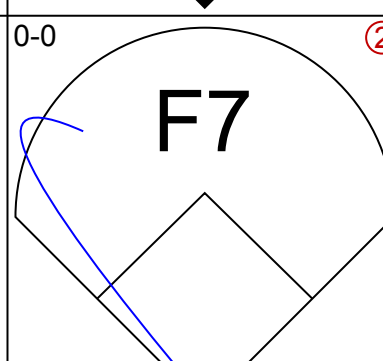
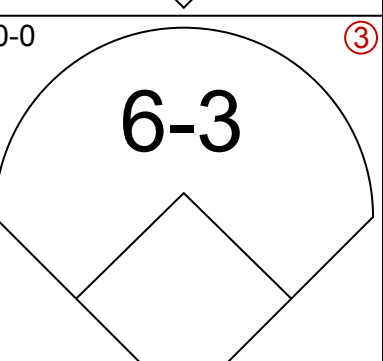
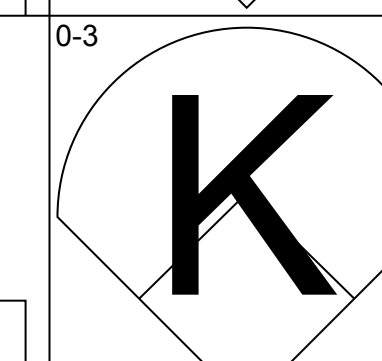
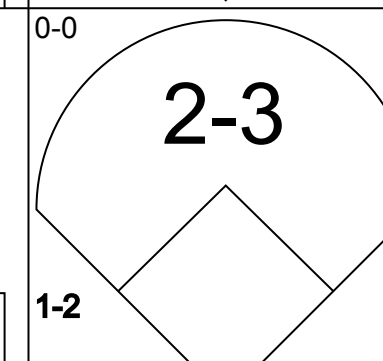
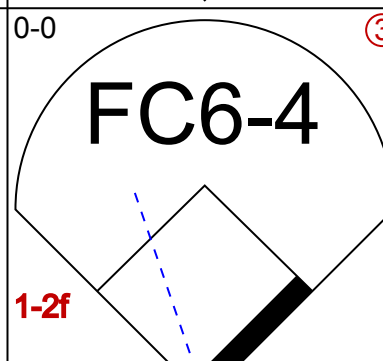
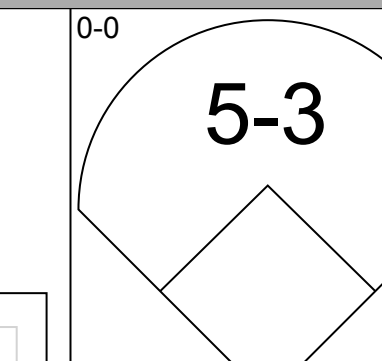
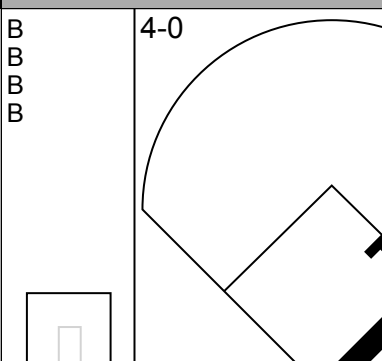
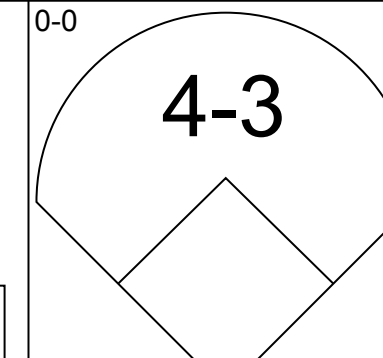
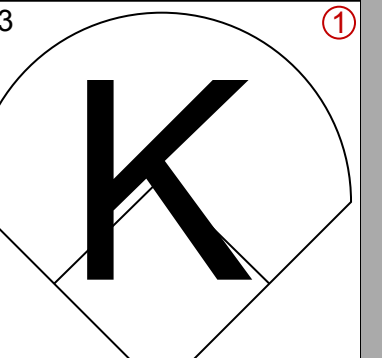
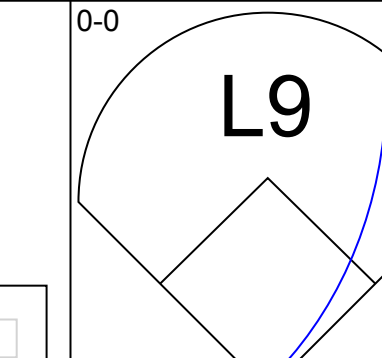
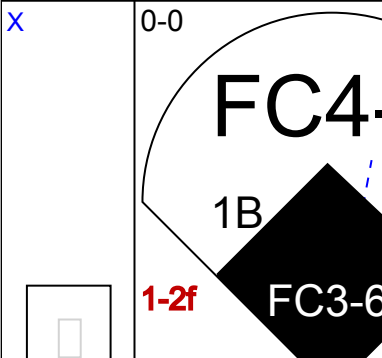
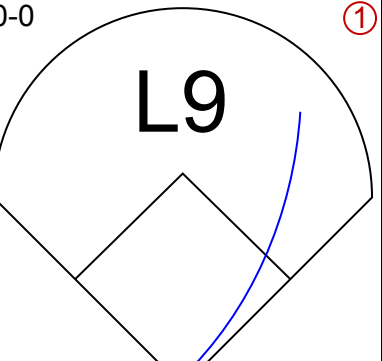

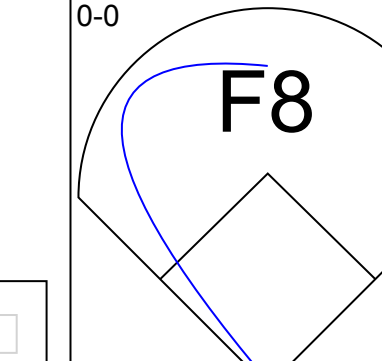
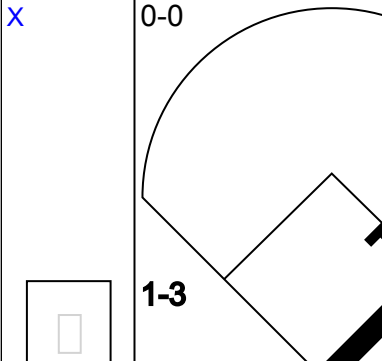

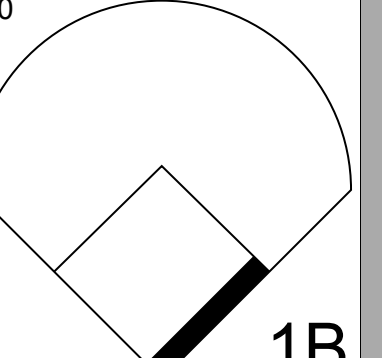
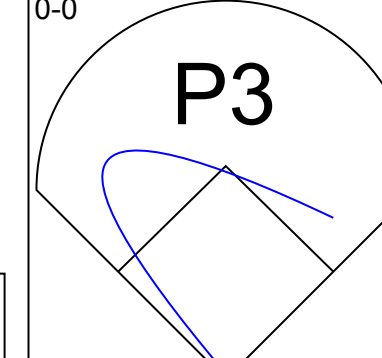
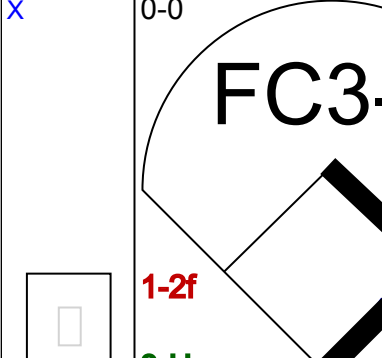


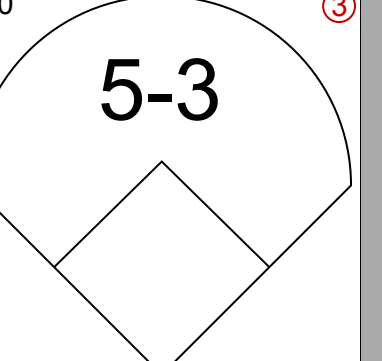
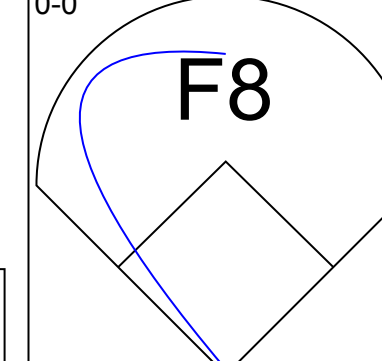
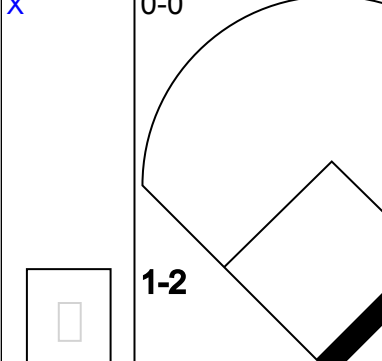
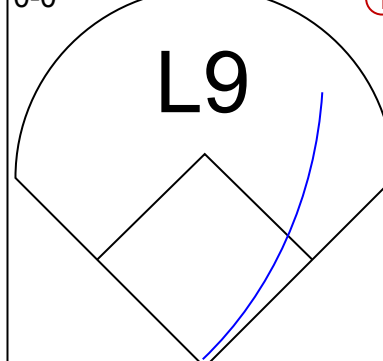
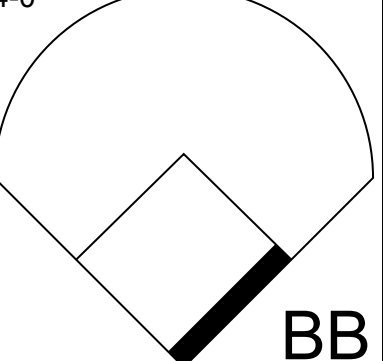
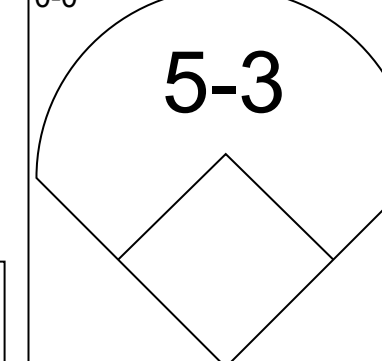
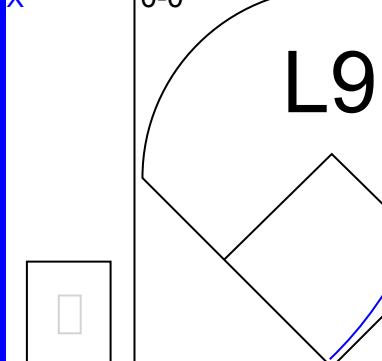
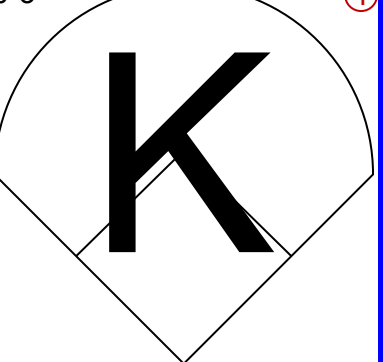
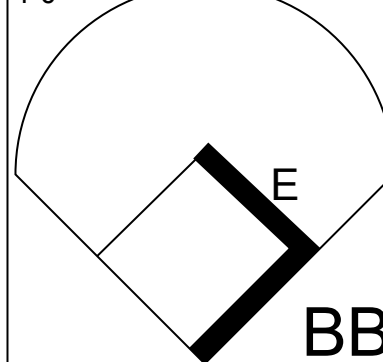
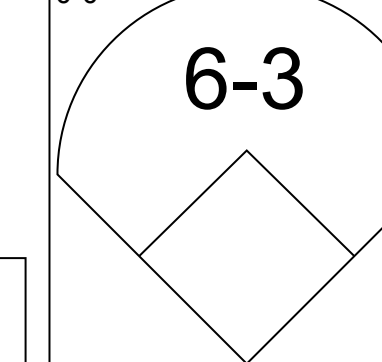


Batter	1	2	3	4	5	6	7	8	9	AB	R	H	RBI	BB	SO	LOB	TOP					
Jake Wood, R (1,4) OBP: 0.303, SLG: 0.457										5	0	0	0	0	2	1						
Bill Bruton, L (1,8) OBP: 0.324, SLG: 0.368										5	2	4	0	0	0	1						
Al Kaline, R (1,9) OBP: 0.392, SLG: 0.534										4	1	2	3	1	0	1						
Norm Cash, L (1,3) OBP: 0.343, SLG: 0.382										2	1	0	0	3	1	1						
Rocky Colavito, R (1,7) OBP: 0.351, SLG: 0.375										5	1	1	0	0	0	6						
Bill Freehan, R (1,2) OBP: 0.492, SLG: 0.729										2	0	0	1	2	0	0						
Dick McAuliffe, L (1,6) OBP: 0.291, SLG: 0.295										5	0	3	1	0	0	1						
Don Wert, R (1,5) OBP: 0.333, SLG: 0.421										5	0	1	0	0	0	5						
Bill Faul, R (1,1) OBP: 0.333, SLG: 0.421										4	0	0	0	0	1	2						
Inning Stats	R: 0 E: 0 K: 1 S: 6	H: 1 LOB: 2 BB: 1 P: 10	R: 0 E: 0 K: 0 S: 3	H: 0 LOB: 0 BB: 0 P: 3	R: 0 E: 0 K: 0 S: 4	H: 1 LOB: 3 BB: 2 P: 12	R: 0 E: 0 K: 0 S: 4	H: 1 LOB: 1 BB: 0 P: 4	R: 3 E: 1 K: 1 S: 9	H: 3 LOB: 2 BB: 1 P: 13	R: 1 E: 0 K: 2 S: 9	H: 2 LOB: 1 BB: 0 P: 9	R: 0 E: 0 K: 0 S: 2	H: 0 LOB: 0 BB: 1 P: 6	R: 0 E: 0 K: 0 S: 4	H: 1 LOB: 1 BB: 0 P: 4	R: 1 E: 0 K: 0 S: 5	H: 2 LOB: 2 BB: 1 P: 9	1B: 5 2B: 4 3B: 1 HR: 1	SF: 1 SAC: 0 DP: 1 HBP: 0	WP: 1 PB: 0 SB: 0 CS: 0	PA: 44
PITCHER	IP WLS BF H R ER SO BB IBB HBP BLK WP HR S P ERA WHIP																					
Dave Stenhouse, R (1,1) ERA: 3.46	5.0 L 26 6 3 2 2 4 0 0 0 0 1 26 42 3.60 2.000																					
Jim Coates, R (6,1) ERA: 7.71	3.0 12 3 1 1 2 1 0 0 0 1 0 15 19 3.00 1.333																					
Jim Duckworth, R (9,1) ERA: 6.55	1.0 6 2 1 1 0 1 0 0 0 0 0 5 9 9.00 3.000																					

Detroit Tigers @ Washington Senators
 D.C. Stadium, Washington, DC
 Sun May 19 1963, 3:33 AM EDT
 Att: 5,972 - Unknown

AB	37
R	5
H	11
RBI	5
BB	6
SO	4
LOB	18



Batter	1	2	3	4	5	6	7	8	9	AB	R	H	RBI	BB	SO	LOB	BOTTOM					
Ed Brinkman, R (1,6) OBP: 0.312, SLG: 0.372										3	0	0	0	1	0	2						
Tom Brown, S (1,7) OBP: 0.214, SLG: 0.205										4	0	0	0	0	2	4						
Chuck Hinton, R (1,8) OBP: 0.327, SLG: 0.510										3	0	0	0	1	0	3						
Bobo Osborne, L (1,3) OBP: 0.323, SLG: 0.449										4	1	0	0	0	1	2						
Jim King, L (1,9) OBP: 0.323, SLG: 0.438										4	0	1	0	0	1	0						
Ken Retzer, L (1,2) OBP: 0.304, SLG: 0.306										4	0	1	1	0	0	1						
Mary Breeding, R (1,5) OBP: 0.333, SLG: 0.373										4	0	1	0	0	1	1						
Chuck Cottier, R (1,4) OBP: 0.248, SLG: 0.373										2	0	0	0	1	0	0						
Dick Phillips, L (9,PH) OBP: 0.259, SLG: 0.245										1	0	0	0	0	0	2						
Dave Stenhouse, R (1,1) OBP: 0.231, SLG: 0.182										0	0	0	0	1	0	0						
Jim Piersall, R (5,PH) OBP: 0.290, SLG: 0.293										1	0	0	0	0	1	1						
Jim Coates, R (6,1) OBP: 0.290, SLG: 0.293										0	0	0	0	0	0	0						
Minnie Minoso, R (8,PH) OBP: 0.336, SLG: 0.206										1	0	0	0	0	0	0						
Jim Duckworth, R (9,1) OBP: 0.336, SLG: 0.206										0	0	0	0	0	0	0						
Inning Stats	R: 0 E: 0 K: 1 S: 5	H: 0 LOB: 1 BB: 1 P: 9	R: 0 E: 0 K: 1 S: 5	H: 0 LOB: 0 BB: 0 P: 5	R: 0 E: 1 K: 0 S: 4	H: 0 LOB: 2 BB: 1 P: 8	R: 0 E: 0 K: 2 S: 8	H: 1 LOB: 1 BB: 0 P: 8	R: 0 E: 0 K: 1 S: 5	H: 0 LOB: 0 BB: 1 P: 9	R: 0 E: 0 K: 0 S: 3	H: 0 LOB: 0 BB: 0 P: 3	R: 0 E: 0 K: 0 S: 3	H: 0 LOB: 0 BB: 0 P: 3	R: 0 E: 0 K: 1 S: 5	H: 0 LOB: 0 BB: 0 P: 5	R: 1 E: 0 K: 0 S: 5	H: 2 LOB: 2 BB: 1 P: 9	1B: 3 2B: 0 3B: 0 HR: 0	SF: 0 SAC: 0 DP: 0 HBP: 0	WP: 0 PB: 0 SB: 0 CS: 0	PA: 35
PITCHER	IP WLS BF H R ER SO BB IBB HBP BLK WP HR S P ERA WHIP																					
Bill Faul, R (1,1) ERA: 2.81	9.0 W 35 3 1 1 6 4 0 0 0 0 0 43 59 1.00 0.778																					

Detroit Tigers @ Washington Senators
 D.C. Stadium, Washington, DC
 Sun May 19 1963, 3:33 AM EDT
 Att: 5,972 - Unknown

AB	31
R	1
H	3
RBI	1
BB	4
SO	6
LOB	16



Batter	1	2	3	4	5	6	7	8	9	AB	R	H	RBI	BB	SO	LOB	TOP					
Jake Wood, R OBP: 0.320, SLG: 0.469 (1, 4)										2	0	1	0	1	0	0						
Bill Bruton, L OBP: 0.322, SLG: 0.359 (1, 8)										3	0	0	0	1	0	2						
Al Kaline, R OBP: 0.382, SLG: 0.518 (1, 9)										4	0	0	0	0	1	3						
Norm Cash, L OBP: 0.330, SLG: 0.366 Mike Roarke, R (8, 2)										4	0	0	0	0	1	3						
Rocky Colavito, R OBP: 0.342, SLG: 0.364 (1, 7)										4	0	0	0	0	1	2						
Bill Freehan, R OBP: 0.492, SLG: 0.725 (8, 3)										3	0	1	0	1	0	0						
Dick McAuliffe, L OBP: 0.298, SLG: 0.303 (1, 6)										4	0	2	0	0	0	1						
Don Wert, R OBP: 0.320, SLG: 0.391 (1, 5)										4	0	1	0	0	2	3						
Phil Regan, R OBP: 0.236, SLG: 0.412 Frank Kostro, R OBP: 0.388, SLG: 0.280 Bob Anderson, R (4, 1) Whitley Herzog, L OBP: 0.325, SLG: 0.518 Dick Egan, L (7, 1) Gus Triandos, R OBP: 0.343, SLG: 0.463 (8, 9)										1	0	0	0	0	0	1						
Inning Stats	R: 0 E: 0 K: 0 S: 3	H: 0 LOB: 2 BB: 2 P: 11	R: 0 E: 0 K: 0 S: 4	H: 1 LOB: 1 BB: 0 P: 4	R: 0 E: 0 K: 0 S: 4	H: 1 LOB: 1 BB: 0 P: 4	R: 0 E: 0 K: 2 S: 9	H: 2 LOB: 2 BB: 0 P: 9	R: 0 E: 0 K: 1 S: 5	H: 0 LOB: 0 BB: 0 P: 5	R: 0 E: 0 K: 0 S: 3	H: 0 LOB: 1 BB: 1 P: 7	R: 0 E: 0 K: 2 S: 7	H: 0 LOB: 1 BB: 0 P: 8	R: 0 E: 0 K: 1 S: 5	H: 0 LOB: 0 BB: 0 P: 5	R: 0 E: 0 K: 1 S: 6	H: 1 LOB: 1 BB: 0 P: 6	1B: 3 2B: 2 3B: 0 HR: 0	SF: 0 SAC: 0 DP: 0 HBP: 1	WP: 1 PB: 0 SB: 1 CS: 0	PA: 36
PITCHER Mitt Pappas, R ERA: 1.18 (1, 1)	IP: 9.0 WLS: W BF: 36 H: 5 R: 0 ER: 0 SO: 7 BB: 3 IBB: 0 HBP: 1 BLK: 0 WP: 1 HR: 0 S: 46 P: 59 ERA: 0.00 WHIP: 0.889															PITCHER	IP: 9.0 WLS: W BF: 36 H: 5 R: 0 ER: 0 SO: 7 BB: 3 IBB: 0 HBP: 1 BLK: 0 WP: 1 HR: 0 S: 46 P: 59 ERA: 0.00 WHIP: 0.889					

Detroit Tigers @ Baltimore Orioles
Memorial Stadium, Baltimore, MD
 Mon May 20 1963, 7:05 PM EDT
 Att: 5,969 - Unknown

AB	32
R	0
H	5
RBI	0
BB	3
SO	7
LOB	18



Batter	1	2	3	4	5	6	7	8	9	AB	R	H	RBI	BB	SO	LOB	BOTTOM					
Luis Aparicio, R OBP: 0.306, SLG: 0.374 (1, 6)										3	0	0	0	1	0	2						
Jerry Adair, R OBP: 0.212, SLG: 0.345 (1, 4)										4	1	1	1	0	1	1						
Al Smith, R OBP: 0.341, SLG: 0.426 Russ Snyder, L OBP: 0.250, SLG: 0.271 (7, 9)										3	0	0	0	0	2	0						
Jim Gentile, L OBP: 0.379, SLG: 0.489 (1, 3)										2	2	1	1	2	0	0						
Brooks Robinson, R OBP: 0.338, SLG: 0.401 (1, 5)										3	0	0	0	1	0	2						
Boog Powell, L OBP: 0.336, SLG: 0.569 Bob Saverine, S OBP: 0.294, SLG: 0.267 (8, 8)										3	2	2	2	1	0	0						
Jackie Brandt, R OBP: 0.274, SLG: 0.400 (9, 9)										4	1	1	2	0	1	2						
John Orsino, R OBP: 0.372, SLG: 0.473 (1, 2)										3	0	1	0	0	0	0						
Mitt Pappas, R OBP: 0.214, SLG: 0.154 (1, 1)										2	0	0	0	0	0	1						
Inning Stats	R: 0 E: 0 K: 0 S: 3	H: 0 LOB: 0 BB: 0 P: 3	R: 3 E: 0 K: 0 S: 5	H: 2 LOB: 1 BB: 1 P: 10	R: 1 E: 0 K: 1 S: 7	H: 2 LOB: 1 BB: 1 P: 11	R: 0 E: 0 K: 1 S: 5	H: 0 LOB: 1 BB: 1 P: 9	R: 2 E: 0 K: 1 S: 6	H: 1 LOB: 0 BB: 1 P: 10	R: 0 E: 0 K: 0 S: 3	H: 1 LOB: 0 BB: 0 P: 3	R: 0 E: 0 K: 1 S: 5	H: 0 LOB: 1 BB: 1 P: 9	R: 0 E: 0 K: 1 S: 5	H: 0 LOB: 0 BB: 0 P: 5	R: 0 E: 0 K: 1 S: 5	H: 0 LOB: 0 BB: 0 P: 5	1B: 2 2B: 0 3B: 0 HR: 4	SF: 0 SAC: 1 DP: 1 HBP: 1	WP: 0 PB: 0 SB: 1 CS: 0	PA: 35
PITCHER Phil Regan, R ERA: 3.23 Bob Anderson, R ERA: 3.21 Dick Egan, L ERA: 4.6 (4, 1) (7, 1)	IP: 3.0 WLS: L BF: 16 H: 4 R: 4 ER: 4 SO: 4 BB: 2 IBB: 0 HBP: 0 BLK: 0 WP: 0 HR: 3 S: 15 P: 24 ERA: 12.00 WHIP: 2.000															PITCHER	IP: 3.0 WLS: L BF: 16 H: 4 R: 4 ER: 4 SO: 4 BB: 2 IBB: 0 HBP: 0 BLK: 0 WP: 0 HR: 3 S: 15 P: 24 ERA: 12.00 WHIP: 2.000					

Detroit Tigers @ Baltimore Orioles
Memorial Stadium, Baltimore, MD
 Mon May 20 1963, 7:05 PM EDT
 Att: 5,969 - Unknown

AB	28
R	6
H	6
RBI	6
BB	5
SO	5
LOB	8



Batter	1	2	3	4	5	6	7	8	9	AB	R	H	RBI	BB	SO	LOB	TOP								
Jake Wood, R OBP: 0.315, SLG: 0.455 (1, 4)	F4		F6			L7			F9	5	0	1	1	0	0	1									
Bill Bruton, L OBP: 0.320, SLG: 0.356 (1, 8)	K					F4	1B			4	0	1	0	0	1	2									
Norm Cash, L OBP: 0.336, SLG: 0.396 (1, 3)	4-3									3	1	1	1	1	0	0									
Al Kaline, R OBP: 0.391, SLG: 0.529 (1, 9)										3	0	2	0	1	0	2									
Rocky Colavito, R OBP: 0.340, SLG: 0.356 (1, 7)										3	0	0	0	1	1	4									
Bill Freehan, R OBP: 0.464, SLG: 0.673 (1, 2)										4	0	0	0	0	2	4									
Dick McAuliffe, L OBP: 0.297, SLG: 0.301 (1, 6)										4	1	1	0	0	1	2									
Don Wert, R OBP: 0.321, SLG: 0.385 (7, PH)										3	0	1	0	0	0	0									
Frank Kostro, R OBP: 0.380, SLG: 0.286 (9, PH)										1	0	0	0	0	1	0									
Mickey Lolich, S (1, 1)										1	0	0	0	1	1	0									
Whitey Herzog, L OBP: 0.310, SLG: 0.304 (7, PH)										1	0	0	0	0	1	2									
Tom Sturdivant, L (7, 1)										0	0	0	0	0	0	0									
Gus Triandos, R OBP: 0.339, SLG: 0.458 (9, PH)										1	0	0	0	0	0	0									
Inning Stats	R: 0 E: 0 K: 1 S: 5	H: 0 LOB: 0 BB: 0 P: 5	R: 0 E: 0 K: 0 S: 3	H: 1 LOB: 0 BB: 0 P: 3	R: 0 E: 0 K: 0 S: 3	H: 0 LOB: 1 BB: 1 P: 7	R: 0 E: 0 K: 2 S: 8	H: 1 LOB: 2 BB: 1 P: 12	R: 0 E: 0 K: 1 S: 5	H: 0 LOB: 0 BB: 0 P: 5	R: 1 E: 0 K: 0 S: 4	H: 1 LOB: 1 BB: 1 P: 8	R: 1 E: 0 K: 1 S: 8	H: 3 LOB: 2 BB: 0 P: 8	R: 0 E: 0 K: 2 S: 8	H: 1 LOB: 2 BB: 1 P: 12	R: 0 E: 0 K: 1 S: 5	H: 0 LOB: 0 BB: 0 P: 5	1B: 5 2B: 1 3B: 0 HR: 1	SF: 0 SAC: 0 DP: 1 HBP: 0	WP: 0 PB: 0 SB: 0 CS: 0	PA: 37			
PITCHER	IP	WLS	BF	H	R	ER	SO	BB	IBB	HBP	BLK	WP	HR	S	P	ERA	WHIP								
Chuck Estrada, R ERA: 4.88 (1, 1)	6.0	W	23	3	1	1	4	3	0	0	0	0	1	28	40	1.50	1.000								
Stu Miller, R ERA: 3.32 (7, 1)	0.2		5	3	1	1	1	0	0	0	0	0	0	7	7	13.50	4.500								
Dave McNally, L ERA: 4.94 (7, 1)	0.2		4	1	0	0	0	1	0	0	0	0	0	3	7	0.00	3.000								
Dick Hall, R ERA: 5.31 (8, 1)	1.2	S	5	0	0	0	3	0	0	0	0	0	0	11	11	0.00	0.000								

Detroit Tigers @ Baltimore Orioles
 Memorial Stadium, Baltimore, MD
 Tue May 21, 1963, 7:05 PM EDT
 Att: 4,773 - Unknown

AB	33
R	2
H	7
RBI	2
BB	4
SO	8
LOB	17



Batter	1	2	3	4	5	6	7	8	9	AB	R	H	RBI	BB	SO	LOB	BOTTOM								
Luis Aparicio, R OBP: 0.311, SLG: 0.380 (1, 6)	E S		5-3			BLK			1-3	3	0	1	0	1	0	0									
Jerry Adair, R OBP: 0.213, SLG: 0.350 (1, 4)	K					L9				4	0	1	0	0	2	2									
Al Smith, R OBP: 0.348, SLG: 0.427 (8, 9)	K									2	1	1	0	1	1	1									
Russ Snyder, L OBP: 0.262, SLG: 0.300 (9, 7)										1	0	1	0	0	0	0									
Jim Gentile, L OBP: 0.377, SLG: 0.485 (1, 3)	L9									1	0	0	0	0	0	1									
Boog Powell, L OBP: 0.336, SLG: 0.562 (4, 3)										3	2	1	0	0	0	1									
Brooks Robinson, R OBP: 0.335, SLG: 0.396 (1, 5)										2	0	0	1	1	0	2									
Joe Gaines, R OBP: 0.439, SLG: 0.710 (8, PH)										2	1	1	2	0	0	1									
Bob Saverine, S OBP: 0.278, SLG: 0.250 (9, 8)										1	0	0	0	0	0	0									
Jackie Brandt, R OBP: 0.276, SLG: 0.398 (9, 9)										3	0	1	1	0	2	1									
John Orsino, R OBP: 0.360, SLG: 0.455 (1, 2)										3	0	0	0	0	1	1									
Chuck Estrada, R OBP: 0.143, SLG: 0.143 (7, 1)										2	0	0	0	0	2	0									
Stu Miller, R (7, 1)										0	0	0	0	0	0	0									
Dave McNally, R (7, 1)										1	0	0	0	0	1	0									
Dick Hall, R OBP: 0.600, SLG: 0.600 (8, 1)										0	0	0	0	0	0	0									
Inning Stats	R: 0 E: 0 K: 2 S: 7	H: 0 LOB: 1 BB: 1 P: 11	R: 1 E: 0 K: 1 S: 6	H: 1 LOB: 0 BB: 0 P: 6	R: 0 E: 0 K: 1 S: 5	H: 1 LOB: 1 BB: 1 P: 9	R: 0 E: 0 K: 1 S: 5	H: 0 LOB: 1 BB: 1 P: 9	R: 0 E: 0 K: 1 S: 6	H: 1 LOB: 0 BB: 0 P: 6	R: 2 E: 0 K: 1 S: 8	H: 3 LOB: 1 BB: 0 P: 8	R: 0 E: 0 K: 2 S: 7	H: 0 LOB: 0 BB: 0 P: 7	R: 1 E: 0 K: 0 S: 4	H: 1 LOB: 0 BB: 0 P: 4	1B: 3 2B: 3 3B: 0 HR: 1	SF: 2 SAC: 0 DP: 0 HBP: 0	WP: 2 PB: 0 SB: 1 CS: 1	PA: 34					
PITCHER	IP	WLS	BF	H	R	ER	SO	BB	IBB	HBP	BLK	WP	HR	S	P	ERA	WHIP								
Mickey Lolich, L ERA: 3.6 (1, 1)	6.0	L	26	6	3	3	7	3	0	0	1	1	1	37	49	4.50	1.500								
Tom Sturdivant, R ERA: 4.73 (7, 1)	2.0		7	1	1	1	2	0	0	0	0	1	0	11	11	4.50	0.500								

Detroit Tigers @ Baltimore Orioles
 Memorial Stadium, Baltimore, MD
 Tue May 21, 1963, 7:05 PM EDT
 Att: 4,773 - Unknown

AB	28
R	4
H	7
RBI	4
BB	3
SO	9
LOB	10



Batter	1	2	3	4	5	6	7	8	9	AB	R	H	RBI	BB	SO	LOB	TOP			
Don Wert, R (1, 5) OBP: 0.344, SLG: 0.379 Bubba Phillips, R (7, 5) OBP: 0.198, SLG: 0.243	1-0 SH2-3 HBP	0-0		0-0 F8		0-0 F9		0-0 F7		3	0	1	1	0	0	3				
Bill Bruton, L (1, 8) OBP: 0.325, SLG: 0.360	0-0 SH2-3	0-0 F6			0-0 SH1-4 1B	0-0			0-0 F5	4	0	2	0	0	0	2				
Frank Kostro, R (1, 7) OBP: 0.370, SLG: 0.267	0-0 6-3		0-0 L5		0-0 SH1-4 1B		4-0 FC5-4 BB		0-3 K	3	0	0	0	1	1	1				
Al Kaline, R (1, 9) OBP: 0.398, SLG: 0.531	4-0 BB		0-0 4-3 2B		4-0 IBB		0-0 FC5-4 BB		0-0 L8	3	0	1	0	2	0	1				
Gus Triandos, R (1, 2) OBP: 0.327, SLG: 0.440	0-0 F9		0-0 4-3		0-0 F8		0-3 K			4	0	0	0	0	1	6				
Norm Cash, L (1, 3) OBP: 0.342, SLG: 0.388		4-0 CS BB	0-3 K		0-0 4-3		4-0 1-2 BB			2	0	0	0	2	1	3				
Jake Wood, R (1, 4) OBP: 0.313, SLG: 0.442		0-3 K		0-3 K		4-0 SH 1B BB		0-3 K		3	0	0	0	1	3	3	AB 27 R 1 H 4 RBI 1 BB 9 SO 6 LOB 22			
Dick McAuliffe, L (1, 6) OBP: 0.306, SLG: 0.298		4-0 BB 1B BB		4-0 FC5-4 BB		0-0 SH 1B		0-0 F6		1	1	0	0	2	0	0				
Jim Bunning, R (1, 1) OBP: 0.273, SLG: 0.238 Whitey Herzog, L (8, PH) OBP: 0.300, SLG: 0.292 Terry Fox, R (8, 1)		4-0 1B BB		0-0 FC5-4		0-0 F2		0-0 4-3		2	0	0	0	1	0	3				
Inning Stats	R: 0 E: 0 K: 0 S: 3	H: 0 LOB: 2 BB: 1 P: 8	R: 1 E: 0 K: 1 S: 5	H: 1 LOB: 2 BB: 3 P: 17	R: 0 E: 0 K: 1 S: 6	H: 1 LOB: 1 BB: 0 P: 6	R: 0 E: 0 K: 1 S: 5	H: 0 LOB: 1 BB: 1 P: 9	R: 0 E: 0 K: 0 S: 4	H: 1 LOB: 2 BB: 1 P: 8	R: 0 E: 0 K: 2 S: 7	H: 0 LOB: 2 BB: 2 P: 15	R: 0 E: 0 K: 0 S: 3	H: 0 LOB: 0 BB: 0 P: 3	R: 0 E: 0 K: 1 S: 5	H: 0 LOB: 0 BB: 0 P: 5	1B: 3 2B: 2 3B: 0 HR: 0	SF: 0 SAC: 3 DP: 1 HBP: 1	WP: 0 PB: 0 SB: 0 CS: 1	PA: 40
PITCHER	IP WLS BF H R ER SO BB IBB HBP BLK WP HR S P ERA WHIP																			
Steve Barber, L (1, 1) ERA: 1.95 Wes Stock, R (7, 1) ERA: 3.05	6.0 W 30 4 1 1 3 7 1 1 0 0 0 0 0 0 0 0 1.50 1.833																			

Detroit Tigers @ Baltimore Orioles
Memorial Stadium, Baltimore, MD
Wed May 22 1963, 7:05 PM EDT
Att: 10,608 - Unknown

Batter	1	2	3	4	5	6	7	8	9	AB	R	H	RBI	BB	SO	LOB	BOTTOM			
Luis Aparicio, R (1, 6) OBP: 0.309, SLG: 0.390	0-0 F5			0-3 K	0-0 1-H 3B			0-3 K		4	0	1	1	0	2	0				
Jerry Adair, R (1, 4) OBP: 0.206, SLG: 0.339	0-0 6-3			0-0 F3	0-3 K			0-0 F7		4	0	0	0	0	1	1				
Al Smith, R (1, 9) OBP: 0.349, SLG: 0.433 Russ Snyder, L (7, 9) OBP: 0.258, SLG: 0.295	0-0 4-3			0-0 1B 2B		0-0 5-3		0-0 4-3		3	1	1	0	0	0	0				
Jim Gentile, L (1, 3) OBP: 0.376, SLG: 0.481		0-3 K		0-0 1B 1B		0-0 F7				3	0	1	1	0	1	0				
Brooks Robinson, R (1, 5) OBP: 0.335, SLG: 0.395		0-0 F7		0-0 1-2 1B		0-3 K				3	0	1	0	0	1	0				
Boog Powell, L (1, 7) OBP: 0.328, SLG: 0.546 Bob Saverine, S (8, 8) OBP: 0.278, SLG: 0.250		0-0 4-3		0-0 F6			0-3 K			3	0	0	0	0	1	2				
Charlie Lau, L (1, 2) OBP: 0.211, SLG: 0.263 Dick Brown, R (7, 2) OBP: 0.190, SLG: 0.250			0-0 L9		0-0 G3		0-0 F4			2	0	0	0	0	0	0	AB 30 R 2 H 6 RBI 2 BB 0 SO 10 LOB 5			
Jackie Brandt, R (1, 8) OBP: 0.285, SLG: 0.405			0-3 K		0-0 3B 1B					3	1	2	0	0	1	0				
Steve Barber, L (1, 1) OBP: 0.094, SLG: 0.097 Wes Stock, R (7, 1)			0-3 K		0-3 K		0-3 K			2	0	0	0	0	2	1				
Inning Stats	R: 0 E: 0 K: 0 S: 3	H: 0 LOB: 0 BB: 0 P: 3	R: 0 E: 0 K: 1 S: 5	H: 0 LOB: 0 BB: 0 P: 5	R: 0 E: 0 K: 2 S: 7	H: 0 LOB: 0 BB: 0 P: 7	R: 1 E: 0 K: 1 S: 8	H: 3 LOB: 2 BB: 0 P: 8	R: 1 E: 0 K: 2 S: 9	H: 2 LOB: 1 BB: 0 P: 9	R: 0 E: 0 K: 1 S: 5	H: 0 LOB: 0 BB: 0 P: 5	R: 0 E: 0 K: 2 S: 8	H: 1 LOB: 1 BB: 0 P: 8	R: 0 E: 0 K: 1 S: 5	H: 0 LOB: 0 BB: 0 P: 5	1B: 4 2B: 1 3B: 1 HR: 0	SF: 0 SAC: 0 DP: 0 HBP: 0	WP: 0 PB: 0 SB: 0 CS: 0	PA: 30
PITCHER	IP WLS BF H R ER SO BB IBB HBP BLK WP HR S P ERA WHIP																			
Jim Bunning, R (1, 1) ERA: 3.2 Terry Fox, R (8, 1) ERA: 2.45	7.0 L 27 6 2 2 9 0 0 0 0 0 0 0 0 0 0 0 2.57 0.857																			

Detroit Tigers @ Baltimore Orioles
Memorial Stadium, Baltimore, MD
Wed May 22 1963, 7:05 PM EDT
Att: 10,608 - Unknown



Batter	1	2	3	4	5	6	7	8	9	AB	R	H	RBI	BB	SO	LOB	TOP										
Chuck Schilling, R OBP: 0.396, SLG: 0.470 (1, 4)										4	0	2	2	1	2	0	Boston Red Sox @ Detroit Tigers Tiger Stadium, Detroit, MI Fri May 24 1963, 7:05 PM EDT Att: 13,988 - Unknown										
Roman Mejias, R OBP: 0.171, SLG: 0.223 (1, 8)										3	0	0	1	1	0	3											
Carl Yastrzemski, L OBP: 0.382, SLG: 0.420 (1, 7)										4	0	1	1	1	1	3											
Lou Clinton, R OBP: 0.295, SLG: 0.453 (1, 9)										5	0	0	0	0	2	6											
Frank Matzone, R OBP: 0.382, SLG: 0.537 (1, 5)										4	1	3	1	0	0	0											
Dick Stuart, R OBP: 0.289, SLG: 0.441 (1, 3)										4	0	0	0	0	3	2											
Bob Tillman, R OBP: 0.280, SLG: 0.346 (1, 2)										2	2	0	0	2	2	1											
Eddie Bressoud, R OBP: 0.297, SLG: 0.333 (1, 6)										4	1	1	0	0	1	2											
Bill Monbouquette, R OBP: 0.250, SLG: 0.182 (1, 1)										3	1	1	0	0	2	0											
Inning Stats	R: 0 E: 0 K: 1 S: 6	H: 1 LOB: 1 BB: 0 P: 6	R: 0 E: 0 K: 2 S: 8	H: 1 LOB: 1 BB: 0 P: 8	R: 0 E: 0 K: 2 S: 7	H: 0 LOB: 0 BB: 0 P: 7	R: 0 E: 0 K: 1 S: 6	H: 1 LOB: 1 BB: 0 P: 6	R: 3 E: 0 K: 0 S: 5	H: 3 LOB: 0 BB: 1 P: 9	R: 0 E: 0 K: 0 S: 3	H: 0 LOB: 0 BB: 0 P: 3	R: 1 E: 0 K: 2 S: 8	H: 0 LOB: 3 BB: 3 P: 20	R: 1 E: 0 K: 3 S: 8	H: 1 LOB: 2 BB: 1 P: 8	R: 0 E: 0 K: 3 S: 10	H: 1 LOB: 2 BB: 1 P: 14	1B: 4 2B: 2 3B: 1 HR: 1	SF: 1 SAC: 1 DP: 0 HBP: 0	WP: 0 PB: 0 SB: 0 CS: 1	PA: 41					
PITCHER	IP	WLS	BF	H	R	ER	SO	BB	IBB	HBP	BLK	WP	HR	S	P	ERA	WHIP										
Hank Aguirre, L ERA: 3.79 (1, 1)	5.0	L	21	6	3	3	6	1	0	0	0	0	0	32	36	5.40	1.400										
Tom Sturdivant, R ERA: 4.55 (6, 1)	3.0		14	1	2	2	4	3	0	0	0	0	1	19	31	6.00	1.333										
Bob Anderson, R ERA: 3.14 (9, 1)	0.1		3	1	0	0	1	1	0	0	0	0	0	4	8	0.00	6.000										
Dick Egan, L ERA: 4.41 (9, 1)	0.2		2	0	0	0	2	0	0	0	0	0	0	6	6	0.00	0.000										

Batter	1	2	3	4	5	6	7	8	9	AB	R	H	RBI	BB	SO	LOB	BOTTOM										
Jake Wood, R OBP: 0.302, SLG: 0.426 (1, 4)										4	0	0	0	0	2	0	Boston Red Sox @ Detroit Tigers Tiger Stadium, Detroit, MI Fri May 24 1963, 7:05 PM EDT Att: 13,988 - Unknown										
Bill Bruton, L OBP: 0.329, SLG: 0.364 (1, 8)										4	1	2	0	0	0	0											
Whitey Herzog, L OBP: 0.294, SLG: 0.259 (1, 7)										3	0	0	0	1	1	1											
Al Kaline, R OBP: 0.400, SLG: 0.551 (1, 9)										4	1	2	2	0	1	2											
Norm Cash, L OBP: 0.331, SLG: 0.373 (1, 3)										4	0	0	0	0	1	1											
Bill Freehan, R OBP: 0.438, SLG: 0.627 (1, 2)										4	0	0	0	0	2	1											
Dick McAuliffe, L OBP: 0.312, SLG: 0.306 (1, 6)										4	0	2	0	0	1	0											
Don Wert, R OBP: 0.353, SLG: 0.367 (7, PH)										1	0	0	0	1	1	0											
Rocky Colavito, R OBP: 0.338, SLG: 0.353 (8, 5)										1	0	0	0	0	1	2											
Bubba Phillips, R OBP: 0.196, SLG: 0.241 (9, 1)										1	0	0	0	0	0	1											
Hank Aguirre, R OBP: 0.190, SLG: 0.150 (5, PH)										1	0	0	0	0	1	0											
Frank Konroy, R OBP: 0.304, SLG: 0.281 (6, 1)										0	0	0	0	0	0	0											
Tom Sturdivant, L OBP: 0.304, SLG: 0.281 (6, 1)										0	0	0	0	0	0	0											
Gus Triandos, R OBP: 0.325, SLG: 0.438 (9, 1)										0	0	0	0	0	0	0											
Bob Anderson, R OBP: 0.314, SLG: 0.441 (9, 1)										0	0	0	0	0	0	0											
Dick Egan, L OBP: 0.441, SLG: 0.627 (9, 1)										0	0	0	0	0	0	0											
Inning Stats	R: 2 E: 0 K: 1 S: 7	H: 2 LOB: 0 BB: 0 P: 7	R: 0 E: 0 K: 1 S: 5	H: 0 LOB: 0 BB: 0 P: 5	R: 0 E: 0 K: 1 S: 5	H: 0 LOB: 0 BB: 0 P: 5	R: 0 E: 0 K: 2 S: 7	H: 0 LOB: 0 BB: 0 P: 7	R: 0 E: 0 K: 3 S: 9	H: 0 LOB: 1 BB: 1 P: 13	R: 0 E: 0 K: 1 S: 5	H: 0 LOB: 0 BB: 0 P: 5	R: 0 E: 0 K: 2 S: 9	H: 2 LOB: 2 BB: 0 P: 9	R: 0 E: 0 K: 1 S: 6	H: 1 LOB: 2 BB: 1 P: 10	R: 0 E: 0 K: 0 S: 4	H: 1 LOB: 1 BB: 0 P: 4	1B: 5 2B: 0 3B: 0 HR: 1	SF: 0 SAC: 0 DP: 0 HBP: 0	WP: 0 PB: 0 SB: 0 CS: 0	PA: 35					
PITCHER	IP	WLS	BF	H	R	ER	SO	BB	IBB	HBP	BLK	WP	HR	S	P	ERA	WHIP										
Bill Monbouquette, R ERA: 3.29 (1, 1)	9.0	W	35	6	2	2	12	2	0	0	0	0	1	57	65	2.00	0.889										



Batter	1	2	3	4	5	6	7	8	9	AB	R	H	RBI	BB	SO	LOB	TOP					
Chuck Schilling, R OBP: 0.391, SLG: 0.461	F5		F8		FC6-4		F3		1B	5	0	1	0	0	0	2						
Gary Geiger, L OBP: 0.400, SLG: 0.489	F7		4-3			HR		WP	1B	5	2	3	1	0	0	0						
Carl Yastrzemski, L OBP: 0.389, SLG: 0.434	2B			L6-4-3	1B	WP	1B	L6	4-3	5	0	3	0	0	0	3						
Lou Clinton, R OBP: 0.294, SLG: 0.443	F6			L6-4-3	1B	L9		1B	BB	3	0	0	0	1	0	3						
Frank Matzone, R OBP: 0.385, SLG: 0.533		F5		BB	BB	K		1-3	1B	3	0	1	1	1	1	1						
Dick Williams, R OBP: 0.308, SLG: 0.333	WP	BB		F3		K		1-3	2-H	3	0	0	0	1	1	4						
Russ Nixon, L OBP: 0.333, SLG: 0.308	F8				F5		BB	F8		3	0	0	0	1	0	3						
Eddie Bressoud, R OBP: 0.296, SLG: 0.331	F5				FC5-4	1B		F8		4	0	1	0	0	1	2						
Earl Wilson, R OBP: 0.192, SLG: 0.269										2	0	0	0	0	1	1						
Jack Lamabe, R (5, 1)										0	0	0	0	0	0	0						
Roman Mejias, R OBP: 0.169, SLG: 0.221										1	0	0	0	0	1	1						
Mike Fornieles, R OBP: 0.500, SLG: 1.000										0	0	0	0	0	0	0						
Billy Gardner, R OBP: 0.333, SLG: 0.250										1	0	0	0	0	0	0						
Inning Stats	R: 0 E: 0 K: 0 S: 4	H: 1 LOB: 1 BB: 0 P: 4	R: 0 E: 0 K: 0 S: 3	H: 0 LOB: 1 BB: 1 P: 7	R: 0 E: 0 K: 1 S: 5	H: 0 LOB: 0 BB: 0 P: 5	R: 0 E: 0 K: 0 S: 3	H: 1 LOB: 1 BB: 0 P: 7	R: 0 E: 0 K: 0 S: 4	H: 1 LOB: 1 BB: 0 P: 4	R: 1 E: 0 K: 2 S: 9	H: 2 LOB: 1 BB: 0 P: 9	R: 0 E: 0 K: 0 S: 7	H: 0 LOB: 1 BB: 1 P: 11	R: 1 E: 0 K: 0 S: 5	H: 2 LOB: 2 BB: 0 P: 9	R: 0 E: 0 K: 0 S: 5	H: 2 LOB: 2 BB: 0 P: 5	1B: 7 2B: 2 3B: 0 HR: 1	SF: 0 SAC: 0 DP: 1 HBP: 0	WP: 3 PB: 0 SB: 0 CS: 0	PA: 39
PITCHER	IP WLS BF H R ER SO BB IBB HBP BLK WP HR S P ERA WHIP																					
Bill Faul, R ERA: 2.7	(1, 1) 7.1 W 32 7 2 2 5 4 0 0 0 0 3 1 38 54 2.46 1.500																					
Terry Fox, R ERA: 2.2	(8, 1) 1.2 S 7 2 0 0 0 0 0 0 0 0 0 0 7 7 0.00 1.200																					

Boston Red Sox @ Detroit Tigers
Tiger Stadium, Detroit, MI
Sat May 25 1963, 4:33 AM EDT
Att: 7,198 - Unknown

AB 35
R 2
H 9
RBI 2
BB 4
SO 5
LOB 20



Batter	1	2	3	4	5	6	7	8	9	AB	R	H	RBI	BB	SO	LOB	BOTTOM			
Jake Wood, R OBP: 0.306, SLG: 0.425	WP		F8	4-3		1B		F1		5	1	2	0	0	0	1				
Bill Bruton, L OBP: 0.319, SLG: 0.352	F6		F7	4-3		K		F8		5	0	0	0	0	1	3				
Al Kaline, R OBP: 0.394, SLG: 0.536	L1-3		WP	BB	1B	BB		L2-3	K	4	1	0	0	1	1	2				
Rocky Colavito, R OBP: 0.348, SLG: 0.355	BB		WP	1B	BB		2B	1B	F7	2	2	1	0	2	0	2				
Norm Cash, L OBP: 0.344, SLG: 0.385	F8		1B	BB		1-H	2B	1B	SF8	BB	2	1	1	1	2	0	1			
Dick McAuliffe, L OBP: 0.333, SLG: 0.324									FC6-4	1B	3	0	3	2	1	0	0			
Bill Freehan, R OBP: 0.416, SLG: 0.597	K		K			F8		SF8		3	0	0	1	0	2	5				
Don Wert, R OBP: 0.342, SLG: 0.333	F8			SH3-4	BB		F4	K		3	0	0	0	1	1	4				
Bill Faul, R Terry Fox, R	G3			SH3-4		1B		FC6-4		2	0	0	0	1	0	2				
Inning Stats	R: 1 E: 0 K: 0 S: 4	H: 1 LOB: 1 BB: 1 P: 8	R: 0 E: 0 K: 1 S: 6	H: 1 LOB: 0 BB: 0 P: 6	R: 2 E: 0 K: 1 S: 6	H: 1 LOB: 2 BB: 3 P: 18	R: 0 E: 0 K: 0 S: 3	H: 0 LOB: 1 BB: 1 P: 7	R: 1 E: 0 K: 0 S: 5	H: 2 LOB: 2 BB: 1 P: 9	R: 0 E: 0 K: 2 S: 8	H: 1 LOB: 2 BB: 1 P: 12	R: 1 E: 0 K: 1 S: 6	H: 1 LOB: 1 BB: 1 P: 10	R: 0 E: 0 K: 0 S: 3	H: 0 LOB: 0 BB: 0 P: 3	1B: 6 2B: 1 3B: 0 HR: 0	SF: 1 SAC: 1 DP: 0 HBP: 0	WP: 2 PB: 0 SB: 1 CS: 0	PA: 39
PITCHER	IP WLS BF H R ER SO BB IBB HBP BLK WP HR S P ERA WHIP																			
Earl Wilson, R ERA: 2.84	(1, 1) 4.1 L 23 5 4 3 2 5 0 0 0 0 2 0 10 18 6.23 2.308																			
Jack Lamabe, R ERA: 3.79	(5, 1) 1.2 8 1 0 0 2 2 0 0 0 0 0 0 10 18 0.00 1.800																			
Mike Fornieles, R ERA: 1.93	(7, 1) 2.0 8 1 1 1 1 1 0 0 0 0 0 0 9 13 4.50 1.000																			

Boston Red Sox @ Detroit Tigers
Tiger Stadium, Detroit, MI
Sat May 25 1963, 4:33 AM EDT
Att: 7,198 - Unknown


AB 29
R 5
H 7
RBI 4
BB 8
SO 5
LOB 20



Batter	1	2	3	4	5	6	7	8	9	AB	R	H	RBI	BB	SO	LOB	TOP			
Chuck Schilling, R (1.4) OBP: 0.378, SLG: 0.447	F6		K			5-3		F8	L9	5	0	0	0	0	1	2				
Gary Geiger, L (1.8) OBP: 0.426, SLG: 0.571	1B				1B	F8		HR		4	1	3	1	0	0	0				
Carl Yastrzemski, L (1.7) OBP: 0.386, SLG: 0.425	K			G3		F6				3	0	0	0	1	1	2				
Frank Maltzone, R (1.5) OBP: 0.377, SLG: 0.521	K			5-3			F3	K		3	0	0	0	0	1	2				
Billy Gardner, R (7.5) OBP: 0.300, SLG: 0.222	K			5-3				K		1	0	0	0	0	1	1				
Lou Clinton, R (1.9) OBP: 0.288, SLG: 0.434		K			6-3			K		3	0	0	0	0	1	1				
Mike Fomieleles, R (7.1) OBP: 0.333, SLG: 0.667										1	0	0	0	0	1	1				
Russ Nixon, L (1.2) OBP: 0.382, SLG: 0.567	F7					HR			1B	4	2	3	2	0	0	0				
Dick Williams, R (1.3) OBP: 0.294, SLG: 0.375	K			L9				HR	1B	4	0	1	0	0	1	1				
Eddie Bressoud, R (1.6) OBP: 0.297, SLG: 0.326			K			F7				2	0	0	0	1	1	0				
Felix Mantilla, R (7. PR) OBP: 1.000, SLG: 1.000									1B	1	0	1	0	0	0	0				
Dave Morehead, R (1.1) OBP: 0.067, SLG: 0.067			K			F7			1B	1	0	0	0	0	1	0				
Jack Lamabe, R (3.1)			K							1	0	0	0	0	0	0				
Jim Gosger, L (7.9) OBP: 0.067, SLG: 0.067						F7			K	2	0	0	0	0	1	4				
Inning Stats	R: 0 E: 0 K: 2 S: 8	H: 1 LOB: 1 BB: 0 P: 8	R: 0 E: 0 K: 2 S: 7	H: 0 LOB: 0 BB: 0 P: 7	R: 0 E: 0 K: 3 S: 9	H: 0 LOB: 0 BB: 0 P: 9	R: 0 E: 0 K: 0 S: 4	H: 1 LOB: 1 BB: 0 P: 4	R: 1 E: 0 K: 0 S: 3	H: 1 LOB: 0 BB: 0 P: 3	R: 1 E: 0 K: 0 S: 5	H: 2 LOB: 2 BB: 1 P: 9	R: 1 E: 0 K: 2 S: 8	H: 1 LOB: 1 BB: 1 P: 12	R: 0 E: 0 K: 1 S: 7	H: 2 LOB: 2 BB: 0 P: 7	1B: 4 2B: 1 3B: 0 HR: 3	SF: 0 SAC: 0 DP: 0 HBP: 0	WP: 0 PB: 0 SB: 0 CS: 0	PA: 37
PITCHER Jim Bunning, R (1.1) ERA: 3.18	IP: 9.0 WLS: W BF: 37 H: 8 R: 3 ER: 3 SO: 10 BB: 2 IBB: 0 HBP: 0 BLK: 0 WP: 0 HR: 3 S: 55 P: 63 ERA: 3.00 WHIP: 1.111															PITCHER				

Boston Red Sox @ Detroit Tigers
Tiger Stadium, Detroit, MI
Sun May 26 1963, 4:33 AM EDT
Unknown


AB 35
R 3
H 8
RBI 3
BB 2
SO 10
LOB 14



Batter	1	2	3	4	5	6	7	8	9	AB	R	H	RBI	BB	SO	LOB	BOTTOM			
Jake Wood, R (1.4) OBP: 0.307, SLG: 0.429	F3	F8		S 1B	F9			5-3		6	2	2	1	0	0	3				
Bill Bruton, L (1.8) OBP: 0.327, SLG: 0.356	6-3		HR	BB	2B	1B				4	3	2	2	1	0	0				
Al Kaline, R (1.9) OBP: 0.406, SLG: 0.568	L6		HR	FC1	2B					4	2	3	3	1	0	0				
Rocky Colavito, R (1.7) OBP: 0.343, SLG: 0.345	6-3		HR	BB	FC1	2B				4	1	0	0	1	0	5				
Norm Cash, L (1.3) OBP: 0.361, SLG: 0.393		1B	HR	1B	FC3-6	BB				3	2	2	1	2	0	1				
Dick McAuliffe, L (1.6) OBP: 0.343, SLG: 0.360	1B	1B	HR	HR	BB					3	1	2	4	1	0	2				
Gus Triandos, R (1.2) OBP: 0.311, SLG: 0.415	F3		5-3		F9					5	0	0	0	0	0	6				
Don Wert, R (1.5) OBP: 0.372, SLG: 0.368			6-3		F6					5	1	3	1	0	0	0				
Jim Bunning, R (1.1) OBP: 0.231, SLG: 0.200	K		K		4-3					4	0	0	0	0	2	3				
Inning Stats	R: 0 E: 1 K: 0 S: 4	H: 0 LOB: 1 BB: 0 P: 4	R: 1 E: 0 K: 1 S: 7	H: 2 LOB: 2 BB: 1 P: 11	R: 5 E: 0 K: 1 S: 8	H: 3 LOB: 0 BB: 2 P: 16	R: 2 E: 0 K: 0 S: 6	H: 3 LOB: 2 BB: 1 P: 10	R: 0 E: 0 K: 0 S: 3	H: 0 LOB: 0 BB: 0 P: 3	R: 1 E: 1 K: 0 S: 4	H: 0 LOB: 2 BB: 2 P: 12	R: 3 E: 1 K: 0 S: 8	H: 5 LOB: 2 BB: 0 P: 8	R: 0 E: 0 K: 0 S: 4	H: 1 LOB: 1 BB: 0 P: 4	1B: 10 2B: 2 3B: 0 HR: 2	SF: 1 SAC: 1 DP: 0 HBP: 0	WP: 0 PB: 0 SB: 3 CS: 0	PA: 46
PITCHER Dave Morehead, R (1.1) ERA: 3.25	IP: 2.0 WLS: L BF: 14 H: 4 R: 5 ER: 5 SO: 1 BB: 3 IBB: 0 HBP: 0 BLK: 0 WP: 0 HR: 1 S: 13 P: 25 ERA: 22.50 WHIP: 3.500															PITCHER				
Jack Lamabe, R (3.1) ERA: 4.15	4.0 20 4 4 3 1 3 0 0 0 0 1 19 31 6.75 1.750																			
Mike Fomieleles, R (7.1) ERA: 3.97	2.0 12 6 3 3 0 0 0 0 0 0 12 12 13.50 3.000																			

Boston Red Sox @ Detroit Tigers
Tiger Stadium, Detroit, MI
Sun May 26 1963, 4:33 AM EDT
Unknown

AB 38
R 12
H 14
RBI 12
BB 6
SO 2
LOB 20



Batter	1	2	3	4	5	6	7	8	9	AB	R	H	RBI	BB	SO	LOB	TOP								
Chuck Schilling, R OBP: 0.383, SLG: 0.448	0-3 K		0-0 6-3		0-0 BB BB 1B	0-0 1-2 1B		0-0 HR 1B	0-0 F3	6	1	3	0	0	1	2	Boston Red Sox @ Detroit Tigers Tiger Stadium, Detroit, MI Sun May 26 1963, 4:38 AM EDT Att: 21,149 - Unknown								
Gary Geiger, L OBP: 0.424, SLG: 0.611	0-0 6-3		0-0 1B SF7 1B		0-0 F7	0-0 4-3		0-0 HR		5	2	2	2	0	0	3									
Carl Yastrzemski, L OBP: 0.389, SLG: 0.426	4-0 FC6-4 BB		0-0 1-3 1B		4-0 BB 1-2 BB		4-0 1B BB	0-0 4-3		2	1	1	0	3	0	0									
Frank Maltzone, R OBP: 0.385, SLG: 0.524	0-0 FC6-4 1-2		0-0 SF7		4-0 BB 1-2 3 BB		0-0 FC1-5 1B 1-3 1B	0-0 FC4 1B		3	0	2	1	1	0	1									
Lou Clinton, R OBP: 0.286, SLG: 0.426		0-0 F8	0-3 K		0-0 F5		0-0 K2-5-2 FC1-5 1B 1-2 3-H 1B	0-0 FC4 1-2		5	0	1	1	0	1	5									
Russ Nixon, L OBP: 0.385, SLG: 0.515		4-0 1B BB		0-0 6-3		0-0 F8		0-0 FC1-5 1-2 2-3F	4-0 1B BB	3	0	0	0	2	0	2									
Dick Williams, R OBP: 0.227, SLG: 0.286	0-3 K		0-0 6-3		0-0 L9		0-3 K2-5-2 2-3F		0-3 K	5	0	0	0	0	3	4									
Eddie Bressoud, R OBP: 0.306, SLG: 0.363	0-0 1-2 1B		0-3 K		0-0 1B 2B		0-0 HR	0-3 K		5	2	3	1	0	2	1									
Chet Nichols, S	0-0 L9				0-0 F4		0-0 1B	0-0 4-3	0-0 1B	2	0	0	0	0	0	2									
Dick Stuart, R OBP: 0.293, SLG: 0.445										1	0	1	1	0	0	0									
Earl Wilson, R OBP: 0.192, SLG: 0.269										0	0	0	0	0	0	0									
Arnold Earley, L OBP: 0.333, SLG: 0.333										2	0	1	0	0	0	0									
Jack Lamabe, R										0	0	0	0	0	0	0									
Inning Stats	R: 0 E: 0 K: 1 S: 5	H: 0 LOB: 1 BB: 1 P: 9	R: 0 E: 0 K: 1 S: 6	H: 1 LOB: 2 BB: 1 P: 10	R: 1 E: 0 K: 1 S: 7	H: 2 LOB: 1 BB: 0 P: 7	R: 0 E: 0 K: 1 S: 5	H: 0 LOB: 0 BB: 0 P: 5	R: 0 E: 0 K: 0 S: 4	H: 1 LOB: 3 BB: 2 P: 12	R: 1 E: 0 K: 0 S: 6	H: 3 LOB: 2 BB: 0 P: 6	R: 1 E: 0 K: 1 S: 6	H: 2 LOB: 2 BB: 1 P: 10	R: 3 E: 0 K: 0 S: 7	H: 4 LOB: 1 BB: 0 P: 7	R: 0 E: 0 K: 2 S: 8	H: 1 LOB: 2 BB: 1 P: 12	1B: 11 2B: 2 3B: 0 HR: 2	SF: 1 SAC: 0 DP: 1 HBP: 0	WP: 0 PB: 0 SB: 0 CS: 0	PA: 46			
PITCHER	IP WLS BF H R ER SO BB IBB HBP BLK WP HR S P ERA WHIP	6.0 L 6 3 2 3 4 0 0 0 0 0 1 8 8 4.50 2.167	7.1 L 4 3 2 2 1 0 0 0 0 0 1 4 8 13.50 2.250	8.1 L 2 2 1 1 0 0 0 0 0 0 1 4 4 13.50 3.000	9.1 L 5 1 0 0 2 1 0 0 0 0 0 0 8 12 0.00 2.000																				

AB	39
R	6
H	14
RBI	6
BB	6
SO	7
LOB	20



Batter	1	2	3	4	5	6	7	8	9	AB	R	H	RBI	BB	SO	LOB	BOTTOM						
Jake Wood, R OBP: 0.303, SLG: 0.419	0-0 F9		0-0 F8		0-0 CS 1B		0-0 F9	0-3 K	0-3 K	5	0	1	0	0	1	3	Boston Red Sox @ Detroit Tigers Tiger Stadium, Detroit, MI Sun May 26 1963, 4:38 AM EDT Att: 21,149 - Unknown						
Bill Bruton, L OBP: 0.325, SLG: 0.359	0-0 6-3		0-0 1B 2B		0-3 K 1-2		0-0 G3			4	1	1	0	0	1	1							
Al Kaline, R OBP: 0.402, SLG: 0.560	0-0 L7		0-0 L6-3		0-0 L7		0-0 L7	0-0 BB 1B		4	1	1	0	0	0	1							
Rocky Colavito, R OBP: 0.347, SLG: 0.340		0-0 5-3		4-0 1B BB		0-0 F8		4-0 1B BB 1B		2	1	0	0	2	0	0							
Norm Cash, L OBP: 0.358, SLG: 0.387	0-3 K		0-3 K		0-0 FC5-4 1B		0-0 F9	0-3 K		4	0	1	1	0	2	2							
Bill Freehan, R OBP: 0.395, SLG: 0.561	0-0 5-3		0-0 FC5-4 1-2		0-0 F7		0-0 F7	0-3 K		4	0	0	0	0	1	4							
Don Wert, R OBP: 0.404, SLG: 0.390			4-0 G5-4-3 BB		0-0 3B 1B		0-0 F8	0-0 BB 1B		3	1	2	1	1	0	0							
Dick McAuliffe, L OBP: 0.348, SLG: 0.381			0-3 K		0-0 SF8 3B		0-3 K	0-0 BB 1B		4	1	2	1	0	2	1							
Phil Regan, R OBP: 0.231, SLG: 0.389			0-0 G5-4-3		0-0 SF8			4-0 6-3		1	0	0	1	0	0	1							
Terry Fox, R OBP: 0.307, SLG: 0.255										0	0	0	0	0	0	0							
Dick Egan, L										0	0	0	0	0	0	0							
Frank Kostro, R OBP: 0.210, SLG: 0.255										1	0	0	0	0	0	0							
Tom Sturdivant, L										0	0	0	0	0	0	0							
Gus Triandos, R OBP: 0.317, SLG: 0.415										0	0	0	0	0	0	0							
Bubba Phillips, R OBP: 0.196, SLG: 0.241										0	0	0	1	1	0	0							
Inning Stats	R: 0 E: 0 K: 0 S: 3	H: 0 LOB: 0 BB: 0 P: 3	R: 0 E: 0 K: 1 S: 5	H: 0 LOB: 0 BB: 0 P: 5	R: 0 E: 0 K: 1 S: 4	H: 0 LOB: 1 BB: 1 P: 8	R: 1 E: 0 K: 0 S: 5	H: 2 LOB: 2 BB: 1 P: 9	R: 2 E: 0 K: 1 S: 7	H: 3 LOB: 0 BB: 0 P: 7	R: 0 E: 0 K: 0 S: 3	H: 0 LOB: 0 BB: 0 P: 3	R: 0 E: 0 K: 1 S: 5	H: 0 LOB: 0 BB: 0 P: 5	R: 0 E: 0 K: 0 S: 3	H: 0 LOB: 0 BB: 0 P: 3	R: 2 E: 0 K: 3 S: 12	H: 3 LOB: 3 BB: 2 P: 20	1B: 6 2B: 1 3B: 1 HR: 0	SF: 1 SAC: 0 DP: 1 HBP: 0	WP: 0 PB: 0 SB: 0 CS: 1	PA: 37	
PITCHER	IP WLS BF H R ER SO BB IBB HBP BLK WP HR S P ERA WHIP	5.0 W 16 3 2 2 3 2 0 0 0 0 0 20 28 4.91 1.364	6.1 W 16 3 2 2 3 2 0 0 0 0 0 0 20 28 4.91 1.364	8.1 S 1 0 0 0 1 0 0 0 0 0 0 3 3 0.00 0.000																			



Batter	1	2	3	4	5	6	7	8	9	AB	R	H	RBI	BB	SO	LOB	TOP			
Jake Wood, R OBP: 0.291, SLG: 0.394 (1, 4)	6-3		5-3		5-3			5-3		4	0	0	0	0	0	2				
Bill Bruton, L OBP: 0.320, SLG: 0.358 (1, 8)	K		F8		F7			1B		4	1	1	0	0	1	2				
Al Kaline, R OBP: 0.406, SLG: 0.552 (1, 9)	1B			4-3 SH5-4 1B BB		L8		2B		3	1	2	1	1	0	0				
Rocky Colavito, R OBP: 0.339, SLG: 0.327 (1, 7)	L	F8		SH5-4		6-3		K		4	0	0	0	0	1	2				
Norm Cash, L OBP: 0.366, SLG: 0.390 (1, 3)		1B		4-3		1B		F7		4	0	2	0	0	0	2				
Dick McAuliffe, L OBP: 0.348, SLG: 0.400 (1, 6)	K			FC6-4 1B		6-3			B4-3	4	0	1	1	0	1	2				
Bill Freehan, R OBP: 0.376, SLG: 0.529 (1, 2)	4-3			FC6-4 1B			5-3		5-3	4	0	0	0	0	0	2				
Don Wert, R OBP: 0.396, SLG: 0.356 Bubba Phillips, R OBP: 0.204, SLG: 0.241 (9, PH)			5-3 BB		6-3		6-3		BB	2	0	0	0	1	0	0				
Bill Faul, R OBP: 0.222, SLG: 0.250 Dick Egan, L (6, 1)	K						K		F7	2	0	1	0	0	1	1				
Whitey Herzog, L OBP: 0.286, SLG: 0.250 (7, PH)					5-3 2B					1	0	0	0	0	0	0				
Don Mossi, L OBP: 0.389, SLG: 0.333 Gus Triandos, R OBP: 0.320, SLG: 0.409 (9, PH)										1	0	0	0	0	0	1				
Inning Stats	R: 0 E: 0 K: 1 S: 5	H: 1 LOB: 0 BB: 0 P: 5	R: 0 E: 0 K: 1 S: 6	H: 1 LOB: 1 BB: 0 P: 6	R: 0 E: 0 K: 1 S: 5	H: 0 LOB: 1 BB: 1 P: 9	R: 1 E: 0 K: 0 S: 4	H: 1 LOB: 1 BB: 1 P: 8	R: 0 E: 0 K: 0 S: 4	H: 1 LOB: 0 BB: 0 P: 4	R: 0 E: 0 K: 0 S: 4	H: 0 LOB: 0 BB: 0 P: 5	R: 1 E: 0 K: 1 S: 7	H: 2 LOB: 1 BB: 1 P: 7	R: 0 E: 0 K: 0 S: 3	H: 0 LOB: 1 BB: 1 P: 7	1B: 5 2B: 2 3B: 0 HR: 0	SF: 0 SAC: 1 DP: 0 HBP: 0	WP: 0 PB: 0 SB: 0 CS: 1	PA: 37
PITCHER	IP WLS BF H R ER SO BB IBB HBP BLK WP HR S P ERA WHIP																			
Dean Chance, R ERA: 3.77 Julio Navarro, R ERA: 2.63	(1, 1) 7.1 W 31 7 2 2 4 2 0 0 0 0 0 0 36 44 2.46 1.227																			
(8, 1) 1.2 S 6 0 0 0 1 1 0 0 0 0 0 0 7 11 0.00 0.600																				

Detroit Tigers @ Los Angeles Angels
 Dodger Stadium, Los Angeles, CA
 Wed May 29 1963, 7:05 PM PDT
 Att: 12,537 - Unknown - 60 F

AB 33
R 2
H 7
RBI 2
BB 3
SO 5
LOB 14



Batter	1	2	3	4	5	6	7	8	9	AB	R	H	RBI	BB	SO	LOB	BOTTOM			
Albie Pearson, L OBP: 0.399, SLG: 0.400 (1, 8)	F8		G3		HR	2B				3	2	1	1	1	0	0				
Charlie Dees, L OBP: 0.375, SLG: 0.571 (1, 3)	K		F8		3-1 HBP	2B				3	0	1	3	0	1	0				
Leon Wagner, L OBP: 0.313, SLG: 0.638 (1, 7)	1B		1B		F3	F2				4	0	2	0	0	0	2				
Lee Thomas, L OBP: 0.284, SLG: 0.303 Bob Perry, R OBP: 0.265, SLG: 0.394 (8, 9)	1B		4-3		3-1		K			4	0	1	0	0	1	2				
George Thomas, R OBP: 0.272, SLG: 0.362 (1, 5)	L9			F4	6-3		L9			4	0	0	0	0	0	3				
Billy Moran, R OBP: 0.284, SLG: 0.311 (1, 4)		1-3		1B	BB	SH4 2B 1B	3-1			3	1	1	0	1	0	0				
Buck Rodgers, S OBP: 0.287, SLG: 0.284 (1, 2)	F8		F6		F6	SH4 2B 1B		F3		4	1	1	0	0	0	1				
Jim Fregosi, R OBP: 0.295, SLG: 0.389 (1, 6)					F2			K		3	0	1	0	1	1	2				
Dean Chance, R Julio Navarro, R OBP: 0.400, SLG: 0.333 (8, 1)					6-3	SH4		1-3		2	0	0	0	0	0	3				
Inning Stats	R: 0 E: 0 K: 1 S: 7	H: 2 LOB: 2 BB: 0 P: 7	R: 0 E: 0 K: 0 S: 3	H: 0 LOB: 1 BB: 1 P: 7	R: 0 E: 0 K: 0 S: 4	H: 1 LOB: 2 BB: 1 P: 4	R: 0 E: 0 K: 0 S: 4	H: 1 LOB: 2 BB: 1 P: 8	R: 1 E: 0 K: 0 S: 4	H: 1 LOB: 1 BB: 0 P: 5	R: 3 E: 0 K: 0 S: 6	H: 3 LOB: 1 BB: 1 P: 10	R: 0 E: 0 K: 1 S: 5	H: 0 LOB: 0 BB: 0 P: 5	R: 0 E: 0 K: 1 S: 5	H: 0 LOB: 0 BB: 0 P: 5	1B: 6 2B: 1 3B: 0 HR: 1	SF: 0 SAC: 1 DP: 0 HBP: 1	WP: 0 PB: 0 SB: 1 CS: 0	PA: 36
PITCHER	IP WLS BF H R ER SO BB IBB HBP BLK WP HR S P ERA WHIP																			
Bill Faul, R ERA: 3.41 Dick Egan, L ERA: 4.67 Don Mossi, L ERA: 3.56	(1, 1) 5.2 L 29 8 4 4 1 0 0 0 0 0 0 1 1 6.35 1.941																			
(6, 1) 0.1 1 0 0 0 0 0 0 0 0 0 0 1 1 0.00 0.000																				
(7, 1) 2.0 6 0 0 0 2 0 0 0 0 0 0 10 10 0.00 0.000																				

Detroit Tigers @ Los Angeles Angels
 Dodger Stadium, Los Angeles, CA
 Wed May 29 1963, 7:05 PM PDT
 Att: 12,537 - Unknown - 60 F


AB 31
R 4
H 8
RBI 4
BB 3
SO 3
LOB 13



Batter	1	2	3	4	5	6	7	8	9	AB	R	H	RBI	BB	SO	LOB	TOP				
Jake Wood, R OBP: 0.307, SLG: 0.421 (1, 4)										4	0	2	0	0	0	0					
Bill Bruton, L OBP: 0.317, SLG: 0.365 (1, 8)										3	0	0	0	0	1	1					
Al Kaline, R OBP: 0.405, SLG: 0.538 (1, 9)										4	1	1	0	0	0	1					
Norm Cash, L OBP: 0.357, SLG: 0.378 (1, 3)										4	1	1	0	0	0	1					
Dick McAuliffe, L OBP: 0.348, SLG: 0.391 (1, 6)										3	1	0	0	1	0	0					
Gus Triandos, R OBP: 0.336, SLG: 0.444 (1, 2)										3	0	1	2	1	0	0					
Rocky Colavito, R OBP: 0.340, SLG: 0.340 (1, 7)										3	0	0	1	0	1	1					
Don Wert, R OBP: 0.400, SLG: 0.340 (1, 5)										3	0	1	0	0	0	1					
Jim Bunning, R OBP: 0.207, SLG: 0.179 (1, 1)										3	0	0	0	0	1	1					
Inning Stats	R: 0 E: 0 K: 0 S: 3	H: 1 LOB: 0 BB: 0 P: 3	R: 0 E: 0 K: 1 S: 5	H: 0 LOB: 1 BB: 1 P: 9	R: 0 E: 0 K: 1 S: 5	H: 0 LOB: 0 BB: 0 P: 5	R: 3 E: 0 K: 1 S: 8	H: 3 LOB: 1 BB: 1 P: 12	R: 0 E: 0 K: 0 S: 3	H: 0 LOB: 0 BB: 0 P: 3	R: 0 E: 0 K: 0 S: 4	H: 1 LOB: 1 BB: 0 P: 4	R: 0 E: 0 K: 0 S: 4	H: 1 LOB: 1 BB: 0 P: 4	R: 0 E: 0 K: 0 S: 3	H: 0 LOB: 0 BB: 0 P: 3	1B: 6 2B: 0 3B: 0 HR: 0	SF: 1 SAC: 1 DP: 1 HBP: 0	WP: 0 PB: 0 SB: 0 CS: 0	PA: 34	
PITCHER	IP	WLS	BF	H	R	ER	SO	BB	IBB	HBP	BLK	WP	HR	S	P	ERA	WHIP				
Jim Perry, R ERA: 3.21 (1, 1)	7.0	L	27	5	3	3	3	2	0	0	0	0	0	31	39	3.86	1.000				
Bill Dailey, R ERA: 2.91 (8, 1)	2.0		7	1	0	0	0	0	0	0	0	0	0	7	7	0.00	0.500				

Detroit Tigers @ Minnesota Twins
Metropolitan Stadium, Bloomington, MI
Fri May 31 1963, 8:05 PM EDT
Att: 15,483 - Unknown - 74 F


AB	30
R	3
H	6
RBI	3
BB	2
SO	3
LOB	6



Batter	1	2	3	4	5	6	7	8	9	AB	R	H	RBI	BB	SO	LOB	BOTTOM					
Lenny Green, L OBP: 0.286, SLG: 0.313 (1, 8)										4	0	0	0	0	0	1						
Vic Power, R OBP: 0.274, SLG: 0.359 (1, 3)										4	0	0	0	0	0	0						
Harmon Killebrew, R OBP: 0.395, SLG: 0.452 (1, 7)										3	0	2	0	1	1	0						
Bob Allison, R OBP: 0.382, SLG: 0.578 (1, 9)										4	0	0	0	0	2	3						
Earl Battey, R OBP: 0.360, SLG: 0.510 (1, 2)										4	1	2	1	0	1	1						
Rich Rollins, R OBP: 0.386, SLG: 0.414 (1, 5)										4	0	0	0	0	0	2						
Zoilo Versalles, R OBP: 0.320, SLG: 0.438 (1, 6)										4	0	3	0	0	1	0						
Bernie Allen, L OBP: 0.268, SLG: 0.248 (1, 4)										4	0	0	0	0	0	3						
Jim Perry, S OBP: 0.333, SLG: 0.250 (1, 1)										2	0	0	0	0	2	1						
Jimmie Hall, L OBP: 0.283, SLG: 0.338 (7, PH)										1	0	0	0	0	0	1						
Bill Dailey, R (8, 1)										0	0	0	0	0	0	0						
Inning Stats	R: 0 E: 0 K: 0 S: 4	H: 1 LOB: 1 BB: 0 P: 4	R: 0 E: 0 K: 1 S: 5	H: 0 LOB: 0 BB: 0 P: 5	R: 0 E: 0 K: 1 S: 5	H: 0 LOB: 0 BB: 0 P: 5	R: 0 E: 0 K: 1 S: 6	H: 1 LOB: 2 BB: 1 P: 10	R: 0 E: 0 K: 1 S: 6	H: 1 LOB: 1 BB: 0 P: 6	R: 0 E: 0 K: 2 S: 8	H: 1 LOB: 1 BB: 0 P: 8	R: 0 E: 0 K: 0 S: 4	H: 1 LOB: 1 BB: 0 P: 4	R: 0 E: 0 K: 1 S: 5	H: 0 LOB: 0 BB: 0 P: 5	R: 1 E: 0 K: 0 S: 5	H: 2 LOB: 1 BB: 0 P: 5	1B: 5 2B: 1 3B: 0 HR: 1	SF: 0 SAC: 0 DP: 0 HBP: 0	WP: 0 PB: 0 SB: 0 CS: 0	PA: 35
PITCHER	IP	WLS	BF	H	R	ER	SO	BB	IBB	HBP	BLK	WP	HR	S	P	ERA	WHIP					
Jim Bunning, R ERA: 2.94 (1, 1)	9.0	W	35	7	1	1	7	1	0	0	0	0	1	48	52	1.00	0.889					

Detroit Tigers @ Minnesota Twins
Metropolitan Stadium, Bloomington, MI
Fri May 31 1963, 8:05 PM EDT
Att: 15,483 - Unknown - 74 F

AB	34
R	1
H	7
RBI	1
BB	1
SO	7
LOB	12



Batter	1	2	3	4	5	6	7	8	9	AB	R	H	RBI	BB	SO	LOB	TOP					
Jake Wood, R OBP: 0.305, SLG: 0.424 (1, 4)										4	1	1	0	0	3	1	Detroit Tigers @ Minnesota Twins Metropolitan Stadium, Bloomington, MI Sat Jun 01 1963, 4:33 AM EDT Att: 10,946 - Unknown - 78 F					
Bill Bruton, L OBP: 0.312, SLG: 0.358 Bubba Phillips, R OBP: 0.202, SLG: 0.239 (1, 8) (8, PH) (8, 8)										3	0	0	0	0	0	2						
Al Kaline, R OBP: 0.397, SLG: 0.526 (1, 9)										4	0	0	0	0	0	1						
Gus Triandos, R OBP: 0.341, SLG: 0.442 Jim Bunning, R OBP: 0.207, SLG: 0.179 (1, 2) (9, PR)										3	0	1	1	1	0	0						
Rocky Colavito, R OBP: 0.339, SLG: 0.344 (1, 7)									4	0	1	0	0	0	0	2						
Norm Cash, L OBP: 0.354, SLG: 0.369 (1, 3)									3	0	0	0	1	1	1							
Don Wert, R OBP: 0.406, SLG: 0.352 (1, 5)										4	0	2	0	0	1	2						
Dick McAuliffe, L OBP: 0.348, SLG: 0.385 (1, 6)									2	0	0	0	1	0	1							
Bob Anderson, R Paul Foytack, R Frank Kostro, R Phil Regan, R Bill Freshman, R Tom Sturdivant, L (1, 1) (2, 1) (5, PH) (5, 1) (7, PH) (7, 1)									0	0	0	0	0	0	0	0						
Inning Stats	R: 0 E: 0 K: 1 S: 5	H: 0 LOB: 0 BB: 0 P: 5	R: 0 E: 0 K: 2 S: 8	H: 1 LOB: 0 BB: 0 P: 8	R: 0 E: 0 K: 1 S: 5	H: 0 LOB: 1 BB: 1 P: 9	R: 0 E: 0 K: 0 S: 3	H: 0 LOB: 0 BB: 0 P: 3	R: 0 E: 0 K: 0 S: 3	H: 1 LOB: 1 BB: 0 P: 7	R: 1 E: 0 K: 0 S: 5	H: 2 LOB: 1 BB: 0 P: 5	R: 0 E: 0 K: 1 S: 6	H: 1 LOB: 1 BB: 0 P: 6	R: 0 E: 0 K: 1 S: 5	H: 0 LOB: 0 BB: 0 P: 5		R: 0 E: 0 K: 0 S: 2	H: 0 LOB: 1 BB: 2 P: 10	1B: 3 2B: 2 3B: 0 HR: 0	SF: 0 SAC: 0 DP: 2 HBP: 0	WP: 1 PB: 0 SB: 0 CS: 0
PITCHER Jim Roland, L ERA: 3.02 (1, 1)	IP: 9.0 WLS: W BF: 34 H: 5 R: 1 ER: 1 SO: 6 BB: 4 IBB: 0 HBP: 0 BLK: 0 WP: 1 HR: 0 S: 42 P: 58 ERA: 1.00 WHIP: 1.000															PITCHER						

Batter	1	2	3	4	5	6	7	8	9	AB	R	H	RBI	BB	SO	LOB	BOTTOM			
Zoilo Versalles, R OBP: 0.333, SLG: 0.466 (1, 6)										5	3	4	0	0	0	0	Detroit Tigers @ Minnesota Twins Metropolitan Stadium, Bloomington, MI Sat Jun 01 1963, 4:33 AM EDT Att: 10,946 - Unknown - 78 F			
Vic Power, R OBP: 0.277, SLG: 0.360 (1, 3)										5	1	2	1	0	0	4				
Harmon Killebrew, R Lenny Green, L OBP: 0.310, SLG: 0.455 OBP: 0.286, SLG: 0.313 (1, 7) (9, 8)										4	1	1	1	1	1	3				
Bob Allison, R OBP: 0.378, SLG: 0.564 (1, 9)										4	1	0	0	1	1	6				
Earl Battey, R OBP: 0.367, SLG: 0.516 (1, 2)										4	1	2	1	1	1	2				
Jimmie Hall, L OBP: 0.276, SLG: 0.341 (1, 8) (9, 7)										5	0	1	2	0	1	4				
Rich Rollins, R OBP: 0.370, SLG: 0.497 (1, 5)									2	0	0	0	2	0	1					
Bernie Allen, L OBP: 0.268, SLG: 0.245 (1, 4)										2	0	0	1	1	0	0				
Jim Roland, R (1, 1)										3	0	0	0	0	0	3				
Inning Stats	R: 3 E: 1 K: 1 S: 9	H: 3 LOB: 1 BB: 0 P: 9	R: 0 E: 1 K: 0 S: 5	H: 1 LOB: 3 BB: 1 P: 9	R: 1 E: 0 K: 0 S: 4	H: 1 LOB: 1 BB: 1 P: 8	R: 0 E: 0 K: 1 S: 6	H: 1 LOB: 1 BB: 0 P: 6	R: 0 E: 0 K: 0 S: 3	H: 0 LOB: 2 BB: 2 P: 11	R: 2 E: 0 K: 0 S: 6	H: 3 LOB: 1 BB: 0 P: 6	R: 0 E: 0 K: 0 S: 3	H: 0 LOB: 0 BB: 0 P: 3	R: 1 E: 0 K: 2 S: 8	H: 1 LOB: 2 BB: 2 P: 16		1B: 4 2B: 6 3B: 0 HR: 0	SF: 1 SAC: 1 DP: 0 HBP: 0	WP: 3 PB: 0 SB: 0 CS: 0
PITCHER Bob Anderson, R ERA: 3.38 Paul Foytack, R ERA: 7.27 Phil Regan, R ERA: 3.58 Tom Sturdivant, R ERA: 4.68 (1, 1) (2, 1) (5, 1) (7, 1)	IP: 1.2 WLS: L BF: 12 H: 4 R: 3 ER: 3 SO: 1 BB: 1 IBB: 0 HBP: 0 BLK: 0 WP: 0 HR: 0 S: 13 P: 17 ERA: 5.40 WHIP: 3.000															PITCHER				

AB	30
R	1
H	5
RBI	1
BB	4
SO	6
LOB	13




AB	34
R	7
H	10
RBI	6
BB	6
SO	4
LOB	23



Batter	1	2	3	4	5	6	7	8	9	AB	R	H	RBI	BB	SO	LOB	TOP					
Jake Wood, R OBP: 0.314, SLG: 0.430 (1, 4)	5-3		HR 1B		K		E8 FC5-2 1B		SH1-4 1B	5	3	2	0	1	0							
Bill Bruton, L OBP: 0.306, SLG: 0.350 (1, 8)	K		F8		L9		FC5-2 1B		SH1-4	4	0	0	0	0	1	3						
Al Kaline, R OBP: 0.407, SLG: 0.545 (1, 9)	FC6-4 BB		HR		L5-3		1-2 2-H 1B		1B IBB	3	1	2	3	2	0	0						
Rocky Colavito, R OBP: 0.340, SLG: 0.364 (1, 7)	FC6-4 1-2		K		HR		K		G5-4-3 1B	5	1	2	2	0	2	3						
Gus Triandos, R OBP: 0.336, SLG: 0.432 (1, 2)			F2		L8		K		G5-4-3 1B	5	0	1	0	0	1	4						
Norm Cash, L OBP: 0.346, SLG: 0.358 (1, 3)		FC3-6 1B 1-2			F8		6-3		F8	4	0	0	0	0	0	1						
Don Wert, R OBP: 0.382, SLG: 0.328 (1, 5)		K			5-3		E5 HBP 1B E		K	4	1	0	0	0	2	1						
Dick McAuliffe, L OBP: 0.356, SLG: 0.396 (1, 6)					2-3		HBP E 1B		1B	4	1	3	0	0	0	0						
Bill Faul, R OBP: 0.182, SLG: 0.200 (7, PH)							E 1B FC5-2 HBP		K	2	0	0	0	0	2	2						
Bubba Phillips, R OBP: 0.209, SLG: 0.239 (7, 1)							1-2 2-3 HBP			0	0	0	0	0	0	0						
Terry Fox, R (7, 1)										1	0	0	0	0	1	1						
Inning Stats	R: 0 E: 0 K: 1 S: 5	H: 0 LOB: 1 BB: 1 P: 9	R: 0 E: 0 K: 2 S: 9	H: 2 LOB: 2 BB: 0 P: 9	R: 2 E: 0 K: 1 S: 7	H: 2 LOB: 0 BB: 0 P: 7	R: 0 E: 0 K: 0 S: 3	H: 0 LOB: 0 BB: 0 P: 3	R: 0 E: 0 K: 2 S: 7	H: 0 LOB: 0 BB: 0 P: 7	R: 1 E: 0 K: 0 S: 4	H: 1 LOB: 0 BB: 0 P: 4	R: 3 E: 2 K: 2 S: 11	H: 3 LOB: 2 BB: 0 P: 12	R: 0 E: 0 K: 2 S: 8	H: 1 LOB: 1 BB: 0 P: 8	R: 1 E: 0 K: 0 S: 4	H: 2 LOB: 1 BB: 1 P: 8	1B: 9 2B: 0 3B: 0 HR: 2	SF: 0 SAC: 1 DP: 1 HBP: 1	WP: 0 PB: 0 SB: 0 CS: 0	PA: 41
PITCHER	IP WLS BF H R ER SO BB IBB HBP BLK WP HR S P ERA WHIP																					
Jim Kaat, L ERA: 3.88 (1, 1)	6.1	29	7	6	5	6	1	0	1	0	0	0	0	0	2	39	44	7.11	1.263			
Bill Dailey, R ERA: 2.74 (7, 1)	1.1	6	2	0	0	3	0	0	0	0	0	0	0	12	12	0.00	1.500					
Ray Moore, R ERA: 2.84 (8, 1)	0.1	1	0	0	0	1	0	0	0	0	0	0	0	3	3	0.00	0.000					
Frank Sullivan, R ERA: 6.3 (9, 1)	1.0	L	5	2	1	1	0	0	1	0	0	0	0	4	8	9.00	2.000					

Detroit Tigers @ Minnesota Twins
Metropolitan Stadium, Bloomington, MI
Sun Jun 02 1963, 4:33 AM EDT
Att: 21,555 - Unknown - 78 F


AB 37
R 7
H 11
RBI 7
BB 2
SO 10
LOB 15



Batter	1	2	3	4	5	6	7	8	9	AB	R	H	RBI	BB	SO	LOB	BOTTOM					
Zoilo Versalles, R OBP: 0.330, SLG: 0.455 (1, 6)	K		BB		F9	F8			1-3	4	0	0	0	1	1	3						
Vic Power, R OBP: 0.275, SLG: 0.361 (1, 3)	K		F8		4-3				1-3 2B	5	0	1	0	0	1	1						
Harmon Killebrew, R OBP: 0.395, SLG: 0.473 (1, 7)	K				HR				K	5	1	1	1	0	3	1						
Bob Allison, R OBP: 0.383, SLG: 0.577 (1, 9)			HR		HR	PB 1B BB			L6	3	3	1	1	2	1	1						
Earl Battey, R OBP: 0.365, SLG: 0.510 (1, 2)			F8		F7	FC IBB 1B			F8	4	1	1	0	0	0	1						
Jimmie Hall, L OBP: 0.287, SLG: 0.352 (1, 8)			4-3		F4	BB FC IBB			1B 2B	3	1	1	0	1	0	1						
Rich Rollins, R OBP: 0.374, SLG: 0.410 (1, 5)			F3		1B	FC BB			1B	4	0	2	3	0	0	2						
Bernie Allen, L OBP: 0.262, SLG: 0.241 (1, 4)			4-3		F7	SF7			F2	3	0	0	1	0	0	2						
Jim Kaat, L OBP: 0.154, SLG: 0.120 (7, 1)			6-3		F6	3-H 4-0 BB			F4	2	0	0	0	1	0	0						
Bill Dailey, R (7, 1)										0	0	0	0	0	0	0						
Ray Moore, R (8, 1)										0	0	0	0	0	0	0						
Lenny Green, L OBP: 0.284, SLG: 0.311 (8, PH)										0	0	0	0	0	0	0						
Frank Sullivan, R (9, 1)										0	0	0	0	0	0	0						
Inning Stats	R: 0 E: 0 K: 3 S: 9	H: 0 LOB: 0 BB: 0 P: 9	R: 1 E: 0 K: 0 S: 4	H: 1 LOB: 0 BB: 0 P: 4	R: 0 E: 0 K: 0 S: 3	H: 0 LOB: 1 BB: 1 P: 7	R: 2 E: 0 K: 0 S: 5	H: 2 LOB: 1 BB: 1 P: 9	R: 0 E: 0 K: 1 S: 3	H: 0 LOB: 0 BB: 0 P: 3	R: 2 E: 0 K: 1 S: 7	H: 1 LOB: 3 BB: 3 P: 19	R: 0 E: 0 K: 1 S: 5	H: 0 LOB: 0 BB: 0 P: 5	R: 1 E: 0 K: 0 S: 5	H: 2 LOB: 1 BB: 0 P: 5	R: 0 E: 0 K: 1 S: 6	H: 1 LOB: 1 BB: 0 P: 6	1B: 3 2B: 2 3B: 0 HR: 2	SF: 1 SAC: 0 DP: 0 HBP: 0	WP: 0 PB: 1 SB: 0 CS: 0	PA: 40
PITCHER	IP WLS BF H R ER SO BB IBB HBP BLK WP HR S P ERA WHIP																					
Bill Faul, R ERA: 3.86 (1, 1)	6.0	28	4	5	4	4	4	0	0	0	0	0	0	0	16	16	3.00	1.000				
Terry Fox, R ERA: 3.05 (7, 1)	3.0	W	12	3	1	1	2	0	0	0	0	0	0	0	16	16	3.00	1.000				

Detroit Tigers @ Minnesota Twins
Metropolitan Stadium, Bloomington, MI
Sun Jun 02 1963, 4:33 AM EDT
Att: 21,555 - Unknown - 78 F

AB 34
R 6
H 7
RBI 6
BB 5
SO 6
LOB 13



Batter	1	2	3	4	5	6	7	8	9	AB	R	H	RBI	BB	SO	LOB	TOP				
Jake Wood, R OBP: 0.313, SLG: 0.425 (1, 4)										4	1	1	0	0	1	1	Detroit Tigers @ Cleveland Indians Cleveland Municipal Stadium, Cleveland, OH Tue Jun 04 1963, 7:05 PM EDT Att: 5,698 - Unknown				
Bill Bruton, L OBP: 0.305, SLG: 0.344 (1, 8)										3	1	0	0	1	1						
Al Kaline, R OBP: 0.413, SLG: 0.547 (1, 9)										3	2	2	1	1	0	0					
Norm Cash, L OBP: 0.343, SLG: 0.355 (1, 3)										4	0	1	1	0	0	1					
Rocky Colavito, R OBP: 0.338, SLG: 0.361 (1, 7)										4	0	1	0	0	3	3					
Dick McAuliffe, L OBP: 0.348, SLG: 0.387 (1, 6)										3	0	0	1	0	0	2					
Gus Triandos, R OBP: 0.327, SLG: 0.419 (1, 2)										4	0	0	0	0	2	2					
Don Wert, R OBP: 0.375, SLG: 0.323 (1, 5)										4	0	1	0	0	1	1					
Mickey Lolich, S Hank Aguirre, R Tom Sturdivant, L (7, 1)										3	0	0	0	0	2	1					
										0	0	0	0	0	0	0					
										0	0	0	0	0	0	0					
Inning Stats	R: 2 E: 1 K: 2 S: 10	H: 2 LOB: 1 BB: 0 P: 10	R: 0 E: 0 K: 1 S: 6	H: 1 LOB: 1 BB: 0 P: 6	R: 2 E: 0 K: 1 S: 7	H: 2 LOB: 1 BB: 1 P: 11	R: 0 E: 0 K: 2 S: 7	H: 0 LOB: 0 BB: 0 P: 7	R: 0 E: 0 K: 0 S: 2	H: 0 LOB: 0 BB: 1 P: 6	R: 0 E: 0 K: 0 S: 4	H: 1 LOB: 1 BB: 0 P: 4	R: 0 E: 0 K: 1 S: 5	H: 0 LOB: 0 BB: 0 P: 5	R: 0 E: 0 K: 1 S: 7	H: 0 LOB: 0 BB: 0 P: 7	1B: 6 2B: 0 3B: 0 HR: 0	SF: 1 SAC: 0 DP: 1 HBP: 0	WP: 0 PB: 0 SB: 1 CS: 0	PA: 35	
PITCHER	IP WLS BF H R ER SO BB IBB HBP BLK WP HR S P ERA WHIP	IP WLS BF H R ER SO BB IBB HBP BLK WP HR S P ERA WHIP	IP WLS BF H R ER SO BB IBB HBP BLK WP HR S P ERA WHIP	IP WLS BF H R ER SO BB IBB HBP BLK WP HR S P ERA WHIP	IP WLS BF H R ER SO BB IBB HBP BLK WP HR S P ERA WHIP	IP WLS BF H R ER SO BB IBB HBP BLK WP HR S P ERA WHIP	IP WLS BF H R ER SO BB IBB HBP BLK WP HR S P ERA WHIP	IP WLS BF H R ER SO BB IBB HBP BLK WP HR S P ERA WHIP	IP WLS BF H R ER SO BB IBB HBP BLK WP HR S P ERA WHIP	IP WLS BF H R ER SO BB IBB HBP BLK WP HR S P ERA WHIP	IP WLS BF H R ER SO BB IBB HBP BLK WP HR S P ERA WHIP	IP WLS BF H R ER SO BB IBB HBP BLK WP HR S P ERA WHIP	IP WLS BF H R ER SO BB IBB HBP BLK WP HR S P ERA WHIP	IP WLS BF H R ER SO BB IBB HBP BLK WP HR S P ERA WHIP	IP WLS BF H R ER SO BB IBB HBP BLK WP HR S P ERA WHIP	IP WLS BF H R ER SO BB IBB HBP BLK WP HR S P ERA WHIP	IP WLS BF H R ER SO BB IBB HBP BLK WP HR S P ERA WHIP	IP WLS BF H R ER SO BB IBB HBP BLK WP HR S P ERA WHIP	IP WLS BF H R ER SO BB IBB HBP BLK WP HR S P ERA WHIP	IP WLS BF H R ER SO BB IBB HBP BLK WP HR S P ERA WHIP	IP WLS BF H R ER SO BB IBB HBP BLK WP HR S P ERA WHIP

AB	32
R	4
H	6
RBI	3
BB	2
SO	10
LOB	12



Batter	1	2	3	4	5	6	7	8	9	AB	R	H	RBI	BB	SO	LOB	BOTTOM				
Dick Howser, R OBP: 0.330, SLG: 0.213 (1, 6)										3	1	0	0	1	1	3	Detroit Tigers @ Cleveland Indians Cleveland Municipal Stadium, Cleveland, OH Tue Jun 04 1963, 7:05 PM EDT Att: 5,698 - Unknown				
Vic Davallilo, L OBP: 0.308, SLG: 0.429 (1, 8)										4	1	1	0	0	0	0					
Al Luplow, L OBP: 0.266, SLG: 0.295 (1, 9)										4	0	1	2	0	2	0					
Joe Adcock, R OBP: 0.336, SLG: 0.495 (1, 3)										4	1	2	1	0	0	1					
Woodie Held, R OBP: 0.352, SLG: 0.466 (1, 4)										3	1	0	0	0	2	1					
Tito Francona, L OBP: 0.288, SLG: 0.326 (1, 7)										4	0	1	0	0	0	2					
Max Alvis, R OBP: 0.292, SLG: 0.430 (1, 5)										4	1	3	1	0	0	1					
Joe Azcue, R OBP: 0.389, SLG: 0.438 (1, 2)										3	0	1	0	1	0	2					
Barry Latman, R Willie Kirkland, L Jerry Walker, S Miguel de la Hoz, R Ted Abernathy, R (1, 1)										1	0	0	0	0	0	1					
										1	0	0	0	0	1	2					
										0	0	0	0	0	0	0					
										1	1	1	2	0	0	0					
										1	0	0	0	0	1	2					
Inning Stats	R: 0 E: 0 K: 1 S: 5	H: 0 LOB: 0 BB: 0 P: 5	R: 0 E: 0 K: 0 S: 3	H: 1 LOB: 0 BB: 0 P: 3	R: 0 E: 0 K: 1 S: 6	H: 1 LOB: 1 BB: 0 P: 6	R: 1 E: 0 K: 2 S: 8	H: 1 LOB: 0 BB: 0 P: 8	R: 0 E: 0 K: 1 S: 7	H: 2 LOB: 2 BB: 0 P: 7	R: 0 E: 0 K: 0 S: 3	H: 0 LOB: 0 BB: 0 P: 3	R: 5 E: 0 K: 0 S: 7	H: 4 LOB: 1 BB: 1 P: 12	R: 0 E: 0 K: 2 S: 8	H: 1 LOB: 2 BB: 1 P: 12	1B: 5 2B: 3 3B: 0 HR: 2	SF: 0 SAC: 0 DP: 1 HBP: 1	WP: 1 PB: 0 SB: 0 CS: 0	PA: 36	
PITCHER	IP WLS BF H R ER SO BB IBB HBP BLK WP HR S P ERA WHIP	IP WLS BF H R ER SO BB IBB HBP BLK WP HR S P ERA WHIP	IP WLS BF H R ER SO BB IBB HBP BLK WP HR S P ERA WHIP	IP WLS BF H R ER SO BB IBB HBP BLK WP HR S P ERA WHIP	IP WLS BF H R ER SO BB IBB HBP BLK WP HR S P ERA WHIP	IP WLS BF H R ER SO BB IBB HBP BLK WP HR S P ERA WHIP	IP WLS BF H R ER SO BB IBB HBP BLK WP HR S P ERA WHIP	IP WLS BF H R ER SO BB IBB HBP BLK WP HR S P ERA WHIP	IP WLS BF H R ER SO BB IBB HBP BLK WP HR S P ERA WHIP	IP WLS BF H R ER SO BB IBB HBP BLK WP HR S P ERA WHIP	IP WLS BF H R ER SO BB IBB HBP BLK WP HR S P ERA WHIP	IP WLS BF H R ER SO BB IBB HBP BLK WP HR S P ERA WHIP	IP WLS BF H R ER SO BB IBB HBP BLK WP HR S P ERA WHIP	IP WLS BF H R ER SO BB IBB HBP BLK WP HR S P ERA WHIP	IP WLS BF H R ER SO BB IBB HBP BLK WP HR S P ERA WHIP	IP WLS BF H R ER SO BB IBB HBP BLK WP HR S P ERA WHIP	IP WLS BF H R ER SO BB IBB HBP BLK WP HR S P ERA WHIP	IP WLS BF H R ER SO BB IBB HBP BLK WP HR S P ERA WHIP	IP WLS BF H R ER SO BB IBB HBP BLK WP HR S P ERA WHIP	IP WLS BF H R ER SO BB IBB HBP BLK WP HR S P ERA WHIP	IP WLS BF H R ER SO BB IBB HBP BLK WP HR S P ERA WHIP

AB	33
R	6
H	10
RBI	6
BB	2
SO	7
LOB	15




Batter	1	2	3	4	5	6	7	8	9	AB	R	H	RBI	BB	SO	LOB	TOP					
Jake Wood, R OBP: 0.315, SLG: 0.424 (1,4)	0-0 5-3		0-0 1B		0-3 K		0-0 SH5-3 E 1B	0-0 F7		5	1	2	0	0	1	2	Detroit Tigers @ Cleveland Indians Cleveland Municipal Stadium, Cleveland, OH Wed Jun 05 1963, 7:05 PM EDT Att: 7,488 - Unknown livebaseballscorecards.com					
Bill Bruton, L OBP: 0.303, SLG: 0.348 (1,8)	0-0 P6		0-0 P5		0-0 WP 1B 2B		0-0 SH5-3	0-0 F7		4	1	1	1	0	0	1						
Al Kaline, R OBP: 0.418, SLG: 0.543 (1,9)	4-0 BB		0-0 L4		3-H 1B 2-H 1B		4-0 E WP IBB	0-0 L5-3		3	1	1	1	2	0	1						
Norm Cash, L OBP: 0.345, SLG: 0.378 (1,3)	0-3 K			0-0 BB 1B	0-0 F4		0-0 E4 WP	0-0 HR		5	1	2	1	0	1	3						
Dick McAuliffe, L OBP: 0.357, SLG: 0.386 (1,6)		4-0 5-3 BB		0-0 F7	0-0 1-3 1B		0-3 K	4-0 BB		3	0	1	0	2	1	2						
Rocky Colavito, R OBP: 0.335, SLG: 0.353 (1,7)	0-0 F8		0-0 BB	4-0 1-2 BB	0-0 F7		0-3 K	0-3 K		4	0	0	0	1	2	5						
Gus Triandos, R OBP: 0.325, SLG: 0.414 (1,2)	0-0 5-3 1-2		0-0 P3		0-3 K		0-3 K	0-0 FC4-6 1B		4	0	1	0	0	1	3						
Don Wert, R OBP: 0.355, SLG: 0.303 (1,5)	0-0 F7		0-3 K2-3		0-0 F7		0-0 FC4-6 SH1-4			4	0	0	0	0	1	4						
Jim Bunning, R OBP: 0.219, SLG: 0.258 Terry Fox, R (8,1)			0-0 F9		0-0 2B 3B		0-0 5-3	0-0 SH1-4		3	1	1	0	0	0	0						
										0	0	0	0	0	0	0						
Inning Stats	R: 0 E: 0 K: 1 S: 5	H: 0 LOB: 1 BB: 1 P: 9	R: 0 E: 0 K: 0 S: 3	H: 0 LOB: 1 BB: 1 P: 7	R: 0 E: 0 K: 0 S: 4	H: 1 LOB: 1 BB: 0 P: 4	R: 0 E: 0 K: 1 S: 6	H: 1 LOB: 2 BB: 1 P: 10	R: 2 E: 0 K: 1 S: 9	H: 4 LOB: 0 BB: 0 P: 9	R: 0 E: 0 K: 1 S: 5	H: 0 LOB: 0 BB: 0 P: 5	R: 2 E: 1 K: 2 S: 9	H: 1 LOB: 1 BB: 1 P: 13	R: 0 E: 0 K: 0 S: 4	H: 1 LOB: 1 BB: 0 P: 4	R: 1 E: 0 K: 1 S: 6	H: 1 LOB: 1 BB: 1 P: 10	1B: 6 2B: 1 3B: 1 HR: 1	SF: 0 SAC: 2 DP: 0 HBP: 0	WP: 2 PB: 0 SB: 0 CS: 0	PA: 42
PITCHER	IP WLS BF H R ER SO BB IBB HBP BLK WP HR S P ERA WHIP																	PITCHER	IP WLS BF H R ER SO BB IBB HBP BLK WP HR S P ERA WHIP			
Mudcat Grant, R ERA: 3.82 Gary Bell, R ERA: 4.45 Bob Allen, L ERA: 3.94 Ron Nischwitz, L ERA: 6.89 Ted Abernathy, R ERA: 3.66	(1,1) 5.0 L 24 6 2 2 3 3 0 0 0 1 0 27 39 3.60 1.800																					

Batter	1	2	3	4	5	6	7	8	9	AB	R	H	RBI	BB	SO	LOB	BOTTOM					
Dick Howser, R OBP: 0.319, SLG: 0.205 Gene Green, R OBP: 0.286, SLG: 0.290 Ted Abernathy, R (8,1)	0-0 F7		0-0 L9		0-0 SH5-4		0-0 F8	0-0 5-3		3	0	0	0	0	0	1	Detroit Tigers @ Cleveland Indians Cleveland Municipal Stadium, Cleveland, OH Wed Jun 05 1963, 7:05 PM EDT Att: 7,488 - Unknown livebaseballscorecards.com					
Vic Davallito, L OBP: 0.310, SLG: 0.422 (1,8)	4-0 S BB		0-3 K		0-0 F6		4-0 WP BB	0-0 5-3		3	0	0	0	2	1	2						
Al Luplow, L OBP: 0.263, SLG: 0.323 (1,9)	0-0 L9			0-3 K	0-0 3-1		0-0 F3	0-0 HR		5	1	1	1	0	1	5						
Fred Whitfield, L OBP: 0.303, SLG: 0.506 (1,3)	0-3 K			0-0 2B		0-0 G5-4-3 1B	0-0 1B 1B	0-0 F7		5	1	3	0	0	1	1						
Woodie Held, R OBP: 0.348, SLG: 0.456 (9,6)		0-0 F3		0-0 F8		0-0 G5-4-3 1-2 1B	0-0 L9	0-0 1B		5	0	1	0	0	0	3						
Tito Francona, L OBP: 0.292, SLG: 0.324 (1,7)	0-0 F7		0-0 6-3		0-0 1B		4-0 1B BB	0-0 F7		4	1	1	0	1	0	2						
Max Alvis, R OBP: 0.297, SLG: 0.431 (1,5)		0-0 1B 1B			0-0 E5 1B 1B		0-0 P4	0-0 1B 1B		4	1	2	0	0	0	1						
Joe Azcue, R OBP: 0.450, SLG: 0.500 (1,2)		0-0 1B			0-0 SH5-4 1B 1-2 1B		0-0 WP BB 1B	0-0 1B 1B		4	0	4	2	0	0	0						
Mudcat Grant, R OBP: 0.190, SLG: 0.150 Willie Kirtland, L OBP: 0.297, SLG: 0.338 Gary Bell, R OBP: 0.303, SLG: 0.338 Bob Allen, L OBP: 0.290, SLG: 0.338 Miguel de la Hoz, R OBP: 0.233, SLG: 0.490 Ron Nischwitz, S OBP: 0.233, SLG: 0.490 Joe Adcock, R OBP: 0.233, SLG: 0.490 Jerry Kindall, R OBP: 0.233, SLG: 0.490	(1,1) 5.0 L 34 10 3 2 5 3 0 0 0 1 0 41 53 2.46 1.773																					
Inning Stats	R: 0 E: 0 K: 1 S: 5	H: 0 LOB: 1 BB: 1 P: 9	R: 0 E: 0 K: 0 S: 4	H: 2 LOB: 0 BB: 0 P: 4	R: 0 E: 0 K: 2 S: 7	H: 0 LOB: 0 BB: 0 P: 7	R: 0 E: 0 K: 1 S: 6	H: 1 LOB: 1 BB: 0 P: 6	R: 1 E: 1 K: 0 S: 6	H: 2 LOB: 2 BB: 0 P: 6	R: 0 E: 0 K: 0 S: 4	H: 2 LOB: 1 BB: 0 P: 4	R: 0 E: 0 K: 1 S: 6	H: 1 LOB: 2 BB: 1 P: 10	R: 2 E: 0 K: 0 S: 6	H: 3 LOB: 2 BB: 1 P: 10	R: 1 E: 0 K: 0 S: 5	H: 2 LOB: 1 BB: 0 P: 5	1B: 11 2B: 1 3B: 0 HR: 1	SF: 0 SAC: 1 DP: 1 HBP: 0	WP: 1 PB: 0 SB: 1 CS: 0	PA: 42
PITCHER	IP WLS BF H R ER SO BB IBB HBP BLK WP HR S P ERA WHIP																	PITCHER	IP WLS BF H R ER SO BB IBB HBP BLK WP HR S P ERA WHIP			
Jim Bunning, R ERA: 2.9 Terry Fox, R ERA: 3.22	(1,1) 7.1 S 8 3 1 1 0 0 0 0 0 0 1 8 8 5.40 1.800																					

Batter	1	2	3	4	5	6	7	8	9	AB	R	H	RBI	BB	SO	LOB	TOP			
Phil Linz, R OBP: 0.333, SLG: 0.317 (1, 6)										4	0	1	0	0	0	3				
Bobby Richardson, R OBP: 0.269, SLG: 0.319 (1, 4)										4	1	1	1	0	1	3				
Tom Tresh, S OBP: 0.347, SLG: 0.483 (1, 8)										4	0	0	0	0	0	2				
Elston Howard, R OBP: 0.287, SLG: 0.457 (1, 2)										4	1	2	0	0	0	0				
Roger Maris, L OBP: 0.333, SLG: 0.556 (1, 9)										4	1	1	0	0	1	1				
Joe Pepitone, L OBP: 0.310, SLG: 0.507 (1, 3)										3	0	0	1	0	0	1				
Hector Lopez, R OBP: 0.265, SLG: 0.333 (1, 7)										4	1	1	1	0	1	2				
Clete Boyer, R OBP: 0.337, SLG: 0.466 (1, 5)										4	0	2	1	0	0	0				
Bill Stafford, R OBP: 0.267, SLG: 0.214 Bill Kunkel, R (4, 1)										1	0	1	0	0	0	0				
Harry Bright, R OBP: 0.409, SLG: 0.475 Al Downing, R (8, PH)										1	0	0	0	0	1	0				
Jack Reed, R OBP: 0.333, SLG: 0.481 (9, PH)										1	0	0	0	0	0	1				
Inning Stats	R: 0 E: 0 K: 1 S: 5	H: 1 LOB: 0 BB: 0 P: 5	R: 0 E: 0 K: 0 S: 3	H: 0 LOB: 0 BB: 0 P: 3	R: 0 E: 0 K: 0 S: 4	H: 1 LOB: 1 BB: 0 P: 4	R: 0 E: 0 K: 0 S: 3	H: 0 LOB: 0 BB: 0 P: 3	R: 1 E: 0 K: 0 S: 4	H: 1 LOB: 0 BB: 0 P: 4	R: 0 E: 0 K: 1 S: 6	H: 1 LOB: 1 BB: 0 P: 6	R: 0 E: 0 K: 0 S: 4	H: 1 LOB: 2 BB: 1 P: 8	R: 2 E: 0 K: 1 S: 8	H: 3 LOB: 1 BB: 0 P: 8	1B: 6 2B: 1 3B: 0 HR: 2	SF: 1 SAC: 0 DP: 0 HBP: 0	WP: 0 PB: 1 SB: 0 CS: 1	PA: 36
PITCHER Hank Aguirre, L ERA: 3.6 (1, 1)	IP: 9.0 WLS: W BF: 36 H: 9 R: 4 ER: 3 SO: 4 BB: 1 IBB: 0 HBP: 0 BLK: 0 WP: 0 HR: 2 S: 43 P: 47 ERA: 3.00 WHIP: 1.111																	PITCHER		

New York Yankees @ Detroit Tigers
Tiger Stadium, Detroit, MI
Fri Jun 07 1963, 7:05 PM EDT
Att: 38,282 - Unknown

AB 34
R 4
H 9
RBI 4
BB 1
SO 4
LOB 13



Batter	1	2	3	4	5	6	7	8	9	AB	R	H	RBI	BB	SO	LOB	BOTTOM	
Jake Wood, R OBP: 0.320, SLG: 0.432 (1, 4)										4	2	2	0	0	0	1		
Bill Bruton, L OBP: 0.307, SLG: 0.351 (1, 8)										4	1	2	2	0	1	1		
Al Kaline, R OBP: 0.415, SLG: 0.553 (1, 9)										4	1	1	3	0	0	1		
Norm Cash, L OBP: 0.343, SLG: 0.381 (1, 3)										4	1	1	0	0	1	1		
Dick McAuliffe, L OBP: 0.349, SLG: 0.376 (1, 6)										4	0	0	0	0	2	1		
Rocky Colavito, R OBP: 0.329, SLG: 0.347 (1, 7)										3	0	0	1	0	0	0		
Gus Triandos, R OBP: 0.329, SLG: 0.434 (1, 2)										3	1	1	1	1	1	0		
Don Wert, R OBP: 0.363, SLG: 0.304 (1, 5)										3	1	1	0	0	1	1		
Hank Aguirre, R OBP: 0.179, SLG: 0.185 (1, 1)										3	1	1	1	0	2	1		
Inning Stats	R: 4 E: 0 K: 1 S: 9	H: 4 LOB: 0 BB: 0 P: 9	R: 0 E: 0 K: 2 S: 8	H: 1 LOB: 1 BB: 0 P: 8	R: 0 E: 0 K: 1 S: 5	H: 0 LOB: 0 BB: 0 P: 5	R: 0 E: 0 K: 0 S: 7	H: 4 LOB: 1 BB: 0 P: 8	R: 0 E: 0 K: 1 S: 5	H: 0 LOB: 0 BB: 0 P: 5	R: 0 E: 0 K: 0 S: 3	H: 0 LOB: 0 BB: 0 P: 3	R: 0 E: 0 K: 2 S: 7	H: 0 LOB: 1 BB: 1 P: 11	1B: 4 2B: 3 3B: 0 HR: 2	SF: 1 SAC: 0 DP: 0 HBP: 1	WP: 0 PB: 0 SB: 0 CS: 0	PA: 35
PITCHER Bill Stafford, R ERA: 6.55 Bill Kunkel, R ERA: 1.15 Al Downing, L ERA: (1, 1) (4, 1) (8, 1)	IP: 3.1 WLS: L BF: 19 H: 8 R: 8 ER: 8 SO: 4 BB: 0 IBB: 0 HBP: 1 BLK: 0 WP: 0 HR: 2 S: 26 P: 27 ERA: 21.60 WHIP: 2.400																	PITCHER

New York Yankees @ Detroit Tigers
Tiger Stadium, Detroit, MI
Fri Jun 07 1963, 7:05 PM EDT
Att: 38,282 - Unknown

AB 32
R 8
H 9
RBI 8
BB 1
SO 8
LOB 7



Batter	1	2	3	4	5	6	7	8	9	AB R H RBI BB SO LOB	TOP									
Clete Boyer, R OBP: 0.332, SLG: 0.467 (1, 6)	F8		FC5 1B BB		F8		HR	F8		4 1 1 1 1 0 0	New York Yankees @ Detroit Tigers Tiger Stadium, Detroit, MI Sun Jun 09 1963, 4:33 AM EDT Att: 32,326 - Overcast									
Bobby Richardson, R OBP: 0.267, SLG: 0.315 (1, 4)	L8		BB FC5 1-2 1B		F8		E6 1B	F8	5 0 1 0 0 0 0											
Tom Tresh, S OBP: 0.360, SLG: 0.519 (1, 8)	2B		F6		HR		K	L8	5 1 2 1 0 1 3											
Elston Howard, R OBP: 0.283, SLG: 0.459 (1, 2)	L9		FC5 BB 1-2 2-3		K		K	6-3	5 0 0 0 0 2 4											
Roger Maris, L OBP: 0.328, SLG: 0.536 Jack Reed, R (3, PH) OBP: 0.355, SLG: 0.467 (3, 9)		HR BB	1-2 2-3 BB		K		FC5-4 1-2 1B		0 1 0 0 1 0 0 2 0 1 0 1 1 0											
Harry Bright, R OBP: 0.304, SLG: 0.532 (1, 5)	HR		F4		L9		FC5-4 1-2		4 1 1 2 0 0 5											
Hector Lopez, R OBP: 0.274, SLG: 0.392 (1, 7)	F8				K			HR	3 2 1 1 1 1 0											
Joe Pepitone, L OBP: 0.301, SLG: 0.494 (1, 3)	L9				1-3			4-3	4 0 1 1 0 0 0											
Whitey Ford, L OBP: 0.229, SLG: 0.250 (1, 1)	K				L9			F8	4 0 0 0 0 1 1											
Inning Stats	R: 0 E: 0 K: 0 S: 4	H: 1 LOB: 1 BB: 0 P: 4	R: 2 E: 0 K: 1 S: 6	H: 1 LOB: 0 BB: 1 P: 10	R: 0 E: 0 K: 0 S: 4	H: 1 LOB: 3 BB: 2 P: 12	R: 0 E: 0 K: 1 S: 5	H: 0 LOB: 0 BB: 0 P: 5	R: 1 E: 0 K: 1 S: 6	H: 1 LOB: 0 BB: 0 P: 6		R: 1 E: 1 K: 2 S: 10	H: 2 LOB: 2 BB: 0 P: 10	R: 1 E: 0 K: 0 S: 4	H: 1 LOB: 0 BB: 0 P: 4	R: 0 E: 0 K: 0 S: 3	H: 0 LOB: 0 BB: 0 P: 3	1B: 2 2B: 2 3B: 0 HR: 4	SF: 0 SAC: 0 DP: 0 HBP: 0	WP: 0 PB: 0 SB: 0 CS: 0
PITCHER	IP WLS BF H R ER SO BB IBB HBP BLK WP HR S P ERA WHIP											PITCHER	IP WLS BF H R ER SO BB IBB HBP BLK WP HR S P ERA WHIP							
Mickey Lolich, L ERA: 3.38 (1, 1)	6.2 L 32 7 5 5 6 4 0 0 0 0 0 3 40 56 6.75 1.650																			
Phil Regan, R ERA: 3.56 (7, 1)	0.1 1 0 0 0 0 0 0 0 0 0 0 0 1 1 0.00 0.000																			
Tom Sturdivant, R ERA: 4.26 (8, 1)	2.0 7 1 1 1 0 0 0 0 0 0 0 1 7 7 4.50 0.500																			

AB	36
R	6
H	8
RBI	6
BB	4
SO	6
LOB	13



Batter	1	2	3	4	5	6	7	8	9	AB R H RBI BB SO LOB	BOTTOM									
Jake Wood, R OBP: 0.326, SLG: 0.429 (1, 4)	6-3		SH5-4 1B		K		1-2 2-3 BB			3 1 1 0 1 1 0	New York Yankees @ Detroit Tigers Tiger Stadium, Detroit, MI Sun Jun 09 1963, 4:33 AM EDT Att: 32,326 - Overcast									
Bill Bruton, L OBP: 0.303, SLG: 0.351 Frank Kostro, R (7, PH) OBP: 0.345, SLG: 0.245 Tom Sturdivant, L (8, 1)	4-3		SH5-4 1-2 1B		4-3		K		2 0 0 0 0 0 0 1 0 0 0 0 1 3 0 0 0 0 0 0 0											
Al Kaline, R OBP: 0.418, SLG: 0.571 (1, 9)	FC6-4 1B		2-H 1B		L7			F5	4 0 2 1 0 0 0											
Rocky Colavito, R OBP: 0.326, SLG: 0.355 (1, 7)	FC6-4 1-2		F8		L7			F7	4 0 0 0 0 0 2											
Gus Triandos, R OBP: 0.319, SLG: 0.417 (1, 2)	F8		6-3		6-3			F7	4 0 0 0 0 0 1											
Norm Cash, L OBP: 0.344, SLG: 0.426 (1, 3)	HR				K		4-3	4-3	4 1 1 1 0 1 0											
Bubba Phillips, R OBP: 0.228, SLG: 0.299 (8, 8)					F6		BB 1B 1B		4 0 3 0 0 0 0											
Dick McAuliffe, L OBP: 0.344, SLG: 0.369 (1, 6)	K				4-3		F6	F7	4 0 0 0 0 1 3											
Mickey Lolich, S (1, 1)					K			F8	2 0 0 0 0 2 1											
Phil Regan, R OBP: 0.211, SLG: 0.389 Bill Freehan, R (7, PH) OBP: 0.379, SLG: 0.528 Don Wert, R OBP: 0.358, SLG: 0.300 (8, 5)					K		1-2 BB 1B		0 0 0 0 0 0 0 1 0 1 0 0 0 0 1 0 0 0 0 0 1											
Inning Stats	R: 0 E: 0 K: 0 S: 4	H: 1 LOB: 1 BB: 0 P: 4	R: 1 E: 0 K: 2 S: 9	H: 2 LOB: 1 BB: 0 P: 9	R: 1 E: 0 K: 0 S: 5	H: 2 LOB: 1 BB: 0 P: 5	R: 0 E: 0 K: 1 S: 5	H: 0 LOB: 0 BB: 0 P: 5	R: 0 E: 0 K: 2 S: 7	H: 0 LOB: 0 BB: 0 P: 7	R: 0 E: 0 K: 1 S: 3	H: 0 LOB: 0 BB: 0 P: 3	R: 0 E: 0 K: 0 S: 3	H: 0 LOB: 0 BB: 0 P: 3	R: 0 E: 0 K: 0 S: 4	H: 1 LOB: 1 BB: 0 P: 4	1B: 6 2B: 0 3B: 1 HR: 1	SF: 0 SAC: 1 DP: 0 HBP: 0	WP: 0 PB: 0 SB: 0 CS: 0	PA: 36
PITCHER	IP WLS BF H R ER SO BB IBB HBP BLK WP HR S P ERA WHIP											PITCHER	IP WLS BF H R ER SO BB IBB HBP BLK WP HR S P ERA WHIP							
Whitey Ford, L ERA: 2.84 (1, 1)	9.0 W 36 8 2 2 6 1 0 0 0 0 0 1 47 51 2.00 1.000																			

AB	34
R	2
H	8
RBI	2
BB	1
SO	6
LOB	11



Batter	1	2	3	4	5	6	7	8	9	AB	R	H	RBI	BB	SO	LOB	TOP
Chuck Schilling, R (1.4) OBP: 0.353, SLG: 0.400	0-0 6-3		4-0 BLK 1B BB		0-0 L7			0-0 F8		3	1	0	0	1	0	0	
Roman Mejias, R (1.8) OBP: 0.180, SLG: 0.226	0-0 F4		0-0 5-3				0-0 F8	0-0 4-3		4	0	0	0	0	0	1	
Carl Yastrzemski, L (1.7) OBP: 0.365, SLG: 0.390	0-0 BB 1B		0-0 2-H 1B				0-0 1B		4-0 5-3 BB	3	0	3	1	1	0	0	
Dick Stuart, R (1.3) OBP: 0.299, SLG: 0.464	4-0 1-2 BB		0-0 F5				0-0 L9		0-0 5-3	3	0	0	0	1	0	3	
Frank Matzone, R (1.5) OBP: 0.387, SLG: 0.511	0-0 F8				0-0 F5			0-0 F3	4-0 FC5-4 BB	3	0	0	0	1	0	3	
Lou Clinton, R (1.9) OBP: 0.276, SLG: 0.423		0-3 K			0-0 5-3				0-0 F2	4	0	0	0	0	2	2	
Eddie Bressoud, R (1.6) OBP: 0.319, SLG: 0.428		0-0 F7		0-3 K				0-0 5-3	0-0 FC5-4 1-2	4	0	0	0	0	1	2	
Russ Nixon, L (1.2) OBP: 0.371, SLG: 0.450		0-0 4-3					0-0 6-3		0-0 L9	3	0	0	0	0	0	0	
Dave Morehead, R (1.1) OBP: 0.056, SLG: 0.056					0-0 L9				0-3 K	2	0	0	0	0	0	0	
Chet Nichols, S (7.1)										0	0	0	0	0	0	0	
Jim Gosger, L (8. PH)										1	0	0	0	0	1	0	
Mike Fornieles, R (8.1) OBP: 0.333, SLG: 0.667										0	0	0	0	0	0	0	
Inning Stats	R: 0 E: 0 K: 0 S: 4	H: 1 LOB: 2 BB: 1 P: 8	R: 0 E: 0 K: 1 S: 5	H: 0 LOB: 0 BB: 0 P: 5	R: 1 E: 0 K: 0 S: 4	H: 1 LOB: 1 BB: 1 P: 8	R: 0 E: 0 K: 1 S: 5	H: 0 LOB: 0 BB: 0 P: 5	R: 0 E: 0 K: 0 S: 3	H: 1 LOB: 1 BB: 0 P: 3	R: 0 E: 0 K: 1 S: 5	H: 0 LOB: 0 BB: 0 P: 5	R: 0 E: 0 K: 1 S: 5	H: 0 LOB: 2 BB: 2 P: 11	1B: 3 2B: 0 3B: 0 HR: 0	SF: 0 SAC: 0 DP: 0 HBP: 0	WP: 0 PA: 34 PB: 0 SB: 0 CS: 0
PITCHER Bill Faul, R (1.1) ERA: 3.27	IP: 9.0 WLS: W BF: 34 H: 3 R: 1 ER: 1 SO: 4 BB: 4 IBB: 0 HBP: 0 BLK: 1 WP: 0 HR: 0 S: 38 P: 54 ERA: 1.00 WHIP: 0.778																

Boston Red Sox @ Detroit Tigers
Tiger Stadium, Detroit, MI
Mon Jun 10 1963, 7:05 PM EDT
Att: 7,058 - Unknown

AB 30
R 1
H 3
RBI 1
BB 4
SO 4
LOB 11



Batter	1	2	3	4	5	6	7	8	9	AB	R	H	RBI	BB	SO	LOB	BOTTOM		
Jake Wood, R (1.4) OBP: 0.333, SLG: 0.446	0-0 HR 1B			0-3 K				0-0 1-3 2B 1B		5	2	3	0	0	1	0			
Bill Bruton, L (1.8) OBP: 0.302, SLG: 0.345	4-0 HR BB	0-0 G3			0-0 1-3			0-0 SH1-3 F8		3	1	0	0	1	0	1			
Al Kaline, R (1.9) OBP: 0.424, SLG: 0.603	0-0 1-H 2-H HR		0-0 L5-3		0-0 HR			4-0 2B IBB		3	3	2	4	1	0	0			
Norm Cash, L (1.3) OBP: 0.353, SLG: 0.427	4-0 BB		4-0 BB		0-0 S BB 1B			0-0 L7		2	0	1	0	2	0	2			
Dick McAuliffe, L (1.6) OBP: 0.348, SLG: 0.375	0-3 K		0-0 F2		4-0 L7-4 S BB			0-0 WP 2B		3	0	1	2	1	1	2			
Rocky Colavito, R (1.7) OBP: 0.329, SLG: 0.351	0-3 K		4-0 BB		0-0 L7-4			4-0 WP BB		2	0	0	0	2	1	3			
Bill Freehan, R (1.2) OBP: 0.374, SLG: 0.507	0-0 F7		0-0 2-3				0-0 F5	4-0 FC5-4 BB		3	0	0	0	1	0	3			
Bubba Phillips, R (1.5) OBP: 0.220, SLG: 0.289		0-0 F9			0-0 F2			0-3 K FC5-4		4	0	0	0	0	1	3			
Bill Freehan, R (1.1) OBP: 0.133, SLG: 0.143		0-3 K		0-3 K			0-0 3-1		0-0 6-3	4	0	0	0	0	2	0			
Inning Stats	R: 3 E: 0 K: 2 S: 9	H: 2 LOB: 1 BB: 2 P: 17	R: 0 E: 0 K: 1 S: 6	H: 1 LOB: 0 BB: 0 P: 6	R: 0 E: 0 K: 0 S: 3	H: 0 LOB: 2 BB: 2 P: 11	R: 0 E: 0 K: 2 S: 7	H: 0 LOB: 0 BB: 0 P: 7	R: 1 E: 0 K: 0 S: 4	H: 2 LOB: 1 BB: 1 P: 8	R: 0 E: 0 K: 1 S: 5	H: 0 LOB: 0 BB: 0 P: 5	R: 2 E: 0 K: 0 S: 5	H: 2 LOB: 3 BB: 3 P: 17	R: 0 E: 0 K: 0 S: 3	H: 0 LOB: 0 BB: 0 P: 3	1B: 3 2B: 2 3B: 1 HR: 2	SF: 0 SAC: 1 DP: 1 HBP: 0	WP: 1 PA: 38 PB: 0 SB: 3 CS: 0
PITCHER Dave Morehead, R (1.1) ERA: 4.19	IP: 6.1 WLS: L BF: 30 H: 6 R: 6 ER: 6 SO: 6 BB: 5 IBB: 1 HBP: 0 BLK: 0 WP: 1 HR: 2 S: 36 P: 60 ERA: 8.53 WHIP: 1.737																		
Chet Nichols, L (7.1) ERA: 3.92	0.2 5 1 0 0 0 2 0 0 0 1 0 3 11 0.00 4.500																		
Mike Fornieles, R (8.1) ERA: 6.43	1.0 3 0 0 0 0 0 0 0 0 0 0 3 3 0.00 0.000																		

Boston Red Sox @ Detroit Tigers
Tiger Stadium, Detroit, MI
Mon Jun 10 1963, 7:05 PM EDT
Att: 7,058 - Unknown

AB 29
R 6
H 7
RBI 6
BB 8
SO 6
LOB 14



Batter	1	2	3	4	5	6	7	8	9	10	11	12	13	14	15	AB	R	H	RBI	BB	SO	LOB	TOP									
Chuck Schilling, R OBP: 0.347, SLG: 0.396 (1, 4)	G3		L9			HR	6-3			4-3		F7			E4	7	2	1	0	0	0	0										
Roman Mejias, R OBP: 0.193, SLG: 0.266 (1, 8)	F6					HR	5-3					6-3			SH1-4	6	1	3	2	0	0	0										
Carl Yastrzemski, L OBP: 0.371, SLG: 0.392 (1, 7)			2B			HR				BB					SH1-4	4	2	1	0	3	0	1										
Frank Malzone, R OBP: 0.384, SLG: 0.518 (1, 5)	BB		4-3			1B				BB					HR	7	1	2	4	0	1	3										
Dick Stuart, R OBP: 0.289, SLG: 0.473 (1, 3)						1B				1-3					HR	7	1	2	1	0	2	1										
Russ Nixon, L OBP: 0.338, SLG: 0.403 (1, 2)															HR	7	0	0	0	0	1	2										
Eddie Bressoud, R OBP: 0.318, SLG: 0.420 (1, 6)																6	0	1	0	1	2	1										
Lou Clinton, R OBP: 0.276, SLG: 0.415 (1, 9)																6	0	1	0	0	1	4										
Wilbur Wood, R OBP: 0.299, SLG: 0.473 (1, 1)																3	0	0	0	0	1	0										
Dick Radatz, R OBP: 0.299, SLG: 0.473 (7, 1)																3	0	0	0	0	0	1										
Inning Stats	R: 0 E: 0 K: 3 S: 3	H: 0 LOB: 1 BB: 1 P: 7	R: 0 E: 0 K: 1 S: 8	H: 1 LOB: 1 BB: 0 P: 6	R: 0 E: 0 K: 1 S: 4	H: 1 LOB: 1 BB: 0 P: 4	R: 0 E: 0 K: 1 S: 5	H: 0 LOB: 0 BB: 0 P: 5	R: 0 E: 0 K: 2 S: 7	H: 0 LOB: 0 BB: 0 P: 7	R: 0 E: 0 K: 2 S: 12	H: 5 LOB: 2 BB: 0 P: 12	R: 0 E: 0 K: 1 S: 5	H: 0 LOB: 0 BB: 0 P: 5	R: 0 E: 0 K: 1 S: 3	H: 0 LOB: 0 BB: 0 P: 3	R: 0 E: 0 K: 1 S: 4	H: 0 LOB: 1 BB: 1 P: 8	R: 0 E: 0 K: 1 S: 5	H: 0 LOB: 1 BB: 1 P: 9	R: 0 E: 0 K: 0 S: 3	H: 0 LOB: 0 BB: 0 P: 3	R: 0 E: 0 K: 0 S: 4	H: 1 LOB: 1 BB: 0 P: 4	R: 0 E: 0 K: 0 S: 7	H: 1 LOB: 1 BB: 0 P: 7	R: 4 E: 1 K: 0 S: 6	H: 2 LOB: 0 BB: 1 P: 10	1B: 5 2B: 3 3B: 0 HR: 3	SF: 0 SAC: 1 DP: 0 HBP: 0	WP: 0 PB: 0 SB: 0 CS: 0	PA: 61
PITCHER	IP: 7.0 ERA: 2.97 WLS: 29 BF: 30 H: 4 R: 4 ER: 3 SO: 2 BB: 2 IBB: 1 HBP: 0 BLK: 0 WP: 0 HR: 2 S: 31 P: 43 ERA: 3.68 WHIP: 0.818	IP: 15.1 ERA: 4.19 WLS: 2 BF: 0 H: 0 R: 0 ER: 0 SO: 0 BB: 0 IBB: 0 HBP: 0 BLK: 0 WP: 0 HR: 2 S: 2 P: 2 ERA: 0.00 WHIP: 0.000	PITCHER														IP: 7.0 ERA: 2.97 WLS: 29 BF: 30 H: 4 R: 4 ER: 3 SO: 2 BB: 2 IBB: 1 HBP: 0 BLK: 0 WP: 0 HR: 2 S: 31 P: 43 ERA: 3.68 WHIP: 0.818															

Boston Red Sox @ Detroit Tigers
Tiger Stadium, Detroit, MI
Tue Jun 11 1963, 4:33 AM EDT
Att: 4,531 - Unknown

AB 56
R 7
H 11
RBI 7
BB 4
SO 8
LOB 13



Batter	1	2	3	4	5	6	7	8	9	10	11	12	13	14	15	AB	R	H	RBI	BB	SO	LOB	BOTTOM							
Jake Wood, R OBP: 0.328, SLG: 0.431 (1, 4)	K2-3		4-3			5-3									F3	6	0	0	1	2	2	2								
Bubba Phillips, R OBP: 0.223, SLG: 0.290 (1, 8)	6-3															3	1	1	0	0	0	0								
Bill Bruton, L OBP: 0.301, SLG: 0.343 (7, PH) (8, 8)																4	0	1	1	0	1	1								
Al Kaline, R OBP: 0.426, SLG: 0.608 (1, 9)																5	1	2	0	0	1	2								
Rocky Colavito, R OBP: 0.305, SLG: 0.342 (1, 7)																5	0	0	0	1	1	3								
Gus Triandos, R OBP: 0.314, SLG: 0.407 (1, 2)																6	0	1	1	0	2	2								
Norm Cash, L OBP: 0.362, SLG: 0.423 (1, 3)																6	0	2	1	0	1	1								
Don Wert, R OBP: 0.345, SLG: 0.289 (1, 5)																6	1	1	0	0	2	3								
Dick McAuliffe, L OBP: 0.349, SLG: 0.376 (1, 6)																5	0	2	0	0	1	0								
Jim Bunning, R OBP: 0.297, SLG: 0.342 (1, 1) (7, PH) (8, PH) (9, PH) Terry Fox, R OBP: 0.334, SLG: 0.415 (15, 1) Tom Sturdivant, R OBP: 0.392, SLG: 0.240 (15, PH)																2	0	0	0	0	0	0								
Inning Stats	R: 0 E: 0 K: 1 S: 6	H: 1 LOB: 1 BB: 0 P: 6	R: 0 E: 0 K: 1 S: 5	H: 1 LOB: 0 BB: 0 P: 5	R: 0 E: 0 K: 0 S: 3	H: 0 LOB: 0 BB: 0 P: 3	R: 1 E: 0 K: 0 S: 5	H: 3 LOB: 1 BB: 0 P: 5	R: 1 E: 0 K: 1 S: 7	H: 2 LOB: 2 BB: 1 P: 11	R: 0 E: 0 K: 0 S: 3	H: 0 LOB: 0 BB: 0 P: 3	R: 0 E: 0 K: 1 S: 6	H: 1 LOB: 1 BB: 0 P: 6	R: 0 E: 0 K: 1 S: 5	H: 0 LOB: 0 BB: 0 P: 5	R: 0 E: 0 K: 1 S: 6	H: 1 LOB: 1 BB: 0 P: 6	R: 0 E: 0 K: 2 S: 7	H: 0 LOB: 0 BB: 0 P: 7	R: 0 E: 0 K: 2 S: 7	H: 0 LOB: 0 BB: 0 P: 7	R: 0 E: 0 K: 0 S: 7	H: 0 LOB: 0 BB: 0 P: 7	R: 0 E: 0 K: 0 S: 7	H: 0 LOB: 0 BB: 0 P: 7	1B: 9 2B: 0 3B: 1 HR: 0	SF: 0 SAC: 1 DP: 2 HBP: 1	WP: 0 PB: 1 SB: 0 CS: 0	PA: 56
PITCHER	IP: 6.1 ERA: 3.18 WLS: 8 BF: 26 H: 3 R: 0 ER: 3 SO: 2 BB: 1 IBB: 0 HBP: 0 BLK: 0 WP: 0 HR: 0 S: 28 P: 33 ERA: 4.26 WHIP: 1.263	IP: 8.2 ERA: 0.92 WLS: 2 BF: 30 H: 3 R: 0 ER: 0 SO: 11 BB: 1 IBB: 0 HBP: 0 BLK: 0 WP: 0 HR: 0 S: 51 P: 55 ERA: 0.00 WHIP: 0.462	PITCHER														IP: 6.1 ERA: 3.18 WLS: 8 BF: 26 H: 3 R: 0 ER: 3 SO: 2 BB: 1 IBB: 0 HBP: 0 BLK: 0 WP: 0 HR: 0 S: 28 P: 33 ERA: 4.26 WHIP: 1.263													

Boston Red Sox @ Detroit Tigers
Tiger Stadium, Detroit, MI
Tue Jun 11 1963, 4:33 AM EDT
Att: 4,531 - Unknown

AB 52
R 3
H 10
RBI 3
BB 2
SO 13
LOB 17



Batter	1	2	3	4	5	6	7	8	9	AB	R	H	RBI	BB	SO	LOB	TOP																					
Dick Howser, R (1.6) OBP: 0.344, SLG: 0.282	F7		1B		F7		L9	1B		4	2	1	0	1	0	0	Cleveland Indians @ Detroit Tigers Tiger Stadium, Detroit, MI Wed Jun 12 1963, 7:05 PM EDT Att: 12,780 - Unknown																					
Vic Davallio, L (1.8) OBP: 0.335, SLG: 0.472 Jerry Kindall, R (1. PR) OBP: 0.281, SLG: 0.300	HBP		1B		F8		PB	1B		0	0	0	0	0	0	0																						
Al Luplow, L (1.7) OBP: 0.288, SLG: 0.319	K		L9		L9		1B	K		4	1	0	0	1	2	6																						
Joe Adcock, R (1.3) OBP: 0.350, SLG: 0.545		K					HR	P4		5	2	3	3	0	1	3																						
Max Alvis, R (1.5) OBP: 0.311, SLG: 0.436	K		F8				SF7	WP		4	1	2	3	0	1	2																						
Willie Kirkland, L (1.9) OBP: 0.326, SLG: 0.400	F8				K		SH3	K		4	0	1	1	1	2	1																						
Joe Azcue, R (1.2) OBP: 0.369, SLG: 0.443			HR		5-3		SH3	F8		4	1	1	1	0	0	1																						
Woodie Held, R (1.4) OBP: 0.374, SLG: 0.503			1B				6-3	4-3		4	2	2	1	1	0	1																						
Dick Donovan, L (1.1) OBP: 0.043, SLG: 0.043 Tito Francona, L (6. PH) OBP: 0.279, SLG: 0.307 Jerry Walker, S (6.1) OBP: 0.300, SLG: 0.222			K		K		1-3	K		2	0	0	0	0	2	2																						
Inning Stats	R: 0 E: 0 K: 1 S: 4	H: 0 LOB: 1 BB: 0 P: 5	R: 0 E: 0 K: 2 S: 7	H: 0 LOB: 0 BB: 0 P: 7	R: 3 E: 0 K: 1 S: 10	H: 5 LOB: 2 BB: 0 P: 10	R: 0 E: 0 K: 2 S: 8	H: 1 LOB: 1 BB: 0 P: 8	R: 0 E: 0 K: 0 S: 3	H: 0 LOB: 0 BB: 0 P: 3	R: 2 E: 0 K: 0 S: 5	H: 2 LOB: 1 BB: 1 P: 9	R: 3 E: 0 K: 0 S: 6	H: 3 LOB: 1 BB: 1 P: 10	R: 4 E: 0 K: 2 S: 10	H: 3 LOB: 1 BB: 2 P: 18		R: 0 E: 0 K: 1 S: 5	H: 0 LOB: 0 BB: 0 P: 5	1B: 9 2B: 3 3B: 1 HR: 2	SF: 1 SAC: 1 DP: 1 HBP: 1	WP: 2 PB: 2 SB: 0 CS: 1	PA: 45															
PITCHER	IP	WLS	BF	H	R	ER	SO	BB	IBB	HBP	BLK	WP	HR	S	P	ERA	WHIP	PITCHER				IP	WLS	BF	H	R	ER	SO	BB	IBB	HBP	BLK	WP	HR	S	P	ERA	WHIP
Hank Aguirre, L (1.1) ERA: 3.92	5.0		24	8	5	5	6	1	0	1	0	0	2	34	39	9.00	1.800					5.0		24	8	5	5	6	1	0	1	0	0	2	34	39	9.00	1.800
Tom Sturdivant, R (6.1) ERA: 4.45	1.2	L	9	3	3	2	0	1	0	0	0	0	0	8	12	10.80	2.400					1.2	L	9	3	3	2	0	1	0	0	0	0	8	12	10.80	2.400	
Paul Foytack, R (7.1) ERA: 8.66	0.1		4	1	3	3	0	2	0	0	0	0	0	2	10	81.00	9.000					0.1		4	1	3	3	0	2	0	0	0	2	10	81.00	9.000		
Mickey Lolich, L (8.1) ERA: 3.55	1.0		5	2	1	1	2	0	0	0	0	1	0	9	9	9.00	2.000					1.0		5	2	1	1	2	0	0	0	0	9	9	9.00	2.000		
Bob Anderson, R (9.1) ERA: 3.18	1.0		3	0	0	0	1	0	0	0	0	0	0	5	5	0.00	0.000					1.0		3	0	0	0	1	0	0	0	0	5	5	0.00	0.000		

Batter	1	2	3	4	5	6	7	8	9	AB	R	H	RBI	BB	SO	LOB	BOTTOM																					
Jake Wood, R (1.4) OBP: 0.333, SLG: 0.449	1B				E6		1B	K		4	2	2	1	0	1	2	Cleveland Indians @ Detroit Tigers Tiger Stadium, Detroit, MI Wed Jun 12 1963, 7:05 PM EDT Att: 12,780 - Unknown																					
Bill Bruton, L (1.8) OBP: 0.299, SLG: 0.340	HBP		HR		CS		F7	P5		5	1	1	0	0	0	1																						
Al Kaline, R (1.9) OBP: 0.429, SLG: 0.622	1B		HR		F7		1B	L3		5	1	3	2	0	0	0																						
Norm Cash, L (1.3) OBP: 0.348, SLG: 0.417	F7		F9		HR		K	F7		5	1	1	0	0	1	4																						
Dick McAuliffe, L (1.6) OBP: 0.347, SLG: 0.391	FC6-4		F3		HR		F9			4	1	1	2	0	0	4																						
Rocky Colavito, R (1.7) OBP: 0.332, SLG: 0.351	1B		1B		P4			1B		4	0	3	1	0	0	0																						
Gus Triandos, R (1.2) OBP: 0.312, SLG: 0.403	F7		P6				F7	1B		4	0	1	0	0	0	3																						
Don Wert, R (1.5) OBP: 0.330, SLG: 0.275		K			F7		K	F3		4	0	0	0	0	2	1																						
Hank Aguirre, R (1.1) OBP: 0.367, SLG: 0.172 Tom Sturdivant, L (6.1) Paul Foytack, R (7.1) Mickey Lolich, S (8.1) Bill Freshman, R (8. PR) OBP: 0.382, SLG: 0.553 Bob Anderson, R (9.1)		K			K		5-3	1B		2	0	0	0	0	2	0																						
Inning Stats	R: 2 E: 0 K: 0 S: 6	H: 3 LOB: 2 BB: 0 P: 7	R: 1 E: 0 K: 2 S: 8	H: 1 LOB: 0 BB: 0 P: 8	R: 1 E: 0 K: 0 S: 5	H: 2 LOB: 1 BB: 0 P: 5	R: 0 E: 1 K: 1 S: 5	H: 0 LOB: 0 BB: 0 P: 5	R: 2 E: 0 K: 0 S: 5	H: 2 LOB: 0 BB: 0 P: 5	R: 0 E: 0 K: 1 S: 7	H: 0 LOB: 0 BB: 0 P: 7	R: 0 E: 0 K: 1 S: 7	H: 2 LOB: 2 BB: 0 P: 7	R: 0 E: 0 K: 1 S: 7	H: 3 LOB: 3 BB: 0 P: 7		R: 0 E: 0 K: 0 S: 3	H: 0 LOB: 0 BB: 0 P: 3	1B: 10 2B: 0 3B: 0 HR: 3	SF: 0 SAC: 0 DP: 0 HBP: 1	WP: 0 PB: 0 SB: 1 CS: 1	PA: 41															
PITCHER	IP	WLS	BF	H	R	ER	SO	BB	IBB	HBP	BLK	WP	HR	S	P	ERA	WHIP	PITCHER				IP	WLS	BF	H	R	ER	SO	BB	IBB	HBP	BLK	WP	HR	S	P	ERA	WHIP
Dick Donovan, R (1.1) ERA: 4.11	5.0		24	8	6	6	3	0	0	1	0	0	3	29	30	10.80	1.600					5.0		24	8	6	6	3	0	0	1	0	0	3	29	30	10.80	1.600
Jerry Walker, R (6.1) ERA: 4.45	4.0	W	16	5	0	0	3	0	0	0	0	0	0	22	22	0.00	1.250					4.0	W	16	5	0	0	3	0	0	0	0	22	22	0.00	1.250		

Batter	1	2	3	4	5	6	7	8	9	AB	R	H	RBI	BB	SO	LOB	TOP					
Dick Howser, R (1, 6) OBP: 0.339, SLG: 0.271										4	0	0	0	1	1	1	Cleveland Indians @ Detroit Tigers Tiger Stadium, Detroit, MI Thu Jun 13 1963, 4:33 AM EDT Att: 5,784 - Unknown					
Jerry Kindall, R (1, 4) OBP: 0.278, SLG: 0.273										3	0	0	0	0	2	1						
Al Luplow, L (1, 7) OBP: 0.260, SLG: 0.308										4	0	0	0	0	0	1						
Fred Whitfield, L (1, 3) OBP: 0.301, SLG: 0.480										3	1	0	0	0	0	1						
Willie Kirkland, L (1, 9) OBP: 0.344, SLG: 0.442										2	3	1	2	2	0	1						
Max Alvis, R (1, 5) OBP: 0.315, SLG: 0.443										4	1	2	1	0	1	3						
Joe Azcue, R (1, 2) OBP: 0.377, SLG: 0.446										4	0	2	1	0	1	2						
Woodie Held, R (1, 8) OBP: 0.366, SLG: 0.491										4	0	0	0	0	1	3						
Jack Kralick, L (1, 1) OBP: 0.185, SLG: 0.200										3	0	0	0	0	2	3						
Inning Stats	R: 0 E: 0 K: 2 S: 7	H: 0 LOB: 0 BB: 0 P: 7	R: 2 E: 2 K: 1 S: 7	H: 1 LOB: 2 BB: 0 P: 8	R: 0 E: 0 K: 0 S: 2	H: 0 LOB: 0 BB: 1 P: 6	R: 2 E: 1 K: 2 S: 10	H: 2 LOB: 1 BB: 0 P: 10	R: 0 E: 0 K: 1 S: 5	H: 0 LOB: 0 BB: 0 P: 5	R: 1 E: 0 K: 0 S: 3	H: 1 LOB: 1 BB: 1 P: 7	R: 0 E: 0 K: 1 S: 5	H: 0 LOB: 0 BB: 0 P: 5	R: 0 E: 0 K: 1 S: 5	H: 0 LOB: 2 BB: 1 P: 10		R: 0 E: 0 K: 0 S: 4	H: 1 LOB: 1 BB: 0 P: 4	1B: 3 2B: 1 3B: 0 HR: 1	SF: 0 SAC: 1 DP: 0 HBP: 2	WP: 1 PB: 0 SB: 0 CS: 1
PITCHER	IP WLS BF H R ER SO BB IBB HBP BLK WP HR S P ERA WHIP																					
Phil Regan, R (1, 1) ERA: 3.65	6.0 L 25 4 5 3 6 2 0 1 0 1 1 34 43 4.50 1.000																					
Bob Anderson, R (7, 1) ERA: 2.7	3.0 12 1 0 0 2 0 1 1 0 0 0 14 19 0.00 0.333																					

Batter	1	2	3	4	5	6	7	8	9	AB	R	H	RBI	BB	SO	LOB	BOTTOM					
Jake Wood, R (1, 4) OBP: 0.335, SLG: 0.447										5	1	2	0	0	0	1	Cleveland Indians @ Detroit Tigers Tiger Stadium, Detroit, MI Thu Jun 13 1963, 4:33 AM EDT Att: 5,784 - Unknown					
Dick McAuliffe, L (1, 6) OBP: 0.345, SLG: 0.387										4	0	1	0	0	3	2						
Al Kaline, R (1, 9) OBP: 0.434, SLG: 0.638										4	1	3	1	0	0	1						
Rocky Colavito, R (1, 7) OBP: 0.326, SLG: 0.345										3	0	0	1	0	1	3						
Norm Cash, L (1, 3) OBP: 0.351, SLG: 0.415										3	0	1	0	1	1	1						
Bill Freehan, R (1, 2) OBP: 0.375, SLG: 0.500										4	1	1	0	0	1	2						
Bubba Phillips, R (1, 8) OBP: 0.216, SLG: 0.281										4	0	0	0	0	0	2						
Don Wert, R (1, 5) OBP: 0.326, SLG: 0.274										4	0	1	0	0	1	1						
Phil Regan, R (1, 1) OBP: 0.238, SLG: 0.400										2	0	1	1	0	1	0						
Frank Kostro, R (6, PH) OBP: 0.333, SLG: 0.235										1	0	0	0	0	0	2						
Bob Anderson, R (7, 1) ERA: 2.7										0	0	0	0	0	0	0						
Gus Triandos, R (8, PH) OBP: 0.310, SLG: 0.400										1	0	0	0	0	0	0						
Inning Stats	R: 1 E: 0 K: 2 S: 9	H: 2 LOB: 1 BB: 0 P: 9	R: 1 E: 1 K: 1 S: 7	H: 2 LOB: 1 BB: 0 P: 7	R: 1 E: 0 K: 3 S: 10	H: 1 LOB: 1 BB: 1 P: 14	R: 0 E: 0 K: 1 S: 5	H: 0 LOB: 0 BB: 0 P: 5	R: 0 E: 0 K: 0 S: 4	H: 2 LOB: 2 BB: 0 P: 4	R: 0 E: 0 K: 0 S: 5	H: 2 LOB: 1 BB: 0 P: 5	R: 0 E: 0 K: 1 S: 6	H: 1 LOB: 1 BB: 0 P: 6	R: 0 E: 0 K: 0 S: 3	H: 0 LOB: 0 BB: 0 P: 3	R: 0 E: 0 K: 0 S: 3	H: 0 LOB: 0 BB: 0 P: 3	1B: 9 2B: 0 3B: 0 HR: 1	SF: 1 SAC: 0 DP: 1 HBP: 0	WP: 0 PB: 0 SB: 0 CS: 0	PA: 37
PITCHER	IP WLS BF H R ER SO BB IBB HBP BLK WP HR S P ERA WHIP																					
Jack Kralick, L (1, 1) ERA: 2.73	9.0 W 37 10 3 2 8 1 0 0 0 0 1 52 56 2.00 1.222																					

Batter	1	2	3	4	5	6	7	8	9	AB	R	H	RBI	BB	SO	LOB	TOP			
Jake Wood, R OBP: 0.338, SLG: 0.461 (1, 4)										3	1	1	1	1	1	0				
Bill Bruton, L OBP: 0.286, SLG: 0.338 (1, 8)										4	0	1	0	0	1	1				
Al Kaline, R OBP: 0.431, SLG: 0.631 (1, 9)										4	0	1	0	0	0	2				
Norm Cash, L OBP: 0.350, SLG: 0.411 (1, 3)										4	0	1	0	0	2	3				
Dick McAuliffe, L OBP: 0.343, SLG: 0.390 (1, 6)										4	1	1	0	0	0	2				
Rocky Colavito, R OBP: 0.329, SLG: 0.348 (1, 7)										4	0	2	1	0	0	0				
Bill Freehan, R OBP: 0.370, SLG: 0.482 (1, 2)										3	0	0	0	1	2	2				
Bubba Phillips, R OBP: 0.210, SLG: 0.273 (1, 5)										4	0	0	0	0	0	3				
Don Mossi, L OBP: 0.292, SLG: 0.238 (1, 1)										3	0	0	0	0	0	2				
Dick Egan, L (8, 1)										0	0	0	0	0	0	0				
Whitey Herzog, L OBP: 0.270, SLG: 0.233 (9, PH)										1	0	0	0	0	1	1				
Inning Stats	R: 1 E: 0 K: 0 S: 5	H: 2 LOB: 1 BB: 0 P: 5	R: 0 E: 0 K: 1 S: 6	H: 1 LOB: 1 BB: 0 P: 6	R: 0 E: 0 K: 1 S: 5	H: 0 LOB: 1 BB: 1 P: 9	R: 1 E: 0 K: 1 S: 7	H: 2 LOB: 1 BB: 0 P: 7	R: 0 E: 0 K: 0 S: 8	H: 0 LOB: 0 BB: 0 P: 3	R: 0 E: 0 K: 1 S: 5	H: 0 LOB: 0 BB: 0 P: 5	R: 0 E: 0 K: 0 S: 4	H: 1 LOB: 1 BB: 0 P: 4	R: 0 E: 0 K: 1 S: 5	H: 0 LOB: 1 BB: 1 P: 9	1B: 5 2B: 1 3B: 0 HR: 1	SF: 0 SAC: 0 DP: 0 HBP: 0	WP: 0 PB: 0 SB: 0 CS: 0	PA: 36
PITCHER Jim Bouton, R ERA: 2.27 (1, 1)	IP: 9.0 WLS: W BF: 36 H: 7 R: 2 ER: 2 SO: 7 BB: 2 IBB: 0 HBP: 0 BLK: 0 WP: 0 HR: 0 S: 48 P: 56 ERA: 2.00 WHIP: 1.000															PITCHER				

Detroit Tigers @ New York Yankees
 Yankee Stadium, Bronx, NY
 Fri Jun 14 1963, 7:05 PM EDT
 Att: 34,400 - Overcast - 70 F


AB	34
R	2
H	7
RBI	2
BB	2
SO	7
LOB	16


Batter	1	2	3	4	5	6	7	8	9	AB	R	H	RBI	BB	SO	LOB	BOTTOM			
Hector Lopez, R OBP: 0.266, SLG: 0.370 (1, 7)										4	0	0	0	0	1	0				
Bobby Richardson, R OBP: 0.266, SLG: 0.309 (1, 4)										4	0	1	0	0	0	0				
Tom Tresh, S OBP: 0.343, SLG: 0.490 (1, 8)										4	1	0	0	0	0	1				
Roger Maris, L OBP: 0.338, SLG: 0.527 (8, PR)										4	0	3	1	0	0	0				
Jack Reed, R OBP: 0.306, SLG: 0.400 (9, 9)										0	0	0	0	0	0	0				
Joe Pepitone, L OBP: 0.324, SLG: 0.532 (1, 3)										4	1	1	1	0	1	3				
Elston Howard, R OBP: 0.291, SLG: 0.476 (1, 2)										3	0	0	0	0	0	1				
Harry Bright, R OBP: 0.366, SLG: 0.462 (1, 5)										3	1	2	0	0	0	1				
Clete Boyer, R OBP: 0.338, SLG: 0.493 (1, 6)										3	1	1	2	0	0	1				
Jim Bouton, R OBP: 0.129, SLG: 0.133 (1, 1)										3	0	0	0	0	0	1				
Inning Stats	R: 0 E: 0 K: 0 S: 3	H: 0 LOB: 0 BB: 0 P: 3	R: 0 E: 0 K: 0 S: 4	H: 1 LOB: 1 BB: 0 P: 4	R: 0 E: 0 K: 0 S: 3	H: 0 LOB: 0 BB: 0 P: 3	R: 0 E: 0 K: 0 S: 4	H: 1 LOB: 1 BB: 0 P: 4	R: 0 E: 0 K: 0 S: 4	H: 1 LOB: 1 BB: 0 P: 4	R: 0 E: 0 K: 0 S: 3	H: 0 LOB: 0 BB: 0 P: 3	R: 3 E: 0 K: 0 S: 6	H: 3 LOB: 0 BB: 0 P: 6	R: 1 E: 0 K: 2 S: 9	H: 2 LOB: 1 BB: 0 P: 9	1B: 4 2B: 2 3B: 0 HR: 2	SF: 0 SAC: 0 DP: 0 HBP: 0	WP: 0 PB: 0 SB: 0 CS: 0	PA: 32
PITCHER Don Mossi, L ERA: 3.88 (1, 1)	IP: 7.2 WLS: L BF: 31 H: 8 R: 4 ER: 4 SO: 1 BB: 0 IBB: 0 HBP: 0 BLK: 0 WP: 0 HR: 2 S: 33 P: 33 ERA: 4.70 WHIP: 1.043															PITCHER				
Dick Egan, L ERA: 4.59 (8, 1)	IP: 0.1 WLS: L BF: 1 H: 0 R: 0 ER: 0 SO: 1 BB: 0 IBB: 0 HBP: 0 BLK: 0 WP: 0 HR: 0 S: 3 P: 3 ERA: 0.00 WHIP: 0.000															PITCHER				

Detroit Tigers @ New York Yankees
 Yankee Stadium, Bronx, NY
 Fri Jun 14 1963, 7:05 PM EDT
 Att: 34,400 - Overcast - 70 F

AB	32
R	4
H	8
RBI	4
BB	0
SO	2
LOB	8




Batter	1	2	3	4	5	6	7	8	9	AB	R	H	RBI	BB	SO	LOB	TOP			
Jake Wood, R OBP: 0.344, SLG: 0.464	0-3 K		4-0 CS 1B BB		0-0 5-3		4-0 FC4-6 BB		0-0 2B	3	0	1	0	2	1	0	<p>Detroit Tigers @ New York Yankees Yankee Stadium, Bronx, NY</p> <p>Sat Jun 15 1963, 3:33 AM EDT Att: 31,355 - Unknown - 66 F</p> <p>livebaseballscores.com</p> <p>AB 31 R 2 H 7 RBI 2 BB 7 SO 9 LOB 18</p> 			
Bill Bruton, L OBP: 0.296, SLG: 0.335	0-0 F6		0-0 1B		0-3 K		0-0 FC4-6 L6-3 BB		0-0 4-3	5	0	1	1	0	1	3				
Al Kaline, R OBP: 0.433, SLG: 0.629	0-0 1B		0-0 BB 1B		0-0 L6-3		0-0 L6-3			4	0	2	0	0	0	2				
Rocky Colavito, R OBP: 0.340, SLG: 0.369	0-0 1B		4-0 BB BB			4-0 FC1-5 BB BB		0-0 HR		2	1	2	1	2	0	0				
Norm Cash, L OBP: 0.348, SLG: 0.404	0-3 K		0-0 4-3			4-0 FC1-5 BB		0-3 K		3	0	0	0	1	2	4				
Bill Freehan, R OBP: 0.365, SLG: 0.465		0-0 5-3		4-0 BB		0-3 K		0-3 K		3	0	0	0	1	2	2				
Bubba Phillips, R OBP: 0.204, SLG: 0.265		0-0 F8		0-0 L6		0-0 FC1-5		0-0 5-3		4	0	0	0	0	0	3				
Dick McAuliffe, L OBP: 0.337, SLG: 0.381	0-3 K		0-0 F9		0-3 K				0-0 F8	4	0	0	0	0	2	3				
Mickey Lolich, S OBP: 0.344, SLG: 0.250			4-0 BB 1B		0-3 K		0-0 FC4-6 BB 1B		0-0 F8	1	1	0	0	1	1	1				
Frank Kostro, R OBP: 0.344, SLG: 0.250										1	0	1	0	0	0	0				
Bob Anderson, R OBP: 0.309, SLG: 0.397										0	0	0	0	0	0	0				
Dick Egan, L OBP: 0.309, SLG: 0.397										1	0	0	0	0	0	0				
Gus Triandos, R OBP: 0.309, SLG: 0.397										1	0	0	0	0	0	0				
Inning Stats	R: 0 E: 0 K: 2 S: 9	H: 2 LOB: 2 BB: 0 P: 9	R: 0 E: 0 K: 1 S: 5	H: 0 LOB: 0 BB: 0 P: 5	R: 1 E: 0 K: 0 S: 3	H: 2 LOB: 2 BB: 3 P: 15	R: 0 E: 0 K: 1 S: 5	H: 0 LOB: 0 BB: 1 P: 9	R: 0 E: 0 K: 2 S: 7	H: 0 LOB: 2 BB: 2 P: 15	R: 0 E: 0 K: 0 S: 3	H: 1 LOB: 1 BB: 1 P: 7	R: 1 E: 0 K: 2 S: 8	H: 1 LOB: 0 BB: 0 P: 8	R: 0 E: 0 K: 0 S: 4	H: 1 LOB: 1 BB: 0 P: 4	1B: 5 2B: 2 3B: 0 HR: 1	SF: 0 SAC: 0 DP: 1 HBP: 0	WP: 0 PB: 0 SB: 0 CS: 1	PA: 38
PITCHER Al Downing, L ERA: 0.95	IP: 9.0 WLS: W BF: 38	H: 7 R: 2 ER: 2 SO: 9	BB: 7 IBB: 0 HBP: 0 BLK: 0	WP: 0 HR: 1 S: 49 P: 77	ERA: 2.00 WHIP: 1.556	PITCHER														ERA: 2.00 WHIP: 1.556

Batter	1	2	3	4	5	6	7	8	9	AB	R	H	RBI	BB	SO	LOB	BOTTOM			
Hector Lopez, R OBP: 0.271, SLG: 0.379	0-0 1-3	0-0 4-3		0-0 1-3 2-H 3-H 2B			0-0 E6 HR	0-0 1B FC6-4 1B		5	2	2	4	0	0	1	<p>Detroit Tigers @ New York Yankees Yankee Stadium, Bronx, NY</p> <p>Sat Jun 15 1963, 3:33 AM EDT Att: 31,355 - Unknown - 66 F</p> <p>livebaseballscores.com</p> <p>AB 38 R 9 H 13 RBI 9 BB 3 SO 6 LOB 19</p> 			
Bobby Richardson, R OBP: 0.299, SLG: 0.311	0-0 WP 1B		0-0 4-3	0-0 F8			0-0 F3	0-0 FC6-4 1B		5	0	2	0	0	0	3				
Tom Tresh, S OBP: 0.345, SLG: 0.502	0-0 5-3		0-0 G3-6 1B		0-0 F5		0-0 HR	0-0 FC6-4 5-3 1B		5	1	2	3	0	0	2				
Roger Maris, L OBP: 0.336, SLG: 0.519	0-0 3-1		0-0 G3-6		0-0 WP 1B		0-3 K	0-0 5-3		4	0	1	0	0	1	2				
Jack Reed, R OBP: 0.297, SLG: 0.389			0-0 1-2				0-0 K	0-0 5-3		1	0	0	0	0	0	1				
Joe Pepitone, L OBP: 0.326, SLG: 0.525		0-0 G3		4-0 E 2B BB		0-3 K		0-0 3-1		4	1	1	0	1	1	2				
Dale Long, L OBP: 0.364, SLG: 0.300				0-3 K		0-0 F2		0-0 3-1		0	0	0	0	0	0	0				
Euston Howard, R OBP: 0.296, SLG: 0.479		0-0 1B 2B		0-3 K		0-0 F2		0-0 3-1		3	1	1	0	1	1	2				
Harry Bright, R OBP: 0.360, SLG: 0.449		0-0 2B 1B		0-0 4-3		0-3 K		0-0 F8		4	1	1	1	0	1	3				
Clete Boyer, R OBP: 0.345, SLG: 0.500		0-0 2B		4-0 E 2B IBB		0-0 F3		0-0 2B 1B		3	2	2	1	1	0	0				
Al Downing, R OBP: 0.143, SLG: 0.286	0-3 K		0-0 K		0-0 E4 2B		0-3 K	0-0 1B 2B		4	1	1	0	0	2	3				
Inning Stats	R: 0 E: 0 K: 0 S: 4	H: 1 LOB: 1 BB: 0 P: 4	R: 2 E: 0 K: 1 S: 8	H: 3 LOB: 1 BB: 0 P: 8	R: 0 E: 0 K: 0 S: 3	H: 1 LOB: 0 BB: 0 P: 3	R: 2 E: 0 K: 1 S: 7	H: 1 LOB: 2 BB: 2 P: 15	R: 0 E: 0 K: 1 S: 6	H: 1 LOB: 1 BB: 0 P: 6	R: 0 E: 0 K: 2 S: 7	H: 0 LOB: 0 BB: 0 P: 7	R: 2 E: 1 K: 1 S: 8	H: 2 LOB: 2 BB: 1 P: 12	R: 3 E: 0 K: 0 S: 7	H: 4 LOB: 1 BB: 0 P: 7	1B: 8 2B: 4 3B: 0 HR: 1	SF: 0 SAC: 0 DP: 1 HBP: 0	WP: 3 PB: 0 SB: 0 CS: 0	PA: 41
PITCHER Mickey Lolich, L ERA: 3.46	IP: 6.0 WLS: L BF: 27	H: 7 R: 4 ER: 2 SO: 5	BB: 1 IBB: 1 HBP: 0 BLK: 0	WP: 0 HR: 0 S: 35 P: 43	ERA: 3.00 WHIP: 1.333	PITCHER														ERA: 3.00 WHIP: 1.333
Bob Anderson, R ERA: 3.1	0.1	3	1	2	1	0	0	0	0	0	1	3	3	27.00	3.000					
Dick Egan, L ERA: 5.59	1.2	11	5	3	3	1	1	0	0	0	1	0	12	16.20	3.600					

Batter	1	2	3	4	5	6	7	8	9	AB	R	H	RBI	BB	SO	LOB	TOP	
Jake Wood, R OBP: 0.343, SLG: 0.460 (1, 4)	E6		F5			1B		6-3		4	0	1	0	0	0	0		
Bill Bruton, L OBP: 0.291, SLG: 0.329 (1, 8)	F7		F7			F9			L5	4	0	0	0	0	0	2		
Al Kaline, R OBP: 0.430, SLG: 0.622 (1, 9)	L9			L6-3		1B			L7	4	0	1	0	0	0	1		
Norm Cash, L OBP: 0.346, SLG: 0.401 (1, 3)	3-1			3-1		F9			1B	4	0	1	0	0	0	3		
Rocky Colavito, R OBP: 0.335, SLG: 0.362 (1, 7)		5-3		K					K	4	0	0	0	0	3	1		
Dick McAuliffe, L OBP: 0.332, SLG: 0.375 (1, 6)		F2			L9				L9	3	0	0	0	0	0	0		
Gus Triandos, R OBP: 0.303, SLG: 0.390 (1, 2)		E6			F7				F8	3	0	0	0	0	0	0		
Bubba Phillips, R OBP: 0.200, SLG: 0.259 (1, 5)		F9			F8				6-3	3	0	0	0	0	0	1		
Jim Bunning, R OBP: 0.267, SLG: 0.235 (4, 1) Dick Egan, L OBP: 0.229, SLG: 0.271 (6, Ph) Mickey Lolich, S OBP: 0.300, SLG: 0.228 (8, Ph) Whitely Herzog, L OBP: 0.300, SLG: 0.228 (8, 1) Tom Sturdivant, L OBP: 0.300, SLG: 0.228 (8, 1)			5-3			G3			F8	1	0	0	0	0	0	0		
Inning Stats	R: 0 E: 1 K: 0 S: 4	H: 0 LOB: 1 BB: 0 P: 4	R: 0 E: 1 K: 0 S: 4	H: 0 LOB: 1 BB: 0 P: 4	R: 0 E: 0 K: 0 S: 3	H: 0 LOB: 0 BB: 0 P: 3	R: 0 E: 0 K: 1 S: 5	H: 2 LOB: 2 BB: 0 P: 5	R: 0 E: 0 K: 1 S: 5	H: 0 LOB: 0 BB: 0 P: 5	R: 0 E: 0 K: 0 S: 3	H: 0 LOB: 0 BB: 0 P: 3	R: 0 E: 0 K: 1 S: 6	H: 1 LOB: 1 BB: 0 P: 6	1B: 3 2B: 0 3B: 0 HR: 0	SF: 0 SAC: 0 DP: 0 HBP: 0	WP: 0 PB: 0 SB: 1 CS: 0	PA: 32
PITCHER Ralph Terry, R ERA: 3.08 (1, 1)	IP: 9.0 WLS: W BF: 32 H: 3 R: 0 ER: 0 SO: 3 BB: 0 IBB: 0 HBP: 0 BLK: 0 WP: 0 HR: 0 S: 38 P: 38 ERA: 0.00 WHIP: 0.333																	

Detroit Tigers @ New York Yankees
Yankee Stadium, Bronx, NY
Sun Jun 16 1963, 3:33 AM EDT
Unknown - 76 F


AB	32
R	0
H	3
RBI	0
BB	0
SO	3
LOB	8



Batter	1	2	3	4	5	6	7	8	9	AB	R	H	RBI	BB	SO	LOB	BOTTOM			
Tony Kubek, L OBP: 0.246, SLG: 0.315 (1, 6)	L8	L7		HR		F7				4	1	1	2	0	0	1				
Bobby Richardson, R OBP: 0.277, SLG: 0.319 (1, 4)	FC1-6 1B	1-2 1B		BB 1B		F6				4	0	3	0	0	0	0				
Joe Pepitone, L OBP: 0.325, SLG: 0.517 (1, 3)	FC1-6 2B 1-2 2B	K		BB 1-2 BB		L9				3	1	0	0	1	1	3				
Roger Maris, L OBP: 0.333, SLG: 0.518 (1, 9)	2B 1-3 2B		E4	L9		4-3				4	1	1	0	0	0	2				
Tom Tresh, S OBP: 0.343, SLG: 0.502 (1, 8)	2B 2-H 3-H 2B		F8	5-3		F3				4	0	1	2	0	0	3				
Yogi Berra, L OBP: 0.200, SLG: 0.265 (1, 2)	BB		K		L6	6-3				3	0	0	0	1	1	1				
Johnny Blanchard, L OBP: 0.187, SLG: 0.063 (1, 7) Jack Reed, R OBP: 0.297, SLG: 0.389 (9, 7)	3-1		G3		K	G3				4	0	0	0	0	1	3				
Clete Boyer, R OBP: 0.347, SLG: 0.500 (1, 5)		1B 1B		K		F4				4	0	2	0	0	1	0				
Ralph Terry, R OBP: 0.111, SLG: 0.086 (1, 1)	F3			HR 1B		L4			F7	4	1	1	0	0	0	2				
Inning Stats	R: 2 E: 0 K: 0 S: 6	H: 3 LOB: 2 BB: 1 P: 10	R: 0 E: 1 K: 1 S: 7	H: 2 LOB: 2 BB: 0 P: 7	R: 0 E: 1 K: 1 S: 6	H: 0 LOB: 1 BB: 0 P: 6	R: 2 E: 0 K: 1 S: 8	H: 3 LOB: 2 BB: 1 P: 12	R: 0 E: 0 K: 1 S: 6	H: 1 LOB: 1 BB: 0 P: 6	R: 0 E: 0 K: 0 S: 3	H: 0 LOB: 0 BB: 0 P: 3	R: 0 E: 0 K: 0 S: 3	H: 0 LOB: 0 BB: 0 P: 3	R: 0 E: 0 K: 0 S: 3	H: 0 LOB: 0 BB: 0 P: 3	1B: 6 2B: 2 3B: 0 HR: 1	SF: 0 SAC: 0 DP: 0 HBP: 0	WP: 0 PB: 0 SB: 0 CS: 0	PA: 36
PITCHER Jim Bunning, R ERA: 3.23 (1, 1) Dick Egan, L ERA: 5.14 (4, 1) Mickey Lolich, L ERA: 3.29 (6, 1) Tom Sturdivant, R ERA: 4.35 (8, 1)	IP: 3.1 WLS: L BF: 21 H: 8 R: 4 ER: 4 SO: 3 BB: 2 IBB: 0 HBP: 0 BLK: 0 WP: 0 HR: 1 S: 25 P: 33 ERA: 10.80 WHIP: 3.000																			

Detroit Tigers @ New York Yankees
Yankee Stadium, Bronx, NY
Sun Jun 16 1963, 3:33 AM EDT
Unknown - 76 F


AB	34
R	4
H	9
RBI	4
BB	2
SO	4
LOB	15



Batter	1	2	3	4	5	6	7	8	9	AB	R	H	RBI	BB	SO	LOB	TOP			
Jake Wood, R OBP: 0.348, SLG: 0.476 (1,4)										2	0	1	0	2	0	0				
Bill Bruton, L OBP: 0.286, SLG: 0.322 (1,8)										4	0	1	0	0	0	4				
Al Kaline, R OBP: 0.420, SLG: 0.605 (1,9)										4	0	0	0	0	1	1				
Rocky Colavito, R OBP: 0.336, SLG: 0.374 (1,7)										3	0	1	0	1	0	0				
Norm Cash, L OBP: 0.348, SLG: 0.396 (1,3)										2	0	0	0	1	0	0				
Dick McAuliffe, L OBP: 0.329, SLG: 0.375 (1,6)										4	0	0	0	0	0	4				
Bubba Phillips, R OBP: 0.209, SLG: 0.260 (1,5)										4	0	1	0	0	0	1				
Bill Freehan, R OBP: 0.375, SLG: 0.451 (1,2)										1	0	0	0	3	0	0				
Bill Faul, R OBP: 0.111, SLG: 0.118 (1,1)										3	0	0	0	0	1	2				
Terry Fox, R (7,1)										0	0	0	0	0	0	0				
Willie Smith, L (8,1)										0	0	0	0	0	0	0				
Whitey Herzog, L OBP: 0.260, SLG: 0.212 (9, PH)										1	0	0	0	0	0	1				
Inning Stats	R: 0 E: 0 K: 1 S: 6	H: 1 LOB: 3 BB: 2 P: 14	R: 0 E: 0 K: 1 S: 5	H: 0 LOB: 2 BB: 1 P: 13	R: 0 E: 0 K: 0 S: 3	H: 0 LOB: 0 BB: 0 P: 3	R: 0 E: 0 K: 0 S: 3	H: 1 LOB: 1 BB: 1 P: 7	R: 0 E: 0 K: 0 S: 4	H: 0 LOB: 0 BB: 0 P: 4	R: 0 E: 0 K: 0 S: 3	H: 0 LOB: 0 BB: 1 P: 7	R: 0 E: 0 K: 0 S: 3	H: 0 LOB: 1 BB: 1 P: 7	R: 0 E: 0 K: 0 S: 3	H: 0 LOB: 0 BB: 0 P: 7	1B: 3 2B: 1 3B: 0 HR: 0	SF: 0 SAC: 1 DP: 0 HBP: 0	WP: 0 PB: 0 SB: 1 CS: 0	PA: 36
PITCHER Earl Wilson, R ERA: 2.48 (1,1)	IP: 9.0 WLS: W BF: 36 H: 4 R: 0 ER: 0 SO: 2 BB: 7 IBB: 0 HBP: 0 BLK: 0 WP: 0 HR: 0 S: 33 P: 61 ERA: 0.00 WHIP: 1.222																			

Detroit Tigers @ Boston Red Sox
Fenway Park, Boston, MA
Tue Jun 18 1963, 7:05 PM EDT
Att: 14,130 - Unknown


AB 28
R 0
H 4
RBI 0
BB 7
SO 2
LOB 13

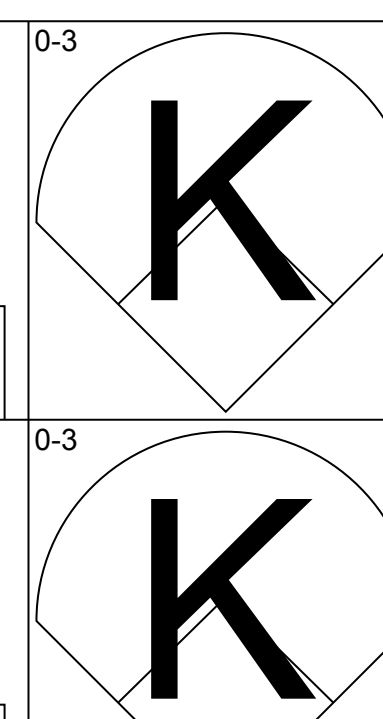
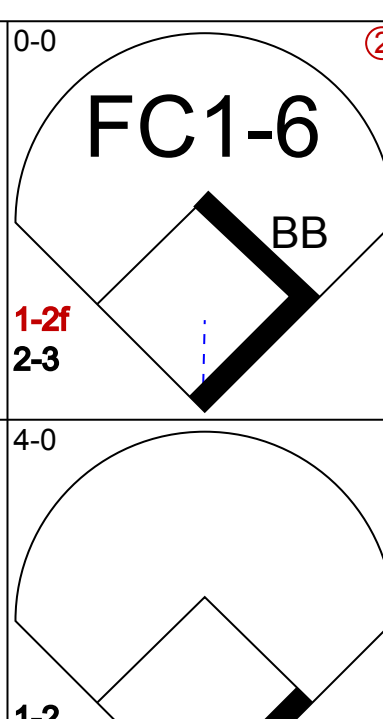
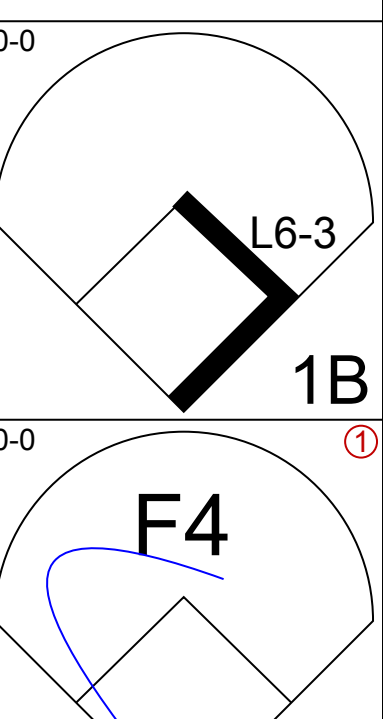
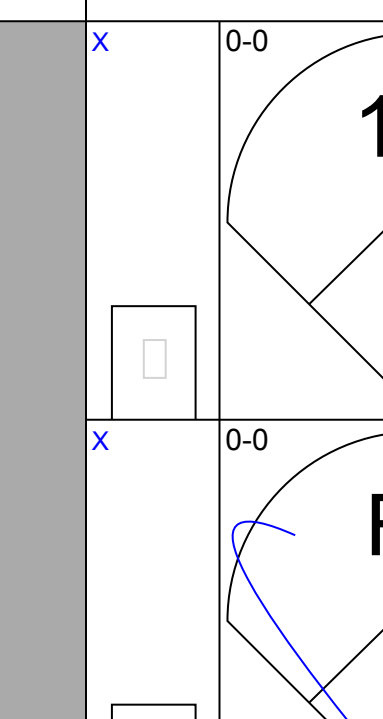

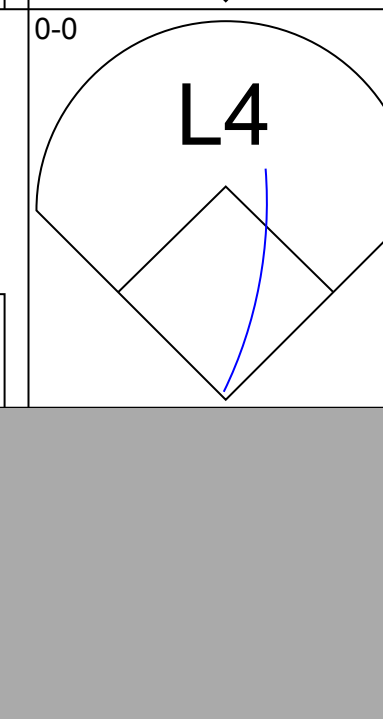
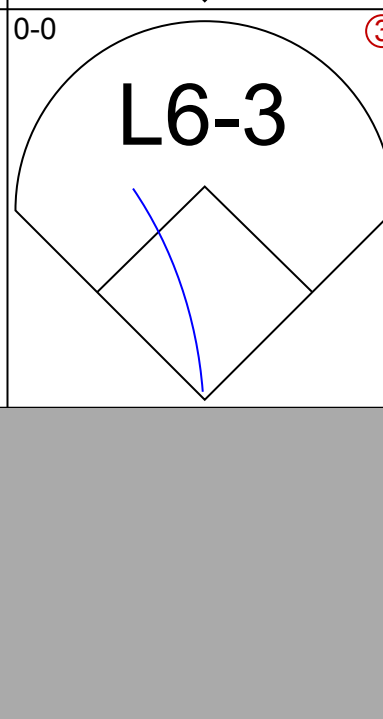
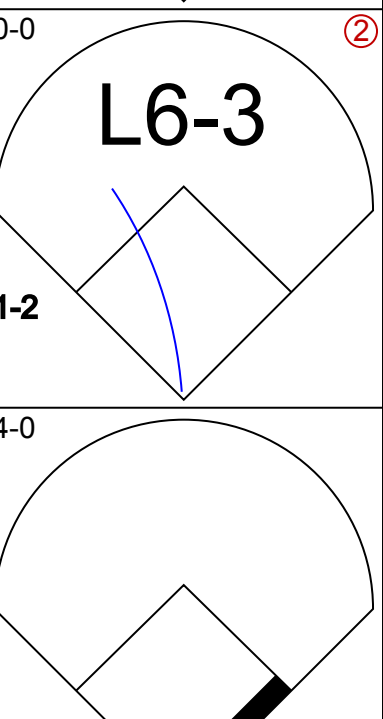
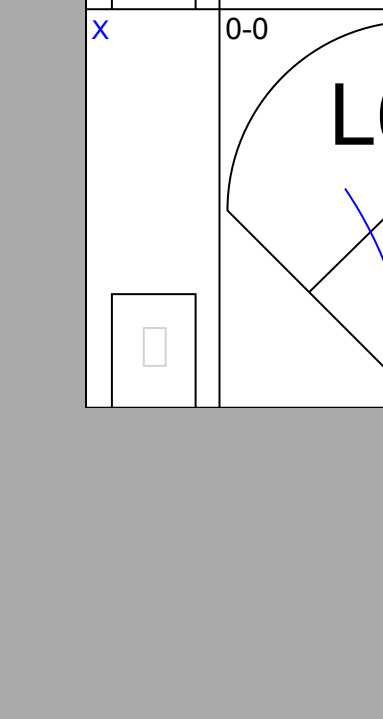


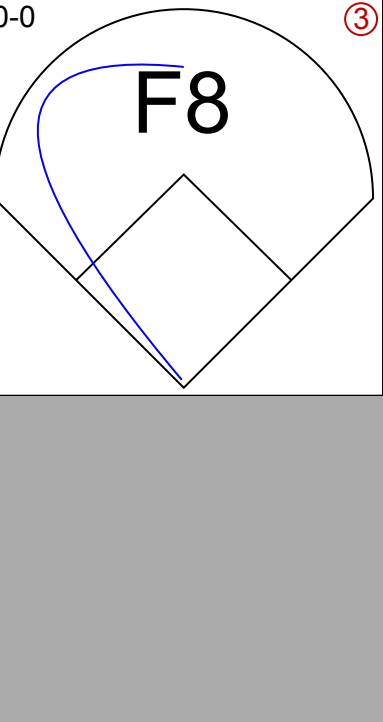
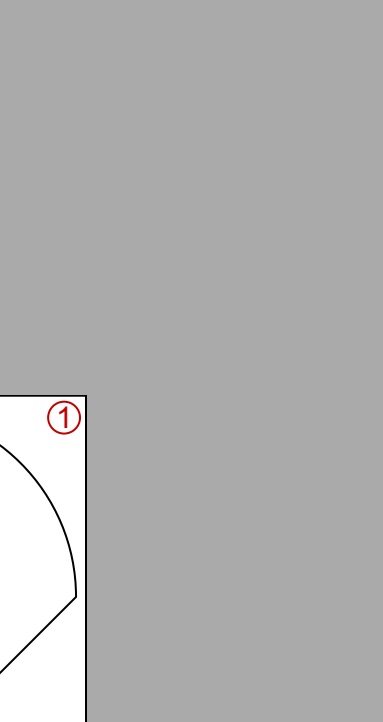
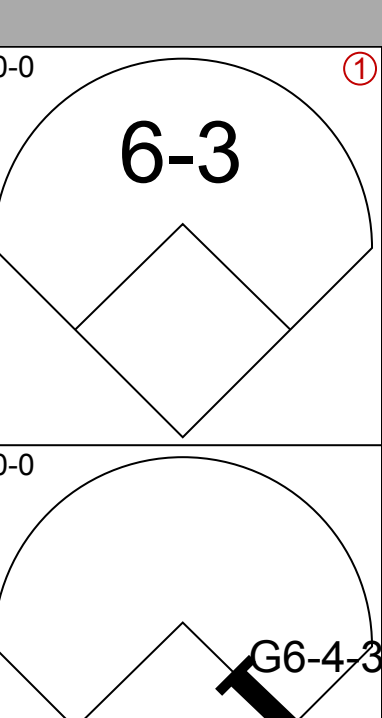
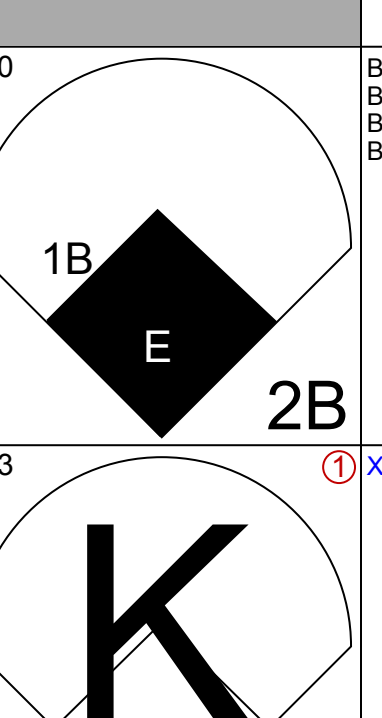
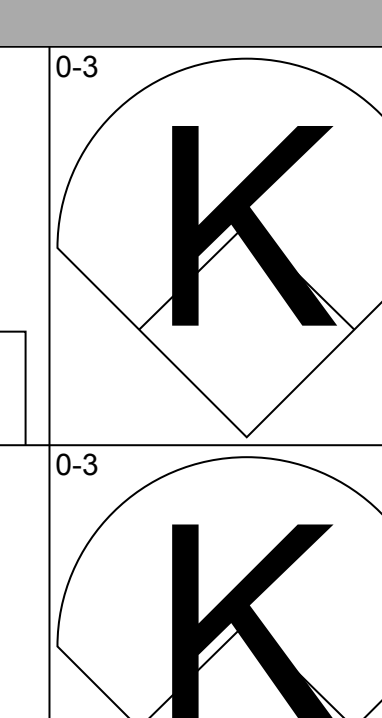
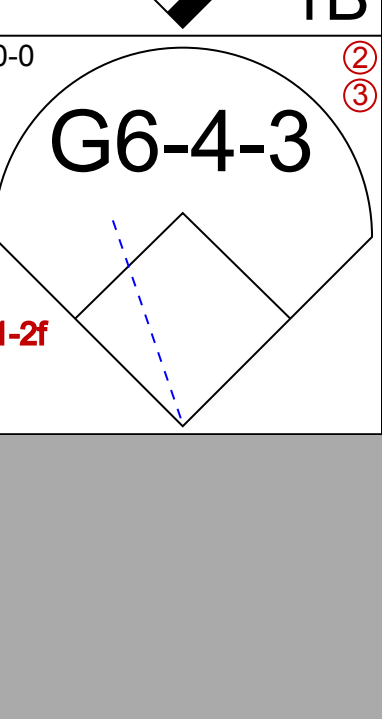
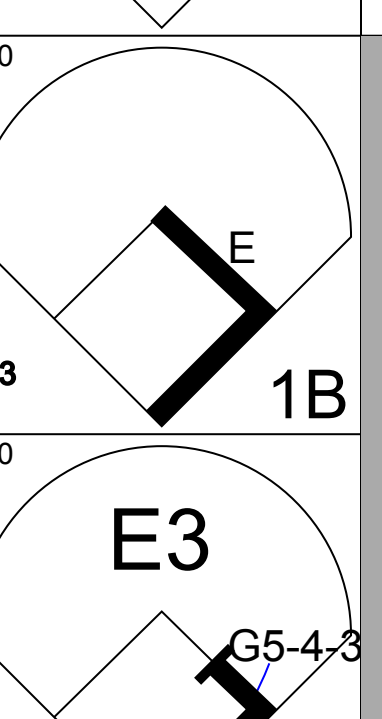

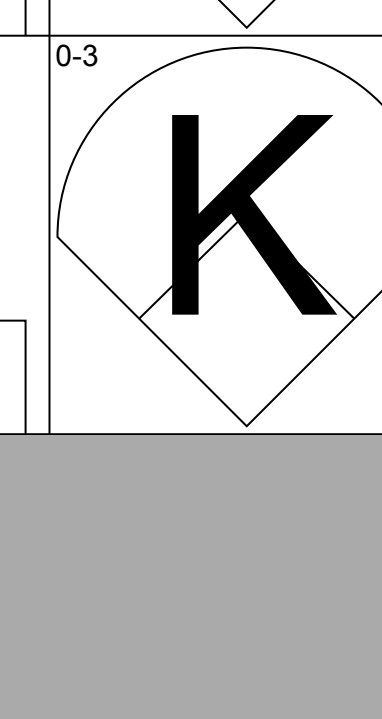

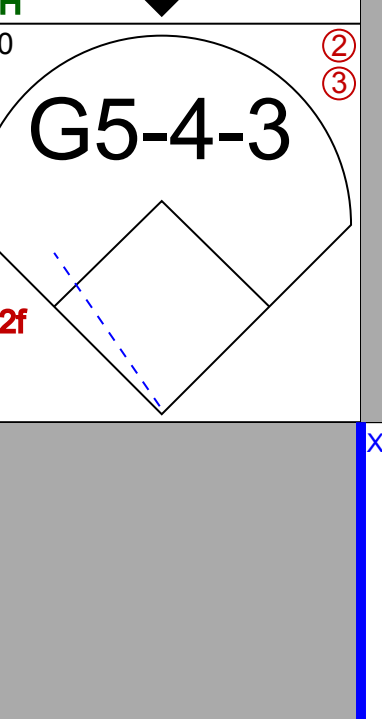
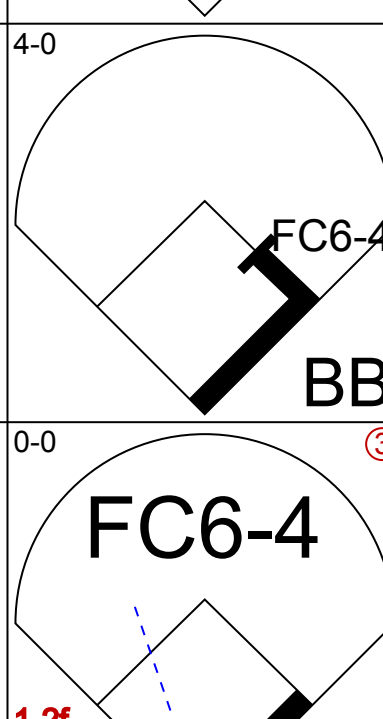

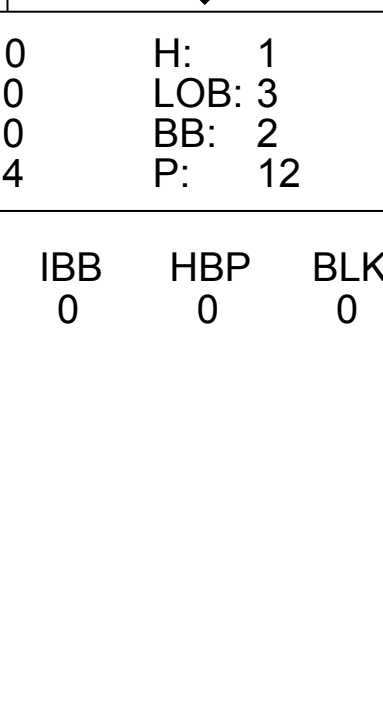
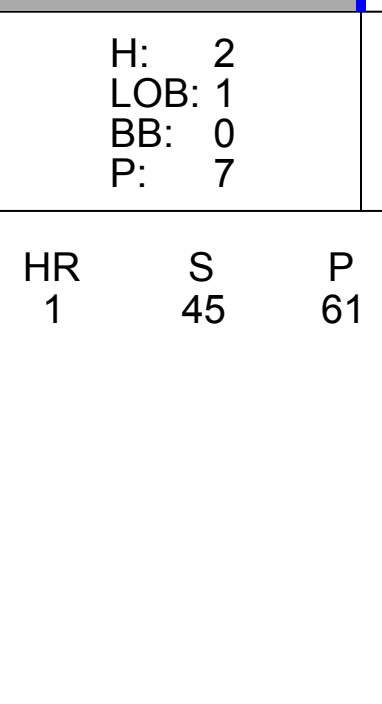
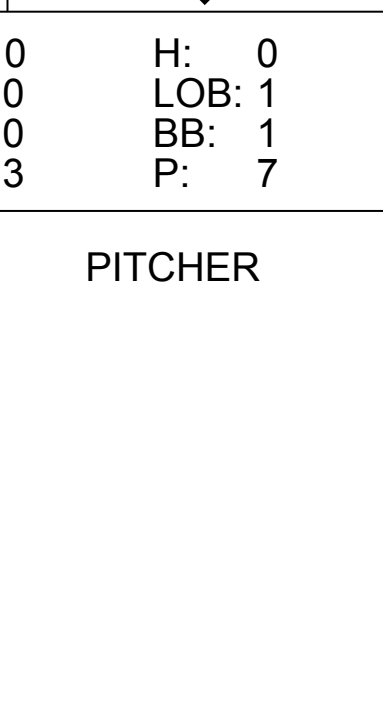
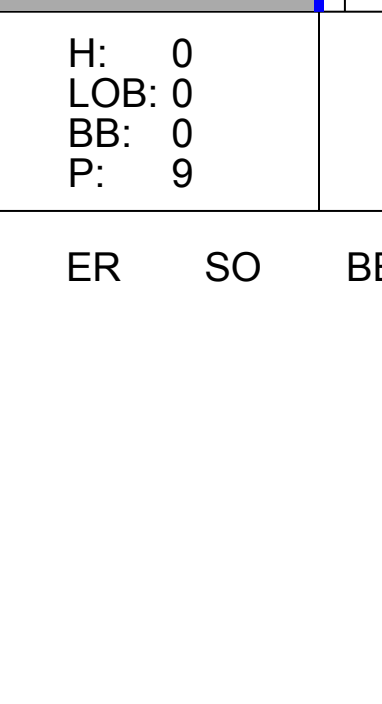
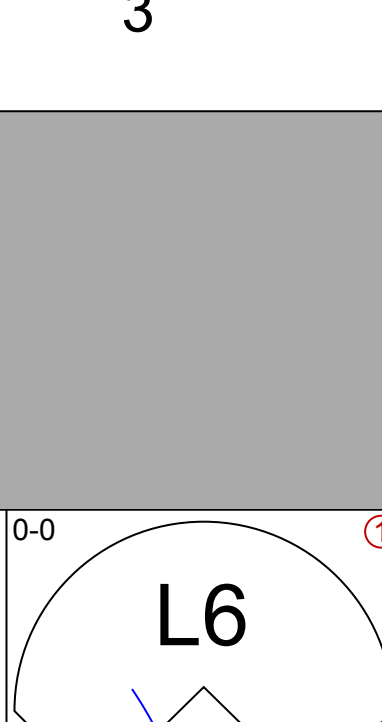


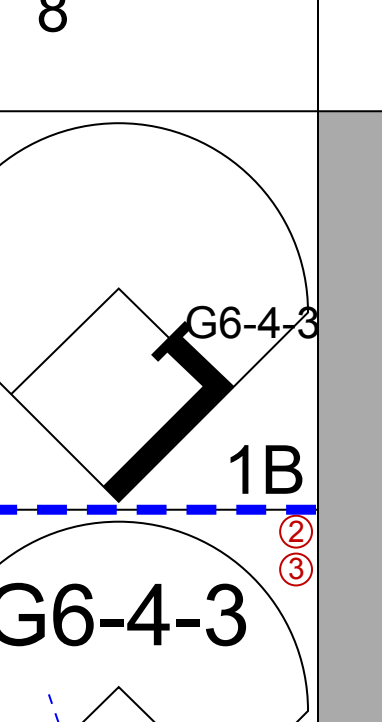
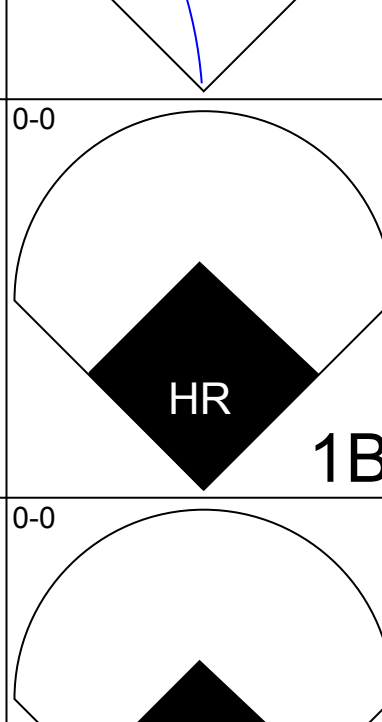
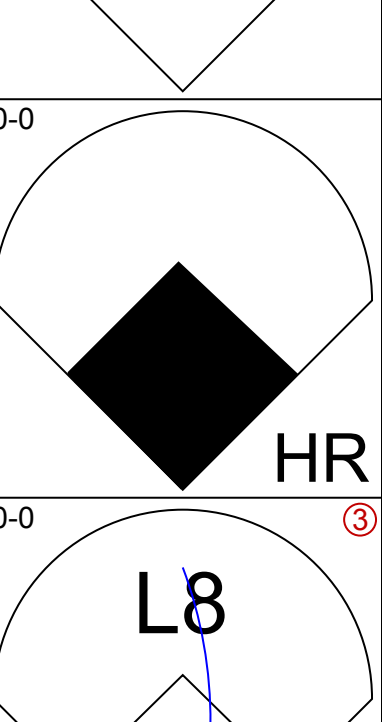




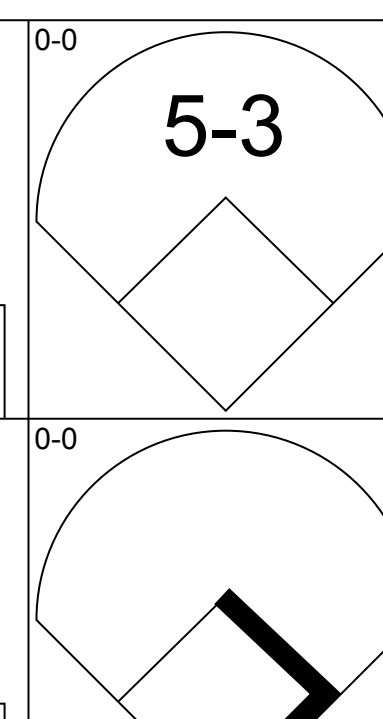
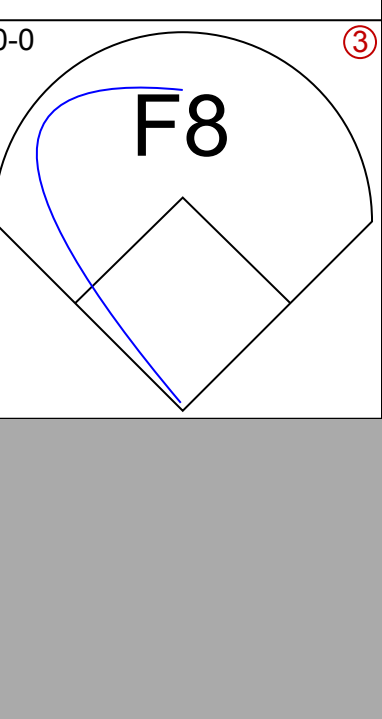
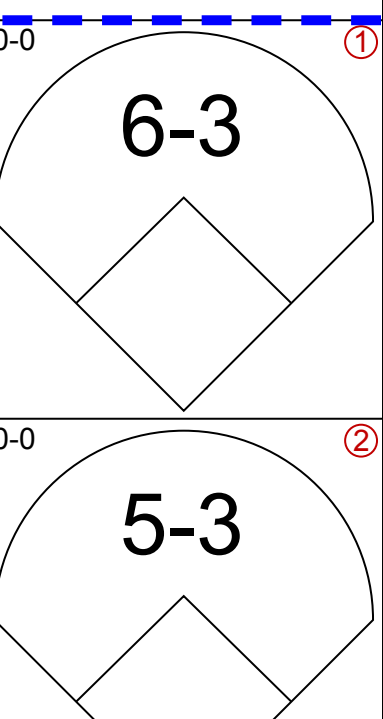
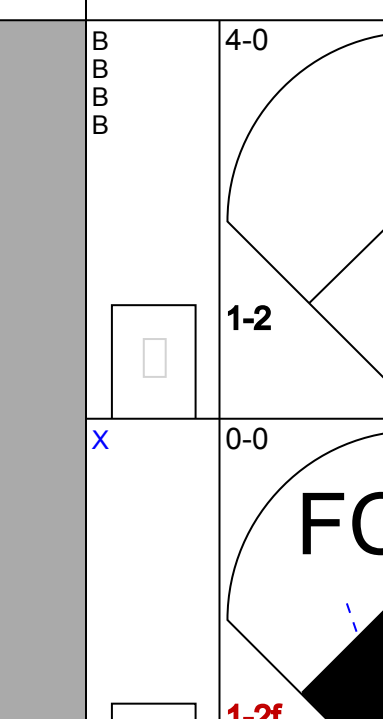
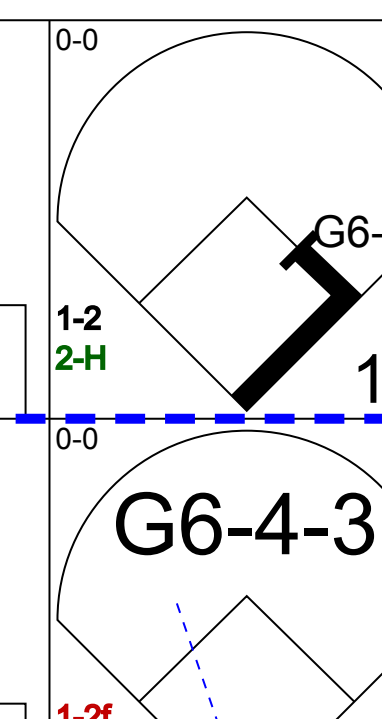
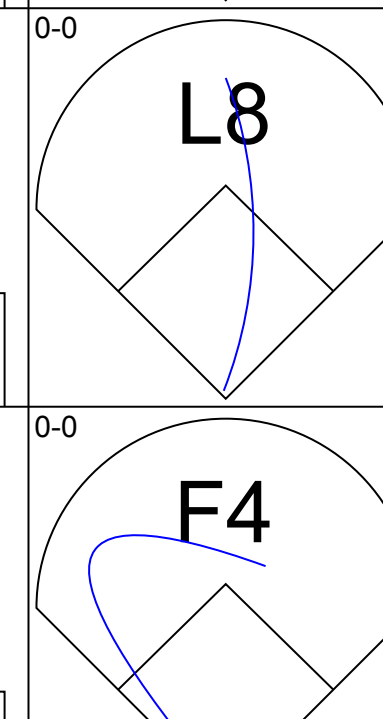
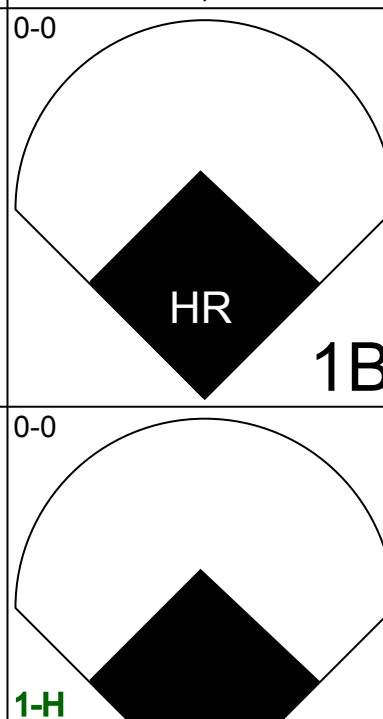
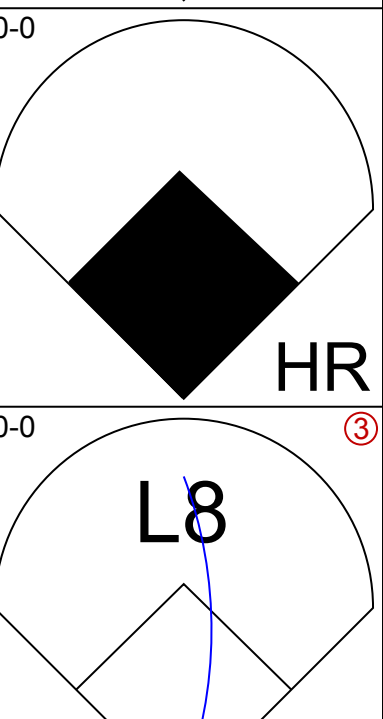
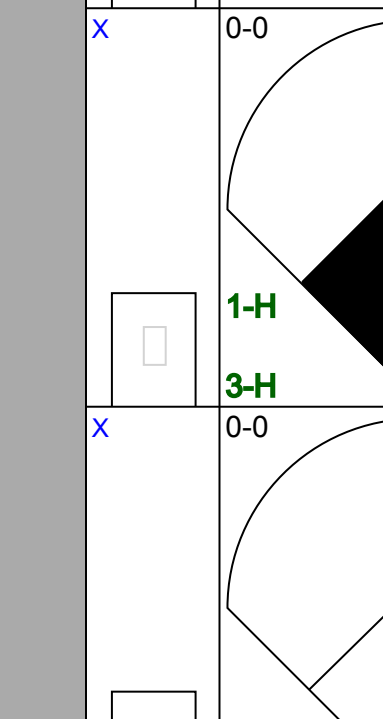


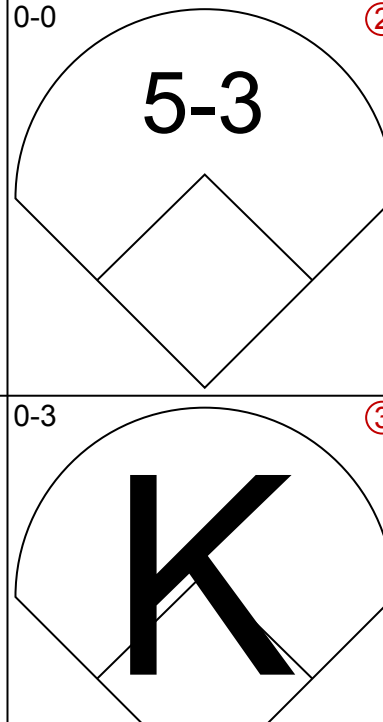

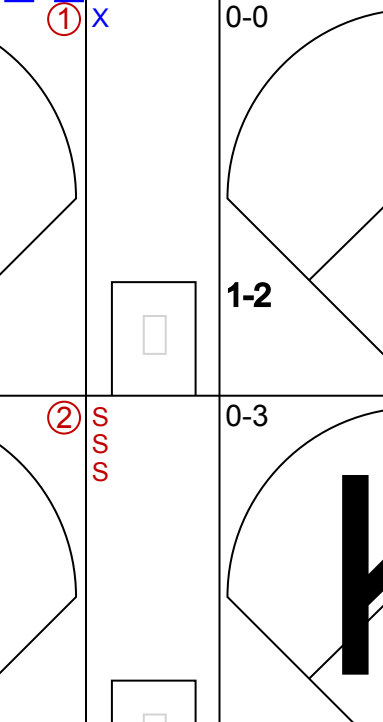



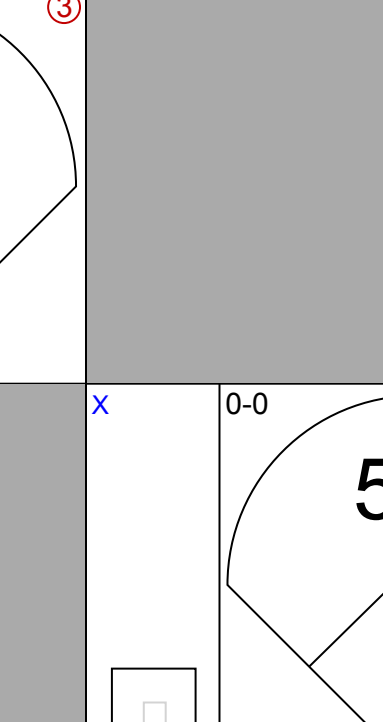
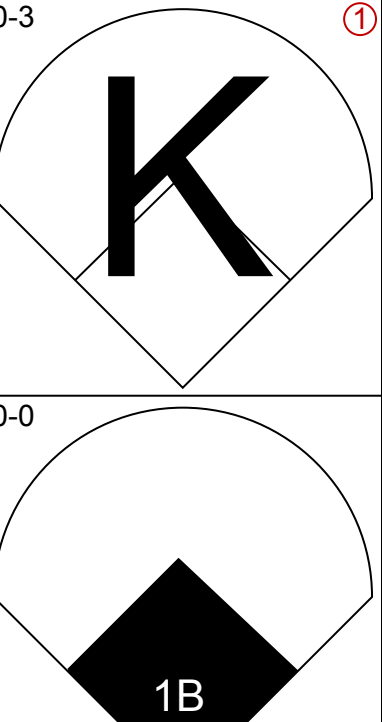
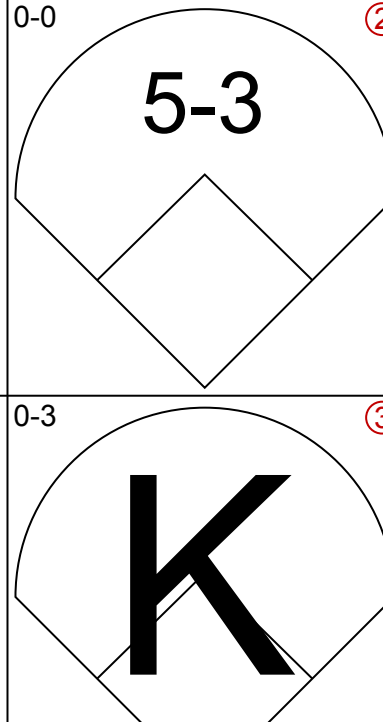
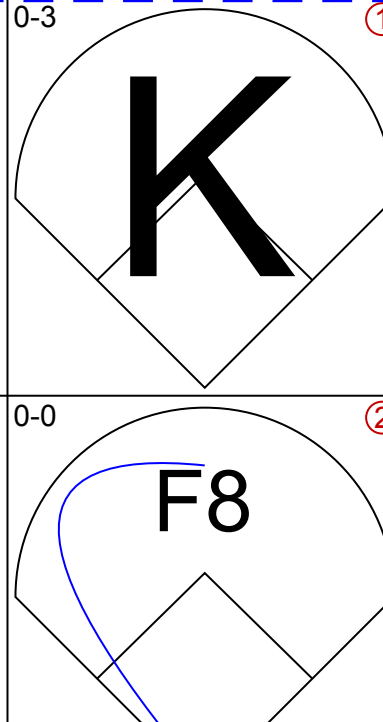
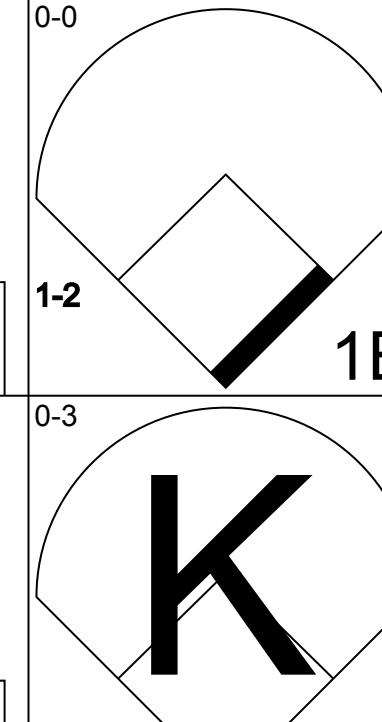
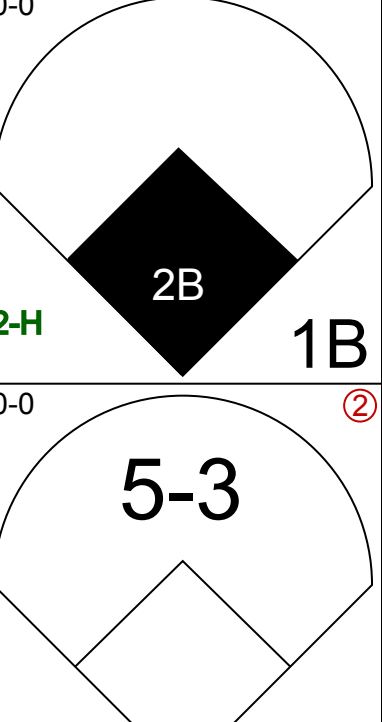

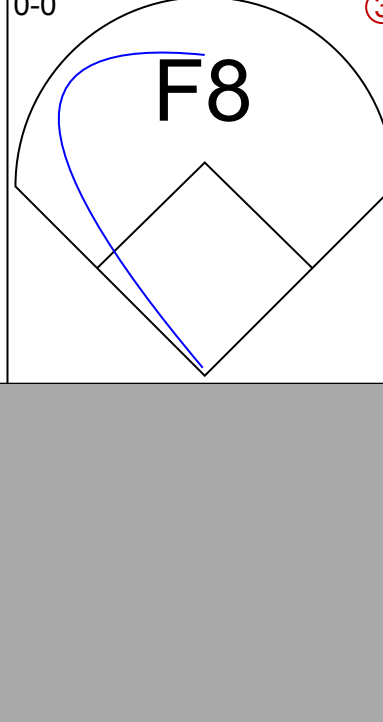
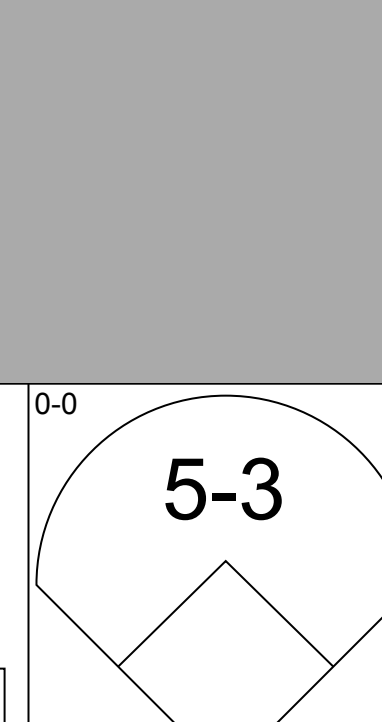
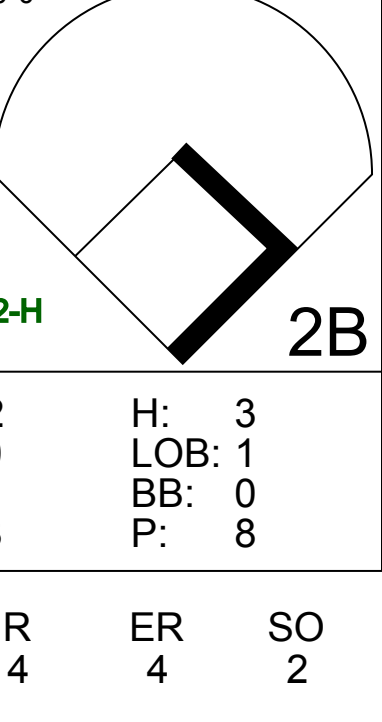
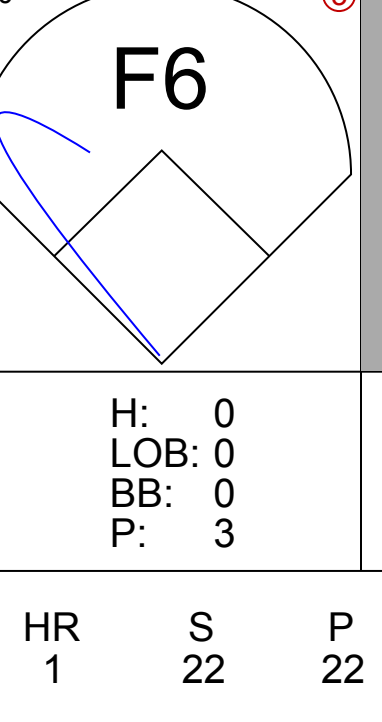
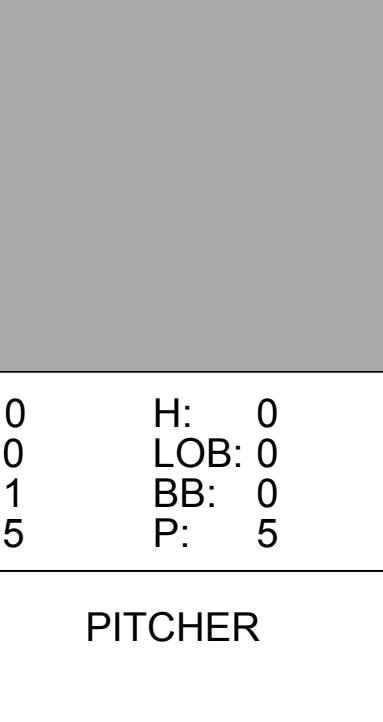
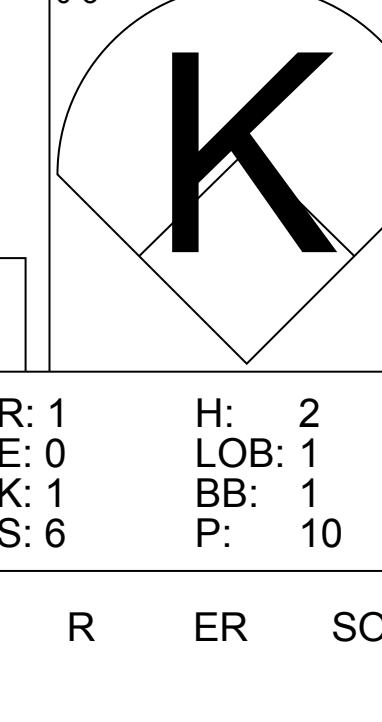




Batter	1	2	3	4	5	6	7	8	9	AB	R	H	RBI	BB	SO	LOB	BOTTOM	
Chuck Schilling, R OBP: 0.335, SLG: 0.373 (1,4)										5	1	1	1	0	1	3		
Roman Mejias, R OBP: 0.217, SLG: 0.353 (1,8)										4	0	2	1	0	0	1		
Carl Yastrzemski, L OBP: 0.390, SLG: 0.431 (1,7)										4	0	2	2	1	0	2		
Frank Maltzone, R OBP: 0.378, SLG: 0.513 (1,5)										5	0	1	1	0	0	4		
Dick Stuart, R OBP: 0.303, SLG: 0.516 (1,3)										5	1	2	1	0	0	1		
Lou Clinton, R OBP: 0.300, SLG: 0.433 (1,9)										3	2	2	0	1	1	2		
Eddie Bressoud, R OBP: 0.322, SLG: 0.423 (1,6)										3	2	1	2	1	1	3		
Russ Nixon, L OBP: 0.372, SLG: 0.463 (1,2)										3	1	1	0	1	1	0		
Earl Wilson, R OBP: 0.250, SLG: 0.263 (1,1)										3	2	2	1	1	1	1		
Inning Stats	R: 0 E: 0 K: 0 S: 3	H: 0 LOB: 0 BB: 0 P: 3	R: 0 E: 0 K: 1 S: 5	H: 0 LOB: 1 BB: 1 P: 9	R: 0 E: 0 K: 1 S: 6	H: 1 LOB: 2 BB: 0 P: 10	R: 0 E: 0 K: 1 S: 6	H: 2 LOB: 1 BB: 0 P: 6	R: 0 E: 0 K: 0 S: 2	H: 0 LOB: 0 BB: 1 P: 6	R: 3 E: 0 K: 1 S: 10	H: 5 LOB: 2 BB: 0 P: 10	R: 6 E: 0 K: 0 S: 9	H: 6 LOB: 1 BB: 1 P: 13	1B: 12 2B: 1 3B: 0 HR: 2	SF: 1 SAC: 0 DP: 2 HBP: 0	WP: 0 PB: 0 SB: 0 CS: 0	PA: 41
PITCHER Bill Faul, R ERA: 3.38 (1,1)	IP: 6.2 WLS: L BF: 29 H: 4 R: 0 ER: 3 SO: 3 BB: 4 IBB: 0 HBP: 0 BLK: 0 WP: 0 HR: 1 S: 35 P: 51 ERA: 4.05 WHIP: 1.650																	
Terry Fox, R ERA: 5.04 (7,1)	0.2 9 6 6 6 0 1 0 0 0 0 0 1 8 12 81.00 10.500																	
Willie Smith, L ERA: (8,1)	0.2 3 1 0 0 0 0 0 0 0 0 0 0 3 3 0.00 1.500																	

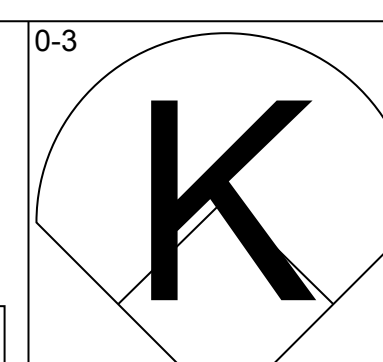
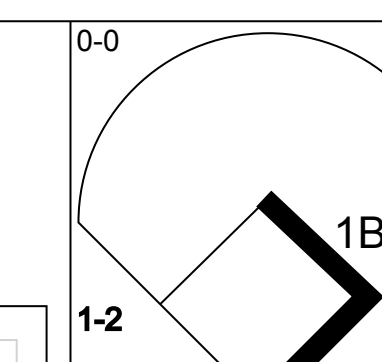
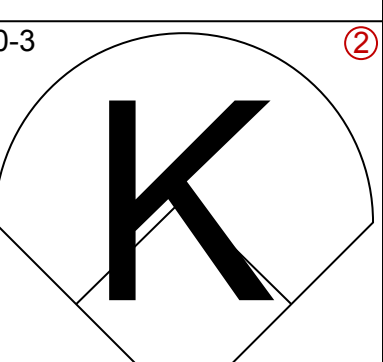
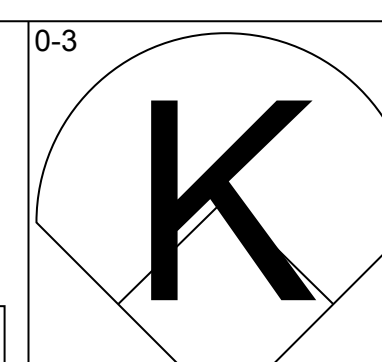
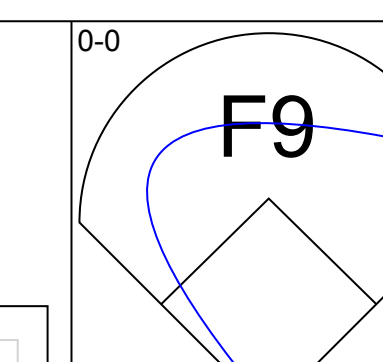

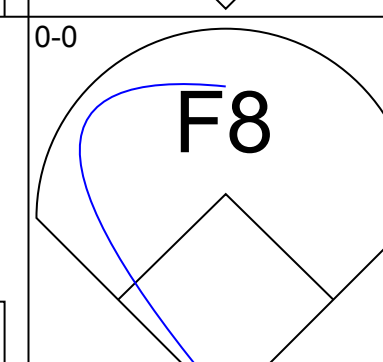
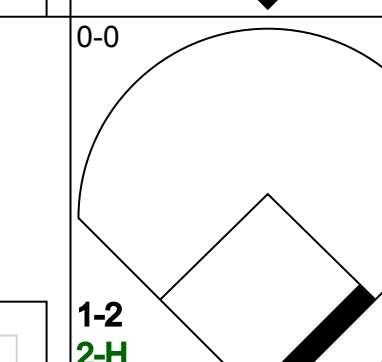
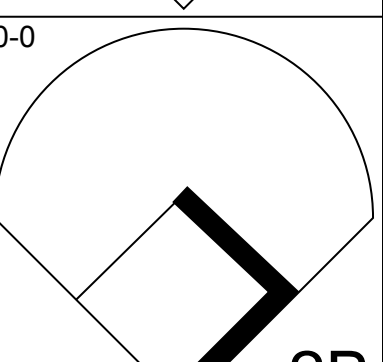
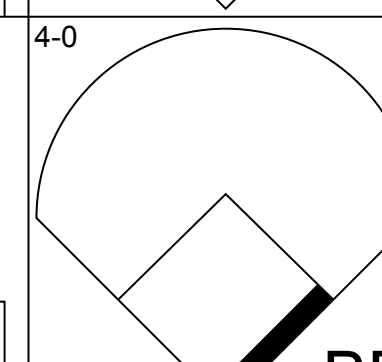
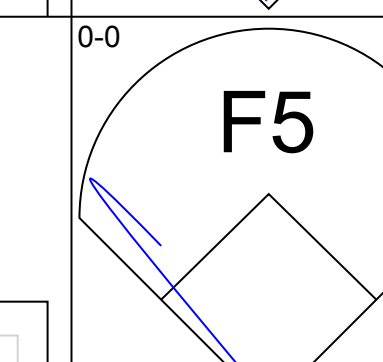
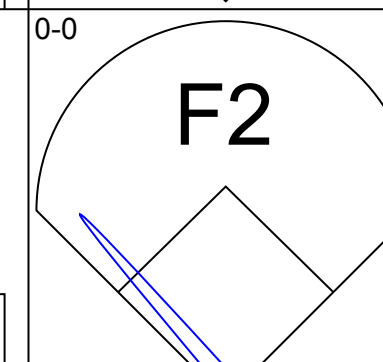
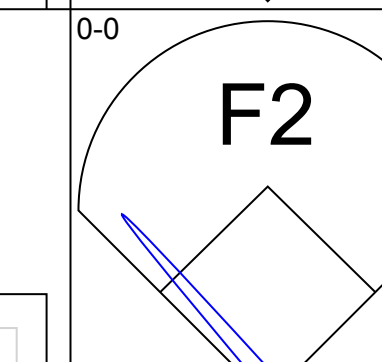
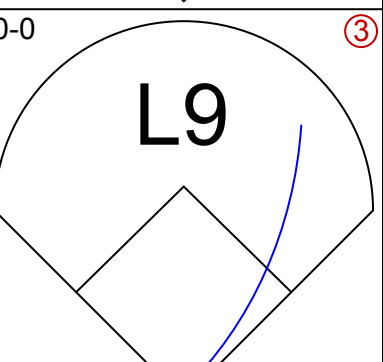
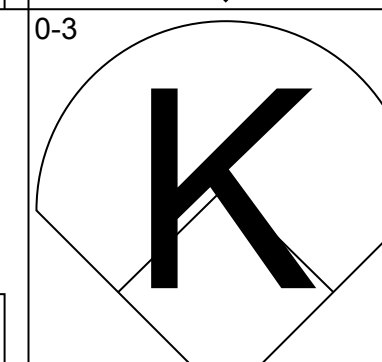
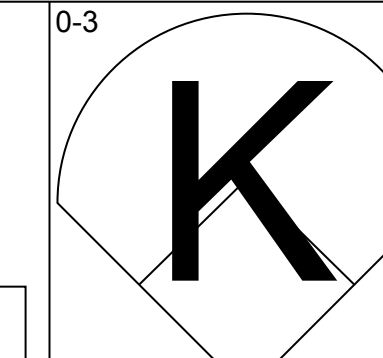
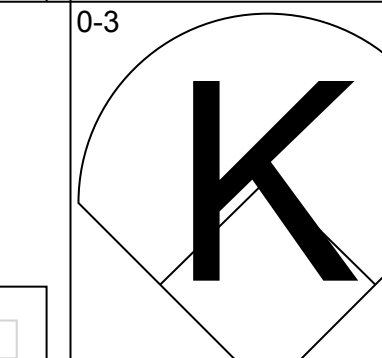
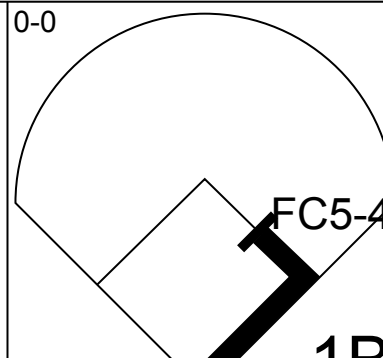
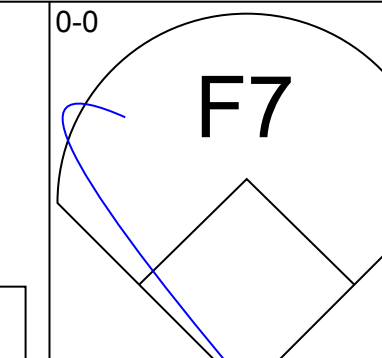
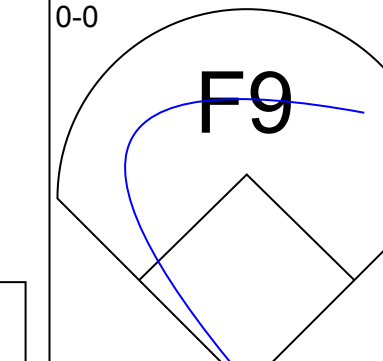

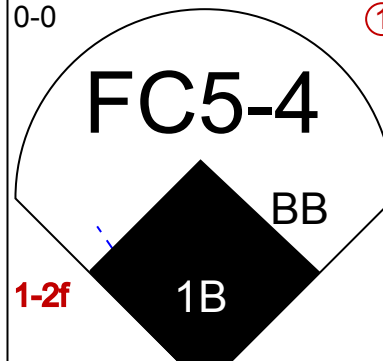
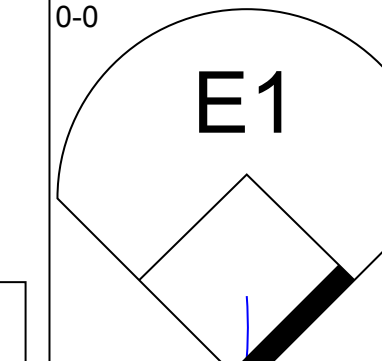
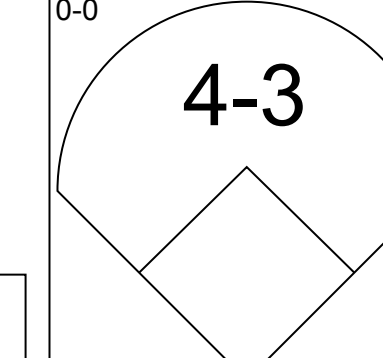
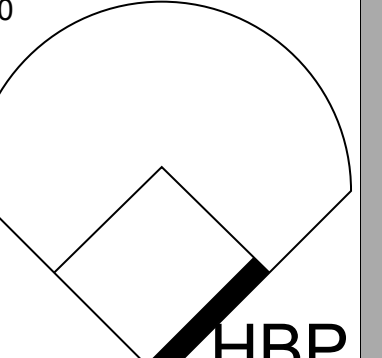
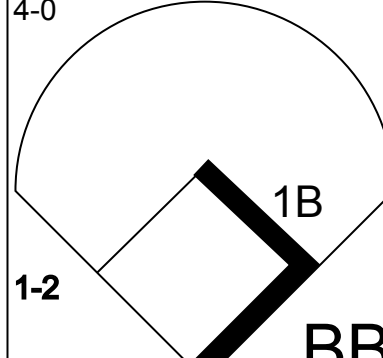
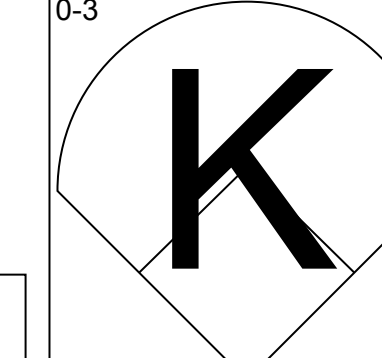
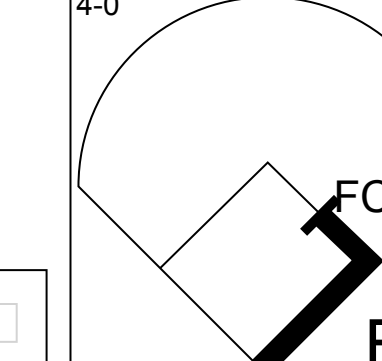

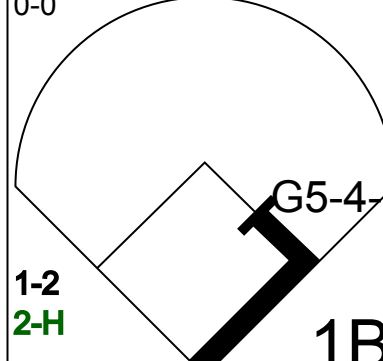
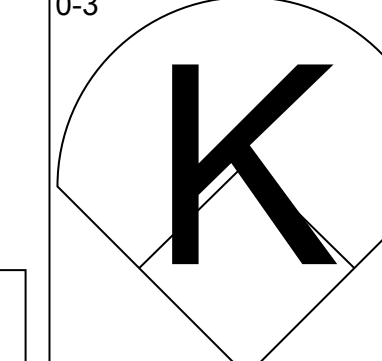
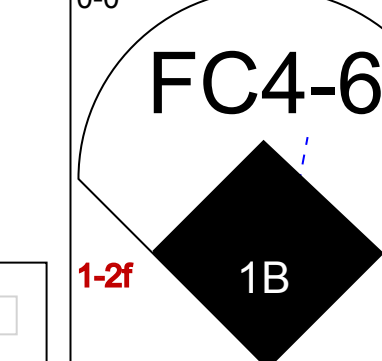
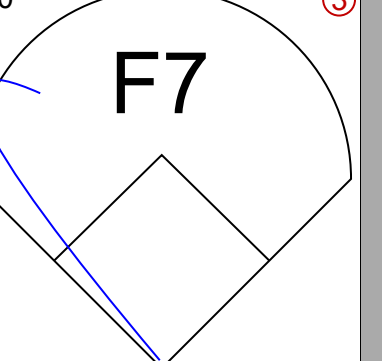
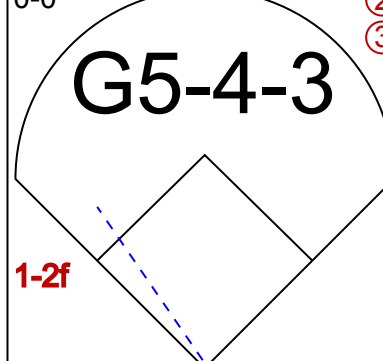
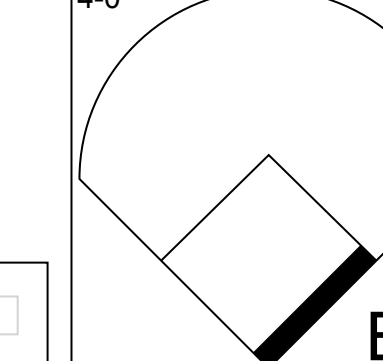
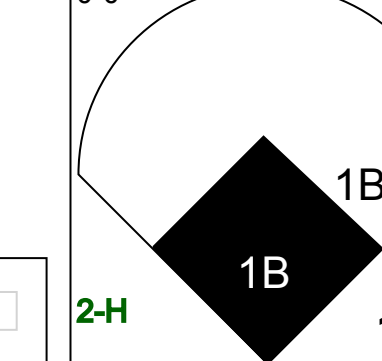


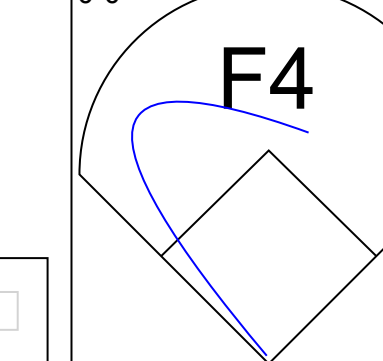
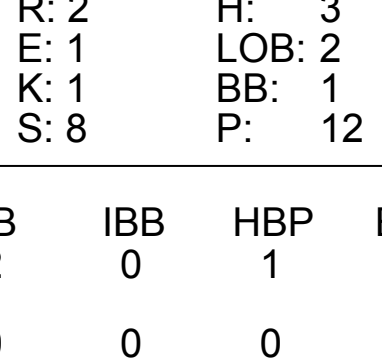
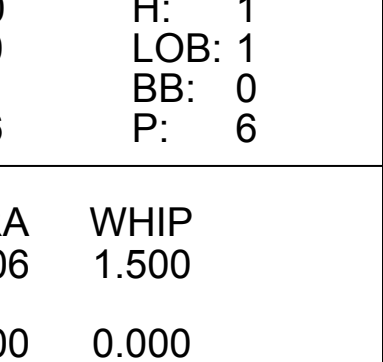
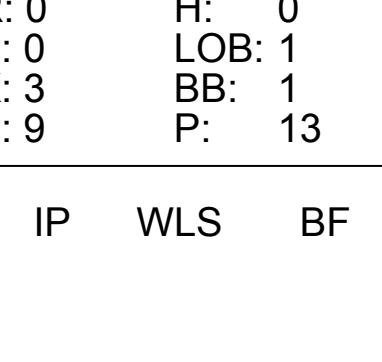
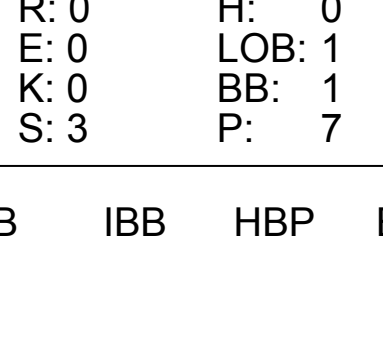

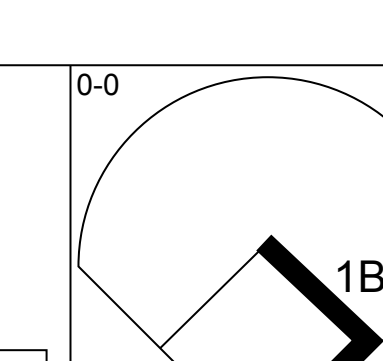
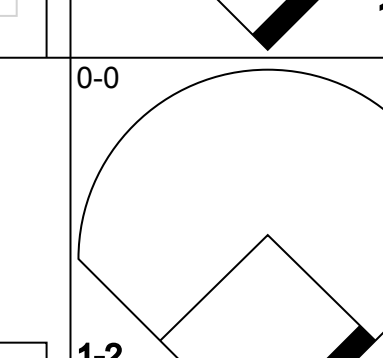
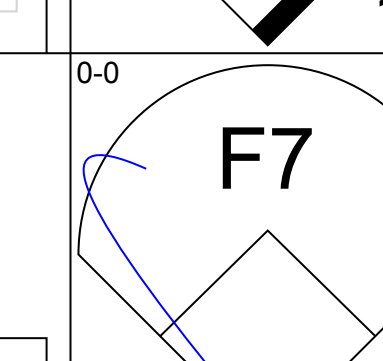
Detroit Tigers @ Boston Red Sox
Fenway Park, Boston, MA
Tue Jun 18 1963, 7:05 PM EDT
Att: 14,130 - Unknown

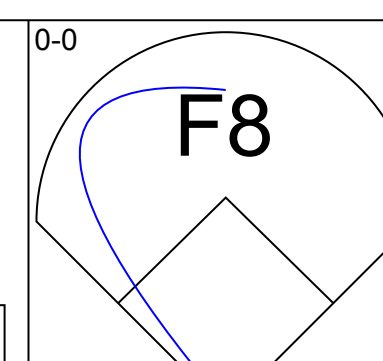
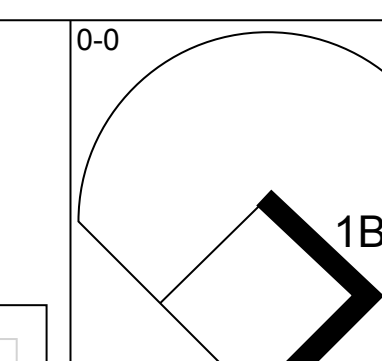
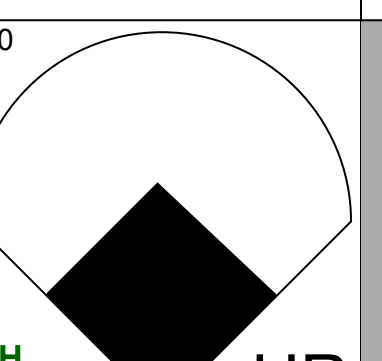
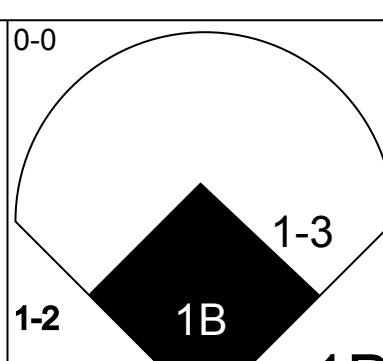
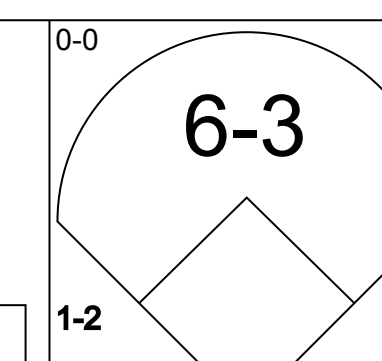

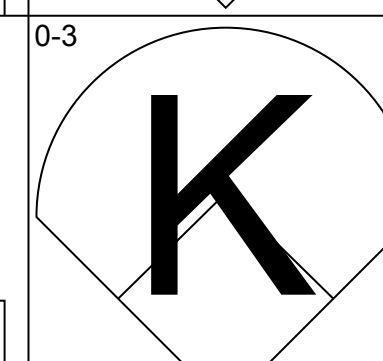
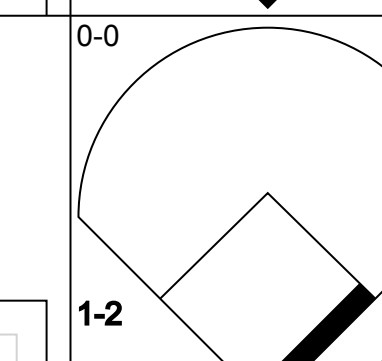
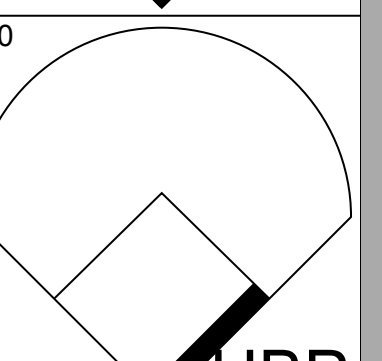
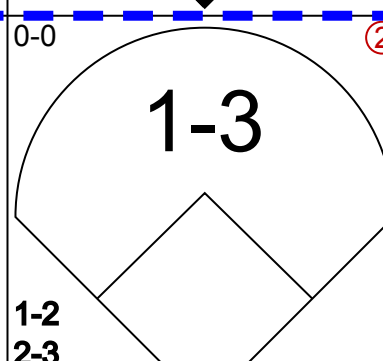
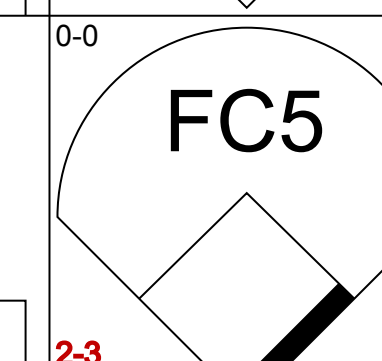
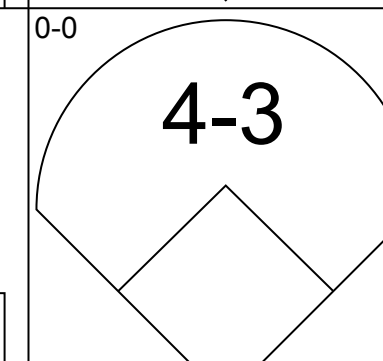
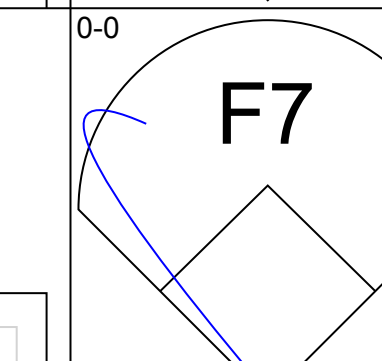
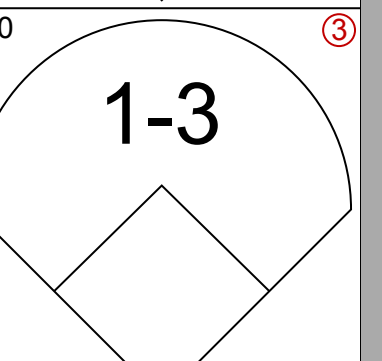
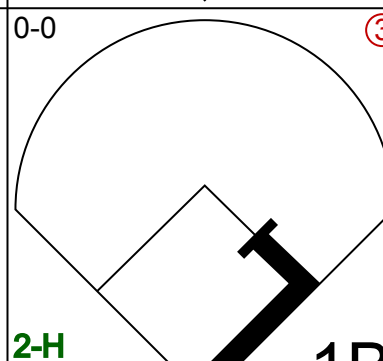
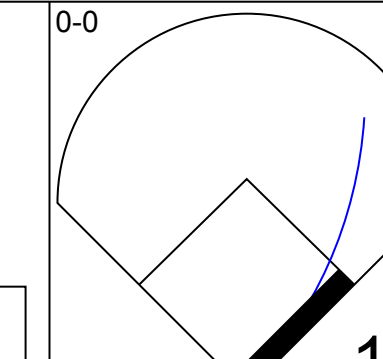

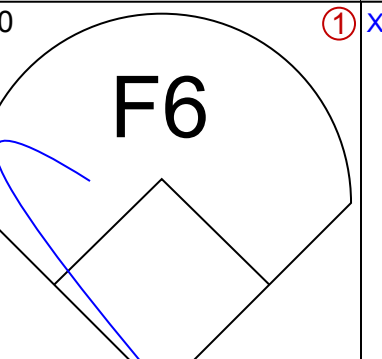
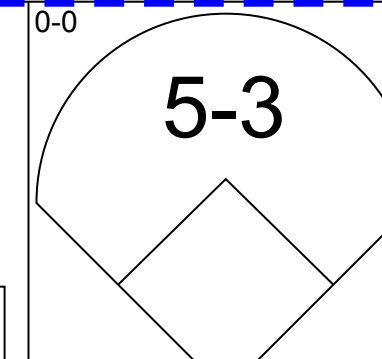
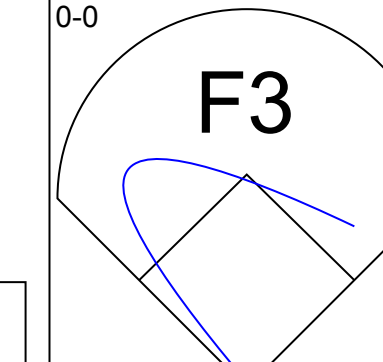
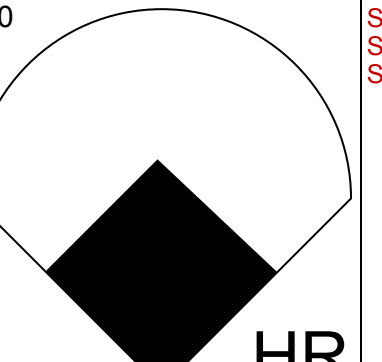
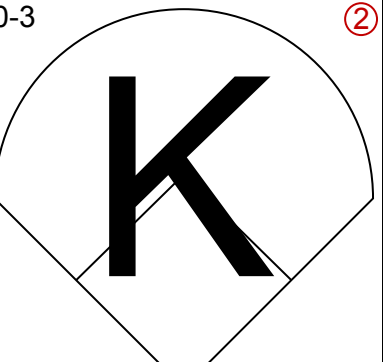
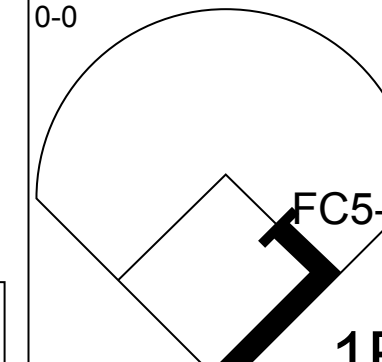

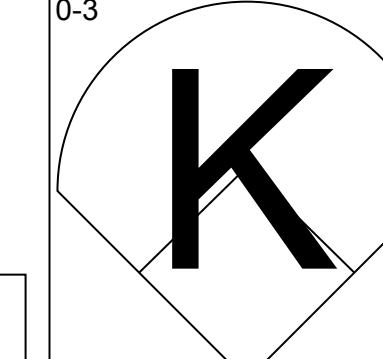

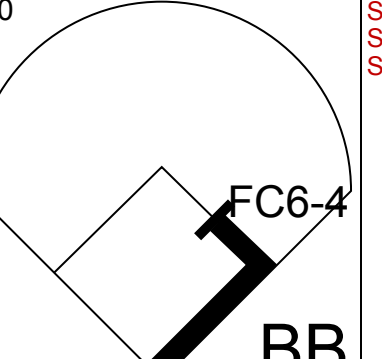
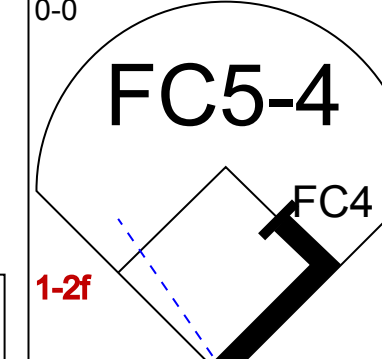

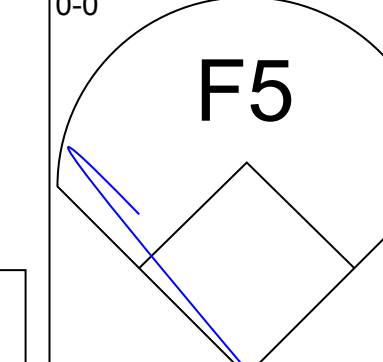

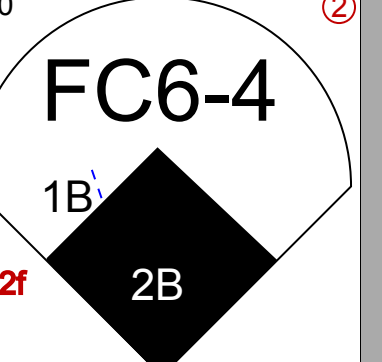
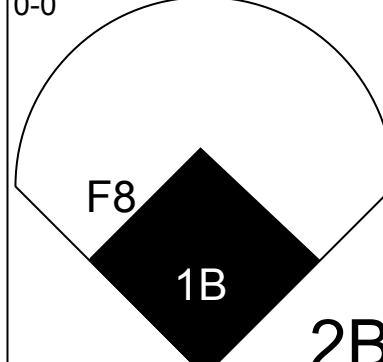

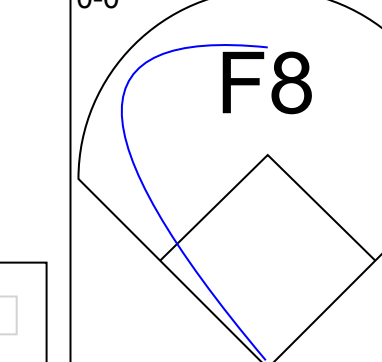
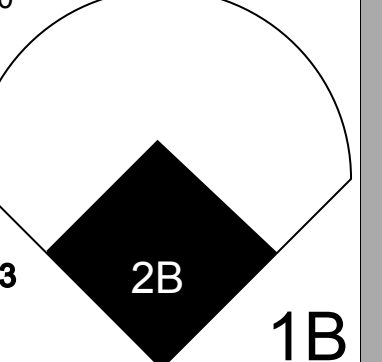

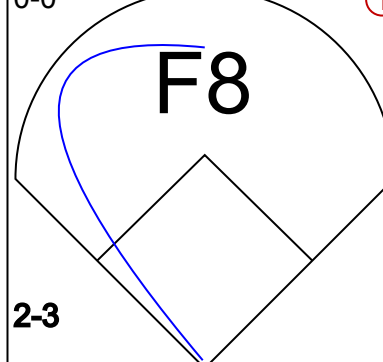
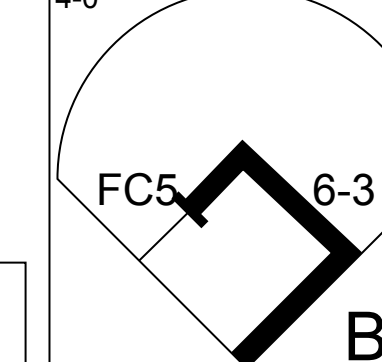

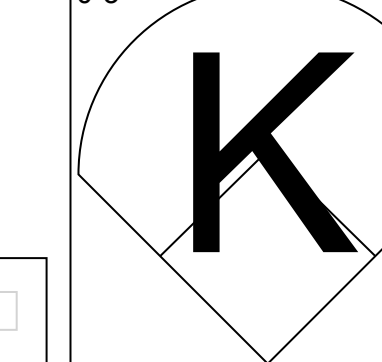
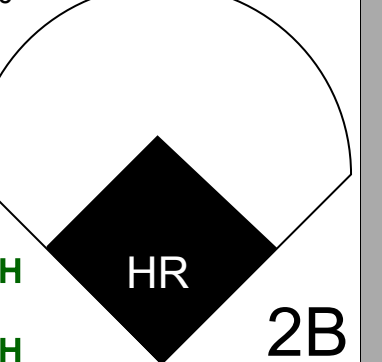

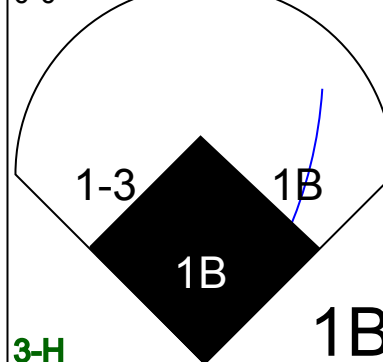
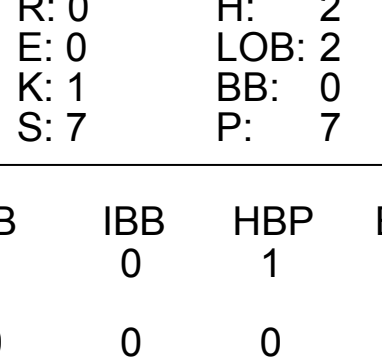
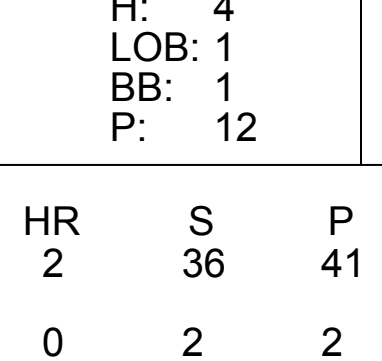
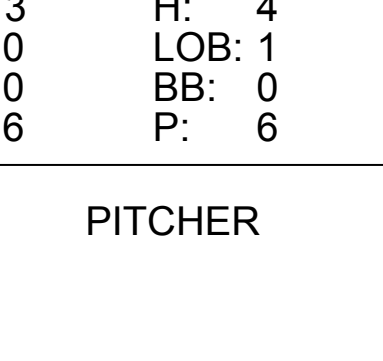



AB 35
R 9
H 14
RBI 9
BB 5
SO 5
LOB 17



Batter	1	2	3	4	5	6	7	8	9	AB	R	H	RBI	BB	SO	LOB	TOP					
Jake Wood, R OBP: 0.345, SLG: 0.469 (1, 4)										5	0	1	0	0	1	3	Detroit Tigers @ Boston Red Sox Fenway Park, Boston, MA Wed Jun 19 1963, 7:05 PM EDT Att: 14,795 - Unknown					
Bill Bruton, L OBP: 0.285, SLG: 0.317 (1, 8)										3	0	0	0	1	1							
Al Kaline, R OBP: 0.414, SLG: 0.595 (1, 9)										4	0	0	0	0	4							
Rocky Colavito, R OBP: 0.338, SLG: 0.378 (1, 7)										3	1	1	0	1	1	0						
Norm Cash, L OBP: 0.347, SLG: 0.393 (1, 3)										4	0	1	0	0	2	3						
Gus Triandos, R OBP: 0.301, SLG: 0.384 (1, 2)										4	0	1	0	0	1	1						
Dick McAuliffe, L OBP: 0.332, SLG: 0.383 (1, 6)										4	0	2	1	0	0	1						
Bubba Phillips, R OBP: 0.210, SLG: 0.255 (1, 5)										3	0	0	0	1	0	4						
Don Mossi, L Gates Brown, L Phil Regan, R George Thronberry, Jr. Mickey Lolich, S Tom Sturdivant, L Whitey Herzog, L (1, 1) (5, PH) (5, 1) (6, PH) (6, 1) (8, 1) (9, PH)										0	0	0	0	1	0	0						
Inning Stats	R: 0 E: 0 K: 2 S: 7	H: 0 LOB: 0 BB: 0 P: 7	R: 0 E: 0 K: 0 S: 3	H: 1 LOB: 0 BB: 0 P: 3	R: 0 E: 0 K: 0 S: 4	H: 1 LOB: 3 BB: 2 P: 12	R: 1 E: 1 K: 1 S: 7	H: 2 LOB: 1 BB: 0 P: 7	R: 1 E: 0 K: 0 S: 5	H: 2 LOB: 2 BB: 1 P: 9	R: 0 E: 0 K: 0 S: 3	H: 0 LOB: 1 BB: 1 P: 7	R: 0 E: 0 K: 3 S: 9	H: 0 LOB: 0 BB: 0 P: 3	R: 0 E: 0 K: 3 S: 9	H: 0 LOB: 0 BB: 0 P: 9		R: 0 E: 0 K: 0 S: 4	H: 1 LOB: 1 BB: 0 P: 4	1B: 4 2B: 2 3B: 0 HR: 1	SF: 0 SAC: 0 DP: 2 HBP: 0	WP: 0 PB: 0 SB: 0 CS: 0
PITCHER Bob Heffner, R ERA: 2.0 (1, 1)	IP: 9.0 WLS: W BF: 37 H: 7 R: 2 ER: 2 SO: 6 BB: 4 IBB: 0 HBP: 0 BLK: 0 WP: 0 HR: 1 S: 45 P: 61 ERA: 2.00 WHIP: 1.222															PITCHER						

Batter	1	2	3	4	5	6	7	8	9	AB	R	H	RBI	BB	SO	LOB	BOTTOM			
Chuck Schilling, R OBP: 0.336, SLG: 0.372 (1, 4)										4	0	1	1	1	0	1	Detroit Tigers @ Boston Red Sox Fenway Park, Boston, MA Wed Jun 19 1963, 7:05 PM EDT Att: 14,795 - Unknown			
Roman Mejias, R OBP: 0.217, SLG: 0.355 (1, 8)										5	1	1	0	0	4					
Carl Yastrzemski, L OBP: 0.395, SLG: 0.463 (1, 7)										4	3	3	4	0	0	1				
Frank Maltzone, R OBP: 0.380, SLG: 0.526 (1, 5)										4	1	2	2	0	0	1				
Dick Stuart, R OBP: 0.303, SLG: 0.512 (1, 3)										4	0	1	0	0	2	0				
Lou Clinton, R OBP: 0.300, SLG: 0.434 (1, 9)										4	1	1	0	0	2	2				
Eddie Bressoud, R OBP: 0.325, SLG: 0.425 (1, 6)										4	2	2	1	0	0	0				
Bob Tillman, R OBP: 0.274, SLG: 0.328 (1, 2)										3	0	0	0	1	0	1				
Bob Heffner, R OBP: 0.500, SLG: 0.667 (1, 1)										3	1	1	1	1	1	2				
Inning Stats	R: 0 E: 0 K: 0 S: 4	H: 1 LOB: 1 BB: 0 P: 4	R: 2 E: 0 K: 1 S: 8	H: 3 LOB: 1 BB: 0 P: 8	R: 2 E: 0 K: 1 S: 7	H: 2 LOB: 0 BB: 0 P: 7	R: 0 E: 0 K: 0 S: 3	H: 0 LOB: 0 BB: 0 P: 3	R: 1 E: 0 K: 0 S: 4	H: 1 LOB: 0 BB: 0 P: 4	R: 0 E: 0 K: 1 S: 5	H: 0 LOB: 0 BB: 0 P: 5	R: 3 E: 0 K: 1 S: 8	H: 3 LOB: 2 BB: 2 P: 16	R: 1 E: 0 K: 1 S: 6	H: 2 LOB: 1 BB: 1 P: 10		1B: 6 2B: 3 3B: 0 HR: 3	SF: 0 SAC: 0 DP: 1 HBP: 0	WP: 0 PB: 0 SB: 0 CS: 0
PITCHER Don Mossi, L ERA: 4.19 Phil Regan, R ERA: 3.92 Mickey Lolich, L ERA: 3.95 Tom Sturdivant, R ERA: 4.09 (1, 1) (5, 1) (6, 1) (8, 1)	IP: 4.0 WLS: L BF: 18 H: 6 R: 4 ER: 4 SO: 2 BB: 0 IBB: 0 HBP: 0 BLK: 0 WP: 0 HR: 1 S: 22 P: 22 ERA: 9.00 WHIP: 1.500															PITCHER				

Batter	1	2	3	4	5	6	7	8	9	AB	R	H	RBI	BB	SO	LOB	TOP					
Jake Wood, R OBP: 0.342, SLG: 0.463 (1,4)										5	0	1	0	0	3	1	<p>Detroit Tigers @ Boston Red Sox Fenway Park, Boston, MA Thu Jun 20 1963, 3:33 AM EDT Att: 6,173 - Unknown</p> <p>AB 33 R 3 H 6 RBI 3 BB 4 SO 11 LOB 17</p> 					
Bubba Phillips, R OBP: 0.222, SLG: 0.268 (1,5)										4	0	2	1	1	0	1						
Al Kaline, R OBP: 0.408, SLG: 0.585 (1,9)										4	0	0	0	0	1	4						
Rocky Colavito, R OBP: 0.337, SLG: 0.376 (1,7)										4	0	1	0	0	2	2						
Bill Freehan, R OBP: 0.362, SLG: 0.432 (1,2)										4	1	0	0	0	1	1						
Norm Cash, L OBP: 0.349, SLG: 0.389 (1,3)										2	0	0	0	1	1	1						
George Thomas, R OBP: 0.258, SLG: 0.333 (1,8)										3	0	1	1	1	2	2						
Coot Veal, R OBP: 0.297, SLG: 0.219 (1,6)										3	1	0	0	0	0	4						
Bill Bruton, L OBP: 0.286, SLG: 0.317 (9,PH)										0	0	0	0	1	0	0						
Jim Bunning, R OBP: 0.216, SLG: 0.250 (1,1)										2	1	1	1	0	0	0						
Terry Fox, R (6,1)										0	0	0	0	0	0	0						
Whitey Herzog, L OBP: 0.238, SLG: 0.200 (7,PH)										1	0	0	0	0	1	0						
Tom Sturdivant, L (7,1)										0	0	0	0	0	0	0						
Gates Brown, L OBP: 0.500, SLG: 2.000 (9,PH)										1	0	0	0	0	0	1						
Inning Stats	R: 0 E: 0 K: 1 S: 5	H: 0 LOB: 0 BB: 0 P: 5	R: 0 E: 0 K: 1 S: 5	H: 0 LOB: 0 BB: 0 P: 5	R: 2 E: 1 K: 1 S: 8	H: 3 LOB: 2 BB: 1 P: 12	R: 0 E: 0 K: 2 S: 7	H: 0 LOB: 1 BB: 0 P: 8	R: 0 E: 0 K: 1 S: 6	H: 1 LOB: 1 BB: 1 P: 6	R: 1 E: 0 K: 0 S: 4	H: 2 LOB: 1 BB: 1 P: 8	R: 0 E: 0 K: 3 S: 9	H: 0 LOB: 1 BB: 1 P: 13	R: 0 E: 1 K: 2 S: 8	H: 0 LOB: 1 BB: 1 P: 8	R: 0 E: 0 K: 3 S: 3	H: 0 LOB: 1 BB: 1 P: 7	1B: 5 2B: 1 3B: 0 HR: 0	SF: 0 SAC: 0 DP: 1 HBP: 1	WP: 0 PB: 0 SB: 0 CS: 0	PA: 38
PITCHER	IP WLS BF H R ER SO BB IBB HBP BLK WP HR S P ERA WHIP																					
Arnold Earley, L ERA: 4.57 (1,1)	5.1 W 25 6 3 3 6 2 0 0 0 0 0 0 34 43 5.06 1.500																					
Jack Lamabe, R ERA: 2.99 (6,1)	0.2 1 0 0 0 0 0 0 0 0 0 0 0 1 1 0.00 0.000																					
Dick Radatz, R ERA: 0.95 (7,1)	3.0 S 12 0 0 0 5 2 0 0 0 0 0 0 20 28 0.00 0.667																					

Batter	1	2	3	4	5	6	7	8	9	AB	R	H	RBI	BB	SO	LOB	BOTTOM			
Chuck Schilling, R OBP: 0.341, SLG: 0.388 (1,4)										5	2	3	2	0	0	1	<p>Detroit Tigers @ Boston Red Sox Fenway Park, Boston, MA Thu Jun 20 1963, 3:33 AM EDT Att: 6,173 - Unknown</p> <p>AB 35 R 8 H 12 RBI 8 BB 2 SO 5 LOB 15</p> 			
Roman Mejias, R OBP: 0.222, SLG: 0.352 (1,8)										4	0	1	0	0	1	3				
Carl Yastrzemski, L OBP: 0.393, SLG: 0.499 (1,7)										4	0	1	2	0	0	3				
Frank Maltzone, R OBP: 0.378, SLG: 0.522 (1,5)										4	0	1	0	0	0	0				
Dick Stuart, R OBP: 0.306, SLG: 0.525 (1,3)										4	1	2	1	0	1	1				
Lou Clinton, R OBP: 0.299, SLG: 0.429 (1,9)										3	0	0	0	1	2	2				
Eddie Bressoud, R OBP: 0.324, SLG: 0.426 (1,6)										4	2	1	0	0	0	3				
Russ Nixon, L OBP: 0.378, SLG: 0.459 (1,2)										3	1	1	0	1	0	1				
Arnold Earley, L OBP: 0.222, SLG: 0.333 (1,1)										2	1	1	2	0	1	0				
Jack Lamabe, R (6,1)										0	0	0	0	0	0	0				
Gary Geiger, L OBP: 0.417, SLG: 0.548 (6,PH)										1	1	1	1	0	0	0				
Dick Radatz, R OBP: 0.071, SLG: 0.143 (7,1)										1	0	0	0	0	0	1				
Inning Stats	R: 0 E: 0 K: 1 S: 5	H: 0 LOB: 0 BB: 0 P: 5	R: 0 E: 0 K: 1 S: 6	H: 1 LOB: 1 BB: 0 P: 6	R: 0 E: 0 K: 1 S: 7	H: 2 LOB: 2 BB: 0 P: 7	R: 5 E: 0 K: 0 S: 7	H: 4 LOB: 1 BB: 1 P: 12	R: 0 E: 0 K: 2 S: 7	H: 0 LOB: 0 BB: 0 P: 7	R: 3 E: 0 K: 0 S: 6	H: 4 LOB: 1 BB: 0 P: 6	R: 0 E: 0 K: 0 S: 4	H: 1 LOB: 1 BB: 0 P: 4	R: 0 E: 0 K: 0 S: 3	H: 0 LOB: 1 BB: 1 P: 7	1B: 8 2B: 2 3B: 0 HR: 2	SF: 0 SAC: 0 DP: 0 HBP: 1	WP: 0 PB: 0 SB: 0 CS: 0	PA: 38
PITCHER	IP WLS BF H R ER SO BB IBB HBP BLK WP HR S P ERA WHIP																			
Jim Bunning, R ERA: 3.75 (1,1)	5.1 L 28 10 8 8 5 1 0 1 0 0 0 0 2 36 41 13.50 2.062																			
Terry Fox, R ERA: 4.94 (6,1)	0.2 2 1 0 0 0 0 0 0 0 0 0 0 2 2 0.00 1.500																			
Tom Sturdivant, R ERA: 3.91 (7,1)	2.0 8 1 0 0 0 1 0 0 0 0 0 0 7 11 0.00 1.000																			

Batter	1	2	3	4	5	6	7	8	9	AB	R	H	RBI	BB	SO	LOB	TOP								
Jake Wood, R OBP: 0.347, SLG: 0.471 (1, 4)	F3		SH1-3 1B 1-2		1B 1B	F7		2H 1B		5	1	3	1	0	0	0									
Dick McAuliffe, L OBP: 0.338, SLG: 0.385 (1, 6)	4-3		SH1-3 1B 1-2 2H		1B SH	L3		1-2 BB		4	1	2	1	1	0	0									
Al Kaline, R OBP: 0.411, SLG: 0.584 (1, 9)			SH1-3		1B SH			F8		2	1	1	1	1	0	0									
Bill Bruton, L OBP: 0.287, SLG: 0.316 (7, 8)	BB		1-2 2-3		1B					1	0	0	0	0	0	2									
Rocky Colavito, R OBP: 0.336, SLG: 0.371 (1, 7)	K		F3		SH 1B SF8					3	1	0	0	1	1	3									
Norm Cash, L OBP: 0.359, SLG: 0.396 (1, 3)			F9		5-3 1B					4	0	3	1	1	0	0									
Bubba Phillips, R OBP: 0.222, SLG: 0.268 (1, 5)	6-3		F6		3H 1B					4	0	1	1	0	1	4									
Bill Freehan, R OBP: 0.355, SLG: 0.414 (1, 2)	BB				3-1 1-2					4	0	0	0	1	1	4									
George Thomas, R OBP: 0.257, SLG: 0.326 (1, 8)	L5				4-3					4	1	0	0	1	1	5									
Hank Aquirre, R OBP: 0.200, SLG: 0.182 (1, 1)										4	1	1	0	0	3	1									
Bill Faul, R OBP: 0.105, SLG: 0.111 (8, 1)			S 1B		K					1	0	0	0	0	1	3									
Tom Sturdivant, L (9, 1)			1B		K					0	0	0	0	0	0	0									
Inning Stats	R: 0 E: 0 K: 1 S: 5	H: 0 LOB: 1 BB: 1 P: 9	R: 0 E: 0 K: 0 S: 3	H: 0 LOB: 1 BB: 1 P: 7	R: 1 E: 0 K: 0 S: 6	H: 3 LOB: 3 BB: 1 P: 10	R: 0 E: 0 K: 1 S: 5	H: 0 LOB: 0 BB: 0 P: 5	R: 4 E: 0 K: 0 S: 8	H: 4 LOB: 1 BB: 0 P: 8	R: 0 E: 0 K: 1 S: 5	H: 0 LOB: 0 BB: 0 P: 5	R: 0 E: 0 K: 1 S: 6	H: 1 LOB: 1 BB: 0 P: 6	R: 1 E: 0 K: 1 S: 6	H: 1 LOB: 2 BB: 2 P: 14	R: 0 E: 0 K: 3 S: 11	H: 2 LOB: 3 BB: 1 P: 15	1B: 10 2B: 1 3B: 0 HR: 0	SF: 1 SAC: 2 DP: 0 HBP: 0	WP: 0 PB: 0 SB: 2 CS: 0	PA: 45			
PITCHER	IP	WLS	BF	H	R	ER	SO	BB	IBB	HBP	BLK	WP	HR	S	P	ERA	WHIP								
Dave Wickersham, R ERA: 3.47 (1, 1)	8.0	L	39	9	6	6	5	5	0	0	1	0	0	44	64	6.75	1.750								
Dale Willis, R ERA: 3.95 (9, 1)	1.0		6	2	0	0	3	1	0	0	0	0	0	11	15	0.00	3.000								

Detroit Tigers @ Kansas City Athletics
 Municipal Stadium, Kansas City, MO
 Fri Jun 21 1963, 8:05 PM EDT
 Att: 10,481 - Unknown


AB	36
R	6
H	11
RBI	5
BB	6
SO	8
LOB	22



Batter	1	2	3	4	5	6	7	8	9	AB	R	H	RBI	BB	SO	LOB	BOTTOM								
Bobby Del Greco, R OBP: 0.305, SLG: 0.355 (1, 8)	1B		F4			1B 1-2 BB		F8		4	0	1	0	1	1	4									
Gino Cimoli, R OBP: 0.335, SLG: 0.384 (1, 9)	L9					1-3 2H 1B		2B 1B		4	0	2	1	0	0	1									
Ed Charles, R OBP: 0.355, SLG: 0.415 (1, 5)	L9					L5				4	0	1	2	0	0	2									
Chuck Essegian, R OBP: 0.305, SLG: 0.368 (1, 7)	5-3					F3				4	0	0	0	0	1	3									
Doc Edwards, R OBP: 0.304, SLG: 0.385 (1, 2)						F8				4	0	1	0	0	1	0									
Ken Harrelson, R OBP: 0.172, SLG: 0.286 (1, 3)						K				3	0	0	0	0	1	1									
Manny Jimenez, L OBP: 0.344, SLG: 0.308 (9, PH)	G6-4-3							F7		1	0	0	0	0	0	0									
Wayne Causey, L OBP: 0.352, SLG: 0.407 (1, 6)	4-3					G3				3	1	1	0	1	0	0									
Jerry Lumpe, L OBP: 0.279, SLG: 0.301 (1, 4)						L9				3	1	0	0	1	0	1									
Dave Wickersham, R OBP: 0.216, SLG: 0.194 (1, 1)										2	1	1	0	0	0	0									
George Alusik, R OBP: 0.302, SLG: 0.363 (8, PH)										0	1	0	0	1	0	0									
Dale Willis, R OBP: 0.250, SLG: 0.250 (9, 1)										0	0	0	0	0	0	0									
Norm Siebern, L OBP: 0.382, SLG: 0.409 (9, PH)										1	0	1	1	0	0	0									
Tony La Russa, R (9, PR)										0	0	0	0	0	0	0									
Inning Stats	R: 0 E: 0 K: 0 S: 4	H: 1 LOB: 0 BB: 0 P: 4	R: 0 E: 0 K: 0 S: 3	H: 1 LOB: 0 BB: 0 P: 3	R: 0 E: 0 K: 0 S: 3	H: 0 LOB: 0 BB: 0 P: 3	R: 0 E: 0 K: 0 S: 3	H: 0 LOB: 0 BB: 0 P: 3	R: 0 E: 0 K: 1 S: 5	H: 0 LOB: 0 BB: 0 P: 5	R: 1 E: 0 K: 0 S: 4	H: 2 LOB: 1 BB: 1 P: 8	R: 0 E: 0 K: 0 S: 3	H: 0 LOB: 0 BB: 0 P: 3	R: 2 E: 0 K: 1 S: 7	H: 2 LOB: 2 BB: 2 P: 15	R: 1 E: 0 K: 2 S: 9	H: 2 LOB: 2 BB: 1 P: 13	1B: 7 2B: 1 3B: 0 HR: 0	SF: 0 SAC: 0 DP: 1 HBP: 0	WP: 0 PB: 0 SB: 0 CS: 0	PA: 37			
PITCHER	IP	WLS	BF	H	R	ER	SO	BB	IBB	HBP	BLK	WP	HR	S	P	ERA	WHIP								
Hank Aquirre, L ERA: 4.3 (1, 1)	7.2	W	30	6	3	3	1	3	0	0	0	0	0	29	41	3.52	1.174								
Bill Faul, R ERA: 3.48 (8, 1)	1.0		6	2	1	1	2	1	0	0	1	0	0	9	13	9.00	3.000								
Tom Sturdivant, R ERA: 3.88 (9, 1)	0.1	S	1	0	0	0	1	0	0	0	0	0	0	3	3	0.00	0.000								

Detroit Tigers @ Kansas City Athletics
 Municipal Stadium, Kansas City, MO
 Fri Jun 21 1963, 8:05 PM EDT
 Att: 10,481 - Unknown


AB	33
R	4
H	8
RBI	4
BB	4
SO	4
LOB	12



Batter	1	2	3	4	5	6	7	8	9	AB	R	H	RBI	BB	SO	LOB	TOP								
Jake Wood, R OBP: 0.352, SLG: 0.471 (1, 4)										4	1	2	0	1	0	1									
Dick McAuliffe, L OBP: 0.335, SLG: 0.380 (1, 6)										5	0	1	1	0	0	4									
Al Kaline, R OBP: 0.405, SLG: 0.575 (1, 9)										4	0	0	0	0	1	2									
Rocky Colavito, R OBP: 0.338, SLG: 0.373 (1, 7)										4	0	2	0	0	0	1									
Norm Cash, L OBP: 0.357, SLG: 0.393 (1, 3)										4	0	1	0	0	0	2									
Bill Bruton, L OBP: 0.286, SLG: 0.315 (1, 8)										4	0	1	0	0	0	2									
Bubba Phillips, R OBP: 0.222, SLG: 0.267 (1, 5)										4	1	1	0	0	0	1									
Gus Triandos, R OBP: 0.301, SLG: 0.401 (1, 2)										3	1	1	1	0	1	0									
Phil Regan, R OBP: 0.250, SLG: 0.391 (1, 1)										3	0	1	0	0	2	0									
Gates Brown, L OBP: 0.467, SLG: 1.667 (9, PH)										1	0	1	1	0	0	0									
Jim Bunning, R OBP: 0.216, SLG: 0.250 (9, 1)										0	0	0	0	0	0	0									
Inning Stats	R: 0 E: 0 K: 0 S: 4	H: 1 LOB: 1 BB: 0 P: 4	R: 0 E: 0 K: 0 S: 3	H: 0 LOB: 0 BB: 0 P: 3	R: 1 E: 0 K: 1 S: 6	H: 1 LOB: 1 BB: 1 P: 10	R: 0 E: 0 K: 0 S: 4	H: 1 LOB: 1 BB: 0 P: 4	R: 1 E: 0 K: 1 S: 6	H: 1 LOB: 0 BB: 0 P: 6	R: 0 E: 0 K: 0 S: 4	H: 2 LOB: 2 BB: 0 P: 4	R: 0 E: 0 K: 1 S: 7	H: 2 LOB: 2 BB: 0 P: 7	R: 0 E: 0 K: 1 S: 6	H: 1 LOB: 1 BB: 0 P: 6	R: 1 E: 0 K: 0 S: 5	H: 2 LOB: 1 BB: 0 P: 5	1B: 10 2B: 0 3B: 0 HR: 1	SF: 0 SAC: 1 DP: 0 HBP: 0	WP: 0 PB: 0 SB: 2 CS: 0	PA: 38			
PITCHER	IP	WLS	BF	H	R	ER	SO	BB	IBB	HBP	BLK	WP	HR	S	P	ERA	WHIP								
Orlando Pena, R ERA: 3.51 (1, 1)	7.0		29	8	2	2	3	1	0	0	0	0	1	34	38	2.57	1.286								
Bill Fischer, R ERA: 2.66 (8, 1)	2.0	L	9	3	1	1	1	0	0	0	0	0	0	11	11	4.50	1.500								

Detroit Tigers @ Kansas City Athletics
Municipal Stadium, Kansas City, MO
Sat Jun 22 1963, 8:05 PM EDT
Att: 10,603 - Unknown


AB 36
R 3
H 11
RBI 3
BB 1
SO 4
LOB 13





Batter	1	2	3	4	5	6	7	8	9	AB	R	H	RBI	BB	SO	LOB	BOTTOM								
Bobby Del Greco, R OBP: 0.303, SLG: 0.351 (1, 8)										4	0	1	0	0	2	3									
Gino Cimoli, R OBP: 0.330, SLG: 0.377 (1, 9)										4	0	0	0	0	1	1									
Ed Charles, R OBP: 0.353, SLG: 0.412 (1, 5)										4	0	1	0	0	2	0									
Chuck Essegian, R OBP: 0.304, SLG: 0.361 (1, 7)										3	1	0	0	1	1	1									
George Alusik, R OBP: 0.302, SLG: 0.363 (9, 7)										0	0	0	0	0	0	0									
Doc Edwards, R OBP: 0.302, SLG: 0.380 (1, 2)										4	0	1	0	0	0	1									
Jerry Lumpe, L OBP: 0.280, SLG: 0.299 (1, 4)										2	0	0	0	1	0	1									
Ken Harrelson, R OBP: 0.241, SLG: 0.240 (1, 3)										3	0	0	0	0	1	2									
Norm Siebern, L OBP: 0.339, SLG: 0.407 (9, PH)										1	0	0	0	0	1	1									
Wayne Causey, L OBP: 0.354, SLG: 0.410 (1, 6)										3	1	1	0	1	0	1									
Orlando Pena, R ERA: 3.34 (1, 1)	8.0	W	31	4	2	1	8	2	1	0	0	0	0	44	56	1.12	0.750								
Manny Jimenez, L OBP: 0.339, SLG: 0.308 (7, PH)	1.0	S	4	0	0	0	1	1	0	0	0	0	0	5	9	0.00	1.000								
Bill Fischer, R ERA: 3.71 (8, 1)										0	0	0	0	0	0	0									
Inning Stats	R: 0 E: 0 K: 2 S: 7	H: 0 LOB: 0 BB: 0 P: 7	R: 1 E: 0 K: 2 S: 8	H: 1 LOB: 3 BB: 3 P: 20	R: 0 E: 0 K: 0 S: 3	H: 0 LOB: 0 BB: 0 P: 3	R: 0 E: 0 K: 0 S: 3	H: 0 LOB: 0 BB: 0 P: 3	R: 0 E: 0 K: 1 S: 6	H: 1 LOB: 1 BB: 0 P: 6	R: 0 E: 0 K: 1 S: 6	H: 1 LOB: 1 BB: 0 P: 6	R: 1 E: 0 K: 1 S: 6	H: 1 LOB: 0 BB: 0 P: 6	R: 0 E: 0 K: 1 S: 5	H: 0 LOB: 0 BB: 0 P: 5	R: 0 E: 0 K: 1 S: 5	H: 0 LOB: 1 BB: 1 P: 9	1B: 3 2B: 1 3B: 0 HR: 0	SF: 1 SAC: 1 DP: 0 HBP: 0	WP: 0 PB: 1 SB: 0 CS: 0	PA: 35			
PITCHER	IP	WLS	BF	H	R	ER	SO	BB	IBB	HBP	BLK	WP	HR	S	P	ERA	WHIP								
Phil Regan, R ERA: 3.71 (1, 1)	1.0	S	4	0	0	0	1	1	0	0	0	0	0	5	9	0.00	1.000								

Detroit Tigers @ Kansas City Athletics
Municipal Stadium, Kansas City, MO
Sat Jun 22 1963, 8:05 PM EDT
Att: 10,603 - Unknown

AB 29
R 2
H 4
RBI 2
BB 4
SO 9
LOB 11



Batter	1	2	3	4	5	6	7	8	9	AB	R	H	RBI	BB	SO	LOB	TOP					
Jake Wood, R OBP: 0.352, SLG: 0.465 (1, 4)	F9		1B		F7		K	BB	F9	5	1	1	1	0	1	3	Detroit Tigers @ Kansas City Athletics Municipal Stadium, Kansas City, MO Sun Jun 23 1963, 4:33 AM EDT Att: 10,051 - Unknown AB 39 R 11 H 10 RBI 7 BB 6 SO 10 LOB 28 					
Dick McAuliffe, L OBP: 0.335, SLG: 0.376 (1, 6)	4-3		1B		F3		E4	BB	F7	5	1	1	1	1	0	2						
Norm Cash, L OBP: 0.354, SLG: 0.389 Whitey Herzog, L OBP: 0.267, SLG: 0.194 (1, 3) (3, 3)	F8		3-1			FC6		K		2	0	0	0	0	0	2						
Rocky Colavito, R OBP: 0.343, SLG: 0.388 (1, 9)						L4		K	BB	4	2	2	2	1	1	4						
Gates Brown, L OBP: 0.250, SLG: 0.625 (1, 7)	F8				L6		FC6	F8	F4	5	0	0	0	0	0	8						
Bill Bruton, L OBP: 0.285, SLG: 0.313 (1, 8)					F9		F9			5	2	1	0	0	1	3						
Bubba Phillips, R OBP: 0.239, SLG: 0.295 (1, 5)	F8						BB	HBP	1B	5	2	4	2	0	0	1						
Gus Triandos, R OBP: 0.304, SLG: 0.398 (1, 2)			K		K			BB	BB	4	2	1	0	0	3	2						
Mickey Lolich, S (1, 1)			K				K		K	3	1	0	0	2	3	0						
Inning Stats	R: 0 E: 0 K: 0 S: 3	H: 0 LOB: 0 BB: 0 P: 3	R: 0 E: 0 K: 1 S: 6	H: 1 LOB: 1 BB: 0 P: 6	R: 0 E: 0 K: 2 S: 9	H: 2 LOB: 2 BB: 0 P: 9	R: 1 E: 0 K: 1 S: 7	H: 2 LOB: 1 BB: 0 P: 7	R: 0 E: 0 K: 0 S: 5	H: 0 LOB: 1 BB: 0 P: 5	R: 0 E: 0 K: 0 S: 3	H: 0 LOB: 1 BB: 1 P: 7	R: 2 E: 1 K: 2 S: 9	H: 1 LOB: 3 BB: 2 P: 18	R: 8 E: 2 K: 2 S: 12	H: 4 LOB: 1 BB: 3 P: 25		R: 0 E: 0 K: 1 S: 5	H: 0 LOB: 0 BB: 0 P: 5	1B: 8 2B: 0 3B: 1 HR: 1	SF: 0 SAC: 0 DP: 0 HBP: 2	WP: 0 PB: 0 SB: 1 CS: 0
PITCHER	IP WLS BF H R ER SO BB IBB HBP BLK WP HR S P ERA WHIP																					
Moe Drabowsky, R ERA: 3.8 (1, 1)	6.1 L 30 6 3 2 6 3 0 1 0 0 1 38 51 2.84 1.421																					
Dale Willis, R ERA: 3.86 (7, 1)	0.2 2 0 0 0 1 0 0 0 0 0 0 4 4 0.00 0.000																					
Bill Fischer, R ERA: 3.48 (8, 1)	0.0 4 3 4 4 0 1 0 0 0 0 0 0 3 7 ∞ ∞																					
Pete Lovrich, R ERA: 12.6 (8, 1)	0.0 2 0 0 0 0 1 0 1 0 0 0 0 5 ∞ ∞																					
John Wyatt, R ERA: 2.81 (8, 1)	2.0 9 1 4 0 3 1 0 0 0 0 0 0 14 18 0.00 1.000																					

Batter	1	2	3	4	5	6	7	8	9	AB	R	H	RBI	BB	SO	LOB	BOTTOM					
Bobby Del Greco, R OBP: 0.298, SLG: 0.353 (1, 8)	5-3		F7		6-3		F8			5	0	1	0	0	0	2	Detroit Tigers @ Kansas City Athletics Municipal Stadium, Kansas City, MO Sun Jun 23 1963, 4:33 AM EDT Att: 10,051 - Unknown AB 35 R 2 H 11 RBI 2 BB 3 SO 2 LOB 15 					
Wayne Causey, L OBP: 0.356, SLG: 0.412 (1, 6)	G6-4-3		1B		G3			1B	F9	4	1	2	0	1	0	1						
Ed Charles, R OBP: 0.355, SLG: 0.412 (1, 5)	G6-4-3		1B				F4			3	0	1	0	1	0	1						
George Alusik, R OBP: 0.300, SLG: 0.358 (1, 7)			K		FC6-4		F7		L6	4	0	1	0	0	1	2						
Gino Cimoli, R OBP: 0.328, SLG: 0.375 (1, 9)			CS		FC6-4		6-3		F8	4	0	1	0	0	0	5						
Jerry Lumpe, L OBP: 0.283, SLG: 0.302 (1, 4)			1B		4-3		4-3		1B	4	0	2	1	0	0	0						
Haywood Sullivan, R OBP: 0.312, SLG: 0.280 (1, 2)	5-3				F3		F8		F8	4	0	0	0	0	0	3						
Ken Harrelson, R OBP: 0.222, SLG: 0.382 (1, 3)					6-3		1B		G4-3	3	1	2	1	1	0	0						
Moe Drabowsky, R ERA: 1.25, SLG: 0.250 (11, 1)			5-3						G4-3	2	0	0	0	0	0	0						
Dale Willis, R ERA: 2.86, SLG: 0.290 (7, 1)										0	0	0	0	0	0	0						
Chuck Essegian, R OBP: 0.266, SLG: 0.290 (7, 9)										0	0	0	0	0	0	0						
Tony La Russa, R OBP: 0.266, SLG: 0.290 (7, 9)										0	0	0	0	0	0	0						
Bill Fischer, R (8, 1)										0	0	0	0	0	0	0						
Pete Lovrich, R (8, 1)										0	0	0	0	0	0	0						
John Wyatt, R (8, 1)										0	0	0	0	0	0	0						
Doc Edwards, R OBP: 0.296, SLG: 0.376 (9, 9)										1	0	0	0	0	0	1						
Inning Stats	R: 0 E: 0 K: 0 S: 2	H: 0 LOB: 0 BB: 1 P: 6	R: 0 E: 0 K: 1 S: 6	H: 2 LOB: 1 BB: 0 P: 6	R: 1 E: 0 K: 0 S: 6	H: 3 LOB: 3 BB: 1 P: 10	R: 0 E: 0 K: 0 S: 3	H: 0 LOB: 0 BB: 0 P: 3	R: 0 E: 0 K: 0 S: 5	H: 0 LOB: 0 BB: 0 P: 5	R: 0 E: 0 K: 0 S: 3	H: 0 LOB: 0 BB: 0 P: 3	R: 0 E: 0 K: 0 S: 4	H: 1 LOB: 2 BB: 1 P: 8	R: 1 E: 0 K: 0 S: 6	H: 3 LOB: 2 BB: 0 P: 6	R: 0 E: 0 K: 0 S: 4	H: 2 LOB: 1 BB: 0 P: 4	1B: 9 2B: 1 3B: 0 HR: 1	SF: 0 SAC: 0 DP: 2 HBP: 0	WP: 0 PB: 0 SB: 0 CS: 1	PA: 38
PITCHER	IP WLS BF H R ER SO BB IBB HBP BLK WP HR S P ERA WHIP																					
Mickey Lolich, L ERA: 3.61 (1, 1)	9.0 W 38 11 2 2 2 3 0 0 0 0 1 39 51 2.00 1.556																					

Batter	1	2	3	4	5	6	7	8	9	AB	R	H	RBI	BB	SO	LOB	TOP										
Jake Wood, R (1,4) OBP: 0.349, SLG: 0.460	F3	1B		K			6-3		K	5	0	1	2	0	2	1											
Dick McAuliffe, L (1,6) OBP: 0.336, SLG: 0.374	BB	BB			4-3		F5		F7	4	0	1	0	1	0	1											
Al Kaline, R (1,9) OBP: 0.406, SLG: 0.572	BB	L9			1B		L8			3	0	1	0	1	0	1											
Rocky Colavito, R (1,7) OBP: 0.342, SLG: 0.383	BB				F8		F4		6-3	3	0	0	0	1	0	1											
Norm Cash, L (1,3) OBP: 0.361, SLG: 0.401	G1-2-3									4	0	3	0	0	0	3											
Bill Bruton, L (1,8) OBP: 0.286, SLG: 0.325							F2		F5	3	1	1	1	1	0	3											
Bubba Phillips, R (1,5) OBP: 0.244, SLG: 0.296		HR							K	3	1	1	0	1	1	2											
Bill Freehan, R (1,2) OBP: 0.360, SLG: 0.412					5-3		F9			3	1	1	0	1	0	1											
Don Mossi, L (1,1) OBP: 0.308, SLG: 0.227									K	1	0	0	0	0	0	0											
Tom Sturdivant, L (4,1) OBP: 0.222, SLG: 0.556	SH1-3				F8		G4-6-3			0	0	0	0	0	0	0											
Hank Aquirre, R (6,1) OBP: 0.200, SLG: 0.182										1	0	0	0	0	0	0											
Whitey Herzog, L (9,PH) OBP: 0.291, SLG: 0.189										1	0	0	0	0	1	1											
Inning Stats	R: 0 E: 0 K: 0 S: 2	H: 0 LOB: 2 BB: 3 P: 14	R: 3 E: 0 K: 0 S: 6	H: 4 LOB: 1 BB: 1 P: 10	R: 0 E: 0 K: 0 S: 3	H: 1 LOB: 0 BB: 1 P: 7	R: 0 E: 0 K: 1 S: 5	H: 0 LOB: 0 BB: 0 P: 5	R: 0 E: 0 K: 0 S: 2	H: 0 LOB: 0 BB: 1 P: 6	R: 0 E: 0 K: 0 S: 3	H: 0 LOB: 0 BB: 0 P: 3	R: 0 E: 0 K: 1 S: 6	H: 1 LOB: 1 BB: 0 P: 6	R: 0 E: 0 K: 2 S: 8	H: 1 LOB: 1 BB: 0 P: 8	R: 0 E: 0 K: 0 S: 8	H: 1 LOB: 1 BB: 0 P: 8	1B: 7 2B: 1 3B: 0 HR: 1	SF: 0 SAC: 1 DP: 2 HBP: 0	WP: 0 PB: 0 SB: 3 CS: 1	PA: 38					
PITCHER	IP	WLS	BF	H	R	ER	SO	BB	IBB	HBP	BLK	WP	HR	S	P	ERA	WHIP										
Ed Rakow, R (1,1) ERA: 3.51	7.1	W	32	8	3	3	1	6	0	0	0	0	1	28	52	3.68	1.909										
John Wyatt, R (8,1) ERA: 2.67	1.2	S	6	1	0	0	3	0	0	0	0	0	0	12	12	0.00	0.600										

Detroit Tigers @ Kansas City Athletics
Municipal Stadium, Kansas City, MO
Mon Jun 24 1963, 8:05 PM EDT
Att: 5,401 - Unknown


AB 31
R 3
H 9
RBI 3
BB 6
SO 4
LOB 15



Batter	1	2	3	4	5	6	7	8	9	AB	R	H	RBI	BB	SO	LOB	BOTTOM										
Bobby Del Greco, R (1,8) OBP: 0.305, SLG: 0.381	4-3				F7		F7			3	1	1	2	1	0	0											
Wayne Causey, L (1,6) OBP: 0.353, SLG: 0.405	4-3				F5		F8			4	0	0	0	0	1	1											
Ed Charles, R (1,5) OBP: 0.351, SLG: 0.405	L9				6-3		E4		5-3	4	0	0	0	0	0	1											
Norm Siebern, L (1,7) OBP: 0.383, SLG: 0.409	F3						F6			4	2	2	0	0	0	2											
George Alusik, R (9,7) OBP: 0.300, SLG: 0.358									HR	0	0	0	0	0	0	0											
Gino Cimoli, R (1,9) OBP: 0.331, SLG: 0.377									K	4	1	2	0	0	1	1											
Ken Harrelson, R (1,3) OBP: 0.231, SLG: 0.459	6-3				SH5-3		K			3	1	1	2	0	1	1											
Jerry Lumpe, L (1,4) OBP: 0.286, SLG: 0.310	G3									3	0	1	2	1	0	0											
Haywood Sullivan, R (1,2) OBP: 0.304, SLG: 0.271					L9		6-3			3	0	0	0	0	0	3											
Ed Rakow, S (1,1) OBP: 0.220, SLG: 0.162										3	1	1	0	0	1	1											
John Wyatt, R (8,1) ERA: 4.35									F8	0	0	0	0	0	0	0											
Inning Stats	R: 0 E: 0 K: 0 S: 3	H: 0 LOB: 1 BB: 1 P: 7	R: 0 E: 0 K: 0 S: 3	H: 0 LOB: 0 BB: 0 P: 3	R: 2 E: 0 K: 1 S: 5	H: 2 LOB: 0 BB: 0 P: 5	R: 2 E: 0 K: 1 S: 8	H: 3 LOB: 1 BB: 0 P: 8	R: 0 E: 1 K: 1 S: 6	H: 0 LOB: 1 BB: 0 P: 6	R: 0 E: 0 K: 1 S: 5	H: 1 LOB: 1 BB: 1 P: 9	R: 0 E: 0 K: 0 S: 3	H: 0 LOB: 0 BB: 0 P: 3	R: 2 E: 0 K: 1 S: 7	H: 2 LOB: 2 BB: 0 P: 7	R: 2 E: 0 K: 1 S: 7	H: 2 LOB: 0 BB: 0 P: 7	1B: 5 2B: 0 3B: 1 HR: 2	SF: 0 SAC: 1 DP: 1 HBP: 0	WP: 0 PB: 0 SB: 0 CS: 0	PA: 34					
PITCHER	IP	WLS	BF	H	R	ER	SO	BB	IBB	HBP	BLK	WP	HR	S	P	ERA	WHIP										
Don Mossi, L (1,1) ERA: 4.5	3.1	L	16	5	4	4	4	1	0	0	0	0	1	15	19	10.80	1.800										
Tom Sturdivant, R (4,1) ERA: 3.75	1.2		6	0	0	0	2	0	0	0	0	0	0	10	10	0.00	0.000										
Hank Aquirre, L (6,1) ERA: 4.35	3.0		12	3	2	2	2	1	0	0	0	0	1	15	19	6.00	1.333										

Detroit Tigers @ Kansas City Athletics
Municipal Stadium, Kansas City, MO
Mon Jun 24 1963, 8:05 PM EDT
Att: 5,401 - Unknown

AB 31
R 6
H 8
RBI 6
BB 2
SO 4
LOB 10



Batter	1	2	3	4	5	6	7	8	9	AB	R	H	RBI	BB	SO	LOB	TOP			
Jake Wood, R OBP: 0.347, SLG: 0.456 (1, 4)										4	0	1	0	0	1	0				
Dick McAuliffe, L OBP: 0.335, SLG: 0.372 (1, 6)										4	0	1	0	0	0	1				
Al Kaline, R OBP: 0.404, SLG: 0.567 (1, 9)										4	0	1	0	0	0	1				
Rocky Colavito, R OBP: 0.347, SLG: 0.384 (1, 7)										2	0	1	0	2	0	2				
Norm Cash, L OBP: 0.355, SLG: 0.393 (1, 3)										4	0	0	0	0	0	4				
Bill Bruton, L OBP: 0.284, SLG: 0.320 (1, 8)										4	0	0	0	0	0	2				
Bubba Phillips, R OBP: 0.246, SLG: 0.297 (1, 5)										3	0	1	0	0	0	0				
Bill Freehan, R OBP: 0.352, SLG: 0.400 (1, 2)										3	0	0	0	0	1	1				
Jim Bunning, R OBP: 0.205, SLG: 0.237 (1, 1)										2	0	0	0	0	1	0				
Gates Brown, L OBP: 0.200, SLG: 0.500 (8, PH)										1	0	0	0	0	0	0				
Terry Fox, R OBP: 0.352, SLG: 0.400 (8, 1)										0	0	0	0	0	0	0				
Inning Stats	R: 0 E: 0 K: 0 S: 4	H: 1 LOB: 2 BB: 1 P: 8	R: 0 E: 0 K: 0 S: 3	H: 0 LOB: 0 BB: 0 P: 3	R: 0 E: 0 K: 1 S: 5	H: 0 LOB: 0 BB: 0 P: 5	R: 0 E: 0 K: 0 S: 4	H: 1 LOB: 1 BB: 0 P: 4	R: 0 E: 0 K: 1 S: 5	H: 0 LOB: 0 BB: 0 P: 5	R: 0 E: 0 K: 0 S: 4	H: 1 LOB: 1 BB: 0 P: 4	R: 0 E: 0 K: 0 S: 5	H: 0 LOB: 0 BB: 1 P: 5	R: 0 E: 0 K: 0 S: 3	H: 0 LOB: 1 BB: 1 P: 7	1B: 5 2B: 0 3B: 0 HR: 0	SF: 0 SAC: 0 DP: 1 HBP: 0	WP: 2 PB: 0 SB: 0 CS: 0	PA: 33
PITCHER Lee Stange, R ERA: 1.76 (1, 1)	IP: 9.0 WLS: W BF: 33 H: 5 R: 0 ER: 0 SO: 3 BB: 2 IBB: 0 HBP: 0 BLK: 0 WP: 2 HR: 0 S: 37 P: 45 ERA: 0.00 WHIP: 0.778															PITCHER				

Detroit Tigers @ Minnesota Twins
Metropolitan Stadium, Bloomington, MI
Tue Jun 25 1963, 8:05 PM EDT
Att: 20,934 - Unknown - 82 F

AB 31
R 0
H 5
RBI 0
BB 2
SO 3
LOB 11



Batter	1	2	3	4	5	6	7	8	9	AB	R	H	RBI	BB	SO	LOB	BOTTOM			
Zoilo Versalles, R OBP: 0.313, SLG: 0.443 (1, 6)										4	0	0	0	0	1	0				
Vic Power, R OBP: 0.276, SLG: 0.353 (1, 3)										4	0	0	0	0	0	0				
Harmon Killebrew, R OBP: 0.369, SLG: 0.576 (1, 7)										2	1	1	1	1	0	0				
Lenny Green, L OBP: 0.304, SLG: 0.316 (9, 8)										0	0	0	0	0	0	0				
Jimmie Hall, L OBP: 0.331, SLG: 0.432 (1, 8)										1	0	0	0	2	0	0				
Bob Allison, R OBP: 0.394, SLG: 0.573 (1, 9)										2	0	0	0	1	0	1				
Earl Battey, R OBP: 0.343, SLG: 0.489 (1, 2)										3	0	0	0	0	0	3				
Rich Rollins, R OBP: 0.376, SLG: 0.439 (1, 5)										3	0	1	0	0	0	0				
Johnny Goryl, R OBP: 0.299, SLG: 0.370 (1, 4)										3	0	0	0	0	0	1				
Lee Stange, R OBP: 0.222, SLG: 0.222 (1, 1)										3	0	0	0	0	1	0				
Inning Stats	R: 0 E: 0 K: 1 S: 5	H: 0 LOB: 3 BB: 3 P: 17	R: 0 E: 0 K: 0 S: 3	H: 0 LOB: 0 BB: 0 P: 3	R: 1 E: 0 K: 0 S: 4	H: 1 LOB: 0 BB: 0 P: 4	R: 0 E: 0 K: 0 S: 3	H: 0 LOB: 0 BB: 0 P: 3	R: 0 E: 0 K: 0 S: 3	H: 0 LOB: 1 BB: 1 P: 7	R: 0 E: 0 K: 0 S: 3	H: 1 LOB: 0 BB: 0 P: 3	R: 0 E: 0 K: 1 S: 5	H: 0 LOB: 0 BB: 0 P: 5	R: 0 E: 0 K: 1 S: 5	H: 0 LOB: 0 BB: 0 P: 5	1B: 1 2B: 1 3B: 0 HR: 1	SF: 0 SAC: 0 DP: 1 HBP: 0	WP: 0 PB: 0 SB: 0 CS: 0	PA: 29
PITCHER Jim Bunning, R ERA: 3.56 (1, 1)	IP: 7.0 WLS: L BF: 26 H: 2 R: 1 ER: 1 SO: 1 BB: 4 IBB: 0 HBP: 0 BLK: 0 WP: 0 HR: 1 S: 24 P: 40 ERA: 1.29 WHIP: 0.857															PITCHER				
Terry Fox, R ERA: 4.75 (8, 1)	IP: 1.0 WLS: L BF: 3 H: 0 R: 0 ER: 0 SO: 1 BB: 0 IBB: 0 HBP: 0 BLK: 0 WP: 0 HR: 0 S: 5 P: 5 ERA: 0.00 WHIP: 0.000															PITCHER				

Detroit Tigers @ Minnesota Twins
Metropolitan Stadium, Bloomington, MI
Tue Jun 25 1963, 8:05 PM EDT
Att: 20,934 - Unknown - 82 F


AB 25
R 1
H 2
RBI 1
BB 4
SO 2
LOB 5



Batter	1	2	3	4	5	6	7	8	9	AB	R	H	RBI	BB	SO	LOB	TOP				
Jake Wood, R OBP: 0.340, SLG: 0.444 (1, 4)	F9		F8		F9		G3		F7	5	0	0	0	0	0	2					
Dick McAuliffe, L OBP: 0.331, SLG: 0.374 (1, 6)	F5		WP BB 1B		SF9 3B		3-1		E5 L6-3	5	1	2	2	0	0	0					
Al Kaline, R OBP: 0.405, SLG: 0.563 (1, 9)	L5 PB E		WP BB 1-2		SF9				L6-3 1-2	3	1	1	1	1	0	1					
Rocky Colavito, R OBP: 0.345, SLG: 0.377 (1, 7)	E9 1-H 1B		4-3		F2		L7			4	0	1	1	0	0	3					
Norm Cash, L OBP: 0.344, SLG: 0.379 (1, 3)	L8				4-3		F3		F9	4	0	0	0	0	0	1					
Bill Bruton, L OBP: 0.282, SLG: 0.317 (1, 8)			3-1		L4		F4		HR 1B	4	1	1	0	0	0	0					
Bubba Phillips, R OBP: 0.251, SLG: 0.306 (1, 5)			5-3		F8		BB 1B		F8	4	0	1	0	0	0	1					
Bill Freehan, R OBP: 0.364, SLG: 0.435 (1, 2)			K				PB BB 3B 1B		HR	3	2	2	2	1	1	0					
Phil Regan, R OBP: 0.286, SLG: 0.375 (5, PH) Gates Brown, L OBP: 0.192, SLG: 0.417 (5, 1) Terry Fox, R (5, 1) Don Mossi, L OBP: 0.340, SLG: 0.227 (5, PH) Whitley Herzog, L OBP: 0.252, SLG: 0.154 (5, 1) Bob Anderson, R (5, 1)			L7				PB BB 3B BB		F4 6-3	1	1	0	0	1	0	0					
Inning Stats	R: 1 E: 2 K: 0 S: 5	H: 1 LOB: 1 BB: 0 P: 5	R: 0 E: 0 K: 1 S: 5	H: 0 LOB: 0 BB: 0 P: 5	R: 0 E: 0 K: 0 S: 4	H: 1 LOB: 2 BB: 1 P: 8	R: 0 E: 0 K: 0 S: 3	H: 0 LOB: 0 BB: 0 P: 3	R: 3 E: 0 K: 0 S: 5	H: 2 LOB: 0 BB: 1 P: 9	R: 0 E: 0 K: 0 S: 4	H: 1 LOB: 1 BB: 0 P: 8	R: 0 E: 0 K: 0 S: 4	H: 1 LOB: 1 BB: 0 P: 4	R: 2 E: 0 K: 0 S: 5	H: 2 LOB: 0 BB: 0 P: 5	R: 0 E: 1 K: 0 S: 3	H: 0 LOB: 0 BB: 0 P: 3	1B: 6 2B: 0 3B: 1 HR: 1	SF: 1 SAC: 0 DP: 1 HBP: 0	WP: 1 PA: 39 PB: 1 SB: 0 CS: 0
PITCHER Jim Perry, R ERA: 3.03 (1, 1)	IP: 9.0 WLS: W BF: 39 H: 8 R: 6 ER: 5 SO: 1 BB: 3 IBB: 0 HBP: 0 BLK: 0 WP: 1 HR: 1 S: 38 P: 50 ERA: 5.00 WHIP: 1.222															PITCHER					

Detroit Tigers @ Minnesota Twins
Metropolitan Stadium, Bloomington, MI
Thu Jun 27 1963, 4:33 AM EDT
Att: 8,876 - Unknown - 78 F


AB 35
R 6
H 8
RBI 6
BB 3
SO 1
LOB 10



Batter	1	2	3	4	5	6	7	8	9	AB	R	H	RBI	BB	SO	LOB	BOTTOM		
Zoilo Versalles, R OBP: 0.320, SLG: 0.443 (1, 6)	K				L9					5	1	3	1	0	1	1			
Vic Power, R OBP: 0.275, SLG: 0.350 (1, 3) Vic Wertz, L OBP: 0.167, SLG: 0.063 (5, 3)	L9				F2		F8		F4	3	0	1	1	0	0	1			
Harmon Killebrew, R OBP: 0.369, SLG: 0.591 (1, 7) Lenny Green, L OBP: 0.304, SLG: 0.316 (9, 8)	HR 1B						L9			5	3	3	2	0	1	3			
Jimmie Hall, L OBP: 0.331, SLG: 0.442 (1, 8) (9, 7)	HR				F5		1B 1B		K	4	2	2	3	1	1	0			
Bob Allison, R OBP: 0.399, SLG: 0.593 (1, 9)	BB				F8		L9		1B 1B	4	0	1	0	1	0	3			
Earl Battey, R OBP: 0.350, SLG: 0.502 (1, 2)	L9				F5		K		F8	5	0	1	1	0	1	3			
Rich Rollins, R OBP: 0.387, SLG: 0.447 (1, 5)					F8				1B 1B	4	2	3	1	1	0	1			
Johnny Goryl, R OBP: 0.235, SLG: 0.324 (1, 4)	F4				K				L9	4	1	0	0	0	1	5			
Jim Perry, S OBP: 0.270, SLG: 0.182 (1, 1)	F5						E1 F8 1B 1B		K	3	1	0	0	1	1	2			
Inning Stats	R: 2 E: 0 K: 1 S: 7	H: 2 LOB: 1 BB: 1 P: 11	R: 1 E: 0 K: 1 S: 7	H: 2 LOB: 2 BB: 1 P: 11	R: 0 E: 0 K: 0 S: 3	H: 0 LOB: 1 BB: 1 P: 7	R: 0 E: 0 K: 1 S: 5	H: 0 LOB: 1 BB: 1 P: 9	R: 1 E: 0 K: 1 S: 6	H: 1 LOB: 0 BB: 0 P: 6	R: 6 E: 1 K: 0 S: 11	H: 6 LOB: 2 BB: 0 P: 11	R: 0 E: 0 K: 1 S: 6	H: 1 LOB: 1 BB: 0 P: 6	R: 0 E: 0 K: 1 S: 7	H: 2 LOB: 2 BB: 0 P: 7	1B: 12 2B: 0 3B: 0 HR: 2	SF: 0 SAC: 1 DP: 0 HBP: 0	WP: 0 PA: 44 PB: 0 SB: 0 CS: 0
PITCHER Phil Regan, R ERA: 3.59 (1, 1) Terry Fox, R ERA: 5.57 (6, 1) Don Mossi, L ERA: 4.4 (6, 1) Bob Anderson, R ERA: 2.91 (8, 1)	IP: 5.0 WLS: L BF: 24 H: 5 R: 4 ER: 4 SO: 4 BB: 4 IBB: 0 HBP: 0 BLK: 0 WP: 0 HR: 2 S: 28 P: 44 ERA: 7.20 WHIP: 1.800															PITCHER			

Detroit Tigers @ Minnesota Twins
Metropolitan Stadium, Bloomington, MI
Thu Jun 27 1963, 4:33 AM EDT
Att: 8,876 - Unknown - 78 F

AB 39
R 10
H 14
RBI 9
BB 4
SO 6
LOB 22



Batter	1	2	3	4	5	6	7	8	9	AB	R	H	RBI	BB	SO	LOB	TOP					
Albie Pearson, L OBP: 0.401, SLG: 0.425 (1, 9)										4	2	1	0	1	1	0	Los Angeles Angels @ Detroit Tigers Tiger Stadium, Detroit, MI Fri Jun 28 1963, 7:05 PM EDT Unknown					
Jim Fregosi, R OBP: 0.285, SLG: 0.401 (1, 6)										4	2	1	0	0	2	0						
Leon Wagner, L OBP: 0.418, SLG: 0.581 (1, 7)										5	3	4	4	0	1	0						
Felix Torres, R OBP: 0.318, SLG: 0.364 (1, 5)										5	1	2	1	0	1	1						
Billy Moran, R OBP: 0.283, SLG: 0.336 (1, 4)										4	0	1	0	1	0	3						
Charlie Dees, L OBP: 0.411, SLG: 0.464 (1, 3)										3	0	1	1	1	1	2						
Buck Rodgers, S OBP: 0.306, SLG: 0.353 Ed Sadowski, R OBP: 0.265, SLG: 0.325 (6, 2)										3	0	1	0	0	0	2						
Bob Perry, R OBP: 0.309, SLG: 0.345 (1, 8)										4	0	1	0	0	0	3						
Dan Osinski, R OBP: 0.097, SLG: 0.067 Art Fowler, R OBP: 0.333, SLG: 0.200 (5, 1)										3	0	0	0	0	0	3						
										1	0	0	0	0	1	0						
Inning Stats	R: 3 E: 1 K: 0 S: 7	H: 4 LOB: 2 BB: 0 P: 8	R: 0 E: 0 K: 0 S: 3	H: 0 LOB: 0 BB: 3 P: 3	R: 1 E: 0 K: 1 S: 9	H: 4 LOB: 3 BB: 0 P: 9	R: 3 E: 1 K: 0 S: 4	H: 1 LOB: 0 BB: 2 P: 12	R: 0 E: 0 K: 0 S: 3	H: 0 LOB: 0 BB: 0 P: 3	R: 1 E: 0 K: 3 S: 10	H: 1 LOB: 0 BB: 0 P: 10	R: 0 E: 0 K: 1 S: 6	H: 1 LOB: 1 BB: 0 P: 6	R: 0 E: 0 K: 2 S: 7	H: 0 LOB: 0 BB: 0 P: 7	R: 0 E: 0 K: 0 S: 4	H: 1 LOB: 2 BB: 1 P: 8	1B: 8 2B: 2 3B: 0 HR: 2	SF: 0 SAC: 1 DP: 1 HBP: 1	WP: 0 PB: 0 SB: 0 CS: 0	PA: 43
PITCHER	IP	WLS	BF	H	R	ER	SO	BB	IBB	HBP	BLK	WP	HR	S	P	ERA	WHIP					
Hank Aguirre, L ERA: 4.59 (1, 1)	2.2	L	17	8	4	4	1	0	0	1	0	0	0	18	19	13.50	3.000					
Tom Sturdivant, R ERA: 4.15 (3, 1)	3.1		14	2	4	3	3	2	0	0	0	0	2	18	26	8.10	1.200					
Phil Regan, R ERA: 3.5 (7, 1)	2.0		7	1	0	0	3	0	0	0	0	0	0	13	13	0.00	0.500					
Terry Fox, R ERA: 5.4 (9, 1)	1.0		5	1	0	0	0	0	1	0	0	0	0	4	8	0.00	1.000					

AB	38
R	8
H	12
RBI	6
BB	3
SO	7
LOB	17



Batter	1	2	3	4	5	6	7	8	9	AB	R	H	RBI	BB	SO	LOB	BOTTOM					
Jake Wood, R OBP: 0.341, SLG: 0.438 (1, 4)										3	0	0	0	2	1	3	Los Angeles Angels @ Detroit Tigers Tiger Stadium, Detroit, MI Fri Jun 28 1963, 7:05 PM EDT Unknown					
Dick McAuliffe, L OBP: 0.328, SLG: 0.368 (1, 6)										4	0	0	0	1	1	4						
Al Kaline, R OBP: 0.399, SLG: 0.553 (1, 9)										5	0	0	0	0	0	4						
Rocky Colavito, R OBP: 0.349, SLG: 0.377 (1, 7)										3	2	1	0	2	0	0						
Norm Cash, L OBP: 0.346, SLG: 0.395 (1, 3)										4	1	2	2	0	1	4						
Bill Bruton, L OBP: 0.282, SLG: 0.324 (1, 8)										4	0	1	1	0	1	4						
Bubba Phillips, R OBP: 0.246, SLG: 0.299 (1, 5)										4	0	0	0	0	0	1						
Gus Triandos, R OBP: 0.307, SLG: 0.413 Bill Freehan, R OBP: 0.354, SLG: 0.435 (8, PR) (9, 2)										4	0	2	0	0	2	0						
Hank Aguirre, R OBP: 0.202, SLG: 0.235 Tom Sturdivant, L Willie Smith, L Phil Regan, R Gates Brown, L Terry Fox, R (1, 1) (3, 1) (6, PR) (7, 1) (8, PR) (9, 1)										1	0	1	0	0	0	0						
										1	0	0	0	0	0	0						
										1	0	0	0	0	0	0						
										0	0	0	0	0	0	0						
										0	0	0	0	0	0	0						
										0	0	0	0	0	0	0						
Inning Stats	R: 0 E: 0 K: 1 S: 5	H: 0 LOB: 3 BB: 3 P: 17	R: 0 E: 0 K: 1 S: 7	H: 2 LOB: 2 BB: 0 P: 7	R: 1 E: 0 K: 0 S: 4	H: 1 LOB: 1 BB: 1 P: 8	R: 0 E: 1 K: 1 S: 6	H: 0 LOB: 2 BB: 1 P: 10	R: 2 E: 0 K: 2 S: 9	H: 2 LOB: 0 BB: 0 P: 9	R: 0 E: 0 K: 1 S: 5	H: 0 LOB: 0 BB: 0 P: 5	R: 0 E: 0 K: 0 S: 4	H: 1 LOB: 1 BB: 0 P: 4	R: 0 E: 0 K: 0 S: 4	H: 1 LOB: 1 BB: 0 P: 4	R: 0 E: 0 K: 0 S: 3	H: 0 LOB: 0 BB: 0 P: 3	1B: 4 2B: 1 3B: 1 HR: 1	SF: 0 SAC: 0 DP: 0 HBP: 0	WP: 0 PB: 0 SB: 0 CS: 0	PA: 40
PITCHER	IP	WLS	BF	H	R	ER	SO	BB	IBB	HBP	BLK	WP	HR	S	P	ERA	WHIP					
Dan Osinski, R ERA: 2.95 (1, 1)	4.0		23	5	3	3	3	5	0	0	0	0	0	24	44	6.75	2.500					
Art Fowler, R ERA: 1.7 (5, 1)	5.0	W	17	2	0	0	3	0	0	0	0	0	0	23	23	0.00	0.400					

AB	35
R	3
H	7
RBI	3
BB	5
SO	6
LOB	21



Batter	1	2	3	4	5	6	7	8	9	AB	R	H	RBI	BB	SO	LOB	TOP			
Albie Pearson, L (1,9) OBP: 0.395, SLG: 0.419	F7	K			F7		SH5-3		G3	4	0	0	1	0	1	2				
Jim Fregosi, R (1,6) OBP: 0.292, SLG: 0.403	1B		K		K		1B			4	0	2	0	0	2	0				
Leon Wagner, L (1,7) OBP: 0.413, SLG: 0.572	F3		F8		K		F8			4	0	0	0	0	1	2				
Felix Torres, R (1,5) OBP: 0.325, SLG: 0.376	FC6-4		PB			SH1-3		6-3		4	1	3	0	0	0	0				
Billy Moran, R (1,4) OBP: 0.281, SLG: 0.332	FC6-4		F4			SH1-3		K		3	0	0	0	0	1	3				
Charlie Dees, L (1,3) OBP: 0.414, SLG: 0.465		K		G6-4-3				5-3		4	0	2	1	0	1	0				
Bob Perry, R (1,8) OBP: 0.307, SLG: 0.341	1-3			G6-4-3					K	4	0	1	0	0	2	1				
Ed Sadowski, R (1,2) OBP: 0.273, SLG: 0.328 (9, PH)										2	2	1	0	1	0	2				
Bob Sadowski, L (9, PH) OBP: 0.326, SLG: 0.236		2B		G6-4-3					K	1	0	0	0	0	1	0				
Bob Turley, R (1,1) OBP: 0.095, SLG: 0.143										3	0	1	1	0	0	2				
Julio Navarro, R (8,1) OBP: 0.400, SLG: 0.333										0	0	0	0	0	0	0				
Mel Nelson, R (8,1) OBP: 0.100, SLG: 0.100										0	0	0	0	0	0	0				
Don Lee, R (8,1) OBP: 0.053, SLG: 0.053										0	0	0	0	0	0	0				
Lee Thomas, L (9, PH) OBP: 0.303, SLG: 0.320		2B							HBP	0	0	0	0	0	0	0				
Inning Stats	R: 0 E: 0 K: 0 S: 5	H: 2 LOB: 2 BB: 0 P: 5	R: 1 E: 1 K: 2 S: 8	H: 1 LOB: 1 BB: 1 P: 12	R: 0 E: 0 K: 1 S: 6	H: 1 LOB: 1 BB: 0 P: 6	R: 0 E: 0 K: 0 S: 4	H: 2 LOB: 1 BB: 0 P: 4	R: 0 E: 0 K: 2 S: 7	H: 0 LOB: 0 BB: 0 P: 7	R: 1 E: 0 K: 1 S: 6	H: 2 LOB: 1 BB: 0 P: 6	R: 1 E: 0 K: 0 S: 5	H: 2 LOB: 1 BB: 0 P: 5	R: 0 E: 0 K: 1 S: 5	H: 0 LOB: 1 BB: 0 P: 8	1B: 8 2B: 2 3B: 0 HR: 0	SF: 0 SAC: 2 DP: 1 HBP: 1	WP: 0 PB: 1 SB: 1 CS: 0	PA: 37
PITCHER	IP WLS BF H R ER SO BB IBB HBP BLK WP HR S P ERA WHIP																			
Mickey Lolich, L (1,1) ERA: 3.58	8.0 W 33 10 3 3 7 1 0 0 0 0 0 46 50 3.38 1.375																			
Bill Faul, R (9,1) ERA: 3.75	1.0 S 4 0 0 0 2 0 0 1 0 0 0 7 8 0.00 0.000																			

Los Angeles Angels @ Detroit Tigers
Tiger Stadium, Detroit, MI
Fri Jun 28 1963, 7:05 PM EDT
Att: 21,877 - Unknown

AB 33
R 3
H 10
RBI 3
BB 1
SO 9
LOB 12



Batter	1	2	3	4	5	6	7	8	9	AB	R	H	RBI	BB	SO	LOB	BOTTOM	
Jake Wood, R (1,4) OBP: 0.338, SLG: 0.434	1-3		FC3-6		F7			1-3		5	0	1	0	0	0	3		
Dick McAuliffe, L (1,6) OBP: 0.327, SLG: 0.366	4-3		FC3-6			L3		1B		4	1	1	0	0	0	1		
Al Kaline, R (1,9) OBP: 0.397, SLG: 0.548	L5		L3			L5-3		HR		4	1	1	1	0	0	1		
Rocky Colavito, R (1,7) OBP: 0.354, SLG: 0.404		HR			5-3			HR		3	2	2	4	1	0	0		
Norm Cash, L (1,3) OBP: 0.345, SLG: 0.396	3-1				F2			HR		4	0	1	0	0	0	0		
Bill Bruton, L (1,8) OBP: 0.288, SLG: 0.326					F8					2	1	1	0	2	0	0		
Bubba Phillips, R (1,5) OBP: 0.246, SLG: 0.298	F8									4	1	1	0	0	0	2		
Bill Freehan, R (1,2) OBP: 0.360, SLG: 0.423	K									3	1	0	0	1	1	1		
Mickey Lolich, S (1,1) ERA: 3.22										1	0	0	0	1	1	0		
Gates Brown, L (8, PH) OBP: 0.287, SLG: 0.500			K							1	1	1	3	1	0	0		
Bill Faul, R (9,1) OBP: 0.136, SLG: 0.190										0	0	0	0	0	0	0		
Inning Stats	R: 0 E: 0 K: 0 S: 3	H: 0 LOB: 0 BB: 0 P: 3	R: 1 E: 0 K: 1 S: 6	H: 1 LOB: 1 BB: 1 P: 10	R: 0 E: 0 K: 1 S: 6	H: 1 LOB: 0 BB: 0 P: 6	R: 0 E: 0 K: 0 S: 3	H: 0 LOB: 0 BB: 0 P: 3	R: 0 E: 0 K: 0 S: 3	H: 1 LOB: 2 BB: 1 P: 7	R: 0 E: 0 K: 0 S: 2	H: 0 LOB: 0 BB: 1 P: 6	R: 7 E: 0 K: 0 S: 9	H: 6 LOB: 1 BB: 2 P: 17	1B: 5 2B: 2 3B: 0 HR: 2	SF: 0 SAC: 0 DP: 1 HBP: 0	WP: 0 PB: 0 SB: 0 CS: 0	PA: 37
PITCHER	IP WLS BF H R ER SO BB IBB HBP BLK WP HR S P ERA WHIP																	
Bob Turley, R (1,1) ERA: 3.22	7.1 29 4 3 3 2 0 0 0 0 0 1 28 48 3.68 1.227																	
Julio Navarro, R (8,1) ERA: 2.87	0.0 L 2 2 2 2 0 0 0 0 0 0 1 2 2 ∞ ∞																	
Mel Nelson, L (8,1) ERA: 5.07	0.1 5 3 3 3 0 1 0 0 0 0 0 4 8 81.00 12.000																	
Don Lee, R (8,1) ERA: 3.99	0.1 1 0 0 0 0 0 0 0 0 0 0 1 1 0.00 0.000																	

Los Angeles Angels @ Detroit Tigers
Tiger Stadium, Detroit, MI
Fri Jun 28 1963, 7:05 PM EDT
Att: 21,877 - Unknown

AB 31
R 8
H 9
RBI 8
BB 6
SO 2
LOB 8



Batter	1	2	3	4	5	6	7	8	9	AB	R	H	RBI	BB	SO	LOB	TOP					
Albie Pearson, L OBP: 0.392, SLG: 0.415 Bob Perry, R OBP: 0.307, SLG: 0.341	(1, 8) X 0-0 L9	(2) X 0-0 6-3		(3) X 0-0 L9		(3) X 0-0 1B		(3) X 0-0 6-3		5	0	1	0	0	0	1						
Jim Fregosi, R OBP: 0.294, SLG: 0.412	(1, 6) X 0-0 HR	(3) X 0-3 K		(3) X 0-0 1B	(4-0) X 0-0 SF8	(3) X 0-0 F3		(1) X 0-0 6-3		4	2	1	1	1	1	1						
Leon Wagner, L OBP: 0.419, SLG: 0.575	(1, 7) B 4-0 1B			(1) X 0-0 1B	(1-3) X 0-0 1B		(1) X 0-0 HR	(2) X 0-0 4-3		4	4	3	0	1	0	0						
Lee Thomas, L OBP: 0.307, SLG: 0.335	(1, 9) B 4-0 1B			(1-3) X 0-0 1B	(1) X 0-0 SF8		(1) X 0-0 HR	(3) X 0-0 4-3		3	1	2	3	1	0	0						
Charlie Dees, L OBP: 0.400, SLG: 0.452	(1, 3) X 0-3 K	(2) X 0-3 K		(1) X 0-0 SF8-3-4	(2) X 0-0 F7		(1) X 0-0 F4			3	0	0	1	0	1	3						
Felix Torres, R OBP: 0.328, SLG: 0.378	(1, 5) X 0-0 1B			(3) X 0-0 L6	(2) X 0-0 1B		(2) X 0-0 F5			4	0	2	2	0	0	0						
Billy Moran, R OBP: 0.280, SLG: 0.329	(1, 4) B 4-0 1B			(1) X 0-0 5-3	(3) X 0-3 K		(3) X 0-0 F8			3	0	0	0	1	1	1						
Hank Foiles, R OBP: 0.317, SLG: 0.417	(1, 2) X 0-3 K			(2) X 0-0 L9		(1) X 0-3 K		(1) X 0-0 L9		4	0	0	0	0	2	3						
Dean Chance, R OBP: 0.143, SLG: 0.118 Don Lee, R OBP: 0.048, SLG: 0.048	(1, 1) X 0-0 1B	(1) X 0-3 K		(1) X 0-0 1B		(2) X 0-3 K		(2) X 0-0 5-3		2	0	1	0	0	1	0						
Inning Stats	R: 2 E: 0 K: 2 S: 9	H: 2 LOB: 3 BB: 3 P: 21	R: 0 E: 0 K: 2 S: 7	H: 0 LOB: 0 BB: 0 P: 7	R: 1 E: 0 K: 0 S: 4	H: 2 LOB: 0 BB: 0 P: 4	R: 0 E: 0 K: 0 S: 4	H: 1 LOB: 1 BB: 0 P: 4	R: 2 E: 0 K: 1 S: 7	H: 2 LOB: 1 BB: 1 P: 11	R: 0 E: 0 K: 0 S: 8	H: 1 LOB: 1 BB: 0 P: 8	R: 2 E: 0 K: 0 S: 5	H: 2 LOB: 0 BB: 0 P: 5	R: 0 E: 0 K: 0 S: 3	H: 0 LOB: 0 BB: 0 P: 3	R: 0 E: 0 K: 0 S: 3	H: 0 LOB: 0 BB: 0 P: 3	1B: 8 2B: 1 3B: 0 HR: 2	SF: 2 SAC: 0 DP: 1 HBP: 0	WP: 1 PB: 0 SB: 1 CS: 0	PA: 40
PITCHER	IP WLS BF H R ER SO BB IBB HBP BLK WP HR S P ERA WHIP	IP WLS BF H R ER SO BB IBB HBP BLK WP HR S P ERA WHIP																				
Jim Bunning, R ERA: 3.88 Terry Fox, R ERA: 5.09	(1, 1) (8, 1)	7.0 L 34 10 7 7 7 4 0 0 0 1 2 44 60 9.00 2.000																				

Los Angeles Angels @ Detroit Tigers
Tiger Stadium, Detroit, MI
Sat Jun 29 1963, 4:33 AM EDT
Att: 8,684 - Unknown

AB	34
R	7
H	10
RBI	7
BB	4
SO	7
LOB	9



Batter	1	2	3	4	5	6	7	8	9	AB	R	H	RBI	BB	SO	LOB	BOTTOM	
Jake Wood, R OBP: 0.333, SLG: 0.427	(1, 4) X 0-0 G3		(2) X 0-0 4-3		(2) X 0-3 K		(3) X 0-3 K			4	0	0	1	0	2	1		
Dick McAuliffe, L OBP: 0.330, SLG: 0.381	(1, 6) X 0-0 F7		(3) X 0-0 1B		(3) X 0-0 HR		(1) X 0-0 F8			4	1	2	1	0	0	0		
Al Kaline, R OBP: 0.395, SLG: 0.555	(1, 9) X 0-0 HR		(3) X 0-0 L8		(3) X 0-0 L7		(2) X 0-0 L7			4	1	1	1	0	0	1		
Rocky Colavito, R OBP: 0.356, SLG: 0.403	(1, 7) X 0-0 5-3			(1) X 0-0 1B	(1) X 0-0 1B		(2) X 0-0 G4-6-3	(3) X 0-0 F8		3	1	1	0	1	0	0		
Norm Cash, L OBP: 0.340, SLG: 0.390		(1) X 0-0 4-3		(1) X 0-0 F5	(1) X 0-0 G4-6-3		(2) X 0-0 G3			4	0	0	0	0	0	2		
Bill Bruton, L OBP: 0.295, SLG: 0.330		(1) X 0-0 1B		(1) X 0-0 1B	(1) X 0-0 1B		(3) X 0-0 L3			3	0	2	0	1	0	0		
Bubba Phillips, R OBP: 0.251, SLG: 0.298		(2) X 0-0 G5-4-3		(2) X 0-0 1B	(2) X 0-0 1B		(3) X 0-0 G6-4-3			3	0	1	1	0	0	2		
Bill Freehan, R OBP: 0.360, SLG: 0.430			(1) X 0-0 SH1-4	(2) X 0-0 G6-4-3	(2) X 0-0 1B		(1) X 0-0 HBP			3	1	1	0	0	0	3		
Jim Bunning, R OBP: 0.200, SLG: 0.231 Gates Brown, L OBP: 0.250, SLG: 0.467 Terry Fox, R ERA: 3.54	(1, 1) (7, PH) (8, 1)	4.0 W 17 1 1 1 2 2 0 1 0 0 1 18 27 1.80 0.600																
PITCHER	IP WLS BF H R ER SO BB IBB HBP BLK WP HR S P ERA WHIP	IP WLS BF H R ER SO BB IBB HBP BLK WP HR S P ERA WHIP																

Los Angeles Angels @ Detroit Tigers
Tiger Stadium, Detroit, MI
Sat Jun 29 1963, 4:33 AM EDT
Att: 8,684 - Unknown

AB	30
R	4
H	8
RBI	4
BB	2
SO	2
LOB	10



Batter	1	2	3	4	5	6	7	8	9	AB	R	H	RBI	BB	SO	LOB	TOP					
Zoilo Versalles, R OBP: 0.315, SLG: 0.445 (1, 6)	0-0 4-3		0-0 1B 2B	0-0 L5		0-3 K		0-0 L9		5	1	1	0	0	1	2						
Vic Power, R OBP: 0.274, SLG: 0.343 (1, 3)	0-0 F6		0-0 G6-4-3 2-H 1B	4-0 1-2 2-3 BB		0-0 HR 1B		0-0 6-3		4	1	2	1	1	0	0						
Hamon Killebrew, R OBP: 0.379, SLG: 0.594 Lenny Green, L OBP: 0.304, SLG: 0.316 (1, 7) (9, 8)	4-0 BB		0-0 G6-4-3 1-2f	0-0 FC5 2-3f		0-0 FC5 1-2 HR		0-0 1B		4	1	1	0	1	0	5						
Jimmie Hall, L OBP: 0.350, SLG: 0.506 (1, 8) (9, 7)	0-3 K		0-0 HR 1B		0-3 K		0-0 HR		0-0 F7		5	2	2	3	0	2						
Bob Allison, R OBP: 0.406, SLG: 0.588 (1, 9)		0-3 K	0-0 1-H HR		4-0 2B BB		0-3 K		0-0 G6-4-3 1B		4	1	2	2	1	2						
Earl Battey, R OBP: 0.351, SLG: 0.502 (1, 2)	0-0 1B E 1B		0-3 K		0-3 K		0-0 5-3		0-0 G6-4-3 1-2f		5	1	1	0	0	2						
Rich Rollins, R OBP: 0.390, SLG: 0.448 (1, 5)	0-3 K		0-0 L6		0-0 1-3 2B		0-0 F2		4-0 BB		4	0	1	0	1	1						
Johnny Goryl, R OBP: 0.308, SLG: 0.417 (1, 4)	0-0 E7 1-H 1B		0-0 BB HBP 1B		4-0 1B IBB		0-0 F3		0-0 F8		4	0	2	0	1	0						
Dick Stigman, R OBP: 0.175, SLG: 0.111 Bill Dailey, R OBP: 0.250, SLG: 0.182 (1, 1) (9, 1)	0-3 K		1-0 FC5 BB HBP		0-3 K		0-3 K				3	0	0	0	0	3						
Inning Stats	R: 0 E: 0 K: 1 S: 5	H: 0 LOB: 1 BB: 1 P: 9	R: 1 E: 1 K: 3 S: 11	H: 2 LOB: 1 BB: 0 P: 11	R: 3 E: 0 K: 1 S: 8	H: 4 LOB: 0 BB: 0 P: 8	R: 0 E: 0 K: 0 S: 4	H: 1 LOB: 3 BB: 1 P: 9	R: 0 E: 0 K: 3 S: 10	H: 1 LOB: 0 BB: 0 P: 18	R: 3 E: 1 K: 1 S: 10	H: 2 LOB: 0 BB: 0 P: 10	R: 0 E: 0 K: 0 S: 5	H: 0 LOB: 0 BB: 0 P: 5	R: 0 E: 0 K: 0 S: 4	H: 1 LOB: 1 BB: 1 P: 7	1B: 8 2B: 2 3B: 0 HR: 2	SF: 0 SAC: 0 DP: 2 HBP: 1	WP: 0 PB: 0 SB: 0 CS: 0	PA: 44		
PITCHER	IP WLS BF H R ER SO BB IBB HBP BLK WP HR S P ERA WHIP	IP WLS BF H R ER SO BB IBB HBP BLK WP HR S P ERA WHIP	IP WLS BF H R ER SO BB IBB HBP BLK WP HR S P ERA WHIP	IP WLS BF H R ER SO BB IBB HBP BLK WP HR S P ERA WHIP	IP WLS BF H R ER SO BB IBB HBP BLK WP HR S P ERA WHIP	IP WLS BF H R ER SO BB IBB HBP BLK WP HR S P ERA WHIP	IP WLS BF H R ER SO BB IBB HBP BLK WP HR S P ERA WHIP	IP WLS BF H R ER SO BB IBB HBP BLK WP HR S P ERA WHIP	IP WLS BF H R ER SO BB IBB HBP BLK WP HR S P ERA WHIP	IP WLS BF H R ER SO BB IBB HBP BLK WP HR S P ERA WHIP	IP WLS BF H R ER SO BB IBB HBP BLK WP HR S P ERA WHIP	IP WLS BF H R ER SO BB IBB HBP BLK WP HR S P ERA WHIP	IP WLS BF H R ER SO BB IBB HBP BLK WP HR S P ERA WHIP	IP WLS BF H R ER SO BB IBB HBP BLK WP HR S P ERA WHIP	IP WLS BF H R ER SO BB IBB HBP BLK WP HR S P ERA WHIP	IP WLS BF H R ER SO BB IBB HBP BLK WP HR S P ERA WHIP	IP WLS BF H R ER SO BB IBB HBP BLK WP HR S P ERA WHIP	IP WLS BF H R ER SO BB IBB HBP BLK WP HR S P ERA WHIP	IP WLS BF H R ER SO BB IBB HBP BLK WP HR S P ERA WHIP	IP WLS BF H R ER SO BB IBB HBP BLK WP HR S P ERA WHIP	IP WLS BF H R ER SO BB IBB HBP BLK WP HR S P ERA WHIP	IP WLS BF H R ER SO BB IBB HBP BLK WP HR S P ERA WHIP

Minnesota Twins @ Detroit Tigers
Tiger Stadium, Detroit, MI
Tue Jul 02 1963, 7:05 PM EDT
Att: 13,520 - Unknown

AB	38
R	7
H	12
RBI	6
BB	5
SO	11
LOB	17



Batter	1	2	3	4	5	6	7	8	9	AB	R	H	RBI	BB	SO	LOB	BOTTOM					
Jake Wood, R OBP: 0.334, SLG: 0.421 (1, 4)	0-0 6-3		0-3 K		0-0 F9			0-0 1B SF7 1B		4	1	1	0	0	1	1						
Dick McAuliffe, L OBP: 0.330, SLG: 0.386 (1, 6)	0-0 F6		4-0 BB BB		0-3 K			0-0 F7		3	0	0	0	1	1	1						
Al Kaline, R OBP: 0.397, SLG: 0.562 (1, 9)	0-0 HR		4-0 1-2 2-3 BB		0-0 L7			0-0 1-3 1B		3	1	2	1	1	0	0						
Rocky Colavito, R OBP: 0.354, SLG: 0.398 (1, 7)	0-0 F7		4-0 1-2 2-3 3-H BB		0-0 F6			0-0 SF7		2	0	0	2	1	0	0						
Norm Cash, L OBP: 0.337, SLG: 0.397 (1, 3)		0-0 G4-3 1B		0-0 4-3		0-3 K		0-0 F4		4	0	1	0	0	1	4						
Bubba Phillips, R OBP: 0.251, SLG: 0.293 (1, 5)		0-0 G4-3 1-2f		0-0 F7		0-0 F8		0-0 F9		4	0	0	0	0	0	1						
Bill Bruton, L OBP: 0.297, SLG: 0.351 (1, 8)		0-3 K		0-3 K				0-0 HR		4	1	1	1	0	3	0						
Bill Freehan, R OBP: 0.371, SLG: 0.441 (1, 2)			0-0 BB BB S 1B		0-0 1B			0-0 L6-3 1B		4	1	3	0	0	1	0						
Bill Faul, R OBP: 0.138, SLG: 0.190 Tom Sturdivant, L OBP: 0.267, SLG: 0.324 George Thomas, R OBP: 0.287, SLG: 0.354 Bob Anderson, R OBP: 0.302, SLG: 0.407 Gus Triandos, R OBP: 0.225, SLG: 0.428 (1, 1) (3, 1) (7, PH) (8, 1) (9, PH) (9, PH)		0-3 K		0-3 F8				0-0 L6-3		0	0	0	0	0	0	0						
Inning Stats	R: 1 E: 0 K: 0 S: 4	H: 1 LOB: 0 BB: 0 P: 4	R: 0 E: 0 K: 1 S: 5	H: 1 LOB: 0 BB: 0 P: 5	R: 1 E: 0 K: 2 S: 8	H: 1 LOB: 3 BB: 3 P: 20	R: 0 E: 0 K: 1 S: 6	H: 1 LOB: 1 BB: 0 P: 6	R: 0 E: 0 K: 1 S: 5	H: 0 LOB: 0 BB: 0 P: 5	R: 0 E: 0 K: 1 S: 5	H: 0 LOB: 0 BB: 0 P: 5	R: 0 E: 0 K: 0 S: 5	H: 2 LOB: 1 BB: 0 P: 5	R: 1 E: 0 K: 0 S: 4	H: 2 LOB: 0 BB: 0 P: 4	1B: 6 2B: 1 3B: 0 HR: 2	SF: 1 SAC: 0 DP: 2 HBP: 0	WP: 0 PB: 0 SB: 1 CS: 0	PA: 36		
PITCHER	IP WLS BF H R ER SO BB IBB HBP BLK WP HR S P ERA WHIP	IP WLS BF H R ER SO BB IBB HBP BLK WP HR S P ERA WHIP	IP WLS BF H R ER SO BB IBB HBP BLK WP HR S P ERA WHIP	IP WLS BF H R ER SO BB IBB HBP BLK WP HR S P ERA WHIP	IP WLS BF H R ER SO BB IBB HBP BLK WP HR S P ERA WHIP	IP WLS BF H R ER SO BB IBB HBP BLK WP HR S P ERA WHIP	IP WLS BF H R ER SO BB IBB HBP BLK WP HR S P ERA WHIP	IP WLS BF H R ER SO BB IBB HBP BLK WP HR S P ERA WHIP	IP WLS BF H R ER SO BB IBB HBP BLK WP HR S P ERA WHIP	IP WLS BF H R ER SO BB IBB HBP BLK WP HR S P ERA WHIP	IP WLS BF H R ER SO BB IBB HBP BLK WP HR S P ERA WHIP	IP WLS BF H R ER SO BB IBB HBP BLK WP HR S P ERA WHIP	IP WLS BF H R ER SO BB IBB HBP BLK WP HR S P ERA WHIP	IP WLS BF H R ER SO BB IBB HBP BLK WP HR S P ERA WHIP	IP WLS BF H R ER SO BB IBB HBP BLK WP HR S P ERA WHIP	IP WLS BF H R ER SO BB IBB HBP BLK WP HR S P ERA WHIP	IP WLS BF H R ER SO BB IBB HBP BLK WP HR S P ERA WHIP	IP WLS BF H R ER SO BB IBB HBP BLK WP HR S P ERA WHIP	IP WLS BF H R ER SO BB IBB HBP BLK WP HR S P ERA WHIP	IP WLS BF H R ER SO BB IBB HBP BLK WP HR S P ERA WHIP	IP WLS BF H R ER SO BB IBB HBP BLK WP HR S P ERA WHIP	IP WLS BF H R ER SO BB IBB HBP BLK WP HR S P ERA WHIP

Minnesota Twins @ Detroit Tigers
Tiger Stadium, Detroit, MI
Tue Jul 02 1963, 7:05 PM EDT
Att: 13,520 - Unknown

AB	32
R	4
H	8
RBI	4
BB	3
SO	9
LOB	10



Batter	1	2	3	4	5	6	7	8	9	AB	R	H	RBI	BB	SO	LOB	TOP											
Zoilo Versalles, R OBP: 0.313, SLG: 0.441 (1, 6)										5	0	1	0	0	0	2												
Vic Power, R OBP: 0.270, SLG: 0.338 (1, 3)										5	0	0	0	0	1	4												
Harmon Killebrew, R OBP: 0.373, SLG: 0.582 (1, 7)										4	0	0	0	0	3	0												
Jimmie Hall, L OBP: 0.353, SLG: 0.540 (1, 8)										4	2	2	2	0	2	0												
Bob Allison, R OBP: 0.407, SLG: 0.589 (1, 9)										3	1	1	0	1	1	0												
Earl Battey, R OBP: 0.349, SLG: 0.498 Bernie Allen, L OBP: 0.281, SLG: 0.301 (9, PR)										4	0	1	1	0	1	1												
Rich Rollins, R OBP: 0.387, SLG: 0.445 (1, 5)										4	0	1	0	0	2	1												
Johnny Goryl, R OBP: 0.339, SLG: 0.431 (1, 4)										3	1	2	0	1	0	2												
Jim Perry, S OBP: 0.283, SLG: 0.176 Bill Pleis, L OBP: 0.286, SLG: 0.167 Lenny Gilbert, L OBP: 0.303, SLG: 0.314 Mike Fornieles, R OBP: 0.259, SLG: 0.359 Vic Wertz, L OBP: 0.256, SLG: 0.429 Garry Roggenburk, R OBP: 0.240, SLG: 0.353 (9, PR)										1	0	0	0	0	0	1												
Inning Stats	R: 0 E: 0 K: 0 S: 3	H: 0 LOB: 0 BB: 0 P: 3	R: 0 E: 0 K: 2 S: 7	H: 0 LOB: 0 BB: 0 P: 7	R: 0 E: 0 K: 1 S: 6	H: 1 LOB: 1 BB: 0 P: 6	R: 0 E: 0 K: 3 S: 9	H: 0 LOB: 0 BB: 0 P: 9	R: 0 E: 0 K: 2 S: 7	H: 0 LOB: 1 BB: 1 P: 7	R: 0 E: 0 K: 1 S: 5	H: 0 LOB: 1 BB: 1 P: 9	R: 1 E: 0 K: 1 S: 6	H: 1 LOB: 1 BB: 1 P: 10	R: 2 E: 0 K: 1 S: 7	H: 2 LOB: 0 BB: 0 P: 7	R: 2 E: 0 K: 0 S: 8	H: 5 LOB: 3 BB: 0 P: 8	1B: 5 2B: 1 3B: 0 HR: 3	SF: 0 SAC: 0 DP: 0 HBP: 0	WP: 0 PB: 0 SB: 0 CS: 0	PA: 38						
PITCHER	IP	WLS	BF	H	R	ER	SO	BB	IBB	HBP	BLK	WP	HR	S	P	ERA	WHIP											
Jim Bunning, R ERA: 3.99 Terry Fox, R ERA: 4.95	(1, 1)	8.0	W	33	7	5	5	11	2	0	0	0	0	3	53	61	5.62	1.125										

Minnesota Twins @ Detroit Tigers
Tiger Stadium, Detroit, MI
Wed Jul 03 1963, 4:33 AM EDT
Att: 4,358 - Unknown

AB 35
R 5
H 8
RBI 3
BB 2
SO 11
LOB 14



Batter	1	2	3	4	5	6	7	8	9	AB	R	H	RBI	BB	SO	LOB	BOTTOM												
Jake Wood, R OBP: 0.329, SLG: 0.413 (1, 4)										5	0	0	0	0	2	5													
Dick McAuliffe, L OBP: 0.336, SLG: 0.399 (1, 6)										2	2	1	1	2	0	0													
Al Kaline, R OBP: 0.396, SLG: 0.558 (1, 9)										4	1	1	1	0	1	1													
Rocky Colavito, R OBP: 0.355, SLG: 0.403 (1, 7)										4	1	2	2	0	0	1													
Norm Cash, L OBP: 0.336, SLG: 0.407 (1, 3)										4	1	1	2	0	1	2													
Bill Bruton, L OBP: 0.300, SLG: 0.353 (1, 8)										4	0	2	0	0	0	0													
Bubba Phillips, R OBP: 0.252, SLG: 0.294 (1, 5)										3	1	1	0	0	0	1													
Gus Triandos, R OBP: 0.314, SLG: 0.408 (1, 2)										2	0	1	1	2	0	1													
Jim Bunning, R OBP: 0.205, SLG: 0.214 Terry Fox, R ERA: 4.5	(1, 1)	(9, 1)								3	1	0	0	1	0	3													
Inning Stats	R: 0 E: 0 K: 0 S: 3	H: 0 LOB: 0 BB: 0 P: 3	R: 0 E: 0 K: 0 S: 3	H: 0 LOB: 0 BB: 0 P: 3	R: 0 E: 0 K: 1 S: 5	H: 0 LOB: 1 BB: 1 P: 9	R: 3 E: 0 K: 0 S: 6	H: 4 LOB: 0 BB: 0 P: 6	R: 3 E: 0 K: 1 S: 7	H: 2 LOB: 1 BB: 2 P: 15	R: 1 E: 0 K: 0 S: 5	H: 2 LOB: 1 BB: 0 P: 5	R: 0 E: 0 K: 2 S: 7	H: 0 LOB: 1 BB: 1 P: 11	R: 0 E: 0 K: 0 S: 4	H: 1 LOB: 2 BB: 1 P: 8	1B: 6 2B: 1 3B: 0 HR: 2	SF: 0 SAC: 1 DP: 0 HBP: 0	WP: 0 PB: 1 SB: 1 CS: 1	PA: 37									
PITCHER	IP	WLS	BF	H	R	ER	SO	BB	IBB	HBP	BLK	WP	HR	S	P	ERA	WHIP												
Jim Perry, R ERA: 3.32 Bill Pleis, L ERA: 3.26 Mike Fornieles, R ERA: 6.25 Garry Roggenburk, L ERA: 4.5	(1, 1)	(5, 1)	(6, 1)	(8, 1)	(1, 1)	(9, 1)	(1, 1)	(5, 1)	(8, 1)	(1, 1)	(9, 1)	(1, 1)	(5, 1)	(6, 1)	(8, 1)	(1, 1)	(9, 1)	4.2	1.929										

Minnesota Twins @ Detroit Tigers
Tiger Stadium, Detroit, MI
Wed Jul 03 1963, 4:33 AM EDT
Att: 4,358 - Unknown

AB 31
R 7
H 9
RBI 7
BB 5
SO 4
LOB 14



Batter	1	2	3	4	5	6	7	8	9	AB	R	H	RBI	BB	SO	LOB	TOP								
Zoilo Versalles, R OBP: 0.308, SLG: 0.434 (1, 6)	F3		F2		6-3		L9		F8	5	0	0	0	0	0	5									
Rich Rollins, R OBP: 0.380, SLG: 0.435 (1, 5)	L9		F8				F4		F3	5	0	0	0	0	1	3									
Harmon Killebrew, R OBP: 0.371, SLG: 0.576 (1, 7)	F6			5-3		HR		6-3		4	1	1	0	0	0	0									
Jimmie Hall, L OBP: 0.356, SLG: 0.553 (1, 8)		K		K		HR		BB		3	1	1	2	1	2	0									
Bob Allison, R OBP: 0.405, SLG: 0.583 (1, 9)		K		K		HR		BB		3	0	0	0	1	2	0									
Vic Wertz, L OBP: 0.214, SLG: 0.360 (1, 3)		E4					F8		K	0	0	0	0	0	0	0									
Earl Batley, R OBP: 0.348, SLG: 0.498 (1, 2)		K					E4		F2	4	0	1	0	0	1	3									
Johnny Goryl, R OBP: 0.350, SLG: 0.491 (1, 4)				HR				K		4	1	2	1	0	1	1									
Lee Stange, R OBP: 0.182, SLG: 0.182 (1, 1)										2	0	0	0	0	0	2									
Lenny Green, L OBP: 0.306, SLG: 0.314 (7, PH)				6-3						0	0	0	0	1	0	0									
Bill Dailey, R OBP: 0.250, SLG: 0.182 (7, PH)										0	0	0	0	0	0	0									
Bernie Allen, L OBP: 0.284, SLG: 0.304 (9, PH)								BB	1B	1	0	1	0	0	0	0									
Inning Stats	R: 0 E: 0 K: 0 S: 3	H: 0 LOB: 0 BB: 0 P: 3	R: 0 E: 1 K: 3 S: 10	H: 0 LOB: 1 BB: 0 P: 10	R: 1 E: 0 K: 0 S: 4	H: 1 LOB: 0 BB: 0 P: 4	R: 0 E: 0 K: 2 S: 7	H: 0 LOB: 0 BB: 0 P: 7	R: 0 E: 1 K: 0 S: 5	H: 1 LOB: 2 BB: 0 P: 5	R: 2 E: 0 K: 0 S: 5	H: 2 LOB: 0 BB: 0 P: 5	R: 0 E: 0 K: 2 S: 8	H: 1 LOB: 2 BB: 1 P: 12	R: 0 E: 0 K: 1 S: 5	H: 0 LOB: 2 BB: 2 P: 13	R: 0 E: 0 K: 0 S: 4	H: 1 LOB: 1 BB: 0 P: 4	1B: 3 2B: 1 3B: 0 HR: 2	SF: 0 SAC: 0 DP: 0 HBP: 0	WP: 0 PB: 0 SB: 0 CS: 0	PA: 38			
PITCHER	IP	WLS	BF	H	R	ER	SO	BB	IBB	HBP	BLK	WP	HR	S	P	ERA	WHIP								
Phil Regan, R ERA: 3.49 (1, 1)	6.1	W	27	5	3	3	6	1	0	0	0	0	2	38	42	4.26	0.947								
Tom Sturdivant, R ERA: 4.08 (7, 1)	1.0		5	0	0	0	1	2	0	0	0	0	0	5	13	0.00	2.000								
Willie Smith, L ERA: 5.4 (8, 1)	0.1		1	0	0	0	1	0	0	0	0	0	0	3	3	0.00	0.000								
Terry Fox, R ERA: 4.78 (8, 1)	1.1	S	5	1	0	0	0	0	0	0	0	0	0	5	5	0.00	0.750								

Minnesota Twins @ Detroit Tigers
Tiger Stadium, Detroit, MI
Thu Jul 04 1963, 4:33 AM EDT
Unknown

AB 31
R 3
H 6
RBI 3
BB 3
SO 7
LOB 14



Batter	1	2	3	4	5	6	7	8	9	AB	R	H	RBI	BB	SO	LOB	BOTTOM								
Jake Wood, R OBP: 0.324, SLG: 0.407 (1, 4)	F7	FC6-2		K			1-3			4	0	0	0	0	1	2									
Dick McAuliffe, L OBP: 0.334, SLG: 0.394 (1, 6)	WP 1B BB	F7				F8		6-3		3	1	0	0	1	0	2									
Al Kaline, R OBP: 0.397, SLG: 0.561 (1, 9)	K			L5-3				E5 1B		4	0	2	0	0	1	1									
Rocky Colavito, R OBP: 0.357, SLG: 0.404 (1, 7)	WP 1B 1B			E 1B		F7		E5		4	2	2	0	0	0	2									
Norm Cash, L OBP: 0.335, SLG: 0.405 (1, 3)	1H 2H 1B			F5		F7		F8		4	0	1	2	0	0	2									
Bill Bruton, L OBP: 0.302, SLG: 0.355 (1, 8)	1-3			E9 1B 1B		S 1B 1B		K		4	2	2	0	0	1	1									
Bubba Phillips, R OBP: 0.261, SLG: 0.299 (1, 5)		SH3-4 FC6-2 1B		CS 1B		F6				3	0	2	1	1	0	1									
Bill Freehan, R OBP: 0.367, SLG: 0.434 (1, 2)		SH3-4 1B		CS		K		K		4	0	1	0	0	3	2									
Phil Regan, R OBP: 0.276, SLG: 0.370 (1, 1)		SH3-4				K				2	0	1	1	0	1	0									
Tom Sturdivant, L (7, 1)		SH3-4				K				0	0	0	0	0	0	0									
Willie Smith, L OBP: 0.250, SLG: 0.250 (8, 1)						K				0	0	0	0	0	0	0									
Terry Fox, R (8, 1)		1-2 2-3				2H 1B				0	0	0	0	0	0	0									
Inning Stats	R: 2 E: 0 K: 1 S: 7	H: 2 LOB: 1 BB: 1 P: 11	R: 0 E: 0 K: 0 S: 5	H: 2 LOB: 2 BB: 0 P: 5	R: 2 E: 1 K: 0 S: 5	H: 3 LOB: 0 BB: 0 P: 5	R: 0 E: 0 K: 3 S: 9	H: 0 LOB: 0 BB: 0 P: 9	R: 0 E: 0 K: 0 S: 4	H: 1 LOB: 1 BB: 0 P: 4	R: 1 E: 0 K: 1 S: 6	H: 2 LOB: 1 BB: 0 P: 6	R: 0 E: 1 K: 0 S: 4	H: 1 LOB: 1 BB: 0 P: 4	R: 0 E: 0 K: 2 S: 7	H: 0 LOB: 1 BB: 1 P: 11	1B: 10 2B: 1 3B: 0 HR: 0	SF: 0 SAC: 1 DP: 0 HBP: 0	WP: 1 PB: 0 SB: 1 CS: 1	PA: 36					
PITCHER	IP	WLS	BF	H	R	ER	SO	BB	IBB	HBP	BLK	WP	HR	S	P	ERA	WHIP								
Lee Stange, R ERA: 2.45 (1, 1)	6.0	L	27	10	5	4	5	1	0	0	0	0	0	36	40	6.00	1.833								
Bill Dailey, R ERA: 1.66 (7, 1)	2.0		8	1	0	0	2	1	0	0	0	0	0	11	15	0.00	1.000								

Minnesota Twins @ Detroit Tigers
Tiger Stadium, Detroit, MI
Thu Jul 04 1963, 4:33 AM EDT
Unknown


AB 32
R 5
H 11
RBI 4
BB 2
SO 7
LOB 13




Batter	1	2	3	4	5	6	7	8	9	AB	R	H	RBI	BB	SO	LOB	TOP			
Zoilo Versalles, R OBP: 0.314, SLG: 0.438 (1, 6)										4	0	3	0	0	1	0	Minnesota Twins @ Detroit Tigers Tiger Stadium, Detroit, MI Thu Jul 04 1963, 4:38 AM EDT Att: 17,444 - Unknown			
Vic Power, R OBP: 0.269, SLG: 0.336 (1, 3)										4	0	1	0	0	0	2				
Harmon Killebrew, R Wally Post, R OBP: 0.372, SLG: 0.573 (1, 7) OBP: 0.296, SLG: 0.400 (5, 7)										1	0	0	0	1	0	2				
Bob Allison, R OBP: 0.400, SLG: 0.574 (1, 9)										1	0	0	0	1	0	1				
Rich Rollins, R OBP: 0.378, SLG: 0.445 (1, 5)										4	1	1	1	0	1	1				
Jimmie Hall, L OBP: 0.354, SLG: 0.544 (1, 8)										3	0	0	0	1	2	1				
Johnny Goryl, R OBP: 0.344, SLG: 0.466 (1, 4)										3	0	0	0	0	2	1				
Jerry Zimmerman, R OBP: 0.154, SLG: 0.154 (1, 2)										3	0	1	0	0	0	1				
Mike Fomieles, R Lenny Green, L OBP: 0.222, SLG: 0.556 (7, 1) OBP: 0.305, SLG: 0.313 (9, PH)										0	0	0	0	0	0	0				
Jim Kaat, L Earl Batley, R OBP: 0.182, SLG: 0.167 (1, 1) OBP: 0.347, SLG: 0.496 (7, PH)										2	0	0	0	0	0	1				
Inning Stats	R: 0 E: 0 K: 1 S: 5	H: 1 LOB: 1 BB: 1 P: 9	R: 1 E: 0 K: 2 S: 9	H: 2 LOB: 1 BB: 0 P: 9	R: 0 E: 0 K: 1 S: 6	H: 2 LOB: 1 BB: 0 P: 6	R: 0 E: 0 K: 1 S: 5	H: 0 LOB: 0 BB: 0 P: 9	R: 0 E: 0 K: 1 S: 5	H: 0 LOB: 1 BB: 0 P: 9	R: 0 E: 0 K: 0 S: 3	H: 0 LOB: 0 BB: 0 P: 3	R: 0 E: 1 K: 0 S: 4	H: 1 LOB: 1 BB: 0 P: 4	R: 0 E: 0 K: 1 S: 5	H: 0 LOB: 1 BB: 0 P: 6	1B: 5 2B: 0 3B: 0 HR: 1	SF: 0 SAC: 0 DP: 2 HBP: 1	WP: 0 PB: 0 SB: 0 CS: 0	PA: 35
PITCHER Hank Aquirre, L ERA: 4.3 (1, 1)	IP: 9.0 WLS: W BF: 35 H: 6 R: 1 ER: 1 SO: 8 BB: 3 IBB: 0 HBP: 1 BLK: 0 WP: 0 HR: 1 S: 47 P: 60 ERA: 1.00 WHIP: 1.000															PITCHER				

Batter	1	2	3	4	5	6	7	8	9	AB	R	H	RBI	BB	SO	LOB	BOTTOM			
Jake Wood, R OBP: 0.330, SLG: 0.410 (1, 4)										3	0	2	1	0	0	0	Minnesota Twins @ Detroit Tigers Tiger Stadium, Detroit, MI Thu Jul 04 1963, 4:38 AM EDT Att: 17,444 - Unknown			
Dick McAuliffe, L OBP: 0.333, SLG: 0.392 (1, 6)										4	0	1	0	0	0	3				
Al Kaline, R OBP: 0.395, SLG: 0.556 (1, 9)										4	0	1	0	0	0	1				
Rocky Colavito, R OBP: 0.362, SLG: 0.411 (1, 7)										3	1	2	0	1	0	1				
Norm Cash, L OBP: 0.330, SLG: 0.398 (1, 3)										4	0	0	0	0	1	5				
Bubba Phillips, R OBP: 0.261, SLG: 0.298 (1, 5)										4	1	1	1	0	0	2				
George Thomas, R OBP: 0.262, SLG: 0.328 (1, 8)										4	1	2	1	0	0	1				
Gus Triandos, R OBP: 0.314, SLG: 0.406 (1, 2)										3	0	1	0	0	2	0				
Hank Aquirre, R OBP: 0.205, SLG: 0.216 (1, 1)										3	0	0	0	0	2	2				
Inning Stats	R: 0 E: 0 K: 0 S: 5	H: 2 LOB: 2 BB: 0 P: 5	R: 1 E: 0 K: 1 S: 8	H: 3 LOB: 0 BB: 0 P: 8	R: 2 E: 0 K: 0 S: 5	H: 3 LOB: 1 BB: 0 P: 5	R: 0 E: 0 K: 2 S: 7	H: 1 LOB: 2 BB: 0 P: 8	R: 0 E: 0 K: 1 S: 6	H: 1 LOB: 1 BB: 0 P: 6	R: 0 E: 0 K: 1 S: 5	H: 0 LOB: 0 BB: 0 P: 5	R: 0 E: 0 K: 0 S: 3	H: 0 LOB: 0 BB: 0 P: 3	R: 0 E: 0 K: 0 S: 3	H: 0 LOB: 1 BB: 1 P: 7		1B: 9 2B: 1 3B: 0 HR: 0	SF: 0 SAC: 0 DP: 0 HBP: 1	WP: 0 PB: 0 SB: 1 CS: 0
PITCHER Jim Kaat, L Mike Fomieles, R ERA: 3.91 (1, 1) ERA: 5.66 (7, 1)	IP: 6.0 WLS: L BF: 27 H: 10 R: 3 ER: 3 SO: 5 BB: 0 IBB: 0 HBP: 1 BLK: 0 WP: 0 HR: 0 S: 36 P: 37 ERA: 4.50 WHIP: 1.667															PITCHER				

AB 31
R 1
H 6
RBI 1
BB 3
SO 8
LOB 15




AB 32
R 3
H 10
RBI 3
BB 1
SO 5
LOB 15



Batter	1	2	3	4	5	6	7	8	9	AB	R	H	RBI	BB	SO	LOB	TOP			
Jerry Lumpe, L (1.4) OBP: 0.289, SLG: 0.310										4	2	3	1	1	0	0	Kansas City Athletics @ Detroit Tigers Tiger Stadium, Detroit, MI Sat Jul 06 1963, 4:33 AM EDT Att: 5,700 - Unknown			
Wayne Causey, L (1.6) OBP: 0.345, SLG: 0.413										5	0	1	0	0	0	6				
Ed Charles, R (1.5) OBP: 0.336, SLG: 0.379										5	0	1	1	0	1	5				
Norm Siebern, L (1.7) OBP: 0.371, SLG: 0.404										4	0	1	1	1	0	5				
Doc Edwards, R (1.2) OBP: 0.300, SLG: 0.352										5	0	0	0	0	0	5				
George Aluskis, R (1.9) OBP: 0.320, SLG: 0.395										5	1	3	1	0	0	0				
Ken Harrelson, R (1.3) OBP: 0.295, SLG: 0.372										5	0	1	0	0	0	1				
Bobby Del Greco, R (1.8) OBP: 0.284, SLG: 0.327										3	1	1	0	2	1	3				
Ed Rakow, S (1.1) OBP: 0.161, SLG: 0.140										2	0	0	0	0	0	2				
Ted Bowsfield, L (4.1) OBP: 0.186, SLG: 0.111										0	0	0	0	0	0	0				
Chuck Essigman, R (6. Ph) OBP: 0.200, SLG: 0.058										1	0	0	0	0	0	0				
Dale Willis, R (6. Ph) OBP: 0.200, SLG: 0.058										0	0	0	0	0	0	0				
Charlie Lau, L (8. Ph) OBP: 0.224, SLG: 0.200										1	0	1	0	0	0	0				
Pete Lovrich, R (8. Ph) OBP: 0.224, SLG: 0.200										0	0	0	0	0	0	0				
Inning Stats	R: 1 E: 0 K: 0 S: 4	H: 1 LOB: 1 BB: 1 P: 8	R: 0 E: 0 K: 1 S: 6	H: 2 LOB: 1 BB: 0 P: 6	R: 1 E: 1 K: 1 S: 7	H: 1 LOB: 1 BB: 0 P: 7	R: 0 E: 0 K: 1 S: 5	H: 0 LOB: 1 BB: 1 P: 9	R: 0 E: 0 K: 0 S: 5	H: 2 LOB: 2 BB: 0 P: 5	R: 1 E: 0 K: 0 S: 5	H: 2 LOB: 3 BB: 1 P: 9	R: 0 E: 0 K: 0 S: 5	H: 2 LOB: 2 BB: 0 P: 5	R: 1 E: 0 K: 1 S: 6	H: 1 LOB: 0 BB: 0 P: 6	1B: 8 2B: 4 3B: 0 HR: 1	SF: 0 SAC: 0 DP: 1 HBP: 0	WP: 0 PB: 0 SB: 0 CS: 0	PA: 44
PITCHER	IP WLS BF H R ER SO BB IBB HBP BLK WP HR S P ERA WHIP	7.0 W 37 12 3 2 3 4 0 0 0 0 0 39 55 2.57 2.286	2.0 S 7 1 1 1 1 0 0 0 0 0 1 9 9 4.50 0.500																	
Bill Faul, R (1.1) ERA: 3.88																				
Don Mossi, L (8.1) ERA: 4.4																				

AB	40
R	4
H	13
RBI	4
BB	4
SO	4
LOB	27



Batter	1	2	3	4	5	6	7	8	9	AB	R	H	RBI	BB	SO	LOB	BOTTOM				
Jake Wood, R (1.4) OBP: 0.328, SLG: 0.404										4	0	1	1	1	1	1	Kansas City Athletics @ Detroit Tigers Tiger Stadium, Detroit, MI Sat Jul 06 1963, 4:33 AM EDT Att: 5,700 - Unknown				
Dick McAuliffe, L (1.6) OBP: 0.337, SLG: 0.405										5	0	2	1	0	0	2					
Gates Brown, L (1.7) OBP: 0.273, SLG: 0.490										4	1	1	0	1	1	3					
George Thomas, R (9.9) OBP: 0.262, SLG: 0.328										0	0	0	0	0	0	0					
Rocky Colavito, R (1.9) OBP: 0.361, SLG: 0.421										4	2	2	1	1	0	3					
Norm Cash, L (1.3) OBP: 0.337, SLG: 0.415										4	2	1	3	1	0	2					
Bill Bruton, L (1.8) OBP: 0.305, SLG: 0.357										3	0	1	0	0	1	0					
Bubba Phillips, R (1.5) OBP: 0.261, SLG: 0.302										4	1	2	0	0	0	1					
Gus Triandos, R (1.2) OBP: 0.322, SLG: 0.407										2	1	1	0	2	0	2					
Bill Faul, R (1.1) OBP: 0.154, SLG: 0.200										4	1	1	1	0	1	3					
Don Mossi, L (8.1) OBP: 0.308, SLG: 0.227										0	0	0	0	0	0	0					
Inning Stats	R: 0 E: 0 K: 1 S: 6	H: 1 LOB: 2 BB: 1 P: 10	R: 0 E: 0 K: 0 S: 4	H: 2 LOB: 1 BB: 0 P: 4	R: 3 E: 0 K: 1 S: 8	H: 3 LOB: 0 BB: 0 P: 8	R: 1 E: 0 K: 0 S: 4	H: 1 LOB: 3 BB: 3 P: 16	R: 3 E: 0 K: 0 S: 6	H: 3 LOB: 2 BB: 2 P: 14	R: 0 E: 0 K: 1 S: 5	H: 0 LOB: 0 BB: 0 P: 5	R: 0 E: 0 K: 1 S: 6	H: 1 LOB: 1 BB: 0 P: 6	R: 1 E: 0 K: 0 S: 4	H: 1 LOB: 0 BB: 0 P: 4	1B: 6 2B: 3 3B: 1 HR: 2	SF: 0 SAC: 1 DP: 1 HBP: 0	WP: 2 PB: 0 SB: 0 CS: 0	PA: 41	
PITCHER	IP WLS BF H R ER SO BB IBB HBP BLK WP HR S P ERA WHIP	3.1 L 19 7 4 4 2 3 0 0 0 0 0 8 20 10.80 3.000	1.2 11 3 3 3 0 2 1 0 0 0 0 0 8 20 16.20 3.000	2.0 7 1 0 0 2 0 0 0 0 0 0 11 11 0.00 0.500	1.0 4 1 1 1 0 0 0 0 0 0 1 4 4 9.00 1.000																
Ed Rakow, R (1.1) ERA: 3.52																					
Ted Bowsfield, L (4.1) ERA: 5.18																					
Dale Willis, R (6.1) ERA: 4.19																					
Pete Lovrich, R (8.1) ERA: 12.0																					

AB	34
R	8
H	12
RBI	7
BB	6
SO	4
LOB	17



Batter	1	2	3	4	5	6	7	8	9	AB	R	H	RBI	BB	SO	LOB	TOP							
Jerry Lumpe, L (1.4)										4	0	3	0	0	0	0	Kansas City Athletics @ Detroit Tigers Tiger Stadium, Detroit, MI Sun Jul 07 1963, 4:33 AM EDT Unknown							
Wayne Causey, L (1.6)										4	0	0	0	0	0	4								
Ed Charles, R (1.5)										4	0	0	0	0	1	2								
Norm Siebern, L (1.3)										3	0	2	0	1	0	1								
Doc Edwards, R (1.2)											4	0	0	0	1	3								
Chuck Essegian, R (1.7)											4	1	1	1	0	3		2						
George Alusik, R (1.9)											2	0	1	0	2	0		0						
Bobby Del Greco, R (1.8)											4	0	0	0	1	3								
Orlando Pena, R (1.1)											1	0	0	0	0	1		0						
Moe Drabowsky, R (3.1)											1	0	0	0	0	1		1						
Charlie Lau, L (7, PH)											1	0	0	0	0	0	1							
Ted Bowsfield, R (7.1)											0	0	0	0	0	0	0							
Ed Rakow, S (8.1)											0	0	0	0	0	0	0							
Inning Stats	R: 0 E: 0 K: 0 S: 3	H: 1 LOB: 0 BB: 0 P: 3	R: 1 E: 0 K: 0 S: 4	H: 2 LOB: 1 BB: 1 P: 8	R: 0 E: 0 K: 1 S: 5	H: 0 LOB: 0 BB: 0 P: 5	R: 0 E: 0 K: 2 S: 8	H: 1 LOB: 1 BB: 0 P: 8	R: 0 E: 1 K: 1 S: 7	H: 1 LOB: 2 BB: 0 P: 7	R: 0 E: 0 K: 0 S: 3	H: 1 LOB: 0 BB: 3 P: 3	R: 0 E: 0 K: 0 S: 4	H: 1 LOB: 1 BB: 1 P: 4	R: 0 E: 0 K: 2 S: 7	H: 0 LOB: 1 BB: 1 P: 11	R: 0 E: 0 K: 0 S: 3	H: 1 LOB: 0 BB: 3 P: 3	R: 0 E: 0 K: 0 S: 4	H: 0 LOB: 1 BB: 1 P: 11	1B: 5 2B: 2 3B: 0 HR: 1	SF: 0 SAC: 0 DP: 3 HBP: 0	WP: 0 PB: 0 SB: 0 CS: 0	PA: 35
PITCHER	IP WLS BF H R ER SO BB IBB HBP BLK WP HR S P ERA WHIP																	PITCHER	IP WLS BF H R ER SO BB IBB HBP BLK WP HR S P ERA WHIP					
Jim Bunning, R (1.1)	9.0 W 35 7 1 1 8 3 0 0 0 0 1 48 60 1.00 1.111																							

livebaseballscorecards.com



AB 32
R 1
H 7
RBI 1
BB 3
SO 8
LOB 17

Batter	1	2	3	4	5	6	7	8	9	AB	R	H	RBI	BB	SO	LOB	BOTTOM			
Jake Wood, R (1.4)										5	1	2	0	0	1	2	Kansas City Athletics @ Detroit Tigers Tiger Stadium, Detroit, MI Sun Jul 07 1963, 4:33 AM EDT Unknown			
Dick McAuliffe, L (1.6)										3	1	1	0	1	0	4				
Al Kaline, R (1.9)										2	1	1	1	0	0	0				
George Thomas, R (6.9)										1	0	0	0	0	0	1				
Rocky Colavito, R (1.7)										4	0	1	2	0	0	1				
Norm Cash, L (1.3)										2	2	1	0	2	0	1				
Bill Bruton, L (1.8)										2	0	1	0	1	0	1				
Bubba Phillips, R (1.5)										3	0	2	2	0	0	2				
Gus Triandos, R (1.2)										3	0	1	0	0	0	1				
Jim Bunning, R (1.1)											4	0	0	0	0	5				
Inning Stats	R: 1 E: 0 K: 0 S: 4	H: 1 LOB: 0 BB: 0 P: 4	R: 1 E: 0 K: 0 S: 4	H: 1 LOB: 1 BB: 1 P: 8	R: 2 E: 0 K: 0 S: 6	H: 3 LOB: 1 BB: 0 P: 6	R: 0 E: 0 K: 0 S: 4	H: 2 LOB: 2 BB: 0 P: 5	R: 0 E: 0 K: 0 S: 3	H: 1 LOB: 2 BB: 1 P: 8	R: 0 E: 0 K: 0 S: 2	H: 0 LOB: 0 BB: 1 P: 6	R: 0 E: 0 K: 0 S: 7	H: 0 LOB: 0 BB: 1 P: 11	R: 1 E: 0 K: 1 S: 7	H: 2 LOB: 2 BB: 1 P: 11	1B: 9 2B: 1 3B: 0 HR: 0	SF: 2 SAC: 1 DP: 2 HBP: 1	WP: 0 PB: 0 SB: 0 CS: 0	PA: 37
PITCHER	IP WLS BF H R ER SO BB IBB HBP BLK WP HR S P ERA WHIP																	PITCHER	IP WLS BF H R ER SO BB IBB HBP BLK WP HR S P ERA WHIP	
Orlando Pena, R (1.1)	2.1 L 13 5 4 4 0 1 0 0 0 0 0 0 12 16 0.00 1.571																			
Moe Drabowsky, R (3.1)	3.2 15 3 0 0 0 1 0 1 0 0 0 0 13 18 0.00 1.091																			
Ted Bowsfield, L (7.1)	1.1 7 2 1 1 0 2 0 0 0 0 0 0 5 13 6.75 3.000																			
Ed Rakow, R (8.1)	0.2 2 0 0 0 0 0 0 0 0 0 0 0 4 4 0.00 0.000																			

livebaseballscorecards.com




AB 29
R 5
H 10
RBI 5
BB 4
SO 1
LOB 18

Batter	1	2	3	4	5	6	7	8	9	10	11	12	AB	R	H	RBI	BB	SO	LOB	TOP							
Jake Wood, R OBP: 0.325, SLG: 0.407 (1.4)													6	2	2	1	0	1	3								
Dick McAuliffe, L OBP: 0.339, SLG: 0.394 (1.6)													3	1	0	0	2	1	3								
Don Wert, R OBP: 0.316, SLG: 0.264 (8.6)													1	0	0	0	0	1	0								
Al Kaline, R OBP: 0.390, SLG: 0.537 (1.9)													6	1	2	1	0	1	4								
Rocky Colavito, R OBP: 0.362, SLG: 0.424 (1.7)													6	2	4	0	0	1	1								
Bubba Phillips, R OBP: 0.261, SLG: 0.302 (1.5)													5	0	1	2	0	1	2								
George Thomas, R OBP: 0.260, SLG: 0.323 (1.8)													4	0	0	0	0	3	4								
Terry Fox, R (8.1)													1	0	0	0	0	1	0								
Norm Cash, L OBP: 0.347, SLG: 0.427 (12. PH)													0	0	0	0	1	0	0								
Willie Smith, L OBP: 0.250, SLG: 0.250 (12. PR)													0	0	0	0	0	0	0								
Bill Freehan, R OBP: 0.379, SLG: 0.459 (1.3)													6	1	3	3	0	0	3								
Gus Triandos, R OBP: 0.316, SLG: 0.391 (1.2)													6	0	0	0	0	0	3								
Don Mossi, L OBP: 0.346, SLG: 0.217 (1.1)													1	0	0	0	2	1	0								
Bill Bruton, L OBP: 0.314, SLG: 0.366 (8. PH)													2	0	1	0	0	0	0								
Inning Stats	R: 2 E: 0 K: 1 S: 8	H: 3 LOB: 2 BB: 1 P: 12	R: 0 E: 0 K: 0 S: 3	H: 0 LOB: 2 BB: 2 P: 11	R: 0 E: 0 K: 1 S: 6	H: 1 LOB: 1 BB: 0 P: 6	R: 0 E: 0 K: 0 S: 3	H: 0 LOB: 1 BB: 1 P: 7	R: 2 E: 0 K: 1 S: 8	H: 3 LOB: 1 BB: 0 P: 6	R: 1 E: 0 K: 0 S: 4	H: 1 LOB: 0 BB: 0 P: 4	R: 0 E: 0 K: 2 S: 7	H: 0 LOB: 0 BB: 0 P: 7	R: 0 E: 0 K: 0 S: 3	H: 0 LOB: 0 BB: 0 P: 3	R: 0 E: 0 K: 1 S: 5	H: 0 LOB: 0 BB: 0 P: 5	R: 1 E: 0 K: 0 S: 4	H: 2 LOB: 2 BB: 1 P: 8	1B: 9 2B: 2 3B: 0 HR: 2	SF: 1 SAC: 0 DP: 1 HBP: 0	WP: 0 PB: 0 SB: 0 CS: 1	PA: 53			
PITCHER	IP WLS BF H R ER SO BB IBB HBP BLK WP HR S P ERA WHIP	IP WLS BF H R ER SO BB IBB HBP BLK WP HR S P ERA WHIP	PITCHER												IP WLS BF H R ER SO BB IBB HBP BLK WP HR S P ERA WHIP	PITCHER											
Juan Pizarro, L ERA: 2.37 (1.1)	4.2	4.2		4	4	3		0	0	0	0	0	0	1	39	39	2.84	0.632									
Hoyt Wilhelm, R ERA: 2.51 (5.1)	6.1	23	4	2	2	8	0	0	0	0	0	0	0	1	39	39	2.84	0.632									
Jim Brosnan, R ERA: 2.48 (12.1)	1.0	L	5	2	1	1	0	0	1	0	0	0	0	0	4	8	9.00	2.000									

Detroit Tigers @ Chicago White Sox
Comiskey Park, Chicago, IL
Fri Jul 12 1963, 8:05 PM EDT
Att. 25,497 - Unknown


AB 47
R 7
H 13
RBI 7
BB 5
SO 11
LOB 23



Batter	1	2	3	4	5	6	7	8	9	10	11	12	AB	R	H	RBI	BB	SO	LOB	BOTTOM							
Jim Landis, R OBP: 0.326, SLG: 0.425 (1.8)													3	2	1	1	3	0	2								
Al Weis, S OBP: 0.314, SLG: 0.310 (1.4)													6	1	2	0	0	2	3								
Pete Ward, L OBP: 0.352, SLG: 0.470 (1.5)													5	1	1	2	0	0	3								
Mike Hershberger, R OBP: 0.301, SLG: 0.379 (1.9)													6	1	1	1	0	1	3								
Dave Nicholson, R OBP: 0.320, SLG: 0.430 (1.7)													3	0	0	0	0	3	2								
Floyd Robinson, L OBP: 0.370, SLG: 0.458 (8. PH)													3	0	1	0	0	1	0								
Ron Hansen, R OBP: 0.364, SLG: 0.388 (1.6)													6	1	3	2	0	1	1								
Tom McCraw, L OBP: 0.252, SLG: 0.290 (1.3)													5	0	0	0	0	0	3								
Cam Carreon, R OBP: 0.303, SLG: 0.342 (1.2)													3	0	1	0	0	0	0								
J.C. Martin, L OBP: 0.291, SLG: 0.272 (7.2)													2	0	0	0	0	0	1								
Juan Pizarro, L ERA: 4.69 (1.1)	7.0	31	7	6	6	8	2	0	1	0	0	0	2	0	0	0	2	1									
Hoyt Wilhelm, R OBP: 0.050, SLG: 0.050 (5.1)	4.0	W	16	2	0	0	2	2	0	0	0	0	0	0	18	26	0.00	1.000									
Charlie Maxwell, L OBP: 0.388, SLG: 0.359 (11. PH)													2	0	0	0	0	0	1								
Gary Peters, L OBP: 0.170, SLG: 0.226 (11. PR)													0	0	0	0	0	0	0								
Jim Brosnan, R OBP: 0.286, SLG: 0.286 (12.1)													0	0	0	0	0	0	0								
Inning Stats	R: 4 E: 0 K: 1 S: 8	H: 3 LOB: 0 BB: 1 P: 12	R: 0 E: 0 K: 2 S: 7	H: 0 LOB: 1 BB: 1 P: 11	R: 0 E: 0 K: 2 S: 6	H: 1 LOB: 2 BB: 0 P: 9	R: 0 E: 0 K: 1 S: 6	H: 1 LOB: 1 BB: 0 P: 6	R: 1 E: 0 K: 2 S: 8	H: 1 LOB: 0 BB: 0 P: 6	R: 0 E: 0 K: 0 S: 3	H: 1 LOB: 1 BB: 0 P: 6	R: 0 E: 0 K: 0 S: 4	H: 1 LOB: 2 BB: 1 P: 8	R: 0 E: 0 K: 0 S: 3	H: 0 LOB: 0 BB: 0 P: 3	R: 0 E: 0 K: 1 S: 5	H: 0 LOB: 1 BB: 1 P: 9	R: 0 E: 0 K: 0 S: 4	H: 1 LOB: 1 BB: 0 P: 4	1B: 6 2B: 1 3B: 0 HR: 3	SF: 0 SAC: 0 DP: 1 HBP: 1	WP: 0 PB: 0 SB: 0 CS: 0	PA: 51			
PITCHER	IP WLS BF H R ER SO BB IBB HBP BLK WP HR S P ERA WHIP	IP WLS BF H R ER SO BB IBB HBP BLK WP HR S P ERA WHIP	PITCHER												IP WLS BF H R ER SO BB IBB HBP BLK WP HR S P ERA WHIP	PITCHER											
Don Mossi, L ERA: 4.69 (1.1)	7.0	31	7	6	6	8	2	0	1	0	0	0	0	0	18	26	0.00	1.000									
Terry Fox, R ERA: 4.68 (8.1)	4.0	W	16	2	0	0	2	2	0	0	0	0	0	0	18	26	0.00	1.000									
Willie Smith, L ERA: 4.82 (12.1)	1.0	S	4	1	0	0	0	0	0	0	0	0	0	0	4	4	0.00	1.000									

Detroit Tigers @ Chicago White Sox
Comiskey Park, Chicago, IL
Fri Jul 12 1963, 8:05 PM EDT
Att. 25,497 - Unknown

AB 46
R 6
H 10
RBI 6
BB 4
SO 10
LOB 20



Batter	1	2	3	4	5	6	7	8	9	AB	R	H	RBI	BB	SO	LOB	TOP			
Jake Wood, R OBP: 0.324, SLG: 0.405 (1,4)	0-0 4-3 1B		0-0 P3		0-3 K			0-0 6-3		4	0	1	0	0	1	0	Detroit Tigers @ Washington Senators D.C. Stadium, Washington, DC Mon Jul 15 1963, 3:33 AM EDT Att: 3,210 - Unknown			
Dick McAuliffe, L OBP: 0.337, SLG: 0.392 (1,6)	0-0 4-3 1-2		0-3 K		0-0 F8			0-0 1B HR 1B		4	1	1	0	0	1	1				
Al Kaline, R OBP: 0.389, SLG: 0.533 (1,9)	0-0 F5		0-0 L8		0-0 L5			0-0 1-2 HR 1B		4	1	1	0	0	0	1				
Rocky Colavito, R OBP: 0.358, SLG: 0.419 (1,7)	0-0 F8			0-0 F2		0-0 F8		0-0 F7		4	0	0	0	0	0	3				
Bubba Phillips, R OBP: 0.265, SLG: 0.318 (1,5)		0-0 P4		0-0 E 1B E 1B		0-0 F9		0-0 1-1 2-H HR 5-3		4	2	2	3	0	0	0				
Bill Freehan, R OBP: 0.376, SLG: 0.449 (1,3)		4-0 3B BB		0-0 E5 1-3 1B		0-0 5-3		0-0 5-3		3	2	0	0	1	0	1				
George Thomas, R OBP: 0.316, SLG: 0.387 (9, PH)		0-0 1-H 3B		0-0 1-3 1B		0-0 5-3		0-3 K		3	0	1	1	0	0	2				
Norm Cash, L OBP: 0.346, SLG: 0.425 (9, PH)		0-0 1-H 3B		0-0 1-3 1B		0-0 5-3		0-0 K		1	0	0	0	0	1	0				
Gus Triandos, R OBP: 0.316, SLG: 0.387 (1,2)		0-0 P4		4-0 1B IBB		0-0 L4		0-0 F8		2	0	0	0	1	0	1				
Bill Bruton, L OBP: 0.313, SLG: 0.365 (9, PH)		0-0 P4		0-0 1-3 2-H 3-H 1B		0-0 P4		0-0 G3		1	0	0	0	0	0	0				
Jim Bunning, R OBP: 0.200, SLG: 0.208 (7, PH)		0-3 K		0-0 1-3 2-H 3-H 1B		0-0 P4		0-0 G3		2	0	1	2	0	1	1				
Don Wert, R OBP: 0.313, SLG: 0.261 (7, PH)		0-0 K		0-0 1-3 2-H 3-H 1B		0-0 P4		0-0 G3		1	0	0	0	0	0	0				
Bill Faul, R OBP: 0.154, SLG: 0.200 (7, 1)		0-0 K		0-0 1-3 2-H 3-H 1B		0-0 P4		0-0 G3		0	0	0	0	0	0	0				
Willie Smith, L OBP: 0.250, SLG: 0.250 (8, 1)		0-0 K		0-0 1-3 2-H 3-H 1B		0-0 P4		0-0 G3		0	0	0	0	0	0	0				
Gates Brown, L OBP: 0.290, SLG: 0.364 (9, PH)		0-0 K		0-0 1-3 2-H 3-H 1B		0-0 P4		0-0 G3		1	0	0	0	0	0	0				
Inning Stats	R: 0 E: 0 K: 0 S: 4	H: 1 LOB: 1 BB: 0 P: 4	R: 1 E: 0 K: 1 S: 6	H: 1 LOB: 1 BB: 1 P: 10	R: 0 E: 0 K: 1 S: 5	H: 0 LOB: 0 BB: 0 P: 5	R: 2 E: 1 K: 0 S: 5	H: 2 LOB: 2 BB: 1 P: 9	R: 0 E: 0 K: 0 S: 3	H: 0 LOB: 0 BB: 0 P: 3	R: 0 E: 0 K: 0 S: 3	H: 0 LOB: 0 BB: 0 P: 3	R: 3 E: 0 K: 0 S: 6	H: 3 LOB: 0 BB: 0 P: 6	R: 0 E: 0 K: 1 S: 5	H: 0 LOB: 0 BB: 0 P: 5	1B: 5 2B: 0 3B: 1 HR: 1	SF: 0 SAC: 0 DP: 0 HBP: 0	WP: 0 PB: 0 SB: 0 CS: 0	PA: 36
PITCHER	IP WLS BF H R ER SO BB IBB HBP BLK WP HR S P ERA WHIP	IP WLS BF H R ER SO BB IBB HBP BLK WP HR S P ERA WHIP																		
Don Rudolph, L ERA: 4.22 (1,1)	7.2 W 32 7 6 4 3	1 0 0 0 0 1	0 0 0 0 0 0	0 0 0 0 0 0	0 0 0 0 0 0	0 0 0 0 0 0	0 0 0 0 0 0	0 0 0 0 0 0	0 0 0 0 0 0	0 0 0 0 0 0	0 0 0 0 0 0	0 0 0 0 0 0	0 0 0 0 0 0	0 0 0 0 0 0	0 0 0 0 0 0	0 0 0 0 0 0	4.70 1.043			
Ron Kline, R ERA: 2.91 (8,1)	1.1 S 4 0 0 0 1	0 0 0 0 0 0	0 0 0 0 0 0	0 0 0 0 0 0	0 0 0 0 0 0	0 0 0 0 0 0	0 0 0 0 0 0	0 0 0 0 0 0	0 0 0 0 0 0	0 0 0 0 0 0	0 0 0 0 0 0	0 0 0 0 0 0	0 0 0 0 0 0	0 0 0 0 0 0	0 0 0 0 0 0	0 0 0 0 0 0	0.00 0.000			


Batter	1	2	3	4	5	6	7	8	9	AB	R	H	RBI	BB	SO	LOB	BOTTOM			
Don Blasingame, L OBP: 0.308, SLG: 0.232 (1,4)	0-0 6-3	0-0 FC5		0-0 F7		0-0 1-2 HR 1B		0-0 F7		5	1	1	0	0	0	4	Detroit Tigers @ Washington Senators D.C. Stadium, Washington, DC Mon Jul 15 1963, 3:33 AM EDT Att: 3,210 - Unknown			
Jim King, L OBP: 0.343, SLG: 0.513 (1,9)	0-3 K		0-0 F8		0-0 L9		0-0 L9		0-0 1B E 1B	5	1	1	0	0	1	2				
Chuck Hinton, R OBP: 0.328, SLG: 0.451 (1,7)	0-0 F8		0-0 HR 1B		0-0 F8		0-0 1-1 2-H HR		0-0 1-3 E BB 1B	5	3	3	3	0	0	0				
Bobo Osborne, L OBP: 0.317, SLG: 0.410 (1,3)		0-0 4-3		0-0 1-H HR		4-0 BB		0-0 P4		3	2	1	2	2	0	0				
Don Lock, R OBP: 0.331, SLG: 0.434 (1,8)		0-0 1B BB 1B		0-3 K		0-3 K		0-0 F7		5	1	2	2	0	2	1				
Don Zimmer, R OBP: 0.329, SLG: 0.480 (1,5)		0-0 BB IBB FC3-2 1B		0-0 F8		0-0 E 1B		0-0 F7		5	1	2	0	0	1	1				
Ken Retzer, L OBP: 0.267, SLG: 0.248 (1,2)		4-0 FC3-2 BB 1-2 IBB		0-3 K		0-0 E6 1B 1B		4-0 BB		2	1	1	0	2	1	0				
Chuck Cottier, R OBP: 0.239, SLG: 0.326 (1,6)		4-0 FC5 FC3-2 1-2 2-3 3-H BB		0-0 SH5-3 1B		0-0 FC5-6 1B		0-0 L9		3	0	2	2	1	0	1				
Don Rudolph, L OBP: 0.188, SLG: 0.207 (1,1)		0-0 FC3-2		0-0 SH5-3		0-0 FC5-6 1B		0-0 L4-3		2	1	0	0	0	0	4				
Ron Kline, R OBP: 0.250, SLG: 0.750 (8,1)		1-2 2-3 3-H 1B		1-2		1-2 HR				1	0	0	0	0	0	0				
Inning Stats	R: 0 E: 0 K: 1 S: 5	H: 0 LOB: 0 BB: 0 P: 5	R: 1 E: 0 K: 0 S: 5	H: 2 LOB: 3 BB: 2 P: 13	R: 2 E: 0 K: 1 S: 7	H: 2 LOB: 0 BB: 0 P: 7	R: 0 E: 0 K: 1 S: 6	H: 1 LOB: 1 BB: 0 P: 6	R: 0 E: 0 K: 0 S: 5	H: 0 LOB: 0 BB: 1 P: 9	R: 5 E: 1 K: 0 S: 8	H: 5 LOB: 0 BB: 0 P: 8	R: 0 E: 0 K: 0 S: 3	H: 0 LOB: 1 BB: 1 P: 7	R: 3 E: 1 K: 1 S: 8	H: 3 LOB: 1 BB: 1 P: 12	1B: 11 2B: 0 3B: 0 HR: 2	SF: 0 SAC: 1 DP: 0 HBP: 0	WP: 0 PB: 0 SB: 0 CS: 0	PA: 42
PITCHER	IP WLS BF H R ER SO BB IBB HBP BLK WP HR S P ERA WHIP	IP WLS BF H R ER SO BB IBB HBP BLK WP HR S P ERA WHIP																		
Jim Bunning, R ERA: 4.13 (1,1)	6.0 L 31	10 8 8 4	2 1 0 0	0 0 0 0	0 0 0 0	0 0 0 0	0 0 0 0	0 0 0 0	0 0 0 0	0 0 0 0	0 0 0 0	0 0 0 0	0 0 0 0	0 0 0 0	0 0 0 0	0 0 0 0	12.00 2.000			
Bill Faul, R ERA: 4.04 (7,1)	1.2 8	2 2 2 0	1 0 0 0	0 0 0 0	0 0 0 0	0 0 0 0	0 0 0 0	0 0 0 0	0 0 0 0	0 0 0 0	0 0 0 0	0 0 0 0	0 0 0 0	0 0 0 0	0 0 0 0	0 0 0 0	10.80 1.800			
Willie Smith, L ERA: 4.66 (8,1)	0.1 3	1 1 0 1	1 0 0 0	0 0 0 0	0 0 0 0	0 0 0 0	0 0 0 0	0 0 0 0	0 0 0 0	0 0 0 0	0 0 0 0	0 0 0 0	0 0 0 0	0 0 0 0	0 0 0 0	0 0 0 0	0.00 6.000			

Batter	1	2	3	4	5	6	7	8	9	AB	R	H	RBI	BB	SO	LOB	TOP							
Bob Saverine, S (1, 6) OBP: 0.292, SLG: 0.229	F8			K		1-3		G6-3 BB		3	0	0	0	1	1	0								
Russ Snyder, L (1, 8) OBP: 0.321, SLG: 0.353	K			4-3		4-3		B2		4	0	0	0	0	1	1								
Boog Powell, L (1, 7) OBP: 0.324, SLG: 0.459	4-3			HR		HR		G6-3 1-2		4	2	2	1	0	0	1								
Jim Gentile, L (1, 3) OBP: 0.378, SLG: 0.479		3-1				HR		F8		4	1	2	2	0	0	0								
Al Smith, R (1, 9) OBP: 0.348, SLG: 0.432						HR		6-3		4	0	0	0	0	1	1								
Jackie Brandt, R (9, 9) OBP: 0.295, SLG: 0.397	K			4-3		F6				0	0	0	0	0	0	0								
Brooks Robinson, R (1, 5) OBP: 0.320, SLG: 0.372		6-3				L9		HR		4	1	2	1	0	0	0								
Bob Johnson, R (1, 4) OBP: 0.387, SLG: 0.545				6-3		4-3		F1 1-2		4	1	1	1	0	0	1								
John Orsino, R (1, 2) OBP: 0.335, SLG: 0.407				5-3				F7		4	0	2	0	0	0	1								
Mitt Pappas, R (1, 1) OBP: 0.119, SLG: 0.098						HR		1B																
Stu Miller, R (8, 1) OBP: 0.300, SLG: 0.300				K		F7		6-3		3	0	0	0	0	1	2								
										1	0	0	0	0	1	1								
Inning Stats	R: 0 E: 0 K: 1 S: 5	H: 0 LOB: 0 BB: 0 P: 5	R: 0 E: 0 K: 1 S: 5	H: 0 LOB: 0 BB: 0 P: 5	R: 0 E: 0 K: 1 S: 5	H: 0 LOB: 0 BB: 0 P: 5	R: 1 E: 0 K: 1 S: 7	H: 2 LOB: 1 BB: 0 P: 7	R: 0 E: 0 K: 0 S: 4	H: 1 LOB: 1 BB: 0 P: 4	R: 2 E: 0 K: 0 S: 5	H: 2 LOB: 0 BB: 0 P: 5	R: 0 E: 0 K: 0 S: 4	H: 1 LOB: 1 BB: 0 P: 4	R: 0 E: 0 K: 0 S: 2	H: 0 LOB: 0 BB: 1 P: 6	R: 2 E: 0 K: 1 S: 8	H: 3 LOB: 1 BB: 0 P: 8	1B: 5 2B: 0 3B: 0 HR: 4	SF: 0 SAC: 0 DP: 1 HBP: 0	WP: 0 PB: 0 SB: 0 CS: 0	PA: 36		
PITCHER	IP WLS BF H R ER SO BB IBB HBP BLK WP HR S P ERA WHIP	8.0 L 30 6 3 3 4 1 0 0 0 0 2 37 41 3.38 0.875	1.0 6 3 2 2 1 0 0 0 0 0 2 8 8 18.00 3.000																					

Baltimore Orioles @ Detroit Tigers
Tiger Stadium, Detroit, MI
Tue Jul 16 1963, 7:05 PM EDT
Att: 16,725 - Unknown

livebaseballscorecards.com

AB 35
R 5
H 9
RBI 5
BB 1
SO 5
LOB 8




Batter	1	2	3	4	5	6	7	8	9	AB	R	H	RBI	BB	SO	LOB	BOTTOM							
Jake Wood, R (1, 4) OBP: 0.326, SLG: 0.408	4-3 2B		K		K			1B BB 1B	1-3	5	0	2	0	0	2	3								
Dick McAuliffe, L (1, 6) OBP: 0.336, SLG: 0.388	4-3 2-3			F8		F7		1B BB		3	0	0	0	1	0	1								
Al Kaline, R (1, 9) OBP: 0.387, SLG: 0.530	K			K		L8		1B BB		4	0	1	1	0	2	1								
Rocky Colavito, R (1, 7) OBP: 0.356, SLG: 0.414	6-3					F7		1B K		3	0	0	0	1	1	4								
Bill Bruton, L (1, 8) OBP: 0.310, SLG: 0.360		L8		K				4-3 5-3		4	0	0	0	0	1	4								
Norm Cash, L (1, 3) OBP: 0.345, SLG: 0.421		G3				4-3		F8		3	0	0	0	1	0	0								
Bubba Phillips, R (1, 5) OBP: 0.285, SLG: 0.317						5-3		F6		4	0	1	0	0	1	0								
Bill Freehan, R (1, 2) OBP: 0.373, SLG: 0.451				K		1B 2B		F4		4	1	1	0	0	2	2								
Frank Lary, R (1, 1) OBP: 0.375, SLG: 0.286								1B BB 1B		2	0	1	1	0	0	0								
Gates Brown, L (8, PH) OBP: 0.308, SLG: 0.391								1B		1	1	1	0	0	0	0								
Mickey Lolich, S (9, 1) OBP: 0.304, SLG: 0.059								BB 1B		0	0	0	0	0	0	0								
George Thomas, R (8, PH) OBP: 0.260, SLG: 0.332						2H 1B		1B		1	0	0	0	0	1	2								
Inning Stats	R: 0 E: 0 K: 1 S: 6	H: 1 LOB: 1 BB: 0 P: 6	R: 0 E: 0 K: 1 S: 5	H: 0 LOB: 0 BB: 0 P: 5	R: 0 E: 0 K: 2 S: 7	H: 0 LOB: 0 BB: 0 P: 7	R: 0 E: 0 K: 2 S: 7	H: 0 LOB: 1 BB: 1 P: 11	R: 1 E: 0 K: 1 S: 7	H: 2 LOB: 1 BB: 0 P: 7	R: 0 E: 0 K: 0 S: 3	H: 0 LOB: 0 BB: 0 P: 3	R: 0 E: 0 K: 0 S: 3	H: 0 LOB: 0 BB: 0 P: 3	R: 1 E: 0 K: 1 S: 8	H: 3 LOB: 3 BB: 1 P: 12	R: 0 E: 0 K: 2 S: 8	H: 1 LOB: 2 BB: 1 P: 12	1B: 5 2B: 2 3B: 0 HR: 0	SF: 0 SAC: 0 DP: 0 HBP: 0	WP: 0 PB: 0 SB: 0 CS: 0	PA: 37		
PITCHER	IP WLS BF H R ER SO BB IBB HBP BLK WP HR S P ERA WHIP	7.1 W 29 5 2 2 7 2 0 0 0 0 0 13 17 2.46 0.955	1.2 S 8 2 0 0 3 1 0 0 0 0 0 13 17 0.00 1.800																					

Baltimore Orioles @ Detroit Tigers
Tiger Stadium, Detroit, MI
Tue Jul 16 1963, 7:05 PM EDT
Att: 16,725 - Unknown

livebaseballscorecards.com

AB 34
R 2
H 7
RBI 2
BB 3
SO 10
LOB 17



Batter	1	2	3	4	5	6	7	8	9	AB	R	H	RBI	BB	SO	LOB	TOP			
Jackie Brandt, R (1, 8) OBP: 0.295, SLG: 0.398										4	1	1	0	0	0	0	<p>Baltimore Orioles @ Detroit Tigers Tiger Stadium, Detroit, MI Wed Jul 17 1963, 4:33 AM EDT Att: 5,691 - Unknown</p> <p>livebaseballscorecards.com</p>			
Bob Johnson, R (1, 4) OBP: 0.383, SLG: 0.533										4	0	1	1	0	0	0				
Boog Powell, L (1, 7) OBP: 0.323, SLG: 0.454										3	0	0	0	1	0	1				
Jim Gentile, L (1, 3) OBP: 0.374, SLG: 0.473										4	0	0	0	0	2	2				
Al Smith, R (1, 9) OBP: 0.346, SLG: 0.429										4	0	1	0	0	1	1				
Brooks Robinson, R (1, 5) OBP: 0.320, SLG: 0.370										4	0	1	0	0	0	1				
John Orsino, R (1, 2) OBP: 0.330, SLG: 0.400										3	0	0	0	0	0	2				
Bob Saverine, S (1, 6) OBP: 0.301, SLG: 0.234										2	0	1	0	1	0	1				
Steve Barber, L (1, 1) OBP: 0.132, SLG: 0.118										2	0	0	0	0	1	1				
Dick Hall, R (6, 1) OBP: 0.429, SLG: 0.714										0	0	0	0	0	0	0				
Joe Gaines, R (7, PH) OBP: 0.353, SLG: 0.451										1	0	0	0	0	0	2				
Wes Stock, R (7, 1)										0	0	0	0	0	0	0				
Herman Starrette, R (8, 1)										0	0	0	0	0	0	0				
Inning Stats	R: 1 E: 0 K: 1 S: 7	H: 2 LOB: 1 BB: 0 P: 7	R: 0 E: 0 K: 1 S: 6	H: 1 LOB: 1 BB: 0 P: 6	R: 0 E: 0 K: 0 S: 3	H: 0 LOB: 1 BB: 1 P: 7	R: 0 E: 0 K: 0 S: 4	H: 0 LOB: 0 BB: 0 P: 4	R: 0 E: 0 K: 1 S: 5	H: 0 LOB: 0 BB: 0 P: 5	R: 0 E: 0 K: 0 S: 3	H: 1 LOB: 1 BB: 1 P: 7	R: 0 E: 0 K: 0 S: 3	H: 0 LOB: 0 BB: 0 P: 3	R: 0 E: 0 K: 1 S: 5	H: 0 LOB: 0 BB: 0 P: 5	1B: 4 2B: 1 3B: 0 HR: 0	SF: 0 SAC: 0 DP: 1 HBP: 0	WP: 0 PB: 0 SB: 1 CS: 0	PA: 33
PITCHER Hank Aguirre, L (1, 1) ERA: 4.32	IP: 9.0 WLS: W BF: 33 H: 5 R: 1 ER: 1 SO: 4 BB: 2 IBB: 0 HBP: 0 BLK: 0 WP: 0 HR: 0 S: 39 P: 47 ERA: 1.00 WHIP: 0.778															PITCHER				

Batter	1	2	3	4	5	6	7	8	9	AB	R	H	RBI	BB	SO	LOB	BOTTOM			
Jake Wood, R (1, 4) OBP: 0.327, SLG: 0.406										4	1	1	0	1	0	4	<p>Baltimore Orioles @ Detroit Tigers Tiger Stadium, Detroit, MI Wed Jul 17 1963, 4:33 AM EDT Att: 5,691 - Unknown</p> <p>livebaseballscorecards.com</p>			
Dick McAuliffe, L (1, 6) OBP: 0.334, SLG: 0.385										5	1	1	0	0	1	2				
Al Kaline, R (1, 9) OBP: 0.390, SLG: 0.531										5	2	3	0	0	0	0				
Rocky Colavito, R (1, 7) OBP: 0.354, SLG: 0.417										5	0	1	2	0	0	4				
Bubba Phillips, R (1, 5) OBP: 0.271, SLG: 0.327										5	2	3	1	0	0	1				
Norm Cash, L (1, 3) OBP: 0.350, SLG: 0.427										3	1	2	0	1	0	1				
George Thomas, R (1, 8) ERA: 2.78										1	0	1	1	2	0	0				
Bill Bruton, L (6, PH) OBP: 0.312, SLG: 0.360										0	1	0	0	1	0	0				
Gus Triandos, R (1, 2) OBP: 0.319, SLG: 0.401										3	1	1	4	1	0	4				
Hank Aguirre, R (1, 1) OBP: 0.205, SLG: 0.238										4	0	0	0	0	3	6				
Inning Stats	R: 2 E: 0 K: 0 S: 5	H: 2 LOB: 1 BB: 1 P: 9	R: 0 E: 0 K: 0 S: 2	H: 0 LOB: 2 BB: 2 P: 10	R: 0 E: 0 K: 0 S: 3	H: 0 LOB: 0 BB: 0 P: 3	R: 0 E: 0 K: 1 S: 5	H: 0 LOB: 2 BB: 2 P: 13	R: 0 E: 0 K: 1 S: 6	H: 2 LOB: 1 BB: 0 P: 6	R: 1 E: 0 K: 1 S: 8	H: 3 LOB: 2 BB: 0 P: 8	R: 0 E: 0 K: 0 S: 3	H: 0 LOB: 0 BB: 0 P: 3	R: 6 E: 0 K: 1 S: 11	H: 6 LOB: 1 BB: 1 P: 15	1B: 9 2B: 2 3B: 1 HR: 1	SF: 0 SAC: 0 DP: 2 HBP: 0	WP: 0 PB: 0 SB: 0 CS: 0	PA: 41
PITCHER Steve Barber, L (1, 1) ERA: 4.6	IP: 5.0 WLS: L BF: 25 H: 7 R: 3 ER: 3 SO: 3 BB: 5 IBB: 0 HBP: 0 BLK: 0 WP: 0 HR: 0 S: 24 P: 44 ERA: 5.40 WHIP: 2.400															PITCHER				
Dick Hall, R (6, 1) ERA: 4.6	IP: 1.0 WLS: L BF: 3 H: 0 R: 0 ER: 0 SO: 1 BB: 0 IBB: 0 HBP: 0 BLK: 0 WP: 0 HR: 0 S: 5 P: 5 ERA: 0.00 WHIP: 0.000															PITCHER				
Wes Stock, R (7, 1) ERA: 3.8	IP: 1.2 WLS: L BF: 12 H: 6 R: 6 ER: 6 SO: 1 BB: 0 IBB: 1 HBP: 0 BLK: 0 WP: 0 HR: 1 S: 13 P: 17 ERA: 32.40 WHIP: 3.600															PITCHER				
Herman Starrette, R (8, 1) ERA: 8.1	IP: 0.1 WLS: L BF: 1 H: 0 R: 0 ER: 0 SO: 0 BB: 0 IBB: 0 HBP: 0 BLK: 0 WP: 0 HR: 0 S: 1 P: 1 ERA: 0.00 WHIP: 0.000															PITCHER				

Batter	1	2	3	4	5	6	7	8	9	10	11	AB	R	H	RBI	BB	SO	LOB	TOP								
Jackie Brandt, R OBP: 0.288, SLG: 0.391 (1, 9)	6-3		F7		G3		SF5		F8		F2	5	0	0	1	0	0	3									
Russ Snyder, L OBP: 0.325, SLG: 0.361 (1, 8)	L9			F8		1B	CS				4-3	6	2	3	0	0	0	1									
Boog Powell, L OBP: 0.325, SLG: 0.464 (1, 7)	L9				HR				4-3			5	1	2	2	0	1	1									
Jim Gentile, L OBP: 0.369, SLG: 0.466 (1, 3)		F8		F8			F4			K	L9	5	0	0	0	0	1	2									
Brooks Robinson, R OBP: 0.321, SLG: 0.373 (1, 5)		F8		6-3							L5	5	0	2	1	0	0	0									
Bob Johnson, R OBP: 0.332, SLG: 0.536 (1, 4)							L5					5	2	3	0	0	0	3									
John Orsino, R OBP: 0.332, SLG: 0.416 (1, 2)				5-3								5	2	2	1	0	0	3									
Bob Savatine, S OBP: 0.307, SLG: 0.229 (1, 6)				F3			SH1-3					2	1	0	0	2	1	0									
Mike McCormick, L ERA: 4.16 Dick Hall, R ERA: 4.59 Herman Starrette, R ERA: 5.06 Stu Miller, R ERA: 2.54 George Brunet, L ERA: 0.0 (1, 1)												0	0	0	0	0	0	0									
Inning Stats	R: 0 E: 0 K: 0 S: 3	H: 0 LOB: 0 BB: 0 P: 3	R: 0 E: 0 K: 0 S: 4	H: 1 LOB: 0 BB: 0 P: 4	R: 0 E: 0 K: 1 S: 5	H: 0 LOB: 0 BB: 0 P: 5	R: 1 E: 0 K: 0 S: 4	H: 1 LOB: 0 BB: 0 P: 4	R: 1 E: 0 K: 0 S: 5	H: 3 LOB: 1 BB: 0 P: 5	R: 1 E: 0 K: 0 S: 3	H: 1 LOB: 0 BB: 1 P: 7	R: 1 E: 0 K: 1 S: 7	H: 2 LOB: 1 BB: 0 P: 7	R: 1 E: 0 K: 1 S: 7	H: 3 LOB: 2 BB: 0 P: 7	R: 0 E: 0 K: 1 S: 5	H: 0 LOB: 0 BB: 0 P: 5	R: 2 E: 0 K: 0 S: 5	H: 2 LOB: 1 BB: 1 P: 9	1B: 9 2B: 5 3B: 0 HR: 2	SF: 1 SAC: 1 DP: 1 HBP: 0	WP: 1 PB: 0 SB: 0 CS: 1	PA: 48			
Phil Regan, R ERA: 3.65 Willie Smith, L ERA: 5.06 Terry Fox, R ERA: 4.84 Don Mossi, L ERA: 4.59 Bill Faul, R ERA: 4.11 (1, 1)	IP	WLS	BF	H	R	ER	SO	BB	IBB	HBP	BLK	WP	HR	S	P	ERA	WHIP										
PITCHER	IP	WLS	BF	H	R	ER	SO	BB	IBB	HBP	BLK	WP	HR	S	P	ERA	WHIP										

Baltimore Orioles @ Detroit Tigers
Tiger Stadium, Detroit, MI
Thu Jul 18 1963, 4:33 AM EDT
Att. 5,124 - Unknown

AB 43
R 8
H 15
RBI 8
BB 2
SO 4
LOB 15



Batter	1	2	3	4	5	6	7	8	9	10	11	AB	R	H	RBI	BB	SO	LOB	BOTTOM								
Jake Wood, R OBP: 0.330, SLG: 0.406 (1, 4)	BB 1B 1B	L6-3 HBP		F8			B1-3		5-3			5	1	2	0	0	0	0									
Dick McAuliffe, L OBP: 0.334, SLG: 0.384 (1, 6)	BB 1B 1B	L6-3		F1			3-1				G1-6-3	6	1	2	0	0	0	2									
Al Kaline, R OBP: 0.392, SLG: 0.538 (1, 9)	HBP 1B 1B			L5					L6-3		L6-3	5	2	2	1	1	0	1									
Rocky Colavito, R OBP: 0.355, SLG: 0.420 (1, 7)	1B HBP 1B						F8					5	1	2	2	0	0	2									
Bubba Phillips, R OBP: 0.266, SLG: 0.320 (1, 5)	F7			5-3			F5		5-3			5	0	0	0	0	1	3									
Norm Cash, L OBP: 0.357, SLG: 0.428 (1, 3)	1B HBP						F3					2	1	1	0	1	0	0									
George Thomas, R OBP: 0.271, SLG: 0.335 Bill Bruton, L OBP: 0.313, SLG: 0.368 (8, PH) (9, 8)				F8			5-3				F9	3	0	1	1	0	0	2									
Bill Freehan, R OBP: 0.379, SLG: 0.448 (1, 2)	G6-4-3 1B											2	0	1	1	0	0	1									
Phil Regan, R ERA: 3.65 Willie Smith, L ERA: 5.06 Terry Fox, R ERA: 4.84 Don Mossi, L ERA: 4.59 Gates Brown, R ERA: 3.75 Bill Faul, R ERA: 4.11 (1, 1)				F8			L6-3					2	0	0	0	0	0	2									
Inning Stats	R: 3 E: 0 K: 0 S: 6	H: 4 LOB: 2 BB: 1 P: 11	R: 0 E: 0 K: 0 S: 2	H: 0 LOB: 0 BB: 0 P: 3	R: 2 E: 0 K: 0 S: 6	H: 3 LOB: 2 BB: 1 P: 10	R: 0 E: 0 K: 0 S: 3	H: 0 LOB: 0 BB: 0 P: 3	R: 0 E: 0 K: 0 S: 3	H: 0 LOB: 0 BB: 0 P: 3	R: 0 E: 0 K: 0 S: 2	H: 1 LOB: 1 BB: 0 P: 4	R: 1 E: 0 K: 1 S: 7	H: 2 LOB: 1 BB: 0 P: 7	R: 0 E: 0 K: 0 S: 4	H: 1 LOB: 2 BB: 0 P: 4	R: 0 E: 0 K: 2 S: 7	H: 0 LOB: 2 BB: 1 P: 12	R: 0 E: 0 K: 0 S: 3	H: 1 LOB: 0 BB: 0 P: 3	1B: 9 2B: 3 3B: 1 HR: 1	SF: 0 SAC: 0 DP: 4 HBP: 3	WP: 0 PB: 0 SB: 2 CS: 0	PA: 48			
PITCHER	IP	WLS	BF	H	R	ER	SO	BB	IBB	HBP	BLK	WP	HR	S	P	ERA	WHIP										
PITCHER	IP	WLS	BF	H	R	ER	SO	BB	IBB	HBP	BLK	WP	HR	S	P	ERA	WHIP										

Baltimore Orioles @ Detroit Tigers
Tiger Stadium, Detroit, MI
Thu Jul 18 1963, 4:33 AM EDT
Att. 5,124 - Unknown

AB 41
R 6
H 12
RBI 6
BB 4
SO 3
LOB 21



Batter	1	2	3	4	5	6	7	8	9	AB	R	H	RBI	BB	SO	LOB	TOP																			
Jake Wood, R OBP: 0.327, SLG: 0.401 (1, 4)										6	0	1	0	0	0	5																				
Dick McAuliffe, L OBP: 0.341, SLG: 0.393 (1, 6)										3	3	2	0	2	0	1																				
Al Kaline, R OBP: 0.389, SLG: 0.533 (1, 9)										5	0	1	1	1	0	5																				
Rocky Colavito, R OBP: 0.358, SLG: 0.433 (1, 7)										5	3	3	1	0	0	2																				
Bill Bruton, L OBP: 0.317, SLG: 0.371 (1, 8)										3	2	1	0	2	0	1																				
Norm Cash, L OBP: 0.355, SLG: 0.423 (1, 3)										5	1	1	3	0	0	3																				
Bubba Phillips, R OBP: 0.266, SLG: 0.319 (1, 5)										4	0	1	1	0	1	2																				
Bill Freehan, R OBP: 0.380, SLG: 0.443 (1, 2)										4	1	1	1	1	0	1																				
Mickey Lolich, S OBP: 0.285, SLG: 0.053 Bob Anderson, R OBP: 0.295, SLG: 0.099 Gates Brown, L OBP: 0.421, SLG: 0.450 Willie Smith, L OBP: 0.325, SLG: 0.200 Whitley Herzog, L OBP: 0.308, SLG: 0.231 Don Mossi, L OBP: 0.307, SLG: 0.292 (1, 1) (6, 1) (7, PH) (7, 1) (8, PH) (8, 1)										2	0	0	0	0	0	2																				
Inning Stats	R: 0 E: 0 K: 0 S: 4	H: 1 LOB: 1 BB: 0 P: 4	R: 0 E: 0 K: 1 S: 5	H: 0 LOB: 0 BB: 0 P: 5	R: 0 E: 0 K: 1 S: 5	H: 0 LOB: 0 BB: 0 P: 5	R: 1 E: 0 K: 0 S: 5	H: 2 LOB: 1 BB: 0 P: 5	R: 0 E: 0 K: 1 S: 6	H: 1 LOB: 1 BB: 0 P: 6	R: 2 E: 1 K: 0 S: 4	H: 1 LOB: 1 BB: 2 P: 12	R: 0 E: 0 K: 0 S: 4	H: 1 LOB: 2 BB: 1 P: 8	R: 3 E: 0 K: 0 S: 6	H: 3 LOB: 1 BB: 1 P: 10	R: 4 E: 0 K: 0 S: 8	H: 5 LOB: 2 BB: 1 P: 12	1B: 9 2B: 3 3B: 1 HR: 1	SF: 0 SAC: 1 DP: 0 HBP: 0	WP: 1 PB: 0 SB: 1 CS: 0	PA: 46														
PITCHER	IP WLS BF H R ER SO BB IBB HBP BLK WP HR S P ERA WHIP																																			
Don Lee, R ERA: 3.57 (1, 1)	7.0	30	6	3	2	3	3	0	0	0	0	1	0	33	45	2.57	1.286																			
Dan Osinski, R ERA: 3.25 (8, 1)	0.0	2	2	2	2	0	0	0	0	0	0	1	2	2	∞	∞																				
Jack Spring, L ERA: 2.7 (8, 1)	0.1	1	0	0	0	0	0	0	0	0	0	0	1	1	0.00	0.000																				
Art Fowler, R ERA: 2.24 (8, 1)	1.0	L	8	3	4	4	2	0	0	0	0	0	6	14	36.00	5.000																				
Julio Navarro, R ERA: 3.03 (9, 1)	0.2	5	3	1	1	0	0	0	0	0	0	0	5	5	13.50	4.500																				

Detroit Tigers @ Los Angeles Angels
Dodger Stadium, Los Angeles, CA

AB 40
R 10
H 14
RBI 9
BB 5
SO 3
LOB 21



WP: 1 PA: 46
PB: 0
SB: 1
CS: 0

Batter	1	2	3	4	5	6	7	8	9	AB	R	H	RBI	BB	SO	LOB	BOTTOM																			
Albie Pearson, L OBP: 0.391, SLG: 0.417 (1, 8)										4	2	0	0	1	0	1																				
Jim Fregosi, R OBP: 0.295, SLG: 0.398 (1, 6)									4	2	2	1	1	0	0																					
Billy Moran, R OBP: 0.294, SLG: 0.338 (1, 4)										2	1	2	0	1	0	0																				
Leon Wagner, L OBP: 0.388, SLG: 0.521 (1, 7)										4	0	1	1	0	0	4																				
Frank Kostro, R OBP: 0.319, SLG: 0.233 (1, 5)										4	0	1	1	0	0	3																				
Ken Hunt, R OBP: 0.230, SLG: 0.364 (1, 9)									4	0	0	0	0	2	4																					
Hank Foiles, R OBP: 0.315, SLG: 0.417 Ed Sadowski, R OBP: 0.264, SLG: 0.282 (1, 2) (8, 2)										2	0	0	0	1	0	0																				
Charlie Dees, L OBP: 0.345, SLG: 0.369 (1, 3)										4	0	0	0	0	1	3																				
Don Lee, R OBP: 0.277, SLG: 0.077 Dan Osinski, R OBP: 0.132, SLG: 0.111 Jack Spring, L OBP: 0.325, SLG: 0.200 Art Fowler, R OBP: 0.308, SLG: 0.231 Julio Navarro, R OBP: 0.307, SLG: 0.292 Felix Torres, R OBP: 0.322, SLG: 0.302 (1, 1) (8, 1) (8, 1) (8, 1) (9, 1) (9, PH)									3	0	1	0	0	1	0																					
Inning Stats	R: 2 E: 1 K: 1 S: 8	H: 3 LOB: 3 BB: 2 P: 16	R: 0 E: 0 K: 0 S: 3	H: 0 LOB: 0 BB: 0 P: 3	R: 0 E: 0 K: 0 S: 3	H: 1 LOB: 1 BB: 1 P: 7	R: 0 E: 0 K: 0 S: 4	H: 1 LOB: 1 BB: 0 P: 4	R: 2 E: 0 K: 1 S: 6	H: 1 LOB: 0 BB: 1 P: 10	R: 0 E: 0 K: 1 S: 5	H: 0 LOB: 0 BB: 0 P: 5	R: 1 E: 2 K: 0 S: 5	H: 1 LOB: 1 BB: 0 P: 5	R: 0 E: 0 K: 2 S: 7	H: 0 LOB: 0 BB: 0 P: 7	R: 0 E: 0 K: 1 S: 5	H: 0 LOB: 0 BB: 0 P: 5	1B: 5 2B: 2 3B: 0 HR: 0	SF: 0 SAC: 1 DP: 1 HBP: 0	WP: 1 PB: 1 SB: 1 CS: 0	PA: 38														
PITCHER	IP WLS BF H R ER SO BB IBB HBP BLK WP HR S P ERA WHIP																																			
Mickey Lolich, L ERA: 3.91 (1, 1)	5.0	24	6	4	4	2	4	0	0	0	0	1	0	24	40	7.20	2.000																			
Bob Anderson, R ERA: 2.45 (6, 1)	1.0	3	0	0	0	1	0	0	0	0	0	5	5	0.00	0.000																					
Willie Smith, L ERA: 4.63 (7, 1)	1.0	W	5	1	1	0	0	0	0	0	0	5	5	0.00	1.000																					
Don Mossi, L ERA: 4.48 (8, 1)	2.0	S	6	0	0	0	3	0	0	0	0	12	12	0.00	0.000																					

Detroit Tigers @ Los Angeles Angels
Dodger Stadium, Los Angeles, CA

AB 33
R 5
H 7
RBI 3
BB 4
SO 6
LOB 15



WP: 1 PA: 38
PB: 1
SB: 1
CS: 0

Batter	1	2	3	4	5	6	7	8	9	AB	R	H	RBI	BB	SO	LOB	TOP			
Jake Wood, R OBP: 0.328, SLG: 0.411 (1, 4)	F7		6-3		HR		PO 1B			4	1	2	1	0	0	0	Detroit Tigers @ Los Angeles Angels Dodger Stadium, Los Angeles, CA Sat Jul 20 1963, 7:05 PM PDT Att: 9,826 - Unknown - 70 F			
Dick McAuliffe, L OBP: 0.343, SLG: 0.393 (1, 6)	5-3		BB		G3		PO	L3 1B		3	0	1	0	1	0	0				
Al Kaline, R OBP: 0.386, SLG: 0.528 Gates Brown, L OBP: 0.310, SLG: 0.385 (1, 9) (6, 7)	L5-3		L5		K			L3 1-2		3	0	0	0	0	1	1				
Rocky Colavito, R OBP: 0.357, SLG: 0.429 (1, 7) (6, 9)		4-3	K		1-3			BB		3	0	0	0	1	1	2				
Bill Bruton, L OBP: 0.313, SLG: 0.366 (1, 8)		4-3	F8			G3		F9		4	0	0	0	0	0	3				
Norm Cash, L OBP: 0.353, SLG: 0.421 (1, 3)		1B 1B		4-3		6-3		F9		4	1	1	0	0	0	0				
Bubba Phillips, R OBP: 0.269, SLG: 0.322 (1, 5)		1B 1-2 1B		FC5-4 1B		F7		6-3		4	0	2	0	0	0	0				
Gus Triandos, R OBP: 0.322, SLG: 0.404 Mike Roarke, R (1, 2) (3, 2)		1-2 2H 1B		FC5-4		F5		F7		1	0	1	1	0	0	0				
Jim Bunning, R OBP: 0.196, SLG: 0.204 Willie Smith, L OBP: 0.167, SLG: 0.167 Tom Sturdivant, L (1, 1) (4, PH) (4, 1)		F9		4-3		F9				1	0	0	0	0	0	2				
Whitey Herzog, L OBP: 0.280, SLG: 0.225 Bill Faul, R OBP: 0.154, SLG: 0.200 (7, PH) (7, 1)										1	0	0	0	0	0	1				
										0	0	0	0	0	0	0				
										0	0	0	0	0	0	0				
Inning Stats	R: 0 E: 0 K: 0 S: 3	H: 0 LOB: 0 BB: 0 P: 3	R: 1 E: 0 K: 0 S: 6	H: 3 LOB: 2 BB: 0 P: 6	R: 0 E: 1 K: 1 S: 6	H: 0 LOB: 2 BB: 1 P: 10	R: 0 E: 0 K: 0 S: 4	H: 1 LOB: 1 BB: 0 P: 4	R: 1 E: 0 K: 1 S: 6	H: 0 LOB: 0 BB: 0 P: 3	R: 0 E: 0 K: 0 S: 3	H: 1 LOB: 0 BB: 0 P: 3	R: 0 E: 0 K: 0 S: 3	H: 1 LOB: 1 BB: 0 P: 7	R: 0 E: 0 K: 0 S: 3	H: 0 LOB: 0 BB: 0 P: 3		1B: 6 2B: 1 3B: 0 HR: 1	SF: 0 SAC: 0 DP: 1 HBP: 0	WP: 0 PB: 0 SB: 0 CS: 0
PITCHER Ken McBride, R ERA: 2.67 (1, 1)	IP: 9.0 WLS: W BF: 35	H: 7 R: 2 ER: 2 SO: 2	BB: 2 IBB: 0 HBP: 0 BLK: 0	WP: 0 HR: 1 S: 37 P: 45	ERA: 2.00 WHIP: 1.000	PITCHER										IP: 9.0 WLS: W BF: 35	H: 7 R: 2 ER: 2 SO: 2	BB: 2 IBB: 0 HBP: 0 BLK: 0	WP: 0 HR: 1 S: 37 P: 45	ERA: 2.00 WHIP: 1.000

Batter	1	2	3	4	5	6	7	8	9	AB	R	H	RBI	BB	SO	LOB	BOTTOM			
Albie Pearson, L OBP: 0.392, SLG: 0.417 (1, 8)	1B S			FC4-6 G6-4-3		3-1		K		5	1	2	1	0	1	1	Detroit Tigers @ Los Angeles Angels Dodger Stadium, Los Angeles, CA Sat Jul 20 1963, 7:05 PM PDT Att: 9,826 - Unknown - 70 F			
Jim Fregosi, R OBP: 0.294, SLG: 0.395 Joe Koppe, R OBP: 0.255, SLG: 0.253 (1, 6) (5, 6)	F4	2H 1B		G6-4-3		F7		6-3		3	0	0	0	0	0	3				
Leon Wagner, L OBP: 0.386, SLG: 0.517 Ken Hunt, R OBP: 0.226, SLG: 0.357 (1, 7) (7, 7)	F8			1-2		F7		6-3		2	0	0	0	0	0	0				
Lee Thomas, L OBP: 0.314, SLG: 0.331 (1, 3)	1B S			1-2		F7		5-3		4	1	1	0	0	2	2				
Billy Moran, R OBP: 0.301, SLG: 0.357 (1, 4)	1B S			1-2		F7		5-3		1	0	0	0	0	0	0				
Bob Sadowski, L OBP: 0.353, SLG: 0.347 (1, 9)	HR			1-2		F7		5-3		4	2	2	0	0	0	0				
Frank Kostro, R OBP: 0.329, SLG: 0.286 (1, 5)	HR			1-2		F7		5-3		4	4	4	2	0	0	0				
Ed Sadowski, R OBP: 0.258, SLG: 0.275 (1, 2)	6-3			1-2		F7		5-3		4	1	3	5	0	1	1				
Ed Sadowski, R OBP: 0.258, SLG: 0.275 (1, 2)	6-3			1-2		F7		5-3		4	1	3	5	0	1	1				
Ken McBride, R OBP: 0.180, SLG: 0.283 (1, 1)	6-3			1-2		F7		5-3		4	1	3	5	0	1	1				
				1-2		F7		5-3		4	1	3	5	0	1	1				
				1-2		F7		5-3		4	1	3	5	0	1	1				
Inning Stats	R: 4 E: 0 K: 0 S: 7	H: 4 LOB: 0 BB: 0 P: 7	R: 1 E: 0 K: 1 S: 7	H: 2 LOB: 1 BB: 0 P: 7	R: 2 E: 0 K: 2 S: 9	H: 2 LOB: 0 BB: 0 P: 9	R: 0 E: 0 K: 0 S: 3	H: 1 LOB: 0 BB: 0 P: 3	R: 2 E: 0 K: 0 S: 6	H: 3 LOB: 2 BB: 1 P: 10	R: 0 E: 0 K: 1 S: 5	H: 0 LOB: 0 BB: 0 P: 5	R: 2 E: 0 K: 3 S: 12	H: 3 LOB: 1 BB: 0 P: 12	R: 0 E: 0 K: 1 S: 5	H: 0 LOB: 0 BB: 0 P: 5		1B: 8 2B: 4 3B: 1 HR: 2	SF: 0 SAC: 0 DP: 1 HBP: 0	WP: 0 PB: 1 SB: 2 CS: 0
PITCHER Jim Bunning, R ERA: 4.48 Tom Sturdivant, R ERA: 4.12 Bill Faul, R ERA: 4.24 (1, 1) (4, 1) (7, 1)	IP: 3.0 WLS: L BF: 17	H: 8 R: 7 ER: 7 SO: 7	BB: 1 IBB: 0 HBP: 0 BLK: 0	WP: 0 HR: 2 S: 23 P: 23	ERA: 21.00 WHIP: 2.667	PITCHER										IP: 3.0 WLS: L BF: 17	H: 8 R: 7 ER: 7 SO: 7	BB: 1 IBB: 0 HBP: 0 BLK: 0	WP: 0 HR: 2 S: 23 P: 23	ERA: 21.00 WHIP: 2.667

Batter	1	2	3	4	5	6	7	8	9	AB	R	H	RBI	BB	SO	LOB	TOP			
Jim Landis, R OBP: 0.332, SLG: 0.423 (1, 8)										5	0	3	0	0	1	0	Chicago White Sox @ Detroit Tigers Tiger Stadium, Detroit, MI Tue Jul 23 1963, 7:05 PM EDT Unknown			
Nelle Fox, L OBP: 0.322, SLG: 0.335 (1, 4)										5	0	3	0	0	1	2				
Pete Ward, L OBP: 0.342, SLG: 0.454 (1, 5)										4	0	0	0	0	1	4				
Mike Hershberger, R OBP: 0.359, SLG: 0.398 (1, 9)										3	0	1	0	1	0	1				
Ron Hansen, R OBP: 0.320, SLG: 0.390 (1, 6)										3	0	0	0	1	0	2				
Dave Nicholson, R OBP: 0.329, SLG: 0.444 (1, 7)										3	1	3	1	1	0	0				
Tom McCraw, L OBP: 0.277, SLG: 0.322 (1, 3)										4	0	1	0	0	1	4				
Cam Carreon, R OBP: 0.281, SLG: 0.315 (1, 2)										4	0	0	0	0	0	5				
John Buzhardt, R OBP: 0.083, SLG: 0.125 (1, 1)										1	0	0	0	0	1	0				
Jim Lemon, R OBP: 0.299, SLG: 0.290 (5, PH)										1	0	0	0	0	1	0				
Eddie Fisher, R OBP: 0.238, SLG: 0.200 (5, 1)										1	0	0	0	0	0	0				
Taylor Phillips, L OBP: 0.351, SLG: 0.429 (8, 1)										0	0	0	0	0	0	0				
Floyd Robinson, L OBP: 0.351, SLG: 0.429 (9, PH)										1	0	0	0	0	0	0				
Inning Stats	R: 0 E: 0 K: 1 S: 6	H: 1 LOB: 2 BB: 1 P: 10	R: 1 E: 0 K: 2 S: 8	H: 1 LOB: 0 BB: 0 P: 8	R: 0 E: 0 K: 1 S: 6	H: 1 LOB: 1 BB: 0 P: 6	R: 0 E: 0 K: 0 S: 4	H: 2 LOB: 1 BB: 0 P: 4	R: 0 E: 0 K: 1 S: 6	H: 1 LOB: 1 BB: 0 P: 4	R: 0 E: 0 K: 1 S: 6	H: 1 LOB: 1 BB: 0 P: 6	R: 0 E: 0 K: 0 S: 4	H: 1 LOB: 3 BB: 2 P: 12	R: 0 E: 0 K: 0 S: 3	H: 1 LOB: 0 BB: 0 P: 3	1B: 9 2B: 2 3B: 0 HR: 1	SF: 0 SAC: 0 DP: 3 HBP: 0	WP: 0 PB: 0 CS: 0	PA: 38
PITCHER	IP WLS BF H R ER SO BB IBB HBP BLK WP HR S P ERA WHIP																			
Hank Aquirre, L ERA: 4.09 (1, 1)	9.0 W 38 11 1 1 6 3 0 0 0 0 1 47 59 1.00 1.556																			

Batter	1	2	3	4	5	6	7	8	9	AB	R	H	RBI	BB	SO	LOB	BOTTOM			
Jake Wood, R OBP: 0.329, SLG: 0.409 (1, 4)										4	0	1	0	0	0	0	Chicago White Sox @ Detroit Tigers Tiger Stadium, Detroit, MI Tue Jul 23 1963, 7:05 PM EDT Unknown			
Dick McAuliffe, L OBP: 0.346, SLG: 0.399 (1, 6)										4	0	1	0	0	1	0				
Al Kaline, R OBP: 0.385, SLG: 0.526 (1, 9)										4	1	1	0	0	1	1				
Rocky Colavito, R OBP: 0.362, SLG: 0.427 (1, 7)										2	1	1	0	2	0	0				
Bill Bruton, L OBP: 0.320, SLG: 0.367 (1, 8)										3	2	2	0	1	0	1				
Norm Cash, L OBP: 0.354, SLG: 0.428 (1, 3)										4	1	2	4	0	1	3				
Bubba Phillips, R OBP: 0.284, SLG: 0.316 (1, 5)										3	0	0	1	0	2					
Bill Freehan, R OBP: 0.374, SLG: 0.434 (1, 2)										3	0	0	0	0	1	3				
Hank Aquirre, R OBP: 0.191, SLG: 0.222 (1, 1)										3	0	0	0	0	1	0				
Inning Stats	R: 0 E: 0 K: 1 S: 5	H: 2 LOB: 1 BB: 0 P: 7	R: 1 E: 0 K: 1 S: 7	H: 2 LOB: 1 BB: 0 P: 7	R: 0 E: 0 K: 1 S: 6	H: 2 LOB: 1 BB: 0 P: 6	R: 0 E: 1 K: 1 S: 6	H: 1 LOB: 2 BB: 1 P: 10	R: 0 E: 0 K: 0 S: 3	H: 0 LOB: 0 BB: 0 P: 3	R: 0 E: 0 K: 0 S: 4	H: 1 LOB: 1 BB: 0 P: 4	R: 0 E: 0 K: 0 S: 3	H: 0 LOB: 0 BB: 0 P: 3	R: 4 E: 0 K: 1 S: 7	H: 2 LOB: 2 BB: 2 P: 15		1B: 5 2B: 2 3B: 0 HR: 1	SF: 1 SAC: 0 DP: 0 HBP: 0	WP: 0 PB: 0 CS: 0
PITCHER	IP WLS BF H R ER SO BB IBB HBP BLK WP HR S P ERA WHIP																			
John Buzhardt, R ERA: 2.42 (1, 1)	4.0 L 17 5 1 1 1 1 0 0 0 0 0 0 24 28 2.25 1.500																			
Eddie Fisher, R ERA: 5.01 (5, 1)	3.2 L 13 2 1 1 1 0 0 0 0 0 0 0 15 15 2.46 0.545																			
Taylor Phillips, L ERA: 81.0 (8, 1)	0.1 4 1 3 3 0 1 1 0 0 0 0 1 2 10 81.00 6.000																			

Batter	1	2	3	4	5	6	7	8	9	AB	R	H	RBI	BB	SO	LOB	TOP			
Jim Landis, R OBP: 0.337, SLG: 0.429 (1, 8)										4	3	2	0	0	0	2	<p>Chicago White Sox @ Detroit Tigers Tiger Stadium, Detroit, MI Tue Jul 23 1963, 7:05 PM EDT Att: 21,653 - Unknown</p> <p>AB 36 R 4 H 11 RBI 3 BB 3 SO 8 LOB 20</p>			
Tom McCraw, L OBP: 0.260, SLG: 0.331 (1, 3)										5	0	2	0	0	0	2				
Pete Ward, L OBP: 0.345, SLG: 0.464 (1, 5)										5	1	3	2	0	1	2				
Mike Hershberger, R OBP: 0.356, SLG: 0.394 (1, 9)										5	0	1	1	0	1	2				
Ron Hansen, R OBP: 0.319, SLG: 0.386 (1, 6)										3	0	0	0	1	0	2				
Dave Nicholson, R OBP: 0.331, SLG: 0.442 (1, 7)										3	0	1	0	1	2	1				
Al Weis, S OBP: 0.318, SLG: 0.308 (1, 4)										4	0	1	0	0	2	2				
Sherm Lollar, R OBP: 0.323, SLG: 0.310 (6, PR)										2	0	1	0	1	0	0				
Gary Peters, L OBP: 0.220, SLG: 0.289 (6, 2)										0	0	0	0	0	0	0				
J.C. Martin, L OBP: 0.260, SLG: 0.287 (6, 2)										1	0	0	0	0	0	1				
Dave DeBusschere, R OBP: 0.106, SLG: 0.100 (3, 1)										1	0	0	0	0	0	2				
Eddie Fisher, R OBP: 0.208, SLG: 0.200 (4, 1)										1	0	0	0	0	1	0				
Floyd Robinson, R OBP: 0.269, SLG: 0.427 (6, PR)										0	0	0	0	0	0	0				
Jim Brosnan, R OBP: 0.265, SLG: 0.285 (8, 1)										1	0	0	0	0	0	0				
Charlie Maxwell, L OBP: 0.265, SLG: 0.348 (8, 1)										1	0	0	0	0	0	2				
Taylor Phillips, L (8, 1)										0	0	0	0	0	0	0				
Inning Stats	R: 1 E: 1 K: 0 S: 5	H: 3 LOB: 1 BB: 0 P: 5	R: 0 E: 0 K: 1 S: 6	H: 1 LOB: 2 BB: 1 P: 10	R: 1 E: 0 K: 1 S: 6	H: 1 LOB: 1 BB: 1 P: 10	R: 0 E: 0 K: 1 S: 5	H: 0 LOB: 0 BB: 0 P: 5	R: 1 E: 0 K: 0 S: 3	H: 1 LOB: 0 BB: 0 P: 4	R: 0 E: 1 K: 2 S: 8	H: 1 LOB: 1 BB: 0 P: 8	R: 0 E: 1 K: 1 S: 7	H: 1 LOB: 2 BB: 0 P: 7	R: 1 E: 0 K: 0 S: 4	H: 2 LOB: 0 BB: 0 P: 4	1B: 7 2B: 3 3B: 1 HR: 0	SF: 0 SAC: 0 DP: 2 HBP: 1	WP: 1 PB: 0 CS: 0	PA: 40
PITCHER	IP WLS BF H R ER SO BB IBB HBP BLK WP HR S P ERA WHIP																			
Willie Smith, L ERA: 5.02 (1, 1)	2.2		14	5	2	2	1	2	0	0	0	0	0	0	14	22	6.75	2.625		
Bob Anderson, R ERA: 2.51 (3, 1)	3.0	W	12	2	1	1	3	1	0	1	0	1	0	16	21	3.00	1.000			
Phil Regan, R ERA: 3.64 (6, 1)	3.1	S	14	4	1	1	4	0	0	0	0	0	0	22	22	2.70	1.200			

Batter	1	2	3	4	5	6	7	8	9	AB	R	H	RBI	BB	SO	LOB	BOTTOM			
Jake Wood, R OBP: 0.333, SLG: 0.413 (1, 4)										2	1	1	0	0	0	1	<p>Chicago White Sox @ Detroit Tigers Tiger Stadium, Detroit, MI Tue Jul 23 1963, 7:05 PM EDT Att: 21,653 - Unknown</p> <p>AB 31 R 6 H 10 RBI 5 BB 7 SO 5 LOB 24</p>			
Dick McAuliffe, L OBP: 0.343, SLG: 0.394 (1, 6)										4	1	0	0	1	1	4				
Al Kaline, R OBP: 0.390, SLG: 0.529 (1, 9)										4	1	3	3	1	0	1				
Rocky Colavito, R OBP: 0.362, SLG: 0.425 (1, 7)										4	0	1	1	1	2	5				
Bill Bruton, L OBP: 0.318, SLG: 0.363 (1, 8)										4	0	0	0	1	1	5				
Norm Cash, L OBP: 0.358, SLG: 0.441 (1, 3)										3	1	2	1	1	0	0				
Bubba Phillips, R OBP: 0.264, SLG: 0.315 (1, 5)										4	0	1	0	0	0	2				
Mike Roarke, R OBP: 0.308, SLG: 0.250 (1, 2)										3	1	1	0	1	0	2				
Willie Smith, L OBP: 0.143, SLG: 0.143 (3, 1)										1	0	0	0	0	1	1				
Bob Anderson, R OBP: 0.500, SLG: 0.500 (6, 1)										1	0	1	0	0	0	0				
Phil Regan, R OBP: 0.273, SLG: 0.333 (6, 1)										1	1	0	0	1	0	3				
Inning Stats	R: 0 E: 0 K: 1 S: 6	H: 1 LOB: 2 BB: 0 P: 7	R: 3 E: 0 K: 1 S: 8	H: 3 LOB: 1 BB: 1 P: 13	R: 0 E: 0 K: 0 S: 2	H: 0 LOB: 1 BB: 2 P: 10	R: 2 E: 0 K: 0 S: 5	H: 2 LOB: 1 BB: 1 P: 9	R: 0 E: 0 K: 0 S: 3	H: 0 LOB: 0 BB: 0 P: 3	R: 1 E: 0 K: 1 S: 6	H: 1 LOB: 1 BB: 1 P: 10	R: 0 E: 0 K: 0 S: 4	H: 2 LOB: 2 BB: 1 P: 8	R: 0 E: 0 K: 2 S: 8	H: 1 LOB: 2 BB: 1 P: 12	1B: 8 2B: 1 3B: 0 HR: 1	SF: 0 SAC: 1 DP: 2 HBP: 2	WP: 2 PB: 0 CS: 0	PA: 41
PITCHER	IP WLS BF H R ER SO BB IBB HBP BLK WP HR S P ERA WHIP																			
Dave DeBusschere, R ERA: 4.56 (1, 1)	2.0	L	13	4	3	3	2	1	0	2	0	0	0	14	20	13.50	2.500			
Joe Shipley, R ERA: 5.79 (3, 1)	1.2		9	2	2	2	0	3	0	0	0	0	1	0	4	10.80	3.000			
Eddie Fisher, R ERA: 4.92 (4, 1)	1.1		4	0	0	0	0	0	0	0	0	1	0	4	4	0.00	0.000			
Jim Brosnan, R ERA: 2.4 (6, 1)	2.0		10	3	1	1	1	1	1	0	0	1	0	10	18	4.50	2.000			
Taylor Phillips, L ERA: 20.25 (8, 1)	1.0		5	1	0	0	2	0	1	0	0	0	0	8	12	0.00	1.000			

Batter	1	2	3	4	5	6	7	8	9	AB	R	H	RBI	BB	SO	LOB	TOP								
Jim Landis, R OBP: 0.332, SLG: 0.422 (1, 8)	0-0 1-3		0-3 K			0-3 K		0-3 K		4	0	0	0	0	3	0									
Nelle Fox, L OBP: 0.322, SLG: 0.334 (1, 4)	0-0 F8			0-0 F7		0-0 1B		0-0 F8		4	0	1	0	0	0	0									
Mike Hershberger, R OBP: 0.359, SLG: 0.396 (1, 9)	0-0 F2			0-0 L9		0-0 1B			0-0 2B SF8	4	1	2	0	0	0	0									
Dave Nicholson, R OBP: 0.330, SLG: 0.437 (1, 7)		4-0 BB		0-0 1-3		0-3 K			0-3 K	3	0	0	0	1	2	3									
Pete Ward, L OBP: 0.347, SLG: 0.467 (1, 5)		0-3 K			0-0 HR	0-3 K			0-0 SF8	4	1	2	0	0	2	3									
Ron Hansen, R OBP: 0.319, SLG: 0.396 (1, 6)		0-0 F7			0-0 HR		0-3 K		0-0 SF8	3	1	1	3	0	1	1									
Tom McCraw, L OBP: 0.274, SLG: 0.323 (1, 3)		0-3 K			0-0 F8		0-3 K		2-3 3-H 6-3	4	0	0	0	0	2	2									
Sherm Lollar, R OBP: 0.309, SLG: 0.295 (1, 2)			0-0 F3		0-0 F8		0-0 F7			3	0	0	0	0	0	0									
Gary Peters, L OBP: 0.205, SLG: 0.268 (1, 1)			0-0 L9		0-3 K			0-0 4-3		3	0	0	0	0	1	0									
Inning Stats	R: 0 E: 0 K: 0 S: 3	H: 0 LOB: 0 BB: 0 P: 3	R: 0 E: 0 K: 2 S: 7	H: 0 LOB: 1 BB: 1 P: 11	R: 0 E: 0 K: 1 S: 5	H: 0 LOB: 0 BB: 0 P: 5	R: 0 E: 0 K: 0 S: 3	H: 0 LOB: 0 BB: 0 P: 3	R: 2 E: 0 K: 1 S: 7	H: 2 LOB: 0 BB: 0 P: 7	R: 0 E: 0 K: 3 S: 11	H: 2 LOB: 2 BB: 0 P: 11	R: 0 E: 0 K: 2 S: 7	H: 0 LOB: 0 BB: 0 P: 7	R: 0 E: 0 K: 1 S: 5	H: 0 LOB: 0 BB: 0 P: 5	R: 1 E: 0 K: 1 S: 7	H: 2 LOB: 1 BB: 0 P: 7	1B: 4 2B: 1 3B: 0 HR: 1	SF: 1 SAC: 0 DP: 0 HBP: 0	WP: 0 PB: 0 CS: 0	PA: 34			
PITCHER	IP	WLS	BF	H	R	ER	SO	BB	IBB	HBP	BLK	WP	HR	S	P	ERA	WHIP								
Don Mossi, L ERA: 4.43 (1, 1)	5.0	L	18	2	2	2	4	1	0	0	0	0	1	25	29	3.60	0.600								
Jim Bunning, R ERA: 4.42 (6, 1)	4.0		16	4	1	1	7	0	0	0	0	0	0	30	30	2.25	1.000								

Chicago White Sox @ Detroit Tigers
Tiger Stadium, Detroit, MI
Wed Jul 24 1963, 7:05 PM EDT
Att: 12,831 - Unknown

livebaseballscorecards.com

AB 32
R 3
H 6
RBI 3
BB 1
SO 11
LOB 9



Batter	1	2	3	4	5	6	7	8	9	AB	R	H	RBI	BB	SO	LOB	BOTTOM								
Jake Wood, R OBP: 0.332, SLG: 0.411 (1, 4)	0-3 K2-3		0-0 F3		0-0 FC6-4		0-0 F9			4	0	1	0	0	1	1									
Dick McAuliffe, L OBP: 0.340, SLG: 0.389 (1, 6)	0-3 K		0-3 K		0-0 FC6-4			0-0 6-3		4	0	0	0	0	2	1									
Al Kaline, R OBP: 0.386, SLG: 0.523 (1, 9)	0-0 L9			0-0 L4-3	0-0 L9			0-0 L7		4	0	0	0	0	0	1									
Rocky Colavito, R OBP: 0.361, SLG: 0.432 (1, 7)		0-0 F5		0-0 HR		0-0 F8		0-0 F9		4	1	1	1	0	0	0									
Bubba Phillips, R OBP: 0.267, SLG: 0.318 (1, 5)		0-0 F8		0-0 1B	0-0 1B		0-0 1B		0-0 1-3	4	0	2	0	0	0	0									
Norm Cash, L OBP: 0.360, SLG: 0.440 (1, 3)		4-0 1B		0-3 K		0-3 K		0-0 BB		3	0	1	0	1	2	2									
Bill Bruton, L OBP: 0.318, SLG: 0.363 (9, FR)		1-2 1B			0-0 1B		0-3 K		0-0 1B	0	0	0	0	0	0	0									
George Thomas, R OBP: 0.280, SLG: 0.340 (1, 8)		0-0 1-2		0-0 1-2	0-0 1B		0-3 K		4-0 1-2	3	0	2	0	1	1	1									
Gus Triandos, R OBP: 0.322, SLG: 0.408 (1, 2)		0-0 F7		0-3 K			0-0 K2-6-2		0-0 F8	3	0	1	0	0	1	4									
Willie Smith, L OBP: 0.192, SLG: 0.143 (7, FR)									0-0 F8	0	0	0	0	0	0	0									
Bill Freehan, R OBP: 0.372, SLG: 0.431 (8, 2)							2-2 2B		0-0 F8	1	0	0	0	0	0	2									
Don Mossi, L OBP: 0.344, SLG: 0.269 (1, 1)			0-0 6-3		0-3 K				0-0 F9	2	0	0	0	0	1	0									
Jim Bunning, R OBP: 0.192, SLG: 0.200 (6, 1)									0-0 F9	1	0	0	0	0	1	1									
Mike Roarke, R OBP: 0.286, SLG: 0.231 (9, PH)									0-0 F9	1	0	0	0	0	0	2									
Inning Stats	R: 0 E: 0 K: 2 S: 7	H: 1 LOB: 2 BB: 1 P: 8	R: 0 E: 0 K: 0 S: 4	H: 1 LOB: 2 BB: 1 P: 8	R: 0 E: 0 K: 1 S: 5	H: 0 LOB: 0 BB: 0 P: 5	R: 1 E: 0 K: 2 S: 10	H: 3 LOB: 2 BB: 0 P: 10	R: 0 E: 0 K: 1 S: 6	H: 1 LOB: 1 BB: 0 P: 6	R: 0 E: 0 K: 2 S: 8	H: 1 LOB: 1 BB: 0 P: 8	R: 0 E: 0 K: 1 S: 5	H: 1 LOB: 1 BB: 0 P: 5	R: 0 E: 0 K: 0 S: 3	H: 0 LOB: 0 BB: 0 P: 3	R: 0 E: 0 K: 0 S: 4	H: 1 LOB: 2 BB: 1 P: 8	1B: 6 2B: 2 3B: 0 HR: 1	SF: 0 SAC: 0 DP: 1 HBP: 0	WP: 0 PB: 0 CS: 0	PA: 36			
PITCHER	IP	WLS	BF	H	R	ER	SO	BB	IBB	HBP	BLK	WP	HR	S	P	ERA	WHIP								
Gary Peters, L ERA: 2.11 (1, 1)	9.0	W	36	8	1	1	9	2	0	0	0	0	1	52	60	1.00	1.111								

Chicago White Sox @ Detroit Tigers
Tiger Stadium, Detroit, MI
Wed Jul 24 1963, 7:05 PM EDT
Att: 12,831 - Unknown

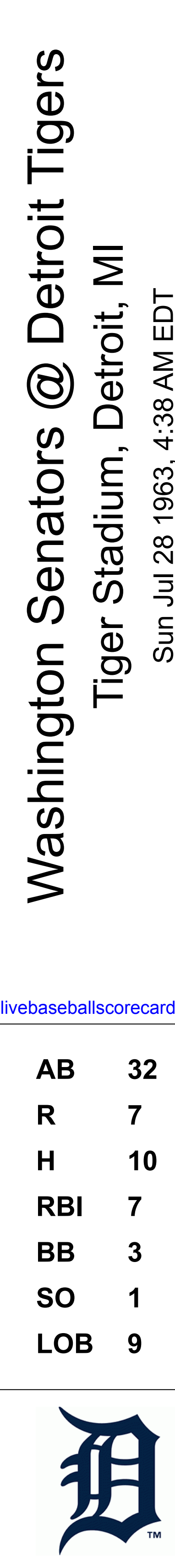
livebaseballscorecards.com

AB 34
R 1
H 8
RBI 1
BB 2
SO 9
LOB 15



Batter	1	2	3	4	5	6	7	8	9	AB	R	H	RBI	BB	SO	LOB	TOP								
Don Blasingame, L (1, 4) OBP: 0.304, SLG: 0.253	F8		G6-4-3 BB		3-1			HR		3	1	1	1	1	0	1	Washington Senators @ Detroit Tigers Tiger Stadium, Detroit, MI Sun Jul 28 1963, 4:38 AM EDT Att: 10,453 - Unknown								
Dick Phillips, L (1, 3) OBP: 0.275, SLG: 0.314	P6		L9				L9	5-3		4	0	0	0	0	0	1									
Chuck Hinton, R (1, 7) OBP: 0.336, SLG: 0.455	K		G6-4-3 1-2				4-3 1B	F8		4	0	1	0	0	0	1									
Jim King, L (1, 9) OBP: 0.338, SLG: 0.500					F2		4-3	HR		4	2	2	1	0	0	1									
Don Lock, R (1, 8) OBP: 0.333, SLG: 0.453	P4				K			1-3		3	0	0	0	1	1	1									
Don Zimmer, R (1, 5) OBP: 0.299, SLG: 0.472	L9				K		4-3			4	0	0	0	0	1	3									
Ed Brinkman, R (1, 6) OBP: 0.276, SLG: 0.315							6-3	F9		4	1	1	0	0	0	0									
Hobie Landrith, L (1, 2) OBP: 0.282, SLG: 0.240							5-3	G3		4	0	1	2	0	0	0									
Bennie Daniels, L (1, 1) OBP: 0.353, SLG: 0.214								6-3		3	0	1	0	0	0	1									
Jim Duckworth, R (8, 1)	4-3							1B		0	0	0	0	0	0	0									
Inning Stats	R: 0 E: 0 K: 1 S: 5	H: 0 LOB: 0 BB: 0 P: 5	R: 2 E: 0 K: 0 S: 6	H: 3 LOB: 1 BB: 0 P: 6	R: 0 E: 0 K: 0 S: 2	H: 0 LOB: 0 BB: 1 P: 6	R: 0 E: 0 K: 2 S: 7	H: 0 LOB: 0 BB: 0 P: 7	R: 0 E: 0 K: 0 S: 4	H: 1 LOB: 1 BB: 0 P: 4	R: 0 E: 0 K: 0 S: 4	H: 1 LOB: 2 BB: 1 P: 8	R: 0 E: 0 K: 0 S: 3	H: 0 LOB: 0 BB: 0 P: 3	R: 2 E: 0 K: 0 S: 5	H: 2 LOB: 0 BB: 0 P: 5	R: 0 E: 0 K: 0 S: 3	H: 0 LOB: 0 BB: 0 P: 3	1B: 4 2B: 1 3B: 0 HR: 2	SF: 0 SAC: 0 DP: 1 HBP: 0	WP: 0 PB: 0 SB: 0 CS: 0	PA: 35			
PITCHER	IP	WLS	BF	H	R	ER	SO	BB	IBB	HBP	BLK	WP	HR	S	P	ERA	WHIP								
Phil Regan, R (1, 1) ERA: 3.71	8.0	W	32	7	4	4	3	2	0	0	0	0	2	36	44	4.50	1.125								
Fred Gladding, R (9, 1) ERA:	1.0	S	3	0	0	0	0	0	0	0	0	0	0	3	3	0.00	0.000								

Batter	1	2	3	4	5	6	7	8	9	AB	R	H	RBI	BB	SO	LOB	BOTTOM								
Bill Bruton, L (1, 8) OBP: 0.317, SLG: 0.358	1B 1B BB	4-3						F8		3	1	1	0	1	0	0	Washington Senators @ Detroit Tigers Tiger Stadium, Detroit, MI Sun Jul 28 1963, 4:38 AM EDT Att: 10,453 - Unknown								
Dick McAuliffe, L (1, 6) OBP: 0.333, SLG: 0.387	1B 1-2 6-3 1B				3-1			G3		4	1	1	0	0	0	1									
Al Kaline, R (1, 9) OBP: 0.386, SLG: 0.533	G3 1-3 2-H 1B				L6-3			L7		4	2	2	1	0	0	1									
Rocky Colavito, R (1, 7) OBP: 0.368, SLG: 0.435	6-3				5-3			P6		4	0	0	1	0	0	2									
Norm Cash, L (1, 3) OBP: 0.361, SLG: 0.450	G3							F8		4	2	2	1	0	0	1									
Bubba Phillips, R (1, 5) OBP: 0.275, SLG: 0.320								HR		3	1	2	1	1	0	0									
Don Wert, R (1, 4) OBP: 0.339, SLG: 0.353								F7		3	1	2	1	1	0	0									
Gates Brown, L (8, PH) OBP: 0.303, SLG: 0.379								CS 1B		2	0	1	0	1	1	1									
Fred Gladding, L (9, 1)	K							1B		0	0	0	0	0	0	0									
Bill Freehan, R (1, 2) OBP: 0.352, SLG: 0.416								1-2 1B		4	0	1	2	0	0	2									
Phil Regan, R (1, 1) ERA: 4.66								G3		3	0	0	0	0	0	0									
George Thomas, R (8, PH) OBP: 0.284, SLG: 0.361								1-2 1B		1	0	0	0	0	0	1									
Inning Stats	R: 3 E: 0 K: 1 S: 8	H: 3 LOB: 1 BB: 1 P: 12	R: 0 E: 0 K: 0 S: 3	H: 0 LOB: 0 BB: 0 P: 3	R: 0 E: 0 K: 0 S: 3	H: 0 LOB: 0 BB: 0 P: 3	R: 0 E: 0 K: 0 S: 4	H: 2 LOB: 1 BB: 0 P: 4	R: 0 E: 0 K: 0 S: 4	H: 1 LOB: 1 BB: 0 P: 4	R: 1 E: 0 K: 0 S: 4	H: 1 LOB: 1 BB: 1 P: 8	R: 0 E: 0 K: 0 S: 3	H: 0 LOB: 0 BB: 0 P: 3	R: 3 E: 0 K: 0 S: 6	H: 3 LOB: 1 BB: 1 P: 10	R: 0 E: 0 K: 0 S: 6	H: 3 LOB: 1 BB: 1 P: 10	1B: 7 2B: 1 3B: 1 HR: 1	SF: 1 SAC: 0 DP: 0 HBP: 0	WP: 0 PB: 0 SB: 0 CS: 1	PA: 36			
PITCHER	IP	WLS	BF	H	R	ER	SO	BB	IBB	HBP	BLK	WP	HR	S	P	ERA	WHIP								
Bennie Daniels, R (1, 1) ERA: 4.66	7.1	L	33	9	7	7	1	0	0	0	0	0	0	32	44	8.59	1.500								
Jim Duckworth, R (8, 1) ERA: 4.66	0.2		3	1	0	0	0	0	0	0	0	0	0	3	3	0.00	1.500								



Batter	1	2	3	4	5	6	7	8	9	AB	R	H	RBI	BB	SO	LOB	TOP	
Bill Bruton, L OBP: 0.316, SLG: 0.355 (1, 8)	4-0 BB E		0-0 G3			0-3 K		0-3 K		3	1	0	0	1	2	0		
Dick McAuliffe, L OBP: 0.335, SLG: 0.391 (1, 6)	0-0 E9 1-H 2B		0-0 F7			0-0 F2			0-0 CS 1B	4	0	2	0	0	0	0		
Al Kaline, R OBP: 0.382, SLG: 0.528 (1, 9)	0-3 K			0-0 L6-3		0-0 L9			0-0 L9	4	0	0	0	0	1	2		
Rocky Colavito, R OBP: 0.364, SLG: 0.430 (1, 7)	0-0 1-3			0-0 6-3			0-0 1-3		0-3 K	4	0	0	0	0	1	2		
Norm Cash, L OBP: 0.363, SLG: 0.449 (1, 3)	0-0 F5			4-0 BB			1-0 HBP			1	0	0	0	1	0	1		
Whitely Herzog, L OBP: 0.294, SLG: 0.244 (7, 3)				0-0 BB						0	0	0	0	0	0	0		
Bubba Phillips, R OBP: 0.272, SLG: 0.316 (1, 5)		0-0 F7		0-0 F5			0-0 F8			3	0	0	0	0	0	2		
Bill Freehan, R OBP: 0.347, SLG: 0.408 (1, 2)		0-0 F8			0-0 5-3		0-0 F7			3	0	0	0	0	0	1		
Don Wert, R OBP: 0.331, SLG: 0.343 (1, 4)		0-3 K			0-0 F9		0-0 F9		0-0 L9	3	0	0	0	0	1	0		
Mickey Lolich, S OBP: 0.241, SLG: 0.043 (1, 1)			0-3 K		0-3 K			0-0 L9		3	0	0	0	0	2	0		
Inning Stats	R: 1 E: 1 K: 1 S: 6	H: 1 LOB: 1 BB: 1 P: 10	R: 0 E: 0 K: 1 S: 5	H: 0 LOB: 0 BB: 0 P: 5	R: 0 E: 0 K: 1 S: 5	H: 0 LOB: 1 BB: 1 P: 7	R: 0 E: 0 K: 0 S: 3	H: 0 LOB: 0 BB: 0 P: 5	R: 0 E: 0 K: 1 S: 5	H: 0 LOB: 1 BB: 0 P: 4	R: 0 E: 0 K: 1 S: 5	H: 0 LOB: 0 BB: 0 P: 5	R: 0 E: 0 K: 1 S: 5	H: 1 LOB: 1 BB: 0 P: 5	1B: 1 2B: 2 3B: 0 HR: 0	SF: 0 SAC: 0 DP: 1 HBP: 1	WP: 0 PB: 0 SB: 0 CS: 1	PA: 31
PITCHER Robin Roberts, R ERA: 2.99 (1, 1)	IP: 9.0 WLS: W BF: 31 H: 2 R: 1 ER: 0 SO: 7 BB: 2 IBB: 0 HBP: 1 BLK: 0 WP: 0 HR: 0 S: 42 P: 51 ERA: 0.00 WHIP: 0.444															PITCHER Robin Roberts, R ERA: 2.99 (1, 1)	IP: 9.0 WLS: W BF: 31 H: 2 R: 1 ER: 0 SO: 7 BB: 2 IBB: 0 HBP: 1 BLK: 0 WP: 0 HR: 0 S: 42 P: 51 ERA: 0.00 WHIP: 0.444	

Detroit Tigers @ Baltimore Orioles
Memorial Stadium, Baltimore, MD
 Mon Jul 29 1963, 7:05 PM EDT
 Att: 4,199 - Unknown


AB 28
 R 1
 H 2
 RBI 0
 BB 2
 SO 7
 LOB 8



Batter	1	2	3	4	5	6	7	8	9	AB	R	H	RBI	BB	SO	LOB	BOTTOM					
Luis Aparicio, R OBP: 0.312, SLG: 0.366 (1, 6)	0-0 F3			0-0 F7		0-0 F8			0-0 L7	4	0	0	0	0	0	1						
Russ Snyder, L OBP: 0.330, SLG: 0.355 (1, 9)	0-0 4-3			0-0 F8			0-3 K		0-0 HR	3	0	0	0	0	1	0						
Dick Brown, R OBP: 0.316, SLG: 0.370 (9, PH)										1	1	1	2	0	0	0						
Bob Johnson, R OBP: 0.371, SLG: 0.523 (1, 3)	0-0 F3			0-0 1B		0-0 F7				3	0	1	0	0	0	0						
John Orsino, R OBP: 0.336, SLG: 0.443 (1, 2)		0-0 5-3		0-0 L6		0-0 L9				3	0	0	0	0	0	1						
Joe Gaines, R OBP: 0.379, SLG: 0.490 (1, 7)		0-0 L7			0-0 F7		0-3 K			3	0	0	0	0	1	0						
Brooks Robinson, R OBP: 0.314, SLG: 0.360 (1, 5)		0-0 F7			0-0 F7		0-0 P4			3	0	0	0	0	0	0						
Jackie Brandt, R OBP: 0.283, SLG: 0.379 (1, 8)			0-3 K		0-0 6-3		0-0 6-3			3	0	0	0	0	1	0						
Jerry Adair, R OBP: 0.218, SLG: 0.322 (1, 4)			0-3 K			0-3 K			0-0 6-3	3	0	0	0	0	2	0						
Robin Roberts, S OBP: 0.268, SLG: 0.273 (1, 1)				0-0 6-3		0-0 F4			0-0 HR	2	0	0	0	0	0	0						
Al Smith, R OBP: 0.348, SLG: 0.429 (9, PH)										1	0	1	0	0	0	0						
Bob Saverine, S OBP: 0.302, SLG: 0.225 (9, PR)										0	1	0	0	0	0	0						
Inning Stats	R: 0 E: 0 K: 0 S: 3	H: 0 LOB: 0 BB: 0 P: 3	R: 0 E: 0 K: 0 S: 3	H: 0 LOB: 0 BB: 0 P: 3	R: 0 E: 0 K: 2 S: 7	H: 1 LOB: 1 BB: 0 P: 7	R: 0 E: 0 K: 0 S: 4	H: 1 LOB: 1 BB: 0 P: 4	R: 0 E: 0 K: 0 S: 3	H: 0 LOB: 0 BB: 0 P: 3	R: 0 E: 0 K: 1 S: 5	H: 0 LOB: 0 BB: 0 P: 5	R: 0 E: 0 K: 1 S: 5	H: 0 LOB: 0 BB: 0 P: 5	R: 0 E: 0 K: 1 S: 5	H: 0 LOB: 0 BB: 0 P: 5	R: 2 E: 0 K: 0 S: 4	H: 2 LOB: 1 BB: 0 P: 4	1B: 2 2B: 0 3B: 0 HR: 1	SF: 0 SAC: 0 DP: 0 HBP: 0	WP: 0 PB: 0 SB: 0 CS: 0	PA: 29
PITCHER Mickey Lolich, L ERA: 3.84 (1, 1)	IP: 8.2 WLS: L BF: 29 H: 3 R: 2 ER: 2 SO: 5 BB: 0 IBB: 0 HBP: 0 BLK: 0 WP: 0 HR: 1 S: 39 P: 39 ERA: 2.08 WHIP: 0.346															PITCHER Mickey Lolich, L ERA: 3.84 (1, 1)	IP: 8.2 WLS: L BF: 29 H: 3 R: 2 ER: 2 SO: 5 BB: 0 IBB: 0 HBP: 0 BLK: 0 WP: 0 HR: 1 S: 39 P: 39 ERA: 2.08 WHIP: 0.346					

Detroit Tigers @ Baltimore Orioles
Memorial Stadium, Baltimore, MD
 Mon Jul 29 1963, 7:05 PM EDT
 Att: 4,199 - Unknown

AB 29
 R 2
 H 3
 RBI 2
 BB 0
 SO 5
 LOB 2



Batter	1	2	3	4	5	6	7	8	9	AB	R	H	RBI	BB	SO	LOB	TOP			
Bill Bruton, L OBP: 0.318, SLG: 0.355 (1, 8)	4-3		G3 BB		1-2 1B			L8		3	0	1	0	1	0	0	Detroit Tigers @ Baltimore Orioles Memorial Stadium, Baltimore, MD Tue Jul 30 1963, 7:05 PM EDT Att: 7,686 - Unknown			
Dick McAuliffe, L OBP: 0.332, SLG: 0.387 (1, 6)	F3		G3		1-3			F8		4	0	0	0	0	0	4				
Al Kaline, R Gates Brown, L OBP: 0.360, SLG: 0.524 OBP: 0.294, SLG: 0.367 (6, 7)	F3		1-2 2-3 K					L6		3	0	0	0	0	1	2				
Rocky Colavito, R OBP: 0.361, SLG: 0.425 (6, 9)		F6		4-3				K		4	0	0	0	0	2	0				
Bubba Phillips, R OBP: 0.272, SLG: 0.316 (1, 5)		1-3		K				5-3		4	0	1	0	0	1	0				
Whitey Herzog, L OBP: 0.309, SLG: 0.233 (1, 3)		4-0 BB		G3				F8		2	0	0	0	2	0	1				
Bill Freehan, R OBP: 0.340, SLG: 0.399 (1, 2)		F9						5-3		4	0	0	0	0	0	2				
Don Wert, R OBP: 0.331, SLG: 0.343 (1, 4)				G3 SH3-4 1B				6-3		3	0	1	0	0	0	0				
Hank Aquirre, R OBP: 0.188, SLG: 0.217 (1, 1)				SH3-4				3-1		0	0	0	0	0	0	0				
Bob Anderson, R Norm Cash, L Phil Regan, R OBP: 0.267, SLG: 0.667 OBP: 0.362, SLG: 0.448 OBP: 0.250, SLG: 0.303 (7, PH) (7, 1)				1-2 1B				1B		1	0	1	0	0	0	0				
Inning Stats	R: 0 E: 0 K: 0 S: 3	H: 0 LOB: 0 BB: 0 P: 3	R: 0 E: 0 K: 0 S: 3	H: 0 LOB: 1 BB: 1 P: 7	R: 0 E: 0 K: 1 S: 6	H: 1 LOB: 2 BB: 1 P: 10	R: 0 E: 0 K: 1 S: 5	H: 0 LOB: 0 BB: 0 P: 5	R: 0 E: 0 K: 1 S: 5	H: 2 LOB: 2 BB: 0 P: 5	R: 0 E: 0 K: 1 S: 6	H: 1 LOB: 1 BB: 0 P: 6	R: 0 E: 0 K: 0 S: 3	H: 0 LOB: 0 BB: 0 P: 3	R: 0 E: 0 K: 1 S: 5	H: 0 LOB: 0 BB: 1 P: 9	1B: 4 2B: 0 3B: 0 HR: 0	SF: 0 SAC: 1 DP: 0 HBP: 0	WP: 0 PB: 0 SB: 0 CS: 0	PA: 34
PITCHER Mitt Pappas, R ERA: 2.54 (1, 1)	IP: 9.0 WLS: W BF: 34 H: 4 R: 0 ER: 0 SO: 5 BB: 3 IBB: 0 HBP: 0 BLK: 0 WP: 0 HR: 0 S: 41 P: 53 ERA: 0.00 WHIP: 0.778															PITCHER				

Batter	1	2	3	4	5	6	7	8	9	AB	R	H	RBI	BB	SO	LOB	BOTTOM			
Luis Aparicio, R OBP: 0.311, SLG: 0.364 (1, 6)	S 1B	F6		6-3	FC4-6 1B			K		5	0	1	1	0	1	3	Detroit Tigers @ Baltimore Orioles Memorial Stadium, Baltimore, MD Tue Jul 30 1963, 7:05 PM EDT Att: 7,686 - Unknown			
Joe Gaines, R OBP: 0.388, SLG: 0.495 (1, 7)	K			2B	1B			K		5	1	3	1	0	2	1				
Bob Johnson, R Jim Gentile, L OBP: 0.370, SLG: 0.520 OBP: 0.355, SLG: 0.445 (6, PH) (6, 3)	6-3			2B	1B			4-3		3	0	1	0	0	1	2				
John Orsino, R OBP: 0.337, SLG: 0.447 (1, 2)	F7			1B	2B			F8		5	2	2	1	0	0	3				
Al Smith, R OBP: 0.355, SLG: 0.439 (1, 9)				HR	1B			1B		5	2	4	1	0	1	0				
Brooks Robinson, R OBP: 0.317, SLG: 0.371 (1, 5)				HR	1B			1B		5	2	3	4	0	0	1				
Jackie Brandt, R OBP: 0.286, SLG: 0.380 (1, 8)				HR	1B			1B		4	1	2	0	0	0	3				
Jerry Adair, R OBP: 0.222, SLG: 0.325 (1, 4)				1B	1B			F4		4	1	2	1	0	1	3				
Mitt Pappas, R OBP: 0.100, SLG: 0.082 (1, 1)	K			SH1-4	1B			5-3		3	0	0	0	0	1	5				
Inning Stats	R: 0 E: 0 K: 1 S: 6	H: 1 LOB: 1 BB: 0 P: 6	R: 2 E: 0 K: 1 S: 8	H: 3 LOB: 1 BB: 0 P: 8	R: 2 E: 0 K: 1 S: 8	H: 3 LOB: 1 BB: 0 P: 8	R: 1 E: 0 K: 0 S: 6	H: 3 LOB: 2 BB: 0 P: 6	R: 3 E: 0 K: 0 S: 8	H: 5 LOB: 2 BB: 0 P: 8	R: 1 E: 0 K: 1 S: 8	H: 3 LOB: 0 BB: 0 P: 8	R: 0 E: 0 K: 2 S: 7	H: 0 LOB: 0 BB: 0 P: 7	R: 0 E: 0 K: 1 S: 5	H: 0 LOB: 0 BB: 0 P: 5		1B: 15 2B: 2 3B: 0 HR: 1	SF: 0 SAC: 1 DP: 0 HBP: 0	WP: 0 PB: 0 SB: 1 CS: 0
PITCHER Hank Aguirre, L ERA: 4.45 (1, 1)	IP: 2.1 WLS: L BF: 14 H: 7 R: 4 ER: 4 SO: 3 BB: 0 IBB: 0 HBP: 0 BLK: 0 WP: 0 HR: 1 S: 20 P: 20 ERA: 15.43 WHIP: 3.000															PITCHER				
Bob Anderson, R ERA: 3.71 (3, 1)	3.2	22	11	5	5	1	0	0	0	0	0	24	24	12.27	3.000					
Phil Regan, R ERA: 3.64 (7, 1)	2.0	6	0	0	0	3	0	0	0	0	0	12	12	0.00	0.000					


AB	30
R	0
H	4
RBI	0
BB	3
SO	5
LOB	9



Batter	1	2	3	4	5	6	7	8	9	AB	R	H	RBI	BB	SO	LOB	TOP							
Don Wert, R OBP: 0.336, SLG: 0.342 (1, 4)										3	1	0	1	0	1	1								
Dick McAuliffe, L OBP: 0.329, SLG: 0.384 (1, 6)										3	0	0	0	0	1	2								
Al Kaline, R OBP: 0.376, SLG: 0.518 (1, 9)										4	0	0	0	0	0	4								
Rocky Colavito, R OBP: 0.362, SLG: 0.426 (1, 7)										4	0	2	1	0	0	1								
Bubba Phillips, R OBP: 0.269, SLG: 0.311 (1, 5)										4	0	0	0	0	0	2								
George Thomas, R OBP: 0.280, SLG: 0.355 (1, 8)										4	0	0	0	0	2	1								
Mike Roarke, R OBP: 0.348, SLG: 0.318 (1, 2)										4	0	2	0	0	1	1								
Bill Freehan, R OBP: 0.335, SLG: 0.392 (1, 3)										3	0	0	0	0	0	2								
Frank Lary, R OBP: 0.250, SLG: 0.200 (1, 1)										2	0	0	0	0	0	1								
Gus Triandos, R OBP: 0.313, SLG: 0.398 (8, PH)										1	0	1	0	0	0	0								
Jake Wood, R OBP: 0.330, SLG: 0.407 (8, PR)										0	0	0	0	0	0	0								
Fred Gladding, L OBP: 0.280, SLG: 0.355 (8, 1)										0	0	0	0	0	0	0								
Inning Stats	R: 1 E: 1 K: 0 S: 4	H: 1 LOB: 1 BB: 1 P: 8	R: 0 E: 0 K: 1 S: 5	H: 0 LOB: 0 BB: 0 P: 5	R: 0 E: 0 K: 1 S: 5	H: 0 LOB: 0 BB: 0 P: 5	R: 0 E: 0 K: 0 S: 3	H: 0 LOB: 0 BB: 0 P: 3	R: 0 E: 0 K: 1 S: 6	H: 1 LOB: 1 BB: 0 P: 6	R: 0 E: 0 K: 0 S: 4	H: 1 LOB: 1 BB: 0 P: 4	R: 0 E: 0 K: 1 S: 6	H: 1 LOB: 1 BB: 0 P: 6	R: 0 E: 0 K: 0 S: 4	H: 1 LOB: 1 BB: 0 P: 4	R: 0 E: 0 K: 0 S: 4	H: 1 LOB: 1 BB: 0 P: 4	1B: 5 2B: 1 3B: 0 HR: 0	SF: 0 SAC: 1 DP: 1 HBP: 0	WP: 0 PB: 0 SB: 0 CS: 0	PA: 34		
PITCHER Steve Barber, L ERA: 2.62 (1, 1)	IP: 9.0 WLS: W BF: 34 H: 6 R: 1 ER: 0 SO: 4 BB: 1 IBB: 0 HBP: 0 BLK: 0 WP: 0 HR: 0 S: 41 P: 45 ERA: 0.00 WHIP: 0.778																							

Detroit Tigers @ Baltimore Orioles
Memorial Stadium, Baltimore, MD
Wed Jul 31 1963, 7:05 PM EDT
Att: 8,078 - Unknown


AB 32
R 1
H 6
RBI 1
BB 1
SO 4
LOB 15



Batter	1	2	3	4	5	6	7	8	9	AB	R	H	RBI	BB	SO	LOB	BOTTOM						
Luis Aparicio, R OBP: 0.310, SLG: 0.363 (1, 6)										4	1	1	0	0	0	2							
Russ Snyder, L OBP: 0.332, SLG: 0.357 (1, 8) (9, 9)										4	1	2	0	0	0	1							
Boog Powell, L OBP: 0.316, SLG: 0.453 (1, 7)										3	0	0	0	1	1	1							
Bob Saverine, S OBP: 0.302, SLG: 0.225 (9, 8)										0	0	0	0	0	0	0							
Jim Gentile, L OBP: 0.356, SLG: 0.442 (1, 3)										2	0	0	1	1	1	2							
Al Smith, R OBP: 0.355, SLG: 0.438 (1, 9)										3	0	1	1	0	0	2							
Jackie Brandt, R OBP: 0.286, SLG: 0.380 (9, 7)										0	0	0	0	0	0	0							
Brooks Robinson, R OBP: 0.315, SLG: 0.368 (1, 5)										3	0	0	0	0	0	3							
Dick Brown, R OBP: 0.309, SLG: 0.362 (1, 2)										3	0	0	0	0	0	2							
Jerry Adair, R OBP: 0.226, SLG: 0.332 (1, 4)										3	0	2	0	0	0	0							
Steve Barber, L OBP: 0.131, SLG: 0.119 (1, 1)										2	0	0	0	0	1	1							
Inning Stats	R: 2 E: 0 K: 0 S: 6	H: 3 LOB: 2 BB: 1 P: 10	R: 0 E: 0 K: 0 S: 4	H: 1 LOB: 1 BB: 0 P: 4	R: 0 E: 0 K: 0 S: 3	H: 0 LOB: 0 BB: 0 P: 4	R: 0 E: 0 K: 1 S: 5	H: 0 LOB: 0 BB: 0 P: 5	R: 0 E: 0 K: 0 S: 2	H: 0 LOB: 0 BB: 1 P: 6	R: 0 E: 0 K: 0 S: 4	H: 1 LOB: 1 BB: 0 P: 4	R: 0 E: 0 K: 2 S: 7	H: 1 LOB: 0 BB: 0 P: 7	R: 0 E: 0 K: 0 S: 4	H: 1 LOB: 0 BB: 0 P: 7	1B: 5 2B: 2 3B: 0 HR: 0	SF: 0 SAC: 1 DP: 2 HBP: 1	WP: 0 PB: 0 SB: 0 CS: 1	PA: 31			
PITCHER Frank Lary, R ERA: 3.56 (1, 1)	IP: 7.0 WLS: L BF: 28 H: 5 R: 2 ER: 2 SO: 2 BB: 2 IBB: 0 HBP: 1 BLK: 0 WP: 0 HR: 0 S: 27 P: 36 ERA: 2.57 WHIP: 1.000																						
Fred Gladding, R ERA: (8, 1)	IP: 1.0 WLS: L BF: 3 H: 1 R: 0 ER: 0 SO: 2 BB: 0 IBB: 0 HBP: 0 BLK: 0 WP: 0 HR: 0 S: 7 P: 7 ERA: 0.00 WHIP: 1.000																						

Detroit Tigers @ Baltimore Orioles
Memorial Stadium, Baltimore, MD
Wed Jul 31 1963, 7:05 PM EDT
Att: 8,078 - Unknown

AB 27
R 2
H 6
RBI 2
BB 2
SO 3
LOB 14



Batter	1	2	3	4	5	6	7	8	9	AB	R	H	RBI	BB	SO	LOB	TOP					
Tito Francona, L OBP: 0.303, SLG: 0.341	FC4-6 1B		1-2 1B		K		F7	1B 2B	F6	6	1	3	0	0	1	1	Cleveland Indians @ Detroit Tigers Tiger Stadium, Detroit, MI Fri Aug 02 1963, 7:05 PM EDT Att: 18,525 - Unknown					
Larry Brown, R OBP: 0.370, SLG: 0.376	P6		L9		6-3		6-3	2B 1B		5	0	1	0	0	0	3						
Willie Kirkland, L OBP: 0.322, SLG: 0.414	FC4-6 1-2 PO			HR BB	1B			HR		4	2	3	2	1	0	1						
Max Alvis, R OBP: 0.320, SLG: 0.444	PO	5-3		K	1B			1B		5	1	2	0	0	1	3						
Fred Whitfield, L OBP: 0.292, SLG: 0.457										2	2	1	2	3	0	2						
Ted Abernathy, R OBP: 0.500, SLG: 0.600		G4-6-3 BB		HR	4-3					0	0	0	0	0	0	0						
Joe Azcue, R OBP: 0.295, SLG: 0.427										1	0	0	0	0	0	1						
Sammy Taylor, L OBP: 0.294, SLG: 0.267	G4-6-3 1-2			F7						4	1	1	1	0	1	3						
Al Luplow, L OBP: 0.294, SLG: 0.300			4-3	BB 1B			4-1			4	1	1	0	1	0	0						
Woodie Held, R OBP: 0.349, SLG: 0.447			5-3	FC5-4 BB			K	SF8	K	3	0	0	1	1	2	0						
Mudcat Grant, R OBP: 0.200, SLG: 0.250										0	0	0	0	0	0	0						
Bob Allen, L OBP: 0.200, SLG: 0.200										1	0	1	0	0	0	0						
Miguel Mejia, R OBP: 0.300, SLG: 0.411										1	0	0	0	0	0	2						
Jerry Walker, R OBP: 0.300, SLG: 0.443										1	0	0	0	0	0	1						
Gary Bell, R OBP: 0.300, SLG: 0.293										0	0	0	0	0	0	0						
Joe Adcock, R OBP: 0.311, SLG: 0.424										1	1	1	3	1	0	0						
Willie Tasby, R OBP: 0.265, SLG: 0.478										0	0	0	0	0	0	0						
Inning Stats	R: 0 E: 0 K: 0 S: 3	H: 1 LOB: 0 BB: 0 P: 3	R: 0 E: 0 K: 0 S: 2	H: 0 LOB: 0 BB: 1 P: 6	R: 0 E: 0 K: 0 S: 5	H: 2 LOB: 2 BB: 0 P: 5	R: 2 E: 0 K: 1 S: 7	H: 2 LOB: 2 BB: 2 P: 15	R: 0 E: 0 K: 1 S: 5	H: 0 LOB: 0 BB: 0 P: 5	R: 0 E: 0 K: 1 S: 5	H: 0 LOB: 0 BB: 0 P: 5	R: 7 E: 0 K: 1 S: 12	H: 7 LOB: 3 BB: 3 P: 24	R: 0 E: 0 K: 1 S: 5	H: 0 LOB: 1 BB: 1 P: 9	1B: 9 2B: 2 3B: 0 HR: 3	SF: 1 SAC: 0 DP: 1 HBP: 0	WP: 0 PB: 0 SB: 0 CS: 0	PA: 47		
PITCHER	IP	WLS	BF	H	R	ER	SO	BB	IBB	HBP	BLK	WP	HR	S	P	ERA	WHIP					
Jim Bunning, R ERA: 4.53	(1, 1)	7.0	W	34	10	7	7	4	5	0	0	0	0	2	37	57	9.00	2.143				
Fred Gladding, R ERA: 3.0	(8, 1)	0.1		3	2	1	1	0	0	0	0	0	0	1	3	3	27.00	6.000				
Terry Fox, R ERA: 4.47	(8, 1)	1.2	S	9	2	1	1	2	1	1	0	0	0	0	11	19	5.40	1.800				

Batter	1	2	3	4	5	6	7	8	9	AB	R	H	RBI	BB	SO	LOB	BOTTOM						
Bill Bruton, L OBP: 0.316, SLG: 0.361	HR	E3 1B		F8			F8	P6		5	2	1	1	0	0	1	Cleveland Indians @ Detroit Tigers Tiger Stadium, Detroit, MI Fri Aug 02 1963, 7:05 PM EDT Att: 18,525 - Unknown						
Dick McAuliffe, L OBP: 0.333, SLG: 0.385	F7	1B		F5			1B HR	CS BB		4	1	2	1	1	0	0							
Al Kaline, R OBP: 0.376, SLG: 0.517	L6-3	1B		L5-3			1B HR	K		5	1	2	1	0	1	1							
Rocky Colavito, R OBP: 0.363, SLG: 0.433	F5	IBB		5-3			HR			3	1	1	3	1	0	0							
Norm Cash, L OBP: 0.364, SLG: 0.458		HR		4-3			HR	E 1B		4	2	2	1	0	0	2							
Bubba Phillips, R OBP: 0.288, SLG: 0.311		E 2B 1B		6-3			K			4	1	1	0	0	1	1							
Don Wert, R OBP: 0.326, SLG: 0.330		E4 2B		P6			F9	E6 1B		4	1	0	0	0	0	2							
Bill Freehan, R OBP: 0.338, SLG: 0.391		P1		P5			BB	1B		3	0	1	1	1	0	2							
Jim Bunning, R OBP: 0.203, SLG: 0.214				6-3			1-3	F9		4	1	1	2	0	0	3							
Fred Gladding, L ERA: 3.46										0	0	0	0	0	0	0							
Terry Fox, R ERA: 4.47		E 1B 2B								0	0	0	0	0	0	0							
Inning Stats	R: 1 E: 0 K: 0 S: 4	H: 1 LOB: 0 BB: 0 P: 4	R: 5 E: 2 K: 0 S: 9	H: 5 LOB: 2 BB: 1 P: 13	R: 0 E: 0 K: 0 S: 3	H: 0 LOB: 0 BB: 0 P: 3	R: 0 E: 0 K: 0 S: 3	H: 0 LOB: 0 BB: 0 P: 3	R: 0 E: 0 K: 0 S: 3	H: 0 LOB: 1 BB: 1 P: 7	R: 4 E: 1 K: 1 S: 11	H: 5 LOB: 2 BB: 0 P: 11	R: 0 E: 0 K: 1 S: 4	H: 0 LOB: 0 BB: 1 P: 8	1B: 7 2B: 1 3B: 0 HR: 3	SF: 0 SAC: 0 DP: 0 HBP: 0		WP: 0 PB: 0 SB: 0 CS: 1	PA: 39				
PITCHER	IP	WLS	BF	H	R	ER	SO	BB	IBB	HBP	BLK	WP	HR	S	P	ERA		WHIP					
Mudcat Grant, R ERA: 3.81	(1, 1)	1.2	L	12	6	6	3	0	0	1	0	0	0	0	4	8		0.00	0.000				
Bob Allen, L ERA: 3.93	(2, 1)	1.1		5	0	0	0	0	0	0	0	0	0	4	8	0.00		0.000					
Jerry Walker, R ERA: 5.32	(4, 1)	3.2		18	5	4	3	1	1	0	0	0	0	1	19	23	7.36	1.636					
Gary Bell, R ERA: 2.94	(7, 1)	0.1		1	0	0	0	0	0	0	0	0	0	1	1	0.00	0.000						
Ted Abernathy, R ERA: 3.46	(8, 1)	1.0		3	0	0	0	1	1	0	0	0	0	4	8	0.00	1.000						

Batter	1	2	3	4	5	6	7	8	9	AB	R	H	RBI	BB	SO	LOB	TOP					
Tito Francona, L (1, 7) OBP: 0.304, SLG: 0.340	4-3 1B	4-3		F2			HBP FC3-6 BB		K	4	1	1	0	1	1	1						
Jerry Kindall, R (1, 6) OBP: 0.280, SLG: 0.281	K			F8						3	0	0	0	0	1	1						
Joe Adcock, R (9, PH) OBP: 0.320, SLG: 0.427	K				5-3					1	0	1	0	0	0	0						
Mudcat Grant, R (9, PR) OBP: 0.200, SLG: 0.250	K						FC3-6 HBP			0	0	0	0	0	0	0						
Willie Kirkland, L (1, 8) OBP: 0.320, SLG: 0.411	4-3 1B			K					L9	5	0	1	0	0	1	3						
Fred Whitfield, L (1, 3) OBP: 0.291, SLG: 0.453	4-3								K	4	0	1	1	0	1	3						
Max Alvis, R (1, 5) OBP: 0.319, SLG: 0.444	K								FC3-6 FC5-4	4	1	1	0	0	1	3						
Al Lugo, L (1, 9) OBP: 0.297, SLG: 0.314									P6 FC5-4	4	1	1	0	0	1	3						
Al Lugo, L (1, 9) OBP: 0.297, SLG: 0.314									F7	4	2	2	2	0	0	0						
Sammy Taylor, L (1, 2) OBP: 0.309, SLG: 0.286									G3	4	0	2	0	0	0	1						
Woodie Held, R (1, 4) OBP: 0.351, SLG: 0.457									4-3	3	1	1	2	1	1	1						
Dick Donovan, L (1, 1) OBP: 0.130, SLG: 0.152									K	1	0	0	0	0	0	0						
Bob Allen, L (3, 1) OBP: 0.200, SLG: 0.200										0	0	0	0	0	0	0						
Willie Taylor, L (4, PH) OBP: 0.320, SLG: 0.427										1	0	0	0	0	0	1						
Gary Bell, R (4, 1) OBP: 0.320, SLG: 0.427										0	0	0	0	0	0	0						
Miguel de la Hoz, R (5, PH) OBP: 0.200, SLG: 0.200										1	0	0	0	0	0	2						
Ted Abernathy, R (6, 1) OBP: 0.200, SLG: 0.200										0	0	0	0	0	0	0						
Barry Latman, R (8, 1) OBP: 0.200, SLG: 0.200										0	0	0	0	0	0	0						
Larry Brown, R (9, PH) OBP: 0.200, SLG: 0.200										1	0	0	0	0	0	0						
Inning Stats	R: 0 E: 0 K: 2 S: 9	H: 2 LOB: 2 BB: 0 P: 9	R: 2 E: 0 K: 0 S: 5	H: 2 LOB: 0 BB: 0 P: 5	R: 0 E: 0 K: 1 S: 5	H: 1 LOB: 1 BB: 0 P: 5	R: 2 E: 0 K: 0 S: 6	H: 3 LOB: 1 BB: 0 P: 6	R: 0 E: 0 K: 1 S: 5	H: 0 LOB: 0 BB: 0 P: 5	R: 0 E: 0 K: 0 S: 4	H: 1 LOB: 2 BB: 1 P: 8	R: 1 E: 0 K: 0 S: 3	H: 0 LOB: 1 BB: 1 P: 8	R: 0 E: 0 K: 1 S: 5	H: 0 LOB: 0 BB: 0 P: 5	R: 0 E: 0 K: 1 S: 6	H: 1 LOB: 1 BB: 0 P: 6	1B: 7 2B: 1 3B: 0 HR: 2	SF: 0 SAC: 0 DP: 0 HBP: 1	WP: 1 PB: 0 SB: 0 CS: 0	PA: 39
PITCHER	IP WLS BF H R ER SO BB IBB HBP BLK WP HR S P ERA WHIP																					
Phil Regan, R (1, 1) ERA: 3.85	6.0 W 29 9 5 5 4 2 0 0 1 0 1 2 34 43 7.50 1.833																					
Terry Fox, R (7, 1) ERA: 4.22	3.0 S 10 1 0 0 2 0 0 0 0 0 0 0 14 14 0.00 0.333																					

Cleveland Indians @ Detroit Tigers
Tiger Stadium, Detroit, MI
Sat Aug 03 1963, 4:33 AM EDT
Att: 8,926 - Unknown

AB	36
R	5
H	10
RBI	5
BB	2
SO	6
LOB	16



Batter	1	2	3	4	5	6	7	8	9	AB	R	H	RBI	BB	SO	LOB	BOTTOM			
Bill Bruton, L (1, 8) OBP: 0.317, SLG: 0.362	F7									5	2	2	0	0	0	4				
Dick McAuliffe, L (1, 6) OBP: 0.336, SLG: 0.386	F7									4	1	2	0	1	0	0				
Al Kaline, R (1, 9) OBP: 0.377, SLG: 0.514	L5-3									4	0	1	1	0	0	3				
Rocky Colavito, R (1, 7) OBP: 0.366, SLG: 0.434										4	2	2	2	1	0	2				
Norm Cash, L (1, 3) OBP: 0.369, SLG: 0.458										2	2	1	0	3	0	2				
Bubba Phillips, R (1, 5) OBP: 0.270, SLG: 0.310										4	0	1	1	0	0	7				
Don Wert, R (1, 4) OBP: 0.331, SLG: 0.345										4	0	2	3	0	0	0				
Bill Freehan, R (1, 2) OBP: 0.341, SLG: 0.390										3	0	1	0	1	1	2				
Phil Regan, R (1, 1) OBP: 0.231, SLG: 0.278										3	0	0	0	0	3	4				
Terry Fox, R (7, 1) ERA: 4.08										1	0	0	0	0	1	1				
Inning Stats	R: 0 E: 0 K: 0 S: 3	H: 0 LOB: 0 BB: 0 P: 3	R: 2 E: 0 K: 1 S: 7	H: 3 LOB: 1 BB: 1 P: 11	R: 4 E: 0 K: 1 S: 10	H: 6 LOB: 3 BB: 1 P: 15	R: 0 E: 0 K: 0 S: 3	H: 0 LOB: 2 BB: 2 P: 11	R: 0 E: 0 K: 2 S: 7	H: 0 LOB: 0 BB: 0 P: 7	R: 1 E: 1 K: 0 S: 5	H: 2 LOB: 2 BB: 1 P: 9	R: 0 E: 0 K: 1 S: 6	H: 1 LOB: 1 BB: 0 P: 6	R: 0 E: 0 K: 0 S: 3	H: 0 LOB: 2 BB: 1 P: 8	1B: 11 2B: 1 3B: 0 HR: 0	SF: 0 SAC: 0 DP: 2 HBP: 2	WP: 0 PB: 0 SB: 0 CS: 0	PA: 42
PITCHER	IP WLS BF H R ER SO BB IBB HBP BLK WP HR S P ERA WHIP																			
Dick Donovan, R (1, 1) ERA: 5.24	2.1 L 13 7 5 5 1 0 1 1 0 0 0 0 6 11 19.29 3.429																			
Bob Allen, L (3, 1) ERA: 3.97	0.2 6 2 1 1 1 0 1 1 0 0 0 6 11 13.50 3.000																			
Gary Bell, R (4, 1) ERA: 2.88	2.0 8 0 0 0 2 2 0 0 0 0 0 0 10 18 0.00 1.000																			
Ted Abernathy, R (6, 1) ERA: 3.5	2.0 10 3 1 1 1 1 0 0 0 0 0 0 11 15 4.50 2.000																			
Barry Latman, R (8, 1) ERA: 4.08	1.0 5 0 0 0 0 1 0 1 0 0 0 3 8 0.00 1.000																			

Cleveland Indians @ Detroit Tigers
Tiger Stadium, Detroit, MI
Sat Aug 03 1963, 4:33 AM EDT
Att: 8,926 - Unknown

AB	34
R	7
H	12
RBI	7
BB	6
SO	5
LOB	25



Batter	1	2	3	4	5	6	7	8	9	AB	R	H	RBI	BB	SO	LOB	TOP			
Larry Brown, R (1.4) OBP: 0.351, SLG: 0.356	5-3			5-3		F3		5-3		4	0	0	0	0	0	0	Cleveland Indians @ Detroit Tigers Tiger Stadium, Detroit, MI Sun Aug 04 1963, 4:33 AM EDT Unknown			
Willie Tasby, R (1.7) OBP: 0.346, SLG: 0.458	K			FC6-4 1B		6-3		6-3		4	0	1	0	0	1	0				
Willie Kirkland, L (1.8) OBP: 0.319, SLG: 0.407	P5			FC6-4 PB 1-2		BB		G3		3	0	0	0	1	0	1				
Joe Adcock, R (1.3) OBP: 0.323, SLG: 0.426 Pedro Ramos, S (9, PR) OBP: 0.136, SLG: 0.321	5-3			K		BB		1B		3	0	1	0	1	1	1				
Max Alvis, R (1.5) OBP: 0.319, SLG: 0.441	P6			BB		K		F8		3	0	0	0	1	1	3				
Joe Azzue, R (1.2) OBP: 0.289, SLG: 0.418	P6			BB		K		F7		4	0	0	0	0	1	2				
Jerry Kindall, R (1.6) OBP: 0.256, SLG: 0.276			K			F7		K		3	0	0	0	0	2	1				
Woodie Held, R (1.9) OBP: 0.351, SLG: 0.454			F3			F7		F7		2	0	0	0	1	0	0				
Jack Kralick, L (1.1) OBP: 0.184, SLG: 0.213 Tito Francona, L (8, PH) OBP: 0.303, SLG: 0.339 Gary Bell, R (8.1) OBP: 0.130, SLG: 0.091			K			K		4-3		2	0	0	0	0	2	2				
										1	0	0	0	0	0	0				
										0	0	0	0	0	0	0				
Inning Stats	R: 0 E: 0 K: 1 S: 5	H: 0 LOB: 0 BB: 0 P: 5	R: 0 E: 0 K: 0 S: 3	H: 0 LOB: 0 BB: 0 P: 3	R: 0 E: 0 K: 2 S: 7	H: 0 LOB: 0 BB: 0 P: 7	R: 0 E: 0 K: 1 S: 6	H: 1 LOB: 1 BB: 0 P: 6	R: 0 E: 0 K: 2 S: 7	H: 0 LOB: 2 BB: 2 P: 15	R: 0 E: 0 K: 1 S: 5	H: 0 LOB: 0 BB: 0 P: 5	R: 0 E: 0 K: 0 S: 3	H: 0 LOB: 0 BB: 0 P: 3	R: 0 E: 0 K: 0 S: 4	H: 1 LOB: 1 BB: 0 P: 4	1B: 2 2B: 0 3B: 0 HR: 0	SF: 0 SAC: 0 DP: 0 HBP: 0	WP: 0 PB: 1 SB: 1 CS: 0	PA: 33
PITCHER Hank Aquirre, L (1.1) ERA: 4.17	IP: 9.0 WLS: W BF: 33	H: 2 R: 0 ER: 0 SO: 8	BB: 4 IBB: 0 HBP: 0 BLK: 0	WP: 0 HR: 0 S: 45 P: 61	ERA: 0.00 WHIP: 0.667															

Batter	1	2	3	4	5	6	7	8	9	AB	R	H	RBI	BB	SO	LOB	BOTTOM	
Don Wert, R (1.5) OBP: 0.336, SLG: 0.374	G6-3 1B			HR		K		K		4	1	2	1	0	2	0	Cleveland Indians @ Detroit Tigers Tiger Stadium, Detroit, MI Sun Aug 04 1963, 4:33 AM EDT Unknown	
Dick McAuliffe, L (1.6) OBP: 0.337, SLG: 0.390	G6-3 1-2			2B		F5		WP 1B		4	1	2	0	0	1			
Al Kaline, R (1.9) OBP: 0.376, SLG: 0.510	L6-3			IBB		L5 CS		L8		3	0	0	0	1	0	1		
Rocky Colavito, R (1.7) OBP: 0.367, SLG: 0.433	2B 9-2-6 BB			L7		K 1-2		1B		3	0	1	1	1	1	3		
George Thomas, R (1.8) OBP: 0.279, SLG: 0.357	1-3 2B			6-3		F9		F8		4	0	1	0	0	0	1		
Bill Freehan, R (1.3) OBP: 0.336, SLG: 0.384	9-2-6 3-H			K		6-3		6-3		3	0	0	0	0	1	2		
Mike Roarke, R (1.2) OBP: 0.385, SLG: 0.360	F8			1B		FC6-4 1B		FC6-4 1B		3	0	2	0	0	0	1		
George Smith, R (1.4) OBP: 0.176, SLG: 0.204				P6		K		FC6-4 1-2		3	0	0	0	0	1	2		
				K		1-3		K		3	0	0	0	0	2	1		
Inning Stats	R: 0 E: 0 K: 0 S: 3	H: 1 LOB: 0 BB: 0 P: 3	R: 0 E: 0 K: 0 S: 3	H: 1 LOB: 1 BB: 1 P: 7	R: 1 E: 0 K: 1 S: 7	H: 2 LOB: 1 BB: 1 P: 11	R: 0 E: 0 K: 2 S: 8	H: 1 LOB: 0 BB: 0 P: 8	R: 0 E: 1 K: 1 S: 5	H: 0 LOB: 0 BB: 0 P: 5	R: 0 E: 0 K: 1 S: 6	H: 1 LOB: 1 BB: 0 P: 6	R: 0 E: 0 K: 1 S: 7	H: 2 LOB: 1 BB: 0 P: 7	1B: 5 2B: 4 3B: 0 HR: 1	SF: 0 SAC: 0 DP: 3 HBP: 0	WP: 1 PB: 0 SB: 0 CS: 1	PA: 32
PITCHER Jack Kralick, L (1.1) ERA: 2.94 Gary Bell, R (8.1) ERA: 2.95	IP: 7.0 WLS: L BF: 27	H: 6 R: 1 ER: 1 SO: 6	BB: 1 IBB: 0 HBP: 0 BLK: 0	WP: 0 HR: 1 S: 37 P: 45	ERA: 1.29 WHIP: 1.000													
	IP: 1.0 WLS: L BF: 5	H: 2 R: 1 ER: 1 SO: 1	BB: 0 IBB: 0 HBP: 0 BLK: 0	WP: 1 HR: 0 S: 7 P: 7	ERA: 9.00 WHIP: 2.000													

Batter	1	2	3	4	5	6	7	8	9	AB	R	H	RBI	BB	SO	LOB	TOP				
Tito Francona, L OBP: 0.302, SLG: 0.337 (1, 7)	F8		6-3			K		3-1	G6-4-3	5	0	1	2	0	1	0	Cleveland Indians @ Detroit Tigers Tiger Stadium, Detroit, MI Sun Aug 04 1963, 4:38 AM EDT Att: 20,945 - Unknown				
Larry Brown, R OBP: 0.353, SLG: 0.368 (1, 6)	PB			F3		F7		1B	G6-4-3	5	0	2	0	0	0	2					
Willie Kirkland, L OBP: 0.318, SLG: 0.405 (1, 8)	F2			P5		2B		K		4	0	1	0	0	1	2					
Joe Adcock, R OBP: 0.326, SLG: 0.432 (1, 3)	6-3							F8		4	0	2	0	0	0	2					
Max Alvis, R OBP: 0.320, SLG: 0.439 (1, 5)		F7		K					SH3-4	2	1	0	0	0	1	1					
John Romano, R OBP: 0.341, SLG: 0.405 (1, 2)		F7							SH3-4	4	0	1	0	0	1	3					
Mudcat Grant, R OBP: 0.200, SLG: 0.250 (9, PR)									1B	0	1	0	0	0	0	0					
Joe Azcue, R OBP: 0.289, SLG: 0.418 (9, 2)									1B	0	0	0	0	0	0	0					
Willie Tasby, R OBP: 0.333, SLG: 0.440 (1, 9)		4-3						L5	SH3-4	3	0	0	0	0	1	0					
Woodie Held, R OBP: 0.353, SLG: 0.453 (1, 4)				K				F8	BB	3	1	1	1	1	1	0					
Pedro Ramos, S OBP: 0.129, SLG: 0.300 (1, 1)									2-3	2	0	0	0	0	1	1					
Sammy Taylor, L OBP: 0.304, SLG: 0.280 (7, PH)									1B	1	0	0	0	0	1	0					
Ted Abernathy, R OBP: 0.500, SLG: 0.600 (7, 1)									1B	0	0	0	0	0	0	0					
Fred Whitfield, L OBP: 0.294, SLG: 0.453 (9, PH)									1B	0	0	0	0	1	0	0					
Gary Bell, R OBP: 0.130, SLG: 0.091 (9, 1)									BB	0	0	0	0	0	0	0					
Inning Stats	R: 0 E: 0 K: 0 S: 4	H: 1 LOB: 1 BB: 0 P: 4	R: 0 E: 0 K: 0 S: 3	H: 0 LOB: 0 BB: 0 P: 3	R: 0 E: 0 K: 2 S: 7	H: 0 LOB: 0 BB: 0 P: 7	R: 0 E: 0 K: 1 S: 6	H: 1 LOB: 1 BB: 0 P: 6	R: 0 E: 0 K: 2 S: 7	H: 0 LOB: 3 BB: 1 P: 11	R: 0 E: 0 K: 1 S: 5	H: 0 LOB: 0 BB: 0 P: 5	R: 0 E: 0 K: 1 S: 6	H: 1 LOB: 1 BB: 0 P: 6	R: 3 E: 0 K: 0 S: 5	H: 3 LOB: 2 BB: 1 P: 10	1B: 6 2B: 2 3B: 0 HR: 0	SF: 0 SAC: 1 DP: 1 HBP: 2	WP: 0 PB: 1 SB: 0 CS: 0	PA: 38	
PITCHER	IP	WLS	BF	H	R	ER	SO	BB	IBB	HBP	BLK	WP	HR	S	P	ERA	WHIP				
Mickey Lolich, L ERA: 3.72	8.0		33	6	2	2	8	1	0	2	0	0	0	46	52	2.25	0.875				
Fred Gladding, R ERA: 4.29	0.1	L	3	1	0	0	0	1	0	0	0	0	0	2	6	0.00	6.000				
Jim Bunning, R ERA: 4.51	0.2		2	1	1	1	0	0	0	0	0	0	0	2	2	13.50	1.500				

Batter	1	2	3	4	5	6	7	8	9	AB	R	H	RBI	BB	SO	LOB	BOTTOM				
Bill Bruton, L OBP: 0.318, SLG: 0.360 (1, 8)	F7	P4			SH1-3		FC1-6		F8	4	0	1	0	1	0	3	Cleveland Indians @ Detroit Tigers Tiger Stadium, Detroit, MI Sun Aug 04 1963, 4:38 AM EDT Att: 20,945 - Unknown				
Dick McAuliffe, L OBP: 0.336, SLG: 0.388 (1, 6)	G3	P6			SH1-3		FC1-6		L7	5	0	1	0	0	0	4					
Al Kaline, R OBP: 0.375, SLG: 0.509 (1, 9)	1B			L8		SH1-3		L8		3	1	1	0	0	0	1					
Rocky Colavito, R OBP: 0.366, SLG: 0.431 (1, 7)	E8			F7		5-3		5-3		4	0	1	0	0	0	2					
Norm Cash, L OBP: 0.373, SLG: 0.458 (1, 3)								G3		2	0	1	0	2	0	0					
Bubba Phillips, R OBP: 0.287, SLG: 0.306 (1, 5)	K			L6		P6		K		4	0	0	0	0	2	6					
Don Wert, R OBP: 0.333, SLG: 0.365 (1, 4)		P6			6-3		K		PB	3	0	0	0	1	1	0					
Gus Triandos, R OBP: 0.313, SLG: 0.402 (1, 2)					F7		1-3		K	3	1	1	0	0	0	0					
Whitey Herzog, L OBP: 0.304, SLG: 0.227 (9, PH)		1B								1	0	0	0	0	1	1					
Mickey Lolich, S OBP: 0.250, SLG: 0.077 (9, 1)					6-3		4-3			3	0	1	1	0	0	0					
Jim Bunning, R OBP: 0.203, SLG: 0.214 (9, 1)										0	0	0	0	0	0	0					
Gates Brown, L OBP: 0.314, SLG: 0.367 (9, PH)		2H							BB	0	0	0	0	1	0	0					
Inning Stats	R: 1 E: 1 K: 1 S: 7	H: 2 LOB: 2 BB: 1 P: 11	R: 1 E: 0 K: 0 S: 5	H: 2 LOB: 1 BB: 0 P: 5	R: 0 E: 0 K: 0 S: 4	H: 1 LOB: 1 BB: 0 P: 4	R: 0 E: 0 K: 0 S: 3	H: 0 LOB: 0 BB: 0 P: 3	R: 0 E: 0 K: 0 S: 5	H: 2 LOB: 3 BB: 1 P: 9	R: 0 E: 0 K: 1 S: 5	H: 0 LOB: 0 BB: 0 P: 5	R: 0 E: 0 K: 1 S: 5	H: 0 LOB: 0 BB: 0 P: 5	R: 0 E: 0 K: 1 S: 5	H: 0 LOB: 2 BB: 2 P: 13	1B: 6 2B: 1 3B: 0 HR: 0	SF: 0 SAC: 1 DP: 0 HBP: 0	WP: 0 PB: 1 SB: 0 CS: 0	PA: 38	
PITCHER	IP	WLS	BF	H	R	ER	SO	BB	IBB	HBP	BLK	WP	HR	S	P	ERA	WHIP				
Pedro Ramos, R ERA: 3.47	1.1		27	7	2	1	2	0	2	0	0	0	0	29	37	1.50	1.167				
Ted Abernathy, R ERA: 3.35	2.0	W	6	0	0	0	1	1	0	0	0	0	0	7	11	0.00	0.500				
Gary Bell, R ERA: 2.91	1.0	S	5	0	0	0	1	2	0	0	0	0	0	5	13	0.00	2.000				

Batter	1	2	3	4	5	6	7	8	9	AB	R	H	RBI	BB	SO	LOB	TOP										
Felix Mantilla, R OBP: 0.310, SLG: 0.300 (1, 6)	5-3		3-1 1B		K		6-3		1B	5	0	2	0	0	1	0	Boston Red Sox @ Detroit Tigers Tiger Stadium, Detroit, MI Wed Aug 07 1963, 4:33 AM EDT Att: 6,181 - Unknown										
Gary Geiger, L OBP: 0.348, SLG: 0.500 (1, 8)	HR		F5		HR		6-3		K	5	2	2	2	0	1	3											
Carl Yastrzemski, L OBP: 0.422, SLG: 0.501 (1, 7)	4-3 1B		3-1		4-3		BB			3	0	1	0	1	0	2											
Frank Maltzone, R OBP: 0.338, SLG: 0.443 (1, 5)	4-3		F4		HR		F8			4	1	1	0	0	0	4											
Dick Stuart, R OBP: 0.314, SLG: 0.483 (1, 3)	K				1B				K	4	1	2	2	0	2	1											
Roman Mejias, R OBP: 0.254, SLG: 0.372 (1, 9)		5-3			5-3				L8	4	0	1	0	0	0	0											
Russ Nixon, L OBP: 0.317, SLG: 0.397 (1, 2)	4-3						4-3		K	3	0	0	0	1	1	0											
Chuck Schilling, R OBP: 0.317, SLG: 0.356 (1, 4)	K				L9		F8		F5	4	0	0	0	0	1	3											
Chet Nichols, S OBP: 0.231, SLG: 0.231 (1, 1)					L6-4				5-3	1	0	1	0	0	0	0											
Dick Williams, R OBP: 0.348, SLG: 0.395 (4, PH)					L6-4					1	0	0	0	0	0	3											
Jack Lamabe, R (4, 1)										1	0	0	0	0	1	0											
Dick Radatz, R OBP: 0.043, SLG: 0.087 (7, 1)										0	0	0	0	0	0	0											
Lou Clinton, R OBP: 0.271, SLG: 0.397 (9, PH)										1	0	0	0	0	0	0											
Inning Stats	R: 1 E: 0 K: 1 S: 7	H: 2 LOB: 1 BB: 0 P: 7	R: 0 E: 0 K: 1 S: 5	H: 0 LOB: 0 BB: 0 P: 5	R: 0 E: 0 K: 0 S: 5	H: 2 LOB: 2 BB: 0 P: 5	R: 0 E: 0 K: 0 S: 4	H: 2 LOB: 0 BB: 1 P: 8	R: 3 E: 0 K: 1 S: 8	H: 3 LOB: 0 BB: 0 P: 8	R: 0 E: 0 K: 0 S: 3	H: 0 LOB: 1 BB: 1 P: 7	R: 0 E: 0 K: 2 S: 7	H: 0 LOB: 0 BB: 0 P: 7	R: 0 E: 0 K: 1 S: 6	H: 1 LOB: 1 BB: 0 P: 6	1B: 7 2B: 1 3B: 0 HR: 3	SF: 0 SAC: 0 DP: 1 HBP: 0	WP: 0 PB: 0 SB: 0 CS: 0	PA: 38							
PITCHER	IP	WLS	BF	H	R	ER	SO	BB	IBB	HBP	BLK	WP	HR	S	P	ERA	WHIP										
Jim Bunning, R ERA: 4.59	5.0		24	9	4	4	3	1	0	0	0	0	3	29	33	7.20	2.000										
Bill Faul, R ERA: 4.25	2.0	W	7	0	0	0	1	1	0	0	0	0	0	8	12	0.00	0.500										
Fred Gladding, R ERA: 3.24	2.0	S	7	1	0	0	3	0	0	0	0	0	0	13	13	0.00	0.500										

Batter	1	2	3	4	5	6	7	8	9	AB	R	H	RBI	BB	SO	LOB	BOTTOM										
Don Wert, R OBP: 0.331, SLG: 0.377 (1, 5)	5-3		2B 3B		K		L5			4	1	1	0	0	1	1	Boston Red Sox @ Detroit Tigers Tiger Stadium, Detroit, MI Wed Aug 07 1963, 4:33 AM EDT Att: 6,181 - Unknown										
Dick McAuliffe, L OBP: 0.338, SLG: 0.393 (1, 6)	1-3		F3		2B		HR		1B	4	1	2	0	0	0	1											
Al Kaline, R OBP: 0.381, SLG: 0.523 (1, 9)	1B		2B		G6-4-3 BB		HR			3	1	3	4	1	0	0											
Rocky Colavito, R OBP: 0.363, SLG: 0.434 (1, 7)	K		F2		G6-4-3		K			4	0	0	0	0	2	4											
Bill Freehan, R OBP: 0.350, SLG: 0.394 (1, 3)		5-3			BB		G3-6-3 1B		SH1-3 1B	3	0	2	0	1	0	0											
George Thomas, R OBP: 0.281, SLG: 0.358 (1, 8)					F8		G3-6-3		SH1-3	2	0	1	0	0	0	2											
Bill Bruton, L OBP: 0.319, SLG: 0.361 (6, PH)		CS 1B					1-2		1-2	1	0	0	0	0	0	1											
Gus Triandos, R OBP: 0.314, SLG: 0.414 (1, 2)							F7		5-3	3	1	1	1	0	1	0											
Fred Gladding, L (8, 1)		HR			K					1	0	0	0	0	0	1											
George Smith, R OBP: 0.455, SLG: 0.818 (1, 4)					G3				K	4	1	2	0	0	1	1											
Jim Bunning, R OBP: 0.197, SLG: 0.207 (1, 1)									1B HR	2	0	0	0	0	1	1											
Bill Faul, R OBP: 0.154, SLG: 0.200 (6, 1)										0	0	0	0	0	0	0											
Norm Cash, L OBP: 0.373, SLG: 0.454 (8, 3)									K	1	0	0	0	0	1	1											
Inning Stats	R: 0 E: 0 K: 1 S: 6	H: 1 LOB: 1 BB: 0 P: 6	R: 1 E: 0 K: 0 S: 5	H: 3 LOB: 1 BB: 0 P: 5	R: 1 E: 0 K: 0 S: 5	H: 2 LOB: 2 BB: 1 P: 9	R: 0 E: 0 K: 2 S: 7	H: 0 LOB: 0 BB: 0 P: 7	R: 0 E: 0 K: 1 S: 5	H: 1 LOB: 1 BB: 1 P: 9	R: 0 E: 0 K: 0 S: 3	H: 1 LOB: 0 BB: 0 P: 3	R: 3 E: 0 K: 2 S: 10	H: 3 LOB: 0 BB: 0 P: 10	R: 0 E: 0 K: 1 S: 6	H: 1 LOB: 1 BB: 0 P: 6	1B: 7 2B: 2 3B: 1 HR: 2	SF: 0 SAC: 1 DP: 2 HBP: 0	WP: 0 PB: 0 SB: 0 CS: 1	PA: 35							
PITCHER	IP	WLS	BF	H	R	ER	SO	BB	IBB	HBP	BLK	WP	HR	S	P	ERA	WHIP										
Chet Nichols, L ERA: 4.31	3.0		15	6	2	2	1	1	0	0	0	0	1	16	20	6.00	2.333										
Jack Lamabe, R ERA: 3.54	3.2		14	4	2	2	4	1	0	0	0	0	0	21	25	4.91	1.364										
Dick Radatz, R ERA: 1.52	1.1	L	6	2	1	1	2	0	0	0	0	0	1	10	10	6.75	1.500										


Batter	1	2	3	4	5	6	7	8	9	AB	R	H	RBI	BB	SO	LOB	TOP																	
Bill Bruton, L (1, 8) OBP: 0.319, SLG: 0.361	F7		BB			F8		F9		3	0	0	0	1	0	0	Detroit Tigers @ Chicago White Sox Comiskey Park, Chicago, IL Fri Aug 09 1963, 8:05 PM EDT Unknown																	
Dick McAuliffe, L (1, 6) OBP: 0.333, SLG: 0.386	6-3		L3			3-1		E1		4	0	0	0	0	0	1																		
Al Kaline, R (1, 9) OBP: 0.382, SLG: 0.518	L4-3				L7					4	0	1	0	0	1	0																		
Rocky Colavito, R (1, 7) OBP: 0.365, SLG: 0.441		F7			HR			E5		3	1	1	1	1	0	2																		
Norm Cash, L (1, 3) OBP: 0.373, SLG: 0.458		FC6-4			1-3			F8		3	0	0	0	1	0	4																		
Bubba Phillips, R (1, 5) OBP: 0.272, SLG: 0.308		F9			F5					4	0	1	0	0	0	1																		
Gus Triandos, R (1, 2) OBP: 0.309, SLG: 0.407		FC6-4						F7		4	0	0	0	0	0	3																		
George Smith, R (1, 4) OBP: 0.353, SLG: 0.588										2	0	0	0	0	2	0																		
Gates Brown, L (7, PH) OBP: 0.297, SLG: 0.344										1	0	0	0	0	0	2																		
Don Wert, R (7, 4) OBP: 0.327, SLG: 0.378										1	0	0	0	0	0	0																		
Hank Aquirre, R (1, 1) OBP: 0.170, SLG: 0.196										2	0	0	0	0	2	0																		
George Thomas, R (8, PH) OBP: 0.280, SLG: 0.357										1	0	0	0	0	1	0																		
Fred Gladding, L (8, 1) OBP: 0.327, SLG: 0.378										0	0	0	0	0	0	0																		
Inning Stats	R: 0 E: 0 K: 0 S: 3	H: 0 LOB: 0 BB: 0 P: 3	R: 0 E: 0 K: 0 S: 3	H: 0 LOB: 1 BB: 1 P: 7	R: 0 E: 0 K: 2 S: 7	H: 0 LOB: 1 BB: 1 P: 11	R: 1 E: 0 K: 0 S: 4	H: 1 LOB: 0 BB: 0 P: 4	R: 0 E: 0 K: 1 S: 5	H: 0 LOB: 0 BB: 0 P: 5	R: 0 E: 0 K: 0 S: 4	H: 1 LOB: 2 BB: 1 P: 8	R: 0 E: 2 K: 1 S: 8	H: 1 LOB: 3 BB: 0 P: 8	R: 0 E: 0 K: 0 S: 3	H: 0 LOB: 0 BB: 0 P: 3	1B: 2 2B: 0 3B: 0 HR: 1	SF: 0 SAC: 0 DP: 0 HBP: 0	WP: 0 PB: 0 CS: 0	PA: 35														
PITCHER	IP WLS BF H R ER SO BB IBB HBP BLK WP HR S P ERA WHIP																																	
Joe Horlen, R (1, 1) ERA: 3.5	3.2		14	1	1	1	2	2	0	0	0	0	0	1	16	24	2.46	0.818																
Eddie Fisher, R (4, 1) ERA: 4.56	5.1	W	21	2	0	0	4	1	0	0	0	0	0	0	28	32	0.00	0.562																

Batter	1	2	3	4	5	6	7	8	9	AB	R	H	RBI	BB	SO	LOB	BOTTOM																	
Jim Landis, R (1, 8) OBP: 0.334, SLG: 0.407	BB	G4-6-3		P4						3	0	1	0	1	0	3	Detroit Tigers @ Chicago White Sox Comiskey Park, Chicago, IL Fri Aug 09 1963, 8:05 PM EDT Unknown																	
Al Weis, S (1, 4) OBP: 0.322, SLG: 0.319	K			P4						4	0	0	0	0	2	2																		
Mike Hershberger, R (1, 9) OBP: 0.346, SLG: 0.377	F8									4	0	1	0	0	0	1																		
Dave Nicholson, R (1, 7) OBP: 0.336, SLG: 0.464	BB			F7						2	0	0	0	2	0	1																		
Jim Lemon, R (1, 3) OBP: 0.313, SLG: 0.309										2	0	0	0	1	1	3																		
Tom McCraw, L (8, 3) OBP: 0.263, SLG: 0.316	K			L4						0	0	0	0	1	0	0																		
Pete Ward, L (1, 5) OBP: 0.344, SLG: 0.454										4	1	1	0	0	2	3																		
Ron Hansen, R (1, 6) OBP: 0.313, SLG: 0.366										2	1	0	0	2	0	3																		
Cam Carreon, R (1, 2) OBP: 0.341, SLG: 0.371										3	0	2	1	0	0	0																		
Joe Horlen, R (1, 1) OBP: 0.261, SLG: 0.261										1	0	1	1	0	0	0																		
Eddie Fisher, R (4, 1) OBP: 0.208, SLG: 0.174										2	0	0	0	0	1	2																		
Inning Stats	R: 0 E: 0 K: 2 S: 7	H: 2 LOB: 2 BB: 2 P: 15	R: 1 E: 0 K: 0 S: 4	H: 2 LOB: 1 BB: 1 P: 8	R: 0 E: 0 K: 0 S: 4	H: 1 LOB: 1 BB: 0 P: 4	R: 1 E: 0 K: 0 S: 4	H: 2 LOB: 1 BB: 1 P: 8	R: 0 E: 0 K: 1 S: 4	H: 0 LOB: 0 BB: 1 P: 8	R: 0 E: 0 K: 2 S: 8	H: 1 LOB: 1 BB: 0 P: 8	R: 0 E: 0 K: 1 S: 5	H: 0 LOB: 2 BB: 2 P: 13	1B: 5 2B: 1 3B: 0 HR: 0	SF: 0 SAC: 0 DP: 3 HBP: 0	WP: 1 PB: 1 CS: 0	PA: 34																
PITCHER	IP WLS BF H R ER SO BB IBB HBP BLK WP HR S P ERA WHIP																																	
Hank Aquirre, L (1, 1) ERA: 4.1	7.0	L	29	6	2	2	5	5	0	0	0	0	0	0	34	54	2.57	1.571																
Fred Gladding, R (8, 1) ERA: 4.5	1.0		5	0	0	0	1	2	0	0	0	0	0	5	13	0.00	2.000																	

Batter	1	2	3	4	5	6	7	8	9	AB	R	H	RBI	BB	SO	LOB	TOP			
Bill Bruton, L (1, 8) OBP: 0.317, SLG: 0.361	0-0 3-1			0-0 6-3		0-0 F7		0-0 G3		4	0	0	0	0	0	1				
Bubba Phillips, R (1, 5) OBP: 0.275, SLG: 0.313	0-3 K			0-0 L6-4-3 1B		0-0 E5 1B			0-0 L5	4	0	1	0	0	1	1				
Al Kaline, R (1, 9) OBP: 0.379, SLG: 0.512	0-0 L6			0-0 L6-4-3 1-2		0-0 1-2 3-H 1B			0-0 G5-4-3 1B	4	0	2	1	0	0	1				
Rocky Colavito, R (1, 7)		0-0 5-3			0-0 6-3	0-0 6-3			0-0 G5-4-3 1-2	4	0	0	0	0	0	3				
Norm Cash, L (1, 3) OBP: 0.383, SLG: 0.466		4-0 G4-6-3 BB			0-0 FC1 2B		0-3 K			2	0	1	0	1	1	0				
Don Wert, R (1, 6) OBP: 0.323, SLG: 0.366		0-0 G4-6-3 1-2			0-0 FC1 FC5-4 2-3		0-0 F7			3	0	0	0	0	0	2				
Mike Roarke, R (1, 2) OBP: 0.379, SLG: 0.357			0-0 G6-4-3 1B		0-0 FC5-4 1-2		0-0 F7			3	0	1	0	0	0	1				
George Smith, R (1, 4) OBP: 0.318, SLG: 0.545			0-0 G6-4-3 1-2		0-0 E 1B 2B		0-0 6-3			3	1	1	0	0	0	1				
Bill Faul, R (1, 1) OBP: 0.148, SLG: 0.192					0-0 F8		0-0 4-3			1	0	0	0	0	0	0				
Whitey Herzog, L (6, PH) OBP: 0.289, SLG: 0.213										1	0	0	0	0	0	1				
Alan Koch, R (6, PH)										0	0	0	0	0	0	0				
Gates Brown, L (8, PH) OBP: 0.289, SLG: 0.333										1	0	0	0	0	0	0				
Bob Anderson, R (8, 1) OBP: 0.697, SLG: 0.667										0	0	0	0	0	0	0				
Inning Stats	R: 0 E: 0 K: 1 S: 5	H: 0 LOB: 0 BB: 0 P: 5	R: 0 E: 0 K: 0 S: 2	H: 0 LOB: 0 BB: 1 P: 6	R: 0 E: 0 K: 0 S: 3	H: 1 LOB: 0 BB: 0 P: 3	R: 0 E: 0 K: 0 S: 3	H: 1 LOB: 0 BB: 0 P: 3	R: 0 E: 0 K: 0 S: 4	H: 1 LOB: 1 BB: 0 P: 4	R: 1 E: 1 K: 0 S: 6	H: 2 LOB: 2 BB: 0 P: 6	R: 0 E: 0 K: 1 S: 5	H: 0 LOB: 0 BB: 0 P: 5	R: 0 E: 0 K: 0 S: 3	H: 1 LOB: 0 BB: 0 P: 3	1B: 4 2B: 2 3B: 0 HR: 0	SF: 0 SAC: 0 DP: 4 HBP: 0	WP: 0 PB: 0 CS: 0	PA: 31
PITCHER Ray Herbert, R (1, 1) ERA: 3.3	IP: 9.0 WLS: W BF: 31 H: 6 R: 1 ER: 0 SO: 2 BB: 1 IBB: 0 HBP: 0 BLK: 0 WP: 0 HR: 0 S: 34 P: 38 ERA: 0.00 WHIP: 0.778															PITCHER				

Detroit Tigers @ Chicago White Sox
 Comiskey Park, Chicago, IL
 Sat Aug 10 1963, 4:33 AM EDT
 Att: 12,152 - Unknown


AB 30
R 1
H 6
RBI 1
BB 1
SO 2
LOB 11



Batter	1	2	3	4	5	6	7	8	9	AB	R	H	RBI	BB	SO	LOB	BOTTOM			
Jim Landis, R (1, 8) OBP: 0.333, SLG: 0.401	0-3 K		0-0 6-3		0-0 G3 1B	4-0 1B BB		0-3 K		4	1	1	1	1	2	0				
Nellie Fox, L (1, 4) OBP: 0.307, SLG: 0.317	0-0 FC4-6 1B		0-0 1-3		0-0 G3 1-2 2-3	0-0 1B BB		0-0 4-3		5	0	2	1	0	0	2				
Mike Hershberger, R (1, 9) OBP: 0.340, SLG: 0.375	0-0 FC4-6 1-2		0-3 K		4-0 1B BB	0-0 P6				3	0	0	0	1	1	4				
Pete Ward, L (1, 5) OBP: 0.340, SLG: 0.448	0-0 F7			0-0 4-3	0-0 1B	0-0 P6				4	0	1	2	0	0	4				
Charlie Maxwell, L (1, 3) OBP: 0.396, SLG: 0.388		0-0 6-3		0-0 1B	0-3 K		4-0 1B BB			3	0	1	0	1	1	2				
Tom McCraw, L (7, PR) OBP: 0.262, SLG: 0.314										0	0	0	0	0	0	0				
Dave Nicholson, R (1, 7) OBP: 0.342, SLG: 0.465		4-0 2B BB		0-3 K	0-0 K	4-0 WP 1B BB	0-0 F7			2	2	0	0	2	1	2				
Ron Hansen, R (1, 6) OBP: 0.311, SLG: 0.366		0-0 6-3 1-H 2B		0-3 K		0-0 F5	0-0 1B			4	0	2	1	0	1	2				
Cam Carreon, R (1, 2) OBP: 0.337, SLG: 0.365		0-0 6-3			0-0 G3 1B 1B	0-0 BB WP 1B	0-0 F8			4	2	2	0	0	0	2				
Ray Herbert, R (1, 1) OBP: 0.327, SLG: 0.375		0-3 K		0-3 K	0-0 K	4-0 1B BB	0-0 G3			3	0	0	0	1	2	2				
Inning Stats	R: 0 E: 0 K: 1 S: 6	H: 1 LOB: 1 BB: 0 P: 6	R: 1 E: 0 K: 1 S: 6	H: 1 LOB: 1 BB: 1 P: 10	R: 0 E: 0 K: 1 S: 5	H: 0 LOB: 0 BB: 0 P: 5	R: 0 E: 0 K: 2 S: 8	H: 1 LOB: 1 BB: 0 P: 8	R: 2 E: 0 K: 0 S: 10	H: 3 LOB: 2 BB: 1 P: 14	R: 2 E: 0 K: 0 S: 5	H: 2 LOB: 3 BB: 3 P: 17	R: 0 E: 0 K: 0 S: 3	H: 1 LOB: 1 BB: 1 P: 7	R: 0 E: 0 K: 1 S: 5	H: 0 LOB: 0 BB: 0 P: 5	1B: 8 2B: 1 3B: 0 HR: 0	SF: 0 SAC: 0 DP: 0 HBP: 0	WP: 1 PB: 0 CS: 0	PA: 38
PITCHER Bill Faul, R (1, 1) ERA: 4.32	IP: 5.0 WLS: L BF: 23 H: 6 R: 3 ER: 3 SO: 7 BB: 2 IBB: 0 HBP: 0 BLK: 0 WP: 0 HR: 0 S: 35 P: 43 ERA: 5.40 WHIP: 1.600															PITCHER				
Alan Koch, R (6, 1) ERA: 5.5	2.0 12 3 2 2 0 4 0 0 0 1 0 8 24 9.00 3.500																			
Bob Anderson, R (8, 1) ERA: 3.6	1.0 3 0 0 0 0 1 0 0 0 0 0 5 5 0.00 0.000																			

Detroit Tigers @ Chicago White Sox
 Comiskey Park, Chicago, IL
 Sat Aug 10 1963, 4:33 AM EDT
 Att: 12,152 - Unknown

AB 32
R 5
H 9
RBI 5
BB 6
SO 8
LOB 20



Batter	1	2	3	4	5	6	7	8	9	10	11	AB	R	H	RBI	BB	SO	LOB	TOP						
Don Wert, R OBP: 0.314, SLG: 0.349 (1, 6)												5	0	1	0	0	1	1							
Bubba Phillips, R OBP: 0.275, SLG: 0.312 (1, 5)												5	1	0	0	0	1	1							
Al Kaline, R OBP: 0.380, SLG: 0.512 (1, 9)												5	0	1	1	0	1	1							
Rocky Colavito, R OBP: 0.366, SLG: 0.444 (1, 7)												4	0	1	0	0	1	2							
George Thomas, R OBP: 0.282, SLG: 0.355 (1, 8)												4	0	1	0	0	0	2							
Norm Cash, L OBP: 0.304, SLG: 0.464 (1, 3)												4	0	1	0	0	0	2							
Bill Freehan, R OBP: 0.335, SLG: 0.374 (1, 2)												4	0	0	0	0	0	2							
George Smith, R OBP: 0.323, SLG: 0.448 (1, 4)												3	1	0	0	1	0	0							
Frank Lary, R OBP: 0.304, SLG: 0.273 (1, 1)												4	0	1	0	0	0	0							
Inning Stats	R: 0 E: 0 K: 1 S: 5	H: 1 LOB: 1 BB: 0 P: 5	R: 0 E: 0 K: 0 S: 4	H: 1 LOB: 1 BB: 0 P: 4	R: 2 E: 1 K: 0 S: 5	H: 2 LOB: 1 BB: 1 P: 9	R: 0 E: 0 K: 0 S: 3	H: 1 LOB: 0 BB: 0 P: 3	R: 0 E: 0 K: 0 S: 3	H: 0 LOB: 1 BB: 0 P: 6	R: 0 E: 0 K: 0 S: 3	H: 0 LOB: 0 BB: 0 P: 3	R: 0 E: 0 K: 1 S: 5	H: 0 LOB: 0 BB: 0 P: 5	R: 0 E: 0 K: 1 S: 6	H: 1 LOB: 1 BB: 0 P: 6	R: 0 E: 0 K: 0 S: 3	H: 0 LOB: 0 BB: 0 P: 3	R: 0 E: 0 K: 0 S: 3	H: 0 LOB: 0 BB: 0 P: 3	1B: 5 2B: 2 3B: 0 HR: 0	SF: 0 SAC: 0 DP: 3 HBP: 0	WP: 1 PB: 0 SB: 0 CS: 1	PA: 39	
PITCHER Gary Peters, L ERA: 1.99 (1, 1)	IP: 11.0 WLS: 1 BF: 39	H: 6 R: 2 ER: 1 SO: 4	BB: 1 IBB: 0 HBP: 0 BLK: 0	WP: 1 HR: 0 S: 46 P: 50	ERA: 0.82 WHIP: 0.636																				

Detroit Tigers @ Chicago White Sox
Comiskey Park, Chicago, IL
Sun Aug 11 1963, 4:38 AM EDT
Att: 22,612 - Unknown


AB 38
R 2
H 6
RBI 1
BB 1
SO 4
LOB 11

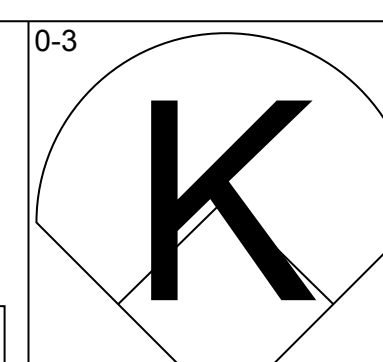
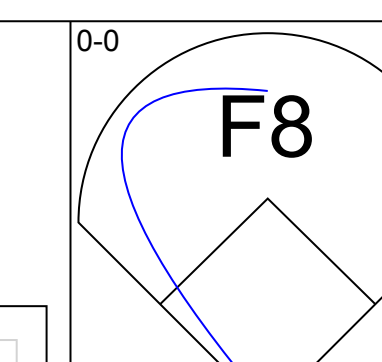
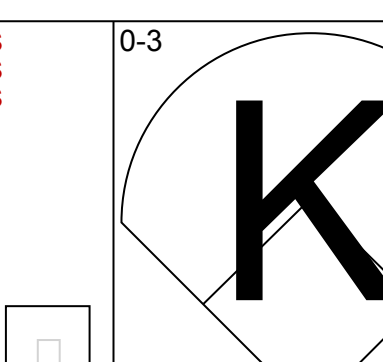
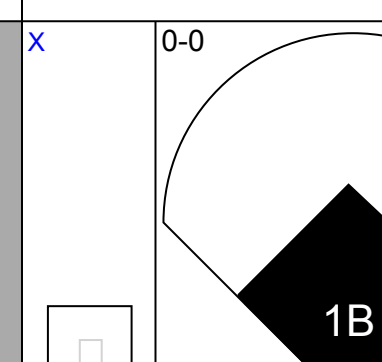
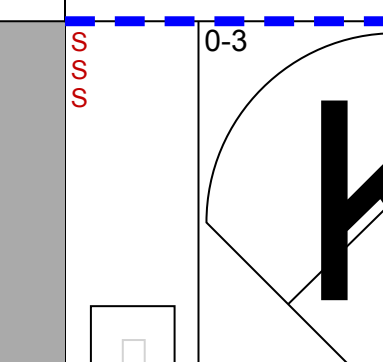

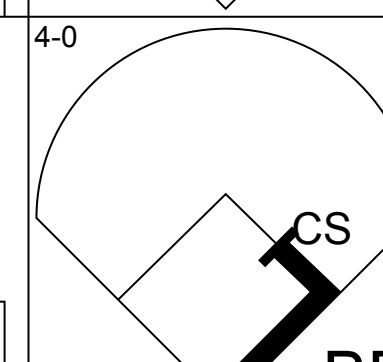
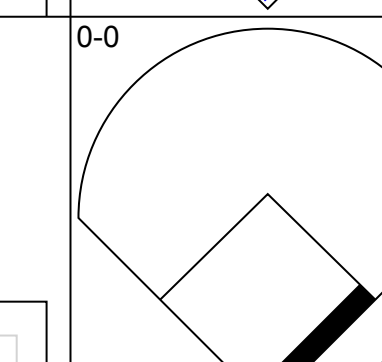
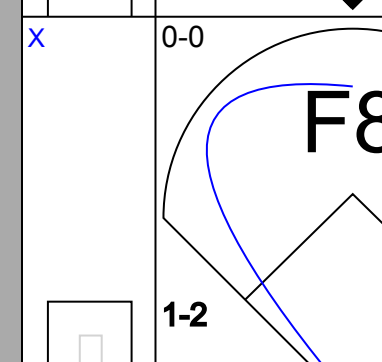
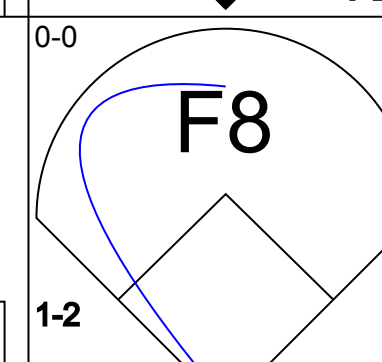
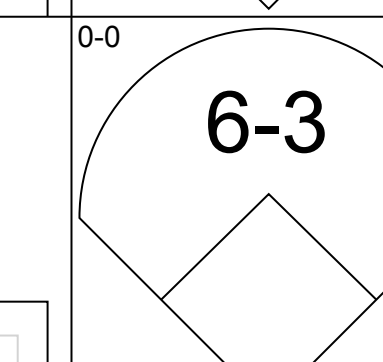
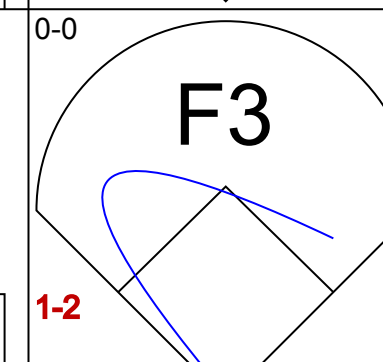
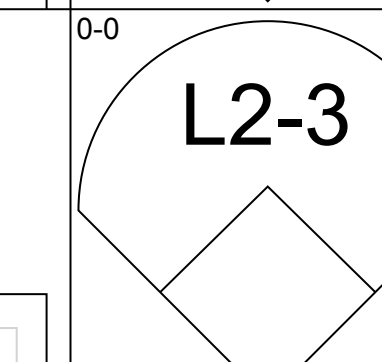
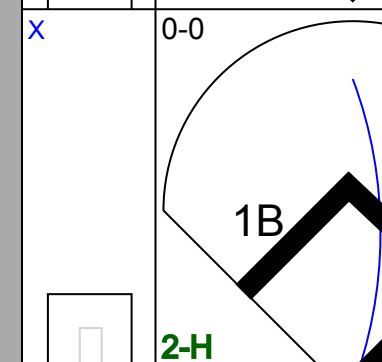
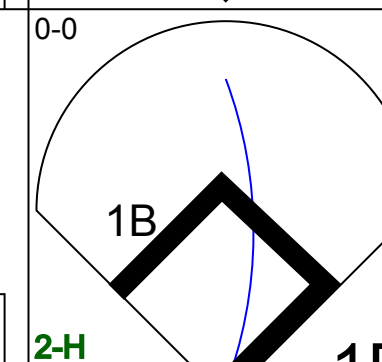
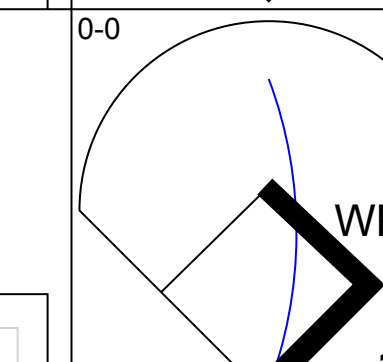
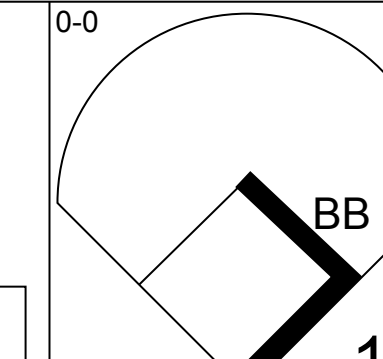
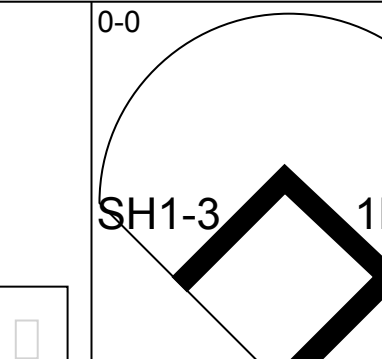
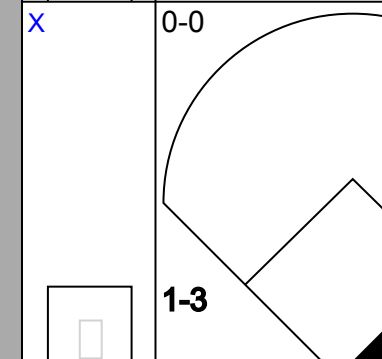
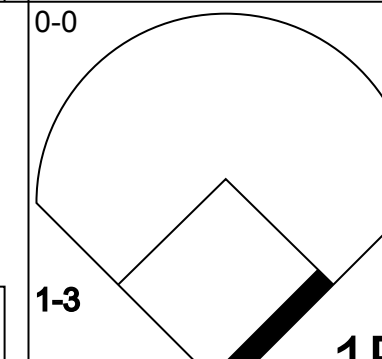
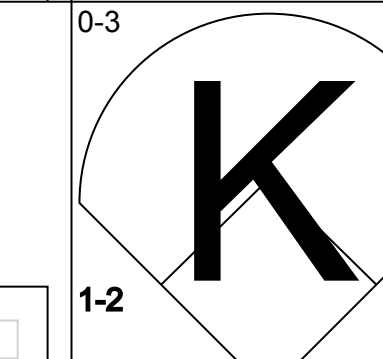
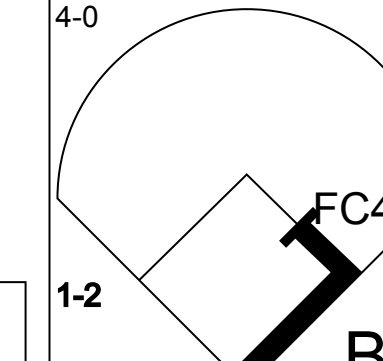
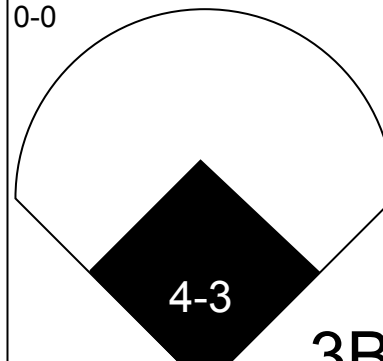
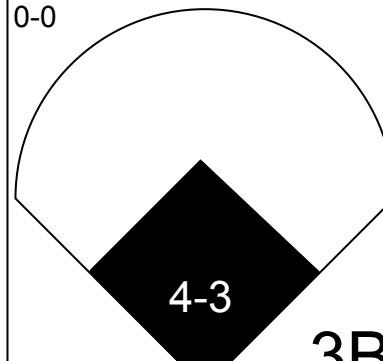
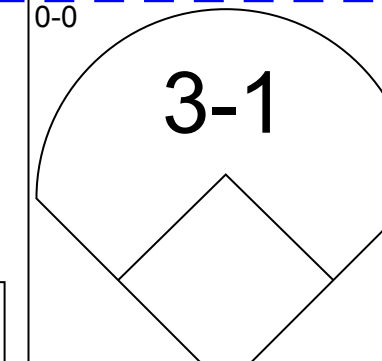
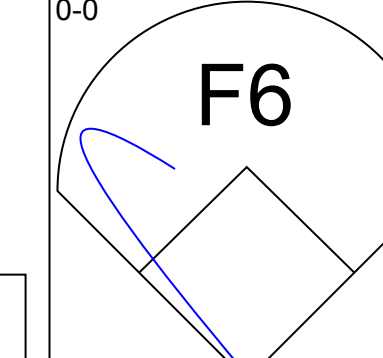
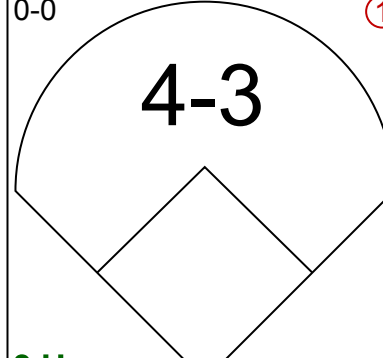
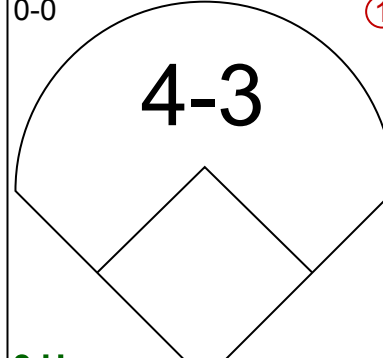
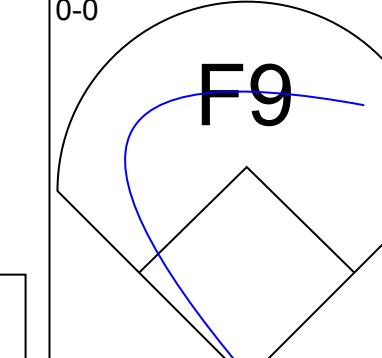
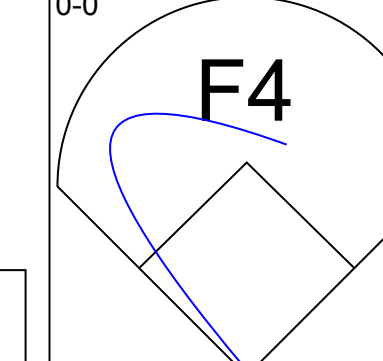
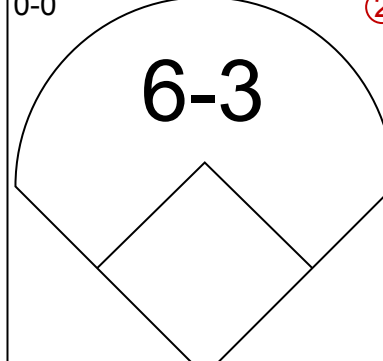
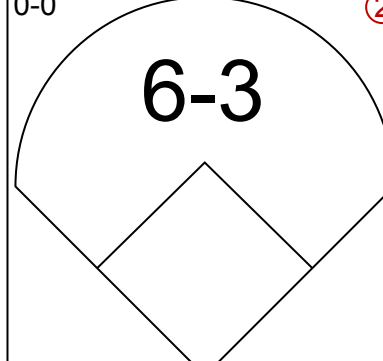
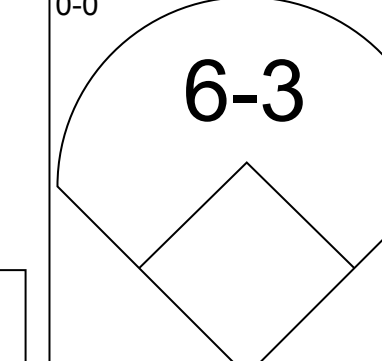
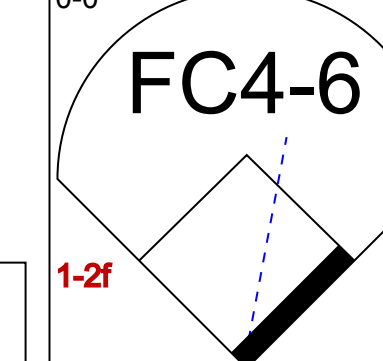
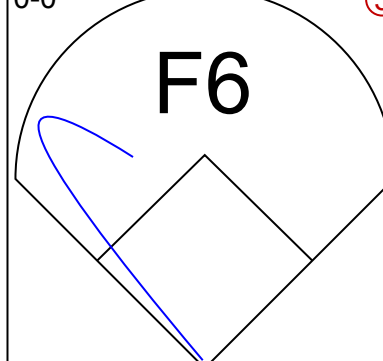
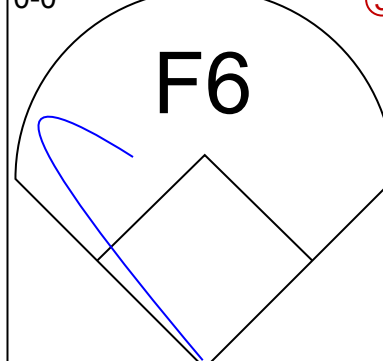
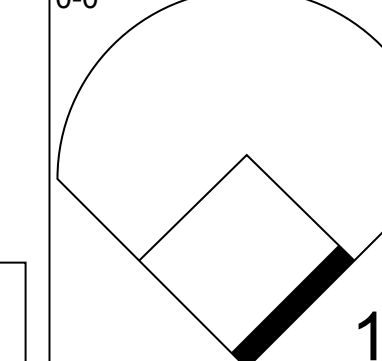
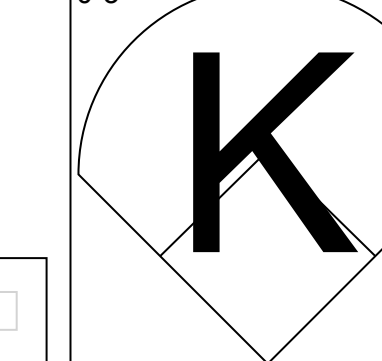
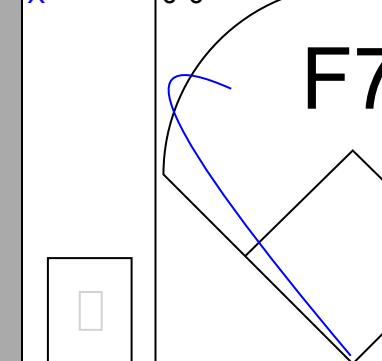
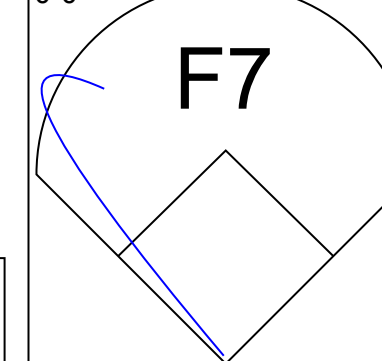


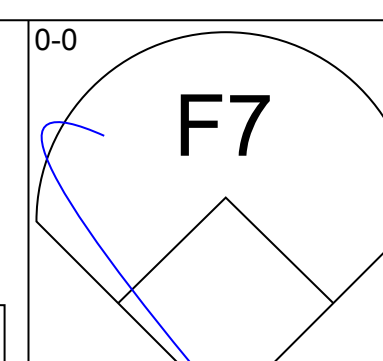
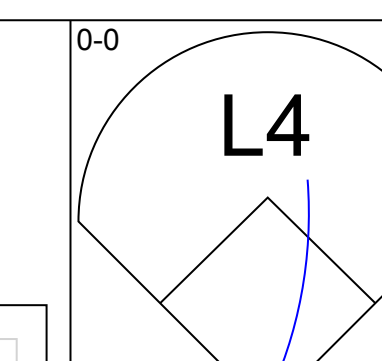
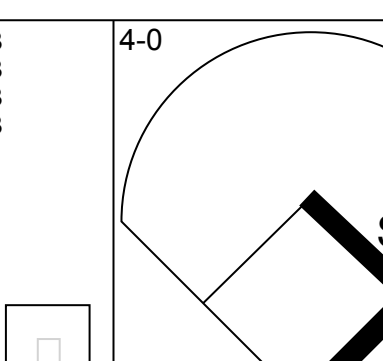
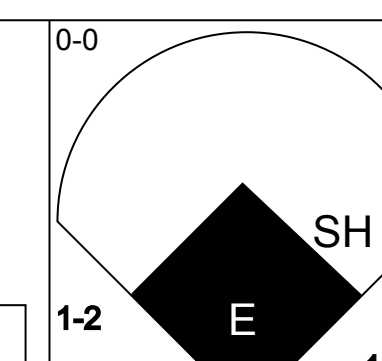

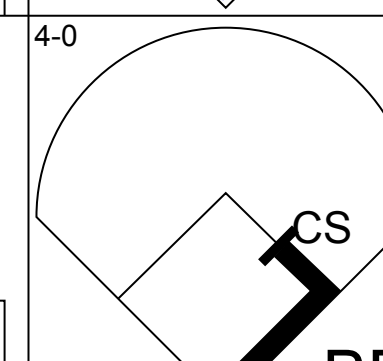
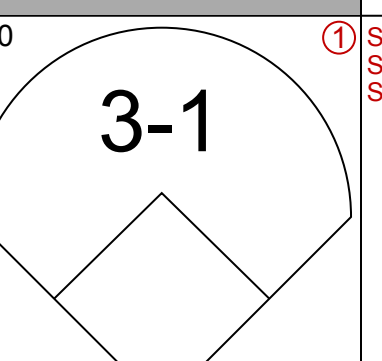
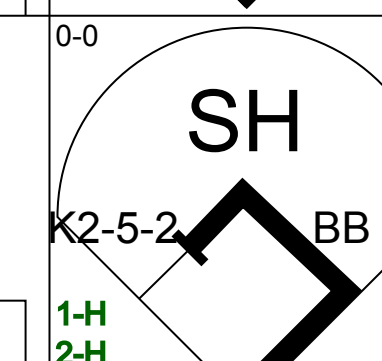
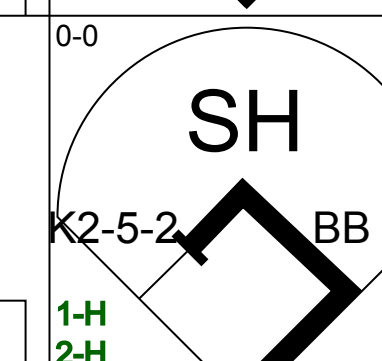
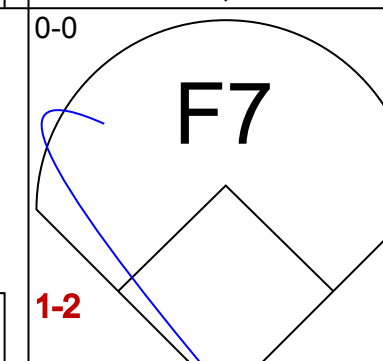
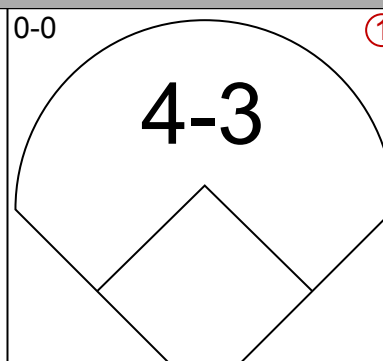
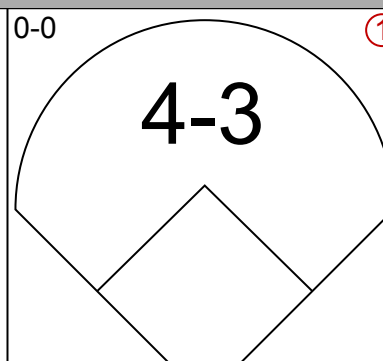
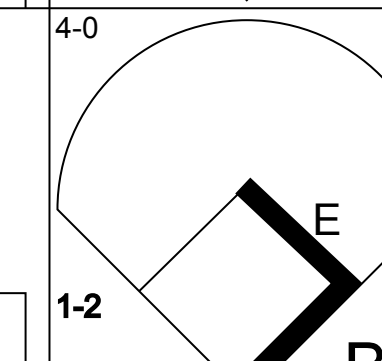
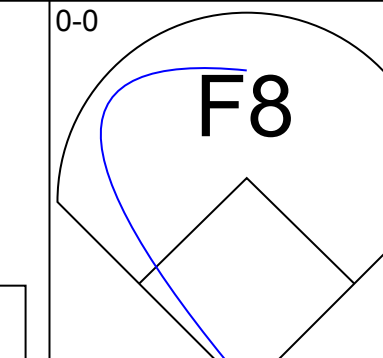
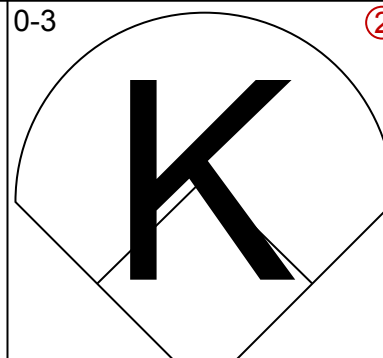
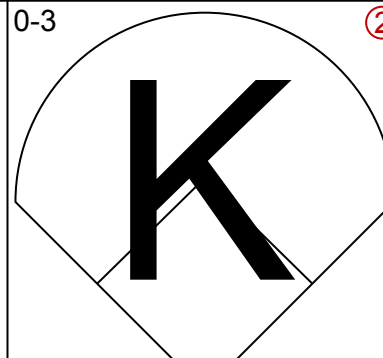
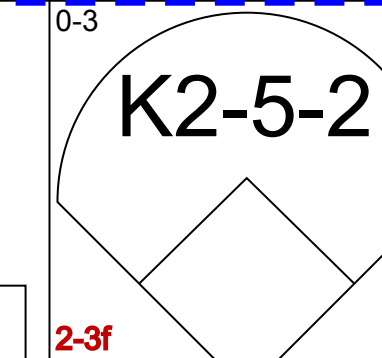
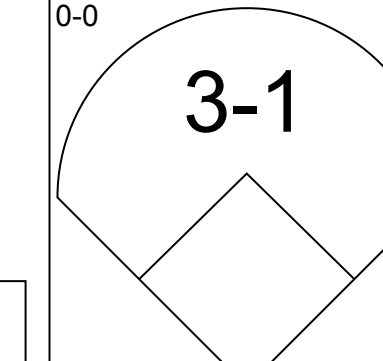
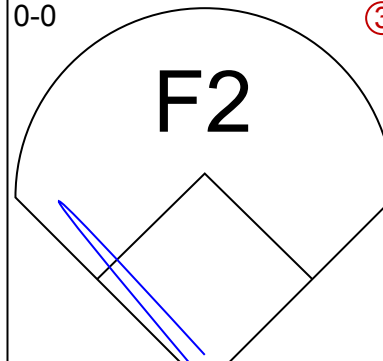
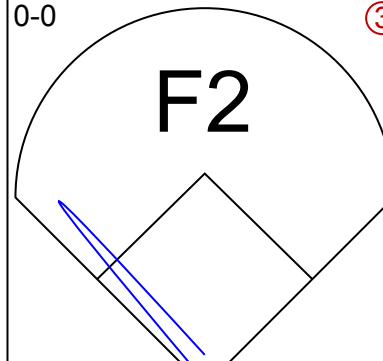
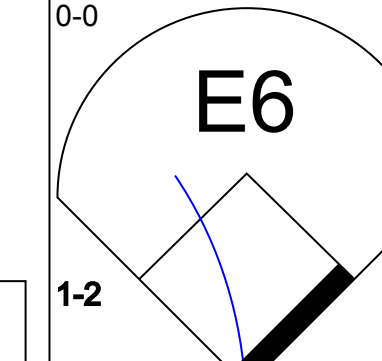
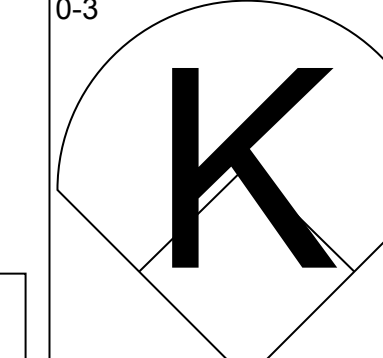
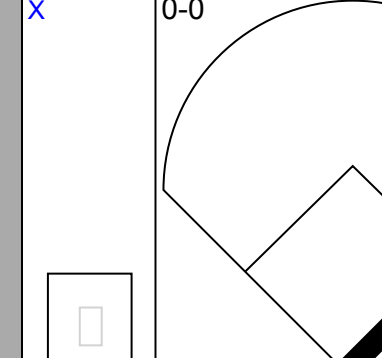
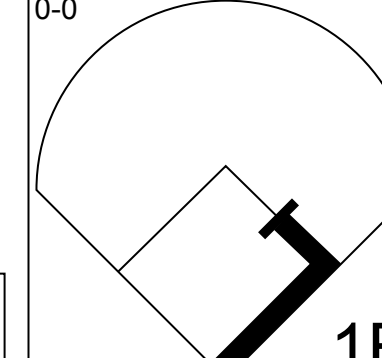
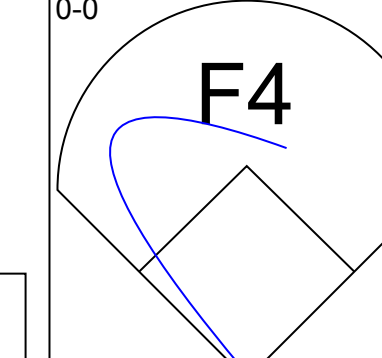
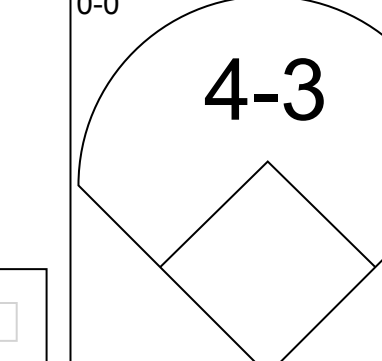
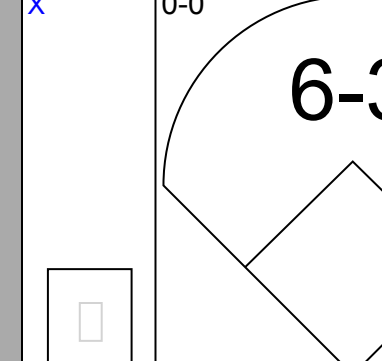
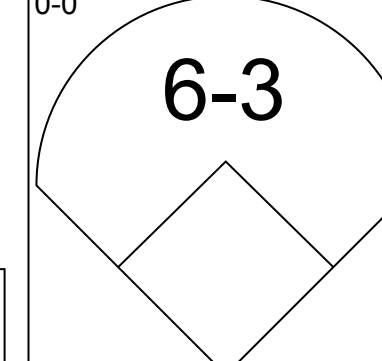
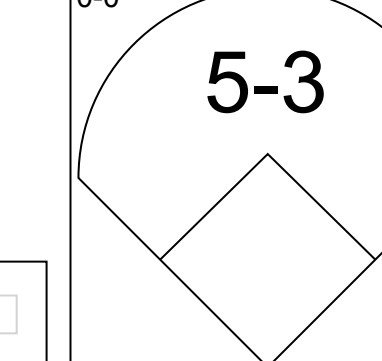
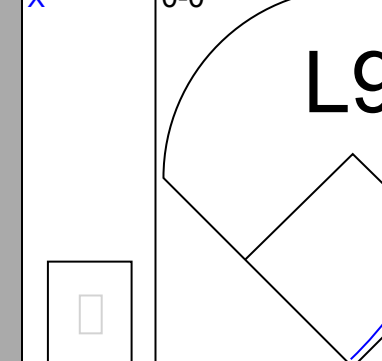
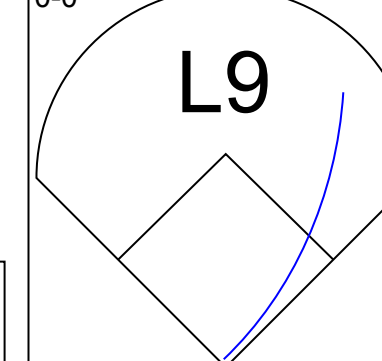
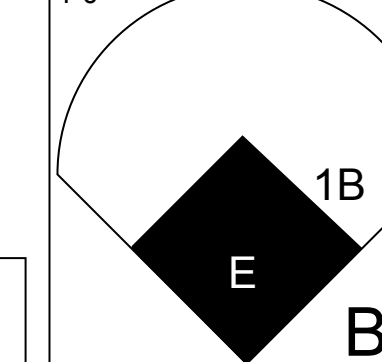
Batter	1	2	3	4	5	6	7	8	9	10	11	AB	R	H	RBI	BB	SO	LOB	BOTTOM						
Mike Hershberger, R OBP: 0.351, SLG: 0.377 (1, 9)												3	0	2	0	1	0	1							
Nellie Fox, L OBP: 0.303, SLG: 0.313 (1, 4)												5	0	0	0	0	0	5							
Jim Landis, R OBP: 0.331, SLG: 0.406 (1, 8)												5	0	0	0	0	0	2							
Pete Ward, L OBP: 0.338, SLG: 0.450 (1, 5)												5	1	1	1	0	0	1							
Charlie Maxwell, L OBP: 0.385, SLG: 0.367 (1, 3)												4	0	0	0	1	0	0							
Dave Nicholson, R OBP: 0.336, SLG: 0.464 (1, 7)												5	1	1	1	0	2	1							
Ron Hansen, R OBP: 0.307, SLG: 0.358 (1, 6)												3	0	0	0	1	0	0							
Sherm Lollar, R OBP: 0.303, SLG: 0.269 (1, 2)												4	0	0	0	0	0	2							
Gary Peters, L OBP: 0.246, SLG: 0.389 (1, 1)												4	1	3	1	0	0	0							
Inning Stats	R: 0 E: 0 K: 0 S: 4	H: 1 LOB: 1 BB: 0 P: 4	R: 0 E: 0 K: 0 S: 3	H: 0 LOB: 0 BB: 0 P: 3	R: 0 E: 0 K: 0 S: 3	H: 0 LOB: 1 BB: 1 P: 7	R: 0 E: 0 K: 0 S: 5	H: 0 LOB: 2 BB: 1 P: 5	R: 1 E: 0 K: 0 S: 5	H: 1 LOB: 2 BB: 0 P: 9	R: 1 E: 0 K: 0 S: 3	H: 1 LOB: 0 BB: 0 P: 4	R: 0 E: 0 K: 0 S: 4	H: 1 LOB: 1 BB: 0 P: 4	R: 0 E: 0 K: 0 S: 3	H: 0 LOB: 0 BB: 0 P: 3	R: 1 E: 0 K: 0 S: 2	H: 1 LOB: 0 BB: 0 P: 2	1B: 2 2B: 2 3B: 0 HR: 3	SF: 0 SAC: 0 DP: 1 HBP: 1	WP: 0 PB: 0 SB: 0 CS: 0	PA: 42			
PITCHER Frank Lary, R ERA: 3.07 (1, 1)	IP: 10.1 WLS: 1 BF: 42	H: 7 R: 3 ER: 3 SO: 2	BB: 3 IBB: 0 HBP: 1 BLK: 0	WP: 0 HR: 3 S: 42 P: 55	ERA: 2.61 WHIP: 0.968																				

Detroit Tigers @ Chicago White Sox
Comiskey Park, Chicago, IL
Sun Aug 11 1963, 4:38 AM EDT
Att: 22,612 - Unknown

AB 38
R 3
H 7
RBI 3
BB 3
SO 2
LOB 12




Batter	1	2	3	4	5	6	7	8	9	AB	R	H	RBI	BB	SO	LOB	TOP					
Bill Bruton, L OBP: 0.315, SLG: 0.358 (1, 8)										5	1	1	0	0	3	0	Detroit Tigers @ Kansas City Athletics Municipal Stadium, Kansas City, MO Tue Aug 13 1963, 8:05 PM EDT Att: 8,228 - Unknown					
Dick McAuliffe, L OBP: 0.333, SLG: 0.383 (1, 6)										4	0	2	0	1	0	1						
Al Kaline, R OBP: 0.380, SLG: 0.510 (1, 9)										5	0	2	1	0	0	3						
Rocky Colavito, R OBP: 0.368, SLG: 0.446 (1, 7)										5	0	3	0	0	1	2						
Norm Cash, L OBP: 0.388, SLG: 0.471 (1, 3)										3	1	2	0	1	0	2						
Bubba Phillips, R OBP: 0.272, SLG: 0.309 (1, 5)										3	0	0	1	0	0	2						
Bill Freehan, R OBP: 0.329, SLG: 0.367 (1, 2)										4	0	0	0	0	1	4						
George Smith, R OBP: 0.343, SLG: 0.438 (1, 4)										3	0	1	0	1	0	2						
Jim Bunning, R OBP: 0.185, SLG: 0.194 Mickey Lolich, S OBP: 0.229, SLG: 0.069 (8, 1)										4	0	0	0	0	2	4						
										0	0	0	0	0	0	0						
Inning Stats	R: 0 E: 0 K: 1 S: 4	H: 0 LOB: 0 BB: 1 P: 8	R: 0 E: 0 K: 0 S: 4	H: 1 LOB: 2 BB: 1 P: 8	R: 0 E: 0 K: 1 S: 6	H: 1 LOB: 1 BB: 0 P: 6	R: 0 E: 0 K: 1 S: 7	H: 2 LOB: 3 BB: 1 P: 11	R: 0 E: 0 K: 1 S: 6	H: 1 LOB: 0 BB: 0 P: 6	R: 1 E: 0 K: 0 S: 4	H: 1 LOB: 0 BB: 0 P: 4	R: 1 E: 0 K: 0 S: 6	H: 3 LOB: 2 BB: 0 P: 6	R: 0 E: 0 K: 1 S: 6	H: 1 LOB: 1 BB: 0 P: 6	R: 0 E: 0 K: 2 S: 8	H: 1 LOB: 1 BB: 0 P: 8	1B: 10 2B: 0 3B: 1 HR: 0	SF: 0 SAC: 1 DP: 0 HBP: 0	WP: 1 PB: 0 SB: 1 CS: 1	PA: 40
PITCHER	IP	WLS	BF	H	R	ER	SO	BB	IBB	HBP	BLK	WP	HR	S	P	ERA	WHIP					
Dave Wickersham, R ERA: 4.09 Ted Bowsfield, L ERA: 4.89 John Wyatt, R ERA: 2.59	6.2		31	9	2	2	4	2	1	0	0	0	0	36	48	2.70	1.650					

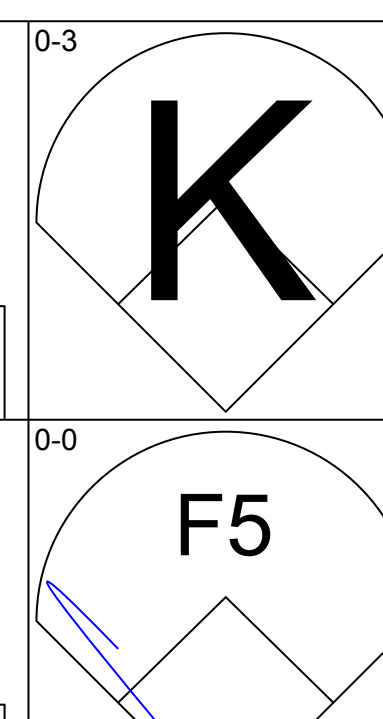
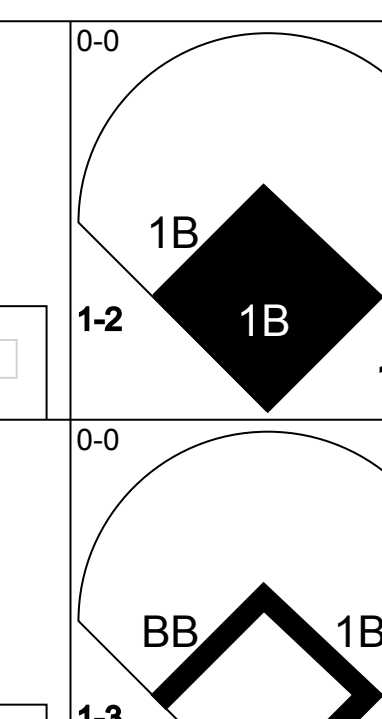
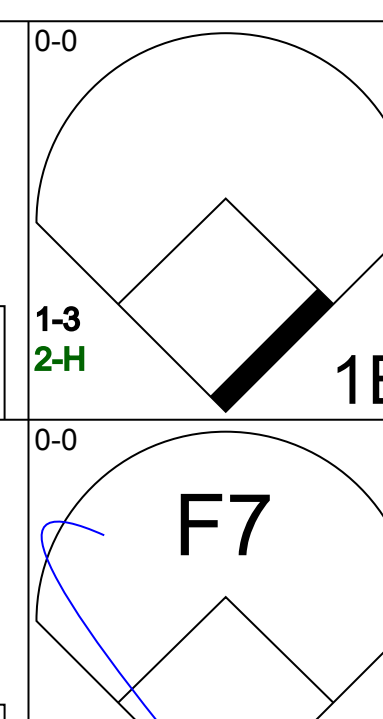
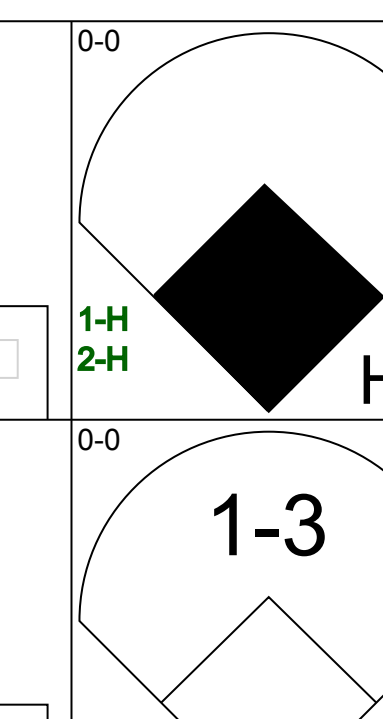
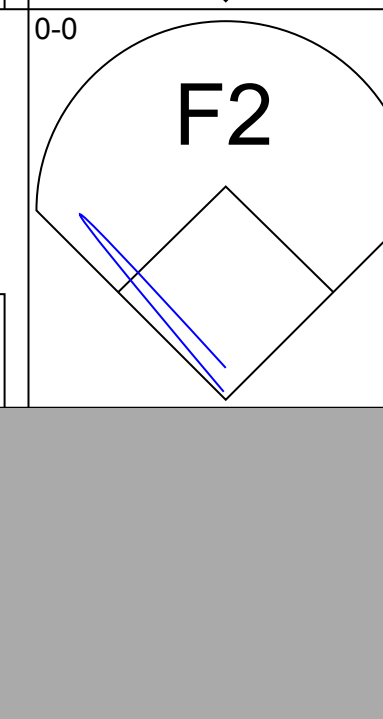
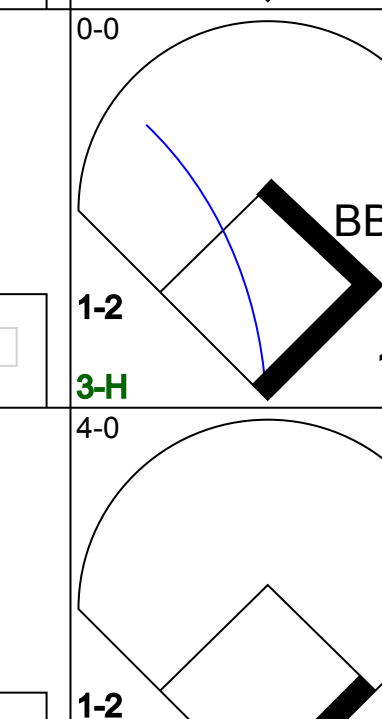

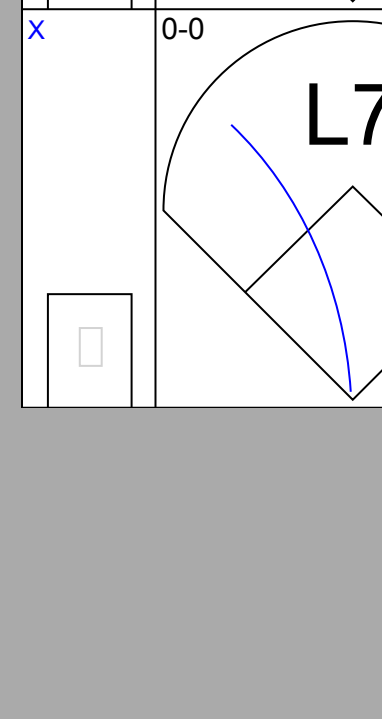
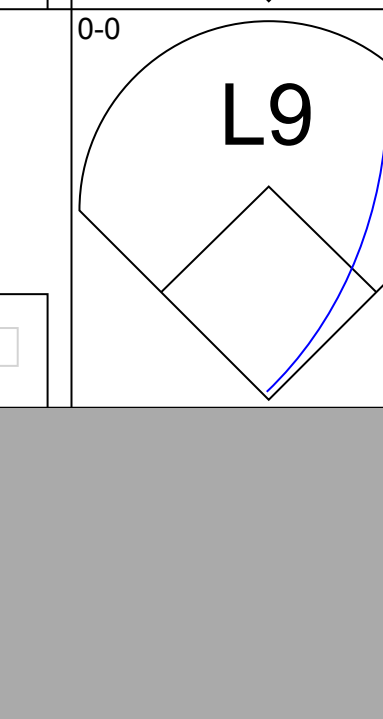

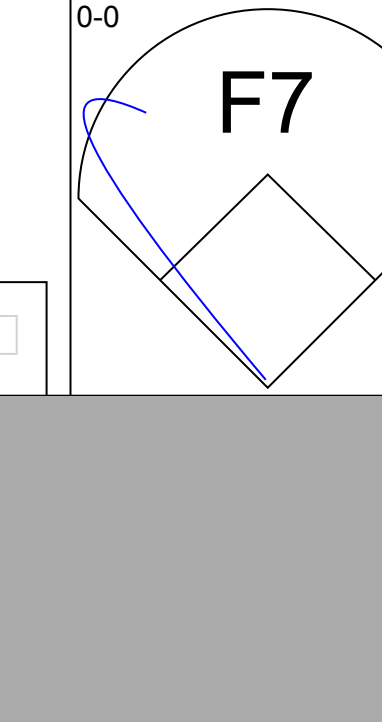
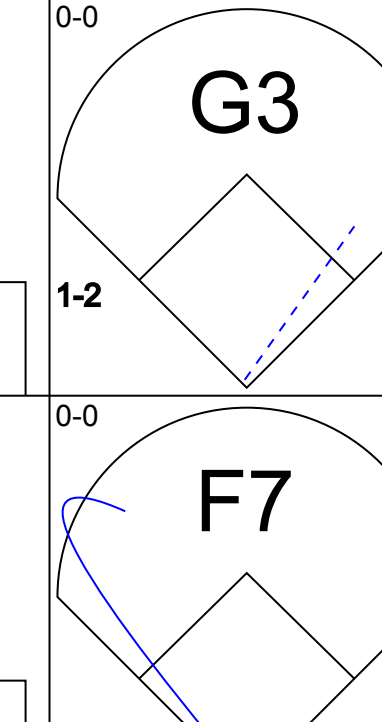


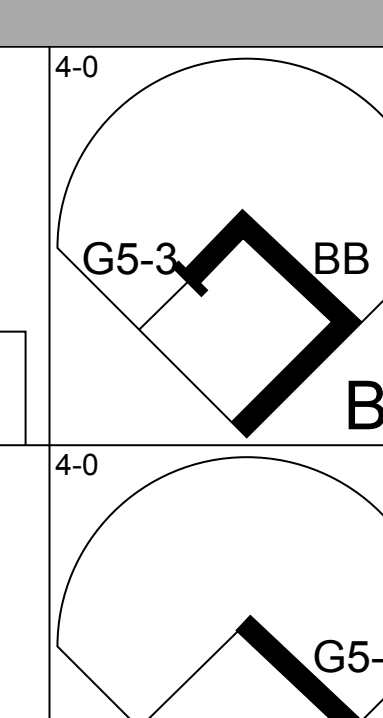
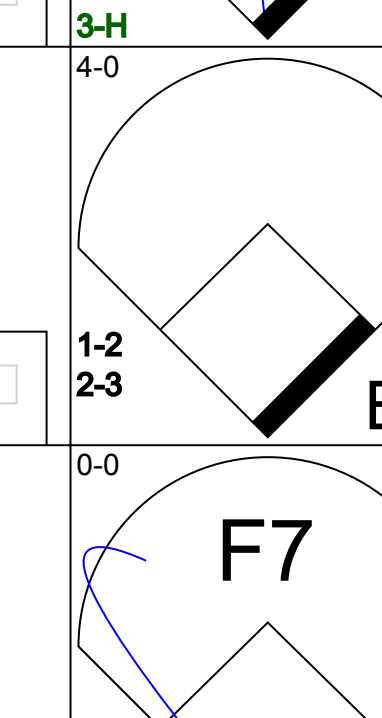

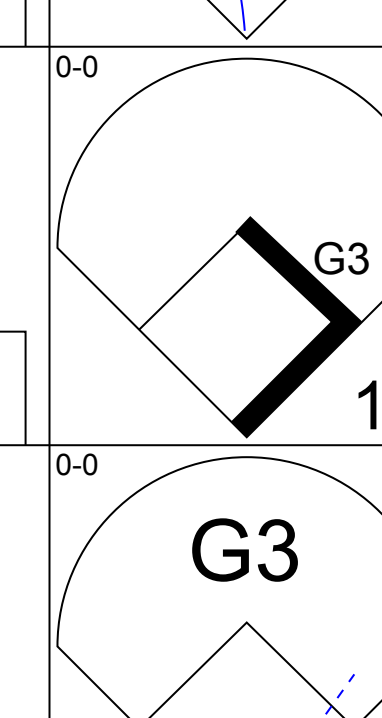
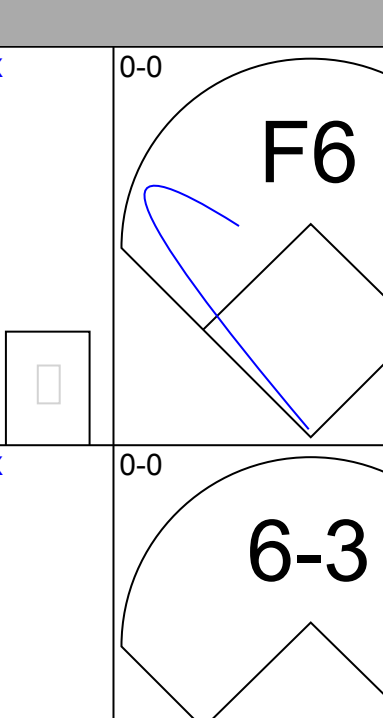

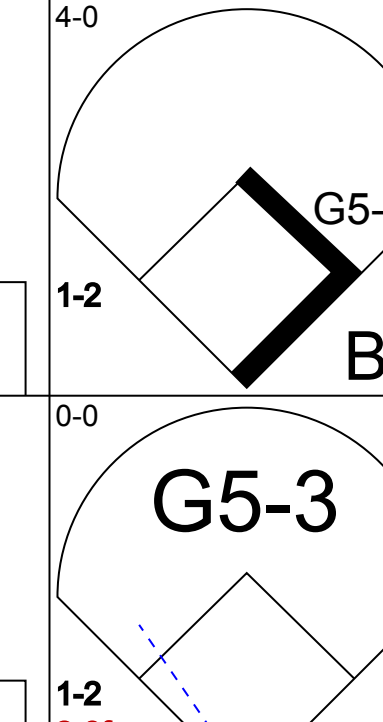
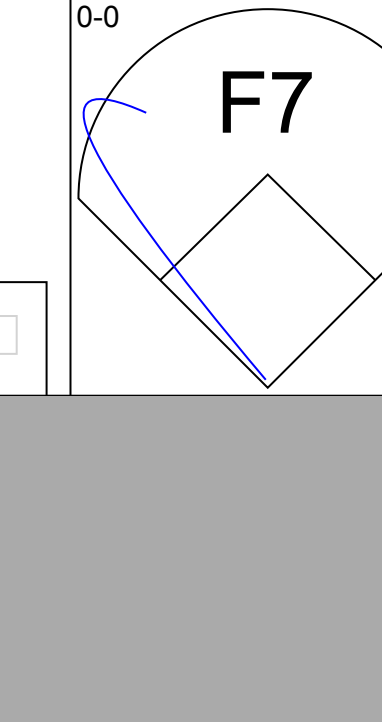
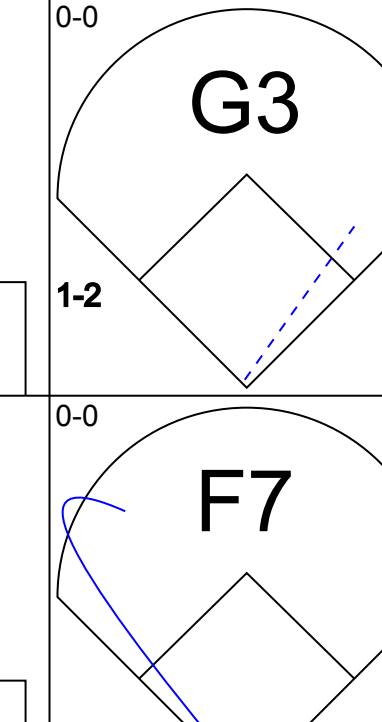
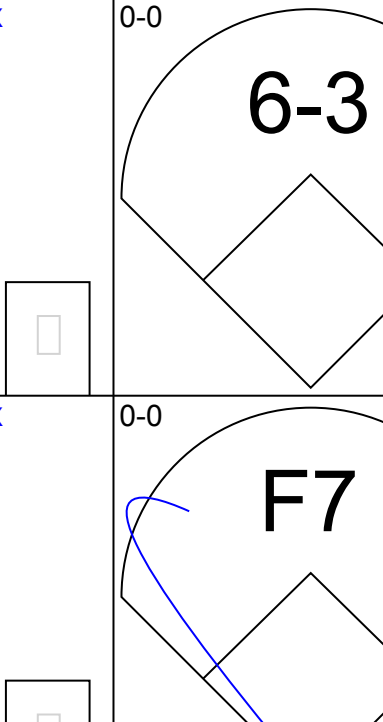

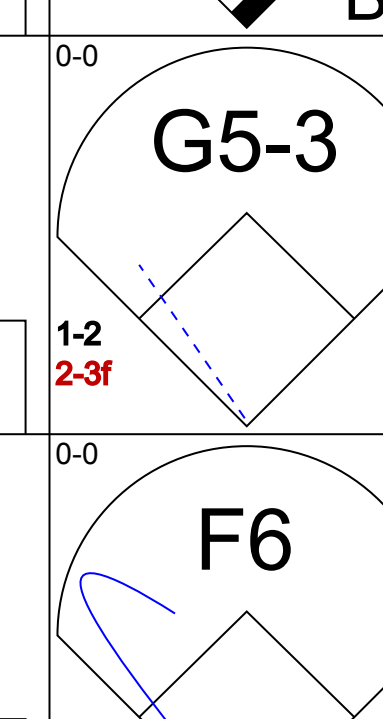
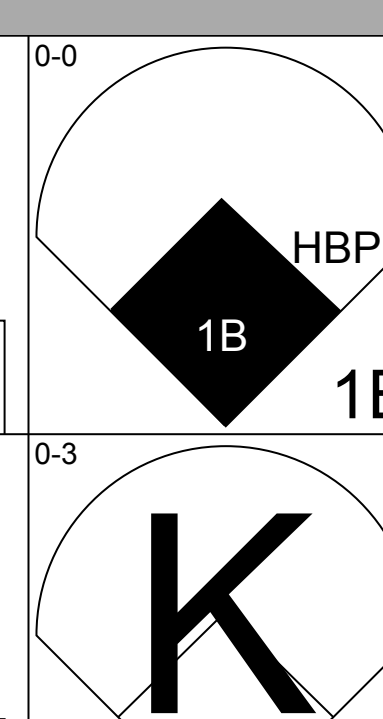
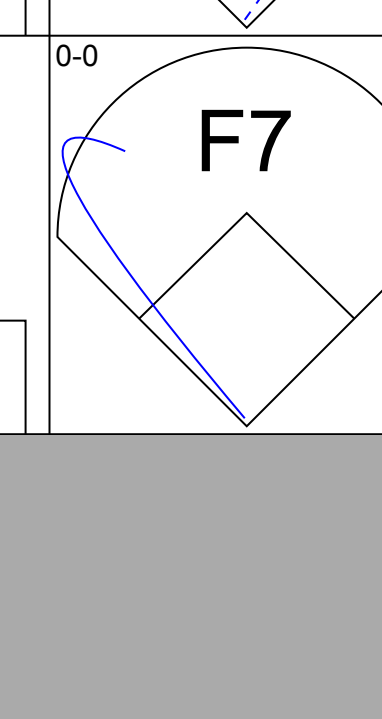
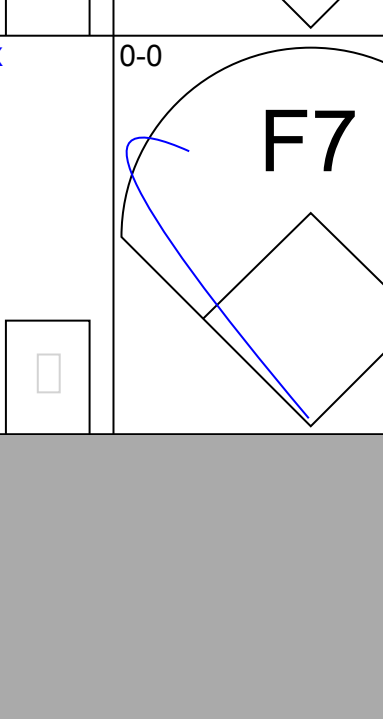

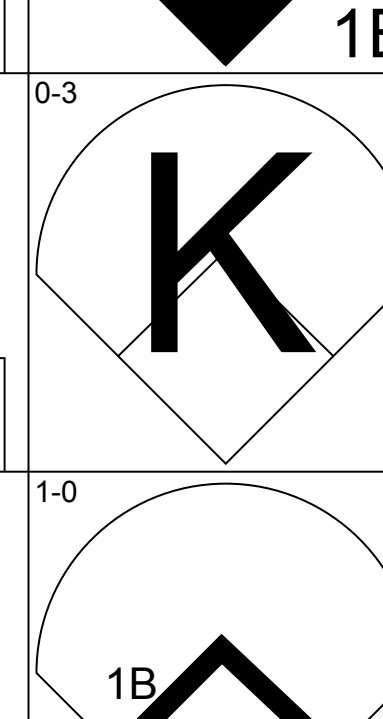
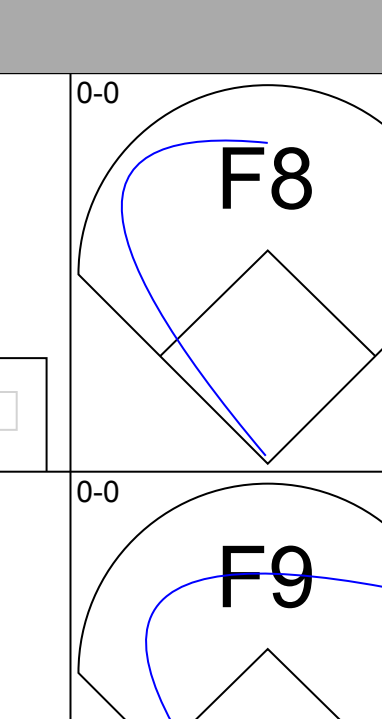
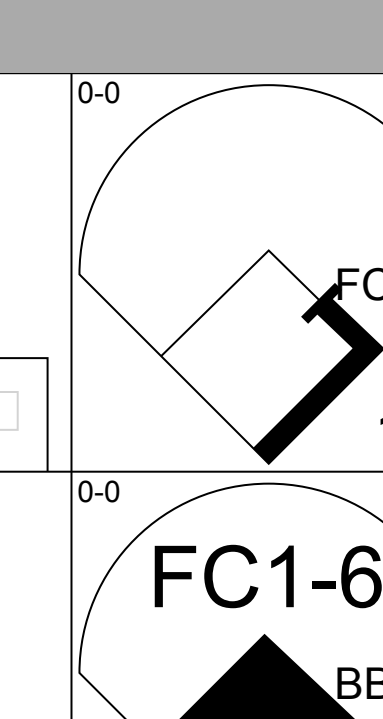
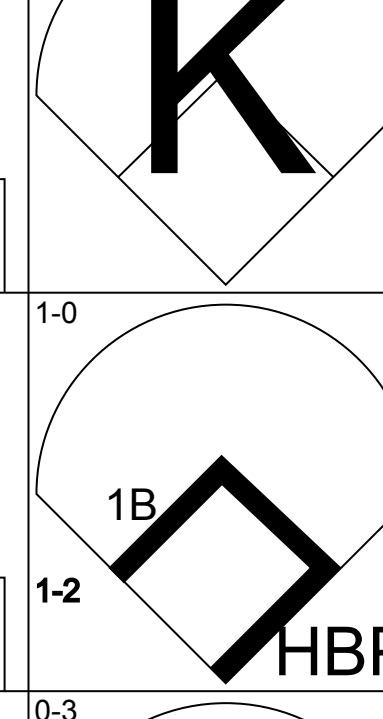
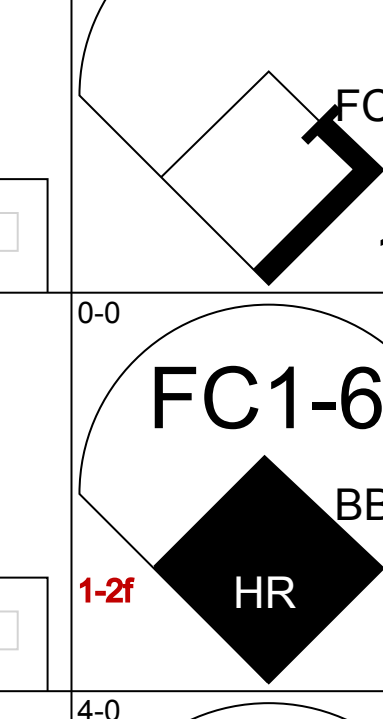
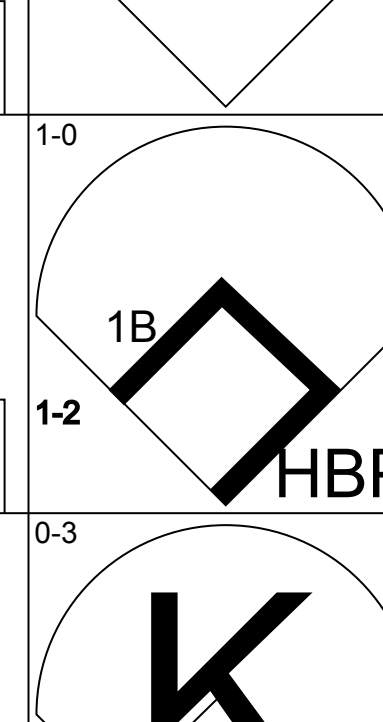
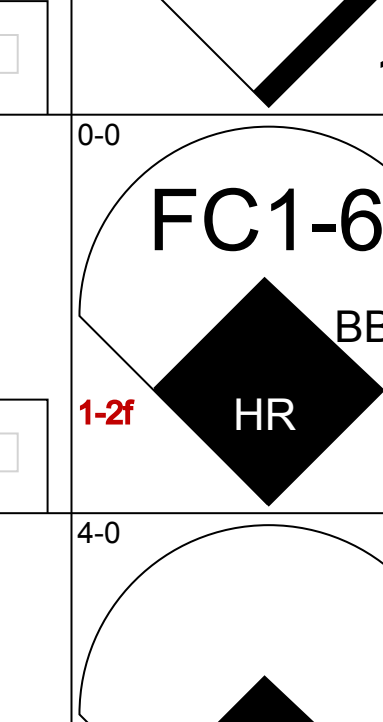
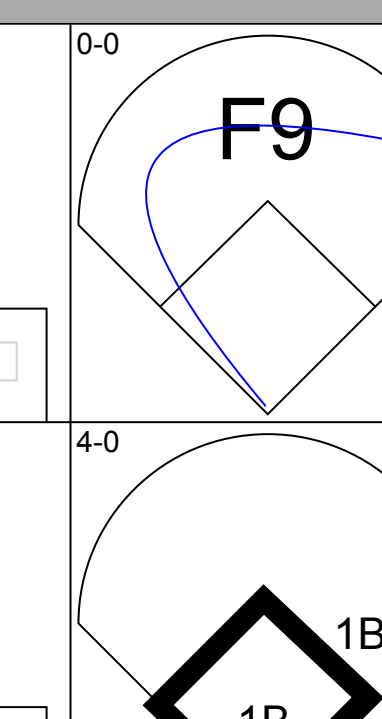

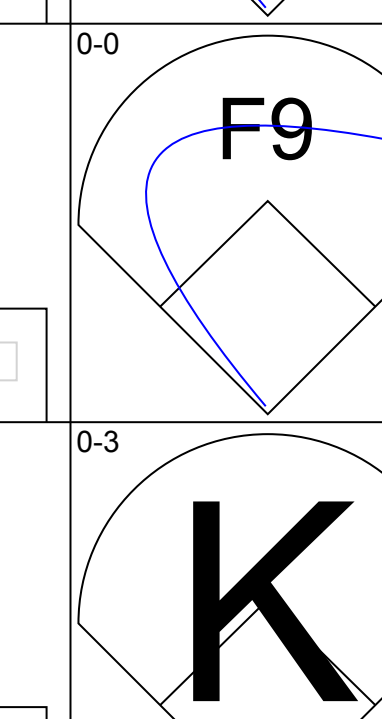
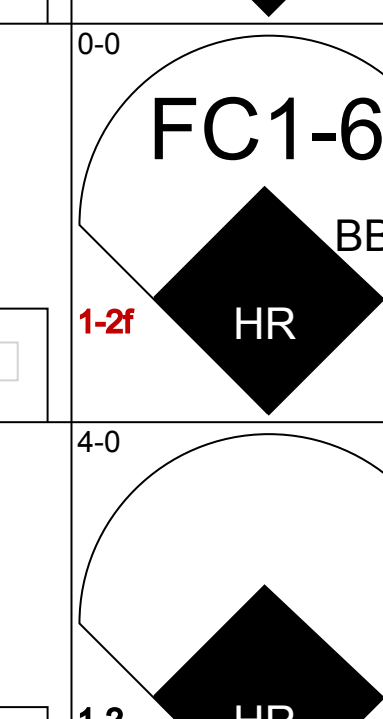
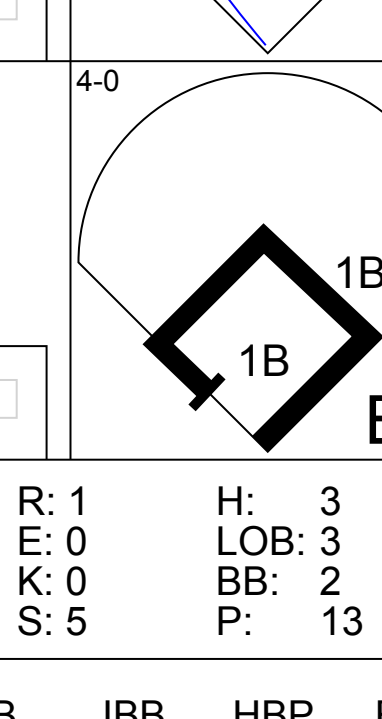
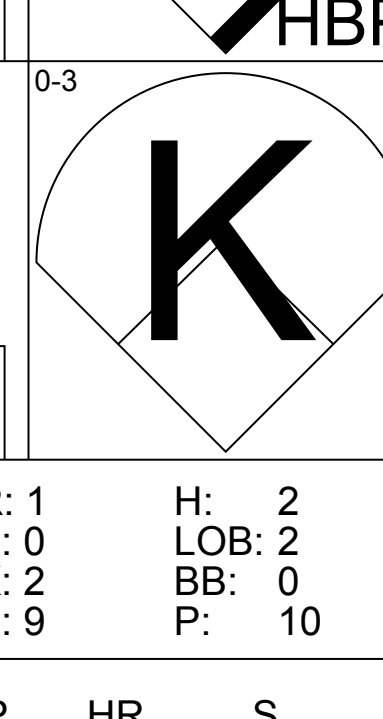
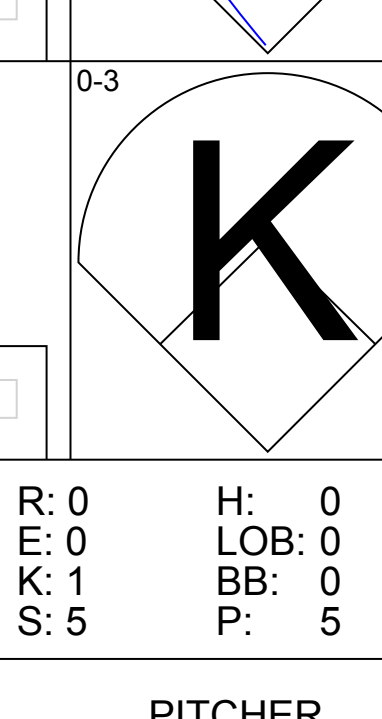
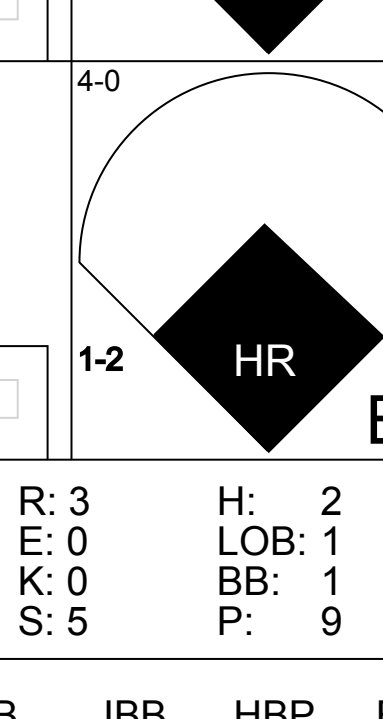
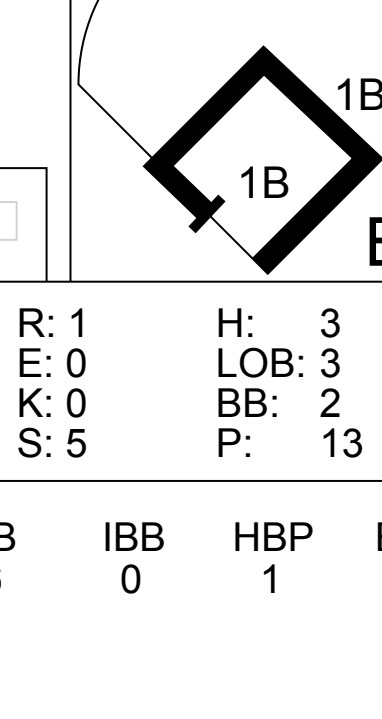
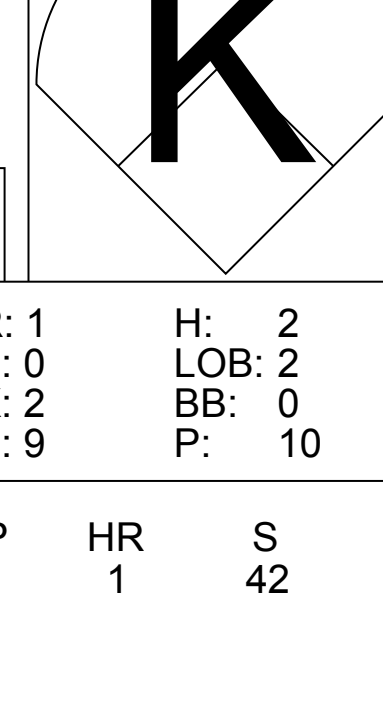
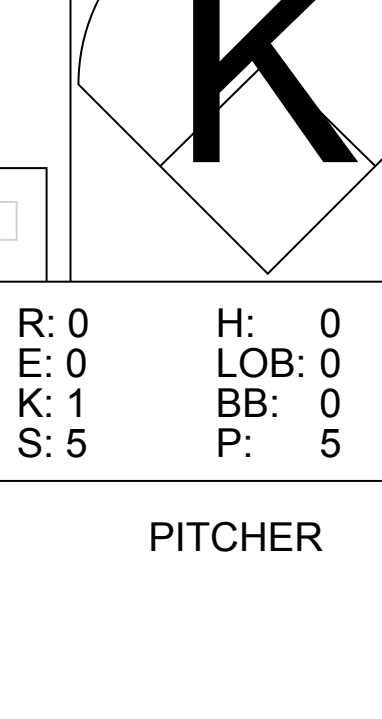
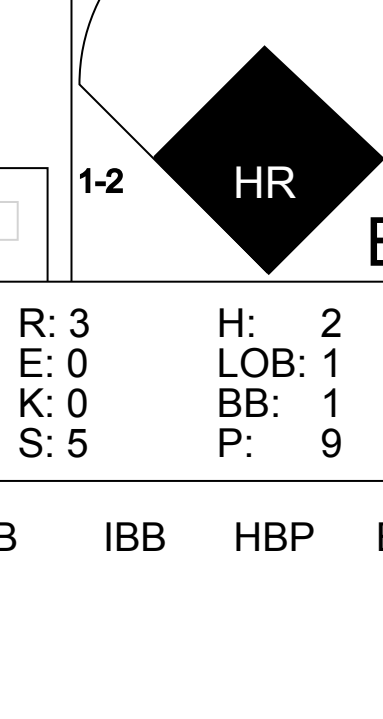
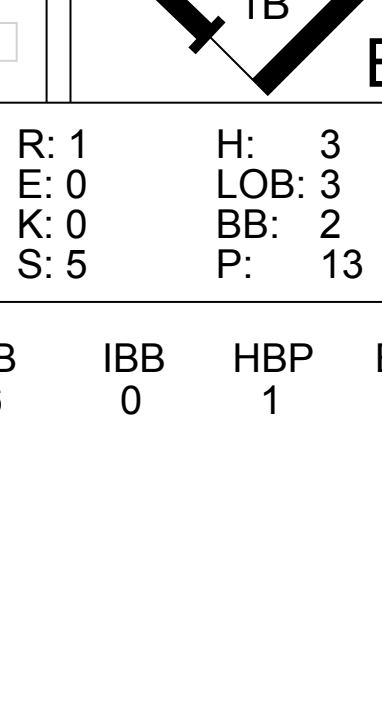
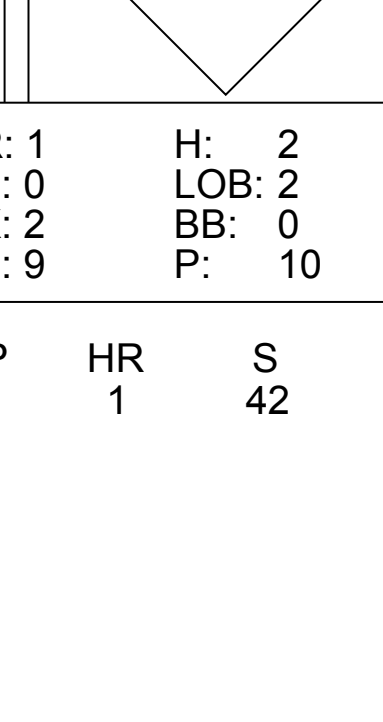
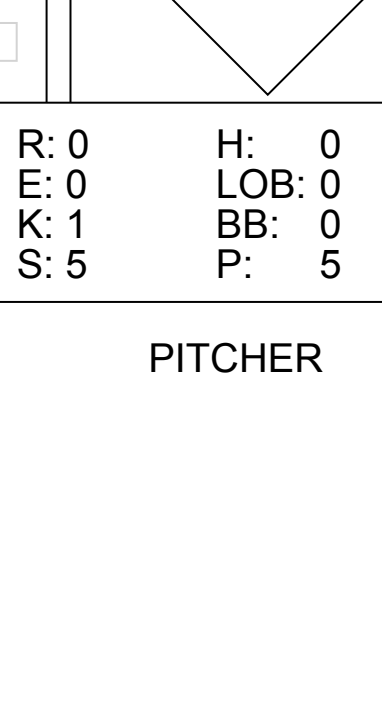
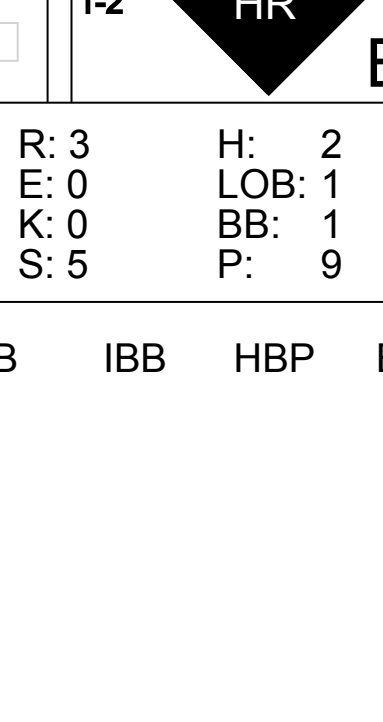
Batter	1	2	3	4	5	6	7	8	9	AB	R	H	RBI	BB	SO	LOB	BOTTOM				
Jose Tartabull, L OBP: 0.271, SLG: 0.303 (1, 8)										3	1	1	0	1	0	1	Detroit Tigers @ Kansas City Athletics Municipal Stadium, Kansas City, MO Tue Aug 13 1963, 8:05 PM EDT Att: 8,228 - Unknown				
Wayne Causey, L OBP: 0.351, SLG: 0.427 (1, 6)										2	0	0	0	1	1	2					
Jerry Lumpe, L OBP: 0.320, SLG: 0.361 (1, 4)										3	0	0	0	1	0	1					
Norm Siebern, L OBP: 0.363, SLG: 0.421 (1, 3)										4	0	0	0	0	2	2					
Manny Jimenez, L OBP: 0.348, SLG: 0.298 (1, 7)										4	0	1	0	0	0	1					
Ed Charles, R OBP: 0.346, SLG: 0.396 (1, 5)										4	1	1	0	0	1	3					
Gino Cimoli, R OBP: 0.316, SLG: 0.382 (1, 9)										3	1	1	0	0	0	0					
Doc Edwards, R OBP: 0.271, SLG: 0.337 (1, 2)										2	0	0	0	1	0	0					
Dave Wickersham, R OBP: 0.172, SLG: 0.158 Ted Bowsfield, R OBP: 0.182, SLG: 0.105 Charlie Lau, L OBP: 0.333, SLG: 0.381 Tony La Russa, R John Wyatt, R										1	0	1	1	0	0	0					
										0	0	0	0	0	0	0					
										0	0	0	0	1	0	0					
										0	1	0	0	0	0	0					
										0	0	0	0	0	0	0					
Inning Stats	R: 0 E: 0 K: 0 S: 2	H: 0 LOB: 0 BB: 1 P: 6	R: 0 E: 0 K: 1 S: 5	H: 0 LOB: 0 BB: 0 P: 5	R: 0 E: 0 K: 0 S: 4	H: 1 LOB: 1 BB: 0 P: 4	R: 0 E: 0 K: 0 S: 3	H: 0 LOB: 0 BB: 0 P: 3	R: 2 E: 0 K: 1 S: 7	H: 2 LOB: 2 BB: 2 P: 15	R: 0 E: 0 K: 1 S: 5	H: 0 LOB: 0 BB: 0 P: 5	R: 0 E: 0 K: 0 S: 3	H: 1 LOB: 0 BB: 0 P: 3	R: 2 E: 2 K: 1 S: 7	H: 1 LOB: 2 BB: 2 P: 15	1B: 4 2B: 2 3B: 0 HR: 0	SF: 0 SAC: 2 DP: 1 HBP: 0	WP: 0 PB: 0 SB: 1 CS: 1	PA: 33	
PITCHER	IP	WLS	BF	H	R	ER	SO	BB	IBB	HBP	BLK	WP	HR	S	P	ERA	WHIP				
Jim Bunning, R ERA: 4.46 Mickey Lolich, L ERA: 3.53	7.0		30	5	4	1	3	4	1	0	0	0	0	31	51	1.29	1.286				

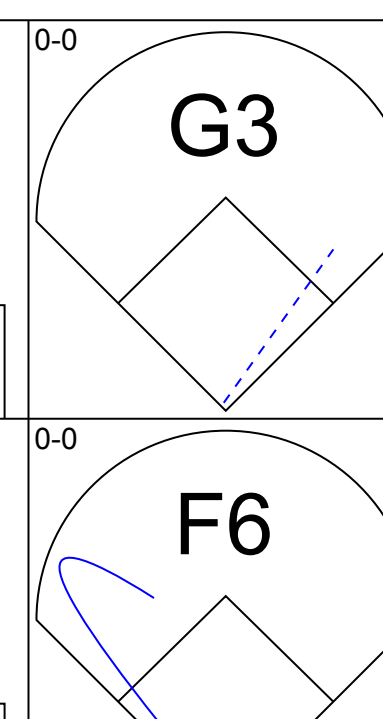
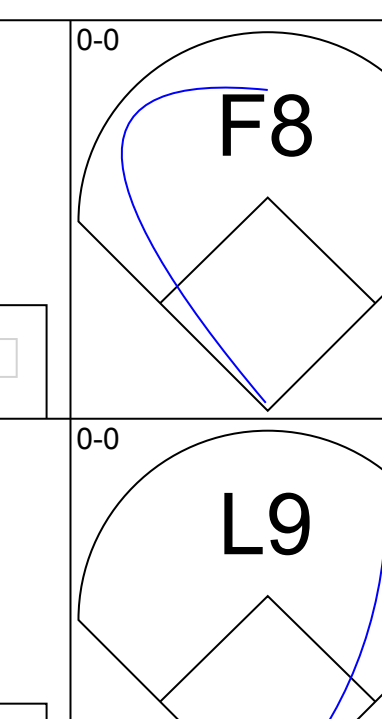
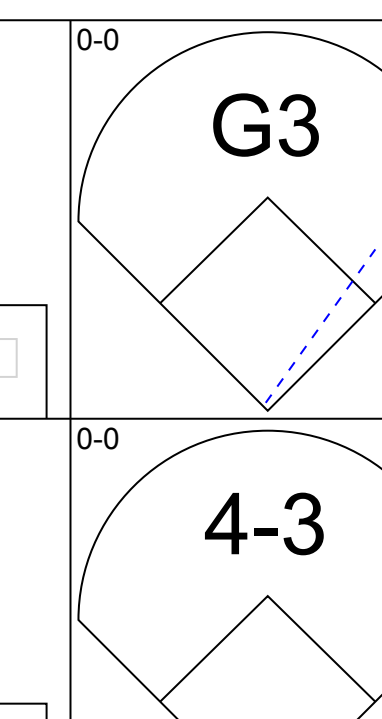
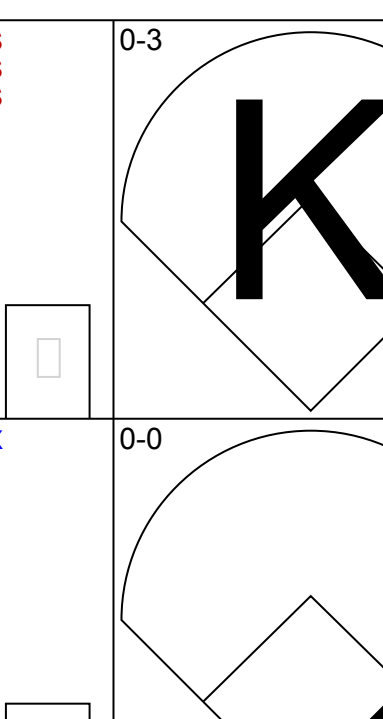
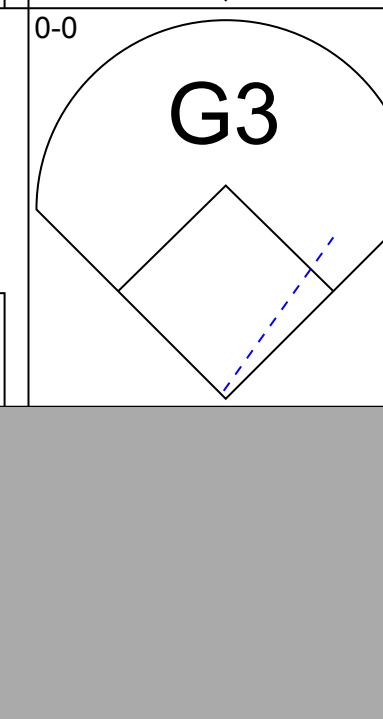

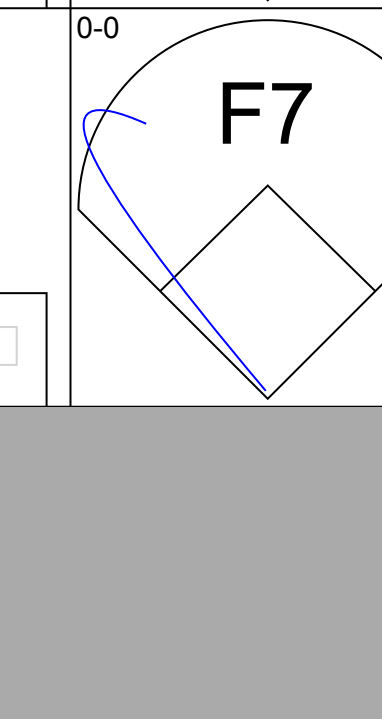
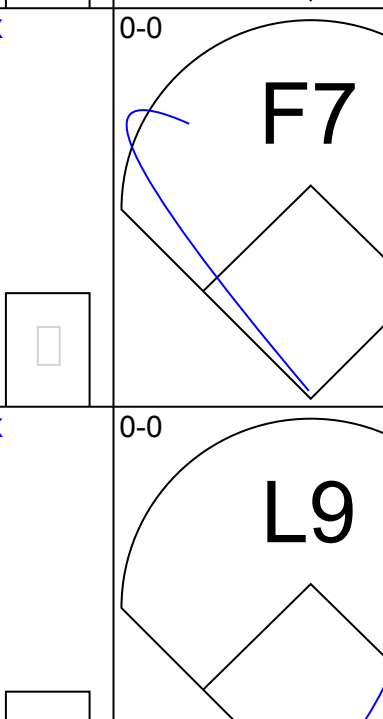

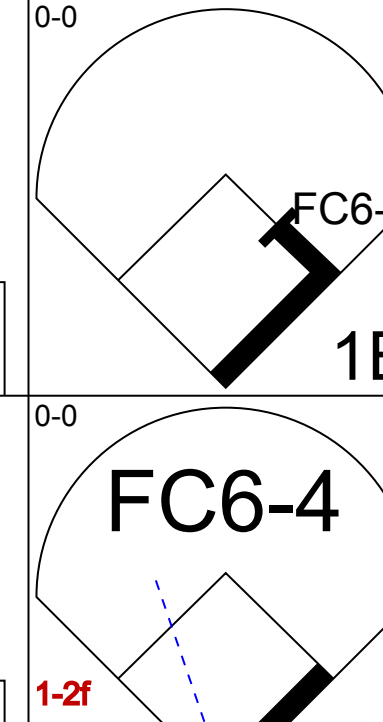


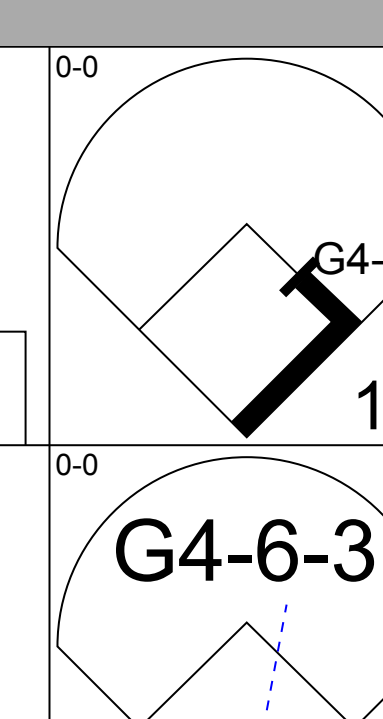

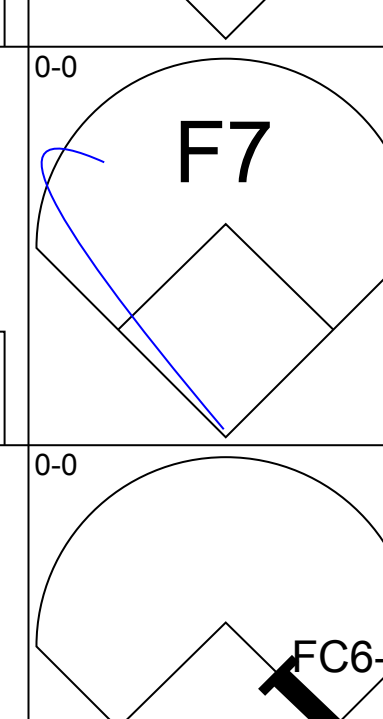

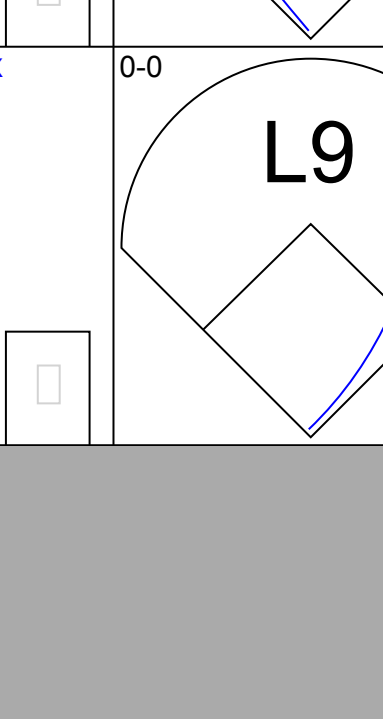
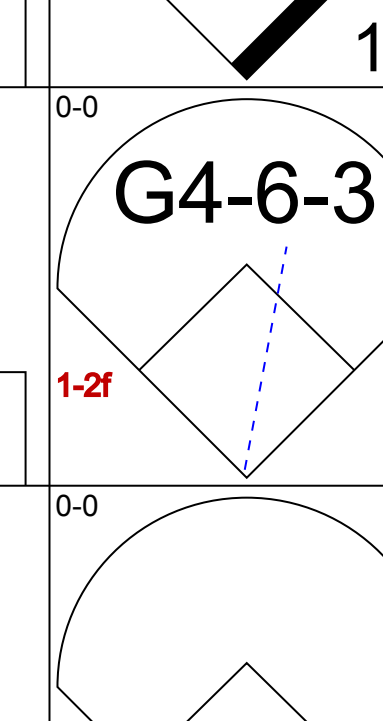

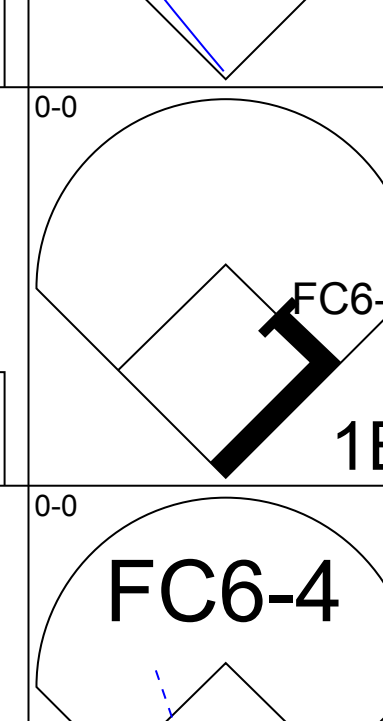


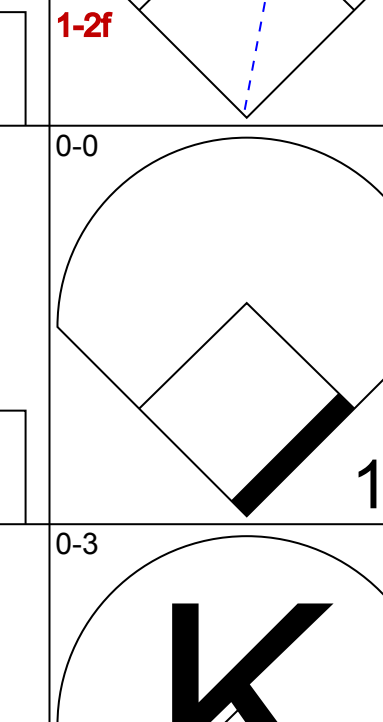

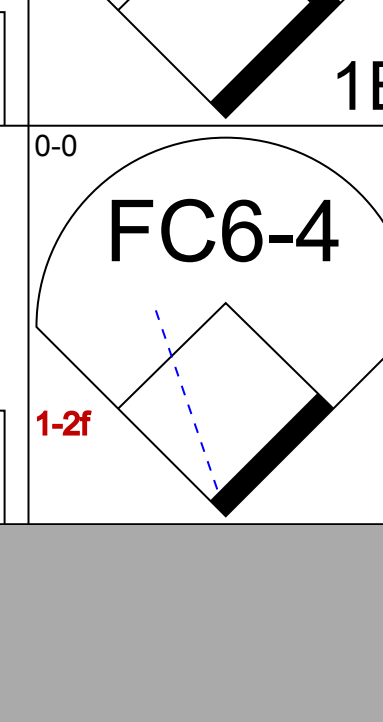






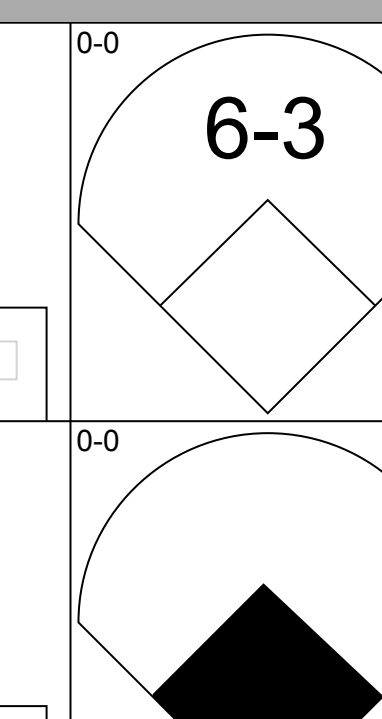
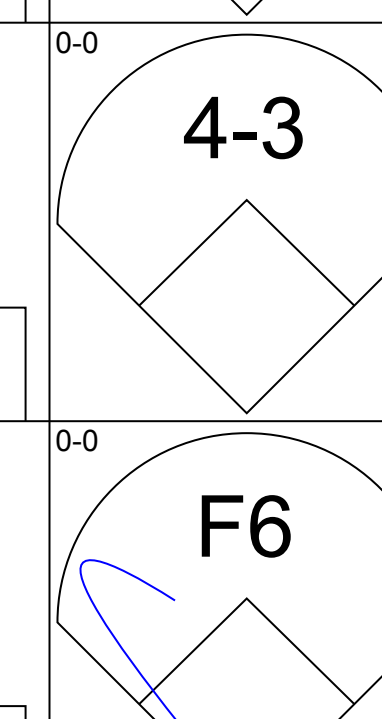
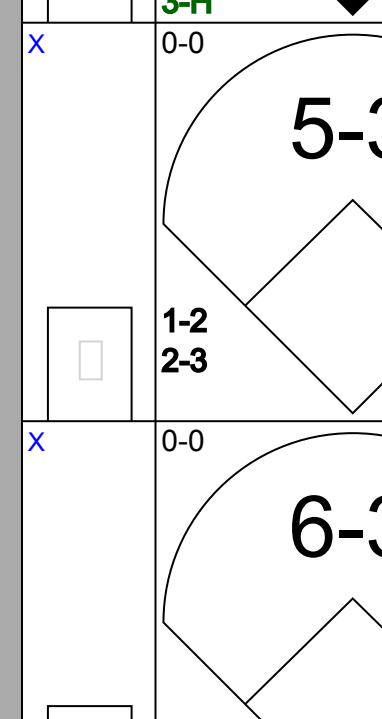
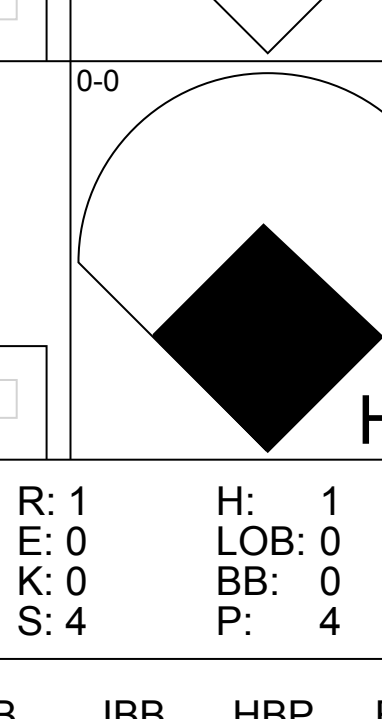
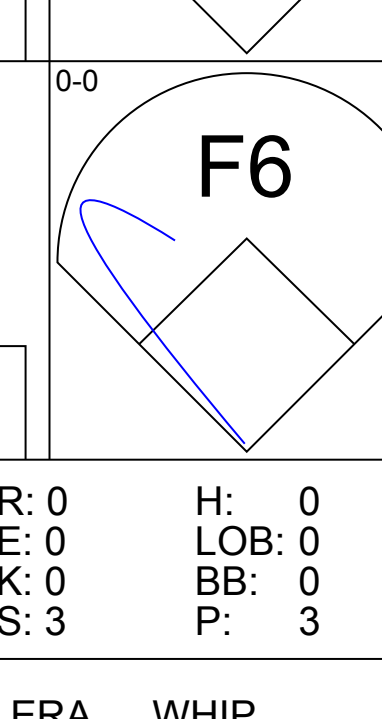
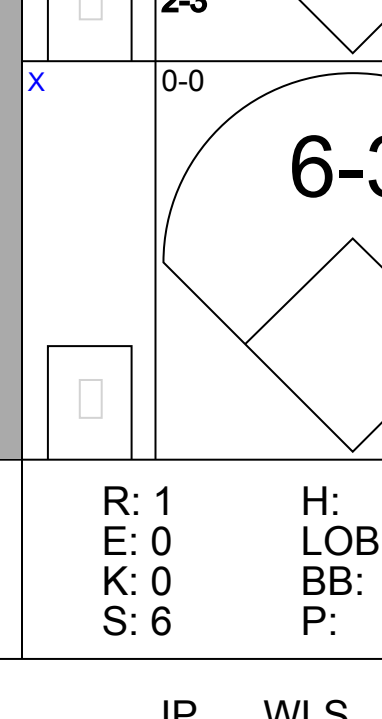
AB 36
R 2
H 11
RBI 2
BB 3
SO 7
LOB 20



AB 26
R 4
H 5
RBI 1
BB 5
SO 4
LOB 10



Batter	1	2	3	4	5	6	7	8	9	AB	R	H	RBI	BB	SO	LOB	TOP					
Bill Bruton, L OBP: 0.321, SLG: 0.371 (1, 8)										4	2	3	4	1	1	0	Detroit Tigers @ Kansas City Athletics Municipal Stadium, Kansas City, MO Wed Aug 14 1963, 8:05 PM EDT Att: 7,733 - Unknown livebaseballscorecards.com					
Dick McAuliffe, L OBP: 0.332, SLG: 0.381 (1, 6)										5	0	1	0	0	1	4						
Al Kaline, R OBP: 0.378, SLG: 0.507 (1, 9)										5	0	1	1	1	0	0						
Rocky Colavito, R OBP: 0.371, SLG: 0.446 (1, 7)										2	0	1	0	2	0	0						
Norm Cash, L OBP: 0.386, SLG: 0.467 (1, 3)										3	0	0	0	1	0	4						
Bubba Phillips, R OBP: 0.272, SLG: 0.309 (1, 5)										4	1	1	0	0	0	3						
Gus Triandos, R OBP: 0.310, SLG: 0.492 (9, PR)										4	0	1	0	0	1	2						
George Thomas, R OBP: 0.282, SLG: 0.355 (9, PR)										0	0	0	0	0	0	0						
Mike Roarke, R OBP: 0.379, SLG: 0.357 (9, 2)										0	0	0	0	0	0	0						
George Smith, R OBP: 0.333, SLG: 0.400 (1, 4)									3	1	0	0	0	0	0	1						
Phil Regan, R OBP: 0.233, SLG: 0.256 (1, 1)									2	0	0	0	1	2	2							
Gates Brown, L OBP: 0.308, SLG: 0.333 (9, PH)									0	1	0	0	1	0	0							
Terry Fox, R (9, 1)									0	0	0	0	0	0	0							
Inning Stats	R: 0 E: 0 K: 1 S: 5	H: 0 LOB: 0 BB: 0 P: 5	R: 0 E: 0 K: 0 S: 2	H: 0 LOB: 1 BB: 2 P: 10	R: 1 E: 0 K: 0 S: 5	H: 3 LOB: 3 BB: 2 P: 13	R: 1 E: 0 K: 2 S: 9	H: 2 LOB: 2 BB: 0 P: 10	R: 0 E: 0 K: 0 S: 4	H: 0 LOB: 0 BB: 0 P: 4	R: 0 E: 0 K: 1 S: 5	H: 0 LOB: 0 BB: 1 P: 5	R: 0 E: 0 K: 0 S: 4	H: 0 LOB: 0 BB: 1 P: 8	R: 0 E: 0 K: 0 S: 3	H: 0 LOB: 0 BB: 0 P: 3	R: 3 E: 0 K: 0 S: 5	H: 2 LOB: 1 BB: 1 P: 9	1B: 7 2B: 0 3B: 0 HR: 1	SF: 0 SAC: 0 DP: 1 HBP: 1	WP: 0 PB: 0 SB: 0 CS: 1	PA: 39
PITCHER Moe Drabowsky, R ERA: 3.0 (1, 1)	IP: 9.0 WLS: L BF: 39 H: 8 R: 5 ER: 5 SO: 5 BB: 6 IBB: 0 HBP: 1 BLK: 0 WP: 0 HR: 1 S: 42 P: 67 ERA: 5.00 WHIP: 1.556															PITCHER						

Batter	1	2	3	4	5	6	7	8	9	AB	R	H	RBI	BB	SO	LOB	BOTTOM			
Jose Tartabull, L OBP: 0.264, SLG: 0.294 (1, 8)										4	0	0	0	0	1	0	Detroit Tigers @ Kansas City Athletics Municipal Stadium, Kansas City, MO Wed Aug 14 1963, 8:05 PM EDT Att: 7,733 - Unknown livebaseballscorecards.com			
Wayne Causey, L OBP: 0.350, SLG: 0.426 (1, 6)										4	0	1	0	0	0	0				
Jerry Lumpe, L OBP: 0.317, SLG: 0.358 (1, 4)										4	0	0	0	0	0	1				
Norm Siebern, L OBP: 0.362, SLG: 0.419 (1, 3)										4	0	1	0	0	0	1				
Manny Jimenez, L OBP: 0.356, SLG: 0.328 (1, 7)										4	1	2	0	0	0	1				
Ed Charles, R OBP: 0.348, SLG: 0.397 (1, 5)										4	0	2	0	0	0	1				
Gino Cimoli, R OBP: 0.317, SLG: 0.381 (1, 9)										4	0	1	1	0	1	1				
Doc Edwards, R OBP: 0.268, SLG: 0.332 (1, 2)										3	0	0	0	0	0	2				
Moe Drabowsky, R OBP: 0.222, SLG: 0.417 (1, 1)										3	1	1	1	0	0	2				
Inning Stats	R: 0 E: 0 K: 0 S: 3	H: 0 LOB: 0 BB: 0 P: 3	R: 0 E: 0 K: 1 S: 6	H: 2 LOB: 1 BB: 0 P: 6	R: 1 E: 0 K: 0 S: 4	H: 1 LOB: 0 BB: 0 P: 4	R: 0 E: 0 K: 0 S: 4	H: 1 LOB: 0 BB: 0 P: 4	R: 0 E: 0 K: 0 S: 3	H: 0 LOB: 0 BB: 0 P: 3	R: 1 E: 0 K: 0 S: 6	H: 3 LOB: 2 BB: 0 P: 6	R: 0 E: 0 K: 1 S: 6	H: 1 LOB: 1 BB: 0 P: 6	R: 0 E: 0 K: 0 S: 3	H: 0 LOB: 0 BB: 0 P: 3		1B: 6 2B: 1 3B: 0 HR: 1	SF: 0 SAC: 0 DP: 1 HBP: 0	WP: 0 PB: 0 SB: 0 CS: 0
PITCHER Phil Regan, R ERA: 3.68 (1, 1)	IP: 8.0 WLS: W BF: 31 H: 8 R: 2 ER: 2 SO: 2 BB: 0 IBB: 0 HBP: 0 BLK: 0 WP: 0 HR: 1 S: 35 P: 35 ERA: 2.25 WHIP: 1.000															PITCHER				
Terry Fox, R ERA: 3.71 (9, 1)	IP: 1.0 WLS: S BF: 3 H: 0 R: 0 ER: 0 SO: 0 BB: 0 IBB: 0 HBP: 0 BLK: 0 WP: 0 HR: 0 S: 3 P: 3 ERA: 0.00 WHIP: 0.000															PITCHER				

Batter	1	2	3	4	5	6	7	8	9	AB	R	H	RBI	BB	SO	LOB	TOP										
Bill Bruton, L OBP: 0.323, SLG: 0.371 (1, 8)	4-3		1-3		G5-3		1B G6-3		F8	5	0	1	1	0	0	2											
Dick McAuliffe, L OBP: 0.336, SLG: 0.387 (1, 6)	WP 1B			FC3-6 1B	F5		1B G6-3			4	1	2	1	0	0	3											
Norm Cash, L OBP: 0.387, SLG: 0.467 (1, 3)	G5-4-3 1B			FC3-6 1B			G6-4-3 1B			4	0	3	1	0	0	1											
Rocky Colavito, R OBP: 0.369, SLG: 0.441 (1, 9)	G5-4-3			G5-4-3 1B			K		F3	4	0	1	0	0	1	4											
Bubba Phillips, R OBP: 0.269, SLG: 0.304 (1, 5)		5-3		G5-4-3			G6-4-3		5-3	4	0	0	0	0	0	3											
Gates Brown, L OBP: 0.333, SLG: 0.385 (1, 7)	4-3								4-3	4	2	2	0	0	0	0											
Mike Roarke, R OBP: 0.364, SLG: 0.323 (1, 2)					BB 1B				6-3	3	1	0	0	1	1	1											
George Smith, R OBP: 0.349, SLG: 0.410 (1, 4)				K					F8	4	1	2	1	0	1	0											
Mickey Lolich, S Al Kaline, R Alan Koch, R Jim Bouton, R Bill Faug, R Whitey Tompa, R Phil Regan, R Bob Anderson, R George Horowitz, R (1, 1)	4-3				G5-3 1B		G6-3 BB		3-1	1	0	0	0	0	0	0											
Inning Stats	R: 1 E: 0 K: 0 S: 4	H: 2 LOB: 0 BB: 0 P: 4	R: 0 E: 0 K: 1 S: 5	H: 0 LOB: 0 BB: 0 P: 5	R: 0 E: 0 K: 1 S: 5	H: 0 LOB: 0 BB: 0 P: 5	R: 0 E: 0 K: 0 S: 4	H: 2 LOB: 1 BB: 0 P: 4	R: 2 E: 0 K: 0 S: 5	H: 3 LOB: 2 BB: 1 P: 9	R: 0 E: 0 K: 1 S: 5	H: 1 LOB: 0 BB: 0 P: 5	R: 3 E: 1 K: 0 S: 7	H: 4 LOB: 2 BB: 1 P: 11	R: 0 E: 0 K: 0 S: 3	H: 0 LOB: 0 BB: 0 P: 3	R: 0 E: 0 K: 0 S: 3	H: 0 LOB: 0 BB: 0 P: 3	1B: 11 2B: 1 3B: 0 HR: 0	SF: 0 SAC: 0 DP: 4 HBP: 0	WP: 1 PB: 0 SB: 0 CS: 0	PA: 37					
PITCHER	IP	WLS	BF	H	R	ER	SO	BB	IBB	HBP	BLK	WP	HR	S	P	ERA	WHIP										
Ken McBride, R ERA: 2.8 (1, 1)	6.1		27	10	6	6	3	2	0	0	0	1	0	31	39	8.53	1.895										
Jack Spring, L ERA: 3.14 (7, 1)	0.1		3	2	0	0	0	0	0	0	0	0	0	3	3	0.00	6.000										
Paul Foytack, R ERA: 5.27 (7, 1)	0.0	W	0	0	0	0	0	0	0	0	0	0	0	0	0	∞	∞										

Detroit Tigers @ Los Angeles Angels
Dodger Stadium, Los Angeles, CA
Fri Aug 16 1963, 7:05 PM PDT
Alt. 8,525 - Unknown - 71 F

AB	35
R	6
H	12
RBI	5
BB	2
SO	3
LOB	14



Batter	1	2	3	4	5	6	7	8	9	AB	R	H	RBI	BB	SO	LOB	BOTTOM										
Albie Pearson, L OBP: 0.394, SLG: 0.400 (1, 8)	1B E BB		3B BB		1B 1B		1B 2B		SH1-4	2	4	2	0	2	0	0											
Jim Fregosi, R OBP: 0.316, SLG: 0.400 (1, 6)	E9 SF9 1B		SF8 3B		F9		E 1B		FC4-2	5	3	3	1	0	0	3											
Billy Moran, R OBP: 0.304, SLG: 0.354 (1, 4)	SF9		SF8		1B FC3-6 1B		1B E		L6	3	2	2	3	0	0	2											
Felix Torres, R OBP: 0.317, SLG: 0.363 (1, 5)	F7 1B		F7		FC3-6 1B		F3			4	0	2	1	0	0	2											
Buck Rodgers, S OBP: 0.311, SLG: 0.328 (1, 2)	F7		F7		FC3-6		1B			3	0	1	1	1	0	2											
Ken Hunt, R OBP: 0.273, SLG: 0.376 Leon Wagner, L OBP: 0.363, SLG: 0.475 (7, PH) (8, 7)	K		F8		F7		1B			3	0	0	0	0	1	3											
Frank Kostro, R OBP: 0.305, SLG: 0.265 Bob Sadowski, L OBP: 0.314, SLG: 0.311 (7, PH) (8, 9)					6-3				SF7-5-4	3	0	1	0	0	0	0											
Lee Thomas, L OBP: 0.314, SLG: 0.337 (1, 3)		G4-6-3			4-3		K		SH1-4 FC4-2 BB	3	0	0	0	1	1	1											
Ken McBride, R OBP: 0.167, SLG: 0.250 Jack Spring, R OBP: 0.333, SLG: 0.333 Paul Foytack, R OBP: 0.250, SLG: 0.211 (1, 1) (7, 1) (7, 1)					F3		K			3	0	0	0	0	2	0											
Inning Stats	R: 2 E: 1 K: 1 S: 7	H: 2 LOB: 1 BB: 1 P: 11	R: 0 E: 0 K: 1 S: 5	H: 1 LOB: 0 BB: 0 P: 5	R: 2 E: 0 K: 0 S: 5	H: 2 LOB: 1 BB: 1 P: 9	R: 0 E: 0 K: 0 S: 3	H: 0 LOB: 0 BB: 0 P: 3	R: 2 E: 0 K: 0 S: 6	H: 3 LOB: 1 BB: 0 P: 6	R: 0 E: 0 K: 2 S: 7	H: 0 LOB: 0 BB: 0 P: 7	R: 3 E: 1 K: 0 S: 6	H: 4 LOB: 1 BB: 1 P: 10	R: 0 E: 0 K: 0 S: 4	H: 1 LOB: 2 BB: 1 P: 8	R: 0 E: 0 K: 0 S: 4	H: 0 LOB: 0 BB: 0 P: 8	1B: 11 2B: 2 3B: 1 HR: 0	SF: 3 SAC: 1 DP: 2 HBP: 0	WP: 0 PB: 0 SB: 0 CS: 0	PA: 39					
PITCHER	IP	WLS	BF	H	R	ER	SO	BB	IBB	HBP	BLK	WP	HR	S	P	ERA	WHIP										
Mickey Lolich, L ERA: 3.64 (1, 1)	4.0		18	5	4	3	2	2	0	0	0	0	0	13	13	9.00	1.500										
Bill Faul, R ERA: 4.43 (7, 1)	2.0		9	3	2	2	2	0	0	0	0	0	0	6	10	27.00	4.000										
Phil Regan, R ERA: 3.86 Bob Anderson, R ERA: 3.5 (7, 1) (8, 1)	1.0	L	7	4	3	3	0	0	1	0	0	0	0	4	8	0.00	2.000										

Detroit Tigers @ Los Angeles Angels
Dodger Stadium, Los Angeles, CA
Fri Aug 16 1963, 7:05 PM PDT
Alt. 8,525 - Unknown - 71 F

AB	31
R	9
H	13
RBI	8
BB	4
SO	4
LOB	13



Batter	1	2	3	4	5	6	7	8	9	AB	R	H	RBI	BB	SO	LOB	TOP																	
Bill Bruton, L (1, 8) OBP: 0.327, SLG: 0.383										4	1	2	1	0	0	1	Detroit Tigers @ Los Angeles Angels Dodger Stadium, Los Angeles, CA Sun Aug 18 1963, 3:33 AM PDT Att. 6,284 - Unknown - 80 F																	
Dick McAuliffe, L (1, 6) OBP: 0.332, SLG: 0.381										4	0	0	0	0	1	3																		
Gates Brown, L (1, 7) OBP: 0.388, SLG: 0.488										4	0	4	1	0	0	0																		
Rocky Colavito, R (1, 9) OBP: 0.366, SLG: 0.435										4	0	0	0	0	0	4																		
Norm Cash, L (1, 3) OBP: 0.384, SLG: 0.459										2	0	0	0	2	0	1																		
Bubba Phillips, R (1, 5) OBP: 0.289, SLG: 0.304										4	1	1	0	0	0	3																		
Gus Triandos, R (1, 2) OBP: 0.306, SLG: 0.388										4	0	0	0	0	3	2																		
George Smith, R (1, 4) OBP: 0.380, SLG: 0.435										4	0	1	0	0	1	2																		
Alan Koch, R (1, 1) OBP: 1.000, SLG: 1.500										2	1	2	1	0	0	0																		
Don Mossi, L (4, 1) OBP: 0.316, SLG: 0.250										2	0	0	0	0	1	1																		
Inning Stats	R: 0 E: 0 K: 0 S: 4	H: 2 LOB: 1 BB: 0 P: 4	R: 0 E: 0 K: 1 S: 5	H: 0 LOB: 1 BB: 1 P: 9	R: 2 E: 0 K: 0 S: 6	H: 3 LOB: 1 BB: 0 P: 6	R: 1 E: 0 K: 1 S: 6	H: 2 LOB: 1 BB: 0 P: 6	R: 0 E: 0 K: 0 S: 4	H: 1 LOB: 1 BB: 0 P: 4	R: 0 E: 0 K: 1 S: 5	H: 0 LOB: 0 BB: 0 P: 5	R: 0 E: 0 K: 1 S: 6	H: 1 LOB: 1 BB: 0 P: 6	R: 0 E: 0 K: 0 S: 3	H: 1 LOB: 1 BB: 1 P: 7	R: 0 E: 0 K: 2 S: 7	H: 0 LOB: 0 BB: 0 P: 7	1B: 7 2B: 2 3B: 1 HR: 0	SF: 0 SAC: 0 DP: 2 HBP: 0	WP: 0 PB: 0 SB: 0 CS: 0	PA: 36												
PITCHER	IP WLS BF H R ER SO BB IBB HBP BLK WP HR S P ERA WHIP	IP WLS BF H R ER SO BB IBB HBP BLK WP HR S P ERA WHIP																																
Dean Chance, R (1, 1) ERA: 3.14	7.0	L	29	9	3	3	4	1	0	0	0	0	0	0	0	0	3.86	1.429																
Paul Foytack, R (8, 1) ERA: 5.13	0.0		0	0	0	0	0	0	0	0	0	0	0	0	0	0	*	*																

Batter	1	2	3	4	5	6	7	8	9	AB	R	H	RBI	BB	SO	LOB	BOTTOM																	
Albie Pearson, L (1, 8) OBP: 0.392, SLG: 0.396										4	0	1	0	0	0	3	Detroit Tigers @ Los Angeles Angels Dodger Stadium, Los Angeles, CA Sun Aug 18 1963, 3:33 AM PDT Att. 6,284 - Unknown - 80 F																	
Jim Fregosi, R (1, 6) OBP: 0.310, SLG: 0.393										4	0	0	0	0	1	2																		
Leon Wagner, L (1, 7) OBP: 0.366, SLG: 0.474										3	1	2	0	1	0	0																		
Buck Rodgers, S (1, 2) OBP: 0.309, SLG: 0.325										4	0	1	0	0	0	2																		
Billy Moran, R (1, 4) OBP: 0.305, SLG: 0.361										4	1	2	2	0	0	1																		
Lee Thomas, L (1, 3) OBP: 0.309, SLG: 0.331										3	0	0	0	0	0	2																		
Felix Torres, R (9, PH) OBP: 0.319, SLG: 0.364										1	0	0	0	0	1	0																		
Ken Hunt, R (1, 9) OBP: 0.280, SLG: 0.375										3	0	1	0	1	0	0																		
Frank Kostro, R (1, 5) OBP: 0.301, SLG: 0.263										4	0	1	0	0	1	0																		
Dean Chance, R (1, 1) OBP: 0.183, SLG: 0.172										1	0	0	0	0	1	0																		
Joe Koppe, R (7, PH) OBP: 0.297, SLG: 0.295										1	0	1	0	0	0	0																		
Paul Foytack, R (8, 1) OBP: 0.250, SLG: 0.211										0	0	0	0	0	0	0																		
Inning Stats	R: 1 E: 0 K: 1 S: 8	H: 4 LOB: 2 BB: 0 P: 8	R: 0 E: 0 K: 2 S: 7	H: 1 LOB: 0 BB: 0 P: 7	R: 0 E: 0 K: 0 S: 3	H: 0 LOB: 1 BB: 1 P: 7	R: 1 E: 0 K: 0 S: 5	H: 2 LOB: 2 BB: 1 P: 9	R: 0 E: 0 K: 0 S: 4	H: 1 LOB: 1 BB: 0 P: 4	R: 0 E: 0 K: 0 S: 3	H: 0 LOB: 0 BB: 0 P: 3	R: 0 E: 0 K: 1 S: 3	H: 0 LOB: 0 BB: 0 P: 3	R: 0 E: 0 K: 1 S: 5	H: 0 LOB: 0 BB: 0 P: 5	1B: 8 2B: 0 3B: 0 HR: 1	SF: 0 SAC: 1 DP: 1 HBP: 0	WP: 0 PB: 0 SB: 0 CS: 1	PA: 35														
PITCHER	IP WLS BF H R ER SO BB IBB HBP BLK WP HR S P ERA WHIP	IP WLS BF H R ER SO BB IBB HBP BLK WP HR S P ERA WHIP																																
Alan Koch, R (1, 1) ERA: 5.14	3.2	W	18	7	2	2	3	2	0	0	0	0	0	0	0	0	4.91	2.455																
Don Mossi, L (4, 1) ERA: 4.16	5.1		17	2	0	0	1	0	0	0	0	0	0	0	0	0	0.00	0.375																

Batter	1	2	3	4	5	6	7	8	9	AB	R	H	RBI	BB	SO	LOB	TOP			
Lenny Green, L (1.8) OBP: 0.310, SLG: 0.320										3	0	1	0	1	1	0	Minnesota Twins @ Detroit Tigers Tiger Stadium, Detroit, MI Tue Aug 20 1963, 7:05 PM EDT Att: 16,960 - Unknown			
Rich Rollins, R (1.5) OBP: 0.367, SLG: 0.468										4	0	0	0	0	0	1				
Harmon Killebrew, R (1.7) OBP: 0.346, SLG: 0.511										4	0	1	0	0	0	2				
Jimmie Hall, L (1.9) OBP: 0.332, SLG: 0.513										3	0	0	0	0	0	2				
Earl Battey, R (1.2) OBP: 0.358, SLG: 0.469										2	0	0	0	1	1	2				
Jerry Zimmerman, R (7.2) OBP: 0.194, SLG: 0.194										0	0	0	0	0	0	0				
Zoilo Versalles, R (1.6) OBP: 0.300, SLG: 0.416										3	0	0	0	0	0	2				
Don Mincher, L (1.3) OBP: 0.348, SLG: 0.529										3	0	0	0	0	2	1				
Johnny Goryl, R (1.4) OBP: 0.369, SLG: 0.567										3	0	0	0	0	1	0				
Lee Stange, R (1.1) OBP: 0.206, SLG: 0.069										2	0	0	0	0	0	0				
Gary Roggenburk, R (7.1) OBP: 0.250, SLG: 0.143										0	0	0	0	0	0	0				
Vic Power, R (8. PH) OBP: 0.289, SLG: 0.367										1	0	0	0	0	0	0				
Bill Pleis, L (8.1) OBP: 0.313, SLG: 0.154										0	0	0	0	0	0	0				
Ray Moore, R (8.1)										0	0	0	0	0	0	0				
Inning Stats	R: 0 E: 0 K: 0 S: 3	H: 1 LOB: 0 BB: 0 P: 3	R: 0 E: 0 K: 1 S: 5	H: 0 LOB: 1 BB: 1 P: 9	R: 0 E: 0 K: 1 S: 4	H: 0 LOB: 0 BB: 1 P: 8	R: 0 E: 1 K: 1 S: 6	H: 0 LOB: 1 BB: 0 P: 6	R: 0 E: 0 K: 1 S: 5	H: 0 LOB: 0 BB: 0 P: 5	R: 0 E: 0 K: 0 S: 4	H: 1 LOB: 1 BB: 0 P: 4	R: 0 E: 0 K: 0 S: 3	H: 0 LOB: 0 BB: 0 P: 3	R: 0 E: 0 K: 0 S: 3	H: 0 LOB: 0 BB: 0 P: 3	1B: 2 2B: 0 3B: 0 HR: 0	SF: 0 SAC: 0 DP: 1 HBP: 0	WP: 0 PB: 0 SB: 0 CS: 1	PA: 31
PITCHER Hank Aguirre, L (1.1) ERA: 3.72	IP: 9.0 WLS: W BF: 30 H: 2 R: 0 ER: 0 SO: 5 BB: 2 IBB: 0 HBP: 0 BLK: 0 WP: 0 HR: 0 S: 38 P: 46 ERA: 0.00 WHIP: 0.444																			

Batter	1	2	3	4	5	6	7	8	9	AB	R	H	RBI	BB	SO	LOB	BOTTOM			
Bill Bruton, L (1.8) OBP: 0.333, SLG: 0.391										2	0	2	0	2	0	0	Minnesota Twins @ Detroit Tigers Tiger Stadium, Detroit, MI Tue Aug 20 1963, 7:05 PM EDT Att: 16,960 - Unknown			
Dick McAuliffe, L (1.6) OBP: 0.333, SLG: 0.383										3	1	1	0	1	0	1				
Gates Brown, L (1.7) OBP: 0.358, SLG: 0.447										4	0	0	0	0	3	4				
Rocky Colavito, R (1.9) OBP: 0.369, SLG: 0.444										3	2	2	1	1	0	1				
Norm Cash, L (1.3) OBP: 0.383, SLG: 0.465										4	1	1	3	0	2	1				
Bubba Phillips, R (1.5) OBP: 0.289, SLG: 0.303										4	1	1	0	0	0	1				
George Smith, R (1.4) OBP: 0.370, SLG: 0.440										4	1	1	0	0	1	2				
Bill Freehan, R (1.2) OBP: 0.328, SLG: 0.362										3	0	0	0	1	1	2				
Hank Aguirre, R (1.1) OBP: 0.183, SLG: 0.207										4	0	1	1	0	3	2				
Inning Stats	R: 0 E: 0 K: 1 S: 6	H: 1 LOB: 1 BB: 0 P: 6	R: 0 E: 0 K: 1 S: 5	H: 0 LOB: 0 BB: 0 P: 5	R: 0 E: 0 K: 2 S: 8	H: 1 LOB: 2 BB: 1 P: 12	R: 0 E: 0 K: 1 S: 6	H: 1 LOB: 0 BB: 0 P: 6	R: 0 E: 0 K: 1 S: 4	H: 0 LOB: 0 BB: 1 P: 8	R: 1 E: 0 K: 1 S: 6	H: 1 LOB: 0 BB: 0 P: 6	R: 2 E: 1 K: 1 S: 6	H: 2 LOB: 1 BB: 1 P: 10	R: 3 E: 0 K: 2 S: 10	H: 3 LOB: 2 BB: 2 P: 18		1B: 4 2B: 2 3B: 1 HR: 2	SF: 0 SAC: 0 DP: 0 HBP: 0	WP: 1 PB: 0 SB: 2 CS: 2
PITCHER Lee Stange, R (1.1) ERA: 2.91	IP: 6.1 WLS: L BF: 27 H: 6 R: 3 ER: 3 SO: 1 BB: 3 IBB: 0 HBP: 0 BLK: 0 WP: 0 HR: 1 S: 41 P: 49 ERA: 1.42 WHIP: 1.263																			
Gary Roggenburk, L (7.1) ERA: 1.93	0.2	1	0	0	0	0	1	0	0	0	0	0	0	0	0	4	0.00	1.500		
Bill Pleis, L (8.1) ERA: 4.72	0.2	6	3	3	3	1	0	1	0	0	1	1	7	11	40.50	4.500				
Ray Moore, R (8.1) ERA: 6.34	0.1	2	0	0	0	1	0	1	0	0	0	0	3	7	0.00	0.000				

AB	28
R	0
H	2
RBI	0
BB	2
SO	5
LOB	10



AB	31
R	6
H	9
RBI	5
BB	5
SO	10
LOB	14




Batter	1	2	3	4	5	6	7	8	9	AB	R	H	RBI	BB	SO	LOB	TOP											
Lenny Green, L OBP: 0.317, SLG: 0.327 (1, 8)										4	2	2	0	1	0	1	Minnesota Twins @ Detroit Tigers Tiger Stadium, Detroit, MI Wed Aug 21 1963, 4:33 AM EDT Att: 7,958 - Unknown											
Rich Rollins, R OBP: 0.388, SLG: 0.468 Johnny Goryl, R OBP: 0.364, SLG: 0.558 (7, PH) (7, 5)										4	1	2	3	0	0	2												
Jimmie Hall, L OBP: 0.335, SLG: 0.514 (1, 9)										3	2	1	0	2	0	1												
Don Mincher, L OBP: 0.360, SLG: 0.559 (1, 3)										4	2	3	4	1	0	2												
Harmon Killebrew, R OBP: 0.349, SLG: 0.511 (1, 7)										4	1	2	1	1	0	1												
Earl Battey, R OBP: 0.359, SLG: 0.467 Jerry Zimmerman, R OBP: 0.194, SLG: 0.194 (9, 2)										4	1	1	1	1	1	2												
Zolio Versailles, R OBP: 0.299, SLG: 0.414 (1, 6)										5	1	1	1	0	0	5												
Bernie Allen, L OBP: 0.275, SLG: 0.310 (1, 4)										5	1	2	0	0	0	3												
Camilo Pascual, R OBP: 0.290, SLG: 0.323 (1, 1)										4	1	1	1	0	1	1												
Inning Stats	R: 0 E: 0 K: 0 S: 3	H: 1 LOB: 0 BB: 0 P: 3	R: 0 E: 0 K: 1 S: 5	H: 0 LOB: 1 BB: 1 P: 9	R: 0 E: 0 K: 1 S: 6	H: 1 LOB: 1 BB: 0 P: 6	R: 3 E: 1 K: 0 S: 11	H: 9 LOB: 3 BB: 3 P: 23	R: 4 E: 0 K: 0 S: 6	H: 3 LOB: 0 BB: 0 P: 7	R: 0 E: 0 K: 0 S: 3	H: 0 LOB: 0 BB: 0 P: 3	R: 0 E: 0 K: 1 S: 6	H: 1 LOB: 2 BB: 1 P: 10	R: 0 E: 0 K: 0 S: 3	H: 0 LOB: 1 BB: 0 P: 7		R: 0 E: 0 K: 0 S: 3	H: 0 LOB: 0 BB: 0 P: 3	1B: 9 2B: 5 3B: 0 HR: 1	SF: 0 SAC: 1 DP: 0 HBP: 1	WP: 2 PB: 0 SB: 0 CS: 1	PA: 47					
PITCHER	IP	WLS	BF	H	R	ER	SO	BB	IBB	HBP	BLK	WP	HR	S	P	ERA	WHIP	PITCHER										
Jim Bunning, R ERA: 4.46 (1, 1)	3.0	L	16	7	5	5	2	1	0	0	0	0	0	19	23	15.00	2.667											
Alan Koch, R ERA: 7.35 (4, 1)	0.1		4	2	1	1	0	1	0	0	0	0	0	3	7	27.00	9.000											
Bill Faul, R ERA: 4.86 (4, 1)	1.2		12	5	6	6	0	2	0	1	0	1	1	9	18	32.40	4.200											
Bob Anderson, R ERA: 3.32 (6, 1)	2.0		8	1	0	0	1	1	0	0	0	0	0	9	13	0.00	1.000											
Fred Gladding, R ERA: 3.75 (8, 1)	2.0		7	0	0	0	0	1	0	0	0	1	0	6	10	0.00	0.500											
Batter	1	2	3	4	5	6	7	8	9	AB	R	H	RBI	BB	SO	LOB	BOTTOM											
Bill Bruton, L OBP: 0.333, SLG: 0.389 (1, 8)										4	1	1	0	0	1	2	Minnesota Twins @ Detroit Tigers Tiger Stadium, Detroit, MI Wed Aug 21 1963, 4:33 AM EDT Att: 7,958 - Unknown											
Dick McAuliffe, L OBP: 0.331, SLG: 0.380 (1, 6)										4	0	0	0	0	1	1												
Gates Brown, L OBP: 0.351, SLG: 0.431 (1, 7)										4	0	1	0	0	2	1												
Rocky Colavito, R OBP: 0.370, SLG: 0.445 (1, 9)										3	0	1	1	1	0	1												
Norm Cash, L OBP: 0.379, SLG: 0.460 (1, 3)										4	0	0	0	0	1	3												
Don Wert, R OBP: 0.335, SLG: 0.380 (1, 5)										3	0	2	0	1	0	0												
Gus Triandos, R OBP: 0.305, SLG: 0.386 (1, 2)										4	0	1	0	0	1	2												
George Smith, R OBP: 0.357, SLG: 0.423 (1, 4)										2	0	0	0	0	0	1												
Jim Bunning, R ERA: 0.185 (1, 1)	9.0	W	34	6	1	1	7	2	0	0	0	0	0	46	54	1.00		0.889	PITCHER									
Alan Koch, R ERA: 1.500 (4, 1)																												
Bill Faul, R ERA: 4.86 (4, 1)																												
Whitely Hertzog, L ERA: 5.25 (5, PH)																												
Bob Anderson, R ERA: 3.32 (6, 1)																												
Bill Freshman, R ERA: 0.967 (7, PH)																												
Fred Gladding, L ERA: 3.75 (8, 1)																												
Inning Stats	R: 1 E: 0 K: 1 S: 7	H: 2 LOB: 1 BB: 0 P: 7	R: 0 E: 0 K: 0 S: 5	H: 2 LOB: 2 BB: 0 P: 5	R: 0 E: 0 K: 2 S: 7	H: 0 LOB: 0 BB: 0 P: 7	R: 0 E: 0 K: 0 S: 3	H: 0 LOB: 0 BB: 0 P: 3	R: 0 E: 0 K: 2 S: 7	H: 0 LOB: 0 BB: 0 P: 7	R: 0 E: 0 K: 0 S: 4	H: 1 LOB: 1 BB: 0 P: 4	R: 0 E: 0 K: 0 S: 3	H: 0 LOB: 1 BB: 1 P: 7	R: 0 E: 0 K: 1 S: 5	H: 0 LOB: 0 BB: 0 P: 5	R: 0 E: 0 K: 1 S: 5	H: 1 LOB: 1 BB: 1 P: 9	1B: 5 2B: 1 3B: 0 HR: 0	SF: 0 SAC: 1 DP: 1 HBP: 0	WP: 0 PB: 0 SB: 0 CS: 0	PA: 34						
PITCHER	IP	WLS	BF	H	R	ER	SO	BB	IBB	HBP	BLK	WP	HR	S	P	ERA	WHIP	PITCHER										
Camilo Pascual, R ERA: 2.53 (1, 1)	9.0	W	34	6	1	1	7	2	0	0	0	0	0	46	54	1.00	0.889											

Batter	1	2	3	4	5	6	7	8	9	AB	R	H	RBI	BB	SO	LOB	TOP
Jose Tartabull, L OBP: 0.275, SLG: 0.310	0-0 S 1B		0-0 6-3			0-0 4-3		0-0 4-3		4	1	1	0	0	0	2	Kansas City Athletics @ Detroit Tigers Tiger Stadium, Detroit, MI Fri Aug 23 1963, 7:05 PM EDT Unknown
Wayne Causey, L OBP: 0.344, SLG: 0.411 Bill Fischer, R OBP: 0.294, SLG: 0.077	0-0 1B		0-0 3-1			0-0 3-1		0-3 K		3	0	1	1	0	0	0	
Norm Siebern, L OBP: 0.365, SLG: 0.434 Ken Harrelson, R OBP: 0.308, SLG: 0.388	0-0 F7			0-0 L9			0-0 4-3		0-0 6-3	3	0	0	0	0	0	1	
Manny Jimenez, L OBP: 0.347, SLG: 0.333	0-0 F6			0-0 G4-6-3 1B			0-0 1-3		0-0 F7	4	0	1	0	0	0	1	
Ed Charles, R OBP: 0.346, SLG: 0.391 Bobby Del Greco, R OBP: 0.295, SLG: 0.318	0-0 6-3			0-0 G4-6-3 1-2			0-0 E5		0-0 HR	3	0	0	0	0	0	2	
Jerry Lumpe, L OBP: 0.333, SLG: 0.382 Tony La Russa, R OBP: 0.200, SLG: 0.600		0-0 F6			0-0 6-3		0-3 K		0-0 4-3	2	0	0	0	0	0	0	
Gino Cimoli, R OBP: 0.317, SLG: 0.379 Sammy Esposito, R OBP: 0.276, SLG: 0.240		0-0 F8			0-3 K			0-0 4-3 1B		2	0	0	0	0	1	0	
Charlie Lau, L OBP: 0.312, SLG: 0.370		0-0 G3			0-0 5-3			0-0 F7		3	0	0	0	0	0	1	
Pete Lovrich, R John Wyatt, R Chuck Essegian, R OBP: 0.286, SLG: 0.335			0-0 6-3			0-0 F5		0-0 4-3 1B		0	0	0	0	0	0	0	
Inning Stats	R: 1 E: 0 K: 0 S: 5	H: 2 LOB: 1 BB: 0 P: 5	R: 0 E: 0 K: 0 S: 3	H: 0 LOB: 0 BB: 0 P: 3	R: 0 E: 0 K: 0 S: 3	H: 1 LOB: 0 BB: 0 P: 3	R: 0 E: 0 K: 1 S: 5	H: 0 LOB: 0 BB: 0 P: 5	R: 0 E: 1 K: 1 S: 6	H: 0 LOB: 1 BB: 0 P: 6	R: 0 E: 0 K: 1 S: 7	H: 2 LOB: 2 BB: 0 P: 7	R: 1 E: 0 K: 0 S: 4	H: 1 LOB: 0 BB: 0 P: 4	1B: 5 2B: 0 3B: 0 HR: 1	SF: 0 SAC: 0 DP: 1 HBP: 0	
PITCHER Frank Lary, R ERA: 2.95	IP: 9.0 WLS: W BF: 33 H: 6 R: 2 ER: 2 SO: 3 BB: 0 IBB: 0 HBP: 0 BLK: 0 WP: 0 HR: 1 S: 39 P: 39 ERA: 2.00 WHIP: 0.667											PITCHER	IP: WLS: BF: H: R: ER: SO: BB: IBB: HBP: BLK: WP: HR: S: P: ERA: WHIP:				

Batter	1	2	3	4	5	6	7	8	9	AB	R	H	RBI	BB	SO	LOB	BOTTOM		
Bill Bruton, L OBP: 0.335, SLG: 0.390	0-0 S 1B	0-0 4-3		0-0 F6	0-0 1B		4-0 1B BB	0-0 F7		5	2	2	1	1	0	0	Kansas City Athletics @ Detroit Tigers Tiger Stadium, Detroit, MI Fri Aug 23 1963, 7:05 PM EDT Unknown		
Dick McAuliffe, L OBP: 0.335, SLG: 0.383	0-0 1B	0-0 CS 1B		0-0 BB	0-0 4-3		0-0 1B E			4	3	3	1	1	0	1			
Al Kaline, R OBP: 0.362, SLG: 0.596 George Thomas, R OBP: 0.285, SLG: 0.357	0-0 1B	0-0 F2		0-0 L7	0-0 L4		0-0 E SF8 1B			4	1	1	1	0	0	2			
Rocky Colavito, R OBP: 0.368, SLG: 0.445	0-3 K		0-0 F3		0-0 HR 2B		0-0 E6 E			5	2	1	2	0	1	3			
Norm Cash, L OBP: 0.382, SLG: 0.478	4-0 1B IBB		0-0 F5		0-0 HR		0-0 SF8			3	3	2	4	1	0	0			
Don Wert, R OBP: 0.337, SLG: 0.399	0-0 1B		0-0 HR		0-0 4-3		0-0 E5 E6			5	1	2	3	0	0	0			
George Smith, R OBP: 0.361, SLG: 0.411	0-0 FC5-4 1B		0-0 5-3		4-0 S 3B BB		0-0 F9 F7			4	1	1	1	1	0	2			
Bill Freehan, R OBP: 0.328, SLG: 0.358	0-0 F8			0-0 F3	4-0 3B BB		0-0 BB 1B		0-0 F5	4	2	1	0	1	0	2			
Frank Lary, R OBP: 0.286, SLG: 0.333	0-0 FC5-4 1-2			0-3 K	0-0 1B 3B		0-0 F8		0-0 6-3	5	1	1	2	0	1	3			
Inning Stats	R: 4 E: 0 K: 1 S: 10	H: 5 LOB: 2 BB: 1 P: 14	R: 0 E: 0 K: 0 S: 3	H: 1 LOB: 0 BB: 0 P: 3	R: 1 E: 0 K: 0 S: 4	H: 1 LOB: 0 BB: 0 P: 4	R: 0 E: 0 K: 1 S: 5	H: 0 LOB: 0 BB: 0 P: 5	R: 6 E: 0 K: 0 S: 7	H: 4 LOB: 1 BB: 3 P: 19	R: 1 E: 1 K: 0 S: 5	H: 1 LOB: 1 BB: 0 P: 5	R: 5 E: 3 K: 0 S: 8	H: 3 LOB: 1 BB: 1 P: 12	R: 0 E: 0 K: 0 S: 3	H: 0 LOB: 0 BB: 0 P: 3		1B: 10 2B: 1 3B: 1 HR: 3	SF: 1 SAC: 0 DP: 0 HBP: 0
PITCHER Pete Lovrich, R ERA: 7.13 John Wyatt, R ERA: 3.27 Bill Fischer, R ERA: 3.56	IP: 0.1 WLS: L BF: 7 H: 5 R: 4 ER: 4 SO: 1 BB: 0 IBB: 0 HBP: 0 BLK: 0 WP: 0 HR: 0 S: 8 P: 12 ERA: 108.00 WHIP: 15.000											PITCHER	IP: WLS: BF: H: R: ER: SO: BB: IBB: HBP: BLK: WP: HR: S: P: ERA: WHIP:						

AB 33
R 2
H 6
RBI 2
BB 0
SO 3
LOB 10



Batter	1	2	3	4	5	6	7	8	9	AB	R	H	RBI	BB	SO	LOB	TOP
Jose Tartabull, L (1, 8) OBP: 0.280, SLG: 0.315	F6		G3 1B		FC4-6 1B		G3			4	0	2	0	0	0	1	
Wayne Causey, L (1, 6) OBP: 0.341, SLG: 0.407	G3		G3 1-2		FC4-6 1-2			F5		4	0	0	0	0	0	2	
Norm Siebern, L (1, 3) OBP: 0.364, SLG: 0.432			K			L9		F7		4	0	1	0	0	1	1	
Manny Jimenez, L (1, 7) OBP: 0.333, SLG: 0.318	4-3				F8		L9		4-3	4	0	0	0	0	0	1	
Ed Charles, R (1, 5) OBP: 0.349, SLG: 0.400		K2-5-2 HBP 1B		6-3		CS BB			HR	3	1	2	1	1	0	0	
Gino Cimoli, R (1, 9) OBP: 0.319, SLG: 0.378		1-2 HBP				CS 1-2	L9		F9	3	0	1	0	0	0	0	
Doc Edwards, R (1, 2) OBP: 0.280, SLG: 0.361		K		L4					K	4	1	1	1	0	2	3	
Tony La Russa, R (1, 4) OBP: 0.333, SLG: 0.556		K2-5-2 2-3			5-3					4	0	2	0	0	1	2	
Dave Wickersham, R (1, 1) OBP: 0.199, SLG: 0.145										2	0	0	0	0	2	0	
Chuck Essegian, R (7, PH) OBP: 0.285, SLG: 0.333			K							1	0	0	0	0	0	1	
Pete Lovrich, R (7, 1) OBP: 0.285, SLG: 0.357										0	0	0	0	0	0	0	
John Wyatt, R (7, 1) OBP: 0.285, SLG: 0.357										0	0	0	0	0	0	0	
Charlie Lau, L (9, PH) OBP: 0.309, SLG: 0.367										1	0	0	0	0	0	1	
Inning Stats	R: 0 E: 0 K: 0 S: 4	H: 1 LOB: 1 BB: 0 P: 4	R: 0 E: 0 K: 2 S: 7	H: 1 LOB: 2 BB: 0 P: 8	R: 0 E: 0 K: 2 S: 8	H: 1 LOB: 1 BB: 0 P: 8	R: 0 E: 0 K: 0 S: 4	H: 0 LOB: 0 BB: 1 P: 6	R: 1 E: 0 K: 0 S: 5	H: 2 LOB: 1 BB: 0 P: 5	R: 0 E: 0 K: 0 S: 3	H: 0 LOB: 0 BB: 0 P: 3	R: 1 E: 0 K: 1 S: 7	H: 2 LOB: 1 BB: 0 P: 7	1B: 7 2B: 1 3B: 0 HR: 2	SF: 0 SAC: 0 DP: 1 HBP: 1	WP: 0 PA: 37 PB: 0 SB: 0 CS: 1
PITCHER Phil Regan, R (1, 1) ERA: 3.74	IP: 9.0 WLS: W BF: 36 H: 9 R: 2 ER: 2 SO: 6 BB: 1 IBB: 0 HBP: 1 BLK: 0 WP: 0 HR: 2 S: 46 P: 51 ERA: 2.00 WHIP: 1.111																

Kansas City Athletics @ Detroit Tigers
Tiger Stadium, Detroit, MI
Fri Aug 23 1963, 7:05 PM EDT
Att: 16,030 - Unknown

AB 34
R 2
H 9
RBI 2
BB 1
SO 6
LOB 12



Batter	1	2	3	4	5	6	7	8	9	AB	R	H	RBI	BB	SO	LOB	BOTTOM		
Bill Bruton, L (1, 8) OBP: 0.336, SLG: 0.387	F6		SH1-3 2B BB		F8		L7			3	1	0	0	2	0	0			
Dick McAuliffe, L (1, 6) OBP: 0.339, SLG: 0.394	4-3		SH1-3 1-2							3	2	2	1	1	0	0			
Al Kaline, R (1, 9) OBP: 0.363, SLG: 0.598										4	0	2	1	0	0	0			
George Thomas, R (7, PR) OBP: 0.285, SLG: 0.357	L6-3				L6-3					0	1	0	0	0	0	0			
Rocky Colavito, R (1, 7) OBP: 0.371, SLG: 0.450			2H 2B							4	2	3	1	0	0	1			
Norm Cash, L (1, 3) OBP: 0.385, SLG: 0.479										3	0	2	1	1	0	1			
Bubba Phillips, R (1, 5) OBP: 0.271, SLG: 0.306										3	0	2	1	0	0	2			
Gus Triandos, R (1, 2) OBP: 0.308, SLG: 0.389										3	0	1	1	1	1	3			
George Smith, R (1, 4) OBP: 0.338, SLG: 0.383										4	0	0	0	0	0	5			
Phil Regan, R (1, 1) OBP: 0.213, SLG: 0.233										4	0	0	0	0	0	5			
Inning Stats	R: 0 E: 0 K: 0 S: 3	H: 0 LOB: 0 BB: 0 P: 3	R: 1 E: 0 K: 0 S: 6	H: 3 LOB: 2 BB: 0 P: 6	R: 1 E: 0 K: 0 S: 4	H: 1 LOB: 1 BB: 1 P: 8	R: 0 E: 0 K: 0 S: 3	H: 1 LOB: 0 BB: 0 P: 3	R: 1 E: 0 K: 0 S: 4	H: 1 LOB: 0 BB: 0 P: 4	R: 1 E: 0 K: 0 S: 5	H: 3 LOB: 2 BB: 1 P: 9	R: 2 E: 0 K: 1 S: 7	H: 2 LOB: 2 BB: 2 P: 15	R: 0 E: 0 K: 0 S: 3	H: 1 LOB: 2 BB: 1 P: 7	1B: 7 2B: 4 3B: 0 HR: 1	SF: 1 SAC: 1 DP: 2 HBP: 0	WP: 0 PA: 38 PB: 0 SB: 0 CS: 0
PITCHER Dave Wickersham, R (1, 1) ERA: 4.1	IP: 6.0 WLS: L BF: 27 H: 9 R: 4 ER: 4 SO: 4 BB: 2 IBB: 0 HBP: 0 BLK: 0 WP: 1 HR: 1 S: 25 P: 33 ERA: 6.00 WHIP: 1.833																		
Pete Lovrich, R (7, 1) ERA: 8.0	0.1 5 2 2 2 0 2 0 0 0 0 0 3 11 54.00 12.000																		
John Wyatt, R (7, 1) ERA: 3.19	1.2 6 1 0 0 1 1 0 0 0 0 0 7 11 0.00 1.200																		

Kansas City Athletics @ Detroit Tigers
Tiger Stadium, Detroit, MI
Fri Aug 23 1963, 7:05 PM EDT
Att: 16,030 - Unknown


AB 31
R 6
H 12
RBI 6
BB 5
SO 1
LOB 17



Batter	1	2	3	4	5	6	7	8	9	10	11	12	13	AB R H RBI BB SO LOB	TOP							
Gino Cimoli, R OBP: 0.317, SLG: 0.378 (1.9)														6 0 1 0 0 0 1	Kansas City Athletics @ Detroit Tigers Tiger Stadium, Detroit, MI Sat Aug 24 1963, 4:33 AM EDT Att: 5,716 - Unknown							
Wayne Causey, L OBP: 0.343, SLG: 0.408 (1.6)														4 2 2 0 1 0 0								
Ed Charles, R OBP: 0.347, SLG: 0.400 (1.5)														5 0 1 0 0 1 2								
Norm Siebern, L OBP: 0.364, SLG: 0.437 (1.3)														5 1 1 2 1 1 2								
Manny Jimenez, L OBP: 0.337, SLG: 0.322 (1.7)														5 0 2 1 0 0 3								
Jerry Lumpe, L OBP: 0.331, SLG: 0.382 (1.4)														5 0 1 0 0 1 2								
Bobby Del Greco, R OBP: 0.293, SLG: 0.315 (1.8)														5 0 1 0 0 1 1								
Charlie Lau, L OBP: 0.301, SLG: 0.356 (1.2)														4 0 0 0 0 1 1								
Moe Drabowsky, R OBP: 0.222, SLG: 0.422 (1.1)														5 0 0 0 0 2 2								
Inning Stats	R: 1 E: 0 K: 0 S: 4	H: 2 LOB: 1 BB: 1 P: 8	R: 0 E: 0 K: 3 S: 10	H: 1 LOB: 1 BB: 0 P: 10	R: 2 E: 0 K: 1 S: 7	H: 2 LOB: 1 BB: 1 P: 11	R: 0 E: 0 K: 0 S: 4	H: 1 LOB: 1 BB: 0 P: 4	R: 0 E: 0 K: 0 S: 6	H: 1 LOB: 1 BB: 0 P: 6	R: 0 E: 0 K: 1 S: 3	H: 0 LOB: 0 BB: 0 P: 3	R: 0 E: 0 K: 0 S: 3	H: 1 LOB: 1 BB: 0 P: 4		R: 0 E: 0 K: 1 S: 5	H: 0 LOB: 0 BB: 0 P: 5	R: 0 E: 0 K: 0 S: 3	H: 0 LOB: 0 BB: 0 P: 3	1B: 5 2B: 3 3B: 0 HR: 1	SF: 0 SAC: 3 DP: 0 HBP: 0	W/P: 0 PB: 0 SB: 0 CS: 1
PITCHER	IP WLS BF H R ER SO BB IBB HBP BLK WP HR S P ERA WHIP																					
Mickey Lolich, L ERA: 3.78 (1.1)	3.0	WLS 16	H 6	R 3	ER 3	SO 4	BB 2	IBB 0	HBP 0	BLK 0	WP 0	HR 1	S 22	P 30	ERA 9.00	WHIP 2.667						
Don Mossi, L ERA: 3.78 (4.1)	10.0	W 33	H 3	R 0	ER 0	SO 3	BB 0	IBB 0	HBP 0	BLK 0	WP 0	HR 0	S 39	P 39	ERA 0.00	WHIP 0.300						

Batter	1	2	3	4	5	6	7	8	9	10	11	12	13	AB R H RBI BB SO LOB	BOTTOM													
Bill Bruton, L OBP: 0.336, SLG: 0.386 (1.8)														6 1 2 0 0 0 1	Kansas City Athletics @ Detroit Tigers Tiger Stadium, Detroit, MI Sat Aug 24 1963, 4:33 AM EDT Att: 5,716 - Unknown													
Dick McAuliffe, L OBP: 0.339, SLG: 0.391 (1.6)														4 1 0 0 2 0 2														
Al Kaline, R OBP: 0.364, SLG: 0.516 (1.9)														6 1 3 3 0 0 0														
Rocky Colavito, R OBP: 0.371, SLG: 0.448 (1.7)														4 0 1 0 1 0 0														
Norm Cash, L OBP: 0.363, SLG: 0.475 (1.3)														5 0 1 0 0 1 3														
Don Wert, R OBP: 0.328, SLG: 0.387 (1.5)														5 0 0 0 0 1 4														
Gus Triandos, R OBP: 0.310, SLG: 0.401 (1.2)														5 1 2 1 0 1 2														
George Smith, R OBP: 0.329, SLG: 0.359 (1.4)														4 0 0 0 1 2 1														
Mickey Lolich, S OBP: 0.216, SLG: 0.065 (1.1)														1 0 0 0 0 0 1														
Don Mossi, L OBP: 0.286, SLG: 0.222 (4.1)														4 0 0 0 0 3 1														
Inning Stats	R: 2 E: 0 K: 0 S: 5	H: 2 LOB: 1 BB: 1 P: 9	R: 1 E: 0 K: 0 S: 4	H: 1 LOB: 1 BB: 1 P: 8	R: 0 E: 0 K: 1 S: 5	H: 0 LOB: 0 BB: 0 P: 5	R: 0 E: 0 K: 0 S: 6	H: 1 LOB: 1 BB: 0 P: 6	R: 0 E: 0 K: 0 S: 3	H: 1 LOB: 1 BB: 0 P: 3	R: 0 E: 1 K: 0 S: 4	H: 1 LOB: 1 BB: 0 P: 4	R: 0 E: 0 K: 2 S: 7	H: 0 LOB: 0 BB: 0 P: 7	R: 0 E: 0 K: 0 S: 3	H: 0 LOB: 0 BB: 0 P: 3	R: 0 E: 0 K: 1 S: 5	H: 0 LOB: 0 BB: 0 P: 5	R: 0 E: 0 K: 1 S: 5	H: 1 LOB: 2 BB: 1 P: 10	R: 0 E: 0 K: 1 S: 5	H: 0 LOB: 0 BB: 0 P: 5	R: 0 E: 0 K: 0 S: 2	H: 2 LOB: 2 BB: 1 P: 6	1B: 6 2B: 1 3B: 0 HR: 2	SF: 0 SAC: 0 DP: 2 HBP: 0	W/P: 0 PB: 0 SB: 1 CS: 0	PA: 48
PITCHER	IP WLS BF H R ER SO BB IBB HBP BLK WP HR S P ERA WHIP																											
Moe Drabowsky, R ERA: 2.79 (1.1)	12.0	WLS 48	H 9	R 4	ER 4	SO 8	BB 4	IBB 0	HBP 0	BLK 0	WP 0	HR 2	S 60	P 76	ERA 3.00	WHIP 1.083												

AB	44
R	3
H	9
RBI	3
BB	2
SO	7
LOB	14



AB	44
R	4
H	9
RBI	4
BB	4
SO	8
LOB	15




Batter	1	2	3	4	5	6	7	8	9	AB	R	H	RBI	BB	SO	LOB	TOP	
Jose Tartabull, L (1, 8) OBP: 0.285, SLG: 0.319										4	1	2	0	0	0	0	Kansas City Athletics @ Detroit Tigers Tiger Stadium, Detroit, MI Sun Aug 25 1963, 4:38 AM EDT Att: 12,940 - Unknown	
Gino Cimoli, R (1, 9) OBP: 0.319, SLG: 0.385										4	0	1	0	0	0	2		
Norm Siebern, L (1, 3) OBP: 0.359, SLG: 0.430										4	0	0	0	0	2			
Manny Jimenez, L (1, 7) OBP: 0.336, SLG: 0.333										4	1	2	1	0	1	0		
Jerry Lumpe, L (1, 4) OBP: 0.330, SLG: 0.379										4	0	0	0	0	3			
Ed Charles, R (1, 5) OBP: 0.345, SLG: 0.400										4	1	1	1	0	2			
Charlie Lau, L (1, 2) OBP: 0.303, SLG: 0.355										4	0	2	1	0	0			
Tony La Russa, R (1, 6) OBP: 0.333, SLG: 0.455										2	0	0	0	0	0			
Doc Edwards, R (9, PH) OBP: 0.279, SLG: 0.359									1	0	0	0	0	0	1			
Orlando Pena, R (1, 1) OBP: 0.222, SLG: 0.204									2	0	0	0	0	0	1			
Chuck Essegian, R (8, PH) OBP: 0.293, SLG: 0.330									1	0	0	0	0	0	0			
Ted Bowsfield, R (8, 1) OBP: 0.182, SLG: 0.105									0	0	0	0	0	0	0			
Inning Stats	R: 1 E: 0 K: 0 S: 6	H: 3 LOB: 2 BB: 0 P: 6	R: 0 E: 0 K: 0 S: 3	H: 0 LOB: 0 BB: 0 P: 3	R: 0 E: 0 K: 1 S: 5	H: 0 LOB: 0 BB: 0 P: 5	R: 0 E: 0 K: 0 S: 5	H: 2 LOB: 2 BB: 0 P: 5	R: 0 E: 0 K: 0 S: 3	H: 0 LOB: 0 BB: 0 P: 3	R: 0 E: 0 K: 0 S: 3	H: 0 LOB: 0 BB: 0 P: 3	R: 2 E: 0 K: 0 S: 6	H: 3 LOB: 1 BB: 0 P: 6	1B: 6 2B: 2 3B: 0 HR: 0	SF: 0 SAC: 1 DP: 0 HBP: 0	WP: 0 PB: 0 SB: 0 CS: 0	PA: 35
PITCHER	IP WLS BF H R ER SO BB IBB HBP BLK WP HR S P ERA WHIP																	
Jim Bunning, R (1, 1) ERA: 4.4	8.2 W 34 8 3 3 1 0 0 0 0 0 0 36 36 3.12 0.923																	
Fred Gladding, R (9, 1) ERA: 3.46	0.1 S 1 0 0 0 0 0 0 0 0 0 0 1 1 0.00 0.000																	

Batter	1	2	3	4	5	6	7	8	9	AB	R	H	RBI	BB	SO	LOB	BOTTOM			
Bill Bruton, L (1, 8) OBP: 0.340, SLG: 0.387										2	1	0	0	2	0	0	Kansas City Athletics @ Detroit Tigers Tiger Stadium, Detroit, MI Sun Aug 25 1963, 4:38 AM EDT Att: 12,940 - Unknown			
Dick McAuliffe, L (1, 6) OBP: 0.345, SLG: 0.396										3	1	1	3	1	0	1				
Al Kaline, R (1, 9) OBP: 0.382, SLG: 0.517										4	0	1	0	0	1	1				
Rocky Colavito, R (1, 7) OBP: 0.373, SLG: 0.453										4	0	2	0	0	0	1				
Norm Cash, L (1, 3) OBP: 0.386, SLG: 0.481										4	1	0	0	0	1	4				
Bubba Phillips, R (1, 5) OBP: 0.273, SLG: 0.311										4	0	2	0	0	0	3				
Gus Triandos, R (1, 2) OBP: 0.315, SLG: 0.399										1	0	0	0	2	0	0				
George Smith, R (1, 4) OBP: 0.304, SLG: 0.319										3	1	0	1	1	0	3				
Jim Bunning, R (1, 1) OBP: 0.181, SLG: 0.176										3	0	0	0	0	0	3				
Fred Gladding, L (9, 1) ERA: 4.7									0	0	0	0	0	0	0	0				
Inning Stats	R: 0 E: 0 K: 0 S: 3	H: 0 LOB: 1 BB: 1 P: 7	R: 0 E: 0 K: 0 S: 3	H: 1 LOB: 1 BB: 0 P: 4	R: 0 E: 0 K: 0 S: 3	H: 0 LOB: 0 BB: 0 P: 3	R: 1 E: 0 K: 0 S: 5	H: 2 LOB: 3 BB: 2 P: 13	R: 0 E: 0 K: 1 S: 7	H: 2 LOB: 3 BB: 1 P: 11	R: 3 E: 0 K: 1 S: 6	H: 1 LOB: 2 BB: 2 P: 14	R: 0 E: 0 K: 0 S: 3	H: 0 LOB: 0 BB: 0 P: 3	R: 0 E: 0 K: 0 S: 3	H: 0 LOB: 0 BB: 0 P: 3	1B: 4 2B: 2 3B: 0 HR: 1	SF: 0 SAC: 1 DP: 1 HBP: 1	WP: 0 PB: 0 SB: 1 CS: 0	PA: 36
PITCHER	IP WLS BF H R ER SO BB IBB HBP BLK WP HR S P ERA WHIP																			
Orlando Pena, R (1, 1) ERA: 3.79	7.0 L 33 6 4 4 2 6 0 0 1 0 0 30 55 5.14 1.714																			
Ted Bowsfield, L (8, 1) ERA: 4.7	1.0 3 0 0 0 0 0 0 0 0 0 0 3 3 0.00 0.000																			

Batter	1	2	3	4	5	6	7	8	9	AB	R	H	RBI	BB	SO	LOB	TOP			
Albie Pearson, L (1, 8) OBP: 0.409, SLG: 0.412										2	0	1	0	2	0	0	Los Angeles Angels @ Detroit Tigers Tiger Stadium, Detroit, MI Tue Aug 27 1963, 7:05 PM EDT Att: 14,355 - Unknown			
Jim Fregosi, R (1, 6) OBP: 0.321, SLG: 0.401										4	0	1	0	0	0	3				
Leon Wagner, L (1, 7) OBP: 0.366, SLG: 0.481										4	0	0	0	0	0	2				
Felix Torres, R (1, 5) OBP: 0.325, SLG: 0.378										4	0	0	0	0	1	2				
Billy Moran, R (1, 4) OBP: 0.302, SLG: 0.365										4	1	0	0	0	0	0				
Lee Thomas, L (1, 3) OBP: 0.300, SLG: 0.318										4	0	1	0	0	0	0				
Bob Sadowski, L (1, 9) OBP: 0.315, SLG: 0.316										3	0	1	1	0	1	0				
Ed Sadowski, R (1, 2) OBP: 0.245, SLG: 0.259										2	0	0	0	0	1	1				
Buck Rodgers, S (7, PH) OBP: 0.309, SLG: 0.315										1	0	0	0	0	0	1				
Hank Foiles, R (7, 2) OBP: 0.277, SLG: 0.345										0	0	0	0	0	0	0				
Ken McBride, R (1, 1) OBP: 0.176, SLG: 0.259										2	0	0	0	0	1	1				
Frank Kostro, R (7, PH) OBP: 0.294, SLG: 0.256										0	0	0	0	0	0	0				
Paul Foytack, R (7, 1) OBP: 0.286, SLG: 0.211										0	0	0	0	0	0	0				
Inning Stats	R: 0 E: 0 K: 0 S: 3	H: 1 LOB: 0 BB: 0 P: 3	R: 0 E: 0 K: 0 S: 3	H: 0 LOB: 0 BB: 0 P: 3	R: 0 E: 0 K: 2 S: 8	H: 0 LOB: 2 BB: 1 P: 12	R: 0 E: 0 K: 1 S: 5	H: 0 LOB: 0 BB: 0 P: 5	R: 0 E: 0 K: 0 S: 3	H: 0 LOB: 0 BB: 0 P: 3	R: 0 E: 0 K: 0 S: 3	H: 0 LOB: 0 BB: 0 P: 3	R: 0 E: 0 K: 0 S: 3	H: 0 LOB: 0 BB: 0 P: 3	R: 0 E: 0 K: 0 S: 3	H: 0 LOB: 0 BB: 0 P: 3	1B: 4 2B: 1 3B: 0 HR: 0	SF: 0 SAC: 0 DP: 1 HBP: 0	WP: 0 PB: 1 SB: 1 CS: 0	PA: 33
PITCHER Phil Regan, R (1, 1) ERA: 3.51	IP: 9.0 WLS: W BF: 33	H: 4 R: 1 ER: 0 SO: 4	BB: 2 IBB: 0 HBP: 0 BLK: 0	WP: 0 HR: 0 S: 39 P: 47	ERA: 0.00 WHIP: 0.667	PITCHER										IP: 9.0 WLS: W BF: 33	H: 4 R: 1 ER: 0 SO: 4	BB: 2 IBB: 0 HBP: 0 BLK: 0	WP: 0 HR: 0 S: 39 P: 47	ERA: 0.00 WHIP: 0.667

Batter	1	2	3	4	5	6	7	8	9	AB	R	H	RBI	BB	SO	LOB	BOTTOM			
Bill Bruton, L (1, 8) OBP: 0.339, SLG: 0.385										4	1	1	1	0	0	1	Los Angeles Angels @ Detroit Tigers Tiger Stadium, Detroit, MI Tue Aug 27 1963, 7:05 PM EDT Att: 14,355 - Unknown			
Dick McAuliffe, L (1, 6) OBP: 0.342, SLG: 0.393										4	0	0	0	0	1	2				
Al Kaline, R (1, 9) OBP: 0.383, SLG: 0.523										4	1	2	2	0	0	0				
Rocky Colavito, R (1, 7) OBP: 0.371, SLG: 0.450										3	0	0	0	0	1	1				
Norm Cash, L (1, 3) OBP: 0.386, SLG: 0.480										3	0	1	0	0	0	0				
Don Wert, R (1, 5) OBP: 0.342, SLG: 0.400										2	0	1	0	0	1	0				
Gus Triandos, R (1, 2) OBP: 0.316, SLG: 0.398										3	1	1	0	0	0	1				
George Smith, R (1, 4) OBP: 0.305, SLG: 0.320										3	1	1	0	0	1	1				
Phil Regan, R (1, 1) OBP: 0.200, SLG: 0.217										3	0	0	0	0	2	2				
Inning Stats	R: 0 E: 0 K: 0 S: 3	H: 0 LOB: 0 BB: 0 P: 3	R: 0 E: 0 K: 1 S: 5	H: 0 LOB: 0 BB: 0 P: 5	R: 0 E: 0 K: 0 S: 4	H: 1 LOB: 1 BB: 0 P: 4	R: 0 E: 0 K: 2 S: 7	H: 0 LOB: 0 BB: 0 P: 7	R: 1 E: 0 K: 0 S: 4	H: 2 LOB: 0 BB: 0 P: 4	R: 0 E: 0 K: 2 S: 7	H: 0 LOB: 0 BB: 0 P: 7	R: 0 E: 0 K: 0 S: 3	H: 1 LOB: 0 BB: 0 P: 3	R: 0 E: 0 K: 0 S: 3	H: 1 LOB: 0 BB: 0 P: 3		1B: 6 2B: 0 3B: 0 HR: 1	SF: 0 SAC: 1 DP: 1 HBP: 0	WP: 0 PB: 0 SB: 1 CS: 1
PITCHER Ken McBride, R (1, 1) ERA: 2.77	IP: 6.0 WLS: L BF: 24	H: 6 R: 4 ER: 4 SO: 4	BB: 0 IBB: 0 HBP: 0 BLK: 0	WP: 0 HR: 1 S: 32 P: 32	ERA: 6.00 WHIP: 1.000	PITCHER										IP: 2.0 WLS: L BF: 6	H: 1 R: 0 ER: 0 SO: 2	BB: 0 IBB: 0 HBP: 0 BLK: 0	WP: 0 HR: 0 S: 10 P: 10	ERA: 0.00 WHIP: 0.500

AB	30
R	1
H	4
RBI	1
BB	2
SO	4
LOB	10



Batter	1	2	3	4	5	6	7	8	9	AB	R	H	RBI	BB	SO	LOB	TOP			
Albie Pearson, L OBP: 0.406, SLG: 0.406 (1, 8)										3	0	0	0	1	0	1	Los Angeles Angels @ Detroit Tigers Tiger Stadium, Detroit, MI Thu Aug 29 1963, 4:33 AM EDT Att: 4,738 - Unknown			
Jim Fregosi, R OBP: 0.322, SLG: 0.405 (1, 6)										3	0	0	0	1	1	4				
Leon Wagner, L OBP: 0.363, SLG: 0.474 (1, 7)										4	0	0	0	0	1	2				
Felix Torres, R OBP: 0.321, SLG: 0.374 (1, 3)										4	0	0	0	0	0	1				
Billy Moran, R OBP: 0.301, SLG: 0.365 (1, 4)										4	0	0	0	0	0	0				
Buck Rodgers, S OBP: 0.299, SLG: 0.307 Hank Folles, R OBP: 0.273, SLG: 0.339 (6, 2)										2	0	0	0	0	1	0				
Frank Kostro, R OBP: 0.294, SLG: 0.273 (1, 5)										0	1	0	0	0	0	0				
Jim Piersall, R OBP: 0.282, SLG: 0.288 Ken McBride, R OBP: 0.176, SLG: 0.259 Jack Spring, R OBP: 0.333, SLG: 0.333 (8, 1)										3	0	1	1	0	0	0				
Fred Newman, R OBP: 0.200, SLG: 0.200 Don Lida, R OBP: 0.135, SLG: 0.135 Paul Foytack, R OBP: 0.299, SLG: 0.299 Joe Koppe, R OBP: 0.112, SLG: 0.095 Dan Osinski, R OBP: 0.226, SLG: 0.244 Ken Hunt, R OBP: 0.226, SLG: 0.244 (1, 1)										0	0	0	0	0	0	0				
Inning Stats	R: 0 E: 0 K: 0 S: 3	H: 0 LOB: 1 BB: 1 P: 7	R: 0 E: 0 K: 0 S: 3	H: 0 LOB: 0 BB: 0 P: 3	R: 0 E: 0 K: 1 S: 5	H: 0 LOB: 0 BB: 0 P: 9	R: 0 E: 0 K: 0 S: 3	H: 0 LOB: 0 BB: 0 P: 3	R: 0 E: 0 K: 1 S: 6	H: 0 LOB: 0 BB: 0 P: 6	R: 0 E: 0 K: 0 S: 3	H: 0 LOB: 0 BB: 0 P: 3	R: 1 E: 0 K: 1 S: 7	H: 2 LOB: 2 BB: 0 P: 7	R: 0 E: 0 K: 1 S: 5	H: 0 LOB: 0 BB: 0 P: 5		1B: 1 2B: 0 3B: 1 HR: 0	SF: 0 SAC: 0 DP: 0 HBP: 0	WP: 0 PB: 0 SB: 0 CS: 0
PITCHER Hank Aguirre, L ERA: 3.68 (1, 1)	IP: 9.0 WLS: W BF: 32 H: 2 R: 1 ER: 1 SO: 5 BB: 2 IBB: 0 HBP: 0 BLK: 0 WP: 0 HR: 0 S: 40 P: 48 ERA: 1.00 WHIP: 0.444															PITCHER				

Batter	1	2	3	4	5	6	7	8	9	AB	R	H	RBI	BB	SO	LOB	BOTTOM			
Bill Bruton, L OBP: 0.337, SLG: 0.379 (1, 8)										3	1	0	0	2	0	0	Los Angeles Angels @ Detroit Tigers Tiger Stadium, Detroit, MI Thu Aug 29 1963, 4:33 AM EDT Att: 4,738 - Unknown			
Dick McAuliffe, L OBP: 0.344, SLG: 0.392 (1, 6)										5	1	2	0	0	0	3				
Al Kaline, R OBP: 0.385, SLG: 0.528 (1, 9)										3	1	2	2	2	0	1				
Rocky Colavito, R OBP: 0.370, SLG: 0.448 (1, 7)										5	1	2	2	0	0	3				
Norm Cash, L OBP: 0.388, SLG: 0.480 (1, 3)										2	0	1	0	2	0	0				
Don Wert, R OBP: 0.335, SLG: 0.391 (1, 5)										4	0	0	0	0	0	7				
Gus Triandos, R OBP: 0.318, SLG: 0.411 (1, 2)										4	1	2	2	0	0	1				
George Smith, R OBP: 0.300, SLG: 0.296 (1, 4)										4	0	0	0	0	2	2				
Hank Aguirre, R OBP: 0.188, SLG: 0.210 (1, 1)										4	1	1	0	0	1	0				
Inning Stats	R: 3 E: 0 K: 1 S: 9	H: 4 LOB: 2 BB: 1 P: 13	R: 0 E: 0 K: 1 S: 6	H: 1 LOB: 0 BB: 0 P: 6	R: 0 E: 0 K: 0 S: 4	H: 0 LOB: 1 BB: 0 P: 4	R: 2 E: 0 K: 1 S: 7	H: 2 LOB: 3 BB: 3 P: 19	R: 1 E: 0 K: 0 S: 4	H: 1 LOB: 0 BB: 0 P: 4	R: 0 E: 0 K: 0 S: 3	H: 0 LOB: 2 BB: 2 P: 11	R: 0 E: 0 K: 0 S: 3	H: 0 LOB: 0 BB: 0 P: 3	R: 0 E: 0 K: 0 S: 4	H: 1 LOB: 1 BB: 0 P: 4		1B: 8 2B: 0 3B: 0 HR: 2	SF: 0 SAC: 0 DP: 1 HBP: 0	WP: 0 PB: 0 SB: 1 CS: 0
PITCHER Fred Newman, R ERA: 6.31 Don Lee, R ERA: 3.7 Paul Foytack, R ERA: 5.03 Dan Osinski, R ERA: 3.4 Jack Spring, L ERA: 2.66 (1, 1)	IP: 0.2 WLS: L BF: 7 H: 4 R: 3 ER: 3 SO: 0 BB: 1 IBB: 0 HBP: 0 BLK: 0 WP: 0 HR: 1 S: 6 P: 10 ERA: 40.50 WHIP: 7.500															PITCHER				

Batter	1	2	3	4	5	6	7	8	9	AB	R	H	RBI	BB	SO	LOB	TOP										
Don Wert, R (1, 5) OBP: 0.333, SLG: 0.388	F9		6-3		L1			FC1-5 1B		4	1	1	0	0	0	0	Detroit Tigers @ Cleveland Indians Cleveland Municipal Stadium, Cleveland, OH Fri Aug 30 1963, 7:05 PM EDT Att: 6,631 - Unknown										
Dick McAuliffe, L (1, 6) OBP: 0.343, SLG: 0.391	K		2B 1B		K			FC1-5 1B		4	1	1	0	0	2	2											
Al Kaline, R (1, 9) OBP: 0.383, SLG: 0.524	L4-3		L8		L5-3			L8		4	0	0	0	0	0	3											
Rocky Colavito, R (1, 7) OBP: 0.371, SLG: 0.451		F3	1+H 2B		4-3			FC6-4 1B		4	0	2	2	0	0	0											
Norm Cash, L (1, 3) OBP: 0.387, SLG: 0.478		2B 2B 1B		K			F2	FC6-4 1-2f		4	1	1	0	0	1	2											
George Thomas, R (1, 8) OBP: 0.285, SLG: 0.360		2B		F9			K		5-3	4	1	1	0	0	1	0											
Gus Triandos, R (1, 2) Bill Freehan, R (7, 2) OBP: 0.323, SLG: 0.348	K		F5				FC6-4 BB		5-3	2	0	0	0	1	1	2											
George Smith, R (1, 4) OBP: 0.298, SLG: 0.306		2H 3-H 2B		F7			FC6-4 1-2f		3-1	4	0	1	2	0	0	1											
Jim Bunning, R (1, 1) Bubba Phillips, R (8, PH) Terry Fox, R (8, 1) OBP: 0.176, SLG: 0.171 OBP: 0.283, SLG: 0.318 OBP: 0.167, SLG: 0.091	6-3		K				FC1-5 1B			2	0	0	0	0	1	1											
Inning Stats	R: 0 E: 0 K: 1 S: 5	H: 0 LOB: 0 BB: 0 P: 5	R: 2 E: 0 K: 1 S: 8	H: 3 LOB: 1 BB: 0 P: 8	R: 1 E: 0 K: 0 S: 4	H: 2 LOB: 1 BB: 0 P: 4	R: 0 E: 0 K: 1 S: 5	H: 0 LOB: 0 BB: 0 P: 5	R: 0 E: 0 K: 1 S: 5	H: 0 LOB: 0 BB: 0 P: 5	R: 0 E: 0 K: 1 S: 5	H: 0 LOB: 0 BB: 0 P: 9	R: 1 E: 0 K: 0 S: 6	H: 3 LOB: 2 BB: 0 P: 6	R: 0 E: 0 K: 0 S: 3	H: 0 LOB: 0 BB: 0 P: 3		1B: 5 2B: 3 3B: 0 HR: 0	SF: 0 SAC: 0 DP: 0 HBP: 0	WP: 0 PB: 0 SB: 0 CS: 0	PA: 35						
PITCHER	IP	WLS	BF	H	R	ER	SO	BB	IBB	HBP	BLK	WP	HR	S	P	ERA	WHIP										
Jack Kralick, L (1, 1) ERA: 3.28	7.2		31	8	4	4	6	1	0	0	0	0	0	42	46	4.70	1.174										
Gary Bell, R (8, 1) ERA: 2.71	1.1	W	4	0	0	0	0	0	0	0	0	0	0	4	4	0.00	0.000										

AB	34
R	4
H	8
RBI	4
BB	1
SO	6
LOB	11



Batter	1	2	3	4	5	6	7	8	9	AB	R	H	RBI	BB	SO	LOB	BOTTOM										
Tito Francona, L (1, 7) OBP: 0.309, SLG: 0.352	G3		K		SH1-4			FC1-5 2B	P6	4	0	1	0	0	1	0	Detroit Tigers @ Cleveland Indians Cleveland Municipal Stadium, Cleveland, OH Fri Aug 30 1963, 7:05 PM EDT Att: 6,631 - Unknown										
Larry Brown, R (1, 6) OBP: 0.309, SLG: 0.333	6-3		6-3		P4		FC1-5 E		HR	5	1	1	1	0	0	3											
Vic Davalillo, L (1, 8) OBP: 0.337, SLG: 0.459	3-1				FC3-6 1B			P6		4	0	2	2	0	0	1											
Fred Whitfield, L (1, 3) OBP: 0.281, SLG: 0.452		L9 1B BB		FC3-6 2B SF8	L6			E4		3	1	0	0	1	0	3											
Max Alvis, R (1, 5) OBP: 0.324, SLG: 0.464										4	1	3	0	0	1	2											
John Romano, R (1, 2) OBP: 0.313, SLG: 0.378					SF8			K		3	0	0	1	0	2	3											
Willie Kirkland, L (1, 9) OBP: 0.305, SLG: 0.386		L9			F2			F2		4	0	0	0	0	0	4											
Miguel de la Hoz, R (1, 4) OBP: 0.293, SLG: 0.395		4-3						P6		4	1	2	1	0	0	2											
Jack Kralick, L (1, 1) Gary Bell, R (8, 1) Al Luplow, L (8, PH) OBP: 0.179, SLG: 0.189 OBP: 0.125, SLG: 0.087 OBP: 0.307, SLG: 0.330			K		SH 2B SH1-4			F8		2	1	0	0	0	1	1											
Inning Stats	R: 0 E: 0 K: 0 S: 3	H: 0 LOB: 0 BB: 0 P: 3	R: 0 E: 0 K: 0 S: 4	H: 1 LOB: 2 BB: 1 P: 8	R: 0 E: 0 K: 2 S: 7	H: 0 LOB: 0 BB: 0 P: 7	R: 1 E: 0 K: 0 S: 5	H: 2 LOB: 1 BB: 0 P: 5	R: 2 E: 0 K: 0 S: 6	H: 2 LOB: 1 BB: 0 P: 6	R: 1 E: 0 K: 1 S: 7	H: 2 LOB: 1 BB: 0 P: 7	R: 0 E: 1 K: 1 S: 7	H: 1 LOB: 2 BB: 0 P: 7	R: 0 E: 0 K: 1 S: 5	H: 0 LOB: 0 BB: 0 P: 5		R: 1 E: 0 K: 0 S: 3	H: 1 LOB: 0 BB: 0 P: 3	1B: 5 2B: 3 3B: 0 HR: 1	SF: 1 SAC: 2 DP: 0 HBP: 0	WP: 0 PB: 0 SB: 0 CS: 0	PA: 38				
PITCHER	IP	WLS	BF	H	R	ER	SO	BB	IBB	HBP	BLK	WP	HR	S	P	ERA	WHIP										
Jim Bunning, R (1, 1) ERA: 4.43	7.0		32	8	4	4	4	1	0	0	0	0	0	39	43	5.14	1.286										
Terry Fox, R (8, 1) ERA: 3.61	1.2	L	6	1	1	1	1	0	0	0	0	0	1	8	8	5.40	0.600										

AB	34
R	5
H	9
RBI	5
BB	1
SO	5
LOB	19



Batter	1	2	3	4	5	6	7	8	9	AB	R	H	RBI	BB	SO	LOB	TOP																
Bill Bruton, L (1, 8) OBP: 0.340, SLG: 0.381										3	0	1	1	2	0	0	Detroit Tigers @ Cleveland Indians Cleveland Municipal Stadium, Cleveland, OH Sat Aug 31 1963, 3:33 AM EDT Att: 3,457 - Unknown																
Dick McAuliffe, L (1, 6) OBP: 0.344, SLG: 0.391										5	2	2	1	0	0	2																	
Al Kaline, R (1, 9) OBP: 0.381, SLG: 0.522										5	1	1	0	0	0	4																	
Rocky Colavito, R (1, 7) OBP: 0.371, SLG: 0.451										4	1	1	1	1	0	1																	
George Thomas, R (9, PR) OBP: 0.295, SLG: 0.390										0	1	0	0	0	0	0																	
Norm Cash, L (1, 3) OBP: 0.389, SLG: 0.478										4	0	2	3	1	0	1																	
Bubba Phillips, R (1, 5) OBP: 0.281, SLG: 0.317										5	0	1	1	0	2	3																	
Bill Freehan, R (1, 2) OBP: 0.325, SLG: 0.375										5	2	2	2	0	0	2																	
George Smith, R (1, 4) OBP: 0.306, SLG: 0.326										4	1	2	0	0	0	0																	
Phil Regan, R (1, 1) OBP: 0.199, SLG: 0.213										1	0	0	0	0	0	0																	
Alan Koch, R (3, 1) OBP: 1.000, SLG: 1.500										0	0	0	0	0	0	0																	
Gates Brown, L (4, PH) OBP: 0.342, SLG: 0.423										1	0	0	0	0	1	1																	
Bob Anderson, R (4, 1) OBP: 0.350, SLG: 1.000										1	1	1	0	0	0	0																	
Whitley Herzog, L (8, PH) OBP: 0.350, SLG: 1.200										1	0	0	0	0	0	1																	
Fred Gladding, L (8, 1) OBP: 0.350, SLG: 1.200										0	0	0	0	0	0	0																	
Inning Stats	R: 1 E: 1 K: 1 S: 6	H: 0 LOB: 2 BB: 2 P: 14	R: 1 E: 0 K: 0 S: 4	H: 1 LOB: 0 BB: 0 P: 4	R: 1 E: 0 K: 0 S: 5	H: 2 LOB: 1 BB: 1 P: 5	R: 2 E: 0 K: 1 S: 7	H: 3 LOB: 1 BB: 1 P: 11	R: 0 E: 0 K: 0 S: 3	H: 0 LOB: 0 BB: 0 P: 3	R: 1 E: 0 K: 0 S: 5	H: 2 LOB: 1 BB: 0 P: 5	R: 0 E: 1 K: 0 S: 3	H: 0 LOB: 0 BB: 0 P: 3	R: 0 E: 0 K: 1 S: 6	H: 1 LOB: 1 BB: 0 P: 6	R: 3 E: 0 K: 0 S: 6	H: 4 LOB: 1 BB: 1 P: 10	1B: 6 2B: 6 3B: 0 HR: 2	SF: 0 SAC: 0 DP: 3 HBP: 0	WP: 0 PA: 43 PB: 0 SB: 0 CS: 0												
PITCHER	IP WLS BF H R ER SO BB IBB HBP BLK WP HR S P ERA WHIP																																
Mudcat Grant, R (1, 1) ERA: 3.75	3.1	20	6	5	4	2	2	1	0	0	0	0	2	21	33	10.80	2.400																
Jerry Walker, R (4, 1) ERA: 4.7	5.0	L 21	6	4	4	1	1	0	0	0	0	0	0	22	26	7.20	1.400																
Gary Bell, R (9, 1) ERA: 2.69	0.2	2	1	0	0	0	0	0	0	0	0	0	0	2	2	0.00	1.500																

Batter	1	2	3	4	5	6	7	8	9	AB	R	H	RBI	BB	SO	LOB	BOTTOM																
Tito Francona, L (1, 7) OBP: 0.308, SLG: 0.349										4	0	0	0	0	0	2	Detroit Tigers @ Cleveland Indians Cleveland Municipal Stadium, Cleveland, OH Sat Aug 31 1963, 3:33 AM EDT Att: 3,457 - Unknown																
Larry Brown, R (1, 6) OBP: 0.306, SLG: 0.347										5	1	1	1	0	0	1																	
Vic Davallilo, L (1, 8) OBP: 0.334, SLG: 0.455										5	1	1	0	0	1	0																	
Fred Whitfield, L (1, 3) OBP: 0.284, SLG: 0.463										4	2	2	2	0	1	0																	
Max Alvis, R (1, 5) OBP: 0.325, SLG: 0.463										3	2	1	1	0	0	0																	
John Romano, R (1, 2) OBP: 0.323, SLG: 0.384										2	1	2	0	2	0	0																	
Willie Kirkland, L (1, 9) OBP: 0.305, SLG: 0.384										2	0	0	0	1	2	3																	
Woodie Held, R (9, 9) OBP: 0.342, SLG: 0.416										0	0	0	0	0	0	0																	
Miguel de la Hoz, R (1, 4) OBP: 0.292, SLG: 0.414										4	1	1	3	0	2	5																	
Jerry Kindall, R (9, 4) OBP: 0.262, SLG: 0.300										0	0	0	0	0	0	0																	
Mudcat Grant, R (1, 1) OBP: 0.194, SLG: 0.203										2	0	1	1	0	0	0																	
Jerry Walker, S (4, 1) OBP: 0.190, SLG: 0.105										2	0	0	0	0	0	1																	
Gary Bell, R (9, 1) OBP: 0.125, SLG: 0.087										0	0	0	0	0	0	0																	
Inning Stats	R: 0 E: 0 K: 0 S: 3	H: 0 LOB: 0 BB: 0 P: 3	R: 4 E: 0 K: 0 S: 7	H: 4 LOB: 0 BB: 0 P: 7	R: 4 E: 0 K: 1 S: 9	H: 4 LOB: 2 BB: 1 P: 14	R: 0 E: 0 K: 1 S: 5	H: 0 LOB: 0 BB: 0 P: 5	R: 0 E: 0 K: 1 S: 5	H: 1 LOB: 2 BB: 1 P: 9	R: 0 E: 0 K: 0 S: 2	H: 0 LOB: 0 BB: 0 P: 3	R: 0 E: 0 K: 0 S: 3	H: 0 LOB: 0 BB: 0 P: 3	R: 0 E: 0 K: 2 S: 7	H: 0 LOB: 1 BB: 1 P: 11	R: 0 E: 0 K: 1 S: 5	H: 0 LOB: 0 BB: 0 P: 5	1B: 6 2B: 1 3B: 0 HR: 3	SF: 0 SAC: 1 DP: 2 HBP: 2	WP: 1 PA: 39 PB: 0 SB: 0 CS: 1												
PITCHER	IP WLS BF H R ER SO BB IBB HBP BLK WP HR S P ERA WHIP																																
Phil Regan, R (1, 1) ERA: 3.7	2.0	10	4	4	4	0	0	0	0	0	0	0	0	10	10	18.00	2.000																
Alan Koch, R (3, 1) ERA: 10.8	1.0	9	4	4	4	1	1	0	1	0	0	2	9	14	36.00	5.000																	
Bob Anderson, R (4, 1) ERA: 3.0	4.0	13	1	0	0	2	1	0	1	0	0	0	15	20	0.00	0.500																	
Fred Gladding, R (8, 1) ERA: 3.0	2.0	W 7	0	0	0	3	1	0	0	0	0	0	12	16	0.00	0.500																	



Batter	1	2	3	4	5	6	7	8	9	AB	R	H	RBI	BB	SO	LOB	TOP					
Bill Bruton, L (1, 8) OBP: 0.339, SLG: 0.379			4-3		F8		PB 1B		K	5	0	1	1	0	2	1	Detroit Tigers @ Cleveland Indians Cleveland Municipal Stadium, Cleveland, OH Sun Sep 01 1963, 3:38 AM EDT Att: 8,706 - Unknown livebaseballscorecards.com					
Dick McAuliffe, L (1, 6) OBP: 0.338, SLG: 0.385			F5		F5		1-2 2-H 1B			4	0	0	0	0	2	2						
Al Kaline, R (1, 9) OBP: 0.381, SLG: 0.522	1B		L5		L6-3			L9		4	0	1	0	0	0	0						
Rocky Colavito, R (1, 7) OBP: 0.370, SLG: 0.448	1-2 1B		1-3		5-3		FC3-6 1B			4	0	2	0	0	0	1						
Norm Cash, L (1, 3) OBP: 0.385, SLG: 0.471	K			4-3	P6		FC3-6 1B	1-2		4	0	0	0	0	1	3						
Bubba Phillips, R (1, 5) OBP: 0.281, SLG: 0.315		P6		5-3			1B 1B	F2		4	1	1	0	0	0	1						
Gus Triandos, R (1, 2) OBP: 0.321, SLG: 0.413							L6		6-3	4	0	2	0	0	0	1						
George Smith, R (1, 4) OBP: 0.298, SLG: 0.316										3	0	1	0	0	1	2						
Bill Freehan, R (9, PH) OBP: 0.326, SLG: 0.388	K		L5				PB 1B		K	1	0	0	0	0	1	0						
Mickey Lolich, S (1, 1) OBP: 0.225, SLG: 0.061										2	0	0	0	0	2	1						
Bob Anderson, R (6, 1) OBP: 0.750, SLG: 1.000	K									0	0	0	0	0	0	0						
Gates Brown, L (7, PH) OBP: 0.333, SLG: 0.407										1	0	0	0	0	0	2						
Fred Gladding, L (7, 1) OBP: 0.313, SLG: 0.235										0	0	0	0	0	0	0						
Whitey Herzog, L (9, PH) OBP: 0.313, SLG: 0.235										1	0	1	0	0	0	0						
Inning Stats	R: 0 E: 0 K: 3 S: 11	H: 2 LOB: 2 BB: 0 P: 11	R: 0 E: 0 K: 2 S: 8	H: 1 LOB: 1 BB: 0 P: 8	R: 0 E: 1 K: 0 S: 4	H: 0 LOB: 1 BB: 0 P: 4	R: 0 E: 0 K: 0 S: 4	H: 1 LOB: 1 BB: 0 P: 4	R: 0 E: 0 K: 1 S: 5	H: 0 LOB: 0 BB: 0 P: 5	R: 0 E: 0 K: 0 S: 3	H: 0 LOB: 0 BB: 0 P: 3	R: 1 E: 0 K: 1 S: 8	H: 3 LOB: 2 BB: 0 P: 8	R: 0 E: 1 K: 0 S: 4	H: 1 LOB: 1 BB: 0 P: 4		R: 0 E: 0 K: 2 S: 8	H: 1 LOB: 1 BB: 0 P: 8	1B: 8 2B: 1 3B: 0 HR: 0	SF: 0 SAC: 0 DP: 0 HBP: 0	WP: 0 PB: 1 SB: 0 CS: 0
PITCHER	IP WLS BF H R ER SO BB IBB HBP BLK WP HR S P ERA WHIP																					
Pedro Ramos, R (1, 1) ERA: 3.47	6.2 W 28 7 1 1 6 0 0 0 0 0 0 40 40 1.35 1.050																					
Early Wynn, R (7, 1) ERA: 2.29	2.1 S 9 2 0 0 3 0 0 0 0 0 0 15 15 0.00 0.857																					

Batter	1	2	3	4	5	6	7	8	9	AB	R	H	RBI	BB	SO	LOB	BOTTOM				
Woodie Held, R (1, 7) OBP: 0.342, SLG: 0.425		F8		K		1-H 2B		F8		5	1	2	2	0	1	6	Detroit Tigers @ Cleveland Indians Cleveland Municipal Stadium, Cleveland, OH Sun Sep 01 1963, 3:38 AM EDT Att: 8,706 - Unknown livebaseballscorecards.com				
Larry Brown, R (1, 6) OBP: 0.316, SLG: 0.349			5-3		1-2 2-3 3-H BB		K			4	0	2	1	1	1	1					
Vic Davallilo, L (1, 8) OBP: 0.331, SLG: 0.444		P5		1B BB			K		F8	4	0	0	0	1	1	7					
Joe Adcock, R (1, 3) OBP: 0.311, SLG: 0.381	K			G5-3 1B			P6			4	0	1	0	0	2	1					
Joe Azcue, R (1, 2) OBP: 0.300, SLG: 0.462	F8		G5-3				E1 1B		K	4	0	0	0	0	1	3					
Miguel de la Hoz, R (1, 5) OBP: 0.319, SLG: 0.455		FC4-6 PB 1B		FC1-5 1B			G5-3 1B			3	0	3	0	1	0	0					
Jerry Kindall, R (1, 4) OBP: 0.280, SLG: 0.297		L9		BB FC1-5 1B			G5-3		1-5-3	4	1	1	0	0	0	4					
Willie Tasby, R (1, 9) OBP: 0.315, SLG: 0.381		FC4-6 BB		FC1-5 BB BB			FC6-4 BB		5-3	2	0	0	0	2	0	2					
Pedro Ramos, S (1, 1) OBP: 0.140, SLG: 0.225		FC4-6					FC6-4			2	1	0	0	1	0	3					
Early Wynn, S (7, 1) OBP: 0.385, SLG: 0.273	1-2 2-3			BB			FC6-4 2B			1	0	1	0	0	0	0					
Inning Stats	R: 1 E: 0 K: 1 S: 7	H: 2 LOB: 1 BB: 0 P: 7	R: 0 E: 0 K: 0 S: 4	H: 1 LOB: 2 BB: 1 P: 8	R: 0 E: 0 K: 0 S: 3	H: 1 LOB: 1 BB: 1 P: 7	R: 1 E: 0 K: 1 S: 7	H: 2 LOB: 3 BB: 2 P: 15	R: 0 E: 1 K: 1 S: 6	H: 1 LOB: 1 BB: 0 P: 6	R: 1 E: 1 K: 2 S: 8	H: 1 LOB: 1 BB: 1 P: 12	R: 0 E: 0 K: 1 S: 5	H: 0 LOB: 1 BB: 1 P: 9	R: 0 E: 0 K: 0 S: 5	H: 2 LOB: 2 BB: 0 P: 5		1B: 8 2B: 1 3B: 0 HR: 1	SF: 0 SAC: 0 DP: 2 HBP: 0	WP: 0 PB: 1 SB: 0 CS: 0	PA: 39
PITCHER	IP WLS BF H R ER SO BB IBB HBP BLK WP HR S P ERA WHIP																				
Mickey Lolich, L (1, 1) ERA: 3.82	5.1 L 28 8 3 2 3 5 0 0 0 0 0 1 29 49 3.38 2.438																				
Bob Anderson, R (6, 1) ERA: 2.95	0.2 2 0 0 0 2 0 0 0 0 0 0 6 6 0.00 0.000																				
Fred Gladding, R (7, 1) ERA: 2.65	2.0 9 2 0 0 1 1 0 0 0 0 0 0 10 14 0.00 1.500																				

Batter	1	2	3	4	5	6	7	8	9	AB	R	H	RBI	BB	SO	LOB	TOP					
Tony Kubek, L (1, 6) OBP: 0.290, SLG: 0.339	L7		WP 1B		F5		4-3			4	1	1	0	0	0	4	New York Yankees @ Detroit Tigers Tiger Stadium, Detroit, MI Mon Sep 02 1963, 4:38 AM EDT Att: 43,926 - Unknown					
Bobby Richardson, R (1, 4) OBP: 0.304, SLG: 0.347	L9		1B		F7			5-3		4	0	1	1	0	0	2						
Tom Tresh, S (1, 7) OBP: 0.371, SLG: 0.492	6-3		K			1-3		6-3		4	0	0	0	0	1	1						
Mickey Mantle, S (1, 8) OBP: 0.453, SLG: 0.675		CS E BB		F8						3	0	2	0	1	0	0						
Jack Reed, R (8, PR) OBP: 0.306, SLG: 0.321					G5-4-3 1B			BLK 1B		0	0	0	0	0	0	0						
Elston Howard, R (1, 2) OBP: 0.342, SLG: 0.538	E4 CS			1-3		G5-4-3 1-2		6-3		4	0	0	0	0	0	3						
Joe Pepitone, L (1, 3) OBP: 0.301, SLG: 0.439	L9			K						4	0	0	0	0	1	2						
Hector Lopez, R (1, 9) OBP: 0.303, SLG: 0.413	K				2B 1B					4	0	2	0	0	2	2						
Clete Boyer, R (1, 5) OBP: 0.296, SLG: 0.370			4-3					F8		4	0	2	0	0	0	0						
Stan Williams, R (1, 1) OBP: 0.133, SLG: 0.119			K							2	0	0	0	0	2	2						
Phil Linz, R (7, PH) OBP: 0.320, SLG: 0.350					K					1	0	0	0	0	2	2						
Marshall Bridges, S (7, 1)								L9		0	0	0	0	0	0	0						
Inning Stats	R: 0 E: 0 K: 0 S: 3	H: 0 LOB: 0 BB: 0 P: 3	R: 0 E: 1 K: 1 S: 5	H: 0 LOB: 1 BB: 1 P: 9	R: 1 E: 0 K: 2 S: 9	H: 2 LOB: 1 BB: 0 P: 9	R: 0 E: 0 K: 1 S: 5	H: 0 LOB: 0 BB: 0 P: 5	R: 0 E: 0 K: 1 S: 7	H: 2 LOB: 2 BB: 0 P: 7	R: 0 E: 0 K: 0 S: 3	H: 1 LOB: 0 BB: 0 P: 3	R: 0 E: 0 K: 0 S: 5	H: 2 LOB: 2 BB: 0 P: 5	R: 0 E: 0 K: 0 S: 4	H: 1 LOB: 2 BB: 0 P: 4	R: 0 E: 0 K: 1 S: 5	H: 0 LOB: 0 BB: 0 P: 5	1B: 7 2B: 1 3B: 0 HR: 0	SF: 0 SAC: 0 DP: 1 HBP: 0	WP: 1 PB: 0 SB: 0 CS: 2	PA: 35
PITCHER Hank Aquirre, L (1, 1) ERA: 3.56	IP: 9.0 WLS: W BF: 35 H: 8 R: 1 ER: 1 SO: 6 BB: 1 IBB: 0 HBP: 0 BLK: 1 WP: 1 HR: 0 S: 46 P: 50 ERA: 1.00 WHIP: 1.000															PITCHER						

Batter	1	2	3	4	5	6	7	8	9	AB	R	H	RBI	BB	SO	LOB	BOTTOM					
Bill Bruton, L (1, 8) OBP: 0.343, SLG: 0.381	4-3 BB		1B SF7 2B		L9-3 BB		F9			2	1	1	0	2	0	0	New York Yankees @ Detroit Tigers Tiger Stadium, Detroit, MI Mon Sep 02 1963, 4:38 AM EDT Att: 43,926 - Unknown					
Dick McAuliffe, L (1, 6) OBP: 0.342, SLG: 0.387	4-3 1-2		1B 1B		L9-3 1-2			BB		3	1	1	0	1	0	2						
Al Kaline, R (1, 9) OBP: 0.379, SLG: 0.518	L5-3		SF7		1B BB			K		2	0	0	1	1	1	2						
Rocky Colavito, R (1, 7) OBP: 0.370, SLG: 0.446	K		3-H 1-H 1B		1-2 1B					4	0	2	1	0	2	1						
Norm Cash, L (1, 3) OBP: 0.383, SLG: 0.469		BB BB BB	F5		F5			4-3		3	0	0	0	1	0	3						
Bubba Phillips, R (1, 5) OBP: 0.282, SLG: 0.313	F5			K		G1		BB 1B BB		3	0	0	0	1	1	1						
Gus Triandos, R (1, 2) OBP: 0.322, SLG: 0.413	K			5-3		F5		BB 1B		4	0	1	0	0	1	1						
George Smith, R (1, 4) OBP: 0.295, SLG: 0.297	F8			HBP		6-3		1-2 2-3 BB		2	0	0	0	1	0	1						
Hank Aquirre, R (1, 1) OBP: 0.176, SLG: 0.197			4-3		K			K		4	0	0	0	0	3	4						
Inning Stats	R: 0 E: 0 K: 1 S: 5	H: 0 LOB: 1 BB: 1 P: 9	R: 0 E: 0 K: 1 S: 5	H: 0 LOB: 1 BB: 1 P: 9	R: 2 E: 0 K: 0 S: 6	H: 3 LOB: 1 BB: 0 P: 6	R: 0 E: 0 K: 2 S: 7	H: 0 LOB: 0 BB: 0 P: 8	R: 0 E: 0 K: 0 S: 3	H: 1 LOB: 2 BB: 0 P: 11	R: 0 E: 0 K: 0 S: 3	H: 0 LOB: 0 BB: 0 P: 3	R: 0 E: 0 K: 2 S: 7	H: 0 LOB: 1 BB: 1 P: 11	R: 0 E: 0 K: 2 S: 8	H: 1 LOB: 3 BB: 2 P: 16		R: 0 E: 0 K: 2 S: 8	H: 0 LOB: 2 BB: 2 P: 16	1B: 4 2B: 2 3B: 0 HR: 0	SF: 1 SAC: 0 DP: 1 HBP: 1	WP: 0 PB: 0 SB: 0 CS: 0
PITCHER Stan Williams, R (1, 1) ERA: 2.98	IP: 6.0 WLS: L BF: 26 H: 4 R: 2 ER: 2 SO: 4 BB: 4 IBB: 0 HBP: 1 BLK: 0 WP: 0 HR: 0 S: 29 P: 46 ERA: 3.00 WHIP: 1.333															PITCHER						
Marshall Bridges, L (7, 1) ERA: 3.56	IP: 2.0 WLS: L BF: 10 H: 1 R: 0 ER: 0 SO: 4 BB: 3 IBB: 0 HBP: 0 BLK: 0 WP: 0 HR: 0 S: 15 P: 27 ERA: 0.00 WHIP: 2.000															PITCHER						

AB	34
R	1
H	8
RBI	1
BB	1
SO	6
LOB	18



AB	27
R	2
H	5
RBI	2
BB	7
SO	8
LOB	15



Batter	1	2	3	4	5	6	7	8	9	10	11	12	13	14	15	AB	R	H	RBI	BB	SO	LOB	TOP									
Tony Kubek, L OBP: 0.293, SLG: 0.339 (1, 9)	F7		FC1-2 BB		F8				G3				K			6	0	2	0	2	1	1										
Bobby Richardson, R OBP: 0.302, SLG: 0.343 (1, 4)	F8		FC1-2		F6		F7			SH5-4 BB	4-3		FC6-4			6	0	0	0	1	0	8										
Tom Tresh, S OBP: 0.368, SLG: 0.486 (1, 8)	K		4-1			F5		4-3		SH5-4 BB		G3		F8		6	0	0	0	1	1	3										
Roger Maris, L OBP: 0.334, SLG: 0.518 (1, 9)		L9		4-3		K		6-3		SH5-4		G3		FC6-4 1B		6	0	1	0	0	1	0										
Joe Pepitone, L OBP: 0.304, SLG: 0.446 (1, 3)		L9		BB BB			1B	HR		F8		1B		G3-6-4 1B		6	1	3	1	1	0	3										
Yogi Berra, L OBP: 0.363, SLG: 0.500 (1, 2)		4-3		F8		L9		K		F7		1B			F7	7	0	1	0	0	1	4										
Johnny Blanchard, L OBP: 0.193, SLG: 0.249 (11, PR)			BB 1B				K			HR			F8		5-3	3	1	2	1	2	1	0										
Jack Reed, R OBP: 0.306, SLG: 0.321 (11, 7)			FC1-2 1B			BB					SH1-4 BB					2	0	0	0	0	0	0										
Hector Lopez, R OBP: 0.302, SLG: 0.411 (12, PH)			FC1-2 1B			3-1				F7			K		L9	6	0	2	0	1	1	3										
Clete Boyer, R OBP: 0.300, SLG: 0.370 (1, 5)			FC1-2 BB 1B				1B			F7			K		1B BB																	
Al Downing, R OBP: 0.193, SLG: 0.249 (7, PH)																2	0	0	0	0	0	2										
Mickey Vernon, R OBP: 0.289, SLG: 0.349 (7, 1)																1	0	0	0	0	0	1										
Tom Metcalf, R OBP: 0.289, SLG: 0.349 (7, 1)																0	0	0	0	0	0	0										
Elroy Face, R OBP: 0.289, SLG: 0.349 (8, PH)																0	0	0	0	0	0	0										
Hal Reniff, R OBP: 0.289, SLG: 0.349 (8, 1)																0	0	0	0	0	0	0										
Jake Gibbs, L OBP: 0.289, SLG: 0.349 (15, PH)																1	0	1	0	0	0	0										
Bill Kunkel, R OBP: 0.284, SLG: 0.332 (15, 1)																0	0	0	0	0	0	0										
Inning Stats	R: 0 E: 0 K: 1 S: 5	H: 0 LOB: 0 BB: 0 P: 5	R: 0 E: 0 K: 0 S: 3	H: 0 LOB: 0 BB: 0 P: 3	R: 0 E: 0 K: 1 S: 7	H: 2 LOB: 3 BB: 1 P: 11	R: 0 E: 0 K: 0 S: 3	H: 0 LOB: 0 BB: 0 P: 11	R: 0 E: 0 K: 1 S: 6	H: 0 LOB: 0 BB: 0 P: 5	R: 0 E: 0 K: 1 S: 6	H: 1 LOB: 1 BB: 0 P: 6	R: 0 E: 0 K: 2 S: 9	H: 2 LOB: 2 BB: 0 P: 9	R: 1 E: 0 K: 1 S: 6	H: 1 LOB: 0 BB: 0 P: 6	R: 1 E: 0 K: 0 S: 4	H: 1 LOB: 0 BB: 0 P: 4	R: 0 E: 0 K: 0 S: 3	H: 0 LOB: 2 BB: 2 P: 11	R: 0 E: 0 K: 1 S: 5	H: 0 LOB: 2 BB: 0 P: 5	R: 0 E: 0 K: 1 S: 5	H: 0 LOB: 1 BB: 1 P: 9	R: 0 E: 0 K: 0 S: 3	H: 1 LOB: 0 BB: 0 P: 3	R: 0 E: 0 K: 0 S: 4	H: 2 LOB: 3 BB: 1 P: 8	1B: 10 2B: 0 3B: 0 HR: 2	SF: 0 SAC: 2 DP: 1 HBP: 0	WP: 0 PB: 0 SB: 0 CS: 0	PA: 64
PITCHER	IP ERA WLS BF H R ER SO BB IBB HBP BLK WP HR S P ERA WHIP	9.0 4.33 1.0 3 0 0 0 0 0 0 0 0 0 0 0 3 3 0.00 0.000	3.0 3.72 14 2 0 0 2 2 1 0 0 0 0 0 0 15 27 0.00 1.333	2.0 2.25 8 3 0 0 0 0 1 0 0 0 0 0 0 7 11 0.00 2.000	PITCHER											IP ERA WLS BF H R ER SO BB IBB HBP BLK WP HR S P ERA WHIP	9.0 2.00 1.333 39 7 2 7 0 0 0 0 0 0 0 0 0 3 3 2.00 1.333															
Jim Bunning, R ERA: 4.33 (1, 1)																																
Mickey Lolich, L ERA: 3.72 (10, 1)																																
Fred Gladding, R ERA: 2.25 (11, 1)																																
Terry Fox, R ERA: 3.5 (14, 1)																																

New York Yankees @ Detroit Tigers
Tiger Stadium, Detroit, MI
Tue Sep 03 1963, 4:33 AM EDT
Att: 7,755 - Unknown

AB 53
R 2
H 12
RBI 2
BB 9
SO 9
LOB 27



Batter	1	2	3	4	5	6	7	8	9	10	11	12	13	14	15	AB	R	H	RBI	BB	SO	LOB	BOTTOM					
George Thomas, R OBP: 0.284, SLG: 0.351 (1, 8)	E S 1B		2-3		F7			F2			K			L1		3	1	0	0	1	0	0						
Bill Bruton, L OBP: 0.341, SLG: 0.380 (11, PH)	BB															2	0	0	0	0	1	0						
Dick McAuliffe, L OBP: 0.340, SLG: 0.384 (1, 6)	FC5-4 1B		F8		F5			K			L5			G3		6	0	1	1	0	1	0						
Al Kaline, R OBP: 0.379, SLG: 0.512 (1, 9)	FC5-4 PB			L8				F9			L4			L3		6	0	0	0	0	0	1						
Rocky Colavito, R OBP: 0.366, SLG: 0.441 (1, 7)	K			6-3				F9			5-3			3-1		6	0	0	0	0	1	1						
Bubba Phillips, R OBP: 0.283, SLG: 0.310 (1, 5)	5-3							F4						F4		4	1	0	0	2	1	1						
Norm Cash, L OBP: 0.386, SLG: 0.470 (1, 3)		F8									4-3					4	1	2	0	2	0	1						
Bill Freehan, R OBP: 0.329, SLG: 0.390 (1, 2)		L5												FC6-4 1B		5	0	1	1	1	1	2						
George Smith, R OBP: 0.288, SLG: 0.290 (1, 4)		F9									K			FC6-4 1B		6	0	1	1	0	0	3						
Al Downing, L ERA: 2.35 (1, 1)																3	0	0	0	0	0	0						
Tom Metcalf, R ERA: 3.6 (7, 1)																0	0	0	0	0	0	0						
Hal Reniff, R ERA: 2.69 (8, 1)																0	0	0	0	0	0	0						
Bill Kunkel, R ERA: 2.84 (15, 1)																0	0	0	0	0	0	0						
Inning Stats	R: 1 E: 0 K: 1 S: 6	H: 1 LOB: 1 BB: 1 P: 10	R: 0 E: 0 K: 0 S: 3	H: 0 LOB: 0 BB: 0 P: 3	R: 0 E: 0 K: 0 S: 3	H: 0 LOB: 0 BB: 0 P: 3	R: 1 E: 0 K: 0 S: 5	H: 2 LOB: 2 BB: 1 P: 9	R: 0 E: 0 K: 0 S: 3	H: 0 LOB: 0 BB: 0 P: 3	R: 0 E: 0 K: 0 S: 2	H: 0 LOB: 0 BB: 1 P: 6	R: 0 E: 0 K: 1 S: 5	H: 0 LOB: 0 BB: 0 P: 5	R: 0 E: 0 K: 0 S: 5	H: 0 LOB: 0 BB: 0 P: 5	R: 0 E: 0 K: 0 S: 4	H: 1 LOB: 1 BB: 0 P: 4	R: 0 E: 0 K: 0 S: 3	H: 0 LOB: 0 BB: 0 P: 3	R: 0 E: 0 K: 0 S: 3	H: 0 LOB: 0 BB: 0 P: 3	R: 1 E: 0 K: 1 S: 4	H: 1 LOB: 2 BB: 2 P: 12	1B: 4 2B: 1 3B: 0 HR: 0	SF: 0 SAC: 0 DP: 1 HBP: 0	WP: 0 PB: 1 SB: 0 CS: 0	PA: 53
PITCHER	IP ERA WLS BF H R ER SO BB IBB HBP BLK WP HR S P ERA WHIP	6.0 2.35 2.0 6 0 0 0 1 1 0 0 0 0 0 0 7 11 0.00 0.500	2.0 3.6 6.0 20 1 0 0 2 1 0 0 0 0 0 0 23 27 0.00 0.333	0.1 2.84 L 4 1 1 1 1 2 0 0 0 0 0 0 4 12 27.00 9.000	PITCHER											IP ERA WLS BF H R ER SO BB IBB HBP BLK WP HR S P ERA WHIP	6.0 3.00 1.0 23 3 3 0 0 0 0 0 0 0 0 0 7 11 3.00 0.833											
Al Downing, L ERA: 2.35 (1, 1)																												
Tom Metcalf, R ERA: 3.6 (7, 1)																												
Hal Reniff, R ERA: 2.69 (8, 1)																												
Bill Kunkel, R ERA: 2.84 (15, 1)																												

New York Yankees @ Detroit Tigers
Tiger Stadium, Detroit, MI
Tue Sep 03 1963, 4:33 AM EDT
Att: 7,755 - Unknown


AB 47
R 3
H 5
RBI 3
BB 6
SO 5
LOB 9



Batter	1	2	3	4	5	6	7	8	9	AB	R	H	RBI	BB	SO	LOB	TOP										
Bill Bruton, L OBP: 0.344, SLG: 0.382 (1, 8)										3	1	0	0	1	1	0											
Dick McAuliffe, L OBP: 0.342, SLG: 0.390 (1, 6)										3	2	1	1	1	0	0											
Al Kaline, R OBP: 0.378, SLG: 0.511 (1, 9)										3	1	0	0	1	0	0											
Rocky Colavito, R OBP: 0.367, SLG: 0.444 (1, 7)										4	1	1	2	0	1	0											
Norm Cash, L OBP: 0.385, SLG: 0.466 (1, 3)										4	0	1	1	0	1	0											
Bubba Phillips, R OBP: 0.276, SLG: 0.305 (1, 5)										3	0	0	0	0	0	1											
Gus Triandos, R OBP: 0.319, SLG: 0.408 (1, 2)										3	0	0	0	0	0	0											
George Smith, R OBP: 0.278, SLG: 0.278 (1, 4)										3	0	0	0	0	1	0											
Bob Anderson, R OBP: 0.429, SLG: 0.571 Fred Gladding, L (9, 1)										3	0	0	0	0	2	0											
Inning Stats	R: 4 E: 0 K: 0 S: 4	H: 2 LOB: 0 BB: 3 P: 16	R: 0 E: 0 K: 1 S: 5	H: 0 LOB: 0 BB: 0 P: 5	R: 0 E: 0 K: 1 S: 5	H: 0 LOB: 0 BB: 0 P: 5	R: 0 E: 0 K: 0 S: 3	H: 0 LOB: 0 BB: 0 P: 3	R: 0 E: 0 K: 1 S: 5	H: 0 LOB: 0 BB: 0 P: 5	R: 1 E: 0 K: 0 S: 4	H: 1 LOB: 0 BB: 0 P: 4	R: 0 E: 0 K: 1 S: 5	H: 0 LOB: 0 BB: 0 P: 5	R: 0 E: 0 K: 1 S: 5	H: 0 LOB: 0 BB: 0 P: 5	1B: 2 2B: 0 3B: 0 HR: 1	SF: 0 SAC: 0 DP: 1 HBP: 0	WP: 0 PB: 1 SB: 0 CS: 0	PA: 32							
PITCHER	IP	WLS	BF	H	R	ER	SO	BB	IBB	HBP	BLK	WP	HR	S	P	ERA	WHIP										
Earl Wilson, R ERA: 3.82 Wilbur Wood, L ERA: 3.89 Chet Nichols, L ERA: 4.78 Arnold Earley, L ERA: 4.66	(1, 1) (1, 1) (7, 1) (9, 1)	0.0 6.0 2.0 1.0	L 19 6 3	4 2 0 0	4 1 0 0	4 1 0 0	0 3 2 1	0 0 0 0	0 0 0 0	0 0 0 0	0 0 0 0	0 0 0 0	0 1 0 5	1 25 10 5	13 25 10 5	∞ 1.50 0.00 0.00	∞ 0.333 0.000 0.000										

Detroit Tigers @ Boston Red Sox
Fenway Park, Boston, MA
Thu Sep 05 1963, 3:33 AM EDT
Att: 2,312 - Unknown


AB 29
R 5
H 3
RBI 4
BB 3
SO 6
LOB 1





Batter	1	2	3	4	5	6	7	8	9	AB	R	H	RBI	BB	SO	LOB	BOTTOM										
Gary Geiger, L OBP: 0.329, SLG: 0.466 (1, 8)										4	0	0	0	0	2	2											
Felix Mantilla, R OBP: 0.321, SLG: 0.347 (1, 6)										4	1	1	0	0	1	0											
Carl Yastrzemski, L OBP: 0.413, SLG: 0.487 (1, 7)										2	1	1	0	1	0	0											
Dick Stuart, R OBP: 0.310, SLG: 0.513 (1, 3)										3	0	0	0	1	1	3											
Frank Matzone, R OBP: 0.330, SLG: 0.434 (1, 5)										4	0	2	1	0	0	0											
Lou Clinton, R OBP: 0.291, SLG: 0.424 (1, 9)										4	0	1	0	0	0	3											
Russ Nixon, L OBP: 0.317, SLG: 0.383 (1, 2)										4	0	0	0	0	1	4											
Billy Gardner, R OBP: 0.269, SLG: 0.258 Bob Tillman, R OBP: 0.316, SLG: 0.368 (9, PH)										3	0	0	0	0	0	2											
Earl Wilson, R OBP: 0.285, SLG: 0.354 Wilbur Wood, R OBP: 0.247, SLG: 0.343 Roman Mejias, R OBP: 0.221, SLG: 0.221 Chet Nichols, L OBP: 0.342, SLG: 0.382 Dick Williams, R OBP: 0.342, SLG: 0.382 Arnold Earley, L OBP: 0.235, SLG: 0.294 (1, 1) (1, 1) (6, PH) (7, 1) (8, PH) (9, 1)	(1, 1) (1, 1) (6, PH) (7, 1) (8, PH) (9, 1)	0.0 8.0 1.0 1.0	L W S	4 30 5	1 2 2	4 2 2	0 2 2	0 2 2	0 2 2	0 2 2	0 2 2	0 2 2	0 2 2	0 2 2	0 2 2	0 2 2											
Inning Stats	R: 0 E: 0 K: 2 S: 7	H: 0 LOB: 1 BB: 0 P: 8	R: 0 E: 0 K: 0 S: 3	H: 0 LOB: 0 BB: 0 P: 3	R: 0 E: 0 K: 1 S: 5	H: 0 LOB: 0 BB: 0 P: 5	R: 0 E: 1 K: 1 S: 5	H: 0 LOB: 0 BB: 0 P: 5	R: 0 E: 0 K: 0 S: 4	H: 1 LOB: 1 BB: 0 P: 4	R: 0 E: 0 K: 1 S: 5	H: 0 LOB: 0 BB: 0 P: 5	R: 0 E: 0 K: 0 S: 2	H: 0 LOB: 0 BB: 1 P: 6	R: 0 E: 0 K: 0 S: 5	H: 2 LOB: 2 BB: 0 P: 5	R: 2 E: 0 K: 1 S: 8	H: 3 LOB: 2 BB: 1 P: 12	1B: 5 2B: 1 3B: 0 HR: 0	SF: 0 SAC: 0 DP: 2 HBP: 1	WP: 2 PB: 0 SB: 0 CS: 0	PA: 35					
PITCHER	IP	WLS	BF	H	R	ER	SO	BB	IBB	HBP	BLK	WP	HR	S	P	ERA	WHIP										
Bob Anderson, R ERA: 2.84 Fred Gladding, R ERA: 2.14	(1, 1) (9, 1)	8.0 1.0	W S	30 5	1 0	2 0	2 1	0 0	0 1	0 0	0 0	1 1	0 0	6 10	43 10	0.00 2.25	0.750 2.000										

Detroit Tigers @ Boston Red Sox
Fenway Park, Boston, MA
Thu Sep 05 1963, 3:33 AM EDT
Att: 2,312 - Unknown

AB 32
R 2
H 6
RBI 1
BB 2
SO 6
LOB 16




Batter	1	2	3	4	5	6	7	8	9	AB	R	H	RBI	BB	SO	LOB	TOP					
George Thomas, R OBP: 0.283, SLG: 0.349	2-3		G6-4-3 1B			L1		K		4	0	1	0	0	1	0	Detroit Tigers @ New York Yankees Yankee Stadium, Bronx, NY Fri Sep 06 1963, 7:05 PM EDT Att: 16,273 - Unknown - 60 F livebaseballscorecards.com AB 29 R 1 H 6 RBI 1 BB 2 SO 4 LOB 7 					
Don Wert, R OBP: 0.329, SLG: 0.381	2B		G6-4-3 1-2			CS 1B		F2		4	0	2	0	0	0	1						
Bill Bruton, L OBP: 0.344, SLG: 0.379	L7			G6-4-3 BB		CS 1-2		K		3	0	0	0	1	1	1						
Rocky Colavito, R OBP: 0.366, SLG: 0.444	2B		G6-4-3 1-2			F9		F8		4	0	1	0	0	0	1						
Bill Freehan, R OBP: 0.333, SLG: 0.389	5-3			L8		S 1B				3	0	1	0	0	0	2						
Gus Triandos, R OBP: 0.316, SLG: 0.404		F4				F9		6-3		3	0	0	0	0	0	1						
Dick McAuliffe, L OBP: 0.342, SLG: 0.396		6-3				F8		HR		3	1	1	1	0	0	0						
George Smith, R OBP: 0.279, SLG: 0.274		4-3				K		F2 BB		2	0	0	0	1	1	0						
Hank Aguirre, R OBP: 0.169, SLG: 0.188			K			F8		F2		3	0	0	0	0	1	1						
Inning Stats	R: 0 E: 0 K: 0 S: 5	H: 2 LOB: 2 BB: 0 P: 5	R: 0 E: 0 K: 0 S: 3	H: 0 LOB: 0 BB: 0 P: 3	R: 0 E: 0 K: 1 S: 5	H: 1 LOB: 0 BB: 0 P: 5	R: 0 E: 0 K: 0 S: 2	H: 0 LOB: 0 BB: 1 P: 6	R: 0 E: 0 K: 1 S: 5	H: 0 LOB: 0 BB: 0 P: 5	R: 0 E: 0 K: 0 S: 3	H: 1 LOB: 0 BB: 0 P: 3	R: 0 E: 0 K: 1 S: 6	H: 1 LOB: 1 BB: 0 P: 6	R: 1 E: 0 K: 1 S: 5	H: 1 LOB: 0 BB: 1 P: 9	R: 0 E: 0 K: 0 S: 3	H: 0 LOB: 0 BB: 0 P: 3	1B: 4 2B: 1 3B: 0 HR: 1	SF: 0 SAC: 0 DP: 2 HBP: 0	WP: 0 PB: 0 SB: 1 CS: 1	PA: 32
PITCHER Whitey Ford, L ERA: 3.02	IP: 9.0 WLS: W BF: 31 H: 6 R: 1 ER: 1 SO: 4 BB: 2 IBB: 0 HBP: 0 BLK: 0 WP: 0 HR: 1 S: 37 P: 45 ERA: 1.00 WHIP: 0.889															PITCHER						

Batter	1	2	3	4	5	6	7	8	9	AB	R	H	RBI	BB	SO	LOB	BOTTOM					
Phil Linz, R OBP: 0.309, SLG: 0.336	F7		K			F7		L4		4	0	0	0	0	1	1	Detroit Tigers @ New York Yankees Yankee Stadium, Bronx, NY Fri Sep 06 1963, 7:05 PM EDT Att: 16,273 - Unknown - 60 F livebaseballscorecards.com AB 30 R 2 H 6 RBI 2 BB 1 SO 5 LOB 5 					
Bobby Richardson, R OBP: 0.301, SLG: 0.344	F8				F6	6-3		F7		4	0	0	0	0	0	0						
Hector Lopez, R OBP: 0.303, SLG: 0.409	K			K		K		1B 1B		4	1	1	0	0	3	0						
Elston Howard, R OBP: 0.340, SLG: 0.528		FC3-6 1B		5-3		1-3		1B 1B		4	0	2	0	0	0	0						
Joe Pepitone, L OBP: 0.303, SLG: 0.440		FC3-6 1-2			L7	1-3		1B		4	0	1	1	0	0	1						
Clete Boyer, R OBP: 0.297, SLG: 0.366		F6			F2	6-3		1B		3	0	0	0	0	0	1						
Harry Bright, R OBP: 0.314, SLG: 0.448		F4			HR			F3		3	1	1	1	0	0	1						
Jack Reed, R OBP: 0.323, SLG: 0.328			5-3			SH1-4 BB		SH1-4 BB		2	0	1	0	1	0	0						
Whitey Ford, L OBP: 0.198, SLG: 0.200			5-3		K			SH1-4		2	0	0	0	0	1	1						
Inning Stats	R: 0 E: 0 K: 1 S: 5	H: 0 LOB: 0 BB: 0 P: 5	R: 0 E: 0 K: 0 S: 4	H: 1 LOB: 1 BB: 0 P: 4	R: 0 E: 0 K: 1 S: 5	H: 0 LOB: 0 BB: 0 P: 5	R: 0 E: 0 K: 1 S: 5	H: 0 LOB: 0 BB: 0 P: 5	R: 0 E: 0 K: 0 S: 3	H: 0 LOB: 1 BB: 1 P: 7	R: 0 E: 0 K: 0 S: 3	H: 0 LOB: 2 BB: 0 P: 4	R: 1 E: 0 K: 0 S: 4	H: 3 LOB: 2 BB: 0 P: 4	R: 0 E: 0 K: 0 S: 3	H: 0 LOB: 1 BB: 1 P: 7	R: 1 E: 0 K: 0 S: 4	H: 3 LOB: 2 BB: 0 P: 4	1B: 5 2B: 0 3B: 0 HR: 1	SF: 0 SAC: 1 DP: 0 HBP: 0	WP: 0 PB: 0 SB: 0 CS: 0	PA: 32
PITCHER Hank Aguirre, L ERA: 3.5	IP: 8.1 WLS: L BF: 32 H: 6 R: 2 ER: 2 SO: 5 BB: 1 IBB: 0 HBP: 0 BLK: 0 WP: 0 HR: 1 S: 41 P: 45 ERA: 2.16 WHIP: 0.840															PITCHER						

Batter	1	2	3	4	5	6	7	8	9	AB	R	H	RBI	BB	SO	LOB	TOP					
Bill Bruton, L (1.8) OBP: 0.346, SLG: 0.380										4	1	2	1	1	0	1						
Dick McAuliffe, L (1.6) OBP: 0.346, SLG: 0.402										5	1	4	2	0	0	2						
Norm Cash, L (1.3) OBP: 0.383, SLG: 0.461										4	0	0	0	1	0	5						
Rocky Colavito, R (1.9) OBP: 0.367, SLG: 0.445										4	0	1	0	1	1	3						
Don Wert, R (1.5) OBP: 0.321, SLG: 0.373										4	0	0	1	0	2	5						
Gates Brown, L (1.7) OBP: 0.348, SLG: 0.407										4	2	2	0	1	1	2						
Bill Freehan, R (1.2) OBP: 0.338, SLG: 0.395										4	1	2	1	1	0	0						
George Smith, R (1.4) OBP: 0.276, SLG: 0.270										5	1	1	1	0	0	4						
Don Mossi, L (1.1) OBP: 0.326, SLG: 0.256										1	0	0	0	1	0	0						
Mickey Lolich, S (5.1) OBP: 0.225, SLG: 0.061										0	0	0	0	0	0	0						
Bob Anderson, R (5.1) OBP: 0.429, SLG: 0.571										0	0	0	0	0	0	0						
Bill Faul, R (6.1) OBP: 0.179, SLG: 0.222										1	0	1	0	0	0	0						
Whitey Herzog, L (9. PH) OBP: 0.308, SLG: 0.231										1	0	0	0	0	1	0						
Inning Stats	R: 0 E: 0 K: 2 S: 8	H: 1 LOB: 2 BB: 1 P: 12	R: 1 E: 0 K: 0 S: 4	H: 2 LOB: 0 BB: 0 P: 4	R: 0 E: 0 K: 0 S: 5	H: 2 LOB: 2 BB: 0 P: 5	R: 5 E: 1 K: 1 S: 11	H: 5 LOB: 2 BB: 1 P: 15	R: 0 E: 0 K: 0 S: 4	H: 1 LOB: 3 BB: 3 P: 8	R: 0 E: 0 K: 1 S: 5	H: 0 LOB: 3 BB: 0 P: 17	R: 0 E: 0 K: 0 S: 4	H: 2 LOB: 1 BB: 0 P: 4	R: 0 E: 0 K: 0 S: 3	H: 0 LOB: 0 BB: 0 P: 3	R: 0 E: 0 K: 1 S: 5	H: 0 LOB: 0 BB: 0 P: 5	1B: 10 2B: 5 3B: 0 HR: 0	SF: 1 SAC: 1 DP: 2 HBP: 0	WP: 0 PB: 0 SB: 0 CS: 0	PA: 45
PITCHER	IP WLS BF H R ER SO BB IBB HBP BLK WP HR S P ERA WHIP																					
Stan Williams, R (1.1) ERA: 3.25	3.1 19 9 5 5 2 1 0 0 0 0 0 0 22 26 13.50 3.000																					
Steve Hamilton, L (4.1) ERA: 2.54	0.2 5 1 1 0 1 1 0 0 0 0 0 0 6 10 0.00 3.000																					
Tom Metcalf, R (5.1) ERA: 3.27	1.0 5 1 0 0 0 1 0 0 0 0 0 0 4 8 0.00 2.000																					
Marshall Bridges, L (6.1) ERA: 3.48	0.2 5 0 0 0 1 3 0 0 0 0 0 0 4 16 0.00 4.500																					
Hal Reniff, R (6.1) ERA: 2.58	3.1 W 11 2 0 0 1 0 0 0 0 0 0 0 13 13 0.00 0.600																					

Detroit Tigers @ New York Yankees
Yankee Stadium, Bronx, NY
Sat Sep 07 1963, 3:33 AM EDT
Att: 22,361 - Unknown - 74 F


AB 37
R 6
H 13
RBI 6
BB 6
SO 5
LOB 22

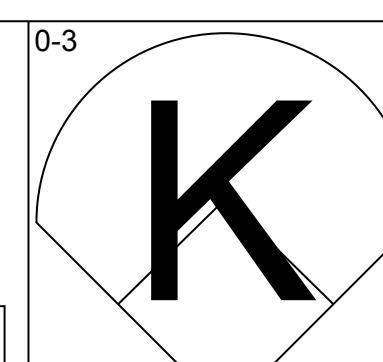
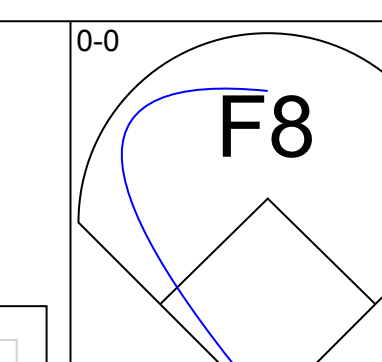
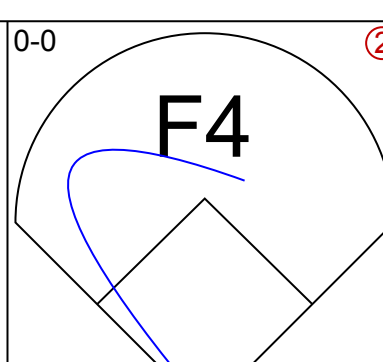
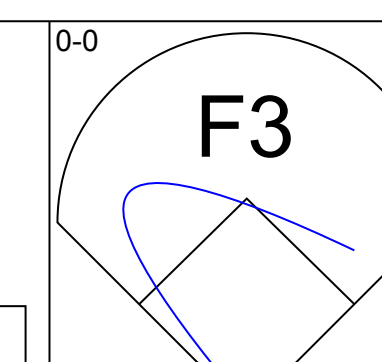
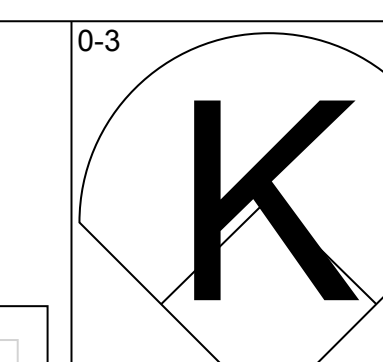
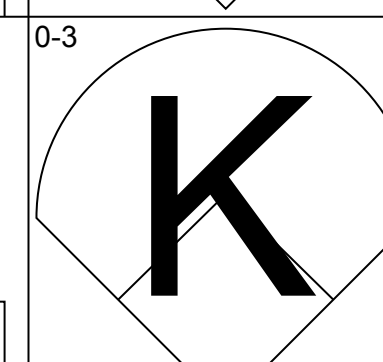
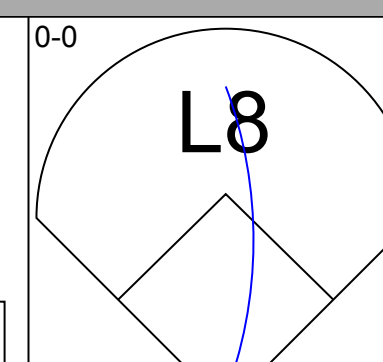
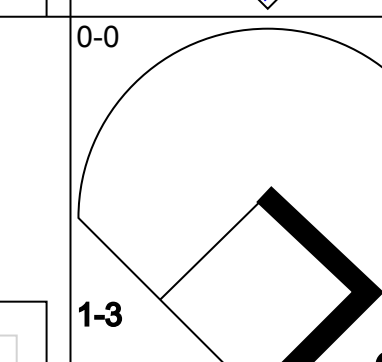
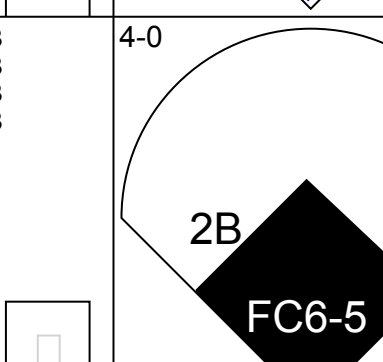
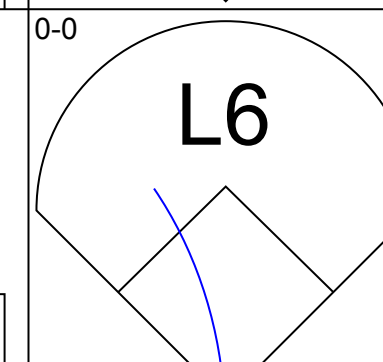
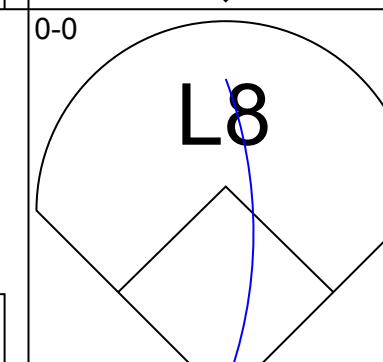
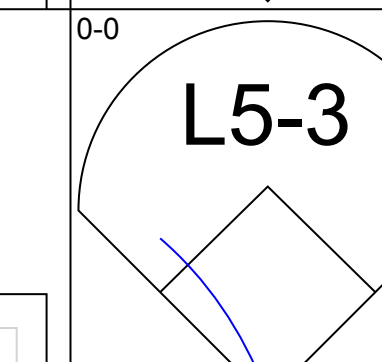
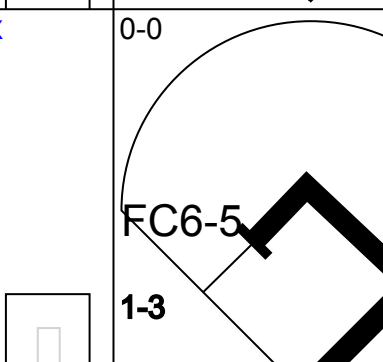
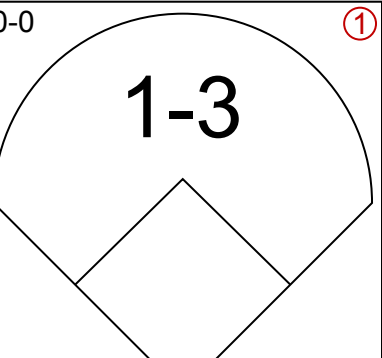
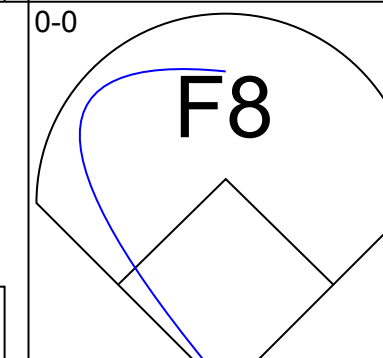
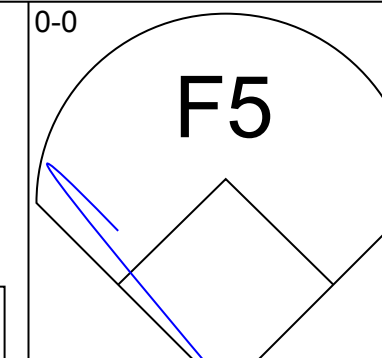
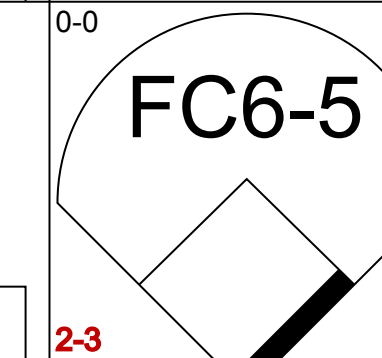
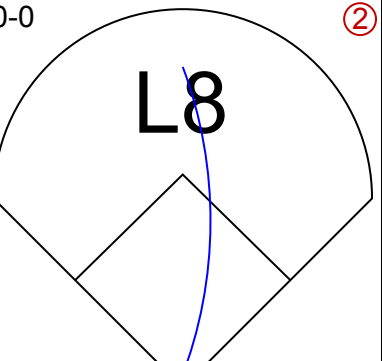
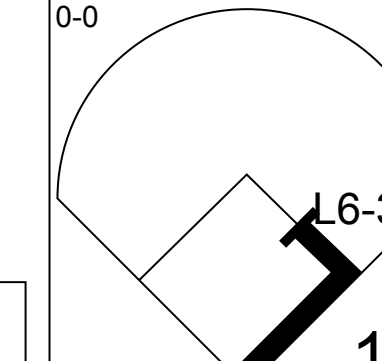
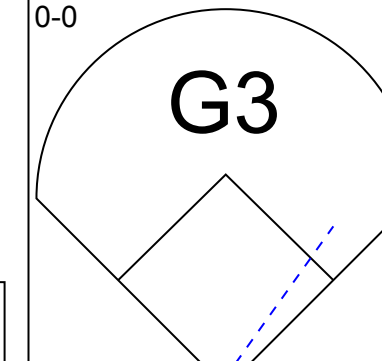
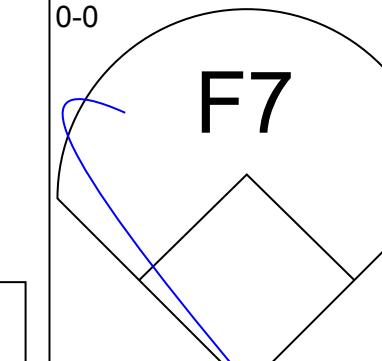
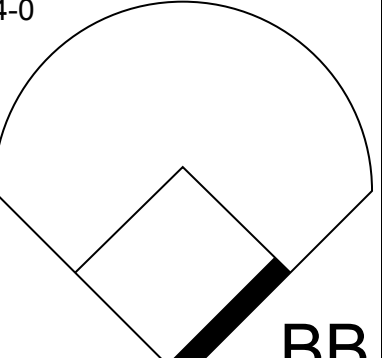
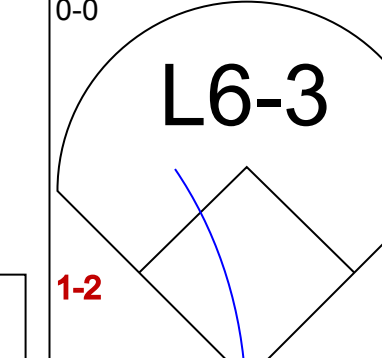
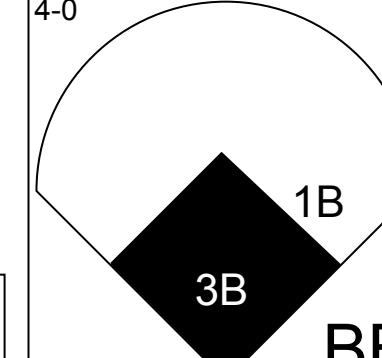

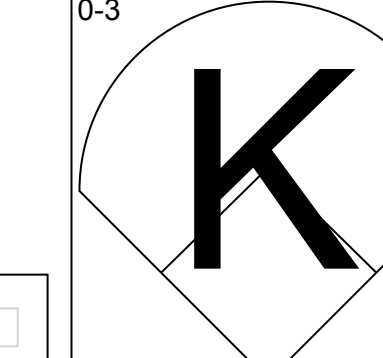
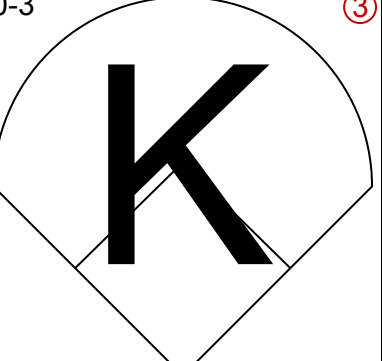
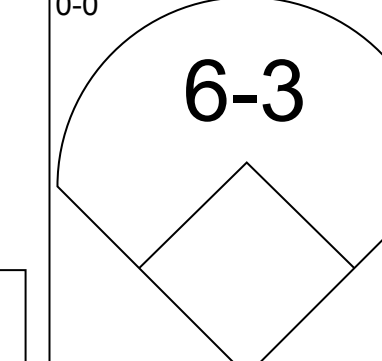
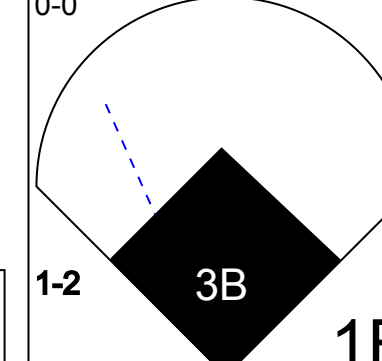

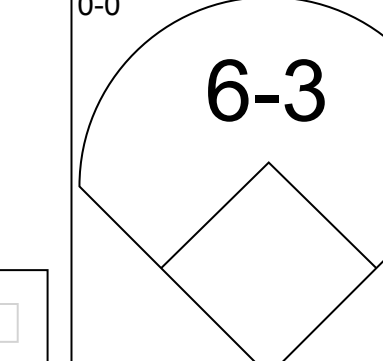
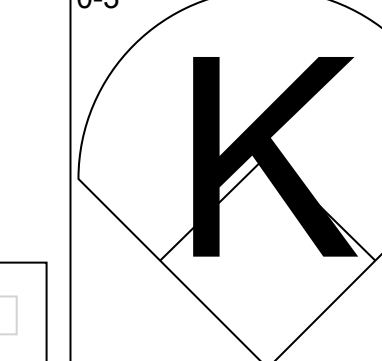
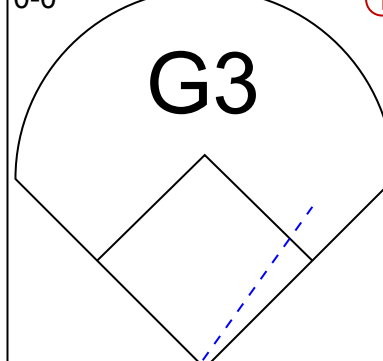
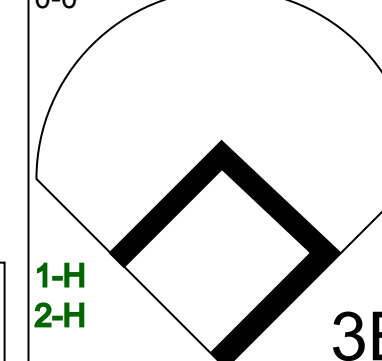
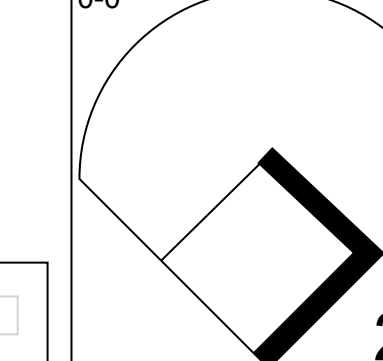
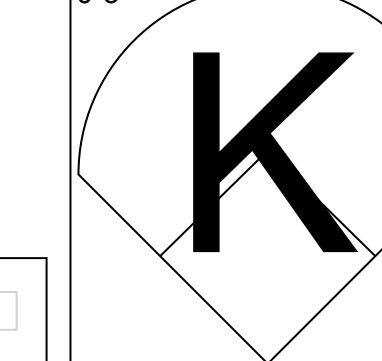
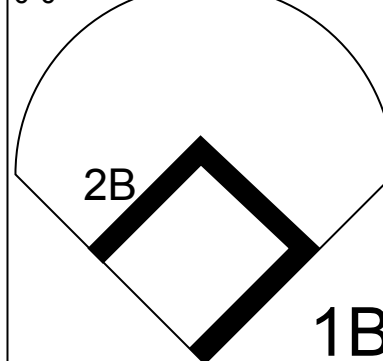
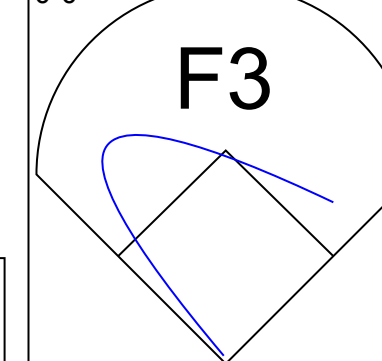
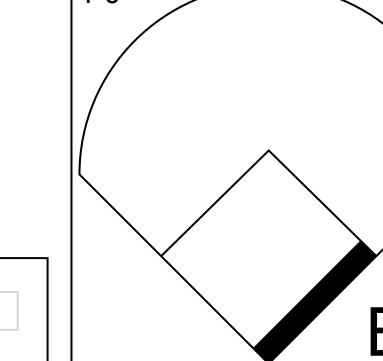


Batter	1	2	3	4	5	6	7	8	9	AB	R	H	RBI	BB	SO	LOB	BOTTOM					
Phil Linz, R (1.6) OBP: 0.313, SLG: 0.340										4	0	2	0	0	0	1						
Bobby Richardson, R (1.4) OBP: 0.300, SLG: 0.342										4	1	0	1	1	0	3						
Hector Lopez, R (1.7) OBP: 0.304, SLG: 0.407										4	1	1	1	1	0	3						
Mickey Mantle, S (1.8) OBP: 0.458, SLG: 0.662										4	2	2	0	0	1	3						
Jack Reed, R (6.8) OBP: 0.316, SLG: 0.322										1	0	0	0	0	1	1						
Roger Maris, L (1.9) OBP: 0.339, SLG: 0.533										5	1	3	4	0	1	0						
Elston Howard, R (1.2) OBP: 0.343, SLG: 0.531										5	2	3	1	0	0	1						
Joe Pepitone, L (1.3) OBP: 0.308, SLG: 0.442										4	2	3	0	0	0	2						
Clete Boyer, R (1.5) OBP: 0.296, SLG: 0.369										5	1	1	2	0	1	4						
Stan Williams, R (1.1) ERA: 3.74	4.0 22 9 4 4 1 1 0 0 0 0 0 0 1 4 4 9.00 2.500																					
Mickey Lolich, L (5.1) ERA: 4.01	0.0 L 4 4 3 3 0 0 0 0 0 0 0 0 1 4 4 18.00 2.000																					
Bob Anderson, R (5.1) ERA: 2.96	1.0 7 2 4 2 1 0 0 1 0 0 0 0 8 9 0.00 0.667																					
Bill Faul, R (6.1) ERA: 4.65	3.0 11 1 0 0 2 1 0 1 0 0 0 0 13 18 0.00 0.667																					
Inning Stats	R: 0 E: 0 K: 0 S: 4	H: 1 LOB: 1 BB: 0 P: 4	R: 2 E: 0 K: 1 S: 8	H: 3 LOB: 1 BB: 0 P: 8	R: 1 E: 0 K: 0 S: 6	H: 3 LOB: 2 BB: 0 P: 6	R: 0 E: 0 K: 0 S: 4	H: 1 LOB: 1 BB: 1 P: 8	R: 8 E: 1 K: 1 S: 13	H: 7 LOB: 1 BB: 0 P: 14	R: 0 E: 0 K: 1 S: 5	H: 1 LOB: 0 BB: 0 P: 5	R: 0 E: 0 K: 1 S: 5	H: 0 LOB: 1 BB: 1 P: 9	R: 0 E: 0 K: 0 S: 3	H: 0 LOB: 1 BB: 0 P: 4	R: 0 E: 0 K: 0 S: 3	H: 0 LOB: 1 BB: 0 P: 4	1B: 12 2B: 3 3B: 1 HR: 1	SF: 0 SAC: 1 DP: 1 HBP: 2	WP: 0 PB: 1 SB: 0 CS: 0	PA: 44
PITCHER	IP WLS BF H R ER SO BB IBB HBP BLK WP HR S P ERA WHIP																					

Detroit Tigers @ New York Yankees
Yankee Stadium, Bronx, NY
Sat Sep 07 1963, 3:33 AM EDT
Att: 22,361 - Unknown - 74 F

AB 39
R 11
H 16
RBI 11
BB 2
SO 4
LOB 19

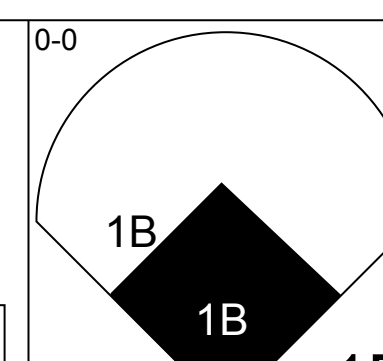
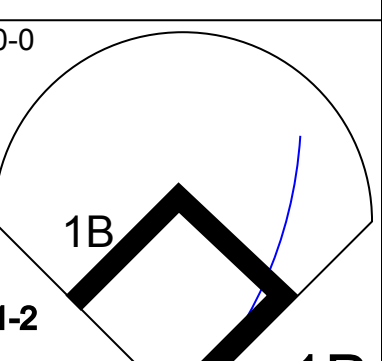
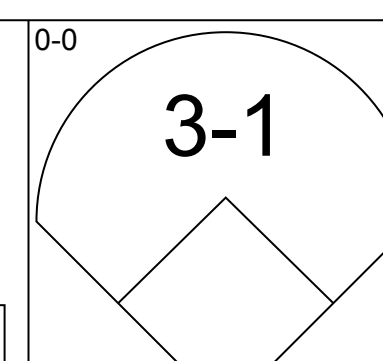
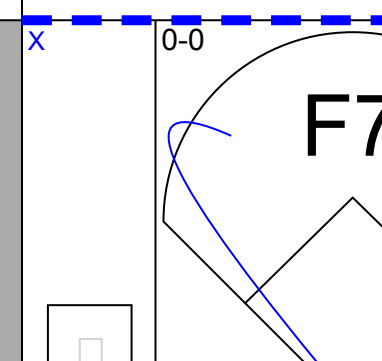
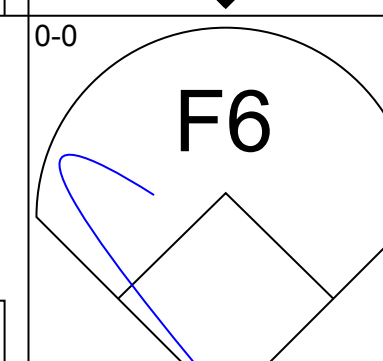
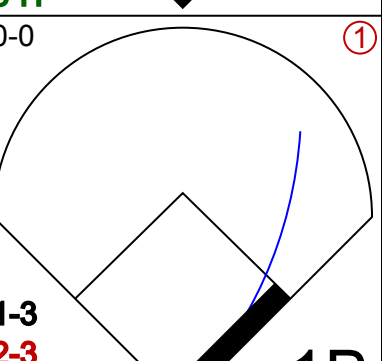
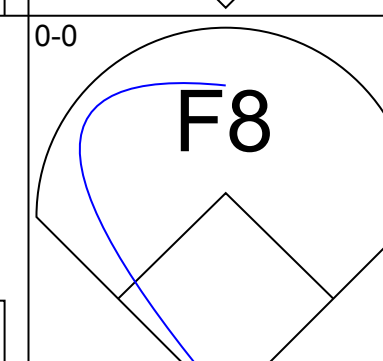
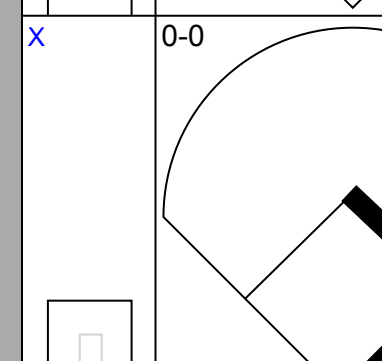
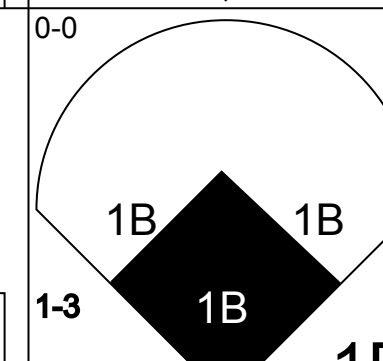
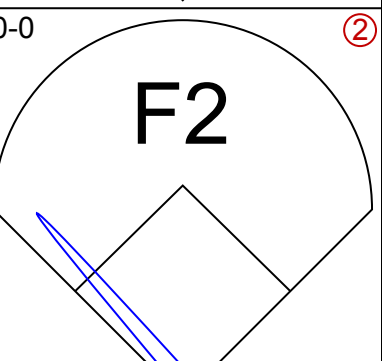
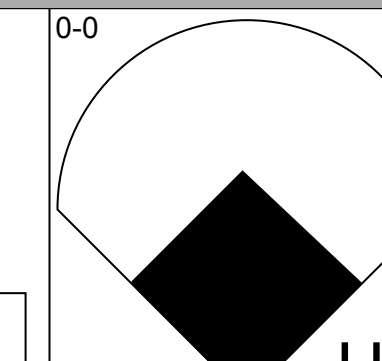
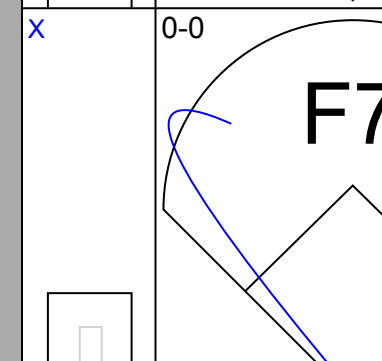
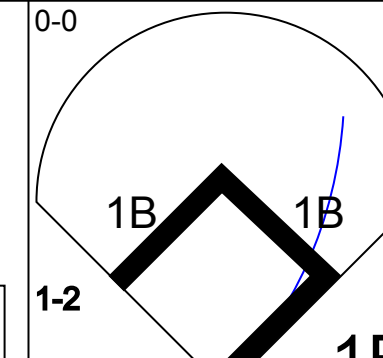
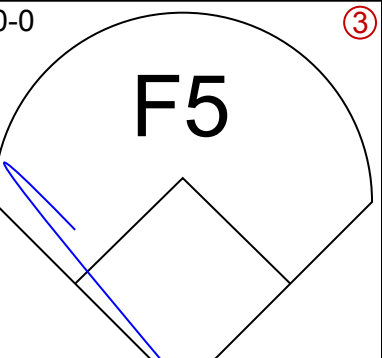
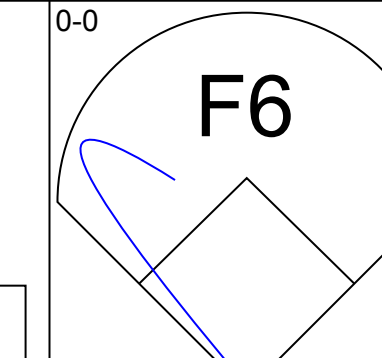
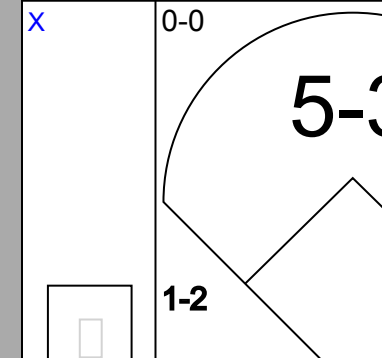
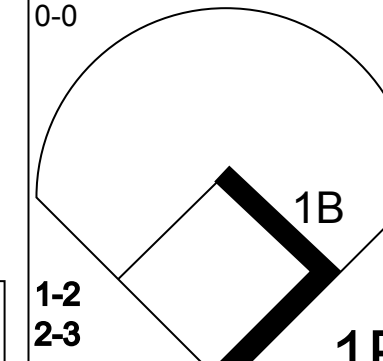
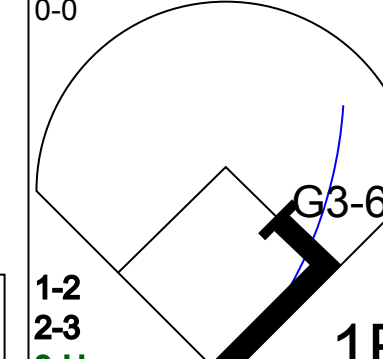
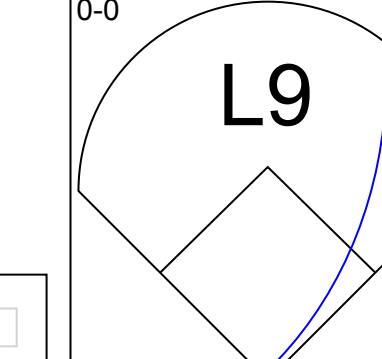
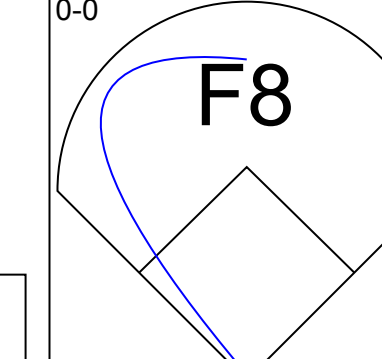
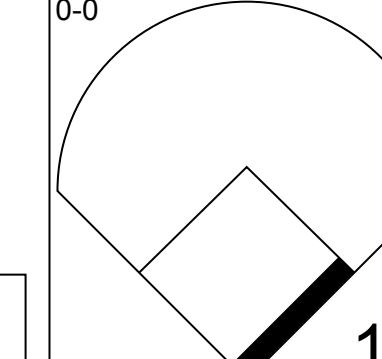
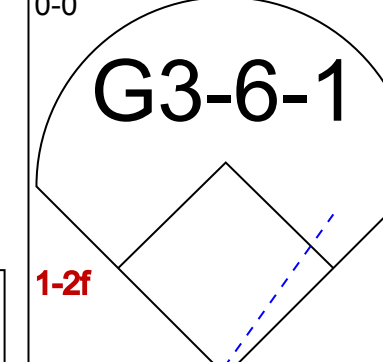
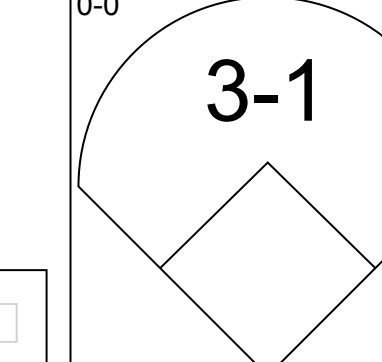


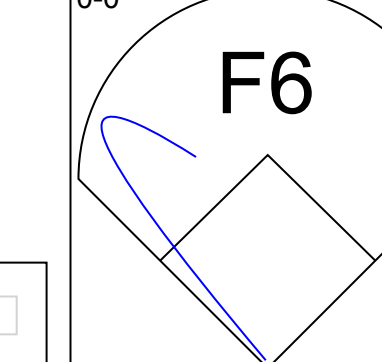
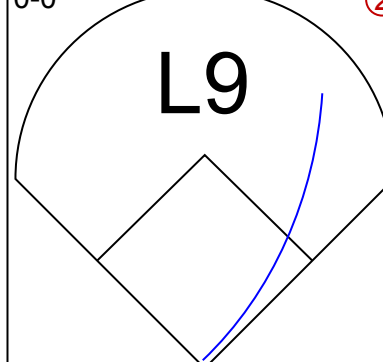
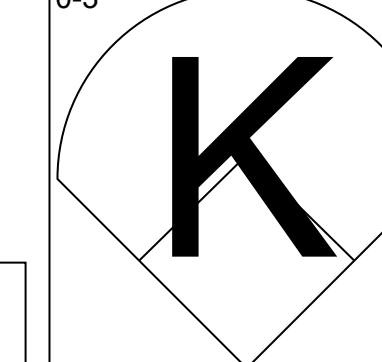
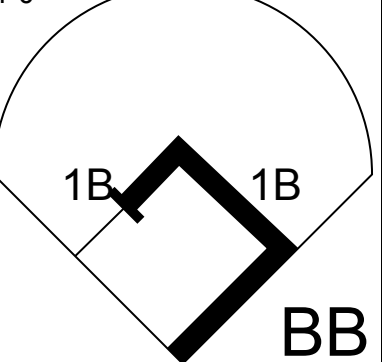

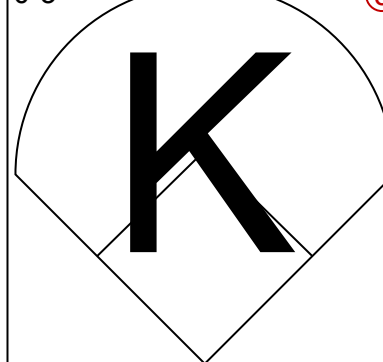

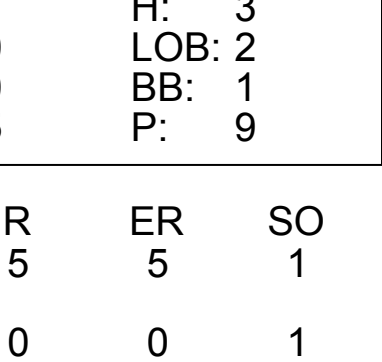
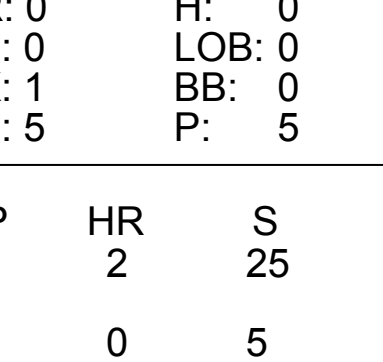
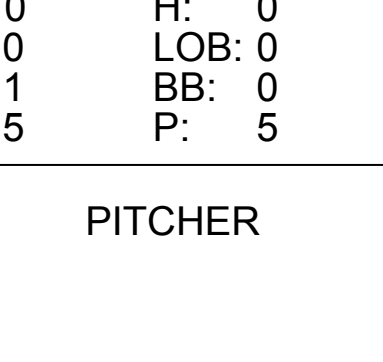


Batter	1	2	3	4	5	6	7	8	9	AB	R	H	RBI	BB	SO	LOB	TOP				
Don Wert, R OBP: 0.314, SLG: 0.364 (1, 5)										5	0	0	0	0	0	2	3				
Dick McAuliffe, L OBP: 0.347, SLG: 0.403 (1, 6)										3	1	1	0	1	1	0					
Al Kaline, R OBP: 0.377, SLG: 0.511 (1, 9)										4	0	1	0	0	0	3					
Rocky Colavito, R OBP: 0.364, SLG: 0.441 (1, 7)										4	0	0	1	0	0	1					
Bill Freehan, R OBP: 0.337, SLG: 0.392 (1, 3)										4	0	1	0	0	0	1					
George Thomas, R OBP: 0.286, SLG: 0.346 (1, 8)										2	1	0	0	2	1	1					
Gus Triandos, R OBP: 0.315, SLG: 0.402 (1, 2)										4	1	1	0	0	1	1					
George Smith, R OBP: 0.283, SLG: 0.302 (1, 4)										4	0	2	2	0	1	0					
Frank Lary, R OBP: 0.266, SLG: 0.300 (5, PH)										1	0	0	0	0	0	1					
Mike Kocifelis, R OBP: 0.261, SLG: 0.324 (5, PH)										1	0	1	0	0	0	0					
Bill Faul, R OBP: 0.179, SLG: 0.222 (5, PH)										0	0	0	0	0	0	0					
Bubba Phillips, R OBP: 0.277, SLG: 0.324 (7, PH)										1	0	0	0	0	0	1					
Fred Gladding, L OBP: 0.284, SLG: 0.441 (9, PH)										0	0	0	0	0	0	0					
Norm Cash, L OBP: 0.348, SLG: 0.441 (9, PH)										0	0	0	0	1	0	0					
Inning Stats	R: 0 E: 0 K: 2 S: 7	H: 0 LOB: 0 BB: 0 P: 7	R: 0 E: 0 K: 1 S: 5	H: 0 LOB: 1 BB: 1 P: 9	R: 0 E: 0 K: 0 S: 7	H: 0 LOB: 0 BB: 0 P: 7	R: 0 E: 0 K: 0 S: 3	H: 0 LOB: 0 BB: 0 P: 3	R: 0 E: 0 K: 0 S: 3	H: 1 LOB: 0 BB: 0 P: 3	R: 0 E: 0 K: 0 S: 5	H: 2 LOB: 3 BB: 0 P: 5	R: 2 E: 0 K: 0 S: 5	H: 2 LOB: 1 BB: 1 P: 9	R: 1 E: 0 K: 0 S: 4	H: 1 LOB: 1 BB: 1 P: 8	R: 0 E: 0 K: 2 S: 8	H: 1 LOB: 2 BB: 1 P: 12	1B: 3 2B: 4 3B: 1 HR: 0	SF: 0 SAC: 0 DP: 1 HBP: 0	WP: 0 PA: 37 PB: 0 SB: 0 CS: 0
PITCHER	IP WLS BF H R ER SO BB IBB HBP BLK WP HR S P ERA WHIP																				
Al Downing, L ERA: 2.39 (1, 1)	9.0 W 37 7 3 3 7 4 0 0 0 0 0 0 47 63 3.00 1.222																				

Detroit Tigers @ New York Yankees
 Yankee Stadium, Bronx, NY
 Sun Sep 08 1963, 3:33 AM EDT
 Att: 23,422 - Unknown - 80 F

AB	33
R	3
H	7
RBI	3
BB	4
SO	7
LOB	11



Batter	1	2	3	4	5	6	7	8	9	AB	R	H	RBI	BB	SO	LOB	BOTTOM		
Tony Kubek, L OBP: 0.296, SLG: 0.344 (1, 6)										4	1	2	1	0	0	0			
Bobby Richardson, R OBP: 0.301, SLG: 0.343 (1, 4)										4	0	2	0	0	0	1			
Joe Pepitone, L OBP: 0.309, SLG: 0.449 (1, 3)										4	2	2	1	0	0	3			
Mickey Mantle, S OBP: 0.456, SLG: 0.654 (6, 8)										3	0	1	1	0	0	2			
Jack Reed, R OBP: 0.315, SLG: 0.317 (6, 8)										1	0	0	0	0	0	1			
Roger Maris, L OBP: 0.340, SLG: 0.543 (1, 9)										4	1	2	1	0	0	0			
Yogi Berra, L OBP: 0.367, SLG: 0.500 (1, 2)										4	0	2	1	0	0	0			
Johnny Blanchard, L OBP: 0.305, SLG: 0.465 (1, 7)										4	0	0	0	0	0	4			
Clete Boyer, R OBP: 0.296, SLG: 0.372 (1, 5)										4	1	1	0	0	1	1			
Al Downing, R OBP: 0.164, SLG: 0.154 (1, 1)										2	0	0	0	1	2	0			
Inning Stats	R: 2 E: 0 K: 0 S: 7	H: 5 LOB: 2 BB: 0 P: 7	R: 1 E: 0 K: 0 S: 5	H: 3 LOB: 2 BB: 1 P: 9	R: 1 E: 0 K: 0 S: 4	H: 1 LOB: 0 BB: 0 P: 4	R: 0 E: 0 K: 1 S: 5	H: 0 LOB: 0 BB: 0 P: 5	R: 1 E: 0 K: 0 S: 4	H: 1 LOB: 0 BB: 0 P: 4	R: 0 E: 0 K: 1 S: 5	H: 0 LOB: 0 BB: 0 P: 5	R: 0 E: 0 K: 0 S: 4	H: 1 LOB: 1 BB: 0 P: 4	R: 0 E: 0 K: 1 S: 6	H: 1 LOB: 1 BB: 0 P: 6	1B: 9 2B: 0 3B: 1 HR: 2	SF: 0 SAC: 0 DP: 1 HBP: 0	WP: 0 PA: 35 PB: 0 SB: 1 CS: 0
PITCHER	IP WLS BF H R ER SO BB IBB HBP BLK WP HR S P ERA WHIP																		
Frank Lary, R ERA: 3.33 (1, 1)	5.0 L 24 10 5 5 1 0 0 0 0 0 0 5 5 0.00 0.000																		
Bill Faul, R ERA: 4.6 (6, 1)	1.0 3 0 0 0 1 0 0 0 0 0 0 5 5 0.00 1.000																		
Fred Gladding, R ERA: 1.96 (7, 1)	2.0 8 2 0 0 1 0 0 0 0 0 0 10 10 0.00 1.000																		

Detroit Tigers @ New York Yankees
 Yankee Stadium, Bronx, NY
 Sun Sep 08 1963, 3:33 AM EDT
 Att: 23,422 - Unknown - 80 F

AB	34
R	5
H	12
RBI	5
BB	1
SO	3
LOB	12



Batter	1	2	3	4	5	6	7	8	9	AB	R	H	RBI	BB	SO	LOB	TOP																			
Don Wert, R OBP: 0.313, SLG: 0.362 (1, 5)										4	0	1	0	0	0	3																				
Dick McAuliffe, L OBP: 0.346, SLG: 0.402 Bubba Phillips, R OBP: 0.276, SLG: 0.303 (1, 6) (3, 5)										2	0	0	0	0	0	3																				
Al Kaline, R OBP: 0.374, SLG: 0.507 (1, 9)										4	0	0	0	0	0	1																				
Rocky Colavito, R OBP: 0.365, SLG: 0.442 (1, 7)										4	0	2	0	0	0	0																				
Bill Freehan, R OBP: 0.333, SLG: 0.388 Norm Cash, L OBP: 0.384, SLG: 0.460 (1, 3) (9, PH) (9, 3)										3	0	0	0	0	1	3																				
Gus Triandos, R OBP: 0.317, SLG: 0.401 Gates Brown, L OBP: 0.348, SLG: 0.407 Terry Fox, R OBP: 0.167, SLG: 0.091 (1, 2) (9, PR) (9, 1)										3	0	1	0	1	0	1																				
George Thomas, R OBP: 0.283, SLG: 0.342 Bill Bruton, L OBP: 0.346, SLG: 0.380 (9, PH) (9, 8)										3	0	0	0	0	0	1																				
George Smith, R OBP: 0.291, SLG: 0.310 (1, 4)										3	1	2	0	0	0	0																				
Jim Bunning, R OBP: 0.175, SLG: 0.171 Mike Roarke, R OBP: 0.361, SLG: 0.324 (1, 1) (9, 2)										3	0	1	0	0	0	2																				
Inning Stats	R: 0 E: 0 K: 0 S: 5	H: 2 LOB: 2 BB: 0 P: 5	R: 1 E: 1 K: 0 S: 6	H: 3 LOB: 2 BB: 0 P: 6	R: 0 E: 0 K: 1 S: 6	H: 1 LOB: 1 BB: 0 P: 6	R: 0 E: 1 K: 0 S: 4	H: 1 LOB: 0 BB: 0 P: 4	R: 0 E: 0 K: 0 S: 3	H: 0 LOB: 0 BB: 0 P: 3	R: 0 E: 0 K: 0 S: 3	H: 0 LOB: 0 BB: 0 P: 3	R: 0 E: 0 K: 0 S: 3	H: 0 LOB: 0 BB: 0 P: 3	R: 0 E: 0 K: 0 S: 2	H: 0 LOB: 1 BB: 1 P: 6	1B: 7 2B: 1 3B: 0 HR: 0	SF: 0 SAC: 0 DP: 2 HBP: 0	WP: 0 PA: 34 PB: 0 SB: 0 CS: 1																	
PITCHER	IP	WLS	BF	H	R	ER	SO	BB	IBB	HBP	BLK	WP	HR	S	P	ERA	WHIP	PITCHER		IP	WLS	BF	H	R	ER	SO	BB	IBB	HBP	BLK	WP	HR	S	P	ERA	WHIP
Claude Osteen, L ERA: 3.33 Ron Kline, R ERA: 2.99 (1, 1) (9, 1)	8.0	L	31	7	1	0	1	0	0	0	0	0	0	33	33	0.00	0.875			1.0	S	4	1	0	0	0	1	0	0	0	0	0	2	6	0.00	1.000

Detroit Tigers @ Washington Senators
 D.C. Stadium, Washington, DC
 Mon Sep 09 1963, 7:05 PM EDT
 Unknown

AB	33
R	1
H	7
RBI	0
BB	1
SO	1
LOB	15



Batter	1	2	3	4	5	6	7	8	9	AB	R	H	RBI	BB	SO	LOB	BOTTOM																			
Don Blasingame, L OBP: 0.314, SLG: 0.303 (1, 4)										4	0	1	0	0	0	2																				
Minnie Minoso, R OBP: 0.308, SLG: 0.307 (1, 7)										4	0	0	0	0	3	3																				
Jim King, L OBP: 0.301, SLG: 0.466 (1, 9)										3	0	0	0	1	0	0																				
Don Lock, R OBP: 0.333, SLG: 0.455 (1, 8)										4	0	2	0	0	1	1																				
Dick Phillips, L OBP: 0.297, SLG: 0.354 (1, 3)										4	0	1	0	0	1	2																				
Don Zimmer, R OBP: 0.283, SLG: 0.423 (1, 5)										4	0	1	0	0	1	3																				
Ken Retzer, L OBP: 0.282, SLG: 0.319 Tom Brown, S OBP: 0.161, SLG: 0.123 Cal Neeman, R OBP: 0.118, SLG: 0.063 (1, 2) (6, PR) (9, 2)										3	0	1	0	0	0	1																				
Ed Brinkman, R OBP: 0.265, SLG: 0.312 (1, 6)										3	0	1	0	0	0	0																				
Claude Osteen, L OBP: 0.203, SLG: 0.213 Bobo Osborne, L OBP: 0.303, SLG: 0.360 Ron Kline, R OBP: 0.091, SLG: 0.273 (1, 1) (8, PH) (9, 1)										2	0	0	0	0	0	0																				
Inning Stats	R: 0 E: 0 K: 1 S: 5	H: 0 LOB: 0 BB: 0 P: 5	R: 0 E: 0 K: 2 S: 7	H: 0 LOB: 0 BB: 0 P: 7	R: 0 E: 0 K: 0 S: 3	H: 0 LOB: 0 BB: 0 P: 3	R: 0 E: 0 K: 0 S: 3	H: 1 LOB: 0 BB: 0 P: 3	R: 0 E: 0 K: 1 S: 6	H: 2 LOB: 1 BB: 0 P: 6	R: 0 E: 0 K: 0 S: 3	H: 0 LOB: 0 BB: 0 P: 3	R: 0 E: 0 K: 1 S: 6	H: 1 LOB: 2 BB: 1 P: 10	R: 0 E: 0 K: 2 S: 9	H: 2 LOB: 2 BB: 0 P: 9	R: 0 E: 0 K: 0 S: 4	H: 1 LOB: 1 BB: 0 P: 4	1B: 7 2B: 1 3B: 0 HR: 0	SF: 0 SAC: 0 DP: 2 HBP: 0	WP: 0 PA: 33 PB: 0 SB: 0 CS: 1															
PITCHER	IP	WLS	BF	H	R	ER	SO	BB	IBB	HBP	BLK	WP	HR	S	P	ERA	WHIP	PITCHER		IP	WLS	BF	H	R	ER	SO	BB	IBB	HBP	BLK	WP	HR	S	P	ERA	WHIP
Jim Bunning, R ERA: 4.17 Terry Fox, R ERA: 3.45 (1, 1) (9, 1)	8.0	W	29	6	0	0	7	1	0	0	0	0	0	42	46	0.00	0.875			1.0	S	4	1	0	0	0	0	0	0	0	4	4	0.00	1.000		

Detroit Tigers @ Washington Senators
 D.C. Stadium, Washington, DC
 Mon Sep 09 1963, 7:05 PM EDT
 Unknown

AB	32
R	0
H	7
RBI	0
BB	1
SO	7
LOB	14



Batter	1	2	3	4	5	6	7	8	9	AB	R	H	RBI	BB	SO	LOB	TOP										
Bill Bruton, L OBP: 0.348, SLG: 0.381 (1, 8)	0-0 SH2-3 1B	4-0 S 1B	0-0 4-3			0-0 L4		0-0 SF7 1B		4	3	2	0	1	0	0											
Don Wert, R OBP: 0.312, SLG: 0.362 (1, 6)	0-0 SH2-3 1-2	0-0 HBP 1B	0-0 5-3			0-0 F7		0-0 SF7		3	1	1	2	0	0	0											
Al Kaline, R OBP: 0.341, SLG: 0.597 George Thomas, R OBP: 0.285, SLG: 0.341 (1, 9)	1-0 1B	1-0 1B		0-0 6-3		0-0 E6		0-0 SF9		0	0	0	0	0	0	0											
Gates Brown, L OBP: 0.338, SLG: 0.400 (6, 7)	0-0 HBP 1B	1-2 HBP 1B		0-0 F7		0-0 P4		0-0 6-3		1	0	0	1	0	0	0											
Rocky Colavito, R OBP: 0.365, SLG: 0.442 (1, 7)	0-0 BB 1B	0-0 1B		0-0 F7						5	2	2	2	0	0	1											
Bubba Phillips, R OBP: 0.277, SLG: 0.304 (1, 5)	0-0 BB 1B	0-0 1B		0-0 G3						5	1	2	1	0	1	0											
Norm Cash, L OBP: 0.386, SLG: 0.459 (1, 3)	4-0 BB 1B	0-0 1B		4-0 1B		0-0 F7		0-0 4-3		3	1	1	1	2	0	0											
Bill Freehan, R OBP: 0.341, SLG: 0.395 Mike Roark, R OBP: 0.361, SLG: 0.324 (1, 2)	0-0 SF9	0-0 FC4 1B		0-0 G1-6-3 1B		0-0 1B		0-0 1B		3	0	3	2	1	0	0											
George Smith, R OBP: 0.281, SLG: 0.299 (1, 4)	0-0 F9	0-0 FC4 1-2		0-0 G1-6-3 1-2		0-0 F9		0-0 K		5	0	0	0	0	1	7											
Phil Regan, R OBP: 0.186, SLG: 0.200 Fred Gladding, L (8, 1)		0-0 F8		0-0 5-3		0-0 F3		0-0 1B		4	1	1	0	0	0	0											
Terry Fox, R OBP: 0.167, SLG: 0.091 (9, 1)								0-0 SF7 1B		0	0	0	0	0	0	0											
Inning Stats	R: 3 E: 0 K: 0 S: 6	H: 3 LOB: 2 BB: 1 P: 11	R: 4 E: 0 K: 0 S: 7	H: 5 LOB: 2 BB: 1 P: 12	R: 0 E: 0 K: 0 S: 3	H: 0 LOB: 0 BB: 0 P: 3	R: 1 E: 0 K: 0 S: 3	H: 1 LOB: 0 BB: 1 P: 7	R: 0 E: 1 K: 0 S: 4	H: 0 LOB: 1 BB: 0 P: 4	R: 0 E: 0 K: 0 S: 4	H: 1 LOB: 1 BB: 0 P: 4	R: 2 E: 0 K: 0 S: 5	H: 2 LOB: 2 BB: 0 P: 5	R: 0 E: 0 K: 2 S: 7	H: 0 LOB: 1 BB: 1 P: 11	1B: 12 2B: 0 3B: 0 HR: 0	SF: 3 SAC: 1 DP: 1 HBP: 2	WP: 0 PA: 44 PB: 0 SB: 1 CS: 0								
PITCHER	IP	WLS	BF	H	R	ER	SO	BB	IBB	HBP	BLK	WP	HR	S	P	ERA	WHIP										
Bob Baird, L ERA: 81.0	(1, 1)	0.1	L	6	3	3	0	1	0	1	0	0	0	4	9	81.00	12.000										
Jim Duckworth, L ERA: 6.04	(1, 1)	1.1		8	3	4	4	0	1	0	1	0	0	6	11	27.00	3.000										
Pete Burnside, L ERA: 5.54	(2, 1)	5.1		21	4	1	1	0	1	0	0	0	0	20	24	1.69	0.938										
Ed Hobaugh, R ERA: 9.72	(8, 1)	1.0		5	2	2	2	0	0	0	0	0	0	5	5	18.00	2.000										
Ed Roebuck, R ERA: 3.72	(9, 1)	1.0		4	0	0	0	2	1	0	0	0	0	7	11	0.00	1.000										

Detroit Tigers @ Washington Senators
 D.C. Stadium, Washington, DC
 Mon Sep 09 1963, 7:05 PM EDT
 Att: 1,859 - Unknown

AB	34
R	10
H	12
RBI	9
BB	4
SO	2
LOB	8



Batter	1	2	3	4	5	6	7	8	9	AB	R	H	RBI	BB	SO	LOB	BOTTOM										
Minnie Minoso, R OBP: 0.307, SLG: 0.305 Tom Brown, S OBP: 0.167, SLG: 0.167 (1, 7)	0-0 1-3		0-0 L6			0-0 HR		0-0 F8		2	0	0	0	0	0	0											
Don Blasingame, L OBP: 0.315, SLG: 0.305 (1, 4)	0-0 6-3			0-0 F7		0-0 P6		0-0 1B		5	2	2	0	0	0	0											
Dick Phillips, L OBP: 0.298, SLG: 0.355 (1, 3)	0-0 P6			0-0 G6-4-3 1B		0-0 F3		0-0 1B		5	1	2	0	0	0	1											
Don Lock, R OBP: 0.334, SLG: 0.453 (1, 8)		0-3 K		0-0 G6-4-3 1-2		4-0 BB		0-0 2B		4	1	1	1	1	1	2											
Jim King, L OBP: 0.306, SLG: 0.474 (1, 9)		4-0 BB			0-0 2B	0-0 4-3		0-0 SF9 2B		4	2	3	1	1	0	1											
Ken Retzer, L OBP: 0.285, SLG: 0.327 Chuck Cottier, R OBP: 0.251, SLG: 0.318 (1, 2)		0-0 F8			0-0 2B			0-0 SF9		4	0	2	3	0	0	1											
Don Zimmer, R OBP: 0.285, SLG: 0.426 (1, 5)		0-3 K			0-0 F8			0-0 BB		5	0	2	1	0	2	4											
Ed Brinkman, R OBP: 0.265, SLG: 0.310 (1, 6)				0-0 6-3		0-0 F8		0-0 4-3 BB		3	0	0	0	1	0	2											
Bob Baird, L Jim Duckworth, R Pete Burnside, R Bobo Osborne, L Ed Hobaugh, R Don Leppert, R Ed Roebuck, R (1, 1)				0-0 1-3		0-0 L4		0-0 4-3		0	0	0	0	0	0	0											
Inning Stats	R: 0 E: 0 K: 0 S: 3	H: 0 LOB: 0 BB: 0 P: 3	R: 0 E: 0 K: 2 S: 7	H: 0 LOB: 1 BB: 1 P: 11	R: 0 E: 0 K: 0 S: 3	H: 0 LOB: 0 BB: 0 P: 3	R: 0 E: 0 K: 0 S: 3	H: 1 LOB: 0 BB: 0 P: 3	R: 1 E: 0 K: 0 S: 5	H: 2 LOB: 1 BB: 0 P: 5	R: 1 E: 0 K: 0 S: 4	H: 1 LOB: 1 BB: 1 P: 8	R: 0 E: 0 K: 0 S: 4	H: 1 LOB: 2 BB: 1 P: 8	R: 4 E: 0 K: 1 S: 10	H: 5 LOB: 2 BB: 1 P: 14	R: 1 E: 0 K: 1 S: 8	H: 3 LOB: 2 BB: 0 P: 8	1B: 8 2B: 4 3B: 0 HR: 1	SF: 1 SAC: 0 DP: 1 HBP: 0	WP: 0 PA: 43 PB: 0 SB: 1 CS: 0						
PITCHER	IP	WLS	BF	H	R	ER	SO	BB	IBB	HBP	BLK	WP	HR	S	P	ERA	WHIP										
Phil Regan, R ERA: 3.72	(1, 1)	7.1	W	34	10	6	2	3	0	0	0	0	0	35	47	7.36	1.773										
Fred Gladding, R ERA: 2.22	(8, 1)	1.1		8	3	1	1	1	0	0	0	0	0	9	13	6.75	3.000										
Terry Fox, R ERA: 3.44	(9, 1)	0.1	S	1	0	0	0	1	0	0	0	0	0	3	3	0.00	0.000										

Detroit Tigers @ Washington Senators
 D.C. Stadium, Washington, DC
 Mon Sep 09 1963, 7:05 PM EDT
 Att: 1,859 - Unknown

AB	38
R	7
H	13
RBI	7
BB	4
SO	4
LOB	18



Batter	1	2	3	4	5	6	7	8	9	AB	R	H	RBI	BB	SO	LOB	TOP										
Bill Bruton, L OBP: 0.349, SLG: 0.392 (1, 8)										5	0	2	1	0	0	2											
Bubba Phillips, R OBP: 0.282, SLG: 0.316 (1, 5)										5	1	2	1	0	0	3											
Norm Cash, L OBP: 0.388, SLG: 0.467 (1, 3)										5	0	2	0	0	0	0											
Rocky Colavito, R OBP: 0.363, SLG: 0.442 (1, 9)										5	0	1	0	0	1	2											
Gates Brown, L OBP: 0.342, SLG: 0.388 (1, 7)										4	1	1	0	0	0	4											
Don Wert, R OBP: 0.314, SLG: 0.356 (1, 6)										2	0	0	0	2	0	2											
Mike Roarke, R OBP: 0.350, SLG: 0.316 (1, 2)										4	1	1	0	0	0	3											
George Smith, R OBP: 0.279, SLG: 0.291 (1, 4)										4	1	1	0	0	1	3											
Mickey Lolich, S OBP: 0.256, SLG: 0.059 (1, 1)										1	0	0	0	2	0	0											
Fred Gladding, L (9, 1)										0	0	0	0	0	0	0											
Inning Stats	R: 0 E: 0 K: 0 S: 5	H: 2 LOB: 2 BB: 0 P: 5	R: 1 E: 0 K: 1 S: 6	H: 3 LOB: 2 BB: 2 P: 14	R: 1 E: 1 K: 0 S: 4	H: 1 LOB: 1 BB: 1 P: 8	R: 2 E: 1 K: 0 S: 5	H: 2 LOB: 0 BB: 0 P: 5	R: 0 E: 1 K: 0 S: 4	H: 0 LOB: 2 BB: 1 P: 8	R: 0 E: 0 K: 0 S: 5	H: 2 LOB: 2 BB: 0 P: 5	R: 0 E: 0 K: 0 S: 3	H: 0 LOB: 0 BB: 0 P: 3	R: 0 E: 0 K: 0 S: 3	H: 0 LOB: 0 BB: 0 P: 3	1B: 9 2B: 1 3B: 0 HR: 1	SF: 0 SAC: 1 DP: 1 HBP: 0	WP: 1 PB: 0 SB: 1 CS: 0	PA: 40							
PITCHER	IP	WLS	BF	H	R	ER	SO	BB	IBB	HBP	BLK	WP	HR	S	P	ERA	WHIP										
Jack Jenkins, R ERA: 9.82 (1, 1)	3.2	L	20	8	4	4	1	3	0	0	0	1	1	19	31	9.82	3.000										
Steve Ridzik, R ERA: 5.22 (4, 1)	2.1		9	0	0	0	1	1	0	0	0	0	0	10	14	0.00	0.429										
Ron Kline, R ERA: 2.84 (7, 1)	3.0		11	2	0	0	0	0	0	0	0	0	0	11	11	0.00	0.667										

Detroit Tigers @ Washington Senators
 D.C. Stadium, Washington, DC
 Tue Sep 10 1963, 7:05 PM EDT
 Att: 3,061 - Unknown

AB	35
R	4
H	10
RBI	2
BB	4
SO	2
LOB	19



Batter	1	2	3	4	5	6	7	8	9	AB	R	H	RBI	BB	SO	LOB	BOTTOM										
Tom Brown, S OBP: 0.189, SLG: 0.193 (1, 9)										4	1	2	0	1	1	1											
Dick Phillips, L OBP: 0.302, SLG: 0.367 (1, 3)										5	0	1	0	0	1	5											
Minnie Minoso, R OBP: 0.306, SLG: 0.303 (1, 7)										4	0	0	0	1	0	5											
Don Lock, R OBP: 0.335, SLG: 0.452 (1, 8)										5	0	1	0	0	0	4											
Ed Brinkman, R OBP: 0.267, SLG: 0.315 (1, 6)										3	0	0	0	1	0	0											
Jim King, L OBP: 0.305, SLG: 0.469 (9, PH)										1	0	0	0	0	0	3											
John Kennedy, R OBP: 0.220, SLG: 0.139 (1, 5)										4	0	2	0	0	1	1											
Chuck Cottier, R OBP: 0.258, SLG: 0.325 (1, 4)										2	0	1	0	2	1	1											
Cal Neeman, R OBP: 0.143, SLG: 0.053 (1, 2)										3	0	0	0	1	0	4											
Jack Jenkins, R OBP: 1.000, SLG: 1.000 (1, 1)										1	0	1	0	0	0	0											
Steve Ridzik, R OBP: 0.214, SLG: 0.222 (4, 1)										1	0	1	0	0	0	0											
Don Zimmer, R OBP: 0.246, SLG: 0.222 (9, PH)										1	0	0	0	0	0	3											
Ron Kline, R OBP: 0.306, SLG: 0.426 (7, 1)										1	0	0	0	0	0	0											
Don Leppert, R OBP: 0.292, SLG: 0.372 (9, PH)										1	0	1	0	0	0	0											
Tom Chertney, R OBP: 0.105, SLG: 0.105 (9, PH)										0	0	0	0	0	0	0											
Inning Stats	R: 1 E: 0 K: 0 S: 4	H: 2 LOB: 0 BB: 0 P: 4	R: 0 E: 0 K: 1 S: 6	H: 1 LOB: 1 BB: 0 P: 6	R: 0 E: 0 K: 1 S: 7	H: 2 LOB: 2 BB: 0 P: 7	R: 0 E: 0 K: 0 S: 3	H: 0 LOB: 1 BB: 1 P: 7	R: 0 E: 0 K: 0 S: 4	H: 1 LOB: 2 BB: 1 P: 8	R: 0 E: 0 K: 1 S: 5	H: 0 LOB: 0 BB: 0 P: 5	R: 0 E: 0 K: 0 S: 5	H: 2 LOB: 2 BB: 0 P: 5	R: 0 E: 0 K: 0 S: 5	H: 2 LOB: 3 BB: 1 P: 9	1B: 9 2B: 1 3B: 0 HR: 0	SF: 0 SAC: 0 DP: 1 HBP: 0	WP: 0 PB: 0 SB: 0 CS: 0	PA: 41							
PITCHER	IP	WLS	BF	H	R	ER	SO	BB	IBB	HBP	BLK	WP	HR	S	P	ERA	WHIP										
Mickey Lolich, L ERA: 3.82 (1, 1)	8.2	W	40	10	1	1	4	6	0	0	0	0	0	42	66	1.04	1.846										
Fred Gladding, R ERA: 2.19 (9, 1)	0.1	S	1	0	0	0	0	0	0	0	0	0	0	1	1	0.00	0.000										

Detroit Tigers @ Washington Senators
 D.C. Stadium, Washington, DC
 Tue Sep 10 1963, 7:05 PM EDT
 Att: 3,061 - Unknown

AB	35
R	1
H	10
RBI	0
BB	6
SO	4
LOB	27



Batter	1	2	3	4	5	6	7	8	9	10	AB	R	H	RBI	BB	SO	LOB	TOP						
Bill Bruton, L OBP: 0.346, SLG: 0.388 (1, 8)	G3			G3	F9		1-3-2			F8	5	0	0	0	0	0	4							
Dick McAuliffe, L OBP: 0.346, SLG: 0.407 (1, 6)	F8			HR	F9			6-3			5	1	2	1	0	0	1							
Norm Cash, L OBP: 0.384, SLG: 0.462 (1, 3)	G3			4-3		K		G3		3-1	5	0	0	0	0	1	2							
Rocky Colavito, R OBP: 0.362, SLG: 0.442 (1, 9)		6-3		1-3		1B		K			4	1	1	0	0	1	0							
Gates Brown, L OBP: 0.338, SLG: 0.380 (1, 7)	P6				G3	1B			F9		4	0	1	1	0	0	0							
Bubba Phillips, R OBP: 0.282, SLG: 0.315 (1, 5)	5-3				1B	SH		F2		P6	4	1	1	0	0	0	0							
Mike Roarke, R OBP: 0.341, SLG: 0.310 (1, 2)			5-3		1B	SH		4-3		6-3	4	1	1	0	0	0	0							
George Smith, R OBP: 0.280, SLG: 0.287 (1, 4)			5-3		SH	1B			F9		2	1	0	1	1	0	0							
Bob Anderson, R OBP: 0.444, SLG: 0.556 (6, 1)											2	0	1	2	0	1	0							
Terry Fox, R OBP: 0.251, SLG: 0.091 (6, 1)											0	0	0	0	1	0	0							
Hank Aquirre, R OBP: 0.178, SLG: 0.186 (9, 1)											0	0	0	0	1	0	0							
Inning Stats	R: 0 E: 0 K: 0 S: 3	H: 0 LOB: 0 BB: 0 P: 3	R: 0 E: 0 K: 0 S: 3	H: 0 LOB: 0 BB: 0 P: 3	R: 0 E: 0 K: 1 S: 5	H: 0 LOB: 0 BB: 0 P: 5	R: 1 E: 0 K: 0 S: 4	H: 1 LOB: 0 BB: 0 P: 4	R: 3 E: 1 K: 0 S: 7	H: 3 LOB: 1 BB: 0 P: 7	R: 1 E: 0 K: 1 S: 6	H: 2 LOB: 0 BB: 0 P: 6	R: 0 E: 0 K: 0 S: 2	H: 0 LOB: 1 BB: 2 P: 10	R: 0 E: 0 K: 1 S: 5	H: 0 LOB: 0 BB: 0 P: 5	R: 0 E: 0 K: 0 S: 3	H: 0 LOB: 0 BB: 0 P: 3	R: 0 E: 0 K: 0 S: 4	H: 1 LOB: 2 BB: 1 P: 8	1B: 5 2B: 2 3B: 0 HR: 1	SF: 0 SAC: 1 DP: 1 HBP: 0	WP: 0 PA: 39 PB: 0 SB: 1 CS: 0	
PITCHER	IP 6.0	WLS 24	BF 6	H 5	R 4	ER 2	SO 2	BB 0	IBB 0	HBP 0	BLK 0	WP 0	HR 1	S 28	P 28	ERA 6.00	WHIP 1.000							
Bennie Daniels, R ERA: 4.4																								
Carl Bouldin, R ERA: 4.73																								

Detroit Tigers @ Washington Senators
 D.C. Stadium, Washington, DC
 Wed Sep 11 1963, 7:05 PM EDT
 Att: 1,979 - Unknown


AB	35
R	5
H	7
RBI	5
BB	3
SO	3
LOB	7



Batter	1	2	3	4	5	6	7	8	9	10	AB	R	H	RBI	BB	SO	LOB	BOTTOM						
Tom Brown, S OBP: 0.200, SLG: 0.215 (1, 7)	F9		WP		G3	F7		F8			5	1	2	0	0	0	3							
Don Blasingame, L OBP: 0.318, SLG: 0.310 (1, 4)	K				4-3	4-3			K		5	0	1	1	0	2	3							
Jim King, L OBP: 0.306, SLG: 0.467 (1, 9)	F9							F8		F9	4	1	1	0	1	0	1							
Don Lock, R OBP: 0.338, SLG: 0.451 (1, 8)											3	1	1	0	2	1	2							
Dick Phillips, L OBP: 0.303, SLG: 0.376 (1, 3)	4-3										4	2	1	1	1	0	5							
Ken Retzer, L OBP: 0.283, SLG: 0.324 (1, 2)		G3									4	0	1	1	0	0	4							
John Kennedy, R OBP: 0.209, SLG: 0.132 (1, 5)											2	0	0	0	0	1	2							
Bobo Osborne, L OBP: 0.306, SLG: 0.360 (6, PH)											0	1	0	0	1	0	0							
Carl Bouldin, S (7, 1)											1	0	0	0	0	1	2							
Ed Brinkman, R OBP: 0.267, SLG: 0.314 (1, 6)											4	0	1	2	0	0	2							
Bennie Daniels, L OBP: 0.300, SLG: 0.190 (1, 1)											2	0	0	0	0	0	0							
Don Zimmer, R OBP: 0.285, SLG: 0.426 (6, PH)											2	0	1	1	0	0	0							
Inning Stats	R: 0 E: 0 K: 1 S: 6	H: 1 LOB: 2 BB: 1 P: 10	R: 0 E: 0 K: 1 S: 5	H: 0 LOB: 0 BB: 0 P: 5	R: 1 E: 0 K: 0 S: 4	H: 2 LOB: 1 BB: 1 P: 8	R: 0 E: 0 K: 0 S: 3	H: 1 LOB: 1 BB: 1 P: 7	R: 4 E: 1 K: 0 S: 7	H: 3 LOB: 2 BB: 1 P: 15	R: 0 E: 1 K: 1 S: 7	H: 1 LOB: 2 BB: 0 P: 7	R: 0 E: 1 K: 0 S: 3	H: 0 LOB: 0 BB: 0 P: 3	R: 0 E: 0 K: 2 S: 7	H: 0 LOB: 0 BB: 0 P: 7	R: 1 E: 0 K: 0 S: 1	H: 1 LOB: 0 BB: 0 P: 1	1B: 7 2B: 1 3B: 0 HR: 1	SF: 0 SAC: 0 DP: 2 HBP: 0	WP: 1 PA: 41 PB: 0 SB: 1 CS: 1			
PITCHER	IP 5.1	WLS 25	BF 5	H 5	R 4	ER 2	SO 2	BB 5	IBB 0	HBP 0	BLK 0	WP 1	HR 0	S 24	P 44	ERA 6.75	WHIP 1.875							
Bob Anderson, R ERA: 3.32																								
Terry Fox, R ERA: 3.3																								
Hank Aquirre, L ERA: 3.65																								

Detroit Tigers @ Washington Senators
 D.C. Stadium, Washington, DC
 Wed Sep 11 1963, 7:05 PM EDT
 Att: 1,979 - Unknown

AB	36
R	6
H	9
RBI	6
BB	5
SO	5
LOB	24



Batter	1	2	3	4	5	6	7	8	9	AB	R	H	RBI	BB	SO	LOB	TOP			
Luis Aparicio, R (1, 6) OBP: 0.298, SLG: 0.339	6-3		2H 3B		4-0 BB			F3		3	0	1	1	1	0	0	<p>Baltimore Orioles @ Detroit Tigers Tiger Stadium, Detroit, MI Fri Sep 13 1963, 7:05 PM EDT Att: 10,760 - Unknown</p>			
Bob Saverine, S (1, 4) OBP: 0.307, SLG: 0.233	3-1		4-3		4-0 BB			G3 1B		4	0	1	0	0	0	2				
Russ Snyder, L (1, 8) OBP: 0.327, SLG: 0.371	E1 1B		1-3			0-3 K		G3		4	0	1	0	0	1	2				
Boog Powell, L (1, 7) OBP: 0.331, SLG: 0.467 (9, 9)	6-3			4-0 BB BB		6-3		IBB		2	0	0	0	2	0	1				
John Orsino, R (1, 2) OBP: 0.349, SLG: 0.481		4-0 G4-6-3 BB		4-0 F4		4-0 F8		1-3		3	0	0	0	1	0	3				
Jim Gentile, L (1, 3) OBP: 0.341, SLG: 0.419		4-0 G4-6-3 1-2		4-0 G5-3 BB		0-3 K		4-3		3	0	0	0	1	1	1				
Jackie Brandt, R (1, 9) OBP: 0.302, SLG: 0.398 (9, 7)		0-3 K		0-0 G5-3 1-2		0-0 G3		BB		3	0	0	0	1	1	2				
Brooks Robinson, R (1, 5) OBP: 0.305, SLG: 0.368			0-0 SH1-4 3B 1B		4-3		0-0 HR	F8		4	2	2	1	0	0	1				
Steve Barber, L (1, 1) OBP: 0.172, SLG: 0.202			0-0 SH1-4		0-0 L4		0-0 L9	0-3 K		3	0	0	0	0	1	1				
Stu Miller, R (9, 1) OBP: 0.357, SLG: 0.571			1-2						0-3 K	0	0	0	0	0	0	0				
Inning Stats	R: 0 E: 1 K: 0 S: 4	H: 1 LOB: 1 BB: 0 P: 4	R: 0 E: 0 K: 1 S: 4	H: 0 LOB: 0 BB: 1 P: 8	R: 1 E: 0 K: 0 S: 5	H: 2 LOB: 1 BB: 0 P: 5	R: 0 E: 0 K: 0 S: 2	H: 0 LOB: 1 BB: 2 P: 10	R: 0 E: 0 K: 1 S: 3	H: 0 LOB: 0 BB: 0 P: 5	R: 1 E: 0 K: 1 S: 6	H: 1 LOB: 0 BB: 0 P: 6	R: 0 E: 0 K: 0 S: 4	H: 1 LOB: 2 BB: 1 P: 8	R: 0 E: 0 K: 1 S: 5	H: 0 LOB: 1 BB: 1 P: 9	1B: 3 2B: 0 3B: 1 HR: 1	SF: 0 SAC: 1 DP: 2 HBP: 0	WP: 0 PB: 0 SB: 0 CS: 0	PA: 36
PITCHER Phil Regan, R (1, 1) ERA: 3.63	IP: 9.0 WLS: W BF: 36 H: 5 R: 2 ER: 2 SO: 4	BB: 5 IBB: 1 HBP: 0 BLK: 0	WP: 0 HR: 1 S: 38 P: 62	ERA: 2.00 WHIP: 1.111	PITCHER											IP: 9.0 WLS: W BF: 36 H: 5 R: 2 ER: 2 SO: 4	BB: 5 IBB: 1 HBP: 0 BLK: 0	WP: 0 HR: 1 S: 38 P: 62	ERA: 2.00 WHIP: 1.111	

Batter	1	2	3	4	5	6	7	8	9	AB	R	H	RBI	BB	SO	LOB	BOTTOM						
George Thomas, R (1, 8) OBP: 0.283, SLG: 0.340	5-3		FC1-6 1B		0-0 F8		5-3		0-0 SF8	4	0	1	1	0	0	0	<p>Baltimore Orioles @ Detroit Tigers Tiger Stadium, Detroit, MI Fri Sep 13 1963, 7:05 PM EDT Att: 10,760 - Unknown</p>						
Dick McAuliffe, L (1, 6) OBP: 0.347, SLG: 0.407	4-0 FC6-4 BB		FC1-6 1-2		0-0 2B 1B		4-3		3-H	3	1	1	0	1	0	1							
Al Kaline, R (1, 9) OBP: 0.376, SLG: 0.508	0-0 FC6-4 1-2		0-3 K		0-0 1H 2B		4-0 G5-4-3 BB			3	0	1	1	1	1	2							
Rocky Colavito, R (1, 7) OBP: 0.363, SLG: 0.441	0-0 L7			0-0 1B 1B	4-0 IBB		0-0 F8			3	1	1	0	1	0	2							
Bubba Phillips, R (1, 5) OBP: 0.282, SLG: 0.315		0-0 F5		0-0 1B 1B	0-0 F7		0-0 G5-4-3 1-2			4	0	1	0	0	0	3							
Bill Freehan, R (1, 3) OBP: 0.343, SLG: 0.394		4-0 BB		0-3 K		0-0 G1-6-3 1B		6-3		3	0	1	0	1	1	2							
Gus Triandos, R (1, 2) OBP: 0.316, SLG: 0.397		0-0 F2		0-0 G1-6-3 1B		0-0 G1-6-3 1-2		1B SF8 1B		4	0	2	1	0	0	2							
Gates Brown, L (9, PR) OBP: 0.338, SLG: 0.380		0-0 F2		1-3 2H G1-6-3 1B		0-0 G1-6-3 1-2		1B SF8 1B		0	1	0	0	0	0	0							
George Smith, R (1, 4) OBP: 0.280, SLG: 0.286		0-3 K		0-0 G1-6-3 1-2		0-0 G1-6-3		IBB 1B		4	0	1	0	0	1	3							
Phil Regan, R (1, 1) OBP: 0.177, SLG: 0.190			0-0 6-3		0-0 4-3		0-3 K		4-0 IBB	3	0	0	0	0	1	0							
Willie Horton, R (9, PH) OBP: 1.000, SLG: 1.000									1-2 IBB	0	0	0	0	0	0	0							
Bill Bruton, L (9, PH) OBP: 0.347, SLG: 0.388									1-2 IBB	0	0	0	0	1	0	0							
Inning Stats	R: 0 E: 0 K: 0 S: 3	H: 0 LOB: 1 BB: 1 P: 7	R: 0 E: 0 K: 1 S: 5	H: 0 LOB: 1 BB: 1 P: 9	R: 0 E: 0 K: 1 S: 6	H: 1 LOB: 1 BB: 0 P: 6	R: 1 E: 0 K: 1 S: 7	H: 3 LOB: 1 BB: 0 P: 7	R: 1 E: 0 K: 0 S: 5	H: 2 LOB: 2 BB: 1 P: 9	R: 0 E: 0 K: 1 S: 3	H: 1 LOB: 0 BB: 0 P: 3	R: 0 E: 0 K: 1 S: 5	H: 0 LOB: 0 BB: 0 P: 5	R: 0 E: 0 K: 0 S: 2	H: 0 LOB: 1 BB: 1 P: 6	R: 1 E: 0 K: 0 S: 4	H: 2 LOB: 2 BB: 1 P: 8	1B: 8 2B: 1 3B: 0 HR: 0	SF: 1 SAC: 0 DP: 3 HBP: 0	WP: 0 PB: 0 SB: 0 CS: 0	PA: 37	
PITCHER Steve Barber, L (1, 1) ERA: 2.69	IP: 8.1 WLS: L BF: 35 H: 9 R: 3 ER: 3 SO: 4	BB: 3 IBB: 1 HBP: 0 BLK: 0	WP: 0 HR: 0 S: 39 P: 55	ERA: 3.24 WHIP: 1.440	PITCHER											IP: 8.1 WLS: L BF: 35 H: 9 R: 3 ER: 3 SO: 4	BB: 3 IBB: 1 HBP: 0 BLK: 0	WP: 0 HR: 0 S: 39 P: 55	ERA: 3.24 WHIP: 1.440				
Stu Miller, R (9, 1) ERA: 2.3	0.1	2	0	0	0	0	0	0	1	5	0.00	0.000											

AB	29
R	2
H	5
RBI	2
BB	6
SO	4
LOB	13



Batter	1	2	3	4	5	6	7	8	9	10	AB	R	H	RBI	BB	SO	LOB	TOP	
Luis Aparicio, R OBP: 0.298, SLG: 0.337 (1, 6)	F8		E4 F8 HR		F7			F7										5 1 1 0 0 0 0	
Russ Snyder, L OBP: 0.326, SLG: 0.372 (1, 8)	HBP 2B		F4		F4			K		F6 1B								5 0 1 0 0 1 2	
Boog Powell, L OBP: 0.329, SLG: 0.463 (1, 7)	F5		F8			K		G3										4 0 0 0 0 1 2	
John Orsino, R OBP: 0.351, SLG: 0.488 (1, 2)	HBP BB		2-3 HR		F7			4-3										3 1 1 2 1 0 0	
Jim Gentile, L OBP: 0.341, SLG: 0.417 (1, 3)	1-2 2-3 HBP		3-4 K		F8			K										3 0 0 0 0 2 0	
Brooks Robinson, R OBP: 0.304, SLG: 0.371 (1, 5)	K				L6			K										4 0 1 0 0 2 3	
Sam Bowers, R OBP: 0.231, SLG: 0.167 Jackie Brandt, R OBP: 0.302, SLG: 0.397 (8, 9)		K			L9			K		K 3B								3 0 0 0 0 2 0 1 0 0 0 0 1 1	
Bob Saverine, S OBP: 0.306, SLG: 0.234 (1, 4)		4-3			K													4 0 1 0 0 1 0	
Robin Roberts, S OBP: 0.238, SLG: 0.221 (1, 1)					F7			F3										4 0 0 0 0 0 1	
Inning Stats	R: 0 E: 0 K: 1 S: 6	H: 1 LOB: 3 BB: 1 P: 11	R: 0 E: 0 K: 1 S: 5	H: 0 LOB: 0 BB: 0 P: 5	R: 2 E: 1 K: 1 S: 7	H: 1 LOB: 0 BB: 0 P: 7	R: 0 E: 0 K: 1 S: 5	H: 0 LOB: 0 BB: 0 P: 5	R: 0 E: 0 K: 2 S: 8	H: 1 LOB: 1 BB: 0 P: 8	R: 0 E: 0 K: 1 S: 5	H: 0 LOB: 0 BB: 0 P: 5	R: 0 E: 0 K: 2 S: 8	H: 1 LOB: 1 BB: 0 P: 8	R: 0 E: 0 K: 0 S: 4	H: 1 LOB: 1 BB: 0 P: 4	1B: 2 2B: 1 3B: 1 HR: 1	SF: 0 SAC: 0 DP: 0 HBP: 1	WP: 0 PA: 38 PB: 0 SB: 0 CS: 0
PITCHER	IP WLS BF H R ER SO BB IBB HBP BLK WP HR S P ERA WHIP	IP WLS BF H R ER SO BB IBB HBP BLK WP HR S P ERA WHIP																	
Jim Bunning, R ERA: 4.02 Terry Fox, R ERA: 3.21 (1, 1)	8.0 W 8 2 0 0 2 0 0 0 0 0 0 12 12 0.00 1.000	8.0 L 30 3 2 0 0 8 1 0 1 0 0 0 44 49 0.00 0.500																	

Baltimore Orioles @ Detroit Tigers
Tiger Stadium, Detroit, MI
Sat Sep 14 1963, 4:33 AM EDT
Att: 5,394 - Unknown

AB	36
R	2
H	5
RBI	2
BB	1
SO	10
LOB	9



Batter	1	2	3	4	5	6	7	8	9	10	AB	R	H	RBI	BB	SO	LOB	BOTTOM					
Bill Bruton, L OBP: 0.344, SLG: 0.384 (1, 8)	4-3		F9			G4-6-3 1-2r		4-3										4 0 0 0 0 0 1					
Dick McAuliffe, L OBP: 0.345, SLG: 0.404 (1, 6)	F5				F5			K										4 0 0 0 0 1 0					
Al Kaline, R OBP: 0.375, SLG: 0.505 (1, 9)	FC5-4 BB				K			L4		L6-3								3 0 0 0 1 1 0					
Rocky Colavito, R OBP: 0.361, SLG: 0.438 (1, 7)	FC5-4 1-2r				E9			F3		F7								4 0 0 0 0 0 1					
Norm Cash, L OBP: 0.362, SLG: 0.456 (1, 3)		K			L8			E1		K								4 0 0 0 0 2 1					
Bubba Phillips, R OBP: 0.279, SLG: 0.312 (1, 5)		F3				5-3		F3										4 0 0 0 0 0 1					
Gus Triandos, R OBP: 0.315, SLG: 0.405 (1, 2)					K			F3										4 1 1 1 0 2 0					
George Smith, R OBP: 0.276, SLG: 0.282 Gates Brown, L OBP: 0.348, SLG: 0.380 Don Wert, R OBP: 0.314, SLG: 0.356 (8, PH)					K			K		HR BB								2 0 0 0 0 2 0 0 1 0 0 1 0 0 0 0 0 0 0 0 0					
Jim Bunning, R OBP: 0.183, SLG: 0.179 Willie Horton, R OBP: 1.000, SLG: 2.500 Terry Fox, R OBP: 0.231, SLG: 0.091 (1, 1)					F3			G4-6-3 1B		HR 1H								2 0 1 0 0 0 0 1 1 1 2 0 0 0 0 0 0 0 0 0 0					
Inning Stats	R: 0 E: 0 K: 0 S: 3	H: 0 LOB: 1 BB: 1 P: 7	R: 0 E: 0 K: 2 S: 7	H: 0 LOB: 0 BB: 0 P: 7	R: 0 E: 0 K: 1 S: 5	H: 0 LOB: 0 BB: 0 P: 5	R: 0 E: 1 K: 1 S: 6	H: 0 LOB: 1 BB: 0 P: 6	R: 0 E: 0 K: 2 S: 7	H: 0 LOB: 0 BB: 0 P: 7	R: 0 E: 0 K: 1 S: 3	H: 1 LOB: 1 BB: 0 P: 3	R: 0 E: 1 K: 0 S: 4	H: 0 LOB: 1 BB: 0 P: 4	R: 2 E: 0 K: 1 S: 6	H: 1 LOB: 0 BB: 1 P: 10	R: 0 E: 0 K: 1 S: 5	H: 0 LOB: 0 BB: 0 P: 5	R: 1 E: 0 K: 0 S: 2	H: 1 LOB: 0 BB: 0 P: 2	1B: 1 2B: 0 3B: 0 HR: 2	SF: 0 SAC: 0 DP: 1 HBP: 0	WP: 0 PA: 34 PB: 0 SB: 0 CS: 0
PITCHER	IP WLS BF H R ER SO BB IBB HBP BLK WP HR S P ERA WHIP	IP WLS BF H R ER SO BB IBB HBP BLK WP HR S P ERA WHIP																					
Robin Roberts, R ERA: 3.32 (1, 1)	9.1 L 34 3 3 3 8 2 0 0 0 0 2 48 56 2.89 0.536	9.1 L 34 3 3 3 8 2 0 0 0 0 2 48 56 2.89 0.536																					

Baltimore Orioles @ Detroit Tigers
Tiger Stadium, Detroit, MI
Sat Sep 14 1963, 4:33 AM EDT
Att: 5,394 - Unknown

AB	32
R	3
H	3
RBI	3
BB	2
SO	8
LOB	4



Batter	1	2	3	4	5	6	7	8	9	AB	R	H	RBI	BB	SO	LOB	TOP			
Luis Aparicio, R (1, 6) OBP: 0.296, SLG: 0.335	L7		4-3			F6		F7		4	0	0	0	0	0	2	<p>Baltimore Orioles @ Detroit Tigers</p> <p>Tiger Stadium, Detroit, MI</p> <p>Sun Sep 15 1963, 4:33 AM EDT</p> <p>Att: 7,817 - Unknown</p>			
Russ Snyder, L (1, 8) OBP: 0.323, SLG: 0.368	F8			K		4-3			4-3	4	0	0	0	0	1	0				
Boog Powell, L (1, 7) OBP: 0.328, SLG: 0.460	3-1			L9		3-1			FC5-4 BB	3	0	0	0	1	0	0				
Jerry Adair, R (9, 4) OBP: 0.241, SLG: 0.345										0	0	0	0	0	0	0				
John Orsino, R (1, 2) OBP: 0.347, SLG: 0.483		L7		F6			K		FC5-4 BB	4	0	0	0	0	1	1				
Jim Gentile, L (1, 3) OBP: 0.342, SLG: 0.423		K					3-1			3	1	1	1	1	1	0				
Brooks Robinson, R (1, 5) OBP: 0.304, SLG: 0.369		1-3			HR		5-3		BB	3	1	0	0	1	1	2				
Al Smith, R (1, 9) OBP: 0.337, SLG: 0.409								L7		3	0	1	0	0	1	0				
Jackie Brandt, R (8, 9) OBP: 0.302, SLG: 0.397			K			B3-6-4 1B				0	0	0	0	0	0	0				
Bob Saverine, S (1, 4) OBP: 0.319, SLG: 0.246										1	0	1	0	2	0	0				
Mitt Pappas, R (1, 1) OBP: 0.151, SLG: 0.211										2	0	0	0	0	0	3				
Fred Valentine, S (8, PH) OBP: 0.410, SLG: 0.333										1	0	0	0	0	0	1				
Stu Miller, R (8, 1) OBP: 0.357, SLG: 0.571			6-3			B3-6-4		F5		0	0	0	0	0	0	0				
Inning Stats	R: 0 E: 0 K: 0 S: 3	H: 0 LOB: 0 BB: 0 P: 3	R: 0 E: 0 K: 1 S: 5	H: 0 LOB: 0 BB: 0 P: 5	R: 0 E: 0 K: 1 S: 5	H: 0 LOB: 0 BB: 0 P: 9	R: 0 E: 0 K: 1 S: 5	H: 0 LOB: 0 BB: 0 P: 5	R: 2 E: 0 K: 0 S: 3	H: 2 LOB: 0 BB: 2 P: 11	R: 0 E: 0 K: 1 S: 5	H: 0 LOB: 0 BB: 0 P: 5	R: 0 E: 0 K: 1 S: 5	H: 1 LOB: 1 BB: 0 P: 4	R: 0 E: 0 K: 1 S: 5	H: 0 LOB: 2 BB: 2 P: 13	1B: 1 2B: 1 3B: 1 HR: 1	SF: 0 SAC: 0 DP: 0 HBP: 0	WP: 1 PB: 0 SB: 0 CS: 0	PA: 33
PITCHER Frank Lary, R (1, 1) ERA: 3.22	IP: 9.0 WLS: L BF: 33	H: 3 R: 2 ER: 2 SO: 5	BB: 5 IBB: 0 HBP: 0 BLK: 0	WP: 1 HR: 1 S: 38 P: 58	ERA: 2.00 WHIP: 0.889	PITCHER										IP: WLS: BF: H: R: ER: SO: BB: IBB: HBP: BLK: WP: HR: S: P: ERA: WHIP				

AB 28
R 2
H 3
RBI 1
BB 5
SO 5
LOB 9



Batter	1	2	3	4	5	6	7	8	9	AB	R	H	RBI	BB	SO	LOB	BOTTOM					
Bill Bruton, L (1, 8) OBP: 0.342, SLG: 0.381	4-3		1-3		K		4-3			4	0	0	0	0	1	3	<p>Baltimore Orioles @ Detroit Tigers</p> <p>Tiger Stadium, Detroit, MI</p> <p>Sun Sep 15 1963, 4:33 AM EDT</p> <p>Att: 7,817 - Unknown</p>					
Dick McAuliffe, L (1, 6) OBP: 0.344, SLG: 0.403	L7		3-1			F9 L4-3 1B		3-1		4	0	1	0	0	0	1						
Al Kaline, R (1, 9) OBP: 0.373, SLG: 0.501	L5-3				L5-3		L4-3	L7		4	0	0	0	0	0	1						
Rocky Colavito, R (1, 7) OBP: 0.363, SLG: 0.439					F4					3	0	2	0	1	0	0						
Norm Cash, L (1, 3) OBP: 0.381, SLG: 0.463		K					F9		K	4	1	1	1	0	2	4						
Bubba Phillips, R (1, 5) OBP: 0.277, SLG: 0.309										4	0	0	0	0	3	3						
Gus Triandos, R (1, 2) OBP: 0.314, SLG: 0.403										4	0	1	0	0	0	1						
Gates Brown, L (9, PH) OBP: 0.346, SLG: 0.380										0	0	0	0	0	0	0						
Don Wert, R (1, 4) OBP: 0.321, SLG: 0.365										3	0	2	0	1	0	1						
Frank Lary, R (1, 1) OBP: 0.250, SLG: 0.286										2	0	0	0	0	1	2						
Willie Horton, R (9, PH) OBP: 0.667, SLG: 1.667										1	0	0	0	0	0	1						
Inning Stats	R: 0 E: 0 K: 0 S: 3	H: 0 LOB: 0 BB: 0 P: 3	R: 0 E: 0 K: 2 S: 8	H: 1 LOB: 1 BB: 0 P: 8	R: 0 E: 0 K: 0 S: 4	H: 1 LOB: 1 BB: 0 P: 4	R: 1 E: 0 K: 1 S: 6	H: 1 LOB: 0 BB: 0 P: 6	R: 0 E: 0 K: 2 S: 8	H: 1 LOB: 1 BB: 0 P: 8	R: 0 E: 0 K: 1 S: 6	H: 1 LOB: 2 BB: 1 P: 10	R: 0 E: 0 K: 1 S: 6	H: 0 LOB: 1 BB: 1 P: 7	R: 0 E: 0 K: 1 S: 6	H: 1 LOB: 1 BB: 0 P: 6	R: 0 E: 0 K: 0 S: 4	H: 1 LOB: 1 BB: 0 P: 4	1B: 5 2B: 1 3B: 0 HR: 1	SF: 0 SAC: 1 DP: 0 HBP: 0	WP: 0 PB: 0 SB: 0 CS: 0	PA: 36
PITCHER Mitt Pappas, R (1, 1) ERA: 2.83	IP: 7.0 WLS: W BF: 28	H: 5 R: 1 ER: 1 SO: 6	BB: 2 IBB: 0 HBP: 0 BLK: 0	WP: 0 HR: 1 S: 38 P: 46	ERA: 1.29 WHIP: 1.000	PITCHER										IP: WLS: BF: H: R: ER: SO: BB: IBB: HBP: BLK: WP: HR: S: P: ERA: WHIP						
Stu Miller, R (8, 1) ERA: 2.26	2.0 S: 8	2 0 0 1	0 0 0 0	0 0 0 0	0 0 10 10	0.00 1.000																


AB 33
R 1
H 7
RBI 1
BB 2
SO 7
LOB 17



Batter	1	2	3	4	5	6	7	8	9	AB	R	H	RBI	BB	SO	LOB	TOP			
Bill Bruton, L OBP: 0.339, SLG: 0.378 (1, 8)										4	0	0	0	0	1	1				
Dick McAuliffe, L OBP: 0.342, SLG: 0.400 (1, 6)										4	0	0	0	0	1	0				
Al Kaline, R OBP: 0.372, SLG: 0.498 (1, 9)										3	0	0	0	1	0	0				
Rocky Colavito, R OBP: 0.362, SLG: 0.438 (1, 7)										4	0	1	0	0	0	1				
Norm Cash, L OBP: 0.379, SLG: 0.460 (1, 3)										3	0	0	0	0	0	0				
Bubba Phillips, R OBP: 0.277, SLG: 0.309 (1, 5)										3	0	1	0	0	0	0				
Don Wert, R OBP: 0.321, SLG: 0.369 (1, 4)										3	1	1	0	0	1	1				
Bill Freehan, R OBP: 0.340, SLG: 0.390 (1, 2)										3	0	0	0	0	1	2				
Hank Aquirre, R OBP: 0.173, SLG: 0.181 (1, 1)										2	0	0	0	0	2	0				
Willie Horton, R OBP: 0.750, SLG: 1.500 (8, PH)										1	0	1	1	0	0	0				
Terry Fox, R OBP: 0.231, SLG: 0.091 (8, 1)										0	0	0	0	0	0	0				
Inning Stats	R: 0 E: 0 K: 1 S: 5	H: 0 LOB: 1 BB: 1 P: 9	R: 0 E: 0 K: 1 S: 5	H: 0 LOB: 0 BB: 0 P: 5	R: 0 E: 0 K: 0 S: 3	H: 0 LOB: 0 BB: 0 P: 3	R: 0 E: 0 K: 0 S: 4	H: 1 LOB: 1 BB: 0 P: 4	R: 0 E: 0 K: 1 S: 5	H: 0 LOB: 0 BB: 0 P: 5	R: 0 E: 0 K: 0 S: 3	H: 1 LOB: 0 BB: 0 P: 3	R: 1 E: 0 K: 1 S: 7	H: 2 LOB: 1 BB: 0 P: 7	R: 0 E: 0 K: 1 S: 5	H: 0 LOB: 0 BB: 0 P: 5	1B: 3 2B: 1 3B: 0 HR: 0	SF: 0 SAC: 0 DP: 0 HBP: 0	WP: 0 PB: 0 SB: 1 CS: 0	PA: 31
PITCHER Dwight Siebler, R ERA: 2.36 (1, 1)	IP: 9.0 WLS: W BF: 31 H: 4 R: 1 ER: 1 SO: 6 BB: 1 IBB: 0 HBP: 0 BLK: 0 WP: 0 HR: 0 S: 42 P: 46 ERA: 1.00 WHIP: 0.556																			

Detroit Tigers @ Minnesota Twins
Metropolitan Stadium, Bloomington, MI
Tue Sep 17 1963, 8:05 PM EDT
Att: 14,147 - Unknown - 73 F


AB	30
R	1
H	4
RBI	1
BB	1
SO	6
LOB	5



Batter	1	2	3	4	5	6	7	8	9	AB	R	H	RBI	BB	SO	LOB	BOTTOM			
Johnny Goryl, R OBP: 0.353, SLG: 0.532 (1, 4)										4	0	0	0	0	0	1				
Vic Power, R OBP: 0.296, SLG: 0.376 (1, 3)										4	0	1	0	0	0	0				
Jimmie Hall, L OBP: 0.343, SLG: 0.537 (1, 8) (9, 7)										3	1	2	0	1	0	0				
Harmon Killebrew, R OBP: 0.346, SLG: 0.532 (1, 7) Lenny Green, L OBP: 0.312, SLG: 0.318 (9, 8)										4	1	1	1	0	0	5				
Bob Allison, R OBP: 0.383, SLG: 0.547 (1, 9)										3	0	1	0	1	2	1				
Earl Battey, R OBP: 0.362, SLG: 0.475 (1, 2)										4	1	1	2	0	0	2				
George Banks, R OBP: 0.275, SLG: 0.273 (1, 5)										4	0	1	0	0	1	1				
Zoilo Versalles, R OBP: 0.301, SLG: 0.405 (1, 6)										2	0	0	0	0	1	1				
Dwight Siebler, R OBP: 0.214, SLG: 0.154 (1, 1)										2	0	0	0	1	0	2				
Inning Stats	R: 0 E: 0 K: 0 S: 4	H: 1 LOB: 0 BB: 0 P: 4	R: 0 E: 0 K: 0 S: 3	H: 1 LOB: 0 BB: 0 P: 3	R: 0 E: 0 K: 1 S: 6	H: 1 LOB: 2 BB: 1 P: 14	R: 0 E: 0 K: 0 S: 3	H: 0 LOB: 2 BB: 1 P: 8	R: 1 E: 0 K: 1 S: 7	H: 2 LOB: 1 BB: 0 P: 7	R: 0 E: 0 K: 0 S: 3	H: 0 LOB: 0 BB: 0 P: 3	R: 2 E: 0 K: 2 S: 9	H: 2 LOB: 0 BB: 0 P: 9	R: 0 E: 0 K: 1 S: 5	H: 0 LOB: 0 BB: 0 P: 5	1B: 4 2B: 1 3B: 0 HR: 2	SF: 0 SAC: 0 DP: 1 HBP: 1	WP: 0 PB: 0 SB: 0 CS: 0	PA: 34
PITCHER Hank Aguirre, L ERA: 3.57 (1, 1) Terry Fox, R ERA: 3.4 (8, 1)	IP: 7.0 WLS: L BF: 29 H: 5 R: 1 ER: 1 SO: 2 BB: 3 IBB: 0 HBP: 1 BLK: 0 WP: 0 HR: 1 S: 29 P: 42 ERA: 1.29 WHIP: 1.143																			

Detroit Tigers @ Minnesota Twins
Metropolitan Stadium, Bloomington, MI
Tue Sep 17 1963, 8:05 PM EDT
Att: 14,147 - Unknown - 73 F


AB	30
R	3
H	7
RBI	3
BB	3
SO	4
LOB	13



Batter	1	2	3	4	5	6	7	8	9	AB	R	H	RBI	BB	SO	LOB	TOP			
Bill Bruton, L OBP: 0.337, SLG: 0.375 (1, 8)	F6			4-3		4-3		L4-3		4	0	0	0	0	0	1				
Dick McAuliffe, L OBP: 0.340, SLG: 0.397 (1, 6)	4-3			F9			4-3	F9		4	0	0	0	0	0	0				
Willie Horton, R OBP: 0.375, SLG: 0.750 (1, 7)	K			F4			K	K		4	0	0	0	0	3	0				
Rocky Colavito, R OBP: 0.363, SLG: 0.440 (1, 9)		G6-3 1B			K		BB 2B	6-3		4	0	2	0	0	1	0				
Norm Cash, L OBP: 0.380, SLG: 0.459 (1, 3)		G6-3			BB		BB BB			1	0	0	0	2	0	1				
Bubba Phillips, R OBP: 0.276, SLG: 0.308 (1, 5)				K			BB BB			2	0	0	0	1	2	1				
Don Wert, R OBP: 0.317, SLG: 0.364 (1, 4)				F8			K	K		3	0	0	0	0	2	4				
Bill Freehan, R OBP: 0.336, SLG: 0.385 (1, 2)				K		5-3		E7 L4-3		3	0	0	0	0	1	0				
Phil Regan, R OBP: 0.177, SLG: 0.190 Willie Smith, L OBP: 0.128, SLG: 0.128 Gates Brown, L OBP: 0.375, SLG: 0.375 Larry Foster, L OBP: 0.375, SLG: 0.375 Purnal Goldy, R OBP: 0.375, SLG: 0.375 Bob Anderson, R OBP: 0.444, SLG: 0.556 (1, 1)				4-3			4-3	K		0	0	0	0	0	0	0				
Inning Stats	R: 0 E: 0 K: 1 S: 5	H: 0 LOB: 0 BB: 0 P: 5	R: 0 E: 0 K: 1 S: 5	H: 1 LOB: 0 BB: 0 P: 5	R: 0 E: 0 K: 1 S: 5	H: 0 LOB: 0 BB: 0 P: 5	R: 0 E: 0 K: 0 S: 3	H: 0 LOB: 1 BB: 0 P: 3	R: 0 E: 0 K: 0 S: 3	H: 0 LOB: 0 BB: 0 P: 3	R: 0 E: 0 K: 2 S: 8	H: 1 LOB: 3 BB: 2 P: 16	R: 0 E: 1 K: 1 S: 5	H: 0 LOB: 0 BB: 0 P: 5	R: 0 E: 0 K: 1 S: 5	H: 0 LOB: 0 BB: 0 P: 5	1B: 1 2B: 2 3B: 0 HR: 0	SF: 0 SAC: 0 DP: 2 HBP: 0	WP: 0 PB: 0 SB: 0 CS: 0	PA: 31
PITCHER Camilo Pascual, R ERA: 2.5 (1, 1)	IP: 9.0 WLS: W BF: 31 H: 2 R: 0 ER: 0 SO: 10 BB: 3 IBB: 0 HBP: 0 BLK: 0 WP: 0 HR: 0 S: 48 P: 60 ERA: 0.00 WHIP: 0.556															PITCHER Camilo Pascual, R ERA: 2.5 (1, 1)	IP: 9.0 WLS: W BF: 31 H: 2 R: 0 ER: 0 SO: 10 BB: 3 IBB: 0 HBP: 0 BLK: 0 WP: 0 HR: 0 S: 48 P: 60 ERA: 0.00 WHIP: 0.556			

Detroit Tigers @ Minnesota Twins
Metropolitan Stadium, Bloomington, MI
Wed Sep 18 1963, 8:05 PM EDT
Att: 10,712 - Unknown - 65 F


AB 28
R 0
H 2
RBI 0
BB 3
SO 10
LOB 8



Batter	1	2	3	4	5	6	7	8	9	AB	R	H	RBI	BB	SO	LOB	BOTTOM			
Johnny Goryl, R OBP: 0.354, SLG: 0.545 (1, 6)	HR	BB		1-3	K2-3		6-3			4	1	1	1	1	1	2				
Rich Rollins, R OBP: 0.383, SLG: 0.450 George Banks, R OBP: 0.275, SLG: 0.273 (8, 5)	1B 2B	K		5-3		K	FC5 E 1B			5	1	2	0	0	2	1				
Jimmie Hall, L OBP: 0.343, SLG: 0.535 (9, 7)	SH3-4 SF9 2H 1B	K		F8		1B 2B BB	E4 FC5 1-2			4	2	1	1	1	1	2				
Harmon Killebrew, R OBP: 0.348, SLG: 0.538 Lenny Green, L OBP: 0.312, SLG: 0.318 (9, 8)	SH3-4 BB			F8		HR 2B 1B	FC5 1-2 2-3			4	2	2	1	1	0	2				
Don Mincher, L OBP: 0.352, SLG: 0.510 (1, 3)	SH3-4			G3		F3 1B 2B	F7			4	1	1	2	0	0	0				
Bob Allison, R OBP: 0.383, SLG: 0.545 (1, 9)	SF9			1B BB	1B FC6-4 BB	F9	6-3			2	2	0	1	2	0	1				
Earl Batley, R OBP: 0.366, SLG: 0.478 Julio Becquer, L OBP: 0.213, SLG: 0.213 (8, PR)	IBB			1B BB	1B FC6-4 BB	1B	2B BB			3	0	3	1	2	0	0				
Bernie Allen, L OBP: 0.304, SLG: 0.346 (1, 4)	K			1B	1B FC6-4	1-3				5	0	3	2	0	1	3				
Camilo Pascual, R OBP: 0.278, SLG: 0.329 (1, 1)		6-3		4-3	FC6-4		4-3	6-3		5	0	0	1	0	0	6				
Inning Stats	R: 3 E: 0 K: 1 S: 8	H: 3 LOB: 2 BB: 2 P: 16	R: 0 E: 0 K: 2 S: 7	H: 0 LOB: 1 BB: 1 P: 11	R: 1 E: 0 K: 0 S: 5	H: 2 LOB: 2 BB: 1 P: 9	R: 0 E: 0 K: 0 S: 3	H: 0 LOB: 0 BB: 0 P: 3	R: 2 E: 0 K: 1 S: 8	H: 3 LOB: 2 BB: 1 P: 12	R: 3 E: 0 K: 1 S: 8	H: 3 LOB: 1 BB: 1 P: 12	R: 0 E: 1 K: 0 S: 5	H: 1 LOB: 2 BB: 0 P: 5	R: 1 E: 0 K: 0 S: 4	H: 1 LOB: 2 BB: 1 P: 8	1B: 8 2B: 3 3B: 0 HR: 2	SF: 1 SAC: 1 DP: 0 HBP: 0	WP: 0 PB: 0 SB: 0 CS: 0	PA: 45
PITCHER Phil Regan, R ERA: 3.78 Willie Smith, L ERA: 5.12 Larry Foster, R ERA: 13.5 Bob Anderson, R ERA: 3.41 (1, 1)	IP: 0.0 WLS: L BF: 4 H: 3 R: 3 ER: 3 SO: 3 BB: 1 IBB: 0 HBP: 0 BLK: 0 WP: 0 HR: 1 S: 7 P: 7 ERA: ∞ WHIP: ∞															PITCHER Phil Regan, R ERA: 3.78 Willie Smith, L ERA: 5.12 Larry Foster, R ERA: 13.5 Bob Anderson, R ERA: 3.41 (1, 1)	IP: 5.0 WLS: L BF: 24 H: 5 R: 3 ER: 3 SO: 4 BB: 3 IBB: 1 HBP: 0 BLK: 0 WP: 0 HR: 28 S: 44 P: 44 ERA: 5.40 WHIP: 1.600			

Detroit Tigers @ Minnesota Twins
Metropolitan Stadium, Bloomington, MI
Wed Sep 18 1963, 8:05 PM EDT
Att: 10,712 - Unknown - 65 F

AB 36
R 10
H 13
RBI 10
BB 7
SO 5
LOB 17



Batter	1	2	3	4	5	6	7	8	9	10	11	12	13	AB	R	H	RBI	BB	SO	LOB	TOP	
George Thomas, R OBP: 0.265, SLG: 0.336 Bill Bruton, L OBP: 0.337, SLG: 0.375														3	0	0	0	1	1	4		
Dick McAuliffe, L OBP: 0.339, SLG: 0.395														7	1	2	0	0	1	4		
Al Kaline, R OBP: 0.374, SLG: 0.514														7	3	4	4	0	0	1		
Rocky Colavito, R OBP: 0.361, SLG: 0.442														7	1	1	1	0	1	4		
Bubba Phillips, R OBP: 0.276, SLG: 0.306														6	1	1	1	0	1	3		
Gus Triandos, R OBP: 0.319, SLG: 0.415 Willie Smith, L OBP: 0.125, SLG: 0.125 Mike Roarke, R OBP: 0.362, SLG: 0.318														3	1	2	1	1	1	0		
Bill Freehan, R OBP: 0.336, SLG: 0.384 Norm Cash, L OBP: 0.379, SLG: 0.456														6	0	2	1	0	1	1		
George Smith, R OBP: 0.284, SLG: 0.286														5	0	2	0	1	2	4		
Jim Bunning, R ERA: 3.16 Willie Horton, R ERA: 3.16 Terry Fox, R ERA: 3.16 Fred Gladding, L ERA: 3.16 Don Wert, R ERA: 3.16 Hank Aguirre, L ERA: 3.16 Phil Regan, R ERA: 3.16														3	0	1	0	0	0	3		
Inning Stats	R: 0 E: 0 K: 1 S: 6	H: 1 LOB: 2 BB: 1 P: 10	R: 1 E: 0 K: 2 S: 9	H: 2 LOB: 1 BB: 0 P: 9	R: 0 E: 0 K: 1 S: 5	H: 0 LOB: 0 BB: 0 P: 5	R: 1 E: 0 K: 1 S: 5	H: 2 LOB: 2 BB: 1 P: 9	R: 2 E: 0 K: 1 S: 7	H: 2 LOB: 0 BB: 0 P: 7	R: 0 E: 0 K: 1 S: 6	H: 1 LOB: 1 BB: 0 P: 6	R: 0 E: 0 K: 2 S: 8	H: 1 LOB: 0 BB: 0 P: 4	R: 0 E: 0 K: 1 S: 6	H: 1 LOB: 1 BB: 0 P: 6	R: 2 E: 1 K: 0 S: 7	H: 3 LOB: 2 BB: 0 P: 7	1B: 12 2B: 0 3B: 1 HR: 4	SF: 0 SAC: 2 DP: 0 HBP: 1	WIP: 0 PB: 0 SB: 1 CS: 0	PA: 62
PITCHER	IP	WLS	BF	H	R	ER	SO	BB	IBB	HBP	BLK	WP	HR	S	P	ERA	WHIP					
Dick Stigman, L ERA: 3.16	7.2		35	9	4	4	6	3	0	0	0	0	3	44	56	4.70	1.565					
Bill Dailey, R ERA: 2.1	1.1		6	2	1	1	0	0	0	0	0	0	0	6	6	6.75	1.500					
Garry Roggenbuck, L ERA: 2.1	0.1		4	1	0	0	1	1	0	1	0	0	0	4	9	0.00	6.000					
Bill Pleis, L ERA: 4.37	1.2		6	1	1	1	1	0	0	0	0	0	1	8	8	5.40	0.600					
Gerry Arigo, L ERA: 2.35	1.1	L	9	4	2	2	1	0	0	0	0	0	0	11	11	13.50	3.000					

Detroit Tigers @ Minnesota Twins
Metropolitan Stadium, Bloomington, MI

Thu Sep 19 1963, 4:33 AM EDT
Att: 6,646 - Unknown -61 F

AB 55
R 8
H 17
RBI 8
BB 4
SO 9
LOB 33



Batter	1	2	3	4	5	6	7	8	9	10	11	12	13	AB	R	H	RBI	BB	SO	LOB	BOTTOM					
Johnny Goyell, R ERA: 3.16 Vic Wertz, R ERA: 3.16 Garry Roggenbuck, R ERA: 2.1 Bill Pleis, L ERA: 4.37 Wally Post, R ERA: 3.16 Gerry Arigo, L ERA: 2.35 Jim Perry, R ERA: 3.56														4	0	0	0	0	1	0						
Rich Rollins, R OBP: 0.350, SLG: 0.444														6	0	0	0	0	0	0						
Jimmie Hall, L OBP: 0.345, SLG: 0.533														4	1	1	0	2	2	0						
Harmon Killebrew, R OBP: 0.347, SLG: 0.536 Lenny Green, L OBP: 0.316, SLG: 0.326														4	0	1	1	0	0	2						
Don Mincher, L OBP: 0.350, SLG: 0.519 Vic Power, R OBP: 0.295, SLG: 0.375														4	1	1	1	0	1	1						
Bob Allison, R OBP: 0.384, SLG: 0.545														6	2	3	0	0	1	0						
Paul Ratliff, L OBP: 0.278, SLG: 0.438 Jerry Zimmerman, R OBP: 0.208, SLG: 0.208														3	1	1	1	1	1	3						
Bernie Allen, L OBP: 0.304, SLG: 0.353 George Banks, R OBP: 0.264, SLG: 0.261														4	1	1	2	0	1	1						
Dick Stigman, R OBP: 0.200, SLG: 0.123 Bill Dailey, R OBP: 0.350 Tony Oliva, L OBP: 0.500, SLG: 0.500 Zolio Versalles, R OBP: 0.302, SLG: 0.406														3	0	0	0	0	2	1						
Inning Stats	R: 0 E: 0 K: 0 S: 3	H: 0 LOB: 1 BB: 1 P: 7	R: 1 E: 0 K: 1 S: 6	H: 1 LOB: 1 BB: 0 P: 10	R: 0 E: 0 K: 0 S: 4	H: 1 LOB: 1 BB: 0 P: 4	R: 1 E: 0 K: 1 S: 6	H: 1 LOB: 0 BB: 0 P: 6	R: 0 E: 0 K: 1 S: 5	H: 0 LOB: 0 BB: 0 P: 5	R: 2 E: 0 K: 2 S: 9	H: 2 LOB: 0 BB: 0 P: 9	R: 1 E: 1 K: 3 S: 5	H: 2 LOB: 1 BB: 0 P: 9	R: 0 E: 0 K: 0 S: 4	H: 1 LOB: 1 BB: 0 P: 4	R: 1 E: 0 K: 1 S: 7	H: 2 LOB: 1 BB: 0 P: 7	R: 0 E: 0 K: 1 S: 6	H: 1 LOB: 1 BB: 0 P: 6	R: 0 E: 0 K: 1 S: 5	H: 0 LOB: 0 BB: 0 P: 5	1B: 7 2B: 1 3B: 0 HR: 3	SF: 0 SAC: 1 DP: 0 HBP: 0	WIP: 0 PB: 0 SB: 0 CS: 0	PA: 53
PITCHER	IP	WLS	BF	H	R	ER	SO	BB	IBB	HBP	BLK	WP	HR	S	P	ERA	WHIP									
Jim Bunning, R ERA: 4.06	7.0		28	5	4	4	6	2	0	0	0	0	3	38	46	5.14	1.000									
Terry Fox, R ERA: 3.49	0.2		5	2	1	1	0	1	0	0	0	0	0	4	8	13.50	4.500									
Fred Gladding, R ERA: 2.08	1.1		4	0	0	0	3	0	0	0	0	0	0	10	10	0.00	0.000									
Hank Aguirre, L ERA: 3.58	2.0		9	3	1	1	1	0	0	0	0	0	0	11	11	4.50	1.500									
Phil Regan, R ERA: 3.74	2.0	W	7	1	0	0	2	0	0	0	0	0	0	11	11	0.00	0.500									

Detroit Tigers @ Minnesota Twins
Metropolitan Stadium, Bloomington, MI

Thu Sep 19 1963, 4:33 AM EDT
Att: 6,646 - Unknown -61 F

AB 49
R 6
H 11
RBI 6
BB 3
SO 12
LOB 12



Batter	1	2	3	4	5	6	7	8	9	AB	R	H	RBI	BB	SO	LOB	TOP	
Mike Hershberger, R OBP: 0.331, SLG: 0.352 (1, 9)	E6 1B SF8	5-3			K				F7	5	1	1	0	0	1	2	Chicago White Sox @ Detroit Tigers Tiger Stadium, Detroit, MI Fri Sep 20 1963, 4:33 AM EDT Att: 603 - Unknown	
Don Buford, S OBP: 0.333, SLG: 0.364 Al Weis, S OBP: 0.349, SLG: 0.333 (1, 4) (7, 4)	K		F4							3	0	1	0	1	1	1		
Jim Landis, R OBP: 0.316, SLG: 0.372 (1, 8)			K							4	0	1	0	1	1	3		
Dave Nicholson, R OBP: 0.318, SLG: 0.418 Hoyt Wilhelm, R OBP: 0.198, SLG: 0.071 (1, 7) (8, 1)	SF8									2	0	0	1	1	0	1		
Pete Ward, L OBP: 0.353, SLG: 0.482 (1, 5)										3	0	1	0	1	0	1		
Cam Carson, R OBP: 0.321, SLG: 0.342 Floyd Robinson, L OBP: 0.363, SLG: 0.416 (1, 2) (8, PH) (8, 7)	F6									3	0	0	0	0	0	2		
Ron Hansen, R OBP: 0.316, SLG: 0.334 (1, 6)										3	0	0	0	1	0	1		
Tom McCraw, L OBP: 0.314, SLG: 0.384 (1, 3)										3	1	1	0	1	0	1		
Eddie Fisher, R OBP: 0.194, SLG: 0.147 J.C. Martin, L OBP: 0.259, SLG: 0.272 (1, 1) (8, 2)	SH1-3									2	0	0	0	0	1	1		
Inning Stats	R: 1 E: 1 K: 1 S: 7	H: 1 LOB: 2 BB: 1 P: 11	R: 0 E: 0 K: 0 S: 4	H: 1 LOB: 1 BB: 0 P: 4	R: 0 E: 0 K: 1 S: 5	H: 0 LOB: 1 BB: 1 P: 9	R: 0 E: 0 K: 0 S: 3	H: 0 LOB: 1 BB: 1 P: 7	R: 0 E: 0 K: 1 S: 6	H: 1 LOB: 2 BB: 1 P: 10	R: 0 E: 0 K: 0 S: 4	H: 1 LOB: 1 BB: 0 P: 4	R: 1 E: 0 K: 0 S: 4	H: 1 LOB: 2 BB: 2 P: 12	1B: 6 2B: 0 3B: 0 HR: 0	SF: 1 SAC: 2 DP: 0 HBP: 0		WP: 0 PA: 40 PB: 0 SB: 1 CS: 0
PITCHER	IP	WLS	BF	H	R	ER	SO	BB	IBB	HBP	BLK	WP	HR	S	P	ERA	WHIP	
Mickey Lolich, L ERA: 3.63 Bill Faul, R ERA: 4.64 (1, 1) (8, 1)	7.0	L	30	4	1	0	4	4	0	0	0	0	0	34	50	0.00	1.143	

AB	31
R	2
H	6
RBI	2
BB	6
SO	4
LOB	16



Batter	1	2	3	4	5	6	7	8	9	AB	R	H	RBI	BB	SO	LOB	BOTTOM		
Bill Bruton, L OBP: 0.335, SLG: 0.372 (1, 8)	3-1		3-1		F5			K		4	0	0	0	0	1	0	Chicago White Sox @ Detroit Tigers Tiger Stadium, Detroit, MI Fri Sep 20 1963, 4:33 AM EDT Att: 603 - Unknown		
Dick McAuliffe, L OBP: 0.338, SLG: 0.393 (1, 6)	B1-3							K		3	0	0	0	1	1	0			
Norm Cash, L OBP: 0.380, SLG: 0.456 (1, 3)								K		2	0	0	0	2	1	0			
Rocky Colavito, R OBP: 0.360, SLG: 0.440 (1, 9)										3	0	0	0	1	0	2			
Willie Horton, R OBP: 0.308, SLG: 0.538 (1, 7)	FC5-4									4	0	1	0	0	1	4			
Don Wert, R OBP: 0.319, SLG: 0.362 (1, 5)										4	0	1	0	0	0	1			
John Sullivan, L (1, 2)										3	0	0	0	0	1	1			
George Smith, R OBP: 0.285, SLG: 0.282 (1, 4)										2	0	0	0	1	0	1			
Mickey Lolich, S OBP: 0.244, SLG: 0.056 Gates Brown, L OBP: 0.337, SLG: 0.370 Bill Faul, R OBP: 0.179, SLG: 0.222 (1, 1) (7, PH) (8, 1)	K									2	0	0	0	0	1	1			
Inning Stats	R: 0 E: 0 K: 0 S: 3	H: 0 LOB: 2 BB: 2 P: 11	R: 0 E: 0 K: 2 S: 8	H: 1 LOB: 1 BB: 0 P: 8	R: 0 E: 0 K: 0 S: 3	H: 0 LOB: 2 BB: 2 P: 11	R: 0 E: 0 K: 0 S: 3	H: 0 LOB: 0 BB: 0 P: 3	R: 0 E: 0 K: 0 S: 4	H: 1 LOB: 1 BB: 0 P: 4	R: 0 E: 0 K: 0 S: 2	H: 0 LOB: 0 BB: 1 P: 6	R: 0 E: 0 K: 3 S: 9	H: 0 LOB: 0 BB: 0 P: 9	R: 0 E: 0 K: 1 S: 5	H: 0 LOB: 0 BB: 0 P: 5		1B: 2 2B: 0 3B: 0 HR: 0	SF: 0 SAC: 0 DP: 1 HBP: 0
PITCHER	IP	WLS	BF	H	R	ER	SO	BB	IBB	HBP	BLK	WP	HR	S	P	ERA	WHIP		
Eddie Fisher, R ERA: 4.05 Hoyt Wilhelm, R ERA: 2.67 (1, 1) (8, 1)	7.0	W	27	2	0	0	2	5	0	0	0	0	0	26	46	0.00	1.000		

AB	28
R	0
H	2
RBI	0
BB	5
SO	6
LOB	11



Batter	1	2	3	4	5	6	7	8	9	AB	R	H	RBI	BB	SO	LOB	TOP					
Mike Hershberger, R (1, 8) OBP: 0.333, SLG: 0.350 Jim Landis, R (8, 8) OBP: 0.310, SLG: 0.372	4-0 BB		0-0 F9		0-0 G1-4-3			4-0 1B E BB		2	1	0	0	2	0	2	Chicago White Sox @ Detroit Tigers Tiger Stadium, Detroit, MI Sat Sep 21 1963, 4:33 AM EDT Att: 4,291 - Unknown					
Don Buford, S (1, 5) OBP: 0.438, SLG: 0.600	0-3 K		0-0		0-0			0-0 FC6-4 SF8 1B		4	1	3	1	0	1	1						
Gene Stephens, L (1, 9) OBP: 0.455, SLG: 0.700	0-3 K		0-0 PO	0-0 F2	0-0 K			0-0 FC FC6-4		4	0	0	0	0	2	2						
Floyd Robinson, L (1, 7) OBP: 0.363, SLG: 0.415		0-0 1-3		0-0 FC4-6 1B		0-0 F8		0-0 FC6-4		4	0	1	0	0	0	2						
Tom McCraw, L (1, 3) OBP: 0.310, SLG: 0.380		0-0 4-3		0-0 FC4-6 1B		0-0 F8		0-0 SF8		3	0	0	1	0	0	1						
Ron Hansen, R (1, 6) OBP: 0.317, SLG: 0.334	4-0 BB BB		0-0	0-0 1B		0-0 F7		0-0 F4		3	0	1	0	1	0	1						
Al Weis, S (1, 4) OBP: 0.349, SLG: 0.330 Deacon Jones, L (9, PH) OBP: 0.291, SLG: 0.273	4-0 BB BB		0-0	0-0 F6		0-0 4-3		0-0 F9		2	0	0	0	1	0	2						
J.C. Martin, L (1, 2) OBP: 0.260, SLG: 0.273 Pete Ward, L (9, PH) OBP: 0.352, SLG: 0.482	0-3 K			0-0 G1-4-3 1B 3B 1B		0-0 F4		0-3 K		3	1	1	0	0	1	2						
Fritz Ackley, L (1, 1) OBP: 0.500, SLG: 0.500 Joe Cunningham, L (7, PH) OBP: 0.385, SLG: 0.365 Jim Brosnan, R (7, 1) OBP: 0.308, SLG: 0.308 Charlie Maxwell, L (9, PH) OBP: 0.370, SLG: 0.362			0-3 K		0-0 G1-4-3 1B		0-3 K		0-3 K		2	0	1	0	0	1		0				
Inning Stats	R: 0 E: 0 K: 2 S: 6	H: 0 LOB: 0 BB: 1 P: 10	R: 0 E: 0 K: 1 S: 5	H: 0 LOB: 2 BB: 2 P: 13	R: 0 E: 0 K: 1 S: 5	H: 1 LOB: 0 BB: 0 P: 5	R: 0 E: 0 K: 0 S: 5	H: 2 LOB: 2 BB: 0 P: 5	R: 1 E: 0 K: 1 S: 7	H: 3 LOB: 1 BB: 0 P: 7	R: 0 E: 0 K: 0 S: 3	H: 0 LOB: 0 BB: 0 P: 3	R: 0 E: 0 K: 1 S: 5	H: 0 LOB: 0 BB: 0 P: 5	R: 2 E: 1 K: 0 S: 5	H: 1 LOB: 1 BB: 1 P: 9		R: 0 E: 0 K: 2 S: 7	H: 0 LOB: 0 BB: 0 P: 7	1B: 6 2B: 0 3B: 1 HR: 0	SF: 1 SAC: 0 DP: 1 HBP: 0	WP: 0 PB: 0 CS: 0
PITCHER Denny McLain, R (1, 1) ERA: 1.0	IP: 9.0 WLS: W BF: 36 H: 7 R: 3 ER: 1 SO: 8 BB: 4 IBB: 0 HBP: 0 BLK: 0 WP: 0 HR: 0 S: 48 P: 64 ERA: 1.00 WHIP: 1.222															PITCHER						

AB	31
R	3
H	7
RBI	2
BB	4
SO	8
LOB	13



Batter	1	2	3	4	5	6	7	8	9	AB	R	H	RBI	BB	SO	LOB	BOTTOM			
Bill Bruton, L (1, 8) OBP: 0.334, SLG: 0.377	0-0 F5		0-0 4-3		0-0 HR		0-0 6-3			4	1	1	1	0	0	0	Chicago White Sox @ Detroit Tigers Tiger Stadium, Detroit, MI Sat Sep 21 1963, 4:33 AM EDT Att: 4,291 - Unknown			
Dick McAuliffe, L (1, 6) OBP: 0.338, SLG: 0.392	0-0 F4		0-0 1B WP K 1B		0-0 F4			0-0 4-3		4	0	1	0	0	0	0				
Norm Cash, L (1, 3) OBP: 0.383, SLG: 0.463	4-0 BB		0-0		0-3 K			0-0 HR		3	1	2	1	1	1	0				
Rocky Colavito, R (1, 9) OBP: 0.359, SLG: 0.438	0-3 K		0-3 K			0-0 E SF7 1B		0-0 F4		4	1	1	0	0	2	3				
Willie Horton, R (1, 7) OBP: 0.235, SLG: 0.412		0-0 F3		0-3 K		0-0 E6		0-0 F9		4	0	0	0	0	1	1				
Bubba Phillips, R (1, 5) OBP: 0.274, SLG: 0.304		0-0 4-3		0-0 4-3		0-0 SF7				2	0	0	1	0	0	0				
Gus Triandos, R (1, 2) OBP: 0.319, SLG: 0.413	4-0 BB BB		0-0 4-3		0-0 4-3		0-0 G3			2	0	0	0	1	0	0				
George Smith, R (1, 4) OBP: 0.286, SLG: 0.278	4-0 FC4-6 BB		0-0 F3		0-0 F3		0-0 F9			2	0	0	0	1	0	0				
Denny McLain, R (1, 1) OBP: 0.333, SLG: 1.333	0-0 FC4-6		0-0 HR		0-0 HR		0-3 K			3	1	1	1	0	1	2				
Inning Stats	R: 0 E: 0 K: 1 S: 5	H: 0 LOB: 1 BB: 1 P: 9	R: 0 E: 0 K: 0 S: 3	H: 0 LOB: 2 BB: 2 P: 11	R: 0 E: 0 K: 1 S: 6	H: 2 LOB: 1 BB: 0 P: 6	R: 0 E: 0 K: 1 S: 5	H: 0 LOB: 0 BB: 0 P: 5	R: 2 E: 1 K: 0 S: 7	H: 2 LOB: 0 BB: 0 P: 7	R: 1 E: 0 K: 0 S: 4	H: 1 LOB: 0 BB: 0 P: 4	R: 0 E: 0 K: 1 S: 5	H: 0 LOB: 0 BB: 0 P: 5	R: 1 E: 0 K: 0 S: 4	H: 1 LOB: 0 BB: 0 P: 4		1B: 3 2B: 0 3B: 0 HR: 3	SF: 1 SAC: 0 DP: 0 HBP: 0	WP: 1 PB: 0 CS: 0
PITCHER Fritz Ackley, R (1, 1) ERA: 3.0 Jim Brosnan, R (7, 1) ERA: 3.13	IP: 6.0 WLS: L BF: 25 H: 5 R: 3 ER: 2 SO: 4 BB: 3 IBB: 0 HBP: 0 BLK: 0 WP: 0 HR: 1 S: 9 P: 42 ERA: 3.00 WHIP: 1.333															PITCHER				

AB	28
R	4
H	6
RBI	4
BB	3
SO	5
LOB	6



Batter	1	2	3	4	5	6	7	8	9	AB	R	H	RBI	BB	SO	LOB	TOP					
Jim Landis, R OBP: 0.315, SLG: 0.369 (1, 8)	5-3	BB				4-3	K		F4	4	0	0	0	1	1	2						
Nelle Fox, L OBP: 0.301, SLG: 0.309 Hoyt Wilhelm, R OBP: 0.182, SLG: 0.069 (1, 4) (7, 1)	4-3	1-2 2-3 BB	1-3			F7			F4	4	0	0	0	0	0	3						
Don Buford, S OBP: 0.450, SLG: 0.684 (1, 5)			F8						5-3	4	0	2	0	0	0	0						
Dave Nicholson, R OBP: 0.315, SLG: 0.414 (1, 7)	K	3B				K			6-3	4	0	0	0	0	3	2						
Floyd Robinson, L OBP: 0.363, SLG: 0.420 (1, 9)		HR	F4			HR	BB		F8	3	2	1	1	1	0	0						
Ron Hansen, R OBP: 0.320, SLG: 0.344 (1, 6)		BB			F7	HR				4	1	3	2	0	0	0						
Joe Cunningham, L OBP: 0.386, SLG: 0.366 (1, 3)		1B			F7	HR			1B	2	0	1	0	2	1	1						
Cam Carreon, R OBP: 0.318, SLG: 0.338 Al Weis, S OBP: 0.347, SLG: 0.328 (1, 2) (7, 4)	F7	1B			FC5-4	BB			K	3	0	0	0	0	0	4						
Joe Horlen, R OBP: 0.263, SLG: 0.243 J.C. Martin, L OBP: 0.263, SLG: 0.273 (1, 1) (7, 2)	F9				FC5-4	BB			F6	1	0	0	0	0	0	0						
			F3							3	0	1	0	0	0	3						
						1B			BB	0	0	0	0	0	1	0						
Inning Stats	R: 0 E: 0 K: 1 S: 6	H: 1 LOB: 1 BB: 0 P: 6	R: 1 E: 0 K: 0 S: 6	H: 3 LOB: 3 BB: 1 P: 10	R: 0 E: 0 K: 1 S: 5	H: 0 LOB: 0 BB: 0 P: 5	R: 0 E: 0 K: 0 S: 3	H: 0 LOB: 1 BB: 1 P: 7	R: 0 E: 0 K: 1 S: 6	H: 1 LOB: 1 BB: 0 P: 6	R: 2 E: 0 K: 1 S: 6	H: 2 LOB: 1 BB: 2 P: 14	R: 0 E: 0 K: 0 S: 3	H: 0 LOB: 0 BB: 0 P: 3	R: 0 E: 0 K: 1 S: 5	H: 1 LOB: 1 BB: 1 P: 5	R: 0 E: 0 K: 0 S: 3	H: 0 LOB: 0 BB: 0 P: 7	1B: 5 2B: 0 3B: 1 HR: 2	SF: 0 SAC: 0 DP: 1 HBP: 0	WP: 0 PB: 0 SB: 0 CS: 0	PA: 38
PITCHER	IP WLS BF H R ER SO BB IBB HBP BLK WP HR S P ERA WHIP	IP WLS BF H R ER SO BB IBB HBP BLK WP HR S P ERA WHIP																				
Hank Aquirre, L ERA: 3.59 Terry Fox, R ERA: 3.4 (1, 1) (8, 1)	7.0 L 31 7 3 3 4 4 0 0 0 0 2 35 51 3.86 1.571	2.0 7 1 0 0 1 1 0 0 0 0 0 8 12 0.00 1.000																				

Chicago White Sox @ Detroit Tigers
Tiger Stadium, Detroit, MI
Sun Sep 22 1963, 4:33 AM EDT
Att: 5,458 - Unknown

AB 33
R 3
H 8
RBI 3
BB 5
SO 5
LOB 16



Batter	1	2	3	4	5	6	7	8	9	AB	R	H	RBI	BB	SO	LOB	BOTTOM			
Bill Bruton, L OBP: 0.335, SLG: 0.378 (1, 8)	G3					F8			6-3 PB 1B	4	1	2	0	0	0	0				
Dick McAuliffe, L OBP: 0.337, SLG: 0.391 (1, 6)	L4-3 1B		K			6-3			6-3	4	0	1	0	0	1	2				
Norm Cash, L OBP: 0.382, SLG: 0.460 (1, 3)	L4-3				G3-6-3 1B BB	F3			G3	3	0	0	0	1	0	1				
Rocky Colavito, R OBP: 0.360, SLG: 0.439 (1, 9)		SH1-4 BB 9-2 1B			G3-6-3 1B	F8			6-3	4	0	2	0	0	0	0				
Gates Brown, L OBP: 0.333, SLG: 0.355 (1, 7)		SH1-4 BB			G3-6-3				3-1	3	0	0	0	1	0	2				
Don Wert, R OBP: 0.323, SLG: 0.363 (1, 5)		SH1-4			BB				K	2	1	1	0	1	1	0				
Bill Freehan, R OBP: 0.335, SLG: 0.380 (1, 2)		IBB			K				F5	3	0	0	0	1	1	3				
George Smith, R OBP: 0.292, SLG: 0.292 (1, 4)		9-2								3	0	2	1	0	0	3				
Hank Aquirre, R OBP: 0.169, SLG: 0.176 Al Kaline, R OBP: 0.374, SLG: 0.513 Terry Fox, R OBP: 0.231, SLG: 0.091 (1, 1) (7, PH) (8, 1)		3-H			G3				L4-3	2	0	0	0	0	1	0				
										0	0	0	0	0	0	0				
Inning Stats	R: 0 E: 0 K: 0 S: 3	H: 1 LOB: 0 BB: 0 P: 3	R: 0 E: 0 K: 0 S: 3	H: 1 LOB: 2 BB: 2 P: 11	R: 0 E: 0 K: 1 S: 5	H: 1 LOB: 0 BB: 0 P: 5	R: 0 E: 0 K: 1 S: 5	H: 1 LOB: 2 BB: 2 P: 13	R: 0 E: 0 K: 0 S: 3	H: 0 LOB: 0 BB: 0 P: 3	R: 1 E: 0 K: 0 S: 5	H: 2 LOB: 1 BB: 0 P: 5	R: 1 E: 0 K: 0 S: 4	H: 1 LOB: 0 BB: 0 P: 4	R: 0 E: 0 K: 1 S: 5	H: 0 LOB: 0 BB: 0 P: 5	1B: 7 2B: 3 3B: 0 HR: 0	SF: 0 SAC: 1 DP: 3 HBP: 0	WP: 0 PB: 2 SB: 0 CS: 1	PA: 34
PITCHER	IP WLS BF H R ER SO BB IBB HBP BLK WP HR S P ERA WHIP	IP WLS BF H R ER SO BB IBB HBP BLK WP HR S P ERA WHIP																		
Joe Horlen, R ERA: 3.37 Hoyt Wilhelm, R ERA: 2.66 (1, 1) (7, 1)	6.0 W 22 5 2 1 1 3 0 0 0 0 0 24 40 0.00 1.333	3.0 S 12 3 2 1 1 0 0 0 0 0 0 14 14 3.00 1.000																		

Chicago White Sox @ Detroit Tigers
Tiger Stadium, Detroit, MI
Sun Sep 22 1963, 4:33 AM EDT
Att: 5,458 - Unknown

AB 29
R 2
H 8
RBI 1
BB 4
SO 4
LOB 12




Batter	1	2	3	4	5	6	7	8	9	AB	R	H	RBI	BB	SO	LOB	TOP										
Don Blasingame, L (1,4) OBP: 0.322, SLG: 0.326	0-0 HR		0-0 5-3		0-0 4-3			0-0 BB BB		3	1	1	1	1	0	0	Washington Senators @ Detroit Tigers Tiger Stadium, Detroit, MI Mon Sep 23 1963, 4:33 AM EDT Att: 674 - Unknown										
Dick Phillips, L (1,3) OBP: 0.303, SLG: 0.368	0-0 4-3		0-0 F8			0-0 1B		0-0 BB BB		3	0	1	0	1	0	0											
Chuck Hinton, R (1,7) OBP: 0.341, SLG: 0.430	0-3 K		0-3 K			0-0 F8		0-3 BB		4	0	0	0	0	3	3											
Jim King, L (1,9) OBP: 0.304, SLG: 0.453	4-0 BB			4-0 BB		0-0 P4		0-3 K2-3		2	0	0	0	2	1	3											
Don Lock, R (1,8) OBP: 0.336, SLG: 0.444	0-3 K			0-3 K		0-0 6-3			0-3 K	4	0	0	0	0	3	3											
Ken Retzer, L (1,2)		0-0 4-3		0-0 L9			0-0 F8		0-0 4-3	4	0	0	0	0	0	1											
Ed Brinkman, R (1,6) OBP: 0.269, SLG: 0.315		0-0 1B		0-0 P6		0-0 P6		0-0 1B 1B		4	0	2	0	0	0	1											
John Kennedy, R (1,5) OBP: 0.255, SLG: 0.240		0-0 F8			0-0 5-3		0-0 F7		0-0 1-2 1B	4	0	1	0	0	0	1											
Bennie Daniels, L (1,1) OBP: 0.283, SLG: 0.178		0-3 K		0-3 K				0-3 K	0-3 K	2	0	0	0	0	2	1											
Bob Baird, L (7,1) OBP: 0.309, SLG: 0.500										0	0	0	0	0	0	0											
Tom Brown, L (6,PH) OBP: 0.271, SLG: 0.219										0	0	0	0	0	0	0											
Ed Roebuck, R (8,PH) OBP: 0.309, SLG: 0.359										0	0	0	0	0	0	0											
Bobo Osborne, L (6,PH) OBP: 0.309, SLG: 0.359										0	0	0	0	0	0	0											
Minnie Minoso, R (6,PH) OBP: 0.310, SLG: 0.337										1	0	0	0	0	1	2											
Inning Stats	R: 1 E: 0 K: 2 S: 8	H: 1 LOB: 1 BB: 1 P: 12	R: 0 E: 0 K: 1 S: 6	H: 1 LOB: 1 BB: 0 P: 6	R: 0 E: 0 K: 1 S: 5	H: 0 LOB: 0 BB: 0 P: 5	R: 0 E: 0 K: 1 S: 5	H: 0 LOB: 1 BB: 1 P: 9	R: 0 E: 0 K: 1 S: 5	H: 0 LOB: 0 BB: 0 P: 5	R: 0 E: 0 K: 0 S: 4	H: 1 LOB: 1 BB: 0 P: 4	R: 0 E: 0 K: 0 S: 3	H: 0 LOB: 0 BB: 0 P: 3	R: 0 E: 0 K: 3 S: 9	H: 0 LOB: 2 BB: 2 P: 17	R: 0 E: 0 K: 2 S: 9	H: 2 LOB: 2 BB: 0 P: 9	1B: 4 2B: 0 3B: 0 HR: 1	SF: 0 SAC: 0 DP: 0 HBP: 0	WP: 0 PB: 0 CS: 0	PA: 36					
PITCHER	IP	WLS	BF	H	R	ER	SO	BB	IBB	HBP	BLK	WP	HR	S	P	ERA	WHIP										
Phil Regan, R (1,1) ERA: 3.61	8.2	W	35	5	1	1	10	4	0	0	0	0	1	51	67	1.04	1.038										
Willie Smith, L (9,1) ERA: 5.03	0.1	S	1	0	0	0	1	0	0	0	0	0	0	3	3	0.00	0.000										

Batter	1	2	3	4	5	6	7	8	9	AB	R	H	RBI	BB	SO	LOB	BOTTOM										
Bill Bruton, L (1,8) OBP: 0.333, SLG: 0.375	0-0 1-3		0-3 K		0-0 4-3		0-0 6-3			4	0	0	0	0	1	0	Washington Senators @ Detroit Tigers Tiger Stadium, Detroit, MI Mon Sep 23 1963, 4:33 AM EDT Att: 674 - Unknown										
Dick McAuliffe, L (1,6) OBP: 0.335, SLG: 0.388	0-0 F7		0-0 4-3		0-0 1-3		0-3 K			4	0	0	0	0	1	0											
Norm Cash, L (1,3) OBP: 0.384, SLG: 0.469	0-0 HR		0-0 1B		0-0 HR 1B		0-3 K			4	2	3	1	0	1	0											
Rocky Colavito, R (1,9) OBP: 0.360, SLG: 0.443	0-0 5-3		0-0 F9		0-0 HR		0-3 K			4	1	1	2	0	1	1											
Willie Horton, R (1,7) OBP: 0.286, SLG: 0.476		0-0 4-3 2B		0-0 6-3		0-0 5-3		0-0 S 1B		4	0	2	0	0	0	0											
Bubba Phillips, R (1,5) OBP: 0.274, SLG: 0.306		0-0 4-3 2-3		0-0 2B 2B		0-0 F9		0-0 F8 1-2		4	1	1	0	0	0	2											
Gus Triandos, R (1,2) OBP: 0.318, SLG: 0.414		0-3 K		0-0 2B		0-3 K		0-3 K		4	0	1	1	0	3	2											
George Smith, R (1,4) OBP: 0.298, SLG: 0.294		4-0 BB		0-0 F9		0-0 1B				2	0	1	0	1	0	1											
Phil Regan, R (1,1) OBP: 0.169, SLG: 0.180		0-0 1-3		0-0 6-3		0-0 L1				3	0	0	0	0	0	4											
Willie Smith, L (9,1) OBP: 0.125, SLG: 0.125										0	0	0	0	0	0	0											
Inning Stats	R: 1 E: 0 K: 0 S: 4	H: 1 LOB: 0 BB: 0 P: 4	R: 0 E: 0 K: 1 S: 6	H: 1 LOB: 2 BB: 1 P: 10	R: 0 E: 0 K: 1 S: 6	H: 1 LOB: 1 BB: 0 P: 6	R: 1 E: 0 K: 0 S: 5	H: 2 LOB: 1 BB: 0 P: 5	R: 2 E: 0 K: 0 S: 5	H: 2 LOB: 0 BB: 0 P: 5	R: 0 E: 0 K: 1 S: 6	H: 1 LOB: 1 BB: 0 P: 6	R: 0 E: 0 K: 2 S: 7	H: 0 LOB: 0 BB: 0 P: 7	R: 0 E: 0 K: 2 S: 8	H: 1 LOB: 1 BB: 0 P: 8	1B: 4 2B: 3 3B: 0 HR: 2	SF: 0 SAC: 0 DP: 0 HBP: 0	WP: 0 PB: 0 CS: 0	PA: 34							
PITCHER	IP	WLS	BF	H	R	ER	SO	BB	IBB	HBP	BLK	WP	HR	S	P	ERA	WHIP										
Bennie Daniels, R (1,1) ERA: 4.41	6.0	L	27	8	4	4	3	1	0	0	0	0	0	7	7	0.00	0.000										
Bob Baird, L (7,1) ERA: 7.56	1.0		3	0	0	0	2	0	0	0	0	0	0	7	7	0.00	0.000										
Ed Roebuck, R (8,1) ERA: 3.62	1.0		4	1	0	0	2	0	0	0	0	0	0	8	8	0.00	1.000										


livebaseballscorecards.com

AB 32
R 1
H 5
RBI 1
BB 4
SO 11
LOB 15



livebaseballscorecards.com

AB 33
R 4
H 9
RBI 4
BB 1
SO 7
LOB 10



Batter	1	2	3	4	5	6	7	8	9	AB	R	H	RBI	BB	SO	LOB	TOP			
Ed Brinkman, R (1, 6) OBP: 0.269, SLG: 0.314										4	0	1	0	0	2	3	Washington Senators @ Detroit Tigers Tiger Stadium, Detroit, MI Tue Sep 24 1963, 4:33 AM EDT Att: 956 - Unknown			
Don Blasingame, L (1, 4) OBP: 0.321, SLG: 0.325										4	0	1	0	0	0	2				
Dick Phillips, L (1, 3) OBP: 0.305, SLG: 0.368										3	0	1	0	1	0	2				
Don Lock, R (1, 8) OBP: 0.336, SLG: 0.443										4	0	1	0	0	2	3				
Jim King, L (1, 9) OBP: 0.302, SLG: 0.449										4	0	0	0	0	0	2				
Ken Retzer, L (1, 2) OBP: 0.279, SLG: 0.310										4	0	1	0	0	0	1				
Ken Hunt, R (1, 7) OBP: 0.264, SLG: 0.340										4	0	1	0	0	2	2				
John Kennedy, R (1, 5) OBP: 0.246, SLG: 0.231										2	0	0	0	0	1	1				
Bobo Osborne, L (7, PH) OBP: 0.309, SLG: 0.358										1	0	0	0	0	1	1				
Don Zimmer, R (7, 5) OBP: 0.290, SLG: 0.424										0	0	0	0	0	0	0				
Claude Osteen, L (1, 1) OBP: 0.217, SLG: 0.227										3	0	2	0	0	0	0				
Inning Stats	R: 0 E: 0 K: 1 S: 6	H: 2 LOB: 1 BB: 0 P: 6	R: 0 E: 0 K: 0 S: 3	H: 0 LOB: 0 BB: 0 P: 3	R: 0 E: 0 K: 0 S: 3	H: 0 LOB: 0 BB: 0 P: 3	R: 0 E: 0 K: 1 S: 6	H: 1 LOB: 1 BB: 0 P: 6	R: 0 E: 0 K: 3 S: 11	H: 2 LOB: 2 BB: 0 P: 11	R: 0 E: 0 K: 1 S: 2	H: 0 LOB: 0 BB: 1 P: 6	R: 0 E: 0 K: 1 S: 6	H: 1 LOB: 1 BB: 0 P: 6	R: 0 E: 0 K: 1 S: 6	H: 1 LOB: 1 BB: 0 P: 6	1B: 8 2B: 0 3B: 0 HR: 0	SF: 0 SAC: 0 DP: 2 HBP: 0	WP: 0 PB: 0 CS: 0	PA: 34
PITCHER Jim Bunning, R (1, 1) ERA: 3.91	IP: 9.0 WLS: W BF: 34 H: 8 R: 0 ER: 0 SO: 8 BB: 1 IBB: 0 HBP: 0 BLK: 0 WP: 0 HR: 0 S: 49 P: 53 ERA: 0.00 WHIP: 1.000															PITCHER				

Batter	1	2	3	4	5	6	7	8	9	AB	R	H	RBI	BB	SO	LOB	BOTTOM			
George Thomas, R (1, 8) OBP: 0.280, SLG: 0.332										3	0	0	0	0	2	1	Washington Senators @ Detroit Tigers Tiger Stadium, Detroit, MI Tue Sep 24 1963, 4:33 AM EDT Att: 956 - Unknown			
Dick McAuliffe, L (1, 6) OBP: 0.333, SLG: 0.386										3	0	0	0	0	1	1				
Willie Horton, R (1, 7) OBP: 0.250, SLG: 0.417										3	0	0	0	0	1	0				
Rocky Colavito, R (1, 9) OBP: 0.359, SLG: 0.442										3	0	1	0	0	0	0				
Don Wert, R (1, 5) OBP: 0.323, SLG: 0.376										3	1	1	1	0	1	1				
Gus Triandos, R (1, 2) OBP: 0.316, SLG: 0.410										3	0	0	0	0	1	1				
Bill Freehan, R (1, 3) OBP: 0.332, SLG: 0.376										3	0	0	0	0	1	0				
George Smith, R (1, 4) OBP: 0.299, SLG: 0.291										2	0	0	0	1	0	0				
Jim Bunning, R (1, 1) OBP: 0.193, SLG: 0.190										3	0	1	0	0	0	1				
Inning Stats	R: 0 E: 0 K: 2 S: 7	H: 0 LOB: 0 BB: 0 P: 7	R: 0 E: 0 K: 0 S: 3	H: 0 LOB: 0 BB: 0 P: 3	R: 0 E: 0 K: 0 S: 2	H: 0 LOB: 1 BB: 1 P: 6	R: 0 E: 0 K: 1 S: 5	H: 0 LOB: 0 BB: 0 P: 5	R: 1 E: 0 K: 2 S: 8	H: 1 LOB: 0 BB: 0 P: 8	R: 0 E: 0 K: 1 S: 6	H: 1 LOB: 1 BB: 0 P: 6	R: 0 E: 0 K: 1 S: 6	H: 1 LOB: 1 BB: 0 P: 6	R: 0 E: 0 K: 0 S: 3	H: 0 LOB: 0 BB: 0 P: 3		1B: 2 2B: 0 3B: 0 HR: 1	SF: 0 SAC: 0 DP: 1 HBP: 0	WP: 0 PB: 0 CS: 0
PITCHER Claude Osteen, L (1, 1) ERA: 3.5	IP: 8.0 WLS: L BF: 27 H: 3 R: 1 ER: 1 SO: 7 BB: 1 IBB: 0 HBP: 0 BLK: 0 WP: 0 HR: 1 S: 40 P: 44 ERA: 1.12 WHIP: 0.500															PITCHER				



Batter	1	2	3	4	5	6	7	8	9	AB	R	H	RBI	BB	SO	LOB	TOP					
Don Blasingame, L (1,4) OBP: 0.326, SLG: 0.330										5	1	3	0	0	0	1	<p>Washington Senators @ Detroit Tigers</p> <p>Tiger Stadium, Detroit, MI</p> <p>Wed Sep 25 1963, 4:33 AM EDT</p> <p>Att: 1,552 - Unknown</p>					
Dick Phillips, L (1,3) OBP: 0.305, SLG: 0.364										3	1	0	0	1	0	2						
Chuck Hinton, R (1,7) OBP: 0.342, SLG: 0.428										2	2	0	0	2	0	1						
Don Lock, R (1,8) OBP: 0.335, SLG: 0.440										3	1	0	0	1	1	3						
Don Zimmer, R (1,5) OBP: 0.287, SLG: 0.419										4	0	0	0	0	2	4						
John Kennedy, R (8,5) OBP: 0.246, SLG: 0.231										0	0	0	0	0	0	0						
Ken Retzer, L (1,2) OBP: 0.289, SLG: 0.332										4	1	4	5	0	0	0						
Ken Hunt, R (1,9) OBP: 0.257, SLG: 0.331										4	0	0	0	0	2	3						
Ed Brinkman, R (1,6) OBP: 0.269, SLG: 0.312										3	0	0	0	1	0	2						
Ron Moeller, L (1,1) OBP: 0.222, SLG: 0.222										3	0	0	0	0	2	2						
Steve Ridzik, R (6,1) OBP: 0.200, SLG: 0.207										1	0	0	0	0	0	0						
Inning Stats	R: 3 E: 1 K: 2 S: 9	H: 2 LOB: 1 BB: 2 P: 17	R: 0 E: 0 K: 0 S: 3	H: 0 LOB: 1 BB: 1 P: 7	R: 3 E: 0 K: 1 S: 6	H: 1 LOB: 0 BB: 2 P: 14	R: 0 E: 0 K: 1 S: 5	H: 1 LOB: 0 BB: 0 P: 5	R: 0 E: 0 K: 0 S: 3	H: 0 LOB: 0 BB: 0 P: 3	R: 0 E: 0 K: 0 S: 8	H: 1 LOB: 1 BB: 0 P: 8	R: 0 E: 0 K: 0 S: 4	H: 1 LOB: 1 BB: 0 P: 4	R: 0 E: 0 K: 1 S: 6	H: 1 LOB: 1 BB: 0 P: 6	R: 0 E: 0 K: 0 S: 3	H: 0 LOB: 0 BB: 3 P: 3	1B: 6 2B: 0 3B: 0 HR: 1	SF: 0 SAC: 1 DP: 1 HBP: 0	WP: 0 PB: 0 SB: 1 CS: 0	PA: 38
PITCHER	IP WLS BF H R ER SO BB IBB HBP BLK WP HR S P ERA WHIP																					
Denny McLain, R (1,1) ERA: 5.25	3.0 L 17 3 6 6 3 5 0 0 0 1 0 1 18 38 18.00 2.667																					
Mickey Lolich, L (4,1) ERA: 3.59	2.0 6 1 0 0 1 0 0 0 0 0 0 0 8 8 0.00 0.500																					
Willie Smith, L (6,1) ERA: 4.57	2.0 8 2 0 0 2 0 0 0 0 0 0 0 12 12 0.00 1.000																					
Bob Anderson, R (8,1) ERA: 3.3	2.0 7 1 0 0 1 0 0 0 0 0 0 0 9 9 0.00 0.500																					

AB	32
R	6
H	7
RBI	5
BB	5
SO	7
LOB	18




Batter	1	2	3	4	5	6	7	8	9	AB	R	H	RBI	BB	SO	LOB	BOTTOM					
George Thomas, R (1,8) OBP: 0.276, SLG: 0.327										4	0	0	0	0	0	3	<p>Washington Senators @ Detroit Tigers</p> <p>Tiger Stadium, Detroit, MI</p> <p>Wed Sep 25 1963, 4:33 AM EDT</p> <p>Att: 1,552 - Unknown</p>					
Dick McAuliffe, L (1,6) OBP: 0.333, SLG: 0.385										4	1	1	0	0	0	2						
Willie Horton, R (1,7) OBP: 0.250, SLG: 0.464										4	1	1	0	0	1	1						
Rocky Colavito, R (1,9) OBP: 0.359, SLG: 0.442										4	0	1	1	0	0	1						
Don Wert, R (1,5) OBP: 0.322, SLG: 0.371										3	0	0	1	1	1	1						
Gus Triandos, R (1,2) OBP: 0.316, SLG: 0.409										3	0	1	0	0	0	2						
Al Kaline, R (9,PH) OBP: 0.373, SLG: 0.512										1	0	0	0	0	0	0						
Bill Freehan, R (1,3) OBP: 0.328, SLG: 0.371										4	0	0	0	0	1	2						
George Smith, R (1,4) OBP: 0.299, SLG: 0.292										3	0	1	0	0	1	0						
Denny McLain, R (1,1) OBP: 0.333, SLG: 1.333										0	0	0	0	0	0	0						
Inning Stats	R: 0 E: 0 K: 0 S: 3	H: 0 LOB: 0 BB: 0 P: 3	R: 0 E: 0 K: 1 S: 5	H: 0 LOB: 1 BB: 1 P: 9	R: 0 E: 0 K: 0 S: 4	H: 2 LOB: 1 BB: 0 P: 4	R: 1 E: 0 K: 0 S: 5	H: 2 LOB: 1 BB: 0 P: 5	R: 0 E: 0 K: 1 S: 7	H: 2 LOB: 1 BB: 0 P: 7	R: 0 E: 0 K: 0 S: 3	H: 0 LOB: 0 BB: 1 P: 3	R: 0 E: 0 K: 1 S: 5	H: 0 LOB: 0 BB: 0 P: 5	R: 0 E: 0 K: 0 S: 3	H: 0 LOB: 0 BB: 0 P: 3	R: 0 E: 0 K: 1 S: 5	H: 0 LOB: 0 BB: 0 P: 5	1B: 4 2B: 1 3B: 1 HR: 0	SF: 0 SAC: 0 DP: 1 HBP: 0	WP: 0 PB: 0 SB: 1 CS: 0	PA: 34
PITCHER	IP WLS BF H R ER SO BB IBB HBP BLK WP HR S P ERA WHIP																					
Ron Moeller, L (1,1) ERA: 6.33	5.1 W 22 6 2 2 3 1 0 0 0 0 0 0 27 31 0.00 1.312																					
Steve Ridzik, R (6,1) ERA: 4.82	3.2 S 12 0 0 0 1 1 0 0 0 0 0 0 13 17 0.00 0.273																					



Batter	1	2	3	4	5	6	7	8	9	AB	R	H	RBI	BB	SO	LOB	TOP					
George Thomas, R (1, 8) OBP: 0.276, SLG: 0.330 Norm Cash, L (8, PH) OBP: 0.386, SLG: 0.470										4	1	1	0	0	1	2						
Dick McAuliffe, L (1, 6) OBP: 0.334, SLG: 0.383										5	0	1	0	0	0	3						
Willie Horton, R (1, 7) OBP: 0.289, SLG: 0.474										5	1	3	1	0	0	1						
Rocky Colavito, R (1, 9) OBP: 0.358, SLG: 0.437										4	0	0	0	1	0	4						
Don Wert, R (1, 5) OBP: 0.321, SLG: 0.366										4	1	1	0	1	1	1						
Gus Triandos, R (1, 2) OBP: 0.315, SLG: 0.407 Willie Smith, L (8, PR) OBP: 0.125, SLG: 0.125 Mickey Lolich, S (8, 1) OBP: 0.244, SLG: 0.056										2	0	0	1	1	0	0						
Bill Freehan, R (1, 3) OBP: 0.329, SLG: 0.382										4	1	2	2	0	0	2						
George Smith, R (1, 4) OBP: 0.298, SLG: 0.287 Bubba Phillips, R (7, PH) OBP: 0.276, SLG: 0.312										2	0	0	0	0	2	0						
Phil Regan, R (1, 1) OBP: 0.179, SLG: 0.190 Fred Gladning, L (5, 1) OBP: 0.227, SLG: 0.250 Frank Lary, R (7, 1) OBP: 0.215, SLG: 0.514 Al Kaline, R (8, PH) OBP: 0.303, SLG: 0.228										2	0	1	0	0	1	0						
Inning Stats	R: 1 E: 0 K: 0 S: 5	H: 2 LOB: 1 BB: 0 P: 5	R: 1 E: 0 K: 1 S: 7	H: 2 LOB: 1 BB: 0 P: 7	R: 1 E: 0 K: 0 S: 4	H: 1 LOB: 2 BB: 2 P: 12	R: 0 E: 0 K: 2 S: 7	H: 0 LOB: 0 BB: 0 P: 7	R: 0 E: 0 K: 1 S: 3	H: 0 LOB: 0 BB: 0 P: 3	R: 0 E: 0 K: 1 S: 5	H: 0 LOB: 0 BB: 0 P: 5	R: 1 E: 0 K: 1 S: 8	H: 3 LOB: 2 BB: 0 P: 8	R: 2 E: 0 K: 1 S: 8	H: 3 LOB: 2 BB: 1 P: 12	R: 0 E: 0 K: 0 S: 3	H: 1 LOB: 0 BB: 0 P: 3	1B: 9 2B: 1 3B: 0 HR: 2	SF: 1 SAC: 0 DP: 1 HBP: 0	WP: 0 PB: 1 SB: 0 CS: 0	PA: 41
PITCHER	IP WLS BF H R ER SO BB IBB HBP BLK WP HR S P ERA WHIP																					
Dave McNally, L (1, 1) ERA: 4.58	7.0 W 34 10 6 6 5 3 0 0 0 0 2 41 53 7.71 1.857																					
Dick Hall, R (8, 1) ERA: 2.98	2.0 S 7 2 0 0 1 0 0 0 0 0 0 9 9 0.00 1.000																					

Detroit Tigers @ Baltimore Orioles
Memorial Stadium, Baltimore, MD
Sat Sep 28 1963, 3:33 AM EDT
Att: 2,998 - Unknown


AB 37
R 6
H 12
RBI 6
BB 3
SO 6
LOB 17



Batter	1	2	3	4	5	6	7	8	9	AB	R	H	RBI	BB	SO	LOB	BOTTOM			
Bob Johnson, R (1, 6) OBP: 0.348, SLG: 0.434										4	2	2	1	1	1	1				
Sam Bowers, R (1, 9) OBP: 0.383, SLG: 0.512										4	2	1	2	1	0	2				
Jim Gentile, L (1, 3) OBP: 0.351, SLG: 0.423										3	2	2	1	0	0	0				
John Orsino, R (1, 2) OBP: 0.346, SLG: 0.475										2	1	1	2	1	0	1				
Boog Powell, L (1, 7) OBP: 0.328, SLG: 0.469										3	0	1	1	1	0	0				
Brooks Robinson, R (1, 5) OBP: 0.302, SLG: 0.365										3	0	0	0	1	1	3				
Jackie Brandt, R (1, 8) OBP: 0.299, SLG: 0.407										3	0	0	1	0	1	2				
Jerry Adair, R (1, 4) OBP: 0.246, SLG: 0.348										4	1	2	0	0	0	2				
Dave McNally, R (1, 1) OBP: 0.143, SLG: 0.053 Dick Hall, R (8, 1) OBP: 0.464, SLG: 0.607										3	0	0	0	0	1	2				
Inning Stats	R: 0 E: 0 K: 0 S: 3	H: 0 LOB: 0 BB: 0 P: 4	R: 0 E: 0 K: 0 S: 3	H: 0 LOB: 0 BB: 0 P: 3	R: 4 E: 0 K: 1 S: 9	H: 4 LOB: 0 BB: 0 P: 9	R: 0 E: 0 K: 1 S: 5	H: 0 LOB: 0 BB: 0 P: 5	R: 3 E: 1 K: 0 S: 6	H: 3 LOB: 2 BB: 2 P: 14	R: 0 E: 0 K: 1 S: 6	H: 1 LOB: 1 BB: 0 P: 6	R: 1 E: 0 K: 1 S: 6	H: 1 LOB: 2 BB: 2 P: 14	R: 0 E: 0 K: 0 S: 2	H: 0 LOB: 0 BB: 1 P: 6	1B: 4 2B: 3 3B: 0 HR: 2	SF: 2 SAC: 0 DP: 0 HBP: 1	WP: 0 PB: 0 SB: 1 CS: 1	PA: 38
PITCHER	IP WLS BF H R ER SO BB IBB HBP BLK WP HR S P ERA WHIP																			
Phil Regan, R (1, 1) ERA: 3.86	4.2 L 23 7 7 7 2 1 0 1 0 0 0 7 11 0.00 1.500																			
Fred Gladning, R (5, 1) ERA: 1.98	1.1 6 1 0 0 1 1 0 0 0 0 0 7 11 0.00 1.500																			
Frank Lary, R (7, 1) ERA: 3.27	1.0 6 1 1 1 1 2 0 0 0 0 0 6 14 9.00 3.000																			
Mickey Lolich, L (8, 1) ERA: 3.55	1.0 3 0 0 0 0 1 0 0 0 0 0 2 6 0.00 1.000																			

Detroit Tigers @ Baltimore Orioles
Memorial Stadium, Baltimore, MD
Sat Sep 28 1963, 3:33 AM EDT
Att: 2,998 - Unknown

AB 30
R 8
H 9
RBI 8
BB 5
SO 4
LOB 13



Batter	1	2	3	4	5	6	7	8	9	AB	R	H	RBI	BB	SO	LOB	TOP											
Bill Bruton, L OBP: 0.330, SLG: 0.372 (1, 8)	L7		F2		F5			K		4	0	0	0	1	1	2	Detroit Tigers @ Baltimore Orioles Memorial Stadium, Baltimore, MD Sun Sep 29 1963, 3:33 AM EDT Att: 2,109 - Unknown											
Dick McAuliffe, L OBP: 0.334, SLG: 0.384 (1, 6)	6-3			F5		2B		5-3		4	0	1	0	1	0	2												
Norm Cash, L OBP: 0.386, SLG: 0.471 (1, 3)	F4					HR		K		4	1	1	0	1	1	1												
Gates Brown, L OBP: 0.333, SLG: 0.402 George Thomas, R OBP: 0.276, SLG: 0.330 (9, 7)		G3	4-3			HR		K		5	1	2	2	0	1	3												
Willie Horton, R OBP: 0.326, SLG: 0.488 (1, 9)								3-1		5	2	3	0	0	0	2												
Don Wert, R OBP: 0.326, SLG: 0.382 (1, 4)	K							HR		5	3	3	1	0	1	3												
Bubba Phillips, R OBP: 0.276, SLG: 0.310 (1, 5)	5-3							6-3		5	0	1	1	0	0	2												
Bill Freehan, R OBP: 0.331, SLG: 0.387 (1, 2)								K		4	0	2	1	0	1	2												
Denny McLain, R OBP: 0.167, SLG: 0.800 (1, 1)								5-3		2	0	0	1	0	0	1												
Inning Stats	R: 0 E: 0 K: 0 S: 3	H: 0 LOB: 0 BB: 0 P: 3	R: 0 E: 0 K: 1 S: 6	H: 1 LOB: 1 BB: 0 P: 6	R: 0 E: 0 K: 0 S: 4	H: 1 LOB: 3 BB: 2 P: 12	R: 2 E: 1 K: 0 S: 6	H: 3 LOB: 2 BB: 1 P: 10	R: 4 E: 0 K: 0 S: 8	H: 5 LOB: 1 BB: 0 P: 8	R: 0 E: 0 K: 0 S: 5	H: 2 LOB: 0 BB: 0 P: 5	R: 0 E: 0 K: 1 S: 7	H: 0 LOB: 0 BB: 0 P: 7	R: 1 E: 0 K: 1 S: 6	H: 1 LOB: 0 BB: 0 P: 6		1B: 7 2B: 4 3B: 0 HR: 2	SF: 1 SAC: 1 DP: 0 HBP: 0	WP: 0 PB: 0 SB: 0 CS: 0	PA: 43							
PITCHER	IP	WLS	BF	H	R	ER	SO	BB	IBB	HBP	BLK	WP	HR	S	P	ERA	WHIP											
Wally Bunker, R ERA: 13.5	(1, 1)	4.0	L	25	10	6	6	1	3	0	0	0	0	1	24	36	13.50	3.250										
Herman Starrette, R ERA: 3.46	(5, 1)	2.0		8	2	0	0	0	0	0	0	0	0	0	8	8	0.00	1.000										
Wes Stock, R ERA: 3.94	(7, 1)	2.0		6	0	0	3	0	0	0	0	0	0	12	12	0.00	0.000											
George Brunet, L ERA: 6.06	(9, 1)	1.0		4	1	1	1	0	0	0	0	0	1	6	6	9.00	1.000											

Batter	1	2	3	4	5	6	7	8	9	AB	R	H	RBI	BB	SO	LOB	BOTTOM											
Bob Johnson, R OBP: 0.347, SLG: 0.429 Wes Stock, R (7, 1)	K2-3		L9		F7			K		3	0	0	0	1	1	2	Detroit Tigers @ Baltimore Orioles Memorial Stadium, Baltimore, MD Sun Sep 29 1963, 3:33 AM EDT Att: 2,109 - Unknown											
Joe Gaines, R OBP: 0.381, SLG: 0.476 George Brunet, R (9, 1)						1B				1	0	0	0	0	1	0												
Sam Bowers, R OBP: 0.385, SLG: 0.500 (1, 9)	4-3									5	0	2	0	0	0	0												
Jim Gentile, L OBP: 0.353, SLG: 0.429 (1, 3)	K									4	2	2	1	1	2	2												
John Orsino, R OBP: 0.349, SLG: 0.475 (1, 2)										4	1	2	0	1	0	2												
Boog Powell, L OBP: 0.328, SLG: 0.470 (1, 7)										5	0	2	0	0	1	5												
Brooks Robinson, R OBP: 0.305, SLG: 0.365 (7, 6)										3	0	1	1	2	1	0												
Jackie Brandt, R OBP: 0.298, SLG: 0.404 (7, 5)										4	0	0	0	1	2	4												
Jerry Adair, R OBP: 0.246, SLG: 0.346 (1, 4)										3	0	0	0	1	2	5												
Wally Bunker, R OBP: 0.500, SLG: 0.500 Herman Starrette, R OBP: 0.321, SLG: 0.384 Russ Snyder, L (6, PH) (7, 8)										2	0	1	0	0	0	0												
Inning Stats	R: 0 E: 0 K: 2 S: 7	H: 2 LOB: 1 BB: 0 P: 7	R: 1 E: 0 K: 1 S: 6	H: 2 LOB: 1 BB: 1 P: 10	R: 0 E: 0 K: 0 S: 4	H: 1 LOB: 3 BB: 2 P: 12	R: 0 E: 0 K: 1 S: 6	H: 1 LOB: 2 BB: 1 P: 10	R: 1 E: 0 K: 1 S: 7	H: 2 LOB: 3 BB: 2 P: 15	R: 0 E: 0 K: 1 S: 6	H: 1 LOB: 0 BB: 1 P: 10	R: 0 E: 0 K: 3 S: 9	H: 0 LOB: 0 BB: 0 P: 9	R: 1 E: 0 K: 1 S: 8	H: 3 LOB: 2 BB: 0 P: 8	1B: 8 2B: 2 3B: 0 HR: 1	SF: 0 SAC: 0 DP: 1 HBP: 0	WP: 1 PB: 0 SB: 0 CS: 0	PA: 43								
PITCHER	IP	WLS	BF	H	R	ER	SO	BB	IBB	HBP	BLK	WP	HR	S	P	ERA	WHIP											
Denny McLain, R ERA: 4.29	(1, 1)	9.0	W	43	10	3	3	11	7	0	0	0	1	1	58	86	3.00	1.889										