Detroit Tigers - 1965

Batter	1	2	3	4	5	6	7	8	9	AB	R	H	RBI	BB	SO	LOB
Dick McAuliffe, L (1, 6) OBP: 0.600, SLG: 0.500	K		CS 1B		4-3		HR 1B	BB		4	1	2	0	1	1	0
Jerry Lumpe, L (1, 4) OBP: 0.400, SLG: 1.000	4-3		BB BB 1B		F7		HR	L7		5	1	2	2	0	0	2
Norm Cash, L (1, 3) OBP: 0.600, SLG: 0.500	4-3		BB BB		1B		5-3		BB 1B	4	1	2	0	1	0	0
Al Kaline, R (1, 9)		L5	BB		L6-3		L7		L7	4	0	0	0	1	0	2
Jim Northrup, L (1, 7)		F7	F4			F8		4-3	L6	5	0	0	0	0	0	4
Don Demeter, R (1, 8) OBP: 1.000, SLG: 1.667		HBP HBP		SF8 3B		1B		HR 1B	1B BB	3	2	3	0	1	0	0
John Sullivan, L (1, 2) OBP: 0.600, SLG: 1.250		HBP		4-3		K		HR	1B	4	1	2	3	0	1	2
Don Wert, R (1, 5)		K		SF8		F6		SH1-4 BB	F8	3	0	0	1	1	1	5
Mickey Lolich, S (1, 1)			K	K			F6	SH1-4		2	0	0	0	0	2	0
Bill Roman, L (7, PH)										1	0	0	0	0	0	0
Larry Sherry, R (7, 1)										0	0	0	0	0	0	0
Inning Stats	R: 0 E: 0 K: 1 S: 5 H: 0 LOB: 0 BB: 0 P: 5	R: 0 E: 0 K: 1 S: 5 H: 0 LOB: 2 BB: 0 P: 7	R: 0 E: 0 K: 1 S: 6 H: 2 LOB: 3 BB: 2 P: 14	R: 1 E: 0 K: 1 S: 6 H: 1 LOB: 0 BB: 0 P: 6	R: 0 E: 0 K: 0 S: 4 H: 1 LOB: 1 BB: 0 P: 4	R: 0 E: 0 K: 1 S: 6 H: 1 LOB: 1 BB: 0 P: 6	R: 2 E: 0 K: 0 S: 5 H: 2 LOB: 0 BB: 0 P: 5	R: 2 E: 0 K: 0 S: 5 H: 2 LOB: 2 BB: 2 P: 13	R: 1 E: 0 K: 0 S: 5 H: 2 LOB: 2 BB: 1 P: 9	1B: 8 2B: 0 3B: 1 HR: 2 SF: 1 SAC: 1 DP: 0 HBP: 2						

TOP

Detroit Tigers @ Kansas City Athletics

Municipal Stadium, Kansas City, MO

Mon Apr 12 1965, 7:05 PM EST

Att. 18,109 - Unknown

livebaseballscorecards.com

AB	35
R	6
H	11
RBI	6
BB	5
SO	5
LOB	15

PITCHER		IP	WLS	BF	H	R	ER	SO	BB	IBB	HBP	BLK	WP	HR	S	P	ERA	WHIP
Moe Drabowsky, R ERA: 3.86	(1, 1)	7.0	L	31	7	3	3	5	2	0	2	0	0	1	37	47	3.86	1.286
Wes Stock, R ERA: 13.5	(8, 1)	2.0		13	4	3	3	0	3	0	0	0	0	1	10	22	13.50	3.500

PITCHER	IP	WLS	BF	H	R	ER	SO	BB	IBB	HBP	BLK	WP	HR	S	P	ERA	WHIP

BOTTOM

Detroit Tigers @ Kansas City Athletics

Municipal Stadium, Kansas City, MO

Mon Apr 12 1965, 7:05 PM EST

Att. 18,109 - Unknown

Batter	1	2	3	4	5	6	7	8	9	AB	R	H	RBI	BB	SO	LOB
Bert Campaneris, R (1, 6)	K		K		F4			1-3		4	0	0	0	0	2	2
Mike Hershberger, R (1, 9)	F4		5-3		L9			6-3		4	0	0	0	0	0	2
Ed Charles, R (1, 5) OBP: 0.500, SLG: 0.667	4-3			1B 1B 2B		BB G5-4-3		K		3	1	1	0	1	1	0
Ken Harrelson, R (1, 3)		5-3		5-3		G5-4-3 1-2f			6-3	4	0	0	0	0	0	2
Tommie Reynolds, R (1, 7) OBP: 0.500, SLG: 0.500		6-3		1B 1B 2-3 1B		1B			L9	4	1	2	0	0	0	0
Billy Bryan, L (1, 2)		K		K		K			1-3	4	0	0	0	0	3	3
Jim Landis, R (1, 8) OBP: 0.667, SLG: 0.500			1B BB	1-H 3-H 1B			K			2	0	1	2	1	1	0
Dick Green, R (1, 4) OBP: 0.333, SLG: 0.333			1B 1-2 1B	F8			1-3			3	0	1	0	0	0	1
Moe Drabowsky, R (1, 1) OBP: 0.500, SLG: 0.500			1-2 1B		F6		L7			2	0	1	0	0	0	0
Jim Gentile, L (7, PH)										1	0	0	0	0	0	0
Wes Stock, R (8, 1)										0	0	0	0	0	0	0
Inning Stats	R: 0 E: 0 K: 1 S: 5 H: 0 LOB: 0 BB: 0 P: 5	R: 0 E: 0 K: 1 S: 5 H: 0 LOB: 0 BB: 0 P: 5	R: 0 E: 0 K: 1 S: 6 H: 2 LOB: 2 BB: 1 P: 10	R: 2 E: 0 K: 1 S: 8 H: 3 LOB: 1 BB: 0 P: 8	R: 0 E: 0 K: 0 S: 3 H: 0 LOB: 0 BB: 0 P: 3	R: 0 E: 0 K: 1 S: 5 H: 1 LOB: 1 BB: 1 P: 9	R: 0 E: 0 K: 1 S: 5 H: 0 LOB: 0 BB: 0 P: 5	R: 0 E: 0 K: 1 S: 5 H: 0 LOB: 0 BB: 0 P: 5	R: 0 E: 0 K: 0 S: 3 H: 0 LOB: 0 BB: 0 P: 3	1B: 5 2B: 1 3B: 0 HR: 0	SF: 0 SAC: 0 DP: 1 HBP: 0						

PITCHER		IP	WLS	BF	H	R	ER	SO	BB	IBB	HBP	BLK	WP	HR	S	P	ERA	WHIP
Mickey Lolich, L	(1, 1)	6.0	W	24	6	2	2	5	2	0	0	0	0	0	32	40	3.00	1.333
ERA: 3.0																		
Larry Sherry, R	(7, 1)	3.0	S	9	0	0	0	2	0	0	0	0	0	0	13	13	0.00	0.000
ERA:																		

PITCHER	IP	WLS	BF	H	R	ER	SO	BB	IBB	HBP	BLK	WP	HR	S	P	ERA	WHIP

AB	31
R	2
H	6
RBI	2
BB	2
SO	7
LOB	10

1B: 5 SF: 0
2B: 1 SAC: 0
3B: 0 DP: 1
HR: 0 HBP: 0

WP: 0 PA: 33
PB: 0
SB: 0
CS: 0

livebaseballscorecards.com

Detroit Tigers @ Kansas City Athletics

Municipal Stadium, Kansas City, MO

Tue Apr 13 1965, 4:33 AM EST

Att. 2,028 - Unknown

TOP

livebaseballscorecards.com

Batter	1	2	3	4	5	6	7	8	9	AB	R	H	RBI	BB	SO	LOB
Dick McAuliffe, L (1, 6) OBP: 0.636, SLG: 0.429	4-0 FC5-4 BB	4-0 1B SH 1-2 1B BB	0-0 1-3 ①		4-0 G1-6-3 BB		0-0 BB 2-H 1B		0-0 E4 1-2 2-3 2B	3	2	1	1	3	0	2
Jerry Lumpe, L (1, 4) OBP: 0.300, SLG: 0.556	0-3 K ①	0-0 SH 1B 1-2 2-3 1B	0-0 F7 ②		0-0 G1-6-3 ②③ 1-2f		4-0 1-2 BB		0-0 F7 ①	4	1	0	0	1	1	5
Norm Cash, L (1, 3) OBP: 0.364, SLG: 0.300	0-0 FC5-4 ② BB 1-2f 2B	0-0 1B 1-2 2-3 3-H 1B	0-0 6-3 ③			0-0 E3 FC5-4	0-0 4-3 ③		0-3 K ②	6	2	1	1	0	1	6
Al Kaline, R (1, 9) OBP: 0.455, SLG: 0.375	4-0 2B 1-2 BB BB	0-0 1B 1-2 2-H 3-H SF8 1B		0-0 L6-3 ①		0-0 L9 ①		4-0 G4-6-3 BB	0-0 1-H 2-H 3-H 2B	4	2	2	5	2	0	1
Jim Northrup, L (1, 7) OBP: 0.182, SLG: 0.364	0-0 BB 1-3 2-H 2B	0-3 K ①		0-0 2B		0-0 F7 ②		0-0 G4-6-3 ①② 1-2f	0-0 4-3 ③	6	0	2	1	0	1	5
Don Demeter, R (1, 8) OBP: 0.800, SLG: 1.000	4-0 BB BB	0-0 1B 1-3 2-H 1B		0-0 F7 ②		0-0 FC5-4 ③ 1-2f		0-0 FC6 1B		4	0	2	1	1	0	2
John Sullivan, L (1, 2) OBP: 0.600, SLG: 1.000	4-0 1-2 2-3 3-H BB	0-0 SF8 ② 3-H		4-0 BB			0-0 SH1 1B 1B	0-0 FC6 ③ 1-2f		2	1	1	2	2	0	1
Don Wert, R (1, 5) OBP: 0.333, SLG: 0.167	0-0 F3 ③	0-0 1-3 1B		0-0 F8 ③			0-0 SH1 ① 1-2		4-0 E 1B 2B BB	3	1	1	0	1	0	5
Hank Aguirre, R (1, 1) Bill Roman, L (7, PH) Denny McLain, R (7, 1) OBP: 1.000, SLG: 1.000		4-0 SH BB 1B BB 0-3 K ③			0-3 K ①		0-3 K ②		0-0 E 1-2 2B 1B	2 1 1	1 0 1	0 0 1	0 0 1	1 0 0	2 1 0	2 1 0
Inning Stats	R: 2 E: 0 K: 1 S: 6 H: 1 LOB: 3 BB: 4 P: 22	R: 5 E: 1 K: 2 S: 12 H: 4 LOB: 2 BB: 2 P: 20	R: 0 E: 0 K: 0 S: 3 H: 0 LOB: 0 BB: 0 P: 3	R: 0 E: 0 K: 0 S: 4 H: 1 LOB: 2 BB: 1 P: 8	R: 0 E: 0 K: 1 S: 4 H: 0 LOB: 0 BB: 1 P: 8	R: 0 E: 1 K: 0 S: 4 H: 0 LOB: 1 BB: 0 P: 4	R: 1 E: 0 K: 1 S: 7 H: 2 LOB: 2 BB: 1 P: 11	R: 0 E: 0 K: 0 S: 3 H: 1 LOB: 1 BB: 1 P: 7	R: 3 E: 1 K: 1 S: 8 H: 2 LOB: 1 BB: 1 P: 12	1B: 8 2B: 3 3B: 0 HR: 0	SF: 1 SAC: 2 DP: 2 HBP: 0						

PITCHER	IP	WLS	BF	H	R	ER	SO	BB	IBB	HBP	BLK	WP	HR	S	P	ERA	WHIP
Diego Segui, R (1, 1) ERA: 36.0	1.0	L	10	1	4	4	1	6	0	0	0	0	0	6	30	36.00	7.000
Jose Santiago, R (2, 1) ERA: 81.0	0.1		5	3	2	2	1	0	0	0	0	0	0	7	7	54.00	9.000
Fred Talbot, R (2, 1) ERA: 1.69	5.1		23	4	2	2	3	3	0	0	0	0	0	26	38	3.38	1.312
Wes Stock, R (7, 1) ERA: 11.57	0.1		1	0	0	0	0	0	0	0	0	0	0	1	1	0.00	0.000
Jim Dickson, R (8, 1) ERA:	2.0		11	3	3	0	1	2	0	0	0	0	0	11	19	0.00	2.500

AB	36
R	11
H	11
RBI	11
BB	11
SO	6
LOB	30

WP: 0 PB: 0 SB: 0 CS: 0 PA: 50

Batter	1	2	3	4	5	6	7	8	9	AB	R	H	RBI	BB	SO	LOB
Bert Campaneris, R (1, 6)	F7	F8			F3		L7		F7	5	0	0	0	0	0	3
Mike Hershberger, R (1, 9)	6-3	FC5-4 1-2f			5-3		F8		3-1	5	0	0	0	0	0	3
Ed Charles, R (1, 5) OBP: 0.500, SLG: 0.714	1B		K		2B			5-3		4	0	2	0	0	1	0
Ken Harrelson, R (1, 3) OBP: 0.125, SLG: 0.125	F6		5-3		6-3			1B		4	0	1	0	0	0	2
Tommie Reynolds, R (1, 7) OBP: 0.625, SLG: 0.571		2B 1B 1B	BB			G5-4-3 1B		L9		3	1	2	0	1	0	1
Billy Bryan, L (1, 2) OBP: 0.125, SLG: 0.250		1-3 1B 2B	F4			K		K		4	1	1	0	0	2	3
Jim Landis, R (1, 8) OBP: 0.429, SLG: 0.333		5-3 2-H 3-H 1B		L7		G5-4-3 1-2f			6-3	4	1	1	2	0	0	1
Dick Green, R (1, 4) OBP: 0.286, SLG: 0.429		5-3 1-2		F8			6-3		1B 2B	4	1	1	0	0	0	1
Diego Segui, R (1, 1)		FC5-4 2-H 1B		L9					2-H 1B	0	0	0	0	0	0	0
Jose Santiago, R (2, 1)										0	0	0	0	0	0	0
Fred Talbot, R (2, 1) OBP: 0.500, SLG: 0.500										2	0	1	1	0	0	0
Wes Stock, R (7, 1)										0	0	0	0	0	0	0
Wayne Causey, L (7, PH) OBP: 1.000, SLG: 1.000										1	0	1	0	0	0	0
John Sanders, R (7, PR)										0	0	0	0	0	0	0
Jim Dickson, L (8, 1)										0	0	0	0	0	0	0
Jim Gentile, L (9, PH) OBP: 0.500, SLG: 0.500										1	0	1	1	0	0	0
Inning Stats	R: 0 E: 0 K: 0 S: 4 H: 1 LOB: 1 BB: 0 P: 4	R: 3 E: 0 K: 0 S: 7 H: 4 LOB: 1 BB: 0 P: 7	R: 0 E: 0 K: 1 S: 5 H: 0 LOB: 1 BB: 1 P: 9	R: 0 E: 0 K: 0 S: 3 H: 0 LOB: 0 BB: 0 P: 3	R: 0 E: 0 K: 0 S: 4 H: 1 LOB: 1 BB: 0 P: 4	R: 0 E: 0 K: 1 S: 5 H: 1 LOB: 0 BB: 0 P: 5	R: 0 E: 0 K: 0 S: 4 H: 1 LOB: 1 BB: 0 P: 4	R: 0 E: 0 K: 1 S: 6 H: 1 LOB: 1 BB: 0 P: 6	R: 1 E: 0 K: 0 S: 5 H: 2 LOB: 1 BB: 0 P: 5	1B: 8 2B: 3 3B: 0 HR: 0	SF: 0 SAC: 0 DP: 1 HBP: 0						

PITCHER		IP	WLS	BF	H	R	ER	SO	BB	IBB	HBP	BLK	WP	HR	S	P	ERA	WHIP
Hank Aguirre, L ERA: 4.5	(1, 1)	6.0	W	25	7	3	3	2	1	0	0	0	0	0	28	32	4.50	1.333
Denny McLain, R ERA: 3.0	(7, 1)	3.0	S	13	4	1	1	1	0	0	0	0	0	0	15	15	3.00	1.333

PITCHER	IP	WLS	BF	H	R	ER	SO	BB	IBB	HBP	BLK	WP	HR	S	P	ERA	WHIP

BOTTOM

Detroit Tigers @ Kansas City Athletics

Municipal Stadium, Kansas City, MO

Tue Apr 13 1965, 4:33 AM EST

Att. 2,028 - Unknown

livebaseballscorecards.com

AB	37
R	4
H	11
RBI	4
BB	1
SO	3
LOB	14

WP: 0 PB: 0 SB: 0 CS: 0 PA: 38

Batter	1	2	3	4	5	6	7	8	9	AB	R	H	RBI	BB	SO	LOB
Dick McAuliffe, L (1, 6) OBP: 0.563, SLG: 0.667	4-3		1B 3B		HR 2B		1-4-3		K	5	2	2	0	0	1	0
Jerry Lumpe, L (1, 4) OBP: 0.400, SLG: 0.500	L9		1B 1B 3-H		HR BB		HR BB		F6	3	2	1	1	2	0	0
Norm Cash, L (1, 3) OBP: 0.400, SLG: 0.571	F9		1-3 1B		1-H 2-H HR		K			4	1	2	3	0	1	1
Al Kaline, R (1, 9) OBP: 0.467, SLG: 0.636		L9	L5-3		S BB		1-H HR			3	1	1	2	1	0	2
Jim Northrup, L (1, 7) OBP: 0.133, SLG: 0.267		1-3		K	K 1-2		K			4	0	0	0	0	3	1
Don Demeter, R (1, 8) OBP: 0.714, SLG: 0.800		1B		K		4-3 BB		F3		3	0	1	0	1	1	0
John Sullivan, L (1, 2) OBP: 0.429, SLG: 0.600		F2		G3		4-3 1-2		K		4	0	0	0	0	1	2
Don Wert, R (1, 5) OBP: 0.231, SLG: 0.100			F9		5-3	5-3		6-3		4	0	0	0	0	0	1
Dave Wickersham, R (1, 1)			F7		K	K			6-3	4	0	0	0	0	2	1
Inning Stats	R: 0 E: 0 K: 0 S: 3	H: 0 LOB: 0 BB: 0 P: 3	R: 0 E: 0 K: 0 S: 4	H: 1 LOB: 1 BB: 0 P: 4	R: 1 E: 0 K: 0 S: 6	H: 3 LOB: 2 BB: 0 P: 6	R: 0 E: 0 K: 2 S: 7	H: 0 LOB: 0 BB: 0 P: 7	R: 3 E: 0 K: 2 S: 9	H: 2 LOB: 1 BB: 2 P: 17	R: 0 E: 0 K: 1 S: 5	H: 0 LOB: 1 BB: 1 P: 9	R: 2 E: 0 K: 2 S: 8	H: 1 LOB: 0 BB: 1 P: 12	R: 0 E: 0 K: 1 S: 5	H: 0 LOB: 0 BB: 0 P: 5	R: 0 E: 0 K: 1 S: 5	H: 0 LOB: 0 BB: 0 P: 5	1B: 3 2B: 1 3B: 1 HR: 2	SF: 0 SAC: 0 DP: 0 HBP: 0	WP: 0 PB: 0 SB: 1 CS: 0	PA: 38

TOP

Detroit Tigers @ Minnesota Twins

Metropolitan Stadium, Bloomington , MI

Thu Apr 15 1965, 4:33 AM EST

Att. 2,382 - Unknown - 46 F

livebaseballscorecards.com

AB	34
R	6
H	7
RBI	6
BB	4
SO	9
LOB	8

PITCHER		IP	WLS	BF	H	R	ER	SO	BB	IBB	HBP	BLK	WP	HR	S	P	ERA	WHIP
Camilo Pascual, R ERA: 7.2	(1, 1)	5.0		24	6	4	4	4	3	0	0	0	0	1	29	41	7.20	1.800
Jerry Fosnow, L ERA: 3.0	(6, 1)	4.0	L	14	1	2	2	5	1	0	0	0	0	1	23	27	4.50	0.500

PITCHER	IP	WLS	BF	H	R	ER	SO	BB	IBB	HBP	BLK	WP	HR	S	P	ERA	WHIP

Detroit Tigers @ Minnesota Twins

Metropolitan Stadium, Bloomington , MI

Thu Apr 15 1965, 4:33 AM EST

Att. 2,382 - Unknown - 46 F

livebaseballscorecards.com

BOTTOM

Batter	1	2	3	4	5	6	7	8	9	AB	R	H	RBI	BB	SO	LOB
Zoilo Versalles, R (1, 6) OBP: 0.182, SLG: 0.273	0-0 1B		0-0 1B 2B	SSS 0-3 K			0-0 5-3		0-0 F5	5	1	2	0	0	1	1
Cesar Tovar, R (1, 5) OBP: 0.375, SLG: 0.375	0-0 F8		0-0 BB 1B 1B 2-3	0-0 6-3			0-0 F6			4	1	1	0	0	0	1
Tony Oliva, L (1, 9)	0-0 F3		0-0 L9		0-0 6-3		0-0 F8			4	0	0	0	0	0	3
Harmon Killebrew, R (1, 3) OBP: 0.444, SLG: 0.286	0-0 F3		0-0 BB 1B 1B 1-2 3-H		0-0 F4			0-0 F8		4	1	1	1	0	0	1
Jimmie Hall, L (1, 8) OBP: 0.222, SLG: 0.125		0-0 1B 1B	BBBB 4-0 1B SF8 BB 1-2 2-3		0-0 3-1			0-0 F7		3	1	1	0	1	0	0
Bob Allison, R (1, 7) OBP: 0.556, SLG: 0.500		0-0 HBP 1B 1-2	0-0 S 1B 1-3 2-H 3-H			SSS 0-3 K		0-0 F5		4	0	2	2	0	1	0
Earl Battey, R (1, 2) Joe Nossek, R (9, PR)	SSS 0-3 K		0-0 SF8 1-2 3-H			H 1-0 HBP			0-0 G6-4-3 1B	2	0	1	1	0	1	1
										0	0	0	0	0	0	0
Jerry Kindall, R (1, 4)	H 1-0 HBP 1-2		0-0 6-3			0-0 F4			0-0 G6-4-3 1-2f 1 2	3	0	0	0	0	0	3
Camilo Pascual, R (1, 1) Jerry Fosnow, R (6, 1) Sandy Valdespino, L (9, PH) OBP: 1.000, SLG: 1.000	0-0 F3			0-0 F8		SSS 0-3 K			0-0 1B	2	0	0	0	0	0	2
										1	0	0	0	0	1	1
										1	0	1	0	0	0	0

Inning Stats																																		
	R: 0	H: 1		R: 0	H: 2		R: 4	H: 4		R: 0	H: 0		R: 0	H: 0		R: 0	H: 0		R: 0	H: 0		R: 0	H: 0		R: 0	H: 2		1B: 8	SF: 1		WP: 0	PA: 37	
	E: 0	LOB: 1		E: 0	LOB: 2		E: 0	LOB: 1		K: 1	LOB: 0		E: 0	LOB: 1		E: 0	LOB: 0		K: 0	LOB: 0		E: 0	LOB: 0		K: 0	LOB: 1		2B: 1	SAC: 0		PB: 0		
	K: 0	BB: 0		K: 1	BB: 0		K: 0	BB: 1		S: 5	BB: 0		K: 2	BB: 0		K: 0	BB: 0		S: 3	BB: 0		K: 0	BB: 0		S: 4	BB: 0		3B: 0	DP: 1		SB: 1		
	S: 4	P: 4		S: 6	P: 7		S: 7	P: 11					S: 7	P: 8		S: 3	P: 3		S: 3	P: 3		S: 4	P: 4					HR: 0	HBP: 2		CS: 0		

PITCHER	IP	WLS	BF	H	R	ER	SO	BB	IBB	HBP	BLK	WP	HR	S	P	ERA	WHIP
Dave Wickersham, R (1, 1) ERA: 4.0	9.0	W	37	9	4	4	4	1	0	2	0	0	0	42	48	4.00	1.111

PITCHER	IP	WLS	BF	H	R	ER	SO	BB	IBB	HBP	BLK	WP	HR	S	P	ERA	WHIP

Detroit Tigers @ Los Angeles Angels

Dodger Stadium, Los Angeles, CA

Sat Apr 17 1965, 3:33 AM PST

Att. 10,460 - Unknown

TOP

livebaseballscorecards.com

Batter	1	2	3	4	5	6	7	8	9	AB	R	H	RBI	BB	SO	LOB
Dick McAuliffe, L (1, 6) OBP: 0.500, SLG: 0.533	6-3		BBB 4-0 FC6-4 BB		F7	4-3				3	0	0	0	1	0	1
Jerry Lumpe, L (1, 4) OBP: 0.368, SLG: 0.438	PB WP 1B 1B		FC6-4 1-2f		SSS 0-3 K			6-3		4	1	1	0	0	1	1
Norm Cash, L (1, 3) OBP: 0.316, SLG: 0.444	F6 1-3		F8			6-3		5-3		4	0	0	0	0	0	2
Al Kaline, R (1, 9) OBP: 0.421, SLG: 0.500	BBBB 4-0 1B BB		L4			L7		SSS 0-3 K		3	0	0	0	1	1	1
Jim Northrup, L (1, 7) OBP: 0.211, SLG: 0.316	1-3 3-H 1B			F7		1B			4-3	4	0	2	1	0	0	0
Don Demeter, R (1, 8) OBP: 0.556, SLG: 0.571	SSS 0-3 K			F2		F4			F6	4	0	0	0	0	1	3
John Sullivan, L (1, 2) OBP: 0.444, SLG: 0.571		FC3-6 1B		FC4-3 1B			G3		F8	4	0	2	0	0	0	0
Don Wert, R (1, 5) OBP: 0.188, SLG: 0.077		FC3-6 G6-4-3 1-2f		FC4-3 1-2f			F8			3	0	0	0	0	0	2
Phil Regan, R (1, 1) Gates Brown, L (7, PH) OBP: 1.000, SLG: 1.000 Joe Sparma, R (7, 1)		G6-4-3 1-2f			F9		1B			2 1 0	0 0 0	0 1 0	0 0 0	0 0 0	0 0 0	1 0 0

	AB	32
	R	1
	H	6
	RBI	1
	BB	2
	SO	3
	LOB	11

Inning Stats										
	R: 1 E: 0 K: 1 S: 7	H: 2 LOB: 2 BB: 1 P: 11	R: 0 E: 0 K: 0 S: 3	H: 1 LOB: 0 BB: 0 P: 3	R: 0 E: 0 K: 0 S: 3	H: 0 LOB: 1 BB: 1 P: 7	R: 0 E: 0 K: 0 S: 4	H: 1 LOB: 1 BB: 0 P: 4	R: 0 E: 0 K: 1 S: 5	H: 0 LOB: 0 BB: 0 P: 5
	R: 0 E: 0 K: 0 S: 4	H: 1 LOB: 1 BB: 0 P: 4	R: 0 E: 0 K: 0 S: 4	H: 1 LOB: 1 BB: 0 P: 4	R: 0 E: 0 K: 1 S: 5	H: 0 LOB: 0 BB: 0 P: 5	R: 0 E: 0 K: 0 S: 3	H: 0 LOB: 0 BB: 0 P: 3	1B: 6 2B: 0 3B: 0 HR: 0	SF: 0 SAC: 0 DP: 1 HBP: 0
	WP: 1 PB: 1 SB: 0 CS: 0	PA: 34								

PITCHER		IP	WLS	BF	H	R	ER	SO	BB	IBB	HBP	BLK	WP	HR	S	P	ERA	WHIP
Fred Newman, R (1, 1) ERA: 1.2		9.0	W	34	6	1	1	3	2	0	0	0	1	0	38	46	1.00	0.889

PITCHER	IP	WLS	BF	H	R	ER	SO	BB	IBB	HBP	BLK	WP	HR	S	P	ERA	WHIP

Batter	1	2	3	4	5	6	7	8	9	AB	R	H	RBI	BB	SO	LOB
Jose Cardenal, R (1, 8) OBP: 0.471, SLG: 0.765	F8 S 4-3 1B	1-3 2-H 3-H 2B			6-3		E6 1-3			4	1	2	2	0	0	1
Jim Fregosi, R (1, 6) OBP: 0.125, SLG: 0.250	F8 1-3	F8			F7		K			4	0	0	0	0	1	5
Willie Smith, L (1, 7) OBP: 0.375, SLG: 0.438	4-3 3-H		F7		1-3			1-3		4	0	0	1	0	0	0
Costen Shockley, L (1, 3) OBP: 0.091, SLG: 0.091	G3		L9			F4		G3		3	0	0	0	0	0	0
Vic Power, R (7, 3)										1	0	0	0	0	0	0
Buck Rodgers, S (1, 2) OBP: 0.214, SLG: 0.083		F4	5-3			BBBB G6-4-3 BB		1-3		3	0	0	0	1	0	0
Lou Clinton, R (1, 9) OBP: 0.133, SLG: 0.071		F2		SSS K		G6-4-3 1-2f				3	0	0	0	0	1	1
Paul Schaal, R (1, 5) OBP: 0.333, SLG: 0.417		BB 1B 2B 1B		1B K 1B			6-3			3	1	2	0	0	0	0
Bobby Knoop, R (1, 4) OBP: 0.538, SLG: 0.455		BB 1-2 2B 1B		1-3 1B			BBBB E BB			2	1	2	0	1	0	0
Fred Newman, R (1, 1)		BBBB 2B 1-2 2-3 BB		SSS K 3-H			SSS K			2	0	0	0	1	2	3
Inning Stats	R: 1 E: 0 K: 0 S: 4 / H: 1 LOB: 0 BB: 0 P: 4	R: 2 E: 0 K: 0 S: 6 / H: 3 LOB: 2 BB: 1 P: 10	R: 0 E: 0 K: 0 S: 3 / H: 0 LOB: 0 BB: 0 P: 3	R: 0 E: 0 K: 2 S: 8 / H: 2 LOB: 1 BB: 0 P: 8	R: 0 E: 0 K: 0 S: 3 / H: 0 LOB: 0 BB: 0 P: 3	R: 0 E: 0 K: 0 S: 2 / H: 0 LOB: 0 BB: 1 P: 6	R: 0 E: 1 K: 2 S: 8 / H: 0 LOB: 2 BB: 1 P: 12	R: 0 E: 0 K: 0 S: 3 / H: 0 LOB: 0 BB: 0 P: 3		1B: 5 2B: 1 3B: 0 HR: 0	SF: 0 SAC: 0 DP: 1 HBP: 0						

PITCHER		IP	WLS	BF	H	R	ER	SO	BB	IBB	HBP	BLK	WP	HR	S	P	ERA	WHIP
Phil Regan, R ERA: 4.5	(1, 1)	6.0	L	24	6	3	3	2	2	0	0	0	0	0	26	34	4.50	1.333
Joe Sparma, R ERA:	(7, 1)	2.0		8	0	0	0	2	1	0	0	0	0	0	11	15	0.00	0.500

PITCHER	IP	WLS	BF	H	R	ER	SO	BB	IBB	HBP	BLK	WP	HR	S	P	ERA	WHIP

BOTTOM

Detroit Tigers @ Los Angeles Angels

Dodger Stadium, Los Angeles, CA

Sat Apr 17 1965, 3:33 AM PST

Att. 10,460 - Unknown

livebaseballscorecards.com

AB	29
R	3
H	6
RBI	3
BB	3
SO	4
LOB	10

Detroit Tigers @ Los Angeles Angels

Dodger Stadium, Los Angeles, CA

Sun Apr 18 1965, 3:33 AM PST

Att. 8,672 - Unknown

TOP

livebaseballscorecards.com

Batter	1	2	3	4	5	6	7	8	9	10	11	12	13	AB	R	H	RBI	BB	SO	LOB
George Smith, R (1, 4) Terry Fox, R (10, 1)	K		BB			F9		G4-6-3 1-2f			6-3		SH3-4 3-H	3 1	0 0	0 0	0 1	1 0	1 0	1 0
Don Wert, R (1, 5) OBP: 0.227, SLG: 0.059	5-3		1-2 BB			K			K		5-3		F7	4	0	0	0	2	2	1
Bill Roman, L (1, 3)	5-3 1-2		F8			F8			F2			F9		5	0	0	0	0	0	2
Al Kaline, R (1, 9) OBP: 0.417, SLG: 0.412	BB			L8			L5-3		BB			F3		3	0	0	0	2	0	0
Don Demeter, R (1, 8) OBP: 0.435, SLG: 0.421	K			K			K		1-3			F3		5	0	0	0	0	3	3
Willie Horton, R (1, 7) OBP: 0.200, SLG: 0.200 John Sullivan, L (13, 2) OBP: 0.444, SLG: 0.571		F9		F9			F9			F3			1B PB 1B	5 0	1 0	1 0	0 0	0 0	0 0	0 0
Jackie Moore, R (1, 2) OBP: 0.200, SLG: 0.200 Jim Northrup, L (13, PR) OBP: 0.211, SLG: 0.316 (13, 7)		K			K	4-3				F7			1-3 PB E 1B	5 0	0 1	1 0	0 0	0 0	2 0	0 0
Ray Oyler, R (1, 6) Jake Wood, R (8, PH) OBP: 1.000, SLG: 2.000 Dick McAuliffe, L (8, 6) OBP: 0.545, SLG: 0.563		K			6-3	E 2B				BB CS			E1 1-H SH3-4 3-H 1B	2 1 1	0 1 1	0 1 1	0 0 0	0 0 1	1 0 0	0 0 0
Denny McLain, R (1, 1) OBP: 0.333, SLG: 0.333 George Thomas, R (8, PH) Larry Sherry, R (8, 1) Jerry Lumpe, L (10, PH) OBP: 0.333, SLG: 0.389 (10, 4)		6-3			K	E4 G4-6-3 2-H				CS 1-2	F7		F8	2 1 0 2	0 0 0 0	0 0 0 0	0 0 0 0	1 0 0 0	0 0 0 2	0 0 0 0
Inning Stats	R: 0 E: 0 K: 2 S: 7 H: 0 LOB: 2 BB: 2 P: 15	R: 0 E: 0 K: 2 S: 7 H: 0 LOB: 0 BB: 0 P: 7	R: 0 E: 0 K: 0 S: 2 H: 0 LOB: 1 BB: 2 P: 10	R: 0 E: 0 K: 1 S: 5 H: 0 LOB: 0 BB: 0 P: 5	R: 0 E: 0 K: 2 S: 7 H: 0 LOB: 0 BB: 0 P: 7	R: 0 E: 0 K: 1 S: 5 H: 0 LOB: 0 BB: 0 P: 5	R: 0 E: 0 K: 1 S: 5 H: 0 LOB: 0 BB: 0 P: 5	R: 1 E: 1 K: 0 S: 4 H: 1 LOB: 0 BB: 0 P: 4	R: 0 E: 0 K: 1 S: 5 H: 0 LOB: 1 BB: 1 P: 9	R: 0 E: 0 K: 0 S: 2 H: 0 LOB: 0 BB: 1 P: 6	R: 0 E: 0 K: 0 S: 3 H: 0 LOB: 0 BB: 0 P: 3	R: 0 E: 0 K: 0 S: 3 H: 0 LOB: 0 BB: 0 P: 3	R: 3 E: 1 K: 0 S: 6 H: 3 LOB: 1 BB: 0 P: 6	1B: 3 2B: 1 3B: 0 HR: 0	SF: 0 SAC: 1 DP: 1 HBP: 0		WP: 0 PB: 1 SB: 0 CS: 1	PA: 48		

PITCHER		IP	WLS	BF	H	R	ER	SO	BB	IBB	HBP	BLK	WP	HR	S	P	ERA	WHIP
Rudy May, L ERA:	(1, 1)	9.0		32	1	1	0	10	5	0	0	0	0	0	47	67	0.00	0.667
Bob Lee, R ERA: 1.93	(10, 1)	3.0	L	11	2	2	0	0	1	0	0	0	0	0	10	14	0.00	1.000
George Brunet, L ERA:	(13, 1)	1.0		4	1	1	0	0	0	0	0	0	0	0	4	4	0.00	1.000

PITCHER	IP	WLS	BF	H	R	ER	SO	BB	IBB	HBP	BLK	WP	HR	S	P	ERA	WHIP

AB	40
R	4
H	4
RBI	1
BB	6
SO	10
LOB	9

Detroit Tigers @ Los Angeles Angels

Dodger Stadium, Los Angeles, CA

Sun Apr 18 1965, 3:33 AM PST

Att. 8,672 - Unknown

livebaseballscorecards.com

BOTTOM

Batter	1	2	3	4	5	6	7	8	9	10	11	12	13	AB	R	H	RBI	BB	SO	LOB
Jose Cardenal, R (1, 8) OBP: 0.391, SLG: 0.591	F7		6-3		FC6-4 1-2f			F7		PO BB			FC6-4 1-2f	5	0	0	0	1	0	2
Jim Fregosi, R (1, 6) OBP: 0.091, SLG: 0.182	6-3			6-3		L9		5-3		PO 1-2	1-3		F8	6	0	0	0	0	0	1
Willie Smith, L (1, 7) OBP: 0.286, SLG: 0.333	4-3			F6		K			P1		4-3			5	0	0	0	0	1	0
Joe Adcock, R (1, 3) OBP: 0.375, SLG: 0.375 Vic Power, R (7, 3) OBP: 0.250, SLG: 0.500		L9		1B		1B			2B		6-3			3 2	0 0	2 1	0 0	0 0	0 0	0 0
Costen Shockley, L (1, 9) OBP: 0.143, SLG: 0.143 Lou Clinton, R (7, 9) OBP: 0.176, SLG: 0.067		1B		K		1-3			F8			HBP		3 1	0 0	1 0	0 0	0 0	1 0	2 1
Buck Rodgers, S (1, 2) OBP: 0.211, SLG: 0.063	K		K		P1				IBB			K		4	0	0	0	1	3	2
Paul Schaal, R (1, 5) OBP: 0.294, SLG: 0.529	K		HR		F3				F8			G4-6-3 1-2f		5	1	1	1	0	1	4
Bobby Knoop, R (1, 4) OBP: 0.412, SLG: 0.333 Albie Pearson, L (13, PH)	F8			K		K					L9		FC6-4 BB	4 0	0 0	0 0	0 0	0 1	2 0	0 0
Rudy May, L (1, 1) OBP: 0.333, SLG: 0.333 Bob Lee, R (10, 1) George Brunet, R (13, 1) Julio Gotay, R (13, PH)	F7				FC6-4 1B			K			F8		K	3 1 0 1	0 0 0 0	1 0 0 0	0 0 0 0	0 0 0 1	1 0 0 1	0 0 0 1

Inning Stats	1	2	3	4	5	6	7	8	9	10	11	12	13
	R: 0 E: 0 K: 0 S: 3	H: 0 LOB: 0 BB: 0 P: 3	R: 0 E: 0 K: 2 S: 8	H: 1 LOB: 1 BB: 0 P: 8	R: 0 E: 0 K: 0 S: 3	H: 0 LOB: 0 BB: 0 P: 3	R: 0 E: 0 K: 1 S: 6	H: 1 LOB: 1 BB: 0 P: 6	R: 1 E: 0 K: 2 S: 9	H: 2 LOB: 1 BB: 0 P: 9	R: 0 E: 0 K: 1 S: 6	H: 1 LOB: 1 BB: 0 P: 6	R: 0 E: 0 K: 1 S: 5	H: 0 LOB: 0 BB: 0 P: 5	R: 0 E: 0 K: 1 S: 5	H: 0 LOB: 0 BB: 0 P: 5	R: 0 E: 0 K: 0 S: 4	H: 1 LOB: 2 BB: 1 P: 8	R: 0 E: 0 K: 0 S: 2	H: 0 LOB: 0 BB: 1 P: 6	R: 0 E: 0 K: 0 S: 3	H: 0 LOB: 0 BB: 0 P: 3	R: 0 E: 0 K: 1 S: 4	H: 0 LOB: 0 BB: 0 P: 5	R: 0 E: 0 K: 1 S: 5	H: 0 LOB: 1 BB: 1 P: 9

	AB	SF: 0	WP: 0	PA: 48
	2B: 1	SAC: 0	PB: 0	
	3B: 0	DP: 1	SB: 0	
	HR: 1	HBP: 1	CS: 0	

PITCHER		IP	WLS	BF	H	R	ER	SO	BB	IBB	HBP	BLK	WP	HR	S	P	ERA	WHIP
Denny McLain, R ERA: 1.8	(1, 1)	7.0		26	5	1	1	7	0	0	0	0	0	1	40	40	1.29	0.714
Larry Sherry, R ERA:	(8, 1)	2.0		8	1	0	0	1	0	1	0	0	0	0	9	13	0.00	0.500
Terry Fox, R ERA:	(10, 1)	4.0	W	13	0	0	0	2	2	0	1	0	0	0	14	23	0.00	0.500

PITCHER	IP	WLS	BF	H	R	ER	SO	BB	IBB	HBP	BLK	WP	HR	S	P	ERA	WHIP

AB	43
R	1
H	6
RBI	1
BB	3
SO	10
LOB	13

Batter	1	2	3	4	5	6	7	8	9	AB	R	H	RBI	BB	SO	LOB
George Smith, R (1, 4) OBP: 0.375, SLG: 0.286	S S S 0-3 ① K		x 0-0 1B WP 1B		x 0-0 1B			x 0-0 ① 6-3		4	1	2	0	0	1	0
Don Wert, R (1, 5) OBP: 0.231, SLG: 0.095	x 0-0 ② 6-3		x 0-0 WP 1-3 1B		x 0-0 ② F6			x 0-0 ② 1-3		4	0	1	0	0	0	1
Bill Roman, L (1, 3) Jake Wood, R (8, PH) OBP: 1.000, SLG: 2.000 Norm Cash, L (8, 3) OBP: 0.316, SLG: 0.444	x 0-0 ③ 6-3		x 0-0 ② F9 1-2 3-H		S S S 0-3 ③ K			B B B B 4-0 BB		3	0	0	0	0	1	2
										0	0	0	0	1	0	0
										0	0	0	0	0	0	0
Al Kaline, R (1, 9) OBP: 0.393, SLG: 0.381		x 0-0 BB 1B 1B	x 0-0 ③ L7			x 0-0 ① L4-3		S S S 0-3 ③ K		4	1	1	0	0	1	2
Don Demeter, R (1, 8) OBP: 0.444, SLG: 0.409 Gates Brown, L (9, PR) OBP: 1.000, SLG: 1.000		B B B B 4-0 1B 1-2 BB		S S S 0-3 ① K		x 0-0 ② F7			x 0-0 1B	3	0	1	0	1	1	0
										0	0	0	0	0	0	0
Willie Horton, R (1, 7) OBP: 0.333, SLG: 0.333		x 0-0 ① 1-3 2-H 1B		x 0-0 FC1-6 1B		S S S 0-3 ③ K			S S S 0-3 ① K	4	0	2	1	0	2	1
Jackie Moore, R (1, 2) OBP: 0.125, SLG: 0.125 Jim Northrup, L (9, PH) OBP: 0.200, SLG: 0.300		x 0-0 ② 4-3		x 0-0 ② FC1-6 1-2f			x 0-0 ① F8		S S S 0-3 ② K	3	0	0	0	0	0	2
										1	0	0	0	0	1	1
Ray Oyler, R (1, 6) George Thomas, R (7, PH) Dick McAuliffe, L (7, 6) OBP: 0.522, SLG: 0.529		S S S 0-3 ③ K		x 0-0 ③ 4-3			x 0-0 ② F9		x 0-0 ③ 4-3	2	0	0	0	0	1	2
										1	0	0	0	0	0	0
										1	0	0	0	0	0	1
Mickey Lolich, S (1, 1) Fred Gladding, L (8, 1)			x 0-0 ① G3		x 0-0 ① 4-3		S S S 0-3 ③ K			3	0	0	0	0	1	0
										0	0	0	0	0	0	0

TOP

Detroit Tigers @ Los Angeles Angels

Dodger Stadium, Los Angeles, CA

Mon Apr 19 1965, 6:05 PM PST

Att. 5,136 - Unknown

livebaseballscorecards.com

	AB	R	H	RBI	BB	SO	LOB
	33	2	7	1	2	9	12

Inning Stats																		
	R: 0	H: 0	R: 1	H: 2	R: 1	H: 2	R: 0	H: 1	R: 0	H: 0	R: 0	H: 0	R: 0	H: 1	1B: 7	SF: 0	WP: 1	PA: 35
	E: 0	LOB: 0	E: 0	LOB: 1	E: 0	LOB: 1	E: 0	LOB: 1	E: 0	LOB: 0	E: 0	LOB: 0	E: 0	LOB: 1	2B: 0	SAC: 0	PB: 0	
	K: 1	BB: 0	K: 1	BB: 1	K: 0	BB: 0	K: 1	BB: 0	K: 1	BB: 0	K: 1	BB: 0	K: 2	BB: 0	3B: 0	DP: 0	SB: 0	
	S: 5	P: 5	S: 6	P: 10	S: 5	P: 5	S: 6	P: 6	S: 6	P: 5	S: 5	P: 5	S: 5	P: 9	HR: 0	HBP: 0	CS: 0	

PITCHER	IP	WLS	BF	H	R	ER	SO	BB	IBB	HBP	BLK	WP	HR	S	P	ERA	WHIP
Marcelino Lopez, L (1, 1) ERA: 2.65	9.0	W	35	7	2	2	9	2	0	0	0	1	0	51	59	2.00	1.000

PITCHER	IP	WLS	BF	H	R	ER	SO	BB	IBB	HBP	BLK	WP	HR	S	P	ERA	WHIP

Detroit Tigers @ Los Angeles Angels

Dodger Stadium, Los Angeles, CA

Mon Apr 19 1965, 6:05 PM PST

Att. 5,136 - Unknown

livebaseballscorecards.com

BOTTOM

Batter	1	2	3	4	5	6	7	8	9	AB	R	H	RBI	BB	SO	LOB
Jose Cardenal, R (1, 8) OBP: 0.370, SLG: 0.577	F2			2B	E5 S		F5			4	1	1	0	0	0	1
Willie Smith, L (1, 7) OBP: 0.320, SLG: 0.375	1-3			1B 2B 2-H	K 1-2		BB 1-2			3	1	1	1	1	1	1
Jim Fregosi, R (1, 6) OBP: 0.154, SLG: 0.269	F3			1B SF8 2-H 1B		1B 2B	K			4	1	2	1	0	1	2
Joe Adcock, R (1, 3) OBP: 0.417, SLG: 0.417		F4		FC5-4 1-3 1B		BB 2-3 1B	F5			4	0	2	0	0	0	2
Vic Power, R (8, 3) OBP: 0.250, SLG: 0.500										0	0	0	0	0	0	0
Gino Cimoli, R (1, 9)		6-3		SF8 3-H		K		F7		2	0	0	1	0	1	2
Lou Clinton, R (7, 9) OBP: 0.167, SLG: 0.063										1	0	0	0	0	0	0
Paul Schaal, R (1, 5) OBP: 0.286, SLG: 0.450		F8		FC5-4 1-2f		BB 1-2		F8		3	0	0	0	1	0	1
Phil Roof, R (1, 2) OBP: 0.250, SLG: 0.250			K	F7		F2		2B WP 1B		4	1	1	0	0	1	4
Bobby Knoop, R (1, 4) OBP: 0.381, SLG: 0.368			K		6-3	K		WP 1-3 2B		4	0	1	0	0	2	3
Marcelino Lopez, R (1, 1) OBP: 0.167, SLG: 0.167			K		K		BB 1B	4-3 2-3 3-H		4	0	1	0	0	2	1
Inning Stats	R: 0 E: 0 K: 0 S: 3 H: 0 LOB: 0 BB: 0 P: 3	R: 0 E: 0 K: 0 S: 3 H: 0 LOB: 0 BB: 0 P: 3	R: 0 E: 0 K: 3 S: 9 H: 0 LOB: 0 BB: 0 P: 9	R: 3 E: 0 K: 0 S: 7 H: 4 LOB: 1 BB: 0 P: 7	R: 0 E: 1 K: 2 S: 8 H: 0 LOB: 1 BB: 0 P: 8	R: 0 E: 0 K: 2 S: 9 H: 2 LOB: 3 BB: 1 P: 13	R: 0 E: 0 K: 1 S: 6 H: 1 LOB: 2 BB: 1 P: 10	R: 1 E: 0 K: 0 S: 5 H: 2 LOB: 1 BB: 0 P: 5			1B: 5 2B: 4 3B: 0 HR: 0 SF: 1 SAC: 0 DP: 0 HBP: 0						

	AB	33
	R	4
	H	9
	RBI	3
	BB	2
	SO	8
	LOB	17

WP: 1 PB: 0 SB: 1 CS: 0 PA: 36

PITCHER		IP	WLS	BF	H	R	ER	SO	BB	IBB	HBP	BLK	WP	HR	S	P	ERA	WHIP
Mickey Lolich, L ERA: 3.95	(1, 1)	7.2	L	35	9	4	4	8	2	0	0	0	0	0	49	57	4.70	1.435
Fred Gladding, R ERA:	(8, 1)	0.1		1	0	0	0	0	0	0	0	0	1	0	1	1	0.00	0.000

PITCHER	IP	WLS	BF	H	R	ER	SO	BB	IBB	HBP	BLK	WP	HR	S	P	ERA	WHIP

Batter	1	2	3	4	5	6	7	8	9	AB	R	H	RBI	BB	SO	LOB
Bert Campaneris, R (1, 7) OBP: 0.438, SLG: 0.567	0-0 2B		0-0 FC5-4 1B 1-2		4-0 BB B B B			0-0 WP 2B		3	0	3	0	1	0	0
Dick Green, R (1, 4) OBP: 0.414, SLG: 0.318	0-3 K S S S		0-0 F7		0-0 L9			0-0 6-3		4	0	0	0	0	1	6
Ed Charles, R (1, 5) OBP: 0.345, SLG: 0.423	0-0 6-3		0-0 FC5-4 1-2f			4-0 G1 BB B B B B		4-0 WP BB B B B B		2	0	0	0	2	0	3
Jim Gentile, L (1, 3) OBP: 0.391, SLG: 0.810	0-3 K S S S			0-0 E4 G3-6		0-0 G1 1-2		0-3 K S S S 1-2 2-3		4	0	0	0	0	2	4
Tommie Reynolds, R (1, 9) OBP: 0.414, SLG: 0.417		0-0 F7		0-0 G3-6 1-2f		0-0 5-3		0-0 1-3		4	0	0	0	0	0	4
Mike Hershberger, R (1, 8) OBP: 0.138, SLG: 0.185		0-0 6-3		0-0 4-3		0-0 4-3			0-0 F4	4	0	0	0	0	0	1
Wayne Causey, L (1, 6) OBP: 0.375, SLG: 0.286		0-0 6-3			0-0 6-3		0-0 G3		0-0 F6	4	0	0	0	0	0	0
Doc Edwards, R (1, 2) OBP: 0.364, SLG: 0.300			0-0 1B 1B		0-0 SH2-3 1B		0-0 5-3		4-0 BB B B B B	3	0	2	0	0	0	0
Billy Bryan, L (9, PH) OBP: 0.211, SLG: 0.235										0	0	0	0	1	0	0
John O'Donoghue, R (1, 1) OBP: 0.400, SLG: 0.250			0-3 K S S S		0-0 SH2-3 1-2		0-0 F4		0-0 F8	2	0	0	0	0	1	1
Fred Talbot, R (7, 1) OBP: 0.500, SLG: 0.500										0	0	0	0	0	0	0
Ken Harrelson, R (9, PH) OBP: 0.182, SLG: 0.100										1	0	0	0	0	0	1
Inning Stats	R: 0 E: 0 K: 2 S: 8 H: 1 LOB: 1 BB: 0 P: 8	R: 0 E: 0 K: 0 S: 3 H: 0 LOB: 0 BB: 0 P: 3	R: 0 E: 0 K: 1 S: 7 H: 2 LOB: 2 BB: 0 P: 7	R: 0 E: 1 K: 0 S: 3 H: 0 LOB: 0 BB: 0 P: 3	R: 0 E: 0 K: 0 S: 4 H: 1 LOB: 2 BB: 1 P: 8	R: 0 E: 0 K: 0 S: 3 H: 0 LOB: 1 BB: 1 P: 7	R: 0 E: 0 K: 0 S: 3 H: 0 LOB: 0 BB: 0 P: 3	R: 0 E: 0 K: 1 S: 6 H: 1 LOB: 2 BB: 1 P: 10	R: 0 E: 0 K: 0 S: 3 H: 0 LOB: 1 BB: 1 P: 7	1B: 3 2B: 2 3B: 0 HR: 0 SF: 0 SAC: 1 DP: 1 HBP: 0						

PITCHER		IP	WLS	BF	H	R	ER	SO	BB	IBB	HBP	BLK	WP	HR	S	P	ERA	WHIP
Hank Aguirre, L ERA: 2.03	(1, 1)	7.1	W	29	5	0	0	3	2	0	0	0	0	0	33	41	0.00	0.955
Larry Sherry, R ERA:	(8, 1)	1.2	S	7	0	0	0	1	2	0	0	0	1	0	7	15	0.00	1.200

PITCHER	IP	WLS	BF	H	R	ER	SO	BB	IBB	HBP	BLK	WP	HR	S	P	ERA	WHIP

Kansas City Athletics @ Detroit Tigers

Tiger Stadium, Detroit, MI

Wed Apr 21 1965, 3:33 AM EST

Att. 32,658 - Unknown

TOP

livebaseballscorecards.com

AB	31
R	0
H	5
RBI	0
BB	4
SO	4
LOB	20

WP: 1 PB: 0 SB: 0 CS: 0 PA: 36

Batter	1	2	3	4	5	6	7	8	9	AB	R	H	RBI	BB	SO	LOB
Don Wert, R (1, 5) OBP: 0.200, SLG: 0.080	1-3			F8		L5		F7		4	0	0	0	0	0	0
Jerry Lumpe, L (1, 4) OBP: 0.280, SLG: 0.318	1-3			L7		F8		F7		4	0	0	0	0	0	0
Norm Cash, L (1, 3) OBP: 0.318, SLG: 0.400	F7			BB, 2B		F5				2	1	0	0	1	0	0
Al Kaline, R (1, 9) OBP: 0.419, SLG: 0.391		L8		2B, 1-2, BB			WP, SH1-3, 1B			2	0	1	0	1	0	0
Don Demeter, R (1, 8) OBP: 0.448, SLG: 0.458		5-3		1-3, 2-H, 2B			SH1-3, 1-2			2	0	1	1	0	0	0
Willie Horton, R (1, 7) OBP: 0.333, SLG: 0.273		K		6-3			BB, 2-3			2	0	0	0	1	1	2
Jackie Moore, R (1, 2) OBP: 0.100, SLG: 0.100			5-3		5-3		F5			2	0	0	0	0	0	0
Jake Wood, R (7, PH) OBP: 1.000, SLG: 2.000										0	0	0	0	0	0	0
Gates Brown, L (7, PH) OBP: 0.500, SLG: 0.500										1	0	0	0	0	0	2
John Sullivan, L (8, 2) OBP: 0.444, SLG: 0.571										0	0	0	0	0	0	0
Dick McAuliffe, L (1, 6) OBP: 0.500, SLG: 0.500			G5-6-3, 1B		F6		1-3			3	0	1	0	0	0	2
Hank Aguirre, R (1, 1)			G5-6-3, 1-2f		K			K		2	0	0	0	0	1	1
Larry Sherry, R (8, 1)										1	0	0	0	0	1	0
Inning Stats	R: 0 E: 0 K: 0 S: 3 H: 0 LOB: 0 BB: 0 P: 3	R: 0 E: 0 K: 1 S: 5 H: 0 LOB: 0 BB: 0 P: 5	R: 0 E: 0 K: 0 S: 3 H: 1 LOB: 0 BB: 0 P: 3	R: 1 E: 0 K: 0 S: 4 H: 1 LOB: 2 BB: 2 P: 12	R: 0 E: 0 K: 1 S: 5 H: 0 LOB: 0 BB: 0 P: 5	R: 0 E: 0 K: 0 S: 3 H: 0 LOB: 0 BB: 0 P: 3	R: 0 E: 0 K: 0 S: 4 H: 1 LOB: 2 BB: 1 P: 8	R: 0 E: 0 K: 1 S: 5 H: 0 LOB: 0 BB: 0 P: 5		1B: 2 2B: 1 3B: 0 HR: 0 SF: 0 SAC: 1 DP: 1 HBP: 0						

PITCHER		IP	WLS	BF	H	R	ER	SO	BB	IBB	HBP	BLK	WP	HR	S	P	ERA	WHIP
John O'Donoghue, L ERA: 1.76	(1, 1)	6.1	L	24	3	1	1	2	3	0	0	0	1	0	25	37	1.42	0.947
Fred Talbot, R ERA: 2.89	(7, 1)	1.2		5	0	0	0	1	0	0	0	0	0	0	7	7	0.00	0.000

PITCHER	IP	WLS	BF	H	R	ER	SO	BB	IBB	HBP	BLK	WP	HR	S	P	ERA	WHIP

BOTTOM

Kansas City Athletics @ Detroit Tigers

Tiger Stadium, Detroit, MI

Wed Apr 21 1965, 3:33 AM EST

Att. 32,658 - Unknown

livebaseballscorecards.com

AB	25
R	1
H	3
RBI	1
BB	3
SO	3
LOB	7

PA: 29

WP: 1
PB: 0
SB: 0
CS: 0

Minnesota Twins @ Detroit Tigers

Tiger Stadium, Detroit, MI

Fri Apr 23 1965, 6:05 PM EST

Att. 12,038 - Unknown - 43 F

TOP

livebaseballscorecards.com

Batter	1	2	3	4	5	6	7	8	9	10	AB	R	H	RBI	BB	SO	LOB
Zoilo Versalles, R (1, 6) OBP: 0.314, SLG: 0.438	F7		E1 1B SF7 1-2		6-3		5-3		FC6-4 1B	6-3	6	1	1	0	0	0	4
Rich Rollins, R (1, 5) OBP: 0.240, SLG: 0.304	E6 L4-3		G3 1-3 2-H 1B		F3		5-3		FC6-4 1-2f		5	0	1	1	0	0	2
Tony Oliva, L (1, 9) OBP: 0.226, SLG: 0.567	L4-3 1-2		SF7 3-H		FC6-4 1B			FC6-4 4-3 1B	1-3		4	1	2	1	0	0	2
Harmon Killebrew, R (1, 3) OBP: 0.452, SLG: 0.370		2B WP 1B	G3 1-2		FC6-4 1-2f			FC6-4 1-2 1B		WP 1B BB	4	2	2	0	1	0	2
Jimmie Hall, L (1, 8) OBP: 0.345, SLG: 0.615		WP 5-3 1-3 2B	4-3			K		FC6-4 4-3 1-2f 2-3 1B		1B E 1-2 BB	4	3	1	0	1	1	3
Bob Allison, R (1, 7) OBP: 0.433, SLG: 0.481		5-3 2-H 3-H		6-3		K		4-3 1-2 3-H		F8	5	0	0	2	0	1	3
Earl Battey, R (1, 2) OBP: 0.208, SLG: 0.143	K			F7		F3		2-H 1B		4-3 E 1-3 2-H 1B	4	0	1	1	0	1	0
Jerry Zimmerman, R (9, 2) OBP: 0.200, SLG: 0.200											1	0	1	1	0	0	0
Jerry Kindall, R (1, 4) OBP: 0.286, SLG: 0.292	L9			BB			2B	6-3		E4 4-3 1-2 3-H	1	0	0	0	1	0	0
Rich Reese, L (7, PH) OBP: 1.000, SLG: 2.000											1	0	1	0	0	0	0
Cesar Tovar, R (7, PR) OBP: 0.300, SLG: 0.300											2	0	0	0	0	0	2
(7, 4)																	
Mudcat Grant, R (1, 1)			E6 E 1B	5-3			F3 1-2f		F2	4-3 1-2 2-3	0	0	0	0	0	0	0
Bill Pleis, L (1, 1)											0	0	0	0	0	0	0
Sandy Valdespino, L (3, PH) OBP: 0.667, SLG: 0.500											1	1	0	0	0	0	0
Dave Boswell, R (3, 1) OBP: 0.500, SLG: 0.500											1	0	0	0	0	0	1
Don Mincher, L (7, PH)											1	0	0	0	0	0	1
Jerry Fosnow, R (7, 1)											0	0	0	0	0	0	0
Frank Kostro, R (9, PH)											1	0	0	0	0	0	0
Al Worthington, R (9, 1)											1	0	0	0	0	0	2
Inning Stats	R: 0 E: 1 K: 0 S: 3 H: 0 LOB: 0 BB: 0 P: 3	R: 2 E: 0 K: 1 S: 7 H: 2 LOB: 0 BB: 0 P: 7	R: 2 E: 2 K: 0 S: 6 H: 1 LOB: 1 BB: 0 P: 6	R: 0 E: 0 K: 0 S: 3 H: 0 LOB: 1 BB: 1 P: 7	R: 0 E: 0 K: 0 S: 4 H: 1 LOB: 1 BB: 0 P: 4	R: 0 E: 0 K: 2 S: 7 H: 0 LOB: 0 BB: 0 P: 7	R: 0 E: 0 K: 0 S: 4 H: 1 LOB: 1 BB: 0 P: 4	R: 2 E: 0 K: 0 S: 6 H: 3 LOB: 1 BB: 0 P: 6	R: 0 E: 0 K: 0 S: 4 H: 1 LOB: 1 BB: 0 P: 4	R: 2 E: 1 K: 0 S: 5 H: 1 LOB: 2 BB: 2 P: 13	1B: 8 2B: 3 3B: 0 HR: 0 SF: 1 SAC: 0 DP: 1 HBP: 0						

	AB	42
	R	8
	H	10
	RBI	6
	BB	3
	SO	3
	LOB	22

WP: 2 PA: 46
PB: 0
SB: 0
CS: 0

PITCHER		IP	WLS	BF	H	R	ER	SO	BB	IBB	HBP	BLK	WP	HR	S	P	ERA	WHIP
Dave Wickersham, R ERA: 4.5	(1, 1)	7.0		31	7	6	4	3	1	0	0	0	1	0	36	40	5.14	1.143
Johnnie Seale, L ERA:	(8, 1)	0.1		1	0	0	0	0	0	0	0	0	0	0	1	1	0.00	0.000
Terry Fox, R ERA:	(8, 1)	0.2		3	1	0	0	0	0	0	0	0	0	0	3	3	0.00	1.500
Julio Navarro, R ERA: 6.75	(9, 1)	1.1	L	7	1	2	1	0	2	0	0	0	1	0	5	13	6.75	2.250
Fred Gladding, R ERA:	(10, 1)	0.2		4	1	0	0	0	0	0	0	0	0	0	4	4	0.00	1.500

PITCHER	IP	WLS	BF	H	R	ER	SO	BB	IBB	HBP	BLK	WP	HR	S	P	ERA	WHIP

Minnesota Twins @ Detroit Tigers

Tiger Stadium, Detroit, MI

Fri Apr 23 1965, 6:05 PM EST

Att. 12,038 - Unknown - 43 F

livebaseballscorecards.com

BOTTOM

Batter	1	2	3	4	5	6	7	8	9	10	AB	R	H	RBI	BB	SO	LOB
Dick McAuliffe, L (1, 6) OBP: 0.516, SLG: 0.478	0-0 1B 0-3 K		0-3 K			4-0 BB		4-0 CS BB			3	1	1	0	2	2	3
Jerry Lumpe, L (1, 4) OBP: 0.300, SLG: 0.333 George Smith, R (10, 4) OBP: 0.375, SLG: 0.286	0-0 WP 1B 1-2 1B 1B	0-0 F3		0-0 1B		0-0 L8		0-0 CS 1-2	0-0 1-3		5 0	1 0	2 0	0 0	0 0	0 0	1 0
Norm Cash, L (1, 3) OBP: 0.333, SLG: 0.375 Jake Wood, R (9, PR) OBP: 1.000, SLG: 2.000 Bill Roman, L (10, 3)	0-0 1B WP 1-2 2-H 1B 1B	0-0 L7		0-0 F8		0-0 6-3			4-0 BB		4 0 0	1 0 0	1 0 0	1 0 0	1 0 0	0 0 0	2 0 0
Al Kaline, R (1, 9) OBP: 0.444, SLG: 0.519	4-0 1B 1B 1-2 2-3 SF8 BB	0-0 BB 1B		0-0 L4			0-0 HR		0-3 K		4	2	2	1	1	1	2
Jim Northrup, L (1, 7) OBP: 0.200, SLG: 0.250	0-3 K	4-0 1-2 BB		0-0 F8			0-0 1-3		0-3 K		4	0	0	0	1	2	5
Don Demeter, R (1, 8) OBP: 0.412, SLG: 0.414	0-0 1B E 1-2 2-3 3-H 1B	0-0 L6			0-3 K		0-0 F8			0-0 F7	5	1	1	1	0	1	2
John Sullivan, L (1, 2) OBP: 0.391, SLG: 0.474	0-0 E 1-2 2-3 3-H 1B		0-0 F5		0-0 4-3		0-0 F2			0-0 4-3	5	0	1	1	0	0	0
Don Wert, R (1, 5) OBP: 0.200, SLG: 0.071	0-0 SF8 3-H		4-0 BB		0-0 6-3			0-0 2-3		0-0 5-3	3	0	0	1	1	0	0
Dave Wickersham, R (1, 1) Johnnie Seale, L (8, 1) Terry Fox, R (8, 1) George Thomas, R (8, PH) Julio Navarro, R (9, 1) Fred Gladding, L (10, 1)	0-0 E4 1-2 2-H		0-0 F4			0-0 5-3		0-3 K			3 0 0 1 0 0	0 0 0 0 0 0	0 0 0 0 0 0	0 0 0 0 0 0	0 0 0 1 0 0	0 0 0 0 0 0	2 0 0 0 0 0
Inning Stats	R: 5 H: 5 E: 1 LOB: 2 K: 2 BB: 1 S: 13 P: 17	R: 0 H: 1 E: 0 LOB: 2 K: 0 BB: 1 S: 4 P: 8	R: 0 H: 0 E: 0 LOB: 1 K: 1 BB: 1 S: 5 P: 9	R: 0 H: 1 E: 0 LOB: 1 K: 0 BB: 0 S: 4 P: 4	R: 0 H: 0 E: 0 LOB: 0 K: 1 BB: 0 S: 5 P: 5	R: 0 H: 0 E: 0 LOB: 1 K: 0 BB: 1 S: 3 P: 7	R: 1 H: 1 E: 0 LOB: 0 K: 0 BB: 0 S: 4 P: 4	R: 0 H: 0 E: 0 LOB: 0 K: 1 BB: 1 S: 4 P: 8	R: 0 H: 0 E: 0 LOB: 1 K: 2 BB: 1 S: 7 P: 11	R: 0 H: 0 E: 0 LOB: 0 K: 0 BB: 0 S: 3 P: 3							

AB	37
R	6
H	8
RBI	5
BB	6
SO	7
LOB	17

1B: 7 SF: 1
2B: 0 SAC: 0
3B: 0 DP: 0
HR: 1 HBP: 0

WP: 1 PA: 45
PB: 0
SB: 0
CS: 1

PITCHER		IP	WLS	BF	H	R	ER	SO	BB	IBB	HBP	BLK	WP	HR	S	P	ERA	WHIP
Mudcat Grant, R ERA: 18.9	(1, 1)	0.1		6	4	5	4	1	1	0	0	0	1	0	7	11	108.00	15.000
Bill Pleis, L ERA:	(1, 1)	1.2		9	2	0	0	1	1	0	0	0	0	0	10	14	0.00	1.800
Dave Boswell, R ERA:	(3, 1)	4.0		15	1	0	0	2	2	0	0	0	0	0	17	25	0.00	0.750
Jerry Fosnow, L ERA: 2.7	(7, 1)	2.0		7	1	1	1	1	1	0	0	0	0	1	8	12	4.50	1.000
Al Worthington, R ERA:	(9, 1)	2.0	W	7	0	0	0	2	1	0	0	0	0	0	10	14	0.00	0.500

PITCHER		IP	WLS	BF	H	R	ER	SO	BB	IBB	HBP	BLK	WP	HR	S	P	ERA	WHIP

Batter	1	2	3	4	5	6	7	8	9	AB	R	H	RBI	BB	SO	LOB
Zoilo Versalles, R (1, 6) OBP: 0.325, SLG: 0.432	CS 1B	1-2 1B		K			K		L7	5	0	2	0	0	2	2
Jerry Kindall, R (1, 4) Rich Reese, L (9, PH) OBP: 1.000, SLG: 2.000 Jerry Fosnow, R (9, 1) Al Worthington, R (9, 1)	K 1-2	L7			F6		6-3		1-2 BB	4 0 0 0	0 0 0 0	0 0 0 0	0 1 0 0	0 0 0 0	1 0 0 0	3 0 0 0
Tony Oliva, L (1, 9) OBP: 0.250, SLG: 0.559	FC5-4 1B		3-1		F8			1B	SF9 2-3 3-H	4	0	2	1	0	0	0
Harmon Killebrew, R (1, 3) OBP: 0.444, SLG: 0.333	FC5-4 1-2f		E BB G1-2-3 BB		BB			L7	K	3	0	0	0	2	1	4
Jimmie Hall, L (1, 8) OBP: 0.364, SLG: 0.586		HR 1B	1-2 E BB		K2-3			F7		3	1	1	0	1	1	2
Bob Allison, R (1, 7) OBP: 0.412, SLG: 0.548		1-H HR	1-2 2-3 E6			5-3		F2		4	1	1	2	0	0	3
Rich Rollins, R (1, 5) OBP: 0.207, SLG: 0.259		5-3	3-Hf G1-2-3			6-3			E6 1B 1B	4	1	0	0	0	0	3
Jerry Zimmerman, R (1, 2) OBP: 0.125, SLG: 0.125 Don Mincher, L (9, PH) OBP: 0.333, SLG: 0.333 Joe Nossek, R (9, PR) Cesar Tovar, R (9, 4) OBP: 0.300, SLG: 0.300		E6 1B		4-3		5-3			1B 1-2 SF9 1B	3 1 0 0	0 0 1 0	0 1 0 0	0 0 0 0	0 0 0 0	0 0 0 0	0 0 0 0
Dick Stigman, R (1, 1) Jim Perry, S (3, 1) Johnny Klippstein, R (4, 1) Mel Nelson, R (8, 1) Sandy Valdespino, L (9, PH) OBP: 0.750, SLG: 0.667 John Sevcik, R (9, 2)		K		K			K		1-3 2-H SF9 BB 1B	1 1 1 0 1 0	0 0 0 0 0 0	0 0 0 0 1 0	0 0 0 0 1 0	1 1 1 0 0 0	1 0 0 0 0 0	1 0 0 0 0 0
Inning Stats	R: 0 E: 0 K: 1 S: 6 H: 2 LOB: 1 BB: 0 P: 6	R: 2 E: 1 K: 1 S: 9 H: 3 LOB: 2 BB: 0 P: 9	R: 0 E: 1 K: 0 S: 3 H: 0 LOB: 2 BB: 2 P: 11	R: 0 E: 0 K: 2 S: 7 H: 0 LOB: 0 BB: 0 P: 7	R: 0 E: 0 K: 1 S: 5 H: 0 LOB: 1 BB: 1 P: 9	R: 0 E: 0 K: 0 S: 3 H: 0 LOB: 0 BB: 0 P: 3	R: 0 E: 0 K: 2 S: 7 H: 0 LOB: 0 BB: 0 P: 7	R: 0 E: 0 K: 0 S: 4 H: 1 LOB: 1 BB: 0 P: 4	R: 2 E: 1 K: 1 S: 8 H: 2 LOB: 2 BB: 1 P: 12	1B: 7 2B: 0 3B: 0 HR: 1 SF: 1 SAC: 0 DP: 1 HBP: 0	WP: 0 PB: 0 SB: 0 CS: 1 PA: 40					

PITCHER		IP	WLS	BF	H	R	ER	SO	BB	IBB	HBP	BLK	WP	HR	S	P	ERA	WHIP
Phil Regan, R ERA: 3.21	(1, 1)	8.0		35	7	4	2	7	3	0	0	0	0	1	46	58	2.25	1.250
Johnnie Seale, L ERA:	(9, 1)	0.0		1	1	0	0	0	0	0	0	0	0	0	1	1	∞	∞
Larry Sherry, R ERA:	(9, 1)	1.0	W	4	0	0	0	1	1	0	0	0	0	0	5	9	0.00	1.000

PITCHER	IP	WLS	BF	H	R	ER	SO	BB	IBB	HBP	BLK	WP	HR	S	P	ERA	WHIP

TOP

Minnesota Twins @ Detroit Tigers

Tiger Stadium, Detroit, MI

Sat Apr 24 1965, 3:33 AM EST
Att. 3,596 - Unknown - 42 F

livebaseballscorecards.com

AB	35
R	4
H	8
RBI	4
BB	4
SO	8
LOB	18

BOTTOM

Batter	1	2	3	4	5	6	7	8	9	AB	R	H	RBI	BB	SO	LOB
George Smith, R (1, 4) OBP: 0.273, SLG: 0.200	F7	K		F8		F6		1-3	HR BB	3	0	0	0	0	1	2
Jerry Lumpe, L (6, PH) (7, 4) OBP: 0.303, SLG: 0.310										2	1	0	0	1	0	1
Don Wert, R (1, 5) OBP: 0.300, SLG: 0.194	BB 2B		BB BB SF8 1B	BB BB		BB BB		L3 1B 1B	1-H 2-H HR	3	1	3	0	2	0	0
Gates Brown, L (9, PH) OBP: 0.667, SLG: 1.667										1	1	1	3	0	0	0
Norm Cash, L (1, 3) OBP: 0.406, SLG: 0.385	BB BB		WP BB 1-2 BB	1-2 2-3 BB		K		L3 1-2 1B		2	0	1	0	3	1	2
Al Kaline, R (1, 9) OBP: 0.439, SLG: 0.467	1-2 2-3 BB		WP 1-2 2-3 BB	L7			L6-3	L3 1-2 2-3		3	0	0	0	2	0	5
Don Demeter, R (1, 8) OBP: 0.385, SLG: 0.485	F9		SF8 3-H	F2			HR	F7		4	1	1	2	0	0	5
Willie Horton, R (1, 7) OBP: 0.353, SLG: 0.688	F2		F8	F6			HR	HR	HR	5	2	2	2	0	0	5
Bill Freehan, R (1, 2)		F8	L9 1-2 2-3	K			K		5-3	5	0	0	0	0	2	2
Dick McAuliffe, L (1, 6) OBP: 0.583, SLG: 0.520		1B	BB SH1-4 BB			SH3-4 BB	1B		S HR BB	2	1	2	0	3	0	0
Phil Regan, R (1, 1)		K	SH1-4 1-2			SH3-4 1-2	4-3		K 1-2	2	0	0	0	0	1	2
Johnnie Seale, L (9, 1)										0	0	0	0	0	0	0
Larry Sherry, R (9, 1)										1	0	0	0	0	1	1
Inning Stats	R: 0 E: 0 K: 0 S: 4 H: 1 LOB: 3 BB: 2 P: 12	R: 0 E: 0 K: 2 S: 8 H: 1 LOB: 1 BB: 0 P: 8	R: 1 E: 0 K: 0 S: 4 H: 1 LOB: 2 BB: 2 P: 12	R: 0 E: 0 K: 0 S: 3 H: 0 LOB: 3 BB: 3 P: 15	R: 0 E: 0 K: 1 S: 5 H: 0 LOB: 0 BB: 0 P: 5	R: 0 E: 0 K: 1 S: 5 H: 0 LOB: 2 BB: 2 P: 13	R: 2 E: 0 K: 1 S: 8 H: 3 LOB: 1 BB: 0 P: 8	R: 0 E: 0 K: 0 S: 5 H: 2 LOB: 2 BB: 0 P: 5	R: 4 E: 0 K: 1 S: 6 H: 2 LOB: 0 BB: 2 P: 14	1B: 5 2B: 1 3B: 0 HR: 4 SF: 1 SAC: 2 DP: 0 HBP: 0	WP: 1 PB: 0 SB: 1 CS: 0 PA: 47					

PITCHER		IP	WLS	BF	H	R	ER	SO	BB	IBB	HBP	BLK	WP	HR	S	P	ERA	WHIP
Dick Stigman, L ERA: 4.5	(1, 1)	2.0		13	3	1	1	2	4	0	0	0	0	0	13	29	4.50	3.500
Jim Perry, R ERA:	(3, 1)	1.2		8	0	0	0	0	3	0	0	0	1	0	5	17	0.00	1.800
Johnny Klippstein, R ERA: 5.4	(4, 1)	3.1		15	3	2	2	3	2	0	0	0	0	2	19	27	5.40	1.500
Mel Nelson, L ERA:	(8, 1)	1.0		5	2	0	0	0	0	0	0	0	0	0	5	5	0.00	2.000
Jerry Fosnow, L ERA: 5.06	(9, 1)	0.2	L	5	1	3	3	1	2	0	0	0	0	1	5	13	40.50	4.500

PITCHER		IP	WLS	BF	H	R	ER	SO	BB	IBB	HBP	BLK	WP	HR	S	P	ERA	WHIP
Al Worthington, R ERA: 1.93	(9, 1)	0.0		1	1	1	1	0	0	0	0	0	0	1	1	1	∞	∞

Minnesota Twins @ Detroit Tigers

Tiger Stadium, Detroit, MI

Sat Apr 24 1965, 3:33 AM EST

Att. 3,596 - Unknown - 42 F

livebaseballscorecards.com

AB	33
R	7
H	10
RBI	7
BB	11
SO	6
LOB	25

Los Angeles Angels @ Detroit Tigers

Tiger Stadium, Detroit, MI

Tue Apr 27 1965, 7:05 PM EDT

Att. 4,872 - Unknown

TOP

livebaseballscorecards.com

Batter	1	2	3	4	5	6	7	8	9	AB	R	H	RBI	BB	SO	LOB
Jose Cardenal, R (1, 8) OBP: 0.347, SLG: 0.457	L9		K		F3		1-2 1B 2-H		4-3	5	0	1	1	0	1	0
Albie Pearson, L (1, 9) OBP: 0.200, SLG: 0.111	F8		F4			1-3	F6			4	0	0	0	0	0	2
Lou Clinton, R (8, 9) OBP: 0.278, SLG: 0.250										0	0	0	0	0	0	0
Willie Smith, L (1, 7) OBP: 0.298, SLG: 0.378	F2			K		3B		BB FC1-6		3	0	1	0	1	1	0
Costen Shockley, L (1, 3) OBP: 0.185, SLG: 0.120		K		F8		K		FC1-6 S 1-2f 1B		3	0	0	0	0	2	1
Jim Piersall, R (8, PH)										1	1	0	0	0	0	1
Vic Power, R (8, 3) OBP: 0.200, SLG: 0.400										0	0	0	0	0	0	0
Buck Rodgers, S (1, 2) OBP: 0.270, SLG: 0.294		1B		4-3		4-3		F6 1-2		4	0	1	0	0	0	2
Jim Fregosi, R (1, 6) OBP: 0.208, SLG: 0.239		1-2			HR BB		FC1-5 BB	2-H		3	1	3	1	1	0	0
Paul Schaal, R (1, 5) OBP: 0.278, SLG: 0.514		F8			1-H HR		L9	K		4	1	1	2	0	1	4
Bobby Knoop, R (1, 4) OBP: 0.389, SLG: 0.387		K2-3			6-3		1-2 FC1-5 BB		K	3	1	0	0	1	2	2
Fred Newman, R (1, 1)			F7		K		FC1-5 1-2 2-3f		F4	3	0	0	0	0	1	2
Bob Lee, R (7, 1)										1	0	0	0	0	0	0
Inning Stats	R: 0 E: 0 K: 0 S: 3 H: 0 LOB: 0 BB: 0 P: 3	R: 0 E: 0 K: 2 S: 9 H: 2 LOB: 2 BB: 0 P: 9	R: 0 E: 0 K: 1 S: 5 H: 0 LOB: 0 BB: 0 P: 5	R: 0 E: 0 K: 1 S: 5 H: 0 LOB: 0 BB: 0 P: 5	R: 2 E: 0 K: 1 S: 6 H: 1 LOB: 0 BB: 1 P: 10	R: 0 E: 0 K: 1 S: 6 H: 1 LOB: 1 BB: 0 P: 6	R: 1 E: 0 K: 0 S: 5 H: 2 LOB: 2 BB: 1 P: 9	R: 1 E: 0 K: 1 S: 6 H: 1 LOB: 1 BB: 1 P: 10	R: 0 E: 0 K: 1 S: 5 H: 0 LOB: 0 BB: 0 P: 5	1B: 5 2B: 0 3B: 1 HR: 1	SF: 0 SAC: 0 DP: 0 HBP: 0						

	AB	34
	R	4
	H	7
	RBI	4
	BB	3
	SO	8
	LOB	14

WP: 0 PB: 0 SB: 1 CS: 0 PA: 37

PITCHER		IP	WLS	BF	H	R	ER	SO	BB	IBB	HBP	BLK	WP	HR	S	P	ERA	WHIP
Denny McLain, R ERA: 2.65	(1, 1)	7.0	L	29	6	3	3	6	2	0	0	0	0	1	39	47	3.86	1.143
Terry Fox, R ERA: 1.35	(8, 1)	2.0		8	1	1	1	2	1	0	0	0	0	0	11	15	4.50	1.000

PITCHER	IP	WLS	BF	H	R	ER	SO	BB	IBB	HBP	BLK	WP	HR	S	P	ERA	WHIP

BOTTOM

Los Angeles Angels @ Detroit Tigers

Tiger Stadium, Detroit, MI

Tue Apr 27 1965, 7:05 PM EDT

Att. 4,872 - Unknown

Batter	1	2	3	4	5	6	7	8	9	AB	R	H	RBI	BB	SO	LOB
Dick McAuliffe, L (1, 6) OBP: 0.550, SLG: 0.552	4-3		K			1B 3B	FC6-4 1-2f			4	1	1	0	0	1	2
Jerry Lumpe, L (1, 4) OBP: 0.297, SLG: 0.303	K			6-3		SH5-3 3-H 1B		6-3		4	0	1	1	0	1	0
Norm Cash, L (1, 3) OBP: 0.429, SLG: 0.517	1B			E4 1B FC4-6		SH5-3 1-2		HR		3	2	2	1	0	0	0
Al Kaline, R (1, 9) OBP: 0.422, SLG: 0.441	L8			FC4-6 1-3 1B		L7		K		4	0	1	0	0	1	2
Gates Brown, L (1, 7) OBP: 0.286, SLG: 0.714		4-3		FC4-6 1-2f 3-H		4-3		F2		4	0	0	1	0	0	2
Jim Northrup, L (1, 8) OBP: 0.172, SLG: 0.214		K		1-3			F7		K	4	0	0	0	0	2	1
Bill Freehan, R (1, 2)		5-3			4-3		4-3		K	4	0	0	0	0	1	0
Don Wert, R (1, 5) OBP: 0.295, SLG: 0.200			6-3		1-3		BB 1B		4-3	4	0	1	0	0	0	0
Denny McLain, R (1, 1) OBP: 0.200, SLG: 0.200			F8		K		FC6-4 1-2 BB			2	0	0	0	0	1	0
Bill Roman, L (7, PH)										0	0	0	0	1	0	0
Terry Fox, R (8, 1)										0	0	0	0	0	0	0
Inning Stats	R: 0 E: 0 K: 1 S: 6 H: 1 LOB: 1 BB: 0 P: 6	R: 0 E: 0 K: 1 S: 5 H: 0 LOB: 0 BB: 0 P: 5	R: 0 E: 0 K: 1 S: 5 H: 0 LOB: 0 BB: 0 P: 5	R: 1 E: 1 K: 0 S: 5 H: 1 LOB: 1 BB: 0 P: 5	R: 0 E: 0 K: 1 S: 5 H: 0 LOB: 0 BB: 0 P: 5	R: 1 E: 0 K: 0 S: 5 H: 2 LOB: 1 BB: 0 P: 5	R: 0 E: 0 K: 0 S: 4 H: 1 LOB: 2 BB: 1 P: 8	R: 1 E: 0 K: 1 S: 6 H: 1 LOB: 0 BB: 0 P: 6	R: 0 E: 0 K: 2 S: 7 H: 0 LOB: 0 BB: 0 P: 7	1B: 4 2B: 0 3B: 1 HR: 1	SF: 0 SAC: 1 DP: 0 HBP: 0						

PITCHER	IP	WLS	BF	H	R	ER	SO	BB	IBB	HBP	BLK	WP	HR	S	P	ERA	WHIP
Fred Newman, R (1, 1) ERA: 2.2	6.2	W	27	5	2	1	4	1	0	0	0	0	0	34	38	1.35	0.900
Bob Lee, R (7, 1) ERA: 1.8	2.1	S	8	1	1	1	3	0	0	0	0	0	1	14	14	3.86	0.429

PITCHER	IP	WLS	BF	H	R	ER	SO	BB	IBB	HBP	BLK	WP	HR	S	P	ERA	WHIP

AB	33
R	3
H	6
RBI	3
BB	1
SO	7
LOB	7

WP: 0 PB: 0 SB: 0 CS: 0 PA: 35

livebaseballscorecards.com

Batter	1	2	3	4	5	6	7	8	9	AB	R	H	RBI	BB	SO	LOB
Jose Cardenal, R (1, 8) OBP: 0.358, SLG: 0.510	6-3		K		HR 2-H 3-H		BB 1-2			3	1	1	3	1	1	2
Willie Smith, L (1, 7) OBP: 0.294, SLG: 0.367	CS 1B		L9		K		F8			4	0	1	0	0	1	4
Jim Fregosi, R (1, 6) OBP: 0.212, SLG: 0.240	F2 1-2			F3	K			CS 1B		4	0	1	0	0	1	1
Joe Adcock, R (1, 3) OBP: 0.375, SLG: 0.625		F4		F2	HR			K 1-2		4	1	1	1	0	1	1
Lou Clinton, R (1, 9) OBP: 0.282, SLG: 0.257		K		6-3	8-6-3 1B			BB		3	0	1	0	0	1	0
Costen Shockley, L (8, PH) OBP: 0.214, SLG: 0.120										0	0	0	0	1	0	0
Jim Piersall, R (8, 9)										0	0	0	0	0	0	0
Paul Schaal, R (1, 5) OBP: 0.250, SLG: 0.462		F7			F4	8-6-3 1-2f		1-3		4	0	0	0	0	0	2
Buck Rodgers, S (1, 2) OBP: 0.317, SLG: 0.342			1B 1B		E HR 1B		F2		CS 1B	4	1	3	0	0	0	0
Bobby Knoop, R (1, 4) OBP: 0.375, SLG: 0.371			1-3 1B		E4 SH1-3 1-3 HR		L9		K 1-2	4	1	1	0	0	1	2
Dean Chance, R (1, 1) OBP: 0.125, SLG: 0.125			K		SH1-3 1-2		BB 1B		G3	2	0	1	0	0	1	2
George Brunet, R (7, 1)										0	0	0	0	0	0	0
Barry Latman, R (7, 1)										0	0	0	0	0	0	0
Don Lee, R (8, 1)										0	0	0	0	0	0	0
Albie Pearson, L (9, PH) OBP: 0.182, SLG: 0.100										1	0	0	0	0	0	0
Inning Stats	R: 0 E: 0 K: 0 S: 3 H: 1 LOB: 0 BB: 0 P: 3	R: 0 E: 0 K: 1 S: 5 H: 0 LOB: 0 BB: 0 P: 5	R: 0 E: 0 K: 2 S: 9 H: 2 LOB: 2 BB: 0 P: 9	R: 0 E: 0 K: 0 S: 3 H: 0 LOB: 0 BB: 0 P: 3	R: 3 E: 1 K: 1 S: 8 H: 2 LOB: 0 BB: 0 P: 8	R: 1 E: 0 K: 1 S: 6 H: 2 LOB: 0 BB: 0 P: 6	R: 0 E: 0 K: 0 S: 4 H: 1 LOB: 2 BB: 1 P: 8	R: 0 E: 0 K: 1 S: 5 H: 1 LOB: 1 BB: 1 P: 9	R: 0 E: 0 K: 1 S: 5 H: 1 LOB: 0 BB: 0 P: 5	1B: 8 2B: 2 3B: 0 HR: 2 SF: 0 SAC: 1 DP: 2 HBP: 0						

PITCHER		IP	WLS	BF	H	R	ER	SO	BB	IBB	HBP	BLK	WP	HR	S	P	ERA	WHIP
Mickey Lolich, L ERA: 3.05	(1, 1)	7.0	W	29	8	4	1	5	1	0	0	0	0	2	38	42	1.29	1.286
Larry Sherry, R ERA:	(8, 1)	2.0	S	7	2	0	0	2	1	0	0	0	0	0	10	14	0.00	1.500

PITCHER		IP	WLS	BF	H	R	ER	SO	BB	IBB	HBP	BLK	WP	HR	S	P	ERA	WHIP

TOP

Los Angeles Angels @ Detroit Tigers

Tiger Stadium, Detroit, MI

Wed Apr 28 1965, 7:05 PM EDT

Att. 4,621 - Unknown

livebaseballscorecards.com

AB	33
R	4
H	10
RBI	4
BB	2
SO	7
LOB	14

WP: 0 PA: 36
PB: 0
SB: 0
CS: 3

Batter	1	2	3	4	5	6	7	8	9	AB	R	H	RBI	BB	SO	LOB
Dick McAuliffe, L (1, 6) OBP: 0.556, SLG: 0.636	HR		BB		4-3		3B 1B 1-3	FC4-6 1-2f		4	3	2	1	1	0	3
Jerry Lumpe, L (1, 4) OBP: 0.317, SLG: 0.361	G3		1B BB 1-2		F8		1B 3B 1-H 3-H			3	1	1	2	1	0	0
Norm Cash, L (1, 3) OBP: 0.410, SLG: 0.485	F7		K		4-3		2B 1B 3-H			4	0	1	1	0	1	2
Al Kaline, R (1, 9) OBP: 0.449, SLG: 0.486	BB		1B 1-3 2-H			L5-3	2B 1-H			3	0	2	1	1	0	0
Gates Brown, L (1, 7) OBP: 0.182, SLG: 0.455	4-3		K			4-3		4-3		4	0	0	0	0	1	2
Don Demeter, R (1, 8) OBP: 0.349, SLG: 0.432		K		1-3		F8		F8		4	0	0	0	0	1	0
Bill Freehan, R (1, 2) OBP: 0.154, SLG: 0.231		1B 1-3		K			4-3	WP 2B		4	0	2	0	0	1	0
Don Wert, R (1, 5) OBP: 0.313, SLG: 0.211		1-3 1-2		FC6-4 1B			F9	WP IBB		3	0	1	0	1	0	1
Mickey Lolich, S (1, 1)		6-3		FC6-4 1-2f			1B 3B BB	FC4-6 1-2 2-3 BB		2	0	0	0	0	0	2
Jim Northrup, L (7, PH) OBP: 0.200, SLG: 0.214										0	1	0	0	1	0	0
Larry Sherry, R (8, 1)										0	0	0	0	1	0	0
Inning Stats	R: 1 E: 0 K: 0 S: 4 H: 1 LOB: 1 BB: 1 P: 8	R: 0 E: 0 K: 1 S: 6 H: 1 LOB: 1 BB: 0 P: 6	R: 1 E: 0 K: 2 S: 7 H: 1 LOB: 1 BB: 2 P: 15	R: 0 E: 0 K: 1 S: 6 H: 1 LOB: 1 BB: 0 P: 6	R: 0 E: 0 K: 0 S: 3 H: 0 LOB: 0 BB: 0 P: 3	R: 0 E: 0 K: 0 S: 3 H: 0 LOB: 0 BB: 0 P: 3	R: 3 E: 0 K: 0 S: 6 H: 4 LOB: 2 BB: 1 P: 10	R: 0 E: 0 K: 0 S: 4 H: 1 LOB: 3 BB: 2 P: 12		1B: 5 2B: 2 3B: 1 HR: 1	SF: 0 SAC: 0 DP: 0 HBP: 0					

PITCHER		IP	WLS	BF	H	R	ER	SO	BB	IBB	HBP	BLK	WP	HR	S	P	ERA	WHIP
Dean Chance, R ERA: 3.32	(1, 1)	6.2		28	5	4	4	4	4	0	0	0	0	1	32	48	5.40	1.350
George Brunet, L ERA: 3.18	(7, 1)	0.0	L	2	2	1	1	0	0	0	0	0	0	0	2	2	∞	∞
Barry Latman, R ERA:	(7, 1)	1.0		6	2	0	0	0	1	1	0	0	1	0	4	12	0.00	3.000
Don Lee, R ERA: 13.5	(8, 1)	0.1		1	0	0	0	0	0	0	0	0	0	0	1	1	0.00	0.000

PITCHER	IP	WLS	BF	H	R	ER	SO	BB	IBB	HBP	BLK	WP	HR	S	P	ERA	WHIP

BOTTOM

Los Angeles Angels @ Detroit Tigers

Tiger Stadium, Detroit, MI

Wed Apr 28 1965, 7:05 PM EDT

Att. 4,621 - Unknown

livebaseballscorecards.com

AB	31
R	5
H	9
RBI	5
BB	6
SO	4
LOB	10

WP: 1	PA: 37
PB: 0	
SB: 0	
CS: 0	

Batter	1	2	3	4	5	6	7	8	9	AB	R	H	RBI	BB	SO	LOB
Lenny Green, L (1, 8) OBP: 0.442, SLG: 0.588	F3		G4-6-3 1-2f		G3			4-3		4	0	0	0	0	0	1
Frank Malzone, R (1, 5) OBP: 0.349, SLG: 0.395	6-3			BB BB BB	L9			2B		3	0	1	0	1	0	0
Carl Yastrzemski, L (1, 7) OBP: 0.422, SLG: 0.526	G3			K		F5		F6		4	0	0	0	0	1	2
Tony Conigliaro, R (1, 9) OBP: 0.409, SLG: 0.600		K		K		6-3			K	4	0	0	0	0	3	1
Felix Mantilla, R (1, 4) OBP: 0.465, SLG: 0.556		BB		BB 1-2		F3			6-3	2	0	0	0	2	0	0
Lee Thomas, L (1, 3) OBP: 0.333, SLG: 0.537		L9		BB 1-2 2-3			4-3		F6	3	0	0	0	1	0	1
Bob Tillman, R (1, 2) OBP: 0.167, SLG: 0.150		K		F7			6-3			3	0	0	0	0	1	4
Rico Petrocelli, R (1, 6) OBP: 0.222, SLG: 0.156			G4-6-3 1B		5-3		K			3	0	1	0	0	1	0
Dave Morehead, R (1, 1)										1	0	0	0	0	1	1
Jack Lamabe, R (3, 1)										0	0	0	0	0	0	0
Chuck Schilling, R (5, PH) OBP: 0.667, SLG: 2.000										1	1	1	1	0	0	0
Arnold Earley, L (5, 1)										0	0	0	0	0	0	0
Eddie Bressoud, R (8, PH) OBP: 0.400, SLG: 0.250										1	0	0	0	0	1	0
Bob Heffner, R (8, 1)			K		HR			K		0	0	0	0	0	0	0
Inning Stats	R: 0 E: 0 K: 0 S: 3 H: 0 LOB: 0 BB: 0 P: 3	R: 0 E: 0 K: 2 S: 7 H: 0 LOB: 1 BB: 1 P: 11	R: 0 E: 0 K: 1 S: 5 H: 1 LOB: 0 BB: 0 P: 5	R: 0 E: 0 K: 2 S: 7 H: 0 LOB: 3 BB: 3 P: 19	R: 1 E: 0 K: 0 S: 4 H: 1 LOB: 0 BB: 0 P: 4	R: 0 E: 0 K: 0 S: 3 H: 0 LOB: 0 BB: 0 P: 3	R: 0 E: 0 K: 1 S: 5 H: 0 LOB: 0 BB: 0 P: 5	R: 0 E: 0 K: 1 S: 6 H: 1 LOB: 1 BB: 0 P: 6	R: 0 E: 0 K: 1 S: 5 H: 0 LOB: 0 BB: 0 P: 5	1B: 1 2B: 1 3B: 0 HR: 1 SF: 0 SAC: 0 DP: 1 HBP: 0						

PITCHER		IP	WLS	BF	H	R	ER	SO	BB	IBB	HBP	BLK	WP	HR	S	P	ERA	WHIP
Hank Aguirre, L ERA: 1.61	(1, 1)	9.0	W	33	3	1	1	8	4	0	0	0	0	1	45	61	1.00	0.778

PITCHER		IP	WLS	BF	H	R	ER	SO	BB	IBB	HBP	BLK	WP	HR	S	P	ERA	WHIP

TOP

Boston Red Sox @ Detroit Tigers

Tiger Stadium, Detroit, MI

Fri Apr 30 1965, 7:05 PM EDT

Att. 8,800 - Unknown

livebaseballscorecards.com

AB	29
R	1
H	3
RBI	1
BB	4
SO	8
LOB	10

PA: 33

Boston Red Sox @ Detroit Tigers

Tiger Stadium, Detroit, MI

Fri Apr 30 1965, 7:05 PM EDT

Att. 8,800 - Unknown

BOTTOM

Batter	1	2	3	4	5	6	7	8	9	AB	R	H	RBI	BB	SO	LOB
Dick McAuliffe, L (1, 6) OBP: 0.531, SLG: 0.583	F8	K		1B G4-6-3 BB		K				3	1	0	0	1	2	2
Jerry Lumpe, L (1, 4) OBP: 0.356, SLG: 0.385	E WP BB		1B BB 2B 1B	G4-6-3 1-3 1B		6-3				3	1	2	0	1	0	0
Norm Cash, L (1, 3) OBP: 0.442, SLG: 0.471	1-2 BB		1B 1-2 2B BB	G4-6-3 1-2f 3-H			BB			1	1	0	0	3	0	1
Al Kaline, R (1, 9) OBP: 0.453, SLG: 0.488	K 2-3		2B 6-3 1-2 2-3 1B	1B			L9			4	1	2	0	0	1	3
Gates Brown, L (1, 7) OBP: 0.214, SLG: 0.500 Willie Horton, R (7, PH) (8, 7) OBP: 0.333, SLG: 0.647	F3		2B 1-3 2-H 3-H		F5		F2			3 1	0 0	1 0	2 0	0 0	0 0	2 1
Don Demeter, R (1, 8) OBP: 0.340, SLG: 0.415		K	K		1B		F8			4	0	1	0	0	2	3
Bill Freehan, R (1, 2) OBP: 0.118, SLG: 0.176		4-3	6-3 3-H		F3			F8		4	0	0	1	0	0	2
Don Wert, R (1, 5) OBP: 0.327, SLG: 0.200		BB BB	IBB		F8			K		2	0	0	0	2	1	1
Hank Aguirre, R (1, 1)		1-2 BB	F9			4-3		K		3	0	0	0	1	1	2
Inning Stats	R: 0 E: 1 K: 1 S: 5 H: 0 LOB: 2 BB: 2 P: 13	R: 0 E: 0 K: 2 S: 7 H: 0 LOB: 2 BB: 2 P: 15	R: 3 E: 0 K: 1 S: 8 H: 3 LOB: 2 BB: 2 P: 16	R: 1 E: 0 K: 0 S: 3 H: 2 LOB: 1 BB: 1 P: 7	R: 0 E: 0 K: 0 S: 4 H: 1 LOB: 1 BB: 0 P: 4	R: 0 E: 0 K: 1 S: 5 H: 0 LOB: 0 BB: 0 P: 5	R: 0 E: 0 K: 0 S: 3 H: 0 LOB: 1 BB: 1 P: 7	R: 0 E: 0 K: 2 S: 7 H: 0 LOB: 0 BB: 0 P: 7		1B: 5 2B: 1 3B: 0 HR: 0	SF: 0 SAC: 0 DP: 1 HBP: 0					

livebaseballscorecards.com

AB	28
R	4
H	6
RBI	3
BB	8
SO	7
LOB	17

PITCHER		IP	WLS	BF	H	R	ER	SO	BB	IBB	HBP	BLK	WP	HR	S	P	ERA	WHIP
Dave Morehead, R ERA: 4.82	(1, 1)	2.0	L	14	3	3	3	3	5	0	0	0	1	0	15	35	13.50	4.000
Jack Lamabe, R ERA: 4.5	(3, 1)	2.0		8	2	1	1	1	1	1	0	0	0	0	8	16	4.50	1.500
Arnold Earley, L ERA:	(5, 1)	3.0		11	1	0	0	1	1	0	0	0	0	0	12	16	0.00	0.667
Bob Heffner, R ERA: 6.75	(8, 1)	1.0		3	0	0	0	2	0	0	0	0	0	0	7	7	0.00	0.000

PITCHER	IP	WLS	BF	H	R	ER	SO	BB	IBB	HBP	BLK	WP	HR	S	P	ERA	WHIP

Boston Red Sox @ Detroit Tigers

Tiger Stadium, Detroit, MI

Sat May 01 1965, 4:33 AM EDT

Att. 3,854 - Unknown

TOP

livebaseballscorecards.com

Batter	1	2	3	4	5	6	7	8	9	AB	R	H	RBI	BB	SO	LOB
Lenny Green, L (1, 8) OBP: 0.449, SLG: 0.575	F5	F7		1B S 2B 1B	WP 1B		FC4-6 1B 1-2		L9	6	1	3	0	0	0	1
Dalton Jones, L (1, 5) OBP: 0.500, SLG: 0.500	1B 2B		BBBB G6-3 BB	2B SF9 1B 1-3	F8 1-2		SSS K		SSS K	4	2	2	0	1	1	3
Dick Radatz, R (7, 1)										0	0	0	0	0	0	0
Bob Heffner, R (7, 1)										0	0	0	0	0	0	0
Eddie Bressoud, R (9, PH) OBP: 0.333, SLG: 0.200 (9, 6)										1	0	0	0	0	1	0
Carl Yastrzemski, L (1, 7) OBP: 0.420, SLG: 0.535	HR 1B 2-H		G6-3 1-2f	SF9 1B 2B 1-3 3-H	6-3		FC4-6 1-2f 2-3			5	1	2	2	0	0	4
Tony Conigliaro, R (1, 9) OBP: 0.429, SLG: 0.659	HR 1-2		HR 1B	BB 1B IBB		L9	SSS K			4	2	2	1	1	1	2
Lee Thomas, L (1, 3) OBP: 0.340, SLG: 0.622	2B		1-H HR	SF9 2-3 3-H		5-3		3-1		4	1	2	3	0	0	0
Felix Mantilla, R (1, 4) OBP: 0.479, SLG: 0.561	5-3		BB 1B	BB 1B 1-2 3-H		BB 1B		F3		5	0	3	1	0	0	1
Bob Tillman, R (1, 2) OBP: 0.234, SLG: 0.190		FC1-5-6 2B	BBBB 1-2 BB	BBB 1-2 2-3 BB		BBBB 4-0 1-2 BB		SSS K		2	0	1	0	3	1	0
Rico Petrocelli, R (1, 6) OBP: 0.200, SLG: 0.139		F7	SSS K2-3	SSS K		L9			HR	4	0	0	0	0	2	8
Chuck Schilling, R (9, PH) OBP: 0.750, SLG: 2.500										1	1	1	1	0	0	0
Jack Lamabe, R (9, 1)										0	0	0	0	0	0	0
Jim Lonborg, R (1, 1)										3	0	0	0	0	2	1
Frank Malzone, R (7, PH) OBP: 0.356, SLG: 0.385 (7, 5)		FC1-5-6 2-3		SSS K	SSS K		BBB 4-0 FC4-6 1B BB		F7	1	0	0	0	1	0	0

	AB	40
	R	8
	H	16
	RBI	8
	BB	6
	SO	8
	LOB	20

Inning Stats																		
	R: 2	H: 4	R: 0	H: 1	R: 2	H: 3	R: 3	H: 4	R: 0	H: 1	R: 0	H: 1	R: 0	H: 1	R: 0	H: 0	R: 1	H: 1
	E: 0	LOB: 1	E: 0	LOB: 1	E: 0	LOB: 2	E: 0	LOB: 3	E: 0	LOB: 1	E: 0	LOB: 2	E: 0	LOB: 2	E: 0	LOB: 0	E: 0	LOB: 0
	K: 0	BB: 0	K: 0	BB: 0	K: 1	BB: 2	K: 2	BB: 2	K: 1	BB: 0	K: 0	BB: 1	K: 2	BB: 1	K: 1	BB: 0	K: 1	BB: 0
	S: 6	P: 6	S: 4	P: 4	S: 7	P: 15	S: 11	P: 19	S: 6	P: 6	S: 4	P: 8	S: 8	P: 12	S: 5	P: 5	S: 6	P: 6

1B: 9	SF: 1	WP: 1	PA: 47
2B: 4	SAC: 0	PB: 0	
3B: 0	DP: 1	SB: 1	
HR: 3	HBP: 0	CS: 0	

PITCHER		IP	WLS	BF	H	R	ER	SO	BB	IBB	HBP	BLK	WP	HR	S	P	ERA	WHIP
Dave Wickersham, R ERA: 5.79	(1, 1)	2.2		15	8	4	4	0	1	0	0	0	0	2	14	18	13.50	3.375
Julio Navarro, R ERA: 18.0	(3, 1)	0.2		7	3	3	3	2	1	1	0	0	0	0	9	17	40.50	6.000
Johnnie Seale, L ERA:	(4, 1)	0.2		4	1	0	0	1	1	0	0	0	0	0	5	9	0.00	3.000
Fred Gladding, R ERA:	(5, 1)	2.0		9	2	0	0	1	1	0	0	0	1	0	10	14	0.00	1.500
Mickey Lolich, L ERA: 3.04	(7, 1)	3.0	W	12	2	1	1	4	1	0	0	0	0	1	19	23	3.00	1.000

PITCHER		IP	WLS	BF	H	R	ER	SO	BB	IBB	HBP	BLK	WP	HR	S	P	ERA	WHIP

Boston Red Sox @ Detroit Tigers

Tiger Stadium, Detroit, MI

Sat May 01 1965, 4:33 AM EDT

Att. 3,854 - Unknown

BOTTOM

Batter	1	2	3	4	5	6	7	8	9	AB	R	H	RBI	BB	SO	LOB
Dick McAuliffe, L (1, 6) OBP: 0.519, SLG: 0.550	4-3	1B E 1B 1-2		G3 1-2 2-3		K		CS BB B B B		4	1	1	0	1	1	2
Jerry Lumpe, L (1, 4) OBP: 0.380, SLG: 0.381	1B 1B BB B B B	E 1B 1-3 2-H		4-3			1B 1B BB B B B	F7		3	2	1	1	2	0	3
Norm Cash, L (1, 3) OBP: 0.417, SLG: 0.436	K S S S	K S S S 1-2 3-H			4-3		1B SH 1B 1-3	F8		5	1	1	0	0	2	3
Al Kaline, R (1, 9) OBP: 0.466, SLG: 0.489	1B 1B 1-2		F3		L8		SH 1B 1-2 3-H	CS 1-2	SH1-4 BB B B B B	4	2	2	1	1	0	0
Gates Brown, L (1, 7) OBP: 0.294, SLG: 0.529 Willie Horton, R (8, 7) OBP: 0.333, SLG: 0.647	1B 1-3 2-H	K S S S			1B		SH 1B 1-H 2-H		SH1-4 1-2	3 0	1 0	2 0	1 0	0 0	1 0	0 0
Don Demeter, R (1, 8) OBP: 0.346, SLG: 0.400	F8	5-3			F4		SH1-4 1B 3-H		2B IBB	4	0	1	1	1	0	3
Bill Freehan, R (1, 2) OBP: 0.190, SLG: 0.286		E5 1B 1B		G3 1B 1B		F8	SH1-4 1-2		2B 1-3 2-H	4	1	2	1	0	0	0
Don Wert, R (1, 5) OBP: 0.321, SLG: 0.205		F5		G3 1-2		4-3	4-3			4	0	1	0	0	0	2
Dave Wickersham, R (1, 1) Julio Navarro, R (3, 1) Johnnie Seale, L (4, 1) Bill Roman, L (4, PH) Fred Gladding, L (5, 1) George Thomas, R (6, PH) OBP: 0.250, SLG: 1.000 Mickey Lolich, S (7, 1)		K S S S		F7		HR	K S S S			1 0 0 1 0 1 1	0 0 0 0 0 1 0	0 0 0 0 0 1 0	0 0 0 0 0 1 0	0 0 0 0 0 0 0	1 0 0 0 0 0 0	1 0 0 2 0 0 1
Inning Stats	R: 1 E: 0 K: 1 S: 7 H: 2 LOB: 2 BB: 1 P: 11	R: 2 E: 2 K: 2 S: 10 H: 2 LOB: 1 BB: 0 P: 10	R: 0 E: 0 K: 1 S: 5 H: 0 LOB: 0 BB: 0 P: 5	R: 0 E: 0 K: 0 S: 5 H: 2 LOB: 2 BB: 0 P: 5	R: 0 E: 0 K: 0 S: 4 H: 1 LOB: 1 BB: 0 P: 4	R: 1 E: 0 K: 1 S: 6 H: 1 LOB: 0 BB: 0 P: 6	R: 4 E: 1 K: 1 S: 9 H: 3 LOB: 1 BB: 1 P: 13	R: 0 E: 0 K: 0 S: 2 H: 0 LOB: 0 BB: 1 P: 6	R: 1 E: 0 K: 0 S: 2 H: 1 LOB: 2 BB: 2 P: 10	1B: 10 2B: 1 3B: 0 HR: 1 SF: 0 SAC: 3 DP: 0 HBP: 0						

livebaseballscorecards.com

AB	35
R	9
H	12
RBI	6
BB	5
SO	6
LOB	17

PITCHER		IP	WLS	BF	H	R	ER	SO	BB	IBB	HBP	BLK	WP	HR	S	P	ERA	WHIP
Jim Lonborg, R ERA: 3.75	(1, 1)	6.0		28	8	4	2	5	1	0	0	0	0	1	37	41	3.00	1.500
Dick Radatz, R ERA: 6.43	(7, 1)	0.1		6	3	4	3	0	1	0	0	0	0	0	5	9	81.00	12.000
Bob Heffner, R ERA: 5.14	(7, 1)	1.2		5	0	0	0	1	1	0	0	0	0	0	6	10	0.00	0.600
Jack Lamabe, R ERA: 7.71	(9, 1)	0.1	L	4	1	1	1	0	1	1	0	0	0	0	2	10	27.00	6.000

PITCHER	IP	WLS	BF	H	R	ER	SO	BB	IBB	HBP	BLK	WP	HR	S	P	ERA	WHIP

Boston Red Sox @ Detroit Tigers

Tiger Stadium, Detroit, MI

Sun May 02 1965, 4:33 AM EDT

Unknown

TOP

Batter	1	2	3	4	5	6	7	8	9	AB	R	H	RBI	BB	SO	LOB
Lenny Green, L (1, 8) OBP: 0.434, SLG: 0.568	6-3 2B		F8 ①		F7 ③		F7 ②			4	0	1	0	0	0	1
Eddie Bressoud, R (1, 6) OBP: 0.300, SLG: 0.556	6-3 ① 2-3		HR			F8 ① S S S	K ③			4	1	1	1	0	1	2
Carl Yastrzemski, L (1, 7) OBP: 0.407, SLG: 0.500	E4		G3 ②			B B B B 1B 1B SF7 BB		4-3 ①		3	1	0	0	1	0	1
Tony Conigliaro, R (1, 9) OBP: 0.415, SLG: 0.625	F4 ②		5-3 ③			1B 1-2 1B		G3 ②		4	0	1	0	0	0	2
Lee Thomas, L (1, 3) OBP: 0.352, SLG: 0.604	IBB			F7 ①		1-2 2-3 1B		G3 ③		3	0	1	0	1	0	0
Felix Mantilla, R (1, 4) OBP: 0.462, SLG: 0.545	5-3 ③			L7 ②		SF7 ② 3-H			G6-4-3 1B	3	0	1	1	0	0	3
Frank Malzone, R (1, 5) OBP: 0.327, SLG: 0.349		F4 ①		F8 ③		F5 ③			G6-4-3 ① ② 1-2f	4	0	0	0	0	0	3
Bob Tillman, R (1, 2) OBP: 0.235, SLG: 0.196		5-3 ②			5-3 ①		1B		E6	4	0	1	0	0	0	0
Earl Wilson, R (1, 1) OBP: 0.273, SLG: 0.444		2-3 ③			S S S K ②		S S S K ①		S S S K ③	3	0	0	0	0	2	1
Arnold Earley, L (8, 1)										1	0	0	0	0	1	1
Dick Radatz, R (9, 1)										0	0	0	0	0	0	0
Inning Stats	R: 0 E: 1 K: 0 S: 5 H: 1 LOB: 3 BB: 1 P: 9	R: 0 E: 0 K: 0 S: 3 H: 0 LOB: 0 BB: 0 P: 3	R: 1 E: 0 K: 0 S: 4 H: 1 LOB: 0 BB: 0 P: 4	R: 0 E: 0 K: 0 S: 3 H: 0 LOB: 0 BB: 0 P: 3	R: 0 E: 0 K: 1 S: 5 H: 0 LOB: 0 BB: 0 P: 5	R: 1 E: 0 K: 0 S: 5 H: 2 LOB: 2 BB: 1 P: 9	R: 0 E: 0 K: 2 S: 8 H: 1 LOB: 1 BB: 0 P: 8	R: 0 E: 0 K: 0 S: 3 H: 0 LOB: 0 BB: 0 P: 3	R: 0 E: 1 K: 1 S: 6 H: 1 LOB: 1 BB: 0 P: 6	1B: 4 2B: 1 3B: 0 HR: 1 SF: 1 SAC: 0 DP: 1 HBP: 0							

AB	33
R	2
H	6
RBI	2
BB	2
SO	4
LOB	14

WP: 0 PB: 0 SB: 0 CS: 0 PA: 36

livebaseballscorecards.com

PITCHER		IP	WLS	BF	H	R	ER	SO	BB	IBB	HBP	BLK	WP	HR	S	P	ERA	WHIP
Phil Regan, R ERA: 3.0	(1, 1)	7.0	L	29	5	2	2	3	1	1	0	0	0	1	33	41	2.57	0.857
Fred Gladding, R ERA:	(8, 1)	2.0		7	1	0	0	1	0	0	0	0	0	0	9	9	0.00	0.500

PITCHER	IP	WLS	BF	H	R	ER	SO	BB	IBB	HBP	BLK	WP	HR	S	P	ERA	WHIP

Boston Red Sox @ Detroit Tigers

Tiger Stadium, Detroit, MI

Sun May 02 1965, 4:33 AM EDT

Unknown

BOTTOM

livebaseballscorecards.com

Batter	1	2	3	4	5	6	7	8	9	AB	R	H	RBI	BB	SO	LOB
Dick McAuliffe, L (1, 6) OBP: 0.534, SLG: 0.581	2B		1B (CS)			K (SSS)		BB (BBBB) G1-6-3		3	0	2	0	1	1	0
Jerry Lumpe, L (1, 4) OBP: 0.370, SLG: 0.391	F7		F8			2B (WP)		F1		4	0	1	0	0	0	3
Norm Cash, L (1, 3) OBP: 0.385, SLG: 0.395	F7		CS (1-2)	F8		F9 (2-3)		G1-6-3 (1-2f)		4	0	0	0	0	0	3
Al Kaline, R (1, 9) OBP: 0.468, SLG: 0.468	L7			BB (BBBB)		BB (BBBB)			L9	2	0	0	0	2	0	1
Gates Brown, L (1, 7) OBP: 0.300, SLG: 0.500 Willie Horton, R (7, 7) OBP: 0.368, SLG: 0.722 Jake Wood, R (9, PR) OBP: 1.000, SLG: 2.000		E6 1B	F9			G3			6-3 2B	3 1 0	1 0 0	1 1 0	0 0 0	0 0 0	0 0 0	3 0 0
Don Demeter, R (1, 8) OBP: 0.321, SLG: 0.367		1-3	6-3			6-3			6-3 (2-3)	4	0	0	0	0	0	3
Bill Freehan, R (1, 2) OBP: 0.200, SLG: 0.280		G6-4-3 (2-H)		6-3		K (SSS)			1-3	4	0	1	1	0	1	2
Don Wert, R (1, 5) OBP: 0.322, SLG: 0.213		G6-4-3 (1-2f)		4-3		FC6-4				3	0	1	0	0	0	1
Phil Regan, R (1, 1)			G3	6-3		FC6-4 (1-2f)				2	0	0	0	0	0	0
Jim Northrup, L (7, PH) OBP: 0.194, SLG: 0.207										1	0	0	0	0	0	1
Fred Gladding, L (8, 1)										0	0	0	0	0	0	0
Inning Stats	R: 0 H: 1 E: 0 LOB: 1 K: 0 BB: 0 S: 4 P: 4	R: 1 H: 2 E: 1 LOB: 0 K: 0 BB: 0 S: 4 P: 4	R: 0 H: 1 E: 0 LOB: 0 K: 0 BB: 0 S: 3 P: 3	R: 0 H: 0 E: 0 LOB: 1 K: 0 BB: 1 S: 3 P: 7	R: 0 H: 0 E: 0 LOB: 0 K: 0 BB: 0 S: 3 P: 3	R: 0 H: 1 E: 0 LOB: 2 K: 1 BB: 1 S: 6 P: 10	R: 0 H: 1 E: 0 LOB: 1 K: 1 BB: 0 S: 6 P: 6	R: 0 H: 0 E: 0 LOB: 0 K: 0 BB: 1 S: 2 P: 6	R: 0 H: 1 E: 0 LOB: 2 K: 0 BB: 0 S: 4 P: 4	1B: 4 SF: 0 2B: 3 SAC: 0 3B: 0 DP: 2 HR: 0 HBP: 0						

PITCHER		IP	WLS	BF	H	R	ER	SO	BB	IBB	HBP	BLK	WP	HR	S	P	ERA	WHIP
Earl Wilson, R ERA: 3.81	(1, 1)	7.0	W	27	6	1	0	2	2	0	0	0	1	0	29	37	0.00	1.143
Arnold Earley, L ERA:	(8, 1)	1.1		5	1	0	0	0	1	0	0	0	0	0	4	8	0.00	1.500
Dick Radatz, R ERA: 6.14	(9, 1)	0.2	S	2	0	0	0	0	0	0	0	0	0	0	2	2	0.00	0.000

PITCHER	IP	WLS	BF	H	R	ER	SO	BB	IBB	HBP	BLK	WP	HR	S	P	ERA	WHIP

AB	31
R	1
H	7
RBI	1
BB	3
SO	2
LOB	17

WP: 1 PA: 35
PB: 0
SB: 0
CS: 1

Batter	1	2	3	4	5	6	7	8	9	AB	R	H	RBI	BB	SO	LOB
Lenny Green, L (1, 8) OBP: 0.441, SLG: 0.571	0-0 3B 1B	4-0 HR BB		0-3 ① K	0-0 1B 2B		0-0 ② F4		0-0 ③ F8	5	3	2	0	1	1	3
Dalton Jones, L (1, 5) OBP: 0.600, SLG: 1.000	0-0 1-H SF8 3B	0-0 1-H HR		4-0 BB	0-0 FC5-4 2-H 1B		0-3 ③ K			4	2	3	4	1	1	2
Carl Yastrzemski, L (1, 7) OBP: 0.407, SLG: 0.490	0-0 ① SF8 3-H	4-0 BB		0-0 ② F8	0-0 ③ FC5-4 1-2f			0-0 G4-6-3 1B		3	0	1	1	1	0	2
Tony Conigliaro, R (1, 9) OBP: 0.397, SLG: 0.585	0-3 ② K	0-0 ③ F8		0-0 ③ F3		0-0 ① F8		0-0 G4-6-3 1-2 1B		5	0	1	0	0	1	2
Lee Thomas, L (1, 3) OBP: 0.373, SLG: 0.673	4-0 BB BB		0-0 HR		1B SF8 2B	0-0 ② 3-1		0-0 ① ② G4-6-3 1-2f 2-3		4	2	2	1	1	0	2
Felix Mantilla, R (1, 4) OBP: 0.456, SLG: 0.521	4-0 1-2 BB		0-0 ① F7		0-0 HR 2-3 1B	0-3 ③ K		0-0 ③ 6-3		4	1	1	0	1	1	1
Eddie Bressoud, R (1, 6) OBP: 0.333, SLG: 0.615	0-3 ③ K		0-0 ② 1-3		0-0 ① SF8 3-H		0-0 FC1-5 2B		0-0 SH2-4 1B	4	0	2	1	0	1	2
Mike Ryan, R (1, 2) OBP: 0.600, SLG: 2.000		0-0 ① 6-3	0-0 HR		0-0 1-H HR		4-0 FC1-5 BB		0-0 ① F7	4	2	2	3	1	0	1
Bill Monbouquette, R (1, 1) OBP: 0.077, SLG: 0.077		0-3 ② K	0-0 ③ 4-3		0-3 ② K		0-0 ① FC1-5 1-2 2-3f		0-0 ② SH2-4 1-2	4	0	0	0	0	2	2
Inning Stats	R: 2 E: 0 K: 2 S: 9 H: 2 LOB: 2 BB: 2 P: 17	R: 2 E: 0 K: 1 S: 6 H: 1 LOB: 1 BB: 2 P: 14	R: 2 E: 0 K: 0 S: 5 H: 2 LOB: 0 BB: 0 P: 5	R: 0 E: 0 K: 1 S: 5 H: 0 LOB: 1 BB: 1 P: 9	R: 4 E: 0 K: 1 S: 10 H: 5 LOB: 1 BB: 0 P: 10	R: 0 E: 0 K: 1 S: 5 H: 0 LOB: 0 BB: 0 P: 5	R: 0 E: 0 K: 1 S: 6 H: 1 LOB: 2 BB: 1 P: 10	R: 0 E: 0 K: 0 S: 4 H: 2 LOB: 1 BB: 0 P: 4	R: 0 E: 0 K: 0 S: 4 H: 1 LOB: 1 BB: 0 P: 4	1B: 6 2B: 3 3B: 1 HR: 4	SF: 2 SAC: 1 DP: 1 HBP: 0						

PITCHER	IP	WLS	BF	H	R	ER	SO	BB	IBB	HBP	BLK	WP	HR	S	P	ERA	WHIP
Joe Sparma, R (1, 1) ERA: 9.0	2.0	L	13	3	4	4	3	4	0	0	0	0	1	15	31	18.00	3.500
Julio Navarro, R (3, 1) ERA: 18.0	1.0		5	2	2	2	0	0	0	0	0	0	2	5	5	18.00	2.000
Johnnie Seale, L (4, 1) ERA: 12.0	2.0		12	5	4	4	2	1	0	0	0	0	1	15	19	18.00	3.000
Dave Wickersham, R (6, 1) ERA: 5.23	2.0		8	1	0	0	2	1	0	0	0	0	0	11	15	0.00	1.000
Larry Sherry, R (8, 1) ERA:	2.0		8	3	0	0	0	0	0	0	0	0	0	8	8	0.00	1.500

PITCHER	IP	WLS	BF	H	R	ER	SO	BB	IBB	HBP	BLK	WP	HR	S	P	ERA	WHIP

TOP

Boston Red Sox @ Detroit Tigers

Tiger Stadium, Detroit, MI

Sun May 02 1965, 4:38 AM EDT

Att. 22,011 - Unknown

livebaseballscorecards.com

AB	37
R	10
H	14
RBI	10
BB	6
SO	7
LOB	17

WP: 0 PB: 0 SB: 0 CS: 0 PA: 46

Boston Red Sox @ Detroit Tigers

Tiger Stadium, Detroit, MI

Sun May 02 1965, 4:38 AM EDT

Att. 22,011 - Unknown

BOTTOM

Batter	1	2	3	4	5	6	7	8	9	AB	R	H	RBI	BB	SO	LOB
Dick McAuliffe, L (1, 6) OBP: 0.516, SLG: 0.553	G3-6 1B		F9		F8			L6		4	0	1	0	0	0	0
Jerry Lumpe, L (1, 4) OBP: 0.379, SLG: 0.400	F8		1B		F7			1B		4	0	2	0	0	0	1
Norm Cash, L (1, 3) OBP: 0.357, SLG: 0.362	G3-6 1-2f		4-3			3-1		F3		4	0	0	0	0	0	3
Al Kaline, R (1, 9) OBP: 0.484, SLG: 0.551		1B G5-4-3 1B		HR		1-3		F6		2	2	2	1	0	0	0
Jim Northrup, L (5, 9) OBP: 0.182, SLG: 0.194										2	0	0	0	0	0	1
Willie Horton, R (1, 7) OBP: 0.435, SLG: 0.818		G5-4-3 1-3 1B		SH1-3 1B		3B			F5	4	0	3	0	0	0	0
Don Demeter, R (1, 8) OBP: 0.305, SLG: 0.346		G5-4-3 1-2f 3-H		SH1-3 1-2		6-3			5-3	3	0	0	0	0	0	2
John Sullivan, L (1, 2) OBP: 0.333, SLG: 0.391		F7		F8			SSS K		SSS K	4	0	0	0	0	2	1
Don Wert, R (1, 5) OBP: 0.323, SLG: 0.280			HR	F9			F6			3	1	1	1	0	0	1
Joe Sparma, R (1, 1)			4-3		SSS K		F9			0	0	0	0	0	0	0
Julio Navarro, R (3, 1)										0	0	0	0	0	0	0
Bill Roman, L (3, PH)										1	0	0	0	0	0	0
Johnnie Seale, L (4, 1)										0	0	0	0	0	0	0
George Smith, R (5, PH) OBP: 0.250, SLG: 0.182										1	0	0	0	0	1	0
Dave Wickersham, R (6, 1)										0	0	0	0	0	0	0
Jake Wood, R (7, PH) OBP: 0.667, SLG: 1.000										1	0	0	0	0	0	0
Larry Sherry, R (8, 1)										0	0	0	0	0	0	0
Inning Stats	R: 0 E: 0 K: 0 S: 3 H: 1 LOB: 0 BB: 0 P: 3	R: 1 E: 0 K: 0 S: 4 H: 2 LOB: 0 BB: 0 P: 4	R: 1 E: 0 K: 0 S: 5 H: 2 LOB: 1 BB: 0 P: 5	R: 1 E: 0 K: 0 S: 5 H: 2 LOB: 1 BB: 0 P: 5	R: 0 E: 0 K: 1 S: 5 H: 0 LOB: 0 BB: 0 P: 5	R: 0 E: 0 K: 0 S: 4 H: 1 LOB: 1 BB: 0 P: 4	R: 0 E: 0 K: 0 S: 5 H: 0 LOB: 0 BB: 0 P: 5	R: 0 E: 0 K: 0 S: 4 H: 1 LOB: 1 BB: 0 P: 4	R: 0 E: 0 K: 1 S: 5 H: 0 LOB: 0 BB: 0 P: 5	1B: 6 2B: 0 3B: 1 HR: 2	SF: 0 SAC: 1 DP: 2 HBP: 0						

livebaseballscorecards.com

	AB	33
	R	3
	H	9
	RBI	2
	BB	0
	SO	3
	LOB	9

WP: 0 PB: 0 SB: 0 CS: 0 PA: 34

PITCHER	IP	WLS	BF	H	R	ER	SO	BB	IBB	HBP	BLK	WP	HR	S	P	ERA	WHIP
Bill Monbouquette, R (1, 1) ERA: 3.48	9.0	W	34	9	3	3	3	0	0	0	0	0	2	40	40	3.00	1.000

PITCHER	IP	WLS	BF	H	R	ER	SO	BB	IBB	HBP	BLK	WP	HR	S	P	ERA	WHIP

Batter	1	2	3	4	5	6	7	8	9	AB	R	H	RBI	BB	SO	LOB
Danny Cater, R (1, 7) OBP: 0.386, SLG: 0.500	K	F4		1B E 2B	6-3		5-3			5	1	1	0	0	1	2
Don Buford, S (1, 4) OBP: 0.382, SLG: 0.458	F7	K		E 1B BB		1B 1B G6-4-3 BB		G3		3	2	0	0	2	1	0
Al Weis, S (8, 4) OBP: 0.231, SLG: 0.167										0	0	0	0	0	0	0
Floyd Robinson, L (1, 9) OBP: 0.352, SLG: 0.415	E3 BB 2B		E 1B 1B	E 1-2 2-3 1B		G6-4-3 1B 1-2 1B		F8 WP 1B 1B		5	3	4	0	0	0	0
Pete Ward, L (1, 5) OBP: 0.329, SLG: 0.328	2B 1B 1-2 BB		E E 1-2 1B	K 1-2 2-H 3-H		G6-4-3 1-2 2-3 1B		F8 1-3		4	2	2	0	1	1	2
Bill Skowron, R (1, 3) OBP: 0.354, SLG: 0.458	1B 1-3 2-H 2B		E5 SF 1-H 2-H 1B	K		G6-4-3 1-2f 2-3 3-H		1B 3-H		5	2	3	3	0	1	3
Tom McCraw, L (8, PR) OBP: 0.348, SLG: 0.300										0	0	0	0	0	0	0
(8, 3)																
John Romano, R (1, 2) OBP: 0.333, SLG: 0.341	1B BB		SF CS BB 3-H	5-3		F7		F7		2	0	0	1	1	0	2
J.C. Martin, L (7, 2') OBP: 0.375, SLG: 0.400										1	0	0	0	0	0	1
Ron Hansen, R (1, 6) OBP: 0.302, SLG: 0.357	1-3 2-H 3-H 1B		CS 1-2 BB	3B		SH1-3 1B			F8	4	0	3	2	1	0	0
Ken Berry, R (1, 8) OBP: 0.298, SLG: 0.340	L1		L9 1-2 2-3	K		SH1-3 1-2			K	4	0	0	0	0	2	5
Gary Peters, L (1, 1) OBP: 0.167, SLG: 0.167		F5	F7	4-3			K		4-3	2	0	0	0	0	0	1
Ted Wills, L (4, 1)										2	0	0	0	0	1	2
Hoyt Wilhelm, R (7, 1)										1	0	0	0	0	0	0
Inning Stats	R: 3 E: 1 K: 1 S: 8 H: 2 LOB: 2 BB: 2 P: 16	R: 0 E: 0 K: 1 S: 5 H: 0 LOB: 0 BB: 0 P: 5	R: 3 E: 2 K: 0 S: 6 H: 3 LOB: 1 BB: 1 P: 10	R: 2 E: 1 K: 2 S: 9 H: 2 LOB: 1 BB: 1 P: 13	R: 0 E: 0 K: 1 S: 6 H: 1 LOB: 1 BB: 0 P: 6	R: 1 E: 0 K: 0 S: 4 H: 2 LOB: 1 BB: 1 P: 8	R: 0 E: 0 K: 1 S: 6 H: 1 LOB: 1 BB: 0 P: 6	R: 1 E: 0 K: 0 S: 5 H: 2 LOB: 1 BB: 0 P: 5	R: 0 E: 0 K: 1 S: 5 H: 0 LOB: 0 BB: 0 P: 5	1B: 10 2B: 2 3B: 1 HR: 0 SF: 1 SAC: 1 DP: 1 HBP: 0							

TOP

Chicago White Sox @ Detroit Tigers

Tiger Stadium, Detroit, MI

Tue May 04 1965, 7:05 PM EDT

Att. 3,751 - Unknown

livebaseballscorecards.com

AB	38
R	10
H	13
RBI	6
BB	5
SO	7
LOB	18

WP: 1 PB: 0 SB: 0 CS: 2 PA: 45

PITCHER		IP	WLS	BF	H	R	ER	SO	BB	IBB	HBP	BLK	WP	HR	S	P	ERA	WHIP
Denny McLain, R ERA: 3.32	(1, 1)	2.0	L	15	5	6	2	2	2	0	0	0	0	0	17	25	9.00	3.500
Ed Rakow, R ERA:	(3, 1)	2.0		9	2	2	0	2	2	0	0	0	0	0	11	19	0.00	2.000
Fred Gladding, R ERA: 1.29	(5, 1)	2.0		9	3	1	1	1	1	0	0	0	0	0	10	14	4.50	2.000
Larry Sherry, R ERA: 0.61	(7, 1)	3.0		12	3	1	1	2	0	0	0	0	1	0	16	16	3.00	1.000

PITCHER	IP	WLS	BF	H	R	ER	SO	BB	IBB	HBP	BLK	WP	HR	S	P	ERA	WHIP

BOTTOM

Chicago White Sox @ Detroit Tigers

Tiger Stadium, Detroit, MI

Tue May 04 1965, 7:05 PM EDT

Att. 3,751 - Unknown

livebaseballscorecards.com

Batter	1	2	3	4	5	6	7	8	9	AB	R	H	RBI	BB	SO	LOB
Don Wert, R (1, 5) OBP: 0.373, SLG: 0.377	FC4-6 1B	HR 3-H		1B 1-2 2-H			BB G4-6-3		BB 1B 1B	3	2	3	3	2	0	0
Jerry Lumpe, L (1, 4) OBP: 0.365, SLG: 0.382	K	4-3		7-5 2-3f			G4-6-3 1-2f		1B 1-2	5	0	1	0	0	1	4
Norm Cash, L (1, 3) OBP: 0.344, SLG: 0.333	FC4-6 E 1-2f		K		4-3		BB		K	4	0	0	0	1	2	3
Al Kaline, R (1, 9) OBP: 0.478, SLG: 0.537	L6 1-2		1B		K		L6		1B 1-2 2-H	5	0	2	1	0	1	2
Don Demeter, R (1, 8) OBP: 0.297, SLG: 0.333	F8		K		F7			PB E 1B	F2	5	1	1	0	0	1	5
Bill Freehan, R (1, 2) OBP: 0.207, SLG: 0.276		WP 2B 1B	4-3			K		E6 FC 1-3		4	1	1	0	0	1	2
George Thomas, R (1, 7) OBP: 0.500, SLG: 1.000		WP HR 1-3 2B		E 1B HBP			BB	FC G1-6-3 2-3 3-H		2	2	1	0	1	0	1
Dick McAuliffe, L (1, 6) OBP: 0.485, SLG: 0.510		F7 2-3 3-H		E4 7-5 1B 1-2			K	G1-6-3 1-2f		4	0	0	0	0	1	4
Denny McLain, R (1, 1) OBP: 0.167, SLG: 0.167		K		K			K		K	1	0	0	0	0	1	1
Ed Rakow, S (3, 1)										0	0	0	0	0	0	0
Ray Oyler, R (4, PH)										1	0	0	0	0	1	2
Fred Gladding, L (5, 1)										0	0	0	0	0	0	0
George Smith, R (6, PH) OBP: 0.231, SLG: 0.167										1	0	0	0	0	1	1
Larry Sherry, R (7, 1)										0	0	0	0	0	0	0
Jim Northrup, L (9, PH) OBP: 0.176, SLG: 0.188										1	0	0	0	0	1	0
Inning Stats	R: 0 E: 1 K: 1 S: 7 H: 1 LOB: 2 BB: 0 P: 7	R: 3 E: 0 K: 1 S: 8 H: 3 LOB: 0 BB: 0 P: 8	R: 0 E: 0 K: 2 S: 8 H: 1 LOB: 1 BB: 0 P: 8	R: 1 E: 1 K: 1 S: 6 H: 1 LOB: 1 BB: 0 P: 7	R: 0 E: 0 K: 1 S: 5 H: 0 LOB: 0 BB: 0 P: 5	R: 0 E: 0 K: 3 S: 9 H: 0 LOB: 1 BB: 1 P: 13	R: 0 E: 0 K: 0 S: 2 H: 0 LOB: 1 BB: 2 P: 10	R: 1 E: 1 K: 0 S: 6 H: 1 LOB: 0 BB: 0 P: 6	R: 1 E: 0 K: 2 S: 9 H: 2 LOB: 2 BB: 1 P: 13							

AB	36
R	6
H	9
RBI	4
BB	4
SO	11
LOB	25

1B: 7 SF: 0
2B: 2 SAC: 0
3B: 0 DP: 3
HR: 1 HBP: 1

WP: 1 PA: 41
PB: 1
SB: 0
CS: 0

PITCHER		IP	WLS	BF	H	R	ER	SO	BB	IBB	HBP	BLK	WP	HR	S	P	ERA	WHIP
Gary Peters, L ERA: 4.5	(1, 1)	3.0		17	5	4	4	4	0	0	1	0	1	1	24	25	12.00	1.667
Ted Wills, L ERA:	(4, 1)	3.2	W	13	1	0	0	5	3	0	0	0	0	0	20	32	0.00	1.091
Hoyt Wilhelm, R ERA: 7.94	(7, 1)	2.1	S	11	3	2	1	3	1	0	0	0	0	0	16	20	3.86	1.714

PITCHER	IP	WLS	BF	H	R	ER	SO	BB	IBB	HBP	BLK	WP	HR	S	P	ERA	WHIP

Batter	1	2	3	4	5	6	7	8	9	AB	R	H	RBI	BB	SO	LOB
Ken Berry, R (1, 8) OBP: 0.295, SLG: 0.321	x 0-0 ① L9		x 0-0 ② F7		B B B 4-0 1-2 BB		S S S 0-3 ② K			3	0	0	0	1	1	0
Floyd Robinson, L (1, 9) OBP: 0.333, SLG: 0.391	S S S 0-3 ② K		x 0-0 ③ 4-3		S S S 0-3 ② K		x 0-0 ③ L9			4	0	0	0	0	2	2
John Romano, R (1, 2) OBP: 0.309, SLG: 0.311	x 0-0 ③ F6			x 0-0 ① 5-3	S S S 0-3 ③ K			x 0-0 ① F7		4	0	0	0	0	1	2
Bill Skowron, R (1, 3) OBP: 0.362, SLG: 0.524 Tom McCraw, L (8, 3) OBP: 0.348, SLG: 0.300		x 0-0 HR		x 0-0 1B SF7 2B		x 0-0 ① 4-3		x 0-0 ② 4-3		4 0	2 0	2 0	1 0	0 0	0 0	0 0
Pete Ward, L (1, 5) OBP: 0.351, SLG: 0.343		B B B B 4-0 BB BB		x 0-0 2-3 1B		x 0-0 1B G3 1B		x 0-0 ③ 6-3		3	1	2	0	1	0	0
Ron Hansen, R (1, 6) OBP: 0.328, SLG: 0.431		B B B B 4-0 ① 1-2 BB		x 0-0 ② SF7 3-H		x 0-0 G3 1-3 1B			x 0-0 HR	2	1	2	2	1	0	0
Dave Nicholson, R (1, 7) Smoky Burgess, L (6, PH) OBP: 0.444, SLG: 0.286 Danny Cater, R (6, 7) OBP: 0.379, SLG: 0.491		S S S 0-3 ② K		S S S 0-3 ③ K		x 0-0 ② G3 1-2 3-H			x 0-0 ① F8	2 1 1	0 0 0	0 0 0	0 1 0	0 0 0	2 0 0	2 1 0
Al Weis, S (1, 4) OBP: 0.176, SLG: 0.125		x 0-0 ③ F8			x 0-0 ① 6-3	S S S 0-3 ③ K			S S S 0-3 ② K	4	0	0	0	0	2	2
John Buzhardt, R (1, 1) OBP: 0.273, SLG: 0.111			x 0-0 ① F3		B B B 4-0 BB BB		S S S 0-3 ① K		x 0-0 ③ 1-3	3	0	0	0	1	1	0
Inning Stats	R: 0 E: 0 K: 1 S: 5 H: 0 LOB: 0 BB: 0 P: 5	R: 1 E: 0 K: 1 S: 5 H: 1 LOB: 1 BB: 2 P: 13	R: 0 E: 0 K: 0 S: 3 H: 0 LOB: 0 BB: 0 P: 3	R: 1 E: 0 K: 1 S: 7 H: 2 LOB: 1 BB: 0 P: 7	R: 0 E: 0 K: 2 S: 7 H: 0 LOB: 2 BB: 2 P: 15	R: 1 E: 0 K: 1 S: 7 H: 2 LOB: 1 BB: 0 P: 7	R: 0 E: 0 K: 2 S: 7 H: 0 LOB: 0 BB: 0 P: 7	R: 0 E: 0 K: 0 S: 3 H: 0 LOB: 0 BB: 0 P: 3	R: 1 E: 0 K: 1 S: 6 H: 1 LOB: 0 BB: 0 P: 6	1B: 3 2B: 1 3B: 0 HR: 2 SF: 1 SAC: 0 DP: 0 HBP: 0						

PITCHER	IP	WLS	BF	H	R	ER	SO	BB	IBB	HBP	BLK	WP	HR	S	P	ERA	WHIP
Mickey Lolich, L (1, 1) ERA: 3.14	5.0	L	21	3	2	2	5	4	0	0	0	0	1	27	43	3.60	1.400
Denny McLain, R (6, 1) ERA: 3.43	2.0		8	2	1	1	3	0	0	0	0	0	0	14	14	4.50	1.000
Terry Fox, R (8, 1) ERA: 2.08	2.0		7	1	1	1	1	0	0	0	0	0	1	9	9	4.50	0.500

PITCHER	IP	WLS	BF	H	R	ER	SO	BB	IBB	HBP	BLK	WP	HR	S	P	ERA	WHIP

Chicago White Sox @ Detroit Tigers

Tiger Stadium, Detroit, MI

Wed May 05 1965, 7:05 PM EDT

Unknown

TOP

livebaseballscorecards.com

AB	31
R	4
H	6
RBI	4
BB	4
SO	9
LOB	9

WP: 0	PA: 36																
PB: 0																	
SB: 0																	
CS: 0																	

Chicago White Sox @ Detroit Tigers

Tiger Stadium, Detroit, MI

Wed May 05 1965, 7:05 PM EDT

Unknown

livebaseballscorecards.com

BOTTOM

Batter	1	2	3	4	5	6	7	8	9	AB	R	H	RBI	BB	SO	LOB
Dick McAuliffe, L (1, 6) OBP: 0.457, SLG: 0.473	3-1		F7			K		K		4	0	0	0	0	2	0
Jerry Lumpe, L (1, 4) OBP: 0.358, SLG: 0.373	F7			4-3		1B		4-3		4	0	1	0	0	0	0
Norm Cash, L (1, 3) OBP: 0.338, SLG: 0.315	BB			G3		F8		4-3		3	0	0	0	1	0	1
Al Kaline, R (1, 9) OBP: 0.466, SLG: 0.517	L1-3			K		1-3 1B			L9	4	0	1	0	0	1	1
Gates Brown, L (1, 7) OBP: 0.292, SLG: 0.500		4-3			2B	4-3			K	4	0	1	0	0	1	2
Don Demeter, R (1, 8) OBP: 0.309, SLG: 0.333		K			K		FC1-4 1B		BB	3	0	1	0	1	2	1
Bill Freehan, R (1, 2) OBP: 0.182, SLG: 0.242		5-3			6-3		FC1-4 1-2f		K	4	0	0	0	0	1	3
Don Wert, R (1, 5) OBP: 0.371, SLG: 0.364			4-3		BB		K			2	0	0	0	1	1	1
Mickey Lolich, S (1, 1)			K		K		K			1	0	0	0	0	1	0
Bill Roman, L (5, PH)										1	0	0	0	0	1	2
Denny McLain, R (6, 1) OBP: 0.167, SLG: 0.167										0	0	0	0	0	0	0
John Sullivan, L (7, PH) OBP: 0.321, SLG: 0.375										1	0	0	0	0	1	1
Terry Fox, R (8, 1)										0	0	0	0	0	0	0
Inning Stats	R: 0 E: 0 K: 0 S: 3 H: 0 LOB: 1 BB: 1 P: 7	R: 0 E: 0 K: 1 S: 5 H: 0 LOB: 0 BB: 0 P: 5	R: 0 E: 0 K: 1 S: 5 H: 0 LOB: 0 BB: 0 P: 5	R: 0 E: 0 K: 1 S: 5 H: 0 LOB: 0 BB: 0 P: 5	R: 0 E: 0 K: 2 S: 8 H: 1 LOB: 2 BB: 1 P: 12	R: 0 E: 0 K: 1 S: 7 H: 2 LOB: 2 BB: 0 P: 7	R: 0 E: 1 K: 2 S: 8 H: 1 LOB: 1 BB: 0 P: 8	R: 0 E: 0 K: 1 S: 5 H: 0 LOB: 0 BB: 0 P: 5	R: 0 E: 0 K: 2 S: 7 H: 0 LOB: 1 BB: 1 P: 11	1B: 3 2B: 1 3B: 0 HR: 0	SF: 0 SAC: 0 DP: 0 HBP: 0						

	AB	31
	R	0
	H	4
	RBI	0
	BB	3
	SO	11
	LOB	12

WP: 0 PB: 0 SB: 0 CS: 0 PA: 34

PITCHER	IP	WLS	BF	H	R	ER	SO	BB	IBB	HBP	BLK	WP	HR	S	P	ERA	WHIP
John Buzhardt, R (1, 1) ERA: 0.75	9.0	W	34	4	0	0	11	3	0	0	0	0	0	53	65	0.00	0.778

PITCHER	IP	WLS	BF	H	R	ER	SO	BB	IBB	HBP	BLK	WP	HR	S	P	ERA	WHIP

Batter	1	2	3	4	5	6	7	8	9	AB	R	H	RBI	BB	SO	LOB
Danny Cater, R (1, 7) OBP: 0.381, SLG: 0.475	K		F8			6-3	BB		1B	4	0	1	0	1	1	1
Don Buford, S (1, 4) OBP: 0.390, SLG: 0.462	1-3			1B		1B	K		L5-4	4	0	2	0	0	1	1
Al Weis, S (7, 4) OBP: 0.167, SLG: 0.118										1	0	0	0	0	0	2
Floyd Robinson, L (1, 9) OBP: 0.316, SLG: 0.370	G3			5-3		F6	4-3			4	0	0	0	0	0	4
Pete Ward, L (1, 5) OBP: 0.359, SLG: 0.343		G5-4-3		4-3			BB	4-3		3	1	1	0	1	0	1
Bill Skowron, R (1, 3) OBP: 0.370, SLG: 0.537		G5-4-3		6-3			2B	1B		4	1	2	0	0	0	2
J.C. Martin, L (1, 2) OBP: 0.300, SLG: 0.316		K			F6		F7	F8		4	0	0	0	0	1	3
Ron Hansen, R (1, 6) OBP: 0.324, SLG: 0.410			B1-3		5-3		IBB	F7		3	1	0	0	1	0	1
Ken Berry, R (1, 8) OBP: 0.286, SLG: 0.309			F3		F8					2	0	0	0	0	0	0
Smoky Burgess, L (7, PH) OBP: 0.500, SLG: 0.375										1	0	1	2	0	0	0
Tom McCraw, L (7, PR) OBP: 0.375, SLG: 0.333										1	1	1	0	0	0	0
(7, 8)																
Joe Horlen, R (1, 1) OBP: 0.111, SLG: 0.222			2B			F4	SH1-3		SH2-4	2	0	1	0	0	0	0
Inning Stats	R: 0 E: 0 K: 1 S: 5 H: 0 LOB: 0 BB: 0 P: 5	R: 0 E: 0 K: 1 S: 5 H: 1 LOB: 0 BB: 0 P: 5	R: 0 E: 0 K: 0 S: 4 H: 1 LOB: 0 BB: 0 P: 4	R: 0 E: 0 K: 0 S: 4 H: 1 LOB: 1 BB: 0 P: 4	R: 0 E: 0 K: 0 S: 3 H: 0 LOB: 0 BB: 0 P: 3	R: 0 E: 0 K: 0 S: 4 H: 1 LOB: 1 BB: 0 P: 4	R: 4 E: 0 K: 1 S: 8 H: 2 LOB: 2 BB: 3 P: 20	R: 0 E: 0 K: 0 S: 4 H: 1 LOB: 1 BB: 0 P: 4	R: 0 E: 0 K: 0 S: 4 H: 2 LOB: 1 BB: 0 P: 4	1B: 7 2B: 3 3B: 0 HR: 0 SF: 0 SAC: 2 DP: 2 HBP: 0	WP: 1 PB: 0 SB: 0 CS: 0 PA: 38					

PITCHER		IP	WLS	BF	H	R	ER	SO	BB	IBB	HBP	BLK	WP	HR	S	P	ERA	WHIP
Dave Wickersham, R ERA: 5.27	(1, 1)	6.2	L	28	6	4	4	2	2	1	0	0	0	0	29	41	5.40	1.200
Larry Sherry, R ERA: 0.56	(7, 1)	1.1		6	1	0	0	1	0	0	0	1	1	0	8	8	0.00	0.750
Terry Fox, R ERA: 1.86	(9, 1)	1.0		4	2	0	0	0	0	0	0	0	0	0	4	4	0.00	2.000

PITCHER	IP	WLS	BF	H	R	ER	SO	BB	IBB	HBP	BLK	WP	HR	S	P	ERA	WHIP

Chicago White Sox @ Detroit Tigers

Tiger Stadium, Detroit, MI

Wed May 05 1965, 7:05 PM EDT

Att. 9,380 - Unknown

TOP

AB	33
R	4
H	9
RBI	2
BB	3
SO	3
LOB	15

livebaseballscorecards.com

BOTTOM

Chicago White Sox @ Detroit Tigers

Tiger Stadium, Detroit, MI

Wed May 05 1965, 7:05 PM EDT

Att. 9,380 - Unknown

Batter	1	2	3	4	5	6	7	8	9	AB	R	H	RBI	BB	SO	LOB
Dick McAuliffe, L (1, 6) OBP: 0.446, SLG: 0.508	4-3		4-3			IHR		F7		4	1	1	1	0	0	0
Jerry Lumpe, L (1, 4) OBP: 0.352, SLG: 0.365	4-3		F7			F8			FC4-6 1B	4	0	1	0	0	0	0
Jim Northrup, L (1, 7) OBP: 0.211, SLG: 0.200	BB			K		1B			FC4-6 WP 1-2f	3	0	1	0	1	1	1
Al Kaline, R (1, 9) OBP: 0.442, SLG: 0.484	L8			L7		L9			L9 1-2	4	0	0	0	0	0	3
Bill Roman, L (1, 3)		K		G3			L4		G3	4	0	0	0	0	1	1
George Thomas, R (1, 8) OBP: 0.364, SLG: 0.667		K			K		F8			3	0	0	0	0	2	0
John Sullivan, L (1, 2) OBP: 0.323, SLG: 0.370		FC1-6-4 1B			4-3		F4			3	0	1	0	0	0	0
Don Wert, R (1, 5) OBP: 0.356, SLG: 0.345		FC1-6-4 1-2f			L4			K		3	0	0	0	0	1	1
Dave Wickersham, R (1, 1)			B5-3			F9		F5		2	0	0	0	0	0	0
Larry Sherry, R (7, 1)										0	0	0	0	0	0	0
Norm Cash, L (8, PH) OBP: 0.333, SLG: 0.309										1	0	0	0	0	0	0
Terry Fox, R (9, 1)										0	0	0	0	0	0	0
Inning Stats	R: 0 E: 0 K: 0 S: 3 H: 0 LOB: 1 BB: 1 P: 7	R: 0 E: 0 K: 2 S: 8 H: 1 LOB: 1 BB: 0 P: 8	R: 0 E: 0 K: 0 S: 3 H: 0 LOB: 0 BB: 0 P: 3	R: 0 E: 0 K: 1 S: 5 H: 0 LOB: 0 BB: 0 P: 5	R: 0 E: 0 K: 1 S: 5 H: 0 LOB: 0 BB: 0 P: 5	R: 1 E: 0 K: 0 S: 5 H: 2 LOB: 1 BB: 0 P: 5	R: 0 E: 0 K: 0 S: 3 H: 0 LOB: 0 BB: 0 P: 3	R: 0 E: 0 K: 1 S: 5 H: 0 LOB: 0 BB: 0 P: 5	R: 0 E: 0 K: 0 S: 4 H: 1 LOB: 1 BB: 0 P: 4	1B: 3 2B: 0 3B: 0 HR: 1 SF: 0 SAC: 0 DP: 0 HBP: 0						

PITCHER	IP	WLS	BF	H	R	ER	SO	BB	IBB	HBP	BLK	WP	HR	S	P	ERA	WHIP
Joe Horlen, R (1, 1) ERA: 1.45	9.0	W	32	4	1	1	5	1	0	0	0	1	0	41	45	1.00	0.556

PITCHER	IP	WLS	BF	H	R	ER	SO	BB	IBB	HBP	BLK	WP	HR	S	P	ERA	WHIP

AB	31
R	1
H	4
RBI	1
BB	1
SO	5
LOB	6

WP: 1 PA: 32
PB: 0
SB: 0
CS: 0

livebaseballscorecards.com

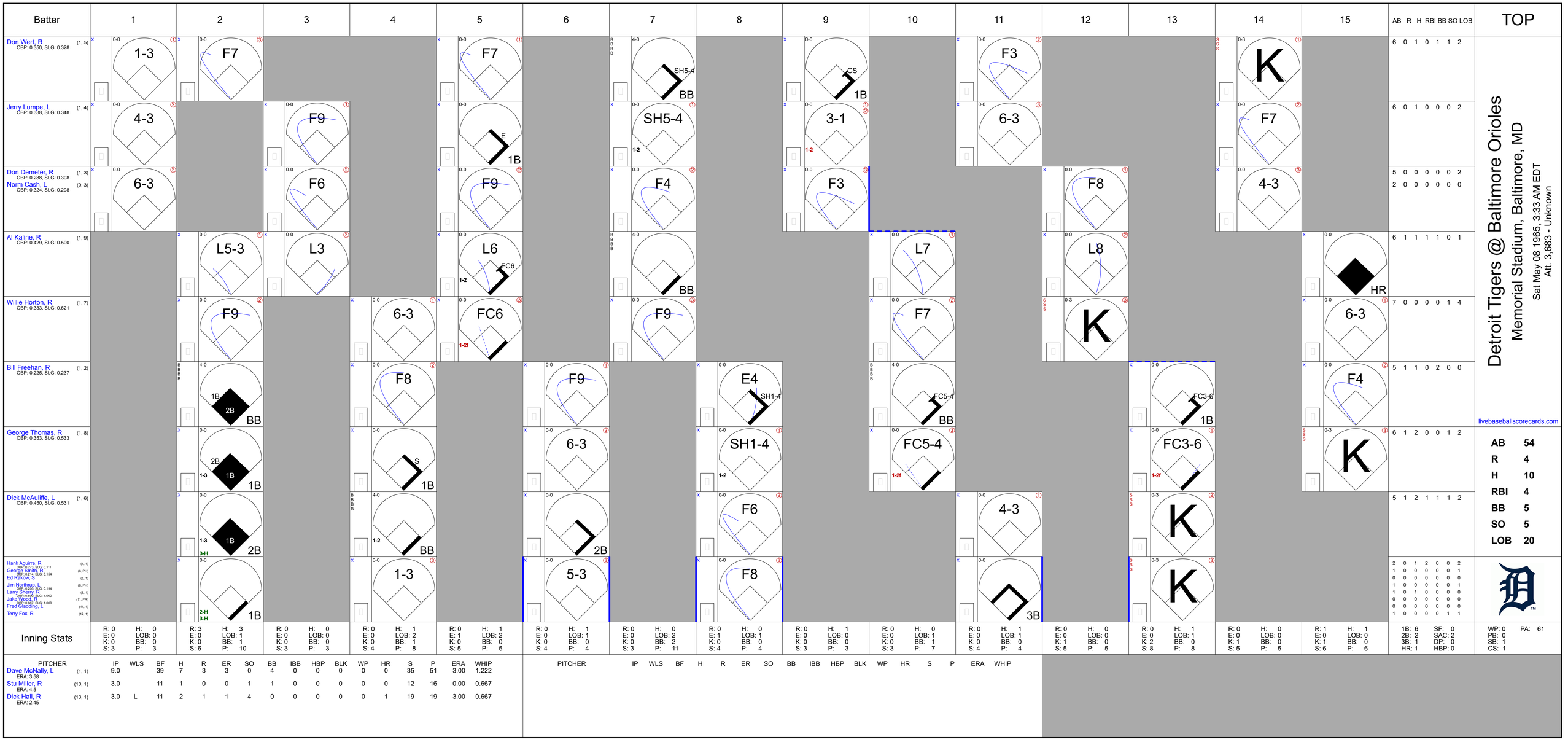
Batter
1
2
3
4
5
6
7
8
9
10
11
12
13
14
15
AB R H RBI BB SO LOB
TOP
Don Wert, R (1, 5)
OBP: 0.350, SLG: 0.328
1-3
F7
F7
SH5-4
BB
CS
1B
F3
K
6 0 1 0 1 1 2
Jerry Lumpe, L (1, 4)
OBP: 0.338, SLG: 0.348
4-3
F9
E
1B
SH5-4
1-2
3-1
1-2
6-3
F7
6 0 1 0 0 0 2
Don Demeter, R (1, 3)
OBP: 0.288, SLG: 0.308
6-3
F6
F9
F4
F3
F8
4-3
5 0 0 0 0 0 2
Norm Cash, L (9, 3)
OBP: 0.324, SLG: 0.298
2 0 0 0 0 0 0
Al Kaline, R (1, 9)
OBP: 0.429, SLG: 0.500
L5-3
L3
L6
FC6
1-2
BB
L7
L8
HR
6 1 1 1 1 0 1
Willie Horton, R (1, 7)
OBP: 0.333, SLG: 0.621
F9
6-3
FC6
1-2f
F9
F7
K
6-3
7 0 0 0 0 1 4
Bill Freehan, R (1, 2)
OBP: 0.225, SLG: 0.237
1B
2B
BB
F8
F9
E4
SH1-4
FC5-4
BB
FC3-6
1B
F4
5 1 1 0 2 0 0
George Thomas, R (1, 8)
OBP: 0.353, SLG: 0.533
2B
1B
1-3
1B
S
1B
6-3
SH1-4
1-2
FC5-4
1-2f
FC3-6
1-2f
K
6 1 2 0 0 1 2
Dick McAuliffe, L (1, 6)
OBP: 0.450, SLG: 0.531
1B
1-3
2B
3-H
BB
1-2
2B
F6
4-3
K
5 1 2 1 1 1 2
Hank Aguirre, R (1, 1)
OBP: 0.273, SLG: 0.111
George Smith, R (6, PH)
OBP: 0.214, SLG: 0.154
Ed Rakow, S (6, 1)
Jim Northrup, L (8, PH)
OBP: 0.206, SLG: 0.194
Larry Sherry, R (8, 1)
OBP: 0.500, SLG: 1.000
Jake Wood, R (11, PR)
OBP: 0.667, SLG: 1.000
Fred Gladding, L (11, 1)
Terry Fox, R (12, 1)
2-H
3-H
1B
1-3
5-3
2B
F6
F8
4-3
3B
K
2 0 1 2 0 0 2
1 0 0 0 0 0 1
0 0 0 0 0 0 0
1 0 0 0 0 0 1
1 0 1 0 0 0 0
0 0 0 0 0 0 0
0 0 0 0 0 0 0
1 0 0 0 0 1 1
Detroit Tigers @ Baltimore Orioles
Memorial Stadium, Baltimore, MD
Sat May 08 1965, 3:33 AM EDT
Att. 3,683 - Unknown
livebaseballscorecards.com
AB 54
R 4
H 10
RBI 4
BB 5
SO 5
LOB 20
Inning Stats
R: 3 H: 3 E: 0 LOB: 1 K: 0 BB: 1 S: 6 P: 10
R: 0 H: 0 E: 0 LOB: 0 K: 0 BB: 0 S: 3 P: 3
R: 0 H: 1 E: 0 LOB: 2 K: 0 BB: 1 S: 4 P: 8
R: 0 H: 1 E: 1 LOB: 2 K: 0 BB: 0 S: 5 P: 5
R: 0 H: 1 E: 0 LOB: 1 K: 0 BB: 0 S: 4 P: 4
R: 0 H: 0 E: 0 LOB: 2 K: 0 BB: 2 S: 3 P: 11
R: 0 H: 0 E: 1 LOB: 1 K: 0 BB: 0 S: 4 P: 4
R: 0 H: 1 E: 0 LOB: 0 K: 0 BB: 0 S: 3 P: 3
R: 0 H: 0 E: 0 LOB: 1 K: 0 BB: 1 S: 3 P: 7
R: 0 H: 1 E: 0 LOB: 1 K: 0 BB: 0 S: 4 P: 4
R: 0 H: 0 E: 0 LOB: 0 K: 1 BB: 0 S: 5 P: 5
R: 0 H: 1 E: 0 LOB: 1 K: 2 BB: 0 S: 8 P: 8
R: 0 H: 0 E: 0 LOB: 0 K: 1 BB: 0 S: 5 P: 5
R: 1 H: 1 E: 0 LOB: 0 K: 1 BB: 0 S: 6 P: 6
1B: 6 2B: 2 3B: 1 HR: 1
SF: 0 SAC: 2 DP: 0 HBP: 0
WP: 0 PB: 0 SB: 1 CS: 1
PA: 61
PITCHER IP WLS BF H R ER SO BB IBB HBP BLK WP HR S P ERA WHIP
Dave McNally, L (1, 1) 9.0 39 7 3 3 0 4 0 0 0 0 0 35 51 3.00 1.222
ERA: 3.58
Stu Miller, R (10, 1) 3.0 11 1 0 0 1 1 0 0 0 0 0 12 16 0.00 0.667
ERA: 4.5
Dick Hall, R (13, 1) 3.0 L 11 2 1 1 4 0 0 0 0 0 1 19 19 3.00 0.667
ERA: 2.45
PITCHER IP WLS BF H R ER SO BB IBB HBP BLK WP HR S P ERA WHIP

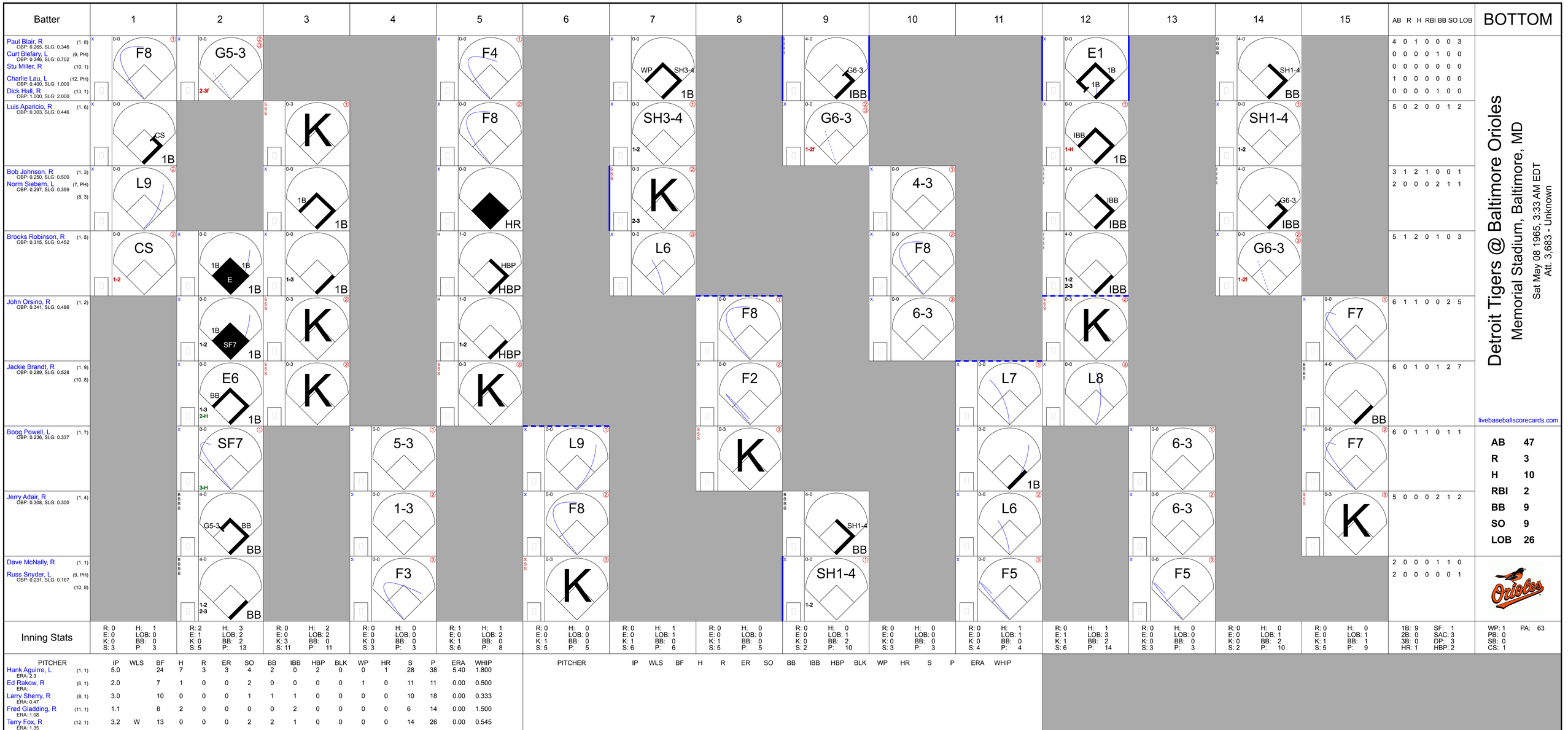
Batter
1
2
3
4
5
6
7
8
9
10
11
12
13
14
15
AB R H RBI BB SO LOB
BOTTOM
Paul Blair, R (1, 8)
OBP: 0.265, SLG: 0.346
Curt Blefary, L (9, PH)
OBP: 0.346, SLG: 0.702
Stu Miller, R (10, 1)
Charlie Lau, L (12, PH)
OBP: 0.400, SLG: 1.000
Dick Hall, R (13, 1)
OBP: 1.000, SLG: 2.000
F8
G5-3
2-3f
F4
WP
SH3-4
1B
G6-3
IBB
E1
1B
SH1-4
BB
4 0 1 0 0 0 3
0 0 0 0 1 0 0
0 0 0 0 0 0 0
1 0 0 0 0 0 0
0 0 0 0 1 0 0
Luis Aparicio, R (1, 6)
OBP: 0.303, SLG: 0.446
CS
1B
K
F8
SH3-4
1-2
G6-3
1-2f
IBB
1-H
SH1-4
1-2
5 0 2 0 0 1 2
Bob Johnson, R (1, 3)
OBP: 0.250, SLG: 0.500
Norm Siebern, L (7, PH)
OBP: 0.297, SLG: 0.359
(8, 3)
L9
1B
HR
K
2-3
4-3
F8
6-3
IBB
G6-3
IBB
3 1 2 1 0 0 1
2 0 0 0 2 1 1
Brooks Robinson, R (1, 5)
OBP: 0.315, SLG: 0.452
CS
1-2
1B
E
1B
1-3
1B
HBP
HBP
L6
1-2
2-3
IBB
G6-3
1-2f
5 1 2 0 1 0 3
John Orsino, R (1, 2)
OBP: 0.341, SLG: 0.486
1B
SF7
1B
1-2
K
HBP
1-2
F8
F2
K
K
6 1 1 0 0 2 5
Jackie Brandt, R (1, 9)
OBP: 0.289, SLG: 0.528
(10, 8)
E6
BB
1B
1-3
2-H
K
K
L7
L8
F7
BB
6 0 1 0 1 2 7
Boog Powell, L (1, 7)
OBP: 0.236, SLG: 0.337
SF7
3-H
5-3
L9
F2
K
L7
1B
6-3
F7
6 0 1 1 0 1 1
Jerry Adair, R (1, 4)
OBP: 0.308, SLG: 0.300
G5-3
BB
BB
1-3
F8
K
SH1-4
BB
L6
6-3
K
5 0 0 0 2 1 2
Dave McNally, R (1, 1)
Russ Snyder, L (9, PH)
OBP: 0.231, SLG: 0.167
(10, 9)
1-2
2-3
BB
F3
F3
K
SH1-4
1-2
F5
F5
2 0 0 0 1 1 0
2 0 0 0 0 0 1
livebaseballscorecards.com
Detroit Tigers @ Baltimore Orioles
Memorial Stadium, Baltimore, MD
Sat May 08 1965, 3:33 AM EDT
Att. 3,683 - Unknown
AB 47
R 3
H 10
RBI 2
BB 9
SO 9
LOB 26
Inning Stats
R: 0 H: 1 E: 0 LOB: 0 K: 0 BB: 0 S: 3 P: 3
R: 2 H: 3 E: 1 LOB: 2 K: 0 BB: 2 S: 5 P: 13
R: 0 H: 2 E: 0 LOB: 2 K: 3 BB: 0 S: 11 P: 11
R: 0 H: 0 E: 0 LOB: 0 K: 0 BB: 0 S: 3 P: 3
R: 1 H: 1 E: 0 LOB: 2 K: 1 BB: 0 S: 6 P: 8
R: 0 H: 0 E: 0 LOB: 0 K: 1 BB: 0 S: 5 P: 5
R: 0 H: 1 E: 0 LOB: 1 K: 1 BB: 0 S: 6 P: 6
R: 0 H: 0 E: 0 LOB: 0 K: 1 BB: 0 S: 5 P: 5
R: 0 H: 0 E: 0 LOB: 1 K: 0 BB: 2 S: 2 P: 10
R: 0 H: 0 E: 0 LOB: 0 K: 0 BB: 0 S: 3 P: 3
R: 0 H: 1 E: 0 LOB: 1 K: 0 BB: 0 S: 4 P: 4
R: 0 H: 1 E: 1 LOB: 3 K: 1 BB: 2 S: 6 P: 14
R: 0 H: 0 E: 0 LOB: 0 K: 0 BB: 0 S: 3 P: 3
R: 0 H: 0 E: 0 LOB: 0 K: 0 BB: 2 S: 2 P: 10
R: 0 H: 0 E: 0 LOB: 1 K: 1 BB: 1 S: 5 P: 9
1B: 9 SF: 1 2B: 0 SAC: 3 3B: 0 DP: 3 HR: 1 HBP: 2
WP: 1 PA: 63 PB: 0 SB: 0 CS: 1
PITCHER IP WLS BF H R ER SO BB IBB HBP BLK WP HR S P ERA WHIP
Hank Aguirre, L (1, 1) ERA: 2.3 5.0 24 7 3 3 4 2 0 2 0 0 0 1 28 38 5.40 1.800
Ed Rakow, R (6, 1) ERA: 2.0 7 1 0 0 2 0 0 0 0 1 0 11 11 0.00 0.500
Larry Sherry, R (8, 1) ERA: 0.47 3.0 10 0 0 0 1 1 1 0 0 0 0 10 18 0.00 0.333
Fred Gladding, R (11, 1) ERA: 1.08 1.1 8 2 0 0 0 0 2 0 0 0 0 6 14 0.00 1.500
Terry Fox, R (12, 1) ERA: 1.35 3.2 W 13 0 0 0 2 2 1 0 0 0 0 14 26 0.00 0.545
PITCHER IP WLS BF H R ER SO BB IBB HBP BLK WP HR S P ERA WHIP

Batter	1	2	3	4	5	6	7	8	9	AB	R	H	RBI	BB	SO	LOB
Dick McAuliffe, L (1, 6) OBP: 0.452, SLG: 0.559	G3 2B		K		4-3			6-3 G3 2B		4	1	2	0	0	1	1
Jerry Lumpe, L (1, 4) OBP: 0.321, SLG: 0.329	G3 2-3		FC6-4 BB BB 1-2f		F8			6-3 2-3		4	0	0	0	0	0	3
Norm Cash, L (1, 3) OBP: 0.333, SLG: 0.288	FC6-4 HBP		BB 1-2		F9			G3 3-H		2	0	0	1	1	0	0
Al Kaline, R (1, 9) OBP: 0.432, SLG: 0.493	L4		BB 1-2 2-3			L4-3 1B		K		3	0	1	0	1	1	2
Jim Northrup, L (1, 8) OBP: 0.186, SLG: 0.175	FC6-4 1-2f		G3			L4-3 1-2			4-3	4	0	0	0	0	0	6
Willie Horton, R (1, 7) OBP: 0.294, SLG: 0.545		6-3		K		6-3			6-3	4	0	0	0	0	1	0
Bill Freehan, R (1, 2) OBP: 0.205, SLG: 0.214		K		F9			6-3		F6	4	0	0	0	0	1	0
Don Wert, R (1, 5) OBP: 0.361, SLG: 0.343		5-3		FC4-6 1B			G3-6-1 1B			3	0	2	0	0	0	0
Phil Regan, R (1, 1) OBP: 0.143, SLG: 0.143			FC6-4 1B	FC4-6 1-2f			G3-6-1 1-2f			1	0	1	0	0	0	0
Ed Rakow, S (3, 1)										1	0	0	0	0	0	1
Julio Navarro, R (4, 1)										0	0	0	0	0	0	0
Bill Roman, L (7, PH)										1	0	0	0	0	0	1
Fred Gladding, L (7, 1)										0	0	0	0	0	0	0
Inning Stats	R: 0 E: 0 K: 0 S: 4 H: 1 LOB: 2 BB: 0 P: 5	R: 0 E: 0 K: 1 S: 5 H: 0 LOB: 0 BB: 0 P: 5	R: 0 E: 0 K: 1 S: 6 H: 1 LOB: 3 BB: 2 P: 14	R: 0 E: 0 K: 1 S: 6 H: 1 LOB: 1 BB: 0 P: 6	R: 0 E: 0 K: 0 S: 3 H: 0 LOB: 0 BB: 0 P: 3	R: 0 E: 0 K: 0 S: 3 H: 1 LOB: 0 BB: 0 P: 3	R: 0 E: 0 K: 0 S: 3 H: 1 LOB: 0 BB: 0 P: 3	R: 1 E: 0 K: 1 S: 6 H: 1 LOB: 0 BB: 0 P: 6	R: 0 E: 0 K: 0 S: 3 H: 0 LOB: 0 BB: 0 P: 3	1B: 4 2B: 3 3B: 0 HR: 0	SF: 0 SAC: 0 DP: 2 HBP: 1						

PITCHER	IP	WLS	BF	H	R	ER	SO	BB	IBB	HBP	BLK	WP	HR	S	P	ERA	WHIP
Milt Pappas, R (1, 1) ERA: 1.54	9.0	W	34	6	1	1	4	2	0	1	0	0	0	39	48	1.00	0.889

PITCHER	IP	WLS	BF	H	R	ER	SO	BB	IBB	HBP	BLK	WP	HR	S	P	ERA	WHIP

TOP

Detroit Tigers @ Baltimore Orioles

Memorial Stadium, Baltimore, MD

Sun May 09 1965, 3:33 AM EDT

Unknown

livebaseballscorecards.com

AB	31
R	1
H	6
RBI	1
BB	2
SO	4
LOB	14

WP: 0 PB: 0 SB: 0 CS: 0 PA: 34

Detroit Tigers @ Baltimore Orioles

Memorial Stadium, Baltimore, MD

Sun May 09 1965, 3:33 AM EDT

Unknown

livebaseballscorecards.com

BOTTOM

Batter	1	2	3	4	5	6	7	8	9	AB	R	H	RBI	BB	SO	LOB
Paul Blair, R (1, 8) OBP: 0.284, SLG: 0.378	BBBB 4-0 SH S SF9 BB	x 0-0 G1-6-3 1-2 2-H 1B		x 0-0 SF8 3B	x 0-0 ② 5-3 1-2		x 0-0 ② 5-3 2-3			4	2	2	1	1	0	2
Luis Aparicio, R (1, 6) OBP: 0.301, SLG: 0.430	x 0-0 SH BB 1B 1-3	x 0-0 ②③ G1-6-3 1-2f		BBBB 4-0 FC3-6 SF8 1B BB	SSS 0-3 ③ K		x 0-0 ③ F7			3	1	0	0	1	1	4
Boog Powell, L (1, 7) OBP: 0.234, SLG: 0.372 Jackie Brandt, R (9, 7) OBP: 0.289, SLG: 0.528	x 0-0 ① SF9 3-H		x 0-0 HR	x 0-0 ① SF8 1-2 3-H		x 0-0 ① G3		x 0-0 ① 5-3		3 0	1 0	1 0	3 0	0 0	0 0	0 0
Brooks Robinson, R (1, 5) OBP: 0.326, SLG: 0.453 Bob Johnson, R (4, PR) OBP: 0.286, SLG: 0.571 (5, 5)	x 0-0 BB 1-2 1B		x 0-0 ① 6-3	BBBB 4-0 FC3-6 BB		x 0-0 2B		x 0-0 ② 6-3		2 2	0 0	1 1	0 0	1 0	0 0	0 0
Curt Blefary, L (1, 9) OBP: 0.351, SLG: 0.660 Russ Snyder, L (8, PR) OBP: 0.231, SLG: 0.167 (9, 9)	BBBB 4-0 G4-6-3 1-2 2-3 BB		SSS 0-3 ② K	x 0-0 ② FC3-6 1B 1-2f 2-3		x 0-0 ② F4		BBBB 4-0 1B 1B BB		3 0	0 1	0 0	0 0	2 0	1 0	3 0
Norm Siebern, L (1, 3) OBP: 0.329, SLG: 0.397	x 0-0 ②③ G4-6-3 1-2f		x 0-0 1B 2B	x 0-0 1-3 3-H 1B		BBBB 4-0 BB		x 0-0 1B 1-3 1B		4	1	3	1	1	0	3
Charlie Lau, L (1, 2) OBP: 0.500, SLG: 0.800		x 0-0 1B 1B 1B	x 0-0 2B 2-H 1B	SSS 0-3 ③ K		x 0-0 ③ L9		x 0-0 1-2 3-H 1B		5	1	3	2	0	1	4
Jerry Adair, R (1, 4) OBP: 0.325, SLG: 0.315		x 0-0 ① F5	x 0-0 1-3 2B	BBBB 4-0 5-3 BB		BBBB 4-0 5-3 SH1-4 BB		x 0-0 ③ F8		3	0	1	0	2	0	3
Milt Pappas, R (1, 1) OBP: 0.250, SLG: 0.375		x 0-0 1B 1-2 1B	SSS 0-3 ③ K	x 0-0 ① F5		x 0-0 ① SH1-4 1-2				3	0	1	0	0	1	3
Inning Stats	R: 1 E: 1 K: 0 S: 4 H: 1 LOB: 2 BB: 2 P: 12	R: 1 E: 0 K: 0 S: 5 H: 3 LOB: 1 BB: 0 P: 5	R: 2 E: 0 K: 2 S: 11 H: 4 LOB: 2 BB: 0 P: 11	R: 2 E: 0 K: 1 S: 7 H: 2 LOB: 2 BB: 2 P: 15	R: 0 E: 0 K: 1 S: 5 H: 0 LOB: 1 BB: 1 P: 9	R: 0 E: 0 K: 0 S: 4 H: 1 LOB: 2 BB: 1 P: 8	R: 0 E: 0 K: 0 S: 3 H: 0 LOB: 1 BB: 1 P: 7	R: 1 E: 0 K: 0 S: 5 H: 2 LOB: 2 BB: 1 P: 9		1B: 8 2B: 3 3B: 1 HR: 1 SF: 2 SAC: 2 DP: 2 HBP: 0				WP: 0 PB: 0 SB: 1 CS: 0 PA: 44		

	AB	32
	R	7
	H	13
	RBI	7
	BB	8
	SO	4
	LOB	22

PITCHER		IP	WLS	BF	H	R	ER	SO	BB	IBB	HBP	BLK	WP	HR	S	P	ERA	WHIP
Phil Regan, R ERA: 4.18	(1, 1)	2.2	L	16	7	4	4	1	2	0	0	0	0	1	16	24	13.50	3.375
Ed Rakow, R ERA: 3.6	(3, 1)	1.0		8	3	2	2	1	2	0	0	0	0	0	8	16	18.00	5.000
Julio Navarro, R ERA: 10.13	(4, 1)	2.1		10	1	0	0	2	2	0	0	0	0	0	12	20	0.00	1.286
Fred Gladding, R ERA: 1.74	(7, 1)	2.0		10	2	1	1	0	2	0	0	0	0	0	8	16	4.50	2.000

PITCHER	IP	WLS	BF	H	R	ER	SO	BB	IBB	HBP	BLK	WP	HR	S	P	ERA	WHIP

Detroit Tigers @ Baltimore Orioles

Memorial Stadium, Baltimore, MD

Sun May 09 1965, 3:38 AM EDT

Att. 12,086 - Unknown

TOP

livebaseballscorecards.com

Batter	1	2	3	4	5	6	7	8	9	10	11	12	AB	R	H	RBI	BB	SO	LOB
Dick McAuliffe, L (1, 6) OBP: 0.422, SLG: 0.514	K		F9		L4		G3			1-3		K 1-2 2-3	6	0	0	0	0	2	2
Jerry Lumpe, L (1, 4) OBP: 0.322, SLG: 0.321	1B			4-3	K			4-3			K	BB	5	0	1	0	1	2	0
Norm Cash, L (1, 3) OBP: 0.338, SLG: 0.286 Jake Wood, R (11, PR) OBP: 0.667, SLG: 1.000 Don Demeter, R (11, 3) OBP: 0.288, SLG: 0.308 Gates Brown, L (12, PH) OBP: 0.280, SLG: 0.480 Fred Gladding, L (12, 1)	F7			HR 1B		F5		L3			BB BB		4 0 0 1 0	1 0 0 0 0	1 0 0 0 0	0 0 0 0 0	1 0 0 1 0	0 0 0 3 0	1 0 0 3 0
Al Kaline, R (1, 9) OBP: 0.441, SLG: 0.533	K			1-H HR		HR 1B		K			1-2 BB		4	2	2	2	1	2	1
Willie Horton, R (1, 7) OBP: 0.308, SLG: 0.605		F9		1B 1B		1-H HR			K		K		5	1	2	2	0	2	2
Jim Northrup, L (1, 8) OBP: 0.188, SLG: 0.178 Bill Roman, L (12, 3)		F7		1-2 1B		4-3			K		4-3		5 0	0 0	1 0	0 0	0 0	1 0	2 0
John Sullivan, L (1, 2) OBP: 0.286, SLG: 0.323 George Thomas, R (12, PH) OBP: 0.389, SLG: 0.625 (12, 8)	1-3			F6		F7			K			WP 2B	4 1	0 0	0 1	0 0	0 0	1 0	2 0
Don Wert, R (1, 5) OBP: 0.341, SLG: 0.319			K	K			F8			F3		F3	5	0	0	0	0	2	3
Denny McLain, R (1, 1) OBP: 0.111, SLG: 0.111 Larry Sherry, R (7, 1) OBP: 0.400, SLG: 0.750 Bill Freehan, R (12, PH) OBP: 0.222, SLG: 0.214 (12, 2)		1-3			K		1-3			K		WP IBB	3 1 0	0 0 0	0 0 0	0 0 0	0 0 1	1 1 0	0 0 0
Inning Stats	R: 0 E: 0 K: 2 S: 8 H: 1 LOB: 1 BB: 0 P: 8	R: 0 E: 0 K: 0 S: 3 H: 0 LOB: 0 BB: 0 P: 3	R: 0 E: 0 K: 1 S: 5 H: 0 LOB: 0 BB: 0 P: 5	R: 2 E: 0 K: 1 S: 9 H: 4 LOB: 2 BB: 0 P: 9	R: 0 E: 0 K: 2 S: 7 H: 0 LOB: 0 BB: 0 P: 7	R: 2 E: 0 K: 0 S: 5 H: 2 LOB: 0 BB: 0 P: 5	R: 0 E: 0 K: 0 S: 3 H: 0 LOB: 0 BB: 0 P: 3	R: 0 E: 0 K: 1 S: 5 H: 0 LOB: 0 BB: 0 P: 5	R: 0 E: 0 K: 3 S: 9 H: 0 LOB: 0 BB: 0 P: 9	R: 0 E: 0 K: 1 S: 5 H: 0 LOB: 0 BB: 0 P: 5	R: 0 E: 0 K: 2 S: 7 H: 0 LOB: 2 BB: 2 P: 15	R: 0 E: 0 K: 2 S: 8 H: 1 LOB: 3 BB: 2 P: 16	1B: 5 2B: 1 3B: 0 HR: 2	SF: 0 SAC: 0 DP: 0 HBP: 0	WP: 1 PB: 0 SB: 0 CS: 0	PA: 48

PITCHER	IP	WLS	BF	H	R	ER	SO	BB	IBB	HBP	BLK	WP	HR	S	P	ERA	WHIP
Jim Palmer, R (1, 1) ERA: 3.78	7.0		28	7	4	4	6	0	0	0	0	0	2	40	40	5.14	1.000
Stu Miller, R (8, 1) ERA: 3.5	4.0		14	0	0	0	7	2	0	0	0	0	0	26	34	0.00	0.500
Harvey Haddix, L (12, 1) ERA: 3.0	0.2		5	1	0	0	1	1	1	0	0	1	0	5	13	0.00	3.000
Dick Hall, R (12, 1) ERA: 2.38	0.1	W	1	0	0	0	1	0	0	0	0	0	0	3	3	0.00	0.000

PITCHER	IP	WLS	BF	H	R	ER	SO	BB	IBB	HBP	BLK	WP	HR	S	P	ERA	WHIP

AB	44
R	4
H	8
RBI	4
BB	4
SO	15
LOB	16

Batter	1	2	3	4	5	6	7	8	9	10	11	12	AB	R	H	RBI	BB	SO	LOB
Paul Blair, R (1, 8) OBP: 0.290, SLG: 0.365	BB, 1B, BB BB		K		SH1-4 1-2		F7			5-3		1B 1-2 HBP	3	1	0	0	1	1	1
Luis Aparicio, R (1, 6) OBP: 0.303, SLG: 0.446	BB, BB 1-2 1B		F7		F7		2-H 3B			1-3		F8	6	0	2	1	0	0	3
Norm Siebern, L (1, 3) OBP: 0.329, SLG: 0.392	K		F2		F7		4-3			CS 1B		1-2 2-H 1B	6	0	2	1	0	1	4
Boog Powell, L (1, 7) OBP: 0.232, SLG: 0.356	G5-3, BB 1-2 2-3 BB			L9		F5		K2-3		CS 1-2	F8		4	0	0	0	1	1	0
Curt Blefary, L (1, 9) OBP: 0.371, SLG: 0.704 Russ Snyder, L (11, PR) OBP: 0.231, SLG: 0.167 (12, 9)	1-2 2-3 3-H BB			HR		G3		F7			1B		4 0	1 0	2 0	2 0	1 0	0 0	0 0
John Orsino, R (1, 2) OBP: 0.322, SLG: 0.456	G5-3 2-3f			K		L9		K			F4		5	0	0	0	0	2	4
Bob Johnson, R (1, 5) OBP: 0.316, SLG: 0.526		K		1B			2B 1B		F2		L9		5	1	2	0	0	1	1
Jerry Adair, R (1, 4) OBP: 0.318, SLG: 0.321		6-3		4-3			1-H 3B 2B		F7			L6	5	1	1	1	0	0	1
Jim Palmer, R (1, 1) OBP: 0.750, SLG: 0.667 Charlie Lau, L (7, PH) OBP: 0.455, SLG: 0.727 Stu Miller, R (8, 1) Harvey Haddix, L (12, 1) Dick Hall, R (12, 1) OBP: 1.000, SLG: 2.000 Brooks Robinson, R (12, PH) OBP: 0.333, SLG: 0.460		K	SH1-4 1B				K		L9			HBP 1B 1B	2 1 1 0 0 0 1	0 0 0 0 0 0 1	1 0 0 0 0 0 1	0 0 0 0 0 0 0	0 1 0 0 0 0 0	1 1 0 0 0 0 0	0 1 0 0 0 0 0
Inning Stats	R: 1 H: 1 E: 0 LOB: 2 K: 1 BB: 3 S: 5 P: 17	R: 0 H: 0 E: 0 LOB: 0 K: 2 BB: 0 S: 7 P: 7	R: 0 H: 0 E: 0 LOB: 0 K: 1 BB: 0 S: 5 P: 5	R: 1 H: 2 E: 0 LOB: 1 K: 1 BB: 0 S: 7 P: 7	R: 0 H: 0 E: 0 LOB: 1 K: 0 BB: 0 S: 4 P: 4	R: 0 H: 0 E: 0 LOB: 0 K: 0 BB: 0 S: 3 P: 3	R: 2 H: 3 E: 0 LOB: 1 K: 1 BB: 0 S: 8 P: 8	R: 0 H: 0 E: 0 LOB: 0 K: 2 BB: 0 S: 7 P: 7	R: 0 H: 0 E: 0 LOB: 0 K: 0 BB: 0 S: 3 P: 3	R: 0 H: 1 E: 0 LOB: 0 K: 0 BB: 0 S: 3 P: 3	R: 0 H: 1 E: 0 LOB: 1 K: 0 BB: 0 S: 4 P: 4	R: 1 H: 2 E: 0 LOB: 2 K: 0 BB: 0 S: 4 P: 5	1B: 8 2B: 1 3B: 1 HR: 1	SF: 0 SAC: 1 DP: 1 HBP: 1	WP: 0 PB: 0 SB: 0 CS: 1	PA: 49		

PITCHER		IP	WLS	BF	H	R	ER	SO	BB	IBB	HBP	BLK	WP	HR	S	P	ERA	WHIP
Denny McLain, R ERA: 3.9	(1, 1)	6.2		29	7	4	4	6	3	0	0	0	0	1	38	50	5.40	1.500
Larry Sherry, R ERA: 0.39	(7, 1)	4.1		14	2	0	0	2	0	0	0	0	0	0	18	18	0.00	0.462
Fred Gladding, R ERA: 2.45	(12, 1)	0.2	L	5	2	1	1	0	0	0	1	0	0	0	4	5	13.50	3.000

PITCHER	IP	WLS	BF	H	R	ER	SO	BB	IBB	HBP	BLK	WP	HR	S	P	ERA	WHIP

BOTTOM

Detroit Tigers @ Baltimore Orioles

Memorial Stadium, Baltimore, MD

Sun May 09 1965, 3:38 AM EDT

Att. 12,086 - Unknown

livebaseballscorecards.com

AB	43
R	5
H	11
RBI	5
BB	3
SO	8
LOB	15

Batter	1	2	3	4	5	6	7	8	9	AB	R	H	RBI	BB	SO	LOB
Dick McAuliffe, L (1, 6) OBP: 0.421, SLG: 0.506	0-0 HR 1B 1B		0-0 L4 ①		0-0 BB S 2-H 1B ①		0-0 F8 ①		S S S 0-3 K ③	5	1	2	1	0	1	1
Jerry Lumpe, L (1, 4) OBP: 0.319, SLG: 0.309	S S S 0-3 K ①		0-0 5-3 ②		B B B 4-0 BB 1-2 BB ②		0-0 F7 ②			3	0	0	0	1	1	1
Norm Cash, L (1, 3) OBP: 0.346, SLG: 0.288	0-0 1-2 HR 1B		0-0 F9 ③		B B B 4-0 1-2 2-3 BB ③		0-0 F9 ③			3	1	1	0	1	0	0
Al Kaline, R (1, 9) OBP: 0.433, SLG: 0.557	0-0 1-H 2-H HR		S S S 0-3 K ①		0-0 L8 ③			0-0 L9 ①		4	1	1	3	0	1	3
Willie Horton, R (1, 7) OBP: 0.279, SLG: 0.548	0-0 5-3 ②		0-0 F9 ②			S S S 0-3 K ①		0-0 4-3 ②		4	0	0	0	0	1	0
Don Demeter, R (1, 8) OBP: 0.286, SLG: 0.304	0-0 F8 ③		0-0 6-3 ③			0-0 2B E 1B		0-0 F9 ③		4	1	1	0	0	0	0
Bill Freehan, R (1, 2) OBP: 0.224, SLG: 0.239		S S S 0-3 K ①			0-0 F5 ①	0-0 E9 1-H 2B			0-0 F8 ①	4	0	1	0	0	1	0
Don Wert, R (1, 5) OBP: 0.348, SLG: 0.329		0-0 F8 ②			0-0 E8 1B 1B	0-0 6-3 ②			0-0 SH1-3 1B	4	1	2	0	0	0	1
Mickey Lolich, S (1, 1) Terry Fox, R (9, 1)		S S S 0-3 K ③			0-0 5-3 ②	0-0 L1 ③			0-0 SH1-3 1-2 ②	3 0	0 0	0 0	0 0	0 0	1 0	2 0
Inning Stats	R: 3 E: 0 K: 1 S: 8 H: 3 LOB: 0 BB: 0 P: 8	R: 0 E: 0 K: 2 S: 7 H: 0 LOB: 0 BB: 0 P: 7	R: 0 E: 0 K: 0 S: 3 H: 0 LOB: 0 BB: 0 P: 3	R: 0 E: 0 K: 1 S: 5 H: 0 LOB: 0 BB: 0 P: 5	R: 1 E: 1 K: 0 S: 5 H: 2 LOB: 3 BB: 2 P: 13	R: 1 E: 1 K: 1 S: 7 H: 2 LOB: 1 BB: 0 P: 7	R: 0 E: 0 K: 0 S: 3 H: 0 LOB: 0 BB: 0 P: 3	R: 0 E: 0 K: 0 S: 3 H: 0 LOB: 0 BB: 0 P: 3	R: 0 E: 0 K: 1 S: 6 H: 1 LOB: 1 BB: 0 P: 6	1B: 6 2B: 1 3B: 0 HR: 1 SF: 0 SAC: 1 DP: 0 HBP: 0						

PITCHER		IP	WLS	BF	H	R	ER	SO	BB	IBB	HBP	BLK	WP	HR	S	P	ERA	WHIP
Robin Roberts, R ERA: 2.8	(1, 1)	7.0	L	30	7	5	4	5	2	0	0	0	0	1	38	46	5.14	1.286
Herman Starrette, R ERA: 1.0	(8, 1)	2.0		7	1	0	0	1	0	0	0	0	0	0	9	9	0.00	0.500

PITCHER	IP	WLS	BF	H	R	ER	SO	BB	IBB	HBP	BLK	WP	HR	S	P	ERA	WHIP

TOP

Detroit Tigers @ Baltimore Orioles

Memorial Stadium, Baltimore, MD

Mon May 10 1965, 7:05 PM EDT

Att. 7,616 - Unknown

livebaseballscorecards.com

AB	34
R	5
H	8
RBI	4
BB	2
SO	6
LOB	8

WP: 0 PB: 0 SB: 1 CS: 0 PA: 37

Detroit Tigers @ Baltimore Orioles

Memorial Stadium, Baltimore, MD

Mon May 10 1965, 7:05 PM EDT

Att. 7,616 - Unknown

BOTTOM

Batter	1	2	3	4	5	6	7	8	9	AB	R	H	RBI	BB	SO	LOB
Paul Blair, R (1, 8) OBP: 0.289, SLG: 0.360 Curt Blefary, L (9, PH) OBP: 0.381, SLG: 0.704	0-0 F8 SF7 BB 1B		0-0 ① F8	0-0 ③ F8			0-0 ①② G6-4-3 1-2f		4-0 BB	4 0	1 0	1 0	0 0	0 1	0 0	2 0
Luis Aparicio, R (1, 6) OBP: 0.327, SLG: 0.469	4-0 1-2 BB		0-0 4-3 1B 1B		0-0 1B 1B		0-0 2B		0-0 ② F2	4	1	3	0	1	0	2
Bob Johnson, R (1, 3) OBP: 0.304, SLG: 0.455 Norm Siebern, L (9, PH) OBP: 0.326, SLG: 0.387	0-0 ① F8 2-3		0-0 ② 4-3 1-2		0-3 ① K		4-0 BB		0-0 ③ 3-1	3 1	0 0	0 0	0 0	1 0	1 0	4 2
Sam Bowens, R (1, 9) OBP: 0.333, SLG: 0.375 Boog Powell, L (5, PR) OBP: 0.230, SLG: 0.352 (6, 7)	0-0 ② SF7 3-H		0-0 S 1B 2-H 1B		0-0 G4-6-3 1-2 1B		0-0 ③ F6			2 1	1 0	2 0	2 0	0 0	0 0	0 2
John Orsino, R (1, 2) OBP: 0.319, SLG: 0.446	0-3 ③ K		0-0 ③ 1-H 1B		0-0 ②③ G4-6-3 1-2f			0-3 ① K		4	0	1	1	0	2	3
Jackie Brandt, R (1, 7) OBP: 0.286, SLG: 0.575 (6, 9)		0-0 ① F7		0-0 HR		0-0 ① 4-3		0-0 ② F2		4	1	1	1	0	0	0
Davey Johnson, R (1, 5) OBP: 0.222, SLG: 0.222		0-3 ② K		0-0 F8 PB 1B		0-0 ② L5		0-0 ③ F8		4	0	1	0	0	1	0
Jerry Adair, R (1, 4) OBP: 0.326, SLG: 0.333		0-0 2B		0-0 ① F8 1-3		0-0 ③ 6-3			4-0 SH2-4 BB	3	0	1	0	1	0	1
Robin Roberts, S (1, 1) OBP: 0.222, SLG: 0.333 Dick Brown, R (7, PH) OBP: 1.000, SLG: 1.000 Dick Hall, R (7, PR) OBP: 1.000, SLG: 2.000 Herman Starrette, R (8, 1) Russ Snyder, L (9, PH) OBP: 0.231, SLG: 0.167		0-0 ③ 4-3		0-0 ② F6			0-0 G6-4-3 1B		0-0 ① SH2-4 1-2	2 1 0 0 0	0 0 0 0 0	0 1 0 0 0	0 0 0 0 0	0 0 0 0 0	0 0 0 0 0	2 0 0 0 0
Inning Stats	R: 1 H: 1 E: 0 LOB: 1 K: 1 BB: 1 S: 6 P: 10	R: 0 H: 1 E: 0 LOB: 1 K: 1 BB: 0 S: 6 P: 6	R: 2 H: 3 E: 0 LOB: 1 K: 0 BB: 0 S: 5 P: 5	R: 1 H: 2 E: 0 LOB: 1 K: 0 BB: 0 S: 5 P: 5	R: 0 H: 2 E: 0 LOB: 2 K: 1 BB: 0 S: 6 P: 6	R: 0 H: 0 E: 0 LOB: 0 K: 0 BB: 0 S: 3 P: 3	R: 0 H: 2 E: 0 LOB: 2 K: 0 BB: 1 S: 4 P: 8	R: 0 H: 0 E: 0 LOB: 0 K: 1 BB: 0 S: 5 P: 5	R: 0 H: 0 E: 0 LOB: 2 K: 0 BB: 2 S: 3 P: 11	1B: 8 2B: 2 3B: 0 HR: 1	SF: 1 SAC: 1 DP: 2 HBP: 0			WP: 0 PB: 1 SB: 1 CS: 0	PA: 39		

livebaseballscorecards.com

AB	33
R	4
H	11
RBI	4
BB	4
SO	4
LOB	18

PITCHER		IP	WLS	BF	H	R	ER	SO	BB	IBB	HBP	BLK	WP	HR	S	P	ERA	WHIP
Mickey Lolich, L ERA: 3.44	(1, 1)	8.0	W	35	11	4	4	4	3	0	0	0	0	1	40	52	4.50	1.750
Terry Fox, R ERA: 1.26	(9, 1)	1.0	S	4	0	0	0	0	1	0	0	0	0	0	3	7	0.00	1.000

PITCHER	IP	WLS	BF	H	R	ER	SO	BB	IBB	HBP	BLK	WP	HR	S	P	ERA	WHIP

Batter	1	2	3	4	5	6	7	8	9	AB	R	H	RBI	BB	SO	LOB
Don Wert, R (1, 5) OBP: 0.371, SLG: 0.333	5-3		CS, 1B		BB		E, E, 1-2, BB	2-1, 3-H	L1-3, 1B, 1B, BB	2	2	1	0	3	0	0
George Smith, R (1, 4) OBP: 0.222, SLG: 0.125 Jim Northrup, L (9, PH) OBP: 0.184, SLG: 0.174 Jerry Lumpe, L (9, 4) OBP: 0.319, SLG: 0.309	K		G5-4-3, 1-2, BB		K		E1, E, 1-2, 2-3		K	3 1 0	1 0 0	0 0 0	0 0 0	1 0 0	2 1 0	3 1 0
Don Demeter, R (1, 3), (7, 8) OBP: 0.305, SLG: 0.329	BB		G5-4-3, 1-2f			F7	E6, L5-3, 1-H, 2-H, 3-H, 2B		L1-3, 1B, 1-2, 1B	4	2	2	3	1	0	1
Al Kaline, R (1, 9) OBP: 0.422, SLG: 0.530	L8			L7	WP, BB, BB	L5-3, 3-H			L1-3, 1-2, 2-3	4	0	0	1	1	0	3
Willie Horton, R (1, 7) OBP: 0.292, SLG: 0.596		E6, S		5-3	K	HR			FC6-4, 2-H, 3-H, 1B	5	1	2	3	0	1	1
Bill Freehan, R (1, 2) OBP: 0.241, SLG: 0.224		F8, 1-2		BB	WP, 1-2, BB	K			FC6-4, 1-2f	3	0	0	0	2	1	2
George Thomas, R (1, 8) OBP: 0.333, SLG: 0.526 Norm Cash, L (7, 3) OBP: 0.341, SLG: 0.284		K	6-3		F2, 1-2, 2-3			K		3 1	0 0	0 0	0 0	0 0	1 1	4 0
Dick McAuliffe, L (1, 6) OBP: 0.434, SLG: 0.512		BB		F7			E, BB, E, 1B	F9, WP, 2-1, 1B		3	1	2	0	1	0	0
Dave Wickersham, R (1, 1) Phil Regan, R (5, 1) OBP: 0.143, SLG: 0.143 Ray Oyler, R (7, PH) Fred Gladding, L (7, 1) Gates Brown, L (8, PH) OBP: 0.269, SLG: 0.462 Larry Sherry, R (8, 1) OBP: 0.400, SLG: 0.750		3-1			3-1		K		F9, 1-3	2 0 1 0 1 0	0 0 0 0 0 0	0 0 0 0 0 0	0 0 0 0 0 0	0 0 1 0 0 0	0 0 1 0 0 0	2 0 1 0 1 0
Inning Stats	R: 0 E: 0 K: 1 S: 5 H: 0 LOB: 1 BB: 1 P: 9	R: 0 E: 1 K: 1 S: 6 H: 0 LOB: 2 BB: 1 P: 10	R: 0 E: 0 K: 0 S: 2 H: 1 LOB: 0 BB: 1 P: 6	R: 0 E: 0 K: 0 S: 3 H: 0 LOB: 1 BB: 1 P: 7	R: 0 E: 0 K: 1 S: 5 H: 0 LOB: 1 BB: 1 P: 9	R: 0 E: 0 K: 1 S: 5 H: 0 LOB: 2 BB: 2 P: 13	R: 5 E: 2 K: 2 S: 11 H: 3 LOB: 0 BB: 1 P: 15	R: 0 E: 0 K: 1 S: 5 H: 1 LOB: 1 BB: 0 P: 5	R: 2 E: 0 K: 1 S: 7 H: 2 LOB: 1 BB: 1 P: 11	1B: 5 2B: 1 3B: 0 HR: 1 SF: 0 SAC: 0 DP: 1 HBP: 0						

TOP

Detroit Tigers @ Washington Senators

D.C. Stadium, Washington, DC

Tue May 11 1965, 7:05 PM EDT

Att. 6,066 - Unknown

livebaseballscorecards.com

AB	33
R	7
H	7
RBI	7
BB	9
SO	8
LOB	19

WP: 2 PA: 42
PB: 0
SB: 1
CS: 1

PITCHER		IP	WLS	BF	H	R	ER	SO	BB	IBB	HBP	BLK	WP	HR	S	P	ERA	WHIP
Frank Kreutzer, L ERA: 2.84	(1, 1)	6.1		30	3	4	2	5	8	0	0	0	1	0	32	64	2.84	1.737
Jim Duckworth, R ERA: 1.64	(7, 1)	1.2		8	2	2	1	2	1	0	0	0	1	1	10	14	5.40	1.800
Ron Kline, R ERA: 2.5	(9, 1)	1.0	L	5	2	1	1	1	0	0	0	0	0	0	7	7	9.00	2.000

PITCHER	IP	WLS	BF	H	R	ER	SO	BB	IBB	HBP	BLK	WP	HR	S	P	ERA	WHIP

BOTTOM

Detroit Tigers @ Washington Senators

D.C. Stadium, Washington, DC

Tue May 11 1965, 7:05 PM EDT

Att. 6,066 - Unknown

livebaseballscorecards.com

Batter	1	2	3	4	5	6	7	8	9	AB	R	H	RBI	BB	SO	LOB
Don Blasingame, L (1, 4) OBP: 0.317, SLG: 0.426	4-3		4-3	1-3 1B		1B 3B		L9		5	1	2	0	0	0	0
Ken McMullen, R (1, 5) OBP: 0.329, SLG: 0.425	1B 1B		E8 1B	L9		G1-6-3 3-H 1B		S 1B		5	1	3	1	0	0	2
Bob Chance, L (1, 3) OBP: 0.313, SLG: 0.389	G4-6-3 1-2 1B		BB BB 2-H 1B		1B HR 1B	G1-6-3 1-2f		G3 1-2		5	1	3	1	0	0	2
Frank Howard, R (1, 7) OBP: 0.333, SLG: 0.400 Woodie Held, R (7, 7) OBP: 0.433, SLG: 0.511 Jim King, L (9, PH) OBP: 0.238, SLG: 0.270	G4-6-3 1-2f		BBB 4-0 BB 1-2 BB		L9 1B	1B			F3	3 0 1	0 0 0	1 0 0	0 0 0	1 0 0	0 0 0	3 0 0
Don Lock, R (1, 8) OBP: 0.337, SLG: 0.301		BBB 4-0 3B BB	BBB 4-0 1-2 2-3 BB		1-3 HR 1B	5-3			BBB 4-0 BB	2	2	1	0	3	0	1
Willie Kirkland, L (1, 9) OBP: 0.239, SLG: 0.455	0-0 1-H K 3B	SSS 0-3 K			0-0 1-H 3-H HR		SSS 0-3 K		SSS 0-3 K	5	1	2	4	0	3	4
Doug Camilli, R (1, 2) OBP: 0.250, SLG: 0.300 Don Zimmer, R (9, PH) OBP: 0.158, SLG: 0.294	SSS 0-3 K			L6 F7		3-1			L9	4 1	0 0	0 0	0 0	0 0	1 0	1 1
Ed Brinkman, R (1, 6) OBP: 0.197, SLG: 0.188	SSS 0-3 K 3-H			4-3	1B		SSS 0-3 K			4	0	1	0	0	2	1
Frank Kreutzer, R (1, 1) Jim Duckworth, R (7, 1) Ron Kline, R (9, 1)			SSS 0-3 K	BBB 4-0 1B BB	SSS 0-3 K			SSS 0-3 K		2 1 0	0 0 0	0 0 0	0 0 0	1 0 0	2 1 0	1 0 0

	AB	38
	R	6
	H	13
	RBI	6
	BB	5
	SO	9
	LOB	16

Inning Stats	1	2	3	4	5	6	7	8	9	1B: 10	SF: 0	WP: 0	PA: 43
	R: 0 E: 0 K: 0 S: 4 H: 2 LOB: 1 BB: 0 P: 4	R: 1 E: 0 K: 2 S: 7 H: 1 LOB: 1 BB: 1 P: 11	R: 1 E: 1 K: 2 S: 9 H: 1 LOB: 3 BB: 2 P: 17	R: 0 E: 0 K: 0 S: 4 H: 1 LOB: 2 BB: 1 P: 8	R: 3 E: 0 K: 1 S: 9 H: 4 LOB: 1 BB: 0 P: 9	R: 1 E: 0 K: 0 S: 5 H: 3 LOB: 1 BB: 0 P: 5	R: 0 E: 0 K: 2 S: 7 H: 0 LOB: 0 BB: 0 P: 7	R: 0 E: 0 K: 1 S: 6 H: 1 LOB: 1 BB: 0 P: 6	R: 0 E: 0 K: 1 S: 5 H: 0 LOB: 1 BB: 1 P: 9	2B: 0 3B: 2 HR: 1	SAC: 0 DP: 2 HBP: 0	PB: 0 SB: 1 CS: 0	

PITCHER		IP	WLS	BF	H	R	ER	SO	BB	IBB	HBP	BLK	WP	HR	S	P	ERA	WHIP
Dave Wickersham, R ERA: 5.63	(1, 1)	4.2		26	9	5	4	4	4	0	0	0	0	1	30	46	7.71	2.786
Phil Regan, R ERA: 4.32	(5, 1)	1.1		6	3	1	1	1	0	0	0	0	0	0	8	8	6.75	2.250
Fred Gladding, R ERA: 2.25	(7, 1)	1.0		3	0	0	0	2	0	0	0	0	0	0	7	7	0.00	0.000
Larry Sherry, R ERA: 0.36	(8, 1)	2.0	W	8	1	0	0	2	1	0	0	0	0	0	11	15	0.00	1.000

PITCHER		IP	WLS	BF	H	R	ER	SO	BB	IBB	HBP	BLK	WP	HR	S	P	ERA	WHIP

Detroit Tigers @ Washington Senators

D.C. Stadium, Washington, DC

Wed May 12 1965, 7:05 PM EDT

Att. 3,205 - Unknown

TOP

livebaseballscorecards.com

Batter	1	2	3	4	5	6	7	8	9	AB	R	H	RBI	BB	SO	LOB
Jake Wood, R (1, 4) OBP: 0.429, SLG: 0.500	F8		CS 1B 2-H		5-3		F8		K 3-H	4	0	1	1	0	0	0
Jerry Lumpe, L (9, PH) OBP: 0.319, SLG: 0.309										0	0	0	0	0	0	0
George Smith, R (9, PH) OBP: 0.211, SLG: 0.118										1	0	0	0	0	1	1
(9, 4)																
Don Wert, R (1, 5) OBP: 0.356, SLG: 0.317	3-1		F4 1-2		5-3			1-3		4	0	0	0	0	0	1
Don Demeter, R (1, 3) OBP: 0.314, SLG: 0.320	FC4 BB			F8		5-3		2B BB		2	1	0	0	2	0	0
(8, 8)																
Al Kaline, R (1, 9) OBP: 0.415, SLG: 0.529	FC4 1-2f			L9		L7		1B 2B 1-H		4	1	1	1	0	0	1
Willie Horton, R (1, 7) OBP: 0.327, SLG: 0.667		G5-4-3 1B		HR		E5 BB 1B		FC6-4 1B 2-H		4	2	3	2	0	0	0
Bill Freehan, R (1, 2) OBP: 0.259, SLG: 0.231		F8		BB 1B		1B BB 1-2		FC6-4 PB 1-2f		3	0	1	0	1	0	2
George Thomas, R (1, 8) OBP: 0.375, SLG: 0.524		G5-4-3 1-2f		FC6 BB 1-2		1-3 1B 2-H		K 1-2		2	0	1	1	1	0	1
Norm Cash, L (8, PH) OBP: 0.337, SLG: 0.279										1	0	0	0	0	1	1
(8, 3)																
Dick McAuliffe, L (1, 6) OBP: 0.437, SLG: 0.523			SH1-4 1B	FC6 1-2f			F3		SH5-4 CS 2B	4	1	2	0	0	0	2
Joe Sparma, R (1, 1)			SH1-4 1-2		4-3		K		SH5-4 2-3	2	0	0	0	0	1	0
Fred Gladding, L (7, 1)										0	0	0	0	0	0	0
Mickey Lolich, S (9, 1)										0	0	0	0	0	0	0

Inning Stats									
	R: 0 H: 0 E: 0 LOB: 1 K: 0 BB: 1 S: 3 P: 7	R: 0 H: 1 E: 0 LOB: 0 K: 0 BB: 0 S: 3 P: 3	R: 1 H: 2 E: 0 LOB: 0 K: 0 BB: 0 S: 4 P: 4	R: 1 H: 2 E: 0 LOB: 2 K: 0 BB: 1 S: 5 P: 9	R: 0 H: 0 E: 0 LOB: 0 K: 0 BB: 0 S: 3 P: 3	R: 1 H: 1 E: 1 LOB: 2 K: 0 BB: 1 S: 4 P: 8	R: 0 H: 0 E: 0 LOB: 0 K: 1 BB: 0 S: 5 P: 5	R: 2 H: 2 E: 0 LOB: 1 K: 1 BB: 1 S: 7 P: 11	R: 0 H: 1 E: 0 LOB: 0 K: 1 BB: 0 S: 5 P: 5

| | | | | | | | | | | | | | | | |

BOTTOM

Detroit Tigers @ Washington Senators

D.C. Stadium, Washington, DC

Wed May 12 1965, 7:05 PM EDT

Att. 3,205 - Unknown

Batter	1	2	3	4	5	6	7	8	9	AB	R	H	RBI	BB	SO	LOB
Don Blasingame, L (1, 4) OBP: 0.340, SLG: 0.449	K		CS 1B		BB BB 1B		2B		BB	4	1	3	0	1	1	0
Ken McMullen, R (1, 5) OBP: 0.322, SLG: 0.416	1-3		CS	4-3	SF9		BB 1B		F8	4	0	1	1	0	0	1
Bob Chance, L (1, 3) OBP: 0.341, SLG: 0.400	K			BB BB 1B	BB		BB		HBP 1B	3	0	2	0	2	1	0
Frank Howard, R (1, 7) OBP: 0.346, SLG: 0.398		6-3		BB	BB		F6		HBP	3	0	1	1	2	0	2
Don Lock, R (1, 8) OBP: 0.350, SLG: 0.294		BB		F6	K			WP BB	FC6-4 HBP	2	0	0	0	2	1	5
Willie Kirkland, L (1, 9) OBP: 0.240, SLG: 0.426		F8		BB		1-3		F6	FC6-4	3	0	0	0	1	0	2
Woodie Held, R (9, PH) OBP: 0.426, SLG: 0.500										1	0	0	0	0	0	3
Doug Camilli, R (1, 2) OBP: 0.222, SLG: 0.265	K			L9		F2		5-3		4	0	0	0	0	1	5
Ed Brinkman, R (1, 6) OBP: 0.203, SLG: 0.194		6-3			SF9	6-3		F7		3	1	1	0	0	0	0
Jim King, L (8, PH) OBP: 0.233, SLG: 0.263										1	0	0	0	0	0	1
Ken Hamlin, R (9, 6) OBP: 0.250, SLG: 0.211										0	0	0	0	0	0	0
Mike McCormick, L (1, 1)			K		K		K		K	2	0	0	0	0	2	1
Joe Cunningham, L (7, PH)										1	0	0	0	0	1	0
Buster Narum, R (8, 1) OBP: 0.167, SLG: 0.667										0	0	0	0	0	0	0
Pete Richert, L (9, 1) OBP: 0.167, SLG: 0.167										0	0	0	0	0	0	0
Mike Brumley, L (9, PH) OBP: 0.135, SLG: 0.111										1	0	0	0	0	1	0

Inning Stats	1	2	3	4	5	6	7	8	9
	R: 0 E: 0 K: 2 S: 7	H: 0 LOB: 0 BB: 0 P: 7	R: 0 E: 0 K: 1 S: 5	H: 0 LOB: 1 BB: 1 P: 9	R: 0 E: 0 K: 1 S: 5	H: 1 LOB: 0 BB: 0 P: 5	R: 0 E: 0 K: 0 S: 4	H: 1 LOB: 3 BB: 2 P: 12	R: 1 E: 0 K: 2 S: 9	H: 2 LOB: 3 BB: 2 P: 17
	R: 0 E: 0 K: 0 S: 3	H: 0 LOB: 0 BB: 0 P: 3	R: 0 E: 0 K: 1 S: 6	H: 2 LOB: 2 BB: 1 P: 10	R: 0 E: 0 K: 0 S: 3	H: 0 LOB: 1 BB: 1 P: 7	R: 1 E: 0 K: 1 S: 7	H: 2 LOB: 3 BB: 1 P: 12		

	1B: 7	SF: 1	WP: 1	PA: 43
	2B: 1	SAC: 0	PB: 0	
	3B: 0	DP: 0	SB: 0	
	HR: 0	HBP: 1	CS: 1	

	AB	32
	R	2
	H	8
	RBI	2
	BB	8
	SO	8
	LOB	20

livebaseballscorecards.com

PITCHER		IP	WLS	BF	H	R	ER	SO	BB	IBB	HBP	BLK	WP	HR	S	P	ERA	WHIP
Joe Sparma, R ERA: 4.22	(1, 1)	6.2	W	29	6	1	1	7	5	0	0	0	0	0	38	58	1.35	1.650
Fred Gladding, R ERA: 2.57	(7, 1)	2.0		12	2	1	1	1	3	0	1	0	1	0	10	23	4.50	2.500
Mickey Lolich, L ERA: 3.41	(9, 1)	0.1	S	1	0	0	0	0	0	0	0	0	0	0	1	1	0.00	0.000

PITCHER	IP	WLS	BF	H	R	ER	SO	BB	IBB	HBP	BLK	WP	HR	S	P	ERA	WHIP

Batter	1	2	3	4	5	6	7	8	9	AB	R	H	RBI	BB	SO	LOB
Dick McAuliffe, L (1, 6) OBP: 0.435, SLG: 0.516	0-0 WP E E 1B	0-0 HR 1B	0-0 ③ F7		0-0 ② FC4-6 S 1-2f		0-0 ① 1-3		0-0 ①② L5-3 1-2	5	2	2	0	0	0	2
Ray Oyler, R (7, 6)										1	0	0	0	0	0	1
Jerry Lumpe, L (1, 4) OBP: 0.320, SLG: 0.302	0-0 ① F9	0-0 ① F8		0-0 HR 1B	0-0 ③ L4 1-2		0-0 ② F7		B B B B 4-0 BB BB	5	1	1	0	1	0	3
Norm Cash, L (1, 3) OBP: 0.326, SLG: 0.260	0-0 E4 WP 1-2 E	0-0 ② F9		0-0 ① F7		0-0 ① G3	0-0 ③ 5-3		B B B B 4-0 1-2 BB	5	1	0	0	1	0	3
Al Kaline, R (1, 9) OBP: 0.427, SLG: 0.567	0-0 ② F3 1-2 2-3	0-0 1-H HR		0-0 1-2 HR 1B		B B B 4-0 2B BB		0-0 2B	S S S 0-3 ③ K	3	2	2	2	1	0	2
Jim Northrup, L (6, PR) OBP: 0.196, SLG: 0.208 (6, 9)										2	1	1	0	0	1	2
Willie Horton, R (1, 7) OBP: 0.368, SLG: 0.800	I I I 4-0 E E IBB	0-0 HR		0-0 1-H 2-H HR		0-0 1-H HR 2B		S S S 0-3 ① K		4	4	3	5	1	1	1
Don Demeter, R (1, 8) OBP: 0.319, SLG: 0.363	0-0 E7 1-H 2-H 3-H 1B 1B	S S S 0-3 ③ K		S S S 0-3 ② K		0-0 2-H HR		0-0 ② F3		5	2	2	4	0	2	1
Bill Freehan, R (1, 2) OBP: 0.286, SLG: 0.250	0-0 E 3-H 1B		B B B 4-0 SH3-4 BB	S S S 0-3 ③ K		0-0 ② F9		0-0 FC6-4 1B		4	0	2	1	1	1	1
Don Wert, R (1, 5) OBP: 0.358, SLG: 0.306	0-0 E6 1-3	0-0 ① F9		B B B 4-0 FC6-4 BB	H 1-0 WP HBP			0-0 ③ FC6-4 1-2f		3	0	0	0	1	0	4
Hank Aguirre, R (1, 1) OBP: 0.267, SLG: 0.154	S S S 0-3 ③ K	0-0 ② SH3-4 1-2		0-0 ① FC6-4 FC4-6 1-2f	S S S 0-3 ③ K 1-2				0-0 L5-3 1B	4	0	1	0	0	2	4
Inning Stats	R: 4 E: 3 K: 1 S: 10 H: 3 LOB: 2 BB: 1 P: 14	R: 3 E: 0 K: 1 S: 8 H: 3 LOB: 0 BB: 0 P: 8	R: 0 E: 0 K: 0 S: 3 H: 0 LOB: 1 BB: 1 P: 7	R: 3 E: 0 K: 2 S: 10 H: 3 LOB: 0 BB: 0 P: 10	R: 0 E: 0 K: 0 S: 3 H: 0 LOB: 1 BB: 1 P: 7	R: 3 E: 0 K: 1 S: 7 H: 2 LOB: 2 BB: 1 P: 12	R: 0 E: 0 K: 0 S: 3 H: 0 LOB: 0 BB: 0 P: 3	R: 0 E: 0 K: 1 S: 7 H: 2 LOB: 2 BB: 0 P: 7	R: 0 E: 0 K: 1 S: 5 H: 1 LOB: 2 BB: 2 P: 13	1B: 8 2B: 3 3B: 0 HR: 4 SF: 0 SAC: 1 DP: 1 HBP: 1						

PITCHER		IP	WLS	BF	H	R	ER	SO	BB	IBB	HBP	BLK	WP	HR	S	P	ERA	WHIP
Bennie Daniels, R ERA: 3.46	(1, 1)	1.2	L	13	5	6	2	1	0	1	0	0	1	1	14	18	10.80	3.000
Pete Richert, L ERA: 6.38	(2, 1)	0.1		2	1	1	1	1	0	0	0	0	0	1	4	4	27.00	3.000
Jim Duckworth, R ERA: 4.91	(3, 1)	3.2		20	5	6	6	2	3	0	1	0	0	2	20	33	14.73	2.182
Steve Ridzik, R ERA: 3.04	(6, 1)	1.1		4	0	0	0	1	0	0	0	0	1	0	6	6	0.00	0.000
Buster Narum, R ERA: 6.84	(8, 1)	1.0		5	2	0	0	1	0	0	0	0	0	0	7	7	0.00	2.000

PITCHER		IP	WLS	BF	H	R	ER	SO	BB	IBB	HBP	BLK	WP	HR	S	P	ERA	WHIP
Ron Kline, R ERA: 2.37	(9, 1)	1.0		5	1	0	0	1	2	0	0	0	0	0	5	13	0.00	3.000

TOP

Detroit Tigers @ Washington Senators

D.C. Stadium, Washington, DC

Thu May 13 1965, 7:05 PM EDT

Att. 3,361 - Unknown

livebaseballscorecards.com

AB	41
R	13
H	14
RBI	12
BB	6
SO	7
LOB	24

WP: 2 PB: 0 SB: 1 CS: 0 PA: 49

Batter	1	2	3	4	5	6	7	8	9	AB	R	H	RBI	BB	SO	LOB
Ken Hamlin, R (1, 4) OBP: 0.320, SLG: 0.261	BBBB 4-0 3-1 1B FC5-3 BB	x 0-0 ③ F2			x 0-0 FC3-6 1B		x 0-0 FC6-4 1B		x 0-0 ② F8	4	0	2	0	1	0	1
Ken McMullen, R (1, 5) OBP: 0.315, SLG: 0.402	x 0-0 FC5-3 3-1 1-2 1B		x 0-0 ① F2		x 0-0 ① FC3-6 FC6-4 1-2f		x 0-0 ③ FC6-4 1-2f		x 0-0 ③ F5	5	0	1	0	0	0	2
Bob Chance, L (1, 3) OBP: 0.326, SLG: 0.380	x 0-0 ① 3-1 1-2 2-3		SSS 0-3 ② K		x 0-0 ② F7			x 0-0 ① F8		4	0	0	0	0	1	3
Frank Howard, R (1, 7) OBP: 0.333, SLG: 0.381	x 0-0 ② FC5-3 2-3 3-H		SSS 0-3 ③ K		x 0-0 ③ FC6-4 1-2f			x 0-0 ② F9		4	0	0	0	0	1	3
Woodie Held, R (1, 9) OBP: 0.415, SLG: 0.481	SSS 0-3 ③ K			x 0-0 ① F7		x 0-0 ① F8		x 0-0 E 1B 1B		4	1	1	0	0	1	2
Don Lock, R (1, 8) OBP: 0.336, SLG: 0.281		SSS 0-3 ① K		SSS 0-3 ② K		SSS 0-3 ② K		x 0-0 E5 1B 1-3		4	0	0	0	0	3	1
Doug Camilli, R (1, 2) OBP: 0.275, SLG: 0.378		x 0-0 HR		BBBB 4-0 2B BB		x 0-0 ③ 5-3		x 0-0 2-3 3-H 1B		3	2	2	2	1	0	0
Ed Brinkman, R (1, 6) OBP: 0.205, SLG: 0.211		x 0-0 E6		x 0-0 1-H 2B			x 0-0 ① 6-3	x 0-0 ③ F9		4	0	1	1	0	0	2
Bennie Daniels, L (1, 1) OBP: 0.429, SLG: 0.200 Pete Richert, L (2, 1) OBP: 0.000, SLG: 0.167 Joe McCabe, R (2, PH) OBP: 0.667, SLG: 0.286 Jim Duckworth, R (3, 1) Steve Ridzik, R (6, 1) OBP: 0.250, SLG: 0.250 Don Zimmer, R (7, PH) OBP: 0.190, SLG: 0.278 Buster Narum, R (8, 1) OBP: 0.167, SLG: 0.667 Ron Kline, R (9, 1) Don Blasingame, L (9, PH) OBP: 0.286, SLG: 0.444	x 0-0 ② F8		x 0-0 ③ F6				x 0-0 ② F8		SSS 0-3 ① K	0 0 1 1 0 1 0 0 0	0 0 0 0 0 0 0 0 0	0 0 0 0 0 0 0 0 0	0 0 0 0 0 0 0 0 0	0 0 1 1 0 1 0 0 0	0 0 0 0 0 0 0 0 1	0 0 1 1 0 0 0 0 0
Inning Stats	R: 0 H: 1 E: 0 LOB: 2 K: 1 BB: 1 S: 6 P: 10	R: 1 H: 1 E: 1 LOB: 1 K: 1 BB: 0 S: 7 P: 7	R: 0 H: 0 E: 0 LOB: 0 K: 2 BB: 0 S: 7 P: 7	R: 1 H: 1 E: 0 LOB: 1 K: 1 BB: 1 S: 6 P: 10	R: 0 H: 1 E: 0 LOB: 1 K: 0 BB: 0 S: 4 P: 4	R: 0 H: 0 E: 0 LOB: 0 K: 1 BB: 0 S: 5 P: 5	R: 0 H: 1 E: 0 LOB: 1 K: 0 BB: 0 S: 4 P: 4	R: 1 H: 2 E: 1 LOB: 2 K: 0 BB: 0 S: 6 P: 6	R: 0 H: 0 E: 0 LOB: 0 K: 1 BB: 0 S: 5 P: 5	1B: 5 SF: 0 2B: 1 SAC: 0 3B: 0 DP: 0 HR: 1 HBP: 0						WP: 0 PA: 38 PB: 0 SB: 0 CS: 0

PITCHER	IP	WLS	BF	H	R	ER	SO	BB	IBB	HBP	BLK	WP	HR	S	P	ERA	WHIP
Hank Aguirre, L (1, 1) ERA: 2.23	9.0	W	38	7	3	2	7	2	0	0	0	0	1	50	58	2.00	1.000

PITCHER	IP	WLS	BF	H	R	ER	SO	BB	IBB	HBP	BLK	WP	HR	S	P	ERA	WHIP

BOTTOM

Detroit Tigers @ Washington Senators

D.C. Stadium, Washington, DC

Thu May 13 1965, 7:05 PM EDT

Att. 3,361 - Unknown

livebaseballscorecards.com

AB	36
R	3
H	7
RBI	3
BB	2
SO	7
LOB	16

Batter	1	2	3	4	5	6	7	8	9	10	AB	R	H	RBI	BB	SO	LOB
Jake Wood, R (1, 4) OBP: 0.417, SLG: 0.727	4-3		HR		K		S 1B			2B 3B	5	1	2	1	0	1	2
Jerry Lumpe, L (10, PH) OBP: 0.327, SLG: 0.333 (10, 4)			6-3								1	1	1	0	0	0	0
Don Wert, R (1, 5) OBP: 0.366, SLG: 0.303	FC6-4 BB	1B	2B 1B	6-3		S 1B BB	F2			F1	4	2	1	0	2	0	2
Don Demeter, R (1, 3) (9, 8) OBP: 0.330, SLG: 0.384	F8		2B WP 1B	HBP 1B		K		F5		1B 2B	6	2	3	1	0	1	2
Al Kaline, R (1, 9) OBP: 0.440, SLG: 0.579	FC6-4		WP HR 2B	HBP 1B		PB HR 1B		L6-3		1B 2B IBB	5	3	3	2	1	0	1
Willie Horton, R (1, 7) OBP: 0.413, SLG: 0.900		FC4-6 1B	HR	FC4-6 HBP		HR		K		2B 1B	5	3	4	5	0	1	0
Bill Freehan, R (1, 2) OBP: 0.304, SLG: 0.274		K	G1-6-3 1B	F8		FC9-6 1B			1B	K	6	0	3	0	0	2	6
George Thomas, R (1, 8) OBP: 0.357, SLG: 0.480		FC4-6 1B	G1-6-3	FC4-6		FC9-6 CS			F3	2B	4	0	1	0	0	0	5
Norm Cash, L (9, PH) OBP: 0.330, SLG: 0.280 (9, 3)											2	0	1	2	0	0	1
Dick McAuliffe, L (1, 6) OBP: 0.430, SLG: 0.500		FC4-6 FC5-4	WP BB 1B		F9	CS	F7		F4	IBB	5	0	1	0	1	0	3
Denny McLain, R (1, 1) OBP: 0.100, SLG: 0.100		FC5-4	WP		K		F2		K	F6	1	0	0	0	0	0	2
Ed Rakow, S (2, 1)											2	0	0	0	1	1	0
Larry Sherry, R (7, 1) OBP: 0.400, SLG: 0.750											0	0	0	0	0	0	0
Gates Brown, L (9, PH) OBP: 0.259, SLG: 0.444											1	0	0	0	0	1	1
Terry Fox, R (9, 1)											1	0	0	0	0	0	2
Inning Stats	R: 0 E: 0 K: 0 S: 3 H: 0 LOB: 1 BB: 1 P: 7	R: 0 E: 0 K: 1 S: 7 H: 2 LOB: 2 BB: 0 P: 7	R: 5 E: 0 K: 0 S: 9 H: 7 LOB: 2 BB: 1 P: 13	R: 0 E: 0 K: 0 S: 5 H: 2 LOB: 3 BB: 0 P: 6	R: 0 E: 0 K: 2 S: 7 H: 0 LOB: 0 BB: 0 P: 7	R: 3 E: 0 K: 1 S: 7 H: 3 LOB: 0 BB: 1 P: 11	R: 0 E: 0 K: 0 S: 4 H: 1 LOB: 1 BB: 0 P: 4	R: 0 E: 0 K: 1 S: 5 H: 0 LOB: 0 BB: 0 P: 5	R: 0 E: 0 K: 1 S: 6 H: 1 LOB: 1 BB: 0 P: 6	R: 4 E: 0 K: 1 S: 9 H: 4 LOB: 2 BB: 2 P: 17	1B: 13 2B: 3 3B: 1 HR: 3 SF: 0 SAC: 0 DP: 1 HBP: 1						

PITCHER	IP	WLS	BF	H	R	ER	SO	BB	IBB	HBP	BLK	WP	HR	S	P	ERA	WHIP
Dennis Bennett, L (1, 1) ERA: 7.0	2.0		12	5	3	3	1	1	0	0	0	0	1	13	17	13.50	3.000
Bob Heffner, R (3, 1) ERA: 5.4	0.0		2	2	2	2	0	0	0	0	0	1	1	2	2	∞	∞
Jack Lamabe, R (3, 1) ERA: 7.5	3.1		18	6	3	3	3	2	0	1	0	1	1	21	30	8.10	2.400
Jay Ritchie, R (6, 1) ERA: 1.46	1.2		6	2	0	0	0	0	0	0	0	0	0	6	6	0.00	1.200
Dick Radatz, R (8, 1) ERA: 7.54	3.0	L	16	5	4	4	3	0	2	0	0	0	0	20	28	12.00	1.667

PITCHER	IP	WLS	BF	H	R	ER	SO	BB	IBB	HBP	BLK	WP	HR	S	P	ERA	WHIP

TOP

Detroit Tigers @ Boston Red Sox

Fenway Park, Boston, MA

Fri May 14 1965, 7:05 PM EDT

Att. 10,271 - Unknown

livebaseballscorecards.com

AB	48
R	12
H	20
RBI	11
BB	5
SO	7
LOB	27

WP: 2 PB: 1 SB: 2 CS: 1 PA: 55

Batter	1	2	3	4	5	6	7	8	9	10	AB	R	H	RBI	BB	SO	LOB
Lenny Green, L (1, 8) OBP: 0.366, SLG: 0.480	BBBB 4-0 HR BB	x 0-0 1-3 HR 1B		x 0-0 ① 6-3	x 0-0 ③ F7		x 0-0 1-H 2-H 2B			BBBB 4-0 2B BB	4	2	2	2	2	0	2
Frank Malzone, R (1, 5) OBP: 0.367, SLG: 0.358	x 0-0 ① F4	SSS 0-3 ① K		x 0-0 ② 5-3		x 0-0 ① F2	x 0-0 ③ 1-3			x 0-0 ① F4	6	0	0	0	0	1	5
Carl Yastrzemski, L (1, 7) OBP: 0.391, SLG: 0.620	x 0-0 1-H HR	x 0-0 1-H 3-H HR		BBBB 4-0 BB		x 0-0 3B		x 0-0 4-3 SH1-4 1B		x 0-0 1-3 2B	5	2	5	5	1	0	0
Tony Conigliaro, R (1, 9) OBP: 0.321, SLG: 0.490	BBBB 4-0 BB S BB	SSS 0-3 ② K		x 0-0 ③ F4		SSS 0-3 ② K		x 0-0 ① SH1-4 1-2		SSS 0-3 ② K	4	0	0	0	1	3	4
Lee Thomas, L (1, 3) OBP: 0.369, SLG: 0.517	BBBB 4-0 1-2 BB BB	BBBB 4-0 FC5-4 BB			x 0-0 ① F7	x 0-0 ③ G3		x 0-0 ② 4-3 2-3		x 0-0 ③ L4	4	0	0	0	2	0	4
Felix Mantilla, R (1, 4) OBP: 0.387, SLG: 0.495	BBBB 4-0 1-2 2-3 BB	x 0-0 ③ FC5-4 1-2f			x 0-0 HR		BBBB 4-0 1B 2B BB	x 0-0 ③ F2			3	2	1	1	2	0	2
Eddie Bressoud, R (1, 6) OBP: 0.355, SLG: 0.436	SSS 0-3 ② K			x 0-0 ① F5	BBBB 4-0 SH2-4 1B BB	x 0-0 ① F2			x 0-0 ① L9		4	0	0	0	1	1	4
Mike Ryan, R (1, 2) OBP: 0.276, SLG: 0.464	SSS 0-3 ③ K			x 0-0 ② F8	x 0-0 1-2 SH2-4 1B	x 0-0 1-2 2B 1B			x 0-0 ② F8		5	1	2	0	0	1	3
Dennis Bennett, L (1, 1) OBP: 0.500, SLG: 0.500		x 0-0 1B HR 1B		x 0-0 ③ F8	x 0-0 ② SH2-4 1-2 2-3	x 0-0 ② F8			SSS 0-3 ③ K		1	1	1	0	0	0	0
Bob Heffner, R (3, 1)											0	0	0	0	0	0	0
Jack Lamabe, R (3, 1)											1	0	0	0	0	0	0
Jay Ritchie, R (6, 1)											0	0	0	0	0	0	0
Dalton Jones, L (7, PH) OBP: 0.429, SLG: 0.583											1	0	0	0	0	0	2
Dick Radatz, R (8, 1) OBP: 0.375, SLG: 0.429											1	0	0	0	0	1	0
Inning Stats	R: 2 E: 0 K: 2 S: 8 H: 1 LOB: 3 BB: 4 P: 24	R: 3 E: 0 K: 2 S: 10 H: 3 LOB: 1 BB: 1 P: 14	R: 0 E: 0 K: 0 S: 3 H: 0 LOB: 0 BB: 0 P: 3	R: 0 E: 0 K: 0 S: 3 H: 0 LOB: 1 BB: 1 P: 7	R: 1 E: 0 K: 0 S: 5 H: 2 LOB: 2 BB: 1 P: 9	R: 0 E: 0 K: 1 S: 6 H: 1 LOB: 1 BB: 0 P: 6	R: 2 E: 0 K: 0 S: 5 H: 2 LOB: 1 BB: 1 P: 9	R: 0 E: 0 K: 0 S: 4 H: 1 LOB: 1 BB: 0 P: 4	R: 0 E: 0 K: 1 S: 5 H: 0 LOB: 0 BB: 0 P: 5	R: 0 E: 0 K: 1 S: 6 H: 1 LOB: 2 BB: 1 P: 10	1B: 5 2B: 2 3B: 1 HR: 3		SF: 0 SAC: 2 DP: 0 HBP: 0				WP: 0 PB: 0 SB: 1 CS: 0	PA: 50

PITCHER		IP	WLS	BF	H	R	ER	SO	BB	IBB	HBP	BLK	WP	HR	S	P	ERA	WHIP
Denny McLain, R ERA: 5.22	(1, 1)	1.2		14	4	5	5	4	5	0	0	0	0	2	17	37	27.00	5.400
Ed Rakow, R ERA: 3.86	(2, 1)	4.1		19	3	2	2	1	3	0	0	0	0	1	18	30	4.15	1.385
Larry Sherry, R ERA: 0.66	(7, 1)	2.0		9	3	1	1	0	0	0	0	0	0	0	9	9	4.50	1.500
Terry Fox, R ERA: 1.1	(9, 1)	2.0	W	8	1	0	0	2	1	0	0	0	0	0	11	15	0.00	1.000

PITCHER		IP	WLS	BF	H	R	ER	SO	BB	IBB	HBP	BLK	WP	HR	S	P	ERA	WHIP

BOTTOM

Detroit Tigers @ Boston Red Sox

Fenway Park, Boston, MA

Fri May 14 1965, 7:05 PM EDT

Att. 10,271 - Unknown

livebaseballscorecards.com

AB	39
R	8
H	11
RBI	8
BB	9
SO	7
LOB	26

Detroit Tigers @ Boston Red Sox

Fenway Park, Boston, MA

Sat May 15 1965, 3:33 AM EDT

Att. 6,514 - Unknown

TOP

livebaseballscorecards.com

Batter	1	2	3	4	5	6	7	8	9	AB	R	H	RBI	BB	SO	LOB
Dick McAuliffe, L (1, 6) OBP: 0.420, SLG: 0.485	4-3	F7			6-3		1-3		BB, 1B	5	1	1	0	0	0	2
Jerry Lumpe, L (1, 4) OBP: 0.324, SLG: 0.322	G1	4-3			BB, 2B		G3		SF8, BB, 1B	3	1	0	0	1	0	2
George Thomas, R (9, PH) OBP: 0.379, SLG: 0.500										1	1	1	0	0	0	0
(9, 8)																
Norm Cash, L (1, 3) OBP: 0.337, SLG: 0.295	BB		3-1		2B		K		BB	3	0	1	1	1	1	0
Jake Wood, R (9, PH) OBP: 0.462, SLG: 0.750										1	0	1	0	0	0	0
George Smith, R (9, 4) OBP: 0.211, SLG: 0.118										0	0	0	0	0	0	0
Al Kaline, R (1, 9) OBP: 0.446, SLG: 0.576	L5-3		G4-6-3, 1B		L8			SF8, 1B	BB	4	1	2	1	1	0	2
Willie Horton, R (1, 7) OBP: 0.426, SLG: 0.906		1B, 2B	G4-6-3			5-3, 1B		1-3, 1B	SF8	4	1	3	1	0	0	1
Don Demeter, R (1, 8) OBP: 0.324, SLG: 0.374		PB, 1B	K	K		5-3		K	K	5	1	1	0	0	3	5
(9, 3)																
Bill Freehan, R (1, 2) OBP: 0.301, SLG: 0.277		PB, 1B		1-3		5-3		SF8		3	0	1	2	0	0	1
Don Wert, R (1, 5) OBP: 0.362, SLG: 0.293		F3	K			IBB		F4		3	0	0	0	1	1	2
Mickey Lolich, S (1, 1)		BB			6-3	5-3			L3	3	0	0	0	1	0	2
Larry Sherry, R (9, 1) OBP: 0.400, SLG: 0.750										0	0	0	0	0	0	0

	AB	35
	R	6
	H	11
	RBI	5
	BB	5
	SO	5
	LOB	17

Inning Stats	1	2	3	4	5	6	7	8	9
	R: 0 E: 0 K: 0 S: 3	H: 0 LOB: 1 BB: 1 P: 7	R: 2 E: 0 K: 0 S: 6	H: 3 LOB: 2 BB: 1 P: 10	R: 0 E: 0 K: 0 S: 3	H: 1 LOB: 0 BB: 0 P: 3	R: 0 E: 0 K: 2 S: 7	H: 0 LOB: 0 BB: 0 P: 7	R: 1 E: 0 K: 0 S: 4	H: 1 LOB: 1 BB: 1 P: 8	R: 0 E: 0 K: 0 S: 4	H: 1 LOB: 2 BB: 1 P: 8	R: 0 E: 0 K: 1 S: 5	H: 0 LOB: 0 BB: 0 P: 5	R: 1 E: 0 K: 1 S: 7	H: 2 LOB: 1 BB: 0 P: 7	R: 2 E: 0 K: 1 S: 8	H: 3 LOB: 2 BB: 1 P: 12

1B: 9	SF: 2	WP: 0	PA: 42
2B: 2	SAC: 0	PB: 1	
3B: 0	DP: 1	SB: 0	
HR: 0	HBP: 0	CS: 0	

PITCHER		IP	WLS	BF	H	R	ER	SO	BB	IBB	HBP	BLK	WP	HR	S	P	ERA	WHIP
Jim Lonborg, R ERA: 3.3	(1, 1)	7.0	L	30	6	3	2	3	3	1	0	0	0	0	32	48	2.57	1.286
Arnold Earley, L ERA: 2.95	(8, 1)	1.1		9	5	3	3	1	0	0	0	0	0	0	11	11	20.25	3.750
Jay Ritchie, R ERA: 1.38	(9, 1)	0.2		3	0	0	0	1	1	0	0	0	0	0	4	8	0.00	1.500

PITCHER		IP	WLS	BF	H	R	ER	SO	BB	IBB	HBP	BLK	WP	HR	S	P	ERA	WHIP

Detroit Tigers @ Boston Red Sox

Fenway Park, Boston, MA

Sat May 15 1965, 3:33 AM EDT

Att. 6,514 - Unknown

livebaseballscorecards.com

BOTTOM

Batter	1	2	3	4	5	6	7	8	9	AB	R	H	RBI	BB	SO	LOB
Lenny Green, L (1, 8) OBP: 0.371, SLG: 0.475	WP SF8 1B		G3 2-3		BB		K			3	1	1	0	1	1	2
Chuck Schilling, R (1, 4) OBP: 0.250, SLG: 0.933	SF8 1-H		F6		K			HR		3	1	1	2	0	1	2
Carl Yastrzemski, L (1, 9) OBP: 0.377, SLG: 0.594	F8		K		K			3-1		4	0	0	0	0	2	2
Felix Mantilla, R (1, 7) OBP: 0.373, SLG: 0.474	K			F7		F7		F4		4	0	0	0	0	1	0
Frank Malzone, R (1, 5) OBP: 0.373, SLG: 0.366		FC3-6 1B		HBP 1B		K		F8		4	0	2	0	0	1	0
Lee Thomas, L (1, 3) OBP: 0.374, SLG: 0.511		FC3-6 FC6-4 1-2f		1-0 HBP 1-2		F7			G4-6-3 1B	3	0	1	0	0	0	1
Eddie Bressoud, R (1, 6) OBP: 0.333, SLG: 0.407		K		F2			5-3		F6	4	0	0	0	0	1	4
Mike Ryan, R (1, 2) OBP: 0.273, SLG: 0.438		FC6-4 1-2f		F3			PB 1B		G4-6-3 1-2f	4	0	1	0	0	0	4
Jim Lonborg, R (1, 1) OBP: 0.200, SLG: 0.300			G3 2B		5-3		1-3 1-2			2	0	1	0	0	0	0
Bob Tillman, R (7, PH) OBP: 0.280, SLG: 0.313										1	0	0	0	0	0	1
Arnold Earley, L (8, 1)										0	0	0	0	0	0	0
Jay Ritchie, R (9, 1)										0	0	0	0	0	0	0

Inning Stats	1	2	3	4	5	6	7	8	9
	R: 1 E: 0 K: 1 S: 6	H: 1 LOB: 0 BB: 0 P: 6	R: 0 E: 0 K: 1 S: 6	H: 1 LOB: 1 BB: 0 P: 6	R: 0 E: 0 K: 1 S: 6	H: 1 LOB: 1 BB: 0 P: 6	R: 0 E: 0 K: 0 S: 4	H: 1 LOB: 2 BB: 0 P: 5	R: 0 E: 0 K: 2 S: 7	H: 0 LOB: 1 BB: 1 P: 11
	R: 0 E: 0 K: 1 S: 5	H: 0 LOB: 0 BB: 0 P: 5	R: 0 E: 0 K: 1 S: 6	H: 1 LOB: 1 BB: 0 P: 6	R: 1 E: 0 K: 0 S: 4	H: 1 LOB: 0 BB: 0 P: 4	R: 0 E: 0 K: 0 S: 3	H: 1 LOB: 0 BB: 0 P: 3	1B: 5 2B: 1 3B: 0 HR: 1	SF: 1 SAC: 0 DP: 1 HBP: 1

WP: 2 PB: 1 SB: 0 CS: 0 PA: 35

PITCHER		IP	WLS	BF	H	R	ER	SO	BB	IBB	HBP	BLK	WP	HR	S	P	ERA	WHIP
Mickey Lolich, L ERA: 3.2	(1, 1)	8.0	W	33	7	2	2	7	1	0	1	0	1	1	45	50	2.25	1.000
Larry Sherry, R ERA: 0.64	(9, 1)	1.0	S	2	0	0	0	0	0	0	0	0	0	0	2	2	0.00	0.000

PITCHER		IP	WLS	BF	H	R	ER	SO	BB	IBB	HBP	BLK	WP	HR	S	P	ERA	WHIP

AB	32
R	2
H	7
RBI	2
BB	1
SO	7
LOB	16

Batter	1	2	3	4	5	6	7	8	9	AB	R	H	RBI	BB	SO	LOB
Dick McAuliffe, L (1, 6) OBP: 0.407, SLG: 0.467	0-3 ① K		x 0-0 ② G3			x 0-0 ① F6		x 0-0 ② F7		4	0	0	0	0	1	0
Jerry Lumpe, L (1, 4) OBP: 0.311, SLG: 0.309	0-3 ② K		x 0-0 ③ F7			x 0-0 ② 6-3		x 0-0 ③ F6		4	0	0	0	0	1	0
Norm Cash, L (1, 3) OBP: 0.333, SLG: 0.305	x 0-0 2B			x 0-0 ① 1-3		0-3 ③ K			0-3 ① K	4	0	1	0	0	2	0
Al Kaline, R (1, 9) OBP: 0.432, SLG: 0.553	x 0-0 ③ L9			x 0-0 ② L6-3			x 0-0 ① L5-3		x 0-0 ② L8	4	0	0	0	0	0	1
Willie Horton, R (1, 7) OBP: 0.417, SLG: 0.882		x 0-0 ① F8		0-3 ③ K			x 0-0 1B 2B		x 0-0 ③ 5-3	4	0	1	0	0	1	0
Jim Northrup, L (1, 8) OBP: 0.241, SLG: 0.240		B 4-0 BB			x 0-0 FC3-6 1B		x 0-0 2-3 1B			2	0	2	0	1	0	0
Bill Freehan, R (1, 2) OBP: 0.289, SLG: 0.265		x 0-0 ② F9			x 0-0 ① FC3-6 1-2f		x 0-0 ② F6			3	0	0	0	0	0	4
Don Wert, R (1, 5) OBP: 0.356, SLG: 0.287 Gates Brown, L (7, PH) OBP: 0.250, SLG: 0.429 George Smith, R (7, 5) OBP: 0.211, SLG: 0.118		x 0-0 ③ P4			x 0-0 ② F5		x 0-0 ③ F3			2 1 0	0 0 0	0 0 0	0 0 0	0 0 0	0 0 0	2 2 0
Dave Wickersham, R (1, 1) George Thomas, R (8, PH) OBP: 0.367, SLG: 0.481 Fred Gladding, L (8, 1)			0-3 ① K		0-3 ③ K			0-3 ① K		2 1 0	0 0 0	0 0 0	0 0 0	0 0 0	2 1 0	1 0 0
Inning Stats	R: 0 H: 1 E: 0 LOB: 1 K: 2 BB: 0 S: 8 P: 8	R: 0 H: 0 E: 0 LOB: 1 K: 0 BB: 1 S: 3 P: 7	R: 0 H: 0 E: 0 LOB: 0 K: 1 BB: 0 S: 5 P: 5	R: 0 H: 0 E: 0 LOB: 0 K: 1 BB: 0 S: 5 P: 5	R: 0 H: 1 E: 0 LOB: 1 K: 1 BB: 0 S: 6 P: 6	R: 0 H: 0 E: 0 LOB: 0 K: 1 BB: 0 S: 5 P: 5	R: 0 H: 2 E: 0 LOB: 2 K: 0 BB: 0 S: 5 P: 5	R: 0 H: 0 E: 0 LOB: 0 K: 1 BB: 0 S: 5 P: 5	R: 0 H: 0 E: 0 LOB: 0 K: 1 BB: 0 S: 5 P: 5	1B: 2 SF: 0 2B: 2 SAC: 0 3B: 0 DP: 0 HR: 0 HBP: 0						WP: 0 PA: 32 PB: 0 SB: 0 CS: 0	

PITCHER		IP	WLS	BF	H	R	ER	SO	BB	IBB	HBP	BLK	WP	HR	S	P	ERA	WHIP
Earl Wilson, R ERA: 3.7	(1, 1)	9.0	W	32	4	0	0	8	1	0	0	0	0	0	47	51	0.00	0.556

PITCHER	IP	WLS	BF	H	R	ER	SO	BB	IBB	HBP	BLK	WP	HR	S	P	ERA	WHIP

TOP

Detroit Tigers @ Boston Red Sox

Fenway Park, Boston, MA

Sun May 16 1965, 3:33 AM EDT

Unknown

livebaseballscorecards.com

AB	31
R	0
H	4
RBI	0
BB	1
SO	8
LOB	10

Detroit Tigers @ Boston Red Sox

Fenway Park, Boston, MA

Sun May 16 1965, 3:33 AM EDT

Unknown

BOTTOM

Batter	1	2	3	4	5	6	7	8	9	AB	R	H	RBI	BB	SO	LOB
Lenny Green, L (1, 8) OBP: 0.358, SLG: 0.457	F4		F7		G3		FC1-5 (1B, E) 1-2 2-3f			4	1	0	0	0	0	2
Dalton Jones, L (1, 5) OBP: 0.422, SLG: 0.550	1B (PB)		F8		L9		F2			4	1	1	0	0	0	2
Carl Yastrzemski, L (1, 7) OBP: 0.390, SLG: 0.596 Gary Geiger, L (8, 7)	BB (FC5, 1B) 1-2		1B (2B)		F7		E9 1-H 2-H			3 0	1 0	2 0	1 0	1 0	0 0	0 0
Felix Mantilla, R (1, 4) OBP: 0.377, SLG: 0.470	K		1B (2B) 1-3			F7	BB			3	1	1	0	1	1	2
Lee Thomas, L (1, 3) OBP: 0.378, SLG: 0.521	1B 1-2 2-H		2B 1-H 3-H			4-3	4-3			4	0	2	3	0	0	2
Tony Conigliaro, R (1, 9) OBP: 0.327, SLG: 0.485	FC5 2-3f		F6			BB		G4-3 1B		3	0	1	0	1	0	3
Eddie Bressoud, R (1, 6) OBP: 0.314, SLG: 0.381		5-3		F7		F7		G4-3 1-2f		4	0	0	0	0	0	2
Mike Ryan, R (1, 2) OBP: 0.270, SLG: 0.417		K		6-3			FC1-5 (SH, 1B)	1-3		4	0	1	0	0	1	0
Earl Wilson, R (1, 1) OBP: 0.333, SLG: 0.364		K		F8			SH (FC1-5, 1B) 1-2			2	1	0	0	0	1	0
Inning Stats	R: 1 E: 0 K: 1 S: 7 H: 2 LOB: 2 BB: 1 P: 11	R: 0 E: 0 K: 2 S: 7 H: 0 LOB: 0 BB: 0 P: 7	R: 2 E: 0 K: 0 S: 6 H: 3 LOB: 1 BB: 0 P: 6	R: 0 E: 0 K: 0 S: 3 H: 0 LOB: 0 BB: 0 P: 3	R: 0 E: 0 K: 0 S: 3 H: 0 LOB: 0 BB: 0 P: 3	R: 0 E: 0 K: 0 S: 3 H: 0 LOB: 1 BB: 1 P: 7	R: 2 E: 1 K: 0 S: 6 H: 2 LOB: 2 BB: 1 P: 10	R: 0 E: 0 K: 0 S: 3 H: 1 LOB: 0 BB: 0 P: 3		1B: 7 2B: 1 3B: 0 HR: 0 SF: 0 SAC: 1 DP: 1 HBP: 0						

livebaseballscorecards.com

	AB	31
	R	5
	H	8
	RBI	4
	BB	3
	SO	3
	LOB	13

WP: 0 PB: 1 SB: 0 CS: 0 PA: 35

PITCHER		IP	WLS	BF	H	R	ER	SO	BB	IBB	HBP	BLK	WP	HR	S	P	ERA	WHIP
Dave Wickersham, R ERA: 5.54	(1, 1)	7.0	L	32	7	5	4	3	3	0	0	0	0	0	35	47	5.14	1.429
Fred Gladding, R ERA: 2.4	(8, 1)	1.0		3	1	0	0	0	0	0	0	0	0	0	3	3	0.00	1.000

PITCHER	IP	WLS	BF	H	R	ER	SO	BB	IBB	HBP	BLK	WP	HR	S	P	ERA	WHIP

Detroit Tigers @ Boston Red Sox

Fenway Park, Boston, MA

Sun May 16 1965, 3:38 AM EDT

Att. 18,244 - Unknown

TOP

Batter	1	2	3	4	5	6	7	8	9	AB	R	H	RBI	BB	SO	LOB
Dick McAuliffe, L (1, 6) OBP: 0.406, SLG: 0.500	4-3		4-3		F9		1-3 1B 2B		HR	5	2	2	1	0	0	0
Jerry Lumpe, L (1, 4) OBP: 0.318, SLG: 0.316	5-3		1B		F8		FC4 2-H 3-H 1B		1B	4	0	2	2	0	0	0
Fred Gladding, L (7, 1)										0	0	0	0	0	0	0
Gates Brown, L (9, PH) OBP: 0.276, SLG: 0.448										1	0	1	0	0	0	0
Norm Cash, L (1, 3) OBP: 0.327, SLG: 0.291	B B B B BB		F9			F4	FC4 1-2f		F7	4	0	0	0	1	0	3
Al Kaline, R (1, 9) OBP: 0.426, SLG: 0.542	L8			1B 1B		L5-3		L8		4	0	1	0	0	0	1
Willie Horton, R (1, 7) OBP: 0.421, SLG: 0.889		E3 4-3		F8		2B		2B		4	0	2	0	0	0	1
Jim Northrup, L (1, 8) OBP: 0.241, SLG: 0.241		F4		1-2 1B		F8		F9		4	0	1	0	0	0	3
Bill Freehan, R (1, 2) OBP: 0.275, SLG: 0.250		4-3 2-3		F7			F7 S S S	K		4	0	0	0	0	1	4
Don Wert, R (1, 5) OBP: 0.344, SLG: 0.276		L1	S S S K				L3		6-3	4	0	0	0	0	1	3
Joe Sparma, R (1, 1) Ed Rakow, S (3, 1) Ray Oyler, R (5, PH) Phil Regan, R (5, 1) OBP: 0.143, SLG: 0.143 Jake Wood, R (7, PH) OBP: 0.467, SLG: 0.714 (7, 4)			1-3		F4		2B 1B 1B		3-1	1 0 1 0 2	0 0 0 0 1	0 0 0 0 1	0 0 0 0 1	0 0 0 0 0	0 0 0 0 0	0 0 0 0 0

	AB	38
	R	3
	H	10
	RBI	3
	BB	1
	SO	2
	LOB	15

livebaseballscorecards.com

Inning Stats	1	2	3	4	5	6	7	8	9			
	R: 0 E: 0 K: 0 S: 3	H: 0 LOB: 1 BB: 1 P: 7	R: 0 E: 1 K: 0 S: 4	H: 0 LOB: 1 BB: 0 P: 4	R: 0 E: 0 K: 0 S: 4	H: 1 LOB: 1 BB: 0 P: 4	R: 0 E: 0 K: 1 S: 7	H: 2 LOB: 2 BB: 0 P: 7	R: 0 E: 0 K: 0 S: 3	H: 0 LOB: 0 BB: 0 P: 3	R: 0 E: 0 K: 0 S: 4	H: 1 LOB: 1 BB: 0 P: 4
	R: 2 E: 0 K: 0 S: 6	H: 3 LOB: 1 BB: 0 P: 6	R: 0 E: 0 K: 1 S: 6	H: 1 LOB: 1 BB: 0 P: 6	R: 1 E: 0 K: 0 S: 5	H: 2 LOB: 1 BB: 0 P: 5	1B: 6 2B: 3 3B: 0 HR: 1	SF: 0 SAC: 0 DP: 0 HBP: 0	WP: 0 PB: 0 SB: 0 CS: 0	PA: 39		

PITCHER		IP	WLS	BF	H	R	ER	SO	BB	IBB	HBP	BLK	WP	HR	S	P	ERA	WHIP
Bill Monbouquette, R ERA: 3.18	(1, 1)	8.2	W	38	10	3	3	2	1	0	0	0	0	1	41	45	3.12	1.269
Dick Radatz, R ERA: 7.43	(9, 1)	0.1	S	1	0	0	0	0	0	0	0	0	0	0	1	1	0.00	0.000

PITCHER		IP	WLS	BF	H	R	ER	SO	BB	IBB	HBP	BLK	WP	HR	S	P	ERA	WHIP

Detroit Tigers @ Boston Red Sox

Fenway Park, Boston, MA

Sun May 16 1965, 3:38 AM EDT

Att. 18,244 - Unknown

BOTTOM

Batter	1	2	3	4	5	6	7	8	9	AB	R	H	RBI	BB	SO	LOB
Lenny Green, L (1, 8) OBP: 0.371, SLG: 0.458	BBBB 4-0 1B 1-3 BB	x 0-0 ②③ G4-6-3 1-2f		BBBB 4-0 G6-4-3 1-2 BB			x 0-0 SH1 1B			2	1	1	0	2	0	3
Chuck Schilling, R (1, 4) OBP: 0.316, SLG: 0.882	x 0-0 1-3 1-3 1B		BBBB 4-0 HR BB	x 0-0 ②③ G6-4-3 1-2f			x 0-0 ① SH1 1-2			2	1	1	0	1	0	2
Carl Yastrzemski, L (1, 7) OBP: 0.393, SLG: 0.618 Gary Geiger, L (8, 7)	x 0-0 ① 1-3 1-2 3-H	x 0-0 1-H HR	x 0-0 ① F8				BBBB 4-0 G6-4-3 BB			3 0	1 0	1 0	3 0	1 0	0 0	1 0
Tony Conigliaro, R (1, 9) OBP: 0.333, SLG: 0.509	x 0-0 ② F6	x 0-0 HR	BBBB 4-0 1B BB				x 0-0 ②③ G6-4-3 1-2f			3	1	1	1	1	0	3
Lee Thomas, L (1, 3) OBP: 0.374, SLG: 0.510	x 0-0 ③ F4	x 0-0 ① F8	x 0-0 ① G6-4-3 1-3 1B				x 0-0 ① F7			4	0	1	0	0	0	1
Frank Malzone, R (1, 5) OBP: 0.368, SLG: 0.360	x 0-0 BB 1B 1B	x 0-0 ② L6	x 0-0 ②③ G6-4-3 1-2f				x 0-0 ② P6			4	0	1	0	0	0	2
Eddie Bressoud, R (1, 6) OBP: 0.311, SLG: 0.373	x 0-0 BB 1-2 1B	SSS 0-3 ③ K		SSS 0-3 ① K			x 0-0 ③ 6-3			4	0	1	0	0	2	0
Mike Ryan, R (1, 2) OBP: 0.250, SLG: 0.385	x 0-0 ① F8		SSS 0-3 ① K		SSS 0-3 ② K					3	0	0	0	0	2	2
Bill Monbouquette, R (1, 1) OBP: 0.182, SLG: 0.190 Dick Radatz, R (9, 1) OBP: 0.375, SLG: 0.429	BBBB 4-0 G4-6-3 1-2 2-3 BB		x 0-0 BB 1B		SSS 0-3 ③ K					2 0	0 0	1 0	0 0	1 0	1 0	0 0
Inning Stats	R: 1 E: 0 K: 0 S: 4 H: 1 LOB: 1 BB: 1 P: 8	R: 0 E: 0 K: 0 S: 4 H: 2 LOB: 2 BB: 1 P: 8	R: 3 E: 0 K: 1 S: 7 H: 2 LOB: 0 BB: 1 P: 11	R: 0 E: 0 K: 1 S: 5 H: 1 LOB: 1 BB: 1 P: 9	R: 0 E: 0 K: 0 S: 3 H: 1 LOB: 1 BB: 1 P: 7	R: 0 E: 0 K: 3 S: 9 H: 0 LOB: 0 BB: 0 P: 9	R: 0 E: 0 K: 0 S: 3 H: 1 LOB: 1 BB: 1 P: 7	R: 0 E: 0 K: 0 S: 3 H: 0 LOB: 0 BB: 0 P: 3		1B: 6 2B: 0 3B: 0 HR: 2	SF: 0 SAC: 1 DP: 4 HBP: 0					

livebaseballscorecards.com

AB	27
R	4
H	8
RBI	4
BB	6
SO	5
LOB	14

PITCHER		IP	WLS	BF	H	R	ER	SO	BB	IBB	HBP	BLK	WP	HR	S	P	ERA	WHIP
Joe Sparma, R ERA: 5.68	(1, 1)	2.0	L	12	4	3	3	0	3	0	0	0	0	1	9	21	13.50	3.500
Ed Rakow, R ERA: 3.97	(3, 1)	2.0		8	2	1	1	2	1	0	0	0	0	1	11	15	4.50	1.500
Phil Regan, R ERA: 4.0	(5, 1)	2.0		7	1	0	0	3	1	0	0	0	0	0	12	16	0.00	1.000
Fred Gladding, R ERA: 2.12	(7, 1)	2.0		7	1	0	0	0	1	0	0	0	0	0	6	10	0.00	1.000

PITCHER	IP	WLS	BF	H	R	ER	SO	BB	IBB	HBP	BLK	WP	HR	S	P	ERA	WHIP

Washington Senators @ Detroit Tigers

Tiger Stadium, Detroit, MI

Tue May 18 1965, 7:05 PM EDT

Att. 8,841 - Unknown

TOP

livebaseballscorecards.com

Batter	1	2	3	4	5	6	7	8	9	AB	R	H	RBI	BB	SO	LOB
Joe Cunningham, L (1, 3) OBP: 0.483, SLG: 0.250	BBBB 4-0 FC6-4 BB		x 0-0 2B SF7 1-2 1B		x 0-0 1B 1B HR 1-3 1B	x 0-0 ① G3 BBBB 4-0 E BB			x 0-0 6-3 1B 1B	4	3	3	0	2	0	0
Ken Hamlin, R (1, 4) OBP: 0.323, SLG: 0.310 Don Blasingame, L (6, PH) OBP: 0.306, SLG: 0.395 (6, 4)	x 0-0 ① FC6-4 1-2f		x 0-0 1-3 2-H 2B		x 0-0 1B HR 1-2 3-H 1B	x 0-0 ② G3	x 0-0 E3 1-2		x 0-0 ② 6-3 1-2	3	1	2	2	0	0	1
										3	0	0	0	0	0	2
Ken McMullen, R (1, 5) OBP: 0.319, SLG: 0.417	x 0-0 ② L9		x 0-0 ② SF7 3-H		x 0-0 HR 1-2 2-3 1B	BBBB 4-0 PB 1B 1B BB	SSS 0-3 ② K		x 0-0 FC6-4 2-H 1B	4	2	2	2	1	1	3
Frank Howard, R (1, 7) OBP: 0.346, SLG: 0.437	x 0-0 ③ 5-3		x 0-0 ③ 6-3		x 0-0 1-H 2-H 3-H HR	x 0-0 PB 1-2 1B 1B	x 0-0 ③ 2-3		x 0-0 ③ FC6-4 1-2f	6	2	2	4	0	0	5
Woodie Held, R (1, 9) OBP: 0.448, SLG: 0.614 (5, 8)		BBBB 4-0 G5-4-3 BB		x 0-0 G6-4-3 1B	BBBB 4-0 HR BB	BBBB 4-0 1B 3B 1-2 2-3 BB		x 0-0 HR		2	3	2	1	3	0	0
Jim King, L OBP: 0.286, SLG: 0.360 (8, 9)										0	0	0	0	0	0	0
Don Lock, R (1, 8) OBP: 0.325, SLG: 0.271 Willie Kirkland, L (5, PH) OBP: 0.255, SLG: 0.481 (5, 9)		SSS 0-3 ① K		x 0-0 ①② G6-4-3 1-2f	x 0-0 1-H HR	x 0-0 3B 1-3 2-H 3-H 1B		SSS 0-3 ① K		2	0	0	0	0	1	2
(8, 8)										3	2	2	4	0	1	0
Doug Camilli, R (1, 2) OBP: 0.265, SLG: 0.413		x 0-0 ②③ G5-4-3 1-2f		x 0-0 2B	x 0-0 ① L9	x 0-0 1-H 3-H 3B		x 0-0 ② 5-3		5	0	2	2	0	0	1
Ed Brinkman, R (1, 6) OBP: 0.204, SLG: 0.191			x 0-0 ① 5-3	x 0-0 ③ 4-3	x 0-0 ② F2	x 0-0 ③ 6-3		SSS 0-3 ③ K		5	0	0	0	0	1	2
Phil Ortega, R (1, 1) OBP: 0.235, SLG: 0.250 Steve Ridzik, R (8, 1) OBP: 0.167, SLG: 0.167			x 0-0 1B 2B 1B		x 0-0 1B 1B 1B 0-3 ③ K		SSS 0-3 ① K		x 0-0 ① 6-3	4	2	2	0	0	2	0
										1	0	0	0	0	0	0
Inning Stats	R: 0 H: 0 E: 0 LOB: 1 K: 0 BB: 1 S: 3 P: 7	R: 0 H: 0 E: 0 LOB: 0 K: 1 BB: 1 S: 4 P: 8	R: 2 H: 3 E: 0 LOB: 1 K: 0 BB: 0 S: 6 P: 6	R: 0 H: 2 E: 0 LOB: 1 K: 0 BB: 0 S: 4 P: 4	R: 7 H: 6 E: 0 LOB: 0 K: 1 BB: 1 S: 11 P: 15	R: 4 H: 3 E: 0 LOB: 1 K: 0 BB: 2 S: 6 P: 14	R: 0 H: 0 E: 1 LOB: 2 K: 2 BB: 1 S: 8 P: 12	R: 1 H: 1 E: 0 LOB: 0 K: 2 BB: 0 S: 8 P: 8	R: 1 H: 2 E: 0 LOB: 1 K: 0 BB: 0 S: 5 P: 5	1B: 11 SF: 1 2B: 2 SAC: 0 3B: 1 DP: 2 HR: 3 HBP: 0						

	AB	42
	R	15
	H	17
	RBI	15
	BB	6
	SO	6
	LOB	16

WP: 0 PA: 49
PB: 1
SB: 0
CS: 0

PITCHER		IP	WLS	BF	H	R	ER	SO	BB	IBB	HBP	BLK	WP	HR	S	P	ERA	WHIP
Hank Aguirre, L ERA: 3.79	(1, 1)	4.0	L	23	10	8	8	1	3	0	0	0	0	1	22	34	18.00	3.250
Phil Regan, R ERA: 4.18	(5, 1)	1.0		4	1	1	1	1	0	0	0	0	0	1	6	6	9.00	1.000
Ed Rakow, R ERA: 6.08	(6, 1)	2.0		13	3	4	4	2	3	0	0	0	0	0	14	26	18.00	3.000
Fred Gladding, R ERA: 2.84	(8, 1)	2.0		9	3	2	2	2	0	0	0	0	0	1	13	13	9.00	1.500

PITCHER	IP	WLS	BF	H	R	ER	SO	BB	IBB	HBP	BLK	WP	HR	S	P	ERA	WHIP

BOTTOM

Washington Senators @ Detroit Tigers

Tiger Stadium, Detroit, MI

Tue May 18 1965, 7:05 PM EDT

Att. 8,841 - Unknown

Batter	1	2	3	4	5	6	7	8	9	AB	R	H	RBI	BB	SO	LOB
Dick McAuliffe, L (1, 6) OBP: 0.414, SLG: 0.548	F6		SF7 3B		K		1-H 2-H HR		HBP 1B	5	2	3	3	0	1	0
Jerry Lumpe, L (1, 4) OBP: 0.322, SLG: 0.317	FC6-4 1B		SF7 3-H		4-3		F7		1-2 HBP	3	0	1	1	0	0	0
Norm Cash, L (1, 3) OBP: 0.321, SLG: 0.278	FC6-4 1-2f		K			F7		WP BB 3B BB	F4	4	1	0	0	1	1	3
Al Kaline, R (1, 9) OBP: 0.425, SLG: 0.559	K		HR			L9		1-2 WP 3B BB	L4	4	2	1	1	1	1	3
Willie Horton, R (1, 7) OBP: 0.425, SLG: 0.895		E S 1B 1B	6-3			F9		1-H 2-H 4-3 3B		4	2	2	2	0	0	0
Jim Northrup, L (1, 8) OBP: 0.242, SLG: 0.241		F6 1-3		4-3			1B HR 1B	3-H 4-3		4	1	1	1	0	0	1
Bill Freehan, R (1, 2) OBP: 0.262, SLG: 0.237		F1		F4			F9	1-3		4	0	0	0	0	0	2
Don Wert, R (1, 5) OBP: 0.349, SLG: 0.284		3-H 1B		F6			1-2 HR 1B	5-3		4	1	2	1	0	0	0
Hank Aguirre, R (1, 1) OBP: 0.250, SLG: 0.143 Phil Regan, R (5, 1) OBP: 0.143, SLG: 0.143 Ray Oyler, R (5, PH) Ed Rakow, S (6, 1) Jake Wood, R (7, PH) OBP: 0.438, SLG: 0.667 Fred Gladding, L (8, 1) George Thomas, R (9, PH) OBP: 0.355, SLG: 0.464		6-3			5-3		F7		K	1 0 1 0 1 0 1	0 0 0 0 0 0 0	0 0 0 0 0 0 0	0 0 0 0 0 0 0	0 0 0 0 0 0 1	0 0 0 0 0 1 0	1 0 0 0 0 2 0
Inning Stats	R: 0 E: 0 K: 1 S: 6 H: 1 LOB: 1 BB: 0 P: 6	R: 1 E: 0 K: 0 S: 5 H: 2 LOB: 1 BB: 0 P: 5	R: 2 E: 0 K: 1 S: 7 H: 2 LOB: 0 BB: 0 P: 7	R: 0 E: 0 K: 0 S: 3 H: 0 LOB: 0 BB: 0 P: 3	R: 0 E: 0 K: 1 S: 5 H: 0 LOB: 0 BB: 0 P: 5	R: 0 E: 0 K: 0 S: 3 H: 0 LOB: 0 BB: 0 P: 3	R: 3 E: 0 K: 0 S: 6 H: 3 LOB: 0 BB: 0 P: 6	R: 3 E: 0 K: 0 S: 4 H: 1 LOB: 0 BB: 2 P: 12	R: 0 E: 0 K: 1 S: 6 H: 1 LOB: 2 BB: 0 P: 7	1B: 6 2B: 0 3B: 2 HR: 2	SF: 1 SAC: 0 DP: 0 HBP: 1			WP: 1 PB: 0 SB: 1 CS: 0	PA: 40		

livebaseballscorecards.com

AB	36
R	9
H	10
RBI	9
BB	2
SO	4
LOB	12

PITCHER		IP	WLS	BF	H	R	ER	SO	BB	IBB	HBP	BLK	WP	HR	S	P	ERA	WHIP
Phil Ortega, R ERA: 5.5	(1, 1)	7.0	W	32	9	9	9	3	2	0	0	0	1	2	36	44	11.57	1.571
Steve Ridzik, R ERA: 3.41	(8, 1)	2.0	S	8	1	0	0	1	0	0	1	0	0	0	9	10	0.00	0.500

PITCHER	IP	WLS	BF	H	R	ER	SO	BB	IBB	HBP	BLK	WP	HR	S	P	ERA	WHIP

Washington Senators @ Detroit Tigers

Tiger Stadium, Detroit, MI

Wed May 19 1965, 7:05 PM EDT

Att. 5,309 - Unknown

TOP

livebaseballscorecards.com

Batter	1	2	3	4	5	6	7	8	9	AB	R	H	RBI	BB	SO	LOB
Joe Cunningham, L (1, 3) OBP: 0.485, SLG: 0.261	x 0-0 G3 1B		x 0-0 ②③ G6-3 1-2f			BBBB 4-0 1B BB		x 0-0 ②③ G4-3 1-2f		3	0	1	0	1	0	2
Don Blasingame, L (1, 4) OBP: 0.305, SLG: 0.390	x 0-0 ① F8			x 0-0 ① F5		x 0-0 1-2 1B			x 0-0 ① F5	4	0	1	0	0	0	1
Ken McMullen, R (1, 5) OBP: 0.308, SLG: 0.402	x 0-0 ② G3 1-2			x 0-0 ② F7		x 0-0 ③ 5-3			x 0-0 ② F9	4	0	0	0	0	0	3
Frank Howard, R (1, 7) OBP: 0.336, SLG: 0.423	x 0-0 ③ 5-3			SSS 0-3 ③ K			x 0-0 ① 5-3		x 0-0 ③ 5-3	4	0	0	0	0	1	1
Woodie Held, R (1, 8) OBP: 0.444, SLG: 0.597		x 0-0 ① 5-3			x 0-0 ① F3		BBBB 4-0 BB			2	0	0	0	1	0	0
Willie Kirkland, L (1, 9) OBP: 0.241, SLG: 0.455		SSS 0-3 ② K			x 0-0 ② F9		x 0-0 ② F9			3	0	0	0	0	1	1
Doug Camilli, R (1, 2) OBP: 0.255, SLG: 0.396		x 0-0 ③ F9			x 0-0 ③ 5-3		SSS 0-3 ③ K			2	0	0	0	0	0	0
Jim King, L (7, PH) OBP: 0.281, SLG: 0.353										1	0	0	0	0	1	1
Joe McCabe, R (7, 2) OBP: 0.258, SLG: 0.269										0	0	0	0	0	0	0
Ed Brinkman, R (1, 6) OBP: 0.218, SLG: 0.198			x 0-0 G6-3 1B			x 0-0 ① F2		BBBB 4-0 G4-3 BB		2	0	1	0	1	0	0
Bennie Daniels, L (1, 1) OBP: 0.364, SLG: 0.125			SSS 0-3 ① K			SSS 0-3 ② K		SSS 0-3 ① K		2	0	0	0	0	2	1
Steve Ridzik, R (7, 1) OBP: 0.167, SLG: 0.167										0	0	0	0	0	0	0
Bob Chance, L (8, PH) OBP: 0.301, SLG: 0.376										1	0	0	0	0	1	1
Marshall Bridges, S (8, 1)										0	0	0	0	0	0	0

Inning Stats	1	2	3	4	5	6	7	8	9
R:	0	0	0	0	0	0	0	0	0
E:	0	0	0	0	0	0	0	0	0
K:	0	1	1	1	0	1	1	1	0
S:	4	5	5	5	3	6	5	4	3
H:	1	0	1	0	0	1	0	0	0
LOB:	1	0	0	0	0	2	0	0	0
BB:	0	0	0	0	0	1	1	1	0
P:	4	5	5	5	3	10	9	8	3

1B:	3
2B:	0
3B:	0
HR:	0
SF:	0
SAC:	0
DP:	2
HBP:	0

WP:	0
PB:	0
SB:	0
CS:	0
PA:	31

AB	28
R	0
H	3
RBI	0
BB	3
SO	6
LOB	11

PITCHER	IP	WLS	BF	H	R	ER	SO	BB	IBB	HBP	BLK	WP	HR	S	P	ERA	WHIP
Denny McLain, R (1, 1) ERA: 3.99	9.0	W	31	3	0	0	6	3	0	0	0	0	0	40	52	0.00	0.667

PITCHER	IP	WLS	BF	H	R	ER	SO	BB	IBB	HBP	BLK	WP	HR	S	P	ERA	WHIP

Batter	1	2	3	4	5	6	7	8	9	AB	R	H	RBI	BB	SO	LOB
Jake Wood, R (1, 4) OBP: 0.400, SLG: 0.579	K		5-3		5-3		CS, 1B			4	0	1	0	0	1	1
Jim Northrup, L (1, 9) OBP: 0.227, SLG: 0.226	4-3			L9		4-3	CS 1-2	F6		4	0	0	0	0	0	0
Dick McAuliffe, L (1, 6) OBP: 0.409, SLG: 0.534	BB			6-3		F3		4-3		3	0	0	0	1	0	0
Willie Horton, R (1, 7) OBP: 0.417, SLG: 0.861	5-3			K		BB		F8		3	0	0	0	1	1	1
Norm Cash, L (1, 3) OBP: 0.321, SLG: 0.272		E4, G6-4-3			FC4-6, BB	F8				2	0	0	0	1	0	1
Don Demeter, R (7, 3) OBP: 0.324, SLG: 0.374										0	0	0	0	0	0	0
Bill Freehan, R (1, 2) OBP: 0.264, SLG: 0.231		G6-4-3 1-2f			FC4-6 1-2f		BB, E, 1B			2	2	0	0	1	0	2
George Thomas, R (1, 8) OBP: 0.353, SLG: 0.452		5-3			1B 1-2 1B		F9			3	0	1	0	0	0	1
Don Wert, R (1, 5) OBP: 0.357, SLG: 0.295			5-3		E 1-3 2-H 1B		E2 1-H E, 1B			3	2	2	1	0	0	0
Denny McLain, R (1, 1) OBP: 0.154, SLG: 0.154			F9		1-H 3-H 1B		F8 3-H			3	0	1	1	0	0	0
Inning Stats	R: 0 E: 0 K: 1 S: 5 H: 0 LOB: 1 BB: 1 P: 9	R: 0 E: 1 K: 0 S: 3 H: 0 LOB: 0 BB: 0 P: 3	R: 0 E: 0 K: 0 S: 3 H: 0 LOB: 0 BB: 0 P: 3	R: 0 E: 0 K: 1 S: 5 H: 0 LOB: 0 BB: 0 P: 5	R: 2 E: 0 K: 0 S: 5 H: 3 LOB: 1 BB: 1 P: 9	R: 0 E: 0 K: 0 S: 3 H: 0 LOB: 1 BB: 1 P: 7	R: 2 E: 2 K: 0 S: 4 H: 2 LOB: 0 BB: 1 P: 8	R: 0 E: 0 K: 0 S: 3 H: 0 LOB: 0 BB: 0 P: 3		1B: 5 2B: 0 3B: 0 HR: 0 SF: 0 SAC: 0 DP: 1 HBP: 0						

PITCHER		IP	WLS	BF	H	R	ER	SO	BB	IBB	HBP	BLK	WP	HR	S	P	ERA	WHIP
Bennie Daniels, R ERA: 3.13	(1, 1)	6.1	L	26	4	4	2	2	4	0	0	0	0	0	26	42	2.84	1.263
Steve Ridzik, R ERA: 3.34	(7, 1)	0.2		2	1	0	0	0	0	0	0	0	0	0	2	2	0.00	1.500
Marshall Bridges, L ERA:	(8, 1)	1.0		3	0	0	0	0	0	0	0	0	0	0	3	3	0.00	0.000

PITCHER	IP	WLS	BF	H	R	ER	SO	BB	IBB	HBP	BLK	WP	HR	S	P	ERA	WHIP

BOTTOM

Washington Senators @ Detroit Tigers

Tiger Stadium, Detroit, MI

Wed May 19 1965, 7:05 PM EDT

Att. 5,309 - Unknown

livebaseballscorecards.com

AB	27
R	4
H	5
RBI	2
BB	4
SO	2
LOB	6

Batter	1	2	3	4	5	6	7	8	9	10	AB	R	H	RBI	BB	SO	LOB
Joe Cunningham, L (1, 3) OBP: 0.447, SLG: 0.321	F6		L5			5-3 3B		4-3		3-1	5	1	1	0	0	0	0
Ken Hamlin, R (1, 4) OBP: 0.324, SLG: 0.313 Bob Chance, L (8, PH) OBP: 0.298, SLG: 0.372 Steve Ridzik, R (8, 1) OBP: 0.167, SLG: 0.167 Don Lock, R (10, PH) OBP: 0.330, SLG: 0.309 (10, 8)	K		G6-4-3 1B			5-3 3-H		K		HR	3 1 0 1	0 0 0 1	1 0 0 1	1 0 0 1	0 1 0 0	1 0 0 0	0 0 0 0
Ken McMullen, R (1, 9) OBP: 0.304, SLG: 0.393 Marshall Bridges, S (10, 1)	4-3		G6-4-3 1-2f			K			5-3	PB SH1-3 1B	5 0	0 0	1 0	0 0	0 0	1 0	1 0
Frank Howard, R (1, 7) OBP: 0.340, SLG: 0.449 Mike Brumley, L (9, 2) OBP: 0.180, SLG: 0.128		K		G6-4-3 1B		K			HR	SH1-3 1-2	4 0	1 0	2 0	1 0	0 0	2 0	0 0
Woodie Held, R (1, 8) OBP: 0.442, SLG: 0.636 (10, 7)		HR		F4			F9		1B SF8 2B	F8 2-3	5	2	2	1	0	0	2
Don Zimmer, R (1, 5) OBP: 0.231, SLG: 0.435		HR BB		G6-4-3 1-2f			HR		2-3 1B		3	2	2	1	1	0	1
Doug Camilli, R (1, 2) OBP: 0.264, SLG: 0.400 Jim King, L (7, PH) OBP: 0.276, SLG: 0.346 Joe McCabe, R (7, 2) OBP: 0.256, SLG: 0.269 Willie Kirkland, L (9, PH) OBP: 0.237, SLG: 0.455 (9, 7) (10, 9)		F7			G5-4-3 1B		K		SF8 3-H		2 1 0 0	0 0 0 0	1 0 0 1	0 0 0 0	0 1 0 0	0 0 0 0	1 0 0 0
Ed Brinkman, R (1, 6) OBP: 0.229, SLG: 0.240		1-H HR			G5-4-3 1-2f		F4		1-2 1B		4	1	2	2	0	0	1
Frank Kreutzer, R (1, 1) Buster Narum, R (1, 1) OBP: 0.125, SLG: 0.500 Don Blasingame, L (8, PH) OBP: 0.300, SLG: 0.383 (8, 4)		K			F9			4-3	F8		0 2 2	0 0 0	0 0 0	0 0 0	0 1 0	0 0 0	0 0 2
Inning Stats	R: 0 E: 0 K: 1 S: 5 H: 0 LOB: 0 BB: 0 P: 5	R: 3 E: 0 K: 2 S: 9 H: 2 LOB: 0 BB: 1 P: 13	R: 0 E: 0 K: 0 S: 3 H: 1 LOB: 0 BB: 0 P: 3	R: 0 E: 0 K: 0 S: 3 H: 1 LOB: 0 BB: 0 P: 3	R: 0 E: 0 K: 0 S: 3 H: 1 LOB: 0 BB: 0 P: 3	R: 1 E: 0 K: 2 S: 8 H: 1 LOB: 0 BB: 0 P: 8	R: 1 E: 0 K: 1 S: 6 H: 1 LOB: 0 BB: 0 P: 6	R: 0 E: 0 K: 1 S: 5 H: 0 LOB: 0 BB: 0 P: 5	R: 2 E: 0 K: 0 S: 7 H: 4 LOB: 2 BB: 0 P: 7	R: 1 E: 0 K: 0 S: 5 H: 2 LOB: 1 BB: 0 P: 5	1B: 6 2B: 1 3B: 1 HR: 5	SF: 1 SAC: 1 DP: 3 HBP: 0						

PITCHER		IP	WLS	BF	H	R	ER	SO	BB	IBB	HBP	BLK	WP	HR	S	P	ERA	WHIP
Mickey Lolich, L ERA: 3.68	(1, 1)	6.1		24	7	5	5	5	1	0	0	0	0	3	33	37	7.11	1.263
Larry Sherry, R ERA: 1.19	(7, 1)	2.0		9	3	2	2	2	0	0	0	0	0	1	13	13	9.00	1.500
Terry Fox, R ERA: 1.08	(9, 1)	0.1		2	1	0	0	0	0	0	0	0	0	0	2	2	0.00	3.000
Ron Nischwitz, L ERA: 9.0	(9, 1)	1.0		5	2	1	1	0	0	0	0	0	0	1	5	5	9.00	2.000
Jack Hamilton, R ERA:	(10, 1)	0.1	W	1	0	0	0	0	0	0	0	0	0	0	1	1	0.00	0.000

PITCHER	IP	WLS	BF	H	R	ER	SO	BB	IBB	HBP	BLK	WP	HR	S	P	ERA	WHIP

TOP

Washington Senators @ Detroit Tigers

Tiger Stadium, Detroit, MI

Thu May 20 1965, 4:33 AM EDT

Att. 3,510 - Unknown

livebaseballscorecards.com

AB	38
R	8
H	13
RBI	8
BB	1
SO	7
LOB	8

WP: 0 PB: 1 SB: 0 CS: 0 PA: 41

Batter	1	2	3	4	5	6	7	8	9	10	AB	R	H	RBI	BB	SO	LOB
Jake Wood, R (1, 4) OBP: 0.400, SLG: 0.667	HR	K		6-3 1-2 1B		F8			1-3		5	1	2	1	0	1	1
Don Wert, R (1, 5) OBP: 0.358, SLG: 0.294	BB 1B 1B		E 1B 1B	6-3 1-2			K		4-3		4	2	1	0	1	1	2
Don Demeter, R (1, 3) OBP: 0.327, SLG: 0.368 Gates Brown, L (9, PR) OBP: 0.276, SLG: 0.448 Ray Oyler, R (10, 3)	1B 3B 1-2 1B		K		K		6-3		BB 2B BB		4 0 0	1 1 0	1 0 0	0 0 0	1 0 0	2 0 0	1 0 0
Willie Horton, R (1, 7) OBP: 0.416, SLG: 0.829	F7	F6			FC5-4 BB		K2-3		2B 1-2 BB		3	0	0	0	2	1	3
Bill Freehan, R (1, 2) OBP: 0.272, SLG: 0.253	3B 1-3 2-H 1B	E6 1B 1-2 E			FC5-4 1-2f			G3	2B 1-H 2-H		5	2	2	2	0	0	2
Jim Northrup, L (1, 9) OBP: 0.254, SLG: 0.273	FC6-2 1-H 3-H 3B	E8 1-H 2-H 1B			6-3			1-3	FC3-6 BB		4	0	2	3	1	0	1
George Thomas, R (1, 8) OBP: 0.359, SLG: 0.444	FC6-2 CS 3-H	K				FC3-6 1B		2B 1B	FC3-6 1-2f HR		5	1	2	0	0	1	3
Dick McAuliffe, L (1, 6) OBP: 0.408, SLG: 0.561	CS 1-2	F9		F9		FC3-6 1-2f		1-3 2B	HR 1-H		5	1	2	2	0	0	1
Mickey Lolich, S (1, 1) OBP: 0.105, SLG: 0.056 Larry Sherry, R (7, 1) OBP: 0.333, SLG: 0.600 Terry Fox, R (9, 1) Ron Nischwitz, S (9, 1) Jack Hamilton, R (10, 1)		F7		1B 1B		K		F3			3 1 0 0 0	0 0 0 0 0	1 0 0 0 0	0 0 0 0 0	0 0 0 0 0	1 0 0 0 0	1 2 0 0 0
Inning Stats	R: 4 H: 4 E: 0 LOB: 0 K: 0 BB: 1 S: 6 P: 10	R: 0 H: 0 E: 0 LOB: 0 K: 1 BB: 0 S: 5 P: 5	R: 2 H: 2 E: 2 LOB: 1 K: 2 BB: 0 S: 10 P: 10	R: 0 H: 2 E: 0 LOB: 1 K: 0 BB: 0 S: 4 P: 4	R: 0 H: 0 E: 0 LOB: 1 K: 1 BB: 1 S: 5 P: 9	R: 0 H: 1 E: 0 LOB: 1 K: 1 BB: 0 S: 6 P: 6	R: 0 H: 0 E: 0 LOB: 0 K: 2 BB: 0 S: 7 P: 7	R: 0 H: 2 E: 0 LOB: 2 K: 0 BB: 0 S: 5 P: 5	R: 1 H: 1 E: 0 LOB: 3 K: 0 BB: 2 S: 3 P: 11	R: 2 H: 1 E: 0 LOB: 0 K: 0 BB: 1 S: 2 P: 6	1B: 8 SF: 0 2B: 2 SAC: 0 3B: 1 DP: 0 HR: 2 HBP: 0						

PITCHER		IP	WLS	BF	H	R	ER	SO	BB	IBB	HBP	BLK	WP	HR	S	P	ERA	WHIP
Frank Kreutzer, L ERA: 5.55	(1, 1)	0.1		6	4	4	4	0	1	0	0	0	0	1	5	9	108.00	15.000
Buster Narum, R ERA: 5.24	(1, 1)	6.2		25	5	2	0	7	1	0	0	0	0	0	38	42	0.00	0.900
Steve Ridzik, R ERA: 3.41	(8, 1)	2.0		10	3	1	1	0	2	0	0	0	0	0	8	16	4.50	2.500
Marshall Bridges, L ERA: 5.4	(10, 1)	0.1	L	3	1	2	2	0	1	0	0	0	0	1	2	6	54.00	6.000

PITCHER		IP	WLS	BF	H	R	ER	SO	BB	IBB	HBP	BLK	WP	HR	S	P	ERA	WHIP

BOTTOM

Washington Senators @ Detroit Tigers

Tiger Stadium, Detroit, MI

Thu May 20 1965, 4:33 AM EDT

Att. 3,510 - Unknown

livebaseballscorecards.com

AB	39
R	9
H	13
RBI	8
BB	5
SO	7
LOB	17

WP: 0 PA: 45
PB: 0
SB: 0
CS: 1

Baltimore Orioles @ Detroit Tigers

Tiger Stadium, Detroit, MI

Fri May 21 1965, 7:05 PM EDT

Att. 15,039 - Unknown

TOP

livebaseballscorecards.com

Batter	1	2	3	4	5	6	7	8	9	AB	R	H	RBI	BB	SO	LOB
Russ Snyder, L (1, 7) (9, 9) OBP: 0.333, SLG: 0.320	F4		F7	1B 1-2 2-3 3-H		F3		4-3		5	0	1	1	0	0	0
Luis Aparicio, R (1, 6) OBP: 0.320, SLG: 0.447	F8		F2	F7		F9			F5	5	0	0	0	0	0	3
Norm Siebern, L (1, 3) OBP: 0.339, SLG: 0.396	BB BB		F8	F9		F3			E WP E 1B	4	1	1	0	1	0	3
Curt Blefary, L (1, 9) OBP: 0.361, SLG: 0.619 Paul Blair, R (9, PR) (9, 8) OBP: 0.287, SLG: 0.341	BB 1-2			1B 2B	F9		BB FC6-5-4 S		E4 FC4-6 1-2	3 0	1 0	1 0	0 0	2 0	0 0	1 0
Charlie Lau, L (1, 2) OBP: 0.375, SLG: 0.613 Dick Brown, R (9, PH) (9, 2) OBP: 0.222, SLG: 0.125	1-3			1B 2B 2-H 1B	2B 1B		F8 1-2		FC4-6 WP 1-2f 2-3	4 1	2 0	2 0	1 0	0 0	0 0	3 2
Bob Johnson, R (1, 5) OBP: 0.300, SLG: 0.396		F6		2B 1B 1-2 1B	1-H 2B		FC6-5-4 2-2		K 2-3 3-H	5	1	2	1	0	1	3
Jackie Brandt, R (1, 8) (9, 7) OBP: 0.333, SLG: 0.559	K			1B 2B 1-3 2-H	F6	F6				4	0	1	1	0	1	2
Jerry Adair, R (1, 4) OBP: 0.341, SLG: 0.318	1B			1B IBB	IBB			5-3		2	0	1	0	2	0	0
Milt Pappas, R (1, 1) OBP: 0.167, SLG: 0.222 Stu Miller, R (9, 1)	K			K	F4			K		4 0	0 0	0 0	0 0	0 0	3 0	6 0
Inning Stats	R: 0 E: 0 K: 0 S: 3 H: 0 LOB: 2 BB: 2 P: 11	R: 0 E: 0 K: 2 S: 8 H: 1 LOB: 1 BB: 0 P: 8	R: 0 E: 0 K: 0 S: 3 H: 0 LOB: 0 BB: 0 P: 3	R: 3 E: 0 K: 1 S: 10 H: 5 LOB: 3 BB: 1 P: 14	R: 1 E: 0 K: 0 S: 5 H: 2 LOB: 2 BB: 1 P: 9	R: 0 E: 0 K: 0 S: 3 H: 0 LOB: 0 BB: 0 P: 3	R: 0 E: 0 K: 0 S: 3 H: 0 LOB: 1 BB: 1 P: 7	R: 0 E: 0 K: 1 S: 5 H: 0 LOB: 0 BB: 0 P: 5	R: 1 E: 2 K: 1 S: 7 H: 1 LOB: 2 BB: 0 P: 7	1B: 6 2B: 3 3B: 0 HR: 0 SF: 0 SAC: 0 DP: 0 HBP: 0						

AB	37
R	5
H	9
RBI	4
BB	5
SO	5
LOB	23

WP: 1 PA: 42
PB: 0
SB: 1
CS: 0

PITCHER		IP	WLS	BF	H	R	ER	SO	BB	IBB	HBP	BLK	WP	HR	S	P	ERA	WHIP
Dave Wickersham, R ERA: 5.36	(1, 1)	8.0	L	37	8	4	4	4	3	2	0	0	0	0	40	60	4.50	1.375
Ron Nischwitz, L ERA: 6.75	(9, 1)	0.1		3	1	1	0	0	0	0	0	0	0	0	3	3	0.00	3.000
Fred Gladding, R ERA: 2.75	(9, 1)	0.2		2	0	0	0	1	0	0	0	0	1	0	4	4	0.00	0.000

PITCHER	IP	WLS	BF	H	R	ER	SO	BB	IBB	HBP	BLK	WP	HR	S	P	ERA	WHIP

Baltimore Orioles @ Detroit Tigers

Tiger Stadium, Detroit, MI

Fri May 21 1965, 7:05 PM EDT

Att. 15,039 - Unknown

BOTTOM

Batter	1	2	3	4	5	6	7	8	9	AB	R	H	RBI	BB	SO	LOB
Dick McAuliffe, L (1, 6) OBP: 0.411, SLG: 0.583	HR		CS 1B			4-3		4-3		4	1	2	1	0	0	0
Jerry Lumpe, L (1, 4) OBP: 0.345, SLG: 0.343	S 1B		1-2 1B			1B FC6-4 1B		1B		4	1	4	0	0	0	0
Don Demeter, R (1, 3) OBP: 0.324, SLG: 0.364	K 1-2		5-3			FC6-4 1-3 1B		F7		4	0	1	0	0	1	3
Willie Horton, R (1, 7) OBP: 0.409, SLG: 0.800	4-3			5-3		FC6-4 1-2f 3-H			BB G6-4-3	3	0	0	1	1	0	2
Jim Northrup, L (1, 9) OBP: 0.253, SLG: 0.271	4-3			G5-4-3 1B		4-3			K	4	0	1	0	0	1	3
Bill Freehan, R (1, 2) OBP: 0.260, SLG: 0.241		F3		G5-4-3 1-2f			6-3		G6-4-3 1-2f	4	0	0	0	0	0	2
George Thomas, R (1, 8) OBP: 0.333, SLG: 0.410		K			5-3		F8			3	0	0	0	0	1	0
Don Wert, R (1, 5) OBP: 0.350, SLG: 0.286		5-3			K		F3			3	0	0	0	0	1	0
Dave Wickersham, R (1, 1)			K		K			G3		2	0	0	0	0	2	0
Gates Brown, L (8, PH) OBP: 0.267, SLG: 0.433										1	0	0	0	0	0	0
Ron Nischwitz, S (9, 1)										0	0	0	0	0	0	0
Fred Gladding, L (9, 1)										0	0	0	0	0	0	0
Inning Stats	R: 1 E: 0 K: 1 S: 7 H: 2 LOB: 1 BB: 0 P: 7	R: 0 E: 0 K: 1 S: 5 H: 0 LOB: 0 BB: 0 P: 5	R: 0 E: 0 K: 1 S: 6 H: 2 LOB: 1 BB: 0 P: 6	R: 0 E: 0 K: 0 S: 3 H: 1 LOB: 0 BB: 0 P: 3	R: 0 E: 0 K: 2 S: 7 H: 0 LOB: 0 BB: 0 P: 7	R: 1 E: 0 K: 0 S: 5 H: 2 LOB: 1 BB: 0 P: 5	R: 0 E: 0 K: 0 S: 3 H: 0 LOB: 0 BB: 0 P: 3	R: 0 E: 0 K: 0 S: 4 H: 1 LOB: 1 BB: 0 P: 4	R: 0 E: 0 K: 1 S: 4 H: 0 LOB: 0 BB: 1 P: 8	1B: 7 2B: 0 3B: 0 HR: 1	SF: 0 SAC: 0 DP: 2 HBP: 0						

livebaseballscorecards.com

AB	32
R	2
H	8
RBI	2
BB	1
SO	6
LOB	10

WP: 0 PB: 0 SB: 1 CS: 1 PA: 33

PITCHER		IP	WLS	BF	H	R	ER	SO	BB	IBB	HBP	BLK	WP	HR	S	P	ERA	WHIP
Milt Pappas, R ERA: 1.9	(1, 1)	8.0	W	30	8	2	2	5	0	0	0	0	0	1	40	40	2.25	1.000
Stu Miller, R ERA: 2.52	(9, 1)	1.0	S	3	0	0	0	1	1	0	0	0	0	0	4	8	0.00	1.000

PITCHER	IP	WLS	BF	H	R	ER	SO	BB	IBB	HBP	BLK	WP	HR	S	P	ERA	WHIP

Baltimore Orioles @ Detroit Tigers

Tiger Stadium, Detroit, MI

Sat May 22 1965, 4:33 AM EDT

Att. 6,237 - Unknown

livebaseballscorecards.com

Batter	1	2	3	4	5	6	7	8	9	AB	R	H	RBI	BB	SO	LOB
Russ Snyder, L (1, 7) OBP: 0.375, SLG: 0.345	6-3 1B 1B		2B 1B	F8			4-3		HR BB	4	3	2	0	1	0	2
Luis Aparicio, R (1, 6) OBP: 0.316, SLG: 0.459	6-3 1-2		F5		6-3		E6		1-H HR	5	1	1	2	0	0	2
Norm Siebern, L (1, 3) OBP: 0.341, SLG: 0.415	F9		1-H 2B		F4		F7		2B	5	0	2	1	0	0	2
Curt Blefary, L (1, 9) OBP: 0.363, SLG: 0.607	2-H 1B		K		4-3			FC5-4 1B	K	5	0	2	1	0	2	2
Bob Johnson, R (1, 5) OBP: 0.278, SLG: 0.365	6-3		F7			E1 6-3		K		4	0	0	0	0	1	3
John Orsino, R (1, 2) OBP: 0.328, SLG: 0.471		G4-6-3 1B 1B		BB 1B		F6		FC5-4 PB 1-2f		4	0	2	0	0	0	2
Jackie Brandt, R (1, 8) OBP: 0.343, SLG: 0.548		G4-6-3 1-2 1B		1-2 BB		6-3 1-2		6-3 1-2		3	0	1	0	1	0	2
Jerry Adair, R (1, 4) OBP: 0.331, SLG: 0.307		G4-6-3 1-2f 2-3		F8		F9			6-3	4	0	0	0	0	0	5
Robin Roberts, S (1, 1) OBP: 0.200, SLG: 0.280		F6		K			K		6-3	2	0	0	0	0	1	3
Sam Bowens, R (7, PH) OBP: 0.231, SLG: 0.250										1	0	0	0	0	1	0
Dick Hall, R (7, 1) OBP: 0.750, SLG: 1.000										0	0	0	0	0	0	0
Charlie Lau, L (9, PH) OBP: 0.364, SLG: 0.594										1	0	0	0	0	0	0

Inning Stats	1	2	3	4	5	6	7	8	9	1B	SF	WP	PA
	R: 1 H: 2 E: 0 LOB: 1 K: 0 BB: 0 S: 5 P: 5	R: 0 H: 2 E: 0 LOB: 1 K: 0 BB: 0 S: 4 P: 4	R: 1 H: 2 E: 0 LOB: 1 K: 1 BB: 0 S: 7 P: 7	R: 0 H: 1 E: 0 LOB: 2 K: 1 BB: 1 S: 6 P: 10	R: 0 H: 0 E: 0 LOB: 0 K: 0 BB: 0 S: 3 P: 3	R: 0 H: 0 E: 1 LOB: 1 K: 0 BB: 0 S: 4 P: 4	R: 0 H: 0 E: 1 LOB: 1 K: 1 BB: 0 S: 6 P: 6	R: 0 H: 1 E: 0 LOB: 1 K: 1 BB: 0 S: 6 P: 6	R: 2 H: 2 E: 0 LOB: 1 K: 1 BB: 1 S: 7 P: 11	1B: 7 SF: 0 2B: 2 SAC: 0 3B: 0 DP: 1 HR: 1 HBP: 0	WP: 0 PA: 40 PB: 1 SB: 0 CS: 0		

PITCHER		IP	WLS	BF	H	R	ER	SO	BB	IBB	HBP	BLK	WP	HR	S	P	ERA	WHIP
Joe Sparma, R ERA: 5.06	(1, 1)	8.2	W	38	9	4	4	4	2	0	0	0	0	1	44	52	4.15	1.269
Ron Nischwitz, L ERA: 5.4	(9, 1)	0.1	S	2	1	0	0	1	0	0	0	0	0	0	4	4	0.00	3.000

PITCHER	IP	WLS	BF	H	R	ER	SO	BB	IBB	HBP	BLK	WP	HR	S	P	ERA	WHIP

Baltimore Orioles @ Detroit Tigers

Tiger Stadium, Detroit, MI

Sat May 22 1965, 4:33 AM EDT

Att. 6,237 - Unknown

BOTTOM

Batter	1	2	3	4	5	6	7	8	9	AB	R	H	RBI	BB	SO	LOB
Dick McAuliffe, L (1, 6) OBP: 0.411, SLG: 0.591	G3		F4		3B		1B 1-2 1B	6-3		5	1	2	2	0	0	0
Jake Wood, R (1, 3) OBP: 0.414, SLG: 0.679	2B		1-3		F6		1B 1-2 2B 2-H			4	1	2	1	0	0	1
Jerry Lumpe, L (1, 4) OBP: 0.341, SLG: 0.339	F8		F6		F7		2B 1-2 FC6-4 2-H 1B			4	1	1	1	0	0	2
Willie Horton, R (1, 7) OBP: 0.402, SLG: 0.787	F7			K		F5	1-3 2B 2-H			4	0	1	1	0	1	1
Jim Northrup, L (1, 9) OBP: 0.278, SLG: 0.329		3B 1B		F7		HR	FC6-4 IBB			3	2	2	1	1	0	0
Bill Freehan, R (1, 2) OBP: 0.250, SLG: 0.231		F8		F4		F8	FC6-4 1-2f 3-H			4	0	0	1	0	0	3
George Thomas, R (1, 8) OBP: 0.348, SLG: 0.465		1-H 3B			SH3 3B 1B	F2	6-3			4	1	2	1	0	0	2
Don Wert, R (1, 5) OBP: 0.350, SLG: 0.287		K			SH3 1-2		1B 1B 1B	4-3		3	1	1	0	0	1	1
Joe Sparma, R (1, 1) Ron Nischwitz, S (9, 1)		F4			BB 3B		K	K		3 0	1 0	0 0	0 0	1 0	2 0	2 0
Inning Stats	R: 0 E: 0 K: 0 S: 4 H: 1 LOB: 1 BB: 0 P: 4	R: 1 E: 0 K: 1 S: 7 H: 2 LOB: 1 BB: 0 P: 7	R: 0 E: 0 K: 0 S: 3 H: 0 LOB: 0 BB: 0 P: 3	R: 0 E: 0 K: 1 S: 5 H: 0 LOB: 0 BB: 0 P: 5	R: 2 E: 0 K: 0 S: 5 H: 2 LOB: 1 BB: 1 P: 9	R: 1 E: 0 K: 0 S: 4 H: 1 LOB: 0 BB: 0 P: 4	R: 4 E: 0 K: 1 S: 10 H: 5 LOB: 2 BB: 1 P: 14	R: 0 E: 0 K: 1 S: 5 H: 0 LOB: 0 BB: 0 P: 5		1B: 6 2B: 2 3B: 2 HR: 1	SF: 0 SAC: 1 DP: 0 HBP: 0			WP: 0 PB: 0 SB: 0 CS: 0	PA: 37		

livebaseballscorecards.com

	AB	34
	R	8
	H	11
	RBI	8
	BB	2
	SO	4
	LOB	12

PITCHER		IP	WLS	BF	H	R	ER	SO	BB	IBB	HBP	BLK	WP	HR	S	P	ERA	WHIP
Robin Roberts, R ERA: 3.0	(1, 1)	6.0	L	25	6	4	4	2	1	0	0	0	0	1	28	32	6.00	1.167
Dick Hall, R ERA: 4.0	(7, 1)	2.0		12	5	4	4	2	0	1	0	0	0	0	15	19	18.00	2.500

PITCHER	IP	WLS	BF	H	R	ER	SO	BB	IBB	HBP	BLK	WP	HR	S	P	ERA	WHIP

Baltimore Orioles @ Detroit Tigers

Tiger Stadium, Detroit, MI

Sun May 23 1965, 4:33 AM EDT

Unknown

TOP

livebaseballscorecards.com

Batter	1	2	3	4	5	6	7	8	9	AB	R	H	RBI	BB	SO	LOB
Jerry Adair, R (1, 4) OBP: 0.326, SLG: 0.303	1B		L9	FC6-4 1-2f			5-3	4-3		5	1	1	0	0	0	4
Russ Snyder, L (1, 7) OBP: 0.405, SLG: 0.394	1B 1-2		F7		G3		5-3		BBBB SH1-4 HR	4	1	2	0	1	0	0
Luis Aparicio, R (1, 6) OBP: 0.321, SLG: 0.460	S 1-3 2-H		F8		G3 2-3		E3		SH1-4 1-2	4	1	2	1	0	0	1
Bob Johnson, R (1, 5) OBP: 0.288, SLG: 0.368	K 1-2			1B S SF8	G3		E7 2B 2-H		K	5	2	2	1	0	2	4
Jackie Brandt, R (1, 9) OBP: 0.361, SLG: 0.606	F3			SF8 1B 1-2	K		2-H		2-H	4	1	2	3	1	1	3
John Orsino, R (1, 3) OBP: 0.333, SLG: 0.472 Norm Siebern, L (8, 3) OBP: 0.347, SLG: 0.449	6-3			SF8 1-2 2-3		WP	6-3			4 1	0 1	2 1	0 1	0 0	0 0	3 0
Dick Brown, R (1, 2) OBP: 0.143, SLG: 0.083		G3		SF8 1-2 2-3 3-H		F4 1-2		G3	K	4	0	0	1	0	1	1
Paul Blair, R (1, 8) OBP: 0.293, SLG: 0.336		L9		FC6-4 IBB		5-3		BBBB BB		2	0	0	0	2	0	1
Steve Barber, L (1, 1) OBP: 0.077, SLG: 0.077 Curt Blefary, L (8, PH) OBP: 0.359, SLG: 0.600 Stu Miller, R (8, 1)		SSS K		SSS K		F7		F5		3 1 0	0 0 0	0 0 0	0 0 0	0 0 0	2 0 0	4 1 0
Inning Stats	R: 1 E: 0 K: 1 S: 8 H: 3 LOB: 2 BB: 0 P: 8	R: 0 E: 0 K: 1 S: 5 H: 0 LOB: 0 BB: 0 P: 5	R: 0 E: 0 K: 0 S: 3 H: 0 LOB: 0 BB: 0 P: 3	R: 1 E: 0 K: 1 S: 7 H: 2 LOB: 3 BB: 2 P: 15	R: 0 E: 0 K: 1 S: 6 H: 1 LOB: 1 BB: 0 P: 6	R: 0 E: 0 K: 0 S: 4 H: 1 LOB: 1 BB: 0 P: 4	R: 2 E: 2 K: 0 S: 6 H: 3 LOB: 1 BB: 0 P: 6	R: 0 E: 0 K: 0 S: 3 H: 0 LOB: 1 BB: 1 P: 7	R: 3 E: 0 K: 2 S: 9 H: 2 LOB: 0 BB: 1 P: 13	1B: 8 2B: 2 3B: 0 HR: 2 SF: 1 SAC: 1 DP: 0 HBP: 0						

	AB	37
	R	7
	H	12
	RBI	7
	BB	4
	SO	6
	LOB	22

WP: 1 PB: 0 SB: 2 CS: 0 PA: 43

PITCHER	IP	WLS	BF	H	R	ER	SO	BB	IBB	HBP	BLK	WP	HR	S	P	ERA	WHIP
Hank Aguirre, L (1, 1) ERA: 3.64	6.2	L	32	10	4	2	4	1	1	0	0	1	0	38	46	2.70	1.650
Terry Fox, R (7, 1) ERA: 1.06	0.1		1	0	0	0	0	0	0	0	0	0	0	1	1	0.00	0.000
Fred Gladding, R (8, 1) ERA: 3.74	2.0		10	2	3	3	2	2	0	0	0	0	2	12	20	13.50	2.000

PITCHER	IP	WLS	BF	H	R	ER	SO	BB	IBB	HBP	BLK	WP	HR	S	P	ERA	WHIP

Batter	1	2	3	4	5	6	7	8	9	AB	R	H	RBI	BB	SO	LOB
Jake Wood, R (1, 4) OBP: 0.364, SLG: 0.594 Fred Gladding, L (8, 1)	G3		E5 FC5 2-H		G4-3 1-2f		F4			4 0	0 0	0 0	0 0	0 0	0 0	2 0
Don Wert, R (1, 5) OBP: 0.347, SLG: 0.280	F8		BBBB BB			F8		5-3		3	0	0	0	1	0	0
Don Demeter, R (1, 3) OBP: 0.322, SLG: 0.369	F9		FC5 2-3f			F9		2B		4	0	1	0	0	0	2
Al Kaline, R (1, 9) OBP: 0.420, SLG: 0.544		BBBB G4-6-3 BB		L8		L8		SSS K		3	0	0	0	1	1	1
Willie Horton, R (1, 7) OBP: 0.404, SLG: 0.780 Gates Brown, L (4, PR) OBP: 0.281, SLG: 0.438 (5, 7)		G4-6-3 1-2f		1B 1B			BB 1B 1B	SSS K		2 2	0 1	1 1	0 0	0 1	0 1	1 1
Bill Freehan, R (1, 2) OBP: 0.269, SLG: 0.245	F9			G5-4-3 1-2 1B			BBBB 1B SF7 1-2 BB		FC6-4 1B	3	1	2	0	1	0	0
George Thomas, R (1, 8) OBP: 0.320, SLG: 0.426			F9	G5-4-3 1-2f			SSS K		FC6-4 1-2f	4	0	0	0	0	1	5
Dick McAuliffe, L (1, 6) OBP: 0.419, SLG: 0.593			BBBB SH2-4 E BB		G4-3 1B		1-3 2-H 1B		F4	3	1	2	1	1	0	1
Hank Aguirre, R (1, 1) OBP: 0.235, SLG: 0.133 Terry Fox, R (7, 1) Jerry Lumpe, L (7, PH) OBP: 0.336, SLG: 0.336 (8, 4)			SH2-4 1-2		F3		SF7 3-H		F8	1 0 1	0 0 0	0 0 0	0 0 1	0 0 0	0 0 0	1 0 1
Inning Stats	R: 0 E: 0 K: 0 S: 3 H: 0 LOB: 0 BB: 0 P: 3	R: 0 E: 0 K: 0 S: 2 H: 0 LOB: 0 BB: 1 P: 6	R: 1 E: 1 K: 0 S: 4 H: 0 LOB: 2 BB: 2 P: 12	R: 0 E: 0 K: 0 S: 4 H: 2 LOB: 2 BB: 0 P: 4	R: 0 E: 0 K: 0 S: 3 H: 1 LOB: 0 BB: 0 P: 3	R: 0 E: 0 K: 0 S: 3 H: 0 LOB: 0 BB: 0 P: 3	R: 2 E: 0 K: 1 S: 7 H: 2 LOB: 1 BB: 1 P: 11	R: 0 E: 0 K: 2 S: 8 H: 1 LOB: 1 BB: 0 P: 8	R: 0 E: 0 K: 0 S: 4 H: 1 LOB: 1 BB: 0 P: 4	1B: 6 2B: 1 3B: 0 HR: 0	SF: 1 SAC: 1 DP: 3 HBP: 0			WP: 0 PB: 0 SB: 0 CS: 0		PA: 36	

PITCHER	IP	WLS	BF	H	R	ER	SO	BB	IBB	HBP	BLK	WP	HR	S	P	ERA	WHIP
Steve Barber, L (1, 1) ERA: 4.46	7.0	W	28	5	3	2	1	4	0	0	0	0	0	26	42	2.57	1.286
Stu Miller, R (8, 1) ERA: 2.33	2.0	S	8	2	0	0	2	0	0	0	0	0	0	12	12	0.00	1.000

PITCHER	IP	WLS	BF	H	R	ER	SO	BB	IBB	HBP	BLK	WP	HR	S	P	ERA	WHIP

BOTTOM

Baltimore Orioles @ Detroit Tigers

Tiger Stadium, Detroit, MI

Sun May 23 1965, 4:33 AM EDT

Unknown

livebaseballscorecards.com

AB	30
R	3
H	7
RBI	2
BB	4
SO	3
LOB	15

Baltimore Orioles @ Detroit Tigers

Tiger Stadium, Detroit, MI

Sun May 23 1965, 4:38 AM EDT

Att. 17,143 - Unknown

TOP

Batter	1	2	3	4	5	6	7	8	9	AB	R	H	RBI	BB	SO	LOB
Russ Snyder, L (1, 7) OBP: 0.405, SLG: 0.395	BB, 1B 1B	K 1B			F7		G1-6-3 1-2f		SH1-4, SH 2-3 1B	5	2	2	0	0	1	1
Luis Aparicio, R (1, 6) OBP: 0.325, SLG: 0.458	1B 1-2 SF7 BB	6-3			PB, S 1B		F7		SH SH1-4 1-2 3-H 1B	3	2	1	1	1	0	0
Curt Blefary, L (1, 9) OBP: 0.358, SLG: 0.591 Sam Bowens, R (8, PH) OBP: 0.214, SLG: 0.231 Stu Miller, R (8, 1)	1-3 BB 1-3 2-H 1B 1B		F7		F5 1-2			K	SH1-4 1-2 2-3	3 1 0	1 0 0	1 0 0	1 0 0	0 0 0	0 1 0	1 0 0
Norm Siebern, L (1, 3) OBP: 0.349, SLG: 0.440	SF7 3-H	K			K 2-3			G5-3, BB BB	1B IBB	2	0	0	1	2	2	1
Charlie Lau, L (1, 2) OBP: 0.361, SLG: 0.559 John Orsino, R (8, PH) OBP: 0.344, SLG: 0.477 (8, 2)	1-3 1-2 1B BB	3-1			G3			BB 1-2	1-2 2-H 3-H 1B	2 1	1 0	0 1	0 2	1 1	0 0	2 0
Bob Johnson, R (1, 5) OBP: 0.266, SLG: 0.339	1-3 1-2 2-3		K	K	K	K		G5-3 2-3f	F6	5	0	0	0	0	2	6
Jackie Brandt, R (1, 8) OBP: 0.382, SLG: 0.609 (8, 9)	2-H 3-H 1B			BB	5-3				1B 6-3 1B	3	1	2	2	1	0	0
Jerry Adair, R (1, 4) OBP: 0.324, SLG: 0.301	F7			F4	3-1				1B, 6-3 1-3 SH 1B	4	1	1	0	0	0	2
Dave McNally, R (1, 1) OBP: 0.118, SLG: 0.063 Paul Blair, R (8, 8) OBP: 0.291, SLG: 0.333		K		K		G1-6-3 1B			6-3 1-2 3-H	3 1	0 0	1 0	0 1	0 0	2 0	1 1

	AB	33
	R	8
	H	9
	RBI	8
	BB	6
	SO	8
	LOB	15

livebaseballscorecards.com

Inning Stats																																		
	R: 4	H: 3	E: 0	LOB: 1	K: 0	BB: 2	S: 6	P: 14	R: 0	H: 0	E: 0	LOB: 0	K: 2	BB: 0	S: 7	P: 7	R: 0	H: 0	E: 0	LOB: 0	K: 1	BB: 0	S: 5	P: 5	R: 0	H: 0	E: 0	LOB: 1	K: 1	BB: 0	S: 7	P: 7	R: 0	H: 0	E: 0	LOB: 0	K: 1	BB: 0	S: 5	P: 5	R: 0	H: 1	E: 0	LOB: 2	K: 0	BB: 0	S: 3	P: 3	R: 0	H: 0	E: 0	LOB: 0	K: 1	BB: 2	S: 4	P: 12	R: 4	H: 4	E: 1	LOB: 2	K: 0	BB: 1	S: 8	P: 12	1B: 9	SF: 1	2B: 0	SAC: 2	3B: 0	DP: 2	HR: 0	HBP: 0	WP: 0	PA: 42	PB: 1	SB: 1	CS: 0

PITCHER		IP	WLS	BF	H	R	ER	SO	BB	IBB	HBP	BLK	WP	HR	S	P	ERA	WHIP
Jack Hamilton, R ERA: 36.0	(1, 1)	0.2	L	7	3	4	4	0	2	0	0	0	0	0	5	13	54.00	7.500
Phil Regan, R ERA: 3.62	(1, 1)	4.1		16	1	0	0	6	1	0	0	0	0	0	27	31	0.00	0.462
Terry Fox, R ERA: 0.95	(6, 1)	2.0		6	1	0	0	1	0	0	0	0	0	0	8	8	0.00	0.500
Ron Nischwitz, L ERA: 4.5	(8, 1)	0.1		2	0	0	0	1	1	0	0	0	0	0	3	7	0.00	3.000
Larry Sherry, R ERA: 1.69	(8, 1)	1.2		11	4	4	2	0	1	1	0	0	0	0	9	17	10.80	3.000

PITCHER	IP	WLS	BF	H	R	ER	SO	BB	IBB	HBP	BLK	WP	HR	S	P	ERA	WHIP

Baltimore Orioles @ Detroit Tigers

Tiger Stadium, Detroit, MI

Sun May 23 1965, 4:38 AM EDT

Att. 17,143 - Unknown

BOTTOM

Batter	1	2	3	4	5	6	7	8	9	AB	R	H	RBI	BB	SO	LOB
Jake Wood, R (1, 4) OBP: 0.316, SLG: 0.514	F4		F6		G6-4-3 1-2f			F6	K	5	0	0	0	0	1	3
Don Wert, R (1, 5) OBP: 0.345, SLG: 0.279	K		1B		F4			F6		4	0	1	0	0	1	0
Norm Cash, L (1, 3) OBP: 0.319, SLG: 0.263	F6		F6			6-3		1B HBP		3	0	0	0	0	0	1
Don Demeter, R (1, 9) OBP: 0.328, SLG: 0.383		4-3		HR 2B		F7		1-2 1B		4	1	2	0	0	0	0
Bill Freehan, R (1, 2) OBP: 0.278, SLG: 0.296		FC6-4 2B		2-H HR		F7		F9		4	1	2	2	0	0	2
George Thomas, R (1, 8) OBP: 0.340, SLG: 0.490 Jerry Lumpe, L (9, PH) OBP: 0.333, SLG: 0.333	BBBB FC6-4 BB			6-3			HR		1-3	2 1	1 0	1 0	1 0	1 0	0 0	0 0
Gates Brown, L (1, 7) OBP: 0.306, SLG: 0.429	FC6-4 1-2f 2-3			G6-3 1B			K		BBBB 1B BB	3	0	1	0	1	1	2
Dick McAuliffe, L (1, 6) OBP: 0.415, SLG: 0.583	K			G6-3 1-2f			F8		1-2 1B	4	0	1	0	0	1	3
Jack Hamilton, R (1, 1) Phil Regan, R (1, 1) OBP: 0.125, SLG: 0.125 Ray Oyler, R (5, PH) OBP: 0.100, SLG: 0.100 Terry Fox, R (6, 1) Al Kaline, R (7, PH) OBP: 0.417, SLG: 0.539 Ron Nischwitz, S (8, 1) Larry Sherry, R (8, 1) OBP: 0.333, SLG: 0.600 Jim Northrup, L (9, PH) OBP: 0.275, SLG: 0.324			K	G6-4-3 1B			K		K	0 1 1 0 1 0 0 1	0 0 0 0 0 0 0 0	0 0 1 0 0 1 0 2	0 1 0 0 0 0 0 2	0 0 0 0 0 0 0 0	0 0 0 0 0 1 0 1	0 0 0 0 0 0 0 2	0 0 0 0 0 0 0 0
Inning Stats	R: 0 E: 0 K: 1 S: 5 H: 0 LOB: 0 BB: 0 P: 5	R: 0 E: 0 K: 1 S: 6 H: 1 LOB: 2 BB: 1 P: 10	R: 0 E: 0 K: 1 S: 6 H: 1 LOB: 1 BB: 0 P: 6	R: 2 E: 0 K: 0 S: 5 H: 3 LOB: 0 BB: 0 P: 5	R: 0 E: 0 K: 0 S: 3 H: 1 LOB: 0 BB: 0 P: 3	R: 0 E: 0 K: 0 S: 3 H: 0 LOB: 0 BB: 0 P: 3	R: 1 E: 0 K: 2 S: 8 H: 1 LOB: 0 BB: 0 P: 8	R: 0 E: 0 K: 0 S: 4 H: 1 LOB: 2 BB: 0 P: 5	R: 0 E: 0 K: 2 S: 8 H: 1 LOB: 2 BB: 1 P: 12	1B: 5 2B: 2 3B: 0 HR: 2 SF: 0 SAC: 0 DP: 2 HBP: 1			WP: 0 PB: 0 SB: 0 CS: 0	PA: 37		

	AB	34
	R	3
	H	9
	RBI	3
	BB	2
	SO	7
	LOB	13

livebaseballscorecards.com

PITCHER		IP	WLS	BF	H	R	ER	SO	BB	IBB	HBP	BLK	WP	HR	S	P	ERA	WHIP
Dave McNally, L ERA: 4.08	(1, 1)	7.0	W	27	7	3	3	5	1	0	0	0	0	2	36	40	3.86	1.143
Stu Miller, R ERA: 2.17	(8, 1)	2.0	S	10	2	0	0	2	1	0	1	0	0	0	12	17	0.00	1.500

PITCHER	IP	WLS	BF	H	R	ER	SO	BB	IBB	HBP	BLK	WP	HR	S	P	ERA	WHIP

Batter	1	2	3	4	5	6	7	8	9	AB	R	H	RBI	BB	SO	LOB
Dick McAuliffe, L (1, 6) OBP: 0.415, SLG: 0.576	F9		1B, HR 1-2 2-H 1B	SSS K			F8		1B	5	1	2	1	0	1	0
Jerry Lumpe, L (1, 4) OBP: 0.344, SLG: 0.357	5-3		IBB, HR 1-3 2-H 1B		SF9 3B		BBBB G3-6-3 BB		F5	4	2	2	1	1	0	1
Norm Cash, L (1, 3) OBP: 0.317, SLG: 0.258	F5		IIII 4-0 HR 1-2 IBB		SF9 3-H		G3-6-3 1-2f			2	1	0	1	1	0	1
Gates Brown, L (1, 7) OBP: 0.275, SLG: 0.385		4-3	F6		F9			4-3		4	0	0	0	0	0	3
Bill Freehan, R (1, 2) OBP: 0.286, SLG: 0.363		5-3	HR 1-H 2-H 3-H		HR			F8		4	2	2	5	0	0	0
Jim Northrup, L (1, 9) OBP: 0.274, SLG: 0.321		2-3	1B		SSS K			E5		4	0	1	0	0	1	0
Don Demeter, R (1, 8) OBP: 0.333, SLG: 0.382			FC2-5, BB 1B F8			BBBB 4-0 L1-3 BB		F5		3	0	1	0	1	0	2
Don Wert, R (1, 5) OBP: 0.342, SLG: 0.272			BBBB 4-0 FC2-5 1-2 1B BB	6-3		L1-3 1-2			F8	3	1	0	0	1	0	1
Mickey Lolich, S (1, 1) OBP: 0.087, SLG: 0.045			FC2-5 1-2 2-3f 1B, 1B	1-3		SSS K			SSS K	4	1	0	0	0	2	2
Inning Stats	R: 0 E: 0 K: 0 S: 3 H: 0 LOB: 0 BB: 0 P: 3	R: 0 E: 0 K: 0 S: 3 H: 0 LOB: 0 BB: 0 P: 3	R: 6 E: 0 K: 0 S: 8 H: 5 LOB: 1 BB: 2 P: 16	R: 0 E: 0 K: 1 S: 5 H: 0 LOB: 0 BB: 0 P: 5	R: 2 E: 0 K: 1 S: 7 H: 2 LOB: 0 BB: 0 P: 7	R: 0 E: 0 K: 1 S: 4 H: 0 LOB: 0 BB: 1 P: 8	R: 0 E: 0 K: 0 S: 2 H: 0 LOB: 0 BB: 1 P: 6	R: 0 E: 1 K: 0 S: 4 H: 0 LOB: 1 BB: 0 P: 4	R: 0 E: 0 K: 1 S: 6 H: 1 LOB: 1 BB: 0 P: 6	1B: 5 2B: 1 3B: 1 HR: 2	SF: 1 SAC: 0 DP: 2 HBP: 0						

PITCHER	IP	WLS	BF	H	R	ER	SO	BB	IBB	HBP	BLK	WP	HR	S	P	ERA	WHIP
John Buzhardt, R (1, 1) ERA: 2.39	2.1	L	12	3	5	5	0	1	1	0	0	0	0	10	18	19.29	1.714
Ted Wills, L (3, 1) ERA: 2.84	0.1		3	2	1	1	0	0	0	0	0	0	1	3	3	27.00	6.000
Bob Locker, R (3, 1) ERA: 4.19	2.1		9	2	2	2	2	0	0	0	0	0	1	13	13	7.71	0.857
Greg Bollo, R (6, 1) ERA:	2.0		6	0	0	0	1	2	0	0	0	0	0	6	14	0.00	1.000
Eddie Fisher, R (8, 1) ERA: 2.15	2.0		8	1	0	0	1	0	0	0	0	0	0	10	10	0.00	0.500

PITCHER	IP	WLS	BF	H	R	ER	SO	BB	IBB	HBP	BLK	WP	HR	S	P	ERA	WHIP

Detroit Tigers @ Chicago White Sox

Comiskey Park, Chicago, IL

Mon May 24 1965, 8:05 PM EDT

Att. 13,654 - Unknown

TOP

livebaseballscorecards.com

AB	33
R	8
H	8
RBI	8
BB	4
SO	4
LOB	10

WP: 0	PB: 0	SB: 0	CS: 0
PA: 38			

Batter	1	2	3	4	5	6	7	8	9	AB	R	H	RBI	BB	SO	LOB
Floyd Robinson, L (1, 9) OBP: 0.289, SLG: 0.331	F7	F7			F8 2-3		4-3			4	0	0	0	0	0	3
Al Weis, S (1, 4) OBP: 0.388, SLG: 0.500	HR 1B		F9		SF8 3-H			G6-4-3 1B		3	1	2	1	0	0	0
John Romano, R (1, 2) OBP: 0.324, SLG: 0.364	1-H HR		B B B FC5-4 BB		F2			1-2f G6-4-3		3	1	1	2	1	0	1
Bill Skowron, R (1, 3) OBP: 0.329, SLG: 0.434	WP 1B		FC5-4 1-2f			6-3		F8		4	0	1	0	0	0	1
Pete Ward, L (1, 5) OBP: 0.377, SLG: 0.466	1-3 1-2		G3			S S S K			S S S K	4	0	0	0	0	2	2
Danny Cater, R (1, 7) OBP: 0.353, SLG: 0.476	5-3			5-3		F3			F8	4	0	0	0	0	0	1
Ron Hansen, R (1, 6) OBP: 0.340, SLG: 0.429		2B		6-3			1B		F3	4	0	2	0	0	0	0
Ken Berry, R (1, 8) OBP: 0.279, SLG: 0.333		5-3		6-3			F3			3	0	0	0	0	0	2
John Buzhardt, R (1, 1) OBP: 0.267, SLG: 0.154 Ted Wills, L (3, 1) Bob Locker, S (3, 1) Don Buford, S (5, PH) OBP: 0.373, SLG: 0.464 Greg Bollo, R (6, 1) Dave Nicholson, R (7, PH) OBP: 0.118, SLG: 0.294 Eddie Fisher, R (8, 1)	F8				F8 SF8 2B		S S S K			1 0 0 1 0 1 0	0 0 0 1 0 0 0	0 0 0 0 0 1 0	0 0 0 0 0 1 0	0 0 0 0 0 0 0	0 0 0 0 0 1 0	1 0 0 0 0 1 0
Inning Stats	R: 2 E: 0 K: 0 S: 6 H: 3 LOB: 1 BB: 0 P: 6	R: 0 E: 0 K: 0 S: 4 H: 1 LOB: 1 BB: 0 P: 4	R: 0 E: 0 K: 0 S: 3 H: 0 LOB: 1 BB: 1 P: 7	R: 0 E: 0 K: 0 S: 3 H: 0 LOB: 0 BB: 0 P: 3	R: 1 E: 0 K: 0 S: 4 H: 1 LOB: 0 BB: 0 P: 4	R: 0 E: 0 K: 1 S: 5 H: 0 LOB: 0 BB: 0 P: 5	R: 0 E: 0 K: 1 S: 6 H: 1 LOB: 1 BB: 0 P: 6	R: 0 E: 0 K: 0 S: 3 H: 1 LOB: 0 BB: 0 P: 3	R: 0 E: 0 K: 1 S: 5 H: 0 LOB: 0 BB: 0 P: 5	1B: 4 2B: 2 3B: 0 HR: 1	SF: 1 SAC: 0 DP: 1 HBP: 0			WP: 1 PB: 0 SB: 0 CS: 0	PA: 34		

PITCHER	IP	WLS	BF	H	R	ER	SO	BB	IBB	HBP	BLK	WP	HR	S	P	ERA	WHIP
Mickey Lolich, L (1, 1) ERA: 3.58	9.0	W	34	7	3	3	3	1	0	0	0	1	1	39	43	3.00	0.889

PITCHER	IP	WLS	BF	H	R	ER	SO	BB	IBB	HBP	BLK	WP	HR	S	P	ERA	WHIP

BOTTOM

Detroit Tigers @ Chicago White Sox

Comiskey Park, Chicago, IL

Mon May 24 1965, 8:05 PM EDT

Att. 13,654 - Unknown

livebaseballscorecards.com

AB	32
R	3
H	7
RBI	3
BB	1
SO	3
LOB	12

Batter	1	2	3	4	5	6	7	8	9	AB	R	H	RBI	BB	SO	LOB
Jake Wood, R (1, 4) OBP: 0.333, SLG: 0.512	K		FC6-4 1B		FC4-6 1B 1-2 2-3	F8		SH 1-2		4	0	2	0	0	1	1
Terry Fox, R (6, 1)										0	0	0	0	0	0	0
Don Wert, R (1, 5) OBP: 0.331, SLG: 0.262	K		F9		FC4-6 1B 1-2f 2-3 3-H		1-3	F3		5	1	0	1	0	1	5
Don Demeter, R (1, 3) OBP: 0.333, SLG: 0.381	6-3		FC6-4 1-2f		1B 1-2 3-H 1B		PB WP 3B HBP	F9		3	0	1	1	0	0	1
Norm Cash, L (7, PH) OBP: 0.320, SLG: 0.255 (7, 3)										1	1	0	0	0	0	2
Al Kaline, R (1, 8) OBP: 0.424, SLG: 0.575		4-3 3B		L1-3	1-3 2-H 1B		1-H 1B 3B		L3	5	2	3	2	0	0	0
Bill Freehan, R (1, 2) OBP: 0.282, SLG: 0.355		4-3 3-H		6-3	F4		4-3 S 3-H 1B		6-3	5	0	1	2	0	0	2
Jim Northrup, L (1, 9) OBP: 0.281, SLG: 0.349		2B		F9		2B 2B	4-3 1-3		6-3	5	1	2	0	0	0	1
George Thomas, R (1, 7) OBP: 0.333, SLG: 0.491		F2			5-3	4-3 2-H 2B	F4			4	0	1	1	0	0	2
Dick McAuliffe, L (1, 6) OBP: 0.417, SLG: 0.574		K			1B 1B FC4-6 1B	4-3 2-3		SH 1B		4	1	2	0	0	1	2
Dave Wickersham, R (1, 1)			K		FC4-6 1B 1-2 1B	4-3		F7		1	0	0	0	0	1	0
Jack Hamilton, R (3, 1)										0	0	0	0	0	0	0
Ray Oyler, R (5, PH) OBP: 0.182, SLG: 0.182										1	1	1	0	0	0	0
Fred Gladding, L (5, 1)										0	0	0	0	0	0	0
Jerry Lumpe, L (6, PH) OBP: 0.338, SLG: 0.350 (6, 4)										2	0	0	0	0	0	2
Inning Stats	R: 0 E: 0 K: 2 S: 7 H: 0 LOB: 0 BB: 0 P: 7	R: 1 E: 0 K: 1 S: 7 H: 2 LOB: 1 BB: 0 P: 7	R: 0 E: 0 K: 1 S: 6 H: 1 LOB: 1 BB: 0 P: 6	R: 0 E: 0 K: 0 S: 3 H: 0 LOB: 0 BB: 0 P: 3	R: 3 E: 0 K: 0 S: 8 H: 5 LOB: 2 BB: 0 P: 8	R: 1 E: 0 K: 0 S: 5 H: 2 LOB: 1 BB: 0 P: 5	R: 2 E: 0 K: 0 S: 5 H: 2 LOB: 1 BB: 0 P: 6	R: 0 E: 1 K: 0 S: 5 H: 1 LOB: 2 BB: 0 P: 5	R: 0 E: 0 K: 0 S: 3 H: 0 LOB: 0 BB: 0 P: 3	1B: 8 2B: 3 3B: 2 HR: 0 SF: 0 SAC: 1 DP: 0 HBP: 1						

PITCHER		IP	WLS	BF	H	R	ER	SO	BB	IBB	HBP	BLK	WP	HR	S	P	ERA	WHIP
Tommy John, L ERA: 2.76	(1, 1)	5.1	L	26	10	5	5	4	0	0	0	0	0	0	34	34	8.44	1.875
Hoyt Wilhelm, R ERA: 4.26	(6, 1)	1.2		8	2	2	2	0	0	0	1	0	1	0	7	8	10.80	1.200
Bruce Howard, R ERA: 4.24	(8, 1)	2.0		8	1	0	0	0	0	0	0	0	0	0	8	8	0.00	0.500

PITCHER	IP	WLS	BF	H	R	ER	SO	BB	IBB	HBP	BLK	WP	HR	S	P	ERA	WHIP

TOP

Detroit Tigers @ Chicago White Sox

Comiskey Park, Chicago, IL

Tue May 25 1965, 8:05 PM EDT

Att. 13,130 - Unknown

livebaseballscorecards.com

AB	40
R	7
H	13
RBI	7
BB	0
SO	4
LOB	18

WP: 1	PA: 42		
PB: 1			
SB: 1			
CS: 0			

Batter	1	2	3	4	5	6	7	8	9	AB	R	H	RBI	BB	SO	LOB
Tom McCraw, L (1, 8) OBP: 0.298, SLG: 0.244	0-0 1B 1B 2B	0-0 1-3		0-0 E6 1-2			0-0 F7		0-0 3-1	5	1	1	0	0	0	1
Don Buford, S (1, 4) OBP: 0.374, SLG: 0.455	0-0 1B FC4-6 2-3 1B		0-0 L8 SSS	0-3 K			BBBB 4-0 E 1B BB		0-0 4-3	4	2	1	0	1	1	2
Floyd Robinson, L (1, 9) OBP: 0.288, SLG: 0.329	0-0 FC4-6 1-3 3-H 1B		0-0 F9	0-0 4-3			0-0 E4 1B 1-2			4	0	1	1	0	0	3
Pete Ward, L (1, 5) OBP: 0.381, SLG: 0.474	0-0 F9		0-0 1B 2B		0-0 F7		0-0 G1-6-4-3 1-3 2-H 1B			4	1	2	1	0	0	2
Bill Skowron, R (1, 3) OBP: 0.327, SLG: 0.424	0-0 FC4-6 FC6-4 1-2f 3-H		BBBB 4-0 1B BB		0-0 L8		0-0 G1-6-4-3 1-2f			3	0	0	1	1	0	3
Danny Cater, R (1, 7) OBP: 0.358, SLG: 0.473	0-0 FC6-4 1-2f		0-0 1-3 2-H 1B		0-0 F9			BBBB 4-0 G3-6 BB		3	0	1	1	1	0	1
Ron Hansen, R (1, 6) OBP: 0.338, SLG: 0.446		0-0 HR	0-0 6-3			0-0 L5		0-0 G3-6 1-2f		4	1	1	1	0	0	3
J.C. Martin, L (1, 2) OBP: 0.362, SLG: 0.409		0-0 F7		0-0 F4		0-0 1-3		0-0 F7		4	0	0	0	0	0	0
Tommy John, R (1, 1) OBP: 0.188, SLG: 0.133 Hoyt Wilhelm, R (6, 1) Bruce Howard, S (8, 1) OBP: 0.455, SLG: 0.286 Smoky Burgess, L (9, PH) OBP: 0.353, SLG: 0.467		SSS 0-3 K		BBBB 4-0 E BB		0-0 5-3			0-0 4-3	1 1 0 1	0 0 0 0	0 0 0 0	0 0 0 0	1 0 0 0	1 0 0 0	0 0 0 0
Inning Stats	R: 2 E: 0 K: 0 S: 6 H: 3 LOB: 1 BB: 0 P: 6	R: 1 E: 0 K: 1 S: 6 H: 1 LOB: 0 BB: 0 P: 6	R: 1 E: 0 K: 0 S: 5 H: 2 LOB: 2 BB: 1 P: 9	R: 0 E: 1 K: 1 S: 6 H: 0 LOB: 2 BB: 1 P: 10	R: 0 E: 0 K: 0 S: 3 H: 0 LOB: 0 BB: 0 P: 3	R: 0 E: 0 K: 0 S: 3 H: 0 LOB: 0 BB: 0 P: 3	R: 1 E: 1 K: 0 S: 4 H: 1 LOB: 1 BB: 1 P: 8	R: 0 E: 0 K: 0 S: 2 H: 0 LOB: 0 BB: 1 P: 6	R: 0 E: 0 K: 0 S: 3 H: 0 LOB: 0 BB: 0 P: 3	1B: 4 2B: 2 3B: 0 HR: 1	SF: 0 SAC: 0 DP: 2 HBP: 0						

PITCHER		IP	WLS	BF	H	R	ER	SO	BB	IBB	HBP	BLK	WP	HR	S	P	ERA	WHIP
Dave Wickersham, R ERA: 5.8	(1, 1)	2.2		15	6	4	4	1	1	0	0	0	0	1	16	20	13.50	2.625
Jack Hamilton, R ERA: 15.43	(3, 1)	1.1		6	0	0	0	1	1	0	0	0	0	0	7	11	0.00	0.750
Fred Gladding, R ERA: 3.57	(5, 1)	1.0	W	3	0	0	0	0	0	0	0	0	0	0	3	3	0.00	0.000
Terry Fox, R ERA: 0.78	(6, 1)	4.0	S	14	1	1	0	0	2	0	0	0	0	0	12	20	0.00	0.750

PITCHER	IP	WLS	BF	H	R	ER	SO	BB	IBB	HBP	BLK	WP	HR	S	P	ERA	WHIP

BOTTOM

Detroit Tigers @ Chicago White Sox

Comiskey Park, Chicago, IL

Tue May 25 1965, 8:05 PM EDT

Att. 13,130 - Unknown

livebaseballscorecards.com

AB	34
R	5
H	7
RBI	5
BB	4
SO	2
LOB	15

Batter	1	2	3	4	5	6	7	8	9	AB	R	H	RBI	BB	SO	LOB
Phil Linz, R (1, 6) OBP: 0.317, SLG: 0.314	S S S 0-3 ① K			x 0-0 ① F4		x 0-0 ③ L8			x 0-0 ① F6	4	0	0	0	0	1	0
Bobby Richardson, R (1, 4) OBP: 0.318, SLG: 0.346	x 0-0 ② F4			x 0-0 ② 6-3			x 0-0 ① F9		x 0-0 ② L8	4	0	0	0	0	0	0
Roger Maris, L (1, 9) OBP: 0.345, SLG: 0.511	x 0-0 ③ 1-3			x 0-0 ③ F7			S S S 0-3 ② K		x 0-0 HR	4	1	1	1	0	1	0
Mickey Mantle, S (1, 7) OBP: 0.410, SLG: 0.477		S S S 0-3 ① K			x 0-0 1B 1B		S S S 0-3 ③ K		x 0-0 ③ 4-3	4	0	1	0	0	2	0
Joe Pepitone, L (1, 3) OBP: 0.315, SLG: 0.474		x 0-0 ② 6-3			x 0-0 G5-4-3 1-2 1B			x 0-0 ① F2		3	0	1	0	0	0	0
Tom Tresh, S (1, 8) OBP: 0.348, SLG: 0.516		x 0-0 ③ F7			S S S 0-3 ① K			x 0-0 1B 1B		3	0	1	0	0	1	2
Clete Boyer, R (1, 5) OBP: 0.267, SLG: 0.328			S S S 0-3 ① K		x 0-0 ② ③ G5-4-3 1-2f			x 0-0 1-2 1B		3	0	1	0	0	1	2
Doc Edwards, R (1, 2) OBP: 0.275, SLG: 0.215 Horace Clarke, S (8, PH) OBP: 0.200, SLG: 0.158 Gil Blanco, L (8, 1)			x 0-0 ② 1-3			S S S 0-3 ① K		S S S 0-3 ② K		2 1 0	0 0 0	0 0 0	0 0 0	0 0 0	1 1 0	0 2 0
Whitey Ford, L (1, 1) OBP: 0.263, SLG: 0.235 Pete Mikkelsen, R (2, 1) Hal Reniff, R (4, 1) Ray Barker, L (8, PH) OBP: 0.314, SLG: 0.302 Bob Schmidt, R (8, 2) OBP: 0.345, SLG: 0.407			x 0-0 ③ 6-3			S S S 0-3 ② K2-3		x 0-0 ③ F9		0 1 1 1 0	0 0 0 0 0	0 0 0 0 0	0 0 0 0 0	0 0 1 0 0	0 0 0 0 0	0 0 0 2 0
Inning Stats	R: 0 E: 0 K: 1 S: 5 H: 0 LOB: 0 BB: 0 P: 5	R: 0 E: 0 K: 1 S: 5 H: 0 LOB: 0 BB: 0 P: 5	R: 0 E: 0 K: 1 S: 5 H: 0 LOB: 0 BB: 0 P: 5	R: 0 E: 0 K: 0 S: 3 H: 0 LOB: 0 BB: 0 P: 3	R: 0 E: 0 K: 1 S: 6 H: 2 LOB: 1 BB: 0 P: 6	R: 0 E: 0 K: 2 S: 7 H: 0 LOB: 0 BB: 0 P: 7	R: 0 E: 0 K: 2 S: 7 H: 0 LOB: 0 BB: 0 P: 7	R: 0 E: 0 K: 1 S: 7 H: 2 LOB: 2 BB: 0 P: 7	R: 1 E: 0 K: 0 S: 4 H: 1 LOB: 0 BB: 0 P: 4	1B: 4 2B: 0 3B: 0 HR: 1 SF: 0 SAC: 0 DP: 1 HBP: 0						

PITCHER	IP	WLS	BF	H	R	ER	SO	BB	IBB	HBP	BLK	WP	HR	S	P	ERA	WHIP
Joe Sparma, R (1, 1) ERA: 3.86	9.0	W	31	5	1	1	9	0	0	0	0	0	1	49	49	1.00	0.556

PITCHER	IP	WLS	BF	H	R	ER	SO	BB	IBB	HBP	BLK	WP	HR	S	P	ERA	WHIP

TOP

New York Yankees @ Detroit Tigers

Tiger Stadium, Detroit, MI

Thu May 27 1965, 7:05 PM EDT

Att. 18,257 - Unknown - 61 F

livebaseballscorecards.com

AB	31
R	1
H	5
RBI	1
BB	0
SO	9
LOB	8

WP: 0 PB: 0 SB: 0 CS: 0 PA: 31

Batter	1	2	3	4	5	6	7	8	9	AB	R	H	RBI	BB	SO	LOB
Jake Wood, R (1, 4) OBP: 0.333, SLG: 0.488	5-3	G3 1-2		WP BB BB		G3 1-2				2	0	0	0	1	0	1
Jerry Lumpe, L (6, PH) (7, 4) OBP: 0.336, SLG: 0.347										1	0	0	0	0	0	1
Don Wert, R (1, 5) OBP: 0.335, SLG: 0.263	F2 1B 1B		6-3	WP 1-2 2-3 BB			6-3			3	1	1	0	1	0	0
Don Demeter, R (1, 3) OBP: 0.326, SLG: 0.371	F2 1-2		6-3	K 1-2 2-3 3-H			G5			3	0	0	0	0	1	3
Norm Cash, L (7, 3) OBP: 0.317, SLG: 0.253										1	0	0	0	0	0	0
Al Kaline, R (1, 8) OBP: 0.419, SLG: 0.565	1B 2-H 1B		L6-3		L9		L5-3			4	0	1	1	0	0	0
Willie Horton, R (1, 7) OBP: 0.417, SLG: 0.779	1-2 1B			L5-3 1B	G6-3 1B			L6		4	0	3	0	0	0	0
Jim Northrup, L (1, 9) OBP: 0.280, SLG: 0.337	K			L5-3 1-2	G6-3 1-2f			G4-6-3 BB		3	0	0	0	1	1	4
Bill Freehan, R (1, 2) OBP: 0.289, SLG: 0.360		FC4-6 1B		1B 2B 1B		F8		G4-6-3 1-2f		4	1	2	0	0	0	1
Dick McAuliffe, L (1, 6) OBP: 0.421, SLG: 0.576		FC4-6 S 1-2f		2B 1-3 1B		S 1B				3	1	2	0	0	0	1
Joe Sparma, R (1, 1) OBP: 0.200, SLG: 0.222		K		BB WP 1-H 3-H 2B		K				3	1	1	2	0	2	2
Inning Stats	R: 1 H: 3 E: 0 LOB: 2 K: 1 BB: 0 S: 8 P: 8	R: 0 H: 1 E: 0 LOB: 1 K: 1 BB: 0 S: 6 P: 6	R: 0 H: 0 E: 0 LOB: 0 K: 0 BB: 0 S: 3 P: 3	R: 3 H: 4 E: 0 LOB: 2 K: 1 BB: 2 S: 8 P: 16	R: 0 H: 1 E: 0 LOB: 0 K: 0 BB: 0 S: 3 P: 3	R: 0 H: 1 E: 0 LOB: 1 K: 1 BB: 0 S: 6 P: 6	R: 0 H: 0 E: 0 LOB: 0 K: 0 BB: 0 S: 3 P: 3	R: 0 H: 0 E: 0 LOB: 0 K: 0 BB: 1 S: 2 P: 6		1B: 9 SF: 0 2B: 2 SAC: 0 3B: 0 DP: 3 HR: 0 HBP: 0						WP: 1 PA: 34 PB: 0 SB: 2 CS: 0

PITCHER		IP	WLS	BF	H	R	ER	SO	BB	IBB	HBP	BLK	WP	HR	S	P	ERA	WHIP
Whitey Ford, L ERA: 5.3	(1, 1)	1.0	L	6	3	1	1	1	0	0	0	0	0	0	8	8	9.00	3.000
Pete Mikkelsen, R ERA: 3.86	(2, 1)	2.2		14	5	3	3	1	2	0	0	0	0	0	14	22	10.12	2.625
Hal Reniff, R ERA: 2.61	(4, 1)	3.1		11	2	0	0	2	0	0	0	0	1	0	15	15	0.00	0.600
Gil Blanco, L ERA:	(8, 1)	1.0		3	0	0	0	0	1	0	0	0	0	0	2	6	0.00	1.000

PITCHER	IP	WLS	BF	H	R	ER	SO	BB	IBB	HBP	BLK	WP	HR	S	P	ERA	WHIP

BOTTOM

New York Yankees @ Detroit Tigers

Tiger Stadium, Detroit, MI

Thu May 27 1965, 7:05 PM EDT

Att. 18,257 - Unknown - 61 F

livebaseballscorecards.com

AB	31
R	4
H	10
RBI	3
BB	3
SO	4
LOB	13

Batter	1	2	3	4	5	6	7	8	9	AB	R	H	RBI	BB	SO	LOB
Dick Howser, R (1, 6) OBP: 0.364, SLG: 0.286	F7		3-1			1-3		6-3		4	0	0	0	0	0	1
Chuck Hinton, R (1, 3) OBP: 0.340, SLG: 0.406	1-3			F9		3B			F4	4	0	1	0	0	0	0
Leon Wagner, L (1, 7) OBP: 0.348, SLG: 0.462	L4			E9		L6			K	4	0	0	0	0	1	1
Rocky Colavito, R (1, 9) OBP: 0.398, SLG: 0.508		F2		F5			K		6-3	4	0	0	0	0	1	1
Max Alvis, R (1, 5) OBP: 0.372, SLG: 0.470		F7		F6			K			3	0	0	0	0	1	1
Vic Davalillo, L (1, 8) OBP: 0.380, SLG: 0.515		6-3			6-3		E1			3	0	0	0	0	0	0
Larry Brown, R (1, 4) OBP: 0.280, SLG: 0.299			F6		L8		6-3			3	0	0	0	0	0	1
Joe Azcue, R (1, 2) OBP: 0.313, SLG: 0.284			SH2-4 1B		F4			F9		3	0	1	0	0	0	0
Ralph Terry, R (1, 1) OBP: 0.150, SLG: 0.158			SH2-4 1-2			K		K		2	0	0	0	0	2	0
Inning Stats	R: 0 E: 0 K: 0 S: 3 H: 0 LOB: 0 BB: 0 P: 3	R: 0 E: 0 K: 0 S: 3 H: 0 LOB: 0 BB: 0 P: 3	R: 0 E: 0 K: 0 S: 4 H: 1 LOB: 1 BB: 0 P: 4	R: 0 E: 1 K: 0 S: 4 H: 0 LOB: 1 BB: 0 P: 4	R: 0 E: 0 K: 0 S: 3 H: 0 LOB: 0 BB: 0 P: 3	R: 0 E: 0 K: 1 S: 6 H: 1 LOB: 1 BB: 0 P: 6	R: 0 E: 1 K: 2 S: 8 H: 0 LOB: 1 BB: 0 P: 8	R: 0 E: 0 K: 1 S: 5 H: 0 LOB: 0 BB: 0 P: 5	R: 0 E: 0 K: 1 S: 5 H: 0 LOB: 0 BB: 0 P: 5	1B: 1 2B: 0 3B: 1 HR: 0	SF: 0 SAC: 1 DP: 0 HBP: 0					

PITCHER	IP	WLS	BF	H	R	ER	SO	BB	IBB	HBP	BLK	WP	HR	S	P	ERA	WHIP
Hank Aguirre, L (1, 1) ERA: 3.05	9.0	W	31	2	0	0	5	0	0	0	0	0	0	41	41	0.00	0.222

PITCHER	IP	WLS	BF	H	R	ER	SO	BB	IBB	HBP	BLK	WP	HR	S	P	ERA	WHIP

TOP

Cleveland Indians @ Detroit Tigers

Tiger Stadium, Detroit, MI

Fri May 28 1965, 7:05 PM EDT

Att. 11,291 - Unknown

livebaseballscorecards.com

AB	30
R	0
H	2
RBI	0
BB	0
SO	5
LOB	5

WP: 0 PA: 31
PB: 0
SB: 0
CS: 0

Batter	1	2	3	4	5	6	7	8	9	AB	R	H	RBI	BB	SO	LOB
Dick McAuliffe, L (1, 6) OBP: 0.423, SLG: 0.584	F5		3B			L3		BB		3	0	1	0	1	0	0
Jerry Lumpe, L (1, 4) OBP: 0.326, SLG: 0.336	G3		K			F6		F6		4	0	0	0	0	1	2
Norm Cash, L (1, 3) OBP: 0.325, SLG: 0.265	1B			FC6-4 1B		F2				3	0	2	0	0	0	0
Al Kaline, R (1, 8) OBP: 0.411, SLG: 0.551	K			L5			L7			3	0	0	0	0	1	2
Willie Horton, R (1, 7) OBP: 0.406, SLG: 0.755		6-3		FC6-4 1-2f			K			3	0	0	0	0	1	1
Jim Northrup, L (1, 9) OBP: 0.271, SLG: 0.326		K		L6			F7			3	0	0	0	0	1	1
Bill Freehan, R (1, 2) OBP: 0.290, SLG: 0.360		CS 1B			K			F9		3	0	1	0	0	1	0
Don Wert, R (1, 5) OBP: 0.335, SLG: 0.287		CS 1-2	5-3		F8			HR		3	1	1	1	0	0	0
Hank Aguirre, R (1, 1) OBP: 0.200, SLG: 0.111			K		K			K		3	0	0	0	0	3	0
Inning Stats	R: 0 E: 0 K: 1 S: 6 H: 1 LOB: 1 BB: 0 P: 6	R: 0 E: 0 K: 1 S: 5 H: 1 LOB: 0 BB: 0 P: 5	R: 0 E: 0 K: 2 S: 8 H: 1 LOB: 1 BB: 0 P: 8	R: 0 E: 0 K: 0 S: 4 H: 1 LOB: 1 BB: 0 P: 4	R: 0 E: 0 K: 2 S: 7 H: 0 LOB: 0 BB: 0 P: 7	R: 0 E: 0 K: 0 S: 3 H: 0 LOB: 0 BB: 0 P: 3	R: 0 E: 0 K: 1 S: 5 H: 0 LOB: 0 BB: 0 P: 5	R: 1 E: 0 K: 1 S: 6 H: 1 LOB: 1 BB: 1 P: 10		1B: 3 2B: 0 3B: 1 HR: 1 SF: 0 SAC: 0 DP: 0 HBP: 0						

PITCHER	IP	WLS	BF	H	R	ER	SO	BB	IBB	HBP	BLK	WP	HR	S	P	ERA	WHIP
Ralph Terry, R (1, 1) ERA: 2.7	8.0	L	29	5	1	1	8	1	0	0	0	0	1	44	48	1.12	0.750

PITCHER	IP	WLS	BF	H	R	ER	SO	BB	IBB	HBP	BLK	WP	HR	S	P	ERA	WHIP

BOTTOM

Cleveland Indians @ Detroit Tigers

Tiger Stadium, Detroit, MI

Fri May 28 1965, 7:05 PM EDT

Att. 11,291 - Unknown

livebaseballscorecards.com

AB	28
R	1
H	5
RBI	1
BB	1
SO	8
LOB	6

Batter	1	2	3	4	5	6	7	8	9	10	AB	R	H	RBI	BB	SO	LOB
Dick Howser, R (1, 6) OBP: 0.354, SLG: 0.276	S S S 0-3 K ①		x 0-0 6-3 ②			x 0-0 5-3-2 ①			x 0-0 6-3 ①		4	0	0	0	0	1	0
Fred Whitfield, L (1, 3) OBP: 0.301, SLG: 0.582	B B B B 4-0 1B BB		x 0-0 6-3 ③			S S S 0-3 K ②			x 0-0 L8 ②		3	0	0	0	1	1	0
Leon Wagner, L (1, 7) OBP: 0.352, SLG: 0.463	x 0-0 1-3 1B ②			x 0-0 1B		x 0-0 4-3 ③			x 0-0 F6 ③		4	0	2	0	0	0	0
Rocky Colavito, R (1, 9) OBP: 0.400, SLG: 0.500 Chico Salmon, R (10, PR) OBP: 0.211, SLG: 0.176 (10, 9)	B B B B 4-0 BB			x 0-0 L8 ①			x 0-0 F9 ①			B B B B 4-0 CS BLK BB	2 0	0 0	0 0	0 0	2 0	0 0	1 0
Max Alvis, R (1, 5) OBP: 0.363, SLG: 0.457	x 0-0 L8 ③			x 0-0 L5 ②			x 0-0 5-3 ②			x 0-0 F7 ① 1-2	4	0	0	0	0	0	4
Vic Davalillo, L (1, 8) OBP: 0.369, SLG: 0.500		x 0-0 F7 ①		x 0-0 L8 ③			S S S 0-3 K ③			S S S 0-3 K ②③ 2-3	4	0	0	0	0	2	3
Joe Azcue, R (1, 2) OBP: 0.304, SLG: 0.275		x 0-0 5-3 ②			x 0-0 F4 ①			x 0-0 6-3 ①			3	0	0	0	0	0	0
Larry Brown, R (1, 4) OBP: 0.271, SLG: 0.289		x 0-0 L8 ③			x 0-0 6-3 ②			x 0-0 F7 ②			3	0	0	0	0	0	0
Jack Kralick, L (1, 1) OBP: 0.250, SLG: 0.250			S S S 0-3 K ①		S S S 0-3 K ③			x 0-0 4-3 ③			3	0	0	0	0	2	0
Inning Stats	R: 0 H: 1 E: 0 LOB: 2 K: 1 BB: 2 S: 5 P: 13	R: 0 H: 0 E: 0 LOB: 0 K: 0 BB: 0 S: 3 P: 3	R: 0 H: 0 E: 0 LOB: 0 K: 1 BB: 0 S: 5 P: 5	R: 0 H: 1 E: 0 LOB: 1 K: 0 BB: 0 S: 4 P: 4	R: 0 H: 0 E: 0 LOB: 0 K: 1 BB: 0 S: 5 P: 5	R: 0 H: 0 E: 0 LOB: 0 K: 1 BB: 0 S: 5 P: 5	R: 0 H: 0 E: 0 LOB: 0 K: 1 BB: 0 S: 5 P: 5	R: 0 H: 0 E: 0 LOB: 0 K: 0 BB: 0 S: 3 P: 3	R: 0 H: 0 E: 0 LOB: 0 K: 0 BB: 0 S: 3 P: 3	R: 0 H: 0 E: 0 LOB: 1 K: 1 BB: 1 S: 4 P: 8	1B: 2 SF: 0 2B: 0 SAC: 0 3B: 0 DP: 0 HR: 0 HBP: 0						

PITCHER	IP	WLS	BF	H	R	ER	SO	BB	IBB	HBP	BLK	WP	HR	S	P	ERA	WHIP
Mickey Lolich, L (1, 1) ERA: 3.07	10.0	W	33	2	0	0	6	3	0	0	1	0	0	42	54	0.00	0.500

PITCHER	IP	WLS	BF	H	R	ER	SO	BB	IBB	HBP	BLK	WP	HR	S	P	ERA	WHIP

TOP

Cleveland Indians @ Detroit Tigers

Tiger Stadium, Detroit, MI

Sat May 29 1965, 4:33 AM EDT

Att. 5,953 - Unknown

livebaseballscorecards.com

AB	30
R	0
H	2
RBI	0
BB	3
SO	6
LOB	8

1B: 2	SF: 0	WP: 0	PA: 33
2B: 0	SAC: 0	PB: 0	
3B: 0	DP: 0	SB: 0	
HR: 0	HBP: 0	CS: 1	

Batter	1	2	3	4	5	6	7	8	9	10	AB	R	H	RBI	BB	SO	LOB
Jake Wood, R (1, 4) OBP: 0.347, SLG: 0.489	E6 G5-4-3		F4			1B 1B		1B			4	0	2	0	0	0	0
Don Wert, R (1, 5) OBP: 0.333, SLG: 0.286	F9			5-3		1-3 1B		F9			4	0	1	0	0	0	2
Don Demeter, R (1, 3) OBP: 0.316, SLG: 0.358	G5-4-3 1-2f			F8		5-3			F7		4	0	0	0	0	0	3
Al Kaline, R (1, 8) OBP: 0.406, SLG: 0.538		L5-3		K			BBB SH1-3 BB		L6-3		3	0	0	0	1	1	0
Willie Horton, R (1, 7) OBP: 0.404, SLG: 0.743		5-3 1B			5-3		SH1-3 1-2		SSS K		3	0	1	0	0	1	0
Jim Northrup, L (1, 9) OBP: 0.265, SLG: 0.319 George Thomas, R (7, PH) (8, 9) OBP: 0.339, SLG: 0.509		5-3 1-2			6-3		6-3			2B 2B	2 2	0 1	0 1	0 0	0 0	0 0	1 1
Bill Freehan, R (1, 2) OBP: 0.283, SLG: 0.350 Jackie Moore, R (10, 2) OBP: 0.182, SLG: 0.100		SSS K			F9		1-3			4-0 2B IBB	3 0	0 0	0 0	0 0	1 1	2 0	2 0
Dick McAuliffe, L (1, 6) OBP: 0.419, SLG: 0.582			F8			6-3		4-3		1-3 2-H 2B	4	0	1	1	0	0	0
Mickey Lolich, S (1, 1) OBP: 0.077, SLG: 0.040			SSS K			1-3		1-3			3	0	0	0	0	1	0
Inning Stats	R: 0 E: 1 K: 0 S: 3 H: 0 LOB: 0 BB: 0 P: 3	R: 0 E: 0 K: 1 S: 6 H: 1 LOB: 1 BB: 0 P: 6	R: 0 E: 0 K: 1 S: 5 H: 0 LOB: 0 BB: 0 P: 5	R: 0 E: 0 K: 1 S: 5 H: 0 LOB: 0 BB: 0 P: 5	R: 0 E: 0 K: 0 S: 3 H: 0 LOB: 0 BB: 0 P: 3	R: 0 E: 0 K: 0 S: 5 H: 2 LOB: 2 BB: 0 P: 5	R: 0 E: 0 K: 0 S: 3 H: 0 LOB: 1 BB: 1 P: 7	R: 0 E: 0 K: 0 S: 4 H: 1 LOB: 1 BB: 0 P: 4	R: 0 E: 0 K: 1 S: 5 H: 0 LOB: 0 BB: 0 P: 5	R: 1 E: 0 K: 0 S: 2 H: 2 LOB: 2 BB: 1 P: 6	1B: 4 2B: 2 3B: 0 HR: 0	SF: 0 SAC: 1 DP: 1 HBP: 0					

PITCHER	IP	WLS	BF	H	R	ER	SO	BB	IBB	HBP	BLK	WP	HR	S	P	ERA	WHIP
Jack Kralick, L (1, 1) ERA: 3.55	9.0	L	35	6	1	1	4	1	1	0	0	0	0	41	49	1.00	0.778

PITCHER	IP	WLS	BF	H	R	ER	SO	BB	IBB	HBP	BLK	WP	HR	S	P	ERA	WHIP

BOTTOM

Cleveland Indians @ Detroit Tigers

Tiger Stadium, Detroit, MI

Sat May 29 1965, 4:33 AM EDT

Att. 5,953 - Unknown

livebaseballscorecards.com

AB	32
R	1
H	6
RBI	1
BB	2
SO	4
LOB	9

WP: 0 PB: 0 SB: 0 CS: 0 PA: 35

Batter	1	2	3	4	5	6	7	8	9	AB	R	H	RBI	BB	SO	LOB
Dick Howser, R (1, 6) OBP: 0.368, SLG: 0.291	x 0-0 CS 1B		x 0-0 ③ 6-3		B B B B 4-0 1B HR BB		x 0-0 G4-6-3 1B	x 0-0 2B 1-2 3-H 1B		4	1	3	1	1	0	0
Fred Whitfield, L (1, 3) OBP: 0.306, SLG: 0.583	x 0-0 ① F9			x 0-0 1B 1B 1B	S S S 0-3 ① K		x 0-0 ①② G4-6-3 1-2f	x 0-0 1-3 2-H 2B		5	1	2	1	0	1	3
Leon Wagner, L (1, 7) OBP: 0.365, SLG: 0.484	S S S 0-3 ②③ K 1-2			x 0-0 1B 1-3 1B 1B	x 0-0 1-3 HR 1B		x 0-0 1B 3B	4-0 IBB		4	3	3	0	1	1	1
Rocky Colavito, R (1, 9) OBP: 0.412, SLG: 0.533		x 0-0 1B		x 0-0 FC6-5 1B 1-2 3-H 1B	x 0-0 1-H 3-H HR		x 0-0 3-H 1B	x 0-0 F7		5	1	4	5	0	0	3
Max Alvis, R (1, 5) OBP: 0.358, SLG: 0.448		x 0-0 ① L8		x 0-0 FC6-5 1B 1-2 2-H 1B	x 0-0 ② F7		S S S 0-3 ③ K		S S S 0-3 ① K	5	1	1	1	0	2	2
Vic Davalillo, L (1, 8) OBP: 0.356, SLG: 0.482		x 0-0 ② F7		x 0-0 ① FC6-5 1B 1-3 2-3f	x 0-0 ③ 6-3			x 0-0 ① 6-3	x 0-0 ② 5-3	5	1	0	0	0	0	3
Joe Azcue, R (1, 2) OBP: 0.299, SLG: 0.271		x 0-0 ③ F9		x 0-0 WP 2-H 3-H 1B		S S S 0-3 ① K		S S S 0-3 ② K	x 0-0 ③ 5-3	5	0	1	2	0	2	1
Pedro Gonzalez, R (1, 4) OBP: 0.286, SLG: 0.429		S S S 0-3 ① K	x 0-0 ② 5-3 1-2			x 0-0 ② F4		x 0-0 1B 1B 2B		4	1	1	0	0	1	1
Sam McDowell, L (1, 1) OBP: 0.136, SLG: 0.095		S S S 0-3 ② K	S S S 0-3 ③ K			x 0-0 ③ 1-3		x 0-0 1B 2-3 2B 1B		4	1	1	0	0	2	1
Inning Stats	R: 0 H: 1 E: 0 LOB: 0 K: 1 BB: 0 S: 5 P: 5	R: 0 H: 1 E: 0 LOB: 1 K: 0 BB: 0 S: 4 P: 4	R: 0 H: 0 E: 0 LOB: 0 K: 2 BB: 0 S: 7 P: 7	R: 4 H: 5 E: 0 LOB: 1 K: 1 BB: 0 S: 10 P: 10	R: 3 H: 2 E: 0 LOB: 0 K: 1 BB: 1 S: 7 P: 11	R: 0 H: 0 E: 0 LOB: 0 K: 1 BB: 0 S: 5 P: 5	R: 1 H: 3 E: 0 LOB: 1 K: 1 BB: 0 S: 7 P: 7	R: 2 H: 4 E: 0 LOB: 3 K: 1 BB: 1 S: 9 P: 13	R: 0 H: 0 E: 0 LOB: 0 K: 1 BB: 0 S: 5 P: 5	1B: 12 SF: 0 2B: 2 SAC: 0 3B: 1 DP: 1 HR: 1 HBP: 0						

PITCHER	IP	WLS	BF	H	R	ER	SO	BB	IBB	HBP	BLK	WP	HR	S	P	ERA	WHIP
Phil Regan, R (1, 1) ERA: 4.33	3.0	L	14	6	4	4	3	0	0	0	0	0	0	20	20	12.00	2.000
Jack Hamilton, R (4, 1) ERA: 14.54	2.0		10	3	3	3	2	1	0	0	0	1	1	13	17	13.50	2.000
Fred Gladding, R (6, 1) ERA: 3.65	2.0		8	3	1	1	2	0	0	0	0	0	0	12	12	4.50	1.500
Larry Sherry, R (8, 1) ERA: 2.12	2.0		11	4	2	2	2	0	1	0	0	0	0	14	18	9.00	2.000

PITCHER	IP	WLS	BF	H	R	ER	SO	BB	IBB	HBP	BLK	WP	HR	S	P	ERA	WHIP

TOP

Cleveland Indians @ Detroit Tigers

Tiger Stadium, Detroit, MI

Sun May 30 1965, 4:33 AM EDT

Att. 17,524 - Unknown

livebaseballscorecards.com

AB	41
R	10
H	16
RBI	10
BB	2
SO	9
LOB	15

WP: 1	PA: 43
PB: 0	
SB: 0	
CS: 1	

Cleveland Indians @ Detroit Tigers

Tiger Stadium, Detroit, MI

Sun May 30 1965, 4:33 AM EDT

Att. 17,524 - Unknown

BOTTOM

Batter	1	2	3	4	5	6	7	8	9	AB	R	H	RBI	BB	SO	LOB
Jake Wood, R (1, 4) OBP: 0.352, SLG: 0.460	1-3		K		BB 1-2		G5-4-3 1-2f		FC4-6 BB	3	0	0	0	2	1	1
Don Wert, R (1, 5) OBP: 0.324, SLG: 0.276	K2-3		5-3		5-3		K		FC4-6 1-2f	5	0	0	0	0	2	4
Don Demeter, R (1, 3) OBP: 0.314, SLG: 0.350	K		K			BB L4-3		K		3	0	0	0	1	3	0
Al Kaline, R (1, 8) OBP: 0.403, SLG: 0.530		HR 1B	K			L4-3 1-2		L9		4	1	1	0	0	1	1
Willie Horton, R (1, 7) OBP: 0.416, SLG: 0.769		1-H HR	K			E BB 1B		BB		3	1	2	2	1	1	0
George Thomas, R (1, 9) OBP: 0.349, SLG: 0.500		PB 1B	F3			BB E 1-2		K		3	0	1	0	1	1	1
Jackie Moore, R (1, 2) OBP: 0.200, SLG: 0.077		F4 1-2	K		BB	E6 1-2 2-3			WP BB	3	0	0	0	1	1	3
Dick McAuliffe, L (1, 6) OBP: 0.415, SLG: 0.571		4-3			BB	K			F7 1-2	3	0	0	0	1	1	5
Phil Regan, R (1, 1) OBP: 0.111, SLG: 0.111 Jack Hamilton, R (4, 1) Ray Oyler, R (5, PH) OBP: 0.167, SLG: 0.167 Fred Gladding, L (6, 1) Jim Northrup, L (7, PH) OBP: 0.273, SLG: 0.319 Larry Sherry, R (8, 1) OBP: 0.333, SLG: 0.600 Jerry Lumpe, L (9, PH) OBP: 0.324, SLG: 0.333		K			K		G5-4-3 HBP		F7	1 0 1 0 0 0 1	0 0 0 0 0 0 0	0 0 0 0 0 0 0	0 0 0 0 0 0 0	0 0 0 0 0 0 0	1 0 1 0 0 0 0	1 0 1 0 0 0 1
Inning Stats	R: 0 E: 0 K: 2 S: 7 H: 0 LOB: 0 BB: 0 P: 7	R: 2 E: 0 K: 1 S: 8 H: 3 LOB: 1 BB: 0 P: 8	R: 0 E: 0 K: 2 S: 7 H: 0 LOB: 0 BB: 0 P: 7	R: 0 E: 0 K: 2 S: 7 H: 0 LOB: 0 BB: 0 P: 7	R: 0 E: 0 K: 2 S: 7 H: 0 LOB: 2 BB: 2 P: 15	R: 0 E: 1 K: 1 S: 6 H: 1 LOB: 3 BB: 2 P: 14	R: 0 E: 0 K: 1 S: 4 H: 0 LOB: 0 BB: 0 P: 5	R: 0 E: 0 K: 2 S: 7 H: 0 LOB: 1 BB: 1 P: 11	R: 0 E: 0 K: 0 S: 3 H: 0 LOB: 2 BB: 2 P: 11	1B: 3 2B: 0 3B: 0 HR: 1	SF: 0 SAC: 0 DP: 2 HBP: 1					

livebaseballscorecards.com

AB	30
R	2
H	4
RBI	2
BB	7
SO	13
LOB	18

WP: 1 PB: 1 SB: 0 CS: 0 PA: 38

PITCHER	IP	WLS	BF	H	R	ER	SO	BB	IBB	HBP	BLK	WP	HR	S	P	ERA	WHIP
Sam McDowell, L (1, 1) ERA: 3.45	9.0	W	38	4	2	2	13	7	0	1	0	1	1	56	85	2.00	1.222

PITCHER	IP	WLS	BF	H	R	ER	SO	BB	IBB	HBP	BLK	WP	HR	S	P	ERA	WHIP

Batter	1	2	3	4	5	6	7	8	9	AB	R	H	RBI	BB	SO	LOB
Jake Wood, R (1, 4) OBP: 0.345, SLG: 0.444	1B 1B		K			F7		K 1-2		4	1	1	0	0	2	2
Don Wert, R (1, 5) OBP: 0.322, SLG: 0.275	1B 1-3		G5-4-3 1-2f			5-3		1-3		4	0	1	0	0	0	2
Don Demeter, R (1, 3) OBP: 0.312, SLG: 0.346	G5-4-3 1B 1-2 3-H			F7		L9			K	4	0	1	1	0	1	0
Al Kaline, R (1, 8) OBP: 0.393, SLG: 0.514	L9			K			L9		L7	4	0	0	0	0	1	2
Willie Horton, R (1, 7) OBP: 0.419, SLG: 0.759	G5-4-3 1-2f			1B			1B		6-3	4	0	2	0	0	0	2
Bill Freehan, R (1, 2) OBP: 0.277, SLG: 0.342		L6		5-3			F9			3	0	0	0	0	0	2
George Thomas, R (1, 9) OBP: 0.333, SLG: 0.475		5-3			6-3		K			3	0	0	0	0	1	1
Dick McAuliffe, L (1, 6) OBP: 0.409, SLG: 0.561		6-3			F5			G3		3	0	0	0	0	0	0
Denny McLain, R (1, 1) OBP: 0.200, SLG: 0.200			G5-4-3 1B		F9			WP BB		2	0	1	0	0	0	0
Jerry Lumpe, L (8, PH) OBP: 0.329, SLG: 0.333										0	0	0	0	1	0	0
Terry Fox, R (8, 1)										0	0	0	0	0	0	0

TOP

Detroit Tigers @ New York Yankees

Yankee Stadium, Bronx, NY

Mon May 31 1965, 3:33 AM EDT

Unknown - 72 F

livebaseballscorecards.com

AB	31
R	1
H	6
RBI	1
BB	1
SO	5
LOB	11

Inning Stats	1	2	3	4	5	6	7	8	9
	R: 1 E: 0 K: 0 S: 5	R: 0 E: 0 K: 0 S: 3	R: 0 E: 0 K: 1 S: 5	R: 0 E: 0 K: 1 S: 6	R: 0 E: 0 K: 0 S: 3	R: 0 E: 0 K: 0 S: 3	R: 0 E: 0 K: 1 S: 6	R: 0 E: 0 K: 1 S: 5	R: 0 E: 0 K: 1 S: 5
	H: 3 LOB: 1 BB: 0 P: 5	H: 0 LOB: 0 BB: 0 P: 3	H: 1 LOB: 0 BB: 0 P: 5	H: 1 LOB: 1 BB: 0 P: 6	H: 0 LOB: 0 BB: 0 P: 3	H: 0 LOB: 0 BB: 0 P: 3	H: 1 LOB: 1 BB: 0 P: 6	H: 0 LOB: 1 BB: 1 P: 9	H: 0 LOB: 0 BB: 0 P: 5

		1B: 6	SF: 0
		2B: 0	SAC: 0
		3B: 0	DP: 2
		HR: 0	HBP: 0

		WP: 1	PA: 32
		PB: 0	
		SB: 0	
		CS: 0	

PITCHER		IP	WLS	BF	H	R	ER	SO	BB	IBB	HBP	BLK	WP	HR	S	P	ERA	WHIP
Whitey Ford, L ERA: 4.75	(1, 1)	8.0	W	29	6	1	1	4	1	0	0	0	1	0	36	40	1.12	0.875
Pedro Ramos, R ERA: 4.13	(9, 1)	1.0	S	3	0	0	0	1	0	0	0	0	0	0	5	5	0.00	0.000

PITCHER		IP	WLS	BF	H	R	ER	SO	BB	IBB	HBP	BLK	WP	HR	S	P	ERA	WHIP

BOTTOM

Detroit Tigers @ New York Yankees

Yankee Stadium, Bronx, NY

Mon May 31 1965, 3:33 AM EDT

Unknown - 72 F

Batter	1	2	3	4	5	6	7	8	9	AB	R	H	RBI	BB	SO	LOB
Phil Linz, R (1, 6) OBP: 0.300, SLG: 0.279	F6	K			G3		F7			4	0	0	0	0	1	1
Bobby Richardson, R (1, 4) OBP: 0.313, SLG: 0.333	BB, 1B		2B, 1B		CS, BB		L8			3	0	2	0	1	0	0
Roger Maris, L (1, 9) OBP: 0.338, SLG: 0.444	F7		1-H, 2B		F6 1-2		F6			4	0	1	0	0	0	2
Ray Barker, L (8, 3) OBP: 0.309, SLG: 0.304										0	0	0	0	0	0	0
Mickey Mantle, S (1, 7) OBP: 0.419, SLG: 0.492	1-2, BB		K			FC4-6, S PB, 1B		F5		3	1	1	0	1	1	1
Clete Boyer, R (9, 5) OBP: 0.278, SLG: 0.323										0	0	0	0	0	0	0
Joe Pepitone, L (1, 3) OBP: 0.301, SLG: 0.438	L1		G3		K 1-2			1-3		4	0	0	0	0	1	4
(8, 9)																
Tom Tresh, S (1, 8) OBP: 0.352, SLG: 0.491		1B FC4-6, 1B		F9		4-0 FC4-6 BB		F2		3	1	1	0	1	0	0
(9, 7)																
Horace Clarke, S (1, 5) OBP: 0.231, SLG: 0.200		K		1B		FC4-6 PB, S 1B 1-2f 2-3				3	1	1	0	0	1	3
Pedro Ramos, S (9, 1)										0	0	0	0	0	0	0
Doc Edwards, R (1, 2) OBP: 0.283, SLG: 0.230		FC4-6 1-3, 1B		F3		1-H 3-H, 1B				3	0	2	1	0	0	1
Whitey Ford, L (1, 1) OBP: 0.227, SLG: 0.200		FC4-6 1-2f 3-H		K			1-3			3	0	0	1	0	1	3
Ross Moschitto, R (9, 8)										0	0	0	0	0	0	0
Inning Stats	R: 0 E: 0 K: 0 S: 4 H: 1 LOB: 2 BB: 1 P: 8	R: 1 E: 0 K: 2 S: 9 H: 2 LOB: 1 BB: 0 P: 9	R: 0 E: 0 K: 1 S: 6 H: 2 LOB: 1 BB: 0 P: 6	R: 0 E: 0 K: 1 S: 6 H: 1 LOB: 1 BB: 0 P: 6	R: 0 E: 0 K: 0 S: 2 H: 0 LOB: 0 BB: 1 P: 6	R: 2 E: 0 K: 1 S: 7 H: 2 LOB: 1 BB: 1 P: 11	R: 0 E: 0 K: 0 S: 3 H: 0 LOB: 0 BB: 0 P: 3	R: 0 E: 0 K: 0 S: 3 H: 0 LOB: 0 BB: 0 P: 3		1B: 7 2B: 1 3B: 0 HR: 0 SF: 0 SAC: 0 DP: 0 HBP: 0						

livebaseballscorecards.com

AB	30
R	3
H	8
RBI	2
BB	3
SO	5
LOB	15

WP: 0 PB: 1 SB: 2 CS: 1 PA: 33

PITCHER		IP	WLS	BF	H	R	ER	SO	BB	IBB	HBP	BLK	WP	HR	S	P	ERA	WHIP
Denny McLain, R ERA: 3.77	(1, 1)	7.0	L	30	8	3	2	5	3	0	0	0	0	0	37	49	2.57	1.571
Terry Fox, R ERA: 0.75	(8, 1)	1.0		3	0	0	0	0	0	0	0	0	0	0	3	3	0.00	0.000

PITCHER	IP	WLS	BF	H	R	ER	SO	BB	IBB	HBP	BLK	WP	HR	S	P	ERA	WHIP

Batter	1	2	3	4	5	6	7	8	9	AB	R	H	RBI	BB	SO	LOB
Don Wert, R (1, 5) OBP: 0.324, SLG: 0.279	BB, 1B, 1B	BB, 1B, 1B	CS, 1-2	L9		K			K	5	2	2	0	0	2	0
Jerry Lumpe, L (1, 4) OBP: 0.324, SLG: 0.323	PB, 1B, SF7, 1-2, BB	L7		F7		K			F5	4	1	0	0	1	1	1
Don Demeter, R (1, 3) (7, 8) OBP: 0.308, SLG: 0.341	SF7, PB, 1B, 1-2, 2-H, 1B	K		F9		5-3			K	5	1	1	1	0	2	1
Al Kaline, R (1, 8) OBP: 0.395, SLG: 0.507 Norm Cash, L (7, 3) OBP: 0.325, SLG: 0.265	SF7, 1B, 1-2, 2-3, BB	1B, 1-2, BB			F3		K			2 0	1 0	0 0	0 0	2 0	1 0	0 0
Willie Horton, R (1, 7) OBP: 0.413, SLG: 0.741	L7	FC4-6, 1-2, 2-H, 1B			F9		F9			4	0	1	1	0	0	3
George Thomas, R (1, 9) OBP: 0.329, SLG: 0.469	SF7, 1-2, 2-3, 3-H	FC4-6, 1-2f			1B, 1B		K			3	0	1	1	0	1	2
Dick McAuliffe, L (1, 6) OBP: 0.416, SLG: 0.565	1B, 2-H, 3-H, 1B		CS, 1B		1-3, 1B			5-3		4	0	3	2	0	0	0
Bill Freehan, R (1, 2) OBP: 0.284, SLG: 0.341	FC6-4, 1-3, 1B		K		IBB			6-3		3	0	1	0	1	1	1
Joe Sparma, R (1, 1) OBP: 0.143, SLG: 0.154	FC6-4, 1-2f		K		K			K		4	0	0	0	0	3	6
Inning Stats	R: 4 E: 0 K: 0 S: 7 H: 4 LOB: 2 BB: 2 P: 15	R: 1 E: 0 K: 1 S: 7 H: 2 LOB: 2 BB: 1 P: 11	R: 0 E: 0 K: 2 S: 7 H: 1 LOB: 0 BB: 0 P: 7	R: 0 E: 0 K: 0 S: 3 H: 0 LOB: 0 BB: 0 P: 3	R: 0 E: 0 K: 1 S: 7 H: 2 LOB: 3 BB: 1 P: 11	R: 0 E: 0 K: 2 S: 7 H: 0 LOB: 0 BB: 0 P: 7	R: 0 E: 0 K: 2 S: 7 H: 0 LOB: 0 BB: 0 P: 7	R: 0 E: 0 K: 1 S: 5 H: 0 LOB: 0 BB: 0 P: 5	R: 0 E: 0 K: 2 S: 7 H: 0 LOB: 0 BB: 0 P: 7	1B: 9 2B: 0 3B: 0 HR: 0 SF: 1 SAC: 0 DP: 0 HBP: 0						

PITCHER		IP	WLS	BF	H	R	ER	SO	BB	IBB	HBP	BLK	WP	HR	S	P	ERA	WHIP
Gil Blanco, L ERA: 4.15	(1, 1)	0.2	L	7	3	4	4	0	2	0	0	0	0	0	5	13	54.00	7.500
Jim Bouton, R ERA: 4.95	(1, 1)	3.1		14	4	1	1	3	1	0	0	0	0	0	19	23	2.70	1.500
Hal Reniff, R ERA: 2.45	(5, 1)	3.0		12	2	0	0	5	0	1	0	0	0	0	21	25	0.00	0.667
Pedro Ramos, R ERA: 3.81	(8, 1)	2.0		6	0	0	0	3	0	0	0	0	0	0	12	12	0.00	0.000

PITCHER	IP	WLS	BF	H	R	ER	SO	BB	IBB	HBP	BLK	WP	HR	S	P	ERA	WHIP

TOP

Detroit Tigers @ New York Yankees

Yankee Stadium, Bronx, NY

Mon May 31 1965, 3:38 AM EDT

Att. 31,442 - Unknown - 76 F

livebaseballscorecards.com

AB	34
R	5
H	9
RBI	5
BB	4
SO	11
LOB	14

Detroit Tigers @ New York Yankees

Yankee Stadium, Bronx, NY

Mon May 31 1965, 3:38 AM EDT

Att. 31,442 - Unknown - 76 F

BOTTOM

livebaseballscorecards.com

Batter	1	2	3	4	5	6	7	8	9	AB	R	H	RBI	BB	SO	LOB
Phil Linz, R (1, 6) OBP: 0.298, SLG: 0.270	F5		E1		FC6		F5			3	1	0	0	1	0	0
Bobby Richardson, R (1, 4) OBP: 0.313, SLG: 0.333 Clete Boyer, R (6, 5) OBP: 0.283, SLG: 0.336	1B		E3 WP		K			2B		3 1	0 0	1 1	0 0	0 0	1 0	1 0
Roger Maris, L (1, 9) OBP: 0.321, SLG: 0.418	F9		L8		K			F4		4	0	0	0	0	1	4
Mickey Mantle, S (1, 7) OBP: 0.415, SLG: 0.484	1-2 1B		K 1-2		FC6 1-2f			K		4	0	1	0	0	2	3
Joe Pepitone, L (1, 3) OBP: 0.293, SLG: 0.427	4-3		L9			L8		G3		4	0	0	0	0	0	4
Tom Tresh, S (1, 8) OBP: 0.345, SLG: 0.480		B1-3		L4		F7			4-3	4	0	0	0	0	0	0
Horace Clarke, S (1, 5) OBP: 0.233, SLG: 0.241 (6, 4)		2B		1-3		G3			4-3	4	0	1	0	0	0	0
Doc Edwards, R (1, 2) OBP: 0.282, SLG: 0.231		K		1B			5-3		F7	4	0	1	0	0	1	1
Gil Blanco, L (1, 1) Jim Bouton, R (1, 1) OBP: 0.231, SLG: 0.091 Art Lopez, L (4, PH) OBP: 0.158, SLG: 0.129 Hal Reniff, R (5, 1) Ray Barker, L (7, PH) OBP: 0.304, SLG: 0.298 Pedro Ramos, S (8, 1)		B1-3		4-3			4-3			0 1 1 0 1 0	0 0 0 0 0 0	0 0 0 0 0 0	0 0 0 0 0 0	0 0 0 0 0 0	0 0 0 0 0 0	0 1 1 0 0 0
Inning Stats	R: 0 H: 2 E: 0 LOB: 2 K: 0 BB: 0 S: 5 P: 5	R: 0 H: 1 E: 0 LOB: 1 K: 1 BB: 0 S: 6 P: 6	R: 1 H: 0 E: 2 LOB: 1 K: 1 BB: 0 S: 7 P: 7	R: 0 H: 1 E: 0 LOB: 1 K: 0 BB: 0 S: 4 P: 4	R: 0 H: 0 E: 0 LOB: 1 K: 2 BB: 1 S: 7 P: 11	R: 0 H: 0 E: 0 LOB: 0 K: 0 BB: 0 S: 3 P: 3	R: 0 H: 0 E: 0 LOB: 0 K: 0 BB: 0 S: 3 P: 3	R: 0 H: 1 E: 0 LOB: 1 K: 1 BB: 0 S: 6 P: 6	R: 0 H: 0 E: 0 LOB: 0 K: 0 BB: 0 S: 3 P: 3	1B: 3 SF: 0 2B: 2 SAC: 0 3B: 0 DP: 0 HR: 0 HBP: 0						

	AB	34
	R	1
	H	5
	RBI	0
	BB	1
	SO	5
	LOB	15

WP: 1 PA: 35
PB: 0
SB: 0
CS: 0

PITCHER	IP	WLS	BF	H	R	ER	SO	BB	IBB	HBP	BLK	WP	HR	S	P	ERA	WHIP
Joe Sparma, R (1, 1) ERA: 2.97	9.0	W	35	5	1	0	5	1	0	0	0	1	0	44	48	0.00	0.667

PITCHER	IP	WLS	BF	H	R	ER	SO	BB	IBB	HBP	BLK	WP	HR	S	P	ERA	WHIP

Batter	1	2	3	4	5	6	7	8	9	AB	R	H	RBI	BB	SO	LOB
Don Wert, R (1, 5) OBP: 0.317, SLG: 0.272	F8		5-3		K		5-3 2-H			4	0	0	0	0	1	2
Jerry Lumpe, L (1, 4) OBP: 0.322, SLG: 0.321	F9		1B		F8		6-3			4	0	1	0	0	0	2
Norm Cash, L (1, 3) OBP: 0.331, SLG: 0.267	HR BB		K		2-H 3-H 1B			K		3	1	1	2	1	2	1
Al Kaline, R (1, 8) OBP: 0.392, SLG: 0.521	1-H HR			L8	L3			L1-3		4	1	1	2	0	0	1
Willie Horton, R (1, 7) OBP: 0.408, SLG: 0.724	F4			5-3		G1-6-3 1B		F4		4	0	1	0	0	0	0
Jim Northrup, L (1, 9) OBP: 0.262, SLG: 0.305		4-3		F6		G1-6-3 1-2f			K	4	0	0	0	0	1	1
Bill Freehan, R (1, 2) OBP: 0.290, SLG: 0.341		6-3			BB 1B 2B	F4			E5 1B	3	1	1	0	1	0	0
Ray Oyler, R (1, 6) OBP: 0.267, SLG: 0.267		K			1B 2B 1-2		SH2-3 PB 1B		K	3	2	2	0	0	1	0
Don Demeter, R (9, PH) OBP: 0.306, SLG: 0.338										1	0	0	0	0	1	1
Hank Aguirre, R (1, 1) OBP: 0.190, SLG: 0.105			1-3		1B 2B 1-3 2-H		SH2-3 1-2		K	1	0	0	0	0	0	0
Gates Brown, L (5, PH) OBP: 0.293, SLG: 0.425										1	1	1	1	0	0	0
Larry Sherry, R (5, 1) OBP: 0.333, SLG: 0.600										0	0	0	0	0	0	0
George Thomas, R (9, PH) OBP: 0.324, SLG: 0.462										1	0	0	0	0	1	1
Inning Stats	R: 2 E: 0 K: 0 S: 4 H: 1 LOB: 0 BB: 1 P: 8	R: 0 E: 0 K: 1 S: 5 H: 0 LOB: 0 BB: 0 P: 5	R: 0 E: 0 K: 1 S: 6 H: 1 LOB: 1 BB: 0 P: 6	R: 0 E: 0 K: 0 S: 3 H: 0 LOB: 0 BB: 0 P: 3	R: 3 E: 0 K: 1 S: 8 H: 3 LOB: 1 BB: 1 P: 12	R: 0 E: 0 K: 0 S: 3 H: 1 LOB: 0 BB: 0 P: 3	R: 1 E: 0 K: 0 S: 4 H: 1 LOB: 0 BB: 0 P: 4	R: 0 E: 0 K: 1 S: 5 H: 0 LOB: 0 BB: 0 P: 5	R: 0 E: 1 K: 3 S: 10 H: 1 LOB: 1 BB: 0 P: 10	1B: 6 2B: 1 3B: 0 HR: 1	SF: 0 SAC: 1 DP: 1 HBP: 0						

TOP

Detroit Tigers @ Cleveland Indians

Cleveland Municipal Stadium, Cleveland, OH

Fri Jun 04 1965, 7:05 PM EDT
Att. 17,693 - Unknown

livebaseballscorecards.com

AB	33
R	6
H	8
RBI	5
BB	2
SO	7
LOB	9

WP: 0 PB: 2 SB: 0 CS: 0 PA: 36

PITCHER		IP	WLS	BF	H	R	ER	SO	BB	IBB	HBP	BLK	WP	HR	S	P	ERA	WHIP
Ralph Terry, R ERA: 3.12	(1, 1)	6.0		25	6	5	5	3	2	0	0	0	0	1	29	37	7.50	1.333
Sonny Siebert, R ERA: 2.34	(7, 1)	2.0	W	7	1	1	0	1	0	0	0	0	0	0	9	9	0.00	0.500
Gary Bell, R ERA: 2.57	(9, 1)	1.0	S	4	1	0	0	3	0	0	0	0	0	0	10	10	0.00	1.000

PITCHER	IP	WLS	BF	H	R	ER	SO	BB	IBB	HBP	BLK	WP	HR	S	P	ERA	WHIP

Batter	1	2	3	4	5	6	7	8	9	AB	R	H	RBI	BB	SO	LOB
Dick Howser, R (1, 6) OBP: 0.379, SLG: 0.311	4-3		HR BB		5-3 1B		4-3 G3 2B	CS 1-2		3	2	2	0	1	0	0
Pedro Gonzalez, R (1, 4) OBP: 0.280, SLG: 0.480	K		1-H 2-H HR		5-3 1-2		4-3 2-3			4	1	1	3	0	1	2
Leon Wagner, L (1, 7) OBP: 0.352, SLG: 0.463	K		FC5-6 1B		F6		G3 3-H			4	0	1	1	0	1	1
Rocky Colavito, R (1, 9) OBP: 0.404, SLG: 0.514		6-3	FC5-6 1-2f		FC5-4 BB		F7			3	0	0	0	1	0	1
Max Alvis, R (1, 5) OBP: 0.354, SLG: 0.448		K	1B E 1B		FC5-4 1-2f			G3 BB 1B BB		3	2	1	0	1	1	2
Vic Davalillo, L (1, 8) OBP: 0.367, SLG: 0.493		F7	E 1-2 1B			4-3 1B		F7		4	0	2	0	0	0	1
Chuck Hinton, R (1, 3) OBP: 0.346, SLG: 0.400			4-3	F9 1-2 2-H		F9		G3 1-2 1B BB		3	1	0	0	1	0	2
Cam Carreon, R (1, 2) OBP: 0.261, SLG: 0.238			SH1-4 HR BB	3-1		4-3 1-2		G3 1-2 2-3		2	1	0	0	1	0	2
Fred Whitfield, L (8, PH) OBP: 0.289, SLG: 0.550										1	0	0	0	0	0	2
Gary Bell, R (9, 1) OBP: 0.167, SLG: 0.667										0	0	0	0	0	0	0
Ralph Terry, R (1, 1) OBP: 0.143, SLG: 0.150			SH1-4 1-2	K		F5		CS 2-H 3-H 1B		1	0	0	0	0	1	1
Al Luplow, L (6, PH) OBP: 0.400, SLG: 0.692										1	0	0	0	0	0	1
Sonny Siebert, R (7, 1) OBP: 0.100, SLG: 0.263										0	0	0	0	0	0	0
Joe Azcue, R (8, PH) OBP: 0.304, SLG: 0.282										1	0	1	2	0	0	0
(9, 2)																
Inning Stats	R: 0 E: 0 K: 2 S: 7 H: 0 LOB: 0 BB: 0 P: 7	R: 0 E: 0 K: 1 S: 5 H: 0 LOB: 0 BB: 0 P: 5	R: 3 E: 0 K: 0 S: 5 H: 2 LOB: 1 BB: 2 P: 13	R: 1 E: 1 K: 1 S: 7 H: 2 LOB: 1 BB: 0 P: 7	R: 0 E: 0 K: 0 S: 4 H: 1 LOB: 2 BB: 1 P: 8	R: 0 E: 0 K: 0 S: 4 H: 1 LOB: 1 BB: 0 P: 4	R: 1 E: 0 K: 0 S: 4 H: 1 LOB: 0 BB: 0 P: 4	R: 2 E: 0 K: 0 S: 3 H: 1 LOB: 0 BB: 2 P: 11		1B: 6 2B: 1 3B: 0 HR: 1 SF: 0 SAC: 1 DP: 0 HBP: 0						

PITCHER		IP	WLS	BF	H	R	ER	SO	BB	IBB	HBP	BLK	WP	HR	S	P	ERA	WHIP
Hank Aguirre, L ERA: 3.3	(1, 1)	4.0		18	4	4	3	4	2	0	0	0	0	1	24	32	6.75	1.500
Larry Sherry, R ERA: 2.61	(5, 1)	4.0	L	18	4	3	3	0	3	0	0	0	0	0	15	27	6.75	1.750

PITCHER	IP	WLS	BF	H	R	ER	SO	BB	IBB	HBP	BLK	WP	HR	S	P	ERA	WHIP

BOTTOM

Detroit Tigers @ Cleveland Indians

Cleveland Municipal Stadium, Cleveland, OH

Fri Jun 04 1965, 7:05 PM EDT

Att. 17,693 - Unknown

livebaseballscorecards.com

AB	30
R	7
H	8
RBI	6
BB	5
SO	4
LOB	15

Batter	1	2	3	4	5	6	7	8	9	10	AB	R	H	RBI	BB	SO	LOB
Jake Wood, R (1, 4) OBP: 0.349, SLG: 0.431	BBBB 4-0 1B PB BB		SSS 0-3 ② K			x 0-0 CS 1B		x 0-0 ③ FC4 1-2f 2-3		SSS 0-3 ② K 1-2	4	1	1	0	1	2	3
Don Wert, R (1, 5) OBP: 0.314, SLG: 0.265	SSS 0-3 ① K		x 0-0 ③ 4-3			x 0-0 ②③ G3 1-2			BBBB 4-0 BB SH FC4-2 BB	SSS 0-3 ③ K	4	0	0	0	1	2	3
Don Demeter, R (1, 3) OBP: 0.307, SLG: 0.338	x 0-0 K2-5-2 PB 1-3 1B			x 0-0 ① 5-3			x 0-0 ① L5		x 0-0 SH FC4-2 BB 1-2 FC4-2		3	0	1	0	0	0	0
Al Kaline, R (1, 8) OBP: 0.394, SLG: 0.514	4-0 1-2 3-H IBB			SSS 0-3 ② K			SSS 0-3 ② K		BBBB 4-0 FC4-2 FC4-2 1-2 2-3 BB		2	0	0	0	2	2	0
Willie Horton, R (1, 7) OBP: 0.395, SLG: 0.700	SSS 0-3 ②③ K2-5-2 2-3f			SSS 0-3 ③ K			x 0-0 ③ 1-3		x 0-0 ① FC4-2 FC4-2 1-2 2-3 3-Hf		4	0	0	0	0	2	5
George Thomas, R (1, 9) OBP: 0.320, SLG: 0.449		SSS 0-3 ① K			SSS 0-3 ① K			x 0-0 PB 1B 1B	x 0-0 ② FC4-2 1-2 2-3 3-Hf		4	0	1	0	0	2	3
Bill Freehan, R (1, 2) OBP: 0.282, SLG: 0.331		x 0-0 ② F9			x 0-0 ② 6-3			SSS 0-3 ① K	x 0-0 ③ F7		4	0	0	0	0	1	4
Ray Oyler, R (1, 6) OBP: 0.263, SLG: 0.222		x 0-0 ③ F8			SSS 0-3 ③ K			SSS 0-3 ② K		BBBB 4-0 FC1-6 BB	3	0	0	0	1	2	1
Mickey Lolich, S (1, 1) OBP: 0.103, SLG: 0.071 Terry Fox, R (8, 1)			SSS 0-3 ① K			SSS 0-3 ① K		x 0-0 FC4 1-2 1B		x 0-0 ① FC1-6 WP 1-2f	3	0	1	0	0	2	0
											1	0	0	0	0	0	1
Inning Stats	R: 1 H: 1 E: 0 LOB: 2 K: 2 BB: 2 S: 7 P: 15	R: 0 H: 0 E: 0 LOB: 0 K: 1 BB: 0 S: 5 P: 5	R: 0 H: 0 E: 0 LOB: 0 K: 2 BB: 0 S: 7 P: 7	R: 0 H: 0 E: 0 LOB: 0 K: 2 BB: 0 S: 7 P: 7	R: 0 H: 0 E: 0 LOB: 0 K: 2 BB: 0 S: 7 P: 7	R: 0 H: 1 E: 0 LOB: 0 K: 1 BB: 0 S: 5 P: 5	R: 0 H: 0 E: 0 LOB: 0 K: 1 BB: 0 S: 5 P: 5	R: 0 H: 2 E: 0 LOB: 2 K: 2 BB: 0 S: 9 P: 9	R: 0 H: 0 E: 1 LOB: 3 K: 0 BB: 2 S: 4 P: 12	R: 0 H: 0 E: 0 LOB: 1 K: 2 BB: 1 S: 7 P: 11	1B: 4 SF: 0 2B: 1 SAC: 1 3B: 0 DP: 1 HR: 0 HBP: 0						

PITCHER	IP	WLS	BF	H	R	ER	SO	BB	IBB	HBP	BLK	WP	HR	S	P	ERA	WHIP
Sam McDowell, L (1, 1) ERA: 2.97	10.0	W	38	4	1	0	15	4	1	0	0	1	0	63	83	0.00	0.800

PITCHER	IP	WLS	BF	H	R	ER	SO	BB	IBB	HBP	BLK	WP	HR	S	P	ERA	WHIP

TOP

Detroit Tigers @ Cleveland Indians

Cleveland Municipal Stadium, Cleveland, OH

Sat Jun 05 1965, 7:05 PM EDT

Att. 13,084 - Unknown

livebaseballscorecards.com

AB	32
R	1
H	4
RBI	0
BB	5
SO	15
LOB	20

WP: 1	PA:	38	
PB: 2			
SB: 0			
CS: 1			

Batter	1	2	3	4	5	6	7	8	9	10	AB	R	H	RBI	BB	SO	LOB
Dick Howser, R (1, 6) OBP: 0.380, SLG: 0.304	BBBB 4-0 G3 S 4-3 BB	x 0-0 ③ F9			BBBB 4-0 CS BB		x 0-0 ③ L8		x 0-0 ② 4-3 1-2 2-3		3	1	0	0	2	0	5
Pedro Gonzalez, R (1, 4) OBP: 0.267, SLG: 0.433	x 0-0 ① G3 1-3	x 0-0 ① F3			SSS 0-3 ①② K 1-2			x 0-0 1B FC6-2 1B	x 0-0 ③ F3		5	0	1	0	0	1	5
Leon Wagner, L (1, 7) OBP: 0.354, SLG: 0.461	x 0-0 ② 4-3 3-H	x 0-0 ② F7			x 0-0 ③ F6			x 0-0 FC6-2 1-3 1B		x 0-0 2B 1B	5	1	2	1	0	0	0
Rocky Colavito, R (1, 9) OBP: 0.399, SLG: 0.503	x 0-0 ③ F7		SSS 0-3 ③ K			x 0-0 E9 1B		x 0-0 ① FC6-2 1-2 3-H		x 0-0 ① F2	5	0	1	0	0	1	3
Max Alvis, R (1, 5) OBP: 0.350, SLG: 0.440		x 0-0 E SH5-3 1B		x 0-0 ① F6		SSS 0-3 ① K		x 0-0 ② F6		x 0-0 ② F6	5	0	1	0	0	1	4
Vic Davalillo, L (1, 8) OBP: 0.364, SLG: 0.494		x 0-0 ① SH5-3 1-2		x 0-0 ② 6-3		x 0-0 ② 1-3		x 0-0 ③ 1-3		x 0-0 1-H 2B	4	0	1	1	0	0	3
Chuck Hinton, R (1, 3) OBP: 0.344, SLG: 0.396		x 0-0 ② 5-3		x 0-0 S 1B		x 0-0 ③ F3			x 0-0 ① F2		4	0	1	0	0	0	2
Cam Carreon, R (1, 2) OBP: 0.286, SLG: 0.233 Fred Whitfield, L (9, PH) OBP: 0.296, SLG: 0.555 Chico Salmon, R (9, PR) OBP: 0.217, SLG: 0.190 Joe Azcue, R (10, 2) OBP: 0.304, SLG: 0.282		4-0 E IBB		4-0 FC6-4 1-2 IBB			SSS 0-3 ① K		x 0-0 4-3 1B 1B		1 1 0 0	0 0 0 0	0 1 0 0	0 0 0 0	2 0 0 0	1 0 0 0	0 0 0 0
Sam McDowell, L (1, 1) OBP: 0.154, SLG: 0.120		x 0-0 E1 1-2 2-3		x 0-0 ③ FC6-4 1-2f			x 0-0 ② 4-3		x 0-0 4-3 1-2 1B		4	0	1	0	0	0	4
Inning Stats	R: 1 H: 0 E: 0 LOB: 0 K: 0 BB: 1 S: 3 P: 7	R: 0 H: 1 E: 1 LOB: 3 K: 0 BB: 1 S: 5 P: 9	R: 0 H: 0 E: 0 LOB: 0 K: 1 BB: 0 S: 5 P: 5	R: 0 H: 1 E: 0 LOB: 2 K: 0 BB: 1 S: 4 P: 8	R: 0 H: 0 E: 0 LOB: 0 K: 1 BB: 1 S: 4 P: 8	R: 0 H: 1 E: 1 LOB: 1 K: 1 BB: 0 S: 6 P: 6	R: 0 H: 0 E: 0 LOB: 0 K: 1 BB: 0 S: 5 P: 5	R: 0 H: 2 E: 0 LOB: 2 K: 0 BB: 0 S: 5 P: 5	R: 0 H: 2 E: 0 LOB: 3 K: 0 BB: 0 S: 5 P: 5	R: 1 H: 2 E: 0 LOB: 1 K: 0 BB: 0 S: 4 P: 4	1B: 8 SF: 0 2B: 1 SAC: 1 3B: 0 DP: 0 HR: 0 HBP: 0						

PITCHER		IP	WLS	BF	H	R	ER	SO	BB	IBB	HBP	BLK	WP	HR	S	P	ERA	WHIP
Mickey Lolich, L ERA: 2.91	(1, 1)	7.0		30	5	1	1	4	2	2	0	0	0	0	34	50	1.29	1.000
Terry Fox, R ERA: 1.01	(8, 1)	2.2	L	12	4	1	1	0	0	0	0	0	0	0	12	12	3.38	1.500

PITCHER		IP	WLS	BF	H	R	ER	SO	BB	IBB	HBP	BLK	WP	HR	S	P	ERA	WHIP

BOTTOM

Detroit Tigers @ Cleveland Indians

Cleveland Municipal Stadium, Cleveland, OH

Sat Jun 05 1965, 7:05 PM EDT
Att. 13,084 - Unknown

livebaseballscorecards.com

AB	37
R	2
H	9
RBI	2
BB	4
SO	4
LOB	26

Batter	1	2	3	4	5	6	7	8	9	AB	R	H	RBI	BB	SO	LOB
Don Wert, R (1, 5) OBP: 0.313, SLG: 0.271	F9		1-3 2B		FC6-4 1-2f			F9		4	0	1	0	0	0	1
Jerry Lumpe, L (1, 4) OBP: 0.314, SLG: 0.311	6-3		L6			F7		F5		4	0	0	0	0	0	2
Don Demeter, R (1, 3) OBP: 0.305, SLG: 0.331	BB		F4			K			F6	3	0	0	0	1	1	2
Al Kaline, R (1, 8) OBP: 0.385, SLG: 0.500	L3			L7		L9			L9	4	0	0	0	0	0	1
Willie Horton, R (1, 7) OBP: 0.398, SLG: 0.718		5-3		F8			HR		1B	4	1	2	1	0	0	0
George Thomas, R (1, 9) OBP: 0.304, SLG: 0.425		F3		F8			F3		K	4	0	0	0	0	1	1
Bill Freehan, R (1, 2) OBP: 0.276, SLG: 0.323		5-3			F9		F7			3	0	0	0	0	0	0
Ray Oyler, R (1, 6) OBP: 0.273, SLG: 0.238			FC3-6 1B		4-3		F8			3	0	1	0	0	0	0
Joe Sparma, R (1, 1) OBP: 0.133, SLG: 0.143 Jake Wood, R (5, PH) OBP: 0.359, SLG: 0.441 Fred Gladding, L (5, 1) Ron Nischwitz, S (7, 1) Gates Brown, L (8, PH) OBP: 0.286, SLG: 0.415 Phil Regan, R (8, 1) OBP: 0.111, SLG: 0.111			FC3-6 2B 1-2f		FC6-4 1B			K		1 1 0 0 1 0	0 0 0 0 0 0	0 1 0 0 0 0	0 0 0 0 0 0	0 0 0 0 1 0	0 0 0 0 0 0	1 0 0 0 0 0
Inning Stats	R: 0 E: 0 K: 0 S: 3 H: 0 LOB: 1 BB: 1 P: 7	R: 0 E: 0 K: 0 S: 3 H: 0 LOB: 0 BB: 0 P: 3	R: 0 E: 0 K: 0 S: 5 H: 2 LOB: 2 BB: 0 P: 5	R: 0 E: 0 K: 0 S: 3 H: 0 LOB: 0 BB: 0 P: 3	R: 0 E: 0 K: 0 S: 4 H: 1 LOB: 1 BB: 0 P: 4	R: 0 E: 0 K: 1 S: 5 H: 0 LOB: 0 BB: 0 P: 5	R: 1 E: 0 K: 0 S: 4 H: 1 LOB: 0 BB: 0 P: 4	R: 0 E: 0 K: 1 S: 5 H: 0 LOB: 0 BB: 0 P: 5	R: 0 E: 0 K: 1 S: 6 H: 1 LOB: 1 BB: 0 P: 6	1B: 3 2B: 1 3B: 0 HR: 1 SF: 0 SAC: 0 DP: 0 HBP: 0						

PITCHER		IP	WLS	BF	H	R	ER	SO	BB	IBB	HBP	BLK	WP	HR	S	P	ERA	WHIP
Jack Kralick, L ERA: 3.15	(1, 1)	7.0	W	26	4	1	1	1	1	0	0	0	0	1	27	31	1.29	0.714
Gary Bell, R ERA: 2.4	(8, 1)	2.0	S	7	1	0	0	2	0	0	0	0	0	0	11	11	0.00	0.500

PITCHER		IP	WLS	BF	H	R	ER	SO	BB	IBB	HBP	BLK	WP	HR	S	P	ERA	WHIP

TOP

Detroit Tigers @ Cleveland Indians

Cleveland Municipal Stadium, Cleveland, OH

Sun Jun 06 1965, 3:33 AM EDT
Att. 29,183 - Unknown

livebaseballscorecards.com

AB	32
R	1
H	5
RBI	1
BB	1
SO	3
LOB	8

PA: 33

WP: 0
PB: 0
SB: 0
CS: 0

Batter	1	2	3	4	5	6	7	8	9	AB	R	H	RBI	BB	SO	LOB
Larry Brown, R (1, 6) OBP: 0.295, SLG: 0.330	F2		BB	F9			6-3	BB		3	1	0	0	2	0	1
Pedro Gonzalez, R (1, 4) OBP: 0.286, SLG: 0.412	K		K		K		WP HBP	SF7 1B		4	2	1	1	0	3	1
Leon Wagner, L (1, 7) OBP: 0.360, SLG: 0.468	L8		6-3		FC5-4 1B		BB	HR 2B		4	2	2	1	1	0	1
Rocky Colavito, R (1, 9) OBP: 0.399, SLG: 0.503		K		PB E 1B	FC5-4 FC6-4		FC2-4 1B	SF7		4	1	2	2	0	1	1
Max Alvis, R (1, 5) OBP: 0.351, SLG: 0.454		BB		F7	FC6-4		FC2-4 BB	HR		4	1	1	2	1	0	3
Vic Davalillo, L (1, 8) OBP: 0.377, SLG: 0.497		BB		E9 1B		6-3	BB	BB 1B		3	1	2	0	2	0	0
Fred Whitfield, L (1, 3) OBP: 0.305, SLG: 0.558 Chico Salmon, R (7, PH) OBP: 0.240, SLG: 0.182 (8, 3)		G5-4-3 1B		SF8 1B		L8	F3	BB		3 1	1 0	2 0	0 0	0 1	0 0	0 2
Cam Carreon, R (1, 2) OBP: 0.315, SLG: 0.239		G5-4-3		1B		BB	SH1-4 BB L7			3	1	1	1	2	0	5
Jack Kralick, L (1, 1) OBP: 0.182, SLG: 0.200 Gary Bell, R (8, 1) OBP: 0.167, SLG: 0.667			K	SF8		L8		SH1-4		2 0	0 0	0 0	1 0	0 0	1 0	1 0
Inning Stats	R: 0 E: 0 K: 1 S: 5 H: 0 LOB: 0 BB: 0 P: 5	R: 0 E: 0 K: 1 S: 5 H: 1 LOB: 2 BB: 2 P: 13	R: 0 E: 0 K: 2 S: 7 H: 0 LOB: 1 BB: 1 P: 11	R: 3 E: 1 K: 0 S: 7 H: 4 LOB: 1 BB: 0 P: 7	R: 0 E: 0 K: 1 S: 6 H: 1 LOB: 1 BB: 0 P: 6	R: 0 E: 0 K: 0 S: 3 H: 0 LOB: 1 BB: 1 P: 7	R: 2 E: 0 K: 0 S: 4 H: 1 LOB: 2 BB: 2 P: 13	R: 5 E: 0 K: 0 S: 7 H: 4 LOB: 2 BB: 3 P: 19		1B: 9 2B: 1 3B: 0 HR: 1 SF: 2 SAC: 1 DP: 1 HBP: 1						

PITCHER		IP	WLS	BF	H	R	ER	SO	BB	IBB	HBP	BLK	WP	HR	S	P	ERA	WHIP
Joe Sparma, R ERA: 3.32	(1, 1)	4.0	L	19	5	3	3	4	3	0	0	0	1	0	24	36	6.75	2.000
Fred Gladding, R ERA: 3.95	(5, 1)	2.2		14	2	2	2	1	3	0	1	0	2	0	12	25	6.75	1.875
Ron Nischwitz, L ERA: 3.86	(7, 1)	0.1		1	0	0	0	0	0	0	0	0	0	0	1	1	0.00	0.000
Phil Regan, R ERA: 5.45	(8, 1)	1.0		10	4	5	5	0	3	0	0	0	0	1	7	19	45.00	7.000

PITCHER	IP	WLS	BF	H	R	ER	SO	BB	IBB	HBP	BLK	WP	HR	S	P	ERA	WHIP

BOTTOM

Detroit Tigers @ Cleveland Indians

Cleveland Municipal Stadium, Cleveland, OH

Sun Jun 06 1965, 3:33 AM EDT

Att. 29,183 - Unknown

livebaseballscorecards.com

AB	31
R	10
H	11
RBI	8
BB	9
SO	5
LOB	15

WP: 3 PA: 44
PB: 1
SB: 0
CS: 0

Detroit Tigers @ Los Angeles Angels

Dodger Stadium, Los Angeles, CA

Mon Jun 07 1965, 7:05 PM PDT

Att. 4,420 - Unknown

livebaseballscorecards.com

Batter	1	2	3	4	5	6	7	8	9	AB	R	H	RBI	BB	SO	LOB
Dick McAuliffe, L (1, 6) OBP: 0.405, SLG: 0.549	F6		F8		E1 S 1-3 3-H		F9		F8	5	0	0	1	0	0	2
Jerry Lumpe, L (1, 4) OBP: 0.304, SLG: 0.300	1-3		4-3		1-3-2 1-2 3-Hf		G6-4-3 1-2f		K	5	0	0	0	0	1	3
Norm Cash, L (1, 3) OBP: 0.336, SLG: 0.269	FC4 1B			6-3		G3		BBBB HR BB		3	1	1	0	1	0	0
Al Kaline, R (1, 8) OBP: 0.393, SLG: 0.552	FC4 1-2f			1-3 2B		HR		HR 1-H		4	2	3	3	0	0	1
Willie Horton, R (1, 7) OBP: 0.394, SLG: 0.701		6-3		1-3 2-3		3B HBP		K		3	1	0	0	0	1	1
Jim Northrup, L (1, 9) OBP: 0.271, SLG: 0.327		6-3		6-3		1-H 6-3 3B		BBBB BB		3	1	1	1	1	0	1
Don Wert, R (1, 5) OBP: 0.317, SLG: 0.278		BBBB BB			4-3 E 2B	3-H		F6		3	1	1	1	1	0	1
Bill Freehan, R (1, 2) OBP: 0.268, SLG: 0.314		F4			4-3 2-3	K		F6		4	0	0	0	0	1	3
Denny McLain, R (1, 1) OBP: 0.235, SLG: 0.188			1-3		BBBB E 1-3-2 BB		G6-4-3 1B		6-3	1	0	0	0	1	0	0
Larry Sherry, R (5, 1) OBP: 0.429, SLG: 0.667										1	0	1	0	0	0	0
Don Demeter, R (9, PH) OBP: 0.303, SLG: 0.329										1	0	0	0	0	0	0
Terry Fox, R (9, 1)										0	0	0	0	0	0	0

Inning Stats										
	R: 0 E: 0 K: 0 S: 4	H: 1 LOB: 1 BB: 0 P: 4	R: 0 E: 0 K: 0 S: 3	H: 0 LOB: 1 BB: 1 P: 7	R: 0 E: 0 K: 0 S: 3	H: 0 LOB: 0 BB: 0 P: 3	R: 0 E: 0 K: 0 S: 4	H: 1 LOB: 1 BB: 0 P: 4	R: 1 E: 1 K: 0 S: 4	H: 1 LOB: 1 BB: 1 P: 8
	R: 3 E: 0 K: 1 S: 7	H: 2 LOB: 0 BB: 0 P: 8	R: 0 E: 0 K: 0 S: 3	H: 1 LOB: 0 BB: 0 P: 3	R: 2 E: 0 K: 1 S: 6	H: 1 LOB: 1 BB: 2 P: 14	R: 0 E: 0 K: 1 S: 5	H: 0 LOB: 0 BB: 0 P: 5	1B: 2 2B: 3 3B: 1 HR: 2	SF: 0 SAC: 0 DP: 2 HBP: 1

	AB	33
	R	6
	H	7
	RBI	6
	BB	4
	SO	3
	LOB	12

WP: 0 PB: 0 SB: 1 CS: 0 PA: 38

PITCHER		IP	WLS	BF	H	R	ER	SO	BB	IBB	HBP	BLK	WP	HR	S	P	ERA	WHIP
Dean Chance, R ERA: 4.81	(1, 1)	5.1		24	5	4	4	0	2	0	1	0	0	1	21	30	6.75	1.312
Barry Latman, R ERA: 1.69	(6, 1)	1.2		6	1	1	1	1	1	0	0	0	0	0	7	11	5.40	1.200
Bob Lee, R ERA: 2.08	(8, 1)	1.0	L	5	1	1	1	1	1	0	0	0	0	1	6	10	9.00	2.000
George Brunet, L ERA: 1.99	(9, 1)	1.0		3	0	0	0	1	0	0	0	0	0	0	5	5	0.00	0.000

PITCHER		IP	WLS	BF	H	R	ER	SO	BB	IBB	HBP	BLK	WP	HR	S	P	ERA	WHIP

Batter	1	2	3	4	5	6	7	8	9	AB	R	H	RBI	BB	SO	LOB
Jose Cardenal, R (1, 8) OBP: 0.300, SLG: 0.412	K		F9		SH3 S 1B 1B	6-3			6-3	5	1	1	0	0	1	0
Albie Pearson, L (1, 9) OBP: 0.364, SLG: 0.353	6-3		L4		1-2 SH3 1B BB	4-3			4-3	4	1	0	0	1	0	0
Jim Fregosi, R (1, 6) OBP: 0.271, SLG: 0.370	1B			F6	SH3 1-2 2-3		L4-3 1B		1B	4	0	3	0	0	0	0
Willie Smith, L (1, 7) OBP: 0.263, SLG: 0.387	K			1B 2B	1B 1B BB		L4-3 1-2		F6	4	2	1	0	1	1	3
Joe Adcock, R (1, 3) OBP: 0.302, SLG: 0.424 Vic Power, R (8, 3) OBP: 0.286, SLG: 0.381		5-3		G3 2-H 2B 1B	1B 1-2 2-H 3-H 1B		F9			4 0	1 0	2 0	3 0	0 0	0 0	0 0
Buck Rodgers, S (1, 2) OBP: 0.271, SLG: 0.278		5-3		G3 1-2	K			SH1-4 1B		4	0	1	0	0	1	3
Paul Schaal, R (1, 5) OBP: 0.289, SLG: 0.399		S BB		2-H 2B	1-2 2-H 1B			SH1-4 1-2		2	0	2	2	1	0	0
Julio Gotay, R (1, 4) OBP: 0.262, SLG: 0.298 Al Spangler, L (8, PH) OBP: 0.300, SLG: 0.263 Bobby Knoop, R (9, 4) OBP: 0.325, SLG: 0.386		3-1 1-2		IBB	4-3			F3		2 1 0	0 0 0	0 0 0	0 0 0	1 0 0	0 0 0	3 1 0
Dean Chance, R (1, 1) OBP: 0.154, SLG: 0.043 Barry Latman, R (6, 1) Bob Lee, R (8, 1) OBP: 0.222, SLG: 0.500 Costen Shockley, L (8, PH) OBP: 0.252, SLG: 0.262 George Brunet, R (9, 1) OBP: 0.167, SLG: 0.091			K	K		4-3		F3		2 1 0 1 0	0 0 0 0 0	0 0 0 0 0	0 0 0 0 0	0 0 0 0 0	2 0 0 0 0	2 0 0 1 0
Inning Stats	R: 0 H: 1 E: 0 LOB: 1 K: 2 BB: 0 S: 8 P: 8	R: 0 H: 0 E: 0 LOB: 1 K: 0 BB: 1 S: 3 P: 7	R: 0 H: 0 E: 0 LOB: 0 K: 1 BB: 0 S: 5 P: 5	R: 2 H: 3 E: 0 LOB: 2 K: 1 BB: 1 S: 8 P: 12	R: 3 H: 3 E: 0 LOB: 2 K: 1 BB: 2 S: 8 P: 16	R: 0 H: 0 E: 0 LOB: 0 K: 0 BB: 0 S: 3 P: 3	R: 0 H: 1 E: 0 LOB: 0 K: 0 BB: 0 S: 3 P: 3	R: 0 H: 1 E: 0 LOB: 1 K: 0 BB: 0 S: 4 P: 4	R: 0 H: 1 E: 0 LOB: 1 K: 0 BB: 0 S: 4 P: 4	1B: 8 2B: 3 3B: 0 HR: 0	SF: 0 SAC: 2 DP: 1 HBP: 0					

PITCHER		IP	WLS	BF	H	R	ER	SO	BB	IBB	HBP	BLK	WP	HR	S	P	ERA	WHIP
Denny McLain, R ERA: 4.35	(1, 1)	4.1		22	5	5	5	4	3	1	0	0	0	0	26	42	10.38	1.846
Larry Sherry, R ERA: 2.38	(5, 1)	3.2	W	14	4	0	0	1	0	0	0	0	0	0	16	16	0.00	1.091
Terry Fox, R ERA: 0.98	(9, 1)	1.0	S	4	1	0	0	0	0	0	0	0	0	0	4	4	0.00	1.000

PITCHER	IP	WLS	BF	H	R	ER	SO	BB	IBB	HBP	BLK	WP	HR	S	P	ERA	WHIP

BOTTOM

Detroit Tigers @ Los Angeles Angels

Dodger Stadium, Los Angeles, CA

Mon Jun 07 1965, 7:05 PM PDT

Att. 4,420 - Unknown

livebaseballscorecards.com

AB	34
R	5
H	10
RBI	5
BB	4
SO	5
LOB	13

WP: 0 PA: 40
PB: 0
SB: 2
CS: 0

Batter	1	2	3	4	5	6	7	8	9	AB	R	H	RBI	BB	SO	LOB
Dick McAuliffe, L (1, 6) OBP: 0.402, SLG: 0.542	6-3			L5		4-3			1B	4	0	1	0	0	0	0
Jerry Lumpe, L (1, 4) OBP: 0.296, SLG: 0.292	6-3			6-3			4-3		F6	4	0	0	0	0	0	1
Norm Cash, L (1, 3) OBP: 0.326, SLG: 0.259	4-3			F8			F7		G3	4	0	0	0	0	0	1
Al Kaline, R (1, 8) OBP: 0.398, SLG: 0.561		L6-3			1B 2B		1B			3	1	2	0	0	0	0
Willie Horton, R (1, 7) OBP: 0.393, SLG: 0.692		5-3			G6-4-3 2-H 1B		4-3			3	0	1	1	0	0	1
Jim Northrup, L (1, 9) OBP: 0.264, SLG: 0.317		6-3			F6			F8		3	0	0	0	0	0	1
Don Wert, R (1, 5) OBP: 0.312, SLG: 0.273			4-3		G6-4-3 1-2f			6-3		3	0	0	0	0	0	1
Bill Freehan, R (1, 2) OBP: 0.265, SLG: 0.309 Don Demeter, R (8, PH) OBP: 0.301, SLG: 0.326 Jackie Moore, R (8, 2) OBP: 0.200, SLG: 0.077			K			F7		F7		2 1 0	0 0 0	0 0 0	0 0 0	1 0 0	0 0 0	0 0 0
Dave Wickersham, R (1, 1) Gates Brown, L (9, PH) OBP: 0.279, SLG: 0.405			6-3			6-3			3-1	2 1	0 0	0 0	0 0	0 0	0 0	0 0
Inning Stats	R: 0 H: 0 E: 0 LOB: 0 K: 0 BB: 0 S: 3 P: 3	R: 0 H: 0 E: 0 LOB: 0 K: 0 BB: 0 S: 3 P: 3	R: 0 H: 0 E: 0 LOB: 0 K: 1 BB: 0 S: 5 P: 5	R: 0 H: 0 E: 0 LOB: 0 K: 0 BB: 0 S: 3 P: 3	R: 1 H: 2 E: 0 LOB: 0 K: 0 BB: 0 S: 4 P: 4	R: 0 H: 0 E: 0 LOB: 0 K: 0 BB: 0 S: 3 P: 3	R: 0 H: 1 E: 0 LOB: 1 K: 0 BB: 0 S: 4 P: 4	R: 0 H: 0 E: 0 LOB: 0 K: 0 BB: 0 S: 3 P: 3	R: 0 H: 1 E: 0 LOB: 1 K: 0 BB: 0 S: 4 P: 4	1B: 3 SF: 0 2B: 1 SAC: 0 3B: 0 DP: 1 HR: 0 HBP: 0						

PITCHER	IP	WLS	BF	H	R	ER	SO	BB	IBB	HBP	BLK	WP	HR	S	P	ERA	WHIP
Fred Newman, R (1, 1) ERA: 3.47	9.0	W	30	4	1	1	1	0	0	0	0	0	0	32	32	1.00	0.444

PITCHER	IP	WLS	BF	H	R	ER	SO	BB	IBB	HBP	BLK	WP	HR	S	P	ERA	WHIP

TOP

Detroit Tigers @ Los Angeles Angels

Dodger Stadium, Los Angeles, CA

Tue Jun 08 1965, 7:05 PM PDT

Att. 4,516 - Unknown

livebaseballscorecards.com

AB	30
R	1
H	4
RBI	1
BB	0
SO	1
LOB	5

PA: 30

WP: 0
PB: 0
SB: 0
CS: 0

Batter	1	2	3	4	5	6	7	8	9	AB	R	H	RBI	BB	SO	LOB
Albie Pearson, L (1, 9) OBP: 0.360, SLG: 0.367	F7		1-H 3B		G3		L8			4	0	1	1	0	0	2
Al Spangler, L (1, 8) OBP: 0.299, SLG: 0.263	1-3		1-3			SH3-4 3B 1B		F7		4	1	1	0	0	0	1
Jim Fregosi, R (1, 6) OBP: 0.272, SLG: 0.370	K			6-3		SH3-4 1-2		6-3-1-6 1B		3	0	1	0	0	1	0
Willie Smith, L (1, 7) OBP: 0.263, SLG: 0.395		L8		3-1		1B 2-H 3B		6-3-1-6 1-2f		4	1	1	1	0	0	1
Joe Adcock, R (1, 3) OBP: 0.303, SLG: 0.422 Vic Power, R (7, 3) OBP: 0.286, SLG: 0.381		L8		4-3		BB 3-H 1B				3 0	0 0	1 0	1 0	0 0	0 0	0 0
Buck Rodgers, S (1, 2) OBP: 0.277, SLG: 0.276		G3			G6-4-3 HBP	7-4 1-2 BB				1	0	0	0	1	0	0
Paul Schaal, R (1, 5) OBP: 0.285, SLG: 0.392			L8		G6-4-3 1-2f	7-4 1-2f				3	0	0	0	0	0	3
Julio Gotay, R (1, 4) OBP: 0.281, SLG: 0.333 Bobby Knoop, R (8, 4) OBP: 0.325, SLG: 0.386			5-3		WP 2B		1-3 1B			3 0	0 0	2 0	0 0	0 0	0 0	0 0
Fred Newman, R (1, 1) OBP: 0.194, SLG: 0.038			3B BB		2-3 BB		1-3 1-2			1	1	0	0	2	0	1
Inning Stats	R: 0 E: 0 K: 1 S: 5 H: 0 LOB: 0 BB: 0 P: 5	R: 0 E: 0 K: 0 S: 3 H: 0 LOB: 0 BB: 0 P: 3	R: 1 E: 0 K: 0 S: 4 H: 1 LOB: 1 BB: 1 P: 8	R: 0 E: 0 K: 0 S: 3 H: 0 LOB: 0 BB: 0 P: 3	R: 0 E: 0 K: 0 S: 3 H: 1 LOB: 2 BB: 1 P: 8	R: 2 E: 0 K: 0 S: 5 H: 3 LOB: 1 BB: 1 P: 9	R: 0 E: 0 K: 0 S: 3 H: 1 LOB: 0 BB: 0 P: 3	R: 0 E: 0 K: 0 S: 3 H: 1 LOB: 0 BB: 0 P: 3		1B: 4 2B: 3 3B: 2 HR: 0	SF: 0 SAC: 1 DP: 3 HBP: 1						

PITCHER	IP	WLS	BF	H	R	ER	SO	BB	IBB	HBP	BLK	WP	HR	S	P	ERA	WHIP
Dave Wickersham, R (1, 1) ERA: 5.46	8.0	L	31	7	3	3	1	3	0	1	0	1	0	29	42	3.38	1.250

PITCHER	IP	WLS	BF	H	R	ER	SO	BB	IBB	HBP	BLK	WP	HR	S	P	ERA	WHIP

BOTTOM

Detroit Tigers @ Los Angeles Angels

Dodger Stadium, Los Angeles, CA

Tue Jun 08 1965, 7:05 PM PDT

Att. 4,516 - Unknown

livebaseballscorecards.com

AB	26
R	3
H	7
RBI	3
BB	3
SO	1
LOB	8

Batter	1	2	3	4	5	6	7	8	9	AB	R	H	RBI	BB	SO	LOB
Don Wert, R (1, 5) OBP: 0.309, SLG: 0.271	1-3		F7		F8		F8		G6-4-3 1B	5	0	1	0	0	0	0
Jerry Lumpe, L (1, 4) OBP: 0.293, SLG: 0.284	4-3		1-3		3-1		WP BB		G6-4-3 1-2f	4	0	0	0	1	0	1
Don Demeter, R (1, 3) OBP: 0.306, SLG: 0.345	2B 2B		L6			HR 2B	F3 1-2			4	2	2	0	0	0	1
Al Kaline, R (1, 8) OBP: 0.411, SLG: 0.585	2B BB			S 1B 1B		2-H HR	IBB			2	2	2	2	2	0	0
Willie Horton, R (1, 7) OBP: 0.403, SLG: 0.701	1-H 2-H 2B			1-2 1B		4-3 1B	F3			4	0	3	2	0	0	2
George Thomas, R (1, 9) OBP: 0.289, SLG: 0.403	F9			F8 2-3		F6		F7		4	0	0	0	0	0	4
Dick McAuliffe, L (1, 6) OBP: 0.394, SLG: 0.530		6-3		K		4-3 1-2		F6		4	0	0	0	0	1	3
Jackie Moore, R (1, 2) OBP: 0.211, SLG: 0.063		5-3		K		IBB		5-3		3	0	0	0	1	1	2
Hank Aguirre, R (1, 1) OBP: 0.160, SLG: 0.087		K			K	K			K	4	0	0	0	0	4	2
Inning Stats	R: 2 E: 0 K: 0 S: 5 H: 2 LOB: 1 BB: 1 P: 9	R: 0 E: 0 K: 1 S: 5 H: 0 LOB: 0 BB: 0 P: 5	R: 0 E: 0 K: 0 S: 3 H: 0 LOB: 0 BB: 0 P: 3	R: 0 E: 0 K: 2 S: 9 H: 2 LOB: 2 BB: 0 P: 9	R: 0 E: 0 K: 1 S: 5 H: 0 LOB: 0 BB: 0 P: 5	R: 2 E: 0 K: 1 S: 8 H: 3 LOB: 2 BB: 1 P: 12	R: 0 E: 0 K: 0 S: 3 H: 0 LOB: 2 BB: 2 P: 11	R: 0 E: 0 K: 0 S: 3 H: 0 LOB: 0 BB: 0 P: 3	R: 0 E: 0 K: 1 S: 5 H: 1 LOB: 0 BB: 0 P: 5	1B: 4 2B: 3 3B: 0 HR: 1 SF: 0 SAC: 0 DP: 1 HBP: 0	WP: 1 PB: 0 SB: 1 CS: 0 PA: 38					

PITCHER		IP	WLS	BF	H	R	ER	SO	BB	IBB	HBP	BLK	WP	HR	S	P	ERA	WHIP
Marcelino Lopez, L ERA: 2.32	(1, 1)	8.0	L	35	7	4	4	5	2	2	0	0	1	1	41	57	4.50	1.125
Aubrey Gatewood, R ERA: 4.45	(9, 1)	1.0		3	1	0	0	1	0	0	0	0	0	0	5	5	0.00	1.000

PITCHER	IP	WLS	BF	H	R	ER	SO	BB	IBB	HBP	BLK	WP	HR	S	P	ERA	WHIP

TOP

Detroit Tigers @ Los Angeles Angels

Dodger Stadium, Los Angeles, CA

Wed Jun 09 1965, 7:05 PM PDT

Att. 5,515 - Unknown

livebaseballscorecards.com

AB	34
R	4
H	8
RBI	4
BB	4
SO	6
LOB	15

BOTTOM

Detroit Tigers @ Los Angeles Angels

Dodger Stadium, Los Angeles, CA

Wed Jun 09 1965, 7:05 PM PDT

Att. 5,515 - Unknown

Batter	1	2	3	4	5	6	7	8	9	AB	R	H	RBI	BB	SO	LOB
Albie Pearson, L (1, 8) OBP: 0.350, SLG: 0.355	1-3		FC3-6 1-2f		4-1			L8		4	0	0	0	0	0	3
Bobby Gene Smith, R (1, 7) OBP: 0.323, SLG: 0.400 Aubrey Gatewood, R (9, 1) OBP: 0.500, SLG: 0.667	F3		SSS K			1-6-3		1-3 1-2		4 0	0 0	0 0	0 0	0 0	1 0	2 0
Jim Fregosi, R (1, 6) OBP: 0.267, SLG: 0.363	E6			L8		F4		F7		4	0	0	0	0	0	2
Lou Clinton, R (1, 9) OBP: 0.269, SLG: 0.250	F7			HR		BBBB BB			F3	3	1	1	1	1	0	1
Vic Power, R (1, 3) OBP: 0.240, SLG: 0.320		L8		L6		F7			6-3	4	0	0	0	0	0	1
Paul Schaal, R (1, 5) OBP: 0.284, SLG: 0.406		6-3		6-3			L8		HR	4	1	1	1	0	0	0
Buck Rodgers, S (1, 2) OBP: 0.277, SLG: 0.276		6-3			FC1-4 1B		SSS K		L8	4	0	1	0	0	1	0
Julio Gotay, R (1, 4) OBP: 0.269, SLG: 0.317			SSS K		FC1-4 1-2f		SSS K			3	0	0	0	0	2	1
Marcelino Lopez, R (1, 1) OBP: 0.200, SLG: 0.207 Jose Cardenal, R (8, PH) OBP: 0.303, SLG: 0.414 Al Spangler, L (8, PR) OBP: 0.299, SLG: 0.263 (9, 7)			FC3-6 1B		SSS K			1-3 1B		2 1 0	0 0 0	1 1 0	0 0 0	0 0 0	1 0 0	1 0 0

Inning Stats	1	2	3	4	5	6	7	8	9
	R: 0 H: 0 E: 1 LOB: 1 K: 0 BB: 0 S: 4 P: 4	R: 0 H: 0 E: 0 LOB: 0 K: 0 BB: 0 S: 3 P: 3	R: 0 H: 1 E: 0 LOB: 1 K: 2 BB: 0 S: 8 P: 8	R: 1 H: 1 E: 0 LOB: 0 K: 0 BB: 0 S: 4 P: 4	R: 0 H: 1 E: 0 LOB: 1 K: 1 BB: 0 S: 6 P: 6	R: 0 H: 0 E: 0 LOB: 1 K: 0 BB: 1 S: 3 P: 7	R: 0 H: 0 E: 0 LOB: 0 K: 2 BB: 0 S: 7 P: 7	R: 0 H: 1 E: 0 LOB: 2 K: 0 BB: 0 S: 4 P: 4	R: 1 H: 1 E: 0 LOB: 0 K: 0 BB: 0 S: 4 P: 4

PITCHER	IP	WLS	BF	H	R	ER	SO	BB	IBB	HBP	BLK	WP	HR	S	P	ERA	WHIP
Hank Aguirre, L (1, 1) ERA: 3.13	9.0	W	34	5	2	2	5	1	0	0	0	0	2	43	47	2.00	0.667

PITCHER	IP	WLS	BF	H	R	ER	SO	BB	IBB	HBP	BLK	WP	HR	S	P	ERA	WHIP

AB	33
R	2
H	5
RBI	2
BB	1
SO	5
LOB	11

1B: 3	SF: 0	WP: 0	PA: 34
2B: 0	SAC: 0	PB: 0	
3B: 0	DP: 0	SB: 0	
HR: 2	HBP: 0	CS: 0	

livebaseballscorecards.com

Batter	1	2	3	4	5	6	7	8	9	10	AB	R	H	RBI	BB	SO	LOB
Zoilo Versalles, R (1, 6) OBP: 0.297, SLG: 0.469	5-3		K			2B 1B	FC6 BB		1-3		4	1	1	0	1	1	3
Sandy Valdespino, L (1, 7) OBP: 0.386, SLG: 0.400	1-3		6-3			1-3 1B	FC6 1-2f			SH5-4 SF7 1B	5	2	2	0	0	0	2
Rich Rollins, R (1, 5) OBP: 0.278, SLG: 0.316 Harmon Killebrew, R (6, PH) OBP: 0.349, SLG: 0.433 Frank Kostro, R (6, 5) OBP: 0.318, SLG: 0.278	F7			6-3		5-3		L8		SH5-4 1-2 1B	2 1 2	0 0 0	0 0 1	0 0 0	0 0 0	0 0 0	0 2 0
Tony Oliva, L (1, 9) OBP: 0.301, SLG: 0.469		WP SF8 2B		L3		1B IBB		F5		SH5-4 1-2 2-3	3	1	1	0	1	0	0
Jimmie Hall, L (1, 8) OBP: 0.383, SLG: 0.550		SF8 2-H		4-3		1-3 2-H 3-H 1B		4-3		SF7 3-H	3	0	1	3	0	0	0
Don Mincher, L (1, 3) OBP: 0.366, SLG: 0.429		G5-4-3 1B			G5-4-3 BB	IBB			FC1-6 E BB	K	2	1	1	0	3	1	1
Earl Battey, R (1, 2) OBP: 0.398, SLG: 0.422 Dave Boswell, R (9, PR) OBP: 0.333, SLG: 0.444 Jerry Zimmerman, R (9, 2) OBP: 0.318, SLG: 0.361		G5-4-3 1-2f			F5	F7			FC1-6 1-2 BB		3 0 0	0 0 0	0 0 0	0 0 0	1 0 0	0 0 0	5 0 0
Jerry Kindall, R (1, 4) OBP: 0.299, SLG: 0.337			6-3		G5-4-3 1-2f		F7		FC1-6 WP E 1-2f 2-3		4	0	0	0	0	0	3
Mudcat Grant, R (1, 1) OBP: 0.167, SLG: 0.222 Al Worthington, R (6, 1) Jerry Fosnow, R (6, 1) Joe Nossek, R (7, PH) OBP: 0.250, SLG: 0.238 Bill Pleis, L (7, 1) Bob Allison, R (9, PH) OBP: 0.393, SLG: 0.488 Dick Stigman, R (9, 1)			BB			K	K		F5 1-3 3-H		1 0 0 1 0 1 0	0 0 0 0 0 0 0	0 0 0 0 0 0 0	0 0 0 0 0 0 0	1 0 0 0 0 0 0	1 0 0 1 0 0 0	0 0 0 0 0 0 1
Inning Stats	R: 0 E: 0 K: 0 S: 3 / H: 0 LOB: 0 BB: 0 P: 3	R: 1 E: 0 K: 0 S: 4 / H: 2 LOB: 0 BB: 0 P: 4	R: 0 E: 0 K: 1 S: 5 / H: 0 LOB: 1 BB: 1 P: 9	R: 0 E: 0 K: 0 S: 3 / H: 0 LOB: 0 BB: 0 P: 3	R: 0 E: 0 K: 0 S: 2 / H: 0 LOB: 0 BB: 1 P: 6	R: 2 E: 0 K: 1 S: 8 / H: 3 LOB: 3 BB: 2 P: 16	R: 0 E: 0 K: 1 S: 5 / H: 0 LOB: 1 BB: 1 P: 9	R: 0 E: 0 K: 0 S: 3 / H: 0 LOB: 0 BB: 0 P: 3	R: 1 E: 1 K: 0 S: 3 / H: 0 LOB: 2 BB: 2 P: 11	R: 1 E: 0 K: 1 S: 7 / H: 2 LOB: 1 BB: 0 P: 7	1B: 5 2B: 2 3B: 0 HR: 0	SF: 2 SAC: 1 DP: 2 HBP: 0					

PITCHER		IP	WLS	BF	H	R	ER	SO	BB	IBB	HBP	BLK	WP	HR	S	P	ERA	WHIP
Joe Sparma, R ERA: 3.47	(1, 1)	6.0		25	5	3	3	2	2	2	0	0	1	0	25	41	4.50	1.167
Larry Sherry, R ERA: 2.27	(7, 1)	2.0		9	0	1	0	1	3	0	0	0	0	0	8	20	0.00	1.500
Terry Fox, R ERA: 1.26	(9, 1)	1.0	L	5	2	1	1	0	0	0	0	0	1	0	5	5	9.00	2.000
Ron Nischwitz, L ERA: 2.7	(10, 1)	1.0		3	0	0	0	1	0	0	0	0	0	0	5	5	0.00	0.000

PITCHER	IP	WLS	BF	H	R	ER	SO	BB	IBB	HBP	BLK	WP	HR	S	P	ERA	WHIP

TOP

Minnesota Twins @ Detroit Tigers

Tiger Stadium, Detroit, MI

Fri Jun 11 1965, 7:05 PM EDT

Unknown

livebaseballscorecards.com

AB	32
R	5
H	7
RBI	3
BB	7
SO	4
LOB	17

WP: 2	PA:	42	
PB: 0			
SB: 0			
CS: 0			

Minnesota Twins @ Detroit Tigers

Tiger Stadium, Detroit, MI

Fri Jun 11 1965, 7:05 PM EDT

Unknown

livebaseballscorecards.com

Batter	1	2	3	4	5	6	7	8	9	10	AB	R	H	RBI	BB	SO	LOB
Dick McAuliffe, L (1, 6) OBP: 0.385, SLG: 0.516	0-0 F7 ①		0-0 F8 ①		0-0 4-3 ② 1-3	0-3 K ③			0-0 4-3 ③		5	0	0	0	0	1	4
Jerry Lumpe, L (1, 4) OBP: 0.292, SLG: 0.278 Jake Wood, R (10, PH) OBP: 0.354, SLG: 0.433	4-0 BB BB		0-0 G1-6-3 ② ③ 1-2f		0-0 2-3 ③		0-0 G3 ①			0-3 K ①	3 1	0 0	0 0	0 0	1 0	0 1	2 0
Norm Cash, L (1, 3) OBP: 0.338, SLG: 0.270 Don Demeter, R (10, PH) OBP: 0.304, SLG: 0.342	4-0 1-2 BB			0-0 2B 1B		0-0 G3 E 3B 1B	0-0 F2 ②			0-3 K ②	3 1	2 0	2 0	0 0	1 0	0 1	0 0
Al Kaline, R (1, 8) OBP: 0.400, SLG: 0.567	0-3 K ②			0-0 L8 ①		0-0 L6 G3 1-2 3B	0-0 L9 ③			0-3 K ③	5	1	0	0	0	2	4
Willie Horton, R (1, 7) OBP: 0.392, SLG: 0.681	0-3 K ③			0-0 F9 ②		0-0 F8 ①		0-0 F3 ①			4	0	0	0	0	1	5
Jim Northrup, L (1, 9) OBP: 0.272, SLG: 0.343		0-0 L3-6 2B		0-0 1-H 2B		0-0 G3 ② 1-2 2-3		0-3 K ②			4	0	2	1	0	1	2
Don Wert, R (1, 5) OBP: 0.308, SLG: 0.282		0-0 L3-6 ① ② 2-3		0-0 F9 ③		0-0 2B 2-H 3-H 3B		0-0 6-3 ③			4	1	1	2	0	0	2
Bill Freehan, R (1, 2) OBP: 0.265, SLG: 0.315		0-0 F7 ③			0-0 F3 ①	0-0 2B 3-H			0-0 5-3 ①		4	0	1	1	0	0	0
Joe Sparma, R (1, 1) OBP: 0.235, SLG: 0.250 Gates Brown, L (6, PH) OBP: 0.295, SLG: 0.405 Larry Sherry, R (7, 1) OBP: 0.429, SLG: 0.667 Terry Fox, R (9, 1) Ron Nischwitz, S (10, 1)			0-0 G1-6-3 1B		0-0 4-3 PB 1B	4-0 BB				0-3 K ②	2 0 0 1 0	0 0 0 0 0	2 0 0 0 0	0 1 0 0 0	0 0 0 1 0	0 0 0 0 0	0 0 0 0 0
Inning Stats	R: 0 E: 0 K: 2 S: 7 H: 0 LOB: 2 BB: 2 P: 15	R: 0 E: 0 K: 0 S: 3 H: 1 LOB: 0 BB: 0 P: 3	R: 0 E: 0 K: 0 S: 3 H: 1 LOB: 0 BB: 0 P: 3	R: 1 E: 0 K: 0 S: 5 H: 2 LOB: 1 BB: 0 P: 5	R: 0 E: 0 K: 0 S: 4 H: 1 LOB: 1 BB: 0 P: 4	R: 3 E: 1 K: 1 S: 9 H: 3 LOB: 2 BB: 1 P: 13	R: 0 E: 0 K: 0 S: 3 H: 0 LOB: 0 BB: 0 P: 3	R: 0 E: 0 K: 0 S: 5 H: 0 LOB: 0 BB: 0 P: 5	R: 0 E: 0 K: 1 S: 5 H: 0 LOB: 0 BB: 0 P: 5	R: 0 E: 0 K: 3 S: 9 H: 0 LOB: 0 BB: 0 P: 9	1B: 4 2B: 4 3B: 1 HR: 0	SF: 0 SAC: 0 DP: 2 HBP: 0						

BOTTOM	
AB	37
R	4
H	8
RBI	4
BB	3
SO	8
LOB	19

WP: 0 PB: 1 SB: 0 CS: 0 PA: 40

PITCHER		IP	WLS	BF	H	R	ER	SO	BB	IBB	HBP	BLK	WP	HR	S	P	ERA	WHIP
Mudcat Grant, R ERA: 3.84	(1, 1)	5.2		26	8	4	1	2	2	0	0	0	0	0	28	36	1.59	1.765
Al Worthington, R ERA: 2.12	(6, 1)	0.0		1	0	0	0	0	1	0	0	0	0	0	0	4	∞	∞
Jerry Fosnow, L ERA: 3.99	(6, 1)	0.1		1	0	0	0	1	0	0	0	0	0	0	3	3	0.00	0.000
Bill Pleis, L ERA: 1.33	(7, 1)	2.0		6	0	0	0	1	0	0	0	0	0	0	8	8	0.00	0.000
Dick Stigman, L ERA: 4.63	(9, 1)	2.0	W	6	0	0	0	4	0	0	0	0	0	0	14	14	0.00	0.000

PITCHER	IP	WLS	BF	H	R	ER	SO	BB	IBB	HBP	BLK	WP	HR	S	P	ERA	WHIP

Batter	1	2	3	4	5	6	7	8	9	10	11	12	AB	R	H	RBI	BB	SO	LOB
Zoilo Versalles, R (1, 6) OBP: 0.299, SLG: 0.463	S S S 0-3 ① K	B B B B 4-0 BB	H 1-0 S 1B HBP	S S S 0-3 ② K									3	1	0	0	1	2	0
Jerry Kindall, R (1, 4) OBP: 0.292, SLG: 0.328	S S S 0-3 ② K	X 0-0 ② F4	S S S 0-3 ① K 1-2	S S S 0-3 ③ K							X 0-0 ③ F4		5	0	0	0	0	3	2
Tony Oliva, L (1, 9) OBP: 0.299, SLG: 0.463	X 0-0 ③ 6-3	X 0-0 ③ 4-3	X 0-0 ② L8					S S S 0-3 ① K	X 0-0 1B 1B 1B		5	1	1	0	0	1	2
Harmon Killebrew, R (1, 3) OBP: 0.355, SLG: 0.454	X 0-0 HR	X 0-0 ① L8	X 0-0 2-H 1B			S S S 0-3 ② K2-3		X 0-0 1-3 E 1B SF7 1B	5	2	3	2	0	1	0				
Bob Allison, R (1, 7) OBP: 0.393, SLG: 0.485	X 0-0 S BB 1B	X 0-0 ② 6-3	S S S 0-3 ③ K		X 0-0 ③ 6-3		X 0-0 1-3 E7 SF7 3B 3-H 1B	5	1	2	1	0	1	1				
Rich Rollins, R (1, 5) OBP: 0.279, SLG: 0.312 Don Mincher, L (10, PH) OBP: 0.357, SLG: 0.417 Frank Kostro, R (10, 5) OBP: 0.304, SLG: 0.278	B B B B 4-0 1-2 G5-4-3 BB	X 0-0 ③ 5-3	X 0-0 ① 6-3	X 0-0 ① 5-3	X 0-0 2-3 SF7 3-H	2	0	0	0	1	0	0							
													1	0	0	0	0	0	0
													0	0	0	1	0	0	0
Joe Nossek, R (1, 8) OBP: 0.222, SLG: 0.208 Jimmie Hall, L (10, PH) OBP: 0.384, SLG: 0.560 (10, 8)	S S S 0-3 ① K 2-3	X 0-0 ① F4	X 0-0 ② F2	S S S 0-3 ② K	X 0-0 3B 3-H	3	0	0	0	1	2								
													2	0	1	1	0	1	0
Jerry Zimmerman, R (1, 2) OBP: 0.296, SLG: 0.333	X 0-0 ② ③ G5-4-3 1-2f	S S S 0-3 ② K	X 0-0 ③ F9	X 0-0 ③ 6-3	X 0-0 ② F5	5	0	0	0	0	1	3							
Mel Nelson, R (1, 1) Al Worthington, R (8, 1) Sandy Valdespino, L (11, PH) OBP: 0.378, SLG: 0.390 Jim Perry, S (11, 1)	S S S 0-3 ① K	X 0-0 ③ 5-3	X 0-0 ① F9	X 0-0 ① F4	X 0-0 ③ 6-3	3	0	0	0	0	1	0							
													0	0	0	0	0	0	0
													1	0	0	0	0	0	0
													1	0	0	0	0	0	1
Inning Stats	R: 0 E: 0 K: 2 S: 7 H: 0 LOB: 0 BB: 0 P: 7	R: 1 E: 0 K: 1 S: 6 H: 2 LOB: 1 BB: 1 P: 10	R: 0 E: 0 K: 1 S: 5 H: 0 LOB: 1 BB: 1 P: 9	R: 0 E: 0 K: 0 S: 3 H: 0 LOB: 0 BB: 0 P: 3	R: 0 E: 0 K: 1 S: 5 H: 0 LOB: 1 BB: 0 P: 5	R: 1 E: 0 K: 2 S: 8 H: 1 LOB: 1 BB: 0 P: 9	R: 0 E: 0 K: 0 S: 3 H: 0 LOB: 0 BB: 0 P: 3	R: 0 E: 0 K: 2 S: 7 H: 0 LOB: 0 BB: 0 P: 7	R: 0 E: 0 K: 2 S: 7 H: 0 LOB: 0 BB: 0 P: 7	R: 0 E: 0 K: 1 S: 5 H: 0 LOB: 0 BB: 0 P: 5	R: 0 E: 0 K: 0 S: 3 H: 0 LOB: 0 BB: 0 P: 3	R: 3 E: 1 K: 0 S: 7 H: 4 LOB: 1 BB: 0 P: 7	1B: 5 2B: 0 3B: 1 HR: 1	SF: 1 SAC: 0 DP: 1 HBP: 1					

PITCHER	IP	WLS	BF	H	R	ER	SO	BB	IBB	HBP	BLK	WP	HR	S	P	ERA	WHIP
Mickey Lolich, L (1, 1) ERA: 2.88	7.0		26	3	2	2	7	2	0	1	0	0	1	37	46	2.57	0.714
Fred Gladding, R (8, 1) ERA: 3.56	3.0		9	0	0	0	5	0	0	0	0	0	0	19	19	0.00	0.000
Terry Fox, R (11, 1) ERA: 2.1	1.1	L	8	4	3	3	0	0	0	0	0	0	0	8	8	20.25	3.000
Phil Regan, R (12, 1) ERA: 5.35	0.2		2	0	0	0	0	0	0	0	0	0	0	2	2	0.00	0.000

PITCHER	IP	WLS	BF	H	R	ER	SO	BB	IBB	HBP	BLK	WP	HR	S	P	ERA	WHIP

TOP

Minnesota Twins @ Detroit Tigers

Tiger Stadium, Detroit, MI

Fri Jun 11 1965, 7:05 PM EDT

Att. 30,716 - Unknown

livebaseballscorecards.com

AB	41
R	5
H	7
RBI	5
BB	2
SO	12
LOB	11

WP: 0 PB: 0 SB: 2 CS: 0 PA: 45

Batter	1	2	3	4	5	6	7	8	9	10	11	12	AB	R	H	RBI	BB	SO	LOB
Jake Wood, R (1, 4) OBP: 0.324, SLG: 0.394	K		FC5-4		4-3			F9		1-3		1-3	6	0	0	0	0	1	2
Don Wert, R (1, 5) OBP: 0.304, SLG: 0.278	K2-3		6-3			FC3-6		F7		F8		1-3	6	0	1	0	0	1	1
Don Demeter, R (1, 3) OBP: 0.307, SLG: 0.371	E8			F9		F7		HR			F9		5	1	2	1	0	0	1
Al Kaline, R (1, 8) OBP: 0.405, SLG: 0.560	L6-3			BB		FC3-6		BB			1B		2	0	0	0	3	0	2
Willie Horton, R (1, 7) OBP: 0.386, SLG: 0.664		K		F3		FC5-4		F8			1B		5	0	1	0	0	1	3
George Thomas, R (1, 9) OBP: 0.284, SLG: 0.427		F8		F8			HR		F7		9-1-2-5		5	1	1	1	0	0	3
Bill Freehan, R (1, 2) OBP: 0.263, SLG: 0.311		K			F7		F8		F7			HR	5	1	1	0	0	1	0
Dick McAuliffe, L (1, 6) OBP: 0.376, SLG: 0.503			K		E4		F6		1-3			F8	5	0	0	0	0	1	1
Mickey Lolich, S (1, 1) OBP: 0.129, SLG: 0.100													2	0	1	0	0	0	1
Gates Brown, L (7, PH) OBP: 0.289, SLG: 0.395													1	0	0	0	0	1	0
Fred Gladding, L (8, 1)													0	0	0	0	0	0	0
Norm Cash, L (10, PH) OBP: 0.336, SLG: 0.267													1	0	0	0	0	0	0
Terry Fox, R (11, 1)													0	0	0	0	0	0	0
Phil Regan, R (12, 1) OBP: 0.111, SLG: 0.111													0	0	0	0	0	0	0
Jim Northrup, L (12, PH) OBP: 0.278, SLG: 0.377			K				K			6-3		HR	1	1	1	2	0	0	0
Inning Stats	R: 0 E: 1 K: 2 S: 8	H: 1 LOB: 1 BB: 0 P: 8	R: 0 E: 0 K: 2 S: 7	H: 0 LOB: 0 BB: 0 P: 7	R: 0 E: 0 K: 1 S: 6	H: 1 LOB: 1 BB: 0 P: 6	R: 0 E: 0 K: 0 S: 3	H: 0 LOB: 1 BB: 1 P: 7	R: 0 E: 2 K: 0 S: 4	H: 0 LOB: 1 BB: 0 P: 4	R: 0 E: 0 K: 0 S: 4	H: 1 LOB: 1 BB: 0 P: 4	R: 1 E: 0 K: 1 S: 6	H: 1 LOB: 0 BB: 0 P: 6	R: 1 E: 0 K: 0 S: 4	H: 1 LOB: 1 BB: 1 P: 8	R: 0 E: 0 K: 0 S: 3	H: 0 LOB: 0 BB: 0 P: 3	R: 0 E: 0 K: 0 S: 3	H: 0 LOB: 0 BB: 0 P: 3	R: 0 E: 0 K: 0 S: 3	H: 1 LOB: 1 BB: 1 P: 7	R: 2 E: 0 K: 0 S: 5	H: 2 LOB: 0 BB: 0 P: 5	1B: 4 2B: 2 3B: 0 HR: 3	SF: 0 SAC: 0 DP: 1 HBP: 0	WP: 0 PB: 0 SB: 0 CS: 0	PA: 47

PITCHER	IP	WLS	BF	H	R	ER	SO	BB	IBB	HBP	BLK	WP	HR	S	P	ERA	WHIP
Mel Nelson, L (1, 1) ERA: 2.86	7.2		30	5	2	2	6	1	0	0	0	0	2	41	45	2.35	0.783
Al Worthington, R (8, 1) ERA: 1.86	2.1		8	0	0	0	0	1	0	0	0	0	0	7	11	0.00	0.429
Jim Perry, R (11, 1) ERA: 2.55	2.0	W	9	3	2	2	0	1	0	0	0	0	1	8	12	9.00	2.000

PITCHER	IP	WLS	BF	H	R	ER	SO	BB	IBB	HBP	BLK	WP	HR	S	P	ERA	WHIP

BOTTOM

Minnesota Twins @ Detroit Tigers

Tiger Stadium, Detroit, MI

Fri Jun 11 1965, 7:05 PM EDT

Att. 30,716 - Unknown

livebaseballscorecards.com

AB	44
R	4
H	8
RBI	4
BB	3
SO	6
LOB	14

Batter	1	2	3	4	5	6	7	8	9	AB	R	H	RBI	BB	SO	LOB
Zoilo Versalles, R (1, 6) OBP: 0.297, SLG: 0.457	6-3	K		F2			FC6 1B		F7	5	0	1	0	0	1	2
Frank Kostro, R (1, 5) OBP: 0.250, SLG: 0.217	F9		K		F6		F6		F4	5	0	0	0	0	1	2
Tony Oliva, L (1, 9) OBP: 0.303, SLG: 0.463	BB 2B 1B		BB HR 1B		4-3		FC6 1-2f			4	2	2	0	0	0	1
Harmon Killebrey, R (1, 3) OBP: 0.362, SLG: 0.460	BBBB 2B E 1-2 BB		BBBB 1-2 HR BB		L6			4-3 2B		2	2	1	0	2	0	0
Jimmie Hall, L (1, 8) OBP: 0.386, SLG: 0.581 Joe Nossek, R (8, 8) OBP: 0.222, SLG: 0.208	E9 1-H 2-H 2B		1-H 2-H HR			K 1B		4-3 2-3		4 0	1 0	2 0	4 0	0 0	1 0	1 0
Bob Allison, R (1, 7) OBP: 0.390, SLG: 0.479	K		K			1B		K		4	0	1	0	0	3	2
Earl Battey, R (1, 2) OBP: 0.394, SLG: 0.411		F7	F9			BBBB BB		F6		3	0	0	0	1	0	1
Jerry Kindall, R (1, 4) OBP: 0.288, SLG: 0.322 Don Mincher, L (9, PH) OBP: 0.349, SLG: 0.405		5-3	K	K		K			K	3 1	0 0	0 0	0 0	0 0	2 1	1 0
Camilo Pascual, R (1, 1) OBP: 0.282, SLG: 0.447 Jerry Fosnow, R (2, 1) Al Worthington, R (6, 1) Sandy Valdespino, L (7, PH) OBP: 0.370, SLG: 0.381 Johnny Klippstein, R (7, 1) Rich Rollins, R (9, PH) OBP: 0.282, SLG: 0.316		1B	K	K			4-3		1B	1 1 0 1 0 1	0 0 0 0 0 0	1 0 0 0 0 1	0 0 0 0 0 0	0 0 0 0 0 0	0 1 0 0 0 0	0 0 0 0 0 0
Inning Stats	R: 2 E: 1 K: 1 S: 7 H: 2 LOB: 1 BB: 1 P: 11	R: 0 E: 0 K: 1 S: 6 H: 1 LOB: 1 BB: 0 P: 6	R: 3 E: 0 K: 2 S: 9 H: 2 LOB: 0 BB: 1 P: 13	R: 0 E: 0 K: 2 S: 7 H: 0 LOB: 0 BB: 0 P: 7	R: 0 E: 0 K: 0 S: 3 H: 0 LOB: 0 BB: 0 P: 3	R: 0 E: 0 K: 2 S: 7 H: 1 LOB: 1 BB: 1 P: 11	R: 0 E: 0 K: 0 S: 4 H: 1 LOB: 1 BB: 0 P: 4	R: 0 E: 0 K: 1 S: 6 H: 1 LOB: 1 BB: 0 P: 6	R: 0 E: 0 K: 1 S: 6 H: 1 LOB: 1 BB: 0 P: 6	1B: 6 2B: 2 3B: 0 HR: 1 SF: 0 SAC: 0 DP: 0 HBP: 0						

PITCHER	IP	WLS	BF	H	R	ER	SO	BB	IBB	HBP	BLK	WP	HR	S	P	ERA	WHIP
Denny McLain, R (1, 1) ERA: 4.45	7.0	W	31	8	5	4	8	3	0	0	0	0	1	44	56	5.14	1.571
Fred Gladding, R (8, 1) ERA: 3.34	2.0	S	7	1	0	0	2	0	0	0	0	0	0	11	11	0.00	0.500

PITCHER	IP	WLS	BF	H	R	ER	SO	BB	IBB	HBP	BLK	WP	HR	S	P	ERA	WHIP

TOP

Minnesota Twins @ Detroit Tigers

Tiger Stadium, Detroit, MI

Sat Jun 12 1965, 4:33 AM EDT

Att. 7,493 - Unknown

livebaseballscorecards.com

AB	35
R	5
H	9
RBI	4
BB	3
SO	10
LOB	10

Minnesota Twins @ Detroit Tigers

Tiger Stadium, Detroit, MI

Sat Jun 12 1965, 4:33 AM EDT

Att. 7,493 - Unknown

livebaseballscorecards.com

Batter	1	2	3	4	5	6	7	8	9	AB	R	H	RBI	BB	SO	LOB
Don Wert, R (1, 5) OBP: 0.311, SLG: 0.288	BBBB 4-0 1B E BB	x 0-0 F8 HR 2B		x 0-0 ② F9		x 0-0 2B SF8 1-2 2-H 1B		x 0-0 ② F9		4	3	2	1	1	0	0
Jerry Lumpe, L (1, 4) OBP: 0.307, SLG: 0.292	x 0-0 E BB G3 1-3 1B	H 1-0 HR HBP		BBBB 4-0 FC5-4 BB		x 0-0 SF8 1-3 2-H 2B		x 0-0 ③ F7		3	2	2	1	1	0	0
Norm Cash, L (1, 3) OBP: 0.340, SLG: 0.267 Don Demeter, R (2, 3) OBP: 0.302, SLG: 0.366	BBBB 4-0 G3 E 1-2 BB	x 0-0 ② F8 2-3		x 0-0 ③ FC5-4 1-2f		x 0-0 ② SF8 2-3 3-H				0 2	0 0	0 0	0 1	1 0	0 0	0 3
Willie Horton, R (1, 7) OBP: 0.382, SLG: 0.673	x 0-0 E5 G3 1-2 2-3 3-H	x 0-0 1-H 3-H HR			SSS 0-3 ① K	x 0-0 ③ 6-3				4	1	1	4	0	1	3
Dick McAuliffe, L (1, 6) OBP: 0.373, SLG: 0.497	x 0-0 ① G3 1-2 2-3 3-H	x 0-0 ③ 4-3			x 0-0 ② F7		x 0-0 BB 1B			4	0	1	1	0	0	2
Jim Northrup, L (1, 9) OBP: 0.277, SLG: 0.367	SSS 0-3 ② K		SSS 0-3 ① K		x 0-0 ③ F8		BBBB 4-0 G5-4-3 1-2 BB			3	0	0	0	1	2	2
George Thomas, R (1, 8) OBP: 0.293, SLG: 0.424	BBBB 4-0 BB		x 0-0 ② 6-3			x 0-0 E 1B 1B	SSS 0-3 ① K			3	1	1	0	1	1	2
Bill Freehan, R (1, 2) OBP: 0.256, SLG: 0.303	x 0-0 ③ F7		x 0-0 ③ 6-3			x 0-0 E5 1B 1-2 2B	x 0-0 ② ③ G5-4-3 1-2f			4	1	0	0	0	0	6
Denny McLain, R (1, 1) OBP: 0.200, SLG: 0.158 Fred Gladding, L (8, 1)		SSS 0-3 ① K		x 0-0 ① 1-3		SSS 0-3 ① K		x 0-0 ① 5-3		3 1	0 0	0 0	0 0	0 0	2 0	2 0

	AB	31
	R	8
	H	7
	RBI	8
	BB	5
	SO	6
	LOB	20

Inning Stats	1	2	3	4	5	6	7	8	9
	R: 2 E: 1 K: 1 S: 7 H: 1 LOB: 3 BB: 3 P: 19	R: 3 E: 0 K: 1 S: 7 H: 2 LOB: 0 BB: 0 P: 8	R: 0 E: 0 K: 1 S: 5 H: 0 LOB: 0 BB: 0 P: 5	R: 0 E: 0 K: 0 S: 3 H: 0 LOB: 1 BB: 1 P: 7	R: 0 E: 0 K: 1 S: 5 H: 0 LOB: 0 BB: 0 P: 5	R: 3 E: 1 K: 1 S: 9 H: 3 LOB: 1 BB: 0 P: 9	R: 0 E: 0 K: 1 S: 5 H: 1 LOB: 1 BB: 1 P: 9	R: 0 E: 0 K: 0 S: 3 H: 0 LOB: 0 BB: 0 P: 3	

	1B: 4	SF: 1	WP: 0	PA: 38
	2B: 2	SAC: 0	PB: 0	
	3B: 0	DP: 1	SB: 0	
	HR: 1	HBP: 1	CS: 0	

PITCHER		IP	WLS	BF	H	R	ER	SO	BB	IBB	HBP	BLK	WP	HR	S	P	ERA	WHIP
Camilo Pascual, R ERA: 2.92	(1, 1)	1.2		13	3	5	5	2	3	0	1	0	0	1	13	26	27.00	3.600
Jerry Fosnow, L ERA: 3.82	(2, 1)	3.2	L	16	3	3	1	3	1	0	0	0	0	0	21	25	2.46	1.091
Al Worthington, R ERA: 1.8	(6, 1)	0.2		2	0	0	0	0	0	0	0	0	0	0	2	2	0.00	0.000
Johnny Klippstein, R ERA: 2.78	(7, 1)	2.0		7	1	0	0	1	1	0	0	0	0	0	8	12	0.00	1.000

PITCHER		IP	WLS	BF	H	R	ER	SO	BB	IBB	HBP	BLK	WP	HR	S	P	ERA	WHIP

Batter	1	2	3	4	5	6	7	8	9	AB	R	H	RBI	BB	SO	LOB
Zoilo Versalles, R (1, 6) OBP: 0.292, SLG: 0.449	F9		5-3		F4		5-3			4	0	0	0	0	0	1
Rich Rollins, R (1, 5) OBP: 0.277, SLG: 0.309	F9		K2-3			6-3		6-3		4	0	0	0	0	1	0
Tony Oliva, L (1, 9) OBP: 0.306, SLG: 0.464	BB, 1B			F6		L8		HR, 1B		4	1	2	0	0	0	0
Harmon Killebrew, R (1, 3) OBP: 0.369, SLG: 0.476	BB (1-2)			HR		BB, 1B		F7		2	1	1	1	2	0	1
Bob Allison, R (1, 7) OBP: 0.392, SLG: 0.497	K			6-3		1B (1-2)		HR (1-H)		4	1	2	2	0	1	2
Earl Battey, R (1, 2) OBP: 0.382, SLG: 0.397		K		F2		6-3		K		4	0	0	0	0	2	2
Joe Nossek, R (1, 8) OBP: 0.226, SLG: 0.321		K			HR		5-3		F6	4	1	1	1	0	1	0
Jerry Kindall, R (1, 4) OBP: 0.282, SLG: 0.315		L8			L5		F4		L8	4	0	0	0	0	0	0
Jim Kaat, L (1, 1) OBP: 0.189, SLG: 0.216			K		K		HBP		K	1	0	0	0	0	1	0
Jim Perry, S (4, 1)										1	0	0	0	0	1	0
Dick Stigman, R (6, 1)										0	0	0	0	0	0	0
Sandy Valdespino, L (7, PH) OBP: 0.383, SLG: 0.381										0	0	0	0	0	0	0
Johnny Klippstein, R (7, 1)										0	0	0	0	0	0	0
Bill Pleis, L (7, 1)										0	0	0	0	0	0	0
Jimmie Hall, L (9, PH) OBP: 0.385, SLG: 0.578										1	0	0	0	0	1	0
Inning Stats	R: 0 E: 0 K: 1 S: 6 H: 1 LOB: 2 BB: 1 P: 10	R: 0 E: 0 K: 2 S: 7 H: 0 LOB: 0 BB: 0 P: 7	R: 0 E: 0 K: 2 S: 7 H: 0 LOB: 0 BB: 0 P: 7	R: 1 E: 0 K: 0 S: 4 H: 1 LOB: 0 BB: 0 P: 4	R: 1 E: 0 K: 1 S: 6 H: 1 LOB: 0 BB: 0 P: 6	R: 0 E: 0 K: 0 S: 4 H: 1 LOB: 2 BB: 1 P: 8	R: 0 E: 0 K: 0 S: 3 H: 0 LOB: 1 BB: 0 P: 4	R: 2 E: 0 K: 1 S: 7 H: 2 LOB: 0 BB: 0 P: 7	R: 0 E: 0 K: 1 S: 5 H: 0 LOB: 0 BB: 0 P: 5	1B: 3 2B: 0 3B: 0 HR: 3 SF: 0 SAC: 0 DP: 0 HBP: 1	WP: 0 PB: 0 SB: 0 CS: 0 PA: 36					

PITCHER		IP	WLS	BF	H	R	ER	SO	BB	IBB	HBP	BLK	WP	HR	S	P	ERA	WHIP
Hank Aguirre, L ERA: 3.27	(1, 1)	8.0	W	33	6	4	4	7	2	0	1	0	0	3	44	53	4.50	1.000
Mickey Lolich, L ERA: 2.85	(9, 1)	1.0	S	3	0	0	0	1	0	0	0	0	0	0	5	5	0.00	0.000

PITCHER		IP	WLS	BF	H	R	ER	SO	BB	IBB	HBP	BLK	WP	HR	S	P	ERA	WHIP

Minnesota Twins @ Detroit Tigers

Tiger Stadium, Detroit, MI

Sun Jun 13 1965, 4:33 AM EDT

Att. 50,383 - Unknown

TOP

AB	33
R	4
H	6
RBI	4
BB	2
SO	8
LOB	6

livebaseballscorecards.com

Minnesota Twins @ Detroit Tigers

Tiger Stadium, Detroit, MI

Sun Jun 13 1965, 4:33 AM EDT

Att. 50,383 - Unknown

BOTTOM

Batter	1	2	3	4	5	6	7	8	9	AB	R	H	RBI	BB	SO	LOB
Don Wert, R (1, 5) OBP: 0.310, SLG: 0.287	FC1-6 1B	F7		4-3		SH3-4 1-2 2-3	F3			4	0	1	0	0	0	4
Jerry Lumpe, L (1, 4) OBP: 0.298, SLG: 0.283	FC1-6 1B 2B 1-2f	E4 HR		4-3	4-3	4-3 2-3 3-H		4-3		5	2	0	1	0	0	2
Don Demeter, R (1, 3) OBP: 0.299, SLG: 0.361	2B 1B 1-2	F9			K	6-3		F8		5	0	1	0	0	1	2
Al Kaline, R (1, 8) OBP: 0.405, SLG: 0.567	2B 1-3 2-H	L9			HBP 2B		L6-3	L6-3		5	0	2	1	0	0	1
Willie Horton, R (1, 7) OBP: 0.391, SLG: 0.700	5-3	HR 1-H			IBB	HBP	4-3 1B 2B			3	2	2	2	1	0	2
Bill Freehan, R (1, 2) OBP: 0.268, SLG: 0.301	BB	5-3			HBP 1-2 2-3		1B 4-3 BB			1	0	0	0	2	0	0
George Thomas, R (1, 9) OBP: 0.284, SLG: 0.409 Jim Northrup, L (7, PH) OBP: 0.275, SLG: 0.364 (8, 9)	K			F5	F9		4-3 1-2 2-3			3 1	0 0	0 0	0 0	0 0	1 0	6 2
Dick McAuliffe, L (1, 6) OBP: 0.380, SLG: 0.500		4-3		SH1-4 1B		SH3-4 BB 4-3 1B	1B IBB			3	1	2	0	1	0	0
Hank Aguirre, R (1, 1) OBP: 0.214, SLG: 0.120 Mickey Lolich, S (9, 1) OBP: 0.129, SLG: 0.100		F4		SH1-4 1-2		4-3 SH3-4 BB 1-2	1-2 2-3 3-H 1B			2 0	0 0	1 0	1 0	1 0	0 0	0 0
Inning Stats	R: 1 E: 0 K: 1 S: 8 H: 3 LOB: 3 BB: 1 P: 12	R: 0 E: 0 K: 0 S: 3 H: 0 LOB: 0 BB: 0 P: 3	R: 2 E: 1 K: 0 S: 5 H: 1 LOB: 0 BB: 0 P: 5	R: 0 E: 0 K: 0 S: 4 H: 1 LOB: 1 BB: 0 P: 4	R: 0 E: 0 K: 1 S: 6 H: 1 LOB: 3 BB: 1 P: 11	R: 1 E: 0 K: 0 S: 4 H: 1 LOB: 1 BB: 1 P: 8	R: 1 E: 0 K: 0 S: 5 H: 2 LOB: 3 BB: 2 P: 13	R: 0 E: 0 K: 0 S: 3 H: 0 LOB: 0 BB: 0 P: 3		1B: 5 2B: 3 3B: 0 HR: 1 SF: 0 SAC: 2 DP: 0 HBP: 1						

livebaseballscorecards.com

AB	32
R	5
H	9
RBI	5
BB	5
SO	2
LOB	19

WP: 0 PB: 0 SB: 0 CS: 0 PA: 40

PITCHER		IP	WLS	BF	H	R	ER	SO	BB	IBB	HBP	BLK	WP	HR	S	P	ERA	WHIP
Jim Kaat, L ERA: 2.1	(1, 1)	3.0	L	15	4	3	1	1	1	0	0	0	0	1	16	20	3.00	1.667
Jim Perry, R ERA: 2.7	(4, 1)	2.1		13	3	1	1	1	1	1	1	0	0	0	12	21	3.86	1.714
Dick Stigman, L ERA: 4.5	(6, 1)	0.2		2	0	0	0	0	0	0	0	0	0	0	2	2	0.00	0.000
Johnny Klippstein, R ERA: 3.13	(7, 1)	0.1		3	1	1	1	0	1	0	0	0	0	0	2	6	27.00	6.000
Bill Pleis, L ERA: 1.23	(7, 1)	1.2		7	1	0	0	0	0	1	0	0	0	0	6	10	0.00	0.600

PITCHER	IP	WLS	BF	H	R	ER	SO	BB	IBB	HBP	BLK	WP	HR	S	P	ERA	WHIP

Boston Red Sox @ Detroit Tigers

Tiger Stadium, Detroit, MI

Tue Jun 15 1965, 7:05 PM EDT

Att. 9,624 - Unknown

TOP

livebaseballscorecards.com

Batter	1	2	3	4	5	6	7	8	9	AB	R	H	RBI	BB	SO	LOB
Lenny Green, L (1, 8) OBP: 0.354, SLG: 0.415	0-0 1B 4-3 1B 1B	0-3 K		0-3 K		0-0 WP 2-H 1B		0-0 4-3		5	1	2	1	0	2	2
Dalton Jones, L (1, 5) OBP: 0.394, SLG: 0.479	0-0 4-3 1-2	0-3 K			0-3 K	0-0 F2 2-3			0-3 K	5	0	0	0	0	3	2
Carl Yastrzemski, L (1, 7) OBP: 0.381, SLG: 0.562	0-0 1B FC 2-3 1B		0-3 K		0-0 S 1B		0-0 FC1-5 1B 1B		0-0 F7	5	1	3	0	0	1	0
Felix Mantilla, R (1, 4) OBP: 0.415, SLG: 0.547	0-0 FC 1B 1-3 3-H 1B		0-3 K		0-3 K 1-2		0-0 FC1-5 1-2 1B		0-3 K	5	1	2	1	0	3	1
Lee Thomas, L (1, 3) OBP: 0.363, SLG: 0.522	0-0 FC 1B 1-2 3-H		0-0 4-3		0-0 3-1		0-0 FC1-5 1-2 2-3f			4	0	0	1	0	0	4
Tony Conigliaro, R (1, 9) OBP: 0.314, SLG: 0.464	0-0 1-2 2-H 1B			0-0 F7		4-0 2B BB	0-3 K			3	1	1	1	1	1	2
Eddie Bressoud, R (1, 6) OBP: 0.296, SLG: 0.391	0-3 K			4-0 1B BB		0-0 1-H 1B 2B	0-3 K			3	1	1	1	1	2	4
Bob Tillman, R (1, 2) OBP: 0.256, SLG: 0.273	0-3 K			0-3 K		0-0 F3		0-3 K		4	0	0	0	0	3	4
Earl Wilson, R (1, 1) OBP: 0.333, SLG: 0.292		0-3 K		0-0 1-2 1B		0-3 K		0-3 K		2	0	1	0	0	1	0
Arnold Earley, L (5, 1)										2	0	0	0	0	2	1
Dick Radatz, R (8, 1) OBP: 0.400, SLG: 0.643										0	0	0	0	0	0	0

	AB	38
	R	5
	H	10
	RBI	5
	BB	2
	SO	18
	LOB	20

Inning Stats																		
	R: 3	H: 4	R: 0	H: 0	R: 0	H: 0	R: 0	H: 1	R: 0	H: 1	R: 2	H: 2	R: 0	H: 2	R: 0	H: 0	R: 0	H: 0
	E: 0	LOB: 2	E: 0	LOB: 0	E: 0	LOB: 0	E: 0	LOB: 2	E: 0	LOB: 1	E: 0	LOB: 1	E: 0	LOB: 2	E: 0	LOB: 0	E: 0	LOB: 0
	K: 2	BB: 0	K: 3	BB: 0	K: 2	BB: 0	K: 2	BB: 1	K: 2	BB: 0	K: 1	BB: 1	K: 2	BB: 0	K: 2	BB: 0	K: 2	BB: 0
	S: 12	P: 12	S: 9	P: 9	S: 7	P: 7	S: 8	P: 12	S: 8	P: 8	S: 7	P: 11	S: 9	P: 9	S: 7	P: 7	S: 7	P: 7

	1B: 9	SF: 0	WP: 1	PA: 40
	2B: 1	SAC: 0	PB: 0	
	3B: 0	DP: 0	SB: 1	
	HR: 0	HBP: 0	CS: 0	

PITCHER		IP	WLS	BF	H	R	ER	SO	BB	IBB	HBP	BLK	WP	HR	S	P	ERA	WHIP
Dave Wickersham, R ERA: 5.9	(1, 1)	0.1		6	4	3	3	0	0	0	0	0	0	0	6	6	81.00	12.000
Denny McLain, R ERA: 4.26	(1, 1)	6.2		28	6	2	2	14	2	0	0	0	1	0	54	62	2.70	1.200
Fred Gladding, R ERA: 3.15	(8, 1)	2.0	W	6	0	0	0	4	0	0	0	0	0	0	14	14	0.00	0.000

PITCHER		IP	WLS	BF	H	R	ER	SO	BB	IBB	HBP	BLK	WP	HR	S	P	ERA	WHIP

Boston Red Sox @ Detroit Tigers

Tiger Stadium, Detroit, MI

Tue Jun 15 1965, 7:05 PM EDT

Att. 9,624 - Unknown

BOTTOM

Batter	1	2	3	4	5	6	7	8	9	AB	R	H	RBI	BB	SO	LOB
Dick McAuliffe, L (1, 6) OBP: 0.378, SLG: 0.493	F5		F2		3-1 1-2 2-3 3-H			2B 1B HBP		3	1	0	1	0	0	3
Jerry Lumpe, L (1, 4) OBP: 0.297, SLG: 0.288	1-3			G3	K			1B HR 1-3 2B		4	1	1	0	0	1	2
Gates Brown, L (1, 9) OBP: 0.286, SLG: 0.383 George Thomas, R (9, 9) OBP: 0.284, SLG: 0.409	F9			L1		F4		HR 2-3 3-H 1B		4 0	1 0	1 0	1 0	0 0	0 0	0 0
Al Kaline, R (1, 8) OBP: 0.397, SLG: 0.554		K		L8		L9		L4		4	0	0	0	0	1	2
Willie Horton, R (1, 7) OBP: 0.394, SLG: 0.712		K			BB BB BB BB	1-3		1-H 3-H HR		3	2	1	3	1	1	0
Norm Cash, L (1, 3) OBP: 0.345, SLG: 0.277		F7			BB BB 3-1 1-2 BB		2B	K		3	1	1	0	1	1	0
Don Wert, R (1, 5) OBP: 0.317, SLG: 0.289			1B		3-1 BB 1-2 2-3 BB		F3	S BB		2	0	1	0	2	0	1
Bill Freehan, R (1, 2) OBP: 0.262, SLG: 0.293			F8		F3		F9	K 1-2		4	0	0	0	0	1	6
Dave Wickersham, R (1, 1)			K		3-1 1-2 2-3 3-H BB		4-3			0	0	0	0	0	0	0
Denny McLain, R (1, 1) OBP: 0.227, SLG: 0.150										1	0	0	1	1	1	1
Don Demeter, R (7, PH) OBP: 0.297, SLG: 0.358										1	0	0	0	0	0	1
Fred Gladding, L (8, 1)										0	0	0	0	0	0	0
Inning Stats	R: 0 E: 0 K: 0 S: 3 H: 0 LOB: 0 BB: 0 P: 3	R: 0 E: 0 K: 2 S: 7 H: 0 LOB: 0 BB: 0 P: 7	R: 0 E: 0 K: 1 S: 6 H: 1 LOB: 1 BB: 0 P: 6	R: 0 E: 0 K: 0 S: 3 H: 0 LOB: 0 BB: 0 P: 3	R: 2 E: 0 K: 1 S: 5 H: 0 LOB: 2 BB: 4 P: 21	R: 0 E: 0 K: 0 S: 3 H: 0 LOB: 0 BB: 0 P: 3	R: 0 E: 0 K: 0 S: 4 H: 1 LOB: 1 BB: 0 P: 4	R: 4 E: 0 K: 2 S: 10 H: 3 LOB: 1 BB: 1 P: 15		1B: 2 2B: 2 3B: 0 HR: 1 SF: 0 SAC: 0 DP: 0 HBP: 1						

PITCHER		IP	WLS	BF	H	R	ER	SO	BB	IBB	HBP	BLK	WP	HR	S	P	ERA	WHIP
Earl Wilson, R ERA: 4.6	(1, 1)	4.1		18	1	2	2	3	4	0	0	0	0	0	20	36	4.15	1.154
Arnold Earley, L ERA: 3.9	(5, 1)	2.2		12	3	3	3	1	0	0	1	0	0	0	13	14	10.12	1.125
Dick Radatz, R ERA: 4.89	(8, 1)	1.0	L	5	1	1	1	2	1	0	0	0	0	1	8	12	9.00	2.000

PITCHER	IP	WLS	BF	H	R	ER	SO	BB	IBB	HBP	BLK	WP	HR	S	P	ERA	WHIP

AB	29
R	6
H	5
RBI	6
BB	5
SO	6
LOB	16

WP: 0 PA: 35
PB: 0
SB: 1
CS: 0

livebaseballscorecards.com

Batter	1	2	3	4	5	6	7	8	9	AB	R	H	RBI	BB	SO	LOB
Chuck Schilling, R (1, 4) OBP: 0.345, SLG: 0.487	0-0 1B		0-0 6-3		0-0 L8		4-0 FC3-6 BB	0-0 FC6-4 1-2f		4	0	1	0	1	0	2
Frank Malzone, R (1, 5) OBP: 0.315, SLG: 0.279	0-3 K		0-0 1B		0-0 F6		0-0 FC3-6 HR 1-2f 2-3		0-0 F4	5	1	1	0	0	1	3
Carl Yastrzemski, L (1, 8) OBP: 0.382, SLG: 0.576	0-3 K		0-0 4-3		0-0 F3		0-0 HR 1-H 3-H		0-0 G6-4-3 1B	5	1	2	3	0	1	2
Felix Mantilla, R (1, 7) OBP: 0.415, SLG: 0.548	0-3 K			0-0 1B 2B		0-0 F7	0-0 1B		0-0 G6-4-3 1-2f	5	0	2	0	0	1	2
Tony Horton, R (1, 3) OBP: 0.353, SLG: 0.333		0-3 K		0-3 K		0-0 6-3	0-0 F3			4	0	0	0	0	2	2
Arnold Earley, L (7, 1)										0	0	0	0	0	0	0
Bob Duliba, R (7, 1)										0	0	0	0	0	0	0
Jay Ritchie, R (7, 1) OBP: 0.667, SLG: 0.500										0	0	0	0	0	0	0
Tony Conigliaro, R (1, 9) OBP: 0.317, SLG: 0.462		1-0 FC4-6 HBP		0-0 BB 1B 2-3		0-0 5-3		0-0 1-3		3	0	1	0	0	0	0
Eddie Bressoud, R (1, 6) OBP: 0.295, SLG: 0.382		0-3 K		0-3 K			4-0 2B 4-3 BB	0-3 K		3	1	0	0	1	3	3
Bob Tillman, R (1, 2) OBP: 0.268, SLG: 0.301		0-0 FC4-6 1-2f		4-0 BB 1-2			0-0 FC3-6 HR 1-3 2B	0-0 3B		3	1	2	0	1	0	1
Dave Morehead, R (1, 1) OBP: 0.222, SLG: 0.160			0-3 K	0-3 K			0-0 4-3 3-H	1-0 FC6-4 HBP		1	0	0	0	0	1	0
Jerry Moses, R (4, PH) OBP: 0.250, SLG: 1.000										1	0	0	0	0	1	3
Jack Lamabe, R (4, 1)										0	0	0	0	0	0	0
Lee Thomas, L (7, PH) OBP: 0.364, SLG: 0.520										1	0	0	1	0	0	1
(7, 3)																
Inning Stats	R: 0 E: 0 K: 3 S: 10 H: 1 LOB: 1 BB: 0 P: 10	R: 0 E: 0 K: 2 S: 7 H: 0 LOB: 1 BB: 0 P: 8	R: 0 E: 0 K: 1 S: 6 H: 1 LOB: 1 BB: 0 P: 6	R: 0 E: 0 K: 3 S: 11 H: 2 LOB: 3 BB: 1 P: 15	R: 0 E: 0 K: 0 S: 3 H: 0 LOB: 0 BB: 0 P: 3	R: 0 E: 0 K: 0 S: 3 H: 0 LOB: 0 BB: 0 P: 3	R: 4 E: 0 K: 0 S: 6 H: 3 LOB: 1 BB: 2 P: 14	R: 0 E: 0 K: 1 S: 6 H: 1 LOB: 2 BB: 0 P: 7	R: 0 E: 0 K: 0 S: 3 H: 1 LOB: 0 BB: 0 P: 3	1B: 5 2B: 2 3B: 1 HR: 1	SF: 0 SAC: 0 DP: 1 HBP: 2						

PITCHER	IP	WLS	BF	H	R	ER	SO	BB	IBB	HBP	BLK	WP	HR	S	P	ERA	WHIP
Mickey Lolich, L (1, 1) ERA: 3.03	6.2		31	7	4	4	9	3	0	1	0	0	1	45	58	5.40	1.500
Fred Gladding, R (7, 1) ERA: 2.95	2.1	W	9	2	0	0	1	0	0	1	0	0	0	10	11	0.00	0.857

PITCHER	IP	WLS	BF	H	R	ER	SO	BB	IBB	HBP	BLK	WP	HR	S	P	ERA	WHIP

TOP

Boston Red Sox @ Detroit Tigers

Tiger Stadium, Detroit, MI

Wed Jun 16 1965, 7:05 PM EDT

Att. 7,736 - Unknown

livebaseballscorecards.com

AB	35
R	4
H	9
RBI	4
BB	3
SO	10
LOB	19

Batter	1	2	3	4	5	6	7	8	9	AB	R	H	RBI	BB	SO	LOB
Dick McAuliffe, L (1, 6) OBP: 0.378, SLG: 0.485	F5 1-2 BB	1B BB					E4 F6			3	1	0	0	2	0	2
Jerry Lumpe, L (1, 4) OBP: 0.305, SLG: 0.298	BB 1B 1B	G3		FC4-6 1-3 2-H 1B			FC4-6 1-3 1B	4-3		5	1	3	1	0	0	2
Gates Brown, L (1, 9) OBP: 0.288, SLG: 0.367 George Thomas, R (7, PH) OBP: 0.284, SLG: 0.409 Jim Northrup, L (7, PH) OBP: 0.273, SLG: 0.360 Bill Freehan, R (8, 2) OBP: 0.266, SLG: 0.293	1B 1-2 BB		K	FC4-6 1-2f			FC4-6 1-2f BB 3-H 2B	FC5-4 BB		2 0 1 0	0 0 1 0	0 0 0 0	0 0 1 0	1 0 0 1	1 0 0 0	2 0 1 0
Al Kaline, R (1, 8) OBP: 0.397, SLG: 0.547	L8	L5			G6-4-3 1B		2B 1-2 BB	FC5-4 1-2f HR		4	2	1	0	1	0	3
Willie Horton, R (1, 7) OBP: 0.406, SLG: 0.739	1-3 2-H 1B	BB			G6-4-3 1-2f		BB 1-H 2-H 2B	1-H HR		4	2	3	5	1	0	1
Norm Cash, L (1, 3) OBP: 0.346, SLG: 0.276	F6	4-3			K		1B IBB	1B		4	1	1	0	1	1	3
Don Wert, R (1, 5) OBP: 0.319, SLG: 0.289		1-3		FC6-4 1B		F3 FC1-5	1B 1-2 2-3 BB	G3		4	0	1	0	1	0	1
Jackie Moore, R (1, 2) OBP: 0.227, SLG: 0.105 Don Demeter, R (7, PH) OBP: 0.301, SLG: 0.363 (8, 9)	BB 1B			FC6-4 SH5-4 1-2f 1B		F9	FC1-5 1-2 2-H 3-H 1B			3 1	1 0	1 1	0 2	0 0	0 0	1 0
Mickey Lolich, S (1, 1) OBP: 0.121, SLG: 0.094 Fred Gladding, L (7, 1)	K			SH5-4 1-2		K	FC1-5 1-2 2-3f			2 1	0 0	0 0	0 0	0 0	2 0	1 2
Inning Stats	R: 1 H: 2 E: 0 LOB: 2 K: 0 BB: 1 S: 5 P: 9	R: 0 H: 1 E: 0 LOB: 2 K: 1 BB: 1 S: 6 P: 10	R: 0 H: 0 E: 0 LOB: 1 K: 1 BB: 1 S: 5 P: 9	R: 1 H: 2 E: 0 LOB: 2 K: 0 BB: 1 S: 5 P: 9	R: 0 H: 1 E: 0 LOB: 0 K: 1 BB: 0 S: 5 P: 5	R: 0 H: 0 E: 0 LOB: 0 K: 1 BB: 0 S: 5 P: 5	R: 5 H: 3 E: 1 LOB: 2 K: 0 BB: 3 S: 7 P: 19	R: 2 H: 2 E: 0 LOB: 1 K: 0 BB: 1 S: 5 P: 9		1B: 9 SF: 0 2B: 1 SAC: 1 3B: 0 DP: 1 HR: 1 HBP: 0						

PITCHER		IP	WLS	BF	H	R	ER	SO	BB	IBB	HBP	BLK	WP	HR	S	P	ERA	WHIP
Dave Morehead, R ERA: 3.82	(1, 1)	3.0		15	3	1	1	2	3	0	0	0	0	0	16	28	3.00	2.000
Jack Lamabe, R ERA: 7.99	(4, 1)	3.0		12	3	1	1	2	1	0	0	0	0	0	15	19	3.00	1.333
Arnold Earley, L ERA: 4.2	(7, 1)	0.0		2	1	2	2	0	0	0	0	0	0	0	2	2	∞	∞
Bob Duliba, R ERA: 4.05	(7, 1)	0.1	L	5	1	1	0	0	2	1	0	0	0	0	2	14	0.00	9.000
Jay Ritchie, R ERA: 2.43	(7, 1)	1.2		9	3	4	4	0	1	0	0	0	0	1	8	12	21.60	2.400

PITCHER	IP	WLS	BF	H	R	ER	SO	BB	IBB	HBP	BLK	WP	HR	S	P	ERA	WHIP

BOTTOM

Boston Red Sox @ Detroit Tigers

Tiger Stadium, Detroit, MI

Wed Jun 16 1965, 7:05 PM EDT

Att. 7,736 - Unknown

livebaseballscorecards.com

AB	34
R	9
H	11
RBI	9
BB	8
SO	4
LOB	19

WP: 0 PA: 43
PB: 0
SB: 0
CS: 0

Batter	1	2	3	4	5	6	7	8	9	AB	R	H	RBI	BB	SO	LOB
Lenny Green, L (1, 8) OBP: 0.355, SLG: 0.411	BBBB 4-0 5-3 HR BB		x 0-0 1B 1B 1B	SSS 0-3 K ③		x 0-0 F7 ②		SSS 0-3 K ③		4	2	1	0	1	2	4
Frank Malzone, R (1, 5) OBP: 0.305, SLG: 0.269	x 0-0 5-3 ① 1-2		x 0-0 L5 ②		SSS 0-3 K ①	x 0-0 1-3 ③			x 0-0 1-3 ①	5	0	0	0	0	1	4
Carl Yastrzemski, L (1, 7) OBP: 0.388, SLG: 0.594	x 0-0 2-H HR		x 0-0 1-H 1B		x 0-0 3-1 ②		BBBB 4-0 CS BB		x 0-0 F7 ②	4	1	2	3	1	0	0
Felix Mantilla, R (1, 4) OBP: 0.419, SLG: 0.547	SSS 0-3 K ②		SSS 0-3 K ③		x 0-0 1B 1B		x 0-0 WP 1-2 2B 1B		BBBB 4-0 BB	4	1	2	0	1	2	1
Lee Thomas, L (1, 9) OBP: 0.365, SLG: 0.522	x 0-0 3-1 ③			x 0-0 E1 1B 1B	x 0-0 1-3 1B		x 0-0 FC1-5-4-6 1-H 2B		x 0-0 F6 ③	5	1	2	1	0	0	1
Tony Horton, R (1, 3) OBP: 0.333, SLG: 0.316		x 0-0 5-3 ①		x 0-0 1B 1-3 1B	x 0-0 F9 ③		x 0-0 FC1-5-4-6 FC6-4 2-3 ②			4	0	1	0	0	0	3
Bob Tillman, R (1, 2) OBP: 0.262, SLG: 0.293		SSS 0-3 K ②		x 0-0 F4 ①	x 0-0 1-3 ①	x 0-0 FC6-4 1-2f ③				4	0	0	0	0	1	3
Rico Petrocelli, R (1, 6) OBP: 0.217, SLG: 0.221		SSS 0-3 K ③		SSS 0-3 K ②	x 0-0 1B 1B		x 0-0 F7 ①			4	0	1	0	0	2	2
Jerry Stephenson, L (1, 1) OBP: 0.429, SLG: 0.333			x 0-0 L7 ①	x 0-0 1-3 3-H 1B	x 0-0 1-2 1B		SSS 0-3 K ②			3	0	2	1	0	0	0
Arnold Earley, L (7, 1)										0	0	0	0	0	0	0
Jack Lamabe, R (7, 1)										1	0	0	0	0	1	0
Inning Stats	R: 2 E: 0 K: 1 S: 6 H: 1 LOB: 0 BB: 1 P: 10	R: 0 E: 0 K: 2 S: 7 H: 0 LOB: 0 BB: 0 P: 7	R: 1 E: 0 K: 1 S: 7 H: 2 LOB: 1 BB: 0 P: 7	R: 1 E: 1 K: 2 S: 10 H: 2 LOB: 2 BB: 0 P: 10	R: 0 E: 0 K: 1 S: 7 H: 2 LOB: 2 BB: 0 P: 7	R: 0 E: 0 K: 0 S: 5 H: 2 LOB: 2 BB: 0 P: 5	R: 1 E: 0 K: 0 S: 4 H: 2 LOB: 1 BB: 1 P: 8	R: 0 E: 0 K: 2 S: 7 H: 0 LOB: 0 BB: 0 P: 7	R: 0 E: 0 K: 0 S: 3 H: 0 LOB: 1 BB: 1 P: 7	1B: 9 2B: 1 3B: 0 HR: 1	SF: 0 SAC: 0 DP: 0 HBP: 0					

TOP

Boston Red Sox @ Detroit Tigers

Tiger Stadium, Detroit, MI

Thu Jun 17 1965, 4:33 AM EDT

Att. 6,094 - Unknown

livebaseballscorecards.com

AB	38
R	5
H	11
RBI	5
BB	3
SO	9
LOB	18

WP: 1 PB: 0 SB: 0 CS: 1 PA: 41

PITCHER		IP	WLS	BF	H	R	ER	SO	BB	IBB	HBP	BLK	WP	HR	S	P	ERA	WHIP
Joe Sparma, R ERA: 3.74	(1, 1)	3.2		18	5	4	3	5	1	0	0	0	0	1	27	31	7.36	1.636
Phil Regan, R ERA: 5.17	(4, 1)	1.1		6	2	0	0	2	0	0	0	0	0	0	10	10	0.00	1.500
Dave Wickersham, R ERA: 5.85	(6, 1)	2.0		10	4	1	1	0	1	0	0	0	1	0	9	13	4.50	2.500
Terry Fox, R ERA: 1.97	(8, 1)	2.0	W	7	0	0	0	2	1	0	0	0	0	0	10	14	0.00	0.500

PITCHER	IP	WLS	BF	H	R	ER	SO	BB	IBB	HBP	BLK	WP	HR	S	P	ERA	WHIP

Batter	1	2	3	4	5	6	7	8	9	AB	R	H	RBI	BB	SO	LOB
Dick McAuliffe, L (1, 6) OBP: 0.385, SLG: 0.502	S S S 0-3 ① K		B B B B 4-0 1-6-3 BB		x 0-0 2B 1B		x 0-0 HR			3	2	2	1	1	1	0
Jerry Lumpe, L (1, 4) OBP: 0.309, SLG: 0.304	x 0-0 E6 S E		x 0-0 ① 1-6-3 1-2		x 0-0 3-1 1-H 2B		B B B B 4-0 HR BB			3	2	1	1	1	0	1
Gates Brown, L (1, 9) OBP: 0.291, SLG: 0.353 Don Demeter, R (7, PH) OBP: 0.299, SLG: 0.360 (8, 9)	B B B B 4-0 S BB		x 0-0 ② F3		x 0-0 ② 3-1 2-3		x 0-0 ② F9			2 1	0 0	0 0	0 0	1 0	0 0	2 1
Al Kaline, R (1, 8) OBP: 0.399, SLG: 0.560	S S S 0-3 ② K 1-2 2-H		x 0-0 ③ L9		B B B 4-0 BB		x 0-0 1-H HR			3	1	1	2	1	1	2
Willie Horton, R (1, 7) OBP: 0.397, SLG: 0.720	x 0-0 ③ F2			x 0-0 ① 5-3	x 0-0 ③ 1-3		x 0-0 ③ F9			4	0	0	0	0	0	3
Norm Cash, L (1, 3) OBP: 0.350, SLG: 0.302		B B B B 4-0 FC4-6 BB	x 0-0 ② G3		x 0-0 ① F8			x 0-0 HR		3	1	1	1	1	0	0
Don Wert, R (1, 5) OBP: 0.318, SLG: 0.288		S S S 0-3 ① K	x 0-0 1B		x 0-0 ② F2			x 0-0 ① 1-3		4	0	1	0	0	1	1
Jackie Moore, R (1, 2) OBP: 0.192, SLG: 0.087		S S S 0-3 ② K	x 0-0 ③ 1-3		x 0-0 ③ F7			x 0-0 ② 4-3		4	0	0	0	0	1	2
Joe Sparma, R (1, 1) OBP: 0.222, SLG: 0.235 Phil Regan, R (4, 1) OBP: 0.111, SLG: 0.111 Ray Oyler, R (5, PH) OBP: 0.261, SLG: 0.227 Dave Wickersham, R (6, 1) Jim Northrup, L (7, PH) OBP: 0.270, SLG: 0.357 Terry Fox, R (8, 1)	x 0-0 ③ FC4-6 1-2f				x 0-0 ① F8		x 0-0 ① 1-3	S S S 0-3 ③ K		1 0 1 0 1 1	0 0 0 0 0 0	0 0 0 0 0 0	0 0 0 0 0 0	0 0 0 0 0 1	0 0 0 0 0 0	1 0 0 0 0 0
Inning Stats	R: 1 E: 1 K: 2 S: 8 H: 0 LOB: 1 BB: 1 P: 12	R: 0 E: 0 K: 2 S: 7 H: 0 LOB: 1 BB: 1 P: 11	R: 0 E: 0 K: 0 S: 3 H: 0 LOB: 1 BB: 1 P: 7	R: 0 E: 0 K: 0 S: 4 H: 1 LOB: 1 BB: 0 P: 4	R: 1 E: 0 K: 0 S: 5 H: 2 LOB: 2 BB: 1 P: 9	R: 0 E: 0 K: 0 S: 3 H: 0 LOB: 0 BB: 0 P: 3	R: 3 E: 0 K: 0 S: 5 H: 2 LOB: 0 BB: 1 P: 9	R: 1 E: 0 K: 1 S: 6 H: 1 LOB: 0 BB: 0 P: 6		1B: 2 2B: 1 3B: 0 HR: 3	SF: 0 SAC: 0 DP: 0 HBP: 0					

PITCHER		IP	WLS	BF	H	R	ER	SO	BB	IBB	HBP	BLK	WP	HR	S	P	ERA	WHIP
Jerry Stephenson, R ERA: 4.64	(1, 1)	6.1		29	4	4	3	4	5	0	0	0	0	1	32	52	4.26	1.421
Arnold Earley, L ERA: 4.45	(7, 1)	0.1		2	1	1	1	0	0	0	0	0	0	1	2	2	27.00	3.000
Jack Lamabe, R ERA: 7.92	(7, 1)	1.1	L	5	1	1	1	1	0	0	0	0	0	1	7	7	6.75	0.750

PITCHER	IP	WLS	BF	H	R	ER	SO	BB	IBB	HBP	BLK	WP	HR	S	P	ERA	WHIP

BOTTOM

Boston Red Sox @ Detroit Tigers

Tiger Stadium, Detroit, MI

Thu Jun 17 1965, 4:33 AM EDT

Att. 6,094 - Unknown

livebaseballscorecards.com

AB	31
R	6
H	6
RBI	5
BB	5
SO	5
LOB	13

1B: 2	SF: 0	WP: 0	PA: 36
2B: 1	SAC: 0	PB: 0	
3B: 0	DP: 0	SB: 2	
HR: 3	HBP: 0	CS: 0	

Batter	1	2	3	4	5	6	7	8	9	AB	R	H	RBI	BB	SO	LOB
Bert Campaneris, R (1, 6) OBP: 0.318, SLG: 0.416	F9		F9			1-3			F9	4	0	0	0	0	0	1
Wayne Causey, L (1, 4) OBP: 0.357, SLG: 0.304	4-3			L8		F5			L8	4	0	0	0	0	0	0
Ed Charles, R (1, 5) OBP: 0.330, SLG: 0.395	F3			F3		5-3			K	4	0	0	0	0	1	0
Ken Harrelson, R (1, 3) OBP: 0.343, SLG: 0.479		BB G6-4-3		HR			5-3			2	1	1	1	1	0	0
Mike Hershberger, R (1, 9) OBP: 0.239, SLG: 0.269		G6-4-3 1-2f		1B			F4			3	0	1	0	0	0	1
Nelson Mathews, R (1, 7) OBP: 0.319, SLG: 0.358		6-3		F4			1-3			3	0	0	0	0	0	1
Larry Stahl, L (1, 8) OBP: 0.200, SLG: 0.222			K		F4			G3		3	0	0	0	0	1	0
Rene Lachemann, R (1, 2) OBP: 0.257, SLG: 0.369			F7		K			4-3		3	0	0	0	0	1	0
John O'Donoghue, R (1, 1) OBP: 0.333, SLG: 0.300			1B		F6			F7		2	0	1	0	0	0	0
Skip Lockwood, R (8, PH) OBP: 0.294, SLG: 0.077										1	0	0	0	0	0	0
Wes Stock, R (8, 1)										0	0	0	0	0	0	0
Jim Dickson, L (8, 1)										0	0	0	0	0	0	0

TOP

Kansas City Athletics @ Detroit Tigers

Tiger Stadium, Detroit, MI

Fri Jun 18 1965, 7:05 PM EDT

Att. 12,073 - Unknown

livebaseballscorecards.com

	AB	R	H	RBI	BB	SO	LOB
	29	1	3	1	1	3	3

Inning Stats	1	2	3	4	5	6	7	8	9
R	0	0	0	1	0	0	0	0	0
E	0	0	0	0	0	0	0	0	0
K	0	0	1	0	1	0	0	0	1
S	3	2	6	5	5	3	3	3	5
H	0	0	1	2	0	0	0	0	0
LOB	0	0	0	1	0	0	0	0	0
BB	0	1	0	0	0	0	0	0	0
P	3	6	6	5	5	3	3	3	5

1B	2	SF	0
2B	0	SAC	0
3B	0	DP	1
HR	1	HBP	0

WP	0	PA	30
PB	0		
SB	0		
CS	0		

PITCHER	IP	WLS	BF	H	R	ER	SO	BB	IBB	HBP	BLK	WP	HR	S	P	ERA	WHIP
Hank Aguirre, L (1, 1) ERA: 3.03	9.0	W	30	3	1	1	3	1	0	0	0	0	1	35	39	1.00	0.444

PITCHER	IP	WLS	BF	H	R	ER	SO	BB	IBB	HBP	BLK	WP	HR	S	P	ERA	WHIP

BOTTOM

Kansas City Athletics @ Detroit Tigers

Tiger Stadium, Detroit, MI

Fri Jun 18 1965, 7:05 PM EDT

Att. 12,073 - Unknown

livebaseballscorecards.com

Batter	1	2	3	4	5	6	7	8	9	AB	R	H	RBI	BB	SO	LOB
George Thomas, R (1, 9) OBP: 0.273, SLG: 0.391	6-3		K	4-3			6-3 2-3			4	0	0	0	0	1	2
Jerry Lumpe, L (1, 4) OBP: 0.313, SLG: 0.306	L7		BB 2B BB		L5-4-3 1B		SF9 3-H			2	1	1	1	1	0	0
Don Demeter, R (1, 3) OBP: 0.304, SLG: 0.360	1B		2B 1-2 BB		F3		6-3			3	0	1	0	1	0	1
Al Kaline, R (1, 8) OBP: 0.401, SLG: 0.562	K		1-3 2-H 2B		L5-4-3 1-2			BB		3	0	1	1	1	1	2
Willie Horton, R (1, 7) OBP: 0.399, SLG: 0.713		FC6-4 1B	IBB			E6 2B		F8		3	1	1	0	1	0	1
Don Wert, R (1, 5) OBP: 0.317, SLG: 0.292		L9	G3			2-H 2B		F8		4	0	1	1	0	0	5
Dick McAuliffe, L (1, 6) OBP: 0.382, SLG: 0.498		F7		E 4-3 1B		L8		F8		4	0	1	0	0	0	2
Jackie Moore, R (1, 2) OBP: 0.172, SLG: 0.077		FC6-4 1-2f		4-3 1-2		K				3	0	0	0	0	1	2
Hank Aguirre, R (1, 1) OBP: 0.226, SLG: 0.179			5-3	K 2-3			6-3 SF9 2B			3	1	1	0	0	1	1
Inning Stats	R: 0 E: 0 K: 1 S: 6 H: 1 LOB: 1 BB: 0 P: 6	R: 0 E: 0 K: 0 S: 4 H: 1 LOB: 1 BB: 0 P: 4	R: 1 E: 0 K: 1 S: 6 H: 1 LOB: 3 BB: 3 P: 18	R: 0 E: 1 K: 1 S: 6 H: 1 LOB: 1 BB: 0 P: 6	R: 0 E: 0 K: 0 S: 3 H: 1 LOB: 0 BB: 0 P: 3	R: 1 E: 1 K: 1 S: 6 H: 1 LOB: 0 BB: 0 P: 6	R: 1 E: 0 K: 0 S: 4 H: 1 LOB: 0 BB: 0 P: 4	R: 0 E: 0 K: 0 S: 3 H: 0 LOB: 1 BB: 1 P: 7		1B: 4 2B: 3 3B: 0 HR: 0 SF: 1 SAC: 0 DP: 1 HBP: 0						

	AB	29
	R	3
	H	7
	RBI	3
	BB	4
	SO	4
	LOB	16

WP: 0 PB: 0 SB: 0 CS: 0 PA: 34

PITCHER		IP	WLS	BF	H	R	ER	SO	BB	IBB	HBP	BLK	WP	HR	S	P	ERA	WHIP
John O'Donoghue, L ERA: 4.26	(1, 1)	7.0	L	30	7	3	2	4	2	1	0	0	0	0	35	47	2.57	1.286
Wes Stock, R ERA: 5.21	(8, 1)	0.1		2	0	0	0	0	1	0	0	0	0	0	1	5	0.00	3.000
Jim Dickson, R ERA: 4.05	(8, 1)	0.2		2	0	0	0	0	0	0	0	0	0	0	2	2	0.00	0.000

PITCHER		IP	WLS	BF	H	R	ER	SO	BB	IBB	HBP	BLK	WP	HR	S	P	ERA	WHIP

Batter	1	2	3	4	5	6	7	8	9	AB	R	H	RBI	BB	SO	LOB
Bert Campaneris, R (1, 6) OBP: 0.313, SLG: 0.409	x 0-0 ① F6		SSS 0-3 ③ K		x 0-0 ③ F2			x 0-0 ① 4-3		4	0	0	0	0	1	1
Wayne Causey, L (1, 4) OBP: 0.360, SLG: 0.300	x 0-0 ② 3-1			BBBB 4-0 F9 1B BB		x 0-0 ① F5		BBBB 4-0 HR BB		2	1	0	0	2	0	0
Larry Stahl, L (1, 8) OBP: 0.214, SLG: 0.462	x 0-0 ③ F7			x 0-0 ① L9		x 0-0 ② G3		x 0-0 1-H HR		4	1	1	2	0	0	1
Ken Harrelson, R (1, 3) OBP: 0.341, SLG: 0.472		SSS 0-3 ① K		x 0-0 1-2 1B		x 0-0 ③ 6-3		x 0-0 ② L7		4	0	1	0	0	1	0
Ed Charles, R (1, 5) OBP: 0.333, SLG: 0.402		SSS 0-3 ② K		x 0-0 ② F9 2-3			x 0-0 FC5-4 BB 1B	x 0-0 WP 2B		4	0	2	0	0	1	2
Billy Bryan, L (1, 2) OBP: 0.331, SLG: 0.505		x 0-0 1B		x 0-0 ③ L8			BBBB 4-0 1-2 FC5-4 BB	x 0-0 ③ 3-1 2-3		3	0	1	0	1	0	3
Mike Hershberger, R (1, 9) OBP: 0.233, SLG: 0.261		x 0-0 ③ F9			x 0-0 ① 4-3		x 0-0 ① F6		x 0-0 ① 6-3	4	0	0	0	0	0	3
Nelson Mathews, R (1, 7) OBP: 0.318, SLG: 0.362			x 0-0 ① F6		x 0-0 2B		x 0-0 ② FC5-4 1-2f 2-3		x 0-0 ② F7	4	0	1	0	0	0	2
Diego Segui, R (1, 1) OBP: 0.280, SLG: 0.333 Jesse Hickman, R (3, 1) Skip Lockwood, R (5, PH) OBP: 0.278, SLG: 0.071 Wes Stock, R (5, 1) Dick Green, R (7, PH) OBP: 0.345, SLG: 0.422 John Wyatt, R (7, 1) Rene Lachemann, R (9, PH) OBP: 0.254, SLG: 0.364			SSS 0-3 ② K		SSS 0-3 ② K		x 0-0 ③ 5-3		x 0-0 ③ F3	1 0 1 0 1 0 1	0 0 0 0 0 0 0	0 0 0 0 0 0 0	0 0 0 0 0 0 0	1 0 1 0 0 0 0	0 0 1 0 2 0 0	0 0 1 0 0 0 0
Inning Stats	R: 0 H: 0 E: 0 LOB: 0 K: 0 BB: 0 S: 3 P: 3	R: 0 H: 1 E: 0 LOB: 1 K: 2 BB: 0 S: 8 P: 8	R: 0 H: 0 E: 0 LOB: 0 K: 2 BB: 0 S: 7 P: 7	R: 0 H: 1 E: 0 LOB: 2 K: 0 BB: 1 S: 4 P: 8	R: 0 H: 1 E: 0 LOB: 1 K: 1 BB: 0 S: 6 P: 6	R: 0 H: 0 E: 0 LOB: 0 K: 0 BB: 0 S: 3 P: 3	R: 0 H: 1 E: 0 LOB: 2 K: 0 BB: 1 S: 4 P: 8	R: 2 H: 2 E: 0 LOB: 1 K: 0 BB: 1 S: 5 P: 9	R: 0 H: 0 E: 0 LOB: 0 K: 0 BB: 0 S: 3 P: 3	1B: 3 SF: 0 2B: 2 SAC: 0 3B: 0 DP: 0 HR: 1 HBP: 0						

TOP

Kansas City Athletics @ Detroit Tigers

Tiger Stadium, Detroit, MI

Sat Jun 19 1965, 4:33 AM EDT

Att. 6,914 - Unknown

livebaseballscorecards.com

AB	33
R	2
H	6
RBI	2
BB	3
SO	5
LOB	15

PITCHER		IP	WLS	BF	H	R	ER	SO	BB	IBB	HBP	BLK	WP	HR	S	P	ERA	WHIP	PITCHER		IP	WLS	BF	H	R	ER	SO	BB	IBB	HBP	BLK	WP	HR	S	P	ERA	WHIP
Denny McLain, R (1, 1) ERA: 3.98		9.0	W	36	6	2	2	5	3	0	0	0	1	1	43	55	2.00	1.000																			

WP: 1 PA: 36
PB: 0
SB: 0
CS: 0

Batter	1	2	3	4	5	6	7	8	9	AB	R	H	RBI	BB	SO	LOB
Dick McAuliffe, L (1, 6) OBP: 0.388, SLG: 0.530	S S S 0-3 ① K		x 0-0 BB 1B 1B	x 0-0 1-H 2-H HR		x 0-0 1-H HR				4	3	3	5	0	1	0
Jerry Lumpe, L (1, 4) OBP: 0.317, SLG: 0.307	x 0-0 ② F3		B B B B 4-0 1B 1-2 SF9 BB	x 0-0 ② 4-3		x 0-0 FC4-6 1B				3	1	1	0	1	0	0
Gates Brown, L (1, 9) OBP: 0.305, SLG: 0.418	x 0-0 HR		x 0-0 5-3 1-3 2-H 1B	S S S 0-3 ③ K		x 0-0 ③ FC4-6 1-2f				4	1	2	2	0	1	1
Al Kaline, R (1, 8) OBP: 0.400, SLG: 0.559 Don Demeter, R (6, 8) OBP: 0.302, SLG: 0.358	B B B B 4-0 BB		x 0-0 ① SF9 3-H		x 0-0 ① L6-3		S S S 0-3 ① K			1 1	0 0	0 0	1 0	1 0	0 1	0 0
Willie Horton, R (1, 7) OBP: 0.390, SLG: 0.696	x 0-0 ③ F8		x 0-0 ② 5-3 1-2		x 0-0 ② F3		S S S 0-3 ② K			4	0	0	0	0	1	2
Norm Cash, L (1, 3) OBP: 0.354, SLG: 0.297		B B B B 4-0 CS BB	B B B B 4-0 CS BB		x 0-0 ③ F3		x 0-0 ③ F3			2	0	0	0	2	0	0
Don Wert, R (1, 5) OBP: 0.324, SLG: 0.300		x 0-0 ① 1-2 1B	0-0 ③ CS 1-2	x 0-0 BB HR 1B		x 0-0 HR 1B		S S S 0-3 ① K		4	2	3	0	0	1	0
Jackie Moore, R (1, 2) OBP: 0.182, SLG: 0.069		x 0-0 ② F9		B B B B 4-0 1-2 HR BB		x 0-0 ① F7		x 0-0 ② F9		3	1	0	0	1	0	2
Denny McLain, R (1, 1) OBP: 0.192, SLG: 0.125		x 0-0 ③ 5-3		S S S 0-3 ① K		S S S 0-3 ② K		S S S 0-3 ③ K		4	0	0	0	0	3	4
Inning Stats	R: 1 H: 1 E: 0 LOB: 1 K: 1 BB: 1 S: 6 P: 10	R: 0 H: 1 E: 0 LOB: 1 K: 0 BB: 1 S: 3 P: 7	R: 2 H: 2 E: 0 LOB: 1 K: 0 BB: 2 S: 4 P: 12	R: 3 H: 2 E: 0 LOB: 0 K: 2 BB: 1 S: 9 P: 13	R: 0 H: 0 E: 0 LOB: 0 K: 0 BB: 0 S: 3 P: 3	R: 2 H: 3 E: 0 LOB: 1 K: 1 BB: 0 S: 8 P: 8	R: 0 H: 0 E: 0 LOB: 0 K: 2 BB: 0 S: 7 P: 7	R: 0 H: 0 E: 0 LOB: 0 K: 2 BB: 0 S: 7 P: 7		1B: 6 SF: 1 2B: 0 SAC: 0 3B: 0 DP: 0 HR: 3 HBP: 0						

PITCHER		IP	WLS	BF	H	R	ER	SO	BB	IBB	HBP	BLK	WP	HR	S	P	ERA	WHIP
Diego Segui, R ERA: 4.37	(1, 1)	2.2	L	15	4	3	3	1	4	0	0	0	0	1	13	29	10.12	3.000
Jesse Hickman, R ERA: 9.0	(3, 1)	1.1		6	2	3	3	2	1	0	0	0	0	1	9	13	20.25	2.250
Wes Stock, R ERA: 5.4	(5, 1)	2.0		9	3	2	2	1	0	0	0	0	0	1	11	11	9.00	1.500
John Wyatt, R ERA: 3.46	(7, 1)	2.0		6	0	0	0	4	0	0	0	0	0	0	14	14	0.00	0.000

PITCHER	IP	WLS	BF	H	R	ER	SO	BB	IBB	HBP	BLK	WP	HR	S	P	ERA	WHIP

BOTTOM

Kansas City Athletics @ Detroit Tigers

Tiger Stadium, Detroit, MI

Sat Jun 19 1965, 4:33 AM EDT

Att. 6,914 - Unknown

livebaseballscorecards.com

AB	30
R	8
H	9
RBI	8
BB	5
SO	8
LOB	9

WP: 0 PA: 37
PB: 0
SB: 0
CS: 2

Kansas City Athletics @ Detroit Tigers

Tiger Stadium, Detroit, MI

Sun Jun 20 1965, 4:33 AM EDT

Unknown

TOP

livebaseballscorecards.com

Batter	1	2	3	4	5	6	7	8	9	AB	R	H	RBI	BB	SO	LOB
Bert Campaneris, R (1, 6) OBP: 0.313, SLG: 0.411	E 1B 2B	6-3	F7		F5		1B 1B 1-2		FC6-4 1-2f	6	1	2	0	0	0	4
Wayne Causey, L (1, 4) OBP: 0.371, SLG: 0.302	1B 1B BB 2-3	CS BB		1B 1B BB	G4-6-3 1-2f		1B 1-2 2-3			2	1	1	0	3	0	2
Ed Charles, R (1, 5) OBP: 0.335, SLG: 0.399	1B 1B 1B 1-2 3-H	BB 1B BB 1-2		L8		L6	F6			4	2	1	1	1	0	4
Ken Harrelson, R (1, 3) OBP: 0.350, SLG: 0.472	FC6-4 1B HR 1B 1-2 2-H	1B 2B BB 1-2		1B 1-2	F7			F9		4	2	2	1	1	0	0
Mike Hershberger, R (1, 9) OBP: 0.258, SLG: 0.294	FC6-4 1B 1-2 2-H	2B 1B 1-2 2-H		1B 1-2 2-3		2B		G6-4-3 1B		5	0	5	2	0	0	0
Nelson Mathews, R (1, 7) OBP: 0.314, SLG: 0.364	FC6-4 HR 1-2f 2-3	2B 1-H 2-H		K		F4		G6-4-3 1-2f		5	1	1	1	0	1	7
Larry Stahl, L (1, 8) OBP: 0.158, SLG: 0.333	K	G3	G1				4-3		K	5	0	0	0	0	2	5
Rene Lachemann, R (1, 2) OBP: 0.289, SLG: 0.420	HR 1-H 3-H	SH3-4 BB			BB 1B		1B 1B BB		K	3	1	2	3	2	1	0
Catfish Hunter, R (1, 1) Jim Dickson, L (3, 1) Don Mossi, L (3, 1) Skip Lockwood, R (5, PH) OBP: 0.310, SLG: 0.071 Diego Segui, R (6, 1) OBP: 0.286, SLG: 0.333 Wes Stock, R (8, 1) Jim Landis, R (7, PH) OBP: 0.280, SLG: 0.348 Orlando Pena, R (7, 1) OBP: 0.000, SLG: 0.111 Billy Bryan, L (9, PH) OBP: 0.500, SLG: 0.500	1-3	SH3-4 1-2			G4-6-3 1-2		K		FC6-4 1B	1 0 0 0 0 0 0 1 0 1	0 0 0 0 0 0 0 0 0 0	0 0 0 0 0 0 0 1 0 1	0 0 0 0 0 0 0 0 0 0	0 0 0 0 0 0 0 1 0 0	0 0 0 0 0 0 0 1 0 0	0 0 0 0 0 0 0 1 0 0
Inning Stats	R: 6 E: 1 K: 1 S: 10 H: 5 LOB: 0 BB: 1 P: 14	R: 2 E: 0 K: 0 S: 3 H: 2 LOB: 2 BB: 3 P: 15	R: 0 E: 0 K: 0 S: 3 H: 0 LOB: 1 BB: 1 P: 7	R: 0 E: 0 K: 1 S: 7 H: 2 LOB: 3 BB: 1 P: 11	R: 0 E: 0 K: 0 S: 3 H: 1 LOB: 1 BB: 1 P: 7	R: 0 E: 0 K: 0 S: 4 H: 1 LOB: 1 BB: 0 P: 4	R: 0 E: 0 K: 1 S: 7 H: 2 LOB: 3 BB: 1 P: 11	R: 0 E: 0 K: 0 S: 3 H: 1 LOB: 0 BB: 0 P: 3	R: 0 E: 0 K: 2 S: 8 H: 1 LOB: 1 BB: 0 P: 8	1B: 11 2B: 3 3B: 0 HR: 1 SF: 0 SAC: 1 DP: 2 HBP: 0						

AB	37
R	8
H	15
RBI	8
BB	8
SO	5
LOB	23

WP: 0 PB: 0 SB: 0 CS: 1 PA: 46

PITCHER		IP	WLS	BF	H	R	ER	SO	BB	IBB	HBP	BLK	WP	HR	S	P	ERA	WHIP
Mickey Lolich, L ERA: 3.42	(1, 1)	0.0		4	3	4	4	0	1	0	0	0	0	0	3	7	∞	∞
Larry Sherry, R ERA: 2.96	(1, 1)	2.0		11	4	4	4	1	3	0	0	0	0	1	10	22	18.00	3.500
Joe Sparma, R ERA: 3.43	(3, 1)	4.2	W	23	6	0	0	2	4	0	0	0	0	0	23	39	0.00	2.143
Fred Gladding, R ERA: 2.77	(7, 1)	2.1	S	8	2	0	0	2	0	0	0	0	0	0	12	12	0.00	0.857

PITCHER	IP	WLS	BF	H	R	ER	SO	BB	IBB	HBP	BLK	WP	HR	S	P	ERA	WHIP

Batter	1	2	3	4	5	6	7	8	9	AB	R	H	RBI	BB	SO	LOB
Dick McAuliffe, L (1, 6) OBP: 0.389, SLG: 0.523	4-3		BB	FC4-6	BB		4-3			3	3	0	0	2	0	1
Jerry Lumpe, L (1, 4) OBP: 0.329, SLG: 0.322	FC5-4 BB		1B	E6	2B		1B			4	3	3	2	1	0	1
Gates Brown, L (1, 9) OBP: 0.328, SLG: 0.424 Don Demeter, R (8, 9) OBP: 0.302, SLG: 0.358	F5		BB	1B	S 2B		F4			4 0	2 0	2 0	1 0	1 0	0 0	2 0
Al Kaline, R (1, 8) OBP: 0.400, SLG: 0.563	FC5-4		BB 1B	SF7	2B			K		4	1	2	4	0	1	1
Willie Horton, R (1, 7) OBP: 0.396, SLG: 0.709		HR	BB	1B	F9			F8		4	1	2	2	1	0	1
Norm Cash, L (1, 3) OBP: 0.361, SLG: 0.326		HR	G6-4-3 1B	F5	F3			BB		4	1	2	3	1	0	2
Don Wert, R (1, 5) OBP: 0.321, SLG: 0.298		F9	F3		S 2B 1B			K		5	1	1	0	0	2	3
Jackie Moore, R (1, 2) OBP: 0.189, SLG: 0.063		G5-4-3 BB	G6-4-3		K					3	0	0	0	1	2	3
Mickey Lolich, S (1, 1) OBP: 0.121, SLG: 0.094 Larry Sherry, R (1, 1) OBP: 0.429, SLG: 0.667 Jake Wood, R (2, PH) OBP: 0.319, SLG: 0.388 Joe Sparma, R (3, 1) OBP: 0.250, SLG: 0.263 Fred Gladding, L (7, 1)		G5-4-3	FC4-6		F1		F5			0 0 1 2 1	0 0 0 0 0	0 0 0 1 0	0 0 0 0 0	0 0 0 0 0	0 0 0 0 0	0 0 1 1 0
Inning Stats	R: 0 E: 0 K: 0 S: 3 H: 0 LOB: 1 BB: 1 P: 7	R: 2 E: 0 K: 0 S: 4 H: 2 LOB: 0 BB: 1 P: 8	R: 4 E: 0 K: 0 S: 5 H: 3 LOB: 1 BB: 3 P: 17	R: 2 E: 1 K: 0 S: 7 H: 3 LOB: 2 BB: 0 P: 7	R: 4 E: 0 K: 1 S: 9 H: 4 LOB: 1 BB: 1 P: 13	R: 0 E: 0 K: 2 S: 7 H: 0 LOB: 0 BB: 0 P: 7	R: 0 E: 0 K: 0 S: 4 H: 1 LOB: 1 BB: 0 P: 4	R: 0 E: 0 K: 2 S: 7 H: 0 LOB: 1 BB: 1 P: 11		1B: 9 2B: 2 3B: 0 HR: 2 SF: 1 SAC: 0 DP: 2 HBP: 0						

PITCHER		IP	WLS	BF	H	R	ER	SO	BB	IBB	HBP	BLK	WP	HR	S	P	ERA	WHIP
Catfish Hunter, R ERA: 5.85	(1, 1)	2.0		11	3	4	4	0	3	0	0	0	0	2	8	20	18.00	3.000
Jim Dickson, R ERA: 4.73	(3, 1)	0.0		4	2	2	2	0	2	0	0	0	0	0	2	10	∞	∞
Don Mossi, L ERA: 0.96	(3, 1)	2.0		9	3	2	0	0	0	0	0	0	0	0	9	9	0.00	1.500
Diego Segui, R ERA: 4.78	(5, 1)	0.2	L	6	3	4	4	1	1	0	0	0	0	0	7	11	54.00	6.000
Wes Stock, R ERA: 5.23	(5, 1)	1.1		5	1	0	0	2	0	0	0	0	0	0	9	9	0.00	0.750

PITCHER		IP	WLS	BF	H	R	ER	SO	BB	IBB	HBP	BLK	WP	HR	S	P	ERA	WHIP
Orlando Pena, R ERA: 6.88	(7, 1)	2.0		8	1	0	0	2	1	0	0	0	0	0	11	15	0.00	1.000

BOTTOM

Kansas City Athletics @ Detroit Tigers

Tiger Stadium, Detroit, MI

Sun Jun 20 1965, 4:33 AM EDT

Unknown

livebaseballscorecards.com

AB	35
R	12
H	13
RBI	12
BB	7
SO	5
LOB	16

WP: 0 PA: 43
PB: 0
SB: 2
CS: 0

Batter	1	2	3	4	5	6	7	8	9	AB	R	H	RBI	BB	SO	LOB
Bert Campaneris, R (1, 6) OBP: 0.316, SLG: 0.413	E S 5-3 1B		PO 1B		F2			K		4	1	2	0	0	1	1
Wayne Causey, L (1, 4) OBP: 0.364, SLG: 0.295	5-3 1-H		PO 1-2	L4		F7		4-3		4	0	0	1	0	0	0
Mike Hershberger, R (1, 9) OBP: 0.265, SLG: 0.299	F3			1B 1B		6-3		1B		4	0	2	0	0	0	0
Ken Harrelson, R (1, 3) OBP: 0.347, SLG: 0.466	K			1-2 1B		K		F4		4	0	1	0	0	2	1
Ed Charles, R (1, 5) OBP: 0.338, SLG: 0.416		K		F9			FC3-6 1B		HR	4	1	2	1	0	1	2
Billy Bryan, L (1, 2) OBP: 0.326, SLG: 0.491		F5		K			F3		F9	4	0	0	0	0	1	3
Larry Stahl, L (1, 8) OBP: 0.130, SLG: 0.273		F5			4-3		FC3-6 1-2f S		3-1	4	0	0	0	0	0	1
Nelson Mathews, R (1, 7) OBP: 0.318, SLG: 0.363			K		1B		1-2 IBB		K	3	0	1	0	1	2	0
Rollie Sheldon, R (1, 1) OBP: 0.167, SLG: 0.063			5-3		K		L8			3	0	0	0	0	1	3
Inning Stats	R: 1 E: 0 K: 1 S: 6 H: 1 LOB: 0 BB: 0 P: 6	R: 0 E: 0 K: 1 S: 5 H: 0 LOB: 0 BB: 0 P: 5	R: 0 E: 0 K: 1 S: 5 H: 1 LOB: 0 BB: 0 P: 5	R: 0 E: 0 K: 1 S: 7 H: 2 LOB: 2 BB: 0 P: 7	R: 0 E: 0 K: 1 S: 6 H: 1 LOB: 1 BB: 0 P: 6	R: 0 E: 0 K: 1 S: 5 H: 0 LOB: 0 BB: 0 P: 5	R: 0 E: 0 K: 0 S: 4 H: 1 LOB: 2 BB: 1 P: 8	R: 0 E: 0 K: 1 S: 6 H: 1 LOB: 1 BB: 0 P: 6	R: 1 E: 0 K: 1 S: 6 H: 1 LOB: 0 BB: 0 P: 6	1B: 7 2B: 0 3B: 0 HR: 1	SF: 0 SAC: 0 DP: 0 HBP: 0						

PITCHER	IP	WLS	BF	H	R	ER	SO	BB	IBB	HBP	BLK	WP	HR	S	P	ERA	WHIP
Dave Wickersham, R (1, 1) ERA: 5.22	9.0	L	35	8	2	1	8	0	1	0	0	0	1	50	54	1.00	0.889

PITCHER	IP	WLS	BF	H	R	ER	SO	BB	IBB	HBP	BLK	WP	HR	S	P	ERA	WHIP

TOP

Kansas City Athletics @ Detroit Tigers

Tiger Stadium, Detroit, MI

Sun Jun 20 1965, 4:38 AM EDT

Att. 20,127 - Unknown

livebaseballscorecards.com

AB	34
R	2
H	8
RBI	2
BB	1
SO	8
LOB	11

WP: 0 PB: 0 SB: 2 CS: 0 PA: 36

Batter	1	2	3	4	5	6	7	8	9	AB	R	H	RBI	BB	SO	LOB
Dick McAuliffe, L (1, 6) OBP: 0.386, SLG: 0.518	F7		F5			F9			FC5-6 1B	4	0	1	0	0	0	0
Jerry Lumpe, L (1, 4) OBP: 0.327, SLG: 0.337	F5		F8			HR			FC5-6 WP G3 1-2f	4	1	1	1	0	0	1
Jake Wood, R (9, PR) OBP: 0.319, SLG: 0.388										0	0	0	0	0	0	0
Gates Brown, L (1, 9) OBP: 0.324, SLG: 0.429	2B			L8		K			G3 1-2	4	0	1	0	0	1	1
Willie Horton, R (1, 7) OBP: 0.393, SLG: 0.697	BB			F8			K		K 2-3	3	0	0	0	1	2	2
Norm Cash, L (1, 3) OBP: 0.355, SLG: 0.319	4-3			F3			F8			3	0	0	0	0	0	2
Don Demeter, R (1, 8) OBP: 0.297, SLG: 0.351		6-3			5-3		F6			3	0	0	0	0	0	0
Don Wert, R (1, 5) OBP: 0.325, SLG: 0.300		G6-4-3 BB			F3			G1-6-3 1B		2	0	1	0	1	0	0
Jackie Moore, R (1, 2) OBP: 0.179, SLG: 0.059		G6-4-3 1-2f			6-3			G1-6-3 1-2f		2	0	0	0	0	0	1
Jim Northrup, L (8, PH) OBP: 0.268, SLG: 0.354										1	0	0	0	0	0	1
Bill Freehan, R (9, 2) OBP: 0.266, SLG: 0.293										0	0	0	0	0	0	0
Dave Wickersham, R (1, 1)			L3			4-3			6-3	3	0	0	0	0	0	0
Inning Stats	R: 0 E: 0 K: 0 S: 4 H: 1 LOB: 2 BB: 1 P: 8	R: 0 E: 0 K: 0 S: 2 H: 0 LOB: 0 BB: 1 P: 6	R: 0 E: 0 K: 0 S: 3 H: 0 LOB: 0 BB: 0 P: 3	R: 0 E: 0 K: 0 S: 3 H: 0 LOB: 0 BB: 0 P: 3	R: 0 E: 0 K: 0 S: 3 H: 0 LOB: 0 BB: 0 P: 3	R: 1 E: 0 K: 1 S: 6 H: 1 LOB: 0 BB: 0 P: 6	R: 0 E: 0 K: 1 S: 5 H: 0 LOB: 0 BB: 0 P: 5	R: 0 E: 0 K: 0 S: 3 H: 1 LOB: 0 BB: 0 P: 3	R: 0 E: 0 K: 1 S: 6 H: 1 LOB: 2 BB: 0 P: 6	1B: 2 2B: 1 3B: 0 HR: 1 SF: 0 SAC: 0 DP: 2 HBP: 0							

PITCHER	IP	WLS	BF	H	R	ER	SO	BB	IBB	HBP	BLK	WP	HR	S	P	ERA	WHIP
Rollie Sheldon, R (1, 1) ERA: 3.15	9.0	W	31	4	1	1	3	2	0	0	0	1	1	35	43	1.00	0.667

PITCHER	IP	WLS	BF	H	R	ER	SO	BB	IBB	HBP	BLK	WP	HR	S	P	ERA	WHIP

BOTTOM

Kansas City Athletics @ Detroit Tigers

Tiger Stadium, Detroit, MI

Sun Jun 20 1965, 4:38 AM EDT

Att. 20,127 - Unknown

livebaseballscorecards.com

AB	29
R	1
H	4
RBI	1
BB	2
SO	3
LOB	8

Los Angeles Angels @ Detroit Tigers

Tiger Stadium, Detroit, MI

Tue Jun 22 1965, 7:05 PM EDT

Att. 17,516 - Unknown

TOP

Batter	1	2	3	4	5	6	7	8	9	AB	R	H	RBI	BB	SO	LOB
Jose Cardenal, R (1, 8) OBP: 0.304, SLG: 0.398	K		F3		HBP		6-3		G6-4-3	4	0	0	0	0	1	3
Bobby Gene Smith, R (1, 7) OBP: 0.283, SLG: 0.318	K		CS, 1B		K		4-3			4	0	1	0	0	2	2
Jim Fregosi, R (1, 6) OBP: 0.290, SLG: 0.358	1B		BB			1B	6-3			3	1	2	0	1	0	0
Joe Adcock, R (1, 3) OBP: 0.288, SLG: 0.419 Paul Schaal, R (8, 5) OBP: 0.283, SLG: 0.380	K		L5			FC5-4, 1B		K		4 0	1 0	1 0	0 0	0 0	2 0	3 0
Lou Clinton, R (1, 9) OBP: 0.262, SLG: 0.232		5-3		G3		K		F7		4	0	0	0	0	1	2
Vic Power, R (1, 5) (8, 3) OBP: 0.294, SLG: 0.412		HR		5-3		FC5-4, 1B		1-3		4	1	2	2	0	0	0
Bobby Knoop, R (1, 4) OBP: 0.321, SLG: 0.359		K		K		FC5-4, 1B			1B	4	0	1	0	0	2	2
Tom Egan, R (1, 2) OBP: 0.500, SLG: 0.500		K			K	1B			G6-4-3, 1B	4	0	2	1	0	2	0
George Brunet, R (1, 1) OBP: 0.200, SLG: 0.167		1B, 2B			CS, WP, BB				K	3	0	1	0	1	2	4

AB	34
R	3
H	10
RBI	3
BB	2
SO	12
LOB	16

livebaseballscorecards.com

Inning Stats	1	2	3	4	5	6	7	8	9	1B: 8	SF: 0	WP: 1	PA: 37
R	0	1	0	0	0	2	0	0	0	2B: 2	SAC: 0	PB: 0	
E	0	0	0	0	0	0	0	0	0	3B: 0	DP: 2	SB: 0	
K	3	2	0	1	2	2	3	1	1	HR: 1	HBP: 1	CS: 2	
S	10	8	4	5	6	11	3	5	6				
H	1	1	2	0	0	4	0	0	2				
LOB	1	0	2		2	2	0	0	1				
BB	0	0	1		1	0	0	0	0				
P	10	8	8	5	11	11	3	5	6				

PITCHER		IP	WLS	BF	H	R	ER	SO	BB	IBB	HBP	BLK	WP	HR	S	P	ERA	WHIP
Mickey Lolich, L ERA: 3.49	(1, 1)	6.0	L	27	8	3	3	10	2	0	1	0	1	1	44	53	4.50	1.667
Fred Gladding, R ERA: 2.63	(7, 1)	2.0		6	0	0	0	1	0	0	0	0	0	0	8	8	0.00	0.000
Phil Regan, R ERA: 5.03	(9, 1)	1.0		4	2	0	0	1	0	0	0	0	0	0	6	6	0.00	2.000

PITCHER	IP	WLS	BF	H	R	ER	SO	BB	IBB	HBP	BLK	WP	HR	S	P	ERA	WHIP

Los Angeles Angels @ Detroit Tigers

Tiger Stadium, Detroit, MI

Tue Jun 22 1965, 7:05 PM EDT

Att. 17,516 - Unknown

BOTTOM

Batter	1	2	3	4	5	6	7	8	9	AB	R	H	RBI	BB	SO	LOB
Don Wert, R (1, 5) OBP: 0.324, SLG: 0.296	L4		5-3			F6		BB		3	0	0	0	1	0	0
Jerry Lumpe, L (1, 4) OBP: 0.330, SLG: 0.337	F5			BB G3-6			1B	1-3		3	0	1	0	1	0	3
Norm Cash, L (1, 3) OBP: 0.347, SLG: 0.309	F7			G3-6 1-2f			F6		3-1	4	0	0	0	0	0	2
Al Kaline, R (1, 8) OBP: 0.397, SLG: 0.557		L5-3		L7			L7		5-3 1B	4	0	1	0	0	0	1
Willie Horton, R (1, 7) OBP: 0.390, SLG: 0.685		BB			K		F9		5-3 1-2	3	0	0	0	1	1	2
Don Demeter, R (1, 9) OBP: 0.296, SLG: 0.349		F5			K			BB BB 1B	6-3	4	0	1	0	0	1	2
Bill Freehan, R (1, 2) OBP: 0.267, SLG: 0.289		F8			K			BB 1-2		2	0	0	0	1	1	1
Dick McAuliffe, L (1, 6) OBP: 0.382, SLG: 0.511			F6			K		F6		3	0	0	0	0	1	2
Mickey Lolich, S (1, 1) OBP: 0.118, SLG: 0.091			K			F7		K		1	0	0	0	0	1	0
George Thomas, R (6, PH) OBP: 0.270, SLG: 0.387										1	0	0	0	0	0	0
Fred Gladding, L (7, 1)										0	0	0	0	0	0	0
Jake Wood, R (8, PH) OBP: 0.315, SLG: 0.382										1	0	0	0	0	1	2
Phil Regan, R (9, 1) OBP: 0.111, SLG: 0.111										0	0	0	0	0	0	0
Inning Stats	R: 0 E: 0 K: 0 S: 3 H: 0 LOB: 0 BB: 0 P: 3	R: 0 E: 0 K: 0 S: 3 H: 0 LOB: 1 BB: 1 P: 7	R: 0 E: 0 K: 1 S: 5 H: 0 LOB: 0 BB: 0 P: 5	R: 0 E: 0 K: 0 S: 2 H: 0 LOB: 0 BB: 1 P: 6	R: 0 E: 0 K: 3 S: 9 H: 0 LOB: 0 BB: 0 P: 9	R: 0 E: 0 K: 1 S: 5 H: 0 LOB: 0 BB: 0 P: 5	R: 0 E: 0 K: 0 S: 4 H: 1 LOB: 1 BB: 0 P: 4	R: 0 E: 0 K: 1 S: 6 H: 1 LOB: 3 BB: 2 P: 14	R: 0 E: 0 K: 0 S: 4 H: 1 LOB: 1 BB: 0 P: 4	1B: 3 2B: 0 3B: 0 HR: 0 SF: 0 SAC: 0 DP: 1 HBP: 0							

PITCHER	IP	WLS	BF	H	R	ER	SO	BB	IBB	HBP	BLK	WP	HR	S	P	ERA	WHIP
George Brunet, L (1, 1) ERA: 1.99	9.0	W	33	3	0	0	6	4	0	0	0	0	0	41	57	0.00	0.778

PITCHER	IP	WLS	BF	H	R	ER	SO	BB	IBB	HBP	BLK	WP	HR	S	P	ERA	WHIP

livebaseballscorecards.com

AB	29
R	0
H	3
RBI	0
BB	4
SO	6
LOB	15

PB: 0 SB: 0 CS: 0 PA: 33

Batter	1	2	3	4	5	6	7	8	9	AB	R	H	RBI	BB	SO	LOB
Jose Cardenal, R (1, 8) OBP: 0.300, SLG: 0.392	K		6-3			F2			L8	4	0	0	0	0	1	0
Bobby Gene Smith, R (1, 7) OBP: 0.260, SLG: 0.292	K		F3			2-3			5-3	4	0	0	0	0	1	0
Jim Fregosi, R (1, 6) OBP: 0.293, SLG: 0.364	1B			1-3		6-3			2B	4	0	2	0	0	0	0
Joe Adcock, R (1, 3) OBP: 0.287, SLG: 0.414	F3			1B			F3		F7	4	0	1	0	0	0	2
Vic Power, R (1, 5) OBP: 0.278, SLG: 0.389		L8		F5			L8			3	0	0	0	0	0	1
Lou Clinton, R (1, 9) OBP: 0.264, SLG: 0.252		3B		L8			F9			3	0	1	0	0	0	1
Bobby Knoop, R (1, 4) OBP: 0.321, SLG: 0.355		K			5-3			BB G4-6-3		2	0	0	0	1	1	1
Julio Gotay, R (8, PR) OBP: 0.280, SLG: 0.324										0	0	0	0	0	0	0
(8, 4)																
Tom Egan, R (1, 2) OBP: 0.375, SLG: 0.375		K			F9			K		2	0	0	0	0	1	1
Merritt Ranew, L (8, PH)										1	0	0	0	0	1	1
(8, 2)																
Rudy May, L (1, 1) OBP: 0.269, SLG: 0.261			K		4-3			G4-6-3 1-2f		2	0	0	0	0	1	0
Willie Smith, L (8, PH) OBP: 0.281, SLG: 0.423										1	0	0	0	0	0	1
Bob Lee, R (8, 1) OBP: 0.200, SLG: 0.444										0	0	0	0	0	0	0
Inning Stats	R: 0 E: 0 K: 2 S: 8 H: 1 LOB: 1 BB: 0 P: 8	R: 0 E: 0 K: 2 S: 8 H: 1 LOB: 1 BB: 0 P: 8	R: 0 E: 0 K: 1 S: 5 H: 0 LOB: 0 BB: 0 P: 5	R: 0 E: 0 K: 0 S: 4 H: 1 LOB: 1 BB: 0 P: 4	R: 0 E: 0 K: 0 S: 3 H: 0 LOB: 0 BB: 0 P: 3	R: 0 E: 0 K: 0 S: 3 H: 0 LOB: 0 BB: 0 P: 3	R: 0 E: 0 K: 0 S: 3 H: 0 LOB: 0 BB: 0 P: 3	R: 0 E: 0 K: 1 S: 4 H: 0 LOB: 1 BB: 1 P: 8	R: 0 E: 0 K: 0 S: 4 H: 1 LOB: 1 BB: 0 P: 4	1B: 2 2B: 1 3B: 1 HR: 0 SF: 0 SAC: 0 DP: 1 HBP: 0						

PITCHER	IP	WLS	BF	H	R	ER	SO	BB	IBB	HBP	BLK	WP	HR	S	P	ERA	WHIP
Hank Aguirre, L (1, 1) ERA: 2.75	9.0	W	31	4	0	0	6	1	0	0	0	0	0	42	46	0.00	0.556

PITCHER	IP	WLS	BF	H	R	ER	SO	BB	IBB	HBP	BLK	WP	HR	S	P	ERA	WHIP

TOP

Los Angeles Angels @ Detroit Tigers

Tiger Stadium, Detroit, MI

Wed Jun 23 1965, 7:05 PM EDT

Att. 9,494 - Unknown

livebaseballscorecards.com

AB	30
R	0
H	4
RBI	0
BB	1
SO	6
LOB	8

PA: 31

WP: 0
PB: 0
SB: 0
CS: 0

Batter	1	2	3	4	5	6	7	8	9	AB	R	H	RBI	BB	SO	LOB
Don Wert, R (1, 5) OBP: 0.323, SLG: 0.300	F8	K		1-H 2B			K			4	0	1	1	0	2	2
Jerry Lumpe, L (1, 4) OBP: 0.329, SLG: 0.335	PB 1B		F6	F8			F9			4	0	1	0	0	0	1
Norm Cash, L (1, 3) OBP: 0.345, SLG: 0.303	L6-4-3 1-3 BB		F6		F7		F3			3	0	0	0	1	0	0
Al Kaline, R (1, 8) OBP: 0.395, SLG: 0.548	L6-4-3 1-2		1B BB		L6			L1-3		3	0	0	0	1	0	2
Willie Horton, R (1, 7) OBP: 0.387, SLG: 0.676		F8	1-2 1B		L5			6-3		4	0	1	0	0	0	0
Don Demeter, R (1, 9) OBP: 0.290, SLG: 0.341		F8	F3			5-3		6-3		4	0	0	0	0	0	2
Bill Freehan, R (1, 2) OBP: 0.268, SLG: 0.286		1B 1B BB		K		6-3				2	1	0	0	1	1	0
Dick McAuliffe, L (1, 6) OBP: 0.389, SLG: 0.518		1B 1-2 1B		2B 1B		1B				3	1	3	0	0	0	0
Hank Aguirre, R (1, 1) OBP: 0.235, SLG: 0.194		1-3 2-H 1B		K		F8				3	0	1	1	0	1	2
Inning Stats	R: 0 E: 0 K: 0 S: 3 H: 1 LOB: 1 BB: 1 P: 7	R: 1 E: 0 K: 1 S: 7 H: 2 LOB: 2 BB: 1 P: 11	R: 0 E: 0 K: 0 S: 4 H: 1 LOB: 2 BB: 1 P: 8	R: 1 E: 0 K: 2 S: 9 H: 2 LOB: 1 BB: 0 P: 9	R: 0 E: 0 K: 0 S: 3 H: 0 LOB: 0 BB: 0 P: 3	R: 0 E: 0 K: 0 S: 4 H: 1 LOB: 1 BB: 0 P: 4	R: 0 E: 0 K: 1 S: 5 H: 0 LOB: 0 BB: 0 P: 5	R: 0 E: 0 K: 0 S: 3 H: 0 LOB: 0 BB: 0 P: 3		1B: 6 2B: 1 3B: 0 HR: 0	SF: 0 SAC: 0 DP: 1 HBP: 0						

PITCHER		IP	WLS	BF	H	R	ER	SO	BB	IBB	HBP	BLK	WP	HR	S	P	ERA	WHIP
Rudy May, L ERA: 3.12	(1, 1)	7.0	L	30	7	2	2	4	3	0	0	0	0	0	35	47	2.57	1.429
Bob Lee, R ERA: 1.94	(8, 1)	1.0		3	0	0	0	0	0	0	0	0	0	0	3	3	0.00	0.000

PITCHER	IP	WLS	BF	H	R	ER	SO	BB	IBB	HBP	BLK	WP	HR	S	P	ERA	WHIP

BOTTOM

Los Angeles Angels @ Detroit Tigers

Tiger Stadium, Detroit, MI

Wed Jun 23 1965, 7:05 PM EDT

Att. 9,494 - Unknown

livebaseballscorecards.com

AB	30
R	2
H	7
RBI	2
BB	3
SO	4
LOB	9

1B: 6 2B: 1 3B: 0 HR: 0 SF: 0 SAC: 0 DP: 1 HBP: 0

WP: 0 PB: 2 SB: 0 CS: 0 PA: 33

Batter	1	2	3	4	5	6	7	8	9	AB	R	H	RBI	BB	SO	LOB
Al Spangler, L (1, 8) OBP: 0.276, SLG: 0.240	K		L8			1-3		F9		4	0	0	0	0	1	1
Albie Pearson, L (1, 9) OBP: 0.335, SLG: 0.342	L4			K		F4			G3	4	0	0	0	0	1	0
Jim Fregosi, R (1, 6) OBP: 0.293, SLG: 0.374	K2-3			HR		5-3			6-3	4	1	1	1	0	1	0
Willie Smith, L (1, 7) OBP: 0.285, SLG: 0.438		K		HR			G6-4-3 1B		1-3	4	1	2	1	0	1	0
Merritt Ranew, L (1, 2)		K		K			G6-4-3 1-2f			3	0	0	0	0	2	1
Vic Power, R (1, 3) OBP: 0.281, SLG: 0.386		1B		L8			F7			3	0	1	0	0	0	0
Paul Schaal, R (1, 5) OBP: 0.284, SLG: 0.380		K		F4				F9 SH1-4 1B		3	0	1	0	0	1	1
Julio Gotay, R (1, 4) OBP: 0.273, SLG: 0.315			K	F5				SH1-4 1-2		2	0	0	0	0	1	0
Fred Newman, R (1, 1) OBP: 0.162, SLG: 0.031			K	L8				F9 2-3		2	0	0	0	0	1	0
Joe Adcock, R (8, PH) OBP: 0.285, SLG: 0.411										1	0	0	0	0	0	1
Bob Lee, R (8, 1) OBP: 0.200, SLG: 0.444										0	0	0	0	0	0	0
Inning Stats	R: 0 E: 0 K: 2 S: 7 H: 0 LOB: 0 BB: 0 P: 7	R: 0 E: 0 K: 3 S: 10 H: 1 LOB: 1 BB: 0 P: 10	R: 0 E: 0 K: 2 S: 7 H: 0 LOB: 0 BB: 0 P: 7	R: 2 E: 0 K: 2 S: 9 H: 2 LOB: 0 BB: 0 P: 9	R: 0 E: 0 K: 0 S: 3 H: 0 LOB: 0 BB: 0 P: 3	R: 0 E: 0 K: 0 S: 3 H: 0 LOB: 0 BB: 0 P: 3	R: 0 E: 0 K: 0 S: 3 H: 1 LOB: 0 BB: 0 P: 3	R: 0 E: 0 K: 0 S: 4 H: 1 LOB: 1 BB: 0 P: 4	R: 0 E: 0 K: 0 S: 3 H: 0 LOB: 0 BB: 0 P: 3	1B: 3 2B: 0 3B: 0 HR: 2 SF: 0 SAC: 1 DP: 1 HBP: 0						

PITCHER	IP	WLS	BF	H	R	ER	SO	BB	IBB	HBP	BLK	WP	HR	S	P	ERA	WHIP
Denny McLain, R (1, 1) ERA: 3.76	9.0	W	31	5	2	2	9	0	0	0	0	0	2	49	49	2.00	0.556

PITCHER	IP	WLS	BF	H	R	ER	SO	BB	IBB	HBP	BLK	WP	HR	S	P	ERA	WHIP

TOP

Los Angeles Angels @ Detroit Tigers

Tiger Stadium, Detroit, MI

Thu Jun 24 1965, 4:33 AM EDT

Att. 6,382 - Unknown

livebaseballscorecards.com

AB	30
R	2
H	5
RBI	2
BB	0
SO	9
LOB	4

PA: 31

WP: 0
PB: 0
SB: 0
CS: 0

Batter	1	2	3	4	5	6	7	8	9	AB	R	H	RBI	BB	SO	LOB
Dick McAuliffe, L (1, 6) OBP: 0.387, SLG: 0.513	6-3		1-2 2B 3-H 1B		4-3			4-3		4	1	1	1	0	0	0
Jerry Lumpe, L (1, 4) OBP: 0.332, SLG: 0.344	5-3		1-H 2-H 2B		4-3			1B		4	0	2	2	0	0	0
Gates Brown, L (1, 9) OBP: 0.310, SLG: 0.409 Don Demeter, R (7, 9) OBP: 0.289, SLG: 0.339	4-3		F7			F7		F6		3 1	0 0	0 0	0 0	0 0	0 0	1 1
Al Kaline, R (1, 8) OBP: 0.393, SLG: 0.540		L8	BBBB FC6-4 BB			L5-3		L6		3	0	0	0	1	0	1
Willie Horton, R (1, 7) OBP: 0.381, SLG: 0.665		4-3	FC6-4 1-2f			SSS K				3	0	0	0	0	1	2
Norm Cash, L (1, 3) OBP: 0.344, SLG: 0.299		F7		BBBB G1-6-3 BB			4-3			2	0	0	0	1	0	0
Don Wert, R (1, 5) OBP: 0.327, SLG: 0.304			1B 1B	G1-6-3 1-2f			FC5-4 1B			3	1	2	0	0	0	1
Bill Freehan, R (1, 2) OBP: 0.269, SLG: 0.287			FC1-6 1-3 1B	G3			FC5-4 1-2f			3	0	1	0	0	0	1
Denny McLain, R (1, 1) OBP: 0.172, SLG: 0.111			FC1-6 1B 1-2f 2B		4-3		6-3			3	1	0	0	0	0	3
Inning Stats	R: 0 E: 0 K: 0 S: 3 H: 0 LOB: 0 BB: 0 P: 3	R: 0 E: 0 K: 0 S: 3 H: 0 LOB: 0 BB: 0 P: 3	R: 3 E: 0 K: 0 S: 7 H: 4 LOB: 2 BB: 1 P: 11	R: 0 E: 0 K: 0 S: 2 H: 0 LOB: 0 BB: 1 P: 6	R: 0 E: 0 K: 0 S: 3 H: 0 LOB: 0 BB: 0 P: 3	R: 0 E: 0 K: 1 S: 5 H: 0 LOB: 0 BB: 0 P: 5	R: 0 E: 1 K: 0 S: 4 H: 1 LOB: 1 BB: 0 P: 4	R: 0 E: 0 K: 0 S: 4 H: 1 LOB: 1 BB: 0 P: 4		1B: 5 2B: 1 3B: 0 HR: 0	SF: 0 SAC: 0 DP: 1 HBP: 0					

BOTTOM

Los Angeles Angels @ Detroit Tigers

Tiger Stadium, Detroit, MI

Thu Jun 24 1965, 4:33 AM EDT

Att. 6,382 - Unknown

livebaseballscorecards.com

AB	29
R	3
H	6
RBI	3
BB	2
SO	1
LOB	10

WP: 0 PB: 0 SB: 0 CS: 0 PA: 31

PITCHER		IP	WLS	BF	H	R	ER	SO	BB	IBB	HBP	BLK	WP	HR	S	P	ERA	WHIP
Fred Newman, R ERA: 3.32	(1, 1)	7.0	L	27	5	3	3	1	2	0	0	0	0	0	27	35	3.86	1.000
Bob Lee, R ERA: 1.91	(8, 1)	1.0		4	1	0	0	0	0	0	0	0	0	0	4	4	0.00	1.000

PITCHER	IP	WLS	BF	H	R	ER	SO	BB	IBB	HBP	BLK	WP	HR	S	P	ERA	WHIP

Batter	1	2	3	4	5	6	7	8	9	AB	R	H	RBI	BB	SO	LOB
Dick McAuliffe, L (1, 6) OBP: 0.385, SLG: 0.508	CS 1B		K			6-3	4-3			4	0	1	0	0	1	0
Jerry Lumpe, L (1, 4) OBP: 0.330, SLG: 0.342	F8 1-2			G3		E 1B E 1B		F7		4	1	1	0	0	0	1
Norm Cash, L (1, 3) OBP: 0.348, SLG: 0.299	FC4-6 1B			K		E6 1-2		BBBB 1B BB		3	0	1	0	1	1	1
Al Kaline, R (1, 8) OBP: 0.394, SLG: 0.554	FC4-6 1-2f			HR		L3 1B 1-2 2-3		G6-4-3 1B 1-2		4	1	2	1	0	0	3
Willie Horton, R (1, 7) OBP: 0.374, SLG: 0.651		E5 G5-4-3		F8		K		G6-4-3 1-2f		4	0	0	0	0	1	5
Don Demeter, R (1, 9) OBP: 0.293, SLG: 0.359		F8			HR	1B 1-2 2-3 3-H			K	4	1	2	2	0	1	1
Don Wert, R (1, 5) OBP: 0.322, SLG: 0.299		G5-4-3 1-2f			L8	5-3			F9	4	0	0	0	0	0	4
Bill Freehan, R (1, 2) OBP: 0.266, SLG: 0.283 Jackie Moore, R (6, 2) OBP: 0.171, SLG: 0.056			F8		6-3		5-3		F4	2 2	0 0	0 0	0 0	0 0	0 0	0 0
Dave Wickersham, R (1, 1) Fred Gladding, L (9, 1)			1-3		K		6-3			3 0	0 0	0 0	0 0	0 0	1 0	0 0
Inning Stats	R: 0 E: 0 K: 0 S: 4 H: 2 LOB: 1 BB: 0 P: 4	R: 0 E: 1 K: 0 S: 3 H: 0 LOB: 0 BB: 0 P: 3	R: 0 E: 0 K: 1 S: 5 H: 0 LOB: 0 BB: 0 P: 5	R: 1 E: 0 K: 1 S: 6 H: 1 LOB: 0 BB: 0 P: 6	R: 1 E: 0 K: 1 S: 6 H: 1 LOB: 0 BB: 0 P: 6	R: 1 E: 2 K: 1 S: 9 H: 2 LOB: 3 BB: 0 P: 9	R: 0 E: 0 K: 0 S: 3 H: 0 LOB: 0 BB: 0 P: 3	R: 0 E: 0 K: 0 S: 3 H: 1 LOB: 1 BB: 1 P: 7	R: 0 E: 0 K: 1 S: 5 H: 0 LOB: 0 BB: 0 P: 5	1B: 5 2B: 0 3B: 0 HR: 2 SF: 0 SAC: 0 DP: 2 HBP: 0						

TOP

Detroit Tigers @ Minnesota Twins

Metropolitan Stadium, Bloomington , MI

Fri Jun 25 1965, 8:05 PM EDT

Att. 26,998 - Unknown - 72 F

livebaseballscorecards.com

AB	34
R	3
H	7
RBI	3
BB	1
SO	5
LOB	15

WP: 0 PB: 0 SB: 0 CS: 1 PA: 35

PITCHER		IP	WLS	BF	H	R	ER	SO	BB	IBB	HBP	BLK	WP	HR	S	P	ERA	WHIP
Dave Boswell, R ERA: 2.82	(1, 1)	5.1		21	5	3	2	3	0	0	0	0	0	2	27	27	3.38	0.938
Al Worthington, R ERA: 1.93	(6, 1)	2.2		11	2	0	0	1	1	0	0	0	0	0	12	16	0.00	1.125
Johnny Klippstein, R ERA: 2.61	(9, 1)	1.0	W	3	0	0	0	1	0	0	0	0	0	0	5	5	0.00	0.000

PITCHER		IP	WLS	BF	H	R	ER	SO	BB	IBB	HBP	BLK	WP	HR	S	P	ERA	WHIP

Batter	1	2	3	4	5	6	7	8	9	AB	R	H	RBI	BB	SO	LOB
Zoilo Versalles, R (1, 6) OBP: 0.289, SLG: 0.436	6-3		F9		5-3			K		4	0	0	0	0	1	1
Sandy Valdespino, L (1, 7) OBP: 0.329, SLG: 0.358	L4		F3			K		F2		4	0	0	0	0	1	1
Tony Oliva, L (1, 9) OBP: 0.315, SLG: 0.460	HBP			BB		F9			L9	2	1	0	0	1	0	0
Jimmie Hall, L (1, 8) OBP: 0.378, SLG: 0.583	K			L7		K			L7	4	0	0	0	0	2	2
Harmon Killebrew, R (1, 5) Mudcat Grant, R (9, PR) OBP: 0.194, SLG: 0.219		F9		K			6-3		BB BB	3 0	0 1	0 0	0 0	1 0	1 0	1 0
Don Mincher, L (1, 3) OBP: 0.333, SLG: 0.456		K		1B			HR		1B BB	3	2	2	2	1	1	0
Bernie Allen, L (1, 4) OBP: 0.250, SLG: 0.267		4-3		G3			L7		1B	4	0	1	1	0	0	1
Jerry Zimmerman, R (1, 2) OBP: 0.244, SLG: 0.271 Rich Rollins, R (9, PH) OBP: 0.288, SLG: 0.339			F3		4-3		5-3		1B IBB	3 0	0 0	0 0	0 0	0 1	0 0	0 0
Dave Boswell, R (1, 1) OBP: 0.348, SLG: 0.409 Al Worthington, R (6, 1) Bob Allison, R (8, PH) OBP: 0.368, SLG: 0.477 Johnny Klippstein, R (9, 1) Joe Nossek, R (9, PH) OBP: 0.271, SLG: 0.378			E4	1B	1-3			4-3	1B	2 0 1 0 1	0 0 0 0 0	1 0 0 0 1	0 0 0 0 0	0 0 0 0 0	0 0 0 0 0	0 0 0 0 0
Inning Stats	R: 0 E: 0 K: 1 S: 5 H: 0 LOB: 1 BB: 0 P: 6	R: 0 E: 0 K: 1 S: 5 H: 0 LOB: 0 BB: 0 P: 5	R: 0 E: 1 K: 0 S: 4 H: 1 LOB: 1 BB: 0 P: 4	R: 1 E: 0 K: 1 S: 6 H: 1 LOB: 1 BB: 1 P: 10	R: 0 E: 0 K: 0 S: 3 H: 0 LOB: 0 BB: 0 P: 3	R: 0 E: 0 K: 2 S: 7 H: 0 LOB: 0 BB: 0 P: 7	R: 1 E: 0 K: 0 S: 4 H: 1 LOB: 0 BB: 0 P: 4	R: 0 E: 0 K: 1 S: 5 H: 0 LOB: 0 BB: 0 P: 5	R: 2 E: 0 K: 0 S: 4 H: 2 LOB: 3 BB: 3 P: 16	1B: 4 2B: 0 3B: 0 HR: 1 SF: 0 SAC: 0 DP: 0 HBP: 1						

PITCHER	IP	WLS	BF	H	R	ER	SO	BB	IBB	HBP	BLK	WP	HR	S	P	ERA	WHIP
Dave Wickersham, R (1, 1) ERA: 5.1	8.2	L	33	3	4	4	6	3	0	1	0	0	1	41	54	4.15	0.692
Fred Gladding, R (9, 1) ERA: 2.63	0.0		3	2	0	0	0	0	1	0	0	0	0	2	6	∞	∞

PITCHER	IP	WLS	BF	H	R	ER	SO	BB	IBB	HBP	BLK	WP	HR	S	P	ERA	WHIP

BOTTOM

Detroit Tigers @ Minnesota Twins

Metropolitan Stadium, Bloomington , MI

Fri Jun 25 1965, 8:05 PM EDT

Att. 26,998 - Unknown - 72 F

livebaseballscorecards.com

AB	31
R	4
H	5
RBI	4
BB	4
SO	6
LOB	6

WP: 0	PB: 0	SB: 1	CS: 0
PA: 36			

Batter	1	2	3	4	5	6	7	8	9	AB	R	H	RBI	BB	SO	LOB
Don Wert, R (1, 5) OBP: 0.320, SLG: 0.297	5-3	G4-6-3 1-2f			BB 1B 1-2 1B		F3	FC6-4 1B 1-2f		5	1	1	0	0	0	3
Jerry Lumpe, L (1, 4) OBP: 0.341, SLG: 0.347	1B 1B		P6		1B 1-2 2-3 BB		E 1B BB BB	FC6-4 1-2 1B		3	1	2	0	2	0	0
Don Demeter, R (1, 3) OBP: 0.296, SLG: 0.360	BB 1-3 1B	P6	P6		F3		E1 BB 1-3 SF7 1B	FC6-4 1-2f		5	1	2	0	0	0	5
Al Kaline, R (1, 8) OBP: 0.402, SLG: 0.558	FC6-4 1-2 BB	2B	2B		L4		SF7 BB IBB		1B E SH1-4 BB	2	1	1	0	3	0	3
Willie Horton, R (1, 7) OBP: 0.374, SLG: 0.642	K	5-3	5-3		FC6-4 1-2 2-H 3-H 1B		SF7 1-2 2-3 3-H BB		E4 SH1-4 1B 1-2	4	0	1	3	1	1	5
George Thomas, R (1, 9) OBP: 0.267, SLG: 0.381	FC6-4 1-2f			F9	FC6-4 1-2f		SF7 1-2 2-3 3-H		SH1-4 1-2 2-3 1B	4	0	1	1	0	0	5
Dick McAuliffe, L (1, 6) OBP: 0.381, SLG: 0.506		2B		K		K	6-3		K	5	0	1	0	0	3	5
Jackie Moore, R (1, 2) OBP: 0.200, SLG: 0.077		G4-6-3 1B		L9		F9		FC6-4 BB	SH1-4 1-2 2-3 3-H	3	0	1	1	1	0	0
Mickey Lolich, S (1, 1) OBP: 0.135, SLG: 0.111		P1			BB 1B 1B 1B	K	K	K	K	3	1	1	0	0	1	2
Larry Sherry, R (7, 1) OBP: 0.429, SLG: 0.667										0	0	0	0	0	0	0
Ron Nischwitz, S (7, 1)										1	0	0	0	0	1	1
Terry Fox, R (8, 1)										1	0	0	0	0	1	2
Inning Stats	R: 0 E: 0 K: 1 S: 7 H: 2 LOB: 3 BB: 1 P: 11	R: 0 E: 0 K: 0 S: 4 H: 2 LOB: 1 BB: 0 P: 4	R: 0 E: 0 K: 0 S: 4 H: 1 LOB: 1 BB: 0 P: 4	R: 0 E: 0 K: 1 S: 5 H: 0 LOB: 0 BB: 0 P: 5	R: 2 E: 0 K: 0 S: 6 H: 3 LOB: 2 BB: 1 P: 10	R: 0 E: 0 K: 2 S: 7 H: 0 LOB: 0 BB: 0 P: 7	R: 2 E: 1 K: 0 S: 4 H: 1 LOB: 2 BB: 3 P: 16	R: 0 E: 0 K: 1 S: 6 H: 1 LOB: 2 BB: 1 P: 10	R: 1 E: 1 K: 2 S: 9 H: 1 LOB: 2 BB: 1 P: 13	1B: 9 2B: 2 3B: 0 HR: 0 SF: 1 SAC: 1 DP: 1 HBP: 0						

TOP

Detroit Tigers @ Minnesota Twins

Metropolitan Stadium, Bloomington , MI

Sat Jun 26 1965, 4:33 AM EDT

Att. 20,181 - Unknown - 69 F

livebaseballscorecards.com

AB	36
R	5
H	11
RBI	5
BB	7
SO	7
LOB	31

PITCHER		IP	WLS	BF	H	R	ER	SO	BB	IBB	HBP	BLK	WP	HR	S	P	ERA	WHIP
Bill Pleis, L ERA: 1.91	(1, 1)	4.0	L	20	7	2	2	2	2	0	0	0	0	0	22	30	4.50	2.250
Jim Perry, R ERA: 3.38	(5, 1)	2.0		7	1	0	0	2	0	0	0	0	0	0	11	11	0.00	0.500
Dick Stigman, L ERA: 4.32	(7, 1)	1.0		7	1	2	2	0	2	1	0	0	0	0	4	16	18.00	3.000
Jerry Fosnow, L ERA: 3.52	(8, 1)	1.1		9	2	1	0	2	2	0	0	0	0	0	11	19	0.00	3.000
Johnny Klippstein, R ERA: 2.56	(9, 1)	0.2		2	0	0	0	1	0	0	0	0	0	0	4	4	0.00	0.000

PITCHER	IP	WLS	BF	H	R	ER	SO	BB	IBB	HBP	BLK	WP	HR	S	P	ERA	WHIP

BOTTOM

Batter	1	2	3	4	5	6	7	8	9	AB	R	H	RBI	BB	SO	LOB
Zoilo Versalles, R (1, 6) OBP: 0.295, SLG: 0.442	0-0 2B	H 1-0 HBP				0-0 1B 1B 1B		0-0 ① F9		3	1	2	0	0	0	0
Joe Nossek, R (1, 5) OBP: 0.288, SLG: 0.388	S S S 0-3 ① K	x 0-0 ③ F5				x 0-0 1B 1-3 1B		x 0-0 FC4-6 1B		4	0	2	0	0	1	2
Tony Oliva, L (1, 9) OBP: 0.314, SLG: 0.457	x 0-0 ② 4-3			S S S 0-3 ① K		x 0-0 G5-3 1-2 3-H 1B		x 0-0 ② FC4-6 1B 1-2f WP		4	1	1	1	0	1	2
Harmon Killebrew, R (1, 3) OBP: 0.352, SLG: 0.464	S S S 0-3 ③ K			S S S 0-3 ② K		x 0-0 ② ③ G5-3 1-2f		x 0-0 WP 1-3 1B		4	0	1	0	0	2	3
Bob Allison, R (1, 7) OBP: 0.362, SLG: 0.468		S S S 0-3 ① K		S S S 0-3 ③ K			x 0-0 ① 5-3	x 0-0 ③ F6 1-2 3-H		4	0	0	0	0	2	1
Jimmie Hall, L (1, 8) OBP: 0.376, SLG: 0.575		S S S 0-3 ② K			S S S 0-3 ① K		B B B B 4-0 WP 1B BB		x 0-0 ① 6-3	3	0	0	0	1	2	0
Rich Rollins, R (1, 4) OBP: 0.291, SLG: 0.339		x 0-0 ③ F5			x 0-0 ② F9		x 0-0 WP 1-2 1B		B B B B 4-0 BB	3	0	1	0	1	0	0
Jerry Zimmerman, R (1, 2) OBP: 0.239, SLG: 0.264		x 0-0 ① L5			x 0-0 ③ F9		x 0-0 ② F6 1-2 2-3		S S S 0-3 ② K	2	0	0	0	0	0	0
Don Mincher, L (7, PH) OBP: 0.328, SLG: 0.448										1	0	0	0	0	0	2
John Sevcik, R (8, 2)										1	0	0	0	0	1	1
Bill Pleis, L (1, 1)		S S S 0-3 ② K				S S S 0-3 ① K	S S S 0-3 ③ K		x 0-0 ③ L7	1	0	0	0	0	1	0
Jim Perry, S (5, 1)										0	0	0	0	0	0	0
Sandy Valdespino, L (6, PH) OBP: 0.325, SLG: 0.353										1	0	0	0	0	1	0
Dick Stigman, R (7, 1)										0	0	0	0	0	0	0
Jerry Kindall, R (7, PH) OBP: 0.279, SLG: 0.312										1	0	0	0	0	1	2
Jerry Fosnow, R (8, 1)										0	0	0	0	0	0	0
Johnny Klippstein, R (9, 1)										0	0	0	0	0	0	0
Bernie Allen, L (9, PH) OBP: 0.235, SLG: 0.250										1	0	0	0	0	0	1
Inning Stats	R: 0 E: 0 K: 2 S: 8 H: 1 LOB: 1 BB: 0 P: 8	R: 0 E: 0 K: 2 S: 7 H: 0 LOB: 0 BB: 0 P: 7	R: 0 E: 0 K: 1 S: 5 H: 0 LOB: 1 BB: 0 P: 6	R: 0 E: 0 K: 3 S: 9 H: 0 LOB: 0 BB: 0 P: 9	R: 0 E: 0 K: 1 S: 5 H: 0 LOB: 0 BB: 0 P: 5	R: 1 E: 0 K: 1 S: 7 H: 3 LOB: 1 BB: 0 P: 7	R: 0 E: 0 K: 1 S: 6 H: 1 LOB: 2 BB: 1 P: 10	R: 1 E: 0 K: 0 S: 5 H: 2 LOB: 1 BB: 0 P: 5	R: 0 E: 0 K: 1 S: 5 H: 0 LOB: 1 BB: 1 P: 9	1B: 6 2B: 1 3B: 0 HR: 0	SF: 0 SAC: 0 DP: 1 HBP: 1						

PITCHER		IP	WLS	BF	H	R	ER	SO	BB	IBB	HBP	BLK	WP	HR	S	P	ERA	WHIP
Mickey Lolich, L ERA: 3.38	(1, 1)	6.0	W	22	4	1	1	10	0	0	1	0	0	0	41	42	1.50	0.667
Larry Sherry, R ERA: 2.93	(7, 1)	0.1		3	1	0	0	0	1	0	0	0	0	0	2	6	0.00	6.000
Ron Nischwitz, L ERA: 1.93	(7, 1)	1.1		6	2	1	0	1	0	0	0	0	1	0	8	8	0.00	1.500
Terry Fox, R ERA: 1.89	(8, 1)	1.1	S	5	0	0	0	1	1	0	0	0	1	0	6	10	0.00	0.750

PITCHER	IP	WLS	BF	H	R	ER	SO	BB	IBB	HBP	BLK	WP	HR	S	P	ERA	WHIP

Detroit Tigers @ Minnesota Twins

Metropolitan Stadium, Bloomington , MI

Sat Jun 26 1965, 4:33 AM EDT

Att. 20,181 - Unknown - 69 F

livebaseballscorecards.com

AB	33
R	2
H	7
RBI	1
BB	2
SO	12
LOB	14

WP: 2 PA: 36
PB: 0
SB: 0
CS: 0

Batter	1	2	3	4	5	6	7	8	9	AB	R	H	RBI	BB	SO	LOB
Dick McAuliffe, L (1, 6) OBP: 0.385, SLG: 0.508	G1-6-3 1B		3-H 1B		1B 1B		3-1		F8	5	0	3	1	0	0	0
Jerry Lumpe, L (1, 4) OBP: 0.342, SLG: 0.348	G1-6-3 1-2f		G3		1-2 1B		1B 1B		G3	5	0	2	0	0	0	2
Gates Brown, L (1, 7) OBP: 0.303, SLG: 0.394	6-3			K	F9		1-3 1B		F7	5	0	1	0	0	1	2
Willie Horton, R (1, 9) OBP: 0.381, SLG: 0.643		G6-4-3 1B		HR BB		1B 1B	K			3	1	2	0	1	1	2
Norm Cash, L (1, 3) OBP: 0.340, SLG: 0.291		F7		F7	F7			F3		4	0	0	0	0	0	3
Don Demeter, R (1, 8) OBP: 0.300, SLG: 0.379		G6-4-3 1-2f		1-H HR		1-2 1B		K		4	1	2	2	0	1	1
Don Wert, R (1, 5) OBP: 0.323, SLG: 0.305			6-3 1B 2B	K	K			1B E 1B		4	2	2	0	0	2	2
Jackie Moore, R (1, 2) OBP: 0.204, SLG: 0.093			6-3 2-3		F7	F9		E9 FC1-4 1-H 1B		4	0	1	0	0	0	3
Joe Sparma, R (1, 1) OBP: 0.227, SLG: 0.238 Jake Wood, R (7, PH) OBP: 0.311, SLG: 0.377 Orlando Pena, R (7, 1) OBP: 0.200, SLG: 0.111 Al Kaline, R (8, PH) OBP: 0.401, SLG: 0.556 Fred Gladding, L (8, 1) OBP: 0.111, SLG: 0.111 Phil Regan, R (8, 1) OBP: 0.111, SLG: 0.111			K		K		K	FC1-4 1-2f		2 1 0 1 0 0	0 0 0 0 0 0	0 0 0 0 0 0	0 0 0 0 0 0	0 0 0 0 0 0	2 1 0 0 0 0	1 0 0 1 0 0
Inning Stats	R: 0 E: 0 K: 0 S: 3 H: 1 LOB: 0 BB: 0 P: 3	R: 0 E: 0 K: 0 S: 3 H: 1 LOB: 0 BB: 0 P: 3	R: 1 E: 0 K: 1 S: 7 H: 2 LOB: 1 BB: 0 P: 7	R: 2 E: 0 K: 2 S: 8 H: 1 LOB: 0 BB: 1 P: 12	R: 0 E: 0 K: 1 S: 7 H: 2 LOB: 2 BB: 0 P: 7	R: 0 E: 0 K: 1 S: 7 H: 2 LOB: 2 BB: 0 P: 7	R: 0 E: 0 K: 2 S: 9 H: 2 LOB: 2 BB: 0 P: 9	R: 1 E: 1 K: 1 S: 7 H: 2 LOB: 1 BB: 0 P: 7	R: 0 E: 0 K: 0 S: 3 H: 0 LOB: 0 BB: 0 P: 3	1B: 11 2B: 1 3B: 0 HR: 1 SF: 0 SAC: 0 DP: 2 HBP: 0						

PITCHER		IP	WLS	BF	H	R	ER	SO	BB	IBB	HBP	BLK	WP	HR	S	P	ERA	WHIP
Mudcat Grant, R ERA: 3.57	(1, 1)	6.2		30	11	3	3	6	1	0	0	0	0	1	41	45	4.05	1.800
Al Worthington, R ERA: 1.78	(7, 1)	2.1	W	9	2	1	0	2	0	0	0	0	0	0	13	13	0.00	0.857

PITCHER	IP	WLS	BF	H	R	ER	SO	BB	IBB	HBP	BLK	WP	HR	S	P	ERA	WHIP

TOP

Detroit Tigers @ Minnesota Twins

Metropolitan Stadium, Bloomington , MI

Sun Jun 27 1965, 4:33 AM EDT

Unknown - 82 F

livebaseballscorecards.com

AB	38
R	4
H	13
RBI	3
BB	1
SO	8
LOB	17

PA: 39

WP: 0 PB: 0 SB: 0 CS: 0

Batter	1	2	3	4	5	6	7	8	9	AB	R	H	RBI	BB	SO	LOB
Zoilo Versalles, R (1, 6) OBP: 0.303, SLG: 0.455	E 1B 1B	HR		K			BB	BB		3	2	2	1	2	1	1
Sandy Valdespino, L (1, 7) OBP: 0.317, SLG: 0.333	E1 S 1B 1-3	5-3 ②			2B 4-3 BB		FC1-6 S ① 1-2f	5-3 ③		4	2	0	0	1	0	4
Tony Oliva, L (1, 9) OBP: 0.313, SLG: 0.458	K ① 1-2	3-1 ③			4-3 2B 1-3		F7 ② 1-2			4	0	1	0	0	1	3
Jimmie Hall, L (1, 8) OBP: 0.370, SLG: 0.565	K ②		L8 ①		4-3 ① 2-3 3-H		1-3 ③			4	0	0	1	0	1	4
Harmon Killebrew, R (1, 5) OBP: 0.354, SLG: 0.464	2B 1B 2-H 3-H		P6 ②		K			HR 1B		4	1	2	2	0	1	1
Don Mincher, L (1, 3) OBP: 0.338, SLG: 0.516	2B 1-3		K ③		F5 ③			HR 1-H		4	1	2	2	0	1	1
Bernie Allen, L (1, 4) OBP: 0.286, SLG: 0.222	IBB			BB		F7 ①		6-3 ①		2	0	0	0	2	0	0
Jerry Zimmerman, R (1, 2) OBP: 0.240, SLG: 0.264	5-3 ③			K ①		F7 ②		SH1-4 1B		4	0	1	0	0	1	4
Mudcat Grant, R (1, 1) OBP: 0.179, SLG: 0.200 Al Worthington, R (7, 1)		F4 ①		K ②		K ③		SH1-4 1-2 ②		3 0	0 0	0 0	0 0	0 0	2 0	1 0
Inning Stats	R: 2 E: 1 K: 2 S: 11 H: 3 LOB: 3 BB: 1 P: 15	R: 1 E: 0 K: 0 S: 4 H: 1 LOB: 0 BB: 0 P: 4	R: 0 E: 0 K: 1 S: 5 H: 0 LOB: 0 BB: 0 P: 5	R: 0 E: 0 K: 3 S: 9 H: 0 LOB: 1 BB: 1 P: 13	R: 1 E: 0 K: 1 S: 6 H: 1 LOB: 1 BB: 1 P: 10	R: 0 E: 0 K: 1 S: 5 H: 0 LOB: 0 BB: 0 P: 5	R: 0 E: 0 K: 0 S: 3 H: 0 LOB: 1 BB: 1 P: 7	R: 2 E: 0 K: 0 S: 6 H: 3 LOB: 2 BB: 1 P: 10		1B: 4 2B: 2 3B: 0 HR: 2	SF: 0 SAC: 1 DP: 0 HBP: 0					

PITCHER		IP	WLS	BF	H	R	ER	SO	BB	IBB	HBP	BLK	WP	HR	S	P	ERA	WHIP
Joe Sparma, R ERA: 3.39	(1, 1)	6.0		27	5	4	2	8	2	1	0	0	0	1	40	52	3.00	1.167
Orlando Pena, R ERA: 6.69	(7, 1)	1.0		4	0	0	0	0	1	0	0	0	0	0	3	7	0.00	1.000
Fred Gladding, R ERA: 3.02	(8, 1)	0.2	L	6	3	2	2	0	1	0	0	0	0	1	5	9	27.00	6.000
Phil Regan, R ERA: 4.99	(8, 1)	0.1		1	0	0	0	0	0	0	0	0	0	0	1	1	0.00	0.000

PITCHER	IP	WLS	BF	H	R	ER	SO	BB	IBB	HBP	BLK	WP	HR	S	P	ERA	WHIP

BOTTOM

Detroit Tigers @ Minnesota Twins

Metropolitan Stadium, Bloomington , MI

Sun Jun 27 1965, 4:33 AM EDT

Unknown - 82 F

livebaseballscorecards.com

AB	32
R	6
H	8
RBI	6
BB	5
SO	8
LOB	19

WP: 0	PB: 0	SB: 2	CS: 0
PA: 38			

Batter	1	2	3	4	5	6	7	8	9	10	AB	R	H	RBI	BB	SO	LOB
Don Wert, R (1, 5) OBP: 0.320, SLG: 0.302	6-3		F9	1-2 1B			F5		K		5	0	1	0	0	1	0
Jerry Lumpe, L (1, 4) OBP: 0.339, SLG: 0.341	E4 1B 1B		P6	K			3-1		BB		4	1	0	0	1	1	2
Ray Oyler, R (9, PR) (9, 4) OBP: 0.261, SLG: 0.227											0	0	0	0	0	0	0
Don Demeter, R (1, 3) OBP: 0.307, SLG: 0.400	3-1 1B 1-3 1B		S 2B 1B		F4			HR	F7		5	2	3	1	0	0	1
Al Kaline, R (1, 8) OBP: 0.409, SLG: 0.566	3-1 1-2 3-H 1B		1-H 2B		K			HR 1B		G6-4-3 1B	5	1	4	2	0	1	0
Willie Horton, R (1, 7) OBP: 0.382, SLG: 0.650	3-1 1-2 2-3		BB		F8			1-H HR		G6-4-3 1-2f	4	1	1	2	1	0	3
George Thomas, R (1, 9) OBP: 0.264, SLG: 0.373	5-6-3		F8			F9		4-3		1B	5	0	1	0	0	0	4
Dick McAuliffe, L (1, 6) OBP: 0.382, SLG: 0.502		F8		4-3		G4-6-3 1B		K		P5	5	0	1	0	0	1	1
Jackie Moore, R (1, 2) OBP: 0.208, SLG: 0.106		6-3		1B 1B		G4-6-3 1-2f		5-3			4	0	1	0	0	0	1
Hank Aguirre, R (1, 1) OBP: 0.216, SLG: 0.176		K		K			K			P4	3	0	0	0	0	3	1
Orlando Pena, R (7, 1) OBP: 0.200, SLG: 0.111											0	0	0	0	0	0	0
Gates Brown, L (9, PH) OBP: 0.299, SLG: 0.389											1	0	0	0	0	0	0
Larry Sherry, R (9, 1) OBP: 0.429, SLG: 0.667											0	0	0	0	0	0	0
Inning Stats	R: 1 E: 1 K: 0 S: 6 H: 2 LOB: 2 BB: 0 P: 6	R: 0 E: 0 K: 1 S: 5 H: 0 LOB: 0 BB: 0 P: 5	R: 1 E: 0 K: 0 S: 5 H: 2 LOB: 2 BB: 1 P: 9	R: 0 E: 0 K: 2 S: 9 H: 2 LOB: 2 BB: 0 P: 9	R: 0 E: 0 K: 1 S: 5 H: 0 LOB: 0 BB: 0 P: 5	R: 0 E: 0 K: 0 S: 3 H: 1 LOB: 0 BB: 0 P: 3	R: 0 E: 0 K: 1 S: 5 H: 0 LOB: 0 BB: 0 P: 5	R: 3 E: 0 K: 1 S: 8 H: 3 LOB: 0 BB: 0 P: 8	R: 0 E: 0 K: 1 S: 5 H: 0 LOB: 1 BB: 1 P: 9	R: 0 E: 0 K: 0 S: 4 H: 2 LOB: 1 BB: 0 P: 4	1B: 9 2B: 1 3B: 0 HR: 2	SF: 0 SAC: 0 DP: 2 HBP: 0						

PITCHER		IP	WLS	BF	H	R	ER	SO	BB	IBB	HBP	BLK	WP	HR	S	P	ERA	WHIP
Mel Nelson, L ERA: 4.33	(1, 1)	4.0		20	6	2	1	3	1	0	0	0	0	0	25	29	2.25	1.750
Jim Perry, R ERA: 3.34	(5, 1)	3.0		10	2	1	1	2	0	0	0	0	0	1	14	14	3.00	0.667
Johnny Klippstein, R ERA: 3.03	(8, 1)	1.0		5	2	2	2	1	0	0	0	0	0	1	7	7	18.00	2.000
Al Worthington, R ERA: 1.72	(9, 1)	1.0		4	0	0	0	1	1	0	0	0	0	0	5	9	0.00	1.000
Bill Pleis, L ERA: 1.84	(10, 1)	1.0	W	4	2	0	0	0	0	0	0	0	0	0	4	4	0.00	2.000

PITCHER	IP	WLS	BF	H	R	ER	SO	BB	IBB	HBP	BLK	WP	HR	S	P	ERA	WHIP

TOP

Detroit Tigers @ Minnesota Twins

Metropolitan Stadium, Bloomington , MI

Sun Jun 27 1965, 4:38 AM EDT
Att. 32,146 - Unknown - 82 F

livebaseballscorecards.com

AB	41
R	5
H	12
RBI	5
BB	2
SO	7
LOB	13

WP: 0 PB: 0 SB: 1 CS: 0 PA: 43

Detroit Tigers @ Minnesota Twins

Metropolitan Stadium, Bloomington , MI

Sun Jun 27 1965, 4:38 AM EDT

Att. 32,146 - Unknown - 82 F

livebaseballscorecards.com

BOTTOM

Batter	1	2	3	4	5	6	7	8	9	10	AB	R	H	RBI	BB	SO	LOB
Zoilo Versalles, R (1, 6) OBP: 0.304, SLG: 0.452	L6	K		1B			1B	K		L8	6	1	2	1	0	2	4
Joe Nossek, R (1, 5) OBP: 0.328, SLG: 0.407	L6		SH5-3 HBP	5-3			1B		2B G1-2-3	1B	5	1	3	1	0	0	2
Tony Oliva, L (1, 9) OBP: 0.319, SLG: 0.464	WP BB		SH5-3	F5			1B		2B		3	0	2	1	1	0	0
Harmon Killebrew, R (1, 3) OBP: 0.355, SLG: 0.461	6-3	K		L6			1B		IBB		4	0	1	1	1	1	2
Bob Allison, R (1, 7) OBP: 0.358, SLG: 0.466		2B	6-3	L5			K		F2		5	1	1	0	0	1	6
Jimmie Hall, L (1, 8) OBP: 0.371, SLG: 0.566		SH5-3 1B		SH1-3 1B		F7	4-3		G1-2-3		5	2	2	1	0	0	5
Rich Rollins, R (1, 4) OBP: 0.296, SLG: 0.341		SH5-3		SH1-3		5-3		E HBP		SH3-4 1B	2	1	1	0	0	0	0
Jerry Zimmerman, R (1, 2) OBP: 0.240, SLG: 0.263		SH5-4		P5		5-3		K		SH3-4	4	0	1	1	0	1	2
Mel Nelson, R (1, 1)											0	0	0	0	0	0	0
Sandy Valdespino, L (4, PH) OBP: 0.325, SLG: 0.333											0	0	0	0	1	0	0
Jim Perry, S (5, 1)											1	0	0	0	0	0	0
Johnny Klippstein, R (8, 1)											0	0	0	0	0	0	0
Don Mincher, L (8, PH) OBP: 0.333, SLG: 0.508											1	0	0	0	0	1	1
Al Worthington, R (9, 1)											0	0	0	0	0	0	0
Bill Pleis, L (10, 1)											0	0	0	0	0	0	0
Bernie Allen, L (10, PH) OBP: 0.318, SLG: 0.222				BB			F7	K		IBB	0	0	0	0	1	0	0
Inning Stats	R: 0 E: 0 K: 0 S: 3 H: 0 LOB: 1 BB: 1 P: 7	R: 2 E: 0 K: 1 S: 8 H: 3 LOB: 1 BB: 0 P: 8	R: 0 E: 0 K: 1 S: 5 H: 0 LOB: 1 BB: 0 P: 6	R: 1 E: 0 K: 0 S: 5 H: 2 LOB: 2 BB: 1 P: 9	R: 0 E: 0 K: 0 S: 3 H: 0 LOB: 0 BB: 0 P: 3	R: 0 E: 0 K: 0 S: 3 H: 0 LOB: 0 BB: 0 P: 3	R: 2 E: 0 K: 1 S: 9 H: 4 LOB: 2 BB: 0 P: 9	R: 0 E: 1 K: 3 S: 9 H: 0 LOB: 1 BB: 0 P: 10	R: 0 E: 0 K: 0 S: 4 H: 2 LOB: 2 BB: 1 P: 8	R: 1 E: 0 K: 0 S: 4 H: 2 LOB: 2 BB: 1 P: 8	1B: 10 2B: 3 3B: 0 HR: 0 SF: 0 SAC: 5 DP: 1 HBP: 2						

AB	36
R	6
H	13
RBI	6
BB	4
SO	6
LOB	22

WP: 1 PA: 47
PB: 0
SB: 0
CS: 0

PITCHER		IP	WLS	BF	H	R	ER	SO	BB	IBB	HBP	BLK	WP	HR	S	P	ERA	WHIP
Hank Aguirre, L ERA: 3.02	(1, 1)	6.1		30	8	5	5	2	2	0	1	0	1	0	31	40	7.11	1.579
Orlando Pena, R ERA: 6.39	(7, 1)	1.2		7	1	0	0	4	0	0	1	0	0	0	14	15	0.00	0.600
Larry Sherry, R ERA: 3.02	(9, 1)	1.2	L	10	4	1	1	0	0	2	0	0	0	0	8	16	5.40	2.400

PITCHER		IP	WLS	BF	H	R	ER	SO	BB	IBB	HBP	BLK	WP	HR	S	P	ERA	WHIP

Batter	1	2	3	4	5	6	7	8	9	AB	R	H	RBI	BB	SO	LOB
Dick McAuliffe, L (1, 6) OBP: 0.380, SLG: 0.496	S S S 0-3 ① K		S S S 0-3 ③ K			B B B B 4-0 FC5-4 BB	x 0-0 ③ F8			3	0	0	0	1	2	0
Jerry Lumpe, L (1, 4) OBP: 0.341, SLG: 0.344	x 0-0 ② 4-3			x 0-0 4-3 1B		x 0-0 ① FC5-4 E 1-2f 1B		x 0-0 FC4-6 1B		4	1	2	0	0	0	1
Gates Brown, L (1, 7) OBP: 0.284, SLG: 0.368	x 0-0 ③ F7			x 0-0 ① 4-3 1-2		x 0-0 E3 1B 1-2 SF9		x 0-0 ① FC4-6 S 1-2f		4	1	0	0	0	0	3
Al Kaline, R (1, 8) OBP: 0.406, SLG: 0.560		x 0-0 ① L9		x 0-0 ② L6		x 0-0 1-3 2-H 1B		S S S 0-3 ② K 1-2		4	0	1	1	0	1	2
Willie Horton, R (1, 9) OBP: 0.375, SLG: 0.640 George Thomas, R (8, 9) OBP: 0.264, SLG: 0.373		x 0-0 ② F9		x 0-0 ③ 5-3		x 0-0 ② SF9 3-H		S S S 0-3 ③ K		3 0	0 0	0 0	1 0	0 0	1 0	2 0
Norm Cash, L (1, 3) OBP: 0.344, SLG: 0.303		x 0-0 FC5-4 1B			x 0-0 F8 SF8 2B	x 0-0 ③ F7			x 0-0 ① F4	4	1	2	0	0	0	1
Don Wert, R (1, 5) OBP: 0.319, SLG: 0.313		x 0-0 ③ FC5-4 1-2f			x 0-0 ① F8 2-3		x 0-0 HR		x 0-0 ② F4	4	1	1	1	0	0	2
Jackie Moore, R (1, 2) OBP: 0.193, SLG: 0.100			x 0-0 ① 5-3		x 0-0 ② SF8 3-H		x 0-0 ① F3		S S S 0-3 ③ K	3	0	0	1	0	1	0
Denny McLain, R (1, 1) OBP: 0.156, SLG: 0.100 Orlando Pena, R (9, 1) OBP: 0.200, SLG: 0.111			S S S 0-3 ② K		x 0-0 ③ 3-1		x 0-0 ② 6-3			3 0	0 0	0 0	0 0	0 0	1 0	0 0
Inning Stats	R: 0 E: 0 K: 1 S: 5 H: 0 LOB: 0 BB: 0 P: 5	R: 0 E: 0 K: 0 S: 4 H: 1 LOB: 1 BB: 0 P: 4	R: 0 E: 0 K: 2 S: 7 H: 0 LOB: 0 BB: 0 P: 7	R: 0 E: 0 K: 0 S: 4 H: 1 LOB: 1 BB: 0 P: 4	R: 1 E: 0 K: 0 S: 4 H: 1 LOB: 0 BB: 0 P: 4	R: 2 E: 1 K: 0 S: 5 H: 1 LOB: 1 BB: 1 P: 9	R: 1 E: 0 K: 0 S: 4 H: 1 LOB: 0 BB: 0 P: 4	R: 0 E: 0 K: 2 S: 8 H: 1 LOB: 1 BB: 0 P: 8	R: 0 E: 0 K: 1 S: 5 H: 0 LOB: 0 BB: 0 P: 5	1B: 4 2B: 1 3B: 0 HR: 1	SF: 2 SAC: 0 DP: 0 HBP: 0						

PITCHER	IP	WLS	BF	H	R	ER	SO	BB	IBB	HBP	BLK	WP	HR	S	P	ERA	WHIP
Wally Bunker, R (1, 1) ERA: 3.48	7.0	L	28	5	4	2	3	1	0	0	0	0	1	33	37	2.57	0.857
Don Larsen, R (8, 1) ERA: 4.08	2.0		7	1	0	0	3	0	0	0	0	0	0	13	13	0.00	0.500

PITCHER	IP	WLS	BF	H	R	ER	SO	BB	IBB	HBP	BLK	WP	HR	S	P	ERA	WHIP

TOP

Detroit Tigers @ Baltimore Orioles

Memorial Stadium, Baltimore, MD

Mon Jun 28 1965, 7:05 PM EDT

Att. 13,215 - Unknown

livebaseballscorecards.com

AB	32
R	4
H	6
RBI	4
BB	1
SO	6
LOB	11

WP: 0 PA: 35
PB: 0
SB: 1
CS: 0

Batter	1	2	3	4	5	6	7	8	9	AB	R	H	RBI	BB	SO	LOB
Luis Aparicio, R (1, 6) OBP: 0.270, SLG: 0.369	F5		F9		FC5-4 1-2f			4-3 3B		4	1	1	0	0	0	2
Russ Snyder, L (1, 8) OBP: 0.329, SLG: 0.308	K		F6			F7		4-3 3-H		4	0	0	1	0	1	1
John Orsino, R (1, 2) OBP: 0.333, SLG: 0.441	F7			F6		F5		F7		4	0	0	0	0	0	0
Brooks Robinson, R (1, 5) OBP: 0.354, SLG: 0.424		6-3		L8		L8		F4		4	0	0	0	0	0	0
Curt Blefary, L (1, 9) OBP: 0.411, SLG: 0.503		FC4-6 1B		BBBB BB			1B 1B		G3	3	0	2	0	1	0	0
Boog Powell, L (1, 3) OBP: 0.304, SLG: 0.344		FC4-6 1-2f		SSS K			1-2 1B		3-1	4	0	1	0	0	1	2
Jerry Adair, R (1, 4) OBP: 0.307, SLG: 0.323		SSS K			L8		SSS K		E7 HR 1B	4	1	1	0	0	2	3
Sam Bowens, R (1, 7) OBP: 0.168, SLG: 0.245			BBBB S BB		F9		F5		2-H HR	3	1	1	2	1	0	2
Wally Bunker, R (1, 1) OBP: 0.375, SLG: 0.167 Charlie Lau, L (7, PH) OBP: 0.345, SLG: 0.510 Don Larsen, R (8, 1) OBP: 0.333, SLG: 0.333 Norm Siebern, L (9, PH) OBP: 0.363, SLG: 0.442			F2 1-2		BBBB FC5-4 BB		SSS K		SSS K	1 1 0 1	0 0 0 0	0 0 0 0	0 0 0 0	1 0 0 1	0 1 0 0	1 2 0 0
Inning Stats	R: 0 E: 0 K: 1 S: 5 H: 0 LOB: 0 BB: 0 P: 5	R: 0 E: 0 K: 1 S: 6 H: 1 LOB: 1 BB: 0 P: 6	R: 0 E: 0 K: 0 S: 3 H: 0 LOB: 1 BB: 1 P: 7	R: 0 E: 0 K: 1 S: 5 H: 0 LOB: 1 BB: 1 P: 9	R: 0 E: 0 K: 0 S: 3 H: 0 LOB: 1 BB: 1 P: 7	R: 0 E: 0 K: 0 S: 3 H: 0 LOB: 0 BB: 0 P: 3	R: 0 E: 0 K: 2 S: 9 H: 2 LOB: 2 BB: 0 P: 9	R: 1 E: 0 K: 0 S: 4 H: 1 LOB: 0 BB: 0 P: 4	R: 2 E: 1 K: 1 S: 7 H: 2 LOB: 0 BB: 0 P: 7	1B: 4 2B: 0 3B: 1 HR: 1 SF: 0 SAC: 0 DP: 0 HBP: 0						

PITCHER	IP	WLS	BF	H	R	ER	SO	BB	IBB	HBP	BLK	WP	HR	S	P	ERA	WHIP
Denny McLain, R (1, 1) ERA: 3.7	8.2	W	35	6	3	3	5	3	0	0	0	0	1	42	54	3.12	1.038
Orlando Pena, R (9, 1) ERA: 6.34	0.1	S	1	0	0	0	1	0	0	0	0	0	0	3	3	0.00	0.000

PITCHER	IP	WLS	BF	H	R	ER	SO	BB	IBB	HBP	BLK	WP	HR	S	P	ERA	WHIP

BOTTOM

Detroit Tigers @ Baltimore Orioles

Memorial Stadium, Baltimore, MD

Mon Jun 28 1965, 7:05 PM EDT

Att. 13,215 - Unknown

livebaseballscorecards.com

AB	33
R	3
H	6
RBI	3
BB	3
SO	6
LOB	13

WP: 0	PA: 36
PB: 0	
SB: 1	
CS: 0	

Batter	1	2	3	4	5	6	7	8	9	AB	R	H	RBI	BB	SO	LOB
Dick McAuliffe, L (1, 6) OBP: 0.382, SLG: 0.496	x 0-0 FC6-4 1B		S S S 0-3 ③ K			x 0-0 ① G3		x 0-0 2-3 1B		4	0	2	0	0	1	0
Jerry Lumpe, L (1, 4) OBP: 0.340, SLG: 0.339	x 0-0 ① FC6-4 G4-6-3 1-2f			x 0-0 ① G3		B B B B 4-0 G3-6 BB		x 0-0 ② F5		3	0	0	0	1	0	3
Gates Brown, L (1, 7) OBP: 0.271, SLG: 0.350	x 0-0 ②③ G4-6-3 1-2f			S S S 0-3 ② K		x 0-0 ②③ G3-6 1-2f		x 0-0 ③ 4-3		4	0	0	0	0	1	4
Al Kaline, R (1, 8) OBP: 0.404, SLG: 0.555		x 0-0 ① L9		S S S 0-3 ③ K			x 0-0 FC5-4 1B		x 0-0 ① L7	4	0	1	0	0	1	0
Willie Horton, R (1, 9) OBP: 0.368, SLG: 0.628		S S S 0-3 ② K			x 0-0 ① F5		x 0-0 ① FC5-4 1-2f		x 0-0 ② F8	4	0	0	0	0	1	1
Norm Cash, L (1, 3) OBP: 0.347, SLG: 0.314		x 0-0 2B			x 0-0 HR 1B		x 0-0 ② F3		x 0-0 ③ F8	4	1	2	0	0	0	1
Don Wert, R (1, 5) OBP: 0.316, SLG: 0.310		x 0-0 ③ 4-3			x 0-0 ② F9		x 0-0 ③ 5-3			3	0	0	0	0	0	3
John Sullivan, L (1, 2) OBP: 0.316, SLG: 0.441			x 0-0 ① F7		x 0-0 1-H HR			x 0-0 1B SH3-4 1B		3	1	2	2	0	0	0
Dave Wickersham, R (1, 1) Fred Gladding, L (8, 1)			x 0-0 ② 5-3		x 0-0 ③ 1-3			x 0-0 ① SH3-4 1-2		2 0	0 0	0 0	0 0	0 0	0 0	0 0
Inning Stats	R: 0 E: 0 K: 0 S: 3 H: 1 LOB: 0 BB: 0 P: 3	R: 0 E: 0 K: 1 S: 6 H: 1 LOB: 1 BB: 0 P: 6	R: 0 E: 0 K: 1 S: 5 H: 0 LOB: 0 BB: 0 P: 5	R: 0 E: 0 K: 2 S: 7 H: 0 LOB: 0 BB: 0 P: 7	R: 2 E: 0 K: 0 S: 5 H: 2 LOB: 0 BB: 0 P: 5	R: 0 E: 0 K: 0 S: 2 H: 0 LOB: 0 BB: 1 P: 6	R: 0 E: 0 K: 0 S: 4 H: 1 LOB: 1 BB: 0 P: 4	R: 0 E: 0 K: 0 S: 5 H: 2 LOB: 2 BB: 0 P: 5	R: 0 E: 0 K: 0 S: 3 H: 0 LOB: 0 BB: 0 P: 3	1B: 5 2B: 1 3B: 0 HR: 1	SF: 0 SAC: 1 DP: 2 HBP: 0					

TOP

Detroit Tigers @ Baltimore Orioles

Memorial Stadium, Baltimore, MD

Tue Jun 29 1965, 7:05 PM EDT

Att. 9,425 - Unknown

livebaseballscorecards.com

AB	31
R	2
H	7
RBI	2
BB	1
SO	4
LOB	12

WP: 0 PB: 0 SB: 0 CS: 0 PA: 33

PITCHER		IP	WLS	BF	H	R	ER	SO	BB	IBB	HBP	BLK	WP	HR	S	P	ERA	WHIP
Milt Pappas, R ERA: 1.84	(1, 1)	7.0		25	5	2	2	4	1	0	0	0	0	1	32	36	2.57	0.857
Stu Miller, R ERA: 1.46	(8, 1)	2.0	W	8	2	0	0	0	0	0	0	0	0	0	8	8	0.00	1.000

PITCHER	IP	WLS	BF	H	R	ER	SO	BB	IBB	HBP	BLK	WP	HR	S	P	ERA	WHIP

BOTTOM

Detroit Tigers @ Baltimore Orioles

Memorial Stadium, Baltimore, MD

Tue Jun 29 1965, 7:05 PM EDT

Att. 9,425 - Unknown

Batter	1	2	3	4	5	6	7	8	9	AB	R	H	RBI	BB	SO	LOB
Luis Aparicio, R (1, 6) OBP: 0.273, SLG: 0.367	F9		BB		BB		K			2	0	0	0	2	1	0
Russ Snyder, L (1, 8) (9, 7) OBP: 0.320, SLG: 0.299	E3		F9		F7			1-3		4	0	0	0	0	0	3
John Orsino, R (1, 2) OBP: 0.332, SLG: 0.437	F6		K		K			2B 1B 1B		4	0	1	0	0	2	4
Paul Blair, R (8, PR) (9, 8) OBP: 0.301, SLG: 0.309										0	1	0	0	0	0	0
Brooks Robinson, R (1, 5) OBP: 0.361, SLG: 0.430	F4			SH1-3 1B BB		HBP		1-3 1B 2B		2	2	1	0	1	0	1
Curt Blefary, L (1, 9) OBP: 0.410, SLG: 0.500		4-3		SH1-3 1-2		K 1-2		PB 2-H 3-H 1B		3	0	1	2	0	1	1
Dick Brown, R (9, 2) OBP: 0.270, SLG: 0.293										0	0	0	0	0	0	0
Boog Powell, L (1, 3) OBP: 0.303, SLG: 0.342		L6		G4-3 2-H 1B		L8		K 1-2		4	0	1	1	0	1	2
Jerry Adair, R (1, 4) OBP: 0.306, SLG: 0.322		1B		G4-3 1-2f		3-1		L6		4	0	1	0	0	0	4
Sam Bowens, R (1, 7) (9, 9) OBP: 0.172, SLG: 0.248		K			SH2-4 1B		6-3			3	0	1	0	0	1	1
Milt Pappas, R (1, 1) OBP: 0.139, SLG: 0.222			L8		SH2-4 1-2		K			1	0	0	0	0	0	0
Charlie Lau, L (7, PH) OBP: 0.339, SLG: 0.500										1	0	0	0	0	1	0
Stu Miller, R (8, 1)										0	0	0	0	0	0	0
Inning Stats	R: 0 E: 1 K: 0 S: 4 H: 0 LOB: 1 BB: 0 P: 4	R: 0 E: 0 K: 1 S: 6 H: 1 LOB: 1 BB: 0 P: 6	R: 0 E: 0 K: 1 S: 5 H: 0 LOB: 1 BB: 1 P: 9	R: 1 E: 0 K: 0 S: 3 H: 1 LOB: 0 BB: 1 P: 7	R: 0 E: 0 K: 1 S: 6 H: 1 LOB: 2 BB: 1 P: 10	R: 0 E: 0 K: 1 S: 5 H: 0 LOB: 1 BB: 0 P: 6	R: 0 E: 0 K: 2 S: 7 H: 0 LOB: 0 BB: 0 P: 7	R: 2 E: 0 K: 1 S: 8 H: 3 LOB: 2 BB: 0 P: 8		1B: 5 2B: 1 3B: 0 HR: 0 SF: 0 SAC: 2 DP: 1 HBP: 1						

livebaseballscorecards.com

AB	28
R	3
H	6
RBI	3
BB	3
SO	7
LOB	16

WP: 0 PB: 1 SB: 1 CS: 0 PA: 34

PITCHER		IP	WLS	BF	H	R	ER	SO	BB	IBB	HBP	BLK	WP	HR	S	P	ERA	WHIP
Dave Wickersham, R ERA: 4.98	(1, 1)	7.1	L	31	5	3	3	6	3	0	1	0	0	0	39	52	3.68	1.091
Fred Gladding, R ERA: 2.98	(8, 1)	0.2		3	1	0	0	1	0	0	0	0	0	0	5	5	0.00	1.500

PITCHER	IP	WLS	BF	H	R	ER	SO	BB	IBB	HBP	BLK	WP	HR	S	P	ERA	WHIP

Detroit Tigers @ Boston Red Sox

Fenway Park, Boston, MA

Thu Jul 01 1965, 3:33 AM EDT

Att. 3,863 - Unknown

TOP

Batter	1	2	3	4	5	6	7	8	9	AB	R	H	RBI	BB	SO	LOB
Dick McAuliffe, L (1, 6) OBP: 0.375, SLG: 0.487	F7		E6 BB 1-2 3-H		F8		6-3		F5	5	0	0	1	0	0	3
Jerry Lumpe, L (1, 4) OBP: 0.335, SLG: 0.333	F8		F7		K			4-3		4	0	0	0	0	1	2
Don Demeter, R (1, 9) OBP: 0.306, SLG: 0.394 (9, 3)	K		FC6-4 BB 1-2 2-3			K		K		3	0	0	0	1	3	0
Al Kaline, R (1, 8) OBP: 0.401, SLG: 0.554		L1-3	FC6-4 1-2f			2B		L5-3		4	0	1	0	0	0	3
Willie Horton, R (1, 7) OBP: 0.366, SLG: 0.626		F9		2B		K			F3	4	0	1	0	0	1	1
Norm Cash, L (1, 3) OBP: 0.350, SLG: 0.315		4-3		K		BB			1B FC4-6 1B	3	0	1	0	1	1	1
George Thomas, R (9, PR) OBP: 0.264, SLG: 0.373 (9, 9)										0	1	0	0	0	0	0
Don Wert, R (1, 5) OBP: 0.319, SLG: 0.317			1B E 2B	6-3		L3			FC4-6 1-3 1B	4	1	2	0	0	0	3
John Sullivan, L (1, 2) OBP: 0.293, SLG: 0.405			F7	L4			F7		FC4-6 1B 1-2f 3-H	3	0	0	0	0	0	2
Gates Brown, L (9, PH) OBP: 0.267, SLG: 0.346										1	0	0	1	0	0	1
Jackie Moore, R (9, 2) OBP: 0.193, SLG: 0.100										0	0	0	0	0	0	0
Mickey Lolich, S (1, 1) OBP: 0.150, SLG: 0.128			BB E 2-3 1B		4-3		3-1		1B 1-2	3	0	1	0	0	0	0
Orlando Pena, R (8, 1) OBP: 0.273, SLG: 0.200										1	0	1	0	0	0	0
Inning Stats	R: 0 E: 0 K: 1 S: 5 H: 0 LOB: 0 BB: 0 P: 5	R: 0 E: 0 K: 0 S: 3 H: 0 LOB: 0 BB: 0 P: 3	R: 1 E: 1 K: 0 S: 6 H: 2 LOB: 3 BB: 1 P: 10	R: 0 E: 0 K: 1 S: 6 H: 1 LOB: 1 BB: 0 P: 6	R: 0 E: 0 K: 1 S: 5 H: 0 LOB: 0 BB: 0 P: 5	R: 0 E: 0 K: 2 S: 8 H: 1 LOB: 2 BB: 1 P: 12	R: 0 E: 0 K: 0 S: 3 H: 0 LOB: 0 BB: 0 P: 3	R: 0 E: 0 K: 1 S: 5 H: 0 LOB: 0 BB: 0 P: 5	R: 1 E: 0 K: 0 S: 6 H: 3 LOB: 2 BB: 0 P: 6	1B: 4 2B: 3 3B: 0 HR: 0 SF: 0 SAC: 0 DP: 0 HBP: 0	WP: 0 PB: 0 SB: 0 CS: 0 PA: 37					

	AB	35
	R	2
	H	7
	RBI	2
	BB	2
	SO	6
	LOB	16

livebaseballscorecards.com

PITCHER	IP	WLS	BF	H	R	ER	SO	BB	IBB	HBP	BLK	WP	HR	S	P	ERA	WHIP
Earl Wilson, R (1, 1) ERA: 4.12	9.0	L	37	7	2	2	6	2	0	0	0	0	0	47	55	2.00	1.000

PITCHER	IP	WLS	BF	H	R	ER	SO	BB	IBB	HBP	BLK	WP	HR	S	P	ERA	WHIP

Detroit Tigers @ Boston Red Sox

Fenway Park, Boston, MA

Thu Jul 01 1965, 3:33 AM EDT

Att. 3,863 - Unknown

BOTTOM

Batter	1	2	3	4	5	6	7	8	9	AB	R	H	RBI	BB	SO	LOB
Chuck Schilling, R (1, 4) OBP: 0.333, SLG: 0.430	L8			HBP, 1B		K		FC6-4, 1B		4	0	2	0	0	1	1
Eddie Bressoud, R (1, 6) OBP: 0.288, SLG: 0.364	1-3			F9		L8		F3		4	0	0	0	0	0	3
Tony Horton, R (1, 3) OBP: 0.279, SLG: 0.366	5-3			L8		K		FC6-4, FC5-4, 1-2f		4	0	0	0	0	1	3
Felix Mantilla, R (1, 8) OBP: 0.406, SLG: 0.514		1-3		1-2, HBP			BBBB, 1B, 1B, BB	FC5-4, 1-2f		2	1	0	0	1	0	1
Tony Conigliaro, R (1, 9) OBP: 0.323, SLG: 0.471		L8		K			K		SH3-4, 1B	4	0	1	0	0	2	3
Lee Thomas, L (1, 7) OBP: 0.373, SLG: 0.496		F9			BBBB, G6-4-3, BB		1B, 1-2, 1B		SH3-4, 1-2	2	0	1	0	1	0	0
Frank Malzone, R (1, 5) OBP: 0.271, SLG: 0.250 Dalton Jones, L (9, PH) OBP: 0.349, SLG: 0.404			5-3		G6-4-3, 1-2f		L8		3-1	3 1	0 0	0 0	0 0	0 0	0 0	3 1
Bob Tillman, R (1, 2) OBP: 0.281, SLG: 0.338			L8		4-3		1-3, 2-H, 1B		4-3	4	0	1	1	0	0	1
Earl Wilson, R (1, 1) OBP: 0.317, SLG: 0.286			K			1B	K			3	0	1	0	0	2	2
Inning Stats	R: 0 E: 0 K: 0 S: 3 H: 0 LOB: 0 BB: 0 P: 3	R: 0 E: 0 K: 0 S: 3 H: 0 LOB: 0 BB: 0 P: 3	R: 0 E: 0 K: 1 S: 5 H: 0 LOB: 0 BB: 0 P: 5	R: 0 E: 0 K: 1 S: 6 H: 1 LOB: 2 BB: 0 P: 7	R: 0 E: 0 K: 0 S: 2 H: 0 LOB: 0 BB: 1 P: 6	R: 0 E: 0 K: 2 S: 8 H: 1 LOB: 1 BB: 0 P: 8	R: 1 E: 0 K: 2 S: 9 H: 2 LOB: 2 BB: 1 P: 13	R: 0 E: 0 K: 0 S: 4 H: 1 LOB: 1 BB: 0 P: 4	R: 0 E: 0 K: 0 S: 4 H: 1 LOB: 1 BB: 0 P: 4	1B: 6 2B: 0 3B: 0 HR: 0 SF: 0 SAC: 1 DP: 1 HBP: 1	WP: 0 PB: 0 SB: 0 CS: 0 PA: 35					

livebaseballscorecards.com

AB	31
R	1
H	6
RBI	1
BB	2
SO	6
LOB	18

PITCHER		IP	WLS	BF	H	R	ER	SO	BB	IBB	HBP	BLK	WP	HR	S	P	ERA	WHIP
Mickey Lolich, L ERA: 3.24	(1, 1)	7.0		28	5	1	1	6	2	0	1	0	0	0	37	46	1.29	1.000
Orlando Pena, R ERA: 6.02	(8, 1)	2.0	W	7	1	0	0	0	0	0	0	0	0	0	7	7	0.00	0.500

PITCHER	IP	WLS	BF	H	R	ER	SO	BB	IBB	HBP	BLK	WP	HR	S	P	ERA	WHIP

Batter	1	2	3	4	5	6	7	8	9	AB	R	H	RBI	BB	SO	LOB
George Thomas, R (1, 9) OBP: 0.254, SLG: 0.358	S S S 0-3 ① K		x 0-0 ② F3		x 0-0 ③ F4			x 0-0 ③ F3		4	0	0	0	0	1	0
Jerry Lumpe, L (1, 4) OBP: 0.337, SLG: 0.333	x 0-0 1B 1B		B B B B 4-0 FC6-4 BB			x 0-0 ① F7			x 0-0 ① 6-3	3	0	1	0	1	0	0
Don Demeter, R (1, 3) OBP: 0.305, SLG: 0.391	x 0-0 ② F5		x 0-0 ③ FC6-4 1-2f			S S S 0-3 ② K			x 0-0 1B	4	0	1	0	0	1	2
Al Kaline, R (1, 8) OBP: 0.399, SLG: 0.548	x 0-0 1-3 1B			x 0-0 ① L4		x 0-0 ③ F9			x 0-0 ② L7	4	0	1	0	0	0	1
Willie Horton, R (1, 7) OBP: 0.364, SLG: 0.617	S S S 0-3 ③ K			x 0-0 ② F8			B B B B 4-0 7-3 BB		x 0-0 ③ F3	3	0	0	0	1	1	3
Don Wert, R (1, 5) OBP: 0.319, SLG: 0.314		x 0-0 ① F8		B B B B 4-0 BB			x 0-0 ① F8			2	0	0	0	1	0	1
Dick McAuliffe, L (1, 6) OBP: 0.372, SLG: 0.481		S S S 0-3 ② K		x 0-0 ③ F5			x 0-0 ② ③ 7-3 1-2f			3	0	0	0	0	1	2
Jackie Moore, R (1, 2) OBP: 0.186, SLG: 0.096 Bill Freehan, R (8, PH) OBP: 0.265, SLG: 0.281 (8, 2)		S S S 0-3 ③ K			S S S 0-3 ① K			S S S 0-3 ① K		2 1	0 0	0 0	0 0	0 0	2 1	0 0
Hank Aguirre, R (1, 1) OBP: 0.205, SLG: 0.167 Larry Sherry, R (6, 1) OBP: 0.429, SLG: 0.667 Jake Wood, R (8, PH) OBP: 0.307, SLG: 0.371 Ron Nischwitz, S (8, 1)			S S S 0-3 ① K		S S S 0-3 ② K			S S S 0-3 ② K		2 0 1 0	0 0 0 0	0 0 0 0	0 0 0 0	0 0 1 0	2 0 0 0	0 0 0 0

TOP

Detroit Tigers @ Washington Senators

D.C. Stadium, Washington, DC

Fri Jul 02 1965, 7:05 PM EDT

Att. 6,298 - Unknown

livebaseballscorecards.com

AB	29
R	0
H	3
RBI	0
BB	3
SO	10
LOB	9

Inning Stats																								
	R: 0 E: 0 K: 2 S: 9	H: 2 LOB: 2 BB: 0 P: 9	R: 0 E: 0 K: 2 S: 7	H: 0 LOB: 0 BB: 0 P: 7	R: 0 E: 0 K: 1 S: 5	H: 0 LOB: 1 BB: 1 P: 9	R: 0 E: 0 K: 0 S: 3	H: 0 LOB: 1 BB: 1 P: 7	R: 0 E: 0 K: 2 S: 7	H: 0 LOB: 0 BB: 0 P: 7	R: 0 E: 0 K: 1 S: 5	H: 0 LOB: 0 BB: 0 P: 5	R: 0 E: 0 K: 0 S: 2	H: 0 LOB: 0 BB: 1 P: 6	R: 0 E: 0 K: 2 S: 7	H: 0 LOB: 0 BB: 0 P: 7	R: 0 E: 0 K: 0 S: 4	H: 1 LOB: 1 BB: 0 P: 4	1B: 3 2B: 1 3B: 0 HR: 0	SF: 0 SAC: 0 DP: 1 HBP: 0	WP: 0 PB: 0 SB: 0 CS: 0	PA: 32				

PITCHER		IP	WLS	BF	H	R	ER	SO	BB	IBB	HBP	BLK	WP	HR	S	P	ERA	WHIP
Frank Kreutzer, L ERA: 4.61	(1, 1)	9.0	W	32	3	0	0	10	3	0	0	0	0	0	49	61	0.00	0.667

PITCHER		IP	WLS	BF	H	R	ER	SO	BB	IBB	HBP	BLK	WP	HR	S	P	ERA	WHIP

Batter	1	2	3	4	5	6	7	8	9	AB	R	H	RBI	BB	SO	LOB
Ed Brinkman, R (1, 6) OBP: 0.257, SLG: 0.287	F7		PB 1B 1B		2B SF8 BB	BB		E6 E		3	2	1	0	2	0	0
Ken Hamlin, R (1, 4) OBP: 0.369, SLG: 0.385	3B 1B		PB 1-2 1B		SF8 1-3 2B	F9		E9 1-H 2B		5	1	4	1	0	0	1
Ken McMullen, R (1, 7) (7, 5) OBP: 0.320, SLG: 0.436	FC5-2 1-H 3B		K 1-2 2-3		IBB		6-3	F7		4	0	1	1	1	1	3
Woodie Held, R (1, 9) (7, 7) OBP: 0.349, SLG: 0.440	FC5-2 3-H		1-3		SF8 2-3 3-H		WP 1B HBP			2	1	0	1	0	0	3
Don Lock, R (1, 8) OBP: 0.290, SLG: 0.313	K			K	K		K 1-2			4	0	0	0	0	4	4
Doug Camilli, R (1, 2) OBP: 0.262, SLG: 0.316		5-3		4-3		F7	2-H 1B			4	0	1	1	0	0	0
Don Zimmer, R (1, 5) OBP: 0.295, SLG: 0.292 Willie Kirkland, L (7, 9) OBP: 0.257, SLG: 0.470	K			BB		K	5-3			2 1	0 0	0 0	0 0	1 0	2 0	0 1
Bob Chance, L (1, 3) OBP: 0.294, SLG: 0.345		4-3		K		HR BB		1-3		3	1	0	0	1	1	1
Frank Kreutzer, R (1, 1) OBP: 0.200, SLG: 0.444			K		K	1-H HR		1-3		4	1	1	2	0	2	0
Inning Stats	R: 1 E: 0 K: 1 S: 7 H: 2 LOB: 1 BB: 0 P: 7	R: 0 E: 0 K: 1 S: 5 H: 0 LOB: 0 BB: 0 P: 5	R: 0 E: 0 K: 2 S: 9 H: 2 LOB: 2 BB: 0 P: 9	R: 0 E: 0 K: 2 S: 7 H: 0 LOB: 1 BB: 1 P: 11	R: 1 E: 0 K: 2 S: 8 H: 1 LOB: 2 BB: 2 P: 16	R: 2 E: 0 K: 1 S: 6 H: 1 LOB: 1 BB: 2 P: 14	R: 1 E: 0 K: 1 S: 6 H: 1 LOB: 1 BB: 0 P: 7	R: 1 E: 2 K: 0 S: 5 H: 1 LOB: 1 BB: 0 P: 5		1B: 4 2B: 2 3B: 1 HR: 1 SF: 1 SAC: 0 DP: 0 HBP: 1						

PITCHER		IP	WLS	BF	H	R	ER	SO	BB	IBB	HBP	BLK	WP	HR	S	P	ERA	WHIP
Hank Aguirre, L ERA: 3.2	(1, 1)	5.2	L	28	6	4	4	9	4	1	0	0	0	1	41	61	6.35	1.765
Larry Sherry, R ERA: 3.12	(6, 1)	1.1		6	1	1	1	1	0	0	1	0	1	0	7	8	6.75	0.750
Ron Nischwitz, L ERA: 1.59	(8, 1)	1.0		5	1	1	0	0	0	0	0	0	0	0	5	5	0.00	1.000

PITCHER	IP	WLS	BF	H	R	ER	SO	BB	IBB	HBP	BLK	WP	HR	S	P	ERA	WHIP

BOTTOM

Detroit Tigers @ Washington Senators

D.C. Stadium, Washington, DC

Fri Jul 02 1965, 7:05 PM EDT

Att. 6,298 - Unknown

livebaseballscorecards.com

AB	32
R	6
H	8
RBI	6
BB	5
SO	10
LOB	13

WP: 1 PA: 39
PB: 1
SB: 0
CS: 0

Batter	1	2	3	4	5	6	7	8	9	AB	R	H	RBI	BB	SO	LOB
George Thomas, R (1, 9) OBP: 0.250, SLG: 0.355	x 0-0 ① 6-3		x 0-0 ② SF9 3-H							1	0	0	1	0	0	0
Don Wert, R (1, 5) OBP: 0.317, SLG: 0.312	x 0-0 ② F8		x 0-0 ③ F5							2	0	0	0	0	0	1
Don Demeter, R (1, 3) OBP: 0.302, SLG: 0.387	x 0-0 ③ 6-3			x 0-0 ① F9						2	0	0	0	0	0	0
Al Kaline, R (1, 8) OBP: 0.396, SLG: 0.543		x 0-0 ① L5-3		x 0-0 ② F5						2	0	0	0	0	0	0
Willie Horton, R (1, 7) OBP: 0.366, SLG: 0.616		x 0-0 CS 1B		S S S 0-3 ③ K						2	0	1	0	0	1	0
Bill Freehan, R (1, 2) OBP: 0.262, SLG: 0.278		x 0-0 ② ③ F3 1-2			x 0-0 ① F8					2	0	0	0	0	0	1
Ray Oyler, R (1, 4) OBP: 0.280, SLG: 0.250			x 0-0 E 1B SF9 1B		S S S 0-3 ② K					2	1	1	0	0	1	0
Dick McAuliffe, L (1, 6) OBP: 0.372, SLG: 0.481			S S S 0-3 ① K		x 0-0 1B					2	0	1	0	0	1	1
Denny McLain, R (1, 1) OBP: 0.176, SLG: 0.125			x 0-0 E1 1-3 1B		S S S 0-3 ③ K					2	0	1	0	0	1	1
Inning Stats	R: 0 E: 0 K: 0 S: 3 H: 0 LOB: 0 BB: 0 P: 3	R: 0 E: 0 K: 0 S: 3 H: 1 LOB: 0 BB: 0 P: 3	R: 1 E: 1 K: 1 S: 7 H: 2 LOB: 1 BB: 0 P: 7	R: 0 E: 0 K: 1 S: 5 H: 0 LOB: 0 BB: 0 P: 5	R: 0 E: 0 K: 2 S: 8 H: 1 LOB: 1 BB: 0 P: 8					1B: 4 2B: 0 3B: 0 HR: 0 SF: 1 SAC: 0 DP: 0 HBP: 0						

PITCHER	IP	WLS	BF	H	R	ER	SO	BB	IBB	HBP	BLK	WP	HR	S	P	ERA	WHIP
Pete Richert, L (1, 1) ERA: 2.65	5.0	L	18	4	1	0	4	0	0	0	0	0	0	26	26	0.00	0.800

PITCHER	IP	WLS	BF	H	R	ER	SO	BB	IBB	HBP	BLK	WP	HR	S	P	ERA	WHIP

TOP

Detroit Tigers @ Washington Senators

D.C. Stadium, Washington, DC

Sat Jul 03 1965, 3:33 AM EDT

Att. 3,447 - Unknown

livebaseballscorecards.com

AB	17
R	1
H	4
RBI	1
BB	0
SO	4
LOB	4

WP: 0 PA: 18
PB: 0
SB: 0
CS: 1

Batter	1	2	3	4	5	6	7	8	9	AB	R	H	RBI	BB	SO	LOB
Ken Hamlin, R (1, 4) OBP: 0.363, SLG: 0.378	F7		F9							2	0	0	0	0	0	1
Willie Kirkland, L (1, 7) OBP: 0.252, SLG: 0.461	6-3			F7						2	0	0	0	0	0	0
Ken McMullen, R (1, 5) OBP: 0.318, SLG: 0.433	L8			F9						2	0	0	0	0	0	0
Jim King, L (1, 9) OBP: 0.322, SLG: 0.421		F7		3-1						2	0	0	0	0	0	0
Doug Camilli, R (1, 2) OBP: 0.258, SLG: 0.311		5-3			K					2	0	0	0	0	1	0
Bob Chance, L (1, 3) OBP: 0.291, SLG: 0.341		K			6-3					2	0	0	0	0	1	0
Don Lock, R (1, 8) OBP: 0.292, SLG: 0.315			FC1-6 1B		6-3					2	0	1	0	0	0	0
Ed Brinkman, R (1, 6) OBP: 0.256, SLG: 0.286			K							1	0	0	0	0	1	1
Pete Richert, L (1, 1) OBP: 0.167, SLG: 0.074			FC1-6 1-2f							1	0	0	0	0	0	1
Inning Stats	R: 0 E: 0 K: 0 S: 3 H: 0 LOB: 0 BB: 0 P: 3	R: 0 E: 0 K: 1 S: 5 H: 0 LOB: 0 BB: 0 P: 5	R: 0 E: 0 K: 1 S: 6 H: 1 LOB: 1 BB: 0 P: 6	R: 0 E: 0 K: 0 S: 3 H: 0 LOB: 0 BB: 0 P: 3	R: 0 E: 0 K: 1 S: 5 H: 0 LOB: 0 BB: 0 P: 5					1B: 1 2B: 0 3B: 0 HR: 0 SF: 0 SAC: 0 DP: 0 HBP: 0							

PITCHER	IP	WLS	BF	H	R	ER	SO	BB	IBB	HBP	BLK	WP	HR	S	P	ERA	WHIP
Denny McLain, R (1, 1) ERA: 3.51	5.0	W	16	1	0	0	3	0	0	0	0	0	0	22	22	0.00	0.200

PITCHER	IP	WLS	BF	H	R	ER	SO	BB	IBB	HBP	BLK	WP	HR	S	P	ERA	WHIP

BOTTOM

Detroit Tigers @ Washington Senators

D.C. Stadium, Washington, DC

Sat Jul 03 1965, 3:33 AM EDT

Att. 3,447 - Unknown

livebaseballscorecards.com

AB	16
R	0
H	1
RBI	0
BB	0
SO	3
LOB	3

WP: 0 PA: 16
PB: 0
SB: 0
CS: 0

Detroit Tigers @ Washington Senators

D.C. Stadium, Washington, DC

Sun Jul 04 1965, 3:33 AM EDT

Att. 9,603 - Unknown

TOP

livebaseballscorecards.com

Batter	1	2	3	4	5	6	7	8	9	AB	R	H	RBI	BB	SO	LOB
Dick McAuliffe, L (1, 6) OBP: 0.371, SLG: 0.478	4-3		K			F7	1B			4	0	1	0	0	1	0
Jerry Lumpe, L (1, 4) OBP: 0.336, SLG: 0.336	3-1			4-3		3-1 1B 2B	F9			4	1	1	0	0	0	2
Norm Cash, L (1, 3) OBP: 0.343, SLG: 0.307	F2			F7		3-1 2-3		K		4	0	0	0	0	1	1
Al Kaline, R (1, 8) OBP: 0.401, SLG: 0.545		BB 1B		L7		FC6-4 1B 3-H		1B		3	0	2	1	1	0	0
Willie Horton, R (1, 7) OBP: 0.364, SLG: 0.623		F3			HR	FC6-4 1-2f		K		4	1	1	1	0	1	3
Jim Northrup, L (1, 9) OBP: 0.283, SLG: 0.368 George Thomas, R (8, 9) OBP: 0.250, SLG: 0.355		G6-3 1B 1-3			SH1-3 1B		6-3 1B	F7		4 0	1 0	3 0	0 0	0 0	0 0	1 0
Don Wert, R (1, 5) OBP: 0.314, SLG: 0.308		G6-3 1-2f			SH1-3 1-2		6-3 1-2		6-3	3	0	0	0	0	0	3
John Sullivan, L (1, 2) OBP: 0.295, SLG: 0.400 Jake Wood, R (7, PR) OBP: 0.307, SLG: 0.371 Bill Freehan, R (7, 2) OBP: 0.261, SLG: 0.276			F7		F7		1B 2-H		F4	3 0 1	0 0 0	1 0 0	1 0 0	0 0 0	0 0 0	1 0 0
Dave Wickersham, R (1, 1) Gates Brown, L (5, PH) OBP: 0.264, SLG: 0.341 Terry Fox, R (5, 1) Ron Nischwitz, S (6, 1) Don Demeter, R (7, PH) OBP: 0.300, SLG: 0.385 Larry Sherry, R (7, 1) OBP: 0.429, SLG: 0.667 Ray Oyler, R (9, PH) OBP: 0.269, SLG: 0.240			1-3		F2		K		4-3	1 1 0 0 1 0 1	0 0 0 0 0 0 0	0 0 0 0 0 0 0	0 0 0 0 0 0 0	0 0 0 0 1 0 0	0 0 0 0 0 0 0	0 1 0 0 1 0 0
Inning Stats	R: 0 E: 0 K: 0 S: 3 H: 0 LOB: 0 BB: 0 P: 3	R: 0 E: 0 K: 0 S: 3 H: 1 LOB: 1 BB: 1 P: 7	R: 0 E: 0 K: 1 S: 5 H: 0 LOB: 0 BB: 0 P: 5	R: 0 E: 0 K: 0 S: 3 H: 0 LOB: 0 BB: 0 P: 3	R: 1 E: 0 K: 0 S: 5 H: 2 LOB: 1 BB: 0 P: 5	R: 1 E: 0 K: 0 S: 5 H: 2 LOB: 1 BB: 0 P: 5	R: 1 E: 0 K: 1 S: 8 H: 3 LOB: 2 BB: 0 P: 8	R: 0 E: 0 K: 2 S: 8 H: 1 LOB: 1 BB: 0 P: 8	R: 0 E: 0 K: 0 S: 3 H: 0 LOB: 0 BB: 0 P: 3	1B: 7 2B: 1 3B: 0 HR: 1 SF: 0 SAC: 1 DP: 1 HBP: 0						

	AB	34
	R	3
	H	9
	RBI	3
	BB	1
	SO	4
	LOB	13

WP: 0 PB: 0 SB: 0 CS: 0 PA: 36

PITCHER		IP	WLS	BF	H	R	ER	SO	BB	IBB	HBP	BLK	WP	HR	S	P	ERA	WHIP
Buster Narum, R ERA: 4.94	(1, 1)	6.2	W	28	8	3	3	2	1	0	0	0	0	1	31	35	4.05	1.350
Marshall Bridges, L ERA: 2.45	(7, 1)	0.2		3	1	0	0	1	0	0	0	0	0	0	5	5	0.00	1.500
Ron Kline, R ERA: 1.99	(8, 1)	1.2	S	5	0	0	0	1	0	0	0	0	0	0	7	7	0.00	0.000

PITCHER		IP	WLS	BF	H	R	ER	SO	BB	IBB	HBP	BLK	WP	HR	S	P	ERA	WHIP

Batter	1	2	3	4	5	6	7	8	9	AB	R	H	RBI	BB	SO	LOB
Joe Cunningham, L (1, 3) OBP: 0.366, SLG: 0.328	4-3	4-3		BB		BB		3-1		3	0	0	0	2	0	1
Don Blasingame, L (1, 4) OBP: 0.286, SLG: 0.315	HBP	G3	6-3			G5-4-3		L8		2	1	0	0	0	0	1
Woodie Held, R (6, PH) OBP: 0.352, SLG: 0.440										0	0	0	1	1	0	0
Ken Hamlin, R (6, PR) OBP: 0.360, SLG: 0.374										1	0	0	0	0	0	0
(7, 4)																
Ken McMullen, R (1, 5) OBP: 0.316, SLG: 0.429	E6		4-3		1-3	G5-4-3		L8		5	1	1	0	0	0	4
Jim King, L (1, 9) OBP: 0.321, SLG: 0.417	G3		4-3		3-1		K			4	0	1	1	0	1	1
Willie Kirkland, L (1, 7) OBP: 0.252, SLG: 0.448	G3		4-3		BB		4-3			3	0	0	1	1	0	2
Doug Camilli, R (1, 2) OBP: 0.265, SLG: 0.311	5-3			HR BB	F7		1B			3	2	1	0	1	0	2
Don Lock, R (1, 8) OBP: 0.304, SLG: 0.340		1B	HR			BB HBP BB	1B			3	2	3	2	1	0	0
Ed Brinkman, R (1, 6) OBP: 0.256, SLG: 0.285		F5	1-3			K	1B			4	0	1	1	0	1	2
Buster Narum, R (1, 1) OBP: 0.087, SLG: 0.182		K	K			BB BB HBP	K			2	0	0	0	0	2	1
Marshall Bridges, S (7, 1) OBP: 0.200, SLG: 0.600										1	0	0	0	0	1	2
Ron Kline, R (8, 1)										0	0	0	0	0	0	0
Inning Stats	R: 2 E: 1 K: 0 S: 5 H: 1 LOB: 1 BB: 0 P: 6	R: 0 E: 0 K: 1 S: 6 H: 1 LOB: 1 BB: 0 P: 6	R: 0 E: 0 K: 0 S: 4 H: 1 LOB: 1 BB: 0 P: 4	R: 2 E: 0 K: 1 S: 6 H: 1 LOB: 1 BB: 2 P: 14	R: 0 E: 0 K: 0 S: 3 H: 0 LOB: 1 BB: 1 P: 7	R: 1 E: 0 K: 1 S: 4 H: 0 LOB: 3 BB: 3 P: 17	R: 1 E: 0 K: 2 S: 10 H: 3 LOB: 2 BB: 0 P: 10	R: 0 E: 0 K: 0 S: 3 H: 0 LOB: 0 BB: 0 P: 3		1B: 6 2B: 0 3B: 0 HR: 1	SF: 0 SAC: 0 DP: 1 HBP: 2						

PITCHER		IP	WLS	BF	H	R	ER	SO	BB	IBB	HBP	BLK	WP	HR	S	P	ERA	WHIP
Dave Wickersham, R ERA: 4.96	(1, 1)	4.0	L	20	4	4	2	2	2	0	1	0	0	1	21	30	4.50	1.500
Terry Fox, R ERA: 2.08	(5, 1)	1.1		9	0	1	1	1	4	0	1	0	0	0	6	23	6.75	3.000
Ron Nischwitz, L ERA: 1.42	(6, 1)	0.2		1	0	0	0	0	0	0	0	0	0	0	1	1	0.00	0.000
Larry Sherry, R ERA: 3.18	(7, 1)	2.0		9	3	1	1	2	0	0	0	0	0	0	13	13	4.50	1.500

PITCHER	IP	WLS	BF	H	R	ER	SO	BB	IBB	HBP	BLK	WP	HR	S	P	ERA	WHIP

BOTTOM

Detroit Tigers @ Washington Senators

D.C. Stadium, Washington, DC

Sun Jul 04 1965, 3:33 AM EDT

Att. 9,603 - Unknown

livebaseballscorecards.com

AB	31
R	6
H	7
RBI	6
BB	6
SO	5
LOB	16

WP: 0 PB: 0 SB: 0 CS: 0 PA: 39

Batter	1	2	3	4	5	6	7	8	9	AB	R	H	RBI	BB	SO	LOB
Bobby Richardson, R (1, 4) OBP: 0.323, SLG: 0.345	L7	F6			L8	K		F9		5	0	0	0	0	1	3
Tony Kubek, L (1, 6) OBP: 0.261, SLG: 0.275	1B 2B 1B		K		3-1	K		K		5	1	1	0	0	3	2
Tom Tresh, S (1, 7) OBP: 0.350, SLG: 0.498	1-2 2B 1B		L7		2B		E5 1B HR		5-3	5	2	2	0	0	0	0
Elston Howard, R (1, 2) OBP: 0.227, SLG: 0.328 Doc Edwards, R (9, 2) OBP: 0.274, SLG: 0.233	K		L9		F3		F4		F6	5 0	0 0	0 0	0 0	0 0	1 0	4 0
Hector Lopez, R (1, 9) OBP: 0.302, SLG: 0.407 Ross Moschitto, R (7, PR) OBP: 0.182, SLG: 0.333 (7, 9)	1-H 2-H 2B			K	F7	1-2 HR 1B			K	4 1	0 1	2 0	2 0	0 0	1 1	0 0
Joe Pepitone, L (1, 3) OBP: 0.341, SLG: 0.444	L3			1B 2B	1B 1B 1B	1-H 2-H HR				4	2	3	3	0	0	1
Clete Boyer, R (1, 5) OBP: 0.332, SLG: 0.424		F6		FC4-6 2-3 1B	1B 1-2 1B	L8				4	1	2	0	0	0	1
Roger Repoz, L (1, 8) OBP: 0.273, SLG: 0.526		K		K	1B 1-3 2-H 1B	F9				4	0	1	1	0	2	3
Whitey Ford, L (1, 1) OBP: 0.279, SLG: 0.250		1B		FC4-6 1-2f	1-2 3-H 1B			K		4	0	2	1	0	1	2
Inning Stats	R: 2 E: 0 K: 1 S: 8 H: 3 LOB: 1 BB: 0 P: 8	R: 0 E: 0 K: 1 S: 6 H: 1 LOB: 1 BB: 0 P: 6	R: 0 E: 0 K: 1 S: 5 H: 0 LOB: 0 BB: 0 P: 5	R: 0 E: 0 K: 2 S: 9 H: 2 LOB: 2 BB: 0 P: 9	R: 0 E: 0 K: 0 S: 4 H: 1 LOB: 1 BB: 0 P: 4	R: 2 E: 0 K: 2 S: 11 H: 4 LOB: 2 BB: 0 P: 11	R: 3 E: 1 K: 0 S: 6 H: 2 LOB: 1 BB: 0 P: 6	R: 0 E: 0 K: 2 S: 7 H: 0 LOB: 0 BB: 0 P: 7	R: 0 E: 0 K: 1 S: 5 H: 0 LOB: 0 BB: 0 P: 5	1B: 9 2B: 3 3B: 0 HR: 1 SF: 0 SAC: 0 DP: 0 HBP: 0						

TOP

New York Yankees @ Detroit Tigers

Tiger Stadium, Detroit, MI

Mon Jul 05 1965, 4:33 AM EDT

Overcast - 77 F

livebaseballscorecards.com

AB	41
R	7
H	13
RBI	7
BB	0
SO	10
LOB	16

WP: 0 PA: 41
PB: 0
SB: 0
CS: 0

PITCHER		IP	WLS	BF	H	R	ER	SO	BB	IBB	HBP	BLK	WP	HR	S	P	ERA	WHIP
Mickey Lolich, L ERA: 3.53	(1, 1)	6.1	L	33	13	7	6	7	0	0	0	0	0	1	47	47	8.53	2.053
Orlando Pena, R ERA: 5.79	(7, 1)	1.2		5	0	0	0	2	0	0	0	0	0	0	9	9	0.00	0.000
Ron Nischwitz, L ERA: 1.23	(9, 1)	1.0		3	0	0	0	1	0	0	0	0	0	0	5	5	0.00	0.000

PITCHER	IP	WLS	BF	H	R	ER	SO	BB	IBB	HBP	BLK	WP	HR	S	P	ERA	WHIP

Batter	1	2	3	4	5	6	7	8	9	AB	R	H	RBI	BB	SO	LOB
George Thomas, R (1, 9) OBP: 0.250, SLG: 0.351	B5		5-3		K			1B		4	0	1	0	0	1	0
Jerry Lumpe, L (1, 4) OBP: 0.338, SLG: 0.339	L5-3, 1B		F7			L8		1-3 G5-4-3		4	0	2	0	0	0	0
Don Demeter, R (1, 3) OBP: 0.300, SLG: 0.383	1-2		1-3			6-3		1-2f G5-4-3		4	0	1	0	0	0	2
Al Kaline, R (1, 8) OBP: 0.399, SLG: 0.538	L5-3 2-3			L7		BB			L9	3	0	0	0	1	0	2
Willie Horton, R (1, 7) OBP: 0.366, SLG: 0.634		1B SF9		HR		5-3			K	4	2	2	1	0	1	1
Don Wert, R (1, 5) OBP: 0.316, SLG: 0.315	1-3			F7			L8		2B	4	0	2	0	0	0	0
Bill Freehan, R (1, 2) OBP: 0.255, SLG: 0.272	SF9 3-H			F9			6-3		F7	3	0	0	1	0	0	1
Dick McAuliffe, L (1, 6) OBP: 0.367, SLG: 0.473	K				K		F3			3	0	0	0	0	2	1
Mickey Lolich, S (1, 1) OBP: 0.143, SLG: 0.122	K				L1			F7		2	0	0	0	0	1	1
Orlando Pena, R (7, 1) OBP: 0.273, SLG: 0.200										0	0	0	0	0	0	0
Jake Wood, R (8, PH) OBP: 0.303, SLG: 0.366										1	0	0	0	0	0	0
Ron Nischwitz, S (9, 1)										0	0	0	0	0	0	0
Inning Stats	R: 0 E: 0 K: 0 S: 4 H: 2 LOB: 1 BB: 0 P: 4	R: 1 E: 0 K: 2 S: 9 H: 2 LOB: 1 BB: 0 P: 9	R: 0 E: 0 K: 0 S: 3 H: 0 LOB: 0 BB: 0 P: 3	R: 1 E: 0 K: 0 S: 4 H: 1 LOB: 0 BB: 0 P: 4	R: 0 E: 0 K: 2 S: 7 H: 0 LOB: 0 BB: 0 P: 7	R: 0 E: 0 K: 0 S: 3 H: 0 LOB: 0 BB: 1 P: 7	R: 0 E: 0 K: 0 S: 3 H: 0 LOB: 1 BB: 0 P: 3	R: 0 E: 0 K: 0 S: 4 H: 2 LOB: 1 BB: 0 P: 4	R: 0 E: 0 K: 1 S: 6 H: 1 LOB: 1 BB: 0 P: 6	1B: 6 2B: 1 3B: 0 HR: 1 SF: 1 SAC: 0 DP: 2 HBP: 0						

PITCHER	IP	WLS	BF	H	R	ER	SO	BB	IBB	HBP	BLK	WP	HR	S	P	ERA	WHIP
Whitey Ford, L (1, 1) ERA: 3.75	9.0	W	34	8	2	2	5	1	0	0	0	0	1	43	47	2.00	1.000

PITCHER	IP	WLS	BF	H	R	ER	SO	BB	IBB	HBP	BLK	WP	HR	S	P	ERA	WHIP

BOTTOM

New York Yankees @ Detroit Tigers

Tiger Stadium, Detroit, MI

Mon Jul 05 1965, 4:33 AM EDT

Overcast - 77 F

livebaseballscorecards.com

AB	32
R	2
H	8
RBI	2
BB	1
SO	5
LOB	8

Batter	1	2	3	4	5	6	7	8	9	AB	R	H	RBI	BB	SO	LOB
Bobby Richardson, R (1, 4) OBP: 0.327, SLG: 0.349	WP 1B		4-3		5-3		1B		1B	5	0	3	2	0	0	1
Tony Kubek, L (1, 6) OBP: 0.259, SLG: 0.273	K		K			L8	4-3		1B	5	0	1	1	0	2	2
Tom Tresh, S (1, 7) OBP: 0.353, SLG: 0.495	K			BB G3-6-3		BB PB		BB G4-6-3	F8	2	0	0	0	3	1	3
Joe Pepitone, L (1, 9) OBP: 0.340, SLG: 0.439	BB			G3-6-3		F9		G4-6-3		3	0	0	0	1	0	3
Ray Barker, L (1, 3) OBP: 0.366, SLG: 0.410	4-3			BB PB		K		L3		3	0	0	0	1	1	3
Roger Repoz, L (1, 8) OBP: 0.308, SLG: 0.696		4-3		K			HR		4-3 1B 2B	4	2	2	1	0	1	1
Clete Boyer, R (1, 5) OBP: 0.331, SLG: 0.426		K			6-3		SH3 1B 2B		4-3	4	1	1	0	0	1	1
Jake Gibbs, L (1, 2) OBP: 0.200, SLG: 0.300		G3			F4		SH3		4-3	3	0	0	0	0	0	1
Steve Hamilton, L (1, 1) OBP: 0.333, SLG: 0.333 Mickey Mantle, S (7, PH) OBP: 0.386, SLG: 0.454 Hal Reniff, R (7, 1) Pedro Ramos, S (7, 1) OBP: 0.143, SLG: 0.143 Hector Lopez, R (9, PH) OBP: 0.167, SLG: 0.407 Ross Moschitto, R (9, PR) OBP: 0.182, SLG: 0.333			K		1B		K		1B BB	2 1 0 0 0 0	0 0 0 0 0 1	1 0 0 0 0 0	0 0 0 0 0 0	1 1 0 0 0 1	0 1 0 0 0 0	0 1 0 0 0 0

TOP

New York Yankees @ Detroit Tigers

Tiger Stadium, Detroit, MI

Mon Jul 05 1965, 4:38 AM EDT

Att. 40,153 - Unknown - 70 F

livebaseballscorecards.com

AB	32
R	4
H	8
RBI	4
BB	6
SO	8
LOB	16

Inning Stats	1	2	3	4	5	6	7	8	9	1B: 5	SF: 0	WP: 1	PA: 39
R:	0	0	0	0	0	0	2	0	2	2B: 2	SAC: 1	PB: 2	
E:	0	0	0	0	0	0	0	0	0	3B: 0	DP: 2	SB: 0	
K:	2	1	2	1	0	1	1	2	0	HR: 1	HBP: 0	CS: 0	
S:	8	5	7	4	4	5	8	6	6				
LOB:	2	0	0	1	1	1	1	0	2				
BB:	1	0	0	2	0	1	0	1	1				
P:	12	5	7	12	4	9	8	6	10				
H:	1	0	0	0	1	0	3	0	3				

PITCHER		IP	WLS	BF	H	R	ER	SO	BB	IBB	HBP	BLK	WP	HR	S	P	ERA	WHIP
Joe Sparma, R ERA: 3.31	(1, 1)	7.0	W	29	5	2	2	8	4	0	0	0	1	1	41	57	2.57	1.286
Terry Fox, R ERA: 2.27	(8, 1)	1.0		4	1	1	1	0	1	0	0	0	0	0	3	7	9.00	2.000
Fred Gladding, R ERA: 3.14	(9, 1)	0.2		4	1	0	0	0	1	0	0	0	0	0	3	7	0.00	3.000
Orlando Pena, R ERA: 5.74	(9, 1)	0.1	S	2	1	1	1	0	0	0	0	0	0	0	2	2	27.00	3.000

PITCHER		IP	WLS	BF	H	R	ER	SO	BB	IBB	HBP	BLK	WP	HR	S	P	ERA	WHIP

Batter	1	2	3	4	5	6	7	8	9	AB	R	H	RBI	BB	SO	LOB
George Thomas, R (1, 8) OBP: 0.252, SLG: 0.351	F8		3B 1B		F7		BB 2B 1B 1-3 3-H			3	1	1	0	0	0	0
Gates Brown, L (7, PH) OBP: 0.273, SLG: 0.349										1	1	1	1	0	0	0
Norm Cash, L (8, 3) OBP: 0.343, SLG: 0.307										0	0	0	0	0	0	0
Jerry Lumpe, L (1, 4) OBP: 0.337, SLG: 0.335	K		F5		4-3		2B BB 1-2			3	0	0	0	1	1	1
Don Demeter, R (1, 3) OBP: 0.307, SLG: 0.404 (8, 8)	1B		1-H 3B		F6		1-3 2-H 3-H 2B			4	0	3	3	0	0	0
Willie Horton, R (1, 7) OBP: 0.364, SLG: 0.626	F5		F9			5-3	FC6-4 IBB			3	0	0	0	1	0	2
Don Wert, R (1, 5) OBP: 0.315, SLG: 0.314		1B		E6 1B E G6-4-3		6-3	K			4	1	1	0	0	1	3
Jim Northrup, L (1, 9) OBP: 0.275, SLG: 0.355		K		E6 G6-4-3 1B 1-2		K	FC6-4 1-2f			4	0	0	0	0	2	5
Bill Freehan, R (1, 2) OBP: 0.260, SLG: 0.277		L7		G6-4-3 1B 1-2 2-3			FC5-6 1B	F4		4	0	2	0	0	0	1
Ray Oyler, R (1, 6) OBP: 0.250, SLG: 0.222		F8		G6-4-3 1-2f 2-3 3-H			FC5-6 1B 1-2f	1-3		2	0	0	0	0	0	3
Dick McAuliffe, L (7, PH) OBP: 0.365, SLG: 0.469 (8, 6)										2	1	0	0	0	0	1
Joe Sparma, R (1, 1) OBP: 0.208, SLG: 0.217			K	5-3			1B 2B 1B 1-3	K		2	0	0	0	0	1	1
Al Kaline, R (7, PH) OBP: 0.401, SLG: 0.540										1	0	1	0	0	0	0
Jake Wood, R (7, PR) OBP: 0.303, SLG: 0.366										0	1	0	0	0	0	0
Terry Fox, R (8, 1)										1	0	0	0	0	1	0
Fred Gladding, L (9, 1)										0	0	0	0	0	0	0
Orlando Pena, R (9, 1) OBP: 0.273, SLG: 0.200										0	0	0	0	0	0	0
Inning Stats	R: 0 E: 0 K: 1 S: 6 — H: 1 LOB: 1 BB: 0 P: 6	R: 0 E: 0 K: 1 S: 6 — H: 1 LOB: 1 BB: 0 P: 6	R: 1 E: 0 K: 1 S: 7 — H: 2 LOB: 1 BB: 0 P: 7	R: 1 E: 2 K: 0 S: 5 — H: 1 LOB: 1 BB: 0 P: 5	R: 0 E: 0 K: 0 S: 3 — H: 0 LOB: 0 BB: 0 P: 3	R: 0 E: 0 K: 1 S: 5 — H: 0 LOB: 0 BB: 0 P: 5	R: 3 E: 0 K: 1 S: 9 — H: 4 LOB: 3 BB: 2 P: 17	R: 0 E: 0 K: 1 S: 5 — H: 0 LOB: 0 BB: 0 P: 5		1B: 7 2B: 1 3B: 1 HR: 0 — SF: 0 SAC: 0 DP: 1 HBP: 0						

PITCHER		IP	WLS	BF	H	R	ER	SO	BB	IBB	HBP	BLK	WP	HR	S	P	ERA	WHIP
Steve Hamilton, L ERA: 1.72	(1, 1)	6.0		24	5	2	1	4	0	0	0	0	0	0	32	32	1.50	0.833
Hal Reniff, R ERA: 2.96	(7, 1)	0.1	L	3	2	2	2	0	0	0	0	0	0	0	3	3	54.00	6.000
Pedro Ramos, R ERA: 3.42	(7, 1)	1.2		9	2	1	1	2	1	1	0	0	0	0	11	19	5.40	1.800

PITCHER	IP	WLS	BF	H	R	ER	SO	BB	IBB	HBP	BLK	WP	HR	S	P	ERA	WHIP

BOTTOM

New York Yankees @ Detroit Tigers

Tiger Stadium, Detroit, MI

Mon Jul 05 1965, 4:38 AM EDT

Att. 40,153 - Unknown - 70 F

livebaseballscorecards.com

AB	34
R	5
H	9
RBI	4
BB	2
SO	6
LOB	17

Batter	1	2	3	4	5	6	7	8	9	AB	R	H	RBI	BB	SO	LOB
Bobby Richardson, R (1, 4) OBP: 0.326, SLG: 0.347	CS 1B		6-3			F9		G4-6-3 1-2f		4	0	1	0	0	0	1
Tony Kubek, L (1, 6) OBP: 0.259, SLG: 0.272	K		F9			1-3 1B		K		4	0	1	0	0	2	1
Tom Tresh, S (1, 7) OBP: 0.349, SLG: 0.489	K			3-1		1-3 1-2			K	4	0	0	0	0	2	2
Elston Howard, R (1, 2) OBP: 0.228, SLG: 0.325 Ross Moschitto, R (9, PR) OBP: 0.182, SLG: 0.333	CS 1-2	6-3		4-3		F4			1B 1B	4 0	0 0	1 0	0 0	0 0	0 0	1 0
Joe Pepitone, L (1, 3) OBP: 0.342, SLG: 0.440		1B 1B		F2			F7		G5-4-3 1-3 1B	4	0	2	0	0	0	0
Hector Lopez, R (1, 9) OBP: 0.305, SLG: 0.399		K			BLK BB		K		G5-4-3 1-2f	3	0	0	0	1	2	3
Roger Repoz, L (1, 8) OBP: 0.345, SLG: 0.731		1-2 1B			K 1-2		2B			3	0	2	0	0	1	1
Clete Boyer, R (1, 5) OBP: 0.327, SLG: 0.421		F3			F2		L8			3	0	0	0	0	0	4
Mel Stottlemyre, R (1, 1) OBP: 0.176, SLG: 0.294 Ray Barker, L (5, PH) OBP: 0.363, SLG: 0.405 Bobby Tiefenauer, R (5, 1) Jake Gibbs, L (8, PH) OBP: 0.273, SLG: 0.300 Gil Blanco, L (8, 1)			K		G3			G4-6-3 HBP		1 1 0 0 0	0 0 0 0 0	0 0 0 0 0	0 0 0 0 0	0 0 0 0 0	1 0 0 0 0	0 1 0 0 0
Inning Stats	R: 0 H: 1 E: 0 LOB: 0 K: 2 BB: 0 S: 7 P: 7	R: 0 H: 2 E: 0 LOB: 2 K: 1 BB: 0 S: 7 P: 7	R: 0 H: 0 E: 0 LOB: 0 K: 1 BB: 0 S: 5 P: 5	R: 0 H: 0 E: 0 LOB: 0 K: 0 BB: 0 S: 3 P: 3	R: 0 H: 0 E: 0 LOB: 1 K: 1 BB: 1 S: 5 P: 9	R: 0 H: 1 E: 0 LOB: 1 K: 0 BB: 0 S: 4 P: 4	R: 0 H: 1 E: 0 LOB: 1 K: 1 BB: 0 S: 6 P: 6	R: 0 H: 0 E: 0 LOB: 0 K: 1 BB: 0 S: 4 P: 5	R: 0 H: 2 E: 0 LOB: 2 K: 1 BB: 0 S: 6 P: 6	1B: 6 SF: 0 2B: 1 SAC: 0 3B: 0 DP: 2 HR: 0 HBP: 1						

PITCHER	IP	WLS	BF	H	R	ER	SO	BB	IBB	HBP	BLK	WP	HR	S	P	ERA	WHIP
Denny McLain, R (1, 1) ERA: 3.2	9.0	W	33	7	0	0	8	1	0	1	1	0	0	47	52	0.00	0.889

PITCHER	IP	WLS	BF	H	R	ER	SO	BB	IBB	HBP	BLK	WP	HR	S	P	ERA	WHIP

TOP

New York Yankees @ Detroit Tigers

Tiger Stadium, Detroit, MI

Tue Jul 06 1965, 7:05 PM EDT

Att. 22,052 - Unknown - 68 F

livebaseballscorecards.com

AB	31
R	0
H	7
RBI	0
BB	1
SO	8
LOB	14

Batter	1	2	3	4	5	6	7	8	9	AB	R	H	RBI	BB	SO	LOB
Dick McAuliffe, L (1, 6) OBP: 0.363, SLG: 0.473	G3		4-3		SF6 3B		FC5-2 PB 3-H			4	1	1	0	0	0	1
Jerry Lumpe, L (1, 4) OBP: 0.336, SLG: 0.335	FC5-4 1B		4-3		SF6 3-H		F4 1-2			3	0	1	1	0	0	1
Jim Northrup, L (1, 9) OBP: 0.274, SLG: 0.360	FC5-4 CS 1-2f			2B 2B	K			K		4	1	1	0	0	2	1
Al Kaline, R (1, 8) OBP: 0.403, SLG: 0.544	CS 1-2	G6-4-3 1B		1B 2B 2-H	L8			K		4	1	2	1	0	1	0
Willie Horton, R (1, 7) OBP: 0.362, SLG: 0.623		G6-4-3 1-2f		K		6-3		PB HR 2B		4	1	1	0	0	1	2
Don Demeter, R (9, 7) OBP: 0.307, SLG: 0.404										0	0	0	0	0	0	0
Norm Cash, L (1, 3) OBP: 0.346, SLG: 0.329		F8		1B G3 2-H 1B		4-3		2-H HR		4	2	2	3	0	0	0
Don Wert, R (1, 5) OBP: 0.321, SLG: 0.318			HR BB	G3 1-3 1B		K		1B		3	1	2	0	1	1	0
Bill Freehan, R (1, 2) OBP: 0.265, SLG: 0.304			1-H HR	G3 1-2 3-H			SH5-4 FC5-2 2B	F7		4	1	2	3	0	0	2
Denny McLain, R (1, 1) OBP: 0.167, SLG: 0.118			K	5-3			SH5-4 2-3			2	0	0	0	0	1	1
Inning Stats	R: 0 H: 1 E: 0 LOB: 0 K: 0 BB: 0 S: 3 P: 3	R: 0 H: 1 E: 0 LOB: 0 K: 0 BB: 0 S: 3 P: 3	R: 2 H: 1 E: 0 LOB: 0 K: 1 BB: 1 S: 6 P: 10	R: 3 H: 4 E: 0 LOB: 1 K: 1 BB: 0 S: 9 P: 9	R: 1 H: 1 E: 0 LOB: 0 K: 1 BB: 0 S: 6 P: 6	R: 0 H: 0 E: 0 LOB: 0 K: 1 BB: 0 S: 5 P: 5	R: 0 H: 1 E: 0 LOB: 1 K: 0 BB: 0 S: 4 P: 4	R: 2 H: 3 E: 0 LOB: 1 K: 2 BB: 0 S: 10 P: 10		1B: 5 SF: 1 2B: 4 SAC: 1 3B: 1 DP: 1 HR: 2 HBP: 0						

BOTTOM

New York Yankees @ Detroit Tigers

Tiger Stadium, Detroit, MI

Tue Jul 06 1965, 7:05 PM EDT

Att. 22,052 - Unknown - 68 F

livebaseballscorecards.com

AB	32
R	8
H	12
RBI	8
BB	1
SO	6
LOB	8

WP: 0 PB: 2 SB: 0 CS: 1 PA: 36

PITCHER		IP	WLS	BF	H	R	ER	SO	BB	IBB	HBP	BLK	WP	HR	S	P	ERA	WHIP
Mel Stottlemyre, R ERA: 2.75	(1, 1)	4.0	L	18	7	5	5	2	1	0	0	0	0	1	21	25	11.25	2.000
Bobby Tiefenauer, R ERA: 4.61	(5, 1)	3.0		11	2	1	1	2	0	0	0	0	0	0	15	15	3.00	0.667
Gil Blanco, L ERA: 5.06	(8, 1)	1.0		6	3	2	2	2	0	0	0	0	0	1	10	10	18.00	3.000

PITCHER	IP	WLS	BF	H	R	ER	SO	BB	IBB	HBP	BLK	WP	HR	S	P	ERA	WHIP

New York Yankees @ Detroit Tigers

Tiger Stadium, Detroit, MI

Wed Jul 07 1965, 7:05 PM EDT

Att. 23,789 - Unknown - 71 F

TOP

livebaseballscorecards.com

Batter	1	2	3	4	5	6	7	8	9	AB	R	H	RBI	BB	SO	LOB
Bobby Richardson, R (1, 4) OBP: 0.327, SLG: 0.346	F6		BB		5-3		L8		1B	4	0	1	0	1	0	1
Phil Linz, R (1, 6) OBP: 0.291, SLG: 0.291	L5		F6			SH5-3, 1B		1B, FC6-2-5-2	K	5	1	2	0	0	1	2
Tom Tresh, S (1, 7) OBP: 0.354, SLG: 0.489	BB			S, HBP		SH5-3 1-2		FC6-2-5-2 1-3	K	2	1	1	0	1	1	1
Elston Howard, R (1, 2) OBP: 0.228, SLG: 0.323	F9			F9		1B 2-H		FC6-2-5-2 1-3 3-H		4	1	1	1	0	0	4
Hector Lopez, R (1, 9) OBP: 0.297, SLG: 0.387		K		1-3 1-2		L7		K		4	0	0	0	0	2	4
Ross Moschitto, R (8, 9) OBP: 0.182, SLG: 0.333										0	0	0	0	0	0	0
Joe Pepitone, L (1, 3) OBP: 0.341, SLG: 0.435		4-3		3-1		4-3		1B, IBB		3	0	0	0	1	0	2
Clete Boyer, R (1, 5) OBP: 0.333, SLG: 0.441		K			HR		2B	1-2 2-H 3-H 1B		4	1	3	3	0	1	0
Roger Repoz, L (1, 8) OBP: 0.303, SLG: 0.633			G3		1-3		F9	L8		4	0	0	0	0	0	3
Al Downing, R (1, 1) OBP: 0.150, SLG: 0.105			K		K		5-3		K	4	0	0	0	0	3	1

	AB	34
	R	4
	H	8
	RBI	4
	BB	3
	SO	8
	LOB	18

Inning Stats										
	R: 0 E: 0 K: 0 S: 3	H: 0 LOB: 1 BB: 1 P: 7	R: 0 E: 0 K: 2 S: 7	H: 0 LOB: 0 BB: 0 P: 7	R: 0 E: 0 K: 1 S: 5	H: 0 LOB: 1 BB: 1 P: 9	R: 0 E: 0 K: 0 S: 3	H: 0 LOB: 1 BB: 0 P: 4	R: 1 E: 0 K: 1 S: 6	H: 1 LOB: 0 BB: 0 P: 6
	R: 1 E: 0 K: 0 S: 5	H: 2 LOB: 1 BB: 0 P: 5	R: 0 E: 0 K: 0 S: 4	H: 1 LOB: 1 BB: 0 P: 4	R: 2 E: 0 K: 1 S: 8	H: 3 LOB: 2 BB: 1 P: 12	R: 0 E: 0 K: 3 S: 10	H: 1 LOB: 1 BB: 0 P: 10	1B: 6 2B: 1 3B: 0 HR: 1	SF: 0 SAC: 1 DP: 0 HBP: 1
	WP: 0 PB: 0 SB: 1 CS: 0	PA: 39								

PITCHER		IP	WLS	BF	H	R	ER	SO	BB	IBB	HBP	BLK	WP	HR	S	P	ERA	WHIP
Hank Aguirre, L ERA: 3.16	(1, 1)	7.0	L	28	4	2	2	4	2	0	1	0	0	1	33	42	2.57	0.857
Orlando Pena, R ERA: 5.89	(8, 1)	2.0		11	4	2	2	4	0	1	0	0	0	0	18	22	9.00	2.000

PITCHER		IP	WLS	BF	H	R	ER	SO	BB	IBB	HBP	BLK	WP	HR	S	P	ERA	WHIP

Batter	1	2	3	4	5	6	7	8	9	AB	R	H	RBI	BB	SO	LOB
George Thomas, R (1, 9) OBP: 0.252, SLG: 0.347	5-3 1B		1-3		4-3		K			4	0	1	0	0	1	1
Jerry Lumpe, L (1, 4) OBP: 0.331, SLG: 0.329	5-3 1-2			F8	F2			4-3		4	0	0	0	0	0	1
Don Demeter, R (1, 3) OBP: 0.306, SLG: 0.401	6-3			F8		1B		K		4	0	1	0	0	1	0
Al Kaline, R (1, 8) OBP: 0.401, SLG: 0.539		L5-3		BB BB BB 1B		L6		L8		4	1	1	0	0	0	1
Willie Horton, R (1, 7) OBP: 0.360, SLG: 0.615		K		BB BB 1-2 BB		F4			6-3	3	0	0	0	1	1	1
Don Wert, R (1, 5) OBP: 0.326, SLG: 0.317		BB		BB 1-2 2-3 BB		K			HR BB	1	1	0	0	3	1	1
Bill Freehan, R (1, 2) OBP: 0.270, SLG: 0.304		K		1-2 2-3 3-H BB			FC1-4 1B		F8	3	0	1	1	1	1	2
Dick McAuliffe, L (1, 6) OBP: 0.362, SLG: 0.481			F9	F5			K		1-H HR	4	1	1	2	0	1	4
Hank Aguirre, R (1, 1) OBP: 0.195, SLG: 0.158 Jake Wood, R (7, PH) OBP: 0.299, SLG: 0.361 Orlando Pena, R (8, 1) OBP: 0.273, SLG: 0.200 Norm Cash, L (9, PH) OBP: 0.344, SLG: 0.327			6-3		K	FC1-4 1-2f			K	2 1 0 1	0 0 0 0	0 0 0 0	0 0 0 0	0 0 0 0	1 0 0 1	0 1 0 0
Inning Stats	R: 0 E: 0 K: 0 S: 3 H: 1 LOB: 0 BB: 0 P: 3	R: 0 E: 0 K: 2 S: 7 H: 0 LOB: 1 BB: 1 P: 11	R: 0 E: 0 K: 0 S: 3 H: 0 LOB: 0 BB: 0 P: 3	R: 1 E: 0 K: 0 S: 4 H: 1 LOB: 3 BB: 3 P: 16	R: 0 E: 0 K: 1 S: 5 H: 0 LOB: 0 BB: 0 P: 5	R: 0 E: 0 K: 1 S: 6 H: 1 LOB: 1 BB: 0 P: 6	R: 0 E: 0 K: 2 S: 8 H: 1 LOB: 1 BB: 0 P: 8	R: 0 E: 0 K: 1 S: 5 H: 0 LOB: 0 BB: 0 P: 5	R: 2 E: 0 K: 1 S: 6 H: 1 LOB: 0 BB: 1 P: 10	1B: 4 2B: 0 3B: 0 HR: 1 SF: 0 SAC: 0 DP: 0 HBP: 0				WP: 0 PB: 0 SB: 0 CS: 0	PA: 36	

PITCHER		IP	WLS	BF	H	R	ER	SO	BB	IBB	HBP	BLK	WP	HR	S	P	ERA	WHIP
Al Downing, L ERA: 3.19	(1, 1)	9.0	W	36	5	3	3	8	5	0	0	0	0	1	47	67	3.00	1.111

PITCHER	IP	WLS	BF	H	R	ER	SO	BB	IBB	HBP	BLK	WP	HR	S	P	ERA	WHIP

BOTTOM

New York Yankees @ Detroit Tigers

Tiger Stadium, Detroit, MI

Wed Jul 07 1965, 7:05 PM EDT

Att. 23,789 - Unknown - 71 F

livebaseballscorecards.com

AB	31
R	3
H	5
RBI	3
BB	5
SO	8
LOB	12

Batter	1	2	3	4	5	6	7	8	9	AB	R	H	RBI	BB	SO	LOB
Bobby Richardson, R (1, 4) OBP: 0.332, SLG: 0.347	B B B B 4-0 BB G6-3 BB		B B B B 4-0 S BB		x 0-0 1B		x 0-0 ① 5-3			2	1	1	0	2	0	0
Phil Linz, R (1, 6) OBP: 0.286, SLG: 0.285	S S S 0-3 ① K		x 0-0 ① L7 1-2		x 0-0 ① L7		x 0-0 ② L5			4	0	0	0	0	1	3
Tom Tresh, S (1, 7) OBP: 0.352, SLG: 0.485	B B B B 4-0 G6-3 1-2 BB		S S S 0-3 ② K		x 0-0 ② F7		x 0-0 ③ F4			3	0	0	0	1	1	2
Elston Howard, R (1, 2) OBP: 0.221, SLG: 0.313	x 0-0 ② G6-3 1-2 2-H		x 0-0 ③ F9		x 0-0 ③ 5-3			x 0-0 ① F3		4	0	0	1	0	0	3
Hector Lopez, R (1, 9) OBP: 0.302, SLG: 0.390	S S S 0-3 ③ K			x 0-0 E 1B 1B		x 0-0 F7 1B 1B		x 0-0 ② L7		4	0	2	0	0	1	1
Joe Pepitone, L (1, 3) OBP: 0.340, SLG: 0.432		S S S 0-3 ① K		x 0-0 ① F5		x 0-0 F7 1-2 1B		x 0-0 ③ L9		4	0	1	0	0	1	1
Clete Boyer, R (1, 5) OBP: 0.336, SLG: 0.440		B B B B 4-0 BB		x 0-0 E 1-2 1B		x 0-0 ① F7 1-2 2-3			x 0-0 ① F4	3	0	1	0	1	0	2
Roger Repoz, L (1, 8) OBP: 0.270, SLG: 0.559		S S S 0-3 ② K		S S S 0-3 ② K 1-2 2-3		S S S 0-3 ② K			x 0-0 ② L8	4	0	0	0	0	3	5
Pete Mikkelsen, R (1, 1) Mickey Mantle, S (6, PH) OBP: 0.384, SLG: 0.452 Hal Reniff, R (6, 1) Pedro Ramos, S (8, 1) OBP: 0.143, SLG: 0.143 Ross Moschitto, R (9, PH) OBP: 0.174, SLG: 0.318		S S S 0-3 ③ K		S S S 0-3 ③ K		S S S 0-3 ③ K			x 0-0 ③ L8	2 1 0 0 1	0 0 0 0 0	0 0 0 0 0	0 0 0 0 0	0 0 0 0 0	2 1 0 0 0	3 2 0 0 0
Inning Stats	R: 1 H: 0 E: 0 LOB: 1 K: 2 BB: 2 S: 7 P: 15	R: 0 H: 0 E: 0 LOB: 1 K: 3 BB: 1 S: 9 P: 13	R: 0 H: 0 E: 0 LOB: 1 K: 1 BB: 1 S: 5 P: 9	R: 0 H: 2 E: 1 LOB: 2 K: 2 BB: 0 S: 9 P: 9	R: 0 H: 1 E: 0 LOB: 1 K: 0 BB: 0 S: 4 P: 4	R: 0 H: 2 E: 0 LOB: 2 K: 2 BB: 0 S: 9 P: 9	R: 0 H: 0 E: 0 LOB: 0 K: 0 BB: 0 S: 3 P: 3	R: 0 H: 0 E: 0 LOB: 0 K: 0 BB: 0 S: 3 P: 3	R: 0 H: 0 E: 0 LOB: 0 K: 0 BB: 0 S: 3 P: 3	1B: 5 SF: 0 2B: 0 SAC: 0 3B: 0 DP: 0 HR: 0 HBP: 0					WP: 0 PA: 36 PB: 0 SB: 1 CS: 0	

PITCHER	IP	WLS	BF	H	R	ER	SO	BB	IBB	HBP	BLK	WP	HR	S	P	ERA	WHIP
Mickey Lolich, L (1, 1) ERA: 3.35	9.0	W	36	5	1	1	10	4	0	0	0	0	0	52	68	1.00	1.000

PITCHER	IP	WLS	BF	H	R	ER	SO	BB	IBB	HBP	BLK	WP	HR	S	P	ERA	WHIP

TOP

New York Yankees @ Detroit Tigers

Tiger Stadium, Detroit, MI

Thu Jul 08 1965, 7:05 PM EDT

Att. 24,559 - Unknown - 78 F

livebaseballscorecards.com

AB	32
R	1
H	5
RBI	1
BB	4
SO	10
LOB	22

Batter	1	2	3	4	5	6	7	8	9	AB	R	H	RBI	BB	SO	LOB
Dick McAuliffe, L (1, 6) OBP: 0.363, SLG: 0.478	G3		4-1	BB		1-3		2B 1-2 2-H 3-H 1B		4	0	1	2	1	0	0
Jerry Lumpe, L (1, 4) OBP: 0.331, SLG: 0.327	FC5-4 BB		F7	F8			6-3	1-3 2-H 2B		2	0	0	0	1	0	3
Ray Oyler, R (5, 4) OBP: 0.267, SLG: 0.276										2	0	1	1	0	0	0
Norm Cash, L (1, 3) OBP: 0.336, SLG: 0.318	K		F8		K		G3	4-3		5	0	0	0	0	2	3
Al Kaline, R (1, 8) OBP: 0.402, SLG: 0.538	FC5-4 1-2f			1B 1B 2B 1B	S 1B		K			4	1	2	0	0	1	1
Willie Horton, R (1, 7) OBP: 0.359, SLG: 0.609		L8		1B 2B 1-2 1B	L8			L8		4	1	1	0	0	0	1
Jim Northrup, L (1, 9) OBP: 0.273, SLG: 0.357		F5		2B 1-2 2-3 1B	1-3 1-2			K		4	0	1	0	0	1	1
Don Wert, R (1, 5) OBP: 0.331, SLG: 0.330		1B 1B		1-3 2-H 3-H 2B		K		BB 1B 2B		4	1	3	2	0	1	0
Bill Freehan, R (1, 2) OBP: 0.279, SLG: 0.326		1-2 1B	L4			HR		BB 1B IBB		3	2	2	1	1	0	2
Mickey Lolich, S (1, 1) OBP: 0.152, SLG: 0.114		G3	6-3			K		1B 2B 1-2 2-3 BB		3	1	0	0	1	1	4
Inning Stats	R: 0 E: 0 K: 1 S: 5 H: 0 LOB: 1 BB: 1 P: 9	R: 0 E: 0 K: 0 S: 5 H: 2 LOB: 2 BB: 0 P: 5	R: 0 E: 0 K: 0 S: 3 H: 0 LOB: 0 BB: 0 P: 3	R: 2 E: 0 K: 0 S: 7 H: 4 LOB: 3 BB: 1 P: 11	R: 0 E: 0 K: 1 S: 6 H: 1 LOB: 1 BB: 0 P: 6	R: 1 E: 0 K: 2 S: 8 H: 1 LOB: 0 BB: 0 P: 8	R: 0 E: 0 K: 1 S: 5 H: 0 LOB: 0 BB: 0 P: 5	R: 3 E: 0 K: 1 S: 8 H: 3 LOB: 2 BB: 2 P: 16		1B: 7 2B: 3 3B: 0 HR: 1	SF: 0 SAC: 0 DP: 0 HBP: 0					

PITCHER		IP	WLS	BF	H	R	ER	SO	BB	IBB	HBP	BLK	WP	HR	S	P	ERA	WHIP
Pete Mikkelsen, R ERA: 3.69	(1, 1)	5.0	L	24	7	2	2	2	2	0	0	0	0	0	26	34	3.60	1.800
Hal Reniff, R ERA: 3.51	(6, 1)	2.2		12	2	4	4	4	1	1	0	0	0	1	18	26	13.50	1.125
Pedro Ramos, R ERA: 3.4	(8, 1)	0.1		3	2	0	0	0	0	0	0	0	0	0	3	3	0.00	6.000

PITCHER	IP	WLS	BF	H	R	ER	SO	BB	IBB	HBP	BLK	WP	HR	S	P	ERA	WHIP

BOTTOM

New York Yankees @ Detroit Tigers

Tiger Stadium, Detroit, MI

Thu Jul 08 1965, 7:05 PM EDT

Att. 24,559 - Unknown - 78 F

livebaseballscorecards.com

AB	35
R	6
H	11
RBI	6
BB	4
SO	6
LOB	15

WP: 0	PB: 0	SB: 1	CS: 0
PA: 39			

Batter	1	2	3	4	5	6	7	8	9	10	AB	R	H	RBI	BB	SO	LOB
Dick McAuliffe, L (1, 6) OBP: 0.369, SLG: 0.478	BBBB 4-0 IHR BB		x 0-0 1-3 ①		x 0-0 2-4-3 1B		BBB 4-0 FC4-6 BB		BBB 4-0 BB		2	1	1	0	3	0	0
Bill Freehan, R (1, 2) OBP: 0.272, SLG: 0.318	x 0-0 F3 ①		x 0-0 F2 ②		0-0 2-4-3 ③ 1-2	SSS 0-3 K ①	x 0-0 FC4-6 ② 1-2f 2-3		x 0-0 F9 ③		5	0	0	0	0	1	4
Norm Cash, L (1, 3) OBP: 0.342, SLG: 0.335	x 0-0 1-H IHR		BBBB 4-0 BB			BBB 4-0 HR BB	x 0-0 F5 ③			x 0-0 F4 ①	3	2	1	2	2	0	2
Willie Horton, R (1, 7) (10, 9) OBP: 0.363, SLG: 0.624	SSS 0-3 K2-3 ②		x 0-0 F3 ③			x 0-0 1-H HR		BBB 4-0 S 1B BB		x 0-0 1B 1B 2B	4	3	2	2	1	1	1
Jim Northrup, L (1, 9) OBP: 0.280, SLG: 0.356 Al Kaline, R (10, PH) OBP: 0.404, SLG: 0.538 Gates Brown, L (10, PR) OBP: 0.273, SLG: 0.349 (10, 7)	BBBB 4-0 BB			x 0-0 L9-3 1B		SSS 0-3 K ②		SSS 0-3 K ① 1-2		4-0 1B 1B IBB	3 0 0	0 0 1	1 0 0	0 0 0	1 1 0	2 0 0	1 0 0
Don Demeter, R (1, 8) OBP: 0.307, SLG: 0.400 George Thomas, R (6, 8) OBP: 0.256, SLG: 0.350	x 0-0 F7 ③			x 0-0 L9-3 ①② 1-2		x 0-0 1B		x 0-0 0-4 2-H 1B		x 0-0 F8 ②	3 2	0 0	1 1	0 1	0 0	0 0	2 2
Don Wert, R (1, 5) OBP: 0.329, SLG: 0.328		SSS 0-3 K ①		x 0-0 F3 ③		x 0-0 F9 ③		x 0-0 9-4 ②③ 1-2f		x 0-0 1B 1-2 2-3 1B	5	0	1	0	0	1	2
Ray Oyler, R (1, 4) OBP: 0.286, SLG: 0.273		x 0-0 F2 ②			x 0-0 6-3 ①		BBB 4-0 FC4-6 WP BB		x 0-0 1-3 ①	x 0-0 1-3 2-H 3-H 1B	4	0	1	2	1	0	0
Joe Sparma, R (1, 1) OBP: 0.200, SLG: 0.208 Dave Wickersham, R (4, 1) Fred Gladding, L (9, 1) Larry Sherry, R (10, 1) OBP: 0.429, SLG: 0.667		SSS 0-3 K ③			SSS 0-3 K ②		SSS 0-3 K ① 1-2		x 0-0 5-3 ②	x 0-0 6-3 ③	1 3 1 0	0 0 0 0	0 0 0 0	0 0 0 0	0 2 0 0	1 1 0 0	0 1 2 0
Inning Stats	R: 2 H: 1 E: 0 LOB: 1 K: 1 BB: 2 S: 6 P: 14	R: 0 H: 0 E: 0 LOB: 0 K: 2 BB: 0 S: 7 P: 7	R: 0 H: 0 E: 0 LOB: 1 K: 0 BB: 1 S: 3 P: 7	R: 0 H: 1 E: 0 LOB: 0 K: 0 BB: 0 S: 3 P: 3	R: 0 H: 1 E: 0 LOB: 1 K: 1 BB: 0 S: 5 P: 5	R: 2 H: 2 E: 0 LOB: 1 K: 2 BB: 1 S: 9 P: 13	R: 0 H: 0 E: 0 LOB: 2 K: 1 BB: 2 S: 5 P: 13	R: 1 H: 1 E: 0 LOB: 0 K: 1 BB: 1 S: 5 P: 9	R: 0 H: 0 E: 0 LOB: 1 K: 0 BB: 1 S: 3 P: 7	R: 2 H: 3 E: 0 LOB: 2 K: 0 BB: 1 S: 6 P: 10	1B: 6 2B: 3 3B: 0 HR: 2	SF: 0 SAC: 0 DP: 2 HBP: 0					

PITCHER		IP	WLS	BF	H	R	ER	SO	BB	IBB	HBP	BLK	WP	HR	S	P	ERA	WHIP
Fred Talbot, R ERA: 3.48	(1, 1)	6.0		26	5	4	4	6	4	0	0	0	0	1	33	49	6.00	1.500
Jesse Hickman, R ERA: 6.75	(7, 1)	0.1		3	0	0	0	1	2	0	0	0	1	0	3	11	0.00	6.000
Jim Dickson, R ERA: 4.82	(7, 1)	1.2		6	1	1	1	1	1	0	0	0	0	0	7	11	5.40	1.200
John O'Donoghue, L ERA: 4.08	(9, 1)	1.1	L	7	1	2	2	0	1	1	0	0	0	0	5	13	13.50	1.500
John Wyatt, R ERA: 2.48	(10, 1)	0.2		4	2	0	0	0	0	0	0	0	0	0	4	4	0.00	3.000

PITCHER	IP	WLS	BF	H	R	ER	SO	BB	IBB	HBP	BLK	WP	HR	S	P	ERA	WHIP

TOP

Detroit Tigers @ Kansas City Athletics

Municipal Stadium, Kansas City, MO

Fri Jul 09 1965, 8:05 PM EDT

Att. 5,772 - Unknown

livebaseballscorecards.com

AB	36
R	7
H	9
RBI	7
BB	9
SO	8
LOB	17

WP: 1	PA: 45		
PB: 0			
SB: 1			
CS: 0			

Detroit Tigers @ Kansas City Athletics

Municipal Stadium, Kansas City, MO

Fri Jul 09 1965, 8:05 PM EDT

Att. 5,772 - Unknown

livebaseballscorecards.com

BOTTOM

Batter	1	2	3	4	5	6	7	8	9	10	AB	R	H	RBI	BB	SO	LOB
Bert Campaneris, R (1, 6) OBP: 0.307, SLG: 0.381	F4	F9		F7		E6 1-2			5-3	BBBB 2B BB	5	0	0	0	1	0	4
Wayne Causey, L (1, 4) OBP: 0.355, SLG: 0.323	2B SF7 1B	4-3		H FC5-4 HBP		6-3			F2	1-3 2B	5	1	2	0	0	0	2
Ed Charles, R (1, 5) OBP: 0.334, SLG: 0.408	1-3 1B 2B	F8		FC5-4 6-3 1-2f E			6-3		2B 1B	6-3	6	3	2	0	0	0	3
Ken Harrelson, R (1, 3) OBP: 0.344, SLG: 0.448	BBBB 1B BB	F9			6-3 1-2		6-3		1-H 1B 2B		4	1	1	1	1	0	1
Mike Hershberger, R (1, 9) OBP: 0.293, SLG: 0.300	SF7 3-H			6-3	E8 2-H 1B		BBBB BB		2-H 1B		3	0	2	3	1	0	0
Tommie Reynolds, R (1, 7) OBP: 0.303, SLG: 0.293	1-3 2-H 1B			F7	L7		F8		BBBB 1-2 BB		4	0	1	1	1	0	2
Billy Bryan, L (1, 2) OBP: 0.300, SLG: 0.403	F8			BB BB 1B		SSS K	SSS K		4-3		5	0	1	0	0	2	4
Nelson Mathews, R (1, 8) OBP: 0.305, SLG: 0.346		F8		BBBB 4-0 BB 1-2 BB		4-3	F7			SSS K	4	0	0	0	1	1	0
Fred Talbot, R (1, 1) OBP: 0.293, SLG: 0.342		SSS K		BBBB 4-0 1-2 2-3 BB		BBBB E BB	F8			6-3	1	0	0	0	1	1	0
Santiago Rosario, L (6, PH) OBP: 0.467, SLG: 0.667											0	0	0	0	1	0	0
Jesse Hickman, R (7, 1)											0	0	0	0	0	0	0
Jim Dickson, L (7, 1)											0	0	0	0	0	0	0
Johnny Blanchard, L (8, PH) OBP: 0.270, SLG: 0.260											1	0	0	0	0	0	0
John O'Donoghue, R (9, 1) OBP: 0.290, SLG: 0.300											0	0	0	0	0	0	0
John Wyatt, R (10, 1)											0	0	0	0	0	0	0
Rene Lachemann, R (10, PH) OBP: 0.261, SLG: 0.408											1	0	0	0	0	0	0
Inning Stats	R: 2 H: 3 E: 0 LOB: 2 K: 0 BB: 1 S: 6 P: 10	R: 0 H: 0 E: 0 LOB: 0 K: 1 BB: 0 S: 5 P: 5	R: 0 H: 0 E: 0 LOB: 0 K: 0 BB: 0 S: 3 P: 3	R: 0 H: 1 E: 0 LOB: 3 K: 0 BB: 2 S: 4 P: 12	R: 1 H: 1 E: 1 LOB: 1 K: 0 BB: 0 S: 4 P: 5	R: 0 H: 0 E: 1 LOB: 2 K: 1 BB: 1 S: 6 P: 10	R: 0 H: 0 E: 0 LOB: 1 K: 0 BB: 1 S: 3 P: 7	R: 0 H: 0 E: 0 LOB: 0 K: 1 BB: 0 S: 5 P: 5	R: 2 H: 3 E: 0 LOB: 2 K: 0 BB: 1 S: 6 P: 10	R: 0 H: 1 E: 0 LOB: 2 K: 1 BB: 1 S: 6 P: 10							

	AB	39
	R	5
	H	9
	RBI	5
	BB	7
	SO	4
	LOB	16

1B: 6 SF: 1 WP: 0 PA: 48
2B: 3 SAC: 0 PB: 0
3B: 0 DP: 0 SB: 0
HR: 0 HBP: 1 CS: 0

PITCHER		IP	WLS	BF	H	R	ER	SO	BB	IBB	HBP	BLK	WP	HR	S	P	ERA	WHIP
Joe Sparma, R ERA: 3.39	(1, 1)	3.2		18	4	2	2	1	3	0	0	0	0	0	17	29	4.91	1.909
Dave Wickersham, R ERA: 4.98	(4, 1)	5.0		22	3	3	3	2	2	0	1	0	0	0	23	32	5.40	1.000
Fred Gladding, R ERA: 3.07	(9, 1)	1.0	W	7	2	0	0	1	2	0	0	0	0	0	7	15	0.00	4.000
Larry Sherry, R ERA: 3.16	(10, 1)	0.1	S	1	0	0	0	0	0	0	0	0	0	0	1	1	0.00	0.000

PITCHER	IP	WLS	BF	H	R	ER	SO	BB	IBB	HBP	BLK	WP	HR	S	P	ERA	WHIP

Batter	1	2	3	4	5	6	7	8	9	AB	R	H	RBI	BB	SO	LOB
Dick McAuliffe, L (1, 6) OBP: 0.373, SLG: 0.478	G4-6-3 FC 1B		BBB 4-0 BB		4-3		WP 1B 1-2 3-H		SSS 0-3 K	4	0	2	1	1	1	1
Bill Freehan, R (1, 2) OBP: 0.266, SLG: 0.310	FC G4-6-3 1-2		F3			1-3	F5 1-2 2-3		F8	5	0	0	0	0	0	4
Gates Brown, L (1, 7) OBP: 0.261, SLG: 0.333 George Thomas, R (9, PH) OBP: 0.262, SLG: 0.350 (9, 9)	G4-6-3 1-2f 2-3		L9			6-3	L8		BBB 4-0 CS BB	4 0	0 0	0 0	0 0	0 1	0 0	6 0
Willie Horton, R (1, 9) OBP: 0.365, SLG: 0.620 (9, 7)	F4			F6		BBB 4-0 BB		1B BB FC6-4 1B	CS 1-2	3	1	1	0	1	0	1
Norm Cash, L (1, 3) OBP: 0.341, SLG: 0.339		2B		F7		3-1		F8		4	0	1	0	0	0	2
Don Demeter, R (1, 8) OBP: 0.310, SLG: 0.399		1-3		F3			1B 1B 1B	BBB 4-0 FC6-4 1B 1-2	BB	3	1	1	0	1	0	1
Don Wert, R (1, 5) OBP: 0.331, SLG: 0.330		F6			6-3		1B 1B 1B 1-3	FC6-4 1-2 2-3	1B	4	1	2	0	0	0	1
Ray Oyler, R (1, 4) OBP: 0.297, SLG: 0.286 Al Kaline, R (7, PH) OBP: 0.406, SLG: 0.540 Jake Wood, R (7, PR) OBP: 0.295, SLG: 0.356 (7, 4)		5-3			1B		WP 1B 1-3 3-H	FC6-4 1-2f 2-3 3-H		2 1 1	0 0 0	1 1 1	0 1 0	0 0 0	0 0 0	1 0 2
Denny McLain, R (1, 1) OBP: 0.150, SLG: 0.105 Larry Sherry, R (8, 1) OBP: 0.429, SLG: 0.667 Mickey Lolich, S (9, 1) OBP: 0.152, SLG: 0.114			4-3		SSS 0-3 K		F9	F8		4 0 0	0 0 0	0 0 0	0 0 0	1 0 0	0 0 0	5 0 0
Inning Stats	R: 0 E: 0 K: 0 S: 4 H: 1 LOB: 1 BB: 0 P: 4	R: 0 E: 0 K: 0 S: 4 H: 1 LOB: 1 BB: 0 P: 4	R: 0 E: 0 K: 0 S: 3 H: 0 LOB: 1 BB: 1 P: 7	R: 0 E: 0 K: 0 S: 3 H: 0 LOB: 0 BB: 0 P: 3	R: 0 E: 0 K: 1 S: 6 H: 1 LOB: 1 BB: 0 P: 6	R: 0 E: 0 K: 0 S: 3 H: 0 LOB: 1 BB: 1 P: 7	R: 2 E: 0 K: 0 S: 7 H: 4 LOB: 3 BB: 0 P: 7	R: 1 E: 0 K: 0 S: 5 H: 2 LOB: 2 BB: 1 P: 9	R: 0 E: 0 K: 1 S: 4 H: 0 LOB: 0 BB: 1 P: 8	1B: 8 2B: 1 3B: 0 HR: 0 SF: 0 SAC: 0 DP: 1 HBP: 0						

PITCHER		IP	WLS	BF	H	R	ER	SO	BB	IBB	HBP	BLK	WP	HR	S	P	ERA	WHIP
Rollie Sheldon, R ERA: 3.12	(1, 1)	8.0		36	9	3	3	1	3	0	0	0	1	0	35	47	3.38	1.500
Don Mossi, L ERA: 3.22	(9, 1)	1.0	W	3	0	0	0	1	1	0	0	0	0	0	4	8	0.00	1.000

PITCHER		IP	WLS	BF	H	R	ER	SO	BB	IBB	HBP	BLK	WP	HR	S	P	ERA	WHIP

TOP

Detroit Tigers @ Kansas City Athletics

Municipal Stadium, Kansas City, MO

Sat Jul 10 1965, 8:05 PM EDT

Att. 6,080 - Unknown

livebaseballscorecards.com

AB	35
R	3
H	9
RBI	3
BB	4
SO	2
LOB	24

WP: 1 PA: 40
PB: 0
SB: 0
CS: 1

BOTTOM

Detroit Tigers @ Kansas City Athletics

Municipal Stadium, Kansas City, MO

Sat Jul 10 1965, 8:05 PM EDT

Att. 6,080 - Unknown

livebaseballscorecards.com

Batter	1	2	3	4	5	6	7	8	9	AB	R	H	RBI	BB	SO	LOB
Bert Campaneris, R (1, 6) OBP: 0.304, SLG: 0.376	F9			6-3		5-3		5-3		4	0	0	0	0	0	0
Wayne Causey, L (1, 4) OBP: 0.361, SLG: 0.349	G6-4-3 BB			3-1		3B		HR		3	1	2	1	1	0	0
Jim Landis, R (1, 8) OBP: 0.358, SLG: 0.357	G6-4-3 1-2f			L3		F3		BB		3	0	0	0	1	0	2
Ken Harrelson, R (1, 3) OBP: 0.338, SLG: 0.439		K			6-3		K	F8		4	0	0	0	0	2	1
Don Mossi, L (9, 1)										0	0	0	0	0	0	0
Ed Charles, R (1, 5) OBP: 0.338, SLG: 0.415		1-3			BB 1B		3B 2B	F4		3	0	2	0	0	0	0
Skip Lockwood, R (7, PR) OBP: 0.296, SLG: 0.095										1	1	0	0	0	0	1
(8, 5)																
Mike Hershberger, R (1, 9) OBP: 0.300, SLG: 0.324		F5			BB 1-2 BB		2-H 3B		SF8 3B	3	1	2	1	1	0	0
Johnny Blanchard, L (1, 2) OBP: 0.278, SLG: 0.275			G3		BB 1-2		F9		IBB IBB	2	0	0	0	2	0	2
Tommie Reynolds, R (1, 7) OBP: 0.300, SLG: 0.279			F3		K		F6		1-2 IBB	3	0	0	0	1	1	4
Rollie Sheldon, R (1, 1) OBP: 0.148, SLG: 0.080			K			K		HR	SF8 3-H	2	0	0	0	0	2	0
Santiago Rosario, L (8, PH) OBP: 0.500, SLG: 0.923										1	1	1	1	0	0	0
(9, 3)																
Rene Lachemann, R (9, PH) OBP: 0.259, SLG: 0.408										0	0	0	1	0	0	0
Inning Stats	R: 0 E: 0 K: 0 S: 2 H: 0 LOB: 0 BB: 1 P: 6	R: 0 E: 0 K: 1 S: 5 H: 0 LOB: 0 BB: 0 P: 5	R: 0 E: 0 K: 1 S: 5 H: 0 LOB: 0 BB: 0 P: 5	R: 0 E: 0 K: 0 S: 3 H: 0 LOB: 0 BB: 0 P: 3	R: 0 E: 0 K: 1 S: 5 H: 1 LOB: 2 BB: 2 P: 13	R: 0 E: 0 K: 1 S: 6 H: 1 LOB: 1 BB: 0 P: 6	R: 1 E: 0 K: 1 S: 7 H: 2 LOB: 2 BB: 0 P: 7	R: 2 E: 0 K: 0 S: 5 H: 2 LOB: 1 BB: 1 P: 9	R: 1 E: 0 K: 0 S: 2 H: 1 LOB: 2 BB: 2 P: 10	1B: 1 2B: 1 3B: 3 HR: 2 SF: 1 SAC: 0 DP: 1 HBP: 0	WP: 0 PB: 0 SB: 0 CS: 0 PA: 36					

	AB	29
	R	4
	H	7
	RBI	4
	BB	6
	SO	5
	LOB	10

PITCHER		IP	WLS	BF	H	R	ER	SO	BB	IBB	HBP	BLK	WP	HR	S	P	ERA	WHIP
Denny McLain, R ERA: 3.16	(1, 1)	7.0		27	5	2	2	5	3	0	0	0	0	1	34	46	2.57	1.143
Larry Sherry, R ERA: 3.44	(8, 1)	1.0	L	8	2	2	2	0	1	2	0	0	0	1	5	17	18.00	3.000
Mickey Lolich, L ERA: 3.34	(9, 1)	0.1		1	0	0	0	0	0	0	0	0	0	0	1	1	0.00	0.000

PITCHER	IP	WLS	BF	H	R	ER	SO	BB	IBB	HBP	BLK	WP	HR	S	P	ERA	WHIP

Batter	1	2	3	4	5	6	7	8	9	AB	R	H	RBI	BB	SO	LOB
Dick McAuliffe, L (1, 6) OBP: 0.371, SLG: 0.485	F6		4-3		HR			F8		4	1	1	1	0	0	0
Don Wert, R (1, 5) OBP: 0.327, SLG: 0.325	F5		L3		F9			6-3		4	0	0	0	0	0	0
Gates Brown, L (1, 7) OBP: 0.260, SLG: 0.363	HR		F2		K			4-3		4	1	1	1	0	1	0
George Thomas, R (8, 9) OBP: 0.262, SLG: 0.350										0	0	0	0	0	0	0
Willie Horton, R (1, 9) (8, 7) OBP: 0.367, SLG: 0.621	BB (1B)			HR 2B		6-3			6-3	3	1	1	0	1	0	0
Norm Cash, L (1, 3) OBP: 0.344, SLG: 0.358	1B (1-3)			HR (2-H)		K			F3	4	1	2	2	0	1	0
Don Demeter, R (1, 8) OBP: 0.309, SLG: 0.396	F6			F8		F8			1B	4	0	1	0	0	0	2
Bill Freehan, R (1, 2) OBP: 0.261, SLG: 0.303		F3		F2			F3		6-3	4	0	0	0	0	0	1
Ray Oyler, R (1, 4) OBP: 0.275, SLG: 0.263		L1		F8			K			3	0	0	0	0	1	0
Hank Aguirre, R (1, 1) OBP: 0.182, SLG: 0.146		K			5-3		K			3	0	0	0	0	2	0
Inning Stats	R: 1 E: 0 K: 0 S: 5 H: 2 LOB: 2 BB: 1 P: 9	R: 0 E: 0 K: 1 S: 5 H: 0 LOB: 0 BB: 0 P: 5	R: 0 E: 0 K: 0 S: 3 H: 0 LOB: 0 BB: 0 P: 3	R: 2 E: 0 K: 0 S: 5 H: 2 LOB: 0 BB: 0 P: 5	R: 1 E: 0 K: 1 S: 6 H: 1 LOB: 0 BB: 0 P: 6	R: 0 E: 0 K: 1 S: 5 H: 0 LOB: 0 BB: 0 P: 5	R: 0 E: 0 K: 2 S: 7 H: 0 LOB: 0 BB: 0 P: 7	R: 0 E: 0 K: 0 S: 3 H: 0 LOB: 0 BB: 0 P: 3	R: 0 E: 0 K: 0 S: 4 H: 1 LOB: 1 BB: 0 P: 4	1B: 2 2B: 1 3B: 0 HR: 3 SF: 0 SAC: 0 DP: 0 HBP: 0	WP: 0 PB: 0 SB: 0 CS: 0 PA: 34					

PITCHER	IP	WLS	BF	H	R	ER	SO	BB	IBB	HBP	BLK	WP	HR	S	P	ERA	WHIP
Wes Stock, R (1, 1) ERA: 5.22	4.1	L	19	5	4	4	1	1	0	0	0	0	3	20	24	8.31	1.385
Jim Dickson, R (5, 1) ERA: 4.62	1.2		5	0	0	0	2	0	0	0	0	0	0	9	9	0.00	0.000
Jesse Hickman, R (7, 1) ERA: 5.27	3.0		10	1	0	0	2	0	0	0	0	0	0	14	14	0.00	0.333

PITCHER	IP	WLS	BF	H	R	ER	SO	BB	IBB	HBP	BLK	WP	HR	S	P	ERA	WHIP

TOP

Detroit Tigers @ Kansas City Athletics

Municipal Stadium, Kansas City, MO

Sun Jul 11 1965, 4:33 AM EDT

Att. 5,874 - Unknown

livebaseballscorecards.com

AB	33
R	4
H	6
RBI	4
BB	1
SO	5
LOB	3

BOTTOM

Detroit Tigers @ Kansas City Athletics

Municipal Stadium, Kansas City, MO

Sun Jul 11 1965, 4:33 AM EDT

Att. 5,874 - Unknown

livebaseballscorecards.com

Batter	1	2	3	4	5	6	7	8	9	AB	R	H	RBI	BB	SO	LOB
Bert Campaneris, R (1, 6) OBP: 0.308, SLG: 0.383	S 1B 1B	3-1		2B		F7			G6-3 1B	5	1	3	0	0	0	2
Wayne Causey, L (1, 4) OBP: 0.358, SLG: 0.346	F5 1-2		BB 1B 1B	2-3			4-3		G6-3 1-2f	5	1	1	0	0	0	3
Mike Hershberger, R (1, 9) OBP: 0.300, SLG: 0.320	F7		B B B 1B 1-2 BB		F8		F9			3	0	0	0	1	0	1
Ken Harrelson, R (1, 3) OBP: 0.340, SLG: 0.440	1B 2-H 1B		1-2 2-H 1B		6-3		S S S K			4	0	2	2	0	1	0
Tommie Reynolds, R (1, 7) OBP: 0.311, SLG: 0.292	FC6-4 1-2 1B		F6		1B				F5	4	0	2	0	0	0	2
Rene Lachemann, R (1, 2) OBP: 0.250, SLG: 0.393	FC6-4 1-2f		L7		F6				F6	4	0	0	0	0	0	5
Nelson Mathews, R (1, 8) OBP: 0.309, SLG: 0.349		SH1-3 1B	F7			F6		FC6-4 1B		4	0	2	0	0	0	2
Skip Lockwood, R (1, 5) OBP: 0.290, SLG: 0.120		F3		G3		FC6-4 1B		FC6-4 1-2f		4	0	1	0	0	0	2
Wes Stock, R (1, 1)		SH1-3 1-2		1-3		FC6-4 1-2f			F8	1	0	0	0	0	0	0
Jim Dickson, L (5, 1)										0	0	0	0	0	0	0
Jim Landis, R (6, PH) OBP: 0.356, SLG: 0.355										1	0	0	0	0	0	1
Jesse Hickman, R (7, 1)										0	0	0	0	0	0	0
Santiago Rosario, L (9, PH) OBP: 0.471, SLG: 0.857										1	0	0	0	0	0	0
Inning Stats	R: 1 E: 0 K: 0 S: 6 H: 3 LOB: 2 BB: 0 P: 6	R: 0 E: 0 K: 0 S: 4 H: 1 LOB: 1 BB: 0 P: 4	R: 1 E: 0 K: 0 S: 5 H: 2 LOB: 2 BB: 1 P: 9	R: 0 E: 0 K: 0 S: 4 H: 1 LOB: 1 BB: 0 P: 4	R: 0 E: 0 K: 0 S: 4 H: 1 LOB: 1 BB: 0 P: 4	R: 0 E: 0 K: 0 S: 4 H: 1 LOB: 1 BB: 0 P: 4	R: 0 E: 0 K: 1 S: 5 H: 0 LOB: 0 BB: 0 P: 5	R: 0 E: 0 K: 0 S: 4 H: 1 LOB: 1 BB: 0 P: 4	R: 0 E: 0 K: 0 S: 3 H: 1 LOB: 0 BB: 0 P: 3	1B: 10 2B: 1 3B: 0 HR: 0	SF: 0 SAC: 1 DP: 1 HBP: 0						

AB	36
R	2
H	11
RBI	2
BB	1
SO	1
LOB	18

WP: 0 PB: 0 SB: 1 CS: 0 PA: 38

PITCHER	IP	WLS	BF	H	R	ER	SO	BB	IBB	HBP	BLK	WP	HR	S	P	ERA	WHIP
Hank Aguirre, L (1, 1) ERA: 3.07	9.0	W	38	11	2	2	1	1	0	0	0	0	0	39	43	2.00	1.333

PITCHER	IP	WLS	BF	H	R	ER	SO	BB	IBB	HBP	BLK	WP	HR	S	P	ERA	WHIP

Batter	1	2	3	4	5	6	7	8	9	10	AB	R	H	RBI	BB	SO	LOB
Luis Aparicio, R (1, 6) OBP: 0.274, SLG: 0.360	6-3	FC6-4			S BB		2B		6-3		4	0	1	0	1	0	3
Jackie Brandt, R (1, 8) OBP: 0.304, SLG: 0.399	G1-6-3 BB		L8		K		F7		L8		4	0	0	0	1	1	2
Curt Blefary, L (1, 7) OBP: 0.390, SLG: 0.512	G1-6-3		F4			3-1		HR 1B		2B	5	1	2	0	0	0	1
Brooks Robinson, R (1, 5) OBP: 0.358, SLG: 0.427		1B 1B BB	F9			2B 1B		1-H HR		F4	4	3	2	2	1	0	1
Sam Bowens, R (1, 9) OBP: 0.188, SLG: 0.240		K		F5		F3		1B 1B		5-3	5	0	1	0	0	1	3
Boog Powell, L (1, 3) OBP: 0.321, SLG: 0.347		K		3-1		1-H 2B		1-3 G4-3 1B		FC6-4 IBB	4	0	2	1	1	1	1
Jerry Adair, R (1, 4) OBP: 0.308, SLG: 0.345		1B 1B 1-2 1B		K		6-3		G4-3 1-2f		FC6-4 1-2f	5	0	1	0	0	1	5
Dick Brown, R (1, 2) OBP: 0.278, SLG: 0.333		1B 1-2 2-H 1B			K	6-3		5-3			4	0	1	1	0	1	1
Steve Barber, L (1, 1) OBP: 0.233, SLG: 0.308		FC6-4 1-2 2-3 1B			K	5-3			4-3		2	0	1	0	0	1	0
Dick Hall, R (6, 1) OBP: 0.600, SLG: 0.625											1	0	0	0	0	0	0
Norm Siebern, L (9, PH) OBP: 0.363, SLG: 0.436											1	0	0	0	0	0	0
Stu Miller, R (9, 1)											0	0	0	0	0	0	0
Inning Stats	R: 0 E: 0 K: 0 S: 2 H: 0 LOB: 0 BB: 1 P: 6	R: 1 E: 0 K: 2 S: 10 H: 3 LOB: 3 BB: 1 P: 14	R: 0 E: 0 K: 0 S: 3 H: 0 LOB: 0 BB: 0 P: 3	R: 0 E: 0 K: 1 S: 5 H: 0 LOB: 0 BB: 0 P: 5	R: 0 E: 0 K: 3 S: 9 H: 0 LOB: 1 BB: 1 P: 13	R: 1 E: 0 K: 0 S: 5 H: 2 LOB: 1 BB: 0 P: 5	R: 0 E: 0 K: 0 S: 4 H: 1 LOB: 1 BB: 0 P: 4	R: 2 E: 0 K: 0 S: 6 H: 4 LOB: 1 BB: 0 P: 6	R: 0 E: 0 K: 0 S: 3 H: 0 LOB: 0 BB: 0 P: 3	R: 0 E: 0 K: 0 S: 4 H: 1 LOB: 2 BB: 1 P: 8	1B: 7 2B: 3 3B: 0 HR: 1 SF: 0 SAC: 0 DP: 2 HBP: 0						

PITCHER		IP	WLS	BF	H	R	ER	SO	BB	IBB	HBP	BLK	WP	HR	S	P	ERA	WHIP
Mickey Lolich, L ERA: 3.43	(1, 1)	7.0		31	8	4	4	6	3	0	0	0	0	1	40	52	5.14	1.571
Terry Fox, R ERA: 2.15	(8, 1)	2.0		7	2	0	0	0	0	0	0	0	0	0	7	7	0.00	1.000
Fred Gladding, R ERA: 3.0	(10, 1)	1.0	W	5	1	0	0	0	0	1	0	0	0	0	4	8	0.00	1.000

PITCHER	IP	WLS	BF	H	R	ER	SO	BB	IBB	HBP	BLK	WP	HR	S	P	ERA	WHIP

TOP

Baltimore Orioles @ Detroit Tigers

Tiger Stadium, Detroit, MI

Thu Jul 15 1965, 7:05 PM EDT
Att. 16,217 - Unknown

livebaseballscorecards.com

AB	39
R	4
H	11
RBI	4
BB	4
SO	6
LOB	17

Batter	1	2	3	4	5	6	7	8	9	10	AB	R	H	RBI	BB	SO	LOB
Don Wert, R (1, 5) OBP: 0.323, SLG: 0.320	1-3		6-3		F7		K		F8		5	0	0	0	0	1	0
Jerry Lumpe, L (1, 4) OBP: 0.332, SLG: 0.329	BB (PB, 1B)		6-3		F7		F8			2B (1B)	4	2	1	0	1	0	0
Norm Cash, L (1, 3) OBP: 0.349, SLG: 0.377	1B (CS, 1-H)		G3		F8		HR			IBB (1B)	4	1	2	2	1	0	0
Al Kaline, R (1, 8) OBP: 0.409, SLG: 0.543	BB (WP, 1B, 1-2)			L9		2B (1B, 1B)	K			1B (1-2, 2-H)	4	2	2	1	1	1	0
Willie Horton, R (1, 7) OBP: 0.373, SLG: 0.622	1B (1-H)			BB (1B, 1B)		1B (CS, 1B, 2-3)		F7			3	0	2	1	1	0	0
Don Demeter, R (1, 9) OBP: 0.308, SLG: 0.394	1-3			K		CS (1B, 1-2, 3-H)		E6 (CS)			4	0	1	1	0	1	2
Bill Freehan, R (1, 2) OBP: 0.261, SLG: 0.302		6-3		1B (1-2)		K (1-2, 2-3)		K (1-2)			4	0	1	0	0	2	3
Dick McAuliffe, L (1, 6) OBP: 0.370, SLG: 0.483		4-3		1B (1-2, 2-3)		IBB			K		1	0	0	0	0	0	0
Ray Oyler, R (3, 6) OBP: 0.302, SLG: 0.275											2	0	1	0	1	1	0
Mickey Lolich, S (1, 1) OBP: 0.143, SLG: 0.106		K		1-3		K			G3		3	0	0	0	0	2	5
Terry Fox, R (8, 1)											0	0	0	0	0	0	0
Gates Brown, L (9, PH) OBP: 0.258, SLG: 0.359											1	0	0	0	0	0	0
Fred Gladding, L (10, 1)											0	0	0	0	0	0	0
Inning Stats	R: 2 E: 0 K: 0 S: 4 H: 2 LOB: 1 BB: 2 P: 12	R: 0 E: 0 K: 1 S: 5 H: 0 LOB: 0 BB: 0 P: 5	R: 0 E: 0 K: 0 S: 3 H: 0 LOB: 0 BB: 0 P: 3	R: 0 E: 0 K: 1 S: 7 H: 2 LOB: 3 BB: 1 P: 11	R: 0 E: 0 K: 0 S: 3 H: 0 LOB: 0 BB: 0 P: 3	R: 1 E: 0 K: 2 S: 9 H: 3 LOB: 2 BB: 1 P: 13	R: 1 E: 0 K: 2 S: 8 H: 1 LOB: 0 BB: 0 P: 8	R: 0 E: 1 K: 1 S: 5 H: 0 LOB: 0 BB: 0 P: 5	R: 0 E: 0 K: 1 S: 5 H: 0 LOB: 0 BB: 0 P: 5	R: 1 E: 0 K: 0 S: 2 H: 2 LOB: 2 BB: 1 P: 6	1B: 7 2B: 3 3B: 0 HR: 1	SF: 0 SAC: 0 DP: 1 HBP: 0						

PITCHER	IP	WLS	BF	H	R	ER	SO	BB	IBB	HBP	BLK	WP	HR	S	P	ERA	WHIP
Steve Barber, L (1, 1) ERA: 3.5	5.0		24	7	3	3	2	3	0	0	0	1	0	25	37	5.40	2.000
Dick Hall, R (6, 1) ERA: 2.33	3.0		10	1	1	1	5	0	1	0	0	0	1	19	23	3.00	0.333
Stu Miller, R (9, 1) ERA: 1.56	1.0	L	6	2	1	1	1	0	1	0	0	0	0	7	11	9.00	2.000

PITCHER	IP	WLS	BF	H	R	ER	SO	BB	IBB	HBP	BLK	WP	HR	S	P	ERA	WHIP

Baltimore Orioles @ Detroit Tigers

Tiger Stadium, Detroit, MI

Thu Jul 15 1965, 7:05 PM EDT

Att. 16,217 - Unknown

BOTTOM

livebaseballscorecards.com

AB	35
R	5
H	10
RBI	5
BB	5
SO	8
LOB	10

WP: 1 PA: 40
PB: 1
SB: 0
CS: 4

Batter	1	2	3	4	5	6	7	8	9	10	11	AB	R	H	RBI	BB	SO	LOB
Luis Aparicio, R (1, 6) OBP: 0.270, SLG: 0.355	F6		L8			L8		F7		6-3		5	0	0	0	0	0	3
Russ Snyder, L (1, 9) OBP: 0.341, SLG: 0.323 (11, 7)	K			K		3-1		G5-3, BB, 1-3, 1B		K		5	0	1	0	0	3	1
Boog Powell, L (1, 3) OBP: 0.322, SLG: 0.357	K			1-6-3			HR	BB, 1-2		1-3		4	1	1	1	1	1	0
Brooks Robinson, R (1, 5) OBP: 0.359, SLG: 0.429		G6-4-3, BB		F4			5-3	G5-3, 2-3f			WP, 2B	4	1	1	0	1	0	3
Curt Blefary, L (1, 7) OBP: 0.391, SLG: 0.507 Sam Bowens, R (11, 9) OBP: 0.188, SLG: 0.240	F2				F9		FC6-4, BB		6-3		G6-4-3, E, 2-H, 1B	4 0	0 0	1 0	0 0	1 0	0 0	1 0
John Orsino, R (1, 2) OBP: 0.327, SLG: 0.419 Jim Palmer, R (9, PR) OBP: 0.263, SLG: 0.389 Dick Brown, R (9, 2) OBP: 0.276, SLG: 0.330	G6-4-3, 1-2f				K		FC6-4, 1-2f, 1B		1B		E5, G6-4-3, 1-2	4 0 1	0 0 0	1 0 0	0 0 0	0 0 0	1 0 0	2 0 1
Jackie Brandt, R (1, 8) OBP: 0.307, SLG: 0.399			1B		4-3		1-2, 1B		K		G6-4-3, 1-2f, 2-3	5	0	2	0	0	1	3
Jerry Adair, R (1, 4) OBP: 0.309, SLG: 0.346			K			SH3-4, 1B	4-3		1-2, 1B		F9	5	0	2	0	0	1	4
Milt Pappas, R (1, 1) OBP: 0.116, SLG: 0.186 Dave McNally, R (4, 1) OBP: 0.067, SLG: 0.034 Norm Siebern, L (8, PH) OBP: 0.366, SLG: 0.436 Stu Miller, R (8, 1) Charlie Lau, L (9, PH) OBP: 0.345, SLG: 0.500 Harvey Haddix, L (9, 1)			K			SH3-4		1B, BB		G3		1 0 0 0 1 0	0 0 0 0 0 0	0 0 1 0 0 0	0 0 0 0 0 0	0 0 0 0 0 0	1 0 0 0 0 0	1 0 0 0 2 0
Inning Stats	R: 0 E: 0 K: 2 S: 7 H: 0 LOB: 0 BB: 0 P: 7	R: 0 E: 0 K: 0 S: 2 H: 0 LOB: 0 BB: 1 P: 6	R: 0 E: 0 K: 2 S: 8 H: 1 LOB: 1 BB: 0 P: 8	R: 0 E: 0 K: 1 S: 5 H: 0 LOB: 0 BB: 0 P: 5	R: 0 E: 0 K: 1 S: 5 H: 0 LOB: 0 BB: 0 P: 5	R: 0 E: 0 K: 0 S: 4 H: 1 LOB: 1 BB: 0 P: 4	R: 1 E: 0 K: 0 S: 5 H: 2 LOB: 2 BB: 1 P: 9	R: 0 E: 0 K: 0 S: 3 H: 1 LOB: 2 BB: 2 P: 11	R: 0 E: 0 K: 1 S: 7 H: 2 LOB: 2 BB: 0 P: 7	R: 0 E: 0 K: 1 S: 5 H: 0 LOB: 0 BB: 0 P: 5	R: 1 E: 1 K: 0 S: 5 H: 2 LOB: 1 BB: 0 P: 5	1B: 7 2B: 1 3B: 0 HR: 1	SF: 0 SAC: 1 DP: 3 HBP: 0		WP: 2 PB: 0 SB: 0 CS: 0	PA: 44		

PITCHER		IP	WLS	BF	H	R	ER	SO	BB	IBB	HBP	BLK	WP	HR	S	P	ERA	WHIP
Denny McLain, R ERA: 3.04	(1, 1)	7.1		30	5	1	1	6	4	0	0	0	0	1	38	54	1.23	1.227
Orlando Pena, R ERA: 5.67	(8, 1)	1.2		6	2	0	0	1	0	0	0	0	0	0	8	8	0.00	1.200
Larry Sherry, R ERA: 3.48	(10, 1)	2.0	L	8	2	1	1	1	0	0	0	0	1	0	10	10	4.50	1.000

PITCHER	IP	WLS	BF	H	R	ER	SO	BB	IBB	HBP	BLK	WP	HR	S	P	ERA	WHIP

TOP

Baltimore Orioles @ Detroit Tigers

Tiger Stadium, Detroit, MI

Fri Jul 16 1965, 7:05 PM EDT

Att. 15,327 - Unknown

livebaseballscorecards.com

AB	39
R	2
H	9
RBI	1
BB	4
SO	8
LOB	21

Baltimore Orioles @ Detroit Tigers

Tiger Stadium, Detroit, MI

Fri Jul 16 1965, 7:05 PM EDT

Att. 15,327 - Unknown

livebaseballscorecards.com

BOTTOM

Batter	1	2	3	4	5	6	7	8	9	10	11	AB	R	H	RBI	BB	SO	LOB
Dick McAuliffe, L (1, 6) OBP: 0.367, SLG: 0.475	BB		K		K		6-3		4-3 1-2f		K	5	0	0	0	1	3	4
Jerry Lumpe, L (1, 4) OBP: 0.333, SLG: 0.335	F8		2-H 2B		BB 1B		F7			4-3		5	0	2	1	0	0	1
Norm Cash, L (1, 3) OBP: 0.354, SLG: 0.381	F6		BB		1-2 BB		K			2B		3	0	1	0	2	1	1
Al Kaline, R (1, 8) OBP: 0.406, SLG: 0.535	L5-3		L5		L4			K		G5-4-3 IBB		4	0	0	0	1	1	5
Willie Horton, R (1, 7) OBP: 0.366, SLG: 0.609		6-3		5-3		K		K		G5-4-3 1-2f		5	0	0	0	0	2	2
Jim Northrup, L (1, 9) OBP: 0.279, SLG: 0.360		4-3		4-3		4-3		2B			F7	4	0	1	0	0	0	0
George Thomas, R (11, PH) OBP: 0.260, SLG: 0.347												1	0	0	0	0	0	0
Don Wert, R (1, 5) OBP: 0.324, SLG: 0.319		5-3		1B		E BB		5-3			F8	4	0	1	0	1	0	1
Bill Freehan, R (1, 2) OBP: 0.264, SLG: 0.301			SH3 2B 1B	K		E5 1-2			F8		1B BB	4	1	1	0	1	1	2
Denny McLain, R (1, 1) OBP: 0.143, SLG: 0.100			SH3 1-2		F9	F9			4-3 BB		1-2 1B	2	0	0	0	0	0	2
Orlando Pena, R (8, 1) OBP: 0.273, SLG: 0.200												0	0	0	0	0	0	0
Jake Wood, R (9, PH) OBP: 0.304, SLG: 0.356												0	0	0	0	1	0	0
Larry Sherry, R (10, 1) OBP: 0.429, SLG: 0.667												0	0	0	0	0	0	0
Don Demeter, R (11, PH) OBP: 0.311, SLG: 0.397												1	0	1	0	0	0	0
Inning Stats	R: 0 E: 0 K: 0 S: 3 H: 0 LOB: 1 BB: 1 P: 7	R: 0 E: 0 K: 0 S: 3 H: 0 LOB: 0 BB: 0 P: 3	R: 1 E: 0 K: 1 S: 7 H: 2 LOB: 2 BB: 1 P: 11	R: 0 E: 0 K: 1 S: 6 H: 1 LOB: 1 BB: 0 P: 6	R: 0 E: 0 K: 1 S: 6 H: 1 LOB: 2 BB: 1 P: 10	R: 0 E: 1 K: 1 S: 6 H: 0 LOB: 2 BB: 1 P: 10	R: 0 E: 0 K: 1 S: 5 H: 0 LOB: 0 BB: 0 P: 5	R: 0 E: 0 K: 2 S: 8 H: 1 LOB: 1 BB: 0 P: 8	R: 0 E: 0 K: 0 S: 2 H: 0 LOB: 0 BB: 1 P: 6	R: 0 E: 0 K: 0 S: 3 H: 1 LOB: 1 BB: 1 P: 7	R: 0 E: 0 K: 1 S: 6 H: 1 LOB: 2 BB: 1 P: 10	1B: 4 2B: 4 3B: 0 HR: 0	SF: 0 SAC: 1 DP: 2 HBP: 0					

PITCHER	IP	WLS	BF	H	R	ER	SO	BB	IBB	HBP	BLK	WP	HR	S	P	ERA	WHIP
Milt Pappas, R (1, 1) ERA: 1.77	3.0		13	2	1	1	1	2	0	0	0	0	0	13	21	3.00	1.333
Dave McNally, L (4, 1) ERA: 3.64	4.0		17	2	0	0	4	2	0	0	0	0	0	23	31	0.00	1.000
Stu Miller, R (8, 1) ERA: 1.54	1.0		4	1	0	0	2	0	0	0	0	0	0	8	8	0.00	1.000
Harvey Haddix, L (9, 1) ERA: 1.44	3.0	W	12	2	0	0	1	2	1	0	0	0	0	11	23	0.00	1.333

PITCHER	IP	WLS	BF	H	R	ER	SO	BB	IBB	HBP	BLK	WP	HR	S	P	ERA	WHIP

AB	38
R	1
H	7
RBI	1
BB	7
SO	8
LOB	18

WP: 0 PA: 46
PB: 0
SB: 0
CS: 0

Batter	1	2	3	4	5	6	7	8	9	AB	R	H	RBI	BB	SO	LOB
Luis Aparicio, R (1, 6) OBP: 0.273, SLG: 0.366	6-3		HR		F2			1B, SF7, 1B 1-2		4	2	2	1	0	0	0
Jackie Brandt, R (1, 8) OBP: 0.306, SLG: 0.395	F9		F4			K		1-3, 2-H, 1B		4	0	1	1	0	1	0
Curt Blefary, L (1, 7) OBP: 0.386, SLG: 0.500 Bob Johnson, R (8, PH) OBP: 0.293, SLG: 0.406 Russ Snyder, L (8, 7) OBP: 0.341, SLG: 0.323	4-3			K		K		3-H, SF7		3 0 0	0 0 0	0 0 0	0 1 0	0 0 0	2 0 0	0 0 0
Brooks Robinson, R (1, 5) OBP: 0.361, SLG: 0.427		FC6-4, 1B		BB, 1B		6-3		F3		3	0	1	0	1	0	1
Sam Bowens, R (1, 9) OBP: 0.189, SLG: 0.236		F9		K			5-3		BB, G3, 5-3, PB	3	1	0	0	1	1	2
Boog Powell, L (1, 3) OBP: 0.322, SLG: 0.356		K		1B 1-2			K		1-2, 5-3	4	0	1	0	0	2	2
Jerry Adair, R (1, 4) OBP: 0.306, SLG: 0.342		1-2f, FC6-4		5-3			K		2-3, G3	4	0	0	0	0	1	4
Dick Brown, R (1, 2) OBP: 0.284, SLG: 0.330			F6		5-3			FC1-6, 1B	PB, S, IBB	3	0	1	0	1	0	0
Wally Bunker, R (1, 1) OBP: 0.294, SLG: 0.111			F9		K			1-2f, FC1-6, 1B, 1B	1-3, 3-H, 4-3	4	1	0	0	0	1	2
Inning Stats	R: 0 E: 0 K: 0 S: 3	H: 0 LOB: 0 BB: 0 P: 3	R: 0 E: 0 K: 1 S: 6	H: 1 LOB: 1 BB: 0 P: 6	R: 1 E: 0 K: 0 S: 4	H: 1 LOB: 0 BB: 0 P: 4	R: 0 E: 0 K: 2 S: 8	H: 1 LOB: 2 BB: 1 P: 12	R: 0 E: 0 K: 1 S: 5	H: 0 LOB: 0 BB: 0 P: 5	R: 0 E: 0 K: 2 S: 7	H: 0 LOB: 0 BB: 0 P: 7	R: 0 E: 0 K: 2 S: 7	H: 0 LOB: 0 BB: 0 P: 7	R: 2 E: 0 K: 0 S: 6	H: 3 LOB: 1 BB: 0 P: 6	R: 1 E: 0 K: 0 S: 3	H: 0 LOB: 1 BB: 2 P: 11	1B: 5 2B: 0 3B: 0 HR: 1	SF: 1 SAC: 0 DP: 0 HBP: 0	WP: 0 PB: 1 SB: 1 CS: 0	PA: 36

PITCHER		IP	WLS	BF	H	R	ER	SO	BB	IBB	HBP	BLK	WP	HR	S	P	ERA	WHIP
Hank Aguirre, L ERA: 3.1	(1, 1)	7.2	L	30	6	3	3	8	1	0	0	0	0	1	45	49	3.52	0.913
Fred Gladding, R ERA: 2.98	(8, 1)	0.1		1	0	0	0	0	0	0	0	0	0	0	1	1	0.00	0.000
Terry Fox, R ERA: 2.09	(9, 1)	1.0		5	0	1	0	0	1	1	0	0	0	0	3	11	0.00	1.000

PITCHER	IP	WLS	BF	H	R	ER	SO	BB	IBB	HBP	BLK	WP	HR	S	P	ERA	WHIP

TOP

Baltimore Orioles @ Detroit Tigers

Tiger Stadium, Detroit, MI

Sun Jul 18 1965, 4:33 AM EDT

Att. 43,313 - Unknown

livebaseballscorecards.com

AB	32
R	4
H	6
RBI	3
BB	3
SO	8
LOB	11

Baltimore Orioles @ Detroit Tigers

Tiger Stadium, Detroit, MI

Sun Jul 18 1965, 4:33 AM EDT

Att. 43,313 - Unknown

BOTTOM

Batter	1	2	3	4	5	6	7	8	9	AB	R	H	RBI	BB	SO	LOB
Don Wert, R (1, 5) OBP: 0.329, SLG: 0.328	0-0: 1B, SF9, 2B		0-0: 1B			0-0 ①: F9		0-0 ③: 1B		4	1	3	0	0	0	0
Jerry Lumpe, L (1, 4) OBP: 0.336, SLG: 0.335	0-0: FC6-4, 1B; 2-3		0-0 ②: F6			4-0: BB			0-0 ①: F9	3	0	1	0	1	0	1
Norm Cash, L (1, 3) OBP: 0.349, SLG: 0.374	0-3 ①: K		0-0 ③: F8			0-0 ②: F9			0-0 ②: 4-3	4	0	0	0	0	1	4
Al Kaline, R (1, 8) OBP: 0.401, SLG: 0.529	0-0 ②: SF9; 3-H			0-0 ①: L8		0-0 ③: L6			0-0 ③: L6-3	3	0	0	1	0	0	1
Willie Horton, R (1, 9) OBP: 0.362, SLG: 0.602	0-0 ③: FC6-4; 1-2f			0-0 ②: F5			0-0 ①: 6-3			3	0	0	0	0	0	1
Gates Brown, L (1, 7) OBP: 0.250, SLG: 0.347		0-3 ①: K		0-0 ③: F8			0-0 ②: 4-3			3	0	0	0	0	1	0
Bill Freehan, R (1, 2) OBP: 0.261, SLG: 0.297		0-0 ②: F4			0-0 ①: 6-3		0-0 ③: F9			3	0	0	0	0	0	0
Ray Oyler, R (1, 6) OBP: 0.289, SLG: 0.262		0-0 ③: 6-3			0-0 ②: F3			0-0 ①: 4-3		2	0	0	0	0	0	0
Jim Northrup, L (8, PH) OBP: 0.277, SLG: 0.358										1	0	0	0	0	0	0
Jake Wood, R (9, 6) OBP: 0.304, SLG: 0.356										0	0	0	0	0	0	0
Hank Aguirre, R (1, 1) OBP: 0.174, SLG: 0.140			0-3 ①: K		0-3 ③: K			0-0 ②: 4-3		2	0	0	0	0	2	0
Fred Gladding, L (8, 1)										0	0	0	0	0	0	0
Dick McAuliffe, L (8, PH) OBP: 0.365, SLG: 0.474										1	0	0	0	0	0	0
Terry Fox, R (9, 1)										0	0	0	0	0	0	0
Inning Stats	R: 1 E: 0 K: 1 S: 7 H: 2 LOB: 1 BB: 0 P: 7	R: 0 E: 0 K: 1 S: 5 H: 0 LOB: 0 BB: 0 P: 5	R: 0 E: 0 K: 1 S: 6 H: 1 LOB: 1 BB: 0 P: 6	R: 0 E: 0 K: 0 S: 3 H: 0 LOB: 0 BB: 0 P: 3	R: 0 E: 0 K: 1 S: 5 H: 0 LOB: 0 BB: 0 P: 5	R: 0 E: 0 K: 0 S: 3 H: 0 LOB: 1 BB: 1 P: 7	R: 0 E: 0 K: 0 S: 3 H: 0 LOB: 0 BB: 0 P: 3	R: 0 E: 0 K: 0 S: 3 H: 1 LOB: 1 BB: 0 P: 3	R: 0 E: 0 K: 0 S: 3 H: 0 LOB: 0 BB: 0 P: 3	1B: 3 2B: 1 3B: 0 HR: 0 SF: 1 SAC: 0 DP: 0 HBP: 0						

PITCHER	IP	WLS	BF	H	R	ER	SO	BB	IBB	HBP	BLK	WP	HR	S	P	ERA	WHIP
Wally Bunker, R (1, 1) ERA: 3.4	9.0	W	31	4	1	1	4	1	0	0	0	0	0	38	42	1.00	0.556

PITCHER	IP	WLS	BF	H	R	ER	SO	BB	IBB	HBP	BLK	WP	HR	S	P	ERA	WHIP

AB	29
R	1
H	4
RBI	1
BB	1
SO	4
LOB	7

livebaseballscorecards.com

Batter	1	2	3	4	5	6	7	8	9	AB	R	H	RBI	BB	SO	LOB
Ken Hamlin, R (1, 4) OBP: 0.377, SLG: 0.408	BBBB 4-0 G5-4-3 BB		x 0-0 HR	x 0-0 2-H 3-H HR		x 0-0 ③ L5			x 0-0 ② FC4-6 1-2f	4	2	2	4	1	0	2
Ken McMullen, R (1, 5) OBP: 0.309, SLG: 0.421	x 0-0 ①② G5-4-3 1-2f		BBBB 4-0 1B HR BB	x 0-0 ② F7			SSS 0-3 ① K		SSS 0-3 ③ K	4	1	0	0	1	2	2
Frank Howard, R (1, 7) OBP: 0.347, SLG: 0.487	SSS 0-3 ③ K		x 0-0 1-3 HR 1B	x 0-0 ③ F2			x 0-0 G4-6-3 1B			4	1	2	0	0	1	0
Willie Kirkland, L (7, PR) OBP: 0.280, SLG: 0.489 (7, 9)										0	0	0	0	0	0	0
Woodie Held, R (1, 9) OBP: 0.356, SLG: 0.462 (7, 7)		x 0-0 2B FC6-5-4 1B	x 0-0 1-H 3-H HR		x 0-0 ① 4-3		x 0-0 ②③ G4-6-3 1-2f			4	2	2	3	0	0	1
Don Lock, R (1, 8) OBP: 0.330, SLG: 0.368		x 0-0 FC6-5-4 1-3 2B	SSS 0-3 ② K		x 0-0 ② 5-3			BBBB 4-0 G4-6-3 BB		3	0	1	0	1	1	0
Don Zimmer, R (1, 2) OBP: 0.294, SLG: 0.284		SSS 0-3 ① K	SSS 0-3 ③ K		x 0-0 ③ F5			x 0-0 ①② G4-6-3 1-2f		4	0	0	0	0	2	3
Joe Cunningham, L (1, 3) OBP: 0.377, SLG: 0.323		x 0-0 ② FC6-5-4 2-3 3-H		x 0-0 SH2-4 1B HR 1B		SSS 0-3 ① K		x 0-0 ③ F7		4	1	1	1	0	1	1
Ed Brinkman, R (1, 6) OBP: 0.249, SLG: 0.268		SSS 0-3 ③ K		x 0-0 SH2-4 1-2 HR 1B		x 0-0 ② F3			x 0-0 ① F8	4	1	1	0	0	1	1
Phil Ortega, R (1, 1) OBP: 0.304, SLG: 0.268			x 0-0 ① 4-3	x 0-0 ① SH2-4 1-2 2-3		x 0-0 1B			BBBB 4-0 FC4-6 BB	2	0	1	0	1	0	0
Inning Stats	R: 0 E: 0 K: 1 S: 4 H: 0 LOB: 0 BB: 1 P: 8	R: 1 E: 0 K: 2 S: 9 H: 2 LOB: 1 BB: 0 P: 9	R: 4 E: 0 K: 2 S: 10 H: 3 LOB: 0 BB: 1 P: 14	R: 3 E: 0 K: 0 S: 6 H: 3 LOB: 0 BB: 0 P: 6	R: 0 E: 0 K: 0 S: 3 H: 0 LOB: 0 BB: 0 P: 3	R: 0 E: 0 K: 1 S: 6 H: 1 LOB: 1 BB: 0 P: 6	R: 0 E: 0 K: 1 S: 5 H: 1 LOB: 1 BB: 0 P: 5	R: 0 E: 0 K: 0 S: 2 H: 0 LOB: 0 BB: 1 P: 6	R: 0 E: 0 K: 1 S: 5 H: 0 LOB: 1 BB: 1 P: 9	1B: 6 2B: 1 3B: 0 HR: 3 SF: 0 SAC: 1 DP: 3 HBP: 0						

TOP

Washington Senators @ Detroit Tigers

Tiger Stadium, Detroit, MI

Mon Jul 19 1965, 4:33 AM EDT

Att. 4,986 - Unknown

livebaseballscorecards.com

AB	33
R	8
H	10
RBI	8
BB	4
SO	8
LOB	10

WP: 0 PB: 0 SB: 0 CS: 0 PA: 38

PITCHER		IP	WLS	BF	H	R	ER	SO	BB	IBB	HBP	BLK	WP	HR	S	P	ERA	WHIP
Mickey Lolich, L ERA: 3.64	(1, 1)	2.1	L	12	4	4	4	3	2	0	0	0	0	1	16	24	15.43	2.571
Orlando Pena, R ERA: 5.79	(3, 1)	0.2		3	1	1	1	2	0	0	0	0	0	1	7	7	13.50	1.500
Ron Nischwitz, L ERA: 2.92	(4, 1)	5.0		19	5	3	3	2	1	0	0	0	0	1	22	26	5.40	1.200
Terry Fox, R ERA: 2.04	(9, 1)	1.0		4	0	0	0	1	1	0	0	0	0	0	5	9	0.00	1.000

PITCHER	IP	WLS	BF	H	R	ER	SO	BB	IBB	HBP	BLK	WP	HR	S	P	ERA	WHIP

Washington Senators @ Detroit Tigers

Tiger Stadium, Detroit, MI

Mon Jul 19 1965, 4:33 AM EDT

Att. 4,986 - Unknown

livebaseballscorecards.com

BOTTOM

Batter	1	2	3	4	5	6	7	8	9	AB	R	H	RBI	BB	SO	LOB
Dick McAuliffe, L (1, 6) OBP: 0.361, SLG: 0.468	4-3		4-3			3-1		FC4-6 1-2f		4	0	0	0	0	0	2
Jerry Lumpe, L (1, 4) OBP: 0.334, SLG: 0.337	4-3			6-3		2B			F7	4	0	1	0	0	0	0
Norm Cash, L (1, 3) OBP: 0.347, SLG: 0.371	L9			FC5-4 1B		F9			F3	4	0	1	0	0	0	1
Al Kaline, R (1, 8) OBP: 0.398, SLG: 0.525 George Thomas, R (6, 8) OBP: 0.256, SLG: 0.341		L8		F3			F8		5-3	2 2	0 0	0 0	0 0	0 0	0 0	1 0
Willie Horton, R (1, 7) OBP: 0.359, SLG: 0.595		F2		FC5-4 1-2f			F7			3	0	0	0	0	0	1
Jim Northrup, L (1, 9) OBP: 0.272, SLG: 0.350		6-3			F7		F7			3	0	0	0	0	0	0
Don Wert, R (1, 5) OBP: 0.329, SLG: 0.326			BB		5-3			F9		2	0	0	0	1	0	0
Bill Freehan, R (1, 2) OBP: 0.257, SLG: 0.293			F4		K			L5		3	0	0	0	0	1	1
Mickey Lolich, S (1, 1) OBP: 0.143, SLG: 0.106 Orlando Pena, R (3, 1) OBP: 0.273, SLG: 0.200 Gates Brown, L (3, PH) OBP: 0.248, SLG: 0.344 Ron Nischwitz, S (4, 1) OBP: 0.313, SLG: 0.399 Don Demeter, R (8, PH) Terry Fox, R (9, 1)			K			K		FC4-6 1B		0 0 1 1 1 0	0 0 0 0 0 0	0 0 0 0 1 0	0 0 0 0 0 0	0 0 1 1 0 0	0 0 1 0 0 0	0 0 1 0 0 0
Inning Stats	R: 0 E: 0 K: 0 S: 3 H: 0 LOB: 0 BB: 0 P: 3	R: 0 E: 0 K: 0 S: 3 H: 0 LOB: 0 BB: 0 P: 3	R: 0 E: 0 K: 1 S: 5 H: 0 LOB: 1 BB: 1 P: 9	R: 0 E: 0 K: 0 S: 4 H: 1 LOB: 1 BB: 0 P: 4	R: 0 E: 0 K: 1 S: 5 H: 0 LOB: 0 BB: 0 P: 5	R: 0 E: 0 K: 1 S: 6 H: 1 LOB: 1 BB: 0 P: 6	R: 0 E: 0 K: 0 S: 3 H: 0 LOB: 0 BB: 0 P: 3	R: 0 E: 0 K: 0 S: 4 H: 1 LOB: 1 BB: 0 P: 4	R: 0 E: 0 K: 0 S: 3 H: 0 LOB: 0 BB: 0 P: 3	1B: 2 2B: 1 3B: 0 HR: 0 SF: 0 SAC: 0 DP: 0 HBP: 0						

	AB	30
	R	0
	H	3
	RBI	0
	BB	1
	SO	3
	LOB	7

WP: 0 PA: 31
PB: 0
SB: 0
CS: 0

PITCHER	IP	WLS	BF	H	R	ER	SO	BB	IBB	HBP	BLK	WP	HR	S	P	ERA	WHIP
Phil Ortega, R (1, 1) ERA: 3.87	9.0	W	31	3	0	0	3	1	0	0	0	0	0	36	40	0.00	0.444

PITCHER	IP	WLS	BF	H	R	ER	SO	BB	IBB	HBP	BLK	WP	HR	S	P	ERA	WHIP

Batter	1	2	3	4	5	6	7	8	9	AB	R	H	RBI	BB	SO	LOB
Ken Hamlin, R (1, 6) OBP: 0.373, SLG: 0.403	S S S 0-3 ① K		x 0-0 ③ L1			x 0-0 ② 5-3		x 0-0 1B		4	0	1	0	0	1	1
Don Blasingame, L (1, 4) OBP: 0.277, SLG: 0.302	x 0-0 ② F6			x 0-0 E9 1B		x 0-0 ③ F9		x 0-0 ③ 4-3		4	0	1	0	0	0	1
Willie Kirkland, L (1, 9) OBP: 0.273, SLG: 0.475	S S S 0-3 ③ K			x 0-0 ① F7			x 0-0 ① F9		x 0-0 ① F7	4	0	0	0	0	1	1
Frank Howard, R (1, 7) OBP: 0.346, SLG: 0.484		x 0-0 ① 6-3		S S S 0-3 ② K			x 0-0 BB 1B		x 0-0 ② 5-3	4	0	1	0	0	1	1
Dick Nen, L (1, 3) OBP: 0.342, SLG: 0.343		B B B B 4-0 CS BB		x 0-0 ③ 4-3			B B B B 4-0 1-2 BB		x 0-0 ③ F4	2	0	0	0	2	0	1
Ken McMullen, R (1, 5) OBP: 0.306, SLG: 0.417		x 0-0 ② ③ F5 1-2			x 0-0 ① 5-3		x 0-0 ② F6			3	0	0	0	0	0	3
Don Lock, R (1, 8) OBP: 0.330, SLG: 0.368			x 0-0 FC5-4 1B		S S S 0-3 ② K		S S S 0-3 ③ K			3	0	1	0	0	2	2
Don Zimmer, R (1, 2) OBP: 0.289, SLG: 0.279 Joe Cunningham, L (8, PH) OBP: 0.374, SLG: 0.321 Doug Camilli, R (8, 2) OBP: 0.234, SLG: 0.270			x 0-0 ① FC5-4 1-2f		x 0-0 ③ L8			x 0-0 ① L8		2 1 0	0 0 0	0 0 0	0 0 0	0 0 0	0 0 0	1 0 0
Howie Koplitz, R (1, 1) OBP: 0.130, SLG: 0.130 Jim King, L (8, PH) OBP: 0.320, SLG: 0.405 Ron Kline, R (8, 1)			S S S 0-3 ② K			S S S 0-3 ① K		x 0-0 ② F6		2 1 0	0 0 0	0 0 0	0 0 0	0 0 0	2 0 0	1 0 0
Inning Stats	R: 0 H: 0 E: 0 LOB: 0 K: 2 BB: 0 S: 7 P: 7	R: 0 H: 0 E: 0 LOB: 0 K: 0 BB: 1 S: 2 P: 6	R: 0 H: 1 E: 0 LOB: 1 K: 1 BB: 0 S: 6 P: 6	R: 0 H: 1 E: 1 LOB: 1 K: 1 BB: 0 S: 6 P: 6	R: 0 H: 0 E: 0 LOB: 0 K: 1 BB: 0 S: 5 P: 5	R: 0 H: 0 E: 0 LOB: 0 K: 1 BB: 0 S: 5 P: 5	R: 0 H: 1 E: 0 LOB: 2 K: 1 BB: 1 S: 6 P: 10	R: 0 H: 1 E: 0 LOB: 1 K: 0 BB: 0 S: 4 P: 4	R: 0 H: 0 E: 0 LOB: 0 K: 0 BB: 0 S: 3 P: 3	1B: 4 SF: 0 2B: 0 SAC: 0 3B: 0 DP: 0 HR: 0 HBP: 0						

PITCHER	IP	WLS	BF	H	R	ER	SO	BB	IBB	HBP	BLK	WP	HR	S	P	ERA	WHIP
Dave Wickersham, R (1, 1) ERA: 4.54	9.0	W	32	4	0	0	7	2	0	0	0	0	0	44	52	0.00	0.667

PITCHER	IP	WLS	BF	H	R	ER	SO	BB	IBB	HBP	BLK	WP	HR	S	P	ERA	WHIP

TOP

Washington Senators @ Detroit Tigers

Tiger Stadium, Detroit, MI

Tue Jul 20 1965, 7:05 PM EDT

Att. 7,278 - Unknown

livebaseballscorecards.com

AB	30
R	0
H	4
RBI	0
BB	2
SO	7
LOB	12

WP: 0 PA: 32
PB: 0
SB: 0
CS: 1

Batter	1	2	3	4	5	6	7	8	9	AB	R	H	RBI	BB	SO	LOB
Don Wert, R (1, 5) OBP: 0.328, SLG: 0.325	L6-4 1B 1B		F9		4-3		1-3			4	0	1	0	0	0	3
Jerry Lumpe, L (1, 4) OBP: 0.337, SLG: 0.337	1-2 1B			6-3		BBBB L6-3 BB		4-3		3	0	1	0	1	0	0
Norm Cash, L (1, 3) OBP: 0.341, SLG: 0.364	F4			1-3		L6-3 1-2		4-3		4	0	0	0	0	0	3
Al Kaline, R (1, 8) OBP: 0.399, SLG: 0.523	L6-4 2-3			BBBB HR BB		1B		L5-3		3	1	1	0	1	0	2
Willie Horton, R (1, 7) OBP: 0.358, SLG: 0.604		F9		1-H HR		SSS K				3	1	1	2	0	1	1
Don Demeter, R (1, 9) OBP: 0.314, SLG: 0.398		5-3		5-3			SH3-4 1B			3	0	1	0	0	0	0
Bill Freehan, R (1, 2) OBP: 0.263, SLG: 0.298		F8			SH3-4 1B		1-2 SH3-4 1B			3	0	2	0	0	0	0
Ray Oyler, R (1, 6) OBP: 0.271, SLG: 0.244			F6		F3		F2			3	0	0	0	0	0	3
Dave Wickersham, R (1, 1)			5-3		SH3-4 1-2		1-2 2-3 SH3-4			1	0	0	0	0	0	0
Inning Stats	R: 0 H: 2 E: 0 LOB: 1 K: 0 BB: 0 S: 4 P: 4	R: 0 H: 0 E: 0 LOB: 0 K: 0 BB: 0 S: 3 P: 3	R: 0 H: 0 E: 0 LOB: 0 K: 0 BB: 0 S: 3 P: 3	R: 2 H: 1 E: 0 LOB: 0 K: 0 BB: 1 S: 4 P: 8	R: 0 H: 1 E: 0 LOB: 1 K: 0 BB: 0 S: 4 P: 4	R: 0 H: 1 E: 0 LOB: 1 K: 1 BB: 1 S: 5 P: 9	R: 0 H: 2 E: 0 LOB: 2 K: 0 BB: 0 S: 5 P: 5	R: 0 H: 0 E: 0 LOB: 0 K: 0 BB: 0 S: 3 P: 3		1B: 6 SF: 0 2B: 2 SAC: 2 3B: 0 DP: 2 HR: 1 HBP: 0						

PITCHER		IP	WLS	BF	H	R	ER	SO	BB	IBB	HBP	BLK	WP	HR	S	P	ERA	WHIP
Howie Koplitz, R ERA: 5.16	(1, 1)	7.0	L	28	7	2	2	1	2	0	0	0	0	1	28	36	2.57	1.286
Ron Kline, R ERA: 1.94	(8, 1)	1.0		3	0	0	0	0	0	0	0	0	0	0	3	3	0.00	0.000

PITCHER	IP	WLS	BF	H	R	ER	SO	BB	IBB	HBP	BLK	WP	HR	S	P	ERA	WHIP

BOTTOM

Washington Senators @ Detroit Tigers

Tiger Stadium, Detroit, MI

Tue Jul 20 1965, 7:05 PM EDT

Att. 7,278 - Unknown

livebaseballscorecards.com

AB	27
R	2
H	7
RBI	2
BB	2
SO	1
LOB	12

Batter	1	2	3	4	5	6	7	8	9	AB	R	H	RBI	BB	SO	LOB
Larry Brown, R (1, 6) OBP: 0.314, SLG: 0.370	S S S 0-3 ① K		B B B 4-0 HBP 1-2 BB	x 0-0 ③ F7		x 0-0 1-3 2-H 1B		x 0-0 ② L5		4	0	1	1	1	1	1
Chico Salmon, R (1, 5) OBP: 0.230, SLG: 0.321	x 0-0 ② L8		x 0-0 ② L8		S S S 0-3 ① K	x 0-0 ③ F6		x 0-0 ③ 4-3		3	0	0	0	0	1	2
Fred Whitfield, L (6, PH) (6, 3) OBP: 0.316, SLG: 0.516										2	0	0	0	0	0	2
Leon Wagner, L (1, 7) OBP: 0.343, SLG: 0.474	x 0-0 ③ 6-3		H 1-0 1-2 2-3 HBP		x 0-0 ② 3-1		x 0-0 ① 3-1		x 0-0 ① G3	4	0	0	0	0	0	0
Rocky Colavito, R (1, 9) OBP: 0.408, SLG: 0.536		S S S 0-3 ① K	S S S 0-3 ③ K		x 0-0 E3		x 0-0 2B		x 0-0 ② L8	5	0	1	0	0	2	3
Chuck Hinton, R (1, 3) (6, 4) OBP: 0.340, SLG: 0.464		B B B B 4-0 S BB		x 0-0 E 2B 1B	x 0-0 ③ 5-3		x 0-0 ② 5-3		x 0-0 HR	4	2	2	1	1	0	2
Vic Davalillo, L (1, 8) OBP: 0.350, SLG: 0.391		x 0-0 ② 4-3 1-2		S S S 0-3 ① K		B B B B 4-0 HBP 1B BB	B B B B 4-0 BB		B B B B 4-0 BB	2	1	0	0	3	1	2
Joe Azcue, R (1, 2) OBP: 0.281, SLG: 0.240		S S S 0-3 ③ K		x 0-0 E6 2B 1-2 E		H 1-0 1B 1-2 HBP	x 0-0 ③ F2		S S S 0-3 ③ K	2	1	0	0	0	1	2
Lee Stange, R (6, 1) OBP: 0.318, SLG: 0.167										0	0	0	0	0	0	0
Al Luplow, L (7, PH) OBP: 0.308, SLG: 0.435										1	0	0	0	0	0	2
Jack Spring, R (7, 1) OBP: 0.333, SLG: 0.333										0	0	0	0	0	0	0
Phil Roof, R (9, PH) OBP: 0.111, SLG: 0.111										1	0	0	0	0	1	1
Pedro Gonzalez, R (1, 4) (6, 5) OBP: 0.306, SLG: 0.418			x 0-0 HBP BB 1B	x 0-0 E2 1-H 2-H 2B		x 0-0 ① F3		x 0-0 ① 4-3		4	0	2	1	0	0	2
Sam McDowell, L (1, 1) OBP: 0.102, SLG: 0.083			S S S 0-3 ① K	S S S 0-3 ② K		S S S 0-3 ② K		x 0-0 HR		0	0	0	0	0	0	0
Jack Kralick, L (2, 1) OBP: 0.154, SLG: 0.167										0	0	0	0	0	0	0
Floyd Weaver, R (2, 1) OBP: 0.200, SLG: 0.222										1	0	0	0	0	1	1
Max Alvis, R (4, PH) OBP: 0.337, SLG: 0.474										1	0	0	0	0	1	1
Gary Bell, R (4, 1) OBP: 0.091, SLG: 0.364										0	0	0	0	0	0	0
Duke Sims, L (6, PH) OBP: 0.200, SLG: 0.386										2	1	1	1	0	1	2
(6, 2)																
Inning Stats	R: 0 E: 0 K: 1 S: 5 H: 0 LOB: 0 BB: 0 P: 5	R: 0 E: 0 K: 2 S: 7 H: 0 LOB: 1 BB: 1 P: 11	R: 0 E: 0 K: 2 S: 8 H: 1 LOB: 3 BB: 1 P: 13	R: 2 E: 2 K: 2 S: 10 H: 2 LOB: 1 BB: 0 P: 10	R: 0 E: 1 K: 1 S: 6 H: 0 LOB: 1 BB: 0 P: 6	R: 1 E: 0 K: 1 S: 6 H: 1 LOB: 2 BB: 1 P: 11	R: 0 E: 0 K: 0 S: 4 H: 1 LOB: 1 BB: 1 P: 8	R: 1 E: 0 K: 0 S: 4 H: 1 LOB: 0 BB: 0 P: 4	R: 1 E: 0 K: 1 S: 6 H: 1 LOB: 1 BB: 1 P: 10	1B: 3 2B: 2 3B: 0 HR: 2 SF: 0 SAC: 0 DP: 0 HBP: 2						

TOP

Cleveland Indians @ Detroit Tigers

Tiger Stadium, Detroit, MI

Wed Jul 21 1965, 7:05 PM EDT

Unknown

livebaseballscorecards.com

AB	36
R	5
H	7
RBI	4
BB	5
SO	10
LOB	23

WP: 0 PB: 0 SB: 1 CS: 0 PA: 43

PITCHER		IP	WLS	BF	H	R	ER	SO	BB	IBB	HBP	BLK	WP	HR	S	P	ERA	WHIP
Mickey Lolich, L ERA: 3.56	(1, 1)	5.2	W	28	4	3	1	9	3	0	2	0	0	0	41	55	1.59	1.235
Terry Fox, R ERA: 2.3	(6, 1)	3.1	S	15	3	2	2	1	2	0	0	0	0	2	15	23	5.40	1.500

PITCHER		IP	WLS	BF	H	R	ER	SO	BB	IBB	HBP	BLK	WP	HR	S	P	ERA	WHIP

Cleveland Indians @ Detroit Tigers

Tiger Stadium, Detroit, MI

Wed Jul 21 1965, 7:05 PM EDT

Unknown

livebaseballscorecards.com

BOTTOM

Batter	1	2	3	4	5	6	7	8	9	AB	R	H	RBI	BB	SO	LOB
Don Wert, R (1, 5) OBP: 0.331, SLG: 0.327	PB BB BB 1B	1B HR BB		1-3 ①		SH1-3 1B 1B		F7 ①		4	3	2	0	1	0	0
Jerry Lumpe, L (1, 4) OBP: 0.339, SLG: 0.335	BB IBB 1-2 BB	F7 ②		1B HR BB		SH1-3 ① 1-2		4-3 ②		2	1	0	0	2	0	1
Norm Cash, L (1, 3) OBP: 0.346, SLG: 0.384	K ①	1-3 HR 1B		1-2 HR 1B		K ②		HR		5	3	3	1	0	2	3
Al Kaline, R (1, 8) OBP: 0.402, SLG: 0.532	BB 1-2 2-3 IBB	1-H 3-H HR		K ②		1B IBB		L6 ③		3	1	1	3	2	1	2
Willie Horton, R (1, 7) OBP: 0.367, SLG: 0.618	1-2 2-3 3-H BB	BB		1-H 2-H HR		1-2 2-H 1B				2	1	2	5	2	0	0
Don Demeter, R (1, 9) OBP: 0.309, SLG: 0.392	K ②	6-3 ③		F8 ③		F8 ③				4	0	0	0	0	1	6
Bill Freehan, R (1, 2) OBP: 0.262, SLG: 0.297	1-3 ③	L8 1B		F7 ①				F4 ①		4	0	1	0	0	0	3
Ray Oyler, R (1, 6) OBP: 0.269, SLG: 0.306		HR		L8 ① ② 1-2		K ②		3-1 ②		4	1	1	1	0	1	1
Mickey Lolich, S (1, 1) OBP: 0.135, SLG: 0.100		1-3 ①		1-3 ③		K ③		K ③		3	0	0	0	0	1	0
Terry Fox, R (6, 1)										1	0	0	0	0	1	0
Inning Stats	R: 1 H: 1 E: 0 LOB: 3 K: 2 BB: 3 S: 8 P: 20	R: 4 H: 3 E: 0 LOB: 1 K: 0 BB: 2 S: 6 P: 14	R: 0 H: 1 E: 0 LOB: 0 K: 0 BB: 0 S: 3 P: 3	R: 3 H: 2 E: 0 LOB: 0 K: 1 BB: 1 S: 7 P: 11	R: 0 H: 0 E: 0 LOB: 0 K: 2 BB: 0 S: 7 P: 7	R: 1 H: 2 E: 0 LOB: 2 K: 1 BB: 1 S: 7 P: 11	R: 0 H: 0 E: 0 LOB: 0 K: 1 BB: 0 S: 5 P: 5	R: 1 H: 1 E: 0 LOB: 0 K: 0 BB: 0 S: 4 P: 4		1B: 6 SF: 0 2B: 0 SAC: 1 3B: 0 DP: 0 HR: 4 HBP: 0						

	AB	32
	R	10
	H	10
	RBI	10
	BB	7
	SO	7
	LOB	16

WP: 0 PA: 40
PB: 1
SB: 0
CS: 0

PITCHER		IP	WLS	BF	H	R	ER	SO	BB	IBB	HBP	BLK	WP	HR	S	P	ERA	WHIP
Sam McDowell, L ERA: 2.28	(1, 1)	1.0	L	7	1	1	1	2	2	1	0	0	0	0	8	20	9.00	3.000
Jack Kralick, L ERA: 4.87	(2, 1)	0.2		7	3	4	4	0	2	0	0	0	0	2	5	13	54.00	7.500
Floyd Weaver, R ERA: 4.53	(2, 1)	1.1		4	1	0	0	0	0	0	0	0	0	0	4	4	0.00	0.750
Gary Bell, R ERA: 3.34	(4, 1)	2.0		9	2	3	3	3	1	0	0	0	0	1	14	18	13.50	1.500
Lee Stange, R ERA: 2.52	(6, 1)	1.0		6	2	1	1	1	0	1	0	0	0	0	7	11	9.00	2.000

PITCHER		IP	WLS	BF	H	R	ER	SO	BB	IBB	HBP	BLK	WP	HR	S	P	ERA	WHIP
Jack Spring, L ERA: 3.24	(7, 1)	2.0		7	1	1	1	1	0	0	0	0	0	1	9	9	4.50	0.500

Cleveland Indians @ Detroit Tigers

Tiger Stadium, Detroit, MI

Wed Jul 21 1965, 7:05 PM EDT

Att. 32,704 - Unknown

TOP

livebaseballscorecards.com

Batter	1	2	3	4	5	6	7	8	9	AB	R	H	RBI	BB	SO	LOB
Larry Brown, R (1, 6) OBP: 0.309, SLG: 0.364	F9		F8			6-3			K	3	0	0	0	0	0	0
Vic Davalillo, L (9, PH) OBP: 0.349, SLG: 0.390									K	1	0	0	0	0	1	0
Max Alvis, R (1, 5) OBP: 0.333, SLG: 0.469	K			K		K			K	4	0	0	0	0	4	0
Leon Wagner, L (1, 7) OBP: 0.342, SLG: 0.474	F9			4-3 2B			4-3		F7	4	0	1	0	0	0	0
Rocky Colavito, R (1, 9) OBP: 0.405, SLG: 0.531		K		4-3 2-3			F2			3	0	0	0	0	1	1
Fred Whitfield, L (1, 3) OBP: 0.312, SLG: 0.509		K2-3		F7			F3			3	0	0	0	0	1	1
Chuck Hinton, R (1, 8) OBP: 0.340, SLG: 0.475		HR			F2			F7		3	1	1	1	0	0	0
Duke Sims, L (1, 2) OBP: 0.188, SLG: 0.362		K			K			K		3	0	0	0	0	3	0
Pedro Gonzalez, R (1, 4) OBP: 0.307, SLG: 0.417			E6 CS		F2			1B		3	0	1	0	0	0	0
Sonny Siebert, R (1, 1) OBP: 0.108, SLG: 0.222			K 1-2			4-3		K		2	0	0	0	0	1	1
Al Luplow, L (8, PH) OBP: 0.296, SLG: 0.417										1	0	0	0	0	1	1
Don McMahon, R (8, 1) OBP: 0.500, SLG: 0.500										0	0	0	0	0	0	0

	AB	30
	R	1
	H	3
	RBI	1
	BB	0
	SO	12
	LOB	4

Inning Stats																		
	R: 0	H: 0	R: 1	H: 1	R: 0	H: 0	R: 0	H: 1	R: 0	H: 0	R: 0	H: 0	R: 0	H: 1	R: 0	H: 0	1B: 1	SF: 0
	E: 0	LOB: 0	E: 0	LOB: 0	E: 1	LOB: 0	E: 0	LOB: 1	E: 0	LOB: 0	E: 0	LOB: 0	E: 0	LOB: 1	E: 0	LOB: 0	2B: 1	SAC: 0
	K: 1	BB: 0	K: 3	BB: 0	K: 1	BB: 0	K: 1	BB: 0	K: 1	BB: 0	K: 0	BB: 0	K: 2	BB: 0	K: 2	BB: 0	3B: 0	DP: 0
	S: 5	P: 5	S: 10	P: 10	S: 5	P: 5	S: 6	P: 6	S: 5	P: 5	S: 5	P: 5	S: 3	P: 3	S: 8	P: 8	S: 7	P: 7	HR: 1	HBP: 0

	WP: 0	PA: 30
	PB: 0	
	SB: 0	
	CS: 1	

PITCHER	IP	WLS	BF	H	R	ER	SO	BB	IBB	HBP	BLK	WP	HR	S	P	ERA	WHIP
Denny McLain, R (1, 1) ERA: 2.9	9.0	W	30	3	1	1	12	0	0	0	0	0	1	54	54	1.00	0.333

PITCHER	IP	WLS	BF	H	R	ER	SO	BB	IBB	HBP	BLK	WP	HR	S	P	ERA	WHIP

Cleveland Indians @ Detroit Tigers

Tiger Stadium, Detroit, MI

Wed Jul 21 1965, 7:05 PM EDT

Att. 32,704 - Unknown

BOTTOM

Batter	1	2	3	4	5	6	7	8	9	AB	R	H	RBI	BB	SO	LOB
Don Wert, R (1, 5) OBP: 0.331, SLG: 0.326	K		L8			6-3		FC3-6 1B		4	0	1	0	0	1	0
Jerry Lumpe, L (1, 4) OBP: 0.334, SLG: 0.330	K		F4			E6 L3		FC3-6 1-2f		4	0	0	0	0	1	1
Norm Cash, L (1, 3) OBP: 0.341, SLG: 0.377	F2			F7		L3 1-2		F9		4	0	0	0	0	0	2
Willie Horton, R (1, 9) OBP: 0.367, SLG: 0.615		BB 1B		L5			K			3	0	1	0	0	1	0
Dick McAuliffe, L (1, 6) OBP: 0.367, SLG: 0.474		BB 1-2		1B			HR 2B			2	1	2	0	1	0	0
Gates Brown, L (1, 7) OBP: 0.240, SLG: 0.333 George Thomas, R (9, 7) OBP: 0.256, SLG: 0.341		F4		F4			F7			3 0	0 0	0 0	0 0	0 0	0 0	4 0
Don Demeter, R (1, 8) OBP: 0.309, SLG: 0.403		F8			L9		HR 2-H			3	1	1	2	0	0	2
John Sullivan, L (1, 2) OBP: 0.277, SLG: 0.372		K			F6		F2			3	0	0	0	0	1	2
Denny McLain, R (1, 1) OBP: 0.133, SLG: 0.093			K		4-3			K		3	0	0	0	0	2	0
Inning Stats	R: 0 E: 0 K: 2 S: 7 H: 0 LOB: 0 BB: 0 P: 7	R: 0 E: 0 K: 1 S: 6 H: 1 LOB: 2 BB: 1 P: 10	R: 0 E: 0 K: 1 S: 5 H: 0 LOB: 0 BB: 0 P: 5	R: 0 E: 0 K: 0 S: 4 H: 1 LOB: 1 BB: 0 P: 4	R: 0 E: 0 K: 0 S: 3 H: 0 LOB: 0 BB: 0 P: 3	R: 0 E: 1 K: 0 S: 3 H: 0 LOB: 0 BB: 0 P: 3	R: 2 E: 0 K: 1 S: 7 H: 2 LOB: 0 BB: 0 P: 7	R: 0 E: 0 K: 1 S: 6 H: 1 LOB: 1 BB: 0 P: 6		1B: 3 2B: 2 3B: 0 HR: 1 SF: 0 SAC: 0 DP: 1 HBP: 0						

livebaseballscorecards.com

AB	29
R	2
H	5
RBI	2
BB	1
SO	6
LOB	11

WP: 0 PA: 30
PB: 0
SB: 0
CS: 0

PITCHER		IP	WLS	BF	H	R	ER	SO	BB	IBB	HBP	BLK	WP	HR	S	P	ERA	WHIP
Sonny Siebert, R ERA: 2.45	(1, 1)	7.0	L	26	4	2	2	5	1	0	0	0	0	1	35	39	2.57	0.714
Don McMahon, R ERA: 3.0	(8, 1)	1.0		4	1	0	0	1	0	0	0	0	0	0	6	6	0.00	1.000

PITCHER	IP	WLS	BF	H	R	ER	SO	BB	IBB	HBP	BLK	WP	HR	S	P	ERA	WHIP

Batter	1	2	3	4	5	6	7	8	9	AB	R	H	RBI	BB	SO	LOB
Don Buford, S (1, 4) OBP: 0.356, SLG: 0.402	G3 1B	SF7 3-H		F7 1-2			L8		HR	4	1	2	2	0	0	1
Floyd Robinson, L (1, 9) OBP: 0.331, SLG: 0.370	G3 1-2	F5		G3			F7		4-3	5	0	0	0	0	0	2
John Romano, R (1, 2) OBP: 0.359, SLG: 0.389	HBP		BBBB 4-0 2B BB		SSS 0-3 K			1B 1B		2	1	1	0	1	1	0
Al Weis, S (8, PR) OBP: 0.323, SLG: 0.368										0	0	0	0	0	0	0
J.C. Martin, L (8, 2) OBP: 0.350, SLG: 0.341										0	0	0	0	0	0	0
Bill Skowron, R (1, 3) OBP: 0.315, SLG: 0.431	L8		F4		SSS 0-3 K			SSS 0-3 K		4	0	0	0	0	2	4
Pete Ward, L (1, 5) OBP: 0.366, SLG: 0.430	F7		1-H 2B		4-3			SSS 0-3 K		4	0	1	1	0	1	3
Ron Hansen, R (1, 6) OBP: 0.313, SLG: 0.389		BB 3B 1B	SSS 0-3 K			5-3		1-2 1B		4	1	2	0	0	1	1
Dave Nicholson, R (1, 7) OBP: 0.233, SLG: 0.303		BBBB 4-0 1-2 3B BB	SSS 0-3 K			4-3		F5		2	1	0	0	1	1	1
Eddie Fisher, R (7, 1) OBP: 0.136, SLG: 0.095										0	0	0	0	0	0	0
Smoky Burgess, L (8, PH) OBP: 0.345, SLG: 0.431										1	0	0	0	0	0	2
Hoyt Wilhelm, R (8, 1)										0	0	0	0	0	0	0
Ken Berry, R (1, 8) OBP: 0.259, SLG: 0.325		1-H 2-H SF7 3B		F7 1B		SSS 0-3 K			6-3	4	1	2	2	0	1	0
John Buzhardt, R (1, 1) OBP: 0.219, SLG: 0.107		1-3		F1			SSS 0-3 K		G3	1	0	0	0	0	0	1
Bob Locker, S (3, 1)										1	0	0	0	0	0	1
Tom McCraw, L (7, PH) OBP: 0.277, SLG: 0.281										2	0	0	0	0	1	0
(7, 7)																
Inning Stats	R: 0 E: 0 K: 0 S: 4 H: 1 LOB: 2 BB: 0 P: 5	R: 3 E: 0 K: 0 S: 5 H: 2 LOB: 0 BB: 1 P: 9	R: 1 E: 0 K: 2 S: 8 H: 1 LOB: 1 BB: 1 P: 12	R: 0 E: 0 K: 0 S: 4 H: 1 LOB: 1 BB: 0 P: 4	R: 0 E: 0 K: 2 S: 7 H: 0 LOB: 0 BB: 0 P: 7	R: 0 E: 0 K: 1 S: 5 H: 0 LOB: 0 BB: 0 P: 5	R: 0 E: 0 K: 1 S: 5 H: 0 LOB: 0 BB: 0 P: 5	R: 0 E: 0 K: 2 S: 9 H: 2 LOB: 2 BB: 0 P: 9	R: 1 E: 0 K: 0 S: 4 H: 1 LOB: 0 BB: 0 P: 4	1B: 5 2B: 1 3B: 1 HR: 1 SF: 1 SAC: 0 DP: 0 HBP: 1						

PITCHER		IP	WLS	BF	H	R	ER	SO	BB	IBB	HBP	BLK	WP	HR	S	P	ERA	WHIP
Hank Aguirre, L ERA: 3.32	(1, 1)	2.1		14	4	4	4	0	2	0	1	0	0	0	11	20	15.43	2.571
Orlando Pena, R ERA: 5.23	(3, 1)	6.2	W	24	4	1	1	8	0	0	0	0	0	1	40	40	1.35	0.600

PITCHER	IP	WLS	BF	H	R	ER	SO	BB	IBB	HBP	BLK	WP	HR	S	P	ERA	WHIP

TOP

Chicago White Sox @ Detroit Tigers

Tiger Stadium, Detroit, MI

Fri Jul 23 1965, 7:05 PM EDT

Att. 25,058 - Unknown

livebaseballscorecards.com

AB	34
R	5
H	8
RBI	5
BB	2
SO	8
LOB	16

WP: 0 PA: 38
PB: 0
SB: 0
CS: 0

Batter	1	2	3	4	5	6	7	8	9	AB	R	H	RBI	BB	SO	LOB
Don Wert, R (1, 5) OBP: 0.334, SLG: 0.339	G4-6-3 1B		G4-3 1B		4-3 ②		HR	F3 ③		5	1	3	1	0	0	1
Jerry Lumpe, L (1, 4) OBP: 0.337, SLG: 0.336	G4-6-3 ①② 1-2f		G4-3 ①② 1-2f		2B		E 1B			4	0	2	0	0	0	2
Norm Cash, L (1, 3) OBP: 0.340, SLG: 0.372	K ③		1B BB		F6 ③		E1 1-2			3	0	0	0	1	1	2
Al Kaline, R (1, 8) OBP: 0.401, SLG: 0.527		L6-3 ① 1-3	1B			L6-3 ①	K ①			4	0	1	0	0	1	2
Willie Horton, R (1, 7) OBP: 0.365, SLG: 0.613		F6 ②	K ③			1B 2B	K ②			4	1	1	0	0	2	4
Dick McAuliffe, L (1, 6) OBP: 0.368, SLG: 0.478		HR 2B		F7 ①		FC5-4 2-H 1B	F4 ③			4	1	2	1	0	0	2
Don Demeter, R (1, 9) OBP: 0.308, SLG: 0.413		HR 2-H		L1 ②		FC5-4 ② 1-2f HR		K ①		4	2	1	2	0	1	1
Bill Freehan, R (1, 2) OBP: 0.266, SLG: 0.311		BB		K ③		HR 1-H		K ②		3	1	1	2	1	2	0
Hank Aguirre, R (1, 1) OBP: 0.170, SLG: 0.136 Orlando Pena, R (3, 1) OBP: 0.286, SLG: 0.231		K ③			F9 ①	6-3 ③		1B		1 3	0 0	0 1	0 0	0 0	1 0	1 0
Inning Stats	R: 0 E: 0 K: 1 S: 5 H: 1 LOB: 0 BB: 0 P: 5	R: 2 E: 0 K: 1 S: 7 H: 2 LOB: 1 BB: 1 P: 11	R: 0 E: 0 K: 1 S: 6 H: 2 LOB: 2 BB: 1 P: 10	R: 0 E: 0 K: 1 S: 5 H: 0 LOB: 0 BB: 0 P: 5	R: 0 E: 0 K: 0 S: 4 H: 1 LOB: 1 BB: 0 P: 4	R: 3 E: 0 K: 0 S: 6 H: 3 LOB: 0 BB: 0 P: 6	R: 1 E: 1 K: 2 S: 10 H: 2 LOB: 2 BB: 0 P: 10	R: 0 E: 0 K: 2 S: 8 H: 1 LOB: 1 BB: 0 P: 8		1B: 6 2B: 3 3B: 0 HR: 3 SF: 0 SAC: 0 DP: 2 HBP: 0				WP: 0 PB: 0 SB: 0 CS: 0 PA: 37		

PITCHER	IP	WLS	BF	H	R	ER	SO	BB	IBB	HBP	BLK	WP	HR	S	P	ERA	WHIP
John Buzhardt, R (1, 1) ERA: 2.91	2.2		13	5	2	2	2	2	0	0	0	0	1	15	23	6.75	2.625
Bob Locker, R (3, 1) ERA: 2.3	3.1	L	14	4	3	3	2	0	0	0	0	0	1	18	18	8.10	1.200
Eddie Fisher, R (7, 1) ERA: 1.5	1.0		6	2	1	1	2	0	0	0	0	0	1	10	10	9.00	2.000
Hoyt Wilhelm, R (8, 1) ERA: 2.7	1.0		4	1	0	0	2	0	0	0	0	0	0	8	8	0.00	1.000

PITCHER	IP	WLS	BF	H	R	ER	SO	BB	IBB	HBP	BLK	WP	HR	S	P	ERA	WHIP

BOTTOM

Chicago White Sox @ Detroit Tigers

Tiger Stadium, Detroit, MI

Fri Jul 23 1965, 7:05 PM EDT

Att. 25,058 - Unknown

livebaseballscorecards.com

AB	35
R	6
H	12
RBI	6
BB	2
SO	8
LOB	15

Batter	1	2	3	4	5	6	7	8	9	AB	R	H	RBI	BB	SO	LOB
Tom McCraw, L (1, 7) OBP: 0.275, SLG: 0.278	G3		1B		K		F5		F4	5	0	1	0	0	1	1
Don Buford, S (1, 4) OBP: 0.357, SLG: 0.402	1-3		L3			BB, 1B	F7		1B	5	2	2	0	0	0	2
Floyd Robinson, L (1, 9) OBP: 0.334, SLG: 0.371	G3			6-3		WP, 1B		4-3	1B	4	1	2	0	1	0	0
Pete Ward, L (1, 5) OBP: 0.377, SLG: 0.445		1B		2B		WP		1B	FC6-4	5	1	5	2	0	0	0
Bill Skowron, R (1, 3) OBP: 0.314, SLG: 0.428		K		5-3		F3		1B	FC6-4	5	0	1	0	0	1	7
J.C. Martin, L (1, 2) OBP: 0.348, SLG: 0.338		F4		6-3		F9		1B		4	0	1	2	0	0	4
Ron Hansen, R (1, 6) OBP: 0.309, SLG: 0.384		F7		4-3		F5		F9		4	0	0	0	0	0	6
Ken Berry, R (1, 8) OBP: 0.255, SLG: 0.320			F9		6-3		L8	4-3		4	0	0	0	0	0	2
Joe Horlen, R (1, 1) OBP: 0.233, SLG: 0.238			F7		K		BB		G3	0	0	0	0	0	0	0
Frank Lary, R (1, 1) OBP: 0.200, SLG: 0.200										1	0	0	0	0	0	0
Gary Peters, L (5, PH) OBP: 0.196, SLG: 0.260										1	0	0	0	0	1	0
Greg Bollo, R (5, 1)										0	0	0	0	0	0	0
John Romano, R (7, PH) OBP: 0.362, SLG: 0.389										0	0	0	0	1	0	0
Eddie Fisher, R (7, 1) OBP: 0.136, SLG: 0.095										0	0	0	0	0	0	0
Smoky Burgess, L (9, PH) OBP: 0.339, SLG: 0.423										1	0	0	0	0	0	0
Inning Stats	R: 0 E: 0 K: 0 S: 3 H: 0 LOB: 0 BB: 0 P: 3	R: 0 E: 0 K: 1 S: 6 H: 1 LOB: 1 BB: 0 P: 6	R: 0 E: 0 K: 0 S: 4 H: 1 LOB: 1 BB: 0 P: 4	R: 1 E: 0 K: 0 S: 5 H: 2 LOB: 1 BB: 0 P: 5	R: 0 E: 0 K: 2 S: 7 H: 0 LOB: 0 BB: 0 P: 7	R: 1 E: 0 K: 0 S: 5 H: 2 LOB: 2 BB: 1 P: 9	R: 0 E: 0 K: 0 S: 3 H: 0 LOB: 1 BB: 1 P: 7	R: 1 E: 0 K: 0 S: 6 H: 3 LOB: 2 BB: 0 P: 6	R: 1 E: 0 K: 0 S: 6 H: 3 LOB: 2 BB: 0 P: 6	1B: 11 2B: 1 3B: 0 HR: 0	SF: 0 SAC: 0 DP: 0 HBP: 0					

PITCHER		IP	WLS	BF	H	R	ER	SO	BB	IBB	HBP	BLK	WP	HR	S	P	ERA	WHIP
Dave Wickersham, R ERA: 4.5	(1, 1)	5.0	W	22	6	2	2	3	1	0	0	0	0	0	27	31	3.60	1.400
Fred Gladding, R ERA: 3.12	(6, 1)	3.2		17	5	2	2	0	1	0	0	0	1	0	16	20	4.91	1.636
Ron Nischwitz, L ERA: 2.92	(9, 1)	0.0		1	1	0	0	0	0	0	0	0	0	0	1	1	∞	∞
Julio Navarro, R ERA: 9.53	(9, 1)	0.1	S	1	0	0	0	0	0	0	0	0	0	0	1	1	0.00	0.000

PITCHER	IP	WLS	BF	H	R	ER	SO	BB	IBB	HBP	BLK	WP	HR	S	P	ERA	WHIP

TOP

Chicago White Sox @ Detroit Tigers

Tiger Stadium, Detroit, MI

Sat Jul 24 1965, 4:33 AM EDT

Att. 10,994 - Unknown

livebaseballscorecards.com

AB	39
R	4
H	12
RBI	4
BB	2
SO	3
LOB	22

WP: 1	PA: 41
PB: 0	
SB: 0	
CS: 0	

BOTTOM

Chicago White Sox @ Detroit Tigers

Tiger Stadium, Detroit, MI

Sat Jul 24 1965, 4:33 AM EDT

Att. 10,994 - Unknown

livebaseballscorecards.com

Batter	1	2	3	4	5	6	7	8	9	AB	R	H	RBI	BB	SO	LOB
Don Wert, R (1, 5) OBP: 0.330, SLG: 0.334	K	5-3	K			F8		F9		5	0	0	0	0	2	1
Jerry Lumpe, L (1, 4) OBP: 0.338, SLG: 0.337	HR 1B	BB S 1B		6-3		6-3		F8		5	1	2	0	0	0	0
Norm Cash, L (1, 3) OBP: 0.342, SLG: 0.385	1-H HR	L8 1-2		BBBB BB			L3			3	1	1	2	1	0	1
Al Kaline, R (1, 8) OBP: 0.405, SLG: 0.540 George Thomas, R (8, 8) OBP: 0.256, SLG: 0.341	2B 1B	BBBB BB		L9			HR			3 0	2 0	2 0	1 0	1 0	0 0	1 0
Willie Horton, R (1, 7) OBP: 0.367, SLG: 0.614	1-H 1B 2B	BBBB 1-2 2-3 BB		F9			F8			3	1	1	1	1	0	1
Don Demeter, R (1, 9) OBP: 0.307, SLG: 0.410	K	L9			6-3		HR 1B			4	1	1	0	0	1	4
Bill Freehan, R (1, 2) OBP: 0.270, SLG: 0.325	1B IBB	K			6-3		1-H HR			3	1	1	2	1	1	0
Ray Oyler, R (1, 6) OBP: 0.268, SLG: 0.302	1-3 2-H FC5-4 1B	K			F8		K			4	0	1	1	0	2	0
Dave Wickersham, R (1, 1) OBP: 0.029, SLG: 0.029 Fred Gladding, L (6, 1) Ron Nischwitz, S (9, 1) Julio Navarro, R (9, 1)	1-2f FC5-4		1B			K		K		2 2 0 0	0 0 0 0	1 0 0 0	0 0 0 0	0 2 0 0	0 0 0 0	2 0 0 0
Inning Stats	R: 4 E: 0 K: 2 S: 12 H: 5 LOB: 2 BB: 1 P: 16	R: 0 E: 0 K: 0 S: 4 H: 1 LOB: 3 BB: 2 P: 12	R: 0 E: 0 K: 3 S: 10 H: 1 LOB: 1 BB: 0 P: 10	R: 0 E: 0 K: 0 S: 3 H: 0 LOB: 1 BB: 1 P: 7	R: 0 E: 0 K: 0 S: 3 H: 0 LOB: 0 BB: 0 P: 3	R: 0 E: 0 K: 1 S: 5 H: 0 LOB: 0 BB: 0 P: 5	R: 3 E: 0 K: 1 S: 8 H: 3 LOB: 0 BB: 0 P: 8	R: 0 E: 0 K: 1 S: 5 H: 0 LOB: 0 BB: 0 P: 5		1B: 6 2B: 1 3B: 0 HR: 3 SF: 0 SAC: 0 DP: 0 HBP: 0				WP: 0 PB: 0 SB: 1 CS: 0 PA: 38		

	AB	34
	R	7
	H	10
	RBI	7
	BB	4
	SO	8
	LOB	10

PITCHER		IP	WLS	BF	H	R	ER	SO	BB	IBB	HBP	BLK	WP	HR	S	P	ERA	WHIP
Joe Horlen, R ERA: 2.71	(1, 1)	0.2	L	8	5	4	4	2	0	1	0	0	0	1	11	15	54.00	7.500
Frank Lary, R ERA: 3.11	(1, 1)	3.1		15	2	0	0	3	3	0	0	0	0	0	18	30	0.00	1.500
Greg Bollo, R ERA: 2.2	(5, 1)	2.0		6	0	0	0	1	0	0	0	0	0	0	8	8	0.00	0.000
Eddie Fisher, R ERA: 1.73	(7, 1)	2.0		9	3	3	3	2	0	0	0	0	0	2	13	13	13.50	1.500

PITCHER	IP	WLS	BF	H	R	ER	SO	BB	IBB	HBP	BLK	WP	HR	S	P	ERA	WHIP

Chicago White Sox @ Detroit Tigers

Tiger Stadium, Detroit, MI

Sun Jul 25 1965, 4:33 AM EDT

Unknown

TOP

Batter	1	2	3	4	5	6	7	8	9	AB	R	H	RBI	BB	SO	LOB
Don Buford, S (1, 4) (8, 5) OBP: 0.357, SLG: 0.400	K		F3		1B	BB HR BB	K			4	1	1	0	1	2	0
Floyd Robinson, L (1, 9) OBP: 0.332, SLG: 0.367	F9		4-3		F7	1-2 2-3 HR BB		K		4	1	0	0	1	1	1
John Romano, R (1, 2) OBP: 0.364, SLG: 0.408	1B		6-3		K	1-H 2-H 3-H HR		K		4	1	2	4	0	1	1
J.C. Martin, L (7, 2) OBP: 0.346, SLG: 0.336										1	0	0	0	0	1	0
Pete Ward, L (1, 5) OBP: 0.374, SLG: 0.440	K			L8	K / 1B			G3		5	0	1	0	0	2	1
Al Weis, S (8, 4) OBP: 0.323, SLG: 0.368										0	0	0	0	0	0	0
Bill Skowron, R (1, 3) OBP: 0.321, SLG: 0.441		4-3 WP 1B		F4	BB HBP / 1B				HR	4	2	3	1	0	0	0
Tom McCraw, L (9, 3) OBP: 0.275, SLG: 0.278										0	0	0	0	0	0	0
Ron Hansen, R (1, 6) OBP: 0.310, SLG: 0.386		4-3 1-3		2B	1B BB / F6				6-3	4	1	1	0	1	0	3
Dave Nicholson, R (1, 7) OBP: 0.244, SLG: 0.300		BB		K	1B 1-3 2-H 2B / F4				F9	4	1	1	1	1	1	3
Ken Berry, R (1, 8) OBP: 0.258, SLG: 0.333		K			HR	1-2 3-H 2B 1B	6-3		K	5	2	2	2	0	2	2
Tommy John, R (1, 1) OBP: 0.152, SLG: 0.097		K			K	BB 1-H 2-H HR 2B	K			2	0	0	0	0	2	2
Jim Hicks, R (6, PH)										0	0	0	0	0	0	0
Smoky Burgess, L (6, PH) OBP: 0.350, SLG: 0.453										1	0	1	2	0	0	0
Danny Cater, R (6, PR) OBP: 0.303, SLG: 0.408										0	1	0	0	0	0	0
Bob Locker, S (6, 1)										1	0	0	0	0	1	0
Hoyt Wilhelm, R (7, 1)										0	0	0	0	0	0	0

Inning Stats	1	2	3	4	5	6	7	8	9
	R: 0 E: 0 K: 2 S: 8	H: 1 LOB: 1 BB: 0 P: 8	R: 0 E: 0 K: 2 S: 8	H: 1 LOB: 2 BB: 1 P: 12	R: 0 E: 0 K: 0 S: 3	H: 0 LOB: 0 BB: 0 P: 3	R: 0 E: 0 K: 1 S: 6	H: 1 LOB: 1 BB: 0 P: 6	R: 1 E: 0 K: 2 S: 9	H: 2 LOB: 1 BB: 0 P: 9	R: 8 E: 0 K: 1 S: 11	H: 6 LOB: 2 BB: 3 P: 24	R: 0 E: 0 K: 2 S: 7	H: 0 LOB: 0 BB: 0 P: 7	R: 0 E: 0 K: 2 S: 7	H: 0 LOB: 0 BB: 0 P: 7	R: 1 E: 0 K: 1 S: 6	H: 1 LOB: 0 BB: 0 P: 6

1B: 7	SF: 0	WP: 1	PA: 44
2B: 2	SAC: 0	PB: 0	
3B: 0	DP: 0	SB: 0	
HR: 3	HBP: 1	CS: 0	

PITCHER		IP	WLS	BF	H	R	ER	SO	BB	IBB	HBP	BLK	WP	HR	S	P	ERA	WHIP
Mickey Lolich, L ERA: 3.73	(1, 1)	5.1	L	26	7	5	5	8	2	0	1	0	1	1	39	48	8.44	1.688
Terry Fox, R ERA: 2.72	(6, 1)	0.0		2	1	0	0	0	1	0	0	0	0	0	1	5	∞	∞
Ron Nischwitz, L ERA: 3.65	(6, 1)	0.0		1	0	0	0	0	1	0	0	0	0	0	0	4	∞	∞
Julio Navarro, R ERA: 9.95	(6, 1)	0.2		5	3	4	4	0	0	0	0	0	0	1	5	5	54.00	4.500
Larry Sherry, R ERA: 3.36	(7, 1)	2.0		6	0	0	0	4	0	0	0	0	0	0	14	14	0.00	0.000

PITCHER		IP	WLS	BF	H	R	ER	SO	BB	IBB	HBP	BLK	WP	HR	S	P	ERA	WHIP
Fred Gladding, R ERA: 3.24	(9, 1)	1.0		4	1	1	1	1	0	0	0	0	0	1	6	6	9.00	1.000

AB	39
R	10
H	12
RBI	10
BB	4
SO	13
LOB	13

livebaseballscorecards.com

Batter	1	2	3	4	5	6	7	8	9	AB	R	H	RBI	BB	SO	LOB
Don Wert, R (1, 5) OBP: 0.331, SLG: 0.342	5-3		HR	FC6-4 (1-2f)			BB (1B, FC3-6)		5-3	4	2	1	1	1	0	1
Jerry Lumpe, L (1, 4) OBP: 0.338, SLG: 0.336	K		BB (WP, 2B)		K		1B (FC3-6, 1-3)		F2	4	1	1	0	1	2	0
Norm Cash, L (1, 3) OBP: 0.339, SLG: 0.385	K		2B (1-H, 1B)		L6		FC3-6 (BB, 1-2f, 3-H)		G3	5	1	1	2	0	1	1
Al Kaline, R (1, 8) OBP: 0.406, SLG: 0.538		L7	1B (2-H)		L1-3		BB (FC6-4, 1-2)			3	0	1	1	1	0	0
Willie Horton, R (1, 7) OBP: 0.365, SLG: 0.609		1B	1-3			K	K			4	0	1	0	0	2	3
Don Demeter, R (1, 9) OBP: 0.310, SLG: 0.435		F9		HR		HR	FC6-4 (1-2f)			4	2	2	2	0	0	3
Bill Freehan, R (1, 2) OBP: 0.270, SLG: 0.323		K		FC1-6, 1B		6-3		5-3		4	0	1	0	0	1	1
Ray Oyler, R (1, 6) OBP: 0.259, SLG: 0.291			K	FC1-6 (FC6-4, 1-2f)		BB		K		2	0	0	0	0	1	1
Dick McAuliffe, L (6, PH) OBP: 0.369, SLG: 0.476										1	0	0	0	1	1	0
(7, 6)																
Mickey Lolich, S (1, 1) OBP: 0.130, SLG: 0.096			6-3	K		K		6-3		2	0	0	0	0	1	1
Terry Fox, R (6, 1)										0	0	0	0	0	0	0
Ron Nischwitz, S (6, 1)										0	0	0	0	0	0	0
Julio Navarro, R (6, 1)										0	0	0	0	0	0	0
Gates Brown, L (6, PH) OBP: 0.238, SLG: 0.330										1	0	0	0	0	1	1
Larry Sherry, R (7, 1) OBP: 0.400, SLG: 0.667										0	0	0	0	0	0	0
Jim Northrup, L (8, PH) OBP: 0.270, SLG: 0.348										1	0	0	0	0	0	0
Fred Gladding, L (9, 1)										0	0	0	0	0	0	0
Inning Stats	R: 0 E: 0 K: 2 S: 7 H: 0 LOB: 0 BB: 0 P: 7	R: 0 E: 0 K: 1 S: 6 H: 1 LOB: 1 BB: 0 P: 6	R: 3 E: 0 K: 1 S: 8 H: 3 LOB: 1 BB: 1 P: 12	R: 1 E: 0 K: 1 S: 7 H: 2 LOB: 1 BB: 0 P: 7	R: 0 E: 0 K: 1 S: 5 H: 0 LOB: 0 BB: 0 P: 5	R: 1 E: 0 K: 2 S: 8 H: 1 LOB: 1 BB: 1 P: 12	R: 1 E: 0 K: 1 S: 6 H: 1 LOB: 2 BB: 2 P: 14	R: 0 E: 0 K: 1 S: 5 H: 0 LOB: 0 BB: 0 P: 5	R: 0 E: 0 K: 0 S: 3 H: 0 LOB: 0 BB: 0 P: 3							

PITCHER		IP	WLS	BF	H	R	ER	SO	BB	IBB	HBP	BLK	WP	HR	S	P	ERA	WHIP
Tommy John, L ERA: 3.18	(1, 1)	5.0	W	22	6	4	4	6	1	0	0	0	1	2	33	37	7.20	1.400
Bob Locker, R ERA: 2.56	(6, 1)	1.0		6	1	2	2	2	2	0	0	0	0	1	8	16	18.00	3.000
Hoyt Wilhelm, R ERA: 2.59	(7, 1)	3.0	S	11	1	0	0	2	1	0	0	0	0	0	14	18	0.00	0.667

PITCHER	IP	WLS	BF	H	R	ER	SO	BB	IBB	HBP	BLK	WP	HR	S	P	ERA	WHIP

BOTTOM

Chicago White Sox @ Detroit Tigers

Tiger Stadium, Detroit, MI

Sun Jul 25 1965, 4:33 AM EDT

Unknown

livebaseballscorecards.com

AB	35
R	6
H	8
RBI	6
BB	4
SO	10
LOB	12

1B: 4	SF: 0	WP: 1	PA: 39
2B: 1	SAC: 0	PB: 0	
3B: 0	DP: 0	SB: 0	
HR: 3	HBP: 0	CS: 0	

Batter	1	2	3	4	5	6	7	8	9	AB	R	H	RBI	BB	SO	LOB
Tom McCraw, L (1, 7) OBP: 0.274, SLG: 0.278	5-3		K		K			G3-6 1B		4	0	1	0	0	2	0
Don Buford, S (1, 4) OBP: 0.353, SLG: 0.395	F7		F7			F9		G3-6 1-2f		4	0	0	0	0	0	1
Floyd Robinson, L (1, 9) OBP: 0.334, SLG: 0.375	BB			HR		F4			L3	3	1	1	1	1	0	0
Pete Ward, L (1, 5) OBP: 0.369, SLG: 0.434	K			K		F3			K	4	0	0	0	0	3	1
Bill Skowron, R (1, 3) OBP: 0.323, SLG: 0.454		HR		2B			K		5-3	4	1	2	1	0	1	0
Ron Hansen, R (1, 6) OBP: 0.311, SLG: 0.385		6-3		F7			1B			3	0	1	0	0	0	1
J.C. Martin, L (1, 2) OBP: 0.339, SLG: 0.329		K		K			F5			3	0	0	0	0	2	2
Ken Berry, R (1, 8) OBP: 0.256, SLG: 0.331		1-3			1-3		K			2	0	0	0	0	0	0
Dave Nicholson, R (5, 8) OBP: 0.241, SLG: 0.296										1	0	0	0	0	1	1
Bruce Howard, S (1, 1)			K		K			G3		0	0	0	0	0	0	0
Jim Hicks, R (3, PH)										1	0	0	0	0	1	0
Greg Bollo, R (3, 1)										0	0	0	0	0	0	0
Gary Peters, L (4, 1) OBP: 0.189, SLG: 0.250										2	0	0	0	0	1	0
Inning Stats	R: 0 E: 0 K: 1 S: 5 H: 0 LOB: 1 BB: 1 P: 9	R: 1 E: 0 K: 1 S: 6 H: 1 LOB: 0 BB: 0 P: 6	R: 0 E: 0 K: 2 S: 7 H: 0 LOB: 0 BB: 0 P: 7	R: 1 E: 0 K: 2 S: 9 H: 2 LOB: 1 BB: 0 P: 9	R: 0 E: 0 K: 2 S: 7 H: 0 LOB: 0 BB: 0 P: 7	R: 0 E: 0 K: 0 S: 3 H: 0 LOB: 0 BB: 0 P: 3	R: 0 E: 0 K: 2 S: 8 H: 1 LOB: 1 BB: 0 P: 8	R: 0 E: 0 K: 0 S: 3 H: 1 LOB: 0 BB: 0 P: 3	R: 0 E: 0 K: 1 S: 5 H: 0 LOB: 0 BB: 0 P: 5	1B: 2 2B: 1 3B: 0 HR: 2	SF: 0 SAC: 0 DP: 1 HBP: 0			WP: 0 PB: 0 SB: 0 CS: 0	PA: 32		

PITCHER		IP	WLS	BF	H	R	ER	SO	BB	IBB	HBP	BLK	WP	HR	S	P	ERA	WHIP
Denny McLain, R ERA: 2.84	(1, 1)	9.0	W	32	5	2	2	11	1	0	0	0	0	2	53	57	2.00	0.667

PITCHER	IP	WLS	BF	H	R	ER	SO	BB	IBB	HBP	BLK	WP	HR	S	P	ERA	WHIP

TOP

Chicago White Sox @ Detroit Tigers

Tiger Stadium, Detroit, MI

Sun Jul 25 1965, 4:38 AM EDT

Att. 36,799 - Unknown

livebaseballscorecards.com

AB	31
R	2
H	5
RBI	2
BB	1
SO	11
LOB	6

Batter	1	2	3	4	5	6	7	8	9	AB	R	H	RBI	BB	SO	LOB
Don Wert, R (1, 5) OBP: 0.336, SLG: 0.349	F8 PB 2B	1-3 HR 1B	HR HBP		K	1-2 1B		K		5	3	3	0	0	2	1
Jerry Lumpe, L (1, 4) OBP: 0.347, SLG: 0.353	PB BB	1-2 3-H HR 1B	1-H HR		1B 1B	K		K		3	2	3	3	1	0	0
Ray Oyler, R (5, PR) (6, 4) OBP: 0.250, SLG: 0.281										2	1	0	0	0	2	3
Norm Cash, L (1, 3) OBP: 0.344, SLG: 0.416	F8 2-3	1-H 2-H HR	HR		BB 1-3 1B	6-3				5	3	3	4	0	0	4
Willie Horton, R (1, 7) OBP: 0.370, SLG: 0.608	F7 1-2 3-H	HR BB	FC4-6 1B		1B 1-2 BB		G3			2	1	1	0	2	0	1
Gates Brown, L (6, 7) OBP: 0.236, SLG: 0.327										1	0	0	0	0	0	0
Dick McAuliffe, L (1, 6) OBP: 0.372, SLG: 0.486	F7	1-H HR	FC4-6 1-2f		1-3 2-H 3-H 1B		BB			4	1	2	4	1	0	2
Don Demeter, R (1, 8) OBP: 0.312, SLG: 0.435		1B SF8 1B FC6 1B		F4	K		K			5	1	2	0	0	2	4
Jim Northrup, L (1, 9) OBP: 0.261, SLG: 0.336		F8 FC6 1-2f		K	F9		4-3			5	0	0	0	0	1	6
John Sullivan, L (1, 2) OBP: 0.327, SLG: 0.391		1B 1-3 1B 1B	F9	1B		1B BB		BB		3	1	2	0	2	0	0
Denny McLain, R (1, 1) OBP: 0.120, SLG: 0.085		SF8 3-H	1-3	6-3		K		F7		4	0	0	1	0	1	3
Inning Stats	R: 1 H: 1 E: 0 LOB: 1 K: 0 BB: 1 S: 4 P: 8	R: 7 H: 7 E: 0 LOB: 1 K: 0 BB: 1 S: 10 P: 14	R: 3 H: 3 E: 0 LOB: 1 K: 0 BB: 0 S: 6 P: 7	R: 0 H: 1 E: 0 LOB: 1 K: 1 BB: 0 S: 6 P: 6	R: 2 H: 3 E: 0 LOB: 3 K: 2 BB: 1 S: 10 P: 14	R: 0 H: 1 E: 0 LOB: 2 K: 2 BB: 1 S: 8 P: 12	R: 0 H: 0 E: 0 LOB: 1 K: 1 BB: 1 S: 5 P: 9	R: 0 H: 0 E: 0 LOB: 1 K: 2 BB: 1 S: 7 P: 11		1B: 11 SF: 1 2B: 1 SAC: 0 3B: 0 DP: 0 HR: 4 HBP: 1						

PITCHER		IP	WLS	BF	H	R	ER	SO	BB	IBB	HBP	BLK	WP	HR	S	P	ERA	WHIP
Bruce Howard, R ERA: 3.99	(1, 1)	2.0	L	16	8	8	8	0	2	0	0	0	0	2	14	22	36.00	5.000
Greg Bollo, R ERA: 3.63	(3, 1)	1.0		7	3	3	3	0	0	0	1	0	0	2	6	7	27.00	3.000
Gary Peters, L ERA: 4.31	(4, 1)	5.0		24	5	2	2	8	4	0	0	0	0	0	36	52	3.60	1.800

PITCHER	IP	WLS	BF	H	R	ER	SO	BB	IBB	HBP	BLK	WP	HR	S	P	ERA	WHIP

BOTTOM

Chicago White Sox @ Detroit Tigers

Tiger Stadium, Detroit, MI

Sun Jul 25 1965, 4:38 AM EDT

Att. 36,799 - Unknown

livebaseballscorecards.com

AB	39
R	13
H	16
RBI	12
BB	6
SO	8
LOB	24

WP: 0 PA: 47
PB: 1
SB: 0
CS: 0

Detroit Tigers @ New York Yankees

Yankee Stadium, Bronx, NY

Tue Jul 27 1965, 7:05 PM EDT

Unknown - 78 F

TOP

livebaseballscorecards.com

Batter	1	2	3	4	5	6	7	8	9	AB	R	H	RBI	BB	SO	LOB
Don Wert, R (1, 5) OBP: 0.337, SLG: 0.357	F4		F9		HR		K		BB	4	1	1	1	1	1	2
Jerry Lumpe, L (1, 4) OBP: 0.347, SLG: 0.352	4-3		1B 1B		L5-4-3 BB		F3		5-3	4	1	1	0	1	0	3
Norm Cash, L (1, 3) OBP: 0.343, SLG: 0.413	4-3		1B 1-2 1B		F2		F2			4	0	1	0	0	0	3
Al Kaline, R (1, 8) OBP: 0.407, SLG: 0.537		1B 1B	FC6-4 1-3 2-H 1B		L5-4-3 1-2			L4		4	0	2	1	0	0	1
Willie Horton, R (1, 7) OBP: 0.366, SLG: 0.599		F9	FC6-4 1-2f			6-3		K		4	0	0	0	0	1	3
Don Demeter, R (1, 9) OBP: 0.318, SLG: 0.456		F7		HR		CS BB		3B		3	1	2	1	1	0	1
Bill Freehan, R (1, 2) OBP: 0.269, SLG: 0.322		1-3 1B		F3		F8 1-2		6-3		4	0	1	0	0	0	2
Dick McAuliffe, L (1, 6) OBP: 0.371, SLG: 0.483		L6		6-3			1B		3-1	4	0	1	0	0	0	2
Hank Aguirre, R (1, 1) OBP: 0.163, SLG: 0.130			L9	K			1-3 1B		4-3	2	0	0	0	0	1	0
Larry Sherry, R (6, 1) OBP: 0.429, SLG: 0.667										0	0	0	0	0	0	0
Jake Wood, R (7, PH) OBP: 0.313, SLG: 0.365										1	0	1	0	0	0	0
Orlando Pena, R (7, 1) OBP: 0.286, SLG: 0.231										0	0	0	0	0	0	0
Gates Brown, L (9, PH) OBP: 0.234, SLG: 0.324										1	0	0	0	0	0	0
Inning Stats	R: 0 E: 0 K: 0 S: 3 H: 0 LOB: 0 BB: 0 P: 3	R: 0 E: 0 K: 0 S: 5 H: 2 LOB: 2 BB: 0 P: 5	R: 1 E: 0 K: 0 S: 6 H: 3 LOB: 2 BB: 0 P: 6	R: 1 E: 0 K: 1 S: 6 H: 1 LOB: 0 BB: 0 P: 6	R: 1 E: 0 K: 0 S: 3 H: 1 LOB: 0 BB: 1 P: 7	R: 0 E: 0 K: 0 S: 2 H: 0 LOB: 0 BB: 1 P: 6	R: 0 E: 0 K: 1 S: 7 H: 2 LOB: 2 BB: 0 P: 7	R: 0 E: 0 K: 1 S: 6 H: 1 LOB: 1 BB: 0 P: 6	R: 0 E: 0 K: 0 S: 3 H: 0 LOB: 1 BB: 1 P: 7	1B: 7 2B: 0 3B: 1 HR: 2 SF: 0 SAC: 0 DP: 1 HBP: 0						

AB	35
R	3
H	10
RBI	3
BB	3
SO	3
LOB	17

WP: 0 PA: 38
PB: 0
SB: 0
CS: 1

PITCHER		IP	WLS	BF	H	R	ER	SO	BB	IBB	HBP	BLK	WP	HR	S	P	ERA	WHIP
Whitey Ford, L ERA: 3.65	(1, 1)	7.0	W	30	9	3	3	2	2	0	0	0	0	2	32	40	3.86	1.571
Pedro Ramos, R ERA: 3.16	(8, 1)	1.2		7	1	0	0	1	1	0	0	0	0	0	8	12	0.00	1.200
Steve Hamilton, L ERA: 1.28	(9, 1)	0.1	S	1	0	0	0	0	0	0	0	0	0	0	1	1	0.00	0.000

PITCHER		IP	WLS	BF	H	R	ER	SO	BB	IBB	HBP	BLK	WP	HR	S	P	ERA	WHIP

Batter	1	2	3	4	5	6	7	8	9	AB	R	H	RBI	BB	SO	LOB
Bobby Richardson, R (1, 4) OBP: 0.324, SLG: 0.346	5-3		2-H 1B		4-3		4-3			4	0	1	1	0	0	0
Tony Kubek, L (1, 6) OBP: 0.281, SLG: 0.305	6-3		4-3		L9		BB BB 1B			4	0	1	0	0	0	1
Mickey Mantle, S (1, 7) OBP: 0.387, SLG: 0.450	K			1B 1B 1B		BB HR	BB 1-2 BB			2	2	1	0	2	1	0
Ross Moschitto, R (7, PR) OBP: 0.167, SLG: 0.304										0	0	0	0	0	0	0
(8, 8)																
Tom Tresh, S (1, 8) OBP: 0.346, SLG: 0.489	5-3		F6			1-H HR	1-2 2-3 FC5-4 BB			3	1	1	2	1	0	1
(8, 7)																
Elston Howard, R (1, 2) OBP: 0.250, SLG: 0.323	1-3		FC5 1B 1-2 1B			G3 SH1-3 BB	1-2f FC5-4			3	0	1	0	1	0	3
Hector Lopez, R (1, 9) OBP: 0.306, SLG: 0.372	5-3		1-2 2-H 1B			1-2 SH1-3	K			3	0	1	1	0	1	0
Joe Pepitone, L (1, 3) OBP: 0.329, SLG: 0.422			FC6-5 2B	F9		2-3 G3	L9			4	0	1	0	0	0	3
Clete Boyer, R (1, 5) OBP: 0.313, SLG: 0.402			2-3 FC6-5 SH1-3 1B	2-3f FC5		F5	K			4	1	0	0	0	1	4
Whitey Ford, L (1, 1) OBP: 0.260, SLG: 0.217			1-2 SH1-3		K		4-3			1	0	0	0	0	1	0
Roger Repoz, L (7, PH) OBP: 0.256, SLG: 0.459										1	0	0	0	0	0	0
Pedro Ramos, S (8, 1) OBP: 0.111, SLG: 0.111										0	0	0	0	0	0	0
Steve Hamilton, L (9, 1) OBP: 0.333, SLG: 0.333										0	0	0	0	0	0	0
Inning Stats	R: 0 E: 0 K: 1 S: 5 H: 0 LOB: 0 BB: 0 P: 5	R: 0 E: 0 K: 0 S: 3 H: 0 LOB: 0 BB: 0 P: 3	R: 1 E: 0 K: 0 S: 5 H: 2 LOB: 1 BB: 0 P: 5	R: 1 E: 0 K: 0 S: 6 H: 3 LOB: 2 BB: 0 P: 6	R: 0 E: 0 K: 1 S: 5 H: 0 LOB: 0 BB: 0 P: 5	R: 2 E: 0 K: 0 S: 4 H: 1 LOB: 1 BB: 2 P: 12	R: 0 E: 0 K: 0 S: 4 H: 1 LOB: 3 BB: 2 P: 12	R: 0 E: 0 K: 2 S: 7 H: 0 LOB: 0 BB: 0 P: 7		1B: 5 2B: 1 3B: 0 HR: 1	SF: 0 SAC: 2 DP: 0 HBP: 0					

PITCHER		IP	WLS	BF	H	R	ER	SO	BB	IBB	HBP	BLK	WP	HR	S	P	ERA	WHIP
Hank Aguirre, L ERA: 3.46	(1, 1)	5.0	L	23	6	4	4	2	2	0	0	0	0	1	25	33	7.20	1.600
Larry Sherry, R ERA: 3.3	(6, 1)	1.0		3	0	0	0	0	0	0	0	0	0	0	3	3	0.00	0.000
Orlando Pena, R ERA: 5.04	(7, 1)	2.0		9	1	0	0	2	2	0	0	0	0	0	11	19	0.00	1.500

PITCHER	IP	WLS	BF	H	R	ER	SO	BB	IBB	HBP	BLK	WP	HR	S	P	ERA	WHIP

BOTTOM

Detroit Tigers @ New York Yankees

Yankee Stadium, Bronx, NY

Tue Jul 27 1965, 7:05 PM EDT

Unknown - 78 F

livebaseballscorecards.com

AB	29
R	4
H	7
RBI	4
BB	4
SO	4
LOB	12

WP: 0	PA: 35
PB: 0	
SB: 0	
CS: 0	

Batter	1	2	3	4	5	6	7	8	9	AB	R	H	RBI	BB	SO	LOB
Don Wert, R (1, 5) OBP: 0.340, SLG: 0.365	B B B B 4-0 BB		x 0-0 2B			x 0-0 ① 1-2 2B		x 0-0 ① SF8 2-3 3-H	x 0-0 ③ F9	3	0	2	1	1	0	1
Jerry Lumpe, L (1, 4) OBP: 0.344, SLG: 0.348	S S S 0-3 ① K		x 0-0 ③ L8			x 0-0 E6 G3-6-1		x 0-0 SH BB 1B 1-2 3-H		3	0	0	1	0	1	3
Norm Cash, L (1, 3) OBP: 0.342, SLG: 0.410	S S S 0-3 ② K			x 0-0 ① G3		x 0-0 ②③ G3-6-1 1-2f		x 0-0 BB 1-2 2-3 1B		4	0	1	0	0	1	3
Willie Horton, R (1, 7) OBP: 0.361, SLG: 0.591	x 0-0 ③ F4			S S S 0-3 ② K			x 0-0 ① L8	S S S 0-3 ② K		4	0	0	0	0	2	4
Dick McAuliffe, L (1, 6) OBP: 0.370, SLG: 0.479		S S S 0-3 ① K		x 0-0 ③ F3			x 0-0 ② 4-3	B B B B 4-0 1-2 2-3 3-H BB		3	0	0	1	1	1	0
Don Demeter, R (1, 8) OBP: 0.314, SLG: 0.449		x 0-0 ② 6-3			S S S 0-3 ① K		x 0-0 ③ 6-3	x 0-0 ③ F6		4	0	0	0	0	1	3
Jim Northrup, L (1, 9) OBP: 0.261, SLG: 0.333		x 0-0 ③ F2			x 0-0 ② 4-3			x 0-0 2B SF8 1B	x 0-0 ① F8	4	1	1	0	0	0	0
John Sullivan, L (1, 2) OBP: 0.315, SLG: 0.375 Gates Brown, L (8, PH) OBP: 0.241, SLG: 0.340 Fred Gladding, L (8, 1)		S S S 0-3 ① K			x 0-0 ③ F7			x 0-0 SF8 1-3 SH 2B	x 0-0 ② 6-3	2 1 1	0 1 0	0 1 0	0 0 0	0 0 0	1 0 0	0 0 0
Joe Sparma, R (1, 1) OBP: 0.222, SLG: 0.231 Al Kaline, R (8, PH) OBP: 0.409, SLG: 0.537 Bill Freehan, R (8, PR) OBP: 0.272, SLG: 0.322 (8, 2)			x 0-0 ② 2-3			x 0-0 2B 1B		I I I I 4-0 1B SH BB IBB	B B B B 4-0 BB	2 0 0	0 0 1	1 0 0	0 0 0	0 1 0	0 0 0	0 0 0
Inning Stats	R: 0 E: 0 K: 2 S: 7 H: 0 LOB: 1 BB: 1 P: 11	R: 0 E: 0 K: 1 S: 5 H: 0 LOB: 0 BB: 0 P: 5	R: 0 E: 0 K: 1 S: 6 H: 1 LOB: 1 BB: 0 P: 6	R: 0 E: 0 K: 1 S: 5 H: 0 LOB: 0 BB: 0 P: 5	R: 0 E: 0 K: 1 S: 5 H: 0 LOB: 0 BB: 0 P: 5	R: 0 E: 1 K: 0 S: 4 H: 2 LOB: 1 BB: 0 P: 4	R: 0 E: 0 K: 0 S: 3 H: 0 LOB: 0 BB: 0 P: 3	R: 3 E: 0 K: 1 S: 9 H: 3 LOB: 3 BB: 2 P: 17	R: 0 E: 0 K: 0 S: 3 H: 0 LOB: 1 BB: 1 P: 7	1B: 3 2B: 3 3B: 0 HR: 0 SF: 1 SAC: 1 DP: 1 HBP: 0						

PITCHER		IP	WLS	BF	H	R	ER	SO	BB	IBB	HBP	BLK	WP	HR	S	P	ERA	WHIP
Jim Bouton, R ERA: 5.11	(1, 1)	7.1	L	28	5	3	3	6	1	1	0	0	0	0	38	46	3.68	0.818
Steve Hamilton, L ERA: 1.28	(8, 1)	0.0		2	1	0	0	0	0	0	0	0	0	0	2	2	∞	∞
Pete Mikkelsen, R ERA: 3.97	(8, 1)	1.2		7	0	0	0	1	2	0	0	0	0	0	7	15	0.00	1.200

PITCHER	IP	WLS	BF	H	R	ER	SO	BB	IBB	HBP	BLK	WP	HR	S	P	ERA	WHIP

TOP

Detroit Tigers @ New York Yankees

Yankee Stadium, Bronx, NY

Tue Jul 27 1965, 7:05 PM EDT

Att. 21,598 - Unknown - 80 F

livebaseballscorecards.com

AB	31
R	3
H	6
RBI	3
BB	4
SO	7
LOB	14

WP: 0	PA: 37		
PB: 0			
SB: 0			
CS: 0			

Batter	1	2	3	4	5	6	7	8	9	AB	R	H	RBI	BB	SO	LOB
Bobby Richardson, R (1, 4) OBP: 0.324, SLG: 0.345	6-3		1B		FC4-6 1B 1-2f			K		4	0	1	0	0	1	1
Tony Kubek, L (1, 6) OBP: 0.280, SLG: 0.304	F7		F4		1-3 1B			4-3		4	0	1	0	0	0	1
Mickey Mantle, S (1, 7) OBP: 0.388, SLG: 0.455	F6			1B 1B	F7			2B		4	0	2	0	0	0	2
Ross Moschitto, R (8, PR) OBP: 0.167, SLG: 0.304										0	0	0	0	0	0	0
Tom Tresh, S (1, 9) OBP: 0.343, SLG: 0.484		K		F9		4-3		4-3		4	0	0	0	0	1	2
Joe Pepitone, L (1, 3) OBP: 0.325, SLG: 0.417		3-1		F8		4-3			F8	4	0	0	0	0	0	1
Roger Repoz, L (1, 8) OBP: 0.267, SLG: 0.455		BB		1-2 1B		4-3			F8	3	0	1	0	1	0	0
Clete Boyer, R (1, 5) OBP: 0.309, SLG: 0.397		K		6-3			L6		6-3	4	0	0	0	0	1	3
Jake Gibbs, L (1, 2) OBP: 0.250, SLG: 0.261			4-1		K		F8			3	0	0	0	0	1	0
Jim Bouton, R (1, 1) OBP: 0.209, SLG: 0.105			K		FC4-6 1B		K			3	0	1	0	0	2	0
Steve Hamilton, L (8, 1) OBP: 0.333, SLG: 0.333										0	0	0	0	0	0	0
Pete Mikkelsen, R (8, 1)										0	0	0	0	0	0	0
Inning Stats	R: 0 E: 0 K: 0 S: 3 H: 0 LOB: 0 BB: 0 P: 3	R: 0 E: 0 K: 2 S: 7 H: 0 LOB: 1 BB: 1 P: 11	R: 0 E: 0 K: 1 S: 6 H: 1 LOB: 1 BB: 0 P: 6	R: 0 E: 0 K: 0 S: 5 H: 2 LOB: 2 BB: 0 P: 5	R: 0 E: 0 K: 1 S: 7 H: 2 LOB: 2 BB: 0 P: 7	R: 0 E: 0 K: 0 S: 3 H: 0 LOB: 0 BB: 0 P: 3	R: 0 E: 0 K: 1 S: 5 H: 0 LOB: 0 BB: 0 P: 5	R: 0 E: 0 K: 1 S: 6 H: 1 LOB: 1 BB: 0 P: 6	R: 0 E: 0 K: 0 S: 3 H: 0 LOB: 0 BB: 0 P: 3	1B: 5 2B: 1 3B: 0 HR: 0 SF: 0 SAC: 0 DP: 0 HBP: 0						

PITCHER	IP	WLS	BF	H	R	ER	SO	BB	IBB	HBP	BLK	WP	HR	S	P	ERA	WHIP
Joe Sparma, R (1, 1) ERA: 3.1	7.0	W	27	5	0	0	5	1	0	0	0	0	0	36	40	0.00	0.857
Fred Gladding, R (8, 1) ERA: 3.12	2.0	S	7	1	0	0	1	0	0	0	0	0	0	9	9	0.00	0.500

PITCHER	IP	WLS	BF	H	R	ER	SO	BB	IBB	HBP	BLK	WP	HR	S	P	ERA	WHIP

BOTTOM

Detroit Tigers @ New York Yankees

Yankee Stadium, Bronx, NY

Tue Jul 27 1965, 7:05 PM EDT
Att. 21,598 - Unknown - 80 F

livebaseballscorecards.com

AB	33
R	0
H	6
RBI	0
BB	1
SO	6
LOB	10

Batter	1	2	3	4	5	6	7	8	9	AB	R	H	RBI	BB	SO	LOB
Don Wert, R (1, 5) OBP: 0.341, SLG: 0.365	5-3		G6-3 2-3 1B			4-3 1B		6-3	G3	5	0	2	0	0	0	2
Jerry Lumpe, L (1, 4) OBP: 0.344, SLG: 0.351 Jake Wood, R (8, PH) OBP: 0.321, SLG: 0.365 (8, 4)	2B		G6-3 1-2f			4-3 1-2		BBBB HR BB		3 0	0 1	1 0	0 0	0 1	0 0	3 0
Norm Cash, L (1, 3) OBP: 0.344, SLG: 0.421	BBBB L5-4-3 BB			G3		SSS K		1-H 3-H HR		3	1	1	3	1	1	1
Al Kaline, R (1, 8) OBP: 0.410, SLG: 0.537	L5-4-3 1-2			L5-3			F8 1B	S 1B		4	0	2	0	0	0	2
Willie Horton, R (1, 7) OBP: 0.357, SLG: 0.583		F8		4-3			F8 1-2	F5		4	0	0	0	0	0	2
Dick McAuliffe, L (1, 6) OBP: 0.366, SLG: 0.473		F7			F5		SSS K	L6 1-2		4	0	0	0	0	1	2
Don Demeter, R (1, 9) OBP: 0.313, SLG: 0.450		6-3			5-3		F8		2B	4	0	1	0	0	0	1
Bill Freehan, R (1, 2) OBP: 0.275, SLG: 0.325			1B SH1-4 1B		5-3			3B 1B	K	4	1	2	0	0	1	1
Dave Wickersham, R (1, 1) OBP: 0.029, SLG: 0.029 Gates Brown, L (8, PH) OBP: 0.248, SLG: 0.365 Terry Fox, R (8, 1)			SH1-4 1-2			SSS K		1-H HR 3B	SSS K	1 1 1	0 1 0	0 1 0	0 1 0	1 0 1	0 0 1	0 0 1
Inning Stats	R: 0 E: 0 K: 0 S: 3 H: 1 LOB: 1 BB: 1 P: 7	R: 0 E: 0 K: 0 S: 3 H: 0 LOB: 0 BB: 0 P: 3	R: 0 E: 0 K: 0 S: 4 H: 2 LOB: 1 BB: 0 P: 4	R: 0 E: 0 K: 0 S: 3 H: 0 LOB: 0 BB: 0 P: 3	R: 0 E: 0 K: 0 S: 3 H: 0 LOB: 0 BB: 0 P: 3	R: 0 E: 0 K: 2 S: 8 H: 1 LOB: 1 BB: 0 P: 8	R: 0 E: 0 K: 1 S: 6 H: 1 LOB: 1 BB: 0 P: 6	R: 4 E: 0 K: 0 S: 7 H: 4 LOB: 1 BB: 1 P: 11	R: 0 E: 0 K: 2 S: 8 H: 1 LOB: 1 BB: 0 P: 8	1B: 6 2B: 2 3B: 1 HR: 1 SF: 0 SAC: 1 DP: 2 HBP: 0						

PITCHER		IP	WLS	BF	H	R	ER	SO	BB	IBB	HBP	BLK	WP	HR	S	P	ERA	WHIP
Jack Cullen, R ERA: 2.45	(1, 1)	7.1		28	7	2	2	3	1	0	0	0	0	0	33	37	2.46	1.091
Steve Hamilton, L ERA: 1.7	(8, 1)	0.0	L	3	2	2	2	0	1	0	0	0	0	1	2	6	∞	∞
Pedro Ramos, R ERA: 3.08	(8, 1)	1.2		6	1	0	0	2	0	0	0	0	0	0	10	10	0.00	0.600

PITCHER	IP	WLS	BF	H	R	ER	SO	BB	IBB	HBP	BLK	WP	HR	S	P	ERA	WHIP

TOP

Detroit Tigers @ New York Yankees

Yankee Stadium, Bronx, NY

Wed Jul 28 1965, 7:05 PM EDT

Att. 14,474 - Unknown - 80 F

livebaseballscorecards.com

AB	34
R	4
H	10
RBI	4
BB	2
SO	5
LOB	15

WP: 0 PA: 37
PB: 0
SB: 1
CS: 0

Detroit Tigers @ New York Yankees

Yankee Stadium, Bronx, NY

Wed Jul 28 1965, 7:05 PM EDT

Att. 14,474 - Unknown - 80 F

livebaseballscorecards.com

BOTTOM

Batter	1	2	3	4	5	6	7	8	9	AB	R	H	RBI	BB	SO	LOB
Bobby Richardson, R (1, 4) OBP: 0.323, SLG: 0.344	5-3		4-3		1-3 1B		F4			4	0	1	0	0	0	0
Tony Kubek, L (1, 6) OBP: 0.280, SLG: 0.317	6-3		F2		L8			HR		4	1	1	1	0	0	2
Mickey Mantle, S (1, 7) OBP: 0.386, SLG: 0.451	1B		K			F6		4-3		4	0	1	0	0	1	0
Tom Tresh, S (1, 9) OBP: 0.342, SLG: 0.480	L9			L8		E S 1B HBP		F4		3	1	0	0	0	0	1
Elston Howard, R (1, 2) OBP: 0.250, SLG: 0.321		5-3		L8		1-H 1B		6-3		4	0	1	1	0	0	0
Joe Pepitone, L (1, 3) OBP: 0.325, SLG: 0.413		B B B B 4-0 1B SF9 BB		F9		L8			F9	3	1	0	0	1	0	1
Clete Boyer, R (1, 5) OBP: 0.309, SLG: 0.395		1-3 1B			L8	F3			5-3	4	0	1	0	0	0	1
Roger Repoz, L (1, 8) OBP: 0.267, SLG: 0.443		SF9 3-H			B B B B 4-0 1B BB		4-3		G3	2	0	0	1	1	0	0
Jack Cullen, R (1, 1) Steve Hamilton, L (8, 1) OBP: 0.333, SLG: 0.333 Pedro Ramos, S (8, 1) OBP: 0.111, SLG: 0.111		K			K		6-3			3	0	0	0	0	2	2
										0	0	0	0	0	0	0
										0	0	0	0	0	0	0

Inning Stats	1	2	3	4	5	6	7	8	9
	R: 0 H: 1 E: 0 LOB: 1 K: 0 BB: 0 S: 4 P: 4	R: 1 H: 1 E: 0 LOB: 1 K: 1 BB: 1 S: 6 P: 10	R: 0 H: 0 E: 0 LOB: 0 K: 1 BB: 0 S: 5 P: 5	R: 0 H: 0 E: 0 LOB: 0 K: 0 BB: 0 S: 3 P: 3	R: 0 H: 1 E: 0 LOB: 2 K: 1 BB: 1 S: 6 P: 10	R: 1 H: 1 E: 0 LOB: 1 K: 0 BB: 0 S: 4 P: 5	R: 0 H: 0 E: 0 LOB: 0 K: 0 BB: 0 S: 3 P: 3	R: 1 H: 1 E: 0 LOB: 0 K: 0 BB: 0 S: 4 P: 4	R: 0 H: 0 E: 0 LOB: 0 K: 0 BB: 0 S: 3 P: 3

AB	31
R	3
H	5
RBI	3
BB	2
SO	3
LOB	7

		1B: 4	SF: 1	WP: 0	PA: 35
		2B: 0	SAC: 0	PB: 0	
		3B: 0	DP: 0	SB: 1	
		HR: 1	HBP: 1	CS: 0	

PITCHER		IP	WLS	BF	H	R	ER	SO	BB	IBB	HBP	BLK	WP	HR	S	P	ERA	WHIP
Dave Wickersham, R ERA: 4.38	(1, 1)	7.0	W	28	4	2	2	3	2	0	1	0	0	0	31	40	2.57	0.857
Terry Fox, R ERA: 2.8	(8, 1)	2.0	S	7	1	1	1	0	0	0	0	0	0	1	7	7	4.50	0.500

PITCHER	IP	WLS	BF	H	R	ER	SO	BB	IBB	HBP	BLK	WP	HR	S	P	ERA	WHIP

Batter	1	2	3	4	5	6	7	8	9	AB	R	H	RBI	BB	SO	LOB
Don Wert, R (1, 5) OBP: 0.339, SLG: 0.363	F3		K		K		1B 1-2 3-H		G4-6-3 1-2f	5	0	1	1	0	2	3
Jerry Lumpe, L (1, 4) OBP: 0.342, SLG: 0.347	1B BB		4-3			K	F3		5-3	4	0	0	0	1	1	2
Norm Cash, L (1, 3) OBP: 0.349, SLG: 0.427	L4 1-2 1B			L4-3 1B		1B	3-1			4	0	3	0	0	0	2
Al Kaline, R (1, 8) OBP: 0.408, SLG: 0.533	L4 1-2			L8		L8		1B FC4-6 1B		4	1	1	0	0	0	4
Willie Horton, R (1, 7) OBP: 0.358, SLG: 0.582		FC6-4 1B		L4-3 1-2		F6		FC4-6 1-3 1B		4	0	2	0	0	0	2
Dick McAuliffe, L (1, 6) OBP: 0.364, SLG: 0.479		F8			E4 1B		HR	FC4-6 FC5-4 1-2f 3-H		4	1	1	2	0	0	2
Don Demeter, R (1, 9) OBP: 0.312, SLG: 0.447		FC6-4 1-2f			1B 1-2		F7	F7		4	0	1	0	0	0	2
Bill Freehan, R (1, 2) OBP: 0.275, SLG: 0.324		F3			F6		1B 1B	FC5-4 1-2f		4	1	1	0	0	0	4
Denny McLain, R (1, 1) OBP: 0.118, SLG: 0.083 Jim Northrup, L (5, PH) OBP: 0.259, SLG: 0.331 Julio Navarro, R (5, 1) Gates Brown, L (7, PH) OBP: 0.255, SLG: 0.371 Orlando Pena, R (7, 1) OBP: 0.286, SLG: 0.231 Ron Nischwitz, S (8, 1) George Thomas, R (9, PH) OBP: 0.261, SLG: 0.341			K		K		1B 1-3 1B		G4-6-3 BB	1 1 0 1 0 0 0	0 0 0 0 0 0 0	0 0 0 1 0 0 0	0 0 0 0 0 0 0	1 1 0 0 0 0 1	0 2 0 0 0 0 0	0 2 0 0 0 0 0
Inning Stats	R: 0 H: 1 E: 0 LOB: 1 K: 0 BB: 1 S: 3 P: 7	R: 0 H: 1 E: 0 LOB: 1 K: 0 BB: 0 S: 4 P: 4	R: 0 H: 0 E: 0 LOB: 0 K: 2 BB: 0 S: 7 P: 7	R: 0 H: 1 E: 0 LOB: 0 K: 0 BB: 0 S: 3 P: 3	R: 0 H: 1 E: 1 LOB: 2 K: 2 BB: 0 S: 9 P: 9	R: 0 H: 1 E: 0 LOB: 1 K: 1 BB: 0 S: 6 P: 6	R: 2 H: 4 E: 0 LOB: 2 K: 0 BB: 0 S: 7 P: 7	R: 1 H: 2 E: 0 LOB: 1 K: 0 BB: 0 S: 5 P: 5	R: 0 H: 0 E: 0 LOB: 0 K: 0 BB: 1 S: 2 P: 6	1B: 10 SF: 0 2B: 2 SAC: 0 3B: 0 DP: 3 HR: 1 HBP: 0						

PITCHER	IP	WLS	BF	H	R	ER	SO	BB	IBB	HBP	BLK	WP	HR	S	P	ERA	WHIP
Mel Stottlemyre, R (1, 1) ERA: 2.64	9.0	W	38	11	3	3	5	2	0	0	0	0	1	46	54	3.00	1.444

PITCHER	IP	WLS	BF	H	R	ER	SO	BB	IBB	HBP	BLK	WP	HR	S	P	ERA	WHIP

TOP

Detroit Tigers @ New York Yankees

Yankee Stadium, Bronx, NY

Thu Jul 29 1965, 3:33 AM EDT

Att. 22,714 - Unknown - 81 F

livebaseballscorecards.com

AB	36
R	3
H	11
RBI	3
BB	2
SO	5
LOB	23

WP: 0	PA: 38
PB: 0	
SB: 0	
CS: 0	

Batter	1	2	3	4	5	6	7	8	9	AB	R	H	RBI	BB	SO	LOB
Bobby Richardson, R (1, 4) OBP: 0.324, SLG: 0.347	5-3		1B		L7		1B FC3-6 2B 2-H	F7		5	1	2	1	0	0	1
Tony Kubek, L (1, 6) OBP: 0.279, SLG: 0.315	1-3		L7		E4		FC3-6 BB 1B 2-3 1B			4	1	1	0	0	0	1
Mickey Mantle, S (1, 7) OBP: 0.384, SLG: 0.446 Ross Moschitto, R (7, PR) OBP: 0.167, SLG: 0.304 (8, 9)	B4-3		K		L8		FC3-6 1-2 BB			3 0	0 0	0 0	0 0	1 0	1 0	2 0
Tom Tresh, S (1, 9) OBP: 0.341, SLG: 0.478 (8, 7)		HR 1B		F9		F6	FC3-6 1B 1-2f 2-3 3-H			4	1	1	1	0	0	2
Elston Howard, R (1, 2) OBP: 0.255, SLG: 0.330		K		E6 HR		2B	1B 2-3 3-H			4	1	2	1	0	1	1
Joe Pepitone, L (1, 3) OBP: 0.326, SLG: 0.431		1-H HR		1-H HR		K	F9			4	2	2	4	0	1	3
Clete Boyer, R (1, 5) OBP: 0.308, SLG: 0.393		F6		L8		K		1B		4	0	1	0	0	1	1
Roger Repoz, L (1, 8) OBP: 0.266, SLG: 0.434		K		K			SH3-4 2B 1B	F2		4	1	1	0	0	2	1
Mel Stottlemyre, R (1, 1) OBP: 0.156, SLG: 0.297		K			1-3		SH3-4 1-2	K		3	0	0	0	0	2	1
Inning Stats	R: 0 H: 0 E: 0 LOB: 0 K: 0 BB: 0 S: 3 P: 3	R: 2 H: 2 E: 0 LOB: 0 K: 2 BB: 0 S: 9 P: 9	R: 0 H: 1 E: 0 LOB: 1 K: 2 BB: 0 S: 8 P: 8	R: 2 H: 1 E: 1 LOB: 0 K: 1 BB: 0 S: 7 P: 7	R: 0 H: 0 E: 1 LOB: 1 K: 0 BB: 0 S: 4 P: 4	R: 0 H: 1 E: 0 LOB: 1 K: 2 BB: 0 S: 8 P: 8	R: 3 H: 4 E: 1 LOB: 2 K: 0 BB: 1 S: 7 P: 11	R: 0 H: 1 E: 0 LOB: 1 K: 1 BB: 0 S: 6 P: 6		1B: 6 SF: 0 2B: 2 SAC: 1 3B: 0 DP: 0 HR: 2 HBP: 0						

PITCHER		IP	WLS	BF	H	R	ER	SO	BB	IBB	HBP	BLK	WP	HR	S	P	ERA	WHIP
Denny McLain, R ERA: 2.95	(1, 1)	4.0	L	17	4	4	3	5	0	0	0	0	0	2	27	27	6.75	1.000
Julio Navarro, R ERA: 7.56	(5, 1)	2.0		8	1	0	0	2	0	0	0	0	0	0	12	12	0.00	0.500
Orlando Pena, R ERA: 5.43	(7, 1)	1.0		8	4	3	3	0	1	0	0	0	0	0	7	11	27.00	5.000
Ron Nischwitz, L ERA: 3.38	(8, 1)	1.0		4	1	0	0	1	0	0	0	0	0	0	6	6	0.00	1.000

PITCHER	IP	WLS	BF	H	R	ER	SO	BB	IBB	HBP	BLK	WP	HR	S	P	ERA	WHIP

BOTTOM

Detroit Tigers @ New York Yankees

Yankee Stadium, Bronx, NY

Thu Jul 29 1965, 3:33 AM EDT
Att. 22,714 - Unknown - 81 F

livebaseballscorecards.com

AB	35
R	7
H	10
RBI	7
BB	1
SO	8
LOB	13

WP: 0 PA: 37
PB: 0
SB: 0
CS: 0

Detroit Tigers @ Chicago White Sox

Comiskey Park, Chicago, IL

Fri Jul 30 1965, 8:05 PM EDT

Att. 26,824 - Unknown

TOP

livebaseballscorecards.com

Batter	1	2	3	4	5	6	7	8	9	AB	R	H	RBI	BB	SO	LOB
Don Wert, R (1, 5) OBP: 0.340, SLG: 0.362	BBBB 4-0 6-3 2-3 BB		x 0-0 ② F9		x 0-0 E 1B		x 0-0 ③ F7		x 0-0 ①② L3 1-2	4	0	1	0	1	0	3
Jerry Lumpe, L (1, 4) OBP: 0.340, SLG: 0.344 Ray Oyler, R (9, PR) OBP: 0.250, SLG: 0.281 (9, 4)	x 0-0 ① 2-3 1-2		x 0-0 ③ F9		x 0-0 E4 G5-4-3 1-2			x 0-0 ① 4-3	x 0-0 2-H 3-H 1B	5 0	0 0	1 0	2 0	0 0	0 0	2 0
Don Demeter, R (1, 9) OBP: 0.310, SLG: 0.443	x 0-0 ② 6-3 2-3			x 0-0 BB 1B 1B	x 0-0 ②③ G5-4-3 1-2f			x 0-0 E3 L1-3	x 0-0 ③ F9	5	0	1	0	0	0	4
Al Kaline, R (1, 8) OBP: 0.409, SLG: 0.529	BBBB 4-0 BB			x 0-0 ① L6		BBBB 4-0 1B FC3-6 BB		x 0-0 ② L1-3 1-2		2	1	0	0	2	0	2
Willie Horton, R (1, 7) OBP: 0.363, SLG: 0.583	x 0-0 ③ F2			x 0-0 BB 1-2 1B	x 0-0 FC3-6 1-3 1B			4-0 IBB		3	0	2	0	1	0	2
Norm Cash, L (1, 3) OBP: 0.348, SLG: 0.422		x 0-0 ① 2-3		BBBB 4-0 1-2 2-3 BB	x 0-0 ① FC3-6 G1-6-3 1-2f 3-H			SSS 0-3 ③ K		3	0	0	1	1	1	3
Bill Freehan, R (1, 2) OBP: 0.275, SLG: 0.320		x 0-0 ② 2-3		x 0-0 ② F2	x 0-0 ②③ G1-6-3 1-2f				BBBB 4-0 1B 1B 1B BB	3	1	0	0	1	0	4
Dick McAuliffe, L (1, 6) OBP: 0.363, SLG: 0.476		x 0-0 ③ F4		SSS 0-3 ③ K			SSS 0-3 ① K2-3		x 0-0 1B 1-2 1B 1B	4	1	1	0	0	2	3
Mickey Lolich, S (1, 1) OBP: 0.123, SLG: 0.091 Jake Wood, R (9, PH) OBP: 0.329, SLG: 0.373 Fred Gladding, L (9, 1)			SSS 0-3 ① K		x 0-0 ① 1-3		SSS 0-3 ② K		x 0-0 L3 1-2 2-3 1B	3 1 0	0 0 0	0 1 0	0 0 0	0 0 0	2 0 0	0 0 0
Inning Stats	R: 0 E: 0 K: 0 S: 3 H: 0 LOB: 2 BB: 2 P: 11	R: 0 E: 0 K: 0 S: 3 H: 0 LOB: 0 BB: 0 P: 3	R: 0 E: 0 K: 1 S: 5 H: 0 LOB: 0 BB: 0 P: 5	R: 0 E: 0 K: 1 S: 7 H: 2 LOB: 3 BB: 1 P: 11	R: 0 E: 1 K: 0 S: 4 H: 1 LOB: 1 BB: 0 P: 4	R: 1 E: 0 K: 0 S: 3 H: 1 LOB: 0 BB: 1 P: 7	R: 0 E: 0 K: 2 S: 7 H: 0 LOB: 0 BB: 0 P: 7	R: 0 E: 1 K: 1 S: 6 H: 0 LOB: 2 BB: 1 P: 10	R: 2 E: 0 K: 0 S: 5 H: 3 LOB: 1 BB: 1 P: 9	1B: 7 2B: 1 3B: 0 HR: 0	SF: 0 SAC: 0 DP: 3 HBP: 0			WP: 0 PB: 0 SB: 0 CS: 0	PA: 39		

	AB	33
	R	3
	H	7
	RBI	3
	BB	6
	SO	5
	LOB	23

PITCHER		IP	WLS	BF	H	R	ER	SO	BB	IBB	HBP	BLK	WP	HR	S	P	ERA	WHIP
Juan Pizarro, L ERA: 5.53	(1, 1)	8.0		33	4	1	1	5	4	1	0	0	0	0	38	58	1.12	1.000
Eddie Fisher, R ERA: 1.87	(9, 1)	1.0	L	6	3	2	2	0	1	0	0	0	0	0	5	9	18.00	4.000

PITCHER	IP	WLS	BF	H	R	ER	SO	BB	IBB	HBP	BLK	WP	HR	S	P	ERA	WHIP

BOTTOM

Detroit Tigers @ Chicago White Sox

Comiskey Park, Chicago, IL

Fri Jul 30 1965, 8:05 PM EDT

Att. 26,824 - Unknown

livebaseballscorecards.com

Batter	1	2	3	4	5	6	7	8	9	AB	R	H	RBI	BB	SO	LOB
Don Buford, S (1, 4) OBP: 0.349, SLG: 0.386	K		BB, FC5-3, 1B 2-3 3-H		6-3			F9		4	0	1	1	0	1	1
Floyd Robinson, L (1, 9) OBP: 0.333, SLG: 0.370	4-3		FC5-3, BB 1-2 3-H			K		F3		4	0	0	0	0	1	3
John Romano, R (1, 7) OBP: 0.365, SLG: 0.424	F5		BB 1-2 2-3			5-3			F2	3	0	0	0	1	0	0
Bill Skowron, R (1, 3) OBP: 0.319, SLG: 0.443		G6-4-3, 1B	L8			L8			4-3	4	0	1	0	0	0	3
Pete Ward, L (1, 5) OBP: 0.365, SLG: 0.438		F7		K			3-1		1B	4	0	1	0	0	1	1
Ron Hansen, R (1, 6) OBP: 0.307, SLG: 0.387		G6-4-3 1-2f		L7			L7		F3	4	0	0	0	0	0	2
Ken Berry, R (1, 8) OBP: 0.253, SLG: 0.332			SH5-3, 1B, 2B	1-3			F7			3	1	1	0	0	0	0
J.C. Martin, L (1, 2) OBP: 0.343, SLG: 0.325			1B, SH5-3, FC5-3, BB		F2			1-3		2	0	0	0	1	0	0
Juan Pizarro, L (1, 1) OBP: 0.250, SLG: 0.250			SH5-3 1-2 2-3		K			1B		1	0	0	0	0	1	0
Danny Cater, R (8, PH) OBP: 0.303, SLG: 0.406										1	0	1	0	0	0	0
Eddie Fisher, R (9, 1) OBP: 0.136, SLG: 0.095										0	0	0	0	0	0	0

Inning Stats	1	2	3	4	5	6	7	8	9
	R: 0 E: 0 K: 1 S: 5	H: 0 LOB: 0 BB: 0 P: 5	R: 0 E: 0 K: 0 S: 3	H: 1 LOB: 0 BB: 0 P: 3	R: 1 E: 0 K: 0 S: 5	H: 2 LOB: 3 BB: 2 P: 13	R: 0 E: 0 K: 1 S: 5	H: 0 LOB: 0 BB: 0 P: 5	R: 0 E: 0 K: 1 S: 5	H: 0 LOB: 0 BB: 0 P: 5	R: 0 E: 0 K: 0 S: 3	H: 0 LOB: 0 BB: 0 P: 3	R: 0 E: 0 K: 0 S: 4	H: 1 LOB: 1 BB: 0 P: 4	R: 0 E: 0 K: 0 S: 4	H: 1 LOB: 1 BB: 0 P: 4

	1B: 4	SF: 0	WP: 0	PA: 33
	2B: 1	SAC: 1	PB: 0	
	3B: 0	DP: 1	SB: 0	
	HR: 0	HBP: 0	CS: 0	

PITCHER		IP	WLS	BF	H	R	ER	SO	BB	IBB	HBP	BLK	WP	HR	S	P	ERA	WHIP
Mickey Lolich, L ERA: 3.6	(1, 1)	8.0	W	29	4	1	1	4	2	0	0	0	0	0	35	43	1.12	0.750
Fred Gladding, R ERA: 3.06	(9, 1)	1.0	S	4	1	0	0	0	0	0	0	0	0	0	4	4	0.00	1.000

PITCHER	IP	WLS	BF	H	R	ER	SO	BB	IBB	HBP	BLK	WP	HR	S	P	ERA	WHIP

Detroit Tigers @ Chicago White Sox

Comiskey Park, Chicago, IL

Sat Jul 31 1965, 4:33 AM EDT

Att. 6,405 - Unknown

TOP

livebaseballscorecards.com

Batter	1	2	3	4	5	6	7	8	9	AB	R	H	RBI	BB	SO	LOB
Don Wert, R (1, 5) OBP: 0.339, SLG: 0.361	0-0 ① 1B		0-0 ① 5-3		0-0 ③ 6-3			0-0 ① F7		4	0	1	0	0	0	1
Jerry Lumpe, L (1, 4) OBP: 0.339, SLG: 0.343	0-0 ② F7		0-0 ② L8			0-0 BB 1B 1B		0-0 ② 1-3		4	1	1	0	0	0	0
Norm Cash, L (1, 3) OBP: 0.350, SLG: 0.425	0-0 1B 2B		0-0 ③ 1-3			BBBB 4-0 G6-4-3 1B 1-2 BB		0-0 ③ F9		3	1	1	0	1	0	0
Al Kaline, R (1, 8) OBP: 0.410, SLG: 0.529	0-0 1B 2-H 1B			0-0 ① L5		0-0 G6-4-3 1-2 2-H 1B			0-0 ① L8	4	1	2	2	0	0	0
Willie Horton, R (1, 7) OBP: 0.362, SLG: 0.578	0-0 FC6 2-H 1B			0-0 ② F8		0-0 ① ② G6-4-3 1-2f 2-3			0-0 ② 5-3	4	0	1	1	0	0	2
Dick McAuliffe, L (1, 6) OBP: 0.359, SLG: 0.471	0-0 ③ FC6 1-2f			0-0 ③ 6-3		0-0 ③ F7			0-0 ③ 4-3	4	0	0	0	0	0	2
Don Demeter, R (1, 9) OBP: 0.307, SLG: 0.438		0-0 ① 1-3			S S S 0-3 ① K		0-0 ① F7			3	0	0	0	0	1	0
John Sullivan, L (1, 2) OBP: 0.316, SLG: 0.373		0-0 ② F9			0-0 SH2-4 1B		0-0 ② 1-3			3	0	1	0	0	0	0
Joe Sparma, R (1, 1) OBP: 0.214, SLG: 0.222		0-0 ③ 5-3			0-0 ② SH2-4 1-2		0-0 ③ 6-3			1	0	0	0	0	0	0
Julio Navarro, R (4, 1)										0	0	0	0	0	0	0
Jake Wood, R (7, PH) OBP: 0.325, SLG: 0.368										1	0	0	0	0	0	0
Larry Sherry, R (7, 1) OBP: 0.429, SLG: 0.667										0	0	0	0	0	0	0
Inning Stats	R: 2 E: 0 K: 0 S: 6 H: 4 LOB: 1 BB: 0 P: 6	R: 0 E: 0 K: 0 S: 3 H: 0 LOB: 0 BB: 0 P: 3	R: 0 E: 0 K: 0 S: 3 H: 0 LOB: 0 BB: 0 P: 3	R: 0 E: 0 K: 0 S: 3 H: 0 LOB: 0 BB: 0 P: 3	R: 0 E: 0 K: 1 S: 6 H: 1 LOB: 1 BB: 0 P: 6	R: 1 E: 0 K: 0 S: 4 H: 2 LOB: 1 BB: 1 P: 8	R: 0 E: 0 K: 0 S: 3 H: 0 LOB: 0 BB: 0 P: 3	R: 0 E: 0 K: 0 S: 3 H: 0 LOB: 0 BB: 0 P: 3	R: 0 E: 0 K: 0 S: 3 H: 0 LOB: 0 BB: 0 P: 3	1B: 6 2B: 1 3B: 0 HR: 0	SF: 0 SAC: 1 DP: 1 HBP: 0						

	AB	31
	R	3
	H	7
	RBI	3
	BB	1
	SO	1
	LOB	5

PITCHER	IP	WLS	BF	H	R	ER	SO	BB	IBB	HBP	BLK	WP	HR	S	P	ERA	WHIP
Frank Lary, R (1, 1) ERA: 3.28	5.0	W	22	7	3	3	1	1	0	0	0	0	0	23	27	5.40	1.600
John Buzhardt, R (6, 1) ERA: 3.24	4.0	S	11	0	0	0	0	0	0	0	0	0	0	11	11	0.00	0.000

PITCHER	IP	WLS	BF	H	R	ER	SO	BB	IBB	HBP	BLK	WP	HR	S	P	ERA	WHIP

Detroit Tigers @ Chicago White Sox

Comiskey Park, Chicago, IL

Sat Jul 31 1965, 4:33 AM EDT

Att. 6,405 - Unknown

BOTTOM

livebaseballscorecards.com

Batter	1	2	3	4	5	6	7	8	9	AB	R	H	RBI	BB	SO	LOB
Don Buford, S (1, 4) (9, 5) OBP: 0.345, SLG: 0.381	4-3		F6	F9			K			4	0	0	0	0	1	3
Floyd Robinson, L (1, 9) OBP: 0.334, SLG: 0.369	G5-4-3 1B		6-3		K		BB			3	0	1	0	1	1	1
John Romano, R (1, 7) OBP: 0.363, SLG: 0.418 Dave Nicholson, R (8, 7) OBP: 0.238, SLG: 0.292	G5-4-3 1-2f			BB CS	K		K			3 0	0 0	0 0	0 0	1 0	2 0	3 0
Pete Ward, L (1, 5) OBP: 0.364, SLG: 0.438 Al Weis, S (9, 4) OBP: 0.323, SLG: 0.368		F7		2B 1-2	F9			4-3		4 0	1 0	1 0	0 0	0 0	0 0	0 0
Bill Skowron, R (1, 3) OBP: 0.323, SLG: 0.452		4-3 2B		1B 2-H		5-3		CS 1B		4	1	3	1	0	0	0
J.C. Martin, L (1, 2) OBP: 0.341, SLG: 0.323		4-3 2-3		F9 BB 1B 2-H		F2		K 1-2		4	1	1	1	0	1	2
Ron Hansen, R (1, 6) OBP: 0.308, SLG: 0.384		L8		F9 1B BB 1-2		F3				2	1	0	0	1	0	1
Ken Berry, R (1, 8) OBP: 0.253, SLG: 0.332 Tom McCraw, L (2, 8) OBP: 0.277, SLG: 0.273			SH5-3 HBP	F9 1-2 2-3			S BB			0 1	0 0	0 0	0 0	0 1	0 0	0 2
Frank Lary, R (1, 1) OBP: 0.238, SLG: 0.238 John Buzhardt, R (6, 1) OBP: 0.235, SLG: 0.133			SH5-3 1-2	1B 2-H 3-H			K 1-2			1 1	0 0	1 0	2 0	0 0	0 1	0 1
Inning Stats	R: 0 H: 1 E: 0 LOB: 0 K: 0 BB: 0 S: 3 P: 3	R: 0 H: 1 E: 0 LOB: 1 K: 0 BB: 0 S: 4 P: 4	R: 0 H: 0 E: 0 LOB: 1 K: 0 BB: 0 S: 3 P: 4	R: 4 H: 4 E: 0 LOB: 1 K: 0 BB: 2 S: 6 P: 14	R: 0 H: 0 E: 0 LOB: 0 K: 2 BB: 0 S: 7 P: 7	R: 0 H: 0 E: 0 LOB: 0 K: 0 BB: 0 S: 3 P: 3	R: 0 H: 0 E: 0 LOB: 2 K: 3 BB: 2 S: 9 P: 17	R: 0 H: 1 E: 0 LOB: 1 K: 1 BB: 0 S: 5 P: 5		1B: 4 SF: 0 2B: 4 SAC: 1 3B: 0 DP: 2 HR: 0 HBP: 1						WP: 0 PA: 33 PB: 0 SB: 1 CS: 2

	AB	27
	R	4
	H	7
	RBI	4
	BB	4
	SO	6
	LOB	13

PITCHER		IP	WLS	BF	H	R	ER	SO	BB	IBB	HBP	BLK	WP	HR	S	P	ERA	WHIP
Joe Sparma, R ERA: 3.39	(1, 1)	3.2	L	18	6	4	4	0	2	0	1	0	0	0	15	24	9.82	2.182
Julio Navarro, R ERA: 5.91	(4, 1)	2.1		7	0	0	0	2	0	0	0	0	0	0	11	11	0.00	0.000
Larry Sherry, R ERA: 3.19	(7, 1)	2.0		8	1	0	0	4	2	0	0	0	0	0	14	22	0.00	1.500

PITCHER	IP	WLS	BF	H	R	ER	SO	BB	IBB	HBP	BLK	WP	HR	S	P	ERA	WHIP

TOP

Detroit Tigers @ Chicago White Sox

Comiskey Park, Chicago, IL

Sun Aug 01 1965, 4:33 AM EDT

Unknown

Batter	1	2	3	4	5	6	7	8	9	AB	R	H	RBI	BB	SO	LOB
Don Wert, R (1, 5) OBP: 0.336, SLG: 0.357	F8		K			6-3		4-3		4	0	0	0	0	1	2
Jerry Lumpe, L (1, 4) OBP: 0.338, SLG: 0.342	1B		F7			L6			G3	4	0	1	0	0	0	1
Gates Brown, L (1, 7) OBP: 0.246, SLG: 0.358	L8			F9		G3			1-3	4	0	0	0	0	0	1
Willie Horton, R (1, 9) OBP: 0.358, SLG: 0.571	F8			5-3			K2-3		F2	4	0	0	0	0	1	1
Dick McAuliffe, L (1, 6) OBP: 0.357, SLG: 0.467		L6		F7			F8			3	0	0	0	0	0	0
Norm Cash, L (1, 3) OBP: 0.350, SLG: 0.427		F7			2B		2-3			3	0	1	0	0	0	0
George Thomas, R (1, 8) OBP: 0.257, SLG: 0.336		5-3			K			K		2	0	0	0	0	1	1
Jim Northrup, L (8, PH) OBP: 0.258, SLG: 0.329										1	0	0	0	0	1	0
Don Demeter, R (8, 8) OBP: 0.307, SLG: 0.438										0	0	0	0	0	0	0
John Sullivan, L (1, 2) OBP: 0.322, SLG: 0.365			BB		2-3			L8		1	0	0	0	1	0	1
Al Kaline, R (8, PH) OBP: 0.409, SLG: 0.527										1	0	0	0	0	0	0
Orlando Pena, R (8, 1) OBP: 0.286, SLG: 0.231										0	0	0	0	0	0	0
Hank Aguirre, R (1, 1) OBP: 0.157, SLG: 0.125			K		1-3			1B		2	0	0	0	0	1	2
Bill Freehan, R (8, PH) OBP: 0.277, SLG: 0.323										1	0	1	0	0	0	0
(8, 2)																

Inning Stats	1	2	3	4	5	6	7	8	9
	R: 0 E: 0 K: 0 S: 4	H: 1 LOB: 1 BB: 0 P: 4	R: 0 E: 0 K: 0 S: 3	H: 0 LOB: 0 BB: 0 P: 3	R: 0 E: 0 K: 2 S: 7	H: 0 LOB: 1 BB: 1 P: 11	R: 0 E: 0 K: 0 S: 3	H: 0 LOB: 0 BB: 0 P: 3	R: 0 E: 0 K: 1 S: 6	H: 1 LOB: 1 BB: 0 P: 6	R: 0 E: 0 K: 0 S: 3	H: 0 LOB: 0 BB: 0 P: 3	R: 0 E: 0 K: 1 S: 5	H: 0 LOB: 0 BB: 0 P: 5	R: 0 E: 0 K: 1 S: 6	H: 1 LOB: 1 BB: 0 P: 6	R: 0 E: 0 K: 0 S: 3	H: 0 LOB: 0 BB: 0 P: 3

1B: 2	SF: 0	WP: 0	PA: 31
2B: 1	SAC: 0	PB: 0	
3B: 0	DP: 0	SB: 0	
HR: 0	HBP: 0	CS: 0	

AB	30
R	0
H	3
RBI	0
BB	1
SO	5
LOB	9

PITCHER	IP	WLS	BF	H	R	ER	SO	BB	IBB	HBP	BLK	WP	HR	S	P	ERA	WHIP
Joe Horlen, R (1, 1) ERA: 2.65	9.0	W	31	3	0	0	5	1	0	0	0	0	0	40	44	0.00	0.444

PITCHER	IP	WLS	BF	H	R	ER	SO	BB	IBB	HBP	BLK	WP	HR	S	P	ERA	WHIP

livebaseballscorecards.com

Detroit Tigers @ Chicago White Sox

Comiskey Park, Chicago, IL

Sun Aug 01 1965, 4:33 AM EDT

Unknown

BOTTOM

Batter	1	2	3	4	5	6	7	8	9	AB	R	H	RBI	BB	SO	LOB
Don Buford, S (1, 4) OBP: 0.341, SLG: 0.377	F6		F8		F8			F5		4	0	0	0	0	0	0
Al Weis, S (9, 4) OBP: 0.323, SLG: 0.368										0	0	0	0	0	0	0
Floyd Robinson, L (1, 9) OBP: 0.337, SLG: 0.370	6-3		1B			BBB G6-4-3 BB				2	0	1	0	1	0	0
John Romano, R (1, 2) OBP: 0.363, SLG: 0.416	F7		1-2 FC6-4 1B			G6-4-3 1-2f				3	0	1	0	0	0	1
Bill Skowron, R (1, 3) OBP: 0.321, SLG: 0.449		F2	FC6-4 1-2f			1-3				3	0	0	0	0	0	2
Tom McCraw, L (7, 3) OBP: 0.277, SLG: 0.273										0	0	0	0	0	0	0
Pete Ward, L (1, 5) OBP: 0.366, SLG: 0.441		BLK 1B SF8 1B		K6-2-6 1B			SSS K			3	1	2	0	0	1	0
Danny Cater, R (1, 7) OBP: 0.306, SLG: 0.409		1-2 BLK 1B		1-2 K6-2-6 1B			F7			3	0	2	0	0	0	0
Ron Hansen, R (1, 6) OBP: 0.305, SLG: 0.382		1-2 2-H SF8		SSS K6-2-6 1-2 2-3			F8			2	0	0	1	0	1	2
Ken Berry, R (1, 8) OBP: 0.251, SLG: 0.329		6-3			1-3			SSS K		3	0	0	0	0	1	1
Joe Horlen, R (1, 1) OBP: 0.224, SLG: 0.213			SSS K		L6			6-3		3	0	0	0	0	1	0
Inning Stats	R: 0 E: 0 K: 0 S: 3 H: 0 LOB: 0 BB: 0 P: 3	R: 1 E: 0 K: 0 S: 5 H: 2 LOB: 1 BB: 0 P: 5	R: 0 E: 0 K: 1 S: 7 H: 2 LOB: 2 BB: 0 P: 7	R: 0 E: 0 K: 1 S: 5 H: 2 LOB: 2 BB: 0 P: 5	R: 0 E: 0 K: 0 S: 3 H: 0 LOB: 0 BB: 0 P: 3	R: 0 E: 0 K: 0 S: 2 H: 0 LOB: 0 BB: 1 P: 6	R: 0 E: 0 K: 1 S: 5 H: 0 LOB: 0 BB: 0 P: 5	R: 0 E: 0 K: 1 S: 5 H: 0 LOB: 0 BB: 0 P: 5		1B: 6 2B: 0 3B: 1 HR: 0	SF: 1 SAC: 0 DP: 1 HBP: 0					

PITCHER	IP	WLS	BF	H	R	ER	SO	BB	IBB	HBP	BLK	WP	HR	S	P	ERA	WHIP
Hank Aguirre, L (1, 1) ERA: 3.35	7.0	L	25	6	1	1	3	1	0	0	1	0	0	30	34	1.29	1.000
Orlando Pena, R (8, 1) ERA: 5.34	1.0		3	0	0	0	1	0	0	0	0	0	0	5	5	0.00	0.000

PITCHER	IP	WLS	BF	H	R	ER	SO	BB	IBB	HBP	BLK	WP	HR	S	P	ERA	WHIP

livebaseballscorecards.com

AB	26
R	1
H	6
RBI	1
BB	1
SO	4
LOB	6

WP: 0 PB: 0 SB: 0 CS: 0 PA: 28

Detroit Tigers @ Chicago White Sox

Comiskey Park, Chicago, IL

Sun Aug 01 1965, 4:38 AM EDT

Att. 18,266 - Unknown

TOP

livebaseballscorecards.com

Batter	1	2	3	4	5	6	7	8	9	AB	R	H	RBI	BB	SO	LOB
Don Wert, R (1, 5) OBP: 0.334, SLG: 0.357	1-3		F9		WP 1-H 2B			6-3	5-3	5	0	1	1	0	0	3
Jake Wood, R (1, 4) OBP: 0.333, SLG: 0.367	K		G6-4-3 1-2f		BB			S 1B		3	0	1	0	1	1	1
Don Demeter, R (1, 9) OBP: 0.306, SLG: 0.436	BB 1B			6-3	5-3 2-3			F5 1-2		4	0	1	0	0	0	3
Al Kaline, R (1, 8) OBP: 0.407, SLG: 0.522	1-2 BB			L8		L5-3		L9		3	0	0	0	1	0	1
Willie Horton, R (1, 7) OBP: 0.359, SLG: 0.570	F8			1B		G4-6-3 1B			F8	4	0	2	0	0	0	2
Norm Cash, L (1, 3) OBP: 0.345, SLG: 0.421		K		F8		G4-6-3 1-2f			4-3	4	0	0	0	0	1	2
Bill Freehan, R (1, 2) OBP: 0.281, SLG: 0.329		1-3			3-6 1B		F8		E 2B	4	1	2	0	0	0	0
Dick McAuliffe, L (1, 6) OBP: 0.355, SLG: 0.463		4-3			3-6 1-2f		K		E IBB	3	0	0	0	1	1	1
Dave Wickersham, R (1, 1) OBP: 0.053, SLG: 0.053			E1 G6-4-3		2B 1B		F4		E4 1-2 2-H	3	1	1	0	0	0	0
Jerry Lumpe, L (9, PH) OBP: 0.337, SLG: 0.341										1	0	0	0	0	0	1
Mickey Lolich, S (9, 1) OBP: 0.123, SLG: 0.091										0	0	0	0	0	0	0

	AB	34
	R	2
	H	8
	RBI	1
	BB	3
	SO	3
	LOB	14

Inning Stats	1	2	3	4	5	6	7	8	9	1B	SF	WP	PA	37
R	0	0	0	0	1	0	0	0	1	6	0	1		
E	0	0	1	0	0	0	0	0	1	2B 3	SAC 0	PB 0		
K	1	1	0	0	0	0	1	0	0	3B 0	DP 3	SB 1		
S	6	5	3	4	5	3	5	4	5	HR 0	HBP 0	CS 0		
H	1	0	0	1	3	1	0	1	1					
LOB	2	0	0	1	2	0	1	1	2					
BB	1	0	0	0	1	0	0	0	1					
P	10	5	3	4	9	3	5	4	9					

PITCHER	IP	WLS	BF	H	R	ER	SO	BB	IBB	HBP	BLK	WP	HR	S	P	ERA	WHIP
Tommy John, L (1, 1) ERA: 3.06	9.0	L	37	8	2	1	3	2	1	0	0	1	0	40	52	1.00	1.111

PITCHER	IP	WLS	BF	H	R	ER	SO	BB	IBB	HBP	BLK	WP	HR	S	P	ERA	WHIP

Batter	1	2	3	4	5	6	7	8	9	AB	R	H	RBI	BB	SO	LOB
Danny Cater, R (1, 7) OBP: 0.303, SLG: 0.404	F3			F4	5-3			L4		4	0	0	0	0	0	0
Don Buford, S (1, 4) OBP: 0.343, SLG: 0.378	CS 1B			BB BLK E 1B		K		F2		4	1	2	0	0	1	0
Floyd Robinson, L (1, 9) OBP: 0.336, SLG: 0.369	F7 1-2			L8 1-2		1B			K	4	0	1	0	0	1	2
Pete Ward, L (1, 5) OBP: 0.368, SLG: 0.440 Al Weis, S (9, PR) OBP: 0.323, SLG: 0.368		F6		E BB BB		F4			G1-4-3 1B	3 0	0 0	1 0	0 0	1 0	0 0	1 0
Ron Hansen, R (1, 6) OBP: 0.305, SLG: 0.379		F7		E 1-2 2-3 BB		1-3			G1-4-3 1-2f	3	0	0	0	1	0	2
J.C. Martin, L (1, 2) OBP: 0.335, SLG: 0.317		F2		E1 1-2 2-3 3-H			6-3			3	0	0	0	0	0	2
Tom McCraw, L (1, 3) OBP: 0.278, SLG: 0.280			CS 2B	F6			4-3			3	0	1	0	0	0	3
Ken Berry, R (1, 8) OBP: 0.248, SLG: 0.325			2-3		L8		K			3	0	0	0	0	1	1
Tommy John, R (1, 1) OBP: 0.132, SLG: 0.083			K 2-3		K			K		3	0	0	0	0	3	1
Inning Stats	R: 0 E: 0 K: 0 S: 3 H: 1 LOB: 0 BB: 0 P: 3	R: 0 E: 0 K: 0 S: 3 H: 0 LOB: 0 BB: 0 P: 3	R: 0 E: 0 K: 1 S: 5 H: 1 LOB: 0 BB: 0 P: 5	R: 1 E: 1 K: 0 S: 5 H: 1 LOB: 3 BB: 2 P: 13	R: 0 E: 0 K: 1 S: 5 H: 0 LOB: 0 BB: 0 P: 5	R: 0 E: 0 K: 1 S: 6 H: 1 LOB: 1 BB: 0 P: 6	R: 0 E: 0 K: 1 S: 5 H: 0 LOB: 0 BB: 0 P: 5	R: 0 E: 0 K: 1 S: 5 H: 0 LOB: 0 BB: 0 P: 5	R: 0 E: 0 K: 1 S: 5 H: 1 LOB: 1 BB: 0 P: 5	1B: 4 2B: 1 3B: 0 HR: 0 SF: 0 SAC: 0 DP: 1 HBP: 0						WP: 0 PB: 0 SB: 0 CS: 2 PA: 32	

PITCHER		IP	WLS	BF	H	R	ER	SO	BB	IBB	HBP	BLK	WP	HR	S	P	ERA	WHIP
Dave Wickersham, R ERA: 4.1	(1, 1)	8.0	W	29	4	1	0	5	2	0	0	1	0	0	37	45	0.00	0.750
Mickey Lolich, L ERA: 3.58	(9, 1)	1.0	S	3	1	0	0	1	0	0	0	0	0	0	5	5	0.00	1.000

PITCHER	IP	WLS	BF	H	R	ER	SO	BB	IBB	HBP	BLK	WP	HR	S	P	ERA	WHIP

BOTTOM

Detroit Tigers @ Chicago White Sox

Comiskey Park, Chicago, IL

Sun Aug 01 1965, 4:38 AM EDT

Att. 18,266 - Unknown

livebaseballscorecards.com

AB	30
R	1
H	5
RBI	0
BB	2
SO	6
LOB	12

Detroit Tigers @ Chicago White Sox

Comiskey Park, Chicago, IL

Mon Aug 02 1965, 8:05 PM EDT

Att. 13,705 - Unknown

TOP

livebaseballscorecards.com

Batter	1	2	3	4	5	6	7	8	9	AB	R	H	RBI	BB	SO	LOB
Don Wert, R (1, 5) OBP: 0.333, SLG: 0.356	F8		F9			F8		1-3 1B 1B		4	0	1	0	0	0	0
Jerry Lumpe, L (1, 4) OBP: 0.336, SLG: 0.340	1-3			F8		K		1-3 1-2 1B		4	0	1	0	0	1	0
Don Demeter, R (1, 3) OBP: 0.309, SLG: 0.440	F8			1B		2B		1-3 1-2 2-3		4	0	2	0	0	0	2
Al Kaline, R (1, 8) OBP: 0.405, SLG: 0.518		1B		L4		L8		L5-3		4	0	1	0	0	0	4
Willie Horton, R (1, 7) OBP: 0.355, SLG: 0.563		K		K			F9		K	4	0	0	0	0	3	2
Bill Freehan, R (1, 2) OBP: 0.280, SLG: 0.328		K			FC1-4 1B		F4		F7	4	0	1	0	0	1	1
George Thomas, R (1, 9) OBP: 0.259, SLG: 0.336		F9			K		1B		2B	3	0	1	0	0	1	2
Gates Brown, L (9, PH) OBP: 0.252, SLG: 0.373										1	0	1	0	0	0	0
Dick McAuliffe, L (1, 6) OBP: 0.352, SLG: 0.458			F8		FC1-4 1-2f		F9		F6	4	0	0	0	0	0	3
Denny McLain, R (1, 1) OBP: 0.113, SLG: 0.080			K		F4			F8		2	0	0	0	0	1	1
Jake Wood, R (8, PH) OBP: 0.330, SLG: 0.363										1	0	0	0	0	0	0
Fred Gladding, L (8, 1)										0	0	0	0	0	0	0
Inning Stats	R: 0 E: 0 K: 0 S: 3 H: 0 LOB: 0 BB: 0 P: 3	R: 0 E: 0 K: 2 S: 8 H: 1 LOB: 1 BB: 0 P: 8	R: 0 E: 0 K: 1 S: 5 H: 0 LOB: 0 BB: 0 P: 5	R: 0 E: 0 K: 1 S: 6 H: 1 LOB: 1 BB: 0 P: 6	R: 0 E: 0 K: 1 S: 6 H: 1 LOB: 1 BB: 0 P: 6	R: 0 E: 0 K: 1 S: 6 H: 1 LOB: 1 BB: 0 P: 6	R: 0 E: 0 K: 0 S: 4 H: 1 LOB: 1 BB: 0 P: 4	R: 0 E: 0 K: 0 S: 5 H: 2 LOB: 2 BB: 0 P: 5	R: 0 E: 0 K: 1 S: 6 H: 1 LOB: 1 BB: 0 P: 6	1B: 6 2B: 2 3B: 0 HR: 0 SF: 0 SAC: 0 DP: 0 HBP: 0						

	AB	35
	R	0
	H	8
	RBI	0
	BB	0
	SO	7
	LOB	15

WP: 0 PA: 35
PB: 0
SB: 0
CS: 0

PITCHER		IP	WLS	BF	H	R	ER	SO	BB	IBB	HBP	BLK	WP	HR	S	P	ERA	WHIP
Gary Peters, L ERA: 4.06	(1, 1)	7.1	W	29	7	0	0	6	0	0	0	0	0	0	41	41	0.00	0.955
Hoyt Wilhelm, R ERA: 2.32	(8, 1)	1.2	S	6	1	0	0	1	0	0	0	0	0	0	8	8	0.00	0.600

PITCHER		IP	WLS	BF	H	R	ER	SO	BB	IBB	HBP	BLK	WP	HR	S	P	ERA	WHIP

Batter	1	2	3	4	5	6	7	8	9	AB	R	H	RBI	BB	SO	LOB
Tom McCraw, L (1, 9) OBP: 0.278, SLG: 0.279	SH1-3 1B 1B		K		4-3			L7		4	1	1	0	0	1	3
Don Buford, S (1, 4) OBP: 0.342, SLG: 0.377	1-2 SH1-3 1B		4-3			F6		G3 1-2		4	1	1	0	0	0	1
Al Weis, S (9, 4) OBP: 0.323, SLG: 0.368										0	0	0	0	0	0	0
John Romano, R (1, 2) OBP: 0.360, SLG: 0.412	SH1-3 1-2 2-3			K		K		2-3		2	0	0	0	0	2	0
Hoyt Wilhelm, R (8, 1)										1	0	0	0	0	0	1
Pete Ward, L (1, 5) OBP: 0.368, SLG: 0.439	G4-3 2-H 3-H 1B			4-3		G1				3	0	1	2	0	0	0
Bill Skowron, R (1, 3) OBP: 0.321, SLG: 0.448	G4-3 1-2f			F3			FC1-6 1B			3	0	1	0	0	0	1
Danny Cater, R (1, 7) OBP: 0.300, SLG: 0.400		6-3			4-3		FC1-6 1-2f			3	0	0	0	0	0	1
Ron Hansen, R (1, 6) OBP: 0.302, SLG: 0.376		F7			F9		F9			3	0	0	0	0	0	1
Ken Berry, R (1, 8) OBP: 0.249, SLG: 0.329		F7			2B		F7			3	0	1	0	0	0	1
Gary Peters, L (1, 1) OBP: 0.196, SLG: 0.241			3-1		BB			G3 1B		1	0	0	0	1	0	0
J.C. Martin, L (8, 2) OBP: 0.339, SLG: 0.321										1	0	1	0	0	0	0
Inning Stats	R: 2 E: 0 K: 0 S: 5 H: 3 LOB: 0 BB: 0 P: 5	R: 0 E: 0 K: 0 S: 3 H: 0 LOB: 0 BB: 0 P: 3	R: 0 E: 0 K: 1 S: 5 H: 0 LOB: 0 BB: 0 P: 5	R: 0 E: 0 K: 1 S: 5 H: 0 LOB: 0 BB: 0 P: 5	R: 0 E: 0 K: 0 S: 4 H: 1 LOB: 2 BB: 1 P: 8	R: 0 E: 0 K: 1 S: 5 H: 0 LOB: 0 BB: 0 P: 5	R: 0 E: 0 K: 0 S: 4 H: 1 LOB: 1 BB: 0 P: 4	R: 0 E: 0 K: 0 S: 4 H: 1 LOB: 1 BB: 0 P: 4		1B: 5 2B: 1 3B: 0 HR: 0 SF: 0 SAC: 1 DP: 1 HBP: 0						

PITCHER		IP	WLS	BF	H	R	ER	SO	BB	IBB	HBP	BLK	WP	HR	S	P	ERA	WHIP
Denny McLain, R ERA: 2.93	(1, 1)	7.0	L	26	5	2	2	3	1	0	0	0	0	0	31	35	2.57	0.857
Fred Gladding, R ERA: 3.0	(8, 1)	1.0		4	1	0	0	0	0	0	0	0	0	0	4	4	0.00	1.000

PITCHER		IP	WLS	BF	H	R	ER	SO	BB	IBB	HBP	BLK	WP	HR	S	P	ERA	WHIP

BOTTOM

Detroit Tigers @ Chicago White Sox

Comiskey Park, Chicago, IL

Mon Aug 02 1965, 8:05 PM EDT

Att. 13,705 - Unknown

livebaseballscorecards.com

AB	28
R	2
H	6
RBI	2
BB	1
SO	3
LOB	9

WP: 0 PB: 0 SB: 0 CS: 0 PA: 30

Detroit Tigers @ Cleveland Indians

Cleveland Municipal Stadium, Cleveland, OH

Tue Aug 03 1965, 7:05 PM EDT

Att. 9,372 - Unknown

TOP

livebaseballscorecards.com

Batter	1	2	3	4	5	6	7	8	9	AB	R	H	RBI	BB	SO	LOB
Don Wert, R (1, 5) OBP: 0.334, SLG: 0.355	4-3		K		BB; 2-H 1B		K			4	1	1	1	1	2	1
Jerry Lumpe, L (1, 4) OBP: 0.337, SLG: 0.339	F4			WP BB	1B; 1B; 6-3			F9		4	2	1	0	1	0	1
Norm Cash, L (1, 3) OBP: 0.349, SLG: 0.436	F4			F5	1B; 1-3 2-H 3-H	1B		HR		5	2	3	3	0	0	1
Al Kaline, R (1, 8) OBP: 0.408, SLG: 0.519		S 1B		WP 1-2 1B	1B 1B; 1-3 3-H 1B	L7		L3-1		5	2	3	1	0	0	1
Willie Horton, R (1, 7) OBP: 0.356, SLG: 0.560		K 1-2		FC1-6 1-H 2-H 1B	1B; 1-2 3-H 1B	K		F2		5	1	2	2	0	2	2
Dick McAuliffe, L (1, 6) OBP: 0.348, SLG: 0.451		K		FC1-6 FC6-4 1-2f	F5	4-3			F8	5	0	0	0	0	1	5
Don Demeter, R (1, 9) OBP: 0.307, SLG: 0.436		K		FC6-4 1-2f	1B SH3-4; 1-2 2-3 1B		K		F3	5	1	1	0	0	2	2
Bill Freehan, R (1, 2) OBP: 0.286, SLG: 0.337			6-3		WP 2B; SH3-4; 1-3 2-H 3-H 1B		SH1-4 1B		F7	5	2	3	2	0	0	0
Mickey Lolich, S (1, 1) OBP: 0.121, SLG: 0.089			F8		1B BB; 2-H 1B BB; SH3-4; 1-2 3-H		SH1-4 1-2			1	0	0	0	0	0	0
Julio Navarro, R (3, 1)										0	0	0	0	0	0	0
Terry Fox, R (4, 1)										0	1	0	1	1	0	0

	AB	39
	R	12
	H	14
	RBI	10
	BB	3
	SO	7
	LOB	13

Inning Stats	1	2	3	4	5	6	7	8	9
	R: 0 E: 0 K: 0 S: 3	H: 0 LOB: 0 BB: 0 P: 3	R: 0 E: 0 K: 3 S: 10	H: 1 LOB: 1 BB: 0 P: 10	R: 0 E: 0 K: 1 S: 5	H: 0 LOB: 0 BB: 0 P: 5	R: 2 E: 0 K: 0 S: 5	H: 2 LOB: 1 BB: 1 P: 9	R: 9 E: 0 K: 0 S: 11	H: 8 LOB: 1 BB: 2 P: 19	R: 0 E: 0 K: 1 S: 6	H: 1 LOB: 1 BB: 0 P: 6	R: 0 E: 0 K: 2 S: 8	H: 1 LOB: 1 BB: 0 P: 8	R: 1 E: 0 K: 0 S: 4	H: 1 LOB: 0 BB: 0 P: 4	R: 0 E: 0 K: 0 S: 3	H: 0 LOB: 0 BB: 0 P: 3

	1B: 12	SF: 0	WP: 4	PA: 44
	2B: 1	SAC: 2	PB: 0	
	3B: 0	DP: 0	SB: 1	
	HR: 1	HBP: 0	CS: 0	

PITCHER		IP	WLS	BF	H	R	ER	SO	BB	IBB	HBP	BLK	WP	HR	S	P	ERA	WHIP
Steve Hargan, R ERA: 11.25	(1, 1)	4.0		19	4	5	5	4	3	0	0	0	2	0	24	36	11.25	1.750
Lee Stange, R ERA: 3.5	(5, 1)	0.0	L	3	3	1	1	0	0	0	0	0	0	0	3	3	∞	∞
Floyd Weaver, R ERA: 4.85	(5, 1)	1.0		7	4	5	5	0	0	0	0	0	0	0	7	7	45.00	4.000
Luis Tiant, R ERA: 3.46	(6, 1)	2.0		8	2	0	0	3	0	0	0	0	0	0	14	14	0.00	1.000
Ralph Terry, R ERA: 3.38	(8, 1)	2.0		7	1	1	1	0	0	0	0	0	0	1	7	7	4.50	0.500

PITCHER		IP	WLS	BF	H	R	ER	SO	BB	IBB	HBP	BLK	WP	HR	S	P	ERA	WHIP

Batter	1	2	3	4	5	6	7	8	9	AB	R	H	RBI	BB	SO	LOB
Larry Brown, R (1, 6) OBP: 0.320, SLG: 0.382	1B 2B	F9		2B 1B	1B			K		5	2	3	1	0	1	1
Chuck Hinton, R (1, 8) OBP: 0.342, SLG: 0.477	4-3 FC6-2-5 1B		SF8 3B	1B 2B	K			1B BB		4	1	3	3	1	1	1
Leon Wagner, L (1, 7) OBP: 0.349, SLG: 0.466	4-3		CS BB	1B BB		L8		1B		3	0	1	0	2	0	1
Rocky Colavito, R (1, 9) OBP: 0.392, SLG: 0.512	FC6-2-5 2B		SF8	F7		F4		K		4	1	0	1	0	1	5
Fred Whitfield, L (1, 3) OBP: 0.325, SLG: 0.544	2B		1B 2B	1B		L8		F9		5	1	3	1	0	0	2
Max Alvis, R (1, 5) OBP: 0.343, SLG: 0.462	K		1B	F6			F7		L5	5	0	1	1	0	1	4
Pedro Gonzalez, R (1, 4) OBP: 0.324, SLG: 0.414		1B	F9		L8		F3		4-3	5	0	1	0	0	0	1
Joe Azcue, R (1, 2) OBP: 0.295, SLG: 0.267		K		FC1-6 1B	1-3 2B		1B		4-3	5	1	3	0	0	1	1
Steve Hargan, R (1, 1) Lee Stange, R (5, 1) OBP: 0.320, SLG: 0.150 Floyd Weaver, R (5, 1) OBP: 0.182, SLG: 0.200 Al Luplow, L (5, PH) OBP: 0.281, SLG: 0.379 Luis Tiant, R (6, 1) OBP: 0.133, SLG: 0.163 Duke Sims, L (7, PH) OBP: 0.262, SLG: 0.390 Ralph Terry, R (8, 1) OBP: 0.156, SLG: 0.146		K		FC1-6 1B 2B	1-3		K			2 0 0 1 0 1 0	1 0 0 0 0 0 0	0 0 0 0 0 0 0	0 0 0 0 0 1 1	0 0 0 0 0 0 0	1 0 0 1 0 1 1	2 0 0 1 0 1 0
Inning Stats	R: 2 E: 0 K: 1 S: 8 H: 3 LOB: 1 BB: 0 P: 8	R: 0 E: 0 K: 2 S: 8 H: 1 LOB: 1 BB: 0 P: 8	R: 2 E: 0 K: 0 S: 5 H: 3 LOB: 1 BB: 1 P: 9	R: 2 E: 0 K: 0 S: 7 H: 4 LOB: 3 BB: 1 P: 11	R: 1 E: 0 K: 1 S: 7 H: 2 LOB: 1 BB: 0 P: 7	R: 0 E: 0 K: 0 S: 3 H: 0 LOB: 0 BB: 0 P: 3	R: 0 E: 0 K: 1 S: 6 H: 1 LOB: 1 BB: 0 P: 6	R: 0 E: 0 K: 2 S: 8 H: 1 LOB: 2 BB: 1 P: 12	R: 0 E: 0 K: 0 S: 3 H: 0 LOB: 0 BB: 0 P: 3	1B: 9 2B: 5 3B: 1 HR: 0 SF: 1 SAC: 0 DP: 0 HBP: 0						

PITCHER		IP	WLS	BF	H	R	ER	SO	BB	IBB	HBP	BLK	WP	HR	S	P	ERA	WHIP
Mickey Lolich, L ERA: 3.7	(1, 1)	2.0		12	5	4	4	3	1	0	0	0	0	0	17	21	18.00	3.000
Julio Navarro, R ERA: 7.5	(3, 1)	1.1		7	4	2	2	0	0	0	0	0	0	0	7	7	13.50	3.000
Terry Fox, R ERA: 2.66	(4, 1)	5.2	W	25	6	1	1	4	2	0	0	0	0	0	31	39	1.59	1.412

PITCHER	IP	WLS	BF	H	R	ER	SO	BB	IBB	HBP	BLK	WP	HR	S	P	ERA	WHIP

BOTTOM

Detroit Tigers @ Cleveland Indians

Cleveland Municipal Stadium, Cleveland, OH

Tue Aug 03 1965, 7:05 PM EDT

Att. 9,372 - Unknown

livebaseballscorecards.com

AB	40
R	7
H	15
RBI	7
BB	3
SO	7
LOB	20

WP: 0 PA: 44
PB: 0
SB: 0
CS: 1

TOP

Detroit Tigers @ Cleveland Indians

Cleveland Municipal Stadium, Cleveland, OH

Wed Aug 04 1965, 7:05 PM EDT

Att. 17,796 - Unknown

livebaseballscorecards.com

Batter	1	2	3	4	5	6	7	8	9	AB	R	H	RBI	BB	SO	LOB
Don Wert, R (1, 5) OBP: 0.336, SLG: 0.355	S S S 0-3 ① K		x 0-0 G4-6-3 1B		B B B 4-0 G3 BB			x 0-0 F4		3	0	1	0	1	1	0
Jerry Lumpe, L (1, 4) OBP: 0.333, SLG: 0.334	S S S 0-3 ② K		x 0-0 ① ② G4-6-3 1-2f		x 0-0 ② G3 1-2			x 0-0 ② 6-3		4	0	0	0	0	1	2
Norm Cash, L (1, 3) OBP: 0.351, SLG: 0.434	x 0-0 1B		B B B B 4-0 1B 1B BB		x 0-0 ③ F7			S S S 0-3 ③ K		3	0	1	0	1	1	1
Al Kaline, R (1, 9) OBP: 0.406, SLG: 0.516	x 0-0 ③ L1-3		x 0-0 ③ 1-H 1B			S S S 0-3 ① K			x 0-0 ① L6-3	4	0	1	0	0	1	1
Willie Horton, R (1, 7) OBP: 0.352, SLG: 0.554		x 0-0 E6 E HBP FC6-2		S S S 0-3 ① K		x 0-0 ② 5-3			x 0-0 ② 6-3	4	0	0	0	0	1	0
Don Demeter, R (1, 8) OBP: 0.309, SLG: 0.445		H 1-0 FC6-2 1-2 HBP		x 0-0 HR		x 0-0 ③ F2			S S S 0-3 ③ K	3	1	1	1	0	1	0
Dick McAuliffe, L (1, 6) OBP: 0.345, SLG: 0.448		S S 0-3 ① K 2-3		x 0-0 ② F7			x 0-0 ① F7			3	0	0	0	0	1	2
Bill Freehan, R (1, 2) OBP: 0.283, SLG: 0.333		x 0-0 ② FC6-2 1-2 3-H		x 0-0 ③ 6-3			x 0-0 ② F3			3	0	0	0	0	0	2
Joe Sparma, R (1, 1) OBP: 0.200, SLG: 0.207 Gates Brown, L (7, PH) OBP: 0.250, SLG: 0.369 Larry Sherry, R (7, 1) OBP: 0.429, SLG: 0.667		S S S 0-3 ③ K		S S S 0-3 ① K			x 0-0 ③ F2			2 1 0	0 0 0	0 0 0	0 0 0	0 0 0	2 0 0	2 0 0

	AB	30
	R	1
	H	4
	RBI	1
	BB	2
	SO	9
	LOB	10

Inning Stats	1	2	3	4	5	6	7	8	9
	R: 0 E: 0 K: 2 S: 8	H: 1 LOB: 1 BB: 0 P: 8	R: 0 E: 2 K: 2 S: 8	H: 0 LOB: 2 BB: 0 P: 9	R: 0 E: 0 K: 0 S: 3	H: 2 LOB: 2 BB: 1 P: 7	R: 1 E: 0 K: 1 S: 6	H: 1 LOB: 0 BB: 0 P: 6	R: 0 E: 0 K: 1 S: 5	H: 0 LOB: 1 BB: 1 P: 9	R: 0 E: 0 K: 1 S: 5	H: 0 LOB: 0 BB: 0 P: 5	R: 0 E: 0 K: 0 S: 3	H: 0 LOB: 0 BB: 0 P: 3	R: 0 E: 0 K: 1 S: 5	H: 0 LOB: 0 BB: 0 P: 5	R: 0 E: 0 K: 1 S: 5	H: 0 LOB: 0 BB: 0 P: 5

	1B: 3	SF: 0
	2B: 0	SAC: 0
	3B: 0	DP: 1
	HR: 1	HBP: 1

	WP: 0	PA: 33
	PB: 0	
	SB: 0	
	CS: 0	

PITCHER		IP	WLS	BF	H	R	ER	SO	BB	IBB	HBP	BLK	WP	HR	S	P	ERA	WHIP
Sonny Siebert, R ERA: 2.21	(1, 1)	9.0	W	33	4	1	1	9	2	0	1	0	0	1	48	57	1.00	0.667

PITCHER		IP	WLS	BF	H	R	ER	SO	BB	IBB	HBP	BLK	WP	HR	S	P	ERA	WHIP

Detroit Tigers @ Cleveland Indians

Cleveland Municipal Stadium, Cleveland, OH

Wed Aug 04 1965, 7:05 PM EDT

Att. 17,796 - Unknown

livebaseballscorecards.com

BOTTOM

Batter	1	2	3	4	5	6	7	8	9	AB	R	H	RBI	BB	SO	LOB
Larry Brown, R (1, 6) OBP: 0.323, SLG: 0.378	BBBB 4-0 WP HBP BB		x 0-0 ① F7	x 0-0 ② 4-3 1-2 2-H 3-H			BBBB 4-0 1B 1B BB			2	1	0	1	2	0	1
Chuck Hinton, R (1, 8) OBP: 0.337, SLG: 0.470	SSS 0-3 ① K		SSS 0-3 ② K	x 0-0 ③ FC6 2-3			SSS 0-3 ① K			4	0	0	0	0	3	3
Leon Wagner, L (1, 7) OBP: 0.355, SLG: 0.469	H 1-0 L6 WP 1-2 HBP		x 0-0 1B		BBBB 4-0 G5-4-3 BB		x 0-0 ② 1-3 1B			2	0	2	0	1	0	0
Rocky Colavito, R (1, 9) OBP: 0.393, SLG: 0.511	BBBB 4-0 1-2 2-3 BB		x 0-0 ③ 4-3		x 0-0 ① ② G5-4-3 1-2f		x 0-0 1B 1B 3-H 1B			3	0	1	1	1	0	2
Fred Whitfield, L (1, 3) OBP: 0.324, SLG: 0.540	x 0-0 ② ③ L6 2-3			x 0-0 ① F6	SSS 0-3 ③ K		x 0-0 ③ 1-H 1B			4	0	1	0	0	1	3
Max Alvis, R (1, 5) OBP: 0.342, SLG: 0.467		x 0-0 ① F6		x 0-0 HR		SSS 0-3 ① K		x 0-0 ① F8		4	1	1	1	0	1	0
Pedro Gonzalez, R (1, 4) OBP: 0.327, SLG: 0.417		x 0-0 ② 4-3		BBBB 4-0 1B BB 4-3 BB		x 0-0 2B		x 0-0 ② F4		3	1	1	0	1	0	0
Duke Sims, L (1, 2) OBP: 0.290, SLG: 0.383		BBBB 4-0 BB		BBBB 4-0 1B 1-2 4-3 BB		x 0-0 ② F8		BBBB 4-0 BB		1	1	0	0	3	0	1
Sonny Siebert, R (1, 1) OBP: 0.114, SLG: 0.209		x 0-0 ③ F9		x 0-0 FC6 4-3 1-2 2-3 1B		x 0-0 ③ 6-3		x 0-0 ③ G3		4	0	1	0	0	0	3
Inning Stats	R: 0 E: 0 K: 1 S: 4 H: 0 LOB: 2 BB: 2 P: 13	R: 0 E: 0 K: 0 S: 3 H: 0 LOB: 1 BB: 1 P: 7	R: 0 E: 0 K: 1 S: 6 H: 1 LOB: 1 BB: 1 P: 6	R: 3 E: 0 K: 0 S: 5 H: 2 LOB: 1 BB: 2 P: 13	R: 0 E: 0 K: 1 S: 4 H: 0 LOB: 0 BB: 1 P: 8	R: 0 E: 0 K: 1 S: 6 H: 1 LOB: 1 BB: 0 P: 6	R: 1 E: 0 K: 1 S: 6 H: 3 LOB: 2 BB: 1 P: 10	R: 0 E: 0 K: 0 S: 3 H: 0 LOB: 1 BB: 1 P: 7		1B: 5 2B: 2 3B: 0 HR: 1 SF: 0 SAC: 0 DP: 2 HBP: 1						

	AB	27
	R	4
	H	7
	RBI	3
	BB	8
	SO	5
	LOB	13

WP: 1 PB: 0 SB: 0 CS: 0 PA: 36

PITCHER		IP	WLS	BF	H	R	ER	SO	BB	IBB	HBP	BLK	WP	HR	S	P	ERA	WHIP
Joe Sparma, R ERA: 3.46	(1, 1)	6.0	L	27	4	3	3	4	6	0	1	0	1	1	28	53	4.50	1.667
Larry Sherry, R ERA: 3.23	(7, 1)	2.0		9	3	1	1	1	2	0	0	0	0	0	9	17	4.50	2.500

Detroit Tigers @ Cleveland Indians

Cleveland Municipal Stadium, Cleveland, OH

Thu Aug 05 1965, 7:05 PM EDT

Att. 13,639 - Unknown

TOP

livebaseballscorecards.com

Batter	1	2	3	4	5	6	7	8	9	AB	R	H	RBI	BB	SO	LOB
Jake Wood, R (1, 4) OBP: 0.344, SLG: 0.388	0-0 1B		0-0 4-3 ①		0-0 F9 ②		0-0 1B 2B		0-0 G4-3 1-3 1B	5	1	3	0	0	0	0
Don Wert, R (1, 5) OBP: 0.339, SLG: 0.358	0-3 K ①		0-0 1B 1B		0-0 1B		0-0 2-H 1B		0-0 G4-3 ①② 1-2f 3-H	5	0	3	1	0	1	2
Don Demeter, R (1, 8) OBP: 0.311, SLG: 0.444	0-0 1-2 1B		0-0 1-3 1B		0-0 F3 ③		0-0 F9 ③		0-0 F5 ③	5	0	2	0	0	0	2
Al Kaline, R (1, 9) OBP: 0.407, SLG: 0.514	0-3 K ②		0-0 L7 ②			0-0 1B		BBB 4-0 FC5-4 BB		3	0	1	0	1	1	4
Willie Horton, R (1, 7) OBP: 0.348, SLG: 0.547	0-3 K ③		0-3 K ③			0-3 K ①		0-3 K ①		4	0	0	0	0	4	6
Bill Freehan, R (1, 2) OBP: 0.286, SLG: 0.331		BBBB 4-0 FC5-4 BB		H 1-0 FC6-4 HBP		0-0 F8 ②		0-0 FC5-4 ② 1B 1-2f		2	0	0	0	1	0	2
Norm Cash, L (1, 3) OBP: 0.350, SLG: 0.432	0-0 FC5-4 ① 1-2f		0-0 FC6-4 ① G6-4-3 1-2f			0-0 4-3 ③		0-0 FC6-4 1-3 1B		4	0	1	0	0	0	3
Ray Oyler, R (1, 6) OBP: 0.234, SLG: 0.262	0-3 K ②		0-0 G6-4-3 ②③ 1-2f				0-0 6-3 ①	0-0 FC6-4 ③ 1-2f		4	0	0	0	0	1	4
Dave Wickersham, R (1, 1) OBP: 0.050, SLG: 0.050	0-3 K ③				0-3 K2-3 ①		0-3 K ②		0-0 E6 1B G4-3	2	0	0	0	0	2	1
George Thomas, R (7, PH) OBP: 0.257, SLG: 0.333										1	0	0	0	0	1	0
Ron Nischwitz, S (7, 1)										0	0	0	0	0	0	0
Gates Brown, L (9, PH) OBP: 0.248, SLG: 0.366										1	1	0	0	0	0	0

	AB	36
	R	2
	H	10
	RBI	1
	BB	2
	SO	10
	LOB	24

Inning Stats										
	R: 0	H: 2	R: 0	H: 0	R: 0	H: 2	R: 0	H: 0	R: 0	H: 1
	E: 0	LOB: 2	E: 0	LOB: 1	E: 0	LOB: 2	E: 0	LOB: 0	E: 0	LOB: 1
	K: 3	BB: 0	K: 2	BB: 1	K: 1	BB: 0	K: 0	BB: 0	K: 1	BB: 0
	S: 11	P: 11	S: 7	P: 11	S: 7	P: 7	S: 2	P: 3	S: 6	P: 6

Inning Stats										
	R: 0	H: 1	R: 1	H: 2	R: 0	H: 1	R: 1	H: 1	1B: 9	SF: 0	WP: 0	PA: 39
	E: 0	LOB: 1	E: 0	LOB: 1	E: 0	LOB: 2	E: 1	LOB: 0	2B: 1	SAC: 0	PB: 0	
	K: 1	BB: 0	K: 1	BB: 0	K: 1	BB: 1	K: 0	BB: 0	3B: 0	DP: 2	SB: 0	
	S: 6	P: 6	S: 7	P: 7	S: 6	P: 10	S: 4	P: 4	HR: 0	HBP: 1	CS: 0	

PITCHER	IP	WLS	BF	H	R	ER	SO	BB	IBB	HBP	BLK	WP	HR	S	P	ERA	WHIP
Sam McDowell, L (1, 1) ERA: 2.04	9.0	W	39	10	2	1	10	2	0	1	0	0	0	56	65	1.00	1.333

PITCHER	IP	WLS	BF	H	R	ER	SO	BB	IBB	HBP	BLK	WP	HR	S	P	ERA	WHIP

Batter	1	2	3	4	5	6	7	8	9	AB	R	H	RBI	BB	SO	LOB
Larry Brown, R (1, 6) OBP: 0.325, SLG: 0.385	0-0 SH1-3 2B 1B	0-3 K			0-0 1B 2B		0-0 FC6-4 G6-4-3 1-2f			4	2	2	0	0	1	1
Chuck Hinton, R (1, 8) OBP: 0.337, SLG: 0.467	0-0 SH1-3 1-2		0-0 6-3		4-0 1B BB		0-0 G6-4-3 1-2f			2	0	0	0	1	0	1
Leon Wagner, L (1, 7) OBP: 0.356, SLG: 0.480	0-0 1B 2-H 2B		0-0 HR		0-0 F4			0-0 G3		4	2	2	2	0	0	2
Rocky Colavito, R (1, 9) OBP: 0.394, SLG: 0.511	0-0 1B 2-H 1B		0-0 L9		0-0 1-2 2-H 1B			0-3 K		4	1	2	2	0	1	0
Fred Whitfield, L (1, 3) OBP: 0.326, SLG: 0.539	0-0 4-3 2-H 1B		0-0 F4		0-0 4-3			0-0 FC6-4 1B		4	0	2	1	0	0	2
Max Alvis, R (1, 5) OBP: 0.339, SLG: 0.463	0-0 4-3 1-2			0-0 F7		0-0 F7		0-0 FC6-4 1-2f		4	0	0	0	0	0	2
Pedro Gonzalez, R (1, 4) OBP: 0.323, SLG: 0.412	0-0 F6			0-0 5-3		0-0 F8				3	0	0	0	0	0	1
Joe Azcue, R (1, 2) OBP: 0.292, SLG: 0.264		0-0 6-3		0-3 K		0-0 1-3				3	0	0	0	0	1	0
Sam McDowell, L (1, 1) OBP: 0.117, SLG: 0.119		0-3 K			0-0 4-3		0-0 FC6-4 1B			3	0	1	0	0	1	0
Inning Stats	R: 3 E: 0 K: 0 S: 7 H: 4 LOB: 1 BB: 0 P: 7	R: 0 E: 0 K: 2 S: 7 H: 0 LOB: 0 BB: 0 P: 7	R: 1 E: 0 K: 0 S: 4 H: 1 LOB: 0 BB: 0 P: 4	R: 0 E: 0 K: 1 S: 5 H: 0 LOB: 0 BB: 0 P: 5	R: 1 E: 0 K: 0 S: 5 H: 2 LOB: 2 BB: 1 P: 9	R: 0 E: 0 K: 0 S: 3 H: 0 LOB: 0 BB: 0 P: 3	R: 0 E: 0 K: 0 S: 3 H: 1 LOB: 0 BB: 0 P: 3	R: 0 E: 0 K: 1 S: 6 H: 1 LOB: 1 BB: 0 P: 6		1B: 6 2B: 2 3B: 0 HR: 1	SF: 0 SAC: 1 DP: 1 HBP: 0					

PITCHER		IP	WLS	BF	H	R	ER	SO	BB	IBB	HBP	BLK	WP	HR	S	P	ERA	WHIP
Dave Wickersham, R ERA: 4.26	(1, 1)	6.0	L	26	7	5	5	3	1	0	0	0	0	1	31	35	7.50	1.333
Ron Nischwitz, L ERA: 2.93	(7, 1)	2.0		7	2	0	0	1	0	0	0	0	0	0	9	9	0.00	1.000

PITCHER	IP	WLS	BF	H	R	ER	SO	BB	IBB	HBP	BLK	WP	HR	S	P	ERA	WHIP

BOTTOM

Detroit Tigers @ Cleveland Indians

Cleveland Municipal Stadium, Cleveland, OH

Thu Aug 05 1965, 7:05 PM EDT

Att. 13,639 - Unknown

livebaseballscorecards.com

AB	31
R	5
H	9
RBI	5
BB	1
SO	4
LOB	9

1B: 6	SF: 0	WP: 0	PA: 33
2B: 2	SAC: 1	PB: 0	
3B: 0	DP: 1	SB: 0	
HR: 1	HBP: 0	CS: 0	

Batter	1	2	3	4	5	6	7	8	9	AB	R	H	RBI	BB	SO	LOB
Bobby Richardson, R (1, 4) OBP: 0.313, SLG: 0.338	0-0 1-3 1B		0-0 L9			0-0 5-3	4-0 1-3 BB 2-3 3-H		0-0 G5-4-3 1-2f	4	0	1	0	1	0	1
Tony Kubek, L (1, 6) OBP: 0.276, SLG: 0.310	0-0 L8			0-0 L7		0-3 K	0-0 1-3 1-2 3-H			4	0	0	1	0	1	2
Mickey Mantle, S (1, 7) OBP: 0.392, SLG: 0.466	0-0 1-3 1-2			0-0 HR		0-0 1B 2B	0-0 F8			4	1	2	1	0	0	2
Tom Tresh, S (1, 8) OBP: 0.342, SLG: 0.475	0-3 K			4-0 BB		0-0 2-3 1B		0-0 4-3		3	0	1	0	1	1	1
Elston Howard, R (1, 2) OBP: 0.269, SLG: 0.351		0-0 L9		0-0 L9		0-0 6-3		0-0 1B		4	0	1	0	0	0	3
Joe Pepitone, L (1, 3) (7, 9) OBP: 0.322, SLG: 0.437		0-3 K		0-3 K			0-0 1B 1B 1B	0-3 K		4	1	1	0	0	3	2
Hector Lopez, R (1, 9) OBP: 0.305, SLG: 0.362 Pedro Ramos, S (7, 1) OBP: 0.100, SLG: 0.100 Roger Repoz, L (8, PH) OBP: 0.295, SLG: 0.459 Hal Reniff, R (8, 1)		0-3 K			0-0 F3		0-0 4-3 WP 1B 1-2	0-3 K		3 0 1 0	1 0 0 0	1 0 0 0	0 0 0 0	0 0 1 0	1 0 1 0	0 0 1 0
Clete Boyer, R (1, 5) OBP: 0.303, SLG: 0.393			0-0 F6		0-0 F2		0-0 WP 4-3 1-3 1B 1-2 2-H		0-0 G5-4-3 1B	4	1	2	1	0	0	0
Jack Cullen, R (1, 1) Steve Hamilton, L (6, 1) OBP: 0.333, SLG: 0.333 Phil Linz, R (7, PH) OBP: 0.289, SLG: 0.276 Ray Barker, L (7, PH) OBP: 0.342, SLG: 0.385 (7, 3)			0-0 L9		0-0 F4		0-0 4-3 1-2 2-3		0-0 F6	2 0 0 2	0 0 0 0	0 0 0 0	0 0 0 0	0 0 0 0	0 0 0 0	0 0 0 3
Inning Stats	R: 0 H: 1 E: 0 LOB: 1 K: 1 BB: 0 S: 6 P: 6	R: 0 H: 0 E: 0 LOB: 0 K: 2 BB: 0 S: 7 P: 7	R: 0 H: 0 E: 0 LOB: 0 K: 0 BB: 0 S: 3 P: 3	R: 1 H: 1 E: 0 LOB: 1 K: 1 BB: 1 S: 6 P: 10	R: 0 H: 0 E: 0 LOB: 0 K: 0 BB: 0 S: 3 P: 3	R: 0 H: 2 E: 0 LOB: 2 K: 1 BB: 0 S: 7 P: 7	R: 3 H: 3 E: 0 LOB: 1 K: 0 BB: 1 S: 6 P: 10	R: 0 H: 1 E: 0 LOB: 1 K: 2 BB: 0 S: 8 P: 8	R: 0 H: 1 E: 0 LOB: 0 K: 0 BB: 0 S: 3 P: 3	1B: 7 SF: 0 2B: 1 SAC: 0 3B: 0 DP: 1 HR: 1 HBP: 0						

PITCHER		IP	WLS	BF	H	R	ER	SO	BB	IBB	HBP	BLK	WP	HR	S	P	ERA	WHIP
Mickey Lolich, L ERA: 3.79	(1, 1)	6.0		26	7	4	4	5	1	0	0	0	0	1	35	39	6.00	1.333
Orlando Pena, R ERA: 5.07	(7, 1)	3.0	W	11	2	0	0	2	1	0	0	0	1	0	14	18	0.00	1.000

PITCHER	IP	WLS	BF	H	R	ER	SO	BB	IBB	HBP	BLK	WP	HR	S	P	ERA	WHIP

New York Yankees @ Detroit Tigers

Tiger Stadium, Detroit, MI

Fri Aug 06 1965, 7:05 PM EDT

Att. 33,653 - Unknown

TOP

livebaseballscorecards.com

AB	35
R	4
H	9
RBI	3
BB	2
SO	7
LOB	15

WP: 1 PA: 37
PB: 0
SB: 0
CS: 0

New York Yankees @ Detroit Tigers

Tiger Stadium, Detroit, MI

Fri Aug 06 1965, 7:05 PM EDT

Att. 33,653 - Unknown

livebaseballscorecards.com

BOTTOM

Batter	1	2	3	4	5	6	7	8	9	AB	R	H	RBI	BB	SO	LOB
Don Wert, R (1, 5) OBP: 0.340, SLG: 0.358	0-0 BB 1B 1B 1B	0-3 K			0-0 4-3		4-0 SH3-4 1B BB			3	2	1	0	1	1	0
Jerry Lumpe, L (1, 4) OBP: 0.336, SLG: 0.337	0-0 BB 1B 1-2 1B		0-0 G3		0-0 FC4-6 1B		0-0 SH3-4 1-2			3	1	2	0	0	0	0
Norm Cash, L (1, 3) OBP: 0.352, SLG: 0.431	0-3 K		4-0 E S BB		0-0 FC4-6 1-2f		0-0 2-H 1B			3	0	1	1	1	1	3
Al Kaline, R (1, 9) OBP: 0.406, SLG: 0.509	4-0 1B SF7 1-2 2-3 BB		0-0 L8 1-3			0-0 L1-3	0-0 L8			3	1	0	0	1	0	2
Willie Horton, R (1, 7) OBP: 0.347, SLG: 0.543	0-0 S 1-3 2-H 3-H 1B		0-3 K			0-0 E6 1B E	0-0 F2			4	1	1	2	0	1	2
Don Demeter, R (1, 8) OBP: 0.310, SLG: 0.443	0-0 SF7 3-H			0-0 5-3		0-0 E8 IBB 1-H 1B		0-3 K		3	0	1	1	0	1	0
Dick McAuliffe, L (1, 6) OBP: 0.342, SLG: 0.443	0-3 K 1-2			0-0 4-3		0-0 F7		0-0 L7		4	0	0	0	0	1	2
Bill Freehan, R (1, 2) OBP: 0.289, SLG: 0.331		0-0 5-3		0-0 5-3		4-0 1-2 IBB		0-0 1B		3	0	1	0	1	0	0
Mickey Lolich, S (1, 1) OBP: 0.115, SLG: 0.085 Orlando Pena, R (7, 1) OBP: 0.267, SLG: 0.214		0-0 L6			0-0 G3		0-3 K		0-0 F3	3 1	0 0	0 0	0 0	0 0	1 0	2 1
Inning Stats	R: 3 H: 3 E: 0 LOB: 1 K: 2 BB: 1 S: 10 P: 14	R: 0 H: 0 E: 0 LOB: 0 K: 1 BB: 0 S: 5 P: 5	R: 0 H: 0 E: 0 LOB: 1 K: 1 BB: 1 S: 5 P: 9	R: 0 H: 0 E: 0 LOB: 0 K: 0 BB: 0 S: 3 P: 3	R: 0 H: 1 E: 0 LOB: 1 K: 0 BB: 0 S: 4 P: 4	R: 1 H: 1 E: 2 LOB: 2 K: 1 BB: 1 S: 7 P: 11	R: 1 H: 1 E: 0 LOB: 1 K: 0 BB: 1 S: 4 P: 8	R: 0 H: 1 E: 0 LOB: 1 K: 1 BB: 0 S: 6 P: 6		1B: 7 SF: 1 2B: 0 SAC: 1 3B: 0 DP: 0 HR: 0 HBP: 0						

	AB	30
	R	5
	H	7
	RBI	4
	BB	4
	SO	6
	LOB	12

WP: 0 PA: 36
PB: 0
SB: 2
CS: 0

PITCHER		IP	WLS	BF	H	R	ER	SO	BB	IBB	HBP	BLK	WP	HR	S	P	ERA	WHIP
Jack Cullen, R ERA: 3.15	(1, 1)	5.1		24	5	4	3	4	2	0	0	0	0	0	30	38	5.06	1.312
Steve Hamilton, L ERA: 1.64	(6, 1)	0.2		3	0	0	0	1	0	1	0	0	0	0	4	8	0.00	0.000
Pedro Ramos, R ERA: 3.45	(7, 1)	1.0	L	5	1	1	1	0	1	0	0	0	0	0	4	8	9.00	2.000
Hal Reniff, R ERA: 3.41	(8, 1)	1.0		4	1	0	0	1	0	0	0	0	0	0	6	6	0.00	1.000

PITCHER	IP	WLS	BF	H	R	ER	SO	BB	IBB	HBP	BLK	WP	HR	S	P	ERA	WHIP

New York Yankees @ Detroit Tigers

Tiger Stadium, Detroit, MI

Sat Aug 07 1965, 7:05 PM EDT

Att. 34,625 - Unknown

TOP

livebaseballscorecards.com

Batter	1	2	3	4	5	6	7	8	9	AB	R	H	RBI	BB	SO	LOB
Bobby Richardson, R (1, 4) OBP: 0.314, SLG: 0.341	HR WP 1B		F7		5-3		L7		1B SF9 2B	5	2	2	0	0	0	0
Tony Kubek, L (1, 6) OBP: 0.275, SLG: 0.308	K		L8		F6		4-3		2-3 1B	5	0	1	0	0	1	1
Mickey Mantel, S (1, 7) OBP: 0.393, SLG: 0.477	K 1-2			K	HR		1B		SF9 3-H	4	1	2	1	0	2	1
Ross Moschitto, R (7, PR) (7, 8) OBP: 0.200, SLG: 0.333										0	0	0	0	0	0	0
Ray Barker, L (9, PH) (9, 3) OBP: 0.340, SLG: 0.385										0	0	0	1	0	0	0
Tom Tresh, S (1, 8) (7, 7) OBP: 0.349, SLG: 0.487	HR 2-H			2B 1B 1B	BB		FC6-4 1-3 1B		1-2 1B	4	2	4	2	1	0	0
Elston Howard, R (1, 2) OBP: 0.267, SLG: 0.352	L9			1B 1-3 1B 2B	1-3		FC6-4 1-2f		K	5	1	1	0	0	1	5
Joe Pepitone, L (1, 3) (9, 9) OBP: 0.323, SLG: 0.436		F6		1B 2-3 3-H 1B		L9 SH1-3 BB		F7		3	0	1	1	1	0	0
Hector Lopez, R (1, 9) OBP: 0.306, SLG: 0.364		F8		FC4-6 1-3 3-H 1B		SH1-3 1-2		L9		2	0	1	1	0	0	0
Roger Repoz, L (6, 9) (9, 8) OBP: 0.292, SLG: 0.455										1	0	0	0	0	0	0
Clete Boyer, R (1, 5) OBP: 0.300, SLG: 0.389		6-3		F5		L9 2-3		6-3		4	0	0	0	0	0	3
Mel Stottlemyre, R (1, 1) OBP: 0.143, SLG: 0.271			K	FC4-6 1-2f		5-3			K	4	0	0	0	0	2	3
Steve Hamilton, L (9, 1) OBP: 0.333, SLG: 0.333										0	0	0	0	0	0	0
Hal Reniff, R (9, 1)										0	0	0	0	0	0	0
Whitey Ford, L (9, 1) OBP: 0.259, SLG: 0.220										0	0	0	0	0	0	0

Inning Stats	1	2	3	4	5	6	7	8	9
R	2	0	0	2	1	0	0	0	1
H	2	0	0	4	1	0	2	0	3
E	0	0	0	0	0	0	0	0	0
LOB	0	0	0	2	1	1	2	0	0
K	2	0	1	1	0	0	0	0	2
BB	0	0	0	0	1	1	0	0	0
S	9	3	5	9	4	3	5	3	10
P	9	3	5	9	8	7	5	3	10

1B	8
2B	2
3B	0
HR	2
SF	1
SAC	1
DP	0
HBP	0

WP	1
PB	0
SB	0
CS	0
PA	41

AB	37
R	6
H	12
RBI	6
BB	2
SO	6
LOB	13

PITCHER		IP	WLS	BF	H	R	ER	SO	BB	IBB	HBP	BLK	WP	HR	S	P	ERA	WHIP
Hank Aguirre, L ERA: 3.52	(1, 1)	3.1	L	16	6	4	4	4	0	0	0	0	1	1	24	24	10.80	1.800
Fred Gladding, R ERA: 3.07	(4, 1)	1.2		7	1	1	1	0	1	0	0	0	0	1	6	10	5.40	1.200
Terry Fox, R ERA: 2.52	(6, 1)	3.0		12	2	0	0	0	1	0	0	0	0	0	11	15	0.00	1.000
Larry Sherry, R ERA: 3.32	(9, 1)	1.0		6	3	1	1	2	0	0	0	0	0	0	10	10	9.00	3.000

PITCHER	IP	WLS	BF	H	R	ER	SO	BB	IBB	HBP	BLK	WP	HR	S	P	ERA	WHIP

Batter	1	2	3	4	5	6	7	8	9	AB	R	H	RBI	BB	SO	LOB
Don Wert, R (1, 5) OBP: 0.341, SLG: 0.355	B B B B 4-0 CS BB		x 0-0 ① F7			x 0-0 ① F9		x 0-0 ② F9 B B B B 4-0 FC4-6 1-2 BB		3	0	0	0	2	0	1
Jerry Lumpe, L (1, 4) OBP: 0.337, SLG: 0.350	S S S 0-3 ① ② K 1-2		x 0-0 ② L1			x 0-0 4-3 2B		x 0-0 1-H HR	x 0-0 ③ FC4-6 1-2f	5	1	2	2	0	1	4
Norm Cash, L (1, 3) OBP: 0.351, SLG: 0.426	B B B B 4-0 2B BB		x 0-0 ③ F5			x 0-0 ② 4-3 2-3		x 0-0 ③ 4-3		3	1	0	0	1	0	1
Al Kaline, R (1, 9) OBP: 0.409, SLG: 0.514	x 0-0 1-H 2B			B B B B 4-0 G5-4-3 BB		x 0-0 ③ L8			x 0-0 1B 2B 1B	3	1	2	1	1	0	1
Willie Horton, R (1, 7) OBP: 0.346, SLG: 0.540	S S S 0-3 ③ K			x 0-0 ① ② G5-4-3 1-2f			x 0-0 ① 1-3		x 0-0 2B 1-3 1B 1B	4	1	1	0	0	1	2
Don Demeter, R (1, 8) OBP: 0.309, SLG: 0.444		x 0-0 E5 6-3		x 0-0 ③ 1-3			x 0-0 ② 5-3		x 0-0 1B 1-3 3-H 2B	4	0	1	1	0	0	0
Dick McAuliffe, L (1, 6) OBP: 0.339, SLG: 0.439 Jake Wood, R (9, PH) OBP: 0.351, SLG: 0.395		x 0-0 ① 6-3 1-2			x 0-0 ① F6		x 0-0 ③ F8		x 0-0 BB 2-3 3-H 1B	3 1	0 0	0 1	0 1	0 0	0 0	1 0
Bill Freehan, R (1, 2) OBP: 0.288, SLG: 0.327		x 0-0 ② L3			x 0-0 ② 6-3			B B B B 4-0 HR BB	S S S 0-3 ① K	3	1	0	0	1	1	3
Hank Aguirre, R (1, 1) OBP: 0.154, SLG: 0.122 Fred Gladding, L (4, 1) Jim Northrup, L (5, PH) OBP: 0.256, SLG: 0.327 Terry Fox, R (6, 1) Gates Brown, L (8, PH) OBP: 0.246, SLG: 0.363 Larry Sherry, R (9, 1) OBP: 0.400, SLG: 0.667 John Sullivan, L (9, PH) OBP: 0.317, SLG: 0.358		S S S 0-3 ③ K			x 0-0 ③ 1-3			x 0-0 ① F4	x 0-0 ② L7	1 0 1 0 1 0 1	0 0 0 0 0 0 0	0 0 0 0 0 0 0	0 0 0 0 0 0 0	1 0 0 0 0 0 0	1 0 0 0 1 0 2	1 0 0 0 1 0 1
Inning Stats	R: 1 H: 1 E: 0 LOB: 1 K: 2 BB: 2 S: 7 P: 15	R: 0 H: 0 E: 1 LOB: 1 K: 1 BB: 0 S: 6 P: 6	R: 0 H: 0 E: 0 LOB: 0 K: 0 BB: 0 S: 3 P: 3	R: 0 H: 0 E: 0 LOB: 0 K: 0 BB: 1 S: 2 P: 6	R: 0 H: 0 E: 0 LOB: 0 K: 0 BB: 0 S: 3 P: 3	R: 0 H: 1 E: 0 LOB: 1 K: 0 BB: 0 S: 4 P: 4	R: 0 H: 0 E: 0 LOB: 0 K: 0 BB: 0 S: 3 P: 3	R: 2 H: 1 E: 0 LOB: 0 K: 0 BB: 1 S: 4 P: 8	R: 2 H: 4 E: 0 LOB: 3 K: 1 BB: 1 S: 9 P: 13	1B: 3 SF: 0 2B: 3 SAC: 0 3B: 0 DP: 1 HR: 1 HBP: 0						WP: 0 PA: 38 PB: 0 SB: 0 CS: 1

PITCHER		IP	WLS	BF	H	R	ER	SO	BB	IBB	HBP	BLK	WP	HR	S	P	ERA	WHIP
Mel Stottlemyre, R ERA: 2.82	(1, 1)	8.0	W	33	6	5	5	3	4	0	0	0	0	1	35	51	5.62	1.250
Steve Hamilton, L ERA: 1.64	(9, 1)	0.0		1	1	0	0	0	0	0	0	0	0	0	1	1	∞	∞
Hal Reniff, R ERA: 3.38	(9, 1)	0.2		3	0	0	0	1	1	0	0	0	0	0	4	8	0.00	1.500
Whitey Ford, L ERA: 3.67	(9, 1)	0.1	S	1	0	0	0	0	0	0	0	0	0	0	1	1	0.00	0.000

PITCHER	IP	WLS	BF	H	R	ER	SO	BB	IBB	HBP	BLK	WP	HR	S	P	ERA	WHIP

BOTTOM

New York Yankees @ Detroit Tigers

Tiger Stadium, Detroit, MI

Sat Aug 07 1965, 7:05 PM EDT

Att. 34,625 - Unknown

livebaseballscorecards.com

AB	33
R	5
H	7
RBI	5
BB	5
SO	4
LOB	17

Batter	1	2	3	4	5	6	7	8	9	AB	R	H	RBI	BB	SO	LOB
Bobby Richardson, R (1, 4) OBP: 0.315, SLG: 0.348	F2		1B	K			HR	5-3-5 3-Hf		5	1	2	1	0	1	1
Tony Kubek, L (1, 6) OBP: 0.270, SLG: 0.302	L8		K		F7		4-3		L8	5	0	0	0	0	1	1
Mickey Mantle, S (1, 7) OBP: 0.396, SLG: 0.478	E4		1-2 1B		F2		1B 1B		BBBB FC4-6 BB	4	0	2	0	1	0	0
Ross Moschitto, R (9, 8) OBP: 0.200, SLG: 0.333										0	0	0	0	0	0	0
Tom Tresh, S (1, 9) OBP: 0.347, SLG: 0.484	F4		F8		F2		WP 1-3 1B		FC4-6 1B 1-2f 1B	5	1	1	0	0	0	4
(9, 7)																
Elston Howard, R (1, 2) OBP: 0.266, SLG: 0.349	F3			L9		5-3	K 1-2		1B 1-3 1B	5	0	1	0	0	1	2
Joe Pepitone, L (1, 3) OBP: 0.329, SLG: 0.442	F4			1B HR 1B		2B	IBB		1-2 3-H 1B	4	1	3	1	1	0	0
Clete Boyer, R (1, 5) OBP: 0.301, SLG: 0.389	1B			1-2 HR 1B		F5	K		K	5	1	2	0	0	2	6
Roger Repoz, L (1, 8) OBP: 0.291, SLG: 0.466	F6			K		5-3		5-3-5 3B		4	0	1	0	0	1	4
(9, 9)																
Al Downing, R (1, 1) OBP: 0.164, SLG: 0.226			K	1-H 2-H HR			HR	K		2	1	1	3	0	1	0
Ray Barker, L (7, PH) OBP: 0.344, SLG: 0.412										1	1	1	1	0	0	0
Pedro Ramos, S (7, 1) OBP: 0.100, SLG: 0.100										0	0	0	0	0	0	0
Hector Lopez, R (8, PH) OBP: 0.305, SLG: 0.362										1	0	0	0	0	1	1
Hal Reniff, R (8, 1)										0	0	0	0	0	0	0
Inning Stats	R: 0 E: 1 K: 0 S: 4 H: 0 LOB: 1 BB: 0 P: 4	R: 0 E: 0 K: 0 S: 4 H: 1 LOB: 1 BB: 0 P: 4	R: 0 E: 0 K: 2 S: 9 H: 2 LOB: 2 BB: 0 P: 9	R: 3 E: 0 K: 2 S: 10 H: 3 LOB: 0 BB: 0 P: 10	R: 0 E: 0 K: 0 S: 3 H: 0 LOB: 0 BB: 0 P: 3	R: 0 E: 0 K: 0 S: 4 H: 1 LOB: 1 BB: 0 P: 4	R: 2 E: 0 K: 2 S: 11 H: 4 LOB: 3 BB: 1 P: 15	R: 0 E: 0 K: 1 S: 5 H: 1 LOB: 0 BB: 0 P: 5	R: 1 E: 0 K: 1 S: 7 H: 2 LOB: 2 BB: 1 P: 11	1B: 9 2B: 2 3B: 1 HR: 3 SF: 0 SAC: 0 DP: 1 HBP: 0						

PITCHER		IP	WLS	BF	H	R	ER	SO	BB	IBB	HBP	BLK	WP	HR	S	P	ERA	WHIP
Denny McLain, R ERA: 3.11	(1, 1)	6.0		28	9	5	5	4	0	0	0	0	0	3	36	36	7.50	1.500
Orlando Pena, R ERA: 4.97	(7, 1)	3.0	L	15	5	1	1	4	1	1	0	0	1	0	21	29	3.00	2.000

PITCHER		IP	WLS	BF	H	R	ER	SO	BB	IBB	HBP	BLK	WP	HR	S	P	ERA	WHIP

New York Yankees @ Detroit Tigers

Tiger Stadium, Detroit, MI

Sun Aug 08 1965, 4:33 AM EDT

Att. 23,684 - Overcast

TOP

livebaseballscorecards.com

AB	41
R	6
H	14
RBI	6
BB	2
SO	8
LOB	19

WP: 1 PA: 43
PB: 0
SB: 0
CS: 0

BOTTOM

New York Yankees @ Detroit Tigers

Tiger Stadium, Detroit, MI

Sun Aug 08 1965, 4:33 AM EDT

Att. 23,684 - Overcast

livebaseballscorecards.com

Batter	1	2	3	4	5	6	7	8	9	AB	R	H	RBI	BB	SO	LOB
Jake Wood, R (1, 4) OBP: 0.364, SLG: 0.400	F8		1B HR 1B	BB 1B		L7			BBBB FC6-4 BB	4	1	2	0	1	0	0
Don Wert, R (1, 5) OBP: 0.339, SLG: 0.352	K		F9	BBBB BB			F3		SSS K	4	0	0	0	1	2	2
Don Demeter, R (1, 8) OBP: 0.311, SLG: 0.443	1B		HR 1B	SSS K			SSS K		FC6-4	5	1	2	0	0	2	4
Al Kaline, R (1, 9) OBP: 0.408, SLG: 0.520	F3		HR		L5		L7			4	1	1	3	0	0	1
Willie Horton, R (1, 7) OBP: 0.342, SLG: 0.534		5-3	SSS K		SSS K			F8		4	0	0	0	0	2	0
Bill Freehan, R (1, 2) OBP: 0.291, SLG: 0.330		FC3-6 1B		6-3	F2			FC6 1B		4	0	2	0	0	0	0
Norm Cash, L (1, 3) OBP: 0.349, SLG: 0.434		FC3-6	SSS K			HR		F3		4	1	1	1	0	1	2
Ray Oyler, R (1, 6) OBP: 0.239, SLG: 0.313		SSS K		HR		G3		FC6		3	1	1	1	0	1	1
Gates Brown, L (8, PH) OBP: 0.244, SLG: 0.360										1	0	0	0	0	0	1
Dick McAuliffe, L (9, 6) OBP: 0.339, SLG: 0.439										0	0	0	0	0	0	0
Denny McLain, R (1, 1) OBP: 0.125, SLG: 0.077			BBBB F8	BBBB BB 1B BB		F3			5-3	2	0	0	0	1	0	0
Orlando Pena, R (7, 1) OBP: 0.267, SLG: 0.214										0	0	0	0	0	0	0
Jerry Lumpe, L (9, PH) OBP: 0.336, SLG: 0.349										1	0	0	0	0	0	0

	AB	R	H	RBI	BB	SO	LOB
	36	5	9	5	3	8	11

Inning Stats	1	2	3	4	5	6	7	8	9	1B	SF	WP	PA
R	0	0	3	1	0	1	0	0	0	6	0	0	39
E	0	0	0	0	0	0	0	0	0	2B: 0	SAC: 0	PB: 0	
K	1	1	1	2	1	0	1	1	1	3B: 0	DP: 0	SB: 0	
S	6	6	8	9	5	4	5	4	5	HR: 3	HBP: 0	CS: 0	
H	1	1	3	2	0	1	0	1	0				
LOB	1	1	0	3	0	0	0	1	0				
BB	0	0	0	2	0	0	0	1	1				
P	6	6	8	17	5	4	5	4	9				

PITCHER		IP	WLS	BF	H	R	ER	SO	BB	IBB	HBP	BLK	WP	HR	S	P	ERA	WHIP
Al Downing, L ERA: 3.92	(1, 1)	6.0		28	8	5	5	6	2	0	0	0	0	3	38	46	7.50	1.667
Pedro Ramos, R ERA: 3.41	(7, 1)	1.0		3	0	0	0	1	0	0	0	0	0	0	5	5	0.00	0.000
Hal Reniff, R ERA: 3.28	(8, 1)	2.0	W	8	1	0	0	1	1	0	0	0	0	0	9	13	0.00	1.000

PITCHER		IP	WLS	BF	H	R	ER	SO	BB	IBB	HBP	BLK	WP	HR	S	P	ERA	WHIP

Kansas City Athletics @ Detroit Tigers

Tiger Stadium, Detroit, MI

Tue Aug 10 1965, 7:05 PM EDT

Att. 7,529 - Unknown

TOP

livebaseballscorecards.com

Batter	1	2	3	4	5	6	7	8	9	AB	R	H	RBI	BB	SO	LOB
Bert Campaneris, R (1, 6) OBP: 0.329, SLG: 0.401	BBBB 4-0 FC1-6 BB		x 0-0 4-3 S 1B		x 0-0 1B		x 0-0 ③ FC6-4 1-2f			3	0	2	0	1	0	1
Jose Tartabull, L (1, 7) (4, 8) OBP: 0.356, SLG: 0.426	x 0-0 ① FC1-6 FC3-5 BB 1-2f		x 0-0 ② 4-3 1-3		x 0-0 ③ 4-3			x 0-0 ① G3		4	0	0	0	0	0	3
Wayne Causey, L (1, 5) OBP: 0.363, SLG: 0.364	BBBB 4-0 1-2 BB		x 0-0 ③ L3			x 0-0 1B		x 0-0 ② F7		3	0	1	0	1	0	1
Ken Harrelson, R (1, 3) OBP: 0.354, SLG: 0.479	SSS 0-3 ② K			x 0-0 ① F3		SSS 0-3 ① K		x 0-0 ③ L6		4	0	0	0	0	2	3
Jim Landis, R (1, 8) OBP: 0.368, SLG: 0.367 Tommie Reynolds, R (4, PR) OBP: 0.321, SLG: 0.286 (4, 7) Johnny Blanchard, L (9, PH) OBP: 0.272, SLG: 0.254	x 0-0 ③ FC3-5 2-3f			x 0-0 E6		SSS 0-3 ② K			x 0-0 ① F2	2 1 1	0 0 0	0 0 0	0 0 0	0 0 0	0 1 0	2 1 0
Dick Green, R (1, 4) OBP: 0.318, SLG: 0.406		x 0-0 ① 4-3		x 0-0 ② 5-3		x 0-0 ③ F8			SSS 0-3 ② K	4	0	0	0	0	1	2
Billy Bryan, L (1, 2) OBP: 0.317, SLG: 0.433		x 0-0 ② F5		x 0-0 ③ F5			x 0-0 ① F7		x 0-0 FC6-4 1B	4	0	1	0	0	0	1
Mike Hershberger, R (1, 9) OBP: 0.299, SLG: 0.314		x 0-0 ③ 6-3			x 0-0 ① 6-3		x 0-0 ② F8		x 0-0 ③ FC6-4 1-2f	4	0	0	0	0	0	1
Fred Talbot, R (1, 1) OBP: 0.304, SLG: 0.327 Jim Dickson, L (6, 1) Santiago Rosario, L (7, PH) OBP: 0.361, SLG: 0.516 Wes Stock, R (7, 1)			x 0-0 ① L9		SSS 0-3 ② K		BBBB 4-0 FC6-4 BB			2 0 0 0	0 0 0 0	0 0 0 0	0 0 1 0	0 0 0 0	1 0 0 0	0 0 0 0
Inning Stats	R: 0 H: 0 E: 0 LOB: 2 K: 1 BB: 2 S: 5 P: 13	R: 0 H: 0 E: 0 LOB: 0 K: 0 BB: 0 S: 3 P: 3	R: 0 H: 1 E: 0 LOB: 1 K: 0 BB: 0 S: 4 P: 4	R: 0 H: 0 E: 1 LOB: 1 K: 0 BB: 0 S: 4 P: 4	R: 0 H: 1 E: 0 LOB: 1 K: 1 BB: 0 S: 6 P: 6	R: 0 H: 1 E: 0 LOB: 1 K: 2 BB: 0 S: 8 P: 8	R: 0 H: 0 E: 0 LOB: 1 K: 0 BB: 1 S: 3 P: 7	R: 0 H: 0 E: 0 LOB: 0 K: 0 BB: 0 S: 3 P: 3	R: 0 H: 1 E: 0 LOB: 1 K: 1 BB: 0 S: 6 P: 6	1B: 4 SF: 0 2B: 0 SAC: 0 3B: 0 DP: 0 HR: 0 HBP: 0						

	AB	32
	R	0
	H	4
	RBI	0
	BB	3
	SO	5
	LOB	15

WP: 0 PB: 0 SB: 1 CS: 0 PA: 35

PITCHER	IP	WLS	BF	H	R	ER	SO	BB	IBB	HBP	BLK	WP	HR	S	P	ERA	WHIP
Dave Wickersham, R (1, 1) ERA: 3.98	9.0	W	35	4	0	0	5	3	0	0	0	0	0	42	54	0.00	0.778

PITCHER	IP	WLS	BF	H	R	ER	SO	BB	IBB	HBP	BLK	WP	HR	S	P	ERA	WHIP

Batter	1	2	3	4	5	6	7	8	9	AB	R	H	RBI	BB	SO	LOB
Don Wert, R (1, 5) OBP: 0.338, SLG: 0.351	F6	F8			5-3	1-3, 2-H, 1B				4	0	1	1	0	0	1
Jerry Lumpe, L (1, 4) OBP: 0.335, SLG: 0.346	6-3	F8			BB	5-3				3	0	0	0	1	0	2
Norm Cash, L (1, 3) OBP: 0.351, SLG: 0.431	1B, 1B, BB	BB			F8		F3			2	1	0	0	2	0	1
Al Kaline, R (1, 9) OBP: 0.406, SLG: 0.517	1-3, 1B	K			L8		L8			4	0	1	0	0	1	2
Gates Brown, L (1, 7) OBP: 0.252, SLG: 0.364	1-2, 3-H, 1B	F7				G3	S, 1B			4	0	2	1	0	0	1
Don Demeter, R (1, 8) OBP: 0.313, SLG: 0.440	F3	HBP				S, WP, 1B, HBP	1-2			2	1	0	0	0	0	3
Dick McAuliffe, L (1, 6) OBP: 0.341, SLG: 0.438		FC4-6, 1B	F3			1-3, 1B, BB	G3			3	1	1	0	1	0	1
Bill Freehan, R (1, 2) OBP: 0.287, SLG: 0.325		FC4-6, SH1-4, 1-2f	F8			K	F3			4	0	0	0	0	1	4
Dave Wickersham, R (1, 1) OBP: 0.070, SLG: 0.070		SH1-4, 1-2	1-3			1B, 1-2, 3-H, 1B	F7			3	0	1	1	0	0	1
Inning Stats	R: 1 E: 0 K: 0 S: 5 H: 2 LOB: 2 BB: 1 P: 9	R: 0 E: 0 K: 0 S: 4 H: 1 LOB: 1 BB: 0 P: 4	R: 0 E: 0 K: 1 S: 5 H: 0 LOB: 1 BB: 1 P: 9	R: 0 E: 0 K: 0 S: 3 H: 0 LOB: 1 BB: 0 P: 4	R: 0 E: 0 K: 0 S: 3 H: 0 LOB: 1 BB: 1 P: 7	R: 2 E: 0 K: 1 S: 7 H: 2 LOB: 2 BB: 1 P: 12	R: 0 E: 0 K: 0 S: 4 H: 1 LOB: 1 BB: 0 P: 4	R: 0 E: 0 K: 0 S: 3 H: 0 LOB: 0 BB: 0 P: 3		1B: 6 2B: 0 3B: 0 HR: 0	SF: 0 SAC: 1 DP: 0 HBP: 2					

PITCHER		IP	WLS	BF	H	R	ER	SO	BB	IBB	HBP	BLK	WP	HR	S	P	ERA	WHIP
Fred Talbot, R ERA: 3.72	(1, 1)	5.1	L	25	3	3	3	1	4	0	2	0	1	0	21	39	5.06	1.312
Jim Dickson, R ERA: 4.25	(6, 1)	0.2		4	2	0	0	1	0	0	0	0	0	0	6	6	0.00	3.000
Wes Stock, R ERA: 4.82	(7, 1)	2.0		7	1	0	0	0	0	0	0	0	0	0	7	7	0.00	0.500

PITCHER	IP	WLS	BF	H	R	ER	SO	BB	IBB	HBP	BLK	WP	HR	S	P	ERA	WHIP

BOTTOM

Kansas City Athletics @ Detroit Tigers

Tiger Stadium, Detroit, MI

Tue Aug 10 1965, 7:05 PM EDT

Att. 7,529 - Unknown

livebaseballscorecards.com

AB	29
R	3
H	6
RBI	3
BB	4
SO	2
LOB	16

WP: 1	PA: 36		
PB: 0			
SB: 2			
CS: 0			

Batter	1	2	3	4	5	6	7	8	9	AB	R	H	RBI	BB	SO	LOB
Bert Campaneris, R (1, 6) OBP: 0.328, SLG: 0.400	x 0-0 SH1-3 S L5 1B		x 0-0 ③ F9			x 0-0 ① F3		x 0-0 ② 5-3		4	0	1	0	0	0	0
Jose Tartabull, L (1, 8) OBP: 0.355, SLG: 0.421	x 0-0 ① SH1-3 1-3			x 0-0 ① F2		SSS 0-3 ② K		x 0-0 BB 1B		3	0	1	0	0	1	0
Wayne Causey, L (1, 4) OBP: 0.365, SLG: 0.364	x 0-0 ②③ L5 3-H			x 0-0 ② G3		x 0-0 1B		BBBB 4-0 1-2 BB		3	0	1	0	1	0	1
Ken Harrelson, R (1, 3) OBP: 0.350, SLG: 0.473		x 0-0 ① 5-3		x 0-0 ③ L8		SSS 0-3 ③ K		x 0-0 ③ L5		4	0	0	0	0	1	3
Mike Hershberger, R (1, 9) OBP: 0.298, SLG: 0.322		x 0-0 ② L7			x 0-0 HR		x 0-0 ① 6-3		x 0-0 ① F3	4	1	1	1	0	0	0
Ed Charles, R (1, 5) OBP: 0.331, SLG: 0.399		BBBB 4-0 BB			SSS 0-3 ① K		SSS 0-3 ② K		x 0-0 ② 6-3	3	0	0	0	1	2	0
Billy Bryan, L (1, 2) OBP: 0.316, SLG: 0.444		x 0-0 ③ 4-3			x 0-0 ② 6-3		x 0-0 HR		x 0-0 ③ 6-3	4	1	1	1	0	0	1
Tommie Reynolds, R (1, 7) OBP: 0.322, SLG: 0.287			x 0-0 ① F3		x 0-0 1B		x 0-0 ③ 5-3			3	0	1	0	0	0	0
Catfish Hunter, R (1, 1) OBP: 0.111, SLG: 0.111 Jack Aker, R (4, 1) Santiago Rosario, L (5, PH) OBP: 0.351, SLG: 0.500 Jim Dickson, L (5, 1) Johnny Blanchard, L (8, PH) OBP: 0.270, SLG: 0.252 Wes Stock, R (8, 1)			SSS 0-3 ② K		x 0-0 ③ 5-3			SSS 0-3 ① K		1 0 1 0 1 0	0 0 0 0 0 0	0 0 0 0 0 0	0 0 0 0 0 0	1 0 0 0 0 0	0 0 0 0 1 0	0 0 1 0 0 0
Inning Stats	R: 0 H: 1 E: 0 LOB: 0 K: 0 BB: 0 S: 3 P: 3	R: 0 H: 0 E: 0 LOB: 1 K: 0 BB: 1 S: 3 P: 7	R: 0 H: 0 E: 0 LOB: 0 K: 1 BB: 0 S: 5 P: 5	R: 0 H: 0 E: 0 LOB: 0 K: 0 BB: 0 S: 3 P: 3	R: 1 H: 2 E: 0 LOB: 1 K: 1 BB: 0 S: 7 P: 7	R: 0 H: 1 E: 0 LOB: 1 K: 2 BB: 0 S: 8 P: 8	R: 1 H: 1 E: 0 LOB: 0 K: 1 BB: 0 S: 6 P: 6	R: 0 H: 1 E: 0 LOB: 2 K: 1 BB: 1 S: 6 P: 10	R: 0 H: 0 E: 0 LOB: 0 K: 0 BB: 0 S: 3 P: 3	1B: 4 2B: 1 3B: 0 HR: 2	SF: 0 SAC: 1 DP: 1 HBP: 0			WP: 0 PB: 0 SB: 1 CS: 0	PA: 34		

PITCHER	IP	WLS	BF	H	R	ER	SO	BB	IBB	HBP	BLK	WP	HR	S	P	ERA	WHIP
Joe Sparma, R (1, 1) ERA: 3.33	9.0	W	34	6	2	2	6	2	0	0	0	0	2	44	52	2.00	0.889

PITCHER	IP	WLS	BF	H	R	ER	SO	BB	IBB	HBP	BLK	WP	HR	S	P	ERA	WHIP

TOP

Kansas City Athletics @ Detroit Tigers

Tiger Stadium, Detroit, MI

Wed Aug 11 1965, 7:05 PM EDT

Unknown

livebaseballscorecards.com

AB	31
R	2
H	6
RBI	2
BB	2
SO	6
LOB	6

Kansas City Athletics @ Detroit Tigers

Tiger Stadium, Detroit, MI

Wed Aug 11 1965, 7:05 PM EDT

Unknown

livebaseballscorecards.com

BOTTOM

Batter	1	2	3	4	5	6	7	8	9	AB	R	H	RBI	BB	SO	LOB
Don Wert, R (1, 5) OBP: 0.337, SLG: 0.347	S S S 0-3 K ①	x 0-0 F2 ③		B B B 4-0 G3 SH2-3 1B BB	x 0-0 F9 ③			x 0-0 1-3 ①		4	1	0	0	1	1	2
Jerry Lumpe, L (1, 4) OBP: 0.337, SLG: 0.346 Ray Oyler, R (8, PR) OBP: 0.239, SLG: 0.313 (9, 4)	x 0-0 2B 1B		x 0-0 4-3 ①	x 0-0 SH2-3 ① 1-2		x 0-0 F7 ①		B B B B 4-0 FC6-4 BB		3 0	0 0	1 0	0 0	1 0	0 0	0 0
Norm Cash, L (1, 3) OBP: 0.355, SLG: 0.436	x 0-0 1-3 2B		x 0-0 1B E 1B 1B	x 0-0 G3 ② 2-3		B B B B 4-0 S BB		x 0-0 FC6-4 ② FC6-4 1-2f		4	1	2	0	1	0	2
Al Kaline, R (1, 8) OBP: 0.406, SLG: 0.513	I I I I 4-0 IBB		x 0-0 L6 1B 1B HR ① 1-2	x 0-0 1B 3-H 1B		S S S 0-3 K ② 1-2		x 0-0 FC6-4 ③ 1-2f		4	1	1	1	1	1	3
Willie Horton, R (1, 9) OBP: 0.344, SLG: 0.533	x 0-0 F6 ②		x 0-0 1B HR ① 1-2 2-3 1B	x 0-0 1-2 1B		x 0-0 F4 ③				4	1	2	0	0	0	4
Gates Brown, L (1, 7) OBP: 0.252, SLG: 0.361	x 0-0 F8 ③		x 0-0 HR ① 1-2 2-3 3-H 1B	x 0-0 F6 ③			x 0-0 F7 ①			4	1	1	1	0	0	5
Dick McAuliffe, L (1, 6) OBP: 0.347, SLG: 0.449		x 0-0 6-3 1B	x 0-0 1-H 2-H 3-H HR		B B B B 4-0 BB		B B B B 4-0 BB			2	1	2	4	2	0	0
Bill Freehan, R (1, 2) OBP: 0.283, SLG: 0.320		x 0-0 6-3 ① 1-3	S S S 0-3 K ②		S S S 0-3 K ①		S S S 0-3 K ②			4	0	0	0	0	3	3
Joe Sparma, R (1, 1) OBP: 0.176, SLG: 0.182		S S S 0-3 K ②	S S S 0-3 K ③		x 0-0 F3 ②		S S S 0-3 K ③			4	0	0	0	0	3	3
Inning Stats	R: 0 H: 2 E: 0 LOB: 3 K: 1 BB: 1 S: 7 P: 11	R: 0 H: 1 E: 0 LOB: 1 K: 1 BB: 0 S: 6 P: 6	R: 5 H: 4 E: 1 LOB: 0 K: 2 BB: 0 S: 12 P: 12	R: 1 H: 2 E: 0 LOB: 2 K: 0 BB: 1 S: 5 P: 9	R: 0 H: 0 E: 0 LOB: 1 K: 1 BB: 1 S: 5 P: 9	R: 0 H: 0 E: 0 LOB: 1 K: 1 BB: 1 S: 5 P: 9	R: 0 H: 0 E: 0 LOB: 1 K: 2 BB: 1 S: 7 P: 11	R: 0 H: 0 E: 0 LOB: 1 K: 0 BB: 1 S: 3 P: 7		1B: 7 SF: 0 2B: 1 SAC: 1 3B: 0 DP: 0 HR: 1 HBP: 0						

	AB	33
	R	6
	H	9
	RBI	6
	BB	6
	SO	8
	LOB	22

PITCHER		IP	WLS	BF	H	R	ER	SO	BB	IBB	HBP	BLK	WP	HR	S	P	ERA	WHIP
Catfish Hunter, R ERA: 5.2	(1, 1)	3.0	L	19	7	6	5	4	1	1	0	0	0	1	25	33	15.00	2.667
Jack Aker, R ERA: 4.15	(4, 1)	1.0		5	2	0	0	0	0	0	0	0	0	0	5	5	0.00	2.000
Jim Dickson, R ERA: 4.02	(5, 1)	3.0		12	0	0	0	4	3	0	0	0	0	0	17	29	0.00	1.000
Wes Stock, R ERA: 4.76	(8, 1)	1.0		4	0	0	0	0	1	0	0	0	0	0	3	7	0.00	1.000

PITCHER	IP	WLS	BF	H	R	ER	SO	BB	IBB	HBP	BLK	WP	HR	S	P	ERA	WHIP

Batter	1	2	3	4	5	6	7	8	9	10	AB	R	H	RBI	BB	SO	LOB
Bert Campaneris, R (1, 6) OBP: 0.330, SLG: 0.400	H 1-0 G3 SH5-3 HBP		x 0-0 ② F8			B B B B 4-0 FC4-6 BB	S S S 0-3 ② K		x 0-0 ② 6-3		0	0	0	0	0	0	0
Dick Green, R (1, PR) OBP: 0.317, SLG: 0.403 (1, 4)											3	0	0	0	1	1	0
Jose Tartabull, L (1, 8) OBP: 0.348, SLG: 0.410	x 0-0 ① SH5-3 1-2		x 0-0 ③ F7			S S S 0-3 ① K	S S S 0-3 ③ K		x 0-0 1B 1B		4	0	1	0	0	2	1
Wayne Causey, L (1, 4) (1, 6) OBP: 0.365, SLG: 0.362	x 0-0 ② G3 2-3			S S S 0-3 ① K		x 0-0 ② FC4-6 1B 1-2f		B B B B 4-0 BB 1B BB	x 0-0 FC6-4 1-3 1B		4	1	1	0	1	1	3
Ken Harrelson, R (1, 3) OBP: 0.348, SLG: 0.469	S S S 0-3 ③ K			S S S 0-3 ② K		x 0-0 FC6-4 1-2 1B		S S S 0-3 ① K	x 0-0 ③ FC6-4 1-2f		5	0	1	0	0	3	5
Mike Hershberger, R (1, 9) (8, 7) OBP: 0.294, SLG: 0.318		x 0-0 ① F8		x 0-0 ③ F4		x 0-0 ③ FC6-4 1-2f		x 0-0 ② F8		x 0-0 ① F8	5	0	0	0	0	0	3
Ed Charles, R (1, 5) OBP: 0.335, SLG: 0.400		x 0-0 ② F9			x 0-0 1B		x 0-0 HR 1B	B B B B 4-0 1B 1-2 BB		x 0-0 ② 5-3	4	1	2	0	1	0	0
Tommie Reynolds, R (1, 7) OBP: 0.328, SLG: 0.294 Santiago Rosario, L (8, PH) OBP: 0.368, SLG: 0.515 (8, 7) John Wyatt, R (8, 1) Fred Talbot, R (10, PH) OBP: 0.238, SLG: 0.321 Jack Aker, R (10, 1)		x 0-0 FC5-4 1B			x 0-0 ① F2		x 0-0 HR 1-2 1B	x 0-0 1-2 2-H 1B		x 0-0 ③ F3	3 1 0 1 0	1 0 0 0 0	2 1 0 0 0	0 1 0 0 0	0 0 0 0 0	0 0 0 0 0	1 0 0 0 0
Rene Lachemann, R (1, 2) OBP: 0.233, SLG: 0.378		x 0-0 ③ FC5-4 1-2f			S S S 0-3 ② K		x 0-0 1-H 2-H HR	x 0-0 ③ F7			4	1	1	3	0	1	4
Rollie Sheldon, R (1, 1) OBP: 0.108, SLG: 0.057 Skip Lockwood, R (7, PH) OBP: 0.265, SLG: 0.107 Billy Bryan, L (7, PH) OBP: 0.315, SLG: 0.442 Don Mossi, L (7, 1) Johnny Blanchard, L (8, 9) OBP: 0.269, SLG: 0.250			S S S 0-3 ① K		S S S 0-3 ③ K		S S S 0-3 ① K		x 0-0 ① F7		2 0 1 0 1	0 0 0 0 0	0 0 0 0 0	0 0 0 0 0	0 0 1 0 0	2 0 0 0 0	1 0 0 0 0
Inning Stats	R: 0 H: 0 E: 0 LOB: 2 K: 1 BB: 0 S: 5 P: 6	R: 0 H: 1 E: 0 LOB: 1 K: 0 BB: 0 S: 4 P: 4	R: 0 H: 0 E: 0 LOB: 0 K: 1 BB: 0 S: 5 P: 5	R: 0 H: 0 E: 0 LOB: 0 K: 2 BB: 0 S: 7 P: 7	R: 0 H: 1 E: 0 LOB: 1 K: 2 BB: 0 S: 8 P: 8	R: 0 H: 1 E: 0 LOB: 2 K: 1 BB: 1 S: 6 P: 10	R: 3 H: 3 E: 0 LOB: 0 K: 3 BB: 0 S: 12 P: 12	R: 1 H: 1 E: 0 LOB: 2 K: 1 BB: 2 S: 6 P: 14	R: 0 H: 2 E: 0 LOB: 2 K: 0 BB: 0 S: 5 P: 5	R: 0 H: 0 E: 0 LOB: 0 K: 0 BB: 0 S: 3 P: 3	1B: 8 2B: 0 3B: 0 HR: 1	SF: 0 SAC: 1 DP: 0 HBP: 1					

PITCHER		IP	WLS	BF	H	R	ER	SO	BB	IBB	HBP	BLK	WP	HR	S	P	ERA	WHIP
Mickey Lolich, L ERA: 3.81	(1, 1)	6.0		26	6	3	3	7	1	0	1	0	0	1	38	43	4.50	1.167
Orlando Pena, R ERA: 4.96	(7, 1)	2.0		9	1	1	1	4	2	0	0	0	0	0	15	23	4.50	1.500
Fred Gladding, R ERA: 2.97	(9, 1)	2.0	W	8	2	0	0	0	0	0	0	0	0	0	8	8	0.00	1.000

PITCHER	IP	WLS	BF	H	R	ER	SO	BB	IBB	HBP	BLK	WP	HR	S	P	ERA	WHIP

TOP

Kansas City Athletics @ Detroit Tigers

Tiger Stadium, Detroit, MI

Wed Aug 11 1965, 7:05 PM EDT

Att. 12,937 - Unknown

livebaseballscorecards.com

AB	38
R	4
H	9
RBI	4
BB	3
SO	11
LOB	18

WP: 0	PA: 43		
PB: 0			
SB: 0			
CS: 0			

Batter	1	2	3	4	5	6	7	8	9	10	AB	R	H	RBI	BB	SO	LOB
Don Wert, R (1, 5) OBP: 0.337, SLG: 0.345	L3		HBP		L6		6-3		F8	1B	5	0	1	1	0	0	0
Jerry Lumpe, L (1, 4) OBP: 0.338, SLG: 0.345 Ray Oyler, R (9, PR) OBP: 0.239, SLG: 0.313 (10, 4)	L6		6-3		HR, WP		L9		BB, WP		4	1	1	0	1	0	1
					1B				BB		0	0	0	0	0	0	0
Norm Cash, L (1, 3) OBP: 0.358, SLG: 0.433	HBP			F7	HR		L4		WP		2	1	0	0	2	0	0
					BB				BB								
Willie Horton, R (1, 9) OBP: 0.345, SLG: 0.540	1-3			1B, FC5-2	HR			4-3	F9		5	1	2	3	0	0	3
				1B													
Gates Brown, L (1, 7) OBP: 0.265, SLG: 0.373		6-3		HBP, FC5-2	4-3			BB	IBB		4	0	2	0	1	0	0
				1B				2B									
Don Demeter, R (1, 8) OBP: 0.314, SLG: 0.449		G4-3		FC5-2, HBP		HR		5-3	K		5	1	2	1	0	1	6
		1B															
Dick McAuliffe, L (1, 6) OBP: 0.348, SLG: 0.446		G4-3		HBP	K			BB		5-3	3	0	0	0	1	1	1
John Sullivan, L (1, 2) OBP: 0.302, SLG: 0.339 Al Kaline, R (8, PH) OBP: 0.408, SLG: 0.513 Bill Freehan, R (8, PR) OBP: 0.286, SLG: 0.320 (9, 2)			F9	4-3	4-1			BB		HBP, 1B	3	0	0	0	0	0	3
											0	0	0	0	1	0	0
											0	1	0	0	0	0	0
Mickey Lolich, S (1, 1) OBP: 0.109, SLG: 0.081 Orlando Pena, R (7, 1) OBP: 0.267, SLG: 0.214 Jim Northrup, L (8, PH) OBP: 0.255, SLG: 0.325 Fred Gladding, L (9, 1) Jake Wood, R (10, PH) OBP: 0.370, SLG: 0.400			6-3		5-3		K	K		1B, HBP	3	0	0	0	0	1	0
											0	0	0	0	0	0	0
											1	0	0	0	0	1	3
											0	0	0	0	0	0	0
											0	0	0	0	0	0	0
Inning Stats	R: 0 E: 0 K: 0 S: 3 H: 0 LOB: 1 BB: 0 P: 4	R: 0 E: 0 K: 0 S: 3 H: 1 LOB: 0 BB: 0 P: 3	R: 0 E: 0 K: 0 S: 3 H: 0 LOB: 1 BB: 0 P: 4	R: 0 E: 0 K: 0 S: 5 H: 2 LOB: 3 BB: 0 P: 6	R: 3 E: 0 K: 0 S: 5 H: 2 LOB: 0 BB: 1 P: 9	R: 1 E: 0 K: 2 S: 8 H: 1 LOB: 0 BB: 0 P: 8	R: 0 E: 0 K: 0 S: 3 H: 0 LOB: 0 BB: 0 P: 3	R: 0 E: 0 K: 1 S: 6 H: 1 LOB: 3 BB: 2 P: 14	R: 0 E: 0 K: 1 S: 5 H: 0 LOB: 3 BB: 3 P: 17	R: 1 E: 0 K: 0 S: 2 H: 1 LOB: 2 BB: 0 P: 4						

PITCHER		IP	WLS	BF	H	R	ER	SO	BB	IBB	HBP	BLK	WP	HR	S	P	ERA	WHIP
Rollie Sheldon, R ERA: 3.81	(1, 1)	6.0		27	6	4	4	2	1	0	3	0	1	2	27	34	6.00	1.167
Don Mossi, L ERA: 3.16	(7, 1)	1.1		5	1	0	0	0	0	0	0	0	0	0	5	5	0.00	0.750
John Wyatt, R ERA: 2.31	(8, 1)	1.2		10	0	0	0	2	4	1	0	0	1	0	9	29	0.00	2.400
Jack Aker, R ERA: 4.73	(10, 1)	0.1	L	4	1	1	1	0	0	0	2	0	0	0	2	4	27.00	3.000

PITCHER	IP	WLS	BF	H	R	ER	SO	BB	IBB	HBP	BLK	WP	HR	S	P	ERA	WHIP

BOTTOM

Kansas City Athletics @ Detroit Tigers

Tiger Stadium, Detroit, MI

Wed Aug 11 1965, 7:05 PM EDT

Att. 12,937 - Unknown

livebaseballscorecards.com

AB	35
R	5
H	8
RBI	5
BB	6
SO	4
LOB	17

1B: 5 SF: 0 WP: 2 PA: 46
2B: 1 SAC: 0 PB: 0
3B: 0 DP: 1 SB: 1
HR: 2 HBP: 5 CS: 0

Batter	1	2	3	4	5	6	7	8	9	AB	R	H	RBI	BB	SO	LOB
Jose Tartabull, L (1, 8) OBP: 0.357, SLG: 0.431	4-3 2B		F7			1B		K		4	0	2	0	0	1	0
Dick Green, R (1, 4) OBP: 0.314, SLG: 0.398	K			E6 FC5-4		K			6-3	4	0	0	0	0	2	2
Wayne Causey, L (1, 6) OBP: 0.364, SLG: 0.364	4-3 2-3			FC5-4 FC5-4 1-2f		F8			2B	4	0	1	0	0	0	3
Ken Harrelson, R (1, 3) OBP: 0.344, SLG: 0.463	F8			K		K			F7	4	0	0	0	0	2	4
Mike Hershberger, R (1, 9) OBP: 0.291, SLG: 0.314		K		FC5-4 1-2f			F5		L8	4	0	0	0	0	1	2
Ed Charles, R (1, 5) OBP: 0.332, SLG: 0.396		K			F8		F7			3	0	0	0	0	1	0
Tommie Reynolds, R (1, 7) OBP: 0.322, SLG: 0.288		6-3			F3		K			3	0	0	0	0	1	0
Rene Lachemann, R (1, 2) OBP: 0.235, SLG: 0.397			6-3		HR			F8		3	1	1	1	0	0	0
Diego Segui, R (1, 1) OBP: 0.227, SLG: 0.238			K		K			K		2	0	0	0	0	2	0
Jack Aker, R (6, 1)										0	0	0	0	0	0	0
Skip Lockwood, R (8, PH) OBP: 0.257, SLG: 0.103										1	0	0	0	0	1	0
Don Mossi, L (8, 1)										0	0	0	0	0	0	0
Inning Stats	R: 0 E: 0 K: 1 S: 6 H: 1 LOB: 1 BB: 0 P: 6	R: 0 E: 0 K: 2 S: 7 H: 0 LOB: 0 BB: 0 P: 7	R: 0 E: 0 K: 1 S: 5 H: 0 LOB: 0 BB: 0 P: 5	R: 0 E: 1 K: 1 S: 6 H: 0 LOB: 1 BB: 0 P: 6	R: 1 E: 0 K: 1 S: 6 H: 1 LOB: 0 BB: 0 P: 6	R: 0 E: 0 K: 2 S: 8 H: 1 LOB: 1 BB: 0 P: 8	R: 0 E: 0 K: 1 S: 5 H: 0 LOB: 0 BB: 0 P: 5	R: 0 E: 0 K: 2 S: 7 H: 0 LOB: 0 BB: 0 P: 7	R: 0 E: 0 K: 0 S: 4 H: 1 LOB: 1 BB: 0 P: 4	1B: 1 2B: 2 3B: 0 HR: 1 SF: 0 SAC: 0 DP: 0 HBP: 0						

PITCHER	IP	WLS	BF	H	R	ER	SO	BB	IBB	HBP	BLK	WP	HR	S	P	ERA	WHIP
Hank Aguirre, L (1, 1) ERA: 3.38	9.0	W	32	4	1	1	11	0	0	0	0	0	1	54	54	1.00	0.444

PITCHER	IP	WLS	BF	H	R	ER	SO	BB	IBB	HBP	BLK	WP	HR	S	P	ERA	WHIP

TOP

Kansas City Athletics @ Detroit Tigers

Tiger Stadium, Detroit, MI

Thu Aug 12 1965, 4:33 AM EDT

Att. 6,329 - Unknown

livebaseballscorecards.com

AB	32
R	1
H	4
RBI	1
BB	0
SO	11
LOB	11

Batter	1	2	3	4	5	6	7	8	9	AB	R	H	RBI	BB	SO	LOB
Don Wert, R (1, 5) OBP: 0.340, SLG: 0.347	BBBB 4-0 1-3 BB 1B BB	x 0-0 WP 1B		x 0-0 ③ F8		x 0-0 1B 1-2 2B 1B	x 0-0 ②③ G6-4-3 1-2f			4	2	2	0	1	0	1
Jerry Lumpe, L (1, 4) OBP: 0.339, SLG: 0.345 Ray Oyler, R (6, PR) OBP: 0.235, SLG: 0.308 (7, 4)	BBBB 4-0 1B 1-3 1-2 1B BB	x 0-0 ② F2 1-2			x 0-0 ① 6-3	x 0-0 2B 1-3 2-H HR 1B		SSS 0-3 ① K		3 1	1 1	1 0	1 0	1 0	0 1	1 0
Norm Cash, L (1, 3) OBP: 0.356, SLG: 0.432	x 0-0 ① 1-3 1-2 2-3	x 0-0 ③ 3-1			x 0-0 ② L3	x 0-0 HR 1-3 3-H 2B		SSS 0-3 ② K		5	1	1	1	0	1	3
Willie Horton, R (1, 9) OBP: 0.343, SLG: 0.534	x 0-0 ② 1-3		x 0-0 ① L4		x 0-0 E6 S 3B	BBBB 4-0 HR BB		SSS 0-3 ③ K		4	2	0	0	1	1	2
Gates Brown, L (1, 7) OBP: 0.279, SLG: 0.380	x 0-0 1B 2-3 3-H 1B		x 0-0 1B		BBBB 4-0 1-2 3B BB	x 0-0 ② F3				3	1	2	1	1	0	3
Don Demeter, R (1, 8) OBP: 0.319, SLG: 0.468	x 0-0 1-2 3-H 1B		SSS 0-3 ② K		x 0-0 1-H 2-H 3B	x 0-0 1-H 2-H 3-H HR				4	1	3	7	0	1	1
Dick McAuliffe, L (1, 6) OBP: 0.344, SLG: 0.441	x 0-0 ③ 4-3		x 0-0 ③ F7		x 0-0 ③ 3-1	x 0-0 ③ 4-3				4	0	0	0	0	0	5
Bill Freehan, R (1, 2) OBP: 0.292, SLG: 0.334		x 0-0 HR		x 0-0 ① F8		H 1-0 FC3-6 HBP	x 0-0 FC3-6 1B			3	1	2	1	0	0	0
Hank Aguirre, R (1, 1) OBP: 0.143, SLG: 0.113		SSS 0-3 ① K		SSS 0-3 ② K		x 0-0 ① FC3-6 1B 1-2f 1B	x 0-0 ① FC3-6 G6-4-3 1-2f			4	1	0	0	0	2	2
Inning Stats	R: 2 E: 0 K: 0 S: 5 H: 2 LOB: 2 BB: 2 P: 13	R: 1 E: 0 K: 1 S: 7 H: 2 LOB: 1 BB: 0 P: 7	R: 0 E: 0 K: 1 S: 6 H: 1 LOB: 1 BB: 0 P: 6	R: 0 E: 0 K: 1 S: 5 H: 0 LOB: 0 BB: 0 P: 5	R: 2 E: 1 K: 0 S: 5 H: 1 LOB: 1 BB: 1 P: 9	R: 6 E: 0 K: 0 S: 7 H: 4 LOB: 1 BB: 1 P: 12	R: 0 E: 0 K: 0 S: 3 H: 1 LOB: 0 BB: 0 P: 3	R: 0 E: 0 K: 3 S: 9 H: 0 LOB: 0 BB: 0 P: 9		1B: 7 2B: 1 3B: 1 HR: 2	SF: 0 SAC: 0 DP: 1 HBP: 1			WP: 1 PB: 0 SB: 1 CS: 0	PA: 40		

PITCHER		IP	WLS	BF	H	R	ER	SO	BB	IBB	HBP	BLK	WP	HR	S	P	ERA	WHIP
Diego Segui, R ERA: 5.07	(1, 1)	5.1	L	29	8	8	6	3	3	0	1	0	1	1	31	44	10.12	2.062
Jack Aker, R ERA: 6.0	(6, 1)	1.2		8	3	3	3	0	1	0	0	0	0	1	7	11	16.20	2.400
Don Mossi, L ERA: 3.08	(8, 1)	1.0		3	0	0	0	3	0	0	0	0	0	0	9	9	0.00	0.000

PITCHER	IP	WLS	BF	H	R	ER	SO	BB	IBB	HBP	BLK	WP	HR	S	P	ERA	WHIP

BOTTOM

Kansas City Athletics @ Detroit Tigers

Tiger Stadium, Detroit, MI

Thu Aug 12 1965, 4:33 AM EDT

Att. 6,329 - Unknown

livebaseballscorecards.com

AB	35
R	11
H	11
RBI	11
BB	4
SO	6
LOB	18

Batter	1	2	3	4	5	6	7	8	9	AB	R	H	RBI	BB	SO	LOB
Jose Cardenal, R (1, 8) OBP: 0.300, SLG: 0.373	F8		F8		1B 1-2 3-H		FC6-4 E S CS 1-2f		K	5	0	1	1	0	1	2
Al Spangler, L (1, 9) OBP: 0.309, SLG: 0.266 Rudy May, L (7, 1) OBP: 0.344, SLG: 0.333	F9			K	F8		F8 1-3			4 0	0 0	0 0	0 0	0 0	1 0	3 0
Jim Fregosi, R (1, 6) OBP: 0.323, SLG: 0.414	F7			1-3 1B	1-2 2-3 1B		CS 3-H	F2		4	0	2	0	0	0	0
Willie Smith, L (1, 7) OBP: 0.301, SLG: 0.446		L9		1-3 1-2	K			K		4	0	0	0	0	2	4
Joe Adcock, R (1, 3) OBP: 0.312, SLG: 0.443 Marcelino Lopez, R (8, PR) OBP: 0.224, SLG: 0.304 Tom Satriano, L (8, 5) OBP: 0.310, SLG: 0.351		4-3 1B		BB		1B 1B		1B		3 0 0	0 0 0	3 0 0	0 0 0	1 0 0	0 0 0	0 0 0
Buck Rodgers, S (1, 2) OBP: 0.266, SLG: 0.267		4-3 1-2		1-3		G4-6-3 1-2 1B		F4		4	0	1	0	0	0	4
Bobby Knoop, R (1, 4) OBP: 0.311, SLG: 0.380		5-3			1B 1B 1B	L9			5-3	4	1	1	0	0	0	3
Paul Schaal, R (1, 5) OBP: 0.299, SLG: 0.333 Vic Power, R (8, 3) OBP: 0.301, SLG: 0.364			F9		1B 1B 1-3 1B	G4-6-3 1-2f			F3	3 1	0 0	1 0	0 0	0 0	0 0	2 0
Dean Chance, R (1, 1) OBP: 0.151, SLG: 0.063 Albie Pearson, L (7, PH) OBP: 0.322, SLG: 0.331 (7, 9)			K	F2			FC6-4 1B		2B	2 2	0 0	0 2	0 0	0 0	1 0	2 0
Inning Stats	R: 0 E: 0 K: 0 S: 3 H: 0 LOB: 0 BB: 0 P: 3	R: 0 E: 0 K: 0 S: 4 H: 1 LOB: 1 BB: 0 P: 4	R: 0 E: 0 K: 1 S: 5 H: 0 LOB: 0 BB: 0 P: 5	R: 0 E: 0 K: 1 S: 6 H: 1 LOB: 2 BB: 1 P: 10	R: 1 E: 0 K: 1 S: 9 H: 4 LOB: 3 BB: 0 P: 9	R: 0 E: 0 K: 0 S: 4 H: 2 LOB: 1 BB: 0 P: 4	R: 0 E: 0 K: 0 S: 3 H: 1 LOB: 0 BB: 0 P: 3	R: 0 E: 0 K: 1 S: 6 H: 1 LOB: 1 BB: 0 P: 6	R: 0 E: 0 K: 1 S: 6 H: 1 LOB: 1 BB: 0 P: 6	1B: 10 2B: 1 3B: 0 HR: 0 SF: 0 SAC: 0 DP: 1 HBP: 0						

PITCHER	IP	WLS	BF	H	R	ER	SO	BB	IBB	HBP	BLK	WP	HR	S	P	ERA	WHIP
Denny McLain, R (1, 1) ERA: 2.99	9.0	W	37	11	1	1	5	1	0	0	0	0	0	46	50	1.00	1.333

PITCHER	IP	WLS	BF	H	R	ER	SO	BB	IBB	HBP	BLK	WP	HR	S	P	ERA	WHIP

TOP

Los Angeles Angels @ Detroit Tigers

Tiger Stadium, Detroit, MI

Fri Aug 13 1965, 7:05 PM EDT

Att. 13,777 - Unknown

livebaseballscorecards.com

AB	36
R	1
H	11
RBI	1
BB	1
SO	5
LOB	20

WP: 0	PA: 38		
PB: 0			
SB: 1			
CS: 1			

BOTTOM

Los Angeles Angels @ Detroit Tigers

Tiger Stadium, Detroit, MI

Fri Aug 13 1965, 7:05 PM EDT

Att. 13,777 - Unknown

Batter	1	2	3	4	5	6	7	8	9	AB	R	H	RBI	BB	SO	LOB
Don Wert, R (1, 5) OBP: 0.339, SLG: 0.344	F9		F8		FC6-4 1-2f		FC6 IBB			3	0	0	0	1	0	2
Jerry Lumpe, L (1, 4) OBP: 0.336, SLG: 0.341	5-3		F8			F3	FC6 1-2f			4	0	0	0	0	0	2
Norm Cash, L (1, 3) OBP: 0.358, SLG: 0.431	CS 1B			F9		1B BB		F9		3	0	1	0	1	0	0
Willie Horton, R (1, 9) OBP: 0.344, SLG: 0.533	CS 1-2	F5		CS 1B		1B 1-2 1B		F5		4	0	2	0	0	0	0
Gates Brown, L (1, 7) OBP: 0.286, SLG: 0.391		4-3		F3 1-2		1B 1-2		2B		4	0	2	0	0	0	1
Don Demeter, R (1, 8) OBP: 0.323, SLG: 0.470 George Thomas, R (5, PR) OBP: 0.261, SLG: 0.331 (6, 8)	S HR 1B				G5-4-3 BB HBP	F8		HBP		1 1	1 0	1 0	0 0	0 0	0 0	0 2
Dick McAuliffe, L (1, 6) OBP: 0.346, SLG: 0.448	1-H HR			G5-4-3 1-2 BB			F9	K		3	1	1	2	1	1	2
Bill Freehan, R (1, 2) OBP: 0.292, SLG: 0.334	F3			G5-4-3 1-2f 2-3			SH1-3 1B			3	0	1	0	0	0	2
Denny McLain, R (1, 1) OBP: 0.138, SLG: 0.075			F4	FC6-4 BB			SH1-3 1-2			1	0	0	0	1	0	0
Inning Stats	R: 0 E: 0 K: 0 S: 3 H: 1 LOB: 0 BB: 0 P: 3	R: 2 E: 0 K: 0 S: 5 H: 2 LOB: 0 BB: 0 P: 5	R: 0 E: 0 K: 0 S: 3 H: 0 LOB: 0 BB: 0 P: 3	R: 0 E: 0 K: 0 S: 3 H: 1 LOB: 0 BB: 0 P: 3	R: 0 E: 0 K: 0 S: 2 H: 0 LOB: 2 BB: 2 P: 11	R: 0 E: 0 K: 0 S: 4 H: 2 LOB: 2 BB: 1 P: 8	R: 0 E: 0 K: 0 S: 4 H: 1 LOB: 2 BB: 1 P: 8	R: 0 E: 0 K: 1 S: 6 H: 1 LOB: 2 BB: 0 P: 7		1B: 6 2B: 1 3B: 0 HR: 1	SF: 0 SAC: 1 DP: 1 HBP: 2					

livebaseballscorecards.com

	AB	27
	R	2
	H	8
	RBI	2
	BB	4
	SO	1
	LOB	11

WP: 0 PB: 0 SB: 1 CS: 2 PA: 35

PITCHER		IP	WLS	BF	H	R	ER	SO	BB	IBB	HBP	BLK	WP	HR	S	P	ERA	WHIP
Dean Chance, R ERA: 3.79	(1, 1)	6.0	L	24	6	2	2	0	3	0	1	0	0	1	20	33	3.00	1.500
Rudy May, L ERA: 3.48	(7, 1)	2.0		10	2	0	0	1	0	1	1	0	0	0	10	15	0.00	1.000

PITCHER	IP	WLS	BF	H	R	ER	SO	BB	IBB	HBP	BLK	WP	HR	S	P	ERA	WHIP

Batter	1	2	3	4	5	6	7	8	9	AB	R	H	RBI	BB	SO	LOB
Jose Cardenal, R (1, 8) OBP: 0.299, SLG: 0.379	6-3		3-1		1-H HR		F7		K	5	1	1	2	0	1	0
Albie Pearson, L (1, 9) OBP: 0.320, SLG: 0.328	3-1		F4		PB 1B		4-3		3-1	5	0	1	0	0	0	0
Jim Fregosi, R (1, 6) OBP: 0.323, SLG: 0.411	5-3			F3	6-3 1-2		BB 1B			3	0	0	0	1	0	1
Willie Smith, L (1, 7) OBP: 0.301, SLG: 0.444		3-1		3-1		L8	1-2 1B			4	0	1	0	0	0	0
Merritt Ranew, L (1, 2) OBP: 0.290, SLG: 0.311		HR 1B		1B		1B 1B	F7			4	2	3	0	0	0	2
Vic Power, R (1, 3) OBP: 0.300, SLG: 0.361		L8		L8		FC4-6 1B 1-3		5-3		4	0	1	0	0	0	2
Bobby Knoop, R (1, 4) OBP: 0.314, SLG: 0.393		1-H HR			K	FC4-6 1-2 3-H 1B		K		4	1	2	3	0	2	0
Tom Satriano, L (1, 5) OBP: 0.304, SLG: 0.341		3-1			HR 1B	FC4-6 1-2f 2-3		K		4	1	1	0	0	1	2
Marcelino Lopez, R (1, 1) OBP: 0.213, SLG: 0.288			1-3		L8	F3			F4	3	0	0	0	0	0	3
Bob Lee, R (8, 1) OBP: 0.188, SLG: 0.333										1	0	0	0	0	0	0

TOP

Los Angeles Angels @ Detroit Tigers

Tiger Stadium, Detroit, MI

Sat Aug 14 1965, 4:33 AM EDT

Att. 8,818 - Unknown

livebaseballscorecards.com

AB	37
R	5
H	10
RBI	5
BB	1
SO	4
LOB	10

Inning Stats	1	2	3	4	5	6	7	8	9
	R: 0 E: 0 K: 0 S: 3	H: 0 LOB: 0 BB: 0 P: 3	R: 2 E: 0 K: 0 S: 5	H: 2 LOB: 0 BB: 0 P: 5	R: 0 E: 0 K: 0 S: 3	H: 0 LOB: 0 BB: 0 P: 3	R: 0 E: 0 K: 0 S: 4	H: 1 LOB: 1 BB: 0 P: 4	R: 2 E: 0 K: 1 S: 8	H: 3 LOB: 1 BB: 0 P: 8	R: 1 E: 0 K: 0 S: 6	H: 3 LOB: 2 BB: 0 P: 6	R: 0 E: 0 K: 0 S: 4	H: 1 LOB: 2 BB: 1 P: 8	R: 0 E: 0 K: 2 S: 7	H: 0 LOB: 0 BB: 0 P: 7	R: 0 E: 0 K: 1 S: 5	H: 0 LOB: 0 BB: 0 P: 5

| | | | | | | | | | |

BOTTOM

Los Angeles Angels @ Detroit Tigers

Tiger Stadium, Detroit, MI

Sat Aug 14 1965, 4:33 AM EDT

Att. 8,818 - Unknown

Batter	1	2	3	4	5	6	7	8	9	AB	R	H	RBI	BB	SO	LOB
Don Wert, R (1, 5) OBP: 0.337, SLG: 0.343	3B 1B		F4		F9		F8		5-3	5	1	1	0	0	0	3
Jerry Lumpe, L (1, 4) OBP: 0.335, SLG: 0.340	F9		FC4-6 1B		4-3 1-2		G1-6-3 1-2f			4	0	1	0	0	0	3
Gates Brown, L (1, 7) OBP: 0.299, SLG: 0.423	1-H 3B		FC4-6 1-2f		WP 2-H 2B			1B		4	0	3	2	0	0	1
Al Kaline, R (1, 8) OBP: 0.406, SLG: 0.509	L4-3		L7		B B B B 2-3 BB			L8		3	0	0	0	1	0	3
Willie Horton, R (1, 9) OBP: 0.341, SLG: 0.527	4-3			F9	S S S K			L9		4	0	0	0	0	1	4
Norm Cash, L (1, 3) OBP: 0.357, SLG: 0.427		F4		3-1		B B B B G1-6-3 BB		F3		3	0	0	0	1	0	1
Bill Freehan, R (1, 2) OBP: 0.294, SLG: 0.334		L7		E6 1B		G1-6-3 1-2f			B B B B 4-3 BB	3	0	1	0	1	0	1
Dick McAuliffe, L (1, 6) OBP: 0.345, SLG: 0.444		B B B B FC6-4 BB		5-3	S S S K				F2	3	0	0	0	1	1	2
Dave Wickersham, R (1, 1) OBP: 0.068, SLG: 0.068 George Thomas, R (5, PH) OBP: 0.286, SLG: 0.331 Terry Fox, R (6, 1) Ray Oyler, R (7, PH) OBP: 0.246, SLG: 0.318 Julio Navarro, R (8, 1) Jim Northrup, L (9, PH) OBP: 0.253, SLG: 0.323		FC6-4 1-2f			B B B B 4-3 2B BB		G1-6-3 1B		4-3 1-2	1 0 0 1 0 1	0 1 0 0 0 0	0 0 0 1 0 0	0 0 0 0 0 0	0 1 0 0 0 0	0 0 0 0 0 0	1 0 0 0 0 1
Inning Stats	R: 1 E: 0 K: 0 S: 5 H: 2 LOB: 1 BB: 0 P: 5	R: 0 E: 0 K: 0 S: 3 H: 0 LOB: 1 BB: 1 P: 7	R: 0 E: 0 K: 0 S: 4 H: 1 LOB: 1 BB: 0 P: 4	R: 0 E: 1 K: 0 S: 4 H: 1 LOB: 1 BB: 0 P: 4	R: 1 E: 0 K: 1 S: 6 H: 1 LOB: 2 BB: 2 P: 14	R: 0 E: 0 K: 1 S: 4 H: 0 LOB: 0 BB: 1 P: 8	R: 0 E: 0 K: 0 S: 3 H: 1 LOB: 0 BB: 0 P: 3	R: 0 E: 0 K: 0 S: 4 H: 1 LOB: 1 BB: 0 P: 4	R: 0 E: 0 K: 0 S: 3 H: 0 LOB: 1 BB: 1 P: 7	1B: 5 2B: 1 3B: 1 HR: 0	SF: 0 SAC: 0 DP: 2 HBP: 0			WP: 1 PB: 0 SB: 0 CS: 0		PA: 37	

	AB	32
	R	2
	H	7
	RBI	2
	BB	5
	SO	2
	LOB	20

PITCHER		IP	WLS	BF	H	R	ER	SO	BB	IBB	HBP	BLK	WP	HR	S	P	ERA	WHIP
Marcelino Lopez, L ERA: 2.72	(1, 1)	7.0	W	29	6	2	2	2	4	0	0	0	1	0	29	45	2.57	1.429
Bob Lee, R ERA: 1.99	(8, 1)	2.0	S	8	1	0	0	0	1	0	0	0	0	0	7	11	0.00	1.000

PITCHER	IP	WLS	BF	H	R	ER	SO	BB	IBB	HBP	BLK	WP	HR	S	P	ERA	WHIP

livebaseballscorecards.com

Batter	1	2	3	4	5	6	7	8	9	AB	R	H	RBI	BB	SO	LOB
Jose Cardenal, R (1, 8) OBP: 0.298, SLG: 0.377	L8		FC5-4 1-2f			FC5-4 E 1B 1B	5-3			2	0	0	0	0	0	1
Al Spangler, L (6, PH) OBP: 0.309, SLG: 0.266										0	0	0	0	0	0	0
Lou Clinton, R (6, PH) OBP: 0.321, SLG: 0.340										2	1	1	0	0	0	0
(6, 9)																
Albie Pearson, L (1, 9) OBP: 0.319, SLG: 0.327	6-3 1B		G3			E6 FC5-4 1-2		F9		4	0	1	0	0	0	2
(6, 8)																
Jim Fregosi, R (1, 6) OBP: 0.322, SLG: 0.409	6-3 1-2			L4-6 1B 1B		FC5-4 1B 1B 1-2f 2-3		5-3		4	1	1	0	0	0	3
Willie Smith, L (1, 7) OBP: 0.300, SLG: 0.441	1-3			F4		1-3 1B 1-2 3-H		F4		4	0	1	1	0	0	2
Joe Adcock, R (1, 3) OBP: 0.316, SLG: 0.445		L8		1-2 1B		1-3 1-2 2-H 1B			K	3	0	2	1	0	0	0
Tom Egan, R (6, 2) OBP: 0.333, SLG: 0.333										1	0	0	0	0	1	0
Merritt Ranew, L (1, 2) OBP: 0.278, SLG: 0.297		K		L4-6 2-3		1-3 1-2 2-3			6-3	3	0	0	0	0	1	4
Vic Power, R (6, 3) OBP: 0.298, SLG: 0.358										1	0	0	0	0	0	0
Bobby Knoop, R (1, 4) OBP: 0.311, SLG: 0.390		1-3			4-3	K			4-3	2	0	0	0	0	0	0
Joe Koppe, R (5, 4) OBP: 0.281, SLG: 0.345										2	0	0	0	0	1	2
Tom Satriano, L (1, 5) OBP: 0.286, SLG: 0.318			1-3		L8		F3			3	0	0	0	0	0	0
Ken McBride, R (1, 1)					F6		5-3			0	0	0	0	0	0	0
Rudy May, L (1, 1) OBP: 0.344, SLG: 0.333			FC5-4 1B							0	0	0	0	0	0	0
Aubrey Gatewood, R (1, 1) OBP: 0.500, SLG: 0.500										2	0	1	0	0	0	0
Buck Rodgers, S (7, PH) OBP: 0.265, SLG: 0.266										1	0	0	0	0	0	0
Ed Sukla, R (7, 1)										0	0	0	0	0	0	0
Inning Stats	R: 0 E: 0 K: 0 S: 4 H: 1 LOB: 1 BB: 0 P: 4	R: 0 E: 0 K: 1 S: 5 H: 0 LOB: 0 BB: 0 P: 5	R: 0 E: 0 K: 0 S: 4 H: 1 LOB: 1 BB: 0 P: 4	R: 0 E: 0 K: 0 S: 4 H: 2 LOB: 1 BB: 0 P: 4	R: 0 E: 0 K: 0 S: 3 H: 0 LOB: 0 BB: 0 P: 3	R: 2 E: 1 K: 1 S: 9 H: 3 LOB: 2 BB: 0 P: 9	R: 0 E: 0 K: 0 S: 3 H: 0 LOB: 0 BB: 0 P: 3	R: 0 E: 0 K: 0 S: 3 H: 0 LOB: 0 BB: 0 P: 3	R: 0 E: 0 K: 1 S: 5 H: 0 LOB: 0 BB: 0 P: 5	1B: 7 2B: 1 3B: 0 HR: 0	SF: 0 SAC: 0 DP: 1 HBP: 0					

PITCHER		IP	WLS	BF	H	R	ER	SO	BB	IBB	HBP	BLK	WP	HR	S	P	ERA	WHIP
Joe Sparma, R ERA: 3.14	(1, 1)	9.0	W	34	7	2	1	3	0	0	0	0	0	0	40	40	1.00	0.778

PITCHER	IP	WLS	BF	H	R	ER	SO	BB	IBB	HBP	BLK	WP	HR	S	P	ERA	WHIP

TOP

Los Angeles Angels @ Detroit Tigers

Tiger Stadium, Detroit, MI

Sun Aug 15 1965, 4:33 AM EDT

Unknown

livebaseballscorecards.com

AB	34
R	2
H	7
RBI	2
BB	0
SO	3
LOB	14

PA: 34	WP: 0	PB: 0	SB: 0	CS: 0														

BOTTOM

Los Angeles Angels @ Detroit Tigers

Tiger Stadium, Detroit, MI

Sun Aug 15 1965, 4:33 AM EDT

Unknown

Batter	1	2	3	4	5	6	7	8	9	AB	R	H	RBI	BB	SO	LOB
Don Wert, R (1, 5) OBP: 0.339, SLG: 0.343	BBB 4-0 1B 1B BB		6-3		FC4 2-H 1B		FC5-4 1-2f			3	1	1	1	1	0	2
Ray Oyler, R (6, 5) OBP: 0.243, SLG: 0.313	x 0-0 ③ FC6-4 1-2f									1	0	0	0	0	0	2
Jerry Lumpe, L (1, 4) OBP: 0.336, SLG: 0.341	0-0 ① 1B WP 1-3 1B	0-0 ① F3		1B SF7 1B	0-0 ③ FC4 1-2f			0-0 ① 4-3		5	2	2	0	0	0	1
Gates Brown, L (1, 7) OBP: 0.309, SLG: 0.426	0-0 WP S E 1-3 3-H 1B	BBB 4-0 BB		0-0 1-3 1B		0-0 ① 4-3		0-0 ② F8		4	1	2	1	1	0	0
Al Kaline, R (1, 8) OBP: 0.403, SLG: 0.503	BBBB 4-0 2B E 1-3 3-H BB	0-0 ② L8		0-0 ① L4		0-0 ② L6-3		0-0 ③ L6-3		4	1	0	0	1	0	3
Willie Horton, R (1, 9) OBP: 0.340, SLG: 0.529	0-0 E7 SF7 1-H 3-H 2B	0-0 ③ F4		0-0 ② SF7 3-H		0-0 ③ F8				3	1	1	2	0	0	1
Dick McAuliffe, L (1, 6) OBP: 0.346, SLG: 0.446	0-0 ① SF7 3-H		0-0 1B SF8 1B	0-0 ③ F7			0-0 1B 1B			3	1	2	1	0	0	1
Norm Cash, L (1, 3) OBP: 0.355, SLG: 0.434	0-0 HR		0-0 ① F3		0-0 ① F9		SSS 0-3 ① K			4	1	1	1	0	1	2
John Sullivan, L (1, 2) OBP: 0.343, SLG: 0.383	0-0 FC6-4 1B		0-0 1-3 1B		0-0 SH2-4 1B 1B		0-0 FC5-4 1-2 1B			4	1	4	0	0	0	0
Joe Sparma, R (1, 1) OBP: 0.162, SLG: 0.171	0-0 ② F2		0-0 ② SF8 3-H		0-0 ② SH2-4 1-2		SSS 0-3 ② K			2	0	0	1	0	1	3
Inning Stats	R: 6 E: 1 K: 0 S: 8 H: 5 LOB: 1 BB: 2 P: 16	R: 0 E: 0 K: 0 S: 3 H: 0 LOB: 1 BB: 1 P: 7	R: 1 E: 0 K: 0 S: 5 H: 2 LOB: 1 BB: 0 P: 5	R: 1 E: 0 K: 0 S: 5 H: 2 LOB: 1 BB: 0 P: 5	R: 1 E: 0 K: 0 S: 5 H: 2 LOB: 1 BB: 0 P: 5	R: 0 E: 0 K: 0 S: 3 H: 0 LOB: 0 BB: 0 P: 3	R: 0 E: 0 K: 2 S: 9 H: 2 LOB: 2 BB: 0 P: 9	R: 0 E: 0 K: 0 S: 3 H: 0 LOB: 0 BB: 0 P: 3		1B: 11 2B: 1 3B: 0 HR: 1	SF: 3 SAC: 1 DP: 0 HBP: 0			WP: 1 PB: 0 SB: 1 CS: 0	PA: 40	

livebaseballscorecards.com

AB	33
R	9
H	13
RBI	7
BB	3
SO	2
LOB	15

PITCHER		IP	WLS	BF	H	R	ER	SO	BB	IBB	HBP	BLK	WP	HR	S	P	ERA	WHIP
Ken McBride, R ERA: 6.14	(1, 1)	0.0	L	4	2	4	4	0	2	0	0	0	1	0	2	10	∞	∞
Rudy May, L ERA: 3.63	(1, 1)	0.1		4	3	2	2	0	0	0	0	0	0	1	4	4	54.00	9.000
Aubrey Gatewood, R ERA: 4.05	(1, 1)	5.2		24	6	3	3	0	1	0	0	0	0	0	23	27	4.76	1.235
Ed Sukla, R ERA: 4.79	(7, 1)	2.0		8	2	0	0	2	0	0	0	0	0	0	12	12	0.00	1.000

PITCHER	IP	WLS	BF	H	R	ER	SO	BB	IBB	HBP	BLK	WP	HR	S	P	ERA	WHIP

Los Angeles Angels @ Detroit Tigers

Tiger Stadium, Detroit, MI

Sun Aug 15 1965, 4:38 AM EDT

Att. 16,792 - Unknown

TOP

Batter	1	2	3	4	5	6	7	8	9	AB	R	H	RBI	BB	SO	LOB
Jose Cardenal, R (1, 8) OBP: 0.297, SLG: 0.377	0-0 SH3 2B	0-3 K		0-0 6-3		0-0 G5-4-3 1-2f			0-0 F7	5	0	1	0	0	1	3
Jim Piersall, R (1, 7) OBP: 0.275, SLG: 0.338	0-0 SH3 2-3	0-0 2B 1-3		0-0 HR		0-0 5-3			0-0 E5 E 1B 1-2	4	1	2	1	0	0	1
Jim Fregosi, R (1, 6) OBP: 0.321, SLG: 0.407	0-0 5-3	0-3 K		0-0 6-3			0-0 L9		0-0 E 1B 1-2 2-3	5	0	1	0	0	1	3
Joe Adcock, R (1, 3) OBP: 0.314, SLG: 0.440 Marcelino Lopez, R (9, PR) OBP: 0.213, SLG: 0.288	0-0 4-3		0-0 FC6-4 1B		0-0 6-3		0-0 4-3		0-0 E5 1-2 2-3 3-H	5	0	1	1	0	0	3
										0	0	0	0	0	0	0
Lou Clinton, R (1, 9) OBP: 0.320, SLG: 0.338 Willie Smith, L (9, PH) OBP: 0.300, SLG: 0.440		0-0 1B 1B 1B	0-0 FC6-4 2B 1-2f		0-0 F4		0-0 F8		0-0 F7	4	1	1	0	0	0	1
										1	0	0	0	0	0	3
Bobby Knoop, R (1, 4) OBP: 0.316, SLG: 0.397		0-0 1B 2B 1B 1-2	0-0 2B 1-3		0-0 1B 1B			0-0 L9	0-3 K	5	1	3	0	0	1	3
Paul Schaal, R (1, 5) OBP: 0.304, SLG: 0.336		0-0 2B 1-3 2-H 1B	4-0 G4-3 BB		0-0 1B 1-2 1B			0-3 K		3	1	2	1	1	1	0
Buck Rodgers, S (1, 2) OBP: 0.265, SLG: 0.270 Bob Lee, R (6, 1) OBP: 0.188, SLG: 0.333 Tom Satriano, L (8, PH) OBP: 0.280, SLG: 0.311 Aubrey Gatewood, R (8, 1) OBP: 0.500, SLG: 0.500	0-0 FC1-5 2B 1-H 3-H	0-0 G4-3 1-2f			0-3 K			0-0 F3		3	0	1	2	0	1	5
										0	0	0	0	0	0	0
										1	0	0	0	0	0	0
										0	0	0	0	0	0	0
George Brunet, R (1, 1) OBP: 0.116, SLG: 0.075 Albie Pearson, L (4, PH) OBP: 0.318, SLG: 0.325 Ed Sukla, R (4, 1) Rudy May, L (5, 1) OBP: 0.344, SLG: 0.333 Merritt Ranew, L (6, PH) OBP: 0.297, SLG: 0.308 (6, 2)	0-0 FC1-5 2B 2-3	0-0 F8		BBB 4-0 G5-4-3 BB					0-0 1B E E 1B	1	0	0	0	0	0	1
										1	0	0	0	0	0	0
										0	0	0	0	0	0	0
										0	0	0	0	0	0	0
										1	1	1	0	1	0	0
Inning Stats	R: 0 E: 0 K: 0 S: 4 H: 1 LOB: 1 BB: 0 P: 4	R: 3 E: 0 K: 2 S: 12 H: 5 LOB: 2 BB: 0 P: 12	R: 0 E: 0 K: 0 S: 4 H: 2 LOB: 2 BB: 1 P: 8	R: 1 E: 0 K: 0 S: 4 H: 1 LOB: 0 BB: 0 P: 4	R: 0 E: 0 K: 1 S: 7 H: 2 LOB: 2 BB: 0 P: 7	R: 0 E: 0 K: 0 S: 2 H: 0 LOB: 0 BB: 1 P: 6	R: 0 E: 0 K: 0 S: 3 H: 0 LOB: 0 BB: 0 P: 3	R: 0 E: 0 K: 1 S: 5 H: 0 LOB: 0 BB: 0 P: 5	R: 1 E: 2 K: 1 S: 9 H: 2 LOB: 3 BB: 0 P: 9	1B: 8 2B: 4 3B: 0 HR: 1	SF: 0 SAC: 1 DP: 2 HBP: 0						

	AB	39
	R	5
	H	13
	RBI	5
	BB	2
	SO	5
	LOB	23

WP: 0 PB: 0 SB: 0 CS: 0 PA: 42

livebaseballscorecards.com

PITCHER		IP	WLS	BF	H	R	ER	SO	BB	IBB	HBP	BLK	WP	HR	S	P	ERA	WHIP
Mickey Lolich, L ERA: 3.95	(1, 1)	1.0		8	5	3	3	0	0	0	0	0	0	0	8	8	27.00	5.000
Orlando Pena, R ERA: 4.58	(2, 1)	7.1	W	31	8	2	1	4	2	0	0	0	0	1	37	45	1.23	1.364
Terry Fox, R ERA: 2.56	(9, 1)	0.2	S	3	0	0	0	1	0	0	0	0	0	0	5	5	0.00	0.000

PITCHER	IP	WLS	BF	H	R	ER	SO	BB	IBB	HBP	BLK	WP	HR	S	P	ERA	WHIP

Los Angeles Angels @ Detroit Tigers

Tiger Stadium, Detroit, MI

Sun Aug 15 1965, 4:38 AM EDT

Att. 16,792 - Unknown

livebaseballscorecards.com

BOTTOM

Batter	1	2	3	4	5	6	7	8	9	AB	R	H	RBI	BB	SO	LOB
Jake Wood, R (1, 4) OBP: 0.362, SLG: 0.383	BBBB 4-0 S 1B BB	x 0-0 ③ F4		x 0-0 ② 4-3 1-2		x 0-0 ① 5-3		x 0-0 ② 6-3 2-3		4	1	0	0	1	0	2
Don Wert, R (1, 5) OBP: 0.339, SLG: 0.343	x 0-0 ① F9 1-2		x 0-0 2B 1B 1B	x 0-0 ③ 4-3		x 0-0 ② F7		x 0-0 3-H 1B		5	1	2	1	0	0	2
Gates Brown, L (1, 7) OBP: 0.318, SLG: 0.466	x 0-0 ② F4		x 0-0 1B 1-3 SF8 2B		x 0-0 E 2B	x 0-0 HR		x 0-0 ③ 4-3		5	3	3	1	0	0	2
Don Demeter, R (1, 8) OBP: 0.328, SLG: 0.473	x 0-0 2B 2-H 1B		x 0-0 E 2-3 3-H 1B		x 0-0 E8 FC6-4 2-H 1B	x 0-0 ③ F8				4	1	3	2	0	0	0
Willie Horton, R (1, 9) OBP: 0.342, SLG: 0.530	x 0-0 1-3		SSS 0-3 ① K		BBBB 4-0 FC6-4 BB		x 0-0 ① F8			3	0	1	0	1	1	2
Norm Cash, L (1, 3) OBP: 0.351, SLG: 0.430	x 0-0 ③ 1-3		x 0-0 ② SF8 3-H		x 0-0 ① F8		x 0-0 ② F6			3	0	0	1	0	0	4
Bill Freehan, R (1, 2) OBP: 0.291, SLG: 0.330		x 0-0 ① 1-3	x 0-0 ③ L7 1-3		x 0-0 ② FC6-4 WP 1-2f 1B 3-H		x 0-0 ③ 5-3			4	1	0	1	0	0	2
Ray Oyler, R (1, 6) OBP: 0.270, SLG: 0.380		x 0-0 HR		x 0-0 ① F7	x 0-0 1-H 1B			x 0-0 6-3 SH3 1B 1B		4	2	3	2	0	0	0
Mickey Lolich, S (1, 1) OBP: 0.109, SLG: 0.081		x 0-0 ② 5-3		BBBB 4-0 4-3 BB	x 0-0 ③ F8			x 0-0 ① SH3 1-2		0	0	0	0	0	0	0
Orlando Pena, R (2, 1) OBP: 0.278, SLG: 0.188										2	0	0	0	1	0	1
Terry Fox, R (9, 1)										0	0	0	0	0	0	0
Inning Stats	R: 1 E: 0 K: 0 S: 5 H: 2 LOB: 2 BB: 1 P: 9	R: 1 E: 0 K: 0 S: 4 H: 1 LOB: 0 BB: 0 P: 4	R: 2 E: 1 K: 1 S: 8 H: 3 LOB: 1 BB: 0 P: 8	R: 0 E: 0 K: 0 S: 3 H: 0 LOB: 1 BB: 1 P: 7	R: 3 E: 1 K: 0 S: 6 H: 3 LOB: 1 BB: 1 P: 10	R: 1 E: 0 K: 0 S: 4 H: 1 LOB: 0 BB: 0 P: 4	R: 0 E: 0 K: 0 S: 3 H: 0 LOB: 0 BB: 0 P: 3	R: 1 E: 0 K: 0 S: 5 H: 2 LOB: 1 BB: 0 P: 5		1B: 7 2B: 3 3B: 0 HR: 2	SF: 1 SAC: 1 DP: 0 HBP: 0					

	AB	34
	R	9
	H	12
	RBI	8
	BB	3
	SO	1
	LOB	15

WP: 1 PB: 0 SB: 1 CS: 0 PA: 39

PITCHER		IP	WLS	BF	H	R	ER	SO	BB	IBB	HBP	BLK	WP	HR	S	P	ERA	WHIP
George Brunet, L ERA: 2.44	(1, 1)	3.0		16	6	4	4	1	1	0	0	0	0	1	17	21	12.00	2.333
Ed Sukla, R ERA: 5.82	(4, 1)	1.0	L	7	2	3	3	0	2	0	0	0	0	0	5	13	27.00	4.000
Rudy May, L ERA: 3.6	(5, 1)	1.0		4	1	0	0	0	0	0	0	0	1	0	4	4	0.00	1.000
Bob Lee, R ERA: 2.04	(6, 1)	2.0		7	1	1	1	0	0	0	0	0	0	1	7	7	4.50	0.500
Aubrey Gatewood, R ERA: 4.13	(8, 1)	1.0		5	2	1	1	0	0	0	0	0	0	0	5	5	9.00	2.000

PITCHER		IP	WLS	BF	H	R	ER	SO	BB	IBB	HBP	BLK	WP	HR	S	P	ERA	WHIP

Minnesota Twins @ Detroit Tigers

Tiger Stadium, Detroit, MI

Tue Aug 17 1965, 7:05 PM EDT

Att. 33,677 - Unknown

TOP

livebaseballscorecards.com

Batter	1	2	3	4	5	6	7	8	9	AB	R	H	RBI	BB	SO	LOB
Zoilo Versalles, R (1, 6) OBP: 0.291, SLG: 0.432	E 4-3 1B		K		L7			1B 2B	1B 2B	5	2	3	0	0	1	1
Joe Nossek, R (1, 5) OBP: 0.268, SLG: 0.336	4-3 1-2		1-3		K			F8	WP 1B 2-H	3	0	0	0	0	1	2
Dave Boswell, R (5, 1) OBP: 0.333, SLG: 0.375										0	0	0	0	0	0	0
Mel Nelson, R (6, 1) OBP: 0.111, SLG: 0.111										0	0	0	0	0	0	0
Sandy Valdespino, L (8, PH) OBP: 0.329, SLG: 0.324										1	0	0	0	0	0	1
Frank Quilici, R (8, 4) OBP: 0.265, SLG: 0.271										1	0	1	1	0	0	0
Tony Oliva, L (1, 8) OBP: 0.362, SLG: 0.485	E HBP		4-3			6-3		BB 1B 2-H	K 1-2	4	1	1	1	0	1	1
Bob Allison, R (1, 7) OBP: 0.361, SLG: 0.465	K 1-2 2-3			1B		F8		1B 1B BB 1-2	K	4	1	1	0	1	2	3
Andy Kosco, R (1, 9) OBP: 0.222, SLG: 0.667	L7			K		2B		F8		4	0	1	0	0	1	5
Earl Battey, R (1, 2) OBP: 0.397, SLG: 0.454		2B		L7		L9		1B 1B 1-2 2-H		4	0	2	1	0	0	2
Don Mincher, L (1, 3) OBP: 0.339, SLG: 0.581		K		F6			F2	1B 1-2 2-H		4	0	1	1	0	1	2
Jerry Kindall, R (1, 4) OBP: 0.268, SLG: 0.315		L5			1B		F8	K		3	0	1	0	0	0	1
Jimmie Hall, L (8, PH) OBP: 0.347, SLG: 0.501										1	0	0	0	0	1	2
Johnny Klippstein, R (8, 1)										0	0	0	0	0	0	0
Jim Merritt, L (1, 1) OBP: 0.100, SLG: 0.100		K			K		F9		4-3	1	0	0	0	0	1	1
Rich Rollins, R (5, PH) OBP: 0.306, SLG: 0.342										3	0	0	0	0	1	1
(5, 5)																

	AB	38
	R	4
	H	11
	RBI	4
	BB	1
	SO	10
	LOB	22

Inning Stats									
	R: 0 H: 1 E: 1 LOB: 2 K: 1 BB: 0 S: 6 P: 7	R: 0 H: 1 E: 0 LOB: 1 K: 2 BB: 0 S: 8 P: 8	R: 0 H: 0 E: 0 LOB: 0 K: 1 BB: 0 S: 5 P: 5	R: 0 H: 1 E: 0 LOB: 1 K: 1 BB: 0 S: 6 P: 6	R: 0 H: 1 E: 0 LOB: 1 K: 2 BB: 0 S: 8 P: 8	R: 0 H: 1 E: 0 LOB: 1 K: 0 BB: 0 S: 4 P: 4	R: 0 H: 0 E: 0 LOB: 0 K: 0 BB: 0 S: 3 P: 3	R: 3 H: 4 E: 0 LOB: 2 K: 1 BB: 1 S: 9 P: 13	R: 1 H: 2 E: 0 LOB: 1 K: 2 BB: 0 S: 9 P: 9

	1B: 7	SF: 0	WP: 1	PA: 40
	2B: 4	SAC: 0	PB: 0	
	3B: 0	DP: 0	SB: 0	
	HR: 0	HBP: 1	CS: 0	

PITCHER		IP	WLS	BF	H	R	ER	SO	BB	IBB	HBP	BLK	WP	HR	S	P	ERA	WHIP
Hank Aguirre, L ERA: 3.38	(1, 1)	7.2	W	34	9	3	3	7	1	0	1	0	0	0	46	51	3.52	1.304
Terry Fox, R ERA: 2.65	(8, 1)	1.1	S	6	2	1	1	3	0	0	0	0	1	0	12	12	6.75	1.500

PITCHER		IP	WLS	BF	H	R	ER	SO	BB	IBB	HBP	BLK	WP	HR	S	P	ERA	WHIP

Minnesota Twins @ Detroit Tigers

Tiger Stadium, Detroit, MI

Tue Aug 17 1965, 7:05 PM EDT

Att. 33,677 - Unknown

BOTTOM

Batter	1	2	3	4	5	6	7	8	9	AB	R	H	RBI	BB	SO	LOB
Don Wert, R (1, 5) OBP: 0.343, SLG: 0.352	0-0 G3 1B G1-2-3 1B		0-0 HR		BBBB 4-0 SH1-4 1B BB	0-0 ② L7				3	2	2	1	1	0	0
Jerry Lumpe, L (1, 4) OBP: 0.336, SLG: 0.341	0-0 G3 1-2 1B		SSS 0-3 ① K		0-0 SH1-4 1-2	SSS 0-3 ③ K				3	0	1	0	0	2	0
Gates Brown, L (1, 7) OBP: 0.310, SLG: 0.453	0-0 ① G3 1-2 2-3		0-0 ② L6		0-0 ② F8		0-0 ① 3-1			4	0	0	0	0	0	3
Al Kaline, R (1, 8) OBP: 0.408, SLG: 0.515 Norm Cash, L (6, 3) OBP: 0.351, SLG: 0.429	BBBB 4-0 BB		0-0 HR		0-0 BB HR 2-H 1B		0-0 ② F5			2 1	2 0	2 0	2 0	1 0	0 0	0 0
Don Demeter, R (1, 3) (6, 8) OBP: 0.327, SLG: 0.469	0-0 ②③ G1-2-3 3-Hf		0-0 ③ 5-3		BBBB 4-0 1-2 HR BB		SSS 0-3 ③ K			3	1	0	0	1	1	3
Willie Horton, R (1, 9) OBP: 0.345, SLG: 0.548		0-0 ① L5		0-0 HR	0-0 1-H 2-H HR			0-0 CS 1B		4	2	3	4	0	0	0
Bill Freehan, R (1, 2) OBP: 0.293, SLG: 0.336		0-0 2B	SSS 0-3 ① K		0-0 1B			0-0 ①② F8 1-2		4	0	2	0	0	1	1
Dick McAuliffe, L (1, 6) OBP: 0.345, SLG: 0.443		0-0 ② F8	0-0 ② F9		0-0 ③ F8			BBBB 4-0 BB		3	0	0	0	1	0	2
Hank Aguirre, R (1, 1) OBP: 0.136, SLG: 0.107 Terry Fox, R (8, 1)		SSS 0-3 ③ K	SSS 0-3 ③ K			0-0 ① 4-3		0-0 ③ 5-3		3 1	0 0	0 0	0 0	0 0	2 0	1 1
Inning Stats	R: 0 E: 0 K: 0 S: 4 H: 2 LOB: 2 BB: 1 P: 8	R: 0 E: 0 K: 1 S: 6 H: 1 LOB: 1 BB: 0 P: 6	R: 2 E: 0 K: 1 S: 7 H: 2 LOB: 0 BB: 0 P: 7	R: 1 E: 0 K: 2 S: 8 H: 1 LOB: 0 BB: 0 P: 8	R: 4 E: 0 K: 0 S: 6 H: 3 LOB: 1 BB: 2 P: 14	R: 0 E: 0 K: 1 S: 5 H: 0 LOB: 0 BB: 0 P: 5	R: 0 E: 0 K: 1 S: 5 H: 0 LOB: 0 BB: 0 P: 5	R: 0 E: 0 K: 0 S: 3 H: 1 LOB: 1 BB: 1 P: 7		1B: 5 2B: 1 3B: 0 HR: 4 SF: 0 SAC: 1 DP: 1 HBP: 0						

livebaseballscorecards.com

AB	31
R	7
H	10
RBI	7
BB	4
SO	6
LOB	11

WP: 0 PB: 0 SB: 0 CS: 1 PA: 36

PITCHER		IP	WLS	BF	H	R	ER	SO	BB	IBB	HBP	BLK	WP	HR	S	P	ERA	WHIP
Jim Merritt, L ERA: 3.58	(1, 1)	4.0	L	18	6	3	3	4	1	0	0	0	0	3	25	29	6.75	1.750
Dave Boswell, R ERA: 3.63	(5, 1)	1.0		8	3	4	4	0	2	0	0	0	0	1	6	14	36.00	5.000
Mel Nelson, L ERA: 4.47	(6, 1)	2.0		6	0	0	0	2	0	0	0	0	0	0	10	10	0.00	0.000
Johnny Klippstein, R ERA: 2.88	(8, 1)	1.0		4	1	0	0	0	1	0	0	0	0	0	3	7	0.00	2.000

PITCHER	IP	WLS	BF	H	R	ER	SO	BB	IBB	HBP	BLK	WP	HR	S	P	ERA	WHIP

Minnesota Twins @ Detroit Tigers

Tiger Stadium, Detroit, MI

Thu Aug 19 1965, 4:33 AM EDT

Unknown

TOP

livebaseballscorecards.com

Batter	1	2	3	4	5	6	7	8	9	AB	R	H	RBI	BB	SO	LOB
Zoilo Versalles, R (1, 6) OBP: 0.290, SLG: 0.429	5-3	F8		F9		K		1B 2-H		5	0	1	0	0	1	0
Sandy Valdespino, L (1, 7) OBP: 0.337, SLG: 0.336	E 2B		F7	L7			1B		BB 1B SF8	4	2	2	0	1	0	0
Tony Oliva, L (1, 9) OBP: 0.364, SLG: 0.487	E7 5-3 2B 1B 2-H		3-1	CS BB 1B			F3		1B 1-3	5	1	3	1	0	0	1
Jimmie Hall, L (1, 8) OBP: 0.347, SLG: 0.501	5-3 2-3		HR 2B	BB 1-2			P6		F8	4	1	1	0	1	0	4
Earl Battey, R (1, 2) OBP: 0.400, SLG: 0.456 Joe Nossek, R (9, PR) OBP: 0.268, SLG: 0.336 Jerry Zimmerman, R (9, 2) OBP: 0.273, SLG: 0.269	2B 3-H		HR BB	CS 2-3	F9		4-3		FC6-4 BB	3 0 0	1 0 0	1 0 0	1 0 0	2 0 0	0 0 0	1 0 0
Don Mincher, L (1, 3) OBP: 0.340, SLG: 0.592	IBB		1-H 2-H HR		P4			K	SF8 3-H	3	1	1	4	1	1	0
Rich Rollins, R (1, 5) OBP: 0.304, SLG: 0.348	1-3		HR		K			5-3	FC6-4 1-2f	5	1	1	1	0	1	4
Jerry Kindall, R (1, 4) OBP: 0.271, SLG: 0.315		K	BB			K		2B 1B		3	1	1	0	1	2	0
Mudcat Grant, R (1, 1) OBP: 0.234, SLG: 0.257		K	K			L5		1-H 1B 2B		4	0	1	1	0	2	1
Inning Stats	R: 2 E: 1 K: 0 S: 6 / H: 3 LOB: 2 BB: 1 P: 10	R: 0 E: 0 K: 2 S: 7 / H: 0 LOB: 0 BB: 0 P: 7	R: 4 E: 0 K: 1 S: 8 / H: 3 LOB: 1 BB: 2 P: 16	R: 0 E: 0 K: 0 S: 3 / H: 1 LOB: 1 BB: 1 P: 7	R: 0 E: 0 K: 1 S: 5 / H: 0 LOB: 0 BB: 0 P: 5	R: 0 E: 0 K: 2 S: 7 / H: 0 LOB: 0 BB: 0 P: 7	R: 0 E: 0 K: 0 S: 4 / H: 1 LOB: 1 BB: 0 P: 4	R: 1 E: 0 K: 1 S: 7 / H: 3 LOB: 2 BB: 0 P: 7	R: 1 E: 0 K: 0 S: 4 / H: 1 LOB: 2 BB: 2 P: 12	1B: 6 2B: 4 3B: 0 HR: 2 / SF: 1 SAC: 0 DP: 0 HBP: 0							

AB	36
R	8
H	12
RBI	8
BB	6
SO	7
LOB	11

WP: 0 PB: 0 SB: 0 CS: 1 — PA: 44

PITCHER		IP	WLS	BF	H	R	ER	SO	BB	IBB	HBP	BLK	WP	HR	S	P	ERA	WHIP
Dave Wickersham, R ERA: 4.39	(1, 1)	2.2	L	17	6	6	6	2	2	1	0	0	0	2	18	30	20.25	3.000
Julio Navarro, R ERA: 5.19	(3, 1)	3.1		11	1	0	0	4	1	0	0	0	0	0	18	22	0.00	0.600
Ron Nischwitz, L ERA: 3.12	(7, 1)	2.0		9	4	1	1	1	0	0	0	0	0	0	11	11	4.50	2.000
Larry Sherry, R ERA: 3.41	(9, 1)	1.0		6	1	1	1	0	2	0	0	0	0	0	4	12	9.00	3.000

PITCHER	IP	WLS	BF	H	R	ER	SO	BB	IBB	HBP	BLK	WP	HR	S	P	ERA	WHIP

Minnesota Twins @ Detroit Tigers

Tiger Stadium, Detroit, MI

Thu Aug 19 1965, 4:33 AM EDT

Unknown

livebaseballscorecards.com

BOTTOM

Batter	1	2	3	4	5	6	7	8	9	AB	R	H	RBI	BB	SO	LOB
Don Wert, R (1, 5) OBP: 0.342, SLG: 0.351	F9		F9			1-3			FC6-4, 1B	4	0	1	0	0	0	0
Jerry Lumpe, L (1, 4) OBP: 0.333, SLG: 0.337	F9			F7		K			FC6-4, FC4-6, 1-2f	4	0	0	0	0	1	1
Gates Brown, L (1, 7) OBP: 0.309, SLG: 0.448	K			1-3			FC5-4, 1B		FC4-6, HR, 1-2f	4	1	1	0	0	1	1
Al Kaline, R (1, 8) OBP: 0.408, SLG: 0.515		4-3		K			K		HR, 1-H	0	0	0	0	0	0	0
Don Demeter, R (1, 8) OBP: 0.326, SLG: 0.475										4	1	1	2	0	2	1
Willie Horton, R (1, 9) OBP: 0.345, SLG: 0.544		BB, FC4-6			6-3		FC5-4, 1-2f		F9	3	0	0	0	1	0	1
Norm Cash, L (1, 3) OBP: 0.350, SLG: 0.437		FC4-6, 1-2f			HR		4-3			3	1	1	1	0	0	2
Dick McAuliffe, L (1, 6) OBP: 0.345, SLG: 0.442		F8			G4-6-3, 1B			4-3		3	0	1	0	0	0	1
John Sullivan, L (1, 2) OBP: 0.348, SLG: 0.377			BB, G4-3		G4-6-3, 1-2f			K		1	0	0	0	1	0	1
Jake Wood, R (8, PH) OBP: 0.358, SLG: 0.379										1	0	0	0	0	1	0
Larry Sherry, R (9, 1) OBP: 0.429, SLG: 0.667										0	0	0	0	0	0	0
Dave Wickersham, R (1, 1) OBP: 0.068, SLG: 0.068			G4-3, 1-2f			P5		5-3		0	0	0	0	0	0	0
Julio Navarro, R (3, 1)										1	0	0	0	0	0	1
Jim Northrup, L (6, PH) OBP: 0.251, SLG: 0.321										1	0	0	0	0	0	0
Ron Nischwitz, S (7, 1)										0	0	0	0	0	0	0
Bill Freehan, R (8, PH) OBP: 0.293, SLG: 0.334										1	0	0	0	0	0	0
(9, 2)																
Inning Stats	R: 0 E: 0 K: 1 S: 5 H: 0 LOB: 0 BB: 0 P: 5	R: 0 E: 0 K: 0 S: 3 H: 0 LOB: 1 BB: 1 P: 7	R: 0 E: 0 K: 0 S: 2 H: 0 LOB: 0 BB: 1 P: 6	R: 0 E: 0 K: 1 S: 5 H: 0 LOB: 0 BB: 0 P: 5	R: 1 E: 0 K: 0 S: 4 H: 2 LOB: 0 BB: 0 P: 4	R: 0 E: 0 K: 1 S: 5 H: 0 LOB: 0 BB: 0 P: 5	R: 0 E: 0 K: 1 S: 6 H: 1 LOB: 1 BB: 0 P: 6	R: 0 E: 0 K: 1 S: 5 H: 0 LOB: 0 BB: 0 P: 5	R: 2 E: 0 K: 0 S: 5 H: 2 LOB: 0 BB: 0 P: 5	1B: 3 2B: 0 3B: 0 HR: 2 SF: 0 SAC: 0 DP: 2 HBP: 0	WP: 0 PB: 0 SB: 0 CS: 0 PA: 32					

	AB	30
	R	3
	H	5
	RBI	3
	BB	2
	SO	5
	LOB	9

PITCHER		IP	WLS	BF	H	R	ER	SO	BB	IBB	HBP	BLK	WP	HR	S	P	ERA	WHIP
Mudcat Grant, R ERA: 3.61	(1, 1)	9.0	W	32	5	3	3	5	2	0	0	0	0	2	40	48	3.00	0.778

PITCHER	IP	WLS	BF	H	R	ER	SO	BB	IBB	HBP	BLK	WP	HR	S	P	ERA	WHIP

Minnesota Twins @ Detroit Tigers

Tiger Stadium, Detroit, MI

Thu Aug 19 1965, 4:38 AM EDT

Att. 36,076 - Unknown

Batter	1	2	3	4	5	6	7	8	9	AB	R	H	RBI	BB	SO	LOB
Zoilo Versalles, R (1, 6) OBP: 0.293, SLG: 0.438	0-0 1B		0-0 SH3-4 3B		0-3 K			0-0 1B 2B		4	2	3	0	0	1	0
Jerry Kindall, R (1, 4) OBP: 0.270, SLG: 0.313	0-3 K		0-0 SH3-4 3-H			0-3 K		0-0 2-H 1B		2	0	0	1	0	2	1
Sandy Valdespino, L (8, PH) OBP: 0.341, SLG: 0.340										1	0	1	1	0	0	0
Frank Quilici, R (8, 4) OBP: 0.265, SLG: 0.271										0	0	0	0	0	0	0
Tony Oliva, L (1, 8) (9, 9) OBP: 0.361, SLG: 0.483	0-3 K		0-3 K			0-0 P6		0-0 F8		4	0	0	0	0	2	1
Andy Kosco, R (1, 9) OBP: 0.167, SLG: 0.500	0-3 K			0-3 K		0-0 L5			4-0 FC6-4 BB	3	0	0	0	0	2	1
Jimmie Hall, L (9, PH) (9, 8) OBP: 0.349, SLG: 0.501										0	0	0	0	1	0	0
Bob Allison, R (1, 7) OBP: 0.360, SLG: 0.461		4-0 BB		0-0 F7			0-3 K		0-3 K	3	0	0	0	1	2	1
Don Mincher, L (1, 3) OBP: 0.339, SLG: 0.583		0-0 F2		4-0 BB			0-3 K		0-0 L8	3	0	0	0	1	1	2
Rich Rollins, R (1, 5) OBP: 0.304, SLG: 0.347		0-0 P4		0-0 F9			0-0 1B		0-0 FC6-4 1-2f	4	0	1	0	0	0	3
Jerry Zimmerman, R (1, 2) OBP: 0.267, SLG: 0.263		0-3 K			0-3 K		0-0 F9			3	0	0	0	0	2	2
Jim Kaat, L (1, 1) OBP: 0.219, SLG: 0.232			0-3 K		0-3 K			0-0 4-3		3	0	0	0	0	2	0

Inning Stats	1	2	3	4	5	6	7	8	9	
	R: 0 H: 1 E: 0 LOB: 1 K: 3 BB: 0 S: 10 P: 10	R: 0 H: 0 E: 0 LOB: 1 K: 1 BB: 1 S: 5 P: 9	R: 1 H: 1 E: 0 LOB: 0 K: 2 BB: 0 S: 8 P: 8	R: 0 H: 0 E: 0 LOB: 1 K: 1 BB: 1 S: 5 P: 9	R: 0 H: 0 E: 0 LOB: 0 K: 3 BB: 0 S: 9 P: 9	R: 0 H: 0 E: 0 LOB: 0 K: 1 BB: 0 S: 5 P: 5	R: 0 H: 1 E: 0 LOB: 1 K: 2 BB: 0 S: 8 P: 8	R: 1 H: 2 E: 0 LOB: 0 K: 0 BB: 0 S: 4 P: 4	R: 0 H: 0 E: 0 LOB: 1 K: 1 BB: 1 S: 5 P: 9	1B: 3 SF: 0 2B: 1 SAC: 1 3B: 1 DP: 0 HR: 0 HBP: 0	WP: 0 PA: 34 PB: 0 SB: 0 CS: 0

PITCHER		IP	WLS	BF	H	R	ER	SO	BB	IBB	HBP	BLK	WP	HR	S	P	ERA	WHIP
Mickey Lolich, L ERA: 3.84	(1, 1)	7.0		26	3	1	1	13	2	0	0	0	0	0	50	58	1.29	0.714
Orlando Pena, R ERA: 4.58	(8, 1)	2.0	L	8	2	1	1	1	1	0	0	0	0	0	9	13	4.50	1.500

PITCHER	IP	WLS	BF	H	R	ER	SO	BB	IBB	HBP	BLK	WP	HR	S	P	ERA	WHIP

TOP

livebaseballscorecards.com

AB	30
R	2
H	5
RBI	2
BB	3
SO	14
LOB	11

Minnesota Twins @ Detroit Tigers

Tiger Stadium, Detroit, MI

Thu Aug 19 1965, 4:38 AM EDT

Att. 36,076 - Unknown

BOTTOM

Batter	1	2	3	4	5	6	7	8	9	AB	R	H	RBI	BB	SO	LOB
Don Wert, R (1, 5) OBP: 0.339, SLG: 0.348	F3		6-3			4-3	P4			4	0	0	0	0	0	2
Jerry Lumpe, L (1, 4) OBP: 0.334, SLG: 0.339	2-3		K			1B		SH1-4 1B		4	0	2	0	0	1	0
Gates Brown, L (1, 7) OBP: 0.303, SLG: 0.439	5-3			4-3		K		SH1-4 1-2		3	0	0	0	0	1	1
Willie Horton, R (1, 9) OBP: 0.344, SLG: 0.541		L7-4 HBP 1B		F8		P4		F3		4	0	1	0	0	0	2
Don Demeter, R (1, 8) OBP: 0.328, SLG: 0.472		1B 1-2 HBP		5-3			4-3	IBB		2	0	0	0	1	0	0
Norm Cash, L (1, 3) OBP: 0.349, SLG: 0.438		L7-4 2-3			L7		1B 2B	K		4	1	1	0	0	1	4
Bill Freehan, R (1, 2) OBP: 0.295, SLG: 0.334		1B 1-2			BB		P4		L9	3	0	1	0	1	0	1
Dick McAuliffe, L (1, 6) OBP: 0.344, SLG: 0.439		K			K		IBB 1B		K	3	0	0	0	1	3	3
Mickey Lolich, S (1, 1) OBP: 0.106, SLG: 0.078			1-3		K		1B 1-3 2-H		F3	2	0	0	0	0	1	1
Jake Wood, R (7, PH) OBP: 0.364, SLG: 0.385										1	0	1	1	0	0	0
Orlando Pena, R (8, 1) OBP: 0.278, SLG: 0.188										0	0	0	0	0	0	0
Ray Oyler, R (9, PH) OBP: 0.267, SLG: 0.375										1	0	0	0	0	0	0
Inning Stats	R: 0 E: 0 K: 0 S: 3 H: 0 LOB: 0 BB: 0 P: 3	R: 0 E: 0 K: 1 S: 6 H: 2 LOB: 2 BB: 0 P: 7	R: 0 E: 0 K: 1 S: 5 H: 0 LOB: 0 BB: 0 P: 5	R: 0 E: 0 K: 0 S: 3 H: 0 LOB: 0 BB: 0 P: 3	R: 0 E: 0 K: 2 S: 7 H: 0 LOB: 1 BB: 1 P: 11	R: 0 E: 0 K: 1 S: 6 H: 1 LOB: 1 BB: 0 P: 6	R: 1 E: 0 K: 0 S: 5 H: 2 LOB: 2 BB: 1 P: 9	R: 0 E: 0 K: 1 S: 6 H: 1 LOB: 2 BB: 1 P: 10	R: 0 E: 0 K: 1 S: 5 H: 0 LOB: 0 BB: 0 P: 5	1B: 5 2B: 2 3B: 0 HR: 0 SF: 0 SAC: 1 DP: 1 HBP: 1						

livebaseballscorecards.com

AB	31
R	1
H	6
RBI	1
BB	3
SO	7
LOB	14

WP: 0 PB: 0 SB: 0 CS: 0 PA: 36

PITCHER		IP	WLS	BF	H	R	ER	SO	BB	IBB	HBP	BLK	WP	HR	S	P	ERA	WHIP
Jim Kaat, L ERA: 2.7	(1, 1)	9.0	W	36	6	1	1	7	1	2	1	0	0	0	46	59	1.00	0.778

PITCHER	IP	WLS	BF	H	R	ER	SO	BB	IBB	HBP	BLK	WP	HR	S	P	ERA	WHIP

Batter	1	2	3	4	5	6	7	8	9	AB	R	H	RBI	BB	SO	LOB
Don Wert, R (1, 5) OBP: 0.341, SLG: 0.356	2B 3B		1-3		5-3			1B 2B		4	2	2	0	0	0	0
Jerry Lumpe, L (1, 4) OBP: 0.333, SLG: 0.338	5-3		4-3			F6		2-H 1B		4	0	1	1	0	0	1
Gates Brown, L (1, 7) OBP: 0.302, SLG: 0.441	F8 3-H 2B		3-1			K		F4		4	0	1	1	0	1	1
Willie Horton, R (1, 9) OBP: 0.340, SLG: 0.535	F8 2-3			G3		F8			E5 BB	4	0	0	0	0	0	1
George Thomas, R (9, PR) OBP: 0.266, SLG: 0.331 (9, 9)										0	0	0	0	0	0	0
Don Demeter, R (1, 8) OBP: 0.324, SLG: 0.467	6-3			1-3			F7		F8	4	0	0	0	0	0	2
Norm Cash, L (1, 3) OBP: 0.354, SLG: 0.438		FC4-6 BB		1B			F9		BB IBB	2	0	1	0	2	0	0
Bill Freehan, R (1, 2) OBP: 0.292, SLG: 0.330		F8		F7			K		F4	4	0	0	0	0	1	4
Dick McAuliffe, L (1, 6) OBP: 0.344, SLG: 0.435		FC4-6 1-2f			3-1			4-3	1-2 2-3 BB	3	0	0	0	1	0	1
Denny McLain, R (1, 1) OBP: 0.129, SLG: 0.070		5-3			F3			K	K	4	0	0	0	0	2	4
Inning Stats	R: 1 E: 0 K: 0 S: 5 H: 2 LOB: 1 BB: 0 P: 5	R: 0 E: 0 K: 0 S: 3 H: 0 LOB: 1 BB: 1 P: 7	R: 0 E: 0 K: 0 S: 3 H: 0 LOB: 0 BB: 0 P: 3	R: 0 E: 0 K: 0 S: 4 H: 1 LOB: 1 BB: 0 P: 4	R: 0 E: 0 K: 0 S: 3 H: 0 LOB: 0 BB: 0 P: 3	R: 0 E: 0 K: 1 S: 5 H: 0 LOB: 0 BB: 0 P: 5	R: 0 E: 0 K: 1 S: 5 H: 0 LOB: 0 BB: 0 P: 5	R: 1 E: 0 K: 1 S: 7 H: 2 LOB: 1 BB: 0 P: 7	R: 0 E: 1 K: 1 S: 6 H: 0 LOB: 3 BB: 2 P: 14	1B: 2 2B: 2 3B: 1 HR: 0	SF: 0 SAC: 0 DP: 0 HBP: 0						

TOP

Detroit Tigers @ Boston Red Sox

Fenway Park, Boston, MA

Fri Aug 20 1965, 7:05 PM EDT

Unknown

livebaseballscorecards.com

AB	33
R	2
H	5
RBI	2
BB	3
SO	4
LOB	14

WP: 0	PA: 36
PB: 0	
SB: 0	
CS: 0	

PITCHER		IP	WLS	BF	H	R	ER	SO	BB	IBB	HBP	BLK	WP	HR	S	P	ERA	WHIP
Bill Monbouquette, R ERA: 3.75	(1, 1)	8.0	L	30	5	2	2	3	1	0	0	0	0	0	35	39	2.25	0.750
Dick Radatz, R ERA: 4.78	(9, 1)	1.0		6	0	0	0	1	1	1	0	0	0	0	6	14	0.00	1.000

PITCHER	IP	WLS	BF	H	R	ER	SO	BB	IBB	HBP	BLK	WP	HR	S	P	ERA	WHIP

Detroit Tigers @ Boston Red Sox

Fenway Park, Boston, MA

Fri Aug 20 1965, 7:05 PM EDT

Unknown

BOTTOM

Batter	1	2	3	4	5	6	7	8	9	AB	R	H	RBI	BB	SO	LOB
Lenny Green, L (1, 8) OBP: 0.368, SLG: 0.447	F6		F5			E3		F4		4	0	0	0	0	0	1
Dalton Jones, L (1, 5) OBP: 0.356, SLG: 0.408	F7			S 1B		K		1-3 1B		4	0	2	0	0	1	1
Carl Yastrzemski, L (1, 7) OBP: 0.391, SLG: 0.565	4-3			L7 1-2		F7		F7		4	0	0	0	0	0	4
Felix Mantilla, R (1, 4) OBP: 0.398, SLG: 0.463		F7		5-3			BBBB 4-0 SH3-4 BB		5-3	3	0	0	0	1	0	1
Lee Thomas, L (1, 3) OBP: 0.354, SLG: 0.454		5-3		F7			SH3-4 1-2		4-3	3	0	0	0	0	0	1
Jim Gosger, L (1, 9) OBP: 0.366, SLG: 0.471		BBBB 4-0 BB			SSS K		L3		SSS K	3	0	0	0	1	2	1
Russ Nixon, L (1, 2) OBP: 0.273, SLG: 0.306		1-3			4-3		6-3			3	0	0	0	0	0	2
Rico Petrocelli, R (1, 6) OBP: 0.287, SLG: 0.390			F7		F2			1B 1B		3	0	1	0	0	0	0
Bill Monbouquette, R (1, 1) OBP: 0.158, SLG: 0.096 Frank Malzone, R (8, PH) OBP: 0.295, SLG: 0.306 Dick Radatz, R (9, 1) OBP: 0.286, SLG: 0.450			SSS K			SSS K		F9		2 1 0	0 0 0	0 0 0	0 0 0	0 0 0	2 0 0	0 1 0
Inning Stats	R: 0 H: 0 E: 0 LOB: 0 K: 0 BB: 0 S: 3 P: 3	R: 0 H: 0 E: 0 LOB: 1 K: 0 BB: 1 S: 3 P: 7	R: 0 H: 0 E: 0 LOB: 0 K: 1 BB: 0 S: 5 P: 5	R: 0 H: 1 E: 0 LOB: 1 K: 0 BB: 0 S: 4 P: 4	R: 0 H: 0 E: 0 LOB: 0 K: 1 BB: 0 S: 5 P: 5	R: 0 H: 0 E: 1 LOB: 1 K: 2 BB: 0 S: 8 P: 8	R: 0 H: 0 E: 0 LOB: 1 K: 0 BB: 1 S: 3 P: 7	R: 0 H: 2 E: 0 LOB: 2 K: 0 BB: 0 S: 5 P: 5	R: 0 H: 0 E: 0 LOB: 0 K: 1 BB: 0 S: 5 P: 5	1B: 3 SF: 0 2B: 0 SAC: 1 3B: 0 DP: 0 HR: 0 HBP: 0							WP: 0 PA: 33 PB: 0 SB: 1 CS: 0

PITCHER	IP	WLS	BF	H	R	ER	SO	BB	IBB	HBP	BLK	WP	HR	S	P	ERA	WHIP
Denny McLain, R (1, 1) ERA: 2.84	9.0	W	33	3	0	0	5	2	0	0	0	0	0	41	49	0.00	0.556

PITCHER	IP	WLS	BF	H	R	ER	SO	BB	IBB	HBP	BLK	WP	HR	S	P	ERA	WHIP

AB	30
R	0
H	3
RBI	0
BB	2
SO	5
LOB	12

livebaseballscorecards.com

Detroit Tigers @ Boston Red Sox

Fenway Park, Boston, MA

Fri Aug 20 1965, 7:05 PM EDT

Att. 11,829 - Unknown

livebaseballscorecards.com

TOP

Batter	1	2	3	4	5	6	7	8	9	AB	R	H	RBI	BB	SO	LOB
Don Wert, R (1, 5) OBP: 0.338, SLG: 0.353	1-3	F5			E6 CS			F3		4	0	0	0	0	0	2
Jerry Lumpe, L (1, 4) OBP: 0.333, SLG: 0.337	F6		6-3		CS 1-2	G6-4-3 E WP 1B		F8		4	1	1	0	0	0	0
Gates Brown, L (1, 7) OBP: 0.295, SLG: 0.430	F9		F8			E4 G6-4-3 1-2			4-3	4	0	0	0	0	0	1
Willie Horton, R (1, 9) OBP: 0.340, SLG: 0.532 George Thomas, R (9, PR) OBP: 0.266, SLG: 0.331 (9, 9)		F7	F6			G6-4-3 1-2f 2-3			G6-4-3 1B	4 0	0 0	1 0	0 0	0 0	0 0	2 0
Don Demeter, R (1, 8) OBP: 0.324, SLG: 0.467	1B 2B			F5		5-3 3-H			G6-4-3 1-2f	4	1	1	0	0	0	1
Norm Cash, L (1, 3) OBP: 0.353, SLG: 0.438	SH FC4-6 1B 2-H			F6			4-3			3	1	1	1	0	0	0
Bill Freehan, R (1, 2) OBP: 0.290, SLG: 0.328	SH FC4-6 1-3			F7			6-3			2	0	0	0	0	0	0
Dick McAuliffe, L (1, 6) OBP: 0.342, SLG: 0.433 Ray Oyler, R (5, 6) OBP: 0.263, SLG: 0.370	FC4-6 BB 1-2f 3-H				G1		6-3			2 1	0 0	0 0	1 0	0 0	0 0	1 0
Joe Sparma, R (1, 1) OBP: 0.184, SLG: 0.171 Dave Wickersham, R (2, 1) OBP: 0.065, SLG: 0.065 Fred Gladding, L (8, 1) Orlando Pena, R (8, 1) OBP: 0.278, SLG: 0.188	BB 1-2				K			K		0 2 0 0	0 0 0 0	0 0 0 0	0 0 0 0	1 0 0 0	0 2 0 0	0 0 0 0
Inning Stats	R: 0 E: 0 K: 0 S: 3 H: 0 LOB: 0 BB: 0 P: 3	R: 2 E: 1 K: 0 S: 6 H: 2 LOB: 2 BB: 1 P: 10	R: 0 E: 0 K: 0 S: 3 H: 0 LOB: 0 BB: 0 P: 3	R: 0 E: 0 K: 0 S: 3 H: 0 LOB: 0 BB: 0 P: 3	R: 0 E: 1 K: 1 S: 5 H: 0 LOB: 0 BB: 0 P: 5	R: 1 E: 1 K: 0 S: 4 H: 1 LOB: 0 BB: 0 P: 4	R: 0 E: 0 K: 0 S: 3 H: 0 LOB: 0 BB: 0 P: 3	R: 0 E: 0 K: 1 S: 5 H: 0 LOB: 0 BB: 0 P: 5	R: 0 E: 0 K: 0 S: 3 H: 1 LOB: 1 BB: 0 P: 3	1B: 3 2B: 1 3B: 0 HR: 0	SF: 0 SAC: 1 DP: 2 HBP: 0						

AB	30
R	3
H	4
RBI	2
BB	1
SO	2
LOB	7

WP: 1 PB: 0 SB: 0 CS: 1 PA: 33

PITCHER		IP	WLS	BF	H	R	ER	SO	BB	IBB	HBP	BLK	WP	HR	S	P	ERA	WHIP
Earl Wilson, R ERA: 4.33	(1, 1)	8.0	L	29	3	3	1	2	1	0	0	0	1	0	32	36	1.12	0.500
Bob Duliba, R ERA: 2.93	(9, 1)	1.0		3	1	0	0	0	0	0	0	0	0	0	3	3	0.00	1.000

PITCHER		IP	WLS	BF	H	R	ER	SO	BB	IBB	HBP	BLK	WP	HR	S	P	ERA	WHIP

Detroit Tigers @ Boston Red Sox

Fenway Park, Boston, MA

Fri Aug 20 1965, 7:05 PM EDT

Att. 11,829 - Unknown

BOTTOM

Batter	1	2	3	4	5	6	7	8	9	AB	R	H	RBI	BB	SO	LOB
Dalton Jones, L (1, 5) OBP: 0.354, SLG: 0.406	BB 3-4 1B		F7		5-3			3-1 3-H		4	0	1	1	0	0	0
Jim Gosger, L (1, 8) OBP: 0.358, SLG: 0.459	K		K			F8		E9 2B		4	1	0	0	0	2	1
Bob Duliba, R (9, 1)										0	0	0	0	0	0	0
Carl Yastrzemski, L (1, 7) OBP: 0.392, SLG: 0.570	3-4 1-2		2B			3-1		BB 1-H 2B		4	0	2	1	0	0	1
Felix Mantilla, R (1, 4) OBP: 0.399, SLG: 0.461	BB BB		K			6-3		BB BB		2	0	0	0	2	1	1
Lee Thomas, L (1, 3) OBP: 0.355, SLG: 0.452	1-2 2-3 BB			F9			G3	1-2 2-3 BB		2	0	0	0	2	0	0
Tony Conigliaro, R (1, 9) OBP: 0.327, SLG: 0.484	1-3			6-3			F8	F6		4	0	0	0	0	0	6
Bob Tillman, R (1, 2) OBP: 0.287, SLG: 0.327		F9		K			K		F5	3	0	0	0	0	2	0
Russ Nixon, L (9, PH) OBP: 0.270, SLG: 0.302										1	0	0	0	0	0	0
Rico Petrocelli, R (1, 6) OBP: 0.287, SLG: 0.392		6-3			6-3			4-3 3-1 2B	K	4	1	1	0	0	1	0
Earl Wilson, R (1, 1) OBP: 0.343, SLG: 0.517		2-3			K			4-3 2-3	4-3	2	0	0	0	0	1	0
Lenny Green, L (8, PH) OBP: 0.367, SLG: 0.444 (9, 8)										2	0	0	0	0	0	1

Inning Stats	1	2	3	4	5	6	7	8	9
	R: 0 E: 0 K: 1 S: 6	H: 1 LOB: 3 BB: 2 P: 14	R: 0 E: 0 K: 0 S: 3	H: 0 LOB: 0 BB: 0 P: 3	R: 0 E: 0 K: 2 S: 8	H: 1 LOB: 1 BB: 0 P: 8	R: 0 E: 0 K: 1 S: 5	H: 0 LOB: 0 BB: 0 P: 5	R: 0 E: 0 K: 1 S: 5	H: 0 LOB: 0 BB: 0 P: 5	R: 0 E: 0 K: 0 S: 3	H: 0 LOB: 0 BB: 0 P: 3	R: 0 E: 0 K: 1 S: 5	H: 0 LOB: 0 BB: 0 P: 5	R: 2 E: 1 K: 0 S: 6	H: 2 LOB: 3 BB: 2 P: 14	R: 0 E: 0 K: 1 S: 5	H: 0 LOB: 0 BB: 0 P: 5

	1B: 1	SF: 0	WP: 0	PA: 36
	2B: 3	SAC: 0	PB: 0	
	3B: 0	DP: 0	SB: 0	
	HR: 0	HBP: 0	CS: 0	

PITCHER		IP	WLS	BF	H	R	ER	SO	BB	IBB	HBP	BLK	WP	HR	S	P	ERA	WHIP
Joe Sparma, R ERA: 3.11	(1, 1)	1.0		6	1	0	0	1	2	0	0	0	0	0	6	14	0.00	3.000
Dave Wickersham, R ERA: 4.25	(2, 1)	6.2	W	24	3	2	1	5	0	0	0	0	0	0	34	34	1.35	0.450
Fred Gladding, R ERA: 2.97	(8, 1)	0.0		2	0	0	0	0	2	0	0	0	0	0	0	8	∞	∞
Orlando Pena, R ERA: 4.5	(8, 1)	1.1	S	4	0	0	0	1	0	0	0	0	0	0	6	6	0.00	0.000

PITCHER		IP	WLS	BF	H	R	ER	SO	BB	IBB	HBP	BLK	WP	HR	S	P	ERA	WHIP

AB	32
R	2
H	4
RBI	2
BB	4
SO	7
LOB	10

livebaseballscorecards.com

Batter	1	2	3	4	5	6	7	8	9	AB	R	H	RBI	BB	SO	LOB
Don Wert, R (1, 5) OBP: 0.338, SLG: 0.352	K		4-3		6-3 BB		5-3		FC4-6 1B	4	1	1	1	1	1	0
Jerry Lumpe, L (1, 4) OBP: 0.329, SLG: 0.332	K		G3		F9		4-3		FC4-6 HR	5	1	0	0	0	1	4
Gates Brown, L (1, 7) OBP: 0.298, SLG: 0.453	K		F8		1B 2B		4-3		HR	5	2	2	4	0	1	0
Willie Horton, R (1, 9) OBP: 0.340, SLG: 0.537		HR		BB	6-3			F8	K	4	1	1	2	1	1	1
Don Demeter, R (1, 8) OBP: 0.328, SLG: 0.469		1B 1B		BB	1B			5-3		3	1	2	1	1	0	0
Norm Cash, L (1, 3) OBP: 0.352, SLG: 0.435		1B G4-6-3 1B		F5	6-3			4-3		4	1	1	0	0	0	3
Bill Freehan, R (1, 2) OBP: 0.289, SLG: 0.327		G4-6-3 1B		F3		F8			F3	4	0	1	1	0	0	2
Ray Oyler, R (1, 6) OBP: 0.275, SLG: 0.368		G4-6-3		F9		G4-6-3 1B			BB 1B BB	3	1	1	0	1	0	3
Hank Aguirre, R (1, 1) OBP: 0.133, SLG: 0.105		K			BB 2B BB	G4-6-3			FC4-6 1B HR BB	1	0	0	0	0	1	0
Larry Sherry, R (2, 1) OBP: 0.429, SLG: 0.667										0	0	0	0	0	0	0
Fred Gladding, L (3, 1)										0	0	0	0	0	0	0
Jim Northrup, L (5, PH) OBP: 0.256, SLG: 0.321										0	1	0	0	1	0	0
Terry Fox, R (5, 1)										0	0	0	0	0	0	0
Jake Wood, R (6, PH) OBP: 0.361, SLG: 0.381										1	0	0	0	0	0	1
Ron Nischwitz, S (6, 1)										0	0	0	0	0	0	0
George Thomas, R (9, PH) OBP: 0.271, SLG: 0.331										0	1	0	0	1	0	0
Inning Stats	R: 0 E: 0 K: 3 S: 9 H: 0 LOB: 0 BB: 0 P: 9	R: 3 E: 0 K: 1 S: 8 H: 4 LOB: 0 BB: 0 P: 8	R: 0 E: 0 K: 0 S: 3 H: 0 LOB: 0 BB: 0 P: 3	R: 0 E: 0 K: 0 S: 3 H: 0 LOB: 2 BB: 2 P: 11	R: 3 E: 0 K: 0 S: 5 H: 2 LOB: 1 BB: 2 P: 13	R: 0 E: 0 K: 0 S: 3 H: 1 LOB: 0 BB: 0 P: 3	R: 0 E: 0 K: 0 S: 3 H: 0 LOB: 0 BB: 0 P: 3	R: 0 E: 0 K: 0 S: 3 H: 0 LOB: 0 BB: 0 P: 3	R: 4 E: 0 K: 1 S: 7 H: 2 LOB: 0 BB: 2 P: 15	1B: 6 2B: 1 3B: 0 HR: 2 SF: 0 SAC: 0 DP: 2 HBP: 0						

TOP

Detroit Tigers @ Boston Red Sox

Fenway Park, Boston, MA

Sat Aug 21 1965, 7:05 PM EDT

Att. 7,567 - Unknown

livebaseballscorecards.com

AB	34
R	10
H	9
RBI	9
BB	6
SO	5
LOB	14

WP: 0 PB: 0 SB: 0 CS: 0 PA: 40

PITCHER		IP	WLS	BF	H	R	ER	SO	BB	IBB	HBP	BLK	WP	HR	S	P	ERA	WHIP
Dave Morehead, R ERA: 4.71	(1, 1)	4.2		23	6	6	6	4	4	0	0	0	0	1	27	43	11.57	2.143
Bob Duliba, R ERA: 3.4	(5, 1)	4.1	W	17	3	4	4	1	2	0	0	0	0	1	17	25	8.31	1.154

PITCHER	IP	WLS	BF	H	R	ER	SO	BB	IBB	HBP	BLK	WP	HR	S	P	ERA	WHIP

Batter	1	2	3	4	5	6	7	8	9	AB	R	H	RBI	BB	SO	LOB
Rico Petrocelli, R (1, 6) OBP: 0.295, SLG: 0.393	SH1-3 BB 6-3 1B	1B BB 1B	1-2 2-3 BB	K	F6			G4-6-3 BB		4	2	2	0	2	1	4
Frank Malzone, R (1, 5) OBP: 0.298, SLG: 0.308	6-3 SH1-3 1-2 2B BB	BB BB 1-3 1B	F8		1-3			G4-6-3 1-2f		5	2	2	0	1	0	6
Carl Yastrzemski, L (1, 7) OBP: 0.396, SLG: 0.574	SH1-3 1-2 2-3	BB 1-2 BB		3B 1B	1-3 1B 2B	4-3				3	2	2	0	1	0	0
Felix Mantilla, R (1, 4) OBP: 0.399, SLG: 0.459	6-3 2-3 3-H	1-2 2-3 3-H BB		F6	2-H 3-H HR 1B	6-3				4	1	1	4	1	0	2
Tony Conigliaro, R (1, 9) OBP: 0.330, SLG: 0.501	HR 3-H 2B	F3		1-H 1B 3B	2-H HR	F8				5	3	3	4	0	0	3
Tony Horton, R (1, 3) OBP: 0.355, SLG: 0.427	2-H HR	BB BB BB		1B FC4-6 3-H 1B	BB 1B 1B	6-3				4	3	3	3	1	0	0
Jim Gosger, L (1, 8) OBP: 0.359, SLG: 0.453	4-3	F9		FC4-6 PB 1-3 1B	1B 1-2 BB	F7				4	0	1	0	1	0	1
Bob Tillman, R (1, 2) OBP: 0.292, SLG: 0.327		6-3	BB 1-2 BB	FC4-6 1-2 IBB	1-3 2-H 1B	K2-3				3	0	1	1	2	1	0
Dave Morehead, R (1, 1) OBP: 0.236, SLG: 0.180 Bob Duliba, R (5, 1)		5-3	K	FC4-6 1-2f 2-3 3-H	K			K		3 2	0 0	0 0	1 0	0 0	1 2	4 2
Inning Stats	R: 4 H: 3 E: 0 LOB: 0 K: 0 BB: 1 S: 6 P: 10	R: 1 H: 2 E: 0 LOB: 3 K: 0 BB: 2 S: 5 P: 13	R: 0 H: 0 E: 0 LOB: 3 K: 1 BB: 3 S: 5 P: 17	R: 3 H: 4 E: 0 LOB: 2 K: 1 BB: 1 S: 9 P: 13	R: 5 H: 6 E: 0 LOB: 2 K: 1 BB: 1 S: 11 P: 15	R: 0 H: 0 E: 0 LOB: 0 K: 0 BB: 0 S: 3 P: 3	R: 0 H: 0 E: 0 LOB: 0 K: 1 BB: 0 S: 5 P: 5	R: 0 H: 0 E: 0 LOB: 0 K: 1 BB: 1 S: 4 P: 8		1B: 10 SF: 0 2B: 2 SAC: 1 3B: 1 DP: 1 HR: 2 HBP: 0						

BOTTOM

Detroit Tigers @ Boston Red Sox

Fenway Park, Boston, MA

Sat Aug 21 1965, 7:05 PM EDT

Att. 7,567 - Unknown

livebaseballscorecards.com

AB	37
R	13
H	15
RBI	13
BB	9
SO	5
LOB	22

PITCHER		IP	WLS	BF	H	R	ER	SO	BB	IBB	HBP	BLK	WP	HR	S	P	ERA	WHIP
Hank Aguirre, L ERA: 3.62	(1, 1)	1.2	L	12	5	5	5	0	2	0	0	0	0	1	10	18	27.00	4.200
Larry Sherry, R ERA: 3.36	(2, 1)	1.0		7	0	0	0	1	4	0	0	0	0	0	5	21	0.00	4.000
Fred Gladding, R ERA: 3.36	(3, 1)	1.1		9	4	3	3	1	0	1	0	0	0	0	10	14	20.25	3.000
Terry Fox, R ERA: 3.38	(5, 1)	1.0		10	6	5	5	1	1	0	0	0	0	1	11	15	45.00	7.000
Ron Nischwitz, L ERA: 2.66	(6, 1)	3.0		9	0	0	0	2	1	0	0	0	0	0	12	16	0.00	0.333

PITCHER	IP	WLS	BF	H	R	ER	SO	BB	IBB	HBP	BLK	WP	HR	S	P	ERA	WHIP

Batter	1	2	3	4	5	6	7	8	9	AB	R	H	RBI	BB	SO	LOB
Don Wert, R (1, 5) OBP: 0.337, SLG: 0.350	SSS 0-3 ① K		x 0-0 ① F2		x 0-0 ③ F8					3	0	0	0	0	1	3
Jerry Lumpe, L (1, 4) OBP: 0.329, SLG: 0.332	x 0-0 ② F6		x 0-0 ②③ 7-6-4 1-2f			x 0-0 SH 1B				3	0	1	0	0	0	1
Gates Brown, L (1, 7) OBP: 0.294, SLG: 0.448	SSS 0-3 ③ K			SSS 0-3 ① K		x 0-0 ① SH 1-2				2	0	0	0	0	2	0
Willie Horton, R (1, 9) OBP: 0.343, SLG: 0.536		BBBB 4-0 HR BB		x 0-0 ② F4		4-0 IBB				1	1	0	0	2	0	0
Don Demeter, R (1, 3) OBP: 0.329, SLG: 0.477		x 0-0 1-H HR		x 0-0 ③ F5						2	1	1	2	0	0	0
George Thomas, R (1, 8) OBP: 0.267, SLG: 0.326		x 0-0 ① 5-3			SSS 0-3 ① K					2	0	0	0	0	1	0
Bill Freehan, R (1, 2) OBP: 0.293, SLG: 0.329		x 0-0 G6-4-3 1B			BBBB 4-0 SH1-4 BB BB					1	0	1	0	1	0	0
Ray Oyler, R (1, 6) OBP: 0.280, SLG: 0.364		x 0-0 ②③ G6-4-3 1-2f			BBBB 4-0 1-2 SH1-4 BB					1	0	0	0	1	0	1
Joe Sparma, R (1, 1) OBP: 0.205, SLG: 0.171			BBBB 4-0 7-6-4 BB		x 0-0 ② SH1-4 1-2 2-3					0	0	0	0	1	0	0
Inning Stats	R: 0 E: 0 K: 2 S: 7 H: 0 LOB: 0 BB: 0 P: 7	R: 2 E: 0 K: 0 S: 4 H: 2 LOB: 0 BB: 1 P: 8	R: 0 E: 0 K: 0 S: 2 H: 0 LOB: 0 BB: 1 P: 6	R: 0 E: 0 K: 1 S: 5 H: 0 LOB: 0 BB: 0 P: 5	R: 0 E: 0 K: 1 S: 5 H: 0 LOB: 2 BB: 2 P: 13	R: 0 E: 0 K: 0 S: 2 H: 1 LOB: 2 BB: 1 P: 6				1B: 2 2B: 1 3B: 0 HR: 1 SF: 0 SAC: 2 DP: 2 HBP: 0						

PITCHER	IP	WLS	BF	H	R	ER	SO	BB	IBB	HBP	BLK	WP	HR	S	P	ERA	WHIP
Dennis Bennett, L (1, 1) ERA: 4.61	5.1	L	22	3	2	2	4	4	1	0	0	0	1	25	45	3.38	1.312

PITCHER	IP	WLS	BF	H	R	ER	SO	BB	IBB	HBP	BLK	WP	HR	S	P	ERA	WHIP

TOP

Detroit Tigers @ Boston Red Sox

Fenway Park, Boston, MA

Sun Aug 22 1965, 3:33 AM EDT

Att. 7,272 - Unknown

livebaseballscorecards.com

AB	15
R	2
H	3
RBI	2
BB	5
SO	4
LOB	5

WP: 0 PA: 22
PB: 0
SB: 0
CS: 0

Batter	1	2	3	4	5	6	7	8	9	AB	R	H	RBI	BB	SO	LOB
Jim Gosger, L (1, 8) OBP: 0.353, SLG: 0.445	S S S 0-3 ① K		x 0-0 ①② G1-6-3 1-2f		x 0-0 ② F6					3	0	0	0	0	1	3
Dalton Jones, L (1, 5) OBP: 0.354, SLG: 0.412	x 0-0 ② F8		x 0-0 3B		x 0-0 ③ F9					3	0	1	0	0	0	2
Carl Yastrzemski, L (1, 7) OBP: 0.394, SLG: 0.571	x 0-0 ③ 6-3		x 0-0 ③ 4-3							2	0	0	0	0	0	1
Felix Mantilla, R (1, 4) OBP: 0.398, SLG: 0.457		x 0-0 ① F8		x 0-0 ① 6-3						2	0	0	0	0	0	0
Lee Thomas, L (1, 3) OBP: 0.356, SLG: 0.450		B B B B 4-0 2B 5-3 BB		x 0-0 ② 1-3						1	1	0	0	1	0	0
Tony Conigliaro, R (1, 9) OBP: 0.331, SLG: 0.504		x 0-0 5-3 1-3 2B		S S S 0-3 ③ K						2	0	1	0	0	1	0
Russ Nixon, L (1, 2) OBP: 0.275, SLG: 0.307		x 0-0 ② 5-3 2-3 3-H			x 0-0 1B 1B					2	0	1	1	0	0	1
Rico Petrocelli, R (1, 6) OBP: 0.297, SLG: 0.394		S S S 0-3 ③ K			x 0-0 1-2 1B					2	0	1	0	0	1	1
Dennis Bennett, L (1, 1) OBP: 0.238, SLG: 0.250			B B B B 4-0 G1-6-3 BB		S S S 0-3 ① K					1	0	0	0	1	1	2
Inning Stats	R: 0 E: 0 K: 1 S: 5 H: 0 LOB: 0 BB: 0 P: 5	R: 1 E: 0 K: 1 S: 6 H: 1 LOB: 1 BB: 1 P: 10	R: 0 E: 0 K: 0 S: 3 H: 1 LOB: 1 BB: 1 P: 7	R: 0 E: 0 K: 1 S: 5 H: 0 LOB: 0 BB: 0 P: 5	R: 0 E: 0 K: 1 S: 7 H: 2 LOB: 2 BB: 0 P: 7					1B: 2 2B: 1 3B: 1 HR: 0	SF: 0 SAC: 0 DP: 1 HBP: 0					

PITCHER	IP	WLS	BF	H	R	ER	SO	BB	IBB	HBP	BLK	WP	HR	S	P	ERA	WHIP
Joe Sparma, R (1, 1) ERA: 3.05	5.0	W	20	4	1	1	4	2	0	0	0	0	0	26	34	1.80	1.200

PITCHER	IP	WLS	BF	H	R	ER	SO	BB	IBB	HBP	BLK	WP	HR	S	P	ERA	WHIP

BOTTOM

Detroit Tigers @ Boston Red Sox

Fenway Park, Boston, MA

Sun Aug 22 1965, 3:33 AM EDT

Att. 7,272 - Unknown

livebaseballscorecards.com

AB	18
R	1
H	4
RBI	1
BB	2
SO	4
LOB	10

WP: 0 PB: 0 SB: 0 CS: 0 PA: 20

Batter	1	2	3	4	5	6	7	8	9	AB	R	H	RBI	BB	SO	LOB
Don Wert, R (1, 5) OBP: 0.336, SLG: 0.349	F3		E HR 1B		G1-6-3 1-2f			F7		4	1	1	0	0	0	2
Jerry Lumpe, L (1, 4) OBP: 0.328, SLG: 0.332	L6		E6 1-3 HR 1B			F6		F9		4	1	1	0	0	0	1
Gates Brown, L (1, 7) OBP: 0.293, SLG: 0.460	F9		2-H 3-H HR			L1			G1	4	1	1	3	0	0	0
Willie Horton, R (1, 9) OBP: 0.342, SLG: 0.531		F9	6-3			6-3			H 1-0 HBP	3	0	0	0	0	0	0
Don Demeter, R (1, 8) OBP: 0.326, SLG: 0.472		K		5-3			K		F8	4	0	0	0	0	2	1
Norm Cash, L (1, 3) OBP: 0.351, SLG: 0.431		BB		F2			F9		F8	3	0	0	0	1	0	1
Bill Freehan, R (1, 2) OBP: 0.291, SLG: 0.326		K 1-2		K			6-3			3	0	0	0	0	2	1
Ray Oyler, R (1, 6) OBP: 0.294, SLG: 0.367			K	G1-6-3 1B				BB		2	0	1	0	1	1	0
Mickey Lolich, S (1, 1) OBP: 0.106, SLG: 0.078			K	F3				K		0	0	0	0	0	0	0
Julio Navarro, R (2, 1)										2	0	0	0	0	1	1
Jim Northrup, L (8, PH) OBP: 0.254, SLG: 0.318										1	0	0	0	0	1	1
Orlando Pena, R (8, 1) OBP: 0.278, SLG: 0.188										0	0	0	0	0	0	0
Inning Stats	R: 0 E: 0 K: 0 S: 3 H: 0 LOB: 0 BB: 0 P: 3	R: 0 E: 0 K: 2 S: 7 H: 0 LOB: 1 BB: 1 P: 11	R: 3 E: 1 K: 2 S: 10 H: 3 LOB: 0 BB: 0 P: 10	R: 0 E: 0 K: 1 S: 5 H: 0 LOB: 0 BB: 0 P: 5	R: 0 E: 0 K: 0 S: 3 H: 1 LOB: 0 BB: 0 P: 3	R: 0 E: 0 K: 0 S: 3 H: 0 LOB: 0 BB: 0 P: 3	R: 0 E: 0 K: 1 S: 5 H: 0 LOB: 0 BB: 0 P: 5	R: 0 E: 0 K: 1 S: 5 H: 0 LOB: 1 BB: 1 P: 9	R: 0 E: 0 K: 0 S: 3 H: 0 LOB: 1 BB: 0 P: 4	1B: 3 2B: 0 3B: 0 HR: 1 SF: 0 SAC: 0 DP: 1 HBP: 1	WP: 0 PB: 0 SB: 1 CS: 0 PA: 33					

PITCHER	IP	WLS	BF	H	R	ER	SO	BB	IBB	HBP	BLK	WP	HR	S	P	ERA	WHIP
Rollie Sheldon, R (1, 1) ERA: 4.08	7.0	W	26	4	3	3	6	2	0	0	0	0	1	36	44	3.86	0.857
John Wyatt, R (8, 1) ERA: 2.33	2.0	S	7	0	0	0	1	0	0	1	0	0	0	8	9	0.00	0.000

PITCHER	IP	WLS	BF	H	R	ER	SO	BB	IBB	HBP	BLK	WP	HR	S	P	ERA	WHIP

TOP

Detroit Tigers @ Kansas City Athletics

Municipal Stadium, Kansas City, MO

Mon Aug 23 1965, 8:05 PM EDT

Att. 3,414 - Unknown

livebaseballscorecards.com

AB	30
R	3
H	4
RBI	3
BB	2
SO	7
LOB	8

Batter	1	2	3	4	5	6	7	8	9	AB	R	H	RBI	BB	SO	LOB
Bert Campaneris, R (1, 6) OBP: 0.331, SLG: 0.403	5-3	SF8 3-H			F4		CS 1B			3	0	1	1	0	0	0
Jose Tartabull, L (1, 8) OBP: 0.420, SLG: 0.484	1B 3B	5-3			BBBB 4-0 K2-6-3-2 BB		CS 1-2	G5-4-3 1B		3	1	2	0	1	0	1
Mike Hershberger, R (1, 9) OBP: 0.293, SLG: 0.322	FC6-4 3-H 1B		6-3		SSS 0-3 K2-6-3-2 1-2f			G5-4-3 1-2f		4	0	1	1	0	1	2
Ken Harrelson, R (1, 3) OBP: 0.333, SLG: 0.448 Santiago Rosario, L (9, 3) OBP: 0.353, SLG: 0.432	K	5-3				HR		K		4 0	1 0	1 0	1 0	0 0	2 0	1 0
Ed Charles, R (1, 5) OBP: 0.331, SLG: 0.390	FC6-4 1-2f		F9			5-3				3	0	0	0	0	0	1
Wayne Causey, L (1, 4) OBP: 0.360, SLG: 0.360		1B 1B 1B		BBBB 4-0 FC6 BB		3-1				2	1	1	0	1	0	0
Rene Lachemann, R (1, 2) OBP: 0.245, SLG: 0.401		1B SF8 1-3 1B		SSS 0-3 K		6-3				3	1	1	0	0	1	1
Tommie Reynolds, R (1, 7) OBP: 0.310, SLG: 0.291		SH1-4 1-3 3-H 1B		F9			SSS 0-3 K			3	0	1	1	0	1	1
Rollie Sheldon, R (1, 1) OBP: 0.122, SLG: 0.077 John Wyatt, R (8, 1)		SH1-4 1-2		FC6 1-2f			SSS 0-3 K			2 0	0 0	0 0	0 0	0 0	1 0	1 0
Inning Stats	R: 1 E: 0 K: 1 S: 7 H: 2 LOB: 1 BB: 0 P: 7	R: 2 E: 0 K: 0 S: 6 H: 3 LOB: 1 BB: 0 P: 6	R: 0 E: 0 K: 0 S: 3 H: 0 LOB: 0 BB: 0 P: 3	R: 0 E: 0 K: 1 S: 5 H: 0 LOB: 1 BB: 1 P: 9	R: 0 E: 0 K: 1 S: 4 H: 0 LOB: 1 BB: 1 P: 8	R: 1 E: 0 K: 0 S: 4 H: 1 LOB: 0 BB: 0 P: 4	R: 0 E: 0 K: 2 S: 7 H: 1 LOB: 0 BB: 0 P: 7	R: 0 E: 0 K: 1 S: 5 H: 1 LOB: 0 BB: 0 P: 5		1B: 6 2B: 1 3B: 1 HR: 1 SF: 1 SAC: 1 DP: 2 HBP: 0				WP: 0 PB: 0 SB: 0 CS: 1 PA: 32		

PITCHER		IP	WLS	BF	H	R	ER	SO	BB	IBB	HBP	BLK	WP	HR	S	P	ERA	WHIP
Mickey Lolich, L ERA: 3.97	(1, 1)	1.0		8	5	3	3	1	0	0	0	0	0	0	10	10	27.00	5.000
Julio Navarro, R ERA: 4.24	(2, 1)	6.0	L	20	2	1	1	4	2	0	0	0	0	1	26	34	1.50	0.667
Orlando Pena, R ERA: 4.44	(8, 1)	1.0		3	1	0	0	1	0	0	0	0	0	0	5	5	0.00	1.000

PITCHER	IP	WLS	BF	H	R	ER	SO	BB	IBB	HBP	BLK	WP	HR	S	P	ERA	WHIP

BOTTOM

Detroit Tigers @ Kansas City Athletics

Municipal Stadium, Kansas City, MO

Mon Aug 23 1965, 8:05 PM EDT

Att. 3,414 - Unknown

livebaseballscorecards.com

AB	27
R	4
H	8
RBI	4
BB	2
SO	6
LOB	8

Batter	1	2	3	4	5	6	7	8	9	AB	R	H	RBI	BB	SO	LOB
Don Wert, R (1, 5) OBP: 0.336, SLG: 0.350	F9		1B	5-3		F8 WP 1B		F4		5	0	2	0	0	0	0
Jerry Lumpe, L (1, 4) OBP: 0.333, SLG: 0.337	2B 1B		1-3 E S 1B		1B S 1B	F8 1-3			K	3	3	3	0	0	0	0
George Smith, R (5, 4) OBP: 0.190, SLG: 0.105										2	0	0	0	0	1	1
Gates Brown, L (1, 7) OBP: 0.296, SLG: 0.461	1-H 2B		1-2 E 1B BB		1-2 K	F2			4-3	4	1	1	1	1	1	2
Willie Horton, R (1, 9) OBP: 0.342, SLG: 0.530	5-3		1-H 2-H E7 2B 1B		5-3		6-3		1B	5	1	2	1	0	0	2
Don Demeter, R (1, 8) OBP: 0.327, SLG: 0.474	5-3		2-H 1B 2B		2-H HR 1B		5-3		F7	5	2	2	2	0	0	2
Norm Cash, L (1, 3) OBP: 0.355, SLG: 0.442		K	2-H 1B		1-H HR		BB			3	1	2	3	1	1	0
John Sullivan, L (1, 2) OBP: 0.342, SLG: 0.369		K	K		1B		K			4	0	1	0	0	3	2
Ray Oyler, R (1, 6) OBP: 0.281, SLG: 0.349		5-3		K	F4			F7		4	0	0	0	0	1	1
Denny McLain, R (1, 1) OBP: 0.121, SLG: 0.066			K	K		K		K		4	0	0	0	0	4	0
Inning Stats	R: 1 E: 0 K: 0 S: 5 H: 2 LOB: 1 BB: 0 P: 5	R: 0 E: 0 K: 2 S: 7 H: 0 LOB: 0 BB: 0 P: 7	R: 4 E: 1 K: 2 S: 11 H: 5 LOB: 1 BB: 1 P: 15	R: 0 E: 0 K: 2 S: 7 H: 0 LOB: 0 BB: 0 P: 7	R: 3 E: 0 K: 1 S: 9 H: 4 LOB: 1 BB: 0 P: 9	R: 0 E: 0 K: 1 S: 6 H: 1 LOB: 1 BB: 0 P: 6	R: 0 E: 0 K: 1 S: 5 H: 0 LOB: 1 BB: 1 P: 9	R: 0 E: 0 K: 1 S: 5 H: 0 LOB: 0 BB: 0 P: 5	R: 0 E: 0 K: 1 S: 6 H: 1 LOB: 1 BB: 0 P: 6	1B: 10 2B: 2 3B: 0 HR: 1 SF: 0 SAC: 0 DP: 0 HBP: 0							

TOP

Detroit Tigers @ Kansas City Athletics

Municipal Stadium, Kansas City, MO

Tue Aug 24 1965, 8:05 PM EDT

Att. 4,437 - Unknown

livebaseballscorecards.com

AB	39
R	8
H	13
RBI	7
BB	2
SO	11
LOB	10

WP: 1 PB: 0 SB: 2 CS: 0 PA: 41

PITCHER	IP	WLS	BF	H	R	ER	SO	BB	IBB	HBP	BLK	WP	HR	S	P	ERA	WHIP
Lew Krausse, R (1, 1) ERA: 6.97	2.2	L	15	7	5	5	3	1	0	0	0	0	0	20	24	16.88	3.000
Diego Segui, R (3, 1) ERA: 5.02	2.1		11	4	3	3	4	0	0	0	0	0	1	19	19	11.57	1.714
Jim Dickson, R (6, 1) ERA: 3.62	2.0		8	1	0	0	2	1	0	0	0	1	0	11	15	0.00	1.000
Jack Aker, R (8, 1) ERA: 3.75	2.0		7	1	0	0	2	0	0	0	0	0	0	11	11	0.00	0.500

PITCHER	IP	WLS	BF	H	R	ER	SO	BB	IBB	HBP	BLK	WP	HR	S	P	ERA	WHIP

Detroit Tigers @ Kansas City Athletics

Municipal Stadium, Kansas City, MO

Tue Aug 24 1965, 8:05 PM EDT

Att. 4,437 - Unknown

livebaseballscorecards.com

BOTTOM

Batter	1	2	3	4	5	6	7	8	9	AB	R	H	RBI	BB	SO	LOB
Bert Campaneris, R (1, 6) OBP: 0.331, SLG: 0.402	1-3		2-3		F5			WP 1B FC5-4 1B		4	1	1	0	0	0	0
Jose Tartabull, L (1, 8) OBP: 0.423, SLG: 0.484	F7		1B		F3			FC5-4 BB 1-2 1B		4	0	2	0	0	0	0
Wayne Causey, L (1, 4) OBP: 0.357, SLG: 0.357	F7		L8			F7		SSS K 2-3		4	0	0	0	0	1	3
Ed Charles, R (1, 5) OBP: 0.333, SLG: 0.392 Skip Lockwood, R (6, PR) OBP: 0.282, SLG: 0.125 (7, 5)		6-3		1B		G6-4-3 1B		BBBB FC5-4 1-2 BB		3 0	0 0	2 0	0 0	0 1	0 0	0 0
Ken Harrelson, R (1, 3) OBP: 0.329, SLG: 0.444		F5		SSS K		G6-4-3 1-2f		FC5-4 1-2f 2-3 3-H		4	0	0	1	0	1	4
Mike Hershberger, R (1, 9) OBP: 0.295, SLG: 0.322		H 1-0 BLK HBP		1-2 1B			F3	F7		3	0	1	0	0	0	2
Billy Bryan, L (1, 2) OBP: 0.305, SLG: 0.416		F6 1-2		SSS K			SSS K	BBBB G5-4-3 BB		3	0	0	0	1	2	3
Tommie Reynolds, R (1, 7) OBP: 0.309, SLG: 0.296			4-3	F4			2B	G5-4-3 1-2f		4	0	1	0	0	0	3
Lew Krausse, R (1, 1) Diego Segui, R (3, 1) OBP: 0.239, SLG: 0.318 Johnny Blanchard, L (5, PH) OBP: 0.259, SLG: 0.240 Jim Dickson, L (6, 1) Santiago Rosario, L (7, PH) OBP: 0.346, SLG: 0.422 Jack Aker, R (8, 1) Rene Lachemann, R (9, PH) OBP: 0.243, SLG: 0.399			HR		L3		G3	SSS K		0 1 1 0 0 1 0 1	0 1 0 0 0 0 0 0	0 1 0 0 0 0 0 1	0 1 0 0 0 0 0 0	0 0 0 0 0 0 0 1	0 0 0 0 0 0 0 0	0 0 0 0 1 0 1 0
Inning Stats	R: 0 E: 0 K: 0 S: 3 H: 0 LOB: 0 BB: 0 P: 3	R: 0 E: 0 K: 0 S: 3 H: 0 LOB: 1 BB: 0 P: 4	R: 1 E: 0 K: 0 S: 5 H: 2 LOB: 1 BB: 0 P: 5	R: 0 E: 0 K: 2 S: 9 H: 2 LOB: 2 BB: 0 P: 9	R: 0 E: 0 K: 0 S: 3 H: 0 LOB: 0 BB: 0 P: 3	R: 0 E: 0 K: 0 S: 3 H: 1 LOB: 1 BB: 0 P: 3	R: 0 E: 0 K: 1 S: 6 H: 1 LOB: 1 BB: 0 P: 6	R: 1 E: 0 K: 1 S: 7 H: 2 LOB: 2 BB: 1 P: 11	R: 0 E: 0 K: 1 S: 4 H: 0 LOB: 0 BB: 1 P: 8	1B: 6 2B: 1 3B: 0 HR: 1	SF: 0 SAC: 0 DP: 2 HBP: 1			WP: 1 PB: 0 SB: 0 CS: 0	PA: 36		

	AB	33
	R	2
	H	8
	RBI	2
	BB	2
	SO	5
	LOB	16

PITCHER		IP	WLS	BF	H	R	ER	SO	BB	IBB	HBP	BLK	WP	HR	S	P	ERA	WHIP
Denny McLain, R ERA: 2.79	(1, 1)	9.0	W	36	8	2	2	5	2	0	1	1	1	1	43	52	2.00	1.111

PITCHER	IP	WLS	BF	H	R	ER	SO	BB	IBB	HBP	BLK	WP	HR	S	P	ERA	WHIP

Detroit Tigers @ Kansas City Athletics

Municipal Stadium, Kansas City, MO

Wed Aug 25 1965, 8:05 PM EDT

Att. 4,794 - Unknown

TOP

livebaseballscorecards.com

Batter	1	2	3	4	5	6	7	8	9	AB	R	H	RBI	BB	SO	LOB
Don Wert, R (1, 5) OBP: 0.334, SLG: 0.347	F7		6-3		F8		6-3			4	0	0	0	0	0	2
Jerry Lumpe, L (1, 4) OBP: 0.334, SLG: 0.337	S 1B		F9		1-2 2-3 BB			L4		3	0	1	0	1	0	0
Gates Brown, L (1, 7) OBP: 0.295, SLG: 0.454	F8 1-2			BB	4-3			F8		3	0	0	0	1	0	4
Willie Horton, R (1, 9) OBP: 0.342, SLG: 0.527	K			K		F9		2B 1B		4	0	1	0	0	2	2
Don Demeter, R (1, 8) OBP: 0.328, SLG: 0.477		K		F8		FC6 1B		1-H 2B		4	0	2	0	0	1	1
Norm Cash, L (1, 3) OBP: 0.352, SLG: 0.437		F8		F5		1-2f FC6			F5	4	0	0	0	0	0	2
John Sullivan, L (1, 2) OBP: 0.342, SLG: 0.368										3	0	1	0	0	0	1
George Thomas, R (9, PH) OBP: 0.265, SLG: 0.323		1B			F4	F4			K	1	0	0	0	0	1	0
Ray Oyler, R (1, 6) OBP: 0.280, SLG: 0.337		F5			BB 1B BB		F7		G3	3	0	0	0	1	0	1
Joe Sparma, R (1, 1) OBP: 0.200, SLG: 0.167			K		BB 1-2 1B		L6			1	0	0	0	0	1	0
Dave Wickersham, R (3, 1) OBP: 0.065, SLG: 0.065										0	0	0	0	0	0	0
Ron Nischwitz, S (4, 1)										0	0	0	0	0	0	0
Jim Northrup, L (5, PH) OBP: 0.259, SLG: 0.323										1	0	1	0	0	0	0
Terry Fox, R (5, 1)										0	0	0	0	0	0	0
Jake Wood, R (7, PH) OBP: 0.358, SLG: 0.378										1	0	0	0	0	0	0
Fred Gladding, L (7, 1)										0	0	0	0	0	0	0

Inning Stats	1	2	3	4	5	6	7	8	9
	R: 0 E: 0 K: 1 S: 6	H: 1 LOB: 1 BB: 0 P: 6	R: 0 E: 0 K: 1 S: 6	H: 1 LOB: 1 BB: 0 P: 6	R: 0 E: 0 K: 1 S: 5	H: 0 LOB: 0 BB: 0 P: 5	R: 0 E: 0 K: 1 S: 5	H: 0 LOB: 1 BB: 1 P: 9	R: 0 E: 0 K: 0 S: 4	H: 1 LOB: 3 BB: 2 P: 12	R: 0 E: 0 K: 0 S: 4	H: 1 LOB: 1 BB: 0 P: 4	R: 0 E: 0 K: 0 S: 3	H: 0 LOB: 0 BB: 0 P: 3	R: 0 E: 0 K: 0 S: 4	H: 2 LOB: 2 BB: 0 P: 4	R: 0 E: 0 K: 1 S: 5	H: 0 LOB: 0 BB: 0 P: 5

PITCHER		IP	WLS	BF	H	R	ER	SO	BB	IBB	HBP	BLK	WP	HR	S	P	ERA	WHIP	PITCHER		IP	WLS	BF	H	R	ER	SO	BB	IBB	HBP	BLK	WP	HR	S	P	ERA	WHIP
Catfish Hunter, R (1, 1) ERA: 4.19		9.0	W	35	6	0	0	5	3	0	0	0	0	0	42	54	0.00	1.000																			

1B: 5	SF: 0
2B: 1	SAC: 0
3B: 0	DP: 0
HR: 0	HBP: 0

WP: 0	PA: 35
PB: 0	
SB: 1	
CS: 0	

AB	32
R	0
H	6
RBI	0
BB	3
SO	5
LOB	13

Detroit Tigers @ Kansas City Athletics

Municipal Stadium, Kansas City, MO

Wed Aug 25 1965, 8:05 PM EDT

Att. 4,794 - Unknown

livebaseballscorecards.com

BOTTOM

Batter	1	2	3	4	5	6	7	8	9	AB	R	H	RBI	BB	SO	LOB
Bert Campaneris, R (1, 6) OBP: 0.334, SLG: 0.407	6-3 3B	S 1B		2B HBP		F7 ①				3	2	2	0	0	0	0
Wayne Causey, L (1, 4) OBP: 0.356, SLG: 0.358	6-3 ① 3-H	5-3 ③ 1-2		1-H 2B		F6 ②				4	0	1	2	0	0	1
Jose Tartabull, L (1, 7) OBP: 0.417, SLG: 0.475	E1 1B		1B 1B 1B	5-3 ①		4-3 ③				4	1	1	0	0	0	1
Ed Charles, R (1, 5) OBP: 0.335, SLG: 0.394	1-2 1B		BB 1-3 1B 1B	5-3 ②			S S S K ①			4	1	2	0	0	1	1
Jim Landis, R (1, 8) OBP: 0.364, SLG: 0.346	S S S K ②		B B B B CS 1B 1-2 BB	B B B B BB			1-3 ②			2	0	0	0	2	1	2
Ken Harrelson, R (1, 3) OBP: 0.329, SLG: 0.441 Santiago Rosario, L (8, 3) OBP: 0.346, SLG: 0.422	F7 ③		CS 1B 1-2 2-H 3-H	5-3 ③			F6 ③			4 0	0 0	1 0	2 0	0 0	0 0	4 0
Johnny Blanchard, L (1, 2) OBP: 0.259, SLG: 0.260		HR	S S S K ① ② 1-2 2-3		F7 ①			F2 ①		4	1	1	1	0	1	2
Mike Hershberger, R (1, 9) OBP: 0.294, SLG: 0.320		F8 ①	I I I I IBB		6-3 ②			L4 ②		3	0	0	0	1	0	0
Catfish Hunter, R (1, 1) OBP: 0.077, SLG: 0.077		1-3 ②	F8 ③		F8 ③			S S S K ③		4	0	0	0	0	1	2
Inning Stats	R: 1 H: 2 E: 1 LOB: 2 K: 1 BB: 0 S: 8 P: 8	R: 1 H: 2 E: 0 LOB: 1 K: 0 BB: 0 S: 5 P: 5	R: 2 H: 3 E: 0 LOB: 2 K: 1 BB: 2 S: 7 P: 15	R: 1 H: 1 E: 0 LOB: 2 K: 0 BB: 1 S: 4 P: 9	R: 0 H: 0 E: 0 LOB: 0 K: 0 BB: 0 S: 3 P: 3	R: 0 H: 0 E: 0 LOB: 0 K: 0 BB: 0 S: 3 P: 3	R: 0 H: 0 E: 0 LOB: 0 K: 1 BB: 0 S: 5 P: 5	R: 0 H: 0 E: 0 LOB: 0 K: 1 BB: 0 S: 5 P: 5		1B: 5 SF: 0 2B: 1 SAC: 0 3B: 1 DP: 0 HR: 1 HBP: 1						WP: 0 PA: 36 PB: 0 SB: 1 CS: 2

	AB	32
	R	5
	H	8
	RBI	5
	BB	3
	SO	4
	LOB	13

PITCHER		IP	WLS	BF	H	R	ER	SO	BB	IBB	HBP	BLK	WP	HR	S	P	ERA	WHIP
Joe Sparma, R ERA: 3.23	(1, 1)	2.0	L	12	5	3	3	1	0	0	0	0	0	1	14	14	13.50	2.500
Dave Wickersham, R ERA: 4.34	(3, 1)	1.0		8	3	2	2	1	1	1	1	0	0	0	7	16	18.00	4.000
Ron Nischwitz, L ERA: 2.53	(4, 1)	1.0		4	0	0	0	0	1	0	0	0	0	0	3	7	0.00	1.000
Terry Fox, R ERA: 3.26	(5, 1)	2.0		6	0	0	0	0	0	0	0	0	0	0	6	6	0.00	0.000
Fred Gladding, R ERA: 3.25	(7, 1)	2.0		6	0	0	0	2	0	0	0	0	0	0	10	10	0.00	0.000

PITCHER	IP	WLS	BF	H	R	ER	SO	BB	IBB	HBP	BLK	WP	HR	S	P	ERA	WHIP

Batter	1	2	3	4	5	6	7	8	9	AB	R	H	RBI	BB	SO	LOB
Don Wert, R (1, 5) OBP: 0.337, SLG: 0.351	S S S 0-3 ① K		x 0-0 3-H 1B		x 0-0 2B		B B B B 4-0 1-2 2-3 BB			3	0	2	1	1	1	0
Jerry Lumpe, L (1, 4) OBP: 0.331, SLG: 0.333	x 0-0 ② 4-3		x 0-0 ② F7		x 0-0 ③ F5		x 0-0 ③ F7			4	0	0	0	0	0	5
Gates Brown, L (1, 7) OBP: 0.289, SLG: 0.444	x 0-0 ③ F4		x 0-0 ③ 4-3			x 0-0 ① F6		x 0-0 ① 4-3		4	0	0	0	0	0	1
Norm Cash, L (1, 3) OBP: 0.353, SLG: 0.447		x 0-0 G5-4-3 1B		x 0-0 HR		x 0-0 ② F6		S S S 0-3 ② K		4	1	2	1	0	1	0
Don Demeter, R (1, 8) OBP: 0.325, SLG: 0.472		x 0-0 ① ② G5-4-3 1-2f		x 0-0 ① 5-3		x 0-0 ③ F8		x 0-0 ③ F7		4	0	0	0	0	0	1
Willie Horton, R (1, 9) OBP: 0.343, SLG: 0.526		S S S 0-3 ③ K		B B B B 4-0 PO BB			x 0-0 BB BLK 1B		S S S 0-3 ① K	3	0	1	0	1	2	0
Bill Freehan, R (1, 2) OBP: 0.293, SLG: 0.329			x 0-0 1B 2B	x 0-0 ② F4			B B B B 4-0 BB 1-2 BB		x 0-0 ② 5-3	3	1	1	0	1	0	1
Ray Oyler, R (1, 6) OBP: 0.289, SLG: 0.344			x 0-0 2-H 2B 1B	0-0 ③ PO 1-2	x 0-0 ① 5-3		S S S 0-3 ① K		x 0-0 1B	4	0	2	1	0	1	2
Hank Aguirre, R (1, 1) OBP: 0.133, SLG: 0.105 Orlando Pena, R (1, 1) OBP: 0.278, SLG: 0.188 Jim Northrup, L (3, PH) OBP: 0.263, SLG: 0.333 Larry Sherry, R (3, 1) OBP: 0.375, SLG: 0.571 Jake Wood, R (7, PH) OBP: 0.355, SLG: 0.374 Julio Navarro, R (7, 1) George Smith, R (9, PH) OBP: 0.182, SLG: 0.100			x 0-0 ① 1-H 1B 2B		S S S 0-3 ② K		S S S 0-3 ② K		S S S 0-3 ③ K	0 0 1 1 1 0 1	0 0 1 0 0 0 0	0 0 1 0 0 0 0	0 0 0 0 0 0 0	0 0 0 0 1 1 0	0 0 0 0 0 0 0	0 0 0 0 0 2 0
Inning Stats	R: 0 E: 0 K: 1 S: 5 H: 0 LOB: 0 BB: 0 P: 5	R: 0 E: 0 K: 1 S: 5 H: 1 LOB: 0 BB: 0 P: 5	R: 2 E: 0 K: 0 S: 6 H: 4 LOB: 0 BB: 0 P: 6	R: 1 E: 0 K: 0 S: 3 H: 1 LOB: 0 BB: 1 P: 7	R: 0 E: 0 K: 1 S: 6 H: 1 LOB: 1 BB: 0 P: 6	R: 0 E: 0 K: 0 S: 3 H: 0 LOB: 0 BB: 0 P: 3	R: 0 E: 0 K: 2 S: 8 H: 1 LOB: 3 BB: 2 P: 16	R: 0 E: 0 K: 1 S: 5 H: 0 LOB: 0 BB: 0 P: 5	R: 0 E: 0 K: 2 S: 8 H: 1 LOB: 1 BB: 0 P: 8	1B: 5 2B: 3 3B: 0 HR: 1	SF: 0 SAC: 0 DP: 1 HBP: 0			WP: 0 PB: 0 SB: 0 CS: 0	PA: 37	

PITCHER		IP	WLS	BF	H	R	ER	SO	BB	IBB	HBP	BLK	WP	HR	S	P	ERA	WHIP
Fred Talbot, R ERA: 4.03	(1, 1)	3.0		13	6	3	3	2	0	0	0	0	0	1	17	17	9.00	2.000
Wes Stock, R ERA: 4.79	(4, 1)	1.0		3	0	0	0	0	1	0	0	0	0	0	2	6	0.00	1.000
Diego Segui, R ERA: 4.95	(5, 1)	2.0		9	2	0	0	1	1	0	0	1	0	0	10	14	0.00	1.500
Jim Dickson, R ERA: 3.56	(7, 1)	1.0	W	4	0	0	0	2	1	0	0	0	0	0	7	11	0.00	1.000
John Wyatt, R ERA: 2.26	(8, 1)	2.0	S	7	1	0	0	3	0	0	0	0	0	0	13	13	0.00	0.500

PITCHER	IP	WLS	BF	H	R	ER	SO	BB	IBB	HBP	BLK	WP	HR	S	P	ERA	WHIP

TOP

Detroit Tigers @ Kansas City Athletics

Municipal Stadium, Kansas City, MO

Thu Aug 26 1965, 4:33 AM EDT

Att. 3,806 - Unknown

livebaseballscorecards.com

AB	33
R	3
H	9
RBI	3
BB	3
SO	8
LOB	13

BOTTOM

Detroit Tigers @ Kansas City Athletics

Municipal Stadium, Kansas City, MO

Thu Aug 26 1965, 4:33 AM EDT

Att. 3,806 - Unknown

livebaseballscorecards.com

Batter	1	2	3	4	5	6	7	8	9	AB	R	H	RBI	BB	SO	LOB
Bert Campaneris, R (1, 6) OBP: 0.331, SLG: 0.404	F7	K			F7		1-3			4	0	0	0	0	1	0
Jose Tartabull, L (1, 9) (9, 7) OBP: 0.420, SLG: 0.480	E 1B 2B	L7			1-3		CS BB			3	1	1	0	1	0	0
Jim Landis, R (1, 8) OBP: 0.366, SLG: 0.346	HBP 1B 1B 2-H		F9		BB		CS 1-2	F6		3	1	1	1	1	0	0
Ed Charles, R (1, 5) OBP: 0.337, SLG: 0.394	1B 1B HBP 1-2		4-3		5-3			HR		0	1	0	0	0	0	0
Wayne Causey, L (2, 5) OBP: 0.356, SLG: 0.365										3	1	1	1	0	0	1
Ken Harrelson, R (1, 3) OBP: 0.330, SLG: 0.441	BB 1B 1B 1-2 2-H		F7			5-3		SH5-4 BB		3	0	1	1	1	0	0
Dick Green, R (1, 4) OBP: 0.315, SLG: 0.398	BB 1B 1-2 2-H			K		3-1		SH5-4 1-2		3	0	1	1	0	1	0
Tommie Reynolds, R (1, 7) OBP: 0.318, SLG: 0.323 Mike Hershberger, R (9, 9) OBP: 0.294, SLG: 0.320	G5-4-3 BB 1-2 2-3			2B		HR		F7		3	1	2	1	1	0	1
										0	0	0	0	0	0	0
Rene Lachemann, R (1, 2) OBP: 0.239, SLG: 0.392	G5-4-3 1-2f			1-3		6-3				3	0	0	0	0	0	4
Fred Talbot, R (1, 1) OBP: 0.279, SLG: 0.298 Wes Stock, R (4, 1) Johnny Blanchard, L (4, PH) OBP: 0.257, SLG: 0.258 Diego Segui, R (5, 1) OBP: 0.239, SLG: 0.318 Jim Dickson, L (7, 1) Santiago Rosario, L (7, PH) OBP: 0.340, SLG: 0.413 John Wyatt, R (8, 1)		K		3-1			F2			1 0 1 0 0 1 0	0 0 0 0 0 0 0	0 0 0 0 0 0 0	0 0 0 0 0 0 0	0 0 0 0 0 0 0	1 0 0 0 0 0 0	0 0 1 0 0 0 0
Inning Stats	R: 3 H: 4 E: 1 LOB: 2 K: 0 BB: 1 S: 6 P: 11	R: 0 H: 0 E: 0 LOB: 0 K: 2 BB: 0 S: 7 P: 7	R: 0 H: 0 E: 0 LOB: 0 K: 0 BB: 0 S: 3 P: 3	R: 0 H: 1 E: 0 LOB: 1 K: 1 BB: 0 S: 6 P: 6	R: 0 H: 0 E: 0 LOB: 1 K: 0 BB: 1 S: 3 P: 7	R: 1 H: 1 E: 0 LOB: 0 K: 0 BB: 0 S: 4 P: 4	R: 0 H: 0 E: 0 LOB: 0 K: 0 BB: 1 S: 2 P: 6	R: 1 H: 1 E: 0 LOB: 1 K: 0 BB: 1 S: 4 P: 8		1B: 3 SF: 0 2B: 2 SAC: 1 3B: 0 DP: 1 HR: 2 HBP: 1						

	AB	28
	R	5
	H	7
	RBI	5
	BB	4
	SO	3
	LOB	7

PITCHER		IP	WLS	BF	H	R	ER	SO	BB	IBB	HBP	BLK	WP	HR	S	P	ERA	WHIP
Hank Aguirre, L ERA: 3.77	(1, 1)	0.1		7	4	3	3	0	1	0	1	0	0	0	5	10	81.00	15.000
Orlando Pena, R ERA: 4.35	(1, 1)	1.2		4	0	0	0	2	0	0	0	0	0	0	8	8	0.00	0.000
Larry Sherry, R ERA: 3.29	(3, 1)	4.0	L	15	2	1	1	1	1	0	0	0	0	1	16	20	2.25	0.750
Julio Navarro, R ERA: 4.26	(7, 1)	2.0		8	1	1	1	0	2	0	0	0	0	1	6	14	4.50	1.500

PITCHER	IP	WLS	BF	H	R	ER	SO	BB	IBB	HBP	BLK	WP	HR	S	P	ERA	WHIP

Detroit Tigers @ Los Angeles Angels

Dodger Stadium, Los Angeles, CA

Fri Aug 27 1965, 7:05 PM PDT

Att. 7,323 - Unknown

TOP

livebaseballscorecards.com

Batter	1	2	3	4	5	6	7	8	9	AB	R	H	RBI	BB	SO	LOB
Don Wert, R (1, 5) OBP: 0.339, SLG: 0.352	5-3		FC6-4 1-3 1B		PB 3-H 1B			E 1B 1B BB	F4	4	1	2	0	1	0	2
Jerry Lumpe, L (1, 4) OBP: 0.333, SLG: 0.333	G1-6-3 BB		FC6-4 1-2f		6-3 1-3			E8 1-3 1B		3	0	1	0	1	0	3
Jim Northrup, L (1, 9) OBP: 0.263, SLG: 0.331	G1-6-3 1-2f			K	K			G6-4-3 1-2 3-H 1B		4	0	1	1	0	2	2
Norm Cash, L (1, 3) OBP: 0.355, SLG: 0.446		4-3		1B 1B		G5-4-3 BB		K		3	0	1	0	1	1	2
Don Demeter, R (1, 8) OBP: 0.323, SLG: 0.468		F5		F7		F7		G6-4-3 1-2f		3	0	0	0	0	0	2
George Thomas, R (6, 8) OBP: 0.264, SLG: 0.321										1	0	0	0	0	0	2
Willie Horton, R (1, 7) OBP: 0.344, SLG: 0.525		K		1-3 1B		G5-4-3 1-2f			1B 5-3 1B	4	0	2	0	0	1	1
Bill Freehan, R (1, 2) OBP: 0.293, SLG: 0.328			FC6-4 1B	F8			F3		F9	4	0	1	0	0	0	3
Ray Oyler, R (1, 6) OBP: 0.297, SLG: 0.355			FC6-4 1B 1-2f		6-3 WP 2B		G4-3 BB		5-3 1-2	3	1	1	0	1	0	2
Mickey Lolich, S (1, 1) OBP: 0.103, SLG: 0.076			F2		6-3 2-3		G4-3 1-2f		2-3 1B	2	0	0	0	0	0	2
Terry Fox, R (6, 1)										0	0	0	0	0	0	0
Jake Wood, R (7, PH) OBP: 0.351, SLG: 0.370										1	0	0	0	0	0	1
Fred Gladding, L (7, 1)										0	0	0	0	0	0	0
John Sullivan, L (9, PH) OBP: 0.351, SLG: 0.377										1	0	1	0	0	0	0
Inning Stats	R: 0 E: 0 K: 0 S: 2 H: 0 LOB: 0 BB: 1 P: 6	R: 0 E: 0 K: 1 S: 5 H: 0 LOB: 0 BB: 0 P: 5	R: 0 E: 0 K: 0 S: 5 H: 2 LOB: 2 BB: 0 P: 5	R: 0 E: 0 K: 1 S: 7 H: 2 LOB: 2 BB: 0 P: 7	R: 1 E: 0 K: 1 S: 7 H: 2 LOB: 1 BB: 0 P: 7	R: 0 E: 0 K: 0 S: 2 H: 0 LOB: 0 BB: 1 P: 6	R: 0 E: 0 K: 0 S: 2 H: 0 LOB: 0 BB: 1 P: 6	R: 1 E: 1 K: 1 S: 6 H: 2 LOB: 1 BB: 1 P: 10	R: 0 E: 0 K: 0 S: 5 H: 2 LOB: 2 BB: 0 P: 5	1B: 9 2B: 1 3B: 0 HR: 0 SF: 0 SAC: 0 DP: 4 HBP: 0	WP: 1 PB: 2 SB: 0 CS: 0 PA: 37					

	AB	33
	R	2
	H	10
	RBI	1
	BB	4
	SO	4
	LOB	22

PITCHER		IP	WLS	BF	H	R	ER	SO	BB	IBB	HBP	BLK	WP	HR	S	P	ERA	WHIP
Dean Chance, R ERA: 3.55	(1, 1)	7.0	W	29	7	2	1	3	4	0	0	0	1	0	31	47	1.29	1.571
Bob Lee, R ERA: 2.06	(8, 1)	2.0	S	8	3	0	0	1	0	0	0	0	0	0	10	10	0.00	1.500

PITCHER	IP	WLS	BF	H	R	ER	SO	BB	IBB	HBP	BLK	WP	HR	S	P	ERA	WHIP

Batter	1	2	3	4	5	6	7	8	9	AB	R	H	RBI	BB	SO	LOB
Jim Piersall, R (1, 7) OBP: 0.313, SLG: 0.440	F9			4-3		E 3B		K		4	1	1	0	0	1	0
Albie Pearson, L (1, 9) OBP: 0.343, SLG: 0.348	F6			HR 1B		BB BB		FC6-4 1B		3	1	2	0	1	0	0
Jim Fregosi, R (1, 6) OBP: 0.324, SLG: 0.413	6-3			1-H HR		L6 3-H		FC6-4 FC6-4 1-2f		4	1	1	2	0	0	2
Joe Adcock, R (1, 3) OBP: 0.320, SLG: 0.457		K		F8		1-2 BB		FC6-4 1-2f		3	0	0	0	1	1	1
Vic Power, R (9, 3) OBP: 0.292, SLG: 0.337										0	0	0	0	0	0	0
Jose Cardenal, R (1, 8) OBP: 0.290, SLG: 0.371		CS 1B		K		F5				3	0	1	0	0	1	2
Bobby Knoop, R (1, 4) OBP: 0.317, SLG: 0.395		F9 1-2			5-3		E7 FC4-6 BB K			3	0	0	0	0	0	1
Tom Egan, R (1, 2) OBP: 0.333, SLG: 0.304			L8		F9		FC4-6 1-2 BB			2	0	0	0	1	0	0
Buck Rodgers, S (8, 2) OBP: 0.259, SLG: 0.263										0	0	0	0	0	0	0
Paul Schaal, R (1, 5) OBP: 0.302, SLG: 0.321			F9		6-3		FC4-6 1-2f 2-3			2	0	0	0	0	0	0
Willie Smith, L (7, PH) OBP: 0.305, SLG: 0.446										1	0	0	0	0	0	2
Tom Satriano, L (8, 5) OBP: 0.286, SLG: 0.300										0	0	0	0	0	0	0
Dean Chance, R (1, 1) OBP: 0.159, SLG: 0.103			K			K	K 3-H			3	0	0	0	0	3	2
Bob Lee, R (8, 1) OBP: 0.176, SLG: 0.313										0	0	0	0	0	0	0
Inning Stats	R: 0 E: 0 K: 0 S: 3 H: 0 LOB: 0 BB: 0 P: 3	R: 0 E: 0 K: 1 S: 5 H: 1 LOB: 0 BB: 0 P: 5	R: 0 E: 0 K: 1 S: 5 H: 0 LOB: 0 BB: 0 P: 5	R: 2 E: 0 K: 1 S: 7 H: 2 LOB: 0 BB: 0 P: 7	R: 0 E: 0 K: 0 S: 3 H: 0 LOB: 0 BB: 0 P: 3	R: 1 E: 1 K: 1 S: 6 H: 1 LOB: 2 BB: 2 P: 14	R: 0 E: 1 K: 1 S: 5 H: 0 LOB: 2 BB: 1 P: 9	R: 0 E: 0 K: 1 S: 6 H: 1 LOB: 1 BB: 0 P: 6		1B: 3 2B: 0 3B: 1 HR: 1 SF: 0 SAC: 0 DP: 0 HBP: 0						

PITCHER		IP	WLS	BF	H	R	ER	SO	BB	IBB	HBP	BLK	WP	HR	S	P	ERA	WHIP
Mickey Lolich, L ERA: 3.95	(1, 1)	5.2	L	22	4	3	2	4	2	0	0	0	0	1	28	36	3.18	1.059
Terry Fox, R ERA: 3.25	(6, 1)	0.1		1	0	0	0	0	0	0	0	0	0	0	1	1	0.00	0.000
Fred Gladding, R ERA: 3.14	(7, 1)	2.0		8	1	0	0	2	1	0	0	0	0	0	11	15	0.00	1.000

PITCHER	IP	WLS	BF	H	R	ER	SO	BB	IBB	HBP	BLK	WP	HR	S	P	ERA	WHIP

BOTTOM

Detroit Tigers @ Los Angeles Angels

Dodger Stadium, Los Angeles, CA

Fri Aug 27 1965, 7:05 PM PDT

Att. 7,323 - Unknown

livebaseballscorecards.com

AB	28
R	3
H	5
RBI	2
BB	3
SO	6
LOB	10

Batter	1	2	3	4	5	6	7	8	9	AB	R	H	RBI	BB	SO	LOB
Don Wert, R (1, 5) OBP: 0.342, SLG: 0.356	F4			2B		BBBB 4-0 3-1 1B BB	0-0 E8 1-3 2-H 1B			3	1	2	1	1	0	0
Jerry Lumpe, L (1, 4) OBP: 0.330, SLG: 0.330	4-3			6-3		0-0 3-1 1-2	0-0 PO 3-H	0-0 6-3		4	0	0	0	0	0	2
Bill Freehan, R (1, 2) OBP: 0.292, SLG: 0.325	SSS 0-3 K			0-0 F7		BBBB 4-0 1B 1B BB		0-0 6-3		3	1	0	0	1	1	1
Norm Cash, L (1, 3) OBP: 0.356, SLG: 0.446		0-0 F5		0-0 G3		0-0 1-2 2-H 1B		0-0 1B 1-3-4-2 1B		4	0	2	1	0	0	1
Willie Horton, R (1, 7) OBP: 0.346, SLG: 0.525		SSS 0-3 K			0-0 F8	0-0 2-H 1B		0-0 1-3 1B		4	0	2	1	0	1	0
George Thomas, R (1, 8) OBP: 0.263, SLG: 0.319		0-0 PO 1B			0-0 F6		0-0 F8	0-0 1-3-4-2 3-H	0-0 4-3	4	0	1	0	0	0	0
Jim Northrup, L (1, 9) OBP: 0.268, SLG: 0.335		0-0 PO 1-2	0-0 4-3		0-0 1B		0-0 E 1B		0-0 4-3	4	1	2	0	0	0	0
Ray Oyler, R (1, 6) OBP: 0.295, SLG: 0.344			0-0 1-6-3		SSS 0-3 K		0-0 F3		BBBB 4-0 BB	3	0	0	0	1	1	2
Denny McLain, R (1, 1) OBP: 0.118, SLG: 0.063 Jake Wood, R (7, PH) OBP: 0.357, SLG: 0.376 Orlando Pena, R (7, 1) OBP: 0.278, SLG: 0.188 John Sullivan, L (9, PH) OBP: 0.346, SLG: 0.371			0-0 1-3			0-0 F3	0-0 E 1-2 PO 1B		0-0 F4	2 1 0 1	0 0 0 0	0 1 0 0	0 0 0 0	0 0 0 0	0 0 0 0	0 0 0 1
Inning Stats	R: 0 E: 0 K: 1 S: 5 H: 0 LOB: 0 BB: 0 P: 5	R: 0 E: 0 K: 1 S: 5 H: 1 LOB: 0 BB: 0 P: 5	R: 0 E: 0 K: 0 S: 3 H: 0 LOB: 0 BB: 0 P: 3	R: 0 E: 0 K: 0 S: 4 H: 1 LOB: 1 BB: 0 P: 4	R: 0 E: 0 K: 1 S: 6 H: 1 LOB: 1 BB: 0 P: 6	R: 2 E: 0 K: 0 S: 4 H: 2 LOB: 2 BB: 2 P: 12	R: 1 E: 1 K: 0 S: 5 H: 3 LOB: 1 BB: 0 P: 5	R: 0 E: 0 K: 0 S: 4 H: 2 LOB: 2 BB: 0 P: 4	R: 0 E: 0 K: 0 S: 3 H: 0 LOB: 1 BB: 1 P: 7	1B: 9 2B: 1 3B: 0 HR: 0 SF: 0 SAC: 0 DP: 0 HBP: 0						

TOP

Detroit Tigers @ Los Angeles Angels

Dodger Stadium, Los Angeles, CA

Sat Aug 28 1965, 7:05 PM PDT

Att. 5,571 - Unknown

livebaseballscorecards.com

AB	33
R	3
H	10
RBI	3
BB	3
SO	3
LOB	7

WP: 0 PB: 0 SB: 0 CS: 0 PA: 38

PITCHER		IP	WLS	BF	H	R	ER	SO	BB	IBB	HBP	BLK	WP	HR	S	P	ERA	WHIP
Marcelino Lopez, L ERA: 2.76	(1, 1)	6.2		28	8	3	3	3	2	0	0	0	0	0	32	40	4.05	1.500
Jim Coates, R ERA: 3.86	(7, 1)	0.1	W	0	0	0	0	0	0	0	0	0	0	0	0	0	0.00	0.000
Jack Sanford, R ERA: 3.81	(8, 1)	2.0	S	9	2	0	0	0	1	0	0	0	0	0	7	11	0.00	1.500

PITCHER	IP	WLS	BF	H	R	ER	SO	BB	IBB	HBP	BLK	WP	HR	S	P	ERA	WHIP

Detroit Tigers @ Los Angeles Angels

Dodger Stadium, Los Angeles, CA

Sat Aug 28 1965, 7:05 PM PDT

Att. 5,571 - Unknown

BOTTOM

Batter	1	2	3	4	5	6	7	8	9	AB	R	H	RBI	BB	SO	LOB
Jose Cardenal, R (1, 8) OBP: 0.289, SLG: 0.372	F8		1B 2B 2-H		E6 4-3 2-H		K			4	1	1	1	0	1	2
Albie Pearson, L (1, 9) OBP: 0.348, SLG: 0.357	2B		CS 1B 2-H		4-3 1-2		FC6-4 1B 1-3 2-H			4	0	3	2	0	0	1
Jim Fregosi, R (1, 6) OBP: 0.321, SLG: 0.410	K		1-3 1-2		5-3		FC6-4 1-2f			4	0	0	0	0	1	5
Willie Smith, L (1, 7) OBP: 0.306, SLG: 0.446 Vic Power, R (9, 3) OBP: 0.292, SLG: 0.337	K			1B		F9		4-3 PB FC6-2 BB		3 0	0 0	1 0	0 0	1 0	1 0	1 0
Joe Adcock, R (1, 3) OBP: 0.322, SLG: 0.454 Jim Piersall, R (9, 7) OBP: 0.313, SLG: 0.440		L1-3 BB		F5		G4-6-3 BB		4-3 1-3		2 0	0 0	0 0	0 0	2 0	0 0	2 0
Merritt Ranew, L (1, 2) OBP: 0.286, SLG: 0.317 Buck Rodgers, S (7, 2) OBP: 0.259, SLG: 0.262	L1-3 1-2			F7		G4-6-3 1-2f		FC6-2 1B 3-H		3 1	0 0	0 0	0 0	0 0	0 0	3 1
Bobby Knoop, R (1, 4) OBP: 0.317, SLG: 0.393	F3			F4			K	1-3 1B		4	0	1	0	0	1	1
Paul Schaal, R (1, 5) OBP: 0.306, SLG: 0.322			SH1-4 2B 1B		SH2-4 E BB		1B 1B BB			2	3	1	0	2	0	2
Marcelino Lopez, R (1, 1) OBP: 0.239, SLG: 0.297 Jim Coates, R (7, 1) Al Spangler, L (7, PH) OBP: 0.300, SLG: 0.258 Jack Sanford, R (8, 1) OBP: 0.200, SLG: 0.143			SH1-4 1-2		SH2-4 1-2		1B 1B 1-2			0 0 1 0	0 0 0 0	0 0 1 0	0 0 0 0	0 0 0 0	0 0 0 0	0 0 0 0
Inning Stats	R: 0 H: 1 E: 0 LOB: 1 K: 2 BB: 0 S: 8 P: 8	R: 0 H: 0 E: 0 LOB: 0 K: 0 BB: 1 S: 2 P: 6	R: 2 H: 3 E: 0 LOB: 0 K: 0 BB: 0 S: 5 P: 5	R: 0 H: 1 E: 0 LOB: 1 K: 0 BB: 0 S: 4 P: 4	R: 1 H: 0 E: 1 LOB: 1 K: 0 BB: 1 S: 4 P: 8	R: 0 H: 0 E: 0 LOB: 0 K: 0 BB: 1 S: 2 P: 6	R: 1 H: 2 E: 0 LOB: 2 K: 2 BB: 1 S: 9 P: 13	R: 0 H: 1 E: 0 LOB: 2 K: 0 BB: 1 S: 4 P: 8		1B: 6 SF: 0 2B: 3 SAC: 2 3B: 0 DP: 2 HR: 0 HBP: 0						

livebaseballscorecards.com

AB	28
R	4
H	8
RBI	3
BB	5
SO	4
LOB	18

PITCHER		IP	WLS	BF	H	R	ER	SO	BB	IBB	HBP	BLK	WP	HR	S	P	ERA	WHIP
Denny McLain, R ERA: 2.8	(1, 1)	6.0		24	5	3	2	2	3	0	0	0	0	0	25	37	3.00	1.333
Orlando Pena, R ERA: 4.35	(7, 1)	2.0	L	11	3	1	1	2	2	0	0	0	0	0	13	21	4.50	2.500

PITCHER	IP	WLS	BF	H	R	ER	SO	BB	IBB	HBP	BLK	WP	HR	S	P	ERA	WHIP

Batter	1	2	3	4	5	6	7	8	9	AB	R	H	RBI	BB	SO	LOB
Don Wert, R (1, 5) OBP: 0.342, SLG: 0.354	B B B B 4-0 CS BB	x 0-0 ③ 5-3			x 0-0 ② F3		x 0-0 ③ 4-3			3	0	0	0	1	0	0
Jerry Lumpe, L (1, 4) OBP: 0.329, SLG: 0.328	B B B B 4-0 ① 1B E 1-2 HBP BB	S S S 0-3 ① K			x 0-0 ③ F9			x 0-0 ① 3-1		3	1	0	0	1	1	0
Jim Northrup, L (1, 9) OBP: 0.262, SLG: 0.327	x 0-0 E5 HBP 1B 1-2	x 0-0 ② 1-3				x 0-0 ① 1-3		S S S 0-3 ② K		4	0	0	0	0	1	1
Norm Cash, L (1, 3) OBP: 0.360, SLG: 0.450	x 0-0 HBP 1-2 2-3 1B	x 0-0 ③ 3-1				x 0-0 1B		x 0-0 1B		4	0	3	0	0	0	0
Willie Horton, R (1, 7) OBP: 0.345, SLG: 0.521	H 1-0 1-2 2-3 3-H HBP			x 0-0 ① 1-3		x 0-0 ② F8		S S S 0-3 ③ K		3	0	0	1	0	1	2
Bill Freehan, R (1, 2) OBP: 0.292, SLG: 0.324	S S S 0-3 ② K			x 0-0 FC4-6 1B		x 0-0 ③ F9			x 0-0 ① F8	4	0	1	0	0	1	4
George Thomas, R (1, 8) OBP: 0.256, SLG: 0.310	S S S 0-3 ③ K			x 0-0 ② FC4-6 1-2f			x 0-0 ① 4-3		x 0-0 ② F8	4	0	0	0	0	1	4
Ray Oyler, R (1, 6) OBP: 0.294, SLG: 0.370		S S S 0-3 ① K		x 0-0 ③ F8			x 0-0 HR		S S S 0-3 ③ K	4	1	1	1	0	2	1
Joe Sparma, R (1, 1) OBP: 0.186, SLG: 0.154		x 0-0 ② 3-1			x 0-0 ① 1-3		S S S 0-3 ② K			3	0	0	0	0	1	0
Inning Stats	R: 1 H: 1 E: 1 LOB: 3 K: 2 BB: 2 S: 8 P: 17	R: 0 H: 0 E: 0 LOB: 0 K: 1 BB: 0 S: 5 P: 5	R: 0 H: 0 E: 0 LOB: 0 K: 1 BB: 0 S: 5 P: 5	R: 0 H: 1 E: 0 LOB: 1 K: 0 BB: 0 S: 4 P: 4	R: 0 H: 0 E: 0 LOB: 0 K: 0 BB: 0 S: 3 P: 3	R: 0 H: 1 E: 0 LOB: 1 K: 0 BB: 0 S: 4 P: 4	R: 1 H: 1 E: 0 LOB: 0 K: 1 BB: 0 S: 6 P: 6	R: 0 H: 1 E: 0 LOB: 1 K: 2 BB: 0 S: 8 P: 8	R: 0 H: 0 E: 0 LOB: 0 K: 1 BB: 0 S: 5 P: 5	1B: 4 SF: 0 2B: 0 SAC: 0 3B: 0 DP: 0 HR: 1 HBP: 1						

TOP

Detroit Tigers @ Los Angeles Angels

Dodger Stadium, Los Angeles, CA

Sun Aug 29 1965, 3:33 AM PDT

Att. 5,132 - Unknown

livebaseballscorecards.com

AB	32
R	2
H	5
RBI	2
BB	2
SO	8
LOB	12

PITCHER		IP	WLS	BF	H	R	ER	SO	BB	IBB	HBP	BLK	WP	HR	S	P	ERA	WHIP
Fred Newman, R ERA: 3.4	(1, 1)	7.0	L	28	4	2	1	5	2	0	1	0	0	1	35	44	1.29	0.857
Bob Lee, R ERA: 2.02	(8, 1)	2.0		7	1	0	0	3	0	0	0	0	0	0	13	13	0.00	0.500

PITCHER	IP	WLS	BF	H	R	ER	SO	BB	IBB	HBP	BLK	WP	HR	S	P	ERA	WHIP

BOTTOM

Detroit Tigers @ Los Angeles Angels

Dodger Stadium, Los Angeles, CA

Sun Aug 29 1965, 3:33 AM PDT

Att. 5,132 - Unknown

Batter	1	2	3	4	5	6	7	8	9	AB	R	H	RBI	BB	SO	LOB
Jose Cardenal, R (1, 8) OBP: 0.287, SLG: 0.369	F9		K		K		5-3			4	0	0	0	0	2	1
Albie Pearson, L (1, 9) OBP: 0.356, SLG: 0.365	2B		FC5-4 1B			1B SH3-4 BB		BB		2	0	2	0	2	0	0
Al Spangler, L (8, PR) OBP: 0.300, SLG: 0.258										0	0	0	0	0	0	0
(9, 9)																
Jim Fregosi, R (1, 6) OBP: 0.320, SLG: 0.407	F7		FC5-4 S 1-2f			SH3-4 1-2		F9		3	0	0	0	0	0	2
Willie Smith, L (1, 7) OBP: 0.306, SLG: 0.444		F4	K 1-2			1B 2-3		F5		4	0	1	0	0	1	2
Vic Power, R (1, 3) OBP: 0.286, SLG: 0.329		F5		4-3		F4		F8		4	0	0	0	0	0	3
Bobby Knoop, R (1, 4) OBP: 0.316, SLG: 0.391		1B 1B		5-3		F8			6-3	4	1	1	0	0	0	2
Buck Rodgers, S (1, 2) OBP: 0.261, SLG: 0.265		1B 1-3		6-3			WP SH1-4 1B		F5	4	0	2	0	0	0	0
Paul Schaal, R (1, 5) OBP: 0.306, SLG: 0.322					L9		SH1-4 1-2		E6	3	0	1	1	0	0	0
Marcelino Lopez, R (9, PR) OBP: 0.239, SLG: 0.297		1-3 3-H								0	0	0	0	0	0	0
Fred Newman, R (1, 1) OBP: 0.164, SLG: 0.119										2	0	0	0	0	1	2
Joe Adcock, R (7, PH) OBP: 0.321, SLG: 0.452					F4		F9 2-3		G3	1	0	0	0	0	0	1
Bob Lee, R (8, 1) OBP: 0.176, SLG: 0.313										0	0	0	0	0	0	0
Merritt Ranew, L (9, PH) OBP: 0.283, SLG: 0.313		K								1	0	0	0	0	0	1
Inning Stats	R: 0 E: 0 K: 0 S: 3 H: 1 LOB: 0 BB: 0 P: 3	R: 1 E: 0 K: 1 S: 8 H: 3 LOB: 2 BB: 0 P: 8	R: 0 E: 0 K: 2 S: 8 H: 1 LOB: 1 BB: 0 P: 8	R: 0 E: 0 K: 0 S: 3 H: 0 LOB: 0 BB: 0 P: 3	R: 0 E: 0 K: 1 S: 5 H: 0 LOB: 0 BB: 0 P: 5	R: 0 E: 0 K: 0 S: 4 H: 1 LOB: 2 BB: 1 P: 8	R: 0 E: 0 K: 0 S: 4 H: 1 LOB: 1 BB: 0 P: 4	R: 0 E: 0 K: 0 S: 3 H: 0 LOB: 1 BB: 1 P: 7	R: 0 E: 1 K: 0 S: 4 H: 0 LOB: 1 BB: 0 P: 4	1B: 6 2B: 1 3B: 0 HR: 0 SF: 0 SAC: 2 DP: 0 HBP: 0						

livebaseballscorecards.com

AB	32
R	1
H	7
RBI	1
BB	2
SO	4
LOB	14

WP: 1 PB: 0 SB: 1 CS: 0 PA: 36

PITCHER	IP	WLS	BF	H	R	ER	SO	BB	IBB	HBP	BLK	WP	HR	S	P	ERA	WHIP
Joe Sparma, R (1, 1) ERA: 3.07	9.0	W	36	7	1	1	4	2	0	0	0	1	0	42	50	1.00	1.000

PITCHER	IP	WLS	BF	H	R	ER	SO	BB	IBB	HBP	BLK	WP	HR	S	P	ERA	WHIP

Detroit Tigers @ Minnesota Twins

Metropolitan Stadium, Bloomington , MI

Mon Aug 30 1965, 4:33 AM EDT

Att. 15,647 - Unknown - 58 F

livebaseballscorecards.com

TOP

Batter	1	2	3	4	5	6	7	8	9	10	11	AB	R	H	RBI	BB	SO	LOB
George Thomas, R (1, 8) OBP: 0.248, SLG: 0.299	F8		K			F8		K		L6		5	0	0	0	0	2	1
Don Wert, R (1, 5) OBP: 0.339, SLG: 0.350	F9			2-3		4-3		K			1-3	5	0	0	0	0	1	1
Jim Northrup, L (1, 9) OBP: 0.261, SLG: 0.324	5-3			S 1B 1B		K			K		K	5	1	1	0	0	3	0
Norm Cash, L (1, 3) OBP: 0.358, SLG: 0.449		6-3		K 1-2			1B 2B		K		F8	5	1	1	0	0	2	1
Willie Horton, R (1, 7) OBP: 0.348, SLG: 0.524		K		CS 2-H 1B			CS 2-H 1B		1B 1B			4	0	3	2	0	1	0
Bill Freehan, R (1, 2) OBP: 0.297, SLG: 0.329		1B		CS 1-2	CS BB 1B		K 1-2		1-2 1B			4	0	3	0	0	1	1
Ray Oyler, R (1, 6) OBP: 0.292, SLG: 0.359		F8			4-0 1-2 BB		K		F3			3	0	0	0	1	1	3
George Smith, R (1, 4) OBP: 0.160, SLG: 0.087			G3		K 2-3			5-3		P6		3	0	0	0	0	1	2
Jerry Lumpe, L (10, PH) OBP: 0.328, SLG: 0.327 (10, 4)												1	0	0	0	0	0	0
Hank Aguirre, R (1, 1) OBP: 0.129, SLG: 0.102			K		4-3			1B		F8		2	0	0	0	0	1	1
Julio Navarro, R (7, 1)												0	0	0	0	0	0	0
Larry Sherry, R (7, 1) OBP: 0.400, SLG: 0.556												2	0	1	0	0	0	0
Inning Stats	R: 0 E: 0 K: 0 S: 3 H: 0 LOB: 0 BB: 0 P: 3	R: 0 E: 0 K: 1 S: 6 H: 1 LOB: 1 BB: 0 P: 6	R: 0 E: 0 K: 2 S: 7 H: 0 LOB: 0 BB: 0 P: 7	R: 1 E: 0 K: 1 S: 6 H: 2 LOB: 0 BB: 0 P: 6	R: 0 E: 0 K: 1 S: 5 H: 1 LOB: 1 BB: 1 P: 9	R: 0 E: 0 K: 1 S: 5 H: 0 LOB: 0 BB: 0 P: 5	R: 1 E: 0 K: 2 S: 8 H: 2 LOB: 0 BB: 0 P: 8	R: 0 E: 0 K: 2 S: 8 H: 1 LOB: 1 BB: 0 P: 8	R: 0 E: 0 K: 2 S: 9 H: 2 LOB: 2 BB: 0 P: 9	R: 0 E: 0 K: 0 S: 3 H: 0 LOB: 0 BB: 0 P: 3	R: 0 E: 0 K: 1 S: 5 H: 0 LOB: 0 BB: 0 P: 5	1B: 8 2B: 3 3B: 0 HR: 0	SF: 0 SAC: 0 DP: 2 HBP: 0					

	AB	39
	R	2
	H	9
	RBI	2
	BB	1
	SO	13
	LOB	10

WP: 0 PB: 0 SB: 1 CS: 3 PA: 41

PITCHER		IP	WLS	BF	H	R	ER	SO	BB	IBB	HBP	BLK	WP	HR	S	P	ERA	WHIP
Jim Kaat, L ERA: 2.77	(1, 1)	6.0		23	6	2	2	6	1	0	0	0	0	0	34	38	3.00	1.167
Al Worthington, R ERA: 2.04	(7, 1)	3.0		11	3	0	0	6	0	0	0	0	0	0	23	23	0.00	1.000
Johnny Klippstein, R ERA: 2.64	(10, 1)	2.0	W	6	0	0	0	1	0	0	0	0	0	0	8	8	0.00	0.000

PITCHER	IP	WLS	BF	H	R	ER	SO	BB	IBB	HBP	BLK	WP	HR	S	P	ERA	WHIP

Batter	1	2	3	4	5	6	7	8	9	10	11	AB	R	H	RBI	BB	SO	LOB
Zoilo Versalles, R (1, 6) OBP: 0.304, SLG: 0.441	P4		P6		L7		G5-3, BB, 1B 2-H			6-3		5	0	1	1	0	0	2
Joe Nossek, R (1, 8) OBP: 0.252, SLG: 0.320	F5		FC6-4, FC6-4 1-2f			E6, 6-3, 1B	BBB 4-0, 1-2, BB			6-3, 1B		3	1	0	0	0	0	1
Jimmie Hall, L (7, PH) OBP: 0.353, SLG: 0.491 (8, 8)												1	0	1	0	1	0	0
Rich Rollins, R (1, 5) OBP: 0.308, SLG: 0.343	6-3		FC6-4 1-2f			6-3 1-2	G5-3 2-3f			6-3 1-2		5	0	0	0	0	0	5
Earl Battey, R (1, 2) OBP: 0.380, SLG: 0.430		E5, BB		4-3		L7		L4			IBB	4	0	0	0	1	0	1
Bob Allison, R (1, 7) OBP: 0.353, SLG: 0.459		K		K		FC5, 1B, BB BBBB		K SSS		L7		4	0	0	0	1	3	3
Don Mincher, L (1, 3) OBP: 0.329, SLG: 0.521		BB BBBB, 1-2		1-3		1B 1-2, 2-H		G3			SH1, 1B	4	1	2	1	1	0	0
Andy Kosco, R (1, 9) OBP: 0.206, SLG: 0.313		K			6-3	FC5 2-3f			6-3		SH1 1-2	3	0	0	0	0	1	4
Johnny Klippstein, R (10, 1)												0	0	0	0	0	0	0
Mudcat Grant, R (11, PH) OBP: 0.250, SLG: 0.273												0	0	0	0	0	0	0
Jerry Kindall, R (1, 4) OBP: 0.280, SLG: 0.311		K			F2		SH3-4, 1B, BB BBBB		F2		5-3	4	1	0	0	1	1	3
Jim Kaat, L (1, 1) OBP: 0.268, SLG: 0.263			FC6-4, BB BBBB		BB BBBB		SH3-4 1-2		5-3		2-H, 1B	0	0	0	0	2	0	0
Al Worthington, R (7, 1) OBP: 0.300, SLG: 0.125												0	0	0	0	0	0	0
Sandy Valdespino, L (7, 9) OBP: 0.328, SLG: 0.346												2	0	1	1	0	0	0
Frank Quilici, R (9, PH) OBP: 0.252, SLG: 0.257												1	0	0	0	0	0	0
Inning Stats	R: 0 E: 0 K: 0 S: 3 / H: 0 LOB: 0 BB: 0 P: 3	R: 0 E: 1 K: 3 S: 10 / H: 0 LOB: 2 BB: 1 P: 14	R: 0 E: 0 K: 0 S: 3 / H: 0 LOB: 1 BB: 1 P: 7	R: 0 E: 0 K: 1 S: 5 / H: 0 LOB: 0 BB: 0 P: 5	R: 0 E: 0 K: 0 S: 3 / H: 0 LOB: 1 BB: 1 P: 7	R: 1 E: 1 K: 0 S: 5 / H: 1 LOB: 2 BB: 1 P: 9	R: 1 E: 0 K: 0 S: 3 / H: 1 LOB: 1 BB: 2 P: 11	R: 0 E: 0 K: 1 S: 5 / H: 0 LOB: 0 BB: 0 P: 5	R: 0 E: 0 K: 0 S: 3 / H: 0 LOB: 0 BB: 0 P: 3	R: 0 E: 0 K: 0 S: 4 / H: 1 LOB: 2 BB: 1 P: 8	R: 1 E: 0 K: 0 S: 4 / H: 2 LOB: 1 BB: 0 P: 4	1B: 5 2B: 0 3B: 0 HR: 0	SF: 0 SAC: 2 DP: 1 HBP: 0	WP: 0 PB: 0 SB: 0 CS: 0	PA: 45						

PITCHER		IP	WLS	BF	H	R	ER	SO	BB	IBB	HBP	BLK	WP	HR	S	P	ERA	WHIP
Hank Aguirre, L ERA: 3.69	(1, 1)	6.1		28	2	2	1	4	5	0	0	0	0	0	31	51	1.42	1.105
Julio Navarro, R ERA: 4.26	(7, 1)	0.0		1	0	0	0	0	1	0	0	0	0	0	0	4	∞	∞
Larry Sherry, R ERA: 3.22	(7, 1)	4.1	L	16	3	1	1	1	0	1	0	0	0	0	17	21	2.08	0.692

PITCHER	IP	WLS	BF	H	R	ER	SO	BB	IBB	HBP	BLK	WP	HR	S	P	ERA	WHIP

BOTTOM

Detroit Tigers @ Minnesota Twins

Metropolitan Stadium, Bloomington , MI

Mon Aug 30 1965, 4:33 AM EDT

Att. 15,647 - Unknown - 58 F

livebaseballscorecards.com

AB	36
R	3
H	5
RBI	3
BB	7
SO	5
LOB	19

Detroit Tigers @ Minnesota Twins

Metropolitan Stadium, Bloomington , MI

Tue Aug 31 1965, 8:05 PM EDT

Att. 22,542 - Unknown - 62 F

TOP

livebaseballscorecards.com

Batter	1	2	3	4	5	6	7	8	9	AB	R	H	RBI	BB	SO	LOB
Jake Wood, R (1, 5) OBP: 0.357, SLG: 0.375	L6	K 3-H			FC6-4 1B	F8		F8		3	0	1	0	0	1	3
George Smith, R (5, 5) OBP: 0.148, SLG: 0.080										2	0	0	0	0	0	4
Jerry Lumpe, L (1, 4) OBP: 0.333, SLG: 0.333	1B		1B		FC6-4 BB HR 1-2f	E2 1-3 2-H 1B		1-2 2-3 1B		5	1	4	1	0	0	1
Jim Northrup, L (1, 9) OBP: 0.259, SLG: 0.317	F9		K		HR 1-2 BB	F7		F8		4	1	0	0	1	1	7
Norm Cash, L (1, 3) OBP: 0.356, SLG: 0.454	K		F2		1-H 2-H HR		F7		E3 HR	5	2	1	3	0	1	2
Willie Horton, R (1, 7) OBP: 0.347, SLG: 0.520		E 1B 1B	F7		F3		1-3		F9	5	1	1	0	0	0	2
Don Wert, R (1, 6) OBP: 0.337, SLG: 0.349		E3 1B 1B 1-3 FC6-2		5-3 1B	4-3		4-3		L9	5	0	1	0	0	0	2
Bill Freehan, R (1, 2) OBP: 0.303, SLG: 0.345		FC6-2 1B K 1-2 3-H 1B		P4		1B		1B S 1B	1-H HR	5	1	4	3	0	0	1
George Thomas, R (1, 8) OBP: 0.259, SLG: 0.300		FC6-2 1-2 2-3 1B		5-3 1-2		BB E BB		K 1-2	BB	3	1	1	0	2	1	2
Mickey Lolich, S (1, 1) OBP: 0.100, SLG: 0.074		FC6-2 1-2 2-3 3-Hf		5-3		E 1-2 BB		1B BB	6-3	2	0	0	0	0	0	4
Orlando Pena, R (5, 1) OBP: 0.278, SLG: 0.188										0	0	0	0	0	0	0
Ray Oyler, R (6, PH) OBP: 0.298, SLG: 0.359										0	0	0	0	1	0	0
Terry Fox, R (6, 1)										0	0	0	0	0	0	0
John Sullivan, L (8, PH) OBP: 0.354, SLG: 0.371										0	0	0	0	1	0	0
Gates Brown, L (8, PR) OBP: 0.289, SLG: 0.444										0	0	0	0	0	0	0
Ron Nischwitz, S (8, 1)										1	0	0	0	0	0	1
Fred Gladding, L (9, 1)										0	0	0	0	0	0	0
Inning Stats	R: 0 E: 0 K: 1 S: 6 H: 1 LOB: 1 BB: 0 P: 6	R: 1 E: 1 K: 1 S: 8 H: 3 LOB: 3 BB: 0 P: 8	R: 0 E: 0 K: 1 S: 6 H: 1 LOB: 1 BB: 0 P: 6	R: 0 E: 0 K: 0 S: 4 H: 1 LOB: 1 BB: 0 P: 4	R: 3 E: 0 K: 0 S: 5 H: 2 LOB: 0 BB: 1 P: 9	R: 1 E: 1 K: 0 S: 4 H: 2 LOB: 2 BB: 2 P: 12	R: 0 E: 0 K: 0 S: 3 H: 0 LOB: 0 BB: 0 P: 3	R: 0 E: 0 K: 1 S: 7 H: 2 LOB: 3 BB: 1 P: 11	R: 2 E: 1 K: 0 S: 5 H: 1 LOB: 1 BB: 1 P: 9	1B: 11 2B: 0 3B: 0 HR: 2 SF: 0 SAC: 0 DP: 0 HBP: 0						

	AB	40
	R	7
	H	13
	RBI	7
	BB	5
	SO	4
	LOB	29

WP: 0 PB: 0 SB: 1 CS: 0 PA: 45

PITCHER		IP	WLS	BF	H	R	ER	SO	BB	IBB	HBP	BLK	WP	HR	S	P	ERA	WHIP
Mudcat Grant, R ERA: 3.55	(1, 1)	4.1		22	8	4	4	3	1	0	0	0	0	1	27	31	8.31	2.077
Dave Boswell, R ERA: 3.44	(5, 1)	0.2		2	0	0	0	0	0	0	0	0	0	0	2	2	0.00	0.000
Dick Stigman, L ERA: 4.5	(6, 1)	0.1		3	1	1	1	0	2	0	0	0	0	0	1	9	27.00	9.000
Johnny Klippstein, R ERA: 2.55	(6, 1)	2.1		10	2	0	0	1	1	0	0	0	0	0	11	15	0.00	1.286
Bill Pleis, L ERA: 3.3	(8, 1)	0.0		1	1	0	0	0	0	0	0	0	0	0	1	1	∞	∞

PITCHER		IP	WLS	BF	H	R	ER	SO	BB	IBB	HBP	BLK	WP	HR	S	P	ERA	WHIP
Mel Nelson, L ERA: 4.14	(8, 1)	1.1	L	7	1	2	0	0	1	0	0	0	0	1	6	10	0.00	1.500

Detroit Tigers @ Minnesota Twins

Metropolitan Stadium, Bloomington , MI

Tue Aug 31 1965, 8:05 PM EDT

Att. 22,542 - Unknown - 62 F

livebaseballscorecards.com

BOTTOM

Batter	1	2	3	4	5	6	7	8	9	AB	R	H	RBI	BB	SO	LOB
Zoilo Versalles, R (1, 6) OBP: 0.308, SLG: 0.448	4-0 BBBB 1-3 FC 6-3 BB	0-0 2B			0-0 1B SF9 2B	0-3 SSS ② K		0-0 2B		4	2	3	0	1	1	0
Joe Nossek, R (1, 8) OBP: 0.250, SLG: 0.311	0-0 SSS FC 1-3 1-2 1B	0-3 ③ K			4-0 BBBB 1B 3B BB	0-3 SSS ③ K		0-0 ③ 1-3		4	2	0	0	1	2	3
Rich Rollins, R (1, 5) OBP: 0.309, SLG: 0.344	0-0 ① 1-3 1-2 2-3		0-0 G6-4-3 1B		0-0 1-2 2-3 3B 1B		0-3 SSS ① K		0-0 ① 6-3	5	1	2	0	0	1	2
Earl Battey, R (1, 2) OBP: 0.378, SLG: 0.426 Frank Quilici, R (9, PR) OBP: 0.252, SLG: 0.257	0-0 ② 6-3 3-H		0-0 ①② G6-4-3 1-2f		0-0 ① P3		0-0 ② F2		0-0 1B	5 0	0 0	1 0	1 0	0 0	0 0	5 0
Bob Allison, R (1, 7) OBP: 0.354, SLG: 0.468	0-0 1B 2-H 1B	0-3 SSS ③ K			0-0 ② SF9 3-H		0-0 HR		0-0 ② P3	4	1	2	3	0	1	1
Don Mincher, L (1, 3) OBP: 0.333, SLG: 0.529	0-0 1-2 1B			0-0 ① G3	0-0 1-H 2-H 3B		4-0 BBBB BB		0-0 ③ L8	4	0	2	2	1	0	1
Andy Kosco, R (1, 9) OBP: 0.222, SLG: 0.353 Tony Oliva, L (5, PH) OBP: 0.362, SLG: 0.478 Dick Stigman, R (6, 1) OBP: 0.071, SLG: 0.071 Johnny Klippstein, R (6, 1) Bill Pleis, L (8, 1) Mel Nelson, R (8, 1) OBP: 0.111, SLG: 0.111	0-0 ③ F8			0-0 2B	4-0 FC6-4 IBB		0-0 ③ F5			2 0 0 1 0 0	0 0 0 0 0 0	1 0 0 0 0 0	0 0 0 0 0 0	0 1 0 0 0 0	0 0 0 0 0 0	2 0 0 1 0 0
Jerry Kindall, R (1, 4) OBP: 0.277, SLG: 0.307		0-0 ① F8		0-3 SSS ② K	0-0 ③ FC6-4 1-2f			0-0 ① 5-3		4	0	0	0	0	1	3
Mudcat Grant, R (1, 1) OBP: 0.244, SLG: 0.266 Dave Boswell, R (5, 1) OBP: 0.314, SLG: 0.353 Sandy Valdespino, L (6, 9) OBP: 0.325, SLG: 0.342		0-3 SSS ② K		0-0 ③ F7		0-3 SSS ① K		0-0 ② L1		2 0 2	0 0 0	0 0 0	0 0 0	0 0 0	1 0 1	1 0 0
Inning Stats	R: 2 E: 0 K: 0 S: 6 H: 2 LOB: 2 BB: 1 P: 10	R: 0 E: 0 K: 2 S: 8 H: 1 LOB: 1 BB: 0 P: 8	R: 0 E: 0 K: 1 S: 5 H: 1 LOB: 0 BB: 0 P: 5	R: 0 E: 0 K: 1 S: 6 H: 1 LOB: 1 BB: 0 P: 6	R: 3 E: 0 K: 0 S: 6 H: 3 LOB: 2 BB: 2 P: 14	R: 0 E: 0 K: 3 S: 9 H: 0 LOB: 0 BB: 0 P: 9	R: 1 E: 0 K: 1 S: 6 H: 1 LOB: 1 BB: 1 P: 10	R: 0 E: 0 K: 0 S: 4 H: 1 LOB: 1 BB: 0 P: 4	R: 0 E: 0 K: 0 S: 4 H: 1 LOB: 1 BB: 0 P: 4	1B: 5 2B: 4 3B: 1 HR: 1 SF: 1 SAC: 0 DP: 1 HBP: 0							

AB	37
R	6
H	11
RBI	6
BB	4
SO	8
LOB	19

WP: 0 PB: 0 SB: 0 CS: 0 — PA: 42

PITCHER		IP	WLS	BF	H	R	ER	SO	BB	IBB	HBP	BLK	WP	HR	S	P	ERA	WHIP
Mickey Lolich, L ERA: 4.1	(1, 1)	4.0		21	7	5	5	4	2	0	0	0	0	0	27	35	11.25	2.250
Orlando Pena, R ERA: 4.3	(5, 1)	1.0		5	1	0	0	0	0	1	0	0	0	0	4	8	0.00	1.000
Terry Fox, R ERA: 3.29	(6, 1)	2.0		8	1	1	1	4	1	0	0	0	0	1	15	19	4.50	1.000
Ron Nischwitz, L ERA: 2.42	(8, 1)	1.0	W	4	1	0	0	0	0	0	0	0	0	0	4	4	0.00	1.000
Fred Gladding, R ERA: 3.09	(9, 1)	1.0	S	4	1	0	0	0	0	0	0	0	0	0	4	4	0.00	1.000

PITCHER	IP	WLS	BF	H	R	ER	SO	BB	IBB	HBP	BLK	WP	HR	S	P	ERA	WHIP

Batter	1	2	3	4	5	6	7	8	9	AB	R	H	RBI	BB	SO	LOB
Don Wert, R (1, 5) OBP: 0.340, SLG: 0.353	G4-6-3 1B 1B		G3 2B		4-3 ①		1B		P6 ③	5	0	3	0	0	0	1
Jerry Lumpe, L (1, 4) OBP: 0.333, SLG: 0.332	G4-6-3 1-2 1B		F7 ①		F8 ②		6-3 ③			4	0	1	0	0	0	2
Jim Northrup, L (1, 9) OBP: 0.254, SLG: 0.310	G4-6-3 ① ② 1-2f 2-3		G3 ② 2-3		E5 1B			4-3 ①		4	0	0	0	0	0	3
Norm Cash, L (1, 3) OBP: 0.360, SLG: 0.459	4-3 ③		BBB BB		1-2 1B			2B		3	0	2	0	1	0	1
Willie Horton, R (1, 7) OBP: 0.344, SLG: 0.515		P6 ①	P3 ③			F7 ①		F7 ②		4	0	0	0	0	0	3
Bill Freehan, R (1, 2) OBP: 0.303, SLG: 0.342		BBBB HR BB		6-3 ①		6-3 ②		6-3 ③		3	1	0	0	1	0	1
Mickey Stanley, R (1, 8) OBP: 0.500, SLG: 0.750		SSS K ②		1B 1B		L9 ③			2B	4	0	2	0	0	1	1
Ray Oyler, R (1, 6) OBP: 0.297, SLG: 0.383		1-H HR		F9 ②			SSS K ①		SSS K ①	4	1	1	2	0	2	2
Dave Wickersham, R (1, 1) OBP: 0.064, SLG: 0.064 Bill Roman, L (4, PH) OBP: 0.100, SLG: 0.053 Mickey Lolich, S (4, 1) OBP: 0.100, SLG: 0.074 George Thomas, R (7, PH) OBP: 0.257, SLG: 0.298 Larry Sherry, R (7, 1) OBP: 0.400, SLG: 0.556 Gates Brown, L (9, PH) OBP: 0.288, SLG: 0.441		P6 ③		1-H 1B			SSS K ②		F9 ②	1 1 0 1 0 1	0 0 0 0 0 0	0 1 0 0 0 0	0 0 0 0 0 0	0 0 0 0 1 0	0 0 0 0 0 0	0 0 0 0 0 1
Inning Stats	R: 0 H: 2 E: 0 LOB: 1 K: 0 BB: 0 S: 4 P: 4	R: 2 H: 1 E: 0 LOB: 0 K: 1 BB: 1 S: 6 P: 10	R: 0 H: 1 E: 0 LOB: 2 K: 0 BB: 1 S: 4 P: 8	R: 0 H: 2 E: 0 LOB: 2 K: 0 BB: 0 S: 4 P: 4	R: 0 H: 1 E: 1 LOB: 1 K: 0 BB: 0 S: 4 P: 4	R: 0 H: 0 E: 0 LOB: 0 K: 0 BB: 0 S: 3 P: 3	R: 0 H: 1 E: 0 LOB: 1 K: 2 BB: 1 S: 8 P: 8	R: 0 H: 1 E: 0 LOB: 1 K: 0 BB: 0 S: 4 P: 4	R: 0 H: 1 E: 0 LOB: 1 K: 1 BB: 0 S: 6 P: 6	1B: 6 SF: 0 2B: 3 SAC: 0 3B: 0 DP: 1 HR: 1 HBP: 0						

PITCHER		IP	WLS	BF	H	R	ER	SO	BB	IBB	HBP	BLK	WP	HR	S	P	ERA	WHIP
Jim Perry, R ERA: 2.57	(1, 1)	8.0	W	34	10	2	2	3	2	0	0	0	0	1	38	46	2.25	1.500
Al Worthington, R ERA: 2.0	(9, 1)	1.0	S	3	0	0	0	1	0	0	0	0	0	0	5	5	0.00	0.000

PITCHER	IP	WLS	BF	H	R	ER	SO	BB	IBB	HBP	BLK	WP	HR	S	P	ERA	WHIP

TOP

Detroit Tigers @ Minnesota Twins

Metropolitan Stadium, Bloomington , MI

Wed Sep 01 1965, 8:05 PM EDT

Att. 17,951 - Unknown - 60 F

livebaseballscorecards.com

AB	35
R	2
H	10
RBI	2
BB	2
SO	4
LOB	15

BOTTOM

Detroit Tigers @ Minnesota Twins

Metropolitan Stadium, Bloomington , MI

Wed Sep 01 1965, 8:05 PM EDT

Att. 17,951 - Unknown - 60 F

Batter	1	2	3	4	5	6	7	8	9	AB	R	H	RBI	BB	SO	LOB
Zoilo Versalles, R (1, 6) OBP: 0.309, SLG: 0.449	P4	L4-3 1-2			BB	FC6-4 1-2f		2B		4	0	1	0	1	0	3
Jimmie Hall, L (1, 8) OBP: 0.354, SLG: 0.489	BB E S 2B	G6-4-3 1B			P4		F9	K		4	2	1	0	1	1	2
Tony Oliva, L (1, 9) OBP: 0.365, SLG: 0.484	G3 1-H PB 2B	G6-4-3 1-3 1B			F8		BB 2B			4	1	3	1	0	0	1
Bob Allison, R (1, 7) OBP: 0.353, SLG: 0.464	PB G3 1B BB	G6-4-3 1-2f 3-H			5-3		F5			3	1	0	0	1	0	3
Don Mincher, L (1, 3) OBP: 0.339, SLG: 0.527	G3 1-2 2-3	BB			1B SH1-4 SF7 BB		BB IBB			1	1	0	0	3	0	2
Earl Battey, R (1, 2) OBP: 0.378, SLG: 0.427 Jerry Zimmerman, R (5, 2) OBP: 0.267, SLG: 0.257	2-H 3-H 1B	5-3			SH1-4 1-2	BB 1-2 2-3				2 0	0 0	1 0	1 0	0 1	0 0	1 0
Rich Rollins, R (1, 5) OBP: 0.309, SLG: 0.344 Joe Nossek, R (1, PH) OBP: 0.252, SLG: 0.311 (2, 5) Sandy Valdespino, L (7, PH) OBP: 0.324, SLG: 0.340 Frank Quilici, R (8, 4) OBP: 0.252, SLG: 0.257	F8	L7			1B 2-3 1B	L8				0 3 1 0	0 0 0 0	0 1 0 0	0 0 0 0	0 0 0 0	0 0 0 0	0 1 3 0
Jerry Kindall, R (1, 4) OBP: 0.274, SLG: 0.304 (8, 5)	K	K			SF7 3-H	1-3				3	0	0	1	0	2	0
Jim Perry, S (1, 1) OBP: 0.159, SLG: 0.186 Al Worthington, R (9, 1) OBP: 0.300, SLG: 0.125	L4-3 1B	6-3			FC6-4 1-3 1B	K				4 0	0 0	2 0	0 0	0 0	1 0	0 0
Inning Stats	R: 3 H: 2 E: 0 LOB: 1 K: 0 BB: 2 S: 5 P: 13	R: 0 H: 1 E: 0 LOB: 0 K: 1 BB: 0 S: 5 P: 5	R: 1 H: 2 E: 0 LOB: 1 K: 0 BB: 1 S: 4 P: 8	R: 0 H: 0 E: 0 LOB: 0 K: 1 BB: 0 S: 5 P: 5	R: 0 H: 0 E: 0 LOB: 1 K: 0 BB: 1 S: 3 P: 7	R: 1 H: 2 E: 0 LOB: 2 K: 0 BB: 1 S: 5 P: 9	R: 0 H: 1 E: 0 LOB: 3 K: 0 BB: 2 S: 4 P: 12	R: 0 H: 1 E: 0 LOB: 1 K: 2 BB: 0 S: 8 P: 8		1B: 6 SF: 1 2B: 4 SAC: 1 3B: 0 DP: 2 HR: 0 HBP: 0						

livebaseballscorecards.com

AB	29
R	5
H	9
RBI	3
BB	7
SO	4
LOB	16

WP: 0 PA: 38
PB: 1
SB: 1
CS: 0

PITCHER		IP	WLS	BF	H	R	ER	SO	BB	IBB	HBP	BLK	WP	HR	S	P	ERA	WHIP
Dave Wickersham, R ERA: 4.49	(1, 1)	3.0	L	15	5	4	4	1	3	0	0	0	0	0	14	26	12.00	2.667
Mickey Lolich, L ERA: 4.09	(4, 1)	3.0		13	2	1	1	1	2	0	0	0	0	0	13	21	3.00	1.333
Larry Sherry, R ERA: 3.13	(7, 1)	2.0		10	2	0	0	2	1	1	0	0	0	0	12	20	0.00	1.500

PITCHER		IP	WLS	BF	H	R	ER	SO	BB	IBB	HBP	BLK	WP	HR	S	P	ERA	WHIP

Detroit Tigers @ Minnesota Twins

Metropolitan Stadium, Bloomington , MI

Thu Sep 02 1965, 8:05 PM EDT

Att. 14,075 - Unknown - 79 F

TOP

livebaseballscorecards.com

Batter	1	2	3	4	5	6	7	8	9	AB	R	H	RBI	BB	SO	LOB
George Thomas, R (1, 9) OBP: 0.273, SLG: 0.321	1B		4-3 1B 1-2 1B		S HR 1B		K		WP SF7 2B	5	3	4	0	0	1	0
Jerry Lumpe, L (1, 4) OBP: 0.329, SLG: 0.328	F5		4-3 1-2 2-3		P4 1-2		4-1		K 2-3	5	0	0	0	0	1	4
Don Wert, R (1, 5) OBP: 0.344, SLG: 0.361	5-3		1B 2-H 3-H		HR 2-H		BB		BB	3	1	2	4	2	0	0
Norm Cash, L (1, 3) OBP: 0.356, SLG: 0.454		P5	K		F5		P6		SF7 3-H	4	0	0	1	0	1	2
Willie Horton, R (1, 7) OBP: 0.344, SLG: 0.511		E5 PB 1B	F8			BB BB		SH3-4 HBP	K	3	0	0	0	1	1	2
Bill Freehan, R (1, 2) OBP: 0.301, SLG: 0.339		K		F7		K		SH3-4 1-2		3	0	0	0	0	2	2
Mickey Stanley, R (1, 8) OBP: 0.375, SLG: 0.500		PB 1-2 1B		4-3		L6		L7		4	0	1	0	0	0	2
Ray Oyler, R (1, 6) OBP: 0.303, SLG: 0.376		G3 1-2 2-3		F9		BB 1-2		IBB		2	0	0	0	2	0	2
Joe Sparma, R (1, 1) OBP: 0.196, SLG: 0.167			4-3 1B 1B		K	L3		L7		3	1	1	0	0	1	2
Gates Brown, L (8, PH) OBP: 0.288, SLG: 0.441										0	0	0	0	0	0	0
Al Kaline, R (8, PH) OBP: 0.407, SLG: 0.513										1	0	0	0	0	0	2
Orlando Pena, R (8, 1) OBP: 0.278, SLG: 0.188										0	0	0	0	0	0	0
Terry Fox, R (9, 1)										0	0	0	0	0	0	0

| Inning Stats | | | | | | | | | |

BOTTOM

Detroit Tigers @ Minnesota Twins

Metropolitan Stadium, Bloomington , MI

Thu Sep 02 1965, 8:05 PM EDT

Att. 14,075 - Unknown - 79 F

Batter	1	2	3	4	5	6	7	8	9	AB	R	H	RBI	BB	SO	LOB
Zoilo Versalles, R (1, 6) OBP: 0.312, SLG: 0.449	BBBB 4-0 FC6-4 BB	x 0-0 ③ F8		x 0-0 S 1B	x 0-0 ③ P4			x 0-0 FC3-6 1B	H 1-0 HBP	4	0	2	0	1	0	5
Joe Nossek, R (1, 5) OBP: 0.255, SLG: 0.307	x 0-0 ① FC6-4 1B E 1-2f		x 0-0 E 1B 1B	BBBB 4-0 1-2 BB		x 0-0 ① 5-3		x 0-0 ① FC3-6 BB 1-2f	x 0-0 ③ F7	5	2	1	0	1	0	4
Jimmie Hall, L (1, 8) OBP: 0.354, SLG: 0.487	x 0-0 S 1-3 1B		SSS 0-3 ① K 1-3	x 0-0 ③ 4-3		x 0-0 ② 3-1		BBBB 4-0 1-2 BB		4	0	1	0	1	1	3
Tony Oliva, L (1, 9) OBP: 0.367, SLG: 0.488	SSS 0-3 ② K 1-3 3-H	x 0-0 S 3-H 1B			BBBB 4-0 G3 E BB BB	x 0-0 ③ 3B		x 0-0 ② P6		4	1	2	1	1	1	3
Bob Allison, R (1, 7) OBP: 0.349, SLG: 0.458	SSS 0-3 ③ K		SSS 0-3 ② K 1-2		SSS 0-3 ① K		SSS 0-3 ① K	SSS 0-3 ③ K		5	0	0	0	0	5	5
Don Mincher, L (1, 3) OBP: 0.343, SLG: 0.536		SSS 0-3 ① K	III 4-0 IBB		x 0-0 E6 BB G3 1-2		BBBB 4-0 1B BB		x 0-0 HR	3	1	1	1	2	1	1
Jerry Zimmerman, R (1, 2) OBP: 0.271, SLG: 0.257 Jim Kaat, L (9, PR) OBP: 0.268, SLG: 0.263	x 0-0 E5 FC1-5 BB	x 0-0 ③ F8		x 0-0 ② G3 1-2 2-3			x 0-0 1-3 1B	BBBB 4-0 SH5-4 BB		4 0	0 0	1 0	0 0	1 0	0 0	4 0
Jerry Kindall, R (1, 4) OBP: 0.275, SLG: 0.303 Sandy Valdespino, L (5, PH) OBP: 0.327, SLG: 0.340 Frank Quilici, R (6, 4) OBP: 0.250, SLG: 0.255	BBBB 4-0 FC1-5 1-2 BB		SSS 0-3 ① K	BBBB 4-0 BB BB		x 0-0 ② P6		x 0-0 ① SH5-4 1-2		1 0 1	0 0 0	0 0 0	0 0 0	1 1 0	1 0 0	0 0 2
Jim Merritt, L (1, 1) OBP: 0.150, SLG: 0.056 Cesar Tovar, R (5, PH) OBP: 0.400, SLG: 0.308 Dave Boswell, R (6, 1) OBP: 0.314, SLG: 0.353 Andy Kosco, R (7, PH) OBP: 0.216, SLG: 0.343 Johnny Klippstein, R (8, 1) Dick Stigman, R (8, 1) OBP: 0.071, SLG: 0.071 Earl Battey, R (9, PH) OBP: 0.377, SLG: 0.425	x 0-0 ② FC1-5 1-2 2-3f		SSS 0-3 ② K	BBBB 4-0 1-2 2-3 3-H BB			x 0-0 ③ G3	x 0-0 ② F9		2 0 0 1 0 0 1	0 0 0 0 0 0 0	0 0 0 0 0 0 0	0 1 0 0 0 0 0	0 1 0 0 0 0 0	1 0 0 0 0 0 0	2 0 0 2 0 0 2
Inning Stats	R: 1 H: 1 E: 0 LOB: 1 K: 2 BB: 1 S: 8 P: 12	R: 0 H: 0 E: 1 LOB: 2 K: 1 BB: 1 S: 6 P: 10	R: 1 H: 2 E: 1 LOB: 2 K: 2 BB: 1 S: 9 P: 13	R: 0 H: 1 E: 0 LOB: 2 K: 2 BB: 1 S: 8 P: 12	R: 1 H: 0 E: 1 LOB: 3 K: 1 BB: 3 S: 6 P: 18	R: 0 H: 1 E: 0 LOB: 1 K: 0 BB: 0 S: 3 P: 3	R: 0 H: 1 E: 0 LOB: 2 K: 1 BB: 1 S: 6 P: 10	R: 0 H: 1 E: 0 LOB: 2 K: 1 BB: 1 S: 6 P: 10	R: 1 H: 1 E: 0 LOB: 2 K: 0 BB: 1 S: 4 P: 9	1B: 6 2B: 0 3B: 1 HR: 1	SF: 0 SAC: 1 DP: 0 HBP: 1					

livebaseballscorecards.com

AB	35
R	4
H	8
RBI	3
BB	10
SO	10
LOB	33

WP: 0 PA: 47
PB: 0
SB: 4
CS: 0

PITCHER		IP	WLS	BF	H	R	ER	SO	BB	IBB	HBP	BLK	WP	HR	S	P	ERA	WHIP
Joe Sparma, R ERA: 2.91	(1, 1)	7.0	W	36	6	3	0	9	7	1	0	0	0	0	46	78	0.00	1.857
Orlando Pena, R ERA: 4.35	(8, 1)	1.0		7	2	1	1	1	2	0	0	0	0	1	7	15	9.00	4.000
Terry Fox, R ERA: 3.23	(9, 1)	1.0	S	4	0	0	0	0	0	0	1	0	0	0	3	4	0.00	0.000

PITCHER	IP	WLS	BF	H	R	ER	SO	BB	IBB	HBP	BLK	WP	HR	S	P	ERA	WHIP

Batter	1	2	3	4	5	6	7	8	9	AB	R	H	RBI	BB	SO	LOB
Ken Hamlin, R (1, 4) OBP: 0.338, SLG: 0.372	5-3		F2		L8		5-3		1-3	5	0	0	0	0	0	1
Ken McMullen, R (1, 5) OBP: 0.327, SLG: 0.420	6-3		2B 1B		G3 1B			HR		4	1	3	1	0	0	0
Frank Howard, R (1, 7) OBP: 0.349, SLG: 0.483	BB 1B		K		G3 1-2			5-3		4	0	1	0	0	1	2
Woodie Held, R (1, 9) OBP: 0.349, SLG: 0.471	1-2 BB		1-3 2B		F8			HR		3	1	2	1	1	0	1
Don Lock, R (1, 8) OBP: 0.316, SLG: 0.378	K		K			F6		K		4	0	0	0	0	3	4
Dick Nen, L (1, 3) OBP: 0.318, SLG: 0.398		G5-4-3 1B		1B		K		6-3		4	0	2	0	0	1	0
Don Zimmer, R (1, 2) OBP: 0.290, SLG: 0.258		G5-4-3 1-2f		F6		6-3			F3	3	0	0	0	0	0	2
Ed Brinkman, R (1, 6) OBP: 0.249, SLG: 0.254		1B		F8			6-3		K	4	0	1	0	0	1	1
Buster Narum, R (1, 1) OBP: 0.065, SLG: 0.091 Bennie Daniels, L (5, 1) OBP: 0.235, SLG: 0.133 Marshall Bridges, S (6, 1) OBP: 0.143, SLG: 0.429 Doug Camilli, R (6, 2) OBP: 0.266, SLG: 0.291 Chuck Cottier, R (9, PH)		K		K			F6		2B	2 0 0 2 1	0 0 0 0 0	0 0 0 1 0	0 0 0 0 0	0 0 0 0 0	2 0 0 0 0	2 0 0 0 0
Inning Stats	R: 0 E: 0 K: 1 S: 6 H: 1 LOB: 2 BB: 1 P: 10	R: 0 E: 0 K: 1 S: 6 H: 2 LOB: 1 BB: 0 P: 6	R: 0 E: 0 K: 2 S: 9 H: 2 LOB: 2 BB: 0 P: 9	R: 0 E: 0 K: 1 S: 6 H: 1 LOB: 1 BB: 0 P: 6	R: 0 E: 0 K: 0 S: 4 H: 1 LOB: 1 BB: 0 P: 4	R: 0 E: 0 K: 1 S: 5 H: 0 LOB: 0 BB: 0 P: 5	R: 0 E: 0 K: 0 S: 3 H: 0 LOB: 0 BB: 0 P: 3	R: 2 E: 0 K: 1 S: 7 H: 2 LOB: 0 BB: 0 P: 7	R: 0 E: 0 K: 1 S: 6 H: 1 LOB: 1 BB: 0 P: 6	1B: 6 2B: 2 3B: 0 HR: 2 SF: 0 SAC: 0 DP: 1 HBP: 0						

PITCHER	IP	WLS	BF	H	R	ER	SO	BB	IBB	HBP	BLK	WP	HR	S	P	ERA	WHIP
Hank Aguirre, L (1, 1) ERA: 3.6	9.0	W	37	10	2	2	8	1	0	0	0	0	2	52	56	2.00	1.222

PITCHER	IP	WLS	BF	H	R	ER	SO	BB	IBB	HBP	BLK	WP	HR	S	P	ERA	WHIP

TOP

Washington Senators @ Detroit Tigers

Tiger Stadium, Detroit, MI

Fri Sep 03 1965, 7:05 PM EDT

Att. 10,053 - Unknown

livebaseballscorecards.com

AB	36
R	2
H	10
RBI	2
BB	1
SO	8
LOB	13

WP: 0 PB: 0 SB: 0 CS: 0 PA: 37

Batter	1	2	3	4	5	6	7	8	9	AB	R	H	RBI	BB	SO	LOB
Jim Northrup, L (1, 9) OBP: 0.262, SLG: 0.323	S S S 0-3 ① K		x 0-0 ① 4-3	x 0-0 1-H 2B		x 0-0 1-2 E 1B 1B	x 0-0 1B			5	1	3	1	0	1	0
Jerry Lumpe, L (1, 4) OBP: 0.335, SLG: 0.331 George Smith, R (6, PR) OBP: 0.143, SLG: 0.077 (7, 4)	x 0-0 E 1B		x 0-0 S HR 1B	B B B B 4-0 BB		I I I I 4-0 1-2 2-3 1B 1B IBB	S S S S 0-3 ③ K			2 1	1 1	2 0	0 0	2 0	0 1	0 1
Don Wert, R (1, 5) OBP: 0.343, SLG: 0.360	x 0-0 1-2 E8		x 0-0 ② F5 1-2	x 0-0 ③ 5-3		x 0-0 1-2 2-H 3-H 1B 1B		S S S 0-3 ① K2-3		5	0	1	2	0	1	4
Norm Cash, L (1, 3) OBP: 0.356, SLG: 0.459	x 0-0 ② F9		x 0-0 2-H HR	B B B B 4-0 HR BB		x 0-0 ① F8		x 0-0 ② F6		4	2	1	2	1	0	4
Willie Horton, R (1, 7) OBP: 0.347, SLG: 0.518	x 0-0 ③ F8		x 0-0 ③ 6-3		x 0-0 1-H HR	x 0-0 1-2 2-H 5-3 1B		B B B B 4-0 BB		4	1	2	3	1	0	2
Bill Freehan, R (1, 2) OBP: 0.302, SLG: 0.347	H 1-0 SH1-3 HBP		x 0-0 HR	x 0-0 ① 6-3		x 0-0 ② ③ 5-3 1-2f		x 0-0 ③ L6		4	1	1	1	0	0	3
Mickey Stanley, R (1, 8) OBP: 0.333, SLG: 0.667	x 0-0 ① F8		x 0-0 ① F7	x 0-0 ② 6-3			x 0-0 HR			4	1	1	1	0	0	1
Ray Oyler, R (1, 6) OBP: 0.304, SLG: 0.375	x 0-0 ② 1-2 SH1-3			x 0-0 2B 1B	S S S 0-3 ③ K		S S S 0-3 ① K			3	1	1	0	0	2	0
Hank Aguirre, R (1, 1) OBP: 0.136, SLG: 0.111	S S S 0-3 ③ K			S S S 0-3 ② K		x 0-0 E 1B 1B 1B	S S S 0-3 ② K			4	1	1	0	0	3	2
Inning Stats	R: 0 E: 1 K: 1 S: 7 H: 1 LOB: 2 BB: 0 P: 7	R: 0 E: 0 K: 1 S: 5 H: 0 LOB: 1 BB: 0 P: 6	R: 2 E: 0 K: 0 S: 5 H: 2 LOB: 0 BB: 0 P: 5	R: 2 E: 0 K: 1 S: 8 H: 3 LOB: 2 BB: 1 P: 12	R: 2 E: 0 K: 1 S: 6 H: 1 LOB: 0 BB: 1 P: 10	R: 3 E: 1 K: 0 S: 6 H: 4 LOB: 2 BB: 1 P: 10	R: 1 E: 0 K: 3 S: 11 H: 2 LOB: 1 BB: 0 P: 11	R: 0 E: 0 K: 1 S: 5 H: 0 LOB: 1 BB: 1 P: 9		1B: 8 2B: 2 3B: 0 HR: 4 SF: 0 SAC: 1 DP: 1 HBP: 1						

PITCHER		IP	WLS	BF	H	R	ER	SO	BB	IBB	HBP	BLK	WP	HR	S	P	ERA	WHIP
Buster Narum, R ERA: 4.44	(1, 1)	4.0	L	23	7	6	6	3	2	0	1	0	0	3	26	35	13.50	2.250
Bennie Daniels, R ERA: 4.79	(5, 1)	1.0		7	3	3	3	1	0	1	0	0	0	0	8	12	27.00	3.000
Marshall Bridges, L ERA: 2.33	(6, 1)	3.0		12	3	1	1	4	1	0	0	0	0	1	19	23	3.00	1.333

PITCHER	IP	WLS	BF	H	R	ER	SO	BB	IBB	HBP	BLK	WP	HR	S	P	ERA	WHIP

BOTTOM

Washington Senators @ Detroit Tigers

Tiger Stadium, Detroit, MI

Fri Sep 03 1965, 7:05 PM EDT

Att. 10,053 - Unknown

livebaseballscorecards.com

AB	36
R	10
H	13
RBI	10
BB	4
SO	8
LOB	17

Batter	1	2	3	4	5	6	7	8	9	AB	R	H	RBI	BB	SO	LOB
Don Blasingame, L (1, 4) OBP: 0.275, SLG: 0.287	x 0-0 ① G3		x 0-0 ② F8		B B B 4-0 BB		x 0-0 F3 1-3 1B		S S S 0-3 ① K	3	0	1	0	1	0	0
Ed Brinkman, R (7, 6) OBP: 0.248, SLG: 0.253										1	0	0	0	0	1	0
Ken Hamlin, R (1, 6) OBP: 0.336, SLG: 0.369	x 0-0 FC4-6 1B		x 0-0 ③ 6-3		x 0-0 ③ L7		x 0-0 ② F3 1-2		x 0-0 ② 6-3	5	0	1	0	0	0	3
(7, 4)																
Willie Kirkland, L (1, 9) OBP: 0.284, SLG: 0.430	x 0-0 ② FC4-6 BB 1-2f			x 0-0 1B S 1B		x 0-0 ① F8	x 0-0 ③ F8		x 0-0 ③ 1-3	5	0	1	0	0	0	3
Frank Howard, R (1, 7) OBP: 0.350, SLG: 0.482	B B B B 4-0 1-2 BB			x 0-0 ① F2 1-2		x 0-0 1B 1B		x 0-0 ① 6-3		3	0	1	0	1	0	1
Woodie Held, R (8, 7) OBP: 0.349, SLG: 0.471										0	0	0	0	0	0	0
Dick Nen, L (1, 3) OBP: 0.322, SLG: 0.400	S S S 0-3 ③ K			S S S 0-3 ② K		x 0-0 1-2 1B		x 0-0 FC3-6 1B		4	0	2	0	0	2	3
Ken McMullen, R (1, 5) OBP: 0.326, SLG: 0.419		x 0-0 ① 6-3		x 0-0 2-3 1B		x 0-0 ② F8		x 0-0 ② FC3-6 1B 1B 1-2f		4	1	1	0	0	0	3
Mike Brumley, L (1, 2) OBP: 0.279, SLG: 0.274		x 0-0 ② F8		x 0-0 ③ 3-1		x 0-0 ③ G3		x 0-0 1B 1-2 1B		4	0	1	0	0	0	4
Don Lock, R (1, 8) OBP: 0.318, SLG: 0.379		x 0-0 ③ 6-3			x 0-0 ① F8		x 0-0 1B 1B	x 0-0 1-2 2-H 1B		4	0	2	1	0	0	0
Jim Duckworth, R (1, 1)			S S S 0-3 ① K		x 0-0 ② 2-3		x 0-0 ① F2	x 0-0 ③ F9		3	0	0	0	0	1	1
Jim King, L (8, PH) OBP: 0.333, SLG: 0.414										1	0	0	0	0	0	2
Ron Kline, R (8, 1)										0	0	0	0	0	0	0
Inning Stats	R: 0 H: 1 E: 0 LOB: 2 K: 1 BB: 1 S: 6 P: 10	R: 0 H: 0 E: 0 LOB: 0 K: 0 BB: 0 S: 3 P: 3	R: 0 H: 0 E: 0 LOB: 0 K: 1 BB: 0 S: 5 P: 5	R: 0 H: 2 E: 0 LOB: 2 K: 1 BB: 0 S: 7 P: 7	R: 0 H: 0 E: 0 LOB: 1 K: 0 BB: 1 S: 3 P: 7	R: 0 H: 2 E: 0 LOB: 2 K: 0 BB: 0 S: 5 P: 5	R: 0 H: 2 E: 0 LOB: 2 K: 0 BB: 0 S: 5 P: 5	R: 1 H: 3 E: 0 LOB: 2 K: 0 BB: 0 S: 6 P: 6	R: 0 H: 0 E: 0 LOB: 0 K: 1 BB: 0 S: 5 P: 5	1B: 10 SF: 0 2B: 0 SAC: 0 3B: 0 DP: 0 HR: 0 HBP: 0						

PITCHER	IP	WLS	BF	H	R	ER	SO	BB	IBB	HBP	BLK	WP	HR	S	P	ERA	WHIP
Dave Wickersham, R (1, 1) ERA: 4.3	9.0	L	39	10	1	1	4	2	0	0	0	0	0	45	53	1.00	1.333

PITCHER	IP	WLS	BF	H	R	ER	SO	BB	IBB	HBP	BLK	WP	HR	S	P	ERA	WHIP

TOP

Washington Senators @ Detroit Tigers

Tiger Stadium, Detroit, MI

Sat Sep 04 1965, 4:33 AM EDT

Att. 6,643 - Unknown

livebaseballscorecards.com

AB	37
R	1
H	10
RBI	1
BB	2
SO	4
LOB	20

WP: 0 PA: 39
PB: 0
SB: 1
CS: 0

BOTTOM

Washington Senators @ Detroit Tigers

Tiger Stadium, Detroit, MI

Sat Sep 04 1965, 4:33 AM EDT

Att. 6,643 - Unknown

livebaseballscorecards.com

Batter	1	2	3	4	5	6	7	8	9	AB	R	H	RBI	BB	SO	LOB
Jim Northrup, L (1, 9) OBP: 0.266, SLG: 0.321	K		HBP		F7		L4		BB, 1B	4	0	1	0	0	1	2
Jerry Lumpe, L (1, 4) OBP: 0.335, SLG: 0.330	K		L4			SH3-4, BB		5-3	BB, 1-2	4	0	1	0	1	1	1
George Smith, R (9, PR) OBP: 0.143, SLG: 0.077										0	0	0	0	0	0	0
Don Wert, R (1, 5) OBP: 0.347, SLG: 0.362	BB			1B		SH3-4		F9, 1B	BB, 1-2, 2-3	2	0	2	0	2	0	0
Norm Cash, L (1, 3) OBP: 0.354, SLG: 0.456	K			F6		F5		BB, 1-2	F9	5	0	1	0	0	1	6
Willie Horton, R (1, 7) OBP: 0.346, SLG: 0.515		K		K		IBB		F9, 2-3		3	0	0	0	1	2	3
Bill Freehan, R (1, 2) OBP: 0.299, SLG: 0.344		K		K		F8		BB, 1-2		3	0	0	0	0	2	3
Gates Brown, L (8, PH) OBP: 0.291, SLG: 0.441										0	0	0	0	1	0	0
John Sullivan, L (9, 2) OBP: 0.354, SLG: 0.371										0	0	0	0	0	0	0
Mickey Stanley, R (1, 8) OBP: 0.267, SLG: 0.533		K			K		6-3	K		3	0	0	0	0	2	0
Al Kaline, R (8, PH) OBP: 0.406, SLG: 0.512										1	0	0	0	0	1	3
(9, 8)																
Ray Oyler, R (1, 6) OBP: 0.310, SLG: 0.374			K		SH1-4, BB		SH3-4, 1B		F8	3	0	1	0	1	1	0
Dave Wickersham, R (1, 1) OBP: 0.063, SLG: 0.063			K		SH1-4, 1-2		SH3-4, 1-2		K	1	0	0	0	0	1	0
Bill Roman, L (9, PH) OBP: 0.095, SLG: 0.050										1	0	0	0	0	1	0

	AB	30
	R	0
	H	6
	RBI	0
	BB	6
	SO	13
	LOB	18

Inning Stats	1	2	3	4	5	6	7	8	9
	R: 0 H: 0 E: 0 LOB: 1 K: 3 BB: 1 S: 9 P: 13	R: 0 H: 0 E: 0 LOB: 0 K: 3 BB: 0 S: 9 P: 9	R: 0 H: 0 E: 0 LOB: 1 K: 2 BB: 0 S: 7 P: 8	R: 0 H: 1 E: 0 LOB: 1 K: 2 BB: 0 S: 8 P: 8	R: 0 H: 0 E: 0 LOB: 1 K: 1 BB: 1 S: 5 P: 9	R: 0 H: 0 E: 0 LOB: 2 K: 0 BB: 2 S: 3 P: 11	R: 0 H: 1 E: 0 LOB: 1 K: 0 BB: 0 S: 4 P: 4	R: 0 H: 2 E: 0 LOB: 3 K: 1 BB: 1 S: 7 P: 11	R: 0 H: 2 E: 0 LOB: 3 K: 1 BB: 1 S: 7 P: 11

1B: 6	SF: 0	WP: 0	PA: 40
2B: 0	SAC: 3	PB: 0	
3B: 0	DP: 0	SB: 0	
HR: 0	HBP: 1	CS: 0	

PITCHER		IP	WLS	BF	H	R	ER	SO	BB	IBB	HBP	BLK	WP	HR	S	P	ERA	WHIP
Jim Duckworth, R ERA: 3.9	(1, 1)	7.0	W	28	2	0	0	11	3	1	1	0	0	0	45	62	0.00	0.714
Ron Kline, R ERA: 2.26	(8, 1)	2.0	S	12	4	0	0	2	2	0	0	0	0	0	14	22	0.00	3.000

PITCHER	IP	WLS	BF	H	R	ER	SO	BB	IBB	HBP	BLK	WP	HR	S	P	ERA	WHIP

Washington Senators @ Detroit Tigers

Tiger Stadium, Detroit, MI

Sun Sep 05 1965, 4:33 AM EDT

Unknown

TOP

livebaseballscorecards.com

Batter	1	2	3	4	5	6	7	8	9	AB	R	H	RBI	BB	SO	LOB
Ken Hamlin, R (1, 4) OBP: 0.335, SLG: 0.368	F8		SH1-4 1-2		F8		F4		1B WP 1B	4	0	1	0	0	0	1
Ken McMullen, R (1, 5) OBP: 0.327, SLG: 0.419	K		L9		K		1B 1B		G4-6-3 1-3	5	1	2	0	0	2	2
Frank Howard, R (1, 7) OBP: 0.353, SLG: 0.483	4-3		BB		1B 1-2		1B 1-2		G4-6-3 1-2f	3	0	2	0	1	0	0
Jim King, L (7, PR) OBP: 0.332, SLG: 0.412 (7, 9)										1	0	0	0	0	0	2
Woodie Held, R (1, 9) OBP: 0.351, SLG: 0.482 (7, 7)		HR	L9		F3		1B 1-2 2-H			4	1	2	2	0	0	4
Don Lock, R (1, 8) OBP: 0.320, SLG: 0.379		E FC5-2 1B		K		BB	F6			3	0	1	0	1	1	2
Dick Nen, L (1, 3) OBP: 0.315, SLG: 0.391		K 1-3		K		K		K		4	0	0	0	0	4	2
Doug Camilli, R (1, 2) OBP: 0.266, SLG: 0.290		FC5-2 3-H		1B		L9		K		4	0	1	0	0	1	2
Ed Brinkman, R (1, 6) OBP: 0.246, SLG: 0.251		F3		F7		F8		5-3		4	0	0	0	0	0	3
Pete Richert, L (1, 1) OBP: 0.214, SLG: 0.170			SH1-4 1B		1B 1B		K		6-3	4	0	2	0	0	1	0
Steve Ridzik, R (9, 1) OBP: 0.200, SLG: 0.333										0	0	0	0	0	0	0
Mike McCormick, L (9, 1) OBP: 0.205, SLG: 0.079										0	0	0	0	0	0	0

	AB	36
	R	2
	H	11
	RBI	2
	BB	2
	SO	9
	LOB	18

Inning Stats	1	2	3	4	5	6	7	8	9	1B: 10	SF: 0	WP: 1	PA: 39
	R: 0 E: 0 K: 1 S: 5	H: 0 LOB: 0 BB: 0 P: 5	R: 1 E: 1 K: 1 S: 7	H: 2 LOB: 1 BB: 0 P: 7	R: 0 E: 0 K: 0 S: 4	H: 1 LOB: 2 BB: 1 P: 8	R: 0 E: 0 K: 2 S: 8	H: 1 LOB: 1 BB: 0 P: 8	R: 0 E: 0 K: 1 S: 7	H: 2 LOB: 2 BB: 0 P: 7	R: 0 E: 0 K: 1 S: 5	H: 0 LOB: 1 BB: 1 P: 9	R: 1 E: 0 K: 1 S: 8	H: 3 LOB: 2 BB: 0 P: 8	R: 0 E: 0 K: 2 S: 7	H: 0 LOB: 0 BB: 0 P: 7	R: 0 E: 0 K: 0 S: 4	H: 2 LOB: 1 BB: 0 P: 4	2B: 0 3B: 0 HR: 1	SAC: 1 DP: 1 HBP: 0	PB: 0 SB: 0 CS: 0	

PITCHER		IP	WLS	BF	H	R	ER	SO	BB	IBB	HBP	BLK	WP	HR	S	P	ERA	WHIP
Mickey Lolich, L ERA: 4.03	(1, 1)	7.0	L	32	9	2	2	7	2	0	0	0	0	1	44	52	2.57	1.571
Orlando Pena, R ERA: 4.25	(8, 1)	2.0		7	2	0	0	2	0	0	0	0	1	0	11	11	0.00	1.000

PITCHER		IP	WLS	BF	H	R	ER	SO	BB	IBB	HBP	BLK	WP	HR	S	P	ERA	WHIP

BOTTOM

Washington Senators @ Detroit Tigers

Tiger Stadium, Detroit, MI

Sun Sep 05 1965, 4:33 AM EDT

Unknown

livebaseballscorecards.com

Batter	1	2	3	4	5	6	7	8	9	AB	R	H	RBI	BB	SO	LOB
Mickey Stanley, R (1, 8) OBP: 0.316, SLG: 0.684	F3		BB, 1B		F8			HR		4	1	2	1	0	0	0
Jerry Lumpe, L (1, 4) OBP: 0.336, SLG: 0.329	F7		BB, 1-2			SH3-4, BB		L8		1	0	0	0	1	0	0
George Smith, R (3, PR) (4, 4) OBP: 0.167, SLG: 0.074										1	0	0	0	1	0	0
Don Wert, R (1, 5) OBP: 0.345, SLG: 0.360	K		K			SH3-4, 1-2		F5		3	0	0	0	0	2	2
Al Kaline, R (1, 9) OBP: 0.404, SLG: 0.511		2B	K			F3		L8		4	0	1	0	0	1	3
Willie Horton, R (1, 7) OBP: 0.343, SLG: 0.510		6-3		F8		F9			F9	4	0	0	0	0	0	2
Norm Cash, L (1, 3) OBP: 0.353, SLG: 0.452		F9		F8			1-3		FC5-4, BB	3	0	0	0	1	0	1
Bill Freehan, R (1, 2) OBP: 0.302, SLG: 0.344		BB		K			1B		FC5-4, 1-2f	3	0	1	0	1	1	1
Ray Oyler, R (1, 6) OBP: 0.303, SLG: 0.364		K			5-3		K		F2	3	0	0	0	0	2	3
Gates Brown, L (9, PH) OBP: 0.290, SLG: 0.439										1	0	0	0	0	0	1
Mickey Lolich, S (1, 1) OBP: 0.097, SLG: 0.071			K		1-3		K			2	0	0	0	0	1	0
George Thomas, R (7, PH) OBP: 0.272, SLG: 0.318										1	0	0	0	0	1	1
Orlando Pena, R (8, 1) OBP: 0.278, SLG: 0.188										0	0	0	0	0	0	0
Inning Stats	R: 0 E: 0 K: 1 S: 5 H: 0 LOB: 0 BB: 0 P: 5	R: 0 E: 0 K: 1 S: 6 H: 1 LOB: 2 BB: 1 P: 10	R: 0 E: 0 K: 3 S: 10 H: 1 LOB: 2 BB: 1 P: 14	R: 0 E: 0 K: 1 S: 5 H: 0 LOB: 0 BB: 0 P: 5	R: 0 E: 0 K: 0 S: 3 H: 0 LOB: 0 BB: 0 P: 3	R: 0 E: 0 K: 0 S: 3 H: 0 LOB: 1 BB: 1 P: 7	R: 0 E: 0 K: 2 S: 8 H: 1 LOB: 1 BB: 0 P: 8	R: 1 E: 0 K: 0 S: 4 H: 1 LOB: 0 BB: 0 P: 4	R: 0 E: 0 K: 0 S: 3 H: 0 LOB: 1 BB: 1 P: 7							

	AB	30
	R	1
	H	4
	RBI	1
	BB	4
	SO	8
	LOB	14

1B: 2 SF: 0 WP: 0 PA: 35
2B: 1 SAC: 1 PB: 0
3B: 0 DP: 0 SB: 0
HR: 1 HBP: 0 CS: 0

PITCHER		IP	WLS	BF	H	R	ER	SO	BB	IBB	HBP	BLK	WP	HR	S	P	ERA	WHIP
Pete Richert, L ERA: 2.68	(1, 1)	8.1	W	33	4	1	1	8	4	0	0	0	0	1	45	61	1.08	0.960
Steve Ridzik, R ERA: 4.2	(9, 1)	0.1		1	0	0	0	0	0	0	0	0	0	0	1	1	0.00	0.000
Mike McCormick, L ERA: 3.39	(9, 1)	0.1	S	1	0	0	0	0	0	0	0	0	0	0	1	1	0.00	0.000

PITCHER	IP	WLS	BF	H	R	ER	SO	BB	IBB	HBP	BLK	WP	HR	S	P	ERA	WHIP

Batter	1	2	3	4	5	6	7	8	9	AB	R	H	RBI	BB	SO	LOB
Don Blasingame, L (1, 4) OBP: 0.277, SLG: 0.287	F8		4-3 WP 1B 1B		BB 1B 2B		F8		4-3	4	2	1	0	1	0	0
Ken Hamlin, R (1, 6) OBP: 0.336, SLG: 0.366	5-3		F4 1-2		1B 2B 1-2		BB		F8	4	0	1	0	1	0	1
Willie Kirkland, L (1, 9) OBP: 0.280, SLG: 0.423	G3		4-3 2-3		F5		F8			4	0	0	0	0	0	4
Frank Howard, R (1, 7) OBP: 0.354, SLG: 0.485		F5	1B 3-H		2B 1-3 2-H			6-3		4	0	2	2	0	0	0
Dick Nen, L (1, 3) OBP: 0.319, SLG: 0.386		BB 1B BB	G3		F4			BB FC5-4		2	0	0	0	2	0	3
Ken McMullen, R (1, 5) OBP: 0.326, SLG: 0.417		BB 1-2 1B		1-3		F8		FC5-4 1B 1-2f		4	0	1	0	0	0	1
Mike Brumley, L (1, 2) OBP: 0.279, SLG: 0.273		K		L6		K		1B 1-2		4	0	1	0	0	2	2
Don Lock, R (1, 8) OBP: 0.319, SLG: 0.376		BB 1-2 2-3		K		K		F7		3	0	0	0	1	2	2
Phil Ortega, R (1, 1) OBP: 0.328, SLG: 0.250		F6			K		L3		F6	0	0	0	0	0	0	0
Bob Chance, L (2, PH) OBP: 0.293, SLG: 0.343										1	0	0	0	0	0	3
Howie Koplitz, R (2, 1) OBP: 0.129, SLG: 0.100										1	0	0	0	0	1	0
Joe Cunningham, L (7, PH) OBP: 0.379, SLG: 0.330										1	0	0	0	0	0	0
Marshall Bridges, S (7, 1) OBP: 0.143, SLG: 0.429										0	0	0	0	0	0	0
Bennie Daniels, L (7, 1) OBP: 0.235, SLG: 0.133										0	0	0	0	0	0	0
Jim King, L (9, PH) OBP: 0.331, SLG: 0.410										1	0	0	0	0	0	0
Inning Stats	R: 0 E: 0 K: 0 S: 3 H: 0 LOB: 0 BB: 0 P: 3	R: 0 E: 0 K: 1 S: 6 H: 1 LOB: 3 BB: 2 P: 14	R: 1 E: 0 K: 0 S: 5 H: 2 LOB: 1 BB: 0 P: 5	R: 0 E: 0 K: 1 S: 5 H: 0 LOB: 0 BB: 0 P: 5	R: 1 E: 0 K: 1 S: 7 H: 2 LOB: 2 BB: 1 P: 11	R: 0 E: 0 K: 2 S: 7 H: 0 LOB: 0 BB: 0 P: 7	R: 0 E: 0 K: 0 S: 3 H: 0 LOB: 1 BB: 1 P: 7	R: 0 E: 0 K: 0 S: 4 H: 1 LOB: 2 BB: 1 P: 8	R: 0 E: 0 K: 0 S: 3 H: 0 LOB: 0 BB: 0 P: 3	1B: 5 2B: 1 3B: 0 HR: 0 SF: 0 SAC: 0 DP: 0 HBP: 0	WP: 1 PB: 0 SB: 0 CS: 0 PA: 38					

PITCHER		IP	WLS	BF	H	R	ER	SO	BB	IBB	HBP	BLK	WP	HR	S	P	ERA	WHIP
Phil Regan, R ERA: 4.44	(1, 1)	9.0	W	38	6	2	2	5	5	0	0	0	1	0	43	63	2.00	1.222

PITCHER	IP	WLS	BF	H	R	ER	SO	BB	IBB	HBP	BLK	WP	HR	S	P	ERA	WHIP

Washington Senators @ Detroit Tigers

Tiger Stadium, Detroit, MI

Sun Sep 05 1965, 4:38 AM EDT

Att. 14,209 - Unknown

TOP

livebaseballscorecards.com

AB	33
R	2
H	6
RBI	2
BB	5
SO	5
LOB	16

BOTTOM

Washington Senators @ Detroit Tigers

Tiger Stadium, Detroit, MI

Sun Sep 05 1965, 4:38 AM EDT

Att. 14,209 - Unknown

livebaseballscorecards.com

Batter	1	2	3	4	5	6	7	8	9	AB	R	H	RBI	BB	SO	LOB
Mickey Stanley, R (1, 8) OBP: 0.375, SLG: 0.708	5-3	5-3			HR 2B 1-3		1B SH2-4 1B 1B	FC3-4 1B		5	2	3	0	0	0	0
Jerry Lumpe, L (1, 4) OBP: 0.336, SLG: 0.328	BB 1B 2B BB	F8			F2		SH2-4 1-2	FC3-4 1-2f		2	1	0	0	1	0	2
George Smith, R (8, 4) OBP: 0.161, SLG: 0.071										1	0	0	0	0	0	1
Don Wert, R (1, 5) OBP: 0.348, SLG: 0.369	BB 2B 1B 1-2	5-3			HR 2-H 3-H		1B HR 1B 2-3			4	3	3	3	0	0	0
Al Kaline, R (1, 9) OBP: 0.405, SLG: 0.510	2B 1B BB 1-2 2-3	K			L6-3		HR 1B 1-2 3-H			3	2	1	1	1	1	0
Willie Horton, R (1, 7) OBP: 0.345, SLG: 0.511	1B 2B 1-3 2-H 3-H	F7			BB		F7			3	1	1	2	1	0	2
George Thomas, R (8, 7) OBP: 0.272, SLG: 0.318										0	0	0	0	0	0	0
Norm Cash, L (1, 3) OBP: 0.355, SLG: 0.461	K	G4-3 1B			F3		HR 1-H 2-H			4	1	2	3	0	1	3
John Sullivan, L (1, 2) OBP: 0.349, SLG: 0.365	1B 2-H 3-H	F7			F9		4-3			4	0	1	2	0	0	1
Ray Oyler, R (1, 6) OBP: 0.294, SLG: 0.352	G3	G4-3 1-2f			F8			6-3		4	0	0	0	0	0	2
Phil Regan, R (1, 1) OBP: 0.154, SLG: 0.083		K			2B HR BB		F3	F8		3	1	0	0	1	1	0
Inning Stats	R: 4 H: 3 E: 0 LOB: 1 K: 1 BB: 2 S: 8 P: 16	R: 0 H: 0 E: 0 LOB: 0 K: 1 BB: 0 S: 5 P: 5	R: 0 H: 0 E: 0 LOB: 0 K: 1 BB: 0 S: 5 P: 5	R: 0 H: 1 E: 0 LOB: 0 K: 0 BB: 0 S: 3 P: 3	R: 3 H: 2 E: 0 LOB: 1 K: 0 BB: 2 S: 5 P: 13	R: 0 H: 0 E: 0 LOB: 0 K: 0 BB: 0 S: 3 P: 3	R: 4 H: 4 E: 0 LOB: 0 K: 0 BB: 0 S: 7 P: 7	R: 0 H: 1 E: 0 LOB: 1 K: 0 BB: 0 S: 4 P: 4		1B: 7 SF: 0 2B: 2 SAC: 1 3B: 0 DP: 1 HR: 2 HBP: 0						

	AB	33
	R	11
	H	11
	RBI	11
	BB	4
	SO	3
	LOB	11

WP: 0 PA: 38
PB: 0
SB: 0
CS: 0

PITCHER		IP	WLS	BF	H	R	ER	SO	BB	IBB	HBP	BLK	WP	HR	S	P	ERA	WHIP
Phil Ortega, R ERA: 4.84	(1, 1)	1.0	L	8	3	4	4	1	2	0	0	0	0	0	8	16	36.00	5.000
Howie Koplitz, R ERA: 4.3	(2, 1)	5.0		19	3	3	3	2	2	0	0	0	0	1	21	29	5.40	1.000
Marshall Bridges, L ERA: 2.82	(7, 1)	0.1		4	3	3	3	0	0	0	0	0	0	0	4	4	81.00	9.000
Bennie Daniels, R ERA: 4.8	(7, 1)	1.2		7	2	1	1	0	0	0	0	0	0	1	7	7	5.40	1.200

PITCHER	IP	WLS	BF	H	R	ER	SO	BB	IBB	HBP	BLK	WP	HR	S	P	ERA	WHIP

Batter	1	2	3	4	5	6	7	8	9	AB	R	H	RBI	BB	SO	LOB
Jim Gosger, L (1, 8) OBP: 0.337, SLG: 0.438	E 1B 1B	4-3			F4		K		L9	5	1	1	0	0	1	3
Dalton Jones, L (1, 5) OBP: 0.353, SLG: 0.394	E3 PB 1B		K			SH1-4 BB 1B	1-H HR			4	2	3	2	0	1	0
Carl Yastrzemski, L (1, 7) OBP: 0.401, SLG: 0.559	K 3-H	4-3				1-2 SH1-4 BB	S 1B			3	0	1	0	1	1	0
Felix Mantilla, R (1, 4) OBP: 0.387, SLG: 0.436	6-3		6-3			SH1-4 1-2 2-3	K 1-2			3	0	0	0	0	1	1
Lee Thomas, L (1, 3) OBP: 0.359, SLG: 0.460	F8			3-1		IBB		3-1		3	0	0	0	1	0	0
Tony Conigliaro, R (1, 9) OBP: 0.339, SLG: 0.516		K		K		K		K		4	0	0	0	0	4	3
Russ Nixon, L (1, 2) OBP: 0.270, SLG: 0.282		K		F8		K		K		4	0	0	0	0	3	3
Rico Petrocelli, R (1, 6) OBP: 0.309, SLG: 0.418		BB BB			5-3		F3		6-3	3	0	0	0	1	0	0
Earl Wilson, R (1, 1) OBP: 0.333, SLG: 0.457		1-2 BB			K		HR 1B		K	3	1	1	0	1	2	0
Inning Stats	R: 2 E: 1 K: 1 S: 7 H: 2 LOB: 0 BB: 0 P: 7	R: 0 E: 0 K: 2 S: 7 H: 0 LOB: 2 BB: 2 P: 15	R: 0 E: 0 K: 1 S: 5 H: 0 LOB: 0 BB: 0 P: 5	R: 0 E: 0 K: 1 S: 5 H: 0 LOB: 0 BB: 0 P: 5	R: 0 E: 0 K: 1 S: 5 H: 0 LOB: 0 BB: 0 P: 5	R: 0 E: 0 K: 2 S: 8 H: 1 LOB: 3 BB: 2 P: 16	R: 2 E: 0 K: 2 S: 10 H: 3 LOB: 1 BB: 0 P: 10	R: 0 E: 0 K: 2 S: 7 H: 0 LOB: 0 BB: 0 P: 7	R: 0 E: 0 K: 1 S: 5 H: 0 LOB: 0 BB: 0 P: 5	1B: 5 2B: 0 3B: 0 HR: 1 SF: 0 SAC: 1 DP: 0 HBP: 0						

PITCHER		IP	WLS	BF	H	R	ER	SO	BB	IBB	HBP	BLK	WP	HR	S	P	ERA	WHIP
Joe Sparma, R ERA: 2.87	(1, 1)	8.0	L	34	6	4	2	12	3	1	0	0	0	1	54	70	2.25	1.125
John Hiller, L ERA:	(9, 1)	1.0		3	0	0	0	1	0	0	0	0	0	0	5	5	0.00	0.000

PITCHER	IP	WLS	BF	H	R	ER	SO	BB	IBB	HBP	BLK	WP	HR	S	P	ERA	WHIP

TOP

Boston Red Sox @ Detroit Tigers

Tiger Stadium, Detroit, MI

Mon Sep 06 1965, 4:33 AM EDT

Att. 9,864 - Unknown

livebaseballscorecards.com

AB	32
R	4
H	6
RBI	2
BB	4
SO	13
LOB	10

PA: 37

WP: 0
PB: 1
SB: 1
CS: 0

Boston Red Sox @ Detroit Tigers

Tiger Stadium, Detroit, MI

Mon Sep 06 1965, 4:33 AM EDT

Att. 9,864 - Unknown

BOTTOM

Batter	1	2	3	4	5	6	7	8	9	AB	R	H	RBI	BB	SO	LOB
Mickey Stanley, R (1, 8) OBP: 0.321, SLG: 0.607	F9		F3			1-3		FC4 1B 1B 1-2f		4	1	0	0	0	0	1
Jerry Lumpe, L (1, 4) OBP: 0.337, SLG: 0.328	BB 1B		4-3			4-3		PO 1B 1-3 1B		3	0	1	0	1	0	0
Don Wert, R (1, 5) OBP: 0.349, SLG: 0.370 (9, 6)	1B 1-2			1-3		F3		1B 1-2 3-H		4	0	2	1	0	0	0
Al Kaline, R (1, 9) OBP: 0.401, SLG: 0.504	K			K			L6-3	PO 2-3	L6-3	4	0	0	0	0	2	2
Norm Cash, L (1, 3) OBP: 0.354, SLG: 0.459	3-1			F5			K		FC4-6 1B	4	0	1	0	0	1	2
Jim Northrup, L (1, 7) OBP: 0.265, SLG: 0.325		F7	3-1				2B		FC4-6 FC6-4 1-2f	4	0	1	0	0	0	1
Bill Freehan, R (1, 2) OBP: 0.299, SLG: 0.340		K	F8				F3		FC6-4 1-2f	4	0	0	0	0	1	2
Ray Oyler, R (1, 6) OBP: 0.297, SLG: 0.350 Bill Roman, L (8, PH) OBP: 0.136, SLG: 0.095 George Smith, R (9, 5) OBP: 0.161, SLG: 0.071		5-3	BB					FC4 1B		1 1 0	0 0 0	0 1 0	0 0 0	1 0 0	0 0 0	0 0 0
Joe Sparma, R (1, 1) OBP: 0.188, SLG: 0.159 Gates Brown, L (8, PH) OBP: 0.289, SLG: 0.437 John Hiller, R (9, 1)			K		G1			F4		2 1 0	0 0 0	0 0 0	0 0 0	0 0 0	1 0 0	1 1 0
Inning Stats	R: 0 H: 1 E: 0 LOB: 2 K: 1 BB: 1 S: 6 P: 10	R: 0 H: 0 E: 0 LOB: 0 K: 1 BB: 0 S: 5 P: 5	R: 0 H: 0 E: 0 LOB: 0 K: 1 BB: 0 S: 5 P: 5	R: 0 H: 0 E: 0 LOB: 0 K: 1 BB: 0 S: 5 P: 5	R: 0 H: 0 E: 0 LOB: 1 K: 0 BB: 1 S: 3 P: 7	R: 0 H: 0 E: 0 LOB: 0 K: 0 BB: 0 S: 3 P: 3	R: 0 H: 1 E: 0 LOB: 1 K: 1 BB: 0 S: 6 P: 6	R: 1 H: 3 E: 0 LOB: 1 K: 0 BB: 0 S: 5 P: 5	R: 0 H: 1 E: 0 LOB: 1 K: 0 BB: 0 S: 4 P: 4	1B: 5 SF: 0 2B: 1 SAC: 0 3B: 0 DP: 0 HR: 0 HBP: 0						

livebaseballscorecards.com

AB	32
R	1
H	6
RBI	1
BB	2
SO	5
LOB	10

WP: 0 PA: 35
PB: 0
SB: 0
CS: 0

PITCHER	IP	WLS	BF	H	R	ER	SO	BB	IBB	HBP	BLK	WP	HR	S	P	ERA	WHIP
Earl Wilson, R (1, 1) ERA: 4.02	9.0	W	34	6	1	1	5	2	0	0	0	0	0	42	50	1.00	0.889

PITCHER	IP	WLS	BF	H	R	ER	SO	BB	IBB	HBP	BLK	WP	HR	S	P	ERA	WHIP

Batter	1	2	3	4	5	6	7	8	9	AB	R	H	RBI	BB	SO	LOB
Jim Gosger, L (1, 8) OBP: 0.335, SLG: 0.435	F8		2-H 1B		2-3 3-H SF8		F5		F7	4	0	1	2	0	0	1
Dalton Jones, L (1, 5) OBP: 0.355, SLG: 0.395	F8		4-3		1B 1B		1B			4	0	2	1	0	0	1
Carl Yastrzemski, L (1, 7) OBP: 0.400, SLG: 0.556	F5			F8	1-3 1B		4-3			4	0	1	0	0	0	1
Felix Mantilla, R (1, 4) OBP: 0.384, SLG: 0.432		6-3		F8	F7			6-3		4	0	0	0	0	0	2
Lee Thomas, L (1, 3) OBP: 0.360, SLG: 0.461		F8		1B		4-3		G4-6-3 1B		4	0	2	0	0	0	0
Tony Conigliaro, R (1, 9) OBP: 0.338, SLG: 0.518		S S S K		L9		3B		G4-6-3 1-2f		4	0	1	0	0	1	2
Russ Nixon, L (1, 2) OBP: 0.285, SLG: 0.306			E4 1B 1B		1B SF8 2B	4-3			FC4-6 1B	4	2	3	0	0	0	1
Rico Petrocelli, R (1, 6) OBP: 0.310, SLG: 0.417 Lenny Green, L (9, PH) OBP: 0.362, SLG: 0.433			S S S K		SF8 SH3-4 2-3 1B	S S S K			FC4-6 1-2f	3 1	1 0	1 0	0 0	0 0	2 0	2 1
Bill Monbouquette, R (1, 1) OBP: 0.152, SLG: 0.083 Tony Horton, R (9, PH) OBP: 0.376, SLG: 0.478			S S S K		SH3-4 1-2		L9		F6	2 1	0 0	0 0	0 0	0 0	1 0	1 1
Inning Stats	R: 0 E: 0 K: 0 S: 3 H: 0 LOB: 0 BB: 0 P: 3	R: 0 E: 0 K: 1 S: 5 H: 0 LOB: 0 BB: 0 P: 5	R: 1 E: 1 K: 2 S: 9 H: 2 LOB: 0 BB: 0 P: 9	R: 0 E: 0 K: 0 S: 4 H: 1 LOB: 1 BB: 0 P: 4	R: 2 E: 0 K: 0 S: 7 H: 4 LOB: 2 BB: 0 P: 7	R: 0 E: 0 K: 1 S: 6 H: 1 LOB: 1 BB: 0 P: 6	R: 0 E: 0 K: 0 S: 4 H: 1 LOB: 1 BB: 0 P: 4	R: 0 E: 0 K: 0 S: 3 H: 1 LOB: 0 BB: 0 P: 3	R: 0 E: 0 K: 0 S: 4 H: 1 LOB: 1 BB: 0 P: 4	1B: 9 2B: 1 3B: 1 HR: 0 SF: 1 SAC: 1 DP: 1 HBP: 0						

PITCHER		IP	WLS	BF	H	R	ER	SO	BB	IBB	HBP	BLK	WP	HR	S	P	ERA	WHIP
Julio Navarro, R ERA: 4.2	(1, 1)	4.2		20	6	3	2	3	0	0	0	0	0	0	26	26	3.86	1.286
Terry Fox, R ERA: 3.03	(5, 1)	4.1	W	17	5	0	0	1	0	0	0	0	0	0	19	19	0.00	1.154

PITCHER	IP	WLS	BF	H	R	ER	SO	BB	IBB	HBP	BLK	WP	HR	S	P	ERA	WHIP

TOP

Boston Red Sox @ Detroit Tigers

Tiger Stadium, Detroit, MI

Tue Sep 07 1965, 7:05 PM EDT

Att. 5,019 - Unknown

livebaseballscorecards.com

AB	35
R	3
H	11
RBI	3
BB	0
SO	4
LOB	13

WP: 0 PB: 0 SB: 0 CS: 0 PA: 37

Boston Red Sox @ Detroit Tigers

Tiger Stadium, Detroit, MI

Tue Sep 07 1965, 7:05 PM EDT

Att. 5,019 - Unknown

BOTTOM

Batter	1	2	3	4	5	6	7	8	9	AB	R	H	RBI	BB	SO	LOB
Mickey Stanley, R (1, 8) OBP: 0.313, SLG: 0.594	F9		F9		6-3			3-1 SF8 2B		4	1	1	0	0	0	1
Jerry Lumpe, L (1, 4) OBP: 0.335, SLG: 0.325	G3		F7			4-3		3-1 2-3		4	0	0	0	0	0	1
Don Wert, R (1, 5) OBP: 0.348, SLG: 0.370	E S 1B 1B		4-3			F3		SF8 3-H		3	1	1	1	0	0	0
Al Kaline, R (1, 9) OBP: 0.400, SLG: 0.501	1-H S HR 1B			L8		L5-3		L8		4	1	1	1	0	0	0
Norm Cash, L (1, 3) OBP: 0.354, SLG: 0.465	1-H HR			F5			F8			3	1	1	2	0	0	0
Jim Northrup, L (1, 7) OBP: 0.262, SLG: 0.320	F6			K			4-3			3	0	0	0	0	1	0
John Sullivan, L (1, 2) OBP: 0.349, SLG: 0.364		K			F3		2B 1B			3	0	1	0	0	1	0
Wayne Redmond, R (7, PR)										0	1	0	0	0	0	0
Bill Freehan, R (8, 2) OBP: 0.299, SLG: 0.340										0	0	0	0	0	0	0
Ray Oyler, R (1, 6) OBP: 0.305, SLG: 0.365		F8			1B		1-H 2B			3	0	2	1	0	0	0
Julio Navarro, R (1, 1)		F3			K		F3			1	0	0	0	0	0	0
Terry Fox, R (5, 1)										2	0	0	0	0	1	3
Inning Stats	R: 3 E: 0 K: 0 S: 6 H: 3 LOB: 0 BB: 0 P: 6	R: 0 E: 0 K: 1 S: 5 H: 0 LOB: 0 BB: 0 P: 5	R: 0 E: 0 K: 0 S: 3 H: 0 LOB: 0 BB: 0 P: 3	R: 0 E: 0 K: 1 S: 5 H: 0 LOB: 0 BB: 0 P: 5	R: 0 E: 0 K: 1 S: 6 H: 1 LOB: 1 BB: 0 P: 6	R: 0 E: 0 K: 0 S: 3 H: 0 LOB: 0 BB: 0 P: 3	R: 1 E: 0 K: 0 S: 5 H: 2 LOB: 2 BB: 0 P: 5	R: 1 E: 0 K: 0 S: 4 H: 1 LOB: 0 BB: 0 P: 4		1B: 4 2B: 2 3B: 0 HR: 1	SF: 1 SAC: 0 DP: 0 HBP: 0						

PITCHER	IP	WLS	BF	H	R	ER	SO	BB	IBB	HBP	BLK	WP	HR	S	P	ERA	WHIP
Bill Monbouquette, R (1, 1) ERA: 3.93	8.0	L	31	7	5	5	3	0	0	0	0	0	1	37	37	5.62	0.875

PITCHER	IP	WLS	BF	H	R	ER	SO	BB	IBB	HBP	BLK	WP	HR	S	P	ERA	WHIP

AB	30
R	5
H	7
RBI	5
BB	0
SO	3
LOB	5

livebaseballscorecards.com

Batter	1	2	3	4	5	6	7	8	9	AB	R	H	RBI	BB	SO	LOB
Luis Aparicio, R (1, 6) OBP: 0.288, SLG: 0.355	6-3		L9			6-3		L9		4	0	0	0	0	0	2
Paul Blair, R (1, 8) OBP: 0.305, SLG: 0.335	6-3		K			F4		FC6-4 (1-2f)		4	0	0	0	0	1	2
Curt Blefary, L (1, 7) OBP: 0.380, SLG: 0.475	FC5-4, BB			G6-4-3, HBP		K			F8	2	0	0	0	1	1	0
Brooks Robinson, R (1, 5) OBP: 0.359, SLG: 0.447	FC5-4 (1-2f)			K			6-3		HR, BB	3	1	0	0	1	1	2
Bob Johnson, R (1, 3) Boog Powell, L (9, 3) OBP: 0.284, SLG: 0.366 OBP: 0.332, SLG: 0.377		6-3		G6-4-3 (1-2f)			6-3		HR (1-H)	4 0	1 0	1 0	2 0	0 0	0 0	1 0
Sam Bowens, R (1, 9) OBP: 0.202, SLG: 0.276		K			K		5-3		F6	4	0	0	0	0	2	0
Jerry Adair, R (1, 4) OBP: 0.294, SLG: 0.331		FC5-4 (1-2f), 1B			F5			E, 1B	L4	4	0	2	0	0	0	0
Dick Brown, R (1, 2) OBP: 0.308, SLG: 0.385		FC5-4 (1-2f)			1B			F8		3	0	1	0	0	0	2
Steve Barber, L (1, 1) OBP: 0.121, SLG: 0.148			K		F4			E1, FC6-4 (1-2)		3	0	0	0	0	1	2

TOP

Baltimore Orioles @ Detroit Tigers

Tiger Stadium, Detroit, MI

Wed Sep 08 1965, 7:05 PM EDT

Unknown

livebaseballscorecards.com

AB	31
R	2
H	4
RBI	2
BB	2
SO	6
LOB	11

Inning Stats									
	R: 0 E: 0 K: 0 S: 3	H: 0 LOB: 1 BB: 1 P: 7	R: 0 E: 0 K: 1 S: 6	H: 1 LOB: 1 BB: 0 P: 6	R: 0 E: 0 K: 2 S: 7	H: 0 LOB: 0 BB: 0 P: 7	R: 0 E: 0 K: 1 S: 4	H: 0 LOB: 0 BB: 0 P: 5	R: 0 E: 0 K: 1 S: 6	H: 1 LOB: 1 BB: 0 P: 6
	R: 0 E: 0 K: 1 S: 5	H: 0 LOB: 0 BB: 0 P: 5	R: 0 E: 0 K: 0 S: 3	H: 0 LOB: 0 BB: 0 P: 3	R: 0 E: 1 K: 0 S: 5	H: 1 LOB: 2 BB: 0 P: 5	R: 2 E: 0 K: 0 S: 4	H: 1 LOB: 0 BB: 1 P: 8	1B: 3 2B: 0 3B: 0 HR: 1	SF: 0 SAC: 0 DP: 1 HBP: 1

WP: 0 PB: 0 SB: 0 CS: 0 PA: 34

PITCHER	IP	WLS	BF	H	R	ER	SO	BB	IBB	HBP	BLK	WP	HR	S	P	ERA	WHIP
Hank Aguirre, L (1, 1) ERA: 3.53	9.0	L	34	4	2	2	6	2	0	1	0	0	1	43	52	2.00	0.667

PITCHER	IP	WLS	BF	H	R	ER	SO	BB	IBB	HBP	BLK	WP	HR	S	P	ERA	WHIP

Baltimore Orioles @ Detroit Tigers

Tiger Stadium, Detroit, MI

Wed Sep 08 1965, 7:05 PM EDT

Unknown

BOTTOM

Batter	1	2	3	4	5	6	7	8	9	AB	R	H	RBI	BB	SO	LOB
George Thomas, R (1, 7) OBP: 0.277, SLG: 0.323	E6 G3 1B		F3		FC6-4 1-2f			1B		4	0	2	0	0	0	1
Bill Freehan, R (1, 2) OBP: 0.296, SLG: 0.336	L9		4-3			F8		F9		4	0	0	0	0	0	2
Norm Cash, L (1, 3) OBP: 0.353, SLG: 0.462	G3 2-3			F3		L6-4-3 BB			4-3	3	0	0	0	1	0	1
Al Kaline, R (1, 9) OBP: 0.399, SLG: 0.499	L9			L4-3		L6-4-3 1-2			FC5-4 1B	4	0	1	0	0	0	2
Don Wert, R (1, 5) OBP: 0.349, SLG: 0.371		FC4-6 1B		1B			6-3		FC5-4 1-2f	4	0	2	0	0	0	1
Mickey Stanley, R (1, 8) OBP: 0.278, SLG: 0.528		FC4-6 1-2f		F6			1-3		L7	4	0	0	0	0	0	3
Ray Oyler, R (1, 6) OBP: 0.299, SLG: 0.357		K			F8		K			3	0	0	0	0	2	1
George Smith, R (1, 4) OBP: 0.147, SLG: 0.065		5-3			G3			K		3	0	0	0	0	1	1
Hank Aguirre, R (1, 1) OBP: 0.145, SLG: 0.108			K		FC6-4 BB			4-3		2	0	0	0	1	1	0
Inning Stats	R: 0 E: 1 K: 0 S: 4 H: 1 LOB: 1 BB: 0 P: 4	R: 0 E: 0 K: 1 S: 6 H: 1 LOB: 1 BB: 0 P: 6	R: 0 E: 0 K: 1 S: 5 H: 0 LOB: 0 BB: 0 P: 5	R: 0 E: 0 K: 0 S: 4 H: 1 LOB: 1 BB: 0 P: 4	R: 0 E: 0 K: 0 S: 3 H: 0 LOB: 1 BB: 1 P: 7	R: 0 E: 0 K: 0 S: 2 H: 0 LOB: 0 BB: 1 P: 6	R: 0 E: 0 K: 1 S: 5 H: 0 LOB: 0 BB: 0 P: 5	R: 0 E: 0 K: 1 S: 6 H: 1 LOB: 1 BB: 0 P: 6	R: 0 E: 0 K: 0 S: 4 H: 1 LOB: 1 BB: 0 P: 4	1B: 5 2B: 0 3B: 0 HR: 0	SF: 0 SAC: 0 DP: 1 HBP: 0						

PITCHER	IP	WLS	BF	H	R	ER	SO	BB	IBB	HBP	BLK	WP	HR	S	P	ERA	WHIP
Steve Barber, L (1, 1) ERA: 2.78	9.0	W	33	5	0	0	4	2	0	0	0	0	0	39	47	0.00	0.778

PITCHER	IP	WLS	BF	H	R	ER	SO	BB	IBB	HBP	BLK	WP	HR	S	P	ERA	WHIP

livebaseballscorecards.com

AB	31
R	0
H	5
RBI	0
BB	2
SO	4
LOB	12

PA: 33

WP: 0 PB: 0 SB: 0 CS: 0

Batter	1	2	3	4	5	6	7	8	9	AB	R	H	RBI	BB	SO	LOB
Luis Aparicio, R (1, 6) OBP: 0.288, SLG: 0.356	5-3		F3			2B			K	4	0	1	0	0	1	0
Russ Snyder, L (1, 9) OBP: 0.313, SLG: 0.312	FC5-4 1B			4-3		L4			F7	4	0	1	0	0	0	1
Boog Powell, L (1, 3) OBP: 0.330, SLG: 0.374	FC5-4 1-2f			F6			4-3			3	0	0	0	0	0	1
Brooks Robinson, R (1, 5) OBP: 0.357, SLG: 0.444	1-3			K			K			3	0	0	0	0	2	1
Curt Blefary, L (1, 7) OBP: 0.377, SLG: 0.472		L9			L9		L9			3	0	0	0	0	0	0
Charlie Lau, L (1, 2) OBP: 0.363, SLG: 0.417 Andy Etchebarren, R (8, 2) OBP: 0.333, SLG: 1.333		4-3			G6-4-3 1B				F7	3 0	0 0	1 0	0 0	0 0	0 0	0 0
Jerry Adair, R (1, 4) OBP: 0.292, SLG: 0.329		F7			G6-4-3 1-2f				K	3	0	0	0	0	1	1
Paul Blair, R (1, 8) OBP: 0.302, SLG: 0.331			5-3			K			K	3	0	0	0	0	2	0
Darold Knowles, L (1, 1) Ed Barnowski, R (7, 1) Norm Siebern, L (9, PH) OBP: 0.365, SLG: 0.415			4-3			6-3			L9	2 0 1	0 0 0	0 0 0	0 0 0	0 0 0	0 0 0	0 0 0
Inning Stats	R: 0 E: 0 K: 0 S: 4 H: 1 LOB: 1 BB: 0 P: 4	R: 0 E: 0 K: 0 S: 3 H: 0 LOB: 0 BB: 0 P: 3	R: 0 E: 0 K: 0 S: 3 H: 0 LOB: 0 BB: 0 P: 3	R: 0 E: 0 K: 1 S: 5 H: 0 LOB: 0 BB: 0 P: 5	R: 0 E: 0 K: 0 S: 3 H: 1 LOB: 0 BB: 0 P: 3	R: 0 E: 0 K: 1 S: 6 H: 1 LOB: 1 BB: 0 P: 6	R: 0 E: 0 K: 1 S: 5 H: 0 LOB: 0 BB: 0 P: 5	R: 0 E: 0 K: 2 S: 7 H: 0 LOB: 0 BB: 0 P: 7	R: 0 E: 0 K: 1 S: 5 H: 0 LOB: 0 BB: 0 P: 5	1B: 2 2B: 1 3B: 0 HR: 0	SF: 0 SAC: 0 DP: 1 HBP: 0						

PITCHER	IP	WLS	BF	H	R	ER	SO	BB	IBB	HBP	BLK	WP	HR	S	P	ERA	WHIP
Dave Wickersham, R (1, 1) ERA: 4.08	9.0	W	29	3	0	0	6	0	0	0	0	0	0	41	41	0.00	0.333

PITCHER	IP	WLS	BF	H	R	ER	SO	BB	IBB	HBP	BLK	WP	HR	S	P	ERA	WHIP

Baltimore Orioles @ Detroit Tigers

Tiger Stadium, Detroit, MI

Wed Sep 08 1965, 7:05 PM EDT

Att. 10,660 - Unknown

TOP

livebaseballscorecards.com

AB	29
R	0
H	3
RBI	0
BB	0
SO	6
LOB	4

WP: 0 PB: 0 SB: 0 CS: 0 PA: 29

Batter	1	2	3	4	5	6	7	8	9	AB	R	H	RBI	BB	SO	LOB
George Thomas, R (1, 7) OBP: 0.271, SLG: 0.315	6-3		K			K		6-3		4	0	0	0	0	2	0
Bill Freehan, R (1, 2) OBP: 0.293, SLG: 0.332	F9		F9			F9		F2		4	0	0	0	0	0	0
Norm Cash, L (1, 3) OBP: 0.354, SLG: 0.463	K			L8 BB		HR 2B		K		3	1	1	0	1	2	0
Al Kaline, R (1, 9) OBP: 0.400, SLG: 0.499		E8 1B FC6-4 1B		L8 1-2		HR IBB				2	2	1	0	1	0	1
Don Wert, R (1, 5) OBP: 0.351, SLG: 0.378		FC6-4 2-3 1B		F4		1-H 2-H HR				3	1	2	3	0	0	0
Mickey Stanley, R (1, 8) OBP: 0.282, SLG: 0.538		FC6-4 BLK 1-2f 3-H			1-3 WP 2B	6-3				3	1	1	1	0	0	1
Ray Oyler, R (1, 6) OBP: 0.299, SLG: 0.351		G6-4-3 1-2 BB			1-3 2-3		5-3			2	0	0	0	1	0	1
George Smith, R (1, 4) OBP: 0.135, SLG: 0.059		G6-4-3 1-2f			6-3 3-H		5-3			3	0	0	0	0	0	2
Dave Wickersham, R (1, 1) OBP: 0.059, SLG: 0.059			K		K		F8			3	0	0	0	0	2	0
Inning Stats	R: 0 E: 0 K: 1 S: 5 / H: 0 LOB: 0 BB: 0 P: 5	R: 1 E: 1 K: 0 S: 4 / H: 2 LOB: 1 BB: 1 P: 8	R: 0 E: 0 K: 2 S: 7 / H: 0 LOB: 0 BB: 0 P: 7	R: 0 E: 0 K: 0 S: 2 / H: 0 LOB: 0 BB: 1 P: 6	R: 1 E: 0 K: 1 S: 6 / H: 1 LOB: 0 BB: 0 P: 6	R: 3 E: 0 K: 1 S: 7 / H: 2 LOB: 0 BB: 1 P: 11	R: 0 E: 0 K: 0 S: 3 / H: 0 LOB: 0 BB: 0 P: 3	R: 0 E: 0 K: 1 S: 5 / H: 0 LOB: 0 BB: 0 P: 5		1B: 2 2B: 2 3B: 0 HR: 1	SF: 0 SAC: 0 DP: 1 HBP: 0					

BOTTOM

Baltimore Orioles @ Detroit Tigers

Tiger Stadium, Detroit, MI

Wed Sep 08 1965, 7:05 PM EDT

Att. 10,660 - Unknown

livebaseballscorecards.com

AB	27
R	5
H	5
RBI	4
BB	3
SO	6
LOB	5

PITCHER		IP	WLS	BF	H	R	ER	SO	BB	IBB	HBP	BLK	WP	HR	S	P	ERA	WHIP
Darold Knowles, L ERA: 9.88	(1, 1)	6.0	L	24	5	5	5	5	2	1	0	1	1	1	31	43	7.50	1.167
Ed Barnowski, R ERA:	(7, 1)	2.0		6	0	0	0	1	0	0	0	0	0	0	8	8	0.00	0.000

PITCHER	IP	WLS	BF	H	R	ER	SO	BB	IBB	HBP	BLK	WP	HR	S	P	ERA	WHIP

Batter	1	2	3	4	5	6	7	8	9	AB	R	H	RBI	BB	SO	LOB
Mickey Stanley, R (1, 8) OBP: 0.302, SLG: 0.535	S S S 0-3 ① K			x 0-0 S SH1-4 1B	x 0-0 E4 2-H 3-H 1B			x 0-0 ② F7		4	0	2	2	0	1	0
Jerry Lumpe, L (1, 4) OBP: 0.333, SLG: 0.323	x 0-0 ② F5			x 0-0 ① SH1-4 1-2	x 0-0 ③ 6-3			S S S 0-3 ③ K		3	0	0	0	0	1	1
Norm Cash, L (1, 3) OBP: 0.355, SLG: 0.464	x 0-0 ③ F5			x 0-0 E7 S		x 0-0 G5-4-3 1B			x 0-0 S 1B	4	0	2	0	0	0	1
Al Kaline, R (1, 9) OBP: 0.397, SLG: 0.493		x 0-0 ① F2		S S S 0-3 ② K 1-2 2-3		x 0-0 ① L7			S S S 0-3 ① K	4	0	0	0	0	2	4
Don Wert, R (1, 5) OBP: 0.349, SLG: 0.375		x 0-0 ② F3		x 0-0 ③ 6-3		x 0-0 ②③ G5-4-3 1-2f			S S S 0-3 ② K 1-2	4	0	0	0	0	1	4
Willie Horton, R (1, 7) OBP: 0.344, SLG: 0.510		x 0-0 ③ 1-6-3			S S S 0-3 ① K		x 0-0 ① 6-3		x 0-0 ③ F7	1	0	0	0	0	0	0
Jim Northrup, L (2, 7) OBP: 0.258, SLG: 0.315										3	0	0	0	0	1	1
Bill Freehan, R (1, 2) OBP: 0.293, SLG: 0.332			S S S 0-3 ① K		x 0-0 2B E 1B		S S S 0-3 ② K			3	1	1	0	0	2	0
Ray Oyler, R (1, 6) OBP: 0.300, SLG: 0.358			S S S 0-3 ② K		x 0-0 1-3 E 2B		S S S 0-3 ③ K			3	1	1	0	0	2	0
Mickey Lolich, S (1, 1) OBP: 0.093, SLG: 0.068			S S S 0-3 ③ K		S S S 0-3 ② K			S S S 0-3 ① K		3	0	0	0	0	3	2
Inning Stats	R: 0 E: 0 K: 1 S: 5 H: 0 LOB: 0 BB: 0 P: 5	R: 0 E: 0 K: 0 S: 3 H: 0 LOB: 0 BB: 0 P: 3	R: 0 E: 0 K: 3 S: 9 H: 0 LOB: 0 BB: 0 P: 9	R: 0 E: 1 K: 1 S: 7 H: 1 LOB: 2 BB: 0 P: 7	R: 2 E: 1 K: 2 S: 10 H: 3 LOB: 1 BB: 0 P: 10	R: 0 E: 0 K: 0 S: 3 H: 1 LOB: 0 BB: 0 P: 3	R: 0 E: 0 K: 2 S: 7 H: 0 LOB: 0 BB: 0 P: 7	R: 0 E: 0 K: 2 S: 7 H: 0 LOB: 0 BB: 0 P: 7	R: 0 E: 0 K: 2 S: 8 H: 1 LOB: 1 BB: 0 P: 8	1B: 5 2B: 1 3B: 0 HR: 0	SF: 0 SAC: 1 DP: 1 HBP: 0						

TOP

Detroit Tigers @ Cleveland Indians

Cleveland Municipal Stadium, Cleveland, OH

Fri Sep 10 1965, 7:05 PM EDT
Att. 6,774 - Unknown

livebaseballscorecards.com

AB	32
R	2
H	6
RBI	2
BB	0
SO	13
LOB	13

WP: 0 PB: 0 SB: 3 CS: 0 PA: 33

PITCHER	IP	WLS	BF	H	R	ER	SO	BB	IBB	HBP	BLK	WP	HR	S	P	ERA	WHIP
Sonny Siebert, R (1, 1) ERA: 2.12	8.0	L	29	5	2	2	11	0	0	0	0	0	0	51	51	2.25	0.625
Lee Stange, R (9, 1) ERA: 3.63	1.0		4	1	0	0	2	0	0	0	0	0	0	8	8	0.00	1.000

PITCHER	IP	WLS	BF	H	R	ER	SO	BB	IBB	HBP	BLK	WP	HR	S	P	ERA	WHIP

BOTTOM

Detroit Tigers @ Cleveland Indians

Cleveland Municipal Stadium, Cleveland, OH

Fri Sep 10 1965, 7:05 PM EDT

Att. 6,774 - Unknown

livebaseballscorecards.com

Batter	1	2	3	4	5	6	7	8	9	AB	R	H	RBI	BB	SO	LOB
Larry Brown, R (1, 6) OBP: 0.333, SLG: 0.389	F8		5-3			6-3		G5-3 2-3f		4	0	0	0	0	0	2
Max Alvis, R (1, 5) OBP: 0.318, SLG: 0.415	F2			K		6-3			1-3	4	0	0	0	0	1	0
Chuck Hinton, R (1, 8) OBP: 0.345, SLG: 0.460	1B			FC6-4 1B		K			F8	4	0	2	0	0	1	0
Rocky Colavito, R (1, 9) OBP: 0.386, SLG: 0.488	F3			FC6-4 1-2f			F7		BB	3	0	0	0	1	0	2
Vic Davalillo, L (9, PR) OBP: 0.336, SLG: 0.365										0	0	0	0	0	0	0
Fred Whitfield, L (1, 3) OBP: 0.319, SLG: 0.510		3-1		K			G3		K	4	0	0	0	0	2	2
Lou Clinton, R (1, 7) OBP: 0.311, SLG: 0.332		K			5-3		1-3			3	0	0	0	0	1	0
Pedro Gonzalez, R (1, 4) OBP: 0.296, SLG: 0.354		F4			1B			1-3		3	0	1	0	0	0	0
Joe Azcue, R (1, 2) OBP: 0.295, SLG: 0.279			5-3		F8			G5-3 BB 1B		3	0	1	0	0	0	1
Chico Salmon, R (8, PR) OBP: 0.281, SLG: 0.402										0	0	0	0	0	0	0
Phil Roof, R (9, 2) OBP: 0.246, SLG: 0.182										0	0	0	0	0	0	0
Sonny Siebert, R (1, 1) OBP: 0.109, SLG: 0.185			5-3		F7			1-2 BB		2	0	0	0	0	0	1
Dick Howser, R (8, PH) OBP: 0.369, SLG: 0.285										0	0	0	0	1	0	0
Richie Scheinblum, S (8, PR)										0	0	0	0	0	0	0
Lee Stange, R (9, 1) OBP: 0.303, SLG: 0.115										0	0	0	0	0	0	0
Inning Stats	R: 0 E: 0 K: 0 S: 4 H: 1 LOB: 1 BB: 0 P: 4	R: 0 E: 0 K: 1 S: 5 H: 0 LOB: 0 BB: 0 P: 5	R: 0 E: 0 K: 0 S: 3 H: 0 LOB: 0 BB: 0 P: 3	R: 0 E: 0 K: 2 S: 8 H: 1 LOB: 1 BB: 0 P: 8	R: 0 E: 0 K: 0 S: 4 H: 1 LOB: 1 BB: 0 P: 4	R: 0 E: 0 K: 1 S: 5 H: 0 LOB: 0 BB: 0 P: 5	R: 0 E: 0 K: 0 S: 3 H: 0 LOB: 0 BB: 0 P: 3	R: 0 E: 0 K: 0 S: 3 H: 1 LOB: 1 BB: 1 P: 7	R: 0 E: 0 K: 1 S: 5 H: 0 LOB: 1 BB: 1 P: 9	1B: 4 2B: 0 3B: 0 HR: 0 SF: 0 SAC: 0 DP: 1 HBP: 0						

	AB	30
	R	0
	H	4
	RBI	0
	BB	2
	SO	5
	LOB	8

WP: 0 PA: 32
PB: 0
SB: 0
CS: 0

PITCHER	IP	WLS	BF	H	R	ER	SO	BB	IBB	HBP	BLK	WP	HR	S	P	ERA	WHIP
Mickey Lolich, L (1, 1) ERA: 3.86	9.0	W	32	4	0	0	5	2	0	0	0	0	0	40	48	0.00	0.667

PITCHER	IP	WLS	BF	H	R	ER	SO	BB	IBB	HBP	BLK	WP	HR	S	P	ERA	WHIP

Batter	1	2	3	4	5	6	7	8	9	AB	R	H	RBI	BB	SO	LOB
Mickey Stanley, R (1, 8) OBP: 0.292, SLG: 0.500	K		F5	4-3 1B			4-3		F9	5	0	1	0	0	1	2
Jerry Lumpe, L (1, 4) OBP: 0.332, SLG: 0.322	F8		HR 1B	4-3			4-3			4	1	1	0	0	0	1
Gates Brown, L (1, 7) OBP: 0.288, SLG: 0.448	K		HR		1-3			4-3		4	1	1	3	0	1	0
Al Kaline, R (1, 9) OBP: 0.396, SLG: 0.489		F3	1B 1B BB		L4-3			F2		3	1	0	0	1	0	0
Norm Cash, L (1, 3) OBP: 0.359, SLG: 0.468		CS BB	1B 1B 1B		F2			2B		3	1	2	0	1	0	0
Don Wert, R (1, 5) OBP: 0.350, SLG: 0.376		FC6-4 1B	1B 1B			6-3		5-3		4	0	2	1	0	0	1
Bill Freehan, R (1, 2) OBP: 0.295, SLG: 0.334		FC6-4	1-3 1B			K			S 1B	4	0	2	1	0	1	1
Ray Oyler, R (1, 6) OBP: 0.292, SLG: 0.348			K F6			L6			F9	4	0	0	0	0	1	3
Joe Sparma, R (1, 1) OBP: 0.196, SLG: 0.170 Orlando Pena, R (8, 1) OBP: 0.263, SLG: 0.176			1B HR 1B	K			4-3		F3	3 1	1 0	1 0	0 0	0 0	1 0	0 1
Inning Stats	R: 0 H: 0 E: 0 LOB: 0 K: 2 BB: 0 S: 7 P: 7	R: 0 H: 1 E: 0 LOB: 1 K: 0 BB: 1 S: 3 P: 7	R: 5 H: 6 E: 0 LOB: 2 K: 1 BB: 1 S: 11 P: 15	R: 0 H: 1 E: 0 LOB: 0 K: 1 BB: 0 S: 5 P: 5	R: 0 H: 0 E: 0 LOB: 0 K: 0 BB: 0 S: 3 P: 3	R: 0 H: 0 E: 0 LOB: 0 K: 1 BB: 0 S: 5 P: 5	R: 0 H: 0 E: 0 LOB: 0 K: 0 BB: 0 S: 3 P: 3	R: 0 H: 1 E: 0 LOB: 1 K: 0 BB: 0 S: 4 P: 4	R: 0 H: 1 E: 0 LOB: 1 K: 0 BB: 0 S: 4 P: 4	1B: 8 SF: 0 2B: 1 SAC: 0 3B: 0 DP: 0 HR: 1 HBP: 0						WP: 0 PA: 37 PB: 0 SB: 1 CS: 1	

TOP

Detroit Tigers @ Cleveland Indians

Cleveland Municipal Stadium, Cleveland, OH

Sat Sep 11 1965, 3:33 AM EDT

Att. 3,576 - Unknown

AB	35
R	5
H	10
RBI	5
BB	2
SO	5
LOB	9

livebaseballscorecards.com

PITCHER		IP	WLS	BF	H	R	ER	SO	BB	IBB	HBP	BLK	WP	HR	S	P	ERA	WHIP
Luis Tiant, R ERA: 3.59	(1, 1)	2.2	L	14	5	5	5	3	2	0	0	0	0	1	18	26	16.88	2.625
Floyd Weaver, R ERA: 4.92	(3, 1)	0.1		3	2	0	0	0	0	0	0	0	0	0	3	3	0.00	6.000
Steve Hargan, R ERA: 3.94	(4, 1)	4.0		12	1	0	0	2	0	0	0	0	0	0	16	16	0.00	0.250
Bobby Tiefenauer, R ERA: 4.44	(8, 1)	2.0		8	2	0	0	0	0	0	0	0	0	0	8	8	0.00	1.000

PITCHER	IP	WLS	BF	H	R	ER	SO	BB	IBB	HBP	BLK	WP	HR	S	P	ERA	WHIP

BOTTOM

Detroit Tigers @ Cleveland Indians

Cleveland Municipal Stadium, Cleveland, OH

Sat Sep 11 1965, 3:33 AM EDT

Att. 3,576 - Unknown

Batter	1	2	3	4	5	6	7	8	9	AB	R	H	RBI	BB	SO	LOB
Vic Davalillo, L (1, 8) OBP: 0.335, SLG: 0.364	K		1B			6-3	K		F5	4	0	1	0	0	2	0
Phil Roof, R (8, 2) OBP: 0.246, SLG: 0.182										0	0	0	0	0	0	0
Duke Sims, L (9, PH) OBP: 0.310, SLG: 0.394										1	0	0	0	0	0	1
Max Alvis, R (1, 5) OBP: 0.320, SLG: 0.414	K2-3		1-3 1B			2B 1B BB		F5		3	1	1	0	1	1	0
Leon Wagner, L (1, 7) OBP: 0.368, SLG: 0.497	FC6-4 HBP		L6			F4		F5		3	0	0	0	0	0	3
Rocky Colavito, R (1, 9) OBP: 0.387, SLG: 0.490	FC6-4 1-2f			F5		1-3 1B 2B		WP 2B 1B		4	2	2	0	0	0	1
Fred Whitfield, L (1, 3) OBP: 0.320, SLG: 0.513		L9		K		BB 2-H 3-H 1B		1-H 2B		4	0	2	3	0	1	0
Larry Brown, R (1, 6) OBP: 0.333, SLG: 0.386		5-3		F3		1-2 BB		F3		3	0	0	0	1	0	1
Pedro Gonzalez, R (1, 4) OBP: 0.296, SLG: 0.353		F3			F2	K			3-1 1B	4	0	1	0	0	1	2
Joe Azcue, R (1, 2) OBP: 0.293, SLG: 0.277			F7		K		F7		F3	2	0	0	0	0	1	0
Dick Howser, R (7, PH) OBP: 0.368, SLG: 0.284										1	0	0	0	0	0	0
Bobby Tiefenauer, R (8, 1)										0	0	0	0	0	0	0
Lou Clinton, R (9, PH) OBP: 0.310, SLG: 0.330										1	0	0	0	0	0	1
Luis Tiant, R (1, 1) OBP: 0.136, SLG: 0.143			5-3		4-3		4-3		3-1 1B	0	0	0	0	0	0	0
Floyd Weaver, R (3, 1) OBP: 0.167, SLG: 0.182										0	0	0	0	0	0	0
Al Luplow, L (3, PH) OBP: 0.205, SLG: 0.268										1	0	0	0	0	0	0
Steve Hargan, R (4, 1) OBP: 0.083, SLG: 0.063										1	0	0	0	0	0	0
Chuck Hinton, R (7, PH) OBP: 0.343, SLG: 0.457										2	0	0	0	0	0	1
(8, 8)																

Inning Stats	1	2	3	4	5	6	7	8	9
	R: 0 H: 0 E: 0 LOB: 1 K: 2 BB: 0 S: 7 P: 8	R: 0 H: 0 E: 0 LOB: 0 K: 0 BB: 0 S: 3 P: 3	R: 0 H: 2 E: 0 LOB: 2 K: 0 BB: 0 S: 5 P: 5	R: 0 H: 0 E: 0 LOB: 0 K: 1 BB: 0 S: 5 P: 5	R: 0 H: 0 E: 0 LOB: 0 K: 1 BB: 0 S: 5 P: 5	R: 2 H: 2 E: 0 LOB: 2 K: 1 BB: 2 S: 7 P: 15	R: 0 H: 0 E: 0 LOB: 0 K: 1 BB: 0 S: 5 P: 5	R: 1 H: 2 E: 0 LOB: 1 K: 0 BB: 0 S: 5 P: 5	R: 0 H: 1 E: 0 LOB: 1 K: 0 BB: 0 S: 4 P: 4

1B: 5	SF: 0	WP: 1
2B: 2	SAC: 0	PB: 0
3B: 0	DP: 0	SB: 0
HR: 0	HBP: 1	CS: 0

PA: 37

AB	34
R	3
H	7
RBI	3
BB	2
SO	6
LOB	10

livebaseballscorecards.com

PITCHER		IP	WLS	BF	H	R	ER	SO	BB	IBB	HBP	BLK	WP	HR	S	P	ERA	WHIP
Joe Sparma, R ERA: 2.91	(1, 1)	7.2	W	32	6	3	3	6	2	0	1	0	1	0	41	50	3.52	1.043
Orlando Pena, R ERA: 4.19	(8, 1)	1.1	S	5	1	0	0	0	0	0	0	0	0	0	5	5	0.00	0.750

PITCHER	IP	WLS	BF	H	R	ER	SO	BB	IBB	HBP	BLK	WP	HR	S	P	ERA	WHIP

Batter	1	2	3	4	5	6	7	8	9	AB	R	H	RBI	BB	SO	LOB
Mickey Stanley, R (1, 8) OBP: 0.294, SLG: 0.490	G4-6-3 1B		6-3		6-3		F3		F4	3	0	1	0	0	0	1
Gates Brown, L (7, PH) OBP: 0.285, SLG: 0.444										2	0	0	0	0	0	4
Jerry Lumpe, L (1, 4) OBP: 0.333, SLG: 0.322	F7		E HR HBP		K		K			1	1	0	0	0	0	1
George Smith, R (4, 4) OBP: 0.128, SLG: 0.056										2	0	0	0	0	2	4
Norm Cash, L (1, 3) OBP: 0.360, SLG: 0.474	G4-6-3 1-2f		1-H HR			6-3		BBBB L1-3 BB		3	1	1	2	1	0	1
Al Kaline, R (1, 9) OBP: 0.392, SLG: 0.484		L7	L5-3			K		L1-3 1-2		4	0	0	0	0	1	1
Don Wert, R (1, 5) OBP: 0.347, SLG: 0.373		5-3		5-3		K		F4		4	0	0	0	0	1	1
Willie Horton, R (1, 7) OBP: 0.343, SLG: 0.508		2B 1B		F8			5-3	K		4	1	1	0	0	1	1
Bill Freehan, R (1, 2) OBP: 0.299, SLG: 0.341		1-H 2B		F4			2B 1B		4-3 1B	4	0	3	1	0	0	0
Ray Oyler, R (1, 6) OBP: 0.299, SLG: 0.362		K			SH3-4 1B		1-3 2B		4-3 1-2	3	0	2	0	0	1	1
Jim Northrup, L (9, PH) OBP: 0.257, SLG: 0.314										1	0	0	0	0	0	1
Hank Aguirre, R (1, 1) OBP: 0.143, SLG: 0.106			5-3		SH3-4 1-2		IBB		K	1	0	0	0	0	0	0
Don Demeter, R (7, PH) OBP: 0.324, SLG: 0.468										0	0	0	0	1	0	0
Orlando Pena, R (7, 1) OBP: 0.263, SLG: 0.176										0	0	0	0	0	0	0
Bill Roman, L (9, PH) OBP: 0.130, SLG: 0.091										1	0	0	0	0	1	1
Inning Stats	R: 0 E: 0 K: 0 S: 3 H: 1 LOB: 0 BB: 0 P: 3	R: 1 E: 0 K: 1 S: 7 H: 2 LOB: 1 BB: 0 P: 7	R: 2 E: 1 K: 0 S: 4 H: 1 LOB: 0 BB: 0 P: 5	R: 0 E: 0 K: 0 S: 3 H: 0 LOB: 0 BB: 0 P: 3	R: 0 E: 0 K: 1 S: 6 H: 1 LOB: 1 BB: 0 P: 6	R: 0 E: 0 K: 2 S: 7 H: 0 LOB: 0 BB: 0 P: 7	R: 0 E: 0 K: 1 S: 7 H: 2 LOB: 3 BB: 1 P: 11	R: 0 E: 0 K: 1 S: 5 H: 0 LOB: 1 BB: 1 P: 9	R: 0 E: 0 K: 1 S: 6 H: 1 LOB: 1 BB: 0 P: 6	1B: 5 2B: 2 3B: 0 HR: 1	SF: 0 SAC: 1 DP: 1 HBP: 1						

PITCHER		IP	WLS	BF	H	R	ER	SO	BB	IBB	HBP	BLK	WP	HR	S	P	ERA	WHIP
Steve Barber, L ERA: 2.83	(1, 1)	6.1		27	7	3	3	4	0	1	1	0	0	1	33	38	4.26	1.105
Stu Miller, R ERA: 1.96	(7, 1)	2.2	W	10	1	0	0	3	1	0	0	0	0	0	15	19	0.00	0.750

PITCHER	IP	WLS	BF	H	R	ER	SO	BB	IBB	HBP	BLK	WP	HR	S	P	ERA	WHIP

TOP

Detroit Tigers @ Baltimore Orioles

Memorial Stadium, Baltimore, MD

Tue Sep 14 1965, 7:05 PM EDT

Unknown

livebaseballscorecards.com

AB	33
R	3
H	8
RBI	3
BB	2
SO	7
LOB	17

WP: 0 PB: 0 SB: 0 CS: 0 PA: 37

BOTTOM

Detroit Tigers @ Baltimore Orioles

Memorial Stadium, Baltimore, MD

Tue Sep 14 1965, 7:05 PM EDT

Unknown

livebaseballscorecards.com

Batter	1	2	3	4	5	6	7	8	9	AB	R	H	RBI	BB	SO	LOB
Luis Aparicio, R (1, 6) OBP: 0.283, SLG: 0.349	L9		4-3		L9		K			4	0	0	0	0	1	1
Paul Blair, R (1, 8) OBP: 0.300, SLG: 0.331	L9		BB, 1B		F5		5-3			4	0	1	0	0	0	1
Curt Blefary, L (1, 7) OBP: 0.377, SLG: 0.475 Russ Snyder, L (9, 7) OBP: 0.317, SLG: 0.317	K		BB, 1-2		K			L8		3 0	0 0	0 0	0 0	1 0	2 0	1 0
Brooks Robinson, R (1, 5) OBP: 0.361, SLG: 0.467		HR	F4			1B, HR		HR		4	3	3	1	0	0	2
Bob Johnson, R (1, 3) OBP: 0.285, SLG: 0.363 Boog Powell, L (8, PH) (9, 3) OBP: 0.338, SLG: 0.415		BB, G5-4-3		F5		K		HR, 1-H		2 1	0 1	0 1	0 2	1 0	1 0	1 0
Sam Bowens, R (1, 9) OBP: 0.207, SLG: 0.295		G5-4-3, 1-2f		F8		HR, 1-H		1-3		4	1	1	2	0	0	1
Jerry Adair, R (1, 4) OBP: 0.295, SLG: 0.337		BB		1B		6-3		F2		3	0	1	0	1	0	0
Dick Brown, R (1, 2) OBP: 0.297, SLG: 0.367		K		1-3		6-3				3	0	0	0	0	1	2
Steve Barber, L (1, 1) OBP: 0.133, SLG: 0.145 Stu Miller, R (7, 1) OBP: 0.118, SLG: 0.125			1-3	BB			F2			1 1	0 0	0 0	0 0	1 0	0 0	0 0
Inning Stats	R: 0 E: 0 K: 1 S: 5 H: 0 LOB: 0 BB: 0 P: 5	R: 1 E: 0 K: 1 S: 5 H: 1 LOB: 1 BB: 2 P: 13	R: 0 E: 0 K: 0 S: 4 H: 1 LOB: 2 BB: 1 P: 8	R: 0 E: 0 K: 0 S: 4 H: 1 LOB: 1 BB: 0 P: 4	R: 0 E: 0 K: 1 S: 5 H: 0 LOB: 1 BB: 1 P: 9	R: 2 E: 0 K: 1 S: 7 H: 2 LOB: 0 BB: 0 P: 7	R: 0 E: 0 K: 1 S: 5 H: 0 LOB: 0 BB: 0 P: 5	R: 2 E: 0 K: 0 S: 5 H: 2 LOB: 0 BB: 0 P: 5		1B: 4 2B: 0 3B: 0 HR: 3 SF: 0 SAC: 0 DP: 1 HBP: 0				WP: 0 PB: 0 SB: 0 CS: 0 PA: 34		

	AB	30
	R	5
	H	7
	RBI	5
	BB	4
	SO	5
	LOB	9

PITCHER		IP	WLS	BF	H	R	ER	SO	BB	IBB	HBP	BLK	WP	HR	S	P	ERA	WHIP
Hank Aguirre, L ERA: 3.56	(1, 1)	6.0		26	5	3	3	4	4	0	0	0	0	2	30	46	4.50	1.500
Orlando Pena, R ERA: 4.3	(7, 1)	2.0	L	8	2	2	2	1	0	0	0	0	0	1	10	10	9.00	1.000

PITCHER	IP	WLS	BF	H	R	ER	SO	BB	IBB	HBP	BLK	WP	HR	S	P	ERA	WHIP

Detroit Tigers @ Baltimore Orioles

Memorial Stadium, Baltimore, MD

Tue Sep 14 1965, 7:05 PM EDT

Att. 4,377 - Unknown

livebaseballscorecards.com

TOP

Batter	1	2	3	4	5	6	7	8	9	AB	R	H	RBI	BB	SO	LOB
Mickey Stanley, R (1, 8) OBP: 0.339, SLG: 0.564	6-3		HR		BB, FC3-5; 1-2 1B	BB, 2B; 1-2 2-3 3-H BB		BB; 1-3 1B		4	2	3	2	1	0	0
Don Wert, R (1, 5) OBP: 0.348, SLG: 0.371	K		5-3		FC3-5; BB; 1-2 2-3f	2B; 1-2 2-3 3-H BB		BB		3	0	0	1	2	1	2
Norm Cash, L (1, 3) OBP: 0.364, SLG: 0.485	K			HR	L6-4-3; 1-2 2-3 BB	1-3 2-H 3-H 2B		1-2 2-3 BB		3	1	2	3	2	1	0
Al Kaline, R (1, 9) OBP: 0.393, SLG: 0.483 George Thomas, R (6, 9) OBP: 0.269, SLG: 0.313		FC5-4; 1B		BB	L6-4-3; 1-2	L9		K		3 1	0 0	1 0	0 0	1 0	0 1	5 3
Willie Horton, R (1, 7) OBP: 0.342, SLG: 0.503		F4		F4		BB, 4-3; BB BB	K		K	4	1	0	0	1	2	2
Bill Freehan, R (1, 2) OBP: 0.296, SLG: 0.337		FC5-4; 1-2f		K		4-3; 1-2	K		F9	5	0	0	0	0	2	3
Ray Oyler, R (1, 6) OBP: 0.296, SLG: 0.352		F9		1-3		BB, BB; BB BB	K		5-3	4	1	0	0	1	1	2
George Smith, R (1, 4) OBP: 0.163, SLG: 0.175			6-3		HR	K		1B; 1B		4	1	2	1	0	1	2
Dave Wickersham, R (1, 1) OBP: 0.091, SLG: 0.074			1-3		FC3-5; 1B; 1B	BB, BB; 1-2 2-3 2B BB		K		3	1	1	0	1	1	1
Inning Stats	R: 0 E: 0 K: 2 S: 7 H: 0 LOB: 0 BB: 0 P: 7	R: 0 E: 0 K: 0 S: 4 H: 1 LOB: 1 BB: 0 P: 4	R: 1 E: 0 K: 0 S: 4 H: 1 LOB: 0 BB: 0 P: 4	R: 1 E: 0 K: 1 S: 6 H: 1 LOB: 1 BB: 1 P: 10	R: 1 E: 0 K: 0 S: 5 H: 3 LOB: 2 BB: 1 P: 9	R: 4 E: 0 K: 1 S: 6 H: 1 LOB: 2 BB: 5 P: 26	R: 0 E: 0 K: 3 S: 9 H: 0 LOB: 0 BB: 0 P: 9	R: 0 E: 0 K: 2 S: 8 H: 2 LOB: 3 BB: 2 P: 16	R: 0 E: 0 K: 1 S: 5 H: 0 LOB: 0 BB: 0 P: 5	1B: 5 2B: 1 3B: 0 HR: 3 SF: 0 SAC: 0 DP: 1 HBP: 0						

	AB	34
	R	7
	H	9
	RBI	7
	BB	9
	SO	10
	LOB	20

WP: 0 PB: 0 SB: 0 CS: 0 PA: 43

PITCHER	IP	WLS	BF	H	R	ER	SO	BB	IBB	HBP	BLK	WP	HR	S	P	ERA	WHIP
Milt Pappas, R (1, 1) ERA: 2.51	4.1	L	21	6	3	3	3	2	0	0	0	0	3	25	33	6.23	1.846
Jim Palmer, R (5, 1) ERA: 3.73	1.1		7	0	4	4	1	4	0	0	0	0	0	5	21	27.00	3.000
Ed Barnowski, R (6, 1) ERA: 2.08	2.1		12	3	0	0	5	3	0	0	0	0	0	19	31	0.00	2.571
Darold Knowles, L (9, 1) ERA: 9.2	1.0		3	0	0	0	1	0	0	0	0	0	0	5	5	0.00	0.000

PITCHER	IP	WLS	BF	H	R	ER	SO	BB	IBB	HBP	BLK	WP	HR	S	P	ERA	WHIP

Batter	1	2	3	4	5	6	7	8	9	AB	R	H	RBI	BB	SO	LOB
Luis Aparicio, R (1, 6) OBP: 0.283, SLG: 0.350	S S S 0-3 ① K		x 0-0 2B		x 0-0 ②③ 7-4 1-2f			x 0-0 ② 4-3		4	0	1	0	0	1	1
Russ Snyder, L (1, 9) OBP: 0.316, SLG: 0.316	x 0-0 1B		x 0-0 ② F8			x 0-0 ① G3		x 0-0 ③ F6		4	0	1	0	0	0	1
Boog Powell, L (1, 3) OBP: 0.337, SLG: 0.412	S S S 0-3 ② K		x 0-0 ③ G3			x 0-0 ② F8			B B B B 4-0 G4-6-3 BB	3	0	0	0	1	1	2
Brooks Robinson, R (1, 5) OBP: 0.361, SLG: 0.465	x 0-0 ③ L9			x 0-0 ① 6-3		x 0-0 1B			x 0-0 ①② G4-6-3 1-2f	4	0	1	0	0	0	2
Curt Blefary, L (1, 7) OBP: 0.378, SLG: 0.474		x 0-0 5-3 G3 1B		H 1-0 HBP		x 0-0 ③ F9			x 0-0 ③ 1-3	3	1	1	0	0	0	1
Charlie Lau, L (1, 2) OBP: 0.357, SLG: 0.407		x 0-0 ① 5-3 1-3		x 0-0 ② F6			x 0-0 ① F5			3	0	0	0	0	0	2
Jerry Adair, R (1, 4) OBP: 0.293, SLG: 0.335		x 0-0 ② G3 3-H		S S S 0-3 ③ K			S S S 0-3 ② K			3	0	0	1	0	2	1
Paul Blair, R (1, 8) OBP: 0.298, SLG: 0.328		x 0-0 ③ F3			x 0-0 ① L9		S S S 0-3 ③ K			3	0	0	0	0	1	0
Milt Pappas, R (1, 1) OBP: 0.094, SLG: 0.127			S S S 0-3 ① K		x 0-0 7-4 1B			x 0-0 ① F7		1	0	0	0	0	1	0
Jim Palmer, R (5, 1) OBP: 0.231, SLG: 0.320										1	0	1	0	0	0	0
Ed Barnowski, R (6, 1)										0	0	0	0	0	0	0
Norm Siebern, L (8, PH) OBP: 0.363, SLG: 0.412										1	0	0	0	0	0	0
Darold Knowles, L (9, 1)										0	0	0	0	0	0	0
Inning Stats	R: 0 E: 0 K: 2 S: 8 H: 1 LOB: 1 BB: 0 P: 8	R: 1 E: 0 K: 0 S: 4 H: 1 LOB: 0 BB: 0 P: 4	R: 0 E: 0 K: 1 S: 6 H: 1 LOB: 1 BB: 0 P: 6	R: 0 E: 0 K: 1 S: 5 H: 0 LOB: 1 BB: 0 P: 6	R: 0 E: 0 K: 0 S: 3 H: 1 LOB: 0 BB: 0 P: 3	R: 0 E: 0 K: 0 S: 4 H: 1 LOB: 1 BB: 0 P: 4	R: 0 E: 0 K: 2 S: 7 H: 0 LOB: 0 BB: 0 P: 7	R: 0 E: 0 K: 0 S: 3 H: 0 LOB: 0 BB: 0 P: 3	R: 0 E: 0 K: 0 S: 2 H: 0 LOB: 0 BB: 1 P: 6	1B: 4 2B: 2 3B: 0 HR: 0	SF: 0 SAC: 0 DP: 2 HBP: 1						

PITCHER	IP	WLS	BF	H	R	ER	SO	BB	IBB	HBP	BLK	WP	HR	S	P	ERA	WHIP
Dave Wickersham, R (1, 1) ERA: 3.93	9.0	W	32	5	1	1	6	1	0	1	0	0	0	42	47	1.00	0.667

PITCHER	IP	WLS	BF	H	R	ER	SO	BB	IBB	HBP	BLK	WP	HR	S	P	ERA	WHIP

BOTTOM

Detroit Tigers @ Baltimore Orioles

Memorial Stadium, Baltimore, MD

Tue Sep 14 1965, 7:05 PM EDT

Att. 4,377 - Unknown

livebaseballscorecards.com

AB	30
R	1
H	5
RBI	1
BB	1
SO	6
LOB	10

WP: 0 PA: 32
PB: 0
SB: 0
CS: 0

Batter	1	2	3	4	5	6	7	8	9	AB	R	H	RBI	BB	SO	LOB
Mickey Stanley, R (1, 8) OBP: 0.317, SLG: 0.525	S S S 0-3 ① K		x 0-0 ② F3			x 0-0 ① F9		x 0-0 ② 1-3		4	0	0	0	0	1	0
Don Wert, R (1, 5) OBP: 0.347, SLG: 0.370	x 0-0 1B		x 0-0 ③ 6-3			x 0-0 ② 6-3		x 0-0 ③ F8		4	0	1	0	0	0	0
Norm Cash, L (1, 3) OBP: 0.363, SLG: 0.490	x 0-0 ② F9			x 0-0 ① F6		x 0-0 ③ F5			x 0-0 HR	4	1	1	1	0	0	1
Al Kaline, R (1, 9) OBP: 0.389, SLG: 0.478	x 0-0 ③ L9			x 0-0 ② F3			x 0-0 ① L1-3		x 0-0 ① L5-3	4	0	0	0	0	0	1
Willie Horton, R (1, 7) OBP: 0.341, SLG: 0.508		x 0-0 HR		S S S 0-3 ③ K			S S S 0-3 ② K		S S S 0-3 ② K	4	1	1	1	0	3	0
Bill Freehan, R (1, 2) OBP: 0.298, SLG: 0.337		x 0-0 ① 4-3			x 0-0 ① F2		B B B 4-0 2B BB		x 0-0 1B	3	0	1	0	1	0	0
Ray Oyler, R (1, 6) OBP: 0.301, SLG: 0.358		S S S 0-3 ② K			B B B 4-0 BB		x 0-0 1-3 2B		x 0-0 ③ F9	3	0	1	0	1	1	1
George Smith, R (1, 4) OBP: 0.152, SLG: 0.163		x 0-0 ③ F9			x 0-0 ② F4		x 0-0 ③ F9			3	0	0	0	0	0	3
Denny McLain, R (1, 1) OBP: 0.116, SLG: 0.063			S S S 0-3 ① K		x 0-0 ③ 5-3			x 0-0 ① F3		1	0	0	0	0	1	0
George Thomas, R (5, PH) OBP: 0.268, SLG: 0.311										1	0	0	0	0	0	1
John Hiller, R (5, 1)										0	0	0	0	0	0	0
Don Demeter, R (8, PH) OBP: 0.323, SLG: 0.467										1	0	0	0	0	0	0
Terry Fox, R (8, 1)										0	0	0	0	0	0	0
Inning Stats	R: 0 E: 0 K: 1 S: 6 H: 1 LOB: 1 BB: 0 P: 6	R: 1 E: 0 K: 1 S: 6 H: 1 LOB: 0 BB: 0 P: 6	R: 0 E: 0 K: 1 S: 5 H: 0 LOB: 0 BB: 0 P: 5	R: 0 E: 0 K: 1 S: 5 H: 0 LOB: 0 BB: 0 P: 5	R: 0 E: 0 K: 0 S: 3 H: 0 LOB: 1 BB: 1 P: 7	R: 0 E: 0 K: 0 S: 3 H: 0 LOB: 0 BB: 0 P: 3	R: 0 E: 0 K: 1 S: 6 H: 1 LOB: 2 BB: 1 P: 10	R: 0 E: 0 K: 0 S: 3 H: 0 LOB: 0 BB: 0 P: 3	R: 1 E: 0 K: 1 S: 7 H: 2 LOB: 1 BB: 0 P: 7	1B: 2 2B: 1 3B: 0 HR: 2	SF: 0 SAC: 0 DP: 0 HBP: 0						

PITCHER	IP	WLS	BF	H	R	ER	SO	BB	IBB	HBP	BLK	WP	HR	S	P	ERA	WHIP
Dave McNally, L (1, 1) ERA: 3.18	9.0	W	34	5	2	2	6	2	0	0	0	0	2	44	52	2.00	0.778

PITCHER	IP	WLS	BF	H	R	ER	SO	BB	IBB	HBP	BLK	WP	HR	S	P	ERA	WHIP

TOP

Detroit Tigers @ Baltimore Orioles

Memorial Stadium, Baltimore, MD

Wed Sep 15 1965, 7:05 PM EDT

Att. 3,655 - Unknown

livebaseballscorecards.com

AB	32
R	2
H	5
RBI	2
BB	2
SO	6
LOB	7

WP: 0 PB: 0 SB: 0 CS: 0 PA: 34

BOTTOM

Batter	1	2	3	4	5	6	7	8	9	AB	R	H	RBI	BB	SO	LOB
Luis Aparicio, R (1, 6) OBP: 0.281, SLG: 0.348	6-3		SH3-4 1-2		L9		L8			3	0	0	0	0	0	0
Russ Snyder, L (1, 9) (9, 7) OBP: 0.316, SLG: 0.315	HR 1B		F8		K		5-3			4	1	1	0	0	1	1
Boog Powell, L (1, 3) OBP: 0.338, SLG: 0.418	1-H HR		3-1		1B BB		4-3			3	1	1	2	1	0	1
Brooks Robinson, R (1, 5) OBP: 0.360, SLG: 0.464	F8			K	1-3 1B			L9		4	0	1	0	0	1	0
Curt Blefary, L (1, 7) OBP: 0.377, SLG: 0.474 Sam Bowens, R (9, 9) OBP: 0.207, SLG: 0.295	L9			K	F8			2B		4 0	0 0	1 0	0 0	0 0	1 0	2 0
Charlie Lau, L (1, 2) OBP: 0.361, SLG: 0.405 Dick Brown, R (9, 2) OBP: 0.297, SLG: 0.367		6-3		BB 1B BB		L4-3 1B		1-3		3 0	1 0	1 0	0 0	1 0	0 0	1 0
Jerry Adair, R (1, 4) OBP: 0.293, SLG: 0.333		F5		1B 1-2 BB		L4-3 1-2		K		3	0	0	0	1	1	2
Paul Blair, R (1, 8) OBP: 0.301, SLG: 0.331		F7		1-3 2-H 1B		1B				3	0	2	1	0	0	0
Dave McNally, R (1, 1) OBP: 0.105, SLG: 0.073			SH3-4 1B	2-3		K				3	0	1	0	0	1	3
Inning Stats	R: 2 E: 0 K: 0 S: 5 H: 2 LOB: 0 BB: 0 P: 5	R: 0 E: 0 K: 0 S: 3 H: 0 LOB: 0 BB: 0 P: 3	R: 0 E: 0 K: 0 S: 4 H: 1 LOB: 1 BB: 0 P: 4	R: 1 E: 0 K: 2 S: 8 H: 1 LOB: 2 BB: 2 P: 16	R: 0 E: 0 K: 1 S: 6 H: 1 LOB: 2 BB: 1 P: 10	R: 0 E: 0 K: 1 S: 6 H: 2 LOB: 1 BB: 0 P: 6	R: 0 E: 0 K: 0 S: 3 H: 0 LOB: 0 BB: 0 P: 3	R: 0 E: 0 K: 1 S: 6 H: 1 LOB: 1 BB: 0 P: 6		1B: 6 2B: 2 3B: 0 HR: 1 SF: 0 SAC: 1 DP: 1 HBP: 0					WP: 0 PB: 0 SB: 0 CS: 0	PA: 34

PITCHER		IP	WLS	BF	H	R	ER	SO	BB	IBB	HBP	BLK	WP	HR	S	P	ERA	WHIP
Denny McLain, R ERA: 2.88	(1, 1)	4.0	L	18	4	3	3	2	2	0	0	0	0	1	20	28	6.75	1.500
John Hiller, L ERA:	(5, 1)	3.0		12	3	0	0	2	1	0	0	0	0	0	15	19	0.00	1.333
Terry Fox, R ERA: 2.99	(8, 1)	1.0		4	1	0	0	1	0	0	0	0	0	0	6	6	0.00	1.000

PITCHER	IP	WLS	BF	H	R	ER	SO	BB	IBB	HBP	BLK	WP	HR	S	P	ERA	WHIP

Detroit Tigers @ Baltimore Orioles

Memorial Stadium, Baltimore, MD

Wed Sep 15 1965, 7:05 PM EDT

Att. 3,655 - Unknown

livebaseballscorecards.com

AB	30
R	3
H	8
RBI	3
BB	3
SO	5
LOB	10

Batter	1	2	3	4	5	6	7	8	9	10	AB	R	H	RBI	BB	SO	LOB
Mickey Stanley, R (1, 8) OBP: 0.308, SLG: 0.500	6-3 ①		1-3 ①		2-H 1B ①		F3 ③			6-3 ②	5	0	1	1	0	0	0
Jerry Lumpe, L (1, 4) OBP: 0.333, SLG: 0.321 George Smith, R (10, PR) OBP: 0.152, SLG: 0.163 (10, 4)	BBBB 4-0 1B BB		6-3 ②		5-3 ③			F8 ①		HR 1B	4	0	1	0	1	0	1
											0	1	0	0	0	0	0
Norm Cash, L (1, 3) OBP: 0.364, SLG: 0.496	L7 ②		4-3 ③			F7 ①		FC5-4 1B		1-H HR	5	1	2	2	0	0	1
Al Kaline, R (1, 9) OBP: 0.390, SLG: 0.476	1-2 1B			L7 ①		BBBB 4-0 1B FC6-4 BB		L9 ②		L9 ③	4	1	1	0	1	0	2
Don Wert, R (1, 5) OBP: 0.347, SLG: 0.369	F9 ③			6-3 ②		1-3 FC6-4 1B		1-2f FC5-4 ③			4	0	1	0	0	0	3
Willie Horton, R (1, 7) OBP: 0.340, SLG: 0.505		1B		F8 ③		1-2f FC6-4 ② 3-H FC6-4			F8 ①		4	0	1	1	0	0	1
Bill Freehan, R (1, 2) OBP: 0.300, SLG: 0.337		F3 ①			1-3 1B 1B	1-2f FC6-4 ③			BBBB 4-0 G6-3 BB		3	1	1	0	1	0	2
Ray Oyler, R (1, 6) OBP: 0.294, SLG: 0.349		F6 ②			SSS 0-3 K ①		F3 ①		1-2f G6-3 ②③		4	0	0	0	0	1	3
Mickey Lolich, S (1, 1) OBP: 0.089, SLG: 0.065 Terry Fox, R (10, 1)		F9 ③			1-2 1-3 ②		SSS 0-3 K ②			SSS 0-3 K ①	4	0	0	0	0	2	2
											0	0	0	0	0	0	0
Inning Stats	R: 0 E: 0 K: 0 S: 4 H: 1 LOB: 2 BB: 1 P: 8	R: 0 E: 0 K: 0 S: 4 H: 1 LOB: 1 BB: 0 P: 4	R: 0 E: 0 K: 0 S: 3 H: 0 LOB: 0 BB: 0 P: 3	R: 0 E: 0 K: 0 S: 3 H: 0 LOB: 0 BB: 0 P: 3	R: 1 E: 0 K: 1 S: 7 H: 2 LOB: 1 BB: 0 P: 7	R: 1 E: 0 K: 0 S: 4 H: 1 LOB: 1 BB: 1 P: 8	R: 0 E: 0 K: 1 S: 5 H: 0 LOB: 0 BB: 0 P: 5	R: 0 E: 0 K: 0 S: 4 H: 1 LOB: 1 BB: 0 P: 4	R: 0 E: 0 K: 0 S: 2 H: 0 LOB: 0 BB: 1 P: 6	R: 2 E: 0 K: 1 S: 7 H: 2 LOB: 1 BB: 0 P: 7	1B: 7 2B: 0 3B: 0 HR: 1 SF: 0 SAC: 0 DP: 1 HBP: 0						

PITCHER	IP	WLS	BF	H	R	ER	SO	BB	IBB	HBP	BLK	WP	HR	S	P	ERA	WHIP
Whitey Ford, L (1, 1) ERA: 3.16	10.0	L	40	8	4	4	3	3	0	0	0	0	1	43	55	3.60	1.100

PITCHER	IP	WLS	BF	H	R	ER	SO	BB	IBB	HBP	BLK	WP	HR	S	P	ERA	WHIP

TOP

Detroit Tigers @ New York Yankees

Yankee Stadium, Bronx, NY

Fri Sep 17 1965, 7:05 PM EDT
Att. 11,162 - Unknown - 68 F

livebaseballscorecards.com

AB	37
R	4
H	8
RBI	4
BB	3
SO	3
LOB	15

WP: 0 PA: 40
PB: 0
SB: 0
CS: 0

Batter	1	2	3	4	5	6	7	8	9	10	AB	R	H	RBI	BB	SO	LOB
Bobby Richardson, R (1, 4) OBP: 0.293, SLG: 0.331	6-3			6-3	F4			L8		L9	5	0	0	0	0	0	4
Roy White, S (1, 9) OBP: 0.364, SLG: 0.350	5-3			K	F7			K		FC4-6 1-2f 2-3	3	0	0	0	0	1	0
Ross Moschitto, R (7, 9) OBP: 0.179, SLG: 0.296											1	0	0	0	0	1	0
Ray Barker, L (10, PH) OBP: 0.310, SLG: 0.370											1	0	0	0	0	0	2
Tony Kubek, L (10, PR) OBP: 0.254, SLG: 0.277											0	0	0	0	0	0	0
Mickey Mantle, S (1, 7) OBP: 0.383, SLG: 0.457	F8			HR 1B	5-3				FC3-6 BB	FC5 1-2 BB	3	1	1	0	2	0	0
Tom Tresh, S (1, 8) OBP: 0.353, SLG: 0.493		G5-4-3 HBP		1-H HR	1B				FC3-6 FC6-4 1-2f	1-2 2-3 3-H BB	3	1	2	3	1	0	1
Elston Howard, R (1, 2) OBP: 0.270, SLG: 0.342		G5-4-3 1-2f		K	L9				E6 FC6-4 1-2	FC5 2-3f	5	0	0	0	0	1	6
Joe Pepitone, L (1, 3) OBP: 0.304, SLG: 0.395		4-3			3-1		K		FC6-4 1-2f 2-3		4	0	0	0	0	1	2
Clete Boyer, R (1, 5) OBP: 0.307, SLG: 0.423			L9		5-3		2-3		4-3		4	0	0	0	0	0	2
Bobby Murcer, L (1, 6) OBP: 0.400, SLG: 0.500			1-3		E9 1B		K			FC4-6 1B BB	3	0	1	0	0	1	0
Hector Lopez, R (10, PH) OBP: 0.321, SLG: 0.380											0	0	0	0	1	0	0
Art Lopez, L (10, PR) OBP: 0.160, SLG: 0.143											0	1	0	0	0	0	0
Whitey Ford, L (1, 1) OBP: 0.241, SLG: 0.203			K2-3		BB			K		FC4-6 1-2 1B	2	0	0	0	1	2	0
Horace Clarke, S (10, PH) OBP: 0.338, SLG: 0.301											1	0	1	0	0	0	0
Inning Stats	R: 0 E: 0 K: 0 S: 3 H: 0 LOB: 0 BB: 0 P: 3	R: 0 E: 0 K: 0 S: 2 H: 0 LOB: 0 BB: 0 P: 3	R: 0 E: 0 K: 1 S: 5 H: 0 LOB: 0 BB: 0 P: 5	R: 2 E: 0 K: 2 S: 9 H: 2 LOB: 0 BB: 0 P: 9	R: 0 E: 1 K: 0 S: 4 H: 1 LOB: 2 BB: 1 P: 8	R: 0 E: 0 K: 0 S: 4 H: 1 LOB: 1 BB: 0 P: 4	R: 0 E: 0 K: 2 S: 7 H: 0 LOB: 0 BB: 0 P: 7	R: 0 E: 0 K: 2 S: 7 H: 0 LOB: 0 BB: 0 P: 7	R: 0 E: 1 K: 0 S: 4 H: 0 LOB: 2 BB: 1 P: 8	R: 1 E: 0 K: 0 S: 4 H: 1 LOB: 3 BB: 3 P: 16	1B: 4 2B: 0 3B: 0 HR: 1	SF: 0 SAC: 0 DP: 1 HBP: 1					

PITCHER	IP	WLS	BF	H	R	ER	SO	BB	IBB	HBP	BLK	WP	HR	S	P	ERA	WHIP
Mickey Lolich, L (1, 1) ERA: 3.82	9.0	W	36	5	3	3	7	3	0	1	0	0	1	46	59	3.00	0.889
Terry Fox, R (10, 1) ERA: 2.94	1.0	S	5	0	0	0	0	2	0	0	0	0	0	3	11	0.00	2.000

PITCHER	IP	WLS	BF	H	R	ER	SO	BB	IBB	HBP	BLK	WP	HR	S	P	ERA	WHIP

BOTTOM

Detroit Tigers @ New York Yankees

Yankee Stadium, Bronx, NY

Fri Sep 17 1965, 7:05 PM EDT

Att. 11,162 - Unknown - 68 F

livebaseballscorecards.com

AB	35
R	3
H	5
RBI	3
BB	5
SO	7
LOB	17

WP: 0	PA: 41		
PB: 0			
SB: 0			
CS: 0			

Batter	1	2	3	4	5	6	7	8	9	10	AB	R	H	RBI	BB	SO	LOB
Mickey Stanley, R (1, 8) OBP: 0.314, SLG: 0.507	G4-6-3 1B		6-3		4-3			4-3 1B 2B		E6 1B 1B	5	2	2	0	0	0	0
Jerry Lumpe, L (1, 4) OBP: 0.332, SLG: 0.320 George Smith, R (10, PR) OBP: 0.152, SLG: 0.163 (10, 4)	K		F5		F8			4-3 2-3		1B 1-2 1B	5 0	0 0	1 0	0 0	0 0	1 0	2 0
Norm Cash, L (1, 3) OBP: 0.366, SLG: 0.502	G4-6-3 1-2f			E 3B	K			S 3-H 1B		L5-4-3 1-3 2-H 1B	5	1	3	2	0	1	1
Al Kaline, R (1, 9) OBP: 0.390, SLG: 0.472		E 1B BB		L7		G4-6-3 BB		K 1-2		L5-4-3 1-2	3	1	0	0	2	1	4
Don Wert, R (1, 5) OBP: 0.344, SLG: 0.367		E6 G4-3 1B 1-2		K		G4-6-3 1-2f		K			4	0	0	0	0	2	4
Willie Horton, R (1, 7) OBP: 0.342, SLG: 0.505		G4-3 1-2 2-H 1B		E6 2B 3-H 1B		K			F5		4	0	2	1	0	1	0
Bill Freehan, R (1, 2) OBP: 0.301, SLG: 0.339		G4-3 1-2f 2-3		1-3 2B		FC1-4 BB			F5		3	0	1	0	1	0	2
Ray Oyler, R (1, 6) OBP: 0.293, SLG: 0.342		K		IBB		FC1-4 G6-4-3 1-2f			1-3		3	0	0	0	1	1	2
Joe Sparma, R (1, 1) OBP: 0.189, SLG: 0.163 Don Demeter, R (7, PH) OBP: 0.323, SLG: 0.465 John Hiller, R (7, 1) Denny McLain, R (8, 1) OBP: 0.114, SLG: 0.062			F4	G3		G6-4-3 1-2f				6-3	2 1 0 1	0 0 0 0	0 0 0 0	0 0 0 0	0 0 0 0	0 0 0 0	3 1 0 0
Inning Stats	R: 0 H: 1 E: 0 LOB: 0 K: 1 BB: 0 S: 5 P: 5	R: 1 H: 1 E: 1 LOB: 1 K: 1 BB: 1 S: 6 P: 10	R: 0 H: 0 E: 0 LOB: 0 K: 0 BB: 0 S: 3 P: 3	R: 1 H: 3 E: 1 LOB: 3 K: 1 BB: 1 S: 8 P: 12	R: 0 H: 0 E: 0 LOB: 0 K: 1 BB: 0 S: 5 P: 5	R: 0 H: 0 E: 0 LOB: 0 K: 1 BB: 1 S: 4 P: 8	R: 0 H: 0 E: 0 LOB: 0 K: 0 BB: 1 S: 2 P: 6	R: 1 H: 2 E: 0 LOB: 1 K: 2 BB: 0 S: 9 P: 9	R: 0 H: 0 E: 0 LOB: 0 K: 0 BB: 0 S: 3 P: 3	R: 1 H: 2 E: 1 LOB: 2 K: 0 BB: 0 S: 5 P: 5	1B: 6 SF: 0 2B: 2 SAC: 0 3B: 1 DP: 5 HR: 0 HBP: 0						

PITCHER		IP	WLS	BF	H	R	ER	SO	BB	IBB	HBP	BLK	WP	HR	S	P	ERA	WHIP
Al Downing, L ERA: 3.44	(1, 1)	7.1		30	7	3	2	5	3	1	0	0	0	0	36	52	2.46	1.364
Pedro Ramos, R ERA: 3.03	(8, 1)	0.2		2	0	0	0	2	0	0	0	0	0	0	6	6	0.00	0.000
Pete Mikkelsen, R ERA: 3.21	(9, 1)	2.0	L	8	2	1	0	0	0	0	0	0	0	0	8	8	0.00	1.000

PITCHER	IP	WLS	BF	H	R	ER	SO	BB	IBB	HBP	BLK	WP	HR	S	P	ERA	WHIP

TOP

Detroit Tigers @ New York Yankees

Yankee Stadium, Bronx, NY

Sat Sep 18 1965, 3:33 AM EDT
Att. 51,664 - Unknown - 86 F

livebaseballscorecards.com

AB	36
R	4
H	9
RBI	3
BB	4
SO	7
LOB	19

WP: 0 PA: 40
PB: 0
SB: 1
CS: 0

Batter	1	2	3	4	5	6	7	8	9	10	AB	R	H	RBI	BB	SO	LOB
Bobby Richardson, R (1, 4) OBP: 0.291, SLG: 0.328	5-3		G3			K		F3			4	0	0	0	0	1	1
Bobby Murcer, L (1, 6) OBP: 0.333, SLG: 0.400	K		K			4-3			4-3		3	0	0	0	0	2	0
Tony Kubek, L (9, PH) OBP: 0.254, SLG: 0.276 (10, 6)											1	0	0	0	0	0	0
Mickey Mantle, S (1, 7) OBP: 0.382, SLG: 0.453	F7		K			4-3			BB		3	0	0	0	1	1	0
Ross Moschitto, R (9, PR) OBP: 0.179, SLG: 0.296 (10, 9)											0	0	0	0	0	0	0
Tom Tresh, S (1, 9) OBP: 0.353, SLG: 0.493 (10, 7)		2B 2B		G3			5-3		K		4	1	1	0	0	1	1
Roger Repoz, L (1, 8) OBP: 0.296, SLG: 0.455		HR 2-H 2B		L8			L9		L9		4	1	1	1	0	0	1
Clete Boyer, R (1, 5) OBP: 0.305, SLG: 0.419		K		G3			6-3			4-3	4	0	0	0	0	1	1
Ray Barker, L (1, 3) OBP: 0.312, SLG: 0.387		HR 2-H	4-3					FC1-6 1B	K		2	1	1	2	0	0	0
Hector Lopez, R (8, PH) OBP: 0.323, SLG: 0.382											1	0	1	0	0	0	0
Art Lopez, L (8, PR) OBP: 0.160, SLG: 0.143											0	0	0	0	0	0	0
Joe Pepitone, L (9, 3) OBP: 0.304, SLG: 0.394											1	0	0	0	0	1	0
Jake Gibbs, L (1, 2) OBP: 0.274, SLG: 0.351		3-1	4-3					FC1-6 1-2f	K		2	0	0	0	0	0	0
Horace Clarke, S (8, PH) OBP: 0.333, SLG: 0.297											1	0	0	0	0	0	1
Pete Mikkelsen, R (9, 1) OBP: 0.100, SLG: 0.100											0	0	0	0	0	0	0
Archie Moore, L (10, PH) OBP: 0.375, SLG: 0.714											1	0	0	0	0	1	0
Al Downing, R (1, 1) OBP: 0.143, SLG: 0.176		K	F4					K			2	0	0	0	0	1	0
Pedro Ramos, S (8, 1) OBP: 0.091, SLG: 0.091											0	0	0	0	0	0	0
Elston Howard, R (8, PH) OBP: 0.270, SLG: 0.341 (9, 2)											1	0	0	0	0	1	1
Inning Stats	R: 0 H: 0 E: 0 LOB: 0 K: 1 BB: 0 S: 5 P: 5	R: 3 H: 3 E: 0 LOB: 0 K: 2 BB: 0 S: 10 P: 10	R: 0 H: 0 E: 0 LOB: 0 K: 2 BB: 0 S: 7 P: 7	R: 0 H: 0 E: 0 LOB: 0 K: 0 BB: 0 S: 3 P: 3	R: 0 H: 0 E: 0 LOB: 0 K: 0 BB: 0 S: 3 P: 3	R: 0 H: 0 E: 0 LOB: 0 K: 1 BB: 0 S: 5 P: 5	R: 0 H: 0 E: 0 LOB: 0 K: 0 BB: 0 S: 3 P: 3	R: 0 H: 1 E: 0 LOB: 1 K: 1 BB: 0 S: 6 P: 6	R: 0 H: 0 E: 0 LOB: 1 K: 1 BB: 1 S: 5 P: 9	R: 0 H: 0 E: 0 LOB: 0 K: 2 BB: 0 S: 7 P: 7	1B: 1 SF: 0 2B: 2 SAC: 0 3B: 0 DP: 0 HR: 1 HBP: 0						

PITCHER		IP	WLS	BF	H	R	ER	SO	BB	IBB	HBP	BLK	WP	HR	S	P	ERA	WHIP
Joe Sparma, R ERA: 2.97	(1, 1)	6.0		21	3	3	3	6	0	0	0	0	0	1	33	33	4.50	0.500
John Hiller, L ERA:	(7, 1)	1.0		4	1	0	0	0	0	0	0	0	0	0	4	4	0.00	1.000
Denny McLain, R ERA: 2.84	(8, 1)	3.0	W	10	0	0	0	4	1	0	0	0	0	0	17	21	0.00	0.333

PITCHER	IP	WLS	BF	H	R	ER	SO	BB	IBB	HBP	BLK	WP	HR	S	P	ERA	WHIP

BOTTOM

Detroit Tigers @ New York Yankees

Yankee Stadium, Bronx, NY

Sat Sep 18 1965, 3:33 AM EDT
Att. 51,664 - Unknown - 86 F

livebaseballscorecards.com

AB	34
R	3
H	4
RBI	3
BB	1
SO	10
LOB	6

WP: 0 PA: 35
PB: 0
SB: 0
CS: 0

Batter	1	2	3	4	5	6	7	8	9	AB	R	H	RBI	BB	SO	LOB
Mickey Stanley, R (1, 8) OBP: 0.320, SLG: 0.500	F8		FC5 BB 1B		1B		F6		G4-6-3 1-2f	5	0	2	0	0	0	1
Jerry Lumpe, L (1, 4) OBP: 0.331, SLG: 0.317	F8		F8		F6		BBBB 1B BB			3	0	0	0	1	0	2
Norm Cash, L (1, 3) OBP: 0.371, SLG: 0.507	BBBB BB		BBBB 1-2 BB			SH2-4 2B	1-3 1B			2	0	2	0	2	0	0
Al Kaline, R (1, 9) OBP: 0.389, SLG: 0.471	L7		FC5 2-3f			SH2-4 1B	F6			1	0	0	0	0	0	1
Jim Northrup, L (2, 9) OBP: 0.258, SLG: 0.314										3	0	1	0	0	0	4
Don Wert, R (1, 5) OBP: 0.344, SLG: 0.367		1B 1B		5-3		SH2-4 1-2 2-3		6-3		3	0	1	0	0	0	0
Willie Horton, R (1, 7) OBP: 0.343, SLG: 0.504		F9		F9		IBB		CS 1B		3	0	1	0	1	0	1
Bill Freehan, R (1, 2) OBP: 0.301, SLG: 0.338		G6-4-3 1-3 1B		F4		F4		L5 1-2		4	0	1	0	0	0	4
Ray Oyler, R (1, 6) OBP: 0.294, SLG: 0.342		G6-4-3 1-2f			G1-6-3 1B	F6			L9	3	0	1	0	0	0	5
Bill Roman, L (9, PH) OBP: 0.125, SLG: 0.087										1	0	0	0	0	0	0
Dave Wickersham, R (1, 1) OBP: 0.086, SLG: 0.070			6-3		G1-6-3 1-2f		6-3		BBBB G4-6-3 BB	3	0	0	0	0	0	1
Ron Nischwitz, S (8, 1)										0	0	0	0	0	0	0
Orlando Pena, R (8, 1) OBP: 0.263, SLG: 0.176										0	0	0	0	0	0	0
Gates Brown, L (9, PH) OBP: 0.288, SLG: 0.444										0	0	0	0	1	0	0
Inning Stats	R: 0 E: 0 K: 0 S: 3 H: 0 LOB: 1 BB: 1 P: 7	R: 0 E: 0 K: 0 S: 4 H: 2 LOB: 1 BB: 0 P: 4	R: 0 E: 0 K: 0 S: 4 H: 1 LOB: 2 BB: 1 P: 8	R: 0 E: 0 K: 0 S: 3 H: 0 LOB: 0 BB: 0 P: 3	R: 0 E: 0 K: 0 S: 4 H: 2 LOB: 1 BB: 0 P: 4	R: 0 E: 0 K: 0 S: 5 H: 2 LOB: 3 BB: 1 P: 9	R: 0 E: 0 K: 0 S: 4 H: 1 LOB: 2 BB: 1 P: 8	R: 0 E: 0 K: 0 S: 3 H: 1 LOB: 0 BB: 0 P: 3	R: 0 E: 0 K: 0 S: 2 H: 0 LOB: 0 BB: 1 P: 6	1B: 8 2B: 1 3B: 0 HR: 0	SF: 0 SAC: 1 DP: 3 HBP: 0						

PITCHER	IP	WLS	BF	H	R	ER	SO	BB	IBB	HBP	BLK	WP	HR	S	P	ERA	WHIP
Rich Beck, R (1, 1) ERA: 0.56	9.0	W	37	9	0	0	0	4	1	0	0	0	0	32	52	0.00	1.444

PITCHER	IP	WLS	BF	H	R	ER	SO	BB	IBB	HBP	BLK	WP	HR	S	P	ERA	WHIP

TOP

Detroit Tigers @ New York Yankees

Yankee Stadium, Bronx, NY

Sun Sep 19 1965, 3:33 AM EDT

Att. 14,283 - Overcast - 68 F

livebaseballscorecards.com

AB	31
R	0
H	9
RBI	0
BB	5
SO	0
LOB	19

1B: 8	SF: 0	WP: 0	PA: 37
2B: 1	SAC: 1	PB: 0	
3B: 0	DP: 3	SB: 0	
HR: 0	HBP: 0	CS: 1	

Batter	1	2	3	4	5	6	7	8	9	AB	R	H	RBI	BB	SO	LOB
Bobby Richardson, R (1, 4) OBP: 0.289, SLG: 0.326	6-3		1-3	FC5 2-3f			1-3			4	0	0	0	0	0	2
Bobby Murcer, L (1, 6) OBP: 0.364, SLG: 0.526	3B		1B		4-3		K			4	0	2	0	0	1	0
Tom Tresh, S (1, 7) OBP: 0.354, SLG: 0.492	BB G4-6-3		1B 1-3		F8			L8		3	0	1	0	1	0	0
Joe Pepitone, L (1, 3) OBP: 0.303, SLG: 0.393	G4-6-3 1-2f		L8		E3			2B 1B		4	1	1	0	0	0	4
Roger Repoz, L (1, 8) OBP: 0.295, SLG: 0.456		K	F3		K			FC5-4 1-H	2B	4	1	1	1	0	2	3
Archie Moore, L (1, 9) OBP: 0.545, SLG: 0.889 Elston Howard, R (8, PH) OBP: 0.272, SLG: 0.341 (9, 2)	2B 4-1			FC4-6 1B		BB G6-3		IBB FC5-4		2 0	0 0	2 0	0 0	1 1	0 0	0 0
Horace Clarke, S (1, 5) OBP: 0.318, SLG: 0.282	4-1 2-3			FC4-6 FC5 BB 1-2f		G6-3 1-2f		FC5-4 1-2f 2-3 2B		4	1	0	0	0	0	5
Jake Gibbs, L (1, 2) OBP: 0.277, SLG: 0.339 Hector Lopez, R (8, PH) OBP: 0.323, SLG: 0.382 Ray Barker, L (8, PH) OBP: 0.315, SLG: 0.396 Ross Moschitto, R (9, 9) OBP: 0.179, SLG: 0.296	BB			F8		F7		2B 1-H 3-H		2 0 1 0	0 0 0 0	0 0 1 0	0 0 2 0	1 0 0 0	0 0 0 0	1 0 0 0
Rich Beck, S (1, 1)	K			BB 1-2			F8	F8		3	0	0	0	1	1	3
Inning Stats	R: 0 H: 1 E: 0 LOB: 1 K: 0 BB: 1 S: 3 P: 7	R: 0 H: 1 E: 0 LOB: 2 K: 2 BB: 1 S: 8 P: 12	R: 0 H: 2 E: 0 LOB: 2 K: 0 BB: 0 S: 5 P: 5	R: 0 H: 1 E: 0 LOB: 2 K: 0 BB: 1 S: 4 P: 8	R: 0 H: 0 E: 1 LOB: 1 K: 1 BB: 0 S: 6 P: 6	R: 0 H: 0 E: 0 LOB: 0 K: 0 BB: 1 S: 2 P: 6	R: 0 H: 0 E: 0 LOB: 0 K: 1 BB: 0 S: 5 P: 5	R: 3 H: 3 E: 0 LOB: 1 K: 0 BB: 1 S: 6 P: 10		1B: 4 SF: 0 2B: 3 SAC: 0 3B: 1 DP: 2 HR: 0 HBP: 0						

BOTTOM

Detroit Tigers @ New York Yankees

Yankee Stadium, Bronx, NY

Sun Sep 19 1965, 3:33 AM EDT

Att. 14,283 - Overcast - 68 F

livebaseballscorecards.com

AB	31
R	3
H	8
RBI	3
BB	5
SO	4
LOB	18

PITCHER		IP	WLS	BF	H	R	ER	SO	BB	IBB	HBP	BLK	WP	HR	S	P	ERA	WHIP
Dave Wickersham, R ERA: 3.87	(1, 1)	7.1	L	32	7	2	2	4	4	0	0	0	0	0	36	52	2.46	1.500
Ron Nischwitz, L ERA: 2.78	(8, 1)	0.1		2	0	0	0	0	0	1	0	0	0	0	1	5	0.00	0.000
Orlando Pena, R ERA: 4.28	(8, 1)	0.1		2	1	1	1	0	0	0	0	0	0	0	2	2	27.00	3.000

PITCHER	IP	WLS	BF	H	R	ER	SO	BB	IBB	HBP	BLK	WP	HR	S	P	ERA	WHIP

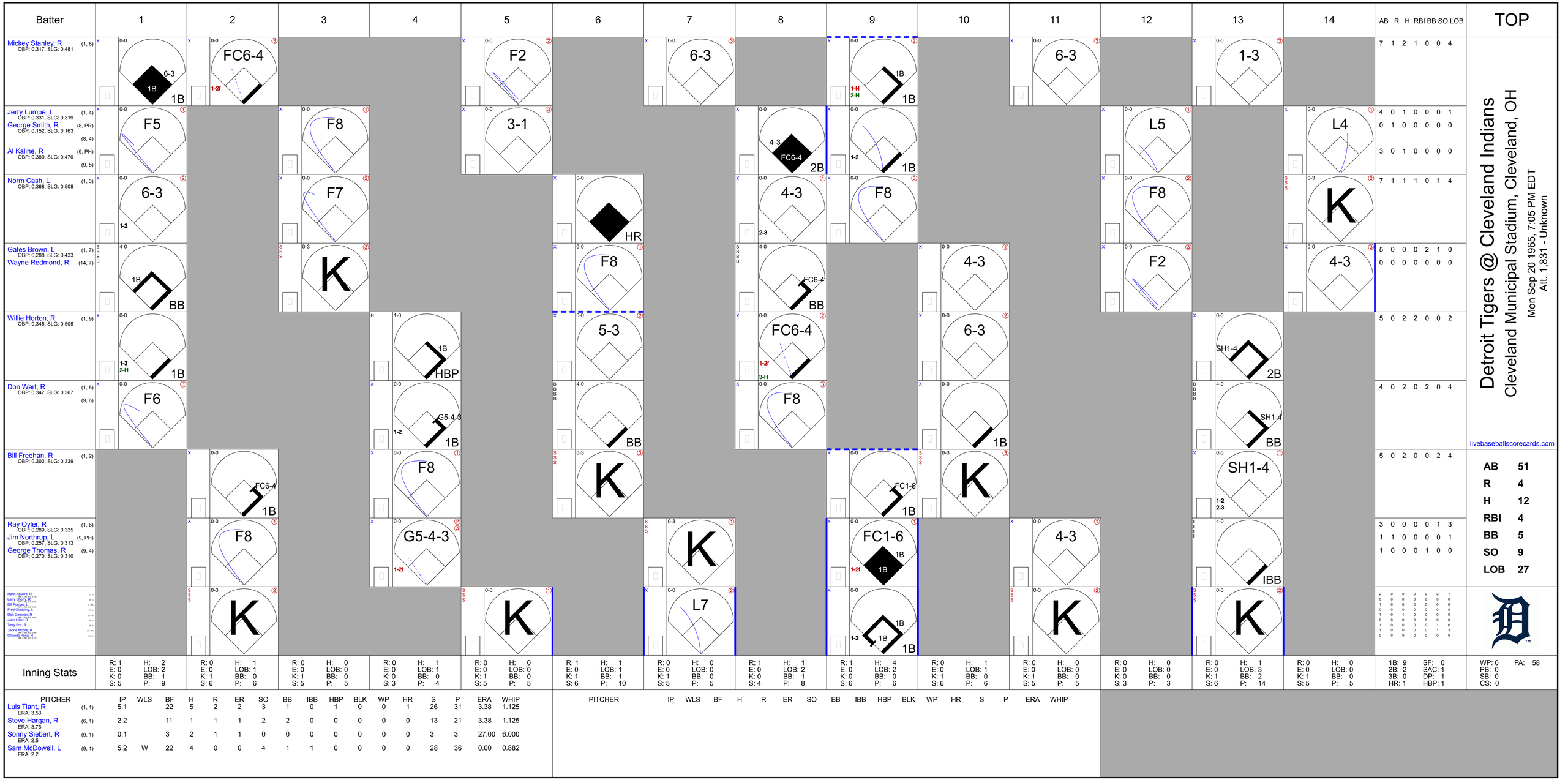
Batter
1
2
3
4
5
6
7
8
9
10
11
12
13
14
AB R H RBI BB SO LOB
TOP
Mickey Stanley, R (1, 8) OBP: 0.317, SLG: 0.481
6-3 1B 1B
FC6-4 1-2f
F2
6-3
1B 1-H 2-H 1B
6-3
1-3
7 1 2 1 0 0 4
Jerry Lumpe, L (1, 4) OBP: 0.331, SLG: 0.319
George Smith, R (8, PR) OBP: 0.152, SLG: 0.163
(8, 4)
Al Kaline, R (9, PH) OBP: 0.389, SLG: 0.470
(9, 5)
F5
F8
3-1
4-3 FC6-4 2B
1-2 1B
L5
L4
4 0 1 0 0 0 1
0 1 0 0 0 0 0
3 0 1 0 0 0 0
Norm Cash, L (1, 3) OBP: 0.368, SLG: 0.508
6-3 1-2
F7
HR
4-3 2-3
F8
F8
K
7 1 1 1 0 1 4
Gates Brown, L (1, 7) OBP: 0.288, SLG: 0.433
Wayne Redmond, R (14, 7)
1B BB
K
F8
FC6-4 BB
4-3
F2
4-3
5 0 0 0 2 1 0
0 0 0 0 0 0 0
Willie Horton, R (1, 9) OBP: 0.345, SLG: 0.505
1-3 2-H 1B
1B HBP
5-3
FC6-4 1-2f 3-H
6-3
SH1-4 2B
5 0 2 2 0 0 2
Don Wert, R (1, 5) OBP: 0.347, SLG: 0.367
(9, 6)
F6
G5-4-3 1-2 1B
F8
F8
1B
SH1-4 BB
4 0 2 0 2 0 4
Bill Freehan, R (1, 2) OBP: 0.302, SLG: 0.339
FC6-4 1B
F8
K
FC1-6 1B
K
SH1-4 1-2 2-3
5 0 2 0 0 2 4
Ray Oyler, R (1, 6) OBP: 0.289, SLG: 0.335
Jim Northrup, L (9, PH) OBP: 0.257, SLG: 0.313
George Thomas, R (9, 4) OBP: 0.270, SLG: 0.310
F8
G5-4-3 1-2f
K
FC1-6 1-2f 1B
4-3
IBB
3 0 0 0 0 1 3
1 1 0 0 0 0 1
1 0 0 0 1 0 0
Hank Aguirre, R
Larry Sherry, R
Bill Roman, L
Fred Gladding, L
Don Demeter, R
John Hiller, R
Terry Fox, R
Jackie Moore, R
Orlando Pena, R
K
K
L7
1B 1B 1B 1-2
K
K
2 0 0 0 0 2 1
0 0 0 0 0 0 0
1 0 0 0 0 0 0
0 0 0 0 0 0 0
1 0 1 0 0 0 0
0 0 0 0 0 0 0
1 0 0 0 0 1 0
1 0 0 0 0 1 3
0 0 0 0 0 0 0
Inning Stats
R: 1 H: 2 E: 0 LOB: 2 K: 0 BB: 1 S: 5 P: 9
R: 0 H: 1 E: 0 LOB: 1 K: 1 BB: 0 S: 6 P: 6
R: 0 H: 0 E: 0 LOB: 0 K: 1 BB: 0 S: 5 P: 5
R: 0 H: 1 E: 0 LOB: 1 K: 0 BB: 0 S: 3 P: 4
R: 0 H: 0 E: 0 LOB: 0 K: 1 BB: 0 S: 5 P: 5
R: 1 H: 1 E: 0 LOB: 1 K: 1 BB: 1 S: 6 P: 10
R: 0 H: 0 E: 0 LOB: 0 K: 1 BB: 0 S: 5 P: 5
R: 1 H: 1 E: 0 LOB: 2 K: 0 BB: 1 S: 4 P: 8
R: 1 H: 4 E: 0 LOB: 2 K: 0 BB: 0 S: 6 P: 6
R: 0 H: 1 E: 0 LOB: 1 K: 1 BB: 0 S: 6 P: 6
R: 0 H: 0 E: 0 LOB: 0 K: 1 BB: 0 S: 5 P: 5
R: 0 H: 0 E: 0 LOB: 0 K: 0 BB: 0 S: 3 P: 3
R: 0 H: 1 E: 0 LOB: 3 K: 1 BB: 2 S: 6 P: 14
R: 0 H: 0 E: 0 LOB: 0 K: 1 BB: 0 S: 5 P: 5
1B: 9 2B: 2 3B: 0 HR: 1
SF: 0 SAC: 1 DP: 1 HBP: 1
WP: 0 PB: 0 SB: 0 CS: 0
PA: 58
PITCHER IP WLS BF H R ER SO BB IBB HBP BLK WP HR S P ERA WHIP
Luis Tiant, R (1, 1) ERA: 3.53 5.1 W 22 4 0 0 4 1 1 0 0 0 0 28 36 0.00 0.882
Steve Hargan, R (6, 1) ERA: 3.76 2.2 11 1 1 1 2 2 0 0 0 0 0 13 21 3.38 1.125
Sonny Siebert, R (9, 1) ERA: 2.5 0.1 3 2 1 1 0 0 0 0 0 0 0 3 3 27.00 6.000
Sam McDowell, L (9, 1) ERA: 2.2 5.2 W 22 4 0 0 4 1 1 0 0 0 0 28 36 0.00 0.882
Detroit Tigers @ Cleveland Indians
Cleveland Municipal Stadium, Cleveland, OH
Mon Sep 20 1965, 7:05 PM EDT
Att. 1,831 - Unknown
livebaseballscorecards.com
AB 51
R 4
H 12
RBI 4
BB 5
SO 9
LOB 27

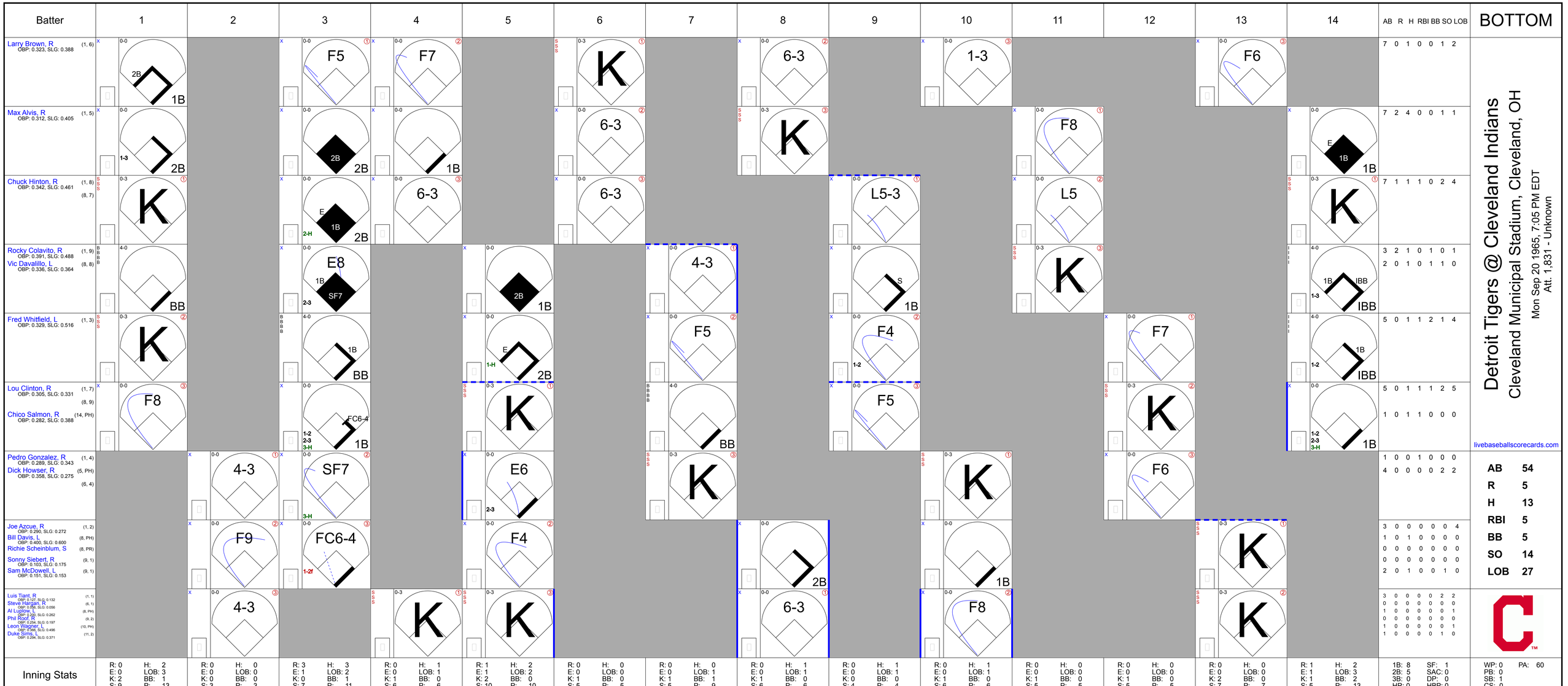

PITCHER		IP	WLS	BF	H	R	ER	SO	BB	IBB	HBP	BLK	WP	HR	S	P	ERA	WHIP
Hank Aguirre, L ERA: 3.62	(1, 1)	4.0		23	8	4	3	3	2	0	0	0	0	0	27	35	6.75	2.500
Larry Sherry, R ERA: 3.05	(5, 1)	2.0		7	0	0	0	3	0	0	0	0	0	0	13	13	0.00	0.000
Fred Gladding, R ERA: 3.0	(7, 1)	2.0		8	1	0	0	2	1	0	0	0	0	0	11	15	0.00	1.000
John Hiller, L ERA:	(9, 1)	0.2		3	1	0	0	0	0	0	0	0	0	0	3	3	0.00	1.500
Terry Fox, R ERA: 2.81	(9, 1)	3.1		11	1	0	0	3	0	0	0	0	0	0	17	17	0.00	0.300

PITCHER		IP	WLS	BF	H	R	ER	SO	BB	IBB	HBP	BLK	WP	HR	S	P	ERA	WHIP
Orlando Pena, R ERA: 4.22	(13, 1)	1.1	L	8	2	1	0	3	0	2	0	0	0	0	12	20	0.00	1.500

Chicago White Sox @ Detroit Tigers

Tiger Stadium, Detroit, MI

Tue Sep 21 1965, 7:05 PM EDT

Att. 6,780 - Unknown

TOP

livebaseballscorecards.com

Batter	1	2	3	4	5	6	7	8	9	AB	R	H	RBI	BB	SO	LOB
Don Buford, S (1, 4) OBP: 0.356, SLG: 0.394	HR		L3		K		K			4	1	1	1	0	2	2
Floyd Robinson, L (1, 7) OBP: 0.348, SLG: 0.382	F4		K		F3			2B		4	0	1	0	0	1	1
J.C. Martin, L (1, 2) OBP: 0.332, SLG: 0.338 Duane Josephson, R (5, 2) OBP: 0.333, SLG: 0.143	K		K			K		K		2 2	0 0	0 0	0 0	0 0	2 2	0 1
Pete Ward, L (1, 5) OBP: 0.331, SLG: 0.366	BB			1-3		K		K		3	0	0	0	1	2	1
Ron Hansen, R (1, 6) OBP: 0.311, SLG: 0.356	1B			FC5-4		4-3		6-3		4	0	2	0	0	0	1
Bill Skowron, R (1, 3) OBP: 0.319, SLG: 0.426	K			FC5-4			5-3		F3	4	0	0	0	0	1	3
Bill Voss, L (1, 9) OBP: 0.364, SLG: 0.778		F5		F6			HR		3B	4	1	2	1	0	0	1
Ken Berry, R (1, 8) OBP: 0.266, SLG: 0.345		F6			1B		F9		F3	4	0	1	0	0	0	1
Joe Horlen, R (1, 1) OBP: 0.200, SLG: 0.154 Bob Locker, S (4, 1) Marv Staehle, L (5, PH) OBP: 0.500, SLG: 0.500 Frank Lary, R (5, 1) OBP: 0.238, SLG: 0.238 Dick Kenworthy, R (7, PH) Eddie Fisher, R (7, 1) OBP: 0.167, SLG: 0.172 Smoky Burgess, L (9, PH) OBP: 0.360, SLG: 0.421		K			L8		BB		K	1 0 1 0 0 0 1	0 0 0 0 0 0 0	0 0 0 0 0 0 1	0 0 0 0 1 0 1	0 0 0 0 0 0 0	1 0 1 0 0 0 1	0 0 1 0 0 0 1
Inning Stats	R: 1 E: 0 K: 2 S: 9 H: 2 LOB: 2 BB: 1 P: 13	R: 0 E: 0 K: 1 S: 5 H: 0 LOB: 0 BB: 0 P: 5	R: 0 E: 0 K: 2 S: 7 H: 0 LOB: 0 BB: 0 P: 7	R: 0 E: 0 K: 0 S: 4 H: 1 LOB: 1 BB: 0 P: 4	R: 0 E: 0 K: 1 S: 6 H: 1 LOB: 1 BB: 0 P: 6	R: 0 E: 0 K: 2 S: 7 H: 0 LOB: 0 BB: 0 P: 7	R: 1 E: 0 K: 1 S: 6 H: 1 LOB: 1 BB: 1 P: 10	R: 0 E: 0 K: 2 S: 8 H: 1 LOB: 1 BB: 0 P: 8	R: 0 E: 0 K: 1 S: 6 H: 1 LOB: 1 BB: 0 P: 6	1B: 3 2B: 1 3B: 1 HR: 2	SF: 0 SAC: 0 DP: 0 HBP: 0			WP: 0 PB: 0 SB: 0 CS: 0	PA: 36	

	AB	34
	R	2
	H	7
	RBI	2
	BB	2
	SO	12
	LOB	13

PITCHER		IP	WLS	BF	H	R	ER	SO	BB	IBB	HBP	BLK	WP	HR	S	P	ERA	WHIP
Denny McLain, R ERA: 2.8	(1, 1)	9.0	W	36	7	2	2	12	2	0	0	0	0	2	58	66	2.00	1.000

PITCHER		IP	WLS	BF	H	R	ER	SO	BB	IBB	HBP	BLK	WP	HR	S	P	ERA	WHIP

Batter	1	2	3	4	5	6	7	8	9	AB	R	H	RBI	BB	SO	LOB
Mickey Stanley, R (1, 8) OBP: 0.302, SLG: 0.459	1-3		K	K			5-3			4	0	0	0	0	2	4
Jerry Lumpe, L (1, 4) OBP: 0.332, SLG: 0.323	6-3		HR, BB, 1-3, 2-H, 1B		1B, 2B		6-3			4	2	2	1	0	0	0
Norm Cash, L (1, 3) OBP: 0.369, SLG: 0.507	K		HR, BB, 1-2		FC4-6, 2-H, 1B		K			3	1	1	1	1	2	0
Gates Brown, L (1, 7) OBP: 0.297, SLG: 0.451		G5-4-3, BB	HR, 1-H, 2-H, 3-H		FC4-6, 1-2f			1B		3	1	2	4	1	0	1
Willie Horton, R (1, 9) OBP: 0.342, SLG: 0.501		G5-4-3, 1-2f	6-3		K			F8		4	0	0	0	0	1	3
Don Wert, R (1, 5) OBP: 0.345, SLG: 0.365		6-3		K	5-3			K		4	0	0	0	0	2	2
Bill Freehan, R (1, 2) OBP: 0.304, SLG: 0.341			SH, 1B, 1B	E5, S		F3		1-2, 1B		4	1	2	0	0	0	0
Ray Oyler, R (1, 6) OBP: 0.284, SLG: 0.329			SH, 1B, 1-2, HR	K, 1-2		K		K		3	1	0	0	0	3	3
Denny McLain, R (1, 1) OBP: 0.123, SLG: 0.060			K	BB		6-3				2	0	0	0	1	1	2
Inning Stats	R: 0 E: 0 K: 1 S: 5 H: 0 LOB: 0 BB: 0 P: 5	R: 0 E: 0 K: 0 S: 2 H: 0 LOB: 0 BB: 1 P: 6	R: 5 E: 1 K: 2 S: 11 H: 3 LOB: 0 BB: 1 P: 15	R: 0 E: 1 K: 3 S: 10 H: 0 LOB: 2 BB: 1 P: 14	R: 1 E: 0 K: 1 S: 7 H: 2 LOB: 1 BB: 0 P: 7	R: 0 E: 0 K: 1 S: 5 H: 0 LOB: 0 BB: 0 P: 5	R: 0 E: 0 K: 1 S: 5 H: 0 LOB: 0 BB: 0 P: 5	R: 0 E: 0 K: 2 S: 9 H: 2 LOB: 2 BB: 0 P: 9		1B: 5 2B: 1 3B: 0 HR: 1 SF: 0 SAC: 1 DP: 1 HBP: 0						

PITCHER		IP	WLS	BF	H	R	ER	SO	BB	IBB	HBP	BLK	WP	HR	S	P	ERA	WHIP
Joe Horlen, R ERA: 2.88	(1, 1)	3.0	L	14	3	5	0	3	2	0	0	0	0	1	18	26	0.00	1.667
Bob Locker, R ERA: 3.15	(4, 1)	1.0		5	0	0	0	3	1	0	0	0	0	0	10	14	0.00	1.000
Frank Lary, R ERA: 3.32	(5, 1)	2.0		8	2	1	1	2	0	0	0	0	0	0	12	12	4.50	1.000
Eddie Fisher, R ERA: 2.43	(7, 1)	2.0		8	2	0	0	3	0	0	0	0	0	0	14	14	0.00	1.000

PITCHER	IP	WLS	BF	H	R	ER	SO	BB	IBB	HBP	BLK	WP	HR	S	P	ERA	WHIP

BOTTOM

Chicago White Sox @ Detroit Tigers

Tiger Stadium, Detroit, MI

Tue Sep 21 1965, 7:05 PM EDT

Att. 6,780 - Unknown

livebaseballscorecards.com

AB	31
R	6
H	7
RBI	6
BB	3
SO	11
LOB	15

1B: 5	SF: 0	WP: 0	PA: 35
2B: 1	SAC: 1	PB: 0	
3B: 0	DP: 1	SB: 1	
HR: 1	HBP: 0	CS: 0	

Chicago White Sox @ Detroit Tigers

Tiger Stadium, Detroit, MI

Wed Sep 22 1965, 7:05 PM EDT

Att. 5,869 - Unknown

TOP

livebaseballscorecards.com

Batter	1	2	3	4	5	6	7	8	9	AB	R	H	RBI	BB	SO	LOB
Danny Cater, R (1, 7) OBP: 0.312, SLG: 0.397	F7		5-3		4-3			BB 1-3		3	0	0	0	1	0	2
Don Buford, S (1, 4) (8, 5) OBP: 0.354, SLG: 0.391	3-1		K			F7		K		4	0	0	0	0	2	2
Gene Freese, R (1, 5) OBP: 0.339, SLG: 0.349	K			K		F7		SF8 3-H		3	0	0	1	0	2	0
J.C. Martin, L (8, 2) OBP: 0.332, SLG: 0.338										0	0	0	0	0	0	0
John Romano, R (1, 2) OBP: 0.358, SLG: 0.430		FC6-4 1B		5-3		K		F7		4	0	1	0	0	1	1
Hoyt Wilhelm, R (8, 1)										0	0	0	0	0	0	0
Bill Skowron, R (1, 3) OBP: 0.318, SLG: 0.425		FC6-4 1-2f		3-1			1B		K	4	0	1	0	0	1	1
Tom McCraw, L (9, 3) OBP: 0.299, SLG: 0.292										0	0	0	0	0	0	0
Ron Hansen, R (1, 6) OBP: 0.309, SLG: 0.353		K			F3		K		F8	4	0	0	0	0	2	2
Tommie Agee, R (1, 9) OBP: 0.263, SLG: 0.235		K			K		K		F8	4	0	0	0	0	3	2
Ken Berry, R (1, 8) OBP: 0.269, SLG: 0.354			HR		1B		5-3			3	1	2	1	0	0	1
John Buzhardt, R (1, 1) OBP: 0.207, SLG: 0.132			F8		1B 1-2			E SF8 HBP		2	0	1	0	0	0	0
Dick Kenworthy, R (8, PH)										0	0	0	0	0	0	0
Al Weis, S (8, PR) (8, 4) OBP: 0.356, SLG: 0.393										0	1	0	0	0	0	0

	AB	31
	R	2
	H	5
	RBI	2
	BB	1
	SO	11
	LOB	11

Inning Stats	1	2	3	4	5	6	7	8	9
	R: 0 E: 0 K: 1 S: 5 H: 0 LOB: 0 BB: 0 P: 5	R: 0 E: 0 K: 2 S: 8 H: 1 LOB: 1 BB: 0 P: 8	R: 1 E: 0 K: 1 S: 6 H: 1 LOB: 0 BB: 0 P: 6	R: 0 E: 0 K: 1 S: 5 H: 0 LOB: 0 BB: 0 P: 5	R: 0 E: 0 K: 1 S: 7 H: 2 LOB: 2 BB: 0 P: 7	R: 0 E: 0 K: 1 S: 5 H: 0 LOB: 0 BB: 0 P: 5	R: 0 E: 0 K: 2 S: 8 H: 1 LOB: 1 BB: 0 P: 8	R: 1 E: 0 K: 1 S: 5 H: 0 LOB: 1 BB: 1 P: 10	R: 0 E: 0 K: 1 S: 5 H: 0 LOB: 0 BB: 0 P: 5

	1B: 4	SF: 1	WP: 0	PA: 34
	2B: 0	SAC: 0	PB: 0	
	3B: 0	DP: 0	SB: 0	
	HR: 1	HBP: 1	CS: 0	

PITCHER	IP	WLS	BF	H	R	ER	SO	BB	IBB	HBP	BLK	WP	HR	S	P	ERA	WHIP
Mickey Lolich, L (1, 1) ERA: 3.71	9.0	L	34	5	2	1	11	1	0	1	0	0	1	54	59	1.00	0.667

PITCHER	IP	WLS	BF	H	R	ER	SO	BB	IBB	HBP	BLK	WP	HR	S	P	ERA	WHIP

Chicago White Sox @ Detroit Tigers

Tiger Stadium, Detroit, MI

Wed Sep 22 1965, 7:05 PM EDT

Att. 5,869 - Unknown

livebaseballscorecards.com

Batter	1	2	3	4	5	6	7	8	9	AB	R	H	RBI	BB	SO	LOB
Don Wert, R (1, 5) OBP: 0.345, SLG: 0.364	F9		6-3		CS 1B			5-3		4	0	1	0	0	0	0
Jerry Lumpe, L (1, 4) OBP: 0.333, SLG: 0.324	BB 1B		FC5 3-4 1B		CS 1-2	6-3		F4		4	0	2	0	0	0	0
Norm Cash, L (1, 3) OBP: 0.368, SLG: 0.511	K		3-4 1-2			HR		G3		4	1	1	1	0	1	2
Gates Brown, L (1, 7) OBP: 0.296, SLG: 0.444	BB 1-2		FC5 2-3			K			K	3	0	0	0	1	2	1
Willie Horton, R (1, 9) OBP: 0.343, SLG: 0.500	K			FC6-4 BB		CS 1B			K	3	0	1	0	1	2	2
Bill Freehan, R (1, 2) OBP: 0.305, SLG: 0.341		FC6-4 1B		FC6-4 G6-4-3 1-2f		CS 1-2	6-3 HBP		F9	3	0	1	0	0	0	1
Mickey Stanley, R (1, 8) OBP: 0.292, SLG: 0.443		FC6-4 1-2f		G6-4-3 1-2f			6-3 1-2			3	0	0	0	0	0	3
Ray Oyler, R (1, 6) OBP: 0.280, SLG: 0.323		K			F7		K			3	0	0	0	0	2	2
Mickey Lolich, S (1, 1) OBP: 0.085, SLG: 0.063		K			K		2-3			3	0	0	0	0	2	2

Inning Stats	1	2	3	4	5	6	7	8	9	
	R: 0 H: 1 E: 0 LOB: 2 K: 2 BB: 1 S: 8 P: 12	R: 0 H: 1 E: 0 LOB: 1 K: 2 BB: 0 S: 8 P: 8	R: 0 H: 1 E: 0 LOB: 1 K: 0 BB: 0 S: 4 P: 4	R: 0 H: 0 E: 0 LOB: 0 K: 0 BB: 1 S: 2 P: 6	R: 0 H: 1 E: 0 LOB: 0 K: 1 BB: 0 S: 5 P: 5	R: 1 H: 2 E: 0 LOB: 0 K: 1 BB: 0 S: 6 P: 6	R: 0 H: 0 E: 0 LOB: 1 K: 1 BB: 0 S: 5 P: 6	R: 0 H: 0 E: 0 LOB: 0 K: 0 BB: 0 S: 3 P: 3	R: 0 H: 0 E: 0 LOB: 0 K: 2 BB: 0 S: 7 P: 7	1B: 5 SF: 0 2B: 0 SAC: 0 3B: 0 DP: 1 HR: 1 HBP: 1	WP: 0 PA: 35 PB: 0 SB: 0 CS: 2

PITCHER		IP	WLS	BF	H	R	ER	SO	BB	IBB	HBP	BLK	WP	HR	S	P	ERA	WHIP
John Buzhardt, R ERA: 2.98	(1, 1)	7.0	W	27	6	1	1	7	2	0	1	0	0	1	38	47	1.29	1.143
Hoyt Wilhelm, R ERA: 1.84	(8, 1)	2.0	S	6	0	0	0	2	0	0	0	0	0	0	10	10	0.00	0.000

PITCHER	IP	WLS	BF	H	R	ER	SO	BB	IBB	HBP	BLK	WP	HR	S	P	ERA	WHIP

AB	30
R	1
H	6
RBI	1
BB	2
SO	9
LOB	13

Batter	1	2	3	4	5	6	7	8	9	10	AB	R	H	RBI	BB	SO	LOB
Vic Davalillo, L (1, 8) OBP: 0.333, SLG: 0.366	PB 3B		5-3			SH1-4 1B 1B		F9		F5	5	2	2	0	0	0	1
Dick Howser, R (1, 4) OBP: 0.355, SLG: 0.279	BBBB FC4-6 BB 3-H		F7			SH1-4 1-2		SSS K			2	0	0	0	1	1	0
Leon Wagner, L (1, 7) OBP: 0.365, SLG: 0.490	FC4-6 1-2f			4-3		1B 2-H			F9		4	0	1	1	0	0	1
Rocky Colavito, R (1, 9) OBP: 0.389, SLG: 0.481	F8			SSS K		1B			F7		4	0	1	0	0	1	1
Fred Whitfield, L (1, 3) OBP: 0.324, SLG: 0.517	F9			F3		F7			SSS K		4	0	0	0	0	1	2
Max Alvis, R (1, 5) OBP: 0.310, SLG: 0.400		F8			SSS K		F7			3-1 SH3-4 1B 1B	4	1	1	0	0	1	0
Larry Brown, R (1, 6) OBP: 0.320, SLG: 0.384		F6			5-3		6-3			SH3-4 1-2	3	0	0	0	0	0	0
Joe Azcue, R (1, 2) OBP: 0.292, SLG: 0.270		6-3			1B		5-3			3-1 2-3	3	0	1	0	0	0	0
Bill Davis, L (10, PH) OBP: 0.286, SLG: 0.429											1	0	0	0	0	0	1
Don McMahon, R (10, 1) OBP: 0.250, SLG: 0.250											0	0	0	0	0	0	0
Sam McDowell, L (1, 1) OBP: 0.146, SLG: 0.148			SSS K		1-3			G3		1B 3-H	3	0	0	0	0	1	1
Chico Salmon, R (10, PH) OBP: 0.288, SLG: 0.393											1	0	1	1	0	0	0
Phil Roof, R (10, 2) OBP: 0.254, SLG: 0.197											0	0	0	0	0	0	0
Inning Stats	R: 1 H: 1 E: 0 LOB: 1 K: 0 BB: 1 S: 4 P: 8	R: 0 H: 0 E: 0 LOB: 0 K: 0 BB: 0 S: 3 P: 3	R: 0 H: 0 E: 0 LOB: 0 K: 1 BB: 0 S: 5 P: 5	R: 0 H: 0 E: 0 LOB: 0 K: 1 BB: 0 S: 5 P: 5	R: 0 H: 0 E: 0 LOB: 1 K: 1 BB: 0 S: 6 P: 6	R: 1 H: 3 E: 0 LOB: 1 K: 0 BB: 0 S: 5 P: 5	R: 0 H: 0 E: 0 LOB: 0 K: 0 BB: 0 S: 3 P: 3	R: 0 H: 0 E: 0 LOB: 0 K: 1 BB: 0 S: 5 P: 5	R: 0 H: 0 E: 0 LOB: 0 K: 1 BB: 0 S: 5 P: 5	R: 1 H: 2 E: 0 LOB: 1 K: 0 BB: 0 S: 5 P: 5	1B: 6 SF: 0 2B: 0 SAC: 2 3B: 1 DP: 0 HR: 0 HBP: 0						

PITCHER	IP	WLS	BF	H	R	ER	SO	BB	IBB	HBP	BLK	WP	HR	S	P	ERA	WHIP
Joe Sparma, R (1, 1) ERA: 2.95	7.0		26	5	2	2	3	1	0	0	0	0	0	31	35	2.57	0.857
Orlando Pena, R (8, 1) ERA: 4.18	3.0	L	11	2	1	1	2	0	0	0	0	0	0	15	15	3.00	0.667

PITCHER	IP	WLS	BF	H	R	ER	SO	BB	IBB	HBP	BLK	WP	HR	S	P	ERA	WHIP

TOP

Cleveland Indians @ Detroit Tigers

Tiger Stadium, Detroit, MI

Fri Sep 24 1965, 7:05 PM EDT
Att. 12,564 - Unknown

livebaseballscorecards.com

AB	34
R	3
H	7
RBI	2
BB	1
SO	5
LOB	7

WP: 0	PA: 37		
PB: 1			
SB: 0			
CS: 0			

Batter	1	2	3	4	5	6	7	8	9	10	AB	R	H	RBI	BB	SO	LOB
Mickey Stanley, R (1, 8) OBP: 0.287, SLG: 0.424	E5 1B		1-3			BB F3 WP SF9		E5 4-3		F5	4	2	0	0	1	0	0
Don Wert, R (1, 5) OBP: 0.344, SLG: 0.363	FC6-4 1B 2-H			3-1		F3 1-3		4-3 2-3			4	0	1	1	0	0	2
Norm Cash, L (1, 3) OBP: 0.367, SLG: 0.512	FC6-4 G6-4-3 1-2f			2B		SF9 3-H		K			3	0	1	1	0	1	2
Don Demeter, R (1, 9) OBP: 0.324, SLG: 0.463	G6-4-3 1-2f			BB		5-3		F5			3	0	0	0	1	0	2
Willie Horton, R (1, 7) OBP: 0.344, SLG: 0.499		BB CS		K			1B 1B		5-3		3	0	1	0	1	1	2
Bill Freehan, R (1, 2) OBP: 0.303, SLG: 0.337		6-3 1-2		6-3			F9		F3		4	0	0	0	0	0	4
George Smith, R (1, 4) OBP: 0.160, SLG: 0.170 (8, 6)		K	K	K			1B 1-2		F3		4	0	1	0	0	2	0
Ray Oyler, R (1, 6) OBP: 0.277, SLG: 0.320			G3	2B	K		L4			6-3	2	0	0	0	0	1	0
Al Kaline, R (7, PH) OBP: 0.388, SLG: 0.469											1	0	0	0	0	0	2
Jerry Lumpe, L (8, 4) OBP: 0.333, SLG: 0.324											1	0	0	0	0	0	0
Joe Sparma, R (1, 1) OBP: 0.182, SLG: 0.157			K		K		1-3			4-3	2	0	0	0	0	2	0
George Thomas, R (7, PH) OBP: 0.269, SLG: 0.308											1	0	0	0	0	0	2
Orlando Pena, R (8, 1) OBP: 0.263, SLG: 0.176											0	0	0	0	0	0	0
Gates Brown, L (10, PH) OBP: 0.295, SLG: 0.442											1	0	0	0	0	0	0
Inning Stats	R: 1 E: 1 K: 0 S: 4 H: 1 LOB: 0 BB: 0 P: 4	R: 0 E: 0 K: 1 S: 4 H: 0 LOB: 0 BB: 1 P: 8	R: 0 E: 0 K: 1 S: 5 H: 0 LOB: 0 BB: 0 P: 5	R: 0 E: 0 K: 1 S: 6 H: 1 LOB: 2 BB: 1 P: 10	R: 0 E: 0 K: 3 S: 9 H: 0 LOB: 0 BB: 0 P: 9	R: 1 E: 0 K: 0 S: 3 H: 0 LOB: 0 BB: 1 P: 7	R: 0 E: 0 K: 0 S: 5 H: 2 LOB: 2 BB: 0 P: 5	R: 0 E: 1 K: 1 S: 6 H: 0 LOB: 1 BB: 0 P: 6	R: 0 E: 0 K: 0 S: 3 H: 0 LOB: 0 BB: 0 P: 3	R: 0 E: 0 K: 0 S: 3 H: 0 LOB: 0 BB: 0 P: 3	1B: 3 2B: 1 3B: 0 HR: 0 SF: 1 SAC: 0 DP: 1 HBP: 0						

PITCHER		IP	WLS	BF	H	R	ER	SO	BB	IBB	HBP	BLK	WP	HR	S	P	ERA	WHIP
Sam McDowell, L ERA: 2.15	(1, 1)	9.0	W	34	4	2	1	7	3	0	0	0	1	0	45	57	1.00	0.778
Don McMahon, R ERA: 3.4	(10, 1)	1.0	S	3	0	0	0	0	0	0	0	0	0	0	3	3	0.00	0.000

PITCHER	IP	WLS	BF	H	R	ER	SO	BB	IBB	HBP	BLK	WP	HR	S	P	ERA	WHIP

BOTTOM

Cleveland Indians @ Detroit Tigers

Tiger Stadium, Detroit, MI

Fri Sep 24 1965, 7:05 PM EDT

Att. 12,564 - Unknown

livebaseballscorecards.com

AB	33
R	2
H	4
RBI	2
BB	3
SO	7
LOB	16

WP: 1 PB: 0 SB: 0 CS: 1

PA: 37

Cleveland Indians @ Detroit Tigers

Tiger Stadium, Detroit, MI

Sat Sep 25 1965, 4:33 AM EDT

Att. 6,725 - Unknown

TOP

livebaseballscorecards.com

Batter	1	2	3	4	5	6	7	8	9	AB	R	H	RBI	BB	SO	LOB
Vic Davalillo, L (1, 8) OBP: 0.335, SLG: 0.368	0-0 F7 1B 1B		0-0 5-3 ③			0-0 PB 1B		0-3 K ②		4	0	2	0	0	1	0
Dick Howser, R (1, 4) OBP: 0.357, SLG: 0.280 Steve Hargan, R (8, 1) OBP: 0.053, SLG: 0.053	0-0 1-2 1B			0-0 F4 ①		4-0 1-2 BB		0-0 6-3 ③		3	0	1	0	1	0	0
										0	0	0	0	0	0	0
Leon Wagner, L (1, 7) OBP: 0.366, SLG: 0.498	0-0 F7 ①② 2-3			0-0 HR		0-0 F6 ②			0-0 1B 2B	4	1	2	1	0	0	4
Rocky Colavito, R (1, 9) OBP: 0.386, SLG: 0.478	0-0 F6 ③			0-3 K ②		0-0 F9 ③			0-0 L6 ①	4	0	0	0	0	1	4
Fred Whitfield, L (1, 3) OBP: 0.325, SLG: 0.517 Chico Salmon, R (9, PR) OBP: 0.288, SLG: 0.393		0-0 F5 ①		0-0 L6 ③			0-0 FC6-4 1B		0-0 2-3 1B	4	0	2	0	0	0	0
										0	0	0	0	0	0	0
Max Alvis, R (1, 5) OBP: 0.308, SLG: 0.397		0-0 6-3 ②			0-0 6-3 ①		0-3 K ①		0-3 K ②	4	0	0	0	0	2	3
Larry Brown, R (1, 6) OBP: 0.318, SLG: 0.382 Bill Davis, L (9, PH) OBP: 0.250, SLG: 0.375		0-0 6-3 ③			0-0 F7 ②		0-0 FC6-4 ② 1-2f		0-3 K ③	3	0	0	0	0	0	1
										1	0	0	0	0	1	2
Duke Sims, L (1, 2) OBP: 0.287, SLG: 0.361			0-3 K ①		0-3 K ③		0-3 K ③			3	0	0	0	0	3	1
Jack Kralick, L (1, 1) OBP: 0.136, SLG: 0.143 Gary Bell, R (4, 1) OBP: 0.063, SLG: 0.250 George Banks, R (6, PH) Lee Stange, R (6, 1) OBP: 0.303, SLG: 0.115 Chuck Hinton, R (8, PH) OBP: 0.342, SLG: 0.462 (8, 4)			0-3 K ②			0-3 K ①		0-0 F8 ①		1	0	0	0	0	1	0
										0	0	0	0	0	0	0
										1	0	0	0	0	0	0
										0	0	0	0	0	0	0
										1	0	0	0	0	0	0

	AB	33
	R	1
	H	7
	RBI	1
	BB	1
	SO	10
	LOB	15

Inning Stats	1	2	3	4	5	6	7	8	9	1B: 5	SF: 0	WP: 0	PA: 34
	R: 0 H: 2	R: 0 H: 0	R: 0 H: 0	R: 1 H: 1	R: 0 H: 0	R: 0 H: 1	R: 0 H: 1	R: 0 H: 0	R: 0 H: 2	2B: 1	SAC: 0	PB: 1	
	E: 0 LOB: 1	E: 0 LOB: 0	E: 0 LOB: 0	E: 0 LOB: 0	E: 0 LOB: 0	E: 0 LOB: 2	E: 0 LOB: 1	E: 0 LOB: 0	E: 0 LOB: 2	3B: 0	DP: 0	SB: 0	
	K: 0 BB: 0	K: 0 BB: 0	K: 2 BB: 0	K: 1 BB: 0	K: 1 BB: 0	K: 1 BB: 1	K: 2 BB: 0	K: 1 BB: 0	K: 2 BB: 0	HR: 1	HBP: 0	CS: 0	
	S: 4 P: 4	S: 3 P: 3	S: 7 P: 7	S: 6 P: 6	S: 5 P: 5	S: 6 P: 10	S: 8 P: 8	S: 5 P: 5	S: 9 P: 9				

PITCHER	IP	WLS	BF	H	R	ER	SO	BB	IBB	HBP	BLK	WP	HR	S	P	ERA	WHIP
Denny McLain, R (1, 1) ERA: 2.73	9.0	W	34	7	1	1	10	1	0	0	0	0	1	53	57	1.00	0.889

PITCHER	IP	WLS	BF	H	R	ER	SO	BB	IBB	HBP	BLK	WP	HR	S	P	ERA	WHIP

Batter	1	2	3	4	5	6	7	8	9	AB	R	H	RBI	BB	SO	LOB
Don Wert, R (1, 5) OBP: 0.343, SLG: 0.367	F9		HR		5-3	5-3		5-3		5	1	1	1	0	0	0
Jerry Lumpe, L (1, 4) OBP: 0.332, SLG: 0.323	F2		F7		BB 1B, 1B		F7			4	1	1	0	0	0	0
Norm Cash, L (1, 3) OBP: 0.368, SLG: 0.515	4-3		F8		1B BB, 1-2, 1B		HBP, 2B			4	0	2	0	0	0	0
Don Demeter, R (1, 9) OBP: 0.323, SLG: 0.464		1B, 2B	L6		L9		5-3			4	1	1	0	0	0	3
Willie Horton, R (1, 7) OBP: 0.347, SLG: 0.499		2B, SF8, 2-H, 1B		F7	1B, 1-2, 2-3, BB		HBP, IBB			2	1	1	1	2	0	0
Bill Freehan, R (1, 2) OBP: 0.309, SLG: 0.343		SF8, 1-3, 2B		1B, BB	FC5-4, 1-2, 2-3, 3-H, 1B		1-0, 1-2, 2-3, HBP			2	0	2	1	1	0	0
Mickey Stanley, R (1, 8) OBP: 0.286, SLG: 0.421		SF8, 2-3, 3-H		1-2, 1B	FC5-4, 1-2f		5-3			3	0	1	1	0	0	6
Ray Oyler, R (1, 6) OBP: 0.271, SLG: 0.312		4-3		K		F9		6-3		4	0	0	0	0	1	3
Denny McLain, R (1, 1) OBP: 0.117, SLG: 0.056		K		K		K		3-1		4	0	0	0	0	3	3
Inning Stats	R: 0 E: 0 K: 0 S: 3 H: 0 LOB: 0 BB: 0 P: 3	R: 2 E: 0 K: 1 S: 8 H: 3 LOB: 1 BB: 0 P: 8	R: 1 E: 0 K: 0 S: 4 H: 1 LOB: 0 BB: 0 P: 4	R: 0 E: 0 K: 2 S: 8 H: 1 LOB: 2 BB: 1 P: 12	R: 1 E: 0 K: 0 S: 6 H: 3 LOB: 3 BB: 1 P: 10	R: 0 E: 0 K: 1 S: 5 H: 0 LOB: 0 BB: 0 P: 5	R: 0 E: 0 K: 0 S: 4 H: 1 LOB: 3 BB: 1 P: 9	R: 0 E: 0 K: 0 S: 3 H: 0 LOB: 0 BB: 0 P: 3		1B: 5 2B: 3 3B: 0 HR: 1 SF: 1 SAC: 0 DP: 0 HBP: 1						

PITCHER		IP	WLS	BF	H	R	ER	SO	BB	IBB	HBP	BLK	WP	HR	S	P	ERA	WHIP
Jack Kralick, L ERA: 4.94	(1, 1)	3.0	L	13	4	3	3	1	0	0	0	0	0	1	15	15	9.00	1.333
Gary Bell, R ERA: 3.16	(4, 1)	2.0		12	4	1	1	2	2	0	0	0	0	0	14	22	4.50	3.000
Lee Stange, R ERA: 3.42	(6, 1)	2.0		9	1	0	0	1	0	1	1	0	0	0	9	14	0.00	0.500
Steve Hargan, R ERA: 3.59	(8, 1)	1.0		3	0	0	0	0	0	0	0	0	0	0	3	3	0.00	0.000

PITCHER	IP	WLS	BF	H	R	ER	SO	BB	IBB	HBP	BLK	WP	HR	S	P	ERA	WHIP

BOTTOM

Cleveland Indians @ Detroit Tigers

Tiger Stadium, Detroit, MI

Sat Sep 25 1965, 4:33 AM EDT

Att. 6,725 - Unknown

livebaseballscorecards.com

AB	32
R	4
H	9
RBI	4
BB	3
SO	4
LOB	15

WP: 0 PA: 37
PB: 0
SB: 0
CS: 0

Cleveland Indians @ Detroit Tigers

Tiger Stadium, Detroit, MI

Sun Sep 26 1965, 4:33 AM EDT

Unknown

TOP

Batter	1	2	3	4	5	6	7	8	9	AB	R	H	RBI	BB	SO	LOB
Larry Brown, R (1, 6) OBP: 0.315, SLG: 0.378	L6		F7			K			K	4	0	0	0	0	2	1
Dick Howser, R (1, 4) OBP: 0.356, SLG: 0.279	4-3			F2			6-3		WP, 1B	4	0	1	0	0	0	0
Chuck Hinton, R (1, 8) OBP: 0.339, SLG: 0.457	K			F9			E5		F5, 1-2	4	0	0	0	0	1	1
Rocky Colavito, R (1, 9) OBP: 0.384, SLG: 0.475		4-3		F5			F3		5-3	4	0	0	0	0	0	2
Fred Whitfield, L (1, 3) OBP: 0.323, SLG: 0.514		K			F4		K			3	0	0	0	0	2	1
Lou Clinton, R (1, 7) OBP: 0.304, SLG: 0.333		1-3			F8			FC6-4, 1B		3	0	1	0	0	0	0
Max Alvis, R (1, 5) OBP: 0.308, SLG: 0.397			5-3, 1B		K			FC6-4, 6-3, 1-2f		3	0	1	0	0	1	1
Phil Roof, R (1, 2) OBP: 0.246, SLG: 0.190			5-3, 1-2			F5		6-3, 1-2		2	0	0	0	0	0	1
Joe Azcue, R (8, PH) OBP: 0.291, SLG: 0.269 (8, 2)										1	0	0	0	0	0	1
Ralph Terry, R (1, 1) OBP: 0.222, SLG: 0.245			5-3			K			F8	1	0	0	0	0	0	1
George Banks, R (6, PH)										1	0	0	0	0	1	0
Gary Bell, R (6, 1) OBP: 0.063, SLG: 0.250										0	0	0	0	0	0	0
Leon Wagner, L (8, PH) OBP: 0.365, SLG: 0.497										1	0	0	0	0	0	1
Don McMahon, R (8, 1) OBP: 0.250, SLG: 0.250										0	0	0	0	0	0	0

Inning Stats	1	2	3	4	5	6	7	8	9
R	0	0	0	0	0	0	0	0	0
E	0	0	0	0	0	0	1	0	0
K	1	1	0	0	1	2	1	0	1
S	5	5	4	3	5	7	6	4	6
H	0	0	1	0	0	0	0	1	1
LOB	0	0	1	0	0	1	1	1	1
BB	0	0	0	0	0	0	0	0	0
P	5	5	4	3	5	7	6	4	6

1B	3
2B	0
3B	0
HR	0
SF	0
SAC	0
DP	0
HBP	0
WP	1
PB	0
SB	0
CS	0
PA	31

AB	31
R	0
H	3
RBI	0
BB	0
SO	7
LOB	10

livebaseballscorecards.com

PITCHER	IP	W/L/S	BF	H	R	ER	SO	BB	IBB	HBP	BLK	WP	HR	S	P	ERA	WHIP
Mickey Lolich, L (1, 1) ERA: 3.57	9.0	W	31	3	0	0	7	0	0	0	0	1	0	45	45	0.00	0.333

PITCHER	IP	W/L/S	BF	H	R	ER	SO	BB	IBB	HBP	BLK	WP	HR	S	P	ERA	WHIP

Batter	1	2	3	4	5	6	7	8	9	AB	R	H	RBI	BB	SO	LOB
Don Wert, R (1, 5) OBP: 0.341, SLG: 0.365	6-3		5-3		F3			6-3		4	0	0	0	0	0	2
Jerry Lumpe, L (1, 4) OBP: 0.330, SLG: 0.320	4-3			F6	F3			1-3		4	0	0	0	0	0	2
Norm Cash, L (1, 3) OBP: 0.366, SLG: 0.511	6-3			4-3		F8				3	0	0	0	0	0	0
Gates Brown, L (1, 7) OBP: 0.300, SLG: 0.460		HR		E S 1B		F6				3	1	2	1	0	0	0
Willie Horton, R (1, 9) OBP: 0.345, SLG: 0.496		K		5-3 1-3		K				3	0	0	0	0	2	1
Bill Freehan, R (1, 2) OBP: 0.309, SLG: 0.343		F8			1B 4-3 E 1B		5-3			3	1	1	0	0	0	0
Mickey Stanley, R (1, 8) OBP: 0.277, SLG: 0.408		F6			4-3 1-2		F5			3	0	0	0	0	0	1
Ray Oyler, R (1, 6) OBP: 0.272, SLG: 0.313			K		E 2-3 1B		K			3	0	1	0	0	2	0
Mickey Lolich, S (1, 1) OBP: 0.082, SLG: 0.060			K		E1 1-2 3-H			F5		3	0	0	0	0	1	1
Inning Stats	R: 0 E: 0 K: 0 S: 3 H: 0 LOB: 0 BB: 0 P: 3	R: 1 E: 0 K: 1 S: 6 H: 1 LOB: 0 BB: 0 P: 6	R: 0 E: 0 K: 2 S: 7 H: 0 LOB: 0 BB: 0 P: 7	R: 0 E: 0 K: 0 S: 4 H: 1 LOB: 1 BB: 0 P: 4	R: 1 E: 1 K: 0 S: 6 H: 2 LOB: 2 BB: 0 P: 6	R: 0 E: 0 K: 1 S: 5 H: 0 LOB: 0 BB: 0 P: 5	R: 0 E: 0 K: 1 S: 5 H: 0 LOB: 0 BB: 0 P: 5	R: 0 E: 0 K: 0 S: 3 H: 0 LOB: 0 BB: 0 P: 3		1B: 3 2B: 0 3B: 0 HR: 1 SF: 0 SAC: 0 DP: 0 HBP: 0						

PITCHER		IP	WLS	BF	H	R	ER	SO	BB	IBB	HBP	BLK	WP	HR	S	P	ERA	WHIP
Ralph Terry, R ERA: 3.69	(1, 1)	5.0	L	20	4	2	1	3	0	0	0	0	0	1	26	26	1.80	0.800
Gary Bell, R ERA: 3.1	(6, 1)	2.0		6	0	0	0	2	0	0	0	0	0	0	10	10	0.00	0.000
Don McMahon, R ERA: 3.36	(8, 1)	1.0		3	0	0	0	0	0	0	0	0	0	0	3	3	0.00	0.000

PITCHER	IP	WLS	BF	H	R	ER	SO	BB	IBB	HBP	BLK	WP	HR	S	P	ERA	WHIP

BOTTOM

Cleveland Indians @ Detroit Tigers

Tiger Stadium, Detroit, MI

Sun Sep 26 1965, 4:33 AM EDT

Unknown

livebaseballscorecards.com

AB	29
R	2
H	4
RBI	1
BB	0
SO	5
LOB	7

Cleveland Indians @ Detroit Tigers

Tiger Stadium, Detroit, MI

Sun Sep 26 1965, 4:38 AM EDT

Att. 10,986 - Unknown

TOP

livebaseballscorecards.com

Batter	1	2	3	4	5	6	7	8	9	AB	R	H	RBI	BB	SO	LOB
Vic Davalillo, L (1, 8) OBP: 0.335, SLG: 0.367	0-0 1B SF7 1B	0-0 F7 ③		BBB 4-0 1-2 6-3 BB		SSS 0-3 K ②		SSS 0-3 K ①		4	1	1	0	1	2	2
Dick Howser, R (1, 4) OBP: 0.354, SLG: 0.278	0-0 F4 ①		0-0 F5 ①	0-0 1-2 2-3 6-3 ②		0-0 1B 1-2 1B		SSS 0-3 K ②		5	0	1	0	0	1	4
Leon Wagner, L (1, 7) OBP: 0.369, SLG: 0.499	0-0 WP SF7 1-3 1B 1B		0-0 1B HR 1B	SSS 0-3 K ③		0-0 1-3 2-H 1B		BBBB 4-0 1-2 BB		4	2	3	1	1	1	2
Rocky Colavito, R (1, 9) OBP: 0.383, SLG: 0.473	0-0 SF7 ② 1-2 3-H		0-0 1-2 HR 1B		0-0 F5 ①	0-0 5-3 ③		SSS 0-3 K ③		4	1	1	1	0	1	4
Fred Whitfield, L (1, 3) OBP: 0.324, SLG: 0.518 Chico Salmon, R (9, 3) OBP: 0.288, SLG: 0.393	BBBB 4-0 1B 2-3 BB	0-0 1-H 2-H HR			0-0 4-3 ②		0-0 F8 ①		0-0 F7 ①	4 0	1 0	1 0	3 0	1 0	0 0	0 0
Max Alvis, R (1, 5) OBP: 0.307, SLG: 0.395	0-0 FC5-4 1-2 3-H 1B	0-0 F7 ②			0-0 F4 ③		0-0 E6		SSS 0-3 K ②	5	0	1	1	0	1	0
Larry Brown, R (1, 6) OBP: 0.316, SLG: 0.378	0-0 FC5-4 ③ 1-2f	0-0 F3 ③				0-0 G3 WP 1B 1B	0-0 F8 ②		0-0 1B	5	1	2	0	0	0	3
Duke Sims, L (1, 2) OBP: 0.276, SLG: 0.345		SSS 0-3 K ①		0-0 L7 ①		0-0 G3 ① 1-3	0-0 G3 ③		0-0 4-3 ③	5	0	0	0	0	1	3
Tom Kelley, R (1, 1) OBP: 0.375, SLG: 0.286		SSS 0-3 K ②		BBBB 4-0 6-3 BB BB		0-0 1B 1B 3-H 1B		0-0 BB 1B		3	1	2	1	1	1	0
Inning Stats	R: 2 E: 0 K: 0 S: 6 / H: 3 LOB: 2 BB: 1 P: 10	R: 0 E: 0 K: 2 S: 7 / H: 0 LOB: 0 BB: 0 P: 7	R: 3 E: 0 K: 0 S: 6 / H: 3 LOB: 0 BB: 0 P: 6	R: 0 E: 0 K: 1 S: 5 / H: 0 LOB: 2 BB: 2 P: 13	R: 0 E: 0 K: 0 S: 3 / H: 0 LOB: 0 BB: 0 P: 3	R: 2 E: 0 K: 1 S: 9 / H: 4 LOB: 2 BB: 0 P: 9	R: 0 E: 1 K: 0 S: 4 / H: 0 LOB: 1 BB: 0 P: 4	R: 0 E: 0 K: 3 S: 10 / H: 1 LOB: 2 BB: 1 P: 14	R: 0 E: 0 K: 1 S: 6 / H: 1 LOB: 1 BB: 0 P: 6	1B: 11 2B: 0 3B: 0 HR: 1 / SF: 1 SAC: 0 DP: 0 HBP: 0						

	AB	39
	R	7
	H	12
	RBI	7
	BB	4
	SO	8
	LOB	18

WP: 2 PB: 0 SB: 0 CS: 0 / PA: 44

PITCHER	IP	WLS	BF	H	R	ER	SO	BB	IBB	HBP	BLK	WP	HR	S	P	ERA	WHIP
Phil Regan, R (1, 1) ERA: 5.05	3.0	L	16	6	5	5	2	1	0	0	0	1	1	19	23	15.00	2.333
Vern Holtgrave, R (4, 1) ERA: 6.0	3.0		15	4	2	2	2	2	0	0	0	1	0	17	25	6.00	2.000
Fred Gladding, R (7, 1) ERA: 2.91	2.0		9	1	0	0	3	1	0	0	0	0	0	14	18	0.00	1.000
Leo Marentette, R (9, 1) ERA:	1.0		4	1	0	0	1	0	0	0	0	0	0	6	6	0.00	1.000

PITCHER	IP	WLS	BF	H	R	ER	SO	BB	IBB	HBP	BLK	WP	HR	S	P	ERA	WHIP

Batter	1	2	3	4	5	6	7	8	9	AB	R	H	RBI	BB	SO	LOB
Don Wert, R (1, 5) OBP: 0.339, SLG: 0.362	L9		G4-6-3 1-2f			G1-4-3 1-2f			F8	4	0	0	0	0	0	2
Jerry Lumpe, L (1, 4) OBP: 0.329, SLG: 0.320	BB 1B		K			F7			1-3	4	0	1	0	0	1	0
Norm Cash, L (1, 3) OBP: 0.367, SLG: 0.517	1-2 BB			K			HR		F4	3	1	1	1	1	1	0
Gates Brown, L (1, 7) OBP: 0.296, SLG: 0.453	F3			K			4-3			3	0	0	0	0	1	2
Jim Northrup, L (1, 9) OBP: 0.253, SLG: 0.308	K			3-1			K			3	0	0	0	0	2	2
Mickey Stanley, R (1, 8) OBP: 0.269, SLG: 0.396		F8			F8		L6			3	0	0	0	0	0	0
John Sullivan, L (1, 2) OBP: 0.337, SLG: 0.350		K			F5			4-3		3	0	0	0	0	1	0
Ray Oyler, R (1, 6) OBP: 0.268, SLG: 0.307		K			F2			K		3	0	0	0	0	2	0
Phil Regan, R (1, 1) OBP: 0.154, SLG: 0.083			BB G4-6-3			BB G1-4-3		K		0	0	0	0	0	0	0
Bill Roman, L (3, PH) OBP: 0.154, SLG: 0.083										0	0	0	0	1	0	0
Vern Holtgrave, R (4, 1)										0	0	0	0	0	0	0
Wayne Redmond, R (6, PH)										0	0	0	0	1	0	0
Fred Gladding, L (7, 1)										0	0	0	0	0	0	0
Willie Horton, R (8, PH) OBP: 0.345, SLG: 0.495										1	0	0	0	0	1	0
Leo Marentette, R (9, 1)										0	0	0	0	0	0	0
Inning Stats	R: 0 E: 0 K: 1 S: 6 H: 1 LOB: 2 BB: 1 P: 10	R: 0 E: 0 K: 2 S: 7 H: 0 LOB: 0 BB: 0 P: 7	R: 0 E: 0 K: 1 S: 4 H: 0 LOB: 0 BB: 1 P: 8	R: 0 E: 0 K: 2 S: 7 H: 0 LOB: 0 BB: 0 P: 7	R: 0 E: 0 K: 0 S: 3 H: 0 LOB: 0 BB: 0 P: 3	R: 0 E: 0 K: 0 S: 2 H: 0 LOB: 0 BB: 1 P: 6	R: 1 E: 0 K: 1 S: 6 H: 1 LOB: 0 BB: 0 P: 6	R: 0 E: 0 K: 2 S: 7 H: 0 LOB: 0 BB: 0 P: 7	R: 0 E: 0 K: 0 S: 3 H: 0 LOB: 0 BB: 0 P: 3	1B: 1 2B: 0 3B: 0 HR: 1	SF: 0 SAC: 0 DP: 2 HBP: 0	WP: 0 PB: 0 SB: 0 CS: 0	PA: 30			

PITCHER	IP	WLS	BF	H	R	ER	SO	BB	IBB	HBP	BLK	WP	HR	S	P	ERA	WHIP
Tom Kelley, R (1, 1) ERA: 2.42	9.0	W	30	2	1	1	9	3	0	0	0	0	1	45	57	1.00	0.556

PITCHER	IP	WLS	BF	H	R	ER	SO	BB	IBB	HBP	BLK	WP	HR	S	P	ERA	WHIP

BOTTOM

Cleveland Indians @ Detroit Tigers

Tiger Stadium, Detroit, MI

Sun Sep 26 1965, 4:38 AM EDT

Att. 10,986 - Unknown

livebaseballscorecards.com

AB	27
R	1
H	2
RBI	1
BB	3
SO	9
LOB	6

Batter	1	2	3	4	5	6	7	8	9	10	11	AB	R	H	RBI	BB	SO	LOB
Don Wert, R (1, 5) OBP: 0.339, SLG: 0.364	F8		1B 2B			1B 1B SF8 1B	F4			F8		5	2	2	0	0	0	1
Jerry Lumpe, L (1, 4) OBP: 0.332, SLG: 0.323	F7		2-H 1B			SF8 1B 1-2 1B		FC4-6 1B		F9		5	0	3	1	0	0	0
Norm Cash, L (1, 3) OBP: 0.366, SLG: 0.513	4-3		3-1			8-6 1-2 2-3 1B		FC4-6 E 1-2f		G3		5	0	1	0	0	0	2
Gates Brown, L (1, 7) OBP: 0.298, SLG: 0.454		5-4-3 1B		G6-4-3 1B		SF8 2-3 3-H		K			K	4	0	2	1	0	2	1
Willie Horton, R (1, 9) OBP: 0.342, SLG: 0.490		5-4-3 1-2		K		8-6 1-2f		E5 1-3			5-3	5	0	0	0	0	1	5
Bill Freehan, R (1, 2) OBP: 0.308, SLG: 0.340		6-3		G6-4-3 1-2f			B B B B 5-3 1B BB	5-3			6-3	4	1	0	0	1	0	4
Mickey Stanley, R (1, 8) OBP: 0.259, SLG: 0.381		F9			1-3		5-3 1-2		K			4	0	0	0	0	1	2
Ray Oyler, R (1, 6) OBP: 0.265, SLG: 0.304			6-3		K		L8		L4			2	0	0	0	0	1	0
Al Kaline, R (7, PH) OBP: 0.387, SLG: 0.467												1	0	0	0	0	0	1
George Smith, R (7, 6) OBP: 0.157, SLG: 0.167												1	0	0	0	0	0	0
Joe Sparma, R (1, 1) OBP: 0.182, SLG: 0.157			1-3		K		2-H 1B		5-3			0	0	0	0	0	0	0
Dave Wickersham, R (1, 1) OBP: 0.086, SLG: 0.069												1	0	0	0	0	0	0
Bill Roman, L (5, PH) OBP: 0.148, SLG: 0.080												1	0	0	0	1	0	0
Fred Gladding, L (5, 1)												0	0	0	0	0	0	0
Don Demeter, R (7, PH) OBP: 0.326, SLG: 0.465												1	0	1	1	0	0	0
Terry Fox, R (7, 1)												1	0	0	0	0	0	0
Inning Stats	R: 0 E: 0 K: 0 S: 3 H: 0 LOB: 0 BB: 0 P: 3	R: 0 E: 0 K: 0 S: 4 H: 1 LOB: 1 BB: 0 P: 4	R: 1 E: 0 K: 0 S: 5 H: 2 LOB: 1 BB: 0 P: 5	R: 0 E: 0 K: 1 S: 5 H: 1 LOB: 0 BB: 0 P: 5	R: 0 E: 0 K: 2 S: 7 H: 0 LOB: 0 BB: 0 P: 7	R: 1 E: 0 K: 0 S: 5 H: 3 LOB: 1 BB: 0 P: 5	R: 1 E: 0 K: 0 S: 4 H: 1 LOB: 1 BB: 1 P: 8	R: 0 E: 1 K: 1 S: 7 H: 1 LOB: 2 BB: 0 P: 7	R: 0 E: 0 K: 1 S: 5 H: 0 LOB: 0 BB: 0 P: 5	R: 0 E: 0 K: 0 S: 3 H: 0 LOB: 0 BB: 0 P: 3	R: 0 E: 0 K: 1 S: 5 H: 0 LOB: 0 BB: 0 P: 5							

PITCHER		IP	WLS	BF	H	R	ER	SO	BB	IBB	HBP	BLK	WP	HR	S	P	ERA	WHIP
Joe Horlen, R ERA: 2.9	(1, 1)	5.0		21	7	2	2	3	0	0	0	0	0	0	27	27	3.60	1.400
Eddie Fisher, R ERA: 2.42	(6, 1)	2.0		7	1	1	1	0	1	0	0	0	0	0	6	10	4.50	1.000
Hoyt Wilhelm, R ERA: 1.76	(8, 1)	4.0	W	14	1	0	0	3	0	0	0	0	0	0	20	20	0.00	0.250

PITCHER	IP	WLS	BF	H	R	ER	SO	BB	IBB	HBP	BLK	WP	HR	S	P	ERA	WHIP

TOP

Detroit Tigers @ Chicago White Sox

Comiskey Park, Chicago, IL

Tue Sep 28 1965, 8:05 PM EDT

Unknown

livebaseballscorecards.com

AB	40
R	3
H	9
RBI	3
BB	1
SO	6
LOB	16

1B: 8	SF: 1	WP: 0	PA: 42
2B: 2	SAC: 0	PB: 0	
3B: 0	DP: 2	SB: 0	
HR: 0	HBP: 0	CS: 0	

Batter	1	2	3	4	5	6	7	8	9	10	11	AB	R	H	RBI	BB	SO	LOB
Bill Voss, L (1, 9) OBP: 0.261, SLG: 0.429	3-1	G3		K			1-5-3			3-1		5	0	0	0	0	1	2
Don Buford, S (1, 4) OBP: 0.353, SLG: 0.388	BB, BB, 1B, BB	K			G6-4-3, 1B		F5			F5		4	1	1	0	1	1	1
Danny Cater, R (1, 7) OBP: 0.316, SLG: 0.404	1B, BB, 1B, BB 1-2	F4			G6-4-3 1-2f			6-3			HR	4	2	1	1	1	0	1
Pete Ward, L (1, 5) OBP: 0.330, SLG: 0.367	1B, 1B, BB 1-2 2-3		F2		L4			F5, 1B				3	1	1	0	1	0	0
Bill Skowron, R (1, 3) OBP: 0.315, SLG: 0.418	1B, FC1-2, 1B 1-2 2-3 3-H		1-3			4-3		F5 1-2				4	0	1	1	0	0	1
Ron Hansen, R (1, 6) OBP: 0.307, SLG: 0.348	FC1-2, HBP, 1B 1-3 2-H 3-H		5-3			6-3			F8			4	0	1	2	0	0	0
Ken Berry, R (1, 8) OBP: 0.267, SLG: 0.349	FC1-2, HBP 1-2			SH3-4, 1B		5-3			1-3			3	0	1	0	0	0	0
Duane Josephson, R (1, 2) OBP: 0.273, SLG: 0.111	FC1-2 1-2 2-3 3-Hf			K			1-3, 1B		4-3			2	0	0	0	0	1	4
J.C. Martin, L (7, 2) OBP: 0.332, SLG: 0.338												2	0	1	0	0	0	0
Joe Horlen, R (1, 1) OBP: 0.197, SLG: 0.152	6-3			SH3-4 1-2			1-3 1-2			F4		1	0	0	0	0	0	3
Eddie Fisher, R (6, 1) OBP: 0.167, SLG: 0.172												0	0	0	0	0	0	0
Marv Staehle, L (7, PH) OBP: 0.429, SLG: 0.429												1	0	0	0	0	0	1
Hoyt Wilhelm, R (8, 1)												1	0	0	0	0	0	0
Inning Stats	R: 3 E: 0 K: 0 S: 5 H: 2 LOB: 3 BB: 3 P: 18	R: 0 E: 0 K: 1 S: 5 H: 0 LOB: 0 BB: 0 P: 5	R: 0 E: 0 K: 0 S: 3 H: 0 LOB: 0 BB: 0 P: 3	R: 0 E: 0 K: 2 S: 8 H: 1 LOB: 1 BB: 0 P: 8	R: 0 E: 0 K: 0 S: 3 H: 1 LOB: 0 BB: 0 P: 3	R: 0 E: 0 K: 0 S: 3 H: 0 LOB: 0 BB: 0 P: 3	R: 0 E: 0 K: 0 S: 4 H: 1 LOB: 1 BB: 0 P: 4	R: 0 E: 0 K: 0 S: 3 H: 1 LOB: 0 BB: 0 P: 3	R: 0 E: 0 K: 0 S: 3 H: 0 LOB: 0 BB: 0 P: 3	R: 0 E: 0 K: 0 S: 3 H: 0 LOB: 0 BB: 0 P: 3	R: 1 E: 0 K: 0 S: 1 H: 1 LOB: 0 BB: 0 P: 1	1B: 6 2B: 0 3B: 0 HR: 1 SF: 0 SAC: 1 DP: 1 HBP: 1	WP: 0 PB: 0 SB: 0 CS: 0 PA: 39					

PITCHER		IP	WLS	BF	H	R	ER	SO	BB	IBB	HBP	BLK	WP	HR	S	P	ERA	WHIP
Joe Sparma, R ERA: 3.11	(1, 1)	0.1		4	0	3	3	0	3	0	0	0	0	0	1	13	81.00	9.000
Dave Wickersham, R ERA: 3.8	(1, 1)	3.2		15	3	0	0	3	0	0	1	0	0	0	20	21	0.00	0.818
Fred Gladding, R ERA: 2.83	(5, 1)	2.0		6	1	0	0	0	0	0	0	0	0	0	6	6	0.00	0.500
Terry Fox, R ERA: 2.78	(7, 1)	4.0	L	14	3	1	1	0	0	0	0	0	0	1	14	14	2.25	0.750

PITCHER	IP	WLS	BF	H	R	ER	SO	BB	IBB	HBP	BLK	WP	HR	S	P	ERA	WHIP

BOTTOM

Detroit Tigers @ Chicago White Sox

Comiskey Park, Chicago, IL

Tue Sep 28 1965, 8:05 PM EDT

Unknown

livebaseballscorecards.com

AB	34
R	4
H	7
RBI	4
BB	3
SO	3
LOB	13

Batter	1	2	3	4	5	6	7	8	9	AB	R	H	RBI	BB	SO	LOB
Don Wert, R (1, 5) OBP: 0.339, SLG: 0.362	6-3		4-3			5-3		BB		3	1	0	0	1	0	0
Jerry Lumpe, L (1, 4) OBP: 0.333, SLG: 0.324	6-3		4-3			1B		SF8 BB 3B 1B 1-3 2-H		4	1	2	1	0	0	0
Norm Cash, L (1, 3) OBP: 0.369, SLG: 0.514	CS 1B			F8		1-2 1B		BB 1-2 3B		3	1	2	0	1	0	0
Gates Brown, L (1, 7) OBP: 0.301, SLG: 0.457	CS 1-2	FC6-4 1B		1B		F6		SF8 2-3 3-H		3	0	2	1	0	0	2
Jim Northrup, L (1, 9) OBP: 0.253, SLG: 0.316		K		4-3			K2-3	1-H 3B 3-H		4	0	1	2	0	2	1
Mickey Stanley, R (1, 8) OBP: 0.250, SLG: 0.367		FC6-4 1B 1-2f			5-3		1-3	F7		4	0	0	0	0	0	2
John Sullivan, L (1, 2) OBP: 0.333, SLG: 0.345		1-3 1B			4-3		G3		1-3	4	0	1	0	0	0	0
Ray Oyler, R (1, 6) OBP: 0.262, SLG: 0.301 Willie Horton, R (8, PH) OBP: 0.341, SLG: 0.489 Larry Sherry, R (8, 1) OBP: 0.364, SLG: 0.500 John Hiller, R (9, 1)		F3			K			F9	6-3	2 1 1 0	0 0 0 0	0 0 0 0	0 0 0 0	0 0 0 0	1 0 0 0	2 0 0 0
Hank Aguirre, R (1, 1) OBP: 0.135, SLG: 0.100 Al Kaline, R (8, PH) OBP: 0.388, SLG: 0.471 George Smith, R (8, 6) OBP: 0.154, SLG: 0.163			K			K		1B 2B	F3	2 1 1	0 1 0	0 1 0	0 0 0	0 0 0	2 0 0	0 0 0
Inning Stats	R: 0 E: 0 K: 0 S: 3 H: 1 LOB: 0 BB: 0 P: 3	R: 0 E: 0 K: 1 S: 7 H: 2 LOB: 2 BB: 0 P: 7	R: 0 E: 0 K: 1 S: 5 H: 0 LOB: 0 BB: 0 P: 5	R: 0 E: 0 K: 0 S: 3 H: 1 LOB: 0 BB: 0 P: 3	R: 0 E: 0 K: 1 S: 5 H: 0 LOB: 0 BB: 0 P: 5	R: 0 E: 0 K: 1 S: 7 H: 2 LOB: 2 BB: 0 P: 7	R: 0 E: 0 K: 1 S: 5 H: 0 LOB: 0 BB: 0 P: 5	R: 4 E: 0 K: 0 S: 6 H: 3 LOB: 1 BB: 2 P: 14	R: 0 E: 0 K: 0 S: 3 H: 0 LOB: 0 BB: 0 P: 3	1B: 7 2B: 1 3B: 1 HR: 0	SF: 1 SAC: 0 DP: 0 HBP: 0			WP: 0 PB: 0 SB: 0 CS: 1	PA: 37		

PITCHER		IP	WLS	BF	H	R	ER	SO	BB	IBB	HBP	BLK	WP	HR	S	P	ERA	WHIP
John Buzhardt, R ERA: 3.01	(1, 1)	7.1	L	29	8	3	3	5	1	0	0	0	0	0	38	42	3.68	1.227
Hoyt Wilhelm, R ERA: 1.81	(8, 1)	0.2		4	1	1	1	0	1	0	0	0	0	0	3	7	13.50	3.000
Eddie Fisher, R ERA: 2.41	(9, 1)	1.0		3	0	0	0	0	0	0	0	0	0	0	3	3	0.00	0.000

PITCHER	IP	WLS	BF	H	R	ER	SO	BB	IBB	HBP	BLK	WP	HR	S	P	ERA	WHIP

TOP

Detroit Tigers @ Chicago White Sox

Comiskey Park, Chicago, IL

Tue Sep 28 1965, 8:05 PM EDT

Att. 6,123 - Unknown

livebaseballscorecards.com

AB	33
R	4
H	9
RBI	4
BB	2
SO	5
LOB	7

BOTTOM

Detroit Tigers @ Chicago White Sox

Comiskey Park, Chicago, IL

Tue Sep 28 1965, 8:05 PM EDT

Att. 6,123 - Unknown

Batter	1	2	3	4	5	6	7	8	9	AB	R	H	RBI	BB	SO	LOB
Danny Cater, R (1, 7) OBP: 0.318, SLG: 0.405	6-3		FC6-4, 1B		1-3		HBP		1B	4	0	2	0	0	0	1
Don Buford, S (1, 4) (9, 5) OBP: 0.352, SLG: 0.386	F4		FC6-4 1-2f			6-3	F5		1-2, 1B	5	0	1	0	0	0	2
John Romano, R (1, 2) OBP: 0.355, SLG: 0.420 J.C. Martin, L (8, 2) OBP: 0.331, SLG: 0.336 Gene Freese, R (9, PH) OBP: 0.339, SLG: 0.348	BB			BB		F9		4-3	K	1 1 1	0 0 0	0 0 0	0 0 0	2 0 0	0 0 1	0 0 2
Bill Skowron, R (1, 3) OBP: 0.316, SLG: 0.424	5-3			F7		1B		HR		4	1	2	1	0	0	2
Pete Ward, L (1, 5) OBP: 0.329, SLG: 0.366 Al Weis, S (8, PR) OBP: 0.356, SLG: 0.393 (9, 4)		F4		F7		F9		1B		4 0	0 0	1 0	0 0	0 0	0 0	2 0
Ron Hansen, R (1, 6) OBP: 0.307, SLG: 0.346		L7		K			BB	F8		3	1	0	0	1	1	2
Jim Hicks, R (1, 9) OBP: 0.263, SLG: 0.474 Smoky Burgess, L (8, PH) OBP: 0.364, SLG: 0.416 Eddie Fisher, R (9, 1) OBP: 0.167, SLG: 0.172		F9			1B		HR	G3		3 1 0	1 0 0	2 0 0	2 0 0	0 0 0	0 0 0	0 1 0
Ken Berry, R (1, 8) OBP: 0.266, SLG: 0.346 Floyd Robinson, L (9, PH) OBP: 0.351, SLG: 0.386			F7		K		K		K	3 1	0 0	0 0	0 0	0 0	2 1	1 0
John Buzhardt, R (1, 1) OBP: 0.197, SLG: 0.125 Hoyt Wilhelm, R (8, 1) Bill Voss, L (9, 9) OBP: 0.250, SLG: 0.409			K		K		K		4-3	3 0 1	0 0 0	0 0 0	0 0 0	0 0 0	3 0 0	1 0 0
Inning Stats	R: 0 E: 0 K: 0 S: 3 H: 0 LOB: 1 BB: 1 P: 7	R: 0 E: 0 K: 0 S: 3 H: 0 LOB: 0 BB: 0 P: 3	R: 0 E: 0 K: 1 S: 6 H: 1 LOB: 1 BB: 0 P: 6	R: 0 E: 0 K: 1 S: 5 H: 0 LOB: 1 BB: 1 P: 9	R: 0 E: 0 K: 2 S: 8 H: 1 LOB: 1 BB: 0 P: 8	R: 0 E: 0 K: 0 S: 4 H: 1 LOB: 1 BB: 0 P: 4	R: 2 E: 0 K: 2 S: 8 H: 1 LOB: 1 BB: 1 P: 13	R: 1 E: 0 K: 0 S: 5 H: 2 LOB: 1 BB: 0 P: 5	R: 0 E: 0 K: 2 S: 9 H: 2 LOB: 2 BB: 0 P: 9	1B: 6 2B: 0 3B: 0 HR: 2	SF: 0 SAC: 0 DP: 0 HBP: 1		WP: 0 PB: 0 SB: 0 CS: 0	PA: 39			

	AB	35
	R	3
	H	8
	RBI	3
	BB	3
	SO	8
	LOB	14

PITCHER		IP	WLS	BF	H	R	ER	SO	BB	IBB	HBP	BLK	WP	HR	S	P	ERA	WHIP
Hank Aguirre, L ERA: 3.59	(1, 1)	7.0	W	29	4	2	2	6	3	0	1	0	0	1	37	50	2.57	1.000
Larry Sherry, R ERA: 3.1	(8, 1)	1.2		9	4	1	1	1	0	0	0	0	0	1	11	11	5.40	2.400
John Hiller, L ERA:	(9, 1)	0.1	S	1	0	0	0	1	0	0	0	0	0	0	3	3	0.00	0.000

PITCHER	IP	WLS	BF	H	R	ER	SO	BB	IBB	HBP	BLK	WP	HR	S	P	ERA	WHIP

livebaseballscorecards.com

Batter	1	2	3	4	5	6	7	8	9	AB	R	H	RBI	BB	SO	LOB
Don Wert, R (1, 5) OBP: 0.339, SLG: 0.360	BBBB 4-0 1B BB		x 0-0 ① F6		x 0-0 ② 4-3		SSS 0-3 ② K		BBBB 4-0 BB SH1-4 E BB	3	1	0	0	2	1	2
Jerry Lumpe, L (1, 4) OBP: 0.332, SLG: 0.323	x 0-0 ① F9		x 0-0 ② F4		x 0-0 ③ F6		x 0-0 WP 2-3 1B		x 0-0 ① SH1-4 1-2	4	0	1	0	0	0	2
Norm Cash, L (1, 3) OBP: 0.372, SLG: 0.514	x 0-0 1-3 1B		x 0-0 ③ 4-3			BBBB 4-0 1B SF7 BB	BBBB 4-0 1-2 3-H BB		IIII 4-0 BB E IBB	2	2	1	0	3	0	1
Gates Brown, L (1, 7) OBP: 0.307, SLG: 0.471	SSS 0-3 ② K			x 0-0 HR		x 0-0 5-3 1-3 1B	x 0-0 F5 ③		BBBB 4-0 E 1-2 2-3 2B BB	4	2	2	1	1	1	4
Willie Horton, R (1, 9) OBP: 0.342, SLG: 0.488	x 0-0 ③ F7			BBBB 4-0 SH5-3 BB		x 0-0 ① SF7 3-H		x 0-0 5-3 2B 1B	x 0-0 E6 2B 1-3 2-H 3-H 1B	3	2	1	2	1	0	3
Bill Freehan, R (1, 2) OBP: 0.307, SLG: 0.341		SSS 0-3 ① K		x 0-0 ① SH5-3 1-2		x 0-0 ② 5-3 1-2		x 0-0 ① 5-3 1-2	x 0-0 1-3 3-H 1B 2B	4	1	1	1	0	1	2
Mickey Stanley, R (1, 8) OBP: 0.256, SLG: 0.377		x 0-0 ② F2		x 0-0 ② 2-3		SSS 0-3 ③ K		x 0-0 ② 6-3 2-H 2B	x 0-0 2-H 3-H 1B	5	0	2	3	0	1	2
Ray Oyler, R (1, 6) OBP: 0.261, SLG: 0.298		SSS 0-3 ③ K		x 0-0 ③ 5-3			x 0-0 1B SH3 WP 1B	x 0-0 ② 6-3	SSS 0-3 ② K	5	1	1	0	0	2	3
Denny McLain, R (1, 1) OBP: 0.123, SLG: 0.054			BBBB 4-0 BB		SSS 0-3 ① K		x 0-0 ① SH3 1-2	SSS 0-3 ③ K	x 0-0 ③ F3	3	0	0	0	1	2	2
Inning Stats	R: 0 H: 1 E: 0 LOB: 2 K: 1 BB: 1 S: 6 P: 10	R: 0 H: 0 E: 0 LOB: 0 K: 2 BB: 0 S: 7 P: 7	R: 0 H: 0 E: 0 LOB: 1 K: 0 BB: 1 S: 3 P: 7	R: 1 H: 1 E: 0 LOB: 1 K: 0 BB: 1 S: 4 P: 8	R: 0 H: 0 E: 0 LOB: 0 K: 1 BB: 0 S: 5 P: 5	R: 1 H: 1 E: 0 LOB: 1 K: 1 BB: 1 S: 6 P: 10	R: 1 H: 2 E: 0 LOB: 2 K: 1 BB: 1 S: 7 P: 11	R: 1 H: 2 E: 0 LOB: 1 K: 1 BB: 0 S: 7 P: 7	R: 5 H: 2 E: 1 LOB: 1 K: 1 BB: 3 S: 8 P: 20	1B: 6 SF: 1 2B: 2 SAC: 3 3B: 0 DP: 0 HR: 1 HBP: 0						

TOP

Detroit Tigers @ Washington Senators

D.C. Stadium, Washington, DC

Sat Oct 02 1965, 3:33 AM EDT

Unknown

livebaseballscorecards.com

AB	33
R	9
H	9
RBI	7
BB	8
SO	8
LOB	21

WP: 1 PA: 45
PB: 0
SB: 0
CS: 0

PITCHER		IP	WLS	BF	H	R	ER	SO	BB	IBB	HBP	BLK	WP	HR	S	P	ERA	WHIP
Jim Duckworth, R ERA: 3.94	(1, 1)	6.0	L	25	3	2	2	5	4	0	0	0	0	1	31	47	3.00	1.167
Buster Narum, R ERA: 4.46	(7, 1)	0.2		5	2	1	1	1	1	0	0	0	1	0	6	10	13.50	4.500
Mike McCormick, L ERA: 3.36	(7, 1)	0.1		1	0	0	0	0	0	0	0	0	0	0	1	1	0.00	0.000
Phil Ortega, R ERA: 5.11	(8, 1)	1.1		9	2	4	4	1	2	1	0	0	0	0	8	20	27.00	3.000
Steve Ridzik, R ERA: 4.02	(9, 1)	0.2		5	2	2	1	1	0	0	0	0	0	0	7	7	13.50	3.000

PITCHER	IP	WLS	BF	H	R	ER	SO	BB	IBB	HBP	BLK	WP	HR	S	P	ERA	WHIP

Detroit Tigers @ Washington Senators

D.C. Stadium, Washington, DC

Sat Oct 02 1965, 3:33 AM EDT

Unknown

BOTTOM

Batter	1	2	3	4	5	6	7	8	9	AB	R	H	RBI	BB	SO	LOB
Don Blasingame, L (1, 4) OBP: 0.288, SLG: 0.295	F9		L4			4-3		BB		3	0	0	0	1	0	0
Joe Cunningham, L (1, 3) OBP: 0.375, SLG: 0.328	F8			4-3		1B		K		4	0	1	0	0	1	1
Willie Kirkland, L (1, 7) OBP: 0.266, SLG: 0.395	F9			K		G6-3		F9		4	0	1	0	0	1	1
Jim King, L (1, 9) OBP: 0.337, SLG: 0.430		F9		BB		G6-3		F3		3	0	0	0	1	0	3
Ken McMullen, R (1, 5) OBP: 0.326, SLG: 0.419		F7		F8			4-3		6-3	4	0	0	0	0	0	1
Don Lock, R (1, 8) OBP: 0.318, SLG: 0.374 Fred Valentine, S (9, PH) OBP: 0.353, SLG: 0.241		BB			6-3		3-1		1B E BB	2 0	0 1	0 0	0 0	1 1	0 0	0 0
Jim French, L (1, 2) OBP: 0.442, SLG: 0.400	1-3				K		1B		E 1-3 1B	3	0	1	0	1	1	1
Ed Brinkman, R (1, 6) OBP: 0.253, SLG: 0.259			5-3		1B		1-2 1B		F8 2-3 3-H	4	0	2	0	0	0	1
Jim Duckworth, R (1, 1) Buster Narum, R (7, 1) OBP: 0.083, SLG: 0.109 Mike McCormick, L (7, 1) OBP: 0.191, SLG: 0.073 Bob Chance, L (7, PH) OBP: 0.317, SLG: 0.362 Phil Ortega, R (8, 1) OBP: 0.323, SLG: 0.245 Steve Ridzik, R (9, 1) OBP: 0.167, SLG: 0.278 Frank Howard, R (9, PH) OBP: 0.356, SLG: 0.477			F6		K		4-3		K	2 0 0 1 0 0 1	0 0 0 0 0 0 0	0 0 0 0 0 0 0	0 0 0 0 0 0 0	0 0 0 0 0 0 1	1 0 0 2 0 0 1	1 0 0 0 0 0 1
Inning Stats	R: 0 E: 0 K: 0 S: 3 H: 0 LOB: 0 BB: 0 P: 3	R: 0 E: 0 K: 0 S: 3 H: 0 LOB: 1 BB: 1 P: 7	R: 0 E: 0 K: 0 S: 3 H: 0 LOB: 0 BB: 0 P: 3	R: 0 E: 0 K: 1 S: 5 H: 0 LOB: 1 BB: 1 P: 9	R: 0 E: 0 K: 2 S: 8 H: 1 LOB: 1 BB: 0 P: 8	R: 0 E: 0 K: 0 S: 4 H: 2 LOB: 1 BB: 0 P: 4	R: 0 E: 0 K: 0 S: 4 H: 1 LOB: 2 BB: 1 P: 8	R: 0 E: 0 K: 1 S: 5 H: 0 LOB: 1 BB: 1 P: 9	R: 1 E: 1 K: 1 S: 6 H: 1 LOB: 1 BB: 1 P: 10	1B: 5 2B: 0 3B: 0 HR: 0	SF: 0 SAC: 0 DP: 1 HBP: 0					

PITCHER	IP	WLS	BF	H	R	ER	SO	BB	IBB	HBP	BLK	WP	HR	S	P	ERA	WHIP
Denny McLain, R (1, 1) ERA: 2.61	9.0	W	36	5	1	0	5	5	0	0	0	0	0	41	61	0.00	1.111

PITCHER	IP	WLS	BF	H	R	ER	SO	BB	IBB	HBP	BLK	WP	HR	S	P	ERA	WHIP

livebaseballscorecards.com

AB	31
R	1
H	5
RBI	0
BB	5
SO	5
LOB	12

WP: 0 PB: 0 SB: 0 CS: 0 PA: 36

Batter	1	2	3	4	5	6	7	8	9	AB	R	H	RBI	BB	SO	LOB
Don Wert, R (1, 5) OBP: 0.341, SLG: 0.363	6-3		BBB 4-0 WP E BB		F6		2B		1B 2-3	4	1	2	0	1	0	0
Bill Freehan, R (1, 2) OBP: 0.306, SLG: 0.339	F5		E9 1-H 2-H			BBBB 4-0 HR BB	L7		SF9 3-H	3	1	0	1	1	0	1
Norm Cash, L (1, 3) OBP: 0.371, SLG: 0.510	4-3		F9			BBBBB 4-0 1-2 HR BB	SSS 0-3 K		F9	4	1	0	0	1	1	3
Willie Horton, R (1, 7) OBP: 0.341, SLG: 0.492		SSS 0-3 K		F9		1-H 2-H HR		5-3		4	1	1	3	0	1	0
Don Demeter, R (1, 9) OBP: 0.324, SLG: 0.461		F5		BBBB 4-0 S BB		F8		E5 FC6-4		3	0	0	0	1	0	0
Mickey Stanley, R (1, 8) OBP: 0.256, SLG: 0.368		SSS 0-3 K		SSS 0-3 K 1-2		BBBB 4-0 BB		F9		3	0	0	0	1	2	2
George Smith, R (1, 4) OBP: 0.143, SLG: 0.151			4-3	F9		F8		FC6-4 1-2f		4	0	0	0	0	0	3
Ray Oyler, R (1, 6) OBP: 0.265, SLG: 0.298			BBBB 4-0 WP S E BB		F3	5-3			1B SH1-4 SF9 1B	3	2	1	0	1	0	1
Mickey Lolich, S (1, 1) OBP: 0.080, SLG: 0.058			0-0 F9 1-2		0-0 F9		SSS 0-3 K		0-0 SH1-4 1-2	3	0	0	0	0	1	1
Inning Stats	R: 0 E: 0 K: 0 S: 3 H: 0 LOB: 0 BB: 0 P: 3	R: 0 E: 0 K: 2 S: 7 H: 0 LOB: 0 BB: 0 P: 7	R: 2 E: 1 K: 0 S: 4 H: 0 LOB: 1 BB: 2 P: 12	R: 0 E: 0 K: 1 S: 5 H: 0 LOB: 1 BB: 1 P: 9	R: 0 E: 0 K: 0 S: 3 H: 0 LOB: 0 BB: 0 P: 3	R: 3 E: 0 K: 0 S: 4 H: 1 LOB: 1 BB: 3 P: 16	R: 0 E: 0 K: 2 S: 8 H: 1 LOB: 1 BB: 0 P: 8	R: 0 E: 1 K: 0 S: 4 H: 0 LOB: 1 BB: 0 P: 4	R: 1 E: 0 K: 0 S: 5 H: 2 LOB: 1 BB: 0 P: 5	1B: 2 2B: 1 3B: 0 HR: 1 SF: 1 SAC: 1 DP: 0 HBP: 0						

PITCHER		IP	WLS	BF	H	R	ER	SO	BB	IBB	HBP	BLK	WP	HR	S	P	ERA	WHIP
Pete Richert, L ERA: 2.6	(1, 1)	7.0	L	30	2	5	3	5	6	0	0	0	1	1	34	58	3.86	1.143
Howie Koplitz, R ERA: 4.05	(8, 1)	2.0		9	2	1	1	0	0	0	0	0	0	0	9	9	4.50	1.000

PITCHER	IP	WLS	BF	H	R	ER	SO	BB	IBB	HBP	BLK	WP	HR	S	P	ERA	WHIP

TOP

Detroit Tigers @ Washington Senators

D.C. Stadium, Washington, DC

Sat Oct 02 1965, 3:38 AM EDT

Att. 1,908 - Unknown

livebaseballscorecards.com

AB	31
R	6
H	4
RBI	4
BB	6
SO	5
LOB	11

WP: 1 PA: 39
PB: 0
SB: 2
CS: 0

Batter	1	2	3	4	5	6	7	8	9	AB	R	H	RBI	BB	SO	LOB
Ed Brinkman, R (1, 6) OBP: 0.250, SLG: 0.256	F9		F4		E6 1B E		K		6-3	5	1	0	0	0	1	2
Ken McMullen, R (1, 5) OBP: 0.326, SLG: 0.418	F5			5-3	E4 1B 1-2 2-H		1B			4	0	1	0	0	0	1
Frank Howard, R (1, 7) OBP: 0.357, SLG: 0.478	1B			F9	BB 1-3 2-H 1B		F5			4	0	2	1	0	0	1
Woodie Held, R (1, 9) OBP: 0.347, SLG: 0.453	F4			BB BB	FC6-4 1-2 BB			5-3		2	0	0	0	2	0	1
Brant Alyea, R (1, 3) OBP: 0.286, SLG: 0.692		L7		BB 1-2	FC6-4 1-2f			K		3	0	0	0	1	1	3
Don Lock, R (1, 8) OBP: 0.315, SLG: 0.371		5-3		5-3		F3		K		4	0	0	0	0	1	2
Paul Casanova, R (1, 2) OBP: 0.357, SLG: 0.385		6-3			5-3	L7			6-3	4	0	0	0	0	0	0
Don Blasingame, L (1, 4) OBP: 0.288, SLG: 0.293			F9		SH5-4 E BB	4-3			4-3	3	1	0	0	1	0	0
Pete Richert, L (1, 1) OBP: 0.194, SLG: 0.156 Ken Hamlin, R (7, PH) OBP: 0.333, SLG: 0.370 Howie Koplitz, R (8, 1) OBP: 0.129, SLG: 0.100 Don Zimmer, R (9, PH) OBP: 0.284, SLG: 0.252			K		SH5-4 1-2	6-3			E5	1 1 0 1	0 0 0 0	0 0 0 0	0 0 0 0	0 0 0 0	1 0 0 0	0 0 0 0
Inning Stats	R: 0 H: 1 E: 0 LOB: 1 K: 0 BB: 0 S: 4 P: 4	R: 0 H: 0 E: 0 LOB: 0 K: 0 BB: 0 S: 3 P: 3	R: 0 H: 0 E: 0 LOB: 0 K: 1 BB: 2 S: 5 P: 5	R: 0 H: 0 E: 0 LOB: 2 K: 0 BB: 2 S: 3 P: 11	R: 2 H: 1 E: 2 LOB: 3 K: 0 BB: 2 S: 6 P: 14	R: 0 H: 0 E: 0 LOB: 0 K: 0 BB: 0 S: 3 P: 3	R: 0 H: 1 E: 0 LOB: 1 K: 1 BB: 0 S: 6 P: 6	R: 0 H: 0 E: 0 LOB: 0 K: 2 BB: 0 S: 7 P: 7	R: 0 H: 0 E: 1 LOB: 1 K: 0 BB: 0 S: 4 P: 4	1B: 3 SF: 0 2B: 0 SAC: 1 3B: 0 DP: 0 HR: 0 HBP: 0						

PITCHER	IP	WLS	BF	H	R	ER	SO	BB	IBB	HBP	BLK	WP	HR	S	P	ERA	WHIP
Mickey Lolich, L (1, 1) ERA: 3.44	9.0	W	37	3	2	0	4	4	0	0	0	0	0	41	57	0.00	0.778

PITCHER	IP	WLS	BF	H	R	ER	SO	BB	IBB	HBP	BLK	WP	HR	S	P	ERA	WHIP

BOTTOM

Detroit Tigers @ Washington Senators

D.C. Stadium, Washington, DC

Sat Oct 02 1965, 3:38 AM EDT

Att. 1,908 - Unknown

livebaseballscorecards.com

AB	32
R	2
H	3
RBI	1
BB	4
SO	4
LOB	10

PA: 37

WP: 0
PB: 0
SB: 0
CS: 0

Batter	1	2	3	4	5	6	7	8	9	AB	R	H	RBI	BB	SO	LOB
Don Wert, R (1, 5) (3, 4) OBP: 0.341, SLG: 0.363	6-3		5-3 2-3		1B			SH1-4 1-2		3	0	1	0	0	0	1
Jerry Lumpe, L (1, 4) OBP: 0.333, SLG: 0.323	F5		BBBB 4-0 2B BB		F9			1-3		1	1	0	0	1	0	0
Gates Brown, L (3, 7) OBP: 0.305, SLG: 0.467										2	0	0	0	0	0	2
Norm Cash, L (1, 3) OBP: 0.371, SLG: 0.512	F8		0-0 1-H 3-H 2B			F8		G3		2	0	1	2	0	0	0
Bill Roman, L (3, PR) (3, 3) OBP: 0.138, SLG: 0.074										2	0	0	0	0	0	1
Willie Horton, R (1, 7) (3, 5) OBP: 0.340, SLG: 0.490		SSS 0-3 K	F9			SSS 0-3 K			FC4-6 1B	4	0	1	0	0	2	1
Jim Northrup, L (1, 9) OBP: 0.253, SLG: 0.315		FC5-4 1B		6-3		F8			FC4-6 BB 1-2f	4	0	1	0	0	0	1
Wayne Redmond, R (1, 8)		FC5-4 1-2f		SSS 0-3 K			5-3		F7	4	0	0	0	0	1	2
John Sullivan, L (1, 2) OBP: 0.340, SLG: 0.337		4-3		F8			BBBB 4-0 G1-6-3 BB		BBBB 4-0 1-2 BB	2	0	0	0	2	0	1
Mickey Stanley, R (9, PR) OBP: 0.256, SLG: 0.368										0	0	0	0	0	0	0
Ray Oyler, R (1, 6) OBP: 0.265, SLG: 0.294			BBBB 4-0 5-3 SH1-4 2B BB		SSS 0-3 K		0-0 G1-6-3 1-2f		0-0 F8	3	1	0	0	1	1	3
Joe Sparma, R (1, 1) OBP: 0.179, SLG: 0.154			0-0 SH1-4 1-2		4-3			SH1-4 1B		1	0	0	0	0	0	0
Leo Marentette, R (6, 1)										0	0	0	0	0	0	0
Don Demeter, R (8, PH) OBP: 0.325, SLG: 0.463										1	0	1	0	0	0	0
Dave Wickersham, R (8, 1) OBP: 0.085, SLG: 0.069										0	0	0	0	0	0	0
Inning Stats	R: 0 E: 0 K: 0 S: 3 H: 0 LOB: 0 BB: 0 P: 3	R: 0 E: 0 K: 1 S: 6 H: 1 LOB: 1 BB: 0 P: 6	R: 2 E: 0 K: 0 S: 4 H: 1 LOB: 1 BB: 2 P: 12	R: 0 E: 0 K: 1 S: 5 H: 0 LOB: 0 BB: 0 P: 5	R: 0 E: 0 K: 1 S: 6 H: 1 LOB: 1 BB: 0 P: 6	R: 0 E: 0 K: 1 S: 5 H: 0 LOB: 0 BB: 0 P: 5	R: 0 E: 0 K: 0 S: 2 H: 0 LOB: 0 BB: 1 P: 6	R: 0 E: 0 K: 0 S: 4 H: 1 LOB: 1 BB: 0 P: 4	R: 0 E: 0 K: 0 S: 4 H: 1 LOB: 2 BB: 1 P: 8	1B: 4 2B: 1 3B: 0 HR: 0 SF: 0 SAC: 2 DP: 1 HBP: 0	WP: 0 PB: 0 SB: 0 CS: 0 PA: 35					

PITCHER	IP	WLS	BF	H	R	ER	SO	BB	IBB	HBP	BLK	WP	HR	S	P	ERA	WHIP
Joe Coleman, R (1, 1) ERA: 1.5	9.0	W	35	5	2	2	4	4	0	0	0	0	0	39	55	2.00	1.000

PITCHER	IP	WLS	BF	H	R	ER	SO	BB	IBB	HBP	BLK	WP	HR	S	P	ERA	WHIP

TOP

Detroit Tigers @ Washington Senators

D.C. Stadium, Washington, DC

Sun Oct 03 1965, 3:33 AM EDT

Att. 3,066 - Unknown

livebaseballscorecards.com

AB	29
R	2
H	5
RBI	2
BB	4
SO	4
LOB	12

Batter	1	2	3	4	5	6	7	8	9	AB	R	H	RBI	BB	SO	LOB
Don Blasingame, L (1, 4) OBP: 0.285, SLG: 0.290	S S S 0-3 K ①	x 0-0 F8 ③			x 0-0 5-3 ①			S S S 0-3 K ①		4	0	0	0	0	2	2
Ken McMullen, R (1, 5) OBP: 0.323, SLG: 0.415	x 0-0 F3 ②		x 0-0 1-3 ①		x 0-0 L7 ②			x 0-0 1-3 ②		4	0	0	0	0	0	0
Dick Nen, L (1, 3) OBP: 0.312, SLG: 0.370	S S S 0-3 K ③		x 0-0 F7 ②		x 0-0 3-1 ③			S S S 0-3 K ③		4	0	0	0	0	2	0
Frank Howard, R (1, 7) OBP: 0.358, SLG: 0.477		B B B B 4-0 2B BB	x 0-0 5-3 ③			B B B B 4-0 L7 BB				1	1	0	0	2	0	0
Don Lock, R (6, PR) (7, 8) OBP: 0.315, SLG: 0.371										0	0	0	0	0	0	0
Willie Kirkland, L (1, 9) OBP: 0.270, SLG: 0.401		x 0-0 1-H 1B 2B		x 0-0 1B FC4 1B		x 0-0 ① ② L7 1-2				3	2	2	1	0	0	1
Woodie Held, R (1, 8) (7, 7) OBP: 0.347, SLG: 0.452		x 0-0 ① F3		x 0-0 FC4 1-3 1B		S S S 0-3 ③ K				3	0	1	0	0	1	2
Jim French, L (1, 2) OBP: 0.435, SLG: 0.378		B B B B 4-0 1B BB		x 0-0 ① FC4 FC1-6 1-2f 3-H			x 0-0 ① G3			2	0	0	1	1	0	1
Ed Brinkman, R (1, 6) OBP: 0.251, SLG: 0.256		x 0-0 1-2 2-H 1B		x 0-0 ② F8			x 0-0 ② F8			3	0	1	1	0	0	1
Joe Coleman, R (1, 1)		S S S 0-3 K ②		x 0-0 ③ FC1-6 1-2f			S S S 0-3 K ③			3	0	0	0	0	2	3
Inning Stats	R: 0 E: 0 K: 2 S: 7 H: 0 LOB: 0 BB: 0 P: 7	R: 2 E: 0 K: 1 S: 7 H: 2 LOB: 2 BB: 2 P: 15	R: 0 E: 0 K: 0 S: 3 H: 0 LOB: 0 BB: 0 P: 3	R: 1 E: 0 K: 0 S: 5 H: 2 LOB: 1 BB: 0 P: 5	R: 0 E: 0 K: 0 S: 3 H: 0 LOB: 0 BB: 0 P: 3	R: 0 E: 0 K: 1 S: 4 H: 0 LOB: 1 BB: 1 P: 8	R: 0 E: 0 K: 1 S: 5 H: 0 LOB: 0 BB: 0 P: 5	R: 0 E: 0 K: 2 S: 7 H: 0 LOB: 0 BB: 0 P: 7		1B: 3 2B: 1 3B: 0 HR: 0	SF: 0 SAC: 0 DP: 0 HBP: 0					

PITCHER		IP	WLS	BF	H	R	ER	SO	BB	IBB	HBP	BLK	WP	HR	S	P	ERA	WHIP
Joe Sparma, R ERA: 3.18	(1, 1)	5.0	L	21	4	3	3	3	2	0	0	0	0	0	25	33	5.40	1.200
Leo Marentette, R ERA:	(6, 1)	2.0		6	0	0	0	2	1	0	0	0	0	0	9	13	0.00	0.500
Dave Wickersham, R ERA: 3.78	(8, 1)	1.0		3	0	0	0	2	0	0	0	0	0	0	7	7	0.00	0.000

PITCHER	IP	WLS	BF	H	R	ER	SO	BB	IBB	HBP	BLK	WP	HR	S	P	ERA	WHIP

BOTTOM

Detroit Tigers @ Washington Senators

D.C. Stadium, Washington, DC

Sun Oct 03 1965, 3:33 AM EDT

Att. 3,066 - Unknown

livebaseballscorecards.com

AB	27
R	3
H	4
RBI	3
BB	3
SO	7
LOB	10

WP: 0 PA: 30
PB: 0
SB: 0
CS: 0