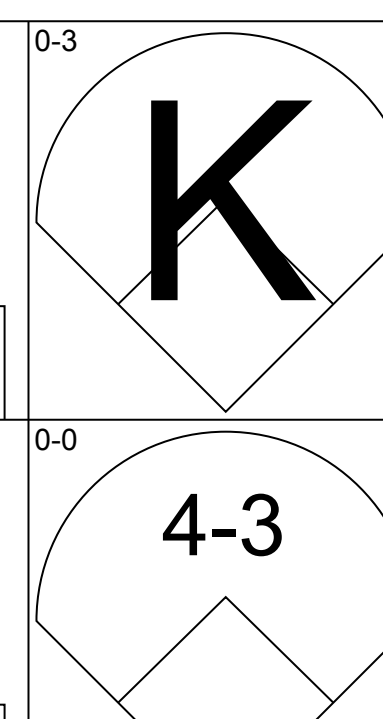
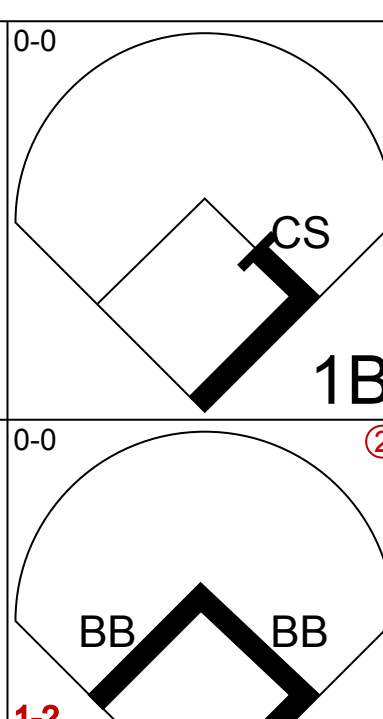
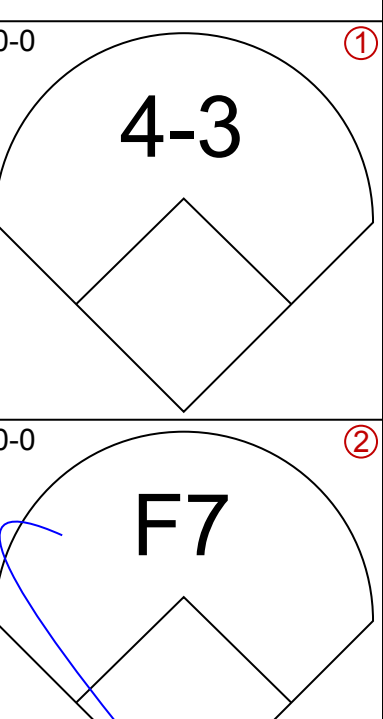
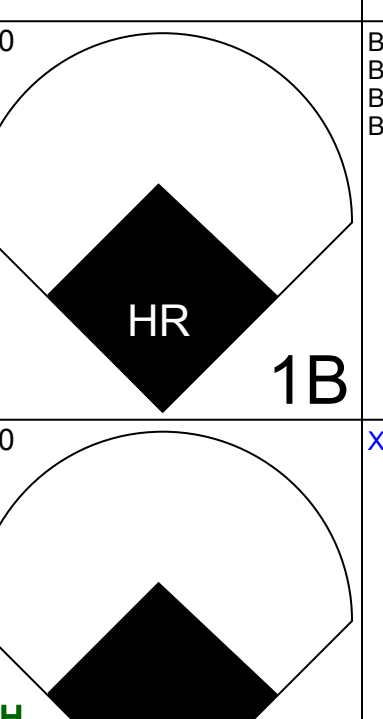

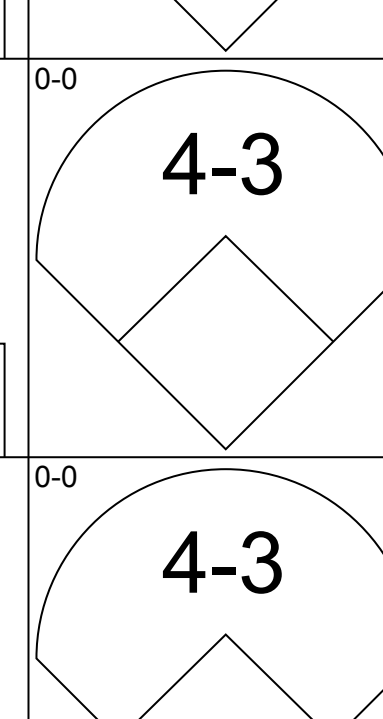
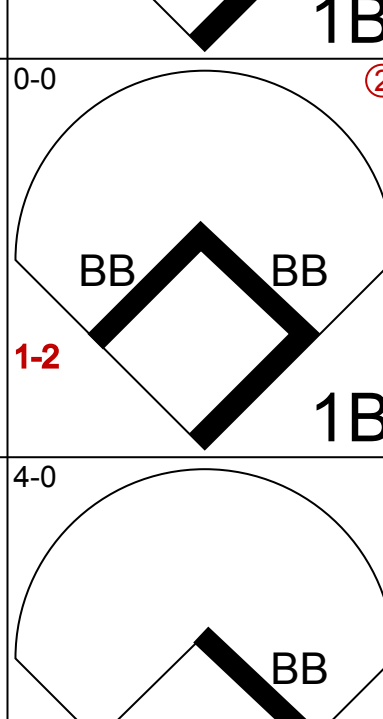
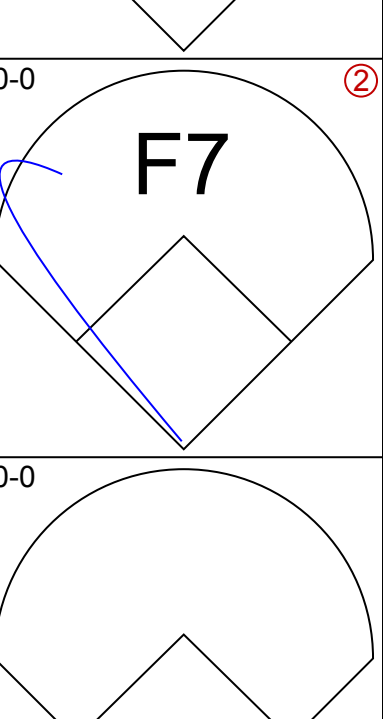
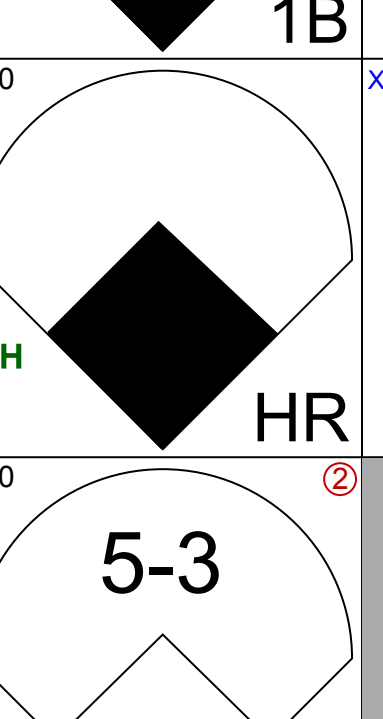
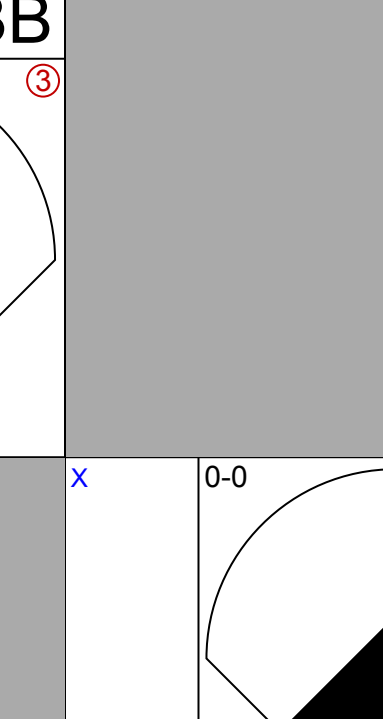
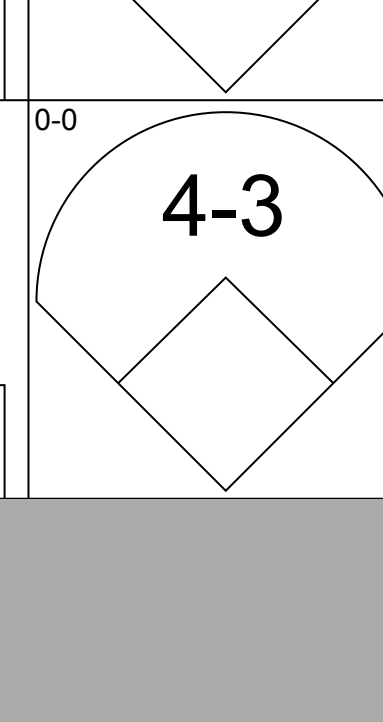
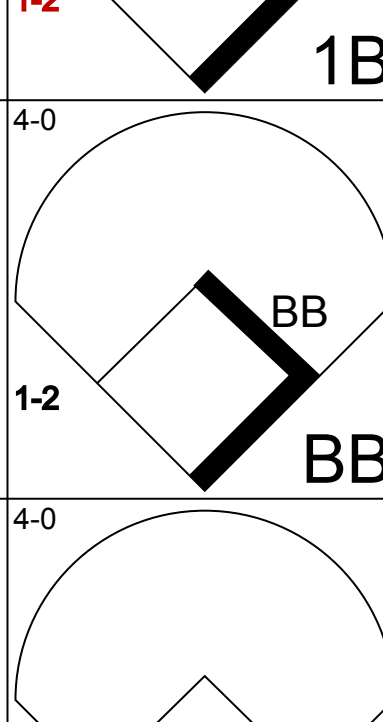
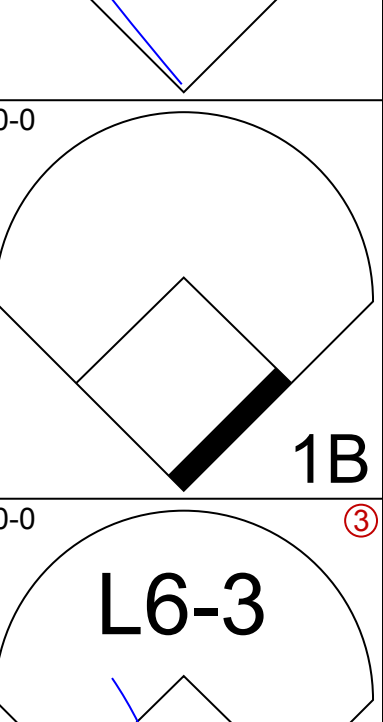
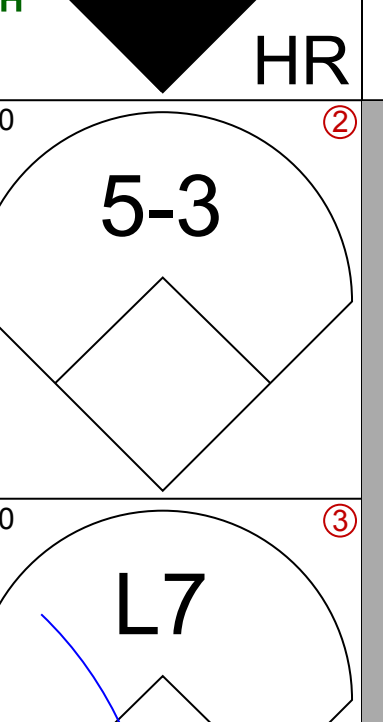
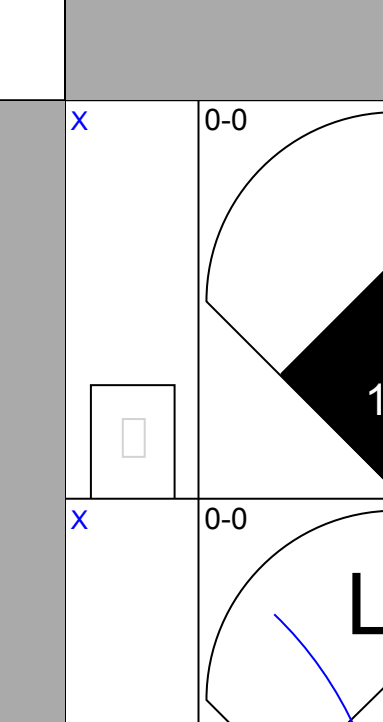
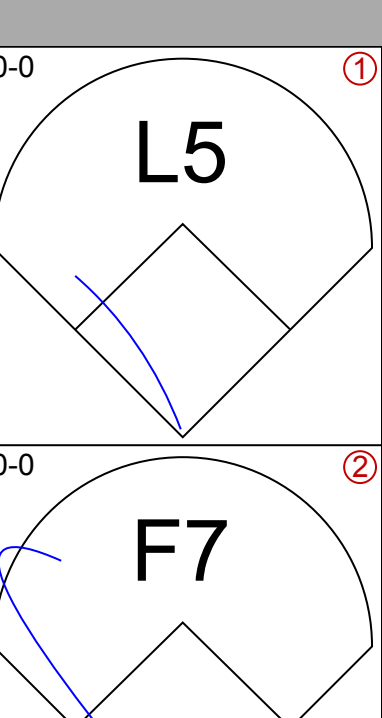
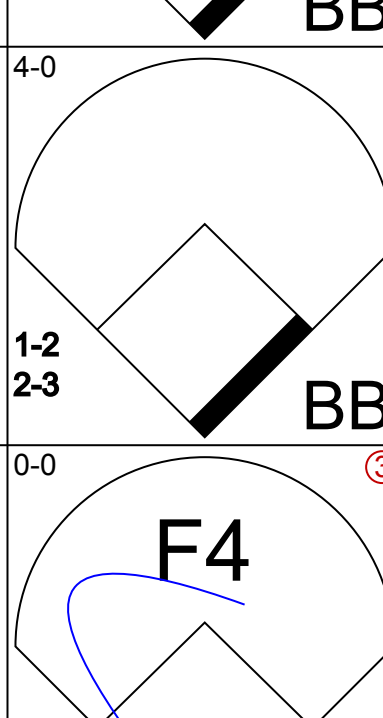
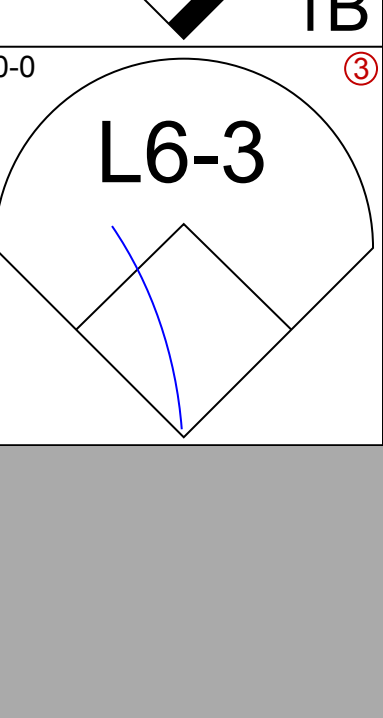
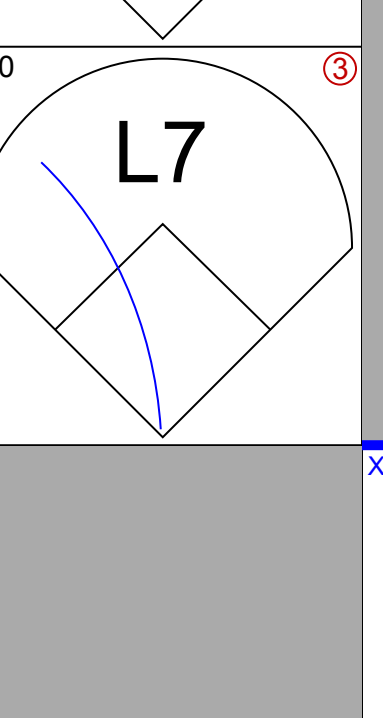
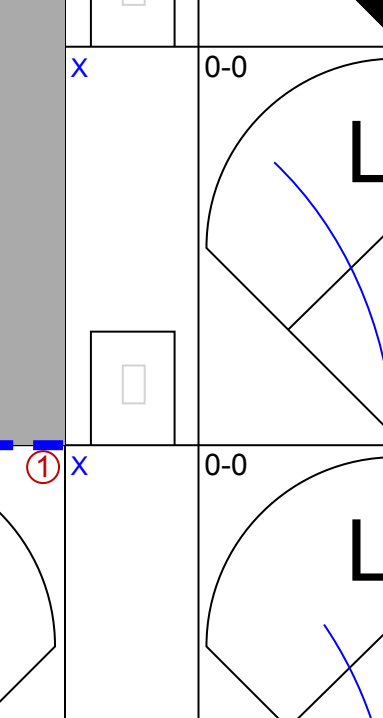

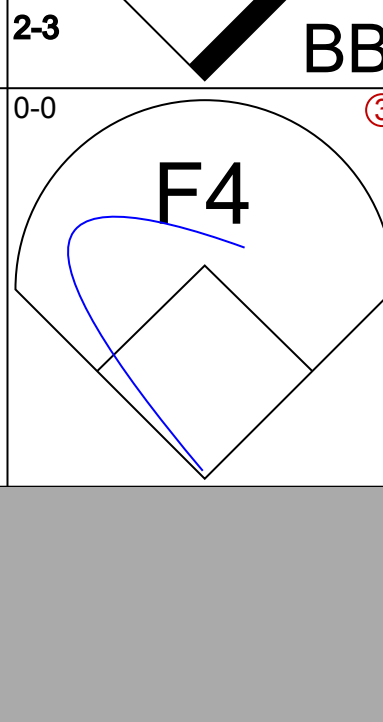
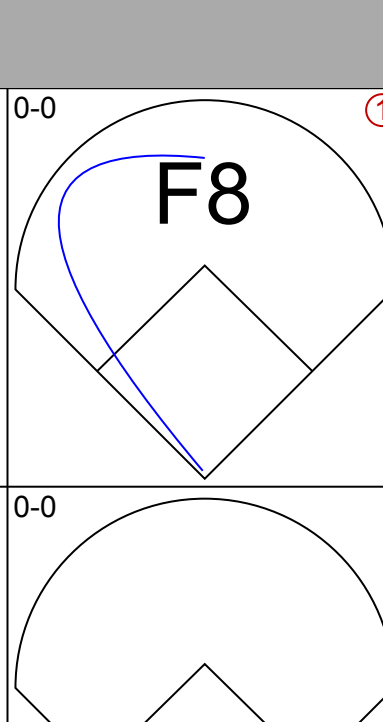
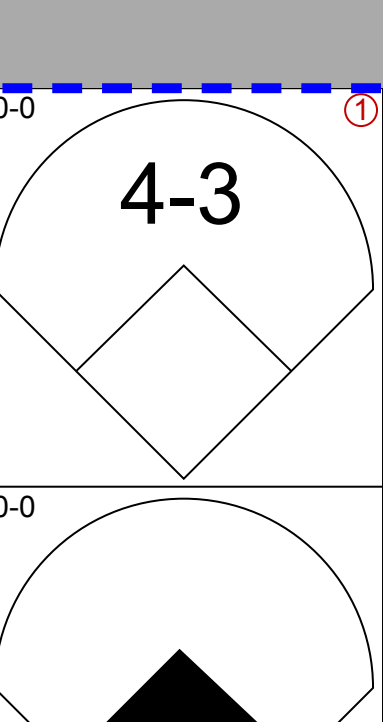
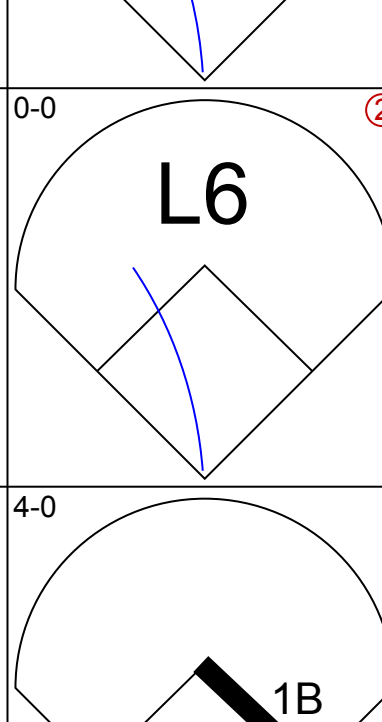

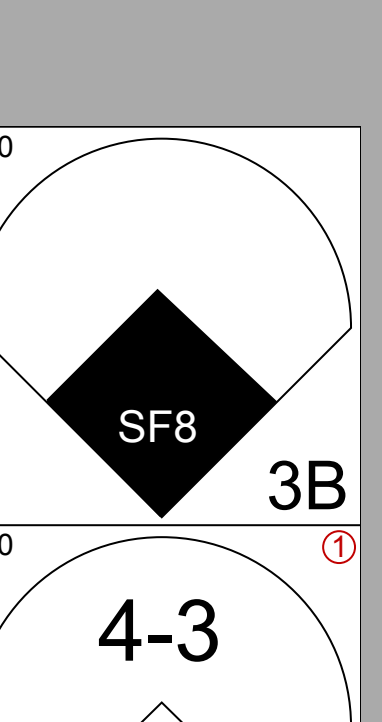
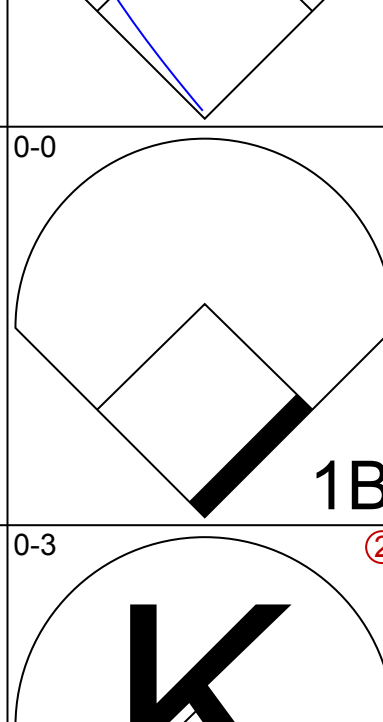
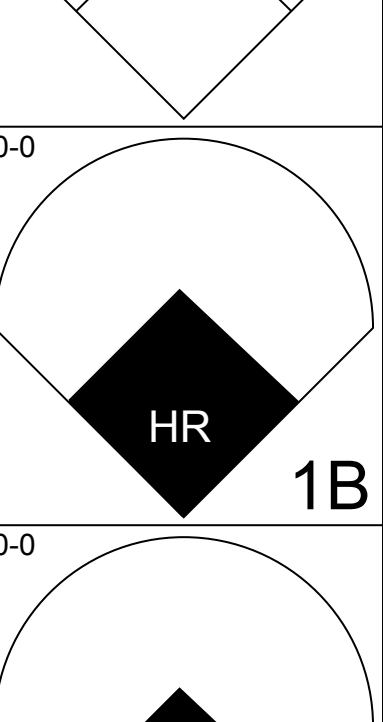
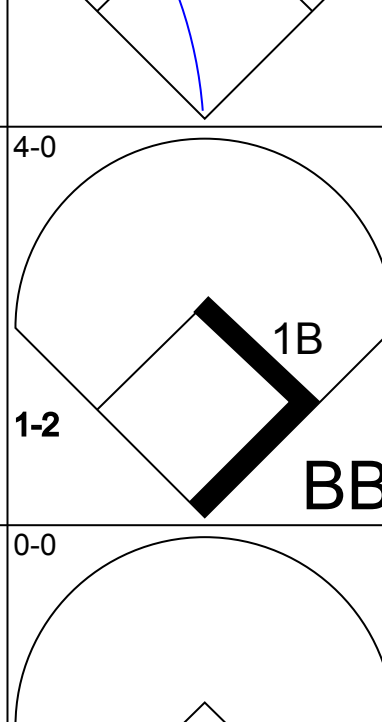

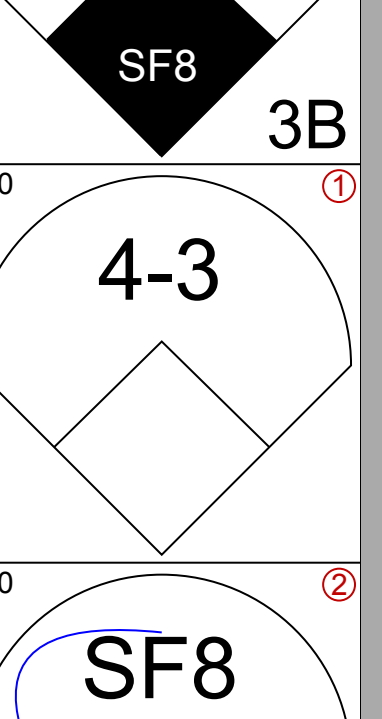
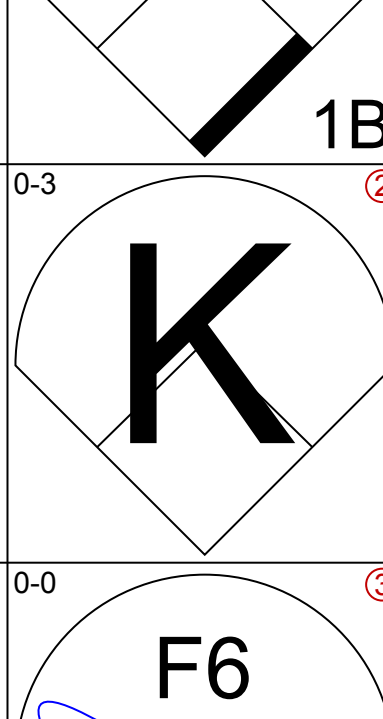
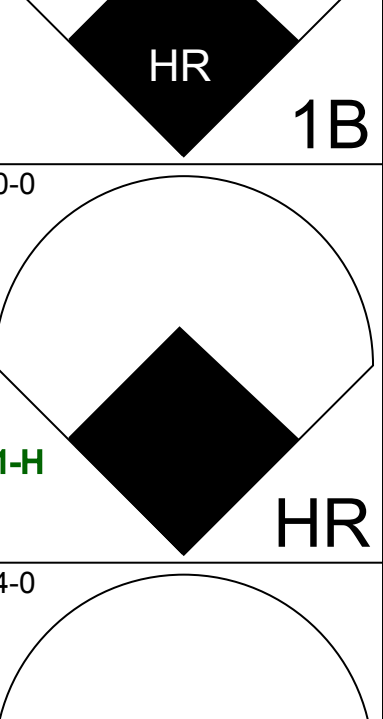
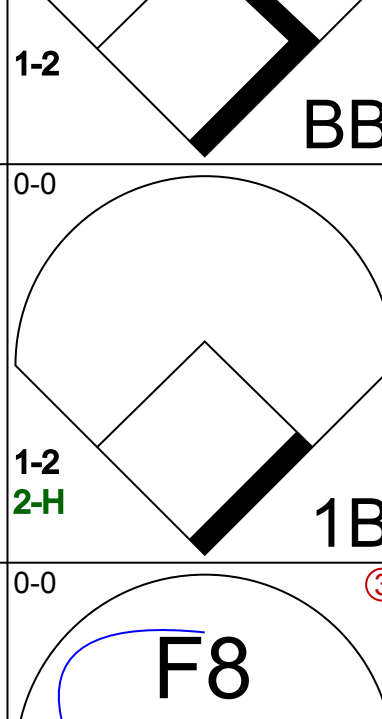

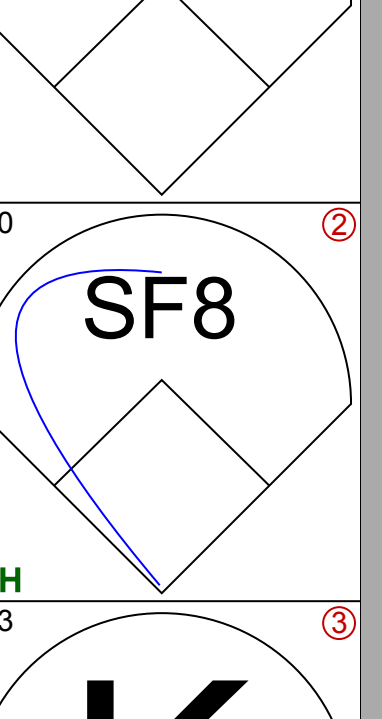
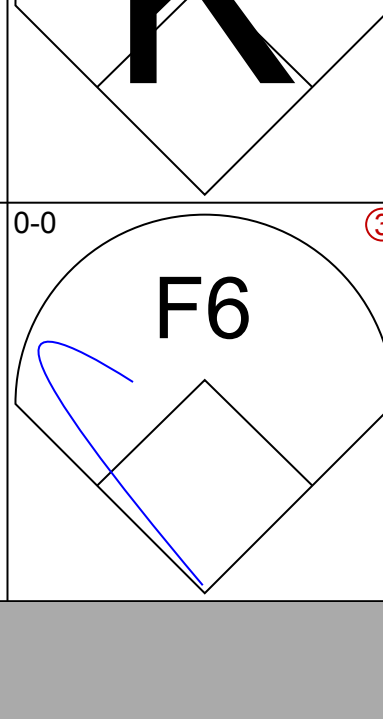
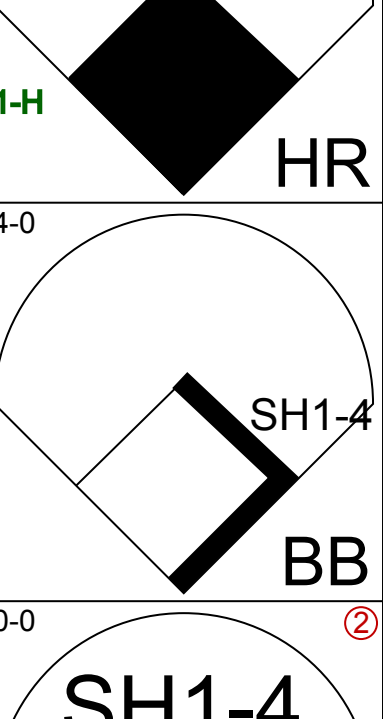
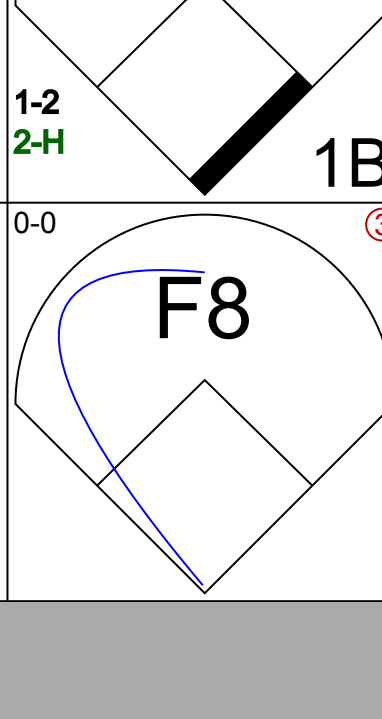
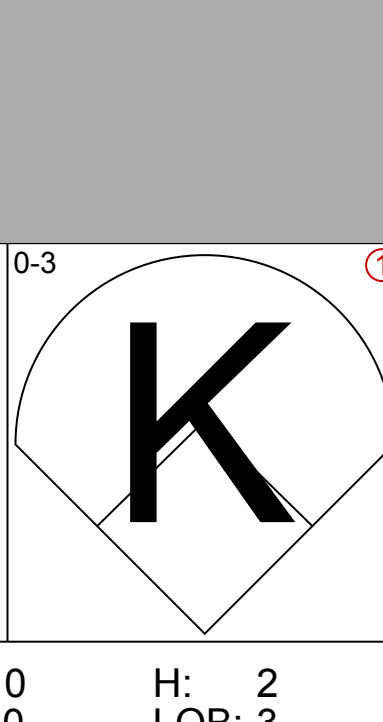
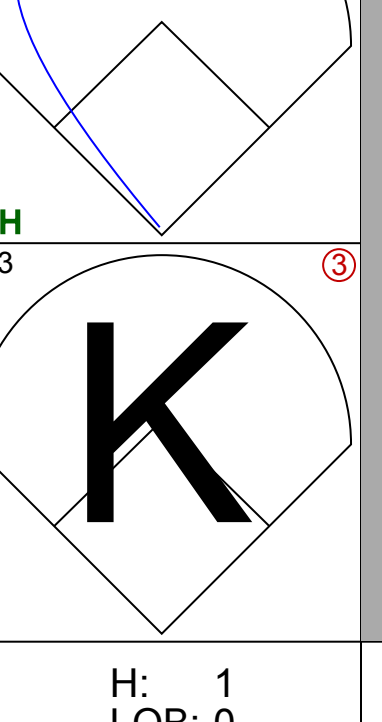
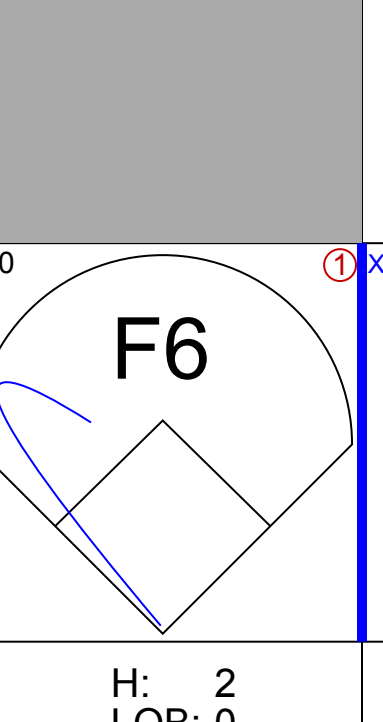
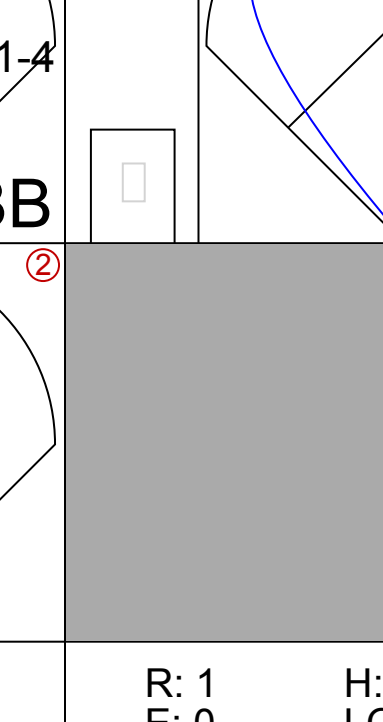
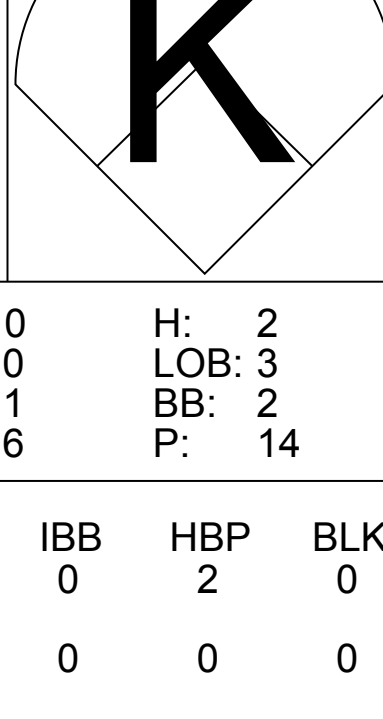
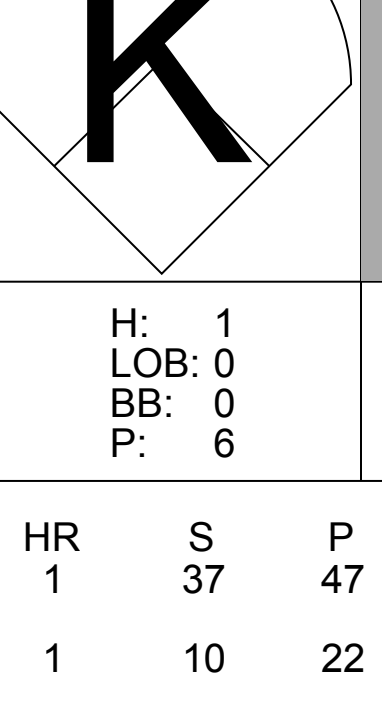
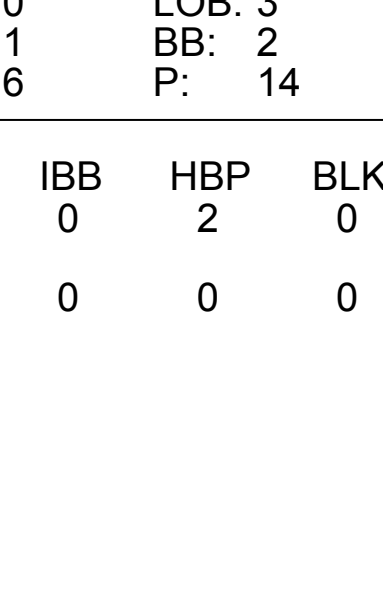
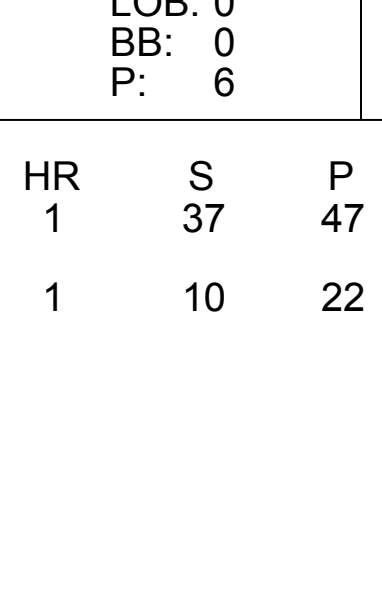
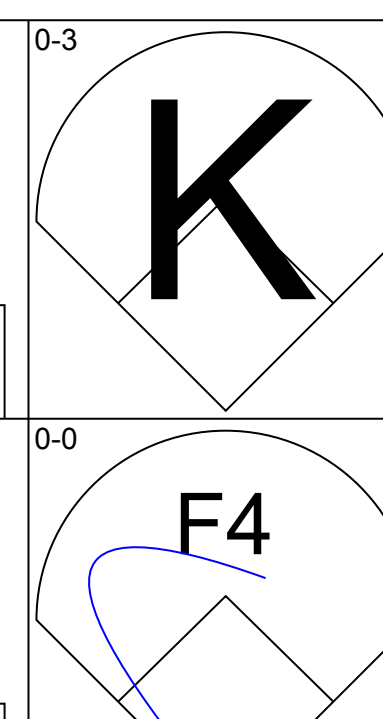
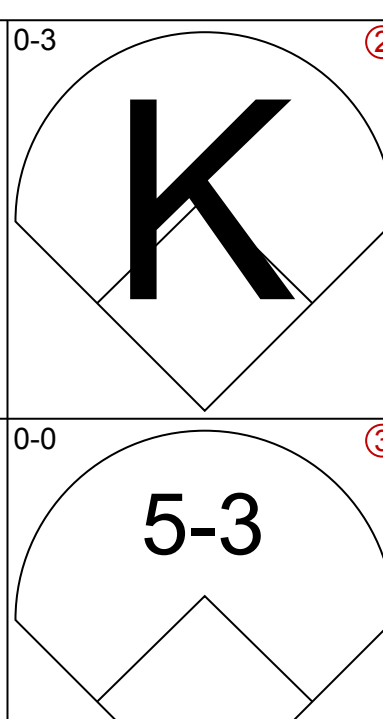
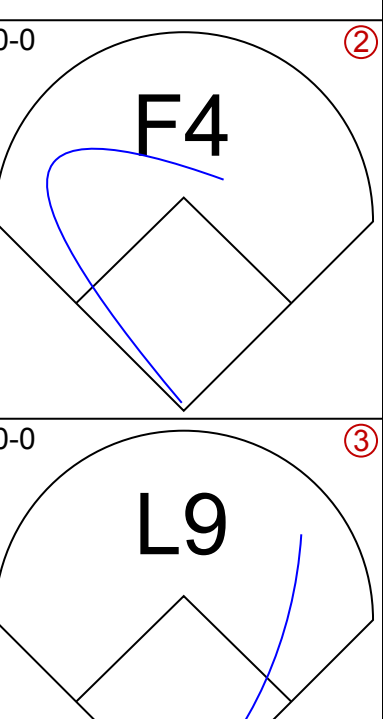
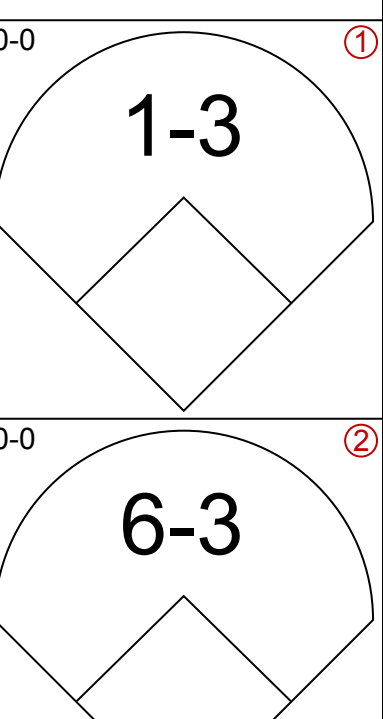
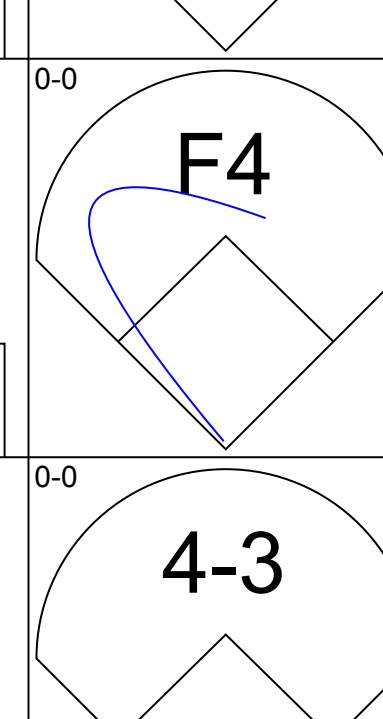
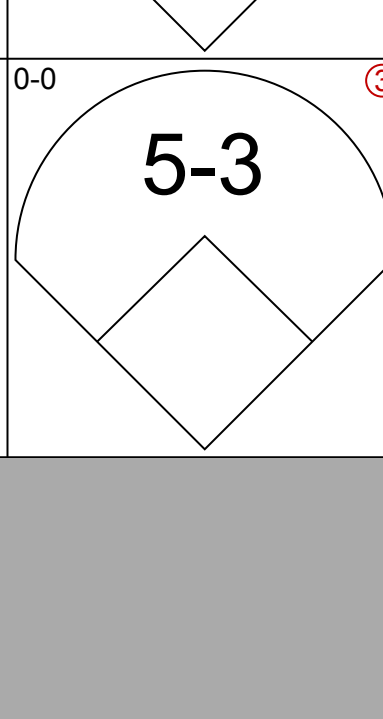
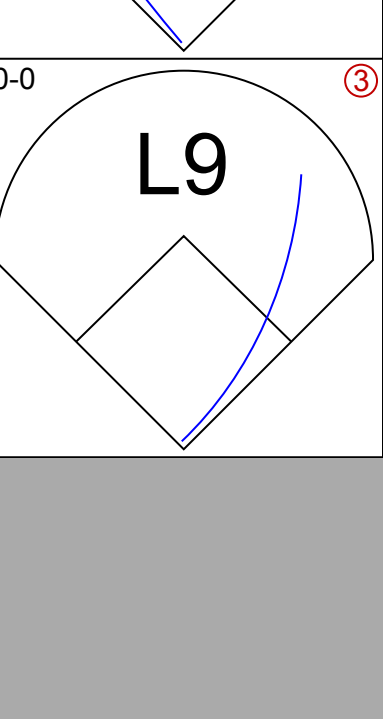
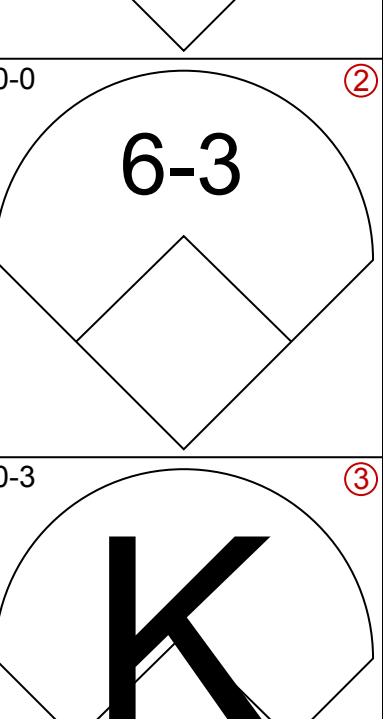
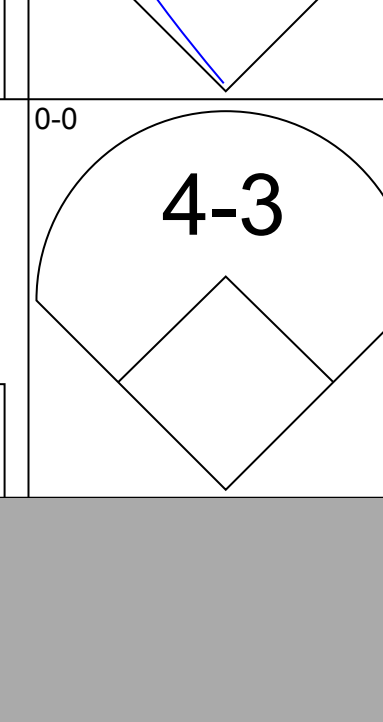
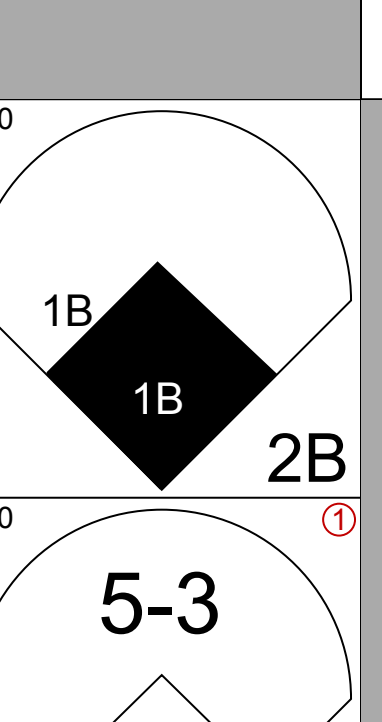
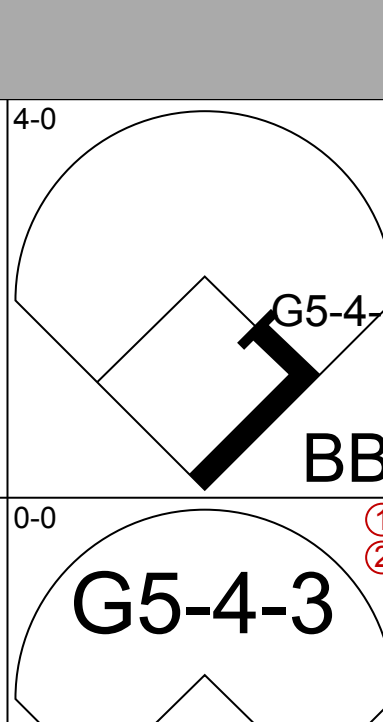

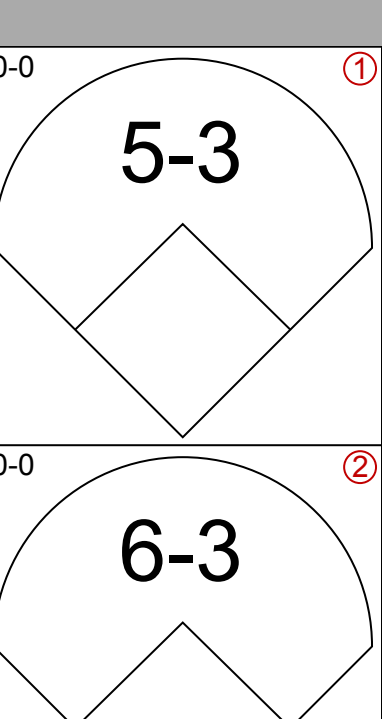
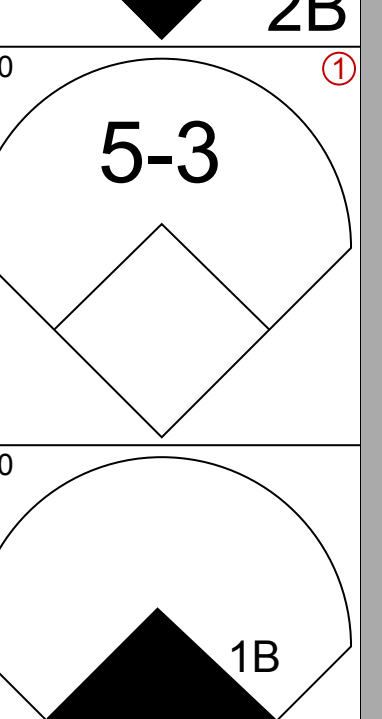
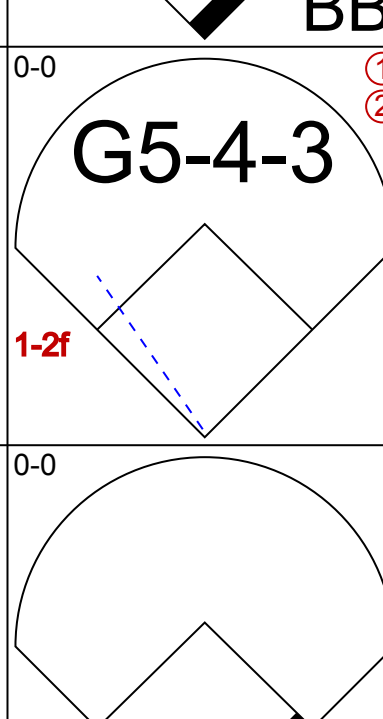

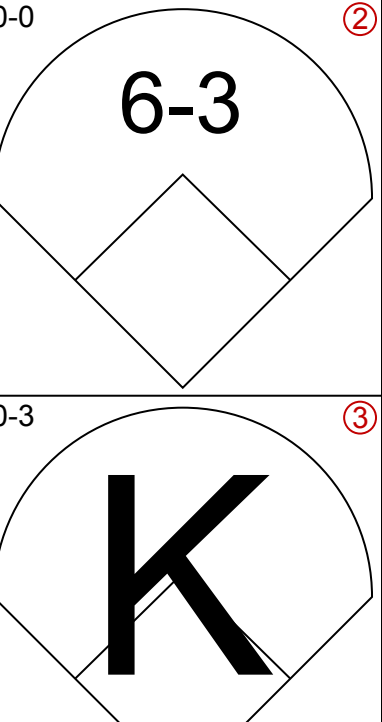
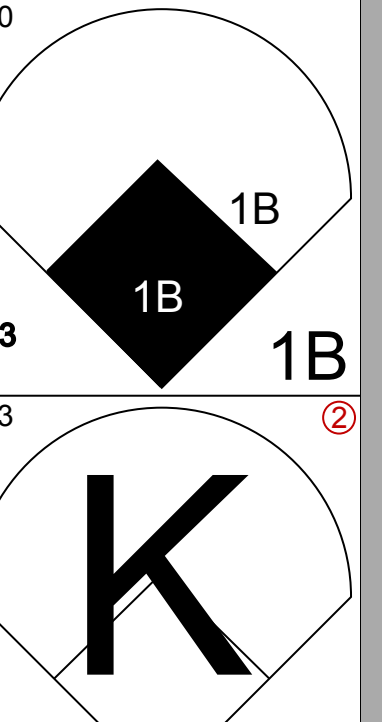
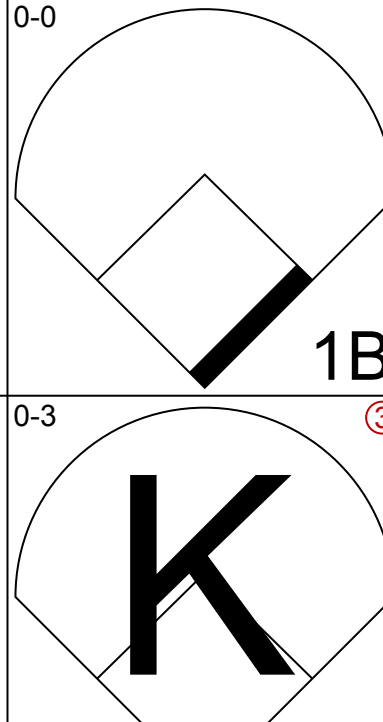


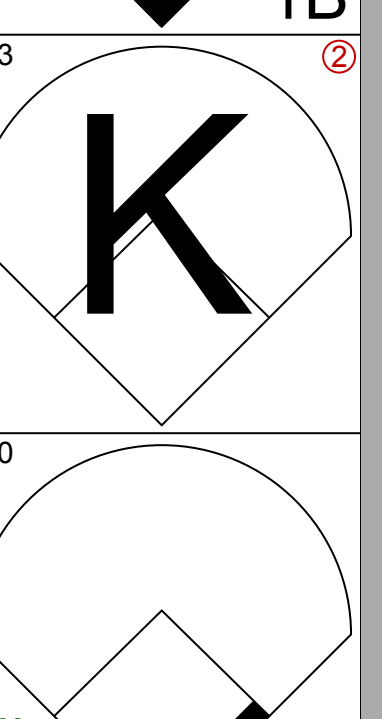


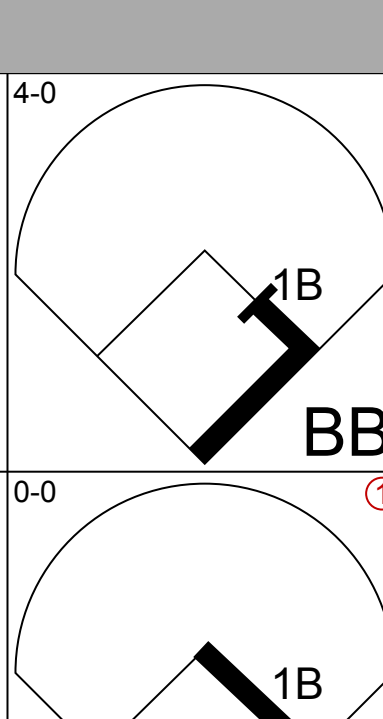
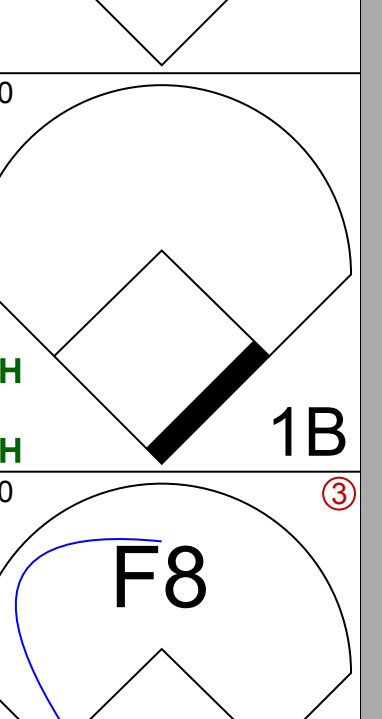
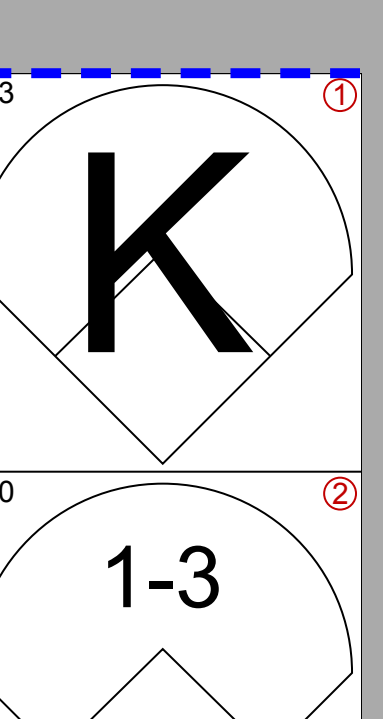
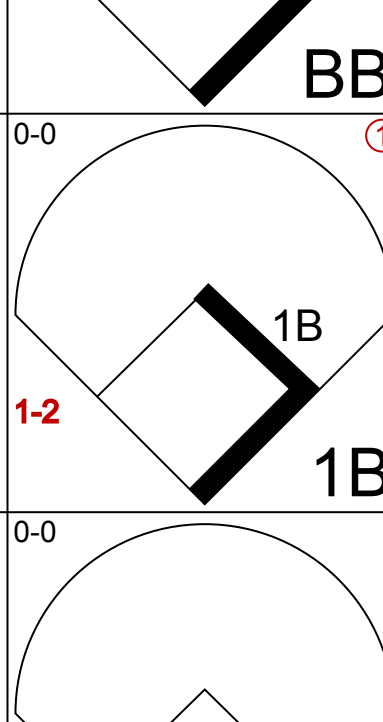
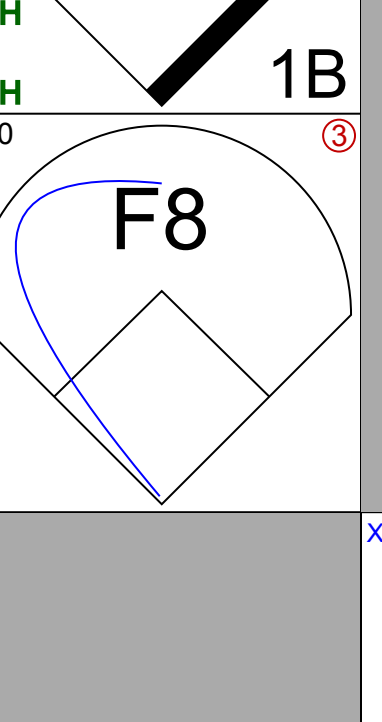
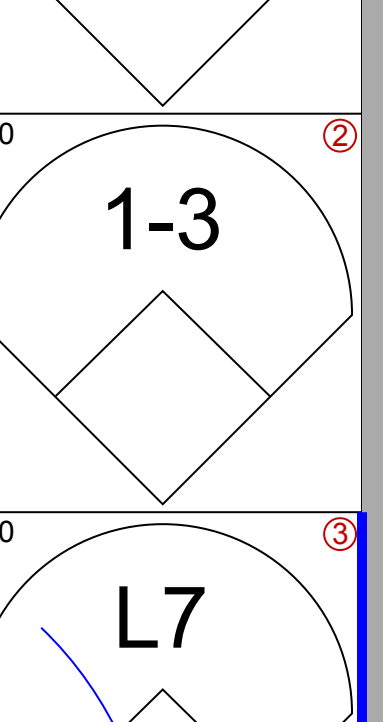
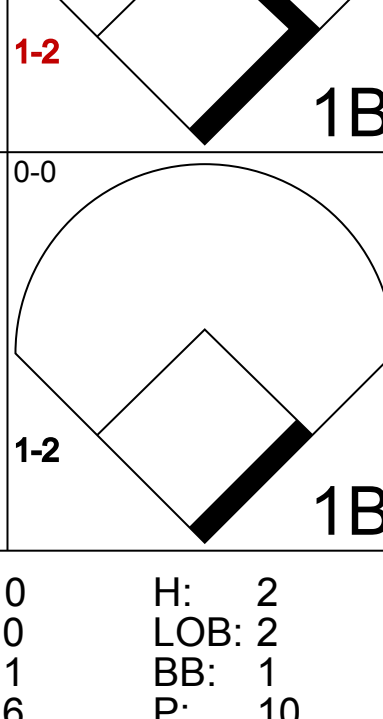
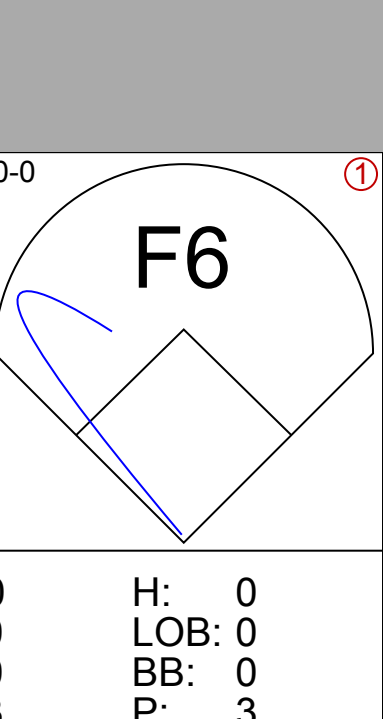
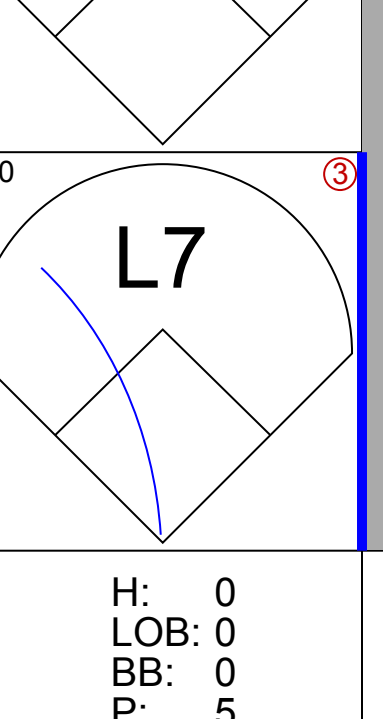
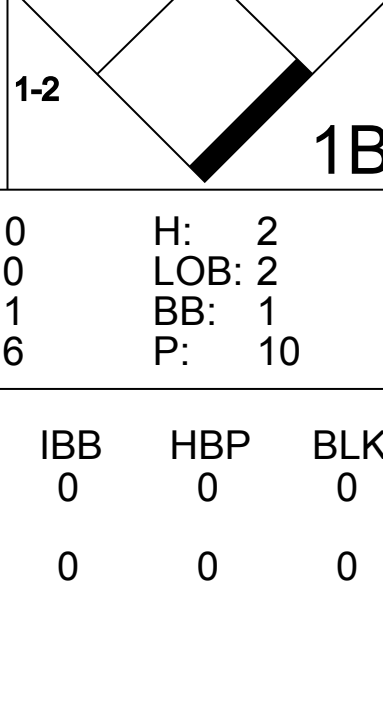
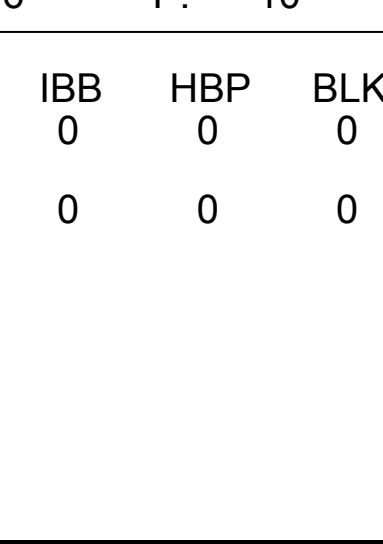


Detroit Tigers - 1965

Batter	1	2	3	4	5	6	7	8	9	AB	R	H	RBI	BB	SO	LOB	TOP																					
Dick McAuliffe, L (1.6) OBP: 0.600, SLG: 0.500			 1B				 1B			4	1	2	0	1	1	0	Detroit Tigers @ Kansas City Athletics Municipal Stadium, Kansas City, MO Mon Apr 12 1965, 7:05 PM EST Att: 18,109 - Unknown																					
Jerry Lumpe, L (1.4) OBP: 0.400, SLG: 1.000			 1B				 1B			5	1	2	2	0	0	2																						
Norm Cash, L (1.3) OBP: 0.600, SLG: 0.500			 1B					 1B		4	1	2	0	1	0	0																						
Al Kaline, R (1.9)			 1B							4	0	0	0	1	0	2																						
Jim Northrup, L (1.7)										5	0	0	0	0	0	4																						
Don Demeter, R (1.8) OBP: 1.000, SLG: 1.667				 3B			 1B	 BB		3	2	3	0	1	0	0																						
John Sullivan, L (1.2) OBP: 0.600, SLG: 1.250							 1B	 BB		4	1	2	3	0	1	2																						
Don Wert, R (1.5)				 3B			 BB			3	0	0	1	1	1	5																						
Mickey Lolich, S (1.1)										2	0	0	0	0	2	0																						
Bill Roman, L (7, PH)										1	0	0	0	0	0	0																						
Larry Sherry, R (7, 1)										0	0	0	0	0	0	0																						
Inning Stats	R: 0 E: 0 K: 1 S: 5	H: 0 LOB: 0 BB: 0 P: 5	R: 0 E: 0 K: 1 S: 5	H: 0 LOB: 2 BB: 0 P: 7	R: 0 E: 0 K: 1 S: 6	H: 2 LOB: 2 BB: 2 P: 14	R: 1 E: 0 K: 1 S: 6	H: 1 LOB: 0 BB: 0 P: 6	R: 0 E: 0 K: 0 S: 4	H: 1 LOB: 1 BB: 0 P: 4	R: 0 E: 0 K: 0 S: 6	H: 1 LOB: 0 BB: 0 P: 6	R: 2 E: 0 K: 0 S: 5	H: 2 LOB: 0 BB: 0 P: 5	R: 2 E: 0 K: 0 S: 5	H: 2 LOB: 2 BB: 2 P: 13	R: 1 E: 0 K: 0 S: 5	H: 2 LOB: 2 BB: 1 P: 9	1B: 8 2B: 0 3B: 1 HR: 2	SF: 1 SAC: 1 DP: 0 HBP: 2	WP: 0 PB: 0 SB: 0 CS: 1	PA: 44																
PITCHER	IP	WLS	BF	H	R	ER	SO	BB	IBB	HBP	BLK	WP	HR	S	P	ERA	WHIP	PITCHER				IP	WLS	BF	H	R	ER	SO	BB	IBB	HBP	BLK	WP	HR	S	P	ERA	WHIP
Moe Drabowsky, R (1.1) ERA: 3.86	7.0	L	31	7	3	3	5	2	0	2	0	0	1	37	47	3.86	1.286																					
Wes Stock, R (8, 1) ERA: 13.5	2.0		13	4	3	3	0	3	0	0	0	0	1	10	22	13.50	3.500																					

AB	35
R	6
H	11
RBI	6
BB	5
SO	5
LOB	15



Batter	1	2	3	4	5	6	7	8	9	AB	R	H	RBI	BB	SO	LOB	BOTTOM																					
Bert Campaneris, R (1.6) OBP: 0.600, SLG: 0.500										4	0	0	0	0	2	2	Detroit Tigers @ Kansas City Athletics Municipal Stadium, Kansas City, MO Mon Apr 12 1965, 7:05 PM EST Att: 18,109 - Unknown																					
Mike Hershberger, R (1.9)									4	0	0	0	0	0	2																							
Ed Charles, R (1.5) OBP: 0.500, SLG: 0.667				 2B		 BB				3	1	1	0	1	1	0																						
Ken Harrelson, R (1.3)						 1-2				4	0	0	0	0	0	2																						
Tommy Reynolds, R (1.7) OBP: 0.500, SLG: 0.500				 1B						4	1	2	0	0	0	0																						
Billy Bryan, L (1.2)										4	0	0	0	0	3	3																						
Jim Landis, R (1.8) OBP: 0.667, SLG: 0.500			 BB	 1B						2	0	1	2	1	1	0																						
Dick Green, R (1.4) OBP: 0.333, SLG: 0.333			 1B							3	0	1	0	0	0	1																						
Moe Drabowsky, R (1.1) OBP: 0.500, SLG: 0.500			 1B							2	0	1	0	0	0	0																						
Jim Gentile, L (7, PH)			 1B							1	0	0	0	0	0	0																						
Wes Stock, R (8, 1)			 1B							0	0	0	0	0	0	0																						
Inning Stats	R: 0 E: 0 K: 1 S: 5	H: 0 LOB: 0 BB: 0 P: 5	R: 0 E: 0 K: 1 S: 5	H: 0 LOB: 0 BB: 0 P: 5	R: 0 E: 0 K: 1 S: 6	H: 2 LOB: 1 BB: 1 P: 10	R: 2 E: 0 K: 1 S: 8	H: 3 LOB: 1 BB: 0 P: 8	R: 0 E: 0 K: 0 S: 3	H: 0 LOB: 0 BB: 0 P: 3	R: 0 E: 0 K: 0 S: 5	H: 1 LOB: 1 BB: 1 P: 9	R: 0 E: 0 K: 1 S: 5	H: 0 LOB: 0 BB: 0 P: 5	R: 0 E: 0 K: 0 S: 5	H: 0 LOB: 0 BB: 0 P: 5	R: 0 E: 0 K: 0 S: 3	H: 0 LOB: 0 BB: 0 P: 3	1B: 5 2B: 1 3B: 0 HR: 0	SF: 0 SAC: 0 DP: 1 HBP: 0	WP: 0 PB: 0 SB: 0 CS: 0	PA: 33																
PITCHER	IP	WLS	BF	H	R	ER	SO	BB	IBB	HBP	BLK	WP	HR	S	P	ERA	WHIP	PITCHER				IP	WLS	BF	H	R	ER	SO	BB	IBB	HBP	BLK	WP	HR	S	P	ERA	WHIP
Mickey Lolich, L (1.1) ERA: 3.0	6.0	W	24	6	2	2	5	2	0	0	0	0	0	32	40	3.00	1.333																					
Larry Sherry, R (7, 1)	3.0	S	9	0	0	0	2	0	0	0	0	0	0	13	13	0.00	0.000																					



Batter	1	2	3	4	5	6	7	8	9	AB	R	H	RBI	BB	SO	LOB	TOP			
Dick McAuliffe, L OBP: 0.636, SLG: 0.429	4-0 FC5-4 BB	4-0 1B SH 1B BB	0-0 1-3		4-0 G1-6-3 BB		0-0 BB 1B		0-0 E4 2B	3	2	1	1	3	0	2				
Jerry Lumpe, L OBP: 0.364, SLG: 0.556	0-3 K	0-0 SH 1B BB	0-0 F7		0-0 G1-6-3 1-2		4-0 BB		0-0 F7	4	1	0	0	1	1	5				
Norm Cash, L OBP: 0.364, SLG: 0.300	0-0 FC5-4 2B	0-0 1B 1B	0-0 6-3		0-0 E3 FC5-4		0-0 4-3		0-3 K	6	2	1	1	0	1	6				
Al Kaline, R OBP: 0.455, SLG: 0.375	4-0 2B BB	0-0 1B SF8 1B		0-0 L6-3		0-0 L9		4-0 G4-6-3 BB	0-0 2B	4	2	2	5	2	0	1				
Jim Northrup, L OBP: 0.182, SLG: 0.364	0-0 BB 2B	0-0 K		0-0 2B		0-0 F7		0-0 G4-6-3 1-2	0-0 4-3	6	0	2	1	0	1	5				
Don Demeter, R OBP: 0.900, SLG: 1.000	4-0 BB	0-0 1B 1B		0-0 F7		0-0 FC5-4 1-2		0-0 FC6 1B		4	0	2	1	1	0	2				
John Sullivan, L OBP: 0.600, SLG: 1.000	4-0 1-2 2-3 3-H BB	0-0 SF8		4-0 BB		0-0 SH1 1B		0-0 FC6 1-2		2	1	1	2	2	0	1				
Don Wert, R OBP: 0.333, SLG: 0.167	0-0 F3	0-0 1B		0-0 F8		0-0 SH1		4-0 E 1B BB		3	1	1	0	1	0	5				
Hank Aguirre, R					0-3 K		0-3 K		0-0 2B 1B	2	1	0	0	1	2	2				
Bill Roman, L (7, PH)		SH 1B BB							0-0 E	1	0	0	0	0	1	1				
Denny McLain, R OBP: 1.000, SLG: 1.000									1-2 2B	1	1	1	0	0	0	0				
Inning Stats	R: 2 E: 0 K: 1 S: 6	H: 1 LOB: 3 BB: 4 P: 22	R: 5 E: 1 K: 2 S: 12	H: 4 LOB: 2 BB: 2 P: 20	R: 0 E: 0 K: 0 S: 3	H: 0 LOB: 0 BB: 0 P: 3	R: 0 E: 0 K: 0 S: 4	H: 1 LOB: 2 BB: 1 P: 8	R: 0 E: 0 K: 1 S: 4	H: 0 LOB: 1 BB: 0 P: 4	R: 1 E: 0 K: 1 S: 7	H: 2 LOB: 2 BB: 1 P: 11	R: 0 E: 0 K: 0 S: 3	H: 1 LOB: 1 BB: 1 P: 7	R: 3 E: 1 K: 1 S: 8	H: 2 LOB: 1 BB: 1 P: 12	1B: 8 2B: 3 3B: 0 HR: 0	SF: 1 SAC: 2 DP: 2 HBP: 0	WP: 0 PB: 0 SB: 0 CS: 0	PA: 50
PITCHER	IP WLS BF H R ER SO BB IBB HBP BLK WP HR S P ERA WHIP	IP WLS BF H R ER SO BB IBB HBP BLK WP HR S P ERA WHIP																		
Diego Segui, R ERA: 36.0	(1, 1)	1.0	L	10	1	4	4	1	6	0	0	0	0	0	0	6	30	36.00	7.000	
Jose Santiago, R ERA: 81.0	(2, 1)	0.1		5	3	2	2	1	0	0	0	0	0	0	0	7	7	54.00	9.000	
Fred Talbot, R ERA: 1.69	(2, 1)	5.1		23	4	2	2	3	3	0	0	0	0	0	26	38	3.38	1.312		
Wes Stock, R ERA: 11.57	(7, 1)	0.1		1	0	0	0	0	0	0	0	0	0	0	1	1	0.00	0.000		
Jim Dickson, R ERA:	(8, 1)	2.0		11	3	3	0	1	2	0	0	0	0	0	11	19	0.00	2.500		

Detroit Tigers @ Kansas City Athletics
 Municipal Stadium, Kansas City, MO
 Tue Apr 13 1965, 4:33 AM EST
 Att: 2,028 - Unknown


AB	36
R	11
H	11
RBI	11
BB	11
SO	6
LOB	30



Batter	1	2	3	4	5	6	7	8	9	AB	R	H	RBI	BB	SO	LOB	BOTTOM					
Bert Campaneris, R (1, 6)	0-0 F7	0-0 F8			0-0 F3		0-0 L7		0-0 F7	5	0	0	0	0	0	3						
Mike Hershberger, R (1, 9)	0-0 6-3	0-0 FC5-4 1-2			0-0 5-3		0-0 F8		0-0 3-1	5	0	0	0	0	0	3						
Ed Charles, R OBP: 0.500, SLG: 0.714	0-0 1B		0-3 K		0-0 2B		0-0 5-3			4	0	2	0	0	1	0						
Ken Harrelson, R OBP: 0.125, SLG: 0.125	0-0 F6		0-0 5-3		0-0 6-3		0-0 1B			4	0	1	0	0	0	2						
Tommy Reynolds, R OBP: 0.625, SLG: 0.571		0-0 2B 1B	4-0 BB		0-0 G5-4-3 1B		0-0 L9			3	1	2	0	1	0	1						
Billy Bryan, L OBP: 0.125, SLG: 0.250		0-0 1B 2B	0-0 F4		0-3 K		0-3 K			4	1	1	0	0	2	3						
Jim Landis, R OBP: 0.429, SLG: 0.333		0-0 5-3 1B		0-0 L7		0-0 G5-4-3 1-2		0-0 6-3		4	1	1	2	0	0	1						
Dick Green, R OBP: 0.286, SLG: 0.429		0-0 5-3		0-0 F8		0-0 6-3		0-0 1B 2B		4	1	1	0	0	0	1						
Diego Segui, R ERA: 36.0	(1, 1)	0.0			0.0		0.0		0.0	0	0	0	0	0	0	0						
Jose Santiago, R ERA: 81.0	(2, 1)	0.0			0.0		0.0		0.0	0	0	1	0	0	0	0						
Fred Talbot, R ERA: 1.69	(2, 1)	5.1			0.0		0.0		0.0	2	0	1	0	0	0	0						
Wes Stock, R ERA: 11.57	(7, 1)	0.1			0.0		0.0		0.0	0	0	0	0	0	0	0						
Wayne Causey, L OBP: 0.192, SLG: 1.000	(7, PH)				0.0		0.0		0.0	0	0	0	0	0	0	0						
John Sanders, R OBP: 0.500, SLG: 0.500	(8, 1)				0.0		0.0		0.0	0	0	0	0	0	0	0						
Jim Dickson, L ERA:	(8, 1)				0.0		0.0		0.0	0	0	1	0	0	0	0						
Jim Gentile, L OBP: 0.500, SLG: 0.500	(9, PH)				0.0		0.0		0.0	1	0	1	0	0	0	0						
Inning Stats	R: 0 E: 0 K: 0 S: 4	H: 1 LOB: 1 BB: 0 P: 4	R: 3 E: 0 K: 0 S: 7	H: 4 LOB: 1 BB: 0 P: 7	R: 0 E: 0 K: 1 S: 5	H: 0 LOB: 1 BB: 1 P: 9	R: 0 E: 0 K: 0 S: 3	H: 0 LOB: 0 BB: 0 P: 3	R: 0 E: 0 K: 0 S: 4	H: 1 LOB: 1 BB: 0 P: 4	R: 0 E: 0 K: 1 S: 5	H: 1 LOB: 0 BB: 0 P: 5	R: 0 E: 0 K: 0 S: 4	H: 1 LOB: 1 BB: 0 P: 4	R: 0 E: 0 K: 1 S: 6	H: 1 LOB: 1 BB: 0 P: 6	R: 1 E: 0 K: 0 S: 5	H: 2 LOB: 1 BB: 0 P: 5	1B: 8 2B: 3 3B: 0 HR: 0	SF: 0 SAC: 0 DP: 1 HBP: 0	WP: 0 PB: 0 SB: 0 CS: 0	PA: 38
PITCHER	IP WLS BF H R ER SO BB IBB HBP BLK WP HR S P ERA WHIP	IP WLS BF H R ER SO BB IBB HBP BLK WP HR S P ERA WHIP																				
Hank Aguirre, L ERA: 4.5	(1, 1)	6.0	W	25	4	3	3	2	1	0	0	0	0	0	0	0	0	4.50	1.333			
Denny McLain, R ERA: 3.0	(7, 1)	3.0	S	13	4	1	1	1	0	0	0	0	0	0	0	0	0	3.00	1.333			

Detroit Tigers @ Kansas City Athletics
 Municipal Stadium, Kansas City, MO
 Tue Apr 13 1965, 4:33 AM EST
 Att: 2,028 - Unknown

AB	37
R	4
H	11
RBI	4
BB	1
SO	3
LOB	14



Batter	1	2	3	4	5	6	7	8	9	AB	R	H	RBI	BB	SO	LOB	TOP								
Dick McAuliffe, L (1, 6) OBP: 0.563, SLG: 0.667	0-0 4-3		0-0 1B		0-0 HR		0-0 1-4-3		0-3 K	5	2	2	0	0	1	0									
Jerry Lumpe, L (1, 4) OBP: 0.400, SLG: 0.500	0-0 L9		0-0 1B		4-0 HR		4-0 HR		0-0 F6	3	2	1	1	2	0	0									
Norm Cash, L (1, 3) OBP: 0.400, SLG: 0.571	0-0 F9		3-H 1-3 1B		0-0 HR		0-3 K			4	1	2	3	0	1	1									
Al Kaline, R (1, 9)		0-0 L9	0-0 L5-3		4-0 BB		0-0 HR			3	1	1	2	1	0	2									
Jim Northrup, L (1, 7) OBP: 0.133, SLG: 0.267	0-0 1-3			0-3 K	0-3 K		0-3 K			4	0	0	0	0	3	1									
Don Demeter, R (1, 8) OBP: 0.714, SLG: 0.800	0-0 1B			0-3 K		4-0 4-3 BB		0-0 F3		3	0	1	0	1	1	0									
John Sullivan, L (1, 2) OBP: 0.429, SLG: 0.600	0-0 F2			0-0 G3		0-0 4-3		0-3 K		4	0	0	0	0	1	2									
Don Wert, R (1, 5) OBP: 0.231, SLG: 0.100			0-0 F9		0-0 5-3		0-0 5-3		0-0 6-3	4	0	0	0	0	0	1									
Dave Wickersham, R (1, 1)			0-0 F7		0-3 K		0-3 K		0-0 6-3	4	0	0	0	0	2	1									
Inning Stats	R: 0 E: 0 K: 0 S: 3	H: 0 LOB: 0 BB: 0 P: 3	R: 0 E: 0 K: 0 S: 4	H: 1 LOB: 1 BB: 0 P: 4	R: 1 E: 0 K: 0 S: 6	H: 3 LOB: 2 BB: 0 P: 6	R: 0 E: 0 K: 2 S: 7	H: 0 LOB: 0 BB: 0 P: 7	R: 3 E: 0 K: 2 S: 9	H: 2 LOB: 1 BB: 2 P: 17	R: 0 E: 0 K: 1 S: 5	H: 0 LOB: 1 BB: 1 P: 9	R: 2 E: 0 K: 2 S: 8	H: 1 LOB: 0 BB: 1 P: 12	R: 0 E: 0 K: 1 S: 5	H: 0 LOB: 0 BB: 0 P: 5	R: 0 E: 0 K: 1 S: 5	H: 0 LOB: 0 BB: 0 P: 5	1B: 3 2B: 1 3B: 1 HR: 2	SF: 0 SAC: 0 DP: 0 HBP: 0	WP: 0 PB: 0 SB: 1 CS: 0	PA: 38			
PITCHER	IP	WLS	BF	H	R	ER	SO	BB	IBB	HBP	BLK	WP	HR	S	P	ERA	WHIP								
Camilo Pascual, R (1, 1) ERA: 7.2	5.0		24	6	4	4	4	3	0	0	0	0	1	29	41	7.20	1.800								
Jerry Fosnow, L (6, 1) ERA: 3.0	4.0	L	14	1	2	2	5	1	0	0	0	0	1	23	27	4.50	0.500								

Detroit Tigers @ Minnesota Twins
Metropolitan Stadium, Bloomington, MI
Thu Apr 15 1965, 4:33 AM EST
Att. 2,382 - Unknown - 46 F

AB 34
R 6
H 7
RBI 6
BB 4
SO 9
LOB 8



Batter	1	2	3	4	5	6	7	8	9	AB	R	H	RBI	BB	SO	LOB	BOTTOM								
Zoilo Versalles, R (1, 6) OBP: 0.182, SLG: 0.273	0-0 1B		0-0 1B	0-3 K			0-0 5-3		0-0 F5	5	1	2	0	0	1	1									
Cesar Tovar, R (1, 5) OBP: 0.375, SLG: 0.375	0-0 F8		0-0 BB	0-0 6-3			0-0 F6			4	1	1	0	0	0	1									
Tony Oliva, L (1, 9)	0-0 F3		0-0 L9		0-0 6-3		0-0 F8			4	0	0	0	0	0	3									
Harmon Killebrew, R (1, 3) OBP: 0.444, SLG: 0.286	0-0 F3		0-0 BB	1-2 3-H 1B		0-0 F4		0-0 F8		4	1	1	1	0	0	1									
Jimmie Hall, L (1, 8) OBP: 0.222, SLG: 0.125		0-0 1B	4-0 1B	1-2 2-3 SF8 BB		0-0 3-1		0-0 F7		3	1	1	0	1	0	0									
Bob Allison, R (1, 7) OBP: 0.556, SLG: 0.500		0-0 HBP	0-0 1B	1-3 2-H 3-H 1B		0-3 K		0-0 F5		4	0	2	2	0	1	0									
Earl Battey, R (1, 2) OBP: 0.500, SLG: 0.500		0-3 K	0-0 SF8	1-2 3-H 1B		1-0 HBP			0-0 G6-4-3	2	0	1	1	0	1	1									
Joe Nosske, R (9, PR)										0	0	0	0	0	0	0									
Jerry Kindall, R (1, 4)		1-0 HBP	0-0 6-3			0-0 F4			0-0 G6-4-3	3	0	0	0	0	0	3									
Camilo Pascual, R (1, 1) Jerry Fosnow, R (6, 1) Sandy Valdespino, L (9, PH) OBP: 1.000, SLG: 1.000		0-0 F3		0-0 F8		0-3 K			0-0 1B	2	0	0	0	0	0	2									
Inning Stats	R: 0 E: 0 K: 0 S: 4	H: 1 LOB: 1 BB: 0 P: 4	R: 0 E: 0 K: 1 S: 6	H: 2 LOB: 2 BB: 0 P: 7	R: 4 E: 0 K: 0 S: 7	H: 4 LOB: 1 BB: 1 P: 11	R: 0 E: 0 K: 1 S: 5	H: 0 LOB: 0 BB: 0 P: 5	R: 0 E: 0 K: 0 S: 3	H: 0 LOB: 0 BB: 0 P: 3	R: 0 E: 0 K: 0 S: 3	H: 0 LOB: 0 BB: 0 P: 3	R: 0 E: 0 K: 0 S: 3	H: 0 LOB: 0 BB: 0 P: 3	R: 0 E: 0 K: 0 S: 4	H: 2 LOB: 1 BB: 0 P: 4	1B: 8 2B: 1 3B: 0 HR: 0	SF: 1 SAC: 0 DP: 1 HBP: 2	WP: 0 PB: 0 SB: 1 CS: 0	PA: 37					
PITCHER	IP	WLS	BF	H	R	ER	SO	BB	IBB	HBP	BLK	WP	HR	S	P	ERA	WHIP								
Dave Wickersham, R (1, 1) ERA: 4.0	9.0	W	37	9	4	4	4	1	0	2	0	0	0	42	48	4.00	1.111								

Detroit Tigers @ Minnesota Twins
Metropolitan Stadium, Bloomington, MI
Thu Apr 15 1965, 4:33 AM EST
Att. 2,382 - Unknown - 46 F


AB 33
R 4
H 9
RBI 4
BB 1
SO 4
LOB 13



Batter	1	2	3	4	5	6	7	8	9	AB	R	H	RBI	BB	SO	LOB	TOP			
Dick McAuliffe, L (1, 6) OBP: 0.500, SLG: 0.533	0-0 6-3		4-0 FC6-4 BB		0-0 F7		0-0 4-3			3	0	0	0	1	0	1				
Jerry Lumpe, L (1, 4) OBP: 0.368, SLG: 0.438	0-0 PB WP 1B		0-0 FC6-4 1-2f		0-3 K			0-0 6-3		4	1	1	0	0	1	1				
Norm Cash, L (1, 3) OBP: 0.316, SLG: 0.444	0-0 F6 1-3		0-0 F8		0-0 6-3			0-0 5-3		4	0	0	0	0	0	2				
Al Kaline, R (1, 9) OBP: 0.421, SLG: 0.500	4-0 1B BB		0-0 L4		0-0 L7			0-3 K		3	0	0	0	1	1	1				
Jim Northrup, L (1, 7) OBP: 0.211, SLG: 0.316	0-0 1-3 3-H 1B		0-0 F7		0-0 F7			0-0 4-3		4	0	2	1	0	0	0				
Don Demeter, R (1, 8) OBP: 0.596, SLG: 0.571	0-3 K		0-0 F2		0-0 F4			0-0 F6		4	0	0	0	0	1	3				
John Sullivan, L (1, 2) OBP: 0.444, SLG: 0.571			0-0 FC3-6 1B		0-0 FC4-3 1B			0-0 G3		4	0	2	0	0	0	0				
Don Wert, R (1, 5) OBP: 0.188, SLG: 0.077			0-0 FC3-6 G6-4-3		0-0 FC4-3			0-0 F8		3	0	0	0	0	0	2				
Phil Regan, R (1, 1) Gates Brown, L (7, PH) Joe Sparna, R (7, 1)			0-0 G6-4-3		0-0 F9			0-0 1B		2	0	0	0	0	0	1				
Inning Stats	R: 1 E: 0 K: 1 S: 7	H: 2 LOB: 2 BB: 1 P: 11	R: 0 E: 0 K: 0 S: 3	H: 1 LOB: 0 BB: 0 P: 3	R: 0 E: 0 K: 0 S: 3	H: 0 LOB: 1 BB: 1 P: 7	R: 0 E: 0 K: 0 S: 4	H: 1 LOB: 1 BB: 0 P: 4	R: 0 E: 0 K: 0 S: 5	H: 0 LOB: 0 BB: 0 P: 5	R: 0 E: 0 K: 0 S: 4	H: 1 LOB: 1 BB: 0 P: 4	R: 0 E: 0 K: 1 S: 5	H: 0 LOB: 0 BB: 0 P: 5	R: 0 E: 0 K: 0 S: 3	H: 0 LOB: 0 BB: 0 P: 3	1B: 6 2B: 0 3B: 0 HR: 0	SF: 0 SAC: 0 DP: 1 HBP: 0	WP: 1 PB: 1 SB: 0 CS: 0	PA: 34
PITCHER Fred Newman, R (1, 1) ERA: 1.2	IP: 9.0 WLS: W BF: 34 H: 6 R: 1 ER: 1 SO: 3 BB: 2 IBB: 0 HBP: 0 BLK: 0 WP: 1 HR: 0 S: 38 P: 46 ERA: 1.00 WHIP: 0.889																			

Detroit Tigers @ Los Angeles Angels
 Dodger Stadium, Los Angeles, CA
 Sat Apr 17 1965, 3:33 AM PST
 Att: 10,460 - Unknown


AB	32
R	1
H	6
RBI	1
BB	2
SO	3
LOB	11





Batter	1	2	3	4	5	6	7	8	9	AB	R	H	RBI	BB	SO	LOB	BOTTOM			
Jose Cardenal, R (1, 8) OBP: 0.471, SLG: 0.765	0-0 F8 4-3 1B				0-0 6-3		0-0 E6			4	1	2	2	0	0	1				
Jim Fregosi, R (1, 6) OBP: 0.125, SLG: 0.250	0-0 F8 1-3	0-0 F8 1-3 2-H 3-H			0-0 F7		0-3 K			4	0	0	0	0	1	5				
Willie Smith, L (1, 7) OBP: 0.375, SLG: 0.438	0-0 4-3 3-H		0-0 F7		0-0 1-3			0-0 1-3		4	0	0	1	0	0	0				
Costen Shockley, L (1, 3) Vic Power, R (7, 3)	0-0 G3		0-0 L9		0-0 F4		0-0 G3			3	0	0	0	0	0	0				
Buck Rodgers, S (1, 2) OBP: 0.214, SLG: 0.083		0-0 F4	0-0 5-3		4-0 G6-4-3 BB		0-0 1-3			3	0	0	0	1	0	0				
Lou Clinton, R (1, 9) OBP: 0.133, SLG: 0.071		0-0 F2		0-3 K	0-0 G6-4-3					3	0	0	0	0	1	1				
Paul Schaal, R (1, 5) OBP: 0.333, SLG: 0.417		0-0 BB 1B 2B 1B		0-0 K 1B	0-0 6-3					3	1	2	0	0	0	0				
Bobby Knoop, R (1, 4) OBP: 0.538, SLG: 0.455		0-0 BB 2B 1B		0-0 K 1B	4-0 E BB					2	1	2	0	1	0	0				
Fred Newman, R (1, 1)		4-0 2B BB		0-3 K	0-3 K					2	0	0	0	1	2	3				
Inning Stats	R: 1 E: 0 K: 0 S: 4	H: 1 LOB: 0 BB: 0 P: 4	R: 2 E: 0 K: 0 S: 6	H: 3 LOB: 2 BB: 1 P: 10	R: 0 E: 0 K: 0 S: 3	H: 0 LOB: 0 BB: 0 P: 3	R: 0 E: 0 K: 2 S: 8	H: 2 LOB: 1 BB: 0 P: 8	R: 0 E: 0 K: 0 S: 3	H: 0 LOB: 0 BB: 0 P: 3	R: 0 E: 0 K: 0 S: 2	H: 0 LOB: 1 BB: 1 P: 6	R: 0 E: 1 K: 2 S: 8	H: 0 LOB: 2 BB: 1 P: 12	R: 0 E: 0 K: 0 S: 3	H: 0 LOB: 0 BB: 0 P: 3	1B: 5 2B: 1 3B: 0 HR: 0	SF: 0 SAC: 0 DP: 1 HBP: 0	WP: 0 PB: 0 SB: 1 CS: 0	PA: 32
PITCHER Phil Regan, R (1, 1) Joe Sparna, R (7, 1)	IP: 6.0 WLS: L BF: 24 H: 6 R: 3 ER: 3 SO: 2 BB: 3 IBB: 0 HBP: 0 BLK: 0 WP: 0 HR: 0 S: 26 P: 34 ERA: 4.50 WHIP: 1.333																			

Detroit Tigers @ Los Angeles Angels
 Dodger Stadium, Los Angeles, CA
 Sat Apr 17 1965, 3:33 AM PST
 Att: 10,460 - Unknown

AB	29
R	3
H	6
RBI	3
BB	3
SO	4
LOB	10



Batter	1	2	3	4	5	6	7	8	9	10	11	12	13	AB R H RBI BB SO LOB	TOP															
George Smith, R Terry Fox, R	K		BB BB			F9		G4-6-3			6-3		SH3-4	3 0 0 0 1 1 1 1 0 0 1 0 0 0	<p>Detroit Tigers @ Los Angeles Angels Dodger Stadium, Los Angeles, CA</p> <p>Sun Apr 18 1965, 3:33 AM PST Att. 8,672 - Unknown</p> <p>livebaseballscorecards.com</p> <p>AB 40 R 4 H 4 RBI 1 BB 6 SO 10 LOB 9</p> 															
Don Wert, R OBP: 0.227, SLG: 0.059	5-3 BB		1-2 BB			K				K			F7	4 0 0 0 2 2 1																
Bill Roman, L	5-3		F8			F8				F2			F9	5 0 0 0 0 0 2																
Al Kaline, R OBP: 0.417, SLG: 0.412	BB				L8					L5-3			F3	3 0 0 0 2 0 0																
Don Demeter, R OBP: 0.435, SLG: 0.421	K				K					1-3			F3	5 0 0 0 0 3 3																
Willie Horton, R John Sullivan, L			F9			F9				F3			1B PB	5 1 1 0 0 0 0 0 0 0 0 0 0 0																
Jackie Moore, R Jim Northrup, L			K			K		4-3		F7			1B PB E	5 0 1 0 0 0 2 0 1 0 0 0 0 0																
Ray Oyler, R Jake Wood, R Dick McAuliffe, L			K			6-3		E 2B		CS BB			E1 SH3-4 1B	2 0 0 0 0 1 0 1 1 1 0 0 0 0 1 1 1 0 1 0 0																
Denny McLain, R George Thomas, R Larry Sherry, R			6-3			K		E4 G4-6-3 2H		CS			F8	2 0 0 0 0 1 0 1 0 0 0 0 0 0 0 0 0 0 0 0 0 2 0 0 0 0 0 2																
Jerry Lumpe, L										F7																				
Inning Stats	R: 0 E: 0 K: 2 S: 7	H: 0 LOB: 2 BB: 2 P: 15	R: 0 E: 0 K: 2 S: 7	H: 0 LOB: 0 BB: 0 P: 7	R: 0 E: 0 K: 1 S: 5	H: 0 LOB: 1 BB: 2 P: 10	R: 0 E: 0 K: 1 S: 5	H: 0 LOB: 0 BB: 0 P: 5	R: 0 E: 0 K: 1 S: 5	H: 0 LOB: 0 BB: 0 P: 5	R: 1 E: 1 K: 0 S: 4	H: 1 LOB: 0 BB: 0 P: 4	R: 0 E: 0 K: 1 S: 5	H: 0 LOB: 1 BB: 1 P: 9		R: 0 E: 0 K: 0 S: 2	H: 0 LOB: 0 BB: 1 P: 6	R: 0 E: 0 K: 0 S: 3	H: 0 LOB: 0 BB: 0 P: 3	R: 0 E: 0 K: 0 S: 3	H: 0 LOB: 0 BB: 0 P: 3	R: 3 E: 1 K: 0 S: 6	H: 3 LOB: 1 BB: 0 P: 6	1B: 3 2B: 1 3B: 0 HR: 0	SF: 0 SAC: 1 DP: 1 HBP: 0	WP: 0 PB: 1 SB: 0 CS: 1	PA: 48			
PITCHER	IP WLS BF H R ER SO BB IBB HBP BLK WP HR S P ERA WHIP																													
Rudy May, L ERA: 1.8	9.0	32	1	1	0	10	5	0	0	0	0	0	0	0		0	0	0	0	0	0	0	0	0	0	0	0	0	0.00	0.667
Bob Lee, R ERA: 1.93	3.0	11	2	2	0	0	1	0	0	0	0	0	0	0	0	0	0	0	0	0	0	0	0	0	0	0	0	0	0.00	1.000
George Brunet, L ERA:	1.0	4	1	1	0	0	0	0	0	0	0	0	0	0	0	0	0	0	0	0	0	0	0	0	0	0	0	0.00	1.000	


Batter	1	2	3	4	5	6	7	8	9	10	11	12	13	AB R H RBI BB SO LOB	BOTTOM															
Jose Cardenal, R OBP: 0.391, SLG: 0.591	F7		6-3			FC6-4		F7			PO BB		FC6-4	5 0 0 0 1 0 2	<p>Detroit Tigers @ Los Angeles Angels Dodger Stadium, Los Angeles, CA</p> <p>Sun Apr 18 1965, 3:33 AM PST Att. 8,672 - Unknown</p> <p>livebaseballscorecards.com</p> <p>AB 43 R 1 H 6 RBI 1 BB 3 SO 10 LOB 13</p> 															
Jim Fregosi, R OBP: 0.091, SLG: 0.182	6-3				6-3			5-3		PO			F8	6 0 0 0 0 0 1																
Willie Smith, L OBP: 0.286, SLG: 0.333	4-3				F6			K		P1			4-3	5 0 0 0 0 1 0																
Joe Adcock, R Vic Power, R			L9										6-3	3 0 2 0 0 0 0 2 0 1 0 0 0 0																
Costen Shockley, L Lou Clinton, R			1B					1B		2B				3 0 1 0 0 1 2 1 0 0 0 0 0 1																
Buck Rodgers, S OBP: 0.211, SLG: 0.063			1B					1-3		F8			G4-6-3 HBP	4 0 0 0 1 3 2																
Paul Schaaf, R OBP: 0.294, SLG: 0.529			K					P1					K	5 1 1 1 0 1 4																
Bobby Knoop, R Albie Pearson, L			K					F3		F8			G4-6-3	4 0 0 0 0 2 0 0 0 0 0 1 0 0																
Rudy May, L Bob Lee, R George Brunet, R Julio Gotay, R			F8					K		L9			FC6-4 BB	3 0 1 0 0 1 0 1 0 0 0 0 0 0 0 0 0 0 0 0 0 1 0 0 0 0 1 1																
Inning Stats	R: 0 E: 0 K: 0 S: 3	H: 0 LOB: 0 BB: 0 P: 3	R: 0 E: 0 K: 2 S: 8	H: 1 LOB: 1 BB: 0 P: 8	R: 0 E: 0 K: 0 S: 3	H: 0 LOB: 0 BB: 0 P: 3	R: 0 E: 0 K: 1 S: 6	H: 1 LOB: 1 BB: 0 P: 6	R: 1 E: 0 K: 2 S: 9	H: 2 LOB: 1 BB: 0 P: 9	R: 0 E: 0 K: 1 S: 6	H: 1 LOB: 1 BB: 1 P: 6	R: 0 E: 0 K: 1 S: 5	H: 0 LOB: 1 BB: 1 P: 9		R: 0 E: 0 K: 1 S: 5	H: 0 LOB: 0 BB: 0 P: 5	R: 0 E: 0 K: 1 S: 4	H: 0 LOB: 0 BB: 1 P: 3	R: 0 E: 0 K: 1 S: 4	H: 0 LOB: 0 BB: 0 P: 5	R: 0 E: 0 K: 1 S: 5	H: 0 LOB: 1 BB: 1 P: 9	1B: 4 2B: 1 3B: 0 HR: 1	SF: 0 SAC: 0 DP: 1 HBP: 1	WP: 0 PB: 0 SB: 0 CS: 0	PA: 48			
PITCHER	IP WLS BF H R ER SO BB IBB HBP BLK WP HR S P ERA WHIP																													
Denny McLain, R ERA: 1.8	7.0	26	5	1	1	7	0	0	0	0	0	0	0	0		0	0	0	0	0	0	0	0	0	0	0	0	0	0.00	0.714
Larry Sherry, R ERA:	2.0	8	1	0	0	1	0	1	0	0	0	0	0	0		0	0	0	0	0	0	0	0	0	0	0	0	0	0.00	0.500
Terry Fox, R ERA:	4.0	13	0	0	0	2	2	0	1	0	0	0	0	0	0	0	0	0	0	0	0	0	0	0	0	0	0	0.00	0.500	

Batter	1	2	3	4	5	6	7	8	9	AB	R	H	RBI	BB	SO	LOB	TOP			
George Smith, R (1,4) OBP: 0.375, SLG: 0.286	0-3 K		0-0 1B WP		0-0 1B			0-0 6-3		4	1	2	0	0	1	0	Detroit Tigers @ Los Angeles Angels Dodger Stadium, Los Angeles, CA Mon Apr 19 1965, 6:05 PM PST Att: 5,136 - Unknown			
Don Wert, R (1,5) OBP: 0.231, SLG: 0.095	0-0 6-3		0-0 1-3 WP 1B		0-0 F6			0-0 1-3		4	0	1	0	0	0	1				
Bill Roman, L (1,3) Jake Wood, R (8, PH) Norm Cash, L (8,3) OBP: 1.000, SLG: 2.000 OBP: 0.316, SLG: 0.444	0-0 6-3		0-0 F9		0-3 K			4-0 BB		3	0	0	0	0	1	2				
Al Kaline, R (1,9) OBP: 0.393, SLG: 0.381		0-0 BB 1B	0-0 L7			0-0 L4-3		0-3 K		4	1	1	0	0	1	2				
Don Demeter, R (1,8) Gates Brown, L (9, PR) OBP: 0.444, SLG: 0.409 OBP: 1.000, SLG: 1.000		4-0 1B 1-2 BB		0-3 K		0-0 F7		0-0 1B		3	0	1	0	1	1	0				
Willie Horton, R (1,7) OBP: 0.333, SLG: 0.333		0-0 1B 1-3 2-H		0-0 FC1-6 1B		0-3 K		0-3 K		4	0	2	1	0	2	1				
Jackie Moore, R (1,2) Jim Northrup, L (9, PH) OBP: 0.125, SLG: 0.125 OBP: 0.200, SLG: 0.300		0-0 4-3		0-0 FC1-6 1-2			0-0 F8		0-3 K	3	0	0	0	0	0	2				
Ray Oyler, R (1,6) George Thomas, R (7, PH) Dick McAuliffe, L (7,6) OBP: 0.522, SLG: 0.529		0-3 K		0-0 4-3			0-0 F9		0-0 4-3	2	0	0	0	0	1	2				
Mickey Lolich, S (1,1) Fred Gladding, L (8,1)			0-0 G3		0-0 4-3		0-3 K			3	0	0	0	0	1	0				
Inning Stats	R: 0 E: 0 K: 1 S: 5	H: 0 LOB: 0 BB: 0 P: 5	R: 1 E: 0 K: 1 S: 6	H: 2 LOB: 1 BB: 1 P: 10	R: 1 E: 0 K: 0 S: 5	H: 2 LOB: 1 BB: 0 P: 5	R: 0 E: 0 K: 1 S: 6	H: 1 LOB: 0 BB: 0 P: 6	R: 0 E: 0 K: 1 S: 5	H: 0 LOB: 0 BB: 0 P: 5	R: 0 E: 0 K: 1 S: 5	H: 0 LOB: 0 BB: 0 P: 5	R: 0 E: 0 K: 1 S: 5	H: 0 LOB: 1 BB: 1 P: 9	R: 0 E: 0 K: 2 S: 8	H: 1 LOB: 1 BB: 1 P: 8		1B: 7 2B: 0 3B: 0 HR: 0	SF: 0 SAC: 0 DP: 0 HBP: 0	WP: 1 PB: 0 SB: 0 CS: 0
PITCHER Marcelino Lopez, L (1,1) ERA: 2.65	IP: 9.0 WLS: W BF: 35 H: 7 R: 2 ER: 2 SO: 9 BB: 2 IBB: 0 HBP: 0 BLK: 0 WP: 1 HR: 0 S: 51 P: 59 ERA: 2.00 WHIP: 1.000																			

Batter	1	2	3	4	5	6	7	8	9	AB	R	H	RBI	BB	SO	LOB	BOTTOM			
Jose Cardenal, R (1,8) OBP: 0.370, SLG: 0.577	0-0 F2			0-0 2B	0-0 E5		0-0 F5			4	1	1	0	0	0	1	Detroit Tigers @ Los Angeles Angels Dodger Stadium, Los Angeles, CA Mon Apr 19 1965, 6:05 PM PST Att: 5,136 - Unknown			
Willie Smith, L (1,7) OBP: 0.320, SLG: 0.375	0-0 1-3			0-0 1B 2-H	0-3 K		4-0 BB			3	1	1	1	1	1	1				
Jim Fregosi, R (1,6) OBP: 0.154, SLG: 0.269	0-0 F3			0-0 1B SF8		0-0 1B 2B	0-3 K			4	1	2	1	0	1	2				
Joe Adcock, R (1,3) Vic Power, R (8,3) OBP: 0.417, SLG: 0.417 OBP: 0.250, SLG: 0.500		0-0 F4		0-0 FC5-4 1B		0-0 BB 1B	0-0 F5			4	0	2	0	0	0	2				
Gino Cimoli, R (1,9) Lou Clinton, R (7,9) OBP: 0.167, SLG: 0.063		0-0 6-3		0-0 SF8		0-3 K		0-0 F7		2	0	0	1	0	1	2				
Paul Schaaf, R (1,5) OBP: 0.286, SLG: 0.450		0-0 F8		0-0 FC5-4 1-2		4-0 BB	0-0 F8			3	0	0	0	1	0	1				
Phil Roof, R (1,2) OBP: 0.250, SLG: 0.250			0-3 K	0-0 F7		0-0 F2		0-0 2B WP 1B		4	1	1	0	0	1	4				
Bobby Knoop, R (1,4) OBP: 0.381, SLG: 0.368			0-3 K		0-0 6-3	0-3 K		0-0 WP 1-3 2B		4	0	1	0	0	2	3				
Marcelino Lopez, R (1,1) OBP: 0.167, SLG: 0.167			0-3 K		0-3 K		0-0 BB 1B	2-3 3-H	0-0 4-3	4	0	1	0	0	2	1				
Inning Stats	R: 0 E: 0 K: 0 S: 3	H: 0 LOB: 0 BB: 0 P: 3	R: 0 E: 0 K: 0 S: 3	H: 0 LOB: 0 BB: 0 P: 3	R: 0 E: 0 K: 3 S: 9	H: 0 LOB: 0 BB: 0 P: 9	R: 3 E: 0 K: 0 S: 7	H: 4 LOB: 1 BB: 0 P: 7	R: 0 E: 1 K: 2 S: 8	H: 0 LOB: 1 BB: 0 P: 8	R: 0 E: 0 K: 2 S: 9	H: 2 LOB: 3 BB: 1 P: 13	R: 0 E: 0 K: 1 S: 6	H: 1 LOB: 2 BB: 1 P: 10	R: 0 E: 0 K: 0 S: 5	H: 2 LOB: 1 BB: 0 P: 5		1B: 5 2B: 4 3B: 0 HR: 0	SF: 1 SAC: 0 DP: 0 HBP: 0	WP: 1 PB: 0 SB: 1 CS: 0
PITCHER Mickey Lolich, L (1,1) ERA: 3.95 Fred Gladding, R (8,1)	IP: 7.2 WLS: L BF: 35 H: 9 R: 4 ER: 4 SO: 8 BB: 2 IBB: 0 HBP: 0 BLK: 0 WP: 0 HR: 0 S: 49 P: 57 ERA: 4.70 WHIP: 1.435																			

Batter	1	2	3	4	5	6	7	8	9	AB	R	H	RBI	BB	SO	LOB	TOP			
Bert Campaneris, R OBP: 0.438, SLG: 0.567 (1, 7)										3	0	3	0	1	0	0	Kansas City Athletics @ Detroit Tigers Tiger Stadium, Detroit, MI Wed Apr 21 1965, 3:33 AM EST Att: 32,658 - Unknown			
Dick Green, R OBP: 0.414, SLG: 0.318 (1, 4)										4	0	0	0	0	1	6				
Ed Charles, R OBP: 0.345, SLG: 0.423 (1, 5)										2	0	0	0	2	0	3				
Jim Gentile, L OBP: 0.391, SLG: 0.810 (1, 3)										4	0	0	0	0	2	4				
Tommie Reynolds, R OBP: 0.414, SLG: 0.417 (1, 9)										4	0	0	0	0	0	4				
Mike Hershberger, R OBP: 0.138, SLG: 0.185 (1, 8)										4	0	0	0	0	0	1				
Wayne Causey, L OBP: 0.375, SLG: 0.286 (1, 6)										4	0	0	0	0	0	0				
Doc Edwards, R OBP: 0.364, SLG: 0.300 (1, 2)										3	0	2	0	0	0	0				
Billy Bryan, L OBP: 0.211, SLG: 0.235 (9, PH)										0	0	0	0	0	0	0				
John O'Donoghue, R OBP: 0.400, SLG: 0.250 (1, 1)										2	0	0	0	0	1	1				
Fred Talbot, R OBP: 0.500, SLG: 0.500 (7, 1)										0	0	0	0	0	0	0				
Ken Harrelson, R OBP: 0.182, SLG: 0.100 (9, PH)										1	0	0	0	0	0	1				
Inning Stats	R: 0 E: 0 K: 2 S: 8	H: 1 LOB: 1 BB: 0 P: 8	R: 0 E: 0 K: 0 S: 3	H: 0 LOB: 0 BB: 0 P: 3	R: 0 E: 0 K: 1 S: 7	H: 2 LOB: 2 BB: 0 P: 7	R: 0 E: 1 K: 0 S: 3	H: 0 LOB: 0 BB: 0 P: 3	R: 0 E: 0 K: 0 S: 4	H: 1 LOB: 2 BB: 1 P: 8	R: 0 E: 0 K: 0 S: 3	H: 0 LOB: 0 BB: 0 P: 3	R: 0 E: 0 K: 1 S: 6	H: 1 LOB: 2 BB: 1 P: 10	R: 0 E: 0 K: 0 S: 3	H: 0 LOB: 1 BB: 1 P: 7	1B: 3 2B: 2 3B: 0 HR: 0	SF: 0 SAC: 1 DP: 1 HBP: 0	WP: 1 PB: 0 SB: 0 CS: 0	PA: 36
PITCHER	IP WLS BF H R ER SO BB IBB HBP BLK WP HR S P ERA WHIP																			
Hank Aguirre, L ERA: 2.03 (1, 1)	7.1 W 29 5 0 0 3 2 0 0 0 0 0 0 33 41 0.00 0.955																			
Larry Sherry, R ERA: (8, 1)	1.2 S 7 0 0 0 1 2 0 0 0 0 1 0 7 15 0.00 1.200																			

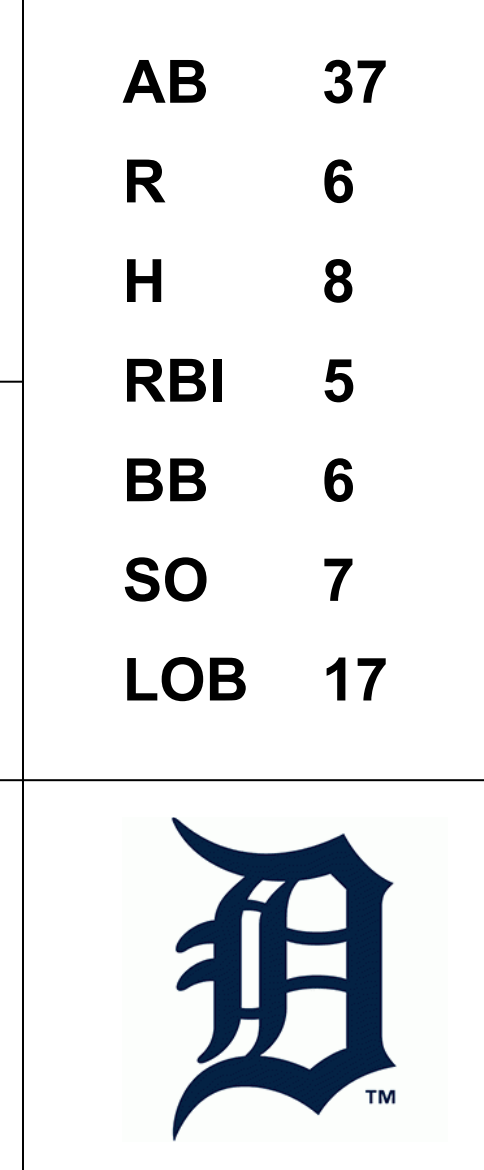
Batter	1	2	3	4	5	6	7	8	9	AB	R	H	RBI	BB	SO	LOB	BOTTOM			
Don Wert, R OBP: 0.200, SLG: 0.080 (1, 5)										4	0	0	0	0	0	0	Kansas City Athletics @ Detroit Tigers Tiger Stadium, Detroit, MI Wed Apr 21 1965, 3:33 AM EST Att: 32,658 - Unknown			
Jerry Lumpe, L OBP: 0.280, SLG: 0.318 (1, 4)										4	0	0	0	0	0	0				
Norm Cash, L OBP: 0.318, SLG: 0.400 (1, 3)										2	1	0	0	1	0	0				
Al Kaline, R OBP: 0.419, SLG: 0.391 (1, 9)										2	0	1	0	1	0	0				
Don Demeter, R OBP: 0.448, SLG: 0.458 (1, 8)										2	0	1	1	0	0	0				
Willie Horton, R OBP: 0.333, SLG: 0.273 (1, 7)										2	0	0	0	1	1	2				
Jackie Moore, R OBP: 0.100, SLG: 0.100 (1, 2)										2	0	0	0	0	0	0				
Jake Wood, R OBP: 1.000, SLG: 2.000 (7, PH)										0	0	0	0	0	0	0				
Gates Brown, L OBP: 0.500, SLG: 0.500 (7, PH)										1	0	0	0	0	0	2				
John Sullivan, L OBP: 0.444, SLG: 0.571 (8, 2)										0	0	0	0	0	0	0				
Dick McAuliffe, L OBP: 0.500, SLG: 0.500 (1, 6)										3	0	1	0	0	0	2				
Hank Aguirre, R Larry Sherry, R (8, 1)										2	0	0	0	0	1	1				
Inning Stats	R: 0 E: 0 K: 0 S: 3	H: 0 LOB: 0 BB: 0 P: 3	R: 0 E: 0 K: 1 S: 5	H: 0 LOB: 0 BB: 0 P: 5	R: 0 E: 0 K: 0 S: 3	H: 1 LOB: 0 BB: 0 P: 3	R: 1 E: 0 K: 0 S: 4	H: 1 LOB: 2 BB: 2 P: 12	R: 0 E: 0 K: 1 S: 5	H: 0 LOB: 0 BB: 0 P: 5	R: 0 E: 0 K: 0 S: 3	H: 0 LOB: 0 BB: 0 P: 3	R: 0 E: 0 K: 0 S: 4	H: 1 LOB: 2 BB: 1 P: 8	R: 0 E: 0 K: 1 S: 5	H: 0 LOB: 0 BB: 0 P: 5	1B: 2 2B: 1 3B: 0 HR: 0	SF: 0 SAC: 1 DP: 1 HBP: 0	WP: 1 PB: 0 SB: 0 CS: 0	PA: 29
PITCHER	IP WLS BF H R ER SO BB IBB HBP BLK WP HR S P ERA WHIP																			
John O'Donoghue, L ERA: 1.76 (1, 1)	6.1 L 24 3 1 1 2 3 0 0 0 0 0 0 25 37 1.42 0.947																			
Fred Talbot, R ERA: 2.89 (7, 1)	1.2 5 0 0 0 1 0 0 0 0 0 0 0 7 7 0.00 0.000																			



Batter	1	2	3	4	5	6	7	8	9	10	AB	R	H	RBI	BB	SO	LOB	TOP	
Zoilo Versalles, R OBP: 0.314, SLG: 0.438 (1, 6)	F7		E1 1B SF7		6-3		5-3		FC6-4 1B	6-3	6	1	1	0	0	0	4	Minnesota Twins @ Detroit Tigers Tiger Stadium, Detroit, MI Fri Apr 23 1965, 6:05 PM EST Att: 12,038 - Unknown - 43 F	
Rich Rollins, R OBP: 0.240, SLG: 0.304 (1, 5)	E6 L4-3		G3 1B		F3		5-3		FC6-4 1B		5	0	1	1	0	0	2		
Tony Oliva, L OBP: 0.226, SLG: 0.567 (1, 9)	L4-3		SF7		FC6-4 1B				1-3		4	1	2	1	0	0	2		
Harmon Killebrew, R OBP: 0.482, SLG: 0.370 (1, 3)		2B WP 1B	G3		FC6-4 1B				FC6-4 1B	4-0 WP 1B BB	4	2	2	0	1	0	2		
Jimmie Hall, L OBP: 0.345, SLG: 0.615 (1, 8)		WP 5-3 2B	4-3		K				FC6-4 1B	4-0 1B E BB	4	3	1	0	1	1	3		
Bob Allison, R OBP: 0.433, SLG: 0.481 (1, 7)		5-3			6-3		K		4-3	5-0 F8	5	0	0	2	0	1	3		
Earl Battey, R OBP: 0.208, SLG: 0.143 Jerry Zimmerman, R OBP: 0.200, SLG: 0.200 (9, 2)		K			F7		F3		1B	4-0 4-3 E 1B	4	0	1	1	0	1	0		
Jerry Kindall, R OBP: 0.286, SLG: 0.292 Rich Reese, R OBP: 1.000, SLG: 2.000 Cesar Tovar, R OBP: 0.300, SLG: 0.300 (7, 4)		L9							6-3	1-0 E4 4-3	1	0	1	0	0	0	0		
Mudcat Grant, R Bill Pleis, L Sandy Valdespino, L Dave Boswell, R Don Mincher, L Jerry Fosnow, R Frank Kostro, R Al Worthington, R (1, 11)			E6 1B		5-3		F3		F2	4-3 1-2 2-3	0	0	0	0	0	0	0		
Inning Stats	R: 0 E: 1 K: 0 S: 3	H: 0 LOB: 0 BB: 0 P: 3	R: 2 E: 0 K: 1 S: 7	H: 2 LOB: 0 BB: 0 P: 7	R: 2 E: 2 K: 0 S: 6	H: 1 LOB: 1 BB: 0 P: 6	R: 0 E: 0 K: 0 S: 3	H: 0 LOB: 1 BB: 1 P: 7	R: 0 E: 0 K: 0 S: 4	H: 1 LOB: 1 BB: 0 P: 4	R: 2 E: 0 K: 0 S: 6	H: 3 LOB: 1 BB: 0 P: 6	R: 0 E: 0 K: 0 S: 4	H: 1 LOB: 1 BB: 0 P: 4	R: 2 E: 1 K: 0 S: 5	H: 1 LOB: 2 BB: 2 P: 13	1B: 8 2B: 3 3B: 0 HR: 0		SF: 1 SAC: 0 DP: 1 HBP: 0
PITCHER	IP 7.0	WLS 31	BF 7	H 6	R 4	ER 3	SO 3	BB 0	IBB 0	HBP 0	BLK 0	WP 1	HR 0	S 36	P 40	ERA 5.14	WHIP 1.143		
Dave Wickersham, R ERA: 4.5																			
Johnnie Seale, L ERA:	(8, 1)	0.1	1	0	0	0	0	0	0	0	0	0	0	1	1	0.00	0.000		
Terry Fox, R ERA:	(8, 1)	0.2	3	1	0	0	0	0	0	0	0	0	3	3	0.00	1.500			
Julio Navarro, R ERA: 6.75	(9, 1)	1.1	L	7	1	2	1	0	2	0	0	1	0	5	13	6.75	2.250		
Fred Gladding, R ERA:	(10, 1)	0.2	4	1	0	0	0	0	0	0	0	0	0	4	4	0.00	1.500		

Batter	1	2	3	4	5	6	7	8	9	10	AB	R	H	RBI	BB	SO	LOB	BOTTOM			
Dick McAuliffe, L OBP: 0.516, SLG: 0.478 (1, 6)	K		K			BB		CS BB			3	1	1	0	2	2	3	Minnesota Twins @ Detroit Tigers Tiger Stadium, Detroit, MI Fri Apr 23 1965, 6:05 PM EST Att: 12,038 - Unknown - 43 F			
Jerry Lumpe, L OBP: 0.300, SLG: 0.333 George Smith, R OBP: 0.375, SLG: 0.286 (10, 4)	WP 1B 1B	F3			1B			CS 1-2	1-3		5	1	2	0	0	0	1				
Norm Cash, L OBP: 0.333, SLG: 0.375 Jake Wood, R OBP: 1.000, SLG: 2.000 Bill Roman, L (10, 3)	1B WP 1B	L7			F8		6-3			4-0 BB	4	1	1	1	1	0	2				
Al Kaline, R OBP: 0.444, SLG: 0.519 (1, 9)	1B SF8 BB	BB 1B			L4			HR		0-3 K	4	2	2	1	1	1	2				
Jim Northrup, L OBP: 0.200, SLG: 0.250 (1, 7)	K		BB		F8			1-3		0-3 K	4	0	0	0	1	2	5				
Don Demeter, R OBP: 0.412, SLG: 0.414 (1, 8)	1B E 1B	L6			K			F8		0-0 F7	5	1	1	1	0	1	2				
John Sullivan, L OBP: 0.391, SLG: 0.474 (1, 2)	E 1B		F5		4-3			F2		0-0 4-3	5	0	1	1	0	0	0				
Don Wert, R OBP: 0.200, SLG: 0.071 (1, 5)	SF8				6-3			2-3		0-0 5-3	3	0	0	1	1	0	0				
Dave Wickersham, R Johnnie Seale, L Terry Fox, R George Thomas, R Julio Navarro, R Fred Gladding, L (1, 11)	E4		F4		5-3			K			3	0	0	0	0	0	2				
Inning Stats	R: 5 E: 1 K: 2 S: 13	H: 5 LOB: 2 BB: 1 P: 17	R: 0 E: 0 K: 0 S: 4	H: 1 LOB: 2 BB: 1 P: 8	R: 0 E: 0 K: 1 S: 5	H: 0 LOB: 1 BB: 1 P: 9	R: 0 E: 0 K: 0 S: 4	H: 1 LOB: 1 BB: 0 P: 4	R: 0 E: 0 K: 1 S: 5	H: 0 LOB: 0 BB: 1 P: 5	R: 0 E: 0 K: 0 S: 3	H: 0 LOB: 1 BB: 0 P: 7	R: 0 E: 0 K: 1 S: 4	H: 0 LOB: 0 BB: 1 P: 8	R: 0 E: 0 K: 2 S: 7	H: 0 LOB: 1 BB: 1 P: 11	R: 0 E: 0 K: 0 S: 3		H: 0 LOB: 0 BB: 0 P: 3	1B: 7 2B: 0 3B: 0 HR: 1	SF: 1 SAC: 0 DP: 0 HBP: 0
PITCHER	IP 0.1	WLS 6	BF 4	H 5	R 4	ER 1	SO 1	BB 1	IBB 0	HBP 0	BLK 0	WP 1	HR 0	S 7	P 11	ERA 108.000	WHIP 15.000				
Mudcat Grant, R ERA: 18.9																					
Bill Pleis, L ERA:	(1, 1)	1.2	9	2	0	0	1	1	0	0	0	0	0	10	14	0.00	1.800				
Dave Boswell, R ERA:	(3, 1)	4.0	15	1	0	0	2	2	0	0	0	0	0	17	25	0.00	0.750				
Jerry Fosnow, L ERA: 2.7	(7, 1)	2.0	7	1	1	1	1	1	0	0	0	0	1	8	12	4.50	1.000				
Al Worthington, R ERA:	(9, 1)	2.0	W	7	0	0	0	2	1	0	0	0	0	10	14	0.00	0.500				

AB	42
R	8
H	10
RBI	6
BB	3
SO	3
LOB	22



Batter	1	2	3	4	5	6	7	8	9	AB	R	H	RBI	BB	SO	LOB	TOP																
Zoilo Versalles, R OBP: 0.325, SLG: 0.432	0-0 CS 1B	0-0 1-2 1B		0-3 K		0-3 K		0-0 L7	5 0 2 0 0 2 2																								
Jerry Kindall, R OBP: 0.250, SLG: 0.250	0-3 K	0-0 L7			0-0 F6		0-0 6-3	4-0 BB	4 0 0 0 0 1 3																								
Rich Reese, L OBP: 1.000, SLG: 2.000	0-3 K	0-0 L7			0-0 F6		0-0 6-3	4-0 BB	0 0 0 0 1 0 0																								
Jerry Fosnow, R OBP: 0.250, SLG: 0.559	0-0 FC5-4 1B		0-0 3-1		0-0 F8			0-0 1B	0 0 0 0 0 0 0																								
Harmon Killebrew, R OBP: 0.444, SLG: 0.333	0-0 FC5-4 1B		4-0 E G1-2-3 BB		4-0 BB			0-0 L7	4 0 2 1 0 0 0																								
Jimmie Hall, L OBP: 0.364, SLG: 0.586		0-0 HR 1B	4-0 E BB		0-3 K2-3			0-0 F7	3 0 0 0 2 1 4																								
Bob Allison, R OBP: 0.412, SLG: 0.548		0-0 HR 1B	0-0 E6		0-0 5-3			0-0 F2	3 1 1 0 1 1 2																								
Rich Rollins, R OBP: 0.207, SLG: 0.259		0-0 5-3	0-0 G1-2-3		0-0 6-3			0-0 E6 1B	4 1 1 2 0 0 3																								
Jerry Zimmerman, R OBP: 0.125, SLG: 0.125		0-0 E6 1B		0-0 4-3		0-0 5-3		0-0 1B SF9 1B	4 1 0 0 0 0 3																								
Don Mincer, L OBP: 0.333, SLG: 0.333		0-0 E6 1B		0-0 4-3		0-0 5-3		0-0 1B SF9 1B	3 0 0 0 0 0 0																								
Joe Nossek, R OBP: 0.300, SLG: 0.300		0-0 E6 1B		0-0 4-3		0-0 5-3		0-0 1B SF9 1B	1 0 1 0 0 0 0																								
Cesar Tovar, R OBP: 0.300, SLG: 0.300		0-0 E6 1B		0-0 4-3		0-0 5-3		0-0 1B SF9 1B	0 1 0 0 0 0 0																								
Dick Stigman, R OBP: 0.207, SLG: 0.259		0-0 5-3		0-0 G1-2-3		0-0 6-3		0-0 E6 1B	0 0 0 0 0 0 0																								
Jim Perry, S OBP: 0.273, SLG: 0.200		0-0 5-3		0-0 G1-2-3		0-0 6-3		0-0 E6 1B	1 0 0 0 0 1 1																								
Johnny Klippstein, R OBP: 0.333, SLG: 0.333		0-0 5-3		0-0 G1-2-3		0-0 6-3		0-0 E6 1B	1 0 0 0 0 1 0																								
Mel Nelson, L OBP: 0.273, SLG: 0.200		0-0 5-3		0-0 G1-2-3		0-0 6-3		0-0 E6 1B	1 0 0 0 0 1 0																								
Sandy Valdespino, L OBP: 0.273, SLG: 0.200		0-0 5-3		0-0 G1-2-3		0-0 6-3		0-0 E6 1B	0 0 0 0 0 0 0																								
John Sevcik, R OBP: 0.273, SLG: 0.200		0-0 5-3		0-0 G1-2-3		0-0 6-3		0-0 E6 1B	1 0 1 1 0 0 0																								
Inning Stats	R: 0 E: 0 K: 1 S: 6	H: 2 LOB: 1 BB: 0 P: 6	R: 2 E: 1 K: 1 S: 9	H: 3 LOB: 2 BB: 0 P: 9	R: 0 E: 1 K: 0 S: 3	H: 0 LOB: 0 BB: 2 P: 11	R: 0 E: 0 K: 2 S: 7	H: 0 LOB: 0 BB: 0 P: 7	R: 0 E: 0 K: 1 S: 5	H: 0 LOB: 1 BB: 1 P: 9	R: 0 E: 0 K: 0 S: 3	H: 0 LOB: 0 BB: 0 P: 3	R: 0 E: 0 K: 2 S: 7	H: 0 LOB: 0 BB: 0 P: 7	R: 0 E: 0 K: 0 S: 4	H: 1 LOB: 1 BB: 0 P: 4	R: 2 E: 1 K: 1 S: 8	H: 2 LOB: 2 BB: 1 P: 12	1B: 7 2B: 0 3B: 0 HR: 1	SF: 1 SAC: 0 DP: 1 HBP: 0	WP: 0 PA: 40 PB: 0 SB: 0 CS: 1												
PITCHER	IP WLS BF H R ER SO BB IBB HBP BLK WP HR S P ERA WHIP																																
Phil Regan, R ERA: 3.21	8.0	35	7	4	2	7	3	0	0	0	0	0	1	46	58	2.25	1.250																
Johnnie Seale, L ERA:	0.0	1	1	0	0	0	0	0	0	0	0	0	0	1	1	∞	∞																
Larry Sherry, R ERA:	1.0	W	4	0	0	0	1	1	0	0	0	0	0	5	9	0.00	1.000																

Minnesota Twins @ Detroit Tigers
Tiger Stadium, Detroit, MI
Sat Apr 24 1965, 3:33 AM EST
Att. 3,596 - Unknown - 42 F

AB 35
R 4
H 8
RBI 4
BB 4
SO 8
LOB 18



Batter	1	2	3	4	5	6	7	8	9	AB	R	H	RBI	BB	SO	LOB	BOTTOM				
George Smith, R OBP: 0.273, SLG: 0.200	0-0 F7	0-3 K		0-0 F8		0-0 F6		0-0 1-3	3 0 0 0 0 1 2												
Jerry Lumpe, L OBP: 0.303, SLG: 0.310	0-0 F7	0-3 K		0-0 F8		0-0 F6		0-0 1-3	2 1 0 0 1 0 1												
Don Wert, R OBP: 0.300, SLG: 0.194	0-0 BB		0-0 BB SF8	4-0 BB		4-0 BB		0-0 L3 1B	3 1 3 0 2 0 0												
Gates Brown, L OBP: 0.667, SLG: 1.667	0-0 BB		0-0 BB SF8	4-0 BB		4-0 BB		0-0 L3 1B	1 1 1 3 0 0 0												
Norm Cash, L OBP: 0.406, SLG: 0.385	4-0 BB		4-0 WP BB	4-0 1-2 2-3 BB		0-3 K		0-0 L3 1B	2 0 1 0 3 1 2												
Al Kaline, R OBP: 0.439, SLG: 0.467	4-0 1-2 2-3 BB		4-0 WP BB	0-0 L7		0-0 L6-3		0-0 L3	3 0 0 0 2 0 5												
Don Demeter, R OBP: 0.385, SLG: 0.485	0-0 F9		0-0 SF8		0-0 F2		0-0 HR	0-0 F7	4 1 1 2 0 0 5												
Willie Horton, R OBP: 0.353, SLG: 0.688	0-0 F2		0-0 F8		0-0 F6		0-0 HR	0-0 HR	5 2 2 2 0 0 5												
Bill Freehan, R		0-0 F8	0-0 L9		0-3 K		0-3 K		0-0 5-3	5 0 0 0 0 2 2											
Dick McAuliffe, L OBP: 0.583, SLG: 0.520		0-0 1B	4-0 BB SH1-4 BB		4-0 SH3-4 BB		0-0 1B	4-0 S HR BB	2 1 2 0 3 0 0												
Phil Regan, R ERA: 4.5	2.0	13	3	1	1	2	4	0	0	0	0	0	1	5	17	0.00	1.800				
Johnny Klippstein, R ERA: 5.4	3.1	15	3	2	2	3	2	0	0	0	0	0	2	19	27	5.40	1.500				
Mel Nelson, L ERA: 5.06	1.0	5	2	0	0	0	0	0	0	0	0	0	0	5	5	0.00	2.000				
Jerry Fosnow, L ERA: 5.06	0.2	L	5	1	3	3	2	0	0	0	0	0	1	5	13	40.50	4.500				
Inning Stats	R: 0 E: 0 K: 0 S: 4	H: 1 LOB: 3 BB: 2 P: 12	R: 0 E: 0 K: 2 S: 8	H: 1 LOB: 1 BB: 0 P: 8	R: 1 E: 0 K: 0 S: 4	H: 1 LOB: 2 BB: 2 P: 12	R: 0 E: 0 K: 0 S: 3	H: 0 LOB: 3 BB: 3 P: 15	R: 0 E: 0 K: 1 S: 5	H: 0 LOB: 0 BB: 0 P: 5	R: 0 E: 0 K: 1 S: 5	H: 0 LOB: 2 BB: 2 P: 13	R: 2 E: 0 K: 1 S: 8	H: 3 LOB: 1 BB: 0 P: 8	R: 0 E: 0 K: 0 S: 5	H: 2 LOB: 2 BB: 0 P: 5	R: 4 E: 0 K: 1 S: 6	H: 2 LOB: 0 BB: 2 P: 14	1B: 5 2B: 1 3B: 0 HR: 4	SF: 1 SAC: 2 DP: 0 HBP: 0	WP: 1 PA: 47 PB: 0 SB: 1 CS: 0
PITCHER	IP WLS BF H R ER SO BB IBB HBP BLK WP HR S P ERA WHIP																				
Dick Stigman, L ERA: 4.5	2.0	13	3	1	1	2	4	0	0	0	0	0	1	5	17	0.00	1.800				
Johnny Klippstein, R ERA: 5.4	3.1	15	3	2	2	3	2	0	0	0	0	0	2	19	27	5.40	1.500				
Mel Nelson, L ERA: 5.06	1.0	5	2	0	0	0	0	0	0	0	0	0	0	5	5	0.00	2.000				
Jerry Fosnow, L ERA: 5.06	0.2	L	5	1	3	3	2	0	0	0	0	0	1	5	13	40.50	4.500				

Minnesota Twins @ Detroit Tigers
Tiger Stadium, Detroit, MI
Sat Apr 24 1965, 3:33 AM EST
Att. 3,596 - Unknown - 42 F

AB 33
R 7
H 10
RBI 7
BB 11
SO 6
LOB 25



Batter	1	2	3	4	5	6	7	8	9	AB	R	H	RBI	BB	SO	LOB	TOP					
Jose Cardenal, R OBP: 0.347, SLG: 0.457 (1, 8)	L9		K		F3				4-3	5	0	1	1	0	1	0						
Albie Pearson, L OBP: 0.200, SLG: 0.111 Lou Clinton, R OBP: 0.278, SLG: 0.250 (1, 9) (8, 9)	F8		F4		1-3		F6			4	0	0	0	0	0	2						
Willie Smith, L OBP: 0.298, SLG: 0.378 (1, 7)	F2			K						3	0	1	0	1	1	0						
Costen Shockley, L OBP: 0.185, SLG: 0.120 Jim Piersall, R (8, PH) Vic Power, R OBP: 0.200, SLG: 0.400 (8, 3)		K		F8		K		FC1-6 BB		3	0	0	0	0	2	1						
Buck Rodgers, S OBP: 0.270, SLG: 0.294 (1, 2)				4-3		4-3				4	0	1	0	0	0	2						
Jim Fregosi, R OBP: 0.208, SLG: 0.239 (1, 6)										3	1	3	1	1	0	0						
Paul Schaaf, R OBP: 0.278, SLG: 0.514 (1, 5)										4	1	1	2	0	1	4						
Bobby Knoop, R OBP: 0.389, SLG: 0.387 (1, 4)										3	1	0	0	1	2	2						
Fred Newman, R Bob Lee, R (7, 1) (1, 1)										1	0	0	0	0	0	0						
Inning Stats	R: 0 E: 0 K: 0 S: 3	H: 0 LOB: 0 BB: 0 P: 3	R: 0 E: 0 K: 2 S: 9	H: 2 LOB: 2 BB: 0 P: 9	R: 0 E: 0 K: 1 S: 5	H: 0 LOB: 0 BB: 0 P: 5	R: 0 E: 0 K: 1 S: 5	H: 0 LOB: 0 BB: 0 P: 5	R: 2 E: 0 K: 1 S: 6	H: 1 LOB: 0 BB: 1 P: 10	R: 0 E: 0 K: 1 S: 6	H: 1 LOB: 1 BB: 0 P: 6	R: 1 E: 0 K: 0 S: 5	H: 2 LOB: 2 BB: 1 P: 9	R: 1 E: 0 K: 1 S: 6	H: 1 LOB: 1 BB: 0 P: 10	R: 0 E: 0 K: 1 S: 5	H: 0 LOB: 0 BB: 0 P: 5	1B: 5 2B: 0 3B: 1 HR: 1	SF: 0 SAC: 0 DP: 0 HBP: 0	WP: 0 PB: 0 SB: 1 CS: 0	PA: 37
PITCHER	IP	WLS	BF	H	R	ER	SO	BB	IBB	HBP	BLK	WP	HR	S	P	ERA	WHIP					
Denny McLain, R ERA: 2.65 Terry Fox, R ERA: 1.35 (1, 1) (8, 1)	7.0	L	29	6	3	3	6	2	0	0	0	0	1	39	47	3.86	1.143					

Los Angeles Angels @ Detroit Tigers
Tiger Stadium, Detroit, MI
Tue Apr 27 1965, 7:05 PM EDT
Att.: 4,872 - Unknown

AB 34
R 4
H 7
RBI 4
BB 3
SO 8
LOB 14



Batter	1	2	3	4	5	6	7	8	9	AB	R	H	RBI	BB	SO	LOB	BOTTOM					
Dick McAuliffe, L OBP: 0.550, SLG: 0.552 (1, 6)	4-3		K							4	1	1	0	0	1	2						
Jerry Lumpe, L OBP: 0.297, SLG: 0.303 (1, 4)		K								4	0	1	1	0	1	0						
Norm Cash, L OBP: 0.429, SLG: 0.517 (1, 3)										3	2	2	1	0	0	0						
Al Kaline, R OBP: 0.422, SLG: 0.441 (1, 9)										4	0	1	0	0	1	2						
Gates Brown, L OBP: 0.286, SLG: 0.714 (1, 7)										4	0	0	1	0	0	2						
Jim Northrup, L OBP: 0.172, SLG: 0.214 (1, 8)										4	0	0	0	0	2	1						
Bill Freehan, R (1, 2)										4	0	0	0	0	1	0						
Don Wert, R OBP: 0.295, SLG: 0.200 (1, 5)										4	0	1	0	0	0	0						
Denny McLain, R OBP: 0.200, SLG: 0.200 Bill Roman, L (7, PH) Terry Fox, R (8, 1)										2	0	0	0	0	1	0						
Inning Stats	R: 0 E: 0 K: 1 S: 6	H: 1 LOB: 1 BB: 0 P: 6	R: 0 E: 0 K: 1 S: 5	H: 0 LOB: 0 BB: 0 P: 5	R: 0 E: 0 K: 1 S: 5	H: 0 LOB: 0 BB: 0 P: 5	R: 1 E: 1 K: 0 S: 5	H: 1 LOB: 1 BB: 0 P: 5	R: 0 E: 0 K: 0 S: 4	H: 1 LOB: 2 BB: 1 P: 8	R: 1 E: 0 K: 1 S: 6	H: 1 LOB: 0 BB: 0 P: 6	R: 0 E: 0 K: 2 S: 7	H: 0 LOB: 0 BB: 0 P: 7	1B: 4 2B: 0 3B: 1 HR: 1	SF: 0 SAC: 1 DP: 0 HBP: 0	WP: 0 PB: 0 SB: 0 CS: 0	PA: 35				
PITCHER	IP	WLS	BF	H	R	ER	SO	BB	IBB	HBP	BLK	WP	HR	S	P	ERA	WHIP					
Fred Newman, R ERA: 2.2 Bob Lee, R ERA: 1.8 (1, 1) (7, 1)	6.2	W	27	5	2	1	4	1	0	0	0	0	1	14	14	3.86	0.900					

Los Angeles Angels @ Detroit Tigers
Tiger Stadium, Detroit, MI
Tue Apr 27 1965, 7:05 PM EDT
Att.: 4,872 - Unknown

AB 33
R 3
H 6
RBI 3
BB 1
SO 7
LOB 7



Batter	1	2	3	4	5	6	7	8	9	AB	R	H	RBI	BB	SO	LOB	TOP			
Lenny Green, L OBP: 0.442, SLG: 0.588 (1, 8)	F3		G4-6-3		G3			4-3		4	0	0	0	0	0	1	Boston Red Sox @ Detroit Tigers Tiger Stadium, Detroit, MI Fri Apr 30 1965, 7:05 PM EDT Att: 8,800 - Unknown			
Frank Malzone, R OBP: 0.349, SLG: 0.395 (1, 5)	6-3			BB	L9			2B		3	0	1	0	1	0	0				
Carl Yastrzemski, L OBP: 0.422, SLG: 0.526 (1, 7)	G3			BB	K			F6		4	0	0	0	0	1	2				
Tony Conigliaro, R OBP: 0.409, SLG: 0.600 (1, 9)		K			K			6-3		4	0	0	0	0	3	1				
Felix Mantilla, R OBP: 0.465, SLG: 0.556 (1, 4)		BB		BB	BB			F3		2	0	0	0	2	0	0				
Lee Thomas, L OBP: 0.333, SLG: 0.537 (1, 3)		L9		BB	BB			4-3		3	0	0	0	1	0	1				
Bob Tillman, R OBP: 0.167, SLG: 0.150 (1, 2)		K		BB	F7			6-3		3	0	0	0	0	1	4				
Rico Petrocelli, R OBP: 0.222, SLG: 0.156 (1, 6)					5-3			K		3	0	1	0	0	1	0				
Dave Morehead, R Jack Lamabe, R Chuck Schilling, R Arnold Earley, L Eddie Bressoud, R Bob Heffner, R (1, 1) (3, 1) (5, PH) (5, 1) (8, PH) (8, 1)			K		HR			K		1	0	0	0	0	1	1				
Inning Stats	R: 0 E: 0 K: 0 S: 3	H: 0 LOB: 0 BB: 0 P: 3	R: 0 E: 0 K: 2 S: 7	H: 0 LOB: 1 BB: 1 P: 11	R: 0 E: 0 K: 1 S: 5	H: 1 LOB: 0 BB: 0 P: 5	R: 0 E: 0 K: 2 S: 7	H: 0 LOB: 3 BB: 3 P: 19	R: 1 E: 0 K: 0 S: 4	H: 1 LOB: 0 BB: 0 P: 4	R: 0 E: 0 K: 1 S: 5	H: 0 LOB: 0 BB: 0 P: 5	R: 0 E: 0 K: 1 S: 6	H: 1 LOB: 1 BB: 0 P: 6	R: 0 E: 0 K: 1 S: 5	H: 0 LOB: 0 BB: 0 P: 5	1B: 1 2B: 1 3B: 0 HR: 1	SF: 0 SAC: 0 DP: 1 HBP: 0	WP: 0 PB: 0 SB: 0 CS: 0	PA: 33
PITCHER Hank Aguirre, L ERA: 1.61 (1, 1)	IP: 9.0 WLS: W BF: 33 H: 3 R: 1 ER: 1 SO: 8 BB: 4 IBB: 0 HBP: 0 BLK: 0 WP: 0 HR: 1 S: 45 P: 61 ERA: 1.00 WHIP: 0.778															PITCHER IP: 9.0 WLS: W BF: 33 H: 3 R: 1 ER: 1 SO: 8 BB: 4 IBB: 0 HBP: 0 BLK: 0 WP: 0 HR: 1 S: 45 P: 61 ERA: 1.00 WHIP: 0.778				

Batter	1	2	3	4	5	6	7	8	9	AB	R	H	RBI	BB	SO	LOB	BOTTOM			
Dick McAuliffe, L OBP: 0.531, SLG: 0.583 (1, 6)	F8	K		1B		K				3	1	0	0	1	2	2	Boston Red Sox @ Detroit Tigers Tiger Stadium, Detroit, MI Fri Apr 30 1965, 7:05 PM EDT Att: 8,800 - Unknown			
Jerry Lumpe, L OBP: 0.356, SLG: 0.385 (1, 4)	WP		BB	BB	BB	6-3				3	1	2	0	1	0	0				
Norm Cash, L OBP: 0.442, SLG: 0.471 (1, 3)	BB		BB	BB	BB	BB				1	1	0	0	3	0	1				
Al Kaline, R OBP: 0.453, SLG: 0.488 (1, 9)	K		BB	BB	BB	L9				4	1	2	0	0	1	3				
Gates Brown, L OBP: 0.214, SLG: 0.500 Willie Horton, R OBP: 0.333, SLG: 0.647 (7, PH) (8, 7)	F3		BB	BB	BB	F5		F2		3	0	1	2	0	0	2				
Don Demeter, R OBP: 0.340, SLG: 0.415 (1, 8)		K	K		1B			F8		4	0	1	0	0	2	3				
Bill Freehan, R OBP: 0.118, SLG: 0.176 (1, 2)		4-3	6-3		F3			F8		4	0	0	1	0	0	2				
Don Wert, R OBP: 0.327, SLG: 0.200 (1, 5)		BB	BB	BB	F8			K		2	0	0	0	2	1	1				
Hank Aguirre, R (1, 1)		BB			F9			K		3	0	0	0	1	1	2				
Inning Stats	R: 0 E: 1 K: 1 S: 5	H: 0 LOB: 2 BB: 2 P: 13	R: 0 E: 0 K: 2 S: 7	H: 0 LOB: 2 BB: 2 P: 15	R: 3 E: 0 K: 1 S: 8	H: 3 LOB: 2 BB: 2 P: 16	R: 1 E: 0 K: 0 S: 3	H: 2 LOB: 1 BB: 1 P: 7	R: 0 E: 0 K: 1 S: 5	H: 1 LOB: 1 BB: 0 P: 4	R: 0 E: 0 K: 1 S: 5	H: 0 LOB: 0 BB: 0 P: 5	R: 0 E: 0 K: 0 S: 3	H: 0 LOB: 1 BB: 1 P: 7	R: 0 E: 0 K: 2 S: 7	H: 0 LOB: 0 BB: 0 P: 7	1B: 5 2B: 1 3B: 0 HR: 0	SF: 0 SAC: 0 DP: 1 HBP: 0	WP: 1 PB: 0 SB: 0 CS: 0	PA: 36
PITCHER Dave Morehead, R ERA: 4.82 Jack Lamabe, R ERA: 4.5 Arnold Earley, L ERA: Bob Heffner, R ERA: 6.75 (1, 1) (3, 1) (5, 1) (8, 1)	IP: 2.0 WLS: L BF: 14 H: 2 R: 1 ER: 1 SO: 3 BB: 1 IBB: 0 HBP: 0 BLK: 0 WP: 0 HR: 0 S: 15 P: 35 ERA: 13.50 WHIP: 4.000															PITCHER IP: 2.0 WLS: L BF: 14 H: 2 R: 1 ER: 1 SO: 3 BB: 1 IBB: 0 HBP: 0 BLK: 0 WP: 0 HR: 0 S: 15 P: 35 ERA: 13.50 WHIP: 4.000				

Batter	1	2	3	4	5	6	7	8	9	AB	R	H	RBI	BB	SO	LOB	TOP					
Lenny Green, L OBP: 0.448, SLG: 0.575	F5	F7		1B 2B 1B	WP 1B		FC4-6 1B		L9	6	1	3	0	0	0	1						
Dalton Jones, L OBP: 0.500, SLG: 0.500										4	2	2	0	1	1	3						
Dick Radatz, R OBP: 0.333, SLG: 0.200	1B 2B									0	0	0	0	0	0	0						
Bob Heffner, R OBP: 0.429, SLG: 0.659										0	0	0	0	0	0	0						
Eddie Bressoud, R OBP: 0.333, SLG: 0.200										1	0	0	0	0	1	0						
Carl Yastrzemski, L OBP: 0.420, SLG: 0.535										5	1	2	2	0	0	4						
Tony Conigliaro, R OBP: 0.429, SLG: 0.659										4	2	2	1	1	1	2						
Lee Thomas, L OBP: 0.340, SLG: 0.622										4	1	2	3	0	0	0						
Felix Mantilla, R OBP: 0.479, SLG: 0.561										5	0	3	1	0	0	1						
Bob Tillman, R OBP: 0.234, SLG: 0.190										2	0	1	0	3	1	0						
Rico Petrocelli, R OBP: 0.200, SLG: 0.139										4	0	0	0	0	2	8						
Chuck Schilling, R OBP: 0.150, SLG: 2.500										1	1	1	1	0	0	0						
Jack Lamabe, R OBP: 0.333, SLG: 0.200										0	0	0	0	0	0	0						
Jim Lonborg, R OBP: 0.356, SLG: 0.385										3	0	0	0	0	2	1						
Frank Malzone, R OBP: 0.356, SLG: 0.385										1	0	0	0	1	0	0						
Inning Stats	R: 2 E: 0 K: 0 S: 6	H: 4 LOB: 1 BB: 0 P: 6	R: 0 E: 0 K: 0 S: 4	H: 1 LOB: 1 BB: 0 P: 4	R: 2 E: 0 K: 1 S: 7	H: 3 LOB: 2 BB: 2 P: 15	R: 3 E: 0 K: 2 S: 11	H: 4 LOB: 3 BB: 2 P: 19	R: 0 E: 0 K: 0 S: 4	H: 1 LOB: 1 BB: 0 P: 6	R: 0 E: 0 K: 0 S: 4	H: 1 LOB: 2 BB: 1 P: 8	R: 0 E: 0 K: 1 S: 5	H: 0 LOB: 0 BB: 0 P: 5	R: 1 E: 0 K: 1 S: 6	H: 1 LOB: 0 BB: 0 P: 6	1B: 9 2B: 4 3B: 0 HR: 3	SF: 1 SAC: 0 DP: 1 HBP: 0	WP: 1 PB: 0 SB: 1 CS: 0	PA: 47		
PITCHER	IP WLS BF H R ER SO BB IBB HBP BLK WP HR S P ERA WHIP																					
Dave Wickersham, R ERA: 5.79	2.2 15 8 4 4 0 1 0 0 0 0 2 14 18 13.50 3.375																					
Julio Navarro, R ERA: 18.0	0.2 7 3 3 3 2 1 1 0 0 0 0 9 17 40.50 6.000																					
Johnnie Seale, L ERA: 18.0	0.2 4 1 0 0 1 1 0 0 0 0 0 5 9 0.00 3.000																					
Fred Gladding, R ERA: 3.04	2.0 9 2 0 0 1 1 0 0 0 1 0 10 14 0.00 1.500																					
Mickey Lolich, L ERA: 3.04	3.0 W 12 2 1 1 4 1 0 0 0 0 1 19 23 3.00 1.000																					
Batter	1	2	3	4	5	6	7	8	9	AB	R	H	RBI	BB	SO	LOB	BOTTOM					
Dick McAuliffe, L OBP: 0.519, SLG: 0.550	4-3	1B E 1B		G3						4	1	1	0	1	1	2						
Jerry Lumpe, L OBP: 0.380, SLG: 0.381										3	2	1	1	2	0	3						
Norm Cash, L OBP: 0.417, SLG: 0.436										5	1	1	0	0	2	3						
Al Kaline, R OBP: 0.466, SLG: 0.489										4	2	2	1	1	0	0						
Gates Brown, L OBP: 0.294, SLG: 0.529										3	1	2	1	0	1	0						
Willie Horton, R OBP: 0.333, SLG: 0.647										0	0	0	0	0	0	0						
Don Demeter, R OBP: 0.346, SLG: 0.400										4	0	1	1	1	0	3						
Bill Freehan, R OBP: 0.190, SLG: 0.286										4	1	2	1	0	0	0						
Don Wert, R OBP: 0.321, SLG: 0.205										4	0	1	0	0	0	2						
Dave Wickersham, R ERA: 3.75										1	0	0	0	0	1	1						
Dick Radatz, R ERA: 8.43										0	0	0	0	0	0	0						
Bob Heffner, R ERA: 5.14										0	0	0	0	0	0	0						
Jack Lamabe, R ERA: 7.71										1	1	1	0	0	1	1						
Inning Stats	R: 1 E: 0 K: 1 S: 7	H: 2 LOB: 2 BB: 1 P: 11	R: 2 E: 2 K: 2 S: 10	H: 2 LOB: 1 BB: 0 P: 10	R: 0 E: 0 K: 1 S: 5	H: 0 LOB: 0 BB: 0 P: 5	R: 0 E: 0 K: 0 S: 5	H: 2 LOB: 2 BB: 0 P: 5	R: 0 E: 0 K: 0 S: 4	H: 1 LOB: 1 BB: 0 P: 4	R: 1 E: 0 K: 1 S: 6	H: 1 LOB: 0 BB: 0 P: 6	R: 4 E: 1 K: 1 S: 9	H: 3 LOB: 1 BB: 1 P: 13	R: 0 E: 0 K: 0 S: 2	H: 0 LOB: 0 BB: 1 P: 6	R: 1 E: 0 K: 0 S: 2	H: 1 LOB: 2 BB: 2 P: 10	1B: 10 2B: 1 3B: 0 HR: 1	SF: 0 SAC: 3 DP: 0 HBP: 0	WP: 0 PB: 0 SB: 0 CS: 1	PA: 44
PITCHER	IP WLS BF H R ER SO BB IBB HBP BLK WP HR S P ERA WHIP																					
Jim Lonborg, R ERA: 3.75	6.0 28 8 4 2 5 1 0 0 0 0 0 37 41 3.00 1.500																					
Dick Radatz, R ERA: 8.43	0.1 6 3 4 3 0 1 0 0 0 0 0 5 9 81.00 12.000																					
Bob Heffner, R ERA: 5.14	1.2 5 0 0 0 1 1 0 0 0 0 0 6 10 0.00 0.600																					
Jack Lamabe, R ERA: 7.71	0.1 L 4 1 1 1 0 1 1 0 0 0 0 2 10 27.00 6.000																					

Boston Red Sox @ Detroit Tigers
Tiger Stadium, Detroit, MI
Sat May 01 1965, 4:33 AM EDT
Att: 3,854 - Unknown

AB 40
R 8
H 16
RBI 8
BB 6
SO 8
LOB 20



Boston Red Sox @ Detroit Tigers
Tiger Stadium, Detroit, MI
Sat May 01 1965, 4:33 AM EDT
Att: 3,854 - Unknown


AB 35
R 9
H 12
RBI 6
BB 5
SO 6
LOB 17



Batter	1	2	3	4	5	6	7	8	9	AB	R	H	RBI	BB	SO	LOB	TOP				
Lenny Green, L OBP: 0.434, SLG: 0.568 (1, 8)	0-0 6-3 2B		0-0 F8		0-0 F7		0-0 F7			4	0	1	0	0	0	1					
Eddie Bressoud, R OBP: 0.300, SLG: 0.556 (1, 6)	0-0 6-3 2-3		0-0 HR		0-0 F8		0-3 K			4	1	1	1	0	1	2					
Carl Yastrzemski, L OBP: 0.497, SLG: 0.500 (1, 7)	0-0 E4		0-0 G3		4-0 1B SF7 BB		0-0 4-3			3	1	0	0	1	0	1					
Tony Conigliaro, R OBP: 0.415, SLG: 0.625 (1, 9)	0-0 F4		0-0 5-3		0-0 1B 1B		0-0 G3			4	0	1	0	0	0	2					
Lee Thomas, L OBP: 0.352, SLG: 0.604 (1, 3)	4-0 IBB		0-0 F7		0-0 1B 1B		0-0 G3			3	0	1	0	1	0	0					
Felix Mantilla, R OBP: 0.482, SLG: 0.545 (1, 4)	0-0 5-3		0-0 L7		0-0 SF7		0-0 G6-4-3 1B			3	0	1	1	0	0	3					
Frank Malzone, R OBP: 0.327, SLG: 0.349 (1, 5)		0-0 F4		0-0 F8		0-0 F5		0-0 G6-4-3 1-2		4	0	0	0	0	0	3					
Bob Tillman, R OBP: 0.235, SLG: 0.196 (1, 2)		0-0 5-3			0-0 5-3			0-0 E6		4	0	1	0	0	0	0					
Earl Wilson, R OBP: 0.273, SLG: 0.444 Arnold Earley, L Dick Radatz, R (8, 1) (9, 1)		0-0 2-3			0-3 K		0-3 K		0-3 K	3	0	0	0	0	2	1					
Inning Stats	R: 0 E: 1 K: 0 S: 5	H: 1 LOB: 3 BB: 1 P: 9	R: 0 E: 0 K: 0 S: 3	H: 0 LOB: 0 BB: 0 P: 3	R: 1 E: 0 K: 0 S: 4	H: 1 LOB: 0 BB: 0 P: 4	R: 0 E: 0 K: 0 S: 3	H: 0 LOB: 0 BB: 0 P: 3	R: 0 E: 0 K: 1 S: 5	H: 2 LOB: 2 BB: 1 P: 9	R: 0 E: 0 K: 2 S: 8	H: 1 LOB: 1 BB: 0 P: 8	R: 0 E: 0 K: 0 S: 3	H: 0 LOB: 0 BB: 0 P: 3	R: 0 E: 1 K: 1 S: 6	H: 1 LOB: 1 BB: 0 P: 6	1B: 4 2B: 1 3B: 0 HR: 1	SF: 1 SAC: 0 DP: 1 HBP: 0	WP: 0 PB: 0 SB: 0 CS: 0	PA: 36	
PITCHER	IP WLS BF H R ER SO BB IBB HBP BLK WP HR S P ERA WHIP	7.0 L 29 5 2 2 3 1 1 0 0 0 1 33 41 2.57 0.857	2.0 L 7 1 0 0 1 0 0 0 0 0 0 9 9 0.00 0.500																		

Boston Red Sox @ Detroit Tigers
Tiger Stadium, Detroit, MI
Sun May 02 1965, 4:33 AM EDT
Unknown


AB 33
R 2
H 6
RBI 2
BB 2
SO 4
LOB 14



Batter	1	2	3	4	5	6	7	8	9	AB	R	H	RBI	BB	SO	LOB	BOTTOM			
Dick McAuliffe, L OBP: 0.534, SLG: 0.581 (1, 6)	0-0 2B		0-0 CS 1B			0-3 K		4-0 G1-6-3 BB		3	0	2	0	1	1	0				
Jerry Lumpe, L OBP: 0.370, SLG: 0.391 (1, 4)	0-0 F7		0-0 F8			0-0 WP 2B		0-0 F1		4	0	1	0	0	0	3				
Norm Cash, L OBP: 0.385, SLG: 0.395 (1, 3)	0-0 F7		0-0 CS 1-2		0-0 F8		0-0 F9 2-3		0-0 G1-6-3 1-2	4	0	0	0	0	0	3				
Al Kaline, R OBP: 0.468, SLG: 0.468 (1, 9)	0-0 L7			4-0 BB		4-0 BB		0-0 L9		2	0	0	0	2	0	1				
Gates Brown, L OBP: 0.300, SLG: 0.500 Willie Horton, R OBP: 0.368, SLG: 0.722 Jake Wood, R OBP: 1.000, SLG: 2.000 (9, PR)		0-0 E6 1B 1B		0-0 F9		0-0 G3		0-0 6-3 2B		3	1	1	0	0	0	3				
Don Demeter, R OBP: 0.321, SLG: 0.367 (1, 8)		0-0 1-3		0-0 6-3			0-0 6-3		0-0 6-3	4	0	0	0	0	0	3				
Bill Freehan, R OBP: 0.200, SLG: 0.280 (1, 2)		0-0 G6-4-3 2-H 1B			0-0 6-3		0-3 K		0-0 1-3	4	0	1	1	0	1	2				
Don Wert, R OBP: 0.322, SLG: 0.213 (1, 5)		0-0 G6-4-3 1-2			0-0 4-3		0-0 FC6-4 1B			3	0	1	0	0	0	1				
Phil Regan, R Jim Northrup, L OBP: 0.194, SLG: 0.207 Fred Gladding, L (8, 1)			0-0 G3		0-0 6-3		0-0 FC6-4 1-2			2	0	0	0	0	0	0				
Inning Stats	R: 0 E: 0 K: 0 S: 4	H: 1 LOB: 1 BB: 0 P: 4	R: 1 E: 1 K: 0 S: 4	H: 2 LOB: 0 BB: 0 P: 4	R: 0 E: 0 K: 0 S: 3	H: 1 LOB: 0 BB: 0 P: 3	R: 0 E: 0 K: 0 S: 3	H: 0 LOB: 1 BB: 1 P: 7	R: 0 E: 0 K: 1 S: 6	H: 1 LOB: 2 BB: 1 P: 10	R: 0 E: 0 K: 1 S: 6	H: 1 LOB: 1 BB: 0 P: 6	R: 0 E: 0 K: 0 S: 2	H: 0 LOB: 0 BB: 1 P: 6	R: 0 E: 0 K: 0 S: 4	H: 1 LOB: 2 BB: 0 P: 4	1B: 4 2B: 3 3B: 0 HR: 0	SF: 0 SAC: 0 DP: 2 HBP: 0	WP: 1 PB: 0 SB: 0 CS: 1	PA: 35
PITCHER	IP WLS BF H R ER SO BB IBB HBP BLK WP HR S P ERA WHIP	7.0 W 27 6 1 0 2 2 0 0 0 0 4 8 0.00 1.143	1.1 L 5 1 0 0 0 1 0 0 0 0 0 4 8 0.00 1.500	0.2 S 2 0 0 0 0 0 0 0 0 0 2 2 0.00 0.000																

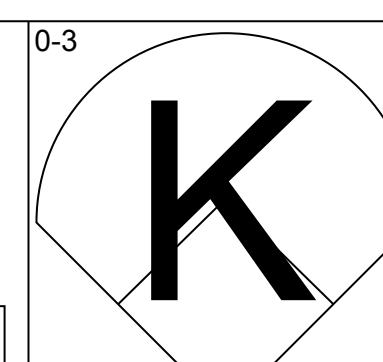
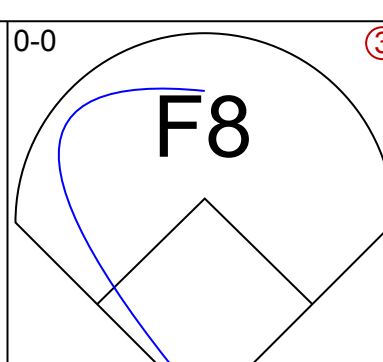
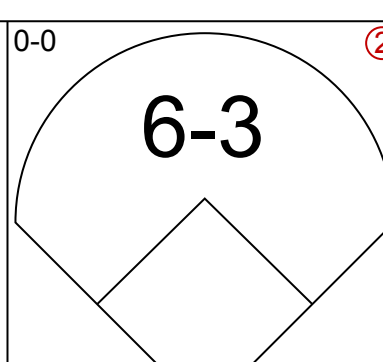
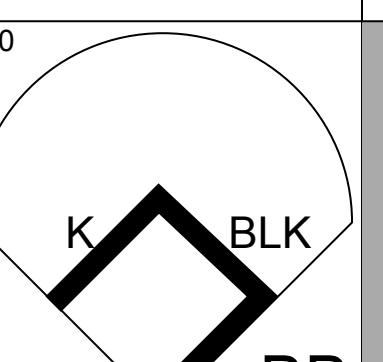
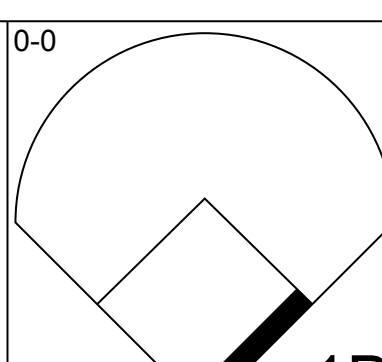
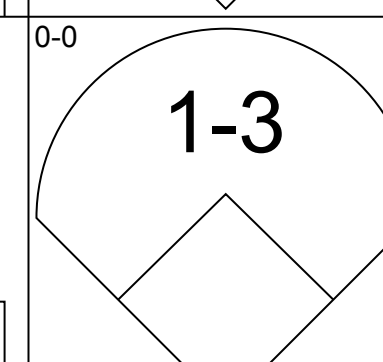
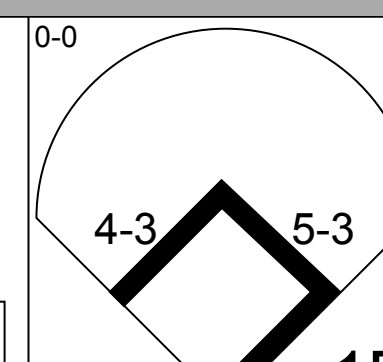
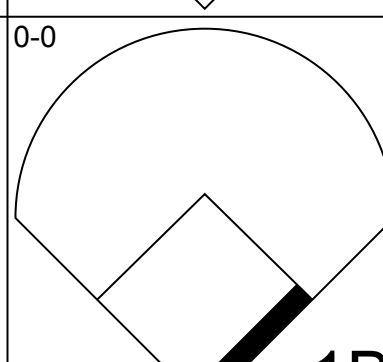
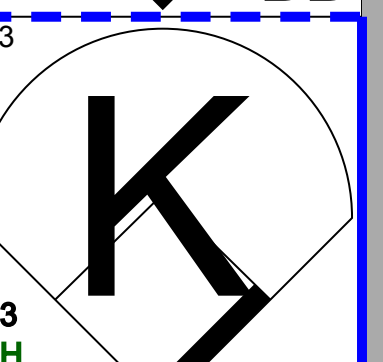
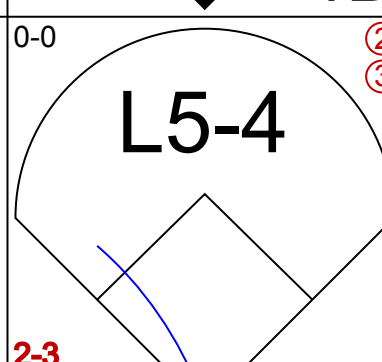
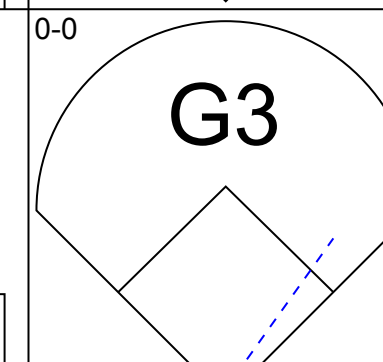
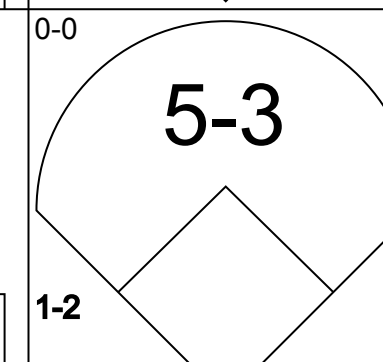
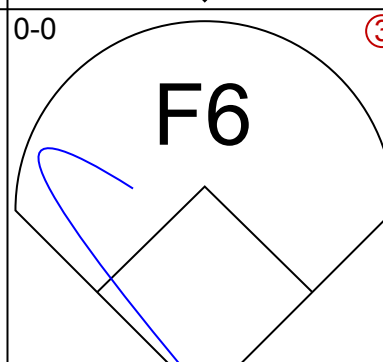
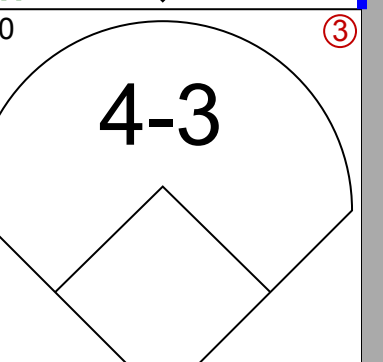
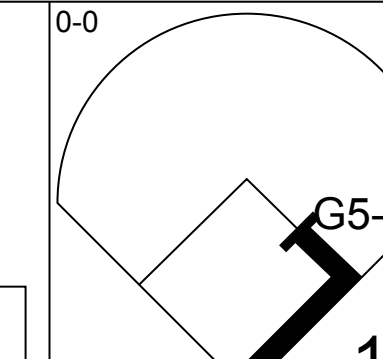
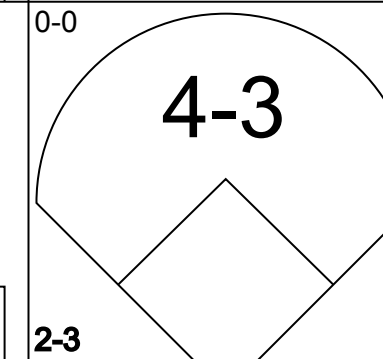
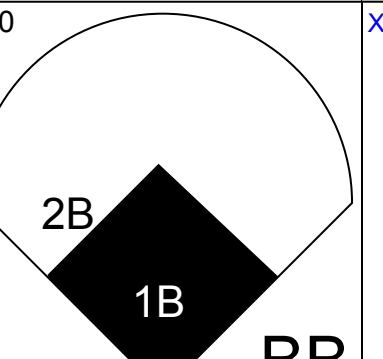
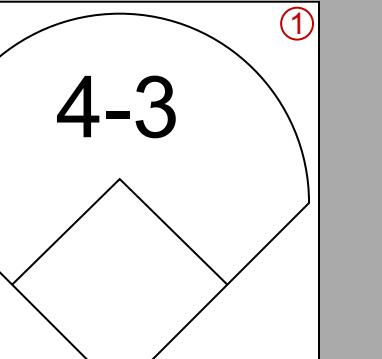
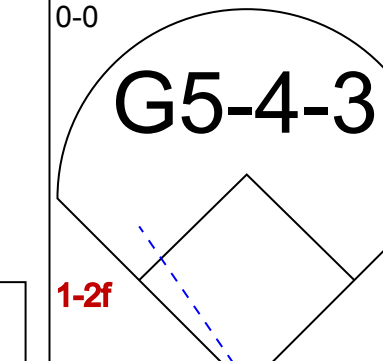
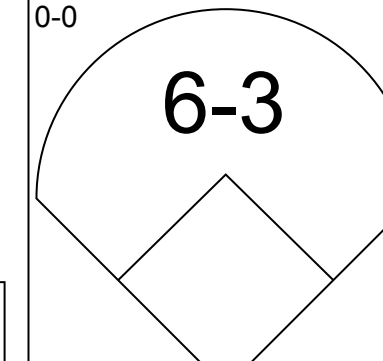
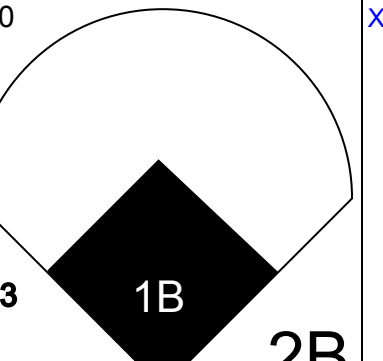
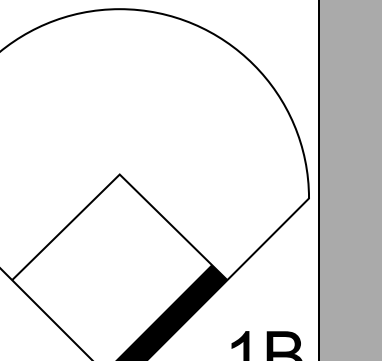
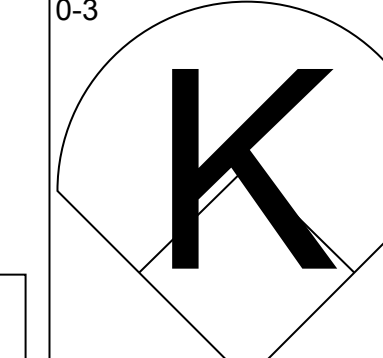
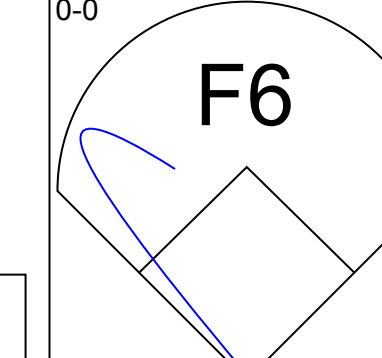
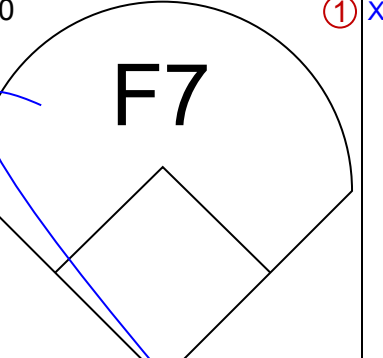
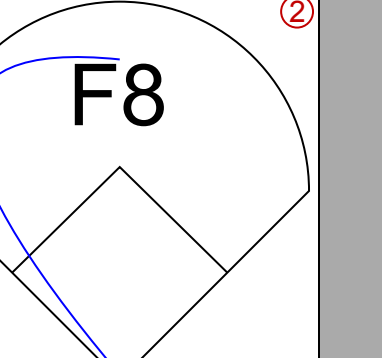
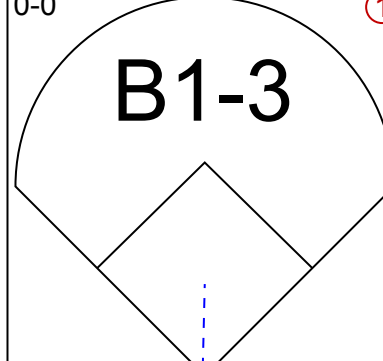
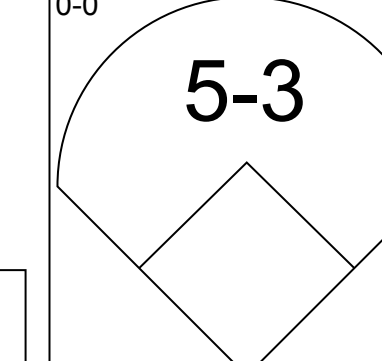
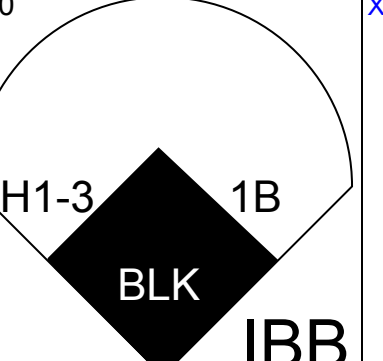
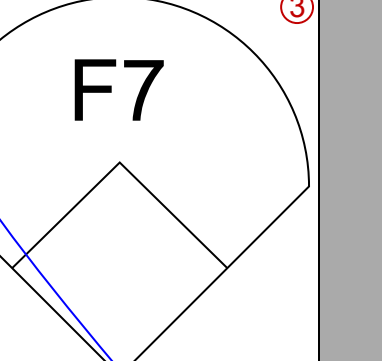
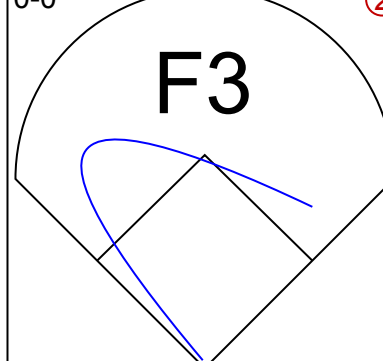
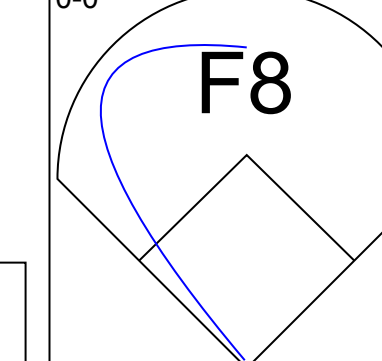
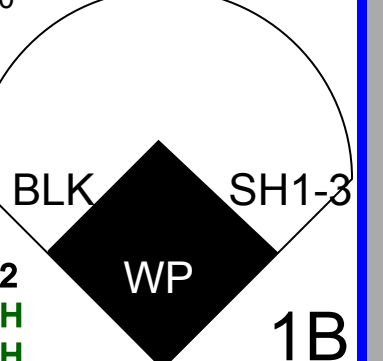
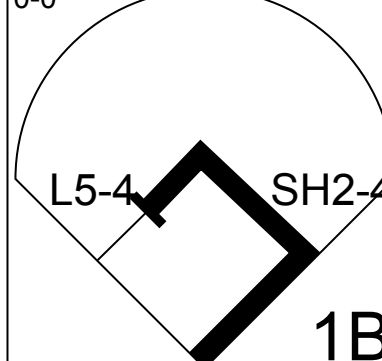
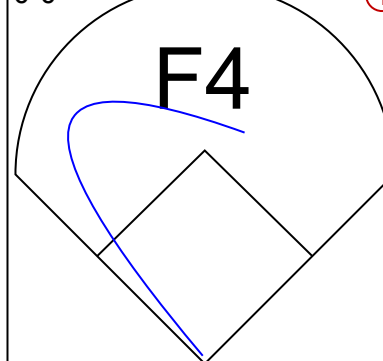
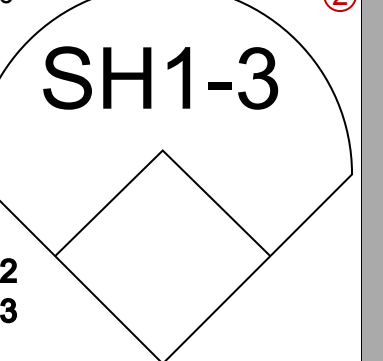
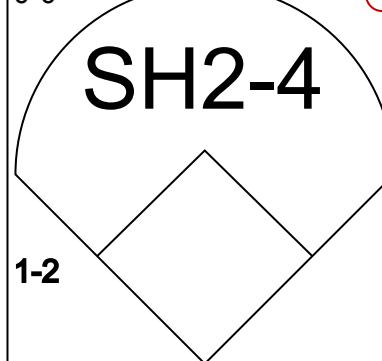
Boston Red Sox @ Detroit Tigers
Tiger Stadium, Detroit, MI
Sun May 02 1965, 4:33 AM EDT
Unknown

AB 31
R 1
H 7
RBI 1
BB 3
SO 2
LOB 17



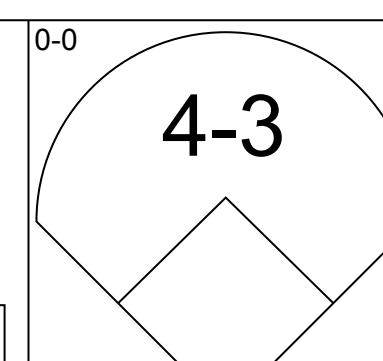
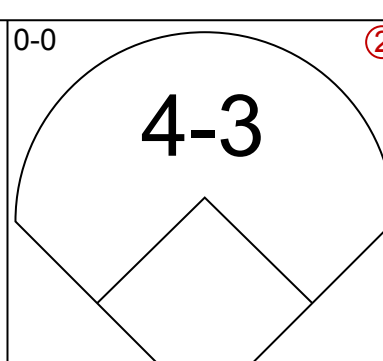
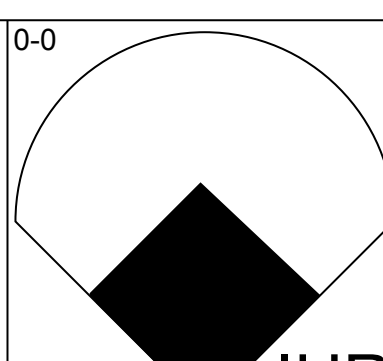
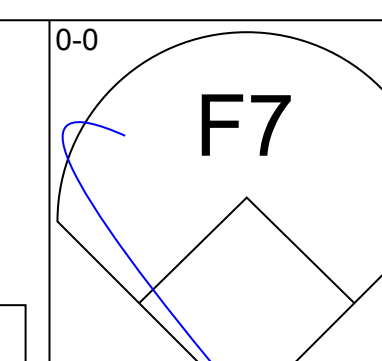
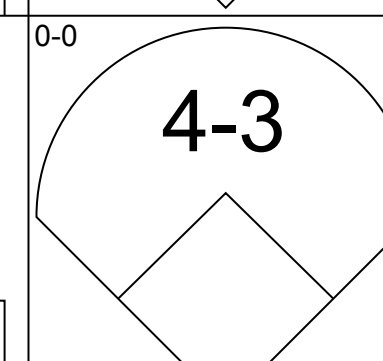
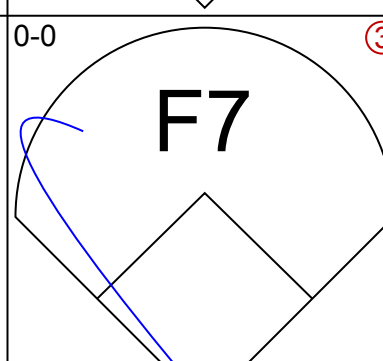
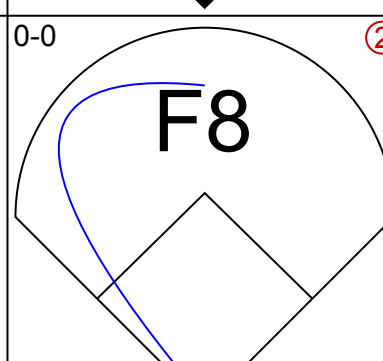
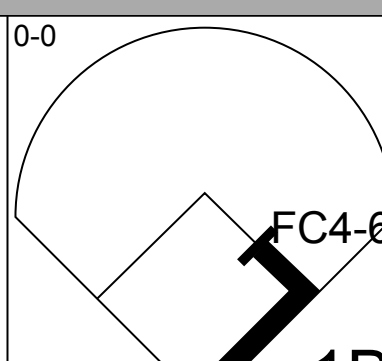
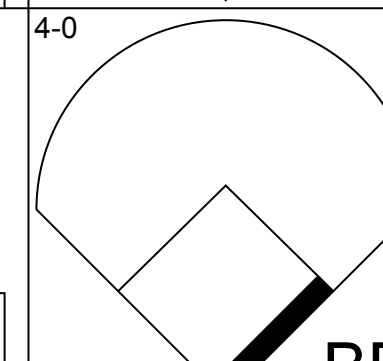
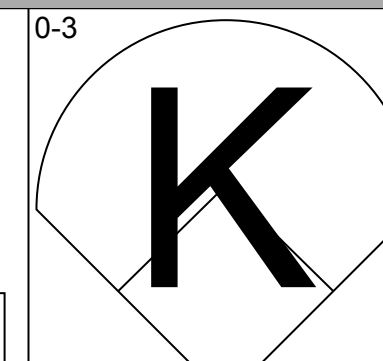
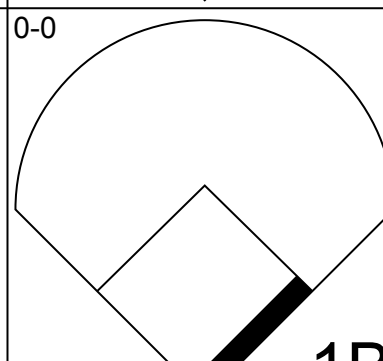
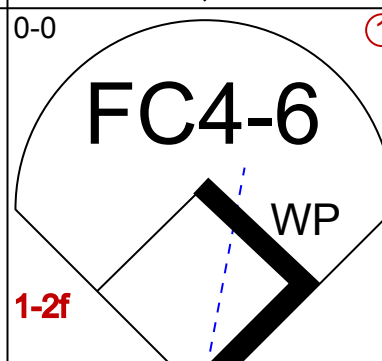
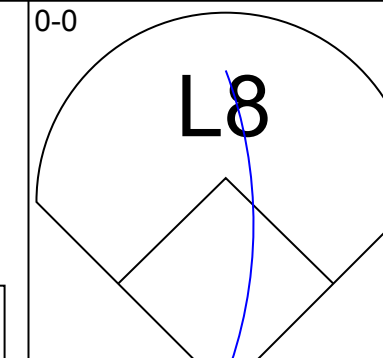
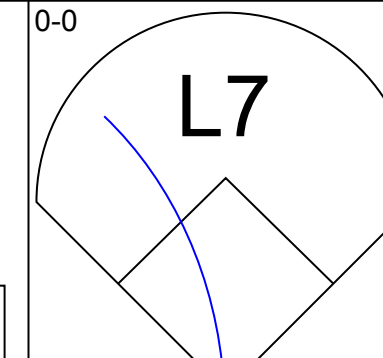
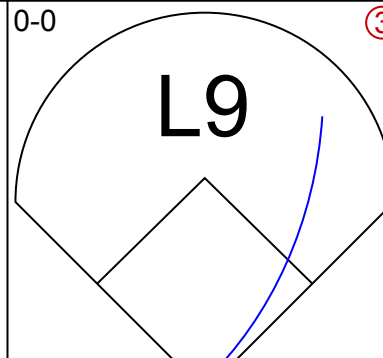
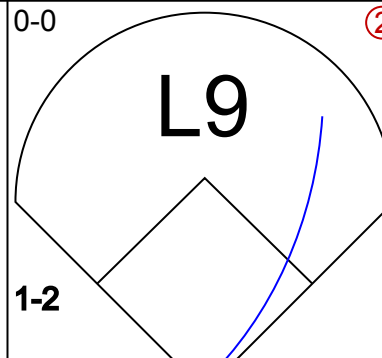
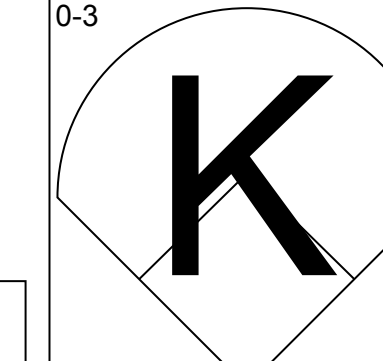
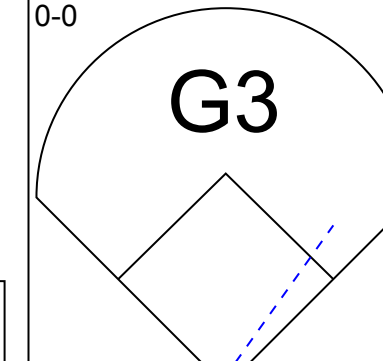
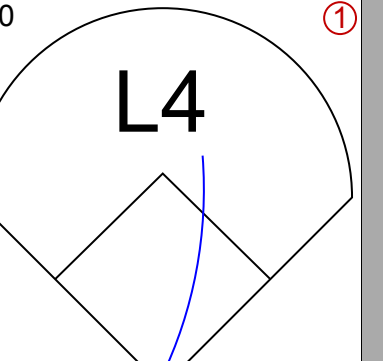
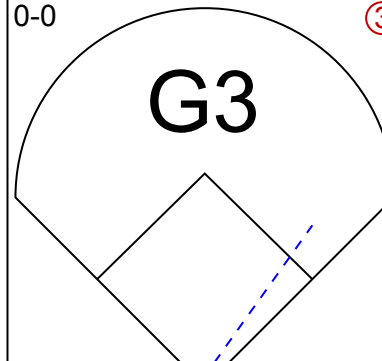
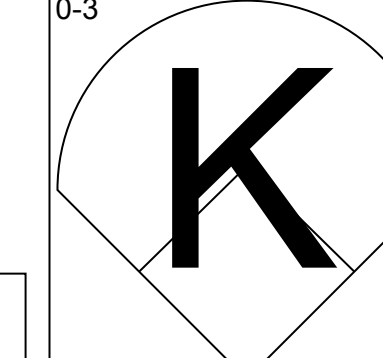
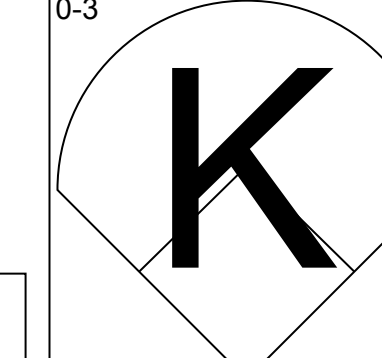
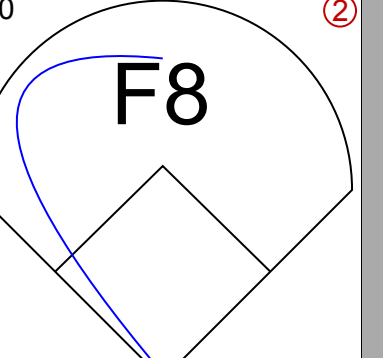
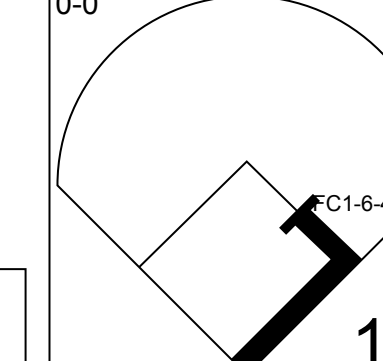
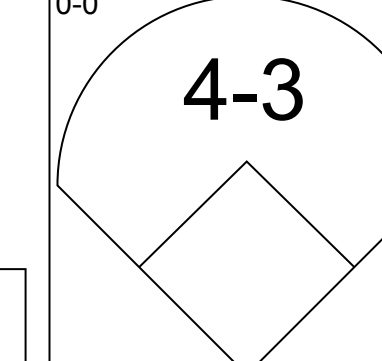
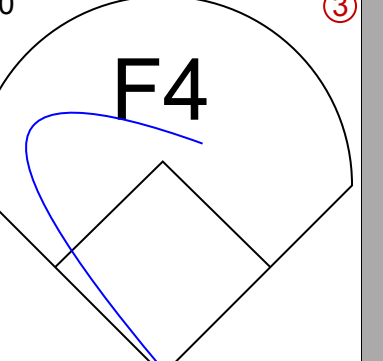
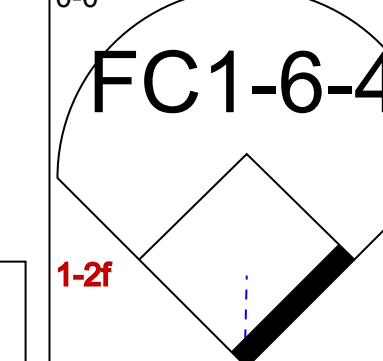
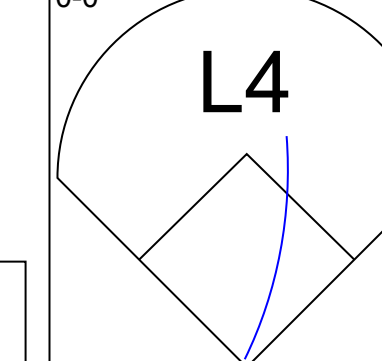
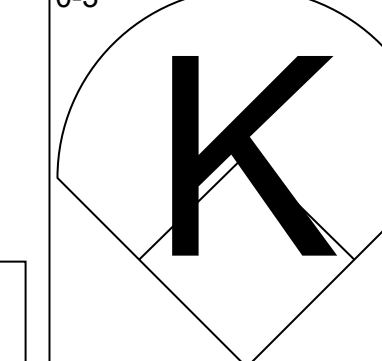
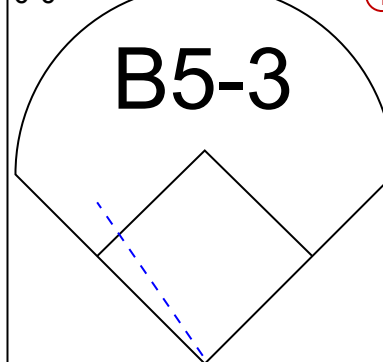
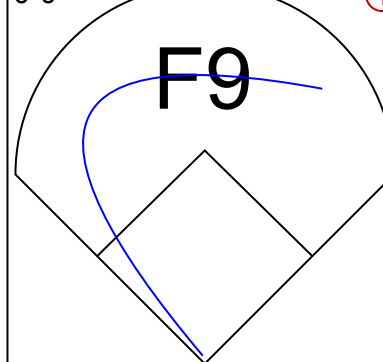
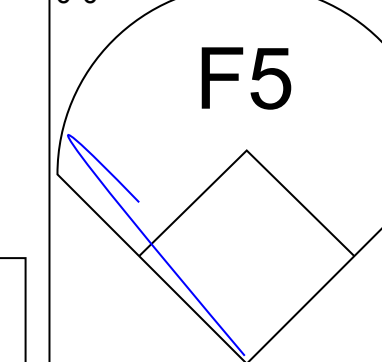
Batter	1	2	3	4	5	6	7	8	9	AB R H RBI BB SO LOB	TOP									
Lenny Green, L (1.8) OBP: 0.441, SLG: 0.571	0-0 3B 1B	4-0 HR BB		0-3 K	0-0 1B 2B		0-0 F4		0-0 F8	5 3 2 0 1 1 3	Boston Red Sox @ Detroit Tigers Tiger Stadium, Detroit, MI Sun May 02 1965, 4:38 AM EDT Att: 22,011 - Unknown									
Dalton Jones, L (1.5) OBP: 0.690, SLG: 1.000	0-0 SF8 3B	0-0 HR		4-0 BB	0-0 FC5-4 1B		0-3 K			4 2 3 4 1 1 2										
Carl Yastrzemski, L (1.7) OBP: 0.497, SLG: 0.490	0-0 SF8	4-0 BB		0-0 F8	0-0 FC5-4 1B			0-0 G4-6-3 1B		3 0 1 1 1 1 0 2										
Tony Conigliaro, R (1.9) OBP: 0.397, SLG: 0.585	0-3 K	0-0 F8		0-0 F3		0-0 F8		0-0 G4-6-3 1B		5 0 1 0 0 1 2										
Lee Thomas, L (1.3) OBP: 0.373, SLG: 0.673	4-0 BB BB		0-0 HR		0-0 1B SF8 2B	0-0 3-1		0-0 G4-6-3		4 2 2 1 1 0 2										
Felix Mantilla, R (1.4) OBP: 0.456, SLG: 0.521	4-0 1-2 BB		0-0 F7		0-0 HR 1B	0-3 K		0-0 6-3		4 1 1 0 1 1 1										
Eddie Bressoud, R (1.6) OBP: 0.333, SLG: 0.615	0-3 K		0-0 1-3		0-0 SF8		0-0 FC1-5 2B	0-0 SH2-4 1B		4 0 2 1 0 1 2										
Mike Ryan, R (1.2) OBP: 0.600, SLG: 2.000		0-0 6-3	0-0 HR		0-0 HR	0-0 K	4-0 FC1-5 BB	0-0 F7		4 2 2 3 1 0 1										
Bill Monbouquette, R (1.1) OBP: 0.077, SLG: 0.077	0-3 K		0-0 4-3		0-3 K		0-0 FC1-5	0-0 SH2-4		4 0 0 0 0 2 2										
Inning Stats	R: 2 E: 0 K: 2 S: 9	H: 2 LOB: 2 BB: 2 P: 17	R: 2 E: 0 K: 1 S: 6	H: 1 LOB: 1 BB: 2 P: 14	R: 2 E: 0 K: 0 S: 5	H: 2 LOB: 0 BB: 0 P: 5	R: 0 E: 0 K: 1 S: 5	H: 0 LOB: 1 BB: 1 P: 9	R: 4 E: 0 K: 1 S: 10	H: 5 LOB: 1 BB: 0 P: 10	R: 0 E: 0 K: 1 S: 6	H: 1 LOB: 2 BB: 1 P: 10	R: 0 E: 0 K: 0 S: 4	H: 2 LOB: 1 BB: 0 P: 4	R: 0 E: 0 K: 0 S: 4	H: 1 LOB: 1 BB: 0 P: 4	1B: 6 2B: 3 3B: 1 HR: 4	SF: 2 SAC: 1 DP: 1 HBP: 0	WP: 0 PB: 0 SB: 0 CS: 0	PA: 46
PITCHER	IP WLS BF H R ER SO BB IBB HBP BLK WP HR S P ERA WHIP											IP WLS BF H R ER SO BB IBB HBP BLK WP HR S P ERA WHIP								
Joe Sparma, R (1.1) ERA: 9.0	2.0 L 13 3 4 4 3 4 0 0 0 0 0 1 15 31 18.00 3.500																			
Julio Navarro, R (3.1) ERA: 18.0	1.0 5 2 2 2 0 0 0 0 0 0 2 5 5 18.00 2.000																			
Johnnie Seale, L (4.1) ERA: 12.0	2.0 12 5 4 4 2 1 0 0 0 0 1 15 19 18.00 3.000																			
Dave Wickersham, R (6.1) ERA: 5.23	2.0 8 1 0 0 2 1 0 0 0 0 0 11 15 0.00 1.000																			
Larry Sherry, R (8.1) ERA:	2.0 8 3 0 0 0 0 0 0 0 0 0 8 8 0.00 1.500																			

Batter	1	2	3	4	5	6	7	8	9	AB R H RBI BB SO LOB	BOTTOM									
Dick McAuliffe, L (1.6) OBP: 0.516, SLG: 0.553	0-0 G3-6 1B		0-0 F9		0-0 F8			0-0 L6		4 0 1 0 0 0 0	Boston Red Sox @ Detroit Tigers Tiger Stadium, Detroit, MI Sun May 02 1965, 4:38 AM EDT Att: 22,011 - Unknown									
Jerry Lumpe, L (1.4) OBP: 0.376, SLG: 0.400	0-0 F8		0-0 1B		0-0 F7			0-0 1B		4 0 2 0 0 0 1										
Norm Cash, L (1.3) OBP: 0.357, SLG: 0.362	0-0 G3-6		0-0 4-3			0-0 3-1		0-0 F3		4 0 0 0 0 0 3										
Al Kaline, R (1.9) OBP: 0.484, SLG: 0.551		0-0 1B G5-4-3 1B		0-0 HR		0-0 1-3		0-0 F6		2 2 2 1 0 0 0										
Jim Northrup, L (5.9) OBP: 0.182, SLG: 0.194								0-0 F5		2 0 0 0 0 0 1										
Willie Horton, R (1.7) OBP: 0.435, SLG: 0.818		0-0 G5-4-3 1B		0-0 SH1-3 1B		0-0 3B		0-0 F5		4 0 3 0 0 0 0										
Don Demeter, R (1.8) OBP: 0.305, SLG: 0.346		0-0 G5-4-3		0-0 SH1-3		0-0 6-3		0-0 5-3		3 0 0 0 0 0 2										
John Sullivan, L (1.2) OBP: 0.333, SLG: 0.391	0-0 F7		0-0 F8			0-3 K		0-3 K		4 0 0 0 0 2 1										
Don Wert, R (1.5) OBP: 0.323, SLG: 0.280			0-0 HR		0-0 F9		0-0 F6			3 1 1 1 0 0 1										
Joe Sparma, R (1.1) ERA: 9.0			0-0 4-3		0-3 K		0-0 F9			0 0 0 0 0 0 0	Boston Red Sox @ Detroit Tigers Tiger Stadium, Detroit, MI Sun May 02 1965, 4:38 AM EDT Att: 22,011 - Unknown									
Julio Navarro, R (3.1) ERA: 18.0										0 0 0 0 0 0 0										
Bill Roman, L (3.9) ERA:										1 0 0 0 0 0 0										
Johnnie Seale, L (4.1) ERA: 12.0										0 0 0 0 0 0 0										
George Smith, R (5.9) OBP: 0.292, SLG: 0.192										1 0 0 0 0 0 1										
Dave Wickersham, R (6.1) ERA: 5.23										0 0 0 0 0 0 0										
Jake Wood, R (7.9) OBP: 0.067, SLG: 1.000										1 0 0 0 0 0 0										
Larry Sherry, R (8.1) ERA:										0 0 0 0 0 0 0										
Inning Stats	R: 0 E: 0 K: 0 S: 3	H: 1 LOB: 0 BB: 0 P: 3	R: 1 E: 0 K: 0 S: 4	H: 2 LOB: 0 BB: 0 P: 4	R: 1 E: 0 K: 0 S: 5	H: 2 LOB: 1 BB: 0 P: 5	R: 0 E: 0 K: 1 S: 5	H: 0 LOB: 0 BB: 0 P: 5	R: 0 E: 0 K: 0 S: 4	H: 1 LOB: 1 BB: 0 P: 4	R: 0 E: 0 K: 0 S: 4	H: 0 LOB: 0 BB: 0 P: 4	R: 0 E: 0 K: 1 S: 5	H: 0 LOB: 0 BB: 0 P: 5	R: 0 E: 0 K: 0 S: 4	H: 1 LOB: 1 BB: 0 P: 4	1B: 6 2B: 0 3B: 1 HR: 2	SF: 0 SAC: 1 DP: 2 HBP: 0	WP: 0 PB: 0 SB: 0 CS: 0	PA: 34
PITCHER	IP WLS BF H R ER SO BB IBB HBP BLK WP HR S P ERA WHIP											IP WLS BF H R ER SO BB IBB HBP BLK WP HR S P ERA WHIP								
Bill Monbouquette, R (1.1) ERA: 3.48	9.0 W 34 9 3 3 3 0 0 0 0 0 2 40 40 3.00 1.000																			

Batter	1	2	3	4	5	6	7	8	9	AB	R	H	RBI	BB	SO	LOB	TOP			
Danny Cater, R OBP: 0.381, SLG: 0.475 (1, 7)										4	0	1	0	1	1	1	Chicago White Sox @ Detroit Tigers Tiger Stadium, Detroit, MI Wed May 05 1965, 7:05 PM EDT Att: 9,380 - Unknown			
Don Buford, S OBP: 0.390, SLG: 0.462 Al Weis, S OBP: 0.167, SLG: 0.118 (1, 4) (7, 4)										4	0	2	0	0	1	1				
Floyd Robinson, L OBP: 0.316, SLG: 0.370 (1, 9)										4	0	0	0	0	0	4				
Pete Ward, L OBP: 0.359, SLG: 0.343 (1, 5)										3	1	1	0	1	0	1				
Bill Skowron, R OBP: 0.370, SLG: 0.537 (1, 3)										4	1	2	0	0	0	2				
J.C. Martin, L OBP: 0.300, SLG: 0.316 (1, 2)										4	0	0	0	0	1	3				
Ron Hansen, R OBP: 0.324, SLG: 0.410 (1, 6)										3	1	0	0	1	0	1				
Ken Berry, R OBP: 0.286, SLG: 0.309 Smoky Burgess, L OBP: 0.500, SLG: 0.375 Tom McCraw, L OBP: 0.375, SLG: 0.333 (1, 8) (7, PH) (7, PR) (7, 8)										2	0	0	0	0	0	0				
Joe Horlen, R OBP: 0.111, SLG: 0.222 (1, 1)										2	0	1	0	0	0	0				
Inning Stats	R: 0 E: 0 K: 1 S: 5	H: 0 LOB: 0 BB: 0 P: 5	R: 0 E: 0 K: 1 S: 5	H: 1 LOB: 0 BB: 0 P: 5	R: 0 E: 0 K: 0 S: 4	H: 1 LOB: 0 BB: 0 P: 4	R: 0 E: 0 K: 0 S: 4	H: 0 LOB: 0 BB: 0 P: 3	R: 0 E: 0 K: 0 S: 4	H: 1 LOB: 1 BB: 0 P: 4	R: 4 E: 0 K: 1 S: 8	H: 2 LOB: 2 BB: 3 P: 20	R: 0 E: 0 K: 0 S: 4	H: 1 LOB: 1 BB: 0 P: 4	R: 0 E: 0 K: 0 S: 4	H: 2 LOB: 1 BB: 0 P: 4		1B: 7 2B: 3 3B: 0 HR: 0	SF: 0 SAC: 2 DP: 2 HBP: 0	WP: 1 PB: 0 CS: 0
PITCHER	IP WLS BF H R ER SO BB IBB HBP BLK WP HR S P ERA WHIP																			
Dave Wickersham, R ERA: 5.27 Larry Sherry, R ERA: 0.96 Terry Fox, R ERA: 1.86 (1, 1) (7, 1) (9, 1)	6.2 L 28 6 4 4 2 2 2 1 0 0 0 0 0 29 41 5.40 1.200																			

AB	33
R	4
H	9
RBI	2
BB	3
SO	3
LOB	15



Batter	1	2	3	4	5	6	7	8	9	AB	R	H	RBI	BB	SO	LOB	BOTTOM			
Dick McAuliffe, L OBP: 0.446, SLG: 0.508 (1, 6)										4	1	1	1	0	0	0	Chicago White Sox @ Detroit Tigers Tiger Stadium, Detroit, MI Wed May 05 1965, 7:05 PM EDT Att: 9,380 - Unknown			
Jerry Lumpe, L OBP: 0.352, SLG: 0.365 (1, 4)										4	0	1	0	0	0	0				
Jim Northrup, L OBP: 0.211, SLG: 0.200 (1, 7)										3	0	1	0	1	1	1				
Al Kaline, R OBP: 0.442, SLG: 0.484 (1, 9)										4	0	0	0	0	0	3				
Bill Roman, L (1, 3)										4	0	0	0	0	1	1				
George Thomas, R OBP: 0.364, SLG: 0.667 (1, 8)										3	0	0	0	0	2	0				
John Sullivan, L OBP: 0.323, SLG: 0.370 (1, 2)										3	0	1	0	0	0	0				
Don Wert, R OBP: 0.356, SLG: 0.345 (1, 5)										3	0	0	0	0	1	1				
Dave Wickersham, R Larry Sherry, R Norm Cash, L OBP: 0.333, SLG: 0.309 Terry Fox, R (1, 1) (7, 1) (8, PH) (9, 1)										2	0	0	0	0	0	0				
Inning Stats	R: 0 E: 0 K: 0 S: 3	H: 0 LOB: 1 BB: 1 P: 7	R: 0 E: 0 K: 2 S: 8	H: 1 LOB: 0 BB: 0 P: 8	R: 0 E: 0 K: 0 S: 3	H: 0 LOB: 0 BB: 0 P: 3	R: 0 E: 0 K: 1 S: 5	H: 0 LOB: 0 BB: 0 P: 5	R: 1 E: 0 K: 0 S: 5	H: 2 LOB: 1 BB: 0 P: 5	R: 0 E: 0 K: 0 S: 3	H: 0 LOB: 0 BB: 0 P: 3	R: 0 E: 0 K: 1 S: 5	H: 0 LOB: 0 BB: 0 P: 5	R: 0 E: 0 K: 0 S: 4	H: 1 LOB: 1 BB: 0 P: 4		1B: 3 2B: 0 3B: 0 HR: 1	SF: 0 SAC: 0 DP: 0 HBP: 0	WP: 1 PB: 0 CS: 0
PITCHER	IP WLS BF H R ER SO BB IBB HBP BLK WP HR S P ERA WHIP																			
Joe Horlen, R ERA: 1.45 (1, 1)	9.0 W 32 4 1 1 5 1 0 0 0 0 1 0 41 45 1.00 0.556																			

AB	31
R	1
H	4
RBI	1
BB	1
SO	5
LOB	6



Batter	1	2	3	4	5	6	7	8	9	10	11	12	13	14	15	AB	R	H	RBI	BB	SO	LOB	TOP														
Don Wert, R OBP: 0.350, SLG: 0.328 (1, 9)	1-3	F7			F7		SH5-4 BB		CS 1B		F3			K		6	0	1	0	1	1	2															
Jerry Lumpe, L OBP: 0.338, SLG: 0.348 (1, 4)	4-3		F9				SH5-4		3-1		6-3			F7		6	0	1	0	0	0	2															
Don Demeter, R OBP: 0.288, SLG: 0.308 Norm Cash, L OBP: 0.324, SLG: 0.298 (1, 3) (9, 3)	6-3		F6		F9			F4	F3			F8		4-3		5	0	0	0	0	0	2															
Al Kaline, R OBP: 0.429, SLG: 0.500 (1, 9)		L5-3	L3		L6					L7		L8				6	1	1	1	1	0	1															
Willie Horton, R OBP: 0.333, SLG: 0.621 (1, 7)	F9			6-3	FC6			F9		F7		K				7	0	0	0	0	1	4															
Bill Freehan, R OBP: 0.225, SLG: 0.237 (1, 2)		1B 2B BB		F8		F9		E4 SH1-4			FC5-4 BB			FC3-6 1B		5	1	1	0	2	0	0															
George Thomas, R OBP: 0.353, SLG: 0.533 (1, 8)						6-3		SH1-4		FC5-4			FC3-6		6	1	2	0	0	1	2																
Dick McAuliffe, L OBP: 0.450, SLG: 0.531 (1, 6)									F6		4-3			K		5	1	2	1	1	1	2															
Hank Aguirre, R OBP: 0.270, SLG: 0.111 George Strickland, R OBP: 0.180, SLG: 0.184 Ed Rakow, S OBP: 0.180, SLG: 0.184 (8, PH) (8, PH) (8, PH)																2	0	1	2	0	0	2															
Jim Northrup, R OBP: 0.150, SLG: 0.154 Larry Sherry, R OBP: 0.150, SLG: 0.154 Jake Wood, R OBP: 0.150, SLG: 0.154 Fred Gladning, L OBP: 0.150, SLG: 0.154 (11, PH) (11, PH) (11, PH)																1	0	0	0	0	0	1															
Terry Fox, R OBP: 0.150, SLG: 0.154 (11, PH)																1	0	0	0	0	0	1															
Inning Stats	R: 0 E: 0 K: 0 S: 3	H: 0 LOB: 0 BB: 0 P: 3	R: 3 E: 0 K: 0 S: 8	H: 3 LOB: 1 BB: 1 P: 10	R: 0 E: 0 K: 0 S: 3	H: 0 LOB: 0 BB: 0 P: 3	R: 0 E: 0 K: 0 S: 4	H: 1 LOB: 2 BB: 1 P: 8	R: 0 E: 0 K: 0 S: 5	H: 1 LOB: 2 BB: 0 P: 5	R: 0 E: 0 K: 0 S: 4	H: 0 LOB: 0 BB: 0 P: 4	R: 0 E: 0 K: 1 S: 5	H: 0 LOB: 0 BB: 0 P: 5	R: 0 E: 0 K: 2 S: 6	H: 1 LOB: 1 BB: 0 P: 8	R: 0 E: 0 K: 1 S: 5	H: 0 LOB: 0 BB: 0 P: 5	R: 0 E: 0 K: 1 S: 6	H: 1 LOB: 0 BB: 0 P: 6	R: 1 E: 0 K: 1 S: 6	H: 1 LOB: 0 BB: 0 P: 6	1B: 6 2B: 2 3B: 1 HR: 1	SF: 0 SAC: 2 DP: 0 HBP: 0	WP: 0 PB: 0 SB: 1 CS: 1	PA: 61											
PITCHER	IP: 9.0 WLS: 3.58 BF: 39 H: 7 R: 3 ER: 3 SO: 0 BB: 4 IBB: 0 HBP: 0 BLK: 0 WP: 0 HR: 0 S: 35 P: 51 ERA: 3.00 WHIP: 1.222																																				
Dave McNally, L ERA: 3.58 (1, 1)	3.0	11	1	0	0	1	1	0	0	0	0	0	0	12	16	0.00	0.667																				
Stu Miller, R ERA: 4.5 (10, 1)	3.0	L	11	2	1	1	4	0	0	0	0	0	1	19	19	3.00	0.667																				
Dick Hall, R ERA: 2.45 (13, 1)	3.0	L	11	2	1	1	4	0	0	0	0	0	1	19	19	3.00	0.667																				

Detroit Tigers @ Baltimore Orioles
Memorial Stadium, Baltimore, MD
Sat May 08 1965, 3:33 AM EDT
Att: 3,683 - Unknown

AB 54
R 4
H 10
RBI 4
BB 5
SO 5
LOB 20



Batter	1	2	3	4	5	6	7	8	9	10	11	12	13	14	15	AB	R	H	RBI	BB	SO	LOB	BOTTOM													
Paul Blair, R OBP: 0.265, SLG: 0.346 (8, PH)	F8	G5-3			F4		WP SH3-4 1B		C6-3 IBB			E1 1B				4	0	1	0	0	0	3														
Curt Blefary, L OBP: 0.346, SLG: 0.702 (8, PH)														SH1-4 BB		0	0	0	0	1	0	0														
Stu Miller, R OBP: 0.346, SLG: 0.702 (10, 1)																0	0	0	0	0	0	0														
Charlie Lau, L OBP: 0.400, SLG: 1.000 Dick Hall, R OBP: 1.000, SLG: 2.000 (12, PH) (13, 1)																1	0	0	0	0	0	0														
Luis Aparicio, R OBP: 0.303, SLG: 0.446 (1, 6)																5	0	2	0	0	1	2														
Bob Johnson, R OBP: 0.290, SLG: 0.600 Norm Siebern, L OBP: 0.297, SLG: 0.359 (1, 3) (7, PH)																3	1	2	1	0	0	1														
Brooks Robinson, R OBP: 0.315, SLG: 0.452 (1, 5)																5	1	2	0	1	0	3														
John Orsino, R OBP: 0.341, SLG: 0.486 (1, 2)																6	1	1	0	0	2	5														
Jackie Brandt, R OBP: 0.289, SLG: 0.528 (1, 9) (10, 8)																6	0	1	0	1	2	7														
Boog Powell, L OBP: 0.236, SLG: 0.337 (1, 7)																6	0	1	1	0	1	1														
Jerry Adair, R OBP: 0.308, SLG: 0.300 (1, 4)																5	0	0	0	2	1	2														
Dave McNally, R OBP: 0.231, SLG: 0.167 (1, 1) (10, 9)																2	0	0	0	1	1	0														
Russ Snyder, L OBP: 0.231, SLG: 0.167 (10, 9)																2	0	0	0	0	0	1														
Inning Stats	R: 0 E: 0 K: 0 S: 3	H: 1 LOB: 0 BB: 0 P: 3	R: 2 E: 1 K: 3 S: 5	H: 3 LOB: 2 BB: 2 P: 13	R: 0 E: 0 K: 3 S: 11	H: 2 LOB: 2 BB: 0 P: 11	R: 0 E: 0 K: 0 S: 3	H: 0 LOB: 0 BB: 0 P: 3	R: 1 E: 0 K: 1 S: 6	H: 1 LOB: 2 BB: 0 P: 8	R: 0 E: 0 K: 1 S: 5	H: 0 LOB: 0 BB: 0 P: 5	R: 0 E: 0 K: 1 S: 6	H: 0 LOB: 3 BB: 2 P: 14	R: 0 E: 0 K: 0 S: 3	H: 0 LOB: 0 BB: 2 P: 10	R: 0 E: 0 K: 1 S: 5	H: 0 LOB: 1 BB: 0 P: 9	R: 0 E: 0 K: 1 S: 5	H: 0 LOB: 1 BB: 0 P: 6	1B: 9 2B: 0 3B: 0 HR: 1	SF: 1 SAC: 3 DP: 3 HBP: 2	WP: 0 PB: 0 SB: 0 CS: 1	PA: 63												
PITCHER	IP: 5.0 WLS: 2.3 BF: 24 H: 7 R: 3 ER: 3 SO: 4 BB: 2 IBB: 0 HBP: 2 BLK: 0 WP: 0 HR: 1 S: 28 P: 38 ERA: 5.40 WHIP: 1.800																																			
Hank Aguirre, L ERA: 2.3 (6, 1)	2.0	7	1	0	0	2	0	0	0	1	0	11	11	0.00	0.500																					
Ed Rakow, R ERA: 8.1 (8, 1)	3.0	10	0	0	0	1	1	1	0	0	10	18	0.00	0.333																						
Larry Sherry, R ERA: 0.47 Fred Gladning, R ERA: 1.08 (11, 1)	1.1	8	2	0	0	0	0	2	0	0	0	6	14	0.00	1.500																					
Terry Fox, R ERA: 1.35 (12, 1)	3.2	W	13	0	0	0	2	2	1	0	0	0	14	26	0.00	0.545																				

Detroit Tigers @ Baltimore Orioles
Memorial Stadium, Baltimore, MD
Sat May 08 1965, 3:33 AM EDT
Att: 3,683 - Unknown

AB 47
R 3
H 10
RBI 2
BB 9
SO 9
LOB 26



Batter	1	2	3	4	5	6	7	8	9	AB	R	H	RBI	BB	SO	LOB	TOP			
Dick McAuliffe, L (1, 6) OBP: 0.452, SLG: 0.559										4	1	2	0	0	1	1	Detroit Tigers @ Baltimore Orioles Memorial Stadium, Baltimore, MD Sun May 09 1965, 3:33 AM EDT Unknown			
Jerry Lumpe, L (1, 4) OBP: 0.321, SLG: 0.329										4	0	0	0	0	3					
Norm Cash, L (1, 3) OBP: 0.333, SLG: 0.288										2	0	0	1	1	0					
Al Kaline, R (1, 9) OBP: 0.432, SLG: 0.493										3	0	1	0	1	2					
Jim Northrup, L (1, 8) OBP: 0.186, SLG: 0.175										4	0	0	0	0	6					
Willie Horton, R (1, 7) OBP: 0.294, SLG: 0.545										4	0	0	0	0	1					
Bill Freehan, R (1, 2) OBP: 0.205, SLG: 0.214										4	0	0	0	0	1					
Don Wert, R (1, 5) OBP: 0.361, SLG: 0.343										3	0	2	0	0	0					
Phil Regan, R (1, 1) OBP: 0.143, SLG: 0.143										1	0	1	0	0	0					
Ed Rakow, S (3, 1)										1	0	0	0	0	1					
Julio Navarro, R (4, 1)										0	0	0	0	0	0					
Bill Roman, L (7, FH)										1	0	0	0	0	1					
Fred Gladding, L (7, 1)										0	0	0	0	0	0					
Inning Stats	R: 0 E: 0 K: 0 S: 4	H: 1 LOB: 2 BB: 0 P: 5	R: 0 E: 0 K: 1 S: 5	H: 0 LOB: 0 BB: 0 P: 5	R: 0 E: 0 K: 1 S: 6	H: 1 LOB: 3 BB: 2 P: 14	R: 0 E: 0 K: 1 S: 6	H: 1 LOB: 1 BB: 0 P: 6	R: 0 E: 0 K: 0 S: 3	H: 1 LOB: 0 BB: 0 P: 3	R: 0 E: 0 K: 0 S: 3	H: 1 LOB: 0 BB: 0 P: 3	R: 1 E: 0 K: 1 S: 6	H: 1 LOB: 0 BB: 0 P: 6	R: 0 E: 0 K: 0 S: 3	H: 0 LOB: 0 BB: 0 P: 3	1B: 4 2B: 3 3B: 0 HR: 0	SF: 0 SAC: 0 DP: 2 HBP: 1	WP: 0 PB: 0 SB: 0 CS: 0	PA: 34
PITCHER	IP: 9.0 WLS: W BF: 34 ERA: 1.54	H: 6 R: 1 ER: 1 SO: 4	BB: 2 IBB: 0 HBP: 1 BLK: 0	WP: 0 HR: 0 S: 39 P: 48	ERA: 1.00 WHIP: 0.889	PITCHER										IP: 9.0 WLS: W BF: 34 ERA: 1.54	H: 6 R: 1 ER: 1 SO: 4	BB: 2 IBB: 0 HBP: 1 BLK: 0	WP: 0 HR: 0 S: 39 P: 48	ERA: 1.00 WHIP: 0.889

Batter	1	2	3	4	5	6	7	8	9	AB	R	H	RBI	BB	SO	LOB	BOTTOM					
Paul Blair, R (1, 8) OBP: 0.284, SLG: 0.378										4	2	2	1	1	0	2	Detroit Tigers @ Baltimore Orioles Memorial Stadium, Baltimore, MD Sun May 09 1965, 3:33 AM EDT Unknown					
Luis Aparicio, R (1, 6) OBP: 0.301, SLG: 0.430										3	1	0	0	1	4							
Boog Powell, L (1, 7) OBP: 0.234, SLG: 0.372										3	1	1	3	0	0							
Jackie Brandt, R (9, 7) OBP: 0.289, SLG: 0.528										0	0	0	0	0	0							
Brooks Robinson, R (1, 5) OBP: 0.326, SLG: 0.453										2	0	1	0	1	0							
Bob Johnson, R (4, PR) OBP: 0.296, SLG: 0.571										2	0	1	0	0	0							
Curt Blefary, L (1, 9) OBP: 0.351, SLG: 0.660										3	0	0	0	2	1							
Russ Snyder, L (8, PR) OBP: 0.231, SLG: 0.167										0	1	0	0	0	0							
Norm Siebern, L (1, 3) OBP: 0.329, SLG: 0.397										4	1	3	1	1	3							
Charlie Lau, L (1, 2) OBP: 0.500, SLG: 0.800										5	1	3	2	0	1							
Jerry Adair, R (1, 4) OBP: 0.325, SLG: 0.315										3	0	1	0	2	3							
Mitt Pappas, R (1, 1) OBP: 0.250, SLG: 0.375										3	0	1	0	0	1							
Inning Stats	R: 1 E: 1 K: 0 S: 4	H: 1 LOB: 2 BB: 2 P: 12	R: 1 E: 0 K: 0 S: 5	H: 3 LOB: 1 BB: 0 P: 5	R: 2 E: 0 K: 2 S: 11	H: 4 LOB: 2 BB: 0 P: 11	R: 2 E: 0 K: 1 S: 7	H: 2 LOB: 2 BB: 2 P: 15	R: 0 E: 0 K: 1 S: 5	H: 0 LOB: 1 BB: 1 P: 9	R: 0 E: 0 K: 0 S: 4	H: 1 LOB: 1 BB: 1 P: 8	R: 0 E: 0 K: 0 S: 3	H: 0 LOB: 1 BB: 1 P: 7	R: 1 E: 0 K: 0 S: 5	H: 2 LOB: 2 BB: 1 P: 9	1B: 8 2B: 3 3B: 1 HR: 1	SF: 2 SAC: 2 DP: 2 HBP: 0	WP: 0 PB: 0 SB: 1 CS: 0	PA: 44		
PITCHER	IP: 2.2 WLS: L BF: 16 ERA: 4.18	H: 7 R: 4 ER: 4 SO: 1	BB: 2 IBB: 0 HBP: 0 BLK: 0	WP: 0 HR: 0 S: 16 P: 24	ERA: 13.50 WHIP: 3.375	PITCHER										IP: 2.2 WLS: L BF: 16 ERA: 4.18	H: 7 R: 4 ER: 4 SO: 1	BB: 2 IBB: 0 HBP: 0 BLK: 0	WP: 0 HR: 0 S: 16 P: 24	ERA: 13.50 WHIP: 3.375		
Phil Regan, R (1, 1) ERA: 4.18																						
Ed Rakow, R (3, 1) ERA: 3.6																						
Julio Navarro, R (4, 1) ERA: 10.13																						
Fred Gladding, R (7, 1) ERA: 1.74																						

AB	31
R	1
H	6
RBI	1
BB	2
SO	4
LOB	14



Batter	1	2	3	4	5	6	7	8	9	10	11	12	AB	R	H	RBI	BB	SO	LOB	TOP		
Dick McAuliffe, L OBP: 0.422, SLG: 0.514 (1.6)	K		F9		L4		G3			1-3		K	6	0	0	0	0	2	2			
Jerry Lumpe, L OBP: 0.322, SLG: 0.321 (1.4)	1B			4-3	K				4-3		K		5	0	1	0	1	2	0			
Norm Cash, L OBP: 0.338, SLG: 0.286 (1.3)	F7					F5		L3					4	1	1	0	1	0	1			
Jake Wood, R OBP: 0.697, SLG: 1.000 (11, PR)				HR									0	0	0	0	0	0	0			
Don Demeter, R OBP: 0.288, SLG: 0.308 (11, 3)				1B									0	0	0	0	0	0	0			
Gates Brown, L OBP: 0.290, SLG: 0.490 (12, PH)													1	0	0	0	0	1	3			
Fred Gladding, L OBP: 0.288, SLG: 0.308 (12, 1)													0	0	0	0	0	0	0			
Al Kaline, R OBP: 0.441, SLG: 0.533 (1.9)	K			HR									4	2	2	2	1	2	1			
Willie Horton, R OBP: 0.308, SLG: 0.605 (1.7)		F9											5	1	2	2	0	2	2			
Jim Northrup, L OBP: 0.189, SLG: 0.178 (1.8)		F7											5	0	1	0	0	1	2			
Bill Roman, L OBP: 0.189, SLG: 0.178 (12, 3)													0	0	0	0	0	0	0			
John Sullivan, L OBP: 0.286, SLG: 0.323 (1.2)													4	0	0	0	0	1	2			
George Thomas, R OBP: 0.389, SLG: 0.625 (12, PH)	1-3			F6									1	0	1	0	0	0	0			
Don Wert, R OBP: 0.341, SLG: 0.319 (1.5)			K		K								6	0	0	0	0	2	3			
Denny McLain, R OBP: 0.111, SLG: 0.111 (1.1)													3	0	0	0	0	1	0			
Larry Sherry, R OBP: 0.406, SLG: 0.750 (7, 1)			1-3										1	0	0	0	0	1	0			
Bill Freehan, R OBP: 0.222, SLG: 0.214 (12, PH)					K								0	0	0	0	1	0	0			
Inning Stats	R: 0 E: 0 K: 2 S: 8	H: 1 LOB: 1 BB: 0 P: 8	R: 0 E: 0 K: 0 S: 3	H: 0 LOB: 0 BB: 0 P: 3	R: 0 E: 0 K: 1 S: 5	H: 0 LOB: 0 BB: 0 P: 5	R: 2 E: 0 K: 1 S: 9	H: 4 LOB: 2 BB: 0 P: 9	R: 0 E: 0 K: 2 S: 7	H: 0 LOB: 0 BB: 0 P: 7	R: 0 E: 0 K: 0 S: 3	H: 0 LOB: 0 BB: 0 P: 3	R: 0 E: 0 K: 3 S: 9	H: 0 LOB: 0 BB: 0 P: 9	R: 0 E: 0 K: 2 S: 7	H: 0 LOB: 2 BB: 2 P: 15	R: 0 E: 0 K: 2 S: 8	H: 1 LOB: 3 BB: 2 P: 16	1B: 5 2B: 1 3B: 0 HR: 2	SF: 0 SAC: 0 DP: 0 HBP: 0	WP: 1 PB: 0 SB: 0 CS: 0	PA: 48
PITCHER	IP	WLS	BF	H	R	ER	SO	BB	IBB	HBP	BLK	WP	HR	S	P	ERA	WHIP					
Jim Palmer, R ERA: 3.78 (1.1)	28	7	0	0	0	7	2	0	0	0	0	0	0	26	34	0.00	0.500					
Stu Miller, R ERA: 3.5 (8, 1)	4	0	14	0	0	0	1	1	0	0	1	0	5	13	0.00	3.000						
Harvey Haddix, L ERA: 3.0 (12, 1)	0.2	5	1	0	0	1	1	0	0	0	0	0	3	3	0.00	0.000						
Dick Hall, R ERA: 2.38 (12, 1)	0.1	W	1	0	0	0	1	0	0	0	0	0	3	3	0.00	0.000						

Detroit Tigers @ Baltimore Orioles
Memorial Stadium, Baltimore, MD
Sun May 09 1965, 3:38 AM EDT
Att. 12,086 - Unknown

AB 44
R 4
H 8
RBI 4
BB 4
SO 15
LOB 16



Batter	1	2	3	4	5	6	7	8	9	10	11	12	AB	R	H	RBI	BB	SO	LOB	BOTTOM						
Paul Blair, R OBP: 0.290, SLG: 0.365 (1.8)	BB 1B BB		K		SH1-4		F7			5-3		1B HBP	3	1	0	0	1	1	1							
Luis Aparicio, R OBP: 0.303, SLG: 0.446 (1.6)	BB 1B 1-2		F7		F7					1-3		F8	6	0	2	1	0	0	3							
Norm Siebern, L OBP: 0.329, SLG: 0.392 (1.3)	K		F2		F7		2-H 3B						6	0	2	1	0	1	4							
Boog Powell, L OBP: 0.232, SLG: 0.356 (1.7)	G5-3 1-2 2-3 3-4				L9					K2-3		CS 1B	4	0	0	0	1	1	0							
Curt Blefary, L OBP: 0.371, SLG: 0.704 (1.9)													4	1	2	2	1	0	0							
Russ Snyder, L OBP: 0.231, SLG: 0.167 (11, PR)													0	0	0	0	0	0	0							
John Orsino, R OBP: 0.322, SLG: 0.456 (1.2)	G5-3 2-3				K		L9					1B	5	0	0	0	0	2	4							
Bob Johnson, R OBP: 0.316, SLG: 0.526 (1.5)		K											5	1	2	0	0	1	1							
Jerry Adair, R OBP: 0.318, SLG: 0.321 (1.4)		6-3			4-3								5	1	1	1	0	0	1							
Jim Palmer, R OBP: 0.111, SLG: 0.111 (1.1)													2	0	1	0	0	1	0							
Stu Miller, R OBP: 0.248, SLG: 0.377 (8, 1)													1	0	0	0	0	1	1							
Harvey Haddix, L OBP: 0.288, SLG: 0.308 (12, 1)													0	0	0	0	0	0	0							
Dick Hall, R OBP: 0.341, SLG: 0.319 (12, 1)													0	0	0	0	0	0	0							
Brooks Robinson, R OBP: 0.389, SLG: 0.625 (12, PH)					SH1-4 1B								1	1	1	0	0	0	0							
Inning Stats	R: 1 E: 0 K: 1 S: 5	H: 1 LOB: 2 BB: 3 P: 17	R: 0 E: 0 K: 2 S: 7	H: 0 LOB: 0 BB: 0 P: 7	R: 0 E: 0 K: 1 S: 5	H: 0 LOB: 0 BB: 0 P: 5	R: 1 E: 0 K: 1 S: 7	H: 2 LOB: 1 BB: 0 P: 9	R: 0 E: 0 K: 0 S: 3	H: 0 LOB: 0 BB: 0 P: 3	R: 2 E: 0 K: 1 S: 8	H: 3 LOB: 1 BB: 0 P: 6	R: 0 E: 0 K: 2 S: 7	H: 0 LOB: 0 BB: 0 P: 5	R: 0 E: 0 K: 0 S: 3	H: 0 LOB: 0 BB: 0 P: 3	R: 0 E: 0 K: 0 S: 4	H: 1 LOB: 0 BB: 0 P: 3	R: 0 E: 0 K: 0 S: 4	H: 1 LOB: 1 BB: 0 P: 4	R: 1 E: 0 K: 0 S: 4	H: 2 LOB: 2 BB: 0 P: 6	1B: 8 2B: 1 3B: 1 HR: 1	SF: 0 SAC: 1 DP: 1 HBP: 1	WP: 0 PB: 0 SB: 0 CS: 1	PA: 49
PITCHER	IP	WLS	BF	H	R	ER	SO	BB	IBB	HBP	BLK	WP	HR	S	P	ERA	WHIP									
Denny McLain, R ERA: 3.9 (1.1)	6.2	29	7	4	4	6	3	0	0	0	0	0	1	38	50	5.40	1.500									
Larry Sherry, R ERA: 0.39 (7, 1)	4.1	14	2	0	0	2	0	0	0	0	0	0	0	18	18	0.00	0.462									
Fred Gladding, R ERA: 2.45 (12, 1)	0.2	L	5	2	1	1	0	0	0	1	0	0	0	4	5	13.50	3.000									

Detroit Tigers @ Baltimore Orioles
Memorial Stadium, Baltimore, MD
Sun May 09 1965, 3:38 AM EDT
Att. 12,086 - Unknown

AB 43
R 5
H 11
RBI 5
BB 3
SO 8
LOB 15



Batter	1	2	3	4	5	6	7	8	9	AB	R	H	RBI	BB	SO	LOB	TOP					
Dick McAuliffe, L (1,6) OBP: 0.421, SLG: 0.506										5	1	2	1	0	1	1	Detroit Tigers @ Baltimore Orioles Memorial Stadium, Baltimore, MD Mon May 10 1965, 7:05 PM EDT Att: 7,616 - Unknown					
Jerry Lumpe, L (1,4) OBP: 0.319, SLG: 0.309										3	0	0	0	1	1							
Norm Cash, L (1,3) OBP: 0.346, SLG: 0.288										3	1	1	0	1	0	0						
Al Kaline, R (1,9) OBP: 0.433, SLG: 0.557										4	1	1	3	0	1	3						
Willie Horton, R (1,7) OBP: 0.279, SLG: 0.548										4	0	0	0	0	1	0						
Don Demeter, R (1,8) OBP: 0.286, SLG: 0.304										4	1	1	0	0	0	0						
Bill Freehan, R (1,2) OBP: 0.224, SLG: 0.239										4	0	1	0	0	1	0						
Don Wert, R (1,5) OBP: 0.348, SLG: 0.329										4	1	2	0	0	0	1						
Mickey Lolich, S (1,1) Terry Fox, R (9,1)										3	0	0	0	0	1	2						
Inning Stats	R: 3 E: 0 K: 1 S: 8	H: 3 LOB: 0 BB: 0 P: 8	R: 0 E: 0 K: 2 S: 7	H: 0 LOB: 0 BB: 0 P: 7	R: 0 E: 0 K: 0 S: 3	H: 0 LOB: 0 BB: 0 P: 3	R: 0 E: 0 K: 1 S: 5	H: 0 LOB: 0 BB: 0 P: 5	R: 1 E: 1 K: 0 S: 5	H: 2 LOB: 3 BB: 2 P: 13	R: 1 E: 1 K: 1 S: 7	H: 2 LOB: 1 BB: 0 P: 7	R: 0 E: 0 K: 0 S: 3	H: 0 LOB: 0 BB: 0 P: 3	R: 0 E: 0 K: 0 S: 3	H: 0 LOB: 0 BB: 0 P: 3		R: 0 E: 0 K: 1 S: 6	H: 1 LOB: 1 BB: 0 P: 6	1B: 6 2B: 1 3B: 0 HR: 1	SF: 0 SAC: 1 DP: 0 HBP: 0	WP: 0 PB: 0 SB: 1 CS: 0
PITCHER	IP WLS BF H R ER SO BB IBB HBP BLK WP HR S P ERA WHIP																					
Robin Roberts, R (1,1) ERA: 2.9	7.0 L 30 7 5 4 5 2 0 0 0 0 0 1 38 46 5.14 1.286																					
Herman Starrette, R (8,1) ERA: 1.0	2.0 7 1 0 0 1 0 0 0 0 0 0 0 9 9 0.00 0.500																					

Batter	1	2	3	4	5	6	7	8	9	AB	R	H	RBI	BB	SO	LOB	BOTTOM					
Paul Blair, R (1,8) OBP: 0.289, SLG: 0.360										4	1	1	0	0	0	2	Detroit Tigers @ Baltimore Orioles Memorial Stadium, Baltimore, MD Mon May 10 1965, 7:05 PM EDT Att: 7,616 - Unknown					
Curt Blefary, L (9, FH) OBP: 0.361, SLG: 0.704										0	0	0	0	1	0	0						
Luis Aparicio, R (1,6) OBP: 0.327, SLG: 0.469										4	1	3	0	1	0	2						
Bob Johnson, R (1,3) OBP: 0.304, SLG: 0.455										3	0	0	0	1	1	4						
Norm Siebern, L (9, FH) OBP: 0.326, SLG: 0.387										1	0	0	0	0	0	2						
Sam Bowers, R (1,9) OBP: 0.333, SLG: 0.375										2	1	2	2	0	0	0						
Boog Powell, L (6, PR) OBP: 0.230, SLG: 0.352										1	0	0	0	0	0	2						
John Orsino, R (1,2) OBP: 0.319, SLG: 0.446										4	0	1	1	0	2	3						
Jackie Brandt, R (1,7) OBP: 0.286, SLG: 0.575										4	1	1	1	0	0	0						
Davey Johnson, R (1,5) OBP: 0.222, SLG: 0.222										4	0	1	0	0	1	0						
Jerry Adair, R (1,4) OBP: 0.326, SLG: 0.333										3	0	1	0	1	0	1						
Robin Roberts, S (1,1) OBP: 0.222, SLG: 0.333										2	0	0	0	0	0	2						
Dick Brown, R (7, PH) OBP: 1.000, SLG: 1.000										1	0	1	0	0	0	0						
Dick Hall, R (7, PR) OBP: 1.000, SLG: 2.000										0	0	0	0	0	0	0						
Herman Starrette, R (8,1) OBP: 0.231, SLG: 0.167										0	0	0	0	0	0	0						
Russ Snyder, L (9, PH) OBP: 0.231, SLG: 0.167										0	0	0	0	0	0	0						
Inning Stats	R: 1 E: 0 K: 1 S: 6	H: 1 LOB: 1 BB: 1 P: 10	R: 0 E: 0 K: 1 S: 6	H: 1 LOB: 1 BB: 0 P: 6	R: 2 E: 0 K: 0 S: 5	H: 3 LOB: 1 BB: 0 P: 5	R: 1 E: 0 K: 0 S: 5	H: 2 LOB: 1 BB: 0 P: 5	R: 0 E: 0 K: 0 S: 6	H: 2 LOB: 2 BB: 0 P: 6	R: 0 E: 0 K: 0 S: 3	H: 0 LOB: 0 BB: 0 P: 3	R: 0 E: 0 K: 0 S: 4	H: 2 LOB: 2 BB: 1 P: 8	R: 0 E: 0 K: 1 S: 5	H: 0 LOB: 0 BB: 0 P: 5	R: 0 E: 0 K: 0 S: 3	H: 0 LOB: 2 BB: 2 P: 11	1B: 8 2B: 2 3B: 0 HR: 1	SF: 1 SAC: 1 DP: 2 HBP: 0	WP: 0 PB: 1 SB: 1 CS: 0	PA: 39
PITCHER	IP WLS BF H R ER SO BB IBB HBP BLK WP HR S P ERA WHIP																					
Mickey Lolich, L (1,1) ERA: 3.44	8.0 W 35 11 4 4 4 3 0 0 0 0 0 1 40 52 4.50 1.750																					
Terry Fox, R (9,1) ERA: 1.25	1.0 S 4 0 0 0 0 1 0 0 0 0 0 0 3 7 0.00 1.000																					

Batter	1	2	3	4	5	6	7	8	9	AB	R	H	RBI	BB	SO	LOB	TOP								
Don Wert, R OBP: 0.371, SLG: 0.333 (1, 5)	5-3		CS 1B					2-1	L1-3 1B BB	2	2	1	0	3	0	0									
George Smith, R OBP: 0.222, SLG: 0.125 Jim Northrup, L OBP: 0.184, SLG: 0.174 Jerry Lumpe, L OBP: 0.319, SLG: 0.309 (1, 4) (9, PH) (9, 4)	K		G5-4-3 BB						K	3	1	0	0	1	2	3									
Don Demeter, R OBP: 0.305, SLG: 0.329 (1, 3) (7, 8)			G5-4-3							4	2	2	3	1	0	1									
Al Kaline, R OBP: 0.422, SLG: 0.530 (1, 9)	L8									4	0	0	1	1	0	3									
Willie Horton, R OBP: 0.292, SLG: 0.596 (1, 7)			E6							5	1	2	3	0	1	1									
Bill Freehan, R OBP: 0.241, SLG: 0.224 (1, 2)	F8									3	0	0	0	2	1	2									
George Thomas, R Norm Cash, L OBP: 0.341, SLG: 0.284 (1, 8) (7, 3)	K									3	0	0	0	0	1	4									
Dick McAuliffe, L OBP: 0.434, SLG: 0.512 (1, 6)										3	1	2	0	1	0	0									
Dave Wickersham, R Phil Regan, R Ray Cyfel, R Fred Gladding, L Gates Brown, L Larry Sherry, R OBP: 0.400, SLG: 0.750 (1, 1) (5, 1) (7, PH) (7, 1) (8, PH) (8, 1)	3-1									2	0	0	0	0	0	2									
Inning Stats	R: 0 E: 0 K: 1 S: 5	H: 0 LOB: 1 BB: 1 P: 9	R: 0 E: 1 K: 1 S: 6	H: 0 LOB: 2 BB: 1 P: 10	R: 0 E: 0 K: 0 S: 2	H: 1 LOB: 0 BB: 1 P: 6	R: 0 E: 0 K: 0 S: 3	H: 0 LOB: 1 BB: 1 P: 7	R: 0 E: 0 K: 1 S: 5	H: 0 LOB: 1 BB: 1 P: 9	R: 0 E: 0 K: 1 S: 5	H: 0 LOB: 2 BB: 2 P: 13	R: 5 E: 2 K: 2 S: 11	H: 3 LOB: 0 BB: 1 P: 15	R: 0 E: 0 K: 1 S: 5	H: 1 LOB: 1 BB: 0 P: 5	R: 2 E: 0 K: 1 S: 7	H: 2 LOB: 1 BB: 1 P: 11	1B: 5 2B: 1 3B: 0 HR: 1	SF: 0 SAC: 0 DP: 1 HBP: 0	WP: 2 PB: 0 SB: 1 CS: 1	PA: 42			
PITCHER	IP	WLS	BF	H	R	ER	SO	BB	IBB	HBP	BLK	WP	HR	S	P	ERA	WHIP								
Frank Kreuzer, L ERA: 2.84 (1, 1)	6.1		30	3	4	2	5	8	0	0	0	1	0	32	64	2.84	1.737								
Jim Duckworth, R ERA: 1.94 (7, 1)	1.2		8	2	2	1	2	1	0	0	0	1	1	10	14	5.40	1.800								
Ron Kline, R ERA: 2.5 (9, 1)	1.0	L	5	2	1	1	1	0	0	0	0	0	0	7	7	9.00	2.000								

Detroit Tigers @ Washington Senators
D.C. Stadium, Washington, DC
Tue May 11 1965, 7:05 PM EDT
Att: 6,066 - Unknown

AB 33
R 7
H 7
RBI 7
BB 9
SO 8
LOB 19



Batter	1	2	3	4	5	6	7	8	9	AB	R	H	RBI	BB	SO	LOB	BOTTOM								
Don Blasingame, L OBP: 0.317, SLG: 0.426 (1, 4)	4-3		4-3							5	1	2	0	0	0	0									
Ken McMullen, R OBP: 0.325, SLG: 0.425 (1, 5)	1B		E8 1B							5	1	3	1	0	0	2									
Bob Chance, L OBP: 0.313, SLG: 0.389 (1, 3)										5	1	3	1	0	0	2									
Frank Howard, R OBP: 0.333, SLG: 0.400 Woodie Held, R OBP: 0.433, SLG: 0.511 Jim King, L OBP: 0.238, SLG: 0.270 (1, 7) (7, 7) (9, PH)	G4-6-3 1B		BB BB 1B							3	0	1	0	1	0	3									
Don Lock, R OBP: 0.337, SLG: 0.301 (1, 8)										2	2	1	0	3	0	1									
Willie Kirkland, L OBP: 0.239, SLG: 0.455 (1, 9)										5	1	2	4	0	3	4									
Doug Camilli, R OBP: 0.250, SLG: 0.300 Don Zimmer, R OBP: 0.158, SLG: 0.294 (1, 2) (9, PH)	K									4	0	0	0	0	1	1									
Ed Brinkman, R OBP: 0.197, SLG: 0.188 (1, 6)	K									4	0	1	0	0	2	1									
Frank Kreuzer, R Jim Duckworth, R Ron Kline, R (1, 1) (7, 1) (9, 1)										2	0	0	0	1	2	1									
Inning Stats	R: 0 E: 0 K: 0 S: 4	H: 2 LOB: 1 BB: 0 P: 4	R: 1 E: 0 K: 2 S: 7	H: 1 LOB: 1 BB: 1 P: 11	R: 1 E: 1 K: 2 S: 9	H: 1 LOB: 3 BB: 2 P: 17	R: 0 E: 0 K: 0 S: 4	H: 1 LOB: 2 BB: 1 P: 8	R: 3 E: 0 K: 1 S: 9	H: 4 LOB: 1 BB: 0 P: 9	R: 1 E: 0 K: 0 S: 5	H: 3 LOB: 1 BB: 0 P: 5	R: 0 E: 0 K: 2 S: 7	H: 0 LOB: 0 BB: 0 P: 7	R: 0 E: 0 K: 1 S: 6	H: 1 LOB: 1 BB: 0 P: 6	R: 0 E: 0 K: 1 S: 5	H: 0 LOB: 1 BB: 1 P: 9	1B: 10 2B: 0 3B: 2 HR: 1	SF: 0 SAC: 0 DP: 2 HBP: 0	WP: 0 PB: 0 SB: 1 CS: 0	PA: 43			
PITCHER	IP	WLS	BF	H	R	ER	SO	BB	IBB	HBP	BLK	WP	HR	S	P	ERA	WHIP								
Dave Wickersham, R ERA: 5.63 (1, 1)	4.2		26	9	5	4	4	4	0	0	0	0	0	8	8	6.75	2.786								
Phil Regan, R ERA: 4.32 (5, 1)	1.1		6	3	1	1	1	0	0	0	0	0	0	8	8	6.75	2.250								
Fred Gladding, R ERA: 2.25 (7, 1)	1.0		3	0	0	0	2	0	0	0	0	0	0	7	7	0.00	0.000								
Larry Sherry, R ERA: 0.36 (8, 1)	2.0	W	8	1	0	0	2	1	0	0	0	0	0	11	15	0.00	1.000								

Detroit Tigers @ Washington Senators
D.C. Stadium, Washington, DC
Tue May 11 1965, 7:05 PM EDT
Att: 6,066 - Unknown

AB 38
R 6
H 13
RBI 6
BB 5
SO 9
LOB 16



Batter	1	2	3	4	5	6	7	8	9	AB	R	H	RBI	BB	SO	LOB	TOP							
Dick McAuliffe, L OBP: 0.435, SLG: 0.516 Ray Oyster, R	0-0 WP E 1B	0-0 HR 1B	0-0 F7		0-0 FC4-6		0-0 1-3		0-0 L5-3	5	2	2	0	0	0	2								
Jerry Lumpe, L OBP: 0.320, SLG: 0.302	0-0 F9	0-0 F8		0-0 HR 1B	0-0 L4		0-0 F7		4-0 BB BB	5	1	1	0	1	0	3								
Norm Cash, L OBP: 0.326, SLG: 0.260	0-0 E4 WP E 1-2	0-0 F9		0-0 F7		0-0 G3	0-0 5-3		4-0 BB BB	5	1	0	0	1	0	3								
Al Kaline, R OBP: 0.427, SLG: 0.567 Jim Northrup, L OBP: 0.196, SLG: 0.208	0-0 F3	0-0 HR		0-0 HR 1B		4-0 2B BB		0-0 K	0-3 K	3	2	2	2	1	0	2								
Willie Horton, R OBP: 0.368, SLG: 0.800	4-0 E IBB	0-0 HR		0-0 HR 1B		0-0 HR 2B		0-3 K		4	4	3	5	1	1	1								
Don Demeter, R OBP: 0.319, SLG: 0.363	0-0 E7 1B	0-3 K		0-3 K		0-0 HR		0-0 F3		5	2	2	4	0	2	1								
Bill Freehan, R OBP: 0.286, SLG: 0.250	0-0 E 1B		4-0 SH3-4 BB		0-3 K		0-0 F9		0-0 FC6-4 1B	4	0	2	1	1	1	1								
Don Wert, R OBP: 0.358, SLG: 0.306	0-0 E6 1-3		0-0 F9		4-0 FC6-4 BB	1-0 WP HBP		0-0 FC6-4		3	0	0	0	1	0	4								
Hank Aquirre, R OBP: 0.267, SLG: 0.154	0-3 K		0-0 SH3-4		0-0 FC6-4 FC4-6	0-3 K		0-0 L5-3 1B		4	0	1	0	0	2	4								
Inning Stats	R: 4 E: 3 K: 1 S: 10	H: 3 LOB: 2 BB: 1 P: 14	R: 3 E: 0 K: 1 S: 8	H: 3 LOB: 0 BB: 0 P: 8	R: 0 E: 0 K: 0 S: 3	H: 0 LOB: 1 BB: 1 P: 7	R: 3 E: 0 K: 2 S: 10	H: 3 LOB: 0 BB: 0 P: 10	R: 0 E: 0 K: 0 S: 3	H: 0 LOB: 1 BB: 1 P: 7	R: 3 E: 0 K: 1 S: 7	H: 2 LOB: 2 BB: 1 P: 12	R: 0 E: 0 K: 0 S: 3	H: 0 LOB: 0 BB: 0 P: 3	R: 0 E: 0 K: 1 S: 7	H: 2 LOB: 2 BB: 0 P: 7	R: 0 E: 0 K: 1 S: 5	H: 1 LOB: 2 BB: 2 P: 13	1B: 8 2B: 3 3B: 0 HR: 4	SF: 0 SAC: 1 DP: 1 HBP: 1	WP: 2 PB: 0 SB: 1 CS: 0	PA: 49		
PITCHER	IP WLS BF H R ER SO BB IBB HBP BLK WP HR S P ERA WHIP	1.2 L 13 5 6 2 1 0 1 0 0 0 1 1 14 18 10.80 3.000	0.1 2 1 1 1 1 0 0 0 0 0 0 0 2 4 4 27.00 3.000	3.2 20 5 6 6 2 3 0 0 1 0 0 2 2 33 14.73 2.182	6.1 4 0 0 0 1 0 0 0 0 1 0 6 6 0.00 0.000	8.1 5 2 0 0 1 0 0 0 0 0 0 7 7 0.00 2.000	9.1 5 1 0 0 1 2 0 0 0 0 0 1 1 13 0.00 3.000																	

Detroit Tigers @ Washington Senators
 D.C. Stadium, Washington, DC
 Thu May 13 1965, 7:05 PM EDT
 Att: 3,361 - Unknown

AB	41
R	13
H	14
RBI	12
BB	6
SO	7
LOB	24



Batter	1	2	3	4	5	6	7	8	9	AB	R	H	RBI	BB	SO	LOB	BOTTOM			
Ken Hamlin, R OBP: 0.320, SLG: 0.261	4-0 3-1 FC5-3 BB	0-0 F2			0-0 FC3-6 1B		0-0 FC6-4 1B		0-0 F8	4	0	2	0	1	0	1				
Ken McMullen, R OBP: 0.315, SLG: 0.402	0-0 FC5-3 3-1 1B		0-0 F2		0-0 FC3-6 FC6-4		0-0 FC6-4		0-0 F5	5	0	1	0	0	0	2				
Bob Chance, L OBP: 0.326, SLG: 0.380	0-0 3-1		0-3 K		0-0 F7			0-0 F8		4	0	0	0	0	1	3				
Frank Howard, R OBP: 0.333, SLG: 0.381	0-0 FC5-3		0-3 K		0-0 FC6-4			0-0 F9		4	0	0	0	0	1	3				
Woodie Held, R OBP: 0.415, SLG: 0.481	0-3 K			0-0 F7		0-0 F8		0-0 E 1B 1B		4	1	1	0	0	1	2				
Don Lock, R OBP: 0.336, SLG: 0.281		0-3 K		0-3 K		0-3 K		0-0 E5 1B		4	0	0	0	0	3	1				
Doug Camilli, R OBP: 0.275, SLG: 0.378		0-0 HR		4-0 2B BB		0-0 5-3		0-0 2-3 3-H 1B		3	2	2	2	1	0	0				
Ed Brinkman, R OBP: 0.205, SLG: 0.211		0-0 E6		0-0 1-H 2B			0-0 6-3	0-0 F9		4	0	1	1	0	0	2				
Inning Stats	R: 0 E: 0 K: 1 S: 6	H: 1 LOB: 2 BB: 1 P: 10	R: 1 E: 1 K: 1 S: 7	H: 1 LOB: 0 BB: 0 P: 7	R: 0 E: 0 K: 2 S: 7	H: 0 LOB: 0 BB: 0 P: 7	R: 1 E: 0 K: 1 S: 6	H: 1 LOB: 1 BB: 1 P: 10	R: 0 E: 0 K: 0 S: 4	H: 0 LOB: 0 BB: 0 P: 5	R: 0 E: 0 K: 0 S: 4	H: 1 LOB: 1 BB: 0 P: 4	R: 1 E: 1 K: 0 S: 6	H: 2 LOB: 2 BB: 0 P: 6	R: 0 E: 0 K: 1 S: 5	H: 0 LOB: 0 BB: 0 P: 5	1B: 5 2B: 1 3B: 0 HR: 1	SF: 0 SAC: 0 DP: 0 HBP: 0	WP: 0 PB: 0 SB: 0 CS: 0	PA: 38
PITCHER	IP WLS BF H R ER SO BB IBB HBP BLK WP HR S P ERA WHIP	9.0 W 38 7 3 2 7 2 0 0 0 0 1 50 58 2.00 1.000																		

Detroit Tigers @ Washington Senators
 D.C. Stadium, Washington, DC
 Thu May 13 1965, 7:05 PM EDT
 Att: 3,361 - Unknown

AB	36
R	3
H	7
RBI	3
BB	2
SO	7
LOB	16



Batter	1	2	3	4	5	6	7	8	9	AB	R	H	RBI	BB	SO	LOB	TOP										
Dick McAuliffe, L (1, 6) OBP: 0.420, SLG: 0.485	0-0 4-3	0-0 F7			0-0 6-3		0-0 1-3		0-0 1B BB	5	1	1	0	0	0	2	Detroit Tigers @ Boston Red Sox Fenway Park, Boston, MA Sat May 15 1965, 3:33 AM EDT Att: 6,514 - Unknown										
Jerry Lumpe, L (1, 4) OBP: 0.324, SLG: 0.322 George Thomas, R (9, PH) OBP: 0.379, SLG: 0.500	0-0 G1	0-0 4-3			4-0 2B BB		0-0 G3		0-0 BB 1B SF8	3	1	0	0	1	0	2											
Norm Cash, L (1, 3) OBP: 0.337, SLG: 0.295 Jake Wood, R (9, PH) OBP: 0.462, SLG: 0.750 George Smith, R (9, 4) OBP: 0.211, SLG: 0.118	4-0 BB		0-0 3-1		0-0 2B		0-3 K		0-0 BB 1B	3	0	1	1	1	1	0											
Al Kaline, R (1, 9) OBP: 0.446, SLG: 0.576	0-0 L5-3		0-0 G4-6-3 1B		0-0 L8			0-0 1B SF8	4	1	2	1	1	0	2												
Willie Horton, R (1, 7) OBP: 0.426, SLG: 0.906		0-0 1B 2B	0-0 G4-6-3 1-2		0-0 5-3 1B			0-0 1-3 1B	4	1	3	1	0	0	1												
Don Demeter, R (1, 8) OBP: 0.324, SLG: 0.374		0-0 1B PB 1B		0-3 K		0-0 5-3		0-3 K	5	1	1	0	0	3	5												
Bill Freehan, R (1, 2) OBP: 0.301, SLG: 0.277		0-0 PB 1B		0-0 1-3		0-0 5-3		0-0 SF8	3	0	1	2	0	0	1												
Don Wert, R (1, 5) OBP: 0.362, SLG: 0.293		0-0 F3		0-3 K		4-0 IBB		0-0 F4	3	0	0	0	1	1	2												
Mickey Lolich, S (1, 1) Lary Sherry, R (9, 1) OBP: 0.400, SLG: 0.750		4-0 BB		0-0 6-3		0-0 5-3			0-0 L3	3	0	0	0	1	0	2											
Inning Stats	R: 0 E: 0 K: 0 S: 3	H: 0 LOB: 1 BB: 1 P: 7	R: 2 E: 0 K: 0 S: 6	H: 3 LOB: 2 BB: 1 P: 10	R: 0 E: 0 K: 2 S: 3	H: 1 LOB: 0 BB: 0 P: 3	R: 0 E: 0 K: 2 S: 7	H: 0 LOB: 0 BB: 0 P: 7	R: 1 E: 0 K: 0 S: 4	H: 1 LOB: 1 BB: 1 P: 8	R: 0 E: 0 K: 1 S: 5	H: 0 LOB: 0 BB: 0 P: 5	R: 1 E: 0 K: 1 S: 7	H: 2 LOB: 1 BB: 0 P: 7	R: 2 E: 0 K: 1 S: 8	H: 3 LOB: 2 BB: 1 P: 12		1B: 9 2B: 2 3B: 0 HR: 0	SF: 2 SAC: 0 DP: 1 HBP: 0	WP: 0 PB: 1 SB: 0 CS: 0	PA: 42						
PITCHER	IP	WLS	BF	H	R	ER	SO	BB	IBB	HBP	BLK	WP	HR	S	P	ERA	WHIP										
Jim Lonborg, R (1, 1) ERA: 3.3	7.0	L	30	6	3	2	3	3	1	0	0	0	0	32	48	2.57	1.286										
Arnold Earley, L (8, 1) ERA: 2.95	1.1		9	5	3	3	1	0	0	0	0	0	0	11	11	20.25	3.750										
Jay Ritchie, R (9, 1) ERA: 1.38	0.2		3	0	0	0	1	1	0	0	0	0	0	4	8	0.00	1.500										

AB	35
R	6
H	11
RBI	5
BB	5
SO	5
LOB	17



Batter	1	2	3	4	5	6	7	8	9	AB	R	H	RBI	BB	SO	LOB	BOTTOM										
Lenny Green, L (1, 8) OBP: 0.371, SLG: 0.475	0-0 WP SF8 1B		0-0 G3		4-0 BB		0-3 K			3	1	1	0	1	1	2	Detroit Tigers @ Boston Red Sox Fenway Park, Boston, MA Sat May 15 1965, 3:33 AM EDT Att: 6,514 - Unknown										
Chuck Schilling, R (1, 4) OBP: 0.250, SLG: 0.933	0-0 SF8		0-0 F6		0-3 K			0-0 HR	3	1	1	2	0	1	2												
Carl Yastrzemski, L (1, 9) OBP: 0.377, SLG: 0.594	0-0 F8		0-3 K		0-3 K			0-0 3-1	4	0	0	0	0	2	2												
Felix Mantilla, R (1, 7) OBP: 0.373, SLG: 0.474	0-3 K			0-0 F7		0-0 F7		0-0 F4	4	0	0	0	0	1	0												
Frank Matzone, R (1, 5) OBP: 0.373, SLG: 0.366		0-0 FC3-6 1B		0-0 HBP 1B		0-3 K		0-0 F8	4	0	2	0	0	1	0												
Lee Thomas, L (1, 3) OBP: 0.374, SLG: 0.511		0-0 FC3-6 FC6-4 1-2		1-0 HBP 1B		0-0 F7			0-0 G4-6-3 1B	3	0	1	0	0	0	1											
Eddie Bressoud, R (1, 6) OBP: 0.333, SLG: 0.407		0-3 K		0-0 F2			0-0 5-3		0-0 F6	4	0	0	0	0	1	4											
Mike Ryan, R (1, 2) OBP: 0.273, SLG: 0.438		0-0 FC6-4		0-0 F3			0-0 PB 1B		0-0 G4-6-3	4	0	1	0	0	0	4											
Jim Lonborg, R (1, 1) OBP: 0.200, SLG: 0.300 Bob Tillman, R (7, PH) OBP: 0.280, SLG: 0.313 Arnold Earley, L (8, 1) OBP: 0.374, SLG: 0.511 Jay Ritchie, R (9, 1) OBP: 0.374, SLG: 0.511			0-0 G3		0-0 5-3		0-0 1-3			2	0	1	0	0	0	0											
Inning Stats	R: 1 E: 0 K: 1 S: 6	H: 1 LOB: 0 BB: 0 P: 6	R: 0 E: 0 K: 1 S: 6	H: 1 LOB: 1 BB: 0 P: 6	R: 0 E: 0 K: 0 S: 4	H: 1 LOB: 2 BB: 0 P: 5	R: 0 E: 0 K: 2 S: 7	H: 0 LOB: 1 BB: 1 P: 11	R: 0 E: 0 K: 1 S: 5	H: 0 LOB: 0 BB: 0 P: 5	R: 0 E: 0 K: 1 S: 6	H: 1 LOB: 1 BB: 0 P: 6	R: 1 E: 0 K: 0 S: 4	H: 1 LOB: 0 BB: 0 P: 4	R: 0 E: 0 K: 0 S: 3	H: 1 LOB: 0 BB: 0 P: 3		1B: 5 2B: 1 3B: 0 HR: 1	SF: 1 SAC: 0 DP: 1 HBP: 1	WP: 2 PB: 1 SB: 0 CS: 0	PA: 35						
PITCHER	IP	WLS	BF	H	R	ER	SO	BB	IBB	HBP	BLK	WP	HR	S	P	ERA	WHIP										
Mickey Lolich, L (1, 1) ERA: 3.2	8.0	W	33	7	2	2	7	1	0	1	0	0	0	45	50	2.25	1.000										
Lary Sherry, R (9, 1) ERA: 0.64	1.0	S	2	0	0	0	0	0	0	0	0	0	0	2	2	0.00	0.000										

AB	32
R	2
H	7
RBI	2
BB	1
SO	7
LOB	16



Batter	1	2	3	4	5	6	7	8	9	AB	R	H	RBI	BB	SO	LOB	TOP			
Dick McAuliffe, L (1, 6) OBP: 0.407, SLG: 0.467	0-3 K ①		0-0 G3 ②		0-0 F6 ①		0-0 F7 ②			4	0	0	0	0	1	0	Detroit Tigers @ Boston Red Sox Fenway Park, Boston, MA Sun May 16 1965, 3:33 AM EDT Unknown			
Jerry Lumpe, L (1, 4) OBP: 0.311, SLG: 0.309	0-3 K ②		0-0 F7 ③		0-0 6-3 ②		0-0 F6 ③			4	0	0	0	0	1	0				
Norm Cash, L (1, 3) OBP: 0.333, SLG: 0.305	0-0 2B			0-0 1-3 ①		0-3 K ③			4	0	1	0	0	2	0					
Al Kaline, R (1, 9) OBP: 0.432, SLG: 0.553	0-0 L9 ③			0-0 L6-3 ②			0-0 L5-3 ①		0-0 L8 ②	4	0	0	0	0	1					
Willie Horton, R (1, 7) OBP: 0.417, SLG: 0.882		0-0 F8 ①		0-3 K ③			0-0 1B 2B		0-0 5-3 ③	4	0	1	0	0	1	0				
Jim Northrup, L (1, 8) OBP: 0.241, SLG: 0.240		4-0 BB			0-0 FC3-6 1B					2	0	2	0	1	0	0				
Bill Freehan, R (1, 2) OBP: 0.289, SLG: 0.265		0-0 F9 ②			0-0 FC3-6 1-2		0-0 F6 ②			3	0	0	0	0	0	4				
Don Wert, R (1, 5) OBP: 0.356, SLG: 0.287					0-0 F5 ②		0-0 F3 ③			2	0	0	0	0	0	2				
Gates Brown, L (7, PH) OBP: 0.250, SLG: 0.429										1	0	0	0	0	0	2				
George Smith, R (7, 5) OBP: 0.211, SLG: 0.118										0	0	0	0	0	0	0				
Dave Wickersham, R (1, 1) OBP: 0.367, SLG: 0.481			0-3 K ①							2	0	0	0	0	2	1				
George Thomas, R (8, PH) OBP: 0.367, SLG: 0.481										1	0	0	0	0	1	0				
Fred Gladding, L (8, 1)										0	0	0	0	0	0	0				
Inning Stats	R: 0 E: 0 K: 2 S: 8	H: 1 LOB: 1 BB: 0 P: 8	R: 0 E: 0 K: 0 S: 3	H: 0 LOB: 1 BB: 1 P: 7	R: 0 E: 0 K: 1 S: 5	H: 0 LOB: 0 BB: 0 P: 5	R: 0 E: 0 K: 1 S: 5	H: 1 LOB: 1 BB: 0 P: 6	R: 0 E: 0 K: 1 S: 5	H: 0 LOB: 0 BB: 0 P: 5	R: 0 E: 0 K: 0 S: 5	H: 0 LOB: 0 BB: 0 P: 5	R: 0 E: 0 K: 1 S: 5	H: 0 LOB: 0 BB: 0 P: 5	R: 0 E: 0 K: 1 S: 5	H: 0 LOB: 0 BB: 0 P: 5	1B: 2 2B: 2 HR: 0	SF: 0 SAC: 0 DP: 0 HBP: 0	WP: 0 PB: 0 SB: 0 CS: 0	PA: 32
PITCHER Earl Wilson, R (1, 1) ERA: 3.7	IP: 9.0 WLS: W BF: 32 H: 4 R: 0 ER: 0 SO: 8 BB: 1 IBB: 0 HBP: 0 BLK: 0 WP: 0 HR: 0 S: 47 P: 51 ERA: 0.00 WHIP: 0.556															PITCHER				

Batter	1	2	3	4	5	6	7	8	9	AB	R	H	RBI	BB	SO	LOB	BOTTOM	
Lenny Green, L (1, 8) OBP: 0.358, SLG: 0.457	0-0 F4 ①		0-0 F7 ①		0-0 G3 ①		0-0 FC1-5 1B E			4	1	0	0	0	0	2	Detroit Tigers @ Boston Red Sox Fenway Park, Boston, MA Sun May 16 1965, 3:33 AM EDT Unknown	
Dalton Jones, L (1, 5) OBP: 0.422, SLG: 0.550	0-0 PB 1B		0-0 F8 ②		0-0 L9 ②		0-0 F2 ②			4	1	1	0	0	0	2		
Carl Yastrzemski, L (1, 7) OBP: 0.390, SLG: 0.596	4-0 BB		0-0 1B 2B		0-0 F7 ③		0-0 E9 1B			3	1	2	1	1	0	0		
Gary Geiger, L (8, 7)	0-0 FC5 1B BB		0-0 1B 2B 1B				1-H 2-H			0	0	0	0	0	0	0		
Felix Mantilla, R (1, 4) OBP: 0.377, SLG: 0.470	0-3 K ②		0-0 2B 1B		0-0 F7 ①		4-0 BB			3	1	1	0	1	1	2		
Lee Thomas, L (1, 3) OBP: 0.378, SLG: 0.521	0-0 1-2 2-H 1B		0-0 1-H 3-H 2B		0-0 4-3 ②		0-0 4-3 ③			4	0	2	3	0	0	2		
Tony Conigliaro, R (1, 9) OBP: 0.327, SLG: 0.485	0-0 FC5 2-3F		0-0 F6 ③			4-0 BB				3	0	1	0	1	0	3		
Eddie Bressoud, R (1, 6) OBP: 0.314, SLG: 0.381		0-0 5-3 ①		0-0 F7 ①		0-0 F7 ③		0-0 G4-3 ②		4	0	0	0	0	0	2		
Mike Ryan, R (1, 2) OBP: 0.270, SLG: 0.417		0-3 K ②		0-0 6-3 ②			0-0 FC1-5 SH 1B		0-0 1-3 ③	4	0	1	0	0	1	0		
Earl Wilson, R (1, 1) OBP: 0.333, SLG: 0.364		0-3 K ③		0-0 F8 ③			0-0 SH FC1-5 1B			2	1	0	0	0	1	0		
Inning Stats	R: 1 E: 0 K: 1 S: 7	H: 2 LOB: 2 BB: 1 P: 11	R: 0 E: 0 K: 2 S: 7	H: 0 LOB: 0 BB: 0 P: 7	R: 2 E: 0 K: 0 S: 6	H: 3 LOB: 1 BB: 0 P: 6	R: 0 E: 0 K: 0 S: 3	H: 0 LOB: 0 BB: 0 P: 3	R: 0 E: 0 K: 0 S: 3	H: 0 LOB: 1 BB: 1 P: 7	R: 2 E: 1 K: 0 S: 6	H: 2 LOB: 2 BB: 1 P: 10	R: 0 E: 0 K: 0 S: 3	H: 1 LOB: 0 BB: 0 P: 3	1B: 7 2B: 1 3B: 0 HR: 0	SF: 0 SAC: 1 DP: 1 HBP: 0	WP: 0 PB: 1 SB: 0 CS: 0	PA: 35
PITCHER Dave Wickersham, R (1, 1) ERA: 5.54	IP: 7.0 WLS: L BF: 32 H: 7 R: 5 ER: 4 SO: 3 BB: 3 IBB: 0 HBP: 0 BLK: 0 WP: 0 HR: 0 S: 35 P: 47 ERA: 5.14 WHIP: 1.429															PITCHER		
Fred Gladding, R (8, 1) ERA: 2.4	IP: 1.0 WLS: L BF: 3 H: 1 R: 0 ER: 0 SO: 0 BB: 0 IBB: 0 HBP: 0 BLK: 0 WP: 0 HR: 0 S: 3 P: 3 ERA: 0.00 WHIP: 1.000															PITCHER		

Batter	1	2	3	4	5	6	7	8	9	AB	R	H	RBI	BB	SO	LOB	TOP					
Joe Cunningham, L (1,3) OBP: 0.485, SLG: 0.261										3	0	1	0	1	0	2	<p>Washington Senators @ Detroit Tigers</p> <p>Tiger Stadium, Detroit, MI</p> <p>Wed May 19, 1965, 7:05 PM EDT</p> <p>Att: 5,309 - Unknown</p> <p>livebaseballscorecards.com</p>					
Don Blasingame, L (1,4) OBP: 0.305, SLG: 0.390										4	0	1	0	0	0	1						
Ken McMullen, R (1,5) OBP: 0.308, SLG: 0.402										4	0	0	0	0	0	3						
Frank Howard, R (1,7) OBP: 0.336, SLG: 0.423										4	0	0	0	0	1	1						
Woodie Held, R (1,8) OBP: 0.444, SLG: 0.597										2	0	0	0	1	0	0						
Willie Kirkland, L (1,9) OBP: 0.241, SLG: 0.455										3	0	0	0	0	1	1						
Doug Camilli, R (1,2) OBP: 0.255, SLG: 0.396										2	0	0	0	0	0	0						
Jim King, L (7, PH) OBP: 0.281, SLG: 0.353										1	0	0	0	0	1	1						
Joe McCabe, R (7,2) OBP: 0.258, SLG: 0.269										0	0	0	0	0	0	0						
Ed Brinkman, R (1,6) OBP: 0.218, SLG: 0.198										2	0	1	0	1	0	0						
Bennie Daniels, L (1,1) OBP: 0.364, SLG: 0.125										2	0	0	0	0	2	1						
Steve Ritzik, R (7, PH) OBP: 0.157, SLG: 0.167										0	0	0	0	0	0	0						
Bob Chance, L (8, PH) OBP: 0.301, SLG: 0.376										1	0	0	0	0	1	1						
Marshall Bridges, S (8,1)										0	0	0	0	0	0	0						
Inning Stats	R: 0 E: 0 K: 0 S: 4	H: 1 LOB: 1 BB: 0 P: 4	R: 0 E: 0 K: 1 S: 5	H: 0 LOB: 0 BB: 0 P: 5	R: 0 E: 0 K: 1 S: 5	H: 1 LOB: 0 BB: 0 P: 5	R: 0 E: 0 K: 1 S: 5	H: 0 LOB: 0 BB: 0 P: 5	R: 0 E: 0 K: 0 S: 3	H: 0 LOB: 0 BB: 0 P: 3	R: 0 E: 0 K: 1 S: 6	H: 1 LOB: 2 BB: 1 P: 10	R: 0 E: 0 K: 1 S: 5	H: 0 LOB: 1 BB: 1 P: 9	R: 0 E: 0 K: 1 S: 4	H: 0 LOB: 0 BB: 1 P: 8	R: 0 E: 0 K: 0 S: 3	H: 0 LOB: 0 BB: 0 P: 3	1B: 3 2B: 0 3B: 0 HR: 0	SF: 0 SAC: 0 DP: 2 HBP: 0	WP: 0 PB: 0 SB: 0 CS: 0	PA: 31
PITCHER Denny McLain, R (1,1) ERA: 3.99	IP: 9.0 WLS: W BF: 31 H: 3 R: 0 ER: 0 SO: 6 BB: 3 IBB: 0 HBP: 0 BLK: 0 WP: 0 HR: 0 S: 40 P: 52 ERA: 0.00 WHIP: 0.667															PITCHER						

Batter	1	2	3	4	5	6	7	8	9	AB	R	H	RBI	BB	SO	LOB	BOTTOM			
Jake Wood, R (1,4) OBP: 0.400, SLG: 0.579										4	0	1	0	0	1	1	<p>Washington Senators @ Detroit Tigers</p> <p>Tiger Stadium, Detroit, MI</p> <p>Wed May 19, 1965, 7:05 PM EDT</p> <p>Att: 5,309 - Unknown</p> <p>livebaseballscorecards.com</p>			
Jim Northrup, L (1,9) OBP: 0.227, SLG: 0.226										4	0	0	0	0	0	0				
Dick McAuliffe, L (1,6) OBP: 0.409, SLG: 0.534										3	0	0	0	1	0	0				
Willie Horton, R (1,7) OBP: 0.417, SLG: 0.861										3	0	0	0	1	1	1				
Norm Cash, L (1,3) OBP: 0.321, SLG: 0.272										2	0	0	0	1	0	1				
Don Demeter, R (7,3) OBP: 0.324, SLG: 0.374										0	0	0	0	0	0	0				
Bill Freehan, R (1,2) OBP: 0.284, SLG: 0.231										2	2	0	0	1	0	2				
George Thomas, R (1,8) OBP: 0.353, SLG: 0.452										3	0	1	0	0	0	1				
Don Wert, R (1,5) OBP: 0.357, SLG: 0.295										3	2	2	1	0	0	0				
Denny McLain, R (1,1) OBP: 0.154, SLG: 0.154										3	0	1	1	0	0	0				
Inning Stats	R: 0 E: 0 K: 1 S: 5	H: 0 LOB: 1 BB: 1 P: 9	R: 0 E: 1 K: 0 S: 3	H: 0 LOB: 0 BB: 0 P: 3	R: 0 E: 0 K: 0 S: 3	H: 0 LOB: 0 BB: 0 P: 3	R: 0 E: 0 K: 1 S: 5	H: 0 LOB: 0 BB: 0 P: 5	R: 2 E: 0 K: 0 S: 5	H: 3 LOB: 1 BB: 1 P: 9	R: 0 E: 0 K: 0 S: 3	H: 0 LOB: 1 BB: 1 P: 7	R: 2 E: 2 K: 0 S: 4	H: 2 LOB: 0 BB: 1 P: 8	R: 0 E: 0 K: 0 S: 3	H: 0 LOB: 0 BB: 0 P: 3	1B: 5 2B: 0 3B: 0 HR: 0	SF: 0 SAC: 0 DP: 1 HBP: 0	WP: 0 PB: 0 SB: 0 CS: 1	PA: 32
PITCHER Bennie Daniels, R (1,1) ERA: 3.13	IP: 6.1 WLS: L BF: 26 H: 4 R: 4 ER: 2 SO: 2 BB: 4 IBB: 0 HBP: 0 BLK: 0 WP: 0 HR: 0 S: 26 P: 42 ERA: 2.84 WHIP: 1.263															PITCHER				
Steve Ritzik, R (7,1) ERA: 3.34	IP: 0.2 WLS: L BF: 2 H: 1 R: 0 ER: 0 SO: 0 BB: 0 IBB: 0 HBP: 0 BLK: 0 WP: 0 HR: 0 S: 2 P: 2 ERA: 0.00 WHIP: 1.500															PITCHER				
Marshall Bridges, L (8,1) ERA:	IP: 1.0 WLS: L BF: 3 H: 0 R: 0 ER: 0 SO: 0 BB: 0 IBB: 0 HBP: 0 BLK: 0 WP: 0 HR: 0 S: 3 P: 3 ERA: 0.00 WHIP: 0.000															PITCHER				

Batter	1	2	3	4	5	6	7	8	9	10	AB	R	H	RBI	BB	SO	LOB	TOP
Joe Cunningham, L OBP: 0.447, SLG: 0.321 (1, 3)	F6		L5			5-3 3B		4-3		3-1	5	1	1	0	0	0	0	Washington Senators @ Detroit Tigers Tiger Stadium, Detroit, MI Thu May 20 1965, 4:33 AM EDT Att: 3,510 - Unknown
Ken Hamlin, R OBP: 0.324, SLG: 0.313 (1, 4)	K					5-3		K			3	0	1	1	0	1	0	
Bob Chance, L OBP: 0.298, SLG: 0.372 (8, PH)												1	0	0	0	1	0	
Steve Ridzik, R OBP: 0.167, SLG: 0.167 (8, 1)			G6-4-3 1B									0	0	0	0	0	0	
Don Lock, R OBP: 0.330, SLG: 0.309 (10, PH)												1	1	1	1	0	0	
Ken McMullen, R OBP: 0.304, SLG: 0.333 (1, 9)	4-3											5	0	1	0	0	1	
Marshall Bridges, S (10, 1)			G6-4-3 1-2f									0	0	0	0	0	0	
Frank Howard, R OBP: 0.340, SLG: 0.449 (9, 2)												4	1	2	1	0	2	
Mike Brumley, L OBP: 0.180, SLG: 0.128 (9, 2)	K											0	0	0	0	0	0	
Woodie Held, R OBP: 0.442, SLG: 0.636 (1, 8)												5	2	2	1	0	0	
Don Zimmer, R OBP: 0.231, SLG: 0.435 (1, 5)												3	2	2	1	1	0	
Doug Cimilli, R OBP: 0.284, SLG: 0.400 (1, 2)												2	0	1	0	0	0	
Jim Foy, R OBP: 0.276, SLG: 0.348 (7, 2)												1	0	0	0	0	1	
Joe Mauer, R OBP: 0.258, SLG: 0.289 (8, PH)												0	0	0	0	0	0	
Willie Kirtland, L OBP: 0.237, SLG: 0.405 (8, 7)												0	0	0	1	0	0	
Ed Brinkman, R OBP: 0.229, SLG: 0.240 (1, 6)												4	1	2	2	0	0	
Frank Kreuzer, R (1, 1)												0	0	0	0	0	0	
Buster Narum, R OBP: 0.125, SLG: 0.500 (1, 1)												2	0	0	0	0	1	
Don Blasingame, L OBP: 0.300, SLG: 0.383 (8, 4)												2	0	0	0	0	2	
Inning Stats	R: 0 E: 0 K: 1 S: 5	H: 0 LOB: 0 BB: 0 P: 5	R: 3 E: 0 K: 2 S: 9	H: 2 LOB: 0 BB: 1 P: 13	R: 0 E: 0 K: 0 S: 3	H: 1 LOB: 0 BB: 0 P: 3	R: 0 E: 0 K: 0 S: 3	H: 1 LOB: 0 BB: 0 P: 3	R: 0 E: 0 K: 1 S: 5	H: 0 LOB: 0 BB: 0 P: 5	R: 2 E: 0 K: 0 S: 7	H: 4 LOB: 2 BB: 0 P: 7	R: 1 E: 0 K: 0 S: 5	H: 2 LOB: 1 BB: 0 P: 5	1B: 6 2B: 1 3B: 1 HR: 5	SF: 1 SAC: 1 DP: 3 HBP: 0	WP: 0 PB: 1 SB: 0 CS: 0	PA: 41
PITCHER	IP WLS BF H R ER SO	IP WLS BF H R ER SO	IP WLS BF H R ER SO	IP WLS BF H R ER SO	IP WLS BF H R ER SO	IP WLS BF H R ER SO	IP WLS BF H R ER SO	IP WLS BF H R ER SO	IP WLS BF H R ER SO	IP WLS BF H R ER SO	IP WLS BF H R ER SO	IP WLS BF H R ER SO	IP WLS BF H R ER SO	IP WLS BF H R ER SO	IP WLS BF H R ER SO	IP WLS BF H R ER SO	ERA WHIP	ERA WHIP
Mickey Lolich, L ERA: 3.68 (1, 1)	6.1 2.0 9 7 5 5 5	6.1 2.0 9 7 5 5 5	6.1 2.0 9 7 5 5 5	6.1 2.0 9 7 5 5 5	6.1 2.0 9 7 5 5 5	6.1 2.0 9 7 5 5 5	6.1 2.0 9 7 5 5 5	6.1 2.0 9 7 5 5 5	6.1 2.0 9 7 5 5 5	6.1 2.0 9 7 5 5 5	6.1 2.0 9 7 5 5 5	6.1 2.0 9 7 5 5 5	6.1 2.0 9 7 5 5 5	6.1 2.0 9 7 5 5 5	6.1 2.0 9 7 5 5 5	6.1 2.0 9 7 5 5 5	7.11 1.263	7.11 1.263
Larry Sherry, R ERA: 1.19 (7, 1)	2.0 0.1 2 2 1 0 0	2.0 0.1 2 2 1 0 0	2.0 0.1 2 2 1 0 0	2.0 0.1 2 2 1 0 0	2.0 0.1 2 2 1 0 0	2.0 0.1 2 2 1 0 0	2.0 0.1 2 2 1 0 0	2.0 0.1 2 2 1 0 0	2.0 0.1 2 2 1 0 0	2.0 0.1 2 2 1 0 0	2.0 0.1 2 2 1 0 0	2.0 0.1 2 2 1 0 0	2.0 0.1 2 2 1 0 0	2.0 0.1 2 2 1 0 0	2.0 0.1 2 2 1 0 0	2.0 0.1 2 2 1 0 0	9.00 3.000	9.00 3.000
Terry Fox, R ERA: 1.08 (9, 1)	0.1 1.0 5 2 1 0 0	0.1 1.0 5 2 1 0 0	0.1 1.0 5 2 1 0 0	0.1 1.0 5 2 1 0 0	0.1 1.0 5 2 1 0 0	0.1 1.0 5 2 1 0 0	0.1 1.0 5 2 1 0 0	0.1 1.0 5 2 1 0 0	0.1 1.0 5 2 1 0 0	0.1 1.0 5 2 1 0 0	0.1 1.0 5 2 1 0 0	0.1 1.0 5 2 1 0 0	0.1 1.0 5 2 1 0 0	0.1 1.0 5 2 1 0 0	0.1 1.0 5 2 1 0 0	0.1 1.0 5 2 1 0 0	9.00 2.000	9.00 2.000
Ron Nischwitz, L ERA: 9.0 (10, 1)	0.1 W 1 0 0 0 0	0.1 W 1 0 0 0 0	0.1 W 1 0 0 0 0	0.1 W 1 0 0 0 0	0.1 W 1 0 0 0 0	0.1 W 1 0 0 0 0	0.1 W 1 0 0 0 0	0.1 W 1 0 0 0 0	0.1 W 1 0 0 0 0	0.1 W 1 0 0 0 0	0.1 W 1 0 0 0 0	0.1 W 1 0 0 0 0	0.1 W 1 0 0 0 0	0.1 W 1 0 0 0 0	0.1 W 1 0 0 0 0	0.1 W 1 0 0 0 0	0.00 0.000	0.00 0.000

Batter	1	2	3	4	5	6	7	8	9	10	AB	R	H	RBI	BB	SO	LOB	BOTTOM				
Jake Wood, R OBP: 0.400, SLG: 0.667 (1, 4)	HR					F8				1-3	5	1	2	1	0	1	1	Washington Senators @ Detroit Tigers Tiger Stadium, Detroit, MI Thu May 20 1965, 4:33 AM EDT Att: 3,510 - Unknown				
Don Wert, R OBP: 0.358, SLG: 0.294 (1, 5)	1B BB					6-3		K		4-3	4	2	1	0	1	1	2					
Don Demeter, R OBP: 0.327, SLG: 0.368 (1, 3)											4	1	1	0	1	2	1					
Gates Brown, L OBP: 0.276, SLG: 0.448 (9, PR)											0	1	0	0	0	0	0					
Ray Oyler, R (10, 3)	1B 3B										0	0	0	0	0	0	0					
Willie Horton, R OBP: 0.416, SLG: 0.829 (1, 7)	F7										3	0	0	0	2	1	3					
Bill Freehan, R OBP: 0.272, SLG: 0.253 (1, 2)											5	2	2	2	0	0	2					
Jim Northrup, L OBP: 0.254, SLG: 0.273 (1, 9)											4	0	2	3	1	0	1					
George Thomas, R OBP: 0.359, SLG: 0.444 (1, 8)	FC6-2 CS										5	1	2	0	0	1	3					
Dick McAuliffe, L OBP: 0.408, SLG: 0.561 (1, 6)	CS										5	1	2	2	0	0	1					
Mickey Lolich, S OBP: 0.105, SLG: 0.056 (1, 1)											3	0	1	0	0	1	1					
Larry Sherry, R ERA: 3.24 (7, 1)											1	0	0	0	0	0	2					
Terry Fox, R (9, 1)											0	0	0	0	0	0	0					
Ron Nischwitz, S (9, 1)											0	0	0	0	0	0	0					
Jack Hamilton, R (10, 1)											0	0	0	0	0	0	0					
Inning Stats	R: 4 E: 0 K: 0 S: 6	H: 4 LOB: 0 BB: 1 P: 10	R: 0 E: 0 K: 1 S: 5	H: 0 LOB: 0 BB: 0 P: 5	R: 2 E: 2 K: 2 S: 10	H: 2 LOB: 1 BB: 0 P: 10	R: 0 E: 0 K: 0 S: 4	H: 2 LOB: 1 BB: 0 P: 4	R: 0 E: 0 K: 1 S: 5	H: 0 LOB: 1 BB: 1 P: 9	R: 0 E: 0 K: 2 S: 7	H: 0 LOB: 0 BB: 0 P: 7	R: 0 E: 0 K: 0 S: 5	H: 2 LOB: 2 BB: 0 P: 5	R: 1 E: 0 K: 0 S: 3	H: 1 LOB: 3 BB: 2 P: 11	R: 2 E: 0 K: 0 S: 2	H: 1 LOB: 0 BB: 1 P: 6	1B: 8 2B: 2 3B: 1 HR: 2	SF: 0 SAC: 0 DP: 0 HBP: 0	WP: 0 PB: 0 SB: 0 CS: 1	PA: 45
PITCHER	IP WLS BF H R ER SO	IP WLS BF H R ER SO	IP WLS BF H R ER SO	IP WLS BF H R ER SO	IP WLS BF H R ER SO	IP WLS BF H R ER SO	IP WLS BF H R ER SO	IP WLS BF H R ER SO	IP WLS BF H R ER SO	IP WLS BF H R ER SO	IP WLS BF H R ER SO	IP WLS BF H R ER SO	IP WLS BF H R ER SO	IP WLS BF H R ER SO	IP WLS BF H R ER SO	IP WLS BF H R ER SO	IP WLS BF H R ER SO	ERA WHIP	ERA WHIP			
Frank Kreuzer, L ERA: 5.55 (1, 1)	0.1 6.2 25 5 2 0 7	0.1 6.2 25 5 2 0 7	0.1 6.2 25 5 2 0 7	0.1 6.2 25 5 2 0 7	0.1 6.2 25 5 2 0 7	0.1 6.2 25 5 2 0 7	0.1 6.2 25 5 2 0 7	0.1 6.2 25 5 2 0 7	0.1 6.2 25 5 2 0 7	0.1 6.2 25 5 2 0 7	0.1 6.2 25 5 2 0 7	0.1 6.2 25 5 2 0 7	0.1 6.2 25 5 2 0 7	0.1 6.2 25 5 2 0 7	0.1 6.2 25 5 2 0 7	0.1 6.2 25 5 2 0 7	0.1 6.2 25 5 2 0 7	0.00 0.900	0.00 0.900			
Steve Ridzik, R ERA: 3.41 (8, 1)	2.0 0.1 10 3 1 1 0	2.0 0.1 10 3 1 1 0	2.0 0.1 10 3 1 1 0	2.0 0.1 10 3 1 1 0	2.0 0.1 10 3 1 1 0	2.0 0.1 10 3 1 1 0	2.0 0.1 10 3 1 1 0	2.0 0.1 10 3 1 1 0	2.0 0.1 10 3 1 1 0	2.0 0.1 10 3 1 1 0	2.0 0.1 10 3 1 1 0	2.0 0.1 10 3 1 1 0	2.0 0.1 10 3 1 1 0	2.0 0.1 10 3 1 1 0	2.0 0.1 10 3 1 1 0	2.0 0.1 10 3 1 1 0	2.0 0.1 10 3 1 1 0	4.50 2.500	4.50 2.500			
Marshall Bridges, L ERA: 5.4 (10, 1)	0.1 L 3 1 2 2 0	0.1 L 3 1 2 2 0	0.1 L 3 1 2 2 0	0.1 L 3 1 2 2 0	0.1 L 3 1 2 2 0	0.1 L 3 1 2 2 0	0.1 L 3 1 2 2 0	0.1 L 3 1 2 2 0	0.1 L 3 1 2 2 0	0.1 L 3 1 2 2 0	0.1 L 3 1 2 2 0	0.1 L 3 1 2 2 0	0.1 L 3 1 2 2 0	0.1 L 3 1 2 2 0	0.1 L 3 1 2 2 0	0.1 L 3 1 2 2 0	0.1 L 3 1 2 2 0	54.00 6.000	54.00 6.000			

AB	38
R	8
H	13
RBI	8
BB	1
SO	7
LOB	8



Batter	1	2	3	4	5	6	7	8	9	AB	R	H	RBI	BB	SO	LOB	TOP				
Russ Snyder, L OBP: 0.333, SLG: 0.320 (1, 7)	F4		F7			F3		4-3		5	0	1	1	0	0	0	Baltimore Orioles @ Detroit Tigers Tiger Stadium, Detroit, MI Fri May 21 1965, 7:05 PM EDT Att: 15,039 - Unknown				
Luis Aparicio, R OBP: 0.320, SLG: 0.447 (1, 6)	F8		F2	F7		F9		F5		5	0	0	0	0	0	3					
Norm Siebern, L OBP: 0.339, SLG: 0.396 (1, 3)	BB		F8	F9		F3		WP		4	1	1	0	1	0	3					
Curt Blefary, L OBP: 0.361, SLG: 0.619 Paul Blair, R OBP: 0.287, SLG: 0.341 (9, PR)	BB			1B	F9		FC6-5	BB	E4	3	1	1	0	2	0	1					
Charlie Lau, L OBP: 0.375, SLG: 0.613 Dick Brown, R OBP: 0.222, SLG: 0.125 (9, PH)	1-2			2B	1B		F8	FC4-6	FC4-6	0	0	0	0	0	0	0					
Bob Johnson, R OBP: 0.300, SLG: 0.396 (1, 5)				2B	1B		FC6-5-4	K		4	2	2	1	0	0	3					
Jackie Brandt, R OBP: 0.333, SLG: 0.559 (9, 7)				1B	1B		F6			1	0	0	0	0	0	2					
Jerry Adair, R OBP: 0.341, SLG: 0.318 (1, 4)				1B	IBB		5-3			2	0	1	0	2	0	0					
Mitt Pappas, R OBP: 0.167, SLG: 0.222 Stu Miller, R (9, 1)				K	F4		K			4	0	0	0	0	3	6					
										0	0	0	0	0	0	0					
Inning Stats	R: 0 E: 0 K: 0 S: 3	H: 0 LOB: 2 BB: 2 P: 11	R: 0 E: 0 K: 2 S: 8	H: 1 LOB: 1 BB: 0 P: 8	R: 0 E: 0 K: 0 S: 3	H: 0 LOB: 0 BB: 0 P: 3	R: 3 E: 0 K: 1 S: 10	H: 5 LOB: 3 BB: 1 P: 14	R: 1 E: 0 K: 0 S: 5	H: 2 LOB: 2 BB: 1 P: 9	R: 0 E: 0 K: 0 S: 3	H: 0 LOB: 1 BB: 1 P: 7	R: 0 E: 0 K: 1 S: 5	H: 0 LOB: 0 BB: 0 P: 5	R: 1 E: 2 K: 1 S: 7	H: 1 LOB: 2 BB: 0 P: 7	1B: 6 2B: 3 3B: 0 HR: 0	SF: 0 SAC: 0 DP: 0 HBP: 0	WP: 1 PB: 0 SB: 1 CS: 0	PA: 42	
PITCHER	IP	WLS	BF	H	R	ER	SO	BB	IBB	HBP	BLK	WP	HR	S	P	ERA	WHIP				
Dave Wickersham, R ERA: 5.36 (1, 1)	8.0	L	37	8	4	4	4	3	2	0	0	0	0	40	60	4.50	1.375				
Ron Nischwitz, L ERA: 6.75 (9, 1)	0.1		3	1	1	0	0	0	0	0	0	0	0	3	3	0.00	3.000				
Fred Gladding, R ERA: 2.75 (9, 1)	0.2		2	0	0	0	1	0	0	0	0	1	0	4	4	0.00	0.000				

Batter	1	2	3	4	5	6	7	8	9	AB	R	H	RBI	BB	SO	LOB	BOTTOM					
Dick McAuliffe, L OBP: 0.411, SLG: 0.583 (1, 6)	HR		CS			4-3		4-3		4	1	2	1	0	0	0	Baltimore Orioles @ Detroit Tigers Tiger Stadium, Detroit, MI Fri May 21 1965, 7:05 PM EDT Att: 15,039 - Unknown					
Jerry Lumpe, L OBP: 0.345, SLG: 0.343 (1, 4)	S		1B			1B		1B		4	1	4	0	0	0	0						
Don Demeter, R OBP: 0.324, SLG: 0.364 (1, 3)	K		5-3			FC6-4		F7		4	0	1	0	0	1	3						
Willie Horton, R OBP: 0.409, SLG: 0.800 (1, 7)	4-3					FC6-4		G6-4-3		3	0	0	1	1	0	2						
Jim Northrup, L OBP: 0.253, SLG: 0.271 (1, 9)	4-3					4-3		K		4	0	1	0	0	1	3						
Bill Freehan, R OBP: 0.280, SLG: 0.241 (1, 2)			F3			G5-4-3		G6-4-3		4	0	0	0	0	0	2						
George Thomas, R OBP: 0.333, SLG: 0.410 (1, 8)			K			5-3		F8		3	0	0	0	0	1	0						
Don Wert, R OBP: 0.350, SLG: 0.286 (1, 5)			5-3			K		F3		3	0	0	0	0	1	0						
Dave Wickersham, R (1, 1)						K		G3		2	0	0	0	0	2	0						
Gates Brown, L OBP: 0.287, SLG: 0.433 Ron Nischwitz, S Fred Gladding, L (9, 1)										1	0	0	0	0	0	0						
										0	0	0	0	0	0	0						
										0	0	0	0	0	0	0						
Inning Stats	R: 1 E: 0 K: 1 S: 7	H: 2 LOB: 1 BB: 0 P: 7	R: 0 E: 0 K: 1 S: 5	H: 0 LOB: 0 BB: 0 P: 5	R: 0 E: 0 K: 1 S: 6	H: 2 LOB: 1 BB: 0 P: 6	R: 0 E: 0 K: 0 S: 3	H: 1 LOB: 0 BB: 0 P: 3	R: 0 E: 0 K: 2 S: 7	H: 0 LOB: 0 BB: 0 P: 7	R: 1 E: 0 K: 0 S: 5	H: 2 LOB: 1 BB: 0 P: 5	R: 0 E: 0 K: 0 S: 3	H: 0 LOB: 0 BB: 0 P: 3	R: 0 E: 0 K: 0 S: 4	H: 1 LOB: 0 BB: 0 P: 4	R: 0 E: 0 K: 1 S: 4	H: 0 LOB: 0 BB: 1 P: 8	1B: 7 2B: 0 3B: 0 HR: 1	SF: 0 SAC: 0 DP: 2 HBP: 0	WP: 0 PB: 0 SB: 1 CS: 1	PA: 33
PITCHER	IP	WLS	BF	H	R	ER	SO	BB	IBB	HBP	BLK	WP	HR	S	P	ERA	WHIP					
Mitt Pappas, R ERA: 1.9 (1, 1)	8.0	W	30	8	2	2	5	0	0	0	0	0	0	40	40	2.25	1.000					
Stu Miller, R ERA: 2.52 (9, 1)	1.0	S	3	0	0	0	1	1	0	0	0	0	0	4	8	0.00	1.000					

Batter	1	2	3	4	5	6	7	8	9	AB	R	H	RBI	BB	SO	LOB	TOP							
Russ Snyder, L (1, 7) OBP: 0.375, SLG: 0.345	0-0 6-3 1B		0-0 2B 1B	0-0 F8			0-0 4-3		0-0 HR BB	4	3	2	0	1	0	2								
Luis Aparicio, R (1, 6) OBP: 0.316, SLG: 0.459	0-0 6-3		0-0 F5				0-0 E6		0-0 HR	5	1	1	2	0	0	2								
Norm Siebern, L (1, 3) OBP: 0.341, SLG: 0.415	0-0 F9		0-0 2B				0-0 F4		0-0 2B	5	0	2	1	0	0	2								
Curt Blefary, L (1, 9) OBP: 0.363, SLG: 0.607	0-0 1B		0-3 K				0-0 4-3		0-0 FC5-4 1B	5	0	2	1	0	2	2								
Bob Johnson, R (1, 5) OBP: 0.278, SLG: 0.365	0-0 6-3		0-0 F7				0-0 E1 6-3		0-3 K	4	0	0	0	0	1	3								
John Orsino, R (1, 2)		0-0 G4-6-3 1B		0-0 BB 1B			0-0 F6		0-0 FC5-4 PB	4	0	2	0	0	0	2								
Jackie Brandt, R (1, 8) OBP: 0.343, SLG: 0.548		0-0 G4-6-3 1B		4-0 BB			0-0 6-3		0-0 6-3	3	0	1	0	1	0	2								
Jerry Adair, R (1, 4) OBP: 0.331, SLG: 0.307		0-0 G4-6-3		0-0 F8			0-0 F9		0-0 6-3	4	0	0	0	0	0	5								
Robin Roberts, S (1, 1) OBP: 0.200, SLG: 0.280		0-0 F6		0-3 K					0-0 6-3	2	0	0	0	0	1	3								
Sam Bowens, R (7, PH) OBP: 0.231, SLG: 0.250										1	0	0	0	0	1	0								
Dick Hall, R (7, 1) OBP: 0.750, SLG: 1.000										0	0	0	0	0	0	0								
Charlie Lau, L (9, PH) OBP: 0.364, SLG: 0.594										1	0	0	0	0	0	0								
Inning Stats	R: 1 E: 0 K: 0 S: 5	H: 2 LOB: 1 BB: 0 P: 5	R: 0 E: 0 K: 0 S: 4	H: 2 LOB: 1 BB: 0 P: 4	R: 1 E: 0 K: 1 S: 7	H: 2 LOB: 1 BB: 0 P: 7	R: 0 E: 0 K: 1 S: 6	H: 1 LOB: 2 BB: 1 P: 10	R: 0 E: 0 K: 0 S: 3	H: 0 LOB: 0 BB: 0 P: 3	R: 0 E: 1 K: 1 S: 4	H: 0 LOB: 1 BB: 0 P: 4	R: 0 E: 1 K: 1 S: 6	H: 0 LOB: 1 BB: 0 P: 6	R: 0 E: 0 K: 1 S: 6	H: 1 LOB: 1 BB: 0 P: 6	R: 2 E: 0 K: 1 S: 7	H: 2 LOB: 1 BB: 1 P: 11	1B: 7 2B: 2 3B: 0 HR: 1	SF: 0 SAC: 0 DP: 1 HBP: 0	WP: 0 PB: 1 SB: 0 CS: 0	PA: 40		
PITCHER	IP WLS BF H R ER SO BB IBB HBP BLK WP HR S P ERA WHIP	8.2 W 38 9 4 4 4 2 0 0 0 0 0 1 44 52 4.15 1.269	0.1 S 2 1 0 0 1 0 0 0 0 0 0 0 4 4 0.00 3.000																					

Baltimore Orioles @ Detroit Tigers
Tiger Stadium, Detroit, MI
Sat May 22 1965, 4:33 AM EDT
Att: 6,237 - Unknown

AB	38
R	4
H	10
RBI	4
BB	2
SO	5
LOB	23



Batter	1	2	3	4	5	6	7	8	9	AB	R	H	RBI	BB	SO	LOB	BOTTOM						
Dick McAuliffe, L (1, 6) OBP: 0.411, SLG: 0.591	0-0 G3		0-0 F4				0-0 1B 1B		0-0 6-3	5	1	2	2	0	0	0							
Jake Wood, R (1, 3) OBP: 0.414, SLG: 0.679	0-0 2B		0-0 1-3				0-0 F6		0-0 1B 1B	4	1	2	1	0	0	1							
Jerry Lumpe, L (1, 4) OBP: 0.341, SLG: 0.339	0-0 F8		0-0 F6				0-0 F7		0-0 2B FC6-4 1B	4	1	1	1	0	0	2							
Willie Horton, R (1, 7) OBP: 0.402, SLG: 0.787	0-0 F7		0-3 K				0-0 F5		0-0 2B	4	0	1	1	0	1	1							
Jim Northrup, L (1, 9) OBP: 0.278, SLG: 0.329		0-0 3B 1B		0-0 F7			0-0 HR		4-0 FC6-4 IBB	3	2	2	1	1	0	0							
Bill Freehan, R (1, 2) OBP: 0.250, SLG: 0.231		0-0 F8		0-0 F4			0-0 F8		0-0 FC6-4	4	0	0	1	0	0	3							
George Thomas, R (1, 8) OBP: 0.348, SLG: 0.465		0-0 3B		0-0 F2			0-0 F2		0-0 6-3	4	1	2	1	0	0	2							
Don Wert, R (1, 5) OBP: 0.350, SLG: 0.287		0-3 K		0-0 SH3 1B			0-0 SH3 1B		0-0 4-3	3	1	1	0	0	1	1							
Joe Sparma, R (1, 1) Ron Nischwitz, S (9, 1)	0-0 F4		0-0 F4		4-0 3B BB		0-3 K		0-3 K	3	1	0	0	1	2	2							
Inning Stats	R: 0 E: 0 K: 0 S: 4	H: 1 LOB: 1 BB: 0 P: 4	R: 1 E: 0 K: 1 S: 7	H: 2 LOB: 0 BB: 0 P: 7	R: 0 E: 0 K: 1 S: 5	H: 0 LOB: 0 BB: 0 P: 5	R: 0 E: 0 K: 1 S: 5	H: 0 LOB: 0 BB: 0 P: 5	R: 2 E: 0 K: 0 S: 5	H: 2 LOB: 1 BB: 1 P: 9	R: 1 E: 0 K: 0 S: 4	H: 1 LOB: 0 BB: 0 P: 4	R: 4 E: 0 K: 1 S: 10	H: 5 LOB: 2 BB: 1 P: 14	R: 0 E: 0 K: 1 S: 5	H: 0 LOB: 0 BB: 0 P: 5	1B: 6 2B: 2 3B: 2 HR: 1	SF: 0 SAC: 1 DP: 0 HBP: 0	WP: 0 PB: 0 SB: 0 CS: 0	PA: 37			
PITCHER	IP WLS BF H R ER SO BB IBB HBP BLK WP HR S P ERA WHIP	6.0 L 25 6 4 4 2 1 0 0 0 0 0 1 28 32 6.00 1.167	2.0 L 12 5 4 4 2 0 1 0 0 0 0 0 15 19 18.00 2.500																				

Baltimore Orioles @ Detroit Tigers
Tiger Stadium, Detroit, MI
Sat May 22 1965, 4:33 AM EDT
Att: 6,237 - Unknown

AB	34
R	8
H	11
RBI	8
BB	2
SO	4
LOB	12



Batter	1	2	3	4	5	6	7	8	9	AB	R	H	RBI	BB	SO	LOB	TOP		
Jerry Adair, R OBP: 0.326, SLG: 0.303 (1, 4)										5	1	1	0	0	0	4			
Russ Snyder, L OBP: 0.405, SLG: 0.394 (1, 7)										4	1	2	0	1	0	0			
Luis Aparicio, R OBP: 0.321, SLG: 0.460 (1, 6)										4	1	2	1	0	0	1			
Bob Johnson, R OBP: 0.288, SLG: 0.368 (1, 5)										5	2	2	1	0	2	4			
Jackie Brandt, R OBP: 0.361, SLG: 0.606 (1, 9)										4	1	2	3	1	1	3			
John Orsino, R OBP: 0.333, SLG: 0.472 Norm Siebern, L OBP: 0.347, SLG: 0.449 (1, 3) (8, 3)										4	0	2	0	0	0	3			
Dick Brown, R OBP: 0.143, SLG: 0.083 (1, 2)										4	0	0	1	0	1	1			
Paul Blair, R OBP: 0.293, SLG: 0.336 (1, 8)										2	0	0	0	2	0	1			
Steve Barber, L OBP: 0.077, SLG: 0.077 Curt Bielefy, L OBP: 0.359, SLG: 0.600 Stu Miller, R (8, 1) (8, 1)										3	0	0	0	0	2	4			
Inning Stats	R: 1 E: 0 K: 1 S: 8	H: 3 LOB: 2 BB: 0 P: 8	R: 0 E: 0 K: 1 S: 5	H: 0 LOB: 0 BB: 0 P: 5	R: 0 E: 0 K: 0 S: 3	H: 0 LOB: 0 BB: 0 P: 3	R: 1 E: 0 K: 1 S: 7	H: 2 LOB: 3 BB: 2 P: 15	R: 0 E: 0 K: 1 S: 6	H: 1 LOB: 1 BB: 0 P: 4	R: 2 E: 2 K: 0 S: 6	H: 3 LOB: 1 BB: 0 P: 6	R: 0 E: 0 K: 0 S: 3	H: 0 LOB: 1 BB: 1 P: 7	R: 3 E: 0 K: 2 S: 9	H: 2 LOB: 0 BB: 1 P: 13	1B: 8 2B: 2 3B: 0 HR: 2	SF: 1 SAC: 1 DP: 0 HBP: 0	WP: 1 PA: 43 PB: 0 SB: 2 CS: 0
PITCHER	IP WLS BF H R ER SO BB IBB HBP BLK WP HR S P ERA WHIP	IP WLS BF H R ER SO BB IBB HBP BLK WP HR S P ERA WHIP																	
Hank Aquirre, L ERA: 3.64 (1, 1)	6.2 L 32 10 4 2 4 1 1 0 0 1 0 38 46 2.70 1.650																		
Terry Fox, R ERA: 1.09 (7, 1)	0.1 1 0 0 0 0 0 0 0 0 0 0 1 1 0.00 0.000																		
Fred Gladding, R ERA: 3.74 (8, 1)	2.0 10 2 3 3 2 2 0 0 0 0 2 12 20 13.50 2.000																		

Baltimore Orioles @ Detroit Tigers
Tiger Stadium, Detroit, MI
Sun May 23 1965, 4:33 AM EDT
Unknown

AB 37
R 7
H 12
RBI 7
BB 4
SO 6
LOB 22

Batter	1	2	3	4	5	6	7	8	9	AB	R	H	RBI	BB	SO	LOB	BOTTOM				
Jake Wood, R OBP: 0.364, SLG: 0.594 Fred Gladding, L (8, 1)										4	0	0	0	0	0	2					
Don Wert, R OBP: 0.347, SLG: 0.280 (1, 5)										3	0	0	0	1	0	0					
Don Demeter, R OBP: 0.322, SLG: 0.369 (1, 3)										4	0	1	0	0	0	2					
Al Kaline, R OBP: 0.420, SLG: 0.544 (1, 9)										3	0	0	0	1	1	1					
Willie Horton, R OBP: 0.404, SLG: 0.780 Gates Brown, L OBP: 0.281, SLG: 0.438 (4, PR) (5, 7)										2	0	1	0	0	0	1					
Bill Freehan, R OBP: 0.289, SLG: 0.245 (1, 2)										3	1	2	0	1	0	0					
George Thomas, R OBP: 0.320, SLG: 0.426 (1, 8)										4	0	0	0	0	1	5					
Dick McAuliffe, L OBP: 0.419, SLG: 0.593 (1, 6)										3	1	2	1	1	0	1					
Hank Aquirre, R OBP: 0.235, SLG: 0.133 Terry Fox, R (7, 1) Jerry Lumpe, L OBP: 0.336, SLG: 0.336 (7, PH) (8, 4)										1	0	0	0	0	0	1					
Inning Stats	R: 0 E: 0 K: 0 S: 3	H: 0 LOB: 0 BB: 0 P: 3	R: 0 E: 0 K: 0 S: 2	H: 0 LOB: 0 BB: 1 P: 6	R: 1 E: 1 K: 0 S: 4	H: 0 LOB: 2 BB: 2 P: 12	R: 0 E: 0 K: 0 S: 4	H: 2 LOB: 2 BB: 0 P: 4	R: 0 E: 0 K: 0 S: 3	H: 1 LOB: 0 BB: 0 P: 3	R: 0 E: 0 K: 0 S: 7	H: 0 LOB: 0 BB: 0 P: 3	R: 2 E: 0 K: 1 S: 7	H: 2 LOB: 1 BB: 1 P: 11	R: 0 E: 0 K: 2 S: 8	H: 1 LOB: 1 BB: 0 P: 8	R: 0 E: 0 K: 0 S: 4	H: 1 LOB: 1 BB: 0 P: 4	1B: 6 2B: 1 3B: 0 HR: 0	SF: 1 SAC: 1 DP: 3 HBP: 0	WP: 0 PA: 36 PB: 0 SB: 0 CS: 0
PITCHER	IP WLS BF H R ER SO BB IBB HBP BLK WP HR S P ERA WHIP	IP WLS BF H R ER SO BB IBB HBP BLK WP HR S P ERA WHIP																			
Steve Barber, L ERA: 4.46 Stu Miller, R ERA: 2.33 (8, 1)	7.0 W 28 5 3 2 2 4 0 0 0 0 0 26 42 2.57 1.286																				
	2.0 S 8 2 0 0 2 0 0 0 0 0 0 12 12 0.00 1.000																				

Baltimore Orioles @ Detroit Tigers
Tiger Stadium, Detroit, MI
Sun May 23 1965, 4:33 AM EDT
Unknown

AB 30
R 3
H 7
RBI 2
BB 4
SO 3
LOB 15

Batter	1	2	3	4	5	6	7	8	9	AB	R	H	RBI	BB	SO	LOB	TOP			
Russ Snyder, L OBP: 0.405, SLG: 0.395 (1, 7)										5	2	2	0	0	1	1	Baltimore Orioles @ Detroit Tigers Tiger Stadium, Detroit, MI Sun May 23 1965, 4:38 AM EDT Att: 17,143 - Unknown			
Luis Aparicio, R OBP: 0.325, SLG: 0.458 (1, 6)										3	2	1	1	1	0	0				
Curt Blefary, L OBP: 0.359, SLG: 0.591 Sam Bowers, R OBP: 0.214, SLG: 0.231 Stu Miller, R (8, 1)										3	1	1	1	0	0	1				
Norm Siebern, L OBP: 0.349, SLG: 0.440 (1, 3)										2	0	0	1	2	2	1				
Charlie Lau, L OBP: 0.361, SLG: 0.559 John Orsino, R OBP: 0.344, SLG: 0.477 (8, 2)										2	1	0	0	0	1	0				
Bob Johnson, R OBP: 0.266, SLG: 0.339 (1, 5)										5	0	0	0	0	2	6				
Jackie Brandt, R OBP: 0.382, SLG: 0.609 (8, 9)										3	1	2	2	1	0	0				
Jerry Adair, R OBP: 0.324, SLG: 0.301 (1, 4)										4	1	1	0	0	0	2				
Dave McNally, R OBP: 0.118, SLG: 0.063 Paul Blair, R OBP: 0.291, SLG: 0.333 (8, 8)										3	0	1	0	0	2	1				
Inning Stats	R: 4 E: 0 K: 0 S: 6	H: 3 LOB: 1 BB: 2 P: 14	R: 0 E: 0 K: 2 S: 7	H: 0 LOB: 0 BB: 0 P: 7	R: 0 E: 0 K: 1 S: 5	H: 0 LOB: 1 BB: 1 P: 11	R: 0 E: 0 K: 2 S: 7	H: 1 LOB: 2 BB: 0 P: 7	R: 0 E: 0 K: 1 S: 3	H: 0 LOB: 0 BB: 0 P: 3	R: 0 E: 0 K: 1 S: 4	H: 0 LOB: 1 BB: 2 P: 12	R: 4 E: 1 K: 0 S: 8	H: 4 LOB: 2 BB: 1 P: 12	1B: 9 2B: 0 3B: 0 HR: 0	SF: 1 SAC: 2 DP: 2 HBP: 0		WP: 0 PB: 1 SB: 1 CS: 0	PA: 42	
PITCHER	IP WLS BF H R ER SO BB IBB HBP BLK WP HR S P ERA WHIP	IP WLS BF H R ER SO BB IBB HBP BLK WP HR S P ERA WHIP																		
Jack Hamilton, R ERA: 36.0 (1, 1)	0.2 L 7 3 4 4 0 2 0 0 0 0 0 0 5 13 54.00 7.500																			
Phil Regan, R ERA: 3.92 (6, 1)	4.1 16 1 0 0 6 1 0 0 0 0 0 0 27 31 0.00 0.462																			
Terry Fox, R ERA: 0.95 (8, 1)	2.0 6 1 0 0 1 0 0 0 0 0 0 0 8 8 0.00 0.500																			
Ron Nischwitz, L ERA: 4.5 (8, 1)	0.1 2 0 0 0 1 1 0 0 0 0 0 0 3 7 0.00 3.000																			
Larry Sherry, R ERA: 1.69 (8, 1)	1.2 11 4 4 2 0 1 1 0 0 0 0 0 9 17 10.80 3.000																			
Batter	1	2	3	4	5	6	7	8	9	AB	R	H	RBI	BB	SO	LOB	BOTTOM			
Jake Wood, R OBP: 0.316, SLG: 0.514 (1, 4)										5	0	0	0	0	1	3	Baltimore Orioles @ Detroit Tigers Tiger Stadium, Detroit, MI Sun May 23 1965, 4:38 AM EDT Att: 17,143 - Unknown			
Don Wert, R OBP: 0.345, SLG: 0.279 (1, 5)										4	0	1	0	0	1	0				
Norm Cash, L OBP: 0.319, SLG: 0.263 (1, 3)										3	0	0	0	0	0	1				
Don Demeter, R OBP: 0.328, SLG: 0.383 (1, 9)										4	1	2	0	0	0	0				
Bill Freehan, R OBP: 0.278, SLG: 0.296 (1, 2)										4	1	2	2	0	0	2				
George Thomas, R OBP: 0.340, SLG: 0.490 Jerry Lumpe, L OBP: 0.333, SLG: 0.333 (8, 1)										2	1	1	1	1	0	0				
Gates Brown, L OBP: 0.306, SLG: 0.429 (1, 7)										3	0	1	0	1	1	2				
Dick McAuliffe, L OBP: 0.415, SLG: 0.583 (1, 6)										4	0	1	0	0	1	3				
Jack Hamilton, R Phil Regan, R Ray Sherry, R Terry Fox, R Al Kaline, R Ron Nischwitz, S Larry Sherry, R Jim Northrup, L										0	0	0	0	0	0	0				
Inning Stats	R: 0 E: 0 K: 1 S: 5	H: 0 LOB: 0 BB: 0 P: 5	R: 0 E: 0 K: 1 S: 6	H: 1 LOB: 2 BB: 1 P: 10	R: 0 E: 0 K: 1 S: 6	H: 1 LOB: 1 BB: 0 P: 6	R: 2 E: 0 K: 0 S: 5	H: 3 LOB: 0 BB: 0 P: 5	R: 0 E: 0 K: 0 S: 3	H: 0 LOB: 0 BB: 0 P: 3	R: 1 E: 0 K: 2 S: 8	H: 1 LOB: 2 BB: 0 P: 8	R: 0 E: 0 K: 0 S: 4	H: 1 LOB: 2 BB: 0 P: 5	R: 0 E: 0 K: 2 S: 8	H: 1 LOB: 2 BB: 1 P: 12		1B: 5 2B: 2 3B: 0 HR: 2	SF: 0 SAC: 0 DP: 2 HBP: 1	WP: 0 PB: 0 SB: 0 CS: 0
PITCHER	IP WLS BF H R ER SO BB IBB HBP BLK WP HR S P ERA WHIP	IP WLS BF H R ER SO BB IBB HBP BLK WP HR S P ERA WHIP																		
Dave McNally, L ERA: 4.08 (8, 1)	7.0 W 27 7 3 3 5 1 0 0 0 0 0 0 12 17 0.00 1.500																			
Stu Miller, R ERA: 2.17 (8, 1)	2.0 S 10 2 0 0 2 1 0 1 0 0 0 0 12 17 0.00 1.500																			

Batter	1	2	3	4	5	6	7	8	9	AB	R	H	RBI	BB	SO	LOB	TOP		
Dick McAuliffe, L (1.6)	F9		1B	K			F8		1B	5	1	2	1	0	1	0	Detroit Tigers @ Chicago White Sox Comiskey Park, Chicago, IL Mon May 24 1965, 8:05 PM EDT Att: 13,654 - Unknown		
Jerry Lumpe, L (1.4)	5-3		1B						F5	4	2	2	1	1	0	1			
Norm Cash, L (1.3)	F5		1B						G3-6-3	2	1	0	1	1	0	1			
Gates Brown, L (1.7)		4-3	F6						4-3	4	0	0	0	0	0	3			
Bill Freehan, R (1.2)	5-3		HR						F8	4	2	2	5	0	0	0			
Jim Northrup, L (1.9)	2-3		1B						E5	4	0	1	0	0	1	0			
Don Demeter, R (1.8)									F5	3	0	1	0	1	0	2			
Don Wert, R (1.5)			FC2-5	6-3					F8	3	1	0	0	1	0	1			
Mickey Lolich, S (1.1)			FC2-5	1-3					K	4	1	0	0	0	2	2			
Inning Stats	R: 0 E: 0 K: 0 S: 3	H: 0 LOB: 0 BB: 0 P: 3	R: 0 E: 0 K: 0 S: 3	H: 0 LOB: 0 BB: 0 P: 3	R: 6 E: 0 K: 0 S: 8	H: 5 LOB: 1 BB: 2 P: 16	R: 0 E: 0 K: 1 S: 5	H: 0 LOB: 0 BB: 0 P: 5	R: 2 E: 0 K: 1 S: 7	H: 2 LOB: 0 BB: 1 P: 7	R: 0 E: 0 K: 0 S: 2	H: 0 LOB: 0 BB: 1 P: 6	R: 0 E: 1 K: 0 S: 4	H: 0 LOB: 1 BB: 0 P: 4	R: 0 E: 0 K: 1 S: 6	H: 1 LOB: 1 BB: 0 P: 6		1B: 5 2B: 1 3B: 1 HR: 2	SF: 1 SAC: 0 DP: 2 HBP: 0
PITCHER	IP WLS BF H R ER SO BB IBB HBP BLK WP HR S P ERA WHIP																		
John Buzhardt, R (1.1)	2.1 L 12 3 5 5 0 1 1 0 0 0 0 10 18 19.29 1.714																		
Ted Wills, L (3.1)	0.1 3 2 1 1 0 0 0 0 0 0 0 1 3 3 27.00 6.000																		
Bob Locker, R (3.1)	2.1 9 2 2 2 2 0 0 0 0 0 0 1 13 13 7.71 0.857																		
Greg Bollo, R (6.1)	2.0 6 0 0 0 1 2 0 0 0 0 0 0 6 14 0.00 1.000																		
Eddie Fisher, R (8.1)	2.0 8 1 0 0 1 0 0 0 0 0 0 0 10 10 0.00 0.500																		

Batter	1	2	3	4	5	6	7	8	9	AB	R	H	RBI	BB	SO	LOB	BOTTOM				
Floyd Robinson, L (1.9)	F7	F7					4-3			4	0	0	0	0	0	3	Detroit Tigers @ Chicago White Sox Comiskey Park, Chicago, IL Mon May 24 1965, 8:05 PM EDT Att: 13,654 - Unknown				
Al Weis, S (1.4)	HR		F9							3	1	2	1	0	0	0					
John Romano, R (1.2)	HR		FC5-4						G6-4-3	3	1	1	2	1	0	1					
Bill Skowron, R (1.3)	WP		FC5-4						F8	4	0	1	0	0	0	1					
Pete Ward, L (1.5)	1-3		G3						K	4	0	0	0	0	2	2					
Danny Cater, R (1.7)	5-3								F8	4	0	0	0	0	0	1					
Ron Hansen, R (1.6)									F3	4	0	2	0	0	0	0					
Ken Berry, R (1.8)									F3	3	0	0	0	0	0	2					
John Buzhardt, R (1.1)										1	0	0	0	0	0	1					
Ted Wills, L (3.1)										0	0	0	0	0	0	0					
Bob Locker, S (3.1)										0	0	0	0	0	0	0					
Don Buford, S (5. PH)										1	1	1	0	0	0	0					
Greg Bollo, R (6.1)										0	0	0	0	0	0	0					
Dave Nicholson, R (7. PH)										1	0	0	0	0	1	1					
Eddie Fisher, R (8.1)										0	0	0	0	0	0	0					
Inning Stats	R: 2 E: 0 K: 0 S: 6	H: 3 LOB: 1 BB: 0 P: 6	R: 0 E: 0 K: 0 S: 4	H: 1 LOB: 1 BB: 0 P: 4	R: 0 E: 0 K: 0 S: 3	H: 0 LOB: 1 BB: 1 P: 7	R: 0 E: 0 K: 0 S: 3	H: 0 LOB: 0 BB: 0 P: 3	R: 1 E: 0 K: 0 S: 4	H: 1 LOB: 0 BB: 0 P: 4	R: 0 E: 0 K: 1 S: 5	H: 0 LOB: 0 BB: 0 P: 5	R: 0 E: 0 K: 1 S: 6	H: 1 LOB: 1 BB: 0 P: 6	R: 0 E: 0 K: 0 S: 3	H: 0 LOB: 0 BB: 0 P: 3	R: 0 E: 0 K: 1 S: 5	H: 0 LOB: 0 BB: 0 P: 5	1B: 4 2B: 2 3B: 0 HR: 1	SF: 1 SAC: 0 DP: 1 HBP: 0	WP: 1 PA: 34 CS: 0
PITCHER	IP WLS BF H R ER SO BB IBB HBP BLK WP HR S P ERA WHIP																				
Mickey Lolich, L (1.1)	9.0 W 34 7 3 3 3 1 0 0 0 1 1 39 43 3.00 0.889																				

Batter	1	2	3	4	5	6	7	8	9	AB	R	H	RBI	BB	SO	LOB	TOP					
Jake Wood, R OBP: 0.333, SLG: 0.512 Terry Fox, R (6, 1)	K		FC6-4 1B		FC4-6 1B	F8		SH		4	0	2	0	0	1	1						
Don Wert, R OBP: 0.331, SLG: 0.262	K		F9		FC4-6 1B		1-3	F3		5	1	0	1	0	1	5						
Don Demeter, R Norm Cash, L (7, PH) OBP: 0.320, SLG: 0.255 (7, 3)	6-3		FC6-4		1B 1B		PB WP 3B HBP	F9		3	0	1	1	0	0	1						
Al Kaline, R OBP: 0.424, SLG: 0.575				L1-3				L3		5	2	3	2	0	0	0						
Bill Freehan, R OBP: 0.282, SLG: 0.355		4-3		6-3		F4		6-3		5	0	1	2	0	0	2						
Jim Northrup, L OBP: 0.281, SLG: 0.349				F9				6-3		5	1	2	0	0	0	1						
George Thomas, R OBP: 0.333, SLG: 0.491					5-3			F4		4	0	1	1	0	0	2						
Dick McAuliffe, L OBP: 0.417, SLG: 0.574						4-3				4	1	2	0	0	1	2						
Dave Wickersham, R Jack Hamilton, R Ray Oyler, R Fred Gladding, L Jerry Lumpe, L OBP: 0.338, SLG: 0.390 (6, 4)			K			4-3		F7		1	0	0	0	0	1	0						
Inning Stats	R: 0 E: 0 K: 2 S: 7	H: 0 LOB: 0 BB: 0 P: 7	R: 1 E: 0 K: 1 S: 7	H: 2 LOB: 1 BB: 0 P: 7	R: 0 E: 0 K: 1 S: 6	H: 1 LOB: 1 BB: 0 P: 6	R: 0 E: 0 K: 0 S: 3	H: 0 LOB: 0 BB: 0 P: 3	R: 3 E: 0 K: 0 S: 8	H: 5 LOB: 2 BB: 0 P: 8	R: 1 E: 0 K: 0 S: 5	H: 2 LOB: 1 BB: 0 P: 5	R: 2 E: 0 K: 0 S: 5	H: 2 LOB: 0 BB: 0 P: 6	R: 0 E: 1 K: 0 S: 5	H: 1 LOB: 2 BB: 0 P: 5	R: 0 E: 0 K: 0 S: 3	H: 0 LOB: 0 BB: 0 P: 3	1B: 8 2B: 3 3B: 2 HR: 0	SF: 0 SAC: 1 DP: 0 HBP: 1	WP: 1 PB: 1 CS: 0	PA: 42
PITCHER	IP	WLS	BF	H	R	ER	SO	BB	IBB	HBP	BLK	WP	HR	S	P	ERA	WHIP					
Tommy John, L ERA: 2.76	5.1	L	26	10	5	5	4	0	0	0	0	0	0	34	34	8.44	1.875					
Hoyt Wilhelm, R ERA: 4.25	1.2		8	2	2	2	0	0	0	1	0	1	0	7	8	10.80	1.200					
Bruce Howard, R ERA: 4.24	2.0		8	1	0	0	0	0	0	0	0	0	0	8	8	0.00	0.500					

Detroit Tigers @ Chicago White Sox
 Comiskey Park, Chicago, IL
 Tue May 25 1965, 8:05 PM EDT
 Att: 13,130 - Unknown

AB	40
R	7
H	13
RBI	7
BB	0
SO	4
LOB	18

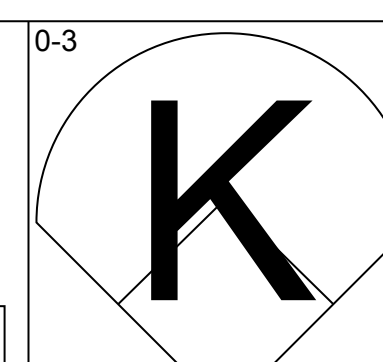
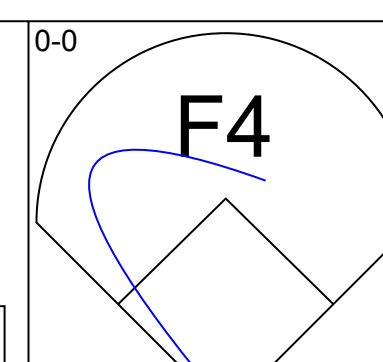
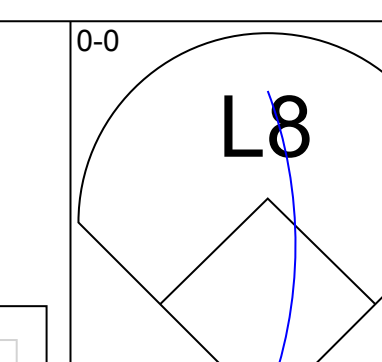
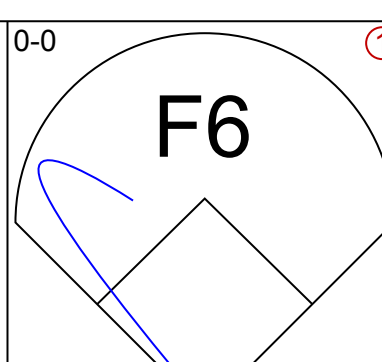
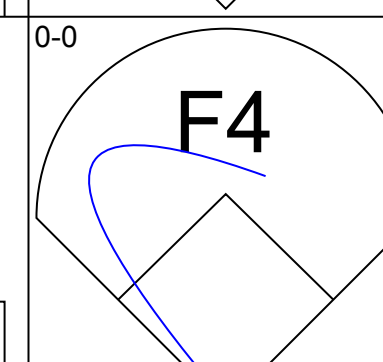
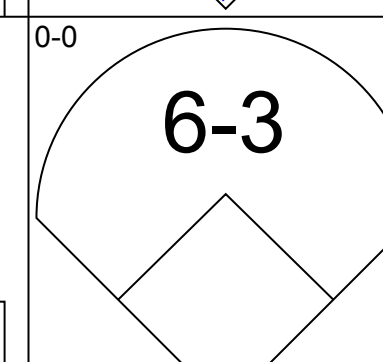
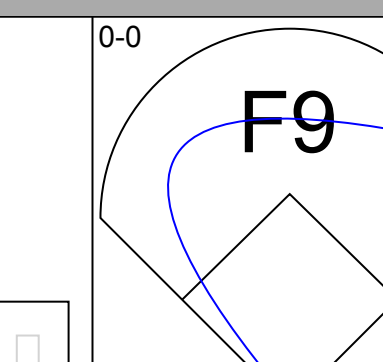
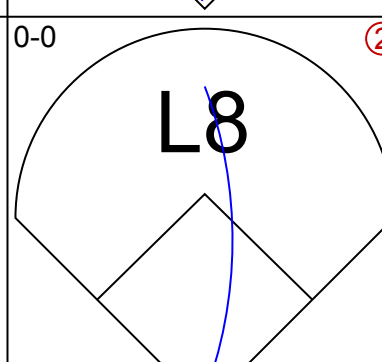
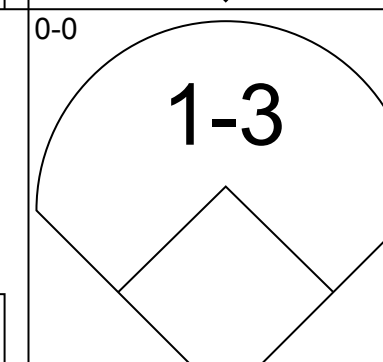
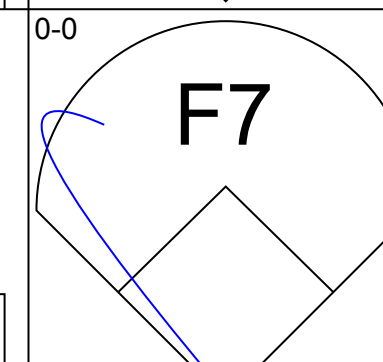
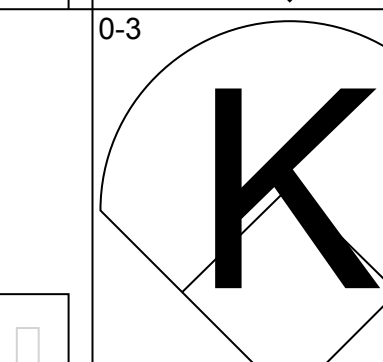
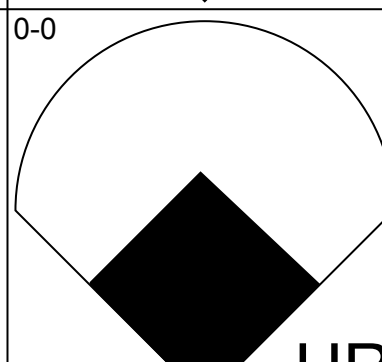
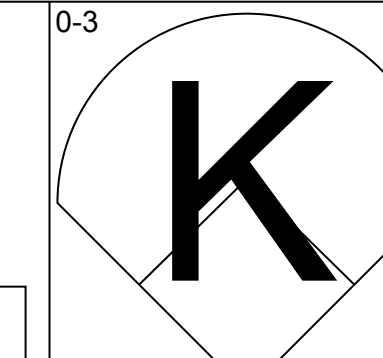
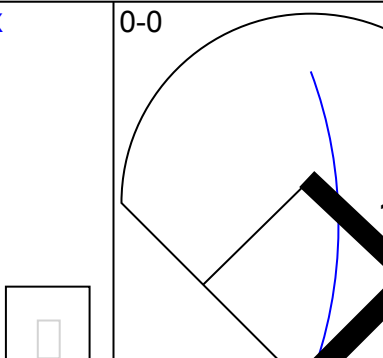
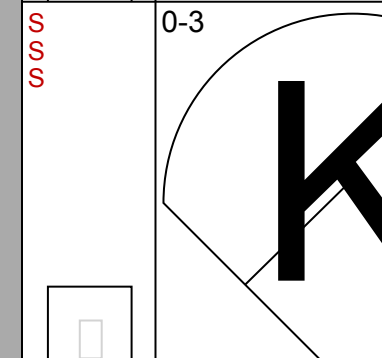
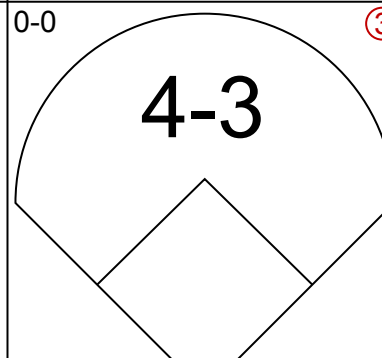
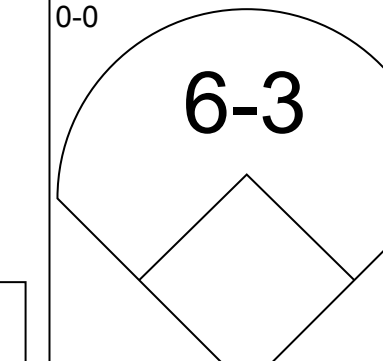
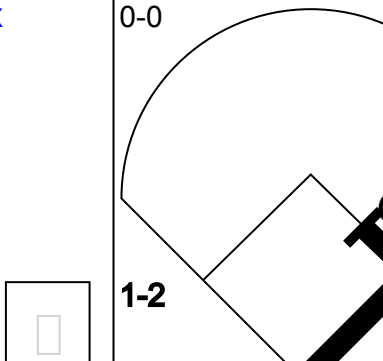
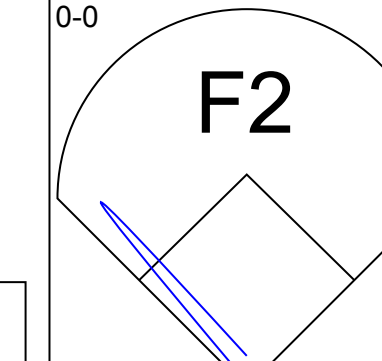
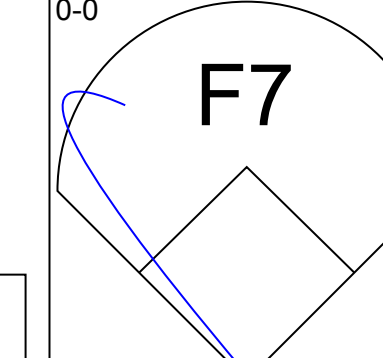
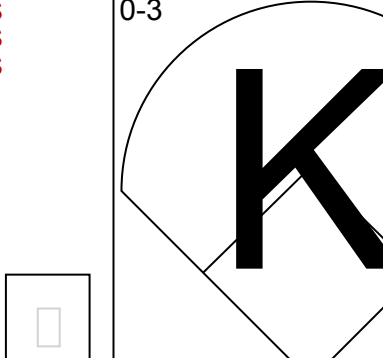
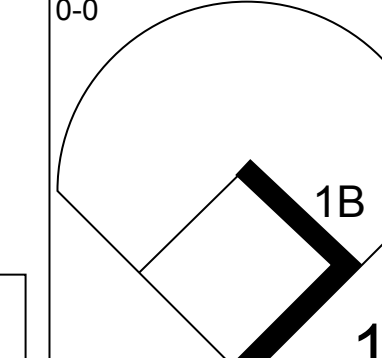
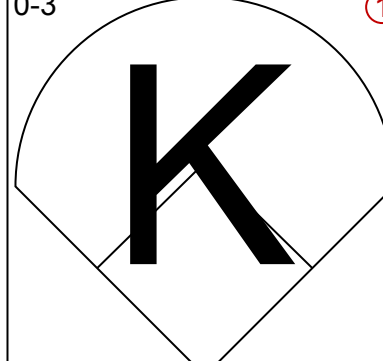
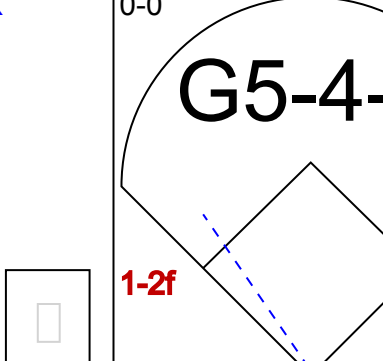
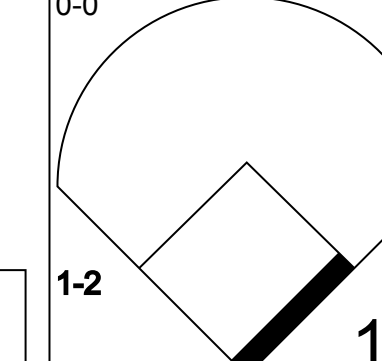
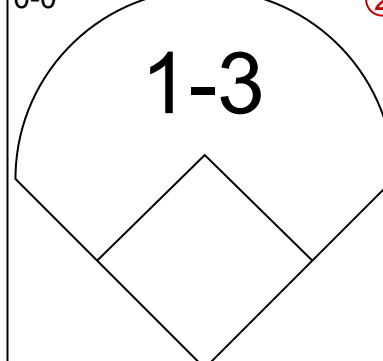
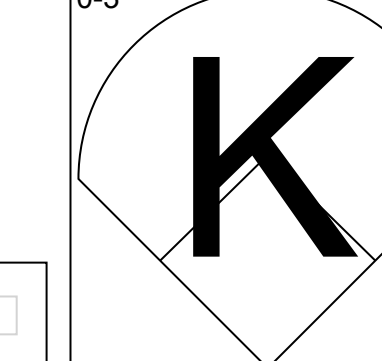
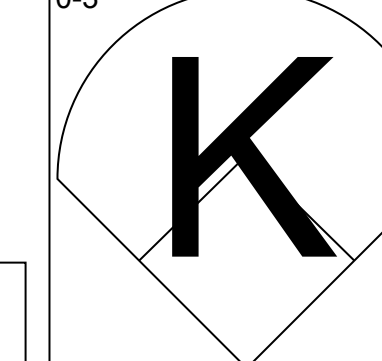
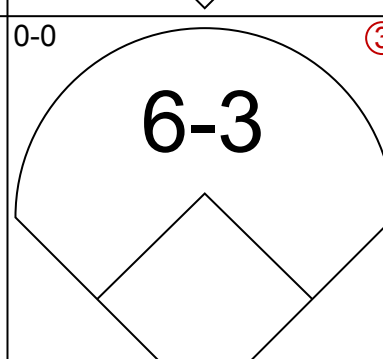
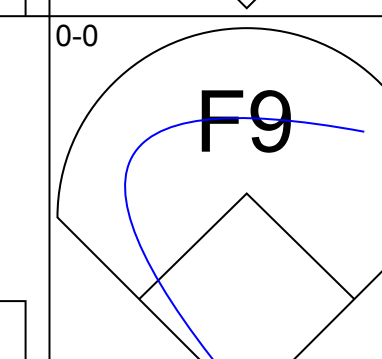
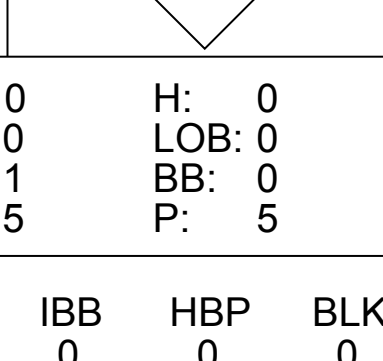
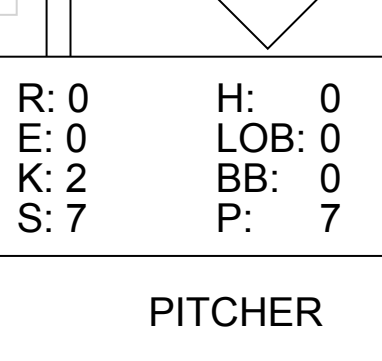
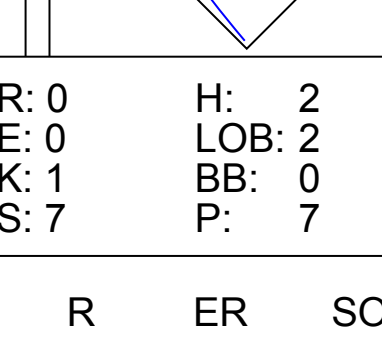




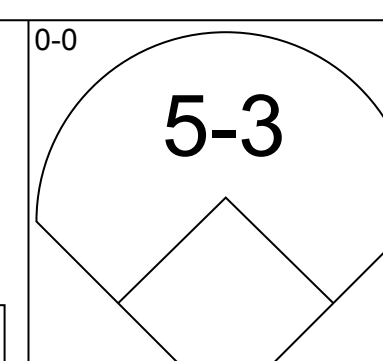
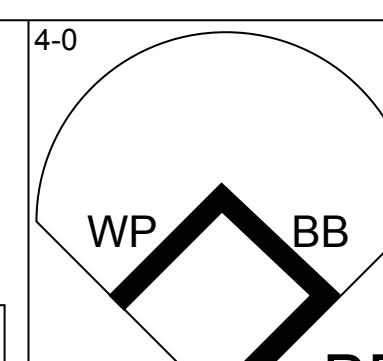
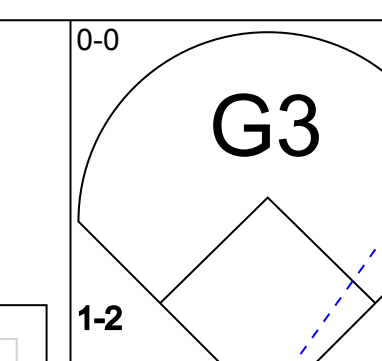
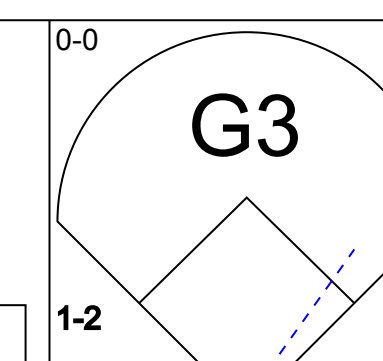
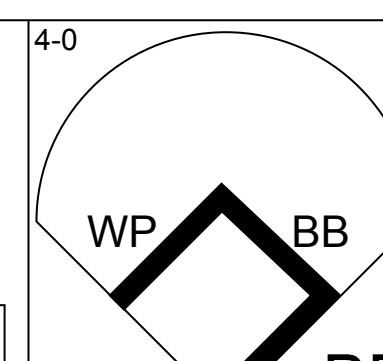
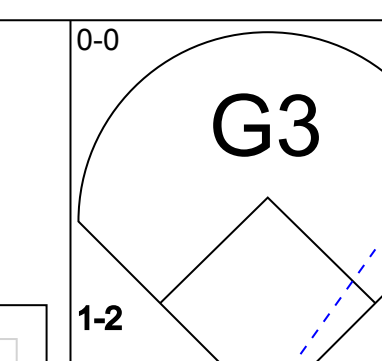
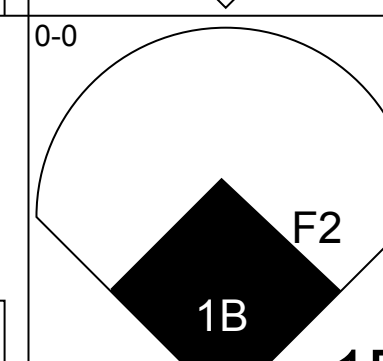
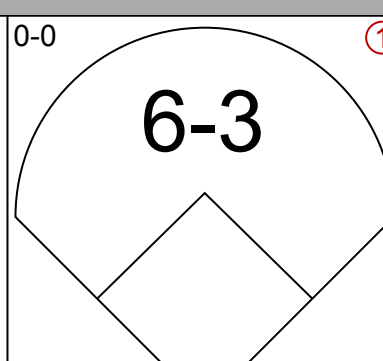
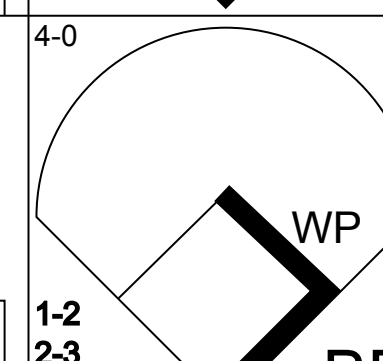
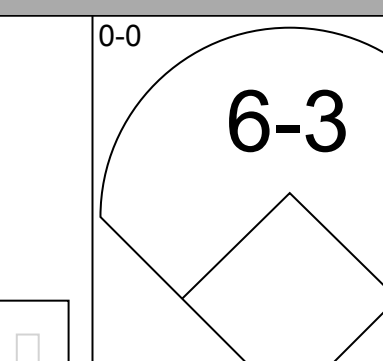
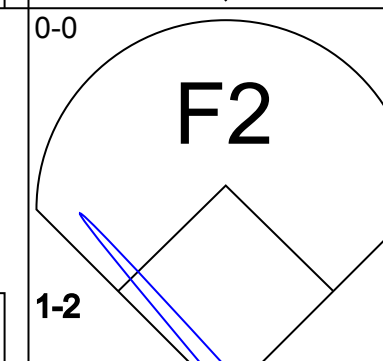
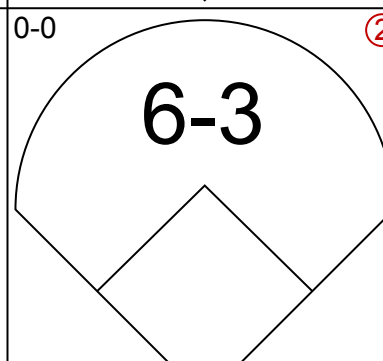
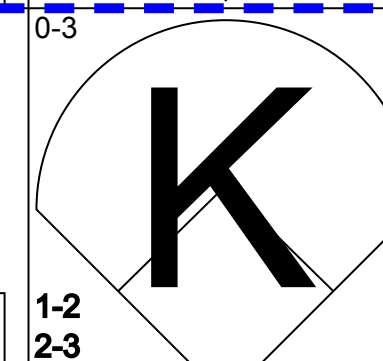
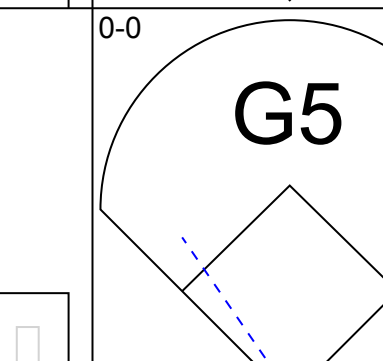
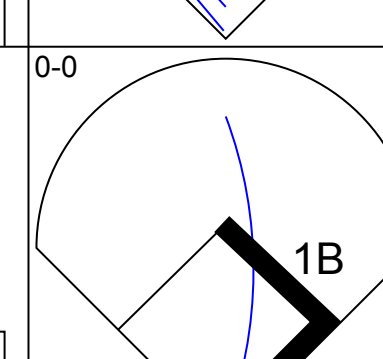
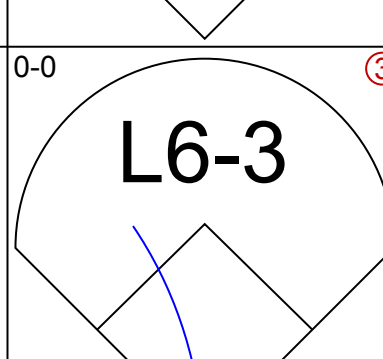
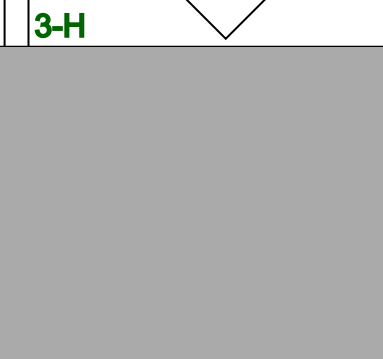

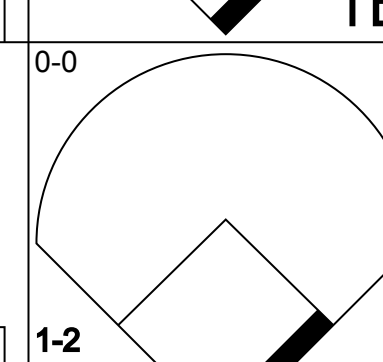
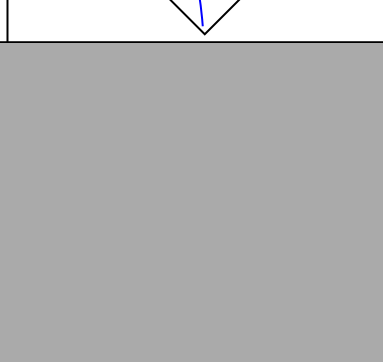

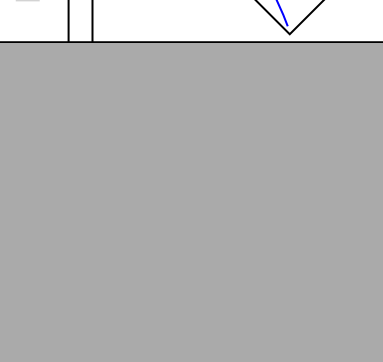
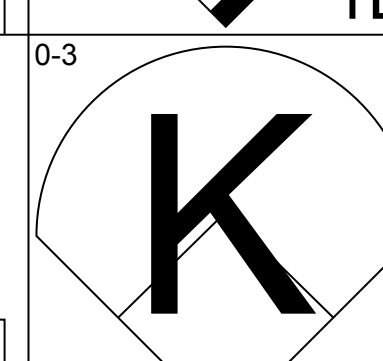
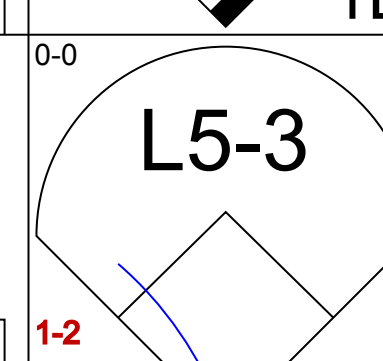
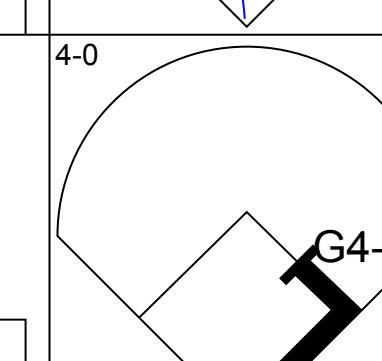

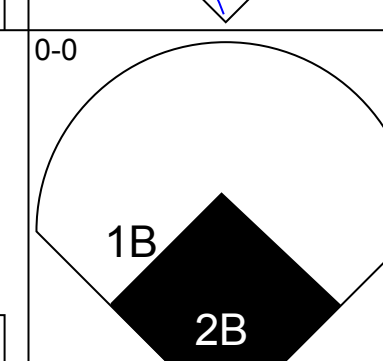
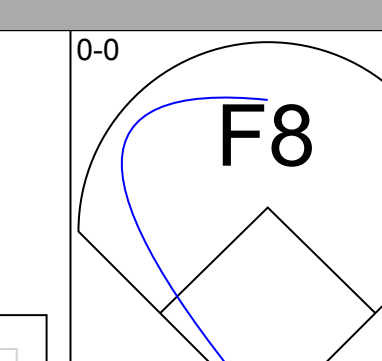
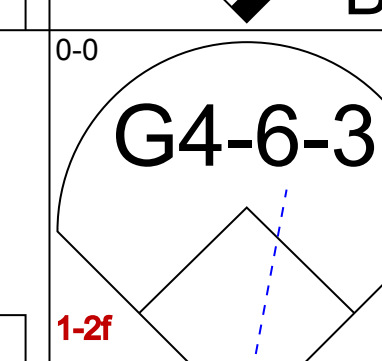
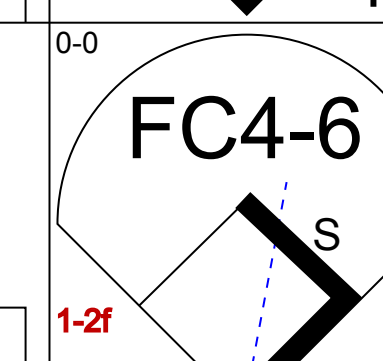
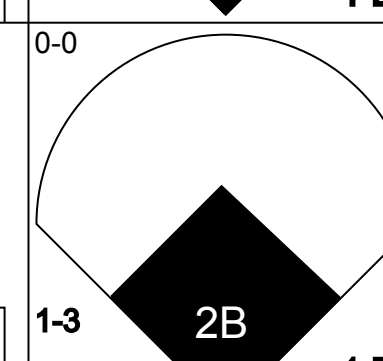
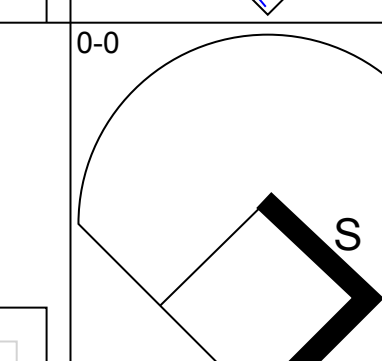

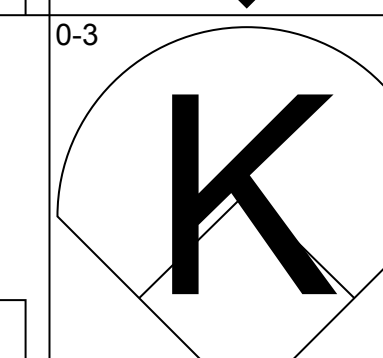
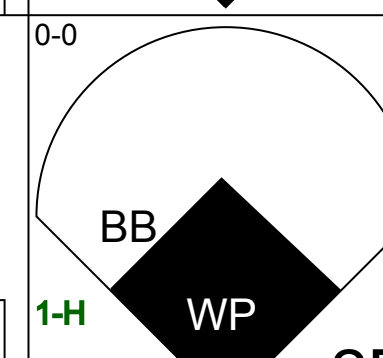
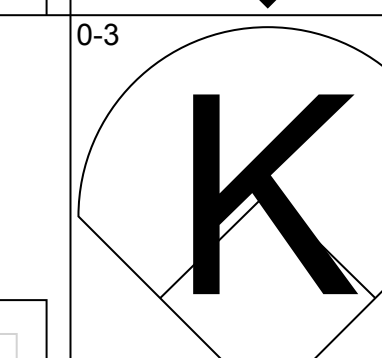
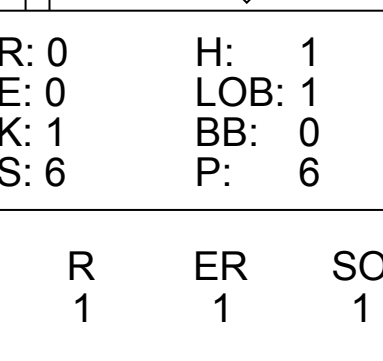
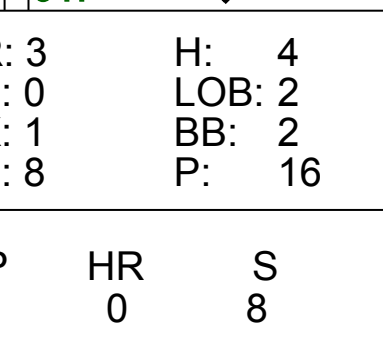
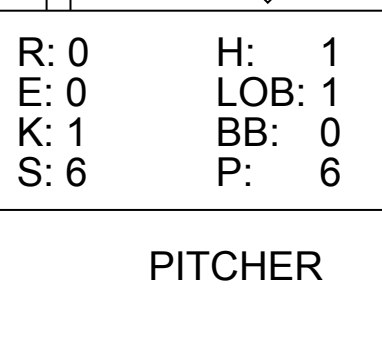
Batter	1	2	3	4	5	6	7	8	9	AB	R	H	RBI	BB	SO	LOB	BOTTOM					
Tom McCraw, L OBP: 0.298, SLG: 0.244	1B 2B	1-3		E6			F7		3-1	5	1	1	0	0	0	1						
Don Buford, S OBP: 0.374, SLG: 0.455	1B FC4-6 2-3		L8	K			E 1B BB		4-3	4	2	1	0	1	1	2						
Floyd Robinson, L OBP: 0.288, SLG: 0.329	FC4-6 1-3 3-H		F9	4-3			E4 1B 1-2			4	0	1	1	0	0	3						
Pete Ward, L OBP: 0.381, SLG: 0.474	F9			1B 2B		F7		1B 1-3 2-H		4	1	2	1	0	0	2						
Bill Skowron, R OBP: 0.327, SLG: 0.424	FC4-6 1-2 3-H		1B BB	L8			G1-6-4-3			3	0	0	1	1	0	3						
Danny Cater, R OBP: 0.358, SLG: 0.473	FC6-4 1-2			F9				G3-6 BB		3	0	1	1	1	0	1						
Ron Hansen, R OBP: 0.338, SLG: 0.446			6-3			L5		G3-6 1-2		4	1	1	1	0	0	3						
J.C. Martin, L OBP: 0.362, SLG: 0.409		F7		F4		1-3		F7		4	0	0	0	0	0	0						
Tommy John, R OBP: 0.188, SLG: 0.133 Hoyt Wilhelm, R Bruce Howard, S Smoky Burgess, L (9, PH) OBP: 0.353, SLG: 0.467		K				5-3			4-3	1	0	0	0	1	1	0						
Inning Stats	R: 2 E: 0 K: 0 S: 6	H: 3 LOB: 1 BB: 0 P: 6	R: 1 E: 0 K: 1 S: 6	H: 1 LOB: 0 BB: 0 P: 6	R: 1 E: 0 K: 0 S: 5	H: 2 LOB: 2 BB: 1 P: 9	R: 0 E: 1 K: 1 S: 6	H: 0 LOB: 2 BB: 1 P: 10	R: 0 E: 0 K: 0 S: 3	H: 0 LOB: 0 BB: 0 P: 3	R: 0 E: 0 K: 0 S: 3	H: 0 LOB: 0 BB: 0 P: 3	R: 1 E: 1 K: 0 S: 4	H: 1 LOB: 1 BB: 1 P: 8	R: 0 E: 0 K: 0 S: 2	H: 0 LOB: 0 BB: 1 P: 6	R: 0 E: 0 K: 0 S: 3	H: 0 LOB: 0 BB: 0 P: 3	1B: 4 2B: 2 3B: 0 HR: 1	SF: 0 SAC: 0 DP: 2 HBP: 0	WP: 0 PB: 0 CS: 0	PA: 38
PITCHER	IP	WLS	BF	H	R	ER	SO	BB	IBB	HBP	BLK	WP	HR	S	P	ERA	WHIP					
Dave Wickersham, R ERA: 5.8	2.2		15	6	4	4	1	1	0	0	0	0	0	7	11	0.00	0.750					
Jack Hamilton, R ERA: 15.43	1.1		6	0	0	0	1	1	0	0	0	0	0	3	3	0.00	0.000					
Fred Gladding, R ERA: 3.57	1.0	W	3	0	0	0	0	0	0	0	0	0	0	3	3	0.00	0.000					
Terry Fox, R ERA: 0.78	4.0	S	14	1	1	0	0	2	0	0	0	0	0	12	20	0.00	0.750					

Detroit Tigers @ Chicago White Sox
 Comiskey Park, Chicago, IL
 Tue May 25 1965, 8:05 PM EDT
 Att: 13,130 - Unknown


AB	34
R	5
H	7
RBI	5
BB	4
SO	2
LOB	15



Batter	1	2	3	4	5	6	7	8	9	AB	R	H	RBI	BB	SO	LOB	TOP			
Phil Linz, R OBP: 0.317, SLG: 0.314 (1, 6)										4	0	0	0	0	1	0	New York Yankees @ Detroit Tigers Tiger Stadium, Detroit, MI Thu May 27 1965, 7:05 PM EDT Att: 18,257 - Unknown - 61 F			
Bobby Richardson, R OBP: 0.316, SLG: 0.346 (1, 4)										4	0	0	0	0	0	0				
Roger Maris, L OBP: 0.345, SLG: 0.511 (1, 9)										4	1	1	1	0	1	0				
Mickey Mantle, S OBP: 0.410, SLG: 0.477 (1, 7)										4	0	1	0	0	2	0				
Joe Pepitone, L OBP: 0.315, SLG: 0.474 (1, 3)										3	0	1	0	0	0	0				
Tom Tresh, S OBP: 0.348, SLG: 0.516 (1, 8)										3	0	1	0	0	1	2				
Clete Boyer, R OBP: 0.267, SLG: 0.328 (1, 5)										3	0	1	0	0	1	2				
Doc Edwards, R OBP: 0.275, SLG: 0.215 (8, PH)										2	0	0	0	0	1	0				
Horace Clarke, S OBP: 0.200, SLG: 0.158 (8, PH)										1	0	0	0	0	1	2				
Gil Blanco, L (8, 1)										0	0	0	0	0	0	0				
Whitey Ford, L OBP: 0.263, SLG: 0.235 (2, 1)										1	0	0	0	0	0	0				
Pete Mikkelsen, R (4, 1)										1	0	0	0	0	0	0				
Hal Reniff, R (8, PH)										1	0	0	0	0	1	0				
Ray Barker, L OBP: 0.314, SLG: 0.302 (8, 2)										0	0	0	0	0	0	0				
Bob Schmidt, R OBP: 0.345, SLG: 0.407 (8, 2)										0	0	0	0	0	0	0				
Inning Stats	R: 0 E: 0 K: 1 S: 5	H: 0 LOB: 0 BB: 0 P: 5	R: 0 E: 0 K: 1 S: 5	H: 0 LOB: 0 BB: 0 P: 5	R: 0 E: 0 K: 0 S: 3	H: 0 LOB: 0 BB: 0 P: 3	R: 0 E: 0 K: 0 S: 3	H: 2 LOB: 1 BB: 0 P: 6	R: 0 E: 0 K: 2 S: 7	H: 0 LOB: 0 BB: 0 P: 7	R: 0 E: 0 K: 2 S: 7	H: 0 LOB: 2 BB: 0 P: 7	R: 0 E: 0 K: 1 S: 7	H: 2 LOB: 2 BB: 0 P: 7	R: 1 E: 0 K: 0 S: 4	H: 1 LOB: 0 BB: 0 P: 4	1B: 4 2B: 0 3B: 0 HR: 1	SF: 0 SAC: 0 DP: 1 HBP: 0	WP: 0 PB: 0 SB: 0 CS: 0	PA: 31
PITCHER Joe Sparma, R ERA: 3.86 (1, 1)	IP: 9.0 WLS: W BF: 31 H: 5 R: 1 ER: 1 SO: 9 BB: 0 IBB: 0 HBP: 0 BLK: 0 WP: 0 HR: 1 S: 49 P: 49 ERA: 1.00 WHIP: 0.556																			

Batter	1	2	3	4	5	6	7	8	9	AB	R	H	RBI	BB	SO	LOB	BOTTOM			
Jake Wood, R OBP: 0.333, SLG: 0.488 (1, 4)										2	0	0	0	1	0	1	New York Yankees @ Detroit Tigers Tiger Stadium, Detroit, MI Thu May 27 1965, 7:05 PM EDT Att: 18,257 - Unknown - 61 F			
Jerry Lumpe, L OBP: 0.336, SLG: 0.347 (6, PH)										1	0	0	0	0	0	1				
Don Wert, R OBP: 0.335, SLG: 0.263 (1, 5)										3	1	1	0	1	0	0				
Don Demeter, R OBP: 0.326, SLG: 0.371 (1, 3)										3	0	0	0	0	1	3				
Norm Cash, L OBP: 0.317, SLG: 0.253 (7, 3)										1	0	0	0	0	0	0				
Al Kaline, R OBP: 0.419, SLG: 0.565 (1, 8)										4	0	1	1	0	0	0				
Willie Horton, R OBP: 0.417, SLG: 0.779 (1, 7)										4	0	3	0	0	0	0				
Jim Northrup, L OBP: 0.280, SLG: 0.337 (1, 9)										3	0	0	0	1	1	4				
Bill Freehan, R OBP: 0.289, SLG: 0.360 (1, 2)										4	1	2	0	0	0	1				
Dick McAuliffe, L OBP: 0.421, SLG: 0.576 (1, 6)										3	1	2	0	0	0	1				
Joe Sparma, R OBP: 0.200, SLG: 0.222 (1, 1)										3	1	1	2	0	2	2				
Inning Stats	R: 1 E: 0 K: 1 S: 8	H: 3 LOB: 2 BB: 0 P: 8	R: 0 E: 0 K: 1 S: 6	H: 1 LOB: 1 BB: 0 P: 6	R: 0 E: 0 K: 0 S: 3	H: 0 LOB: 0 BB: 0 P: 3	R: 3 E: 0 K: 1 S: 8	H: 4 LOB: 2 BB: 2 P: 16	R: 0 E: 0 K: 0 S: 3	H: 1 LOB: 0 BB: 0 P: 3	R: 0 E: 0 K: 1 S: 6	H: 1 LOB: 1 BB: 0 P: 6	R: 0 E: 0 K: 0 S: 3	H: 0 LOB: 0 BB: 0 P: 3	R: 0 E: 0 K: 0 S: 2	H: 0 LOB: 0 BB: 1 P: 6	1B: 9 2B: 2 3B: 0 HR: 0	SF: 0 SAC: 0 DP: 3 HBP: 0	WP: 1 PB: 0 SB: 2 CS: 0	PA: 34
PITCHER Whitey Ford, L ERA: 5.3 (1, 1)	IP: 1.0 WLS: L BF: 6 H: 3 R: 1 ER: 3 SO: 1 BB: 0 IBB: 0 HBP: 0 BLK: 0 WP: 0 HR: 0 S: 8 P: 8 ERA: 9.00 WHIP: 3.000																			
Pete Mikkelsen, R ERA: 3.86 (2, 1)	IP: 2.2 WLS: L BF: 14 H: 5 R: 3 ER: 3 SO: 1 BB: 2 IBB: 0 HBP: 0 BLK: 0 WP: 0 HR: 14 S: 22 P: 22 ERA: 10.12 WHIP: 2.625																			
Hal Reniff, R ERA: 2.61 (4, 1)	IP: 3.1 WLS: L BF: 11 H: 2 R: 0 ER: 0 SO: 2 BB: 0 IBB: 0 HBP: 0 BLK: 0 WP: 1 HR: 15 S: 15 P: 15 ERA: 0.00 WHIP: 0.600																			
Gil Blanco, L ERA: (8, 1)	IP: 1.0 WLS: L BF: 3 H: 0 R: 0 ER: 0 SO: 0 BB: 1 IBB: 0 HBP: 0 BLK: 0 WP: 0 HR: 2 S: 6 P: 6 ERA: 0.00 WHIP: 1.000																			

AB	31
R	1
H	5
RBI	1
BB	0
SO	9
LOB	8



AB	31
R	4
H	10
RBI	3
BB	3
SO	4
LOB	13



Batter	1	2	3	4	5	6	7	8	9	AB	R	H	RBI	BB	SO	LOB	TOP					
Dick Howser, R (1, 6) OBP: 0.364, SLG: 0.286	F7		3-1			1-3		6-3		4	0	0	0	0	0	1						
Chuck Hinton, R (1, 3) OBP: 0.340, SLG: 0.406	1-3					F9			F4	4	0	1	0	0	0	0						
Leon Wagner, L (1, 7) OBP: 0.348, SLG: 0.462	L4					E9		L6	K	4	0	0	0	0	1	1						
Rocky Colavito, R (1, 9)		F2				F5			6-3	4	0	0	0	0	1	1						
Max Alvis, R (1, 5)		F7				F6			K	3	0	0	0	0	1	1						
Vic Davallito, L (1, 8) OBP: 0.380, SLG: 0.515		6-3							E1	3	0	0	0	0	0	0						
Larry Brown, R (1, 4) OBP: 0.280, SLG: 0.299			F6			L8			6-3	3	0	0	0	0	0	1						
Joe Azcue, R (1, 2) OBP: 0.313, SLG: 0.284						F4			F9	3	0	1	0	0	0	0						
Ralph Terry, R (1, 1) OBP: 0.150, SLG: 0.158			SH2-4						K	2	0	0	0	0	2	0						
Inning Stats	R: 0 E: 0 K: 0 S: 3	H: 0 LOB: 0 BB: 0 P: 3	R: 0 E: 0 K: 0 S: 3	H: 0 LOB: 0 BB: 0 P: 3	R: 0 E: 0 K: 0 S: 4	H: 1 LOB: 1 BB: 0 P: 4	R: 0 E: 1 K: 0 S: 4	H: 0 LOB: 1 BB: 0 P: 4	R: 0 E: 0 K: 0 S: 3	H: 0 LOB: 0 BB: 0 P: 3	R: 0 E: 0 K: 1 S: 6	H: 1 LOB: 1 BB: 0 P: 6	R: 0 E: 1 K: 2 S: 8	H: 0 LOB: 1 BB: 0 P: 8	R: 0 E: 0 K: 1 S: 5	H: 0 LOB: 0 BB: 0 P: 5	R: 0 E: 0 K: 1 S: 5	H: 0 LOB: 0 BB: 0 P: 5	1B: 1 2B: 0 3B: 1 HR: 0	SF: 0 SAC: 1 DP: 0 HBP: 0	WP: 0 PB: 0 SB: 0 CS: 0	PA: 31
PITCHER Hank Aguirre, L (1, 1) ERA: 3.05	IP: 9.0 WLS: W BF: 31 H: 2 R: 0 ER: 0 SO: 5 BB: 0 IBB: 0 HBP: 0 BLK: 0 WP: 0 HR: 0 S: 41 P: 41 ERA: 0.00 WHIP: 0.222															PITCHER	IP: 9.0 WLS: W BF: 31 H: 2 R: 0 ER: 0 SO: 5 BB: 0 IBB: 0 HBP: 0 BLK: 0 WP: 0 HR: 0 S: 41 P: 41 ERA: 0.00 WHIP: 0.222					

Cleveland Indians @ Detroit Tigers
Tiger Stadium, Detroit, MI
Fri May 28 1965, 7:05 PM EDT
Att: 11,291 - Unknown

AB 30
R 0
H 2
RBI 0
BB 0
SO 5
LOB 5



Batter	1	2	3	4	5	6	7	8	9	AB	R	H	RBI	BB	SO	LOB	BOTTOM			
Dick McAuliffe, L (1, 6) OBP: 0.423, SLG: 0.584	F5					L3				3	0	1	0	1	0	0				
Jerry Lumpe, L (1, 4) OBP: 0.326, SLG: 0.336	G3					F6			F6	4	0	0	0	0	1	2				
Norm Cash, L (1, 3) OBP: 0.325, SLG: 0.265						F2				3	0	2	0	0	0	0				
Al Kaline, R (1, 8) OBP: 0.411, SLG: 0.551						L5			L7	3	0	0	0	0	1	2				
Willie Horton, R (1, 7) OBP: 0.406, SLG: 0.755						FC6-4			K	3	0	0	0	0	1	1				
Jim Northrup, L (1, 9) OBP: 0.271, SLG: 0.326						L6			F7	3	0	0	0	0	1	1				
Bill Freehan, R (1, 2) OBP: 0.290, SLG: 0.360									F9	3	0	1	0	0	1	0				
Don Wert, R (1, 5) OBP: 0.335, SLG: 0.287										3	1	1	1	0	0	0				
Hank Aguirre, R (1, 1) OBP: 0.200, SLG: 0.111									K	3	0	0	0	0	3	0				
Inning Stats	R: 0 E: 0 K: 1 S: 6	H: 1 LOB: 1 BB: 0 P: 6	R: 0 E: 0 K: 1 S: 5	H: 1 LOB: 0 BB: 0 P: 5	R: 0 E: 0 K: 2 S: 8	H: 1 LOB: 1 BB: 0 P: 8	R: 0 E: 0 K: 0 S: 4	H: 1 LOB: 1 BB: 0 P: 4	R: 0 E: 0 K: 2 S: 7	H: 0 LOB: 0 BB: 0 P: 7	R: 0 E: 0 K: 0 S: 3	H: 0 LOB: 0 BB: 0 P: 3	R: 0 E: 0 K: 1 S: 5	H: 0 LOB: 0 BB: 0 P: 5	R: 1 E: 0 K: 1 S: 6	H: 1 LOB: 1 BB: 1 P: 10	1B: 3 2B: 0 3B: 1 HR: 1	SF: 0 SAC: 0 DP: 0 HBP: 0	WP: 0 PB: 0 SB: 0 CS: 1	PA: 30
PITCHER Ralph Terry, R (1, 1) ERA: 2.7	IP: 8.0 WLS: L BF: 29 H: 5 R: 1 ER: 1 SO: 8 BB: 1 IBB: 0 HBP: 0 BLK: 0 WP: 0 HR: 1 S: 44 P: 48 ERA: 1.12 WHIP: 0.750															PITCHER	IP: 8.0 WLS: L BF: 29 H: 5 R: 1 ER: 1 SO: 8 BB: 1 IBB: 0 HBP: 0 BLK: 0 WP: 0 HR: 1 S: 44 P: 48 ERA: 1.12 WHIP: 0.750			

Cleveland Indians @ Detroit Tigers
Tiger Stadium, Detroit, MI
Fri May 28 1965, 7:05 PM EDT
Att: 11,291 - Unknown

AB 28
R 1
H 5
RBI 1
BB 1
SO 8
LOB 6



Batter	1	2	3	4	5	6	7	8	9	10	AB	R	H	RBI	BB	SO	LOB	TOP
Dick Howser, R OBP: 0.354, SLG: 0.276 (1, 6)	0-3 K		0-0 6-3			0-0 5-3-2			0-0 6-3		4	0	0	0	0	1	0	Cleveland Indians @ Detroit Tigers Tiger Stadium, Detroit, MI Sat May 29 1965, 4:33 AM EDT Att: 5,953 - Unknown AB 30 R 0 H 2 RBI 0 BB 3 SO 6 LOB 8
Fred Whitfield, L OBP: 0.301, SLG: 0.582 (1, 3)	4-0 1B BB		0-0 6-3			0-3 K			0-0 L8		3	0	0	0	1	1	0	
Leon Wagner, L OBP: 0.352, SLG: 0.463 (1, 7)	0-0 1B					0-0 4-3			0-0 F6		4	0	2	0	0	0	0	
Rocky Colavito, R OBP: 0.400, SLG: 0.500 Chico Salmon, R OBP: 0.211, SLG: 0.176 (10, PR) (10, 9)	4-0 BB					0-0 L8			0-0 F9		2	0	0	0	2	0	1	
Max Alvis, R OBP: 0.353, SLG: 0.457 (1, 5)	0-0 L8					0-0 L5			0-0 5-3		4	0	0	0	0	0	4	
Vic Davalillo, L OBP: 0.369, SLG: 0.500 (1, 8)						0-0 L8			0-3 K		4	0	0	0	2	3		
Joe Azcue, R OBP: 0.304, SLG: 0.275 (1, 2)						0-0 F4			0-0 6-3		3	0	0	0	0	0	0	
Larry Brown, R OBP: 0.271, SLG: 0.289 (1, 4)						0-0 6-3			0-0 F7		3	0	0	0	0	0	0	
Jack Kralick, L OBP: 0.250, SLG: 0.250 (1, 1)						0-3 K			0-0 4-3		3	0	0	0	0	2	0	
Inning Stats	R: 0 E: 0 K: 1 S: 5	H: 1 LOB: 2 BB: 2 P: 13	R: 0 E: 0 K: 0 S: 3	H: 0 LOB: 0 BB: 0 P: 3	R: 0 E: 0 K: 1 S: 5	H: 0 LOB: 0 BB: 0 P: 5	R: 0 E: 0 K: 1 S: 5	H: 0 LOB: 0 BB: 0 P: 5	R: 0 E: 0 K: 0 S: 3	H: 0 LOB: 0 BB: 0 P: 3	R: 0 E: 0 K: 0 S: 3	H: 0 LOB: 0 BB: 0 P: 3	R: 0 E: 0 K: 1 S: 4	H: 0 LOB: 1 BB: 1 P: 8	1B: 2 2B: 0 3B: 0 HR: 0	SF: 0 SAC: 0 DP: 0 HBP: 0	WP: 0 PA: 33 PB: 0 SB: 0 CS: 1	
PITCHER Mickey Lolich, L ERA: 3.07 (1, 1)	IP: 10.0 W: 10 L: 3 S: 3	WLS: 33 H: 2 R: 0 ER: 0 SO: 6	BF: 33 H: 2 R: 0 ER: 0 SO: 6	H: 2 R: 0 ER: 0 SO: 6	BB: 3 IBB: 0 HBP: 0 BLK: 1	WP: 0 HR: 0 S: 42 P: 54	ERA: 0.00 WHIP: 0.500	PITCHER	IP: 10.0 W: 10 L: 3 S: 3	WLS: 33 H: 2 R: 0 ER: 0 SO: 6	BF: 33 H: 2 R: 0 ER: 0 SO: 6	H: 2 R: 0 ER: 0 SO: 6	BB: 3 IBB: 0 HBP: 0 BLK: 1	WP: 0 HR: 0 S: 42 P: 54	ERA: 0.00 WHIP: 0.500			

Batter	1	2	3	4	5	6	7	8	9	10	AB	R	H	RBI	BB	SO	LOB	BOTTOM	
Jake Wood, R OBP: 0.347, SLG: 0.489 (1, 4)	0-0 E6 G5-4-3		0-0 F4			0-0 1B 1B			0-0 1B		4	0	2	0	0	0	0	Cleveland Indians @ Detroit Tigers Tiger Stadium, Detroit, MI Sat May 29 1965, 4:33 AM EDT Att: 5,953 - Unknown AB 32 R 1 H 6 RBI 1 BB 2 SO 4 LOB 9	
Don Wert, R OBP: 0.333, SLG: 0.286 (1, 5)	0-0 F9					0-0 1B 1B			0-0 F9		4	0	1	0	0	0	2		
Don Demeter, R OBP: 0.316, SLG: 0.358 (1, 3)	0-0 G5-4-3					0-0 5-3			0-0 F7		4	0	0	0	0	0	3		
Al Kaline, R OBP: 0.406, SLG: 0.538 (1, 8)						0-3 K			0-0 L6-3		3	0	0	0	1	1	0		
Willie Horton, R OBP: 0.404, SLG: 0.743 (1, 7)						0-0 5-3			0-3 K		3	0	1	0	0	1	0		
Jim Northrup, L OBP: 0.265, SLG: 0.319 George Thomas, R OBP: 0.339, SLG: 0.509 (7, PH) (8, 9)						0-0 5-3			0-0 L6-3		2	0	0	0	0	0	1		
Bill Freehan, R OBP: 0.283, SLG: 0.350 Jackie Moore, R OBP: 0.182, SLG: 0.100 (1, 2) (10, 2)						0-0 6-3			0-0 K		2	1	1	0	0	0	1		
Bill Freehan, R OBP: 0.283, SLG: 0.350 Jackie Moore, R OBP: 0.182, SLG: 0.100 (1, 2) (10, 2)						0-0 F9			0-0 2B		3	0	0	0	0	1	2		
Dick McAuliffe, L OBP: 0.419, SLG: 0.582 (1, 6)						0-0 F8			0-0 2B		0	0	0	0	1	0	0		
Mickey Lolich, S OBP: 0.077, SLG: 0.040 (1, 1)						0-3 K			0-0 IBB		4	0	1	1	0	0	0		
Inning Stats	R: 0 E: 1 K: 0 S: 3	H: 0 LOB: 0 BB: 0 P: 3	R: 0 E: 0 K: 1 S: 6	H: 1 LOB: 1 BB: 0 P: 6	R: 0 E: 0 K: 1 S: 5	H: 0 LOB: 0 BB: 0 P: 5	R: 0 E: 0 K: 1 S: 5	H: 0 LOB: 2 BB: 0 P: 5	R: 0 E: 0 K: 0 S: 3	H: 0 LOB: 1 BB: 1 P: 7	R: 0 E: 0 K: 0 S: 4	H: 1 LOB: 1 BB: 0 P: 4	R: 0 E: 0 K: 1 S: 5	H: 0 LOB: 0 BB: 0 P: 5	R: 1 E: 0 K: 0 S: 2	H: 2 LOB: 2 BB: 1 P: 6	1B: 4 2B: 2 3B: 0 HR: 0	SF: 0 SAC: 1 DP: 1 HBP: 0	WP: 0 PA: 35 PB: 0 SB: 0 CS: 0
PITCHER Jack Kralick, L ERA: 3.55 (1, 1)	IP: 9.0 W: 9 L: 3 S: 3	WLS: 35 H: 6 R: 1 ER: 1 SO: 4	BF: 35 H: 6 R: 1 ER: 1 SO: 4	H: 6 R: 1 ER: 1 SO: 4	BB: 1 IBB: 1 HBP: 0 BLK: 0	WP: 0 HR: 0 S: 41 P: 49	ERA: 1.00 WHIP: 0.778	PITCHER	IP: 9.0 W: 9 L: 3 S: 3	WLS: 35 H: 6 R: 1 ER: 1 SO: 4	BF: 35 H: 6 R: 1 ER: 1 SO: 4	H: 6 R: 1 ER: 1 SO: 4	BB: 1 IBB: 1 HBP: 0 BLK: 0	WP: 0 HR: 0 S: 41 P: 49	ERA: 1.00 WHIP: 0.778				

Batter	1	2	3	4	5	6	7	8	9	AB R H RBI BB SO LOB	TOP												
Dick Howser, R (1, 6) OBP: 0.368, SLG: 0.291			6-3		1B HR BB		G4-6-3 1B	2B 1-2 3-H 1B		4 1 3 1 1 0 0	<p>Cleveland Indians @ Detroit Tigers Tiger Stadium, Detroit, MI Sun May 30 1965, 4:33 AM EDT Att: 17,524 - Unknown</p>												
Fred Whitfield, L (1, 3) OBP: 0.306, SLG: 0.583	F9			1B 1B	K		G4-6-3 1-2	1-3 2-H 2B		5 1 2 1 0 1 3													
Leon Wagner, L (1, 7) OBP: 0.365, SLG: 0.484	K			1B 1B	HR 1B		1B	3B IBB		4 3 3 0 1 1 1													
Rocky Colavito, R (1, 9) OBP: 0.412, SLG: 0.533				FC6-5 1-2 3-H 1B 1B	HR		1B	F7		5 1 4 5 0 0 3													
Max Alvis, R (1, 5) OBP: 0.358, SLG: 0.448	L8			FC6-5 1-2 2-H 1B 1B	F7		K		K	5 1 1 1 0 2 2													
Vic Davallito, L (1, 8) OBP: 0.356, SLG: 0.482	F7			FC6-5 1-3 2-3f 1B	6-3			6-3	5-3	5 1 0 0 0 0 3													
Joe Azcue, R (1, 2) OBP: 0.299, SLG: 0.271	F9			WP 1B		K		K	5-3	5 0 1 2 0 2 1													
Pedro Gonzalez, R (1, 4) OBP: 0.286, SLG: 0.429			K	5-3		F4		1B 1B 2B		4 1 1 0 0 1 1													
Sam McDowell, L (1, 1) OBP: 0.136, SLG: 0.095			K	K		1-3		1B 2B 1B		4 1 1 0 0 2 1													
Inning Stats	R: 0 E: 0 K: 1 S: 5	H: 1 LOB: 0 BB: 0 P: 5	R: 0 E: 0 K: 0 S: 4	H: 1 LOB: 1 BB: 0 P: 4	R: 0 E: 0 K: 2 S: 7	H: 0 LOB: 0 BB: 0 P: 7	R: 4 E: 0 K: 1 S: 10	H: 5 LOB: 1 BB: 0 P: 10	R: 3 E: 0 K: 1 S: 7	H: 2 LOB: 0 BB: 1 P: 11	R: 0 E: 0 K: 1 S: 5	H: 0 LOB: 0 BB: 0 P: 5	R: 1 E: 0 K: 1 S: 7	H: 3 LOB: 1 BB: 0 P: 7	R: 2 E: 0 K: 1 S: 9	H: 4 LOB: 3 BB: 1 P: 13	R: 0 E: 0 K: 1 S: 5	H: 0 LOB: 0 BB: 0 P: 5	1B: 12 2B: 2 3B: 1 HR: 1	SF: 0 SAC: 0 DP: 1 HBP: 0	WP: 1 PB: 0 SB: 0 CS: 1	PA: 43	
PITCHER	IP WLS BF H R ER SO BB IBB HBP BLK WP HR S P ERA WHIP											PITCHER	IP WLS BF H R ER SO BB IBB HBP BLK WP HR S P ERA WHIP										
Phil Regan, R (1, 1) ERA: 4.33	3.0 L 14 6 4 4 3 0 0 0 0 0 0 0 0 20 20 12.00 2.000																						
Jack Hamilton, R (4, 1) ERA: 14.54	2.0 10 3 3 3 2 1 0 0 0 0 1 1 13 17 13.50 2.000																						
Fred Gladding, R (6, 1) ERA: 3.65	2.0 8 3 1 1 2 0 0 0 0 0 0 0 0 12 12 4.50 1.500																						
Larry Sherry, R (8, 1) ERA: 2.12	2.0 11 4 2 2 2 0 1 0 0 0 0 0 0 14 18 9.00 2.000																						

Batter	1	2	3	4	5	6	7	8	9	AB R H RBI BB SO LOB	BOTTOM												
Jake Wood, R (1, 4) OBP: 0.352, SLG: 0.460	1-3		K		1-2 BB		G5-4-3 1-2		FC4-6 BB	3 0 0 0 2 1 1	<p>Cleveland Indians @ Detroit Tigers Tiger Stadium, Detroit, MI Sun May 30 1965, 4:33 AM EDT Att: 17,524 - Unknown</p>												
Don Wert, R (1, 5) OBP: 0.324, SLG: 0.276	K2-3		5-3		5-3		K		FC4-6 1-2	5 0 0 0 0 2 4													
Don Demeter, R (1, 3) OBP: 0.314, SLG: 0.350	K		K			L4-3 BB		K		3 0 0 0 1 3 0													
Al Kaline, R (1, 8) OBP: 0.403, SLG: 0.530		HR 1B		K		L4-3 1-2		L9		4 1 1 0 0 1 1													
Willie Horton, R (1, 7) OBP: 0.416, SLG: 0.769		HR		K		E BB 1B		BB		3 1 2 2 1 1 0													
George Thomas, R (1, 9) OBP: 0.349, SLG: 0.500		PB 1B		F3		E BB		K		3 0 1 0 1 1 1													
Jackie Moore, R (1, 2) OBP: 0.200, SLG: 0.077	F4				K	E6 1-2 2-3		WP BB		3 0 0 0 1 1 3													
Dick McAuliffe, L (1, 6) OBP: 0.415, SLG: 0.571	4-3				BB BB	K		F7		3 0 0 0 1 1 5													
Phil Regan, R (1, 1) OBP: 0.115, SLG: 0.111										1 0 0 0 0 0 1 1	<p>Cleveland Indians @ Detroit Tigers Tiger Stadium, Detroit, MI Sun May 30 1965, 4:33 AM EDT Att: 17,524 - Unknown</p>												
Jack Hamilton, R (4, 1) OBP: 0.167, SLG: 0.167										0 0 0 0 0 0 0 0													
Ray Oyler, R (5, PH) OBP: 0.167, SLG: 0.167										1 0 0 0 0 0 1 1													
Fred Gladding, L (6, 1) OBP: 0.167, SLG: 0.167										0 0 0 0 0 0 0 0													
Jim Northrup, L (7, PH) OBP: 0.167, SLG: 0.167										0 0 0 0 0 0 0 0													
Larry Sherry, R (8, 1) OBP: 0.333, SLG: 0.600										0 0 0 0 0 0 0 0													
Jerry Lumpe, L (9, PH) OBP: 0.333, SLG: 0.333							G5-4-3 HBP			1 0 0 0 0 0 0 1													
Inning Stats	R: 0 E: 0 K: 2 S: 7	H: 0 LOB: 0 BB: 0 P: 7	R: 2 E: 0 K: 1 S: 8	H: 3 LOB: 1 BB: 0 P: 8	R: 0 E: 0 K: 2 S: 7	H: 0 LOB: 0 BB: 0 P: 7	R: 0 E: 0 K: 2 S: 7	H: 0 LOB: 2 BB: 2 P: 15	R: 0 E: 1 K: 1 S: 6	H: 1 LOB: 3 BB: 2 P: 14		R: 0 E: 0 K: 1 S: 4	H: 0 LOB: 0 BB: 0 P: 5	R: 0 E: 0 K: 2 S: 7	H: 0 LOB: 1 BB: 1 P: 11	R: 0 E: 0 K: 0 S: 3	H: 0 LOB: 2 BB: 2 P: 11	1B: 3 2B: 0 3B: 0 HR: 1	SF: 0 SAC: 0 DP: 2 HBP: 1	WP: 1 PB: 1 SB: 0 CS: 0	PA: 38		
PITCHER	IP WLS BF H R ER SO BB IBB HBP BLK WP HR S P ERA WHIP											PITCHER	IP WLS BF H R ER SO BB IBB HBP BLK WP HR S P ERA WHIP										
Sam McDowell, L (1, 1) ERA: 3.45	9.0 W 38 4 2 2 13 7 0 1 0 1 1 56 85 2.00 1.222																						

Batter	1	2	3	4	5	6	7	8	9	AB	R	H	RBI	BB	SO	LOB	TOP			
Jake Wood, R OBP: 0.345, SLG: 0.444 (1, 4)										4	1	1	0	0	2	2	Detroit Tigers @ New York Yankees Yankee Stadium, Bronx, NY Mon May 31 1965, 3:33 AM EDT Unknown - 72 F			
Don Wert, R OBP: 0.322, SLG: 0.275 (1, 5)										4	0	1	0	0	0	2				
Don Demeter, R OBP: 0.312, SLG: 0.346 (1, 3)										4	0	1	1	0	1	0				
Al Kaline, R OBP: 0.393, SLG: 0.514 (1, 8)										4	0	0	0	0	1	2				
Willie Horton, R OBP: 0.419, SLG: 0.759 (1, 7)										4	0	2	0	0	0	2				
Bill Freehan, R OBP: 0.277, SLG: 0.342 (1, 2)										3	0	0	0	0	0	2				
George Thomas, R OBP: 0.333, SLG: 0.475 (1, 9)										3	0	0	0	0	1	1				
Dick McAuliffe, L OBP: 0.409, SLG: 0.561 (1, 6)										3	0	0	0	0	0	0				
Denny McLain, R OBP: 0.200, SLG: 0.200 (1, 1)										2	0	1	0	0	0	0				
Jerry Lumpe, L OBP: 0.329, SLG: 0.333 (8, PH)										0	0	0	0	1	0	0				
Terry Fox, R (8, 1)										0	0	0	0	0	0	0				
Inning Stats	R: 1 E: 0 K: 0 S: 5	H: 3 LOB: 1 BB: 0 P: 5	R: 0 E: 0 K: 0 S: 3	H: 0 LOB: 0 BB: 0 P: 3	R: 0 E: 0 K: 1 S: 5	H: 1 LOB: 0 BB: 0 P: 5	R: 0 E: 0 K: 1 S: 6	H: 1 LOB: 1 BB: 0 P: 6	R: 0 E: 0 K: 0 S: 3	H: 0 LOB: 0 BB: 0 P: 3	R: 0 E: 0 K: 1 S: 6	H: 1 LOB: 1 BB: 0 P: 6	R: 0 E: 0 K: 1 S: 5	H: 0 LOB: 1 BB: 1 P: 9	R: 0 E: 0 K: 1 S: 5	H: 0 LOB: 0 BB: 0 P: 5	1B: 6 2B: 0 3B: 0 HR: 0	SF: 0 SAC: 0 DP: 2 HBP: 0	WP: 1 PB: 0 SB: 0 CS: 0	PA: 32
PITCHER	IP WLS BF H R ER SO BB IBB HBP BLK WP HR S P ERA WHIP	IP WLS BF H R ER SO BB IBB HBP BLK WP HR S P ERA WHIP																		
Whitey Ford, L ERA: 4.75 (1, 1)	8.0 W 29 6 1 1 4	1.0 S 3 0 0 0 1																		
Pedro Ramos, R ERA: 4.13 (9, 1)	1.0 S 3 0 0 0 1																			

Batter	1	2	3	4	5	6	7	8	9	AB	R	H	RBI	BB	SO	LOB	BOTTOM			
Phil Linz, R OBP: 0.300, SLG: 0.279 (1, 6)										4	0	0	0	0	1	1	Detroit Tigers @ New York Yankees Yankee Stadium, Bronx, NY Mon May 31 1965, 3:33 AM EDT Unknown - 72 F			
Bobby Richardson, R OBP: 0.313, SLG: 0.333 (1, 4)										3	0	2	0	1	0	0				
Roger Maris, L OBP: 0.338, SLG: 0.444 (1, 9)										4	0	1	0	0	0	2				
Ray Barker, L OBP: 0.309, SLG: 0.304 (8, 3)										0	0	0	0	0	0	0				
Mickey Mantle, S OBP: 0.419, SLG: 0.492 (1, 7)										3	1	1	0	1	1	1				
Clete Boyer, R OBP: 0.276, SLG: 0.323 (9, 5)										0	0	0	0	0	0	0				
Joe Pepitone, L OBP: 0.301, SLG: 0.438 (1, 3)										4	0	0	0	0	1	4				
Tom Tresh, S OBP: 0.352, SLG: 0.491 (1, 8)										3	1	1	0	1	0	0				
Horace Clarke, S OBP: 0.231, SLG: 0.200 (1, 5)										3	1	1	0	0	1	3				
Pedro Ramos, S (9, 1)										0	0	0	0	0	0	0				
Doc Edwards, R OBP: 0.283, SLG: 0.230 (1, 2)										3	0	2	1	0	0	1				
Whitey Ford, L OBP: 0.227, SLG: 0.200 (1, 1)										3	0	0	1	0	1	3				
Ross Moschitto, R (9, 8)										0	0	0	0	0	0	0				
Inning Stats	R: 0 E: 0 K: 0 S: 4	H: 1 LOB: 2 BB: 1 P: 8	R: 1 E: 0 K: 2 S: 9	H: 2 LOB: 1 BB: 0 P: 9	R: 0 E: 0 K: 1 S: 6	H: 2 LOB: 1 BB: 0 P: 6	R: 0 E: 0 K: 1 S: 6	H: 1 LOB: 1 BB: 0 P: 6	R: 0 E: 0 K: 0 S: 2	H: 0 LOB: 0 BB: 1 P: 6	R: 2 E: 0 K: 1 S: 7	H: 2 LOB: 1 BB: 1 P: 11	R: 0 E: 0 K: 0 S: 3	H: 0 LOB: 0 BB: 0 P: 3	R: 0 E: 0 K: 0 S: 3	H: 0 LOB: 0 BB: 0 P: 3	1B: 7 2B: 1 3B: 0 HR: 0	SF: 0 SAC: 0 DP: 0 HBP: 0	WP: 0 PB: 1 SB: 2 CS: 1	PA: 33
PITCHER	IP WLS BF H R ER SO BB IBB HBP BLK WP HR S P ERA WHIP	IP WLS BF H R ER SO BB IBB HBP BLK WP HR S P ERA WHIP																		
Denny McLain, R ERA: 3.77 (1, 1)	7.0 L 30 8 3 2 5	1.0 3 0 0 0 0																		
Terry Fox, R ERA: 0.75 (8, 1)	1.0 3 0 0 0 0																			

AB	31
R	1
H	6
RBI	1
BB	1
SO	5
LOB	11



Batter	1	2	3	4	5	6	7	8	9	AB R H RBI BB SO LOB	TOP									
Don Wert, R OBP: 0.324, SLG: 0.279 (1, 5)										5 2 2 0 0 2 0	Detroit Tigers @ New York Yankees Yankee Stadium, Bronx, NY Mon May 31 1965, 3:38 AM EDT Att: 31,442 - Unknown - 76 F									
Jerry Lumpe, L OBP: 0.324, SLG: 0.323 (1, 4)										4 1 0 0 1 1 1										
Don Demeter, R OBP: 0.308, SLG: 0.341 (1, 3) (7, 8)										5 1 1 1 0 2 1										
Al Kaline, R OBP: 0.395, SLG: 0.507 Norm Cash, L OBP: 0.325, SLG: 0.265 (7, 3)										2 1 0 0 2 1 0 0 0 0 0 0 0 0										
Willie Horton, R OBP: 0.413, SLG: 0.741 (1, 7)										4 0 1 1 0 0 3										
George Thomas, R OBP: 0.329, SLG: 0.469 (1, 9)										3 0 1 1 0 1 2										
Dick McAuliffe, L OBP: 0.416, SLG: 0.565 (1, 6)										4 0 3 2 0 0 0										
Bill Freehan, R OBP: 0.284, SLG: 0.341 (1, 2)										3 0 1 0 1 1 1										
Joe Sparna, R OBP: 0.143, SLG: 0.154 (1, 1)										4 0 0 0 0 3 6										
Inning Stats	R: 4 E: 0 K: 0 S: 7	H: 4 LOB: 2 BB: 2 P: 15	R: 1 E: 0 K: 1 S: 7	H: 2 LOB: 2 BB: 1 P: 11	R: 0 E: 0 K: 2 S: 7	H: 1 LOB: 0 BB: 0 P: 7	R: 0 E: 0 K: 0 S: 3	H: 0 LOB: 0 BB: 0 P: 3	R: 0 E: 0 K: 1 S: 7	H: 2 LOB: 3 BB: 1 P: 11		R: 0 E: 0 K: 2 S: 7	H: 0 LOB: 0 BB: 0 P: 7	R: 0 E: 0 K: 1 S: 5	H: 0 LOB: 0 BB: 0 P: 5	R: 0 E: 0 K: 2 S: 7	H: 0 LOB: 0 BB: 0 P: 7	1B: 9 2B: 0 3B: 0 HR: 0	SF: 1 SAC: 0 DP: 0 HBP: 0	WP: 0 PB: 1 SB: 0 CS: 1
PITCHER	IP WLS BF H R ER SO BB IBB HBP BLK WP HR S P ERA WHIP																			
Gil Blanco, L ERA: 4.15 (1, 1)	0.2 L 7 3 4 4 0 2 0 0 0 0 0 0 5 13 54.00 7.500																			
Jim Bouton, R ERA: 4.95 (5, 1)	3.1 14 4 1 1 3 1 0 0 0 0 0 0 19 23 2.70 1.500																			
Hal Reniff, R ERA: 2.45 (8, 1)	3.0 12 2 0 0 5 0 1 0 0 0 0 0 21 25 0.00 0.667																			
Pedro Ramos, R ERA: 3.81 (8, 1)	2.0 6 0 0 0 3 0 0 0 0 0 0 0 12 12 0.00 0.000																			

Batter	1	2	3	4	5	6	7	8	9	AB R H RBI BB SO LOB	BOTTOM											
Phil Linz, R OBP: 0.298, SLG: 0.270 (1, 6)										3 1 0 0 1 0 0	Detroit Tigers @ New York Yankees Yankee Stadium, Bronx, NY Mon May 31 1965, 3:38 AM EDT Att: 31,442 - Unknown - 76 F											
Bobby Richardson, R OBP: 0.313, SLG: 0.333 Clete Boyer, R OBP: 0.283, SLG: 0.336 (6, 5)										3 0 1 0 0 1 1 1 0 1 0 0 0 0												
Roger Maris, L OBP: 0.321, SLG: 0.418 (1, 9)										4 0 0 0 0 1 4												
Mickey Mantle, S OBP: 0.415, SLG: 0.484 (1, 7)										4 0 1 0 0 2 3												
Joe Pepitone, L OBP: 0.293, SLG: 0.427 (1, 3)										4 0 0 0 0 0 4												
Tom Tresh, S OBP: 0.345, SLG: 0.480 (1, 8)										4 0 0 0 0 0 0												
Horace Clarke, S OBP: 0.233, SLG: 0.241 (6, 4)										4 0 1 0 0 0 0												
Doc Edwards, R OBP: 0.282, SLG: 0.231 (1, 2)										4 0 1 0 0 1 1												
Gil Blanco, L OBP: 0.271, SLG: 0.291 Jim Bouton, R OBP: 0.295, SLG: 0.129 Art Ladd, L OBP: 0.304, SLG: 0.298 Hal Reniff, R OBP: 0.304, SLG: 0.298 Ray Barker, L OBP: 0.304, SLG: 0.298 Pedro Ramos, S OBP: 0.304, SLG: 0.298 (8, 1)										0 0 0 0 0 0 0 1 0 0 0 0 0 1 1 0 0 0 0 0 1 0 0 0 0 0 0 0 1 0 0 0 0 0 0 0 0 0 0 0 0 0												
Inning Stats	R: 0 E: 0 K: 0 S: 5	H: 2 LOB: 1 BB: 0 P: 5	R: 0 E: 0 K: 1 S: 6	H: 1 LOB: 1 BB: 0 P: 6	R: 1 E: 2 K: 1 S: 7	H: 0 LOB: 1 BB: 0 P: 7	R: 0 E: 0 K: 0 S: 4	H: 1 LOB: 1 BB: 0 P: 4	R: 0 E: 0 K: 2 S: 7	H: 0 LOB: 1 BB: 1 P: 11		R: 0 E: 0 K: 0 S: 3	H: 0 LOB: 0 BB: 0 P: 3	R: 0 E: 0 K: 0 S: 3	H: 0 LOB: 0 BB: 0 P: 3	R: 0 E: 0 K: 1 S: 6	H: 1 LOB: 1 BB: 0 P: 6	R: 0 E: 0 K: 0 S: 3	H: 0 LOB: 0 BB: 0 P: 3	1B: 3 2B: 2 3B: 0 HR: 0	SF: 0 SAC: 0 DP: 0 HBP: 0	WP: 1 PB: 0 SB: 0 CS: 0
PITCHER	IP WLS BF H R ER SO BB IBB HBP BLK WP HR S P ERA WHIP																					
Joe Sparna, R ERA: 2.97 (1, 1)	9.0 W 35 5 1 0 5 1 0 0 0 1 0 0 44 48 0.00 0.667																					



Batter	1	2	3	4	5	6	7	8	9	AB	R	H	RBI	BB	SO	LOB	TOP								
Don Wert, R OBP: 0.317, SLG: 0.272 (1, 5)	F8		5-3		K		5-3			4	0	0	0	0	1	2	Detroit Tigers @ Cleveland Indians Cleveland Municipal Stadium, Cleveland, OH Fri Jun 04 1965, 7:05 PM EDT Att: 17,693 - Unknown								
Jerry Lumpe, L OBP: 0.322, SLG: 0.321 (1, 4)	F9		1B		F8		6-3			4	0	1	0	0	0	2									
Norm Cash, L OBP: 0.331, SLG: 0.267 (1, 3)	HR		K		1B			K		3	1	1	2	1	2	1									
Al Kaline, R OBP: 0.392, SLG: 0.521 (1, 8)	HR			L8	L3			L1-3		4	1	1	2	0	0	1									
Willie Horton, R OBP: 0.408, SLG: 0.724 (1, 7)	F4			5-3			G1-6-3	F4		4	0	1	0	0	0	0									
Jim Northrup, L OBP: 0.282, SLG: 0.305 (1, 9)		4-3		F6		G1-6-3		K		4	0	0	0	0	1	1									
Bill Freehan, R OBP: 0.290, SLG: 0.341 (1, 2)		6-3				1B	F4	E5		3	1	1	0	1	0	0									
Ray Oyler, R OBP: 0.267, SLG: 0.267 (1, 6)					2B			K		3	2	2	0	0	1	0									
Don Demeter, R OBP: 0.306, SLG: 0.338 (9, PH)					1B			K		1	0	0	0	0	1	1									
Hank Aquirre, R OBP: 0.190, SLG: 0.105 (1, 1)								K		1	0	0	0	0	0	0									
Gates Brown, L OBP: 0.290, SLG: 0.425 (5, PH)			1-3					K		1	1	1	1	0	0	0									
Larry Sherry, R OBP: 0.333, SLG: 0.600 (5, 1)					1B			K		0	0	0	0	0	0	0									
George Thomas, R OBP: 0.324, SLG: 0.462 (9, PH)					2B			K		1	0	0	0	0	1	1									
Inning Stats	R: 2 E: 0 K: 0 S: 4	H: 1 LOB: 0 BB: 1 P: 8	R: 0 E: 0 K: 1 S: 5	H: 0 LOB: 0 BB: 0 P: 5	R: 0 E: 0 K: 1 S: 6	H: 1 LOB: 1 BB: 0 P: 6	R: 0 E: 0 K: 0 S: 3	H: 0 LOB: 0 BB: 0 P: 3	R: 3 E: 0 K: 1 S: 8	H: 3 LOB: 1 BB: 1 P: 12	R: 0 E: 0 K: 0 S: 3	H: 1 LOB: 0 BB: 0 P: 3	R: 1 E: 0 K: 0 S: 4	H: 1 LOB: 0 BB: 0 P: 4	R: 0 E: 0 K: 1 S: 5	H: 0 LOB: 0 BB: 0 P: 5	R: 0 E: 1 K: 3 S: 10	H: 1 LOB: 1 BB: 0 P: 10	1B: 6 2B: 1 3B: 0 HR: 1	SF: 0 SAC: 1 DP: 1 HBP: 0	WP: 0 PB: 2 SB: 0 CS: 0	PA: 36			
PITCHER	IP	WLS	BF	H	R	ER	SO	BB	IBB	HBP	BLK	WP	HR	S	P	ERA	WHIP								
Ralph Terry, R ERA: 3.12 (1, 1)	6.0		25	6	5	5	3	2	0	0	0	0	1	29	37	7.50	1.333								
Sonny Siebert, R ERA: 2.34 (7, 1)	2.0	W	7	1	1	0	1	0	0	0	0	0	0	9	9	0.00	0.500								
Gary Bell, R ERA: 2.57 (9, 1)	1.0	S	4	1	0	0	3	0	0	0	0	0	0	10	10	0.00	1.000								

Batter	1	2	3	4	5	6	7	8	9	AB	R	H	RBI	BB	SO	LOB	BOTTOM									
Dick Howser, R OBP: 0.379, SLG: 0.311 (1, 6)	4-3		HR		5-3		4-3	CS		3	2	2	0	1	0	0	Detroit Tigers @ Cleveland Indians Cleveland Municipal Stadium, Cleveland, OH Fri Jun 04 1965, 7:05 PM EDT Att: 17,693 - Unknown									
Pedro Gonzalez, R OBP: 0.280, SLG: 0.480 (1, 4)	K		HR		5-3		4-3			4	1	1	3	0	1	2										
Leon Wagner, L OBP: 0.352, SLG: 0.463 (1, 7)	K				F6		G3			4	0	1	1	0	1	1										
Rocky Colavito, R OBP: 0.404, SLG: 0.514 (1, 9)		6-3	FC5-6		FC5-4		F7			3	0	0	0	1	0	1										
Max Alvis, R OBP: 0.354, SLG: 0.448 (1, 5)		K			FC5-4			G3		3	2	1	0	1	1	2										
Vic Davallilo, L OBP: 0.367, SLG: 0.493 (1, 8)					FC5-4			G3		4	0	2	0	0	0	1										
Chuck Hinton, R OBP: 0.346, SLG: 0.400 (1, 3)					1B			F7		4	0	2	0	0	0	1										
Cam Carreon, R OBP: 0.261, SLG: 0.238 (1, 2)					1B			G3		2	1	0	0	1	0	2										
Fred Whitfield, L OBP: 0.400, SLG: 0.692 (8, PH)					1B			G3		1	0	0	0	0	0	2										
Gary Bell, R OBP: 0.167, SLG: 0.667 (9, 1)			HR		1B			G3		0	0	0	0	0	0	0										
Ralph Terry, R OBP: 0.143, SLG: 0.150 (1, 1)					1B			G3		1	0	0	0	0	1	1										
Al Luplow, L OBP: 0.400, SLG: 0.692 (6, PH)					1B			G3		1	0	0	0	0	0	1										
Sonny Siebert, R OBP: 0.100, SLG: 0.263 (7, 1)					1B			G3		0	0	0	0	0	0	0										
Joe Azcue, R OBP: 0.304, SLG: 0.282 (8, PH)					1B			G3		1	0	1	2	0	0	0										
Inning Stats	R: 0 E: 0 K: 2 S: 7	H: 0 LOB: 0 BB: 0 P: 7	R: 0 E: 0 K: 1 S: 5	H: 0 LOB: 0 BB: 0 P: 5	R: 3 E: 0 K: 0 S: 5	H: 2 LOB: 1 BB: 2 P: 13	R: 1 E: 1 K: 1 S: 7	H: 2 LOB: 1 BB: 0 P: 7	R: 0 E: 0 K: 0 S: 4	H: 1 LOB: 1 BB: 1 P: 8	R: 0 E: 0 K: 0 S: 4	H: 1 LOB: 0 BB: 0 P: 4	R: 1 E: 0 K: 0 S: 4	H: 1 LOB: 0 BB: 0 P: 4	R: 2 E: 0 K: 0 S: 3	H: 1 LOB: 0 BB: 2 P: 11	1B: 6 2B: 1 3B: 0 HR: 1	SF: 0 SAC: 1 DP: 0 HBP: 0	WP: 0 PB: 0 SB: 0 CS: 1	PA: 37						
PITCHER	IP	WLS	BF	H	R	ER	SO	BB	IBB	HBP	BLK	WP	HR	S	P	ERA	WHIP									
Hank Aquirre, L ERA: 3.3 (1, 1)	4.0		18	4	4	3	4	2	0	0	0	0	0	1	24	32	6.75	1.500								
Larry Sherry, R ERA: 2.61 (5, 1)	4.0	L	18	4	3	3	0	3	0	0	0	0	0	15	27	6.75	1.750									

Batter	1	2	3	4	5	6	7	8	9	10	AB	R	H	RBI	BB	SO	LOB	TOP							
Jake Wood, R OBP: 0.349, SLG: 0.431 (1, 4)											4	1	1	0	1	2	3	Detroit Tigers @ Cleveland Indians Cleveland Municipal Stadium, Cleveland, OH Sat Jun 05 1965, 7:05 PM EDT Att: 13,084 - Unknown AB 32 R 1 H 4 RBI 0 BB 5 SO 15 LOB 20 							
Don Wert, R OBP: 0.314, SLG: 0.265 (1, 5)											4	0	0	0	1	2	3								
Don Demeter, R OBP: 0.307, SLG: 0.338 (1, 3)											3	0	1	0	0	0	0								
Al Kaline, R OBP: 0.394, SLG: 0.514 (1, 8)											2	0	0	0	2	2	0								
Willie Horton, R OBP: 0.395, SLG: 0.700 (1, 7)											4	0	0	0	0	2	5								
George Thomas, R OBP: 0.320, SLG: 0.449 (1, 9)											4	0	1	0	0	2	3								
Bill Freehan, R OBP: 0.282, SLG: 0.331 (1, 2)											4	0	0	0	0	1	4								
Ray Oyler, R OBP: 0.263, SLG: 0.222 (1, 6)											3	0	0	0	1	2	1								
Mickey Lolich, S OBP: 0.103, SLG: 0.071 Terry Fox, R (8, 1)											1	0	0	0	0	0	1								
Inning Stats	R: 1 E: 0 K: 2 S: 7	H: 1 LOB: 2 BB: 2 P: 15	R: 0 E: 0 K: 1 S: 5	H: 0 LOB: 0 BB: 0 P: 5	R: 0 E: 0 K: 2 S: 7	H: 0 LOB: 0 BB: 0 P: 7	R: 0 E: 0 K: 1 S: 5	H: 1 LOB: 0 BB: 0 P: 5	R: 0 E: 0 K: 1 S: 5	H: 0 LOB: 0 BB: 0 P: 5	R: 0 E: 0 K: 2 S: 9	H: 2 LOB: 2 BB: 0 P: 9	R: 0 E: 1 K: 0 S: 4	H: 0 LOB: 3 BB: 2 P: 12	R: 0 E: 0 K: 2 S: 7	H: 0 LOB: 1 BB: 1 P: 11	1B: 4 2B: 1 3B: 0 HR: 0		SF: 0 SAC: 1 DP: 1 HBP: 0	WP: 1 PA: 38 PB: 2 SB: 0 CS: 1					
PITCHER Sam McDowell, L ERA: 2.97 (1, 1)	IP: 10.0 W: 10 L: 0 S: 7	WLS: 38 BF: 4 R: 1 ER: 0 SO: 15	H: 4 R: 1 ER: 0 SO: 15	ER: 0 SO: 15	BB: 4 IBB: 1 HBP: 0 BLK: 0	WP: 1 HR: 0 S: 63 P: 83	ERA: 0.00 WHIP: 0.800	PITCHER											IP: 10.0 W: 10 L: 0 S: 7	WLS: 38 BF: 4 R: 1 ER: 0 SO: 15	H: 4 R: 1 ER: 0 SO: 15	ER: 0 SO: 15	BB: 4 IBB: 1 HBP: 0 BLK: 0	WP: 1 HR: 0 S: 63 P: 83	ERA: 0.00 WHIP: 0.800

Batter	1	2	3	4	5	6	7	8	9	10	AB	R	H	RBI	BB	SO	LOB	BOTTOM							
Dick Howser, R OBP: 0.380, SLG: 0.304 (1, 6)											3	1	0	0	2	0	5	Detroit Tigers @ Cleveland Indians Cleveland Municipal Stadium, Cleveland, OH Sat Jun 05 1965, 7:05 PM EDT Att: 13,084 - Unknown AB 37 R 2 H 9 RBI 2 BB 4 SO 4 LOB 26 							
Pedro Gonzalez, R OBP: 0.267, SLG: 0.433 (1, 4)											5	0	1	0	0	1	5								
Leon Wagner, L OBP: 0.354, SLG: 0.461 (1, 7)											5	1	2	1	0	0	0								
Rocky Colavito, R OBP: 0.399, SLG: 0.503 (1, 9)											5	0	1	0	0	1	3								
Max Alvis, R OBP: 0.350, SLG: 0.440 (1, 5)											5	0	1	0	0	1	4								
Vic Davalillo, L OBP: 0.364, SLG: 0.494 (1, 8)											4	0	1	1	0	0	3								
Chuck Hinton, R OBP: 0.344, SLG: 0.396 (1, 3)											4	0	1	0	0	0	2								
Cam Carreon, R OBP: 0.286, SLG: 0.233 Fred Whitfield, L OBP: 0.296, SLG: 0.655 Chico Salmon, R OBP: 0.217, SLG: 0.190 Joe Azcue, R OBP: 0.304, SLG: 0.282 (1, 2)											1	0	0	0	2	1	0								
Sam McDowell, L OBP: 0.154, SLG: 0.120 (1, 1)											4	0	1	0	0	0	4								
Inning Stats	R: 1 E: 0 K: 0 S: 3	H: 0 LOB: 0 BB: 1 P: 7	R: 0 E: 1 K: 0 S: 5	H: 1 LOB: 3 BB: 1 P: 9	R: 0 E: 0 K: 1 S: 5	H: 0 LOB: 0 BB: 1 P: 5	R: 0 E: 0 K: 0 S: 4	H: 1 LOB: 2 BB: 1 P: 8	R: 0 E: 0 K: 1 S: 4	H: 0 LOB: 0 BB: 0 P: 6	R: 0 E: 1 K: 1 S: 6	H: 1 LOB: 1 BB: 0 P: 6	R: 0 E: 0 K: 0 S: 5	H: 2 LOB: 3 BB: 0 P: 5	R: 0 E: 0 K: 0 S: 5	H: 2 LOB: 1 BB: 0 P: 4	1B: 8 2B: 1 3B: 0 HR: 0		SF: 0 SAC: 1 DP: 0 HBP: 0	WP: 0 PA: 42 PB: 0 SB: 2 CS: 1					
PITCHER Mickey Lolich, L ERA: 2.91 Terry Fox, R ERA: 1.01 (8, 1)	IP: 7.0 W: 7 L: 2 S: 12	WLS: 30 BF: 5 R: 1 ER: 1 SO: 4	H: 5 R: 1 ER: 1 SO: 4	ER: 1 SO: 4	BB: 2 IBB: 2 HBP: 0 BLK: 0	WP: 0 HR: 0 S: 34 P: 50	ERA: 1.29 WHIP: 1.000	PITCHER											IP: 7.0 W: 7 L: 2 S: 12	WLS: 30 BF: 5 R: 1 ER: 1 SO: 4	H: 5 R: 1 ER: 1 SO: 4	ER: 1 SO: 4	BB: 2 IBB: 2 HBP: 0 BLK: 0	WP: 0 HR: 0 S: 34 P: 50	ERA: 1.29 WHIP: 1.000

Batter	1	2	3	4	5	6	7	8	9	AB	R	H	RBI	BB	SO	LOB	TOP										
Don Wert, R OBP: 0.313, SLG: 0.271 (1, 5)	F9		FC6-4					F9		4	0	1	0	0	0	1	Detroit Tigers @ Cleveland Indians Cleveland Municipal Stadium, Cleveland, OH Sun Jun 06 1965, 3:33 AM EDT Att: 29,183 - Unknown										
Jerry Lumpe, L OBP: 0.314, SLG: 0.311 (1, 4)	6-3		L6				F7	F5		4	0	0	0	0	0	2											
Don Demeter, R OBP: 0.305, SLG: 0.331 (1, 3)	BB		F4				K		F6	3	0	0	0	1	1	2											
Al Kaline, R OBP: 0.385, SLG: 0.500 (1, 8)	L3			L7			L9		L9	4	0	0	0	0	0	1											
Willie Horton, R OBP: 0.398, SLG: 0.718 (1, 7)		5-3		F8			HR			4	1	2	1	0	0	0											
George Thomas, R OBP: 0.304, SLG: 0.425 (1, 9)	F3			F8			F3		K	4	0	0	0	0	1	1											
Bill Freehan, R OBP: 0.276, SLG: 0.323 (1, 2)	5-3				F9		F7			3	0	0	0	0	0	0											
Ray Oyler, R OBP: 0.273, SLG: 0.238 (1, 6)			FC3-6		4-3		F8			3	0	1	0	0	0	0											
Joe Sparma, R OBP: 0.131, SLG: 0.143 (5, PH)			FC3-6						K	1	0	0	0	0	0	0											
Jake Wood, R OBP: 0.209, SLG: 0.441 (5, PH)										0	0	0	0	0	0	0											
Fred Gladding, L OBP: 0.209, SLG: 0.441 (5, PH)										0	0	0	0	0	0	0											
Ron Nischwitz, S OBP: 0.209, SLG: 0.441 (7, PH)										0	0	0	0	0	0	0											
Gates Brown, L OBP: 0.209, SLG: 0.441 (8, PH)										0	0	0	0	0	0	0											
Phil Regan, R OBP: 0.171, SLG: 0.111 (8, PH)										0	0	0	0	0	0	0											
Inning Stats	R: 0 E: 0 K: 0 S: 3	H: 0 LOB: 1 BB: 1 P: 7	R: 0 E: 0 K: 0 S: 3	H: 0 LOB: 0 BB: 0 P: 3	R: 0 E: 0 K: 0 S: 5	H: 2 LOB: 2 BB: 0 P: 5	R: 0 E: 0 K: 0 S: 3	H: 0 LOB: 0 BB: 0 P: 3	R: 0 E: 0 K: 1 S: 4	H: 1 LOB: 1 BB: 0 P: 4	R: 0 E: 0 K: 1 S: 5	H: 0 LOB: 0 BB: 0 P: 5	R: 1 E: 0 K: 0 S: 4	H: 1 LOB: 0 BB: 0 P: 4	R: 0 E: 0 K: 1 S: 5	H: 0 LOB: 0 BB: 0 P: 5	R: 0 E: 0 K: 1 S: 6	H: 1 LOB: 1 BB: 0 P: 6	1B: 3 2B: 1 3B: 0 HR: 1	SF: 0 SAC: 0 DP: 0 HBP: 0	WP: 0 PB: 0 SB: 0 CS: 0	PA: 33					
PITCHER	IP	WLS	BF	H	R	ER	SO	BB	IBB	HBP	BLK	WP	HR	S	P	ERA	WHIP										
Jack Kralick, L ERA: 3.15 (1, 1)	7.0	W	26	4	1	1	1	1	0	0	0	0	1	27	31	1.29	0.714										
Gary Bell, R ERA: 2.4 (8, 1)	2.0	S	7	1	0	0	2	0	0	0	0	0	0	11	11	0.00	0.500										

Batter	1	2	3	4	5	6	7	8	9	AB	R	H	RBI	BB	SO	LOB	BOTTOM											
Larry Brown, R OBP: 0.295, SLG: 0.330 (1, 6)	F2		BB	F9			6-3	1B 2B BB		3	1	0	0	2	0	1	Detroit Tigers @ Cleveland Indians Cleveland Municipal Stadium, Cleveland, OH Sun Jun 06 1965, 3:33 AM EDT Att: 29,183 - Unknown											
Pedro Gonzalez, R OBP: 0.286, SLG: 0.412 (1, 4)	K		K		K		WP 1B HBP	2B SF7 1B		4	2	1	1	0	3	1												
Leon Wagner, L OBP: 0.360, SLG: 0.468 (1, 7)	L8		6-3		FC5-4		1B WP BB	HR 2B		4	2	2	1	1	0	1												
Rocky Colavito, R OBP: 0.399, SLG: 0.503 (1, 9)		K		PB E 1B	FC5-4		FC2-4 1B	SF7		4	1	2	2	0	1	1												
Max Alvis, R OBP: 0.351, SLG: 0.454 (1, 5)		1B WP BB		F7	FC6-4		FC2-4 BB	HR		4	1	1	2	1	0	3												
Vic Davallito, L OBP: 0.377, SLG: 0.497 (1, 8)		1B BB		E9 1B 1B		6-3	BB	BB		3	1	2	0	2	0	0												
Fred Whitfield, L OBP: 0.305, SLG: 0.558 (1, 3)				1B SF8 1B			L8	F3		3	1	2	0	0	0	0												
Chico Salmon, R OBP: 0.240, SLG: 0.182 (7, PH)		G5-4-3 1B		1B SF8 1B			L8	F3		1	0	0	0	1	0	2												
Cam Carreon, R OBP: 0.315, SLG: 0.239 (1, 2)		G5-4-3		1B						3	1	1	1	2	0	5												
Jack Kralick, L OBP: 0.182, SLG: 0.200 (1, 1)				1B						2	0	0	1	0	1	1												
Gary Bell, R OBP: 0.167, SLG: 0.667 (8, 1)				K	SF8		L8	SH1-4		0	0	0	0	0	0	0												
Inning Stats	R: 0 E: 0 K: 1 S: 5	H: 0 LOB: 0 BB: 0 P: 5	R: 0 E: 0 K: 1 S: 5	H: 1 LOB: 2 BB: 2 P: 13	R: 0 E: 0 K: 2 S: 7	H: 0 LOB: 1 BB: 1 P: 11	R: 3 E: 1 K: 0 S: 7	H: 4 LOB: 1 BB: 0 P: 7	R: 0 E: 0 K: 1 S: 6	H: 1 LOB: 1 BB: 0 P: 6	R: 0 E: 0 K: 0 S: 3	H: 0 LOB: 1 BB: 1 P: 7	R: 2 E: 0 K: 0 S: 4	H: 1 LOB: 2 BB: 2 P: 13	R: 5 E: 0 K: 0 S: 7	H: 4 LOB: 2 BB: 3 P: 19	1B: 9 2B: 1 3B: 0 HR: 1	SF: 2 SAC: 1 DP: 1 HBP: 1	WP: 3 PB: 1 SB: 0 CS: 0	PA: 44								
PITCHER	IP	WLS	BF	H	R	ER	SO	BB	IBB	HBP	BLK	WP	HR	S	P	ERA	WHIP											
Joe Sparma, R ERA: 3.32 (1, 1)	4.0	L	19	5	3	3	4	3	0	0	0	0	2	0	24	36	6.75	2.000										
Fred Gladding, R ERA: 3.95 (5, 1)	2.2		14	2	2	2	1	3	0	1	0	2	0	12	25	6.75	1.875											
Ron Nischwitz, L ERA: 3.86 (7, 1)	0.1		1	0	0	0	0	0	0	0	0	0	0	1	1	0.00	0.000											
Phil Regan, R ERA: 5.45 (8, 1)	1.0		10	4	5	5	0	3	0	0	0	0	1	7	19	45.00	7.000											

Batter	1	2	3	4	5	6	7	8	9	AB	R	H	RBI	BB	SO	LOB	TOP										
Dick McAuliffe, L (1, 6) OBP: 0.405, SLG: 0.549	F6		F8		E1		F9		F8	5	0	0	1	0	0	2	Detroit Tigers @ Los Angeles Angels Dodger Stadium, Los Angeles, CA Mon Jun 07 1965, 7:05 PM PDT Att: 4,420 - Unknown										
Jerry Lumpe, L (1, 4) OBP: 0.394, SLG: 0.300	1-3		4-3		1-3-2		G6-4-3		K	5	0	0	0	0	1	3											
Norm Cash, L (1, 3) OBP: 0.336, SLG: 0.269				6-3		G3		HR		3	1	1	0	1	0	0											
Al Kaline, R (1, 8) OBP: 0.393, SLG: 0.552	FC4							HR		4	2	3	3	0	0	1											
Willie Horton, R (1, 7) OBP: 0.394, SLG: 0.701		6-3		1-3				HR		3	1	0	0	0	1	1											
Jim Northrup, L (1, 9) OBP: 0.271, SLG: 0.327		6-3		6-3				HBP		3	1	1	1	1	0	1											
Don Wert, R (1, 5) OBP: 0.317, SLG: 0.278										3	1	1	1	1	0	1											
Bill Freehan, R (1, 2) OBP: 0.268, SLG: 0.314										4	0	0	0	0	1	3											
Denny McLain, R (1, 1) OBP: 0.235, SLG: 0.188			1-3							1	0	0	0	1	0	0											
Larry Sherry, R (5, 1) OBP: 0.429, SLG: 0.667										1	0	1	0	0	0	0											
Don Demeter, R (9, PH) OBP: 0.303, SLG: 0.329										1	0	0	0	0	0	0											
Terry Fox, R (9, 1) OBP: 0.303, SLG: 0.329										0	0	0	0	0	0	0											
Inning Stats	R: 0 E: 0 K: 0 S: 4	H: 1 LOB: 1 BB: 0 P: 4	R: 0 E: 0 K: 0 S: 3	H: 0 LOB: 1 BB: 1 P: 7	R: 0 E: 0 K: 0 S: 3	H: 0 LOB: 0 BB: 0 P: 3	R: 0 E: 0 K: 0 S: 4	H: 1 LOB: 1 BB: 0 P: 4	R: 1 E: 1 K: 0 S: 4	H: 1 LOB: 1 BB: 1 P: 8	R: 3 E: 0 K: 1 S: 7	H: 2 LOB: 0 BB: 0 P: 8	R: 0 E: 0 K: 0 S: 3	H: 1 LOB: 0 BB: 0 P: 3	R: 2 E: 0 K: 1 S: 6	H: 1 LOB: 1 BB: 2 P: 14	R: 0 E: 0 K: 1 S: 5	H: 0 LOB: 0 BB: 0 P: 5	1B: 2 2B: 3 3B: 1 HR: 2	SF: 0 SAC: 0 DP: 2 HBP: 1	WP: 0 PB: 0 SB: 1 CS: 0	PA: 38					
PITCHER	IP	WLS	BF	H	R	ER	SO	BB	IBB	HBP	BLK	WP	HR	S	P	ERA	WHIP										
Dean Chance, R (1, 1) ERA: 4.81	5.1		24	5	4	4	0	2	0	1	0	0	1	21	30	6.75	1.312										
Barry Latman, R (6, 1) ERA: 1.59	1.2		6	1	1	1	1	1	0	0	0	0	0	7	11	5.40	1.200										
Bob Lee, R (8, 1) ERA: 2.08	1.0	L	5	1	1	1	1	1	0	0	0	0	1	6	10	9.00	2.000										
George Brunet, L (9, 1) ERA: 1.99	1.0		3	0	0	0	1	0	0	0	0	0	0	5	5	0.00	0.000										

Batter	1	2	3	4	5	6	7	8	9	AB	R	H	RBI	BB	SO	LOB	BOTTOM										
Jose Cardenal, R (1, 8) OBP: 0.300, SLG: 0.412	K		F9		SH3	1B		6-3		5	1	1	0	0	1	0	Detroit Tigers @ Los Angeles Angels Dodger Stadium, Los Angeles, CA Mon Jun 07 1965, 7:05 PM PDT Att: 4,420 - Unknown										
Albie Pearson, L (1, 9) OBP: 0.394, SLG: 0.353	6-3		L4		SH3	1B		4-3		4	1	0	0	1	0	0											
Jim Fregosi, R (1, 6) OBP: 0.271, SLG: 0.370				F6	SH3					4	0	3	0	0	0	0											
Willie Smith, L (1, 7) OBP: 0.263, SLG: 0.387	K			1B	2B	1B		1B		4	2	1	0	1	1	3											
Joe Adcock, R (1, 3) OBP: 0.302, SLG: 0.424		5-3								4	1	2	3	0	0	0											
Vic Power, R (8, 3) OBP: 0.286, SLG: 0.381								F9		0	0	0	0	0	0	0											
Buck Rodgers, S (1, 2) OBP: 0.271, SLG: 0.278		5-3								4	0	1	0	0	1	3											
Paul Schaal, R (1, 5) OBP: 0.289, SLG: 0.399										2	0	2	2	1	0	0											
Julio Gotay, R (1, 4) OBP: 0.262, SLG: 0.298										2	0	0	0	1	0	3											
Al Spangler, L (8, PH) OBP: 0.300, SLG: 0.263			3-1							1	0	0	0	0	0	1											
Bobby Knoop, R (9, 4) OBP: 0.325, SLG: 0.386										0	0	0	0	0	0	0											
Dean Chance, R (1, 1) OBP: 0.154, SLG: 0.043										2	0	0	0	0	2	2											
Barry Latman, R (6, 1) OBP: 0.222, SLG: 0.500										1	0	0	0	0	0	0											
Bob Lee, R (8, 1) OBP: 0.252, SLG: 0.262										0	0	0	0	0	0	0											
Costen Shockley, L (8, PH) OBP: 0.252, SLG: 0.262										1	0	0	0	0	0	1											
George Brunet, R (9, 1) OBP: 0.187, SLG: 0.091										0	0	0	0	0	0	0											
Inning Stats	R: 0 E: 0 K: 2 S: 8	H: 1 LOB: 1 BB: 0 P: 8	R: 0 E: 0 K: 0 S: 3	H: 0 LOB: 1 BB: 1 P: 7	R: 0 E: 0 K: 1 S: 5	H: 0 LOB: 0 BB: 0 P: 5	R: 2 E: 0 K: 1 S: 8	H: 3 LOB: 2 BB: 1 P: 12	R: 3 E: 0 K: 1 S: 8	H: 3 LOB: 2 BB: 2 P: 16	R: 0 E: 0 K: 0 S: 3	H: 0 LOB: 0 BB: 0 P: 3	R: 0 E: 0 K: 0 S: 3	H: 1 LOB: 0 BB: 0 P: 3	R: 0 E: 0 K: 0 S: 4	H: 1 LOB: 1 BB: 0 P: 4	R: 0 E: 0 K: 0 S: 4	H: 1 LOB: 1 BB: 0 P: 4	1B: 8 2B: 3 3B: 0 HR: 0	SF: 0 SAC: 2 DP: 1 HBP: 0	WP: 0 PB: 0 SB: 2 CS: 0	PA: 40					
PITCHER	IP	WLS	BF	H	R	ER	SO	BB	IBB	HBP	BLK	WP	HR	S	P	ERA	WHIP										
Denny McLain, R (1, 1) ERA: 4.35	4.1		22	5	5	5	4	3	1	0	0	0	0	26	42	10.38	1.846										
Larry Sherry, R (5, 1) ERA: 2.39	3.2	W	14	4	0	0	1	0	0	0	0	0	0	16	16	0.00	1.091										
Terry Fox, R (9, 1) ERA: 0.98	1.0	S	4	1	0	0	0	0	0	0	0	0	0	4	4	0.00	1.000										

AB 33
R 6
H 7
RBI 6
BB 4
SO 3
LOB 12



AB 34
R 5
H 10
RBI 5
BB 4
SO 5
LOB 13



Batter	1	2	3	4	5	6	7	8	9	AB	R	H	RBI	BB	SO	LOB	TOP						
Dick McAuliffe, L (1,6) OBP: 0.402, SLG: 0.542	0-0 6-3			0-0 L5		0-0 4-3			0-0 1B	4	0	1	0	0	0	0	Detroit Tigers @ Los Angeles Angels Dodger Stadium, Los Angeles, CA Tue Jun 08 1965, 7:05 PM PDT Att: 4,516 - Unknown						
Jerry Lumpe, L (1,4) OBP: 0.296, SLG: 0.292	0-0 6-3			0-0 6-3			0-0 4-3		0-0 F6	4	0	0	0	0	0	1							
Norm Cash, L (1,3) OBP: 0.326, SLG: 0.259	0-0 4-3			0-0 F8			0-0 F7		0-0 G3	4	0	0	0	0	0	1							
Al Kaline, R (1,8) OBP: 0.398, SLG: 0.561		0-0 L6-3			0-0 1B 2B			0-0 1B		3	1	2	0	0	0	0							
Willie Horton, R (1,7) OBP: 0.393, SLG: 0.692		0-0 5-3			0-0 G6-4-3 2H 1B			0-0 4-3		3	0	1	1	0	0	1							
Jim Northrup, L (1,9) OBP: 0.284, SLG: 0.317		0-0 6-3			0-0 F6				0-0 F8	3	0	0	0	0	0	1							
Don Wert, R (1,5) OBP: 0.312, SLG: 0.273			0-0 4-3		0-0 G6-4-3 1-2				0-0 6-3	3	0	0	0	0	0	1							
Bill Freehan, R (1,2) OBP: 0.265, SLG: 0.309			0-3 K			0-0 F7			0-0 F7	2	0	0	0	0	1	0							
Don Demeter, R (8, PH) OBP: 0.301, SLG: 0.326										1	0	0	0	0	0	0							
Jackie Moore, R (8,2) OBP: 0.200, SLG: 0.077										0	0	0	0	0	0	0							
Dave Wickersham, R (1,1) OBP: 0.279, SLG: 0.405			0-0 6-3			0-0 6-3			0-0 3-1	2	0	0	0	0	0	0							
Gates Brown, L (9, PH)										1	0	0	0	0	0	0							
Inning Stats	R: 0 E: 0 K: 0 S: 3	H: 0 LOB: 0 BB: 0 P: 3	R: 0 E: 0 K: 0 S: 3	H: 0 LOB: 0 BB: 0 P: 3	R: 0 E: 0 K: 1 S: 5	H: 0 LOB: 0 BB: 0 P: 5	R: 0 E: 0 K: 0 S: 3	H: 0 LOB: 0 BB: 0 P: 3	R: 1 E: 0 K: 0 S: 4	H: 2 LOB: 0 BB: 0 P: 4	R: 0 E: 0 K: 0 S: 3	H: 0 LOB: 1 BB: 0 P: 3	R: 0 E: 0 K: 0 S: 3	H: 0 LOB: 0 BB: 0 P: 3	R: 0 E: 0 K: 0 S: 4	H: 1 LOB: 1 BB: 0 P: 4	R: 0 E: 0 K: 0 S: 3	H: 0 LOB: 0 BB: 0 P: 3	R: 0 E: 0 K: 0 S: 4	H: 1 LOB: 1 BB: 0 P: 4	1B: 3 2B: 1 3B: 0 HR: 0	SF: 0 SAC: 0 DP: 1 HBP: 0	WP: 0 PA: 30 PB: 0 SB: 0 CS: 0
PITCHER Fred Newman, R (1,1) ERA: 3.47	IP: 9.0 WLS: W BF: 30 H: 4 R: 1 ER: 1 SO: 1 BB: 0 IBB: 0 HBP: 0 BLK: 0 WP: 0 HR: 0 S: 32 P: 32 ERA: 1.00 WHIP: 0.444															PITCHER							

Batter	1	2	3	4	5	6	7	8	9	AB	R	H	RBI	BB	SO	LOB	BOTTOM		
Albie Pearson, L (1,9) OBP: 0.360, SLG: 0.367	0-0 F7		0-0 1-H 3B		0-0 G3		0-0 L8			4	0	1	1	0	0	2	Detroit Tigers @ Los Angeles Angels Dodger Stadium, Los Angeles, CA Tue Jun 08 1965, 7:05 PM PDT Att: 4,516 - Unknown		
Al Spangler, L (1,8) OBP: 0.295, SLG: 0.263	0-0 1-3		0-0 1-3			0-0 SH3-4 3B 1B		0-0 F7		4	1	1	0	0	0	1			
Jim Fregosi, R (1,6) OBP: 0.272, SLG: 0.370	0-3 K			0-0 6-3		0-0 SH3-4 1-2 1B		0-0 1B		3	0	1	0	0	1	0			
Willie Smith, L (1,7) OBP: 0.263, SLG: 0.395		0-0 L8		0-0 3-1		0-0 2H 1B 3B		0-0 6-3-1-6 1-2 1B		4	1	1	1	0	0	1			
Joe Adcock, R (1,3) OBP: 0.303, SLG: 0.422		0-0 L8		0-0 4-3		0-0 BB 1B				3	0	1	1	0	0	0			
Vic Power, R (7,3) OBP: 0.286, SLG: 0.381										0	0	0	0	0	0	0			
Buck Rodgers, S (1,2) OBP: 0.277, SLG: 0.276		0-0 G3			1-0 G6-4-3 HBP	1-0 7-4 BB				1	0	0	0	1	0	0			
Paul Schaal, R (1,5) OBP: 0.285, SLG: 0.392			0-0 L8		0-0 G6-4-3 1-2	0-0 7-4 1-2 BB				3	0	0	0	0	0	3			
Julio Gotay, R (1,4) OBP: 0.281, SLG: 0.333			0-0 5-3				0-0 1-3 1B			3	0	2	0	0	0	0			
Bobby Knoop, R (8,4) OBP: 0.325, SLG: 0.386				4-0 3B BB	4-0 WP 2B		0-0 1-3 1B			0	0	0	0	0	0	0			
Fred Newman, R (1,1) OBP: 0.194, SLG: 0.038					4-0 2-3 BB		0-0 1-3			1	1	0	0	2	0	1			
Inning Stats	R: 0 E: 0 K: 1 S: 5	H: 0 LOB: 0 BB: 0 P: 5	R: 0 E: 0 K: 0 S: 3	H: 0 LOB: 0 BB: 0 P: 3	R: 1 E: 0 K: 0 S: 4	H: 1 LOB: 1 BB: 1 P: 8	R: 0 E: 0 K: 0 S: 3	H: 0 LOB: 0 BB: 0 P: 3	R: 0 E: 0 K: 0 S: 3	H: 1 LOB: 2 BB: 1 P: 8	R: 2 E: 0 K: 0 S: 5	H: 3 LOB: 1 BB: 1 P: 9	R: 0 E: 0 K: 0 S: 3	H: 1 LOB: 0 BB: 0 P: 3	R: 0 E: 0 K: 0 S: 3	H: 1 LOB: 0 BB: 0 P: 3	1B: 4 2B: 3 3B: 2 HR: 0	SF: 0 SAC: 1 DP: 3 HBP: 1	WP: 1 PA: 31 PB: 0 SB: 0 CS: 0
PITCHER Dave Wickersham, R (1,1) ERA: 5.46	IP: 8.0 WLS: L BF: 31 H: 7 R: 3 ER: 3 SO: 1 BB: 3 IBB: 0 HBP: 1 BLK: 0 WP: 1 HR: 0 S: 29 P: 42 ERA: 3.38 WHIP: 1.250															PITCHER			

Batter	1	2	3	4	5	6	7	8	9	AB	R	H	RBI	BB	SO	LOB	TOP					
Don Wert, R OBP: 0.309, SLG: 0.271 (1, 5)	1-3		F7		F8		F8		G6-4-3 1B	5	0	1	0	0	0	0						
Jerry Lumpe, L OBP: 0.293, SLG: 0.284 (1, 4)	4-3		1-3		3-1		WP BB		G6-4-3 1-2	4	0	0	0	1	0	1						
Don Demeter, R OBP: 0.306, SLG: 0.345 (1, 3)	2B		L6			HR 2B	F3			4	2	2	0	0	0	1						
Al Kaline, R OBP: 0.411, SLG: 0.585 (1, 8)	2B				S 1B	HR	IBB			2	2	2	2	2	0	0						
Willie Horton, R OBP: 0.403, SLG: 0.701 (1, 7)	2B				1-2 1B	4-3 1B	F3			4	0	3	2	0	0	2						
George Thomas, R OBP: 0.289, SLG: 0.403 (1, 9)	F9				F8	F6		F7		4	0	0	0	0	0	4						
Dick McAuliffe, L OBP: 0.394, SLG: 0.530 (1, 6)		6-3			K	4-3		F6		4	0	0	0	0	1	3						
Jackie Moore, R OBP: 0.211, SLG: 0.063 (1, 2)		5-3			K			5-3		3	0	0	0	1	1	2						
Hank Aquirre, R OBP: 0.160, SLG: 0.087 (1, 1)					K			K		4	0	0	0	0	4	2						
Inning Stats	R: 2 E: 0 K: 0 S: 5	H: 2 LOB: 1 BB: 1 P: 9	R: 0 E: 0 K: 1 S: 5	H: 0 LOB: 0 BB: 0 P: 5	R: 0 E: 0 K: 2 S: 3	H: 2 LOB: 2 BB: 0 P: 9	R: 0 E: 0 K: 1 S: 5	H: 0 LOB: 0 BB: 0 P: 5	R: 2 E: 0 K: 0 S: 8	H: 3 LOB: 2 BB: 1 P: 12	R: 0 E: 0 K: 0 S: 3	H: 0 LOB: 2 BB: 2 P: 11	R: 0 E: 0 K: 0 S: 3	H: 0 LOB: 0 BB: 0 P: 3	R: 0 E: 0 K: 1 S: 5	H: 1 LOB: 0 BB: 0 P: 5	1B: 4 2B: 3 3B: 0 HR: 1	SF: 0 SAC: 0 DP: 1 HBP: 0	WP: 1 PB: 0 SB: 1 CS: 0	PA: 38		
PITCHER	IP	WLS	BF	H	R	ER	SO	BB	IBB	HBP	BLK	WP	HR	S	P	ERA	WHIP					
Marcelino Lopez, L ERA: 2.32 Aubrey Gatewood, R ERA: 4.45	(1, 1)	8.0	L	35	7	4	4	5	2	2	0	0	1	1	41	57	4.50	1.125				
	(9, 1)	1.0		3	1	0	0	1	0	0	0	0	0	0	5	5	0.00	1.000				

Detroit Tigers @ Los Angeles Angels
Dodger Stadium, Los Angeles, CA
Wed Jun 09 1965, 7:05 PM PDT
Att: 5,515 - Unknown

AB 34
R 4
H 8
RBI 4
BB 4
SO 6
LOB 15



Batter	1	2	3	4	5	6	7	8	9	AB	R	H	RBI	BB	SO	LOB	BOTTOM					
Albie Pearson, L OBP: 0.350, SLG: 0.355 (1, 8)	1-3		FC3-6 1-2		4-1			L8		4	0	0	0	0	0	3						
Bobby Gene Smith, R OBP: 0.393, SLG: 0.400 Aubrey Gatewood, R OBP: 0.500, SLG: 0.687 (1, 7) (9, 1)	F3		K			1-6-3		1-3		4	0	0	0	0	1	2						
Jim Fregosi, R OBP: 0.267, SLG: 0.363 (1, 6)	E6				L8	F4		F7		4	0	0	0	0	0	2						
Lou Clinton, R OBP: 0.269, SLG: 0.250 (1, 9)	F7				HR			F3		3	1	1	1	1	0	1						
Vic Power, R OBP: 0.240, SLG: 0.320 (1, 3)		L8			L6	F7		6-3		4	0	0	0	0	0	1						
Paul Schaaf, R OBP: 0.284, SLG: 0.406 (1, 5)		6-3			6-3			L8		4	1	1	1	0	0	0						
Buck Rodgers, S OBP: 0.277, SLG: 0.276 (1, 2)						FC1-4 1B		K		4	0	1	0	0	1	0						
Julio Gotay, R OBP: 0.269, SLG: 0.317 (1, 4)			K			FC1-4 1-2		K		3	0	0	0	0	2	1						
Marcelino Lopez, R OBP: 0.200, SLG: 0.207 Jose Cardenal, R OBP: 0.303, SLG: 0.414 Al Spangler, L OBP: 0.299, SLG: 0.263 (1, 1) (8, PH) (6, PR) (9, 7)								1-3 1B		2	0	1	0	0	1	1						
										1	0	1	0	0	0	0						
										0	0	0	0	0	0	0						
Inning Stats	R: 0 E: 1 K: 0 S: 4	H: 0 LOB: 1 BB: 0 P: 4	R: 0 E: 0 K: 0 S: 3	H: 0 LOB: 0 BB: 0 P: 3	R: 0 E: 0 K: 2 S: 8	H: 1 LOB: 1 BB: 0 P: 8	R: 1 E: 0 K: 0 S: 4	H: 1 LOB: 0 BB: 0 P: 4	R: 0 E: 0 K: 1 S: 6	H: 1 LOB: 1 BB: 0 P: 6	R: 0 E: 0 K: 0 S: 3	H: 0 LOB: 0 BB: 1 P: 7	R: 0 E: 0 K: 2 S: 7	H: 0 LOB: 0 BB: 0 P: 7	R: 0 E: 0 K: 0 S: 4	H: 1 LOB: 2 BB: 0 P: 4	R: 1 E: 0 K: 0 S: 4	H: 1 LOB: 0 BB: 0 P: 4	1B: 3 2B: 0 3B: 0 HR: 2	SF: 0 SAC: 0 DP: 0 HBP: 0	WP: 0 PB: 0 SB: 0 CS: 0	PA: 34
PITCHER	IP	WLS	BF	H	R	ER	SO	BB	IBB	HBP	BLK	WP	HR	S	P	ERA	WHIP					
Hank Aquirre, L ERA: 3.13	(1, 1)	9.0	W	34	5	2	2	5	1	0	0	0	2	43	47	2.00	0.667					

Detroit Tigers @ Los Angeles Angels
Dodger Stadium, Los Angeles, CA
Wed Jun 09 1965, 7:05 PM PDT
Att: 5,515 - Unknown

AB 33
R 2
H 5
RBI 2
BB 1
SO 5
LOB 11



Batter	1	2	3	4	5	6	7	8	9	AB	R	H	RBI	BB	SO	LOB	TOP			
Zoilo Versalles, R OBP: 0.297, SLG: 0.457	0-0 6-3	0-3 K		0-0 F2			0-0 FC6 1B		0-0 F7	5	0	1	0	0	1	2				
Frank Kostro, R OBP: 0.250, SLG: 0.217	0-0 F9		0-3 K		0-0 F6		0-0 F6		0-0 F4	5	0	0	0	0	1	2				
Tony Oliva, L OBP: 0.303, SLG: 0.463	0-0 BB 2B		0-0 BB HR		0-0 4-3		0-0 FC6 1-2			4	2	2	0	0	0	1				
Harmon Killebrew, R OBP: 0.362, SLG: 0.460	4-0 2B E 1-2		4-0 BB HR		0-0 L6			0-0 4-3 2B		2	2	1	0	2	0	0				
Jimmie Hall, L OBP: 0.386, SLG: 0.581	0-0 E9		0-0 HR			0-3 K		0-0 4-3		4	1	2	4	0	1	1				
Joe Nosske, R OBP: 0.222, SLG: 0.208	1-H 2-H 2B		1-H 2-H HR					0-3 2-3		0	0	0	0	0	0	0				
Bob Allison, R OBP: 0.390, SLG: 0.479	0-3 K		0-3 K			0-0 1B		0-3 K		4	0	1	0	0	3	2				
Earl Batley, R OBP: 0.394, SLG: 0.411		0-0 F7	0-0 F9			4-0 BB		0-0 F6		3	0	0	0	1	0	1				
Jerry Kindall, R OBP: 0.288, SLG: 0.322	0-0 5-3		0-3 K			0-3 K			0-3 K	3	0	0	0	0	2	1				
Don Mincher, L OBP: 0.349, SLG: 0.405										1	0	0	0	0	1	0				
Camilo Pascual, R OBP: 0.282, SLG: 0.447										1	0	1	0	0	0	0				
Jerry Foisnow, R										1	0	0	0	0	1	0				
Al Worthington, R										0	0	0	0	0	0	0				
Sandy Valdespino, L OBP: 0.316, SLG: 0.335										1	0	0	0	0	0	0				
Johnny Klippstein, R										0	0	0	0	0	0	0				
Rich Rollins, R OBP: 0.292, SLG: 0.316										1	0	1	0	0	0	0				
Inning Stats	R: 2 E: 1 K: 1 S: 7	H: 2 LOB: 1 BB: 1 P: 11	R: 0 E: 0 K: 1 S: 6	H: 1 LOB: 0 BB: 0 P: 6	R: 3 E: 0 K: 2 S: 9	H: 2 LOB: 0 BB: 1 P: 13	R: 0 E: 0 K: 0 S: 7	H: 0 LOB: 0 BB: 0 P: 7	R: 0 E: 0 K: 0 S: 3	H: 1 LOB: 1 BB: 0 P: 11	R: 0 E: 0 K: 0 S: 4	H: 1 LOB: 1 BB: 0 P: 4	R: 0 E: 0 K: 1 S: 6	H: 1 LOB: 1 BB: 0 P: 6	R: 0 E: 0 K: 1 S: 6	H: 1 LOB: 1 BB: 0 P: 6	1B: 6 2B: 2 3B: 0 HR: 1	SF: 0 SAC: 0 DP: 0 HBP: 0	WP: 0 PB: 0 SB: 0 CS: 0	PA: 38
PITCHER	IP	WLS	BF	H	R	ER	SO	BB	IBB	HBP	BLK	WP	HR	S	P	ERA	WHIP			
Denny McLain, R ERA: 4.45	7.0	W	31	8	5	4	8	3	0	0	0	0	1	44	56	5.14	1.571			
Fred Gladding, R ERA: 3.34	2.0	S	7	1	0	0	2	0	0	0	0	0	0	11	11	0.00	0.500			

Minnesota Twins @ Detroit Tigers
Tiger Stadium, Detroit, MI
Sat Jun 12 1965, 4:33 AM EDT
Att: 7,493 - Unknown

AB 35
R 5
H 9
RBI 4
BB 3
SO 10
LOB 10



Batter	1	2	3	4	5	6	7	8	9	AB	R	H	RBI	BB	SO	LOB	BOTTOM			
Don Wert, R OBP: 0.311, SLG: 0.288	4-0 1B E	0-0 F8 HR		0-0 F9		0-0 2B SF8		0-0 F9		4	3	2	1	1	0	0				
Jerry Lumpe, L OBP: 0.307, SLG: 0.292	0-0 E BB	1-0 HR		4-0 FC5-4 BB		0-0 SF8		0-0 F7		3	2	2	1	1	0	0				
Norm Cash, L OBP: 0.340, SLG: 0.267	4-0 G3 E	0-0 F8		0-0 FC5-4		0-0 SF8				0	0	0	0	1	0	0				
Don Demeter, R OBP: 0.302, SLG: 0.366	1-2 G3 BB	2-3 F8		1-2 FC5-4		2-3 3-H SF8				2	0	0	1	0	0	3				
Willie Horton, R OBP: 0.382, SLG: 0.673	0-0 E5 G3	0-0 HR		0-3 K		0-0 6-3				4	1	1	4	0	1	3				
Dick McAuliffe, L OBP: 0.373, SLG: 0.497	0-0 G3	0-0 4-3		0-0 F7				0-0 BB 1B		4	0	1	1	0	0	2				
Jim Northrup, L OBP: 0.277, SLG: 0.367	0-3 K		0-3 K		0-0 F8		4-0 G5-4-3 BB			3	0	0	0	1	2	2				
George Thomas, R OBP: 0.293, SLG: 0.424	4-0 BB		0-0 6-3			0-0 E 1B		0-3 K		3	1	1	0	1	1	2				
Bill Freehan, R OBP: 0.256, SLG: 0.303	0-0 F7		0-0 6-3			0-0 E5 1B		0-0 G5-4-3		4	1	0	0	0	0	6				
Denny McLain, R OBP: 0.200, SLG: 0.158		0-3 K		0-0 1-3		0-3 K		0-0 5-3		3	0	0	0	0	2	2				
Fred Gladding, L										1	0	0	0	0	0	0				
Inning Stats	R: 2 E: 1 K: 1 S: 7	H: 1 LOB: 3 BB: 3 P: 19	R: 3 E: 0 K: 1 S: 7	H: 2 LOB: 0 BB: 0 P: 8	R: 0 E: 0 K: 1 S: 5	H: 0 LOB: 0 BB: 0 P: 5	R: 0 E: 0 K: 0 S: 3	H: 0 LOB: 1 BB: 1 P: 7	R: 0 E: 0 K: 1 S: 5	H: 0 LOB: 0 BB: 0 P: 5	R: 3 E: 1 K: 1 S: 9	H: 3 LOB: 1 BB: 0 P: 9	R: 0 E: 0 K: 1 S: 5	H: 1 LOB: 1 BB: 1 P: 9	R: 0 E: 0 K: 0 S: 3	H: 0 LOB: 0 BB: 0 P: 3	1B: 4 2B: 2 3B: 0 HR: 1	SF: 1 SAC: 0 DP: 1 HBP: 1	WP: 0 PB: 0 SB: 0 CS: 0	PA: 38
PITCHER	IP	WLS	BF	H	R	ER	SO	BB	IBB	HBP	BLK	WP	HR	S	P	ERA	WHIP			
Camilo Pascual, R ERA: 2.92	1.2		13	3	5	5	2	3	0	1	0	0	1	13	26	27.00	3.600			
Jerry Foisnow, L ERA: 3.82	3.2	L	16	3	3	1	3	1	0	0	0	0	0	21	25	2.46	1.091			
Al Worthington, R ERA: 1.6	0.2		2	0	0	0	0	0	0	0	0	0	0	2	2	0.00	0.000			
Johnny Klippstein, R ERA: 2.76	2.0		7	1	0	0	1	1	0	0	0	0	0	8	12	0.00	1.000			

Minnesota Twins @ Detroit Tigers
Tiger Stadium, Detroit, MI
Sat Jun 12 1965, 4:33 AM EDT
Att: 7,493 - Unknown

AB 31
R 8
H 7
RBI 8
BB 5
SO 6
LOB 20



Batter	1	2	3	4	5	6	7	8	9	AB	R	H	RBI	BB	SO	LOB	TOP										
Zoilo Versalles, R OBP: 0.292, SLG: 0.449 (1, 6)	F9		5-3		F4		5-3			4	0	0	0	0	0	1											
Rich Rollins, R OBP: 0.277, SLG: 0.309 (1, 5)	F9		K2-3			6-3		6-3		4	0	0	0	0	1	0											
Tony Oliva, L OBP: 0.306, SLG: 0.464 (1, 9)	BB 1B			F6	L8			HR 1B		4	1	2	0	0	0	0											
Harmon Killebrew, R OBP: 0.369, SLG: 0.476 (1, 3)	1-2 BB			HR	1B BB			F7		2	1	1	1	2	0	1											
Bob Allison, R OBP: 0.392, SLG: 0.497 (1, 7)	K			6-3	1B BB			HR		4	1	2	2	0	1	2											
Earl Battey, R OBP: 0.382, SLG: 0.397 (1, 2)		K		F2	6-3			K		4	0	0	0	0	2	2											
Joe Nossek, R OBP: 0.226, SLG: 0.321 (1, 8)		K		HR		5-3		F6		4	1	1	1	0	1	0											
Jerry Kindall, R OBP: 0.282, SLG: 0.315 (1, 4)		L8		L5	F4			L8		4	0	0	0	0	0	0											
Jim Kaat, L OBP: 0.189, SLG: 0.216 (4, 1) Jim Perry, S (4, 1) Dick Stigman, R (6, 1) Sandy Valdespine, L (7, PH) Johnny Klippstein, R (7, 1) Bill Pleis, L (7, 1) Jimmie Hall, L (9, PH)			K		K		HBP	K		1	0	0	0	0	1	0											
Inning Stats	R: 0 E: 0 K: 1 S: 6	H: 1 LOB: 2 BB: 1 P: 10	R: 0 E: 0 K: 2 S: 7	H: 0 LOB: 0 BB: 0 P: 7	R: 0 E: 0 K: 2 S: 7	H: 0 LOB: 0 BB: 0 P: 7	R: 1 E: 0 K: 0 S: 4	H: 1 LOB: 0 BB: 0 P: 4	R: 1 E: 0 K: 1 S: 6	H: 1 LOB: 2 BB: 1 P: 6	R: 0 E: 0 K: 0 S: 4	H: 0 LOB: 1 BB: 0 P: 8	R: 0 E: 0 K: 0 S: 3	H: 0 LOB: 0 BB: 0 P: 4	R: 2 E: 0 K: 1 S: 7	H: 2 LOB: 0 BB: 0 P: 7	R: 0 E: 0 K: 1 S: 5	H: 0 LOB: 0 BB: 0 P: 5	1B: 3 2B: 0 3B: 0 HR: 3	SF: 0 SAC: 0 DP: 0 HBP: 1	WP: 0 PB: 0 SB: 0 CS: 0	PA: 36					
PITCHER	IP	WLS	BF	H	R	ER	SO	BB	IBB	HBP	BLK	WP	HR	S	P	ERA	WHIP										
Hank Aguirre, L ERA: 3.27 (1, 1)	8.0	W	33	6	4	4	7	2	0	1	0	0	3	44	53	4.50	1.000										
Mickey Lolich, L ERA: 2.85 (9, 1)	1.0	S	3	0	0	0	1	0	0	0	0	0	0	5	5	0.00	0.000										

Minnesota Twins @ Detroit Tigers
Tiger Stadium, Detroit, MI
Sun Jun 13 1965, 4:33 AM EDT
Att: 50,383 - Unknown

AB 33
R 4
H 6
RBI 4
BB 2
SO 8
LOB 6



Batter	1	2	3	4	5	6	7	8	9	AB	R	H	RBI	BB	SO	LOB	BOTTOM										
Don Wert, R OBP: 0.310, SLG: 0.287 (1, 5)	FC1-6 1B	F7		4-3		SH3-4	F3			4	0	1	0	0	0	4											
Jerry Lumpe, L OBP: 0.298, SLG: 0.283 (1, 4)	FC1-6 2B		E4 HR		4-3	4-3		4-3		5	2	0	1	0	0	2											
Don Demeter, R OBP: 0.299, SLG: 0.361 (1, 3)	2B 1B		F9		K	6-3		F8		5	0	1	0	0	1	2											
Al Kaline, R OBP: 0.405, SLG: 0.567 (1, 8)	1-3 2H 2B		L9		HBP 2B		L6-3	L6-3		5	0	2	1	0	0	1											
Willie Horton, R OBP: 0.391, SLG: 0.700 (1, 7)	5-3		1-H HR		HBP IBB		4-3 1B 2B			3	2	2	2	1	0	2											
Bill Freehan, R OBP: 0.288, SLG: 0.301 (1, 2)	BB		5-3		1-2 2-3 HBP		1B 4-3 BB			1	0	0	0	2	0	0											
George Thomas, R OBP: 0.284, SLG: 0.409 (1, 9) Jim Northrup, L OBP: 0.275, SLG: 0.364 (7, PH) (8, 9)	K			F5	F9		4-3			3	0	0	0	0	1	6											
Dick McAuliffe, L OBP: 0.380, SLG: 0.500 (1, 6)		4-3		SH1-4 1B		SH3-4 BB 4-3 1B		1B IBB		3	1	2	0	1	0	0											
Hank Aguirre, R OBP: 0.214, SLG: 0.120 (1, 1) Mickey Lolich, S OBP: 0.129, SLG: 0.100 (9, 1)	F4			SH1-4		4-3 SH3-4 BB		1-2 2-3 1B		2	0	1	1	1	0	0											
Inning Stats	R: 1 E: 0 K: 1 S: 8	H: 3 LOB: 3 BB: 1 P: 12	R: 0 E: 0 K: 0 S: 3	H: 0 LOB: 0 BB: 0 P: 3	R: 2 E: 1 K: 0 S: 5	H: 1 LOB: 0 BB: 0 P: 5	R: 0 E: 0 K: 0 S: 4	H: 1 LOB: 1 BB: 0 P: 4	R: 0 E: 0 K: 1 S: 6	H: 1 LOB: 3 BB: 1 P: 11	R: 1 E: 0 K: 0 S: 4	H: 1 LOB: 1 BB: 1 P: 8	R: 0 E: 0 K: 0 S: 5	H: 2 LOB: 2 BB: 2 P: 13	R: 0 E: 0 K: 0 S: 3	H: 0 LOB: 0 BB: 0 P: 3	1B: 5 2B: 3 3B: 0 HR: 1	SF: 0 SAC: 2 DP: 0 HBP: 1	WP: 0 PB: 0 SB: 0 CS: 0	PA: 40							
PITCHER	IP	WLS	BF	H	R	ER	SO	BB	IBB	HBP	BLK	WP	HR	S	P	ERA	WHIP										
Jim Kaat, L ERA: 2.1 (1, 1)	3.0	L	15	4	3	1	1	1	0	0	0	0	1	16	20	3.00	1.667										
Jim Perry, R ERA: 2.7 (4, 1)	2.1		13	3	1	1	1	1	1	1	0	0	0	12	21	3.86	1.714										
Dick Stigman, L ERA: 4.5 (6, 1)	0.2		2	0	0	0	0	0	0	0	0	0	0	2	2	0.00	0.000										
Johnny Klippstein, R ERA: 3.13 (7, 1)	0.1		3	1	1	1	0	1	0	0	0	0	0	2	6	27.00	6.000										
Bill Pleis, L ERA: 1.23 (7, 1)	1.2		7	1	0	0	0	0	1	0	0	0	0	6	10	0.00	0.600										

Minnesota Twins @ Detroit Tigers
Tiger Stadium, Detroit, MI
Sun Jun 13 1965, 4:33 AM EDT
Att: 50,383 - Unknown

AB 32
R 5
H 9
RBI 5
BB 5
SO 2
LOB 19



Batter	1	2	3	4	5	6	7	8	9	AB	R	H	RBI	BB	SO	LOB	TOP			
Lenny Green, L OBP: 0.354, SLG: 0.415										5	1	2	1	0	2	2	Boston Red Sox @ Detroit Tigers Tiger Stadium, Detroit, MI Tue Jun 15 1965, 7:05 PM EDT Att: 9,624 - Unknown			
Dalton Jones, L OBP: 0.394, SLG: 0.479										5	0	0	0	0	3	2				
Carl Yastrzemski, L OBP: 0.381, SLG: 0.562										5	1	3	0	0	1	0				
Felix Mantilla, R OBP: 0.415, SLG: 0.547										5	1	2	1	0	3	1				
Lee Thomas, L OBP: 0.363, SLG: 0.522										4	0	0	1	0	0	4				
Tony Conigliaro, R OBP: 0.314, SLG: 0.464										3	1	1	1	1	1	2				
Eddie Bressoud, R OBP: 0.296, SLG: 0.391										3	1	1	1	1	2	4				
Bob Tillman, R OBP: 0.256, SLG: 0.273										4	0	0	0	0	3	4				
Earl Wilson, R OBP: 0.333, SLG: 0.292										2	0	1	0	0	1	0				
Arnold Earley, L										2	0	0	0	0	2	1				
Dick Radatz, R OBP: 0.400, SLG: 0.643										0	0	0	0	0	0	0				
Inning Stats	R: 3 E: 0 K: 2 S: 12	H: 4 LOB: 2 BB: 0 P: 12	R: 0 E: 0 K: 3 S: 9	H: 0 LOB: 0 BB: 0 P: 9	R: 0 E: 0 K: 2 S: 7	H: 0 LOB: 0 BB: 0 P: 7	R: 0 E: 0 K: 2 S: 8	H: 1 LOB: 2 BB: 1 P: 12	R: 0 E: 0 K: 1 S: 7	H: 1 LOB: 1 BB: 1 P: 8	R: 2 E: 0 K: 1 S: 7	H: 2 LOB: 1 BB: 1 P: 11	R: 0 E: 0 K: 2 S: 9	H: 0 LOB: 0 BB: 0 P: 7	R: 0 E: 0 K: 2 S: 7	H: 0 LOB: 0 BB: 0 P: 7	1B: 9 2B: 1 3B: 0 HR: 0	SF: 0 SAC: 0 DP: 0 HBP: 0	WP: 1 PB: 0 SB: 1 CS: 0	PA: 40
PITCHER	IP WLS BF H R ER SO BB IBB HBP BLK WP HR S P ERA WHIP	IP WLS BF H R ER SO BB IBB HBP BLK WP HR S P ERA WHIP																		
Dave Wickersham, R ERA: 5.9	(1, 1)	0.1	6	4	3	3	0	0	0	0	0	0	0	0	6	6	81.00	12.000		
Denny McLain, R ERA: 4.29	(1, 1)	6.2	28	6	2	2	14	2	0	0	0	1	0	54	62	2.70	1.200			
Fred Gladding, R ERA: 3.15	(8, 1)	2.0	W	6	0	0	0	4	0	0	0	0	0	14	14	0.00	0.000			

AB 38
R 5
H 10
RBI 5
BB 2
SO 18
LOB 20



Batter	1	2	3	4	5	6	7	8	9	AB	R	H	RBI	BB	SO	LOB	BOTTOM			
Dick McAuliffe, L OBP: 0.378, SLG: 0.493										3	1	0	1	0	0	3	Boston Red Sox @ Detroit Tigers Tiger Stadium, Detroit, MI Tue Jun 15 1965, 7:05 PM EDT Att: 9,624 - Unknown			
Jerry Lumpe, L OBP: 0.297, SLG: 0.288										4	1	1	0	0	1	2				
Gates Brown, L OBP: 0.286, SLG: 0.383										4	1	1	1	0	0	0				
George Thomas, R OBP: 0.284, SLG: 0.409										0	0	0	0	0	0	0				
Al Kaline, R OBP: 0.397, SLG: 0.554										4	0	0	0	0	1	2				
Willie Horton, R OBP: 0.394, SLG: 0.712										3	2	1	3	1	1	0				
Norm Cash, L OBP: 0.345, SLG: 0.277										3	1	1	0	1	1	0				
Don Wert, R OBP: 0.317, SLG: 0.289										2	0	1	0	2	0	1				
Bill Freehan, R OBP: 0.262, SLG: 0.293										4	0	0	0	0	1	6				
Dave Wickersham, R	(1, 1)									0	0	0	0	0	0	0				
Denny McLain, R	(1, 1)									1	0	0	1	1	1	1				
Don Demeter, R ERA: 3.9	(7, PH)									1	0	0	0	0	0	1				
Fred Gladding, L	(8, 1)									0	0	0	0	0	0	0				
Inning Stats	R: 0 E: 0 K: 0 S: 3	H: 0 LOB: 0 BB: 0 P: 3	R: 0 E: 0 K: 2 S: 7	H: 0 LOB: 0 BB: 0 P: 7	R: 0 E: 0 K: 1 S: 6	H: 1 LOB: 1 BB: 0 P: 6	R: 0 E: 0 K: 0 S: 3	H: 0 LOB: 0 BB: 0 P: 3	R: 2 E: 0 K: 1 S: 5	H: 0 LOB: 2 BB: 4 P: 21	R: 0 E: 0 K: 0 S: 3	H: 0 LOB: 0 BB: 0 P: 3	R: 0 E: 0 K: 0 S: 4	H: 1 LOB: 1 BB: 0 P: 4	R: 4 E: 0 K: 2 S: 10	H: 3 LOB: 1 BB: 1 P: 15	1B: 2 2B: 2 3B: 0 HR: 1	SF: 0 SAC: 0 DP: 0 HBP: 1	WP: 0 PB: 0 SB: 1 CS: 0	PA: 35
PITCHER	IP WLS BF H R ER SO BB IBB HBP BLK WP HR S P ERA WHIP	IP WLS BF H R ER SO BB IBB HBP BLK WP HR S P ERA WHIP																		
Earl Wilson, R ERA: 4.6	(1, 1)	4.1	18	1	2	2	3	4	0	0	0	20	36	4.15	1.154					
Arnold Earley, L ERA: 3.9	(5, 1)	2.2	12	3	3	3	1	0	0	1	0	0	13	14	10.12	1.125				
Dick Radatz, R ERA: 4.89	(8, 1)	1.0	L	5	1	1	1	2	1	0	0	0	0	8	12	9.00	2.000			

AB 29
R 6
H 5
RBI 6
BB 5
SO 6
LOB 16



Batter	1	2	3	4	5	6	7	8	9	AB	R	H	RBI	BB	SO	LOB	TOP			
Bert Campaneris, R OBP: 0.318, SLG: 0.416 (1, 6)										4	0	0	0	0	0	1				
Wayne Causey, L OBP: 0.357, SLG: 0.304 (1, 4)										4	0	0	0	0	0	0				
Ed Charles, R OBP: 0.330, SLG: 0.395 (1, 5)										4	0	0	0	0	1	0				
Ken Harrelson, R OBP: 0.343, SLG: 0.479 (1, 3)										2	1	1	1	1	0	0				
Mike Hershberger, R OBP: 0.239, SLG: 0.269 (1, 9)										3	0	1	0	0	0	1				
Nelson Mathews, R OBP: 0.319, SLG: 0.358 (1, 7)										3	0	0	0	0	0	1				
Larry Stahl, L OBP: 0.200, SLG: 0.222 (1, 8)										3	0	0	0	0	1	0				
Rene Lachemann, R OBP: 0.257, SLG: 0.369 (1, 2)										3	0	0	0	0	1	0				
John O'Donoghue, R OBP: 0.333, SLG: 0.300 (1, 1)										2	0	1	0	0	0	0				
Skip Lockwood, R OBP: 0.294, SLG: 0.077 (8, PH)										1	0	0	0	0	0	0				
Wes Stock, R (8, 1)										0	0	0	0	0	0	0				
Jim Dickson, L (8, 1)										0	0	0	0	0	0	0				
Inning Stats	R: 0 E: 0 K: 0 S: 3	H: 0 LOB: 0 BB: 0 P: 3	R: 0 E: 0 K: 0 S: 2	H: 0 LOB: 0 BB: 1 P: 6	R: 0 E: 0 K: 1 S: 6	H: 1 LOB: 1 BB: 0 P: 6	R: 1 E: 0 K: 0 S: 5	H: 2 LOB: 1 BB: 0 P: 5	R: 0 E: 0 K: 1 S: 5	H: 0 LOB: 0 BB: 0 P: 3	R: 0 E: 0 K: 0 S: 3	H: 0 LOB: 0 BB: 0 P: 3	R: 0 E: 0 K: 1 S: 5	H: 0 LOB: 0 BB: 0 P: 5	R: 0 E: 0 K: 1 S: 5	H: 0 LOB: 0 BB: 0 P: 5	1B: 2 2B: 0 3B: 0 HR: 1	SF: 0 SAC: 0 DP: 1 HBP: 0	WP: 0 PB: 0 SB: 0 CS: 0	PA: 30
PITCHER Hank Aquirre, L ERA: 3.03 (1, 1)	IP: 9.0 WLS: W BF: 30 H: 3 R: 1 ER: 1 SO: 3 BB: 1 IBB: 0 HBP: 0 BLK: 0 WP: 0 HR: 1 S: 35 P: 39 ERA: 1.00 WHIP: 0.444															PITCHER IP: WLS: BF: H: R: ER: SO: BB: IBB: HBP: BLK: WP: HR: S: P: ERA: WHIP:				

Kansas City Athletics @ Detroit Tigers
Tiger Stadium, Detroit, MI
Fri Jun 18 1965, 7:05 PM EDT
Att: 12,073 - Unknown

AB 29
R 1
H 3
RBI 1
BB 1
SO 3
LOB 3



Batter	1	2	3	4	5	6	7	8	9	AB	R	H	RBI	BB	SO	LOB	BOTTOM			
George Thomas, R OBP: 0.273, SLG: 0.391 (1, 9)										4	0	0	0	0	1	2				
Jerry Lumpe, L OBP: 0.313, SLG: 0.306 (1, 4)										2	1	1	1	1	0	0				
Don Demeter, R OBP: 0.304, SLG: 0.360 (1, 3)										3	0	1	0	1	0	1				
Al Kaline, R OBP: 0.401, SLG: 0.562 (1, 8)										3	0	1	1	1	1	2				
Willie Horton, R OBP: 0.399, SLG: 0.713 (1, 7)										3	1	1	0	1	0	1				
Don Wert, R OBP: 0.317, SLG: 0.292 (1, 5)										4	0	1	1	0	0	5				
Dick McAuliffe, L OBP: 0.382, SLG: 0.498 (1, 6)										4	0	1	0	0	0	2				
Jackie Moore, R OBP: 0.172, SLG: 0.077 (1, 2)										3	0	0	0	0	1	2				
Hank Aquirre, R OBP: 0.226, SLG: 0.179 (1, 1)										3	1	1	0	0	1	1				
Inning Stats	R: 0 E: 0 K: 1 S: 6	H: 1 LOB: 1 BB: 0 P: 6	R: 0 E: 0 K: 0 S: 4	H: 1 LOB: 1 BB: 0 P: 4	R: 1 E: 0 K: 1 S: 6	H: 1 LOB: 3 BB: 3 P: 18	R: 0 E: 1 K: 1 S: 6	H: 1 LOB: 1 BB: 0 P: 6	R: 0 E: 0 K: 0 S: 3	H: 1 LOB: 0 BB: 0 P: 3	R: 1 E: 1 K: 1 S: 6	H: 1 LOB: 0 BB: 0 P: 6	R: 1 E: 0 K: 0 S: 4	H: 1 LOB: 1 BB: 1 P: 7	R: 0 E: 0 K: 0 S: 3	H: 0 LOB: 1 BB: 1 P: 7	1B: 4 2B: 3 3B: 0 HR: 0	SF: 1 SAC: 0 DP: 1 HBP: 0	WP: 0 PB: 0 SB: 0 CS: 0	PA: 34
PITCHER John O'Donoghue, L ERA: 4.26 (1, 1)	IP: 7.0 WLS: L BF: 30 H: 7 R: 3 ER: 2 SO: 4 BB: 2 IBB: 1 HBP: 0 BLK: 0 WP: 0 HR: 0 S: 35 P: 47 ERA: 2.57 WHIP: 1.286															PITCHER IP: WLS: BF: H: R: ER: SO: BB: IBB: HBP: BLK: WP: HR: S: P: ERA: WHIP:				
Wes Stock, R ERA: 5.21 (8, 1)	0.1	2	0	0	0	0	1	0	0	0	0	1	5	0.00	3.000					
Jim Dickson, R ERA: 4.05 (8, 1)	0.2	2	0	0	0	0	0	0	0	0	0	2	2	0.00	0.000					


Kansas City Athletics @ Detroit Tigers
Tiger Stadium, Detroit, MI
Fri Jun 18 1965, 7:05 PM EDT
Att: 12,073 - Unknown

AB 29
R 3
H 7
RBI 3
BB 4
SO 4
LOB 16



Batter	1	2	3	4	5	6	7	8	9	AB	R	H	RBI	BB	SO	LOB	TOP										
Bert Campaneris, R OBP: 0.313, SLG: 0.411	0-0 E 1B 2B	0-0 6-3	0-0 F7		0-0 F5		0-0 1B 1B		0-0 FC6-4	6	1	2	0	0	0	4	Kansas City Athletics @ Detroit Tigers Tiger Stadium, Detroit, MI Sun Jun 20 1965, 4:33 AM EDT Unknown										
Wayne Causey, L OBP: 0.371, SLG: 0.302	4-0 1B 2-3 BB	4-0 CS BB		4-0 1B 1B BB	0-0 G4-6-3		0-0 1B 1B			2	1	1	0	3	0	2											
Ed Charles, R OBP: 0.335, SLG: 0.399	0-0 1B 1-2 3-H	4-0 1B 1-2 BB		0-0 L8		0-0 L6	0-0 F6			4	2	1	1	1	0	4											
Ken Harrelson, R OBP: 0.350, SLG: 0.472	0-0 FC6-4 1B HR	4-0 1B 1-2 BB		0-0 1B 1B		0-0 F7		0-0 F9		4	2	2	1	1	0	0											
Mike Hershberger, R OBP: 0.258, SLG: 0.294	0-0 FC6-4 1B 1-2 2-H	0-0 2B 1B 1-2 2-H		0-0 1B 1-2 2-3		0-0 2B		0-0 G6-4-3 1B		5	0	5	2	0	0	0											
Nelson Mathews, R OBP: 0.314, SLG: 0.364	0-0 FC6-4 HR	0-0 1B 1-1 2-H		0-3 K		0-0 F4		0-0 G6-4-3		5	1	1	1	0	1	7											
Larry Stahl, L OBP: 0.158, SLG: 0.333	0-3 K		0-0 G3	0-0 G1			0-0 4-3		0-3 K	5	0	0	0	0	2	5											
Rene Lachemann, R OBP: 0.289, SLG: 0.420	0-0 1-H 3-H HR		4-0 SH3-4 BB		0-0 BB 1B		4-0 1B 1B BB		0-3 K	3	1	2	3	2	1	0											
Carlton Hunter, R OBP: 0.299, SLG: 0.420	0-0 1-3		0-0 SH3-4		4-0 G4-6-3 BB		0-3 K		0-0 FC6-4 1B	1	0	0	0	0	0	0											
Inning Stats	R: 6 E: 1 K: 1 S: 10	H: 5 LOB: 0 BB: 1 P: 14	R: 2 E: 0 K: 0 S: 3	H: 2 LOB: 2 BB: 3 P: 15	R: 0 E: 0 K: 0 S: 3	H: 0 LOB: 1 BB: 1 P: 7	R: 0 E: 0 K: 1 S: 7	H: 2 LOB: 3 BB: 1 P: 11	R: 0 E: 0 K: 0 S: 4	H: 1 LOB: 1 BB: 0 P: 4	R: 0 E: 0 K: 1 S: 7	H: 2 LOB: 3 BB: 1 P: 11	R: 0 E: 0 K: 0 S: 3	H: 1 LOB: 0 BB: 0 P: 3	R: 0 E: 0 K: 2 S: 8	H: 1 LOB: 1 BB: 0 P: 8		1B: 11 2B: 3 3B: 0 HR: 1	SF: 0 SAC: 1 DP: 2 HBP: 0	WP: 0 PB: 0 SB: 0 CS: 1	PA: 46						
PITCHER	IP	WLS	BF	H	R	ER	SO	BB	IBB	HBP	BLK	WP	HR	S	P	ERA	WHIP										
Mickey Lolich, L ERA: 3.42	(1, 1)	0.0	4	3	4	4	0	1	0	0	0	0	0	3	7	∞	∞										
Larry Sherry, R ERA: 2.95	(1, 1)	2.0	11	4	4	4	1	3	0	0	0	0	1	10	22	18.00	3.500										
Joe Sparna, R ERA: 3.43	(3, 1)	4.2	W	23	6	0	2	4	0	0	0	0	0	23	39	0.00	2.143										
Fred Gladding, R ERA: 2.77	(7, 1)	2.1	S	8	2	0	2	0	0	0	0	0	0	12	12	0.00	0.857										

AB	37
R	8
H	15
RBI	8
BB	8
SO	5
LOB	23




Batter	1	2	3	4	5	6	7	8	9	AB	R	H	RBI	BB	SO	LOB	BOTTOM										
Dick McAuliffe, L OBP: 0.389, SLG: 0.523	0-0 4-3		4-0 1B 1B BB	0-0 FC4-6 1B E SF7	4-0 2B BB		0-0 4-3			3	3	0	0	2	0	1	Kansas City Athletics @ Detroit Tigers Tiger Stadium, Detroit, MI Sun Jun 20 1965, 4:33 AM EDT Unknown										
Jerry Lumpe, L OBP: 0.325, SLG: 0.322	4-0 FC5-4 BB		0-0 1B 1-3 1B	0-0 E6 1B 1-2 1B	0-0 1B 1-1 2-H 2B		0-0 1B			4	3	3	2	1	0	1											
Gates Brown, L OBP: 0.428, SLG: 0.424	0-0 F5		4-0 1B 1-2 BB	0-0 1B 1-2 2-3 1B	0-0 S 2B 1B		0-0 F4			4	2	2	1	1	0	2											
Don Demeter, R OBP: 0.302, SLG: 0.358	0-0 F5		4-0 1B 1-2 BB	0-0 1B 1-2 2-3 1B	0-0 S 2B 1B		0-0 F4			0	0	0	0	0	0	0											
Al Kaline, R OBP: 0.400, SLG: 0.563	0-0 FC5-4		0-0 1B 1-3 2-H 3-H 1B	0-0 SF7	0-0 1B 1-1 2-H 2B		0-3 K			4	1	2	4	0	1	1											
Willie Horton, R OBP: 0.396, SLG: 0.709		0-0 HR	4-0 1B 1-2 BB	0-0 1B 1-2 2-H 1B	0-0 F9		0-0 F8			4	1	2	2	1	0	1											
Norm Cash, L OBP: 0.361, SLG: 0.326		0-0 HR	0-0 G6-4-3 1B 1-3 2-H 3-H 1B	0-0 F5	0-0 F3		4-0 BB			4	1	2	3	1	0	2											
Don Wert, R OBP: 0.321, SLG: 0.298		0-0 F9	0-0 F3		0-0 S 2B 1B		0-3 K		0-3 K	5	1	1	0	0	2	3											
Jackie Moore, R OBP: 0.189, SLG: 0.063		4-0 G5-4-3 BB	0-0 G6-4-3		0-3 K		0-3 K			3	0	0	0	1	2	3											
Mickey Lolich, S OBP: 0.121, SLG: 0.094	(1, 1)	0.0	0	0	0	0	0	0	0	0	0	0	0	0	0	0		D									
Larry Sherry, R OBP: 0.428, SLG: 0.667	(1, 1)	0.0	0	0	0	0	0	0	0	0	0	0	0	0	0	0											
Jake Wood, R OBP: 0.319, SLG: 0.388	(2, PH)	0.0	0	0	0	0	0	0	0	0	0	0	0	0	0	1											
Joe Sparna, R OBP: 0.250, SLG: 0.263	(3, 1)	0.0	0	0	0	0	0	0	0	0	0	0	0	0	0	1											
Fred Gladding, L ERA: 2.77	(7, 1)	0.0	0	0	0	0	0	0	0	0	0	0	0	0	0	1											
Inning Stats	R: 0 E: 0 K: 0 S: 3	H: 0 LOB: 0 BB: 1 P: 7	R: 2 E: 0 K: 0 S: 4	H: 2 LOB: 1 BB: 1 P: 8	R: 4 E: 0 K: 0 S: 5	H: 3 LOB: 1 BB: 3 P: 17	R: 2 E: 1 K: 0 S: 7	H: 3 LOB: 2 BB: 0 P: 7	R: 4 E: 0 K: 1 S: 9	H: 4 LOB: 1 BB: 1 P: 13	R: 0 E: 0 K: 2 S: 7	H: 0 LOB: 0 BB: 0 P: 7	R: 0 E: 0 K: 0 S: 4	H: 1 LOB: 1 BB: 0 P: 4	R: 0 E: 0 K: 2 S: 7	H: 0 LOB: 1 BB: 1 P: 11	1B: 9 2B: 2 3B: 0 HR: 2	SF: 1 SAC: 0 DP: 2 HBP: 0	WP: 0 PB: 0 SB: 2 CS: 0	PA: 43							
PITCHER	IP	WLS	BF	H	R	ER	SO	BB	IBB	HBP	BLK	WP	HR	S	P	ERA	WHIP										
Orlando Pena, R ERA: 6.88	(7, 1)	2.0	8	1	0	0	2	1	0	0	0	0	0	11	15	0.00	1.000										
Carlton Hunter, R ERA: 5.85	(1, 1)	2.0	11	3	4	4	0	3	0	0	0	0	0	2	10	∞	∞										
Jim Dickson, R ERA: 4.73	(3, 1)	0.0	4	2	2	2	0	2	0	0	0	0	0	2	10	∞	∞										
Don Mossi, L ERA: 0.96	(3, 1)	2.0	9	3	2	0	0	0	0	0	0	0	0	9	9	0.00	1.500										
Diego Segui, R ERA: 4.78	(5, 1)	0.2	L	6	3	4	4	1	1	0	0	0	0	7	11	54.00	6.000										
Wes Stock, R ERA: 5.23	(5, 1)	1.1	5	1	0	0	2	0	0	0	0	0	0	9	9	0.00	0.750										

Batter	1	2	3	4	5	6	7	8	9	AB	R	H	RBI	BB	SO	LOB	TOP			
Bert Campaneris, R OBP: 0.316, SLG: 0.413 (1, 6)										4	1	2	0	0	1	1	Kansas City Athletics @ Detroit Tigers Tiger Stadium, Detroit, MI Sun Jun 20 1965, 4:38 AM EDT Att: 20,127 - Unknown			
Wayne Causey, L OBP: 0.364, SLG: 0.295 (1, 4)										4	0	0	1	0	0	0				
Mike Hershberger, R OBP: 0.263, SLG: 0.299 (1, 9)										4	0	2	0	0	0	0				
Ken Harrelson, R OBP: 0.347, SLG: 0.466 (1, 3)										4	0	1	0	0	2	1				
Ed Charles, R OBP: 0.338, SLG: 0.416 (1, 5)										4	1	2	1	0	1	2				
Billy Bryan, L OBP: 0.326, SLG: 0.491 (1, 2)										4	0	0	0	0	1	3				
Larry Stahl, L OBP: 0.130, SLG: 0.273 (1, 8)										4	0	0	0	0	0	1				
Nelson Mathews, R OBP: 0.318, SLG: 0.363 (1, 7)										3	0	1	0	1	2	0				
Rollie Sheldon, R OBP: 0.167, SLG: 0.063 (1, 1)										3	0	0	0	0	1	3				
Inning Stats	R: 1 E: 0 K: 1 S: 6	H: 1 LOB: 0 BB: 0 P: 6	R: 0 E: 0 K: 1 S: 5	H: 0 LOB: 0 BB: 0 P: 5	R: 0 E: 0 K: 1 S: 5	H: 1 LOB: 0 BB: 0 P: 5	R: 0 E: 0 K: 1 S: 7	H: 2 LOB: 2 BB: 0 P: 7	R: 0 E: 0 K: 1 S: 6	H: 1 LOB: 1 BB: 0 P: 6	R: 0 E: 0 K: 0 S: 4	H: 1 LOB: 2 BB: 1 P: 8	R: 0 E: 0 K: 1 S: 6	H: 1 LOB: 1 BB: 0 P: 6	R: 1 E: 0 K: 1 S: 6	H: 1 LOB: 1 BB: 0 P: 6	1B: 7 2B: 0 3B: 0 HR: 1	SF: 0 SAC: 0 DP: 0 HBP: 0	WP: 0 PB: 0 SB: 2 CS: 0	PA: 36
PITCHER Dave Wickersham, R ERA: 5.22 (1, 1)	IP: 9.0 WLS: L BF: 35 H: 8 R: 2 ER: 1 SO: 8 BB: 0 IBB: 1 HBP: 0 BLK: 0 WP: 0 HR: 1 S: 50 P: 54 ERA: 1.00 WHIP: 0.889															PITCHER				

Batter	1	2	3	4	5	6	7	8	9	AB	R	H	RBI	BB	SO	LOB	BOTTOM			
Dick McAuliffe, L OBP: 0.386, SLG: 0.518 (1, 6)										4	0	1	0	0	0	0	Kansas City Athletics @ Detroit Tigers Tiger Stadium, Detroit, MI Sun Jun 20 1965, 4:38 AM EDT Att: 20,127 - Unknown			
Jerry Lumpe, L OBP: 0.327, SLG: 0.337 (1, 4)										4	1	1	1	0	0	1				
Jake Wood, R OBP: 0.319, SLG: 0.388 (9, FR)										0	0	0	0	0	0	0				
Gates Brown, L OBP: 0.324, SLG: 0.429 (1, 9)										4	0	1	0	0	1	1				
Willie Horton, R OBP: 0.393, SLG: 0.697 (1, 7)										3	0	0	0	1	2	2				
Norm Cash, L OBP: 0.355, SLG: 0.319 (1, 3)										3	0	0	0	0	2					
Don Demeter, R OBP: 0.297, SLG: 0.351 (1, 8)										3	0	0	0	0	0					
Don Wert, R OBP: 0.325, SLG: 0.300 (1, 5)										2	0	1	0	1	0	0				
Jackie Moore, R OBP: 0.179, SLG: 0.059 (1, 2)										2	0	0	0	0	0	1				
Jim Northrup, L OBP: 0.268, SLG: 0.354 (9, PH)										1	0	0	0	0	0	1				
Bill Freehan, R OBP: 0.266, SLG: 0.293 (9, 2)										0	0	0	0	0	0	0				
Dave Wickersham, R ERA: 3.15 (1, 1)										3	0	0	0	0	0	0				
Inning Stats	R: 0 E: 0 K: 0 S: 4	H: 1 LOB: 2 BB: 1 P: 8	R: 0 E: 0 K: 0 S: 2	H: 0 LOB: 0 BB: 1 P: 6	R: 0 E: 0 K: 0 S: 3	H: 0 LOB: 0 BB: 0 P: 3	R: 0 E: 0 K: 0 S: 3	H: 0 LOB: 0 BB: 0 P: 3	R: 1 E: 0 K: 1 S: 6	H: 1 LOB: 0 BB: 0 P: 6	R: 0 E: 0 K: 1 S: 5	H: 0 LOB: 0 BB: 0 P: 5	R: 0 E: 0 K: 0 S: 3	H: 1 LOB: 2 BB: 0 P: 3	R: 0 E: 0 K: 1 S: 6	H: 1 LOB: 2 BB: 0 P: 6	1B: 2 2B: 1 3B: 0 HR: 1	SF: 0 SAC: 0 DP: 2 HBP: 0	WP: 1 PB: 0 SB: 0 CS: 0	PA: 31
PITCHER Rollie Sheldon, R ERA: 3.15 (1, 1)	IP: 9.0 WLS: W BF: 31 H: 4 R: 1 ER: 1 SO: 3 BB: 2 IBB: 0 HBP: 0 BLK: 0 WP: 1 HR: 1 S: 35 P: 43 ERA: 1.00 WHIP: 0.667															PITCHER				

AB 34
R 2
H 8
RBI 2
BB 1
SO 8
LOB 11



AB 29
R 1
H 4
RBI 1
BB 2
SO 3
LOB 8



Batter	1	2	3	4	5	6	7	8	9	AB	R	H	RBI	BB	SO	LOB	TOP				
Jose Cardenal, R (1, 8) OBP: 0.304, SLG: 0.398	0-3 K		0-0 F3		1-0 HBP		0-0 6-3		0-0 G6-4-3	4	0	0	0	0	1	3					
Bobby Gene Smith, R (1, 7) OBP: 0.263, SLG: 0.318	0-3 K		0-0 CS 1B		0-3 K		0-0 4-3			4	0	1	0	0	2	2					
Jim Fregosi, R (1, 6) OBP: 0.290, SLG: 0.358	0-0 1B		4-0 1-2 BB		0-0 1B 1B		0-0 6-3			3	1	2	0	1	0	0					
Joe Adcock, R (1, 3) OBP: 0.288, SLG: 0.419 Paul Schaaf, R (8, 5) OBP: 0.293, SLG: 0.380	0-3 K		0-0 L5		0-0 FC5-4 1-2 1B 1B		0-3 K			4	1	1	0	0	2	3					
Lou Clinton, R (1, 9) OBP: 0.262, SLG: 0.232		0-0 5-3		0-0 G3		0-3 K		0-0 F7		4	0	0	0	0	1	2					
Vic Power, R (1, 5) OBP: 0.294, SLG: 0.412		0-0 HR		0-0 5-3		0-0 FC5-4 1-2 2-H 1B		0-0 1-3		4	1	2	2	0	0	0					
Bobby Knoop, R (1, 4) OBP: 0.321, SLG: 0.359		0-3 K		0-3 K		0-0 FC5-4 1-2 2-3 1B			0-0 1B 1B	4	0	1	0	0	2	2					
Tom Egan, R (1, 2) OBP: 0.500, SLG: 0.500		0-3 K		0-3 K		0-3 K		0-0 1-2 3-H 1B		4	0	2	1	0	2	0					
George Brunet, R (1, 1) OBP: 0.200, SLG: 0.167			0-0 1B 2B		4-0 CS WP BB		0-3 K		0-3 K	3	0	1	0	1	2	4					
Inning Stats	R: 0 E: 0 K: 3 S: 10	H: 1 LOB: 1 BB: 0 P: 10	R: 1 E: 0 K: 2 S: 8	H: 1 LOB: 0 BB: 0 P: 8	R: 0 E: 0 K: 0 S: 4	H: 2 LOB: 2 BB: 1 P: 8	R: 0 E: 0 K: 1 S: 5	H: 0 LOB: 0 BB: 0 P: 5	R: 0 E: 0 K: 2 S: 6	H: 4 LOB: 2 BB: 1 P: 11	R: 0 E: 0 K: 0 S: 3	H: 0 LOB: 0 BB: 0 P: 3	R: 0 E: 0 K: 1 S: 5	H: 0 LOB: 0 BB: 0 P: 5	R: 0 E: 0 K: 1 S: 6	H: 2 LOB: 1 BB: 0 P: 6	1B: 8 2B: 2 3B: 0 HR: 1	SF: 0 SAC: 0 DP: 2 HBP: 1	WP: 1 PB: 0 SB: 0 CS: 2	PA: 37	
PITCHER	IP WLS BF H R ER SO BB IBB HBP BLK WP HR S P ERA WHIP	IP WLS BF H R ER SO BB IBB HBP BLK WP HR S P ERA WHIP	IP WLS BF H R ER SO BB IBB HBP BLK WP HR S P ERA WHIP	IP WLS BF H R ER SO BB IBB HBP BLK WP HR S P ERA WHIP	IP WLS BF H R ER SO BB IBB HBP BLK WP HR S P ERA WHIP	IP WLS BF H R ER SO BB IBB HBP BLK WP HR S P ERA WHIP	IP WLS BF H R ER SO BB IBB HBP BLK WP HR S P ERA WHIP	IP WLS BF H R ER SO BB IBB HBP BLK WP HR S P ERA WHIP	IP WLS BF H R ER SO BB IBB HBP BLK WP HR S P ERA WHIP	IP WLS BF H R ER SO BB IBB HBP BLK WP HR S P ERA WHIP	IP WLS BF H R ER SO BB IBB HBP BLK WP HR S P ERA WHIP	IP WLS BF H R ER SO BB IBB HBP BLK WP HR S P ERA WHIP	IP WLS BF H R ER SO BB IBB HBP BLK WP HR S P ERA WHIP	IP WLS BF H R ER SO BB IBB HBP BLK WP HR S P ERA WHIP	IP WLS BF H R ER SO BB IBB HBP BLK WP HR S P ERA WHIP	IP WLS BF H R ER SO BB IBB HBP BLK WP HR S P ERA WHIP	IP WLS BF H R ER SO BB IBB HBP BLK WP HR S P ERA WHIP	IP WLS BF H R ER SO BB IBB HBP BLK WP HR S P ERA WHIP	IP WLS BF H R ER SO BB IBB HBP BLK WP HR S P ERA WHIP	IP WLS BF H R ER SO BB IBB HBP BLK WP HR S P ERA WHIP	IP WLS BF H R ER SO BB IBB HBP BLK WP HR S P ERA WHIP
Mickey Lolich, L (1, 1) ERA: 3.49	6.0 L	27 L	8 3	3 3	10 10	2 2	0 0	1 1	0 0	1 1	44 44	53 53	4.50 4.50	1.667 1.667							
Fred Gladding, R (7, 1) ERA: 2.53	2.0	6	0	0	0	1	0	0	0	0	8	8	0.00	0.000							
Phil Regan, R (9, 1) ERA: 5.03	1.0	4	2	0	0	1	0	0	0	0	6	6	0.00	2.000							

Los Angeles Angels @ Detroit Tigers
Tiger Stadium, Detroit, MI
Tue Jun 22 1965, 7:05 PM EDT
Att: 17,516 - Unknown

AB 34
R 3
H 10
RBI 3
BB 2
SO 12
LOB 16



Batter	1	2	3	4	5	6	7	8	9	AB	R	H	RBI	BB	SO	LOB	BOTTOM					
Don Wert, R (1, 5) OBP: 0.324, SLG: 0.296	0-0 L4		0-0 5-3			0-0 F6		4-0 BB		3	0	0	0	1	0	0						
Jerry Lumpe, L (1, 4) OBP: 0.330, SLG: 0.337	0-0 F5			4-0 BB			0-0 1B	0-0 1-3		3	0	1	0	1	0	3						
Norm Cash, L (1, 3) OBP: 0.347, SLG: 0.309	0-0 F7			0-0 G3-6 1-2			0-0 F6	0-0 3-1		4	0	0	0	0	0	2						
Al Kaline, R (1, 8) OBP: 0.397, SLG: 0.557		0-0 L5-3		0-0 L7			0-0 L7	0-0 5-3 1B		4	0	1	0	0	0	1						
Willie Horton, R (1, 7) OBP: 0.390, SLG: 0.685		4-0 BB			0-3 K		0-0 F9	0-0 5-3		3	0	0	0	1	1	2						
Don Demeter, R (1, 9) OBP: 0.296, SLG: 0.349		0-0 F5			0-3 K			0-0 6-3		4	0	1	0	0	1	2						
Bill Freehan, R (1, 2) OBP: 0.267, SLG: 0.289		0-0 F8			0-3 K			4-0 BB 1B		2	0	0	0	1	1	1						
Dick McAuliffe, L (1, 6) OBP: 0.382, SLG: 0.511			0-0 F6			0-3 K		0-0 F6		3	0	0	0	0	1	2						
Mickey Lolich, S (1, 1) OBP: 0.118, SLG: 0.091 George Thomas, R (6, PH) OBP: 0.270, SLG: 0.387 Fred Gladding, L (7, 1) OBP: 0.315, SLG: 0.382 Phil Regan, R (9, 1) OBP: 0.111, SLG: 0.111			0-3 K			0-0 F7		0-3 K		1	0	0	0	0	1	0						
Inning Stats	R: 0 E: 0 K: 0 S: 3	H: 0 LOB: 0 BB: 0 P: 3	R: 0 E: 0 K: 0 S: 3	H: 0 LOB: 1 BB: 1 P: 7	R: 0 E: 0 K: 1 S: 5	H: 0 LOB: 0 BB: 0 P: 5	R: 0 E: 0 K: 0 S: 2	H: 0 LOB: 0 BB: 1 P: 6	R: 0 E: 0 K: 0 S: 9	H: 0 LOB: 0 BB: 0 P: 9	R: 0 E: 0 K: 1 S: 5	H: 0 LOB: 0 BB: 0 P: 5	R: 0 E: 0 K: 0 S: 4	H: 1 LOB: 1 BB: 0 P: 4	R: 0 E: 0 K: 1 S: 6	H: 1 LOB: 3 BB: 2 P: 14	R: 0 E: 0 K: 0 S: 4	H: 1 LOB: 1 BB: 0 P: 4	1B: 3 2B: 0 3B: 0 HR: 0	SF: 0 SAC: 0 DP: 1 HBP: 0	WP: 0 PB: 0 SB: 0 CS: 0	PA: 33
PITCHER	IP WLS BF H R ER SO BB IBB HBP BLK WP HR S P ERA WHIP	IP WLS BF H R ER SO BB IBB HBP BLK WP HR S P ERA WHIP	IP WLS BF H R ER SO BB IBB HBP BLK WP HR S P ERA WHIP	IP WLS BF H R ER SO BB IBB HBP BLK WP HR S P ERA WHIP	IP WLS BF H R ER SO BB IBB HBP BLK WP HR S P ERA WHIP	IP WLS BF H R ER SO BB IBB HBP BLK WP HR S P ERA WHIP	IP WLS BF H R ER SO BB IBB HBP BLK WP HR S P ERA WHIP	IP WLS BF H R ER SO BB IBB HBP BLK WP HR S P ERA WHIP	IP WLS BF H R ER SO BB IBB HBP BLK WP HR S P ERA WHIP	IP WLS BF H R ER SO BB IBB HBP BLK WP HR S P ERA WHIP	IP WLS BF H R ER SO BB IBB HBP BLK WP HR S P ERA WHIP	IP WLS BF H R ER SO BB IBB HBP BLK WP HR S P ERA WHIP	IP WLS BF H R ER SO BB IBB HBP BLK WP HR S P ERA WHIP	IP WLS BF H R ER SO BB IBB HBP BLK WP HR S P ERA WHIP	IP WLS BF H R ER SO BB IBB HBP BLK WP HR S P ERA WHIP	IP WLS BF H R ER SO BB IBB HBP BLK WP HR S P ERA WHIP	IP WLS BF H R ER SO BB IBB HBP BLK WP HR S P ERA WHIP	IP WLS BF H R ER SO BB IBB HBP BLK WP HR S P ERA WHIP	IP WLS BF H R ER SO BB IBB HBP BLK WP HR S P ERA WHIP	IP WLS BF H R ER SO BB IBB HBP BLK WP HR S P ERA WHIP	IP WLS BF H R ER SO BB IBB HBP BLK WP HR S P ERA WHIP	
George Brunet, L (1, 1) ERA: 1.99	9.0 W	33 L	3 3	0 0	6 6	4 4	0 0	0 0	0 0	41 41	57 57	0.00 0.00	0.778 0.778									

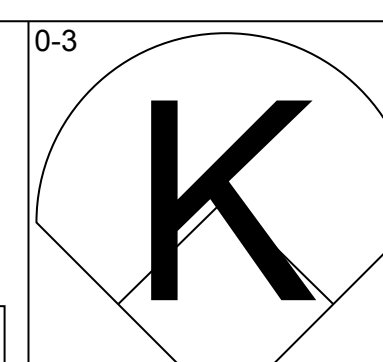
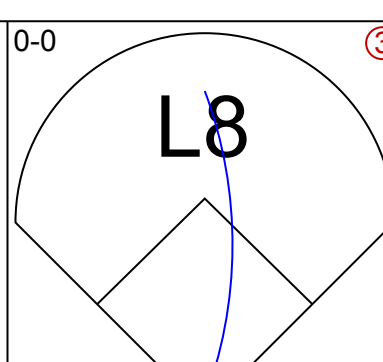
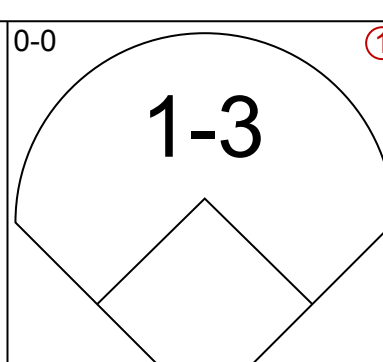
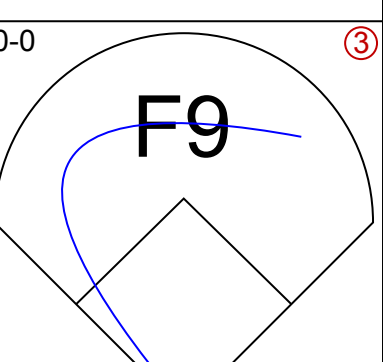
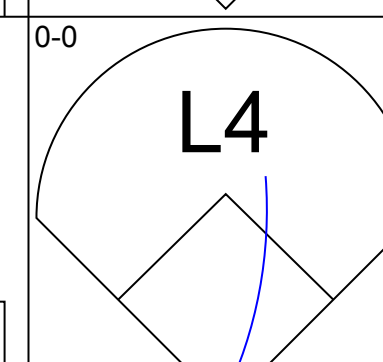
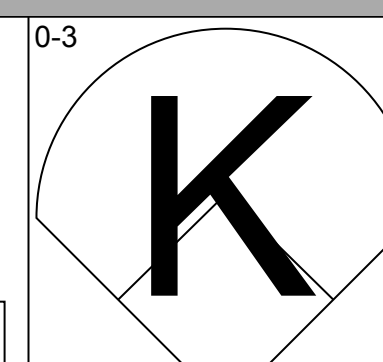
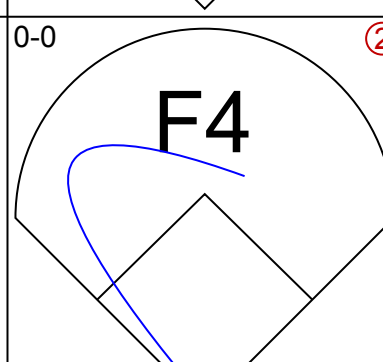
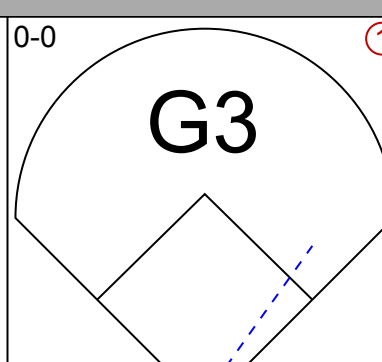
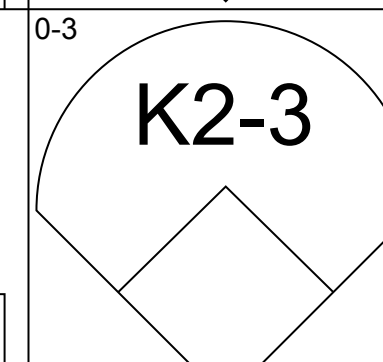
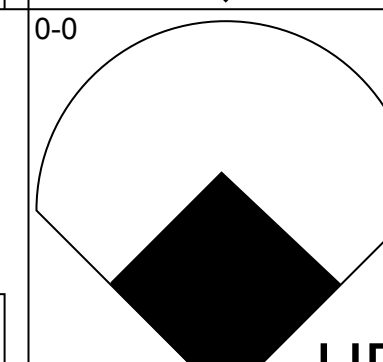
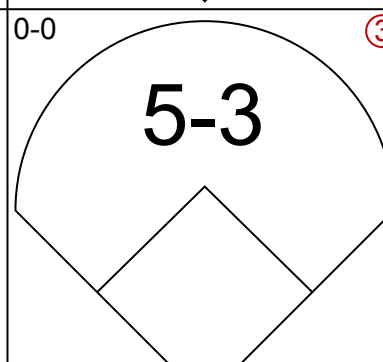
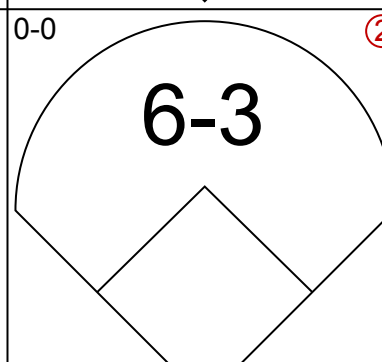
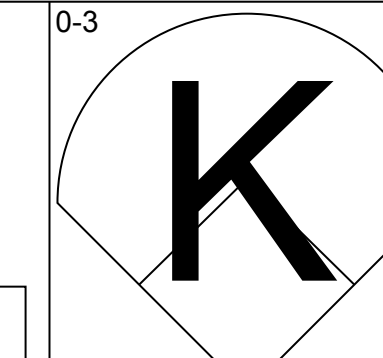
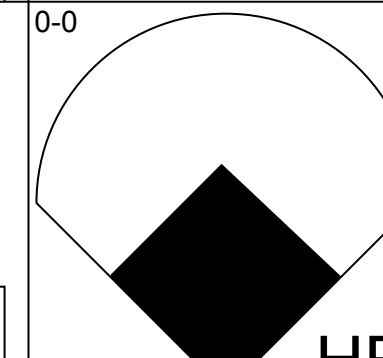
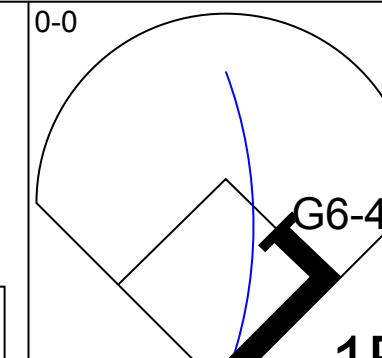
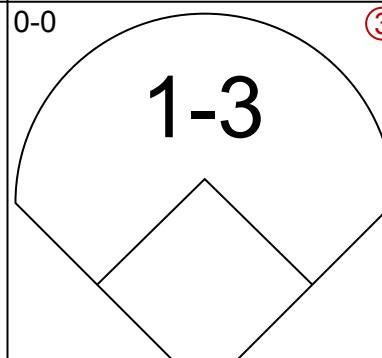
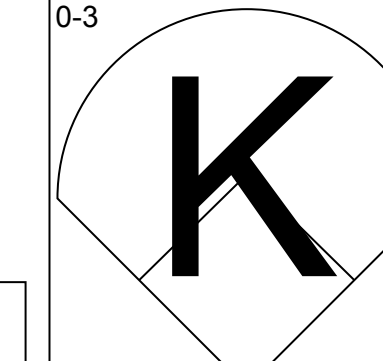
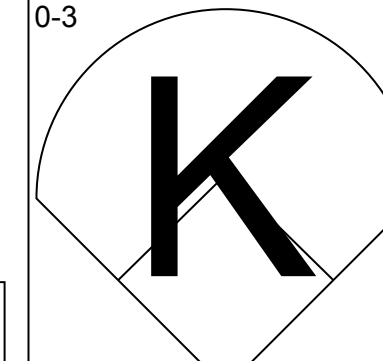
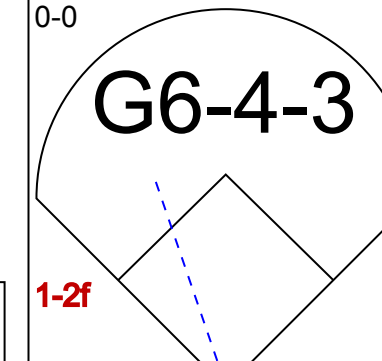
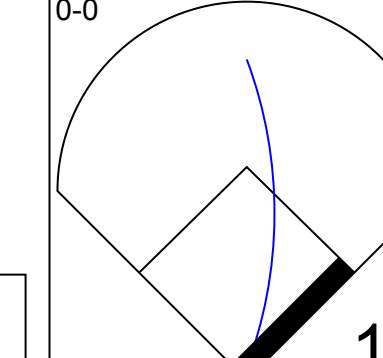
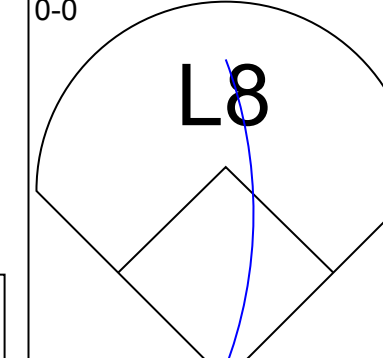
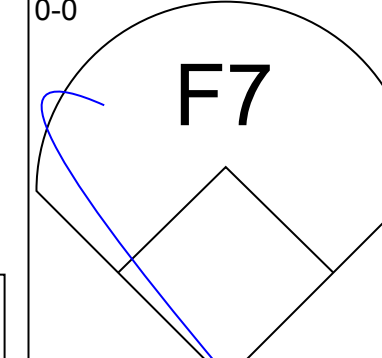
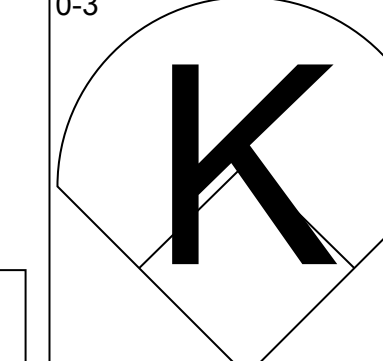
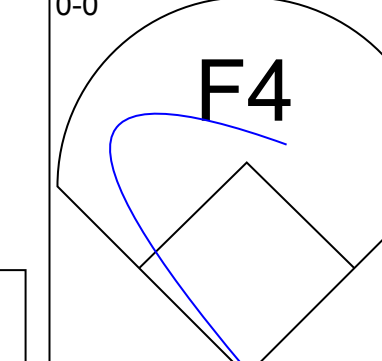
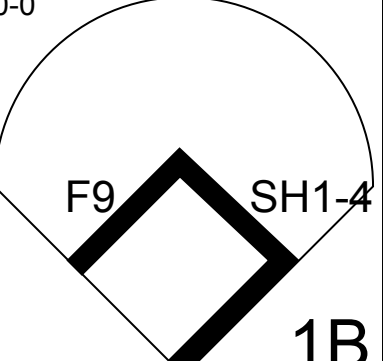
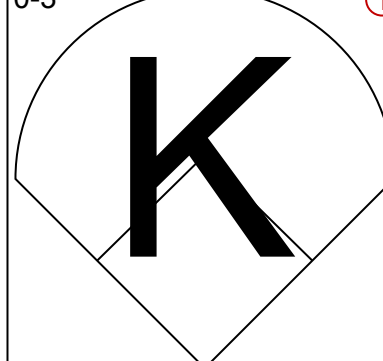
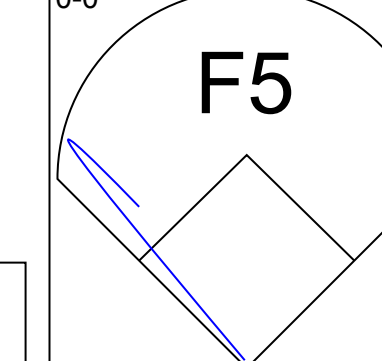
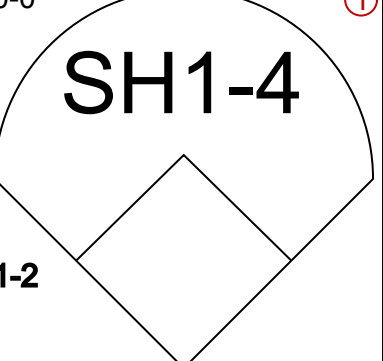

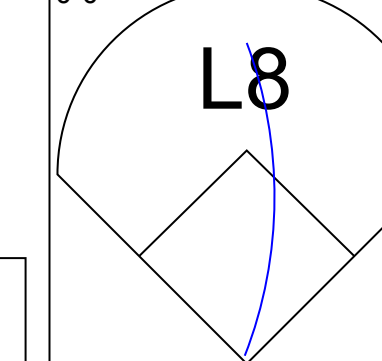
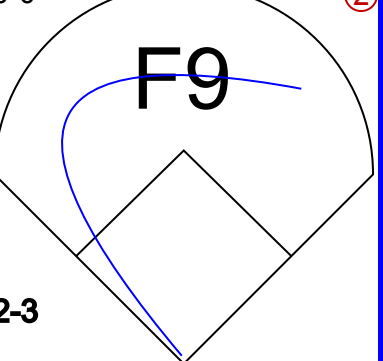
Los Angeles Angels @ Detroit Tigers
Tiger Stadium, Detroit, MI
Tue Jun 22 1965, 7:05 PM EDT
Att: 17,516 - Unknown

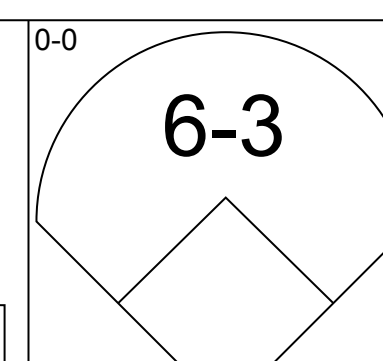
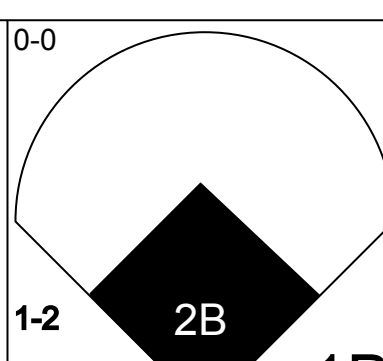
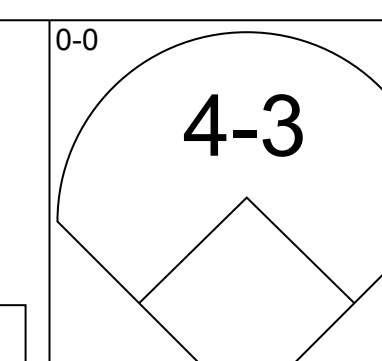
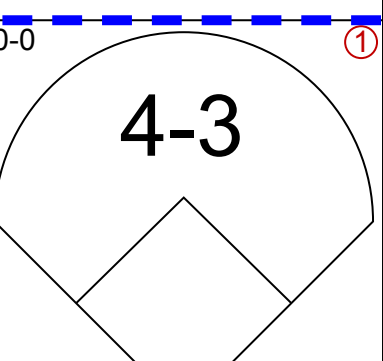
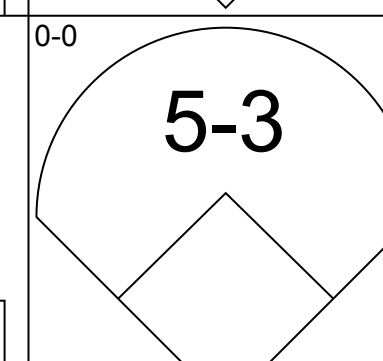
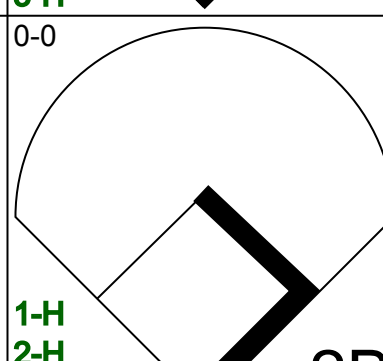
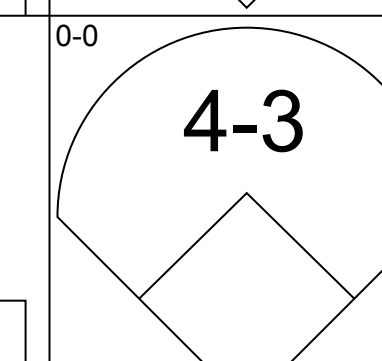
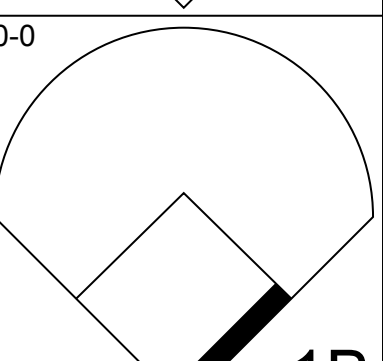
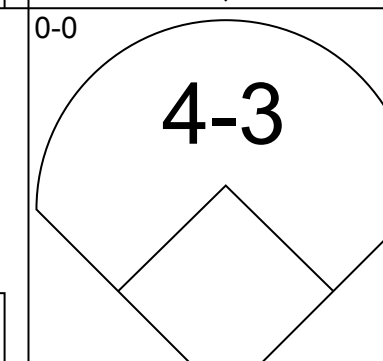
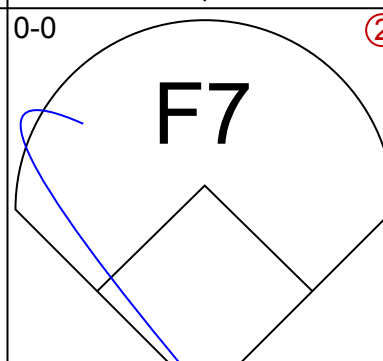
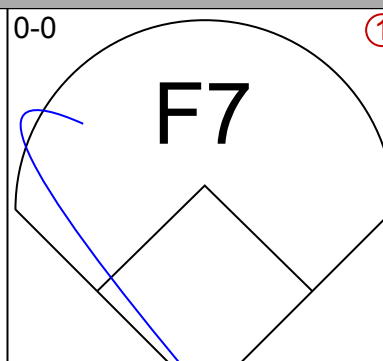
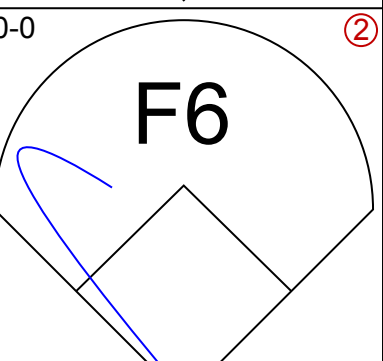

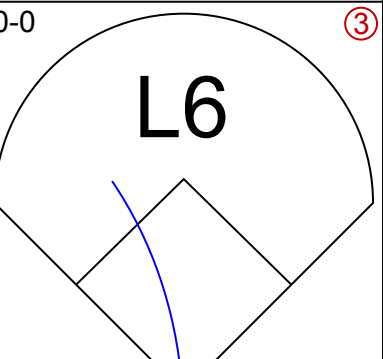
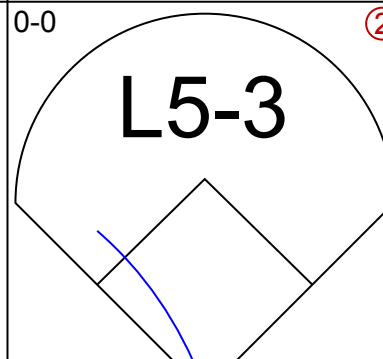
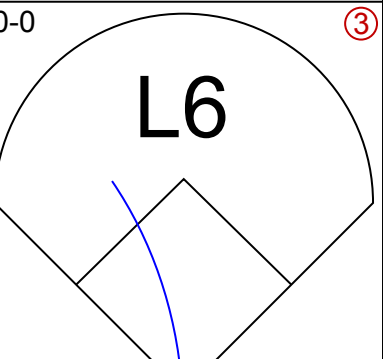
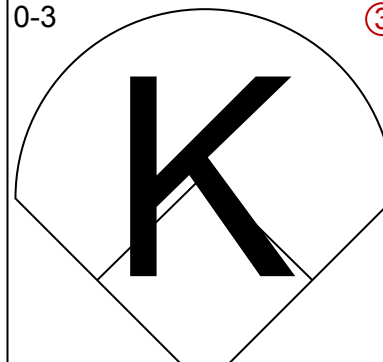

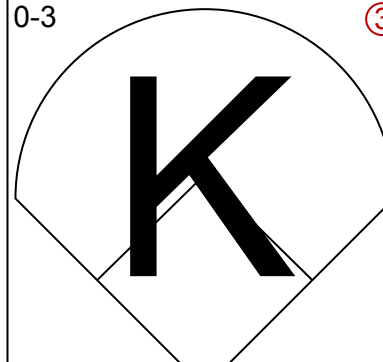




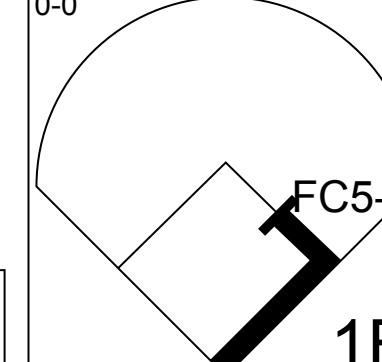
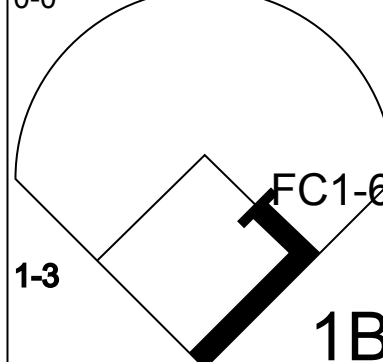
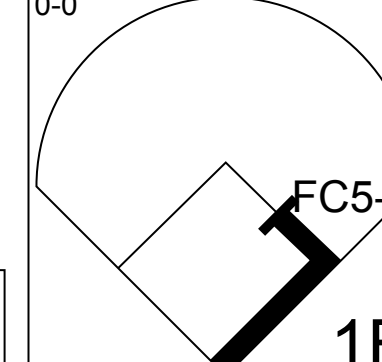
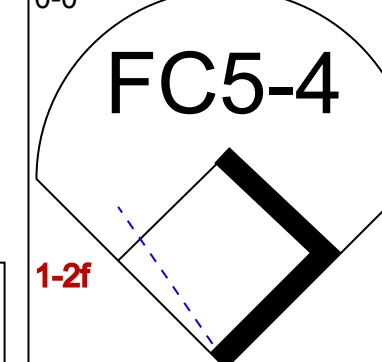
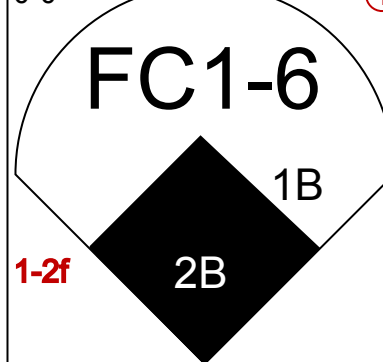
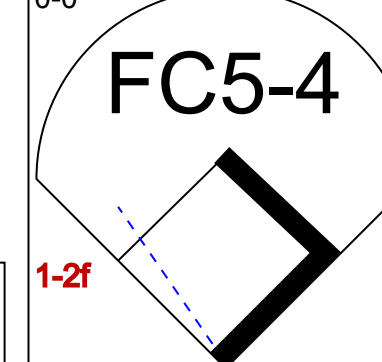
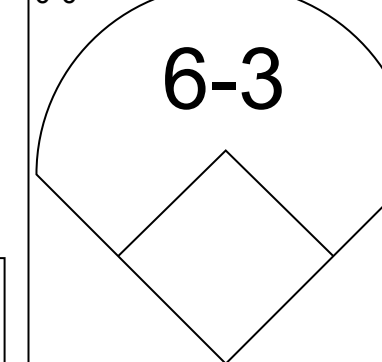
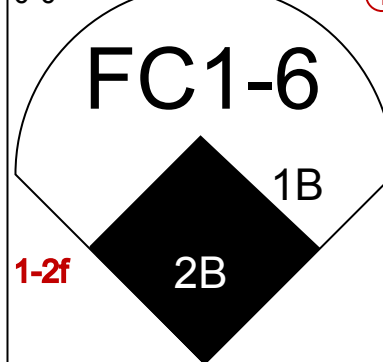

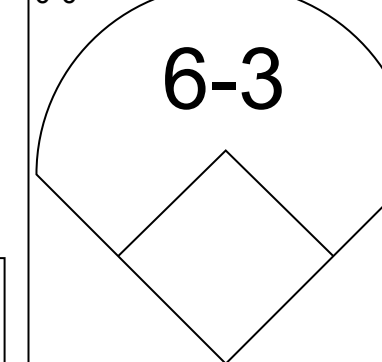

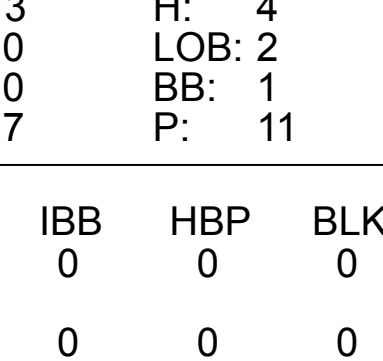
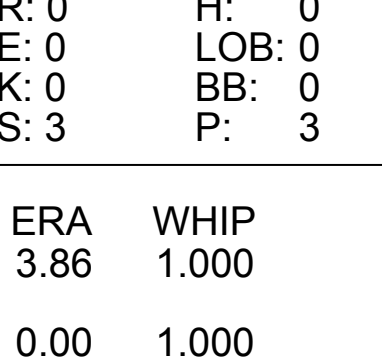
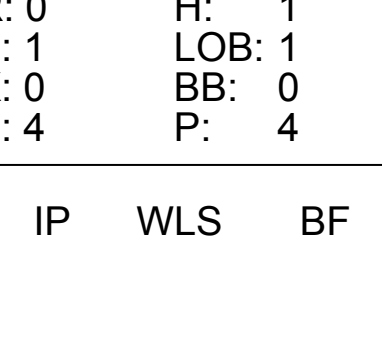
AB 29
R 0
H 3
RBI 0
BB 4
SO 6
LOB 15



Batter	1	2	3	4	5	6	7	8	9	AB	R	H	RBI	BB	SO	LOB	TOP			
Jose Cardenal, R (1, 8) OBP: 0.300, SLG: 0.392	0-3 K		0-0 6-3			0-0 F2			0-0 L8	4	0	0	0	0	1	0	Los Angeles Angels @ Detroit Tigers Tiger Stadium, Detroit, MI Wed Jun 23 1965, 7:05 PM EDT Att: 9,494 - Unknown			
Bobby Gene Smith, R (1, 7) OBP: 0.260, SLG: 0.292	0-3 K		0-0 F3			0-0 2-3			0-0 5-3	4	0	0	0	0	1	0				
Jim Fregosi, R (1, 6) OBP: 0.293, SLG: 0.364	0-0 1B			0-0 1-3		0-0 6-3			0-0 2B	4	0	2	0	0	0	0				
Joe Adcock, R (1, 3) OBP: 0.287, SLG: 0.414	0-0 F3			0-0 1B			0-0 F3		0-0 F7	4	0	1	0	0	0	2				
Vic Power, R (1, 5) OBP: 0.278, SLG: 0.389		0-0 L8		0-0 F5			0-0 L8			3	0	0	0	0	0	1				
Lou Clinton, R (1, 9) OBP: 0.264, SLG: 0.252		0-0 3B		0-0 L8			0-0 F9			3	0	1	0	0	0	1				
Bobby Knoop, R (1, 4) OBP: 0.321, SLG: 0.355		0-3 K			0-0 5-3			4-0 G4-6-3 BB		2	0	0	0	1	1	1				
Julio Gotay, R (8, PR) OBP: 0.280, SLG: 0.324										0	0	0	0	0	0	0				
Tom Egan, R (1, 2) OBP: 0.375, SLG: 0.375		0-3 K			0-0 F9			0-3 K		2	0	0	0	0	1	1				
Merritt Ranew, L (8, PH) OBP: 0.281, SLG: 0.423										1	0	0	0	0	1	1				
Rudy May, L (1, 1) OBP: 0.269, SLG: 0.261			0-3 K			0-0 4-3			0-0 G4-6-3	2	0	0	0	0	1	0				
Willie Smith, L (8, PH) OBP: 0.281, SLG: 0.423										1	0	0	0	0	0	1				
Bob Lee, R (8, 1) OBP: 0.200, SLG: 0.444										0	0	0	0	0	0	0				
Inning Stats	R: 0 E: 0 K: 2 S: 8	H: 1 LOB: 1 BB: 0 P: 8	R: 0 E: 0 K: 2 S: 8	H: 1 LOB: 1 BB: 0 P: 8	R: 0 E: 0 K: 1 S: 5	H: 0 LOB: 0 BB: 0 P: 5	R: 0 E: 0 K: 0 S: 4	H: 1 LOB: 1 BB: 0 P: 4	R: 0 E: 0 K: 0 S: 3	H: 0 LOB: 0 BB: 0 P: 3	R: 0 E: 0 K: 0 S: 3	H: 0 LOB: 0 BB: 0 P: 3	R: 0 E: 0 K: 1 S: 4	H: 0 LOB: 1 BB: 1 P: 8	R: 0 E: 0 K: 0 S: 4	H: 1 LOB: 1 BB: 0 P: 4	1B: 2 2B: 1 3B: 1 HR: 0	SF: 0 SAC: 0 DP: 1 HBP: 0	WP: 0 PB: 0 SB: 0 CS: 0	PA: 31
PITCHER Hank Aquirre, L (1, 1) ERA: 2.75	IP: 9.0 WLS: W BF: 31 H: 4 R: 0 ER: 0 SO: 6 BB: 1 IBB: 0 HBP: 0 BLK: 0 WP: 0 HR: 0 S: 42 P: 46 ERA: 0.00 WHIP: 0.556																			

Batter	1	2	3	4	5	6	7	8	9	AB	R	H	RBI	BB	SO	LOB	BOTTOM			
Don Wert, R (1, 5) OBP: 0.323, SLG: 0.300	0-0 F8			0-0 2B			0-3 K			4	0	1	1	0	2	2	Los Angeles Angels @ Detroit Tigers Tiger Stadium, Detroit, MI Wed Jun 23 1965, 7:05 PM EDT Att: 9,494 - Unknown			
Jerry Lumpe, L (1, 4) OBP: 0.325, SLG: 0.335	0-0 PB 1B		0-0 F6	0-0 F8			0-0 F9			4	0	1	0	0	0	1				
Norm Cash, L (1, 3) OBP: 0.345, SLG: 0.303	4-0 1-3 BB		0-0 F6		0-0 F7		0-0 F3			3	0	0	0	1	0	0				
Al Kaline, R (1, 8) OBP: 0.395, SLG: 0.548	0-0 L6-4-3 1-2		4-0 1B BB		0-0 L6			0-0 L1-3		3	0	0	0	1	0	2				
Willie Horton, R (1, 7) OBP: 0.387, SLG: 0.676		0-0 F8	0-0 1-2 1B		0-0 L5			0-0 6-3		4	0	1	0	0	0	0				
Don Demeter, R (1, 9) OBP: 0.290, SLG: 0.341		0-0 F8	0-0 F3			0-0 5-3		0-0 6-3		4	0	0	0	0	0	2				
Bill Freehan, R (1, 2) OBP: 0.268, SLG: 0.286		4-0 1B BB		0-3 K		0-0 6-3				2	1	0	0	1	1	0				
Dick McAuliffe, L (1, 6) OBP: 0.389, SLG: 0.518		0-0 1B 1-2 1B		0-0 2B 1B		0-0 1B				3	1	3	0	0	0	0				
Hank Aquirre, R (1, 1) OBP: 0.235, SLG: 0.194		0-0 1-3 2H 1B		0-3 K		0-0 F8				3	0	1	1	0	1	2				
Inning Stats	R: 0 E: 0 K: 0 S: 3	H: 1 LOB: 1 BB: 1 P: 7	R: 1 E: 0 K: 1 S: 7	H: 2 LOB: 2 BB: 1 P: 11	R: 0 E: 0 K: 0 S: 4	H: 1 LOB: 2 BB: 1 P: 8	R: 1 E: 0 K: 2 S: 9	H: 2 LOB: 1 BB: 0 P: 9	R: 0 E: 0 K: 0 S: 3	H: 0 LOB: 0 BB: 0 P: 3	R: 0 E: 0 K: 0 S: 4	H: 1 LOB: 1 BB: 0 P: 4	R: 0 E: 0 K: 1 S: 5	H: 0 LOB: 0 BB: 0 P: 5	R: 0 E: 0 K: 0 S: 3	H: 0 LOB: 0 BB: 0 P: 3		1B: 6 2B: 1 3B: 0 HR: 0	SF: 0 SAC: 0 DP: 1 HBP: 0	WP: 0 PB: 2 SB: 0 CS: 0
PITCHER Rudy May, L (1, 1) ERA: 3.12	IP: 7.0 WLS: L BF: 30 H: 7 R: 2 ER: 2 SO: 4 BB: 3 IBB: 0 HBP: 0 BLK: 0 WP: 0 HR: 0 S: 35 P: 47 ERA: 2.57 WHIP: 1.429																			
Bob Lee, R (8, 1) ERA: 1.94	IP: 1.0 WLS: L BF: 3 H: 0 R: 0 ER: 0 SO: 0 BB: 0 IBB: 0 HBP: 0 BLK: 0 WP: 0 HR: 0 S: 3 P: 3 ERA: 0.00 WHIP: 0.000																			

Batter	1	2	3	4	5	6	7	8	9	AB	R	H	RBI	BB	SO	LOB	TOP			
Al Spangler, L OBP: 0.276, SLG: 0.240 (1, 8)										4	0	0	0	0	1	1	Los Angeles Angels @ Detroit Tigers Tiger Stadium, Detroit, MI Thu Jun 24 1965, 4:33 AM EDT Att: 6,382 - Unknown			
Albie Pearson, L OBP: 0.335, SLG: 0.342 (1, 9)										4	0	0	0	0	1	0				
Jim Fregosi, R OBP: 0.293, SLG: 0.374 (1, 6)										4	1	1	1	0	1	0				
Willie Smith, L OBP: 0.285, SLG: 0.438 (1, 7)										4	1	2	1	0	1	0				
Merritt Ranew, L (1, 2)										3	0	0	0	0	2	1				
Vic Power, R OBP: 0.281, SLG: 0.386 (1, 3)										3	0	1	0	0	0	0				
Paul Schaal, R OBP: 0.284, SLG: 0.380 (1, 5)										3	0	1	0	0	1	1				
Julio Gotay, R OBP: 0.273, SLG: 0.315 (1, 4)										2	0	0	0	0	1	0				
Fred Newman, R OBP: 0.162, SLG: 0.031 (1, 1)										2	0	0	0	0	1	0				
Joe Adcock, R OBP: 0.285, SLG: 0.411 (8, PH)										1	0	0	0	0	0	1				
Bob Lee, R OBP: 0.200, SLG: 0.444 (8, 1)										0	0	0	0	0	0	0				
Inning Stats	R: 0 E: 0 K: 2 S: 7	H: 0 LOB: 0 BB: 0 P: 7	R: 0 E: 0 K: 3 S: 10	H: 1 LOB: 1 BB: 0 P: 10	R: 0 E: 0 K: 2 S: 7	H: 0 LOB: 0 BB: 0 P: 7	R: 2 E: 0 K: 2 S: 9	H: 2 LOB: 0 BB: 0 P: 9	R: 0 E: 0 K: 0 S: 3	H: 0 LOB: 0 BB: 0 P: 3	R: 0 E: 0 K: 0 S: 3	H: 1 LOB: 0 BB: 0 P: 3	R: 0 E: 0 K: 0 S: 4	H: 1 LOB: 1 BB: 0 P: 4	R: 0 E: 0 K: 0 S: 3	H: 0 LOB: 0 BB: 0 P: 3	1B: 3 2B: 0 3B: 0 HR: 2	SF: 0 SAC: 1 DP: 1 HBP: 0	WP: 0 PB: 0 SB: 0 CS: 0	PA: 31
PITCHER Denny McLain, R ERA: 3.76 (1, 1)	IP: 9.0 WLS: W BF: 31	H: 5 R: 2 ER: 2 SO: 9	BB: 0 IBB: 0 HBP: 0 BLK: 0	WP: 0 HR: 2 S: 49 P: 49	ERA: 2.00 WHIP: 0.556															

Batter	1	2	3	4	5	6	7	8	9	AB	R	H	RBI	BB	SO	LOB	BOTTOM			
Dick McAuliffe, L OBP: 0.397, SLG: 0.513 (1, 6)										4	1	1	1	0	0	0	Los Angeles Angels @ Detroit Tigers Tiger Stadium, Detroit, MI Thu Jun 24 1965, 4:33 AM EDT Att: 6,382 - Unknown			
Jerry Lumpe, L OBP: 0.332, SLG: 0.344 (1, 4)										4	0	2	2	0	0	0				
Gates Brown, L OBP: 0.310, SLG: 0.409 (1, 9)										3	0	0	0	0	0	1				
Don Demeter, R OBP: 0.289, SLG: 0.339 (7, 9)										1	0	0	0	0	0	1				
Al Kaline, R OBP: 0.393, SLG: 0.540 (1, 8)										3	0	0	0	1	0	1				
Willie Horton, R OBP: 0.381, SLG: 0.665 (1, 7)										3	0	0	0	0	1	2				
Norm Cash, L OBP: 0.344, SLG: 0.299 (1, 3)										2	0	0	0	1	0	0				
Don Wert, R OBP: 0.327, SLG: 0.304 (1, 5)										3	1	2	0	0	0	1				
Bill Freehan, R OBP: 0.269, SLG: 0.287 (1, 2)										3	0	1	0	0	0	1				
Denny McLain, R OBP: 0.172, SLG: 0.111 (1, 1)										3	1	0	0	0	0	3				
Inning Stats	R: 0 E: 0 K: 0 S: 3	H: 0 LOB: 0 BB: 0 P: 3	R: 3 E: 0 K: 0 S: 7	H: 4 LOB: 2 BB: 1 P: 11	R: 0 E: 0 K: 0 S: 2	H: 0 LOB: 0 BB: 1 P: 6	R: 0 E: 0 K: 0 S: 3	H: 0 LOB: 0 BB: 0 P: 3	R: 0 E: 0 K: 1 S: 5	H: 0 LOB: 0 BB: 0 P: 5	R: 0 E: 1 K: 0 S: 4	H: 1 LOB: 1 BB: 0 P: 4	R: 0 E: 0 K: 0 S: 4	H: 1 LOB: 1 BB: 0 P: 4	R: 0 E: 0 K: 0 S: 4	H: 0 LOB: 0 BB: 0 P: 4	1B: 5 2B: 1 3B: 0 HR: 0	SF: 0 SAC: 0 DP: 1 HBP: 0	WP: 0 PB: 0 SB: 0 CS: 0	PA: 31
PITCHER Fred Newman, R ERA: 3.32 (8, 1)	IP: 7.0 WLS: L BF: 27	H: 5 R: 3 ER: 3 SO: 1	BB: 2 IBB: 0 HBP: 0 BLK: 0	WP: 0 HR: 0 S: 27 P: 35	ERA: 3.86 WHIP: 1.000															
Bob Lee, R ERA: 1.91 (8, 1)	IP: 1.0 WLS: L BF: 4	H: 1 R: 0 ER: 0 SO: 0	BB: 0 IBB: 0 HBP: 0 BLK: 0	WP: 0 HR: 0 S: 4 P: 4	ERA: 0.00 WHIP: 1.000															

Batter	1	2	3	4	5	6	7	8	9	AB	R	H	RBI	BB	SO	LOB	TOP		
Dick McAuliffe, L OBP: 0.385, SLG: 0.508	0-0 G1-6-3 1B		0-0 1B		0-0 1B		0-0 3-1		0-0 F8	5	0	3	1	0	0	0			
Jerry Lumpe, L OBP: 0.342, SLG: 0.348	0-0 G1-6-3 1-2		0-0 G3		0-0 1B		0-0 1B		0-0 G3	5	0	2	0	0	0	2			
Gates Brown, L OBP: 0.303, SLG: 0.394	0-0 6-3			0-3 K		0-0 F9		0-0 1-3 1B	5	0	1	0	0	1	2				
Willie Horton, R OBP: 0.381, SLG: 0.643		0-0 G6-4-3 1B		4-0 HR BB		0-0 1B		0-3 K	3	1	2	0	1	1	2				
Norm Cash, L OBP: 0.340, SLG: 0.291	0-0 F7		0-0 F7		0-0 F7		0-0 F7		0-0 F3	4	0	0	0	0	3				
Don Demeter, R OBP: 0.300, SLG: 0.379	0-0 G6-4-3 1-2		0-0 HR		0-0 1B		0-3 K		0-3 K	4	1	2	2	0	1				
Don Wert, R OBP: 0.323, SLG: 0.305			0-0 6-3 1B		0-3 K		0-3 K		0-0 1B E	4	2	2	0	0	2				
Jackie Moore, R OBP: 0.204, SLG: 0.093			0-0 6-3		0-0 F7		0-0 F9		0-0 E9 FC1-4 1B	4	0	1	0	0	3				
Joe Sparna, R ERA: 3.57			0-3 K		0-3 K		0-3 K		0-0 FC1-4 1B	2	0	0	0	0	2				
Jake Wood, R ERA: 3.57			0-3 K		0-3 K		0-3 K		0-0 FC1-4 1B	1	0	0	0	0	1				
Orlando Pena, R ERA: 6.69			0-3 K		0-3 K		0-3 K		0-0 FC1-4 1B	0	0	0	0	0	0				
Al Kalline, R ERA: 3.02			0-3 K		0-3 K		0-3 K		0-0 FC1-4 1B	0	0	0	0	0	0				
Fred Gladding, L ERA: 4.99			0-3 K		0-3 K		0-3 K		0-0 FC1-4 1B	0	0	0	0	0	0				
Phil Regan, R ERA: 4.99			0-3 K		0-3 K		0-3 K		0-0 FC1-4 1B	0	0	0	0	0	0				
Inning Stats	R: 0 E: 0 K: 0 S: 3	H: 1 LOB: 0 BB: 0 P: 3	R: 0 E: 0 K: 0 S: 3	H: 1 LOB: 0 BB: 0 P: 3	R: 1 E: 0 K: 1 S: 7	H: 2 LOB: 1 BB: 0 P: 7	R: 2 E: 0 K: 2 S: 8	H: 1 LOB: 0 BB: 1 P: 12	R: 0 E: 0 K: 1 S: 7	H: 2 LOB: 2 BB: 0 P: 7	R: 0 E: 0 K: 2 S: 9	H: 2 LOB: 2 BB: 0 P: 9	R: 1 E: 1 K: 1 S: 7	H: 2 LOB: 1 BB: 0 P: 7	R: 0 E: 0 K: 0 S: 3	H: 0 LOB: 0 BB: 0 P: 3	1B: 11 2B: 1 3B: 0 HR: 1	SF: 0 SAC: 0 DP: 2 HBP: 0	WP: 0 PA: 39 PB: 0 SB: 0 CS: 0
PITCHER	IP WLS BF H R ER SO BB IBB HBP BLK WP HR S P ERA WHIP	IP WLS BF H R ER SO BB IBB HBP BLK WP HR S P ERA WHIP	IP WLS BF H R ER SO BB IBB HBP BLK WP HR S P ERA WHIP	IP WLS BF H R ER SO BB IBB HBP BLK WP HR S P ERA WHIP	IP WLS BF H R ER SO BB IBB HBP BLK WP HR S P ERA WHIP	IP WLS BF H R ER SO BB IBB HBP BLK WP HR S P ERA WHIP	IP WLS BF H R ER SO BB IBB HBP BLK WP HR S P ERA WHIP	IP WLS BF H R ER SO BB IBB HBP BLK WP HR S P ERA WHIP	IP WLS BF H R ER SO BB IBB HBP BLK WP HR S P ERA WHIP	IP WLS BF H R ER SO BB IBB HBP BLK WP HR S P ERA WHIP	IP WLS BF H R ER SO BB IBB HBP BLK WP HR S P ERA WHIP	IP WLS BF H R ER SO BB IBB HBP BLK WP HR S P ERA WHIP	IP WLS BF H R ER SO BB IBB HBP BLK WP HR S P ERA WHIP	IP WLS BF H R ER SO BB IBB HBP BLK WP HR S P ERA WHIP	IP WLS BF H R ER SO BB IBB HBP BLK WP HR S P ERA WHIP	IP WLS BF H R ER SO BB IBB HBP BLK WP HR S P ERA WHIP	IP WLS BF H R ER SO BB IBB HBP BLK WP HR S P ERA WHIP		

Detroit Tigers @ Minnesota Twins
Metropolitan Stadium, Bloomington, MI
Sun Jun 27 1965, 4:33 AM EDT
Unknown - 82 F

AB	38
R	4
H	13
RBI	3
BB	1
SO	8
LOB	17



Batter	1	2	3	4	5	6	7	8	9	AB	R	H	RBI	BB	SO	LOB	BOTTOM		
Zoilo Versalles, R OBP: 0.303, SLG: 0.455	0-0 E 1B			0-3 K			4-0 FC1-6 BB	4-0 BB		3	2	1	2	1	1				
Sandy Valdespino, L OBP: 0.317, SLG: 0.333	0-0 E1 1B		0-0 5-3		4-0 2B 4-3 BB		0-0 FC1-6 S	0-0 5-3		4	2	0	0	1	0	4			
Tony Oliva, L OBP: 0.313, SLG: 0.458	0-3 K		0-0 3-1		0-0 4-3 2B		0-0 F7			4	0	1	0	0	1	3			
Jimmie Hall, L OBP: 0.370, SLG: 0.565	0-3 K		0-0 L8		0-0 4-3		0-0 1-3			4	0	0	1	0	1	4			
Harmon Killebrew, R OBP: 0.354, SLG: 0.464	0-0 2B 1B		0-0 P6		0-3 K		0-0 HR 1B			4	1	2	2	0	1				
Don Mincher, L OBP: 0.338, SLG: 0.516	0-0 2B		0-3 K		0-0 F5		0-0 HR 1B			4	1	2	2	0	1				
Bernie Allen, L OBP: 0.286, SLG: 0.222	4-0 IBB			4-0 BB		0-0 F7		0-0 6-3		2	0	0	0	2	0				
Jerry Zimmerman, R OBP: 0.240, SLG: 0.264	0-0 5-3			0-3 K		0-0 F7		0-0 SH1-4 1B		4	0	1	0	0	1	4			
Mudcat Grant, R OBP: 0.179, SLG: 0.200		0-0 F4		0-3 K		0-3 K		0-0 SH1-4		3	0	0	0	0	2	1			
Al Worthington, R ERA: 1.78				0-3 K		0-3 K		0-0 SH1-4		0	0	0	0	0	0	0			
Inning Stats	R: 2 E: 1 K: 2 S: 11	H: 3 LOB: 3 BB: 1 P: 15	R: 1 E: 0 K: 0 S: 4	H: 1 LOB: 0 BB: 0 P: 4	R: 0 E: 0 K: 1 S: 5	H: 0 LOB: 0 BB: 0 P: 5	R: 0 E: 0 K: 3 S: 9	H: 0 LOB: 1 BB: 1 P: 13	R: 1 E: 0 K: 1 S: 6	H: 1 LOB: 1 BB: 1 P: 10	R: 0 E: 0 K: 1 S: 5	H: 0 LOB: 0 BB: 0 P: 5	R: 0 E: 0 K: 0 S: 3	H: 0 LOB: 1 BB: 1 P: 7	R: 2 E: 0 K: 0 S: 6	H: 3 LOB: 2 BB: 1 P: 10	1B: 4 2B: 2 3B: 0 HR: 2	SF: 0 SAC: 1 DP: 0 HBP: 0	WP: 0 PA: 38 PB: 0 SB: 2 CS: 0
PITCHER	IP WLS BF H R ER SO BB IBB HBP BLK WP HR S P ERA WHIP	IP WLS BF H R ER SO BB IBB HBP BLK WP HR S P ERA WHIP	IP WLS BF H R ER SO BB IBB HBP BLK WP HR S P ERA WHIP	IP WLS BF H R ER SO BB IBB HBP BLK WP HR S P ERA WHIP	IP WLS BF H R ER SO BB IBB HBP BLK WP HR S P ERA WHIP	IP WLS BF H R ER SO BB IBB HBP BLK WP HR S P ERA WHIP	IP WLS BF H R ER SO BB IBB HBP BLK WP HR S P ERA WHIP	IP WLS BF H R ER SO BB IBB HBP BLK WP HR S P ERA WHIP	IP WLS BF H R ER SO BB IBB HBP BLK WP HR S P ERA WHIP	IP WLS BF H R ER SO BB IBB HBP BLK WP HR S P ERA WHIP	IP WLS BF H R ER SO BB IBB HBP BLK WP HR S P ERA WHIP	IP WLS BF H R ER SO BB IBB HBP BLK WP HR S P ERA WHIP	IP WLS BF H R ER SO BB IBB HBP BLK WP HR S P ERA WHIP	IP WLS BF H R ER SO BB IBB HBP BLK WP HR S P ERA WHIP	IP WLS BF H R ER SO BB IBB HBP BLK WP HR S P ERA WHIP	IP WLS BF H R ER SO BB IBB HBP BLK WP HR S P ERA WHIP			

Detroit Tigers @ Minnesota Twins
Metropolitan Stadium, Bloomington, MI
Sun Jun 27 1965, 4:33 AM EDT
Unknown - 82 F

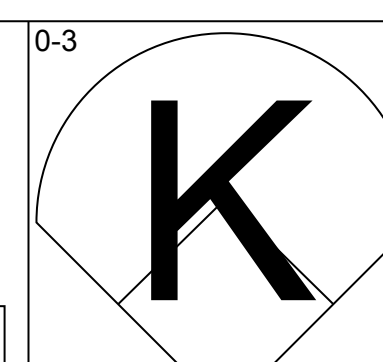
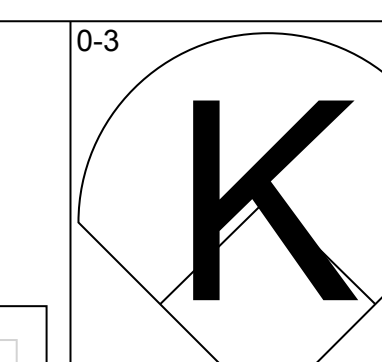
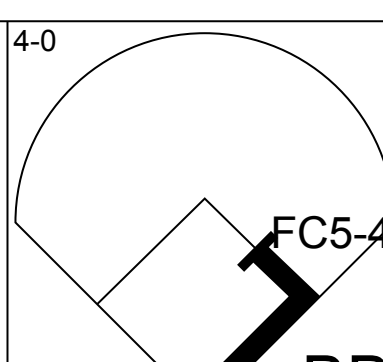
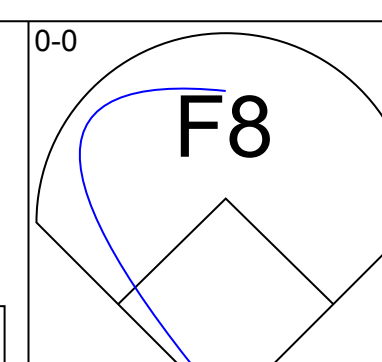
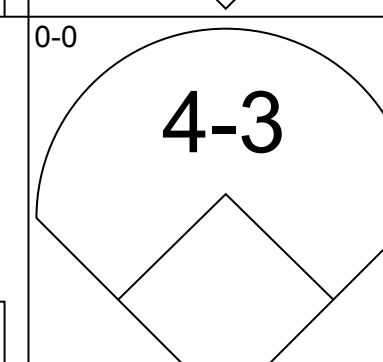
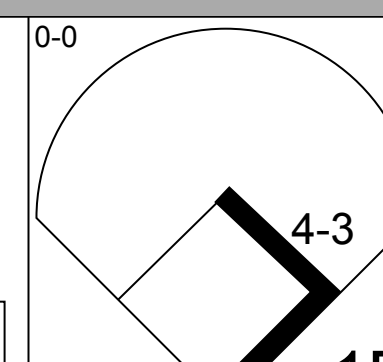
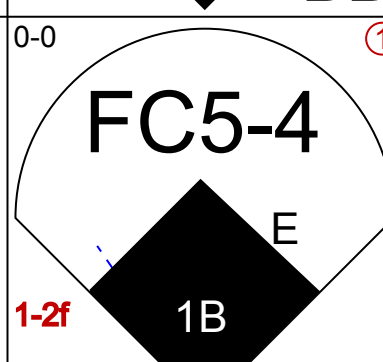
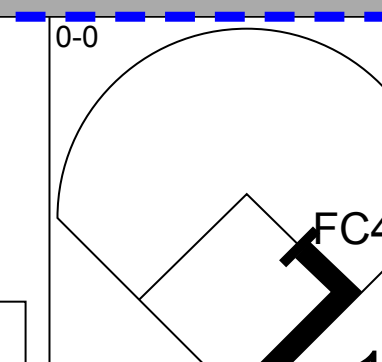
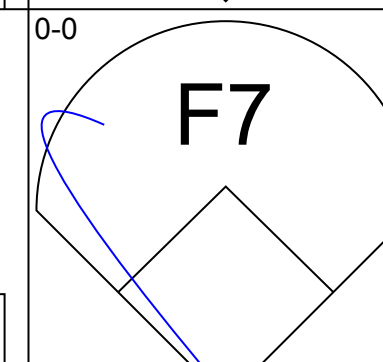
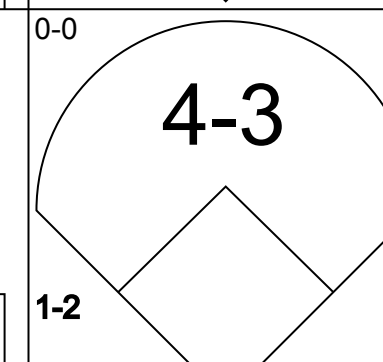
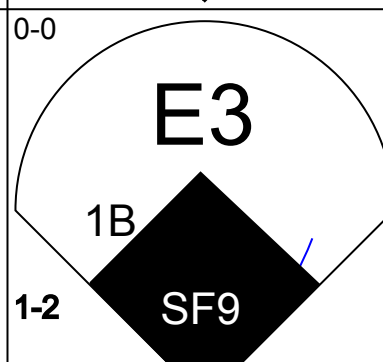
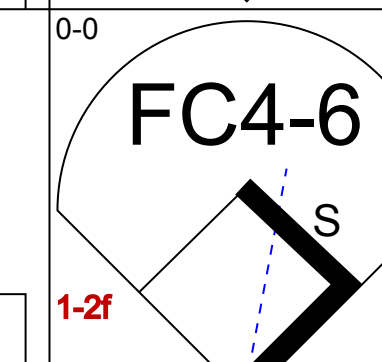
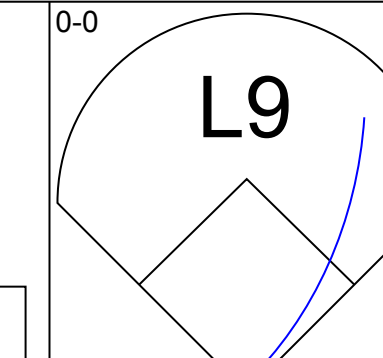
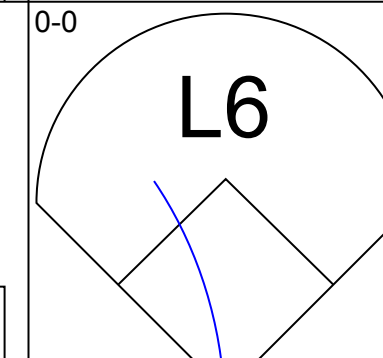
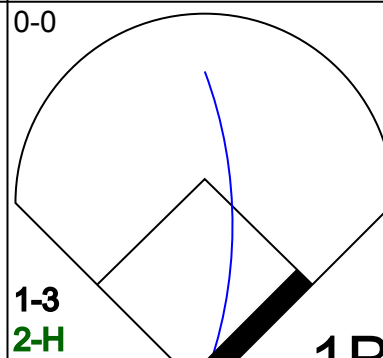
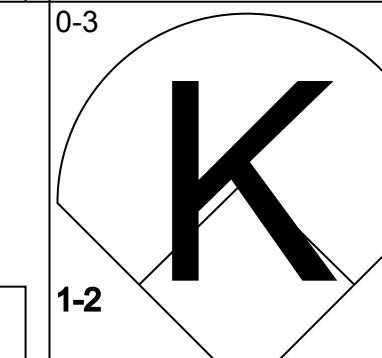

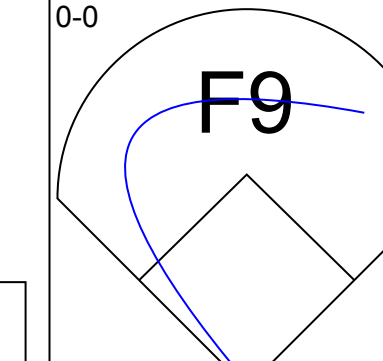
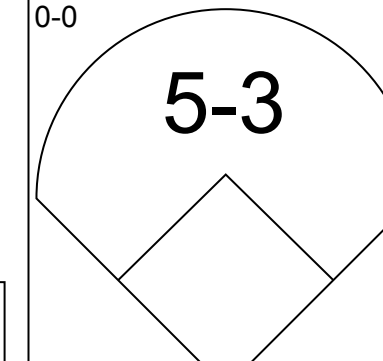
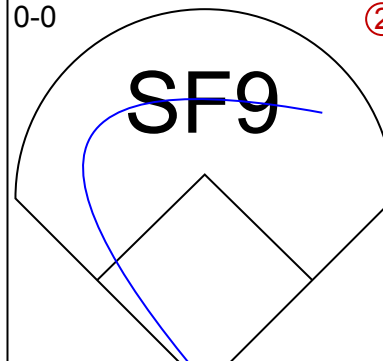
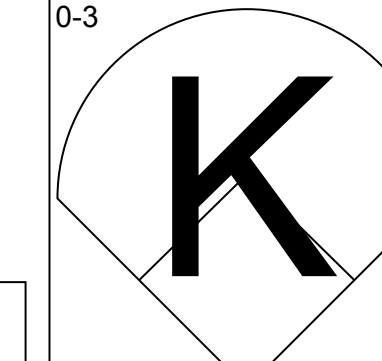
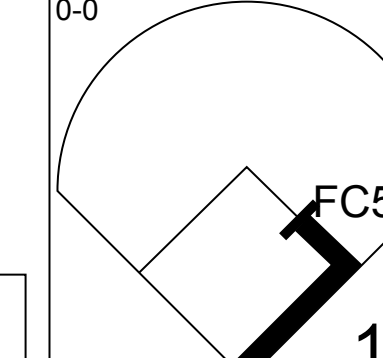
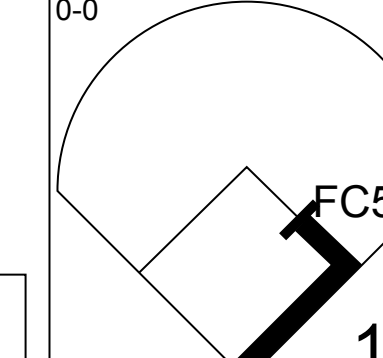
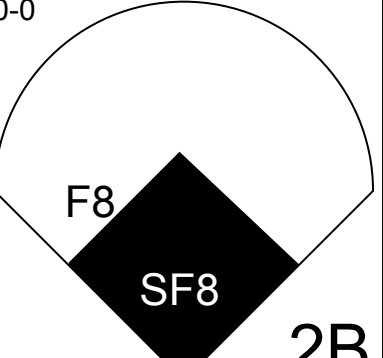
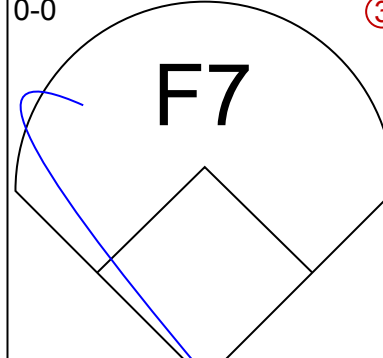
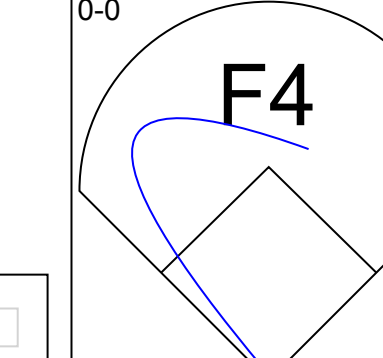
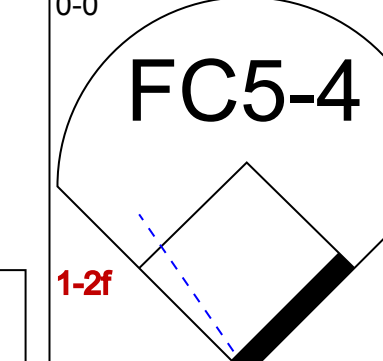
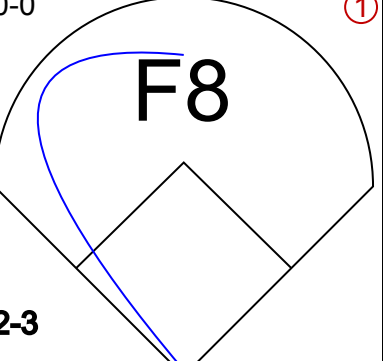
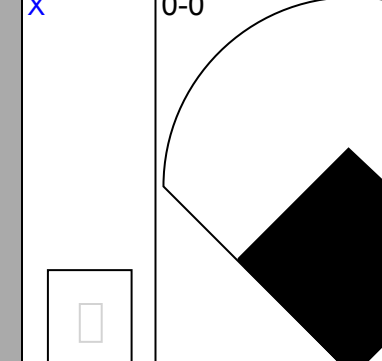
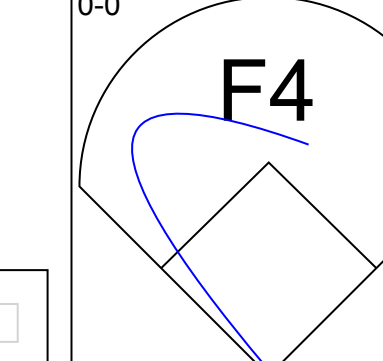
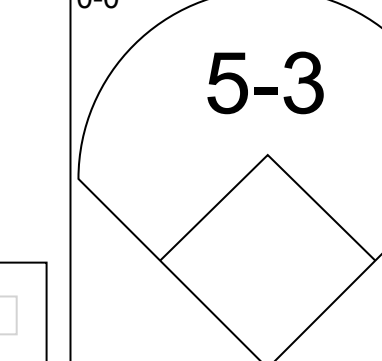
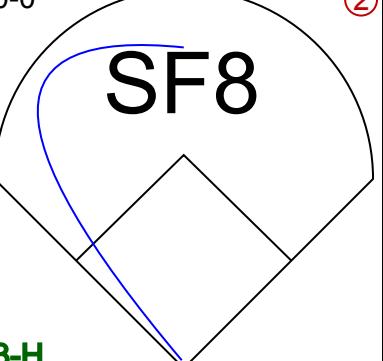
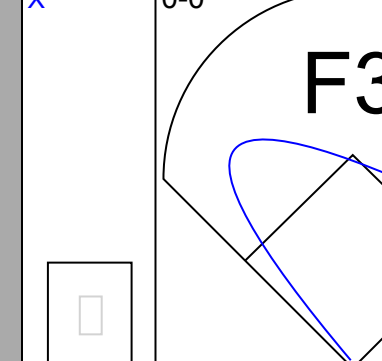
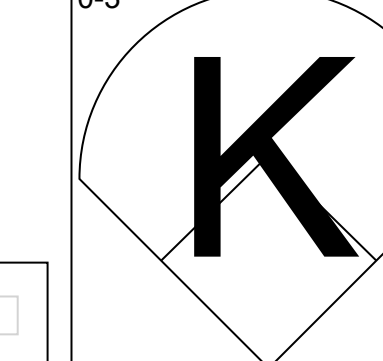
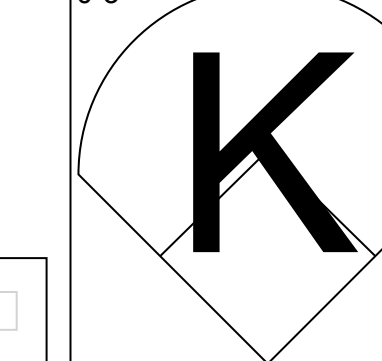
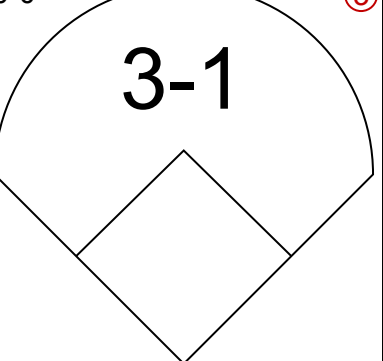
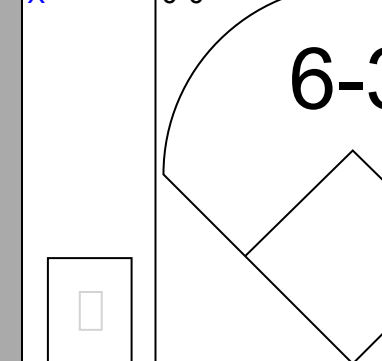
AB	32
R	6
H	8
RBI	6
BB	5
SO	8
LOB	19

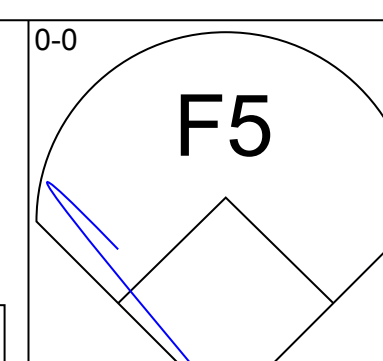
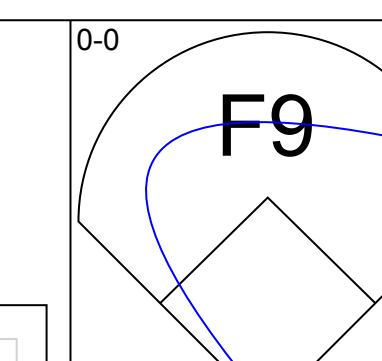
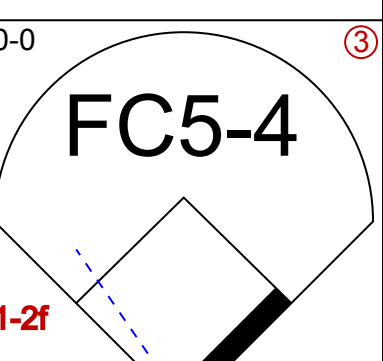
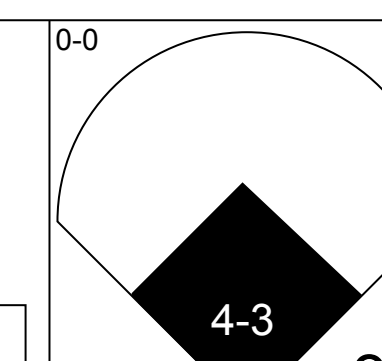
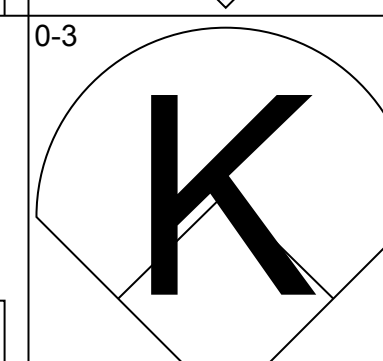
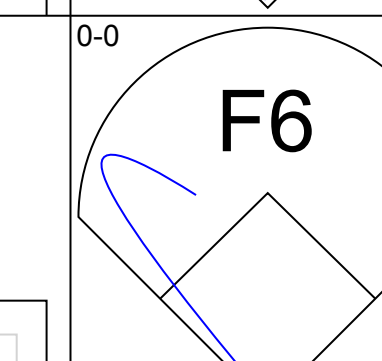
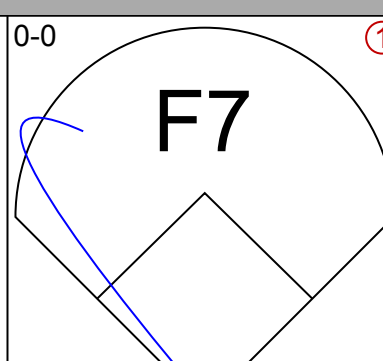
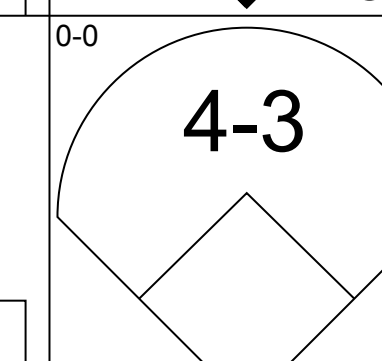
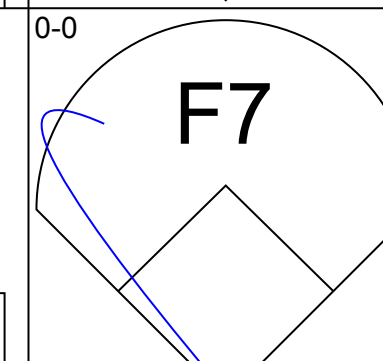
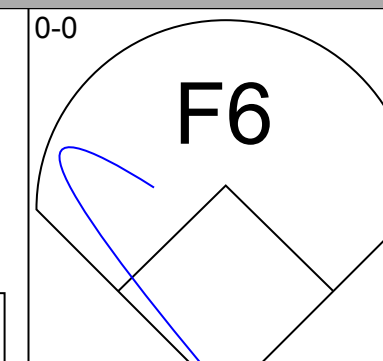
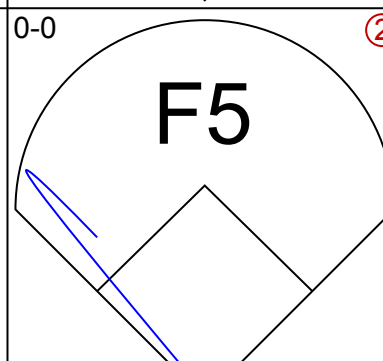
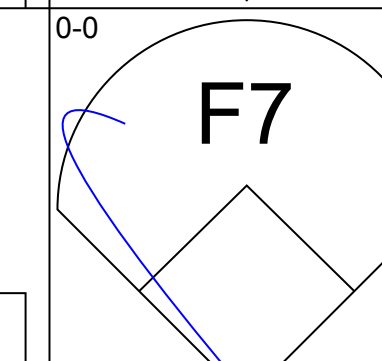
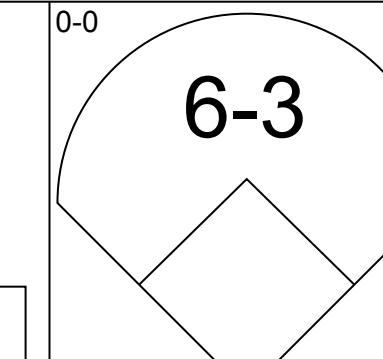
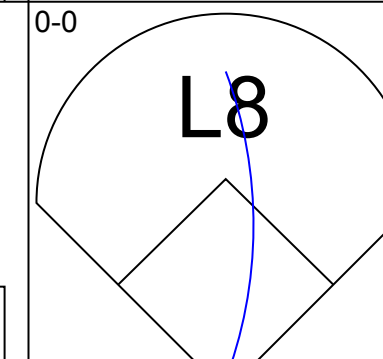
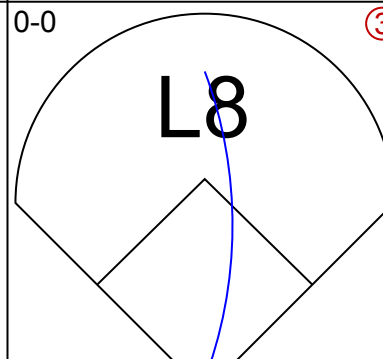
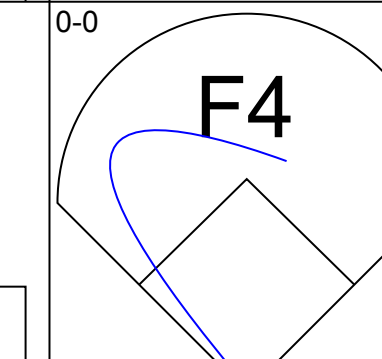
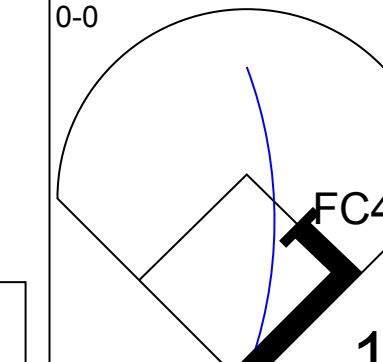
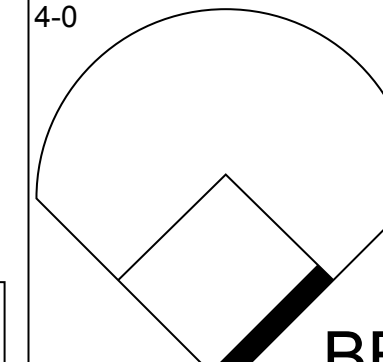
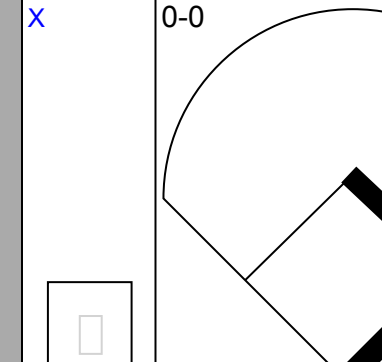

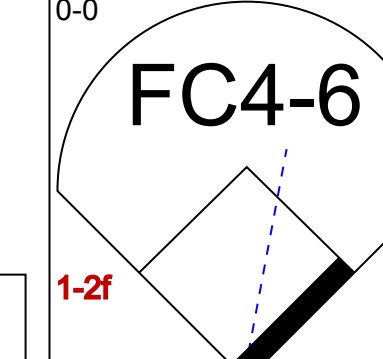
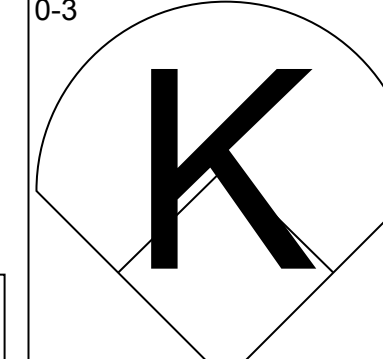
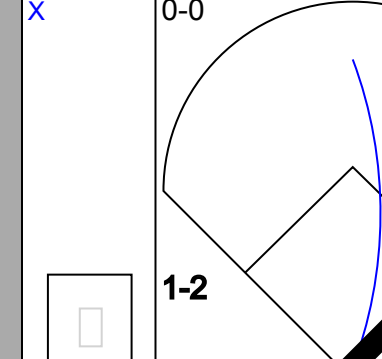

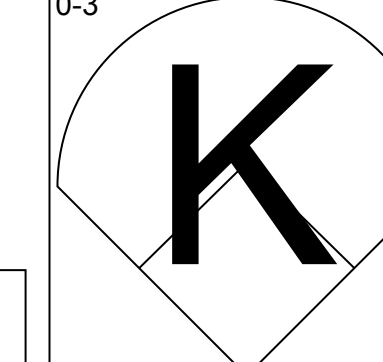
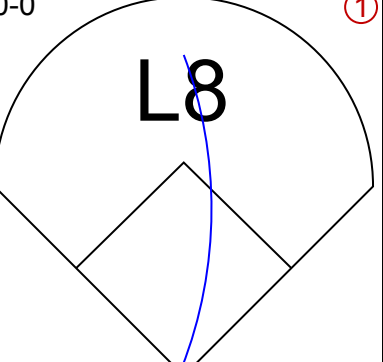
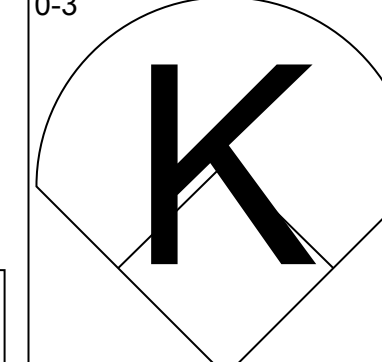
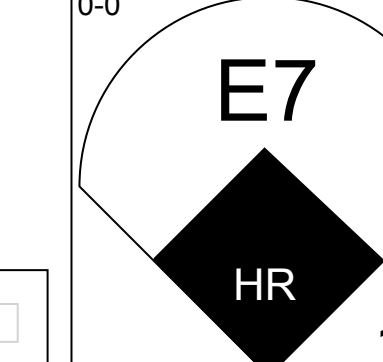
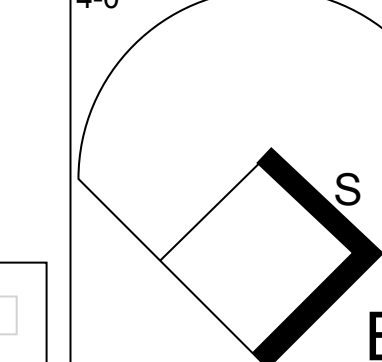
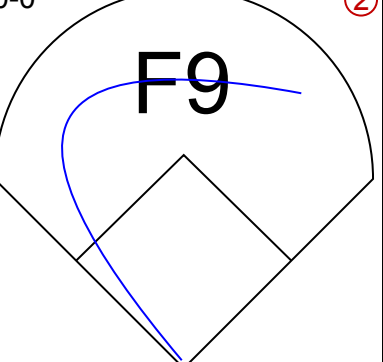
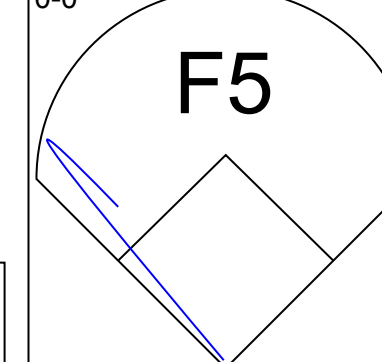
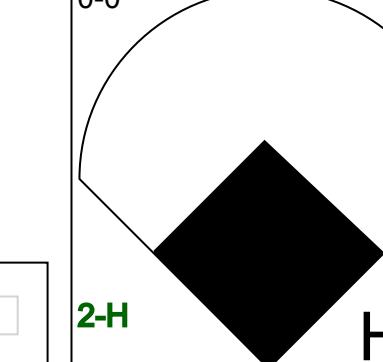
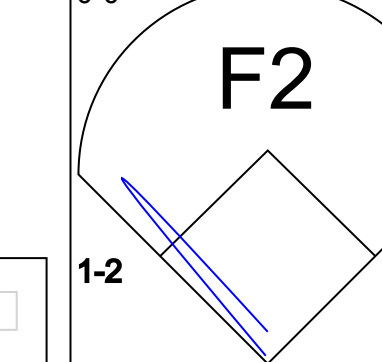
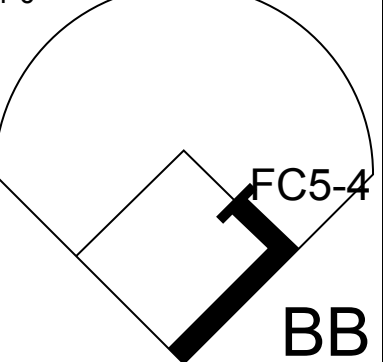
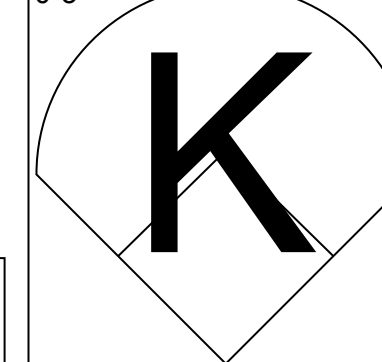
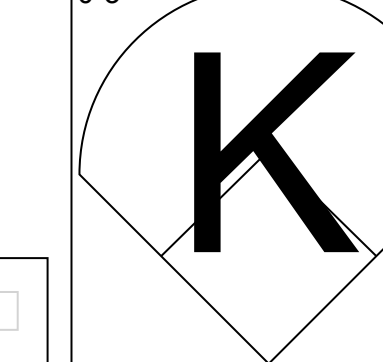


Batter	1	2	3	4	5	6	7	8	9	10	AB	R	H	RBI	BB	SO	LOB	TOP						
Don Wert, R OBP: 0.320, SLG: 0.302 (1.5)	6-3 1B		F9 1B	1-2 1B			F5 1B		K 1B		5	0	1	0	0	1	0	Detroit Tigers @ Minnesota Twins Metropolitan Stadium, Bloomington, MI Sun Jun 27 1965, 4:38 AM EDT Att: 32,146 - Unknown - 82 F						
Jerry Lumpe, L OBP: 0.339, SLG: 0.341 Ray Oyler, R OBP: 0.261, SLG: 0.227 (9, PR) (9, 4)	E4 1B		P6 1B	K 1B			3-1 1B		BB 1B		4	1	0	0	1	1	2							
Don Demeter, R OBP: 0.307, SLG: 0.400 (1.3)	3-1 1B		S 2B 1B			F4 1B		HR 1B	F7 1B		5	2	3	1	0	0	1							
Al Kaline, R OBP: 0.409, SLG: 0.566 (1.8)	3-1 1B		1-H 2B			K 1B		HR 1B	G6-4-3 1B		5	1	4	2	0	1	0							
Willie Horton, R OBP: 0.382, SLG: 0.650 (1.7)	3-1 1B		BB 1B			F8 1B		HR 1B	G6-4-3 1B		4	1	1	2	1	0	3							
George Thomas, R OBP: 0.264, SLG: 0.373 (1.9)	5-6-3 1B		F8 1B			F9 1B		4-3 1B	1B		5	0	1	0	0	0	4							
Dick McAuliffe, L OBP: 0.382, SLG: 0.502 (1.6)		F8 1B		4-3 1B		G4-6-3 1B		K 1B	P5 1B		5	0	1	0	0	1	1							
Jackie Moore, R OBP: 0.208, SLG: 0.106 (1.2)	6-3 1B		1B 1B			G4-6-3 1B		5-3 1B			4	0	1	0	0	0	1							
Hank Aquirre, R OBP: 0.216, SLG: 0.176 Orlando Pena, R OBP: 0.200, SLG: 0.111 Gates Brown, L OBP: 0.299, SLG: 0.389 Larry Sherry, R OBP: 0.429, SLG: 0.667 (9, PH) (9, 1)	K 1B		K 1B				K 1B		P4 1B		3	0	0	0	0	3	1							
Inning Stats	R: 1 E: 1 K: 0 S: 6	H: 2 LOB: 2 BB: 0 P: 6	R: 0 E: 0 K: 1 S: 5	H: 0 LOB: 0 BB: 0 P: 5	R: 1 E: 0 K: 0 S: 5	H: 2 LOB: 2 BB: 0 P: 9	R: 0 E: 0 K: 2 S: 9	H: 1 LOB: 0 BB: 0 P: 3	R: 0 E: 0 K: 1 S: 5	H: 0 LOB: 0 BB: 0 P: 5	R: 3 E: 0 K: 1 S: 8	H: 3 LOB: 0 BB: 0 P: 8	R: 0 E: 0 K: 1 S: 4	H: 2 LOB: 1 BB: 0 P: 4	1B: 9 2B: 1 3B: 0 HR: 2	SF: 0 SAC: 0 DP: 2 HBP: 0	WP: 0 PB: 0 SB: 1 CS: 0		PA: 43					
PITCHER	IP WLS BF H R ER SO BB IBB HBP BLK WP HR S P ERA WHIP																							
Mel Nelson, L ERA: 4.33 Jim Perry, R ERA: 3.36 Johnny Klippstein, R ERA: 3.03 Al Worthington, R ERA: 1.72 Bill Pleis, L ERA: 1.84 (1.1) (5.1) (8.1) (9.1) (10.1)	4.0 3.0 1.0 1.0 1.0	20 10 5 4 4	6 2 2 0 2	1 1 2 0 0	3 2 1 0 0	1 0 0 1 0	0 0 0 0 0	0 0 0 0 0	0 0 0 0 0	0 1 1 0 0	25 14 7 5 4	29 14 7 9 4	2.25 3.00 18.00 0.00 0.00	1.750 0.667 2.000 1.000 2.000										

Batter	1	2	3	4	5	6	7	8	9	10	AB	R	H	RBI	BB	SO	LOB	BOTTOM						
Zoilo Versalles, R OBP: 0.304, SLG: 0.452 (1.6)	L6 1B	K 1B		1-3 2-H 1B			1B 1B	K 1B		L8 1B	6	1	2	1	0	2	4	Detroit Tigers @ Minnesota Twins Metropolitan Stadium, Bloomington, MI Sun Jun 27 1965, 4:38 AM EDT Att: 32,146 - Unknown - 82 F						
Joe Nossek, R OBP: 0.328, SLG: 0.407 (1.5)	L6 1B		SH5-3 HBP	5-3 1B			1B 1B		2B 1B	1-2 2-H 1B	5	1	3	1	0	0	2							
Tony Oliva, L OBP: 0.319, SLG: 0.464 (1.9)	WP BB		SH5-3 1-2		F5 1B		1B 1B		1B 2B		3	0	2	1	1	0	0							
Harmon Killebrew, R OBP: 0.395, SLG: 0.461 (1.3)	6-3 1B		K 1B		L6 1B		1-3 2-H 1B		1B IBB		4	0	1	1	1	1	2							
Bob Allison, R OBP: 0.359, SLG: 0.466 (1.7)		2B 2B	6-3 1B		L5 1B		K 1B		F2 1B		5	1	1	0	0	1	6							
Jimmie Hall, L OBP: 0.371, SLG: 0.566 (1.8)		SH5-3 2H 1B 2B		SH1-3 1B 1B		F7 1B	4-3 1B		G1-2-3 1B		5	2	2	1	0	0	5							
Rich Rollins, R OBP: 0.296, SLG: 0.341 (1.4)		SH5-3 2-3		SH1-3 1-2		5-3 1B		E HBP	SH3-4 1B		2	1	1	0	0	0	0							
Jerry Zimmerman, R OBP: 0.240, SLG: 0.283 (1.2)		SH5-4 1B		P5 1B		5-3 1B		K 1B	SH3-4 1B		4	0	1	1	0	1	2							
Mel Nelson, R Sandy Valdespino, L Jim Perry, R Johnny Klippstein, R Don Mincher, L Al Worthington, R Bill Pleis, L Bernie Allen, R (1.1) (4, PR) (5.1) (8.1) (8, PH) (9.1) (10.1) (10, PR)	6.1 1.2 1.2	30 7 10	8 1 4	5 0 1	2 4 0	2 0 2	0 0 0	0 1 0	0 0 0	0 0 0	0 14 8	7.11 0.00 5.40	1.579 0.600 2.400											
PITCHER	IP WLS BF H R ER SO BB IBB HBP BLK WP HR S P ERA WHIP																							
Hank Aquirre, L ERA: 3.02 Orlando Pena, R ERA: 0.39 Larry Sherry, R ERA: 3.02 (1.1) (7.1) (9.1)	6.1 1.2 1.2	30 7 10	8 1 4	5 0 1	2 4 0	2 0 2	0 0 0	0 1 0	0 0 0	0 0 0	0 14 8	7.11 0.00 5.40	1.579 0.600 2.400											
Inning Stats	R: 0 E: 0 K: 0 S: 3	H: 0 LOB: 1 BB: 1 P: 7	R: 2 E: 0 K: 1 S: 8	H: 3 LOB: 1 BB: 0 P: 8	R: 0 E: 0 K: 1 S: 5	H: 0 LOB: 1 BB: 0 P: 6	R: 1 E: 0 K: 0 S: 5	H: 2 LOB: 2 BB: 1 P: 9	R: 0 E: 0 K: 0 S: 3	H: 0 LOB: 0 BB: 0 P: 3	R: 0 E: 0 K: 1 S: 9	H: 4 LOB: 2 BB: 0 P: 9	R: 0 E: 1 K: 3 S: 9	H: 0 LOB: 1 BB: 0 P: 10	R: 0 E: 0 K: 0 S: 4	H: 2 LOB: 2 BB: 1 P: 8	R: 1 E: 0 K: 0 S: 4	H: 2 LOB: 2 BB: 1 P: 8	1B: 10 2B: 3 3B: 0 HR: 0	SF: 0 SAC: 5 DP: 1 HBP: 2	WP: 1 PB: 0 SB: 0 CS: 0	PA: 47		



Batter	1	2	3	4	5	6	7	8	9	AB	R	H	RBI	BB	SO	LOB	TOP					
Dick McAuliffe, L (1, 6) OBP: 0.380, SLG: 0.496											3	0	0	0	1	2	0	Detroit Tigers @ Baltimore Orioles Memorial Stadium, Baltimore, MD Mon Jun 28 1965, 7:05 PM EDT Att: 13,215 - Unknown				
Jerry Lumpe, L (1, 4) OBP: 0.341, SLG: 0.344											4	1	2	0	0	0	1					
Gates Brown, L (1, 7) OBP: 0.284, SLG: 0.368											4	1	0	0	0	0	3					
Al Kaline, R (1, 8) OBP: 0.406, SLG: 0.560											4	0	1	1	0	1	2					
Willie Horton, R (1, 9) OBP: 0.375, SLG: 0.640 George Thomas, R (8, 9) OBP: 0.264, SLG: 0.373											3	0	0	1	0	1	2					
Norm Cash, L (1, 3) OBP: 0.344, SLG: 0.303											4	1	2	0	0	0	1					
Don Wert, R (1, 5) OBP: 0.319, SLG: 0.313											4	1	1	1	0	0	2					
Jackie Moore, R (1, 2) OBP: 0.193, SLG: 0.100											3	0	0	1	0	1	0					
Denny McLain, R (1, 1) OBP: 0.156, SLG: 0.100 Orlando Pena, R (9, 1) OBP: 0.200, SLG: 0.111											3	0	0	0	0	1	0					
Inning Stats	R: 0 E: 0 K: 1 S: 5	H: 0 LOB: 0 BB: 0 P: 5	R: 0 E: 0 K: 0 S: 4	H: 1 LOB: 1 BB: 0 P: 4	R: 0 E: 0 K: 2 S: 7	H: 0 LOB: 0 BB: 0 P: 7	R: 0 E: 0 K: 0 S: 4	H: 1 LOB: 1 BB: 0 P: 4	R: 1 E: 0 K: 0 S: 4	H: 1 LOB: 0 BB: 0 P: 4	R: 2 E: 1 K: 0 S: 5	H: 1 LOB: 1 BB: 1 P: 9	R: 1 E: 0 K: 0 S: 4	H: 1 LOB: 0 BB: 0 P: 4	R: 0 E: 0 K: 2 S: 8	H: 1 LOB: 1 BB: 0 P: 8	R: 0 E: 0 K: 1 S: 5	H: 0 LOB: 0 BB: 0 P: 5	1B: 4 2B: 1 3B: 0 HR: 1	SF: 2 SAC: 0 DP: 0 HBP: 0	WP: 0 PB: 0 SB: 1 CS: 0	PA: 35
PITCHER	IP WLS BF H R ER SO BB IBB HBP BLK WP HR S P ERA WHIP																					
Wally Bunker, R (1, 1) ERA: 3.48	7.0 L 28 5 4 2 3 1 0 0 0 0 0 1 33 37 2.57 0.857																					
Don Larsen, R (8, 1) ERA: 4.08	2.0 7 1 0 0 3 0 0 0 0 0 0 0 13 13 0.00 0.500																					

Batter	1	2	3	4	5	6	7	8	9	AB	R	H	RBI	BB	SO	LOB	BOTTOM			
Luis Aparicio, R (1, 6) OBP: 0.270, SLG: 0.369											4	1	1	0	0	0	2			
Russ Snyder, L (1, 8) OBP: 0.329, SLG: 0.308											4	0	0	1	0	1	1			
John Orsino, R (1, 2) OBP: 0.333, SLG: 0.441											4	0	0	0	0	0	0			
Brooks Robinson, R (1, 5) OBP: 0.354, SLG: 0.424											4	0	0	0	0	0	0			
Curt Blefary, L (1, 9) OBP: 0.411, SLG: 0.503											3	0	2	0	1	0	0			
Boog Powell, L (1, 3) OBP: 0.304, SLG: 0.344											4	0	1	0	0	1	2			
Jerry Adair, R (1, 4) OBP: 0.307, SLG: 0.323											4	1	1	0	0	2	3			
Sam Bowens, R (1, 7) OBP: 0.168, SLG: 0.245											3	1	1	2	1	0	2			
Wally Bunker, R (1, 1) ERA: 3.7 Charlie Lau, L (7, PH) OBP: 0.345, SLG: 0.510 Don Larsen, R (8, 1) OBP: 0.333, SLG: 0.333 Norm Siebern, L (9, PH) OBP: 0.363, SLG: 0.442											1	0	0	0	1	0	1			
Inning Stats	R: 0 E: 0 K: 1 S: 5	H: 0 LOB: 0 BB: 0 P: 5	R: 0 E: 0 K: 1 S: 6	H: 1 LOB: 1 BB: 0 P: 6	R: 0 E: 0 K: 0 S: 3	H: 0 LOB: 1 BB: 1 P: 7	R: 0 E: 0 K: 1 S: 5	H: 0 LOB: 1 BB: 1 P: 9	R: 0 E: 0 K: 0 S: 3	H: 0 LOB: 0 BB: 0 P: 3	R: 0 E: 0 K: 2 S: 9	H: 2 LOB: 2 BB: 0 P: 9	R: 1 E: 0 K: 0 S: 4	H: 1 LOB: 0 BB: 0 P: 4	R: 2 E: 1 K: 1 S: 7	H: 2 LOB: 0 BB: 0 P: 7	1B: 4 2B: 0 3B: 1 HR: 1	SF: 0 SAC: 0 DP: 0 HBP: 0	WP: 0 PB: 0 SB: 1 CS: 0	PA: 36
PITCHER	IP WLS BF H R ER SO BB IBB HBP BLK WP HR S P ERA WHIP																			
Denny McLain, R (1, 1) ERA: 6.34	8.2 W 35 6 3 3 5 3 0 0 0 0 0 0 42 54 3.12 1.038																			
Orlando Pena, R (9, 1) ERA: 6.34	0.1 S 1 0 0 0 1 0 0 0 0 0 0 0 3 3 0.00 0.000																			



Batter	1	2	3	4	5	6	7	8	9	AB	R	H	RBI	BB	SO	LOB	TOP										
Dick McAuliffe, L (1, 6) OBP: 0.382, SLG: 0.496										4	0	2	0	0	1	0	Detroit Tigers @ Baltimore Orioles Memorial Stadium, Baltimore, MD Tue Jun 29 1965, 7:05 PM EDT Att: 9,425 - Unknown										
Jerry Lumpe, L (1, 4) OBP: 0.340, SLG: 0.339										3	0	0	0	1	0	3											
Gates Brown, L (1, 7) OBP: 0.271, SLG: 0.350										4	0	0	0	0	1	4											
Al Kaline, R (1, 8) OBP: 0.404, SLG: 0.555										4	0	1	0	0	1	0											
Willie Horton, R (1, 9) OBP: 0.368, SLG: 0.628										4	0	0	0	0	1	1											
Norm Cash, L (1, 3) OBP: 0.347, SLG: 0.314										4	1	2	0	0	0	1											
Don Wert, R (1, 5) OBP: 0.316, SLG: 0.310										3	0	0	0	0	0	3											
John Sullivan, L (1, 2) OBP: 0.316, SLG: 0.441									3	1	2	2	0	0	0												
Dave Wickersham, R (1, 1) Fred Gladding, L (8, 1)									2	0	0	0	0	0	0	0											
Inning Stats	R: 0 E: 0 K: 0 S: 3	H: 1 LOB: 0 BB: 0 P: 3	R: 0 E: 0 K: 1 S: 6	H: 1 LOB: 1 BB: 0 P: 6	R: 0 E: 0 K: 1 S: 5	H: 0 LOB: 0 BB: 0 P: 5	R: 0 E: 0 K: 2 S: 7	H: 0 LOB: 0 BB: 0 P: 7	R: 2 E: 0 K: 0 S: 5	H: 2 LOB: 2 BB: 0 P: 5	R: 0 E: 0 K: 0 S: 2	H: 0 LOB: 0 BB: 1 P: 6	R: 0 E: 0 K: 0 S: 4	H: 1 LOB: 1 BB: 0 P: 4	R: 0 E: 0 K: 0 S: 5	H: 2 LOB: 2 BB: 0 P: 5		R: 0 E: 0 K: 0 S: 3	H: 0 LOB: 0 BB: 0 P: 3	1B: 5 2B: 1 3B: 0 HR: 1	SF: 0 SAC: 1 DP: 2 HBP: 0	WP: 0 PB: 0 SB: 0 CS: 0	PA: 33				
PITCHER	IP	WLS	BF	H	R	ER	SO	BB	IBB	HBP	BLK	WP	HR	S	P	ERA	WHIP										
Mitt Pappas, R (1, 1) ERA: 1.84	7.0		25	5	2	2	4	1	0	0	0	0	1	32	36	2.57	0.857										
Stu Miller, R (8, 1) ERA: 1.46	2.0	W	8	2	0	0	0	0	0	0	0	0	0	8	8	0.00	1.000										


Batter	1	2	3	4	5	6	7	8	9	AB	R	H	RBI	BB	SO	LOB	BOTTOM										
Luis Aparicio, R (1, 6) OBP: 0.273, SLG: 0.367										2	0	0	0	2	1	0	Detroit Tigers @ Baltimore Orioles Memorial Stadium, Baltimore, MD Tue Jun 29 1965, 7:05 PM EDT Att: 9,425 - Unknown										
Russ Snyder, L (1, 8) OBP: 0.320, SLG: 0.299										4	0	0	0	0	0	3											
John Orsino, R (1, 2) OBP: 0.437										4	0	1	0	0	2	4											
Paul Blair, R (8, PR) OBP: 0.301, SLG: 0.309										0	1	0	0	0	0	0											
Brooks Robinson, R (1, 5) OBP: 0.361, SLG: 0.430										2	2	1	0	1	0	1											
Curt Blefary, L (1, 9) OBP: 0.410, SLG: 0.500										3	0	1	2	0	1	1											
Dick Brown, R (9, 2) OBP: 0.270, SLG: 0.293										0	0	0	0	0	0	0											
Boog Powell, L (1, 3) OBP: 0.303, SLG: 0.342										4	0	1	1	0	1	2											
Jerry Adair, R (1, 4) OBP: 0.306, SLG: 0.322										4	0	1	0	0	0	4											
Sam Bowens, R (1, 7) OBP: 0.172, SLG: 0.248										3	0	1	0	0	1	1											
Mitt Pappas, R (1, 1) OBP: 0.139, SLG: 0.222										1	0	0	0	0	0	0											
Charlie Lau, L (7, PH) OBP: 0.339, SLG: 0.500										1	0	0	0	0	1	0											
Stu Miller, R (8, 1) ERA: 2.98										0	0	0	0	0	0	0											
Inning Stats	R: 0 E: 1 K: 0 S: 4	H: 0 LOB: 1 BB: 0 P: 4	R: 0 E: 0 K: 1 S: 6	H: 1 LOB: 1 BB: 0 P: 6	R: 0 E: 0 K: 1 S: 5	H: 0 LOB: 1 BB: 1 P: 9	R: 1 E: 0 K: 0 S: 3	H: 1 LOB: 0 BB: 1 P: 7	R: 0 E: 0 K: 1 S: 6	H: 1 LOB: 2 BB: 1 P: 10	R: 0 E: 0 K: 2 S: 7	H: 0 LOB: 1 BB: 0 P: 6	R: 0 E: 0 K: 2 S: 7	H: 0 LOB: 0 BB: 0 P: 7	R: 0 E: 0 K: 1 S: 8	H: 3 LOB: 2 BB: 0 P: 8	1B: 5 2B: 1 3B: 0 HR: 0	SF: 0 SAC: 2 DP: 1 HBP: 1	WP: 0 PB: 1 SB: 1 CS: 0	PA: 34							
PITCHER	IP	WLS	BF	H	R	ER	SO	BB	IBB	HBP	BLK	WP	HR	S	P	ERA	WHIP										
Dave Wickersham, R (1, 1) ERA: 4.98	7.1	L	31	5	3	3	6	3	0	1	0	0	0	39	52	3.68	1.091										
Fred Gladding, R (8, 1) ERA: 2.98	0.2		3	1	0	0	1	0	0	0	0	0	0	5	5	0.00	1.500										



Batter	1	2	3	4	5	6	7	8	9	AB	R	H	RBI	BB	SO	LOB	TOP		
Dick McAuliffe, L (1, 6) OBP: 0.375, SLG: 0.487	F7		E6 BB		F8		6-3		F5	5	0	0	1	0	0	3			
Jerry Lumpe, L (1, 4) OBP: 0.335, SLG: 0.333	F8		F7		K				4-3	4	0	0	0	0	1	2			
Don Demeter, R (1, 9) OBP: 0.306, SLG: 0.394	K		FC6-4 BB						K	3	0	0	0	1	3	0			
Al Kaline, R (1, 8) OBP: 0.401, SLG: 0.554		L1-3	FC6-4						L5-3	4	0	1	0	0	0	3			
Willie Horton, R (1, 7) OBP: 0.366, SLG: 0.626	F9								F3	4	0	1	0	0	1	1			
Norm Cash, L (1, 3) OBP: 0.350, SLG: 0.315																			
George Thomas, R (9, PR) OBP: 0.264, SLG: 0.373	4-3								1B FC4-6	3	0	1	0	1	1	1			
Don Wert, R (1, 5) OBP: 0.319, SLG: 0.317			1B E		6-3				1B FC4-6	4	1	2	0	0	0	3			
John Sullivan, L (1, 2) OBP: 0.293, SLG: 0.405			F7		L4				FC4-6 1B	3	0	0	0	0	0	2			
Gates Brown, L (9, PH) OBP: 0.397, SLG: 0.346										1	0	0	1	0	0	1			
Jackie Moore, R (9, 2) OBP: 0.193, SLG: 0.100										0	0	0	0	0	0	0			
Mickey Lolich, S (1, 1) OBP: 0.150, SLG: 0.128										3	0	1	0	0	0	0			
Orlando Pena, R (8, 1) OBP: 0.273, SLG: 0.200			BB E		4-3				1B	1	0	1	0	0	0	0			
Inning Stats	R: 0 E: 0 K: 1 S: 5	H: 0 LOB: 0 BB: 0 P: 5	R: 0 E: 0 K: 0 S: 3	H: 0 LOB: 0 BB: 0 P: 3	R: 1 E: 1 K: 0 S: 6	H: 2 LOB: 3 BB: 1 P: 10	R: 0 E: 0 K: 1 S: 6	H: 1 LOB: 1 BB: 0 P: 6	R: 0 E: 0 K: 2 S: 8	H: 1 LOB: 2 BB: 1 P: 12	R: 0 E: 0 K: 0 S: 3	H: 0 LOB: 0 BB: 0 P: 3	R: 0 E: 0 K: 1 S: 5	H: 0 LOB: 0 BB: 0 P: 5	R: 1 E: 0 K: 0 S: 6	H: 3 LOB: 2 BB: 0 P: 6	1B: 4 2B: 3 3B: 0 HR: 0	SF: 0 SAC: 0 DP: 0 HBP: 0	WP: 0 PA: 37 PB: 0 SB: 0 CS: 0
PITCHER Earl Wilson, R (1, 1) ERA: 4.12	IP: 9.0 WLS: L BF: 37 H: 7 R: 2 ER: 2 SO: 6 BB: 2 IBB: 0 HBP: 0 BLK: 0 WP: 0 HR: 0 S: 47 P: 55 ERA: 2.00 WHIP: 1.000															PITCHER			

Detroit Tigers @ Boston Red Sox
Fenway Park, Boston, MA
Thu Jul 01 1965, 3:33 AM EDT
Att: 3,863 - Unknown


AB 35
R 2
H 7
RBI 2
BB 2
SO 6
LOB 16



Batter	1	2	3	4	5	6	7	8	9	AB	R	H	RBI	BB	SO	LOB	BOTTOM				
Chuck Schilling, R (1, 4) OBP: 0.333, SLG: 0.430	L8			HBP 1B		K		FC6-4 1B		4	0	2	0	0	1	1					
Eddie Brassoud, R (1, 6) OBP: 0.288, SLG: 0.364	1-3			F9		L8		F3		4	0	0	0	0	0	3					
Tony Horton, R (1, 3) OBP: 0.279, SLG: 0.366	5-3			L8		K		FC6-4 FC5-4		4	0	0	0	0	1	3					
Felix Mantilla, R (1, 8) OBP: 0.406, SLG: 0.514		1-3				1B BB		FC5-4		2	1	0	0	1	0	1					
Tony Conigliaro, R (1, 9) OBP: 0.323, SLG: 0.471		L8				K			SH3-4 1B	4	0	1	0	0	2	3					
Lee Thomas, L (1, 7) OBP: 0.373, SLG: 0.496		F9				1B 1B			SH3-4	2	0	1	0	1	0	0					
Frank Malzone, R (1, 5) OBP: 0.271, SLG: 0.250																					
Dalton Jones, L (9, PH) OBP: 0.349, SLG: 0.404			5-3		G6-4-3		L8		3-1	3	0	0	0	0	0	3					
Bob Tillman, R (1, 2) OBP: 0.281, SLG: 0.338			L8		4-3				4-3	4	0	1	1	0	0	1					
Earl Wilson, R (1, 1) OBP: 0.317, SLG: 0.286			K							3	0	1	0	0	2	2					
Inning Stats	R: 0 E: 0 K: 0 S: 3	H: 0 LOB: 0 BB: 0 P: 3	R: 0 E: 0 K: 0 S: 3	H: 0 LOB: 0 BB: 0 P: 3	R: 0 E: 0 K: 1 S: 5	H: 0 LOB: 0 BB: 0 P: 5	R: 0 E: 0 K: 1 S: 6	H: 1 LOB: 2 BB: 0 P: 7	R: 0 E: 0 K: 0 S: 2	H: 0 LOB: 0 BB: 1 P: 6	R: 0 E: 0 K: 2 S: 8	H: 1 LOB: 1 BB: 0 P: 8	R: 1 E: 0 K: 2 S: 9	H: 2 LOB: 2 BB: 1 P: 13	R: 0 E: 0 K: 0 S: 4	H: 1 LOB: 1 BB: 0 P: 4	R: 0 E: 0 K: 0 S: 4	H: 1 LOB: 1 BB: 0 P: 4	1B: 6 2B: 0 3B: 0 HR: 0	SF: 0 SAC: 1 DP: 1 HBP: 1	WP: 0 PA: 35 PB: 0 SB: 0 CS: 0
PITCHER Mickey Lolich, L (1, 1) ERA: 3.24	IP: 7.0 WLS: W BF: 28 H: 5 R: 1 ER: 1 SO: 6 BB: 2 IBB: 0 HBP: 1 BLK: 0 WP: 0 HR: 0 S: 37 P: 46 ERA: 1.29 WHIP: 1.000															PITCHER					
PITCHER Orlando Pena, R (8, 1) ERA: 6.02	IP: 2.0 WLS: W BF: 7 H: 1 R: 0 ER: 0 SO: 0 BB: 0 IBB: 0 HBP: 0 BLK: 0 WP: 0 HR: 0 S: 7 P: 7 ERA: 0.00 WHIP: 0.500															PITCHER					

Detroit Tigers @ Boston Red Sox
Fenway Park, Boston, MA
Thu Jul 01 1965, 3:33 AM EDT
Att: 3,863 - Unknown

AB 31
R 1
H 6
RBI 1
BB 2
SO 6
LOB 18



Batter	1	2	3	4	5	6	7	8	9	AB	R	H	RBI	BB	SO	LOB	TOP			
George Thomas, R OBP: 0.254, SLG: 0.358 (1, 9)										4	0	0	0	0	1	0	Detroit Tigers @ Washington Senators D.C. Stadium, Washington, DC Fri Jul 02 1965, 7:05 PM EDT Att: 6,298 - Unknown			
Jerry Lumpe, L OBP: 0.337, SLG: 0.333 (1, 4)										3	0	1	0	1	0	0				
Don Demeter, R OBP: 0.305, SLG: 0.391 (1, 3)										4	0	1	0	0	1	2				
Al Kaline, R OBP: 0.399, SLG: 0.548 (1, 8)										4	0	1	0	0	0	1				
Willie Horton, R OBP: 0.364, SLG: 0.617 (1, 7)										3	0	0	0	1	1	3				
Don Wert, R OBP: 0.319, SLG: 0.314 (1, 5)										2	0	0	0	1	0	1				
Dick McAuliffe, L OBP: 0.372, SLG: 0.481 (1, 6)										3	0	0	0	0	1	2				
Jackie Moore, R OBP: 0.186, SLG: 0.096 (8, PH)										2	0	0	0	0	2	0				
Bill Freehan, R OBP: 0.295, SLG: 0.281 (8, 2)										1	0	0	0	0	1	0				
Hank Aquirre, R OBP: 0.205, SLG: 0.167 (6, 1)										2	0	0	0	0	2	0				
Larry Sherry, R OBP: 0.429, SLG: 0.667 (8, PH)										0	0	0	0	0	0	0				
Jake Wood, R OBP: 0.307, SLG: 0.371 (8, 1)										1	0	0	0	0	1	0				
Ron Nischwitz, S (8, 1)										0	0	0	0	0	0	0				
Inning Stats	R: 0 E: 0 K: 2 S: 9	H: 2 LOB: 2 BB: 0 P: 9	R: 0 E: 0 K: 2 S: 7	H: 0 LOB: 0 BB: 0 P: 7	R: 0 E: 0 K: 1 S: 5	H: 0 LOB: 1 BB: 1 P: 9	R: 0 E: 0 K: 0 S: 3	H: 0 LOB: 1 BB: 1 P: 7	R: 0 E: 0 K: 2 S: 7	H: 0 LOB: 0 BB: 0 P: 7	R: 0 E: 0 K: 1 S: 5	H: 0 LOB: 0 BB: 0 P: 6	R: 0 E: 0 K: 2 S: 7	H: 0 LOB: 1 BB: 0 P: 7	R: 0 E: 0 K: 0 S: 4	H: 1 LOB: 1 BB: 0 P: 4	1B: 3 2B: 1 3B: 0 HR: 0	SF: 0 SAC: 0 DP: 1 HBP: 0	WP: 0 PB: 0 SB: 0 CS: 0	PA: 32
PITCHER Frank Kreuzer, L ERA: 4.61 (1, 1)	IP: 9.0 WLS: W BF: 32 H: 3 R: 0 ER: 0 SO: 10 BB: 3 IBB: 0 HBP: 0 BLK: 0 WP: 0 HR: 0 S: 49 P: 61 ERA: 0.00 WHIP: 0.667															PITCHER				

Batter	1	2	3	4	5	6	7	8	9	AB	R	H	RBI	BB	SO	LOB	BOTTOM			
Ed Brinkman, R OBP: 0.257, SLG: 0.287 (1, 6)										3	2	1	0	2	0	0	Detroit Tigers @ Washington Senators D.C. Stadium, Washington, DC Fri Jul 02 1965, 7:05 PM EDT Att: 6,298 - Unknown			
Ken Hamlin, R OBP: 0.369, SLG: 0.385 (1, 4)										5	1	4	1	0	0	1				
Ken McMullen, R OBP: 0.320, SLG: 0.436 (1, 7) (7, 5)										4	0	1	1	1	1	3				
Woodie Held, R OBP: 0.349, SLG: 0.440 (1, 9) (7, 7)									2	1	0	1	0	0	3					
Don Lock, R OBP: 0.290, SLG: 0.313 (1, 8)									4	0	0	0	0	4	4					
Doug Camilli, R OBP: 0.282, SLG: 0.316 (1, 2)									4	0	1	1	0	0	0					
Don Zimmer, R OBP: 0.295, SLG: 0.292 (7, 9)									2	0	0	0	1	2	0					
Willie Kirkland, L OBP: 0.257, SLG: 0.470 (7, 9)									1	0	0	0	0	0	1					
Bob Chance, L OBP: 0.294, SLG: 0.345 (1, 3)										3	1	0	0	1	1					
Frank Kreuzer, R OBP: 0.200, SLG: 0.444 (1, 1)										4	1	1	2	0	2	0				
Inning Stats	R: 1 E: 0 K: 1 S: 7	H: 2 LOB: 1 BB: 0 P: 7	R: 0 E: 0 K: 1 S: 5	H: 0 LOB: 0 BB: 0 P: 5	R: 0 E: 0 K: 2 S: 9	H: 2 LOB: 2 BB: 0 P: 9	R: 0 E: 0 K: 2 S: 7	H: 0 LOB: 1 BB: 1 P: 11	R: 1 E: 0 K: 2 S: 8	H: 1 LOB: 2 BB: 2 P: 16	R: 2 E: 0 K: 1 S: 6	H: 1 LOB: 1 BB: 2 P: 14	R: 1 E: 0 K: 0 S: 5	H: 1 LOB: 1 BB: 0 P: 5	R: 1 E: 2 K: 0 S: 5	H: 1 LOB: 1 BB: 0 P: 5	1B: 4 2B: 2 3B: 1 HR: 1	SF: 1 SAC: 0 DP: 0 HBP: 1	WP: 1 PB: 1 SB: 0 CS: 0	PA: 39
PITCHER Hank Aquirre, L ERA: 3.2 (1, 1)	IP: 5.2 WLS: L BF: 28 H: 6 R: 4 ER: 4 SO: 9 BB: 4 IBB: 1 HBP: 0 BLK: 0 WP: 1 HR: 1 S: 41 P: 61 ERA: 6.35 WHIP: 1.765															PITCHER				
Larry Sherry, R ERA: 3.12 (6, 1)	IP: 1.1 WLS: 6 BF: 1 H: 1 R: 1 ER: 1 SO: 1 BB: 0 IBB: 0 HBP: 1 BLK: 0 WP: 0 HR: 0 S: 7 P: 8 ERA: 6.75 WHIP: 0.750															PITCHER				
Ron Nischwitz, L ERA: 1.59 (8, 1)	IP: 1.0 WLS: 5 BF: 1 H: 1 R: 1 ER: 0 SO: 0 BB: 0 IBB: 0 HBP: 0 BLK: 0 WP: 0 HR: 0 S: 5 P: 5 ERA: 0.00 WHIP: 1.000															PITCHER				

AB	29
R	0
H	3
RBI	0
BB	3
SO	10
LOB	9



AB	32
R	6
H	8
RBI	6
BB	5
SO	10
LOB	13



Batter	1	2	3	4	5	6	7	8	9	AB	R	H	RBI	BB	SO	LOB	TOP					
George Thomas, R OBP: 0.250, SLG: 0.355 (1,9)	0-0 6-3		0-0 SF9							1	0	0	1	0	0	0						
Don Wert, R OBP: 0.317, SLG: 0.312 (1,5)	0-0 F8		0-0 F5							2	0	0	0	0	0	1						
Don Demeter, R OBP: 0.302, SLG: 0.387 (1,3)	0-0 6-3			0-0 F9						2	0	0	0	0	0	0						
Al Kaline, R OBP: 0.396, SLG: 0.543 (1,8)		0-0 L5-3		0-0 F5						2	0	0	0	0	0	0						
Willie Horton, R OBP: 0.366, SLG: 0.616 (1,7)		0-0 CS 1B		0-3 K						2	0	1	0	0	1	0						
Bill Freehan, R OBP: 0.282, SLG: 0.278 (1,2)	0-0 F3				0-0 F8					2	0	0	0	0	0	1						
Ray Oyler, R OBP: 0.280, SLG: 0.250 (1,4)			0-0 E SF9 1B		0-3 K					2	1	1	0	0	1	0						
Dick McAuliffe, L OBP: 0.372, SLG: 0.481 (1,6)			0-3 K		0-0 1B					2	0	1	0	0	1	1						
Denny McLain, R OBP: 0.176, SLG: 0.125 (1,1)			0-0 E1 1B		0-3 K					2	0	1	0	0	1	1						
Inning Stats	R: 0 E: 0 K: 0 S: 3	H: 0 LOB: 0 BB: 0 P: 3	R: 0 E: 0 K: 0 S: 3	H: 1 LOB: 0 BB: 0 P: 3	R: 1 E: 1 K: 1 S: 7	H: 2 LOB: 1 BB: 0 P: 7	R: 0 E: 0 K: 1 S: 5	H: 0 LOB: 0 BB: 0 P: 5	R: 0 E: 0 K: 2 S: 8	H: 1 LOB: 1 BB: 0 P: 8							1B: 4 2B: 0 3B: 0 HR: 0	SF: 1 SAC: 0 DP: 0 HBP: 0	WP: 0 PB: 0 SB: 0 CS: 1	PA: 18		
PITCHER Pete Richert, L ERA: 2.65 (1,1)	IP: 5.0 WLS: L BF: 18	H: 4 R: 1 ER: 0 SO: 4	BB: 0 IBB: 0 HBP: 0 BLK: 0	WP: 0 HR: 0 S: 26 P: 26	ERA: 0.00 WHIP: 0.800	PITCHER						IP: 5.0 WLS: L BF: 18	H: 4 R: 1 ER: 0 SO: 4	BB: 0 IBB: 0 HBP: 0 BLK: 0	WP: 0 HR: 0 S: 26 P: 26	ERA: 0.00 WHIP: 0.800						

Detroit Tigers @ Washington Senators
D.C. Stadium, Washington, DC

Sat Jul 03 1965, 3:33 AM EDT
Att: 3,447 - Unknown

AB	17
R	1
H	4
RBI	1
BB	0
SO	4
LOB	4

Batter	1	2	3	4	5	6	7	8	9	AB	R	H	RBI	BB	SO	LOB	BOTTOM					
Ken Hamlin, R OBP: 0.363, SLG: 0.378 (1,4)	0-0 F7		0-0 F9							2	0	0	0	0	0	1						
Willie Kirkland, L OBP: 0.292, SLG: 0.461 (1,7)	0-0 6-3			0-0 F7						2	0	0	0	0	0	0						
Ken McMullen, R OBP: 0.318, SLG: 0.433 (1,5)	0-0 L8			0-0 F9						2	0	0	0	0	0	0						
Jim King, L OBP: 0.322, SLG: 0.421 (1,9)		0-0 F7		0-0 3-1						2	0	0	0	0	0	0						
Doug Camilli, R OBP: 0.258, SLG: 0.311 (1,2)		0-0 5-3		0-3 K						2	0	0	0	0	1	0						
Bob Chance, L OBP: 0.291, SLG: 0.341 (1,3)		0-3 K		0-0 6-3						2	0	0	0	0	1	0						
Don Lock, R OBP: 0.292, SLG: 0.315 (1,8)			0-0 FC1-6 1B		0-0 6-3					2	0	1	0	0	0	0						
Ed Brinkman, R OBP: 0.256, SLG: 0.286 (1,6)			0-3 K							1	0	0	0	0	1	1						
Pete Richert, L OBP: 0.167, SLG: 0.074 (1,1)			0-0 FC1-6							1	0	0	0	0	0	1						
Inning Stats	R: 0 E: 0 K: 0 S: 3	H: 0 LOB: 0 BB: 0 P: 3	R: 0 E: 0 K: 1 S: 5	H: 0 LOB: 0 BB: 0 P: 5	R: 0 E: 0 K: 1 S: 6	H: 1 LOB: 1 BB: 0 P: 6	R: 0 E: 0 K: 0 S: 3	H: 0 LOB: 0 BB: 0 P: 3	R: 0 E: 0 K: 1 S: 5	H: 0 LOB: 0 BB: 0 P: 5							1B: 1 2B: 0 3B: 0 HR: 0	SF: 0 SAC: 0 DP: 0 HBP: 0	WP: 0 PB: 0 SB: 0 CS: 0	PA: 16		
PITCHER Denny McLain, R ERA: 3.51 (1,1)	IP: 5.0 WLS: W BF: 16	H: 1 R: 0 ER: 0 SO: 3	BB: 0 IBB: 0 HBP: 0 BLK: 0	WP: 0 HR: 0 S: 22 P: 22	ERA: 0.00 WHIP: 0.200	PITCHER						IP: 5.0 WLS: W BF: 16	H: 1 R: 0 ER: 0 SO: 3	BB: 0 IBB: 0 HBP: 0 BLK: 0	WP: 0 HR: 0 S: 22 P: 22	ERA: 0.00 WHIP: 0.200						

Detroit Tigers @ Washington Senators
D.C. Stadium, Washington, DC

Sat Jul 03 1965, 3:33 AM EDT
Att: 3,447 - Unknown

AB	16
R	0
H	1
RBI	0
BB	0
SO	3
LOB	3

Batter	1	2	3	4	5	6	7	8	9	AB	R	H	RBI	BB	SO	LOB	TOP										
Bobby Richardson, R OBP: 0.345, SLG: 0.345 (1,4)	L7	F6			L8	K		F9		5	0	0	0	0	1	3											
Tony Kubek, L OBP: 0.275, SLG: 0.275 (1,6)	1B 2B		K		3-1	K		K		5	1	1	0	0	3	2											
Tom Tresh, S OBP: 0.498, SLG: 0.498 (1,7)	1-2 2B		L7					E5 1B HR		5	2	2	0	0	0	0											
Elston Howard, R OBP: 0.328, SLG: 0.328 (1,2)			L9		F3			F4		5	0	0	0	0	1	4											
Doc Edwards, R OBP: 0.233, SLG: 0.233 (9,2)	K							F6		0	0	0	0	0	0	0											
Hector Lopez, R OBP: 0.407, SLG: 0.407 (1,9)	1-H 2-H 2B				K			F7		4	0	2	2	0	1	0											
Ross Moschitto, R OBP: 0.333, SLG: 0.333 (7,9)								1-2 HR 1B		1	1	0	0	0	1	0											
Joe Pepitone, L OBP: 0.444, SLG: 0.444 (1,3)	L3				1B 2B			1B 1B 1-H 2-H HR		4	2	3	3	0	0	1											
Clete Boyer, R OBP: 0.424, SLG: 0.424 (1,5)			F6		FC4-6 1B			1B 1B 1-2		4	1	2	0	0	0	1											
Roger Repoz, L OBP: 0.526, SLG: 0.526 (1,8)			K		K			1-3 2-H 1B		4	0	1	1	0	2	3											
Whitey Ford, L OBP: 0.250, SLG: 0.250 (1,1)					FC4-6 1-2			1-2 3-H 1B		4	0	2	1	0	1	2											
Inning Stats	R: 2 E: 0 K: 1 S: 8	H: 3 LOB: 1 BB: 0 P: 8	R: 0 E: 0 K: 1 S: 6	H: 1 LOB: 1 BB: 0 P: 6	R: 0 E: 0 K: 1 S: 5	H: 0 LOB: 0 BB: 0 P: 5	R: 0 E: 0 K: 2 S: 9	H: 2 LOB: 2 BB: 0 P: 9	R: 0 E: 0 K: 0 S: 4	H: 1 LOB: 1 BB: 0 P: 4	R: 2 E: 0 K: 2 S: 11	H: 4 LOB: 2 BB: 0 P: 11	R: 3 E: 1 K: 0 S: 6	H: 2 LOB: 1 BB: 0 P: 6	R: 0 E: 0 K: 2 S: 7	H: 0 LOB: 0 BB: 0 P: 7	R: 0 E: 0 K: 1 S: 5	H: 0 LOB: 0 BB: 0 P: 5	1B: 9 2B: 3 3B: 0 HR: 1	SF: 0 SAC: 0 DP: 0 HBP: 0	WP: 0 PB: 0 SB: 0 CS: 0	PA: 41					
PITCHER	IP	WLS	BF	H	R	ER	SO	BB	IBB	HBP	BLK	WP	HR	S	P	ERA	WHIP										
Mickey Lolich, L ERA: 3.53 (1,1)	6.1	L	33	13	7	6	7	0	0	0	0	0	1	47	47	8.53	2.053										
Orlando Pena, R ERA: 5.79 (7,1)	1.2		5	0	0	0	2	0	0	0	0	0	0	9	9	0.00	0.000										
Ron Nischwitz, L ERA: 1.23 (9,1)	1.0		3	0	0	0	1	0	0	0	0	0	0	5	5	0.00	0.000										

New York Yankees @ Detroit Tigers
Tiger Stadium, Detroit, MI
Mon Jul 05 1965, 4:33 AM EDT
Overcast - 77 F

AB	41
R	7
H	13
RBI	7
BB	0
SO	10
LOB	16



Batter	1	2	3	4	5	6	7	8	9	AB	R	H	RBI	BB	SO	LOB	BOTTOM										
George Thomas, R OBP: 0.351, SLG: 0.351 (1,9)	B5		5-3		K			1B 1B		4	0	1	0	0	1	0											
Jerry Lumpe, L OBP: 0.339, SLG: 0.339 (1,4)	L5-3 1B		F7					L8 G5-4-3 1B		4	0	2	0	0	0	0											
Don Demeter, R OBP: 0.383, SLG: 0.383 (1,3)	1-2 1B		1-3					6-3 G5-4-3 1-2		4	0	1	0	0	0	2											
Al Kaline, R OBP: 0.538, SLG: 0.538 (1,8)	L5-3 2-3				L7			BB		3	0	0	0	1	0	2											
Willie Horton, R OBP: 0.634, SLG: 0.634 (1,7)								5-3		4	2	2	1	0	1	1											
Don Wert, R OBP: 0.315, SLG: 0.315 (1,5)					F7			L8		4	0	2	0	0	0	0											
Bill Freehan, R OBP: 0.272, SLG: 0.272 (1,2)			SF9		F9			6-3		3	0	0	1	0	0	1											
Dick McAuliffe, L OBP: 0.473, SLG: 0.473 (1,6)			K					F3		3	0	0	0	0	2	1											
Mickey Lolich, S OBP: 0.122, SLG: 0.122 (1,1)										2	0	0	0	0	1	1											
Orlando Pena, R OBP: 0.200, SLG: 0.200 (7,1)										0	0	0	0	0	0	0											
Jake Wood, R OBP: 0.366, SLG: 0.366 (6,PH)										1	0	0	0	0	0	0											
Ron Nischwitz, S OBP: 0.122, SLG: 0.122 (9,1)										0	0	0	0	0	0	0											
Inning Stats	R: 0 E: 0 K: 0 S: 4	H: 2 LOB: 1 BB: 0 P: 4	R: 1 E: 0 K: 2 S: 9	H: 2 LOB: 1 BB: 0 P: 9	R: 0 E: 0 K: 0 S: 3	H: 0 LOB: 0 BB: 0 P: 3	R: 1 E: 0 K: 0 S: 4	H: 1 LOB: 0 BB: 0 P: 4	R: 0 E: 0 K: 2 S: 7	H: 0 LOB: 0 BB: 0 P: 7	R: 0 E: 0 K: 0 S: 3	H: 0 LOB: 1 BB: 1 P: 7	R: 0 E: 0 K: 0 S: 3	H: 0 LOB: 0 BB: 0 P: 3	R: 0 E: 0 K: 0 S: 4	H: 2 LOB: 1 BB: 0 P: 4	R: 0 E: 0 K: 1 S: 6	H: 1 LOB: 1 BB: 0 P: 6	1B: 6 2B: 1 3B: 0 HR: 1	SF: 1 SAC: 0 DP: 2 HBP: 0	WP: 0 PB: 0 SB: 0 CS: 0	PA: 34					
PITCHER	IP	WLS	BF	H	R	ER	SO	BB	IBB	HBP	BLK	WP	HR	S	P	ERA	WHIP										
Whitey Ford, L ERA: 3.75 (1,1)	9.0	W	34	8	2	2	5	1	0	0	0	0	1	43	47	2.00	1.000										

New York Yankees @ Detroit Tigers
Tiger Stadium, Detroit, MI
Mon Jul 05 1965, 4:33 AM EDT
Overcast - 77 F

AB	32
R	2
H	8
RBI	2
BB	1
SO	5
LOB	8



Batter	1	2	3	4	5	6	7	8	9	AB	R	H	RBI	BB	SO	LOB	TOP					
Bobby Richardson, R OBP: 0.327, SLG: 0.349 (1, 4)										5	0	3	2	0	0	1						
Tony Kubek, L OBP: 0.259, SLG: 0.273 (1, 6)										5	0	1	1	0	2	2						
Tom Tresh, S OBP: 0.353, SLG: 0.495 (1, 7)										2	0	0	0	3	1	3						
Joe Pepitone, L OBP: 0.340, SLG: 0.439 (1, 9)										3	0	0	0	1	0	3						
Ray Barker, L OBP: 0.366, SLG: 0.410 (1, 3)										3	0	0	0	1	1	3						
Roger Repoz, L OBP: 0.308, SLG: 0.696 (1, 8)										4	2	2	1	0	1	1						
Clete Boyer, R OBP: 0.331, SLG: 0.426 (1, 5)										4	1	1	0	0	1	1						
Jake Gibbs, L OBP: 0.200, SLG: 0.300 (1, 2)										3	0	0	0	0	0	1						
Steve Hamilton, L OBP: 0.333, SLG: 0.333 (7, PH)										2	0	1	0	0	1	0						
Mike McCoy, S OBP: 0.288, SLG: 0.454 (7, PH)										1	0	0	0	0	0	1						
Hal Reniff, R OBP: 0.250, SLG: 0.250 (7, PH)										0	0	0	0	0	0	0						
Pedro Ramos, S OBP: 0.143, SLG: 0.143 (7, PH)										0	0	0	0	0	0	0						
Hector Lopez, R OBP: 0.357, SLG: 0.407 (9, PH)										0	0	0	0	0	1	0						
Ross Moschitto, R OBP: 0.102, SLG: 0.333 (9, PH)										0	1	0	0	0	0	0						
Inning Stats	R: 0 E: 0 K: 2 S: 8	H: 1 LOB: 2 BB: 1 P: 12	R: 0 E: 0 K: 1 S: 5	H: 0 LOB: 0 BB: 0 P: 5	R: 0 E: 0 K: 2 S: 7	H: 0 LOB: 0 BB: 0 P: 7	R: 0 E: 0 K: 1 S: 4	H: 0 LOB: 1 BB: 2 P: 12	R: 0 E: 0 K: 0 S: 4	H: 1 LOB: 1 BB: 0 P: 4	R: 0 E: 0 K: 1 S: 5	H: 0 LOB: 1 BB: 1 P: 9	R: 2 E: 0 K: 1 S: 8	H: 3 LOB: 1 BB: 0 P: 8	R: 0 E: 0 K: 0 S: 2	H: 0 LOB: 0 BB: 1 P: 6	R: 2 E: 0 K: 0 S: 6	H: 3 LOB: 2 BB: 1 P: 10	1B: 5 2B: 2 3B: 0 HR: 1	SF: 0 SAC: 1 DP: 2 HBP: 0	WP: 1 PB: 2 SB: 0 CS: 0	PA: 39
PITCHER	IP	WLS	BF	H	R	ER	SO	BB	IBB	HBP	BLK	WP	HR	S	P	ERA	WHIP					
Joe Sparna, R ERA: 3.31	7.0	W	29	5	2	2	8	4	0	0	0	1	1	41	57	2.57	1.286					
Terry Fox, R ERA: 2.27	1.0		4	1	1	1	0	1	0	0	0	0	0	3	7	9.00	2.000					
Fred Gladding, R ERA: 3.14	0.2		4	1	0	0	0	1	0	0	0	0	0	3	7	0.00	3.000					
Orlando Pena, R ERA: 5.74	0.1	S	2	1	1	1	0	0	0	0	0	0	0	2	2	27.00	3.000					

New York Yankees @ Detroit Tigers
Tiger Stadium, Detroit, MI
Mon Jul 05 1965, 4:38 AM EDT
Att: 40,153 - Unknown - 70 F

AB 32
R 4
H 8
RBI 4
BB 6
SO 8
LOB 16



Batter	1	2	3	4	5	6	7	8	9	AB	R	H	RBI	BB	SO	LOB	BOTTOM				
George Thomas, R OBP: 0.252, SLG: 0.351 (1, 8)										3	1	1	0	0	0	0					
Gates Brown, L OBP: 0.273, SLG: 0.349 (7, PH)										1	1	1	1	0	0	0					
Norm Cash, L OBP: 0.343, SLG: 0.307 (8, 3)										0	0	0	0	0	0	0					
Jerry Lumpe, L OBP: 0.337, SLG: 0.335 (1, 4)										3	0	0	0	1	1	1					
Don Demeter, R OBP: 0.307, SLG: 0.404 (8, 8)										4	0	3	3	0	0	0					
Willie Horton, R OBP: 0.364, SLG: 0.626 (1, 7)										3	0	0	0	1	0	2					
Don Wert, R OBP: 0.315, SLG: 0.314 (1, 5)										4	1	1	0	0	1	3					
Jim Northrup, L OBP: 0.275, SLG: 0.355 (1, 9)										4	0	0	0	0	2	5					
Bill Freehan, R OBP: 0.260, SLG: 0.277 (1, 2)										4	0	2	0	0	0	1					
Ray Oyler, R OBP: 0.250, SLG: 0.222 (1, 6)										2	0	0	0	0	0	3					
Dick McAuliffe, L OBP: 0.365, SLG: 0.469 (8, 6)										2	1	0	0	0	0	1					
Joe Sparna, R OBP: 0.226, SLG: 0.217 (7, PH)										1	0	1	0	0	0	0					
Al Kaline, R OBP: 0.401, SLG: 0.540 (7, PH)										0	1	0	0	0	0	0					
Jake Wood, R OBP: 0.250, SLG: 0.396 (8, 1)										1	0	0	0	0	1	0					
Terry Fox, R OBP: 0.250, SLG: 0.396 (8, 1)										0	0	0	0	0	0	0					
Fred Gladding, L OBP: 0.275, SLG: 0.220 (9, 1)										0	0	0	0	0	0	0					
Inning Stats	R: 0 E: 0 K: 1 S: 6	H: 1 LOB: 1 BB: 0 P: 6	R: 0 E: 0 K: 1 S: 6	H: 1 LOB: 0 BB: 0 P: 6	R: 1 E: 0 K: 1 S: 7	H: 2 LOB: 1 BB: 0 P: 7	R: 1 E: 2 K: 0 S: 5	H: 1 LOB: 1 BB: 0 P: 5	R: 0 E: 0 K: 0 S: 3	H: 0 LOB: 0 BB: 0 P: 3	R: 0 E: 0 K: 1 S: 5	H: 0 LOB: 0 BB: 0 P: 5	R: 3 E: 0 K: 1 S: 9	H: 4 LOB: 3 BB: 2 P: 17	R: 0 E: 0 K: 1 S: 5	H: 0 LOB: 0 BB: 0 P: 5	1B: 7 2B: 1 3B: 1 HR: 0	SF: 0 SAC: 0 DP: 1 HBP: 0	WP: 0 PB: 0 SB: 0 CS: 0	PA: 36	
PITCHER	IP	WLS	BF	H	R	ER	SO	BB	IBB	HBP	BLK	WP	HR	S	P	ERA	WHIP				
Steve Hamilton, L ERA: 1.72	6.0	L	3	2	2	2	0	0	0	0	0	0	0	3	3	54.00	6.000				
Hal Reniff, R ERA: 2.96	0.1		3	2	2	2	0	0	0	0	0	0	0	3	3	54.00	6.000				
Pedro Ramos, R ERA: 3.42	1.2		9	2	1	1	2	1	1	0	0	0	0	11	19	5.40	1.800				

New York Yankees @ Detroit Tigers
Tiger Stadium, Detroit, MI
Mon Jul 05 1965, 4:38 AM EDT
Att: 40,153 - Unknown - 70 F

AB 34
R 5
H 9
RBI 4
BB 2
SO 6
LOB 17



Batter	1	2	3	4	5	6	7	8	9	AB	R	H	RBI	BB	SO	LOB	TOP					
Bobby Richardson, R OBP: 0.326, SLG: 0.347 (1, 4)										4	0	1	0	0	0	1	New York Yankees @ Detroit Tigers Tiger Stadium, Detroit, MI Tue Jul 06 1965, 7:05 PM EDT Att: 22,052 - Unknown - 68 F					
Tony Kubek, L OBP: 0.269, SLG: 0.272 (1, 6)										4	0	1	0	0	2	1						
Tom Tresh, S OBP: 0.349, SLG: 0.489 (1, 7)										4	0	0	0	0	2	2						
Elston Howard, R OBP: 0.228, SLG: 0.325 Ross Moschitto, R OBP: 0.182, SLG: 0.333 (9, PR)										4	0	1	0	0	0	1						
Joe Pepitone, L OBP: 0.342, SLG: 0.440 (1, 3)										4	0	2	0	0	0	0						
Hector Lopez, R OBP: 0.305, SLG: 0.399 (1, 9)										3	0	0	0	1	2	3						
Roger Repoz, L OBP: 0.345, SLG: 0.731 (1, 8)										3	0	2	0	0	1	1						
Clete Boyer, R OBP: 0.327, SLG: 0.421 (1, 5)										3	0	0	0	0	0	4						
Mel Stottlemyre, R OBP: 0.176, SLG: 0.294 Ray Barker, L OBP: 0.363, SLG: 0.405 Bobby Tiefenauer, R OBP: 0.273, SLG: 0.300 Jake Gibbs, L OBP: 0.273, SLG: 0.300 Gil Blanco, L OBP: 0.273, SLG: 0.300 (8, 1)										1	0	0	0	0	1	0						
Inning Stats	R: 0 E: 0 K: 2 S: 7	H: 1 LOB: 0 BB: 0 P: 7	R: 0 E: 0 K: 1 S: 7	H: 2 LOB: 2 BB: 0 P: 7	R: 0 E: 0 K: 1 S: 5	H: 0 LOB: 0 BB: 0 P: 5	R: 0 E: 0 K: 0 S: 3	H: 0 LOB: 0 BB: 0 P: 3	R: 0 E: 0 K: 1 S: 5	H: 0 LOB: 1 BB: 1 P: 9	R: 0 E: 0 K: 0 S: 4	H: 1 LOB: 1 BB: 0 P: 4	R: 0 E: 0 K: 1 S: 6	H: 1 LOB: 1 BB: 0 P: 6	R: 0 E: 0 K: 1 S: 4	H: 0 LOB: 0 BB: 0 P: 5	R: 0 E: 0 K: 1 S: 6	H: 2 LOB: 2 BB: 0 P: 6	1B: 6 2B: 1 3B: 0 HR: 0	SF: 0 SAC: 0 DP: 2 HBP: 1	WP: 0 PB: 0 SB: 0 CS: 1	PA: 34
PITCHER Denny McLain, R ERA: 3.2 (1, 1)	IP: 9.0 WLS: W BF: 33 H: 7 R: 0 ER: 0 SO: 8 BB: 1 IBB: 0 HBP: 1 BLK: 1 WP: 0 HR: 0 S: 47 P: 52 ERA: 0.00 WHIP: 0.889															PITCHER						

Batter	1	2	3	4	5	6	7	8	9	AB	R	H	RBI	BB	SO	LOB	BOTTOM			
Dick McAuliffe, L OBP: 0.363, SLG: 0.473 (1, 6)										4	1	1	0	0	0	1	New York Yankees @ Detroit Tigers Tiger Stadium, Detroit, MI Tue Jul 06 1965, 7:05 PM EDT Att: 22,052 - Unknown - 68 F			
Jerry Lumpe, L OBP: 0.336, SLG: 0.335 (1, 4)										3	0	1	1	0	0	1				
Jim Northrup, L OBP: 0.274, SLG: 0.360 (1, 9)										4	1	1	0	0	2	1				
Al Kaline, R OBP: 0.403, SLG: 0.544 (1, 8)										4	1	2	1	0	1	0				
Willie Horton, R OBP: 0.362, SLG: 0.623 Don Demeter, R OBP: 0.307, SLG: 0.404 (9, 7)										4	1	1	0	0	1	2				
Norm Cash, L OBP: 0.346, SLG: 0.329 (1, 3)										4	2	2	3	0	0	0				
Don Wert, R OBP: 0.321, SLG: 0.318 (1, 5)										3	1	2	0	1	1	0				
Bill Freehan, R OBP: 0.265, SLG: 0.304 (1, 2)										4	1	2	3	0	0	2				
Denny McLain, R OBP: 0.167, SLG: 0.118 (1, 1)										2	0	0	0	0	1	1				
Inning Stats	R: 0 E: 0 K: 0 S: 3	H: 1 LOB: 0 BB: 0 P: 3	R: 0 E: 0 K: 0 S: 3	H: 1 LOB: 0 BB: 0 P: 3	R: 2 E: 0 K: 1 S: 6	H: 1 LOB: 0 BB: 1 P: 10	R: 3 E: 0 K: 1 S: 9	H: 4 LOB: 0 BB: 0 P: 9	R: 1 E: 0 K: 1 S: 6	H: 1 LOB: 0 BB: 0 P: 6	R: 0 E: 0 K: 1 S: 5	H: 0 LOB: 0 BB: 0 P: 5	R: 0 E: 0 K: 0 S: 4	H: 1 LOB: 1 BB: 0 P: 4	R: 2 E: 0 K: 2 S: 10	H: 3 LOB: 1 BB: 0 P: 10	1B: 5 2B: 4 3B: 1 HR: 2	SF: 1 SAC: 1 DP: 1 HBP: 0	WP: 0 PB: 2 SB: 0 CS: 1	PA: 36
PITCHER Mel Stottlemyre, R ERA: 2.75 Bobby Tiefenauer, R ERA: 4.61 Gil Blanco, L ERA: 5.06 (8, 1)	IP: 4.0 WLS: L BF: 18 H: 7 R: 5 ER: 5 SO: 2 BB: 1 IBB: 0 HBP: 0 BLK: 0 WP: 0 HR: 1 S: 21 P: 25 ERA: 11.25 WHIP: 2.000															PITCHER				

Batter	1	2	3	4	5	6	7	8	9	AB	R	H	RBI	BB	SO	LOB	TOP			
Bobby Richardson, R OBP: 0.327, SLG: 0.346 (1, 4)	F6		BB		5-3		L8		1B	4	0	1	0	1	0	1	New York Yankees @ Detroit Tigers Tiger Stadium, Detroit, MI Wed Jul 07 1965, 7:05 PM EDT Att: 23,789 - Unknown - 71 F			
Phil Linz, R OBP: 0.291, SLG: 0.291 (1, 6)	L5		F6			SH5-3 1B		1B	K	5	1	2	0	0	1	2				
Tom Tresh, S OBP: 0.354, SLG: 0.489 (1, 7)				HBP		SH5-3		1B	K	2	1	1	0	1	1	1				
Elston Howard, R OBP: 0.228, SLG: 0.323 (1, 2)	F9			F9				FC6-2-5-2 1B		4	1	1	1	0	0	4				
Hector Lopez, R OBP: 0.297, SLG: 0.387 Ross Moschitto, R OBP: 0.182, SLG: 0.333 (8, 9)		K		1-3		L7		K		4	0	0	0	0	2	4				
Joe Pepitone, L OBP: 0.341, SLG: 0.435 (1, 3)	4-3			3-1		4-3		1B IBB		0	0	0	0	0	0	0				
Clete Boyer, R OBP: 0.333, SLG: 0.441 (1, 5)	K					HR		2B	1B	4	1	3	3	0	1	0				
Roger Repoz, L OBP: 0.303, SLG: 0.633 (1, 8)			G3		1-3		F9	L8		4	0	0	0	0	0	3				
Al Downing, R OBP: 0.150, SLG: 0.105 (1, 1)			K				5-3		K	4	0	0	0	0	3	1				
Inning Stats	R: 0 E: 0 K: 0 S: 3	H: 0 LOB: 1 BB: 1 P: 7	R: 0 E: 0 K: 2 S: 7	H: 0 LOB: 0 BB: 0 P: 7	R: 0 E: 0 K: 1 S: 5	H: 0 LOB: 1 BB: 1 P: 9	R: 1 E: 0 K: 0 S: 3	H: 0 LOB: 0 BB: 0 P: 4	R: 1 E: 0 K: 1 S: 6	H: 2 LOB: 1 BB: 0 P: 5	R: 0 E: 0 K: 0 S: 4	H: 1 LOB: 1 BB: 0 P: 4	R: 2 E: 0 K: 1 S: 8	H: 3 LOB: 2 BB: 1 P: 12	R: 0 E: 0 K: 3 S: 10	H: 1 LOB: 1 BB: 0 P: 10		1B: 6 2B: 1 3B: 0 HR: 1	SF: 0 SAC: 1 DP: 0 HBP: 1	WP: 0 PB: 0 SB: 1 CS: 0
PITCHER	IP	WLS	BF	H	R	ER	SO	BB	IBB	HBP	BLK	WP	HR	S	P	ERA	WHIP			
Hank Aguirre, L ERA: 3.16 Orlando Pena, R ERA: 5.89	(1, 1)	7.0	L	28	4	2	2	4	2	0	1	0	0	33	42	2.57	0.857			
Orlando Pena, R ERA: 5.89 (8, 1)	2.0	11	4	2	2	4	0	1	0	0	0	0	0	18	22	9.00	2.000			

AB	34
R	4
H	8
RBI	4
BB	3
SO	8
LOB	18



Batter	1	2	3	4	5	6	7	8	9	AB	R	H	RBI	BB	SO	LOB	BOTTOM					
George Thomas, R OBP: 0.252, SLG: 0.347 (1, 9)	5-3 1B		1-3		4-3		K			4	0	1	0	0	1	1	New York Yankees @ Detroit Tigers Tiger Stadium, Detroit, MI Wed Jul 07 1965, 7:05 PM EDT Att: 23,789 - Unknown - 71 F					
Jerry Lumpe, L OBP: 0.331, SLG: 0.329 (1, 4)	5-3			F8	F2			4-3		4	0	0	0	0	1							
Don Demeter, R OBP: 0.306, SLG: 0.401 (1, 3)	6-3			F8			1B	K		4	0	1	0	0	1	0						
Al Kaline, R OBP: 0.401, SLG: 0.539 (1, 8)		L5-3		BB BB 1B	L6		L8			4	1	1	0	0	0	1						
Willie Horton, R OBP: 0.360, SLG: 0.615 (1, 7)		K		BB BB BB 1B	F4			6-3		3	0	0	0	1	1	1						
Don Wert, R OBP: 0.326, SLG: 0.317 (1, 5)		BB		BB BB BB BB	BB BB		K	HR BB		1	1	0	0	3	1	1						
Bill Freehan, R OBP: 0.270, SLG: 0.304 (1, 2)	K			BB BB BB BB	BB		FC1-4 1B	F8		3	0	1	1	1	1	2						
Dick McAuliffe, L OBP: 0.362, SLG: 0.481 (1, 6)			F9	F5			K	HR		4	1	1	2	0	1	4						
Hank Aguirre, R OBP: 0.195, SLG: 0.158 Jake Wood, R OBP: 0.299, SLG: 0.361 Orlando Pena, R OBP: 0.273, SLG: 0.200 Norm Cash, L OBP: 0.344, SLG: 0.327 (8, PH)			6-3		K		FC1-4	K		2	0	0	0	0	1	0						
Inning Stats	R: 0 E: 0 K: 0 S: 3	H: 1 LOB: 0 BB: 0 P: 3	R: 0 E: 0 K: 2 S: 7	H: 0 LOB: 1 BB: 1 P: 11	R: 0 E: 0 K: 0 S: 3	H: 0 LOB: 0 BB: 0 P: 3	R: 1 E: 0 K: 0 S: 4	H: 1 LOB: 3 BB: 3 P: 16	R: 0 E: 0 K: 1 S: 5	H: 0 LOB: 0 BB: 0 P: 5	R: 0 E: 0 K: 1 S: 6	H: 1 LOB: 1 BB: 0 P: 6	R: 0 E: 0 K: 2 S: 8	H: 1 LOB: 1 BB: 0 P: 8	R: 0 E: 0 K: 1 S: 5	H: 0 LOB: 0 BB: 0 P: 5		R: 2 E: 0 K: 1 S: 6	H: 1 LOB: 0 BB: 1 P: 10	1B: 4 2B: 0 3B: 0 HR: 1	SF: 0 SAC: 0 DP: 0 HBP: 0	WP: 0 PB: 0 SB: 0 CS: 0
PITCHER	IP	WLS	BF	H	R	ER	SO	BB	IBB	HBP	BLK	WP	HR	S	P	ERA	WHIP					
Al Downing, L ERA: 3.19 (1, 1)	9.0	W	36	5	3	3	8	5	0	0	0	0	1	47	67	3.00	1.111					



Batter	1	2	3	4	5	6	7	8	9	AB	R	H	RBI	BB	SO	LOB	TOP	
Bobby Richardson, R OBP: 0.332, SLG: 0.347										2	1	1	0	2	0	0	New York Yankees @ Detroit Tigers Tiger Stadium, Detroit, MI Thu Jul 08 1965, 7:05 PM EDT Att: 24,559 - Unknown - 78 F	
Phil Linz, R OBP: 0.286, SLG: 0.285										4	0	0	0	0	1	3		
Tom Tresh, S OBP: 0.352, SLG: 0.485										3	0	0	0	1	1	2		
Elston Howard, R OBP: 0.221, SLG: 0.313										4	0	0	1	0	0	3		
Hector Lopez, R OBP: 0.302, SLG: 0.390										4	0	2	0	0	1	1		
Joe Pepitone, L OBP: 0.340, SLG: 0.432										4	0	1	0	0	1	1		
Clete Boyer, R OBP: 0.336, SLG: 0.440										3	0	1	0	1	0	2		
Roger Repoz, L OBP: 0.270, SLG: 0.559										4	0	0	0	0	3	5		
Pete Mikkelsen, R (6, PH)										2	0	0	0	0	2	3		
Mickey Mantle, S OBP: 0.394, SLG: 0.452										1	0	0	0	0	1	2		
Hal Reniff, R (6, PH)										0	0	0	0	0	0	0		
Pedro Ramos, S OBP: 0.143, SLG: 0.143										0	0	0	0	0	0	0		
Ross Moschitto, R OBP: 0.174, SLG: 0.318										1	0	0	0	0	0	0		
Inning Stats	R: 1 E: 0 K: 2 S: 7	H: 0 LOB: 1 BB: 2 P: 15	R: 0 E: 0 K: 3 S: 9	H: 0 LOB: 1 BB: 1 P: 13	R: 0 E: 0 K: 1 S: 5	H: 2 LOB: 2 BB: 1 P: 9	R: 0 E: 0 K: 2 S: 9	H: 1 LOB: 1 BB: 0 P: 4	R: 0 E: 0 K: 0 S: 3	H: 0 LOB: 0 BB: 0 P: 3	R: 0 E: 0 K: 0 S: 3	H: 0 LOB: 0 BB: 0 P: 3	R: 0 E: 0 K: 0 S: 3	H: 0 LOB: 0 BB: 0 P: 3	1B: 5 2B: 0 3B: 0 HR: 0	SF: 0 SAC: 0 DP: 0 HBP: 0	WP: 0 PB: 0 SB: 1 CS: 0	PA: 36
PITCHER	IP WLS BF H R ER SO BB IBB HBP BLK WP HR S P ERA WHIP																	
Mickey Lolich, L ERA: 3.35	9.0 W 36 5 1 1 10 4 0 0 0 0 0 52 68 1.00 1.000																	

Batter	1	2	3	4	5	6	7	8	9	AB	R	H	RBI	BB	SO	LOB	BOTTOM	
Dick McAuliffe, L OBP: 0.363, SLG: 0.478										4	0	1	2	1	0	0	New York Yankees @ Detroit Tigers Tiger Stadium, Detroit, MI Thu Jul 08 1965, 7:05 PM EDT Att: 24,559 - Unknown - 78 F	
Jerry Lumpe, L OBP: 0.331, SLG: 0.327										2	0	0	0	1	0	3		
Ray Oyler, R OBP: 0.267, SLG: 0.276										2	0	1	1	0	0	0		
Norm Cash, L OBP: 0.336, SLG: 0.318										5	0	0	0	0	2	3		
Al Kaline, R OBP: 0.402, SLG: 0.538										4	1	2	0	0	1	1		
Willie Horton, R OBP: 0.359, SLG: 0.609										4	1	1	0	0	0	1		
Jim Northrup, L OBP: 0.273, SLG: 0.357										4	0	1	0	0	1	1		
Don Wert, R OBP: 0.331, SLG: 0.330										4	1	3	2	0	1	0		
Bill Freehan, R OBP: 0.279, SLG: 0.326										3	2	2	1	1	0	2		
Mickey Lolich, S OBP: 0.152, SLG: 0.114										3	1	0	0	1	1	4		
Inning Stats	R: 0 E: 0 K: 1 S: 5	H: 0 LOB: 1 BB: 1 P: 9	R: 0 E: 0 K: 0 S: 5	H: 2 LOB: 2 BB: 0 P: 5	R: 0 E: 0 K: 0 S: 3	H: 4 LOB: 3 BB: 1 P: 11	R: 0 E: 0 K: 1 S: 6	H: 1 LOB: 1 BB: 0 P: 6	R: 1 E: 0 K: 2 S: 8	H: 1 LOB: 0 BB: 0 P: 8	R: 0 E: 0 K: 1 S: 5	H: 0 LOB: 0 BB: 0 P: 5	R: 3 E: 0 K: 1 S: 8	H: 3 LOB: 2 BB: 2 P: 16	1B: 7 2B: 3 3B: 0 HR: 1	SF: 0 SAC: 0 DP: 0 HBP: 0	WP: 0 PB: 0 SB: 1 CS: 0	PA: 39
PITCHER	IP WLS BF H R ER SO BB IBB HBP BLK WP HR S P ERA WHIP																	
Pete Mikkelsen, R ERA: 3.69	5.0 L 24 2 2 2 2 1 1 0 0 0 0 1 18 26 3.60 1.800																	
Hal Reniff, R ERA: 3.51	2.2 12 2 4 4 4 1 1 0 0 0 0 1 18 26 13.50 1.125																	
Pedro Ramos, R ERA: 3.4	0.1 3 2 0 0 0 0 0 0 0 0 0 0 3 3 0.00 6.000																	

Batter	1	2	3	4	5	6	7	8	9	10	AB	R	H	RBI	BB	SO	LOB	TOP						
Dick McAuliffe, L OBP: 0.369, SLG: 0.478 (1, 6)	IHR BB		1-3															2 1 1 0 3 0 0						
Bill Freehan, R OBP: 0.272, SLG: 0.318 (1, 2)	F3		F2		2-4-3 1B													5 0 0 0 0 1 4						
Norm Cash, L OBP: 0.342, SLG: 0.335 (1, 3)	IHR																	3 2 1 2 2 0 2						
Willie Horton, R OBP: 0.353, SLG: 0.624 (1, 7) (10, 9)	K2-3		F3															4 3 2 2 1 1 1						
Jim Northrup, L OBP: 0.266, SLG: 0.356 (10, PH)																		3 0 1 0 1 2 1						
Al Kaline, R OBP: 0.404, SLG: 0.538 (10, PR)																		0 0 0 0 1 0 0						
Gates Brown, L OBP: 0.273, SLG: 0.349 (10, 7)	BB																	0 1 0 0 0 0 0						
Don Demeter, R OBP: 0.307, SLG: 0.400 (6, 8)	F7																	3 0 1 0 0 0 2						
George Thomas, R OBP: 0.256, SLG: 0.350 (1, 8)																		2 0 1 1 0 0 2						
Don Wert, R OBP: 0.329, SLG: 0.328 (1, 5)																		5 0 1 0 0 1 2						
Ray Oyler, R OBP: 0.286, SLG: 0.273 (1, 4)																		4 0 1 2 1 0 0						
Joe Sparna, R OBP: 0.200, SLG: 0.208 (4, 1)																		1 0 0 0 0 1 0						
Dave Wickersham, R (9, 1)																		3 0 0 0 0 2 1						
Fred Gladding, L (10, 1)																		1 0 0 0 0 0 2						
Larry Sherry, R OBP: 0.429, SLG: 0.667 (10, 1)																		0 0 0 0 0 0 0						
Inning Stats	R: 2 E: 0 K: 1 S: 6	H: 1 LOB: 1 BB: 2 P: 14	R: 0 E: 0 K: 2 S: 7	H: 0 LOB: 0 BB: 0 P: 7	R: 0 E: 0 K: 0 S: 3	H: 0 LOB: 1 BB: 1 P: 7	R: 0 E: 0 K: 0 S: 3	H: 1 LOB: 0 BB: 0 P: 3	R: 0 E: 0 K: 1 S: 5	H: 1 LOB: 1 BB: 0 P: 5	R: 2 E: 0 K: 2 S: 9	H: 2 LOB: 1 BB: 1 P: 13	R: 0 E: 0 K: 1 S: 5	H: 0 LOB: 2 BB: 2 P: 13	R: 1 E: 0 K: 1 S: 5	H: 1 LOB: 0 BB: 1 P: 9	R: 0 E: 0 K: 0 S: 3	H: 0 LOB: 1 BB: 1 P: 7	R: 2 E: 0 K: 0 S: 6	H: 3 LOB: 2 BB: 1 P: 10	1B: 6 2B: 3 3B: 0 HR: 2	SF: 0 SAC: 0 DP: 2 HBP: 0	WP: 1 PB: 0 SB: 1 CS: 0	PA: 45
PITCHER	IP WLS BF H R ER SO	IP WLS BF H R ER SO	IP WLS BF H R ER SO	IP WLS BF H R ER SO	IP WLS BF H R ER SO	IP WLS BF H R ER SO	IP WLS BF H R ER SO	IP WLS BF H R ER SO	IP WLS BF H R ER SO	IP WLS BF H R ER SO	IP WLS BF H R ER SO	IP WLS BF H R ER SO	IP WLS BF H R ER SO	IP WLS BF H R ER SO	IP WLS BF H R ER SO	IP WLS BF H R ER SO	IP WLS BF H R ER SO	IP WLS BF H R ER SO	IP WLS BF H R ER SO	IP WLS BF H R ER SO	ERA WHIP	ERA WHIP	ERA WHIP	
Fred Talbot, R ERA: 3.48 (1, 1)	6.0	0.1	1.2	1.1	1.1	1.1	1.1	1.1	1.1	1.1	1.1	1.1	1.1	1.1	1.1	1.1	1.1	1.1	1.1	1.1	1.1	6.00	1.500	
Jesse Hickman, R ERA: 6.75 (7, 1)	0.1	3	0	0	0	1	2	0	0	0	1	0	3	11	0.00	6.000								
Jim Dickson, R ERA: 4.82 (7, 1)	1.2	6	1	1	1	1	1	0	0	0	0	0	7	11	5.40	1.200								
John O'Donoghue, L ERA: 4.08 (9, 1)	1.1	L	7	2	2	0	1	1	0	0	0	0	5	13	13.50	1.500								
John Wyatt, R ERA: 2.49 (10, 1)	0.2	4	2	0	0	0	0	0	0	0	0	0	4	4	0.00	3.000								

Detroit Tigers @ Kansas City Athletics
Municipal Stadium, Kansas City, MO
Fri Jul 09 1965, 8:05 PM EDT
Att: 5,772 - Unknown


AB 36
R 7
H 9
RBI 7
BB 9
SO 8
LOB 17



Batter	1	2	3	4	5	6	7	8	9	10	AB	R	H	RBI	BB	SO	LOB	BOTTOM						
Bert Campaneris, R OBP: 0.307, SLG: 0.381 (1, 6)	F4	F9		F7														5 0 0 0 1 0 4						
Wayne Causey, L OBP: 0.355, SLG: 0.323 (1, 4)	2B SF7 1B																	5 1 2 0 0 0 2						
Ed Charles, R OBP: 0.334, SLG: 0.408 (1, 5)	1B 2B																	6 3 2 0 0 0 3						
Ken Harrelson, R OBP: 0.344, SLG: 0.448 (1, 3)	1B BB																	4 1 1 1 1 0 1						
Mike Hershberger, R OBP: 0.293, SLG: 0.300 (1, 9)	SF7																	3 0 2 3 1 0 0						
Tommy Reynolds, R OBP: 0.303, SLG: 0.293 (1, 7)	3H 1B																	4 0 1 1 1 0 2						
Billy Bryan, L OBP: 0.300, SLG: 0.403 (1, 2)	F8																	5 0 1 0 0 2 4						
Nelson Mathews, R OBP: 0.305, SLG: 0.346 (1, 8)																		4 0 0 0 1 1 0						
Fred Talbot, R OBP: 0.293, SLG: 0.342 (8, PH)																		1 0 0 0 0 1 1						
Santiago Romo, L OBP: 0.273, SLG: 0.267 (7, 1)																		0 0 0 0 0 1 0						
Jesse Hickman, R (7, 1)																		0 0 0 0 0 0 0						
Jim Dickson, L (8, PH)																		0 0 0 0 0 0 0						
Johnny Blanchard, L OBP: 0.293, SLG: 0.342 (8, PH)																		1 0 0 0 0 0 0						
John O'Donoghue, R (10, 1)																		0 0 0 0 0 0 0						
John Wyatt, R OBP: 0.307, SLG: 0.381 (10, 1)																		0 0 0 0 0 0 0						
Rene Lachemann, R OBP: 0.291, SLG: 0.408 (10, PH)																		1 0 0 0 0 0 0						
Inning Stats	R: 2 E: 0 K: 0 S: 6	H: 3 LOB: 2 BB: 1 P: 10	R: 0 E: 0 K: 1 S: 5	H: 0 LOB: 0 BB: 0 P: 5	R: 0 E: 0 K: 0 S: 3	H: 0 LOB: 0 BB: 0 P: 3	R: 0 E: 0 K: 0 S: 4	H: 1 LOB: 3 BB: 2 P: 12	R: 1 E: 1 K: 0 S: 4	H: 1 LOB: 1 BB: 0 P: 5	R: 0 E: 0 K: 1 S: 6	H: 0 LOB: 1 BB: 1 P: 10	R: 0 E: 0 K: 1 S: 5	H: 0 LOB: 0 BB: 0 P: 5	R: 0 E: 0 K: 1 S: 5	H: 0 LOB: 2 BB: 1 P: 10	R: 2 E: 0 K: 0 S: 6	H: 3 LOB: 2 BB: 1 P: 10	R: 0 E: 0 K: 1 S: 6	H: 1 LOB: 2 BB: 1 P: 10	1B: 6 2B: 3 3B: 0 HR: 0	SF: 1 SAC: 0 DP: 0 HBP: 1	WP: 0 PB: 0 SB: 0 CS: 0	PA: 48
PITCHER	IP WLS BF H R ER SO	IP WLS BF H R ER SO	IP WLS BF H R ER SO	IP WLS BF H R ER SO	IP WLS BF H R ER SO	IP WLS BF H R ER SO	IP WLS BF H R ER SO	IP WLS BF H R ER SO	IP WLS BF H R ER SO	IP WLS BF H R ER SO	IP WLS BF H R ER SO	IP WLS BF H R ER SO	IP WLS BF H R ER SO	IP WLS BF H R ER SO	IP WLS BF H R ER SO	IP WLS BF H R ER SO	IP WLS BF H R ER SO	IP WLS BF H R ER SO	IP WLS BF H R ER SO	IP WLS BF H R ER SO	ERA WHIP	ERA WHIP	ERA WHIP	
Joe Sparna, R ERA: 3.39 (4, 1)	3.2	5.0	1.0	W	7	2	0	0	1	2	0	0	0	0	0	0	0	0	0	0	0	4.91	1.909	
Dave Wickersham, R ERA: 4.98 (9, 1)	5.0	22	3	3	3	2	2	0	1	0	0	0	23	32	5.40	1.000								
Fred Gladding, R ERA: 3.07 (10, 1)	1.0	W	7	2	0	0	1	2	0	0	0	0	7	15	0.00	4.000								
Larry Sherry, R ERA: 3.16 (10, 1)	0.1	S	1	0	0	0	0	0	0	0	0	0	1	1	0.00	0.000								

Detroit Tigers @ Kansas City Athletics
Municipal Stadium, Kansas City, MO
Fri Jul 09 1965, 8:05 PM EDT
Att: 5,772 - Unknown

AB 39
R 5
H 9
RBI 5
BB 7
SO 4
LOB 16



Batter	1	2	3	4	5	6	7	8	9	AB	R	H	RBI	BB	SO	LOB	TOP								
Dick McAuliffe, L (1, 6) OBP: 0.373, SLG: 0.478	0-0 G4-6-3 FC 1B		4-0 BB		0-0 4-3		0-0 WP 1B		0-3 K	4	0	2	1	1	1	1									
Bill Freehan, R (1, 2) OBP: 0.266, SLG: 0.310	0-0 FC G4-6-3 1-2		0-0 F3		0-0 1-3		0-0 F5 1-2 3-H 2-3		0-0 F8	5	0	0	0	0	0	4									
Gates Brown, L (1, 7) OBP: 0.261, SLG: 0.333 George Thomas, R (9, PH) OBP: 0.262, SLG: 0.350 (9, 9)	0-0 G4-6-3 1-2 2-3		0-0 L9		0-0 6-3		0-0 L8		4-0 CS BB	4	0	0	0	0	0	6									
Willie Horton, R (1, 9) OBP: 0.365, SLG: 0.620 (9, 7)	0-0 F4			0-0 F6		4-0 BB		0-0 1B BB FC6-4 1B	0-0 CS 1-2	3	1	1	0	1	0	1									
Norm Cash, L (1, 3) OBP: 0.341, SLG: 0.339		0-0 2B		0-0 F7		0-0 3-1		0-0 F8		4	0	1	0	0	0	2									
Don Demeter, R (1, 8) OBP: 0.310, SLG: 0.399		0-0 1-3		0-0 F3			0-0 1B 1B	4-0 FC6-4 1B 1-2		3	1	1	0	1	0	1									
Don Wert, R (1, 5) OBP: 0.331, SLG: 0.330		0-0 F6			0-0 6-3		0-0 1B 1-3 1B	0-0 FC6-4 1B 1-2 2-3		4	1	2	0	0	0	1									
Ray Oyler, R (1, 4) OBP: 0.297, SLG: 0.286 (7, PH) Al Kaline, R (7, PH) OBP: 0.406, SLG: 0.540 (7, PR) Jake Wood, R (7, 4) OBP: 0.295, SLG: 0.356 (7, 4)	0-0 5-3				0-0 1B		0-0 WP 1B 1-3 3-H 1B	0-0 FC6-4 1-2 2-3 3-H		2	0	1	0	0	0	1									
Denny McLain, R (1, 1) OBP: 0.150, SLG: 0.105 Larry Sherry, R (8, 1) OBP: 0.429, SLG: 0.667 Mickey Lolich, S (9, 1) OBP: 0.152, SLG: 0.114			0-0 4-3		0-0 K		0-0 F9	0-0 F8		4	0	0	0	0	1	5									
Inning Stats	R: 0 E: 0 K: 0 S: 4	H: 1 LOB: 1 BB: 0 P: 4	R: 0 E: 0 K: 0 S: 4	H: 1 LOB: 1 BB: 0 P: 4	R: 0 E: 0 K: 0 S: 3	H: 0 LOB: 1 BB: 1 P: 7	R: 0 E: 0 K: 0 S: 3	H: 0 LOB: 0 BB: 0 P: 3	R: 0 E: 0 K: 1 S: 6	H: 1 LOB: 1 BB: 0 P: 6	R: 0 E: 0 K: 0 S: 3	H: 0 LOB: 1 BB: 1 P: 7	R: 2 E: 0 K: 0 S: 7	H: 4 LOB: 3 BB: 0 P: 7	R: 1 E: 0 K: 0 S: 5	H: 2 LOB: 2 BB: 1 P: 9	R: 0 E: 0 K: 1 S: 4	H: 0 LOB: 0 BB: 1 P: 8	1B: 8 2B: 1 3B: 0 HR: 0	SF: 0 SAC: 0 DP: 1 HBP: 0	WP: 1 PB: 0 CS: 1 SB: 0	PA: 40			
PITCHER	IP WLS BF H R ER SO BB IBB HBP BLK WP HR S P ERA WHIP	8.0 36 9 3 3 1 3 0 0 0 0 1 0 35 47 3.38 1.500	1.0 W 3 0 0 0 1 1 0 0 0 0 0 0 4 8 0.00 1.000																						

Detroit Tigers @ Kansas City Athletics
Municipal Stadium, Kansas City, MO
Sat Jul 10 1965, 8:05 PM EDT
Att: 6,080 - Unknown

livebaseballscorecards.com

AB 35
R 3
H 9
RBI 3
BB 4
SO 2
LOB 24



Batter	1	2	3	4	5	6	7	8	9	AB	R	H	RBI	BB	SO	LOB	BOTTOM							
Bert Campaneris, R (1, 6) OBP: 0.304, SLG: 0.376	0-0 F9			0-0 6-3		0-0 5-3		0-0 5-3		4	0	0	0	0	0	0								
Wayne Causey, L (1, 4) OBP: 0.361, SLG: 0.349	4-0 G6-4-3 BB			0-0 3-1		0-0 3B		0-0 HR		3	1	2	1	1	0	0								
Jim Landis, R (1, 8) OBP: 0.358, SLG: 0.357	0-0 G6-4-3 1-2			0-0 L3		0-0 F3		4-0 BB		3	0	0	0	1	0	2								
Ken Harrelson, R (1, 3) OBP: 0.338, SLG: 0.439 Don Mossi, L (9, 1) OBP: 0.296, SLG: 0.095		0-3 K		0-0 6-3		0-3 K		0-0 F8		4	0	0	0	0	2	1								
Ed Charles, R (1, 5) OBP: 0.338, SLG: 0.415 (7, PR) Skip Lockwood, R (8, 5) OBP: 0.296, SLG: 0.095		0-0 1-3		0-0 BB 1B		0-0 3B 2B		0-0 F4		3	0	2	0	0	0	0								
Mike Hershberger, R (1, 9) OBP: 0.300, SLG: 0.324		0-0 F5		0-0 BB BB		4-0 1-2 BB		0-0 SF8 3B		3	1	2	1	1	0	0								
Johnny Blanchard, L (1, 2) OBP: 0.279, SLG: 0.275			0-0 G3		4-0 1-2 BB		0-0 F9		4-0 IBB IBB	2	0	0	0	2	0	2								
Tommye Reynolds, R (1, 7) OBP: 0.300, SLG: 0.279			0-0 F3		0-3 K		0-0 F6		4-0 1-2 IBB	3	0	0	0	1	1	4								
Rollie Sheldon, R (1, 1) OBP: 0.148, SLG: 0.080 Santiago Rosario, L (8, PH) OBP: 0.500, SLG: 0.923 (9, 3) Rene Lachemann, R (9, PH) OBP: 0.259, SLG: 0.408			0-3 K		0-3 K		0-0 K		0-0 SF8 3-H	2	0	0	0	0	2	0								
Inning Stats	R: 0 E: 0 K: 0 S: 2	H: 0 LOB: 0 BB: 1 P: 6	R: 0 E: 0 K: 1 S: 5	H: 0 LOB: 0 BB: 0 P: 5	R: 0 E: 0 K: 1 S: 5	H: 0 LOB: 0 BB: 0 P: 5	R: 0 E: 0 K: 0 S: 3	H: 0 LOB: 0 BB: 0 P: 3	R: 0 E: 0 K: 1 S: 6	H: 1 LOB: 2 BB: 0 P: 13	R: 0 E: 0 K: 1 S: 6	H: 1 LOB: 1 BB: 0 P: 6	R: 1 E: 0 K: 0 S: 7	H: 2 LOB: 2 BB: 0 P: 7	R: 2 E: 0 K: 0 S: 5	H: 2 LOB: 1 BB: 1 P: 9	R: 1 E: 0 K: 0 S: 2	H: 1 LOB: 2 BB: 2 P: 10	1B: 1 2B: 1 3B: 3 HR: 2	SF: 1 SAC: 0 DP: 1 HBP: 0	WP: 0 PB: 0 CS: 0 SB: 0	PA: 36		
PITCHER	IP WLS BF H R ER SO BB IBB HBP BLK WP HR S P ERA WHIP	7.0 27 5 2 2 2 5 3 0 0 0 0 1 34 46 2.57 1.143	1.0 L 8 2 2 2 0 1 2 0 0 0 0 1 5 17 18.00 3.000	0.1 1 0 0 0 0 0 0 0 0 0 0 0 0 1 1 0.00 0.000																				

Detroit Tigers @ Kansas City Athletics
Municipal Stadium, Kansas City, MO
Sat Jul 10 1965, 8:05 PM EDT
Att: 6,080 - Unknown

livebaseballscorecards.com

AB 29
R 4
H 7
RBI 4
BB 6
SO 5
LOB 10



Batter	1	2	3	4	5	6	7	8	9	AB	R	H	RBI	BB	SO	LOB	TOP										
Dick McAuliffe, L (1, 6) OBP: 0.371, SLG: 0.485	F6		4-3		HR			F8		4	1	1	1	0	0	0	Detroit Tigers @ Kansas City Athletics Municipal Stadium, Kansas City, MO Sun Jul 11 1965, 4:33 AM EDT Att: 5,874 - Unknown										
Don Wert, R (1, 5) OBP: 0.327, SLG: 0.325	F5		L3		F9			6-3		4	0	0	0	0	0	0											
Gates Brown, L (1, 7) OBP: 0.269, SLG: 0.363 George Thomas, R (8, 9) OBP: 0.262, SLG: 0.350	HR		F2		K			4-3		4	1	1	1	0	1	0											
Willie Horton, R (1, 9) OBP: 0.367, SLG: 0.621	1B			HR	2B			6-3		3	1	1	0	1	0	0											
Norm Cash, L (1, 3) OBP: 0.344, SLG: 0.358	1-3			HR				F3		4	1	2	2	0	1	0											
Don Demeter, R (1, 8) OBP: 0.305, SLG: 0.396	F6			F8				F8		4	0	1	0	0	0	2											
Bill Freehan, R (1, 2) OBP: 0.261, SLG: 0.303		F3		F2				F3		4	0	0	0	0	0	1											
Ray Oyler, R (1, 4) OBP: 0.275, SLG: 0.263		L1		F8				K		3	0	0	0	0	1	0											
Hank Aquirre, R (1, 1) OBP: 0.182, SLG: 0.146			K					K		3	0	0	0	0	2	0											
Inning Stats	R: 1 E: 0 K: 0 S: 5	H: 2 LOB: 2 BB: 1 P: 9	R: 0 E: 0 K: 1 S: 5	H: 0 LOB: 0 BB: 0 P: 5	R: 0 E: 0 K: 0 S: 3	H: 0 LOB: 0 BB: 0 P: 3	R: 2 E: 0 K: 0 S: 5	H: 2 LOB: 0 BB: 0 P: 5	R: 1 E: 0 K: 1 S: 6	H: 1 LOB: 0 BB: 0 P: 6	R: 0 E: 0 K: 1 S: 5	H: 0 LOB: 0 BB: 0 P: 5	R: 0 E: 0 K: 1 S: 7	H: 0 LOB: 0 BB: 0 P: 7	R: 0 E: 0 K: 0 S: 3	H: 0 LOB: 0 BB: 0 P: 3		R: 0 E: 0 K: 0 S: 4	H: 1 LOB: 1 BB: 0 P: 4	1B: 2 2B: 1 3B: 0 HR: 3	SF: 0 SAC: 0 DP: 0 HBP: 0	WP: 0 PB: 0 SB: 0 CS: 0	PA: 34				
PITCHER	IP	WLS	BF	H	R	ER	SO	BB	IBB	HBP	BLK	WP	HR	S	P	ERA	WHIP										
Wes Stock, R (1, 1) ERA: 5.22	4.1	L	19	5	4	4	1	1	0	0	0	0	3	20	24	8.31	1.385										
Jim Dickson, R (5, 1) ERA: 4.52	1.2		5	0	0	0	2	0	0	0	0	0	0	9	9	0.00	0.000										
Jesse Hickman, R (7, 1) ERA: 5.27	3.0		10	1	0	0	2	0	0	0	0	0	0	14	14	0.00	0.333										


Batter	1	2	3	4	5	6	7	8	9	AB	R	H	RBI	BB	SO	LOB	BOTTOM										
Bert Campaneris, R (1, 6) OBP: 0.308, SLG: 0.383	S	3-1				F7			G6-3	5	1	3	0	0	0	2	Detroit Tigers @ Kansas City Athletics Municipal Stadium, Kansas City, MO Sun Jul 11 1965, 4:33 AM EDT Att: 5,874 - Unknown										
Wayne Causey, L (1, 4) OBP: 0.356, SLG: 0.346	F5			BB	2-3			4-3	G6-3	5	1	1	0	0	0	3											
Mike Hershberger, R (1, 9) OBP: 0.300, SLG: 0.320	F7		BB	1B		F8		F9		3	0	0	0	1	0	1											
Ken Harrelson, R (1, 3) OBP: 0.340, SLG: 0.440	1B			1B		6-3		K		4	0	2	2	0	1	0											
Tommy Reynolds, R (1, 7) OBP: 0.311, SLG: 0.292	FC6-4			1B		F6		F5		4	0	2	0	0	0	2											
Rene Lachemann, R (1, 2) OBP: 0.250, SLG: 0.393	FC6-4			L7		F6		F6		4	0	0	0	0	0	5											
Nelson Mathews, R (1, 8) OBP: 0.309, SLG: 0.349				SH1-3		F7		F6	FC6-4	4	0	2	0	0	0	2											
Skip Lockwood, R (1, 5) OBP: 0.290, SLG: 0.120	F3				G3			FC6-4	1B	4	0	1	0	0	0	2											
Wes Stock, R (1, 1) Jim Dickson, L (5, 1) Jim Landis, R (6, PH) Jesse Hickman, R (7, 1) Santiago Rosario, L (9, PH)	SH1-3			1-3		FC6-4		1-2	F8	1	0	0	0	0	0	0											
Inning Stats	R: 1 E: 0 K: 0 S: 6	H: 3 LOB: 2 BB: 0 P: 6	R: 0 E: 0 K: 0 S: 4	H: 1 LOB: 1 BB: 0 P: 4	R: 1 E: 0 K: 0 S: 5	H: 2 LOB: 2 BB: 1 P: 9	R: 0 E: 0 K: 0 S: 4	H: 1 LOB: 1 BB: 0 P: 4	R: 0 E: 0 K: 0 S: 4	H: 1 LOB: 1 BB: 0 P: 4	R: 0 E: 0 K: 1 S: 5	H: 0 LOB: 0 BB: 0 P: 5	R: 0 E: 0 K: 0 S: 4	H: 1 LOB: 1 BB: 0 P: 4	R: 0 E: 0 K: 0 S: 3	H: 1 LOB: 0 BB: 0 P: 3		1B: 10 2B: 1 3B: 0 HR: 0	SF: 0 SAC: 1 DP: 1 HBP: 0	WP: 0 PB: 0 SB: 1 CS: 0	PA: 38						
PITCHER	IP	WLS	BF	H	R	ER	SO	BB	IBB	HBP	BLK	WP	HR	S	P	ERA	WHIP										
Hank Aquirre, L (1, 1) ERA: 3.07	9.0	W	38	11	2	2	1	1	0	0	0	0	0	39	43	2.00	1.333										

Batter	1	2	3	4	5	6	7	8	9	10	AB	R	H	RBI	BB	SO	LOB	
Luis Aparicio, R OBP: 0.274, SLG: 0.360 (1, 6)	6-3	FC6-4							6-3		4	0	1	0	1	0	3	
Jackie Brandt, R OBP: 0.304, SLG: 0.399 (1, 8)	G1-6-3 BB						F7		L8		4	0	0	0	1	1	2	
Curt Blefary, L OBP: 0.350, SLG: 0.512 (1, 7)	G1-6-3						3-1				5	1	2	0	0	0	1	
Brooks Robinson, R OBP: 0.358, SLG: 0.427 (1, 5)		1B BB					2B 1B		F4		4	3	2	2	1	0	1	
Sam Bowers, R OBP: 0.198, SLG: 0.240 (1, 9)		K					F3		HR		5	0	1	0	0	1	3	
Boog Powell, L OBP: 0.321, SLG: 0.347 (1, 3)	K						3-1		1B		4	0	2	1	1	1	1	
Jerry Adair, R OBP: 0.308, SLG: 0.345 (1, 4)	1B 1B 1B						6-3		G4-3 1B		5	0	1	0	0	1	5	
Dick Brown, R OBP: 0.278, SLG: 0.333 (1, 2)		1B					K		6-3		4	0	1	1	0	1	1	
Steve Barber, L OBP: 0.233, SLG: 0.308 (6, 1)		1B					K		5-3		2	0	1	0	0	1	0	
Dick Hall, R OBP: 0.600, SLG: 0.625 (9, PH)		FC6-4					K		4-3		1	0	0	0	0	0	0	
Norm Siebern, L OBP: 0.363, SLG: 0.436 (9, 1)	1B										1	0	0	0	0	0	0	
Stu Miller, R (9, 1)											0	0	0	0	0	0	0	
Inning Stats	R: 0 E: 0 K: 0 S: 2	H: 0 LOB: 0 BB: 1 P: 6	R: 1 E: 0 K: 2 S: 10	H: 3 LOB: 3 BB: 1 P: 14	R: 0 E: 0 K: 1 S: 5	H: 0 LOB: 0 BB: 0 P: 5	R: 0 E: 0 K: 3 S: 9	H: 2 LOB: 1 BB: 0 P: 5	R: 0 E: 0 K: 0 S: 4	H: 1 LOB: 1 BB: 0 P: 4	R: 2 E: 0 K: 0 S: 6	H: 4 LOB: 1 BB: 0 P: 6	R: 0 E: 0 K: 0 S: 3	H: 0 LOB: 0 BB: 0 P: 3	R: 0 E: 0 K: 0 S: 4	H: 1 LOB: 2 BB: 1 P: 8	1B: 7 2B: 3 3B: 0 HR: 1	SF: 0 SAC: 0 DP: 2 HBP: 0
PITCHER	IP WLS BF H R ER SO BB IBB HBP BLK WP HR S P ERA WHIP	IP WLS BF H R ER SO BB IBB HBP BLK WP HR S P ERA WHIP	IP WLS BF H R ER SO BB IBB HBP BLK WP HR S P ERA WHIP	IP WLS BF H R ER SO BB IBB HBP BLK WP HR S P ERA WHIP	IP WLS BF H R ER SO BB IBB HBP BLK WP HR S P ERA WHIP	IP WLS BF H R ER SO BB IBB HBP BLK WP HR S P ERA WHIP	IP WLS BF H R ER SO BB IBB HBP BLK WP HR S P ERA WHIP	IP WLS BF H R ER SO BB IBB HBP BLK WP HR S P ERA WHIP	IP WLS BF H R ER SO BB IBB HBP BLK WP HR S P ERA WHIP	IP WLS BF H R ER SO BB IBB HBP BLK WP HR S P ERA WHIP	IP WLS BF H R ER SO BB IBB HBP BLK WP HR S P ERA WHIP	IP WLS BF H R ER SO BB IBB HBP BLK WP HR S P ERA WHIP	IP WLS BF H R ER SO BB IBB HBP BLK WP HR S P ERA WHIP	IP WLS BF H R ER SO BB IBB HBP BLK WP HR S P ERA WHIP	IP WLS BF H R ER SO BB IBB HBP BLK WP HR S P ERA WHIP	IP WLS BF H R ER SO BB IBB HBP BLK WP HR S P ERA WHIP	IP WLS BF H R ER SO BB IBB HBP BLK WP HR S P ERA WHIP	IP WLS BF H R ER SO BB IBB HBP BLK WP HR S P ERA WHIP

TOP

Baltimore Orioles @ Detroit Tigers
Tiger Stadium, Detroit, MI
Thu Jul 15 1965, 7:05 PM EDT
Att: 16,217 - Unknown

AB	39
R	4
H	11
RBI	4
BB	4
SO	6
LOB	17




WP: 0 PA: 43
PB: 0
SB: 1
CS: 0

Batter	1	2	3	4	5	6	7	8	9	10	AB	R	H	RBI	BB	SO	LOB					
Don Wert, R OBP: 0.323, SLG: 0.320 (1, 5)	1-3								F8		5	0	0	0	0	1	0					
Jerry Lumpe, L OBP: 0.332, SLG: 0.329 (1, 4)	PB BB								F8		4	2	1	0	1	0	0					
Norm Cash, L OBP: 0.349, SLG: 0.377 (1, 3)	CS 1B								F8		4	1	2	2	1	0	0					
Al Kaline, R OBP: 0.409, SLG: 0.543 (1, 8)	WP 1B BB								L9		4	2	2	1	1	1	0					
Willie Horton, R OBP: 0.373, SLG: 0.622 (1, 7)	1B								1B BB		3	0	2	1	1	0	0					
Don Demeter, R OBP: 0.308, SLG: 0.394 (1, 9)	1-3								K		4	0	1	1	0	1	2					
Bill Freehan, R OBP: 0.261, SLG: 0.302 (1, 2)									K		4	0	1	0	0	2	3					
Dick McAuliffe, L OBP: 0.370, SLG: 0.483 Ray Oyler, R OBP: 0.302, SLG: 0.275 (3, 6)	4-3								K		1	0	0	0	0	0	0					
Mickey Lolich, S OBP: 0.143, SLG: 0.106 Terry Fox, R (8, 1)									K		2	0	1	0	1	1	0					
Gates Brown, L OBP: 0.258, SLG: 0.359 Fred Gladding, L (10, 1)	K								G3		3	0	0	0	0	2	5					
Inning Stats	R: 2 E: 0 K: 0 S: 4	H: 2 LOB: 1 BB: 2 P: 12	R: 0 E: 0 K: 1 S: 5	H: 0 LOB: 0 BB: 0 P: 5	R: 0 E: 0 K: 0 S: 3	H: 0 LOB: 0 BB: 0 P: 3	R: 0 E: 0 K: 1 S: 7	H: 2 LOB: 3 BB: 1 P: 11	R: 0 E: 0 K: 0 S: 3	H: 0 LOB: 0 BB: 0 P: 3	R: 1 E: 0 K: 2 S: 9	H: 3 LOB: 2 BB: 1 P: 13	R: 1 E: 0 K: 2 S: 8	H: 1 LOB: 0 BB: 0 P: 8	R: 0 E: 1 K: 1 S: 5	H: 0 LOB: 0 BB: 0 P: 5	R: 0 E: 0 K: 1 S: 5	H: 0 LOB: 0 BB: 0 P: 5	R: 1 E: 0 K: 0 S: 2	H: 2 LOB: 2 BB: 1 P: 6	1B: 7 2B: 3 3B: 0 HR: 1	SF: 0 SAC: 0 DP: 1 HBP: 0
PITCHER	IP WLS BF H R ER SO BB IBB HBP BLK WP HR S P ERA WHIP	IP WLS BF H R ER SO BB IBB HBP BLK WP HR S P ERA WHIP	IP WLS BF H R ER SO BB IBB HBP BLK WP HR S P ERA WHIP	IP WLS BF H R ER SO BB IBB HBP BLK WP HR S P ERA WHIP	IP WLS BF H R ER SO BB IBB HBP BLK WP HR S P ERA WHIP	IP WLS BF H R ER SO BB IBB HBP BLK WP HR S P ERA WHIP	IP WLS BF H R ER SO BB IBB HBP BLK WP HR S P ERA WHIP	IP WLS BF H R ER SO BB IBB HBP BLK WP HR S P ERA WHIP	IP WLS BF H R ER SO BB IBB HBP BLK WP HR S P ERA WHIP	IP WLS BF H R ER SO BB IBB HBP BLK WP HR S P ERA WHIP	IP WLS BF H R ER SO BB IBB HBP BLK WP HR S P ERA WHIP	IP WLS BF H R ER SO BB IBB HBP BLK WP HR S P ERA WHIP	IP WLS BF H R ER SO BB IBB HBP BLK WP HR S P ERA WHIP	IP WLS BF H R ER SO BB IBB HBP BLK WP HR S P ERA WHIP	IP WLS BF H R ER SO BB IBB HBP BLK WP HR S P ERA WHIP	IP WLS BF H R ER SO BB IBB HBP BLK WP HR S P ERA WHIP	IP WLS BF H R ER SO BB IBB HBP BLK WP HR S P ERA WHIP	IP WLS BF H R ER SO BB IBB HBP BLK WP HR S P ERA WHIP				

BOTTOM

Baltimore Orioles @ Detroit Tigers
Tiger Stadium, Detroit, MI
Thu Jul 15 1965, 7:05 PM EDT
Att: 16,217 - Unknown

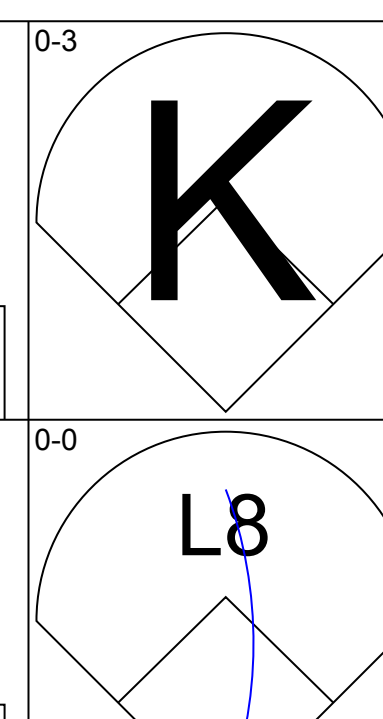
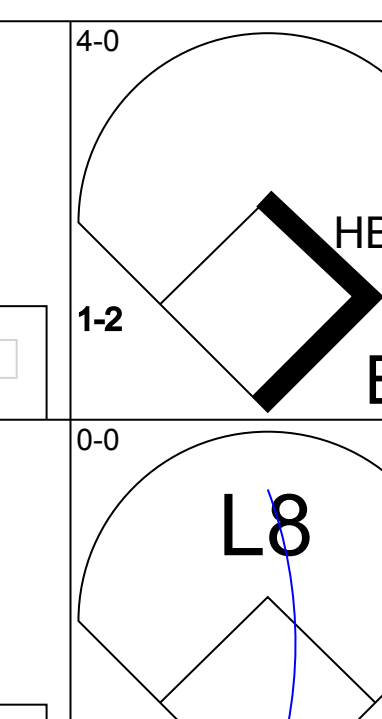
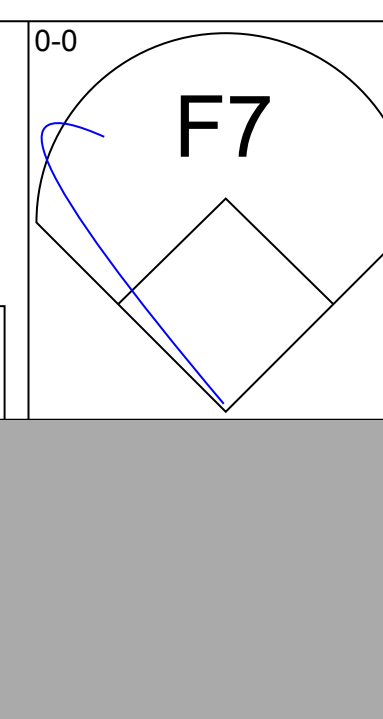
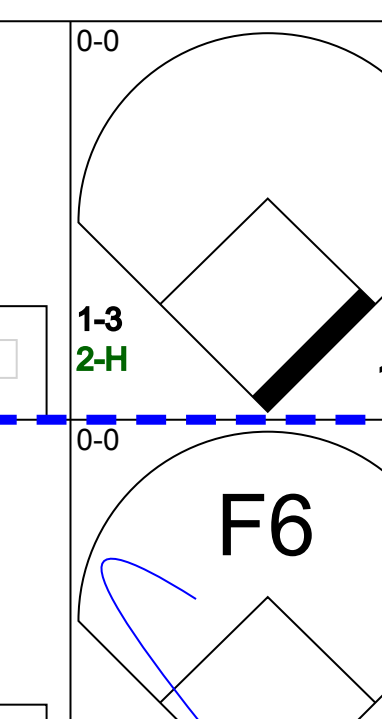
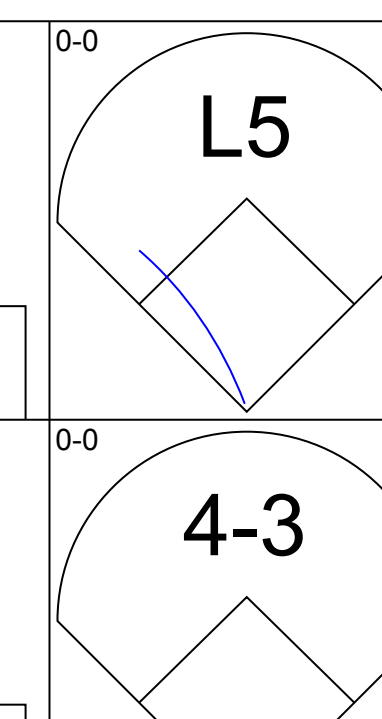
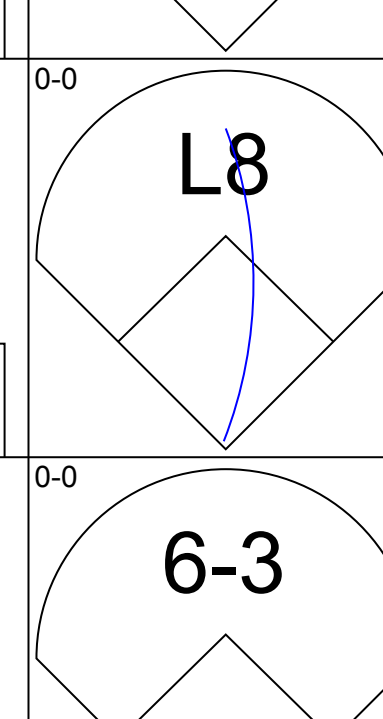
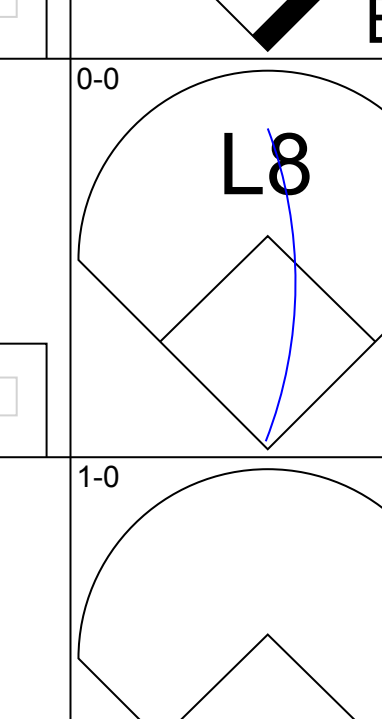
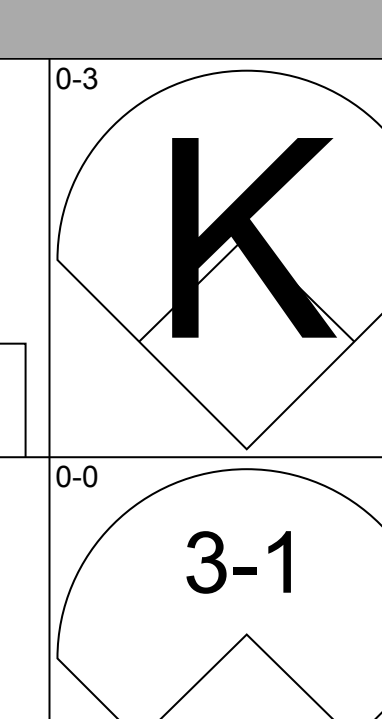
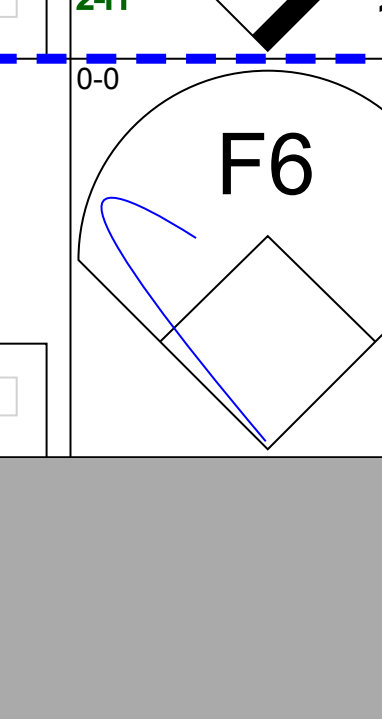
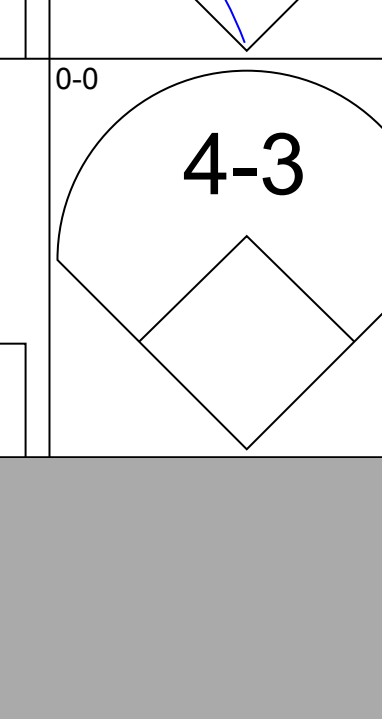
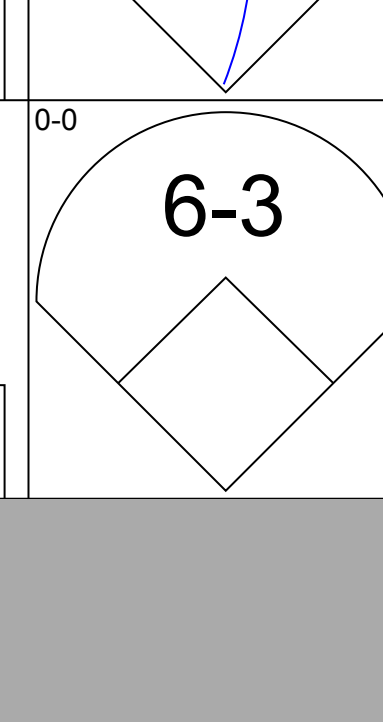
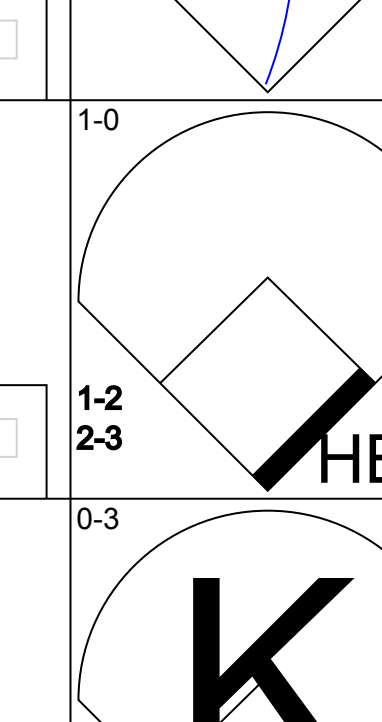
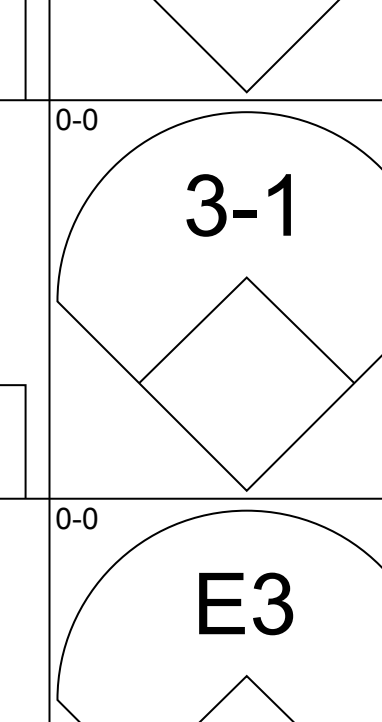
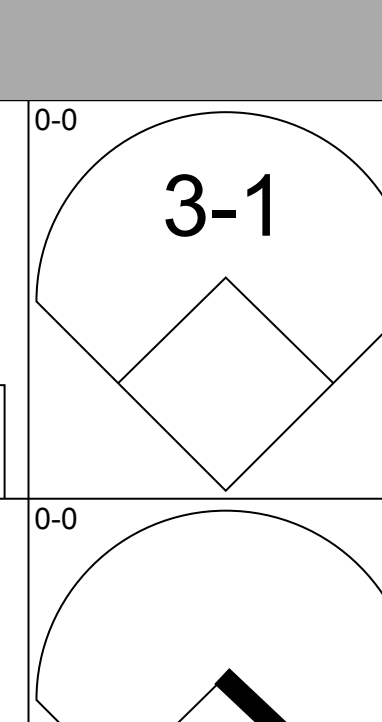
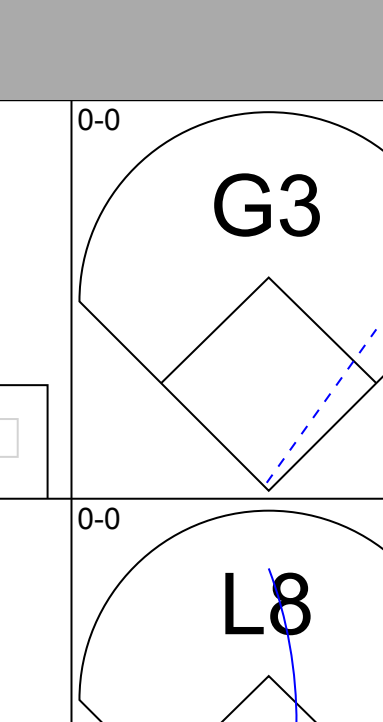
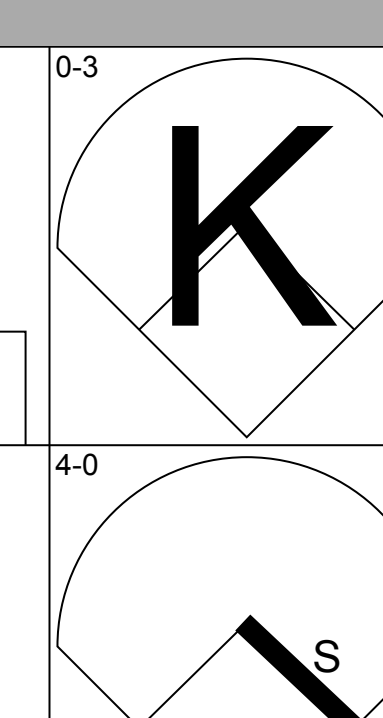
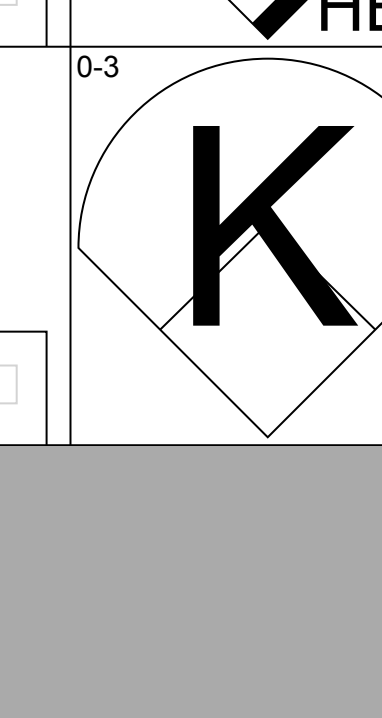
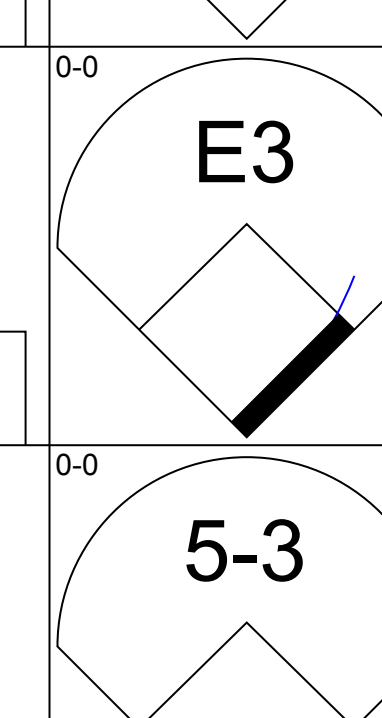
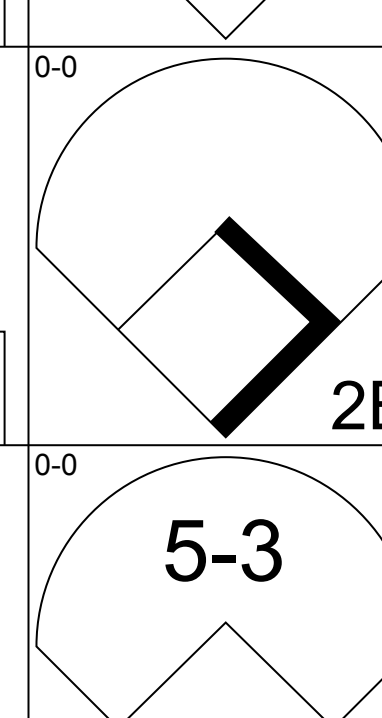
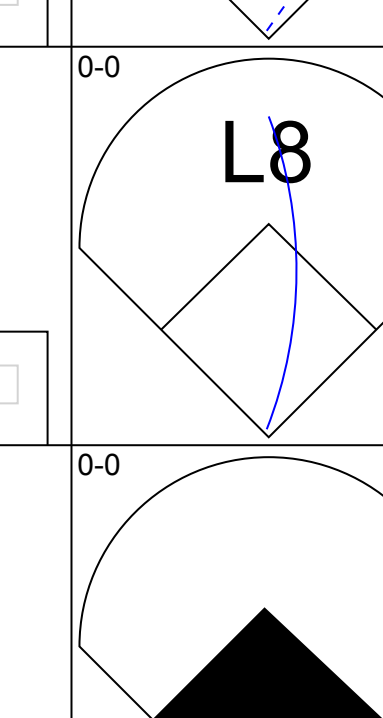
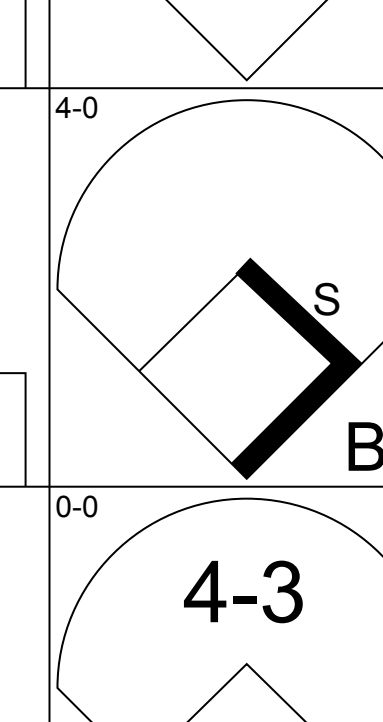
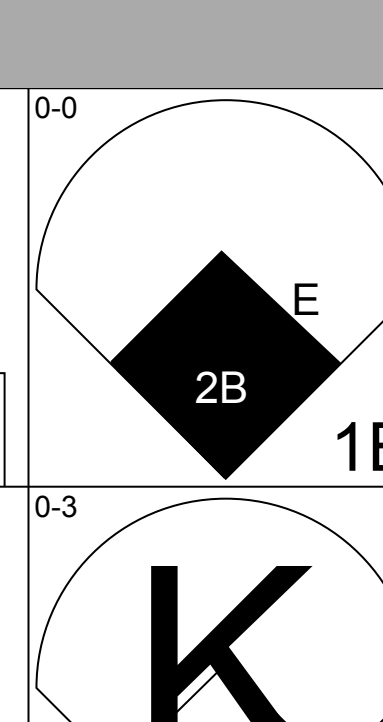
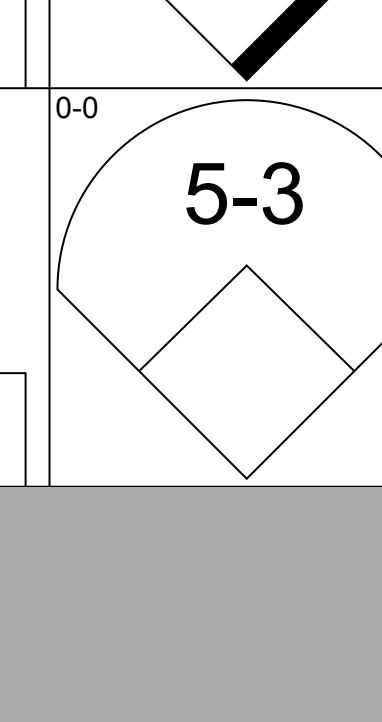
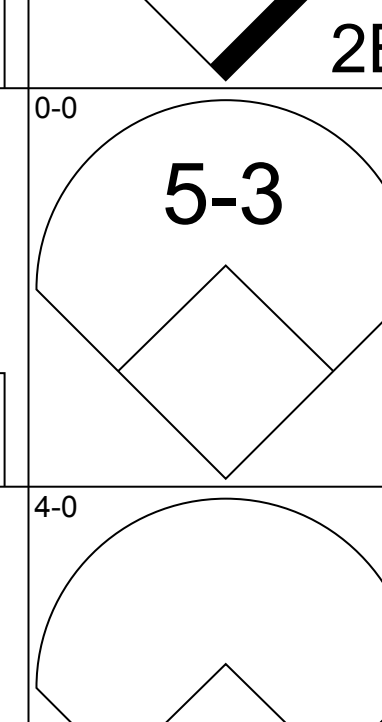
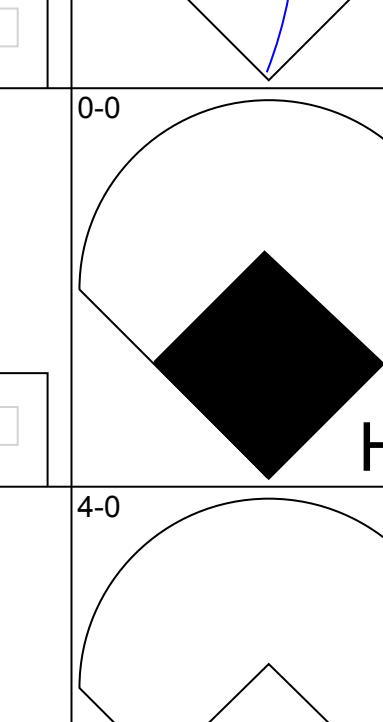

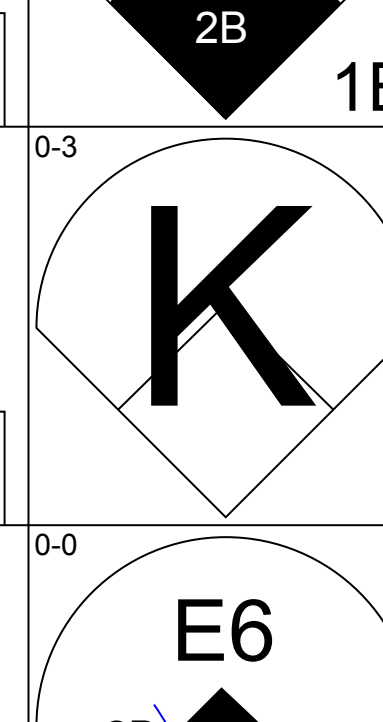
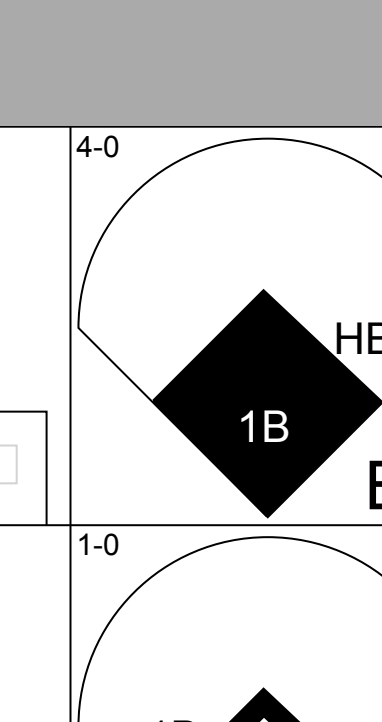
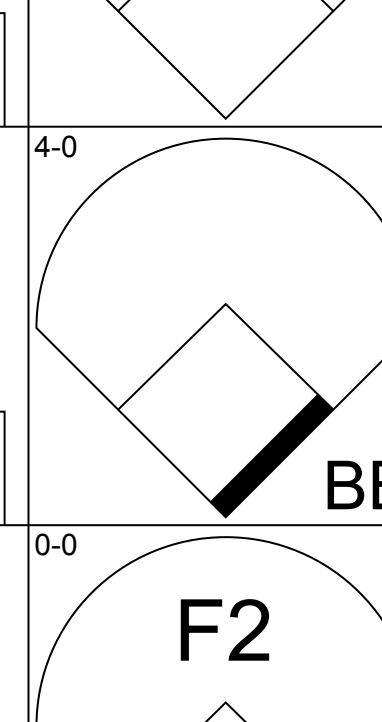
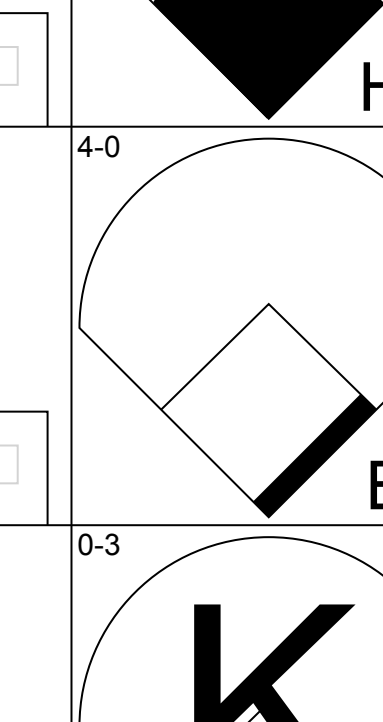
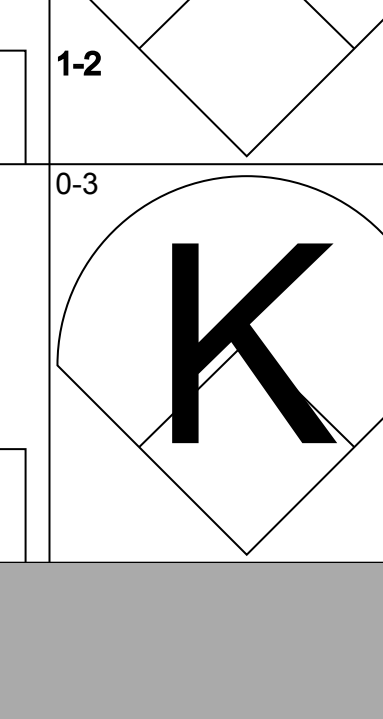
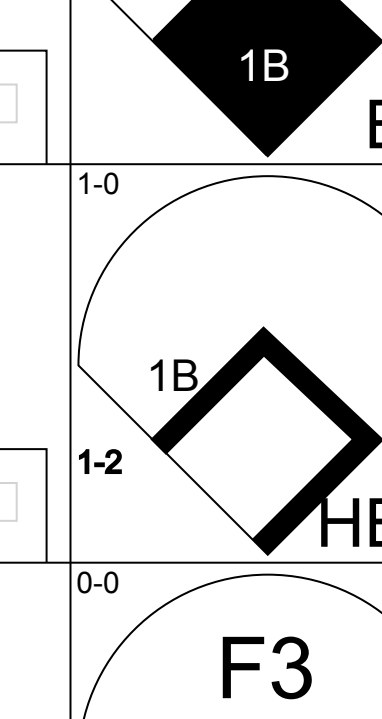
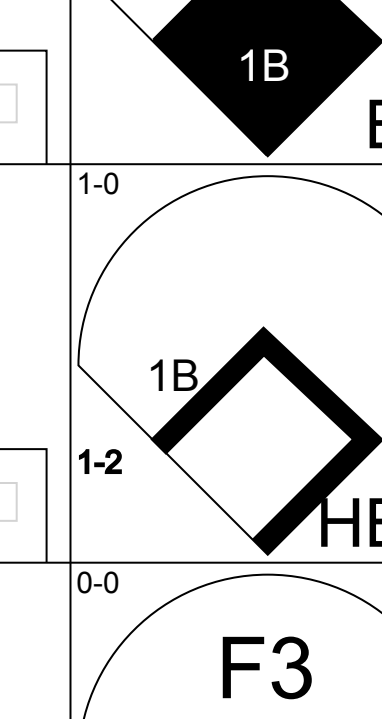
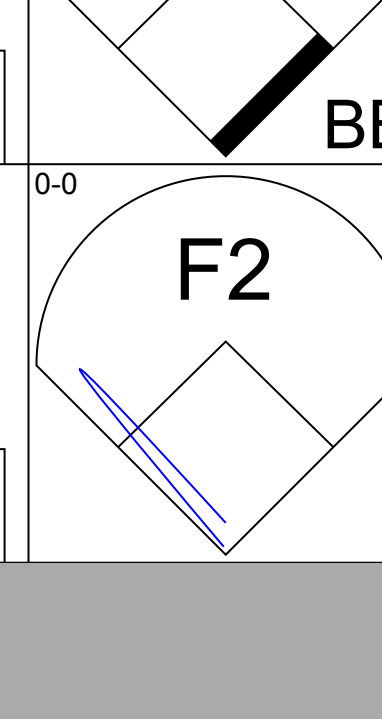
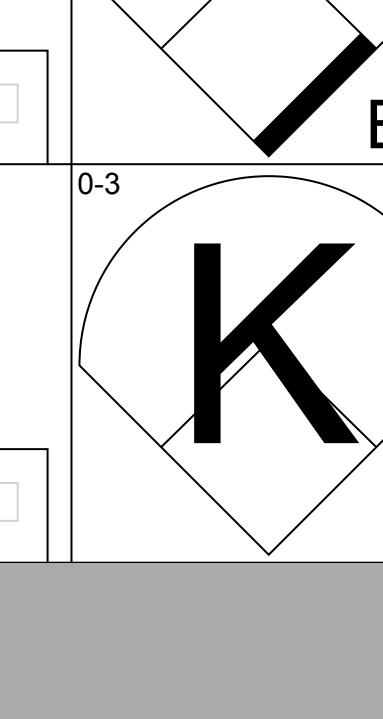
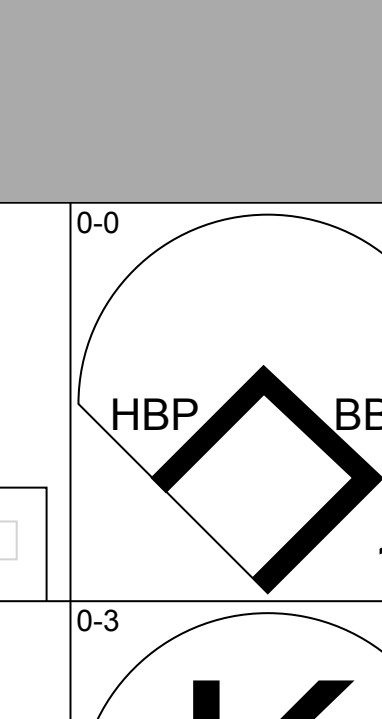
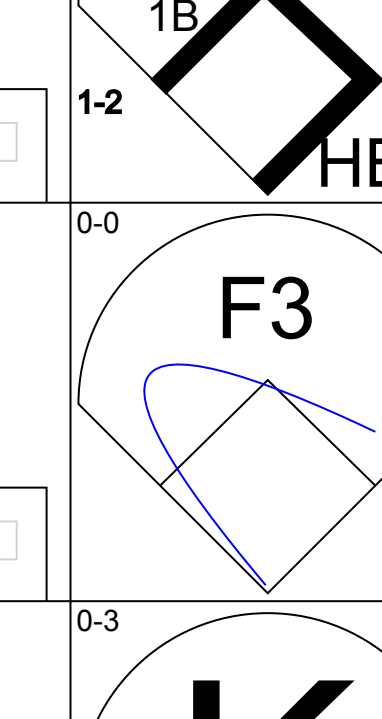
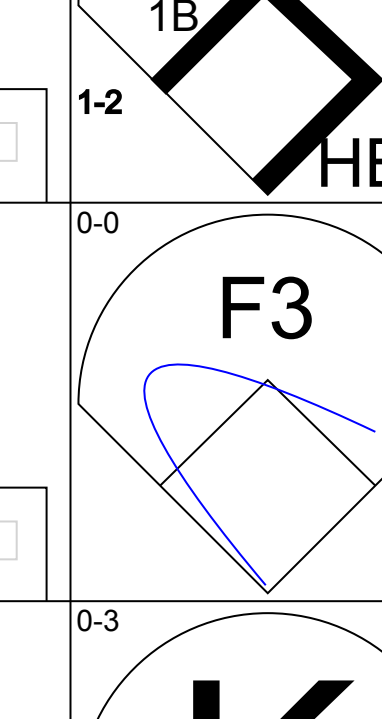
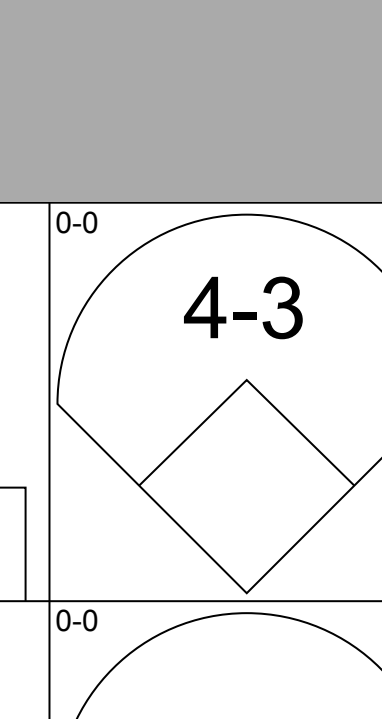
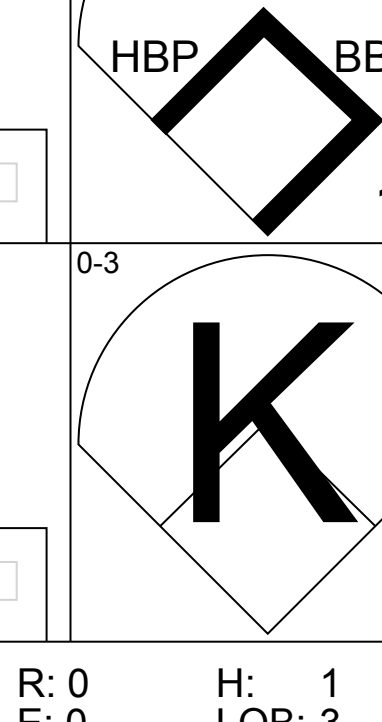
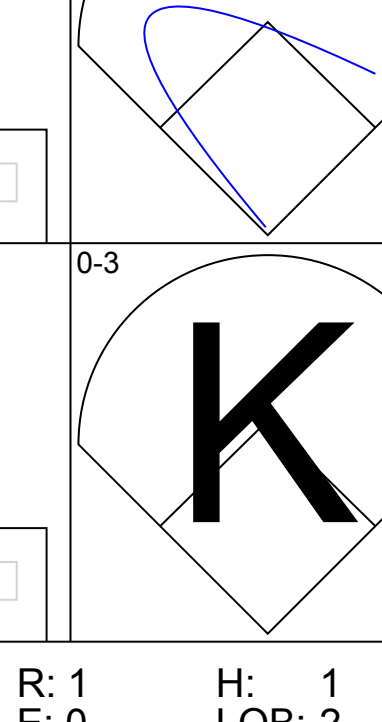
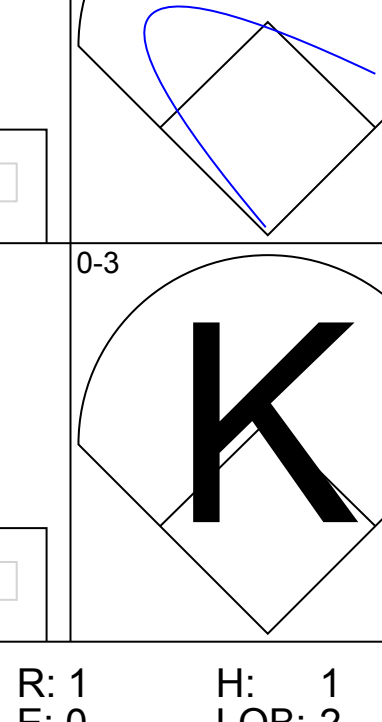
AB	35
R	5
H	10
RBI	5
BB	5
SO	8
LOB	10



WP: 1 PA: 40
PB: 1
SB: 0
CS: 4

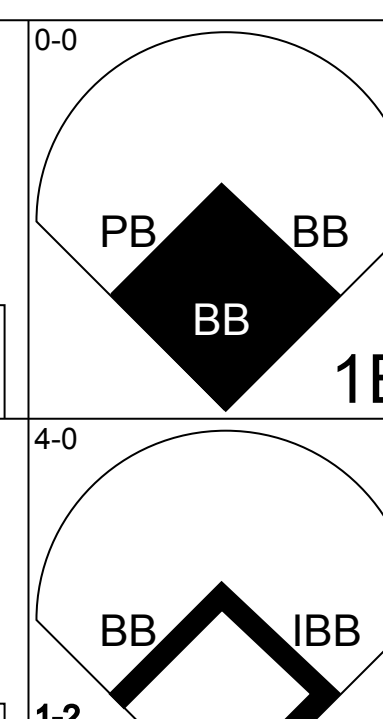
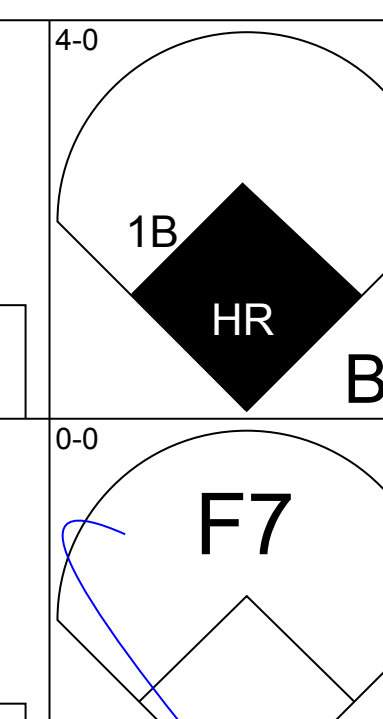
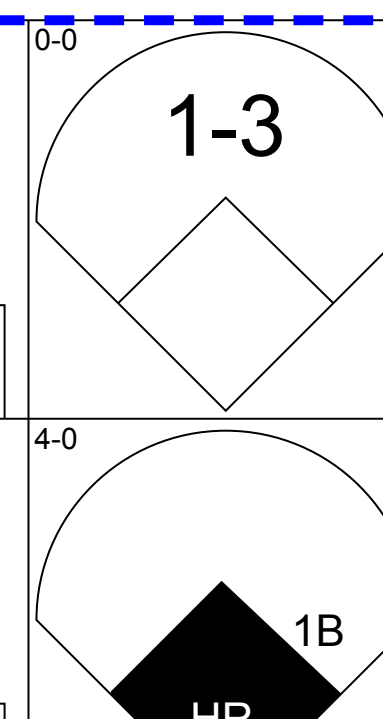
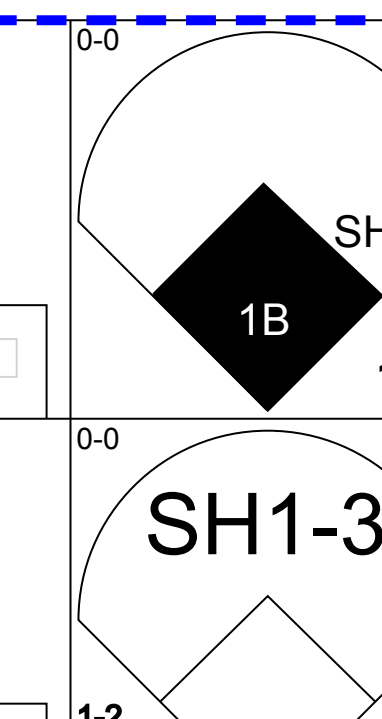
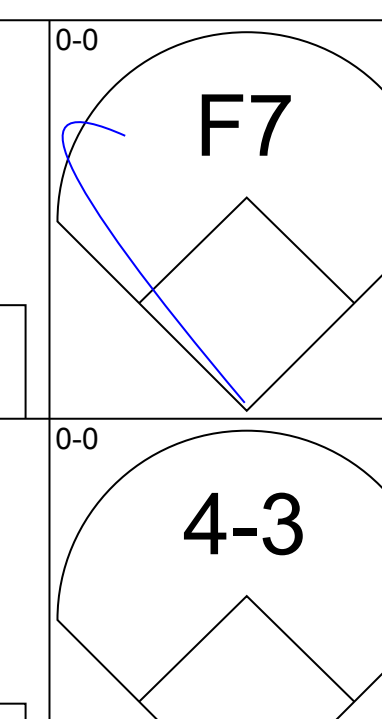
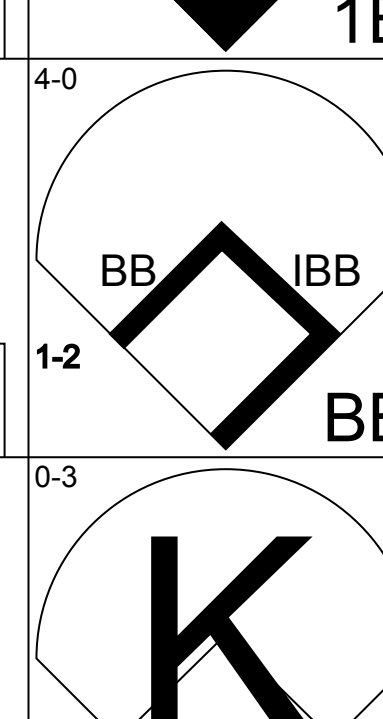
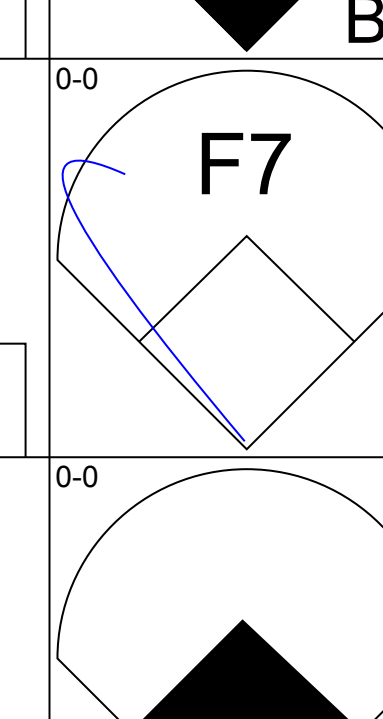
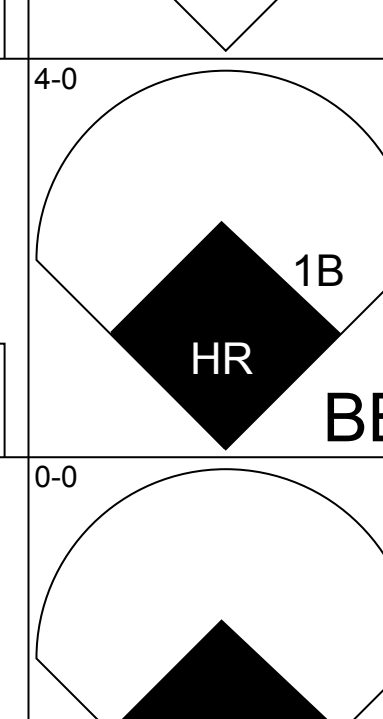
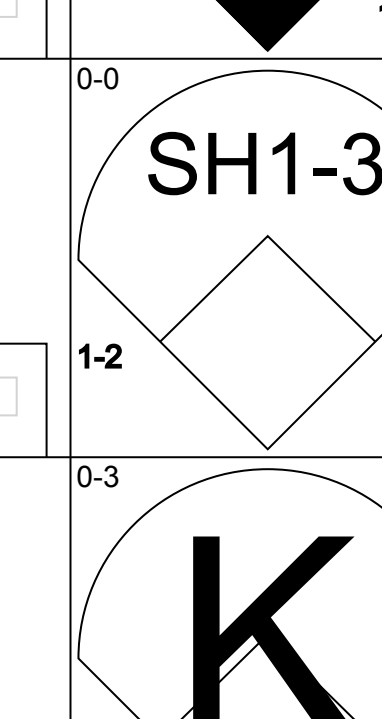
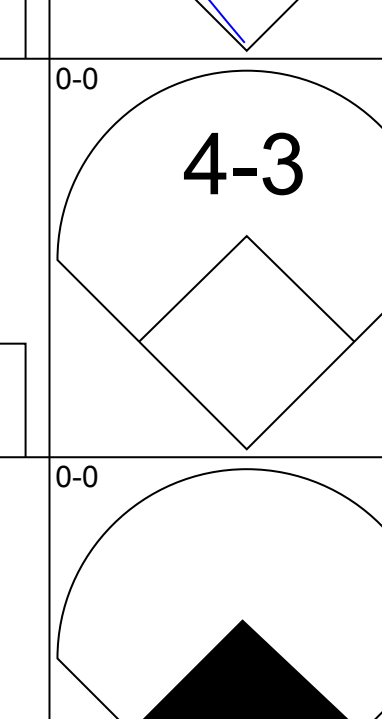
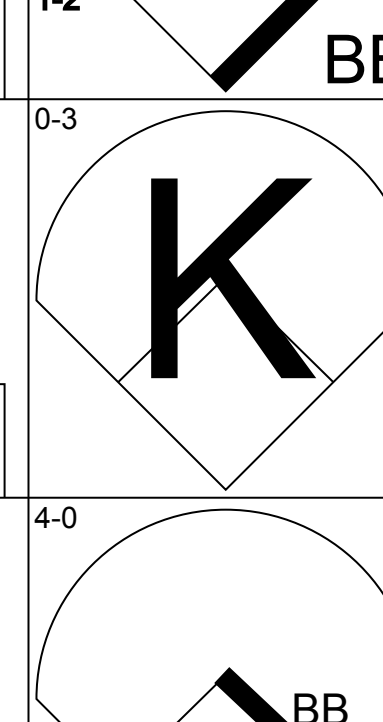
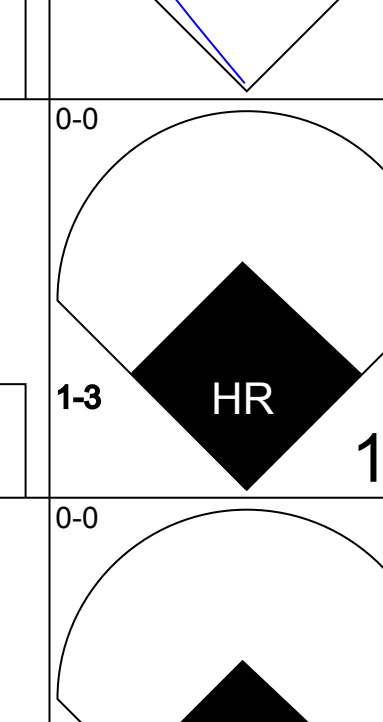
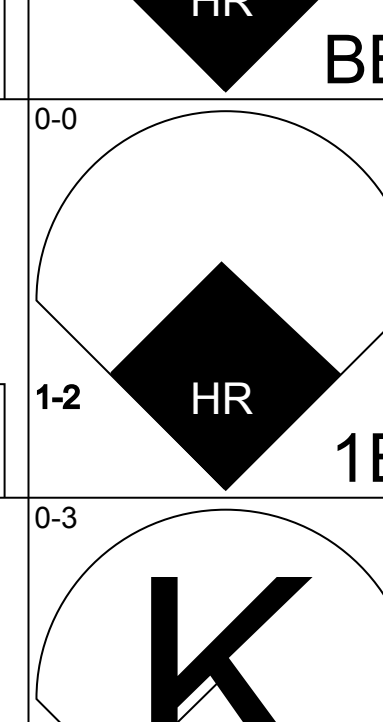
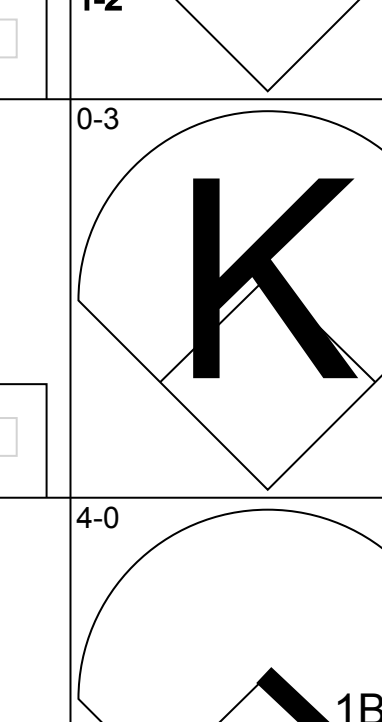
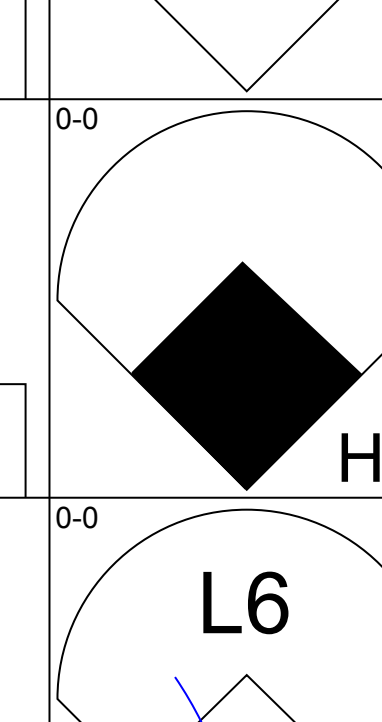
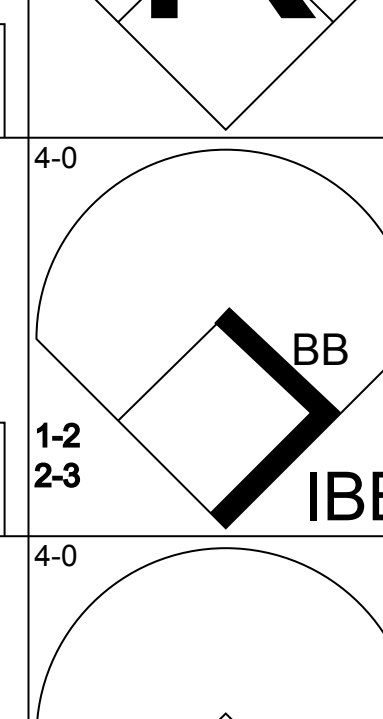
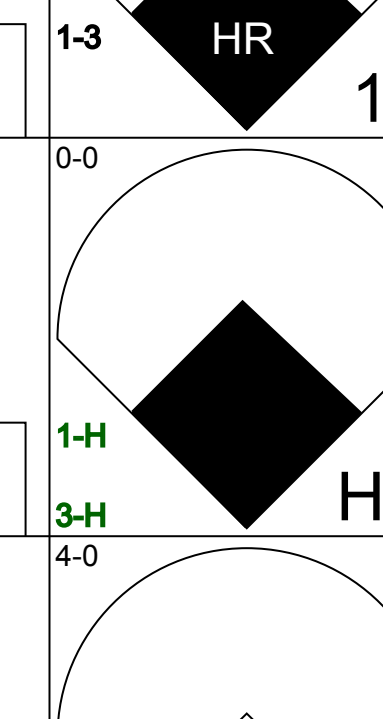
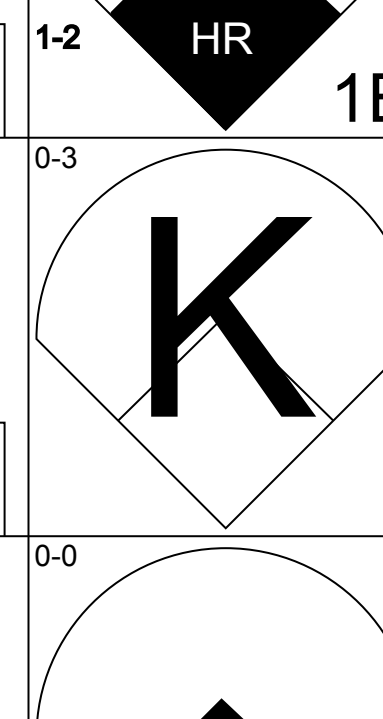
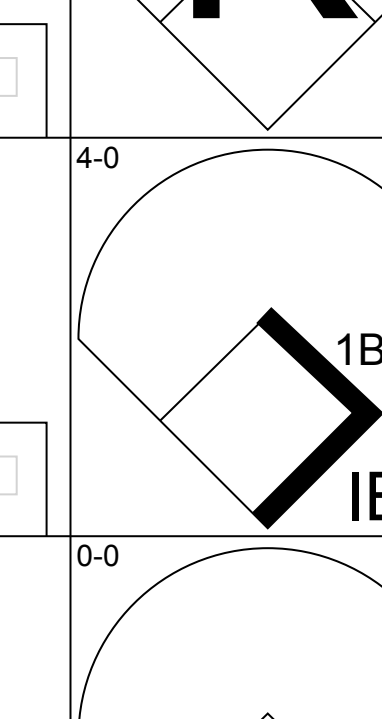
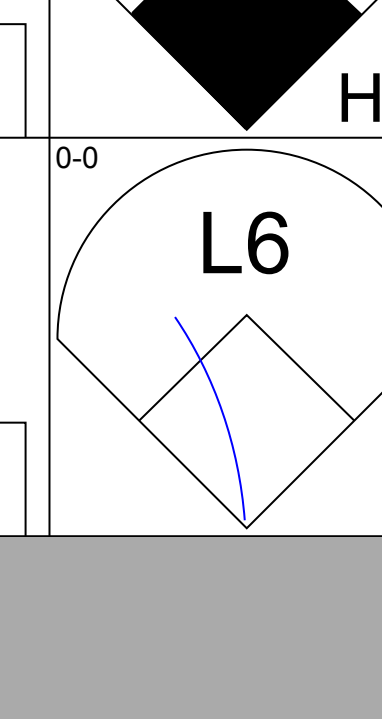
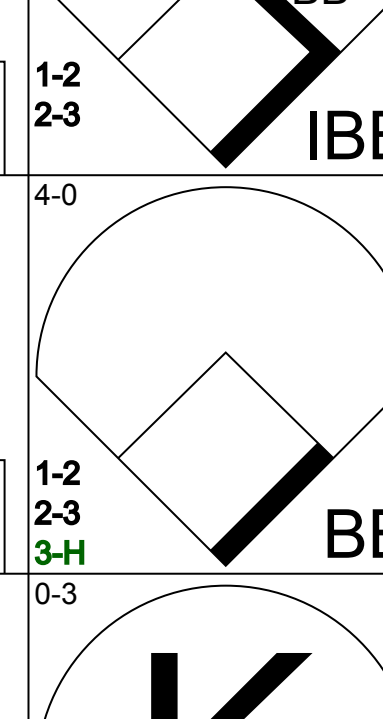
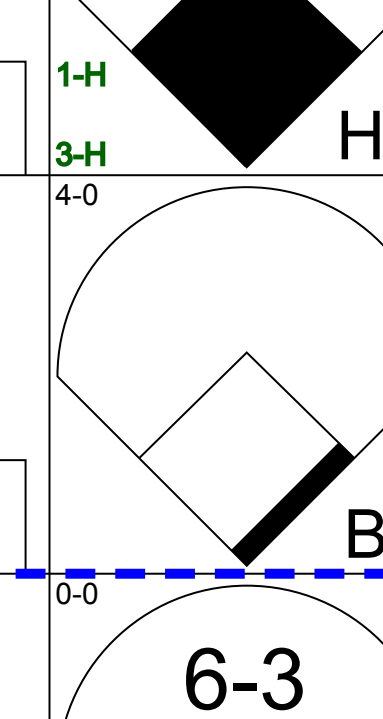
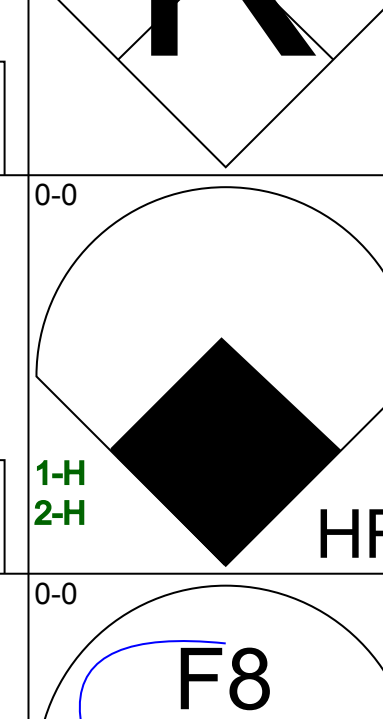
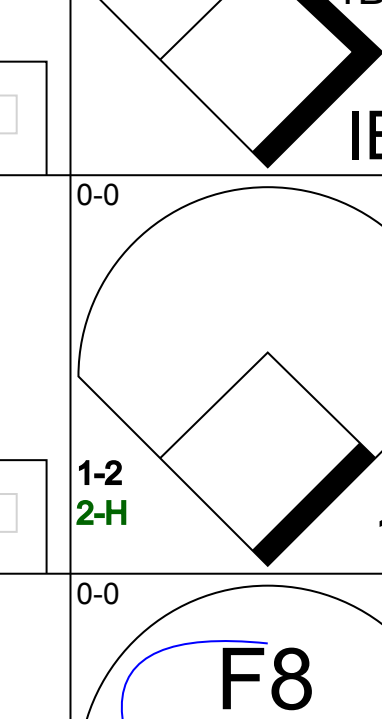
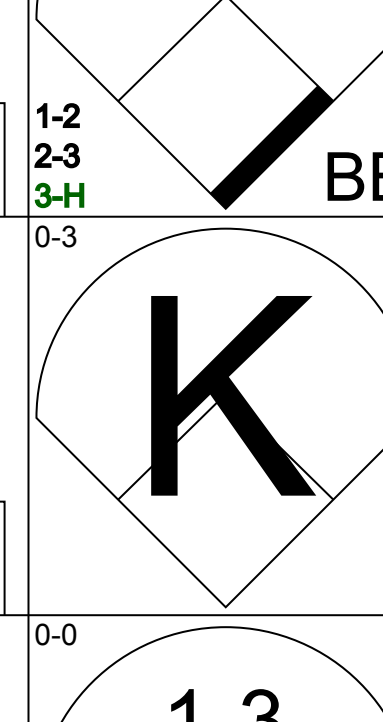
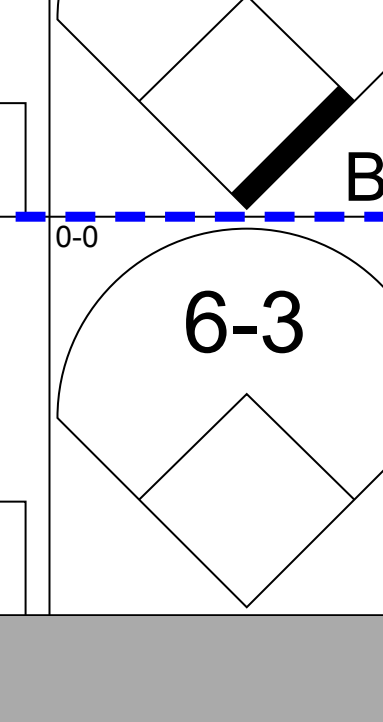
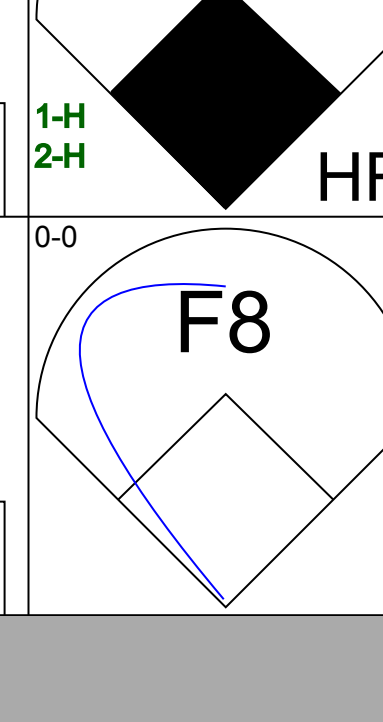
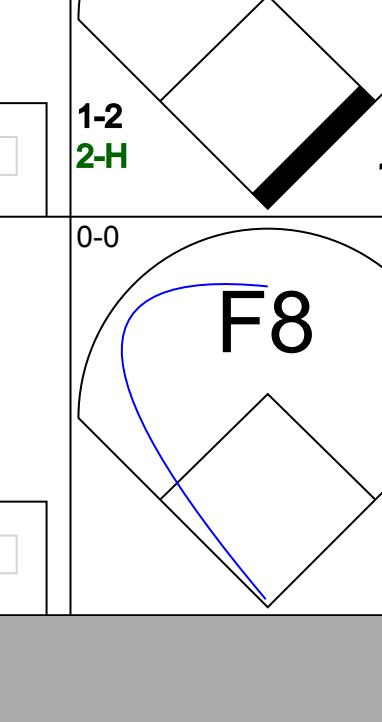
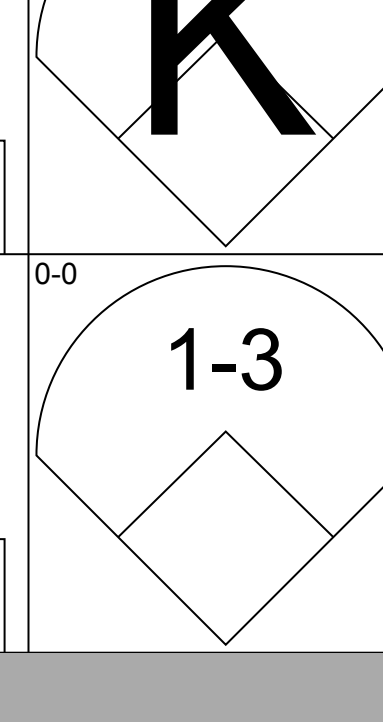
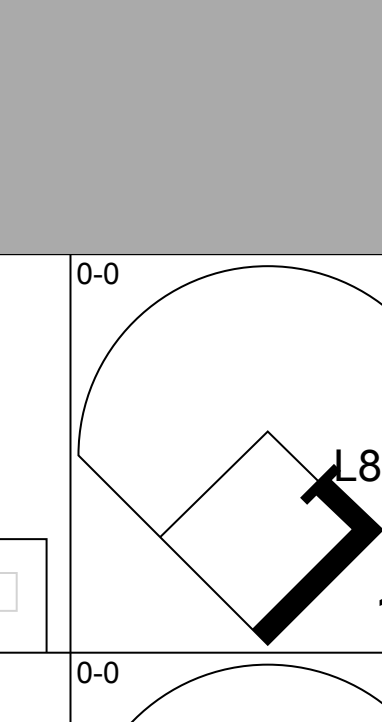
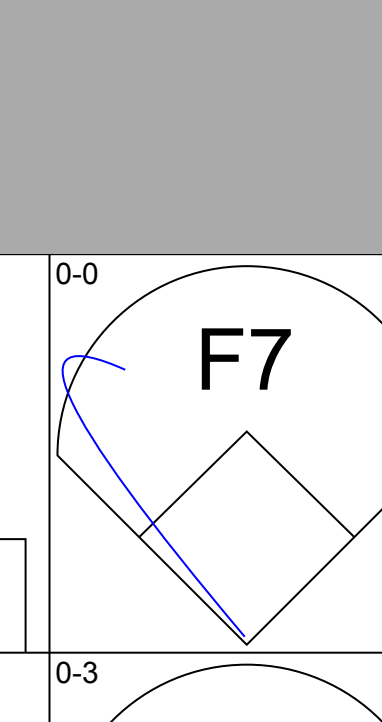
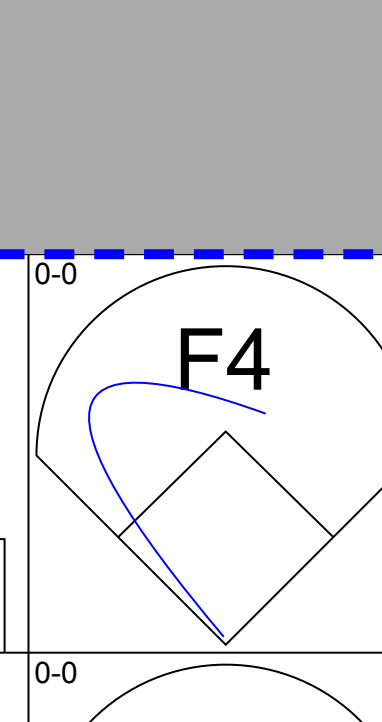
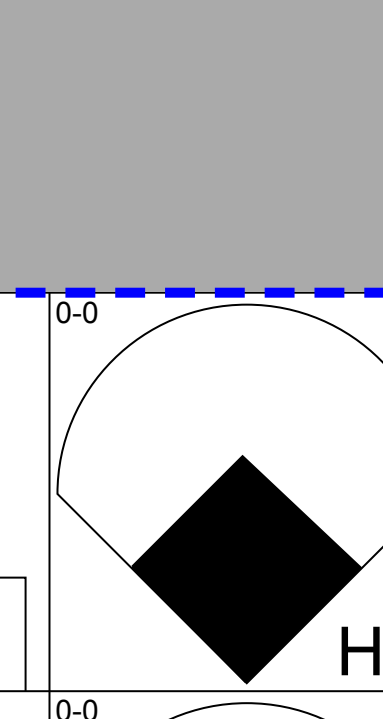
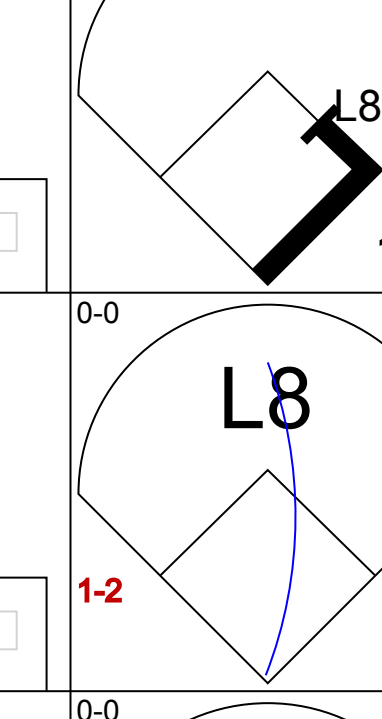
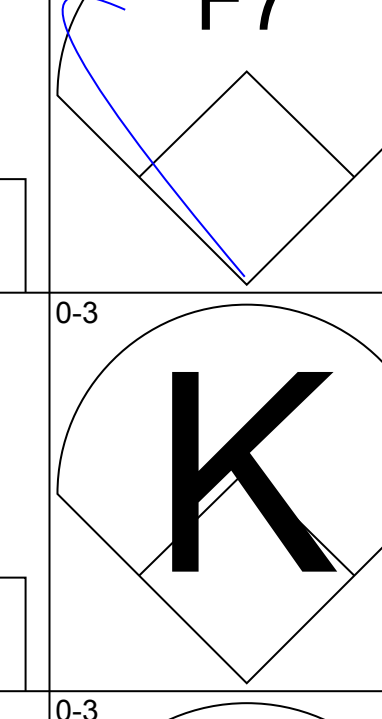
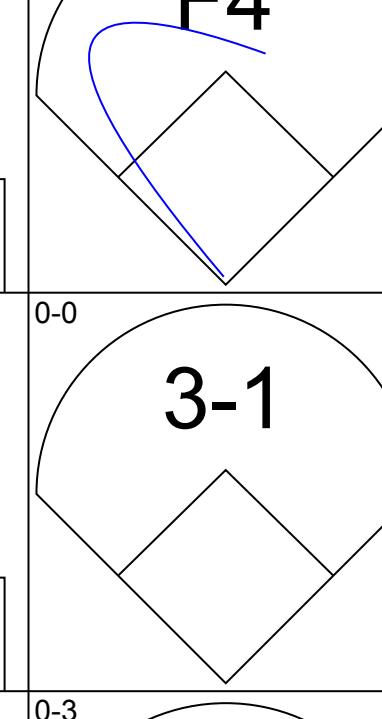
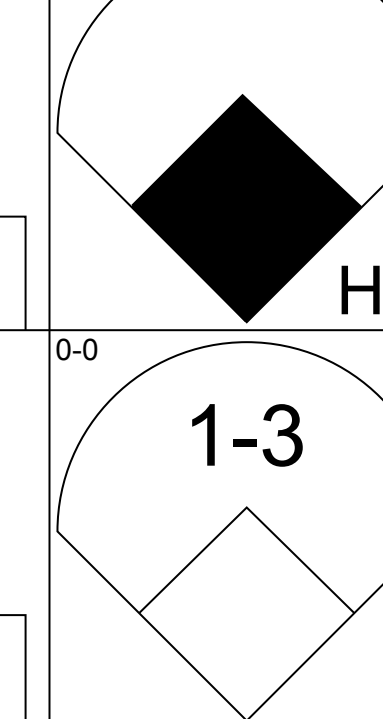
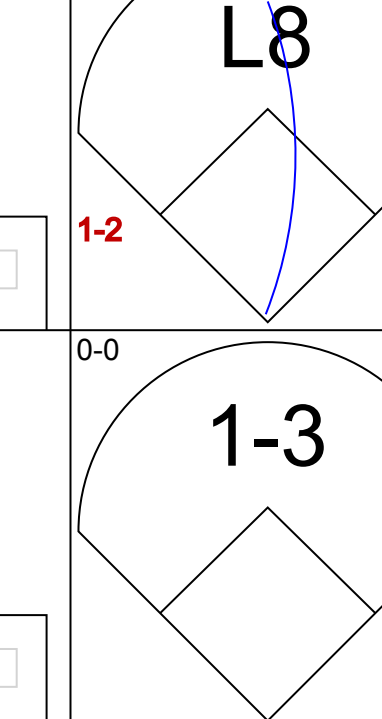
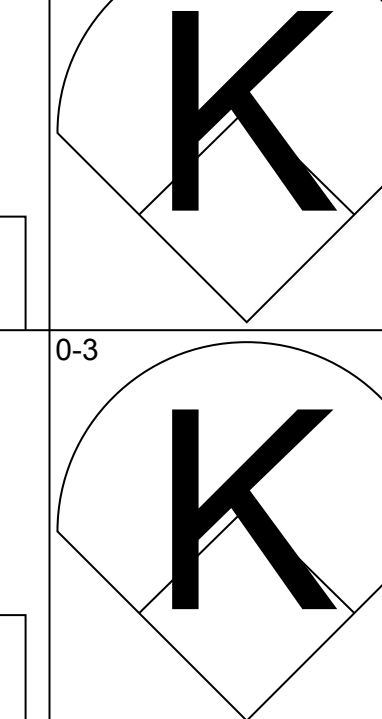
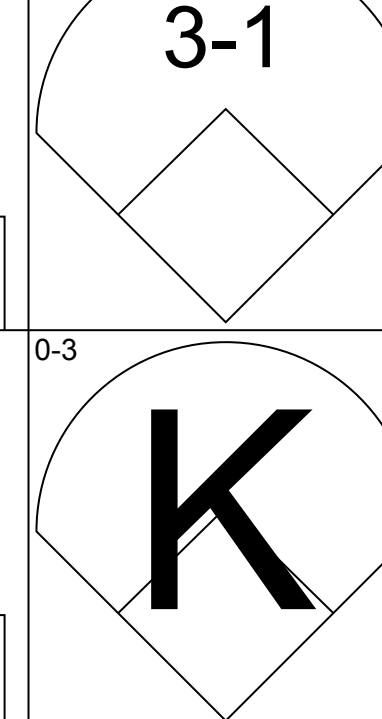
Batter	1	2	3	4	5	6	7	8	9	AB	R	H	RBI	BB	SO	LOB	TOP	
Ken Hamlin, R OBP: 0.373, SLG: 0.403 (1, 6)										4	0	1	0	0	1	1	<p>Washington Senators @ Detroit Tigers Tiger Stadium, Detroit, MI Tue Jul 20 1965, 7:05 PM EDT Att: 7,278 - Unknown</p> <p>livebaseballscorecards.com</p> <p>AB 30 R 0 H 4 RBI 0 BB 2 SO 7 LOB 12</p>	
Don Blasingame, L OBP: 0.277, SLG: 0.302 (1, 4)										4	0	1	0	0	0	1		
Willie Kirkland, L OBP: 0.273, SLG: 0.475 (1, 9)										4	0	0	0	0	1	1		
Frank Howard, R OBP: 0.346, SLG: 0.484 (1, 7)										4	0	1	0	0	1	1		
Dick Nen, L OBP: 0.342, SLG: 0.343 (1, 3)										2	0	0	0	2	0	1		
Ken McMullen, R OBP: 0.306, SLG: 0.417 (1, 5)										3	0	0	0	0	0	3		
Don Lock, R OBP: 0.330, SLG: 0.368 (1, 8)										3	0	1	0	0	2	2		
Don Zimmer, R OBP: 0.289, SLG: 0.279 (1, 2)										2	0	0	0	0	0	1		
Joe Cunningham, L OBP: 0.374, SLG: 0.321 (8, PH)										1	0	0	0	0	0	0		
Doug Camilli, R OBP: 0.234, SLG: 0.270 (8, 2)										0	0	0	0	0	0	0		
Howie Koplitz, R OBP: 0.130, SLG: 0.130 (1, 1)										2	0	0	0	0	2	1		
Jim King, L OBP: 0.320, SLG: 0.405 (8, PH)										1	0	0	0	0	0	0		
Ron Kline, R OBP: 0.271, SLG: 0.244 (8, 1)										0	0	0	0	0	0	0		
Inning Stats	R: 0 E: 0 K: 2 S: 7	H: 0 LOB: 0 BB: 0 P: 7	R: 0 E: 0 K: 0 S: 2	H: 0 LOB: 0 BB: 1 P: 6	R: 0 E: 0 K: 1 S: 6	H: 1 LOB: 1 BB: 0 P: 6	R: 0 E: 0 K: 1 S: 5	H: 0 LOB: 0 BB: 0 P: 5	R: 0 E: 0 K: 1 S: 6	H: 1 LOB: 2 BB: 1 P: 10	R: 0 E: 0 K: 0 S: 4	H: 1 LOB: 1 BB: 0 P: 4	R: 0 E: 0 K: 0 S: 3	H: 0 LOB: 0 BB: 0 P: 3	1B: 4 2B: 0 3B: 0 HR: 0	SF: 0 SAC: 0 DP: 0 HBP: 0	WP: 0 PB: 0 CS: 1	PA: 32
PITCHER Dave Wickersham, R ERA: 4.54 (1, 1)	IP: 9.0 WLS: W BF: 32 H: 4 R: 0 ER: 0 SO: 7 BB: 2 IBB: 0 HBP: 0 BLK: 0 WP: 0 HR: 0 S: 44 P: 52 ERA: 0.00 WHIP: 0.667											PITCHER	IP: 9.0 WLS: W BF: 32 H: 4 R: 0 ER: 0 SO: 7 BB: 2 IBB: 0 HBP: 0 BLK: 0 WP: 0 HR: 0 S: 44 P: 52 ERA: 0.00 WHIP: 0.667					

Batter	1	2	3	4	5	6	7	8	9	AB	R	H	RBI	BB	SO	LOB	BOTTOM	
Don Wert, R OBP: 0.328, SLG: 0.325 (1, 5)										4	0	1	0	0	0	3	<p>Washington Senators @ Detroit Tigers Tiger Stadium, Detroit, MI Tue Jul 20 1965, 7:05 PM EDT Att: 7,278 - Unknown</p> <p>livebaseballscorecards.com</p> <p>AB 27 R 2 H 7 RBI 2 BB 2 SO 1 LOB 12</p>	
Jerry Lumpe, L OBP: 0.337, SLG: 0.337 (1, 4)										3	0	1	0	1	0	0		
Norm Cash, L OBP: 0.341, SLG: 0.364 (1, 3)										4	0	0	0	0	0	3		
Al Kaline, R OBP: 0.399, SLG: 0.523 (1, 8)										3	1	1	0	1	0	2		
Willie Horton, R OBP: 0.358, SLG: 0.604 (1, 7)										3	1	1	2	0	1	1		
Don Demeter, R OBP: 0.314, SLG: 0.398 (1, 9)										3	0	1	0	0	0	0		
Bill Freehan, R OBP: 0.283, SLG: 0.298 (1, 2)										3	0	2	0	0	0	0		
Ray Oyler, R OBP: 0.271, SLG: 0.244 (1, 6)										3	0	0	0	0	0	3		
Dave Wickersham, R (1, 1)										1	0	0	0	0	0	0		
Inning Stats	R: 0 E: 0 K: 0 S: 4	H: 2 LOB: 1 BB: 0 P: 4	R: 0 E: 0 K: 0 S: 3	H: 0 LOB: 0 BB: 0 P: 3	R: 0 E: 0 K: 0 S: 3	H: 0 LOB: 0 BB: 0 P: 3	R: 2 E: 0 K: 0 S: 4	H: 1 LOB: 1 BB: 1 P: 8	R: 0 E: 0 K: 1 S: 5	H: 1 LOB: 1 BB: 1 P: 9	R: 0 E: 0 K: 0 S: 5	H: 2 LOB: 2 BB: 0 P: 5	R: 0 E: 0 K: 0 S: 3	H: 0 LOB: 0 BB: 0 P: 3	1B: 6 2B: 2 3B: 0 HR: 1	SF: 0 SAC: 2 DP: 2 HBP: 0		WP: 0 PB: 0 CS: 0
PITCHER Howie Koplitz, R ERA: 5.16 (1, 1)	IP: 7.0 WLS: L BF: 28 H: 7 R: 2 ER: 2 SO: 1 BB: 2 IBB: 0 HBP: 0 BLK: 0 WP: 0 HR: 1 S: 28 P: 36 ERA: 2.57 WHIP: 1.286											PITCHER	IP: 7.0 WLS: L BF: 28 H: 7 R: 2 ER: 2 SO: 1 BB: 2 IBB: 0 HBP: 0 BLK: 0 WP: 0 HR: 1 S: 28 P: 36 ERA: 2.57 WHIP: 1.286					
Ron Kline, R ERA: 1.94 (8, 1)	IP: 1.0 WLS: 3 BF: 3 H: 0 R: 0 ER: 0 SO: 0 BB: 0 IBB: 0 HBP: 0 BLK: 0 WP: 0 HR: 0 S: 3 P: 3 ERA: 0.00 WHIP: 0.000											PITCHER	IP: 1.0 WLS: 3 BF: 3 H: 0 R: 0 ER: 0 SO: 0 BB: 0 IBB: 0 HBP: 0 BLK: 0 WP: 0 HR: 0 S: 3 P: 3 ERA: 0.00 WHIP: 0.000					

Batter	1	2	3	4	5	6	7	8	9	AB	R	H	RBI	BB	SO	LOB	TOP					
Larry Brown, R OBP: 0.314, SLG: 0.370 (1, 6)										4	0	1	1	1	1	1	Cleveland Indians @ Detroit Tigers Tiger Stadium, Detroit, MI Wed Jul 21 1965, 7:05 PM EDT Unknown					
Chico Salmon, R OBP: 0.230, SLG: 0.321 Fred Whitfield, L OBP: 0.316, SLG: 0.516 (6, PH) (6, 3)										3	0	0	0	0	1	2						
Leon Wagner, L OBP: 0.343, SLG: 0.474 (1, 7)										4	0	0	0	0	0	0						
Rocky Colavito, R OBP: 0.408, SLG: 0.536 (1, 9)										5	0	1	0	0	2	3						
Chuck Hinton, R OBP: 0.340, SLG: 0.464 (1, 3) (6, 4)										4	2	2	1	1	0	2						
Vic Davallio, L OBP: 0.350, SLG: 0.391 (1, 8)									2	1	0	0	3	1	2							
Joe Azcue, R OBP: 0.281, SLG: 0.240 Lee Stange, R OBP: 0.318, SLG: 0.167 Al Luplow, L OBP: 0.308, SLG: 0.435 Jack Spring, R OBP: 0.333, SLG: 0.333 Phil Roof, R OBP: 0.111, SLG: 0.111 (7, PH) (7, 1) (9, PH)										2	1	0	0	0	1	2						
Pedro Gonzalez, R OBP: 0.306, SLG: 0.418 (6, 5)									4	0	2	1	0	0	2							
Sam McDowell, L OBP: 0.102, SLG: 0.083 Jack Kralick, L OBP: 0.154, SLG: 0.167 Floyd Weaver, R OBP: 0.220, SLG: 0.222 Max Alvis, R OBP: 0.305, SLG: 0.474 Gary Bell, R OBP: 0.291, SLG: 0.354 Duke Sims, L OBP: 0.200, SLG: 0.200 (1, 1) (2, 1) (2, 1) (4, PH) (4, 1) (5, PH) (8, 2)									0	0	0	0	0	0	0							
Inning Stats	R: 0 E: 0 K: 1 S: 5	H: 0 LOB: 0 BB: 0 P: 5	R: 0 E: 0 K: 2 S: 7	H: 1 LOB: 3 BB: 1 P: 11	R: 0 E: 0 K: 2 S: 8	H: 1 LOB: 3 BB: 1 P: 13	R: 2 E: 2 K: 2 S: 10	H: 2 LOB: 1 BB: 0 P: 10	R: 0 E: 1 K: 1 S: 6	H: 0 LOB: 1 BB: 0 P: 6	R: 1 E: 0 K: 1 S: 6	H: 1 LOB: 2 BB: 1 P: 11	R: 0 E: 0 K: 0 S: 4	H: 1 LOB: 2 BB: 1 P: 8	R: 1 E: 0 K: 0 S: 4	H: 1 LOB: 0 BB: 0 P: 4		R: 1 E: 0 K: 1 S: 6	H: 1 LOB: 1 BB: 1 P: 10	1B: 3 2B: 2 3B: 0 HR: 2	SF: 0 SAC: 0 DP: 0 HBP: 2	WP: 0 PB: 0 SB: 1 CS: 0
PITCHER	IP	WLS	BF	H	R	ER	SO	BB	IBB	HBP	BLK	WP	HR	S	P	ERA	WHIP					
Mickey Lolich, L ERA: 3.56 Terry Fox, R ERA: 2.3	(1, 1) (6, 1)	5.2 S	28 15	4 3	3 2	1 2	9 1	3 2	0 0	2 0	0 0	0 0	0 2	41 15	55 23	1.59 5.40	1.235 1.500					

AB	36
R	5
H	7
RBI	4
BB	5
SO	10
LOB	23



Batter	1	2	3	4	5	6	7	8	9	AB	R	H	RBI	BB	SO	LOB	BOTTOM				
Don Wert, R OBP: 0.331, SLG: 0.327 (1, 5)										4	3	2	0	1	0	0	Cleveland Indians @ Detroit Tigers Tiger Stadium, Detroit, MI Wed Jul 21 1965, 7:05 PM EDT Unknown				
Jerry Lumpe, L OBP: 0.335, SLG: 0.335 (1, 4)									2	1	0	0	2	0	1						
Norm Cash, L OBP: 0.346, SLG: 0.384 (1, 3)									5	3	3	1	0	2	3						
Al Kaline, R OBP: 0.402, SLG: 0.532 (1, 8)									3	1	1	3	2	1	2						
Willie Horton, R OBP: 0.367, SLG: 0.618 (1, 7)									2	1	2	5	2	0	0						
Don Demeter, R OBP: 0.305, SLG: 0.392 (1, 9)									4	0	0	0	0	1	6						
Bill Freehan, R OBP: 0.262, SLG: 0.297 (1, 2)									4	0	1	0	0	0	3						
Ray Oyler, R OBP: 0.269, SLG: 0.306 (1, 6)									4	1	1	1	0	1	1						
Mickey Lolich, S OBP: 0.135, SLG: 0.100 Terry Fox, R (6, 1)									3	0	0	0	0	1	0						
Inning Stats	R: 1 E: 0 K: 2 S: 8	H: 1 LOB: 3 BB: 3 P: 20	R: 4 E: 0 K: 0 S: 6	H: 3 LOB: 1 BB: 2 P: 14	R: 0 E: 0 K: 0 S: 3	H: 1 LOB: 0 BB: 0 P: 3	R: 3 E: 0 K: 1 S: 7	H: 2 LOB: 0 BB: 1 P: 11	R: 0 E: 0 K: 2 S: 7	H: 0 LOB: 0 BB: 0 P: 7	R: 1 E: 0 K: 1 S: 7	H: 2 LOB: 2 BB: 1 P: 11	R: 0 E: 0 K: 1 S: 5	H: 0 LOB: 0 BB: 0 P: 5	R: 1 E: 0 K: 0 S: 4	H: 1 LOB: 0 BB: 0 P: 4		1B: 6 2B: 0 3B: 0 HR: 4	SF: 0 SAC: 1 DP: 0 HBP: 0	WP: 0 PB: 1 SB: 0 CS: 0	PA: 40
PITCHER	IP	WLS	BF	H	R	ER	SO	BB	IBB	HBP	BLK	WP	HR	S	P	ERA	WHIP				
Sam McDowell, L ERA: 2.28 Jack Kralick, L ERA: 4.67 Floyd Weaver, R ERA: 4.53 Gary Bell, R ERA: 3.34 Lee Stange, R ERA: 2.52	(1, 1) (2, 1) (2, 1) (4, 1) (6, 1)	1.0 0.2 1.1 2.0 1.0	L 7 4 9 6	1 3 1 2 1	1 4 0 3 1	1 4 0 3 1	1 0 0 1 1	1 2 0 1 0	0 0 0 0 1	0 0 0 0 0	0 0 0 1 0	0 0 0 0 0	0 0 0 1 0	8 5 4 14 7	20 13 4 18 11	9.00 54.00 0.00 13.50 9.00	3.000 7.500 0.750 1.500 2.000				



Batter	1	2	3	4	5	6	7	8	9	AB	R	H	RBI	BB	SO	LOB	TOP			
Larry Brown, R (1, 6) OBP: 0.309, SLG: 0.364 Vic Davallillo, L (9, PH) OBP: 0.349, SLG: 0.390	F9		F8			6-3			K	3	0	0	0	0	0	0				
Max Alvis, R (1, 5) OBP: 0.333, SLG: 0.469	K					K			K	4	0	0	0	0	4	0				
Leon Wagner, L (1, 7) OBP: 0.342, SLG: 0.474	F9					4-3			F7	4	0	1	0	0	0	0				
Rocky Colavito, R (1, 9) OBP: 0.405, SLG: 0.531						4-3				3	0	0	0	0	1	1				
Fred Whitfield, L (1, 3) OBP: 0.312, SLG: 0.509						2-3				3	0	0	0	0	1	1				
Chuck Hinton, R (1, 8) OBP: 0.340, SLG: 0.475										3	1	1	1	0	0	0				
Duke Sims, L (1, 2) OBP: 0.188, SLG: 0.362										3	0	0	0	0	3	0				
Pedro Gonzalez, R (1, 4) OBP: 0.307, SLG: 0.417										3	0	1	0	0	0	0				
Sonny Siebert, R (1, 1) OBP: 0.108, SLG: 0.222 Al Luplow, L (8, PH) OBP: 0.296, SLG: 0.417 Don McMahon, R (8, 1) OBP: 0.500, SLG: 0.500										2	0	0	0	0	1	1				
										1	0	0	0	0	1	1				
										0	0	0	0	0	0	0				
Inning Stats	R: 0 E: 0 K: 1 S: 5	H: 0 LOB: 0 BB: 0 P: 5	R: 1 E: 0 K: 3 S: 10	H: 1 LOB: 0 BB: 0 P: 10	R: 0 E: 1 K: 1 S: 5	H: 0 LOB: 0 BB: 0 P: 5	R: 0 E: 0 K: 1 S: 6	H: 1 LOB: 1 BB: 0 P: 6	R: 0 E: 0 K: 1 S: 5	H: 0 LOB: 0 BB: 0 P: 5	R: 0 E: 0 K: 0 S: 3	H: 0 LOB: 0 BB: 0 P: 3	R: 0 E: 0 K: 2 S: 8	H: 1 LOB: 1 BB: 0 P: 8	R: 0 E: 0 K: 2 S: 7	H: 0 LOB: 0 BB: 0 P: 7	1B: 1 2B: 1 3B: 0 HR: 1	SF: 0 SAC: 0 DP: 0 HBP: 0	WP: 0 PB: 0 SB: 0 CS: 1	PA: 30
PITCHER Denny McLain, R (1, 1) ERA: 2.9	IP: 9.0 WLS: W BF: 30 H: 3 R: 1 ER: 1 SO: 12 BB: 0 IBB: 0 HBP: 0 BLK: 0 WP: 0 HR: 1 S: 54 P: 54 ERA: 1.00 WHIP: 0.333																			

Cleveland Indians @ Detroit Tigers
Tiger Stadium, Detroit, MI
Wed Jul 21 1965, 7:05 PM EDT
Att: 32,704 - Unknown

AB 30
R 1
H 3
RBI 1
BB 0
SO 12
LOB 4



Batter	1	2	3	4	5	6	7	8	9	AB	R	H	RBI	BB	SO	LOB	BOTTOM	
Don Wert, R (1, 5) OBP: 0.331, SLG: 0.326	K		L8			6-3				4	0	1	0	0	1	0		
Jerry Lumpe, L (1, 4) OBP: 0.334, SLG: 0.330	K		F4			E6				4	0	0	0	0	1	1		
Norm Cash, L (1, 3) OBP: 0.341, SLG: 0.377	F2					L3				4	0	0	0	0	0	2		
Willie Horton, R (1, 9) OBP: 0.367, SLG: 0.615						L5				3	0	1	0	0	1	0		
Dick McAuliffe, L (1, 6) OBP: 0.367, SLG: 0.474										2	1	2	0	1	0	0		
Gates Brown, L (1, 7) OBP: 0.240, SLG: 0.333 George Thomas, R (9, 7) OBP: 0.256, SLG: 0.341										3	0	0	0	0	0	4		
										0	0	0	0	0	0	0		
Don Demeter, R (1, 8) OBP: 0.309, SLG: 0.403										3	1	1	2	0	0	2		
John Sullivan, L (1, 2) OBP: 0.277, SLG: 0.372										3	0	0	0	0	1	2		
Denny McLain, R (1, 1) OBP: 0.133, SLG: 0.093										3	0	0	0	0	2	0		
Inning Stats	R: 0 E: 0 K: 2 S: 7	H: 0 LOB: 0 BB: 0 P: 7	R: 0 E: 0 K: 1 S: 6	H: 1 LOB: 2 BB: 1 P: 10	R: 0 E: 0 K: 1 S: 5	H: 0 LOB: 0 BB: 0 P: 5	R: 0 E: 0 K: 0 S: 4	H: 1 LOB: 1 BB: 0 P: 4	R: 0 E: 0 K: 0 S: 3	H: 0 LOB: 0 BB: 0 P: 3	R: 0 E: 1 K: 1 S: 7	H: 2 LOB: 0 BB: 0 P: 7	R: 0 E: 0 K: 1 S: 6	H: 1 LOB: 1 BB: 0 P: 6	1B: 3 2B: 2 3B: 0 HR: 1	SF: 0 SAC: 0 DP: 1 HBP: 0	WP: 0 PB: 0 SB: 0 CS: 0	PA: 30
PITCHER Sonny Siebert, R (1, 1) ERA: 2.45 Don McMahon, R (8, 1) ERA: 3.0	IP: 7.0 WLS: L BF: 26 H: 4 R: 2 ER: 2 SO: 5 BB: 1 IBB: 0 HBP: 0 BLK: 0 WP: 0 HR: 1 S: 35 P: 39 ERA: 2.57 WHIP: 0.714																	

Cleveland Indians @ Detroit Tigers
Tiger Stadium, Detroit, MI
Wed Jul 21 1965, 7:05 PM EDT
Att: 32,704 - Unknown

AB 29
R 2
H 5
RBI 2
BB 1
SO 6
LOB 11



Batter	1	2	3	4	5	6	7	8	9	AB	R	H	RBI	BB	SO	LOB	TOP																					
Don Buford, S OBP: 0.356, SLG: 0.402 (1, 4)										4	1	2	2	0	0	1																						
Floyd Robinson, L OBP: 0.331, SLG: 0.370 (1, 9)										5	0	0	0	0	0	2																						
John Romano, R OBP: 0.359, SLG: 0.389 Al Weis, S OBP: 0.323, SLG: 0.368 J.C. Martin, L OBP: 0.350, SLG: 0.341 (1, 2)										2	1	1	0	1	1	0																						
Bill Skowron, R OBP: 0.315, SLG: 0.431 (1, 3)									4	0	0	0	0	2	4																							
Pete Ward, L OBP: 0.366, SLG: 0.430 (1, 5)									4	0	1	1	0	1	3																							
Ron Hansen, R OBP: 0.313, SLG: 0.389 (1, 6)									4	1	2	0	0	1	1																							
Dave Nicholson, R OBP: 0.233, SLG: 0.303 Eddie Fisher, R OBP: 0.136, SLG: 0.095 Smoky Burgess, L OBP: 0.345, SLG: 0.431 Hoyt Wilhelm, R (1, 7)									2	1	0	0	1	1	1																							
Ken Berry, R OBP: 0.259, SLG: 0.325 (1, 8)									4	1	2	2	0	1	0																							
John Buzhardt, R OBP: 0.219, SLG: 0.107 Bob Locker, S (3, 1)									1	0	0	0	0	0	1																							
Tom McCraw, L OBP: 0.277, SLG: 0.281 (7, 7)									1	0	0	0	0	0	1																							
Inning Stats	R: 0 E: 0 K: 0 S: 4	H: 1 LOB: 2 BB: 0 P: 5	R: 3 E: 0 K: 0 S: 5	H: 2 LOB: 0 BB: 1 P: 9	R: 1 E: 0 K: 2 S: 8	H: 1 LOB: 1 BB: 0 P: 12	R: 0 E: 0 K: 0 S: 4	H: 1 LOB: 1 BB: 0 P: 4	R: 0 E: 0 K: 1 S: 5	H: 0 LOB: 0 BB: 0 P: 7	R: 0 E: 0 K: 1 S: 5	H: 0 LOB: 0 BB: 0 P: 5	R: 0 E: 0 K: 2 S: 9	H: 2 LOB: 2 BB: 0 P: 9	R: 1 E: 0 K: 0 S: 4	H: 1 LOB: 0 BB: 0 P: 4	1B: 5 2B: 1 3B: 1 HR: 1	SF: 1 SAC: 0 DP: 0 HBP: 1	WP: 0 PB: 0 CS: 0	PA: 38																		
PITCHER	IP	WLS	BF	H	R	ER	SO	BB	IBB	HBP	BLK	WP	HR	S	P	ERA	WHIP	PITCHER			IP	WLS	BF	H	R	ER	SO	BB	IBB	HBP	BLK	WP	HR	S	P	ERA	WHIP	
Hank Aguirre, L ERA: 3.32 Orlando Pena, R ERA: 5.23	(1, 1)	2.1	14	4	4	4	0	2	0	1	0	0	0	11	20	15.43	2.571				(3, 1)	6.2	W	24	4	1	1	8	0	0	0	0	0	1	40	40	1.35	0.600

Chicago White Sox @ Detroit Tigers
Tiger Stadium, Detroit, MI
Fri Jul 23, 1965, 7:05 PM EDT
Att: 25,058 - Unknown

AB 34
R 5
H 8
RBI 5
BB 2
SO 8
LOB 16



Batter	1	2	3	4	5	6	7	8	9	AB	R	H	RBI	BB	SO	LOB	BOTTOM																				
Don Wert, R OBP: 0.334, SLG: 0.339 (1, 5)										5	1	3	1	0	0	1																					
Jerry Lumpe, L OBP: 0.337, SLG: 0.336 (1, 4)										4	0	2	0	0	0	2																					
Norm Cash, L OBP: 0.340, SLG: 0.372 (1, 3)										3	0	0	0	1	1	2																					
Al Kaline, R OBP: 0.401, SLG: 0.527 (1, 8)										4	0	1	0	0	1	2																					
Willie Horton, R OBP: 0.365, SLG: 0.613 (1, 7)										4	1	1	0	0	2	4																					
Dick McAuliffe, L OBP: 0.368, SLG: 0.478 (1, 6)										4	1	2	1	0	0	2																					
Don Demeter, R OBP: 0.308, SLG: 0.413 (1, 9)										4	2	1	2	0	1	1																					
Bill Freehan, R OBP: 0.266, SLG: 0.311 (1, 2)										3	1	1	2	1	2	0																					
Hank Aguirre, R OBP: 0.170, SLG: 0.136 Orlando Pena, R OBP: 0.286, SLG: 0.231 (1, 1)										1	0	0	0	0	1	1																					
Inning Stats	R: 0 E: 0 K: 1 S: 5	H: 1 LOB: 0 BB: 0 P: 5	R: 2 E: 0 K: 1 S: 7	H: 2 LOB: 1 BB: 1 P: 11	R: 0 E: 0 K: 1 S: 6	H: 2 LOB: 2 BB: 1 P: 10	R: 0 E: 0 K: 1 S: 5	H: 0 LOB: 0 BB: 0 P: 5	R: 0 E: 0 K: 0 S: 4	H: 1 LOB: 1 BB: 0 P: 4	R: 3 E: 0 K: 0 S: 6	H: 3 LOB: 0 BB: 0 P: 6	R: 1 E: 1 K: 2 S: 10	H: 2 LOB: 2 BB: 0 P: 10	R: 0 E: 0 K: 2 S: 8	H: 1 LOB: 1 BB: 0 P: 8	1B: 6 2B: 3 3B: 0 HR: 3	SF: 0 SAC: 0 DP: 2 HBP: 0	WP: 0 PB: 0 CS: 0	PA: 37																	
PITCHER	IP	WLS	BF	H	R	ER	SO	BB	IBB	HBP	BLK	WP	HR	S	P	ERA	WHIP	PITCHER			IP	WLS	BF	H	R	ER	SO	BB	IBB	HBP	BLK	WP	HR	S	P	ERA	WHIP
John Buzhardt, R ERA: 2.91 Bob Locker, R ERA: 2.3 Eddie Fisher, R ERA: 1.5 Hoyt Wilhelm, R ERA: 2.7	(1, 1)	2.2	13	5	2	2	2	2	0	0	0	0	0	15	23	6.75	2.625				(3, 1)	3.1	L	14	4	3	3	2	0	0	0	0	1	18	18	8.10	1.200
	(7, 1)	1.0	6	2	1	1	2	0	0	0	0	0	1	10	10	9.00	2.000				(8, 1)	1.0		4	1	0	0	2	0	0	0	0	8	8	0.00	1.000	

Chicago White Sox @ Detroit Tigers
Tiger Stadium, Detroit, MI
Fri Jul 23, 1965, 7:05 PM EDT
Att: 25,058 - Unknown

AB 35
R 6
H 12
RBI 6
BB 2
SO 8
LOB 15



Batter	1	2	3	4	5	6	7	8	9	AB	R	H	RBI	BB	SO	LOB	TOP			
Tom McCraw, L (1, 7) OBP: 0.274, SLG: 0.278	0-0 5-3		0-3 K		0-3 K			0-0 G3-6 1B		4	0	1	0	0	2	0				
Don Buford, S (1, 4) OBP: 0.353, SLG: 0.395	0-0 F7		0-0 F7			0-0 F9		0-0 G3-6 1-2		4	0	0	0	0	0	1				
Floyd Robinson, L (1, 9) OBP: 0.334, SLG: 0.375	4-0 BB			0-0 HR		0-0 F4		0-0 L3		3	1	1	1	1	0	0				
Pete Ward, L (1, 5) OBP: 0.369, SLG: 0.434	0-3 K			0-3 K		0-0 F3		0-3 K		4	0	0	0	0	3	1				
Bill Skowron, R (1, 3) OBP: 0.323, SLG: 0.454		0-0 HR		0-0 2B			0-3 K		0-0 5-3	4	1	2	1	0	1	0				
Ron Hansen, R (1, 6) OBP: 0.311, SLG: 0.385		0-0 6-3		0-0 F7			0-0 1B			3	0	1	0	0	0	1				
J.C. Martin, L (1, 2) OBP: 0.339, SLG: 0.329		0-3 K		0-3 K			0-0 F5			3	0	0	0	0	2	2				
Ken Berry, R (1, 8) OBP: 0.256, SLG: 0.331		0-0 1-3			0-0 1-3		0-3 K			2	0	0	0	0	0	0				
Dave Nicholson, R (5, 8) OBP: 0.241, SLG: 0.296										1	0	0	0	0	1	1				
Bruce Howard, S (1, 1) OBP: 0.207, SLG: 0.200			0-3 K					0-0 G3		0	0	0	0	0	0	0				
Jim Hicks, R (3, PH)										1	0	0	0	0	1	0				
Greg Bollo, R (3, 1)										0	0	0	0	0	0	0				
Gary Peters, L (4, 1) OBP: 0.189, SLG: 0.250										2	0	0	0	0	1	0				
Inning Stats	R: 0 E: 0 K: 1 S: 5	H: 0 LOB: 1 BB: 1 P: 9	R: 1 E: 0 K: 1 S: 6	H: 1 LOB: 0 BB: 0 P: 6	R: 0 E: 0 K: 2 S: 7	H: 0 LOB: 0 BB: 0 P: 7	R: 1 E: 0 K: 2 S: 9	H: 2 LOB: 1 BB: 0 P: 9	R: 0 E: 0 K: 2 S: 3	H: 0 LOB: 0 BB: 0 P: 3	R: 0 E: 0 K: 2 S: 8	H: 1 LOB: 1 BB: 0 P: 8	R: 0 E: 0 K: 0 S: 3	H: 1 LOB: 0 BB: 0 P: 3	R: 0 E: 0 K: 1 S: 5	H: 0 LOB: 0 BB: 0 P: 5	1B: 2 2B: 1 3B: 0 HR: 2	SF: 0 SAC: 0 DP: 1 HBP: 0	WP: 0 PB: 0 CS: 0	PA: 32
PITCHER Denny McLain, R (1, 1) ERA: 2.84	IP: 9.0 WLS: W BF: 32 H: 5 R: 2 ER: 2 SO: 11 BB: 1 IBB: 0 HBP: 0 BLK: 0 WP: 0 HR: 2 S: 53 P: 57 ERA: 2.00 WHIP: 0.667															PITCHER	IP: 9.0 WLS: W BF: 32 H: 5 R: 2 ER: 2 SO: 11 BB: 1 IBB: 0 HBP: 0 BLK: 0 WP: 0 HR: 2 S: 53 P: 57 ERA: 2.00 WHIP: 0.667			

Chicago White Sox @ Detroit Tigers
Tiger Stadium, Detroit, MI
Sun Jul 25 1965, 4:38 AM EDT
Att: 36,799 - Unknown

AB	31
R	2
H	5
RBI	2
BB	1
SO	11
LOB	6



Batter	1	2	3	4	5	6	7	8	9	AB	R	H	RBI	BB	SO	LOB	BOTTOM			
Don Wert, R (1, 5) OBP: 0.336, SLG: 0.349	0-0 F8 PB 2B	0-0 1-3 HR 1B	1-0 HR HBP		0-3 K	0-0 1-2 1B		0-3 K		5	3	3	0	0	2	1				
Jerry Lumpe, L (1, 4) OBP: 0.347, SLG: 0.353	4-0 PB BB	0-0 1-2 HR 1B	0-0 1-H HR		0-0 1B	0-3 K		0-3 K		3	2	3	3	1	0	0				
Ray Oyler, R (5, FR) OBP: 0.250, SLG: 0.281	0-0 PB BB	0-0 1-2 HR 1B	0-0 1-H HR		0-0 1B	0-3 K		0-3 K		2	1	0	0	0	2	3				
Norm Cash, L (1, 3) OBP: 0.344, SLG: 0.416	0-0 F8	0-0 1-H 2-H HR	0-0 HR		0-0 1B	0-0 6-3		0-0 1B		5	3	3	4	0	0	4				
Willie Horton, R (1, 7) OBP: 0.370, SLG: 0.608	0-0 F7	4-0 HR BB	0-0 FC4-6 1B		4-0 1B BB		0-0 G3		2	1	1	0	2	0	1					
Gates Brown, L (6, 7) OBP: 0.236, SLG: 0.327	1-2 3-H	0-0 HR BB	0-0 FC4-6 1B		1-2 BB		0-0 G3		1	0	0	0	0	0	0	0				
Dick McAuliffe, L (1, 6) OBP: 0.372, SLG: 0.486	0-0 F7	0-0 1-H HR	0-0 FC4-6 1B		0-0 1B		4-0 BB		4	1	2	4	1	0	2					
Don Demeter, R (1, 8) OBP: 0.312, SLG: 0.435		0-0 1B		0-0 F4	0-3 K		0-3 K		5	1	2	0	0	2	4					
Jim Northrup, L (1, 9) OBP: 0.261, SLG: 0.336		0-0 F8 FC6		0-3 K	0-0 F9		0-0 4-3		5	0	0	0	0	1	6					
John Sullivan, L (1, 2) OBP: 0.327, SLG: 0.391		0-0 1B 1B		0-0 F9		4-0 1B BB		4-0 BB		3	1	2	0	2	0	0				
Denny McLain, R (1, 1) OBP: 0.120, SLG: 0.085		0-0 SF8		0-0 1-3	0-0 6-3		0-3 K		4	0	0	1	0	1	3					
Inning Stats	R: 1 E: 0 K: 0 S: 4	H: 1 LOB: 1 BB: 1 P: 8	R: 7 E: 0 K: 0 S: 10	H: 7 LOB: 1 BB: 1 P: 14	R: 3 E: 0 K: 0 S: 6	H: 3 LOB: 1 BB: 0 P: 7	R: 0 E: 0 K: 1 S: 6	H: 1 LOB: 1 BB: 0 P: 6	R: 2 E: 0 K: 2 S: 10	H: 3 LOB: 3 BB: 1 P: 14	R: 0 E: 0 K: 2 S: 8	H: 1 LOB: 2 BB: 1 P: 12	R: 0 E: 0 K: 1 S: 5	H: 0 LOB: 1 BB: 1 P: 9	R: 0 E: 0 K: 2 S: 7	H: 0 LOB: 1 BB: 1 P: 11	1B: 11 2B: 1 3B: 0 HR: 4	SF: 1 SAC: 0 DP: 0 HBP: 1	WP: 0 PB: 1 CS: 0	PA: 47
PITCHER Bruce Howard, R (1, 1) ERA: 3.99	IP: 2.0 WLS: L BF: 16 H: 8 R: 8 ER: 8 SO: 8 BB: 2 IBB: 0 HBP: 0 BLK: 0 WP: 0 HR: 2 S: 14 P: 22 ERA: 36.00 WHIP: 5.000															PITCHER Greg Bollo, R (3, 1) ERA: 3.63	IP: 1.0 WLS: 7 BF: 3 H: 3 R: 3 ER: 3 SO: 0 BB: 0 IBB: 0 HBP: 1 BLK: 0 WP: 0 HR: 2 S: 6 P: 7 ERA: 27.00 WHIP: 3.000			
Gary Peters, L (4, 1) ERA: 4.31	IP: 5.0 WLS: 24 BF: 5 H: 2 R: 2 ER: 2 SO: 8 BB: 4 IBB: 0 HBP: 0 BLK: 0 WP: 0 HR: 0 S: 36 P: 52 ERA: 3.60 WHIP: 1.800															PITCHER	IP: 5.0 WLS: 24 BF: 5 H: 2 R: 2 ER: 2 SO: 8 BB: 4 IBB: 0 HBP: 0 BLK: 0 WP: 0 HR: 0 S: 36 P: 52 ERA: 3.60 WHIP: 1.800			

Chicago White Sox @ Detroit Tigers
Tiger Stadium, Detroit, MI
Sun Jul 25 1965, 4:38 AM EDT
Att: 36,799 - Unknown

AB	39
R	13
H	16
RBI	12
BB	6
SO	8
LOB	24



Batter	1	2	3	4	5	6	7	8	9	AB	R	H	RBI	BB	SO	LOB	TOP											
Don Wert, R OBP: 0.337, SLG: 0.357 (1, 5)	F4		F9		HR		K		BB	4	1	1	1	1	1	2	Detroit Tigers @ New York Yankees Yankee Stadium, Bronx, NY Tue Jul 27 1965, 7:05 PM EDT Unknown - 78 F											
Jerry Lumpe, L OBP: 0.347, SLG: 0.352 (1, 4)	4-3		1B		BB		F3		5-3	4	1	1	0	1	0	3												
Norm Cash, L OBP: 0.343, SLG: 0.413 (1, 3)	4-3		1B		F2		F2			4	0	1	0	0	0	3												
Al Kaline, R OBP: 0.407, SLG: 0.537 (1, 8)		1B	FC6-4		L5-4-3				L4	4	0	2	1	0	0	1												
Willie Horton, R OBP: 0.366, SLG: 0.599 (1, 7)	F9		FC6-4				6-3		K	4	0	0	0	0	1	3												
Don Demeter, R OBP: 0.316, SLG: 0.456 (1, 9)	F7				HR		CS		3B	3	1	2	1	1	0	1												
Bill Freehan, R OBP: 0.269, SLG: 0.322 (1, 2)					F3		F8		6-3	4	0	1	0	0	0	2												
Dick McAuliffe, L OBP: 0.371, SLG: 0.483 (1, 6)					6-3				3-1	4	0	1	0	0	0	2												
Hank Aquirre, R OBP: 0.163, SLG: 0.130 (1, 1)					L9				4-3	2	0	0	0	0	1	0												
Larry Sherry, R OBP: 0.429, SLG: 0.667 (7, PH)					K					0	0	0	0	0	0	0												
Jake Wood, R OBP: 0.313, SLG: 0.365 (7, PH)										1	0	1	0	0	0	0												
Orlando Pena, R OBP: 0.286, SLG: 0.231 (9, PH)										0	0	0	0	0	0	0												
Gates Brown, L OBP: 0.234, SLG: 0.324 (9, PH)										1	0	0	0	0	0	0												
Inning Stats	R: 0 E: 0 K: 0 S: 3	H: 0 LOB: 0 BB: 0 P: 3	R: 0 E: 0 K: 0 S: 5	H: 2 LOB: 2 BB: 0 P: 5	R: 1 E: 0 K: 0 S: 6	H: 3 LOB: 2 BB: 0 P: 6	R: 1 E: 0 K: 1 S: 6	H: 1 LOB: 0 BB: 0 P: 6	R: 1 E: 0 K: 0 S: 3	H: 1 LOB: 0 BB: 1 P: 7	R: 0 E: 0 K: 0 S: 2	H: 0 LOB: 0 BB: 1 P: 6	R: 0 E: 0 K: 1 S: 7	H: 2 LOB: 2 BB: 0 P: 7	R: 0 E: 0 K: 1 S: 6	H: 1 LOB: 1 BB: 0 P: 6	R: 0 E: 0 K: 0 S: 3	H: 0 LOB: 1 BB: 1 P: 7	1B: 7 2B: 0 3B: 1 HR: 2	SF: 0 SAC: 0 DP: 1 HBP: 0	WP: 0 PB: 0 SB: 0 CS: 1	PA: 38						
PITCHER	IP	WLS	BF	H	R	ER	SO	BB	IBB	HBP	BLK	WP	HR	S	P	ERA	WHIP	PITCHER										
Whitey Ford, L ERA: 3.65	(1, 1)	7.0	W	30	9	3	3	2	2	0	0	0	0	2	32	40	3.86	1.571										
Pedro Ramos, R ERA: 3.16	(8, 1)	1.2		7	1	0	0	1	1	0	0	0	0	0	8	12	0.00	1.200										
Steve Hamilton, L ERA: 1.28	(9, 1)	0.1	S	1	0	0	0	0	0	0	0	0	0	0	1	1	0.00	0.000										

AB	35
R	3
H	10
RBI	3
BB	3
SO	3
LOB	17



Batter	1	2	3	4	5	6	7	8	9	AB	R	H	RBI	BB	SO	LOB	BOTTOM											
Bobby Richardson, R OBP: 0.324, SLG: 0.346 (1, 4)	5-3				4-3		4-3			4	0	1	1	0	0	0	Detroit Tigers @ New York Yankees Yankee Stadium, Bronx, NY Tue Jul 27 1965, 7:05 PM EDT Unknown - 78 F											
Tony Kubek, L OBP: 0.281, SLG: 0.305 (1, 6)	6-3		2H		L9		BB		BB	4	0	1	0	0	0	1												
Mickey Mantle, S OBP: 0.387, SLG: 0.450 (7, PH)							BB		BB	2	2	1	0	2	1	0												
Ross Moschitto, R OBP: 0.167, SLG: 0.304 (8, 8)	K				1B		HR		BB	0	0	0	0	0	0	0												
Tom Tresh, S OBP: 0.346, SLG: 0.489 (8, 7)		5-3			F6		HR		BB	3	1	1	2	1	0	1												
Elston Howard, R OBP: 0.250, SLG: 0.323 (1, 2)		1-3			FC5		G3		SH1-3	3	0	1	0	1	0	3												
Hector Lopez, R OBP: 0.306, SLG: 0.372 (1, 9)		5-3			1B		SH1-3		K	3	0	1	1	0	1	0												
Joe Pepitone, L OBP: 0.329, SLG: 0.422 (1, 3)					F9		G3		L9	4	0	1	0	0	0	3												
Clete Boyer, R OBP: 0.313, SLG: 0.402 (1, 5)					FC6-5		F5		K	4	1	0	0	0	1	4												
Whitey Ford, L OBP: 0.260, SLG: 0.217 (7, PH)					SH1-3				4-3	1	0	0	0	0	1	0												
Roger Repoz, L OBP: 0.256, SLG: 0.459 (8, 1)										1	0	0	0	0	0	0												
Pedro Ramos, S OBP: 0.111, SLG: 0.111 (9, 1)										0	0	0	0	0	0	0												
Steve Hamilton, L OBP: 0.333, SLG: 0.333 (9, 1)										0	0	0	0	0	0	0												
Inning Stats	R: 0 E: 0 K: 1 S: 5	H: 0 LOB: 0 BB: 0 P: 5	R: 0 E: 0 K: 0 S: 3	H: 0 LOB: 0 BB: 0 P: 3	R: 1 E: 0 K: 0 S: 5	H: 2 LOB: 1 BB: 0 P: 5	R: 1 E: 0 K: 0 S: 6	H: 3 LOB: 2 BB: 0 P: 6	R: 0 E: 0 K: 1 S: 5	H: 0 LOB: 0 BB: 0 P: 5	R: 2 E: 0 K: 0 S: 4	H: 1 LOB: 1 BB: 2 P: 12	R: 0 E: 0 K: 0 S: 4	H: 1 LOB: 3 BB: 2 P: 12	R: 0 E: 0 K: 2 S: 7	H: 0 LOB: 0 BB: 0 P: 7	1B: 5 2B: 1 3B: 0 HR: 1	SF: 0 SAC: 2 DP: 0 HBP: 0	WP: 0 PB: 0 SB: 0 CS: 0	PA: 35								
PITCHER	IP	WLS	BF	H	R	ER	SO	BB	IBB	HBP	BLK	WP	HR	S	P	ERA	WHIP	PITCHER										
Hank Aquirre, L ERA: 3.46	(1, 1)	5.0	L	23	6	4	4	2	2	0	0	0	0	1	25	33	7.20	1.600										
Larry Sherry, R ERA: 3.3	(6, 1)	1.0		3	0	0	0	0	0	0	0	0	0	3	3	0.00	0.000											
Orlando Pena, R ERA: 5.04	(7, 1)	2.0		9	1	0	0	2	2	0	0	0	0	11	19	0.00	1.500											


AB	29
R	4
H	7
RBI	4
BB	4
SO	4
LOB	12



Batter	1	2	3	4	5	6	7	8	9	AB	R	H	RBI	BB	SO	LOB	TOP										
Don Wert, R (1.5) OBP: 0.340, SLG: 0.365	4-0 BB		0-0 2B			0-0 2B		0-0 SF8	0-0 F9	3	0	2	1	1	0	1											
Jerry Lumpe, L (1.4) OBP: 0.344, SLG: 0.348	0-3 K		0-0 L8			0-0 E6		0-0 SH		3	0	0	1	0	1	3											
Norm Cash, L (1.3) OBP: 0.342, SLG: 0.410	0-3 K			0-0 G3		0-0 G3-6-1		0-0 BB		4	0	1	0	0	1	3											
Willie Horton, R (1.7) OBP: 0.361, SLG: 0.591	0-0 F4			0-3 K			0-0 L8	0-3 K		4	0	0	0	0	2	4											
Dick McAuliffe, L (1.6) OBP: 0.370, SLG: 0.479		0-3 K		0-0 F3			0-0 4-3	4-0 BB		3	0	0	1	1	1	0											
Don Demeter, R (1.8) OBP: 0.314, SLG: 0.449		0-0 6-3			0-3 K		0-0 6-3	0-0 F6		4	0	0	0	0	1	3											
Jim Northrup, L (1.9) OBP: 0.261, SLG: 0.333		0-0 F2			0-0 4-3			0-0 2B	0-0 F8	4	1	1	0	0	0	0											
John Sullivan, L (1.2) OBP: 0.315, SLG: 0.375			0-3 K		0-0 F7			0-0 SF8	0-0 6-3	2	0	0	0	0	1	0											
Gates Brown, L (8, PH) OBP: 0.409, SLG: 0.340								1-3 SH		1	1	1	0	0	0	0											
Fred Gladding, L (8, 1) OBP: 0.272, SLG: 0.322								1-3 SH		1	0	0	0	0	0	0											
Joe Sparma, R (1, 1) OBP: 0.222, SLG: 0.231								4-0 1B	4-0 BB	2	0	1	0	0	0	0											
Al Kaline, R (8, PH) OBP: 0.409, SLG: 0.537								1B	SH	0	0	0	0	1	0	0											
Bill Freehan, R (8, PR) OBP: 0.272, SLG: 0.322								1B	SH	0	1	0	0	1	0	0											
Inning Stats	R: 0 E: 0 K: 2 S: 7	H: 0 LOB: 1 BB: 1 P: 11	R: 0 E: 0 K: 1 S: 5	H: 0 LOB: 0 BB: 0 P: 5	R: 0 E: 0 K: 1 S: 6	H: 1 LOB: 1 BB: 0 P: 6	R: 0 E: 0 K: 1 S: 5	H: 0 LOB: 0 BB: 0 P: 5	R: 0 E: 0 K: 1 S: 5	H: 2 LOB: 1 BB: 0 P: 4	R: 0 E: 0 K: 0 S: 3	H: 0 LOB: 0 BB: 0 P: 3	R: 3 E: 0 K: 1 S: 9	H: 3 LOB: 3 BB: 2 P: 17	R: 0 E: 0 K: 0 S: 3	H: 0 LOB: 1 BB: 1 P: 7	1B: 3 2B: 3 3B: 0 HR: 0	SF: 1 SAC: 1 DP: 1 HBP: 0	WP: 0 PB: 0 SB: 0 CS: 0	PA: 37							
PITCHER	IP	WLS	BF	H	R	ER	SO	BB	IBB	HBP	BLK	WP	HR	S	P	ERA	WHIP										
Jim Bouton, R (1, 1) ERA: 5.11	7.1	L	28	5	3	3	6	1	1	0	0	0	0	38	46	3.68	0.818										
Steve Hamilton, L (8, 1) ERA: 1.29	0.0		2	1	0	0	0	0	0	0	0	0	0	2	2	∞	∞										
Pete Mikkelsen, R (8, 1) ERA: 3.97	1.2		7	0	0	0	1	2	0	0	0	0	0	7	15	0.00	1.200										

Detroit Tigers @ New York Yankees
Yankee Stadium, Bronx, NY
Tue Jul 27 1965, 7:05 PM EDT
Att: 21,598 - Unknown - 80 F


AB 31
R 3
H 6
RBI 3
BB 4
SO 7
LOB 14



Batter	1	2	3	4	5	6	7	8	9	AB	R	H	RBI	BB	SO	LOB	BOTTOM										
Bobby Richardson, R (1, 4) OBP: 0.324, SLG: 0.345	0-0 6-3		0-0 1B		0-0 FC4-6			0-3 K		4	0	1	0	0	1	1											
Tony Kubek, L (1, 6) OBP: 0.280, SLG: 0.304	0-0 F7		0-0 F4		0-0 1B		0-0 1B	0-0 4-3		4	0	1	0	0	0	1											
Mickey Mantle, S (1, 7) OBP: 0.388, SLG: 0.455	0-0 F6			0-0 1B	0-0 F7			0-0 2B		4	0	2	0	0	0	2											
Ross Moschitto, R (8, PR) OBP: 0.167, SLG: 0.304										0	0	0	0	0	0	0											
Tom Tresh, S (1, 9) OBP: 0.343, SLG: 0.484		0-3 K		0-0 F9		0-0 4-3		0-0 4-3		4	0	0	0	0	1	2											
Joe Pepitone, L (1, 3) OBP: 0.325, SLG: 0.417		0-0 3-1		0-0 F8		0-0 4-3		0-0 F8		4	0	0	0	0	0	1											
Roger Repoz, L (1, 8) OBP: 0.267, SLG: 0.455		4-0 BB		0-0 1B		0-0 4-3		0-0 F8		3	0	1	0	1	0	0											
Clete Boyer, R (1, 5) OBP: 0.309, SLG: 0.397		0-3 K		0-0 6-3			0-0 L6		0-0 6-3	4	0	0	0	0	1	3											
Jake Gibbs, L (1, 2) OBP: 0.250, SLG: 0.261			0-0 4-1		0-3 K		0-0 F8			3	0	0	0	0	1	0											
Jim Bouton, R (1, 1) OBP: 0.209, SLG: 0.105			0-3 K		0-0 FC4-6			0-3 K		3	0	1	0	0	2	0											
Steve Hamilton, L (8, 1) OBP: 0.333, SLG: 0.333										0	0	0	0	0	0	0											
Pete Mikkelsen, R (8, 1) ERA: 3.12										0	0	0	0	0	0	0											
Inning Stats	R: 0 E: 0 K: 0 S: 3	H: 0 LOB: 0 BB: 0 P: 3	R: 0 E: 0 K: 2 S: 7	H: 0 LOB: 1 BB: 1 P: 11	R: 0 E: 0 K: 1 S: 6	H: 1 LOB: 0 BB: 0 P: 6	R: 0 E: 0 K: 0 S: 5	H: 2 LOB: 0 BB: 0 P: 5	R: 0 E: 0 K: 1 S: 5	H: 2 LOB: 2 BB: 0 P: 7	R: 0 E: 0 K: 0 S: 3	H: 0 LOB: 0 BB: 0 P: 3	R: 0 E: 0 K: 1 S: 6	H: 1 LOB: 1 BB: 0 P: 6	R: 0 E: 0 K: 0 S: 3	H: 0 LOB: 0 BB: 0 P: 3	1B: 5 2B: 1 3B: 0 HR: 0	SF: 0 SAC: 0 DP: 0 HBP: 0	WP: 0 PB: 0 SB: 0 CS: 0	PA: 34							
PITCHER	IP	WLS	BF	H	R	ER	SO	BB	IBB	HBP	BLK	WP	HR	S	P	ERA	WHIP										
Joe Sparma, R (1, 1) ERA: 3.1	7.0	W	27	5	0	0	5	1	0	0	0	0	0	36	40	0.00	0.857										
Fred Gladding, R (8, 1) ERA: 3.12	2.0	S	7	1	0	0	1	0	0	0	0	0	0	9	9	0.00	0.500										

Detroit Tigers @ New York Yankees
Yankee Stadium, Bronx, NY
Tue Jul 27 1965, 7:05 PM EDT
Att: 21,598 - Unknown - 80 F

AB 33
R 0
H 6
RBI 0
BB 1
SO 6
LOB 10



Batter	1	2	3	4	5	6	7	8	9	AB	R	H	RBI	BB	SO	LOB	TOP			
Don Wert, R (1, 5) OBP: 0.341, SLG: 0.365	5-3		G6-3 1B			4-3 1B		6-3	G3	5	0	2	0	0	0	2				
Jerry Lumpe, L (1, 4) OBP: 0.344, SLG: 0.351			G6-3 1-2			4-3 1-2		HR BB		3	0	1	0	0	0	3				
Jake Wood, R (8, PH) OBP: 0.321, SLG: 0.365	2B									0	1	0	0	1	0	0				
Norm Cash, L (1, 3) OBP: 0.344, SLG: 0.421	L5-4-3 BB			G3		K		HR		3	1	1	3	1	1	1				
Al Kaline, R (1, 8) OBP: 0.410, SLG: 0.537	L5-4-3 1-2			L5-3				F8 1B	S 1B	4	0	2	0	0	0	2				
Willie Horton, R (1, 7) OBP: 0.357, SLG: 0.583		F8		4-3				F8 1-2	F5	4	0	0	0	0	0	2				
Dick McAuliffe, L (1, 6) OBP: 0.366, SLG: 0.473		F7				F5		K	L6 1-2	4	0	0	0	0	1	2				
Don Demeter, R (1, 9) OBP: 0.313, SLG: 0.450		6-3				5-3		F8		4	0	1	0	0	0	1				
Bill Freehan, R (1, 2) OBP: 0.275, SLG: 0.325				1B SH1-4 1B		5-3			3B 1B K	4	1	2	0	0	1	1				
Dave Wickersham, R (1, 1) OBP: 0.029, SLG: 0.029				SH1-4					K	1	0	0	0	0	1	0				
Gates Brown, L (8, PH) OBP: 0.248, SLG: 0.365									K	1	1	1	1	0	0	0				
Terry Fox, R (8, 1) OBP: 0.111, SLG: 0.111								HR 3B	K	1	0	0	0	0	1	1				
Inning Stats	R: 0 E: 0 K: 0 S: 3	H: 1 LOB: 1 BB: 1 P: 7	R: 0 E: 0 K: 0 S: 3	H: 0 LOB: 0 BB: 0 P: 3	R: 0 E: 0 K: 0 S: 4	H: 2 LOB: 1 BB: 0 P: 4	R: 0 E: 0 K: 0 S: 3	H: 0 LOB: 0 BB: 0 P: 3	R: 0 E: 0 K: 2 S: 8	H: 1 LOB: 1 BB: 0 P: 8	R: 0 E: 0 K: 1 S: 6	H: 1 LOB: 1 BB: 0 P: 6	R: 4 E: 0 K: 0 S: 7	H: 4 LOB: 1 BB: 1 P: 11	R: 0 E: 0 K: 2 S: 8	H: 1 LOB: 1 BB: 0 P: 8	1B: 6 2B: 2 3B: 1 HR: 1	SF: 0 SAC: 1 DP: 2 HBP: 0	WP: 0 PB: 0 SB: 1 CS: 0	PA: 37
PITCHER	IP	WLS	BF	H	R	ER	SO	BB	IBB	HBP	BLK	WP	HR	S	P	ERA	WHIP			
Jack Cullen, R (1, 1) ERA: 2.45	7.1		28	7	2	2	3	1	0	0	0	0	0	33	37	2.46	1.091			
Steve Hamilton, L (8, 1) ERA: 1.7	0.0	L	3	2	2	2	0	1	0	0	0	0	1	2	6	∞	∞			
Pedro Ramos, R (8, 1) ERA: 3.08	1.2		6	1	0	0	2	0	0	0	0	0	0	10	10	0.00	0.600			

Detroit Tigers @ New York Yankees
 Yankee Stadium, Bronx, NY
 Wed Jul 28 1965, 7:05 PM EDT
 Att: 14,474 - Unknown - 80 F

AB	34
R	4
H	10
RBI	4
BB	2
SO	5
LOB	15



Batter	1	2	3	4	5	6	7	8	9	AB	R	H	RBI	BB	SO	LOB	BOTTOM			
Bobby Richardson, R (1, 4) OBP: 0.323, SLG: 0.344	5-3		4-3					F4		4	0	1	0	0	0	0				
Tony Kubek, L (1, 6) OBP: 0.280, SLG: 0.317	6-3		F2		L8			HR		4	1	1	1	0	0	2				
Mickey Mantle, S (1, 7) OBP: 0.386, SLG: 0.451	1B		K					4-3		4	0	1	0	0	1	0				
Tom Tresh, S (1, 9) OBP: 0.342, SLG: 0.480	L9				L8		F6	F4		3	1	0	0	0	0	1				
Euston Howard, R (1, 2) OBP: 0.250, SLG: 0.321		5-3			L8		F6 1B HBP	4-3		4	0	1	1	0	0	0				
Joe Pepitone, L (1, 3) OBP: 0.325, SLG: 0.413		1B SF9 BB			F9		1B	6-3		3	1	0	0	1	0	1				
Clete Boyer, R (1, 5) OBP: 0.309, SLG: 0.395					L8		F3	5-3		4	0	1	0	0	0	1				
Roger Repoz, L (1, 8) OBP: 0.267, SLG: 0.443		SF9			1B BB			G3		2	0	0	1	1	0	0				
Jack Cullen, R (1, 1) ERA: 4.38					K					3	0	0	0	0	2	2				
Steve Hamilton, L (8, 1) OBP: 0.333, SLG: 0.333					K					0	0	0	0	0	0	0				
Pedro Ramos, S (8, 1) OBP: 0.111, SLG: 0.111					K					0	0	0	0	0	0	0				
Inning Stats	R: 0 E: 0 K: 0 S: 4	H: 1 LOB: 1 BB: 0 P: 4	R: 1 E: 0 K: 1 S: 6	H: 1 LOB: 1 BB: 1 P: 10	R: 0 E: 0 K: 1 S: 5	H: 0 LOB: 0 BB: 0 P: 5	R: 0 E: 0 K: 0 S: 3	H: 0 LOB: 0 BB: 0 P: 3	R: 0 E: 0 K: 0 S: 3	H: 0 LOB: 0 BB: 0 P: 3	R: 1 E: 0 K: 0 S: 4	H: 1 LOB: 0 BB: 0 P: 4	R: 0 E: 0 K: 0 S: 3	H: 0 LOB: 0 BB: 0 P: 3	R: 0 E: 0 K: 0 S: 3	H: 0 LOB: 0 BB: 0 P: 3	1B: 4 2B: 0 3B: 0 HR: 1	SF: 1 SAC: 0 DP: 0 HBP: 1	WP: 0 PB: 0 SB: 1 CS: 0	PA: 35
PITCHER	IP	WLS	BF	H	R	ER	SO	BB	IBB	HBP	BLK	WP	HR	S	P	ERA	WHIP			
Dave Wickersham, R (1, 1) ERA: 2.6	7.0		28	4	2	2	3	2	0	1	0	0	0	31	40	2.57	0.857			
Terry Fox, R (8, 1) ERA: 2.6	2.0	S	7	1	1	1	0	0	0	0	0	0	1	7	7	4.50	0.500			

Detroit Tigers @ New York Yankees
 Yankee Stadium, Bronx, NY
 Wed Jul 28 1965, 7:05 PM EDT
 Att: 14,474 - Unknown - 80 F

AB	31
R	3
H	5
RBI	3
BB	2
SO	3
LOB	7




Batter	1	2	3	4	5	6	7	8	9	AB	R	H	RBI	BB	SO	LOB	TOP					
Don Wert, R OBP: 0.339, SLG: 0.363 (1, 5)	F3		K		K				G4-6-3	5	0	1	1	0	2	3	Detroit Tigers @ New York Yankees Yankee Stadium, Bronx, NY Thu Jul 29 1965, 3:33 AM EDT Att: 22,714 - Unknown - 81 F					
Jerry Lumpe, L OBP: 0.342, SLG: 0.347 (1, 4)	1B BB		4-3			K	F3		5-3	4	0	0	0	1	1	2						
Norm Cash, L OBP: 0.349, SLG: 0.427 (1, 3)	1-2 1B			1-2 1B			3-1			4	0	3	0	0	0	2						
Al Kaline, R OBP: 0.408, SLG: 0.533 (1, 8)	1-2 L4			L8		L8		1B FC4-6		4	1	1	0	0	0	4						
Willie Horton, R OBP: 0.358, SLG: 0.582 (1, 7)		FC6-4 1B		L4-3		F6		1-3 1B		4	0	2	0	0	0	2						
Dick McAuliffe, L OBP: 0.394, SLG: 0.479 (1, 6)	F8				E4 1B		HR	1-2 3-H FC4-6 FC5-4		4	1	1	2	0	0	2						
Don Demeter, R OBP: 0.312, SLG: 0.447 (1, 9)	FC6-4			1-2 1B		F7		F7		4	0	1	0	0	0	2						
Bill Freehan, R OBP: 0.275, SLG: 0.324 (1, 2)	F3				F6		1B 1B	1-2 FC5-4		4	1	1	0	0	0	4						
Denny McLain, R OBP: 0.118, SLG: 0.083 (5, PH)			K		K					1	0	0	0	0	1	0						
Jim Northrup, L OBP: 0.288, SLG: 0.331 (5, 1)										1	0	0	0	0	1	2						
Julio Navarro, R OBP: 0.256, SLG: 0.371 (7, PH)										0	0	0	0	0	0	0						
Gates Brown, L OBP: 0.238, SLG: 0.231 (7, 1)										0	0	0	0	0	0	0						
Orlando Pena, R OBP: 0.238, SLG: 0.231 (8, 1)										0	0	0	0	0	0	0						
Ron Nischwitz, S OBP: 0.238, SLG: 0.231 (8, 1)										0	0	0	0	0	0	0						
George Thomas, R OBP: 0.238, SLG: 0.231 (9, PH)									G4-6-3 BB	0	0	0	0	0	1	0						
Inning Stats	R: 0 E: 0 K: 0 S: 3	H: 1 LOB: 1 BB: 1 P: 7	R: 0 E: 0 K: 0 S: 4	H: 1 LOB: 1 BB: 0 P: 4	R: 0 E: 0 K: 2 S: 7	H: 0 LOB: 0 BB: 0 P: 7	R: 0 E: 0 K: 0 S: 3	H: 1 LOB: 0 BB: 0 P: 3	R: 0 E: 1 K: 2 S: 9	H: 1 LOB: 2 BB: 0 P: 9	R: 0 E: 0 K: 1 S: 6	H: 1 LOB: 1 BB: 0 P: 6	R: 2 E: 0 K: 0 S: 7	H: 4 LOB: 0 BB: 0 P: 7	R: 1 E: 0 K: 0 S: 5	H: 2 LOB: 1 BB: 0 P: 5	R: 0 E: 0 K: 0 S: 2	H: 0 LOB: 0 BB: 1 P: 6	1B: 10 2B: 2 3B: 0 HR: 1	SF: 0 SAC: 0 DP: 3 HBP: 0	WP: 0 PB: 0 SB: 0 CS: 0	PA: 38
PITCHER Mel Stottlemyre, R ERA: 2.64 (1, 1)	IP: 9.0 WLS: W BF: 38 H: 11 R: 3 ER: 3 SO: 5 BB: 2 IBB: 0 HBP: 0 BLK: 0 WP: 0 HR: 1 S: 46 P: 54 ERA: 3.00 WHIP: 1.444															PITCHER	IP: 9.0 WLS: W BF: 38 H: 11 R: 3 ER: 3 SO: 5 BB: 2 IBB: 0 HBP: 0 BLK: 0 WP: 0 HR: 1 S: 46 P: 54 ERA: 3.00 WHIP: 1.444					

Batter	1	2	3	4	5	6	7	8	9	AB	R	H	RBI	BB	SO	LOB	BOTTOM			
Bobby Richardson, R OBP: 0.324, SLG: 0.347 (1, 4)	5-3				L7		1B FC3-6	F7		5	1	2	1	0	0	1	Detroit Tigers @ New York Yankees Yankee Stadium, Bronx, NY Thu Jul 29 1965, 3:33 AM EDT Att: 22,714 - Unknown - 81 F			
Tony Kubek, L OBP: 0.279, SLG: 0.315 (1, 6)	1-3		L7		E4		FC3-6 BB 1B			4	1	1	0	0	0	1				
Mickey Mantle, S OBP: 0.394, SLG: 0.446 (7, PR)	B4-3		K		L8		FC3-6 BB			3	0	0	0	0	1	1				
Ross Moschitto, R OBP: 0.167, SLG: 0.304 (8, 9)							FC3-6 BB			0	0	0	0	0	0	0				
Tom Tresh, S OBP: 0.341, SLG: 0.478 (8, 7)		HR 1B			F9		FC3-6 1B			4	1	1	1	0	0	2				
Elston Howard, R OBP: 0.255, SLG: 0.330 (1, 2)		K			E6 HR			2-3 3-H 1B		4	1	2	1	0	1	1				
Joe Pepitone, L OBP: 0.326, SLG: 0.431 (1, 3)		HR			HR		K	F9		4	2	2	4	0	1	3				
Clete Boyer, R OBP: 0.308, SLG: 0.393 (1, 5)		F6			L8		K			4	0	1	0	0	1	1				
Roger Repoz, L OBP: 0.266, SLG: 0.434 (1, 8)		K			K			F2		4	1	1	0	0	2	1				
Mel Stottlemyre, R OBP: 0.156, SLG: 0.297 (1, 1)			K		1-3		SH3-4 1B	K		3	0	0	0	0	2	1				
Inning Stats	R: 0 E: 0 K: 0 S: 3	H: 0 LOB: 0 BB: 0 P: 3	R: 2 E: 0 K: 2 S: 9	H: 2 LOB: 0 BB: 0 P: 9	R: 0 E: 0 K: 2 S: 8	H: 1 LOB: 1 BB: 0 P: 8	R: 2 E: 1 K: 1 S: 7	H: 1 LOB: 0 BB: 0 P: 7	R: 0 E: 1 K: 0 S: 4	H: 0 LOB: 1 BB: 0 P: 4	R: 0 E: 0 K: 2 S: 8	H: 1 LOB: 1 BB: 0 P: 8	R: 3 E: 1 K: 0 S: 7	H: 4 LOB: 2 BB: 1 P: 11	R: 0 E: 0 K: 1 S: 6	H: 1 LOB: 1 BB: 0 P: 6	1B: 6 2B: 2 3B: 0 HR: 2	SF: 0 SAC: 1 DP: 0 HBP: 0	WP: 0 PB: 0 SB: 0 CS: 0	PA: 37
PITCHER Denny McLain, R ERA: 2.95 (1, 1)	IP: 4.0 WLS: L BF: 17 H: 4 R: 4 ER: 3 SO: 5 BB: 0 IBB: 0 HBP: 0 BLK: 0 WP: 0 HR: 2 S: 27 P: 27 ERA: 6.75 WHIP: 1.000															PITCHER	IP: 4.0 WLS: L BF: 17 H: 4 R: 4 ER: 3 SO: 5 BB: 0 IBB: 0 HBP: 0 BLK: 0 WP: 0 HR: 2 S: 27 P: 27 ERA: 6.75 WHIP: 1.000			
Julio Navarro, R ERA: 7.56 (5, 1)	2.0	8	1	0	0	2	0	0	0	0	0	12	12	0.00	0.500					
Orlando Pena, R ERA: 5.43 (7, 1)	1.0	8	4	3	3	0	1	0	0	0	0	7	11	27.00	5.000					
Ron Nischwitz, L ERA: 3.38 (8, 1)	1.0	4	1	0	0	1	0	0	0	0	0	6	6	0.00	1.000					

Batter	1	2	3	4	5	6	7	8	9	AB	R	H	RBI	BB	SO	LOB	TOP										
Don Wert, R OBP: 0.340, SLG: 0.362 (1, 5)	4-0 6-3 BB		0-0 F9		0-0 E		0-0 F7		0-0 L3	4	0	1	0	1	0	3											
Jerry Lumpe, L OBP: 0.340, SLG: 0.344 Ray Oyler, R OBP: 0.250, SLG: 0.281 (9, FR) (9, 4)	0-0 2-3		0-0 F9		0-0 E4			0-0 4-3	0-0 1B	5	0	1	2	0	0	2											
Don Demeter, R OBP: 0.310, SLG: 0.443 (1, 9)	0-0 6-3			0-0 BB	0-0 G5-4-3			0-0 E3	0-0 F9	5	0	1	0	0	0	4											
Al Kaline, R OBP: 0.409, SLG: 0.529 (1, 8)	4-0 BB			0-0 L6		4-0 1B		0-0 L1-3		2	1	0	0	2	0	2											
Willie Horton, R OBP: 0.363, SLG: 0.583 (1, 7)	0-0 F2			0-0 BB	1-2 1B	0-0 FC3-6		4-0 1B		3	0	2	0	1	0	2											
Norm Cash, L OBP: 0.348, SLG: 0.422 (1, 3)		0-0 2-3		4-0 1B	1-2 2-3	0-0 FC3-6		0-0 K		3	0	0	1	1	1	3											
Bill Freehan, R OBP: 0.275, SLG: 0.320 (1, 2)		0-0 2-3		0-0 F2		0-0 G1-6-3			4-0 1B	3	1	0	0	1	0	4											
Dick McAuliffe, L OBP: 0.363, SLG: 0.476 (1, 6)		0-0 F4		0-3 K			0-3 K2-3		0-0 1B	4	1	1	0	0	2	3											
Mickey Lolich, S OBP: 0.123, SLG: 0.091 Jake Wood, R OBP: 0.329, SLG: 0.373 Fred Gladding, L (9, 1)			0-3 K		0-0 1-3		0-3 K		0-0 L3	3	0	0	0	0	2	0											
Inning Stats	R: 0 E: 0 K: 0 S: 3	H: 0 LOB: 2 BB: 2 P: 11	R: 0 E: 0 K: 0 S: 3	H: 0 LOB: 0 BB: 0 P: 3	R: 0 E: 0 K: 1 S: 5	H: 2 LOB: 3 BB: 1 P: 11	R: 0 E: 1 K: 0 S: 4	H: 1 LOB: 1 BB: 0 P: 4	R: 1 E: 0 K: 0 S: 3	H: 1 LOB: 0 BB: 1 P: 7	R: 0 E: 0 K: 2 S: 7	H: 0 LOB: 0 BB: 0 P: 7	R: 0 E: 1 K: 1 S: 6	H: 0 LOB: 2 BB: 1 P: 10	R: 2 E: 0 K: 0 S: 5	H: 3 LOB: 1 BB: 1 P: 9	1B: 7 2B: 1 3B: 0 HR: 0	SF: 0 SAC: 0 DP: 3 HBP: 0	WP: 0 PB: 0 CS: 0	PA: 39							
PITCHER	IP	WLS	BF	H	R	ER	SO	BB	IBB	HBP	BLK	WP	HR	S	P	ERA	WHIP										
Juan Pizarro, L ERA: 5.53 Eddie Fisher, R ERA: 1.87 (1, 1) (9, 1)	8.0		33	4	1	1	5	4	1	0	0	0	0	38	58	1.12	1.000										

Detroit Tigers @ Chicago White Sox
Comiskey Park, Chicago, IL
Fri Jul 30 1965, 8:05 PM EDT
Att: 26,824 - Unknown


AB 33
R 3
H 7
RBI 3
BB 6
SO 5
LOB 23



Batter	1	2	3	4	5	6	7	8	9	AB	R	H	RBI	BB	SO	LOB	BOTTOM										
Don Buford, S OBP: 0.349, SLG: 0.386 (1, 4)	0-3 K		0-0 BB		0-0 6-3			0-0 F9		4	0	1	1	0	1	1											
Floyd Robinson, L OBP: 0.333, SLG: 0.370 (1, 9)	0-0 4-3		0-0 FC5-3			0-3 K		0-0 F3		4	0	0	0	0	1	3											
John Romano, R OBP: 0.365, SLG: 0.424 (1, 7)	0-0 F5		0-0 BB		0-0 5-3			0-0 F2		3	0	0	0	1	0	0											
Bill Skowron, R OBP: 0.319, SLG: 0.443 (1, 3)		0-0 L8		0-0 L8				0-0 4-3		4	0	1	0	0	0	3											
Pete Ward, L OBP: 0.365, SLG: 0.438 (1, 5)		0-0 F7		0-3 K			0-0 3-1		0-0 1B	4	0	1	0	0	1	1											
Ron Hansen, R OBP: 0.307, SLG: 0.387 (1, 6)		0-0 G6-4-3		0-0 L7			0-0 L7		0-0 F3	4	0	0	0	0	0	2											
Ken Berry, R OBP: 0.253, SLG: 0.332 (1, 8)			0-0 SH5-3		0-0 1-3			0-0 F7		3	1	1	0	0	0	0											
J.C. Martin, L OBP: 0.343, SLG: 0.325 (1, 2)			4-0 1B		0-0 F2			0-0 1-3		2	0	0	0	1	0	0											
Juan Pizarro, L OBP: 0.250, SLG: 0.250 Danny Cater, R OBP: 0.303, SLG: 0.406 Eddie Fisher, R OBP: 0.136, SLG: 0.095 (1, 1) (8, PH) (9, 1)			0-0 SH5-3		0-0 K			0-0 1B		1	0	0	0	0	1	0											
Inning Stats	R: 0 E: 0 K: 1 S: 5	H: 0 LOB: 0 BB: 0 P: 5	R: 0 E: 0 K: 0 S: 3	H: 1 LOB: 0 BB: 0 P: 3	R: 1 E: 0 K: 0 S: 5	H: 2 LOB: 2 BB: 1 P: 13	R: 0 E: 0 K: 1 S: 5	H: 0 LOB: 0 BB: 0 P: 5	R: 0 E: 0 K: 1 S: 3	H: 0 LOB: 0 BB: 0 P: 3	R: 0 E: 0 K: 0 S: 4	H: 1 LOB: 1 BB: 0 P: 4	R: 0 E: 0 K: 0 S: 4	H: 1 LOB: 1 BB: 0 P: 4	1B: 4 2B: 1 3B: 0 HR: 0	SF: 0 SAC: 1 DP: 1 HBP: 0	WP: 0 PB: 0 CS: 0	PA: 33									
PITCHER	IP	WLS	BF	H	R	ER	SO	BB	IBB	HBP	BLK	WP	HR	S	P	ERA	WHIP										
Mickey Lolich, L ERA: 3.6 Fred Gladding, R ERA: 3.06 (1, 1) (9, 1)	8.0		29	4	1	1	4	2	0	0	0	0	0	35	43	1.12	0.750										

Detroit Tigers @ Chicago White Sox
Comiskey Park, Chicago, IL
Fri Jul 30 1965, 8:05 PM EDT
Att: 26,824 - Unknown

AB 30
R 1
H 5
RBI 1
BB 2
SO 4
LOB 10



Batter	1	2	3	4	5	6	7	8	9	AB	R	H	RBI	BB	SO	LOB	TOP			
Don Wert, R OBP: 0.339, SLG: 0.361 (1, 5)	0-0 1B		0-0 5-3		0-0 6-3			0-0 F7		4	0	1	0	0	0	1				
Jerry Lumpe, L OBP: 0.339, SLG: 0.343 (1, 4)	0-0 F7		0-0 L8			0-0 1B		0-0 1-3		4	1	1	0	0	0	0				
Norm Cash, L OBP: 0.350, SLG: 0.425 (1, 3)	0-0 1B		0-0 1-3			4-0 1B		0-0 F9		3	1	1	0	1	0	0				
Al Kaline, R OBP: 0.410, SLG: 0.529 (1, 8)	0-0 1B			0-0 L5		0-0 1B		0-0 L8		4	1	2	2	0	0	0				
Willie Horton, R OBP: 0.362, SLG: 0.578 (1, 7)	0-0 1B			0-0 F8		0-0 1B		0-0 5-3		4	0	1	1	0	0	2				
Dick McAuliffe, L OBP: 0.359, SLG: 0.471 (1, 6)	0-0 1B			0-0 6-3		0-0 F7		0-0 4-3		4	0	0	0	0	0	2				
Don Demeter, R OBP: 0.307, SLG: 0.438 (1, 9)		0-0 1-3			0-3 K		0-0 F7			3	0	0	0	0	1	0				
John Sullivan, L OBP: 0.316, SLG: 0.373 (1, 2)		0-0 F9			0-0 1B		0-0 1-3			3	0	1	0	0	0	0				
Joe Sparma, R OBP: 0.214, SLG: 0.222 (1, 1)		0-0 5-3			0-0 SH2-4		0-0 6-3			1	0	0	0	0	0	0				
Julio Navarro, R (4, 1)										0	0	0	0	0	0	0				
Jake Wood, R OBP: 0.325, SLG: 0.368 (7, PH)										1	0	0	0	0	0	0				
Larry Sherry, R OBP: 0.429, SLG: 0.667 (7, 1)										0	0	0	0	0	0	0				
Inning Stats	R: 2 E: 0 K: 0 S: 6	H: 4 LOB: 1 BB: 0 P: 6	R: 0 E: 0 K: 0 S: 3	H: 0 LOB: 0 BB: 0 P: 3	R: 0 E: 0 K: 0 S: 3	H: 0 LOB: 0 BB: 0 P: 3	R: 0 E: 0 K: 1 S: 6	H: 1 LOB: 1 BB: 0 P: 6	R: 1 E: 0 K: 0 S: 4	H: 2 LOB: 1 BB: 1 P: 8	R: 0 E: 0 K: 0 S: 3	H: 0 LOB: 0 BB: 0 P: 3	R: 0 E: 0 K: 0 S: 3	H: 0 LOB: 0 BB: 0 P: 3	R: 0 E: 0 K: 0 S: 3	H: 0 LOB: 0 BB: 0 P: 3	1B: 6 2B: 1 3B: 0 HR: 0	SF: 0 SAC: 1 DP: 1 HBP: 0	WP: 0 PB: 0 SB: 0 CS: 0	PA: 33
PITCHER	IP WLS BF H R ER SO BB IBB HBP BLK WP HR S P ERA WHIP	IP WLS BF H R ER SO BB IBB HBP BLK WP HR S P ERA WHIP																		
Frank Lary, R ERA: 3.28 (1, 1)	5.0 W 22 7 3 3 1	4.0 S 11 0 0 0 0																		
John Buzhardt, R ERA: 3.24 (6, 1)	4.0 S 11 0 0 0 0																			

Detroit Tigers @ Chicago White Sox
 Comiskey Park, Chicago, IL
 Sat Jul 31 1965, 4:33 AM EDT
 Att: 6,405 - Unknown

AB	31
R	3
H	7
RBI	3
BB	1
SO	1
LOB	5



Batter	1	2	3	4	5	6	7	8	9	AB	R	H	RBI	BB	SO	LOB	BOTTOM			
Don Buford, S OBP: 0.345, SLG: 0.381 (1, 4) (9, 5)	0-0 4-3		0-0 F6	0-0 F9			0-3 K			4	0	0	0	0	1	3				
Floyd Robinson, L OBP: 0.334, SLG: 0.369 (1, 9)	0-0 1B		0-0 6-3		0-3 K		4-0 BB			3	0	1	0	1	1	1				
John Romano, R OBP: 0.363, SLG: 0.418 (1, 7)	0-0 G5-4-3			4-0 CS	0-3 K		0-3 K			3	0	0	0	1	2	3				
Dave Nicholson, R OBP: 0.238, SLG: 0.292 (6, 7)	0-0 1-2			0-0 BB	0-3 K		0-3 K			0	0	0	0	0	0	0				
Pete Ward, L OBP: 0.364, SLG: 0.438 (1, 5)		0-0 F7		0-0 1-2	0-0 F9			0-0 4-3		4	1	1	0	0	0	0				
Al Weis, S OBP: 0.323, SLG: 0.368 (9, 4)				0-0 2B	0-0 F9			0-0 4-3		0	0	0	0	0	0	0				
Bill Skowron, R OBP: 0.323, SLG: 0.452 (1, 3)		0-0 4-3		0-0 1B	0-0 2B		0-0 5-3		0-0 CS	4	1	3	1	0	0	0				
J.C. Martin, L OBP: 0.341, SLG: 0.323 (1, 2)		0-0 4-3		0-0 F9	0-0 1B		0-0 F2		0-3 K	4	1	1	1	0	1	2				
Ron Hansen, R OBP: 0.308, SLG: 0.384 (1, 6)		0-0 L8		4-0 1B	0-0 BB		0-0 F3			2	1	0	0	1	0	1				
Ken Berry, R OBP: 0.253, SLG: 0.332 (1, 8)			1-0 SH5-3	0-0 F9		4-0 S				0	0	0	0	0	0	0				
Tom McCraw, L OBP: 0.277, SLG: 0.273 (2, 8)			0-0 HBP	0-0 F9		0-0 BB				1	0	0	0	1	0	2				
Frank Lary, R OBP: 0.238, SLG: 0.238 (1, 1)			0-0 SH5-3	0-0 1-2		0-3 K				1	0	1	2	0	0	0				
John Buzhardt, R OBP: 0.235, SLG: 0.133 (6, 1)			0-0 1-2	0-0 1B		0-0 K				1	0	0	0	0	1	1				
Inning Stats	R: 0 E: 0 K: 0 S: 3	H: 1 LOB: 0 BB: 0 P: 3	R: 0 E: 0 K: 0 S: 4	H: 1 LOB: 1 BB: 0 P: 4	R: 0 E: 0 K: 0 S: 3	H: 0 LOB: 0 BB: 0 P: 4	R: 4 E: 0 K: 2 S: 7	H: 4 LOB: 1 BB: 2 P: 7	R: 0 E: 0 K: 0 S: 3	H: 0 LOB: 0 BB: 0 P: 3	R: 0 E: 0 K: 3 S: 9	H: 0 LOB: 2 BB: 2 P: 17	R: 0 E: 0 K: 1 S: 5	H: 1 LOB: 1 BB: 0 P: 5	R: 0 E: 0 K: 0 S: 3	H: 0 LOB: 0 BB: 0 P: 3	1B: 4 2B: 4 3B: 0 HR: 0	SF: 0 SAC: 1 DP: 2 HBP: 1	WP: 0 PB: 0 SB: 1 CS: 2	PA: 33
PITCHER	IP WLS BF H R ER SO BB IBB HBP BLK WP HR S P ERA WHIP	IP WLS BF H R ER SO BB IBB HBP BLK WP HR S P ERA WHIP																		
Joe Sparma, R ERA: 3.39 (1, 1)	3.2 L 18 6 4 4 0	2.1 7 0 0 0 2																		
Julio Navarro, R ERA: 5.91 (4, 1)	2.1 7 0 0 0 2																			
Larry Sherry, R ERA: 3.19 (7, 1)	2.0 8 1 0 0 4																			

Detroit Tigers @ Chicago White Sox
 Comiskey Park, Chicago, IL
 Sat Jul 31 1965, 4:33 AM EDT
 Att: 6,405 - Unknown

AB	27
R	4
H	7
RBI	4
BB	4
SO	6
LOB	13



Batter	1	2	3	4	5	6	7	8	9	AB	R	H	RBI	BB	SO	LOB	TOP			
Don Wert, R OBP: 0.336, SLG: 0.357 (1, 5)										4	0	0	0	0	1	2				
Jerry Lumpe, L OBP: 0.338, SLG: 0.342 (1, 4)										4	0	1	0	0	0	1				
Gates Brown, L OBP: 0.246, SLG: 0.358 (1, 7)										4	0	0	0	0	0	1				
Willie Horton, R OBP: 0.358, SLG: 0.571 (1, 9)										4	0	0	0	0	1	1				
Dick McAuliffe, L OBP: 0.357, SLG: 0.467 (1, 6)										3	0	0	0	0	0	0				
Norm Cash, L OBP: 0.350, SLG: 0.427 (1, 3)										3	0	1	0	0	0	0				
George Thomas, R OBP: 0.257, SLG: 0.338 (8, PH)										2	0	0	0	0	1	1	AB 30			
Jim Northrup, L OBP: 0.258, SLG: 0.329 (8, PH)										1	0	0	0	1	0		R 0			
Don Demeter, R OBP: 0.307, SLG: 0.438 (8, 8)										0	0	0	0	0	0	0	H 3			
John Sullivan, L OBP: 0.322, SLG: 0.365 (1, 2)										1	0	0	0	1	0	1	RBI 0			
Al Kaline, R OBP: 0.409, SLG: 0.527 (8, PH)										1	0	0	0	0	0	0	BB 1			
Orlando Pena, R OBP: 0.286, SLG: 0.231 (8, 1)										0	0	0	0	0	0	0	SO 5			
Hank Aquirre, R OBP: 0.157, SLG: 0.125 (1, 1)										2	0	0	0	0	1	2	LOB 9			
Bill Freehan, R OBP: 0.277, SLG: 0.323 (8, 2)										1	0	1	0	0	0	0				
Inning Stats	R: 0 E: 0 K: 0 S: 4	H: 1 LOB: 1 BB: 0 P: 4	R: 0 E: 0 K: 0 S: 3	H: 0 LOB: 0 BB: 0 P: 3	R: 0 E: 0 K: 2 S: 7	H: 0 LOB: 1 BB: 1 P: 11	R: 0 E: 0 K: 0 S: 3	H: 0 LOB: 0 BB: 0 P: 3	R: 0 E: 0 K: 1 S: 6	H: 1 LOB: 1 BB: 0 P: 6	R: 0 E: 0 K: 1 S: 5	H: 0 LOB: 0 BB: 0 P: 5	R: 0 E: 0 K: 1 S: 6	H: 1 LOB: 1 BB: 0 P: 6	R: 0 E: 0 K: 0 S: 3	H: 0 LOB: 0 BB: 0 P: 3	1B: 2 2B: 1 3B: 0 HR: 0	SF: 0 SAC: 0 DP: 0 HBP: 0	WP: 0 PB: 0 CS: 0	PA: 31
PITCHER Joe Horlen, R ERA: 2.65 (1, 1)	IP: 9.0 WLS: W BF: 31 H: 3 R: 0 ER: 0 SO: 5 BB: 1 IBB: 0 HBP: 0 BLK: 0 WP: 0 HR: 0 S: 40 P: 44 ERA: 0.00 WHIP: 0.444																			

Detroit Tigers @ Chicago White Sox
Comiskey Park, Chicago, IL
Sun Aug 01 1965, 4:33 AM EDT
Unknown

AB 30
R 0
H 3
RBI 0
BB 1
SO 5
LOB 9



Batter	1	2	3	4	5	6	7	8	9	AB	R	H	RBI	BB	SO	LOB	BOTTOM			
Don Buford, S OBP: 0.341, SLG: 0.377 (1, 4)										4	0	0	0	0	0	0				
Al Weis, S OBP: 0.323, SLG: 0.368 (9, 4)										0	0	0	0	0	0	0				
Floyd Robinson, L OBP: 0.337, SLG: 0.370 (1, 9)										2	0	1	0	1	0	0				
John Romano, R OBP: 0.363, SLG: 0.416 (1, 2)										3	0	1	0	0	0	1				
Bill Skowron, R OBP: 0.321, SLG: 0.449 (1, 3)										3	0	0	0	0	0	2				
Tom McCraw, L OBP: 0.277, SLG: 0.273 (7, 3)										0	0	0	0	0	0	0				
Pete Ward, L OBP: 0.366, SLG: 0.441 (1, 5)										3	1	2	0	0	1	0				
Danny Cater, R OBP: 0.306, SLG: 0.409 (1, 7)										3	0	2	0	0	0	0				
Ron Hansen, R OBP: 0.305, SLG: 0.382 (1, 6)										2	0	0	1	0	1	2	AB 26			
Ken Berry, R OBP: 0.251, SLG: 0.329 (1, 8)										3	0	0	0	0	1	1	R 1			
Joe Horlen, R OBP: 0.224, SLG: 0.213 (1, 1)										3	0	0	0	0	1	0	H 6			
Inning Stats	R: 0 E: 0 K: 0 S: 3	H: 0 LOB: 0 BB: 0 P: 3	R: 1 E: 0 K: 0 S: 5	H: 2 LOB: 1 BB: 0 P: 5	R: 0 E: 0 K: 1 S: 7	H: 2 LOB: 2 BB: 0 P: 7	R: 0 E: 0 K: 1 S: 5	H: 2 LOB: 2 BB: 0 P: 5	R: 0 E: 0 K: 0 S: 2	H: 0 LOB: 0 BB: 1 P: 6	R: 0 E: 0 K: 1 S: 5	H: 0 LOB: 0 BB: 0 P: 5	R: 0 E: 0 K: 1 S: 5	H: 0 LOB: 0 BB: 0 P: 5	R: 0 E: 0 K: 1 S: 5	H: 0 LOB: 0 BB: 0 P: 5	1B: 6 2B: 0 3B: 1 HR: 0	SF: 1 SAC: 0 DP: 1 HBP: 0	WP: 0 PB: 0 CS: 0	PA: 28
PITCHER Hank Aquirre, L ERA: 3.35 Orlando Pena, R ERA: 5.34 (8, 1)	IP: 7.0 WLS: L BF: 25 H: 6 R: 1 ER: 1 SO: 3 BB: 1 IBB: 0 HBP: 0 BLK: 1 WP: 0 HR: 0 S: 30 P: 34 ERA: 1.29 WHIP: 1.000																			

Detroit Tigers @ Chicago White Sox
Comiskey Park, Chicago, IL
Sun Aug 01 1965, 4:33 AM EDT
Unknown

AB 26
R 1
H 6
RBI 1
BB 1
SO 4
LOB 6



Batter	1	2	3	4	5	6	7	8	9	AB	R	H	RBI	BB	SO	LOB	TOP			
Don Wert, R OBP: 0.334, SLG: 0.357 (1, 5)	1-3		F9		WP 1-H 2B			6-3	5-3	5	0	1	1	0	0	3	Detroit Tigers @ Chicago White Sox Comiskey Park, Chicago, IL Sun Aug 01 1965, 4:38 AM EDT Att: 18,266 - Unknown			
Jake Wood, R OBP: 0.333, SLG: 0.367 (1, 4)	K		G6-4-3		BB			S 1B		3	0	1	0	1	1					
Don Demeter, R OBP: 0.306, SLG: 0.436 (1, 9)	BB 1B			6-3	5-3			F5		4	0	1	0	0	0	3				
Al Kaline, R OBP: 0.407, SLG: 0.522 (1, 8)	1-2 BB			L8				L9		3	0	0	0	1	0	1				
Willie Horton, R OBP: 0.359, SLG: 0.570 (1, 7)	F8								F8	4	0	2	0	0	0	2				
Norm Cash, L OBP: 0.345, SLG: 0.421 (1, 3)	K			F8				G4-6-3 1B	4-3	4	0	0	0	0	1	2				
Bill Freehan, R OBP: 0.281, SLG: 0.329 (1, 2)	1-3				3-6 1B			F8	E 2B	4	1	2	0	0	0	0				
Dick McAuliffe, L OBP: 0.355, SLG: 0.463 (1, 6)	4-3			3-6 1-2				K	E IBB	3	0	0	0	1	1	1				
Dave Wickersham, R OBP: 0.053, SLG: 0.053 (1, 1)				E1				F4	E4	3	1	1	0	0	0	0				
Jerry Lumpe, L OBP: 0.337, SLG: 0.341 (9, PH)				G6-4-3	2B 1B					1	0	0	0	0	0	1				
Mickey Lolich, S OBP: 0.123, SLG: 0.091 (9, 1)								1-2 2-H		0	0	0	0	0	0	0				
Inning Stats	R: 0 E: 0 K: 1 S: 6	H: 1 LOB: 2 BB: 1 P: 10	R: 0 E: 0 K: 1 S: 5	H: 0 LOB: 0 BB: 0 P: 5	R: 0 E: 1 K: 0 S: 3	H: 0 LOB: 0 BB: 0 P: 3	R: 0 E: 0 K: 0 S: 4	H: 1 LOB: 1 BB: 0 P: 4	R: 1 E: 0 K: 0 S: 5	H: 3 LOB: 2 BB: 1 P: 9	R: 0 E: 0 K: 1 S: 5	H: 0 LOB: 0 BB: 0 P: 5	R: 0 E: 0 K: 1 S: 4	H: 1 LOB: 1 BB: 0 P: 4	R: 1 E: 1 K: 0 S: 5	H: 1 LOB: 2 BB: 1 P: 9	1B: 6 2B: 3 3B: 0 HR: 0	SF: 0 SAC: 0 DP: 3 HBP: 0	WP: 1 PB: 0 SB: 1 CS: 0	PA: 37
PITCHER Tommy John, L ERA: 3.06 (1, 1)	IP: 9.0 WLS: L BF: 37 H: 8 R: 2 ER: 1 SO: 3 BB: 2 IBB: 1 HBP: 0 BLK: 0 WP: 1 HR: 0 S: 40 P: 52 ERA: 1.00 WHIP: 1.111															PITCHER				

Batter	1	2	3	4	5	6	7	8	9	AB	R	H	RBI	BB	SO	LOB	BOTTOM			
Danny Cater, R OBP: 0.303, SLG: 0.404 (1, 7)	F3			F4	5-3			L4		4	0	0	0	0	0	0	Detroit Tigers @ Chicago White Sox Comiskey Park, Chicago, IL Sun Aug 01 1965, 4:38 AM EDT Att: 18,266 - Unknown			
Don Buford, S OBP: 0.343, SLG: 0.378 (1, 4)	CS 1B			BB BLK E 1B			K	F2		4	1	2	0	0	1	0				
Floyd Robinson, L OBP: 0.336, SLG: 0.369 (1, 9)	F7			L8			1B		K	4	0	1	0	0	1	2				
Pete Ward, L OBP: 0.368, SLG: 0.440 (1, 5)				F6				F4		3	0	1	0	1	0	1				
Al Weis, S OBP: 0.323, SLG: 0.368 (9, PR)				E BB BB				G1-4-3 1B		0	0	0	0	0	0	0				
Ron Hansen, R OBP: 0.305, SLG: 0.379 (1, 6)	F7			E BB				1-3	G1-4-3	3	0	0	0	1	0	2				
J.C. Martin, L OBP: 0.335, SLG: 0.317 (1, 2)	F2			E1				6-3		3	0	0	0	0	0	2				
Tom McCraw, L OBP: 0.278, SLG: 0.280 (1, 3)				CS 2B	F6			4-3		3	0	1	0	0	0	3				
Ken Berry, R OBP: 0.248, SLG: 0.325 (1, 8)				2-3				K		3	0	0	0	0	1	1				
Tommy John, R OBP: 0.132, SLG: 0.083 (1, 1)				K				K		3	0	0	0	0	3	1				
Inning Stats	R: 0 E: 0 K: 0 S: 3	H: 1 LOB: 0 BB: 0 P: 3	R: 0 E: 0 K: 0 S: 3	H: 0 LOB: 0 BB: 0 P: 3	R: 0 E: 1 K: 0 S: 5	H: 1 LOB: 3 BB: 2 P: 13	R: 0 E: 0 K: 1 S: 5	H: 0 LOB: 0 BB: 0 P: 5	R: 0 E: 0 K: 1 S: 6	H: 1 LOB: 1 BB: 0 P: 6	R: 0 E: 0 K: 1 S: 5	H: 0 LOB: 0 BB: 0 P: 5	R: 0 E: 0 K: 1 S: 5	H: 0 LOB: 1 BB: 0 P: 5	R: 0 E: 0 K: 1 S: 5	H: 1 LOB: 1 BB: 0 P: 5	1B: 4 2B: 1 3B: 0 HR: 0	SF: 0 SAC: 0 DP: 1 HBP: 0	WP: 0 PB: 0 SB: 0 CS: 2	PA: 32
PITCHER Dave Wickersham, R ERA: 4.1 (1, 1)	IP: 8.0 WLS: W BF: 29 H: 4 R: 1 ER: 0 SO: 5 BB: 2 IBB: 0 HBP: 0 BLK: 1 WP: 0 HR: 0 S: 37 P: 45 ERA: 0.00 WHIP: 0.750															PITCHER				
Mickey Lolich, L ERA: 3.55 (9, 1)	IP: 1.0 WLS: S BF: 3 H: 1 R: 0 ER: 0 SO: 1 BB: 0 IBB: 0 HBP: 0 BLK: 0 WP: 0 HR: 0 S: 5 P: 5 ERA: 0.00 WHIP: 1.000															PITCHER				

Batter	1	2	3	4	5	6	7	8	9	AB	R	H	RBI	BB	SO	LOB	TOP										
Don Wert, R OBP: 0.333, SLG: 0.356 (1,5)										4	0	1	0	0	0	0	Detroit Tigers @ Chicago White Sox Comiskey Park, Chicago, IL Mon Aug 02 1965, 8:05 PM EDT Att: 13,705 - Unknown										
Jerry Lumpe, L OBP: 0.336, SLG: 0.340 (1,4)										4	0	1	0	0	1	0											
Don Demeter, R OBP: 0.309, SLG: 0.440 (1,3)										4	0	2	0	0	0	2											
Al Kaline, R OBP: 0.405, SLG: 0.518 (1,8)										4	0	1	0	0	0	4											
Willie Horton, R OBP: 0.355, SLG: 0.563 (1,7)										4	0	0	0	0	3	2											
Bill Freehan, R OBP: 0.280, SLG: 0.328 (1,2)										4	0	1	0	0	1	1											
George Thomas, R OBP: 0.259, SLG: 0.338 (1,9)										3	0	1	0	0	1	2											
Gates Brown, L OBP: 0.252, SLG: 0.373 (9, PH)										1	0	1	0	0	0	0											
Dick McAuliffe, L OBP: 0.352, SLG: 0.458 (1,6)										4	0	0	0	0	0	3											
Denny McLain, R OBP: 0.113, SLG: 0.080 (1,1)										2	0	0	0	0	1	1											
Jake Wood, R OBP: 0.330, SLG: 0.363 (8, PH)										1	0	0	0	0	0	0											
Fred Gladding, L OBP: 0.339, SLG: 0.321 (8,1)										0	0	0	0	0	0	0											
Inning Stats	R: 0 E: 0 K: 0 S: 3	H: 0 LOB: 0 BB: 0 P: 3	R: 0 E: 0 K: 2 S: 8	H: 1 LOB: 1 BB: 0 P: 8	R: 0 E: 0 K: 1 S: 5	H: 0 LOB: 0 BB: 0 P: 5	R: 0 E: 0 K: 1 S: 6	H: 1 LOB: 1 BB: 0 P: 6	R: 0 E: 0 K: 1 S: 6	H: 1 LOB: 1 BB: 0 P: 6	R: 0 E: 0 K: 0 S: 4	H: 1 LOB: 1 BB: 0 P: 4	R: 0 E: 0 K: 0 S: 5	H: 2 LOB: 2 BB: 0 P: 5	R: 0 E: 0 K: 1 S: 6	H: 1 LOB: 1 BB: 0 P: 6	1B: 6 2B: 2 3B: 0 HR: 0	SF: 0 SAC: 0 DP: 0 HBP: 0	WP: 0 PB: 0 CS: 0	PA: 35							
PITCHER	IP	WLS	BF	H	R	ER	SO	BB	IBB	HBP	BLK	WP	HR	S	P	ERA	WHIP										
Gary Peters, L ERA: 4.06 (1,1)	7.1	W	29	7	0	0	6	0	0	0	0	0	0	41	41	0.00	0.955										
Hoyt Wilhelm, R ERA: 2.32 (8,1)	1.2	S	6	1	0	0	1	0	0	0	0	0	0	8	8	0.00	0.600										

Batter	1	2	3	4	5	6	7	8	9	AB	R	H	RBI	BB	SO	LOB	BOTTOM										
Tom McCraw, L OBP: 0.278, SLG: 0.279 (1,9)										4	1	1	0	0	1	3	Detroit Tigers @ Chicago White Sox Comiskey Park, Chicago, IL Mon Aug 02 1965, 8:05 PM EDT Att: 13,705 - Unknown										
Don Buford, S OBP: 0.342, SLG: 0.377 (1,4)										4	1	1	0	0	0	1											
Al Weis, S OBP: 0.323, SLG: 0.368 (9,4)										0	0	0	0	0	0	0											
John Romano, R OBP: 0.369, SLG: 0.412 (1,2)										2	0	0	0	0	2	0											
Hoyt Wilhelm, R ERA: 2.32 (8,1)										1	0	0	0	0	0	1											
Pete Ward, L OBP: 0.368, SLG: 0.439 (1,5)										3	0	1	2	0	0	0											
Bill Skowron, R OBP: 0.321, SLG: 0.448 (1,3)										3	0	1	0	0	0	1											
Danny Cater, R OBP: 0.300, SLG: 0.400 (1,7)										3	0	0	0	0	0	1											
Ron Hansen, R OBP: 0.302, SLG: 0.376 (1,6)										3	0	0	0	0	0	1											
Ken Berry, R OBP: 0.249, SLG: 0.329 (1,8)										3	0	1	0	0	0	1											
Gary Peters, L OBP: 0.196, SLG: 0.241 (1,1)										1	0	0	0	1	0	0											
J.C. Martin, L OBP: 0.339, SLG: 0.321 (8,2)										1	0	1	0	0	0	0											
Inning Stats	R: 2 E: 0 K: 0 S: 5	H: 3 LOB: 0 BB: 0 P: 5	R: 0 E: 0 K: 0 S: 3	H: 0 LOB: 0 BB: 0 P: 3	R: 0 E: 0 K: 1 S: 5	H: 0 LOB: 0 BB: 0 P: 5	R: 0 E: 0 K: 1 S: 5	H: 0 LOB: 0 BB: 0 P: 5	R: 0 E: 0 K: 0 S: 4	H: 1 LOB: 1 BB: 0 P: 4	R: 0 E: 0 K: 0 S: 5	H: 0 LOB: 0 BB: 0 P: 5	R: 0 E: 0 K: 0 S: 4	H: 1 LOB: 1 BB: 0 P: 4	R: 0 E: 0 K: 0 S: 4	H: 1 LOB: 1 BB: 0 P: 4	1B: 5 2B: 1 3B: 0 HR: 0	SF: 0 SAC: 1 DP: 1 HBP: 0	WP: 0 PB: 0 CS: 0	PA: 30							
PITCHER	IP	WLS	BF	H	R	ER	SO	BB	IBB	HBP	BLK	WP	HR	S	P	ERA	WHIP										
Denny McLain, R ERA: 2.93 (1,1)	7.0	L	26	5	2	2	3	1	0	0	0	0	0	31	35	2.57	0.857										
Fred Gladding, R ERA: 3.0 (8,1)	1.0		4	1	0	0	0	0	0	0	0	0	0	4	4	0.00	1.000										

Batter	1	2	3	4	5	6	7	8	9	AB	R	H	RBI	BB	SO	LOB	TOP										
Don Wert, R OBP: 0.334, SLG: 0.355 (1, 5)	4-3		K				K			4	1	1	1	1	2	1	Detroit Tigers @ Cleveland Indians Cleveland Municipal Stadium, Cleveland, OH Tue Aug 03 1965, 7:05 PM EDT Att: 9,372 - Unknown livebaseballscorecards.com										
Jerry Lumpe, L OBP: 0.337, SLG: 0.339 (1, 4)	F4			WP	BB			F9		4	2	1	0	1	0	1											
Norm Cash, L OBP: 0.349, SLG: 0.436 (1, 3)	F4			F5	1B				HR	5	2	3	3	0	0	1											
Al Kaline, R OBP: 0.408, SLG: 0.519 (1, 8)				WP	1B		L7		L3-1	5	2	3	1	0	0	1											
Willie Horton, R OBP: 0.356, SLG: 0.560 (1, 7)	K			FC1-6	1B		K		F2	5	1	2	2	0	2	2											
Dick McAuliffe, L OBP: 0.348, SLG: 0.451 (1, 6)	K			FC1-6	F5		4-3		F8	5	0	0	0	0	1	5											
Don Demeter, R OBP: 0.307, SLG: 0.436 (1, 9)	K			FC6-4	1B		K		F3	5	1	1	0	0	2	2											
Bill Freehan, R OBP: 0.286, SLG: 0.337 (1, 2)		6-3							F7	5	2	3	2	0	0	0											
Mickey Lolich, S OBP: 0.121, SLG: 0.089 (1, 1)			F8				SH1-4			1	0	0	0	0	0	0											
Julio Navarro, R (3, 1)										0	0	0	0	0	0	0											
Terry Fox, R (4, 1)										0	1	0	1	1	0	0											
Inning Stats	R: 0 E: 0 K: 0 S: 3	H: 0 LOB: 0 BB: 0 P: 3	R: 0 E: 0 K: 3 S: 10	H: 1 LOB: 1 BB: 0 P: 10	R: 0 E: 0 K: 1 S: 5	H: 0 LOB: 0 BB: 0 P: 5	R: 2 E: 0 K: 0 S: 5	H: 2 LOB: 1 BB: 1 P: 9	R: 9 E: 0 K: 0 S: 11	H: 8 LOB: 1 BB: 2 P: 19	R: 0 E: 0 K: 1 S: 6	H: 1 LOB: 1 BB: 0 P: 6	R: 0 E: 0 K: 2 S: 8	H: 1 LOB: 1 BB: 0 P: 8	R: 1 E: 0 K: 0 S: 4	H: 1 LOB: 0 BB: 0 P: 4	R: 0 E: 0 K: 0 S: 3	H: 0 LOB: 0 BB: 0 P: 3	1B: 12 2B: 1 3B: 0 HR: 1	SF: 0 SAC: 2 DP: 0 HBP: 0	WP: 4 PB: 0 SB: 1 CS: 0	PA: 44					
PITCHER	IP	WLS	BF	H	R	ER	SO	BB	IBB	HBP	BLK	WP	HR	S	P	ERA	WHIP										
Steve Hargan, R ERA: 11.25 (1, 1)	4.0		19	4	5	5	4	3	0	0	0	2	0	24	36	11.25	1.750										
Lee Stange, R ERA: 3.5 (5, 1)	0.0	L	3	3	1	1	0	0	0	0	0	0	0	3	3	∞	∞										
Floyd Weaver, R ERA: 4.85 (5, 1)	1.0		7	4	5	5	0	0	0	0	0	0	0	7	7	45.00	4.000										
Luis Tiant, R ERA: 3.46 (6, 1)	2.0		8	2	0	0	3	0	0	0	0	0	0	14	14	0.00	1.000										
Ralph Terry, R ERA: 3.39 (8, 1)	2.0		7	1	1	1	0	0	0	0	0	0	1	7	7	4.50	0.500										

Batter	1	2	3	4	5	6	7	8	9	AB	R	H	RBI	BB	SO	LOB	BOTTOM										
Larry Brown, R OBP: 0.320, SLG: 0.382 (1, 6)	1B	F9		2B	1B			K		5	2	3	1	0	1	1	Detroit Tigers @ Cleveland Indians Cleveland Municipal Stadium, Cleveland, OH Tue Aug 03 1965, 7:05 PM EDT Att: 9,372 - Unknown livebaseballscorecards.com										
Chuck Hinton, R OBP: 0.342, SLG: 0.477 (1, 8)	4-3		SF8	1B	K			1B	BB	4	1	3	3	1	1	1											
Leon Wagner, L OBP: 0.349, SLG: 0.466 (1, 7)	4-3		CS	BB	BB		L8		1B	3	0	1	0	2	0	1											
Rocky Colavito, R OBP: 0.392, SLG: 0.512 (1, 9)	FC6-2-5		SF8	F7			F4		K	4	1	0	1	0	1	5											
Fred Whitfield, L OBP: 0.325, SLG: 0.544 (1, 3)			1B	2B	1B		L8		F9	5	1	3	1	0	0	2											
Max Alvis, R OBP: 0.343, SLG: 0.462 (1, 5)	K			F6			F7		L5	5	0	1	1	0	1	4											
Pedro Gonzalez, R OBP: 0.324, SLG: 0.414 (1, 4)			F9		L8		F3		4-3	5	0	1	0	0	0	1											
Joe Azcue, R OBP: 0.295, SLG: 0.267 (1, 2)	K			FC1-6	1B				4-3	5	1	3	0	0	1	1											
Steve Hargan, R ERA: 11.25 (1, 1)				FC1-6	1B					2	1	0	0	0	1	2											
Lee Stange, R ERA: 3.5 (5, 1)				FC1-6	1B					0	0	0	0	0	0	0											
Floyd Weaver, R ERA: 4.85 (5, 1)				FC1-6	1B					0	0	0	0	0	0	0											
Luis Tiant, R ERA: 3.46 (6, 1)				FC1-6	1B					0	0	0	0	0	0	0											
Duke Sims, L ERA: 3.32 (7, PH)				FC1-6	1B					0	0	0	0	0	0	0											
Ralph Terry, R ERA: 3.39 (8, 1)				FC1-6	1B					0	0	0	0	0	0	0											
Inning Stats	R: 2 E: 0 K: 1 S: 8	H: 3 LOB: 1 BB: 0 P: 8	R: 0 E: 0 K: 2 S: 8	H: 1 LOB: 1 BB: 0 P: 8	R: 2 E: 0 K: 0 S: 5	H: 3 LOB: 1 BB: 1 P: 9	R: 2 E: 0 K: 0 S: 7	H: 4 LOB: 3 BB: 1 P: 11	R: 1 E: 0 K: 1 S: 7	H: 2 LOB: 1 BB: 0 P: 7	R: 0 E: 0 K: 0 S: 3	H: 0 LOB: 0 BB: 0 P: 3	R: 0 E: 0 K: 1 S: 6	H: 1 LOB: 1 BB: 0 P: 6	R: 0 E: 0 K: 2 S: 8	H: 1 LOB: 2 BB: 1 P: 12	R: 0 E: 0 K: 0 S: 3	H: 0 LOB: 0 BB: 0 P: 3	1B: 9 2B: 5 3B: 1 HR: 0	SF: 1 SAC: 0 DP: 0 HBP: 0	WP: 0 PB: 0 SB: 0 CS: 1	PA: 44					
PITCHER	IP	WLS	BF	H	R	ER	SO	BB	IBB	HBP	BLK	WP	HR	S	P	ERA	WHIP										
Mickey Lolich, L ERA: 3.7 (1, 1)	2.0		12	5	4	4	3	1	0	0	0	0	0	17	21	18.00	3.000										
Julio Navarro, R ERA: 7.5 (3, 1)	1.1		7	4	2	2	0	0	0	0	0	0	0	7	7	13.50	3.000										
Terry Fox, R ERA: 2.66 (4, 1)	5.2	W	25	6	1	1	4	2	0	0	0	0	0	31	39	1.59	1.412										

Batter	1	2	3	4	5	6	7	8	9	AB	R	H	RBI	BB	SO	LOB	TOP									
Don Wert, R OBP: 0.336, SLG: 0.355 (1, 5)										3	0	1	0	1	1	0	Detroit Tigers @ Cleveland Indians Cleveland Municipal Stadium, Cleveland, OH Wed Aug 04 1965, 7:05 PM EDT Att: 17,796 - Unknown									
Jerry Lumpe, L OBP: 0.333, SLG: 0.334 (1, 4)										4	0	0	0	0	1	2										
Norm Cash, L OBP: 0.351, SLG: 0.434 (1, 3)										3	0	1	0	1	1											
Al Kaline, R OBP: 0.406, SLG: 0.516 (1, 9)										4	0	1	0	0	1	1										
Willie Horton, R OBP: 0.352, SLG: 0.554 (1, 7)										4	0	0	0	0	1	0										
Don Demeter, R OBP: 0.305, SLG: 0.445 (1, 8)										3	1	1	1	0	1	0										
Dick McAuliffe, L OBP: 0.345, SLG: 0.448 (1, 6)										3	0	0	0	0	1	2										
Bill Freehan, R OBP: 0.283, SLG: 0.333 (1, 2)										3	0	0	0	0	0	2										
Joe Sparma, R OBP: 0.200, SLG: 0.207 (1, 1)										2	0	0	0	0	2	2										
Gates Brown, L OBP: 0.250, SLG: 0.369 (7, PH)										1	0	0	0	0	0	0										
Larry Sherry, R OBP: 0.426, SLG: 0.667 (7, 1)										0	0	0	0	0	0	0										
Inning Stats	R: 0 E: 0 K: 2 S: 8	H: 1 LOB: 1 BB: 0 P: 8	R: 0 E: 2 K: 2 S: 8	H: 0 LOB: 2 BB: 0 P: 9	R: 0 E: 0 K: 0 S: 3	H: 2 LOB: 2 BB: 1 P: 7	R: 1 E: 0 K: 1 S: 6	H: 1 LOB: 1 BB: 1 P: 6	R: 0 E: 0 K: 1 S: 5	H: 0 LOB: 0 BB: 0 P: 5	R: 0 E: 0 K: 0 S: 3	H: 0 LOB: 0 BB: 0 P: 3	R: 0 E: 0 K: 1 S: 5	H: 0 LOB: 0 BB: 0 P: 5	R: 0 E: 0 K: 1 S: 5	H: 0 LOB: 0 BB: 0 P: 5	1B: 3 2B: 0 3B: 0 HR: 1	SF: 0 SAC: 0 DP: 1 HBP: 1	WP: 0 PB: 0 SB: 0 CS: 0	PA: 33						
PITCHER Sonny Siebert, R ERA: 2.21 (1, 1)	IP: 9.0 WLS: W BF: 33	H: 4 R: 1 ER: 1 SO: 9	BB: 2 IBB: 0 HBP: 1 BLK: 0	WP: 0 HR: 1 S: 48 P: 57	ERA: 1.00 WHIP: 0.667											ERA: 1.00 WHIP: 0.667										

Batter	1	2	3	4	5	6	7	8	9	AB	R	H	RBI	BB	SO	LOB	BOTTOM									
Larry Brown, R OBP: 0.323, SLG: 0.378 (1, 6)										2	1	0	1	2	0	1	Detroit Tigers @ Cleveland Indians Cleveland Municipal Stadium, Cleveland, OH Wed Aug 04 1965, 7:05 PM EDT Att: 17,796 - Unknown									
Chuck Hinton, R OBP: 0.337, SLG: 0.470 (1, 8)										4	0	0	0	0	3	3										
Leon Wagner, L OBP: 0.355, SLG: 0.469 (1, 7)										2	0	2	0	1	0	0										
Rocky Colavito, R OBP: 0.393, SLG: 0.511 (1, 9)										3	0	1	1	1	0	2										
Fred Whitfield, L OBP: 0.324, SLG: 0.540 (1, 3)										4	0	1	0	0	1	3										
Max Alvis, R OBP: 0.342, SLG: 0.467 (1, 5)										4	1	1	1	0	1	0										
Pedro Gonzalez, R OBP: 0.327, SLG: 0.417 (1, 4)										3	1	1	0	1	0	0										
Duke Sims, L OBP: 0.290, SLG: 0.383 (1, 2)										1	1	0	0	3	0	1										
Sonny Siebert, R OBP: 0.114, SLG: 0.209 (1, 1)										4	0	1	0	0	0	3										
Inning Stats	R: 0 E: 0 K: 1 S: 4	H: 0 LOB: 2 BB: 2 P: 13	R: 0 E: 0 K: 0 S: 3	H: 0 LOB: 1 BB: 1 P: 7	R: 0 E: 0 K: 1 S: 6	H: 1 LOB: 1 BB: 0 P: 6	R: 3 E: 0 K: 0 S: 5	H: 2 LOB: 1 BB: 2 P: 13	R: 0 E: 0 K: 1 S: 4	H: 0 LOB: 0 BB: 1 P: 8	R: 0 E: 0 K: 1 S: 6	H: 1 LOB: 0 BB: 0 P: 6	R: 1 E: 0 K: 1 S: 6	H: 3 LOB: 1 BB: 1 P: 10	R: 0 E: 0 K: 0 S: 3	H: 0 LOB: 1 BB: 1 P: 7		1B: 5 2B: 2 3B: 0 HR: 1	SF: 0 SAC: 0 DP: 2 HBP: 1	WP: 1 PB: 0 SB: 0 CS: 0	PA: 36					
PITCHER Joe Sparma, R ERA: 3.46 (7, 1)	IP: 6.0 WLS: L BF: 27	H: 4 R: 3 ER: 3 SO: 4	BB: 6 IBB: 0 HBP: 0 BLK: 0	WP: 0 HR: 1 S: 28 P: 53	ERA: 4.50 WHIP: 1.667											ERA: 4.50 WHIP: 1.667										
Larry Sherry, R ERA: 3.23 (7, 1)	IP: 2.0 WLS: 9 BF: 3	H: 1 R: 1 ER: 1 SO: 1	BB: 2 IBB: 0 HBP: 0 BLK: 0	WP: 0 HR: 0 S: 9 P: 17	ERA: 4.50 WHIP: 2.500											ERA: 4.50 WHIP: 2.500										

Batter	1	2	3	4	5	6	7	8	9	AB	R	H	RBI	BB	SO	LOB	TOP					
Jake Wood, R OBP: 0.344, SLG: 0.388	0-0 1B 1B		0-0 4-3		0-0 F9		0-0 1B 2B		0-0 G4-3 1B	5	1	3	0	0	0	0	Detroit Tigers @ Cleveland Indians Cleveland Municipal Stadium, Cleveland, OH Thu Aug 05 1965, 7:05 PM EDT Att: 13,639 - Unknown livebaseballscorecards.com					
Don Wert, R OBP: 0.339, SLG: 0.358	0-3 K		0-0 1B 1B		0-0 1B		0-0 2H 1B		0-0 G4-3 1-2F 3H 0-0	5	0	3	1	0	1	2						
Don Demeter, R OBP: 0.311, SLG: 0.444	0-0 1-2 1B		0-0 1-3 1B		0-0 F3		0-0 F9		0-0 F5	5	0	2	0	0	0	2						
Al Kaline, R OBP: 0.407, SLG: 0.514	0-3 K		0-0 L7			0-0 1B		4-0 FC5-4 BB		3	0	1	0	1	1	4						
Willie Horton, R OBP: 0.348, SLG: 0.547	0-3 K		0-3 K			0-3 K		0-3 K		4	0	0	0	0	4	6						
Bill Freehan, R OBP: 0.286, SLG: 0.331		4-0 FC5-4 BB		1-0 FC6-4 HBP		0-0 F8		0-0 FC5-4 1B 1-2F		2	0	0	0	1	0	2						
Norm Cash, L OBP: 0.350, SLG: 0.432		0-0 FC5-4 1-2F		0-0 FC6-4 G6-4-3		0-0 4-3		0-0 FC6-4 1B		4	0	1	0	0	0	3						
Ray Oyler, R OBP: 0.234, SLG: 0.262	0-3 K		0-0 G6-4-3 1-2F				0-0 6-3		0-0 FC6-4 1-2F	4	0	0	0	0	1	4						
Dave Wickersham, R OBP: 0.050, SLG: 0.050	0-3 K				0-3 K2-3				0-0 E6 1B G4-3	2	0	0	0	0	2	1						
George Thomas, R OBP: 0.257, SLG: 0.333										1	0	0	0	0	1	0						
Ron Nischwitz, S OBP: 0.248, SLG: 0.366										0	0	0	0	0	0	0						
Gates Brown, L OBP: 0.248, SLG: 0.366										1	1	0	0	0	0	0						
Inning Stats	R: 0 E: 0 K: 3 S: 11	H: 2 LOB: 2 BB: 0 P: 11	R: 0 E: 0 K: 2 S: 7	H: 0 LOB: 1 BB: 1 P: 11	R: 0 E: 0 K: 1 S: 7	H: 2 LOB: 2 BB: 0 P: 7	R: 0 E: 0 K: 0 S: 2	H: 0 LOB: 0 BB: 0 P: 3	R: 0 E: 0 K: 1 S: 6	H: 1 LOB: 1 BB: 0 P: 6	R: 0 E: 0 K: 1 S: 6	H: 1 LOB: 1 BB: 0 P: 6	R: 1 E: 0 K: 1 S: 7	H: 2 LOB: 1 BB: 0 P: 7	R: 0 E: 0 K: 1 S: 6	H: 1 LOB: 2 BB: 1 P: 10	R: 1 E: 1 K: 0 S: 4	H: 1 LOB: 0 BB: 0 P: 4	1B: 9 2B: 1 3B: 0 HR: 0	SF: 0 SAC: 0 DP: 2 HBP: 1	WP: 0 PB: 0 SB: 0 CS: 0	PA: 39
PITCHER Sam McDowell, L ERA: 2.04	IP: 9.0 WLS: W BF: 39 H: 10 R: 2 ER: 1 SO: 10 BB: 2 IBB: 0 HBP: 1 BLK: 0 WP: 0 HR: 0 S: 56 P: 65 ERA: 1.00 WHIP: 1.333															PITCHER						

Batter	1	2	3	4	5	6	7	8	9	AB	R	H	RBI	BB	SO	LOB	BOTTOM			
Larry Brown, R OBP: 0.325, SLG: 0.385	0-0 SH1-3 2B 1B						0-0 FC6-4 G6-4-3 1-2F			4	2	2	0	0	1	1	Detroit Tigers @ Cleveland Indians Cleveland Municipal Stadium, Cleveland, OH Thu Aug 05 1965, 7:05 PM EDT Att: 13,639 - Unknown livebaseballscorecards.com			
Chuck Hinton, R OBP: 0.337, SLG: 0.467	0-0 SH1-3 1-2		0-0 6-3		4-0 1B BB		0-0 G6-4-3 1-2F			2	0	0	0	1	0	1				
Leon Wagner, L OBP: 0.356, SLG: 0.480	0-0 2H 1B 2B		0-0 HR		0-0 F4		0-0 G3			4	2	2	2	0	0	2				
Rocky Colavito, R OBP: 0.394, SLG: 0.511	0-0 2H 1B		0-0 L9		0-0 1-2 2H 1B		0-3 K			4	1	2	2	0	1	0				
Fred Whitfield, L OBP: 0.326, SLG: 0.539	0-0 2H 4-3 1B		0-0 F4		0-0 4-3		0-0 FC6-4 1B			4	0	2	1	0	0	2				
Max Alvis, R OBP: 0.339, SLG: 0.463	0-0 1-2 4-3				0-0 F7		0-0 F7		0-0 FC6-4 1-2F	4	0	0	0	0	0	2				
Pedro Gonzalez, R OBP: 0.323, SLG: 0.412	0-0 F6				0-0 5-3		0-0 F8			3	0	0	0	0	0	1				
Joe Azcue, R OBP: 0.292, SLG: 0.264		0-0 6-3		0-3 K		0-0 1-3				3	0	0	0	0	1	0				
Sam McDowell, L OBP: 0.117, SLG: 0.119		0-3 K			0-0 4-3		0-0 FC6-4 1B			3	0	1	0	0	1	0				
Inning Stats	R: 3 E: 0 K: 0 S: 7	H: 4 LOB: 1 BB: 0 P: 7	R: 0 E: 0 K: 2 S: 7	H: 0 LOB: 0 BB: 0 P: 7	R: 1 E: 0 K: 0 S: 4	H: 1 LOB: 0 BB: 0 P: 4	R: 0 E: 0 K: 1 S: 5	H: 0 LOB: 0 BB: 0 P: 5	R: 1 E: 0 K: 0 S: 5	H: 2 LOB: 2 BB: 1 P: 9	R: 0 E: 0 K: 0 S: 3	H: 0 LOB: 0 BB: 0 P: 3	R: 0 E: 0 K: 1 S: 3	H: 1 LOB: 1 BB: 0 P: 3	R: 0 E: 0 K: 1 S: 6	H: 1 LOB: 1 BB: 0 P: 6		1B: 6 2B: 2 3B: 0 HR: 1	SF: 0 SAC: 1 DP: 1 HBP: 0	WP: 0 PB: 0 SB: 0 CS: 0
PITCHER Dave Wickersham, R ERA: 4.26 Ron Nischwitz, L ERA: 2.93	IP: 6.0 WLS: L BF: 26 H: 7 R: 5 ER: 5 SO: 3 BB: 1 IBB: 0 HBP: 0 BLK: 0 WP: 0 HR: 1 S: 31 P: 35 ERA: 7.50 WHIP: 1.333															PITCHER				

Batter	1	2	3	4	5	6	7	8	9	AB	R	H	RBI	BB	SO	LOB	TOP					
Bobby Richardson, R OBP: 0.313, SLG: 0.338 (1, 4)										4	0	1	0	1	0	1	New York Yankees @ Detroit Tigers Tiger Stadium, Detroit, MI Fri Aug 06 1965, 7:05 PM EDT Att: 33,653 - Unknown					
Tony Kubek, L OBP: 0.276, SLG: 0.310 (1, 6)										4	0	0	1	0	1	2						
Mickey Mantle, S OBP: 0.392, SLG: 0.466 (1, 7)										4	1	2	1	0	0	2						
Tom Tresh, S OBP: 0.342, SLG: 0.475 (1, 8)										3	0	1	0	1	1	1						
Elston Howard, R OBP: 0.269, SLG: 0.351 (1, 2)										4	0	1	0	0	0	3						
Joe Pepitone, L OBP: 0.322, SLG: 0.437 (1, 3) (7, 9)										4	1	1	0	0	3	2						
Hector Lopez, R OBP: 0.305, SLG: 0.362 (7, 1) Pedro Ramos, S OBP: 0.100, SLG: 0.100 Roger Repoz, L OBP: 0.295, SLG: 0.459 Hal Reniff, R (8, 1)										3	1	1	0	0	1	0						
Clete Boyer, R OBP: 0.303, SLG: 0.393 (1, 5)										4	1	2	1	0	0	0						
Jack Cullen, R (1, 1) Steve Hamilton, L OBP: 0.333, SLG: 0.333 Phil Linz, R OBP: 0.289, SLG: 0.276 Ray Barker, L OBP: 0.342, SLG: 0.385 (7, 3)										2	0	0	0	0	0	0						
Inning Stats	R: 0 E: 0 K: 1 S: 6	H: 1 LOB: 1 BB: 0 P: 6	R: 0 E: 0 K: 2 S: 7	H: 0 LOB: 0 BB: 0 P: 7	R: 0 E: 0 K: 0 S: 3	H: 0 LOB: 0 BB: 0 P: 3	R: 1 E: 0 K: 1 S: 6	H: 1 LOB: 1 BB: 1 P: 10	R: 0 E: 0 K: 0 S: 3	H: 0 LOB: 0 BB: 0 P: 3	R: 0 E: 0 K: 1 S: 7	H: 2 LOB: 2 BB: 0 P: 7	R: 3 E: 0 K: 0 S: 6	H: 3 LOB: 1 BB: 1 P: 10	R: 0 E: 0 K: 2 S: 8	H: 1 LOB: 1 BB: 0 P: 8		R: 0 E: 0 K: 0 S: 3	H: 1 LOB: 0 BB: 0 P: 3	1B: 7 2B: 1 3B: 0 HR: 1	SF: 0 SAC: 0 DP: 1 HBP: 0	WP: 1 PB: 0 SB: 0 CS: 0
PITCHER	IP WLS BF H R ER SO BB IBB HBP BLK WP HR S P ERA WHIP	IP WLS BF H R ER SO BB IBB HBP BLK WP HR S P ERA WHIP															IP WLS BF H R ER SO BB IBB HBP BLK WP HR S P ERA WHIP					
Mickey Lolich, L ERA: 3.79 Orlando Pena, R ERA: 5.07	6.0 W 26 7 4 4 5 1 0 0 0 0 1 35 39 6.00 1.333	3.0 W 11 2 0 0 2 1 0 0 0 1 0 14 18 0.00 1.000																				

AB	35
R	4
H	9
RBI	3
BB	2
SO	7
LOB	15



Batter	1	2	3	4	5	6	7	8	9	AB	R	H	RBI	BB	SO	LOB	BOTTOM			
Don Wert, R OBP: 0.340, SLG: 0.358 (1, 5)										3	2	1	0	1	1	0	New York Yankees @ Detroit Tigers Tiger Stadium, Detroit, MI Fri Aug 06 1965, 7:05 PM EDT Att: 33,653 - Unknown			
Jerry Lumpe, L OBP: 0.336, SLG: 0.337 (1, 4)										3	1	2	0	0	0	0				
Norm Cash, L OBP: 0.352, SLG: 0.431 (1, 3)										3	0	1	1	1	1	3				
Al Kaline, R OBP: 0.406, SLG: 0.509 (1, 9)										3	1	0	0	1	0	2				
Willie Horton, R OBP: 0.347, SLG: 0.543 (1, 7)										4	1	1	2	0	1	2				
Don Demeter, R OBP: 0.310, SLG: 0.443 (1, 8)										3	0	1	1	0	1	0				
Dick McAuliffe, L OBP: 0.342, SLG: 0.443 (1, 6)										4	0	0	0	0	1	2				
Bill Freehan, R OBP: 0.289, SLG: 0.331 (1, 2)										3	0	1	0	1	0	0				
Mickey Lolich, S OBP: 0.115, SLG: 0.085 Orlando Pena, R OBP: 0.267, SLG: 0.214 (7, 1)										3	0	0	0	0	1	2				
Inning Stats	R: 3 E: 0 K: 2 S: 10	H: 3 LOB: 1 BB: 1 P: 14	R: 0 E: 0 K: 1 S: 5	H: 0 LOB: 0 BB: 0 P: 5	R: 0 E: 0 K: 1 S: 5	H: 0 LOB: 1 BB: 1 P: 9	R: 0 E: 0 K: 0 S: 3	H: 0 LOB: 0 BB: 0 P: 3	R: 0 E: 0 K: 0 S: 4	H: 1 LOB: 1 BB: 0 P: 4	R: 1 E: 2 K: 1 S: 7	H: 1 LOB: 2 BB: 1 P: 11	R: 1 E: 0 K: 0 S: 4	H: 1 LOB: 1 BB: 1 P: 8	R: 0 E: 0 K: 1 S: 6	H: 1 LOB: 1 BB: 0 P: 6		1B: 7 2B: 0 3B: 0 HR: 0	SF: 1 SAC: 1 DP: 0 HBP: 0	WP: 0 PB: 0 SB: 2 CS: 0
PITCHER	IP WLS BF H R ER SO BB IBB HBP BLK WP HR S P ERA WHIP	IP WLS BF H R ER SO BB IBB HBP BLK WP HR S P ERA WHIP															IP WLS BF H R ER SO BB IBB HBP BLK WP HR S P ERA WHIP			
Jack Cullen, R ERA: 3.15 Steve Hamilton, L ERA: 1.64 Pedro Ramos, R ERA: 3.45 Hal Reniff, R ERA: 3.41	5.1 L 3 0 0 0 1 0 1 0 0 0 0 4 8 0.00 0.000	1.0 L 5 1 1 1 0 1 0 0 0 0 0 4 8 9.00 2.000	1.0 L 4 1 0 0 1 0 0 0 0 0 0 6 6 0.00 1.000																	



Batter	1	2	3	4	5	6	7	8	9	AB	R	H	RBI	BB	SO	LOB	TOP								
Bobby Richardson, R OBP: 0.314, SLG: 0.341 (1, 4)	0-0 WP HR 1B		0-0 F7		0-0 5-3		0-0 L7		0-0 1B SF9 2B	5	2	2	0	0	0	0									
Tony Kubek, L OBP: 0.275, SLG: 0.308 (1, 6)	0-3 K		0-0 L8		0-0 F6		0-0 4-3		0-0 1B 2-3 1B	5	0	1	0	0	1	1									
Mickey Mantle, S OBP: 0.393, SLG: 0.477 Ross Moschitto, R OBP: 0.200, SLG: 0.333 (7, PR) (7, 8)	0-3 K			0-3 K	0-0 HR		0-0 1B		0-0 SF9	4	1	2	1	0	2	1									
Ray Barker, L OBP: 0.340, SLG: 0.385 (9, PH) (9, 3)	1-2 K				HR		0-0 1B		0-0 SF9	0	0	0	0	0	0	0									
Tom Tresh, S OBP: 0.349, SLG: 0.487 (1, 8) (7, 7)	0-0 HR			0-0 2B 1B	4-0 BB		0-0 FC6-4 1B		0-0 3-H 1-2 1B	4	2	4	2	1	0	0									
Elston Howard, R OBP: 0.267, SLG: 0.352 (1, 2)	0-0 L9			0-0 1B 1-3 1B	0-0 1-3		0-0 FC6-4 1-2 1B		0-0 K	5	1	1	0	0	1	5									
Joe Pepitone, L OBP: 0.323, SLG: 0.436 (1, 3) (9, 9)		0-0 F6		0-0 1B	4-0 BB		0-0 L9 SH1-3 BB		0-0 F7	3	0	1	1	1	0	0									
Hector Lopez, R OBP: 0.364 Roger Repoz, L OBP: 0.292, SLG: 0.455 (1, 9) (6, 9) (9, 8)	0-0 F8			0-0 FC4-6 1B	0-0 SH1-3		0-0 L9		0-0 L9	2	0	1	1	0	0	0									
Clete Boyer, R OBP: 0.300, SLG: 0.389 (1, 5)	0-0 6-3			0-0 F5	0-0 L9		0-0 L9		0-0 6-3	4	0	0	0	0	0	3									
Mel Stottlemyre, R OBP: 0.143, SLG: 0.271 Steve Hamilton, L OBP: 0.333, SLG: 0.333 Hal Reniff, R (9, 1) Whitley Ford, L OBP: 0.299, SLG: 0.220 (9, 1)			0-3 K	0-0 FC4-6	0-0 5-3		0-0 K		0-3 K	4	0	0	0	0	2	3									
Inning Stats	R: 2 E: 0 K: 2 S: 9	H: 2 LOB: 0 BB: 9	R: 0 E: 0 K: 0 S: 3	H: 0 LOB: 0 BB: 3	R: 0 E: 0 K: 1 S: 5	H: 0 LOB: 0 BB: 0 P: 5	R: 2 E: 0 K: 1 S: 9	H: 4 LOB: 2 BB: 0 P: 9	R: 1 E: 0 K: 0 S: 4	H: 1 LOB: 1 BB: 1 P: 8	R: 0 E: 0 K: 0 S: 3	H: 0 LOB: 1 BB: 7	R: 0 E: 0 K: 0 S: 5	H: 2 LOB: 2 BB: 0 P: 5	R: 0 E: 0 K: 0 S: 3	H: 0 LOB: 0 BB: 3	R: 1 E: 0 K: 2 S: 10	H: 3 LOB: 2 BB: 0 P: 10	1B: 8 2B: 2 3B: 0 HR: 2	SF: 1 SAC: 1 DP: 0 HBP: 0	WP: 1 PB: 0 SB: 0 CS: 0	PA: 41			
PITCHER	IP	WLS	BF	H	R	ER	SO	BB	IBB	HBP	BLK	WP	HR	S	P	ERA	WHIP								
Hank Aguirre, L ERA: 3.52 (1, 1)	3.1	L	16	6	4	4	4	0	0	0	0	1	1	24	24	10.80	1.800								
Fred Gladding, R ERA: 3.07 (4, 1)	1.2		7	1	1	1	0	1	0	0	0	0	1	6	10	5.40	1.200								
Terry Fox, R ERA: 2.52 (6, 1)	3.0		12	2	0	0	0	1	0	0	0	0	0	11	15	0.00	1.000								
Larry Sherry, R ERA: 3.32 (9, 1)	1.0		6	3	1	1	2	0	0	0	0	0	0	10	10	9.00	3.000								

New York Yankees @ Detroit Tigers
Tiger Stadium, Detroit, MI
Sat Aug 07 1965, 7:05 PM EDT
Att: 34,625 - Unknown

AB 37
R 6
H 12
RBI 6
BB 2
SO 6
LOB 13



Batter	1	2	3	4	5	6	7	8	9	AB	R	H	RBI	BB	SO	LOB	BOTTOM								
Don Wert, R OBP: 0.341, SLG: 0.355 (1, 5)	4-0 CS BB		0-0 F7			0-0 F9		0-0 F9	4-0 FC4-6 BB	3	0	0	0	2	0	1									
Jerry Lumpe, L OBP: 0.337, SLG: 0.350 (1, 4)	0-3 K		0-0 L1			0-0 4-3 2B		0-0 HR	0-0 FC4-6	5	1	2	2	0	1	4									
Norm Cash, L OBP: 0.351, SLG: 0.426 (1, 3)	4-0 2B BB		0-0 F5			0-0 4-3		0-0 4-3		3	1	0	0	1	0	1									
Al Kaline, R OBP: 0.409, SLG: 0.514 (1, 9)	0-0 2B			4-0 G5-4-3 BB		0-0 L8			0-0 1B 2B 1B	3	1	2	1	1	0	1									
Willie Horton, R OBP: 0.346, SLG: 0.540 (1, 7)	0-3 K			0-0 G5-4-3		0-0 1-3		0-0 1-3	0-0 2B 1B 1B	4	1	1	0	0	1	2									
Don Demeter, R OBP: 0.309, SLG: 0.444 (1, 8)		0-0 E5 6-3		0-0 1-3		0-0 5-3			0-0 1B 1-3 3-H 2B	4	0	1	1	0	0	0									
Dick McAuliffe, L OBP: 0.339, SLG: 0.439 Jake Wood, R OBP: 0.351, SLG: 0.395 (9, PH)		0-0 6-3			0-0 F6		0-0 F8		0-0 BB 2-3 3-H 1B	3	0	0	0	0	0	1									
Bill Freehan, R OBP: 0.288, SLG: 0.327 (1, 2)		0-0 L3			0-0 6-3			4-0 HR BB	0-0 K	3	1	0	0	1	1	3									
Hank Aguirre, R OBP: 0.154, SLG: 0.122 Fred Gladding, L (5, PH) Jim Northrup, L OBP: 0.275, SLG: 0.327 Terry Fox, R (8, PH) Gates Brown, L OBP: 0.244, SLG: 0.363 Larry Sherry, R OBP: 0.425, SLG: 0.667 John Sullivan, L OBP: 0.111, SLG: 0.358 (9, PH)		0-3 K			0-0 1-3			0-0 F4	0-0 L7	1	0	0	0	0	1	1									
Inning Stats	R: 1 E: 0 K: 2 S: 7	H: 1 LOB: 1 BB: 2 P: 15	R: 0 E: 1 K: 1 S: 6	H: 0 LOB: 1 BB: 0 P: 6	R: 0 E: 0 K: 0 S: 3	H: 0 LOB: 0 BB: 1 P: 6	R: 0 E: 0 K: 0 S: 2	H: 0 LOB: 0 BB: 1 P: 6	R: 0 E: 0 K: 0 S: 3	H: 0 LOB: 0 BB: 0 P: 3	R: 0 E: 0 K: 0 S: 4	H: 1 LOB: 1 BB: 0 P: 4	R: 0 E: 0 K: 0 S: 3	H: 0 LOB: 0 BB: 0 P: 3	R: 2 E: 0 K: 0 S: 4	H: 1 LOB: 0 BB: 1 P: 8	R: 2 E: 0 K: 1 S: 9	H: 4 LOB: 3 BB: 1 P: 13	1B: 3 2B: 3 3B: 0 HR: 1	SF: 0 SAC: 0 DP: 1 HBP: 0	WP: 0 PB: 0 SB: 0 CS: 1	PA: 38			
PITCHER	IP	WLS	BF	H	R	ER	SO	BB	IBB	HBP	BLK	WP	HR	S	P	ERA	WHIP								
Mel Stottlemyre, R ERA: 2.82 (1, 1)	8.0	W	33	6	5	5	3	4	0	0	0	0	0	1	35	5.62	1.250								
Steve Hamilton, L ERA: 1.64 (9, 1)	0.0		1	1	0	0	0	0	0	0	0	0	0	1	1	∞	∞								
Hal Reniff, R ERA: 3.38 (9, 1)	0.2		3	0	0	0	1	1	0	0	0	0	0	4	8	0.00	1.500								
Whitley Ford, L ERA: 3.67 (9, 1)	0.1	S	1	0	0	0	0	0	0	0	0	0	0	1	1	0.00	0.000								

New York Yankees @ Detroit Tigers
Tiger Stadium, Detroit, MI
Sat Aug 07 1965, 7:05 PM EDT
Att: 34,625 - Unknown

AB 33
R 5
H 7
RBI 5
BB 5
SO 4
LOB 17



Batter	1	2	3	4	5	6	7	8	9	AB	R	H	RBI	BB	SO	LOB	TOP					
Bobby Richardson, R OBP: 0.315, SLG: 0.348 (1, 4)	F2		K	K			HR	5-3-5		5	1	2	1	0	1	1						
Tony Kubek, L OBP: 0.270, SLG: 0.302 (1, 6)	L8		K		F7		4-3		L8	5	0	0	0	0	1	1						
Mickey Mantle, S OBP: 0.396, SLG: 0.478 Ross Moschitto, R OBP: 0.200, SLG: 0.333 (1, 7) (9, 8)	E4				F2		1B		FC4-6 BB	4	0	2	0	1	0	0						
Tom Tresh, S OBP: 0.347, SLG: 0.484 (1, 9) (9, 7)	F4		F8		F2		WP 1B	FC4-6 1B	FC4-6 1B	5	1	1	0	0	0	4						
Elston Howard, R OBP: 0.266, SLG: 0.349 (1, 2)		F3		L9		5-3	K		1B	5	0	1	0	0	1	2						
Joe Pepitone, L OBP: 0.323, SLG: 0.442 (1, 3)		F4		HR 1B					1B	4	1	3	1	1	0	0						
Clete Boyer, R OBP: 0.301, SLG: 0.389 (1, 5)				HR 1B		F5	K		K	5	1	2	0	0	2	6						
Roger Repoz, L OBP: 0.291, SLG: 0.466 (1, 8) (9, 9)		F6		K		5-3			5-3-5 3B	4	0	1	0	0	1	4						
Al Downing, R OBP: 0.184, SLG: 0.226 (7, PH) Ray Barker, L OBP: 0.344, SLG: 0.412 Pedro Ramos, S OBP: 0.100, SLG: 0.100 Hector Lopez, R OBP: 0.305, SLG: 0.362 Hal Reniff, R (8, 1)			K	HR			HR		K	2	1	1	3	0	1	0						
Inning Stats	R: 0 E: 1 K: 0 S: 4	H: 0 LOB: 1 BB: 0 P: 4	R: 0 E: 0 K: 0 S: 4	H: 1 LOB: 1 BB: 0 P: 4	R: 0 E: 0 K: 2 S: 9	H: 2 LOB: 2 BB: 0 P: 9	R: 3 E: 0 K: 2 S: 10	H: 3 LOB: 0 BB: 0 P: 10	R: 0 E: 0 K: 0 S: 3	H: 0 LOB: 0 BB: 0 P: 3	R: 0 E: 0 K: 0 S: 4	H: 1 LOB: 1 BB: 0 P: 4	R: 2 E: 0 K: 2 S: 11	H: 4 LOB: 3 BB: 1 P: 15	R: 0 E: 0 K: 1 S: 5	H: 1 LOB: 0 BB: 0 P: 5	R: 1 E: 0 K: 1 S: 7	H: 2 LOB: 2 BB: 1 P: 11	1B: 9 2B: 2 3B: 1 HR: 3	SF: 0 SAC: 0 DP: 1 HBP: 0	WP: 1 PB: 0 SB: 0 CS: 0	PA: 43
PITCHER	IP	WLS	BF	H	R	ER	SO	BB	IBB	HBP	BLK	WP	HR	S	P	ERA	WHIP					
Denny McLain, R ERA: 3.11 Orlando Pena, R ERA: 4.97	(1, 1) (7, 1)	6.0 L	28 15	9 5	5 1	5 1	4 4	0 1	0 1	0 0	0 0	0 1	3 0	36 21	36 29	7.50 3.00	1.500 2.000					

New York Yankees @ Detroit Tigers
Tiger Stadium, Detroit, MI
Sun Aug 08 1965, 4:33 AM EDT
Att: 23,684 - Overcast

AB	41
R	6
H	14
RBI	6
BB	2
SO	8
LOB	19



Batter	1	2	3	4	5	6	7	8	9	AB	R	H	RBI	BB	SO	LOB	BOTTOM					
Jake Wood, R OBP: 0.364, SLG: 0.400 (1, 4)	F8		HR 1B	BB 1B		L7			FC6-4 BB	4	1	2	0	1	0	0						
Don Wert, R OBP: 0.339, SLG: 0.352 (1, 5)	K		F9	BB			F3		K	4	0	0	0	1	2	2						
Don Demeter, R OBP: 0.311, SLG: 0.443 (1, 8)			HR 1B	K			K		FC6-4 1-2	5	1	2	0	0	2	4						
Al Kaline, R OBP: 0.408, SLG: 0.520 (1, 9)	F3		HR		L5		L7			4	1	1	3	0	0	1						
Willie Horton, R OBP: 0.342, SLG: 0.534 (1, 7)		5-3	K			K		F8		4	0	0	0	0	2	0						
Bill Freehan, R OBP: 0.291, SLG: 0.330 (1, 2)		FC3-6 1B		6-3		F2		FC6 1B		4	0	2	0	0	0	0						
Norm Cash, L OBP: 0.349, SLG: 0.434 (1, 3)		FC3-6 1-2		K		HR		F3		4	1	1	1	0	1	2						
Ray Oyler, R OBP: 0.239, SLG: 0.313 Gates Brown, L OBP: 0.244, SLG: 0.360 Dick McAuliffe, L OBP: 0.339, SLG: 0.439 (1, 6) (9, PH) (9, 6)		K		HR		G3		FC6 1-2		3	1	1	1	0	1	1						
Denny McLain, R OBP: 0.125, SLG: 0.077 Orlando Pena, R OBP: 0.287, SLG: 0.214 Jerry Lumpe, L OBP: 0.336, SLG: 0.349 (1, 1) (7, 1) (9, PH)			F8	BB 1B		F3			5-3	2	0	0	0	1	0	0						
Inning Stats	R: 0 E: 0 K: 1 S: 6	H: 1 LOB: 1 BB: 0 P: 6	R: 0 E: 0 K: 1 S: 6	H: 1 LOB: 0 BB: 0 P: 6	R: 3 E: 0 K: 1 S: 8	H: 3 LOB: 0 BB: 0 P: 8	R: 1 E: 0 K: 2 S: 9	H: 2 LOB: 3 BB: 2 P: 17	R: 0 E: 0 K: 1 S: 5	H: 0 LOB: 0 BB: 0 P: 5	R: 1 E: 0 K: 0 S: 4	H: 1 LOB: 0 BB: 0 P: 4	R: 0 E: 0 K: 1 S: 5	H: 0 LOB: 0 BB: 0 P: 5	R: 0 E: 0 K: 0 S: 4	H: 1 LOB: 1 BB: 0 P: 4	R: 0 E: 0 K: 1 S: 5	H: 0 LOB: 1 BB: 1 P: 9	1B: 6 2B: 0 3B: 0 HR: 3	SF: 0 SAC: 0 DP: 0 HBP: 0	WP: 0 PB: 0 SB: 0 CS: 0	PA: 39
PITCHER	IP	WLS	BF	H	R	ER	SO	BB	IBB	HBP	BLK	WP	HR	S	P	ERA	WHIP					
Al Downing, L ERA: 3.92 Pedro Ramos, R ERA: 3.41 Hal Reniff, R ERA: 3.28	(1, 1) (7, 1) (8, 1)	6.0 3 2.0	28 3 8	8 0 1	5 0 0	5 0 0	6 1 1	2 0 1	0 0 0	0 0 0	0 0 0	0 0 0	0 5 9	38 5 13	46 5 13	7.50 0.00 0.00	1.667 0.000 1.000					

New York Yankees @ Detroit Tigers
Tiger Stadium, Detroit, MI
Sun Aug 08 1965, 4:33 AM EDT
Att: 23,684 - Overcast

AB	36
R	5
H	9
RBI	5
BB	3
SO	8
LOB	11



Batter	1	2	3	4	5	6	7	8	9	AB	R	H	RBI	BB	SO	LOB	TOP					
Bert Campaneris, R OBP: 0.329, SLG: 0.401	4-0 FC1-6 BB		0-0 4-3 S 1B		0-0 1B		0-0 FC6-4			3	0	2	0	1	0	1						
Jose Tartabull, L OBP: 0.356, SLG: 0.426	0-0 FC1-6 FC3-5 BB 1-2f		0-0 4-3		0-0 4-3			0-0 G3		4	0	0	0	0	0	3						
Wayne Causey, L OBP: 0.363, SLG: 0.364	4-0 1-2 BB		0-0 L3			0-0 1B		0-0 F7		3	0	1	0	1	0	1						
Ken Harrelson, R OBP: 0.354, SLG: 0.479	0-3 K			0-0 F3		0-3 K		0-0 L6		4	0	0	0	0	2	3						
Jim Landis, R OBP: 0.368, SLG: 0.367	0-0 FC3-5			0-0 E6		0-3 K			0-0 F2	2	0	0	0	0	0	2						
Tommye Reynolds, R OBP: 0.321, SLG: 0.286										1	0	0	0	0	1	1						
Johnny Blanchard, L OBP: 0.272, SLG: 0.254										1	0	0	0	0	0	0						
Dick Green, R OBP: 0.318, SLG: 0.406		0-0 4-3		0-0 5-3			0-0 F8		0-3 K	4	0	0	0	0	1	2						
Billy Bryan, L OBP: 0.317, SLG: 0.433		0-0 F5		0-0 F5				0-0 F7		4	0	1	0	0	0	1						
Mike Hershberger, R OBP: 0.299, SLG: 0.314		0-0 6-3			0-0 6-3			0-0 F8		4	0	0	0	0	0	1						
Fred Talbot, R OBP: 0.304, SLG: 0.327			0-0 L9		0-3 K			4-0 FC6-4 BB		2	0	0	0	0	1	0						
Jim Dickson, L OBP: 0.381, SLG: 0.516										0	0	0	0	0	1	0						
Santiago Rosario, L OBP: 0.381, SLG: 0.516										0	0	0	0	0	1	0						
Wes Stock, R										0	0	0	0	0	0	0						
Inning Stats	R: 0 E: 0 K: 1 S: 5	H: 0 LOB: 2 BB: 2 P: 13	R: 0 E: 0 K: 0 S: 3	H: 0 LOB: 0 BB: 0 P: 3	R: 0 E: 0 K: 0 S: 4	H: 1 LOB: 1 BB: 0 P: 4	R: 0 E: 1 K: 0 S: 4	H: 0 LOB: 1 BB: 0 P: 4	R: 0 E: 0 K: 1 S: 6	H: 1 LOB: 1 BB: 0 P: 6	R: 0 E: 0 K: 2 S: 8	H: 1 LOB: 1 BB: 0 P: 8	R: 0 E: 0 K: 0 S: 3	H: 0 LOB: 1 BB: 1 P: 7	R: 0 E: 0 K: 0 S: 3	H: 0 LOB: 0 BB: 0 P: 3	R: 0 E: 0 K: 1 S: 6	H: 1 LOB: 1 BB: 0 P: 6	1B: 4 2B: 0 3B: 0 HR: 0	SF: 0 SAC: 0 DP: 0 HBP: 0	WP: 0 PB: 0 SB: 1 CS: 0	PA: 35
PITCHER Dave Wickersham, R ERA: 3.98	IP: 9.0 WLS: W BF: 35 H: 4 R: 0 ER: 0 SO: 5 BB: 3 IBB: 0 HBP: 0 BLK: 0 WP: 0 HR: 0 S: 42 P: 54 ERA: 0.00 WHIP: 0.778															PITCHER	IP: 9.0 WLS: W BF: 35 H: 4 R: 0 ER: 0 SO: 5 BB: 3 IBB: 0 HBP: 0 BLK: 0 WP: 0 HR: 0 S: 42 P: 54 ERA: 0.00 WHIP: 0.778					

Kansas City Athletics @ Detroit Tigers
Tiger Stadium, Detroit, MI
Tue Aug 10 1965, 7:05 PM EDT
Att: 7,529 - Unknown

AB 32
R 0
H 4
RBI 0
BB 3
SO 5
LOB 15



Batter	1	2	3	4	5	6	7	8	9	AB	R	H	RBI	BB	SO	LOB	BOTTOM			
Don Wert, R OBP: 0.338, SLG: 0.351	0-0 F6	0-0 F8			0-0 5-3	0-0 1B				4	0	1	1	0	0	1				
Jerry Lumpe, L OBP: 0.335, SLG: 0.346	0-0 6-3		0-0 F8		4-0 BB	0-0 5-3				3	0	0	0	1	0	2				
Norm Cash, L OBP: 0.351, SLG: 0.431	4-0 1B BB		4-0 BB		0-0 F8		0-0 F3			2	1	0	0	2	0	1				
Al Kaline, R OBP: 0.406, SLG: 0.517	0-0 1B		0-3 K		0-0 L8		0-0 L8			4	0	1	0	0	1	2				
Gates Brown, L OBP: 0.252, SLG: 0.364	0-0 1-2 3H 1B		0-0 F7			0-0 G3	0-0 S 1B			4	0	2	1	0	0	1				
Don Demeter, R OBP: 0.313, SLG: 0.440	0-0 F3			1-0 HBP		1-0 S 1B WP HBP	0-0 1-3			2	1	0	0	0	0	3				
Dick McAuliffe, L OBP: 0.341, SLG: 0.438		0-0 FC4-6 1B		0-0 F3		4-0 1B BB		0-0 G3		3	1	1	0	1	0	1				
Bill Freehan, R OBP: 0.287, SLG: 0.325		0-0 FC4-6 SH1-4		0-0 F8		0-3 K		0-0 F3		4	0	0	0	0	1	4				
Dave Wickersham, R OBP: 0.070, SLG: 0.070		0-0 SH1-4		0-0 1-3		0-0 1B	0-0 1-2 3H 1B		0-0 F7	3	0	1	1	0	0	1				
Inning Stats	R: 1 E: 0 K: 0 S: 5	H: 2 LOB: 2 BB: 1 P: 9	R: 0 E: 0 K: 0 S: 4	H: 1 LOB: 1 BB: 0 P: 4	R: 0 E: 0 K: 1 S: 5	H: 0 LOB: 1 BB: 1 P: 9	R: 0 E: 0 K: 0 S: 3	H: 0 LOB: 1 BB: 0 P: 4	R: 0 E: 0 K: 1 S: 7	H: 2 LOB: 2 BB: 1 P: 12	R: 0 E: 0 K: 0 S: 4	H: 1 LOB: 1 BB: 0 P: 4	R: 0 E: 0 K: 0 S: 3	H: 0 LOB: 0 BB: 0 P: 3	R: 0 E: 0 K: 1 S: 6	H: 0 LOB: 0 BB: 0 P: 6	1B: 6 2B: 0 3B: 0 HR: 0	SF: 0 SAC: 1 DP: 0 HBP: 2	WP: 1 PB: 0 SB: 2 CS: 0	PA: 36
PITCHER Fred Talbot, R ERA: 3.72	IP: 5.1 WLS: L BF: 25 H: 3 R: 3 ER: 3 SO: 3 BB: 4 IBB: 0 HBP: 2 BLK: 0 WP: 1 HR: 0 S: 21 P: 39 ERA: 5.06 WHIP: 1.312															PITCHER	IP: 5.1 WLS: L BF: 25 H: 3 R: 3 ER: 3 SO: 3 BB: 4 IBB: 0 HBP: 2 BLK: 0 WP: 1 HR: 0 S: 21 P: 39 ERA: 5.06 WHIP: 1.312			
Jim Dickson, R ERA: 4.25	0.2 4 2 0 0 1 0 0 0 0 0 0 6 6 0.00 3.000																0.2 4 2 0 0 1 0 0 0 0 0 0 6 6 0.00 3.000			
Wes Stock, R ERA: 4.82	2.0 7 1 0 0 0 0 0 0 0 0 0 7 7 0.00 0.500																2.0 7 1 0 0 0 0 0 0 0 0 0 7 7 0.00 0.500			


Kansas City Athletics @ Detroit Tigers
Tiger Stadium, Detroit, MI
Tue Aug 10 1965, 7:05 PM EDT
Att: 7,529 - Unknown

AB 29
R 3
H 6
RBI 3
BB 4
SO 2
LOB 16



Batter	1	2	3	4	5	6	7	8	9	AB	R	H	RBI	BB	SO	LOB	TOP					
Bert Campaneris, R OBP: 0.328, SLG: 0.400										4	0	1	0	0	0	0	Kansas City Athletics @ Detroit Tigers Tiger Stadium, Detroit, MI Wed Aug 11 1965, 7:05 PM EDT Unknown					
Jose Tartabull, L OBP: 0.355, SLG: 0.421										3	0	1	0	0	1	0						
Wayne Causey, L OBP: 0.365, SLG: 0.364										3	0	1	0	1	0	1						
Ken Harrelson, R OBP: 0.350, SLG: 0.473										4	0	0	0	0	1	3						
Mike Hershberger, R OBP: 0.298, SLG: 0.322										4	1	1	1	0	0	0						
Ed Charles, R OBP: 0.331, SLG: 0.399										3	0	0	0	1	2	0						
Billy Bryan, L OBP: 0.316, SLG: 0.444										4	1	1	1	0	0	1						
Tommie Reynolds, R OBP: 0.322, SLG: 0.287										3	0	1	0	0	0	0						
Catfish Hunter, R OBP: 0.113, SLG: 0.111									1	0	0	0	0	0	1	0						
Jack Aker, R OBP: 0.285, SLG: 0.500									0	0	0	0	0	0	0	0						
Santiago Rosario, L OBP: 0.279, SLG: 0.252									0	0	0	0	0	0	0	0						
Jim Dickson, L OBP: 0.279, SLG: 0.252									0	0	0	0	0	0	0	0						
Johnny Blanchard, L OBP: 0.279, SLG: 0.252									0	0	0	0	0	0	0	0						
Wes Stock, R OBP: 0.279, SLG: 0.252									0	0	0	0	0	0	0	0						
Inning Stats	R: 0 E: 0 K: 0 S: 3	H: 1 LOB: 0 BB: 0 P: 3	R: 0 E: 0 K: 0 S: 3	H: 0 LOB: 1 BB: 1 P: 7	R: 0 E: 0 K: 1 S: 5	H: 0 LOB: 0 BB: 0 P: 5	R: 0 E: 0 K: 0 S: 3	H: 0 LOB: 0 BB: 0 P: 3	R: 1 E: 0 K: 1 S: 7	H: 2 LOB: 1 BB: 0 P: 7	R: 0 E: 0 K: 2 S: 8	H: 1 LOB: 1 BB: 0 P: 8	R: 1 E: 0 K: 1 S: 6	H: 1 LOB: 0 BB: 0 P: 6	R: 0 E: 0 K: 1 S: 6	H: 1 LOB: 2 BB: 1 P: 10	R: 0 E: 0 K: 0 S: 3	H: 0 LOB: 0 BB: 0 P: 3	1B: 4 2B: 1 3B: 0 HR: 2	SF: 0 SAC: 1 DP: 1 HBP: 0	WP: 0 PB: 0 SB: 1 CS: 0	PA: 34
PITCHER Joe Sparra, R ERA: 3.33	IP: 9.0 WLS: W BF: 34 H: 6 R: 2 ER: 2 SO: 6 BB: 2 IBB: 0 HBP: 0 BLK: 0 WP: 0 HR: 2 S: 44 P: 52 ERA: 2.00 WHIP: 0.889															PITCHER						

AB	31
R	2
H	6
RBI	2
BB	2
SO	6
LOB	6



Batter	1	2	3	4	5	6	7	8	9	AB	R	H	RBI	BB	SO	LOB	BOTTOM			
Don Wert, R OBP: 0.337, SLG: 0.347										4	1	0	0	1	1	2	Kansas City Athletics @ Detroit Tigers Tiger Stadium, Detroit, MI Wed Aug 11 1965, 7:05 PM EDT Unknown			
Jerry Lumpe, L OBP: 0.337, SLG: 0.346										3	0	1	0	1	0	0				
Ray Oyler, R OBP: 0.239, SLG: 0.313										4	1	2	0	1	0	2				
Norm Cash, L OBP: 0.355, SLG: 0.436										4	1	1	1	1	1	3				
Al Kaline, R OBP: 0.406, SLG: 0.513										4	1	2	0	0	0	4				
Willie Horton, R OBP: 0.344, SLG: 0.533										4	1	2	0	0	0	4				
Gates Brown, L OBP: 0.252, SLG: 0.361										4	1	1	1	0	0	5				
Dick McAuliffe, L OBP: 0.347, SLG: 0.449										2	1	2	4	2	0	0				
Bill Freehan, R OBP: 0.283, SLG: 0.320										4	0	0	0	0	3	3				
Joe Sparra, R OBP: 0.176, SLG: 0.182										4	0	0	0	0	3	3				
Inning Stats	R: 0 E: 0 K: 1 S: 7	H: 2 LOB: 3 BB: 1 P: 11	R: 0 E: 0 K: 1 S: 6	H: 1 LOB: 1 BB: 0 P: 6	R: 5 E: 1 K: 2 S: 12	H: 4 LOB: 0 BB: 0 P: 12	R: 1 E: 0 K: 0 S: 5	H: 2 LOB: 2 BB: 1 P: 9	R: 0 E: 0 K: 1 S: 5	H: 0 LOB: 1 BB: 1 P: 9	R: 0 E: 0 K: 2 S: 7	H: 0 LOB: 1 BB: 1 P: 11	R: 0 E: 0 K: 0 S: 3	H: 0 LOB: 1 BB: 1 P: 7	R: 0 E: 0 K: 0 S: 3	H: 0 LOB: 1 BB: 1 P: 7	1B: 7 2B: 1 3B: 0 HR: 1	SF: 0 SAC: 1 DP: 0 HBP: 0	WP: 0 PB: 0 SB: 1 CS: 0	PA: 40
PITCHER Cattfish Hunter, R ERA: 5.2	IP: 3.0 WLS: L BF: 19 H: 7 R: 6 ER: 5 SO: 4 BB: 1 IBB: 1 HBP: 0 BLK: 0 WP: 0 HR: 1 S: 25 P: 33 ERA: 15.00 WHIP: 2.667															PITCHER				
Jack Aker, R ERA: 4.15	IP: 1.0 WLS: L BF: 5 H: 2 R: 0 ER: 0 SO: 0 BB: 0 IBB: 0 HBP: 0 BLK: 0 WP: 0 HR: 0 S: 5 P: 5 ERA: 0.00 WHIP: 2.000															PITCHER				
Jim Dickson, R ERA: 4.02	IP: 3.0 WLS: L BF: 12 H: 0 R: 0 ER: 0 SO: 4 BB: 3 IBB: 0 HBP: 0 BLK: 0 WP: 0 HR: 0 S: 17 P: 29 ERA: 0.00 WHIP: 1.000															PITCHER				
Wes Stock, R ERA: 4.76	IP: 1.0 WLS: L BF: 4 H: 0 R: 0 ER: 0 SO: 0 BB: 1 IBB: 0 HBP: 0 BLK: 0 WP: 0 HR: 0 S: 3 P: 7 ERA: 0.00 WHIP: 1.000															PITCHER				



Batter	1	2	3	4	5	6	7	8	9	10	AB	R	H	RBI	BB	SO	LOB	TOP								
Bert Campaneris, R OBP: 0.330, SLG: 0.400 Dick Green, R OBP: 0.317, SLG: 0.403	(1, 6) H 1-0 G3 SH5-3 HBP		(1, 4) X 0-0 F8			(1, 4) X 4-0 FC4-6 BB	(1, 4) X 0-3 K		(1, 4) X 0-0 6-3		0 0 0 0 0 0 3 0 0 0 1 1 0															
Jose Tartabull, L OBP: 0.348, SLG: 0.410	(1, 8) X 0-0 SH5-3		(1, 8) X 0-0 F7			(1, 8) X 0-3 K	(1, 8) X 0-3 K		(1, 8) X 0-0 1B 1B		4 0 1 0 0 2 1															
Wayne Causey, L OBP: 0.365, SLG: 0.362	(1, 4) X 0-0 G3					(1, 4) X 0-0 FC4-6 1B		(1, 4) X 4-0 BB 1B	(1, 4) X 0-0 FC6-4 1B		4 1 1 0 1 1 3															
Ken Harrelson, R OBP: 0.348, SLG: 0.469	(1, 3) S 0-3 K					(1, 3) X 0-0 FC6-4 1B		(1, 3) X 0-3 K	(1, 3) X 0-0 FC6-4		5 0 1 0 0 3 5															
Mike Hershberger, R OBP: 0.294, SLG: 0.316	(1, 9) (8, 7)	X 0-0 F8				(1, 9) X 0-0 FC6-4 1B		(1, 9) X 0-0 F8		(1, 9) X 0-0 F8		5 0 0 0 0 0 3														
Ed Charles, R OBP: 0.335, SLG: 0.400	(1, 5)	X 0-0 F9				(1, 5) X 0-0 1B		(1, 5) X 4-0 1B HR	(1, 5) X 1-2 BB	(1, 5) X 0-0 5-3		4 1 2 0 1 0 0														
Tommy Reynolds, R OBP: 0.284, SLG: 0.294 Santiago Koberlin, L OBP: 0.368, SLG: 0.515	(1, 7) (8, 7) (8, 7)	X 0-0				(1, 7) X 0-0 F2		(1, 7) X 0-0 1B HR	(1, 7) X 0-0 BB	(1, 7) X 0-0 F3		3 1 2 0 0 0 1 1 0 1 1 0 0 0														
John Wyatt, R Fred Talbot, R Jack Aker, R	(8, 1) (10, 1) (10, 1)	X 0-0 FC5-4 1B				(8, 1) X 0-0 1B		(8, 1) X 1-2 HR 1B	(8, 1) X 1-2 2H 1B	(8, 1) X 0-0 F7		0 0 0 0 0 0 0 1 0 0 0 0 0 0 0 0 0 0 0 0 0														
Rene Lachemann, R OBP: 0.233, SLG: 0.378	(1, 2)	X 0-0 FC5-4				(1, 2) X 0-3 K		(1, 2) X 0-0 1B HR	(1, 2) X 0-0 F7		4 1 1 3 0 1 4															
Rollie Sheldon, R OBP: 0.108, SLG: 0.057 Skip Lockwood, R OBP: 0.265, SLG: 0.107 Billy Bryan, L OBP: 0.315, SLG: 0.442 Don Mossi, L Johnny Blanchard, L OBP: 0.289, SLG: 0.250	(1, 1) (7, PH) (7, PH) (7, 1) (8, 9)	X 0-0 K				(1, 1) X 0-3 K		(1, 1) X 0-3 K	(1, 1) X 0-0 F7		2 0 0 0 0 2 1 0 0 0 0 0 0 0 1 0 0 0 0 1 0 0 0 0 0 0 0 0 1 0 0 0 0 0 0															
Inning Stats	R: 0 E: 0 K: 1 S: 5	H: 0 LOB: 2 BB: 0 P: 6	R: 0 E: 0 K: 0 S: 4	H: 1 LOB: 1 BB: 0 P: 4	R: 0 E: 0 K: 1 S: 5	H: 0 LOB: 0 BB: 0 P: 5	R: 0 E: 0 K: 2 S: 7	H: 0 LOB: 0 BB: 0 P: 7	R: 0 E: 0 K: 2 S: 8	H: 1 LOB: 1 BB: 0 P: 8	R: 0 E: 0 K: 1 S: 6	H: 1 LOB: 2 BB: 1 P: 10	R: 3 E: 0 K: 3 S: 12	H: 3 LOB: 0 BB: 0 P: 12	R: 1 E: 0 K: 1 S: 6	H: 1 LOB: 2 BB: 2 P: 14	R: 0 E: 0 K: 0 S: 5	H: 2 LOB: 0 BB: 0 P: 5	R: 0 E: 0 K: 0 S: 3	H: 0 LOB: 0 BB: 0 P: 3	1B: 8 2B: 0 3B: 0 HR: 1	SF: 0 SAC: 1 DP: 0 HBP: 1	WP: 0 PB: 0 SB: 0 CS: 0	PA: 43		
PITCHER	IP WLS BF H R ER SO BB IBB HBP BLK WP HR S P ERA WHIP	IP WLS BF H R ER SO BB IBB HBP BLK WP HR S P ERA WHIP	IP WLS BF H R ER SO BB IBB HBP BLK WP HR S P ERA WHIP	IP WLS BF H R ER SO BB IBB HBP BLK WP HR S P ERA WHIP	IP WLS BF H R ER SO BB IBB HBP BLK WP HR S P ERA WHIP	IP WLS BF H R ER SO BB IBB HBP BLK WP HR S P ERA WHIP	IP WLS BF H R ER SO BB IBB HBP BLK WP HR S P ERA WHIP	IP WLS BF H R ER SO BB IBB HBP BLK WP HR S P ERA WHIP	IP WLS BF H R ER SO BB IBB HBP BLK WP HR S P ERA WHIP	IP WLS BF H R ER SO BB IBB HBP BLK WP HR S P ERA WHIP	IP WLS BF H R ER SO BB IBB HBP BLK WP HR S P ERA WHIP	IP WLS BF H R ER SO BB IBB HBP BLK WP HR S P ERA WHIP	IP WLS BF H R ER SO BB IBB HBP BLK WP HR S P ERA WHIP	IP WLS BF H R ER SO BB IBB HBP BLK WP HR S P ERA WHIP	IP WLS BF H R ER SO BB IBB HBP BLK WP HR S P ERA WHIP	IP WLS BF H R ER SO BB IBB HBP BLK WP HR S P ERA WHIP	IP WLS BF H R ER SO BB IBB HBP BLK WP HR S P ERA WHIP	IP WLS BF H R ER SO BB IBB HBP BLK WP HR S P ERA WHIP	IP WLS BF H R ER SO BB IBB HBP BLK WP HR S P ERA WHIP	IP WLS BF H R ER SO BB IBB HBP BLK WP HR S P ERA WHIP	IP WLS BF H R ER SO BB IBB HBP BLK WP HR S P ERA WHIP	IP WLS BF H R ER SO BB IBB HBP BLK WP HR S P ERA WHIP	IP WLS BF H R ER SO BB IBB HBP BLK WP HR S P ERA WHIP	IP WLS BF H R ER SO BB IBB HBP BLK WP HR S P ERA WHIP	IP WLS BF H R ER SO BB IBB HBP BLK WP HR S P ERA WHIP	IP WLS BF H R ER SO BB IBB HBP BLK WP HR S P ERA WHIP

Kansas City Athletics @ Detroit Tigers
Tiger Stadium, Detroit, MI
Wed Aug 11 1965, 7:05 PM EDT
Att: 12,937 - Unknown

AB	38
R	4
H	9
RBI	4
BB	3
SO	11
LOB	18



Batter	1	2	3	4	5	6	7	8	9	10	AB	R	H	RBI	BB	SO	LOB	BOTTOM								
Don Wert, R OBP: 0.337, SLG: 0.345	(1, 5) X 0-0 L3		(1, 5) H 1-0 S HBP			(1, 5) X 0-0 L6		(1, 5) X 0-0 6-3		(1, 5) X 0-0 F8 1B		5 0 1 1 0 0 0														
Jerry Lumpe, L OBP: 0.338, SLG: 0.345 Ray Oyler, R OBP: 0.239, SLG: 0.313	(1, 4) X 0-0 L6		(1, 4) X 0-0 6-3			(1, 4) X 0-0 WP HR 1B		(1, 4) X 0-0 L9		(1, 4) X 4-0 WP BB BB		4 1 1 0 1 0 1 0 0 0 0 0 0 0														
Norm Cash, L OBP: 0.358, SLG: 0.433	(1, 3) H 1-0 HBP					(1, 3) X 0-0 F7 HR BB		(1, 3) X 0-0 L4		(1, 3) X 4-0 WP BB		2 1 0 0 2 0 0														
Willie Horton, R OBP: 0.345, SLG: 0.540	(1, 9) X 0-0 1-3					(1, 9) X 0-0 FC5-2 1B HR		(1, 9) X 0-0 4-3		(1, 9) X 0-0 F9 1B		5 1 2 3 0 0 3														
Gates Brown, L OBP: 0.265, SLG: 0.373	(1, 7)	X 0-0 6-3				(1, 7) X 0-0 HBP FC5-2 1B HR		(1, 7) X 0-0 4-3		(1, 7) X 4-0 BB 2B		4 0 2 0 1 0 0														
Don Demeter, R OBP: 0.314, SLG: 0.449	(1, 8)	X 0-0 G4-3 1B				(1, 8) X 0-0 FC5-2 HBP		(1, 8) X 0-0 HR		(1, 8) X 0-0 5-3		5 1 2 1 0 1 6														
Dick McAuliffe, L OBP: 0.348, SLG: 0.446	(1, 6)	X 0-0 G4-3				(1, 6) X 1-0 1-2 2-3 HBP		(1, 6) X 0-3 K		(1, 6) X 4-0 BB BB		3 0 0 0 1 1 1														
John Sullivan, L OBP: 0.302, SLG: 0.339 Al Kaline, R OBP: 0.408, SLG: 0.513 Bill Freehan, R OBP: 0.286, SLG: 0.320	(1, 2) (8, PH) (8, PH) (9, 2)	X 0-0				(1, 2) X 0-0 F9		(1, 2) X 0-0 4-3		(1, 2) X 4-0 1-2 2-3 BB		3 0 0 0 0 0 3 0 0 0 0 1 0 0 0 1 0 0 0 0 0														
Mickey Lolich, S OBP: 0.109, SLG: 0.081 Orlando Pena, R OBP: 0.267, SLG: 0.214 Jim Northrup, L OBP: 0.255, SLG: 0.325 Fred Gladding, L Jake Wood, R OBP: 0.370, SLG: 0.400	(1, 1) (7, 1) (8, PH) (9, 1) (10, PH)	X 0-0 6-3				(1, 1) X 0-0 6-3		(1, 1) X 0-0 5-3		(1, 1) X 0-3 K		3 0 0 0 0 1 0 0 0 0 0 0 0 0 1 0 0 0 0 1 3 0 0 0 0 0 0 0 0 0 0 0 0 0 0														
Inning Stats	R: 0 E: 0 K: 0 S: 3	H: 0 LOB: 1 BB: 0 P: 4	R: 0 E: 0 K: 0 S: 3	H: 1 LOB: 1 BB: 0 P: 3	R: 0 E: 0 K: 0 S: 3	H: 0 LOB: 1 BB: 0 P: 4	R: 0 E: 0 K: 0 S: 5	H: 2 LOB: 3 BB: 0 P: 6	R: 3 E: 0 K: 0 S: 5	H: 2 LOB: 0 BB: 1 P: 9	R: 1 E: 0 K: 2 S: 8	H: 1 LOB: 0 BB: 0 P: 8	R: 0 E: 0 K: 0 S: 3	H: 0 LOB: 0 BB: 0 P: 3	R: 0 E: 0 K: 1 S: 6	H: 1 LOB: 3 BB: 2 P: 14	R: 0 E: 0 K: 1 S: 5	H: 0 LOB: 3 BB: 3 P: 17	R: 1 E: 0 K: 0 S: 2	H: 1 LOB: 1 BB: 0 P: 4	1B: 5 2B: 1 3B: 0 HR: 2	SF: 0 SAC: 0 DP: 1 HBP: 5	WP: 2 PB: 0 SB: 1 CS: 0	PA: 46		
PITCHER	IP WLS BF H R ER SO BB IBB HBP BLK WP HR S P ERA WHIP	IP WLS BF H R ER SO BB IBB HBP BLK WP HR S P ERA WHIP	IP WLS BF H R ER SO BB IBB HBP BLK WP HR S P ERA WHIP	IP WLS BF H R ER SO BB IBB HBP BLK WP HR S P ERA WHIP	IP WLS BF H R ER SO BB IBB HBP BLK WP HR S P ERA WHIP	IP WLS BF H R ER SO BB IBB HBP BLK WP HR S P ERA WHIP	IP WLS BF H R ER SO BB IBB HBP BLK WP HR S P ERA WHIP	IP WLS BF H R ER SO BB IBB HBP BLK WP HR S P ERA WHIP	IP WLS BF H R ER SO BB IBB HBP BLK WP HR S P ERA WHIP	IP WLS BF H R ER SO BB IBB HBP BLK WP HR S P ERA WHIP	IP WLS BF H R ER SO BB IBB HBP BLK WP HR S P ERA WHIP	IP WLS BF H R ER SO BB IBB HBP BLK WP HR S P ERA WHIP	IP WLS BF H R ER SO BB IBB HBP BLK WP HR S P ERA WHIP	IP WLS BF H R ER SO BB IBB HBP BLK WP HR S P ERA WHIP	IP WLS BF H R ER SO BB IBB HBP BLK WP HR S P ERA WHIP	IP WLS BF H R ER SO BB IBB HBP BLK WP HR S P ERA WHIP	IP WLS BF H R ER SO BB IBB HBP BLK WP HR S P ERA WHIP	IP WLS BF H R ER SO BB IBB HBP BLK WP HR S P ERA WHIP	IP WLS BF H R ER SO BB IBB HBP BLK WP HR S P ERA WHIP	IP WLS BF H R ER SO BB IBB HBP BLK WP HR S P ERA WHIP	IP WLS BF H R ER SO BB IBB HBP BLK WP HR S P ERA WHIP	IP WLS BF H R ER SO BB IBB HBP BLK WP HR S P ERA WHIP	IP WLS BF H R ER SO BB IBB HBP BLK WP HR S P ERA WHIP	IP WLS BF H R ER SO BB IBB HBP BLK WP HR S P ERA WHIP	IP WLS BF H R ER SO BB IBB HBP BLK WP HR S P ERA WHIP	IP WLS BF H R ER SO BB IBB HBP BLK WP HR S P ERA WHIP

Kansas City Athletics @ Detroit Tigers
Tiger Stadium, Detroit, MI
Wed Aug 11 1965, 7:05 PM EDT
Att: 12,937 - Unknown

AB	35
R	5
H	8
RBI	5
BB	6
SO	4
LOB	17



Batter	1	2	3	4	5	6	7	8	9	AB	R	H	RBI	BB	SO	LOB	TOP			
Jose Tartabull, L (1, 8) OBP: 0.357, SLG: 0.431	0-0 4-3 2B		0-0 F7			0-0 1B		0-3 K		4	0	2	0	0	1	0	Kansas City Athletics @ Detroit Tigers Tiger Stadium, Detroit, MI Thu Aug 12 1965, 4:33 AM EDT Att: 6,329 - Unknown			
Dick Green, R (1, 4) OBP: 0.314, SLG: 0.398	0-3 K			0-0 E6 FC5-4		0-3 K		0-0 6-3		4	0	0	0	0	2	2				
Wayne Causey, L (1, 6) OBP: 0.364, SLG: 0.364	0-0 4-3 2-3			0-0 FC5-4 1-2		0-0 F8		0-0 2B		4	0	1	0	0	0	3				
Ken Harrelson, R (1, 3) OBP: 0.344, SLG: 0.463	0-0 F8			0-3 K		0-3 K		0-0 F7		4	0	0	0	0	2	4				
Mike Hershberger, R (1, 9) OBP: 0.291, SLG: 0.314		0-3 K		0-0 FC5-4 1-2			0-0 F5		0-0 L8		4	0	0	0	0	1		2		
Ed Charles, R (1, 5) OBP: 0.332, SLG: 0.396		0-3 K			0-0 F8		0-0 F7			3	0	0	0	0	1	0				
Tommie Reynolds, R (1, 7) OBP: 0.322, SLG: 0.288		0-0 6-3			0-0 F3		0-3 K			3	0	0	0	0	1	0				
Rene Lachemann, R (1, 2) OBP: 0.235, SLG: 0.397			0-0 6-3		0-0 HR			0-0 F8		3	1	1	1	0	0	0				
Diego Segui, R (1, 1) OBP: 0.227, SLG: 0.238			0-3 K					0-3 K		2	0	0	0	0	2	0				
Jack Aker, R (6, 1) Skip Lockwood, R (8, PH) Don Mossi, L (8, 1)										0	0	0	0	0	0	0				
Inning Stats	R: 0 E: 0 K: 1 S: 6	H: 1 LOB: 1 BB: 0 P: 6	R: 0 E: 0 K: 2 S: 7	H: 0 LOB: 0 BB: 0 P: 7	R: 0 E: 0 K: 1 S: 5	H: 0 LOB: 0 BB: 0 P: 5	R: 0 E: 1 K: 1 S: 6	H: 0 LOB: 1 BB: 0 P: 6	R: 1 E: 0 K: 1 S: 6	H: 1 LOB: 0 BB: 0 P: 6	R: 0 E: 0 K: 1 S: 5	H: 0 LOB: 0 BB: 0 P: 5	R: 0 E: 0 K: 2 S: 7	H: 0 LOB: 0 BB: 0 P: 7	R: 0 E: 0 K: 0 S: 4	H: 1 LOB: 1 BB: 0 P: 4	1B: 1 2B: 2 3B: 0 HR: 1	SF: 0 SAC: 0 DP: 0 HBP: 0	WP: 0 PB: 0 SB: 0 CS: 0	PA: 32
PITCHER Hank Aquirre, L (1, 1) ERA: 3.38	IP: 9.0 WLS: W BF: 32 H: 4 R: 1 ER: 1 SO: 11 BB: 0 IBB: 0 HBP: 0 BLK: 0 WP: 0 HR: 1 S: 54 P: 54 ERA: 1.00 WHIP: 0.444															PITCHER				

AB	32
R	1
H	4
RBI	1
BB	0
SO	11
LOB	11



Batter	1	2	3	4	5	6	7	8	9	AB	R	H	RBI	BB	SO	LOB	BOTTOM			
Don Wert, R (1, 5) OBP: 0.340, SLG: 0.347	4-0 1-3 1B BB	0-0 WP 1B		0-0 F8		0-0 1B 2B 1B	0-0 G6-4-3 1-2			4	2	2	0	1	0	1	Kansas City Athletics @ Detroit Tigers Tiger Stadium, Detroit, MI Thu Aug 12 1965, 4:33 AM EDT Att: 6,329 - Unknown			
Jerry Lumpe, L (1, 4) OBP: 0.339, SLG: 0.345	4-0 1B BB	0-0 F2			0-0 6-3	0-0 2B HR 1B		0-3 K		3	1	1	1	1	0	1				
Ray Oyler, R (6, FR) OBP: 0.235, SLG: 0.308	1-2 1B BB	1-2								1	1	0	0	0	1	0				
Norm Cash, L (1, 3) OBP: 0.356, SLG: 0.432	0-0 1-3 1-2 2-3	0-0 3-1			0-0 L3	0-0 HR 2B		0-3 K		5	1	1	1	0	1	3				
Willie Horton, R (1, 9) OBP: 0.343, SLG: 0.534	0-0 1-3		0-0 L4		0-0 E6 3B	4-0 HR BB		0-3 K		4	2	0	0	1	1	2				
Gates Brown, L (1, 7) OBP: 0.279, SLG: 0.380	0-0 1B			0-0	4-0 3B BB	0-0 F3				3	1	2	1	1	0	3				
Don Demeter, R (1, 8) OBP: 0.319, SLG: 0.468	0-0 1B		0-0 K		0-0 3B	0-0 HR				4	1	3	7	0	1	1				
Dick McAuliffe, L (1, 6) OBP: 0.344, SLG: 0.441	1-2 3-H 4-3		0-0 F7		1-1 2-H 3-H 3-1	1-1 2-H 3-H 4-3				4	0	0	0	0	0	5				
Bill Freehan, R (1, 2) OBP: 0.292, SLG: 0.334		0-0 HR		0-0 F8		1-0 FC3-6 HBP 1B	0-0 FC3-6 1B			3	1	2	1	0	0	0				
Hank Aquirre, R (1, 1) OBP: 0.143, SLG: 0.113		0-3 K		0-3 K		0-0 FC3-6 1B	0-0 FC3-6 G6-4-3			4	1	0	0	0	2	2				
Inning Stats	R: 2 E: 0 K: 0 S: 5	H: 2 LOB: 2 BB: 2 P: 13	R: 1 E: 0 K: 1 S: 7	H: 2 LOB: 1 BB: 0 P: 7	R: 0 E: 0 K: 1 S: 6	H: 1 LOB: 1 BB: 0 P: 6	R: 0 E: 0 K: 1 S: 5	H: 0 LOB: 0 BB: 0 P: 5	R: 2 E: 0 K: 0 S: 5	H: 1 LOB: 1 BB: 1 P: 9	R: 6 E: 0 K: 0 S: 7	H: 4 LOB: 1 BB: 1 P: 12	R: 0 E: 0 K: 3 S: 9	H: 1 LOB: 0 BB: 0 P: 3	R: 0 E: 0 K: 3 S: 9	H: 0 LOB: 0 BB: 0 P: 9	1B: 7 2B: 1 3B: 1 HR: 2	SF: 0 SAC: 0 DP: 1 HBP: 1	WP: 1 PB: 0 SB: 1 CS: 0	PA: 40
PITCHER Diego Segui, R (1, 1) ERA: 5.07 Jack Aker, R (6, 1) ERA: 6.0 Don Mossi, L (8, 1) ERA: 3.08	IP: 5.1 WLS: L BF: 29 H: 8 R: 8 ER: 6 SO: 3 BB: 3 IBB: 0 HBP: 1 BLK: 0 WP: 0 HR: 1 S: 31 P: 44 ERA: 10.12 WHIP: 2.062															PITCHER				


AB	35
R	11
H	11
RBI	11
BB	4
SO	6
LOB	18



Batter	1	2	3	4	5	6	7	8	9	AB	R	H	RBI	BB	SO	LOB	TOP					
Jose Cardenal, R OBP: 0.300, SLG: 0.373 (1, 8)										5	0	1	1	0	1	2						
Al Spangler, L OBP: 0.309, SLG: 0.266 Rudy May, L OBP: 0.344, SLG: 0.333 (1, 9) (7, 1)										4	0	0	0	0	1	3						
Jim Fregosi, R OBP: 0.323, SLG: 0.414 (1, 6)										4	0	2	0	0	0	0						
Willie Smith, L OBP: 0.301, SLG: 0.446 (1, 7)										4	0	0	0	0	2	4						
Joe Adcock, R OBP: 0.312, SLG: 0.443 Marcelino Lopez, R OBP: 0.224, SLG: 0.304 Tom Saltriano, L OBP: 0.310, SLG: 0.351 (1, 3) (8, PR) (8, 5)										3	0	3	0	1	0	0						
Buck Rodgers, S OBP: 0.286, SLG: 0.267 (1, 2)										4	0	1	0	0	0	4						
Bobby Knoop, R OBP: 0.311, SLG: 0.380 (1, 4)										4	1	1	0	0	0	3						
Paul Schaaf, R OBP: 0.299, SLG: 0.333 Vic Power, R OBP: 0.301, SLG: 0.364 (1, 5) (8, 3)										3	0	1	0	0	0	2						
Dean Chance, R OBP: 0.191, SLG: 0.063 Albie Pearson, L OBP: 0.322, SLG: 0.331 (1, 1) (7, PH) (7, 9)										2	0	0	0	0	1	2						
Inning Stats	R: 0 E: 0 K: 0 S: 3	H: 0 LOB: 0 BB: 0 P: 3	R: 0 E: 0 K: 0 S: 4	H: 1 LOB: 1 BB: 0 P: 4	R: 0 E: 0 K: 1 S: 5	H: 0 LOB: 0 BB: 0 P: 5	R: 0 E: 0 K: 1 S: 6	H: 1 LOB: 2 BB: 1 P: 10	R: 1 E: 0 K: 1 S: 9	H: 4 LOB: 3 BB: 0 P: 9	R: 0 E: 0 K: 0 S: 4	H: 2 LOB: 1 BB: 0 P: 4	R: 0 E: 0 K: 0 S: 3	H: 1 LOB: 1 BB: 0 P: 3	R: 0 E: 0 K: 1 S: 6	H: 1 LOB: 1 BB: 0 P: 6	R: 0 E: 0 K: 1 S: 6	H: 1 LOB: 1 BB: 0 P: 6	1B: 10 2B: 1 3B: 0 HR: 0	SF: 0 SAC: 0 DP: 1 HBP: 0	WP: 0 PB: 0 SB: 1 CS: 1	PA: 38
PITCHER Denny McLain, R ERA: 2.99 (1, 1)	IP: 9.0 WLS: W BF: 37 H: 11 R: 1 ER: 1 SO: 5 BB: 1 IBB: 0 HBP: 0 BLK: 0 WP: 0 HR: 0 S: 46 P: 50 ERA: 1.00 WHIP: 1.333															PITCHER						

Los Angeles Angels @ Detroit Tigers
Tiger Stadium, Detroit, MI
Fri Aug 13 1965, 7:05 PM EDT
Att: 13,777 - Unknown


AB 36
R 1
H 11
RBI 1
BB 1
SO 5
LOB 20





Batter	1	2	3	4	5	6	7	8	9	AB	R	H	RBI	BB	SO	LOB	BOTTOM					
Don Wert, R OBP: 0.339, SLG: 0.344 (1, 5)										3	0	0	0	1	0	2						
Jerry Lumpe, L OBP: 0.336, SLG: 0.341 (1, 4)										4	0	0	0	0	0	2						
Norm Cash, L OBP: 0.358, SLG: 0.431 (1, 3)										3	0	1	0	1	0	0						
Willie Horton, R OBP: 0.344, SLG: 0.533 (1, 9)										4	0	2	0	0	0	0						
Gates Brown, L OBP: 0.286, SLG: 0.391 (1, 7)										4	0	2	0	0	0	1						
Don Demeter, R OBP: 0.323, SLG: 0.470 George Thomas, R OBP: 0.261, SLG: 0.331 (1, 8) (5, PR) (6, 8)										1	1	1	0	0	0	0						
Dick McAuliffe, L OBP: 0.346, SLG: 0.448 (1, 6)										3	1	1	2	1	1	2						
Bill Freehan, R OBP: 0.292, SLG: 0.334 (1, 2)										3	0	1	0	0	0	2						
Denny McLain, R OBP: 0.138, SLG: 0.075 (1, 1)										1	0	0	0	1	0	0						
Inning Stats	R: 0 E: 0 K: 0 S: 3	H: 1 LOB: 0 BB: 0 P: 3	R: 2 E: 0 K: 0 S: 5	H: 2 LOB: 0 BB: 0 P: 5	R: 0 E: 0 K: 0 S: 3	H: 0 LOB: 0 BB: 0 P: 3	R: 0 E: 0 K: 0 S: 3	H: 1 LOB: 0 BB: 0 P: 3	R: 0 E: 0 K: 0 S: 2	H: 0 LOB: 2 BB: 2 P: 11	R: 0 E: 0 K: 0 S: 4	H: 2 LOB: 2 BB: 1 P: 8	R: 0 E: 0 K: 0 S: 4	H: 1 LOB: 2 BB: 1 P: 8	R: 0 E: 0 K: 1 S: 6	H: 1 LOB: 0 BB: 0 P: 7	R: 0 E: 0 K: 1 S: 6	H: 1 LOB: 0 BB: 0 P: 7	1B: 6 2B: 1 3B: 0 HR: 1	SF: 0 SAC: 1 DP: 1 HBP: 2	WP: 0 PB: 0 SB: 1 CS: 2	PA: 35
PITCHER Dean Chance, R ERA: 3.79 Rudy May, L ERA: 3.40 (1, 1) (7, 1)	IP: 6.0 WLS: L BF: 24 H: 6 R: 2 ER: 2 SO: 2 BB: 3 IBB: 0 HBP: 1 BLK: 0 WP: 0 HR: 1 S: 20 P: 33 ERA: 3.00 WHIP: 1.500															PITCHER						

Los Angeles Angels @ Detroit Tigers
Tiger Stadium, Detroit, MI
Fri Aug 13 1965, 7:05 PM EDT
Att: 13,777 - Unknown

AB 27
R 2
H 8
RBI 2
BB 4
SO 1
LOB 11



Batter	1	2	3	4	5	6	7	8	9	AB	R	H	RBI	BB	SO	LOB	TOP										
Jose Cardenal, R OBP: 0.299, SLG: 0.379 (1, 8)	0-0 6-3		0-0 3-1		0-0 1-H HR		0-0 F7		0-3 K	5	1	2	0	1	0		Los Angeles Angels @ Detroit Tigers Tiger Stadium, Detroit, MI Sat Aug 14 1965, 4:33 AM EDT Att: 8,818 - Unknown										
Albie Pearson, L OBP: 0.320, SLG: 0.328 (1, 9)	0-0 3-1		0-0 F4		0-0 PB 1B		0-0 4-3		0-0 3-1	5	0	1	0	0	0												
Jim Fregosi, R OBP: 0.323, SLG: 0.411 (1, 6)	0-0 5-3			0-0 F3	0-0 1-2 6-3		4-0 1B BB			3	0	0	0	1	0	1											
Willie Smith, L OBP: 0.301, SLG: 0.444 (1, 7)		0-0 3-1		0-0 3-1		0-0 L8	0-0 1-2 1B			4	0	1	0	0	0	0											
Merritt Ranew, L OBP: 0.290, SLG: 0.311 (1, 2)		0-0 HR 1B		0-0 1B		0-0 1B 1B	0-0 F7			4	2	3	0	0	0	2											
Vic Power, R OBP: 0.300, SLG: 0.361 (1, 3)		0-0 L8		0-0 L8		0-0 FC4-6 1-3 1B		0-0 5-3		4	0	1	0	0	0	2											
Bobby Knoop, R OBP: 0.314, SLG: 0.393 (1, 4)		0-0 HR 1B			0-3 K	0-0 FC4-6 1-2 3-H 1B		0-3 K		4	1	2	3	0	2	0											
Tom Satriano, L OBP: 0.304, SLG: 0.341 (1, 5)		0-0 3-1			0-0 HR 1B	0-0 FC4-6 1-2 2-3		0-3 K		4	1	1	0	0	1	2											
Marcelino Lopez, R OBP: 0.213, SLG: 0.288 Bob Lee, R OBP: 0.188, SLG: 0.333 (8, 1)			0-0 1-3		0-0 L8	0-0 F3		0-0 F4		3	0	0	0	0	0	3											
Inning Stats	R: 0 E: 0 K: 0 S: 3	H: 0 LOB: 0 BB: 0 P: 3	R: 2 E: 0 K: 0 S: 5	H: 2 LOB: 0 BB: 0 P: 5	R: 0 E: 0 K: 0 S: 3	H: 0 LOB: 0 BB: 0 P: 3	R: 0 E: 0 K: 0 S: 4	H: 1 LOB: 1 BB: 0 P: 4	R: 2 E: 0 K: 1 S: 8	H: 3 LOB: 1 BB: 0 P: 8	R: 1 E: 0 K: 0 S: 6	H: 3 LOB: 2 BB: 0 P: 6	R: 0 E: 0 K: 0 S: 4	H: 1 LOB: 2 BB: 1 P: 8	R: 0 E: 0 K: 2 S: 7	H: 0 LOB: 0 BB: 0 P: 7		R: 0 E: 0 K: 1 S: 5	H: 0 LOB: 0 BB: 0 P: 5	1B: 8 2B: 0 3B: 0 HR: 2	SF: 0 SAC: 0 DP: 0 HBP: 0	WP: 0 PB: 1 SB: 0 CS: 0	PA: 38				
PITCHER	IP	WLS	BF	H	R	ER	SO	BB	IBB	HBP	BLK	WP	HR	S	P	ERA	WHIP										
Dave Wickersham, R ERA: 4.09 Terry Fox, R ERA: 2.59 Julio Navarro, R ERA: 6.43	(1, 1) (6, 1) (8, 1)	5.0 2.0 2.0	L 11 6	21 4 0	6 1 0	4 1 0	4 1 0	1 0 3	0 0 0	0 0 0	0 0 0	0 0 0	2 10 12	23 14 12	23 14 12	7.20 4.50 0.00	1.200 2.500 0.000										

Batter	1	2	3	4	5	6	7	8	9	AB	R	H	RBI	BB	SO	LOB	BOTTOM										
Don Wert, R OBP: 0.337, SLG: 0.343 (1, 5)	0-0 3B 1B		0-0 F4		0-0 F9		0-0 F8		0-0 5-3	5	1	1	0	0	0	3	Los Angeles Angels @ Detroit Tigers Tiger Stadium, Detroit, MI Sat Aug 14 1965, 4:33 AM EDT Att: 8,818 - Unknown										
Jerry Lumpe, L OBP: 0.335, SLG: 0.340 (1, 4)	0-0 F9		0-0 FC4-6 1B		0-0 4-3		0-0 G1-6-3 1-2			4	0	1	0	0	0	3											
Gates Brown, L OBP: 0.299, SLG: 0.423 (1, 7)	0-0 1-H 3B		0-0 FC4-6 1-2		0-0 WP 2-H 2B			0-0 1B		4	0	3	2	0	0	1											
Al Kaline, R OBP: 0.406, SLG: 0.509 (1, 8)	0-0 L4-3		0-0 L7		4-0 2-3 BB			0-0 L8		3	0	0	0	1	0	3											
Willie Horton, R OBP: 0.341, SLG: 0.527 (1, 9)	0-0 4-3			0-0 F9	0-3 K			0-0 L9		4	0	0	0	0	1	4											
Norm Cash, L OBP: 0.357, SLG: 0.427 (1, 3)		0-0 F4		0-0 3-1		4-0 G1-6-3 BB		0-0 F3		3	0	0	0	1	0	1											
Bill Freehan, R OBP: 0.294, SLG: 0.334 (1, 2)		0-0 L7		0-0 E6 1B		0-0 G1-6-3 1-2		4-0 4-3 BB		3	0	1	0	1	0	1											
Dick McAuliffe, L OBP: 0.345, SLG: 0.444 (1, 6)		4-0 FC6-4 BB		0-0 5-3		0-3 K		0-0 F2		3	0	0	0	1	1	2											
Dave Wickersham, R George Thomas, R Terry Fox, R Ray Oyler, R Julio Navarro, R Jim Northrup, L (1, 1) (5, PH) (8, 1) (7, PH) (8, 1) (8, PH)		0-0 FC6-4		0-0 2B BB		4-0 G1-6-3 1B		0-0 4-3		1	0	0	0	0	0	1											
Inning Stats	R: 1 E: 0 K: 0 S: 5	H: 2 LOB: 1 BB: 0 P: 5	R: 0 E: 0 K: 0 S: 3	H: 0 LOB: 1 BB: 1 P: 7	R: 0 E: 0 K: 0 S: 4	H: 1 LOB: 1 BB: 0 P: 4	R: 0 E: 0 K: 0 S: 4	H: 1 LOB: 1 BB: 0 P: 4	R: 1 E: 0 K: 1 S: 6	H: 1 LOB: 2 BB: 2 P: 14	R: 0 E: 0 K: 1 S: 4	H: 0 LOB: 0 BB: 1 P: 8	R: 0 E: 0 K: 0 S: 3	H: 1 LOB: 0 BB: 0 P: 3	R: 0 E: 0 K: 0 S: 4	H: 1 LOB: 1 BB: 0 P: 4		R: 0 E: 0 K: 0 S: 3	H: 0 LOB: 1 BB: 1 P: 7	1B: 5 2B: 1 3B: 1 HR: 0	SF: 0 SAC: 0 DP: 2 HBP: 0	WP: 1 PB: 0 SB: 0 CS: 0	PA: 37				
PITCHER	IP	WLS	BF	H	R	ER	SO	BB	IBB	HBP	BLK	WP	HR	S	P	ERA	WHIP										
Marcelino Lopez, L Bob Lee, R ERA: 2.72 ERA: 1.99	(1, 1) (8, 1)	7.0 2.0	W S	29 8	6 1	2 0	2 0	0 0	4 1	0 0	0 0	0 0	0 7	29 11	45 11	2.57 0.00	1.429 1.000										

Batter	1	2	3	4	5	6	7	8	9	AB	R	H	RBI	BB	SO	LOB	TOP			
Jose Cardenal, R (1, 8) <small>OBP: 0.298, SLG: 0.377</small> Al Spangler, L (6, PH) <small>OBP: 0.309, SLG: 0.266</small> Lou Clinton, R (6, PH) <small>OBP: 0.321, SLG: 0.340</small>	L8		FC5-4			FC5-4 E 1B	5-3			2	0	0	0	0	0	1	Los Angeles Angels @ Detroit Tigers Tiger Stadium, Detroit, MI Sun Aug 15 1965, 4:33 AM EDT Unknown			
Albie Pearson, L (1, 9) <small>OBP: 0.319, SLG: 0.327</small>	6-3 1B		G3			E6 FC5-4 1-2		F9		4	0	1	0	0	0	2				
Jim Fregosi, R (1, 6) <small>OBP: 0.322, SLG: 0.409</small>	6-3			L4-6 1B		FC5-4 1B		5-3		4	1	1	0	0	0	3				
Willie Smith, L (1, 7) <small>OBP: 0.300, SLG: 0.441</small>	1-3			F4		1-3 1B		F4		4	0	1	1	0	0	2				
Joe Adcock, R (1, 3) <small>OBP: 0.316, SLG: 0.445</small> Tom Egan, R (6, 2) <small>OBP: 0.333, SLG: 0.333</small>	L8			1-2 1B		1-3 1B		K		3	0	2	1	0	0	0				
Merritt Ranew, L (1, 2) <small>OBP: 0.278, SLG: 0.297</small> Vic Power, R (6, 3) <small>OBP: 0.298, SLG: 0.358</small>	K			L4-6		1-3		6-3		3	0	0	0	0	1	4				
Bobby Knoop, R (1, 4) <small>OBP: 0.311, SLG: 0.390</small> Joe Koppe, R (5, 4) <small>OBP: 0.281, SLG: 0.345</small>	1-3			4-3		K		4-3		2	0	0	0	0	0	0				
Tom Satriano, L (1, 5) <small>OBP: 0.286, SLG: 0.318</small>			1-3		L8			F3		3	0	0	0	0	0	0				
Ken McBride, R (1, 1) Rudy May, L (1, 1) <small>OBP: 0.344, SLG: 0.333</small> Aubrey Gatewood, R (1, 1) <small>OBP: 0.500, SLG: 0.500</small> Buck Rodgers, S (7, PH) <small>OBP: 0.285, SLG: 0.266</small> Ed Sukla, R (7, 1) <small>OBP: 0.285, SLG: 0.266</small>				FC5-4 1B		F6		5-3		0	0	0	0	0	0	0				
Inning Stats	R: 0 E: 0 K: 0 S: 4	H: 1 LOB: 1 BB: 0 P: 4	R: 0 E: 0 K: 1 S: 5	H: 0 LOB: 0 BB: 0 P: 5	R: 0 E: 0 K: 0 S: 4	H: 1 LOB: 1 BB: 0 P: 4	R: 0 E: 0 K: 0 S: 4	H: 2 LOB: 1 BB: 0 P: 4	R: 0 E: 0 K: 0 S: 3	H: 0 LOB: 0 BB: 0 P: 3	R: 2 E: 1 K: 1 S: 9	H: 3 LOB: 2 BB: 0 P: 9	R: 0 E: 0 K: 0 S: 3	H: 0 LOB: 0 BB: 0 P: 3	R: 0 E: 0 K: 1 S: 5	H: 0 LOB: 0 BB: 0 P: 5		1B: 7 2B: 1 3B: 0 HR: 0	SF: 0 SAC: 0 DP: 1 HBP: 0	WP: 0 PB: 0 SB: 0 CS: 0
PITCHER	IP WLS BF H R ER SO BB IBB HBP BLK WP HR S P ERA WHIP																			
Joe Sparma, R (1, 1) <small>ERA: 3.14</small>	9.0 W 34 7 2 1 3 0 0 0 0 0 0 40 40 1.00 0.778																			

AB 34
R 2
H 7
RBI 2
BB 0
SO 3
LOB 14



Batter	1	2	3	4	5	6	7	8	9	AB	R	H	RBI	BB	SO	LOB	BOTTOM	
Don Wert, R (1, 5) <small>OBP: 0.339, SLG: 0.343</small> Ray Oyler, R (6, 5) <small>OBP: 0.243, SLG: 0.313</small>	BB FC6-4		6-3			FC4 2H 1B		FC5-4 1-2		3	1	1	1	1	0	2	Los Angeles Angels @ Detroit Tigers Tiger Stadium, Detroit, MI Sun Aug 15 1965, 4:33 AM EDT Unknown	
Jerry Lumpe, L (1, 4) <small>OBP: 0.336, SLG: 0.341</small>	1B WP 1-3	F3		1B SF7 1B	FC4 1-2			4-3		5	2	2	0	0	1			
Gates Brown, L (1, 7) <small>OBP: 0.309, SLG: 0.426</small>	WP E 1-3 3H				1B			F8		4	1	2	1	1	0			
Al Kaline, R (1, 8) <small>OBP: 0.403, SLG: 0.503</small>	2B E 1-3 3H	L8		L4		L6-3		L6-3		4	1	0	0	1	0			
Willie Horton, R (1, 9) <small>OBP: 0.340, SLG: 0.529</small>	E7 SF7 1H 3H	F4		SF7		F8		F8		3	1	1	2	0	1			
Dick McAuliffe, L (1, 6) <small>OBP: 0.346, SLG: 0.446</small>	SF7 3H			1B SF8 1B		F7		1B 1B		3	1	2	1	0	1			
Norm Cash, L (1, 3) <small>OBP: 0.355, SLG: 0.434</small>	HR			F3		F9		K		4	1	1	1	0	2			
John Sullivan, L (1, 2) <small>OBP: 0.343, SLG: 0.383</small>	FC6-4 1B			1-3 1B		SH2-4 1B		FC5-4 1B		4	1	4	0	0	0			
Joe Sparma, R (1, 1) <small>OBP: 0.162, SLG: 0.171</small>	F2			SF8 3H		SH2-4 1-2		K		2	0	0	1	0	1			
Inning Stats	R: 6 E: 1 K: 0 S: 8	H: 5 LOB: 1 BB: 2 P: 16	R: 0 E: 0 K: 0 S: 3	H: 0 LOB: 1 BB: 1 P: 7	R: 1 E: 0 K: 0 S: 5	H: 2 LOB: 1 BB: 0 P: 5	R: 1 E: 0 K: 0 S: 5	H: 2 LOB: 1 BB: 0 P: 5	R: 0 E: 0 K: 0 S: 3	H: 0 LOB: 0 BB: 0 P: 3	R: 0 E: 0 K: 2 S: 9	H: 2 LOB: 2 BB: 0 P: 9	R: 0 E: 0 K: 0 S: 3	H: 0 LOB: 0 BB: 0 P: 3	1B: 11 2B: 1 3B: 0 HR: 1	SF: 3 SAC: 1 DP: 0 HBP: 0		WP: 1 PB: 0 SB: 1 CS: 0
PITCHER	IP WLS BF H R ER SO BB IBB HBP BLK WP HR S P ERA WHIP																	
Ken McBride, R (1, 1) <small>ERA: 6.14</small> Rudy May, L (1, 1) <small>ERA: 3.53</small> Aubrey Gatewood, R (1, 1) <small>ERA: 4.05</small> Ed Sukla, R (7, 1) <small>ERA: 4.79</small>	0.0 L 4 3 2 2 0 0 0 0 0 0 1 4 4 54.00 9.000																	

AB 33
R 9
H 13
RBI 7
BB 3
SO 2
LOB 15



Batter	1	2	3	4	5	6	7	8	9	AB	R	H	RBI	BB	SO	LOB	TOP					
Zoilo Versalles, R OBP: 0.290, SLG: 0.429	5-3	F8		F9		K		2H 1B		5	0	1	0	0	1	0	Minnesota Twins @ Detroit Tigers Tiger Stadium, Detroit, MI Thu Aug 19 1965, 4:33 AM EDT Unknown					
Sandy Valdespino, L OBP: 0.337, SLG: 0.336	E 2B		F7	L7			1B		1B SF8 BB	4	2	2	0	1	0	0						
Tony Oliva, L OBP: 0.364, SLG: 0.487	E7 5-3 2B 1B		3-1	CS BB 1B			F3		1-3 1B	5	1	3	1	0	0	1						
Jimmie Hall, L OBP: 0.347, SLG: 0.501	5-3 2-3		HR 2B	1-2 BB			P6		F8	4	1	1	0	1	0	4						
Earl Battey, R OBP: 0.400, SLG: 0.456			HR BB	CS	F9		4-3		FC6-4 BB	3	1	1	1	2	0	1						
Joe Nossek, R OBP: 0.268, SLG: 0.336										0	0	0	0	0	0	0						
Jerry Zimmerman, R OBP: 0.273, SLG: 0.269										0	0	0	0	0	0	0						
Don Mincher, L OBP: 0.340, SLG: 0.592	3H 4-0 IBB		HR	1-2 HR	P4			K	SF8	3	1	1	4	1	1	0						
Rich Rollins, R OBP: 0.304, SLG: 0.348	1-3		HR		K			5-3	FC6-4 1-2	5	1	1	1	0	1	4						
Jerry Kindall, R OBP: 0.271, SLG: 0.315		K	HR BB			K				3	1	1	0	1	2	0						
Mudcat Grant, R OBP: 0.234, SLG: 0.257		K		K		L5			1H 1B 2B	4	0	1	1	0	2	1						
Inning Stats	R: 2 E: 1 K: 0 S: 6	H: 3 LOB: 2 BB: 1 P: 10	R: 0 E: 0 K: 2 S: 7	H: 0 LOB: 0 BB: 0 P: 7	R: 4 E: 0 K: 1 S: 8	H: 3 LOB: 1 BB: 2 P: 16	R: 0 E: 0 K: 0 S: 3	H: 1 LOB: 1 BB: 1 P: 7	R: 0 E: 0 K: 1 S: 5	H: 0 LOB: 0 BB: 0 P: 5	R: 0 E: 0 K: 2 S: 7	H: 0 LOB: 0 BB: 0 P: 7	R: 0 E: 0 K: 0 S: 4	H: 1 LOB: 1 BB: 0 P: 4	R: 1 E: 0 K: 1 S: 7	H: 3 LOB: 2 BB: 0 P: 7	R: 1 E: 0 K: 0 S: 4	H: 1 LOB: 2 BB: 2 P: 12	1B: 6 2B: 4 3B: 0 HR: 2	SF: 1 SAC: 0 DP: 0 HBP: 0	WP: 0 PB: 0 SB: 0 CS: 1	PA: 44
PITCHER	IP WLS BF H R ER SO BB IBB HBP BLK WP HR S P ERA WHIP																					
Dave Wickersham, R ERA: 4.39	2.2 L 17 6 6 6 2 2 1 0 0 0 2 18 30 20.25 3.000																					
Julio Navarro, R ERA: 5.19	3.1 11 1 0 0 4 1 0 0 0 0 0 18 22 0.00 0.600																					
Ron Nischwitz, L ERA: 3.12	2.0 9 4 1 1 1 0 0 0 0 0 0 11 11 4.50 2.000																					
Larry Sherry, R ERA: 3.41	1.0 6 1 1 1 0 2 0 0 0 0 0 4 12 9.00 3.000																					

Batter	1	2	3	4	5	6	7	8	9	AB	R	H	RBI	BB	SO	LOB	BOTTOM					
Don Wert, R OBP: 0.342, SLG: 0.351	F9		F9			1-3			FC6-4 1B	4	0	1	0	0	0	0	Minnesota Twins @ Detroit Tigers Tiger Stadium, Detroit, MI Thu Aug 19 1965, 4:33 AM EDT Unknown					
Jerry Lumpe, L OBP: 0.333, SLG: 0.337	F9			F7		K			FC6-4 FC4-6 1-2	4	0	0	0	0	1	1						
Gates Brown, L OBP: 0.309, SLG: 0.448	K			1-3				FC5-4 1B	FC4-6 1-2 HR	4	1	1	0	0	1	1						
Al Kaline, R OBP: 0.408, SLG: 0.515										0	0	0	0	0	0	0						
Don Demeter, R OBP: 0.326, SLG: 0.475		4-3		K				K	1-2 HR	4	1	1	2	0	2	1						
Willie Horton, R OBP: 0.345, SLG: 0.544					6-3			FC5-4 1-2	F9	3	0	0	0	1	0	1						
Norm Cash, L OBP: 0.350, SLG: 0.437										3	1	1	1	0	0	2						
Dick McAuliffe, L OBP: 0.345, SLG: 0.442			F8							3	0	1	0	0	0	1						
John Sullivan, L OBP: 0.348, SLG: 0.377										1	0	0	0	1	0	1						
Jake Wood, R OBP: 0.358, SLG: 0.379										1	0	0	0	0	1	0						
Larry Sherry, R OBP: 0.429, SLG: 0.667										0	0	0	0	0	0	0						
Dave Wickersham, R ERA: 4.39	9.0 W 32 5 3 3 5 2 0 0 0 0 2 40 48 3.00 0.778																					
PITCHER	IP WLS BF H R ER SO BB IBB HBP BLK WP HR S P ERA WHIP																					
Mudcat Grant, R ERA: 3.61	9.0 W 32 5 3 3 5 2 0 0 0 0 2 40 48 3.00 0.778																					
Inning Stats	R: 0 E: 0 K: 1 S: 5	H: 0 LOB: 0 BB: 0 P: 5	R: 0 E: 0 K: 0 S: 3	H: 0 LOB: 1 BB: 1 P: 7	R: 0 E: 0 K: 0 S: 2	H: 0 LOB: 0 BB: 1 P: 6	R: 0 E: 0 K: 1 S: 5	H: 0 LOB: 0 BB: 0 P: 5	R: 1 E: 0 K: 0 S: 4	H: 2 LOB: 0 BB: 0 P: 4	R: 0 E: 0 K: 1 S: 5	H: 0 LOB: 0 BB: 0 P: 5	R: 0 E: 0 K: 1 S: 6	H: 1 LOB: 1 BB: 0 P: 6	R: 0 E: 0 K: 1 S: 5	H: 0 LOB: 0 BB: 0 P: 5	R: 2 E: 0 K: 0 S: 5	H: 2 LOB: 0 BB: 0 P: 5	1B: 3 2B: 0 3B: 0 HR: 2	SF: 0 SAC: 0 DP: 2 HBP: 0	WP: 0 PB: 0 SB: 0 CS: 0	PA: 32



Batter	1	2	3	4	5	6	7	8	9	AB	R	H	RBI	BB	SO	LOB	TOP				
Zoilo Versalles, R OBP: 0.293, SLG: 0.438 (1, 6)	0-0 1B		0-0 SH3-4 3B		0-3 K			0-0 1B 2B		4	2	3	0	0	1	0					
Jerry Kindall, R OBP: 0.270, SLG: 0.313 Sandy Valdespino, L OBP: 0.341, SLG: 0.340 Frank Quijica, R OBP: 0.265, SLG: 0.271 (1, 4)	0-3 K		0-0 SH3-4		0-3 K			0-0 2H 1B		2	0	0	1	0	2	1					
Tony Oliva, L OBP: 0.361, SLG: 0.483 (8, PH)	0-3 K		3-H 0-3 K		0-0 P6			0-0 F8		1	0	1	1	0	0	0					
Andy Kosco, R OBP: 0.167, SLG: 0.500 Jimmie Hall, L OBP: 0.349, SLG: 0.501 (9, PH)	0-3 K				0-0 K			0-0 L5		4	0	0	0	0	2	1					
Bob Allison, R OBP: 0.360, SLG: 0.461 (9, 9)		4-0 BB			0-0 F7			0-3 K		3	0	0	0	1	2	1					
Don Mincher, L OBP: 0.339, SLG: 0.583 (1, 3)		0-0 F2			4-0 BB			0-3 K		3	0	0	0	1	1	2					
Rich Rollins, R OBP: 0.304, SLG: 0.347 (1, 5)		0-0 P4			0-0 F9			0-0 1B		4	0	1	0	0	0	3					
Jerry Zimmerman, R OBP: 0.267, SLG: 0.263 (1, 2)		0-3 K			0-3 K			0-0 F9		3	0	0	0	0	2	2					
Jim Kaat, L OBP: 0.219, SLG: 0.232 (1, 1)			0-3 K		0-3 K			0-0 4-3		3	0	0	0	0	2	0					
Inning Stats	R: 0 E: 0 K: 3 S: 10	H: 1 LOB: 1 BB: 0 P: 10	R: 0 E: 0 K: 1 S: 5	H: 0 LOB: 1 BB: 1 P: 9	R: 1 E: 0 K: 2 S: 8	H: 1 LOB: 0 BB: 0 P: 8	R: 0 E: 0 K: 1 S: 5	H: 0 LOB: 1 BB: 1 P: 9	R: 0 E: 0 K: 3 S: 9	H: 0 LOB: 0 BB: 0 P: 9	R: 0 E: 0 K: 2 S: 8	H: 1 LOB: 1 BB: 0 P: 8	R: 1 E: 0 K: 0 S: 4	H: 2 LOB: 0 BB: 0 P: 4	R: 0 E: 0 K: 1 S: 5	H: 0 LOB: 1 BB: 1 P: 9	1B: 3 2B: 1 3B: 1 HR: 0	SF: 0 SAC: 1 DP: 0 HBP: 0	WP: 0 PB: 0 SB: 0 CS: 0	PA: 34	
PITCHER	IP WLS BF H R ER SO BB IBB HBP BLK WP HR S P ERA WHIP	7.0 L 8 2 1 1 13 1 0 0 0 0 0 9 58 1.29 0.714	2.0 L 8 2 1 1 1 1 0 0 0 0 0 9 4.50 1.500																		

Minnesota Twins @ Detroit Tigers
Tiger Stadium, Detroit, MI
Thu Aug 19 1965, 4:38 AM EDT
Att: 36,076 - Unknown

AB 30
R 2
H 5
RBI 2
BB 3
SO 14
LOB 11

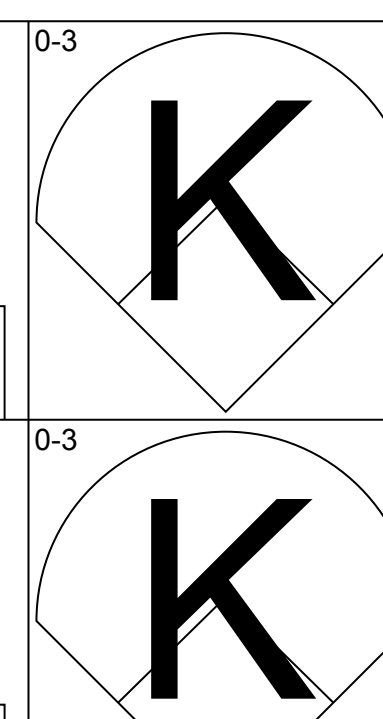
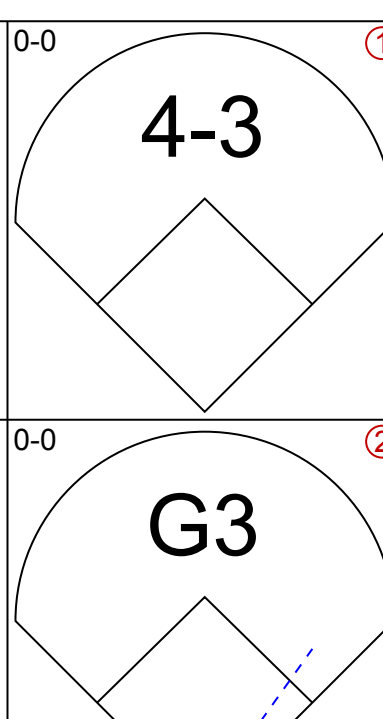
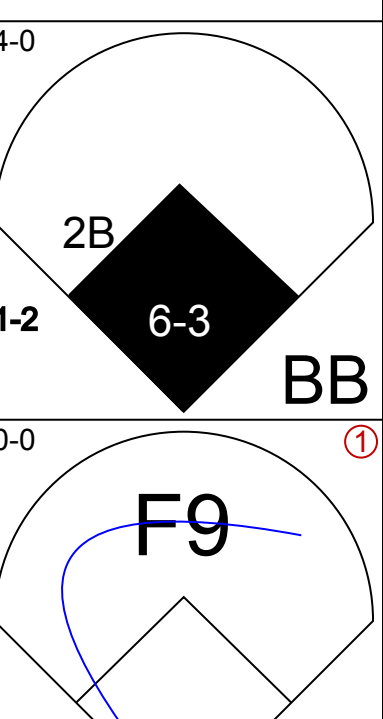
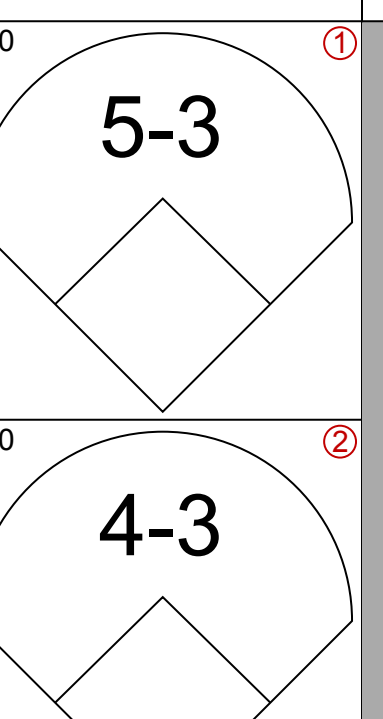
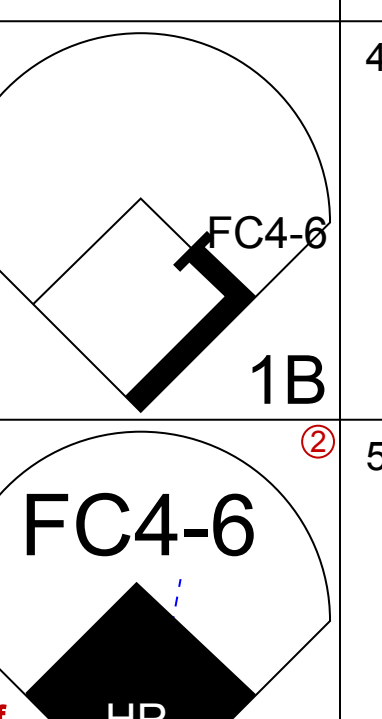
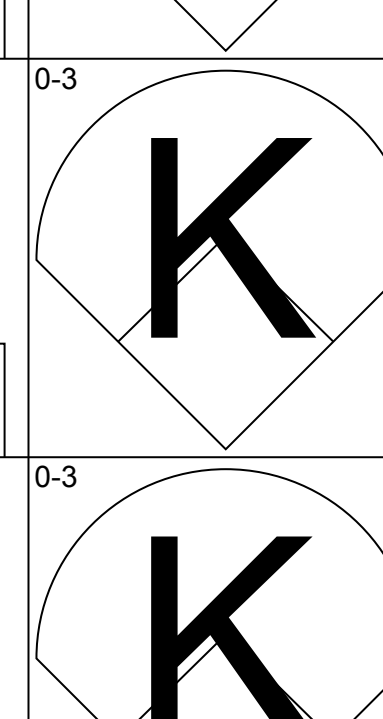
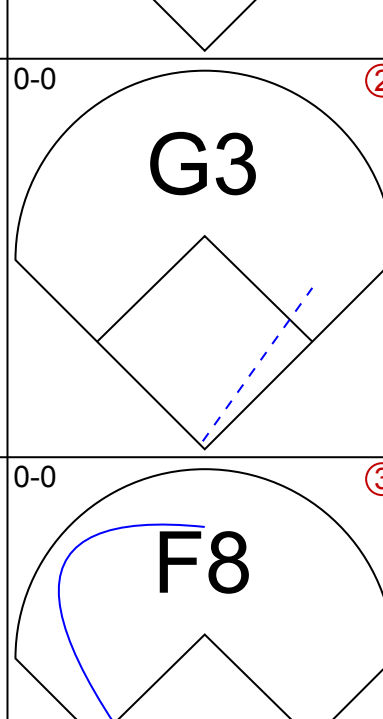
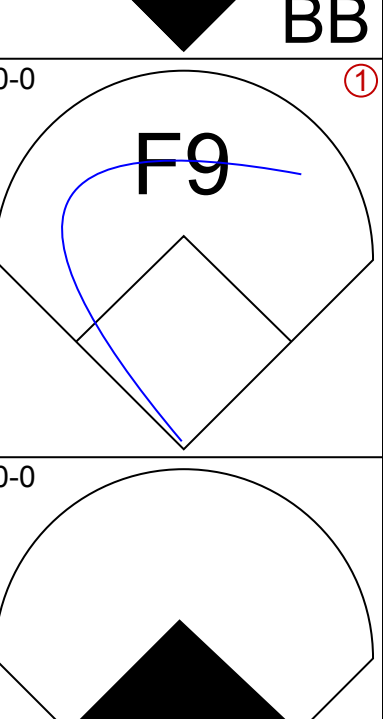
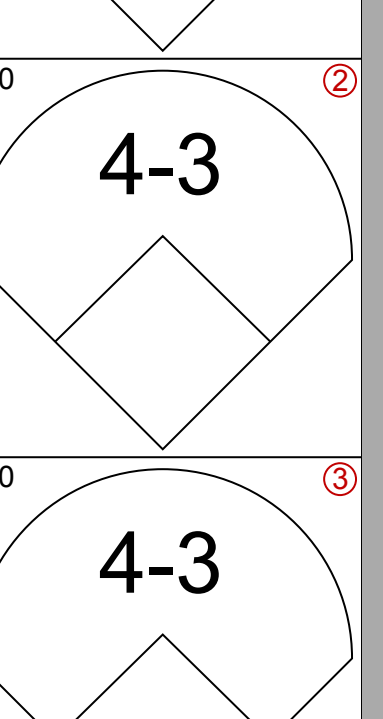
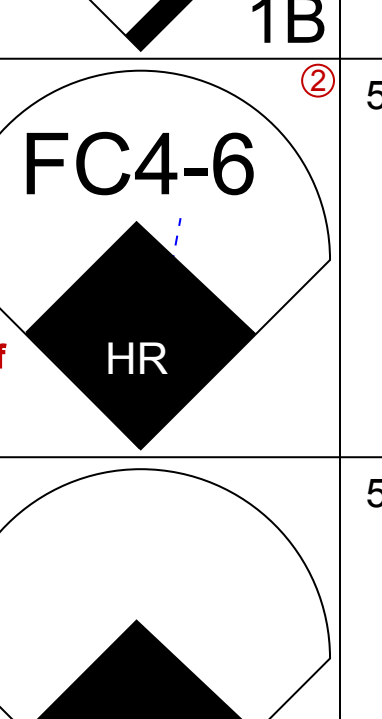
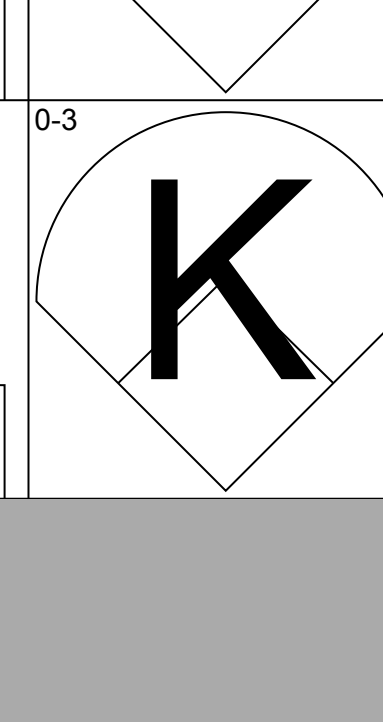
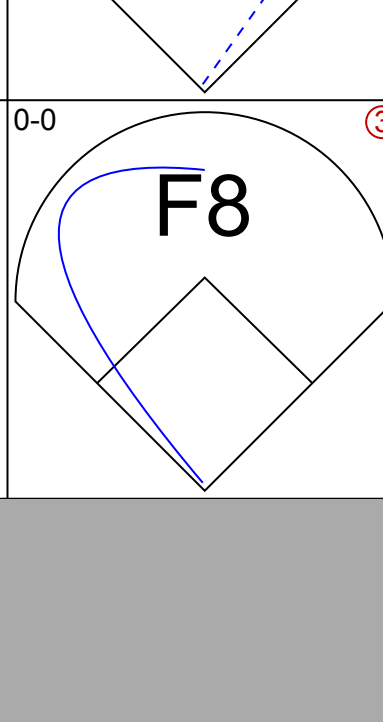
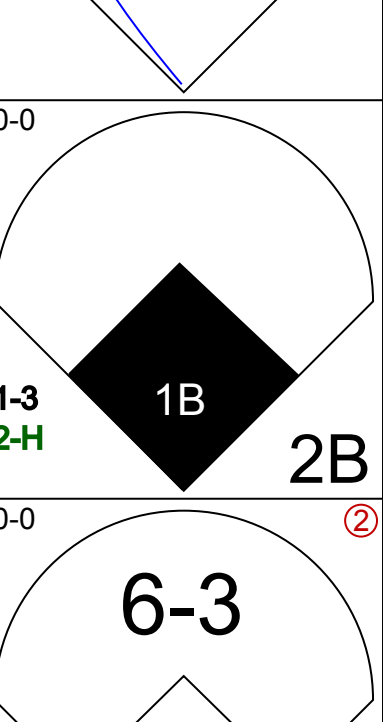
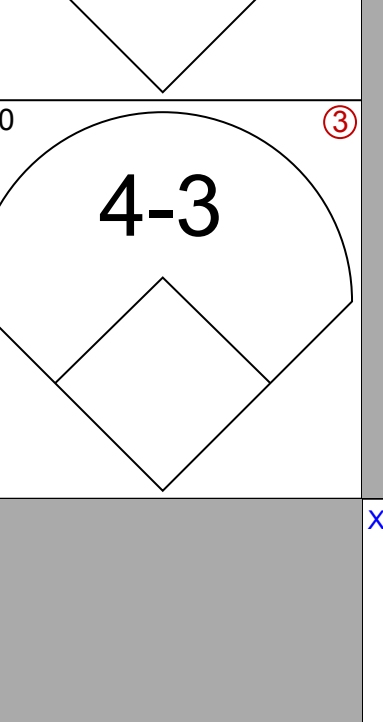
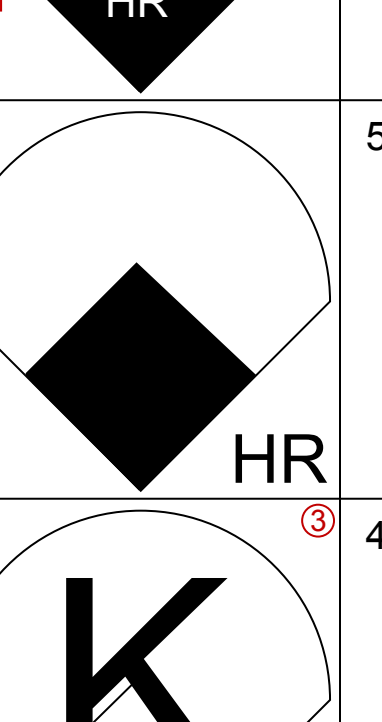
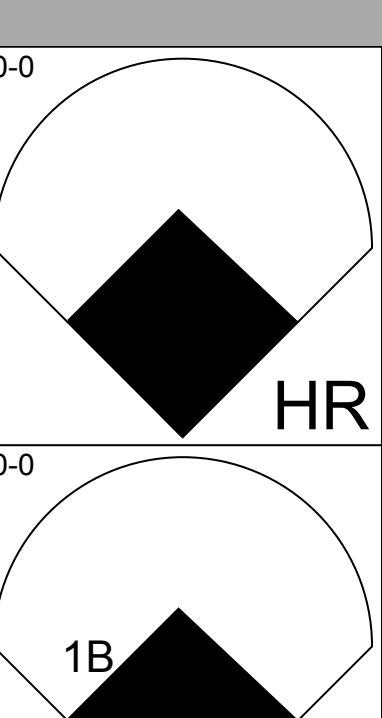
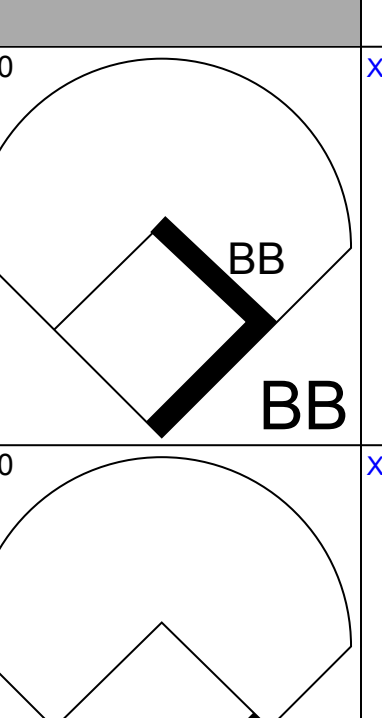
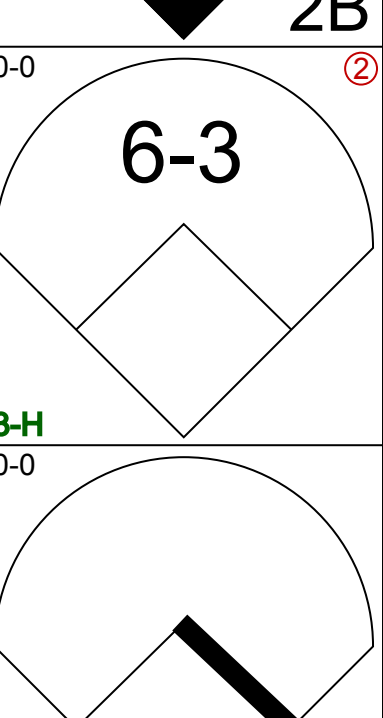
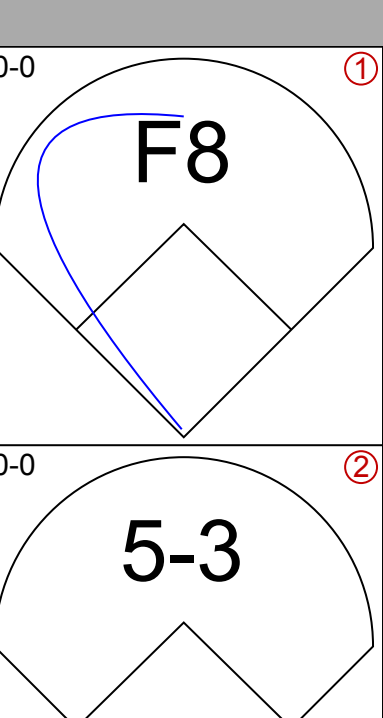
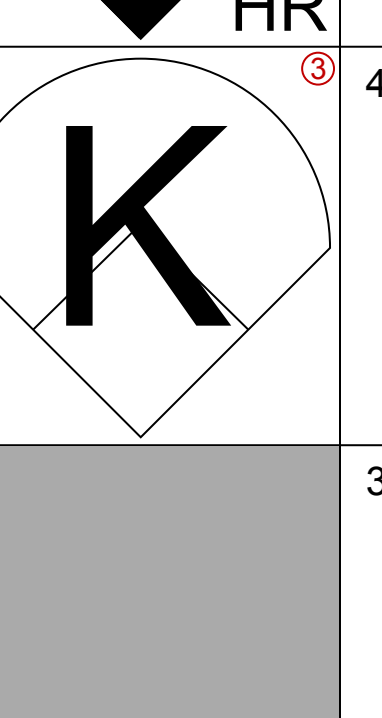
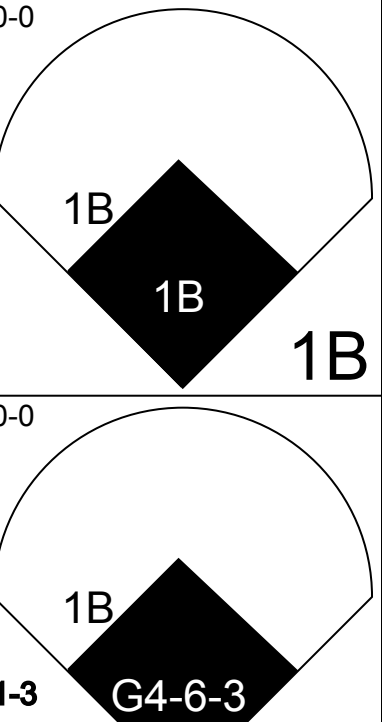
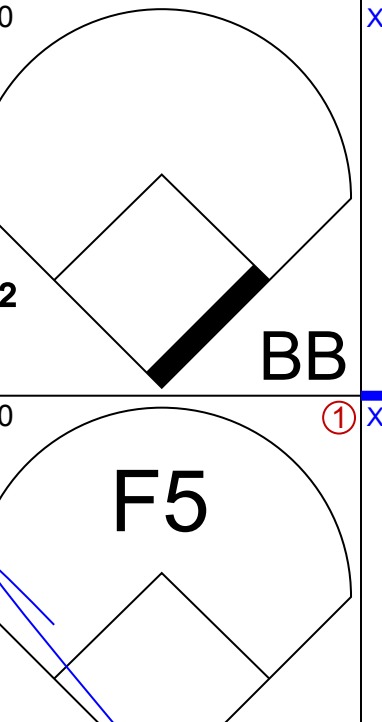
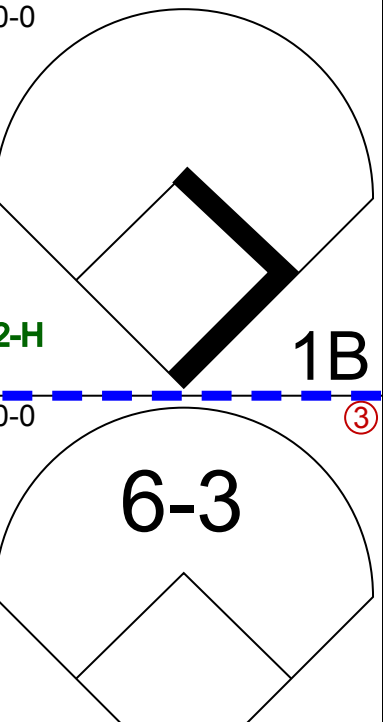
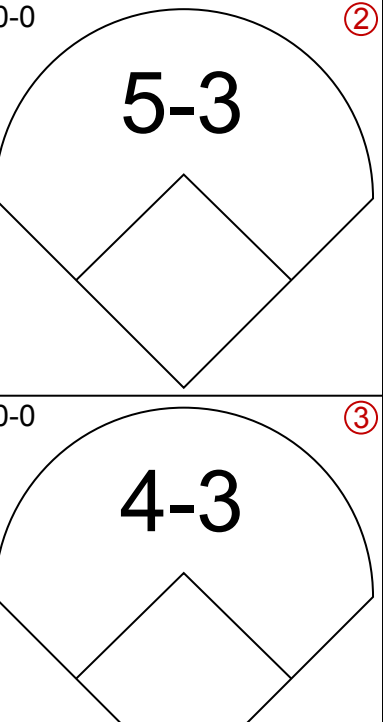
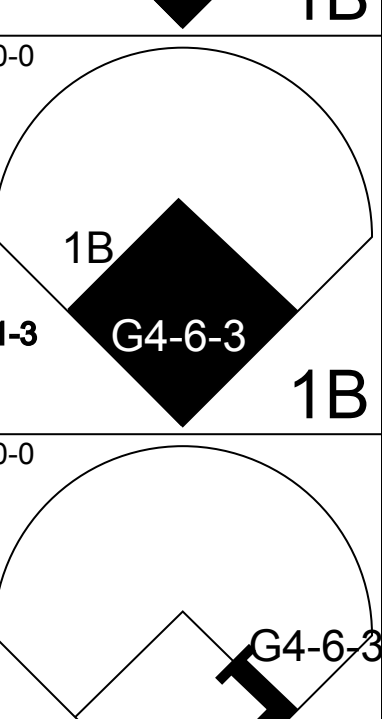
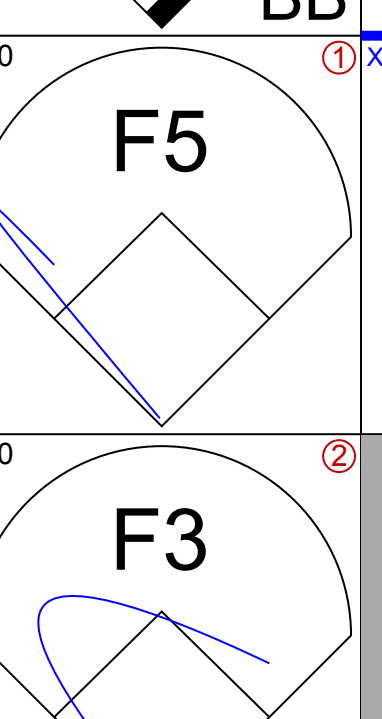


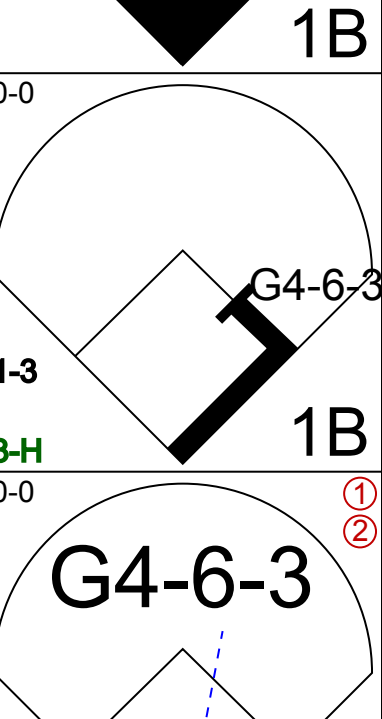
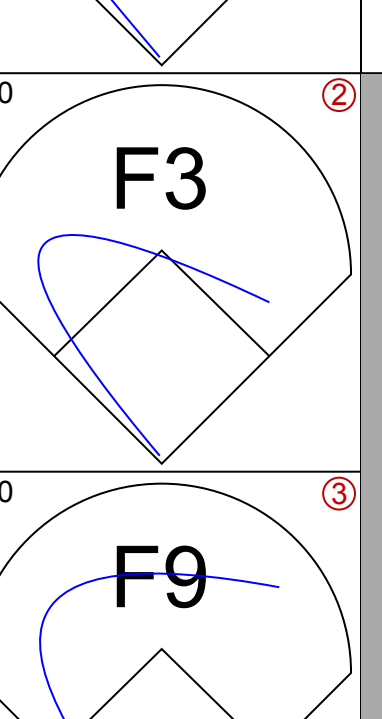
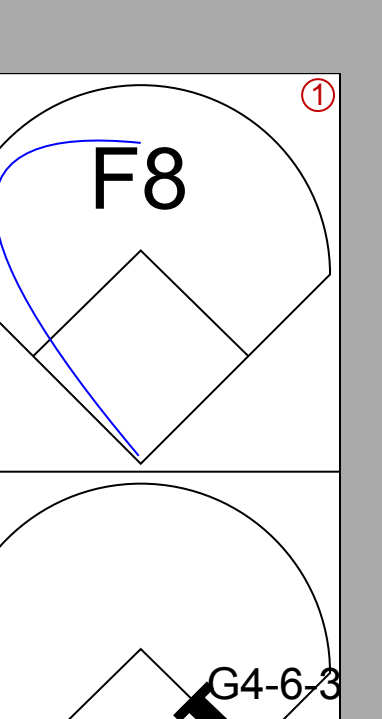
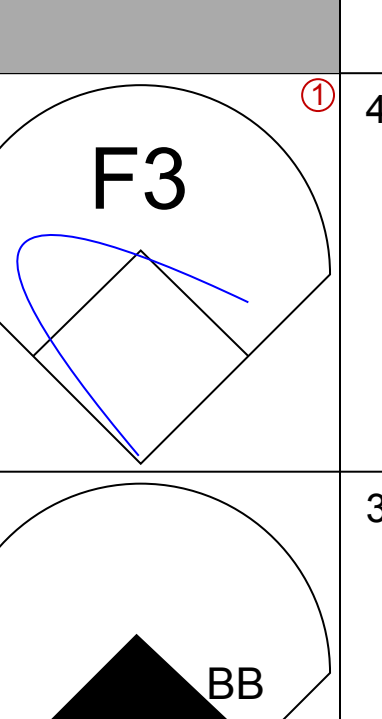
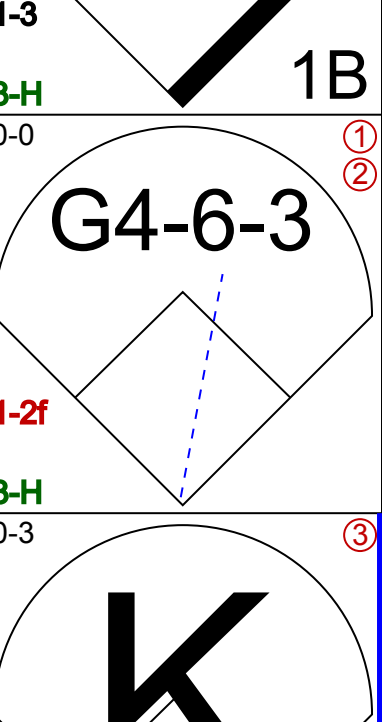
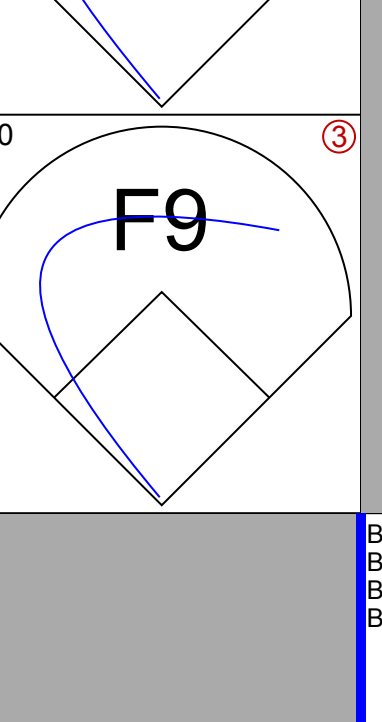
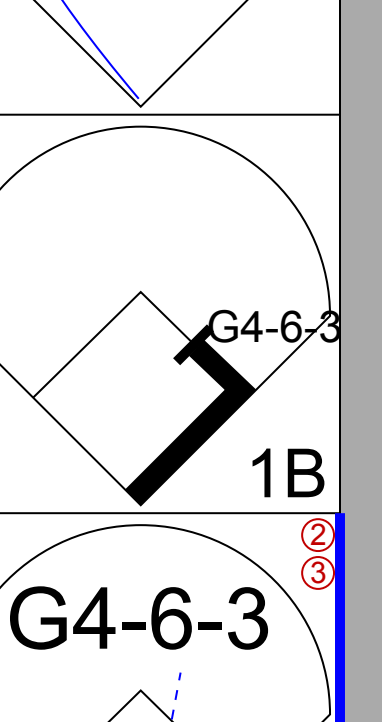
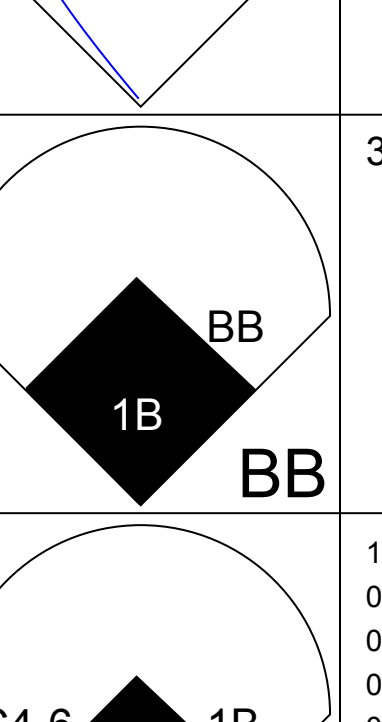
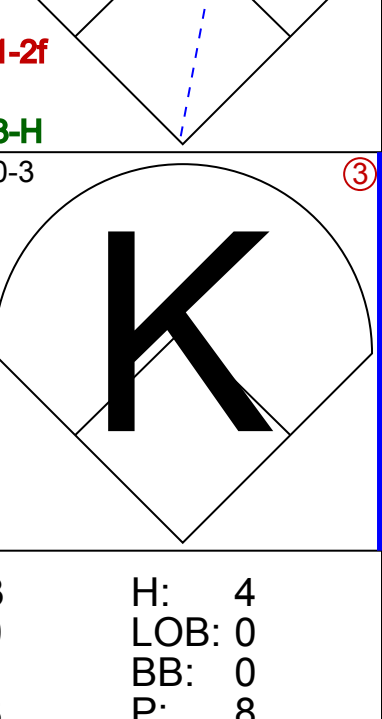
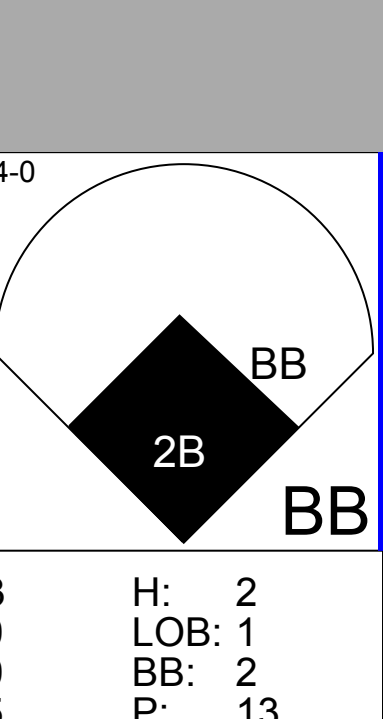
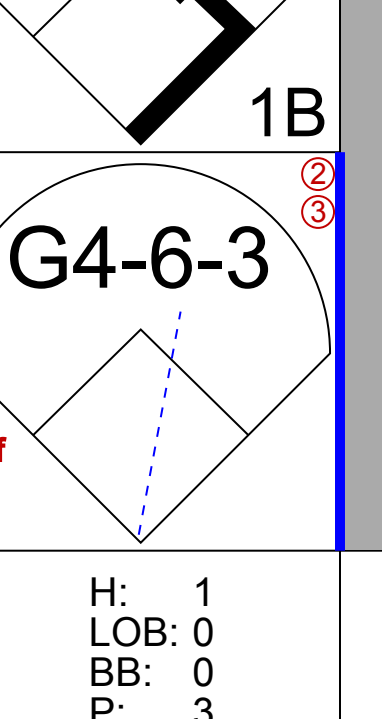
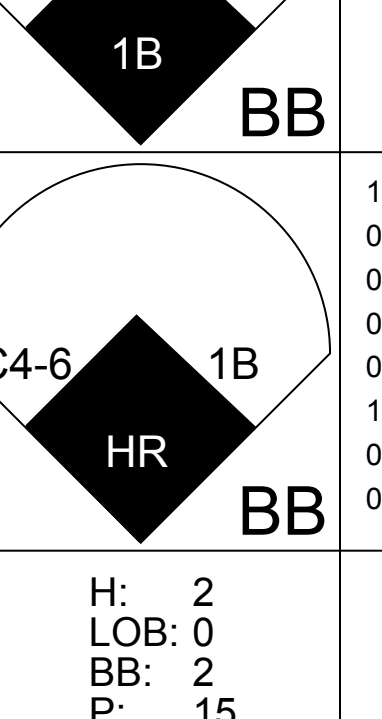


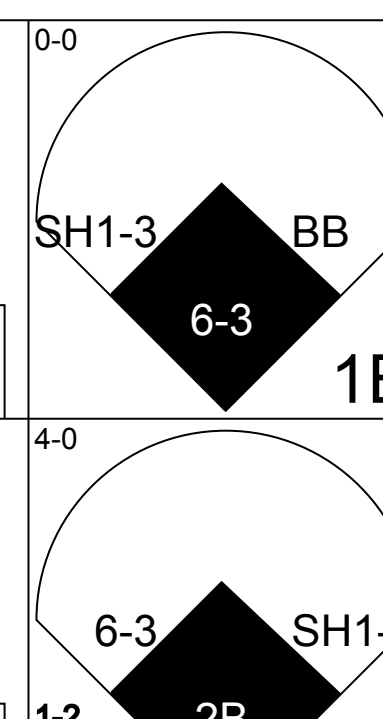
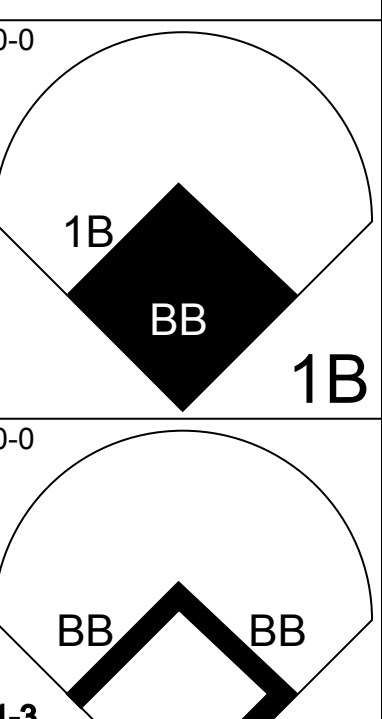
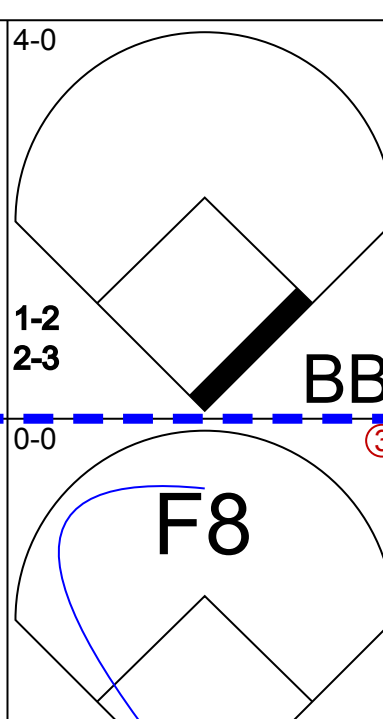

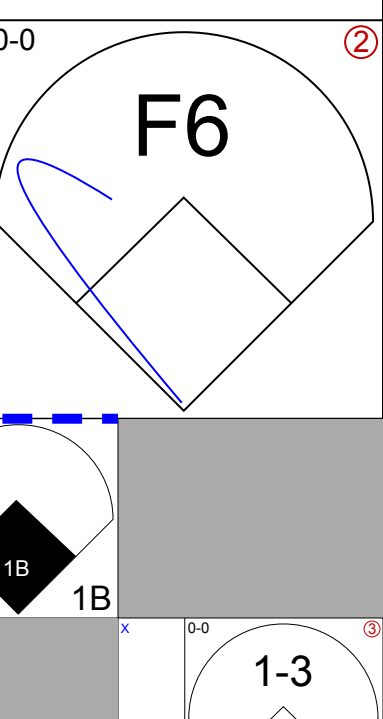
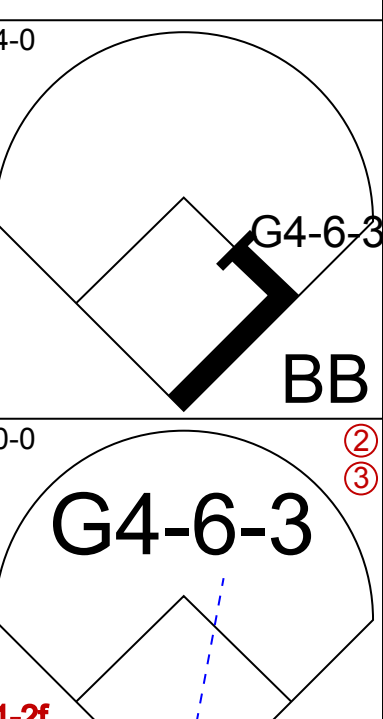
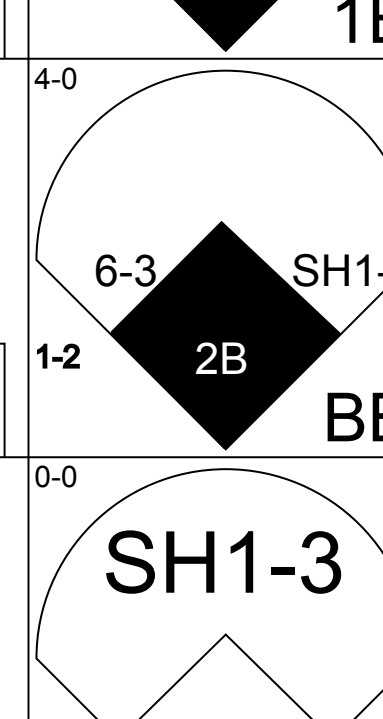
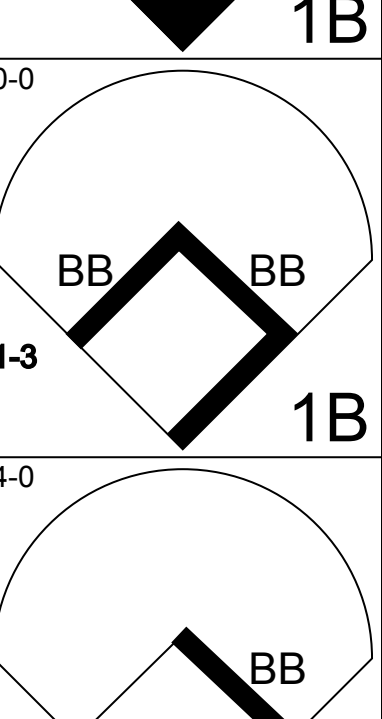
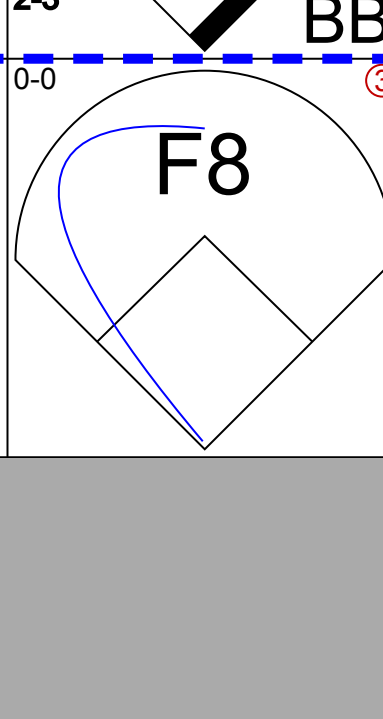
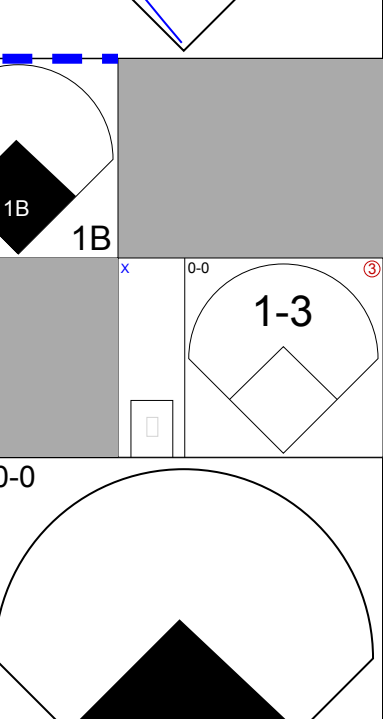
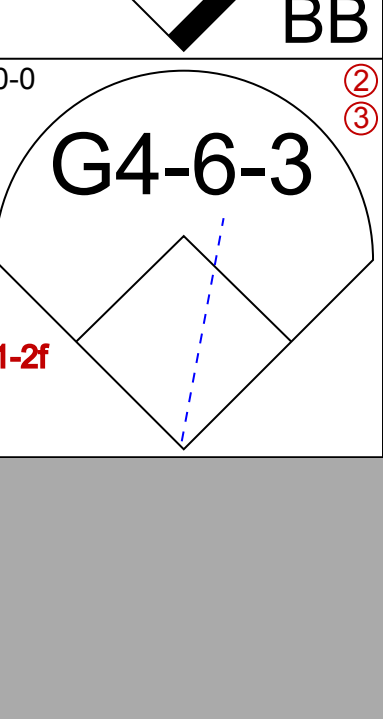
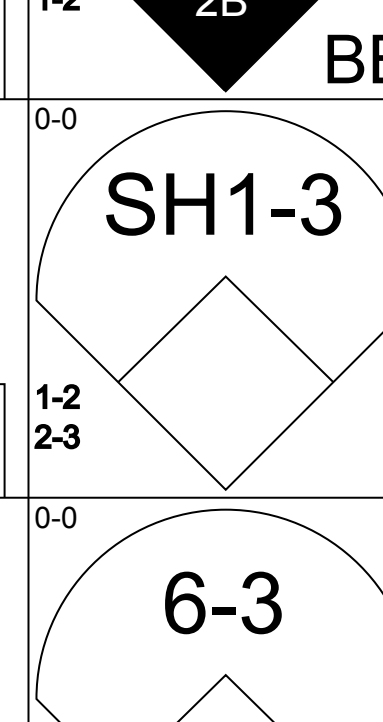
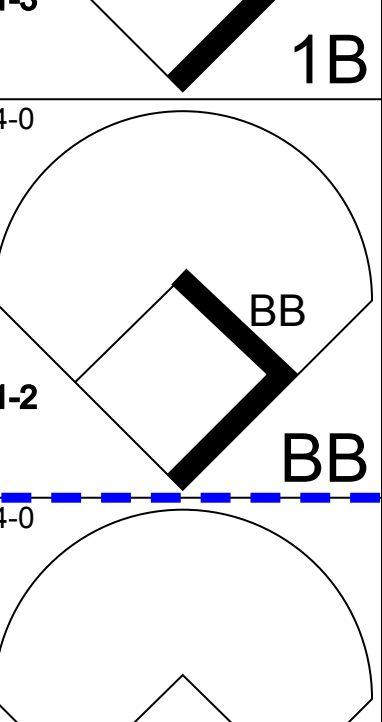
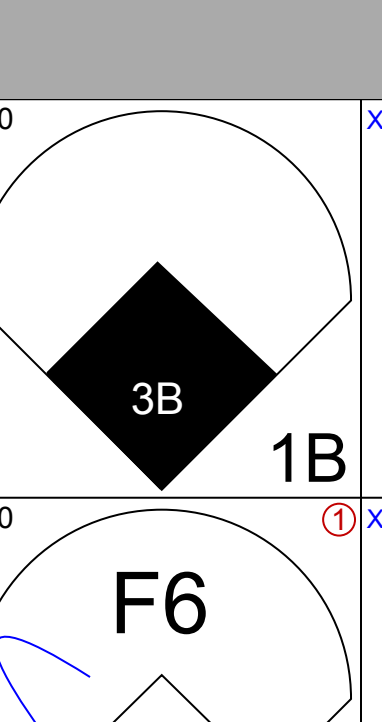
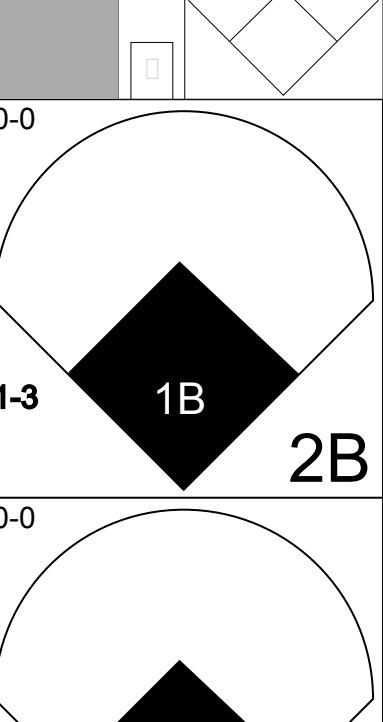

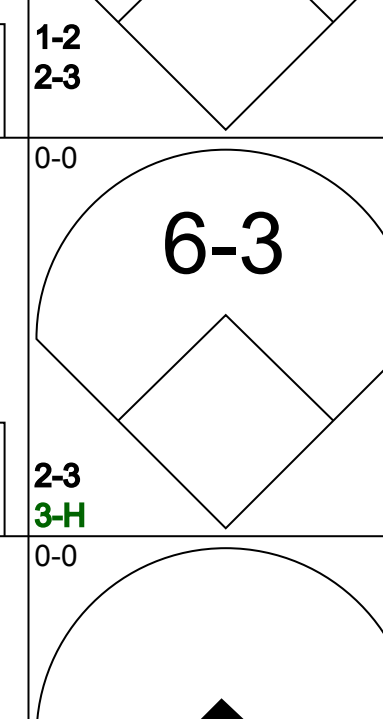
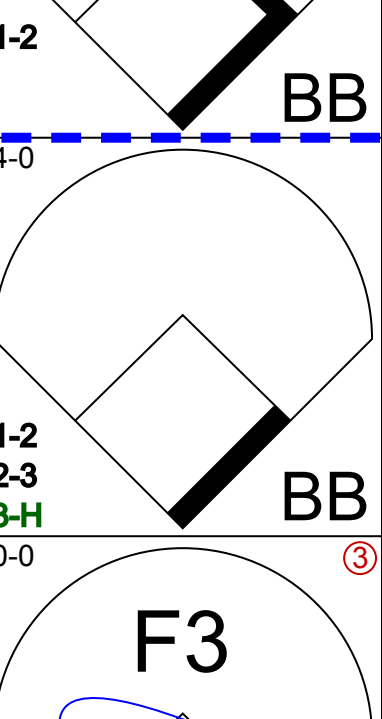
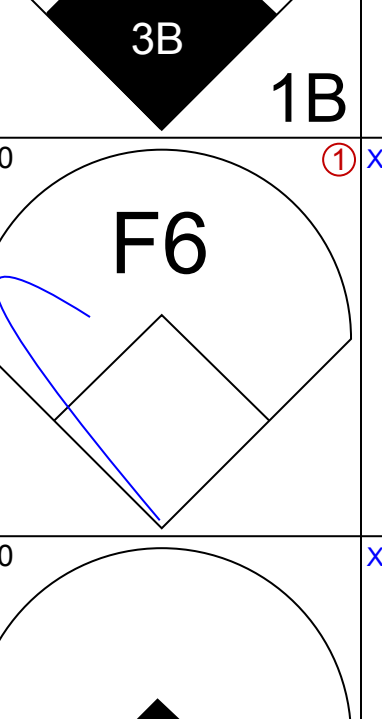
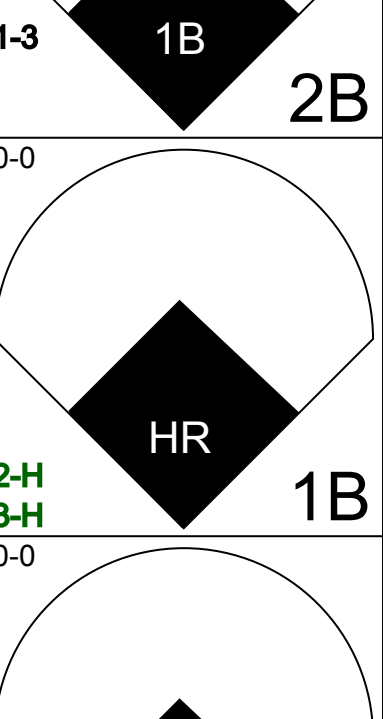

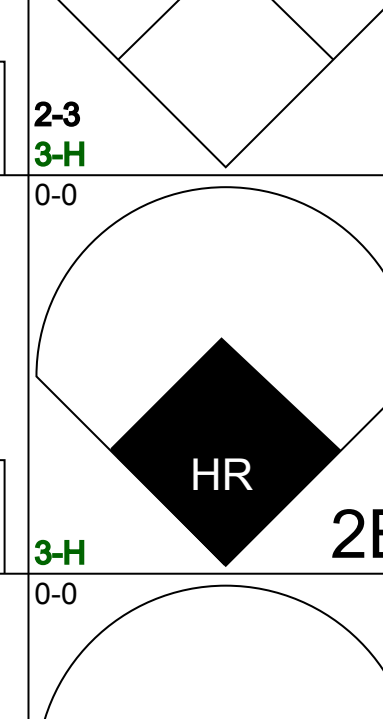
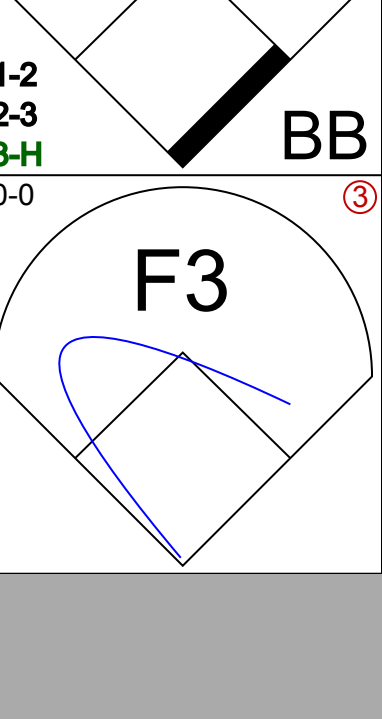
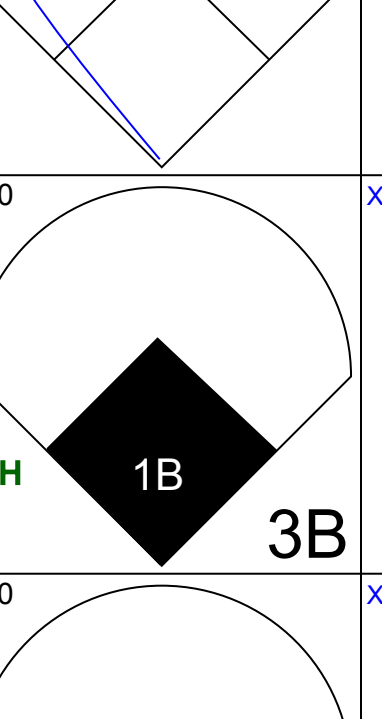
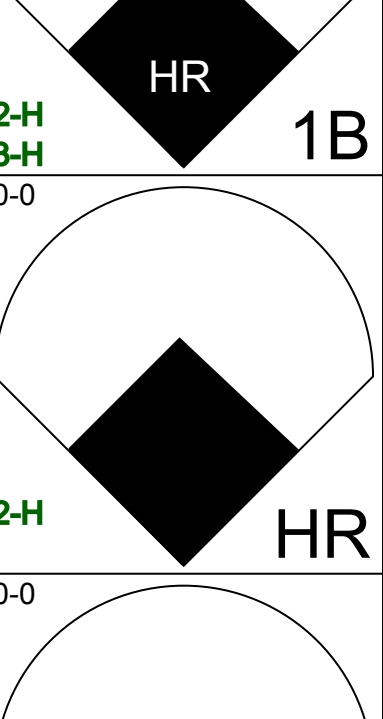

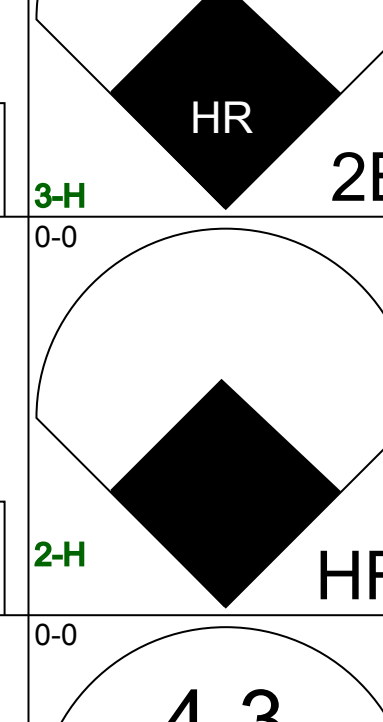
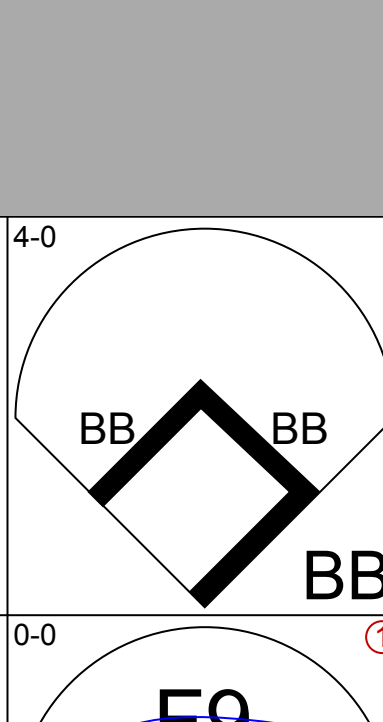
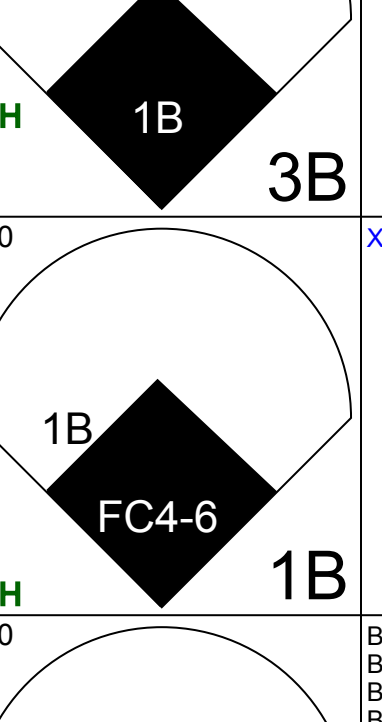
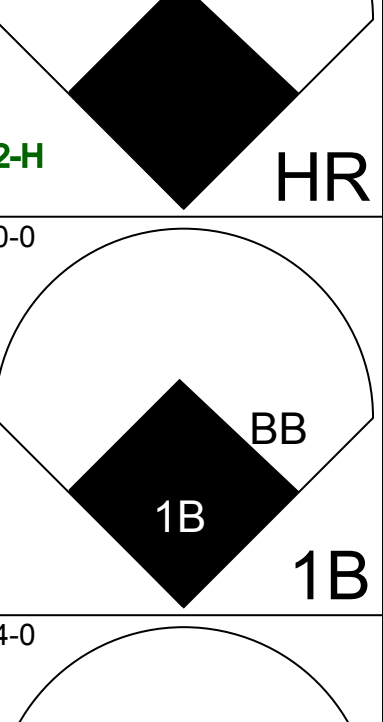
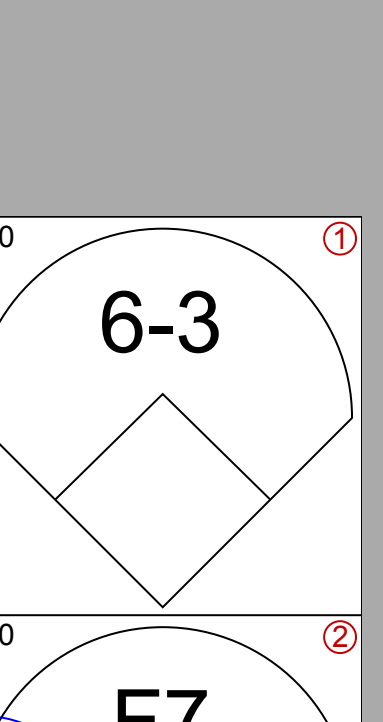
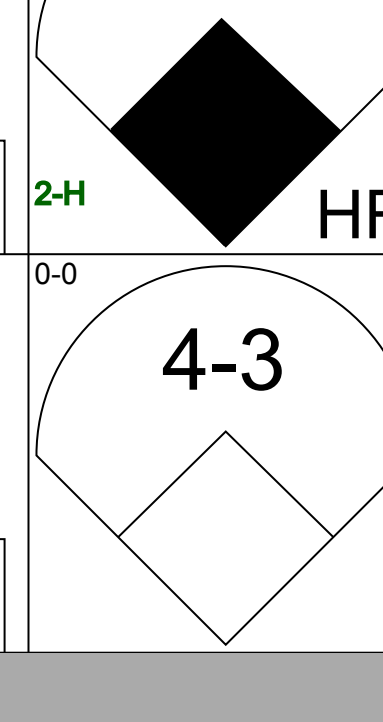
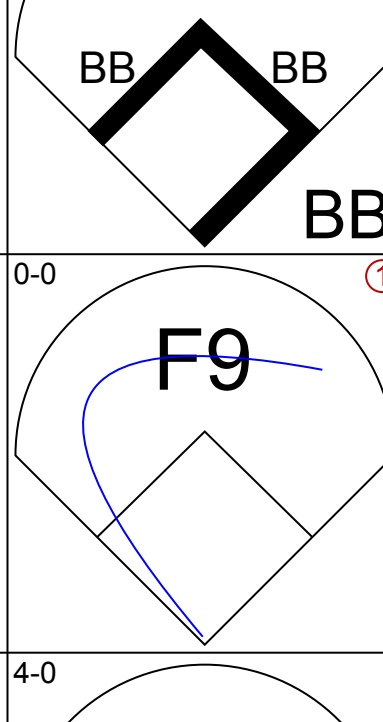
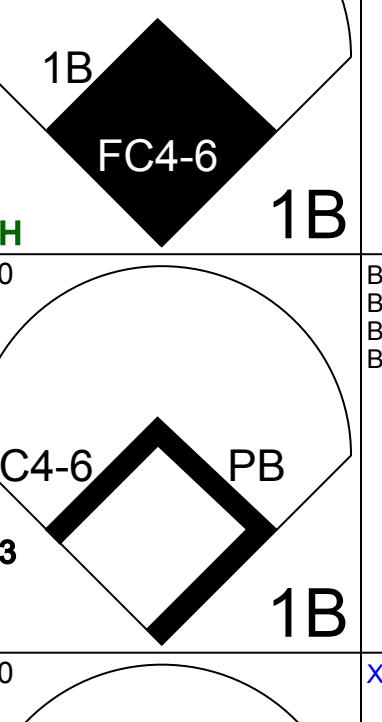
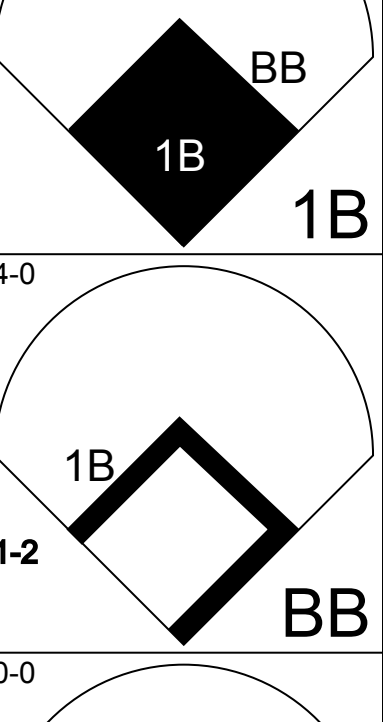
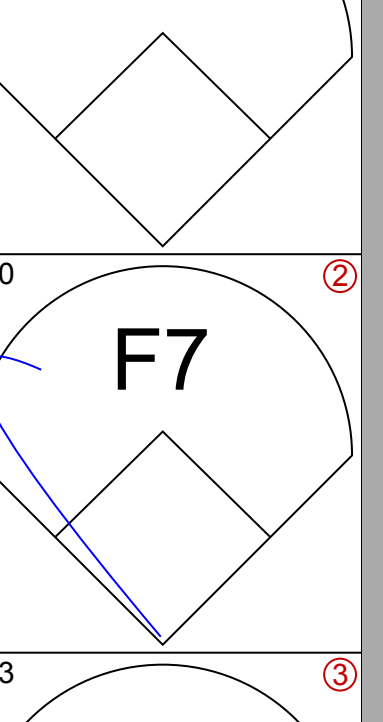
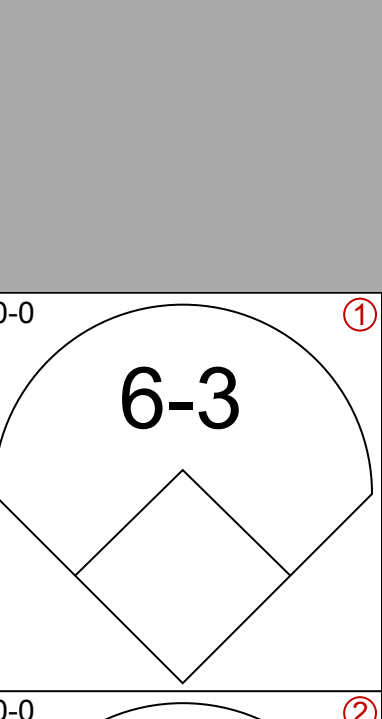
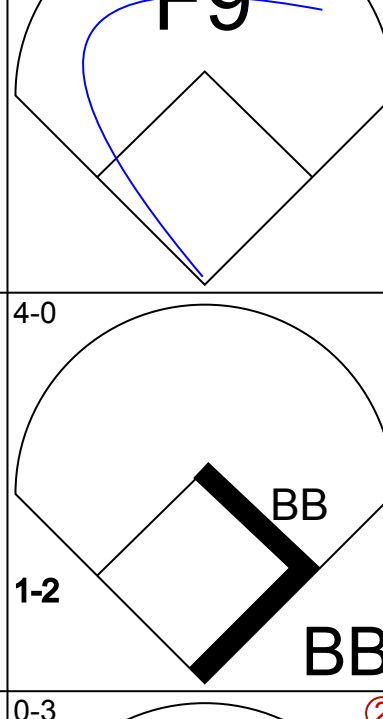
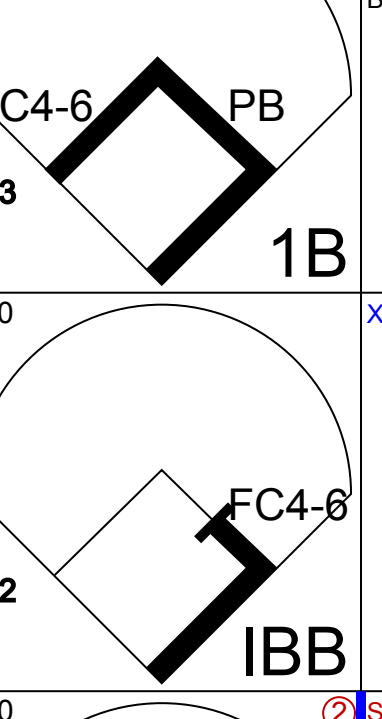
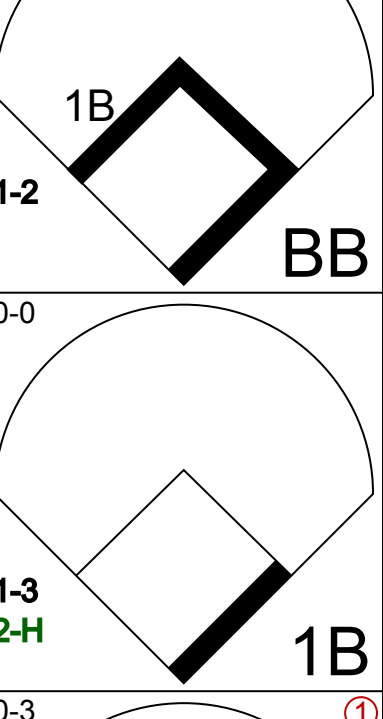
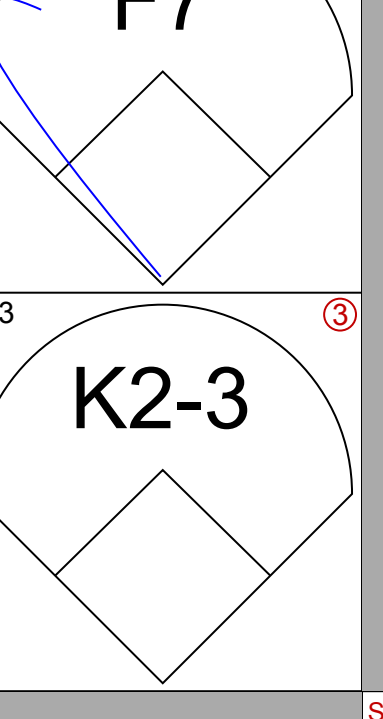

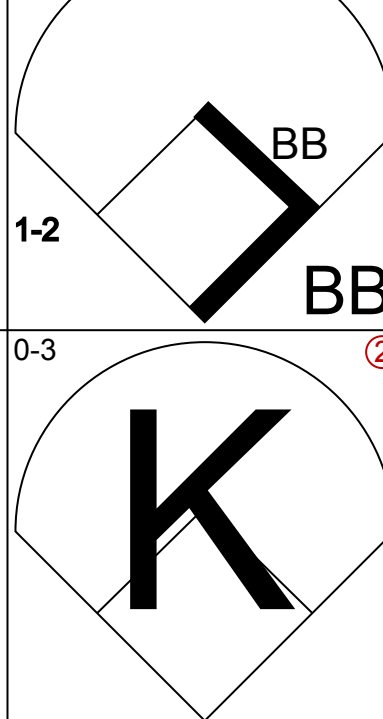
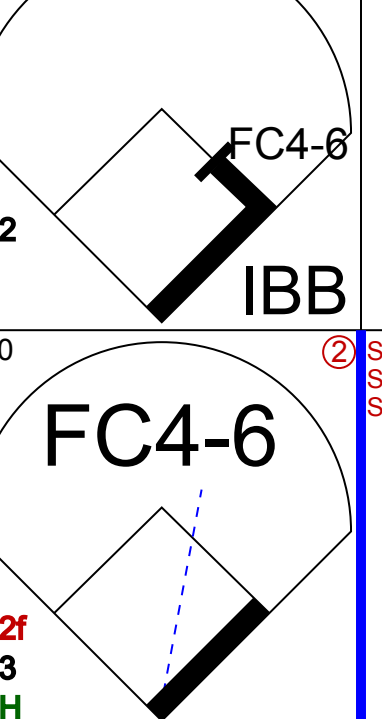
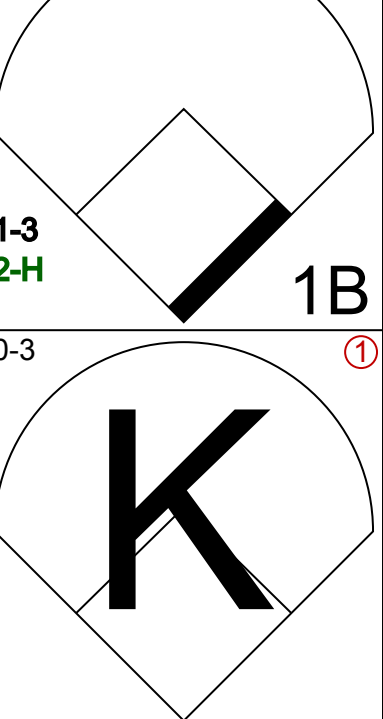
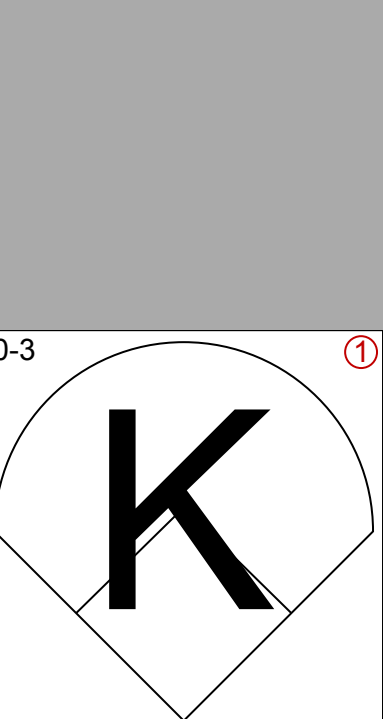
Batter	1	2	3	4	5	6	7	8	9	AB	R	H	RBI	BB	SO	LOB	BOTTOM					
Don Wert, R OBP: 0.339, SLG: 0.348 (1, 5)	0-0 F3		0-0 6-3			0-0 4-3	0-0 P4			4	0	0	0	0	0	2						
Jerry Lumpe, L OBP: 0.334, SLG: 0.339 (1, 4)	0-0 2-3		0-3 K			0-0 1B		0-0 SH1-4 1B		4	0	2	0	0	1	0						
Gates Brown, L OBP: 0.303, SLG: 0.439 (1, 7)	0-0 5-3				0-0 4-3	0-3 K		0-0 SH1-4 1-2		3	0	0	0	0	1	1						
Willie Horton, R OBP: 0.344, SLG: 0.541 (1, 9)		0-0 L7-4 HBP 1B			0-0 F8	0-0 P4		0-0 F3		4	0	1	0	0	0	2						
Don Demeter, R OBP: 0.328, SLG: 0.472 (1, 8)		1-0 1B 1-2 HBP			0-0 5-3			4-0 IBB		2	0	0	0	1	0	0						
Norm Cash, L OBP: 0.349, SLG: 0.438 (1, 3)		0-0 L7-4 2-3			0-0 L7			0-3 K		4	1	1	0	0	1	4						
Bill Freehan, R OBP: 0.295, SLG: 0.334 (1, 2)		0-0 1-2 1B			4-0 BB			0-0 L9		3	0	1	0	1	0	1						
Dick McAuliffe, L OBP: 0.344, SLG: 0.439 (1, 6)		0-3 K			0-3 K			0-3 K		3	0	0	0	1	3	3						
Mickey Lolich, S OBP: 0.106, SLG: 0.078 Jake Wood, R OBP: 0.364, SLG: 0.385 Orlando Pena, R OBP: 0.278, SLG: 0.188 Ray Oyler, R OBP: 0.267, SLG: 0.375 (1, 1)		0-0 1-3			0-3 K			0-0 F3		2	0	0	0	0	1	1						
Inning Stats	R: 0 E: 0 K: 0 S: 3	H: 0 LOB: 0 BB: 0 P: 3	R: 0 E: 0 K: 1 S: 6	H: 2 LOB: 2 BB: 0 P: 7	R: 0 E: 0 K: 1 S: 5	H: 0 LOB: 0 BB: 0 P: 5	R: 0 E: 0 K: 0 S: 3	H: 0 LOB: 0 BB: 0 P: 3	R: 0 E: 0 K: 2 S: 7	H: 0 LOB: 1 BB: 1 P: 11	R: 0 E: 0 K: 1 S: 6	H: 1 LOB: 1 BB: 0 P: 6	R: 1 E: 0 K: 0 S: 5	H: 2 LOB: 2 BB: 1 P: 9	R: 0 E: 0 K: 1 S: 6	H: 1 LOB: 2 BB: 1 P: 10	R: 0 E: 0 K: 1 S: 5	H: 0 LOB: 0 BB: 0 P: 5	1B: 5 2B: 2 3B: 0 HR: 0	SF: 0 SAC: 1 DP: 1 HBP: 1	WP: 0 PB: 0 SB: 0 CS: 0	PA: 36
PITCHER	IP WLS BF H R ER SO BB IBB HBP BLK WP HR S P ERA WHIP	9.0 W 36 6 1 1 7 1 2 1 0 0 0 46 59 1.00 0.778																				

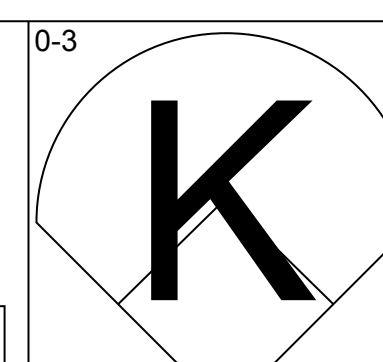
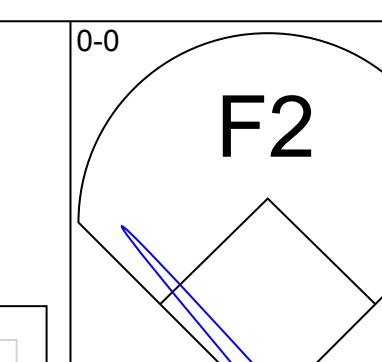
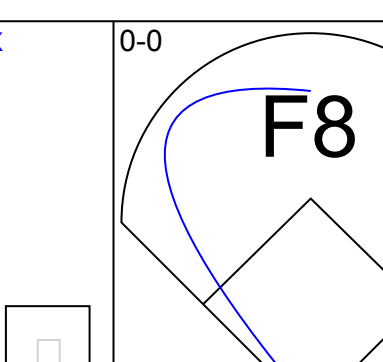
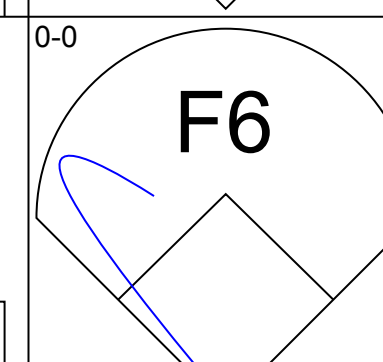
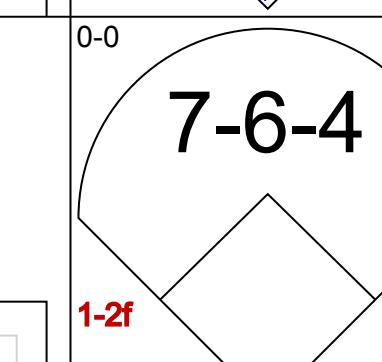
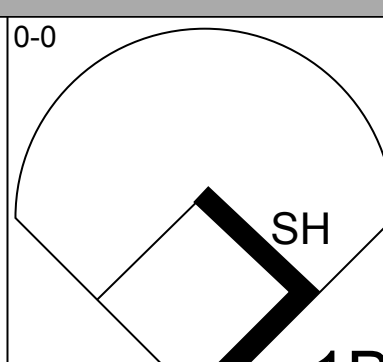
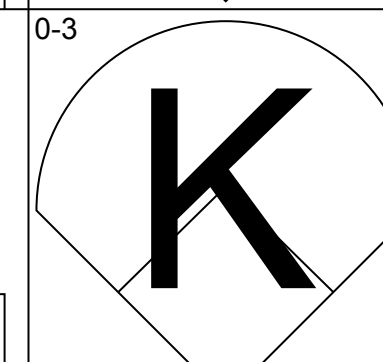
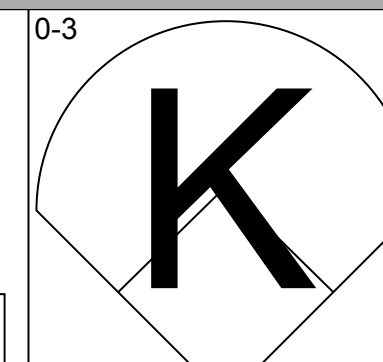
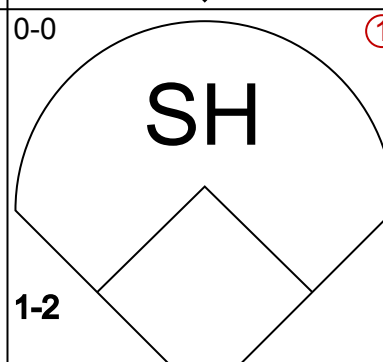
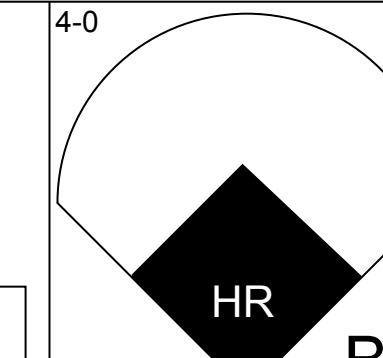
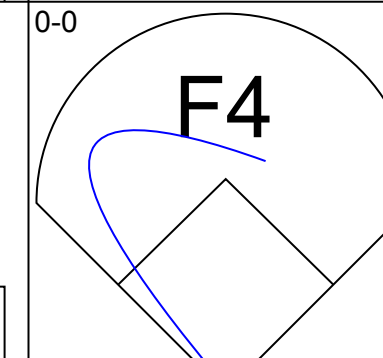
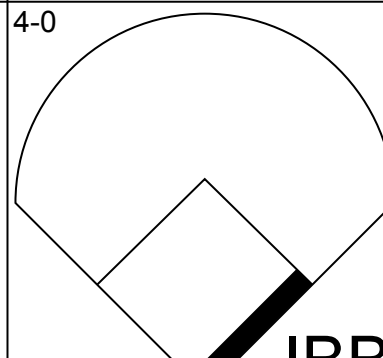
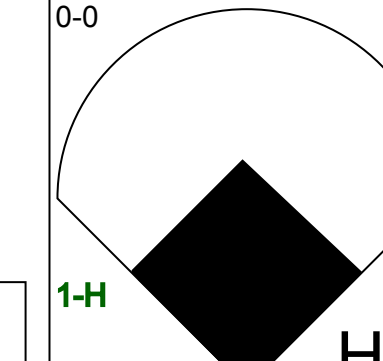
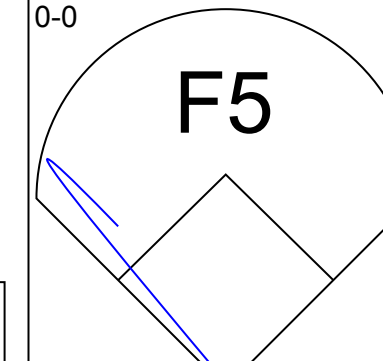
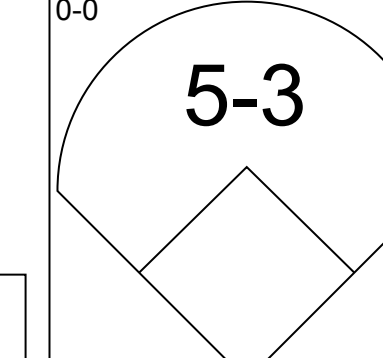
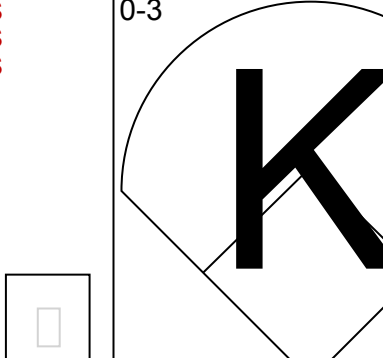
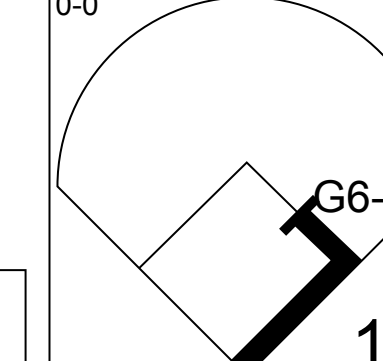
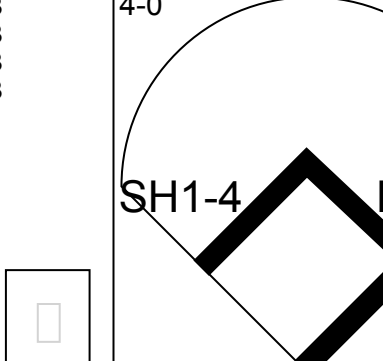
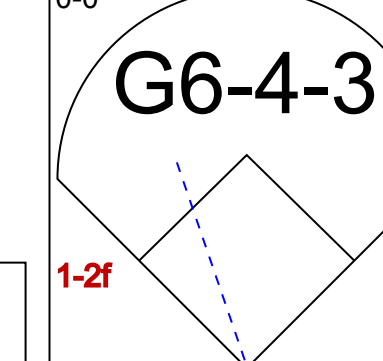
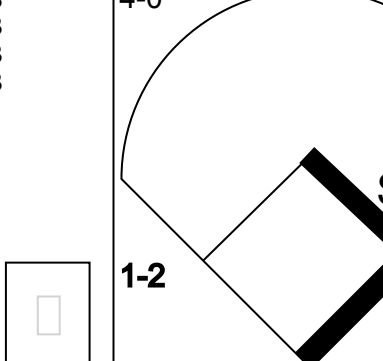
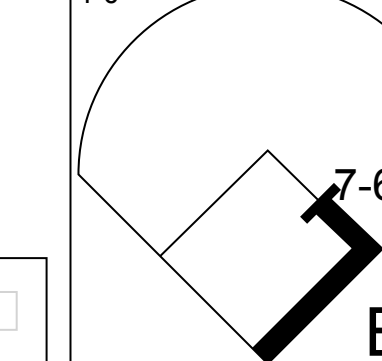
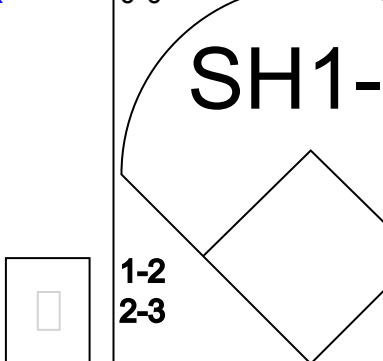
Minnesota Twins @ Detroit Tigers
Tiger Stadium, Detroit, MI
Thu Aug 19 1965, 4:38 AM EDT
Att: 36,076 - Unknown

AB 31
R 1
H 6
RBI 1
BB 3
SO 7
LOB 14



Batter	1	2	3	4	5	6	7	8	9	AB	R	H	RBI	BB	SO	LOB	TOP			
Don Wert, R OBP: 0.338, SLG: 0.352 (1, 5)										4	1	1	1	1	1	0	Detroit Tigers @ Boston Red Sox Fenway Park, Boston, MA Sat Aug 21 1965, 7:05 PM EDT Att: 7,567 - Unknown			
Jerry Lumpe, L OBP: 0.329, SLG: 0.332 (1, 4)										5	1	0	0	0	1	4				
Gates Brown, L OBP: 0.298, SLG: 0.453 (1, 7)										5	2	2	4	0	1	0				
Willie Horton, R OBP: 0.340, SLG: 0.537 (1, 9)										4	1	1	2	1	1	1				
Don Demeter, R OBP: 0.328, SLG: 0.469 (1, 8)										3	1	2	1	1	0	0				
Norm Cash, L OBP: 0.352, SLG: 0.435 (1, 3)										4	1	1	0	0	0	3				
Bill Freehan, R OBP: 0.289, SLG: 0.327 (1, 2)										4	0	1	1	0	0	2				
Ray Oyler, R OBP: 0.275, SLG: 0.368 (1, 6)										3	1	1	0	1	0	3				
Hank Aguirre, R OBP: 0.137, SLG: 0.105 (2, 1) Larry Sherry, R OBP: 0.426, SLG: 0.687 (3, 1) Fred Gladding, L OBP: 0.292, SLG: 0.321 (5, PH) Jim Northrup, L OBP: 0.265, SLG: 0.281 (5, PH) Terry Fox, R OBP: 0.265, SLG: 0.281 (5, PH) Jake Wood, R OBP: 0.265, SLG: 0.281 (5, PH) Ron Nischwitz, S OBP: 0.265, SLG: 0.281 (5, PH) George Thomas, R OBP: 0.265, SLG: 0.281 (5, PH)										1	0	0	0	0	1	0				
Inning Stats	R: 0 E: 0 K: 3 S: 9	H: 0 LOB: 0 BB: 0 P: 9	R: 3 E: 0 K: 1 S: 8	H: 4 LOB: 0 BB: 0 P: 8	R: 0 E: 0 K: 0 S: 3	H: 0 LOB: 2 BB: 0 P: 3	R: 0 E: 0 K: 0 S: 3	H: 0 LOB: 2 BB: 2 P: 11	R: 3 E: 0 K: 0 S: 5	H: 2 LOB: 1 BB: 2 P: 13	R: 0 E: 0 K: 0 S: 3	H: 0 LOB: 0 BB: 0 P: 3	R: 0 E: 0 K: 0 S: 3	H: 0 LOB: 0 BB: 0 P: 3	R: 4 E: 0 K: 1 S: 7	H: 2 LOB: 0 BB: 2 P: 15		1B: 6 2B: 1 3B: 0 HR: 2	SF: 0 SAC: 0 DP: 2 HBP: 0	WP: 0 PB: 0 SB: 0 CS: 0
PITCHER	IP	WLS	BF	H	R	ER	SO	BB	IBB	HBP	BLK	WP	HR	S	P	ERA	WHIP			
Dave Morehead, R ERA: 4.71 (1, 1)	4.2		23	6	6	6	4	4	0	0	0	0	1	27	43	11.57	2.143			
Bob Duliba, R ERA: 3.4 (5, 1)	4.1	W	17	3	4	4	1	2	0	0	0	0	1	17	25	8.31	1.154			

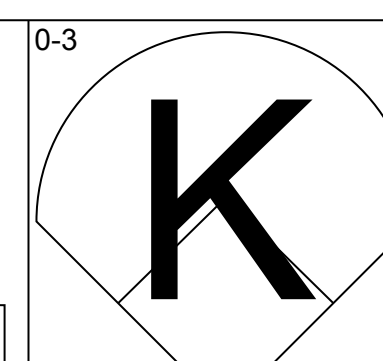
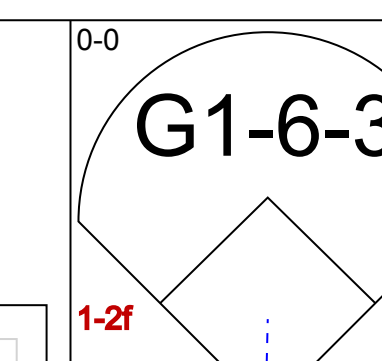
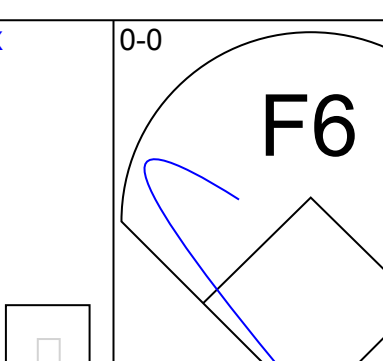
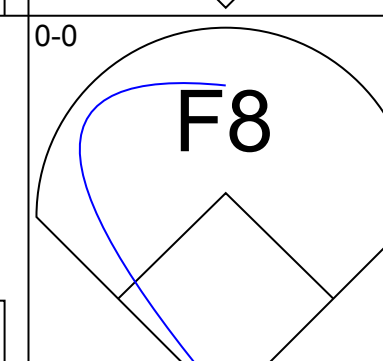
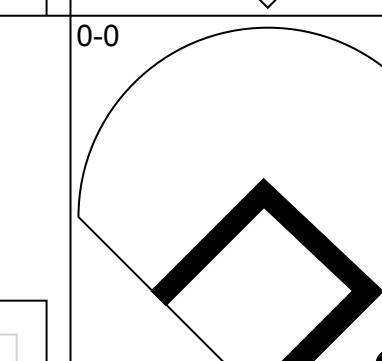
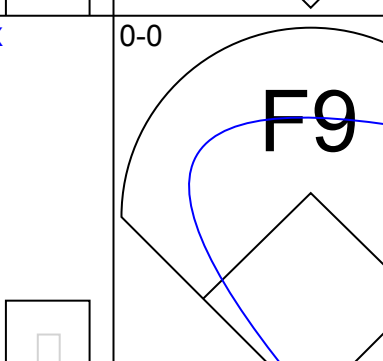
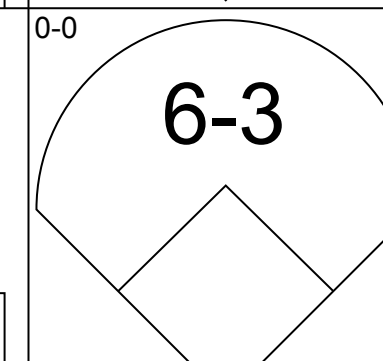
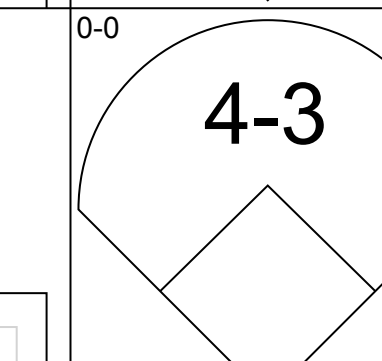
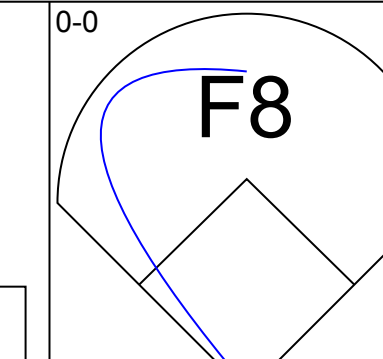
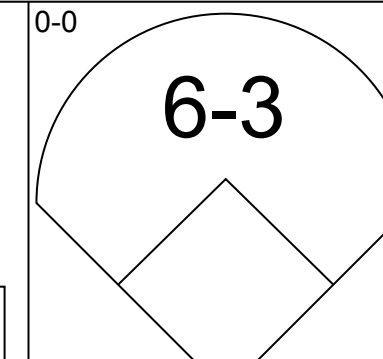
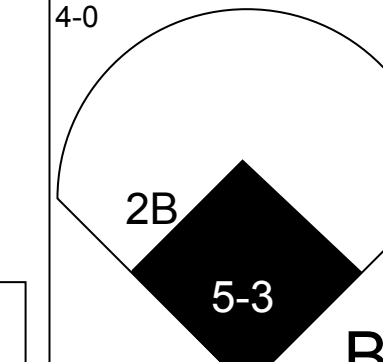
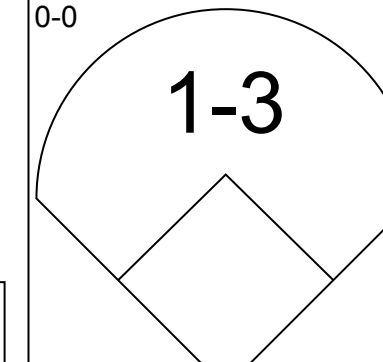
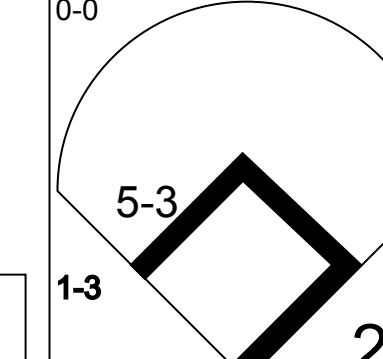
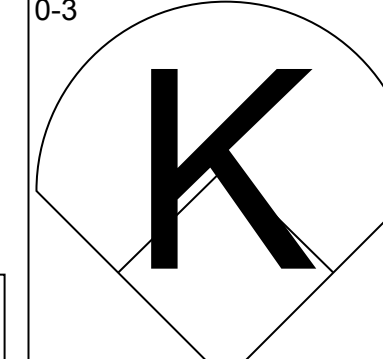
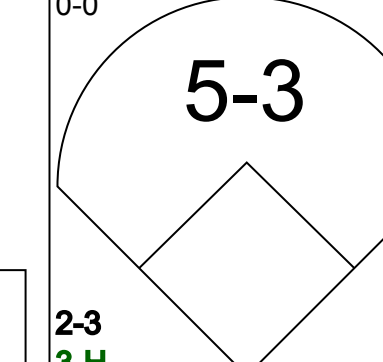
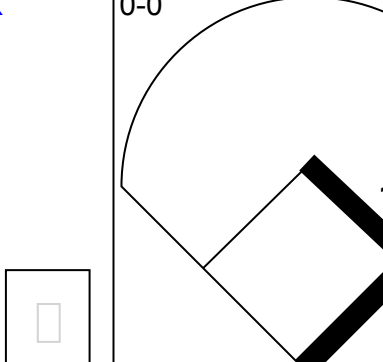
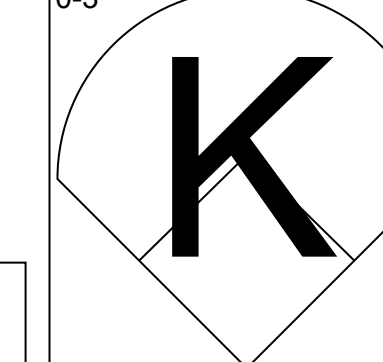
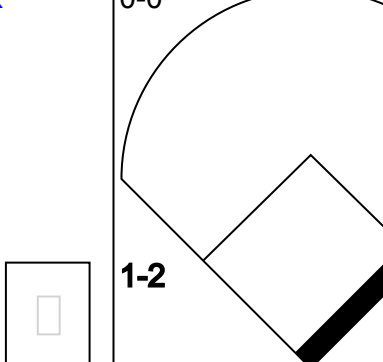
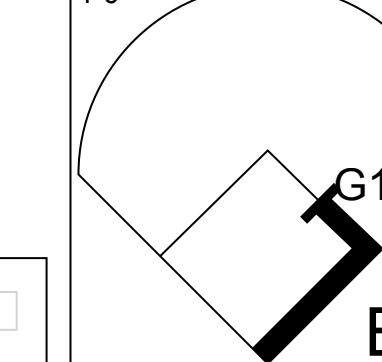
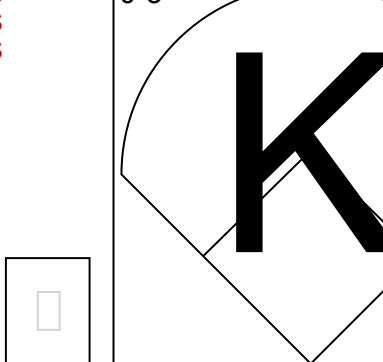
Batter	1	2	3	4	5	6	7	8	9	AB	R	H	RBI	BB	SO	LOB	BOTTOM			
Rico Petrocelli, R OBP: 0.295, SLG: 0.393 (1, 6)										4	2	2	0	2	1	4	Detroit Tigers @ Boston Red Sox Fenway Park, Boston, MA Sat Aug 21 1965, 7:05 PM EDT Att: 7,567 - Unknown			
Frank Malzone, R OBP: 0.298, SLG: 0.308 (1, 5)										5	2	2	0	1	0	6				
Carl Yastrzemski, L OBP: 0.386, SLG: 0.574 (1, 7)										3	2	2	0	1	0	0				
Felix Mantilla, R OBP: 0.399, SLG: 0.459 (1, 4)										4	1	1	4	1	0	2				
Tony Conigliaro, R OBP: 0.330, SLG: 0.501 (1, 9)										5	3	3	4	0	0	3				
Tony Horton, R OBP: 0.395, SLG: 0.427 (1, 3)										4	3	3	3	1	0	0				
Jim Gosger, L OBP: 0.359, SLG: 0.453 (1, 8)										4	0	1	0	1	0	1				
Bob Tillman, R OBP: 0.292, SLG: 0.327 (1, 2)										3	0	1	1	2	1	0				
Dave Morehead, R OBP: 0.236, SLG: 0.180 (1, 1) Bob Duliba, R ERA: 2.66 (5, 1)										3	0	0	1	0	1	4				
Inning Stats	R: 4 E: 0 K: 0 S: 6	H: 3 LOB: 0 BB: 1 P: 10	R: 1 E: 0 K: 0 S: 5	H: 2 LOB: 3 BB: 2 P: 13	R: 0 E: 0 K: 1 S: 5	H: 0 LOB: 3 BB: 3 P: 17	R: 3 E: 0 K: 1 S: 9	H: 4 LOB: 2 BB: 1 P: 13	R: 5 E: 0 K: 1 S: 11	H: 6 LOB: 2 BB: 1 P: 15	R: 0 E: 0 K: 0 S: 3	H: 0 LOB: 0 BB: 0 P: 3	R: 0 E: 0 K: 1 S: 5	H: 0 LOB: 0 BB: 0 P: 5	R: 0 E: 0 K: 1 S: 4	H: 0 LOB: 0 BB: 1 P: 8		1B: 10 2B: 2 3B: 1 HR: 2	SF: 0 SAC: 1 DP: 1 HBP: 0	WP: 0 PB: 1 SB: 0 CS: 0
PITCHER	IP	WLS	BF	H	R	ER	SO	BB	IBB	HBP	BLK	WP	HR	S	P	ERA	WHIP			
Hank Aguirre, L ERA: 3.62 (1, 1)	1.2	L	12	5	5	5	0	2	0	0	0	0	0	10	18	27.00	4.200			
Larry Sherry, R ERA: 3.36 (2, 1)	1.0		7	0	0	0	1	4	0	0	0	0	0	5	21	0.00	4.000			
Fred Gladding, R ERA: 3.36 (3, 1)	1.1		9	4	3	3	1	0	1	0	0	0	0	10	14	20.25	3.000			
Terry Fox, R ERA: 3.38 (5, 1)	1.0		10	6	5	5	1	1	0	0	0	0	1	11	15	45.00	7.000			
Ron Nischwitz, L ERA: 2.66 (6, 1)	3.0		9	0	0	0	2	1	0	0	0	0	0	12	16	0.00	0.333			

Batter	1	2	3	4	5	6	7	8	9	AB	R	H	RBI	BB	SO	LOB	TOP			
Don Wert, R OBP: 0.337, SLG: 0.350 (1, 5)										3	0	0	0	0	1	3	Detroit Tigers @ Boston Red Sox Fenway Park, Boston, MA Sun Aug 22 1965, 3:33 AM EDT Att: 7,272 - Unknown			
Jerry Lumpe, L OBP: 0.329, SLG: 0.332 (1, 4)										3	0	1	0	0	0	1				
Gates Brown, L OBP: 0.294, SLG: 0.448 (1, 7)										2	0	0	0	0	2	0				
Willie Horton, R OBP: 0.343, SLG: 0.536 (1, 9)										1	1	0	0	2	0	0				
Don Demeter, R OBP: 0.329, SLG: 0.477 (1, 3)										2	1	1	2	0	0	0				
George Thomas, R OBP: 0.297, SLG: 0.326 (1, 8)										2	0	0	0	0	1	0				
Bill Freehan, R OBP: 0.293, SLG: 0.329 (1, 2)										1	0	1	0	1	0	0				
Ray Oyler, R OBP: 0.280, SLG: 0.364 (1, 6)										1	0	0	0	1	0	1				
Joe Sparma, R OBP: 0.205, SLG: 0.171 (1, 1)										0	0	0	0	1	0	0				
Inning Stats	R: 0 E: 0 K: 2 S: 7	H: 0 LOB: 0 BB: 0 P: 7	R: 2 E: 0 K: 0 S: 4	H: 2 LOB: 0 BB: 1 P: 8	R: 0 E: 0 K: 0 S: 2	H: 0 LOB: 0 BB: 1 P: 6	R: 0 E: 0 K: 1 S: 5	H: 0 LOB: 0 BB: 0 P: 5	R: 0 E: 0 K: 1 S: 5	H: 1 LOB: 2 BB: 1 P: 6						1B: 2 2B: 1 3B: 0 HR: 1		SF: 0 SAC: 2 DP: 2 HBP: 0	WP: 0 PB: 0 SB: 0 CS: 0	PA: 22
PITCHER Dennis Bennett, L ERA: 4.61 (1, 1)	IP: 5.1 WLS: L BF: 22	H: 3 R: 2 ER: 2 SO: 4	BB: 4 IBB: 1 HBP: 0 BLK: 0	WP: 0 HR: 1 S: 25 P: 45	ERA: 3.38 WHIP: 1.312	PITCHER					IP: 5.1 WLS: L BF: 22	H: 3 R: 2 ER: 2 SO: 4	BB: 4 IBB: 1 HBP: 0 BLK: 0	WP: 0 HR: 1 S: 25 P: 45	ERA: 3.38 WHIP: 1.312					

livebaseballscorecards.com

AB	15
R	2
H	3
RBI	2
BB	5
SO	4
LOB	5



Batter	1	2	3	4	5	6	7	8	9	AB	R	H	RBI	BB	SO	LOB	BOTTOM			
Jim Gosger, L OBP: 0.353, SLG: 0.445 (1, 8)										3	0	0	0	0	1	3	Detroit Tigers @ Boston Red Sox Fenway Park, Boston, MA Sun Aug 22 1965, 3:33 AM EDT Att: 7,272 - Unknown			
Dalton Jones, L OBP: 0.354, SLG: 0.412 (1, 5)										3	0	1	0	0	0	2				
Carl Yastrzemski, L OBP: 0.394, SLG: 0.571 (1, 7)										2	0	0	0	0	0	1				
Felix Mantilla, R OBP: 0.398, SLG: 0.457 (1, 4)										2	0	0	0	0	0	0				
Lee Thomas, L OBP: 0.356, SLG: 0.450 (1, 3)										1	1	0	0	1	0	0				
Tony Conigliaro, R OBP: 0.331, SLG: 0.504 (1, 9)										2	0	1	0	0	1	0				
Russ Nixon, L OBP: 0.275, SLG: 0.307 (1, 2)										2	0	1	1	0	0	1				
Rico Petrocelli, R OBP: 0.297, SLG: 0.394 (1, 6)										2	0	1	0	0	1	1				
Dennis Bennett, L OBP: 0.238, SLG: 0.250 (1, 1)										1	0	0	0	1	1	2				
Inning Stats	R: 0 E: 0 K: 1 S: 5	H: 0 LOB: 0 BB: 0 P: 5	R: 1 E: 0 K: 1 S: 6	H: 1 LOB: 1 BB: 1 P: 10	R: 0 E: 0 K: 0 S: 3	H: 1 LOB: 1 BB: 1 P: 7	R: 0 E: 0 K: 1 S: 5	H: 0 LOB: 0 BB: 0 P: 5	R: 0 E: 0 K: 1 S: 7	H: 2 LOB: 2 BB: 0 P: 7						1B: 2 2B: 1 3B: 1 HR: 0		SF: 0 SAC: 0 DP: 1 HBP: 0	WP: 0 PB: 0 SB: 0 CS: 0	PA: 20
PITCHER Joe Sparma, R ERA: 3.05 (1, 1)	IP: 5.0 WLS: W BF: 20	H: 4 R: 1 ER: 1 SO: 4	BB: 2 IBB: 0 HBP: 0 BLK: 0	WP: 0 HR: 0 S: 26 P: 34	ERA: 1.80 WHIP: 1.200	PITCHER					IP: 5.0 WLS: W BF: 20	H: 4 R: 1 ER: 1 SO: 4	BB: 2 IBB: 0 HBP: 0 BLK: 0	WP: 0 HR: 0 S: 26 P: 34	ERA: 1.80 WHIP: 1.200					

livebaseballscorecards.com


AB	18
R	1
H	4
RBI	1
BB	2
SO	4
LOB	10



Batter	1	2	3	4	5	6	7	8	9	AB	R	H	RBI	BB	SO	LOB	TOP			
Don Wert, R OBP: 0.336, SLG: 0.349 (1, 5)	F3		E HR 1B		G1-6-3			F7		4	1	1	0	0	0	2				
Jerry Lumpe, L OBP: 0.326, SLG: 0.332 (1, 4)	L6		E6 HR 1B			F6		F9		4	1	1	0	0	0	1				
Gates Brown, L OBP: 0.293, SLG: 0.460 (1, 7)	F9		HR			L1			G1	4	1	1	3	0	0	0				
Willie Horton, R OBP: 0.342, SLG: 0.531 (1, 9)		F9	6-3			6-3			HBP	3	0	0	0	0	0	0				
Don Demeter, R OBP: 0.326, SLG: 0.472 (1, 8)		K		5-3			K		F8	4	0	0	0	0	2	1				
Norm Cash, L OBP: 0.351, SLG: 0.431 (1, 3)		S BB		F2			F9		F8	3	0	0	0	1	0	1				
Bill Freehan, R OBP: 0.291, SLG: 0.326 (1, 2)		K		K			6-3			3	0	0	0	0	2	1				
Ray Oyler, R OBP: 0.294, SLG: 0.367 (1, 6)			K		G1-6-3 1B			BB		2	0	1	0	1	1	0				
Mickey Lolich, S OBP: 0.106, SLG: 0.078 Julio Navarro, R (2, 1)			K				F3		K	0	0	0	0	0	0	0				
Jim Northrup, L OBP: 0.254, SLG: 0.318 Orlando Pena, R OBP: 0.278, SLG: 0.188 (8, 1)										2	0	0	0	0	1	1				
										1	0	0	0	0	1	1				
										0	0	0	0	0	0	0				
Inning Stats	R: 0 E: 0 K: 0 S: 3	H: 0 LOB: 0 BB: 0 P: 3	R: 0 E: 0 K: 2 S: 7	H: 0 LOB: 1 BB: 1 P: 11	R: 3 E: 1 K: 2 S: 10	H: 3 LOB: 0 BB: 0 P: 10	R: 0 E: 0 K: 1 S: 5	H: 0 LOB: 0 BB: 0 P: 5	R: 0 E: 0 K: 0 S: 3	H: 1 LOB: 0 BB: 0 P: 3	R: 0 E: 0 K: 0 S: 3	H: 0 LOB: 0 BB: 0 P: 3	R: 0 E: 0 K: 1 S: 5	H: 0 LOB: 1 BB: 1 P: 9	R: 0 E: 0 K: 0 S: 3	H: 0 LOB: 1 BB: 0 P: 4	1B: 3 2B: 0 3B: 0 HR: 1	SF: 0 SAC: 0 DP: 1 HBP: 1	WP: 0 PB: 0 SB: 1 CS: 0	PA: 33
PITCHER	IP	WLS	BF	H	R	ER	SO	BB	IBB	HBP	BLK	WP	HR	S	P	ERA	WHIP			
Rollie Sheldon, R ERA: 4.08 John Wyatt, R ERA: 2.33	7.0	W	26	4	3	3	6	2	0	0	0	0	1	36	44	3.86	0.857			
	2.0	S	7	0	0	0	1	0	0	1	0	0	0	8	9	0.00	0.000			

Detroit Tigers @ Kansas City Athletics
 Municipal Stadium, Kansas City, MO
 Mon Aug 23 1965, 8:05 PM EDT
 Att: 3,414 - Unknown


AB	30
R	3
H	4
RBI	3
BB	2
SO	7
LOB	8



Batter	1	2	3	4	5	6	7	8	9	AB	R	H	RBI	BB	SO	LOB	BOTTOM			
Bert Campaneris, R OBP: 0.331, SLG: 0.403 (1, 6)	5-3	SF8			F4		CS 1B			3	0	1	1	0	0	0				
Jose Tartabull, L OBP: 0.420, SLG: 0.484 (1, 8)	1B	5-3			BB		CS	G5-4-3 1B		3	1	2	0	1	0	1				
Mike Hershberger, R OBP: 0.293, SLG: 0.322 (1, 9)	FC6-4 1B		6-3		K2-6-3-2			G5-4-3		4	0	1	1	0	1	2				
Ken Harrelson, R OBP: 0.333, SLG: 0.448 Santiago Rosario, L OBP: 0.353, SLG: 0.432 (9, 3)	K		5-3			HR		K		4	1	1	1	0	2	1				
										0	0	0	0	0	0	0				
Ed Charles, R OBP: 0.331, SLG: 0.390 (1, 5)	FC6-4		F9			5-3				3	0	0	0	0	0	1				
Wayne Causey, L OBP: 0.360, SLG: 0.360 (1, 4)		1B 1B		FC6 BB		3-1				2	1	1	0	1	0	0				
Rene Lachemann, R OBP: 0.245, SLG: 0.491 (1, 2)		1B SF8 1B		K		6-3				3	1	1	0	0	1	1				
Tommie Reynolds, R OBP: 0.310, SLG: 0.291 (1, 7)		SH1-4 1B		F9			K			3	0	1	1	0	1	1				
Rollie Sheldon, R OBP: 0.122, SLG: 0.077 John Wyatt, R (8, 1)		SH1-4		FC6			K			2	0	0	0	0	1	1				
										0	0	0	0	0	0	0				
Inning Stats	R: 1 E: 0 K: 1 S: 7	H: 2 LOB: 1 BB: 0 P: 7	R: 2 E: 0 K: 0 S: 6	H: 3 LOB: 1 BB: 0 P: 6	R: 0 E: 0 K: 0 S: 3	H: 0 LOB: 0 BB: 0 P: 3	R: 0 E: 0 K: 1 S: 5	H: 0 LOB: 1 BB: 1 P: 9	R: 0 E: 0 K: 0 S: 4	H: 1 LOB: 0 BB: 0 P: 4	R: 0 E: 0 K: 2 S: 7	H: 1 LOB: 0 BB: 0 P: 7	R: 0 E: 0 K: 1 S: 5	H: 1 LOB: 0 BB: 0 P: 5	R: 0 E: 0 K: 0 S: 3	H: 0 LOB: 1 BB: 0 P: 4	1B: 6 2B: 1 3B: 1 HR: 1	SF: 1 SAC: 1 DP: 2 HBP: 0	WP: 0 PB: 0 SB: 0 CS: 1	PA: 32
PITCHER	IP	WLS	BF	H	R	ER	SO	BB	IBB	HBP	BLK	WP	HR	S	P	ERA	WHIP			
Mickey Lolich, L ERA: 3.97 Julio Navarro, R ERA: 4.24 Orlando Pena, R ERA: 4.44	1.0	L	20	2	1	1	4	2	0	0	0	0	1	26	34	1.50	0.667			
	1.0		3	1	0	0	1	0	0	0	0	0	0	5	5	0.00	1.000			

Detroit Tigers @ Kansas City Athletics
 Municipal Stadium, Kansas City, MO
 Mon Aug 23 1965, 8:05 PM EDT
 Att: 3,414 - Unknown

AB	27
R	4
H	8
RBI	4
BB	2
SO	6
LOB	8



Batter	1	2	3	4	5	6	7	8	9	AB	R	H	RBI	BB	SO	LOB	TOP				
Don Wert, R OBP: 0.336, SLG: 0.350 (1.5)	F9		1B	5-3		F8 WP		F4		5	0	2	0	0	0	0					
Jerry Lumpe, L OBP: 0.333, SLG: 0.337 George Smith, R OBP: 0.190, SLG: 0.105 (5.4)	2B		E			F8			K	3	3	3	0	0	0	0					
Gates Brown, L OBP: 0.296, SLG: 0.461 (1.7)	1B		1B			F2			4-3	4	1	1	1	1	1	2					
Willie Horton, R OBP: 0.342, SLG: 0.530 (1.9)	2B		E			F2			4-3	4	1	1	1	1	1	2					
Don Demeter, R OBP: 0.327, SLG: 0.474 (1.8)	5-3		E7			5-3			6-3	5	1	2	1	0	0	2					
Norm Cash, L OBP: 0.355, SLG: 0.442 (1.3)	5-3		2B			5-3			6-3	5	1	2	1	0	0	2					
John Sullivan, L OBP: 0.342, SLG: 0.369 (1.2)	5-3		1B			5-3			6-3	5	2	2	2	0	0	2					
Ray Oyler, R OBP: 0.281, SLG: 0.349 (1.6)	5-3		2B			HR			6-3	3	1	2	3	1	1	0					
Denny McLain, R OBP: 0.121, SLG: 0.066 (1.1)	5-3		1B			HR			6-3	4	0	1	0	0	3	2					
Inning Stats	R: 1 E: 0 K: 0 S: 5	H: 2 LOB: 1 BB: 0 P: 5	R: 0 E: 0 K: 2 S: 7	H: 0 LOB: 0 BB: 0 P: 7	R: 4 E: 1 K: 2 S: 11	H: 5 LOB: 1 BB: 1 P: 15	R: 0 E: 0 K: 2 S: 7	H: 0 LOB: 0 BB: 0 P: 7	R: 3 E: 0 K: 1 S: 9	H: 4 LOB: 1 BB: 0 P: 9	R: 0 E: 0 K: 1 S: 6	H: 1 LOB: 1 BB: 0 P: 6	R: 0 E: 0 K: 1 S: 5	H: 0 LOB: 1 BB: 1 P: 9	R: 0 E: 0 K: 1 S: 5	H: 0 LOB: 0 BB: 0 P: 5	R: 0 E: 0 K: 1 S: 6	H: 1 LOB: 1 BB: 0 P: 6	1B: 10 2B: 2 3B: 0 HR: 1	SF: 0 SAC: 0 DP: 0 HBP: 0	WP: 1 PA: 41
PITCHER	IP	WLS	BF	H	R	ER	SO	BB	IBB	HBP	BLK	WP	HR	S	P	ERA	WHIP				
Lew Krausse, R ERA: 6.97 (1.1)	2.2	L	15	7	5	5	3	1	0	0	0	0	0	20	24	16.88	3.000				
Diego Segui, R ERA: 5.02 (3.1)	2.1		11	4	3	3	4	0	0	0	0	0	1	19	19	11.57	1.714				
Jim Dickson, R ERA: 3.62 (6.1)	2.0		8	1	0	0	2	1	0	0	0	1	0	11	15	0.00	1.000				
Jack Aker, R ERA: 3.75 (8.1)	2.0		7	1	0	0	2	0	0	0	0	0	0	11	11	0.00	0.500				

Detroit Tigers @ Kansas City Athletics
 Municipal Stadium, Kansas City, MO
 Tue Aug 24 1965, 8:05 PM EDT
 Att: 4,437 - Unknown

AB 39
R 8
H 13
RBI 7
BB 2
SO 11
LOB 10



Batter	1	2	3	4	5	6	7	8	9	AB	R	H	RBI	BB	SO	LOB	BOTTOM				
Bert Campaneris, R OBP: 0.331, SLG: 0.402 (1.6)	1-3		2-3			F5		WP		4	1	1	0	0	0	0					
Jose Tartabull, L OBP: 0.423, SLG: 0.484 (1.8)	F7		1B			F3		FC5-4		4	0	2	0	0	0	0					
Wayne Causey, L OBP: 0.357, SLG: 0.357 (1.4)	F7		L8			F7		K		4	0	0	0	0	1	3					
Ed Charles, R OBP: 0.333, SLG: 0.392 (1.5)								2-3		3	0	2	0	0	0	0					
Skip Lockwood, R OBP: 0.292, SLG: 0.125 (6, PR) (7.5)								FC5-4		0	0	0	0	1	0	0					
Ken Harrelson, R OBP: 0.329, SLG: 0.444 (1.3)								1B		4	0	0	1	0	1	4					
Mike Hershberger, R OBP: 0.295, SLG: 0.322 (1.9)								BB		4	0	0	1	0	1	4					
Billy Bryan, L OBP: 0.305, SLG: 0.416 (1.2)								FC5-4		3	0	1	0	0	0	2					
Tommie Reynolds, R OBP: 0.309, SLG: 0.296 (1.7)								F7		3	0	1	0	0	0	2					
Lew Krausse, R ERA: 6.97 (1.1)								F3		3	0	1	0	0	0	2					
Diego Segui, R ERA: 5.02 (3.1)								F7		3	0	1	0	0	0	2					
Johnny Sanchez, L OBP: 0.226, SLG: 0.245 (5. PH)								BLK		3	0	0	0	0	0	0					
Jim Dickson, L ERA: 3.62 (6.1)								HBP		3	0	0	0	0	0	0					
Santiago Rosario, L OBP: 0.349, SLG: 0.422 (7. PH)								HBP		3	0	0	0	0	0	0					
Jack Aker, R ERA: 3.75 (8.1)								HBP		3	0	0	0	0	0	0					
Rene Lachemann, R OBP: 0.043, SLG: 0.036 (9. PH)								HBP		3	0	0	0	0	0	0					
Inning Stats	R: 0 E: 0 K: 0 S: 3	H: 0 LOB: 0 BB: 0 P: 3	R: 0 E: 0 K: 0 S: 3	H: 0 LOB: 1 BB: 0 P: 4	R: 1 E: 0 K: 0 S: 5	H: 2 LOB: 1 BB: 0 P: 5	R: 0 E: 0 K: 2 S: 9	H: 2 LOB: 2 BB: 0 P: 9	R: 0 E: 0 K: 0 S: 3	H: 0 LOB: 0 BB: 0 P: 3	R: 0 E: 0 K: 0 S: 3	H: 1 LOB: 1 BB: 0 P: 3	R: 0 E: 0 K: 1 S: 6	H: 1 LOB: 1 BB: 0 P: 6	R: 1 E: 0 K: 1 S: 7	H: 2 LOB: 2 BB: 1 P: 11	R: 0 E: 0 K: 1 S: 4	H: 0 LOB: 0 BB: 1 P: 8	1B: 6 2B: 1 3B: 0 HR: 1	SF: 0 SAC: 0 DP: 2 HBP: 1	WP: 1 PA: 36
PITCHER	IP	WLS	BF	H	R	ER	SO	BB	IBB	HBP	BLK	WP	HR	S	P	ERA	WHIP				
Denny McLain, R ERA: 2.79 (1.1)	9.0	W	36	8	2	2	5	2	0	1	1	1	1	43	52	2.00	1.111				

Detroit Tigers @ Kansas City Athletics
 Municipal Stadium, Kansas City, MO
 Tue Aug 24 1965, 8:05 PM EDT
 Att: 4,437 - Unknown

AB 33
R 2
H 8
RBI 2
BB 2
SO 5
LOB 16



Batter	1	2	3	4	5	6	7	8	9	AB	R	H	RBI	BB	SO	LOB	TOP			
Don Wert, R OBP: 0.334, SLG: 0.347 (1, 5)										4	0	0	0	0	0	2				
Jerry Lumpe, L OBP: 0.334, SLG: 0.337 (1, 4)										3	0	1	0	1	0	0				
Gates Brown, L OBP: 0.295, SLG: 0.454 (1, 7)										3	0	0	0	1	0	4				
Willie Horton, R OBP: 0.342, SLG: 0.527 (1, 9)										4	0	1	0	0	2	2				
Don Demeter, R OBP: 0.328, SLG: 0.477 (1, 8)										4	0	2	0	0	1	1				
Norm Cash, L OBP: 0.352, SLG: 0.437 (1, 3)										4	0	0	0	0	0	2				
John Sullivan, L OBP: 0.342, SLG: 0.368 George Thomas, R OBP: 0.265, SLG: 0.323 (0, PH)										3	0	1	0	0	0	1				
Ray Oyler, R OBP: 0.280, SLG: 0.337 (1, 6)										3	0	0	0	1	0	1				
Joe Sparma, R OBP: 0.200, SLG: 0.197 Dave Wickersham, R OBP: 0.000, SLG: 0.000 Ron Nischwitz, L OBP: 0.000, SLG: 0.000 Jim Northrup, L OBP: 0.000, SLG: 0.000 Terry Fox, R OBP: 0.000, SLG: 0.000 Jake Wood, R OBP: 0.000, SLG: 0.000 Fred Gladding, L OBP: 0.000, SLG: 0.000 (1, 1) (3, 1) (4, 1) (5, PH) (5, 1) (7, PH) (7, 1)										1	0	0	0	0	1	0				
Inning Stats	R: 0 E: 0 K: 1 S: 6	H: 1 LOB: 1 BB: 0 P: 6	R: 0 E: 0 K: 1 S: 6	H: 1 LOB: 1 BB: 0 P: 6	R: 0 E: 0 K: 1 S: 5	H: 0 LOB: 0 BB: 0 P: 5	R: 0 E: 0 K: 1 S: 5	H: 0 LOB: 1 BB: 1 P: 9	R: 0 E: 0 K: 0 S: 4	H: 1 LOB: 3 BB: 2 P: 12	R: 0 E: 0 K: 0 S: 3	H: 0 LOB: 0 BB: 0 P: 3	R: 0 E: 0 K: 0 S: 4	H: 2 LOB: 2 BB: 0 P: 4	R: 0 E: 0 K: 1 S: 5	H: 0 LOB: 0 BB: 0 P: 5	1B: 5 2B: 1 3B: 0 HR: 0	SF: 0 SAC: 0 DP: 0 HBP: 0	WP: 0 PB: 0 SB: 1 CS: 0	PA: 35
PITCHER Cattfish Hunter, R ERA: 4.19 (1, 1)	IP: 9.0 WLS: W BF: 35 H: 6 R: 0 ER: 0 SO: 5 BB: 3 IBB: 0 HBP: 0 BLK: 0 WP: 0 HR: 0 S: 42 P: 54 ERA: 0.00 WHIP: 1.000																			

Detroit Tigers @ Kansas City Athletics
Municipal Stadium, Kansas City, MO
Wed Aug 25 1965, 8:05 PM EDT
Att: 4,794 - Unknown


AB 32
R 0
H 6
RBI 0
BB 3
SO 5
LOB 13

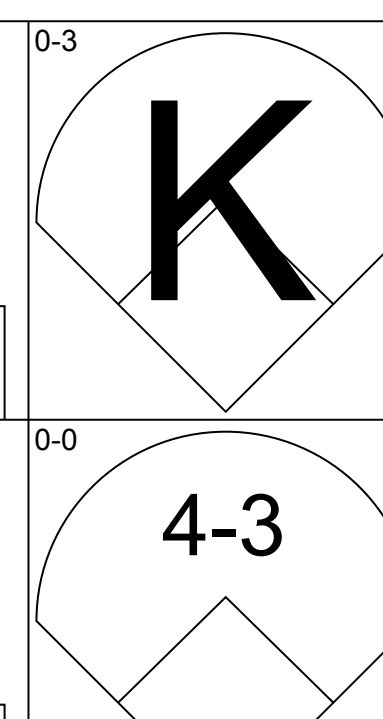
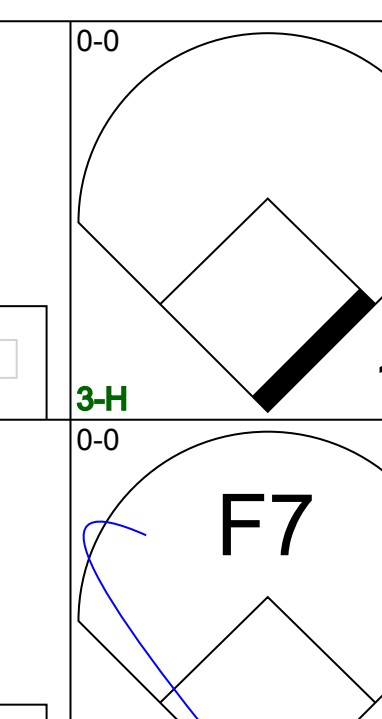
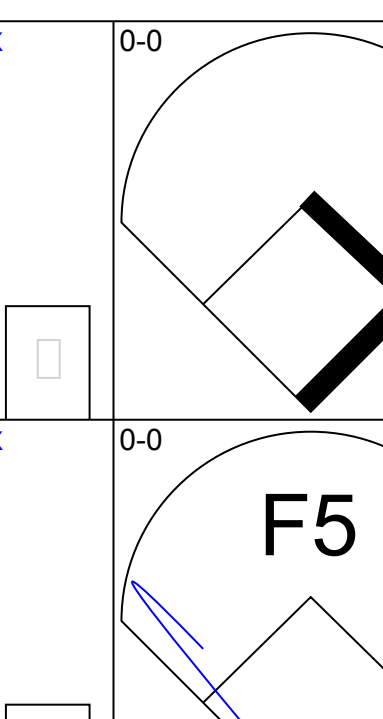
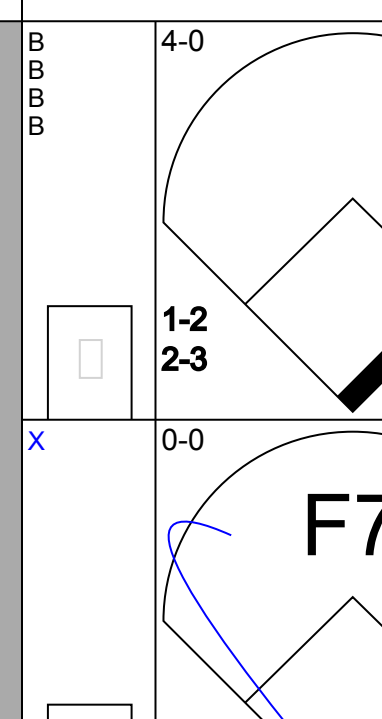
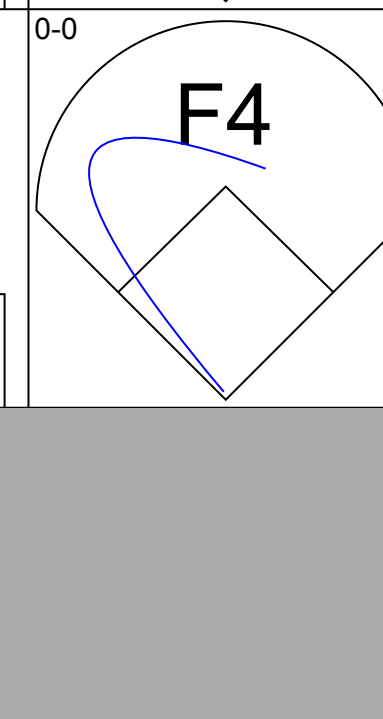
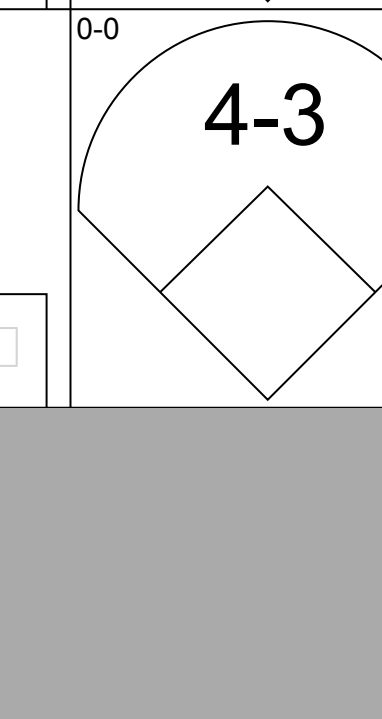





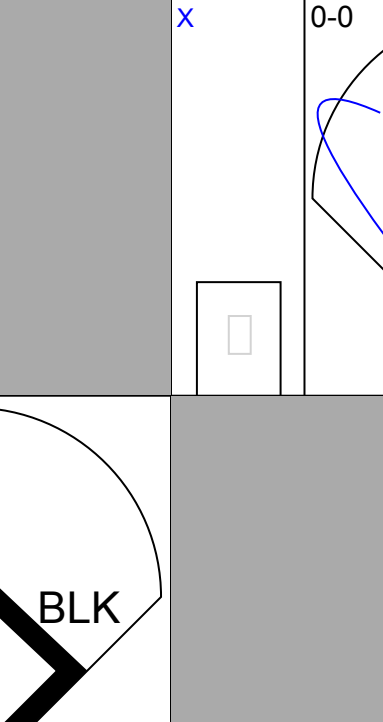
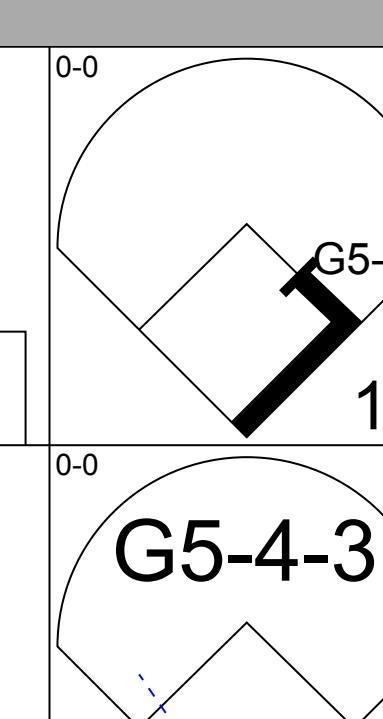
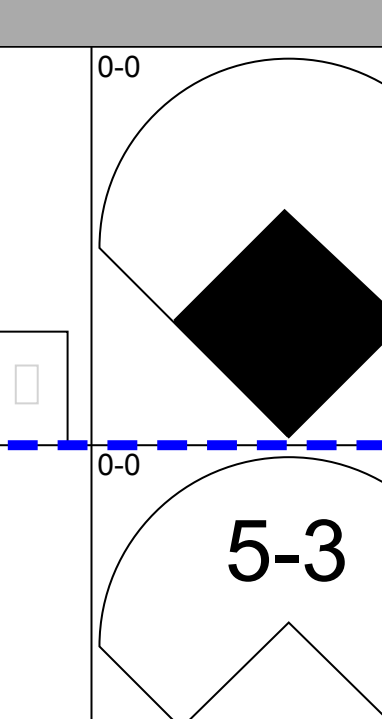

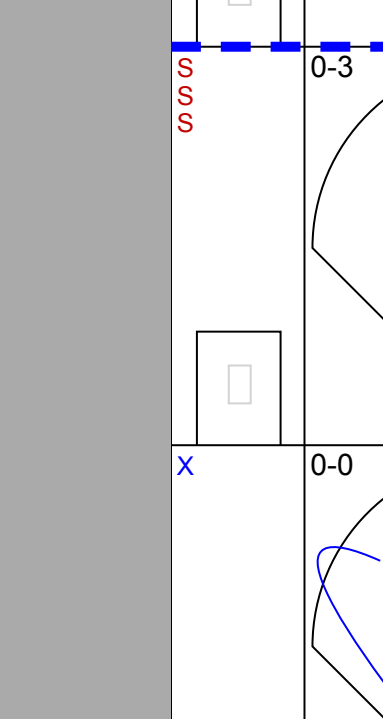
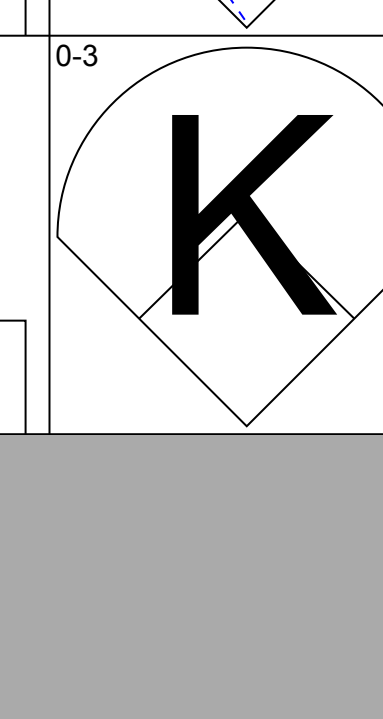
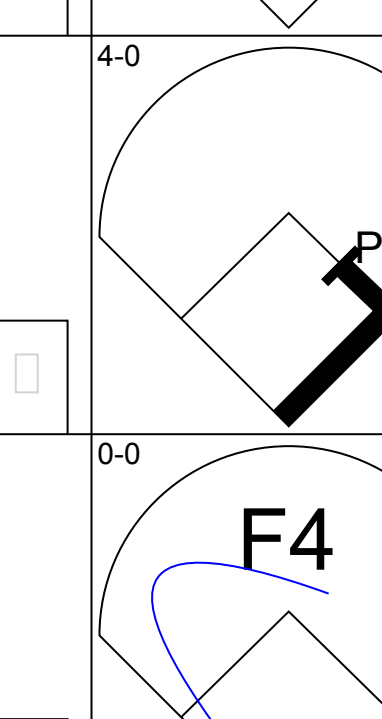



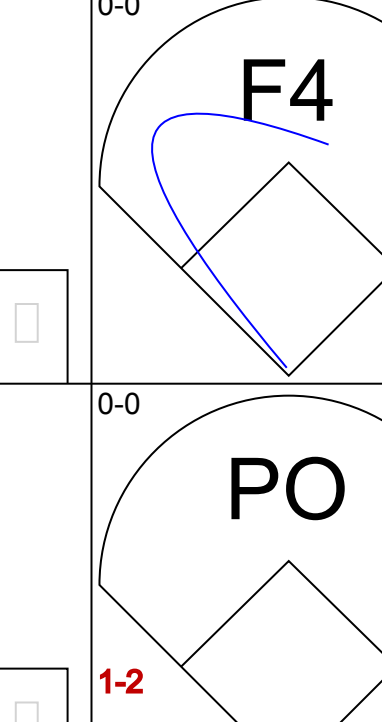
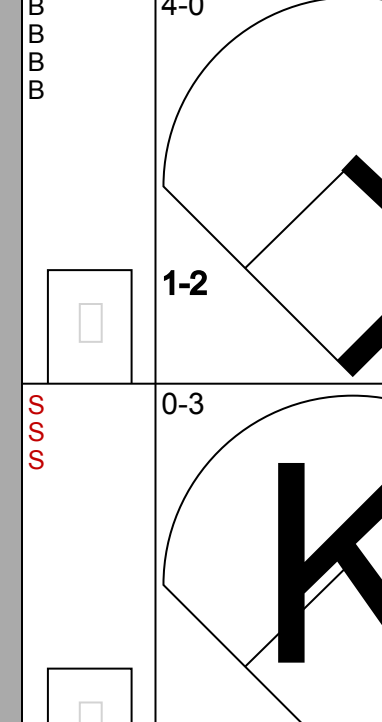
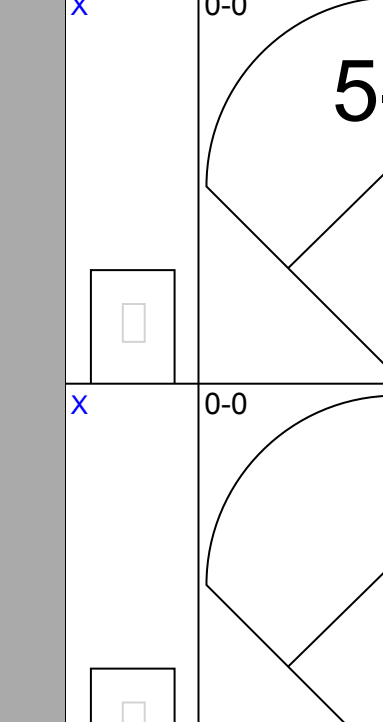
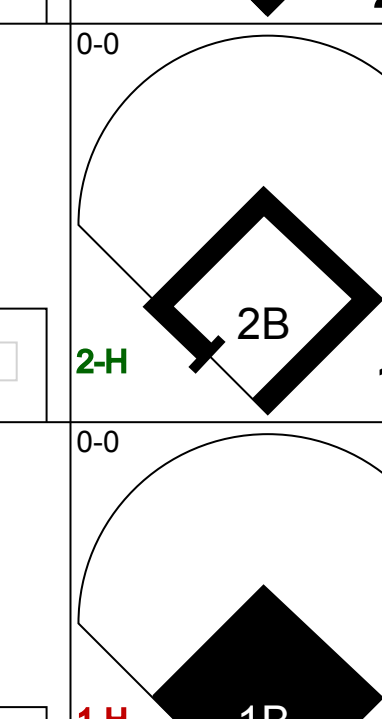
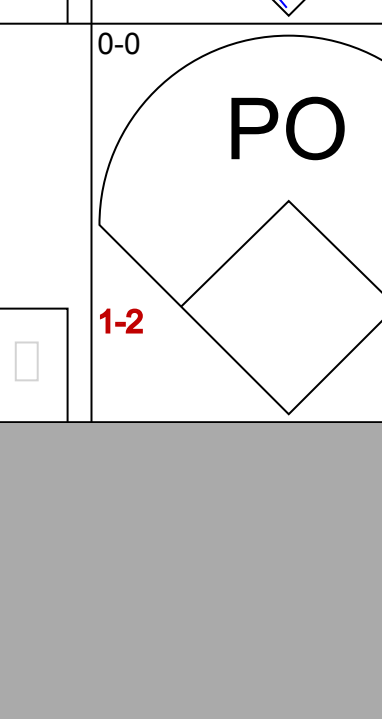
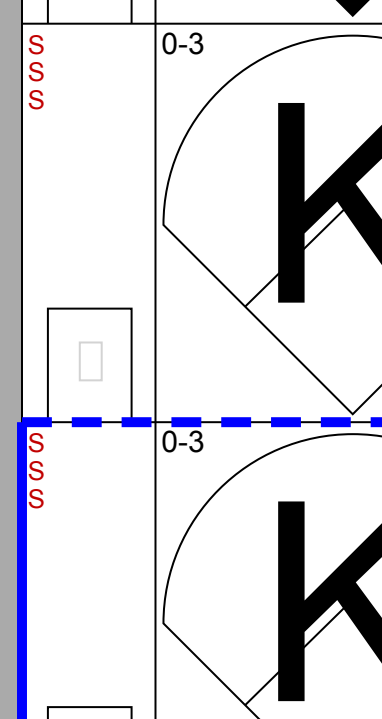
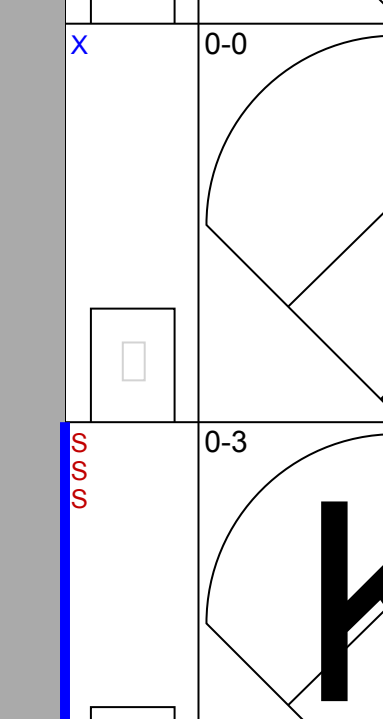
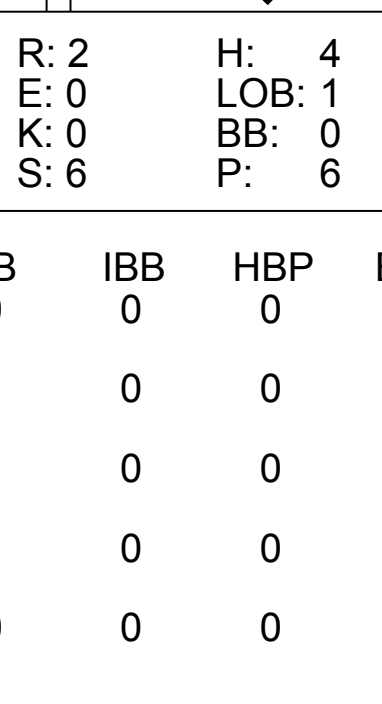
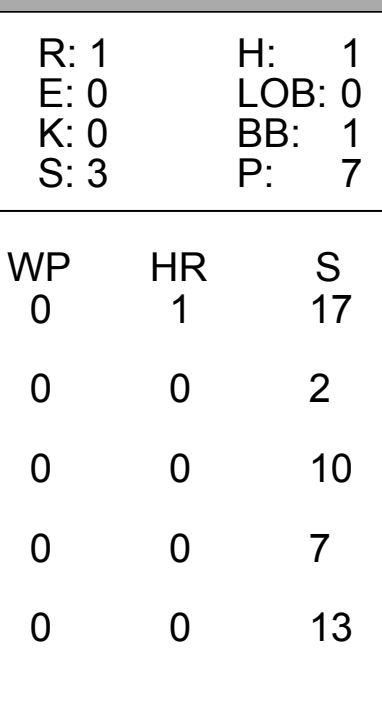
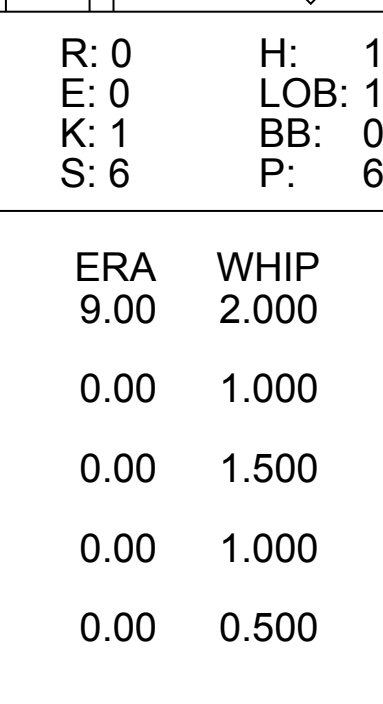
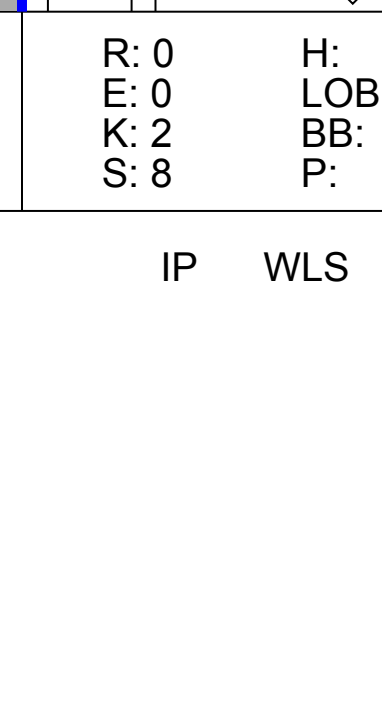
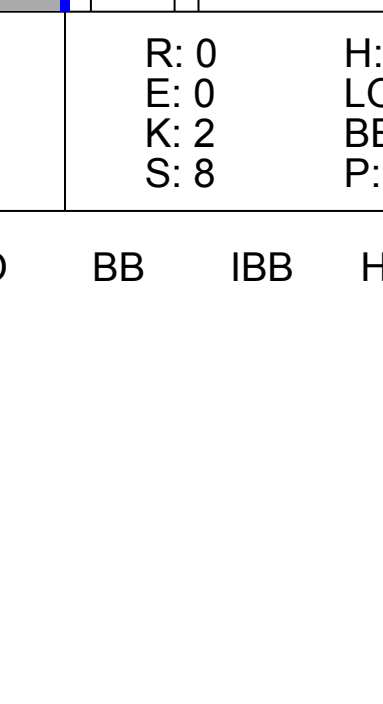

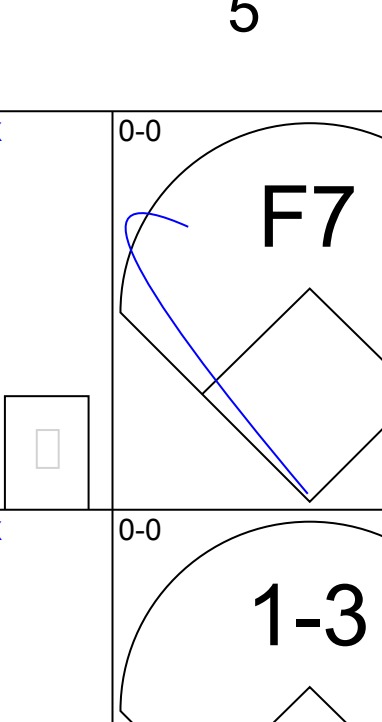
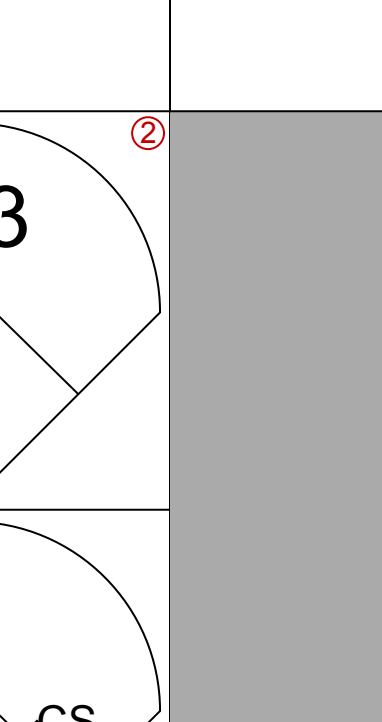
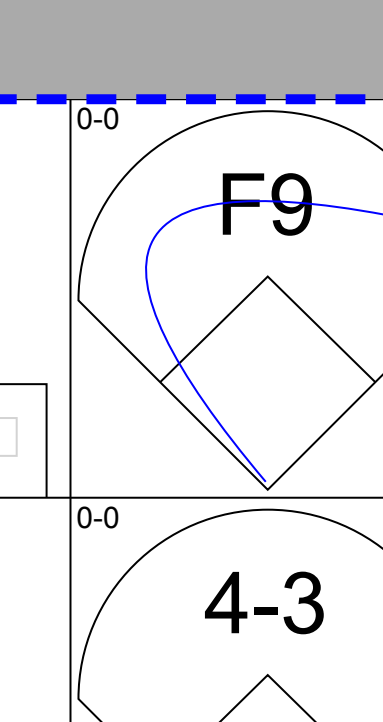
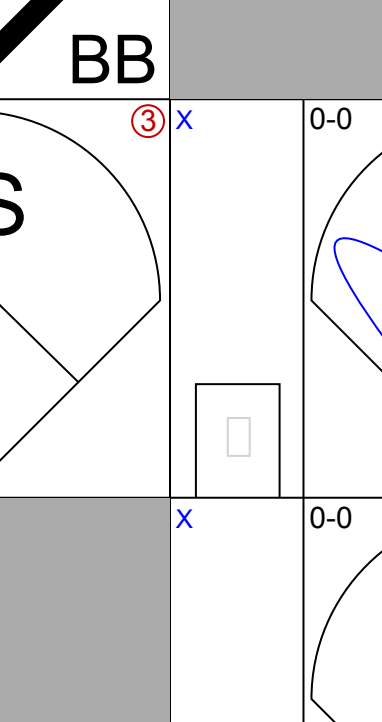


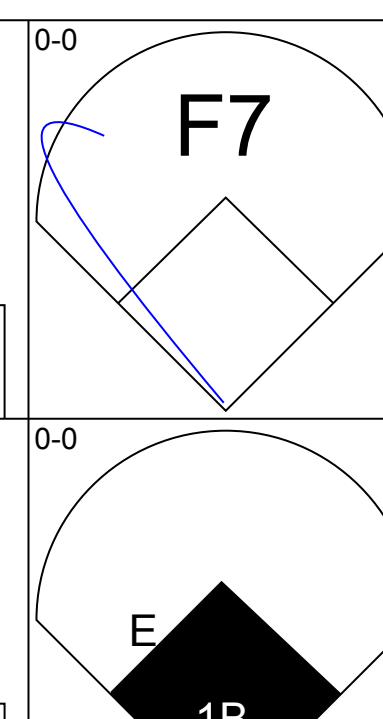
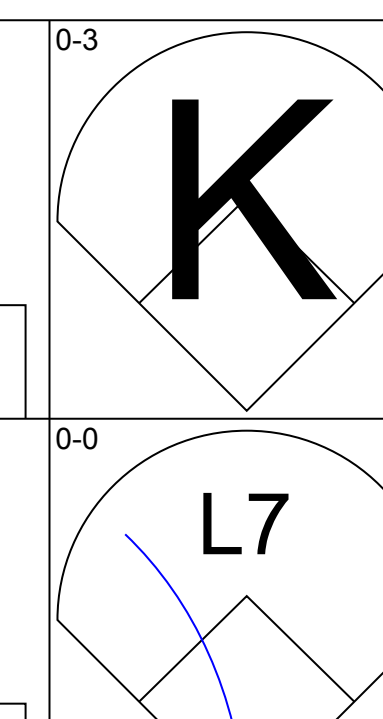
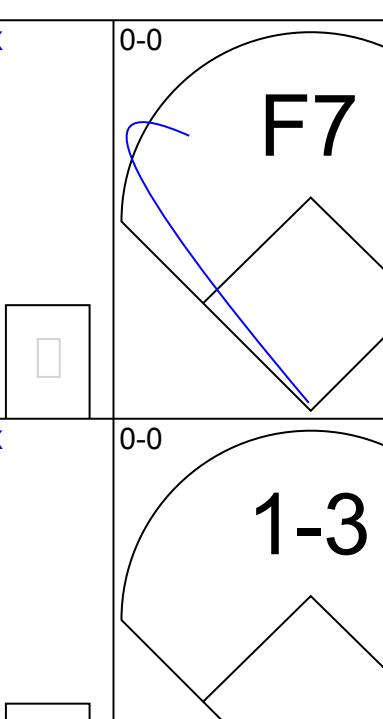
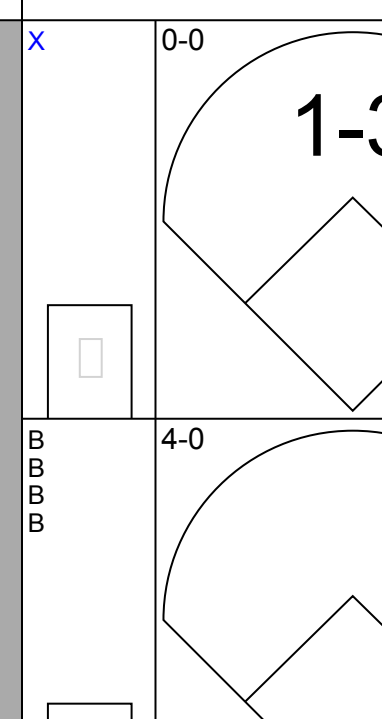
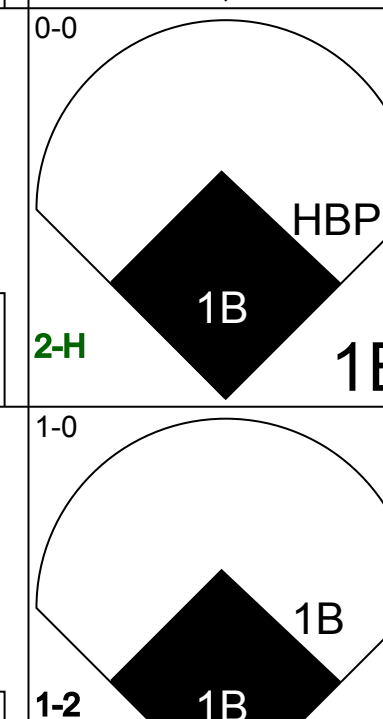

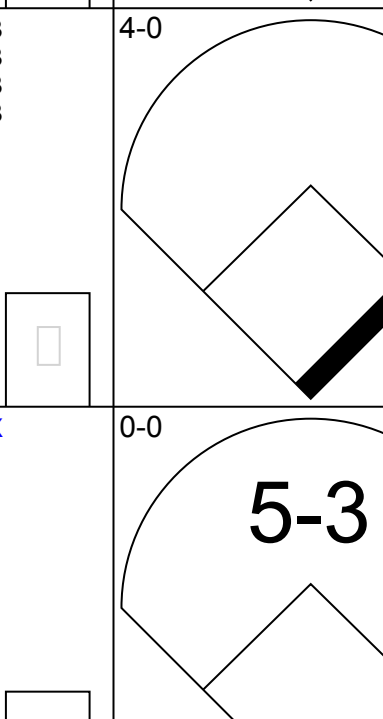
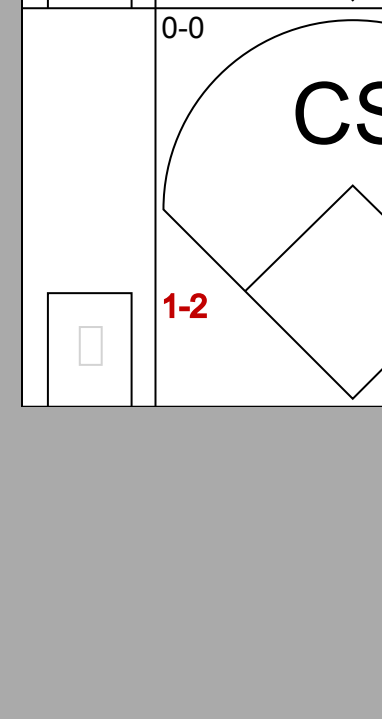
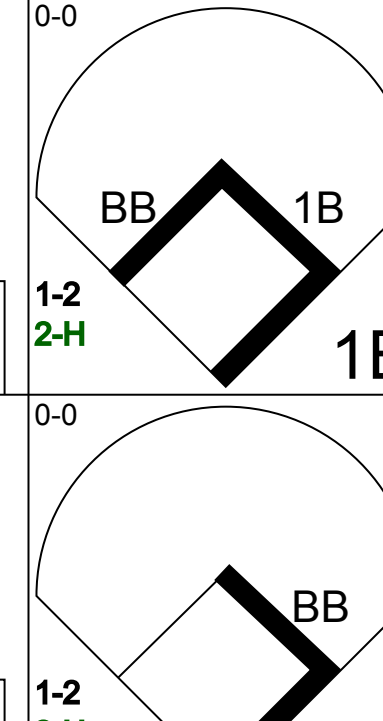
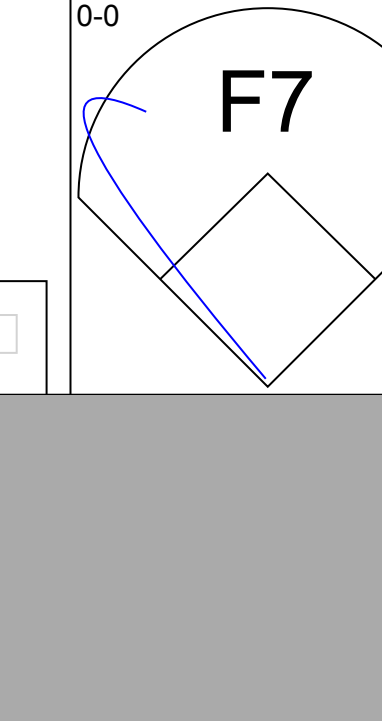


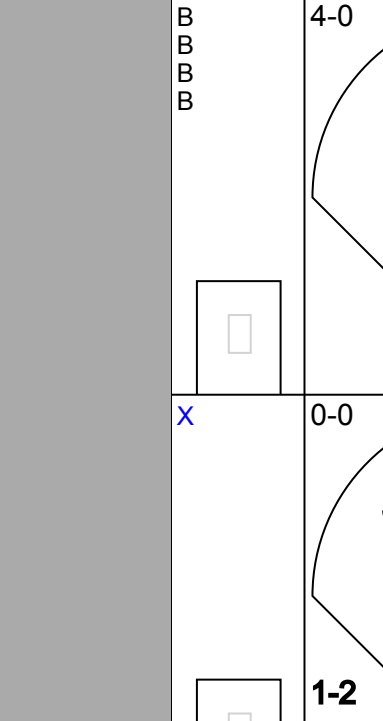


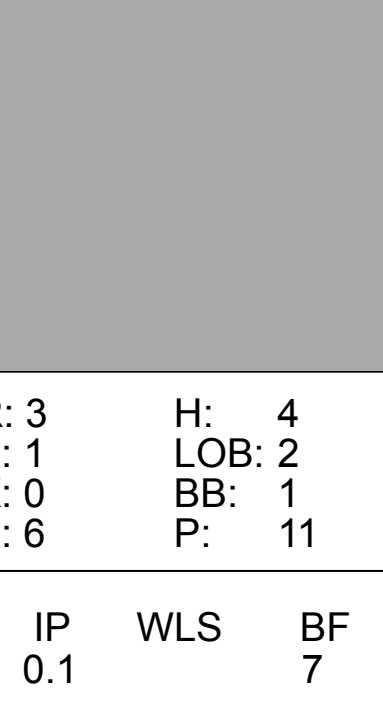
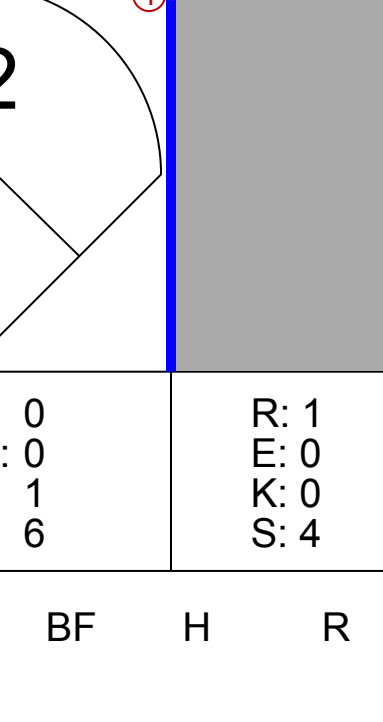
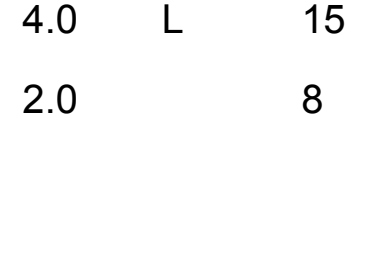

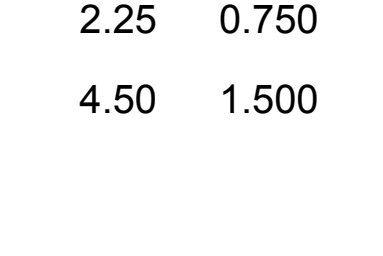

Batter	1	2	3	4	5	6	7	8	9	AB	R	H	RBI	BB	SO	LOB	BOTTOM			
Bert Campaneris, R OBP: 0.334, SLG: 0.407 (1, 6)										3	2	2	0	0	0	0				
Wayne Causey, L OBP: 0.356, SLG: 0.358 (1, 4)										4	0	1	2	0	0	1				
Jose Tartabull, L OBP: 0.417, SLG: 0.475 (1, 7)										4	1	1	0	0	0	1				
Ed Charles, R OBP: 0.335, SLG: 0.394 (1, 5)										4	1	2	0	0	1	1				
Jim Landis, R OBP: 0.364, SLG: 0.346 (1, 8)										2	0	0	0	2	1	2				
Ken Harellson, R OBP: 0.329, SLG: 0.441 Santiago Rosario, L OBP: 0.340, SLG: 0.422 (1, 3) (8, 3)										4	0	1	2	0	0	4				
Johnny Blanchard, L OBP: 0.259, SLG: 0.260 (1, 2)										4	1	1	1	0	1	2				
Mike Hershberger, R OBP: 0.294, SLG: 0.320 (1, 9)										3	0	0	0	1	0	0				
Cattfish Hunter, R OBP: 0.077, SLG: 0.077 (1, 1)										4	0	0	0	0	1	2				
Inning Stats	R: 1 E: 1 K: 1 S: 8	H: 2 LOB: 2 BB: 0 P: 8	R: 1 E: 0 K: 0 S: 5	H: 2 LOB: 1 BB: 0 P: 5	R: 2 E: 0 K: 1 S: 7	H: 3 LOB: 2 BB: 2 P: 15	R: 1 E: 0 K: 0 S: 4	H: 1 LOB: 2 BB: 1 P: 9	R: 0 E: 0 K: 0 S: 3	H: 0 LOB: 0 BB: 0 P: 3	R: 0 E: 0 K: 1 S: 5	H: 0 LOB: 0 BB: 0 P: 5	R: 0 E: 0 K: 1 S: 5	H: 0 LOB: 0 BB: 0 P: 5	R: 0 E: 0 K: 1 S: 5	H: 0 LOB: 0 BB: 0 P: 5	1B: 5 2B: 1 3B: 1 HR: 1	SF: 0 SAC: 0 DP: 0 HBP: 1	WP: 0 PB: 0 SB: 1 CS: 2	PA: 36
PITCHER Joe Sparma, R ERA: 3.23 Dave Wickersham, R ERA: 4.34 Ron Nischwitz, L ERA: 2.53 Terry Fox, R ERA: 3.26 Fred Gladding, R ERA: 3.25 (1, 1) (3, 1) (4, 1) (5, 1) (7, 1)	IP: 2.0 WLS: L BF: 12 H: 5 R: 3 ER: 3 SO: 3 BB: 0 IBB: 1 HBP: 1 BLK: 0 WP: 0 HR: 1 S: 14 P: 14 ERA: 13.50 WHIP: 2.500																			

Detroit Tigers @ Kansas City Athletics
Municipal Stadium, Kansas City, MO
Wed Aug 25 1965, 8:05 PM EDT
Att: 4,794 - Unknown

AB 32
R 5
H 8
RBI 5
BB 3
SO 4
LOB 13



Batter	1	2	3	4	5	6	7	8	9	AB	R	H	RBI	BB	SO	LOB	TOP					
Don Wert, R OBP: 0.337, SLG: 0.351 (1, 5)										3	0	2	1	1	1	0	Detroit Tigers @ Kansas City Athletics Municipal Stadium, Kansas City, MO Thu Aug 26 1965, 4:33 AM EDT Att: 3,806 - Unknown					
Jerry Lumpe, L OBP: 0.331, SLG: 0.333 (1, 4)										4	0	0	0	0	0	5						
Gates Brown, L OBP: 0.289, SLG: 0.444 (1, 7)										4	0	0	0	0	0	1						
Norm Cash, L OBP: 0.353, SLG: 0.447 (1, 3)										4	1	2	1	0	1	0						
Don Demeter, R OBP: 0.325, SLG: 0.472 (1, 8)										4	0	0	0	0	0	1						
Willie Horton, R OBP: 0.343, SLG: 0.526 (1, 9)										3	0	1	0	1	2	0						
Bill Freehan, R OBP: 0.293, SLG: 0.329 (1, 2)										3	1	1	0	1	0	1						
Ray Oyler, R OBP: 0.289, SLG: 0.344 (1, 6)										4	0	2	1	0	1	2						
Hank Aguirre, R OBP: 0.133, SLG: 0.105 (1, 1)										0	0	0	0	0	0	0						
George Smith, R OBP: 0.182, SLG: 0.100 (9, PH)										1	0	0	0	0	0	0						
Inning Stats	R: 0 E: 0 K: 1 S: 5	H: 0 LOB: 0 BB: 0 P: 5	R: 0 E: 0 K: 1 S: 5	H: 1 LOB: 0 BB: 0 P: 5	R: 2 E: 0 K: 0 S: 6	H: 4 LOB: 1 BB: 0 P: 6	R: 1 E: 0 K: 0 S: 3	H: 1 LOB: 0 BB: 1 P: 7	R: 0 E: 0 K: 1 S: 6	H: 1 LOB: 1 BB: 0 P: 6	R: 0 E: 0 K: 0 S: 3	H: 0 LOB: 0 BB: 0 P: 3	R: 0 E: 0 K: 2 S: 8	H: 1 LOB: 3 BB: 2 P: 16	R: 0 E: 0 K: 1 S: 5	H: 1 LOB: 0 BB: 0 P: 5	R: 0 E: 0 K: 2 S: 8	H: 1 LOB: 1 BB: 0 P: 8	1B: 5 2B: 3 3B: 0 HR: 1	SF: 0 SAC: 0 DP: 1 HBP: 0	WP: 0 PB: 0 SB: 0 CS: 0	PA: 37
PITCHER	IP	WLS	BF	H	R	ER	SO	BB	IBB	HBP	BLK	WP	HR	S	P	ERA	WHIP					
Fred Talbot, R ERA: 4.03 (1, 1)	3.0		13	6	3	3	2	0	0	0	0	0	1	17	17	9.00	2.000					
Wes Stock, R ERA: 4.79 (4, 1)	1.0		3	0	0	0	0	1	0	0	0	0	0	2	6	0.00	1.000					
Diego Segui, R ERA: 4.95 (5, 1)	2.0		9	2	0	0	1	1	0	0	1	0	0	10	14	0.00	1.500					
Jim Dickson, R ERA: 3.56 (7, 1)	1.0	W	4	0	0	0	2	1	0	0	0	0	0	7	11	0.00	1.000					
John Wyatt, R ERA: 2.29 (8, 1)	2.0	S	7	1	0	0	3	0	0	0	0	0	0	13	13	0.00	0.500					

Batter	1	2	3	4	5	6	7	8	9	AB	R	H	RBI	BB	SO	LOB	BOTTOM				
Bert Campaneris, R OBP: 0.331, SLG: 0.404 (1, 6)										4	0	0	0	0	1	0	Detroit Tigers @ Kansas City Athletics Municipal Stadium, Kansas City, MO Thu Aug 26 1965, 4:33 AM EDT Att: 3,806 - Unknown				
Jose Tartabull, L OBP: 0.420, SLG: 0.480 (1, 9)										3	1	1	0	1	0	0					
Jim Landis, R OBP: 0.366, SLG: 0.346 (1, 8)										3	1	1	1	1	0	0					
Ed Charles, R OBP: 0.337, SLG: 0.394 (1, 5)										0	1	0	0	0	0	0					
Wayne Causey, L OBP: 0.356, SLG: 0.365 (2, 5)										3	1	1	1	0	0	1					
Ken Harrelson, R OBP: 0.330, SLG: 0.441 (1, 3)										3	0	1	1	1	0	0					
Dick Green, R OBP: 0.315, SLG: 0.398 (1, 4)										3	0	1	1	0	1	0					
Tommie Reynolds, R OBP: 0.318, SLG: 0.323 (1, 7)										3	1	2	1	1	0	1					
Mike Hershberger, R OBP: 0.294, SLG: 0.320 (9, 9)										0	0	0	0	0	0	0					
Rene Lachemann, R OBP: 0.239, SLG: 0.392 (1, 2)										3	0	0	0	0	0	4					
Fred Talbot, R ERA: 3.77 (1, 1)										1	0	0	0	0	1	0					
Inning Stats	R: 3 E: 1 K: 0 S: 6	H: 4 LOB: 2 BB: 1 P: 11	R: 0 E: 0 K: 2 S: 7	H: 0 LOB: 0 BB: 0 P: 7	R: 0 E: 0 K: 0 S: 3	H: 0 LOB: 0 BB: 0 P: 3	R: 0 E: 0 K: 1 S: 6	H: 1 LOB: 1 BB: 0 P: 6	R: 0 E: 0 K: 0 S: 3	H: 0 LOB: 0 BB: 1 P: 7	R: 1 E: 0 K: 0 S: 4	H: 1 LOB: 0 BB: 0 P: 4	R: 0 E: 0 K: 0 S: 2	H: 0 LOB: 0 BB: 1 P: 6	R: 1 E: 0 K: 0 S: 4	H: 1 LOB: 1 BB: 1 P: 8	1B: 3 2B: 2 3B: 0 HR: 2	SF: 0 SAC: 1 DP: 1 HBP: 1	WP: 0 PB: 0 SB: 0 CS: 1	PA: 35	
PITCHER	IP	WLS	BF	H	R	ER	SO	BB	IBB	HBP	BLK	WP	HR	S	P	ERA	WHIP				
Hank Aguirre, L ERA: 3.77 (1, 1)	0.1		7	4	3	3	0	1	0	0	0	0	0	8	8	0.00	0.000				
Orlando Pena, R ERA: 4.35 (3, 1)	4.0	L	15	2	1	1	1	1	0	0	0	0	1	16	20	2.25	0.750				
Larry Sherry, R ERA: 3.29 (7, 1)	2.0		8	1	1	1	0	2	0	0	0	0	1	6	14	4.50	1.500				

Batter	1	2	3	4	5	6	7	8	9	AB	R	H	RBI	BB	SO	LOB	TOP				
Don Wert, R OBP: 0.339, SLG: 0.352 (1, 5)	5-3		FC6-4 1B		PB 1B			E 1B BB	F4	4	1	2	0	1	0	2					
Jerry Lumpe, L OBP: 0.333, SLG: 0.333 (1, 4)	G1-6-3 BB		FC6-4		6-3			E8 1B		3	0	1	0	1	0	3					
Jim Northrup, L OBP: 0.263, SLG: 0.331 (1, 9)	G1-6-3			K	K			G6-4-3 1B		4	0	1	1	0	2	2					
Norm Cash, L OBP: 0.355, SLG: 0.446 (1, 3)		4-3		1B 1B		G5-4-3 BB		K		3	0	1	0	1	1	2					
Don Demeter, R OBP: 0.323, SLG: 0.468 (1, 8)		F5		F7		F7		G6-4-3		3	0	0	0	0	0	2					
George Thomas, R OBP: 0.264, SLG: 0.321 (6, 8)										1	0	0	0	0	0	2					
Willie Horton, R OBP: 0.344, SLG: 0.525 (1, 7)		K				G5-4-3				4	0	2	0	0	1	1					
Bill Freehan, R OBP: 0.293, SLG: 0.328 (1, 2)			FC6-4 1B		F8			F3		4	0	1	0	0	0	3					
Ray Oyler, R OBP: 0.297, SLG: 0.355 (1, 6)			FC6-4 1B			6-3 WP 2B		G4-3 BB		3	1	1	0	1	0	2					
Mickey Lolich, S OBP: 0.103, SLG: 0.076 (1, 1)								G4-3		2	0	0	0	0	0	2					
Terry Fox, R OBP: 0.351, SLG: 0.370 (7, PH)			F2		6-3					0	0	0	0	0	0	0					
Jake Wood, R OBP: 0.351, SLG: 0.370 (7, PH)										1	0	0	0	0	0	1					
Fred Gladding, L OBP: 0.351, SLG: 0.377 (9, PH)					2-3					0	0	0	0	0	0	0					
John Sullivan, L OBP: 0.351, SLG: 0.377 (9, PH)										1	0	1	0	0	0	0					
Inning Stats	R: 0 E: 0 K: 0 S: 2	H: 0 LOB: 0 BB: 1 P: 6	R: 0 E: 0 K: 1 S: 5	H: 0 LOB: 0 BB: 0 P: 5	R: 0 E: 0 K: 0 S: 5	H: 2 LOB: 2 BB: 0 P: 5	R: 0 E: 0 K: 1 S: 7	H: 2 LOB: 2 BB: 0 P: 7	R: 1 E: 0 K: 1 S: 7	H: 2 LOB: 1 BB: 0 P: 7	R: 0 E: 0 K: 0 S: 2	H: 0 LOB: 0 BB: 1 P: 6	R: 0 E: 0 K: 0 S: 2	H: 0 LOB: 0 BB: 1 P: 6	R: 1 E: 1 K: 1 S: 6	H: 2 LOB: 1 BB: 1 P: 10	R: 0 E: 0 K: 0 S: 5	H: 2 LOB: 2 BB: 0 P: 5	1B: 9 2B: 1 3B: 0 HR: 0	SF: 0 SAC: 0 DP: 4 HBP: 0	WP: 1 PA: 37
PITCHER	IP WLS BF H R ER SO BB IBB HBP BLK WP HR S P ERA WHIP	IP WLS BF H R ER SO BB IBB HBP BLK WP HR S P ERA WHIP																			
Dean Chance, R ERA: 3.55 (1, 1)	7.0 W 29 7 2 1 3 4 0 0 0 0 1 0 31 47 1.29 1.571																				
Bob Lee, R ERA: 2.06 (8, 1)	2.0 S 8 3 0 0 1 0 0 0 0 0 0 0 10 10 0.00 1.500																				

Detroit Tigers @ Los Angeles Angels
Dodger Stadium, Los Angeles, CA
Fri Aug 27 1965, 7:05 PM PDT
Att: 7,323 - Unknown


AB 33
R 2
H 10
RBI 1
BB 4
SO 4
LOB 22



Batter	1	2	3	4	5	6	7	8	9	AB	R	H	RBI	BB	SO	LOB	BOTTOM		
Jim Piersall, R OBP: 0.313, SLG: 0.440 (1, 7)	F9			4-3		E 3B		K		4	1	1	0	0	1	0			
Albie Pearson, L OBP: 0.343, SLG: 0.348 (1, 9)	F6			HR 1B		BB BB		FC6-4 1B		3	1	2	0	1	0	0			
Jim Fregosi, R OBP: 0.324, SLG: 0.413 (1, 6)	6-3			HR		L6		FC6-4 FC6-4		4	1	1	2	0	0	2			
Joe Adcock, R OBP: 0.320, SLG: 0.457 (1, 3)		K		F8		BB		FC6-4		3	0	0	0	1	1	1			
Vic Power, R OBP: 0.292, SLG: 0.337 (9, 3)						BB				0	0	0	0	0	0	0			
Jose Cardenal, R OBP: 0.290, SLG: 0.371 (1, 8)		CS 1B		K		F5				3	0	1	0	0	1	2			
Bobby Knoop, R OBP: 0.317, SLG: 0.395 (1, 4)	F9					5-3		E7 FC4-6 BB		3	0	0	0	0	0	1			
Tom Egan, R OBP: 0.333, SLG: 0.304 (1, 2)				L8		F9		FC4-6 BB		2	0	0	0	1	0	0			
Buck Rodgers, S OBP: 0.259, SLG: 0.263 (8, 2)										0	0	0	0	0	0	0			
Paul Schaaf, R OBP: 0.302, SLG: 0.321 (1, 5)				F9		6-3		FC4-6		2	0	0	0	0	0	0			
Willie Smith, L OBP: 0.305, SLG: 0.446 (7, PH)										1	0	0	0	0	0	2			
Tom Satriono, L OBP: 0.286, SLG: 0.300 (8, 5)										0	0	0	0	0	0	0			
Dean Chance, R OBP: 0.159, SLG: 0.103 (1, 1)				K						3	0	0	0	0	3	2			
Bob Lee, R OBP: 0.176, SLG: 0.313 (8, 1)						K		K		0	0	0	0	0	0	0			
Inning Stats	R: 0 E: 0 K: 0 S: 3	H: 0 LOB: 0 BB: 0 P: 3	R: 0 E: 0 K: 1 S: 5	H: 1 LOB: 0 BB: 0 P: 5	R: 0 E: 0 K: 1 S: 5	H: 0 LOB: 0 BB: 0 P: 5	R: 2 E: 0 K: 1 S: 7	H: 2 LOB: 0 BB: 0 P: 7	R: 0 E: 0 K: 0 S: 3	H: 0 LOB: 0 BB: 0 P: 3	R: 1 E: 1 K: 1 S: 6	H: 1 LOB: 2 BB: 2 P: 14	R: 0 E: 1 K: 1 S: 5	H: 0 LOB: 2 BB: 1 P: 9	R: 0 E: 0 K: 1 S: 6	H: 1 LOB: 1 BB: 0 P: 6	1B: 3 2B: 0 3B: 1 HR: 1	SF: 0 SAC: 0 DP: 0 HBP: 0	WP: 0 PA: 31
PITCHER	IP WLS BF H R ER SO BB IBB HBP BLK WP HR S P ERA WHIP	IP WLS BF H R ER SO BB IBB HBP BLK WP HR S P ERA WHIP																	
Mickey Lolich, L ERA: 3.95 (1, 1)	5.2 L 22 4 3 2 4 2 0 0 0 0 0 0 28 36 3.18 1.059																		
Terry Fox, R ERA: 3.25 (6, 1)	0.1 1 0 0 0 0 0 0 0 0 0 0 0 1 1 0.00 0.000																		
Fred Gladding, R ERA: 3.14 (7, 1)	2.0 8 1 0 0 0 2 1 0 0 0 0 0 0 11 15 0.00 1.000																		

Detroit Tigers @ Los Angeles Angels
Dodger Stadium, Los Angeles, CA
Fri Aug 27 1965, 7:05 PM PDT
Att: 7,323 - Unknown

AB 28
R 3
H 5
RBI 2
BB 3
SO 6
LOB 10



Batter	1	2	3	4	5	6	7	8	9	AB	R	H	RBI	BB	SO	LOB	TOP								
Don Wert, R OBP: 0.342, SLG: 0.356 (1, 5)	F4			2B		1B BB 3-1	E8 1B 1-3 2H			3	1	2	1	1	0	0									
Jerry Lumpe, L OBP: 0.330, SLG: 0.330 (1, 4)	4-3			6-3		3-1	PO	6-3		4	0	0	0	0	0	2									
Bill Freehan, R OBP: 0.292, SLG: 0.325 (1, 2)	K			F7		1B BB 1-2		6-3		3	1	0	0	1	1	1									
Norm Cash, L OBP: 0.356, SLG: 0.446 (1, 3)		F5		G3		1B 1-2 2H		1B 1-3 2H		4	0	2	1	0	0	1									
Willie Horton, R OBP: 0.346, SLG: 0.525 (1, 7)	K				F8	1B 2H		1B 1-3		4	0	2	1	0	1	0									
George Thomas, R OBP: 0.283, SLG: 0.319 (1, 8)					F6		F8	1-3-4-2 3H	4-3	4	0	1	0	0	0	0									
Jim Northrup, L OBP: 0.266, SLG: 0.335 (1, 9)	PO		4-3		1B		1B E		4-3	4	1	2	0	0	0	0									
Ray Oyler, R OBP: 0.295, SLG: 0.344 (1, 6)			1-6-3		K		F3			3	0	0	0	1	1	2									
Denny McLain, R OBP: 0.118, SLG: 0.063 (7, PH)			1-3				F3		F4	2	0	0	0	0	0	0									
Jake Wood, R OBP: 0.357, SLG: 0.376 (7, PH)										1	0	1	0	0	0	0									
Orlando Pena, R OBP: 0.278, SLG: 0.188 (9, PH)										0	0	0	0	0	0	0									
John Sullivan, L OBP: 0.346, SLG: 0.371 (9, PH)										1	0	0	0	0	0	1									
Inning Stats	R: 0 E: 0 K: 1 S: 5	H: 0 LOB: 0 BB: 0 P: 5	R: 0 E: 0 K: 1 S: 5	H: 1 LOB: 0 BB: 0 P: 5	R: 0 E: 0 K: 0 S: 3	H: 0 LOB: 0 BB: 0 P: 3	R: 0 E: 0 K: 0 S: 4	H: 1 LOB: 1 BB: 0 P: 4	R: 0 E: 0 K: 1 S: 6	H: 1 LOB: 1 BB: 0 P: 6	R: 2 E: 0 K: 0 S: 4	H: 2 LOB: 2 BB: 2 P: 12	R: 1 E: 1 K: 0 S: 5	H: 3 LOB: 1 BB: 0 P: 5	R: 0 E: 0 K: 0 S: 4	H: 2 LOB: 2 BB: 0 P: 4	R: 0 E: 0 K: 0 S: 3	H: 0 LOB: 1 BB: 1 P: 7	1B: 9 2B: 1 3B: 0 HR: 0	SF: 0 SAC: 0 DP: 0 HBP: 0	WP: 0 PB: 0 SB: 0 CS: 0	PA: 38			
PITCHER	IP	WLS	BF	H	R	ER	SO	BB	IBB	HBP	BLK	WP	HR	S	P	ERA	WHIP								
Marcelino Lopez, L ERA: 2.76 (1, 1)	6.2		28	8	3	3	3	2	0	0	0	0	0	32	40	4.05	1.500								
Jim Coates, R ERA: 3.96 (7, 1)	0.1	W	0	0	0	0	0	0	0	0	0	0	0	0	0	0.00	0.000								
Jack Sanford, R ERA: 3.81 (8, 1)	2.0	S	9	2	0	0	0	1	0	0	0	0	0	7	11	0.00	1.500								

Detroit Tigers @ Los Angeles Angels
 Dodger Stadium, Los Angeles, CA
 Sat Aug 28 1965, 7:05 PM PDT
 Att: 5,571 - Unknown

AB 33
R 3
H 10
RBI 3
BB 3
SO 3
LOB 7



Batter	1	2	3	4	5	6	7	8	9	AB	R	H	RBI	BB	SO	LOB	BOTTOM								
Jose Cardenal, R OBP: 0.289, SLG: 0.372 (1, 8)	F8		1B 2B 2H		E6 4-3 2H		K			4	1	1	1	0	1	2									
Albie Pearson, L OBP: 0.346, SLG: 0.357 (1, 9)			CS 1B 2H		4-3		FC6-4 1B 1-3 2H			4	0	3	2	0	0	1									
Jim Fregosi, R OBP: 0.321, SLG: 0.410 (1, 6)	K		1-3 1-2		5-3		FC6-4 1-2			4	0	0	0	0	1	5									
Willie Smith, L OBP: 0.306, SLG: 0.446 (1, 7)	K					F9		4-3 PB FC6-2 BB		3	0	1	0	1	1	1									
Vic Power, R OBP: 0.292, SLG: 0.337 (9, 3)				1B						0	0	0	0	0	0	0									
Joe Adcock, R OBP: 0.322, SLG: 0.454 (9, 7)		L1-3 BB		F5		G4-6-3 BB		4-3		2	0	0	0	2	0	2									
Jim Piersall, R OBP: 0.313, SLG: 0.440 (9, 7)										0	0	0	0	0	0	0									
Merritt Ranew, L OBP: 0.286, SLG: 0.317 (1, 2)		L1-3		F7		G4-6-3		FC6-2 1B		3	0	0	0	0	0	3									
Buck Rodgers, S OBP: 0.289, SLG: 0.262 (7, 2)										1	0	0	0	0	0	1									
Bobby Knoop, R OBP: 0.317, SLG: 0.393 (1, 4)		F3		F4			K			4	0	1	0	0	1	1									
Paul Schaal, R OBP: 0.306, SLG: 0.322 (1, 5)			SH1-4 2B 1B		SH2-4 E BB		1B 1B BB		5-3	2	3	1	0	2	0	2									
Marcelino Lopez, R OBP: 0.239, SLG: 0.297 (7, 1)			SH1-4		SH2-4					0	0	0	0	0	0	0									
Jim Coates, R (7, 1)										0	0	0	0	0	0	0									
Al Spangler, L OBP: 0.300, SLG: 0.258 (7, PH)										1	0	1	0	0	0	0									
Jack Sanford, R OBP: 0.200, SLG: 0.143 (8, 1)										0	0	0	0	0	0	0									
Inning Stats	R: 0 E: 0 K: 2 S: 8	H: 1 LOB: 1 BB: 0 P: 8	R: 0 E: 0 K: 0 S: 2	H: 0 LOB: 0 BB: 1 P: 6	R: 2 E: 0 K: 0 S: 5	H: 3 LOB: 0 BB: 0 P: 5	R: 0 E: 0 K: 0 S: 4	H: 1 LOB: 1 BB: 0 P: 4	R: 1 E: 1 K: 0 S: 4	H: 0 LOB: 1 BB: 1 P: 8	R: 0 E: 0 K: 0 S: 2	H: 0 LOB: 0 BB: 1 P: 6	R: 1 E: 0 K: 2 S: 9	H: 2 LOB: 2 BB: 1 P: 13	R: 0 E: 0 K: 0 S: 4	H: 1 LOB: 2 BB: 1 P: 8	1B: 6 2B: 3 3B: 0 HR: 0	SF: 0 SAC: 2 DP: 2 HBP: 0	WP: 0 PB: 1 SB: 0 CS: 1	PA: 35					
PITCHER	IP	WLS	BF	H	R	ER	SO	BB	IBB	HBP	BLK	WP	HR	S	P	ERA	WHIP								
Denny McLain, R ERA: 2.8 (1, 1)	6.0		24	5	3	2	2	3	0	0	0	0	0	25	37	3.00	1.333								
Orlando Pena, R ERA: 4.35 (7, 1)	2.0	L	11	3	1	1	2	2	0	0	0	0	0	13	21	4.50	2.500								

Detroit Tigers @ Los Angeles Angels
 Dodger Stadium, Los Angeles, CA
 Sat Aug 28 1965, 7:05 PM PDT
 Att: 5,571 - Unknown


AB 28
R 4
H 8
RBI 3
BB 5
SO 4
LOB 18



Batter	1	2	3	4	5	6	7	8	9	10	11	AB	R	H	RBI	BB	SO	LOB	TOP			
George Thomas, R OBP: 0.248, SLG: 0.299 (1, 8)	F8		K			F8		K		L6		5	0	0	0	0	2	1				
Don Wert, R OBP: 0.339, SLG: 0.350 (1, 5)	F9			2-3		4-3		K			1-3	5	0	0	0	0	1	1				
Jim Northrup, L OBP: 0.261, SLG: 0.324 (1, 9)	5-3				1B	K					K	5	1	1	0	0	3	0				
Norm Cash, L OBP: 0.368, SLG: 0.449 (1, 3)		6-3		K			1B				F8	5	1	1	0	0	2	1				
Willie Horton, R OBP: 0.348, SLG: 0.524 (1, 7)		K			CS		2H	CS			1B	4	0	3	2	0	1	0				
Bill Freshan, R OBP: 0.237, SLG: 0.329 (1, 2)					CS						1B	4	0	3	0	0	1	1				
Ray Oyler, R OBP: 0.292, SLG: 0.359 (1, 6)											F3	3	0	0	0	1	1	3				
George Smith, R OBP: 0.160, SLG: 0.087 (1, 4)												3	0	0	0	0	1	2				
Jerry Lumpe, L OBP: 0.328, SLG: 0.327 (10, PH)			G3			K					P6	1	0	0	0	0	0	0				
Hank Aquirre, R OBP: 0.102, SLG: 0.102 (7, 1)												2	0	0	0	0	1	1				
Julio Navarro, R OBP: 0.400, SLG: 0.556 (7, 1)			K			4-3					F8	0	0	0	0	0	0	0				
Larry Sherry, R OBP: 0.400, SLG: 0.556 (7, 1)												2	0	1	0	0	0	0				
Inning Stats	R: 0 E: 0 K: 0 S: 3	H: 0 LOB: 0 BB: 0 P: 3	R: 0 E: 0 K: 1 S: 6	H: 1 LOB: 1 BB: 0 P: 6	R: 0 E: 0 K: 2 S: 7	H: 0 LOB: 0 BB: 0 P: 7	R: 1 E: 0 K: 1 S: 6	H: 2 LOB: 0 BB: 0 P: 6	R: 0 E: 0 K: 1 S: 5	H: 1 LOB: 1 BB: 1 P: 9	R: 0 E: 0 K: 2 S: 8	H: 1 LOB: 1 BB: 0 P: 8	R: 0 E: 0 K: 2 S: 9	H: 2 LOB: 2 BB: 0 P: 9	R: 0 E: 0 K: 0 S: 3	H: 0 LOB: 0 BB: 0 P: 3	R: 0 E: 0 K: 1 S: 5	H: 0 LOB: 0 BB: 0 P: 5	1B: 8 2B: 3 3B: 0 HR: 0	SF: 0 SAC: 0 DP: 2 HBP: 0	WP: 0 PB: 0 SB: 1 CS: 3	PA: 41
PITCHER	IP: 6.0 WLS: 23 BF: 11 H: 3 R: 0 ER: 0 SO: 6 BB: 0 IBB: 0 HBP: 0 BLK: 0 WP: 0 HR: 0 S: 34 P: 23 ERA: 0.00 WHIP: 1.000																					

Detroit Tigers @ Minnesota Twins
Metropolitan Stadium, Bloomington, MI
Mon Aug 30 1965, 4:33 AM EDT
Att: 15,647 - Unknown - 58 F


AB 39
R 2
H 9
RBI 2
BB 1
SO 13
LOB 10



Batter	1	2	3	4	5	6	7	8	9	10	11	AB	R	H	RBI	BB	SO	LOB	BOTTOM	
Zolo Versailles, R OBP: 0.304, SLG: 0.441 (1, 6)	P4		P6		L7						6-3	5	0	1	1	0	0	2		
Joe Nossok, R OBP: 0.252, SLG: 0.320 (1, 8)												3	1	0	0	0	0	1		
Jimmie Hall, L OBP: 0.353, SLG: 0.491 (7, PH)	F5		FC6-4			E6						1	0	1	0	1	0	0		
Rich Rollins, R OBP: 0.308, SLG: 0.343 (1, 5)						1B						5	0	0	0	0	0	5		
Earl Battey, R OBP: 0.380, SLG: 0.430 (1, 2)												4	0	0	0	1	0	1		
Bob Allison, R OBP: 0.353, SLG: 0.459 (1, 7)												4	0	0	0	1	3	3		
Don Mincher, L OBP: 0.329, SLG: 0.521 (1, 3)												4	1	2	1	1	0	0		
Andy Kosco, R OBP: 0.208, SLG: 0.313 (1, 9)												3	0	0	0	0	1	4		
Johnny Klippstein, R OBP: 0.261, SLG: 0.273 (11, PH)												0	0	0	0	0	0	0		
Mudcat Grant, R OBP: 0.261, SLG: 0.273 (11, PH)												0	0	0	0	0	0	0		
Jerry Kindall, R OBP: 0.280, SLG: 0.311 (1, 4)												4	1	0	0	1	1	3		
Jim Kaat, L OBP: 0.268, SLG: 0.263 (1, 1)												0	0	0	0	2	0	0		
Al Worthington, R OBP: 0.306, SLG: 0.125 (7, 9)												0	0	1	1	0	0	0		
Sandy Valdespino, L OBP: 0.328, SLG: 0.346 (9, PH)												2	0	1	1	0	0	0		
Frank Quiroz, R OBP: 0.252, SLG: 0.257 (9, PH)												1	0	0	0	0	0	0		
Inning Stats	R: 0 E: 0 K: 0 S: 3	H: 0 LOB: 0 BB: 0 P: 3	R: 0 E: 1 K: 3 S: 10	H: 0 LOB: 2 BB: 1 P: 14	R: 0 E: 0 K: 0 S: 3	H: 0 LOB: 0 BB: 1 P: 7	R: 0 E: 0 K: 1 S: 5	H: 0 LOB: 0 BB: 0 P: 5	R: 0 E: 0 K: 0 S: 5	H: 0 LOB: 0 BB: 0 P: 5	R: 0 E: 0 K: 0 S: 4	H: 1 LOB: 1 BB: 1 P: 8	R: 0 E: 0 K: 0 S: 4	H: 2 LOB: 2 BB: 0 P: 8	R: 0 E: 0 K: 0 S: 4	H: 2 LOB: 1 BB: 0 P: 4	1B: 5 2B: 0 3B: 0 HR: 0	SF: 0 SAC: 2 DP: 1 HBP: 0	WP: 0 PB: 0 SB: 0 CS: 0	PA: 45
PITCHER	IP: 6.1 WLS: 28 BF: 1 H: 0 R: 0 ER: 0 SO: 4 BB: 5 IBB: 0 HBP: 0 BLK: 0 WP: 0 HR: 0 S: 31 P: 51 ERA: 1.42 WHIP: 1.105																			

Detroit Tigers @ Minnesota Twins
Metropolitan Stadium, Bloomington, MI
Mon Aug 30 1965, 4:33 AM EDT
Att: 15,647 - Unknown - 58 F


AB 36
R 3
H 5
RBI 3
BB 7
SO 5
LOB 19



Batter	1	2	3	4	5	6	7	8	9	AB	R	H	RBI	BB	SO	LOB	TOP			
Don Wert, R OBP: 0.340, SLG: 0.353 (1, 5)										5	0	3	0	0	0	1				
Jerry Lumpe, L OBP: 0.333, SLG: 0.332 (1, 4)										4	0	1	0	0	0	2				
Jim Northrup, L OBP: 0.254, SLG: 0.310 (1, 9)										4	0	0	0	0	0	3				
Norm Cash, L OBP: 0.360, SLG: 0.459 (1, 3)										3	0	2	0	1	0	1				
Willie Horton, R OBP: 0.344, SLG: 0.515 (1, 7)										4	0	0	0	0	0	3				
Bill Freahan, R OBP: 0.303, SLG: 0.342 (1, 2)										3	1	0	0	1	0	1				
Mickey Stanley, R OBP: 0.500, SLG: 0.750 (1, 8)										4	0	2	0	0	1	1	AB 35			
Ray Oyler, R OBP: 0.297, SLG: 0.383 (1, 6)										4	1	1	2	0	2	2	R 2			
Dave Wickersham, R OBP: 0.064, SLG: 0.064 (4, PH)										1	0	0	0	0	0	0	H 10			
Bill Fontana, L OBP: 0.100, SLG: 0.050 (4, 1)										1	0	1	0	0	0	0	RBI 2			
Mickey Lich, L OBP: 0.100, SLG: 0.050 (7, PH)										0	0	0	0	0	0	0	BB 2			
George Thorge, L OBP: 0.000, SLG: 0.000 (7, 1)										0	0	0	0	0	0	0	SO 4			
Larry Sherry, R OBP: 0.000, SLG: 0.000 (7, 1)										0	0	0	0	0	0	0	LOB 15			
Gates Brown, L OBP: 0.000, SLG: 0.000 (8, PH)										1	0	0	0	0	0	0				
Inning Stats	R: 0 E: 0 K: 0 S: 4	H: 2 LOB: 1 BB: 0 P: 4	R: 2 E: 0 K: 1 S: 6	H: 1 LOB: 0 BB: 1 P: 10	R: 0 E: 0 K: 0 S: 4	H: 1 LOB: 2 BB: 1 P: 8	R: 0 E: 0 K: 0 S: 4	H: 2 LOB: 2 BB: 0 P: 4	R: 0 E: 1 K: 0 S: 3	H: 0 LOB: 0 BB: 0 P: 3	R: 0 E: 0 K: 2 S: 8	H: 1 LOB: 1 BB: 0 P: 8	R: 0 E: 0 K: 0 S: 4	H: 1 LOB: 1 BB: 0 P: 4	R: 0 E: 0 K: 1 S: 6	H: 1 LOB: 1 BB: 0 P: 6	1B: 6 2B: 3 3B: 0 HR: 1	SF: 0 SAC: 0 DP: 1 HBP: 0	WP: 0 PB: 0 SB: 0 CS: 0	PA: 37
PITCHER	IP WLS BF H R ER SO BB IBB HBP BLK WP HR S P ERA WHIP																			
Jim Perry, R ERA: 2.57 (1, 1)	8.0 W 34 10 2 2 3 2 0 0 0 0 1 38 46 2.25 1.500																			
Al Worthington, R ERA: 2.0 (9, 1)	1.0 S 3 0 0 0 1 0 0 0 0 0 0 5 5 0.00 0.000																			

Detroit Tigers @ Minnesota Twins
Metropolitan Stadium, Bloomington, MI
Wed Sep 01 1965, 8:05 PM EDT
Att: 17,951 - Unknown - 60 F


AB 35
R 2
H 10
RBI 2
BB 2
SO 4
LOB 15



Batter	1	2	3	4	5	6	7	8	9	AB	R	H	RBI	BB	SO	LOB	BOTTOM			
Zoilo Versalles, R OBP: 0.309, SLG: 0.449 (1, 6)										4	0	1	0	1	0	3				
Jimmie Hall, L OBP: 0.354, SLG: 0.489 (1, 8)										4	2	1	0	1	1	2				
Tony Oliva, L OBP: 0.365, SLG: 0.484 (1, 9)										4	1	3	1	0	0	1				
Bob Allison, R OBP: 0.353, SLG: 0.464 (1, 7)										3	1	0	0	1	0	3				
Don Mincher, L OBP: 0.339, SLG: 0.527 (1, 3)										1	1	0	0	3	0	2				
Earl Battey, R OBP: 0.378, SLG: 0.427 (1, 2)										2	0	1	1	0	0	1				
Jerry Zimmerman, R OBP: 0.267, SLG: 0.257 (5, 2)										0	0	0	0	1	0	0				
Rich Rollins, R OBP: 0.309, SLG: 0.344 (1, PH)										0	0	0	0	0	0	0	AB 29			
Joe Nossek, R OBP: 0.252, SLG: 0.311 (2, 5)										3	0	1	0	0	0	1	R 5			
Sandy Valdespino, L OBP: 0.324, SLG: 0.340 (7, PH)										1	0	0	0	0	0	3	H 9			
Frank Quilici, R OBP: 0.252, SLG: 0.257 (8, 4)										0	0	0	0	0	0	0	RBI 3			
Jerry Kindall, R OBP: 0.274, SLG: 0.304 (8, 5)										3	0	0	1	0	2	0	BB 7			
Jim Perry, S OBP: 0.159, SLG: 0.186 (1, 1)										4	0	2	0	0	1	0	SO 4			
Al Worthington, R OBP: 0.300, SLG: 0.125 (9, 1)										0	0	0	0	0	0	0	LOB 16			
Inning Stats	R: 3 E: 0 K: 0 S: 5	H: 2 LOB: 1 BB: 2 P: 13	R: 0 E: 0 K: 1 S: 5	H: 1 LOB: 0 BB: 0 P: 5	R: 1 E: 0 K: 0 S: 4	H: 2 LOB: 1 BB: 1 P: 8	R: 0 E: 0 K: 1 S: 5	H: 0 LOB: 0 BB: 0 P: 5	R: 0 E: 0 K: 0 S: 3	H: 0 LOB: 1 BB: 1 P: 7	R: 1 E: 0 K: 0 S: 5	H: 2 LOB: 2 BB: 1 P: 9	R: 0 E: 0 K: 0 S: 4	H: 1 LOB: 3 BB: 2 P: 12	R: 0 E: 0 K: 2 S: 8	H: 1 LOB: 1 BB: 0 P: 8	1B: 6 2B: 4 3B: 0 HR: 0	SF: 1 SAC: 1 DP: 2 HBP: 0	WP: 0 PB: 1 SB: 1 CS: 0	PA: 38
PITCHER	IP WLS BF H R ER SO BB IBB HBP BLK WP HR S P ERA WHIP																			
Dave Wickersham, R ERA: 4.49 (1, 1)	3.0 L 15 5 4 4 1 3 0 0 0 0 0 14 26 12.00 2.667																			
Mickey Lich, L ERA: 4.09 (4, 1)	3.0 13 2 1 1 1 2 0 0 0 0 0 13 21 3.00 1.333																			
Larry Sherry, R ERA: 3.13 (7, 1)	2.0 10 2 0 0 2 1 1 0 0 0 0 12 20 0.00 1.500																			

Detroit Tigers @ Minnesota Twins
Metropolitan Stadium, Bloomington, MI
Wed Sep 01 1965, 8:05 PM EDT
Att: 17,951 - Unknown - 60 F


AB 29
R 5
H 9
RBI 3
BB 7
SO 4
LOB 16



Batter	1	2	3	4	5	6	7	8	9	AB	R	H	RBI	BB	SO	LOB	TOP										
George Thomas, R OBP: 0.273, SLG: 0.321 (1, 9)	0-0 1B		0-0 1B		0-0 HR		0-3 K		0-0 WP SF7 2B	5	3	4	0	0	1	0											
Jerry Lumpe, L OBP: 0.329, SLG: 0.328 (1, 4)	0-0 F5		0-0 4-3		0-0 P4		0-0 4-1		0-3 K	5	0	0	0	0	1	4											
Don Wert, R OBP: 0.344, SLG: 0.361 (1, 5)	0-0 5-3		0-0 1B		0-0 HR		4-0 BB		4-0 BB	3	1	2	4	2	0	0											
Norm Cash, L OBP: 0.356, SLG: 0.454 (1, 3)		0-0 P5		0-0 K		0-0 F5		0-0 P6		0-0 SF7	4	0	0	1	0	1	2										
Willie Horton, R OBP: 0.344, SLG: 0.511 (1, 7)		0-0 E5 PB 1B		0-0 F8		4-0 BB BB		1-0 SH3-4 HBP		0-3 K	3	0	0	0	1	1	2										
Bill Freahan, R OBP: 0.301, SLG: 0.339 (1, 2)		0-3 K		0-0 F7		0-3 K		0-0 SH3-4		1-2 K	3	0	0	0	0	2	2										
Mickey Stanley, R OBP: 0.375, SLG: 0.500 (1, 8)		0-0 PB 1B		0-0 4-3		0-0 L6		0-0 L7		0-0 L7	4	0	1	0	0	0	2										
Ray Oyler, R OBP: 0.303, SLG: 0.376 (1, 6)		0-0 G3		0-0 F9		4-0 BB		4-0 IBB		0-0 L7	2	0	0	0	2	0	2										
Joe Sparma, R OBP: 0.196, SLG: 0.167 (1, 1)			0-0 4-3 1B		0-3 K		0-0 L3		0-0 L7	3	1	1	0	0	1	2											
Gates Brown, L OBP: 0.288, SLG: 0.441 (8, PH)										0	0	0	0	0	0	0											
Al Kaline, R OBP: 0.407, SLG: 0.513 (8, PH)										1	0	0	0	0	0	2											
Orlando Pena, R OBP: 0.278, SLG: 0.188 (8, 1)										0	0	0	0	0	0	0											
Terry Fox, R (9, 1)										0	0	0	0	0	0	0											
Inning Stats	R: 0 E: 0 K: 0 S: 3	H: 1 LOB: 0 BB: 0 P: 3	R: 0 E: 1 K: 1 S: 7	H: 1 LOB: 2 BB: 0 P: 7	R: 2 E: 0 K: 1 S: 8	H: 3 LOB: 1 BB: 0 P: 8	R: 0 E: 0 K: 0 S: 3	H: 0 LOB: 0 BB: 0 P: 3	R: 2 E: 0 K: 1 S: 7	H: 2 LOB: 0 BB: 2 P: 7	R: 0 E: 0 K: 1 S: 5	H: 0 LOB: 1 BB: 1 P: 9	R: 0 E: 0 K: 0 S: 3	H: 0 LOB: 2 BB: 1 P: 8	R: 1 E: 0 K: 2 S: 8	H: 1 LOB: 1 BB: 1 P: 12	1B: 6 2B: 1 3B: 0 HR: 1	SF: 1 SAC: 1 DP: 0 HBP: 1	WP: 1 PB: 1 SB: 1 CS: 0	PA: 41							
PITCHER	IP	WLS	BF	H	R	ER	SO	BB	IBB	HBP	BLK	WP	HR	S	P	ERA	WHIP										
Jim Merritt, L ERA: 3.56 (1, 1)	5.0	L	22	7	4	4	3	0	0	0	0	0	1	28	28	7.20	1.400										
Dave Boswell, R ERA: 3.36 (8, 1)	2.0		9	0	0	0	2	3	0	0	0	0	0	10	22	0.00	1.500										
Johnny Klippstein, R ERA: 2.53 (8, 1)	0.2		4	0	0	0	0	0	1	1	0	0	0	2	7	0.00	0.000										
Dick Stigman, L ERA: 4.54 (8, 1)	1.1		6	1	1	1	2	1	0	0	0	1	0	9	13	6.75	1.500										

Detroit Tigers @ Minnesota Twins
Metropolitan Stadium, Bloomington, MI
Thu Sep 02 1965, 8:05 PM EDT
Att: 14,075 - Unknown - 79 F


AB 33
R 5
H 8
RBI 5
BB 5
SO 7
LOB 18



Batter	1	2	3	4	5	6	7	8	9	AB	R	H	RBI	BB	SO	LOB	BOTTOM										
Zoilo Versalles, R OBP: 0.312, SLG: 0.449 (1, 6)	4-0 FC6-4 BB		0-0 F8		0-0 P4		0-0 FC3-6 1B		1-0 HBP	4	0	2	0	1	0	5											
Joe Nassek, R OBP: 0.255, SLG: 0.307 (1, 5)	0-0 FC6-4 1B E		0-0 E 1B		4-0 BB		0-0 5-3		0-0 FC3-6 BB	5	2	1	0	1	0	4											
Jimmie Hall, L OBP: 0.354, SLG: 0.487 (1, 8)	0-0 S 1B		0-3 K		0-0 4-3		0-0 3-1		4-0 BB	4	0	1	0	1	1	3											
Tony Oliva, L OBP: 0.367, SLG: 0.488 (1, 9)	0-3 K		0-0 S 1B		4-0 G3 E BB BB		0-0 3B		0-0 P6	4	1	2	1	1	1	3											
Bob Allison, R OBP: 0.349, SLG: 0.458 (1, 7)	0-3 K		0-3 K		0-3 K		0-3 K		0-3 K	5	0	0	0	0	5	5											
Don Mincher, L OBP: 0.343, SLG: 0.536 (1, 3)		0-3 K		4-0 IBB		0-0 E6 BB G3		4-0 1B BB		0-0 HR	3	1	1	1	2	1	1										
Jerry Zimmerman, R OBP: 0.271, SLG: 0.257 (1, 2)		0-0 E5 FC1-5 BB		0-0 F8		0-0 G3		0-0 SH5-4 BB		4	0	1	0	1	0	4											
Jim Kaat, L OBP: 0.288, SLG: 0.263 (9, PR)		0-0 FC1-5 BB		0-0 F8		1-2 2-3		1-3 1B		0	0	0	0	0	0	0											
Jerry Kindall, R OBP: 0.275, SLG: 0.303 (1, 4)		4-0 FC1-5 BB		0-3 K		4-0 BB		0-0 SH5-4		1	0	0	0	1	1	0											
Sandy Valdespino, L OBP: 0.327, SLG: 0.340 (5, PH)		0-0 FC1-5 BB		0-3 K		4-0 BB		0-0 SH5-4		0	0	0	0	1	0	0											
Frank Quilici, R OBP: 0.250, SLG: 0.255 (6, 4)		0-0 FC1-5 BB		0-3 K		4-0 BB		0-0 F9		1	0	0	0	0	0	2											
Jim Merritt, L OBP: 0.196, SLG: 0.167 (5, PH)		0-0 FC1-5		0-3 K		4-0 BB		0-0 F9		2	0	0	0	0	1	2											
Cesar Toyer, R OBP: 0.400, SLG: 0.306 (8, 1)										0	0	0	1	1	0	0											
Dave Boswell, R OBP: 0.314, SLG: 0.359 (7, PH)										0	0	0	0	0	0	0											
Andy Kosco, R OBP: 0.278, SLG: 0.188 (8, 1)										0	0	0	0	0	0	0											
Johnny Klippstein, R OBP: 0.278, SLG: 0.188 (8, 1)										0	0	0	0	0	0	0											
Dick Stigman, R OBP: 0.278, SLG: 0.188 (8, 1)										0	0	0	0	0	0	0											
Earl Battey, R OBP: 0.278, SLG: 0.188 (8, 1)										0	0	0	0	0	0	2											
Inning Stats	R: 1 E: 0 K: 2 S: 8	H: 1 LOB: 1 BB: 1 P: 12	R: 0 E: 1 K: 1 S: 6	H: 0 LOB: 2 BB: 1 P: 10	R: 1 E: 1 K: 2 S: 9	H: 2 LOB: 2 BB: 1 P: 13	R: 0 E: 0 K: 2 S: 8	H: 1 LOB: 2 BB: 1 P: 12	R: 1 E: 1 K: 1 S: 6	H: 0 LOB: 3 BB: 3 P: 18	R: 0 E: 0 K: 0 S: 3	H: 1 LOB: 1 BB: 0 P: 3	R: 0 E: 0 K: 1 S: 6	H: 1 LOB: 2 BB: 1 P: 10	R: 0 E: 0 K: 1 S: 6	H: 1 LOB: 2 BB: 1 P: 10	R: 1 E: 0 K: 0 S: 4	H: 1 LOB: 2 BB: 1 P: 9	1B: 6 2B: 0 3B: 1 HR: 1	SF: 0 SAC: 1 DP: 0 HBP: 1	WP: 0 PB: 0 SB: 4 CS: 0	PA: 47					
PITCHER	IP	WLS	BF	H	R	ER	SO	BB	IBB	HBP	BLK	WP	HR	S	P	ERA	WHIP										
Joe Sparma, R ERA: 2.91 (1, 1)	7.0	W	36	6	3	0	9	7	0	0	0	0	0	46	78	0.00	1.857										
Orlando Pena, R ERA: 4.35 (8, 1)	1.0		7	2	1	1	1	2	0	0	0	0	1	7	15	9.00	4.000										
Terry Fox, R ERA: 3.23 (9, 1)	1.0	S	4	0	0	0	0	0	0	1	0	0	0	3	4	0.00	0.000										

Detroit Tigers @ Minnesota Twins
Metropolitan Stadium, Bloomington, MI
Thu Sep 02 1965, 8:05 PM EDT
Att: 14,075 - Unknown - 79 F

AB 35
R 4
H 8
RBI 3
BB 10
SO 10
LOB 33



Batter	1	2	3	4	5	6	7	8	9	AB	R	H	RBI	BB	SO	LOB	TOP		
Ken Hamlin, R OBP: 0.338, SLG: 0.372 (1, 4)	5-3		F2		L8		5-3		1-3	5	0	0	0	0	0	1			
Ken McMullen, R OBP: 0.327, SLG: 0.420 (1, 5)	6-3		2B 1B		G3 1B			HR		4	1	3	1	0	0	0			
Frank Howard, R OBP: 0.349, SLG: 0.483 (1, 7)	BB 1B		K		G3 1-2			5-3		4	0	1	0	0	1	2			
Woodie Held, R OBP: 0.349, SLG: 0.471 (1, 9)	1-2 BB		1-3 2B		F8			HR		3	1	2	1	1	0	1			
Don Lock, R OBP: 0.316, SLG: 0.378 (1, 8)	K		K		F6			K		4	0	0	0	0	3	4			
Dick Nen, L OBP: 0.318, SLG: 0.398 (1, 3)		G5-4-3 1B		1B		K		6-3		4	0	2	0	0	1	0			
Don Zimmer, R OBP: 0.290, SLG: 0.258 (1, 2)	G5-4-3 1-2		F6		6-3			F3		3	0	0	0	0	0	2			
Ed Brinkman, R OBP: 0.249, SLG: 0.254 (1, 6)		F8 1B		F8			6-3	K		4	0	1	0	0	1	1			
Buster Narum, R OBP: 0.085, SLG: 0.091 (1, 1)		K		K			F6			2	0	0	0	0	2	2			
Bennie Daniels, L OBP: 0.235, SLG: 0.133 (5, 1)										0	0	0	0	0	0	0			
Marshall Bridges, S OBP: 0.143, SLG: 0.429 (6, 1)										0	0	0	0	0	0	0			
Doug Camilli, R OBP: 0.286, SLG: 0.291 (6, 2)										2	0	1	0	0	0	0			
Chuck Cottier, R (9, PH)								2B		1	0	0	0	0	0	0			
Inning Stats	R: 0 E: 0 K: 1 S: 6	H: 1 LOB: 2 BB: 1 P: 10	R: 0 E: 0 K: 1 S: 6	H: 2 LOB: 1 BB: 0 P: 6	R: 0 E: 0 K: 2 S: 9	H: 2 LOB: 2 BB: 0 P: 9	R: 0 E: 0 K: 1 S: 6	H: 1 LOB: 1 BB: 0 P: 6	R: 0 E: 0 K: 0 S: 4	H: 0 LOB: 0 BB: 0 P: 4	R: 0 E: 0 K: 0 S: 3	H: 0 LOB: 0 BB: 0 P: 3	R: 2 E: 0 K: 1 S: 7	H: 2 LOB: 0 BB: 0 P: 7	R: 0 E: 0 K: 1 S: 6	H: 1 LOB: 1 BB: 0 P: 6	1B: 6 2B: 2 3B: 0 HR: 2	SF: 0 SAC: 0 DP: 1 HBP: 0	WP: 0 PA: 37
PITCHER Hank Aguirre, L ERA: 3.6 (1, 1)	IP: 9.0 WLS: W BF: 37 H: 10 R: 2 ER: 2 SO: 8 BB: 1 IBB: 0 HBP: 0 BLK: 0 WP: 0 HR: 2 S: 52 P: 56 ERA: 2.00 WHIP: 1.222																		

Washington Senators @ Detroit Tigers
Tiger Stadium, Detroit, MI
Fri Sep 03 1965, 7:05 PM EDT
Att: 10,053 - Unknown

AB 36
R 2
H 10
RBI 2
BB 1
SO 8
LOB 13



Batter	1	2	3	4	5	6	7	8	9	AB	R	H	RBI	BB	SO	LOB	BOTTOM		
Jim Northrup, L OBP: 0.262, SLG: 0.323 (1, 9)	K		4-3	1-H 2B		E 1B				5	1	3	1	0	1	0			
Jerry Lumpe, L OBP: 0.335, SLG: 0.331 (1, 4)					4-0 BB	1B				2	1	2	0	2	0	0			
George Smith, R OBP: 0.143, SLG: 0.077 (6, FR)	E 1B		S HR		BB	1B				1	1	0	0	0	1	1			
Don Wert, R OBP: 0.343, SLG: 0.360 (1, 5)	E8 1-2		F5		5-3					5	0	1	2	0	1	4			
Norm Cash, L OBP: 0.356, SLG: 0.459 (1, 3)	F9					F8				4	2	1	2	1	0	4			
Willie Horton, R OBP: 0.347, SLG: 0.518 (1, 7)	F8		2-H HR		HR BB					4	1	2	3	1	0	2			
Bill Freehan, R OBP: 0.302, SLG: 0.347 (1, 2)		SH1-3 HBP			6-3	5-3				4	1	1	1	0	0	3			
Mickey Stanley, R OBP: 0.333, SLG: 0.667 (1, 8)	F8				F7					4	1	1	1	0	0	1			
Ray Oyler, R OBP: 0.304, SLG: 0.375 (1, 6)		SH1-3			2B 1B					3	1	1	0	0	2	0			
Hank Aguirre, R OBP: 0.136, SLG: 0.111 (1, 1)		K			K					4	1	1	0	0	3	2			
Inning Stats	R: 0 E: 1 K: 1 S: 7	H: 1 LOB: 2 BB: 0 P: 7	R: 0 E: 0 K: 1 S: 5	H: 0 LOB: 1 BB: 0 P: 6	R: 2 E: 0 K: 0 S: 5	H: 2 LOB: 0 BB: 0 P: 5	R: 2 E: 0 K: 1 S: 8	H: 3 LOB: 2 BB: 1 P: 12	R: 2 E: 0 K: 1 S: 6	H: 1 LOB: 0 BB: 1 P: 10	R: 3 E: 1 K: 0 S: 6	H: 4 LOB: 2 BB: 1 P: 10	R: 1 E: 0 K: 3 S: 11	H: 2 LOB: 1 BB: 0 P: 11	R: 0 E: 0 K: 1 S: 5	H: 0 LOB: 1 BB: 1 P: 9	1B: 8 2B: 2 3B: 0 HR: 4	SF: 0 SAC: 1 DP: 1 HBP: 1	WP: 0 PA: 42
PITCHER Buster Narum, R ERA: 4.44 (1, 1)	IP: 4.0 WLS: L BF: 23 H: 7 R: 6 ER: 6 SO: 3 BB: 2 IBB: 0 HBP: 1 BLK: 0 WP: 0 HR: 3 S: 26 P: 35 ERA: 13.50 WHIP: 2.250																		
Bennie Daniels, R ERA: 4.79 (5, 1)	IP: 1.0 WLS: 7 BF: 3 H: 3 R: 3 ER: 3 SO: 1 BB: 0 IBB: 0 HBP: 0 BLK: 0 WP: 0 HR: 0 S: 8 P: 12 ERA: 27.00 WHIP: 3.000																		
Marshall Bridges, L ERA: 2.33 (6, 1)	IP: 3.0 WLS: 12 BF: 3 H: 3 R: 1 ER: 1 SO: 4 BB: 1 IBB: 0 HBP: 0 BLK: 0 WP: 0 HR: 1 S: 19 P: 23 ERA: 3.00 WHIP: 1.333																		

Washington Senators @ Detroit Tigers
Tiger Stadium, Detroit, MI
Fri Sep 03 1965, 7:05 PM EDT
Att: 10,053 - Unknown

AB 36
R 10
H 13
RBI 10
BB 4
SO 8
LOB 17



Batter	1	2	3	4	5	6	7	8	9	AB	R	H	RBI	BB	SO	LOB	TOP		
Don Blasingame, L (1,4) OBP: 0.275, SLG: 0.287 Ed Brinkman, R (7,6) OBP: 0.248, SLG: 0.253	G3		F8				F3		K	3	0	1	0	1	0	0	Washington Senators @ Detroit Tigers Tiger Stadium, Detroit, MI Sat Sep 04 1965, 4:33 AM EDT Att: 6,643 - Unknown		
Ken Hamlin, R (1,6) OBP: 0.336, SLG: 0.369	FC4-6		6-3				F3		6-3	5	0	1	0	0	0	3			
Willie Kirkland, L (1,9) OBP: 0.284, SLG: 0.430	FC4-6						F8		1-3	5	0	1	0	0	0	3			
Frank Howard, R (1,7) OBP: 0.350, SLG: 0.482 Woodie Held, R (8,7) OBP: 0.349, SLG: 0.471									6-3	3	0	1	0	1	0	1			
Dick Nen, L (1,3) OBP: 0.322, SLG: 0.400										4	0	2	0	0	2	3			
Ken McMullen, R (1,5) OBP: 0.326, SLG: 0.419										4	1	1	0	0	0	3			
Mike Brumley, L (1,2) OBP: 0.279, SLG: 0.274										4	0	1	0	0	0	4			
Don Lock, R (1,8) OBP: 0.318, SLG: 0.379										4	0	2	1	0	0	0			
Jim Duckworth, R (1,1) Jim King, L (8, PH) Ron Kline, R (8, 1)										3	0	0	0	0	1	1			
										1	0	0	0	0	0	2			
										0	0	0	0	0	0	0			
Inning Stats	R: 0 E: 0 K: 1 S: 6	H: 1 LOB: 2 BB: 1 P: 10	R: 0 E: 0 K: 0 S: 3	H: 0 LOB: 0 BB: 0 P: 3	R: 0 E: 0 K: 1 S: 5	H: 0 LOB: 0 BB: 0 P: 5	R: 0 E: 0 K: 1 S: 7	H: 2 LOB: 2 BB: 0 P: 7	R: 0 E: 0 K: 0 S: 3	H: 0 LOB: 1 BB: 1 P: 7	R: 0 E: 0 K: 0 S: 5	H: 2 LOB: 2 BB: 0 P: 5	R: 0 E: 0 K: 0 S: 6	H: 3 LOB: 3 BB: 0 P: 6	R: 0 E: 0 K: 1 S: 5	H: 0 LOB: 0 BB: 0 P: 5	1B: 10 2B: 0 3B: 0 HR: 0	SF: 0 SAC: 0 DP: 0 HBP: 0	WP: 0 PA: 39 PB: 0 SB: 1 CS: 0
PITCHER Dave Wickersham, R (1,1) ERA: 4.3	IP: 9.0 WLS: L BF: 39 H: 10 R: 1 ER: 1 SO: 4 BB: 2 IBB: 0 HBP: 0 BLK: 0 WP: 0 HR: 0 S: 45 P: 53 ERA: 1.00 WHIP: 1.333															PITCHER			

Batter	1	2	3	4	5	6	7	8	9	AB	R	H	RBI	BB	SO	LOB	BOTTOM				
Jim Northrup, L (1,9) OBP: 0.266, SLG: 0.321	K						L4		BB	4	0	1	0	0	1	2	Washington Senators @ Detroit Tigers Tiger Stadium, Detroit, MI Sat Sep 04 1965, 4:33 AM EDT Att: 6,643 - Unknown				
Jerry Lumpe, L (1,4) OBP: 0.335, SLG: 0.330 George Smith, R (9, FR) OBP: 0.143, SLG: 0.077	K								BB	4	0	1	0	1	1	1					
Don Wert, R (1,5) OBP: 0.347, SLG: 0.362										2	0	2	0	2	0	0					
Norm Cash, L (1,3) OBP: 0.354, SLG: 0.456	K									5	0	1	0	0	1	6					
Willie Horton, R (1,7) OBP: 0.346, SLG: 0.515										3	0	0	0	1	2	3					
Bill Freehan, R (1,2) OBP: 0.299, SLG: 0.344 Gates Brown, L (8, PH) OBP: 0.291, SLG: 0.441 John Sullivan, L (9, 2) OBP: 0.354, SLG: 0.371	K									3	0	0	0	0	2	3					
Mickey Stanley, R (1,8) OBP: 0.287, SLG: 0.533 Al Kaline, R (8, PH) OBP: 0.406, SLG: 0.512	K									3	0	0	0	0	2	0					
Ray Oyler, R (1,6) OBP: 0.310, SLG: 0.374										1	0	0	0	0	1	3					
Dave Wickersham, R (1,1) OBP: 0.063, SLG: 0.063 Bill Roman, L (9, PH) OBP: 0.095, SLG: 0.050	K									1	0	0	0	0	1	0					
										1	0	0	0	0	1	0					
Inning Stats	R: 0 E: 0 K: 3 S: 9	H: 0 LOB: 1 BB: 1 P: 13	R: 0 E: 0 K: 3 S: 9	H: 0 LOB: 0 BB: 0 P: 9	R: 0 E: 0 K: 2 S: 7	H: 0 LOB: 1 BB: 0 P: 8	R: 0 E: 0 K: 2 S: 8	H: 1 LOB: 1 BB: 0 P: 8	R: 0 E: 0 K: 1 S: 5	H: 0 LOB: 1 BB: 1 P: 9	R: 0 E: 0 K: 0 S: 3	H: 0 LOB: 2 BB: 2 P: 11	R: 0 E: 0 K: 0 S: 4	H: 1 LOB: 1 BB: 0 P: 4	R: 0 E: 0 K: 1 S: 7	H: 2 LOB: 3 BB: 1 P: 11	R: 0 E: 0 K: 1 S: 7	H: 2 LOB: 3 BB: 1 P: 11	1B: 6 2B: 0 3B: 0 HR: 0	SF: 0 SAC: 3 DP: 0 HBP: 1	WP: 0 PA: 40 PB: 0 SB: 0 CS: 0
PITCHER Jim Duckworth, R (1,1) ERA: 3.9 Ron Kline, R (8, 1) ERA: 2.25	IP: 7.0 WLS: W BF: 28 H: 2 R: 0 ER: 0 SO: 11 BB: 3 IBB: 1 HBP: 1 BLK: 0 WP: 0 HR: 0 S: 45 P: 62 ERA: 0.00 WHIP: 0.714															PITCHER					



Batter	1	2	3	4	5	6	7	8	9	AB	R	H	RBI	BB	SO	LOB	TOP								
Ken Hamlin, R OBP: 0.335, SLG: 0.368 (1, 4)										4	0	1	0	0	0	1	Washington Senators @ Detroit Tigers Tiger Stadium, Detroit, MI Sun Sep 05 1965, 4:33 AM EDT Unknown								
Ken McMullen, R OBP: 0.327, SLG: 0.419 (1, 5)										5	1	2	0	0	2	2									
Frank Howard, R OBP: 0.353, SLG: 0.483 Jim King, L OBP: 0.332, SLG: 0.412 (7, PR) (7, 9)										3	0	2	0	1	0	0									
Woodie Held, R OBP: 0.351, SLG: 0.482 (7, 7)										4	1	2	2	0	0	4									
Don Lock, R OBP: 0.320, SLG: 0.379 (1, 8)										3	0	1	0	1	1	2									
Dick Nen, L OBP: 0.315, SLG: 0.391 (1, 3)										4	0	0	0	0	4	2									
Doug Camilli, R OBP: 0.266, SLG: 0.290 (1, 2)										4	0	1	0	0	1	2									
Ed Brinkman, R OBP: 0.246, SLG: 0.251 (1, 6)										4	0	0	0	0	0	3									
Pete Richert, L OBP: 0.214, SLG: 0.170 Steve Ritzik, R OBP: 0.200, SLG: 0.333 Mike McCormick, L OBP: 0.205, SLG: 0.079 (9, 1) (9, 1)										4	0	2	0	0	1	0									
										0	0	0	0	0	0	0									
										0	0	0	0	0	0	0									
Inning Stats	R: 0 E: 0 K: 1 S: 5	H: 0 LOB: 0 BB: 0 P: 5	R: 1 E: 1 K: 1 S: 7	H: 2 LOB: 1 BB: 0 P: 7	R: 0 E: 0 K: 0 S: 4	H: 1 LOB: 2 BB: 1 P: 8	R: 0 E: 0 K: 2 S: 8	H: 1 LOB: 1 BB: 0 P: 8	R: 0 E: 0 K: 1 S: 7	H: 2 LOB: 2 BB: 1 P: 7	R: 0 E: 0 K: 1 S: 5	H: 0 LOB: 1 BB: 1 P: 9	R: 1 E: 0 K: 1 S: 8	H: 3 LOB: 2 BB: 0 P: 8	R: 0 E: 0 K: 2 S: 7	H: 0 LOB: 0 BB: 0 P: 7	R: 0 E: 0 K: 0 S: 4	H: 2 LOB: 1 BB: 0 P: 4	1B: 10 2B: 0 3B: 0 HR: 1	SF: 0 SAC: 1 DP: 1 HBP: 0	WP: 1 PB: 0 SB: 0 CS: 0	PA: 39			
PITCHER	IP	WLS	BF	H	R	ER	SO	BB	IBB	HBP	BLK	WP	HR	S	P	ERA	WHIP								
Mickey Lolich, L ERA: 4.03 Orlando Pena, R ERA: 4.25	(1, 1) (8, 1)	7.0 2.0	L 7	32 2	9 0	2 0	7 2	2 0	0 0	0 0	0 0	0 1	1 0	44 11	52 11	2.57 0.00	1.571 1.000								

Batter	1	2	3	4	5	6	7	8	9	AB	R	H	RBI	BB	SO	LOB	BOTTOM									
Mickey Stanley, R OBP: 0.316, SLG: 0.684 (1, 8)										4	1	2	1	0	0	0	Washington Senators @ Detroit Tigers Tiger Stadium, Detroit, MI Sun Sep 05 1965, 4:33 AM EDT Unknown									
Jerry Lumpe, L OBP: 0.336, SLG: 0.329 George Smith, R OBP: 0.167, SLG: 0.074 (1, 4) (3, PR) (4, 4)										1	0	0	0	1	0	0										
Don Wert, R OBP: 0.345, SLG: 0.360 (1, 5)										3	0	0	0	0	2	2										
Al Kaline, R OBP: 0.404, SLG: 0.511 (1, 9)										4	0	1	0	0	1	3										
Willie Horton, R OBP: 0.343, SLG: 0.510 (1, 7)										4	0	0	0	0	0	2										
Norm Cash, L OBP: 0.353, SLG: 0.452 (1, 3)										3	0	0	0	1	0	1										
Bill Freehan, R OBP: 0.302, SLG: 0.344 (1, 2)										3	0	1	0	1	1	1										
Ray Oyler, R OBP: 0.303, SLG: 0.364 Gates Brown, L OBP: 0.230, SLG: 0.439 (9, PH) (9, PH)										3	0	0	0	0	2	3										
Mickey Lolich, S OBP: 0.097, SLG: 0.071 George Thomas, R OBP: 0.272, SLG: 0.318 Orlando Pena, R OBP: 0.278, SLG: 0.188 (1, 1) (7, PH) (8, 1)										2	0	0	0	0	1	0										
										1	0	0	0	0	1	1										
										0	0	0	0	0	0	0										
Inning Stats	R: 0 E: 0 K: 1 S: 5	H: 0 LOB: 0 BB: 0 P: 5	R: 0 E: 0 K: 1 S: 6	H: 1 LOB: 2 BB: 1 P: 10	R: 0 E: 0 K: 3 S: 10	H: 1 LOB: 2 BB: 1 P: 14	R: 0 E: 0 K: 1 S: 5	H: 0 LOB: 0 BB: 0 P: 5	R: 0 E: 0 K: 0 S: 3	H: 0 LOB: 0 BB: 0 P: 3	R: 0 E: 0 K: 0 S: 3	H: 0 LOB: 1 BB: 1 P: 7	R: 0 E: 0 K: 2 S: 8	H: 1 LOB: 1 BB: 0 P: 8	R: 1 E: 0 K: 0 S: 4	H: 1 LOB: 0 BB: 0 P: 4	R: 0 E: 0 K: 0 S: 3	H: 0 LOB: 1 BB: 1 P: 7	1B: 2 2B: 1 3B: 0 HR: 1	SF: 0 SAC: 1 DP: 0 HBP: 0	WP: 0 PB: 0 SB: 0 CS: 0	PA: 35				
PITCHER	IP	WLS	BF	H	R	ER	SO	BB	IBB	HBP	BLK	WP	HR	S	P	ERA	WHIP									
Pete Richert, L ERA: 2.68 Steve Ritzik, R ERA: 4.2 Mike McCormick, L ERA: 3.39	(1, 1) (9, 1) (9, 1)	8.1 0.1 0.1	W S	33 1 1	4 0 0	1 0 0	8 0 0	4 0 0	0 0 0	0 0 0	0 0 0	0 0 0	0 0 1	1 1 1	45 1 1	61	1.08 0.00 0.000	0.960 0.000 0.000								

AB	36
R	2
H	11
RBI	2
BB	2
SO	9
LOB	18



Batter	1	2	3	4	5	6	7	8	9	AB	R	H	RBI	BB	SO	LOB	TOP					
Don Blasingame, L (1.4) OBP: 0.277, SLG: 0.287	F8		4-3 WP 1B		4-0 1B BB		F8		4-3	4	2	1	0	1	0	0	<p>Washington Senators @ Detroit Tigers</p> <p>Tiger Stadium, Detroit, MI</p> <p>Sun Sep 05 1965, 4:38 AM EDT</p> <p>Att: 14,209 - Unknown</p>					
Ken Hamlin, R (1.6) OBP: 0.336, SLG: 0.366	5-3		F4		2B 1-2 1B		BB		F8	4	0	1	0	1	0	1						
Willie Kirkland, L (1.9) OBP: 0.280, SLG: 0.423	G3		4-3		F5		BB		F8	4	0	0	0	0	0	4						
Frank Howard, R (1.7) OBP: 0.354, SLG: 0.485		F5			1-3 2H 2B				6-3	4	0	2	2	0	0	0						
Dick Nen, L (1.3) OBP: 0.319, SLG: 0.386	BB 1B BB		G3		F4				FC5-4 BB	2	0	0	0	2	0	3						
Ken McMullen, R (1.5) OBP: 0.326, SLG: 0.417	BB 1-2 1B				1-3		F8		FC5-4 1B 1-2	4	0	1	0	0	0	1						
Mike Brumley, L (1.2) OBP: 0.279, SLG: 0.273	K		L6		L6		K			4	0	1	0	0	2	2						
Don Lock, R (1.8) OBP: 0.319, SLG: 0.376					K		K		F7	3	0	0	0	1	2	2						
Phil Ortega, R (1.1) OBP: 0.238, SLG: 0.250	F6				K		L3		F6	0	0	0	0	0	0	0						
Bob Chance, L (2.0) OBP: 0.289, SLG: 0.343										1	0	0	0	0	0	3						
Howie Koglit, R (2.1) OBP: 0.129, SLG: 0.100										1	0	0	0	0	1	0						
Joe Cunningham, L (7.0) OBP: 0.129, SLG: 0.100										0	0	0	0	0	0	0						
Marshall Bridges, S (7.1) OBP: 0.129, SLG: 0.100										0	0	0	0	0	0	0						
Bennie Daniels, S (7.1) OBP: 0.129, SLG: 0.100										0	0	0	0	0	0	0						
Jim King, S (9.0) OBP: 0.331, SLG: 0.410										1	0	0	0	0	0	0						
Inning Stats	R: 0 E: 0 K: 0 S: 3	H: 0 LOB: 0 BB: 0 P: 3	R: 0 E: 0 K: 1 S: 6	H: 1 LOB: 3 BB: 2 P: 14	R: 1 E: 0 K: 0 S: 5	H: 2 LOB: 1 BB: 0 P: 5	R: 0 E: 0 K: 1 S: 5	H: 0 LOB: 0 BB: 0 P: 5	R: 1 E: 0 K: 0 S: 7	H: 2 LOB: 2 BB: 1 P: 11	R: 0 E: 0 K: 2 S: 7	H: 0 LOB: 0 BB: 0 P: 7	R: 0 E: 0 K: 0 S: 3	H: 0 LOB: 1 BB: 1 P: 7	R: 0 E: 0 K: 0 S: 4	H: 1 LOB: 2 BB: 1 P: 8	R: 0 E: 0 K: 0 S: 3	H: 0 LOB: 0 BB: 0 P: 3	1B: 5 2B: 1 3B: 0 HR: 0	SF: 0 SAC: 0 DP: 0 HBP: 0	WP: 1 PB: 0 SB: 0 CS: 0	PA: 38
PITCHER Phil Regan, R (1.1) ERA: 4.44	IP: 9.0 WLS: W BF: 38 H: 6 R: 2 ER: 2 SO: 5 BB: 5 IBB: 0 HBP: 0 BLK: 0 WP: 1 HR: 0 S: 43 P: 63 ERA: 2.00 WHIP: 1.222															PITCHER	IP: 9.0 WLS: W BF: 38 H: 6 R: 2 ER: 2 SO: 5 BB: 5 IBB: 0 HBP: 0 BLK: 0 WP: 1 HR: 0 S: 43 P: 63 ERA: 2.00 WHIP: 1.222					

Batter	1	2	3	4	5	6	7	8	9	AB	R	H	RBI	BB	SO	LOB	BOTTOM			
Mickey Stanley, R (1.8) OBP: 0.375, SLG: 0.708	5-3	5-3					1-3 HR 2B			5	2	3	0	0	0	0	<p>Washington Senators @ Detroit Tigers</p> <p>Tiger Stadium, Detroit, MI</p> <p>Sun Sep 05 1965, 4:38 AM EDT</p> <p>Att: 14,209 - Unknown</p>			
Jerry Lumpe, L (1.4) OBP: 0.336, SLG: 0.328							F2			2	1	0	0	1	0	2				
George Smith, R (8.4) OBP: 0.161, SLG: 0.071	BB 2B BB						SH2-4 1B		FC3-4 1B	1	0	0	0	0	0	1				
Don Wert, R (1.5) OBP: 0.348, SLG: 0.369										4	3	3	3	0	0	0				
Al Kaline, R (1.9) OBP: 0.405, SLG: 0.510	2B 1B BB						L6-3			3	2	1	1	1	1	0				
Willie Horton, R (1.7) OBP: 0.345, SLG: 0.511										3	1	1	2	1	0	2				
George Thomas, R (8.7) OBP: 0.272, SLG: 0.318	1-3 2H 3H 2B									0	0	0	0	0	0	0				
Norm Cash, L (1.3) OBP: 0.355, SLG: 0.461	K									4	1	2	3	0	1	3				
John Sullivan, L (1.2) OBP: 0.349, SLG: 0.365										4	0	1	2	0	0	1				
Ray Oyler, R (1.6) OBP: 0.294, SLG: 0.352	G3									4	0	0	0	0	0	2				
Phil Regan, R (1.1) OBP: 0.154, SLG: 0.083										3	1	0	0	1	1	0				
Inning Stats	R: 4 E: 0 K: 1 S: 8	H: 3 LOB: 1 BB: 2 P: 16	R: 0 E: 0 K: 1 S: 5	H: 0 LOB: 0 BB: 0 P: 5	R: 0 E: 0 K: 1 S: 5	H: 0 LOB: 0 BB: 0 P: 5	R: 0 E: 0 K: 0 S: 3	H: 1 LOB: 0 BB: 0 P: 3	R: 3 E: 0 K: 0 S: 5	H: 2 LOB: 1 BB: 2 P: 13	R: 0 E: 0 K: 0 S: 3	H: 0 LOB: 0 BB: 0 P: 3	R: 4 E: 0 K: 0 S: 7	H: 4 LOB: 0 BB: 0 P: 7	R: 0 E: 0 K: 0 S: 4	H: 1 LOB: 1 BB: 0 P: 4	1B: 7 2B: 2 3B: 0 HR: 2	SF: 0 SAC: 1 DP: 1 HBP: 0	WP: 0 PB: 0 SB: 0 CS: 0	PA: 38
PITCHER Phil Ortega, R (1.1) ERA: 4.84	IP: 1.0 WLS: L BF: 8 H: 3 R: 4 ER: 4 SO: 1 BB: 2 IBB: 0 HBP: 0 BLK: 0 WP: 0 HR: 0 S: 4 P: 16 ERA: 5.000 WHIP: 3.000															PITCHER Howie Koglit, R (2.1) ERA: 4.3	IP: 5.0 WLS: 3 BF: 19 H: 3 R: 3 ER: 3 SO: 2 BB: 2 IBB: 0 HBP: 0 BLK: 0 WP: 0 HR: 1 S: 21 P: 29 ERA: 5.40 WHIP: 1.000			
Marshall Bridges, L (7.1) ERA: 2.95	IP: 0.1 WLS: 4 BF: 3 H: 3 R: 3 ER: 3 SO: 0 BB: 0 IBB: 0 HBP: 0 BLK: 0 WP: 0 HR: 0 S: 4 P: 4 ERA: 81.00 WHIP: 9.000															Marshall Bridges, L (7.1) ERA: 2.95	IP: 0.1 WLS: 4 BF: 3 H: 3 R: 3 ER: 3 SO: 0 BB: 0 IBB: 0 HBP: 0 BLK: 0 WP: 0 HR: 0 S: 4 P: 4 ERA: 81.00 WHIP: 9.000			
Bennie Daniels, R (7.1) ERA: 4.8	IP: 1.2 WLS: 7 BF: 2 H: 2 R: 1 ER: 1 SO: 0 BB: 0 IBB: 0 HBP: 0 BLK: 0 WP: 0 HR: 1 S: 7 P: 7 ERA: 5.40 WHIP: 1.200															Bennie Daniels, R (7.1) ERA: 4.8	IP: 1.2 WLS: 7 BF: 2 H: 2 R: 1 ER: 1 SO: 0 BB: 0 IBB: 0 HBP: 0 BLK: 0 WP: 0 HR: 1 S: 7 P: 7 ERA: 5.40 WHIP: 1.200			

AB	33
R	2
H	6
RBI	2
BB	5
SO	5
LOB	16



Batter	1	2	3	4	5	6	7	8	9	AB	R	H	RBI	BB	SO	LOB	TOP										
Jim Gosger, L (1, 8) OBP: 0.337, SLG: 0.438		4-3			F4		K		L9	5	1	1	0	0	1	3											
Dalton Jones, L (1, 5) OBP: 0.353, SLG: 0.394	E3 1-H PB 1B		K			SH1-4 BB 1B				4	2	3	2	0	1	0											
Carl Yastrzemski, L (1, 7) OBP: 0.491, SLG: 0.559	K		4-3			SH1-4 BB 1B				3	0	1	0	1	1	0											
Felix Mantilla, R (1, 4) OBP: 0.387, SLG: 0.436	6-3		6-3			SH1-4 BB 1B				3	0	0	0	0	1	1											
Lee Thomas, L (1, 3) OBP: 0.359, SLG: 0.460	F8				3-1					3	0	0	0	1	0	0											
Tony Conigliaro, R (1, 9) OBP: 0.338, SLG: 0.516		K			K					4	0	0	0	0	4	3											
Russ Nixon, L (1, 2) OBP: 0.270, SLG: 0.282		K			F8					4	0	0	0	0	3	3											
Rico Petrocelli, R (1, 6) OBP: 0.309, SLG: 0.418		BB BB			5-3		F3		6-3	3	0	0	0	1	0	0											
Earl Wilson, R (1, 1) OBP: 0.333, SLG: 0.457		BB BB			K		HR 1B		K	3	1	1	0	1	2	0											
Inning Stats	R: 2 E: 1 K: 1 S: 7	H: 2 LOB: 0 BB: 0 P: 7	R: 0 E: 0 K: 2 S: 7	H: 0 LOB: 2 BB: 2 P: 15	R: 0 E: 0 K: 1 S: 5	H: 0 LOB: 0 BB: 0 P: 5	R: 0 E: 0 K: 1 S: 5	H: 0 LOB: 0 BB: 0 P: 5	R: 0 E: 0 K: 2 S: 8	H: 1 LOB: 3 BB: 2 P: 16	R: 2 E: 0 K: 2 S: 10	H: 3 LOB: 1 BB: 0 P: 10	R: 0 E: 0 K: 1 S: 5	H: 0 LOB: 0 BB: 0 P: 5	R: 0 E: 0 K: 1 S: 5	H: 0 LOB: 0 BB: 0 P: 5	1B: 5 2B: 0 3B: 0 HR: 1	SF: 0 SAC: 1 DP: 0 HBP: 0	WP: 0 PB: 1 SB: 1 CS: 0	PA: 37							
PITCHER	IP	WLS	BF	H	R	ER	SO	BB	IBB	HBP	BLK	WP	HR	S	P	ERA	WHIP										
Joe Sparna, R (1, 1) ERA: 2.87	8.0	L	34	6	4	2	12	3	1	0	0	0	1	54	70	2.25	1.125										
John Hillier, L (9, 1) ERA:	1.0		3	0	0	0	1	0	0	0	0	0	0	5	5	0.00	0.000										

Boston Red Sox @ Detroit Tigers
Tiger Stadium, Detroit, MI
Mon Sep 06 1965, 4:33 AM EDT
Att: 9,864 - Unknown

AB 32
R 4
H 6
RBI 2
BB 4
SO 13
LOB 10



Batter	1	2	3	4	5	6	7	8	9	AB	R	H	RBI	BB	SO	LOB	BOTTOM										
Mickey Stanley, R (1, 8) OBP: 0.321, SLG: 0.607	F9		F3			1-3		FC4 1B 1-2		4	1	0	0	0	0	1											
Jerry Lumpe, L (1, 4) OBP: 0.337, SLG: 0.328	BB BB	1B BB	4-3			4-3		PO 1B 1-3		3	0	1	0	1	0	0											
Don Wert, R (1, 5) OBP: 0.349, SLG: 0.370	1-2 1B				1-3		F3	1-2 3-H 1B		4	0	2	1	0	0	0											
Al Kaline, R (1, 9) OBP: 0.401, SLG: 0.504	K				K		L6-3	PO 2-3	L6-3	4	0	0	0	0	2	2											
Norm Cash, L (1, 3) OBP: 0.354, SLG: 0.459	3-1				F5		K		FC4-6 1B	4	0	1	0	0	1	2											
Jim Northrup, L (1, 7) OBP: 0.285, SLG: 0.325		F7			3-1				FC4-6 FC6-4 1-2	4	0	1	0	0	0	1											
Bill Freehan, R (1, 2) OBP: 0.299, SLG: 0.340		K			F8		F3		FC6-4 1-2	4	0	0	0	0	1	2											
Ray Oyler, R (1, 6) OBP: 0.297, SLG: 0.350										1	0	0	0	1	0	0											
Bill Roman, L (8, PH) OBP: 0.136, SLG: 0.095										1	0	1	0	0	0	0											
George Smith, R (9, 5) OBP: 0.161, SLG: 0.071										0	0	0	0	0	0	0											
Joe Sparna, R (1, 1) OBP: 0.188, SLG: 0.159										2	0	0	0	0	1	1											
Gates Brown, L (8, PH) OBP: 0.289, SLG: 0.437										1	0	0	0	0	0	1											
John Hillier, R (9, 1) ERA:										0	0	0	0	0	0	0											
Inning Stats	R: 0 E: 0 K: 1 S: 6	H: 1 LOB: 2 BB: 1 P: 10	R: 0 E: 0 K: 1 S: 5	H: 0 LOB: 0 BB: 0 P: 5	R: 0 E: 0 K: 1 S: 5	H: 0 LOB: 0 BB: 0 P: 5	R: 0 E: 0 K: 0 S: 3	H: 0 LOB: 1 BB: 1 P: 7	R: 0 E: 0 K: 0 S: 3	H: 0 LOB: 0 BB: 0 P: 3	R: 0 E: 0 K: 1 S: 6	H: 1 LOB: 1 BB: 0 P: 6	R: 1 E: 0 K: 0 S: 5	H: 3 LOB: 1 BB: 0 P: 5	R: 0 E: 0 K: 0 S: 4	H: 1 LOB: 1 BB: 0 P: 4	1B: 5 2B: 1 3B: 0 HR: 0	SF: 0 SAC: 0 DP: 0 HBP: 0	WP: 0 PB: 0 SB: 0 CS: 0	PA: 35							
PITCHER	IP	WLS	BF	H	R	ER	SO	BB	IBB	HBP	BLK	WP	HR	S	P	ERA	WHIP										
Earl Wilson, R (1, 1) ERA: 4.02	9.0	W	34	6	1	1	5	2	0	0	0	0	0	42	50	1.00	0.889										

Boston Red Sox @ Detroit Tigers
Tiger Stadium, Detroit, MI
Mon Sep 06 1965, 4:33 AM EDT
Att: 9,864 - Unknown


AB 32
R 1
H 6
RBI 1
BB 2
SO 5
LOB 10



Batter	1	2	3	4	5	6	7	8	9	AB	R	H	RBI	BB	SO	LOB	TOP										
Jim Gosger, L (1, 8) OBP: 0.335, SLG: 0.435	F8		2H 1B		SF8		F5		F7	4	0	1	2	0	0	1											
Dalton Jones, L (1, 5) OBP: 0.395, SLG: 0.395	F8		4-3		1B		1B			4	0	2	1	0	0	1											
Carl Yastrzemski, L (1, 7) OBP: 0.490, SLG: 0.556	F5			F8	1-3 1B		4-3			4	0	1	0	0	0	1											
Felix Mantilla, R (1, 4) OBP: 0.384, SLG: 0.432		6-3		F8	F7				6-3	4	0	0	0	0	0	2											
Lee Thomas, L (1, 3) OBP: 0.360, SLG: 0.461	F8			1B		4-3			G4-6-3 1B	4	0	2	0	0	0	0											
Tony Conigliaro, R (1, 9) OBP: 0.338, SLG: 0.518	K			L9					G4-6-3 1-2f	4	0	1	0	0	1	2											
Russ Nixon, L (1, 2) OBP: 0.285, SLG: 0.306			E4 1B		1B SF8 2B		4-3		FC4-6 1B	4	2	3	0	0	0	1											
Rico Petrocelli, R (1, 6) OBP: 0.310, SLG: 0.417			K		SF8 1B SH3-4		K		FC4-6 1-2f	3	1	1	0	0	2	2											
Lenny Green, L (9, PH) OBP: 0.392, SLG: 0.433			K		2-3 1B		K			1	0	0	0	0	0	1											
Bill Monbouquette, R (1, 1) OBP: 0.152, SLG: 0.083			K		SH3-4		L9		F6	2	0	0	0	0	1	1											
Tony Horton, R (9, PH) OBP: 0.376, SLG: 0.478			K		1-2					1	0	0	0	0	0	1											
Inning Stats	R: 0 E: 0 K: 0 S: 3	H: 0 LOB: 0 BB: 0 P: 3	R: 0 E: 0 K: 1 S: 5	H: 0 LOB: 0 BB: 0 P: 5	R: 1 E: 1 K: 2 S: 9	H: 2 LOB: 1 BB: 0 P: 9	R: 0 E: 0 K: 0 S: 4	H: 1 LOB: 1 BB: 0 P: 4	R: 2 E: 0 K: 0 S: 7	H: 4 LOB: 2 BB: 0 P: 7	R: 0 E: 0 K: 1 S: 6	H: 1 LOB: 1 BB: 0 P: 6	R: 0 E: 0 K: 0 S: 4	H: 1 LOB: 1 BB: 0 P: 4	R: 0 E: 0 K: 0 S: 3	H: 1 LOB: 0 BB: 0 P: 3	R: 0 E: 0 K: 0 S: 4	H: 1 LOB: 1 BB: 0 P: 4	1B: 9 2B: 1 3B: 1 HR: 0	SF: 1 SAC: 1 DP: 1 HBP: 0	WP: 0 PA: 37 PB: 0 SB: 0 CS: 0						
PITCHER	IP	WLS	BF	H	R	ER	SO	BB	IBB	HBP	BLK	WP	HR	S	P	ERA	WHIP										
Julio Navarro, R (1, 1) ERA: 4.2	4.2		20	6	3	2	3	0	0	0	0	0	0	26	26	3.86	1.286										
Terry Fox, R (5, 1) ERA: 3.03	4.1	W	17	5	0	0	1	0	0	0	0	0	0	19	19	0.00	1.154										

Boston Red Sox @ Detroit Tigers
Tiger Stadium, Detroit, MI
Tue Sep 07 1965, 7:05 PM EDT
Att: 5,019 - Unknown


AB 35
R 3
H 11
RBI 3
BB 0
SO 4
LOB 13



Batter	1	2	3	4	5	6	7	8	9	AB	R	H	RBI	BB	SO	LOB	BOTTOM										
Mickey Stanley, R (1, 8) OBP: 0.313, SLG: 0.594	F9		F9		6-3				3-1 SF8 2B	4	1	1	0	0	0	1											
Jerry Lumpe, L (1, 4) OBP: 0.335, SLG: 0.325	G3		F7			4-3			3-1	4	0	0	0	0	0	1											
Don Wert, R (1, 5) OBP: 0.348, SLG: 0.370	E S 1B		4-3			F3			SF8	3	1	1	1	0	0	0											
Al Kaline, R (1, 9) OBP: 0.400, SLG: 0.501	1-H HR 1B				L8		L5-3		L8	4	1	1	1	0	0	0											
Norm Cash, L (1, 3) OBP: 0.354, SLG: 0.465	1-H HR				F5				F8	3	1	1	2	0	0	0											
Jim Northrup, L (1, 7) OBP: 0.282, SLG: 0.320	F6				K				4-3	3	0	0	0	0	1	0											
John Sullivan, L (1, 2) OBP: 0.349, SLG: 0.364			K				F3			3	0	1	0	0	1	0											
Wayne Redmond, R (7, PR)										0	1	0	0	0	0	0											
Bill Freehan, R (8, 2) OBP: 0.299, SLG: 0.340										0	0	0	0	0	0	0											
Ray Oyler, R (1, 6) OBP: 0.305, SLG: 0.365		F8								3	0	2	1	0	0	0											
Julio Navarro, R (1, 1)										1	0	0	0	0	0	0											
Terry Fox, R (5, 1)										2	0	0	0	0	1	3											
Inning Stats	R: 3 E: 0 K: 0 S: 6	H: 3 LOB: 0 BB: 0 P: 6	R: 0 E: 0 K: 1 S: 5	H: 0 LOB: 0 BB: 0 P: 5	R: 0 E: 0 K: 0 S: 3	H: 0 LOB: 0 BB: 0 P: 3	R: 0 E: 0 K: 1 S: 5	H: 0 LOB: 0 BB: 0 P: 5	R: 0 E: 0 K: 0 S: 3	H: 0 LOB: 0 BB: 0 P: 3	R: 1 E: 0 K: 0 S: 5	H: 2 LOB: 2 BB: 0 P: 5	R: 1 E: 0 K: 0 S: 4	H: 1 LOB: 0 BB: 0 P: 4	R: 0 E: 0 K: 0 S: 3	H: 2 LOB: 2 BB: 0 P: 5	R: 1 E: 0 K: 0 S: 4	H: 1 LOB: 0 BB: 0 P: 4	1B: 4 2B: 2 3B: 0 HR: 1	SF: 1 SAC: 0 DP: 0 HBP: 0	WP: 0 PA: 31 PB: 0 SB: 2 CS: 0						
PITCHER	IP	WLS	BF	H	R	ER	SO	BB	IBB	HBP	BLK	WP	HR	S	P	ERA	WHIP										
Bill Monbouquette, R (1, 1) ERA: 3.93	8.0	L	31	7	5	5	3	0	0	0	0	0	1	37	37	5.62	0.875										

Boston Red Sox @ Detroit Tigers
Tiger Stadium, Detroit, MI
Tue Sep 07 1965, 7:05 PM EDT
Att: 5,019 - Unknown

AB 30
R 5
H 7
RBI 5
BB 0
SO 3
LOB 5




Batter	1	2	3	4	5	6	7	8	9	AB	R	H	RBI	BB	SO	LOB	TOP																			
Luis Aparicio, R (1.6)	0-0 6-3		0-0 L9			0-0 6-3		0-0 L9		4	0	0	0	0	0	2	<p>Baltimore Orioles @ Detroit Tigers</p> <p>Tiger Stadium, Detroit, MI</p> <p>Wed Sep 08 1965, 7:05 PM EDT</p> <p>Unknown</p>																			
Paul Blair, R (1.8)	0-0 6-3		0-3 K			0-0 F4		0-0 FC6-4		4	0	0	0	0	1	2																				
Curt Blefary, L (1.7)	4-0 FC5-4 BB			1-0 G6-4-3 HBP		0-3 K			0-0 F8	2	0	0	0	1	1	0																				
Brooks Robinson, R (1.5)	0-0 FC5-4			0-3 K			0-0 6-3		4-0 HR BB	3	1	0	0	1	1	2																				
Bob Johnson, R (1.3)		0-0 6-3		0-0 G6-4-3			0-0 6-3		0-0 HR	4	1	1	2	0	0	1																				
Boog Powell, L (9.3)									1-H HR	0	0	0	0	0	0	0																				
Sam Bowens, R (1.9)		0-3 K			0-3 K				0-0 F6	4	0	0	0	0	2	0																				
Jerry Adair, R (1.4)		0-0 FC5-4 1B			0-0 F5			0-0 E 1B	0-0 L4	4	0	2	0	0	0	0																				
Dick Brown, R (1.2)		0-0 FC5-4			0-0 1B			0-0 F8		3	0	1	0	0	0	2																				
Steve Barber, L (1.1)			0-3 K		0-0 F4			0-0 E1 FC6-4		3	0	0	0	0	1	2																				
Inning Stats	R: 0 E: 0 K: 0 S: 3	H: 0 LOB: 1 BB: 1 P: 7	R: 0 E: 0 K: 1 S: 6	H: 1 LOB: 1 BB: 0 P: 6	R: 0 E: 0 K: 2 S: 7	H: 0 LOB: 0 BB: 0 P: 7	R: 0 E: 0 K: 1 S: 4	H: 0 LOB: 0 BB: 0 P: 5	R: 0 E: 0 K: 1 S: 6	H: 1 LOB: 1 BB: 0 P: 6	R: 0 E: 0 K: 0 S: 5	H: 0 LOB: 0 BB: 0 P: 5	R: 0 E: 0 K: 0 S: 3	H: 0 LOB: 0 BB: 0 P: 3	R: 0 E: 1 K: 0 S: 5	H: 1 LOB: 2 BB: 0 P: 5	R: 2 E: 0 K: 0 S: 4	H: 1 LOB: 0 BB: 1 P: 8	1B: 3 2B: 0 3B: 0 HR: 1	SF: 0 SAC: 0 DP: 1 HBP: 1	WP: 0 PA: 34 PB: 0 SB: 0 CS: 0															
PITCHER	IP	WLS	BF	H	R	ER	SO	BB	IBB	HBP	BLK	WP	HR	S	P	ERA	WHIP	PITCHER		IP	WLS	BF	H	R	ER	SO	BB	IBB	HBP	BLK	WP	HR	S	P	ERA	WHIP
Hank Aguirre, L (1.1)	9.0	L	34	4	2	2	6	2	0	1	0	0	1	43	52	2.00	0.667			9.0	W	33	5	0	0	4	2	0	0	0	0	0	0	47	0.00	0.778


AB 31
R 2
H 4
RBI 2
BB 2
SO 6
LOB 11



Batter	1	2	3	4	5	6	7	8	9	AB	R	H	RBI	BB	SO	LOB	BOTTOM																			
George Thomas, R (1.7)	0-0 E6 G3 1B		0-0 F3		0-0 FC6-4			0-0 1B		4	0	2	0	0	0	1	<p>Baltimore Orioles @ Detroit Tigers</p> <p>Tiger Stadium, Detroit, MI</p> <p>Wed Sep 08 1965, 7:05 PM EDT</p> <p>Unknown</p>																			
Bill Freehan, R (1.2)	0-0 L9		0-0 4-3			0-0 F8		0-0 F9		4	0	0	0	0	2																					
Norm Cash, L (1.3)	0-0 G3			0-0 F3		4-0 L6-4-3 BB			0-0 4-3	3	0	0	0	1	0																					
Al Kaline, R (1.9)	0-0 L9			0-0 L4-3		0-0 L6-4-3			0-0 FC5-4 1B	4	0	1	0	0	2																					
Don Wert, R (1.5)		0-0 FC4-6 1B		0-0 1B			0-0 6-3		0-0 FC5-4	4	0	2	0	0	1																					
Mickey Stanley, R (1.8)		0-0 FC4-6		0-0 F6			0-0 1-3		0-0 L7	4	0	0	0	0	3																					
Ray Oyler, R (1.6)		0-3 K			0-0 F8		0-3 K			3	0	0	0	2	1																					
George Smith, R (1.4)		0-0 5-3			0-0 G3			0-3 K		3	0	0	0	1	1																					
Hank Aguirre, R (1.1)			0-3 K		4-0 FC6-4 BB			0-0 4-3		2	0	0	0	1	1	0																				
Inning Stats	R: 0 E: 1 K: 0 S: 4	H: 1 LOB: 1 BB: 0 P: 4	R: 0 E: 0 K: 1 S: 6	H: 1 LOB: 1 BB: 0 P: 6	R: 0 E: 0 K: 1 S: 5	H: 0 LOB: 0 BB: 0 P: 5	R: 0 E: 0 K: 0 S: 4	H: 1 LOB: 1 BB: 0 P: 4	R: 0 E: 0 K: 0 S: 3	H: 0 LOB: 1 BB: 1 P: 7	R: 0 E: 0 K: 0 S: 2	H: 0 LOB: 0 BB: 1 P: 6	R: 0 E: 0 K: 1 S: 5	H: 0 LOB: 0 BB: 0 P: 5	R: 0 E: 0 K: 1 S: 6	H: 1 LOB: 1 BB: 0 P: 6	R: 0 E: 0 K: 1 S: 4	H: 1 LOB: 1 BB: 0 P: 4	1B: 5 2B: 0 3B: 0 HR: 0	SF: 0 SAC: 0 DP: 1 HBP: 0	WP: 0 PA: 33 PB: 0 SB: 0 CS: 0															
PITCHER	IP	WLS	BF	H	R	ER	SO	BB	IBB	HBP	BLK	WP	HR	S	P	ERA	WHIP	PITCHER		IP	WLS	BF	H	R	ER	SO	BB	IBB	HBP	BLK	WP	HR	S	P	ERA	WHIP
Steve Barber, L (1.1)	9.0	W	33	5	0	0	4	2	0	0	0	0	0	39	47	0.00	0.778			9.0	W	33	5	0	0	4	2	0	0	0	0	47	0.00	0.778		



Batter	1	2	3	4	5	6	7	8	9	AB	R	H	RBI	BB	SO	LOB	TOP		
Luis Aparicio, R (1, 6) OBP: 0.288, SLG: 0.356	5-3		F3			2B			K	4	0	1	0	0	1	0	<p>Baltimore Orioles @ Detroit Tigers Tiger Stadium, Detroit, MI Wed Sep 08 1965, 7:05 PM EDT Att: 10,660 - Unknown</p> <p>livebaseballscorecards.com</p> <p>AB 29 R 0 H 3 RBI 0 BB 0 SO 6 LOB 4</p> 		
Russ Snyder, L (1, 9) OBP: 0.313, SLG: 0.312	FC5-4 1B			4-3		L4			F7	4	0	1	0	0	0	1			
Boog Powell, L (1, 3) OBP: 0.330, SLG: 0.374	FC5-4 1-2			F6			4-3			3	0	0	0	0	0	1			
Brooks Robinson, R (1, 5) OBP: 0.357, SLG: 0.444	1-3			K			K			3	0	0	0	0	2	1			
Curt Blefary, L (1, 7) OBP: 0.377, SLG: 0.472		L9					L9			3	0	0	0	0	0	0			
Charlie Lau, L (1, 2) OBP: 0.383, SLG: 0.417		4-3							F7	3	0	1	0	0	0	0			
Andy Etchebarren, R (8, 2) OBP: 0.333, SLG: 1.333						G6-4-3 1B				0	0	0	0	0	0	0			
Jerry Adair, R (1, 4) OBP: 0.292, SLG: 0.329			F7			G6-4-3 1-2			K	3	0	0	0	0	1	1			
Paul Blair, R (1, 8) OBP: 0.302, SLG: 0.331			5-3			K			K	3	0	0	0	0	2	0			
Darold Knowles, L (1, 1)			4-3							2	0	0	0	0	0	0			
Ed Barnowski, R (7, 1)			4-3			6-3				0	0	0	0	0	0	0			
Norm Siebern, L (9, PH) OBP: 0.365, SLG: 0.415									L9	1	0	0	0	0	0	0			
Inning Stats	R: 0 E: 0 K: 0 S: 4	H: 1 LOB: 1 BB: 0 P: 4	R: 0 E: 0 K: 0 S: 3	H: 0 LOB: 0 BB: 0 P: 3	R: 0 E: 0 K: 0 S: 3	H: 0 LOB: 0 BB: 0 P: 3	R: 0 E: 0 K: 1 S: 5	H: 1 LOB: 1 BB: 0 P: 6	R: 0 E: 0 K: 1 S: 5	H: 0 LOB: 0 BB: 0 P: 5	R: 0 E: 0 K: 2 S: 7	H: 0 LOB: 0 BB: 0 P: 7	R: 0 E: 0 K: 1 S: 5	H: 0 LOB: 0 BB: 0 P: 5	R: 0 E: 0 K: 1 S: 5	H: 0 LOB: 0 BB: 0 P: 5	1B: 2 2B: 1 3B: 0 HR: 0	SF: 0 SAC: 0 DP: 1 HBP: 0	WP: 0 PA: 29 PB: 0 SB: 0 CS: 0
PITCHER Dave Wickersham, R (1, 1) ERA: 4.08	IP: 9.0 WLS: W BF: 29 H: 3 R: 0 ER: 0 SO: 6 BB: 0 IBB: 0 HBP: 0 BLK: 0 WP: 0 HR: 0 S: 41 P: 41 ERA: 0.00 WHIP: 0.333															PITCHER IP: 9.0 WLS: W BF: 29 H: 3 R: 0 ER: 0 SO: 6 BB: 0 IBB: 0 HBP: 0 BLK: 0 WP: 0 HR: 0 S: 41 P: 41 ERA: 0.00 WHIP: 0.333			

Batter	1	2	3	4	5	6	7	8	9	AB	R	H	RBI	BB	SO	LOB	BOTTOM		
George Thomas, R (1, 7) OBP: 0.271, SLG: 0.315	6-3		K			K			6-3	4	0	0	0	0	2	0	<p>Baltimore Orioles @ Detroit Tigers Tiger Stadium, Detroit, MI Wed Sep 08 1965, 7:05 PM EDT Att: 10,660 - Unknown</p> <p>livebaseballscorecards.com</p> <p>AB 27 R 5 H 5 RBI 4 BB 3 SO 6 LOB 5</p> 		
Bill Freehan, R (1, 2) OBP: 0.293, SLG: 0.332	F9		F9			F9			F2	4	0	0	0	0	0	0			
Norm Cash, L (1, 3) OBP: 0.354, SLG: 0.463	K			L8 BB		HR 2B			K	3	1	1	0	1	2	0			
Al Kaline, R (1, 9) OBP: 0.400, SLG: 0.499		E8 1B FC6-4 1B		L8 1-2		HR IBB				2	2	1	0	1	0	1			
Don Wert, R (1, 5) OBP: 0.351, SLG: 0.378		FC6-4 1B		F4		HR				3	1	2	3	0	0	0			
Mickey Stanley, R (1, 8) OBP: 0.282, SLG: 0.538		FC6-4 BLK 1-2 3-H 4-0			1-3 WP 2B	6-3				3	1	1	1	0	0	1			
Ray Oyler, R (1, 6) OBP: 0.299, SLG: 0.351					1-3 BB				5-3	2	0	0	0	1	0	1			
George Smith, R (1, 4) OBP: 0.135, SLG: 0.059					6-3				5-3	3	0	0	0	0	0	2			
Dave Wickersham, R (1, 1) OBP: 0.059, SLG: 0.059			K			K			F8	3	0	0	0	0	2	0			
Inning Stats	R: 0 E: 0 K: 1 S: 5	H: 0 LOB: 0 BB: 0 P: 5	R: 1 E: 1 K: 0 S: 4	H: 2 LOB: 1 BB: 1 P: 8	R: 0 E: 0 K: 2 S: 7	H: 0 LOB: 0 BB: 0 P: 7	R: 0 E: 0 K: 0 S: 2	H: 0 LOB: 0 BB: 1 P: 6	R: 1 E: 0 K: 1 S: 6	H: 1 LOB: 0 BB: 0 P: 6	R: 3 E: 0 K: 1 S: 7	H: 2 LOB: 0 BB: 1 P: 11	R: 0 E: 0 K: 0 S: 3	H: 0 LOB: 0 BB: 0 P: 3	R: 0 E: 0 K: 1 S: 5	H: 0 LOB: 0 BB: 0 P: 5		1B: 2 2B: 2 3B: 0 HR: 1	SF: 0 SAC: 0 DP: 1 HBP: 0
PITCHER Darold Knowles, L (1, 1) ERA: 9.88	IP: 6.0 WLS: L BF: 24 H: 5 R: 5 ER: 5 SO: 5 BB: 2 IBB: 1 HBP: 0 BLK: 1 WP: 1 HR: 1 S: 31 P: 43 ERA: 7.50 WHIP: 1.167															PITCHER Ed Barnowski, R (7, 1) ERA:			

Batter	1	2	3	4	5	6	7	8	9	AB	R	H	RBI	BB	SO	LOB	TOP				
Mickey Stanley, R (1, 8) OBP: 0.292, SLG: 0.500	K		F5	4-3			4-3		F9	5	0	1	0	0	1	2					
Jerry Lumpe, L (1, 4) OBP: 0.332, SLG: 0.322	F8		4-3	4-3			4-3			4	1	1	0	0	0	1					
Gates Brown, L (1, 7) OBP: 0.288, SLG: 0.448	K		HR							4	1	1	3	0	1	0					
Al Kaline, R (1, 9) OBP: 0.396, SLG: 0.489		F3	1B	1B		L4-3		F2		3	1	0	0	1	0	0					
Norm Cash, L (1, 3) OBP: 0.359, SLG: 0.468		CS	1B	1B		F2				3	1	2	0	1	0	0					
Don Wert, R (1, 5) OBP: 0.350, SLG: 0.376		FC6-4	1B	1B		6-3		5-3		4	0	2	1	0	0	1					
Bill Freehan, R (1, 2) OBP: 0.295, SLG: 0.334	FC6-4		1-3	1B		K				4	0	2	1	0	1	1					
Ray Oyler, R (1, 6) OBP: 0.292, SLG: 0.348			K			L6		F9		4	0	0	0	0	1	3					
Joe Sparma, R (1, 1) OBP: 0.196, SLG: 0.170			F6																		
Orlando Pena, R (8, 1) OBP: 0.263, SLG: 0.176			HR	1B		4-3		F3		3	1	1	0	0	1	0					
Inning Stats	R: 0 E: 0 K: 2 S: 7	H: 0 LOB: 0 BB: 0 P: 7	R: 0 E: 0 K: 0 S: 3	H: 1 LOB: 1 BB: 1 P: 7	R: 5 E: 0 K: 1 S: 11	H: 6 LOB: 2 BB: 1 P: 15	R: 0 E: 0 K: 1 S: 5	H: 1 LOB: 0 BB: 0 P: 5	R: 0 E: 0 K: 0 S: 3	H: 0 LOB: 0 BB: 0 P: 3	R: 0 E: 0 K: 0 S: 3	H: 0 LOB: 0 BB: 0 P: 3	R: 0 E: 0 K: 0 S: 4	H: 1 LOB: 1 BB: 0 P: 4	R: 0 E: 0 K: 0 S: 4	H: 1 LOB: 1 BB: 0 P: 4	1B: 8 2B: 1 3B: 0 HR: 1	SF: 0 SAC: 0 DP: 0 HBP: 0	WP: 0 PB: 0 SB: 1 CS: 1	PA: 37	
PITCHER	IP	WLS	BF	H	R	ER	SO	BB	IBB	HBP	BLK	WP	HR	S	P	ERA	WHIP				
Luis Tiant, R (1, 1) ERA: 3.59	2.2	L	14	5	5	5	3	2	0	0	0	0	1	18	26	16.88	2.625				
Floyd Weaver, R (3, 1) ERA: 4.92	0.1		3	2	0	0	0	0	0	0	0	0	0	3	3	0.00	6.000				
Steve Hargan, R (4, 1) ERA: 3.94	4.0		12	1	0	0	2	0	0	0	0	0	0	16	16	0.00	0.250				
Bobby Tiefenauer, R (8, 1) ERA: 4.44	2.0		8	2	0	0	0	0	0	0	0	0	0	8	8	0.00	1.000				

Detroit Tigers @ Cleveland Indians
Cleveland Municipal Stadium, Cleveland, OH
Sat Sep 11 1965, 3:33 AM EDT
Att: 3,576 - Unknown

AB	35
R	5
H	10
RBI	5
BB	2
SO	5
LOB	9



Batter	1	2	3	4	5	6	7	8	9	AB	R	H	RBI	BB	SO	LOB	BOTTOM					
Vic Davallo, L (1, 8) OBP: 0.335, SLG: 0.364	K		1B			6-3			F5	4	0	1	0	0	2	0						
Phil Roof, R (8, 2) OBP: 0.246, SLG: 0.182			1B							0	0	0	0	0	0	0						
Duke Sims, L (9, PH) OBP: 0.310, SLG: 0.394										1	0	0	0	0	0	1						
Max Alvis, R (1, 5) OBP: 0.320, SLG: 0.414	K2-3		1B			2B		F5		3	1	1	0	1	1	0						
Leon Wagner, L (1, 7) OBP: 0.368, SLG: 0.497	FC6-4		L6			F4		F5		3	0	0	0	0	0	3						
Rocky Colavito, R (1, 9) OBP: 0.387, SLG: 0.490	FC6-4					F5		WP		4	2	2	0	0	0	1						
Fred Whitfield, L (1, 3) OBP: 0.320, SLG: 0.513		L9				K		1B		4	0	2	3	0	1	0						
Larry Brown, R (1, 6) OBP: 0.333, SLG: 0.386		5-3				F3		F3		3	0	0	0	1	0	1						
Pedro Gonzalez, R (1, 4) OBP: 0.296, SLG: 0.353		F3				F2		K		4	0	1	0	0	1	2						
Joe Azcue, R (1, 2) OBP: 0.293, SLG: 0.277			F7			K				2	0	0	0	0	1	0						
Dick Howser, R (7, PH) OBP: 0.369, SLG: 0.284										1	0	0	0	0	0	0						
Bobby Tiefenauer, R (8, 1) OBP: 0.310, SLG: 0.330										0	0	0	0	0	0	0						
Lou Clinton, R (9, PH) OBP: 0.310, SLG: 0.330										1	0	0	0	0	0	1						
Luis Tiant, R (1, 1) OBP: 0.136, SLG: 0.143										0	0	0	0	0	0	0						
Floyd Weaver, R (3, PH) OBP: 0.197, SLG: 0.182										0	0	0	0	0	0	0						
Al Luginow, L (3, PH) OBP: 0.205, SLG: 0.298										1	0	0	0	0	0	0						
Steve Hargan, R (4, 1) OBP: 0.305, SLG: 0.393										1	0	0	0	0	0	0						
Chuck Hinton, R (7, PH) OBP: 0.341, SLG: 0.457										2	0	0	0	0	0	1						
Inning Stats	R: 0 E: 0 K: 2 S: 7	H: 0 LOB: 1 BB: 0 P: 8	R: 0 E: 0 K: 0 S: 3	H: 0 LOB: 0 BB: 0 P: 3	R: 0 E: 0 K: 0 S: 5	H: 2 LOB: 2 BB: 0 P: 5	R: 0 E: 0 K: 1 S: 5	H: 0 LOB: 0 BB: 0 P: 5	R: 0 E: 0 K: 1 S: 5	H: 0 LOB: 0 BB: 0 P: 5	R: 2 E: 0 K: 1 S: 7	H: 2 LOB: 2 BB: 2 P: 15	R: 0 E: 0 K: 1 S: 5	H: 0 LOB: 0 BB: 0 P: 5	R: 1 E: 0 K: 0 S: 5	H: 2 LOB: 1 BB: 0 P: 5	R: 0 E: 0 K: 0 S: 4	H: 1 LOB: 1 BB: 0 P: 4	1B: 5 2B: 2 3B: 0 HR: 0	SF: 0 SAC: 0 DP: 0 HBP: 1	WP: 1 PB: 0 SB: 0 CS: 0	PA: 37
PITCHER	IP	WLS	BF	H	R	ER	SO	BB	IBB	HBP	BLK	WP	HR	S	P	ERA	WHIP					
Joe Sparma, R (1, 1) ERA: 2.91	7.2	W	32	6	3	3	6	2	0	1	0	0	0	41	50	3.52	1.043					
Orlando Pena, R (8, 1) ERA: 4.19	1.1	S	5	1	0	0	0	0	0	0	0	0	0	5	5	0.00	0.750					

Detroit Tigers @ Cleveland Indians
Cleveland Municipal Stadium, Cleveland, OH
Sat Sep 11 1965, 3:33 AM EDT
Att: 3,576 - Unknown


AB	34
R	3
H	7
RBI	3
BB	2
SO	6
LOB	10



Batter	1	2	3	4	5	6	7	8	9	AB	R	H	RBI	BB	SO	LOB	TOP								
Mickey Stanley, R (1, 8) OBP: 0.294, SLG: 0.490 Gates Brown, L (7, PH) OBP: 0.285, SLG: 0.444 (7, 7)	0-0 G4-6-3 1B		0-0 6-3		0-0 6-3		0-0 F3		0-0 F4	3	0	1	0	0	0	1									
Jerry Lumpe, L (1, 4) OBP: 0.333, SLG: 0.322 George Smith, R (4, 4) OBP: 0.128, SLG: 0.056	0-0 F7		1-0 HR HBP		0-3 K		0-3 K			1	1	0	0	0	0	1									
Norm Cash, L (1, 3) OBP: 0.360, SLG: 0.474	0-0 G4-6-3 1-2		0-0 HR		0-0 6-3			4-0 L1-3 BB		3	1	1	2	1	0	1									
Al Kaline, R (1, 9) OBP: 0.392, SLG: 0.484 (7, 8)		0-0 L7	0-0 L5-3		0-3 K		0-0 L1-3			4	0	0	0	0	1	1									
Don Wert, R (1, 5) OBP: 0.347, SLG: 0.373		0-0 5-3		0-0 5-3		0-3 K		0-0 F4		4	0	0	0	0	1	1									
Willie Horton, R (1, 7) OBP: 0.343, SLG: 0.508 (7, 9)		0-0 2B 1B		0-0 F8			0-0 5-3	0-3 K		4	1	1	0	0	1	1									
Bill Freehan, R (1, 2) OBP: 0.299, SLG: 0.341		0-0 2B 1B		0-0 F4			0-0 2B 1B		0-0 4-3 1B	4	0	3	1	0	0	0									
Ray Oyler, R (1, 6) OBP: 0.299, SLG: 0.362 Jim Northrup, L (9, PH) OBP: 0.257, SLG: 0.314	0-3 K				0-0 SH3-4 1B		0-0 2B		0-0 4-3	3	0	2	0	0	1	1									
Hank Aquirre, R (1, 1) OBP: 0.143, SLG: 0.106 Don Demeter, R (7, PH) OBP: 0.324, SLG: 0.468 Orlando Pena, R (7, 1) OBP: 0.263, SLG: 0.176 Bill Roman, L (9, PH) OBP: 0.130, SLG: 0.091			0-0 5-3		0-0 SH3-4 1-2		4-0 IBB		0-3 K	1	0	0	0	0	0	0									
Inning Stats	R: 0 E: 0 K: 0 S: 3	H: 1 LOB: 0 BB: 0 P: 3	R: 1 E: 0 K: 1 S: 7	H: 2 LOB: 1 BB: 0 P: 7	R: 2 E: 1 K: 0 S: 4	H: 1 LOB: 0 BB: 0 P: 5	R: 0 E: 0 K: 0 S: 3	H: 0 LOB: 0 BB: 0 P: 3	R: 0 E: 0 K: 1 S: 6	H: 1 LOB: 1 BB: 0 P: 6	R: 0 E: 0 K: 2 S: 7	H: 0 LOB: 0 BB: 0 P: 7	R: 0 E: 0 K: 1 S: 5	H: 2 LOB: 2 BB: 1 P: 11	R: 0 E: 0 K: 1 S: 5	H: 0 LOB: 1 BB: 1 P: 9	R: 0 E: 0 K: 1 S: 6	H: 1 LOB: 1 BB: 0 P: 6	1B: 5 2B: 2 3B: 0 HR: 1	SF: 0 SAC: 1 DP: 1 HBP: 1	WP: 0 PB: 0 SB: 0 CS: 0	PA: 37			
PITCHER	IP	WLS	BF	H	R	ER	SO	BB	IBB	HBP	BLK	WP	HR	S	P	ERA	WHIP								
Steve Barber, L (1, 1) ERA: 2.83 Stu Miller, R (7, 1) ERA: 1.96	6.1		27	7	3	3	4	0	1	1	0	0	1	33	38	4.26	1.105								

Detroit Tigers @ Baltimore Orioles
Memorial Stadium, Baltimore, MD
 Tue Sep 14 1965, 7:05 PM EDT
 Unknown


AB 33
 R 3
 H 8
 RBI 3
 BB 2
 SO 7
 LOB 17



Batter	1	2	3	4	5	6	7	8	9	AB	R	H	RBI	BB	SO	LOB	BOTTOM								
Luis Aparicio, R (1, 6) OBP: 0.283, SLG: 0.349	0-0 L9		0-0 4-3		0-0 L9		0-3 K			4	0	0	0	0	1	1									
Paul Blair, R (1, 8) OBP: 0.300, SLG: 0.331	0-0 L9		0-0 BB 1B		0-0 F5		0-0 5-3			4	0	1	0	0	0	1									
Curt Bielefy, L (1, 7) OBP: 0.377, SLG: 0.475 Russ Snyder, L (9, 7) OBP: 0.317, SLG: 0.317	0-3 K		4-0 1-2 BB		0-3 K			0-0 L8		3	0	0	0	1	2	1									
Brooks Robinson, R (1, 5) OBP: 0.361, SLG: 0.467		0-0 HR	0-0 F4		0-0 HR 1B		0-0 HR 1B		0-0 HR 1B	4	3	3	1	0	0	2									
Bob Johnson, R (1, 3) OBP: 0.285, SLG: 0.363 Boog Powell, L (8, PH) OBP: 0.338, SLG: 0.415 (9, 3)		4-0 G5-4-3 BB		0-0 F5		0-3 K		0-0 HR		2	0	0	0	1	1	1									
Sam Bowens, R (1, 9) OBP: 0.207, SLG: 0.295		0-0 G5-4-3 1-2		0-0 F8		0-0 HR		0-0 1-3		4	1	1	2	0	0	1									
Jerry Adair, R (1, 4) OBP: 0.295, SLG: 0.337		4-0 BB		0-0 1B		0-0 6-3		0-0 F2		3	0	1	0	1	0	0									
Dick Brown, R (1, 2) OBP: 0.297, SLG: 0.367		0-3 K		0-0 1-3		0-0 6-3				3	0	0	0	0	1	2									
Steve Barber, L (1, 1) OBP: 0.133, SLG: 0.145 Stu Miller, R (7, 1) OBP: 0.118, SLG: 0.125			0-0 1-3		4-0 BB		0-0 F2			1	0	0	0	1	0	0									
Inning Stats	R: 0 E: 0 K: 1 S: 5	H: 0 LOB: 0 BB: 0 P: 5	R: 1 E: 0 K: 1 S: 5	H: 1 LOB: 2 BB: 2 P: 13	R: 0 E: 0 K: 0 S: 4	H: 1 LOB: 2 BB: 1 P: 8	R: 0 E: 0 K: 0 S: 4	H: 1 LOB: 1 BB: 0 P: 4	R: 0 E: 0 K: 1 S: 5	H: 2 LOB: 0 BB: 0 P: 7	R: 2 E: 0 K: 1 S: 7	H: 2 LOB: 0 BB: 0 P: 7	R: 0 E: 0 K: 1 S: 5	H: 0 LOB: 0 BB: 0 P: 5	R: 2 E: 0 K: 0 S: 5	H: 2 LOB: 0 BB: 0 P: 5	1B: 4 2B: 0 3B: 0 HR: 3	SF: 0 SAC: 0 DP: 1 HBP: 0	WP: 0 PB: 0 SB: 0 CS: 0	PA: 34					
PITCHER	IP	WLS	BF	H	R	ER	SO	BB	IBB	HBP	BLK	WP	HR	S	P	ERA	WHIP								
Hank Aquirre, L (1, 1) ERA: 3.56 Orlando Pena, R (7, 1) ERA: 4.3	6.0		26	5	3	3	4	4	0	0	0	0	1	30	46	4.50	1.500								

Detroit Tigers @ Baltimore Orioles
Memorial Stadium, Baltimore, MD
 Tue Sep 14 1965, 7:05 PM EDT
 Unknown


AB 30
 R 5
 H 7
 RBI 5
 BB 4
 SO 5
 LOB 9



Batter	1	2	3	4	5	6	7	8	9	10	AB	R	H	RBI	BB	SO	LOB	TOP	
Mickey Stanley, R OBP: 0.308, SLG: 0.500 (1, 8)	0-0 6-3		0-0 1-3		0-0 2H 1B		0-0 F3			0-0 6-3	5	0	1	1	0	0	0		
Jerry Lumpe, L OBP: 0.333, SLG: 0.321 George Smith, R OBP: 0.152, SLG: 0.163 (10, PR)	4-0 1B BB		0-0 6-3		0-0 5-3			0-0 F8		0-0 HR 1B	4	0	1	0	1	0	1		
Norm Cash, L OBP: 0.364, SLG: 0.496 (1, 3)	0-0 L7		0-0 4-3			0-0 F7		0-0 FC5-4 1B		0-0 HR	5	1	2	2	0	0	1		
Al Kaline, R OBP: 0.390, SLG: 0.476 (1, 9)	0-0 1B		0-0 L7		0-0 1B FC6-4 BB	4-0	0-0 L9		0-0 L9	4	1	1	0	1	0	2			
Don Wert, R OBP: 0.347, SLG: 0.369 (1, 5)	0-0 F9		0-0 6-3		0-0 6-3	0-0 FC6-4 1B	0-0 FC5-4 1-2f		0-0 FC5-4	4	0	1	0	0	0	3			
Willie Horton, R OBP: 0.340, SLG: 0.505 (1, 7)		0-0 1B	0-0 F8		0-0 FC6-4 FC6-4 1-2f 3-H	0-0 FC6-4		0-0 F8		0-0 F8	4	0	1	1	0	0	1		
Bill Freehan, R OBP: 0.300, SLG: 0.337 (1, 2)		0-0 F3		0-0 1-3 1B	0-0 FC6-4 1-2f	0-0 FC6-4		4-0 G6-3 BB		0-0 G6-3	3	1	1	0	1	0	2		
Ray Oyler, R OBP: 0.294, SLG: 0.349 (1, 6)		0-0 F6		0-3 K			0-0 F3		0-0 G6-3	4	0	0	0	0	1	3			
Mickey Lolich, S OBP: 0.089, SLG: 0.065 Terry Fox, R (10, 1)		0-0 F9		0-0 1-3	0-0 1-2		0-3 K		0-3 K	0	0	0	0	0	2	2			
Inning Stats	R: 0 E: 0 K: 0 S: 4	H: 1 LOB: 2 BB: 1 P: 8	R: 0 E: 0 K: 0 S: 4	H: 1 LOB: 1 BB: 0 P: 4	R: 0 E: 0 K: 0 S: 3	H: 0 LOB: 0 BB: 0 P: 3	R: 0 E: 0 K: 1 S: 7	H: 2 LOB: 1 BB: 0 P: 7	R: 1 E: 0 K: 1 S: 4	H: 1 LOB: 1 BB: 1 P: 8	R: 0 E: 0 K: 1 S: 5	H: 0 LOB: 0 BB: 0 P: 5	R: 0 E: 0 K: 0 S: 2	H: 0 LOB: 0 BB: 1 P: 6	R: 2 E: 0 K: 1 S: 7	H: 2 LOB: 1 BB: 0 P: 7	1B: 7 2B: 0 3B: 0 HR: 1	SF: 0 SAC: 0 DP: 1 HBP: 0	WP: 0 PA: 40 PB: 0 SB: 0 CS: 0
PITCHER Whitey Ford, L ERA: 3.16 (1, 1)	IP 10.0	WLS L	BF 40	H 8	R 4	ER 4	SO 3	BB 3	IBB 0	HBP 0	BLK 0	WP 0	HR 1	S 43	P 55	ERA 3.60	WHIP 1.100		
PITCHER	IP	WLS	BF	H	R	ER	SO	BB	IBB	HBP	BLK	WP	HR	S	P	ERA	WHIP		

Detroit Tigers @ New York Yankees
 Yankee Stadium, Bronx, NY
 Fri Sep 17 1965, 7:05 PM EDT
 Att: 11,162 - Unknown - 68 F


AB	37
R	4
H	8
RBI	4
BB	3
SO	3
LOB	15



Batter	1	2	3	4	5	6	7	8	9	10	AB	R	H	RBI	BB	SO	LOB	BOTTOM	
Bobby Richardson, R OBP: 0.293, SLG: 0.331 (1, 4)	0-0 6-3		0-0 6-3	0-0 F4				0-0 L8		0-0 L9	5	0	0	0	0	0	4		
Roy White, S OBP: 0.364, SLG: 0.390 Ross Moschitto, R OBP: 0.179, SLG: 0.296 Ray Barker, L OBP: 0.310, SLG: 0.370 Tony Kubek, L OBP: 0.254, SLG: 0.277 (10, PR)	0-0 5-3		0-3 K	0-0 F7		0-0 F7		0-3 K		0-0 FC4-6 BB BB	3	0	0	0	0	1	0		
Mickey Mantle, S OBP: 0.363, SLG: 0.457 (1, 7)	0-0 F8		0-0 HR 1B	0-0 5-3		0-0 5-3		4-0 FC3-6 BB	4-0 FC5 BB	3	1	1	0	2	0	0			
Tom Tresh, S OBP: 0.353, SLG: 0.493 (1, 8)		1-0 G5-4-3 HBP	0-0 HR 1B	0-0 1B		0-0 1B		0-0 FC3-6 FC6-4 E 1-2f	4-0 FC5 BB	3	1	2	3	1	0	1			
Elston Howard, R OBP: 0.270, SLG: 0.342 (1, 2)		0-0 G5-4-3 1-2f	0-3 K	0-0 L9		0-0 L9		0-0 E6 FC6-4	0-0 FC5 2-3f	5	0	0	0	0	1	6			
Jos Peptonis, L OBP: 0.304, SLG: 0.395 (1, 3)		0-0 4-3		0-0 3-1			0-3 K		0-0 FC6-4	4	0	0	0	0	1	2			
Clete Boyer, R OBP: 0.307, SLG: 0.423 (1, 5)			0-0 L9	0-0 5-3		0-0 2-3		0-0 4-3		4	0	0	0	0	0	2			
Bobby Murcer, L OBP: 0.400, SLG: 0.500 Hector Lopez, R OBP: 0.321, SLG: 0.380 Art Lopez, L OBP: 0.160, SLG: 0.143 (10, PR)			0-0 1-3	0-0 E9 1B		0-3 K		4-0 FC4-6 1B BB		3	0	1	0	0	1	0			
Whitey Ford, L OBP: 0.241, SLG: 0.203 Horace Clarke, S OBP: 0.338, SLG: 0.301 (10, PH)			0-3 K2-3	4-0 BB		0-3 K		0-3 K		0-0 FC4-6 1B	2	0	0	0	1	2	0		
Inning Stats	R: 0 E: 0 K: 0 S: 3	H: 0 LOB: 0 BB: 0 P: 3	R: 0 E: 0 K: 0 S: 2	H: 0 LOB: 0 BB: 0 P: 3	R: 0 E: 0 K: 1 S: 5	H: 0 LOB: 0 BB: 0 P: 5	R: 2 E: 0 K: 2 S: 9	H: 2 LOB: 0 BB: 0 P: 9	R: 0 E: 1 K: 0 S: 4	H: 1 LOB: 2 BB: 1 P: 8	R: 0 E: 0 K: 2 S: 7	H: 0 LOB: 0 BB: 0 P: 7	R: 0 E: 0 K: 0 S: 4	H: 0 LOB: 2 BB: 1 P: 8	R: 1 E: 0 K: 0 S: 4	H: 3 LOB: 3 BB: 3 P: 16	1B: 4 2B: 0 3B: 0 HR: 1	SF: 0 SAC: 0 DP: 1 HBP: 1	WP: 0 PA: 41 PB: 0 SB: 0 CS: 0
PITCHER Mickey Lolich, L ERA: 3.82 Terry Fox, R ERA: 2.94 (10, 1)	IP 9.0	WLS W	BF 36	H 5	R 3	ER 3	SO 7	BB 3	IBB 0	HBP 1	BLK 0	WP 0	HR 1	S 46	P 59	ERA 3.00	WHIP 0.889		
PITCHER	IP	WLS	BF	H	R	ER	SO	BB	IBB	HBP	BLK	WP	HR	S	P	ERA	WHIP		

Detroit Tigers @ New York Yankees
 Yankee Stadium, Bronx, NY
 Fri Sep 17 1965, 7:05 PM EDT
 Att: 11,162 - Unknown - 68 F

AB	35
R	3
H	5
RBI	3
BB	5
SO	7
LOB	17



Batter	1	2	3	4	5	6	7	8	9	10	AB	R	H	RBI	BB	SO	LOB	TOP							
Mickey Stanley, R (1, 8) OBP: 0.314, SLG: 0.507	G4-6-3 1B		6-3		4-3			4-3 1B 2B		E6 1B	5	2	2	0	0	0	0								
Jerry Lumpe, L (1, 4) OBP: 0.332, SLG: 0.320	K		F5		F8			4-3		1B 1B	5	0	1	0	0	0	1	2							
George Smith, R (10, PR) OBP: 0.152, SLG: 0.163	K									1B	0	0	0	0	0	0	0	0							
Norm Cash, L (1, 3) OBP: 0.366, SLG: 0.502	G4-6-3				K					1B 1B	5	1	3	2	0	1	1								
Al Kaline, R (1, 9) OBP: 0.390, SLG: 0.472					L7					L5-4-3 1B	3	1	0	0	2	1	4								
Don Wert, R (1, 5) OBP: 0.344, SLG: 0.367					K						4	0	0	0	0	2	4								
Willie Horton, R (1, 7) OBP: 0.342, SLG: 0.505					E6 2B						4	0	2	1	0	1	0								
Bill Freehan, R (1, 2) OBP: 0.301, SLG: 0.339	G4-3										3	0	1	0	1	0	2								
Ray Oyler, R (1, 6) OBP: 0.293, SLG: 0.342	K										3	0	0	0	1	1	2								
Joe Sparna, R (1, 1) OBP: 0.189, SLG: 0.163																									
Don Demeter, R (7, PH) OBP: 0.323, SLG: 0.465					F4																				
John Hiller, R (7, 1)					G3																				
Denny McLain, R (8, 1) OBP: 0.114, SLG: 0.062																									
Inning Stats	R: 0 E: 0 K: 1 S: 5	H: 1 LOB: 0 BB: 0 P: 5	R: 1 E: 1 K: 1 S: 6	H: 1 LOB: 1 BB: 1 P: 10	R: 0 E: 0 K: 0 S: 3	H: 0 LOB: 0 BB: 0 P: 3	R: 1 E: 1 K: 1 S: 8	H: 3 LOB: 3 BB: 1 P: 12	R: 0 E: 0 K: 1 S: 5	H: 0 LOB: 0 BB: 0 P: 5	R: 0 E: 0 K: 1 S: 4	H: 0 LOB: 0 BB: 1 P: 8	R: 0 E: 0 K: 0 S: 2	H: 0 LOB: 0 BB: 1 P: 6	R: 1 E: 0 K: 2 S: 9	H: 2 LOB: 1 BB: 0 P: 9	R: 0 E: 0 K: 0 S: 3	H: 0 LOB: 0 BB: 0 P: 3	R: 1 E: 1 K: 0 S: 5	H: 2 LOB: 2 BB: 0 P: 5	1B: 6 2B: 2 3B: 1 HR: 0	SF: 0 SAC: 0 DP: 5 HBP: 0	WP: 0 PB: 0 SB: 1 CS: 0	PA: 40	
PITCHER	IP 7.1	WLS 30	BF 7	H 3	R 2	ER 5	SO 5	BB 3	IBB 0	HBP 0	BLK 0	WP 0	HR 0	S 36	P 52	ERA 2.46	WHIP 1.364								
Al Downing, L (1, 1) ERA: 3.44	0.2	2	0	0	0	2	0	0	0	0	0	0	0	6	6	0.00	0.000								
Pedro Ramos, R (8, 1) ERA: 3.03	2.0	L	8	2	1	0	0	0	0	0	0	0	0	8	8	0.00	1.000								
Pete Mikkelsen, R (9, 1) ERA: 3.21																									

Detroit Tigers @ New York Yankees
Yankee Stadium, Bronx, NY
Sat Sep 18 1965, 3:33 AM EDT
Att: 51,664 - Unknown - 86 F


AB 36
R 4
H 9
RBI 3
BB 4
SO 7
LOB 19



Batter	1	2	3	4	5	6	7	8	9	10	AB	R	H	RBI	BB	SO	LOB	BOTTOM							
Bobby Richardson, R (1, 4) OBP: 0.291, SLG: 0.328	5-3		G3			K		F3			4	0	0	0	0	1	1								
Bobby Murcer, L (1, 6) OBP: 0.333, SLG: 0.400	K		K			4-3				4-3	3	0	0	0	0	2	0								
Tony Kubek, L (9, PH) OBP: 0.254, SLG: 0.276	K		K								1	0	0	0	0	0	0								
Mickey Mantle, S (1, 7) OBP: 0.362, SLG: 0.453	F7		K			4-3					3	0	0	0	1	1	0								
Ross Moschitto, R (9, PR) OBP: 0.179, SLG: 0.296											0	0	0	0	0	0	0								
Tom Tresh, S (1, 9) OBP: 0.353, SLG: 0.493						G3					4	1	1	0	0	1	1								
Roger Repoz, L (1, 8) OBP: 0.296, SLG: 0.455						L8				L9	4	1	1	1	0	0	1								
Clete Boyer, R (1, 5) OBP: 0.305, SLG: 0.419						G3					4	0	0	0	0	1	1								
Ray Barker, L (1, 3) OBP: 0.312, SLG: 0.387																									
Hector Lopez, R (8, PH) OBP: 0.323, SLG: 0.382																									
Art Lopez, L (8, PR) OBP: 0.160, SLG: 0.143																									
Joe Pepitone, L (9, 3) OBP: 0.304, SLG: 0.394																									
Jake Gibbs, L (1, 2) OBP: 0.274, SLG: 0.351																									
Horace Clarke, S (8, PH) OBP: 0.333, SLG: 0.297																									
Pete Mikkelsen, R (9, 1) OBP: 0.100, SLG: 0.100																									
Archie Moore, L (10, PH) OBP: 0.375, SLG: 0.714																									
Al Downing, R (1, 1) OBP: 0.143, SLG: 0.176																									
Pedro Ramos, S (8, 1) OBP: 0.091, SLG: 0.091																									
Elston Howard, R (8, PH) OBP: 0.270, SLG: 0.341																									
Inning Stats	R: 0 E: 0 K: 1 S: 5	H: 0 LOB: 0 BB: 0 P: 5	R: 3 E: 0 K: 2 S: 10	H: 3 LOB: 0 BB: 0 P: 10	R: 0 E: 0 K: 2 S: 7	H: 0 LOB: 0 BB: 0 P: 7	R: 0 E: 0 K: 0 S: 3	H: 0 LOB: 0 BB: 0 P: 3	R: 0 E: 0 K: 0 S: 5	H: 0 LOB: 0 BB: 0 P: 5	R: 0 E: 0 K: 0 S: 3	H: 0 LOB: 0 BB: 0 P: 3	R: 0 E: 0 K: 1 S: 6	H: 1 LOB: 1 BB: 0 P: 6	R: 0 E: 0 K: 1 S: 5	H: 0 LOB: 1 BB: 1 P: 9	R: 0 E: 0 K: 2 S: 7	H: 0 LOB: 0 BB: 0 P: 7	1B: 1 2B: 2 3B: 0 HR: 1	SF: 0 SAC: 0 DP: 0 HBP: 0	WP: 0 PB: 0 SB: 0 CS: 0	PA: 35			
PITCHER	IP 6.0	WLS 21	BF 3	H 3	R 3	ER 3	SO 6	BB 0	IBB 0	HBP 0	BLK 0	WP 0	HR 1	S 33	P 33	ERA 4.50	WHIP 0.500								
Joe Sparna, R (1, 1) ERA: 2.97	1.0	4	1	0	0	0	0	0	0	0	0	0	0	4	4	0.00	1.000								
John Hiller, L (7, 1)	3.0	W	10	0	0	0	4	1	0	0	0	0	0	17	21	0.00	0.333								
Denny McLain, R (8, 1) ERA: 2.84																									

Detroit Tigers @ New York Yankees
Yankee Stadium, Bronx, NY
Sat Sep 18 1965, 3:33 AM EDT
Att: 51,664 - Unknown - 86 F

AB 34
R 3
H 4
RBI 3
BB 1
SO 10
LOB 6



Batter	1	2	3	4	5	6	7	8	9	AB	R	H	RBI	BB	SO	LOB	TOP			
Mickey Stanley, R (1, 8) OBP: 0.320, SLG: 0.500	F8		FC5 BB 1B				F6		G4-6-3	5	0	2	0	0	0	1	Detroit Tigers @ New York Yankees Yankee Stadium, Bronx, NY Sun Sep 19 1965, 3:33 AM EDT Att: 14,283 - Overcast - 68 F			
Jerry Lumpe, L (1, 4) OBP: 0.331, SLG: 0.317	F8		F8				F6			3	0	0	0	1	0	2				
Norm Cash, L (1, 3) OBP: 0.371, SLG: 0.507										2	0	2	0	2	0	0				
Al Kaline, R (1, 9) OBP: 0.389, SLG: 0.471										1	0	0	0	0	0	1				
Jim Northrup, L (2, 9) OBP: 0.256, SLG: 0.314	L7		FC5							3	0	1	0	0	0	4				
Don Wert, R (1, 5) OBP: 0.344, SLG: 0.367										3	0	1	0	0	0	0				
Willie Horton, R (1, 7) OBP: 0.343, SLG: 0.504										3	0	1	0	1	0	1				
Bill Freehan, R (1, 2) OBP: 0.301, SLG: 0.338										4	0	1	0	0	0	4				
Ray Oyler, R (1, 6) OBP: 0.294, SLG: 0.342										3	0	1	0	0	0	5				
Bill Roman, L (9, PH) OBP: 0.125, SLG: 0.087	G6-4-3									1	0	0	0	0	0	0				
Dave Wickersham, R (1, 1) OBP: 0.086, SLG: 0.070										3	0	0	0	0	0	1				
Ron Nischwitz, S (8, 1)										0	0	0	0	0	0	0				
Orlando Pena, R (8, 1) OBP: 0.263, SLG: 0.176										0	0	0	0	0	0	0				
Gates Brown, L (9, PH) OBP: 0.288, SLG: 0.444										0	0	0	0	1	0	0				
Inning Stats	R: 0 E: 0 K: 0 S: 3	H: 0 LOB: 1 BB: 1 P: 7	R: 0 E: 0 K: 0 S: 4	H: 2 LOB: 1 BB: 0 P: 4	R: 0 E: 0 K: 0 S: 4	H: 1 LOB: 2 BB: 1 P: 8	R: 0 E: 0 K: 0 S: 3	H: 0 LOB: 0 BB: 0 P: 3	R: 0 E: 0 K: 0 S: 4	H: 2 LOB: 3 BB: 1 P: 9	R: 0 E: 0 K: 0 S: 4	H: 1 LOB: 2 BB: 1 P: 8	R: 0 E: 0 K: 0 S: 3	H: 1 LOB: 0 BB: 1 P: 3	R: 0 E: 0 K: 0 S: 2	H: 0 LOB: 0 BB: 1 P: 6	1B: 8 2B: 1 3B: 0 HR: 0	SF: 0 SAC: 1 DP: 3 HBP: 0	WP: 0 PB: 0 SB: 0 CS: 1	PA: 37
PITCHER Rich Beck, R (1, 1) ERA: 0.56	IP: 9.0 WLS: W BF: 37 H: 9 R: 0 ER: 0 SO: 0 BB: 4 IBB: 1 HBP: 0 BLK: 0 WP: 0 HR: 0 S: 32 P: 52 ERA: 0.00 WHIP: 1.444																			

Batter	1	2	3	4	5	6	7	8	9	AB	R	H	RBI	BB	SO	LOB	BOTTOM									
Bobby Richardson, R (1, 4) OBP: 0.289, SLG: 0.326	6-3		1-3	FC5			1-3			4	0	0	0	0	0	2	Detroit Tigers @ New York Yankees Yankee Stadium, Bronx, NY Sun Sep 19 1965, 3:33 AM EDT Att: 14,283 - Overcast - 68 F									
Bobby Murcer, L (1, 6) OBP: 0.364, SLG: 0.526			1B				4-3			4	0	2	0	0	1	0										
Tom Tresh, S (1, 7) OBP: 0.354, SLG: 0.492			1B							3	0	1	0	1	0	0										
Joe Pepitone, L (1, 3) OBP: 0.303, SLG: 0.393	G4-6-3		L8							4	1	1	0	0	0	4										
Roger Repoz, L (1, 8) OBP: 0.295, SLG: 0.456										4	1	1	1	0	2	3										
Archie Moore, L (1, 9) OBP: 0.277, SLG: 0.889										2	0	2	0	1	0	0										
Elston Howard, R (8, PH) OBP: 0.272, SLG: 0.341										0	0	0	0	1	0	0										
Horace Clarke, S (1, 5) OBP: 0.318, SLG: 0.282										4	1	0	0	0	0	5										
Jake Gibbs, L (1, 2) OBP: 0.277, SLG: 0.339										2	0	0	0	1	0	1										
Hector Lopez, R (8, PH) OBP: 0.323, SLG: 0.382										0	0	0	0	0	0	0										
Ray Barker, L (8, PH) OBP: 0.315, SLG: 0.396										1	0	1	2	0	0	0										
Ross Moschitto, R (9, 9) OBP: 0.179, SLG: 0.296										0	0	0	0	0	0	0										
Rich Beck, S (1, 1)										3	0	0	0	1	1	3										
Inning Stats	R: 0 E: 0 K: 0 S: 3	H: 1 LOB: 1 BB: 1 P: 7	R: 0 E: 0 K: 2 S: 8	H: 1 LOB: 2 BB: 1 P: 12	R: 0 E: 0 K: 0 S: 5	H: 2 LOB: 2 BB: 0 P: 5	R: 0 E: 0 K: 0 S: 4	H: 1 LOB: 2 BB: 1 P: 8	R: 0 E: 0 K: 1 S: 6	H: 0 LOB: 1 BB: 0 P: 6	R: 0 E: 0 K: 0 S: 2	H: 0 LOB: 0 BB: 1 P: 6	R: 0 E: 0 K: 1 S: 5	H: 0 LOB: 0 BB: 0 P: 5	R: 3 E: 0 K: 0 S: 6	H: 3 LOB: 1 BB: 1 P: 10	1B: 4 2B: 3 3B: 1 HR: 0	SF: 0 SAC: 0 DP: 2 HBP: 0	WP: 0 PB: 0 SB: 0 CS: 0	PA: 36						
PITCHER Dave Wickersham, R (1, 1) ERA: 3.87	IP: 7.1 WLS: L BF: 32 H: 7 R: 2 ER: 2 SO: 4 BB: 4 IBB: 0 HBP: 0 BLK: 0 WP: 0 HR: 0 S: 36 P: 52 ERA: 2.46 WHIP: 1.500																									
Ron Nischwitz, L (8, 1) ERA: 2.78	0.1	2	0	0	0	0	0	0	1	5	0.00	0.000														
Orlando Pena, R (8, 1) ERA: 4.28	0.1	2	1	1	1	0	0	0	0	2	27.00	3.000														

AB	31
R	0
H	9
RBI	0
BB	5
SO	0
LOB	19



Batter	1	2	3	4	5	6	7	8	9	10	11	12	13	14	AB	R	H	RBI	BB	SO	LOB	TOP					
Mickey Stanley, R OBP: 0.317, SLG: 0.481 (1, 8)															7	1	2	1	0	0	4						
Jerry Lumpe, L OBP: 0.331, SLG: 0.319 George Smith, R OBP: 0.152, SLG: 0.163 (8, 4)															4	0	1	0	0	0	0	1					
Al Kaline, R OBP: 0.389, SLG: 0.470 (9, 5)															3	0	1	0	0	0	0	0					
Norm Cash, L OBP: 0.368, SLG: 0.508 (1, 3)															7	1	1	1	0	1	4						
Gates Brown, L OBP: 0.288, SLG: 0.433 Wayne Redmond, R (14, 7)															5	0	0	0	2	1	0	0					
Willie Horton, R OBP: 0.345, SLG: 0.505 (1, 9)															5	0	2	2	0	0	2						
Don Wert, R OBP: 0.347, SLG: 0.367 (9, 6)															4	0	2	0	2	0	4						
Bill Freehan, R OBP: 0.302, SLG: 0.339 (1, 2)															5	0	2	0	0	2	4						
Ray Cyler, R OBP: 0.289, SLG: 0.335 Jim Northrup, L OBP: 0.257, SLG: 0.313 George Thomas, R OBP: 0.270, SLG: 0.310 (9, 4)															3	0	0	0	0	1	3						
Hank Aguirre, L OBP: 0.289, SLG: 0.335 Steve Hargan, R OBP: 0.257, SLG: 0.313 Sam McDowell, L OBP: 0.270, SLG: 0.310 (9, 4)															1	0	0	0	1	0	0						
Inning Stats	R: 1 E: 0 K: 0 S: 5	H: 2 LOB: 2 BB: 1 P: 9	R: 0 E: 0 K: 1 S: 6	H: 1 LOB: 1 BB: 0 P: 6	R: 0 E: 0 K: 1 S: 5	H: 0 LOB: 0 BB: 0 P: 5	R: 0 E: 0 K: 1 S: 6	H: 1 LOB: 1 BB: 1 P: 10	R: 0 E: 0 K: 1 S: 5	H: 0 LOB: 0 BB: 0 P: 5	R: 1 E: 0 K: 0 S: 6	H: 4 LOB: 2 BB: 0 P: 6	R: 0 E: 0 K: 1 S: 5	H: 0 LOB: 0 BB: 0 P: 5	R: 0 E: 0 K: 1 S: 3	H: 0 LOB: 0 BB: 0 P: 3	R: 0 E: 0 K: 1 S: 6	H: 1 LOB: 3 BB: 2 P: 14	R: 0 E: 0 K: 1 S: 5	H: 0 LOB: 0 BB: 0 P: 5	R: 0 E: 0 K: 1 S: 5	H: 0 LOB: 0 BB: 0 P: 5	1B: 9 2B: 2 3B: 0 HR: 1	SF: 0 SAC: 1 DP: 1 HBP: 1	WP: 0 PB: 0 SB: 0 CS: 0	PA: 58	
PITCHER	IP 5.1	WLS 22	BF 5	H 2	R 0	ER 0	SO 3	BB 1	IBB 0	HBP 0	BLK 0	WP 0	HR 1	S 26	P 31	ERA 3.53	WHIP 1.125										
Luis Tiant, R ERA: 3.53	2.2	11	1	1	1	2	2	0	0	0	0	0	0	13	21	3.38	1.125										
Steve Hargan, R ERA: 3.76	0.1	3	2	1	1	0	0	0	0	0	0	0	0	3	3	27.00	6.000										
Sonny Siebert, R ERA: 2.5	5.2	W	22	4	0	0	4	1	1	0	0	0	0	28	36	0.00	0.882										
Sam McDowell, L ERA: 2.2											IP 5.5	WLS 11	BF 8	H 2	R 0	ER 0	SO 3	BB 1	IBB 0	HBP 0	BLK 0	WP 0	HR 0	S 26	P 31	ERA 2.2	WHIP 0.882

Detroit Tigers @ Cleveland Indians
Cleveland Municipal Stadium, Cleveland, OH
Mon Sep 20 1965, 7:05 PM EDT
Att. 1,831 - Unknown

AB 51
R 4
H 12
RBI 4
BB 5
SO 9
LOB 27

Batter	1	2	3	4	5	6	7	8	9	10	11	12	13	14	AB	R	H	RBI	BB	SO	LOB	BOTTOM					
Larry Brown, R OBP: 0.323, SLG: 0.388 (1, 6)															7	0	1	0	0	1	2						
Max Alvis, R OBP: 0.312, SLG: 0.405 (1, 5)															7	2	4	0	0	1	1						
Chuck Hinton, R OBP: 0.342, SLG: 0.461 (8, 7)															7	1	1	1	0	2	4						
Rocky Colavito, R OBP: 0.391, SLG: 0.488 Vic Davalillo, L OBP: 0.336, SLG: 0.364 (8, 8)															3	2	1	0	1	0	1						
Fred Whitfield, L OBP: 0.329, SLG: 0.516 (1, 3)															5	0	1	1	2	1	4						
Lou Clinton, R OBP: 0.305, SLG: 0.331 (8, 9)															5	0	1	1	1	2	5						
Chico Salmon, R OBP: 0.262, SLG: 0.388 (14, PH)															1	0	1	1	0	0	0						
Pedro Gonzalez, R OBP: 0.289, SLG: 0.343 Dick Howser, R OBP: 0.358, SLG: 0.275 (6, 4)															1	0	0	1	0	0	0						
Joe Azcue, R OBP: 0.390, SLG: 0.272 Bill Davis, L OBP: 0.490, SLG: 0.600 Richie Scheinblum, S OBP: 0.153, SLG: 0.175 Sam McDowell, L OBP: 0.151, SLG: 0.153 (9, 1)															3	0	0	0	0	0	4						
Luis Tiant, R ERA: 3.53	2.0	8	1	0	0	2	1	0	0	0	0	0	0	11	15	0.00	1.000										
Steve Hargan, R ERA: 3.76	0.2	3	1	0	0	0	0	0	0	0	0	0	0	3	3	0.00	1.500										
Sonny Siebert, R ERA: 2.5	3.1	11	1	0	0	3	0	0	0	0	0	0	0	17	17	0.00	0.300										
Sam McDowell, L ERA: 2.2											IP 4.0	WLS 23	BF 8	H 4	R 4	ER 3	SO 3	BB 2	IBB 0	HBP 0	BLK 0	WP 0	HR 0	S 27	P 35	ERA 6.75	WHIP 2.500
Hank Aguirre, L ERA: 3.62	2.0	7	0	0	0	3	0	0	0	0	0	0	0	13	13	0.00	0.000										
Larry Sherry, R ERA: 3.05	2.0	8	1	0	0	2	1	0	0	0	0	0	0	11	15	0.00	1.000										
Fred Gladding, R ERA: 3.0	0.2	3	1	0	0	0	0	0	0	0	0	0	0	3	3	0.00	1.500										
John Hiller, L ERA: 2.81	3.1	11	1	0	0	3	0	0	0	0	0	0	0	17	17	0.00	0.300										
PITCHER	IP 1.1	WLS 6	BF 2	H 2	R 1	ER 0	SO 3	BB 0	IBB 0	HBP 0	BLK 0	WP 0	HR 0	S 12	P 20	ERA 0.00	WHIP 1.500										
Orlando Pena, R ERA: 4.22	1.1	6	2	1	0	0	3	0	0	0	0	0	0	12	20	0.00	1.500										
Inning Stats	R: 0 E: 0 K: 2 S: 9	H: 2 LOB: 3 BB: 1 P: 13	R: 0 E: 0 K: 0 S: 3	H: 0 LOB: 0 BB: 0 P: 3	R: 3 E: 1 K: 0 S: 7	H: 3 LOB: 2 BB: 1 P: 11	R: 0 E: 0 K: 1 S: 10	H: 1 LOB: 1 BB: 0 P: 6	R: 1 E: 1 K: 2 S: 10	H: 2 LOB: 2 BB: 0 P: 10	R: 0 E: 0 K: 1 S: 5	H: 0 LOB: 0 BB: 0 P: 5	R: 0 E: 0 K: 1 S: 5	H: 0 LOB: 0 BB: 0 P: 5	R: 0 E: 0 K: 1 S: 5	H: 0 LOB: 0 BB: 0 P: 5	R: 0 E: 0 K: 1 S: 5	H: 0 LOB: 0 BB: 0 P: 5	R: 0 E: 0 K: 2 S: 7	H: 0 LOB: 0 BB: 0 P: 7	R: 1 E: 1 K: 1 S: 5	H: 2 LOB: 3 BB: 2 P: 13	1B: 8 2B: 5 3B: 0 HR: 0	SF: 1 SAC: 0 DP: 0 HBP: 0	WP: 0 PB: 0 SB: 1 CS: 0	PA: 60	
PITCHER	IP 4.0	WLS 23	BF 8	H 4	R 4	ER 3	SO 3	BB 2	IBB 0	HBP 0	BLK 0	WP 0	HR 0	S 27	P 35	ERA 6.75	WHIP 2.500										
Hank Aguirre, L ERA: 3.62	2.0	7	0	0	0	3	0	0	0	0	0	0	0	13	13	0.00	0.000										
Larry Sherry, R ERA: 3.05	2.0	8	1	0	0	2	1	0	0	0	0	0	0	11	15	0.00	1.000										
Fred Gladding, R ERA: 3.0	0.2	3	1	0	0	0	0	0	0	0	0	0	0	3	3	0.00	1.500										
John Hiller, L ERA: 2.81	3.1	11	1	0	0	3	0	0	0	0	0	0	0	17	17	0.00	0.300										

Detroit Tigers @ Cleveland Indians
Cleveland Municipal Stadium, Cleveland, OH
Mon Sep 20 1965, 7:05 PM EDT
Att. 1,831 - Unknown

AB 54
R 13
H 15
RBI 5
BB 5
SO 14
LOB 27

Batter	1	2	3	4	5	6	7	8	9	AB	R	H	RBI	BB	SO	LOB	TOP					
Don Buford, S OBP: 0.356, SLG: 0.394 (1, 4)			L3		K		K			4	1	1	1	0	2	2	Chicago White Sox @ Detroit Tigers Tiger Stadium, Detroit, MI Tue Sep 21 1965, 7:05 PM EDT Att: 6,780 - Unknown					
Floyd Robinson, L OBP: 0.348, SLG: 0.382 (1, 7)	F4		K		F3			2B		4	0	1	0	0	1	1						
J.C. Martin, L OBP: 0.332, SLG: 0.338 Duane Josephson, R OBP: 0.333, SLG: 0.143 (5, 2)	K		K			K		K		2	0	0	0	0	2	0						
Pete Ward, L OBP: 0.331, SLG: 0.366 (1, 5)	1B BB			1-3		K		K		3	0	0	0	1	2	1						
Ron Hansen, R OBP: 0.311, SLG: 0.356 (1, 6)	1-2 1B			FC5-4 1B		4-3		6-3		4	0	2	0	0	0	1						
Bill Skowron, R OBP: 0.319, SLG: 0.426 (1, 3)	K			FC5-4 1-2			5-3		F3	4	0	0	0	0	1	3						
Bill Voss, L OBP: 0.304, SLG: 0.778 (1, 9)		F5		F6			HR			4	1	2	1	0	0	1						
Ken Berry, R OBP: 0.266, SLG: 0.345 (1, 8)		F6					F9		F3	4	0	1	0	0	0	1						
Joe Horlen, R OBP: 0.220, SLG: 0.154 Bob Locker, S OBP: 0.150, SLG: 0.500 Mary Stahle, L OBP: 0.167, SLG: 0.298 Frank Lary, R OBP: 0.187, SLG: 0.172 Dick Kenworthy, R OBP: 0.336, SLG: 0.421 (1, 1) (4, 1) (5, PH) (5, 1) (7, PH) (7, 1) (9, PH)		K			L8			BB	K	1	0	0	0	0	1	0	AB 34 R 2 H 7 RBI 2 BB 2 SO 12 LOB 13 					
Inning Stats	R: 1 E: 0 K: 2 S: 9	H: 2 LOB: 2 BB: 1 P: 13	R: 0 E: 0 K: 0 S: 5	H: 0 LOB: 0 BB: 0 P: 5	R: 0 E: 0 K: 2 S: 7	H: 0 LOB: 0 BB: 0 P: 7	R: 0 E: 0 K: 0 S: 4	H: 1 LOB: 1 BB: 0 P: 4	R: 0 E: 0 K: 1 S: 6	H: 1 LOB: 0 BB: 0 P: 6	R: 0 E: 0 K: 2 S: 7	H: 0 LOB: 0 BB: 0 P: 7	R: 1 E: 0 K: 1 S: 6	H: 1 LOB: 1 BB: 1 P: 10	R: 0 E: 0 K: 2 S: 8	H: 1 LOB: 1 BB: 0 P: 8		R: 0 E: 0 K: 1 S: 6	H: 1 LOB: 1 BB: 0 P: 6	1B: 3 2B: 1 3B: 1 HR: 2	SF: 0 SAC: 0 DP: 0 HBP: 0	WP: 0 PB: 0 CS: 0
PITCHER Denny McLain, R ERA: 2.8 (1, 1)	IP 9.0 WLS W BF 36 H 7 R 2 ER 2 SO 12 BB 2 IBB 0 HBP 0 BLK 0 WP 0 HR 2 S 58 P 66 ERA 2.00 WHIP 1.000															PITCHER	IP 9.0 WLS W BF 36 H 7 R 2 ER 2 SO 12 BB 2 IBB 0 HBP 0 BLK 0 WP 0 HR 2 S 58 P 66 ERA 2.00 WHIP 1.000					

Batter	1	2	3	4	5	6	7	8	9	AB	R	H	RBI	BB	SO	LOB	BOTTOM					
Mickey Stanley, R OBP: 0.302, SLG: 0.459 (1, 8)	1-3		K	K			5-3			4	0	0	0	0	2	4	Chicago White Sox @ Detroit Tigers Tiger Stadium, Detroit, MI Tue Sep 21 1965, 7:05 PM EDT Att: 6,780 - Unknown					
Jerry Lumpe, L OBP: 0.332, SLG: 0.323 (1, 4)	6-3		BB HR 1B		1B 2B		6-3			4	2	2	1	0	0	0						
Norm Cash, L OBP: 0.369, SLG: 0.507 (1, 3)	K		4-0 HR BB		FC4-6 1B		K			3	1	1	1	1	2	0						
Gates Brown, L OBP: 0.297, SLG: 0.451 (1, 7)		G5-4-3 BB	HR		FC4-6 1-2		1B 1B			3	1	2	4	1	0	1						
Willie Horton, R OBP: 0.342, SLG: 0.501 (1, 9)	G5-4-3 1-2		6-3		K		F8			4	0	0	0	0	1	3						
Don Wert, R OBP: 0.345, SLG: 0.365 (1, 5)	6-3			K	5-3		K			4	0	0	0	0	2	2						
Bill Freehan, R OBP: 0.304, SLG: 0.341 (1, 2)			SH 1B	E5 1B		F3		1-2 1B		4	1	2	0	0	0	0						
Ray Oyler, R OBP: 0.284, SLG: 0.329 (1, 6)			SH 1B HR	K		K		K		3	1	0	0	0	3	3						
Denny McLain, R OBP: 0.123, SLG: 0.060 (1, 1)			K		BB		6-3			2	0	0	0	1	1	2	AB 31 R 6 H 7 RBI 6 BB 3 SO 11 LOB 15 					
Inning Stats	R: 0 E: 0 K: 1 S: 5	H: 0 LOB: 0 BB: 1 P: 5	R: 0 E: 0 K: 0 S: 2	H: 0 LOB: 0 BB: 1 P: 6	R: 5 E: 1 K: 2 S: 11	H: 3 LOB: 0 BB: 1 P: 15	R: 0 E: 1 K: 3 S: 10	H: 0 LOB: 2 BB: 1 P: 14	R: 1 E: 0 K: 1 S: 7	H: 2 LOB: 1 BB: 0 P: 7	R: 0 E: 0 K: 1 S: 5	H: 0 LOB: 0 BB: 0 P: 5	R: 0 E: 0 K: 1 S: 5	H: 0 LOB: 0 BB: 0 P: 5	R: 0 E: 0 K: 2 S: 9	H: 2 LOB: 2 BB: 0 P: 9		R: 0 E: 0 K: 1 S: 9	H: 0 LOB: 0 BB: 0 P: 9	1B: 5 2B: 1 3B: 0 HR: 1	SF: 0 SAC: 1 DP: 1 HBP: 0	WP: 0 PB: 0 CS: 0
PITCHER Joe Horlen, R ERA: 2.88 Bob Locker, S ERA: 3.15 Frank Lary, R ERA: 3.32 Eddie Fisher, R ERA: 2.43 (1, 1) (4, 1) (5, 1) (7, 1)	IP 3.0 WLS L BF 14 H 3 R 5 ER 0 SO 3 BB 2 IBB 0 HBP 0 BLK 0 WP 0 HR 1 S 18 P 26 ERA 0.00 WHIP 1.667															PITCHER	IP 3.0 WLS L BF 14 H 3 R 5 ER 0 SO 3 BB 2 IBB 0 HBP 0 BLK 0 WP 0 HR 1 S 18 P 26 ERA 0.00 WHIP 1.667					

Batter	1	2	3	4	5	6	7	8	9	AB	R	H	RBI	BB	SO	LOB	TOP			
Danny Cater, R OBP: 0.312, SLG: 0.397 (1, 7)	F7		5-3		4-3			BB		3	0	0	0	1	0	2				
Don Buford, S OBP: 0.354, SLG: 0.391 (1, 4) (8, 5)	3-1		K			F7		K		4	0	0	0	0	2	2				
Gene Freese, R OBP: 0.339, SLG: 0.349 J.C. Martin, L OBP: 0.332, SLG: 0.338 (1, 5) (8, 2)	K			K		F7		SF8		3	0	0	1	0	2	0				
John Romano, R OBP: 0.358, SLG: 0.430 Hoyt Wilhelm, R (8, 1)		FC6-4 1B		5-3		K		F7		4	0	1	0	0	1	1				
Bill Skowron, R OBP: 0.318, SLG: 0.425 Tom McCraw, L OBP: 0.299, SLG: 0.292 (1, 3) (9, 3)	FC6-4 1-2		3-1				1B		K	4	0	1	0	0	1	1				
Ron Hansen, R OBP: 0.309, SLG: 0.353 (1, 6)	K				F3		K		F8	4	0	0	0	0	2	2				
Tommie Agee, R OBP: 0.283, SLG: 0.235 (1, 9)	K				K		K		F8	4	0	0	0	0	3	2				
Ken Berry, R OBP: 0.269, SLG: 0.354 (1, 8)				HR		1B		5-3		3	1	2	1	0	0	1				
John Buzhardt, R OBP: 0.207, SLG: 0.132 Dick Kenworthy, R (8, PH) Al Weis, S OBP: 0.356, SLG: 0.393 (8, 4) (8, 4)			F8			1B			SF8 HBP	2	0	1	0	0	0	0				
										0	0	0	0	0	0	0				
										0	1	0	0	0	0	0				
Inning Stats	R: 0 E: 0 K: 1 S: 5	H: 0 LOB: 0 BB: 0 P: 5	R: 0 E: 0 K: 2 S: 8	H: 1 LOB: 1 BB: 0 P: 8	R: 1 E: 0 K: 1 S: 6	H: 1 LOB: 0 BB: 0 P: 6	R: 0 E: 0 K: 1 S: 5	H: 0 LOB: 0 BB: 0 P: 5	R: 0 E: 0 K: 1 S: 7	H: 2 LOB: 2 BB: 0 P: 7	R: 0 E: 0 K: 1 S: 5	H: 0 LOB: 1 BB: 0 P: 8	R: 1 E: 0 K: 1 S: 5	H: 0 LOB: 1 BB: 1 P: 10	R: 0 E: 0 K: 1 S: 5	H: 0 LOB: 0 BB: 0 P: 5	1B: 4 2B: 0 3B: 0 HR: 1	SF: 1 SAC: 0 DP: 0 HBP: 1	WP: 0 PB: 0 CS: 0	PA: 34
PITCHER Mickey Lolich, L ERA: 3.71 (1, 1)	IP: 9.0 WLS: L BF: 34 H: 5 R: 2 ER: 1 SO: 11 BB: 1 IBB: 0 HBP: 1 BLK: 0 WP: 0 HR: 1 S: 54 P: 59 ERA: 1.00 WHIP: 0.667															PITCHER				

Chicago White Sox @ Detroit Tigers
Tiger Stadium, Detroit, MI
Wed Sep 22 1965, 7:05 PM EDT
Att: 5,869 - Unknown

AB 31
R 2
H 5
RBI 2
BB 1
SO 11
LOB 11



Batter	1	2	3	4	5	6	7	8	9	AB	R	H	RBI	BB	SO	LOB	BOTTOM					
Don Wert, R OBP: 0.345, SLG: 0.364 (1, 5)	F9		6-3			CS		5-3		4	0	1	0	0	0	0						
Jerry Lumpe, L OBP: 0.333, SLG: 0.324 (1, 4)	BB		FC5 3-4		CS	6-3		F4		4	0	2	0	0	0	0						
Norm Cash, L OBP: 0.368, SLG: 0.511 (1, 3)	1B		3-4		1-2		HR	G3		4	1	1	1	0	1	2						
Gates Brown, L OBP: 0.296, SLG: 0.444 (1, 7)	BB		FC5		2-3		K		K	3	0	0	0	1	2	1						
Willie Horton, R OBP: 0.343, SLG: 0.500 (1, 9)	K			FC6-4 BB		CS	1B		K	3	0	1	0	1	2	2						
Bill Freehan, R OBP: 0.305, SLG: 0.341 (1, 2)		FC6-4 1B		FC6-4 G6-4-3		CS	HBP		F9	3	0	1	0	0	0	1						
Mickey Stanley, R OBP: 0.292, SLG: 0.443 (1, 8)		FC6-4 1-2		G6-4-3			6-3			3	0	0	0	0	0	3						
Ray Oyler, R OBP: 0.280, SLG: 0.323 (1, 6)					F7		K			3	0	0	0	0	2	2						
Mickey Lolich, S OBP: 0.085, SLG: 0.063 (1, 1)					K		2-3			3	0	0	0	0	2	2						
Inning Stats	R: 0 E: 0 K: 2 S: 8	H: 1 LOB: 2 BB: 1 P: 12	R: 0 E: 0 K: 2 S: 8	H: 1 LOB: 1 BB: 0 P: 8	R: 0 E: 0 K: 0 S: 4	H: 1 LOB: 0 BB: 0 P: 4	R: 0 E: 0 K: 0 S: 2	H: 0 LOB: 0 BB: 1 P: 6	R: 0 E: 0 K: 1 S: 5	H: 1 LOB: 0 BB: 0 P: 5	R: 1 E: 0 K: 1 S: 6	H: 2 LOB: 0 BB: 0 P: 6	R: 0 E: 0 K: 1 S: 5	H: 0 LOB: 1 BB: 0 P: 6	R: 0 E: 0 K: 0 S: 3	H: 0 LOB: 0 BB: 0 P: 3	R: 0 E: 0 K: 2 S: 7	H: 0 LOB: 0 BB: 0 P: 7	1B: 5 2B: 0 3B: 0 HR: 1	SF: 0 SAC: 0 DP: 1 HBP: 1	WP: 0 PB: 0 CS: 2	PA: 35
PITCHER John Buzhardt, R ERA: 2.98 Hoyt Wilhelm, R ERA: 1.84 (8, 1)	IP: 7.0 WLS: W BF: 27 H: 6 R: 1 ER: 1 SO: 7 BB: 2 IBB: 0 HBP: 1 BLK: 0 WP: 0 HR: 1 S: 38 P: 47 ERA: 1.29 WHIP: 1.143															PITCHER						

Chicago White Sox @ Detroit Tigers
Tiger Stadium, Detroit, MI
Wed Sep 22 1965, 7:05 PM EDT
Att: 5,869 - Unknown

AB 30
R 1
H 6
RBI 1
BB 2
SO 9
LOB 13



Batter	1	2	3	4	5	6	7	8	9	10	AB	R	H	RBI	BB	SO	LOB	TOP	
Vic Davallo, L OBP: 0.333, SLG: 0.366 (1, 8)	0-0 PB 3B		0-0 5-3			0-0 SH1-4 1B		0-0 F9		0-0 F5	5	2	2	0	0	0	1	Cleveland Indians @ Detroit Tigers Tiger Stadium, Detroit, MI Fri Sep 24 1965, 7:05 PM EDT Att: 12,564 - Unknown	
Dick Howser, R OBP: 0.355, SLG: 0.279 (1, 4)	4-0 FC4-6 BB		0-0 F7			0-0 SH1-4 1-2		0-3 K			2	0	0	0	1	1	0		
Leon Wagner, L OBP: 0.365, SLG: 0.490 (1, 7)	0-0 FC4-6				0-0 4-3				0-0 F9		4	0	1	1	0	0	1		
Rocky Colavito, R OBP: 0.389, SLG: 0.481 (1, 9)	0-0 F8				0-3 K				0-0 F7		4	0	1	0	0	1	1		
Fred Whitfield, L OBP: 0.324, SLG: 0.517 (1, 3)	0-0 F9				0-0 F3				0-3 K		4	0	0	0	0	1	2		
Max Alvis, R OBP: 0.310, SLG: 0.400 (1, 5)		0-0 F8			0-3 K					0-0 3-1 SH3-4 1B	4	1	1	0	0	1	0		
Larry Brown, R OBP: 0.320, SLG: 0.384 (1, 6)		0-0 F6			0-0 5-3					0-0 SH3-4	3	0	0	0	0	0	0		
Joe Azcue, R OBP: 0.292, SLG: 0.270 Bill Davis, L OBP: 0.296, SLG: 0.429 Don McMahon, R OBP: 0.250, SLG: 0.250 (10, 1)		0-0 6-3			0-0 K					0-0 3-1	3	0	1	0	0	0	0		
Sam McDowell, L OBP: 0.146, SLG: 0.148 Chico Salmon, R OBP: 0.254, SLG: 0.197 Phil Roof, R OBP: 0.254, SLG: 0.197 (10, 2)			0-3 K		0-0 1-3				0-0 G3	0-0 3-1 1B	3	0	0	0	0	1	1		
Inning Stats	R: 1 E: 0 K: 0 S: 4	H: 1 LOB: 1 BB: 1 P: 8	R: 0 E: 0 K: 0 S: 3	H: 0 LOB: 0 BB: 0 P: 3	R: 0 E: 0 K: 1 S: 5	H: 0 LOB: 0 BB: 0 P: 5	R: 0 E: 0 K: 1 S: 6	H: 1 LOB: 1 BB: 0 P: 6	R: 1 E: 0 K: 0 S: 5	H: 3 LOB: 1 BB: 0 P: 5	R: 0 E: 0 K: 0 S: 3	H: 0 LOB: 0 BB: 0 P: 3	R: 0 E: 0 K: 1 S: 5	H: 0 LOB: 0 BB: 0 P: 5	R: 0 E: 0 K: 0 S: 5	H: 2 LOB: 1 BB: 0 P: 5	1B: 6 2B: 0 3B: 1 HR: 0		SF: 0 SAC: 2 DP: 0 HBP: 0
PITCHER	IP 7.0	WLS 26	H 5	R 2	ER 2	SO 3	BB 1	IBB 0	HBP 0	BLK 0	WP 0	HR 0	S 31	P 35	ERA 2.57	WHIP 0.857			
PITCHER	IP 3.0	WLS L	H 2	R 1	ER 1	SO 2	BB 0	IBB 0	HBP 0	BLK 0	WP 0	HR 0	S 15	P 15	ERA 3.00	WHIP 0.667			

Batter	1	2	3	4	5	6	7	8	9	10	AB	R	H	RBI	BB	SO	LOB	BOTTOM					
Mickey Stanley, R OBP: 0.287, SLG: 0.424 (1, 8)	0-0 E5 1B		0-0 1-3			4-0 F3 WP SF9 BB		0-0 E5 4-3		0-0 F5	4	2	0	0	1	0	0	Cleveland Indians @ Detroit Tigers Tiger Stadium, Detroit, MI Fri Sep 24 1965, 7:05 PM EDT Att: 12,564 - Unknown					
Don Wert, R OBP: 0.344, SLG: 0.363 (1, 5)	0-0 FC6-4 2H 1B				0-0 3-1			0-0 F3 1-3		0-0 4-3 2-3	4	0	1	1	0	0	2						
Norm Cash, L OBP: 0.367, SLG: 0.512 (1, 3)	0-0 FC6-4 1-2f G6-4-3				0-0 K			0-0 SF9 3H		0-3 K	3	0	1	1	0	1	2						
Don Demeter, R OBP: 0.324, SLG: 0.463 (1, 9)	0-0 G6-4-3 1-2f				4-0 2B			0-0 5-3 3H		0-0 F5	3	0	0	0	1	0	2						
Willie Horton, R OBP: 0.344, SLG: 0.499 (1, 7)		4-0 CS BB			0-3 K				0-0 5-3		3	0	1	0	1	1	2						
Bill Freehan, R OBP: 0.303, SLG: 0.337 (1, 2)		0-0 6-3 1-2			0-0 6-3				0-0 F9		4	0	0	0	0	0	4						
George Smith, R OBP: 0.160, SLG: 0.170 (8, 6)		0-3 K			0-3 K				0-0 F3		4	0	1	0	0	2	0						
Ray Oyler, R OBP: 0.277, SLG: 0.320 Al Kaline, R OBP: 0.398, SLG: 0.469 Jerry Lumpe, L OBP: 0.333, SLG: 0.324 (8, 4)			0-0 G3		0-3 K				0-0 L4		2	0	0	0	0	1	0						
Joe Sparma, R OBP: 0.182, SLG: 0.157 George Thomas, R OBP: 0.269, SLG: 0.308 Orlando Pena, R OBP: 0.263, SLG: 0.176 Gates Brown, L OBP: 0.295, SLG: 0.442 (10, PH)			0-3 K		0-3 K				0-0 1-3		2	0	0	0	0	2	0						
Inning Stats	R: 1 E: 1 K: 0 S: 4	H: 1 LOB: 0 BB: 4 P: 4	R: 0 E: 0 K: 1 S: 4	H: 0 LOB: 0 BB: 1 P: 8	R: 0 E: 0 K: 1 S: 5	H: 0 LOB: 0 BB: 0 P: 5	R: 0 E: 0 K: 1 S: 6	H: 1 LOB: 2 BB: 1 P: 10	R: 0 E: 0 K: 3 S: 9	H: 0 LOB: 0 BB: 0 P: 9	R: 1 E: 0 K: 0 S: 3	H: 0 LOB: 0 BB: 1 P: 7	R: 0 E: 0 K: 0 S: 5	H: 2 LOB: 2 BB: 0 P: 5	R: 0 E: 1 K: 1 S: 6	H: 0 LOB: 1 BB: 0 P: 6	R: 0 E: 0 K: 0 S: 3		H: 0 LOB: 0 BB: 0 P: 3	R: 0 E: 0 K: 0 S: 3	H: 0 LOB: 0 BB: 0 P: 3	1B: 3 2B: 1 3B: 0 HR: 0	SF: 1 SAC: 0 DP: 1 HBP: 0
PITCHER	IP 9.0	WLS W	BF 34	H 4	R 2	ER 1	SO 7	BB 3	IBB 0	HBP 0	BLK 0	WP 1	HR 0	S 45	P 57	ERA 1.00	WHIP 0.778						
PITCHER	IP 1.0	WLS S	BF 3	H 0	R 0	ER 0	SO 0	BB 0	IBB 0	HBP 0	BLK 0	WP 0	HR 0	S 3	P 3	ERA 0.00	WHIP 0.000						

Batter	1	2	3	4	5	6	7	8	9	AB	R	H	RBI	BB	SO	LOB	TOP			
Vic Davallo, L (1, 8) OBP: 0.335, SLG: 0.368										4	0	2	0	0	1	0	Cleveland Indians @ Detroit Tigers Tiger Stadium, Detroit, MI Sat Sep 25 1965, 4:33 AM EDT Att: 6,725 - Unknown			
Dick Howser, R (1, 4) OBP: 0.357, SLG: 0.280 Steve Hargan, R (8, 1) OBP: 0.053, SLG: 0.053										3	0	1	0	1	0	0				
Leon Wagner, L (1, 7) OBP: 0.366, SLG: 0.498										4	1	2	1	0	0	4				
Rocky Colavito, R (1, 9) OBP: 0.386, SLG: 0.478										4	0	0	0	0	1	4				
Fred Whitfield, L (1, 3) OBP: 0.325, SLG: 0.517 Chico Salmon, R (9, PR) OBP: 0.288, SLG: 0.393										4	0	2	0	0	0	0				
Max Alvis, R (1, 5) OBP: 0.308, SLG: 0.397										4	0	0	0	0	2	3				
Larry Brown, R (1, 6) OBP: 0.318, SLG: 0.382 Bill Davis, L (9, PH) OBP: 0.250, SLG: 0.375										3	0	0	0	0	0	1				
Duke Sims, L (1, 2) OBP: 0.287, SLG: 0.361										3	0	0	0	0	3	1				
Jack Kratlick, L (1, 1) OBP: 0.136, SLG: 0.143 Gary Bell, R (4, 1) OBP: 0.003, SLG: 0.250 George Banks, R (6, PH) OBP: 0.115 Lee Stange, R (8, PH) OBP: 0.342, SLG: 0.462 Chuck Hinton, R (8, 4)										1	0	0	0	0	1	0				
Inning Stats	R: 0 E: 0 K: 0 S: 4	H: 2 LOB: 1 BB: 0 P: 4	R: 0 E: 0 K: 0 S: 3	H: 0 LOB: 0 BB: 0 P: 3	R: 0 E: 0 K: 2 S: 7	H: 0 LOB: 0 BB: 0 P: 7	R: 1 E: 0 K: 1 S: 6	H: 1 LOB: 0 BB: 0 P: 6	R: 0 E: 0 K: 1 S: 5	H: 0 LOB: 0 BB: 1 P: 5	R: 0 E: 0 K: 2 S: 8	H: 1 LOB: 1 BB: 0 P: 8	R: 0 E: 0 K: 1 S: 5	H: 0 LOB: 0 BB: 0 P: 5	R: 0 E: 0 K: 2 S: 9	H: 2 LOB: 2 BB: 0 P: 9		1B: 5 2B: 1 3B: 0 HR: 1	SF: 0 SAC: 0 DP: 0 HBP: 0	WP: 0 PB: 1 SB: 0 CS: 0
PITCHER Denny McLain, R (1, 1) ERA: 2.73	IP: 9.0 WLS: W BF: 34 H: 7 R: 1 ER: 1 SO: 10 BB: 1 IBB: 0 HBP: 0 BLK: 0 WP: 0 HR: 1 S: 53 P: 57 ERA: 1.00 WHIP: 0.889																			

Batter	1	2	3	4	5	6	7	8	9	AB	R	H	RBI	BB	SO	LOB	BOTTOM			
Don Wert, R (1, 5) OBP: 0.343, SLG: 0.367										5	1	1	1	0	0	0	Cleveland Indians @ Detroit Tigers Tiger Stadium, Detroit, MI Sat Sep 25 1965, 4:33 AM EDT Att: 6,725 - Unknown			
Jerry Lumpe, L (1, 4) OBP: 0.332, SLG: 0.323										4	1	1	0	0	0	0				
Norm Cash, L (1, 3) OBP: 0.368, SLG: 0.515										4	0	2	0	0	0	0				
Don Demeter, R (1, 9) OBP: 0.323, SLG: 0.464										4	1	1	0	0	0	3				
Willie Horton, R (1, 7) OBP: 0.347, SLG: 0.499										2	1	1	1	2	0	0				
Bill Freehan, R (1, 2) OBP: 0.309, SLG: 0.343										2	0	2	1	1	0	0				
Mickey Stanley, R (1, 8) OBP: 0.286, SLG: 0.421										3	0	1	1	0	0	6				
Ray Oyler, R (1, 6) OBP: 0.271, SLG: 0.312										4	0	0	0	0	1	3				
Denny McLain, R (1, 1) OBP: 0.117, SLG: 0.056										4	0	0	0	0	3	3				
Inning Stats	R: 0 E: 0 K: 0 S: 3	H: 0 LOB: 0 BB: 0 P: 3	R: 2 E: 0 K: 1 S: 8	H: 3 LOB: 1 BB: 0 P: 8	R: 1 E: 0 K: 0 S: 4	H: 1 LOB: 0 BB: 0 P: 4	R: 0 E: 0 K: 2 S: 8	H: 1 LOB: 2 BB: 1 P: 12	R: 1 E: 0 K: 0 S: 6	H: 3 LOB: 3 BB: 1 P: 10	R: 0 E: 0 K: 1 S: 5	H: 0 LOB: 0 BB: 0 P: 5	R: 0 E: 0 K: 0 S: 4	H: 1 LOB: 3 BB: 1 P: 9	R: 0 E: 0 K: 0 S: 3	H: 0 LOB: 0 BB: 0 P: 3		1B: 5 2B: 3 3B: 0 HR: 1	SF: 1 SAC: 0 DP: 0 HBP: 1	WP: 0 PB: 0 SB: 0 CS: 0
PITCHER Jack Kratlick, L (1, 1) ERA: 4.94 Gary Bell, R (4, 1) ERA: 3.16 Lee Stange, R (6, 1) ERA: 3.42 Steve Hargan, R (8, 1) ERA: 3.59	IP: 3.0 WLS: L BF: 13 H: 4 R: 3 ER: 3 SO: 3 BB: 0 IBB: 0 HBP: 0 BLK: 0 WP: 0 HR: 1 S: 15 P: 15 ERA: 9.00 WHIP: 1.333																			

Batter	1	2	3	4	5	6	7	8	9	AB	R	H	RBI	BB	SO	LOB	TOP										
Larry Brown, R OBP: 0.315, SLG: 0.378 (1, 6)										4	0	0	0	0	2	1	Cleveland Indians @ Detroit Tigers Tiger Stadium, Detroit, MI Sun Sep 26 1965, 4:33 AM EDT Unknown										
Dick Howser, R OBP: 0.356, SLG: 0.279 (1, 4)										4	0	1	0	0	0	0											
Chuck Hinton, R OBP: 0.339, SLG: 0.457 (1, 8)										4	0	0	0	0	1	1											
Rocky Colavito, R OBP: 0.384, SLG: 0.475 (1, 9)										4	0	0	0	0	0	2											
Fred Whitfield, L OBP: 0.323, SLG: 0.514 (1, 3)										3	0	0	0	0	2	1											
Lou Clinton, R OBP: 0.304, SLG: 0.333 (1, 7)										3	0	1	0	0	0	0											
Max Alvis, R OBP: 0.308, SLG: 0.397 (1, 5)										3	0	1	0	0	1	1											
Phil Roof, R OBP: 0.246, SLG: 0.190 (8, PH)										2	0	0	0	0	0	1											
Joe Azcue, R OBP: 0.291, SLG: 0.269 (8, 2)										1	0	0	0	0	0	1											
Ralph Terry, R OBP: 0.222, SLG: 0.245 (6, PH)										1	0	0	0	0	0	1											
George Banks, R (6, PH)										1	0	0	0	0	1	0											
Gary Bell, R OBP: 0.063, SLG: 0.250 (8, PH)										0	0	0	0	0	0	0											
Leon Wagner, L OBP: 0.365, SLG: 0.497 (8, PH)										1	0	0	0	0	0	1											
Don McMahon, R OBP: 0.250, SLG: 0.250 (8, 1)										0	0	0	0	0	0	0											
Inning Stats	R: 0 E: 0 K: 1 S: 5	H: 0 LOB: 0 BB: 0 P: 5	R: 0 E: 0 K: 1 S: 5	H: 0 LOB: 0 BB: 0 P: 5	R: 0 E: 0 K: 0 S: 4	H: 1 LOB: 1 BB: 0 P: 4	R: 0 E: 0 K: 0 S: 3	H: 0 LOB: 0 BB: 0 P: 3	R: 0 E: 0 K: 1 S: 5	H: 0 LOB: 0 BB: 0 P: 5	R: 0 E: 0 K: 2 S: 7	H: 0 LOB: 0 BB: 0 P: 7	R: 0 E: 1 K: 1 S: 6	H: 0 LOB: 1 BB: 0 P: 6	R: 0 E: 0 K: 0 S: 4	H: 1 LOB: 1 BB: 0 P: 4	R: 0 E: 0 K: 1 S: 6	H: 1 LOB: 1 BB: 0 P: 6	1B: 3 2B: 0 3B: 0 HR: 0	SF: 0 SAC: 0 DP: 0 HBP: 0	WP: 1 PA: 31 PB: 0 SB: 0 CS: 0						
PITCHER	IP	WLS	BF	H	R	ER	SO	BB	IBB	HBP	BLK	WP	HR	S	P	ERA	WHIP	PITCHER									
Mickey Lolich, L ERA: 3.57 (1, 1)	9.0	W	31	3	0	0	7	0	0	0	0	1	0	45	45	0.00	0.333										

AB	31
R	0
H	3
RBI	0
BB	0
SO	7
LOB	10



Batter	1	2	3	4	5	6	7	8	9	AB	R	H	RBI	BB	SO	LOB	BOTTOM											
Don Wert, R OBP: 0.341, SLG: 0.365 (1, 5)										4	0	0	0	0	0	2	Cleveland Indians @ Detroit Tigers Tiger Stadium, Detroit, MI Sun Sep 26 1965, 4:33 AM EDT Unknown											
Jerry Lumpe, L OBP: 0.330, SLG: 0.320 (1, 4)										4	0	0	0	0	0	2												
Norm Cash, L OBP: 0.366, SLG: 0.511 (1, 3)										3	0	0	0	0	0	0												
Gates Brown, L OBP: 0.300, SLG: 0.460 (1, 7)										3	1	2	1	0	0	0												
Willie Horton, R OBP: 0.345, SLG: 0.496 (1, 9)										3	0	0	0	0	2	1												
Bill Freehan, R OBP: 0.309, SLG: 0.343 (1, 2)										3	1	1	0	0	0	0												
Mickey Stanley, R OBP: 0.277, SLG: 0.408 (1, 8)										3	0	0	0	0	0	1												
Ray Oyler, R OBP: 0.272, SLG: 0.313 (1, 6)										3	0	1	0	0	2	0												
Mickey Lolich, S OBP: 0.082, SLG: 0.060 (1, 1)										3	0	0	0	0	1	1												
Inning Stats	R: 0 E: 0 K: 0 S: 3	H: 0 LOB: 0 BB: 0 P: 3	R: 1 E: 0 K: 1 S: 6	H: 1 LOB: 0 BB: 0 P: 6	R: 0 E: 0 K: 2 S: 7	H: 0 LOB: 0 BB: 0 P: 7	R: 0 E: 0 K: 0 S: 4	H: 1 LOB: 1 BB: 0 P: 4	R: 1 E: 1 K: 0 S: 6	H: 2 LOB: 2 BB: 0 P: 6	R: 0 E: 0 K: 1 S: 5	H: 0 LOB: 0 BB: 0 P: 5	R: 0 E: 0 K: 1 S: 5	H: 0 LOB: 0 BB: 0 P: 5	R: 0 E: 0 K: 0 S: 3	H: 0 LOB: 0 BB: 0 P: 3		1B: 3 2B: 0 3B: 0 HR: 1	SF: 0 SAC: 0 DP: 0 HBP: 0	WP: 0 PA: 29 PB: 0 SB: 1 CS: 0								
PITCHER	IP	WLS	BF	H	R	ER	SO	BB	IBB	HBP	BLK	WP	HR	S	P	ERA		WHIP	PITCHER									
Ralph Terry, R ERA: 3.69 (6, 1)	2.0	L	6	0	0	0	2	0	0	0	0	0	0	10	10	0.00		0.800										
Gary Bell, R ERA: 3.1 (8, 1)	1.0		3	0	0	0	0	0	0	0	0	0	0	3	3	0.00		0.000										



Batter	1	2	3	4	5	6	7	8	9	AB R H RBI BB SO LOB	TOP								
Vic Davallo, L (1,8) OBP: 0.335, SLG: 0.367	0-0 1B SF7 1B	0-0 F7		4-0 6-3 BB		0-3 K		0-3 K		4 1 1 0 1 2 2	Cleveland Indians @ Detroit Tigers Tiger Stadium, Detroit, MI Sun Sep 26 1965, 4:38 AM EDT Att: 10,986 - Unknown								
Dick Howser, R (1,4) OBP: 0.354, SLG: 0.278	0-0 F4		0-0 F5	0-0 6-3 1-2 2-3 BB		0-0 1B 1-2 1B		0-3 K		5 0 1 0 0 1 4									
Leon Wagner, L (1,7) OBP: 0.369, SLG: 0.499	0-0 WP SF7 1B 1-3 1B		0-0 1B HR	0-3 K		0-0 1B 1-3 2-H 1B		4-0 BB 1-2 BB		4 2 3 1 1 1 2									
Rocky Colavito, R (1,9) OBP: 0.383, SLG: 0.473	0-0 SF7 1-2 3-H		0-0 HR 1B		0-0 F5	0-0 5-3		0-3 K		4 1 1 1 0 1 4									
Fred Whitfield, L (1,3) OBP: 0.324, SLG: 0.518 Chico Salmon, R (9,3) OBP: 0.288, SLG: 0.393	4-0 1B 2-3 BB		0-0 HR		0-0 4-3		0-0 F8		0-0 F7	4 1 1 3 1 0 0 0 0 0 0 0 0 0									
Max Alvis, R (1,5) OBP: 0.307, SLG: 0.395	0-0 FC5-4 1-2 3-H 1B		0-0 F7		0-0 F4		0-0 E6		0-3 K	5 0 1 1 0 1 0									
Larry Brown, R (1,6) OBP: 0.316, SLG: 0.378	0-0 FC5-4 1-2		0-0 F3			0-0 G3 WP 1B 1B		0-0 F8		5 1 2 0 0 0 3									
Duke Sims, L (1,2) OBP: 0.276, SLG: 0.345		0-3 K		0-0 L7		0-0 G3 1-3		0-0 G3		5 0 0 0 0 1 3									
Tom Kelley, R (1,1) OBP: 0.375, SLG: 0.286		0-3 K		4-0 6-3 BB BB		0-0 1B 1B 3-H		0-0 BB 1B		3 1 2 1 1 1 0									
Inning Stats	R: 2 E: 0 K: 0 S: 6	H: 3 LOB: 2 BB: 1 P: 10	R: 0 E: 0 K: 2 S: 7	H: 0 LOB: 0 BB: 0 P: 7	R: 3 E: 0 K: 0 S: 6	H: 3 LOB: 0 BB: 0 P: 6	R: 0 E: 0 K: 1 S: 5	H: 0 LOB: 2 BB: 2 P: 13	R: 0 E: 0 K: 0 S: 3	H: 0 LOB: 0 BB: 0 P: 3		R: 0 E: 1 K: 0 S: 4	H: 0 LOB: 1 BB: 0 P: 4	R: 0 E: 0 K: 3 S: 10	H: 1 LOB: 2 BB: 1 P: 14	R: 0 E: 0 K: 1 S: 6	H: 1 LOB: 1 BB: 0 P: 6	1B: 11 2B: 0 3B: 0 HR: 1	SF: 1 SAC: 0 DP: 0 HBP: 0
PITCHER	IP WLS BF H R ER SO BB IBB HBP BLK WP HR S P ERA WHIP											IP WLS BF H R ER SO BB IBB HBP BLK WP HR S P ERA WHIP							
Phil Regan, R (1,1) ERA: 5.05	3.0 L 16 6 5 5 2 1 0 0 0 0 1 1 19 23 15.00 2.333																		
Vern Holtgrave, R (4,1) ERA: 6.0	3.0 15 4 2 2 2 2 0 0 0 0 1 0 17 25 6.00 2.000																		
Fred Gladding, R (7,1) ERA: 2.91	2.0 9 1 0 0 3 1 0 0 0 0 0 0 14 18 0.00 1.000																		
Leo Marentette, R (9,1) ERA:	1.0 4 1 0 0 1 0 0 0 0 0 0 0 6 6 0.00 1.000																		

Batter	1	2	3	4	5	6	7	8	9	AB R H RBI BB SO LOB	BOTTOM								
Don Wert, R (1,5) OBP: 0.339, SLG: 0.362	0-0 L9		0-0 G4-6-3 1-2			0-0 G1-4-3 1-2			0-0 F8	4 0 0 0 0 0 2	Cleveland Indians @ Detroit Tigers Tiger Stadium, Detroit, MI Sun Sep 26 1965, 4:38 AM EDT Att: 10,986 - Unknown								
Jerry Lumpe, L (1,4) OBP: 0.325, SLG: 0.320	0-0 BB 1B		0-3 K			0-0 F7		0-0 1-3		4 0 1 0 0 1 0									
Norm Cash, L (1,3) OBP: 0.367, SLG: 0.517	4-0 1-2 BB			0-3 K		0-0 HR		0-0 F4		3 1 1 1 1 1 0									
Gates Brown, L (1,7) OBP: 0.296, SLG: 0.453	0-0 F3			0-3 K		0-0 4-3				3 0 0 0 0 1 2									
Jim Northrup, L (1,9) OBP: 0.253, SLG: 0.308	0-3 K			0-0 3-1		0-3 K		0-3 K		3 0 0 0 0 2 2									
Mickey Stanley, R (1,8) OBP: 0.269, SLG: 0.396		0-0 F8			0-0 F8		0-0 L6			3 0 0 0 0 0 0									
John Sullivan, L (1,2) OBP: 0.337, SLG: 0.350		0-3 K			0-0 F5			0-0 4-3		3 0 0 0 0 1 0									
Ray Oyler, R (1,6) OBP: 0.268, SLG: 0.307		0-3 K			0-0 F2			0-3 K		3 0 0 0 0 2 0									
Phil Regan, R (1,1) ERA: 5.05 Bill Rommel, L (3,PH) OBP: 0.154, SLG: 0.083 Vern Holtgrave, R (4,1) ERA: 6.0 Wayne Redmond, R (6,PH) Fred Gladding, L (7,1) Willie Horton, R (8,PH) Leo Marentette, R (9,1) ERA:			4-0 BB			4-0 BB		0-3 K		0 0 0 0 0 0 0 0 0 0 0 0 1 0 0 0 0 0 0 0 0 0 0 0 0 0 0 0 1 0 0 0 0 0 0 0 0 0 0 1 0 0 0 0 0 1 0 0 0 0 0 0 0 0 0									
Inning Stats	R: 0 E: 0 K: 1 S: 6	H: 1 LOB: 2 BB: 1 P: 10	R: 0 E: 0 K: 2 S: 7	H: 0 LOB: 0 BB: 0 P: 7	R: 0 E: 0 K: 1 S: 4	H: 0 LOB: 1 BB: 1 P: 8	R: 0 E: 0 K: 2 S: 7	H: 0 LOB: 0 BB: 0 P: 7	R: 0 E: 0 K: 0 S: 3	H: 0 LOB: 0 BB: 0 P: 3		R: 1 E: 0 K: 1 S: 6	H: 1 LOB: 0 BB: 0 P: 6	R: 0 E: 0 K: 2 S: 7	H: 0 LOB: 0 BB: 0 P: 7	R: 0 E: 0 K: 1 S: 3	H: 0 LOB: 0 BB: 0 P: 3	1B: 1 2B: 0 3B: 0 HR: 1	SF: 0 SAC: 0 DP: 2 HBP: 0
PITCHER	IP WLS BF H R ER SO BB IBB HBP BLK WP HR S P ERA WHIP											IP WLS BF H R ER SO BB IBB HBP BLK WP HR S P ERA WHIP							
Tom Kelley, R (1,1) ERA: 2.42	9.0 W 30 2 1 1 9 3 0 0 0 0 1 1 45 57 1.00 0.556																		

Batter	1	2	3	4	5	6	7	8	9	10	11	AB	R	H	RBI	BB	SO	LOB	TOP							
Don Wert, R OBP: 0.339, SLG: 0.364 (1, 5)	F8		1B			1B SF8	F4			F8		5	2	2	0	0	0	1								
Jerry Lumpe, L OBP: 0.332, SLG: 0.323 (1, 4)	F7		1B			SF8 1B		FC4-6 1B		F9		5	0	3	1	0	0	0								
Norm Cash, L OBP: 0.386, SLG: 0.513 (1, 3)	4-3		3-1			1B		FC4-6 1B		G3		5	0	1	0	0	0	2								
Gates Brown, L OBP: 0.298, SLG: 0.454 (1, 7)		5-4-3 1B		6-4-3 1B		SF8		K			K	4	0	2	1	0	2	1								
Willie Horton, R OBP: 0.342, SLG: 0.490 (1, 9)		5-4-3		K		8-6		E5			5-3	5	0	0	0	0	1	5								
Bill Freshan, R OBP: 0.338, SLG: 0.340 (1, 2)		6-3		G6-4-3		1B		5-3			6-3	4	1	0	0	1	0	4								
Mickey Stanley, R OBP: 0.289, SLG: 0.381 (1, 8)		F9			1-3			5-3			K	4	0	0	0	0	1	2								
Ray Oyler, R OBP: 0.265, SLG: 0.304 (1, 6)		6-3						L8			L4	2	0	0	0	0	1	0								
Al Kaline, R OBP: 0.387, SLG: 0.467 (7, PH)				K								1	0	0	0	0	0	1								
George Smith, R OBP: 0.157, SLG: 0.167 (7, 6)				K								1	0	0	0	0	0	0								
Joe Sparna, R OBP: 0.157, SLG: 0.157 (1, 1)				1-3							5-3	0	0	0	0	0	0	0								
Dave Wickersham, R OBP: 0.148, SLG: 0.080 (5, PH)												1	0	0	0	0	1	0								
Fred Gladding, L OBP: 0.148, SLG: 0.080 (5, PH)												0	0	0	0	0	0	0								
Don Demeter, R OBP: 0.157, SLG: 0.167 (7, PH)												1	0	0	0	0	0	0								
Terry Fox, R OBP: 0.157, SLG: 0.167 (7, 1)												1	0	0	0	0	0	0								
Inning Stats	R: 0 E: 0 K: 0 S: 3	H: 0 LOB: 0 BB: 0 P: 3	R: 0 E: 0 K: 0 S: 4	H: 1 LOB: 1 BB: 0 P: 4	R: 1 E: 0 K: 0 S: 5	H: 2 LOB: 1 BB: 0 P: 5	R: 0 E: 0 K: 1 S: 5	H: 1 LOB: 0 BB: 0 P: 5	R: 0 E: 0 K: 2 S: 7	H: 0 LOB: 0 BB: 0 P: 7	R: 1 E: 0 K: 0 S: 5	H: 3 LOB: 1 BB: 0 P: 5	R: 1 E: 0 K: 0 S: 4	H: 1 LOB: 1 BB: 1 P: 8	R: 0 E: 1 K: 1 S: 7	H: 1 LOB: 2 BB: 0 P: 7	R: 0 E: 0 K: 1 S: 5	H: 0 LOB: 0 BB: 0 P: 5	R: 0 E: 0 K: 0 S: 3	H: 0 LOB: 0 BB: 0 P: 3	R: 0 E: 0 K: 1 S: 5	H: 0 LOB: 0 BB: 0 P: 5	1B: 8 2B: 2 3B: 0 HR: 0	SF: 1 SAC: 0 DP: 2 HBP: 0	WP: 0 PB: 0 SB: 0 CS: 0	PA: 42
PITCHER	IP ERA: 2.9	WLS 2.0	BF 7	H 1	R 1	ER 1	SO 0	BB 1	IBB 0	HBP 0	BLK 0	WP 0	HR 0	S 6	P 10	ERA 4.50	WHIP 1.000									
Joe Sparna, R ERA: 2.9	2.0	7	1	1	1	0	0	1	0	0	0	0	0	6	10	4.50	1.000									
Eddie Fisher, R ERA: 2.42	6.1	2.0	7	1	1	1	0	1	0	0	0	0	0	6	10	4.50	1.000									
Hoyt Wilhelm, R ERA: 1.76	8.1	4.0	14	1	0	0	3	0	0	0	0	0	0	20	20	0.00	0.250									

Detroit Tigers @ Chicago White Sox
Comiskey Park, Chicago, IL
Tue Sep 28 1965, 8:05 PM EDT
Unknown

livebaseballscores.com

AB 40
R 3
H 9
RBI 3
BB 1
SO 6
LOB 16



Batter	1	2	3	4	5	6	7	8	9	10	11	AB	R	H	RBI	BB	SO	LOB	BOTTOM					
Bill Voss, L OBP: 0.261, SLG: 0.429 (1, 9)	3-1	G3		K			1-5-3			3-1		5	0	0	0	0	1	2						
Don Buford, S OBP: 0.353, SLG: 0.388 (1, 4)	BB 1B BB	K			G6-4-3 1B		F5			F5		4	1	1	0	1	1	1						
Danny Cater, R OBP: 0.316, SLG: 0.404 (1, 7)	1B BB 1B	F4			G6-4-3 1B		6-3				HR	4	2	1	1	1	0	1						
Pete Ward, L OBP: 0.330, SLG: 0.367 (1, 5)	1B BB 1B			F2	L4			F5 1B				3	1	1	0	1	0	0						
Bill Skowron, R OBP: 0.315, SLG: 0.418 (1, 3)	1B FC1-2 1B			1-3		4-3		F5				4	0	1	1	0	0	1						
Ron Hansen, R OBP: 0.307, SLG: 0.348 (1, 6)	FC1-2 HBP 1B			5-3		6-3				F8		4	0	1	2	0	0	0						
Ken Berry, R OBP: 0.267, SLG: 0.349 (1, 8)	FC1-2 HBP				SH3-4 1B		5-3			1-3		3	0	1	0	0	0	0						
Duane Josephson, R OBP: 0.273, SLG: 0.111 (1, 2)	FC1-2									4-3		2	0	0	0	0	1	4						
J.C. Martin, L OBP: 0.332, SLG: 0.338 (7, 2)	1-2 2-3 3-4			K								2	0	1	0	0	0	0						
Joe Horlen, R OBP: 0.197, SLG: 0.152 (1, 1)	6-3				SH3-4							1	0	0	0	0	0	3						
Eddie Fisher, R OBP: 0.167, SLG: 0.172 (6, 1)												0	0	0	0	0	0	0						
Mary Staehle, L OBP: 0.429, SLG: 0.429 (7, PH)												1	0	0	0	0	0	1						
Hoyt Wilhelm, R ERA: 2.76 (8, 1)												1	0	0	0	0	0	0						
Inning Stats	R: 3 E: 0 K: 0 S: 5	H: 2 LOB: 3 BB: 3 P: 18	R: 0 E: 0 K: 1 S: 5	H: 0 LOB: 0 BB: 0 P: 5	R: 0 E: 0 K: 0 S: 3	H: 0 LOB: 0 BB: 0 P: 3	R: 0 E: 0 K: 2 S: 8	H: 1 LOB: 1 BB: 0 P: 8	R: 0 E: 0 K: 0 S: 3	H: 0 LOB: 0 BB: 0 P: 3	R: 0 E: 0 K: 0 S: 4	H: 1 LOB: 1 BB: 1 P: 4	R: 0 E: 0 K: 0 S: 3	H: 1 LOB: 1 BB: 0 P: 3	R: 0 E: 0 K: 0 S: 3	H: 0 LOB: 0 BB: 0 P: 3	R: 0 E: 0 K: 0 S: 3	H: 0 LOB: 0 BB: 0 P: 3	R: 1 E: 0 K: 0 S: 1	H: 1 LOB: 0 BB: 0 P: 1	1B: 6 2B: 0 3B: 0 HR: 1	SF: 0 SAC: 1 DP: 1 HBP: 1	WP: 0 PB: 0 SB: 0 CS: 0	PA: 39
PITCHER	IP ERA: 3.11	WLS 3.2	BF 15	H 3	R 0	ER 0	SO 3	BB 0	IBB 0	HBP 1	BLK 0	WP 0	HR 0	S 1	P 21	ERA 0.00	WHIP 0.818							
Joe Sparna, R ERA: 3.11	0.1	3.2	15	3	0	0	3	0	0	1	0	0	0	1	21	0.00	0.818							
Dave Wickersham, R ERA: 3.8	1.1	3.2	15	3	0	0	3	0	0	1	0	0	0	1	21	0.00	0.818							
Fred Gladding, R ERA: 2.83	5.1	2.0	6	1	0	0	0	0	0	0	0	0	0	6	6	0.00	0.500							
Terry Fox, R ERA: 2.76 (7, 1)	4.0	L	14	3	1	1	0	0	0	0	0	0	1	14	14	2.25	0.750							

Detroit Tigers @ Chicago White Sox
Comiskey Park, Chicago, IL
Tue Sep 28 1965, 8:05 PM EDT
Unknown

livebaseballscores.com

AB 34
R 4
H 7
RBI 4
BB 3
SO 3
LOB 13



Batter	1	2	3	4	5	6	7	8	9	AB R H RBI BB SO LOB	TOP											
Don Wert, R OBP: 0.339, SLG: 0.360 (1, 5)										3 1 0 0 2 1 2	DETROIT TIGERS @ WASHINGTON SENATORS D.C. Stadium, Washington, DC Sat Oct 02 1965, 3:33 AM EDT Unknown											
Jerry Lumpe, L OBP: 0.332, SLG: 0.323 (1, 4)										4 0 1 0 0 0 2												
Norm Cash, L OBP: 0.372, SLG: 0.514 (1, 3)										2 2 1 0 3 0 1												
Gates Brown, L OBP: 0.307, SLG: 0.471 (1, 7)										4 2 2 1 1 1 4												
Willie Horton, R OBP: 0.342, SLG: 0.488 (1, 9)										3 2 1 2 1 0 3												
Bill Freehan, R OBP: 0.307, SLG: 0.341 (1, 2)										4 1 1 1 0 1 2												
Mickey Stanley, R OBP: 0.296, SLG: 0.377 (1, 8)										5 0 2 3 0 1 2												
Ray Oyler, R OBP: 0.261, SLG: 0.298 (1, 6)										5 1 1 0 0 2 3												
Denny McLain, R OBP: 0.123, SLG: 0.054 (1, 1)										3 0 0 0 1 2 2												
Inning Stats	R: 0 E: 0 K: 1 S: 6	H: 1 LOB: 2 BB: 1 P: 10	R: 0 E: 0 K: 2 S: 7	H: 0 LOB: 0 BB: 0 P: 7	R: 0 E: 0 K: 0 S: 3	H: 0 LOB: 1 BB: 1 P: 7	R: 1 E: 0 K: 0 S: 4	H: 1 LOB: 1 BB: 1 P: 8	R: 0 E: 0 K: 1 S: 5	H: 0 LOB: 0 BB: 0 P: 5	R: 1 E: 0 K: 1 S: 6	H: 1 LOB: 2 BB: 1 P: 10	R: 1 E: 0 K: 1 S: 7	H: 2 LOB: 2 BB: 1 P: 11	R: 1 E: 0 K: 1 S: 7	H: 2 LOB: 1 BB: 0 P: 7	R: 5 E: 1 K: 1 S: 8	H: 2 LOB: 1 BB: 3 P: 20	1B: 6 2B: 2 3B: 0 HR: 1	SF: 1 SAC: 3 DP: 0 HBP: 0	WP: 1 PB: 0 SB: 0 CS: 0	PA: 45
PITCHER	IP WLS BF H R ER SO BB IBB HBP BLK WP HR S P ERA WHIP																					
Jim Duckworth, R ERA: 3.94 (1, 1)	6.0 L 25 3 2 2 5 4 0 0 0 0 0 1 31 47 3.00 1.167																					
Buster Narum, R ERA: 4.45 (7, 1)	0.2 5 2 1 1 1 1 0 0 0 0 1 0 6 10 13.50 4.500																					
Mike McCormick, L ERA: 3.36 (7, 1)	0.1 1 0 0 0 0 0 0 0 0 0 0 0 1 1 0.00 0.000																					
Phil Ortega, R ERA: 5.11 (8, 1)	1.1 9 2 4 4 1 2 1 0 0 0 0 0 8 20 27.00 3.000																					
Steve Ritzik, R ERA: 4.02 (9, 1)	0.2 5 2 2 1 1 0 0 0 0 0 0 0 7 7 13.50 3.000																					

Batter	1	2	3	4	5	6	7	8	9	AB R H RBI BB SO LOB	BOTTOM											
Don Blasingame, L OBP: 0.288, SLG: 0.295 (1, 4)										3 0 0 0 1 0 0	DETROIT TIGERS @ WASHINGTON SENATORS D.C. Stadium, Washington, DC Sat Oct 02 1965, 3:33 AM EDT Unknown											
Joe Cunningham, L OBP: 0.375, SLG: 0.328 (1, 3)										4 0 1 0 0 1 1												
Willie Kirkland, L OBP: 0.266, SLG: 0.395 (1, 7)										4 0 1 0 0 1 1												
Jim King, L OBP: 0.337, SLG: 0.430 (1, 9)										3 0 0 0 1 0 3												
Ken McMullen, R OBP: 0.326, SLG: 0.419 (1, 5)										4 0 0 0 0 0 1												
Don Lock, R OBP: 0.318, SLG: 0.374 Fred Valentine, S (8, FH) OBP: 0.353, SLG: 0.241										2 0 0 0 1 0 0 0 1 0 0 1 0 0												
Jim French, L OBP: 0.442, SLG: 0.490 (1, 2)										3 0 1 0 1 1 1												
Ed Brinkman, R OBP: 0.253, SLG: 0.259 (1, 6)										4 0 2 0 0 0 1												
Jim Duckworth, R ERA: 3.94 (1, 1)										2 0 0 0 0 1 1 0 0 0 0 0 0 0 0 0 0 0 0 0 0 1 0 0 0 0 0 2 0 0 0 0 0 0 0 0 0 0 0 0 0 1 1 0 0 0 0 0 1												
Buster Narum, R ERA: 4.45 (7, 1)																						
Mike McCormick, L ERA: 3.36 (7, 1)																						
Bob Chance, R ERA: 5.11 (8, 1)																						
Phil Ortega, R ERA: 5.11 (8, 1)																						
Steve Ritzik, R ERA: 4.02 (9, 1)																						
Frank Howard, R ERA: 4.02 (9, PH)																						
Inning Stats	R: 0 E: 0 K: 0 S: 3	H: 0 LOB: 0 BB: 0 P: 3	R: 0 E: 0 K: 0 S: 3	H: 0 LOB: 0 BB: 1 P: 7	R: 0 E: 0 K: 0 S: 3	H: 0 LOB: 0 BB: 0 P: 3	R: 0 E: 0 K: 1 S: 5	H: 0 LOB: 1 BB: 1 P: 9	R: 0 E: 0 K: 2 S: 8	H: 1 LOB: 1 BB: 0 P: 8	R: 0 E: 0 K: 0 S: 4	H: 2 LOB: 1 BB: 0 P: 4	R: 0 E: 0 K: 0 S: 4	H: 1 LOB: 2 BB: 1 P: 8	R: 0 E: 0 K: 1 S: 5	H: 0 LOB: 1 BB: 1 P: 9	R: 1 E: 1 K: 1 S: 6	H: 1 LOB: 1 BB: 1 P: 10	1B: 5 2B: 0 3B: 0 HR: 0	SF: 0 SAC: 0 DP: 1 HBP: 0	WP: 0 PB: 0 SB: 0 CS: 0	PA: 36
PITCHER	IP WLS BF H R ER SO BB IBB HBP BLK WP HR S P ERA WHIP																					
Denny McLain, R ERA: 2.61 (1, 1)	9.0 W 36 5 1 0 5 5 0 0 0 0 0 0 41 61 0.00 1.111																					

Batter	1	2	3	4	5	6	7	8	9	AB	R	H	RBI	BB	SO	LOB	TOP																			
Don Wert, R OBP: 0.341, SLG: 0.363 (1, 5)	6-3		WP E BB		F6		2B		1B	4	1	2	0	1	0	0	Detroit Tigers @ Washington Senators D.C. Stadium, Washington, DC Sat Oct 02 1965, 3:38 AM EDT Att: 1,908 - Unknown																			
Bill Freehan, R OBP: 0.305, SLG: 0.339 (1, 2)	F5		E9			HR BB	L7		SF9	3	1	0	1	1	0	1																				
Norm Cash, L OBP: 0.371, SLG: 0.510 (1, 3)	4-3		F9			HR BB	K		F9	4	1	0	0	1	1	3																				
Willie Horton, R OBP: 0.341, SLG: 0.492 (1, 7)		K			F9			5-3		4	1	1	3	0	1	0																				
Don Demeter, R OBP: 0.324, SLG: 0.461 (1, 9)	F5				S BB	HR	F8		E5 FC6-4	3	0	0	0	1	0	0																				
Mickey Stanley, R OBP: 0.256, SLG: 0.368 (1, 8)	K				K				F9	3	0	0	0	1	2	2																				
George Smith, R OBP: 0.143, SLG: 0.151 (1, 4)					F9				FC6-4	4	0	0	0	0	0	3																				
Ray Oyler, R OBP: 0.265, SLG: 0.298 (1, 6)			WP E BB		F3		5-3		1B SH1-4 SF9 1B	3	2	1	0	1	0	1																				
Mickey Lolich, S OBP: 0.080, SLG: 0.058 (1, 1)			F9		F9				SH1-4	3	0	0	0	0	1	1																				
Inning Stats	R: 0 E: 0 K: 0 S: 3	H: 0 LOB: 0 BB: 0 P: 3	R: 0 E: 0 K: 2 S: 7	H: 0 LOB: 0 BB: 0 P: 7	R: 2 E: 1 K: 0 S: 4	H: 0 LOB: 1 BB: 2 P: 12	R: 0 E: 0 K: 1 S: 5	H: 0 LOB: 0 BB: 1 P: 9	R: 0 E: 0 K: 0 S: 3	H: 0 LOB: 0 BB: 0 P: 3	R: 3 E: 0 K: 0 S: 4	H: 1 LOB: 1 BB: 3 P: 16	R: 0 E: 0 K: 2 S: 8	H: 1 LOB: 1 BB: 0 P: 8	R: 0 E: 1 K: 0 S: 4	H: 0 LOB: 1 BB: 0 P: 4		R: 1 E: 0 K: 0 S: 5	H: 2 LOB: 1 BB: 0 P: 5	1B: 2 2B: 1 3B: 0 HR: 1	SF: 1 SAC: 1 DP: 0 HBP: 0	WP: 1 PB: 0 SB: 2 CS: 0	PA: 39													
PITCHER	IP	WLS	BF	H	R	ER	SO	BB	IBB	HBP	BLK	WP	HR	S	P	ERA	WHIP	PITCHER		IP	WLS	BF	H	R	ER	SO	BB	IBB	HBP	BLK	WP	HR	S	P	ERA	WHIP
Pete Richert, L ERA: 2.6 (1, 1)	7.0	L	30	2	5	3	5	6	0	0	0	1	1	34	58	3.86	1.143																			
Howie Koplitz, R ERA: 4.05 (8, 1)	2.0		9	2	1	1	0	0	0	0	0	0	0	9	9	4.50	1.000																			

AB	31
R	6
H	4
RBI	4
BB	6
SO	5
LOB	11



Batter	1	2	3	4	5	6	7	8	9	AB	R	H	RBI	BB	SO	LOB	BOTTOM																			
Ed Brinkman, R OBP: 0.250, SLG: 0.256 (1, 6)	F9		F4		E6 1B		K		6-3	5	1	0	0	0	1	2	Detroit Tigers @ Washington Senators D.C. Stadium, Washington, DC Sat Oct 02 1965, 3:38 AM EDT Att: 1,908 - Unknown																			
Ken McMullen, R OBP: 0.326, SLG: 0.418 (1, 5)	F5				5-3					4	0	1	0	0	0	1																				
Frank Howard, R OBP: 0.357, SLG: 0.478 (1, 7)					F9				F5	4	0	2	1	0	0	1																				
Woodie Held, R OBP: 0.347, SLG: 0.453 (1, 9)	F4				BB				5-3	2	0	0	0	2	0	1																				
Brant Aylea, R OBP: 0.286, SLG: 0.692 (1, 3)			L7						K	3	0	0	0	1	1	3																				
Don Lock, R OBP: 0.315, SLG: 0.371 (1, 8)			5-3		5-3				K	4	0	0	0	0	1	2																				
Paul Casanova, R OBP: 0.357, SLG: 0.385 (1, 2)			6-3						6-3	4	0	0	0	0	0	0																				
Don Blasingame, L OBP: 0.288, SLG: 0.293 (1, 4)			F9						4-3	3	1	0	0	1	0	0																				
Pete Richert, L OBP: 0.194, SLG: 0.156 (1, 1)									E5	1	0	0	0	0	1	0																				
Ken Hamlin, R OBP: 0.333, SLG: 0.370 (7, PH)			K		SH5-4					1	0	0	0	0	0	0																				
Howie Koplitz, R OBP: 0.129, SLG: 0.100 (8, 1)										0	0	0	0	0	0	0																				
Don Zimmer, R OBP: 0.284, SLG: 0.252 (8, PH)										1	0	0	0	0	0	0																				
Inning Stats	R: 0 E: 0 K: 0 S: 4	H: 1 LOB: 1 BB: 0 P: 4	R: 0 E: 0 K: 0 S: 3	H: 0 LOB: 0 BB: 0 P: 3	R: 0 E: 0 K: 1 S: 5	H: 0 LOB: 0 BB: 0 P: 5	R: 0 E: 0 K: 0 S: 3	H: 0 LOB: 2 BB: 2 P: 11	R: 2 E: 2 K: 0 S: 6	H: 1 LOB: 3 BB: 2 P: 14	R: 0 E: 0 K: 0 S: 3	H: 0 LOB: 0 BB: 0 P: 3	R: 0 E: 0 K: 1 S: 6	H: 1 LOB: 1 BB: 0 P: 6	R: 0 E: 0 K: 2 S: 7	H: 0 LOB: 0 BB: 0 P: 7	R: 0 E: 1 K: 0 S: 4	H: 0 LOB: 1 BB: 0 P: 4	1B: 3 2B: 0 3B: 0 HR: 0	SF: 0 SAC: 1 DP: 0 HBP: 0	WP: 0 PB: 0 SB: 0 CS: 0	PA: 37														
PITCHER	IP	WLS	BF	H	R	ER	SO	BB	IBB	HBP	BLK	WP	HR	S	P	ERA	WHIP	PITCHER		IP	WLS	BF	H	R	ER	SO	BB	IBB	HBP	BLK	WP	HR	S	P	ERA	WHIP
Mickey Lolich, L ERA: 3.44 (1, 1)	9.0	W	37	3	2	0	4	4	0	0	0	0	0	41	57	0.00	0.778																			

AB	32
R	2
H	3
RBI	1
BB	4
SO	4
LOB	10



Batter	1	2	3	4	5	6	7	8	9	AB	R	H	RBI	BB	SO	LOB	TOP			
Don Wert, R OBP: 0.341, SLG: 0.363 (1, 5)	6-3		5-3					SH1-4		3	0	1	0	0	0	1	Detroit Tigers @ Washington Senators D.C. Stadium, Washington, DC Sun Oct 03 1965, 3:33 AM EDT Att: 3,066 - Unknown			
Jerry Lumpe, L OBP: 0.333, SLG: 0.323 Gates Brown, L OBP: 0.305, SLG: 0.467 (1, 4) (3, 7)	F5		2-3				1B	1-2		1	1	0	0	1	0	0				
Norm Cash, L OBP: 0.371, SLG: 0.512 Bill Roman, L OBP: 0.138, SLG: 0.074 (3, PR) (3, 3)	F8		2B				F9	1-2		2	0	1	2	0	0	0				
Willie Horton, R OBP: 0.340, SLG: 0.490 (1, 7) (3, 5)			F9				F8	G3		2	0	0	0	0	0	1				
Jim Northrup, L OBP: 0.253, SLG: 0.315 (1, 9)			1B				F8	FC4-6		4	0	1	0	0	0	1				
Wayne Redmond, R (1, 8)			1B				F8	FC4-6		4	0	1	0	0	0	1				
John Sullivan, L OBP: 0.340, SLG: 0.337 Mickey Stanley, R OBP: 0.256, SLG: 0.368 (9, PR) (8, 1)	4-3						5-3	F7		4	0	0	0	0	1	2				
Ray Oyler, R OBP: 0.265, SLG: 0.294 (1, 6)							5-3	F8		2	0	0	0	2	0	1				
Joe Sparna, R OBP: 0.179, SLG: 0.154 Leo Marentette, R (6, 1)							5-3	F8		0	0	0	0	0	0	0				
Don Demeter, R OBP: 0.325, SLG: 0.463 Dave Wickersham, R OBP: 0.085, SLG: 0.069 (8, 1)							5-3	F8		3	1	0	0	1	1	3				
Inning Stats	R: 0 E: 0 K: 0 S: 3	H: 0 LOB: 0 BB: 0 P: 3	R: 0 E: 0 K: 1 S: 6	H: 1 LOB: 1 BB: 0 P: 6	R: 2 E: 0 K: 0 S: 4	H: 1 LOB: 1 BB: 2 P: 12	R: 0 E: 0 K: 1 S: 5	H: 0 LOB: 0 BB: 0 P: 5	R: 0 E: 0 K: 1 S: 6	H: 1 LOB: 1 BB: 0 P: 6	R: 0 E: 0 K: 0 S: 2	H: 0 LOB: 0 BB: 1 P: 6	R: 0 E: 0 K: 0 S: 4	H: 1 LOB: 1 BB: 0 P: 4	R: 0 E: 0 K: 0 S: 4	H: 1 LOB: 2 BB: 1 P: 8	1B: 4 2B: 1 3B: 0 HR: 0	SF: 0 SAC: 2 DP: 1 HBP: 0	WP: 0 PB: 0 SB: 0 CS: 0	PA: 35
PITCHER Joe Coleman, R ERA: 1.5 (1, 1)	IP: 9.0 WLS: W BF: 35 H: 5 R: 2 ER: 2 SO: 4 BB: 4 IBB: 0 HBP: 0 BLK: 0 WP: 0 HR: 0 S: 39 P: 55 ERA: 2.00 WHIP: 1.000															PITCHER IP: WLS: BF: H: R: ER: SO: BB: IBB: HBP: BLK: WP: HR: S: P: ERA: WHIP:				

Batter	1	2	3	4	5	6	7	8	9	AB	R	H	RBI	BB	SO	LOB	BOTTOM			
Don Blasingame, L OBP: 0.285, SLG: 0.290 (1, 4)	K							K		4	0	0	0	0	2	2	Detroit Tigers @ Washington Senators D.C. Stadium, Washington, DC Sun Oct 03 1965, 3:33 AM EDT Att: 3,066 - Unknown			
Ken McMullen, R OBP: 0.323, SLG: 0.415 (1, 5)	F3		1-3				L7	1-3		4	0	0	0	0	0	0				
Dick Nen, L OBP: 0.312, SLG: 0.370 (1, 3)	K		F7				3-1	K		4	0	0	0	0	2	0				
Frank Howard, R OBP: 0.358, SLG: 0.477 Don Lock, R OBP: 0.315, SLG: 0.371 (6, PR) (7, 8)			5-3				L7			1	1	0	0	2	0	0				
Willie Kirkland, L OBP: 0.270, SLG: 0.401 (1, 9)			2B				L7			0	0	0	0	0	0	0				
Willie Kirkland, L OBP: 0.270, SLG: 0.401 (1, 9)			1B				L7			3	2	2	1	0	0	1				
Woodie Held, R OBP: 0.347, SLG: 0.452 (1, 8) (7, 7)			1B				L7			3	0	1	0	0	1	2				
Jim French, L OBP: 0.435, SLG: 0.378 (1, 2)			1B				K			2	0	0	1	1	0	1				
Ed Brinkman, R OBP: 0.251, SLG: 0.256 (1, 6)			1B				FC4			3	0	1	1	0	0	1				
Joe Coleman, R (1, 1)			K				FC1-6			3	0	0	0	0	2	3				
Inning Stats	R: 0 E: 0 K: 2 S: 7	H: 0 LOB: 0 BB: 0 P: 7	R: 2 E: 0 K: 1 S: 7	H: 2 LOB: 2 BB: 2 P: 15	R: 0 E: 0 K: 0 S: 3	H: 0 LOB: 0 BB: 0 P: 3	R: 1 E: 0 K: 0 S: 5	H: 2 LOB: 1 BB: 0 P: 5	R: 0 E: 0 K: 0 S: 3	H: 0 LOB: 0 BB: 0 P: 3	R: 0 E: 0 K: 1 S: 4	H: 0 LOB: 1 BB: 1 P: 8	R: 0 E: 0 K: 1 S: 5	H: 0 LOB: 0 BB: 0 P: 5	R: 0 E: 0 K: 2 S: 7	H: 0 LOB: 0 BB: 0 P: 7	1B: 3 2B: 1 3B: 0 HR: 0	SF: 0 SAC: 0 DP: 0 HBP: 0	WP: 0 PB: 0 SB: 0 CS: 0	PA: 30
PITCHER Joe Sparna, R ERA: 3.18 Leo Marentette, R ERA: Dave Wickersham, R ERA: 3.78 (1, 1) (6, 1) (8, 1)	IP: 5.0 WLS: L BF: 21 H: 4 R: 3 ER: 3 SO: 3 BB: 2 IBB: 0 HBP: 0 BLK: 0 WP: 0 HR: 0 S: 25 P: 33 ERA: 5.40 WHIP: 1.200															PITCHER IP: WLS: BF: H: R: ER: SO: BB: IBB: HBP: BLK: WP: HR: S: P: ERA: WHIP:				