

Detroit Tigers - 1966

| Batter | 1 | 2 | 3 | 4 | 5 | 6 | 7 | 8 | 9 | AB | R | H | RBI | BB | SO | LOB | TOP | | | | | | | | |
|---|------------------------------|---------------------------------|------------------------------|---------------------------------|------------------------------|---------------------------------|------------------------------|---------------------------------|------------------------------|---------------------------------|------------------------------|---------------------------------|------------------------------|---------------------------------|------------------------------|---------------------------------|------------------------------|---------------------------------|----------------------------------|------------------------------------|----------------------------------|--------|--|--|--|
| Don Wert, R OBP: 0.500, SLG: 0.500 (1, 5) | L7 | | G5-3 | | | L1-3 | | | 4-3 | 4 | 1 | 2 | 1 | 0 | 0 | 2 | | | | | | | | | |
| Jerry Lumpe, L OBP: 0.250, SLG: 0.250 (1, 4) | F6 | | | | | L1-3 | | | 4-3 | 4 | 0 | 1 | 0 | 0 | 0 | 2 | | | | | | | | | |
| Norm Cash, L OBP: 0.250, SLG: 0.250 (1, 3) | K | | | | | G1-6-3 | | | 4-3 | 4 | 0 | 1 | 1 | 0 | 1 | 1 | | | | | | | | | |
| Al Kaline, R (1, 9) | | L7 | | | | L7 | | | 4-3 | 3 | 0 | 0 | 0 | 1 | 0 | 0 | | | | | | | | | |
| Willie Horton, R (1, 7) | | F4 | | | | F8 | | | F4 | 4 | 0 | 0 | 0 | 0 | 1 | 2 | | | | | | | | | |
| Bill Freehan, R (1, 2) | | 1-4-3 | | | | F3 | | | F3 | 3 | 0 | 0 | 0 | 0 | 0 | 0 | | | | | | | | | |
| Dick McAuliffe, L (1, 6) | | | | | | 1-3 | | | K | 2 | 0 | 0 | 0 | 1 | 1 | 0 | | | | | | | | | |
| Mickey Stanley, R OBP: 0.333, SLG: 0.667 (1, 8) | | | | | | L5 | | | 5-3 | 3 | 1 | 1 | 0 | 0 | 0 | 1 | | | | | | | | | |
| Mickey Lolich, S OBP: 0.333, SLG: 0.333 (1, 1) | | | | | | FC1 | | | 1B | 3 | 0 | 1 | 0 | 0 | 1 | 2 | | | | | | | | | |
| Inning Stats | R: 0 E: 0 K: 1 S: 5 | H: 0 LOB: 0 BB: 0 P: 5 | R: 0 E: 0 K: 0 S: 3 | H: 0 LOB: 0 BB: 0 P: 3 | R: 0 E: 1 K: 0 S: 3 | H: 0 LOB: 1 BB: 1 P: 7 | R: 0 E: 0 K: 0 S: 3 | H: 1 LOB: 0 BB: 0 P: 3 | R: 0 E: 0 K: 0 S: 3 | H: 0 LOB: 0 BB: 0 P: 3 | R: 1 E: 0 K: 1 S: 6 | H: 2 LOB: 0 BB: 0 P: 6 | R: 0 E: 0 K: 1 S: 5 | H: 0 LOB: 0 BB: 0 P: 5 | R: 0 E: 0 K: 1 S: 5 | H: 0 LOB: 0 BB: 0 P: 5 | R: 1 E: 0 K: 0 S: 5 | H: 3 LOB: 2 BB: 1 P: 9 | 1B: 5 2B: 2 3B: 0 HR: 0 | SF: 0 SAC: 0 DP: 3 HBP: 0 | WP: 0 PB: 0 SB: 1 CS: 0 | PA: 32 | | | |
| PITCHER | IP | WLS | BF | H | R | ER | SO | BB | IBB | HBP | BLK | WP | HR | S | P | ERA | WHIP | | | | | | | | |
| Whitey Ford, L ERA: 2.08 (1, 1) | 8.2 | L | 30 | 6 | 2 | 2 | 4 | 1 | 0 | 0 | 0 | 0 | 0 | 37 | 41 | 2.08 | 0.808 | | | | | | | | |
| Pedro Ramos, R ERA: (9, 1) | 0.1 | | 2 | 0 | 0 | 0 | 0 | 1 | 0 | 0 | 0 | 0 | 0 | 1 | 5 | 0.00 | 3.000 | | | | | | | | |

Detroit Tigers @ New York Yankees
Yankee Stadium, Bronx, NY
Tue Apr 12 1966, 3:33 AM EST
Att: 40,006 - Unknown - 56 F

| | |
|-----|----|
| AB | 30 |
| R | 2 |
| H | 6 |
| RBI | 2 |
| BB | 2 |
| SO | 4 |
| LOB | 10 |



| Batter | 1 | 2 | 3 | 4 | 5 | 6 | 7 | 8 | 9 | AB | R | H | RBI | BB | SO | LOB | BOTTOM | | | | | | | | |
|---|------------------------------|---------------------------------|------------------------------|---------------------------------|------------------------------|---------------------------------|------------------------------|---------------------------------|------------------------------|----------------------------------|------------------------------|---------------------------------|------------------------------|----------------------------------|------------------------------|---------------------------------|----------------------------------|------------------------------------|----------------------------------|--------|--|--|--|--|--|
| Bobby Richardson, R OBP: 0.500, SLG: 0.333 (1, 4) | L6 | | 5-3 | | | CS | | | | 3 | 0 | 1 | 0 | 1 | 0 | 0 | | | | | | | | | |
| Tom Tresh, S (1, 7) | K | | | | | K | | | | 4 | 0 | 0 | 0 | 0 | 3 | 2 | | | | | | | | | |
| Roger Maris, L OBP: 0.500, SLG: 0.333 (1, 9) | | | | | | 1B | | | F5 | 3 | 0 | 1 | 0 | 1 | 1 | 1 | | | | | | | | | |
| Mickey Mantle, S OBP: 0.667, SLG: 1.000 (6, PR) | | | | | | | | | | 3 | 0 | 2 | 0 | 0 | 1 | 1 | | | | | | | | | |
| Roger Repoz, L (7, 8) | | | | | | | | | | 0 | 0 | 0 | 0 | 0 | 0 | 0 | | | | | | | | | |
| Lou Clinton, R (9, PH) | | | | | | | | | FC1-6 | 0 | 0 | 0 | 0 | 1 | 0 | 0 | | | | | | | | | |
| Clete Boyer, R (1, 5) | | L7 | | | | L9 | | | FC1-6 | 4 | 0 | 0 | 0 | 0 | 0 | 4 | | | | | | | | | |
| Joe Pepitone, L OBP: 0.500, SLG: 1.250 (1, 3) | | L8 | | | | HR | | | 1B | 4 | 1 | 2 | 1 | 0 | 1 | 0 | | | | | | | | | |
| Elston Howard, R (1, 2) | | K | | | | G4-6-3 | | | P6 | 3 | 0 | 0 | 0 | 1 | 1 | 2 | | | | | | | | | |
| Ruben Amaro, R (1, 6) | | | | | | | | | P6 | 3 | 0 | 0 | 0 | 0 | 0 | 1 | | | | | | | | | |
| Roy White, S (9, PH) | | | | | | F4 | | | P6 | 1 | 0 | 0 | 0 | 0 | 0 | 2 | | | | | | | | | |
| Whitey Ford, L (1, 1) | | | | | | G4-6-3 | | | F2 | 3 | 0 | 0 | 0 | 0 | 3 | 0 | | | | | | | | | |
| Pedro Ramos, S (9, 1) | | | | | | K | | | K | 0 | 0 | 0 | 0 | 0 | 0 | 0 | | | | | | | | | |
| Inning Stats | R: 0 E: 0 K: 2 S: 8 | H: 1 LOB: 1 BB: 0 P: 8 | R: 0 E: 0 K: 1 S: 5 | H: 0 LOB: 0 BB: 0 P: 5 | R: 0 E: 0 K: 1 S: 6 | H: 1 LOB: 1 BB: 0 P: 6 | R: 1 E: 0 K: 1 S: 5 | H: 1 LOB: 0 BB: 1 P: 9 | R: 0 E: 0 K: 1 S: 6 | H: 2 LOB: 2 BB: 1 P: 10 | R: 0 E: 0 K: 1 S: 5 | H: 0 LOB: 0 BB: 0 P: 5 | R: 0 E: 0 K: 2 S: 7 | H: 0 LOB: 1 BB: 1 P: 11 | R: 0 E: 0 K: 0 S: 4 | H: 1 LOB: 2 BB: 1 P: 8 | 1B: 4 2B: 2 3B: 0 HR: 1 | SF: 0 SAC: 0 DP: 2 HBP: 0 | WP: 0 PB: 0 SB: 0 CS: 1 | PA: 35 | | | | | |
| PITCHER | IP | WLS | BF | H | R | ER | SO | BB | IBB | HBP | BLK | WP | HR | S | P | ERA | WHIP | | | | | | | | |
| Mickey Lolich, L ERA: 1.0 (1, 1) | 9.0 | W | 35 | 6 | 1 | 1 | 10 | 4 | 0 | 0 | 0 | 0 | 1 | 51 | 67 | 1.00 | 1.111 | | | | | | | | |

Detroit Tigers @ New York Yankees
Yankee Stadium, Bronx, NY
Tue Apr 12 1966, 3:33 AM EST
Att: 40,006 - Unknown - 56 F


| | |
|-----|----|
| AB | 31 |
| R | 1 |
| H | 6 |
| RBI | 1 |
| BB | 4 |
| SO | 10 |
| LOB | 13 |



| Batter | 1 | 2 | 3 | 4 | 5 | 6 | 7 | 8 | 9 | AB | R | H | RBI | BB | SO | LOB | TOP | | | | | | | | |
|--|------------------------------------|---------------------------------|------------------------------|---------------------------------|------------------------------|---------------------------------|------------------------------|---------------------------------|--------------------------------|----------------------------------|------------------------------|---------------------------------|------------------------------|---------------------------------|------------------------------|---------------------------------|------------------------------|----------------------------------|----------------------------------|------------------------------------|----------------------------------|--------|--|--|--|
| Dick McAuliffe, L (1, 6) OBP: 0.500, SLG: 0.571 | 0-0 4-3 | | 0-0 F8 | | 0-0 FC5 1-3 2-H | | 0-0 FC3-6 1-2 | | 0-0 E BB 1B | 5 | 0 | 3 | 1 | 0 | 0 | 0 | | | | | | | | | |
| Jerry Lumpe, L (1, 4) OBP: 0.250, SLG: 0.143 Willie Horton, R (9, PH) (9, 7) | 0-0 6-3 | | 0-0 1-3 | | 4-0 BB | | 0-0 FC3-6 1-2 2-3 | | 4-0 E BB 1B | 3 | 0 | 0 | 0 | 1 | 0 | 2 | | | | | | | | | |
| Norm Cash, L (1, 3) OBP: 0.222, SLG: 0.222 | 0-0 1B | | 0-0 F8 | | 0-0 F6 | | 0-0 4-3 | | 0-0 E6 1-2 2-3 3-H | 5 | 0 | 1 | 1 | 0 | 0 | 7 | | | | | | | | | |
| Al Kaline, R (1, 9) OBP: 0.222, SLG: 0.125 | 0-0 L6-3 | | | 0-0 L6 | 0-0 FC5 2-3f | | | | 0-0 L7-4 S 1B | 5 | 0 | 1 | 0 | 0 | 0 | 7 | | | | | | | | | |
| Jim Northrup, L (1, 7) Don Demeter, R (9, PH) Dick Tracewski, R (9, 4) | | 0-0 5-3 | | 4-0 G1-6-3 BB | | 0-0 F7 | | 0-0 F6 | 0-0 L9 | 3 | 0 | 0 | 0 | 1 | 0 | 1 | | | | | | | | | |
| Don Wert, R (1, 5) OBP: 0.500, SLG: 0.429 | 0-0 E FC5-4 1B | | 0-0 G1-6-3 1-2f | | 0-0 5-3 | | 0-0 5-3 | | 4-0 1-2 BB | 3 | 1 | 1 | 0 | 1 | 0 | 1 | | | | | | | | | |
| Bill Freehan, R (1, 2) OBP: 0.143, SLG: 0.286 | 0-0 E1 FC5-4 | | | | 0-0 FC5-6 2B | | 0-0 6-3 | | 0-0 L7-4 2-3 | 4 | 0 | 1 | 0 | 0 | 0 | 3 | | | | | | | | | |
| Mickey Stanley, R (1, 8) OBP: 0.286, SLG: 0.333 | 0-0 FC5-4 1-2f 2-3 3-H | | | | 4-0 FC5-6 2B BB | | 0-0 G1 | | 0-0 F8 | 3 | 1 | 0 | 1 | 1 | 0 | 1 | | | | | | | | | |
| Denny McLain, R (1, 1) OBP: 0.333, SLG: 0.333 Gates Brown, L (9, PH) Larry Sherry, R (9, 1) | 0-0 K | | | | 0-0 FC5-6 2B | | 0-0 FC3-6 1B | | 4-0 1B E BB | 3 | 0 | 1 | 0 | 0 | 1 | 3 | | | | | | | | | |
| Inning Stats | R: 0 E: 0 K: 0 S: 4 | H: 1 LOB: 1 BB: 0 P: 4 | R: 1 E: 1 K: 1 S: 7 | H: 1 LOB: 1 BB: 0 P: 7 | R: 0 E: 0 K: 0 S: 3 | H: 0 LOB: 0 BB: 1 P: 3 | R: 0 E: 0 K: 0 S: 2 | H: 0 LOB: 0 BB: 1 P: 6 | R: 1 E: 0 K: 0 S: 5 | H: 2 LOB: 3 BB: 2 P: 13 | R: 0 E: 0 K: 0 S: 3 | H: 0 LOB: 0 BB: 0 P: 3 | R: 0 E: 0 K: 0 S: 5 | H: 2 LOB: 2 BB: 0 P: 5 | R: 0 E: 0 K: 0 S: 3 | H: 1 LOB: 1 BB: 1 P: 7 | R: 1 E: 2 K: 0 S: 5 | H: 1 LOB: 3 BB: 2 P: 13 | 1B: 6 2B: 3 3B: 0 HR: 0 | SF: 0 SAC: 0 DP: 2 HBP: 0 | WP: 0 PB: 0 SB: 1 CS: 0 | PA: 41 | | | |
| PITCHER | IP | WLS | BF | H | R | ER | SO | BB | IBB | HBP | BLK | WP | HR | S | P | ERA | WHIP | | | | | | | | |
| Mel Stottlemyre, R (1, 1) ERA: 1.29 | 7.0 | | 30 | 6 | 2 | 1 | 1 | 3 | 0 | 0 | 0 | 0 | 0 | 29 | 41 | 1.29 | 1.286 | | | | | | | | |
| Pedro Ramos, R (8, 1) ERA: 5.4 | 1.1 | L | 7 | 2 | 1 | 1 | 0 | 2 | 0 | 0 | 0 | 0 | 0 | 5 | 13 | 6.75 | 3.000 | | | | | | | | |
| Steve Hamilton, L (9, 1) ERA: | 0.1 | | 3 | 0 | 0 | 0 | 0 | 1 | 0 | 0 | 0 | 0 | 0 | 2 | 6 | 0.00 | 3.000 | | | | | | | | |
| Hal Reniff, R (9, 1) ERA: | 0.1 | | 1 | 0 | 0 | 0 | 0 | 0 | 0 | 0 | 0 | 0 | 0 | 1 | 1 | 0.00 | 0.000 | | | | | | | | |

Detroit Tigers @ New York Yankees
Yankee Stadium, Bronx, NY
Thu Apr 14 1966, 3:33 AM EST
Unknown - 56 F


AB 35
R 3
H 8
RBI 3
BB 6
SO 1
LOB 28



| Batter | 1 | 2 | 3 | 4 | 5 | 6 | 7 | 8 | 9 | AB | R | H | RBI | BB | SO | LOB | BOTTOM | | | | | | | | |
|---|------------------------------|---------------------------------|------------------------------|---------------------------------|------------------------------|---------------------------------|------------------------------|---------------------------------|------------------------------|---------------------------------|------------------------------|----------------------------------|------------------------------|---------------------------------|------------------------------|---------------------------------|----------------------------------|------------------------------------|----------------------------------|--------|--|--|--|--|--|
| Bobby Richardson, R (1, 4) OBP: 0.444, SLG: 0.286 | 0-0 F5 | | 0-0 F8 | | 4-0 WP BB BB | | 0-0 BB 1B | | 0-0 F7 | 4 | 0 | 1 | 0 | 1 | 0 | 0 | | | | | | | | | |
| Roy White, S (1, 8) OBP: 0.667, SLG: 0.667 | 0-0 L8-6 2B | | 4-0 BB | | 4-0 WP BB BB | | 4-0 1-2 BB | | 0-3 K | 2 | 0 | 1 | 0 | 3 | 1 | 0 | | | | | | | | | |
| Roger Maris, L (1, 9) OBP: 0.375, SLG: 0.167 | 4-0 BB | | 0-0 F2 | | 0-0 L9 | | 0-0 F2 | | | 3 | 0 | 0 | 0 | 1 | 0 | 5 | | | | | | | | | |
| Joe Pepitone, L (1, 3) OBP: 0.375, SLG: 0.714 | 0-0 L8-6 2-3 | | | 4-0 1B 6-3 BB | 0-0 F2 | | 0-0 L9 | | | 3 | 1 | 0 | 0 | 1 | 0 | 6 | | | | | | | | | |
| Tom Tresh, S (1, 7) OBP: 0.250, SLG: 0.250 | | 0-0 3-1 | | 0-0 1-3 1B | | 0-0 SH5-3 1B | | 0-0 F8 | | 4 | 0 | 2 | 0 | 0 | 0 | 0 | | | | | | | | | |
| Clete Boyer, R (1, 5) OBP: 0.143, SLG: 0.571 | | 0-0 F5 | | 0-0 6-3 | | 0-0 SH5-3 | | 0-0 HR | | 3 | 1 | 1 | 2 | 0 | 0 | 1 | | | | | | | | | |
| Elston Howard, R (1, 2) OBP: 0.250, SLG: 0.143 | | 0-0 1B | | 0-0 F8 | | 0-0 F7 | | 0-0 L8 | | 4 | 0 | 1 | 0 | 0 | 0 | 2 | | | | | | | | | |
| Ruben Amaro, R (1, 6) Roger Repoz, L (6, PH) Horace Clarke, S (7, 6) | | 0-0 F7 | | 0-0 F7 | | 0-3 K | | 0-0 F6 | | 2 | 0 | 0 | 0 | 0 | 0 | 2 | | | | | | | | | |
| Mel Stottlemyre, R (1, 1) Ray Barker, L (7, PH) Pedro Ramos, S (8, 1) Steve Hamilton, L (9, 1) Hal Reniff, R (9, 1) Mickey Mantle, S (9, PH) OBP: 0.500, SLG: 0.750 | | | 0-0 6-3 | | 0-0 4-3 | | 0-3 K | | 0-3 K | 2 | 0 | 0 | 0 | 0 | 0 | 0 | | | | | | | | | |
| Inning Stats | R: 0 E: 0 K: 0 S: 3 | H: 1 LOB: 1 BB: 1 P: 7 | R: 0 E: 0 K: 0 S: 4 | H: 1 LOB: 0 BB: 0 P: 4 | R: 0 E: 0 K: 0 S: 3 | H: 0 LOB: 1 BB: 1 P: 7 | R: 1 E: 0 K: 0 S: 4 | H: 1 LOB: 1 BB: 1 P: 8 | R: 0 E: 0 K: 1 S: 6 | H: 1 LOB: 2 BB: 0 P: 6 | R: 0 E: 0 K: 1 S: 6 | H: 1 LOB: 2 BB: 1 P: 10 | R: 0 E: 0 K: 0 S: 4 | H: 1 LOB: 0 BB: 0 P: 4 | R: 0 E: 0 K: 2 S: 7 | H: 0 LOB: 0 BB: 0 P: 7 | 1B: 4 2B: 2 3B: 0 HR: 1 | SF: 0 SAC: 1 DP: 1 HBP: 0 | WP: 1 PB: 0 SB: 0 CS: 0 | PA: 38 | | | | | |
| PITCHER | IP | WLS | BF | H | R | ER | SO | BB | IBB | HBP | BLK | WP | HR | S | P | ERA | WHIP | | | | | | | | |
| Denny McLain, R (1, 1) ERA: 2.25 | 8.0 | | 35 | 6 | 2 | 2 | 2 | 6 | 0 | 0 | 0 | 0 | 0 | 33 | 57 | 2.25 | 1.500 | | | | | | | | |
| Larry Sherry, R (9, 1) ERA: | 1.0 | S | 3 | 0 | 0 | 0 | 2 | 0 | 0 | 0 | 0 | 0 | 0 | 7 | 7 | 0.00 | 0.000 | | | | | | | | |

Detroit Tigers @ New York Yankees
Yankee Stadium, Bronx, NY
Thu Apr 14 1966, 3:33 AM EST
Unknown - 56 F

AB 31
R 2
H 6
RBI 2
BB 6
SO 4
LOB 17



| Batter | 1 | 2 | 3 | 4 | 5 | 6 | 7 | 8 | 9 | AB | R | H | RBI | BB | SO | LOB | TOP | | | | | |
|--|---|----------------------------------|------------------------------|---------------------------------|------------------------------|---------------------------------|------------------------------|---------------------------------|--------------------------------|----------------------------------|------------------------------|---------------------------------|------------------------------|---------------------------------|------------------------------|---------------------------------|------------------------------|----------------------------------|----------------------------------|------------------------------------|----------------------------------|--------|
| Dick McAuliffe, L (1,6) OBP: 0.462, SLG: 0.455 | 4-0 CS 1-3 BB | | 0-0 1B 1B | 0-0 L5 | | 0-0 G3-6-1 | | | 0-0 3-1 | 4 | 1 | 1 | 0 | 1 | 0 | 1 | | | | | | |
| Jerry Lumpe, L (1,4) OBP: 0.231, SLG: 0.091 | 0-0 1-3 | | 0-0 F6 | | | | | 0-0 6-3 | 4-0 2B 1B BB | 4 | 2 | 0 | 0 | 1 | 0 | 2 | | | | | | |
| Norm Cash, L (1,3) OBP: 0.429, SLG: 0.417 | 4-0 1B 2-3 BB | | 0-0 1B FC1-6-4 1B | | | | | 0-3 K | 0-0 1B 1-3 2B | 3 | 1 | 2 | 0 | 2 | 1 | 0 | | | | | | |
| Al Kaline, R (1,9) OBP: 0.500, SLG: 0.364 | 0-0 1-2 1B | | 0-0 1-3 3-H 1B | | | | | 1-0 HBP HBP | 4-0 1B IBB | 3 | 0 | 3 | 2 | 1 | 0 | 0 | | | | | | |
| Willie Horton, R (1,7) OBP: 0.300, SLG: 0.125 | 0-3 K | | 0-0 FC1-6-4 | | | | | 1-0 HBP | 0-0 1-2 2-3 3-H 1B | 4 | 0 | 1 | 2 | 0 | 1 | 5 | | | | | | |
| Don Wert, R (1,5) OBP: 0.385, SLG: 0.273 | | 0-3 K | 0-0 5-3 | | | | | 0-0 1-2 BB | 0-0 F4 | 4 | 0 | 0 | 0 | 1 | 1 | 6 | | | | | | |
| Mickey Stanley, R (1,8) OBP: 0.167, SLG: 0.182 | | 0-0 5-3 | | | | | | 0-0 F7 | 0-0 G3 | 5 | 0 | 0 | 0 | 0 | 1 | 5 | | | | | | |
| Orlando McFarlane, R (1,2) OBP: 0.500, SLG: 1.500 | | 0-0 2B | | | | | | 0-0 F6 | 0-0 F8 | 4 | 1 | 2 | 1 | 0 | 0 | 0 | | | | | | |
| Bill Monbouquette, R (1,1) OBP: 0.250, SLG: 0.250 | | 0-3 K | | | | | | 0-0 G3-6-1 1B | 0-0 1-3 | 4 | 0 | 1 | 0 | 0 | 2 | 1 | | | | | | |
| Inning Stats | R: 0 E: 0 K: 1 S: 5 | H: 1 LOB: 2 BB: 2 P: 13 | R: 0 E: 0 K: 2 S: 8 | H: 1 LOB: 1 BB: 0 P: 8 | R: 2 E: 0 K: 0 S: 6 | H: 3 LOB: 1 BB: 0 P: 6 | R: 1 E: 0 K: 1 S: 6 | H: 1 LOB: 0 BB: 0 P: 6 | R: 1 E: 1 K: 0 S: 4 | H: 1 LOB: 2 BB: 2 P: 12 | R: 0 E: 0 K: 0 S: 3 | H: 1 LOB: 0 BB: 0 P: 3 | R: 0 E: 0 K: 1 S: 5 | H: 0 LOB: 2 BB: 0 P: 7 | R: 0 E: 0 K: 0 S: 3 | H: 0 LOB: 0 BB: 0 P: 3 | R: 1 E: 0 K: 1 S: 7 | H: 2 LOB: 3 BB: 2 P: 15 | 1B: 7 2B: 2 3B: 0 HR: 1 | SF: 0 SAC: 0 DP: 1 HBP: 2 | WP: 0 PB: 0 SB: 0 CS: 2 | PA: 43 |
| PITCHER | IP WLS BF H R ER SO BB IBB HBP BLK WP HR S P ERA WHIP | | | | | | | | | | | | | | | | | | | | | |
| Bob Friend, R (1,1) ERA: 6.75 | 4.0 L 22 7 4 3 4 3 0 0 0 0 0 1 27 39 6.75 2.500 | | | | | | | | | | | | | | | | | | | | | |
| Pedro Ramos, R (5,1) ERA: 3.39 | 1.0 3 0 0 0 0 1 0 0 0 0 0 0 2 6 0.00 1.000 | | | | | | | | | | | | | | | | | | | | | |
| Dooley Womack, R (6,1) ERA: | 3.0 11 1 0 0 1 0 0 2 0 0 0 0 11 13 0.00 0.333 | | | | | | | | | | | | | | | | | | | | | |
| Jack Cullen, R (9,1) ERA: 9.0 | 1.0 7 2 1 1 1 1 1 0 0 0 0 0 7 15 9.00 3.000 | | | | | | | | | | | | | | | | | | | | | |

Detroit Tigers @ New York Yankees
Yankee Stadium, Bronx, NY
Thu Apr 14 1966, 3:38 AM EST
Att: 13,659 - Unknown - 56 F

AB 35
R 5
H 10
RBI 5
BB 6
SO 6
LOB 20



| Batter | 1 | 2 | 3 | 4 | 5 | 6 | 7 | 8 | 9 | AB | R | H | RBI | BB | SO | LOB | BOTTOM | | | | | |
|--|---|---------------------------------|------------------------------|---------------------------------|------------------------------|---------------------------------|------------------------------|---------------------------------|------------------------------|---------------------------------|------------------------------|---------------------------------|------------------------------|---------------------------------|------------------------------|---------------------------------|------------------------------|---------------------------------|----------------------------------|------------------------------------|----------------------------------|--------|
| Bobby Richardson, R (1,4) OBP: 0.385, SLG: 0.273 | 0-0 L5 | | 0-0 E3 1B | | | | | 0-0 L4-3 | | 4 | 0 | 1 | 0 | 0 | 0 | 1 | | | | | | |
| Tom Tresh, S (1,7) OBP: 0.250, SLG: 0.250 | 0-0 F2 | | 0-0 G3 | | | | | 0-3 K | | 4 | 0 | 1 | 0 | 0 | 1 | 1 | | | | | | |
| Roger Maris, L (1,9) OBP: 0.333, SLG: 0.111 | 0-3 K | | 0-0 3-1 | | | | | 4-0 FC1-6 BB | 0-3 K | 3 | 0 | 0 | 0 | 1 | 2 | 1 | | | | | | |
| Mickey Mantle, S (1,8) OBP: 0.250, SLG: 0.375 | | 0-0 L1 | | | | | | 0-0 FC1-6 | 0-3 K | 4 | 0 | 0 | 0 | 0 | 1 | 2 | | | | | | |
| Joe Pepitone, L (1,3) OBP: 0.417, SLG: 0.636 | | 0-0 HR 1B | | | | | | 0-0 F5 | 0-0 1B | 4 | 1 | 2 | 0 | 0 | 0 | 2 | | | | | | |
| Clete Boyer, R (1,5) OBP: 0.091, SLG: 0.364 | | 0-0 L9 | | | | | | 0-0 L1 | 0-0 F7 | 4 | 0 | 0 | 0 | 0 | 0 | 2 | | | | | | |
| Jake Gibbs, L (1,2) OBP: 0.333, SLG: 1.333 | | 0-0 HR | | | | | | 0-0 4-3 | | 3 | 1 | 1 | 2 | 0 | 1 | 0 | | | | | | |
| Ruben Amaro, R (1,6) OBP: 0.091, SLG: 0.364 | | 0-0 L9 | | | | | | 0-0 F7 | 0-0 F4 | 3 | 0 | 0 | 0 | 0 | 0 | 0 | | | | | | |
| Bob Friend, R (1,1) Pedro Ramos, S (5,1) Bobby Murcer, L (6,1) Dooley Womack, L (8,1) Roy White, S (8,1) Jack Cullen, R (9,1) | | 0-3 K | | | | | | 0-0 4-3 | 0-0 L4-3 1B | 1 | 0 | 0 | 0 | 0 | 1 | 0 | | | | | | |
| Inning Stats | R: 0 E: 0 K: 1 S: 5 | H: 0 LOB: 0 BB: 0 P: 5 | R: 2 E: 0 K: 0 S: 5 | H: 2 LOB: 0 BB: 0 P: 5 | R: 0 E: 1 K: 1 S: 6 | H: 1 LOB: 1 BB: 0 P: 6 | R: 0 E: 0 K: 0 S: 3 | H: 0 LOB: 0 BB: 0 P: 3 | R: 0 E: 0 K: 1 S: 5 | H: 0 LOB: 0 BB: 0 P: 5 | R: 0 E: 0 K: 0 S: 4 | H: 1 LOB: 2 BB: 1 P: 8 | R: 0 E: 0 K: 0 S: 3 | H: 0 LOB: 0 BB: 0 P: 3 | R: 0 E: 0 K: 1 S: 5 | H: 1 LOB: 0 BB: 0 P: 5 | R: 0 E: 0 K: 2 S: 8 | H: 1 LOB: 1 BB: 0 P: 8 | 1B: 5 2B: 1 3B: 0 HR: 1 | SF: 0 SAC: 0 DP: 1 HBP: 0 | WP: 0 PB: 0 SB: 0 CS: 0 | PA: 33 |
| PITCHER | IP WLS BF H R ER SO BB IBB HBP BLK WP HR S P ERA WHIP | | | | | | | | | | | | | | | | | | | | | |
| Bill Monbouquette, R (1,1) ERA: 2.0 | 9.0 W 33 6 2 2 6 1 0 0 0 0 0 1 44 48 2.00 0.778 | | | | | | | | | | | | | | | | | | | | | |

Detroit Tigers @ New York Yankees
Yankee Stadium, Bronx, NY
Thu Apr 14 1966, 3:38 AM EST
Att: 13,659 - Unknown - 56 F

AB 32
R 2
H 6
RBI 2
BB 1
SO 6
LOB 9



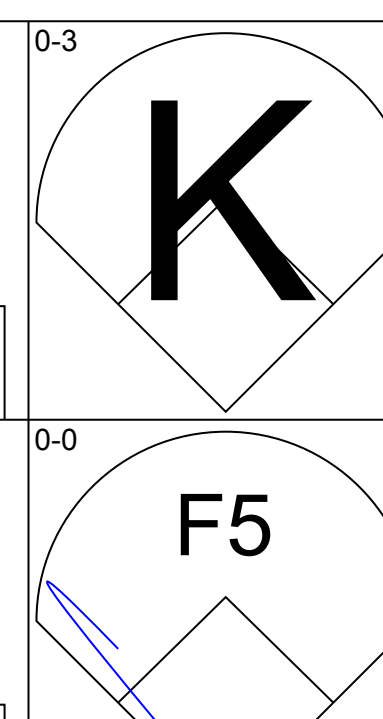
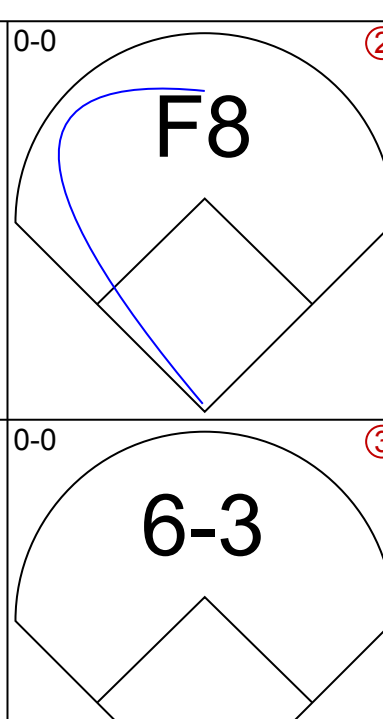
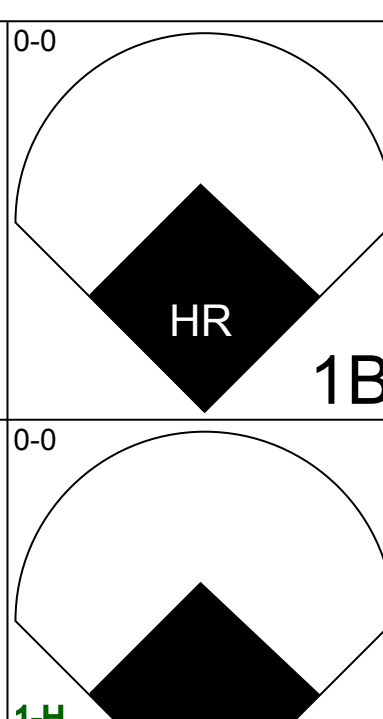
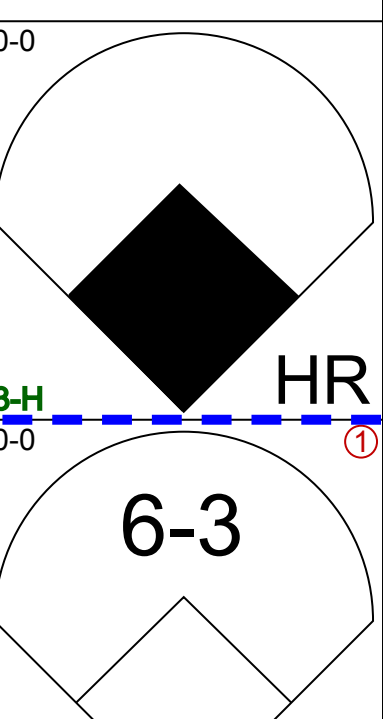
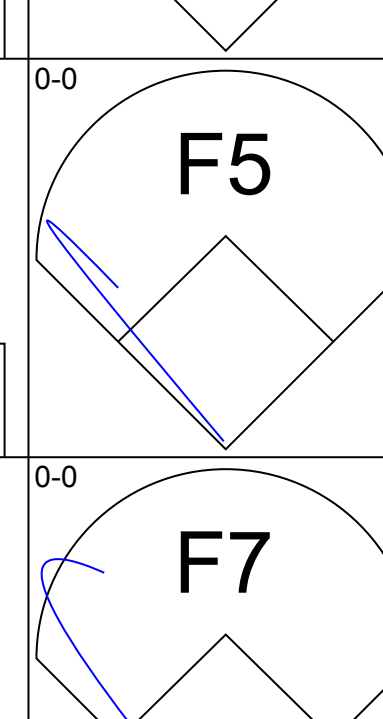
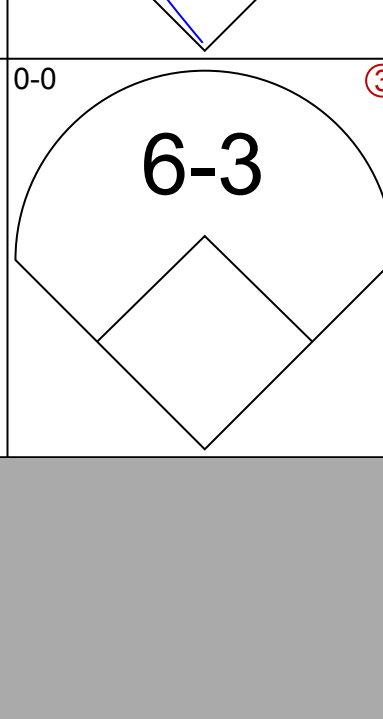
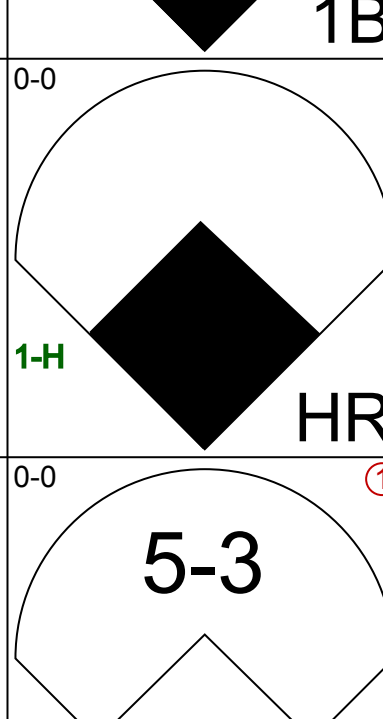
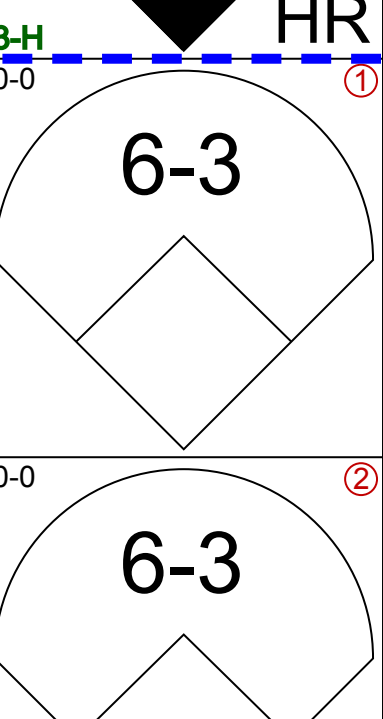
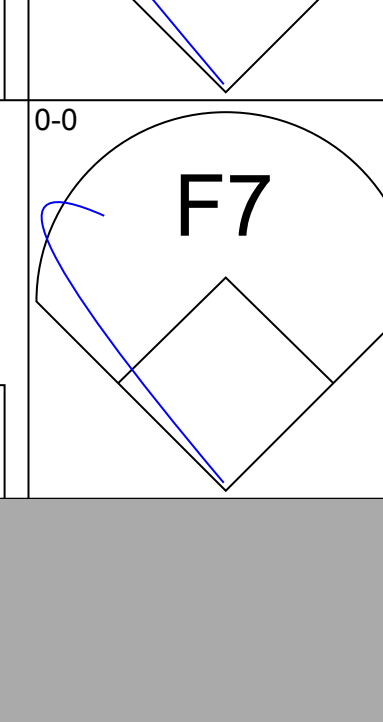
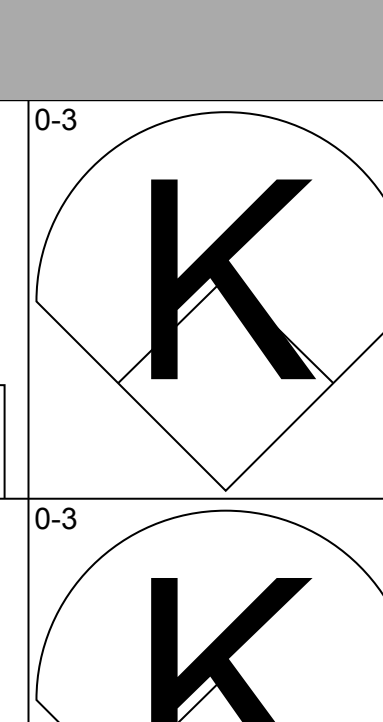
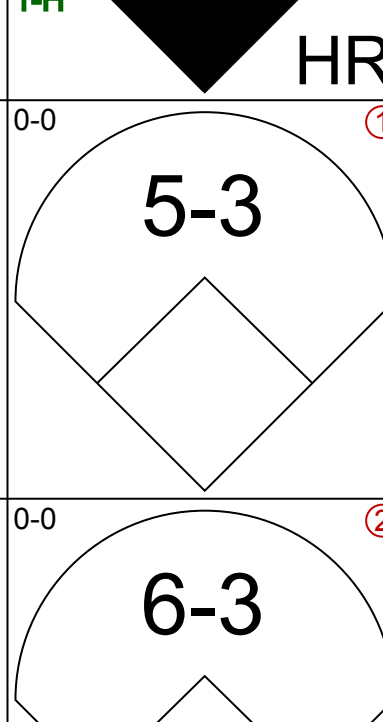
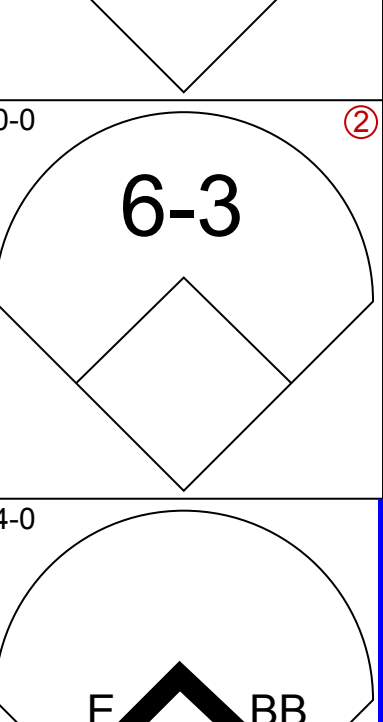
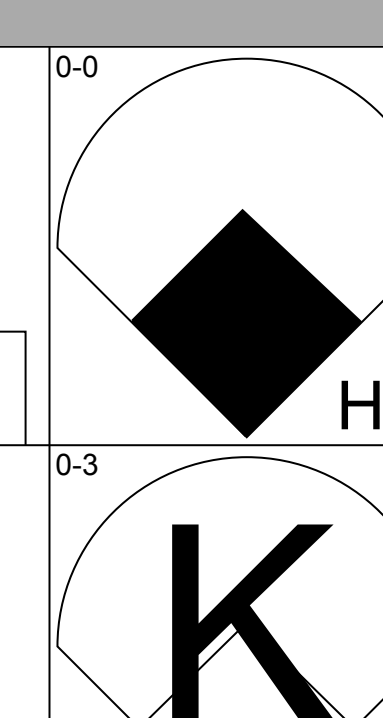
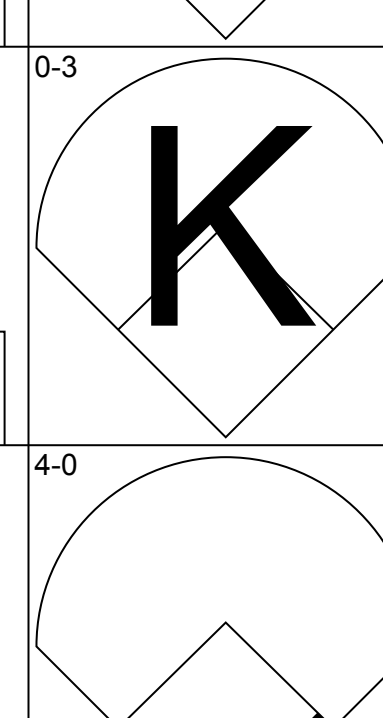
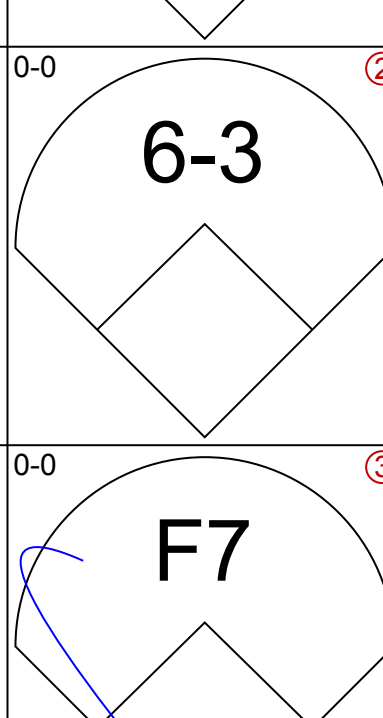
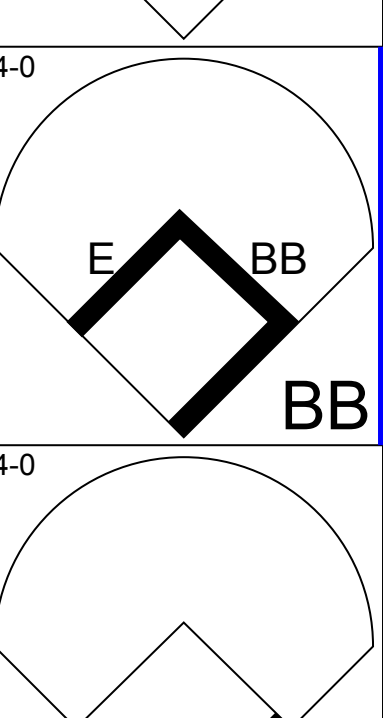
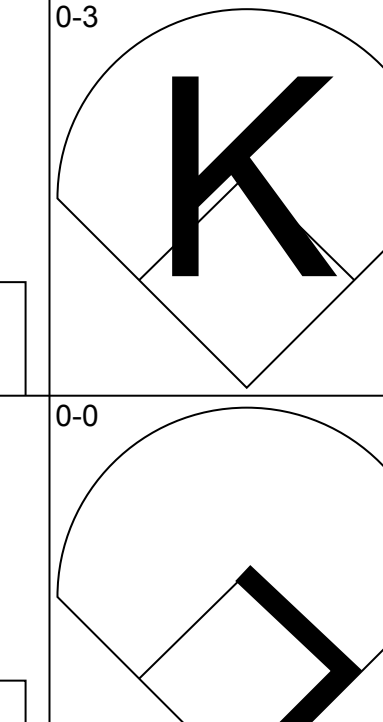
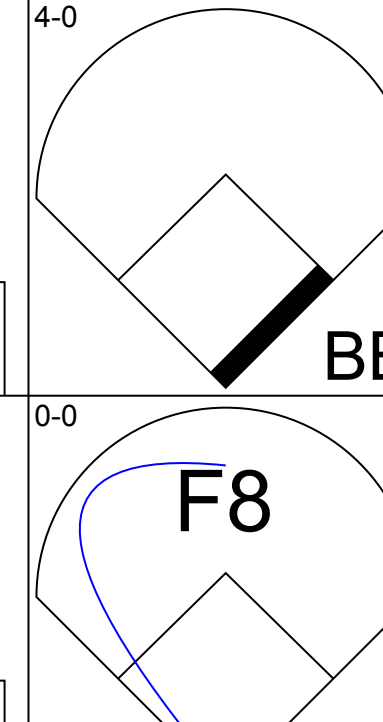
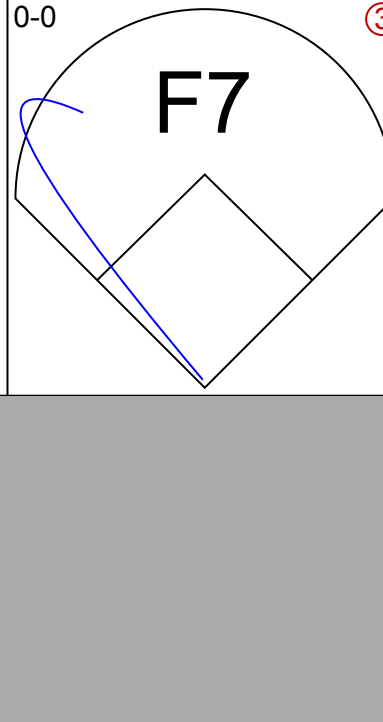
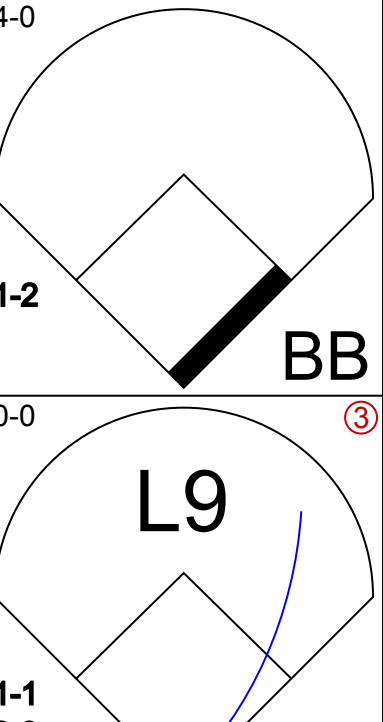
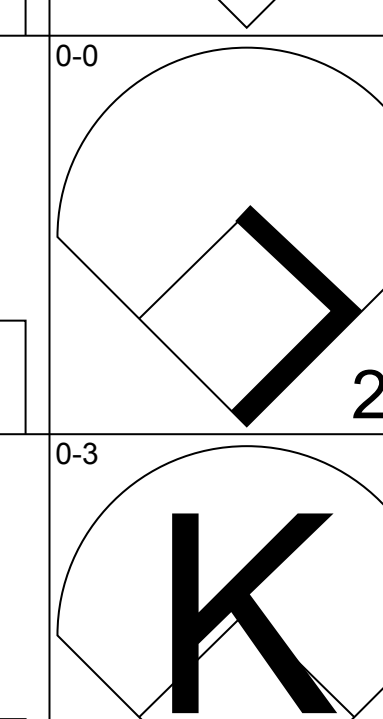
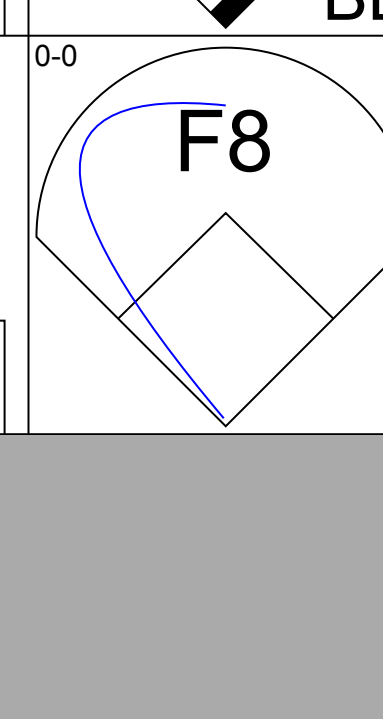
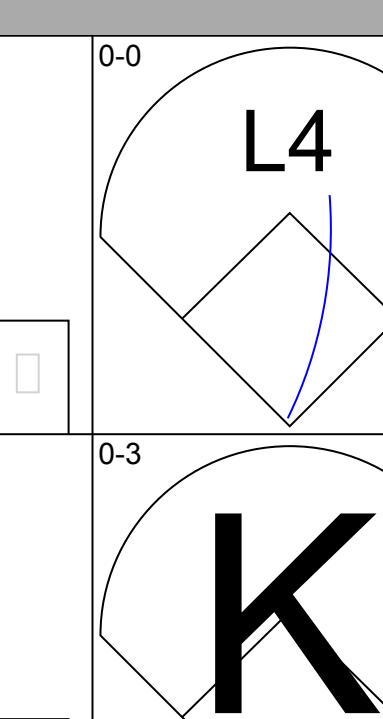
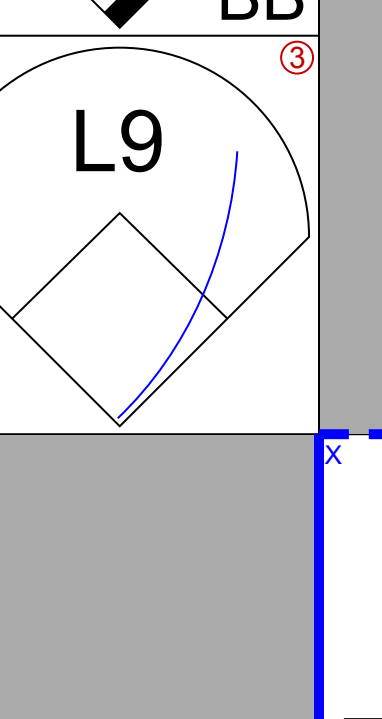
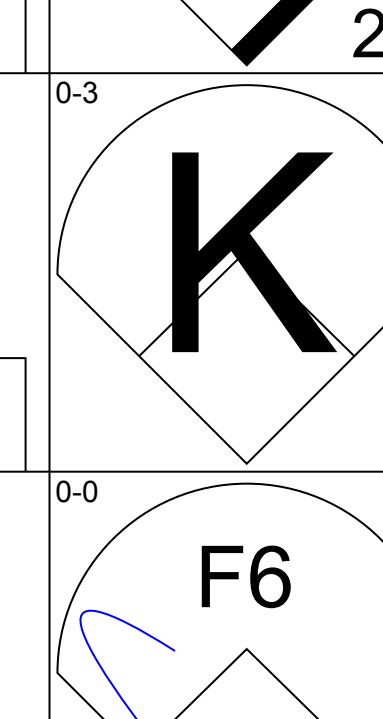
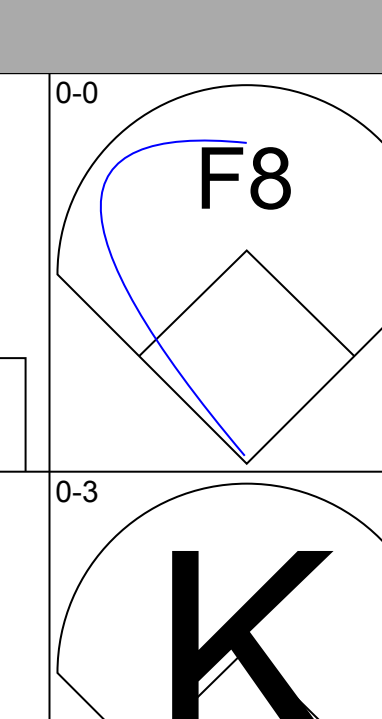
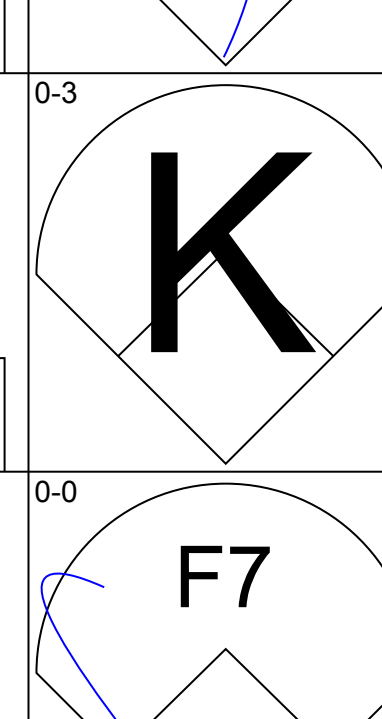
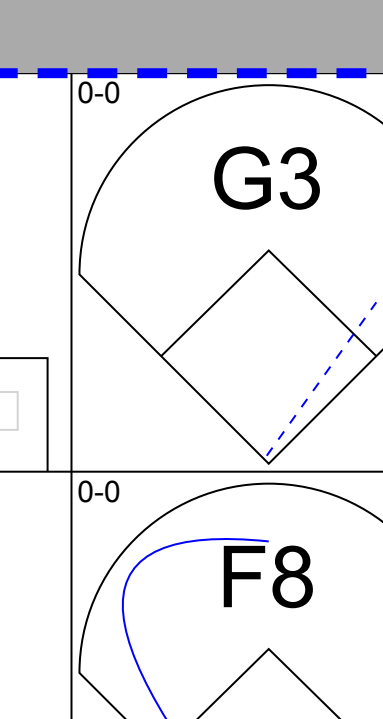
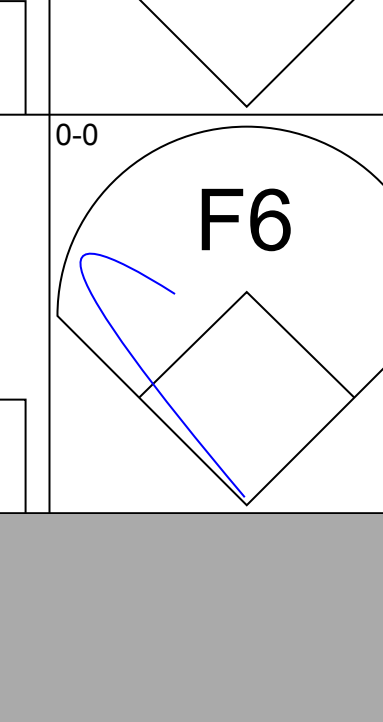

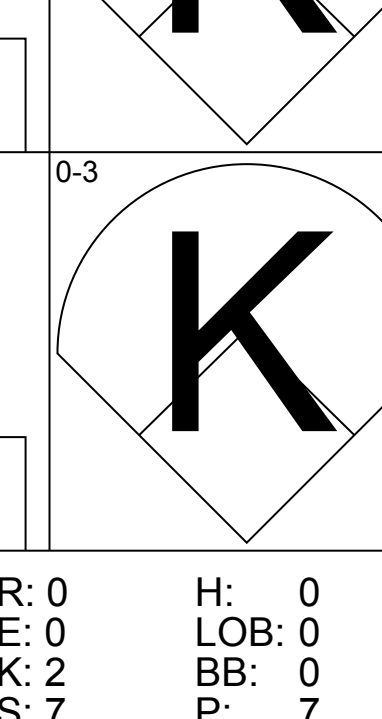

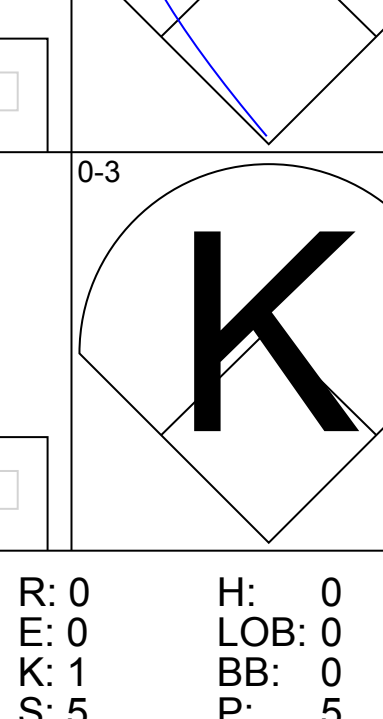
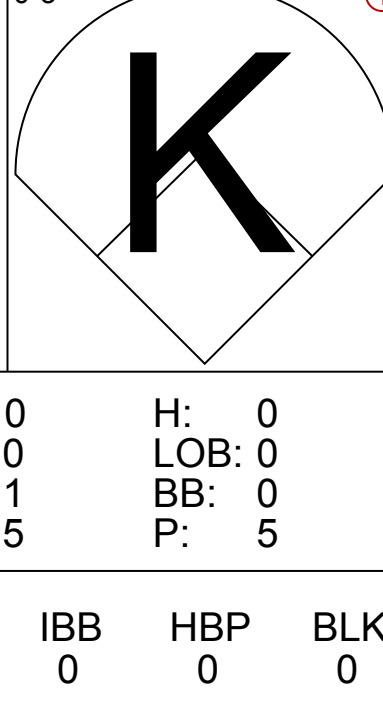
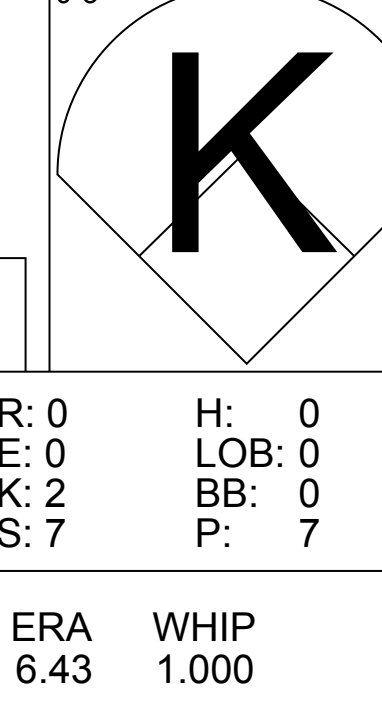
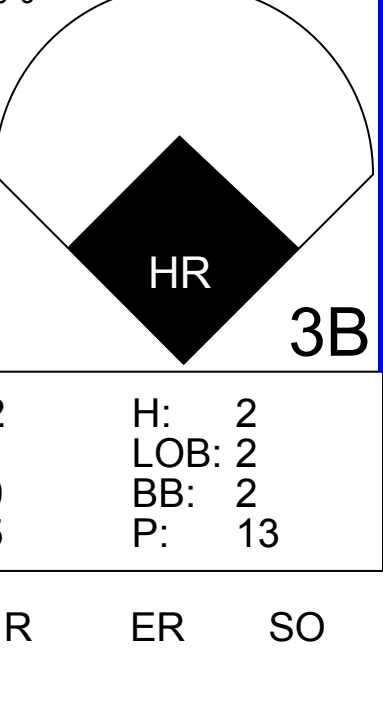
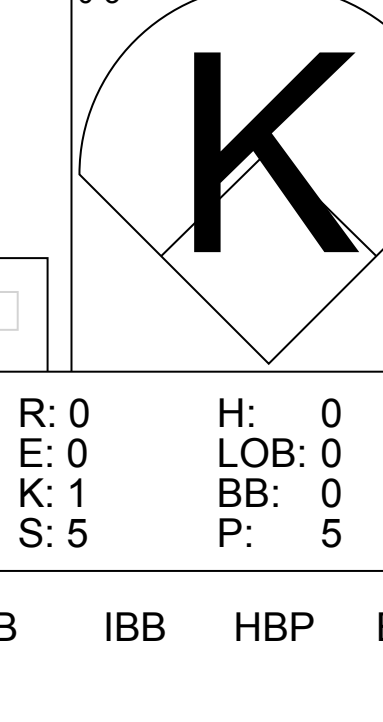
| Batter | 1 | 2 | 3 | 4 | 5 | 6 | 7 | 8 | 9 | AB | R | H | RBI | BB | SO | LOB | TOP | | | | | | | | | | | | | | | | | | | | | |
|---|------------------------------|---------------------------------|------------------------------|---------------------------------|------------------------------|----------------------------------|------------------------------|---------------------------------|------------------------------|---------------------------------|------------------------------|----------------------------------|------------------------------|---------------------------------|------------------------------|---------------------------------|---|------------------------------|---------------------------------|----------------------------------|------------------------------------|----------------------------------|--------|----|---|---|----|----|----|-----|-----|-----|----|----|---|---|-----|------|
| Fred Valentine, S OBP: 0.250, SLG: 0.143 (1, 9) | F3 | | CS BB | | K | | F8 | | | 3 | 0 | 0 | 0 | 1 | 1 | 0 | Washington Senators @ Detroit Tigers Tiger Stadium, Detroit, MI Fri Apr 15 1966, 3:33 AM EST Att: 36,674 - Unknown | | | | | | | | | | | | | | | | | | | | | |
| Don Blasingame, L (1, 4) | F7 | | HR BB | | | F4 | | F6 | | 3 | 1 | 0 | 0 | 1 | 0 | 0 | | | | | | | | | | | | | | | | | | | | | | |
| Ken McMullen, R OBP: 0.625, SLG: 1.000 (1, 5) | 1B | | HR | | K | | | 6-3 | | 4 | 1 | 2 | 2 | 0 | 1 | 0 | | | | | | | | | | | | | | | | | | | | | | |
| Frank Howard, R OBP: 0.375, SLG: 0.857 (1, 7) | K | | F8 | | 1B E BB | | | 2B | | 3 | 1 | 1 | 0 | 1 | 1 | 1 | | | | | | | | | | | | | | | | | | | | | | |
| Bob Chance, L OBP: 0.250, SLG: 0.250 (1, 3) | | L9 | | | 6-3 | | | F5 | | 4 | 0 | 1 | 0 | 0 | 0 | 1 | | | | | | | | | | | | | | | | | | | | | | |
| Don Lock, R (1, 8) | F2 | | | | F8 | | E5 | | K | 4 | 0 | 0 | 0 | 0 | 1 | 1 | | | | | | | | | | | | | | | | | | | | | | |
| Mike Brumley, L OBP: 0.250, SLG: 0.500 (1, 2) | 2B | | | | F8 | | G3 | | F7 | 4 | 0 | 1 | 0 | 0 | 0 | 2 | | | | | | | | | | | | | | | | | | | | | | |
| Ed Brinkman, R (1, 6) | 5-3 | | | | 4-3 | | | F6 | 5-3 | 4 | 0 | 0 | 0 | 0 | 0 | 1 | | | | | | | | | | | | | | | | | | | | | | |
| Jim Duckworth, R Mike McCormick, L Willie Kirkland, L Buster Narum, R Jim King, L Casey Cox, R (1, 1) (4, 1) (5, PH) (5, 1) (7, PH) (7, 1) | 5-3 | | | | K | | F4 | | | 1 | 0 | 0 | 0 | 0 | 0 | 0 | | | | | | | | | | | | | | | | | | | | | | |
| Inning Stats | R: 0 E: 0 K: 1 S: 6 | H: 1 LOB: 1 BB: 0 P: 6 | R: 0 E: 0 K: 0 S: 4 | H: 1 LOB: 1 BB: 0 P: 4 | R: 2 E: 0 K: 0 S: 3 | H: 1 LOB: 0 BB: 2 P: 11 | R: 0 E: 0 K: 0 S: 3 | H: 0 LOB: 0 BB: 0 P: 3 | R: 0 E: 0 K: 2 S: 7 | H: 0 LOB: 3 BB: 0 P: 7 | R: 1 E: 1 K: 1 S: 7 | H: 1 LOB: 2 BB: 1 P: 11 | R: 0 E: 0 K: 0 S: 3 | H: 0 LOB: 0 BB: 0 P: 3 | R: 0 E: 0 K: 1 S: 5 | H: 1 LOB: 1 BB: 0 P: 4 | | R: 0 E: 0 K: 1 S: 5 | H: 0 LOB: 0 BB: 0 P: 5 | 1B: 2 2B: 2 3B: 0 HR: 1 | SF: 0 SAC: 0 DP: 0 HBP: 0 | WP: 0 PB: 0 SB: 0 CS: 1 | PA: 35 | | | | | | | | | | | | | | | |
| PITCHER | IP | WLS | BF | H | R | ER | SO | BB | IBB | HBP | BLK | WP | HR | S | P | ERA | WHIP | PITCHER | | | | IP | WLS | BF | H | R | ER | SO | BB | IBB | HBP | BLK | WP | HR | S | P | ERA | WHIP |
| Dave Wickersham, R ERA: 4.5 (1, 1) | 4.0 | | 16 | 3 | 2 | 2 | 1 | 2 | 0 | 0 | 0 | 0 | 1 | 16 | 24 | 4.50 | 1.250 | | | | | | | | | | | | | | | | | | | | | |
| Orlando Pena, R ERA: (5, 1) | 5.0 | W | 19 | 2 | 1 | 0 | 4 | 1 | 0 | 0 | 0 | 0 | 0 | 26 | 30 | 0.00 | 0.600 | | | | | | | | | | | | | | | | | | | | | |

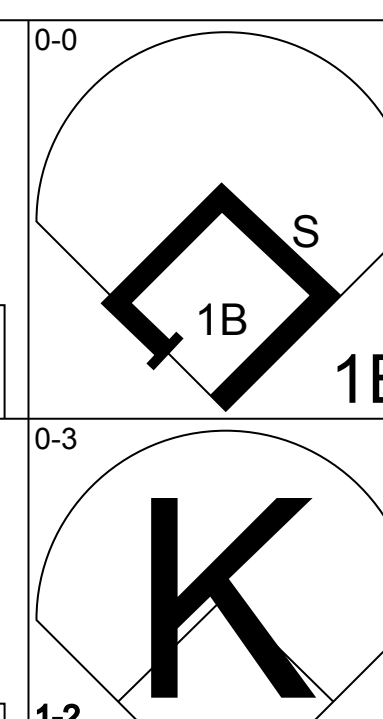
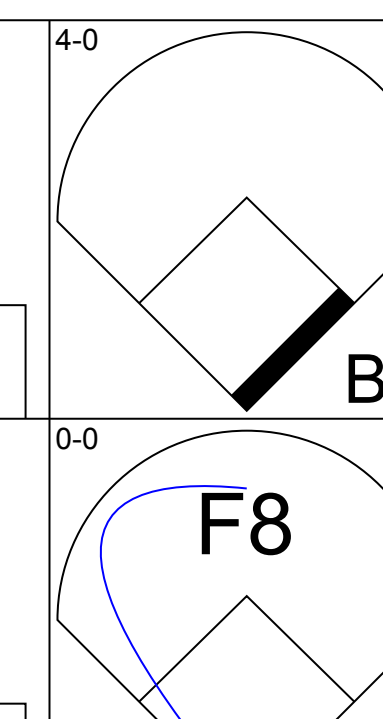
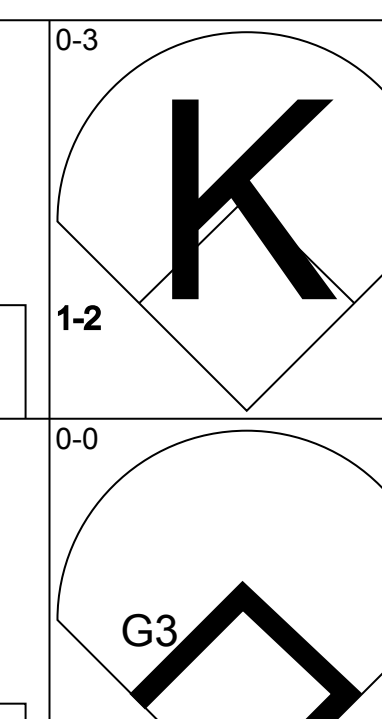
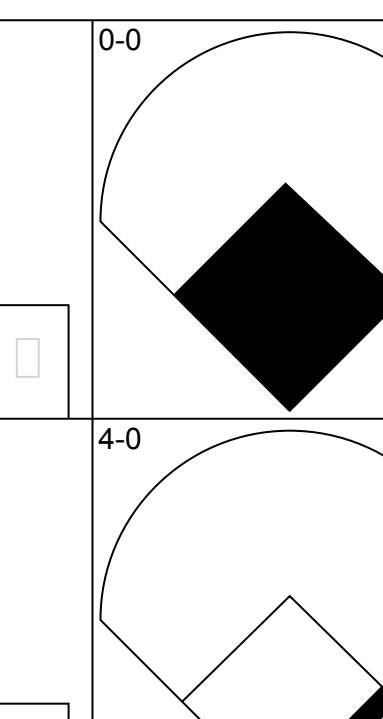
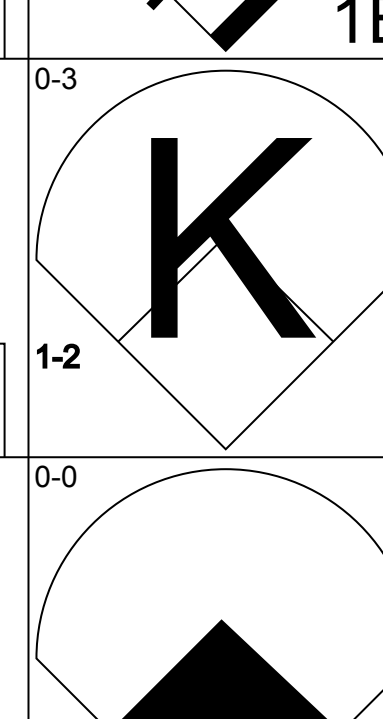
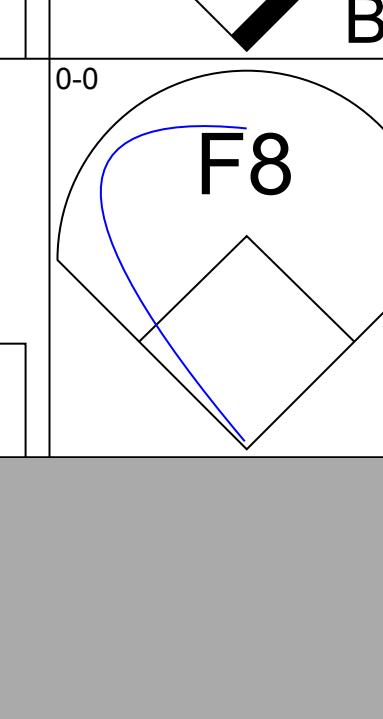
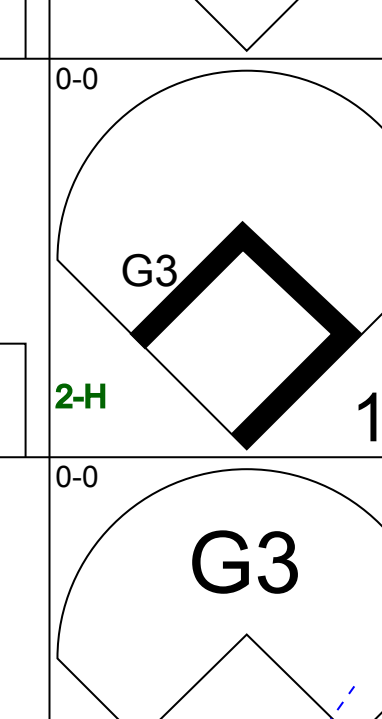
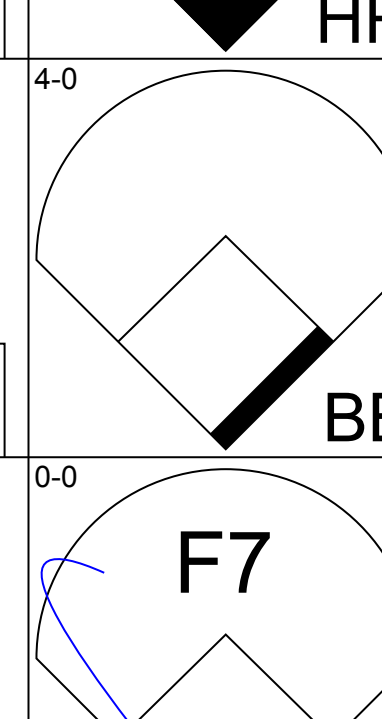
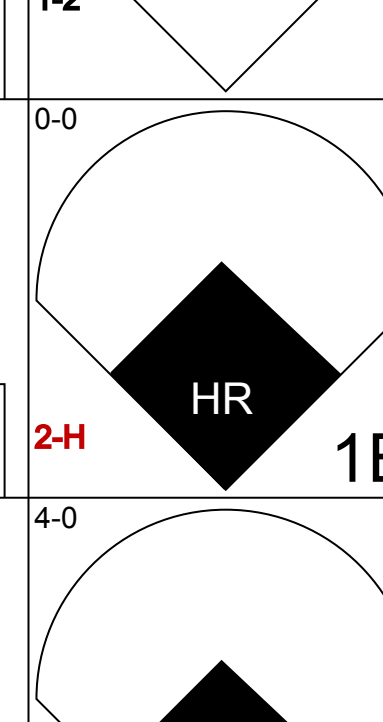
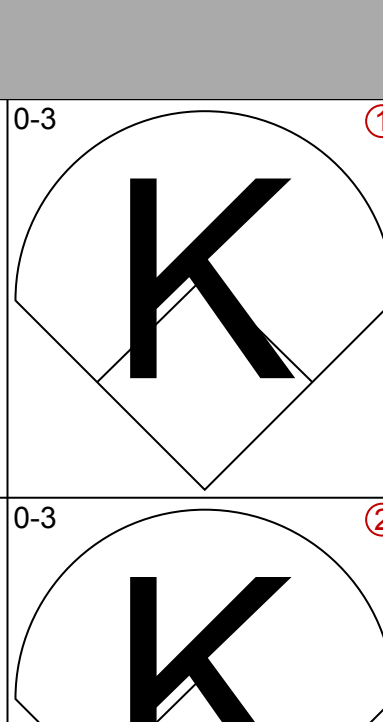
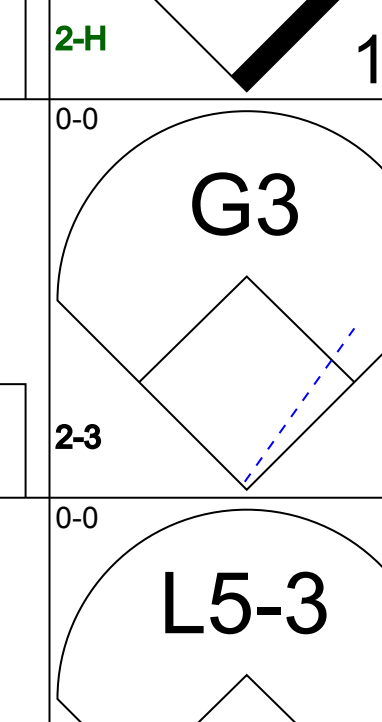
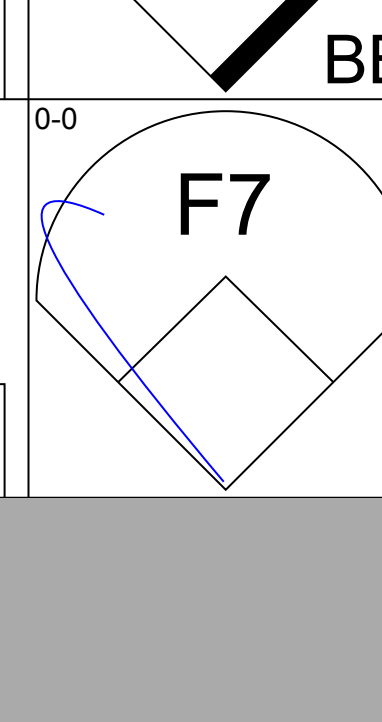
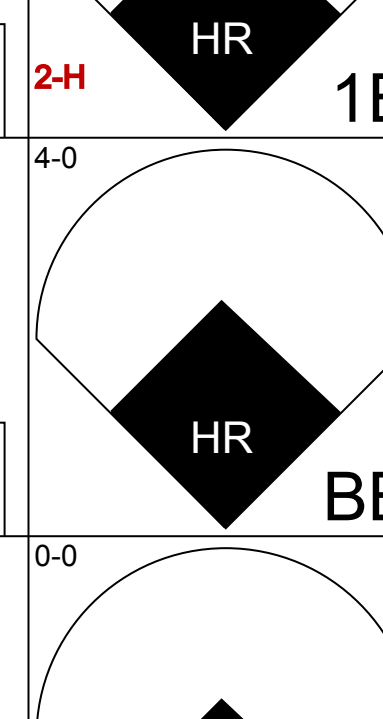
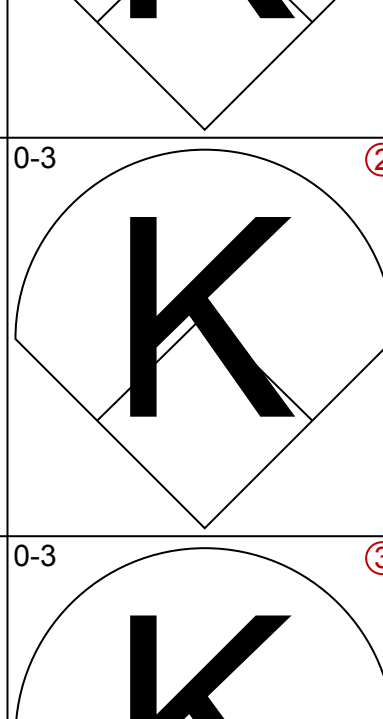
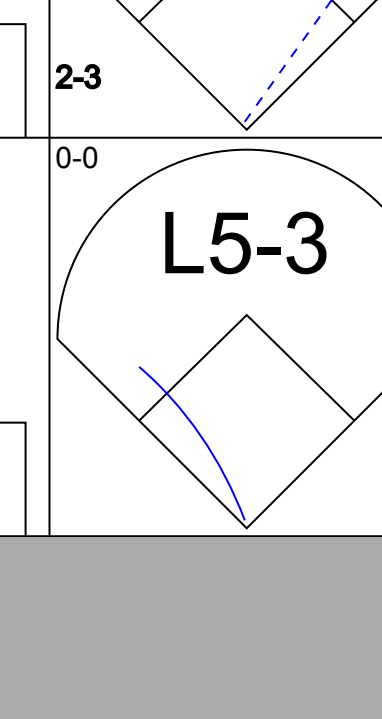
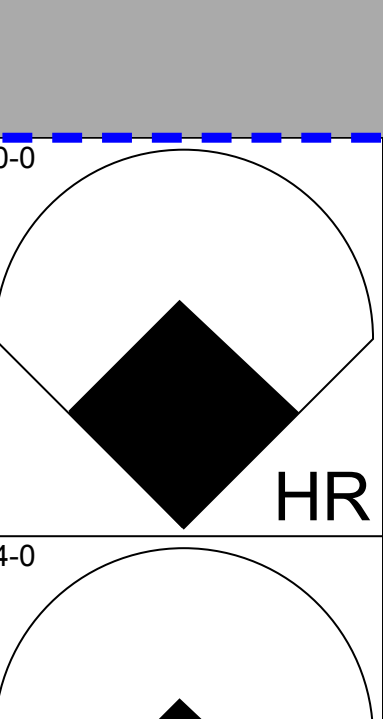
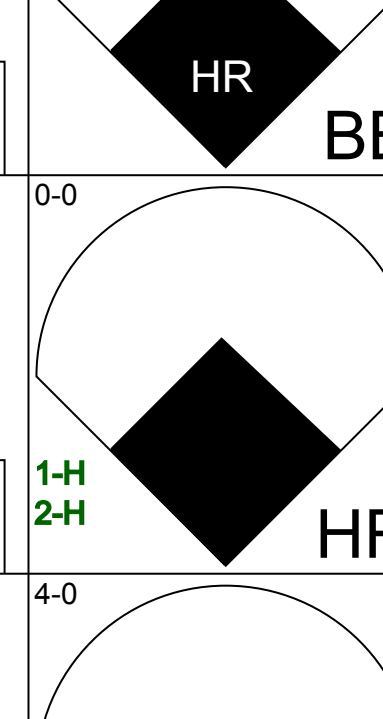
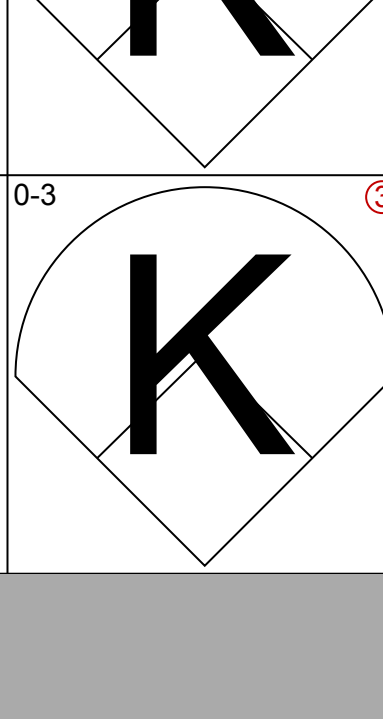
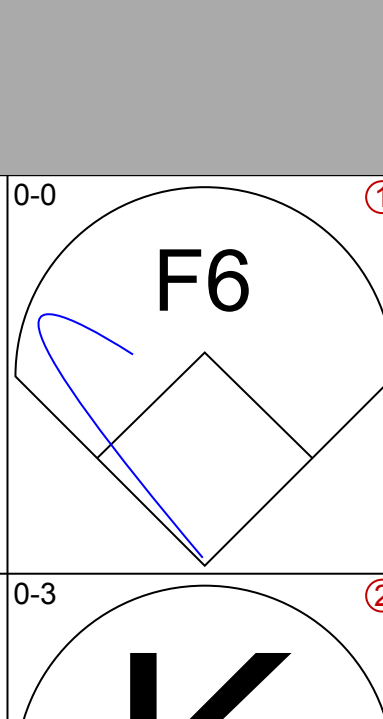
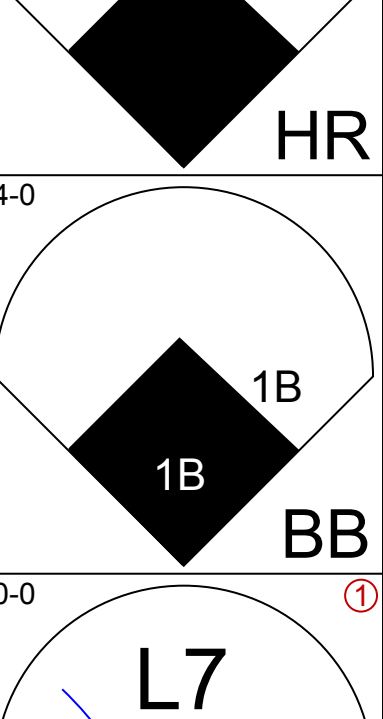
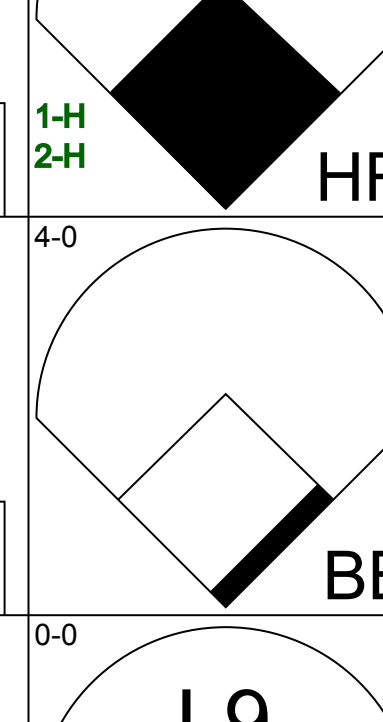
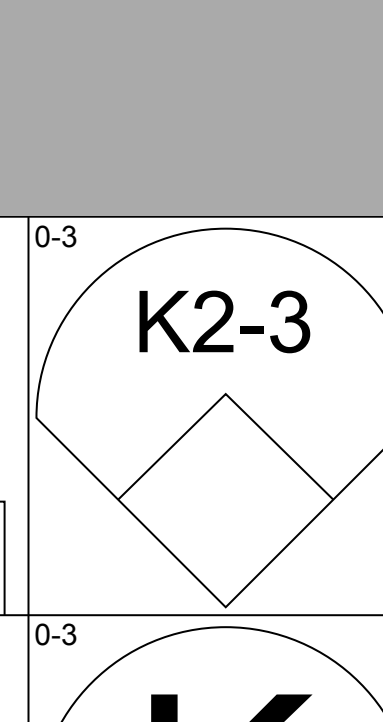
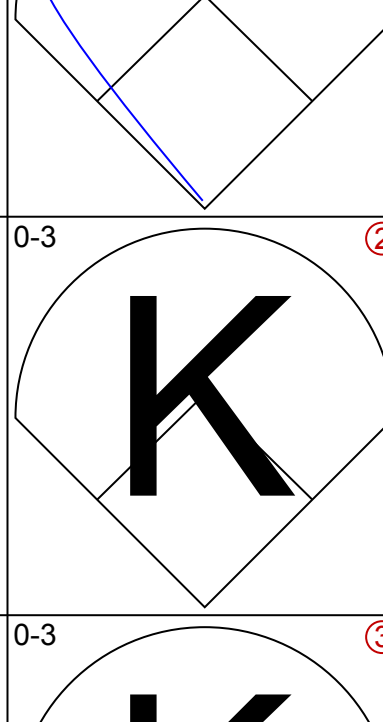
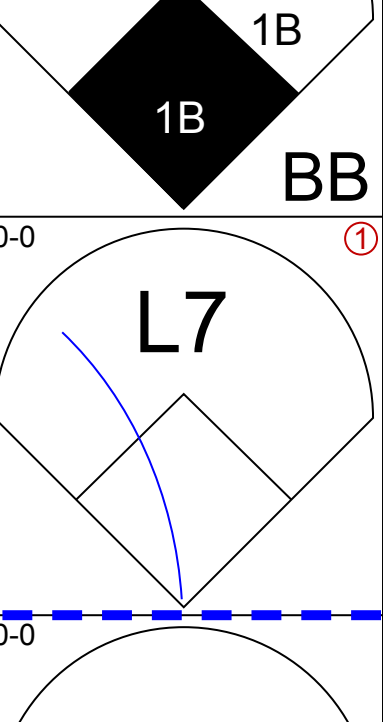
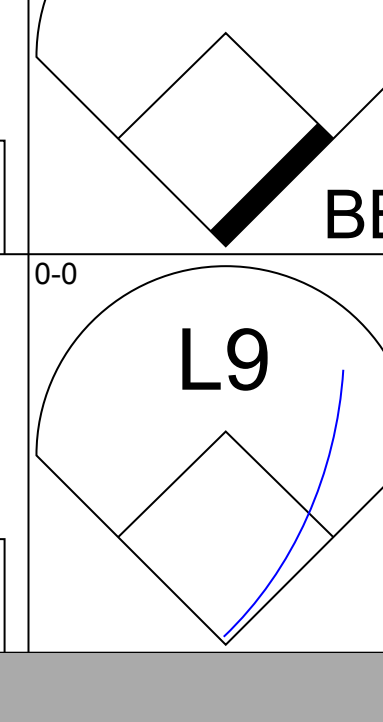
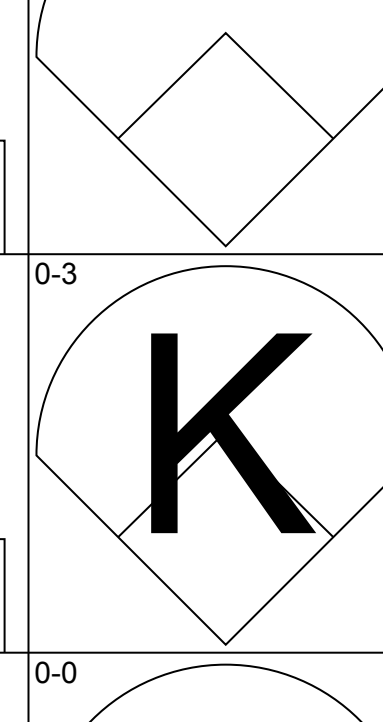
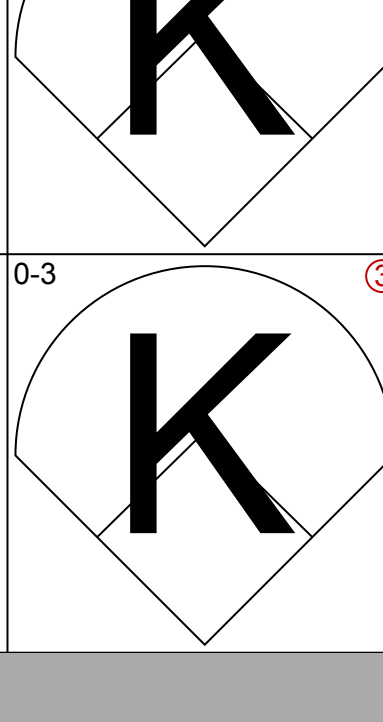
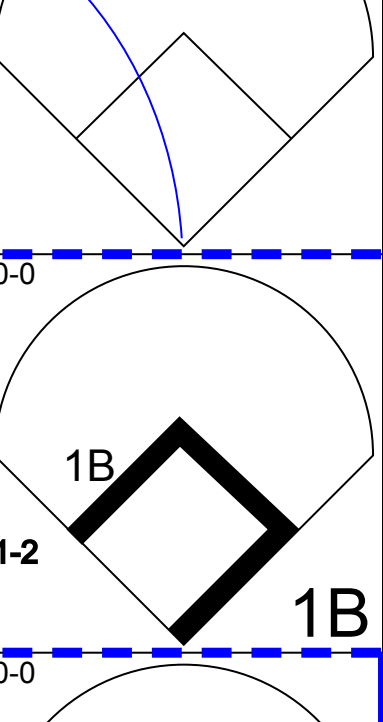
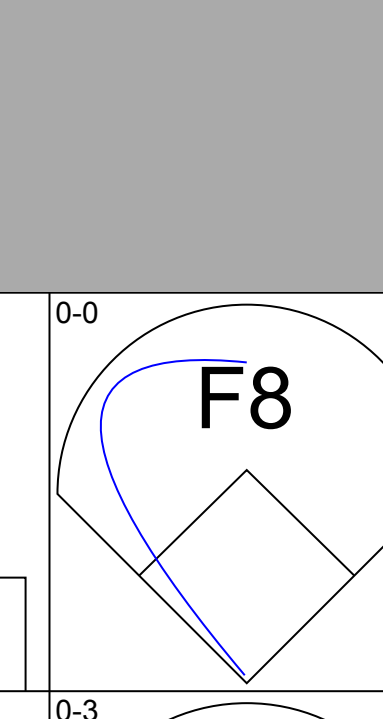
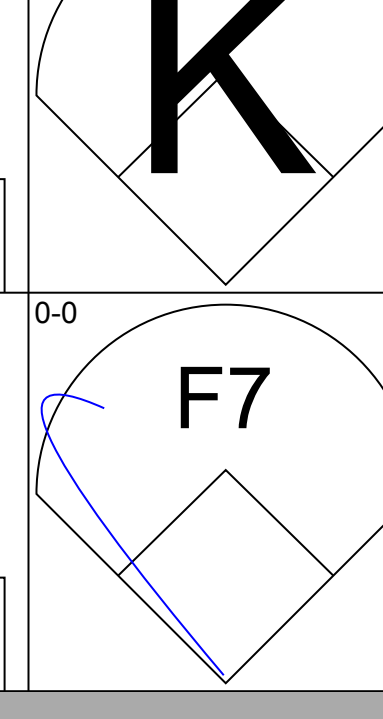
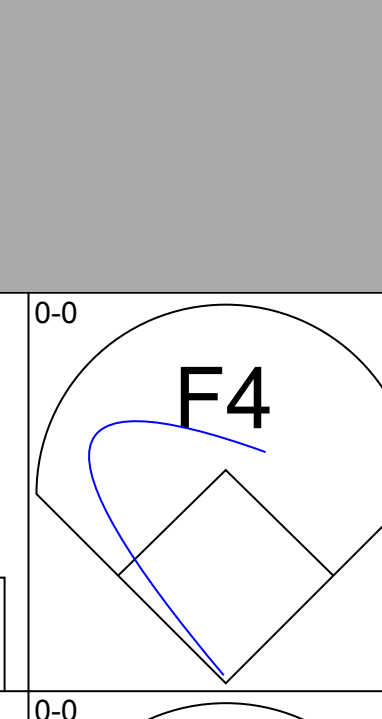
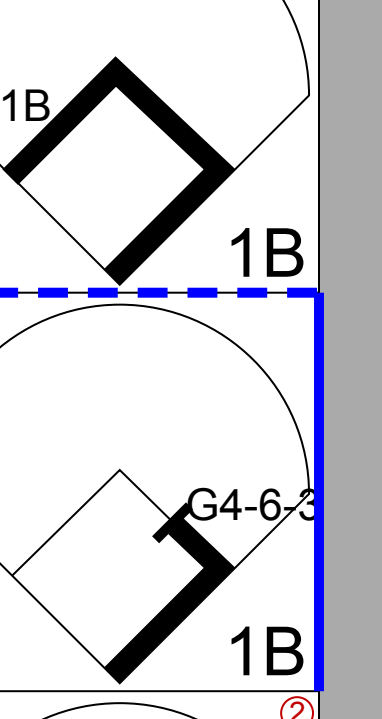
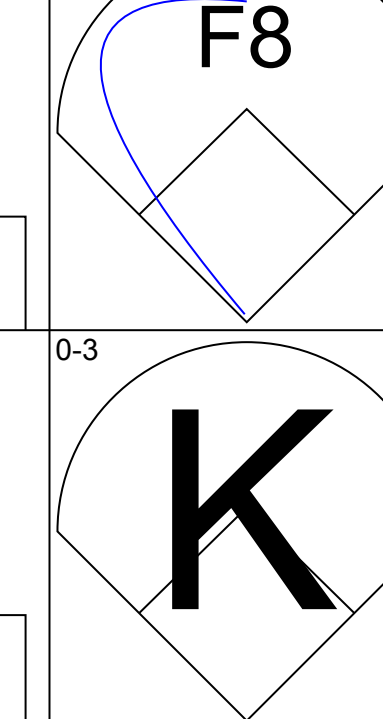
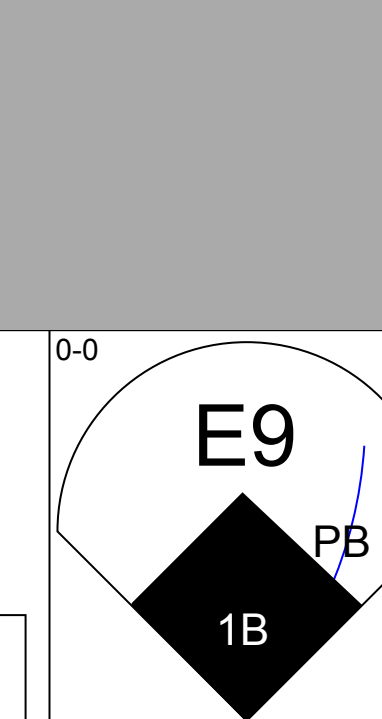
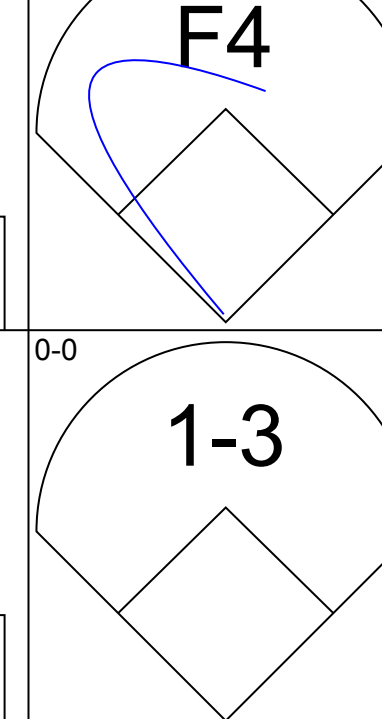
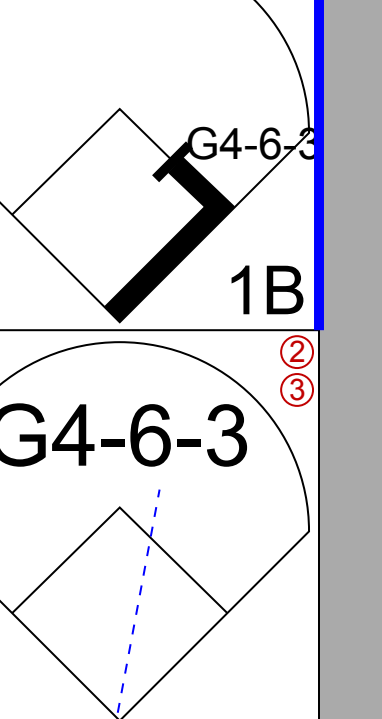
| Batter | 1 | 2 | 3 | 4 | 5 | 6 | 7 | 8 | 9 | AB | R | H | RBI | BB | SO | LOB | BOTTOM | | | | | | | | | | | | | | | | | | | | | |
|--|------------------------------|---------------------------------|------------------------------|----------------------------------|------------------------------|---------------------------------|------------------------------|----------------------------------|------------------------------|----------------------------------|------------------------------|---------------------------------|------------------------------|---------------------------------|------------------------------|---------------------------------|---|------------------------------------|----------------------------------|--------|--|----|-----|----|---|---|----|----|----|-----|-----|-----|----|----|---|---|-----|------|
| Dick McAuliffe, L OBP: 0.444, SLG: 0.600 (1, 6) | K | | K | HR | BB | | F8 | | | 4 | 1 | 1 | 4 | 1 | 2 | 0 | Washington Senators @ Detroit Tigers Tiger Stadium, Detroit, MI Fri Apr 15 1966, 3:33 AM EST Att: 36,674 - Unknown | | | | | | | | | | | | | | | | | | | | | |
| Jerry Lumpe, L OBP: 0.276, SLG: 0.133 (1, 4) | G4-6-3 1B | | F7 | BB | F6 | | | 4-3 | | 4 | 0 | 1 | 0 | 1 | 0 | 3 | | | | | | | | | | | | | | | | | | | | | | |
| Norm Cash, L OBP: 0.421, SLG: 0.471 (1, 3) | G4-6-3 1-2 | | FC5-4 1B | | F6 | | F9 1B 2B | F9 | | 5 | 1 | 2 | 0 | 0 | 0 | 2 | | | | | | | | | | | | | | | | | | | | | | |
| Al Kaline, R OBP: 0.474, SLG: 0.625 (1, 9) | 2B 2B | FC5-4 1-2 | | | HR | L4 | | K | | 5 | 2 | 2 | 1 | 0 | 1 | 2 | | | | | | | | | | | | | | | | | | | | | | |
| Willie Horton, R OBP: 0.286, SLG: 0.091 (1, 7) | F9 | | | E HR BB | 5-3 | F9 | | | | 3 | 1 | 0 | 0 | 1 | 0 | 2 | | | | | | | | | | | | | | | | | | | | | | |
| Don Wert, R OBP: 0.529, SLG: 0.385 (1, 5) | 2B BB | | | HR BB | 1B 1B | 1B | | | | 2 | 2 | 2 | 1 | 2 | 0 | 0 | | | | | | | | | | | | | | | | | | | | | | |
| Bill Freehan, R OBP: 0.273, SLG: 0.455 (1, 2) | 2B | | F6 | HR BB | SH3-4 1B 1B | F9 | | | | 4 | 0 | 2 | 1 | 0 | 0 | 3 | | | | | | | | | | | | | | | | | | | | | | |
| Mickey Stanley, R OBP: 0.250, SLG: 0.214 (1, 8) | G6-4-3 IBB | | K | | SH3-4 1B | | 6-3 | | | 3 | 0 | 1 | 1 | 1 | 1 | 2 | | | | | | | | | | | | | | | | | | | | | | |
| Dave Wickersham, R (1, 1) | G6-4-3 | | | E4 HR | SH3-4 1B | | 4-3 | | | 1 | 0 | 0 | 0 | 0 | 0 | 3 | | | | | | | | | | | | | | | | | | | | | | |
| Gates Brown, L (4, PH) Orlando Pena, R (5, 1) | G6-4-3 1-2 | | | HR | | | | | | 1 | 1 | 0 | 0 | 0 | 0 | 2 | | | | | | | | | | | | | | | | | | | | | | |
| | | | | | | | | | | 1 | 0 | 0 | 0 | 0 | 0 | 0 | | | | | | | | | | | | | | | | | | | | | | |
| Inning Stats | R: 0 E: 0 K: 1 S: 5 | H: 1 LOB: 0 BB: 0 P: 5 | R: 1 E: 0 K: 0 S: 4 | H: 2 LOB: 2 BB: 2 P: 12 | R: 0 E: 0 K: 1 S: 6 | H: 1 LOB: 1 BB: 0 P: 6 | R: 4 E: 1 K: 1 S: 7 | H: 1 LOB: 3 BB: 1 P: 19 | R: 2 E: 0 K: 0 S: 7 | H: 4 LOB: 3 BB: 1 P: 11 | R: 1 E: 0 K: 0 S: 5 | H: 2 LOB: 1 BB: 0 P: 5 | R: 0 E: 0 K: 1 S: 5 | H: 0 LOB: 0 BB: 0 P: 3 | R: 0 E: 0 K: 1 S: 5 | H: 0 LOB: 0 BB: 0 P: 5 | 1B: 6 2B: 3 3B: 0 HR: 2 | SF: 0 SAC: 1 DP: 2 HBP: 0 | WP: 0 PB: 0 SB: 0 CS: 0 | PA: 40 | | | | | | | | | | | | | | | | | | |
| PITCHER | IP | WLS | BF | H | R | ER | SO | BB | IBB | HBP | BLK | WP | HR | S | P | ERA | WHIP | PITCHER | | | | IP | WLS | BF | H | R | ER | SO | BB | IBB | HBP | BLK | WP | HR | S | P | ERA | WHIP |
| Jim Duckworth, R ERA: 2.45 (1, 1) | 3.2 | L | 20 | 5 | 5 | 1 | 3 | 4 | 1 | 0 | 0 | 0 | 0 | 1 | 21 | 41 | 2.46 | 2.455 | | | | | | | | | | | | | | | | | | | | |
| Mike McCormick, L ERA: (4, 1) | 0.1 | | 1 | 0 | 0 | 0 | 0 | 0 | 0 | 0 | 0 | 0 | 0 | 1 | 1 | 0.00 | 0.000 | | | | | | | | | | | | | | | | | | | | | |
| Buster Narum, R ERA: 13.5 (5, 1) | 2.0 | | 13 | 6 | 3 | 3 | 0 | 1 | 0 | 0 | 0 | 0 | 1 | 12 | 16 | 13.50 | 3.500 | | | | | | | | | | | | | | | | | | | | | |
| Casey Cox, R ERA: (7, 1) | 2.0 | | 6 | 0 | 0 | 0 | 1 | 0 | 0 | 0 | 0 | 0 | 0 | 8 | 8 | 0.00 | 0.000 | | | | | | | | | | | | | | | | | | | | | |

| | |
|-----|----|
| AB | 32 |
| R | 3 |
| H | 5 |
| RBI | 2 |
| BB | 3 |
| SO | 5 |
| LOB | 6 |

| | |
|-----|----|
| AB | 33 |
| R | 8 |
| H | 11 |
| RBI | 8 |
| BB | 6 |
| SO | 4 |
| LOB | 19 |



| Batter | 1 | 2 | 3 | 4 | 5 | 6 | 7 | 8 | 9 | AB | R | H | RBI | BB | SO | LOB | TOP | | | | | |
|---|---|---|---|--|--|---|---|---|---|---------------------------------|------------------------------|---------------------------------|------------------------------|---------------------------------|------------------------------|----------------------------------|---|---------------------------------|----------------------------------|------------------------------------|----------------------------------|--------|
| Fred Valentine, S OBP: 0.333, SLG: 0.545 (1, 9) |  | |  | | |  | |  | | 4 | 2 | 2 | 2 | 0 | 1 | 0 | Washington Senators @ Detroit Tigers Tiger Stadium, Detroit, MI Sat Apr 16 1966, 3:33 AM EST Att: 8,432 - Unknown | | | | | |
| Ed Brinkman, R OBP: 0.091, SLG: 0.364 (1, 6) |  | |  | | |  | |  | | 4 | 1 | 1 | 2 | 0 | 0 | 0 | | | | | | |
| Ken McMullen, R OBP: 0.417, SLG: 0.600 (1, 5) |  | | |  | |  | |  | | 4 | 0 | 0 | 0 | 0 | 1 | 0 | | | | | | |
| Frank Howard, R OBP: 0.417, SLG: 1.000 Willie Kirkland, L (8, PR) (8, 7) | |  | |  | |  | |  | | 3 | 1 | 1 | 1 | 1 | 1 | 0 | | | | | | |
| Don Lock, R (1, 8) |  | | |  | |  | |  | | 2 | 0 | 0 | 0 | 2 | 1 | 0 | | | | | | |
| Ken Hamlin, R OBP: 0.250, SLG: 0.286 (1, 4) |  | | |  | | |  |  | | 4 | 0 | 1 | 0 | 0 | 0 | 3 | | | | | | |
| Doug Camilli, R (1, 2) |  | | | |  | |  | |  | 3 | 0 | 0 | 0 | 0 | 2 | 1 | | | | | | |
| Mike Brumley, L OBP: 0.200, SLG: 0.400 (9, PH) |  | | | | | | | | | 1 | 0 | 0 | 0 | 0 | 0 | 0 | | | | | | |
| Joe Cunningham, L OBP: 0.167, SLG: 0.167 John Orsino, R (7, PH) Dick Nen, L (7, 3) |  | | | |  | |  | |  | 2 | 0 | 0 | 0 | 0 | 1 | 1 | | | | | | |
| Pete Richert, L Bob Saverine, S Ron Kline, R Dick Lines, R Casey Cox, R Bob Chance, L OBP: 0.200, SLG: 0.200 (8, PH) (8, 1) (8, 1) (8, 1) (8, 1) |  | | |  | | | |  |  | 2 | 0 | 0 | 0 | 0 | 2 | 0 | | | | | | |
| Inning Stats | R: 0 E: 0 K: 1 S: 5 | H: 0 LOB: 0 BB: 0 P: 5 | R: 1 E: 0 K: 2 S: 9 | H: 2 LOB: 1 BB: 0 P: 9 | R: 0 E: 0 K: 1 S: 5 | H: 0 LOB: 0 BB: 0 P: 5 | R: 0 E: 0 K: 2 S: 7 | H: 0 LOB: 1 BB: 1 P: 11 | R: 0 E: 0 K: 1 S: 7 | H: 0 LOB: 0 BB: 0 P: 7 | R: 2 E: 0 K: 0 S: 5 | H: 2 LOB: 0 BB: 0 P: 5 | R: 0 E: 0 K: 1 S: 5 | H: 0 LOB: 0 BB: 0 P: 5 | R: 2 E: 1 K: 0 S: 5 | H: 2 LOB: 2 BB: 2 P: 13 | R: 0 E: 0 K: 1 S: 5 | H: 0 LOB: 0 BB: 0 P: 5 | 1B: 1 2B: 1 3B: 1 HR: 3 | SF: 0 SAC: 0 DP: 0 HBP: 0 | WP: 0 PB: 0 SB: 0 CS: 0 | PA: 36 |
| PITCHER | IP | WLS | BF | H | R | ER | SO | BB | IBB | HBP | BLK | WP | HR | S | P | ERA | WHIP | | | | | |
| Mickey Lolich, L ERA: 3.38 Larry Sherry, R ERA: Terry Fox, R ERA: | (1, 1) 7.0 | (8, 1) W 5 | (9, 1) S 3 | 6 | 5 | 5 | 9 | 1 | 0 | 0 | 0 | 0 | 3 | 45 | 49 | 6.43 | 1.000 | | | | | |

| Batter | 1 | 2 | 3 | 4 | 5 | 6 | 7 | 8 | 9 | AB | R | H | RBI | BB | SO | LOB | BOTTOM | | | | | |
|---|---|---|---|---|--|---|---|---|------------------------------|---------------------------------|------------------------------|---------------------------------|------------------------------|---------------------------------|------------------------------|---------------------------------|---|------------------------------|---------------------------------|----------------------------------|------------------------------------|----------------------------------|
| Don Wert, R OBP: 0.571, SLG: 0.625 (1, 5) |  |  | | |  | |  | | | 3 | 1 | 2 | 1 | 1 | 1 | 1 | Washington Senators @ Detroit Tigers Tiger Stadium, Detroit, MI Sat Apr 16 1966, 3:33 AM EST Att: 8,432 - Unknown | | | | | |
| Jerry Lumpe, L OBP: 0.318, SLG: 0.167 (1, 4) |  |  | | |  | |  | | | 3 | 0 | 1 | 1 | 1 | 1 | 2 | | | | | | |
| Norm Cash, L OBP: 0.391, SLG: 0.429 (1, 3) |  | |  | |  | |  | | | 4 | 1 | 1 | 0 | 0 | 1 | 2 | | | | | | |
| Al Kaline, R OBP: 0.478, SLG: 0.737 (1, 9) |  | |  | |  | | |  | | 3 | 2 | 1 | 1 | 1 | 1 | 1 | | | | | | |
| Willie Horton, R OBP: 0.333, SLG: 0.357 (1, 7) |  | |  | | |  | |  | | 3 | 2 | 1 | 3 | 1 | 1 | 0 | | | | | | |
| Bill Freehan, R OBP: 0.287, SLG: 0.357 (1, 2) |  | | |  | |  | |  | | 3 | 0 | 0 | 0 | 1 | 2 | 1 | | | | | | |
| Dick McAuliffe, L OBP: 0.409, SLG: 0.526 (1, 6) |  | | |  | |  | |  | | 4 | 0 | 1 | 0 | 0 | 2 | 1 | | | | | | |
| Mickey Stanley, R OBP: 0.211, SLG: 0.176 Gates Brown, L OBP: 0.687, SLG: 0.500 Terry Fox, R (9, 1) | |  | |  | | |  |  | | 3 | 0 | 0 | 0 | 0 | 0 | 0 | | | | | | |
| Mickey Lolich, S OBP: 0.167, SLG: 0.167 Larry Sherry, R (8, 1) Don Demeter, R (8, PH) (8, 8) | |  | | |  | |  |  | | 3 | 1 | 0 | 0 | 0 | 1 | 0 | | | | | | |
| Inning Stats | R: 3 E: 0 K: 1 S: 7 | H: 3 LOB: 1 BB: 2 P: 15 | R: 0 E: 0 K: 1 S: 5 | H: 0 LOB: 1 BB: 1 P: 9 | R: 0 E: 0 K: 3 S: 9 | H: 0 LOB: 0 BB: 0 P: 9 | R: 0 E: 0 K: 2 S: 7 | H: 0 LOB: 0 BB: 0 P: 7 | R: 1 E: 1 K: 1 S: 7 | H: 1 LOB: 1 BB: 0 P: 7 | R: 0 E: 0 K: 2 S: 7 | H: 0 LOB: 0 BB: 0 P: 7 | R: 1 E: 0 K: 0 S: 4 | H: 1 LOB: 1 BB: 1 P: 8 | R: 2 E: 0 K: 0 S: 5 | H: 3 LOB: 1 BB: 1 P: 9 | | R: 0 E: 0 K: 1 S: 5 | H: 0 LOB: 0 BB: 0 P: 5 | 1B: 5 2B: 0 3B: 0 HR: 3 | SF: 0 SAC: 0 DP: 1 HBP: 0 | WP: 0 PB: 1 SB: 1 CS: 0 |
| PITCHER | IP | WLS | BF | H | R | ER | SO | BB | IBB | HBP | BLK | WP | HR | S | P | ERA | WHIP | | | | | |
| Pete Richert, L ERA: 4.11 Ron Kline, R ERA: 108.0 Dick Lines, L ERA: Casey Cox, R ERA: | (1, 1) 7.0 | (8, 1) L 3 | (8, 1) 1 | 5 | 2 | 2 | 0 | 1 | 0 | 0 | 0 | 0 | 1 | 2 | 6 | 54.00 | 6.000 | | | | | |

| Batter | 1 | 2 | 3 | 4 | 5 | 6 | 7 | 8 | 9 | AB | R | H | RBI | BB | SO | LOB | TOP | | | | | | | | | | |
|---|------------------------------|---------------------------------|------------------------------|---------------------------------|------------------------------|---------------------------------|------------------------------|---------------------------------|------------------------------|---------------------------------|-------------------------------|----------------------------------|------------------------------|---------------------------------|------------------------------|----------------------------------|----------------------------------|------------------------------------|----------------------------------|--------|--|--|--|--|--|--|--|
| Fred Valentine, S OBP: 0.353, SLG: 0.467 (1, 9) | F7 | G6-4-3 | | | L9 | | HR | | BB | 4 | 2 | 1 | 0 | 0 | 0 | 2 | | | | | | | | | | | |
| Ed Brinkman, R OBP: 0.143, SLG: 0.357 Bob Chance, L OBP: 0.333, SLG: 0.833 Willie Kirkland, L (7, 7) | L9 | | L9 | | | G6-4-3 | HR | | BB | 3 | 0 | 1 | 0 | 0 | 0 | 0 | | | | | | | | | | | |
| Ken McMullen, R OBP: 0.412, SLG: 0.857 (1, 5) | 2B | | L5 | | | F8 | HR | | SF7 | 4 | 1 | 2 | 2 | 0 | 0 | 1 | | | | | | | | | | | |
| Frank Howard, R OBP: 0.313, SLG: 0.714 Ron Kline, R OBP: 1.000, SLG: 1.000 (7, 1) | 5-3 | | 6-3 | | | G6-4-3 | K | | 1B | 4 | 0 | 0 | 0 | 0 | 1 | 3 | | | | | | | | | | | |
| Don Lock, R (1, 8) | | 1B | | K | | | K | | 2-3 | 4 | 1 | 0 | 0 | 1 | 2 | 2 | | | | | | | | | | | |
| Ken Hamlin, R OBP: 0.333, SLG: 0.364 (1, 4) | | 2B | 5-3 | | | 1B | K | | | 4 | 1 | 2 | 0 | 0 | 1 | 0 | | | | | | | | | | | |
| Doug Camilli, R OBP: 0.200, SLG: 0.222 (1, 2) | | 1B | 5-3 | | | K | | | L9 | 4 | 1 | 1 | 1 | 0 | 1 | 1 | | | | | | | | | | | |
| Joe Cunningham, L OBP: 0.125, SLG: 0.125 John Orsino, R OBP: 0.500, SLG: 0.500 Dick Nen, L (7, 3) | FC1-2-5 | | 4-3 | | | HBP | 1B | | FC2-6 | 2 | 0 | 0 | 0 | 0 | 0 | 2 | | | | | | | | | | | |
| Mike McCormick, L OBP: 0.500, SLG: 0.500 Diego Segui, R (5, 1) | 2-3 | | K | | | HR | 1B | | BB | 2 | 0 | 1 | 1 | 0 | 1 | 0 | | | | | | | | | | | |
| Bob Saverine, S OBP: 0.667, SLG: 1.333 (7, 6) | G6-4-3 | | | | | HR | 1B | | FC2-6 | 2 | 2 | 1 | 1 | 0 | 0 | 1 | | | | | | | | | | | |
| Inning Stats | R: 0 E: 0 K: 0 S: 4 | H: 1 LOB: 1 BB: 0 P: 4 | R: 2 E: 0 K: 0 S: 5 | H: 3 LOB: 1 BB: 1 P: 9 | R: 0 E: 0 K: 1 S: 3 | H: 0 LOB: 0 BB: 0 P: 3 | R: 0 E: 0 K: 1 S: 5 | H: 0 LOB: 0 BB: 0 P: 5 | R: 0 E: 0 K: 0 S: 3 | H: 1 LOB: 0 BB: 0 P: 3 | R: 6 E: 0 K: 3 S: 14 | H: 5 LOB: 1 BB: 0 P: 15 | R: 0 E: 0 K: 1 S: 5 | H: 0 LOB: 0 BB: 0 P: 5 | R: 2 E: 0 K: 0 S: 5 | H: 2 LOB: 2 BB: 2 P: 13 | 1B: 8 2B: 2 3B: 0 HR: 2 | SF: 1 SAC: 0 DP: 2 HBP: 1 | WP: 0 PB: 0 SB: 0 CS: 0 | PA: 41 | | | | | | | |
| PITCHER | IP | WLS | BF | H | R | ER | SO | BB | IBB | HBP | BLK | WP | HR | S | P | ERA | WHIP | | | | | | | | | | |
| Hank Aguirre, L ERA: 6.75 Julio Navarro, R ERA Fred Gladding, R ERA John Hiller, L ERA: 9.0 | 6.2 | L | 27 | 8 | 5 | 5 | 4 | 1 | 0 | 0 | 0 | 0 | 0 | 34 | 38 | 6.75 | 1.350 | | | | | | | | | | |

Washington Senators @ Detroit Tigers
Tiger Stadium, Detroit, MI
Sun Apr 17 1966, 3:33 AM EST
Att: 15,495 - Unknown

| | |
|-----|----|
| AB | 36 |
| R | 10 |
| H | 12 |
| RBI | 10 |
| BB | 3 |
| SO | 6 |
| LOB | 12 |



| Batter | 1 | 2 | 3 | 4 | 5 | 6 | 7 | 8 | 9 | AB | R | H | RBI | BB | SO | LOB | BOTTOM | | | | | | | | | | |
|--|------------------------------|---------------------------------|------------------------------|---------------------------------|------------------------------|---------------------------------|------------------------------|---------------------------------|------------------------------|---------------------------------|------------------------------|---------------------------------|------------------------------|---------------------------------|------------------------------|---------------------------------|------------------------------|---------------------------------|----------------------------------|------------------------------------|----------------------------------|--------|--|--|--|--|--|
| Don Wert, R OBP: 0.520, SLG: 0.550 (1, 5) | F8 | | L6 | | | | F8 | | | 4 | 0 | 1 | 0 | 0 | 0 | 0 | | | | | | | | | | | |
| Jerry Lumpe, L OBP: 0.385, SLG: 0.286 (1, 4) | 2B | | | CS | | | F8 | | | 3 | 0 | 2 | 1 | 1 | 0 | 0 | | | | | | | | | | | |
| Norm Cash, L OBP: 0.370, SLG: 0.400 (1, 3) | F4 | | | CS | | | F4 | | | 4 | 0 | 1 | 0 | 0 | 0 | 2 | | | | | | | | | | | |
| Al Kaline, R OBP: 0.481, SLG: 0.818 (1, 9) | | HR | | K | | | 1B | | L6-3 | 3 | 2 | 1 | 1 | 1 | 1 | 2 | | | | | | | | | | | |
| Willie Horton, R OBP: 0.364, SLG: 0.389 (1, 7) | | K | | F7 | | | G6-3 | | PB | 4 | 0 | 2 | 0 | 0 | 1 | 1 | | | | | | | | | | | |
| Bill Freehan, R OBP: 0.211, SLG: 0.278 (1, 2) | F4 | | | | | | L7 | | G6-3 | 4 | 0 | 0 | 0 | 0 | 1 | 2 | | | | | | | | | | | |
| Dick McAuliffe, L OBP: 0.423, SLG: 0.565 (1, 6) | F7 | | | | | | | | 1B | 4 | 1 | 2 | 0 | 0 | 0 | 0 | | | | | | | | | | | |
| Mickey Stanley, R OBP: 0.217, SLG: 0.190 (1, 8) | | | F9 | | | | 1-3 | | 4-3 | 4 | 1 | 1 | 1 | 0 | 0 | 1 | | | | | | | | | | | |
| Hank Aguirre, R Julio Navarro, R Fred Gladding, L Jim Northrup, L John Hiller, R Gates Brown, L OBP: 0.500, SLG: 0.333 (8, 9) | | | 6-3 | | | | K | | L3-1 | 2 | 0 | 0 | 0 | 0 | 1 | 1 | | | | | | | | | | | |
| Inning Stats | R: 0 E: 0 K: 0 S: 3 | H: 1 LOB: 0 BB: 0 P: 3 | R: 1 E: 0 K: 1 S: 6 | H: 1 LOB: 0 BB: 0 P: 6 | R: 0 E: 0 K: 0 S: 3 | H: 0 LOB: 0 BB: 0 P: 3 | R: 0 E: 0 K: 1 S: 5 | H: 1 LOB: 1 BB: 1 P: 9 | R: 2 E: 0 K: 1 S: 9 | H: 4 LOB: 2 BB: 0 P: 9 | R: 1 E: 0 K: 0 S: 4 | H: 2 LOB: 1 BB: 1 P: 8 | R: 0 E: 0 K: 1 S: 5 | H: 0 LOB: 0 BB: 0 P: 5 | R: 0 E: 0 K: 1 S: 6 | H: 1 LOB: 1 BB: 0 P: 6 | R: 0 E: 0 K: 0 S: 3 | H: 0 LOB: 0 BB: 0 P: 3 | 1B: 7 2B: 3 3B: 0 HR: 1 | SF: 0 SAC: 0 DP: 2 HBP: 0 | WP: 0 PB: 1 SB: 0 CS: 2 | PA: 36 | | | | | |
| PITCHER | IP | WLS | BF | H | R | ER | SO | BB | IBB | HBP | BLK | WP | HR | S | P | ERA | WHIP | | | | | | | | | | |
| Mike McCormick, L ERA: 4.76 Diego Segui, R ERA: 6.75 Ron Kline, R ERA: 10.8 | 4.2 | W | 7 | 3 | 1 | 1 | 0 | 1 | 0 | 0 | 0 | 0 | 0 | 6 | 10 | 6.75 | 3.000 | | | | | | | | | | |

Washington Senators @ Detroit Tigers
Tiger Stadium, Detroit, MI
Sun Apr 17 1966, 3:33 AM EST
Att: 15,495 - Unknown


| | |
|-----|----|
| AB | 34 |
| R | 4 |
| H | 10 |
| RBI | 3 |
| BB | 2 |
| SO | 5 |
| LOB | 9 |



| Batter | 1 | 2 | 3 | 4 | 5 | 6 | 7 | 8 | 9 | AB | R | H | RBI | BB | SO | LOB | TOP | | | | | | | | | | |
|---|------------------------------|----------------------------------|------------------------------|---------------------------------|------------------------------|---------------------------------|------------------------------|---------------------------------|------------------------------|---------------------------------|------------------------------|----------------------------------|------------------------------|---------------------------------|------------------------------|---------------------------------|----------------------------------|------------------------------------|----------------------------------|--------|--|--|--|--|--|--|--|
| Don Wert, R OBP: 0.483, SLG: 0.478 (1, 5) | 4-0 BB BB | 0-0 6-3 | | | 0-0 4-3 | | 0-0 4-3 | | | 3 | 0 | 0 | 0 | 1 | 0 | 4 | | | | | | | | | | | |
| Jerry Lumpe, L OBP: 0.397, SLG: 0.250 (1, 4) | 4-0 1-2 BB | | 0-0 4-3 | | 0-0 1-3 | | 0-0 F9 | | | 3 | 0 | 0 | 0 | 1 | 0 | 0 | | | | | | | | | | | |
| Norm Cash, L OBP: 0.323, SLG: 0.345 (1, 3) | 0-3 K | | 0-0 F8 | | 0-3 K | | 0-0 3-1 | | | 4 | 0 | 0 | 0 | 0 | 2 | 2 | | | | | | | | | | | |
| Al Kaline, R OBP: 0.484, SLG: 0.760 (1, 9) | 0-3 K | | 0-0 L5-3 | | 0-0 1B | | 4-0 BB | | | 3 | 0 | 1 | 0 | 1 | 1 | 2 | | | | | | | | | | | |
| Willie Horton, R OBP: 0.308, SLG: 0.318 (1, 7) | 0-3 K | | 0-0 L5 | | 0-0 F8 | | 0-3 K | | | 4 | 0 | 0 | 0 | 0 | 2 | 4 | | | | | | | | | | | |
| Don Demeter, R OBP: 0.167, SLG: 0.167 (1, 8) | | 0-0 SH1-4 1B | | 0-3 K | | 0-3 K | | 0-0 F7 | | 4 | 0 | 1 | 0 | 0 | 2 | 0 | | | | | | | | | | | |
| Dick McAuliffe, L OBP: 0.467, SLG: 0.577 (1, 6) | | 0-0 SH1-4 1B | | 0-3 K | | 4-0 2B BB | | 0-0 G6-4-3 1B | | 3 | 0 | 2 | 0 | 1 | 1 | 0 | | | | | | | | | | | |
| Orlando McFarlane, R OBP: 0.250, SLG: 0.750 (1, 2) | | 0-3 K | | 0-0 4-3 | | 0-0 F4 | | 0-0 G6-4-3 1-2 | | 4 | 0 | 0 | 0 | 0 | 1 | 4 | | | | | | | | | | | |
| Bill Monbouquette, R OBP: 0.250, SLG: 0.250 (1, 1) | | 0-0 SH1-4 | | 0-3 K | | 0-0 1-3 2B | | | | 0 | 0 | 0 | 0 | 0 | 0 | 0 | | | | | | | | | | | |
| Joe Sparra, R (3, 1) | | | | | | | | | | 1 | 0 | 0 | 0 | 0 | 1 | 0 | | | | | | | | | | | |
| Jim Northrup, L OBP: 0.333, SLG: 0.400 (7, PH) | | | | | | | | | | 1 | 0 | 1 | 0 | 0 | 0 | 0 | | | | | | | | | | | |
| Fred Gladding, L (7, 1) | | | | | | | | | | 0 | 0 | 0 | 0 | 0 | 0 | 0 | | | | | | | | | | | |
| Inning Stats | R: 0 E: 0 K: 3 S: 9 | H: 0 LOB: 2 BB: 2 P: 17 | R: 0 E: 0 K: 1 S: 7 | H: 2 LOB: 0 BB: 0 P: 7 | R: 0 E: 0 K: 0 S: 3 | H: 0 LOB: 0 BB: 0 P: 3 | R: 0 E: 0 K: 2 S: 7 | H: 0 LOB: 2 BB: 0 P: 7 | R: 0 E: 0 K: 1 S: 5 | H: 1 LOB: 1 BB: 1 P: 6 | R: 0 E: 0 K: 1 S: 6 | H: 1 LOB: 2 BB: 1 P: 10 | R: 0 E: 0 K: 1 S: 5 | H: 0 LOB: 1 BB: 1 P: 9 | R: 0 E: 0 K: 0 S: 3 | H: 1 LOB: 0 BB: 0 P: 3 | 1B: 4 2B: 1 3B: 0 HR: 0 | SF: 0 SAC: 1 DP: 1 HBP: 0 | WP: 0 PB: 0 SB: 0 CS: 0 | PA: 35 | | | | | | | |
| PITCHER | IP | WLS | BF | H | R | ER | SO | BB | IBB | HBP | BLK | WP | HR | S | P | ERA | WHIP | | | | | | | | | | |
| Dave Morehead, R ERA: 4.5 (1, 1) | 5.0 | W | 19 | 2 | 0 | 0 | 7 | 2 | 0 | 0 | 0 | 0 | 0 | 31 | 39 | 0.00 | 0.800 | | | | | | | | | | |
| Ken Sanders, R ERA: 0.64 (6, 1) | 4.0 | S | 16 | 3 | 0 | 0 | 3 | 2 | 0 | 0 | 0 | 0 | 0 | 20 | 28 | 0.00 | 1.250 | | | | | | | | | | |

Detroit Tigers @ Boston Red Sox
Fenway Park, Boston, MA
Tue Apr 19 1966, 3:33 AM EST
Unknown


AB 30
R 0
H 5
RBI 0
BB 4
SO 10
LOB 16



| Batter | 1 | 2 | 3 | 4 | 5 | 6 | 7 | 8 | 9 | AB | R | H | RBI | BB | SO | LOB | BOTTOM | | | | | | | | | | |
|--|-----------------------------------|----------------------------------|------------------------------|---------------------------------|------------------------------|---------------------------------|------------------------------|----------------------------------|------------------------------|---------------------------------|------------------------------|---------------------------------|------------------------------|---------------------------------|------------------------------|---------------------------------|----------------------------------|------------------------------------|----------------------------------|--------|--|--|--|--|--|--|--|
| Lenny Green, L OBP: 0.545, SLG: 0.625 (1, 8) | 0-0 F5 | 0-0 HR 2B | | 0-0 SH1-3 | | 0-0 1-3 | | | | 3 | 1 | 1 | 0 | 0 | 0 | 0 | | | | | | | | | | | |
| Eddie Kasko, R OBP: 0.333, SLG: 0.143 (1, 5) | 0-0 BB 1B | 0-0 5-3 | | 0-3 K | | 0-0 6-3 | | | | 4 | 1 | 1 | 0 | 0 | 1 | 3 | | | | | | | | | | | |
| Carl Yastrzemski, L OBP: 0.333, SLG: 0.519 (1, 7) | 0-0 1-2 BB 1B | 0-0 2H 3H HR | | 4-0 BB | | 0-0 6-3 | | | | 3 | 2 | 2 | 3 | 1 | 0 | 0 | | | | | | | | | | | |
| Tony Conigliaro, R OBP: 0.310, SLG: 0.174 (1, 9) | 0-0 F4 | 0-3 K | | 0-3 K | | 0-0 L9 | | | | 4 | 0 | 0 | 0 | 0 | 2 | 4 | | | | | | | | | | | |
| George Scott, R OBP: 0.440, SLG: 0.550 (1, 3) | 4-0 1-2 2-3 E BB | | 0-0 HR | | 0-0 5-3 | | 0-0 4-3 | | | 3 | 2 | 1 | 1 | 1 | 0 | 0 | | | | | | | | | | | |
| Bob Tillman, R OBP: 1.000, SLG: 1.000 (1, 2) | 0-0 E8 1H 2H 3H 1B | | 4-0 G5-4-3 BB | | 0-0 FC4-6 1B | | 4-0 BB | | | 2 | 0 | 2 | 2 | 2 | 0 | 0 | | | | | | | | | | | |
| Rico Petrocelli, R OBP: 0.214, SLG: 0.043 (1, 6) | 0-3 K | | 0-0 G5-4-3 1-2 | | 0-0 FC4-6 1-2 | | 0-3 K | | | 4 | 0 | 0 | 0 | 0 | 2 | 4 | | | | | | | | | | | |
| George Smith, R OBP: 0.269, SLG: 0.174 (1, 4) | | 0-0 4-3 | | 0-3 K | | 0-0 6-3 | | 0-0 F4 | | 4 | 0 | 0 | 0 | 0 | 1 | 2 | | | | | | | | | | | |
| Dave Morehead, R OBP: 1.000, SLG: 1.000 (1, 1) | | 0-0 2B HR 1B | | 0-0 SH1-3 1B | | 0-0 5-3 | | 0-0 4-3 | | 2 | 1 | 2 | 0 | 0 | 0 | 0 | | | | | | | | | | | |
| Ken Sanders, R (6, 1) | | | | | | | | | | 2 | 0 | 0 | 0 | 0 | 0 | 1 | | | | | | | | | | | |
| Inning Stats | R: 3 E: 1 K: 1 S: 8 | H: 3 LOB: 1 BB: 1 P: 12 | R: 3 E: 0 K: 1 S: 8 | H: 3 LOB: 0 BB: 0 P: 8 | R: 1 E: 0 K: 1 S: 5 | H: 1 LOB: 1 BB: 1 P: 9 | R: 0 E: 0 K: 2 S: 8 | H: 1 LOB: 2 BB: 1 P: 12 | R: 0 E: 0 K: 0 S: 4 | H: 1 LOB: 1 BB: 0 P: 4 | R: 0 E: 0 K: 0 S: 3 | H: 0 LOB: 0 BB: 0 P: 3 | R: 0 E: 0 K: 1 S: 5 | H: 0 LOB: 1 BB: 1 P: 9 | R: 0 E: 0 K: 0 S: 3 | H: 0 LOB: 1 BB: 1 P: 9 | 1B: 6 2B: 1 3B: 0 HR: 2 | SF: 0 SAC: 1 DP: 1 HBP: 0 | WP: 0 PB: 0 SB: 0 CS: 0 | PA: 36 | | | | | | | |
| PITCHER | IP | WLS | BF | H | R | ER | SO | BB | IBB | HBP | BLK | WP | HR | S | P | ERA | WHIP | | | | | | | | | | |
| Bill Monbouquette, R ERA: 5.73 (1, 1) | 2.0 | L | 13 | 6 | 6 | 5 | 2 | 1 | 0 | 0 | 0 | 0 | 1 | 16 | 20 | 22.50 | 3.500 | | | | | | | | | | |
| Joe Sparra, R ERA: 2.25 (3, 1) | 4.0 | | 16 | 3 | 1 | 1 | 3 | 2 | 0 | 0 | 0 | 0 | 1 | 20 | 28 | 2.25 | 1.250 | | | | | | | | | | |
| Fred Gladding, R ERA: (7, 1) | 2.0 | | 7 | 0 | 0 | 0 | 1 | 1 | 0 | 0 | 0 | 0 | 0 | 8 | 12 | 0.00 | 0.500 | | | | | | | | | | |

Detroit Tigers @ Boston Red Sox
Fenway Park, Boston, MA
Tue Apr 19 1966, 3:33 AM EST
Unknown


AB 31
R 7
H 9
RBI 6
BB 4
SO 6
LOB 14



| Batter | 1 | 2 | 3 | 4 | 5 | 6 | 7 | 8 | 9 | AB | R | H | RBI | BB | SO | LOB | TOP | | | | | | | | | | | | | | | | | | | | | |
|---|------------------------------|----------------------------------|------------------------------|---------------------------------|------------------------------|---------------------------------|------------------------------|---------------------------------|-------------------------------|----------------------------------|------------------------------|---------------------------------|------------------------------|----------------------------------|------------------------------|---------------------------------|------------------------------|---------------------------------|-----------------------------------|------------------------------------|----------------------------------|--------|-----|----|---|---|----|----|----|-----|-----|-----|----|----|---|---|-----|------|
| Don Wert, R OBP: 0.471, SLG: 0.444 (1, 5) | | | | | | | | | | 4 | 1 | 1 | 0 | 1 | 1 | 4 | | | | | | | | | | | | | | | | | | | | | | |
| Jerry Lumpe, L OBP: 0.343, SLG: 0.259 (1, 4) | | | | | | | | | | 3 | 1 | 1 | 0 | 2 | 2 | 0 | | | | | | | | | | | | | | | | | | | | | | |
| Norm Cash, L OBP: 0.364, SLG: 0.364 (7, 8) | | | | | | | | | | 4 | 0 | 2 | 2 | 0 | 0 | 2 | | | | | | | | | | | | | | | | | | | | | | |
| Mickey Stanley, R OBP: 0.208, SLG: 0.182 (1, 9) | | | | | | | | | | 4 | 0 | 0 | 0 | 1 | 0 | 4 | | | | | | | | | | | | | | | | | | | | | | |
| Al Kaline, R OBP: 0.444, SLG: 0.655 (1, 7) | | | | | | | | | | 4 | 1 | 1 | 0 | 0 | 0 | 2 | | | | | | | | | | | | | | | | | | | | | | |
| Willie Horton, R OBP: 0.300, SLG: 0.308 (1, 8) | | | | | | | | | | 4 | 1 | 1 | 0 | 0 | 1 | 2 | | | | | | | | | | | | | | | | | | | | | | |
| Don Demeter, R OBP: 0.200, SLG: 0.300 (7, 3) | | | | | | | | | | 4 | 0 | 1 | 1 | 0 | 0 | 1 | | | | | | | | | | | | | | | | | | | | | | |
| Dick McAuliffe, L OBP: 0.441, SLG: 0.533 (1, 6) | | | | | | | | | | 4 | 0 | 1 | 1 | 0 | 0 | 1 | | | | | | | | | | | | | | | | | | | | | | |
| Bill Freehan, R OBP: 0.304, SLG: 0.409 (1, 2) | | | | | | | | | | 4 | 2 | 3 | 0 | 0 | 0 | 0 | | | | | | | | | | | | | | | | | | | | | | |
| Denny McLain, R OBP: 0.429, SLG: 0.429 (8, 1) | | | | | | | | | | 4 | 0 | 2 | 2 | 0 | 2 | 3 | | | | | | | | | | | | | | | | | | | | | | |
| Orlando Pena, R (8, 1) | | | | | | | | | | 0 | 0 | 0 | 0 | 0 | 0 | 0 | | | | | | | | | | | | | | | | | | | | | | |
| Larry Sherry, R (8, 1) | | | | | | | | | | 0 | 0 | 0 | 0 | 0 | 0 | 0 | | | | | | | | | | | | | | | | | | | | | | |
| Inning Stats | R: 0 E: 0 K: 0 S: 2 | H: 0 LOB: 1 BB: 2 P: 10 | R: 0 E: 0 K: 0 S: 3 | H: 0 LOB: 0 BB: 0 P: 3 | R: 0 E: 0 K: 0 S: 3 | H: 1 LOB: 0 BB: 0 P: 3 | R: 0 E: 0 K: 1 S: 5 | H: 0 LOB: 0 BB: 0 P: 5 | R: 2 E: 0 K: 2 S: 10 | H: 3 LOB: 1 BB: 0 P: 10 | R: 1 E: 0 K: 0 S: 4 | H: 2 LOB: 1 BB: 1 P: 8 | R: 2 E: 0 K: 1 S: 8 | H: 3 LOB: 2 BB: 1 P: 12 | R: 1 E: 0 K: 1 S: 8 | H: 3 LOB: 2 BB: 0 P: 8 | R: 0 E: 0 K: 1 S: 5 | H: 0 LOB: 0 BB: 0 P: 5 | 1B: 10 2B: 2 3B: 0 HR: 0 | SF: 0 SAC: 0 DP: 3 HBP: 0 | WP: 0 PB: 0 SB: 1 CS: 0 | PA: 40 | | | | | | | | | | | | | | | | |
| PITCHER | IP | WLS | BF | H | R | ER | SO | BB | IBB | HBP | BLK | WP | HR | S | P | ERA | WHIP | PITCHER | | | | IP | WLS | BF | H | R | ER | SO | BB | IBB | HBP | BLK | WP | HR | S | P | ERA | WHIP |
| Jim Lonborg, R ERA: 3.6 (1, 1) | 5.0 | L | 22 | 6 | 3 | 3 | 3 | 3 | 0 | 0 | 0 | 0 | 0 | 25 | 37 | 5.40 | 1.800 | | | | | | | | | | | | | | | | | | | | | |
| Jose Santiago, R ERA (6, 1) | 1.0 | | 2 | 0 | 0 | 0 | 0 | 0 | 0 | 0 | 0 | 0 | 0 | 2 | 2 | 0.00 | 0.000 | | | | | | | | | | | | | | | | | | | | | |
| Bob Sadowski, R ERA: 8.1 (7, 1) | 1.1 | | 10 | 5 | 3 | 3 | 1 | 0 | 0 | 0 | 0 | 0 | 0 | 11 | 15 | 20.25 | 4.500 | | | | | | | | | | | | | | | | | | | | | |
| Darrell Brandon, R ERA (8, 1) | 0.2 | | 3 | 1 | 0 | 0 | 1 | 0 | 0 | 0 | 0 | 0 | 0 | 5 | 5 | 0.00 | 1.500 | | | | | | | | | | | | | | | | | | | | | |
| Dick Radatz, R ERA: 1.93 (9, 1) | 1.0 | | 3 | 0 | 0 | 0 | 1 | 0 | 0 | 0 | 0 | 0 | 0 | 5 | 5 | 0.00 | 0.000 | | | | | | | | | | | | | | | | | | | | | |

Detroit Tigers @ Boston Red Sox
Fenway Park, Boston, MA
Tue Apr 19 1966, 3:38 AM EST
Att: 25,335 - Unknown


AB 36
R 6
H 12
RBI 5
BB 4
SO 6
LOB 18



| Batter | 1 | 2 | 3 | 4 | 5 | 6 | 7 | 8 | 9 | AB | R | H | RBI | BB | SO | LOB | BOTTOM | | | | | | | | | | | | | | | | | | | | | |
|---|------------------------------|---------------------------------|------------------------------|----------------------------------|------------------------------|---------------------------------|------------------------------|---------------------------------|------------------------------|---------------------------------|------------------------------|---------------------------------|------------------------------|---------------------------------|-------------------------------|----------------------------------|------------------------------|---------------------------------|----------------------------------|------------------------------------|----------------------------------|--------|-----|----|---|---|----|----|----|-----|-----|-----|----|----|---|---|-----|------|
| Lenny Green, L OBP: 0.438, SLG: 0.462 (1, 8) | | | | | | | | | | 5 | 0 | 1 | 0 | 0 | 0 | 2 | | | | | | | | | | | | | | | | | | | | | | |
| Eddie Kasko, R OBP: 0.308, SLG: 0.273 (1, 5) | | | | | | | | | | 4 | 1 | 1 | 1 | 0 | 0 | 2 | | | | | | | | | | | | | | | | | | | | | | |
| Carl Yastrzemski, L OBP: 0.353, SLG: 0.533 (1, 7) | | | | | | | | | | 3 | 1 | 1 | 1 | 1 | 1 | 1 | | | | | | | | | | | | | | | | | | | | | | |
| Tony Conigliaro, R OBP: 0.303, SLG: 0.185 Dick Radatz, R ERA: 1.93 (9, 1) | | | | | | | | | | 4 | 0 | 1 | 1 | 0 | 1 | 1 | | | | | | | | | | | | | | | | | | | | | | |
| George Scott, R OBP: 0.448, SLG: 0.500 (1, 3) | | | | | | | | | | 2 | 0 | 0 | 0 | 2 | 0 | 1 | | | | | | | | | | | | | | | | | | | | | | |
| Mike Ryan, R OBP: 0.240, SLG: 0.333 Bob Tillman, R OBP: 0.667, SLG: 0.500 (7, PH) | | | | | | | | | | 2 | 0 | 0 | 0 | 0 | 2 | 1 | | | | | | | | | | | | | | | | | | | | | | |
| Rico Petrocelli, R OBP: 0.200, SLG: 0.040 Tony Horton, R OBP: 0.143, SLG: 0.143 (8, PH) | | | | | | | | | | 2 | 0 | 0 | 0 | 0 | 2 | 1 | | | | | | | | | | | | | | | | | | | | | | |
| George Smith, R OBP: 0.250, SLG: 0.160 Dalton Jones, L OBP: 0.333, SLG: 0.286 (8, PH) | | | | | | | | | | 2 | 1 | 1 | 0 | 0 | 0 | 0 | | | | | | | | | | | | | | | | | | | | | | |
| Jim Lonborg, R Jose Santiago, R Joe Foy, R Bob Sadowski, R Darrell Brandon, R Jim Gosger, L OBP: 0.471, SLG: 0.429 (8, PH) | | | | | | | | | | 1 | 0 | 0 | 0 | 0 | 1 | 0 | | | | | | | | | | | | | | | | | | | | | | |
| Inning Stats | R: 0 E: 1 K: 0 S: 3 | H: 0 LOB: 0 BB: 0 P: 3 | R: 0 E: 0 K: 2 S: 7 | H: 0 LOB: 1 BB: 1 P: 11 | R: 0 E: 0 K: 1 S: 5 | H: 0 LOB: 0 BB: 0 P: 5 | R: 0 E: 0 K: 2 S: 7 | H: 0 LOB: 0 BB: 0 P: 7 | R: 0 E: 0 K: 2 S: 7 | H: 0 LOB: 0 BB: 0 P: 7 | R: 0 E: 0 K: 1 S: 6 | H: 1 LOB: 1 BB: 0 P: 6 | R: 0 E: 0 K: 0 S: 3 | H: 0 LOB: 1 BB: 1 P: 7 | R: 4 E: 0 K: 2 S: 12 | H: 5 LOB: 2 BB: 1 P: 16 | R: 0 E: 0 K: 0 S: 3 | H: 0 LOB: 1 BB: 1 P: 7 | 1B: 2 2B: 4 3B: 0 HR: 0 | SF: 0 SAC: 0 DP: 1 HBP: 0 | WP: 0 PB: 0 SB: 0 CS: 0 | PA: 37 | | | | | | | | | | | | | | | | |
| PITCHER | IP | WLS | BF | H | R | ER | SO | BB | IBB | HBP | BLK | WP | HR | S | P | ERA | WHIP | PITCHER | | | | IP | WLS | BF | H | R | ER | SO | BB | IBB | HBP | BLK | WP | HR | S | P | ERA | WHIP |
| Denny McLain, R ERA: 3.45 (1, 1) | 7.2 | | 30 | 5 | 4 | 4 | 9 | 2 | 0 | 0 | 0 | 0 | 0 | 46 | 54 | 4.70 | 0.913 | | | | | | | | | | | | | | | | | | | | | |
| Orlando Pena, R ERA (8, 1) | 0.0 | | 2 | 1 | 0 | 0 | 0 | 1 | 0 | 0 | 0 | 0 | 0 | 1 | 5 | ∞ | ∞ | | | | | | | | | | | | | | | | | | | | | |
| Larry Sherry, R ERA (8, 1) | 1.1 | S | 5 | 0 | 0 | 0 | 1 | 1 | 0 | 0 | 0 | 0 | 0 | 6 | 10 | 0.00 | 0.750 | | | | | | | | | | | | | | | | | | | | | |

Detroit Tigers @ Boston Red Sox
Fenway Park, Boston, MA
Tue Apr 19 1966, 3:38 AM EST
Att: 25,335 - Unknown


AB 33
R 4
H 6
RBI 4
BB 4
SO 10
LOB 12



| Batter | 1 | 2 | 3 | 4 | 5 | 6 | 7 | 8 | 9 | AB | R | H | RBI | BB | SO | LOB | TOP | | | |
|---|---|---------------------------------|------------------------------|----------------------------------|------------------------------|---------------------------------|------------------------------|----------------------------------|------------------------------|---------------------------------|------------------------------|---------------------------------|------------------------------|---------------------------------|------------------------------|----------------------------------|----------------------------------|------------------------------------|----------------------------------|--------|
| Don Wert, R OBP: 0.462, SLG: 0.452 (1, 5) | | | | | | | | | | 4 | 1 | 1 | 0 | 1 | 1 | 1 | | | | |
| Jerry Lumpe, L OBP: 0.425, SLG: 0.375 (1, 4) | | | | | | | | | | 5 | 1 | 3 | 0 | 0 | 0 | 2 | | | | |
| Norm Cash, L OBP: 0.300, SLG: 0.316 (1, 3) | | | | | | | | | | 5 | 0 | 0 | 1 | 0 | 1 | 4 | | | | |
| Al Kaline, R OBP: 0.463, SLG: 0.636 (1, 9) | | | | | | | | | | 4 | 0 | 2 | 1 | 1 | 0 | 2 | | | | |
| Willie Horton, R OBP: 0.257, SLG: 0.258 (1, 7) | | | | | | | | | | 5 | 0 | 0 | 0 | 0 | 1 | 5 | | | | |
| Don Demeter, R OBP: 0.357, SLG: 0.643 (1, 8) | | | | | | | | | | 4 | 1 | 3 | 1 | 0 | 1 | 0 | | | | |
| Dick McAuliffe, L OBP: 0.447, SLG: 0.500 (1, 6) | | | | | | | | | | 2 | 0 | 0 | 0 | 2 | 1 | 2 | | | | |
| Bill Freehan, R OBP: 0.296, SLG: 0.385 (1, 2) | | | | | | | | | | 4 | 0 | 1 | 0 | 0 | 0 | 3 | | | | |
| Dave Wickersham, R (1, 1) | | | | | | | | | | 1 | 0 | 0 | 0 | 0 | 0 | 2 | | | | |
| Terry Fox, R (3, 1) | | | | | | | | | | 2 | 0 | 0 | 0 | 0 | 2 | 3 | | | | |
| Fred Gladding, L (7, 1) | | | | | | | | | | 0 | 0 | 0 | 0 | 0 | 0 | 0 | | | | |
| Gates Brown, L OBP: 0.400, SLG: 0.250 (8, PH) | | | | | | | | | | 1 | 0 | 0 | 0 | 0 | 0 | 1 | | | | |
| Larry Sherry, R (8, 1) | | | | | | | | | | 0 | 0 | 0 | 0 | 0 | 0 | 0 | | | | |
| Inning Stats | R: 0 E: 0 K: 1 S: 3 | H: 0 LOB: 1 BB: 1 P: 7 | R: 0 E: 0 K: 1 S: 6 | H: 0 LOB: 2 BB: 1 P: 10 | R: 1 E: 0 K: 0 S: 5 | H: 2 LOB: 1 BB: 0 P: 5 | R: 1 E: 0 K: 2 S: 8 | H: 2 LOB: 1 BB: 1 P: 12 | R: 0 E: 0 K: 0 S: 4 | H: 1 LOB: 1 BB: 0 P: 4 | R: 0 E: 0 K: 1 S: 7 | H: 2 LOB: 2 BB: 0 P: 7 | R: 0 E: 0 K: 0 S: 4 | H: 1 LOB: 1 BB: 0 P: 4 | R: 1 E: 0 K: 1 S: 6 | H: 1 LOB: 1 BB: 1 P: 10 | 1B: 7 2B: 1 3B: 1 HR: 1 | SF: 0 SAC: 0 DP: 0 HBP: 0 | WP: 0 PB: 0 SB: 1 CS: 1 | PA: 41 |
| PITCHER | IP WLS BF H R ER SO BB IBB HBP BLK WP HR S P ERA WHIP | | | | | | | | | | | | | | | | | | | |
| Jerry Stephenson, R ERA: 4.09 (1, 1) | 6.0 W 27 6 2 2 5 3 0 0 0 0 1 34 46 3.00 1.500 | | | | | | | | | | | | | | | | | | | |
| Dick Radatz, R ERA: 2.35 (7, 1) | 3.0 S 14 4 1 1 2 1 0 0 0 0 0 0 17 21 3.00 1.667 | | | | | | | | | | | | | | | | | | | |

Detroit Tigers @ Boston Red Sox
Fenway Park, Boston, MA
Wed Apr 20 1966, 3:33 AM EST
Att: 2,618 - Unknown


AB 37
R 3
H 10
RBI 3
BB 4
SO 7
LOB 25



| Batter | 1 | 2 | 3 | 4 | 5 | 6 | 7 | 8 | 9 | AB | R | H | RBI | BB | SO | LOB | BOTTOM | | | |
|---|---|---------------------------------|------------------------------|---------------------------------|------------------------------|---------------------------------|------------------------------|---------------------------------|------------------------------|---------------------------------|------------------------------|---------------------------------|------------------------------|----------------------------------|------------------------------|---------------------------------|----------------------------------|------------------------------------|----------------------------------|--------|
| Lenny Green, L OBP: 0.400, SLG: 0.412 (1, 8) | | | | | | | | | | 4 | 1 | 1 | 0 | 0 | 0 | 1 | | | | |
| Eddie Kasko, R OBP: 0.294, SLG: 0.214 (1, 5) | | | | | | | | | | 3 | 0 | 0 | 0 | 1 | 1 | 1 | | | | |
| Carl Yastrzemski, L OBP: 0.342, SLG: 0.500 (1, 7) | | | | | | | | | | 4 | 1 | 1 | 0 | 0 | 0 | 1 | | | | |
| Tony Conigliaro, R OBP: 0.324, SLG: 0.323 (1, 9) | | | | | | | | | | 4 | 1 | 2 | 3 | 0 | 1 | 0 | | | | |
| George Scott, R OBP: 0.424, SLG: 0.462 (1, 3) | | | | | | | | | | 4 | 1 | 1 | 0 | 0 | 0 | 1 | | | | |
| Bob Tillman, R OBP: 0.556, SLG: 0.429 (1, 2) | | | | | | | | | | 3 | 0 | 1 | 0 | 0 | 1 | 0 | | | | |
| Rico Petrocelli, R OBP: 0.242, SLG: 0.111 (1, 6) | | | | | | | | | | 2 | 1 | 1 | 1 | 1 | 0 | 0 | | | | |
| George Smith, R OBP: 0.258, SLG: 0.214 (1, 4) | | | | | | | | | | 3 | 0 | 1 | 1 | 0 | 1 | 2 | | | | |
| Jerry Stephenson, L (1, 1) | | | | | | | | | | 1 | 0 | 0 | 0 | 0 | 0 | 0 | | | | |
| Jim Gosger, L OBP: 0.444, SLG: 0.400 (8, PH) | | | | | | | | | | 1 | 0 | 0 | 0 | 0 | 1 | 0 | | | | |
| Dick Radatz, R (7, 1) | | | | | | | | | | 1 | 0 | 0 | 0 | 0 | 1 | 1 | | | | |
| Inning Stats | R: 0 E: 0 K: 1 S: 5 | H: 3 LOB: 0 BB: 0 P: 5 | R: 1 E: 0 K: 0 S: 5 | H: 3 LOB: 1 BB: 0 P: 5 | R: 0 E: 0 K: 0 S: 3 | H: 0 LOB: 0 BB: 0 P: 3 | R: 0 E: 0 K: 1 S: 5 | H: 0 LOB: 0 BB: 0 P: 5 | R: 0 E: 0 K: 2 S: 7 | H: 0 LOB: 0 BB: 0 P: 7 | R: 3 E: 0 K: 1 S: 8 | H: 3 LOB: 0 BB: 0 P: 8 | R: 1 E: 0 K: 1 S: 6 | H: 1 LOB: 1 BB: 1 P: 10 | R: 0 E: 0 K: 0 S: 3 | H: 1 LOB: 1 BB: 1 P: 7 | 1B: 5 2B: 4 3B: 0 HR: 1 | SF: 0 SAC: 0 DP: 2 HBP: 0 | WP: 0 PB: 0 SB: 0 CS: 0 | PA: 32 |
| PITCHER | IP WLS BF H R ER SO BB IBB HBP BLK WP HR S P ERA WHIP | | | | | | | | | | | | | | | | | | | |
| Dave Wickersham, R ERA: 4.5 (1, 1) | 2.0 L 18 4 4 4 4 1 0 0 0 0 0 1 25 29 8.31 1.154 | | | | | | | | | | | | | | | | | | | |
| Terry Fox, R ERA: 6.75 (3, 1) | 0.2 2 0 0 0 1 0 0 0 0 0 0 0 4 4 0.00 0.000 | | | | | | | | | | | | | | | | | | | |
| Fred Gladding, R ERA: (7, 1) | 1.0 4 1 0 0 0 1 0 0 0 0 0 0 3 7 0.00 2.000 | | | | | | | | | | | | | | | | | | | |
| Larry Sherry, R ERA: (8, 1) | | | | | | | | | | | | | | | | | | | | |

Detroit Tigers @ Boston Red Sox
Fenway Park, Boston, MA
Wed Apr 20 1966, 3:33 AM EST
Att: 2,618 - Unknown


AB 30
R 5
H 8
RBI 5
BB 2
SO 6
LOB 7



| Batter | 1 | 2 | 3 | 4 | 5 | 6 | 7 | 8 | 9 | AB | R | H | RBI | BB | SO | LOB | TOP | | | | | | | | |
|---|------------------------------|---------------------------------|------------------------------|---------------------------------|------------------------------|---------------------------------|------------------------------|---------------------------------|------------------------------|---------------------------------|------------------------------|---------------------------------|------------------------------|---------------------------------|------------------------------|---------------------------------|------------------------------|---------------------------------|----------------------------------|------------------------------------|----------------------------------|--------|--|--|--|
| Don Wert, R OBP: 0.419, SLG: 0.400 (1, 5) | L6 | | | F6 | | L1 | | G6-4-3 | | 4 | 0 | 0 | 0 | 0 | 0 | 1 | | | | | | | | | |
| Jerry Lumpe, L OBP: 0.409, SLG: 0.361 (1, 4) Dick Tracewski, R (9, FR) | 1-3 | | | 1-3 | | F4 | | | FC4-6 1B | 4 | 0 | 1 | 0 | 0 | 0 | 0 | | | | | | | | | |
| Norm Cash, L OBP: 0.318, SLG: 0.429 (1, 3) | 4-3 | | | | | | | | FC4-6 1-2 | 4 | 1 | 2 | 1 | 0 | 0 | 1 | | | | | | | | | |
| Al Kaline, R OBP: 0.444, SLG: 0.622 (1, 9) | | L4 | | L6-3 | | | | | L7 | 4 | 1 | 1 | 0 | 0 | 0 | 2 | | | | | | | | | |
| Willie Horton, R OBP: 0.256, SLG: 0.343 (1, 7) | | F9 | | | | | | | G3 | 4 | 1 | 1 | 2 | 0 | 1 | 1 | | | | | | | | | |
| Don Demeter, R OBP: 0.294, SLG: 0.529 (1, 8) | | F4 | | | | | | | F6 | 3 | 0 | 0 | 0 | 0 | 0 | 0 | | | | | | | | | |
| Dick McAuliffe, L OBP: 0.415, SLG: 0.457 (1, 6) | | | | F7 | | | | | 1-3 | 3 | 0 | 0 | 0 | 0 | 0 | 0 | | | | | | | | | |
| Bill Freehan, R OBP: 0.267, SLG: 0.345 (1, 2) | | | | F8 | | | | | F8 | 3 | 0 | 0 | 0 | 0 | 0 | 0 | | | | | | | | | |
| Mickey Lolich, S OBP: 0.167, SLG: 0.167 (1, 1) Orlando Pena, R (2, 1) Jake Wood, R (6, PH) Terry Fox, R (6, 1) Mickey Stanley, R OBP: 0.349, SLG: 0.142 (8, 1) Fred Gladding, L (8, 1) | | | | | | 6-3 | | | G6-4-3 BB | 0 | 0 | 0 | 0 | 0 | 0 | 0 | | | | | | | | | |
| Inning Stats | R: 0 E: 0 K: 0 S: 3 | H: 0 LOB: 0 BB: 0 P: 3 | R: 0 E: 0 K: 0 S: 3 | H: 0 LOB: 0 BB: 0 P: 3 | R: 0 E: 0 K: 1 S: 5 | H: 0 LOB: 0 BB: 0 P: 5 | R: 0 E: 0 K: 0 S: 4 | H: 1 LOB: 1 BB: 0 P: 4 | R: 1 E: 0 K: 0 S: 4 | H: 1 LOB: 0 BB: 0 P: 4 | R: 0 E: 0 K: 0 S: 3 | H: 0 LOB: 0 BB: 0 P: 3 | R: 2 E: 0 K: 0 S: 5 | H: 2 LOB: 0 BB: 0 P: 5 | R: 0 E: 0 K: 0 S: 2 | H: 0 LOB: 0 BB: 1 P: 6 | R: 0 E: 0 K: 1 S: 6 | H: 1 LOB: 1 BB: 0 P: 6 | 1B: 1 2B: 2 3B: 0 HR: 2 | SF: 0 SAC: 0 DP: 1 HBP: 0 | WP: 1 PB: 0 SB: 0 CS: 0 | PA: 32 | | | |
| PITCHER | IP | WLS | BF | H | R | ER | SO | BB | IBB | HBP | BLK | WP | HR | S | P | ERA | WHIP | | | | | | | | |
| Mike McCormick, L ERA: 4.15 (1, 1) | 7.1 | W | 27 | 4 | 3 | 3 | 1 | 1 | 0 | 0 | 0 | 1 | 2 | 28 | 32 | 3.68 | 0.682 | | | | | | | | |
| Casey Cox, R ERA: 4.91 (8, 1) | 1.2 | S | 5 | 1 | 0 | 0 | 1 | 0 | 0 | 0 | 0 | 0 | 0 | 7 | 7 | 0.00 | 0.600 | | | | | | | | |

Detroit Tigers @ Washington Senators
D.C. Stadium, Washington, DC
Sat Apr 23 1966, 3:33 AM EST
Att: 2,901 - Unknown


| | |
|-----|----|
| AB | 31 |
| R | 3 |
| H | 5 |
| RBI | 3 |
| BB | 1 |
| SO | 2 |
| LOB | 5 |

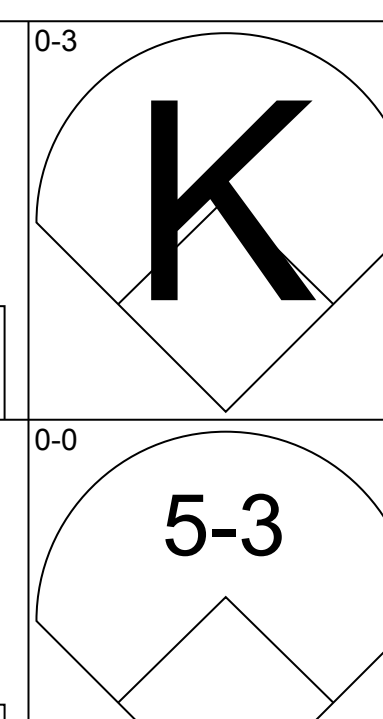
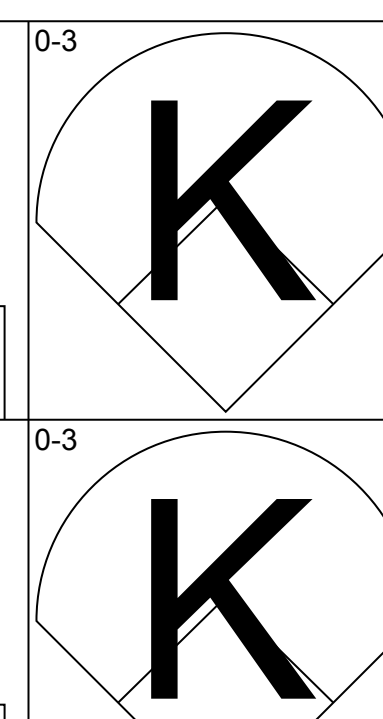
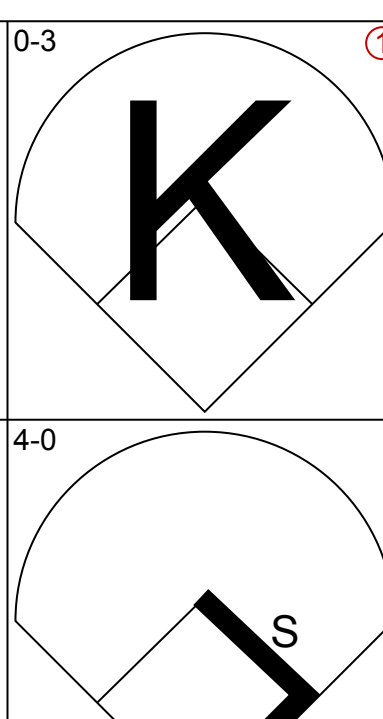
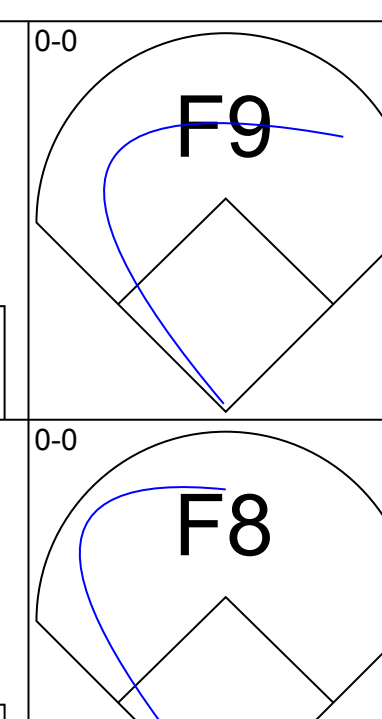
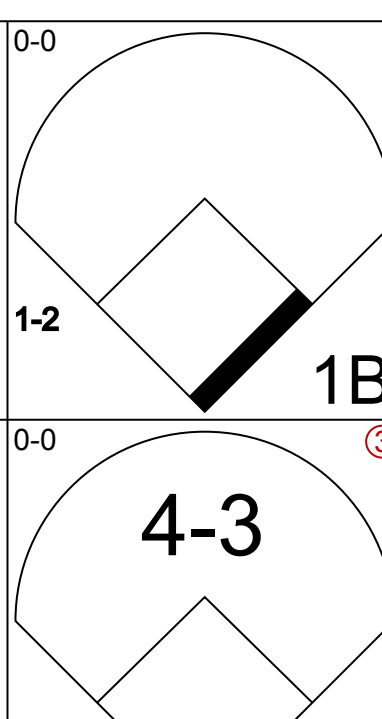
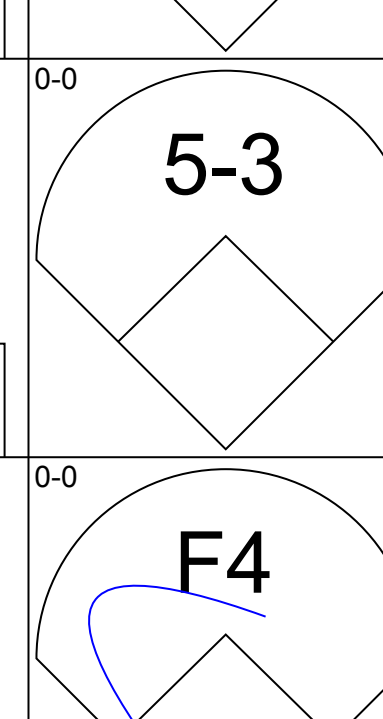
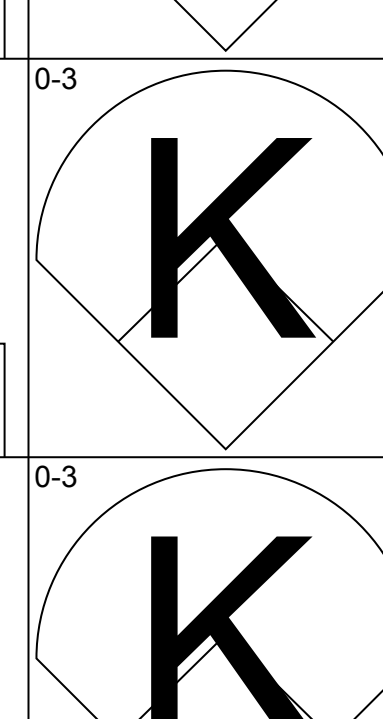
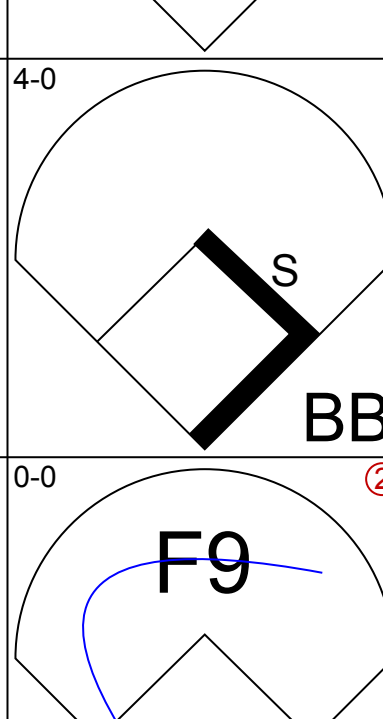
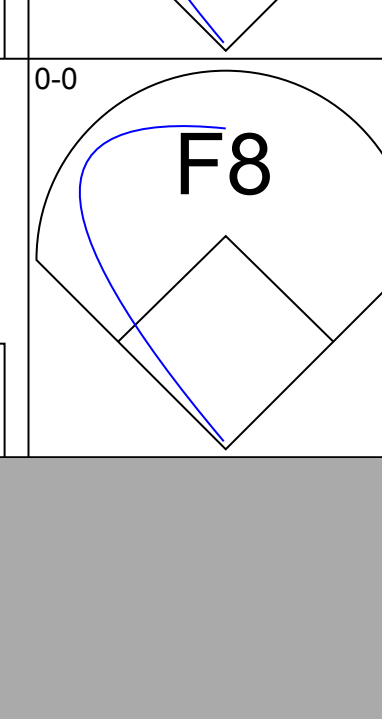

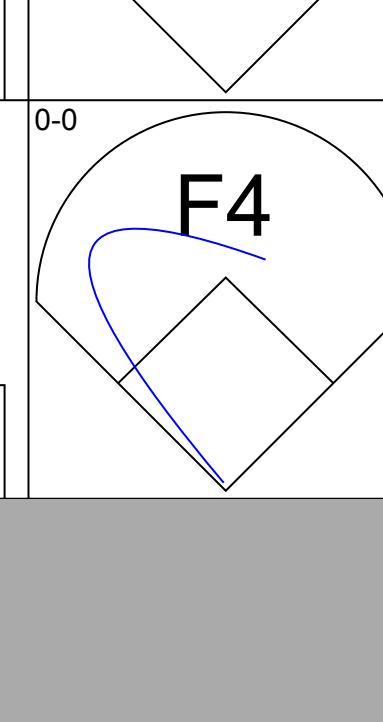
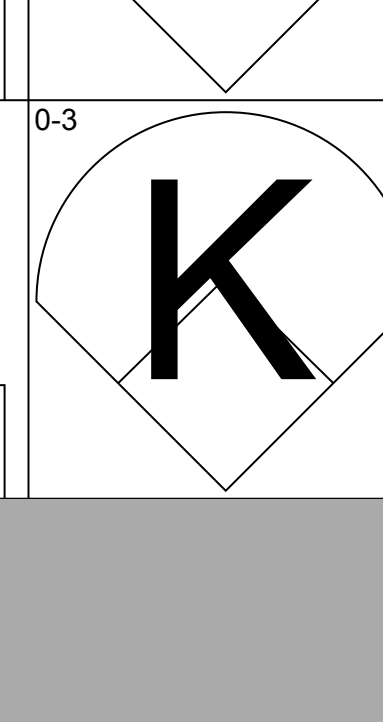
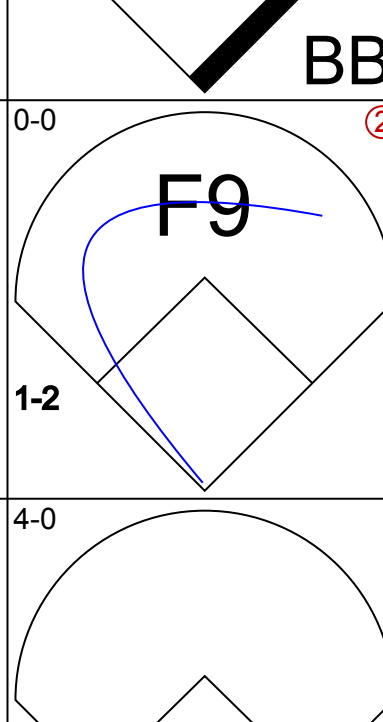
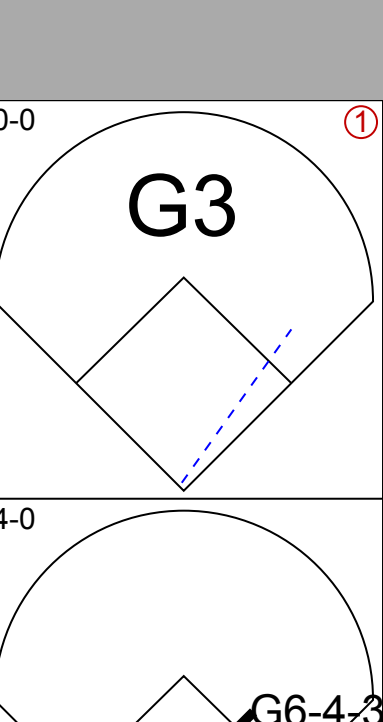
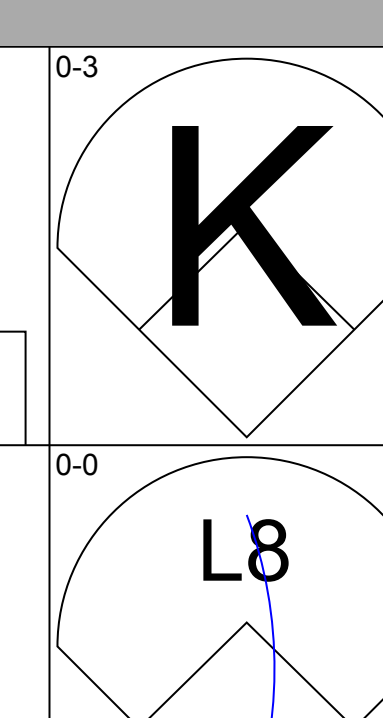
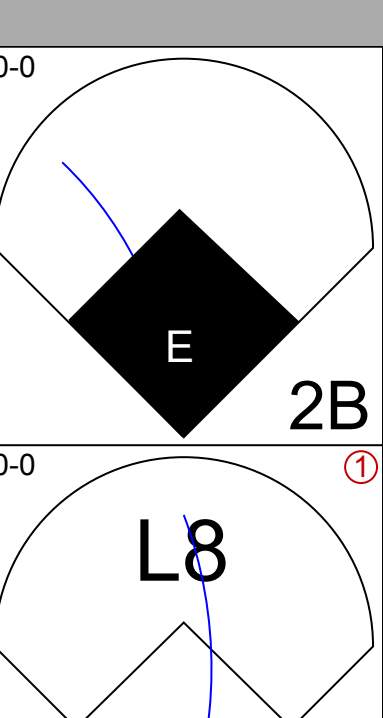
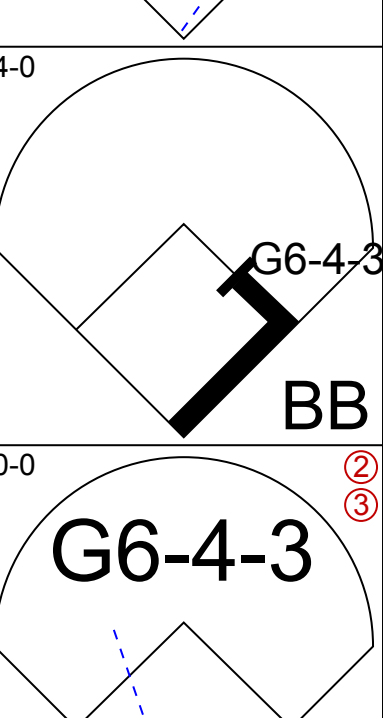
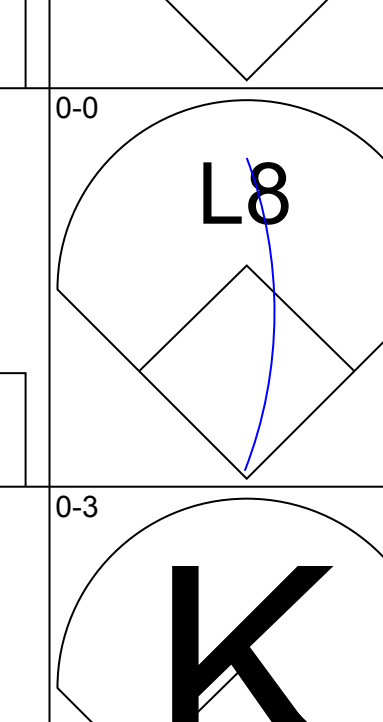
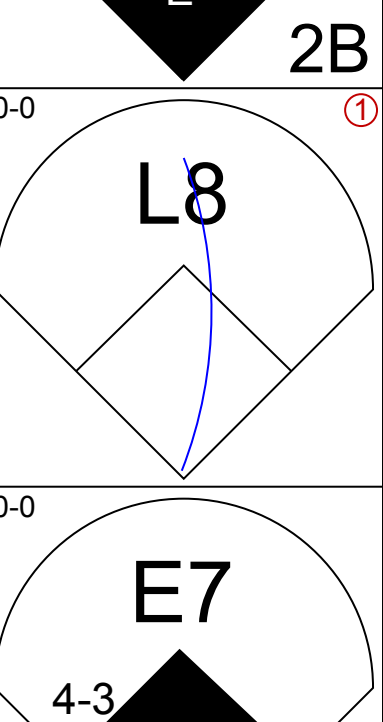
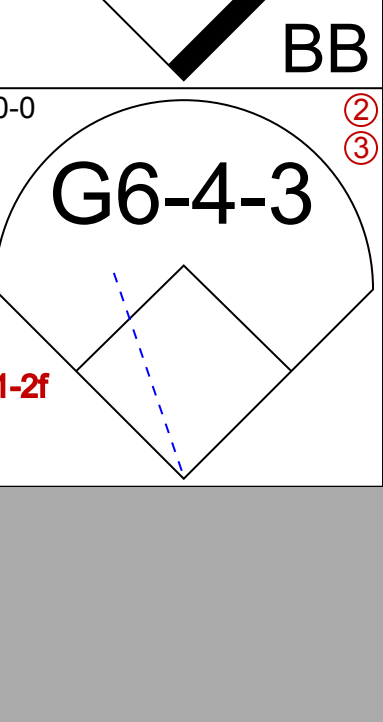
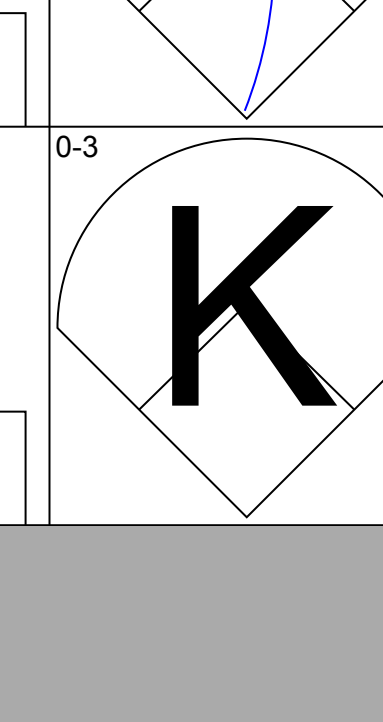
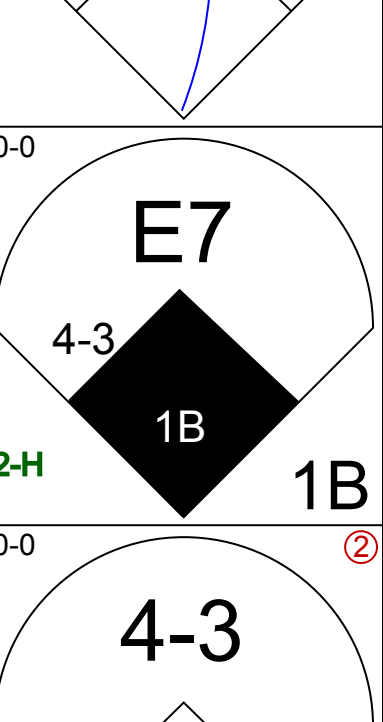
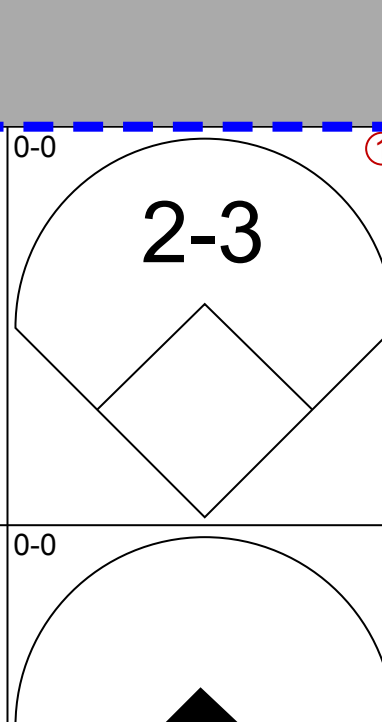
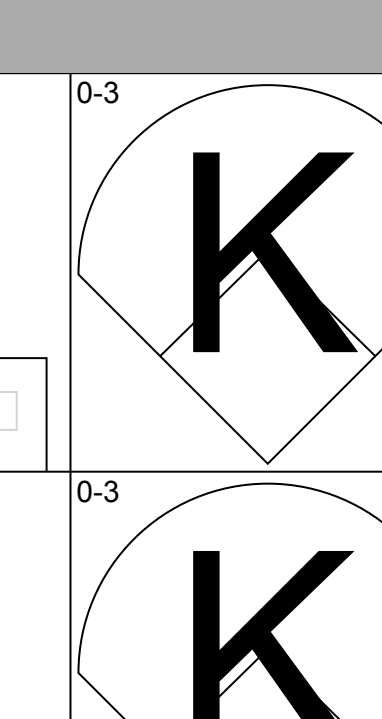
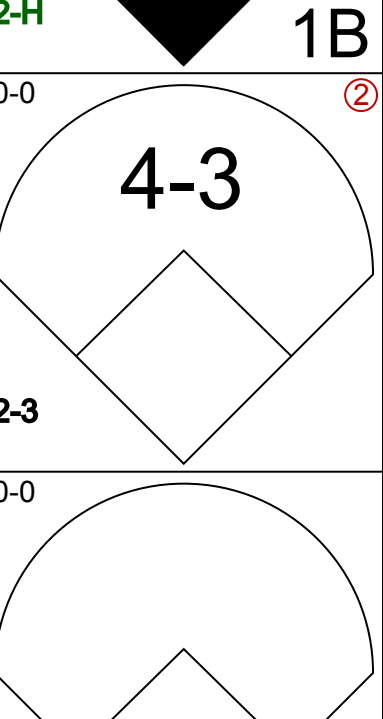
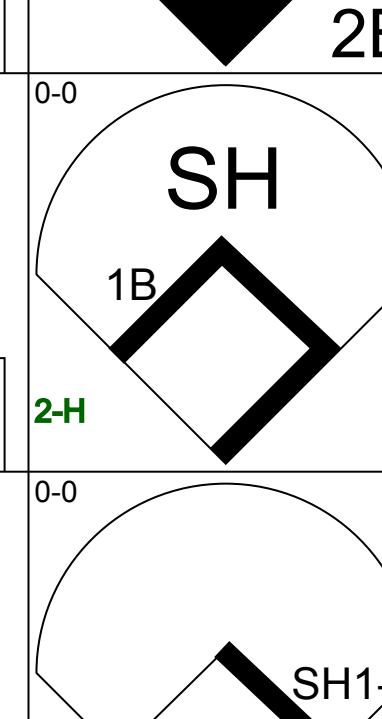
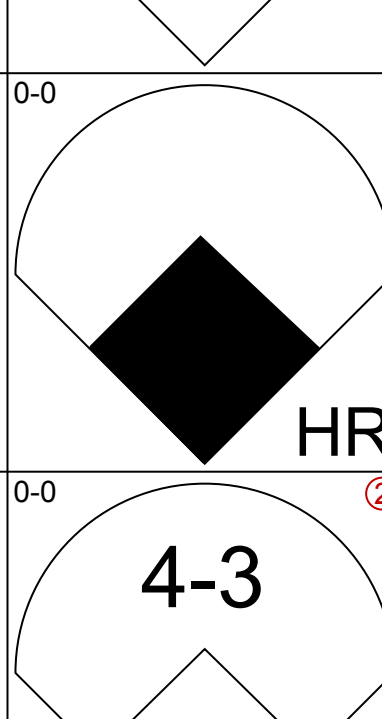
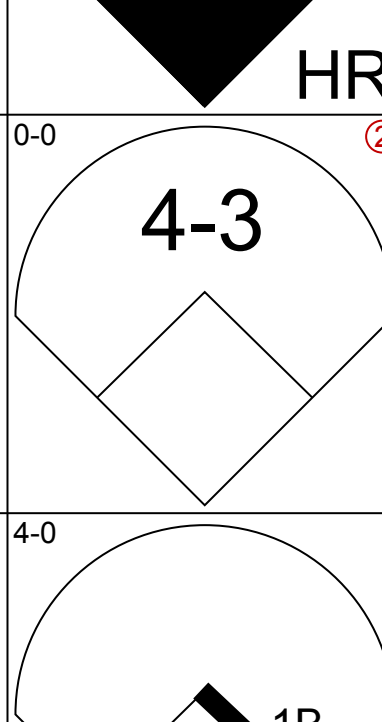
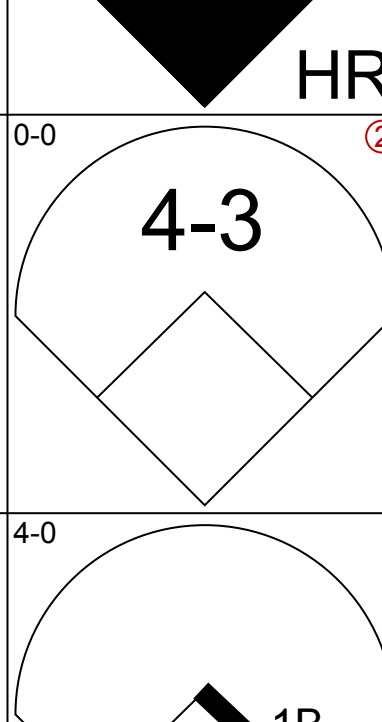
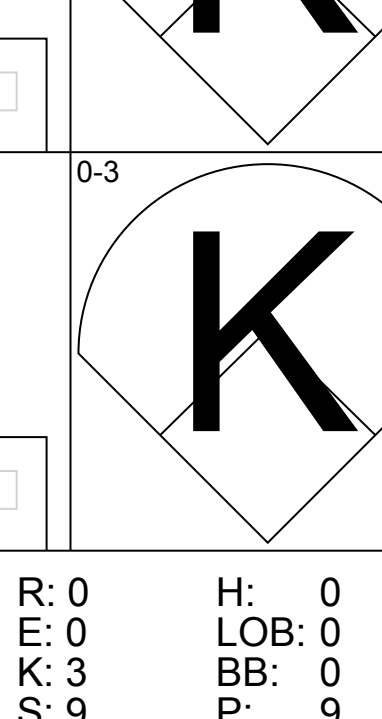
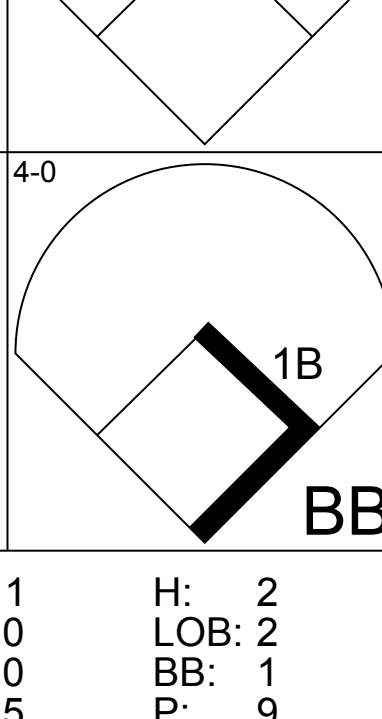
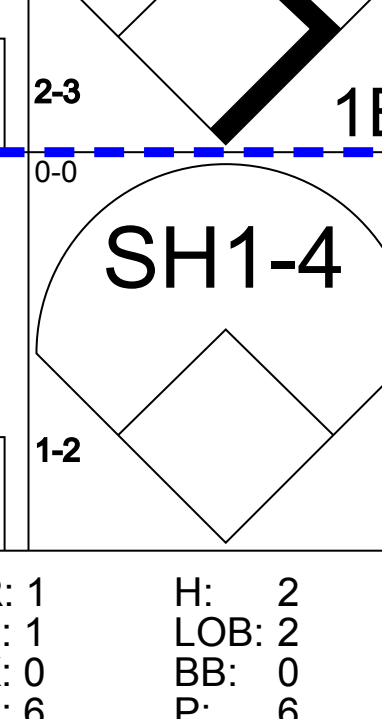
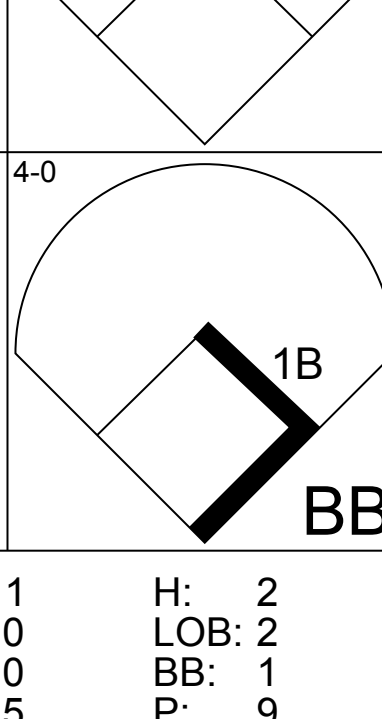


| Batter | 1 | 2 | 3 | 4 | 5 | 6 | 7 | 8 | 9 | AB | R | H | RBI | BB | SO | LOB | BOTTOM | | | | | | | | |
|---|------------------------------|---------------------------------|------------------------------|---------------------------------|-------------------------------|----------------------------------|------------------------------|---------------------------------|------------------------------|---------------------------------|------------------------------|---------------------------------|------------------------------|---------------------------------|------------------------------|---------------------------------|------------------------------|---------------------------------|----------------------------------|------------------------------------|----------------------------------|--------|--|--|--|
| Fred Valentine, S OBP: 0.333, SLG: 0.481 (1, 9) | 6-3 | G4-3 | | | L9 | F8 | | | | 4 | 0 | 0 | 0 | 0 | 0 | 4 | | | | | | | | | |
| Ed Brinkman, R OBP: 0.280, SLG: 0.375 (1, 6) | L8 | L1 | | | F8 | | | | F8 | 4 | 0 | 0 | 0 | 0 | 0 | 1 | | | | | | | | | |
| Ken McMullen, R OBP: 0.367, SLG: 0.704 (1, 5) | | | | | | 2B 1B | | | F8 | 4 | 1 | 2 | 0 | 0 | 1 | 0 | | | | | | | | | |
| Frank Howard, R OBP: 0.357, SLG: 0.600 (1, 7) Willie Kirkland, L (8, 7) | 5-3 | | | | | WP 1-H 2B | | | 6-3 | 4 | 0 | 2 | 1 | 0 | 0 | 1 | | | | | | | | | |
| Don Lock, R OBP: 0.276, SLG: 0.292 (1, 8) | | | | | | | | | | 3 | 1 | 1 | 0 | 1 | 2 | 2 | | | | | | | | | |
| John Orsino, R OBP: 0.500, SLG: 0.667 (1, 3) Dick Nen, L (6, FR) (7, 3) | | | | | | | | | | 3 | 1 | 2 | 0 | 0 | 1 | 1 | | | | | | | | | |
| Ken Hamlin, R OBP: 0.313, SLG: 0.333 (1, 4) | | | | | | | | | | 3 | 1 | 1 | 1 | 0 | 0 | 1 | | | | | | | | | |
| Doug Camilli, R OBP: 0.250, SLG: 0.214 (1, 2) | | | | | | | | | | 4 | 0 | 1 | 1 | 0 | 0 | 2 | | | | | | | | | |
| Mike McCormick, L OBP: 0.500, SLG: 0.500 (1, 1) Casey Cox, R (8, 1) | | | | | | | | | | 2 | 0 | 1 | 0 | 0 | 0 | 0 | | | | | | | | | |
| Inning Stats | R: 0 E: 0 K: 0 S: 4 | H: 1 LOB: 1 BB: 0 P: 4 | R: 3 E: 0 K: 0 S: 7 | H: 5 LOB: 1 BB: 0 P: 7 | R: 0 E: 0 K: 3 S: 10 | H: 1 LOB: 1 BB: 0 P: 10 | R: 0 E: 0 K: 0 S: 3 | H: 0 LOB: 0 BB: 0 P: 3 | R: 1 E: 0 K: 1 S: 7 | H: 2 LOB: 1 BB: 0 P: 7 | R: 1 E: 1 K: 0 S: 5 | H: 1 LOB: 2 BB: 0 P: 5 | R: 0 E: 0 K: 0 S: 3 | H: 0 LOB: 0 BB: 0 P: 3 | R: 0 E: 0 K: 0 S: 3 | H: 0 LOB: 1 BB: 1 P: 7 | R: 0 E: 0 K: 0 S: 3 | H: 0 LOB: 1 BB: 1 P: 7 | 1B: 8 2B: 2 3B: 0 HR: 0 | SF: 0 SAC: 2 DP: 1 HBP: 0 | WP: 1 PB: 0 SB: 0 CS: 0 | PA: 35 | | | |
| PITCHER | IP | WLS | BF | H | R | ER | SO | BB | IBB | HBP | BLK | WP | HR | S | P | ERA | WHIP | | | | | | | | |
| Mickey Lolich, L ERA: 4.76 (1, 1) | 1.0 | L | 8 | 5 | 3 | 3 | 0 | 0 | 0 | 0 | 0 | 1 | 0 | 23 | 23 | 2.25 | 1.000 | | | | | | | | |
| Orlando Pena, R ERA: 1.0 (2, 1) | 4.0 | | 15 | 4 | 1 | 1 | 4 | 0 | 0 | 0 | 0 | 1 | 0 | 23 | 23 | 2.25 | 1.000 | | | | | | | | |
| Terry Fox, R ERA: 4.91 (6, 1) | 2.0 | | 8 | 1 | 1 | 0 | 0 | 0 | 0 | 0 | 0 | 0 | 0 | 8 | 8 | 0.00 | 0.500 | | | | | | | | |
| Fred Gladding, R ERA: (8, 1) | 1.0 | | 4 | 0 | 0 | 0 | 0 | 1 | 0 | 0 | 0 | 0 | 0 | 3 | 7 | 0.00 | 1.000 | | | | | | | | |

Detroit Tigers @ Washington Senators
D.C. Stadium, Washington, DC
Sat Apr 23 1966, 3:33 AM EST
Att: 2,901 - Unknown

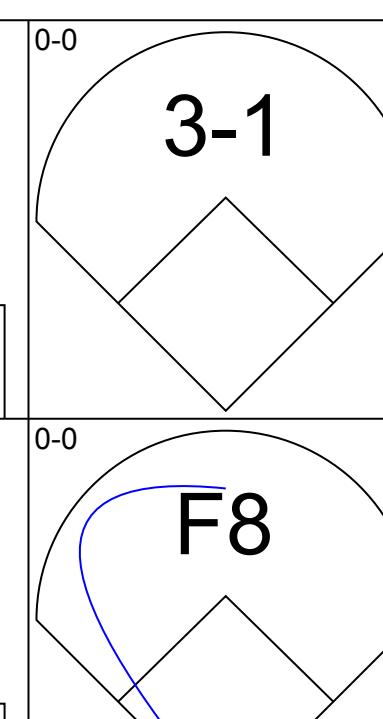
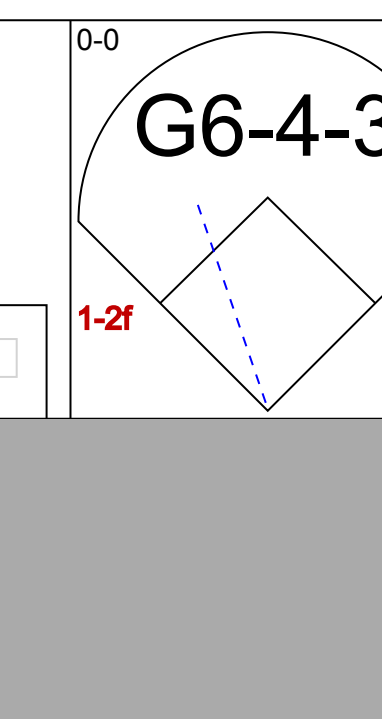
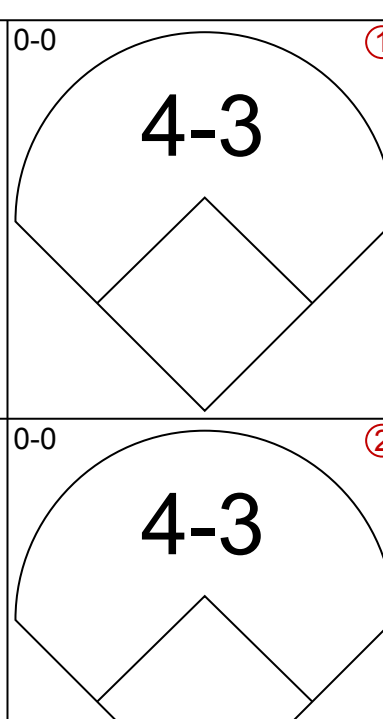
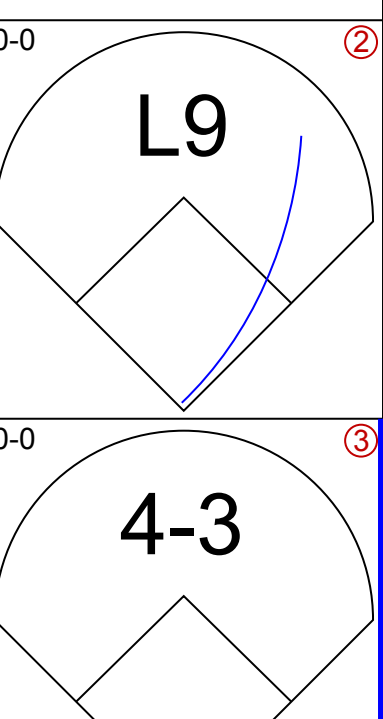
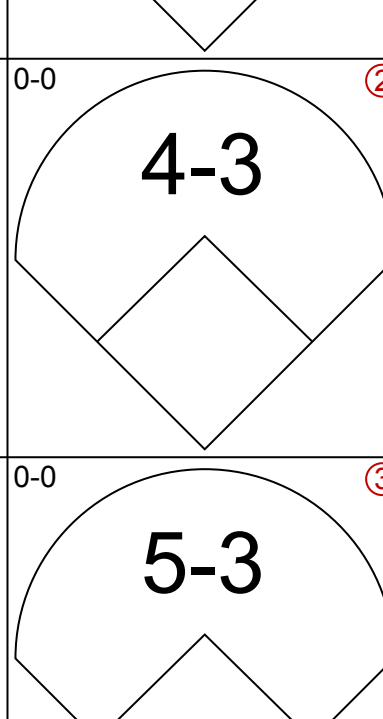
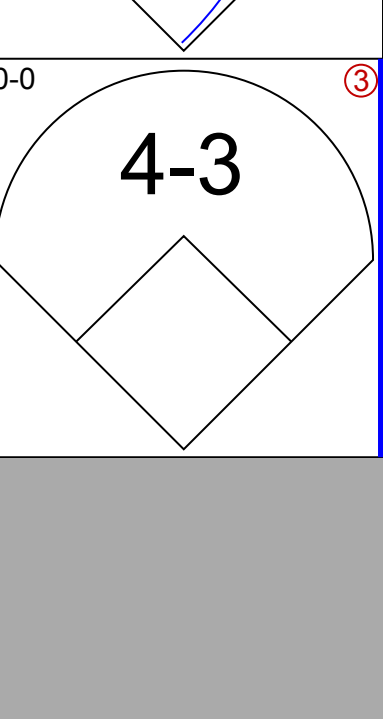
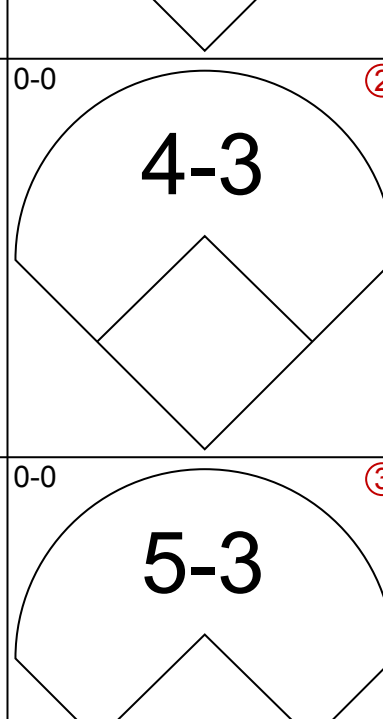
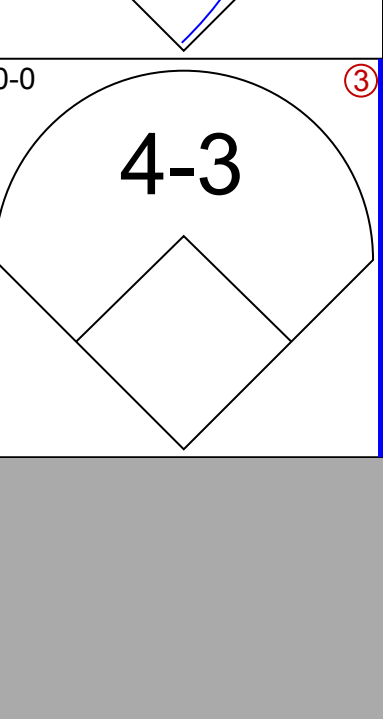
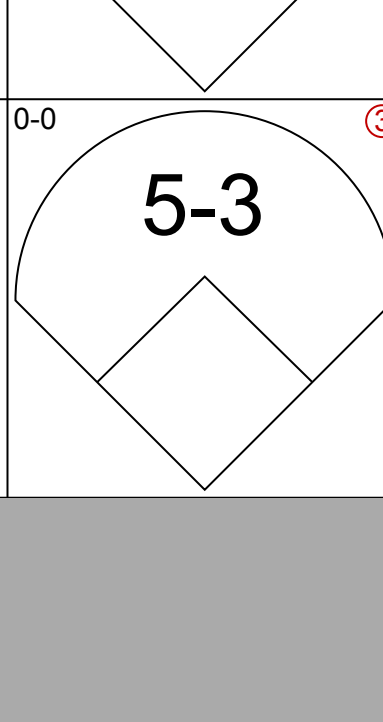
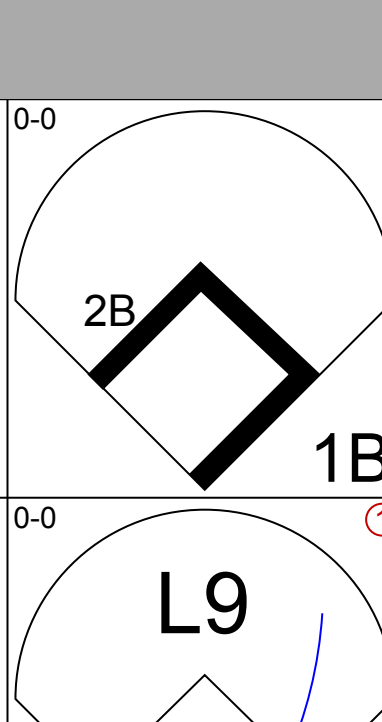
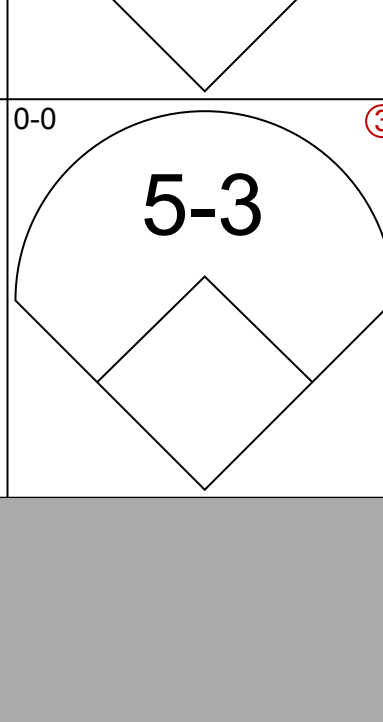
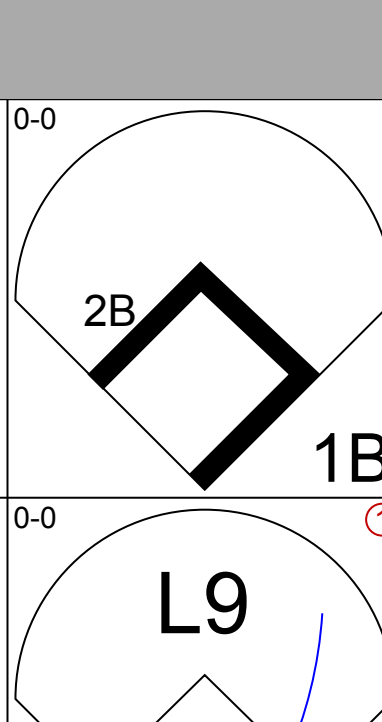
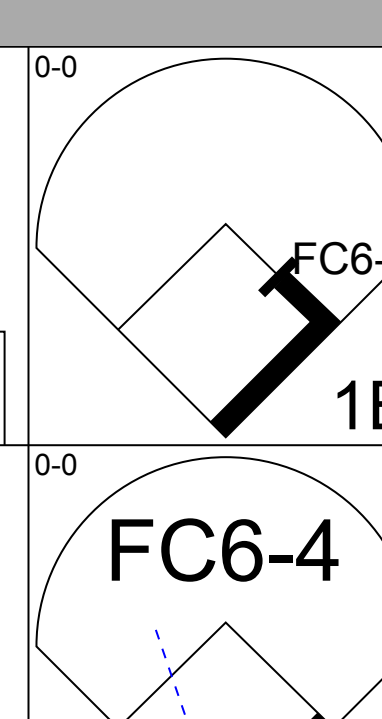
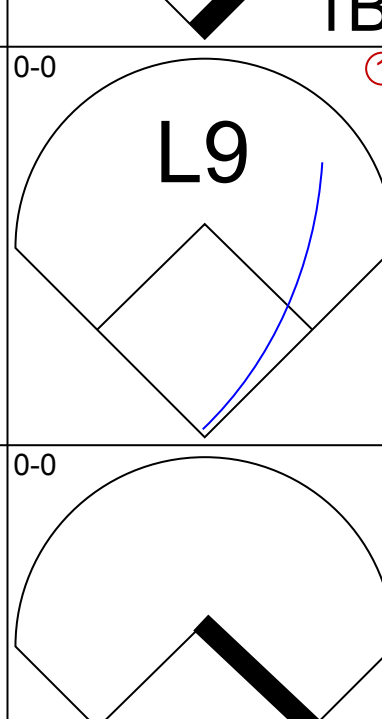
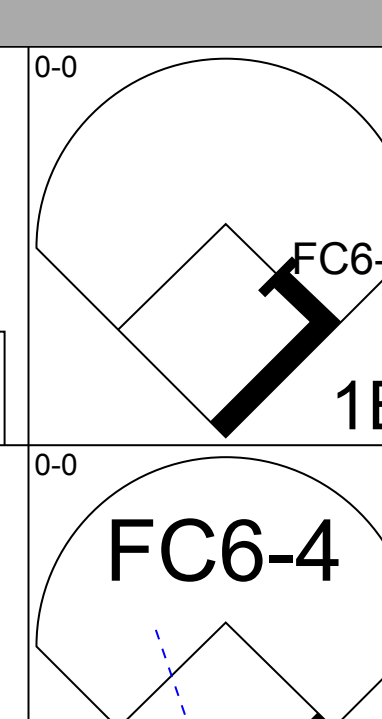
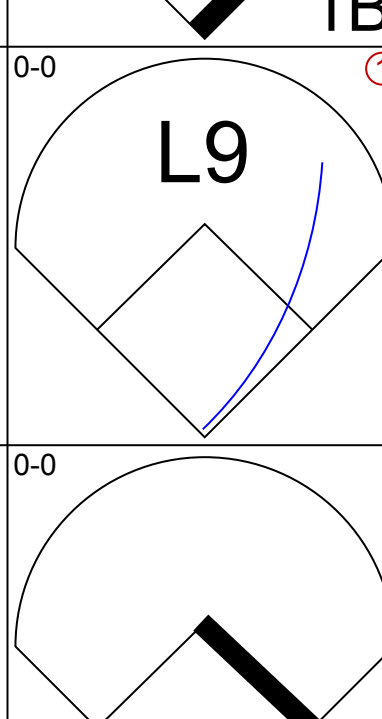




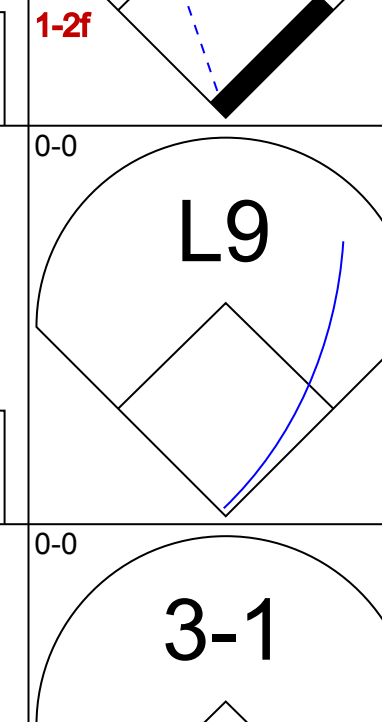
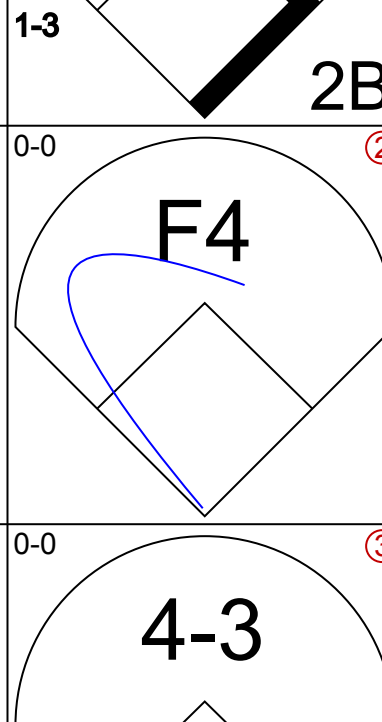


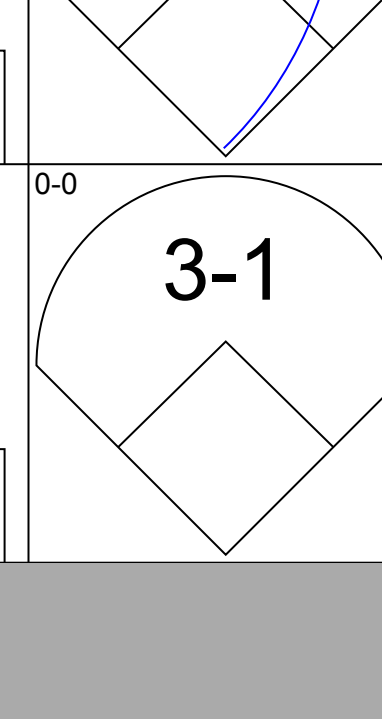
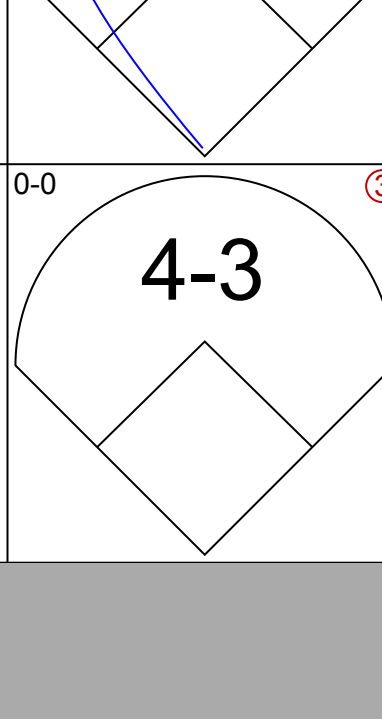
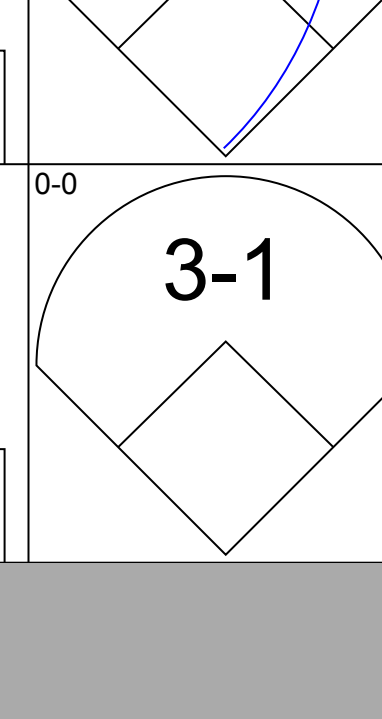
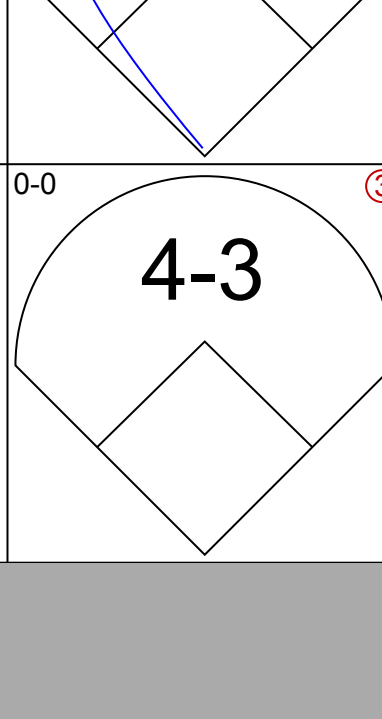
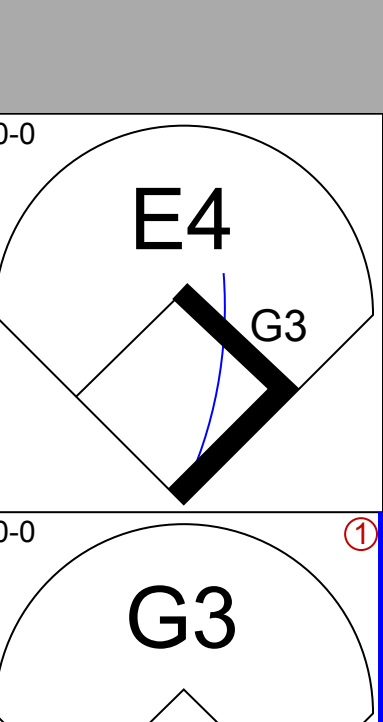
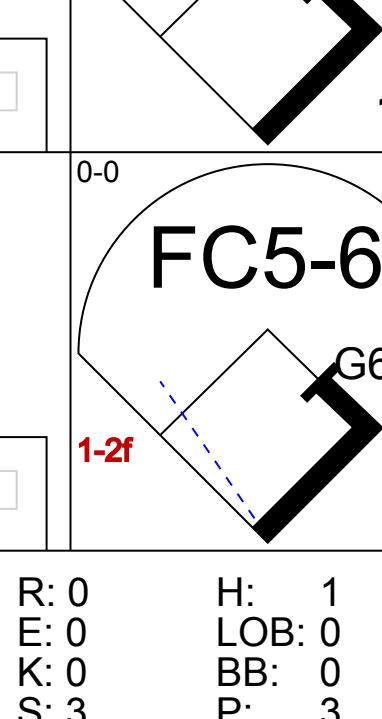
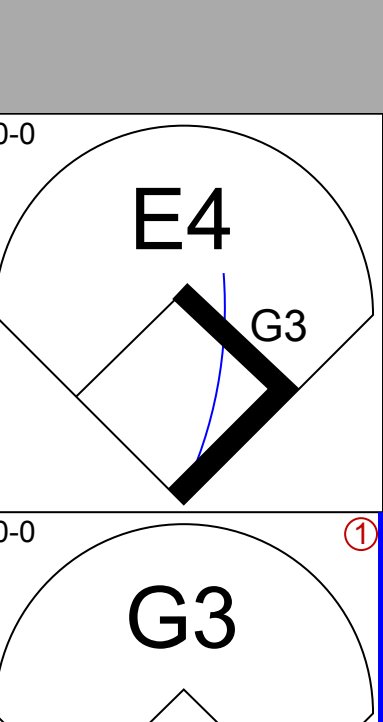
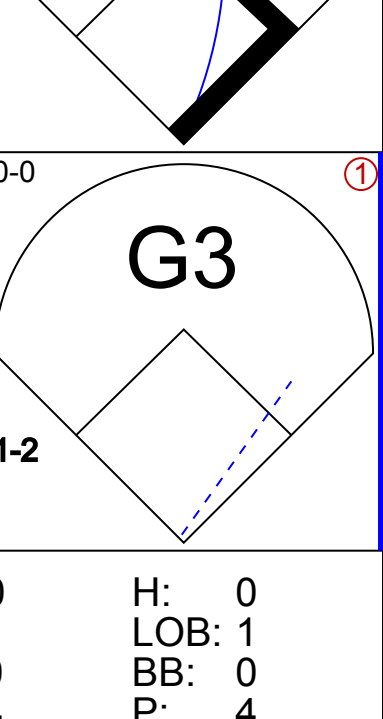
| | |
|-----|----|
| AB | 32 |
| R | 5 |
| H | 10 |
| RBI | 3 |
| BB | 1 |
| SO | 4 |
| LOB | 13 |



| Batter | 1 | 2 | 3 | 4 | 5 | 6 | 7 | 8 | 9 | AB | R | H | RBI | BB | SO | LOB | TOP | | | | | | | | |
|--|---|---|---|---|--|---|---|---|---|----------------------------------|------------------------------|---------------------------------|------------------------------|---------------------------------|------------------------------|---------------------------------|--|------------------------------------|----------------------------------|--------|--|--|--|--|--|
| Dick Tracewski, R OBP: 0.200, SLG: 0.200 (1, 4) |  | | |  | |  |  | |  | 5 | 0 | 1 | 0 | 0 | 3 | 2 | Detroit Tigers @ Washington Senators D.C. Stadium, Washington, DC Sun Apr 24 1966, 3:33 AM EDT Unknown | | | | | | | | |
| Don Wert, R OBP: 0.396, SLG: 0.359 (1, 5) |  | | |  | |  |  | |  | 4 | 0 | 0 | 0 | 1 | 1 | 4 | | | | | | | | | |
| Norm Cash, L OBP: 0.292, SLG: 0.391 (1, 3) |  | | |  | | |  | |  | 4 | 0 | 0 | 0 | 0 | 1 | 1 | | | | | | | | | |
| Al Kaline, R OBP: 0.469, SLG: 0.641 (1, 9) | |  | | |  | | | |  | 2 | 1 | 1 | 0 | 2 | 1 | 0 | | | | | | | | | |
| Willie Horton, R OBP: 0.233, SLG: 0.308 (1, 7) | |  | | |  | | | |  | 4 | 0 | 0 | 0 | 0 | 1 | 4 | | | | | | | | | |
| Don Demeter, R OBP: 0.333, SLG: 0.571 (1, 8) | |  | | |  | | | |  | 4 | 2 | 2 | 1 | 0 | 1 | 0 | | | | | | | | | |
| Ray Oyler, R OBP: 0.333, SLG: 1.333 (1, 6) | | |  | |  | | |  |  | 3 | 1 | 1 | 1 | 0 | 1 | 1 | | | | | | | | | |
| Orlando McFarlane, R OBP: 0.333, SLG: 0.667 (1, 2) | | |  | | | | | |  | 4 | 0 | 2 | 1 | 0 | 1 | 0 | | | | | | | | | |
| Bill Monbouquette, R OBP: 0.286, SLG: 0.167 (1, 1) | | |  | |  | | |  |  | 2 | 0 | 0 | 0 | 1 | 2 | 1 | | | | | | | | | |
| Inning Stats | R: 0 E: 0 K: 1 S: 5 | H: 0 LOB: 0 BB: 0 P: 5 | R: 0 E: 0 K: 2 S: 7 | H: 0 LOB: 0 BB: 0 P: 7 | R: 0 E: 0 K: 3 S: 9 | H: 0 LOB: 0 BB: 0 P: 9 | R: 2 E: 1 K: 1 S: 8 | H: 3 LOB: 1 BB: 0 P: 8 | R: 0 E: 0 K: 2 S: 7 | H: 0 LOB: 2 BB: 2 P: 15 | R: 1 E: 1 K: 0 S: 6 | H: 2 LOB: 2 BB: 0 P: 6 | R: 0 E: 0 K: 0 S: 2 | H: 0 LOB: 0 BB: 1 P: 6 | R: 1 E: 0 K: 0 S: 5 | H: 2 LOB: 2 BB: 1 P: 9 | 1B: 4 2B: 2 3B: 0 HR: 1 | SF: 0 SAC: 2 DP: 1 HBP: 0 | WP: 0 PB: 0 SB: 1 CS: 0 | PA: 38 | | | | | |
| PITCHER | IP | WLS | BF | H | R | ER | SO | BB | IBB | HBP | BLK | WP | HR | S | P | ERA | WHIP | | | | | | | | |
| Pete Richert, L ERA: 3.62 (1, 1) | 6.0 | L | 26 | 5 | 3 | 2 | 12 | 1 | 1 | 0 | 0 | 0 | 0 | 48 | 56 | 3.00 | 1.000 | | | | | | | | |
| Howie Koplitz, R ERA: (7, 1) | 2.0 | | 6 | 0 | 0 | 0 | 0 | 1 | 0 | 0 | 0 | 0 | 0 | 5 | 9 | 0.00 | 0.500 | | | | | | | | |
| Buster Narum, R ERA: 21.6 (9, 1) | 1.0 | | 6 | 2 | 1 | 1 | 0 | 1 | 0 | 0 | 0 | 0 | 1 | 5 | 9 | 9.00 | 3.000 | | | | | | | | |

| | |
|-----|----|
| AB | 32 |
| R | 4 |
| H | 7 |
| RBI | 3 |
| BB | 4 |
| SO | 12 |
| LOB | 13 |



| Batter | 1 | 2 | 3 | 4 | 5 | 6 | 7 | 8 | 9 | AB | R | H | RBI | BB | SO | LOB | BOTTOM | | | | | | | | |
|---|---|---|---|---|--|---|---|---|---|---------------------------------|------------------------------|---------------------------------|------------------------------|---------------------------------|------------------------------|---------------------------------|--|------------------------------------|----------------------------------|--------|--|--|--|--|--|
| Fred Valentine, S OBP: 0.294, SLG: 0.419 (1, 9) (8, 8) |  | |  | | | | | | | 4 | 0 | 0 | 0 | 0 | 0 | 2 | Detroit Tigers @ Washington Senators D.C. Stadium, Washington, DC Sun Apr 24 1966, 3:33 AM EDT Unknown | | | | | | | | |
| Don Blasingame, L OBP: 0.294, SLG: 0.313 Buster Narum, R (1, 4) (9, 1) |  | | |  | |  | |  | | 4 | 0 | 0 | 0 | 0 | 0 | 1 | | | | | | | | | |
| Ken McMullen, R OBP: 0.382, SLG: 0.677 (1, 5) |  | | |  | |  | | |  | 4 | 0 | 2 | 0 | 0 | 0 | 0 | | | | | | | | | |
| Frank Howard, R OBP: 0.344, SLG: 0.552 (1, 7) | |  | |  | | |  | |  | 4 | 0 | 1 | 0 | 0 | 0 | 2 | | | | | | | | | |
| Bob Chance, L OBP: 0.278, SLG: 0.500 (1, 3) | |  | |  | |  | |  | | 4 | 0 | 3 | 0 | 0 | 0 | 1 | | | | | | | | | |
| Don Lock, R OBP: 0.298, SLG: 0.269 Jim King, L (7, PH) (8, 9) | |  | |  | | |  | |  | 2 | 0 | 0 | 0 | 0 | 0 | 3 | | | | | | | | | |
| Ed Brinkman, R OBP: 0.241, SLG: 0.321 (1, 6) | |  | | |  | |  | |  | 4 | 0 | 0 | 0 | 0 | 1 | 4 | | | | | | | | | |
| Doug Camilli, R OBP: 0.278, SLG: 0.250 Bob Saverine, S OBP: 0.500, SLG: 0.800 (8, PH) (9, 4) | | |  | |  | | |  | | 2 | 0 | 1 | 0 | 0 | 0 | 0 | | | | | | | | | |
| Pete Richert, L Howie Koplitz, R Willie Kirkland, L Mike Brumley, L (1, 1) (7, 1) (8, PH) (9, 2) | | |  | |  | | |  | | 2 | 0 | 0 | 0 | 0 | 1 | 1 | | | | | | | | | |
| Inning Stats | R: 0 E: 0 K: 0 S: 3 | H: 0 LOB: 0 BB: 0 P: 3 | R: 0 E: 0 K: 0 S: 4 | H: 1 LOB: 1 BB: 0 P: 4 | R: 0 E: 0 K: 0 S: 3 | H: 1 LOB: 0 BB: 0 P: 3 | R: 0 E: 0 K: 2 S: 7 | H: 0 LOB: 0 BB: 0 P: 7 | R: 0 E: 0 K: 0 S: 3 | H: 0 LOB: 0 BB: 0 P: 3 | R: 0 E: 0 K: 0 S: 4 | H: 1 LOB: 1 BB: 0 P: 4 | R: 0 E: 1 K: 0 S: 4 | H: 0 LOB: 1 BB: 0 P: 4 | R: 0 E: 0 K: 0 S: 5 | H: 2 LOB: 2 BB: 0 P: 5 | 1B: 6 2B: 1 3B: 0 HR: 0 | SF: 0 SAC: 0 DP: 1 HBP: 0 | WP: 0 PB: 0 SB: 0 CS: 0 | PA: 34 | | | | | |
| PITCHER | IP | WLS | BF | H | R | ER | SO | BB | IBB | HBP | BLK | WP | HR | S | P | ERA | WHIP | | | | | | | | |
| Bill Monbouquette, R ERA: 3.15 (1, 1) | 9.0 | W | 34 | 7 | 0 | 0 | 2 | 0 | 0 | 0 | 0 | 0 | 0 | 38 | 38 | 0.00 | 0.778 | | | | | | | | |

| | |
|-----|----|
| AB | 34 |
| R | 0 |
| H | 7 |
| RBI | 0 |
| BB | 0 |
| SO | 2 |
| LOB | 18 |




| Batter | 1 | 2 | 3 | 4 | 5 | 6 | 7 | 8 | 9 | AB | R | H | RBI | BB | SO | LOB | TOP | | | | | |
|--|---|---------------------------------|------------------------------|---------------------------------|------------------------------|----------------------------------|------------------------------|---------------------------------|------------------------------|---------------------------------|------------------------------|---------------------------------|------------------------------|---------------------------------|------------------------------|----------------------------------|--|------------------------------|---------------------------------|----------------------------------|------------------------------------|----------------------------------|
| Dick McAuliffe, L (1, 6) OBP: 0.413, SLG: 0.462 | F5 | | HBP | | K | | F8 | | FC6-2 2B | 4 | 1 | 1 | 0 | 0 | 1 | 0 | Detroit Tigers @ Washington Senators D.C. Stadium, Washington, DC Sun Apr 24 1966, 3:38 AM EDT Att: 11,259 - Unknown | | | | | |
| Jerry Lumpe, L (1, 4) OBP: 0.406, SLG: 0.366 | 1B | | 3B | 1B | | F6 | K | | 6-3 | 5 | 1 | 2 | 1 | 0 | 1 | 1 | | | | | | |
| Norm Cash, L (1, 3) OBP: 0.321, SLG: 0.510 | F7 | | SF8 | 3B | | FC6-4 | 1B | | FC6-2 | 5 | 2 | 3 | 2 | 0 | 0 | 2 | | | | | | |
| Willie Horton, R (1, 7) OBP: 0.229, SLG: 0.302 | K | | SF8 | 3B | | FC6-4 | 1B | | 4-3 | 4 | 0 | 1 | 1 | 0 | 1 | 3 | | | | | | |
| Jim Northrup, L (1, 9) OBP: 0.400, SLG: 0.286 | | K | S | BB | | K2-3-2 | BB | | G6-4-3 | 2 | 0 | 0 | 0 | 2 | 1 | 1 | | | | | | |
| Don Wert, R (1, 5) OBP: 0.404, SLG: 0.372 | 1B | | K | 1-2 | | K2-3-2 | 1-1 | | 2B | 4 | 0 | 2 | 0 | 0 | 2 | 2 | | | | | | |
| Bill Freehan, R (1, 2) OBP: 0.294, SLG: 0.424 | F4 | | | | F7 | | 2B | | 1B | 4 | 0 | 2 | 0 | 0 | 0 | 1 | | | | | | |
| Mickey Stanley, R (1, 8) OBP: 0.241, SLG: 0.160 | K | | | | L1-6-3 | | F9 | | IBB | 3 | 0 | 0 | 0 | 1 | 1 | 2 | | | | | | |
| Joe Sparma, R (1, 1) Larry Sherry, R (7, 1) | | | 4-3 | | L1-3 | | 6-3 | | 5-3 | 3 | 0 | 0 | 0 | 0 | 0 | 0 | AB 35 R 4 H 11 RBI 4 BB 3 SO 7 LOB 15 | | | | | |
| Inning Stats | R: 0 E: 0 K: 1 S: 6 | H: 1 LOB: 1 BB: 0 P: 6 | R: 0 E: 0 K: 2 S: 8 | H: 1 LOB: 1 BB: 0 P: 8 | R: 3 E: 0 K: 1 S: 7 | H: 2 LOB: 1 BB: 1 P: 12 | R: 0 E: 0 K: 0 S: 3 | H: 0 LOB: 0 BB: 0 P: 3 | R: 0 E: 0 K: 1 S: 6 | H: 1 LOB: 1 BB: 0 P: 6 | R: 0 E: 0 K: 1 S: 5 | H: 1 LOB: 1 BB: 1 P: 9 | R: 0 E: 0 K: 1 S: 5 | H: 0 LOB: 0 BB: 0 P: 5 | R: 1 E: 0 K: 0 S: 6 | H: 4 LOB: 3 BB: 1 P: 10 | | R: 0 E: 0 K: 0 S: 4 | H: 1 LOB: 1 BB: 0 P: 4 | 1B: 6 2B: 4 3B: 1 HR: 1 | SF: 1 SAC: 0 DP: 2 HBP: 1 | WP: 0 PB: 0 SB: 2 CS: 0 |
| PITCHER | IP WLS BF H R ER SO BB IBB HBP BLK WP HR S P ERA WHIP | | | | | | | | | | | | | | | | | | | | | |
| Jim Duckworth, R (1, 1) ERA: 5.4 | 3.0 L 15 4 3 3 4 1 0 0 0 0 0 0 21 26 9.00 1.667 | | | | | | | | | | | | | | | | | | | | | |
| Dick Lines, L (4, 1) ERA: | 2.0 7 1 0 0 1 0 0 0 0 0 0 0 9 9 0.00 0.500 | | | | | | | | | | | | | | | | | | | | | |
| Bob Humphreys, R (6, 1) ERA: | 2.0 7 1 0 0 2 1 0 0 0 0 0 0 10 14 0.00 1.000 | | | | | | | | | | | | | | | | | | | | | |
| Ron Kline, R (8, 1) ERA: 13.5 | 0.2 5 4 1 1 0 0 0 0 0 0 0 1 5 5 13.50 6.000 | | | | | | | | | | | | | | | | | | | | | |
| Diego Segul, R (8, 1) ERA: 3.99 | 1.1 6 1 0 0 0 0 0 1 0 0 0 0 0 5 9 0.00 0.750 | | | | | | | | | | | | | | | | | | | | | |

| Batter | 1 | 2 | 3 | 4 | 5 | 6 | 7 | 8 | 9 | AB | R | H | RBI | BB | SO | LOB | BOTTOM | | | | | |
|--|---|---------------------------------|------------------------------|---------------------------------|------------------------------|---------------------------------|------------------------------|---------------------------------|------------------------------|---------------------------------|------------------------------|---------------------------------|-------------------------------|----------------------------------|------------------------------|---------------------------------|--|------------------------------|----------------------------------|----------------------------------|------------------------------------|----------------------------------|
| Fred Valentine, S (1, 8) OBP: 0.282, SLG: 0.371 | 4-3 | | G3 | | | G3 | K | | BB | 4 | 0 | 0 | 0 | 1 | 1 | 3 | Detroit Tigers @ Washington Senators D.C. Stadium, Washington, DC Sun Apr 24 1966, 3:38 AM EDT Att: 11,259 - Unknown | | | | | |
| Don Blasingame, L (1, 4) OBP: 0.286, SLG: 0.263 | E | | | | F3 | G3 | G3 | | K | 3 | 0 | 0 | 0 | 1 | 0 | 3 | | | | | | |
| Don Lock, R (9, FH) OBP: 0.250, SLG: 0.259 | BB | | | | | | | | | 1 | 0 | 0 | 0 | 0 | 1 | 2 | | | | | | |
| Ken McMullen, R (1, 5) OBP: 0.368, SLG: 0.618 | F9 | | | | 5-3 | | | | 6-3 | 3 | 0 | 0 | 0 | 1 | 0 | 1 | | | | | | |
| Frank Howard, R (1, 7) OBP: 0.361, SLG: 0.531 | 6-3 | | | | 1B | | K | | 1B | 3 | 0 | 1 | 0 | 1 | 1 | 2 | | | | | | |
| Jim King, L (1, 9) OBP: 0.200, SLG: 0.111 | | K | | | 1-2 | | 1B | BB | F9 | 3 | 1 | 1 | 0 | 1 | 1 | 1 | | | | | | |
| Dick Nen, L (1, 3) OBP: 0.286, SLG: 0.167 | F3 | | | | F5 | | 1B | 1B | F6 | 4 | 0 | 1 | 0 | 0 | 0 | 3 | | | | | | |
| Ed Brinkman, R (1, 6) OBP: 0.273, SLG: 0.344 | 6-3 | | | | 5-3 | | 1B | 1B | BB | 4 | 0 | 2 | 1 | 0 | 0 | 0 | | | | | | |
| Doug Camilli, R (1, 2) OBP: 0.273, SLG: 0.250 | | | K | | | F2 | | | F8 | 4 | 0 | 1 | 0 | 0 | 1 | 1 | | | | | | |
| Joe Sparma, R (1, 1) Larry Sherry, R (7, 1) | | | 4-3 | | | F5 | | | K | 4 | 0 | 0 | 0 | 0 | 0 | 0 | AB 33 R 1 H 6 RBI 1 BB 5 SO 7 LOB 20 | | | | | |
| Inning Stats | R: 0 E: 1 K: 0 S: 3 | H: 0 LOB: 1 BB: 1 P: 7 | R: 0 E: 0 K: 1 S: 5 | H: 0 LOB: 0 BB: 0 P: 5 | R: 0 E: 0 K: 1 S: 5 | H: 0 LOB: 0 BB: 0 P: 5 | R: 0 E: 0 K: 0 S: 4 | H: 1 LOB: 2 BB: 1 P: 8 | R: 0 E: 0 K: 0 S: 3 | H: 0 LOB: 0 BB: 0 P: 3 | R: 0 E: 0 K: 1 S: 5 | H: 0 LOB: 1 BB: 1 P: 9 | R: 1 E: 0 K: 2 S: 10 | H: 3 LOB: 3 BB: 1 P: 14 | R: 0 E: 0 K: 0 S: 4 | H: 1 LOB: 1 BB: 0 P: 4 | | R: 0 E: 0 K: 2 S: 8 | H: 1 LOB: 2 BB: 1 P: 12 | 1B: 6 2B: 0 3B: 0 HR: 0 | SF: 0 SAC: 0 DP: 0 HBP: 0 | WP: 0 PB: 0 SB: 0 CS: 0 |
| PITCHER | IP WLS BF H R ER SO BB IBB HBP BLK WP HR S P ERA WHIP | | | | | | | | | | | | | | | | | | | | | |
| Joe Sparma, R (1, 1) ERA: 1.8 | 6.0 W 24 4 0 0 4 1 0 0 0 0 0 0 21 25 0.00 1.667 | | | | | | | | | | | | | | | | | | | | | |
| Larry Sherry, R (7, 1) ERA: | 3.0 S 14 4 0 0 4 1 0 0 0 0 0 0 21 25 0.00 1.667 | | | | | | | | | | | | | | | | | | | | | |

| Batter | 1 | 2 | 3 | 4 | 5 | 6 | 7 | 8 | 9 | AB | R | H | RBI | BB | SO | LOB | TOP | | | | | |
|--|--|---------------------------------|------------------------------|---------------------------------|------------------------------|---------------------------------|------------------------------|---------------------------------|------------------------------|----------------------------------|------------------------------|---------------------------------|------------------------------|---------------------------------|------------------------------|---------------------------------|------------------------------|---------------------------------|----------------------------------|------------------------------------|----------------------------------|--------|
| Zoilo Versalles, R (1, 6) OBP: 0.279, SLG: 0.286 | F2 | | L7 | | | F3 | | | 2B | 4 | 0 | 1 | 0 | 0 | 0 | 1 | | | | | | |
| Tony Oliva, L (1, 9) OBP: 0.450, SLG: 0.743 | 4-3 | | | G5-4-3 1B | | L9 | | | F5 | 4 | 0 | 1 | 0 | 0 | 0 | 1 | | | | | | |
| Bob Allison, R (1, 7) OBP: 0.133, SLG: 0.533 | 5-3 | | | G5-4-3 1-2 | | K | | | F8 | 4 | 0 | 0 | 0 | 0 | 1 | 2 | | | | | | |
| Harmon Killebrew, R (1, 5) OBP: 0.350, SLG: 0.351 | | 2-3 | | | K | | | | 6-3 | 4 | 0 | 0 | 0 | 0 | 1 | 1 | | | | | | |
| Don Mincher, L (1, 3) OBP: 0.359, SLG: 0.323 | | G6-4-3 BB | | | 1B BB | | | | 1-3 | 1 | 0 | 0 | 0 | 2 | 0 | 0 | | | | | | |
| Andy Kosco, R (1, 8) OBP: 0.333, SLG: 0.333 | | G6-4-3 1-2 | | | 1B | | | | K | 3 | 0 | 1 | 0 | 0 | 1 | 1 | | | | | | |
| Bernie Allen, L (1, 4) OBP: 0.297, SLG: 0.273 | | | F7 | | | F8 | | | F3 | 3 | 0 | 0 | 0 | 0 | 2 | | AB 29 | | | | | |
| Jerry Zimmerman, R (1, 2) OBP: 0.500, SLG: 0.500 | | | | | | K | | | F7 | 2 | 0 | 1 | 0 | 0 | 1 | 2 | R 0 | | | | | |
| Russ Nixon, L (8, PH) OBP: 0.500, SLG: 0.600 | | | | | | K | | | F7 | 1 | 0 | 0 | 0 | 0 | 0 | 0 | H 4 | | | | | |
| Dave Boswell, R (1, 1) OBP: 0.133, SLG: 0.080 | | | | | | K | | | F7 | 2 | 0 | 0 | 0 | 0 | 1 | 3 | RBI 0 | | | | | |
| Jimmie Hall, L (8, PH) | | | | | | K | | | F7 | 1 | 0 | 0 | 0 | 0 | 0 | 0 | BB 2 | | | | | |
| Garry Roggenburk, R (8, 1) | | | | | | K | | | F7 | 0 | 0 | 0 | 0 | 0 | 0 | 0 | SO 5 | | | | | |
| Jim Perry, S (8, 1) | | | | | | K | | | F7 | 0 | 0 | 0 | 0 | 0 | 0 | 0 | LOB 13 | | | | | |
| Inning Stats | R: 0 E: 0 K: 0 S: 3 | H: 0 LOB: 0 BB: 0 P: 3 | R: 0 E: 0 K: 0 S: 2 | H: 0 LOB: 0 BB: 1 P: 6 | R: 0 E: 0 K: 0 S: 4 | H: 1 LOB: 1 BB: 0 P: 4 | R: 0 E: 0 K: 1 S: 5 | H: 1 LOB: 0 BB: 0 P: 5 | R: 0 E: 0 K: 2 S: 8 | H: 1 LOB: 2 BB: 1 P: 12 | R: 0 E: 0 K: 1 S: 5 | H: 0 LOB: 0 BB: 0 P: 5 | R: 0 E: 0 K: 1 S: 5 | H: 0 LOB: 0 BB: 0 P: 5 | R: 0 E: 0 K: 0 S: 3 | H: 0 LOB: 0 BB: 0 P: 3 | R: 0 E: 0 K: 0 S: 4 | H: 1 LOB: 1 BB: 0 P: 4 | 1B: 3 2B: 1 3B: 0 HR: 0 | SF: 0 SAC: 0 DP: 2 HBP: 0 | WP: 0 PB: 0 SB: 0 CS: 0 | PA: 31 |
| PITCHER Denny McLain, R (1, 1) ERA: 2.19 | IP: 9.0 WLS: W BF: 31 H: 4 R: 0 ER: 0 SO: 5 BB: 2 IBB: 0 HBP: 0 BLK: 0 WP: 0 HR: 0 S: 39 P: 47 ERA: 0.00 WHIP: 0.667 | | | | | | | | | | | | | | | PITCHER | | | | | | |

Minnesota Twins @ Detroit Tigers
Tiger Stadium, Detroit, MI
Mon Apr 25 1966, 7:05 PM EDT
Att: 12,020 - Unknown


AB 29
R 0
H 4
RBI 0
BB 2
SO 5
LOB 13



| Batter | 1 | 2 | 3 | 4 | 5 | 6 | 7 | 8 | 9 | AB | R | H | RBI | BB | SO | LOB | BOTTOM | | | |
|---|--|---------------------------------|------------------------------|---------------------------------|------------------------------|---------------------------------|------------------------------|---------------------------------|------------------------------|----------------------------------|------------------------------|---------------------------------|------------------------------|----------------------------------|------------------------------|----------------------------------|----------------------------------|------------------------------------|----------------------------------|--------|
| Dick McAuliffe, L (1, 6) OBP: 0.400, SLG: 0.429 | F7 | | 4-3 | | | K | | | HR BB | 3 | 1 | 0 | 0 | 1 | 1 | 0 | | | | |
| Jerry Lumpe, L (1, 4) OBP: 0.377, SLG: 0.333 | 4-3 | | | F7 | | G3 | | | F1 | 4 | 0 | 0 | 0 | 0 | 0 | 1 | | | | |
| Norm Cash, L (1, 3) OBP: 0.333, SLG: 0.556 | F7 | | | HR | | FC6-4 BB | | | F7 | 3 | 1 | 1 | 1 | 1 | 0 | 1 | | | | |
| Al Kaline, R (1, 9) OBP: 0.453, SLG: 0.674 | | L5 | | L8 | | FC6-4 1-2 | | | HR | 4 | 1 | 1 | 2 | 0 | 0 | 1 | | | | |
| Willie Horton, R (1, 7) OBP: 0.250, SLG: 0.304 | | F8 | | 5-3 | | | F9 SH1-3 BB | | 1B | 3 | 0 | 1 | 0 | 1 | 0 | 0 | | | | |
| Don Demeter, R (1, 8) OBP: 0.333, SLG: 0.583 | | | | | 5-3 | | SH1-3 1-2 | | K | 3 | 0 | 1 | 0 | 0 | 1 | 1 | | | | |
| Mickey Stanley, R (9, 8) OBP: 0.241, SLG: 0.160 | | 2B | | | | | | | | 0 | 0 | 0 | 0 | 0 | 0 | 0 | | | | |
| Don Wert, R (1, 5) OBP: 0.400, SLG: 0.356 | | L9 | | | | | F9 2-3 | | | 2 | 0 | 0 | 0 | 1 | 0 | 2 | AB 26 | | | |
| Bill Freehan, R (1, 2) OBP: 0.324, SLG: 0.412 | | | L7 | | | | | | | 1 | 0 | 0 | 0 | 2 | 0 | 0 | R 3 | | | |
| Denny McLain, R (1, 1) OBP: 0.300, SLG: 0.300 | | | K | | | | | | | 3 | 0 | 0 | 0 | 0 | 3 | 3 | H 4 | | | |
| Inning Stats | R: 0 E: 0 K: 0 S: 3 | H: 0 LOB: 0 BB: 0 P: 3 | R: 0 E: 0 K: 0 S: 4 | H: 1 LOB: 1 BB: 0 P: 4 | R: 0 E: 0 K: 1 S: 5 | H: 0 LOB: 0 BB: 0 P: 5 | R: 1 E: 0 K: 0 S: 4 | H: 1 LOB: 0 BB: 0 P: 4 | R: 0 E: 0 K: 1 S: 4 | H: 0 LOB: 2 BB: 2 P: 12 | R: 0 E: 0 K: 1 S: 5 | H: 0 LOB: 1 BB: 1 P: 9 | R: 0 E: 0 K: 1 S: 5 | H: 0 LOB: 2 BB: 2 P: 13 | R: 2 E: 0 K: 1 S: 7 | H: 2 LOB: 1 BB: 1 P: 11 | 1B: 1 2B: 1 3B: 0 HR: 2 | SF: 0 SAC: 1 DP: 0 HBP: 0 | WP: 0 PB: 0 SB: 0 CS: 1 | PA: 33 |
| PITCHER Dave Boswell, R (1, 1) ERA: 3.0 | IP: 7.0 WLS: L BF: 27 H: 2 R: 1 ER: 1 SO: 4 BB: 4 IBB: 1 HBP: 0 BLK: 0 WP: 0 HR: 1 S: 30 P: 50 ERA: 1.29 WHIP: 0.857 | | | | | | | | | | | | | | | PITCHER | | | | |
| Garry Roggenburk, L (8, 1) ERA: 27.0 | 0.2 WLS: L BF: 5 H: 2 R: 2 ER: 2 SO: 0 BB: 1 IBB: 0 HBP: 0 BLK: 0 WP: 0 HR: 1 S: 4 P: 8 ERA: 27.00 WHIP: 4.500 | | | | | | | | | | | | | | | PITCHER | | | | |
| Jim Perry, R (8, 1) ERA: | 0.1 WLS: L BF: 1 H: 0 R: 0 ER: 0 SO: 1 BB: 0 IBB: 0 HBP: 0 BLK: 0 WP: 0 HR: 0 S: 3 P: 3 ERA: 0.00 WHIP: 0.000 | | | | | | | | | | | | | | | PITCHER | | | | |

Minnesota Twins @ Detroit Tigers
Tiger Stadium, Detroit, MI
Mon Apr 25 1966, 7:05 PM EDT
Att: 12,020 - Unknown

AB 26
R 3
H 4
RBI 3
BB 6
SO 5
LOB 9



| Batter | 1 | 2 | 3 | 4 | 5 | 6 | 7 | 8 | 9 | AB | R | H | RBI | BB | SO | LOB | TOP | | | |
|---|---|---------------------------------|------------------------------|---------------------------------|-------------------------------|----------------------------------|------------------------------|---------------------------------|------------------------------|---------------------------------|------------------------------|---------------------------------|------------------------------|---------------------------------|------------------------------|---------------------------------|----------------------------------|------------------------------------|----------------------------------|--------|
| Luis Aparicio, R (1,6) OBP: 0.288, SLG: 0.320 | | | | | | | | | | 4 | 1 | 2 | 1 | 0 | 1 | 0 | | | | |
| Curt Blefary, L (1,7) OBP: 0.296, SLG: 0.463 | | | | | | | | | | 4 | 1 | 1 | 1 | 0 | 0 | 1 | | | | |
| Frank Robinson, R (1,9) OBP: 0.592, SLG: 1.026 | | | | | | | | | | 4 | 2 | 2 | 3 | 0 | 0 | 0 | | | | |
| Brooks Robinson, R (1,5) OBP: 0.417, SLG: 0.711 | | | | | | | | | | 4 | 1 | 1 | 1 | 0 | 0 | 0 | | | | |
| Boog Powell, L (1,3) OBP: 0.333, SLG: 0.324 | | | | | | | | | | 3 | 1 | 1 | 2 | 1 | 0 | 0 | | | | |
| Davey Johnson, R (1,4) OBP: 0.244, SLG: 0.279 | | | | | | | | | | 4 | 0 | 0 | 0 | 0 | 0 | 1 | | | | |
| Paul Blair, R (1,8) OBP: 0.267, SLG: 0.442 | | | | | | | | | | 3 | 1 | 1 | 0 | 1 | 0 | 0 | | | | |
| Andy Etchebarren, R (1,2) OBP: 0.366, SLG: 0.564 | | | | | | | | | | 4 | 1 | 1 | 0 | 0 | 0 | 1 | | | | |
| Wally Bunker, R (1,1) OBP: 0.111, SLG: 0.222 | | | | | | | | | | 4 | 0 | 0 | 0 | 0 | 4 | 2 | | | | |
| Inning Stats | R: 0 E: 0 K: 1 S: 5 | H: 0 LOB: 0 BB: 0 P: 5 | R: 0 E: 0 K: 0 S: 3 | H: 0 LOB: 0 BB: 0 P: 3 | R: 7 E: 0 K: 1 S: 12 | H: 7 LOB: 1 BB: 1 P: 16 | R: 0 E: 0 K: 1 S: 5 | H: 0 LOB: 0 BB: 0 P: 5 | R: 1 E: 0 K: 0 S: 3 | H: 1 LOB: 0 BB: 1 P: 7 | R: 0 E: 0 K: 0 S: 3 | H: 1 LOB: 0 BB: 0 P: 3 | R: 0 E: 0 K: 0 S: 3 | H: 0 LOB: 0 BB: 0 P: 3 | R: 0 E: 0 K: 1 S: 5 | H: 0 LOB: 0 BB: 0 P: 5 | 1B: 6 2B: 1 3B: 1 HR: 2 | SF: 0 SAC: 0 DP: 2 HBP: 0 | WP: 0 PB: 0 SB: 0 CS: 0 | PA: 36 |
| PITCHER | IP WLS BF H R ER SO BB IBB HBP BLK WP HR S P ERA WHIP | | | | | | | | | | | | | | | | | | | |
| Bill Monbouquette, R (1,1) ERA: 4.84 | 2.1 L 12 4 5 5 2 1 0 0 0 0 0 0 15 19 19.29 2.143 | | | | | | | | | | | | | | | | | | | |
| Terry Fox, R (3,1) ERA: 6.3 | 2.2 12 4 3 3 1 1 0 0 0 0 0 2 13 17 10.12 1.875 | | | | | | | | | | | | | | | | | | | |
| Hank Aguirre, L (6,1) ERA: 5.19 | 2.0 6 1 0 0 1 0 0 0 0 0 0 0 8 8 0.00 0.500 | | | | | | | | | | | | | | | | | | | |
| Fred Gladding, R (8,1) ERA: | 2.0 6 0 0 0 1 0 0 0 0 0 0 0 8 8 0.00 0.000 | | | | | | | | | | | | | | | | | | | |

Baltimore Orioles @ Detroit Tigers
Tiger Stadium, Detroit, MI
Fri Apr 29 1966, 7:05 PM EDT
Att: 13,255 - Unknown

AB 34
R 8
H 9
RBI 8
BB 2
SO 5
LOB 5



| Batter | 1 | 2 | 3 | 4 | 5 | 6 | 7 | 8 | 9 | AB | R | H | RBI | BB | SO | LOB | BOTTOM | | | | | |
|--|---|---------------------------------|------------------------------|---------------------------------|------------------------------|---------------------------------|------------------------------|---------------------------------|------------------------------|---------------------------------|------------------------------|---------------------------------|------------------------------|---------------------------------|------------------------------|---------------------------------|------------------------------|---------------------------------|----------------------------------|------------------------------------|----------------------------------|--------|
| Dick McAuliffe, L (1,6) OBP: 0.407, SLG: 0.429 | | | | | | | | | | 4 | 0 | 1 | 0 | 0 | 0 | 3 | | | | | | |
| Jerry Lumpe, L (1,4) OBP: 0.371, SLG: 0.389 | | | | | | | | | | 4 | 0 | 0 | 0 | 0 | 0 | 4 | | | | | | |
| Norm Cash, L (1,3) OBP: 0.348, SLG: 0.532 | | | | | | | | | | 4 | 0 | 1 | 0 | 0 | 1 | 1 | | | | | | |
| Al Kaline, R (1,9) OBP: 0.468, SLG: 0.725 | | | | | | | | | | 4 | 0 | 2 | 0 | 0 | 0 | 2 | | | | | | |
| Jim Northrup, L (1,7) OBP: 0.368, SLG: 0.467 | | | | | | | | | | 4 | 0 | 1 | 0 | 0 | 0 | 2 | | | | | | |
| Don Demeter, R (1,8) OBP: 0.242, SLG: 0.424 | | | | | | | | | | 4 | 0 | 0 | 0 | 0 | 0 | 4 | | | | | | |
| Don Wert, R (1,5) OBP: 0.413, SLG: 0.491 | | | | | | | | | | 4 | 1 | 3 | 1 | 0 | 0 | 0 | | | | | | |
| Orlando McFarlane, R (1,2) OBP: 0.375, SLG: 0.625 | | | | | | | | | | 4 | 0 | 2 | 0 | 0 | 0 | 1 | | | | | | |
| Bill Monbouquette, R (1,1) OBP: 0.288, SLG: 0.320 | | | | | | | | | | 0 | 0 | 0 | 0 | 0 | 0 | 0 | | | | | | |
| Terry Fox, R (3,1) ERA: 6.3 | | | | | | | | | | 1 | 0 | 0 | 0 | 0 | 1 | 0 | | | | | | |
| Gates Brown, L (5, PH) OBP: 0.333, SLG: 0.200 | | | | | | | | | | 1 | 0 | 0 | 0 | 0 | 1 | 1 | | | | | | |
| Hank Aguirre, R (6,1) ERA: 5.19 | | | | | | | | | | 0 | 0 | 0 | 0 | 0 | 0 | 0 | | | | | | |
| Jake Wood, R (7, PH) OBP: 0.500, SLG: 0.667 | | | | | | | | | | 1 | 0 | 0 | 0 | 0 | 1 | 2 | | | | | | |
| Fred Gladding, L (8,1) ERA: | | | | | | | | | | 1 | 0 | 0 | 0 | 0 | 0 | 0 | | | | | | |
| Mickey Stanley, R (9, PH) OBP: 0.200, SLG: 0.154 | | | | | | | | | | 1 | 0 | 0 | 0 | 0 | 0 | 0 | | | | | | |
| Inning Stats | R: 0 E: 0 K: 1 S: 6 | H: 1 LOB: 1 BB: 0 P: 6 | R: 0 E: 0 K: 0 S: 4 | H: 1 LOB: 1 BB: 0 P: 4 | R: 0 E: 0 K: 1 S: 5 | H: 0 LOB: 0 BB: 0 P: 5 | R: 0 E: 0 K: 0 S: 4 | H: 1 LOB: 1 BB: 0 P: 4 | R: 1 E: 0 K: 1 S: 7 | H: 2 LOB: 1 BB: 0 P: 7 | R: 0 E: 0 K: 0 S: 4 | H: 2 LOB: 1 BB: 0 P: 4 | R: 0 E: 0 K: 1 S: 7 | H: 2 LOB: 2 BB: 0 P: 7 | R: 0 E: 0 K: 0 S: 4 | H: 1 LOB: 1 BB: 0 P: 4 | R: 0 E: 0 K: 0 S: 3 | H: 0 LOB: 0 BB: 0 P: 3 | 1B: 7 2B: 2 3B: 0 HR: 1 | SF: 0 SAC: 0 DP: 1 HBP: 0 | WP: 0 PB: 0 SB: 0 CS: 0 | PA: 36 |
| PITCHER | IP WLS BF H R ER SO BB IBB HBP BLK WP HR S P ERA WHIP | | | | | | | | | | | | | | | | | | | | | |
| Wally Bunker, R (1,1) ERA: 2.59 | 9.0 W 36 10 1 1 4 0 0 0 0 0 0 1 44 44 1.00 1.111 | | | | | | | | | | | | | | | | | | | | | |

Baltimore Orioles @ Detroit Tigers
Tiger Stadium, Detroit, MI
Fri Apr 29 1966, 7:05 PM EDT
Att: 13,255 - Unknown

AB 36
R 1
H 10
RBI 1
BB 0
SO 4
LOB 20



| Batter | 1 | 2 | 3 | 4 | 5 | 6 | 7 | 8 | 9 | AB | R | H | RBI | BB | SO | LOB | TOP | |
|---|------------------------------|---------------------------------|------------------------------|----------------------------------|------------------------------|---------------------------------|------------------------------|---------------------------------|------------------------------|----------------------------------|------------------------------|---------------------------------|------------------------------|---------------------------------|----------------------------------|------------------------------------|--|--|
| Luis Aparicio, R OBP: 0.268, SLG: 0.296 (1, 6) | F8 | | 6-3 | | L9 | | | F4 | | 4 | 0 | 0 | 0 | 0 | 0 | 0 | <p>Baltimore Orioles @ Detroit Tigers Tiger Stadium, Detroit, MI Sat Apr 30 1966, 4:33 AM EDT Att: 5,130 - Unknown</p> | |
| Curt Blefary, L OBP: 0.314, SLG: 0.523 Russ Snyder, L (8, 7) | HR | | L9 | | | 3-1 | | L9 1B BB | | 3 | 1 | 1 | 1 | 1 | 0 | 0 | | |
| Frank Robinson, R OBP: 0.585, SLG: 0.976 (1, 9) | L9 | | BB | | F6 | | | 1-2 1B | | 3 | 0 | 1 | 0 | 1 | 0 | 0 | | |
| Brooks Robinson, R OBP: 0.385, SLG: 0.653 (1, 5) | L7 | | 6-3 | | 6-3 | | | L9 | | 4 | 0 | 0 | 0 | 0 | 0 | 3 | | |
| Boog Powell, L OBP: 0.306, SLG: 0.293 (1, 3) | K | | | | K | | | 1-3 | | 4 | 0 | 0 | 0 | 0 | 3 | 2 | | |
| Davey Johnson, R OBP: 0.286, SLG: 0.447 (1, 4) | HR | | 5-3 | | | | | F3 6-3 1B | | 4 | 2 | 3 | 2 | 0 | 0 | 0 | | |
| Paul Blair, R OBP: 0.245, SLG: 0.404 (1, 8) | 6-3 | | F8 | | | | | 6-3 | | 4 | 0 | 0 | 0 | 0 | 0 | 1 | | |
| Andy Etchebarren, R OBP: 0.378, SLG: 0.537 (1, 2) | BB | | F6 | | | | | F3 | | 2 | 0 | 0 | 0 | 2 | 0 | 1 | | |
| Dave McNally, R Stu Miller, R (7, 1) | F6 | | 3-1 | | | | | F7 | | 3 | 0 | 0 | 0 | 0 | 0 | 2 | | |
| Inning Stats | R: 1 E: 0 K: 0 S: 4 | H: 1 LOB: 0 BB: 0 P: 4 | R: 0 E: 0 K: 1 S: 6 | H: 0 LOB: 1 BB: 1 P: 10 | R: 0 E: 0 K: 1 S: 5 | H: 0 LOB: 0 BB: 0 P: 5 | R: 0 E: 0 K: 0 S: 3 | H: 0 LOB: 0 BB: 0 P: 3 | R: 1 E: 0 K: 1 S: 6 | H: 1 LOB: 1 BB: 1 P: 10 | R: 0 E: 0 K: 0 S: 4 | H: 1 LOB: 2 BB: 1 P: 8 | R: 0 E: 0 K: 0 S: 4 | H: 1 LOB: 1 BB: 0 P: 4 | 1B: 2 2B: 0 3B: 0 HR: 3 | SF: 0 SAC: 0 DP: 0 HBP: 0 | | WP: 0 PA: 36 PB: 0 SB: 0 CS: 0 |
| PITCHER | IP | WLS | BF | H | R | ER | SO | BB | IBB | HBP | BLK | WP | HR | S | P | ERA | WHIP | |
| Denny McLain, R ERA: 2.56 Larry Sherry, R ERA: | 7.0 | L | 27 | 3 | 3 | 3 | 3 | 3 | 0 | 0 | 0 | 0 | 3 | 30 | 42 | 3.86 | 0.857 | |

| Batter | 1 | 2 | 3 | 4 | 5 | 6 | 7 | 8 | 9 | AB | R | H | RBI | BB | SO | LOB | BOTTOM | |
|---|------------------------------|---------------------------------|------------------------------|---------------------------------|------------------------------|---------------------------------|------------------------------|---------------------------------|------------------------------|---------------------------------|------------------------------|---------------------------------|------------------------------|---------------------------------|----------------------------------|------------------------------------|--|--|
| Don Wert, R OBP: 0.412, SLG: 0.483 (1, 5) | F6 | | 5-3 | | 1B | | | FC2-5 | | 5 | 0 | 2 | 0 | 0 | 0 | 2 | <p>Baltimore Orioles @ Detroit Tigers Tiger Stadium, Detroit, MI Sat Apr 30 1966, 4:33 AM EDT Att: 5,130 - Unknown</p> | |
| Jerry Lumpe, L OBP: 0.343, SLG: 0.356 (1, 4) | F8 | | 4-3 | | F5 | | | F8 | | 5 | 0 | 0 | 0 | 0 | 0 | 5 | | |
| Don Demeter, R OBP: 0.216, SLG: 0.378 (1, 7) | F7 | | 5-3 | | 4-3 | | | F7 | | 4 | 0 | 0 | 0 | 0 | 0 | 3 | | |
| Al Kaline, R OBP: 0.455, SLG: 0.685 (1, 9) | L3 | | 1-6-3 1B BB | | L6 | | | L7 | | 3 | 1 | 0 | 0 | 1 | 0 | 0 | | |
| Bill Freehan, R OBP: 0.289, SLG: 0.341 (1, 3) | F7 | | F4 | | L8 | | | 6-3 | | 4 | 0 | 0 | 0 | 0 | 0 | 1 | | |
| Orlando McFarlane, R OBP: 0.400, SLG: 0.579 (1, 2) | 2B 1B | | 1-6-3 1-2 | | 1-6-3 1-2 BB | | | F4 | | 3 | 1 | 1 | 0 | 1 | 0 | 1 | | |
| Mickey Stanley, R OBP: 0.273, SLG: 0.241 Norm Cash, L OBP: 0.343, SLG: 0.524 (9, PH) | 1B 2B | | 5-3 | | 5-3 | | | F9 | | 3 | 0 | 2 | 2 | 0 | 0 | 1 | | |
| Dick McAuliffe, L OBP: 0.397, SLG: 0.404 (1, 6) | 1H 2B | | 1B | | 2H 1B | | | F8 | | 1 | 0 | 0 | 0 | 0 | 0 | 0 | | |
| Denny McLain, R OBP: 0.250, SLG: 0.250 Jake Wood, R OBP: 0.600, SLG: 0.750 Larry Sherry, R (8, PH) | 1H 2B | | 4-3 | | 4-3 | | | 1B FC2-5 BB | | 2 | 0 | 0 | 0 | 0 | 0 | 2 | | |
| Jim Northrup, L OBP: 0.400, SLG: 0.500 (9, PH) | F8 | | 4-3 | | 4-3 | | | 1B FC2-5 1B | | 1 | 0 | 1 | 0 | 0 | 0 | 0 | | |
| Inning Stats | R: 0 E: 0 K: 0 S: 3 | H: 2 LOB: 2 BB: 0 P: 6 | R: 0 E: 0 K: 0 S: 3 | H: 0 LOB: 0 BB: 0 P: 3 | R: 1 E: 0 K: 0 S: 4 | H: 1 LOB: 1 BB: 1 P: 8 | R: 0 E: 0 K: 0 S: 3 | H: 0 LOB: 1 BB: 1 P: 7 | R: 0 E: 0 K: 0 S: 5 | H: 2 LOB: 2 BB: 0 P: 5 | R: 0 E: 0 K: 0 S: 3 | H: 0 LOB: 0 BB: 0 P: 3 | R: 0 E: 0 K: 0 S: 4 | H: 1 LOB: 2 BB: 1 P: 8 | 1B: 6 2B: 1 3B: 0 HR: 0 | SF: 0 SAC: 0 DP: 0 HBP: 0 | WP: 0 PA: 38 PB: 0 SB: 0 CS: 0 | |
| PITCHER | IP | WLS | BF | H | R | ER | SO | BB | IBB | HBP | BLK | WP | HR | S | P | ERA | WHIP | |
| Dave McNally, L ERA: 3.1 Stu Miller, R ERA: | 6.1 | W | 28 | 6 | 2 | 2 | 0 | 2 | 0 | 0 | 0 | 0 | 0 | 26 | 34 | 2.84 | 1.263 | |

| Batter | 1 | 2 | 3 | 4 | 5 | 6 | 7 | 8 | 9 | AB | R | H | RBI | BB | SO | LOB | TOP | | | | | | | | | | |
|---|------------------------------|---------------------------------|------------------------------|---------------------------------|------------------------------|---------------------------------|------------------------------|---------------------------------|------------------------------|----------------------------------|------------------------------|---------------------------------|------------------------------|----------------------------------|------------------------------|---------------------------------|---|---------------------------------|----------------------------------|------------------------------------|----------------------------------|--------|--|--|--|--|--|
| Luis Aparicio, R OBP: 0.262, SLG: 0.288 (1, 6) | F3 | | F7 | | 1B | 6-3 | | K | | 5 | 1 | 1 | 0 | 0 | 1 | 2 | Baltimore Orioles @ Detroit Tigers Tiger Stadium, Detroit, MI Sun May 01, 1966, 4:33 AM EDT Att: 11,719 - Unknown | | | | | | | | | | |
| Curt Blefary, L OBP: 0.304, SLG: 0.479 Russ Snyder, L (9, 7) | 4-3 | | L9 | | BB 1B | | 1-3 | L3 | | 4 | 0 | 0 | 0 | 1 | 0 | 1 | | | | | | | | | | | |
| Frank Robinson, R OBP: 0.552, SLG: 0.889 (1, 9) | F4 | | | F7 | K | | L7 | | 4 | 0 | 0 | 0 | 1 | 1 | 3 | | | | | | | | | | | | |
| Brooks Robinson, R OBP: 0.404, SLG: 0.667 (1, 5) | | K | | HR | BB | | | L7 | | 5 | 1 | 3 | 2 | 0 | 1 | 1 | | | | | | | | | | | |
| Boog Powell, L OBP: 0.358, SLG: 0.381 (1, 3) | WP | | | HR | BB | | | | | 1 | 1 | 1 | 2 | 3 | 0 | 0 | | | | | | | | | | | |
| Davey Johnson, R OBP: 0.284, SLG: 0.412 (1, 4) | F5 | | | 6-3 | F3 | | K | | | 4 | 0 | 0 | 0 | 0 | 1 | 6 | | | | | | | | | | | |
| Paul Blair, R OBP: 0.245, SLG: 0.380 (1, 8) | 5-3 | | | F7 | | PB | | F5 | | 3 | 0 | 0 | 0 | 1 | 0 | 1 | | | | | | | | | | | |
| Andy Etchebarren, R OBP: 0.388, SLG: 0.533 (1, 2) | | | SH2-4 | | 1B | | 1-3 | F7 | | 4 | 1 | 2 | 0 | 0 | 0 | 1 | | | | | | | | | | | |
| Steve Barber, L (1, 1) | | | SH2-4 | | SH2-4 | | K | L9 | | 2 | 0 | 0 | 0 | 0 | 1 | 1 | | | | | | | | | | | |
| Dick Hall, R (8, 1) | | | | | | | | | | 0 | 0 | 0 | 0 | 0 | 0 | 0 | | | | | | | | | | | |
| Inning Stats | R: 0 E: 0 K: 0 S: 3 | H: 0 LOB: 0 BB: 0 P: 3 | R: 0 E: 0 K: 1 S: 5 | H: 0 LOB: 1 BB: 1 P: 9 | R: 0 E: 0 K: 0 S: 4 | H: 1 LOB: 1 BB: 0 P: 4 | R: 2 E: 0 K: 0 S: 5 | H: 2 LOB: 0 BB: 0 P: 5 | R: 2 E: 0 K: 1 S: 8 | H: 3 LOB: 3 BB: 2 P: 16 | R: 0 E: 0 K: 1 S: 5 | H: 0 LOB: 1 BB: 1 P: 9 | R: 0 E: 0 K: 1 S: 6 | H: 1 LOB: 2 BB: 1 P: 10 | R: 0 E: 0 K: 0 S: 3 | H: 0 LOB: 0 BB: 0 P: 3 | R: 0 E: 0 K: 1 S: 5 | H: 0 LOB: 1 BB: 1 P: 9 | 1B: 5 2B: 1 3B: 0 HR: 1 | SF: 0 SAC: 2 DP: 0 HBP: 0 | WP: 1 PB: 1 SB: 1 CS: 0 | PA: 40 | | | | | |
| PITCHER | IP | WLS | BF | H | R | ER | SO | BB | IBB | HBP | BLK | WP | HR | S | P | ERA | WHIP | | | | | | | | | | |
| Joe Sparna, R ERA: 3.68 (1, 1) | 4.2 | L | 23 | 6 | 4 | 4 | 2 | 3 | 0 | 0 | 0 | 1 | 1 | 24 | 36 | 7.71 | 1.929 | | | | | | | | | | |
| Fred Gladding, R ERA: (5, 1) | 0.1 | | 1 | 0 | 0 | 0 | 0 | 0 | 0 | 0 | 0 | 0 | 0 | 1 | 1 | 0.00 | 0.000 | | | | | | | | | | |
| Orlando Pena, R ERA: 1.2 (6, 1) | 2.0 | | 9 | 1 | 0 | 0 | 2 | 1 | 1 | 0 | 0 | 0 | 0 | 11 | 19 | 0.00 | 1.000 | | | | | | | | | | |
| Dave Wickersham, R ERA: 3.38 (8, 1) | 2.0 | | 7 | 0 | 0 | 0 | 1 | 1 | 0 | 0 | 0 | 0 | 0 | 8 | 12 | 0.00 | 0.500 | | | | | | | | | | |


| Batter | 1 | 2 | 3 | 4 | 5 | 6 | 7 | 8 | 9 | AB | R | H | RBI | BB | SO | LOB | BOTTOM | | | | | | | | | | |
|---|------------------------------|---------------------------------|------------------------------|---------------------------------|------------------------------|---------------------------------|------------------------------|---------------------------------|------------------------------|----------------------------------|------------------------------|---------------------------------|------------------------------|---------------------------------|------------------------------|----------------------------------|---|------------------------------|---------------------------------|----------------------------------|------------------------------------|----------------------------------|--------|--|--|--|--|
| Don Wert, R OBP: 0.397, SLG: 0.452 (1, 5) | 5-3 | | F9 | | | 1B | | | 1-3 | 4 | 1 | 0 | 0 | 1 | 0 | 5 | Baltimore Orioles @ Detroit Tigers Tiger Stadium, Detroit, MI Sun May 01, 1966, 4:33 AM EDT Att: 11,719 - Unknown | | | | | | | | | | |
| Jerry Lumpe, L OBP: 0.352, SLG: 0.365 (1, 4) | 6-3 | | 6-3 | | | BB | | | | 4 | 0 | 2 | 0 | 0 | 0 | 1 | | | | | | | | | | | |
| Don Demeter, R OBP: 0.195, SLG: 0.341 (1, 7) | 6-3 | | | 5-3 | | G6-4-3 | | F8 | | 4 | 0 | 0 | 0 | 0 | 0 | 2 | | | | | | | | | | | |
| Al Kaline, R OBP: 0.457, SLG: 0.667 Jim Northrup, L OBP: 0.400, SLG: 0.500 (8, PR) (9, 9) | | 1B | | F3 | | K | | | | 3 | 0 | 1 | 0 | 1 | 1 | 0 | | | | | | | | | | | |
| Bill Freehan, R OBP: 0.286, SLG: 0.333 (1, 3) | | 1B | | 2-3 | | | | F4 | | 4 | 0 | 1 | 0 | 0 | 0 | 2 | | | | | | | | | | | |
| Orlando McFarlane, R OBP: 0.417, SLG: 0.545 (1, 2) | | | | | WP | | | | | 3 | 0 | 1 | 0 | 1 | 2 | 4 | | | | | | | | | | | |
| Mickey Stanley, R OBP: 0.270, SLG: 0.219 (1, 8) | | | G6-4-3 | | K | | | | | 3 | 0 | 0 | 0 | 1 | 1 | 3 | | | | | | | | | | | |
| Dick McAuliffe, L OBP: 0.403, SLG: 0.411 (1, 6) | | | | | K | | | | | 4 | 0 | 2 | 0 | 0 | 1 | 1 | | | | | | | | | | | |
| Joe Sparna, R Fred Gladding, L Jake Wood, R Orlando Pena, R Norm Cash, L Dave Wickersham, R Gates Brown, L (1, 1) (5, 1) (5, PR) (8, 1) (7, PR) (8, 1) (9, PR) | | | | | L4 | | | | | 1 | 0 | 0 | 0 | 0 | 0 | 1 | | | | | | | | | | | |
| Inning Stats | R: 0 E: 0 K: 0 S: 3 | H: 0 LOB: 0 BB: 0 P: 3 | R: 0 E: 0 K: 1 S: 6 | H: 2 LOB: 1 BB: 0 P: 6 | R: 0 E: 0 K: 0 S: 4 | H: 1 LOB: 1 BB: 0 P: 4 | R: 0 E: 0 K: 0 S: 3 | H: 0 LOB: 0 BB: 0 P: 3 | R: 0 E: 0 K: 2 S: 7 | H: 0 LOB: 1 BB: 1 P: 11 | R: 1 E: 0 K: 1 S: 5 | H: 1 LOB: 0 BB: 1 P: 9 | R: 0 E: 0 K: 0 S: 5 | H: 2 LOB: 3 BB: 1 P: 9 | R: 0 E: 0 K: 1 S: 6 | H: 1 LOB: 2 BB: 1 P: 10 | | R: 0 E: 0 K: 0 S: 4 | H: 1 LOB: 1 BB: 0 P: 4 | 1B: 8 2B: 0 3B: 0 HR: 0 | SF: 0 SAC: 0 DP: 2 HBP: 0 | WP: 1 PB: 0 SB: 0 CS: 0 | PA: 37 | | | | |
| PITCHER | IP | WLS | BF | H | R | ER | SO | BB | IBB | HBP | BLK | WP | HR | S | P | ERA | WHIP | | | | | | | | | | |
| Steve Barber, L ERA: 2.2 (1, 1) | 7.1 | W | 31 | 7 | 1 | 1 | 4 | 4 | 0 | 0 | 0 | 0 | 0 | 35 | 51 | 1.23 | 1.500 | | | | | | | | | | |
| Dick Hall, R ERA: (8, 1) | 1.2 | S | 6 | 1 | 0 | 0 | 1 | 0 | 0 | 0 | 0 | 0 | 0 | 8 | 8 | 0.00 | 0.600 | | | | | | | | | | |

| | |
|-----|----|
| AB | 32 |
| R | 4 |
| H | 7 |
| RBI | 4 |
| BB | 6 |
| SO | 5 |
| LOB | 16 |



| Batter | 1 | 2 | 3 | 4 | 5 | 6 | 7 | 8 | 9 | AB | R | H | RBI | BB | SO | LOB | TOP | | | | | |
|--|---|----------------------------------|------------------------------|---------------------------------|------------------------------|---------------------------------|------------------------------|---------------------------------|------------------------------|---------------------------------|------------------------------|---------------------------------|------------------------------|---------------------------------|------------------------------|---------------------------------|--|------------------------------|---------------------------------|----------------------------------|------------------------------------|----------------------------------|
| George Thomas, R (1, 8) OBP: 0.357, SLG: 0.250 | F4 | | 5-3 | | 5-3 | | | FC4-6 BB | | 3 | 0 | 0 | 0 | 1 | 0 | 0 | Boston Red Sox @ Detroit Tigers Tiger Stadium, Detroit, MI Tue May 03 1966, 7:05 PM EDT Att: 2,744 - Unknown | | | | | |
| Joe Foy, R (1, 5) OBP: 0.417, SLG: 0.375 | BB | | F3 | | | | K | F5 | | 3 | 0 | 0 | 0 | 1 | 1 | 1 | | | | | | |
| Carl Yastrzemski, L (1, 7) OBP: 0.392, SLG: 0.559 | BB | | 6-3 | | | | K | FC4-6 1-2 | | 3 | 0 | 0 | 0 | 1 | 1 | 1 | | | | | | |
| George Scott, R (1, 3) OBP: 0.406, SLG: 0.649 | K | | | | K | | 1B | | 5-3 | 4 | 0 | 1 | 0 | 0 | 2 | 2 | | | | | | |
| Tony Conigliaro, R (1, 9) OBP: 0.347, SLG: 0.413 | FC6-4 1-2 | | | | 1B | | L5 | F9 1B | | 4 | 0 | 2 | 0 | 0 | 0 | 3 | | | | | | |
| Rico Petrocelli, R (1, 6) OBP: 0.292, SLG: 0.304 | | | | | F9 | | | 1B | | 3 | 0 | 1 | 0 | 0 | 1 | 1 | | | | | | |
| Eddie Kasko, R (7, 6) OBP: 0.304, SLG: 0.211 | | | | | K2-3 | | | 1B | | 1 | 0 | 1 | 0 | 0 | 0 | 0 | | | | | | |
| Mike Ryan, R (1, 2) OBP: 0.214, SLG: 0.275 | F8-3 1-2 | | | | | | K | F9 2-3 | | 4 | 0 | 0 | 0 | 0 | 2 | 4 | | | | | | |
| George Smith, R (1, 4) OBP: 0.241, SLG: 0.226 | | | | | 4-3 | | | | | 1 | 0 | 0 | 0 | 1 | 0 | 0 | | | | | | |
| Dalton Jones, L (6, 4) OBP: 0.313, SLG: 0.231 | | | | | | | F8 | K | | 2 | 0 | 0 | 0 | 0 | 1 | 2 | | | | | | |
| Jose Santiago, R (1, 1) | | | | | | | | F5 | | 2 | 0 | 0 | 0 | 0 | 1 | 1 | | | | | | |
| Jim Lonborg, R (6, 1) | | | | | | | | | | 0 | 0 | 0 | 0 | 0 | 0 | 0 | | | | | | |
| Guido Grilli, L (7, 1) OBP: 0.500, SLG: 0.500 | | | | | | | | | | 0 | 0 | 0 | 0 | 0 | 0 | 0 | | | | | | |
| Joe Christopher, R (8, PH) | | | | | | | | | | 1 | 0 | 0 | 0 | 0 | 0 | 0 | | | | | | |
| Darrell Brandon, R (8, 1) | | | | | | | | | | 0 | 0 | 0 | 0 | 0 | 0 | 0 | | | | | | |
| Inning Stats | R: 0 E: 0 K: 1 S: 5 | H: 0 LOB: 2 BB: 2 P: 13 | R: 0 E: 0 K: 0 S: 3 | H: 1 LOB: 1 BB: 1 P: 7 | R: 0 E: 0 K: 0 S: 3 | H: 0 LOB: 0 BB: 0 P: 3 | R: 0 E: 0 K: 2 S: 8 | H: 1 LOB: 1 BB: 0 P: 8 | R: 0 E: 0 K: 1 S: 5 | H: 0 LOB: 0 BB: 0 P: 5 | R: 0 E: 0 K: 2 S: 8 | H: 1 LOB: 1 BB: 0 P: 8 | R: 0 E: 0 K: 2 S: 7 | H: 0 LOB: 0 BB: 0 P: 7 | R: 0 E: 0 K: 0 S: 3 | H: 0 LOB: 1 BB: 1 P: 7 | | R: 0 E: 0 K: 1 S: 7 | H: 2 LOB: 2 BB: 0 P: 7 | 1B: 5 2B: 1 3B: 0 HR: 0 | SF: 0 SAC: 0 DP: 1 HBP: 0 | WP: 0 PB: 0 SB: 0 CS: 0 |
| PITCHER | IP WLS BF H R ER SO BB IBB HBP BLK WP HR S P ERA WHIP | | | | | | | | | | | | | | | | | | | | | |
| Mickey Lolich, L (1, 1) ERA: 3.77 | 9.0 W 35 5 0 0 9 4 0 0 0 0 0 0 49 65 0.00 1.000 | | | | | | | | | | | | | | | | | | | | | |


| | |
|-----|----|
| AB | 31 |
| R | 0 |
| H | 5 |
| RBI | 0 |
| BB | 4 |
| SO | 9 |
| LOB | 15 |




| Batter | 1 | 2 | 3 | 4 | 5 | 6 | 7 | 8 | 9 | AB | R | H | RBI | BB | SO | LOB | BOTTOM | | |
|--|---|---------------------------------|------------------------------|---------------------------------|------------------------------|---------------------------------|------------------------------|---------------------------------|-------------------------------|----------------------------------|------------------------------|----------------------------------|------------------------------|---------------------------------|----------------------------------|------------------------------------|--|----------------------------------|--------|
| Dick McAuliffe, L (1, 6) OBP: 0.403, SLG: 0.410 | E4 CS | | 1-3 | | | | | F6 | | 5 | 1 | 2 | 1 | 0 | 0 | 1 | Boston Red Sox @ Detroit Tigers Tiger Stadium, Detroit, MI Tue May 03 1966, 7:05 PM EDT Att: 2,744 - Unknown | | |
| Jerry Lumpe, L (1, 4) OBP: 0.355, SLG: 0.358 | 4-3 1-2 | | | | 4-3 | | | F5 | | 4 | 1 | 1 | 0 | 1 | 0 | 2 | | | |
| Norm Cash, L (1, 3) OBP: 0.361, SLG: 0.574 | | | | | | | | | | 4 | 2 | 3 | 3 | 0 | 0 | 2 | | | |
| Jim Northrup, L (1, 9) OBP: 0.375, SLG: 0.450 | | | | | K | | | | | 4 | 1 | 1 | 1 | 0 | 2 | 2 | | | |
| Gates Brown, L (1, 7) OBP: 0.455, SLG: 0.250 | | | | | 6-3 | | | | | 2 | 1 | 0 | 0 | 1 | 0 | 0 | | | |
| Don Wert, R (1, 5) OBP: 0.390, SLG: 0.439 | | | | | CS | | | | | 4 | 0 | 1 | 2 | 0 | 0 | 2 | | | |
| Don Demeter, R (1, 8) OBP: 0.178, SLG: 0.311 | | | | | 6-3 | | | | | 4 | 0 | 0 | 0 | 0 | 0 | 3 | | | |
| Bill Freehan, R (1, 2) OBP: 0.321, SLG: 0.375 | | | | | | | | | | 3 | 1 | 2 | 0 | 1 | 1 | 0 | | | |
| Mickey Lolich, S (1, 1) OBP: 0.100, SLG: 0.100 | | | | | | | | | | 3 | 1 | 0 | 0 | 0 | 1 | 3 | | | |
| Inning Stats | R: 0 E: 1 K: 1 S: 6 | H: 1 LOB: 1 BB: 0 P: 6 | R: 0 E: 0 K: 0 S: 3 | H: 0 LOB: 0 BB: 0 P: 3 | R: 0 E: 0 K: 1 S: 5 | H: 0 LOB: 0 BB: 0 P: 5 | R: 0 E: 0 K: 1 S: 5 | H: 1 LOB: 0 BB: 0 P: 5 | R: 0 E: 0 K: 1 S: 10 | H: 4 LOB: 2 BB: 2 P: 19 | R: 2 E: 1 K: 0 S: 6 | H: 3 LOB: 2 BB: 1 P: 10 | R: 0 E: 0 K: 0 S: 4 | H: 1 LOB: 1 BB: 0 P: 4 | 1B: 8 2B: 1 3B: 0 HR: 1 | SF: 0 SAC: 1 DP: 0 HBP: 1 | | WP: 0 PB: 0 SB: 0 CS: 3 | PA: 39 |
| PITCHER | IP WLS BF H R ER SO BB IBB HBP BLK WP HR S P ERA WHIP | | | | | | | | | | | | | | | | | | |
| Jose Santiago, R (1, 1) ERA: 4.22 | 5.1 L 22 5 5 5 3 1 0 1 1 0 0 0 1 8 13 8.44 1.125 | | | | | | | | | | | | | | | | | | |
| Jim Lonborg, R (6, 1) ERA: 4.75 | 1.0 8 4 3 2 1 0 0 1 1 0 0 0 1 8 13 18.00 4.000 | | | | | | | | | | | | | | | | | | |
| Guido Grilli, L (7, 1) ERA: 6.23 | 0.2 4 0 0 0 0 0 1 0 0 0 0 0 0 3 7 0.00 1.500 | | | | | | | | | | | | | | | | | | |
| Darrell Brandon, R (8, 1) ERA: 1.93 | 1.0 4 1 0 0 0 0 0 0 0 0 0 0 0 4 4 0.00 1.000 | | | | | | | | | | | | | | | | | | |

| | |
|-----|----|
| AB | 33 |
| R | 8 |
| H | 10 |
| RBI | 7 |
| BB | 3 |
| SO | 4 |
| LOB | 15 |



| Batter | 1 | 2 | 3 | 4 | 5 | 6 | 7 | 8 | 9 | AB | R | H | RBI | BB | SO | LOB | TOP | | | | | | | | | | |
|--|------------------------------|---------------------------------|------------------------------|---------------------------------|------------------------------|----------------------------------|------------------------------|---------------------------------|------------------------------|----------------------------------|------------------------------|---------------------------------|------------------------------|---------------------------------|------------------------------|---------------------------------|--|------------------------------|---------------------------------|----------------------------------|------------------------------------|----------------------------------|--------|--|--|--|--|
| Jim Gosger, L OBP: 0.378, SLG: 0.333 (1, 8) | 0-3 K | | 0-0 BB 1B | | 0-0 F4 | 0-0 1B | | 0-0 HR 1B | 5 1 3 1 0 1 0 | | | | | | | | Boston Red Sox @ Detroit Tigers Tiger Stadium, Detroit, MI Wed May 04 1966, 7:05 PM EDT Att: 3,965 - Unknown | | | | | | | | | | |
| Joe Foy, R OBP: 0.366, SLG: 0.310 (1, 5) | 0-0 6-3 | | 0-3 K | | 0-3 K | 0-0 4-3 | | 0-3 K | 5 0 0 0 0 3 6 | | | | | | | | | | | | | | | | | | |
| Carl Yastrzemski, L OBP: 0.430, SLG: 0.571 (1, 7) | 4-0 CS BB | | 4-0 1-2 BB | | 4-0 HR BB | | 0-0 G6-4-3 1B | 0-0 HR 1B | 2 2 2 0 3 0 0 | | | | | | | | | | | | | | | | | | |
| George Scott, R OBP: 0.405, SLG: 0.726 (1, 3) | 0-0 CS | 0-0 F3 | 0-0 F6 | | 0-0 HR | | 0-0 G6-4-3 | 0-0 HR | 5 2 2 5 0 0 4 | | | | | | | | | | | | | | | | | | |
| Tony Conigliaro, R OBP: 0.325, SLG: 0.382 (1, 9) | | 0-3 K | | 0-0 F8 | 0-0 F2 | | 0-3 K | 0-0 5-3 | 5 0 0 0 0 2 0 | | | | | | | | | | | | | | | | | | |
| Dalton Jones, L OBP: 0.250, SLG: 0.176 (1, 4) | | 0-0 F4 | | 0-0 F9 | | 0-0 4-3 | | 0-0 L7 | 4 0 0 0 0 0 0 | | | | | | | | | | | | | | | | | | |
| Rico Petrocelli, R OBP: 0.290, SLG: 0.317 (1, 6) | | | 0-0 5-3 | 0-0 2B | | 0-0 L8 | | 0-0 1-3 | 4 0 1 0 0 0 0 | | | | | | | | | | | | | | | | | | |
| Bob Tillman, R OBP: 0.379, SLG: 0.346 (1, 2) | | | 0-0 1B 1B | 0-0 F3 | | 0-0 1B 2B | | 0-0 L8 | 4 1 2 0 0 0 1 | | | | | | | | | | | | | | | | | | |
| Earl Wilson, R OBP: 0.462, SLG: 0.636 (1, 1) | | | 0-0 1-2 1B | | 0-0 HR | 4-0 BB | | 0-0 6-3 | 0 1 0 0 0 0 0 | | | | | | | |  | | | | | | | | | | |
| Inning Stats | R: 0 E: 0 K: 1 S: 4 | H: 0 LOB: 0 BB: 1 P: 8 | R: 0 E: 0 K: 1 S: 5 | H: 0 LOB: 0 BB: 0 P: 5 | R: 1 E: 0 K: 1 S: 8 | H: 3 LOB: 3 BB: 1 P: 12 | R: 0 E: 0 K: 0 S: 4 | H: 1 LOB: 1 BB: 0 P: 4 | R: 3 E: 0 K: 1 S: 7 | H: 2 LOB: 0 BB: 1 P: 11 | R: 0 E: 0 K: 0 S: 5 | H: 2 LOB: 3 BB: 1 P: 9 | R: 0 E: 0 K: 1 S: 5 | H: 1 LOB: 0 BB: 0 P: 5 | R: 0 E: 0 K: 0 S: 3 | H: 0 LOB: 0 BB: 0 P: 3 | | R: 3 E: 0 K: 1 S: 8 | H: 3 LOB: 0 BB: 0 P: 8 | 1B: 7 2B: 2 3B: 0 HR: 3 | SF: 0 SAC: 0 DP: 1 HBP: 0 | WP: 0 PB: 0 SB: 0 CS: 1 | PA: 42 | | | | |
| PITCHER | IP | WLS | BF | H | R | ER | SO | BB | IBB | HBP | BLK | WP | HR | S | P | ERA | WHIP | | | | | | | | | | |
| Bill Monbouquette, R ERA: 5.27 (1, 1) | 5.0 | L | 23 | 6 | 4 | 4 | 4 | 3 | 0 | 0 | 0 | 0 | 2 | 28 | 40 | 7.20 | 1.800 | | | | | | | | | | |
| Fred Gladding, R ERA: (6, 1) | 1.0 | | 6 | 2 | 0 | 0 | 0 | 1 | 0 | 0 | 0 | 0 | 0 | 5 | 9 | 0.00 | 3.000 | | | | | | | | | | |
| Larry Sherry, R ERA: 2.19 (7, 1) | 3.0 | | 12 | 4 | 3 | 3 | 2 | 0 | 0 | 0 | 0 | 0 | 1 | 16 | 16 | 9.00 | 1.333 | | | | | | | | | | |

| Batter | 1 | 2 | 3 | 4 | 5 | 6 | 7 | 8 | 9 | AB | R | H | RBI | BB | SO | LOB | BOTTOM | | | | | | | | | | |
|---|------------------------------|---------------------------------|------------------------------|---------------------------------|------------------------------|---------------------------------|------------------------------|---------------------------------|------------------------------|---------------------------------|------------------------------|---------------------------------|------------------------------|---------------------------------|------------------------------|---------------------------------|--|----------------------------------|------------------------------------|----------------------------------|--------|--|--|--|--|--|--|
| Dick McAuliffe, L OBP: 0.382, SLG: 0.385 (1, 6) | 0-3 K | | 0-0 G3 | | | 0-0 1-3 | | 0-0 4-3 | 4 0 0 0 0 1 1 | | | | | | | | Boston Red Sox @ Detroit Tigers Tiger Stadium, Detroit, MI Wed May 04 1966, 7:05 PM EDT Att: 3,965 - Unknown | | | | | | | | | | |
| Jerry Lumpe, L OBP: 0.350, SLG: 0.352 (1, 4) | 0-0 E6 G3-6-3 | | | 0-0 F4 | | 0-0 L7 | | 0-0 1B | 4 0 1 0 0 0 0 | | | | | | | | | | | | | | | | | | |
| Norm Cash, L OBP: 0.355, SLG: 0.556 (1, 3) | 0-0 G3-6-3 | | | 0-0 G3 | | 0-0 1B | | 0-0 G3 | 4 0 1 0 0 0 2 | | | | | | | | | | | | | | | | | | |
| Jim Northrup, L OBP: 0.333, SLG: 0.391 (1, 9) | | 0-0 6-3 | | 0-0 F5 | | 0-0 F8 | | 0-0 F8 | 3 0 0 0 0 0 1 | | | | | | | | | | | | | | | | | | |
| Gates Brown, L OBP: 0.357, SLG: 0.182 (1, 7) | | 0-0 3-1 | | 0-0 L7 | | 0-0 F4 | | 0-0 F4 | 3 0 0 0 0 0 1 | | | | | | | | | | | | | | | | | | |
| Don Wert, R OBP: 0.388, SLG: 0.435 (1, 5) | | 0-3 K | | 0-0 G6-4-3 1B | | 0-0 6-3 | | 0-0 6-3 | 3 0 1 0 0 1 0 | | | | | | | | | | | | | | | | | | |
| Bill Freehan, R OBP: 0.304, SLG: 0.353 (1, 2) | | | 0-0 L8 | | 0-0 G6-4-3 | | 0-0 5-3 | | 3 0 0 0 0 0 1 | | | | | | | | | | | | | | | | | | |
| Mickey Stanley, R OBP: 0.275, SLG: 0.206 (1, 8) | | | 4-0 BB | | 0-0 L6 | | 0-0 F9 | | 2 0 0 0 1 0 0 | | | | | | | | | | | | | | | | | | |
| Bill Monbouquette, R OBP: 0.250, SLG: 0.143 (1, 1) | | | 0-3 K | | 0-0 F8 | | 0-0 F8 | | 1 0 0 0 0 1 1 | | | | | | | |  | | | | | | | | | | |
| Inning Stats | R: 0 E: 1 K: 1 S: 5 | H: 0 LOB: 0 BB: 0 P: 5 | R: 0 E: 0 K: 1 S: 5 | H: 0 LOB: 0 BB: 0 P: 5 | R: 0 E: 0 K: 1 S: 5 | H: 0 LOB: 1 BB: 1 P: 9 | R: 0 E: 0 K: 0 S: 3 | H: 0 LOB: 0 BB: 0 P: 3 | R: 0 E: 0 K: 0 S: 3 | H: 1 LOB: 0 BB: 0 P: 3 | R: 0 E: 0 K: 0 S: 4 | H: 0 LOB: 1 BB: 0 P: 4 | R: 0 E: 0 K: 0 S: 3 | H: 0 LOB: 0 BB: 0 P: 3 | R: 0 E: 0 K: 0 S: 4 | H: 1 LOB: 1 BB: 0 P: 4 | | 1B: 3 2B: 0 3B: 0 HR: 0 | SF: 0 SAC: 0 DP: 2 HBP: 0 | WP: 0 PB: 0 SB: 0 CS: 0 | PA: 30 | | | | | | |
| PITCHER | IP | WLS | BF | H | R | ER | SO | BB | IBB | HBP | BLK | WP | HR | S | P | ERA | WHIP | | | | | | | | | | |
| Earl Wilson, R ERA: 5.13 (1, 1) | 9.0 | W | 30 | 3 | 0 | 0 | 3 | 1 | 0 | 0 | 0 | 0 | 0 | 35 | 39 | 0.00 | 0.444 | | | | | | | | | | |

| Batter | 1 | 2 | 3 | 4 | 5 | 6 | 7 | 8 | 9 | AB | R | H | RBI | BB | SO | LOB | TOP | | | | | |
|--|---|---------------------------------|------------------------------|---------------------------------|------------------------------|---------------------------------|------------------------------|---------------------------------|------------------------------|---------------------------------|------------------------------|---------------------------------|------------------------------|---------------------------------|------------------------------|----------------------------------|--|---------------------------------|----------------------------------|------------------------------------|-------------------------|--------|
| Don Wert, R OBP: 0.369, SLG: 0.411 (1, 5) | 6-3 | | F9 | | | 4-3 | | FC6-2 SF7 1B | | 4 | 0 | 0 | 0 | 0 | 0 | 3 | Detroit Tigers @ Chicago White Sox Comiskey Park, Chicago, IL Fri May 06 1966, 8:05 PM EDT Att: 15,333 - Unknown | | | | | |
| Jerry Lumpe, L OBP: 0.357, SLG: 0.360 (1, 4) | K | | | G1-6-3 1B | | 4-3 | | SF7 1B | | 4 | 0 | 2 | 0 | 0 | 1 | 0 | | | | | | |
| Norm Cash, L OBP: 0.338, SLG: 0.533 (1, 3) | F4 | | | G1-6-3 1-2 | | G3 | | SF7 | | 3 | 0 | 0 | 1 | 0 | 0 | 1 | | | | | | |
| Al Kaline, R OBP: 0.446, SLG: 0.633 (1, 9) | | K | | L9 | | | L6 | | IBB | 3 | 0 | 0 | 0 | 1 | 1 | 0 | | | | | | |
| Willie Horton, R OBP: 0.268, SLG: 0.306 (1, 7) | | F9 | | | | 1B SH1-4 1B | | FC5-4 BB | 6-3 | 3 | 0 | 1 | 0 | 1 | 0 | 3 | | | | | | |
| Bill Freehan, R OBP: 0.288, SLG: 0.333 (1, 2) | | F6 | | | | SH1-4 1-2 | | F7 | 5-3 | 3 | 0 | 0 | 0 | 0 | 0 | 1 | | | | | | |
| Mickey Stanley, R OBP: 0.295, SLG: 0.237 (1, 8) | | | 6-3 | | | FC1-4 1B | | FC5-4 1-2 | 1B | 4 | 0 | 2 | 0 | 0 | 0 | 1 | | | | | | |
| Ray Oyler, R OBP: 0.429, SLG: 1.000 (1, 6) | | | F9 | | | FC1-4 1-2 | | SH FC6-2 2B | G4-6-3 1B | 4 | 0 | 2 | 0 | 0 | 0 | 2 | | | | | | |
| Denny McLain, R OBP: 0.267, SLG: 0.214 (1, 1) | | | | | | K | | SH 1B FC6-2 SF7 | G4-6-3 1-2 | 2 | 1 | 0 | 0 | 1 | 1 | 4 | | | | | | |
| Inning Stats | R: 0 E: 0 K: 1 S: 5 | H: 0 LOB: 0 BB: 0 P: 5 | R: 0 E: 0 K: 1 S: 5 | H: 0 LOB: 0 BB: 0 P: 5 | R: 0 E: 0 K: 0 S: 3 | H: 0 LOB: 1 BB: 1 P: 7 | R: 0 E: 0 K: 0 S: 3 | H: 1 LOB: 0 BB: 0 P: 3 | R: 0 E: 0 K: 1 S: 7 | H: 2 LOB: 2 BB: 0 P: 7 | R: 0 E: 0 K: 0 S: 3 | H: 0 LOB: 0 BB: 0 P: 3 | R: 0 E: 0 K: 0 S: 3 | H: 0 LOB: 1 BB: 1 P: 7 | R: 1 E: 0 K: 0 S: 6 | H: 2 LOB: 3 BB: 1 P: 10 | R: 0 E: 0 K: 0 S: 4 | H: 2 LOB: 1 BB: 0 P: 4 | 1B: 6 2B: 1 3B: 0 HR: 0 | SF: 1 SAC: 2 DP: 2 HBP: 0 | WP: 0 PB: 0 CS: 0 | PA: 36 |
| PITCHER | IP WLS BF H R ER SO BB IBB HBP BLK WP HR S P ERA WHIP | | | | | | | | | | | | | | | | | | | | | |
| Gary Peters, L ERA: 1.24 (1, 1) | 7.2 L 31 5 1 1 3 2 1 0 0 0 0 0 34 46 1.17 0.913 | | | | | | | | | | | | | | | | | | | | | |
| Bob Locker, R ERA: (8, 1) | 0.1 1 0 0 0 0 0 0 0 0 0 0 0 1 1 0.00 0.000 | | | | | | | | | | | | | | | | | | | | | |
| Eddie Fisher, R ERA: 2.35 (9, 1) | 1.0 4 2 0 0 0 0 0 0 0 0 0 0 4 4 0.00 2.000 | | | | | | | | | | | | | | | | | | | | | |

| Batter | 1 | 2 | 3 | 4 | 5 | 6 | 7 | 8 | 9 | AB | R | H | RBI | BB | SO | LOB | BOTTOM | | | | | |
|--|---|---------------------------------|------------------------------|----------------------------------|------------------------------|---------------------------------|------------------------------|---------------------------------|------------------------------|---------------------------------|------------------------------|---------------------------------|------------------------------|---------------------------------|------------------------------|---------------------------------|--|---------------------------------|----------------------------------|------------------------------------|-------------------------|--------|
| Don Buford, S OBP: 0.288, SLG: 0.262 (1, 4) | 4-3 | | | | | | | G3 | | 3 | 0 | 0 | 0 | 0 | 0 | 0 | Detroit Tigers @ Chicago White Sox Comiskey Park, Chicago, IL Fri May 06 1966, 8:05 PM EDT Att: 15,333 - Unknown | | | | | |
| Tom McCraw, L OBP: 0.304, SLG: 0.294 (1, 7) | E6 | | | | | | | F4 | | 4 | 0 | 0 | 0 | 0 | 0 | 3 | | | | | | |
| Floyd Robinson, L OBP: 0.423, SLG: 0.557 (1, 9) | F6 | | | | | | | L9 | | 3 | 0 | 0 | 0 | 1 | 0 | 1 | | | | | | |
| Pete Ward, L OBP: 0.293, SLG: 0.275 (1, 5) | | | | | | | | L9 | | 3 | 0 | 0 | 0 | 1 | 1 | 1 | | | | | | |
| Bill Skowron, R OBP: 0.225, SLG: 0.282 (1, 3) | 1-3 | | | | | | | F8 | | 4 | 0 | 0 | 0 | 0 | 0 | 3 | | | | | | |
| J.C. Martin, L OBP: 0.286, SLG: 0.200 (1, 2) | | | | | | | | SH5-4 BB 1B | | 3 | 0 | 1 | 0 | 0 | 0 | 0 | | | | | | |
| Tommie Agee, R OBP: 0.351, SLG: 0.435 (1, 8) | | | | | | | | L9 | | 2 | 0 | 0 | 0 | 1 | 0 | 0 | | | | | | |
| Ron Hansen, R OBP: 0.308, SLG: 0.200 (1, 6) | | | | | | | | SH5-4 | | 2 | 0 | 0 | 0 | 0 | 0 | 0 | | | | | | |
| Gary Peters, L OBP: 0.100, SLG: 0.400 (1, 1) | | | | | | | | K | | 2 | 0 | 0 | 0 | 0 | 1 | 2 | | | | | | |
| Bob Locker, S (8, 1) | | | | | | | | | | 0 | 0 | 0 | 0 | 0 | 0 | 0 | | | | | | |
| Smoky Burgess, L OBP: 0.400, SLG: 0.333 (8, PH) | | | | | | | | | | 1 | 0 | 0 | 0 | 0 | 0 | 0 | | | | | | |
| Eddie Fisher, R (9, 1) | | | | | | | | | | 0 | 0 | 0 | 0 | 0 | 0 | 0 | | | | | | |
| Inning Stats | R: 0 E: 1 K: 0 S: 4 | H: 0 LOB: 2 BB: 1 P: 8 | R: 0 E: 0 K: 1 S: 6 | H: 1 LOB: 3 BB: 1 P: 11 | R: 0 E: 0 K: 0 S: 3 | H: 0 LOB: 0 BB: 0 P: 3 | R: 0 E: 0 K: 0 S: 3 | H: 0 LOB: 0 BB: 0 P: 3 | R: 0 E: 0 K: 0 S: 3 | H: 0 LOB: 0 BB: 0 P: 3 | R: 0 E: 0 K: 1 S: 4 | H: 0 LOB: 0 BB: 1 P: 8 | R: 0 E: 0 K: 0 S: 3 | H: 0 LOB: 0 BB: 0 P: 3 | R: 0 E: 0 K: 0 S: 3 | H: 0 LOB: 0 BB: 0 P: 3 | R: 0 E: 0 K: 0 S: 3 | H: 0 LOB: 0 BB: 0 P: 3 | 1B: 1 2B: 0 3B: 0 HR: 0 | SF: 0 SAC: 1 DP: 1 HBP: 1 | WP: 0 PB: 0 CS: 0 | PA: 32 |
| PITCHER | IP WLS BF H R ER SO BB IBB HBP BLK WP HR S P ERA WHIP | | | | | | | | | | | | | | | | | | | | | |
| Denny McLain, R ERA: 1.99 (1, 1) | 9.0 W 32 1 0 0 2 3 0 1 0 0 0 0 32 45 0.00 0.444 | | | | | | | | | | | | | | | | | | | | | |


| Batter | 1 | 2 | 3 | 4 | 5 | 6 | 7 | 8 | 9 | AB | R | H | RBI | BB | SO | LOB | TOP |
|--|--|----------------------------------|------------------------------|---------------------------------|------------------------------|----------------------------------|------------------------------|---------------------------------|------------------------------|---------------------------------|------------------------------|---------------------------------|----------------------------------|------------------------------------|----------------------------------|--------|---|
| Don Wert, R OBP: 0.375, SLG: 0.408 (1, 5) | 5-3 | | FC1-6 1B | | G3 SH1-4 HBP | | F3 | | | 3 | 0 | 1 | 0 | 0 | 0 | 0 | Detroit Tigers @ Chicago White Sox Comiskey Park, Chicago, IL Sat May 07 1966, 4:33 AM EDT Att: 6,929 - Unknown |
| Jerry Lumpe, L OBP: 0.345, SLG: 0.346 (1, 4) | 4-3 | | FC1-6 1-2 | | SH1-4 1-2 | | 1-3 | | | 3 | 0 | 0 | 0 | 0 | 0 | 1 | |
| Norm Cash, L OBP: 0.333, SLG: 0.519 (1, 3) | WP BB 1B | | F9 | | G3 2-3 | | | 4-3 | | 4 | 0 | 1 | 0 | 0 | 0 | 2 | |
| Al Kaline, R OBP: 0.449, SLG: 0.613 (1, 9) | WP BB 1-2 | | L7 | | FC5-4 BB | | | L5-3 | | 2 | 0 | 0 | 0 | 2 | 0 | 1 | |
| Willie Horton, R OBP: 0.283, SLG: 0.294 (1, 7) | FC5-4 1-2 2-3 IBB | | | FC5-4 BB | FC5-4 1-2 | | | K | | 2 | 0 | 0 | 0 | 2 | 1 | 2 | |
| Bill Freehan, R OBP: 0.270, SLG: 0.310 (1, 2) | FC5-4 1-2 | | | FC5-4 1B | | F3 | | | F8 | 4 | 0 | 0 | 0 | 0 | 0 | 4 | |
| Mickey Stanley, R OBP: 0.292, SLG: 0.238 (1, 8) | | K | | K | | 1-3 | | | G6-4-3 1B | 4 | 0 | 1 | 0 | 0 | 2 | 1 | |
| Ray Oyler, R OBP: 0.455, SLG: 0.818 (1, 6) | | B2-6-3 1B | | | 1-2 1B | | K | | G6-4-3 1-2 | 4 | 0 | 2 | 0 | 0 | 1 | 1 | |
| Joe Sparma, R OBP: 0.375, SLG: 0.429 (7, PH) Dave Wickersham, R (7, 1) | | B2-6-3 1-2 | | K | | | K | | | 2 | 0 | 0 | 0 | 0 | 1 | 3 | |
| Inning Stats | R: 0 E: 0 K: 1 S: 4 | H: 1 LOB: 3 BB: 2 P: 12 | R: 0 E: 0 K: 1 S: 5 | H: 1 LOB: 0 BB: 0 P: 5 | R: 0 E: 0 K: 2 S: 4 | H: 1 LOB: 2 BB: 1 P: 12 | R: 0 E: 0 K: 1 S: 5 | H: 0 LOB: 0 BB: 0 P: 5 | R: 0 E: 0 K: 1 S: 5 | H: 0 LOB: 0 BB: 0 P: 5 | R: 0 E: 0 K: 0 S: 3 | H: 1 LOB: 0 BB: 0 P: 3 | 1B: 5 2B: 0 3B: 0 HR: 0 | SF: 0 SAC: 1 DP: 2 HBP: 1 | WP: 1 PB: 0 SB: 0 CS: 0 | PA: 35 | |
| PITCHER Tommy John, L ERA: 1.53 (1, 1) | IP: 9.0 WLS: W BF: 35 H: 5 R: 0 ER: 0 SO: 6 BB: 3 IBB: 1 HBP: 1 BLK: 0 WP: 1 HR: 0 S: 42 P: 59 ERA: 0.00 WHIP: 0.889 | | | | | | | | | | | PITCHER | | | | | |

| Batter | 1 | 2 | 3 | 4 | 5 | 6 | 7 | 8 | 9 | AB | R | H | RBI | BB | SO | LOB | BOTTOM |
|--|--|----------------------------------|------------------------------|---------------------------------|------------------------------|---------------------------------|------------------------------|----------------------------------|------------------------------|---------------------------------|------------------------------|---------------------------------|-----------------------------------|------------------------------------|----------------------------------|--------|---|
| Tommie Agee, R OBP: 0.359, SLG: 0.439 (1, 8) | S WP 1B | | FC3-6 1B | | F7 | | 1-3 | | | 4 | 0 | 2 | 0 | 0 | 0 | 0 | Detroit Tigers @ Chicago White Sox Comiskey Park, Chicago, IL Sat May 07 1966, 4:33 AM EDT Att: 6,929 - Unknown |
| Don Buford, S OBP: 0.299, SLG: 0.265 (1, 4) (8, 5) | F6 | | FC3-6 1-2 | | PB 1B | | BB | | | 3 | 0 | 1 | 0 | 1 | 0 | 2 | |
| Floyd Robinson, L OBP: 0.413, SLG: 0.531 (1, 9) | S 1-2 BB | | FC3-6 1-2 | | 6-3 1-2 | | F8 | | | 3 | 0 | 0 | 0 | 1 | 0 | 3 | |
| Pete Ward, L OBP: 0.274, SLG: 0.255 (1, 5) Al Weis, S OBP: 0.250, SLG: 0.100 (8, 4) | K | | K | | 4-3 | | F8 | | | 4 | 0 | 0 | 0 | 0 | 2 | 4 | |
| Danny Cater, R OBP: 0.214, SLG: 0.231 (1, 7) Ken Berry, R OBP: 0.308, SLG: 0.385 (9, 7) | F7 | | | FC3-6 1B | | 4-3 S 1B 1B | | L9 | | 4 | 1 | 2 | 0 | 0 | 0 | 2 | |
| Bill Skowron, R OBP: 0.250, SLG: 0.302 (1, 3) | | CS 1B | | FC3-6 1B L1-5 | | 4-3 | | G3-6 1B | | 4 | 0 | 2 | 0 | 0 | 0 | 2 | |
| J.C. Martin, L OBP: 0.344, SLG: 0.276 (1, 2) | | CS 1-2 1B | | | 1-3 1B | | BB 1B | | G3-6 1-2 | 4 | 0 | 3 | 1 | 0 | 0 | 1 | |
| Ron Hansen, R OBP: 0.309, SLG: 0.193 (1, 6) | | L9 1-2 2-3 | | L1-5 3-H | | 3-H 4-0 BB | | | | 2 | 0 | 0 | 0 | 1 | 0 | 4 | |
| Tommy John, R OBP: 0.100, SLG: 0.400 (1, 1) | | 6-3 | | | K | | K | | | 3 | 0 | 0 | 0 | 0 | 2 | 3 | |
| Inning Stats | R: 0 E: 0 K: 1 S: 6 | H: 1 LOB: 2 BB: 1 P: 10 | R: 0 E: 0 K: 0 S: 4 | H: 2 LOB: 0 BB: 0 P: 4 | R: 0 E: 0 K: 1 S: 4 | H: 2 LOB: 1 BB: 0 P: 4 | R: 0 E: 0 K: 1 S: 7 | H: 2 LOB: 2 BB: 1 P: 11 | R: 0 E: 0 K: 0 S: 3 | H: 0 LOB: 1 BB: 1 P: 7 | R: 0 E: 0 K: 0 S: 3 | H: 1 LOB: 0 BB: 0 P: 3 | 1B: 10 2B: 1 3B: 0 HR: 0 | SF: 0 SAC: 0 DP: 2 HBP: 0 | WP: 1 PB: 1 SB: 3 CS: 2 | PA: 34 | |
| PITCHER Joe Sparma, R ERA: 3.05 (1, 1) Dave Wickersham, R ERA: 2.7 (7, 1) | IP: 6.0 WLS: L BF: 27 H: 9 R: 1 ER: 1 SO: 4 BB: 2 IBB: 0 HBP: 0 BLK: 0 WP: 0 HR: 0 S: 33 P: 41 ERA: 1.50 WHIP: 1.833 | | | | | | | | | | | PITCHER | | | | | |

| | |
|-----|----|
| AB | 29 |
| R | 0 |
| H | 5 |
| RBI | 0 |
| BB | 4 |
| SO | 6 |
| LOB | 15 |



| | |
|-----|----|
| AB | 31 |
| R | 1 |
| H | 10 |
| RBI | 1 |
| BB | 3 |
| SO | 4 |
| LOB | 21 |




| Batter | 1 | 2 | 3 | 4 | 5 | 6 | 7 | 8 | 9 | 10 | 11 | AB | R | H | RBI | BB | SO | LOB | TOP | | | |
|---|--|----------------------------------|--|---------------------------------|------------------------------|---------------------------------|------------------------------|---------------------------------|------------------------------|---------------------------------|--|---------------------------------|------------------------------|---------------------------------|------------------------------|----------------------------------|------------------------------|----------------------------------|----------------------------------|------------------------------------|----------------------------------|--------|
| Dick McAuliffe, L (1.6) OBP: 0.358, SLG: 0.357 | F6 | | F3 | | | F7 | | | K | | 4-3 | 5 | 0 | 0 | 0 | 0 | 1 | 0 | | | | |
| Jerry Lumpe, L (1.4) OBP: 0.349, SLG: 0.349 Dick Tracewski, R (11, PR) OBP: 0.200, SLG: 0.200 | G4-6-3 1B | | | 4-3 | | | 3-1 | | 4-3 | | 1B E 2B 1B | 5 | 0 | 2 | 0 | 0 | 0 | 0 | | | | |
| Norm Cash, L (1.3) OBP: 0.315, SLG: 0.488 | G4-6-3 1-2 | | | 4-3 | | | 4-3 | | F7 | | E3 2B 1B | 5 | 1 | 0 | 0 | 0 | 0 | 2 | | | | |
| Al Kaline, R (1.9) OBP: 0.434, SLG: 0.582 | | L8 | | L7 | | | L6-3 | | L6 FC3-6 | | 2B 1B 1-2 2-3 | 5 | 0 | 1 | 0 | 0 | 0 | 0 | | | | |
| Gates Brown, L (1.7) OBP: 0.368, SLG: 0.313 | | L4 | | | 3-1 | | | SH3-4 1B | FC3-6 1B 1-2 | | G5-3 2B 1-3 2-H 3-H 4-H | 5 | 0 | 2 | 2 | 0 | 0 | 1 | | | | |
| Don Wert, R (1.5) OBP: 0.380, SLG: 0.405 | | 5-3 | | | 1-3 | | | SH3-4 1-2 | 5-3 1B 1-2 | | IBB | 3 | 0 | 1 | 0 | 1 | 0 | 0 | | | | |
| Bill Freehan, R (1.2) OBP: 0.285, SLG: 0.349 | | | | | | K | | 5-3 | 5-3 1-2 2-3 | | G5-3 2-3 | 5 | 1 | 1 | 1 | 0 | 1 | 6 | | | | |
| Mickey Stanley, R (1.8) OBP: 0.308, SLG: 0.227 | | | 6-3 | | | | F7 | | IBB | | | 2 | 0 | 0 | 0 | 2 | 0 | 0 | | | | |
| Hank Aguirre, R (1.1) Jim Northrup, L (8, PH) OBP: 0.321, SLG: 0.375 Larry Sherry, R (8, 1) Willie Horton, R (10, PH) OBP: 0.279, SLG: 0.288 Fred Gladding, L (10, 1) | | | K | | | | K | | 1-3 | | K | 2 | 0 | 0 | 0 | 0 | 2 | 0 | | | | |
| Inning Stats | R: 0 E: 0 K: 0 S: 3 | H: 1 LOB: 0 BB: 0 P: 3 | R: 0 E: 0 K: 0 S: 3 | H: 0 LOB: 0 BB: 0 P: 3 | R: 1 E: 0 K: 1 S: 6 | H: 1 LOB: 0 BB: 0 P: 6 | R: 0 E: 0 K: 0 S: 3 | H: 0 LOB: 0 BB: 0 P: 3 | R: 0 E: 0 K: 1 S: 5 | H: 0 LOB: 0 BB: 0 P: 5 | R: 0 E: 0 K: 0 S: 4 | H: 1 LOB: 2 BB: 1 P: 8 | R: 0 E: 0 K: 1 S: 5 | H: 0 LOB: 0 BB: 0 P: 5 | R: 0 E: 1 K: 1 S: 7 | H: 3 LOB: 3 BB: 1 P: 10 | R: 2 E: 1 K: 0 S: 6 | H: 3 LOB: 2 BB: 1 P: 10 | 1B: 5 2B: 1 3B: 0 HR: 1 | SF: 0 SAC: 1 DP: 2 HBP: 0 | WP: 0 PB: 0 SB: 0 CS: 0 | PA: 43 |
| PITCHER | IP ERA WLS BF H R ER SO BB IBB HBP BLK WP HR S P ERA WHIP | Joe Horlen, R (1.1) ERA: 2.36 | 8.0 3.0 L 16 4 2 1 2 0 2 0 0 0 0 18 26 3.00 1.333 | | | | | | | | | | | | | | | | | | | |

Detroit Tigers @ Chicago White Sox
Comiskey Park, Chicago, IL
Sun May 08 1966, 4:33 AM EDT
Att: 8,239 - Unknown

livebaseballscores.com

AB 39
R 3
H 7
RBI 3
BB 3
SO 5
LOB 14




| Batter | 1 | 2 | 3 | 4 | 5 | 6 | 7 | 8 | 9 | 10 | 11 | AB | R | H | RBI | BB | SO | LOB | BOTTOM | | | |
|--|--|------------------------------------|---|---------------------------------|------------------------------|---------------------------------|------------------------------|---------------------------------|------------------------------|---------------------------------|------------------------------|---------------------------------|------------------------------|---------------------------------|------------------------------|---------------------------------|------------------------------|---------------------------------|----------------------------------|------------------------------------|----------------------------------|--------|
| Tommie Agee, R (1.8) OBP: 0.386, SLG: 0.457 | 6-3 E BB | | SH3-4 1B | | | | | K | | | 1B 1B | 4 | 1 | 3 | 0 | 1 | 1 | 0 | | | | |
| Don Buford, S (1.4) OBP: 0.296, SLG: 0.276 | 6-3 1-3 | | SH3-4 1-2 | | | F6 | | 2B | | | L6 | 4 | 0 | 1 | 0 | 0 | 0 | 2 | | | | |
| Pete Ward, L (1.5) OBP: 0.254, SLG: 0.233 | K | | 6-3 | | | F4 | | K2-3 | | | F5 | 5 | 0 | 0 | 0 | 0 | 2 | 4 | | | | |
| Bill Skowron, R (1.3) OBP: 0.265, SLG: 0.298 Al Weis, S (11, PR) OBP: 0.250, SLG: 0.100 | E1 FC6-4 | | L9 | | | 1B BB | | | K | | 1B | 4 | 0 | 1 | 0 | 1 | 1 | 1 | | | | |
| Danny Cater, R (1.7) OBP: 0.211, SLG: 0.222 | FC6-4 1-2 | | | F8 | | 1B | | | 6-3 | | K | 5 | 0 | 1 | 0 | 0 | 1 | 3 | | | | |
| Ron Hansen, R (1.6) OBP: 0.292, SLG: 0.180 | | 6-3 | | K | | | F3 | | F4 | | | 4 | 0 | 0 | 0 | 0 | 1 | 0 | | | | |
| Ken Berry, R (1.9) OBP: 0.276, SLG: 0.345 Floyd Robinson, L (10, PH) OBP: 0.408, SLG: 0.523 | | F5 | | 6-3 | | | 4-3 | | | L9 | | 3 | 0 | 0 | 0 | 0 | 0 | 0 | | | | |
| Jerry McNertney, R (1.2) OBP: 0.500, SLG: 0.444 | | | | | | | L5 | | | F7 | | 4 | 0 | 2 | 0 | 0 | 0 | 0 | | | | |
| Joe Horlen, R (1.1) Smoky Burgess, L (8, PH) OBP: 0.364, SLG: 0.300 Bob Locker, S (9, 1) | | K | | | | | F2 | | F8 | | K | 2 | 0 | 0 | 0 | 0 | 1 | 2 | | | | |
| Inning Stats | R: 1 E: 1 K: 1 S: 6 | H: 0 LOB: 1 BB: 1 P: 10 | R: 0 E: 0 K: 1 S: 6 | H: 1 LOB: 1 BB: 0 P: 6 | R: 0 E: 0 K: 0 S: 4 | H: 1 LOB: 1 BB: 0 P: 4 | R: 0 E: 0 K: 1 S: 5 | H: 0 LOB: 0 BB: 0 P: 5 | R: 0 E: 0 K: 0 S: 3 | H: 0 LOB: 0 BB: 0 P: 3 | R: 0 E: 0 K: 2 S: 8 | H: 1 LOB: 1 BB: 0 P: 8 | R: 0 E: 0 K: 1 S: 5 | H: 0 LOB: 0 BB: 0 P: 5 | R: 0 E: 0 K: 1 S: 5 | H: 0 LOB: 0 BB: 0 P: 5 | R: 0 E: 0 K: 1 S: 7 | H: 2 LOB: 2 BB: 0 P: 7 | 1B: 7 2B: 1 3B: 0 HR: 0 | SF: 0 SAC: 1 DP: 0 HBP: 0 | WP: 0 PB: 0 SB: 0 CS: 1 | PA: 41 |
| PITCHER | IP ERA WLS BF H R ER SO BB IBB HBP BLK WP HR S P ERA WHIP | Hank Aguirre, L (1.1) ERA: 2.87 | 7.0 2.0 7 1 5 0 0 3 2 0 0 0 0 0 13 13 0.00 0.500 | | | | | | | | | | | | | | | | | | | |

Detroit Tigers @ Chicago White Sox
Comiskey Park, Chicago, IL
Sun May 08 1966, 4:33 AM EDT
Att: 8,239 - Unknown

livebaseballscores.com

AB 38
R 1
H 8
RBI 0
BB 2
SO 8
LOB 12



| Batter | 1 | 2 | 3 | 4 | 5 | 6 | 7 | 8 | 9 | AB | R | H | RBI | BB | SO | LOB | TOP | | | | | | | | | |
|--|---|---------------------------------|------------------------------|---------------------------------|------------------------------|---------------------------------|------------------------------|---------------------------------|------------------------------|---------------------------------|------------------------------|---------------------------------|------------------------------|----------------------------------|------------------------------|---------------------------------|---|---------------------------------|----------------------------------|------------------------------------|----------------------------------|--------|--|--|--|--|
| Dick McAuliffe, L (1, 6) OBP: 0.360, SLG: 0.365 | 0-0 4-3 | | 0-0 2B | | 0-0 FC4-6 | | 4-0 1B BB | | 0-3 K | 4 | 0 | 1 | 0 | 1 | 1 | 2 | Detroit Tigers @ Cleveland Indians Cleveland Municipal Stadium, Cleveland, OH Tue May 10 1966, 7:05 PM EDT Att. 4,000 - Unknown | | | | | | | | | |
| Jerry Lumpe, L (1, 4) OBP: 0.340, SLG: 0.341 | 0-0 1-3 | | 0-0 1-3 | | 0-0 4-3 | | 0-0 1-3 1B | | 0-0 G3 | 5 | 0 | 1 | 0 | 0 | 0 | 4 | | | | | | | | | | |
| Norm Cash, L (1, 3) OBP: 0.312, SLG: 0.489 | 0-3 K | | 0-0 F5 | | 0-0 L4-3 SF8 2B | | 0-3 K | | | 4 | 1 | 1 | 0 | 0 | 2 | 4 | | | | | | | | | | |
| Al Kaline, R (1, 8) OBP: 0.414, SLG: 0.549 | | 0-0 F3 | | 0-3 K | | 0-0 L4-3 | | 0-0 L5-3 | | 4 | 0 | 0 | 0 | 0 | 1 | 1 | | | | | | | | | | |
| Gates Brown, L (1, 7) OBP: 0.348, SLG: 0.316 | | 0-3 K | | 0-0 S 1B | | 0-0 SF8 | | 0-0 F8 | | 3 | 0 | 1 | 1 | 0 | 1 | 0 | | | | | | | | | | |
| Jim Northrup, L (1, 9) OBP: 0.344, SLG: 0.429 | | 0-0 S 1B | | 0-3 K | | 0-0 1B 2B | | 0-0 1-3 | | 4 | 1 | 2 | 0 | 0 | 1 | 1 | | | | | | | | | | |
| Don Wert, R (1, 5) OBP: 0.375, SLG: 0.398 | | 0-3 K | | 0-0 F5 | | 0-0 1B | | | 0-0 1-3 | 4 | 0 | 1 | 1 | 0 | 1 | 2 | | | | | | | | | | |
| Bill Freehan, R (1, 2) OBP: 0.292, SLG: 0.373 | | | 0-0 FC1-6 1B | | 0-3 K | | 0-0 L3 1B | | 0-0 2B 1B | 4 | 1 | 3 | 0 | 0 | 1 | 0 | | | | | | | | | | |
| Mickey Lolich, S (1, 1) OBP: 0.154, SLG: 0.083 | | | 0-0 FC1-6 2B | | 4-0 FC4-6 BB | | 0-0 L3 | | 0-0 1-3 2B | 2 | 0 | 0 | 0 | 1 | 0 | 2 | | | | | | | | | | |
| Willie Horton, R (9, PH) OBP: 0.290, SLG: 0.321 | | | 1-2 K | | | | 1-2 BB | | 1-H 2B | 1 | 0 | 1 | 1 | 0 | 0 | 0 | | | | | | | | | | |
| Fred Gladding, L (9, 1) | | | | | | | | | | 0 | 0 | 0 | 0 | 0 | 0 | 0 | | | | | | | | | | |
| Inning Stats | R: 0 E: 0 K: 1 S: 5 | H: 0 LOB: 0 BB: 0 P: 5 | R: 0 E: 0 K: 2 S: 8 | H: 1 LOB: 1 BB: 0 P: 8 | R: 0 E: 0 K: 0 S: 5 | H: 2 LOB: 2 BB: 0 P: 5 | R: 0 E: 0 K: 2 S: 8 | H: 1 LOB: 1 BB: 0 P: 8 | R: 0 E: 0 K: 1 S: 5 | H: 0 LOB: 1 BB: 1 P: 9 | R: 2 E: 0 K: 0 S: 5 | H: 3 LOB: 1 BB: 0 P: 5 | R: 0 E: 0 K: 1 S: 6 | H: 2 LOB: 2 BB: 1 P: 10 | R: 0 E: 0 K: 0 S: 3 | H: 0 LOB: 0 BB: 0 P: 3 | R: 1 E: 0 K: 1 S: 7 | H: 2 LOB: 1 BB: 0 P: 7 | 1B: 7 2B: 5 3B: 0 HR: 0 | SF: 1 SAC: 0 DP: 1 HBP: 0 | WP: 0 PB: 0 SB: 2 CS: 0 | PA: 38 | | | | |
| PITCHER | IP WLS BF H R ER SO BB IBB HBP BLK WP HR S P ERA WHIP | | | | | | | | | | | | | | | | | | | | | | | | | |
| Gary Bell, R (1, 1) ERA: 3.55 | 6.2 | L | 29 | 9 | 2 | 2 | 6 | 2 | 0 | 0 | 0 | 0 | 0 | 0 | 39 | 47 | 2.70 | 1.650 | | | | | | | | |
| Jack Kralick, L (7, 1) ERA: 6.35 | 2.1 | L | 9 | 2 | 1 | 1 | 2 | 0 | 0 | 0 | 0 | 0 | 0 | 0 | 13 | 13 | 3.86 | 0.857 | | | | | | | | |

| | |
|-----|----|
| AB | 35 |
| R | 3 |
| H | 11 |
| RBI | 3 |
| BB | 2 |
| SO | 8 |
| LOB | 16 |



| Batter | 1 | 2 | 3 | 4 | 5 | 6 | 7 | 8 | 9 | AB | R | H | RBI | BB | SO | LOB | BOTTOM | | | | | | | | | |
|---|---|----------------------------------|------------------------------|---------------------------------|------------------------------|----------------------------------|------------------------------|----------------------------------|------------------------------|---------------------------------|------------------------------|---------------------------------|------------------------------|---------------------------------|------------------------------|---------------------------------|---|---------------------------------|----------------------------------|------------------------------------|----------------------------------|--------|--|--|--|--|
| Vic Davallilo, L (1, 8) OBP: 0.267, SLG: 0.345 | 0-3 K | | 0-3 K | | 0-0 E S 1B | | 0-0 5-3 | | | 4 | 0 | 1 | 0 | 0 | 2 | 1 | Detroit Tigers @ Cleveland Indians Cleveland Municipal Stadium, Cleveland, OH Tue May 10 1966, 7:05 PM EDT Att. 4,000 - Unknown | | | | | | | | | |
| Jim Landis, R (1, 9) OBP: 0.545, SLG: 0.563 | 4-0 S BB | | 0-0 E2 1-H 2B | | 0-0 F7 1-3 | | 4-0 BB BB | | | 2 | 0 | 1 | 1 | 2 | 0 | 1 | | | | | | | | | | |
| Chuck Hinton, R (1, 7) OBP: 0.350, SLG: 0.265 | 0-0 F3 1-2 | | 0-0 F4 | | 0-3 K | | 0-3 K | | | 4 | 0 | 0 | 0 | 0 | 2 | 4 | | | | | | | | | | |
| Max Alvis, R (1, 5) OBP: 0.393, SLG: 0.392 | 0-3 K | | | 0-0 4-3 | | 0-0 L6 | | 0-0 5-3 | | 4 | 0 | 0 | 0 | 0 | 1 | 2 | | | | | | | | | | |
| Fred Whitfield, L (1, 3) OBP: 0.277, SLG: 0.452 | | 0-0 F7 | | 0-0 F9 | | 0-3 K | | 0-0 L9 | | 4 | 0 | 0 | 0 | 0 | 1 | 0 | | | | | | | | | | |
| Pedro Gonzalez, R (1, 4) OBP: 0.283, SLG: 0.267 | | 0-0 L8 | | 0-0 WP 3B | | 0-0 F5 | | 0-0 L5 | | 4 | 1 | 1 | 0 | 0 | 0 | 0 | | | | | | | | | | |
| Dick Howser, R (1, 6) OBP: 0.357, SLG: 0.227 | | | 0-0 5-3 | | 4-0 BB BB | | 4-0 BB BB | | 0-3 K | 1 | 0 | 0 | 0 | 2 | 0 | 0 | | | | | | | | | | |
| Bill Davis, L (9, PH) OBP: 0.231, SLG: 0.100 | | | | | 3-H BB BB | | | | 0-0 K | 1 | 0 | 0 | 0 | 0 | 1 | 0 | | | | | | | | | | |
| Del Crandall, R (1, 2) OBP: 0.364, SLG: 0.444 | | | 4-0 FC3-6 BB | | 4-0 1-2 BB | | 0-0 5-3 | | 0-0 4-3 | 1 | 0 | 0 | 0 | 2 | 0 | 1 | | | | | | | | | | |
| Leon Wagner, L (9, PH) OBP: 0.275, SLG: 0.267 | | | | | 0-0 FC3-6 BB | | | | 0-0 4-3 | 1 | 0 | 0 | 0 | 0 | 0 | 0 | | | | | | | | | | |
| Gary Bell, R (1, 1) Jack Kralick, L (7, 1) Duke Sims, L (9, PH) OBP: 0.333, SLG: 0.710 | | | 0-0 FC3-6 E | | 0-0 L8 | | 0-0 6-3 | | 0-3 K | 2 | 1 | 0 | 0 | 0 | 0 | 3 | | | | | | | | | | |
| Inning Stats | R: 0 E: 0 K: 2 S: 7 | H: 0 LOB: 1 BB: 1 P: 11 | R: 0 E: 0 K: 0 S: 3 | H: 0 LOB: 0 BB: 0 P: 3 | R: 1 E: 1 K: 1 S: 6 | H: 1 LOB: 1 BB: 1 P: 10 | R: 1 E: 0 K: 0 S: 4 | H: 1 LOB: 2 BB: 2 P: 12 | R: 0 E: 0 K: 1 S: 6 | H: 1 LOB: 1 BB: 0 P: 6 | R: 0 E: 0 K: 1 S: 5 | H: 0 LOB: 1 BB: 1 P: 9 | R: 0 E: 0 K: 1 S: 5 | H: 0 LOB: 1 BB: 1 P: 9 | R: 0 E: 0 K: 0 S: 3 | H: 0 LOB: 0 BB: 0 P: 3 | R: 0 E: 0 K: 2 S: 7 | H: 0 LOB: 0 BB: 0 P: 7 | 1B: 1 2B: 1 3B: 1 HR: 0 | SF: 0 SAC: 0 DP: 0 HBP: 0 | WP: 1 PB: 0 SB: 2 CS: 0 | PA: 36 | | | | |
| PITCHER | IP WLS BF H R ER SO BB IBB HBP BLK WP HR S P ERA WHIP | | | | | | | | | | | | | | | | | | | | | | | | | |
| Mickey Lolich, L (1, 1) ERA: 3.46 | 8.0 | W | 33 | 3 | 2 | 2 | 6 | 6 | 0 | 0 | 0 | 0 | 0 | 0 | 39 | 63 | 2.25 | 1.125 | | | | | | | | |
| Fred Gladding, R (9, 1) ERA: | 1.0 | S | 3 | 0 | 0 | 0 | 2 | 0 | 0 | 0 | 0 | 0 | 0 | 0 | 7 | 7 | 0.00 | 0.000 | | | | | | | | |

| | |
|-----|----|
| AB | 30 |
| R | 2 |
| H | 3 |
| RBI | 1 |
| BB | 6 |
| SO | 8 |
| LOB | 12 |



| Batter | 1 | 2 | 3 | 4 | 5 | 6 | 7 | 8 | 9 | AB | R | H | RBI | BB | SO | LOB | TOP | | | | | | | | | | | | | | | | | | | | | |
|--|------------------------------|---------------------------------|------------------------------|----------------------------------|------------------------------|---------------------------------|------------------------------|----------------------------------|-------------------------------|----------------------------------|------------------------------|---------------------------------|------------------------------|---------------------------------|------------------------------|---------------------------------|------------------------------|----------------------------------|----------------------------------|------------------------------------|-------------------------|--------|-----|----|---|---|----|----|----|-----|-----|-----|----|----|---|---|-----|------|
| Don Buford, S OBP: 0.294, SLG: 0.315 (1,4) | L8 | | F9 | | | | G4-6-3 | | K | 5 | 0 | 1 | 0 | 0 | 1 | 4 | | | | | | | | | | | | | | | | | | | | | | |
| Tommie Agee, R OBP: 0.383, SLG: 0.425 (1,8) | 1-3 | | K | | | | | | | 5 | 0 | 2 | 2 | 2 | 0 | 2 | | | | | | | | | | | | | | | | | | | | | | |
| Floyd Robinson, L OBP: 0.407, SLG: 0.506 (1,9) | F9 | | | | | | | | | 4 | 1 | 2 | 0 | 1 | 0 | 1 | | | | | | | | | | | | | | | | | | | | | | |
| Pete Ward, L OBP: 0.253, SLG: 0.224 (1,7) | | | | | | | | | | 4 | 0 | 0 | 0 | 0 | 3 | 4 | | | | | | | | | | | | | | | | | | | | | | |
| Tom McCraw, L OBP: 0.306, SLG: 0.339 (1,3) | 4-3 | | | | | | | | | 3 | 1 | 1 | 2 | 1 | 0 | 2 | | | | | | | | | | | | | | | | | | | | | | |
| Gene Freese, R OBP: 0.321, SLG: 0.240 (1,5) | | | | | | | | | | 3 | 0 | 0 | 0 | 1 | 1 | 3 | | | | | | | | | | | | | | | | | | | | | | |
| J.C. Martin, L OBP: 0.333, SLG: 0.263 (1,2) | | | | | | | | | | 3 | 0 | 0 | 0 | 0 | 2 | 1 | | | | | | | | | | | | | | | | | | | | | | |
| Bob Locker, S (6, PH) | | | | | | | | | | 0 | 0 | 0 | 0 | 0 | 0 | 0 | | | | | | | | | | | | | | | | | | | | | | |
| Bill Skowron, R OBP: 0.270, SLG: 0.293 (9, PH) | | | | | | | | | | 1 | 0 | 0 | 0 | 0 | 0 | 0 | | | | | | | | | | | | | | | | | | | | | | |
| Ron Hansen, R OBP: 0.322, SLG: 0.189 (1,6) | | | | | | | | | | 2 | 1 | 1 | 0 | 2 | 0 | 0 | | | | | | | | | | | | | | | | | | | | | | |
| Joe Horlen, R (1,1) | | | | | | | | | | 1 | 0 | 0 | 0 | 0 | 0 | 1 | | | | | | | | | | | | | | | | | | | | | | |
| Smoky Burgess, L OBP: 0.308, SLG: 0.250 (5, PH) | | | | | | | | | | 1 | 0 | 0 | 0 | 0 | 1 | 1 | | | | | | | | | | | | | | | | | | | | | | |
| Juan Pizarro, L (5,1) | | | | | | | | | | 0 | 0 | 0 | 0 | 0 | 0 | 0 | | | | | | | | | | | | | | | | | | | | | | |
| John Romano, R OBP: 0.500, SLG: 0.393 (6,2) | | | | | | | | | | 1 | 1 | 1 | 0 | 1 | 0 | 0 | | | | | | | | | | | | | | | | | | | | | | |
| Inning Stats | R: 0 E: 0 K: 0 S: 3 | H: 0 LOB: 0 BB: 0 P: 3 | R: 0 E: 0 K: 2 S: 7 | H: 0 LOB: 1 BB: 1 P: 11 | R: 0 E: 0 K: 1 S: 6 | H: 1 LOB: 1 BB: 0 P: 6 | R: 0 E: 0 K: 0 S: 2 | H: 0 LOB: 1 BB: 2 P: 10 | R: 0 E: 0 K: 3 S: 10 | H: 1 LOB: 2 BB: 1 P: 14 | R: 2 E: 0 K: 2 S: 9 | H: 2 LOB: 0 BB: 0 P: 9 | R: 0 E: 0 K: 0 S: 2 | H: 0 LOB: 0 BB: 0 P: 6 | R: 0 E: 0 K: 1 S: 7 | H: 2 LOB: 2 BB: 0 P: 7 | R: 2 E: 0 K: 1 S: 7 | H: 2 LOB: 1 BB: 1 P: 11 | 1B: 5 2B: 2 3B: 1 HR: 1 | SF: 0 SAC: 0 DP: 2 HBP: 0 | WP: 0 PB: 0 CS: 0 | PA: 39 | | | | | | | | | | | | | | | | |
| PITCHER | IP | WLS | BF | H | R | ER | SO | BB | IBB | HBP | BLK | WP | HR | S | P | ERA | WHIP | PITCHER | | | | IP | WLS | BF | H | R | ER | SO | BB | IBB | HBP | BLK | WP | HR | S | P | ERA | WHIP |
| Denny McLain, R ERA: 2.08 (1,1) | 7.0 | W | 30 | 6 | 2 | 2 | 8 | 5 | 0 | 0 | 0 | 0 | 1 | 41 | 61 | 2.57 | 1.571 | | | | | | | | | | | | | | | | | | | | | |
| Larry Sherry, R ERA: 2.76 (8,1) | 2.0 | S | 9 | 2 | 2 | 2 | 2 | 1 | 0 | 0 | 0 | 0 | 0 | 12 | 16 | 9.00 | 1.500 | | | | | | | | | | | | | | | | | | | | | |

Chicago White Sox @ Detroit Tigers
Tiger Stadium, Detroit, MI
Fri May 13 1966, 7:05 PM EDT
Att: 7,565 - Unknown

AB 33
R 4
H 8
RBI 4
BB 6
SO 10
LOB 20



| Batter | 1 | 2 | 3 | 4 | 5 | 6 | 7 | 8 | 9 | AB | R | H | RBI | BB | SO | LOB | BOTTOM | | | | | | | | | | | | | | | | | | | | | | |
|---|------------------------------|---------------------------------|------------------------------|---------------------------------|------------------------------|---------------------------------|------------------------------|---------------------------------|------------------------------|---------------------------------|------------------------------|---------------------------------|------------------------------|---------------------------------|------------------------------|---------------------------------|----------------------------------|------------------------------------|-------------------------|--------|--|----|-----|----|---|---|----|----|----|-----|-----|-----|----|----|---|---|-----|------|--|
| Dick McAuliffe, L OBP: 0.378, SLG: 0.410 (1,6) | FC4-6 1B | | G3-6-3 | | | | | | | 4 | 1 | 3 | 1 | 0 | 0 | 1 | | | | | | | | | | | | | | | | | | | | | | | |
| Jerry Lumpe, L OBP: 0.337, SLG: 0.337 (1,4) | FC4-6 L1-3 | | F8 | | | | | | | 4 | 0 | 1 | 0 | 0 | 0 | 2 | | | | | | | | | | | | | | | | | | | | | | | |
| Norm Cash, L OBP: 0.320, SLG: 0.495 (1,3) | L1-3 | | | | | | | | | 3 | 1 | 1 | 0 | 0 | 0 | 1 | | | | | | | | | | | | | | | | | | | | | | | |
| Al Kaline, R OBP: 0.418, SLG: 0.587 (1,8) (8,9) | | | | | | | | | | 4 | 2 | 2 | 2 | 0 | 0 | 2 | | | | | | | | | | | | | | | | | | | | | | | |
| Gates Brown, L OBP: 0.333, SLG: 0.273 (1,7) | | | | | | | | | | 3 | 0 | 0 | 0 | 1 | 1 | 1 | | | | | | | | | | | | | | | | | | | | | | | |
| Mickey Stanley, R OBP: 0.308, SLG: 0.227 (8,8) | | | | | | | | | | 0 | 0 | 0 | 0 | 0 | 0 | 0 | | | | | | | | | | | | | | | | | | | | | | | |
| Willie Horton, R OBP: 0.288, SLG: 0.316 (1,9) (8,7) | | | | | | | | | | 4 | 0 | 1 | 0 | 0 | 1 | 0 | | | | | | | | | | | | | | | | | | | | | | | |
| Don Wert, R OBP: 0.380, SLG: 0.395 (1,5) | | | | | | | | | | 3 | 0 | 1 | 0 | 0 | 0 | 0 | | | | | | | | | | | | | | | | | | | | | | | |
| Bill Freehan, R OBP: 0.284, SLG: 0.362 (1,2) | | | | | | | | | | 2 | 0 | 0 | 0 | 0 | 0 | 1 | | | | | | | | | | | | | | | | | | | | | | | |
| Otello McFarlane, R OBP: 0.370, SLG: 0.480 (6,2) | | | | | | | | | | 2 | 0 | 0 | 0 | 0 | 1 | 2 | | | | | | | | | | | | | | | | | | | | | | | |
| Denny McLain, R OBP: 0.333, SLG: 0.294 (1,1) | | | | | | | | | | 3 | 1 | 2 | 0 | 0 | 0 | 0 | | | | | | | | | | | | | | | | | | | | | | | |
| Larry Sherry, R (8,1) | | | | | | | | | | 0 | 0 | 0 | 0 | 0 | 0 | 0 | | | | | | | | | | | | | | | | | | | | | | | |
| Inning Stats | R: 0 E: 0 K: 0 S: 3 | H: 1 LOB: 0 BB: 0 P: 3 | R: 1 E: 0 K: 1 S: 7 | H: 2 LOB: 1 BB: 0 P: 7 | R: 0 E: 0 K: 0 S: 3 | H: 1 LOB: 0 BB: 0 P: 3 | R: 1 E: 0 K: 0 S: 4 | H: 2 LOB: 1 BB: 0 P: 4 | R: 1 E: 0 K: 0 S: 5 | H: 2 LOB: 1 BB: 0 P: 5 | R: 1 E: 1 K: 0 S: 5 | H: 1 LOB: 2 BB: 0 P: 6 | R: 1 E: 0 K: 0 S: 4 | H: 2 LOB: 2 BB: 1 P: 9 | R: 0 E: 0 K: 2 S: 7 | H: 0 LOB: 0 BB: 0 P: 7 | 1B: 8 2B: 2 3B: 1 HR: 1 | SF: 0 SAC: 0 DP: 2 HBP: 2 | WP: 3 PB: 0 CS: 0 | PA: 36 | | | | | | | | | | | | | | | | | | | |
| PITCHER | IP | WLS | BF | H | R | ER | SO | BB | IBB | HBP | BLK | WP | HR | S | P | ERA | WHIP | PITCHER | | | | IP | WLS | BF | H | R | ER | SO | BB | IBB | HBP | BLK | WP | HR | S | P | ERA | WHIP | |
| Joe Horlen, R ERA: 2.88 (1,1) | 4.0 | L | 15 | 6 | 2 | 2 | 1 | 0 | 0 | 0 | 0 | 0 | 1 | 0 | 8 | 8 | 4.50 | 1.500 | | | | | | | | | | | | | | | | | | | | | |
| Juan Pizarro, L ERA: 1.89 (5,1) | 1.2 | | 8 | 3 | 2 | 1 | 0 | 0 | 0 | 0 | 0 | 1 | 0 | 8 | 8 | 5.40 | 1.800 | | | | | | | | | | | | | | | | | | | | | | |
| Bob Locker, R ERA: 1.19 (6,1) | 2.1 | | 12 | 2 | 1 | 1 | 2 | 0 | 1 | 2 | 0 | 0 | 0 | 13 | 19 | 3.86 | 0.857 | | | | | | | | | | | | | | | | | | | | | | |

Chicago White Sox @ Detroit Tigers
Tiger Stadium, Detroit, MI
Fri May 13 1966, 7:05 PM EDT
Att: 7,565 - Unknown

AB 32
R 5
H 11
RBI 3
BB 1
SO 3
LOB 10



| Batter | 1 | 2 | 3 | 4 | 5 | 6 | 7 | 8 | 9 | AB | R | H | RBI | BB | SO | LOB | TOP | | | | | | | | |
|---|------------------------------|---------------------------------|------------------------------|---------------------------------|------------------------------|---------------------------------|------------------------------|---------------------------------|------------------------------|---------------------------------|------------------------------|----------------------------------|------------------------------|----------------------------------|------------------------------|---------------------------------|-------------------------------|----------------------------------|-----------------------------------|------------------------------------|----------------------------------|--------|--|--|--|
| Don Buford, S OBP: 0.315, SLG: 0.330 (1, 4) | | | | | | | | | | 5 | 2 | 3 | 0 | 1 | 1 | 2 | | | | | | | | | |
| Floyd Robinson, L OBP: 0.394, SLG: 0.488 Ken Berry, R OBP: 0.235, SLG: 0.294 (1, 9) (6, 9) | | | | | | | | | | 3 | 1 | 0 | 0 | 0 | 0 | 2 | | | | | | | | | |
| Tommie Agee, R OBP: 0.374, SLG: 0.435 (1, 8) | | | | | | | | | | 5 | 3 | 3 | 2 | 0 | 2 | 3 | | | | | | | | | |
| John Romano, R OBP: 0.511, SLG: 0.419 (1, 2) | | | | | | | | | | 3 | 2 | 2 | 1 | 1 | 0 | 1 | | | | | | | | | |
| Gene Freese, R OBP: 0.364, SLG: 0.433 (1, 5) | | | | | | | | | | 5 | 2 | 3 | 4 | 0 | 1 | 2 | | | | | | | | | |
| Bill Skowron, R OBP: 0.273, SLG: 0.328 Tom McCraw, L OBP: 0.313, SLG: 0.345 (1, 3) (6, PR) (6, 3) | | | | | | | | | | 3 | 0 | 1 | 2 | 0 | 0 | 0 | | | | | | | | | |
| Danny Cater, R OBP: 0.139, SLG: 0.143 (1, 7) | | | | | | | | | | 4 | 0 | 0 | 1 | 0 | 1 | 4 | | | | | | | | | |
| Al Weis, S OBP: 0.233, SLG: 0.080 (1, 6) | | | | | | | | | | 4 | 0 | 0 | 0 | 1 | 2 | 1 | | | | | | | | | |
| Gary Peters, L OBP: 0.222, SLG: 0.389 (1, 1) | | | | | | | | | | 5 | 1 | 2 | 2 | 0 | 2 | 0 | | | | | | | | | |
| Inning Stats | R: 3 E: 1 K: 1 S: 8 | H: 2 LOB: 0 BB: 0 P: 8 | R: 0 E: 0 K: 2 S: 7 | H: 0 LOB: 0 BB: 0 P: 7 | R: 0 E: 0 K: 1 S: 6 | H: 1 LOB: 1 BB: 0 P: 6 | R: 0 E: 0 K: 0 S: 3 | H: 0 LOB: 0 BB: 0 P: 3 | R: 0 E: 0 K: 1 S: 5 | H: 1 LOB: 0 BB: 0 P: 5 | R: 4 E: 0 K: 0 S: 6 | H: 3 LOB: 1 BB: 1 P: 10 | R: 3 E: 0 K: 0 S: 7 | H: 4 LOB: 2 BB: 1 P: 11 | R: 0 E: 1 K: 1 S: 6 | H: 0 LOB: 1 BB: 0 P: 6 | R: 3 E: 0 K: 3 S: 13 | H: 4 LOB: 2 BB: 1 P: 17 | 1B: 12 2B: 1 3B: 1 HR: 1 | SF: 1 SAC: 2 DP: 0 HBP: 0 | WP: 0 PB: 1 SB: 3 CS: 1 | PA: 47 | | | |
| PITCHER | IP | WLS | BF | H | R | ER | SO | BB | IBB | HBP | BLK | WP | HR | S | P | ERA | WHIP | | | | | | | | |
| Mickey Lolich, L ERA: 3.65 (1, 1) | 5.1 | L | 23 | 6 | 6 | 3 | 5 | 1 | 0 | 0 | 0 | 0 | 1 | 32 | 36 | 5.06 | 1.312 | | | | | | | | |
| Orlando Pena, R ERA: 3.38 (6, 1) | 1.0 | | 8 | 4 | 4 | 4 | 0 | 1 | 0 | 0 | 0 | 0 | 0 | 7 | 11 | 36.00 | 5.000 | | | | | | | | |
| Bill Monbouquette, R ERA: 5.14 (7, 1) | 0.2 | | 3 | 1 | 0 | 0 | 0 | 0 | 0 | 0 | 0 | 0 | 0 | 3 | 3 | 0.00 | 1.500 | | | | | | | | |
| Dave Wickersham, R ERA: 4.5 (8, 1) | 2.0 | | 12 | 4 | 3 | 3 | 4 | 1 | 0 | 0 | 0 | 0 | 0 | 19 | 23 | 13.50 | 2.500 | | | | | | | | |

Chicago White Sox @ Detroit Tigers
Tiger Stadium, Detroit, MI
Sat May 14 1966, 4:33 AM EDT
Att: 8,084 - Unknown

AB 40
R 13
H 15
RBI 13
BB 3
SO 9
LOB 18

| Batter | 1 | 2 | 3 | 4 | 5 | 6 | 7 | 8 | 9 | AB | R | H | RBI | BB | SO | LOB | BOTTOM | | | | | | | | |
|--|------------------------------|---------------------------------|------------------------------|---------------------------------|------------------------------|----------------------------------|------------------------------|---------------------------------|------------------------------|---------------------------------|------------------------------|---------------------------------|------------------------------|---------------------------------|------------------------------|----------------------------------|----------------------------------|------------------------------------|----------------------------------|--------|--|--|--|--|--|
| Don Wert, R OBP: 0.375, SLG: 0.382 (1, 5) | | | | | | | | | | 3 | 1 | 0 | 0 | 1 | 1 | 1 | | | | | | | | | |
| Jerry Lumpe, L OBP: 0.343, SLG: 0.354 (1, 4) | | | | | | | | | | 4 | 1 | 2 | 0 | 0 | 0 | 1 | | | | | | | | | |
| Norm Cash, L OBP: 0.313, SLG: 0.484 Jim Northrup, L OBP: 0.353, SLG: 0.433 (1, 3) (6, 9) | | | | | | | | | | 2 | 0 | 0 | 0 | 0 | 1 | 1 | | | | | | | | | |
| Al Kaline, R OBP: 0.411, SLG: 0.570 (1, 9) (6, 8) | | | | | | | | | | 4 | 0 | 1 | 0 | 0 | 0 | 1 | | | | | | | | | |
| Willie Horton, R OBP: 0.286, SLG: 0.300 (1, 7) | | | | | | | | | | 3 | 1 | 0 | 0 | 1 | 0 | 2 | | | | | | | | | |
| Don Demeter, R OBP: 0.204, SLG: 0.313 (1, 8) (6, 3) | | | | | | | | | | 3 | 0 | 1 | 0 | 1 | 0 | 1 | | | | | | | | | |
| Orlando McFarlane, R OBP: 0.323, SLG: 0.414 (1, 2) | | | | | | | | | | 4 | 0 | 0 | 0 | 0 | 2 | 4 | | | | | | | | | |
| Ray Oyler, R OBP: 0.467, SLG: 0.714 (1, 6) | | | | | | | | | | 3 | 0 | 1 | 1 | 1 | 1 | 0 | | | | | | | | | |
| Mickey Lolich, S OBP: 0.143, SLG: 0.077 Orlando Pena, R OBP: 0.313, SLG: 0.484 Bill Monbouquette, R OBP: 0.353, SLG: 0.433 Jake Wood, R OBP: 0.233, SLG: 0.389 Dave Wickersham, R OBP: 0.222, SLG: 0.389 Dick Tracewski, R OBP: 0.107, SLG: 0.167 (1, 1) (6, 1) (7, 1) (7, PH) (8, 1) (8, PH) | | | | | | | | | | 1 | 0 | 0 | 0 | 0 | 1 | 0 | | | | | | | | | |
| Inning Stats | R: 1 E: 0 K: 0 S: 3 | H: 1 LOB: 0 BB: 1 P: 7 | R: 0 E: 0 K: 1 S: 5 | H: 0 LOB: 0 BB: 0 P: 5 | R: 0 E: 0 K: 2 S: 8 | H: 1 LOB: 2 BB: 1 P: 12 | R: 0 E: 0 K: 2 S: 7 | H: 0 LOB: 0 BB: 0 P: 7 | R: 1 E: 0 K: 0 S: 5 | H: 2 LOB: 1 BB: 0 P: 5 | R: 0 E: 0 K: 0 S: 3 | H: 0 LOB: 0 BB: 0 P: 3 | R: 0 E: 0 K: 0 S: 3 | H: 0 LOB: 0 BB: 0 P: 3 | R: 1 E: 0 K: 1 S: 7 | H: 2 LOB: 2 BB: 1 P: 11 | 1B: 5 2B: 1 3B: 0 HR: 0 | SF: 0 SAC: 1 DP: 1 HBP: 0 | WP: 1 PB: 0 SB: 0 CS: 0 | PA: 36 | | | | | |
| PITCHER | IP | WLS | BF | H | R | ER | SO | BB | IBB | HBP | BLK | WP | HR | S | P | ERA | WHIP | | | | | | | | |
| Gary Peters, L ERA: 1.88 (1, 1) | 9.0 | W | 36 | 6 | 3 | 3 | 7 | 4 | 0 | 0 | 0 | 1 | 0 | 46 | 62 | 3.00 | 1.111 | | | | | | | | |


Chicago White Sox @ Detroit Tigers
Tiger Stadium, Detroit, MI
Sat May 14 1966, 4:33 AM EDT
Att: 8,084 - Unknown

AB 31
R 3
H 6
RBI 2
BB 4
SO 7
LOB 13

| Batter | 1 | 2 | 3 | 4 | 5 | 6 | 7 | 8 | 9 | AB | R | H | RBI | BB | SO | LOB | TOP | | | | | | | | | | |
|--|------------------------------|----------------------------------|------------------------------|----------------------------------|------------------------------|---------------------------------|------------------------------|---------------------------------|------------------------------|---------------------------------|------------------------------|---------------------------------|------------------------------|---------------------------------|------------------------------|----------------------------------|------------------------------|---------------------------------|----------------------------------|------------------------------------|--|--|--|--|--|--|--|
| Don Buford, S OBP: 0.301, SLG: 0.314 | F3 | L9 | | G3 | | F8 | | K | | 5 | 0 | 0 | 0 | 0 | 1 | 1 | | | | | | | | | | | |
| Floyd Robinson, L OBP: 0.398, SLG: 0.476 Ken Berry, R OBP: 0.257, SLG: 0.294 | HBP BB | FC5 5-3 1-2 BB | | 4-3 | | F8 | | BB | | 2 | 0 | 0 | 0 | 2 | 0 | 0 | | | | | | | | | | | |
| Tommie Agee, R OBP: 0.366, SLG: 0.417 | 1-0 1-2 HBP | 5-3 1-2 2-3 | | K | | | L9 | K | | 4 | 0 | 0 | 0 | 0 | 2 | 3 | | | | | | | | | | | |
| John Romano, R OBP: 0.520, SLG: 0.515 J.C. Martin, L OBP: 0.364, SLG: 0.308 | K | BB | | | HR | | | HR 2B | 5-3 BB | 2 | 1 | 1 | 1 | 1 | 1 | 2 | | | | | | | | | | | |
| Gene Freese, R OBP: 0.342, SLG: 0.486 | L8 | FC5 2-3f | | 6-3 | | | | HR | 5-3 | 5 | 1 | 1 | 2 | 0 | 0 | 6 | | | | | | | | | | | |
| Bill Skowron, R OBP: 0.296, SLG: 0.385 | | HR | FC4-6 1B | 6-3 | | | | HR BB | K | 4 | 1 | 2 | 1 | 1 | 1 | 1 | | | | | | | | | | | |
| Danny Cater, R OBP: 0.179, SLG: 0.211 Pete Ward, L OBP: 0.250, SLG: 0.221 | | 1B 2B | FC4-6 5-3 1-2f | FC5-4 1B | | F5 | | F6 | | 3 | 1 | 2 | 0 | 0 | 0 | 1 | | | | | | | | | | | |
| Bob Locker, S OBP: 0.286, SLG: 0.231 Smoky Burgess, L OBP: 0.235, SLG: 0.103 | | 1B 1B | 5-3 1-2 | FC5-4 1B | | FC6-4 | | | | 0 | 0 | 0 | 0 | 0 | 0 | 0 | | | | | | | | | | | |
| Al Weis, S OBP: 0.235, SLG: 0.103 | | 1B 1B | 5-3 1-2 | FC5-4 1-2f | | FC6-4 1-2f | | | | 4 | 1 | 1 | 0 | 0 | 0 | 3 | | | | | | | | | | | |
| Tommy John, R OBP: 0.143, SLG: 0.357 Bruce Howard, S OBP: 0.222, SLG: 0.350 Jack Lamabe, R OBP: 0.167, SLG: 0.167 Eddie Fisher, R OBP: 0.317, SLG: 0.474 Tom McCraw, L OBP: 0.308, SLG: 0.339 | | 5-3 BB 1-2 1B | K | G3 | | | L9 | | | 2 | 0 | 1 | 2 | 0 | 1 | 1 | | | | | | | | | | | |
| Inning Stats | R: 0 E: 0 K: 1 S: 5 | H: 0 LOB: 2 BB: 1 P: 10 | R: 3 E: 0 K: 0 S: 7 | H: 4 LOB: 3 BB: 2 P: 15 | R: 0 E: 0 K: 1 S: 6 | H: 1 LOB: 1 BB: 0 P: 6 | R: 0 E: 0 K: 1 S: 5 | H: 0 LOB: 0 BB: 0 P: 5 | R: 1 E: 0 K: 0 S: 5 | H: 2 LOB: 1 BB: 0 P: 5 | R: 0 E: 0 K: 0 S: 3 | H: 0 LOB: 0 BB: 0 P: 3 | R: 2 E: 0 K: 0 S: 5 | H: 2 LOB: 1 BB: 1 P: 9 | R: 0 E: 0 K: 2 S: 7 | H: 0 LOB: 1 BB: 1 P: 11 | R: 0 E: 0 K: 1 S: 5 | H: 0 LOB: 1 BB: 1 P: 9 | 1B: 4 2B: 2 3B: 0 HR: 3 | SF: 0 SAC: 0 DP: 0 HBP: 1 | WP: 0 PA: 43 PB: 0 SB: 1 CS: 0 | | | | | | |
| PITCHER | IP | WLS | BF | H | R | ER | SO | BB | IBB | HBP | BLK | WP | HR | S | P | ERA | WHIP | | | | | | | | | | |
| Hank Aguirre, L ERA: 4.32 | 1.0 | | 9 | 4 | 3 | 3 | 1 | 1 | 0 | 1 | 0 | 0 | 1 | 9 | 14 | 27.00 | 5.000 | | | | | | | | | | |
| Joe Sparna, R ERA: 2.51 | 5.0 | | 20 | 3 | 1 | 1 | 2 | 2 | 0 | 0 | 0 | 0 | 1 | 22 | 30 | 1.80 | 1.000 | | | | | | | | | | |
| Fred Gladding, R ERA: 1.69 | 0.1 | W | 4 | 2 | 2 | 2 | 0 | 1 | 0 | 0 | 0 | 0 | 1 | 3 | 7 | 54.00 | 9.000 | | | | | | | | | | |
| Larry Sherry, R ERA: 2.37 | 2.2 | | 10 | 0 | 0 | 0 | 3 | 2 | 0 | 0 | 0 | 0 | 0 | 14 | 22 | 0.00 | 0.750 | | | | | | | | | | |

Chicago White Sox @ Detroit Tigers
Tiger Stadium, Detroit, MI
Sun May 15 1966, 4:33 AM EDT
Att: 13,602 - Unknown


AB 36
R 6
H 9
RBI 6
BB 6
SO 6
LOB 20



| Batter | 1 | 2 | 3 | 4 | 5 | 6 | 7 | 8 | 9 | AB | R | H | RBI | BB | SO | LOB | BOTTOM | | | | | | | | | | |
|---|-------------------------------|----------------------------------|------------------------------|---------------------------------|------------------------------|---------------------------------|------------------------------|---------------------------------|------------------------------|---------------------------------|------------------------------|----------------------------------|------------------------------|----------------------------------|------------------------------|---------------------------------|----------------------------------|------------------------------------|--|--|--|--|--|--|--|--|--|
| Don Wert, R OBP: 0.367, SLG: 0.366 | K | FC5-4 E S 1-2f | | F4 | | 1B BB 1-2 2-3 | FC5-2-6 | | | 4 | 1 | 0 | 0 | 1 | 1 | 3 | | | | | | | | | | | |
| Jerry Lumpe, L OBP: 0.336, SLG: 0.350 Dick Tracewski, R OBP: 0.167, SLG: 0.167 | K | E5 | | FC6 1B | | SF9 | F9 | | | 4 | 0 | 1 | 1 | 0 | 1 | 2 | | | | | | | | | | | |
| Norm Cash, L OBP: 0.317, SLG: 0.474 | 1B 3B | K | | FC6 1-2f | | 1B BB 1-2 3-H | 3-1 | | | 4 | 1 | 1 | 0 | 1 | 1 | 4 | | | | | | | | | | | |
| Al Kaline, R OBP: 0.430, SLG: 0.590 | 3B 1B | | 2B HBP | 1B CS 2B | | 1B CS 2B | L8 | | | 4 | 1 | 3 | 1 | 0 | 0 | 0 | | | | | | | | | | | |
| Willie Horton, R OBP: 0.307, SLG: 0.369 | 1B 3B | | 2B | 1B | | F9 | K | | | 5 | 1 | 3 | 2 | 0 | 1 | 2 | | | | | | | | | | | |
| Don Demeter, R OBP: 0.226, SLG: 0.314 | S 1B | | K | K | | K | 2B E BB | | | 3 | 1 | 1 | 1 | 1 | 2 | 3 | | | | | | | | | | | |
| Bill Freehan, R OBP: 0.295, SLG: 0.384 | K | | F8 | | | BB SF9 1B | E 2B | | | 4 | 2 | 2 | 0 | 0 | 1 | 2 | | | | | | | | | | | |
| Ray Oyler, R OBP: 0.412, SLG: 0.625 Dick McAuliffe, L OBP: 0.370, SLG: 0.400 | | F8 | | F7 | | F7 | K | | | 2 | 0 | 0 | 0 | 0 | 0 | 0 | | | | | | | | | | | |
| Hank Aguirre, R OBP: 0.357, SLG: 0.273 Fred Gladding, L OBP: 0.500, SLG: 0.500 | | FC5-4 1B | | 1B 2B | | SF9 BB E BB | E3 CS-2-6 1B | | | 2 | 0 | 2 | 0 | 0 | 0 | 0 | | | | | | | | | | | |
| Inning Stats | R: 3 E: 0 K: 3 S: 13 | H: 4 LOB: 1 BB: 0 P: 13 | R: 0 E: 1 K: 1 S: 7 | H: 1 LOB: 2 BB: 0 P: 7 | R: 0 E: 0 K: 1 S: 5 | H: 1 LOB: 1 BB: 0 P: 6 | R: 0 E: 0 K: 0 S: 5 | H: 2 LOB: 2 BB: 0 P: 5 | R: 0 E: 0 K: 1 S: 5 | H: 2 LOB: 0 BB: 0 P: 5 | R: 3 E: 1 K: 0 S: 5 | H: 2 LOB: 3 BB: 3 P: 17 | R: 2 E: 1 K: 1 S: 7 | H: 2 LOB: 1 BB: 1 P: 11 | R: 0 E: 0 K: 1 S: 5 | H: 0 LOB: 0 BB: 0 P: 5 | 1B: 9 2B: 4 3B: 1 HR: 0 | SF: 1 SAC: 0 DP: 0 HBP: 1 | WP: 0 PA: 41 PB: 0 SB: 2 CS: 2 | | | | | | | | |
| PITCHER | IP | WLS | BF | H | R | ER | SO | BB | IBB | HBP | BLK | WP | HR | S | P | ERA | WHIP | | | | | | | | | | |
| Tommy John, L ERA: 2.22 | 2.1 | | 14 | 6 | 3 | 3 | 4 | 0 | 0 | 1 | 0 | 0 | 0 | 8 | 8 | 0.00 | 1.500 | | | | | | | | | | |
| Bruce Howard, R ERA: 6.14 | 1.1 | | 6 | 2 | 0 | 0 | 1 | 0 | 0 | 0 | 0 | 0 | 0 | 8 | 8 | 0.00 | 1.500 | | | | | | | | | | |
| Jack Lamabe, R ERA: 4.5 | 1.2 | | 7 | 3 | 2 | 2 | 1 | 1 | 0 | 0 | 0 | 0 | 0 | 8 | 12 | 10.80 | 2.400 | | | | | | | | | | |
| Eddie Fisher, R ERA: 2.61 | 1.0 | L | 9 | 3 | 3 | 2 | 1 | 3 | 0 | 0 | 0 | 0 | 0 | 8 | 20 | 18.00 | 6.000 | | | | | | | | | | |
| Bob Locker, R ERA: 1.11 | 1.2 | | 5 | 0 | 0 | 0 | 1 | 0 | 0 | 0 | 0 | 0 | 0 | 7 | 7 | 0.00 | 0.000 | | | | | | | | | | |

Chicago White Sox @ Detroit Tigers
Tiger Stadium, Detroit, MI
Sun May 15 1966, 4:33 AM EDT
Att: 13,602 - Unknown

AB 35
R 8
H 14
RBI 6
BB 4
SO 8
LOB 19



| Batter | 1 | 2 | 3 | 4 | 5 | 6 | 7 | 8 | 9 | AB | R | H | RBI | BB | SO | LOB | TOP | | | |
|---|--|----------------------------------|------------------------------|---------------------------------|------------------------------|---------------------------------|------------------------------|----------------------------------|------------------------------|---------------------------------|------------------------------|---------------------------------|------------------------------|---------------------------------|------------------------------|---------------------------------|---|------------------------------------|----------------------------------|--------|
| Roy White, S (1, 7) OBP: 0.391, SLG: 0.452 | 0-3 K | 0-3 K | | | 0-0 F9 | | | 0-3 K | | 4 | 0 | 0 | 0 | 0 | 3 | 0 | <p>New York Yankees @ Detroit Tigers Tiger Stadium, Detroit, MI Tue May 17 1966, 7:05 PM EDT Att. 9,935 - Unknown - 65 F</p> | | | |
| Bobby Richardson, R (1, 4) OBP: 0.339, SLG: 0.363 | 4-0 BB SF9 BB | | 0-0 5-3 | | 0-0 6-3 | | | 0-0 F9 | | 3 | 1 | 0 | 0 | 1 | 0 | 0 | | | | |
| Tom Tresh, S (1, 5) OBP: 0.342, SLG: 0.242 | 4-0 BB 1B BB | | 4-0 CS BB | | 0-0 4-3 | | | 0-0 F2 | | 2 | 1 | 0 | 0 | 2 | 0 | 0 | | | | |
| Joe Pepitone, L (1, 3) OBP: 0.239, SLG: 0.357 | 4-0 BB 1B BB | | 0-3 K | | 0-0 F2 | | | 0-0 F5 | | 3 | 0 | 0 | 0 | 1 | 1 | 1 | | | | |
| Roger Maris, L (1, 9) OBP: 0.343, SLG: 0.374 | 0-0 SF9 | | | 0-0 2B | 0-3 K | | | 0-3 K | | 3 | 0 | 1 | 1 | 0 | 2 | 0 | | | | |
| Roger Repoz, L (1, 8) OBP: 0.429, SLG: 0.550 | 0-0 1B | | | 0-3 K | 0-3 K | | | 0-0 4-3 | | 4 | 0 | 1 | 1 | 0 | 2 | 1 | | | | |
| Clete Boyer, R (1, 6) OBP: 0.209, SLG: 0.255 | 0-0 1-3-4 | | | 0-0 F3 | | | | 0-0 L7 | | 3 | 0 | 0 | 0 | 0 | 0 | 3 | | | | |
| Elston Howard, R (1, 2) OBP: 0.235, SLG: 0.222 | | 0-0 F8 | | 4-0 IBB | 0-0 6-3 | | | 0-0 6-3 | | 2 | 0 | 0 | 0 | 1 | 0 | 0 | | | | |
| Fritz Peterson, S (1, 1) OBP: 0.167, SLG: 0.167 | | 0-0 6-3 | | 0-0 1-3 | | | | 0-0 G3 | | 2 | 0 | 0 | 0 | 0 | 0 | 2 | | | | |
| Ray Barker, L (7, PH) OBP: 0.286, SLG: 0.667 | | | | | | | | | | 1 | 0 | 0 | 0 | 0 | 0 | 0 | | | | |
| Dooley Womack, L (7, 1) | | | | | | | | | | 0 | 0 | 0 | 0 | 0 | 0 | 0 | | | | |
| Inning Stats | R: 2 E: 0 K: 1 S: 6 | H: 1 LOB: 2 BB: 3 P: 18 | R: 0 E: 0 K: 1 S: 5 | H: 0 LOB: 0 BB: 0 P: 5 | R: 0 E: 0 K: 1 S: 4 | H: 0 LOB: 1 BB: 1 P: 8 | R: 0 E: 0 K: 1 S: 6 | H: 1 LOB: 2 BB: 1 P: 10 | R: 0 E: 0 K: 0 S: 3 | H: 0 LOB: 0 BB: 0 P: 3 | R: 0 E: 0 K: 0 S: 3 | H: 0 LOB: 0 BB: 0 P: 3 | R: 0 E: 0 K: 1 S: 5 | H: 0 LOB: 0 BB: 0 P: 5 | R: 0 E: 0 K: 1 S: 5 | H: 0 LOB: 0 BB: 0 P: 5 | 1B: 1 2B: 2 3B: 0 HR: 0 | SF: 1 SAC: 0 DP: 1 HBP: 0 | WP: 0 PB: 0 SB: 0 CS: 1 | PA: 33 |
| PITCHER Denny McLain, R (1, 1) ERA: 2.06 | IP: 9.0 WLS: W BF: 33 H: 2 R: 2 ER: 2 SO: 8 BB: 4 IBB: 1 HBP: 0 BLK: 0 WP: 0 HR: 0 S: 44 P: 64 ERA: 2.00 WHIP: 0.667 | | | | | | | | | | | | | | | PITCHER | | | | |

| Batter | 1 | 2 | 3 | 4 | 5 | 6 | 7 | 8 | 9 | AB | R | H | RBI | BB | SO | LOB | BOTTOM | | | |
|---|--|---------------------------------|------------------------------|---------------------------------|------------------------------|----------------------------------|------------------------------|---------------------------------|------------------------------|---------------------------------|------------------------------|---------------------------------|------------------------------|---------------------------------|------------------------------|---------------------------------|---|------------------------------------|----------------------------------|--------|
| Don Wert, R (1, 5) OBP: 0.372, SLG: 0.368 | 0-0 5-3 | | 4-0 BB BB | | 0-0 SF9 | | 0-0 CS 1B | | | 2 | 0 | 1 | 1 | 1 | 0 | 0 | <p>New York Yankees @ Detroit Tigers Tiger Stadium, Detroit, MI Tue May 17 1966, 7:05 PM EDT Att. 9,935 - Unknown - 65 F</p> | | | |
| Jerry Lumpe, L (1, 4) OBP: 0.342, SLG: 0.350 | 0-0 6-3 | | 4-0 BB | | 0-0 F8 | | 0-0 CS | 0-0 1B | | 3 | 0 | 1 | 0 | 1 | 0 | 0 | | | | |
| Dick Tracewski, R (8, FR) OBP: 0.167, SLG: 0.167 | | | 1-2 BB | | | | 1-2 CS | 0-0 1B | | 0 | 1 | 0 | 0 | 0 | 0 | 0 | | | | |
| Norm Cash, L (1, 3) OBP: 0.315, SLG: 0.475 | 0-3 K | | 0-0 G3 | | 0-0 4-3 HR | | | 0-0 F8 | | 4 | 1 | 1 | 0 | 0 | 1 | 3 | | | | |
| Al Kaline, R (1, 9) OBP: 0.431, SLG: 0.600 | | 0-0 6-3 2B | | 0-0 L9 | | 0-3 K | | 0-0 HR | | 2 | 0 | 1 | 0 | 0 | 0 | 0 | | | | |
| Jim Northrup, L (5, 9) OBP: 0.391, SLG: 0.438 | | 0-0 L9 | | 0-0 F6 | | 0-0 4-3 | | 1-2 HR | | 2 | 1 | 1 | 0 | 0 | 1 | 1 | | | | |
| Willie Horton, R (1, 7) OBP: 0.304, SLG: 0.406 | | 0-0 L9 | | 0-0 F3 | | 0-0 2-3 | | 1-H 2-H HR | | 4 | 1 | 1 | 3 | 0 | 0 | 2 | | | | |
| Don Demeter, R (1, 8) OBP: 0.226, SLG: 0.364 | | 0-0 6-3 | | 0-0 F3 | | 0-0 HR | | 0-0 5-3 | | 4 | 1 | 1 | 2 | 0 | 0 | 2 | | | | |
| Bill Freehan, R (1, 2) OBP: 0.293, SLG: 0.416 | 0-3 K | | | | 0-0 HR | | 0-3 HR | 0-3 K | | 4 | 1 | 1 | 1 | 0 | 3 | 2 | | | | |
| Ray Oyler, R (1, 6) OBP: 0.450, SLG: 0.684 | | | 0-0 CS 6-1 1B | | 0-0 SH 5-4 SF 9 2B | | | 0-0 F7 | | 3 | 1 | 2 | 0 | 0 | 0 | 0 | | | | |
| Denny McLain, R (1, 1) OBP: 0.300, SLG: 0.263 | | | 0-0 G3-6-1 | | 0-0 SH 5-4 | | | 0-0 5-3 | | 2 | 0 | 0 | 0 | 0 | 0 | 1 | | | | |
| Inning Stats | R: 0 E: 0 K: 1 S: 5 | H: 0 LOB: 0 BB: 0 P: 5 | R: 0 E: 0 K: 1 S: 6 | H: 1 LOB: 1 BB: 0 P: 6 | R: 0 E: 0 K: 0 S: 3 | H: 1 LOB: 2 BB: 2 P: 11 | R: 0 E: 0 K: 0 S: 3 | H: 0 LOB: 0 BB: 0 P: 3 | R: 2 E: 0 K: 0 S: 5 | H: 2 LOB: 0 BB: 0 P: 5 | R: 2 E: 0 K: 2 S: 9 | H: 2 LOB: 0 BB: 0 P: 9 | R: 0 E: 0 K: 0 S: 3 | H: 1 LOB: 0 BB: 0 P: 3 | R: 3 E: 0 K: 1 S: 8 | H: 3 LOB: 1 BB: 0 P: 8 | 1B: 4 2B: 3 3B: 0 HR: 3 | SF: 1 SAC: 1 DP: 1 HBP: 0 | WP: 0 PB: 0 SB: 0 CS: 1 | PA: 35 |
| PITCHER Fritz Peterson, L (1, 1) ERA: 4.67 | IP: 6.0 WLS: L BF: 25 H: 6 R: 4 ER: 4 SO: 4 BB: 2 IBB: 0 HBP: 0 BLK: 0 WP: 0 HR: 2 S: 31 P: 39 ERA: 6.00 WHIP: 1.333 | | | | | | | | | | | | | | | PITCHER | | | | |
| PITCHER Dooley Womack, R (7, 1) ERA: 3.0 | IP: 2.0 WLS: L BF: 9 H: 4 R: 3 ER: 3 SO: 1 BB: 0 IBB: 0 HBP: 0 BLK: 0 WP: 0 HR: 1 S: 11 P: 11 ERA: 13.50 WHIP: 2.000 | | | | | | | | | | | | | | | PITCHER | | | | |

| Batter | 1 | 2 | 3 | 4 | 5 | 6 | 7 | 8 | 9 | AB | R | H | RBI | BB | SO | LOB | TOP | | | | | | | |
|---|---|---|---|---|---|---|---|---|---|---|---|---|---|---|---|---|---|---|---|---|---|---|---|---|
| Jake Wood, R OBP: 0.267, SLG: 0.231 (1, 4) | 0-3 K | 4-0 BB | | 0-0 5-3 | | 0-0 F9 | 0-0 F3 | | | 4 | 0 | 0 | 0 | 1 | 1 | 0 | | | | | | | | |
| Don Wert, R OBP: 0.384, SLG: 0.383 (1, 5) | 0-0 F3 | 0-3 K | | 0-0 5-3 | | 0-0 1B | | 0-0 1B | | 5 | 0 | 2 | 0 | 0 | 1 | 2 | | | | | | | | |
| Norm Cash, L OBP: 0.322, SLG: 0.460 Gates Brown, L OBP: 0.343, SLG: 0.259 (6, PH) (8, 7) | 0-0 BB 2B 1B | | 0-0 BB 1B | 0-0 1B | 0-0 1B | 0-0 F5 | | 0-0 F8 | | 4 | 2 | 3 | 0 | 0 | 0 | 1 | | | | | | | | |
| Willie Horton, R OBP: 0.292, SLG: 0.364 (8, 9) | 4-0 BB 2B | | 4-0 1B G6-4-3 BB | 0-3 K | | | 0-3 K | 0-0 F8 | | 3 | 2 | 0 | 0 | 2 | 2 | 2 | | | | | | | | |
| Bill Freehan, R OBP: 0.316, SLG: 0.500 (1, 2) | 0-0 2B | | 0-0 G6-4-3 1B | | 0-3 K | | 0-3 K2-3 | 0-0 F2 | | 5 | 0 | 2 | 3 | 0 | 2 | 1 | | | | | | | | |
| Don Demeter, R OBP: 0.214, SLG: 0.328 (8, 3) | 0-0 6-3 | | 0-0 G6-4-3 1B | | 0-3 K | | 0-0 2B | | 0-0 F4 | 5 | 1 | 1 | 0 | 0 | 1 | 2 | | | | | | | | |
| Jim Northrup, L OBP: 0.367, SLG: 0.523 (8, 8) | | 0-0 FC1-6 1B | 0-0 HR | | 4-0 BB | | 0-0 HR 2B | | 0-0 6-3 | 4 | 2 | 3 | 2 | 1 | 0 | 0 | | | | | | | | |
| Ray Oyler, R OBP: 0.440, SLG: 0.591 (1, 6) | | 0-0 F2 | 4-0 BB | | 0-0 4-3 | | 4-0 HR IBB | | 0-3 K | 3 | 1 | 0 | 0 | 2 | 1 | 2 | | | | | | | | |
| Bill Monbouquette, R OBP: 0.182, SLG: 0.100 Dick McAuliffe, L OBP: 0.392, SLG: 0.477 Larry Sherry, R OBP: 0.500, SLG: 0.500 (7, PH) (7, 1) | | 0-0 FC1-6 BB | 0-0 4-3 | | 0-3 K | | 0-0 HR | | | 3 | 0 | 0 | 0 | 0 | 1 | 2 | | | | | | | | |
| Inning Stats | R: 2 E: 0 K: 1 S: 7 | H: 2 LOB: 1 BB: 1 P: 11 | R: 0 E: 0 K: 1 S: 6 | H: 1 LOB: 2 BB: 1 P: 10 | R: 3 E: 0 K: 0 S: 5 | H: 3 LOB: 1 BB: 2 P: 13 | R: 0 E: 0 K: 1 S: 6 | H: 1 LOB: 1 BB: 0 P: 6 | R: 0 E: 0 K: 2 S: 7 | H: 0 LOB: 1 BB: 1 P: 11 | R: 0 E: 0 K: 1 S: 6 | H: 1 LOB: 1 BB: 0 P: 6 | R: 4 E: 0 K: 2 S: 10 | H: 3 LOB: 0 BB: 1 P: 14 | R: 0 E: 0 K: 0 S: 4 | H: 1 LOB: 1 BB: 0 P: 4 | R: 0 E: 0 K: 1 S: 5 | H: 0 LOB: 0 BB: 0 P: 5 | 1B: 7 2B: 3 3B: 0 HR: 2 | SF: 0 SAC: 0 DP: 1 HBP: 0 | WP: 0 PB: 0 SB: 0 CS: 0 | PA: 44 | | |
| PITCHER | IP WLS BF H R ER SO BB IBB HBP BLK WP HR S P ERA WHIP | IP WLS BF H R ER SO BB IBB HBP BLK WP HR S P ERA WHIP | IP WLS BF H R ER SO BB IBB HBP BLK WP HR S P ERA WHIP | IP WLS BF H R ER SO BB IBB HBP BLK WP HR S P ERA WHIP | IP WLS BF H R ER SO BB IBB HBP BLK WP HR S P ERA WHIP | IP WLS BF H R ER SO BB IBB HBP BLK WP HR S P ERA WHIP | IP WLS BF H R ER SO BB IBB HBP BLK WP HR S P ERA WHIP | IP WLS BF H R ER SO BB IBB HBP BLK WP HR S P ERA WHIP | IP WLS BF H R ER SO BB IBB HBP BLK WP HR S P ERA WHIP | IP WLS BF H R ER SO BB IBB HBP BLK WP HR S P ERA WHIP | IP WLS BF H R ER SO BB IBB HBP BLK WP HR S P ERA WHIP | IP WLS BF H R ER SO BB IBB HBP BLK WP HR S P ERA WHIP | IP WLS BF H R ER SO BB IBB HBP BLK WP HR S P ERA WHIP | IP WLS BF H R ER SO BB IBB HBP BLK WP HR S P ERA WHIP | IP WLS BF H R ER SO BB IBB HBP BLK WP HR S P ERA WHIP | IP WLS BF H R ER SO BB IBB HBP BLK WP HR S P ERA WHIP | IP WLS BF H R ER SO BB IBB HBP BLK WP HR S P ERA WHIP | IP WLS BF H R ER SO BB IBB HBP BLK WP HR S P ERA WHIP | IP WLS BF H R ER SO BB IBB HBP BLK WP HR S P ERA WHIP | IP WLS BF H R ER SO BB IBB HBP BLK WP HR S P ERA WHIP | IP WLS BF H R ER SO BB IBB HBP BLK WP HR S P ERA WHIP | IP WLS BF H R ER SO BB IBB HBP BLK WP HR S P ERA WHIP | IP WLS BF H R ER SO BB IBB HBP BLK WP HR S P ERA WHIP | IP WLS BF H R ER SO BB IBB HBP BLK WP HR S P ERA WHIP |

Detroit Tigers @ Baltimore Orioles
Memorial Stadium, Baltimore, MD
 Fri May 20 1966, 7:05 PM EDT
 Att: 26,094 - Unknown

AB 38
 R 9
 H 12
 RBI 8
 BB 6
 SO 9
 LOB 13



| Batter | 1 | 2 | 3 | 4 | 5 | 6 | 7 | 8 | 9 | AB | R | H | RBI | BB | SO | LOB | BOTTOM | | | | | | | |
|---|---|---|---|---|---|---|---|---|---|---|---|---|---|---|---|---|---|---|---|---|---|---|---|---|
| Russ Snyder, L OBP: 0.370, SLG: 0.381 (1, 8) | 0-0 FC6-4 1B | | 0-0 F8 | | 0-0 F2 | | 0-0 BB 1B | | 0-0 4-3 | 5 | 0 | 2 | 1 | 0 | 0 | 0 | | | | | | | | |
| Luis Aparicio, R OBP: 0.248, SLG: 0.274 (1, 6) | 0-3 K | | 0-0 6-3 | | | 0-0 F7 | 0-0 BB 1B | | 0-0 F8 | 5 | 0 | 1 | 1 | 0 | 1 | 1 | | | | | | | | |
| Frank Robinson, R OBP: 0.468, SLG: 0.696 (1, 9) | 0-0 F4 | | | 0-0 6-3 | | 0-0 HR | 4-0 1-2 2-3 BB | | | 3 | 1 | 1 | 1 | 1 | 0 | 1 | | | | | | | | |
| Brooks Robinson, R OBP: 0.367, SLG: 0.519 (1, 5) | 0-0 FC6-4 | | | 0-0 HR | | 0-0 F8 | 0-3 K | | | 4 | 1 | 1 | 1 | 0 | 1 | 4 | | | | | | | | |
| Curt Blefary, L OBP: 0.336, SLG: 0.477 (1, 7) | | 0-0 1B | | 0-0 HR | | 4-0 BB | 0-0 1-3 | | | 3 | 1 | 2 | 1 | 1 | 0 | 3 | | | | | | | | |
| Boog Powell, L OBP: 0.293, SLG: 0.350 (1, 3) | | 0-0 F8 | | 0-0 F6 | | 0-0 F8 | | 0-3 K | | 4 | 0 | 0 | 0 | 0 | 1 | 2 | | | | | | | | |
| Jerry Adair, R OBP: 0.357, SLG: 0.292 (1, 4) | | 0-3 K | | 0-0 F4 | | | 0-0 F8 | 0-0 5-3 | | 4 | 0 | 0 | 0 | 0 | 1 | 1 | | | | | | | | |
| Andy Etchebarren, R OBP: 0.310, SLG: 0.398 (1, 2) | | 0-0 F9 | | | 0-3 K | | 0-0 1B 3B | 0-0 1-3 | | 4 | 1 | 1 | 0 | 0 | 1 | 1 | | | | | | | | |
| Dave McNally, R OBP: 0.167, SLG: 0.125 Gene Brabender, R (3, 1) | | | 0-3 K | | 0-0 L5 | | 1-0 1B HBP | | 0-3 K | 0 | 0 | 0 | 0 | 0 | 0 | 0 | | | | | | | | |
| Woodie Held, R OBP: 0.429, SLG: 0.200 Moe Drabowsky, R OBP: 1.000, SLG: 1.000 Bob Johnson, R OBP: 0.370, SLG: 0.261 (9, PH) | | | | | | | | | | 1 | 0 | 0 | 0 | 0 | 0 | 0 | | | | | | | | |
| Inning Stats | R: 0 E: 0 K: 1 S: 6 | H: 1 LOB: 0 BB: 0 P: 6 | R: 0 E: 0 K: 1 S: 6 | H: 1 LOB: 0 BB: 0 P: 6 | R: 0 E: 0 K: 1 S: 5 | H: 0 LOB: 0 BB: 0 P: 5 | R: 2 E: 0 K: 0 S: 5 | H: 2 LOB: 0 BB: 0 P: 5 | R: 0 E: 0 K: 1 S: 5 | H: 0 LOB: 0 BB: 0 P: 5 | R: 1 E: 0 K: 0 S: 4 | H: 1 LOB: 1 BB: 1 P: 8 | R: 2 E: 0 K: 1 S: 8 | H: 3 LOB: 3 BB: 1 P: 13 | R: 0 E: 0 K: 1 S: 5 | H: 0 LOB: 0 BB: 0 P: 5 | R: 0 E: 0 K: 1 S: 5 | H: 0 LOB: 0 BB: 0 P: 5 | 1B: 4 2B: 0 3B: 1 HR: 3 | SF: 0 SAC: 0 DP: 0 HBP: 1 | WP: 0 PB: 0 SB: 0 CS: 0 | PA: 38 | | |
| PITCHER | IP WLS BF H R ER SO BB IBB HBP BLK WP HR S P ERA WHIP | IP WLS BF H R ER SO BB IBB HBP BLK WP HR S P ERA WHIP | IP WLS BF H R ER SO BB IBB HBP BLK WP HR S P ERA WHIP | IP WLS BF H R ER SO BB IBB HBP BLK WP HR S P ERA WHIP | IP WLS BF H R ER SO BB IBB HBP BLK WP HR S P ERA WHIP | IP WLS BF H R ER SO BB IBB HBP BLK WP HR S P ERA WHIP | IP WLS BF H R ER SO BB IBB HBP BLK WP HR S P ERA WHIP | IP WLS BF H R ER SO BB IBB HBP BLK WP HR S P ERA WHIP | IP WLS BF H R ER SO BB IBB HBP BLK WP HR S P ERA WHIP | IP WLS BF H R ER SO BB IBB HBP BLK WP HR S P ERA WHIP | IP WLS BF H R ER SO BB IBB HBP BLK WP HR S P ERA WHIP | IP WLS BF H R ER SO BB IBB HBP BLK WP HR S P ERA WHIP | IP WLS BF H R ER SO BB IBB HBP BLK WP HR S P ERA WHIP | IP WLS BF H R ER SO BB IBB HBP BLK WP HR S P ERA WHIP | IP WLS BF H R ER SO BB IBB HBP BLK WP HR S P ERA WHIP | IP WLS BF H R ER SO BB IBB HBP BLK WP HR S P ERA WHIP | IP WLS BF H R ER SO BB IBB HBP BLK WP HR S P ERA WHIP | IP WLS BF H R ER SO BB IBB HBP BLK WP HR S P ERA WHIP | IP WLS BF H R ER SO BB IBB HBP BLK WP HR S P ERA WHIP | IP WLS BF H R ER SO BB IBB HBP BLK WP HR S P ERA WHIP | IP WLS BF H R ER SO BB IBB HBP BLK WP HR S P ERA WHIP | IP WLS BF H R ER SO BB IBB HBP BLK WP HR S P ERA WHIP | IP WLS BF H R ER SO BB IBB HBP BLK WP HR S P ERA WHIP | IP WLS BF H R ER SO BB IBB HBP BLK WP HR S P ERA WHIP |

Detroit Tigers @ Baltimore Orioles
Memorial Stadium, Baltimore, MD
 Fri May 20 1966, 7:05 PM EDT
 Att: 26,094 - Unknown

AB 35
 R 5
 H 8
 RBI 5
 BB 2
 SO 7
 LOB 13



| Batter | 1 | 2 | 3 | 4 | 5 | 6 | 7 | 8 | 9 | AB | R | H | RBI | BB | SO | LOB | TOP | | | | | | | | | | |
|--|-------------------------------|----------------------------------|------------------------------|---------------------------------|------------------------------|---------------------------------|-------------------------------|----------------------------------|------------------------------|---------------------------------|------------------------------|---------------------------------|------------------------------|---------------------------------|------------------------------|---------------------------------|---|------------------------------|---------------------------------|----------------------------------|------------------------------------|----------------------------------|--------|--|--|--|--|
| Dick McAuliffe, L OBP: 0.394, SLG: 0.478 Ray Owyler, R OBP: 0.464, SLG: 0.625 | | | | | | | | | | 2 | 1 | 1 | 0 | 0 | 0 | 1 | Detroit Tigers @ Baltimore Orioles Memorial Stadium, Baltimore, MD Sat May 21 1966, 7:05 PM EDT Att: 24,946 - Unknown | | | | | | | | | | |
| Jerry Lumpe, L OBP: 0.336, SLG: 0.353 | | | | | | | | | | 5 | 1 | 2 | 1 | 0 | 0 | 2 | | | | | | | | | | | |
| Norm Cash, L OBP: 0.325, SLG: 0.453 | | | | | | | | | | 4 | 0 | 1 | 0 | 1 | 1 | 2 | | | | | | | | | | | |
| Jim Northrup, L OBP: 0.352, SLG: 0.490 | | | | | | | | | | 5 | 0 | 1 | 1 | 0 | 2 | 4 | | | | | | | | | | | |
| Bill Freehan, R OBP: 0.320, SLG: 0.489 | | | | | | | | | | 4 | 1 | 1 | 0 | 1 | 1 | 4 | | | | | | | | | | | |
| Gates Brown, L OBP: 0.333, SLG: 0.250 Willie Horton, R OBP: 0.301, SLG: 0.354 | | | | | | | | | | 1 | 0 | 0 | 0 | 0 | 1 | 2 | | | | | | | | | | | |
| Don Demeter, R OBP: 0.240, SLG: 0.403 | | | | | | | | | | 5 | 1 | 3 | 3 | 0 | 1 | 5 | | | | | | | | | | | |
| Don Wert, R OBP: 0.377, SLG: 0.375 | | | | | | | | | | 5 | 0 | 1 | 0 | 0 | 1 | 2 | | | | | | | | | | | |
| Denny McLain, R OBP: 0.292, SLG: 0.261 | | | | | | | | | | 4 | 1 | 1 | 0 | 0 | 1 | 2 | | | | | | | | | | | |
| Inning Stats | R: 1 E: 1 K: 2 S: 10 | H: 2 LOB: 2 BB: 0 P: 10 | R: 0 E: 0 K: 1 S: 6 | H: 1 LOB: 1 BB: 0 P: 6 | R: 0 E: 0 K: 0 S: 3 | H: 0 LOB: 0 BB: 0 P: 3 | R: 6 E: 0 K: 2 S: 12 | H: 5 LOB: 3 BB: 4 P: 28 | R: 0 E: 0 K: 0 S: 4 | H: 1 LOB: 1 BB: 0 P: 4 | R: 0 E: 0 K: 1 S: 7 | H: 2 LOB: 2 BB: 0 P: 7 | R: 0 E: 0 K: 0 S: 3 | H: 0 LOB: 1 BB: 1 P: 7 | R: 0 E: 0 K: 2 S: 7 | H: 0 LOB: 0 BB: 0 P: 7 | | R: 0 E: 0 K: 2 S: 8 | H: 1 LOB: 1 BB: 0 P: 8 | 1B: 9 2B: 2 3B: 0 HR: 1 | SF: 0 SAC: 1 DP: 0 HBP: 0 | WP: 0 PB: 0 SB: 2 CS: 0 | PA: 45 | | | | |
| PITCHER | IP | WLS | BF | H | R | ER | SO | BB | IBB | HBP | BLK | WP | HR | S | P | ERA | WHIP | | | | | | | | | | |
| John Miller, R ERA: 4.08 | 3.1 | L | 19 | 7 | 6 | 6 | 3 | 1 | 0 | 0 | 0 | 0 | 1 | 24 | 28 | 16.20 | 2.400 | | | | | | | | | | |
| Gene Brabender, R ERA: 6.23 | 0.1 | | 5 | 1 | 1 | 1 | 1 | 3 | 0 | 0 | 0 | 0 | 0 | 4 | 16 | 27.00 | 12.000 | | | | | | | | | | |
| Steve Barber, L ERA: 2.25 | 1.1 | | 5 | 1 | 0 | 0 | 1 | 0 | 0 | 0 | 0 | 0 | 0 | 7 | 7 | 0.00 | 0.750 | | | | | | | | | | |
| Dave McNally, L ERA: 2.88 | 2.0 | | 9 | 2 | 0 | 0 | 1 | 1 | 0 | 0 | 0 | 0 | 0 | 10 | 14 | 0.00 | 1.500 | | | | | | | | | | |
| Dick Hall, R ERA: 1.02 | 2.0 | | 7 | 1 | 0 | 0 | 4 | 0 | 0 | 0 | 0 | 0 | 0 | 15 | 15 | 0.00 | 0.500 | | | | | | | | | | |


| Batter | 1 | 2 | 3 | 4 | 5 | 6 | 7 | 8 | 9 | AB | R | H | RBI | BB | SO | LOB | BOTTOM | | | | | | | | | | |
|---|------------------------------|----------------------------------|------------------------------|---------------------------------|------------------------------|---------------------------------|------------------------------|---------------------------------|------------------------------|---------------------------------|------------------------------|---------------------------------|------------------------------|---------------------------------|------------------------------|---------------------------------|---|------------------------------|---------------------------------|----------------------------------|------------------------------------|----------------------------------|--------|--|--|--|--|
| Russ Snyder, L OBP: 0.360, SLG: 0.356 | | | | | | | | | | 3 | 1 | 0 | 0 | 1 | 0 | 2 | Detroit Tigers @ Baltimore Orioles Memorial Stadium, Baltimore, MD Sat May 21 1966, 7:05 PM EDT Att: 24,946 - Unknown | | | | | | | | | | |
| Luis Aparicio, R OBP: 0.241, SLG: 0.266 | | | | | | | | | | 4 | 0 | 0 | 0 | 0 | 1 | 2 | | | | | | | | | | | |
| Frank Robinson, R OBP: 0.469, SLG: 0.684 | | | | | | | | | | 2 | 1 | 0 | 0 | 2 | 0 | 1 | | | | | | | | | | | |
| Brooks Robinson, R OBP: 0.364, SLG: 0.533 | | | | | | | | | | 4 | 1 | 1 | 3 | 0 | 0 | 1 | | | | | | | | | | | |
| Curt Blefary, L OBP: 0.333, SLG: 0.495 | | | | | | | | | | 4 | 1 | 1 | 1 | 0 | 1 | 1 | | | | | | | | | | | |
| Boog Powell, L OBP: 0.308, SLG: 0.382 | | | | | | | | | | 2 | 1 | 1 | 1 | 2 | 0 | 0 | | | | | | | | | | | |
| Jerry Adair, R OBP: 0.313, SLG: 0.250 | | | | | | | | | | 4 | 0 | 0 | 0 | 0 | 0 | 2 | | | | | | | | | | | |
| Andy Etchebarren, R OBP: 0.310, SLG: 0.390 | | | | | | | | | | 2 | 0 | 0 | 0 | 1 | 1 | 2 | | | | | | | | | | | |
| John Miller, R Gene Brabender, R Steve Barber, L Woodie Held, R Dave McNally, R Davey Johnson, R Dick Hall, R | | | | | | | | | | 1 | 0 | 0 | 0 | 0 | 1 | 0 | | | | | | | | | | | |
| Inning Stats | R: 4 E: 0 K: 1 S: 7 | H: 2 LOB: 1 BB: 3 P: 19 | R: 0 E: 0 K: 2 S: 7 | H: 0 LOB: 0 BB: 0 P: 7 | R: 0 E: 0 K: 0 S: 3 | H: 0 LOB: 0 BB: 0 P: 3 | R: 0 E: 0 K: 0 S: 2 | H: 0 LOB: 0 BB: 1 P: 6 | R: 0 E: 0 K: 0 S: 4 | H: 1 LOB: 1 BB: 0 P: 4 | R: 0 E: 0 K: 1 S: 5 | H: 0 LOB: 0 BB: 0 P: 5 | R: 0 E: 0 K: 0 S: 3 | H: 0 LOB: 1 BB: 1 P: 7 | R: 0 E: 0 K: 0 S: 3 | H: 0 LOB: 1 BB: 1 P: 7 | | R: 1 E: 0 K: 0 S: 2 | H: 1 LOB: 0 BB: 0 P: 2 | 1B: 0 2B: 1 3B: 0 HR: 3 | SF: 0 SAC: 0 DP: 1 HBP: 0 | WP: 0 PB: 0 SB: 0 CS: 0 | PA: 34 | | | | |
| PITCHER | IP | WLS | BF | H | R | ER | SO | BB | IBB | HBP | BLK | WP | HR | S | P | ERA | WHIP | | | | | | | | | | |
| Denny McLain, R ERA: 2.49 | 8.1 | W | 34 | 4 | 5 | 5 | 4 | 6 | 0 | 0 | 0 | 0 | 3 | 36 | 60 | 5.40 | 1.200 | | | | | | | | | | |



| Batter | 1 | 2 | 3 | 4 | 5 | 6 | 7 | 8 | 9 | AB | R | H | RBI | BB | SO | LOB | TOP | | |
|---|------------------------------|---------------------------------|------------------------------|---------------------------------|------------------------------|----------------------------------|------------------------------|---------------------------------|------------------------------|----------------------------------|------------------------------|---------------------------------|------------------------------|---------------------------------|------------------------------|---------------------------------|----------------------------------|------------------------------------|--|
| Jake Wood, R OBP: 0.263, SLG: 0.235 Dick Tracewski, R OBP: 0.143, SLG: 0.143 | F8 | | K | | | | 6-3 | | F8 | 4 | 0 | 1 | 0 | 0 | 1 | 2 | | | |
| Don Wert, R OBP: 0.383, SLG: 0.383 | | | SH | | | | 6-3 | | | 3 | 0 | 2 | 2 | 0 | 0 | 0 | | | |
| Norm Cash, L OBP: 0.315, SLG: 0.438 | K | | K | | | | F4 | | | 4 | 0 | 0 | 0 | 0 | 2 | 4 | | | |
| Willie Horton, R OBP: 0.299, SLG: 0.341 | F4 | | F4 | | | | | | F6 | 3 | 0 | 0 | 0 | 0 | 0 | 2 | | | |
| Bill Freehan, R OBP: 0.317, SLG: 0.480 | | L4 | | | | | 6-3 | | | 4 | 0 | 1 | 0 | 0 | 0 | 3 | | | |
| Jim Northrup, L OBP: 0.345, SLG: 0.462 | | F7 | | | | | | | | 3 | 0 | 0 | 0 | 0 | 1 | 1 | | | |
| Don Demeter, R OBP: 0.228, SLG: 0.382 | | 6-3 | | | | | K | | L7 | 4 | 0 | 0 | 0 | 0 | 2 | 2 | | | |
| Ray Oyler, R OBP: 0.469, SLG: 0.577 | | | SH | | | | 5-3 | | 5-3 | 2 | 2 | 0 | 0 | 2 | 0 | 1 | | | |
| Mickey Lolich, S OBP: 0.105, SLG: 0.056 Larry Sherry, R OBP: 0.500, SLG: 0.500 Johnny Podres, L | | | E1 | | | | K | | 5-3 | 4 | 1 | 0 | 0 | 0 | 1 | 3 | | | |
| Inning Stats | R: 0 E: 0 K: 1 S: 6 | H: 1 LOB: 1 BB: 0 P: 6 | R: 0 E: 0 K: 0 S: 3 | H: 0 LOB: 0 BB: 0 P: 3 | R: 2 E: 2 K: 2 S: 9 | H: 0 LOB: 1 BB: 1 P: 13 | R: 0 E: 0 K: 1 S: 5 | H: 0 LOB: 0 BB: 0 P: 5 | R: 1 E: 0 K: 1 S: 7 | H: 2 LOB: 3 BB: 1 P: 12 | R: 0 E: 0 K: 0 S: 3 | H: 0 LOB: 0 BB: 0 P: 3 | R: 0 E: 0 K: 1 S: 6 | H: 1 LOB: 1 BB: 0 P: 6 | R: 0 E: 0 K: 0 S: 3 | H: 0 LOB: 0 BB: 0 P: 3 | 1B: 4 2B: 0 3B: 0 HR: 0 | SF: 0 SAC: 1 DP: 0 HBP: 2 | WP: 0 PA: 37 PB: 0 SB: 0 CS: 0 |
| PITCHER | IP | WLS | BF | H | R | ER | SO | BB | IBB | HBP | BLK | WP | HR | S | P | ERA | WHIP | | |
| Frank Bertaina, L ERA: 1.69 | 6.0 | L | 27 | 3 | 3 | 1 | 6 | 2 | 0 | 2 | 0 | 0 | 0 | 35 | 45 | 1.50 | 0.833 | | |
| Moe Drabowsky, R ERA: 3.94 | 2.0 | | 7 | 1 | 0 | 0 | 1 | 0 | 0 | 0 | 0 | 0 | 0 | 9 | 9 | 0.00 | 0.500 | | |
| Eddie Watt, R ERA: 2.63 | 1.0 | | 3 | 0 | 0 | 0 | 0 | 0 | 0 | 0 | 0 | 0 | 0 | 3 | 3 | 0.00 | 0.000 | | |

Detroit Tigers @ Baltimore Orioles
Memorial Stadium, Baltimore, MD
Sun May 22 1966, 3:33 AM EDT
Att: 16,694 - Unknown


AB 32
R 3
H 4
RBI 2
BB 2
SO 7
LOB 18



| Batter | 1 | 2 | 3 | 4 | 5 | 6 | 7 | 8 | 9 | AB | R | H | RBI | BB | SO | LOB | BOTTOM | | | | |
|---|------------------------------|---------------------------------|------------------------------|---------------------------------|------------------------------|---------------------------------|------------------------------|---------------------------------|------------------------------|---------------------------------|------------------------------|---------------------------------|------------------------------|---------------------------------|------------------------------|---------------------------------|------------------------------|---------------------------------|----------------------------------|------------------------------------|--|
| Luis Aparicio, R OBP: 0.234, SLG: 0.258 | 5-3 | | | | | | | | F9 | 4 | 0 | 0 | 0 | 0 | 0 | 0 | | | | | |
| Bob Johnson, R OBP: 0.355, SLG: 0.259 | 4-3 | | | | | | | | | 4 | 1 | 1 | 0 | 0 | 0 | 0 | | | | | |
| Frank Robinson, R OBP: 0.470, SLG: 0.683 | L5 | | | | | | | | | 3 | 1 | 1 | 0 | 1 | 0 | 0 | | | | | |
| Brooks Robinson, R OBP: 0.361, SLG: 0.525 | | | | | | | | | | 4 | 0 | 1 | 0 | 0 | 0 | 2 | | | | | |
| Woodie Held, R OBP: 0.444, SLG: 0.429 Curt Blefary, L OBP: 0.331, SLG: 0.491 | | | | | | | | | | 3 | 0 | 1 | 2 | 0 | 2 | 0 | | | | | |
| Jerry Adair, R OBP: 0.314, SLG: 0.290 | | | | | | | | | | 3 | 0 | 1 | 0 | 0 | 0 | 1 | | | | | |
| Paul Blair, R OBP: 0.242, SLG: 0.333 | | | | | | | | | | 3 | 0 | 0 | 0 | 0 | 1 | 2 | | | | | |
| Andy Etchebarren, R OBP: 0.303, SLG: 0.380 | | | | | | | | | | 3 | 0 | 0 | 0 | 0 | 0 | 0 | | | | | |
| Frank Bertaina, L Sam Bowers, R Moe Drabowsky, R Davey Johnson, R Eddie Watt, R | | | | | | | | | | 1 | 0 | 0 | 0 | 0 | 1 | 0 | | | | | |
| Inning Stats | R: 0 E: 0 K: 0 S: 3 | H: 0 LOB: 0 BB: 0 P: 3 | R: 0 E: 0 K: 1 S: 5 | H: 0 LOB: 0 BB: 0 P: 5 | R: 0 E: 0 K: 2 S: 7 | H: 0 LOB: 0 BB: 0 P: 7 | R: 0 E: 0 K: 0 S: 3 | H: 0 LOB: 0 BB: 0 P: 3 | R: 0 E: 0 K: 0 S: 3 | H: 1 LOB: 1 BB: 0 P: 6 | R: 0 E: 0 K: 0 S: 3 | H: 0 LOB: 0 BB: 0 P: 3 | R: 2 E: 0 K: 0 S: 5 | H: 2 LOB: 1 BB: 1 P: 9 | R: 0 E: 0 K: 0 S: 3 | H: 0 LOB: 0 BB: 0 P: 3 | R: 0 E: 0 K: 0 S: 4 | H: 2 LOB: 1 BB: 0 P: 4 | 1B: 2 2B: 3 3B: 0 HR: 0 | SF: 0 SAC: 0 DP: 0 HBP: 0 | WP: 0 PA: 32 PB: 0 SB: 0 CS: 0 |
| PITCHER | IP | WLS | BF | H | R | ER | SO | BB | IBB | HBP | BLK | WP | HR | S | P | ERA | WHIP | | | | |
| Mickey Lolich, L ERA: 3.49 | 8.1 | W | 30 | 4 | 2 | 2 | 4 | 4 | 2 | 2 | 4 | 0 | 0 | 37 | 41 | 2.16 | 0.600 | | | | |
| Larry Sherry, R ERA: 2.34 | 0.1 | | 1 | 1 | 0 | 0 | 0 | 0 | 0 | 0 | 0 | 0 | 0 | 1 | 1 | 0.00 | 3.000 | | | | |
| Johnny Podres, L ERA: | 0.1 | S | 1 | 0 | 0 | 0 | 0 | 0 | 0 | 0 | 0 | 0 | 0 | 1 | 1 | 0.00 | 0.000 | | | | |

Detroit Tigers @ Baltimore Orioles
Memorial Stadium, Baltimore, MD
Sun May 22 1966, 3:33 AM EDT
Att: 16,694 - Unknown

AB 31
R 2
H 5
RBI 2
BB 1
SO 4
LOB 6



| Batter | 1 | 2 | 3 | 4 | 5 | 6 | 7 | 8 | 9 | AB | R | H | RBI | BB | SO | LOB | TOP | | | | | |
|---|------------------------------|---------------------------------|------------------------------|---------------------------------|------------------------------|---------------------------------|------------------------------|---------------------------------|------------------------------|---------------------------------|------------------------------|---------------------------------|------------------------------|---------------------------------|------------------------------|---------------------------------|--|------------------------------|---------------------------------|----------------------------------|------------------------------------|----------------------------------|
| Chuck Hinton, R OBP: 0.328, SLG: 0.260 (1, 8) | | | | | | | | | | 5 | 0 | 3 | 1 | 0 | 0 | 2 | Cleveland Indians @ Detroit Tigers Tiger Stadium, Detroit, MI Tue May 24 1966, 7:05 PM EDT Att: 32,787 - Unknown | | | | | |
| Max Alvis, R OBP: 0.345, SLG: 0.336 (1, 5) | | | | | | | | | | 4 | 0 | 0 | 0 | 1 | 1 | 4 | | | | | | |
| Leon Wagner, L OBP: 0.319, SLG: 0.376 Vic Davaillo, L OBP: 0.268, SLG: 0.313 (1, 7) (8, 8) | | | | | | | | | | 4 | 1 | 1 | 1 | 0 | 0 | 5 | | | | | | |
| Rocky Colavito, R OBP: 0.296, SLG: 0.374 (1, 9) | | | | | | | | | | 4 | 0 | 0 | 0 | 0 | 0 | 1 | | | | | | |
| Fred Whitfield, L OBP: 0.275, SLG: 0.398 (1, 3) | | | | | | | | | | 3 | 0 | 0 | 0 | 0 | 1 | 1 | | | | | | |
| Chico Salmon, R OBP: 0.303, SLG: 0.355 (1, 6) | | | | | | | | | | 4 | 0 | 0 | 0 | 0 | 1 | 2 | | | | | | |
| Joe Azcue, R OBP: 0.395, SLG: 0.343 (1, 2) | | | | | | | | | | 4 | 1 | 1 | 0 | 0 | 0 | 3 | | | | | | |
| Pedro Gonzalez, R OBP: 0.238, SLG: 0.252 (1, 4) | | | | | | | | | | 4 | 0 | 1 | 0 | 0 | 1 | 1 | | | | | | |
| Luis Tiant, R OBP: 0.167, SLG: 0.091 (1, 1) | | | | | | | | | | 2 | 0 | 1 | 0 | 0 | 0 | 0 | | | | | | |
| Inning Stats | R: 0 E: 0 K: 0 S: 4 | H: 1 LOB: 1 BB: 0 P: 4 | R: 0 E: 0 K: 1 S: 5 | H: 0 LOB: 0 BB: 0 P: 5 | R: 0 E: 0 K: 0 S: 4 | H: 1 LOB: 2 BB: 1 P: 8 | R: 0 E: 0 K: 0 S: 3 | H: 0 LOB: 0 BB: 0 P: 3 | R: 1 E: 1 K: 1 S: 8 | H: 2 LOB: 2 BB: 0 P: 8 | R: 0 E: 0 K: 0 S: 5 | H: 0 LOB: 1 BB: 0 P: 6 | R: 0 E: 0 K: 0 S: 3 | H: 1 LOB: 0 BB: 0 P: 3 | R: 1 E: 2 K: 1 S: 8 | H: 1 LOB: 2 BB: 0 P: 8 | | R: 0 E: 0 K: 0 S: 4 | H: 1 LOB: 1 BB: 0 P: 4 | 1B: 6 2B: 0 3B: 0 HR: 1 | SF: 0 SAC: 2 DP: 1 HBP: 1 | WP: 0 PB: 0 SB: 0 CS: 0 |
| PITCHER | IP | WLS | BF | H | R | ER | SO | BB | IBB | HBP | BLK | WP | HR | S | P | ERA | WHIP | | | | | |
| Hank Aguirre, L ERA: 3.04 Fred Gladding, R ERA: 2.13 (1, 1) (8, 1) | 7.0 | L | 28 | 5 | 1 | 0 | 3 | 1 | 0 | 1 | 0 | 0 | 0 | 32 | 37 | 0.00 | 0.857 | | | | | |

| Batter | 1 | 2 | 3 | 4 | 5 | 6 | 7 | 8 | 9 | AB | R | H | RBI | BB | SO | LOB | BOTTOM | | | | |
|--|------------------------------|---------------------------------|------------------------------|----------------------------------|------------------------------|---------------------------------|------------------------------|---------------------------------|------------------------------|----------------------------------|------------------------------|---------------------------------|------------------------------|---------------------------------|----------------------------------|------------------------------------|--|----------------------------------|--------|--|--|
| Don Wert, R OBP: 0.380, SLG: 0.379 (1, 5) | | | | | | | | | | 4 | 0 | 1 | 0 | 0 | 1 | 2 | Cleveland Indians @ Detroit Tigers Tiger Stadium, Detroit, MI Tue May 24 1966, 7:05 PM EDT Att: 32,787 - Unknown | | | | |
| Jerry Lumpe, L OBP: 0.338, SLG: 0.363 (1, 4) | | | | | | | | | | 4 | 0 | 0 | 0 | 0 | 0 | 2 | | | | | |
| Norm Cash, L OBP: 0.312, SLG: 0.473 (1, 3) | | | | | | | | | | 4 | 0 | 0 | 0 | 0 | 0 | 1 | | | | | |
| Al Kaline, R OBP: 0.400, SLG: 0.548 (1, 8) | | | | | | | | | | 4 | 0 | 0 | 0 | 0 | 1 | 1 | | | | | |
| Jim Northrup, L OBP: 0.364, SLG: 0.508 (1, 9) | | | | | | | | | | 3 | 0 | 1 | 0 | 1 | 1 | 0 | | | | | |
| Bill Freehan, R OBP: 0.304, SLG: 0.453 (1, 2) | | | | | | | | | | 4 | 0 | 1 | 0 | 0 | 1 | 2 | | | | | |
| Gates Brown, L OBP: 0.349, SLG: 0.265 (1, 7) | | | | | | | | | | 2 | 0 | 0 | 0 | 1 | 1 | 0 | | | | | |
| Ray Oyler, R OBP: 0.436, SLG: 0.500 (1, 6) | | | | | | | | | | 3 | 0 | 1 | 0 | 0 | 1 | 2 | | | | | |
| Hank Aguirre, R Willie Horton, R Fred Gladding, L (1, 1) (7, PH) (8, 1) | | | | | | | | | | 0 | 0 | 0 | 0 | 1 | 0 | 0 | | | | | |
| Inning Stats | R: 0 E: 0 K: 0 S: 4 | H: 1 LOB: 1 BB: 0 P: 4 | R: 0 E: 0 K: 2 S: 7 | H: 0 LOB: 0 BB: 1 P: 11 | R: 0 E: 0 K: 1 S: 5 | H: 0 LOB: 1 BB: 1 P: 9 | R: 0 E: 0 K: 0 S: 3 | H: 0 LOB: 0 BB: 0 P: 3 | R: 0 E: 0 K: 2 S: 8 | H: 1 LOB: 2 BB: 1 P: 12 | R: 0 E: 0 K: 0 S: 3 | H: 0 LOB: 0 BB: 0 P: 3 | R: 0 E: 0 K: 1 S: 5 | H: 0 LOB: 0 BB: 0 P: 5 | 1B: 4 2B: 0 3B: 0 HR: 0 | SF: 0 SAC: 1 DP: 0 HBP: 0 | | WP: 0 PB: 0 SB: 0 CS: 1 | PA: 33 | | |
| PITCHER | IP | WLS | BF | H | R | ER | SO | BB | IBB | HBP | BLK | WP | HR | S | P | ERA | WHIP | | | | |
| Luis Tiant, R ERA: 1.87 (1, 1) | 9.0 | W | 33 | 4 | 0 | 0 | 7 | 3 | 0 | 0 | 0 | 0 | 0 | 44 | 56 | 0.00 | 0.778 | | | | |

| Batter | 1 | 2 | 3 | 4 | 5 | 6 | 7 | 8 | 9 | AB | R | H | RBI | BB | SO | LOB | TOP | | | | | |
|--|---|---|------------------------------|---------------------------------|------------------------------|----------------------------------|------------------------------|---------------------------------|------------------------------|----------------------------------|-------------------------------|----------------------------------|------------------------------|---------------------------------|------------------------------|----------------------------------|------------------------------|---------------------------------|-----------------------------------|------------------------------------|----------------------------------|--------|
| Vic Davallillo, L (1, 8) OBP: 0.295, SLG: 0.345 | 0-0 2B 3B | 0-0 F8 | | 0-0 1B | 4-0 1B | 4-0 1B | | 0-0 1B | | 4 | 1 | 3 | 0 | 2 | 0 | 0 | | | | | | |
| Max Alvis, R (1, 5) OBP: 0.351, SLG: 0.341 | 0-0 HR 2B | | 4-0 1B BB | 0-0 G6-4-3 | 0-0 F8 | 0-0 6-3 | | 4-0 1B | | 4 | 2 | 1 | 1 | 2 | 0 | 7 | | | | | | |
| Leon Wagner, L (1, 7) OBP: 0.333, SLG: 0.422 | 0-0 HR | | 0-0 6-3 | | 0-0 G3 E 1B | 0-0 1B | | 0-0 1B | | 5 | 3 | 3 | 2 | 0 | 1 | 1 | | | | | | |
| Jim Landis, R (7, 7) OBP: 0.381, SLG: 0.400 | 0-0 HR | | 1-2 6-3 | | 0-0 1B | 0-0 1B | | 0-0 K | | 1 | 0 | 0 | 0 | 0 | 0 | 3 | | | | | | |
| Rocky Colavito, R (1, 9) OBP: 0.289, SLG: 0.362 | 0-0 L7 | | 0-0 P5 | | 0-0 E6 1B G3 E | 0-0 1B | | 0-0 K | | 6 | 2 | 1 | 0 | 0 | 2 | 2 | | | | | | |
| Fred Whitfield, L (1, 3) OBP: 0.270, SLG: 0.380 | 0-3 K | | 4-0 E 1B IBB | | 0-0 G3 | 0-3 K | | 0-0 F5 | | 5 | 0 | 0 | 0 | 1 | 2 | 4 | | | | | | |
| Chico Salmon, R (1, 6) OBP: 0.385, SLG: 0.417 | 0-0 F7 | | 0-0 E7 1B | | 0-0 E 6-3 1B | 0-0 1B 6-3 1B | | 0-0 1B 1-3 | | 5 | 3 | 4 | 3 | 1 | 0 | 0 | | | | | | |
| Pedro Gonzalez, R (1, 4) OBP: 0.243, SLG: 0.256 | | 0-0 6-3 | 0-3 K | | 0-0 E8 6-3 1B | 0-0 1B 1-3 2-H | | 0-0 F9 | | 6 | 1 | 2 | 2 | 0 | 1 | 4 | | | | | | |
| Del Crandall, R (1, 2) OBP: 0.429, SLG: 0.567 | | 0-0 HR | | 0-0 1B | 0-0 1B 6-3 | 0-0 6-3 | | 0-0 1B 1-3 | | 4 | 1 | 3 | 2 | 1 | 0 | 1 | | | | | | |
| Sam McDowell, L (1, 1) OBP: 0.238, SLG: 0.238 | 0-3 K | | 0-3 K | | 0-0 K | 0-0 6-3 | | 0-0 1-3 | | 1 | 0 | 0 | 0 | 0 | 1 | 0 | | | | | | |
| Tom Kelley, R (2, 1) OBP: 0.143, SLG: 0.143 | | | | 0-0 K | 1-2 2-3 3-H | 0-0 2-H 1B | | 1-2 3-H | | 4 | 0 | 1 | 3 | 0 | 1 | 4 | | | | | | |
| Inning Stats | R: 3 E: 0 K: 1 S: 8 | H: 3 LOB: 0 BB: 0 P: 8 | R: 1 E: 0 K: 1 S: 6 | H: 1 LOB: 2 BB: 0 P: 6 | R: 1 E: 1 K: 1 S: 6 | H: 1 LOB: 2 BB: 2 P: 14 | R: 0 E: 0 K: 1 S: 6 | H: 2 LOB: 1 BB: 0 P: 6 | R: 3 E: 2 K: 0 S: 7 | H: 3 LOB: 3 BB: 2 P: 15 | R: 4 E: 0 K: 1 S: 10 | H: 5 LOB: 2 BB: 1 P: 14 | R: 0 E: 0 K: 2 S: 7 | H: 0 LOB: 0 BB: 0 P: 7 | R: 1 E: 0 K: 0 S: 6 | H: 3 LOB: 3 BB: 1 P: 10 | R: 0 E: 0 K: 1 S: 5 | H: 0 LOB: 1 BB: 1 P: 9 | 1B: 14 2B: 1 3B: 1 HR: 2 | SF: 0 SAC: 0 DP: 1 HBP: 0 | WP: 0 PB: 0 SB: 0 CS: 0 | PA: 52 |
| PITCHER | IP WLS BF H R ER SO BB IBB HBP BLK WP HR S P ERA WHIP | IP WLS BF H R ER SO BB IBB HBP BLK WP HR S P ERA WHIP | | | | | | | | | | | | | | | | | | | | |
| Denny McLain, R (1, 1) ERA: 3.06 | 2.2 L 15 5 5 5 2 1 1 0 0 0 2 17 25 16.88 2.250 | | | | | | | | | | | | | | | | | | | | | |
| Orlando Pena, R (3, 1) ERA: 2.95 | 1.1 5 2 0 0 0 2 0 0 0 0 0 9 9 0.00 1.500 | | | | | | | | | | | | | | | | | | | | | |
| Fred Gladding, R (5, 1) ERA: 4.5 | 1.1 13 6 6 4 1 0 2 0 0 0 0 13 21 27.00 4.500 | | | | | | | | | | | | | | | | | | | | | |
| Joe Sparna, R (6, 1) ERA: 5.45 | 3.2 19 5 2 2 3 3 0 0 0 0 0 22 34 4.91 2.182 | | | | | | | | | | | | | | | | | | | | | |

Cleveland Indians @ Detroit Tigers
Tiger Stadium, Detroit, MI
Wed May 25 1966, 7:05 PM EDT
Att: 25,383 - Unknown

AB 45
R 13
H 18
RBI 13
BB 7
SO 8
LOB 26



| Batter | 1 | 2 | 3 | 4 | 5 | 6 | 7 | 8 | 9 | AB | R | H | RBI | BB | SO | LOB | BOTTOM | | | | | |
|---|---|---|------------------------------|----------------------------------|------------------------------|---------------------------------|------------------------------|---------------------------------|------------------------------|---------------------------------|------------------------------|---------------------------------|------------------------------|---------------------------------|------------------------------|---------------------------------|------------------------------|---------------------------------|----------------------------------|------------------------------------|----------------------------------|--------|
| Jake Wood, R (1, 4) OBP: 0.360, SLG: 0.409 | 0-0 L9 | 4-0 BB | | | 0-3 K | | 0-0 1B | | 0-0 1B | 4 | 0 | 2 | 0 | 1 | 1 | 0 | | | | | | |
| Don Wert, R (1, 5) OBP: 0.374, SLG: 0.367 | 4-0 BB BB | 0-0 6-3 | | | 0-0 6-3 | | 0-0 4-3 | | 0-0 G6-4-3 | 4 | 0 | 0 | 0 | 1 | 0 | 6 | | | | | | |
| Norm Cash, L (1, 3) OBP: 0.317, SLG: 0.474 | 0-0 L8 | | 0-0 3-1 | | 0-0 1B | | | 0-0 HR 1B | | 4 | 1 | 2 | 0 | 0 | 0 | 1 | | | | | | |
| Al Kaline, R (1, 8) OBP: 0.398, SLG: 0.537 | 4-0 BB BB | | 0-0 F9 | | 0-0 F8 | | | 0-0 HR 1B | | 2 | 0 | 0 | 0 | 1 | 0 | 1 | | | | | | |
| Gates Brown, L (6, 7) OBP: 0.364, SLG: 0.371 | 1-2 BB | | 0-0 F9 | | 0-0 F8 | | | 1-H HR | | 1 | 1 | 1 | 2 | 0 | 0 | 0 | | | | | | |
| Willie Horton, R (1, 7) OBP: 0.284, SLG: 0.322 | 0-0 P4 | | 0-0 F7 | | 0-0 6-3 | | | 0-0 F3 | | 4 | 0 | 0 | 0 | 0 | 0 | 2 | | | | | | |
| Bill Freehan, R (1, 2) OBP: 0.302, SLG: 0.440 | | 4-0 E S BB | | 0-3 K | 0-3 K | | | 0-0 F2 | | 3 | 0 | 0 | 0 | 1 | 2 | 0 | | | | | | |
| Jim Northrup, L (1, 9) OBP: 0.343, SLG: 0.476 | | 0-3 K | | 0-0 F7 | | 0-0 4-3 | | 0-3 K | | 4 | 0 | 0 | 0 | 0 | 2 | 1 | | | | | | |
| Ray Oyler, R (1, 6) OBP: 0.450, SLG: 0.500 | | 1-0 BB HBP | | 4-0 WP BB | | | | 0-0 F3 | | 0 | 0 | 0 | 0 | 0 | 0 | 0 | | | | | | |
| Dick Tracewski, R (2, PR) OBP: 0.182, SLG: 0.100 | | | | | | | | 0-0 K | | 2 | 0 | 0 | 0 | 1 | 1 | 0 | | | | | | |
| Denny McLain, R (1, 1) ERA: 3.06 | | 0-3 K | | 0-0 L9 | | | | 4-0 1B | | 1 | 0 | 0 | 0 | 0 | 1 | 2 | | | | | | |
| Orlando Pena, R (3, 1) ERA: 2.95 | | | | | | | | | | 0 | 0 | 0 | 0 | 0 | 0 | 0 | | | | | | |
| Fred Gladding, R (5, 1) ERA: 4.5 | | | | | | | | | | 1 | 0 | 0 | 0 | 0 | 0 | 1 | | | | | | |
| Joe Sparna, R (6, 1) ERA: 5.45 | | | | | | | | | | 0 | 0 | 0 | 0 | 0 | 0 | 0 | | | | | | |
| Jerry Lumpe, L (9, PH) OBP: 0.343, SLG: 0.303 | | | | | | | | | | 0 | 0 | 0 | 0 | 1 | 0 | 0 | | | | | | |
| Inning Stats | R: 0 E: 0 K: 0 S: 3 | H: 0 LOB: 2 BB: 2 P: 11 | R: 0 E: 0 K: 2 S: 7 | H: 0 LOB: 3 BB: 2 P: 16 | R: 0 E: 0 K: 0 S: 3 | H: 0 LOB: 0 BB: 0 P: 3 | R: 0 E: 0 K: 1 S: 5 | H: 0 LOB: 1 BB: 1 P: 9 | R: 0 E: 0 K: 1 S: 6 | H: 1 LOB: 1 BB: 0 P: 6 | R: 0 E: 0 K: 1 S: 5 | H: 0 LOB: 0 BB: 0 P: 5 | R: 0 E: 0 K: 1 S: 6 | H: 1 LOB: 1 BB: 0 P: 6 | R: 2 E: 0 K: 1 S: 7 | H: 2 LOB: 0 BB: 0 P: 7 | R: 0 E: 0 K: 1 S: 5 | H: 1 LOB: 1 BB: 1 P: 9 | 1B: 4 2B: 0 3B: 0 HR: 1 | SF: 0 SAC: 0 DP: 1 HBP: 1 | WP: 1 PB: 0 SB: 1 CS: 0 | PA: 38 |
| PITCHER | IP WLS BF H R ER SO BB IBB HBP BLK WP HR S P ERA WHIP | IP WLS BF H R ER SO BB IBB HBP BLK WP HR S P ERA WHIP | | | | | | | | | | | | | | | | | | | | |
| Sam McDowell, L (1, 1) ERA: 2.12 | 1.2 W 9 5 2 2 6 3 0 0 0 1 1 38 50 2.46 1.091 | | | | | | | | | | | | | | | | | | | | | |
| Tom Kelley, R (2, 1) ERA: 2.16 | 7.1 W 29 5 2 2 6 3 0 0 0 1 1 38 50 2.46 1.091 | | | | | | | | | | | | | | | | | | | | | |

Cleveland Indians @ Detroit Tigers
Tiger Stadium, Detroit, MI
Wed May 25 1966, 7:05 PM EDT
Att: 25,383 - Unknown

AB 31
R 2
H 5
RBI 2
BB 6
SO 8
LOB 14



| Batter | 1 | 2 | 3 | 4 | 5 | 6 | 7 | 8 | 9 | AB | R | H | RBI | BB | SO | LOB | TOP | | | | | | | | | | |
|--|------------------------------|---------------------------------|------------------------------|---------------------------------|------------------------------|---------------------------------|------------------------------|---------------------------------|------------------------------|---------------------------------|------------------------------|----------------------------------|------------------------------|---------------------------------|------------------------------|---------------------------------|--|-------------------------------|----------------------------------|----------------------------------|------------------------------------|----------------------------------|--------|--|--|--|--|
| Chuck Hinton, R OBP: 0.322, SLG: 0.260 (1, 8) | | | | | | | | | | 4 | 1 | 1 | 3 | 0 | 0 | 1 | Cleveland Indians @ Detroit Tigers Tiger Stadium, Detroit, MI Thu May 26 1966, 7:05 PM EDT Att: 10,352 - Unknown | | | | | | | | | | |
| Max Alvis, R OBP: 0.346, SLG: 0.331 (1, 5) | | | | | | | | | | 4 | 1 | 0 | 0 | 1 | 1 | 4 | | | | | | | | | | | |
| Leon Wagner, L OBP: 0.330, SLG: 0.415 Vic Davalillo, L OBP: 0.300, SLG: 0.350 (1, 7) (8, 8) | | | | | | | | | | 4 | 0 | 1 | 0 | 0 | 1 | 0 | | | | | | | | | | | |
| Rocky Colavito, R OBP: 0.286, SLG: 0.349 Don McMahon, R (9, 1) | | | | | | | | | | 4 | 0 | 0 | 0 | 1 | 1 | 3 | | | | | | | | | | | |
| Fred Whitfield, L OBP: 0.267, SLG: 0.375 (1, 3) | | | | | | | | | | 4 | 0 | 1 | 1 | 0 | 1 | 0 | | | | | | | | | | | |
| Chico Salmon, R OBP: 0.364, SLG: 0.415 (1, 6) | | | | | | | | | | 5 | 0 | 1 | 0 | 0 | 0 | 5 | | | | | | | | | | | |
| Joe Azcue, R OBP: 0.405, SLG: 0.421 Dick Howser, R OBP: 0.338, SLG: 0.350 Del Crandall, R OBP: 0.429, SLG: 0.567 (1, 2) (9, PR) (9, 2) | | | | | | | | | | 3 | 1 | 1 | 1 | 1 | 0 | 1 | | | | | | | | | | | |
| Pedro Gonzalez, R OBP: 0.252, SLG: 0.254 (1, 4) | | | | | | | | | | 1 | 2 | 0 | 0 | 1 | 0 | 1 | | | | | | | | | | | |
| Sonny Siebert, R OBP: 0.238, SLG: 0.250 Gary Bell, R OBP: 0.222, SLG: 0.125 Jim Landis, R OBP: 0.395, SLG: 0.400 (1, 1) (8, 1) (9, PH) (9, 9) | | | | | | | | | | 3 | 0 | 1 | 0 | 0 | 0 | 2 | | | | | | | | | | | |
| Inning Stats | R: 0 E: 0 K: 1 S: 5 | H: 0 LOB: 0 BB: 0 P: 5 | R: 0 E: 0 K: 1 S: 5 | H: 0 LOB: 0 BB: 0 P: 5 | R: 1 E: 0 K: 0 S: 4 | H: 1 LOB: 1 BB: 0 P: 5 | R: 0 E: 0 K: 0 S: 3 | H: 0 LOB: 0 BB: 0 P: 3 | R: 0 E: 0 K: 0 S: 4 | H: 1 LOB: 1 BB: 0 P: 4 | R: 1 E: 0 K: 0 S: 4 | H: 1 LOB: 2 BB: 2 P: 12 | R: 1 E: 0 K: 0 S: 4 | H: 1 LOB: 1 BB: 1 P: 8 | R: 0 E: 0 K: 0 S: 4 | H: 1 LOB: 1 BB: 0 P: 4 | | R: 5 E: 1 K: 2 S: 11 | H: 2 LOB: 2 BB: 2 P: 19 | 1B: 4 2B: 2 3B: 0 HR: 1 | SF: 2 SAC: 1 DP: 0 HBP: 1 | WP: 1 PB: 0 SB: 0 CS: 0 | PA: 42 | | | | |
| PITCHER | IP | WLS | BF | H | R | ER | SO | BB | IBB | HBP | BLK | WP | HR | S | P | ERA | WHIP | | | | | | | | | | |
| Mickey Lolich, L ERA: 3.53 Johnny Podres, L ERA: 4.15 Larry Sherry, R ERA: 2.59 Hank Aguirre, L ERA: 3.0 (1, 1) (8, 1) (9, 1) (9, 1) | 7.0 | | 29 | 4 | 3 | 3 | 2 | 3 | 0 | 1 | 0 | 0 | 1 | 29 | 42 | 3.86 | 1.000 | | | | | | | | | | |

| Batter | 1 | 2 | 3 | 4 | 5 | 6 | 7 | 8 | 9 | AB | R | H | RBI | BB | SO | LOB | BOTTOM | | | | | | | | | | |
|--|------------------------------|---------------------------------|------------------------------|---------------------------------|------------------------------|---------------------------------|------------------------------|---------------------------------|------------------------------|---------------------------------|------------------------------|---------------------------------|------------------------------|---------------------------------|------------------------------|---------------------------------|--|------------------------------|---------------------------------|----------------------------------|------------------------------------|----------------------------------|--------|--|--|--|--|
| Dick McAuliffe, L OBP: 0.387, SLG: 0.458 (1, 6) | | | | | | | | | | 5 | 1 | 1 | 0 | 0 | 0 | 4 | Cleveland Indians @ Detroit Tigers Tiger Stadium, Detroit, MI Thu May 26 1966, 7:05 PM EDT Att: 10,352 - Unknown | | | | | | | | | | |
| Jerry Lumpe, L OBP: 0.352, SLG: 0.380 (1, 4) | | | | | | | | | | 5 | 1 | 3 | 1 | 0 | 1 | 1 | | | | | | | | | | | |
| Norm Cash, L OBP: 0.320, SLG: 0.463 (1, 3) | | | | | | | | | | 3 | 0 | 0 | 0 | 2 | 1 | 1 | | | | | | | | | | | |
| Al Kaline, R OBP: 0.393, SLG: 0.525 (1, 8) | | | | | | | | | | 4 | 1 | 1 | 0 | 0 | 0 | 4 | | | | | | | | | | | |
| Jim Northrup, L OBP: 0.351, SLG: 0.537 (1, 9) | | | | | | | | | | 4 | 1 | 2 | 2 | 0 | 0 | 4 | | | | | | | | | | | |
| Bill Freehan, R OBP: 0.292, SLG: 0.425 (1, 2) | | | | | | | | | | 4 | 0 | 0 | 0 | 0 | 1 | 5 | | | | | | | | | | | |
| Gates Brown, L OBP: 0.354, SLG: 0.359 (1, 7) | | | | | | | | | | 4 | 0 | 1 | 0 | 0 | 0 | 2 | | | | | | | | | | | |
| Don Wert, R OBP: 0.377, SLG: 0.371 (1, 5) | | | | | | | | | | 4 | 0 | 2 | 0 | 0 | 0 | 1 | | | | | | | | | | | |
| Mickey Lolich, S OBP: 0.190, SLG: 0.105 Jake Wood, R OBP: 0.246, SLG: 0.391 Johnny Podres, L (1, 1) (7, PH) (8, 1) (9, 1) (9, 1) (9, PH) | | | | | | | | | | 1 | 0 | 1 | 0 | 1 | 0 | 0 | | | | | | | | | | | |
| Inning Stats | R: 0 E: 0 K: 1 S: 5 | H: 0 LOB: 0 BB: 0 P: 5 | R: 0 E: 0 K: 1 S: 5 | H: 1 LOB: 0 BB: 0 P: 5 | R: 0 E: 0 K: 0 S: 4 | H: 2 LOB: 1 BB: 0 P: 4 | R: 0 E: 0 K: 0 S: 4 | H: 1 LOB: 2 BB: 1 P: 8 | R: 0 E: 0 K: 0 S: 3 | H: 1 LOB: 1 BB: 1 P: 7 | R: 1 E: 1 K: 0 S: 5 | H: 1 LOB: 2 BB: 1 P: 9 | R: 0 E: 0 K: 1 S: 6 | H: 1 LOB: 1 BB: 0 P: 6 | R: 2 E: 0 K: 1 S: 7 | H: 2 LOB: 0 BB: 0 P: 7 | | R: 1 E: 0 K: 0 S: 5 | H: 2 LOB: 1 BB: 0 P: 5 | 1B: 8 2B: 2 3B: 0 HR: 1 | SF: 0 SAC: 0 DP: 2 HBP: 0 | WP: 1 PB: 0 SB: 0 CS: 1 | PA: 39 | | | | |
| PITCHER | IP | WLS | BF | H | R | ER | SO | BB | IBB | HBP | BLK | WP | HR | S | P | ERA | WHIP | | | | | | | | | | |
| Sonny Siebert, R ERA: 2.48 Gary Bell, R ERA: 2.53 Don McMahon, R ERA: 2.16 (1, 1) (8, 1) (9, 1) | 7.1 | | 32 | 9 | 3 | 3 | 4 | 3 | 0 | 0 | 0 | 0 | 1 | 37 | 49 | 3.68 | 1.636 | | | | | | | | | | |

| Batter | 1 | 2 | 3 | 4 | 5 | 6 | 7 | 8 | 9 | AB | R | H | RBI | BB | SO | LOB | TOP | | | | | | | | | | |
|---|------------------------------|----------------------------------|------------------------------|---------------------------------|------------------------------|----------------------------------|------------------------------|---------------------------------|------------------------------|---------------------------------|------------------------------|----------------------------------|------------------------------|---------------------------------|------------------------------|---------------------------------|------------------------------|---------------------------------|----------------------------------|------------------------------------|----------------------------------|--------|--|--|--|--|--|
| Paul Schaaf, R (1.5) OBP: 0.375, SLG: 0.381 | | | | | | | | | | 4 | 1 | 0 | 0 | 0 | 2 | 3 | | | | | | | | | | | |
| Jim Fregosi, R (1.6) OBP: 0.299, SLG: 0.275 | | | | | | | | | | 5 | 1 | 2 | 0 | 0 | 0 | 0 | | | | | | | | | | | |
| Rick Reichardt, R (1.8) OBP: 0.391, SLG: 0.577 | | | | | | | | | | 5 | 0 | 1 | 0 | 0 | 3 | 3 | | | | | | | | | | | |
| Willie Smith, L (1.7) OBP: 0.326, SLG: 0.333 Joe Adcock, R (9, PH) OBP: 0.359, SLG: 0.614 | | | | | | | | | | 2 | 2 | 1 | 1 | 0 | 0 | 1 | | | | | | | | | | | |
| Norm Siebern, L (1.3) OBP: 0.404, SLG: 0.414 Jackie Hernandez, R (9, PR) | | | | | | | | | | 3 | 0 | 3 | 2 | 2 | 0 | 0 | | | | | | | | | | | |
| Ed Kirkpatrick, L (1.9) OBP: 0.346, SLG: 0.333 Jim Piersall, R (7, PH) OBP: 0.226, SLG: 0.241 | | | | | | | | | | 3 | 0 | 1 | 0 | 0 | 1 | 5 | | | | | | | | | | | |
| Bobby Knoop, R (1.4) OBP: 0.283, SLG: 0.469 | | | | | | | | | | 4 | 0 | 0 | 1 | 0 | 1 | 2 | | | | | | | | | | | |
| Buck Rodgers, S (1.2) OBP: 0.241, SLG: 0.357 | | | | | | | | | | 4 | 0 | 0 | 0 | 0 | 2 | 2 | | | | | | | | | | | |
| Fred Newman, R (1.1) OBP: 0.306, SLG: 0.322 Frank Malzone, R (6, PH) OBP: 0.395, SLG: 0.316 Margarita Lopez, R (6, PR) OBP: 0.271, SLG: 0.222 Dean Chance, R (6, PH) OBP: 0.215, SLG: 0.042 Jose Cardenal, R (8, PH) OBP: 0.215, SLG: 0.333 Lew Burdette, R (8, PH) | | | | | | | | | | 2 | 0 | 0 | 0 | 0 | 1 | 0 | | | | | | | | | | | |
| Inning Stats | R: 0 E: 0 K: 2 S: 8 | H: 1 LOB: 3 BB: 1 P: 13 | R: 0 E: 0 K: 2 S: 7 | H: 0 LOB: 0 BB: 0 P: 7 | R: 1 E: 0 K: 2 S: 8 | H: 1 LOB: 2 BB: 1 P: 13 | R: 0 E: 0 K: 0 S: 3 | H: 0 LOB: 0 BB: 0 P: 3 | R: 0 E: 0 K: 0 S: 3 | H: 0 LOB: 0 BB: 0 P: 3 | R: 1 E: 0 K: 2 S: 9 | H: 2 LOB: 3 BB: 1 P: 14 | R: 1 E: 0 K: 1 S: 7 | H: 2 LOB: 1 BB: 0 P: 7 | R: 0 E: 0 K: 1 S: 5 | H: 0 LOB: 0 BB: 0 P: 5 | R: 1 E: 1 K: 0 S: 6 | H: 2 LOB: 2 BB: 0 P: 6 | 1B: 7 2B: 1 3B: 0 HR: 0 | SF: 0 SAC: 0 DP: 0 HBP: 3 | WP: 0 PB: 0 SB: 0 CS: 0 | PA: 42 | | | | | |
| PITCHER | IP | WLS | BF | H | R | ER | SO | BB | IBB | HBP | BLK | WP | HR | S | P | ERA | WHIP | | | | | | | | | | |
| Dave Wickersham, R (1.1) ERA: 3.91 | 5.2 | | 27 | 4 | 2 | 2 | 7 | 3 | 0 | 3 | 0 | 0 | 0 | 35 | 50 | 3.18 | 1.235 | | | | | | | | | | |
| Fred Gladding, R (6.1) ERA: 4.5 | 1.0 | W | 5 | 2 | 1 | 1 | 2 | 0 | 0 | 0 | 0 | 0 | 0 | 9 | 9 | 9.00 | 2.000 | | | | | | | | | | |
| Johnny Podres, L (7.1) ERA: 3.18 | 1.1 | | 4 | 0 | 0 | 0 | 1 | 0 | 0 | 0 | 0 | 0 | 0 | 6 | 6 | 0.00 | 0.000 | | | | | | | | | | |
| Larry Sherry, R (9.1) ERA: 2.55 | 0.1 | S | 3 | 1 | 1 | 0 | 0 | 0 | 0 | 0 | 0 | 0 | 0 | 3 | 3 | 0.00 | 3.000 | | | | | | | | | | |
| Mickey Lolich, L (9.1) ERA: 3.5 | 0.2 | | 3 | 1 | 0 | 0 | 0 | 0 | 0 | 0 | 0 | 0 | 0 | 3 | 3 | 0.00 | 1.500 | | | | | | | | | | |

California Angels @ Detroit Tigers
Tiger Stadium, Detroit, MI
Sat May 28 1966, 7:05 PM EDT
Att: 13,346 - Unknown

| | |
|-----|----|
| AB | 36 |
| R | 4 |
| H | 8 |
| RBI | 4 |
| BB | 3 |
| SO | 10 |
| LOB | 21 |



| Batter | 1 | 2 | 3 | 4 | 5 | 6 | 7 | 8 | 9 | AB | R | H | RBI | BB | SO | LOB | BOTTOM | | | | | | | | | | |
|---|------------------------------|----------------------------------|------------------------------|---------------------------------|------------------------------|---------------------------------|------------------------------|---------------------------------|------------------------------|---------------------------------|------------------------------|---------------------------------|------------------------------|---------------------------------|------------------------------|---------------------------------|----------------------------------|------------------------------------|----------------------------------|--------|--|--|--|--|--|--|--|
| Dick McAuliffe, L (1.6) OBP: 0.400, SLG: 0.495 | | | | | | | | | | 3 | 2 | 2 | 3 | 1 | 0 | 2 | | | | | | | | | | | |
| Jerry Lumpe, L (1.4) OBP: 0.354, SLG: 0.381 | | | | | | | | | | 4 | 0 | 2 | 0 | 0 | 0 | 0 | | | | | | | | | | | |
| Norm Cash, L (1.3) OBP: 0.316, SLG: 0.476 | | | | | | | | | | 3 | 0 | 1 | 1 | 0 | 0 | 0 | | | | | | | | | | | |
| Al Kaline, R (1.8) OBP: 0.392, SLG: 0.505 | | | | | | | | | | 4 | 0 | 1 | 0 | 0 | 1 | 3 | | | | | | | | | | | |
| Jim Northrup, L (1.9) OBP: 0.333, SLG: 0.493 | | | | | | | | | | 3 | 0 | 0 | 0 | 1 | 0 | 3 | | | | | | | | | | | |
| Bill Freehan, R (1.2) OBP: 0.297, SLG: 0.412 | | | | | | | | | | 4 | 1 | 1 | 0 | 0 | 2 | 2 | | | | | | | | | | | |
| Gates Brown, L (1.7) OBP: 0.385, SLG: 0.381 | | | | | | | | | | 3 | 1 | 2 | 0 | 1 | 1 | 0 | | | | | | | | | | | |
| Don Wert, R (1.5) OBP: 0.375, SLG: 0.376 | | | | | | | | | | 4 | 0 | 1 | 1 | 0 | 0 | 2 | | | | | | | | | | | |
| Dave Wickersham, R (1.1) ERA: 5.64 | | | | | | | | | | 2 | 0 | 0 | 0 | 0 | 1 | 3 | | | | | | | | | | | |
| Fred Gladding, L (6.1) ERA: 3.47 | | | | | | | | | | 0 | 0 | 0 | 0 | 0 | 0 | 0 | | | | | | | | | | | |
| Johnny Podres, L (7.1) OBP: 1.000, SLG: 1.000 | | | | | | | | | | 1 | 1 | 1 | 0 | 0 | 0 | 0 | | | | | | | | | | | |
| Larry Sherry, R (9.1) OBP: 0.500, SLG: 0.500 | | | | | | | | | | 0 | 0 | 0 | 0 | 0 | 0 | 0 | | | | | | | | | | | |
| Mickey Lolich, S (9.1) OBP: 0.390, SLG: 0.105 | | | | | | | | | | 0 | 0 | 0 | 0 | 0 | 0 | 0 | | | | | | | | | | | |
| Inning Stats | R: 1 E: 0 K: 2 S: 8 | H: 1 LOB: 2 BB: 2 P: 16 | R: 1 E: 0 K: 0 S: 4 | H: 2 LOB: 1 BB: 0 P: 4 | R: 0 E: 0 K: 0 S: 3 | H: 0 LOB: 0 BB: 0 P: 3 | R: 1 E: 0 K: 1 S: 8 | H: 3 LOB: 2 BB: 0 P: 8 | R: 0 E: 0 K: 0 S: 4 | H: 1 LOB: 1 BB: 0 P: 4 | R: 0 E: 0 K: 1 S: 5 | H: 0 LOB: 0 BB: 0 P: 5 | R: 2 E: 0 K: 0 S: 6 | H: 4 LOB: 1 BB: 0 P: 6 | R: 0 E: 0 K: 1 S: 4 | H: 0 LOB: 0 BB: 1 P: 8 | 1B: 9 2B: 1 3B: 0 HR: 1 | SF: 1 SAC: 0 DP: 2 HBP: 0 | WP: 1 PB: 0 SB: 0 CS: 0 | PA: 35 | | | | | | | |
| PITCHER | IP | WLS | BF | H | R | ER | SO | BB | IBB | HBP | BLK | WP | HR | S | P | ERA | WHIP | | | | | | | | | | |
| Fred Newman, R (1.1) ERA: 5.64 | 5.0 | | 23 | 7 | 3 | 3 | 3 | 2 | 0 | 0 | 0 | 0 | 1 | 11 | 11 | 9.00 | 2.000 | | | | | | | | | | |
| Dean Chance, R (6.1) ERA: 3.47 | 2.0 | L | 9 | 4 | 2 | 2 | 1 | 0 | 0 | 0 | 0 | 0 | 1 | 11 | 11 | 9.00 | 2.000 | | | | | | | | | | |
| Lew Burdette, R (8.1) ERA: 3.91 | 1.0 | | 3 | 0 | 0 | 0 | 1 | 1 | 0 | 0 | 0 | 0 | 0 | 4 | 8 | 0.00 | 1.000 | | | | | | | | | | |

California Angels @ Detroit Tigers
Tiger Stadium, Detroit, MI
Sat May 28 1966, 7:05 PM EDT
Att: 13,346 - Unknown

| | |
|-----|----|
| AB | 31 |
| R | 5 |
| H | 11 |
| RBI | 5 |
| BB | 3 |
| SO | 5 |
| LOB | 15 |



| Batter | 1 | 2 | 3 | 4 | 5 | 6 | 7 | 8 | 9 | AB | R | H | RBI | BB | SO | LOB | TOP | | | | |
|--|------------------------------|---------------------------------|------------------------------|---------------------------------|------------------------------|---------------------------------|------------------------------|----------------------------------|------------------------------|---------------------------------|------------------------------|---------------------------------|------------------------------|---------------------------------|------------------------------|---------------------------------|----------------------------------|------------------------------------|----------------------------------|--------|--|
| Jose Cardenal, R (1, 8) OBP: 0.278, SLG: 0.358 | 0-0 5-3 | | | 0-0 5-3 | | 0-0 HR 1B | | 0-0 1-2 1B G6-4-3 | | 4 | 1 | 2 | 0 | 0 | 0 | 0 | | | | | |
| Jim Fregosi, R (1, 6) OBP: 0.296, SLG: 0.269 | 4-0 G4-6-3 BB | | | 0-0 5-3 | | 0-0 F9 1-2 | | 0-0 1-2 G6-4-3 | | 3 | 0 | 0 | 0 | 1 | 0 | 3 | | | | | |
| Rick Reichardt, R (1, 7) OBP: 0.388, SLG: 0.589 | 0-0 G4-6-3 1-2 | | | 0-3 K | | 0-0 2H HR | | | 0-3 K | 4 | 1 | 1 | 2 | 0 | 2 | 1 | | | | | |
| Joe Adcock, R (1, 3) OBP: 0.338, SLG: 0.574 | | 0-0 F6 | | | 0-0 5-3 | 0-0 F9 | | | 0-0 L8 | 4 | 0 | 0 | 0 | 0 | 0 | 0 | | | | | |
| Frank Matzone, R (1, 5) OBP: 0.345, SLG: 0.280 | | 0-0 5-3 | | | 4-0 1B BB | | | | 0-0 1-3 | 3 | 0 | 0 | 0 | 1 | 0 | 0 | | | | | |
| Bobby Knoop, R (1, 4) OBP: 0.278, SLG: 0.461 | | 0-0 F7 | | | 0-3 K | | | | 0-0 F9 | 3 | 0 | 0 | 0 | 0 | 1 | 1 | | | | | |
| Jim Piersall, R (1, 9) OBP: 0.235, SLG: 0.250 | | | 0-0 5-3 | | 0-0 FC5-4 1B | | | | 0-0 4-3 | 3 | 0 | 1 | 0 | 0 | 0 | 0 | | | | | |
| Buck Rodgers, S (1, 2) OBP: 0.243, SLG: 0.356 | | 0-0 F4 | | | 0-0 FC5-4 1-2 | | | | 0-0 1B 1B | 3 | 0 | 1 | 0 | 0 | 0 | 2 | | | | | |
| George Brunet, R (1, 1) OBP: 0.200, SLG: 0.500 | | | 0-3 K | | 0-3 K | | | | 0-0 F5 | 3 | 0 | 0 | 0 | 0 | 2 | 1 | | | | | |
| Inning Stats | R: 0 E: 0 K: 0 S: 2 | H: 0 LOB: 0 BB: 1 P: 6 | R: 0 E: 0 K: 0 S: 3 | H: 0 LOB: 0 BB: 0 P: 3 | R: 0 E: 0 K: 1 S: 5 | H: 0 LOB: 0 BB: 0 P: 5 | R: 0 E: 0 K: 1 S: 5 | H: 1 LOB: 2 BB: 1 P: 10 | R: 2 E: 0 K: 1 S: 7 | H: 2 LOB: 0 BB: 0 P: 7 | R: 0 E: 0 K: 0 S: 3 | H: 0 LOB: 0 BB: 0 P: 3 | R: 0 E: 0 K: 0 S: 4 | H: 2 LOB: 1 BB: 0 P: 4 | R: 0 E: 0 K: 1 S: 5 | H: 0 LOB: 0 BB: 0 P: 5 | 1B: 4 2B: 0 3B: 0 HR: 1 | SF: 0 SAC: 0 DP: 2 HBP: 0 | WP: 0 PB: 0 SB: 1 CS: 0 | PA: 32 | |
| PITCHER | IP | WLS | BF | H | R | ER | SO | BB | IBB | HBP | BLK | WP | HR | S | P | ERA | WHIP | | | | |
| Hank Aguirre, L (1, 1) ERA: 2.9 | 7.0 | L | 25 | 3 | 2 | 2 | 4 | 2 | 0 | 0 | 0 | 0 | 1 | 31 | 39 | 2.57 | 0.714 | | | | |
| Orlando Pena, R (8, 1) ERA: 2.54 | 2.0 | | 7 | 2 | 0 | 0 | 1 | 0 | 0 | 0 | 0 | 0 | 0 | 9 | 9 | 0.00 | 1.000 | | | | |

California Angels @ Detroit Tigers
Tiger Stadium, Detroit, MI
Sun May 29 1966, 4:33 AM EDT
Att: 52,315 - Unknown

AB 30
R 2
H 5
RBI 2
BB 2
SO 5
LOB 8



| Batter | 1 | 2 | 3 | 4 | 5 | 6 | 7 | 8 | 9 | AB | R | H | RBI | BB | SO | LOB | BOTTOM | | | | |
|--|------------------------------|----------------------------------|------------------------------|----------------------------------|------------------------------|---------------------------------|------------------------------|----------------------------------|------------------------------|---------------------------------|------------------------------|---------------------------------|------------------------------|---------------------------------|------------------------------|---------------------------------|----------------------------------|------------------------------------|----------------------------------|--------|--|
| Jake Wood, R (1, 4) OBP: 0.343, SLG: 0.355 | 0-3 K | | 0-0 F8 | | 0-0 SH1-4 1B | | 0-0 F3 | | | 4 | 1 | 1 | 0 | 0 | 1 | 0 | | | | | |
| Don Wert, R (1, 5) OBP: 0.374, SLG: 0.371 | 4-0 E BB | | 0-0 F8 | | 0-0 SH1-4 1-2 | | | 0-0 F9 | | 2 | 0 | 0 | 0 | 1 | 0 | 0 | | | | | |
| Norm Cash, L (1, 3) OBP: 0.321, SLG: 0.476 | 0-3 K | | 0-0 1B | | 0-0 L5-4-3 2H 1B | | | 0-0 4-3 | | 4 | 0 | 2 | 1 | 0 | 1 | 1 | | | | | |
| Al Kaline, R (1, 8) OBP: 0.380, SLG: 0.486 | 0-0 L5 1-2 | | 0-0 L6 | | 0-0 L5-4-3 1-2 | | | 0-3 K | | 4 | 0 | 0 | 0 | 0 | 1 | 3 | | | | | |
| Willie Horton, R (1, 7) OBP: 0.270, SLG: 0.295 | 0-0 F3 | | | 0-0 F3 | | 0-0 F3 | | | 0-0 E5 | 4 | 0 | 0 | 0 | 0 | 0 | 2 | | | | | |
| Jim Northrup, L (1, 9) OBP: 0.321, SLG: 0.474 | | 0-0 4-3 | | 0-0 F9 | | 0-0 6-3 | | | 0-3 K | 3 | 0 | 0 | 0 | 0 | 0 | 0 | | | | | |
| Don Demeter, R (9, PH) OBP: 0.222, SLG: 0.372 | | | | | | | | | | 1 | 0 | 0 | 0 | 0 | 1 | 1 | | | | | |
| Bill Freehan, R (1, 2) OBP: 0.295, SLG: 0.402 | | 0-3 K | | 4-0 S BB | | 0-0 F5 | | | 0-0 F7 | 3 | 0 | 0 | 0 | 1 | 1 | 1 | | | | | |
| Ray Oyler, R (1, 6) OBP: 0.447, SLG: 0.459 | | 4-0 BB | | 4-0 1-2 IBB | | | 0-0 5-3 | | 0-0 F8 | 1 | 0 | 0 | 0 | 2 | 0 | 0 | | | | | |
| Dick McAuliffe, L (9, PH) OBP: 0.397, SLG: 0.490 | | | | | | | | | | 1 | 0 | 0 | 0 | 0 | 0 | 1 | | | | | |
| Hank Aguirre, R (1, 1) Orlando McFarlane, R (7, PH) Orlando Pena, R (8, 1) OBP: 0.250, SLG: 0.250 | | 0-3 K | | 0-3 K | | 0-3 K | | | | 2 | 0 | 0 | 0 | 0 | 2 | 3 | | | | | |
| Inning Stats | R: 0 E: 1 K: 2 S: 8 | H: 0 LOB: 2 BB: 1 P: 12 | R: 0 E: 0 K: 2 S: 7 | H: 0 LOB: 1 BB: 1 P: 11 | R: 0 E: 0 K: 0 S: 4 | H: 1 LOB: 1 BB: 0 P: 4 | R: 0 E: 0 K: 1 S: 5 | H: 0 LOB: 2 BB: 2 P: 13 | R: 1 E: 0 K: 0 S: 4 | H: 2 LOB: 0 BB: 0 P: 4 | R: 0 E: 0 K: 0 S: 3 | H: 0 LOB: 0 BB: 0 P: 3 | R: 0 E: 0 K: 1 S: 5 | H: 0 LOB: 0 BB: 0 P: 5 | R: 0 E: 1 K: 1 S: 5 | H: 0 LOB: 1 BB: 0 P: 6 | 1B: 3 2B: 0 3B: 0 HR: 0 | SF: 0 SAC: 1 DP: 1 HBP: 0 | WP: 0 PB: 0 SB: 1 CS: 0 | PA: 35 | |
| PITCHER | IP | WLS | BF | H | R | ER | SO | BB | IBB | HBP | BLK | WP | HR | S | P | ERA | WHIP | | | | |
| George Brunet, L (1, 1) ERA: 3.55 | 9.0 | W | 35 | 3 | 1 | 1 | 8 | 3 | 1 | 0 | 0 | 0 | 0 | 47 | 63 | 1.00 | 0.667 | | | | |


California Angels @ Detroit Tigers
Tiger Stadium, Detroit, MI
Sun May 29 1966, 4:33 AM EDT
Att: 52,315 - Unknown

AB 30
R 1
H 3
RBI 1
BB 4
SO 8
LOB 12



| Batter | 1 | 2 | 3 | 4 | 5 | 6 | 7 | 8 | 9 | AB | R | H | RBI | BB | SO | LOB | TOP | | | | | | | | | | |
|--------------------------|--------------------------------------|----------------------------------|--------------------------------------|---------------------------------|--------------------------------------|---------------------------------|--------------------------------------|---------------------------------|--------------------------------------|---------------------------------|--------------------------------------|---------------------------------|---------------------------------------|----------------------------------|--------------------------------------|---------------------------------|---|---------------------------------|----------------------------------|------------------------------------|----------------------------------|--------|--|--|--|--|--|
| Dick McAuliffe, L (1, 6) | F9 | | K | | G4-6-3 | | 1B 3B | | E6 | 5 | 1 | 2 | 0 | 1 | 2 | | Detroit Tigers @ Kansas City Athletics Municipal Stadium, Kansas City, MO Mon May 30 1966, 8:05 PM EDT Att: 8,039 - Unknown | | | | | | | | | | |
| Jerry Lumpe, L (1, 4) | HR | | K | | | 1B | K | | F9 | 4 | 1 | 1 | 0 | 1 | 2 | 2 | | | | | | | | | | | |
| Norm Cash, L (1, 3) | HR | | F5 | | | 1B | | | | 4 | 1 | 3 | 3 | 0 | 0 | 0 | | | | | | | | | | | |
| Al Kaline, R (1, 8) | L9 | | | | 5-3 | 1B | K | | K | 4 | 0 | 1 | 0 | 0 | 2 | 3 | | | | | | | | | | | |
| Jim Northrup, L (1, 9) | K | | | | 5-3 | | K | | | 4 | 0 | 1 | 0 | 0 | 2 | 3 | | | | | | | | | | | |
| Bill Freehan, R (1, 2) | | | | | K | | F4 | | K | 4 | 0 | 0 | 0 | 0 | 2 | 3 | | | | | | | | | | | |
| Gates Brown, L (1, 7) | | | | | | | | | K | 3 | 1 | 0 | 0 | 1 | 0 | 2 | | | | | | | | | | | |
| Don Wert, R (1, 5) | | | | | | | | | F8 | 4 | 1 | 2 | 0 | 0 | 0 | 1 | | | | | | | | | | | |
| Denny McLain, R (1, 1) | | | | | | | | | F9 | 4 | 0 | 1 | 0 | 0 | 2 | 3 | | | | | | | | | | | |
| Inning Stats | R: 2 H: 1 E: 0 K: 1 S: 6 | H: 1 LOB: 0 BB: 1 P: 10 | R: 0 H: 0 E: 1 K: 1 S: 6 | H: 0 LOB: 1 BB: 0 P: 6 | R: 0 H: 0 E: 0 K: 2 S: 7 | H: 0 LOB: 0 BB: 0 P: 7 | R: 0 H: 1 E: 0 K: 1 S: 5 | H: 1 LOB: 0 BB: 0 P: 5 | R: 0 H: 2 E: 0 K: 2 S: 4 | H: 2 LOB: 1 BB: 0 P: 4 | R: 0 H: 2 E: 0 K: 2 S: 9 | H: 2 LOB: 2 BB: 0 P: 9 | R: 3 H: 3 E: 0 K: 3 S: 12 | H: 3 LOB: 1 BB: 1 P: 16 | R: 0 H: 1 E: 0 K: 1 S: 5 | H: 0 LOB: 0 BB: 0 P: 5 | R: 0 H: 0 E: 1 K: 0 S: 4 | H: 0 LOB: 1 BB: 0 P: 4 | 1B: 7 2B: 1 3B: 1 HR: 1 | SF: 0 SAC: 0 DP: 2 HBP: 0 | WP: 0 PB: 0 SB: 0 CS: 0 | PA: 38 | | | | | |
| PITCHER | IP | WLS | BF | H | R | ER | SO | BB | IBB | HBP | BLK | WP | HR | S | P | ERA | WHIP | | | | | | | | | | |
| Chuck Dobson, R (1, 1) | 6.1 | L | 28 | 8 | 5 | 5 | 8 | 2 | 0 | 0 | 0 | 0 | 1 | 42 | 50 | 7.11 | 1.579 | | | | | | | | | | |
| Paul Lindblad, L (7, 1) | 1.2 | | 6 | 2 | 0 | 0 | 3 | 0 | 0 | 0 | 0 | 0 | 0 | 12 | 12 | 0.00 | 1.200 | | | | | | | | | | |
| Jim Dickson, R (9, 1) | 1.0 | | 4 | 0 | 0 | 0 | 0 | 0 | 0 | 0 | 0 | 0 | 0 | 4 | 4 | 0.00 | 0.000 | | | | | | | | | | |

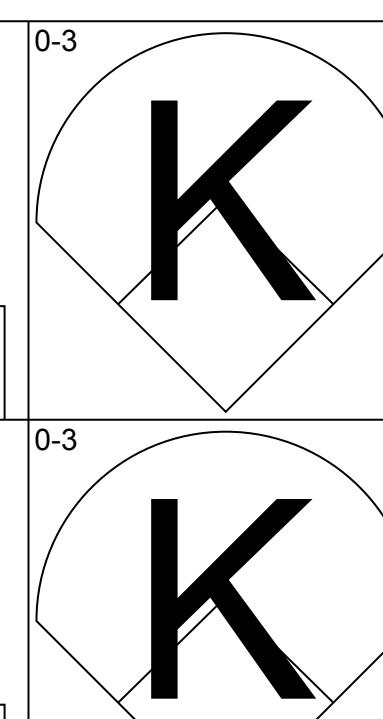
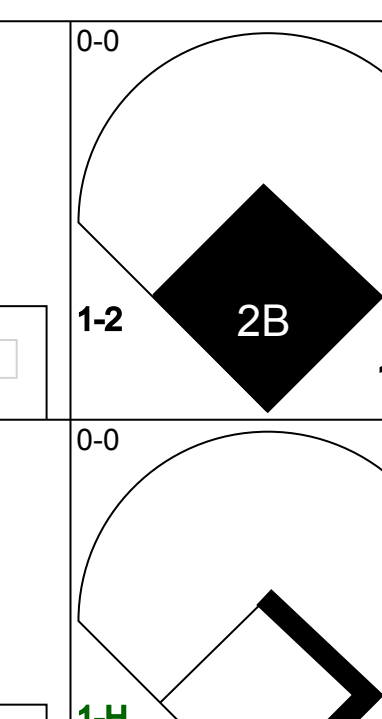
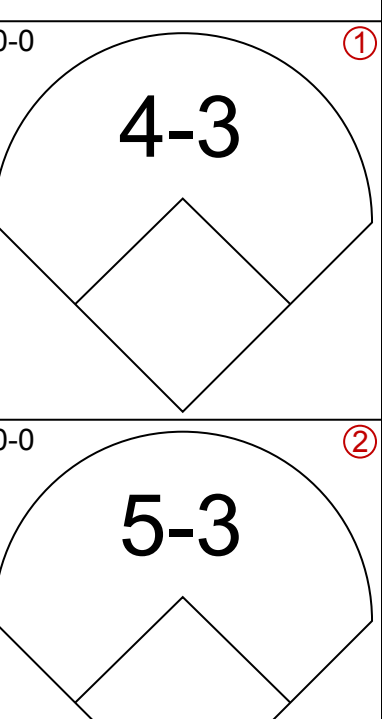
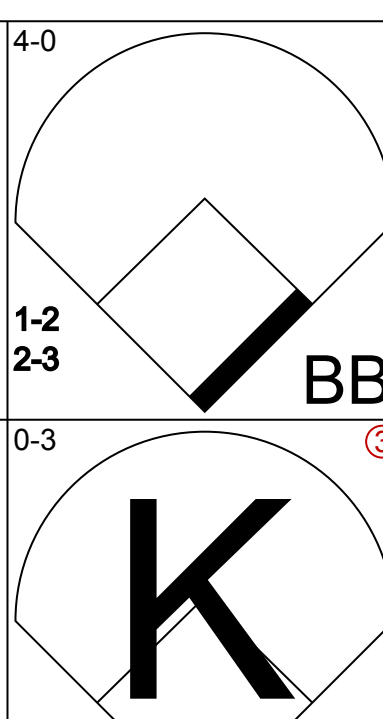
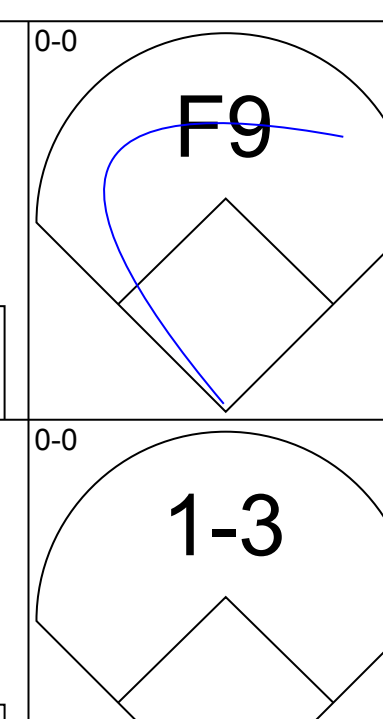
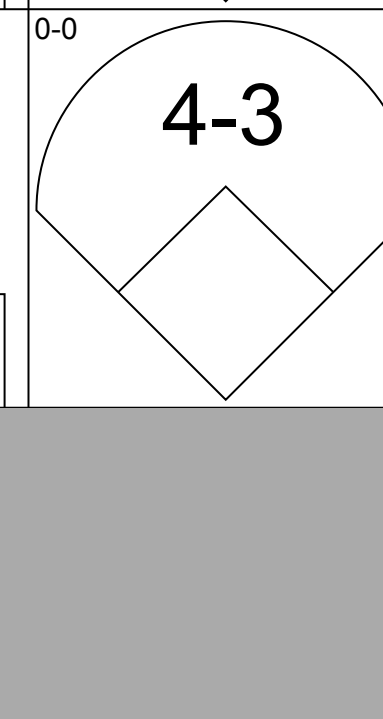
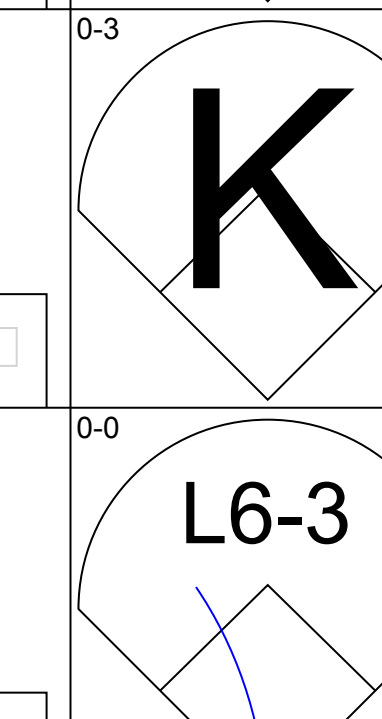
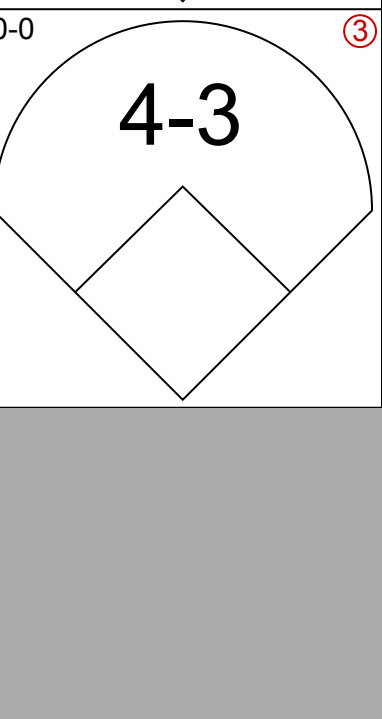
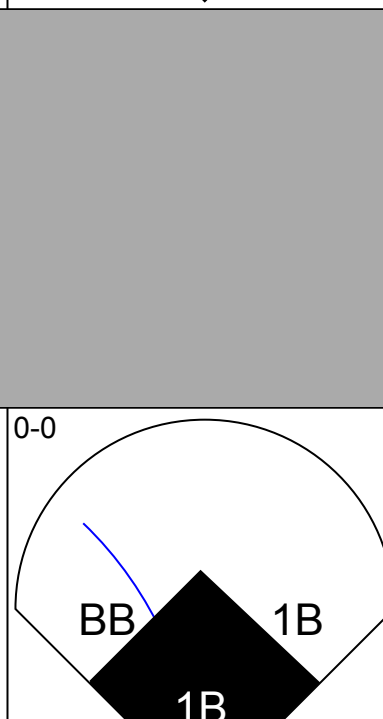
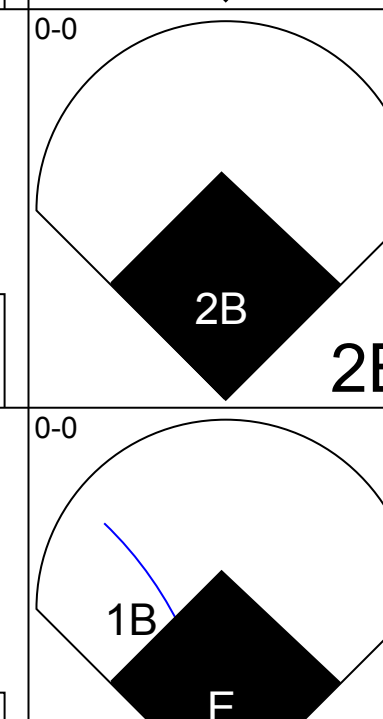



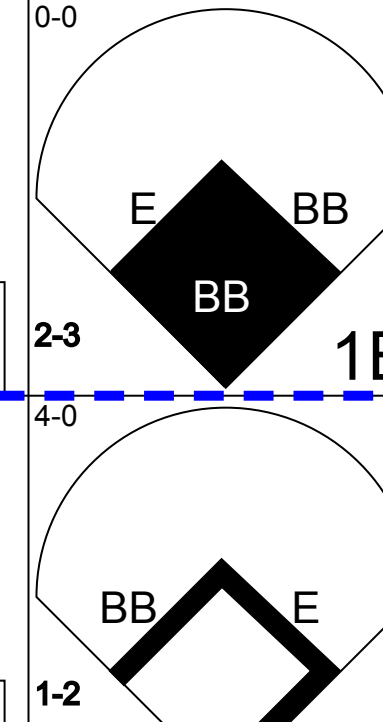
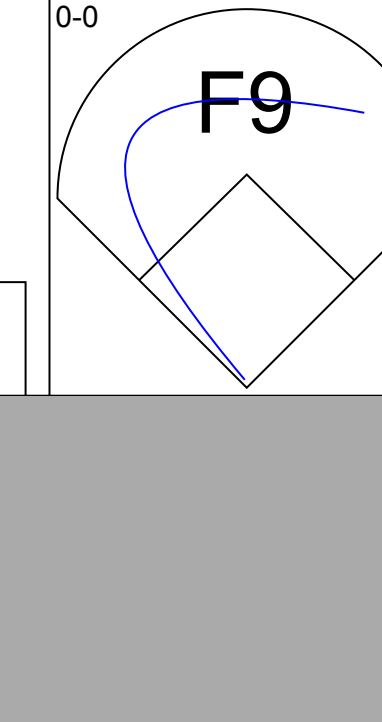
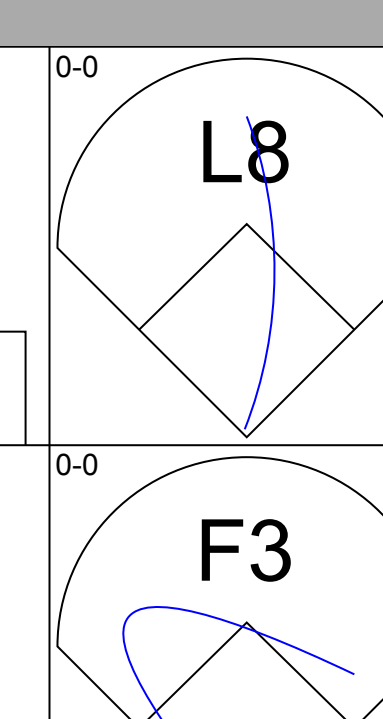
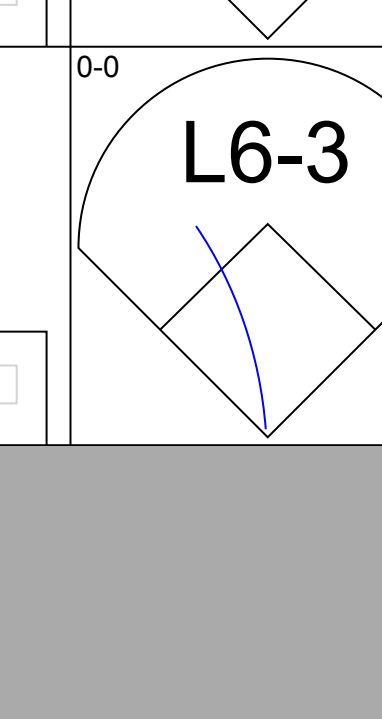
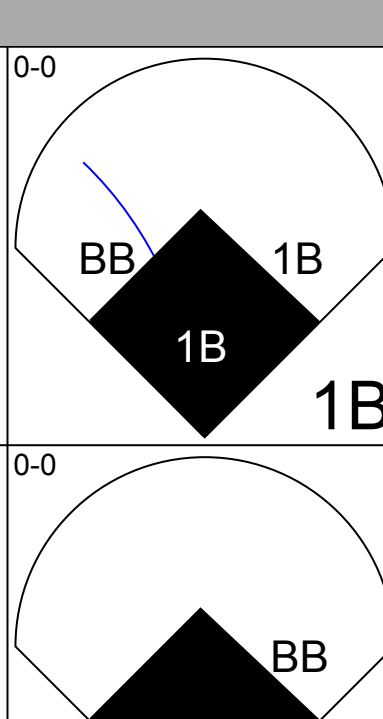
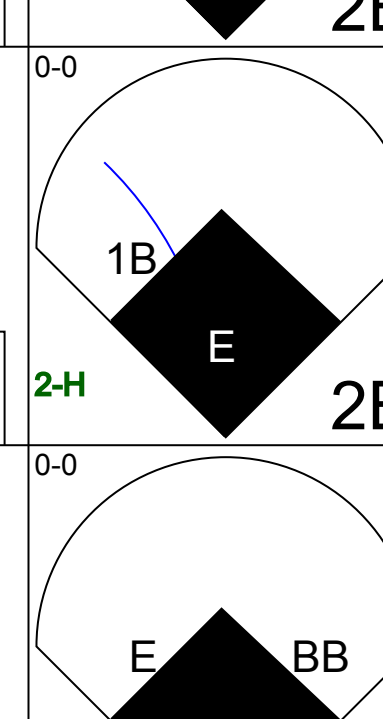
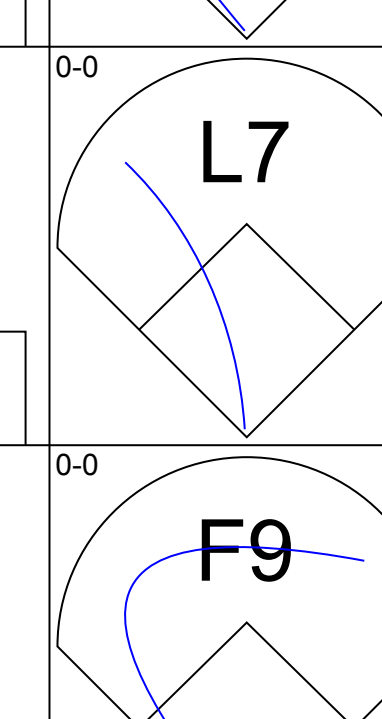
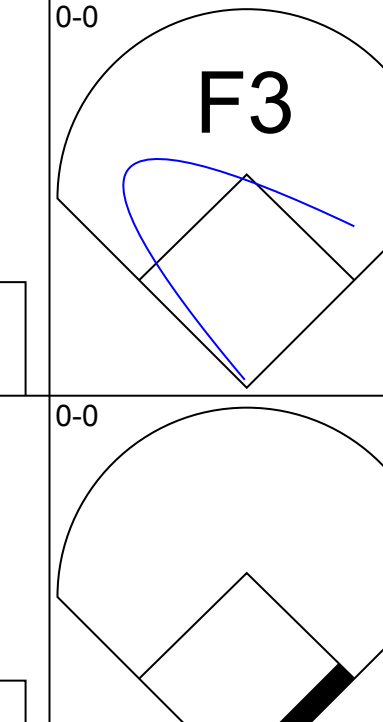
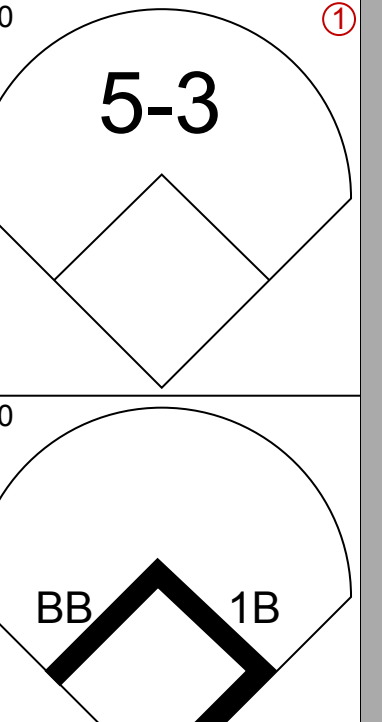
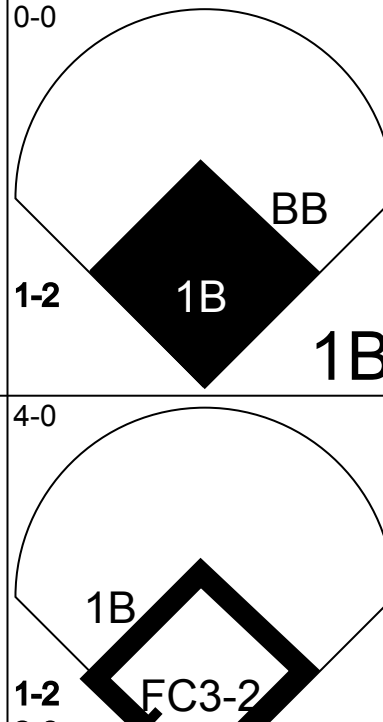
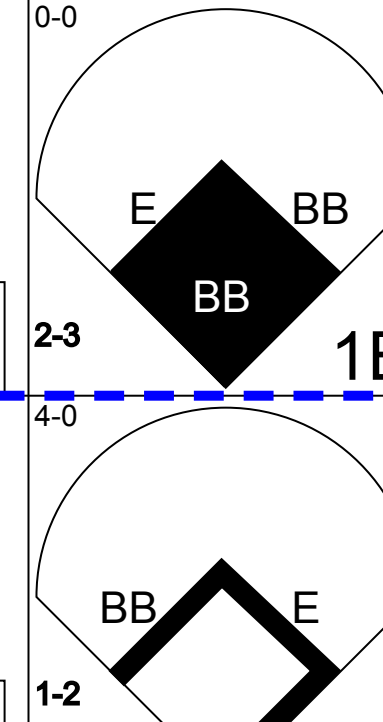
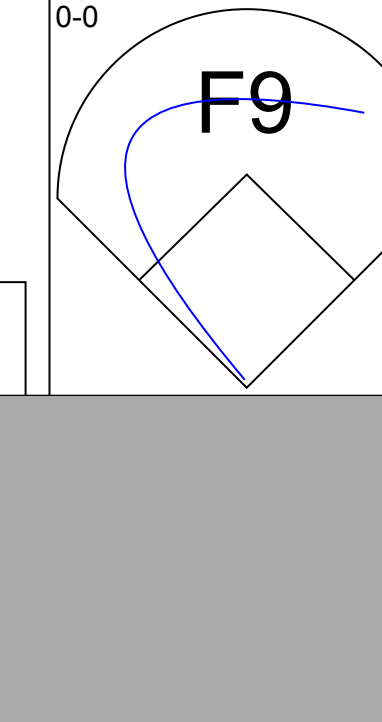
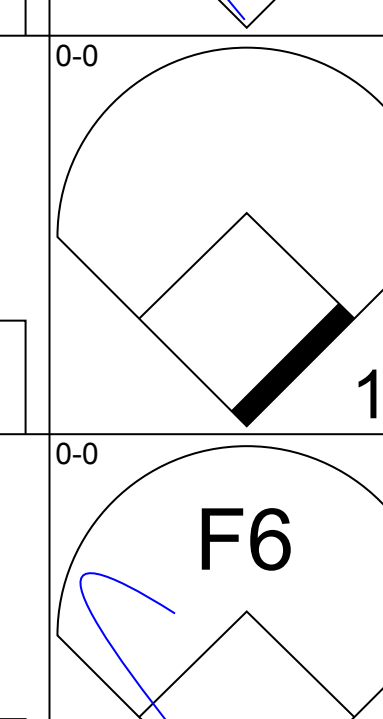
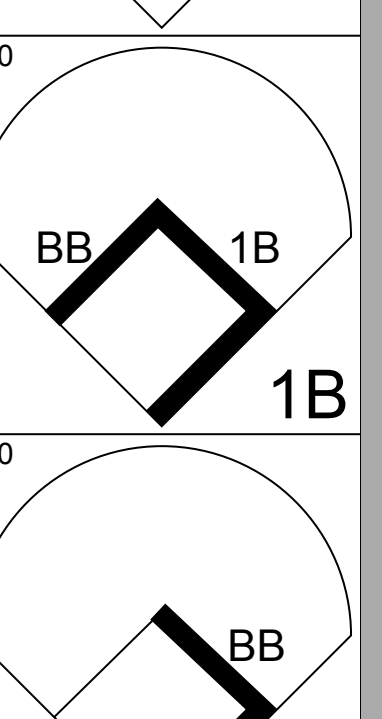
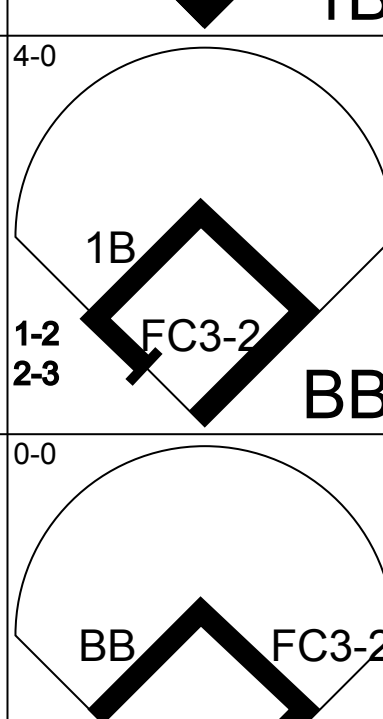
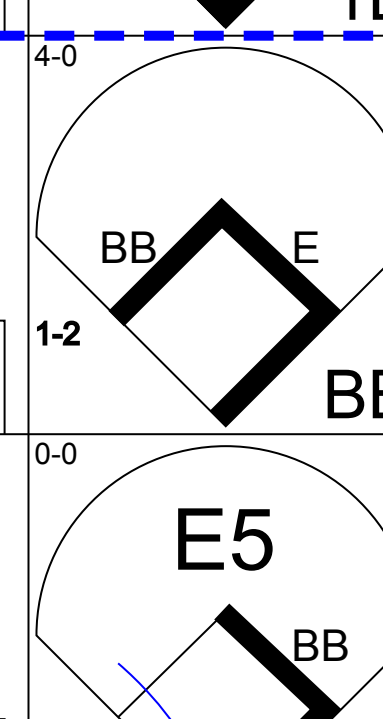

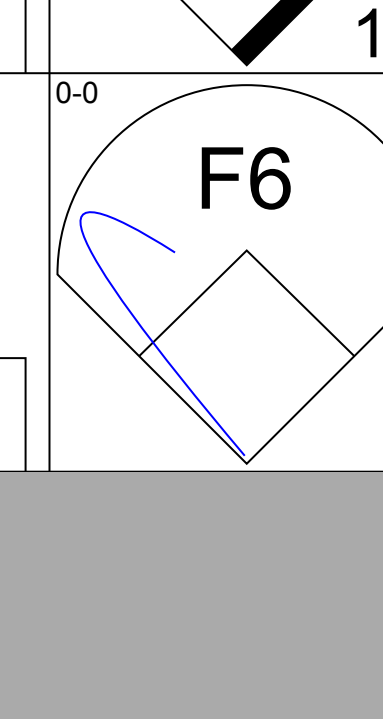
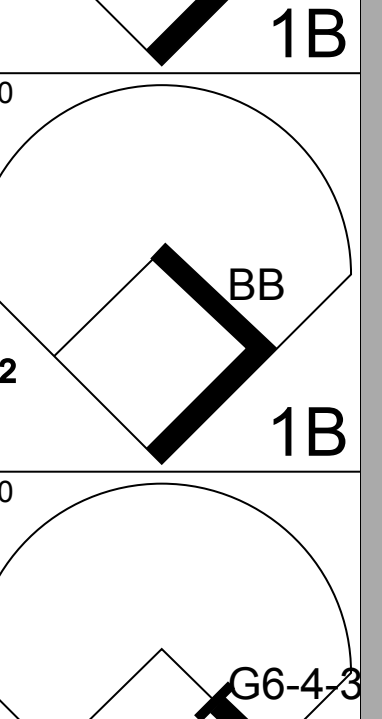
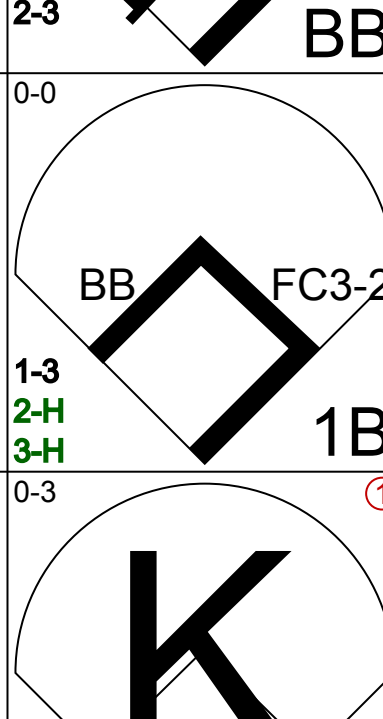
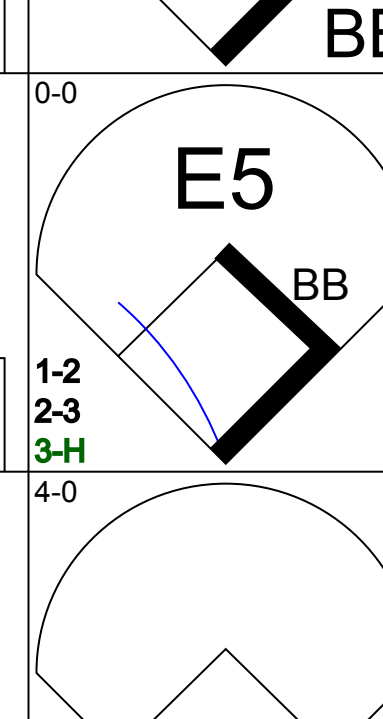

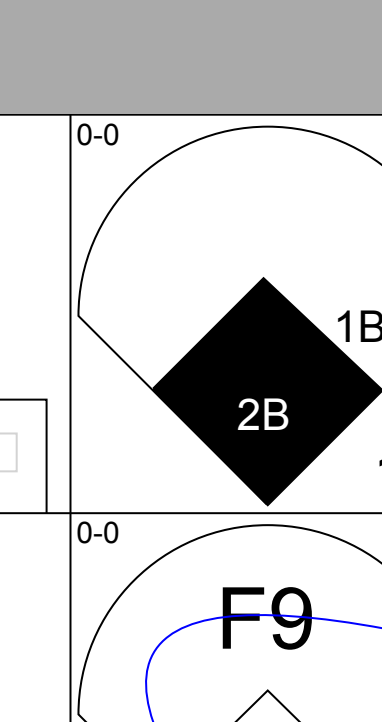
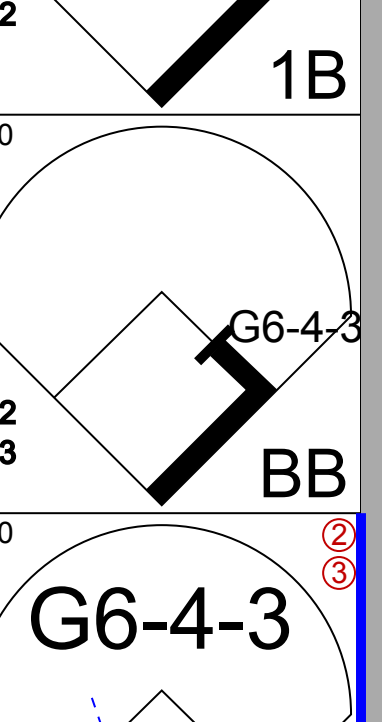
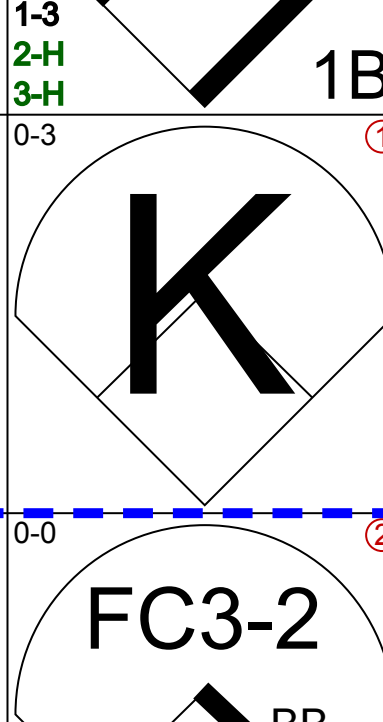
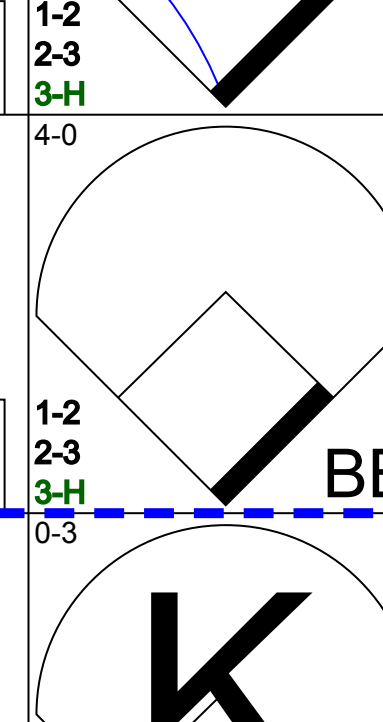

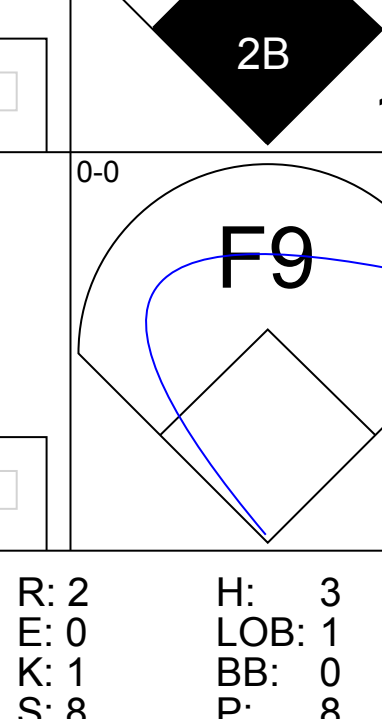
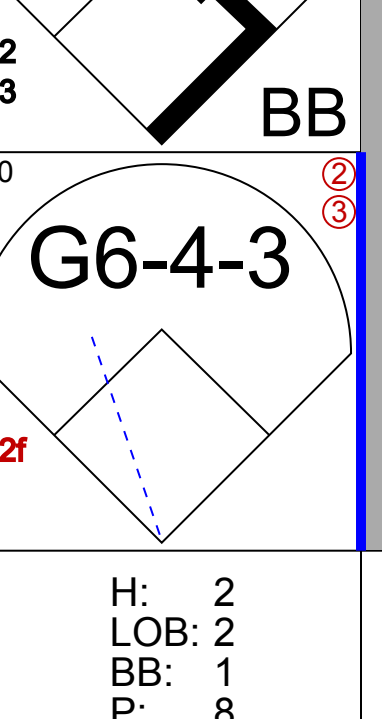
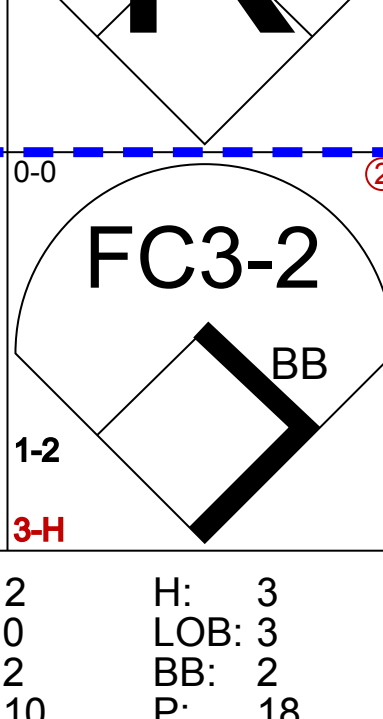
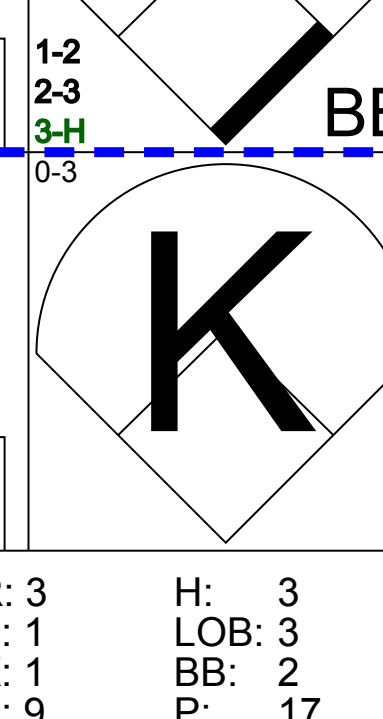
| Batter | 1 | 2 | 3 | 4 | 5 | 6 | 7 | 8 | 9 | AB | R | H | RBI | BB | SO | LOB | BOTTOM | | | | | | | | | | |
|----------------------------|--------------------------------------|---------------------------------|--------------------------------------|---------------------------------|--------------------------------------|---------------------------------|--------------------------------------|---------------------------------|--------------------------------------|----------------------------------|--------------------------------------|---------------------------------|--------------------------------------|----------------------------------|--------------------------------------|---------------------------------|---|---------------------------------|----------------------------------|------------------------------------|----------------------------------|--------|--|--|--|--|--|
| Bert Campaneris, R (1, 6) | L4 | | | | K | | F4 | | L8 | 3 | 0 | 0 | 0 | 1 | 1 | 0 | Detroit Tigers @ Kansas City Athletics Municipal Stadium, Kansas City, MO Mon May 30 1966, 8:05 PM EDT Att: 8,039 - Unknown | | | | | | | | | | |
| Joe Nassek, R (1, 8) | 1-3 | | | | 5-3 | | K | | K | 3 | 0 | 0 | 0 | 0 | 1 | 1 | | | | | | | | | | | |
| Jose Tartabull, L (9, PH) | 1-2 | | | | | | | | | 1 | 0 | 0 | 0 | 0 | 1 | 0 | | | | | | | | | | | |
| Mike Hershberger, R (1, 9) | L4 | | | | F6 | | F9 | | F7 | 4 | 0 | 0 | 0 | 0 | 0 | 1 | | | | | | | | | | | |
| Ed Charles, R (1, 5) | | | | | | | | | F7 | 2 | 1 | 0 | 0 | 1 | 1 | 0 | | | | | | | | | | | |
| Billy Bryan, L (9, PH) | | | | | | | | | | 1 | 0 | 0 | 0 | 0 | 0 | 0 | | | | | | | | | | | |
| Larry Stahl, L (1, 7) | | | | | | | | | | 2 | 0 | 0 | 0 | 1 | 1 | 0 | | | | | | | | | | | |
| Dick Green, R (1, 4) | | | | | | | | | | 2 | 0 | 0 | 0 | 1 | 1 | 2 | | | | | | | | | | | |
| Ken Harrelson, R (1, 3) | | | | | | | | | | 2 | 1 | 0 | 0 | 1 | 0 | 1 | | | | | | | | | | | |
| Phil Roof, R (1, 2) | | | | | | | | | | 3 | 0 | 1 | 2 | 0 | 1 | 0 | | | | | | | | | | | |
| Chuck Dobson, R (1, 1) | | | | | | | | | | 2 | 0 | 0 | 0 | 0 | 0 | 1 | | | | | | | | | | | |
| Paul Lindblad, L (7, 1) | | | | | | | | | | 0 | 0 | 0 | 0 | 0 | 0 | 0 | | | | | | | | | | | |
| Ernie Fazio, R (9, PH) | | | | | | | | | | 1 | 0 | 0 | 0 | 0 | 0 | 0 | | | | | | | | | | | |
| Jim Dickson, L (9, 1) | | | | | | | | | | 0 | 0 | 0 | 0 | 0 | 0 | 0 | | | | | | | | | | | |
| Inning Stats | R: 0 H: 0 E: 0 K: 0 S: 2 | H: 0 LOB: 0 BB: 1 P: 6 | R: 0 H: 0 E: 0 K: 1 S: 5 | H: 0 LOB: 0 BB: 0 P: 5 | R: 0 H: 0 E: 0 K: 1 S: 3 | H: 0 LOB: 0 BB: 0 P: 3 | R: 0 H: 0 E: 0 K: 1 S: 5 | H: 0 LOB: 0 BB: 0 P: 5 | R: 2 H: 1 E: 0 K: 0 S: 3 | H: 1 LOB: 3 BB: 3 P: 15 | R: 0 H: 0 E: 0 K: 1 S: 5 | H: 0 LOB: 0 BB: 0 P: 5 | R: 0 H: 0 E: 0 K: 2 S: 7 | H: 0 LOB: 1 BB: 1 P: 11 | R: 0 H: 0 E: 0 K: 1 S: 5 | H: 0 LOB: 0 BB: 0 P: 5 | R: 0 H: 0 E: 0 K: 1 S: 5 | H: 0 LOB: 0 BB: 0 P: 5 | 1B: 0 2B: 3 3B: 0 HR: 0 | SF: 0 SAC: 0 DP: 2 HBP: 0 | WP: 0 PB: 0 SB: 0 CS: 0 | PA: 31 | | | | | |
| PITCHER | IP | WLS | BF | H | R | ER | SO | BB | IBB | HBP | BLK | WP | HR | S | P | ERA | WHIP | | | | | | | | | | |
| Denny McLain, R (1, 1) | 9.0 | W | 31 | 1 | 2 | 2 | 7 | 5 | 0 | 0 | 0 | 0 | 0 | 40 | 60 | 2.00 | 0.667 | | | | | | | | | | |

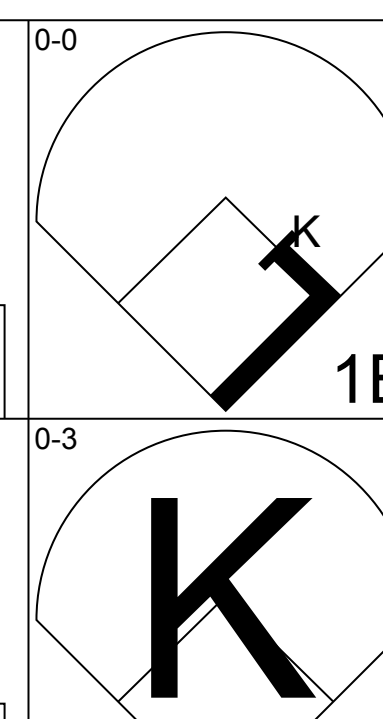
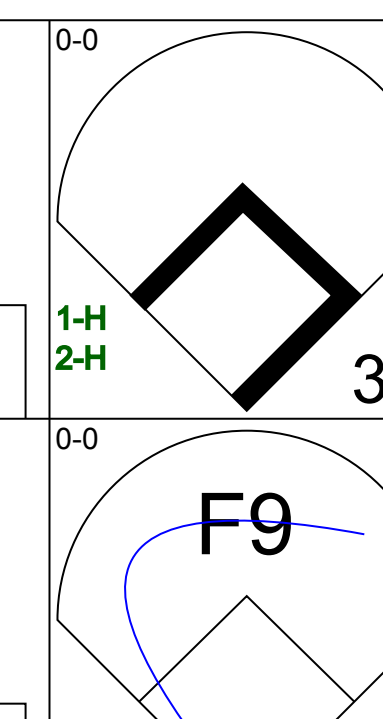
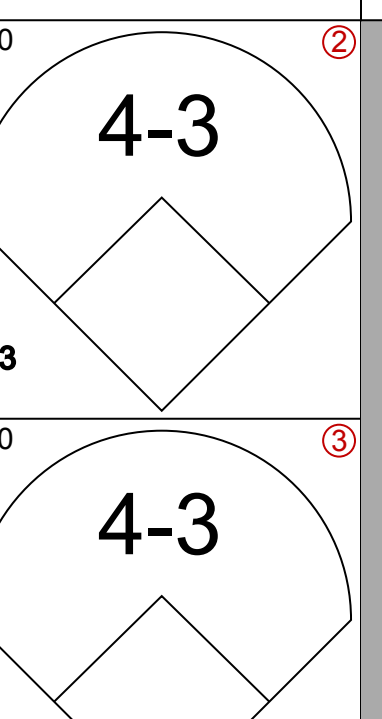
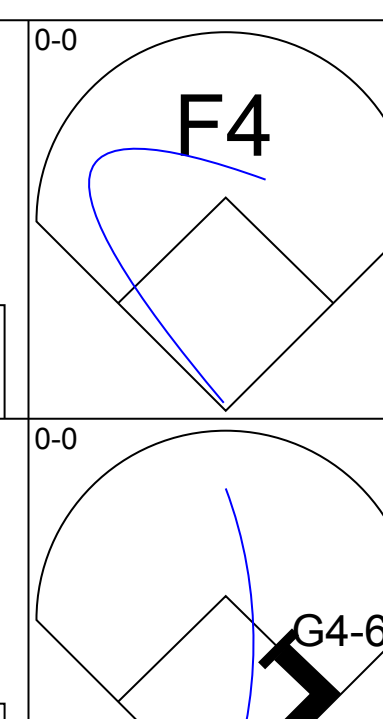
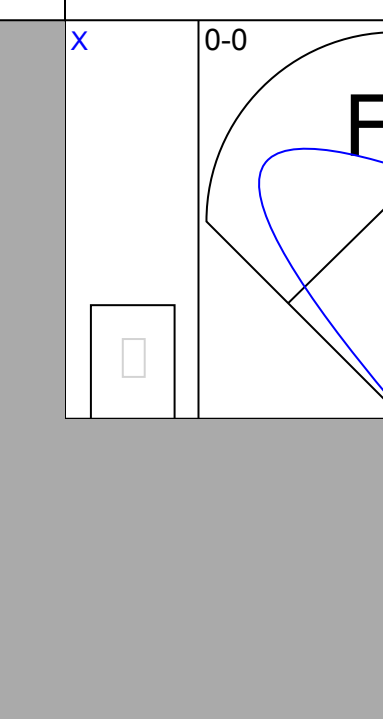
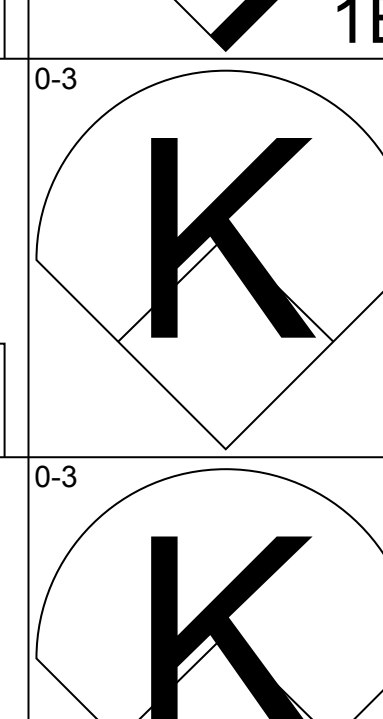
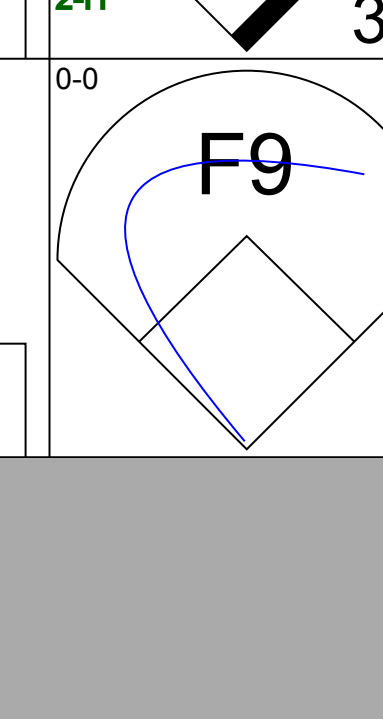
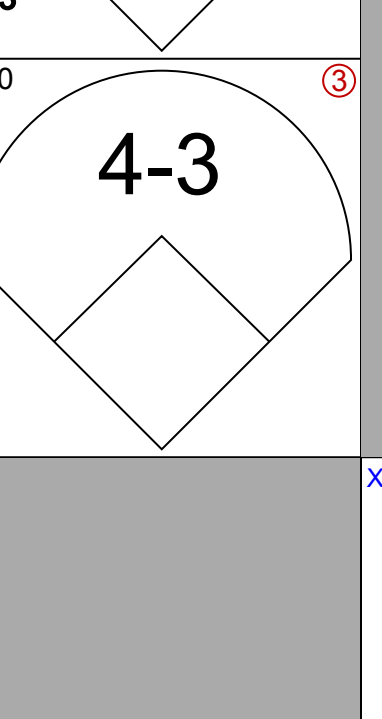
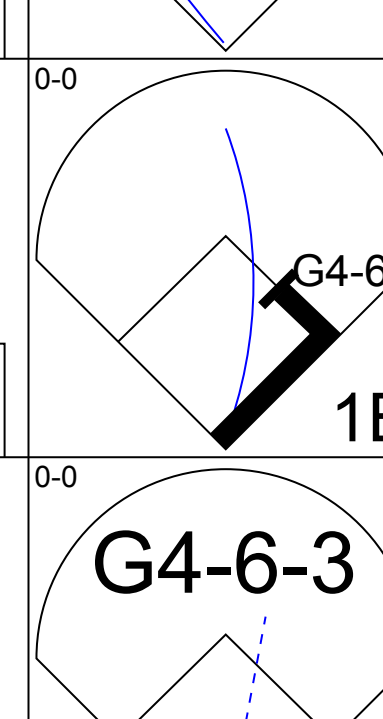
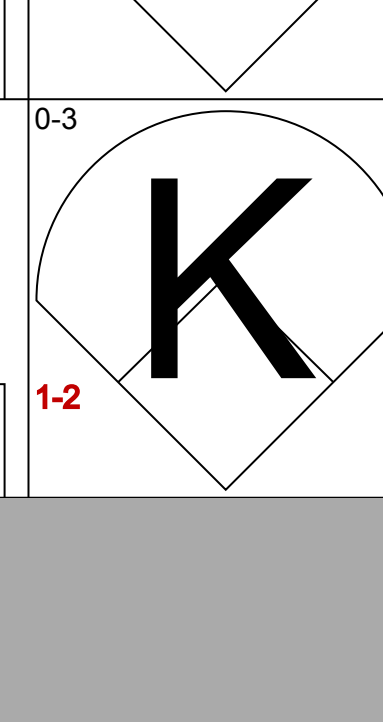
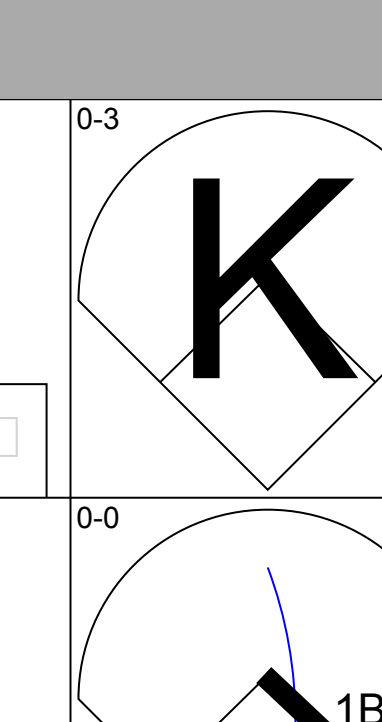
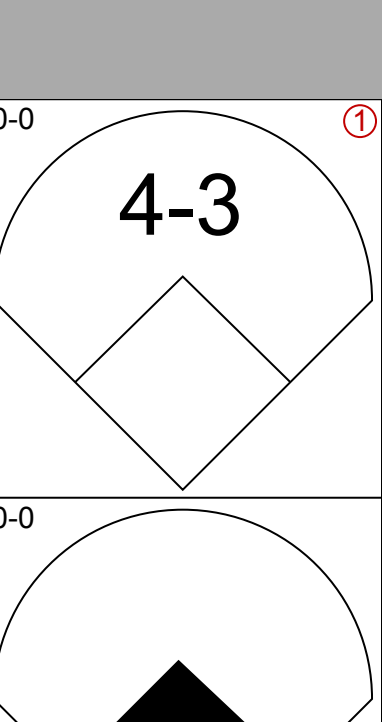
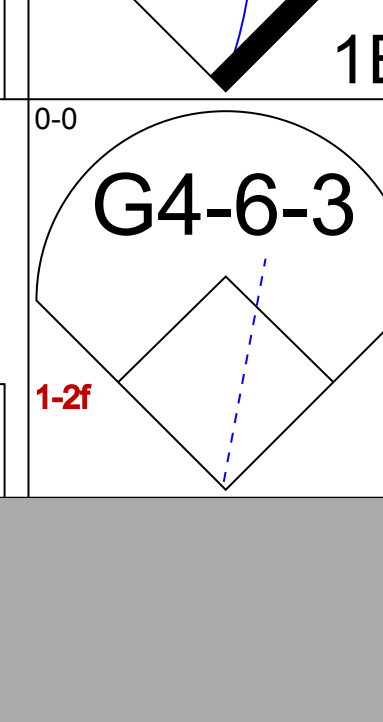
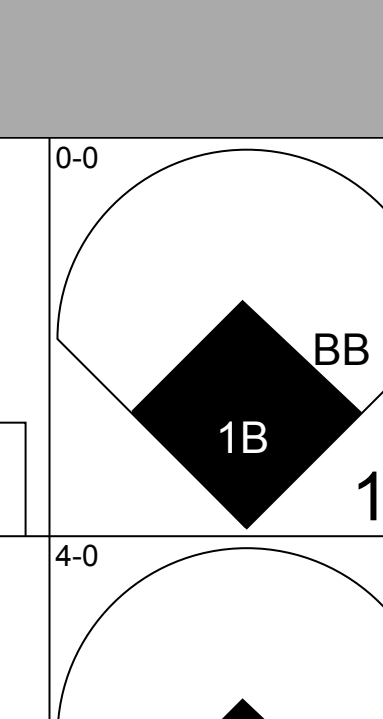
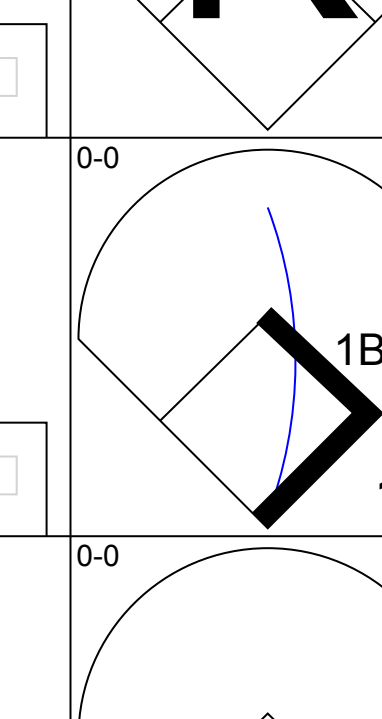

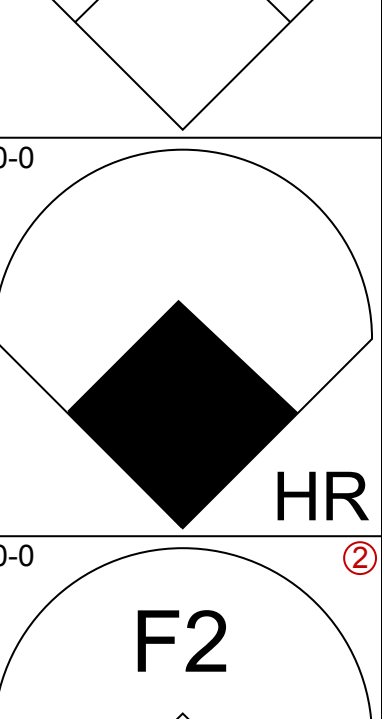
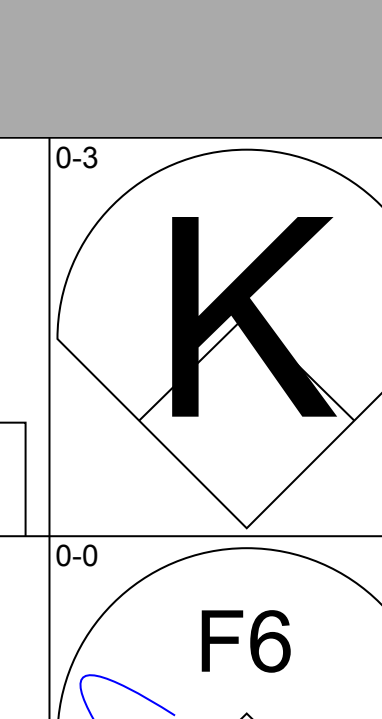
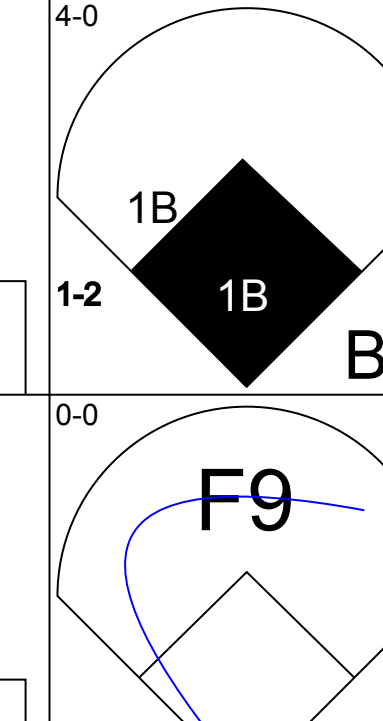
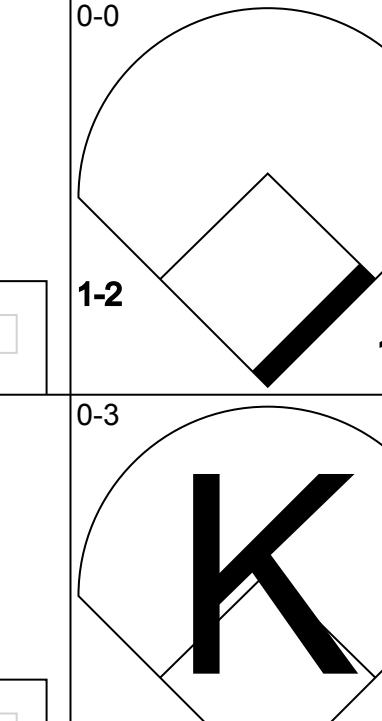

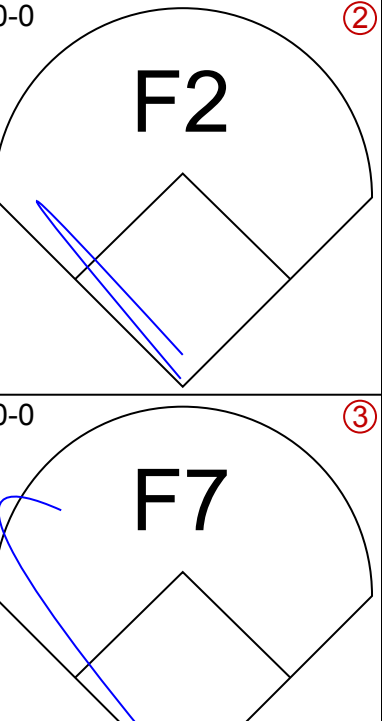
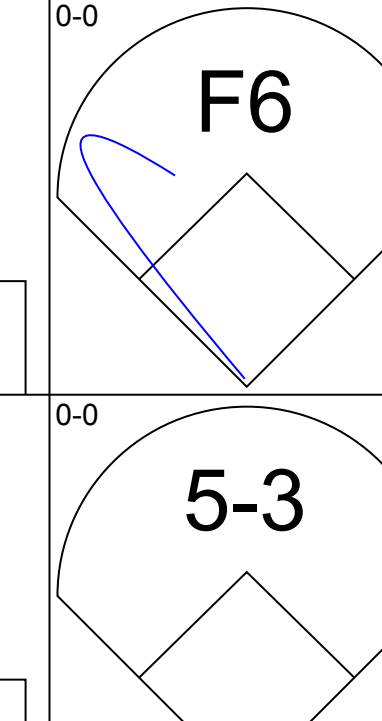
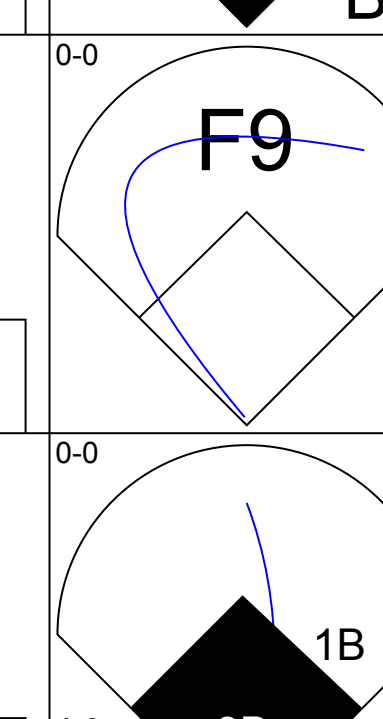
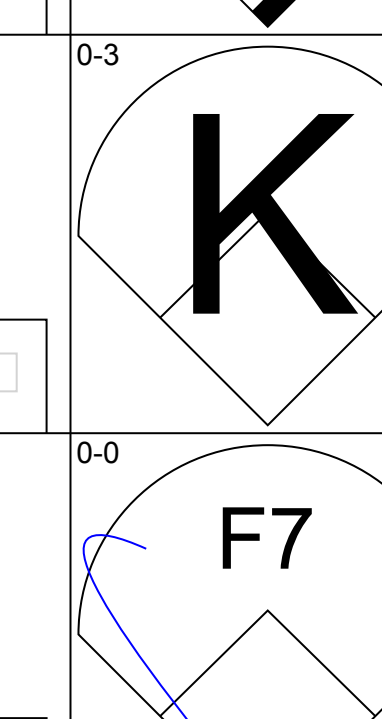
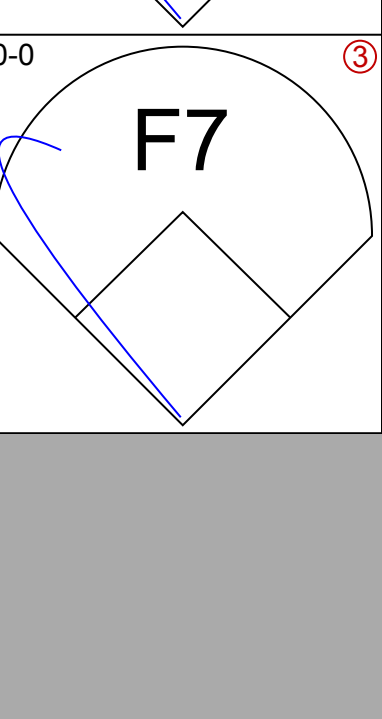

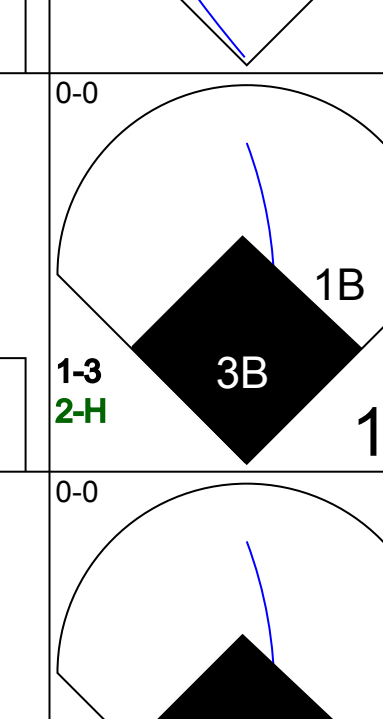
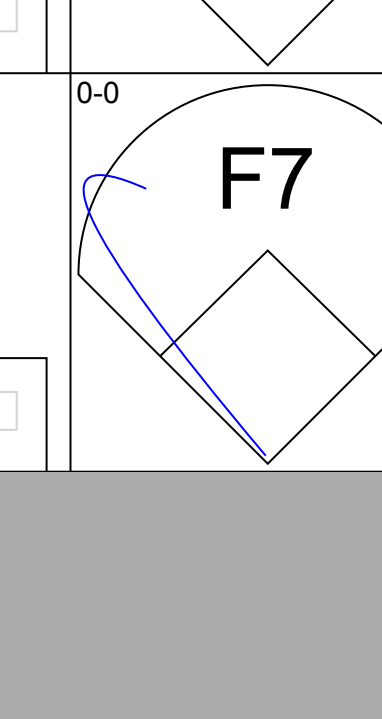


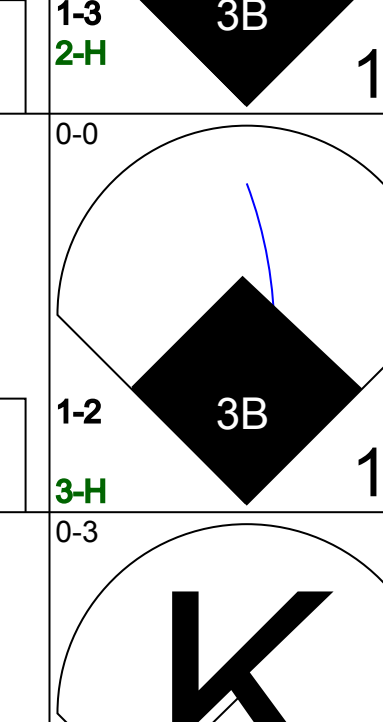
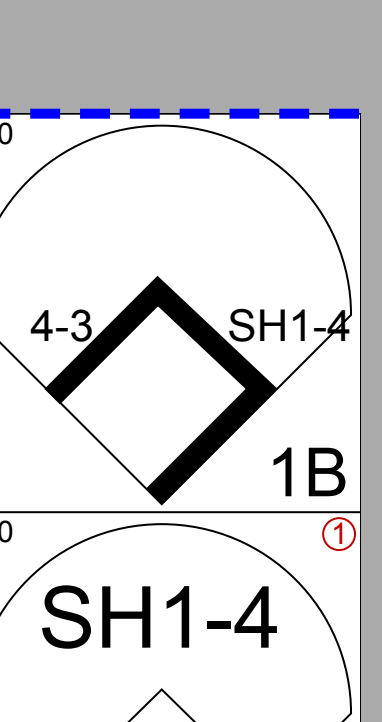
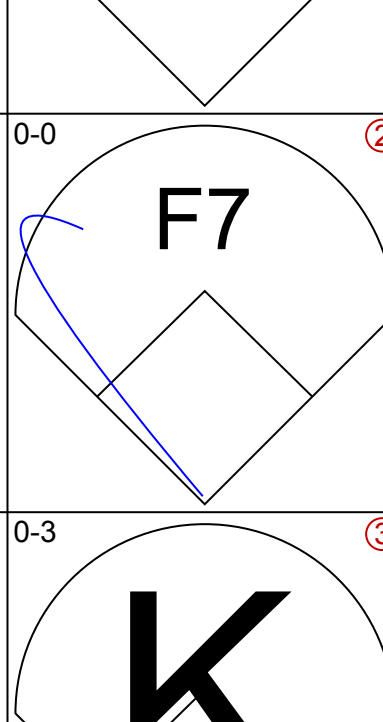

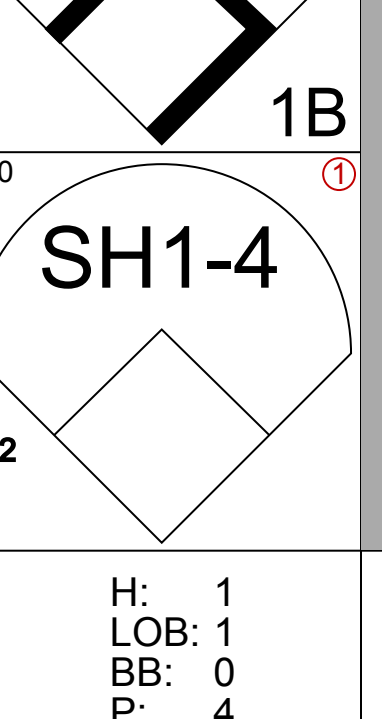
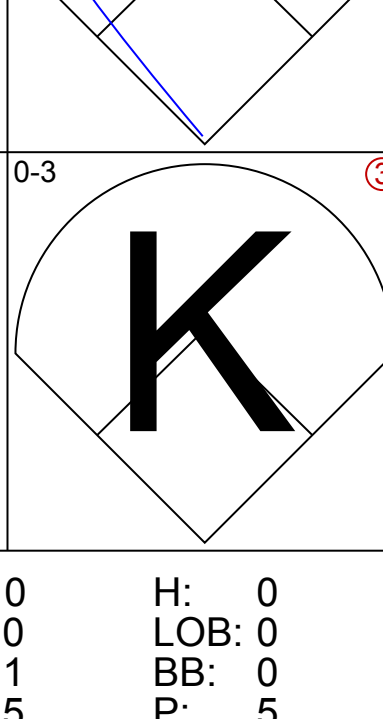



| Batter | 1 | 2 | 3 | 4 | 5 | 6 | 7 | 8 | 9 | AB R H RBI BB SO LOB | TOP | | | | | | | | | | | |
|--|---|---------------------------------|------------------------------|---------------------------------|------------------------------|---------------------------------|------------------------------|---------------------------------|------------------------------|--|--|---|---------------------------------|------------------------------|----------------------------------|------------------------------|---------------------------------|------------------------------|----------------------------------|----------------------------------|------------------------------------|----------------------------------|
| Dick McAuliffe, L (1, 6) OBP: 0.392, SLG: 0.518 | G3 | | | E4 WP 1B | | 1B 3B | 1B FC4-2 BB | | FC 3B | 4 3 2 0 1 0 0 | Detroit Tigers @ Minnesota Twins Metropolitan Stadium, Bloomington, MI Wed Jun 01 1966, 8:05 PM EDT Att: 17,045 - Unknown - 80 F | | | | | | | | | | | |
| Jerry Lumpe, L (1, 4) OBP: 0.342, SLG: 0.361 | 1-3 | | | F7 | | L3 | FC4-2 1B 1B | | 6-3 | 5 1 1 2 0 0 3 | | | | | | | | | | | | |
| Norm Cash, L (1, 3) OBP: 0.337, SLG: 0.497 | 3-1 | | | FC WP 1B | | BB 1B | FC4-2 1B 1B | | 3-1 FC 1B BB | 4 2 1 1 1 0 3 | | | | | | | | | | | | |
| Al Kaline, R (1, 8) OBP: 0.387, SLG: 0.479 | | L5 | | E 1B | | BB 1B | 1B 1B | | FC 3-1 1B | 4 1 2 4 1 0 1 | | | | | | | | | | | | |
| Jim Northrup, L (1, 9) OBP: 0.309, SLG: 0.438 | 4-3 | | | F8 | | F6 | 1B 1B | | 3-1 | 5 0 1 0 0 0 5 | | | | | | | | | | | | |
| Bill Freehan, R (1, 2) OBP: 0.284, SLG: 0.382 | 5-3 | | | F8 | | F7 | 1B | | | 5 0 1 2 0 0 6 | | | | | | | | | | | | |
| Gates Brown, L (1, 7) OBP: 0.338, SLG: 0.302 | | | F6 | | K | K | F6 | | F7 | 5 0 0 0 0 2 1 | | | | | | | | | | | | |
| Don Wert, R (1, 5) OBP: 0.366, SLG: 0.374 | | | K | | F3 | BB 1B 2B | F9 | | | 4 1 1 0 0 1 0 | | | | | | | | | | | | |
| Dave Wickersham, R (1, 1) Johnny Podres, L (4, 1) OBP: 0.267, SLG: 0.500 Jake Wood, R (8, PH) OBP: 0.333, SLG: 0.344 Larry Sherry, R (8, 1) OBP: 0.500, SLG: 0.500 | 5-3 | | | F7 | | BB 1B BB | F9 | | | 1 0 0 0 0 0 0 1 1 0 0 1 0 0 1 0 0 0 0 0 0 0 0 0 0 0 0 0 | | | | | | | | | | | | |
| Inning Stats | R: 0 E: 0 K: 0 S: 3 | H: 0 LOB: 0 BB: 0 P: 3 | R: 0 E: 0 K: 0 S: 3 | H: 0 LOB: 0 BB: 0 P: 3 | R: 0 E: 0 K: 1 S: 5 | H: 0 LOB: 0 BB: 0 P: 5 | R: 2 E: 2 K: 0 S: 6 | H: 1 LOB: 1 BB: 0 P: 6 | R: 0 E: 0 K: 1 S: 5 | H: 0 LOB: 0 BB: 0 P: 5 | | R: 1 E: 0 K: 0 S: 5 | H: 2 LOB: 2 BB: 1 P: 9 | R: 3 E: 0 K: 1 S: 9 | H: 4 LOB: 3 BB: 2 P: 17 | R: 0 E: 0 K: 0 S: 3 | H: 0 LOB: 0 BB: 0 P: 3 | R: 3 E: 0 K: 0 S: 6 | H: 2 LOB: 1 BB: 1 P: 10 | 1B: 6 2B: 1 3B: 2 HR: 0 | SF: 0 SAC: 0 DP: 0 HBP: 0 | WP: 1 PB: 0 SB: 0 CS: 0 |
| PITCHER | IP WLS BF H R ER SO BB IBB HBP BLK WP HR S P ERA WHIP | | | | | | | | | | | IP WLS BF H R ER SO BB IBB HBP BLK WP HR S P ERA WHIP | | | | | | | | | | |
| Dave Boswell, R (1, 1) ERA: 3.07 | 6.1 L 28 4 6 4 3 3 0 0 0 0 1 0 31 43 5.68 1.105 | | | | | | | | | | | | | | | | | | | | | |
| Jim Merritt, L (7, 1) ERA: 2.67 | 0.1 4 3 0 0 0 0 0 0 0 0 0 0 4 4 0.00 9.000 | | | | | | | | | | | | | | | | | | | | | |
| Al Worthington, R (7, 1) ERA: 1.9 | 1.1 4 0 0 0 0 0 0 0 0 0 0 0 4 4 0.00 9.000 | | | | | | | | | | | | | | | | | | | | | |
| Johnny Klippstein, R (9, 1) ERA: 6.35 | 1.0 7 2 3 3 0 1 0 0 0 0 0 0 6 10 27.00 3.000 | | | | | | | | | | | | | | | | | | | | | |

| Batter | 1 | 2 | 3 | 4 | 5 | 6 | 7 | 8 | 9 | AB R H RBI BB SO LOB | BOTTOM | | | | | | | | | | | |
|--|---|---------------------------------|------------------------------|---------------------------------|------------------------------|---------------------------------|------------------------------|----------------------------------|------------------------------|---|--|---|---------------------------------|------------------------------|---------------------------------|------------------------------|---------------------------------|----------------------------------|------------------------------------|----------------------------------|--------|--|
| Zoilo Versalles, R (1, 6) OBP: 0.275, SLG: 0.340 | 2B 1B | | F2 | BB 1B | | L8 2-3 | | L8 | | 5 0 2 0 0 0 2 | Detroit Tigers @ Minnesota Twins Metropolitan Stadium, Bloomington, MI Wed Jun 01 1966, 8:05 PM EDT Att: 17,045 - Unknown - 80 F | | | | | | | | | | | |
| Jimmie Hall, L (1, 8) OBP: 0.272, SLG: 0.390 | HR 2B | | G3 | BB | | F2 | | K2-3 | | 4 1 1 0 1 1 1 | | | | | | | | | | | | |
| Tony Oliva, L (1, 9) OBP: 0.406, SLG: 0.662 | F3 | | S 1B | 3-1 | | F9 | | L4 | | 5 1 1 0 0 0 4 | | | | | | | | | | | | |
| Harmon Killebrew, R (1, 5) OBP: 0.365, SLG: 0.463 | HR | | E BB | 6-3 | | G4-6-3 1B | | BB | | 3 1 2 2 2 0 0 | | | | | | | | | | | | |
| Don Mincher, L (1, 3) OBP: 0.306, SLG: 0.337 | 2B | | E3 FC6-4 | L8 | | G4-6-3 1-2f | | F6 | | 5 0 1 0 0 0 3 | | | | | | | | | | | | |
| Bob Allison, R (1, 7) OBP: 0.277, SLG: 0.265 | L6 | | FC6-4 | BB | | G6-4-3 1B | | | | 3 0 1 0 1 0 3 | | | | | | | | | | | | |
| Earl Batley, R (1, 2) OBP: 0.352, SLG: 0.333 | 6-3 | | FC1-6 BB | 4-3 | | G6-4-3 1-2f | | G6-4-3 1B BB | | 3 0 0 0 1 0 2 | | | | | | | | | | | | |
| Bernie Allen, L (1, 4) OBP: 0.320, SLG: 0.348 | F9 | | BB 1B | FC1-6 1B | | L8 SH3-4 BB | | 2B BB | | 2 1 0 0 2 0 1 | | | | | | | | | | | | |
| Dave Boswell, R (1, 1) OBP: 0.167, SLG: 0.167 Jim Merritt, L (7, 1) ERA: 2.67 | 1-3 | | K | | | SH3-4 | | | | 2 0 0 0 0 1 1 0 0 0 0 0 0 0 0 0 0 0 0 0 0 1 0 1 1 0 0 0 0 0 0 0 0 0 0 | | | | | | | | | | | | |
| Inning Stats | R: 2 E: 0 K: 0 S: 6 | H: 4 LOB: 1 BB: 0 P: 6 | R: 0 E: 0 K: 0 S: 3 | H: 0 LOB: 0 BB: 0 P: 3 | R: 1 E: 1 K: 0 S: 5 | H: 1 LOB: 2 BB: 1 P: 9 | R: 0 E: 0 K: 1 S: 6 | H: 0 LOB: 3 BB: 2 P: 14 | R: 0 E: 0 K: 0 S: 3 | H: 0 LOB: 1 BB: 1 P: 7 | | R: 0 E: 0 K: 0 S: 3 | H: 1 LOB: 0 BB: 0 P: 3 | R: 1 E: 0 K: 0 S: 4 | H: 2 LOB: 1 BB: 1 P: 8 | R: 0 E: 0 K: 1 S: 5 | H: 0 LOB: 1 BB: 1 P: 9 | 1B: 5 2B: 3 3B: 0 HR: 1 | SF: 0 SAC: 1 DP: 2 HBP: 0 | WP: 0 PB: 0 SB: 1 CS: 0 | PA: 41 | |
| PITCHER | IP WLS BF H R ER SO BB IBB HBP BLK WP HR S P ERA WHIP | | | | | | | | | | | IP WLS BF H R ER SO BB IBB HBP BLK WP HR S P ERA WHIP | | | | | | | | | | |
| Dave Wickersham, R (1, 1) ERA: 4.05 | 3.2 W 19 1 0 0 0 2 0 0 0 0 0 0 19 22 4.91 2.182 | | | | | | | | | | | | | | | | | | | | | |
| Johnny Podres, L (4, 1) ERA: 2.0 | 3.1 W 13 1 0 0 0 3 0 0 0 0 0 0 10 22 0.00 1.200 | | | | | | | | | | | | | | | | | | | | | |
| Larry Sherry, R (8, 1) ERA: 2.7 | 2.0 S 9 2 1 1 1 2 0 0 0 0 0 0 9 17 4.50 2.000 | | | | | | | | | | | | | | | | | | | | | |



| Batter | 1 | 2 | 3 | 4 | 5 | 6 | 7 | 8 | 9 | AB | R | H | RBI | BB | SO | LOB | TOP | | | | | |
|--|--|---|---|--|--|--|--|--|------------------------------|---------------------------------|-------------------------------|----------------------------------|------------------------------|----------------------------------|------------------------------|---------------------------------|---|---------------------------------|----------------------------------|------------------------------------|----------------------------------|--------|
| Don Wert, R OBP: 0.367, SLG: 0.371 (1, 5) |  | |  1B | | |  |  1B |  | | 4 | 1 | 1 | 0 | 1 | 1 | 3 | Detroit Tigers @ Minnesota Twins Metropolitan Stadium, Bloomington, MI Thu Jun 02 1966, 4:33 AM EDT Att. 7,940 - Unknown - 68 F | | | | | |
| Jerry Lumpe, L OBP: 0.337, SLG: 0.362 (1, 4) |  | |  1H 2H | |  |  |  | | 5 | 0 | 1 | 2 | 0 | 2 | 6 | | | | | | | |
| Norm Cash, L OBP: 0.333, SLG: 0.494 (1, 3) |  | |  | |  | |  2B |  | | 5 | 1 | 1 | 0 | 0 | 1 | | | | | | | |
| Al Kaline, R OBP: 0.388, SLG: 0.484 (1, 8) | |  |  | | |  1B |  1B |  | | 5 | 2 | 2 | 1 | 0 | 0 | | | | | | | |
| Don Demeter, R OBP: 0.233, SLG: 0.373 (1, 7) |  | | |  | |  1B |  1B |  | | 5 | 2 | 2 | 0 | 0 | 0 | | | | | | | |
| Jim Northrup, L OBP: 0.333, SLG: 0.446 (1, 9) |  | | |  1B | |  1B |  1B |  | | 3 | 0 | 2 | 0 | 2 | 0 | | | | | | | |
| Bill Freehan, R OBP: 0.288, SLG: 0.382 (1, 2) |  | | |  1B | |  1B |  BB |  | | 5 | 0 | 2 | 2 | 0 | 1 | | | | | | | |
| Dick McAuliffe, L OBP: 0.400, SLG: 0.513 (1, 6) | | |  1B |  BB | |  |  1B |  | | 3 | 1 | 1 | 1 | 2 | 1 | | | | | | | |
| Mickey Lolich, S ERA: 2.82 (4, PH) | | |  |  1-2 | |  1-2 |  | | 1 | 0 | 0 | 0 | 0 | 0 | 1 | | | | | | | |
| Willie Horton, R ERA: 2.85 (4, PH) | | | | | | | | | 1 | 0 | 0 | 0 | 0 | 0 | 3 | | | | | | | |
| Orlando Pena, R ERA: 2.56 (4, PH) | | | | | | | | | 0 | 0 | 0 | 0 | 0 | 0 | 0 | | | | | | | |
| Orlando Martinez, R ERA: 2.56 (6, PH) | | | | | | | | | 0 | 0 | 0 | 0 | 0 | 0 | 0 | | | | | | | |
| Gates Brown, L ERA: 2.29 (6, PH) | | | | | | | | | 1 | 0 | 0 | 0 | 0 | 0 | 2 | | | | | | | |
| Fred Gladding, L ERA: 2.29 (6, PH) | | | | | | | | | 1 | 0 | 0 | 0 | 0 | 1 | 3 | | | | | | | |
| Inning Stats | R: 0 E: 0 K: 2 S: 7 | H: 0 LOB: 0 BB: 0 P: 7 | R: 0 E: 0 K: 0 S: 4 | H: 1 LOB: 1 BB: 0 P: 4 | R: 2 E: 0 K: 1 S: 8 | H: 3 LOB: 1 BB: 0 P: 8 | R: 0 E: 0 K: 0 S: 4 | H: 2 LOB: 2 BB: 1 P: 8 | R: 0 E: 0 K: 0 S: 3 | H: 0 LOB: 0 BB: 0 P: 3 | R: 2 E: 0 K: 2 S: 10 | H: 3 LOB: 3 BB: 2 P: 18 | R: 3 E: 1 K: 1 S: 9 | H: 3 LOB: 3 BB: 2 P: 17 | R: 0 E: 0 K: 0 S: 3 | H: 0 LOB: 0 BB: 0 P: 3 | R: 0 E: 0 K: 1 S: 5 | H: 0 LOB: 0 BB: 0 P: 5 | 1B: 9 2B: 3 3B: 0 HR: 0 | SF: 0 SAC: 0 DP: 1 HBP: 0 | WP: 0 PB: 0 SB: 0 CS: 0 | PA: 44 |
| PITCHER | IP | WLS | BF | H | R | ER | SO | BB | IBB | HBP | BLK | WP | HR | S | P | ERA | WHIP | | | | | |
| Jim Kaat, L ERA: 2.82 (1, 1) | 5.1 | 26 | 9 | 4 | 4 | 4 | 2 | 0 | 0 | 0 | 0 | 0 | 0 | 32 | 40 | 6.75 | 2.062 | | | | | |
| Dwight Siebler, R ERA: 4.85 (6, 1) | 0.2 | L | 6 | 3 | 3 | 2 | 1 | 0 | 0 | 0 | 0 | 0 | 0 | 7 | 11 | 27.00 | 6.000 | | | | | |
| Gary Roggenburk, L ERA: 4.15 (7, 1) | 0.0 | | 3 | 0 | 0 | 0 | 2 | 0 | 0 | 0 | 0 | 0 | 0 | 1 | 9 | ∞ | ∞ | | | | | |
| Pete Cimino, R ERA: 3.0 (7, 1) | 3.0 | 9 | 0 | 0 | 0 | 2 | 0 | 0 | 0 | 0 | 0 | 0 | 0 | 13 | 13 | 0.00 | 0.000 | | | | | |

| Batter | 1 | 2 | 3 | 4 | 5 | 6 | 7 | 8 | 9 | AB | R | H | RBI | BB | SO | LOB | BOTTOM | | | | | |
|---|---|---|---|---|--|---|---|---|---|---------------------------------|------------------------------|---------------------------------|------------------------------|---------------------------------|------------------------------|---------------------------------|---|---------------------------------|----------------------------------|------------------------------------|----------------------------------|--------|
| Zoilo Versalles, R OBP: 0.279, SLG: 0.354 (1, 6) |  |  1H 2H | |  | | |  | |  | 5 | 0 | 2 | 2 | 0 | 0 | 1 | Detroit Tigers @ Minnesota Twins Metropolitan Stadium, Bloomington, MI Thu Jun 02 1966, 4:33 AM EDT Att. 7,940 - Unknown - 68 F | | | | | |
| Jimmie Hall, L OBP: 0.271, SLG: 0.384 (1, 8) |  |  | |  | | |  G4-6-3 | | | 4 | 0 | 1 | 0 | 0 | 1 | 3 | | | | | | |
| Tony Oliva, L OBP: 0.397, SLG: 0.646 (1, 9) |  | |  | |  | |  1-2 | | | 4 | 0 | 0 | 0 | 0 | 2 | 2 | | | | | | |
| Harmon Killebrew, R OBP: 0.374, SLG: 0.490 (1, 5) | |  1B |  |  | |  | |  | | 4 | 2 | 3 | 1 | 0 | 1 | 0 | | | | | | |
| Bob Allison, R OBP: 0.287, SLG: 0.268 (1, 7) | |  1B |  |  | |  | |  | | 3 | 1 | 1 | 0 | 1 | 0 | 0 | | | | | | |
| Don Mincher, L OBP: 0.296, SLG: 0.324 (1, 3) | |  |  | |  | | |  | | 4 | 0 | 0 | 0 | 0 | 1 | 4 | | | | | | |
| Earl Batley, R OBP: 0.357, SLG: 0.366 (1, 2) | |  1B |  | |  | | |  | | 4 | 2 | 2 | 2 | 0 | 0 | 2 | | | | | | |
| Bernie Allen, L OBP: 0.325, SLG: 0.352 (1, 4) | |  1B | |  1B | |  | |  | | 4 | 1 | 2 | 1 | 0 | 0 | 0 | | | | | | |
| Jim Kaat, L OBP: 0.258, SLG: 0.310 (1, 1) | | | |  | |  | |  | | 1 | 0 | 0 | 0 | 0 | 1 | 2 | | | | | | |
| Dwight Siebler, R (6, 1) | | | | | | | | | | 1 | 0 | 0 | 0 | 0 | 1 | 0 | | | | | | |
| Gary Roggenburk, R (7, 1) | | | | | | | | | | 0 | 0 | 0 | 0 | 0 | 0 | 0 | | | | | | |
| Pete Cimino, R (7, 1) | | | | | | | | | | 0 | 0 | 0 | 0 | 0 | 0 | 0 | | | | | | |
| Sandy Valdespino, L OBP: 0.246, SLG: 0.268 (9, PH) | | | | | | | | | | 1 | 0 | 0 | 0 | 0 | 0 | 0 | | | | | | |
| Inning Stats | R: 0 E: 0 K: 2 S: 7 | H: 1 LOB: 0 BB: 0 P: 7 | R: 4 E: 0 K: 1 S: 9 | H: 4 LOB: 1 BB: 1 P: 13 | R: 0 E: 0 K: 2 S: 9 | H: 2 LOB: 2 BB: 0 P: 9 | R: 0 E: 0 K: 0 S: 4 | H: 1 LOB: 1 BB: 0 P: 4 | R: 1 E: 0 K: 0 S: 4 | H: 1 LOB: 0 BB: 0 P: 4 | R: 0 E: 0 K: 1 S: 5 | H: 0 LOB: 0 BB: 0 P: 5 | R: 0 E: 0 K: 0 S: 3 | H: 1 LOB: 0 BB: 0 P: 3 | R: 0 E: 0 K: 1 S: 5 | H: 0 LOB: 0 BB: 0 P: 5 | R: 1 E: 0 K: 0 S: 4 | H: 1 LOB: 0 BB: 0 P: 4 | 1B: 8 2B: 0 3B: 1 HR: 2 | SF: 0 SAC: 1 DP: 1 HBP: 0 | WP: 0 PB: 0 SB: 0 CS: 0 | PA: 37 |
| PITCHER | IP | WLS | BF | H | R | ER | SO | BB | IBB | HBP | BLK | WP | HR | S | P | ERA | WHIP | | | | | |
| Mickey Lolich, L ERA: 3.88 (1, 1) | 3.0 | 16 | 7 | 4 | 4 | 4 | 1 | 0 | 0 | 0 | 0 | 0 | 0 | 25 | 29 | 12.00 | 2.667 | | | | | |
| Orlando Pena, R ERA: 2.43 (4, 1) | 2.0 | 8 | 2 | 1 | 1 | 0 | 0 | 0 | 0 | 0 | 0 | 0 | 1 | 8 | 8 | 4.50 | 1.000 | | | | | |
| Fred Gladding, R ERA: 5.23 (6, 1) | 4.0 | W | 13 | 2 | 1 | 1 | 2 | 0 | 0 | 0 | 0 | 0 | 1 | 17 | 17 | 2.25 | 0.500 | | | | | |

| | |
|-----|----|
| AB | 39 |
| R | 7 |
| H | 12 |
| RBI | 6 |
| BB | 5 |
| SO | 7 |
| LOB | 25 |




| | |
|-----|----|
| AB | 35 |
| R | 6 |
| H | 11 |
| RBI | 6 |
| BB | 1 |
| SO | 7 |
| LOB | 14 |



| Batter | 1 | 2 | 3 | 4 | 5 | 6 | 7 | 8 | 9 | AB | R | H | RBI | BB | SO | LOB | TOP | | | | | | | | |
|--|------------------------------|---------------------------------|-------------------------------------|----------------------------------|------------------------------|---------------------------------|------------------------------|----------------------------------|------------------------------|---------------------------------|------------------------------|---------------------------------|------------------------------|---------------------------------|------------------------------|---------------------------------|------------------------------|---------------------------------|----------------------------------|------------------------------------|----------------------------------|--------|--|--|--|
| Don Wert, R OBP: 0.359, SLG: 0.362 (1,5) | 5-3 | | K | | 6-3 | | F9 | | | 4 | 0 | 0 | 0 | 0 | 1 | 3 | | | | | | | | | |
| Jerry Lumpe, L OBP: 0.355, SLG: 0.359 (1,4) | 3-1 | | | 1B | F7 | | | 4-3 | | 4 | 0 | 1 | 0 | 0 | 0 | 1 | | | | | | | | | |
| Norm Cash, L OBP: 0.326, SLG: 0.482 (1,3) | F5 | | | F8 | | F7 | | 4-3 | | 4 | 0 | 0 | 0 | 0 | 0 | 1 | | | | | | | | | |
| Al Kaline, R OBP: 0.397, SLG: 0.492 (1,8) | | G6-4-3 1B | | BB 1B | | L6 | | FC5-4 1B | | 4 | 0 | 3 | 0 | 0 | 0 | 0 | | | | | | | | | |
| Don Demeter, R OBP: 0.222, SLG: 0.356 (1,7) | F8 | | K | | 5-3 | | | FC5-4 1-2 | | 4 | 0 | 0 | 0 | 0 | 1 | 4 | | | | | | | | | |
| Willie Horton, R OBP: 0.280, SLG: 0.320 (1,9) | G6-4-3 1-2 | | | BB | | | HR | | P4 | 3 | 1 | 1 | 1 | 1 | 0 | 1 | | | | | | | | | |
| Dick McAuliffe, L OBP: 0.388, SLG: 0.496 (1,6) | | | 6-3 | G3 | | | F9 | | F8 | 4 | 0 | 0 | 0 | 0 | 0 | 3 | | | | | | | | | |
| Bill Freehan, R OBP: 0.293, SLG: 0.393 (1,2) | | | P6 | | 6-3 2B | | | SH1-4 1B | | 4 | 0 | 2 | 0 | 0 | 0 | 0 | | | | | | | | | |
| Hank Aguirre, R Larry Sherry, R OBP: 0.500, SLG: 0.500 (8,1) | | | | BB | P1 | | SH1-4 1-2 | | | 1 | 0 | 0 | 0 | 1 | 0 | 1 | | | | | | | | | |
| | | | | | | | | | | 0 | 0 | 0 | 0 | 0 | 0 | 0 | | | | | | | | | |
| Inning Stats | R: 0 E: 0 K: 0 S: 3 | H: 0 LOB: 0 BB: 0 P: 3 | R: 0 E: 0 K: 0 S: 3 | H: 1 LOB: 0 BB: 0 P: 3 | R: 0 E: 0 K: 1 S: 5 | H: 0 LOB: 1 BB: 1 P: 9 | R: 0 E: 0 K: 1 S: 7 | H: 2 LOB: 3 BB: 1 P: 11 | R: 0 E: 0 K: 0 S: 4 | H: 1 LOB: 1 BB: 0 P: 4 | R: 0 E: 0 K: 0 S: 3 | H: 0 LOB: 0 BB: 0 P: 3 | R: 1 E: 0 K: 0 S: 5 | H: 2 LOB: 1 BB: 0 P: 5 | R: 0 E: 0 K: 0 S: 4 | H: 1 LOB: 1 BB: 0 P: 4 | R: 0 E: 0 K: 0 S: 3 | H: 0 LOB: 0 BB: 0 P: 3 | 1B: 5 2B: 1 3B: 0 HR: 1 | SF: 0 SAC: 1 DP: 1 HBP: 0 | WP: 0 PB: 0 SB: 0 CS: 0 | PA: 35 | | | |
| PITCHER Marcelino Lopez, L ERA: 3.38 (1,1) | IP: 9.0 WLS: L BF: 35 | H: 7 R: 1 ER: 1 SO: 2 | BB: 2 IBB: 0 HBP: 0 BLK: 0 | WP: 0 HR: 1 S: 37 P: 45 | ERA: 1.00 WHIP: 1.000 | | | | | | | | | | | | | | | | | | | | |

Detroit Tigers @ California Angels
Anaheim Stadium, Anaheim, CA
Fri Jun 03 1966, 10:05 PM EDT
Att: 19,321 - Unknown


AB 32
R 1
H 7
RBI 1
BB 2
SO 2
LOB 14

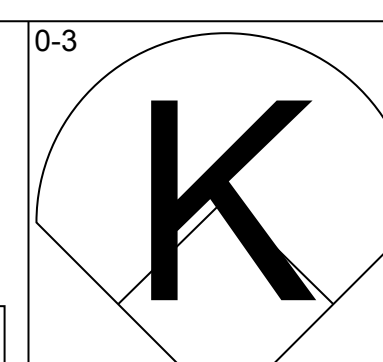
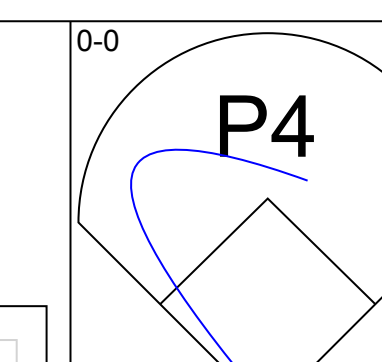
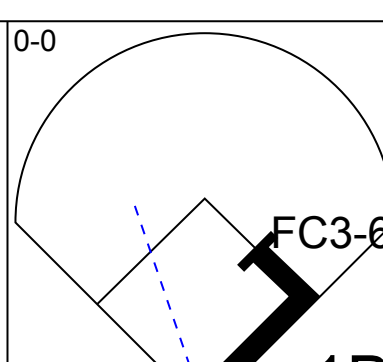
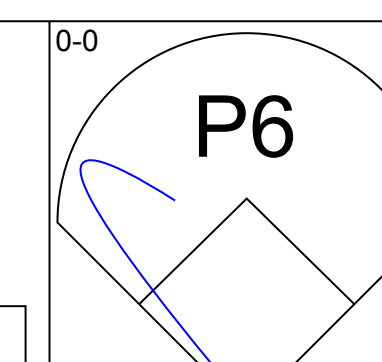
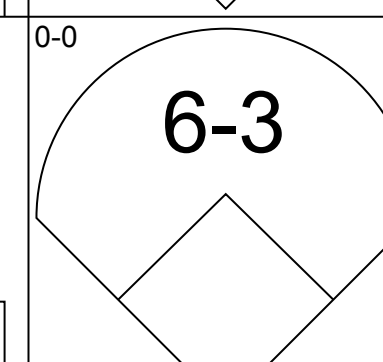
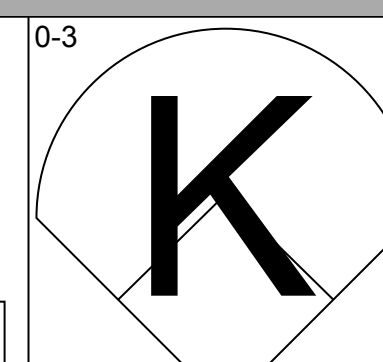
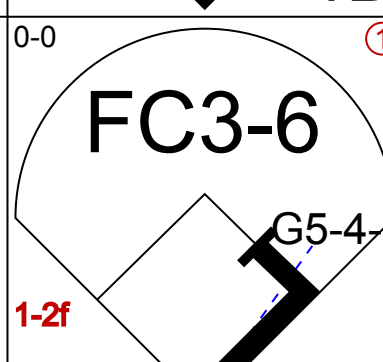
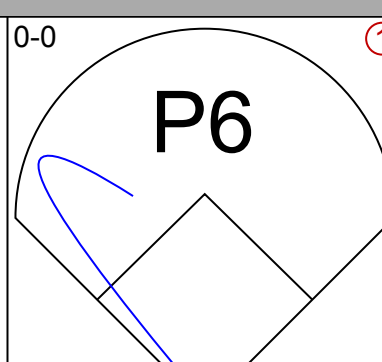
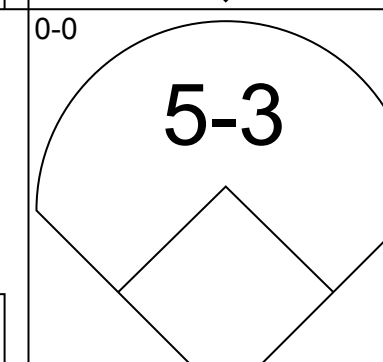
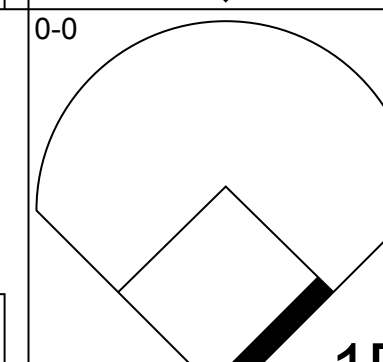
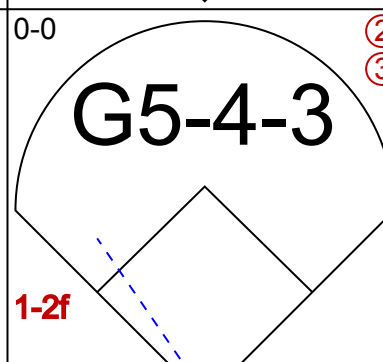
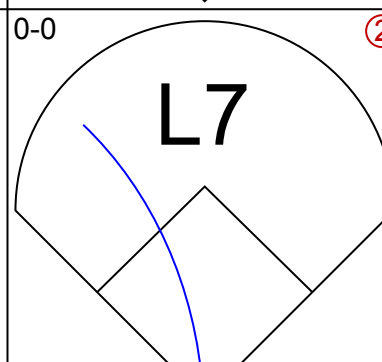
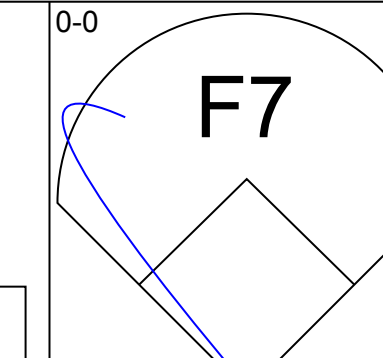
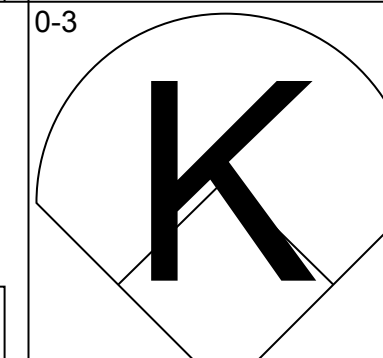
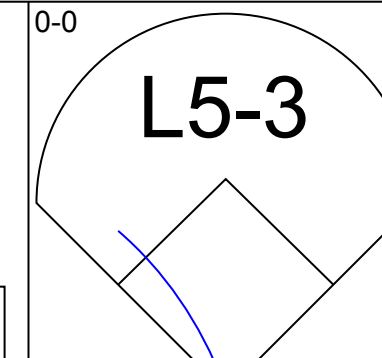
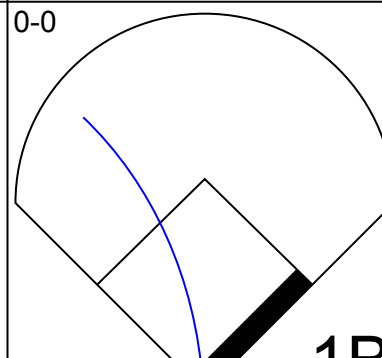
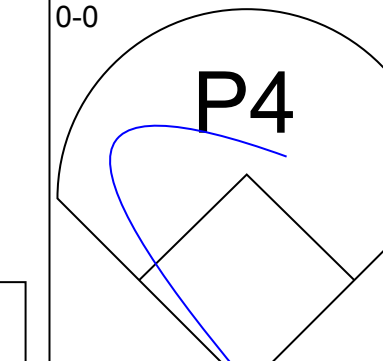
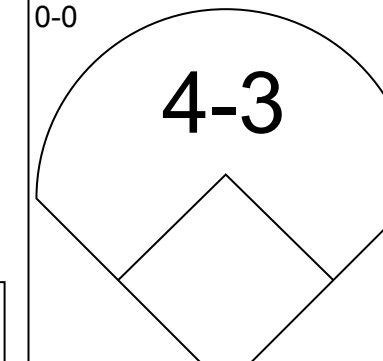
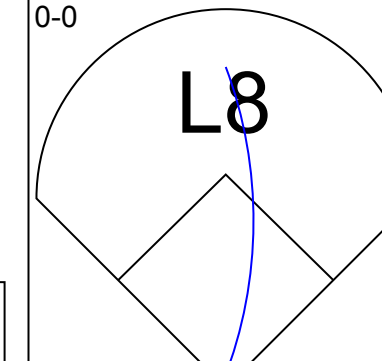
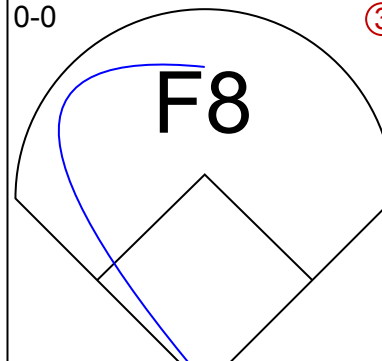
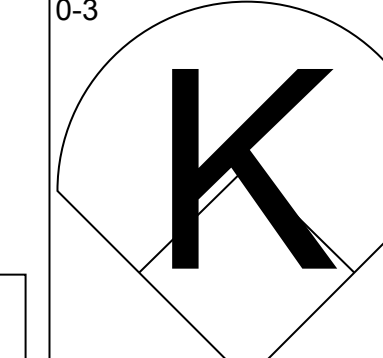
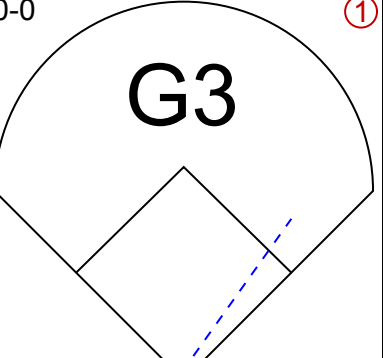
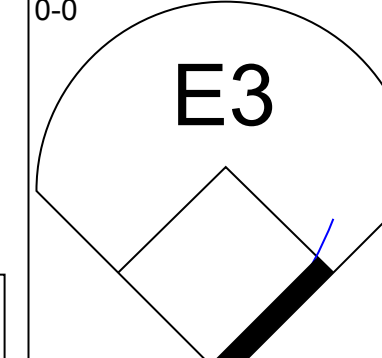
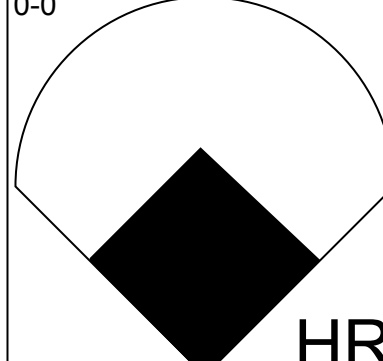
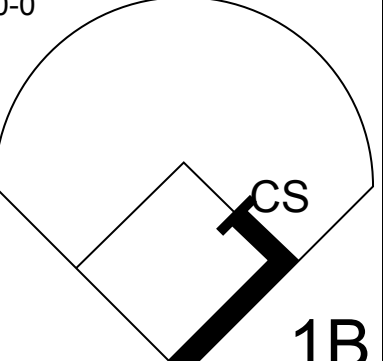
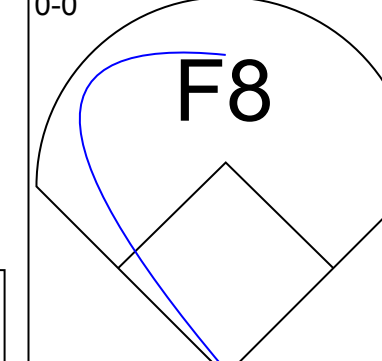
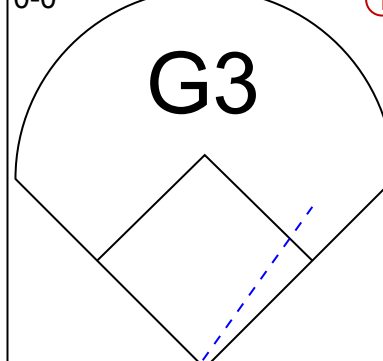
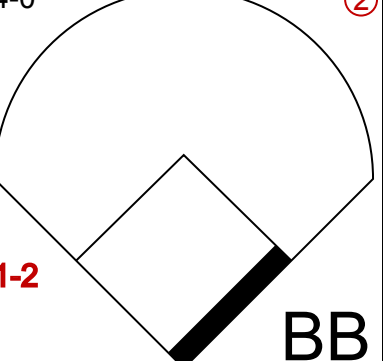
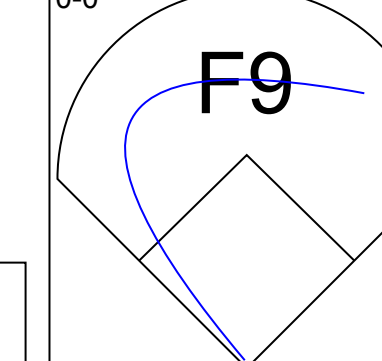


| Batter | 1 | 2 | 3 | 4 | 5 | 6 | 7 | 8 | 9 | AB | R | H | RBI | BB | SO | LOB | BOTTOM | | | | | | | | |
|--|-------------------------------|----------------------------------|-------------------------------------|----------------------------------|------------------------------|---------------------------------|------------------------------|---------------------------------|------------------------------|---------------------------------|------------------------------|---------------------------------|------------------------------|---------------------------------|------------------------------|---------------------------------|------------------------------|---------------------------------|----------------------------------|------------------------------------|----------------------------------|--------|--|--|--|
| Jose Cardenal, R OBP: 0.310, SLG: 0.392 (1,8) | FC5-4 BB | | FC6-4 4-3 | | E S 1B | | | F8 | | 3 | 0 | 1 | 0 | 1 | 0 | 1 | | | | | | | | | |
| Jim Fregosi, R OBP: 0.305, SLG: 0.301 (1,6) | FC5-4 1-2 BB | | 4-3 | | FC6-4 BB | | | G6-4-3 1B | | 2 | 0 | 1 | 0 | 2 | 0 | 1 | | | | | | | | | |
| Rick Reichardt, R OBP: 0.383, SLG: 0.541 (1,7) | FC5-4 G6-4-3 1-2 2-3 | | P4 | | FC6-4 1-2 | | | G6-4-3 1-2 | | 4 | 0 | 0 | 0 | 0 | 0 | 6 | | | | | | | | | |
| Joe Adcock, R OBP: 0.304, SLG: 0.500 (1,3) | G6-4-3 1-2 | | | E5 4-3 1B | | | F7 | | 6-3 | 4 | 0 | 1 | 0 | 0 | 0 | 2 | | | | | | | | | |
| Bobby Knoop, R OBP: 0.293, SLG: 0.474 (1,4) | | | | 4-3 | | | F8 | | 5-3 | 4 | 0 | 1 | 0 | 0 | 0 | 1 | | | | | | | | | |
| Jackie Warner, R OBP: 0.300, SLG: 0.469 (1,9) | | | | | F7 | | | | 4-3 | 3 | 0 | 0 | 0 | 0 | 1 | 2 | | | | | | | | | |
| Norm Siebern, L OBP: 0.419, SLG: 0.417 (9, FH) | | | | | F7 | | K | | | 1 | 0 | 0 | 0 | 0 | 0 | 0 | | | | | | | | | |
| Paul Schaal, R OBP: 0.355, SLG: 0.352 (1,5) | | | | | 6-3 | | | F7 | | 3 | 0 | 0 | 0 | 0 | 0 | 2 | | | | | | | | | |
| Buck Rodgers, S OBP: 0.256, SLG: 0.353 (1,2) | | | | | | | F7 | | F2 | 3 | 0 | 0 | 0 | 0 | 0 | 1 | | | | | | | | | |
| Marcelino Lopez, R OBP: 0.227, SLG: 0.238 (1,1) | | | | | 4-3 | | 1-3 | | | 3 | 0 | 1 | 0 | 0 | 0 | 0 | | | | | | | | | |
| Inning Stats | R: 0 E: 0 K: 0 S: 2 | H: 0 LOB: 1 BB: 2 P: 10 | R: 0 E: 0 K: 0 S: 4 | H: 1 LOB: 1 BB: 0 P: 4 | R: 0 E: 0 K: 0 S: 4 | H: 1 LOB: 1 BB: 0 P: 4 | R: 0 E: 1 K: 0 S: 4 | H: 1 LOB: 1 BB: 0 P: 4 | R: 0 E: 0 K: 0 S: 4 | H: 1 LOB: 2 BB: 1 P: 8 | R: 0 E: 0 K: 1 S: 5 | H: 0 LOB: 0 BB: 0 P: 5 | R: 0 E: 0 K: 0 S: 3 | H: 0 LOB: 0 BB: 0 P: 3 | R: 0 E: 0 K: 0 S: 3 | H: 1 LOB: 0 BB: 0 P: 3 | R: 0 E: 0 K: 0 S: 3 | H: 0 LOB: 0 BB: 0 P: 3 | 1B: 4 2B: 1 3B: 0 HR: 0 | SF: 0 SAC: 0 DP: 2 HBP: 0 | WP: 0 PB: 0 SB: 1 CS: 0 | PA: 33 | | | |
| PITCHER Hank Aguirre, L ERA: 2.37 Larry Sherry, R ERA: 2.51 (8,1) | IP: 7.0 WLS: W BF: 27 | H: 4 R: 0 ER: 0 SO: 1 | BB: 3 IBB: 0 HBP: 0 BLK: 0 | WP: 0 HR: 0 S: 26 P: 38 | ERA: 0.00 WHIP: 1.000 | | | | | | | | | | | | | | | | | | | | |

Detroit Tigers @ California Angels
Anaheim Stadium, Anaheim, CA
Fri Jun 03 1966, 10:05 PM EDT
Att: 19,321 - Unknown


AB 30
R 0
H 5
RBI 0
BB 3
SO 1
LOB 16

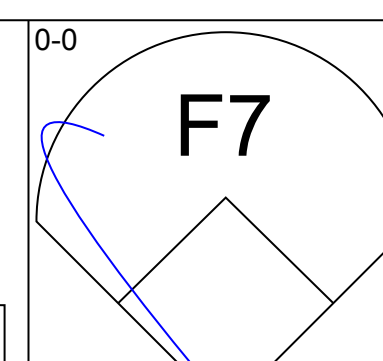
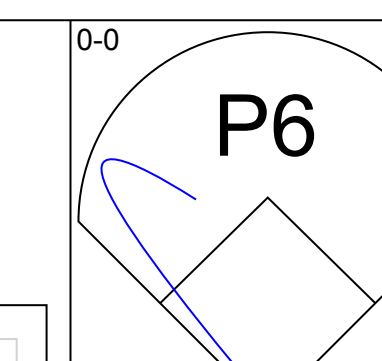
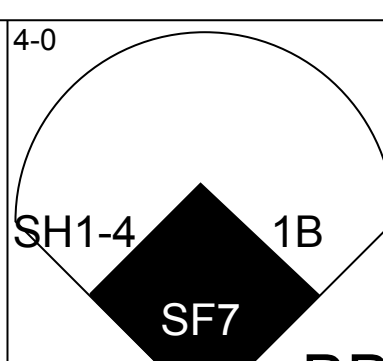
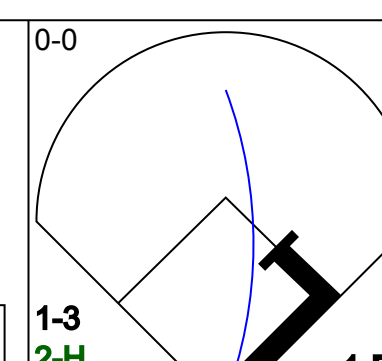
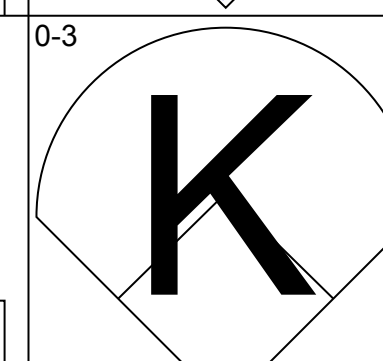
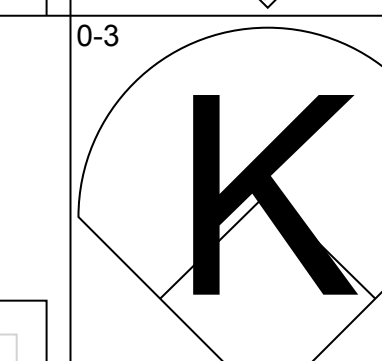
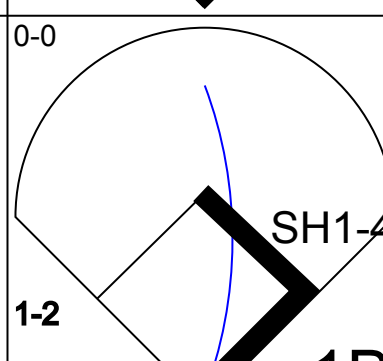
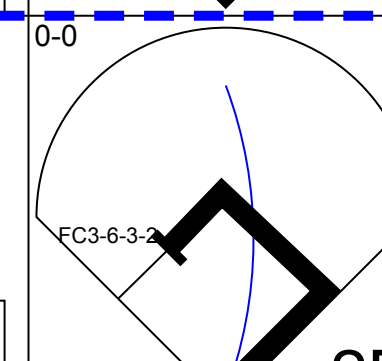
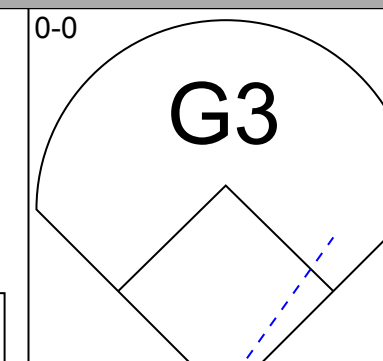
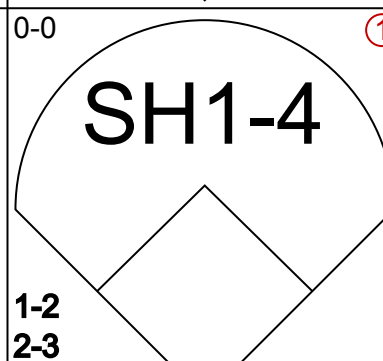
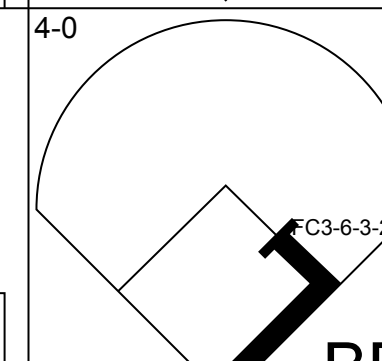
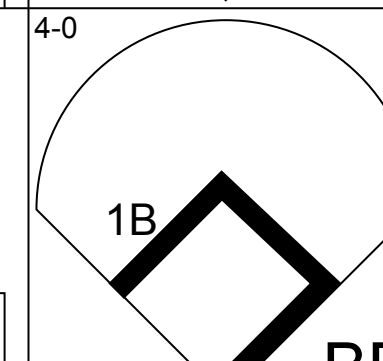
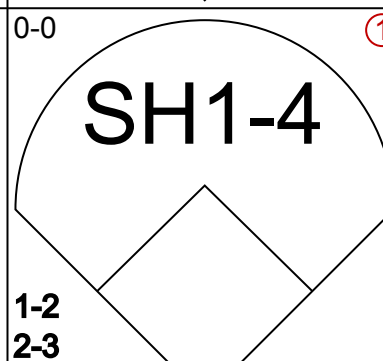
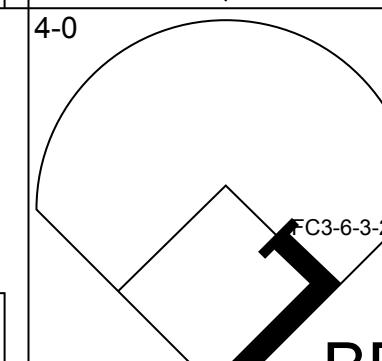

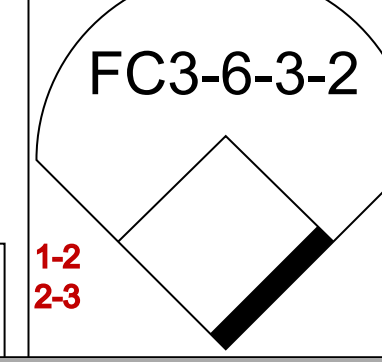
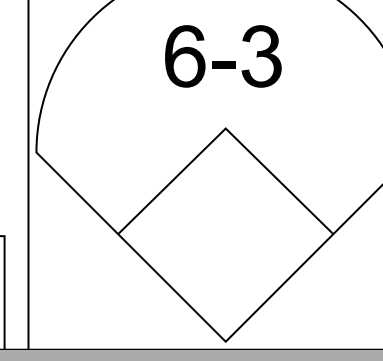
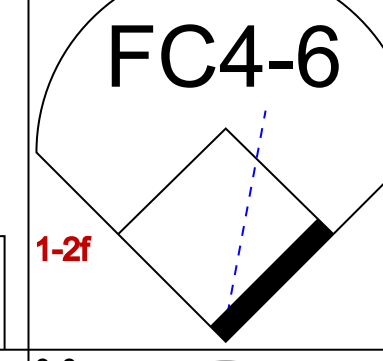
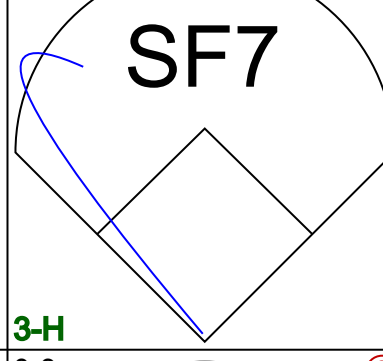
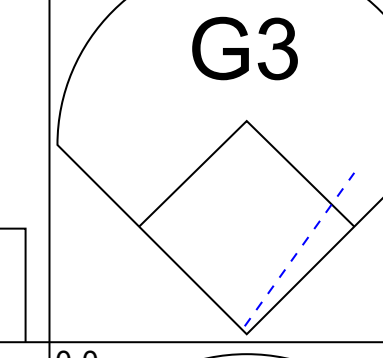
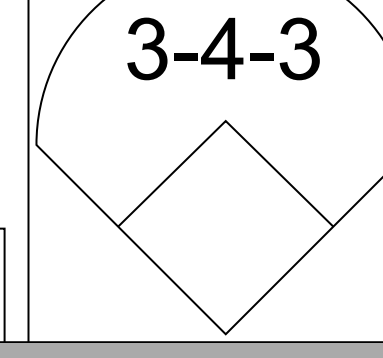

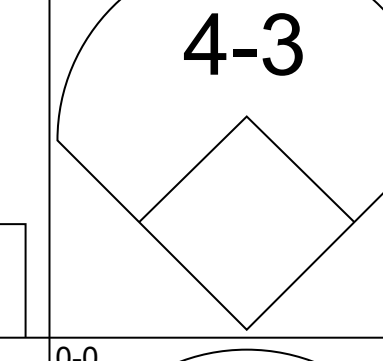
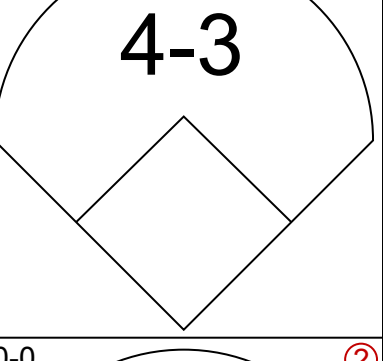
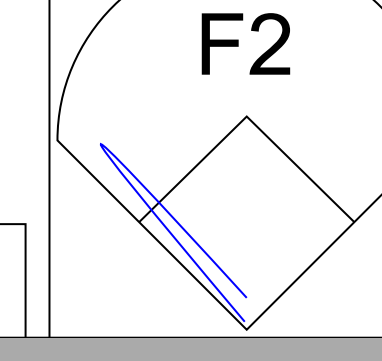
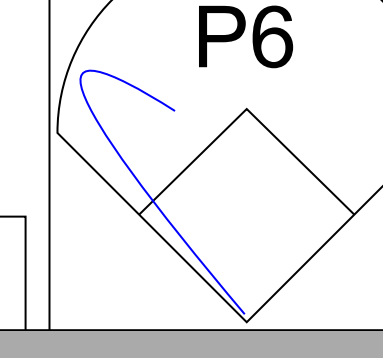
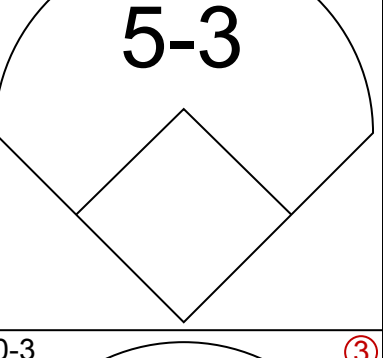
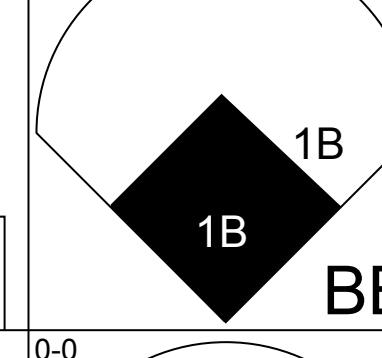
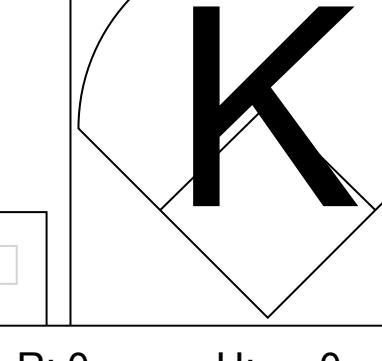

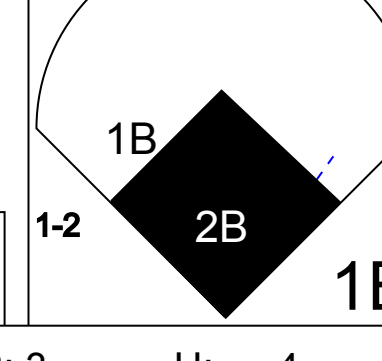


| Batter | 1 | 2 | 3 | 4 | 5 | 6 | 7 | 8 | 9 | AB | R | H | RBI | BB | SO | LOB | TOP | | | |
|---|--|---|--|---|---|---|---|--|---|---------------------------------|------------------------------|---------------------------------|------------------------------|---------------------------------|------------------------------|---------------------------------|----------------------------------|------------------------------------|----------------------------------|--------|
| Don Wert, R OBP: 0.356, SLG: 0.359 (1, 5) |  | |  | | |  | |  | | 4 | 0 | 1 | 0 | 0 | 1 | 0 | | | | |
| Jerry Lumpe, L OBP: 0.326, SLG: 0.350 (1, 4) |  | | |  | |  | | |  | 4 | 0 | 0 | 0 | 0 | 1 | 1 | | | | |
| Don Demeter, R OBP: 0.223, SLG: 0.352 (1, 3) |  | | | |  | |  | |  | 4 | 0 | 1 | 0 | 0 | 0 | 1 | | | | |
| Al Kaline, R OBP: 0.394, SLG: 0.485 (1, 8) | |  | |  | | |  | |  | 4 | 0 | 1 | 0 | 0 | 1 | 1 | | | | |
| Willie Horton, R OBP: 0.270, SLG: 0.308 (1, 7) | |  | |  | | |  | |  | 4 | 0 | 0 | 0 | 0 | 0 | 2 | | | | |
| Jim Northrup, L OBP: 0.324, SLG: 0.432 (1, 9) |  | | | |  | |  | | | 3 | 0 | 0 | 0 | 0 | 1 | 0 | | | | |
| Bill Freehan, R OBP: 0.301, SLG: 0.420 (1, 2) | | |  | |  | |  | | | 3 | 1 | 2 | 1 | 0 | 0 | 1 | | | | |
| Dick McAuliffe, L OBP: 0.390, SLG: 0.492 (8, PH) | | |  | |  | | |  | | 1 | 0 | 0 | 0 | 1 | 0 | 0 | | | | |
| Orlando McFarlane, R OBP: 0.316, SLG: 0.417 (8, 6) | | | | | | | | | | 1 | 0 | 0 | 0 | 0 | 0 | 0 | | | | |
| Ray Cyster, R OBP: 0.447, SLG: 0.459 (8, 6) | | | | | | | | | | 0 | 0 | 0 | 0 | 0 | 0 | 0 | | | | |
| Denny McLain, R OBP: 0.258, SLG: 0.233 (1, 1) | | | | | | | | | | 2 | 0 | 0 | 0 | 0 | 1 | 1 | | | | |
| Orlando Pena, R OBP: 0.250, SLG: 0.250 (8, PH) | | | | | | | | | | 0 | 0 | 0 | 0 | 0 | 0 | 0 | | | | |
| Jake Wood, R OBP: 0.324, SLG: 0.333 (8, PH) | | | | | | | | | | 1 | 0 | 0 | 0 | 0 | 0 | 0 | | | | |
| Fred Gladding, L OBP: 0.324, SLG: 0.333 (8, 1) | | | | | | | | | | 0 | 0 | 0 | 0 | 0 | 0 | 0 | | | | |
| Inning Stats | R: 0 E: 0 K: 1 S: 5 | H: 0 LOB: 0 BB: 0 P: 5 | R: 0 E: 0 K: 0 S: 3 | H: 0 LOB: 0 BB: 0 P: 3 | R: 1 E: 0 K: 0 S: 4 | H: 1 LOB: 0 BB: 0 P: 4 | R: 0 E: 0 K: 2 S: 8 | H: 1 LOB: 1 BB: 0 P: 8 | R: 0 E: 0 K: 1 S: 5 | H: 1 LOB: 1 BB: 1 P: 9 | R: 0 E: 0 K: 0 S: 3 | H: 0 LOB: 1 BB: 0 P: 4 | R: 0 E: 0 K: 0 S: 3 | H: 0 LOB: 0 BB: 0 P: 3 | R: 0 E: 0 K: 0 S: 4 | H: 1 LOB: 1 BB: 0 P: 4 | 1B: 4 2B: 0 3B: 0 HR: 1 | SF: 0 SAC: 0 DP: 1 HBP: 0 | WP: 0 PB: 0 SB: 0 CS: 1 | PA: 32 |
| PITCHER George Brunet, L ERA: 3.28 (1, 1) | IP: 9.0 WLS: W BF: 32 H: 5 R: 1 ER: 1 SO: 5 BB: 1 IBB: 0 HBP: 0 BLK: 0 WP: 0 HR: 1 S: 41 P: 45 ERA: 1.00 WHIP: 0.667 | | | | | | | | | | | | | | | | | | | |

Detroit Tigers @ California Angels
Anaheim Stadium, Anaheim, CA
Sat Jun 04 1966, 6:33 AM EDT
Att: 18,118 - Unknown


| | |
|-----|----|
| AB | 31 |
| R | 1 |
| H | 5 |
| RBI | 1 |
| BB | 1 |
| SO | 5 |
| LOB | 7 |



| Batter | 1 | 2 | 3 | 4 | 5 | 6 | 7 | 8 | 9 | AB | R | H | RBI | BB | SO | LOB | BOTTOM | | | | | | | | | | | | | | |
|--|--|---|---|---|--|---|---|---|------------------------------|---------------------------------|------------------------------|----------------------------------|------------------------------|----------------------------------|------------------------------|---------------------------------|----------------------------------|------------------------------------|----------------------------------|--------|--|--|--|--|--|--|--|--|--|--|--|
| Jose Cardenal, R OBP: 0.315, SLG: 0.391 (1, 8) |  | |  | | |  |  | | | 3 | 1 | 1 | 1 | 1 | 0 | 0 | | | | | | | | | | | | | | | |
| Jim Fregosi, R OBP: 0.305, SLG: 0.311 (1, 6) |  | |  | | |  |  | | | 4 | 0 | 2 | 1 | 0 | 2 | 0 | | | | | | | | | | | | | | | |
| Willie Smith, L OBP: 0.322, SLG: 0.288 (1, 7) | | | |  | |  |  | | | 1 | 0 | 0 | 0 | 2 | 0 | 0 | | | | | | | | | | | | | | | |
| Jim Piersall, R OBP: 0.216, SLG: 0.229 (8, 7) |  | | | | |  |  | | | 0 | 0 | 0 | 0 | 0 | 0 | 0 | | | | | | | | | | | | | | | |
| Norm Siebern, L OBP: 0.430, SLG: 0.425 (1, 3) | | | | | | | | | | 3 | 0 | 2 | 0 | 1 | 0 | 2 | | | | | | | | | | | | | | | |
| Tom Satriano, L OBP: 0.412, SLG: 0.357 (9, 3) | | | | | |  |  | | | 0 | 0 | 0 | 0 | 0 | 0 | 0 | | | | | | | | | | | | | | | |
| Bobby Knoop, R OBP: 0.287, SLG: 0.467 (1, 4) |  | | |  | |  | | | | 3 | 0 | 0 | 1 | 0 | 1 | 3 | | | | | | | | | | | | | | | |
| Buck Rodgers, S OBP: 0.250, SLG: 0.344 (1, 2) | |  | |  | |  | | | | 4 | 0 | 0 | 0 | 0 | 1 | 3 | | | | | | | | | | | | | | | |
| Ed Kirkpatrick, L OBP: 0.319, SLG: 0.359 (1, 9) | |  | | |  | | |  | | 4 | 1 | 1 | 1 | 0 | 0 | 0 | | | | | | | | | | | | | | | |
| Paul Schaaf, R OBP: 0.354, SLG: 0.347 (1, 5) | |  | | |  | |  | | | 2 | 1 | 0 | 0 | 1 | 0 | 0 | | | | | | | | | | | | | | | |
| George Brunet, R OBP: 0.231, SLG: 0.462 (1, 1) | | |  | |  | |  | | | 3 | 1 | 1 | 0 | 0 | 2 | 0 | | | | | | | | | | | | | | | |
| Inning Stats | R: 0 E: 0 K: 1 S: 6 | H: 1 LOB: 2 BB: 1 P: 10 | R: 0 E: 0 K: 0 S: 3 | H: 0 LOB: 0 BB: 0 P: 3 | R: 0 E: 0 K: 2 S: 7 | H: 0 LOB: 0 BB: 0 P: 7 | R: 0 E: 0 K: 0 S: 4 | H: 1 LOB: 1 BB: 0 P: 4 | R: 0 E: 0 K: 1 S: 5 | H: 0 LOB: 0 BB: 0 P: 5 | R: 1 E: 0 K: 0 S: 6 | H: 1 LOB: 2 BB: 2 P: 14 | R: 3 E: 0 K: 0 S: 5 | H: 4 LOB: 1 BB: 2 P: 13 | R: 0 E: 0 K: 1 S: 5 | H: 0 LOB: 0 BB: 0 P: 5 | 1B: 5 2B: 2 3B: 0 HR: 1 | SF: 1 SAC: 1 DP: 1 HBP: 0 | WP: 0 PB: 0 SB: 0 CS: 0 | PA: 34 | | | | | | | | | | | |
| PITCHER Denny McLain, R ERA: 3.14 (1, 1) | IP: 6.1 WLS: L BF: 28 H: 6 R: 4 ER: 4 SO: 5 BB: 3 IBB: 1 HBP: 0 BLK: 0 WP: 0 HR: 1 S: 34 P: 50 ERA: 5.68 WHIP: 1.421 | | | | | | | | | | | | | | | | | | | | | | | | | | | | | | |
| Orlando Pena, R ERA: 2.39 (7, 1) | 0.2 | 3 | 1 | 0 | 0 | 0 | 1 | 0 | 0 | 0 | 0 | 2 | 6 | 0.00 | 3.000 | | | | | | | | | | | | | | | | |
| Fred Gladding, R ERA: 4.98 (8, 1) | 1.0 | 3 | 0 | 0 | 0 | 1 | 0 | 0 | 0 | 0 | 0 | 5 | 5 | 0.00 | 0.000 | | | | | | | | | | | | | | | | |

Detroit Tigers @ California Angels
Anaheim Stadium, Anaheim, CA
Sat Jun 04 1966, 6:33 AM EDT
Att: 18,118 - Unknown

| | |
|-----|----|
| AB | 27 |
| R | 4 |
| H | 7 |
| RBI | 4 |
| BB | 5 |
| SO | 6 |
| LOB | 8 |



| Batter | 1 | 2 | 3 | 4 | 5 | 6 | 7 | 8 | 9 | AB | R | H | RBI | BB | SO | LOB | TOP | | | | | | | | | | |
|---|------------------------------|---------------------------------|------------------------------|----------------------------------|------------------------------|---------------------------------|------------------------------|---------------------------------|------------------------------|---------------------------------|------------------------------|---------------------------------|------------------------------|---------------------------------|------------------------------|----------------------------------|---|------------------------------------|----------------------------------|--------|--|--|--|--|--|--|--|
| Dick McAuliffe, L (1,6) OBP: 0.393, SLG: 0.480 | 4-3 | G6-4-3 | | | K | | | G1-6-3 | | 4 | 0 | 1 | 0 | 0 | 1 | 3 | Detroit Tigers @ California Angels Anaheim Stadium, Anaheim, CA Sun Jun 05 1966, 6:38 AM EDT Att: 26,008 - Unknown | | | | | | | | | | |
| Jerry Lumpe, L (1,4) OBP: 0.328, SLG: 0.361 Dick Tracewski, R (8,4) OBP: 0.167, SLG: 0.091 | L6 | | 3-1 | | | | CS | P4 | | 4 | 0 | 1 | 0 | 0 | 0 | 1 | | | | | | | | | | | |
| Norm Cash, L (1,3) OBP: 0.316, SLG: 0.472 | K2-3 | | G3 | | | | K | G1-6-3 | | 4 | 0 | 0 | 0 | 0 | 2 | 2 | | | | | | | | | | | |
| Al Kaline, R (1,8) OBP: 0.384, SLG: 0.469 Don Demeter, R (9,8) OBP: 0.223, SLG: 0.352 | | 1B | L6-3 | | | | F8 | | F7 | 4 | 1 | 1 | 0 | 0 | 0 | 0 | | | | | | | | | | | |
| Jim Northrup, L (1,9) OBP: 0.342, SLG: 0.431 | | 1B | | | 4-3 | | | | 1B | 3 | 3 | 2 | 0 | 1 | 0 | 0 | | | | | | | | | | | |
| Willie Horton, R (1,7) OBP: 0.282, SLG: 0.313 | | 1B | | | 5-3 | | | F3 | 1B | 3 | 0 | 1 | 0 | 1 | 0 | 1 | | | | | | | | | | | |
| Bill Freehan, R (1,2) OBP: 0.311, SLG: 0.430 | | 1B | | | F8 | | | 4-3 | SH1-4 | 3 | 0 | 1 | 2 | 0 | 0 | 3 | | | | | | | | | | | |
| Don Wert, R (1,5) OBP: 0.362, SLG: 0.374 | | E8 | | | L1 | | | 4-3 | SH1-4 | 3 | 0 | 1 | 2 | 1 | 0 | 1 | | | | | | | | | | | |
| Joe Sparma, R (1,1) OBP: 0.267, SLG: 0.333 Orlando Pena, R (6,1) OBP: 0.167, SLG: 0.167 | | 1B | | | 4-3 | | | K | FC6-4 | 2 | 0 | 1 | 0 | 0 | 0 | 0 | | | | | | | | | | | |
| | | 1B | | | | | | | FC6-4 | 2 | 0 | 0 | 0 | 0 | 1 | 3 | | | | | | | | | | | |
| Inning Stats | R: 0 E: 0 K: 1 S: 5 | H: 0 LOB: 0 BB: 0 P: 5 | R: 2 E: 1 K: 0 S: 6 | H: 4 LOB: 2 BB: 1 P: 10 | R: 0 E: 0 K: 0 S: 3 | H: 0 LOB: 0 BB: 0 P: 3 | R: 0 E: 0 K: 0 S: 3 | H: 0 LOB: 0 BB: 0 P: 3 | R: 0 E: 0 K: 1 S: 5 | H: 1 LOB: 0 BB: 0 P: 5 | R: 1 E: 0 K: 1 S: 7 | H: 2 LOB: 1 BB: 0 P: 7 | R: 0 E: 0 K: 0 S: 3 | H: 1 LOB: 0 BB: 0 P: 3 | R: 1 E: 0 K: 0 S: 4 | H: 1 LOB: 2 BB: 2 P: 12 | 1B: 8 2B: 1 3B: 0 HR: 0 | SF: 0 SAC: 1 DP: 2 HBP: 0 | WP: 0 PB: 0 SB: 0 CS: 1 | PA: 36 | | | | | | | |
| PITCHER | IP | WLS | BF | H | R | ER | SO | BB | IBB | HBP | BLK | WP | HR | S | P | ERA | WHIP | | | | | | | | | | |
| Howie Reed, R (1,1) ERA: 2.31 | 6.1 | L | 25 | 7 | 3 | 3 | 3 | 1 | 0 | 0 | 0 | 0 | 0 | 30 | 34 | 4.26 | 1.263 | | | | | | | | | | |
| Minnie Rojas, R (7,1) ERA: 2.69 | 2.2 | | 11 | 2 | 1 | 1 | 1 | 1 | 1 | 0 | 0 | 0 | 0 | 11 | 19 | 3.38 | 1.125 | | | | | | | | | | |

| Batter | 1 | 2 | 3 | 4 | 5 | 6 | 7 | 8 | 9 | AB | R | H | RBI | BB | SO | LOB | BOTTOM | | | | | | | | | | |
|---|------------------------------|---------------------------------|------------------------------|----------------------------------|------------------------------|----------------------------------|------------------------------|---------------------------------|------------------------------|---------------------------------|------------------------------|---------------------------------|------------------------------|---------------------------------|------------------------------|---------------------------------|---|---------------------------------|----------------------------------|------------------------------------|----------------------------------|--------|--|--|--|--|--|
| Jim Fregosi, R (1,6) OBP: 0.311, SLG: 0.315 | WP | | BB | | F8 | | | F8 | | 3 | 0 | 1 | 0 | 1 | 0 | 1 | Detroit Tigers @ California Angels Anaheim Stadium, Anaheim, CA Sun Jun 05 1966, 6:38 AM EDT Att: 26,008 - Unknown | | | | | | | | | | |
| Willie Smith, L (1,7) OBP: 0.297, SLG: 0.263 | L9 | | F9 | | P3 | | | P6 | | 4 | 0 | 0 | 0 | 0 | 0 | 3 | | | | | | | | | | | |
| Rick Reichardt, R (1,8) OBP: 0.382, SLG: 0.533 | K | | K | | 5-3 | | | 1-3 | | 4 | 0 | 0 | 0 | 0 | 2 | 2 | | | | | | | | | | | |
| Joe Adcock, R (1,3) OBP: 0.313, SLG: 0.533 | 6-3 | | BB | | | | | 6-3 | | 3 | 1 | 1 | 1 | 1 | 0 | 1 | | | | | | | | | | | |
| Bobby Knoop, R (1,4) OBP: 0.290, SLG: 0.473 | | BB | K | | | | | 6-3 | | 2 | 0 | 0 | 0 | 2 | 1 | 2 | | | | | | | | | | | |
| Ed Kirkpatrick, L (1,9) OBP: 0.324, SLG: 0.353 | K | | | | P4 | | | 6-3 | | 4 | 0 | 1 | 0 | 0 | 1 | 2 | | | | | | | | | | | |
| Tom Satriano, L (1,2) OBP: 0.405, SLG: 0.355 Minnie Rojas, R (7,1) OBP: 0.324, SLG: 0.303 | F8 | | G5-4-3 | | 1B | | | 4-3 | | 3 | 0 | 1 | 0 | 0 | 0 | 2 | | | | | | | | | | | |
| Frank Malzone, R (9, PH) OBP: 0.324, SLG: 0.303 | | | 1B | | | | | | | 1 | 0 | 0 | 0 | 0 | 0 | 0 | | | | | | | | | | | |
| Paul Schaal, R (1,5) OBP: 0.352, SLG: 0.349 Norm Siebern, L (9, PH) OBP: 0.421, SLG: 0.418 | | | 1B | | G5-4-3 | | | 1-3 | | 2 | 0 | 0 | 0 | 1 | 0 | 2 | | | | | | | | | | | |
| Howie Reed, R (1,1) Buck Rodgers, S (7,2) OBP: 0.254, SLG: 0.346 | | BB | | | 1-2 | | | F2 | | 1 | 0 | 0 | 0 | 0 | 0 | 0 | | | | | | | | | | | |
| | | BB | | | 2-3 | | | | | 2 | 0 | 0 | 0 | 0 | 1 | 3 | | | | | | | | | | | |
| Inning Stats | R: 0 E: 0 K: 1 S: 6 | H: 1 LOB: 1 BB: 0 P: 6 | R: 0 E: 0 K: 1 S: 5 | H: 0 LOB: 2 BB: 2 P: 13 | R: 0 E: 0 K: 2 S: 7 | H: 0 LOB: 2 BB: 2 P: 15 | R: 0 E: 0 K: 1 S: 6 | H: 2 LOB: 1 BB: 0 P: 6 | R: 0 E: 0 K: 0 S: 3 | H: 0 LOB: 0 BB: 0 P: 3 | R: 1 E: 0 K: 0 S: 3 | H: 1 LOB: 0 BB: 1 P: 7 | R: 0 E: 0 K: 0 S: 4 | H: 1 LOB: 1 BB: 0 P: 4 | R: 0 E: 0 K: 0 S: 3 | H: 0 LOB: 0 BB: 0 P: 3 | R: 0 E: 0 K: 0 S: 3 | H: 0 LOB: 0 BB: 0 P: 3 | 1B: 3 2B: 1 3B: 0 HR: 1 | SF: 0 SAC: 0 DP: 1 HBP: 0 | WP: 1 PB: 0 SB: 0 CS: 1 | PA: 35 | | | | | |
| PITCHER | IP | WLS | BF | H | R | ER | SO | BB | IBB | HBP | BLK | WP | HR | S | P | ERA | WHIP | | | | | | | | | | |
| Joe Sparma, R (1,1) ERA: 4.89 | 5.0 | W | 23 | 4 | 1 | 1 | 5 | 5 | 0 | 0 | 0 | 0 | 0 | 28 | 48 | 1.80 | 1.800 | | | | | | | | | | |
| Orlando Pena, R (6,1) ERA: 2.13 | 4.0 | S | 12 | 1 | 0 | 0 | 0 | 0 | 0 | 0 | 0 | 0 | 0 | 12 | 12 | 0.00 | 0.250 | | | | | | | | | | |

| Batter | 1 | 2 | 3 | 4 | 5 | 6 | 7 | 8 | 9 | 10 | 11 | AB | R | H | RBI | BB | SO | LOB | TOP | | | | | | | |
|---|------------------------------|---------------------------------|------------------------------|---------------------------------|------------------------------|---------------------------------|------------------------------|---------------------------------|------------------------------|---------------------------------|------------------------------|---------------------------------|------------------------------|---------------------------------|------------------------------|---------------------------------|------------------------------|---------------------------------|------------------------------|----------------------------------|----------------------------------|------------------------------------|----------------------------------|--------|--|--|
| Rico Petrocelli, R OBP: 0.287, SLG: 0.418 (1, 5) | L5 | | P3 | | P6 | | | F7 | | P4 | | 5 | 0 | 0 | 0 | 0 | 0 | 2 | | | | | | | | |
| Jim Gosger, L OBP: 0.333, SLG: 0.438 (1, 8) | CS 1B | | HR | | K | | | HR | | G3 | | 5 | 2 | 3 | 3 | 0 | 1 | 1 | | | | | | | | |
| Carl Yastrzemski, L OBP: 0.307, SLG: 0.458 (1, 7) | K | | K | | | | | 1B | | | | 4 | 0 | 1 | 0 | 1 | 2 | 1 | | | | | | | | |
| George Scott, R OBP: 0.352, SLG: 0.560 (1, 3) | | WP 1B | | | 5-3 | | | K | | K | | 5 | 0 | 1 | 0 | 0 | 2 | 2 | | | | | | | | |
| Joe Foy, R OBP: 0.344, SLG: 0.362 (1, 6) | | K | | | 4-3 | | | G6-4-3 | | F9 | | 4 | 0 | 0 | 0 | 0 | 1 | 3 | | | | | | | | |
| Tony Conigliaro, R OBP: 0.238, SLG: 0.444 (1, 9) | | F5 | | | | | | F7 | | K | | 4 | 1 | 1 | 1 | 1 | 1 | 1 | | | | | | | | |
| George Smith, R OBP: 0.285, SLG: 0.372 (1, 4) | | 5-3 | | | F7 | | | 1B | | 5-3 | | 5 | 0 | 1 | 0 | 0 | 1 | 3 | | | | | | | | |
| Mike Ryan, R OBP: 0.227, SLG: 0.254 (1, 2) | | | E5 HR | | 1-3 | | | P5 | | K | | 4 | 1 | 0 | 0 | 0 | 1 | 1 | | | | | | | | |
| Earl Wilson, R OBP: 0.343, SLG: 0.467 (1, 1) | | | K | | E6 | | | F8 | | | | 0 | 0 | 0 | 0 | 0 | 0 | 0 | | | | | | | | |
| Lenny Green, L OBP: 0.314, SLG: 0.293 (10, PH) | | | | | | | | | | K | | 1 | 0 | 0 | 0 | 0 | 1 | 0 | | | | | | | | |
| Don McMahon, R (10, 1) | | | | | | | | | | | | 0 | 0 | 0 | 0 | 0 | 0 | 0 | | | | | | | | |
| Inning Stats | R: 0 E: 0 K: 1 S: 5 | H: 1 LOB: 1 BB: 0 P: 5 | R: 0 E: 0 K: 1 S: 6 | H: 1 LOB: 1 BB: 0 P: 6 | R: 2 E: 1 K: 2 S: 9 | H: 1 LOB: 0 BB: 0 P: 9 | R: 1 E: 0 K: 0 S: 4 | H: 1 LOB: 0 BB: 0 P: 4 | R: 0 E: 0 K: 1 S: 6 | H: 0 LOB: 1 BB: 0 P: 6 | R: 0 E: 0 K: 2 S: 4 | H: 1 LOB: 1 BB: 0 P: 4 | R: 1 E: 0 K: 1 S: 7 | H: 2 LOB: 1 BB: 0 P: 7 | R: 0 E: 0 K: 2 S: 7 | H: 0 LOB: 0 BB: 0 P: 7 | R: 0 E: 0 K: 1 S: 5 | H: 0 LOB: 2 BB: 1 P: 5 | R: 0 E: 0 K: 2 S: 7 | H: 0 LOB: 2 BB: 1 P: 12 | 1B: 4 2B: 1 3B: 0 HR: 3 | SF: 0 SAC: 0 DP: 2 HBP: 1 | WP: 1 PB: 0 SB: 0 CS: 1 | PA: 43 | | |
| PITCHER | IP 10.0 | WLS 10 | BF 38 | H 7 | R 4 | ER 2 | SO 9 | BB 1 | IBB 0 | HBP 0 | BLK 0 | WP 1 | HR 3 | S 55 | P 59 | ERA 1.80 | WHIP 0.800 | | | | | | | | | |
| Denny McLain, R ERA: 3.0 (1, 1) | | | | | | | | | | | | | | | | | | | | | | | | | | |
| Larry Sherry, R ERA: 2.37 (11, 1) | 1.0 | W | 5 | 0 | 0 | 0 | 2 | 1 | 0 | 1 | 0 | 0 | 0 | 7 | 12 | 0.00 | 1.000 | | | | | | | | | |

Boston Red Sox @ Detroit Tigers
Tiger Stadium, Detroit, MI
Wed Jun 08 1966, 7:05 PM EDT
Att: 9,254 - Unknown

AB 37
R 4
H 7
RBI 4
BB 2
SO 10
LOB 14



| Batter | 1 | 2 | 3 | 4 | 5 | 6 | 7 | 8 | 9 | 10 | 11 | AB | R | H | RBI | BB | SO | LOB | BOTTOM | | | | | | |
|---|------------------------------|----------------------------------|------------------------------|---------------------------------|------------------------------|---------------------------------|------------------------------|---------------------------------|------------------------------|---------------------------------|------------------------------|---------------------------------|------------------------------|---------------------------------|------------------------------|----------------------------------|------------------------------|----------------------------------|----------------------------------|------------------------------------|----------------------------------|--------|--|--|--|
| Dick McAuliffe, L OBP: 0.389, SLG: 0.470 (1, 6) | 1B | | E FC4-6 BB | | E3 | | | F9 | | SH1-4 | | 3 | 1 | 1 | 0 | 1 | 0 | 0 | | | | | | | |
| Jerry Lumpe, L OBP: 0.328, SLG: 0.362 (1, 4) | BB 1B | | E8 FC4-6 | | P4 | | | K | | IBB | | 4 | 0 | 1 | 0 | 1 | 1 | 2 | | | | | | | |
| Norm Cash, L OBP: 0.322, SLG: 0.464 (1, 3) | 1B | | FC4-6 | | | | | P3 | | F8 | | 4 | 1 | 1 | 1 | 1 | 0 | 3 | | | | | | | |
| Al Kaline, R OBP: 0.378, SLG: 0.497 (1, 8) | L8 | | L5 | | | | | HR | | K | | 5 | 2 | 2 | 3 | 0 | 1 | 5 | | | | | | | |
| Jim Northrup, L OBP: 0.328, SLG: 0.409 (1, 9) | K | | | | L8 | | | F7 | | G3 | | 5 | 1 | 1 | 0 | 0 | 1 | 2 | | | | | | | |
| Willie Horton, R OBP: 0.288, SLG: 0.333 (1, 7) | | 6-3 | | | F2 | | | F8 | | F8 | | 5 | 0 | 0 | 0 | 0 | 0 | 1 | | | | | | | |
| Bill Freehan, R OBP: 0.302, SLG: 0.414 (1, 2) | | P6 | | | K | | | F7 | | K | | 4 | 0 | 0 | 0 | 1 | 2 | 0 | | | | | | | |
| Don Wert, R OBP: 0.358, SLG: 0.365 (1, 5) | | P4 | | | | | | P6 | | 6-3 | | 4 | 0 | 0 | 1 | 1 | 0 | 0 | | | | | | | |
| Denny McLain, R ERA: 3.71 (1, 1) | | | | | P4 | | | K | | | | 3 | 0 | 0 | 0 | 0 | 1 | 0 | | | | | | | |
| Gates Brown, L OBP: 0.343, SLG: 0.296 (10, PH) | | | | | | | | | | SH1-4 BB | | 0 | 0 | 0 | 0 | 1 | 0 | 0 | | | | | | | |
| Larry Sherry, R OBP: 0.667, SLG: 0.667 (11, 1) | | | | | | | | | | | | 0 | 0 | 0 | 0 | 0 | 0 | 0 | | | | | | | |
| Inning Stats | R: 0 E: 0 K: 1 S: 6 | H: 2 LOB: 2 BB: 1 P: 10 | R: 0 E: 0 K: 0 S: 3 | H: 0 LOB: 0 BB: 0 P: 3 | R: 1 E: 1 K: 0 S: 4 | H: 0 LOB: 1 BB: 1 P: 8 | R: 0 E: 0 K: 1 S: 5 | H: 0 LOB: 0 BB: 0 P: 5 | R: 0 E: 0 K: 0 S: 3 | H: 0 LOB: 0 BB: 0 P: 3 | R: 1 E: 0 K: 1 S: 6 | H: 1 LOB: 0 BB: 0 P: 6 | R: 0 E: 0 K: 1 S: 5 | H: 0 LOB: 0 BB: 0 P: 5 | R: 0 E: 0 K: 1 S: 5 | H: 0 LOB: 2 BB: 2 P: 13 | R: 1 E: 1 K: 0 S: 2 | H: 1 LOB: 3 BB: 2 P: 10 | 1B: 4 2B: 0 3B: 0 HR: 2 | SF: 0 SAC: 1 DP: 0 HBP: 0 | WP: 0 PB: 0 SB: 0 CS: 0 | PA: 44 | | | |
| PITCHER | IP 9.0 | WLS 9 | BF 35 | H 5 | R 4 | ER 3 | SO 5 | BB 2 | IBB 0 | HBP 0 | BLK 0 | WP 0 | HR 2 | S 43 | P 51 | ERA 3.00 | WHIP 0.778 | | | | | | | | |
| Earl Wilson, R ERA: 3.71 (1, 1) | | | | | | | | | | | | | | | | | | | | | | | | | |
| Don McMahon, R ERA: 2.18 (10, 1) | 1.0 | L | 9 | 1 | 1 | 0 | 1 | 3 | 1 | 0 | 0 | 0 | 0 | 7 | 23 | 0.00 | 4.000 | | | | | | | | |

Boston Red Sox @ Detroit Tigers
Tiger Stadium, Detroit, MI
Wed Jun 08 1966, 7:05 PM EDT
Att: 9,254 - Unknown

AB 37
R 5
H 6
RBI 5
BB 6
SO 6
LOB 13



| Batter | 1 | 2 | 3 | 4 | 5 | 6 | 7 | 8 | 9 | AB | R | H | RBI | BB | SO | LOB | TOP |
|---|--|---------------------------------|------------------------------|---------------------------------|------------------------------|---------------------------------|------------------------------|---------------------------------|------------------------------|---------------------------------|------------------------------|----------------------------------|--|---------------------------------|----------------------------------|------------------------------------|-----------------|
| Rico Petrocelli, R (1, 5) George Thomas, R (7, 5) OBP: 0.288, SLG: 0.416 OBP: 0.279, SLG: 0.200 | 0-0 G1-6-3 WP E 1B | 0-0 F9 | | | 0-0 6-3 | | | 0-3 K | | 3 | 1 | 1 | 0 | 0 | 0 | 2 | |
| Jim Gosger, L (1, 8) OBP: 0.246, SLG: 0.439 | 4-0 G1-6-3 1-2 BB | | 0-0 FC3-5 1B | | 0-0 F9 | | | 4-0 1B BB | | 2 | 0 | 1 | 0 | 2 | 0 | 0 | |
| Carl Yastrzemski, L (1, 7) OBP: 0.355, SLG: 0.454 | 0-0 G1-6-3 1-2 2-3 | | 0-0 L8 | | 0-0 4-3 | | | 0-0 1-2 1B | | 4 | 0 | 1 | 0 | 0 | 0 | 3 | |
| Tony Conigliaro, R (1, 9) OBP: 0.288, SLG: 0.440 | 0-0 E6 3-H | | 0-0 1-2 1B | | 0-3 K | | | 0-3 K | | 4 | 0 | 1 | 0 | 0 | 2 | 2 | |
| Joe Foy, R (1, 6) OBP: 0.337, SLG: 0.353 | 0-0 5-3 | | 0-0 L8 | | 0-0 6-3 | | | 0-0 F6 | | 4 | 0 | 0 | 0 | 0 | 0 | 5 | |
| George Scott, R (1, 3) OBP: 0.345, SLG: 0.549 | | 0-0 F4 | 0-0 FC3-5 2-3f | | 0-0 4-3 | | | 0-3 K | | 4 | 0 | 0 | 0 | 0 | 1 | 2 | |
| Dalton Jones, L (1, 4) OBP: 0.268, SLG: 0.350 | | 0-0 L4 | | 0-0 G3 | | | 0-0 F9 | | 0-0 F4 | 4 | 0 | 0 | 0 | 0 | 0 | 0 | |
| Bob Tillman, R (1, 2) OBP: 0.278, SLG: 0.289 | | 4-0 1B BB | | 0-3 K | | | 0-0 6-3 | | 0-0 F4 | 3 | 0 | 0 | 0 | 1 | 1 | 0 | |
| Jose Santiago, R (1, 1) Jerry Stephenson, L (4, 1) Ken Sanders, R (5, 1) Darrell Brandon, R (6, 1) Joe Christopher, R (7, 1) Dan Osinski, R (7, 1) | | 0-0 1-2 1B | | 0-0 1-3 | | | 0-3 K | | | 2 | 0 | 1 | 0 | 0 | 0 | 0 | |
| Inning Stats | R: 1 E: 1 K: 0 S: 4 | H: 1 LOB: 1 BB: 1 P: 8 | R: 0 E: 0 K: 0 S: 4 | H: 1 LOB: 2 BB: 1 P: 8 | R: 0 E: 0 K: 1 S: 5 | H: 2 LOB: 0 BB: 0 P: 5 | R: 0 E: 0 K: 1 S: 5 | H: 0 LOB: 0 BB: 0 P: 5 | R: 0 E: 0 K: 1 S: 5 | H: 0 LOB: 0 BB: 0 P: 5 | R: 0 E: 0 K: 2 S: 8 | H: 1 LOB: 2 BB: 1 P: 12 | R: 0 E: 0 K: 1 S: 5 | H: 0 LOB: 0 BB: 0 P: 5 | 1B: 5 2B: 0 3B: 0 HR: 0 | SF: 0 SAC: 0 DP: 1 HBP: 0 | WP: 1 PA: 35 |
| PITCHER Dave Wickersham, R (1, 1) ERA: 2.76 | IP: 9.0 WLS: W BF: 35 H: 5 R: 1 ER: 0 SO: 6 BB: 3 IBB: 0 HBP: 0 BLK: 0 WP: 1 HR: 0 S: 44 P: 56 ERA: 0.00 WHIP: 0.889 | | | | | | | | | | | PITCHER | IP: 9.0 WLS: W BF: 35 H: 5 R: 1 ER: 0 SO: 6 BB: 3 IBB: 0 HBP: 0 BLK: 0 WP: 1 HR: 0 S: 44 P: 56 ERA: 0.00 WHIP: 0.889 | | | | |

Boston Red Sox @ Detroit Tigers
Tiger Stadium, Detroit, MI
Thu Jun 09 1966, 4:33 AM EDT
Att: 6,507 - Unknown

AB 32
R 1
H 5
RBI 0
BB 3
SO 6
LOB 14

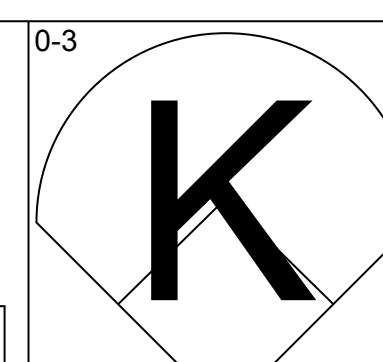
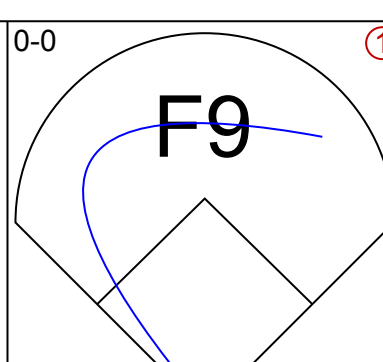
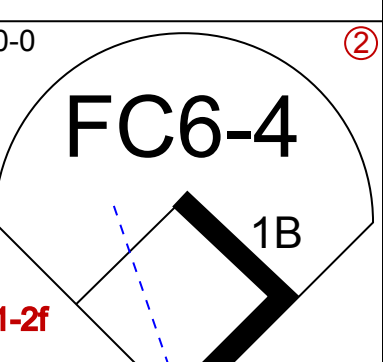
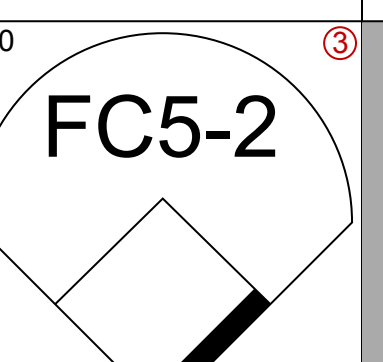
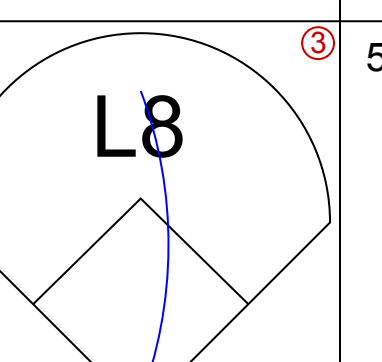
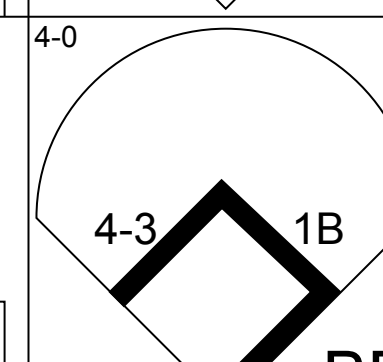
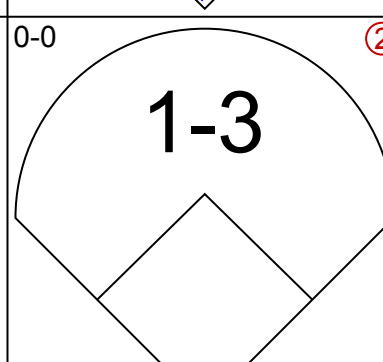
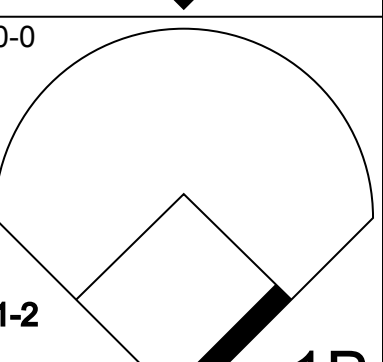
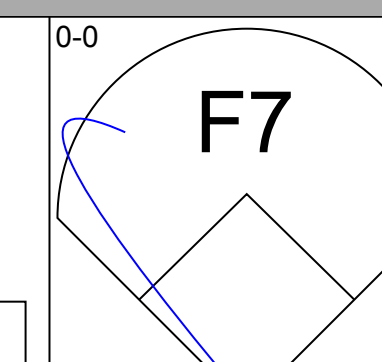
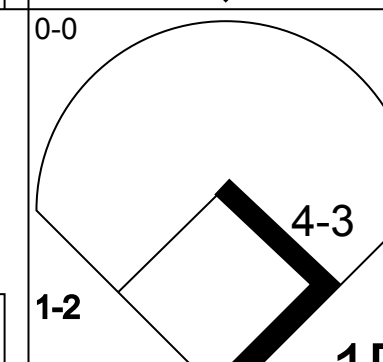
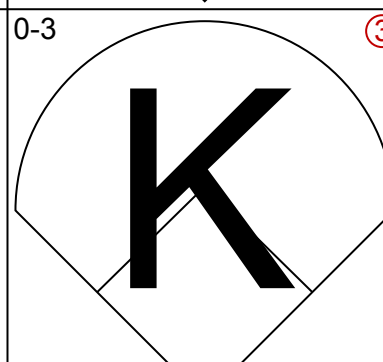
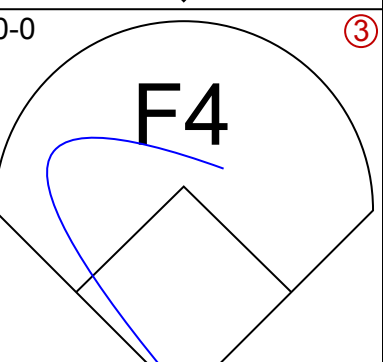
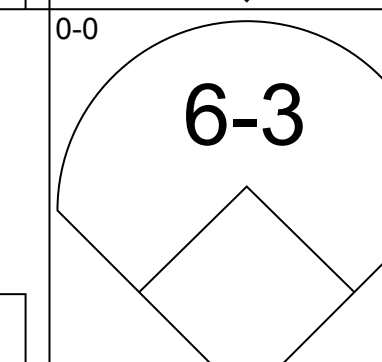
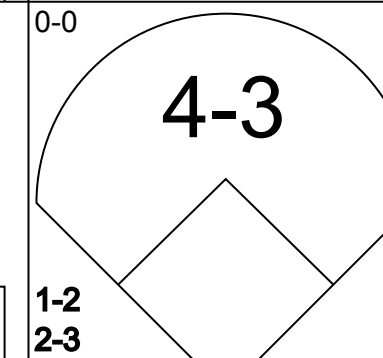
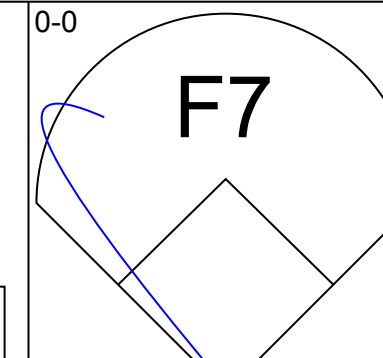
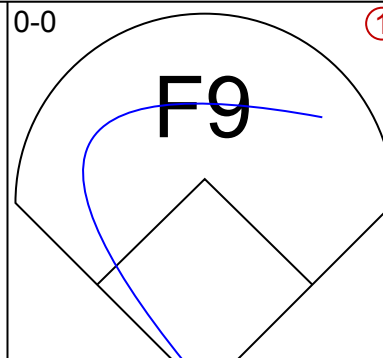
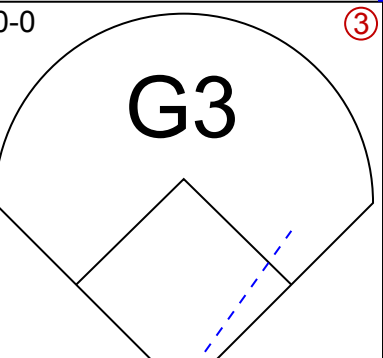
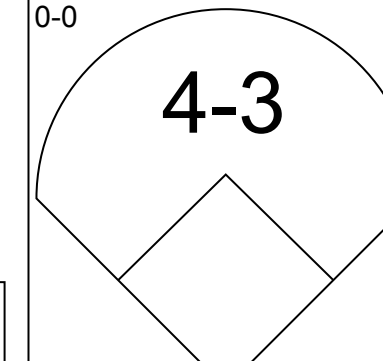
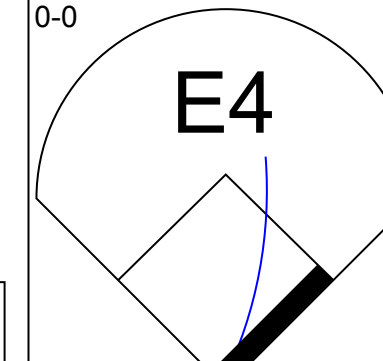
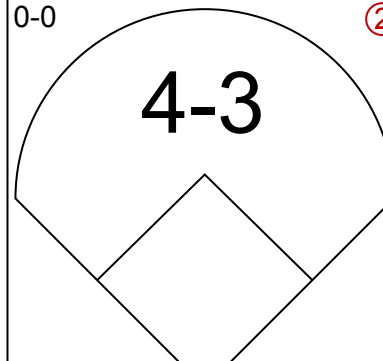
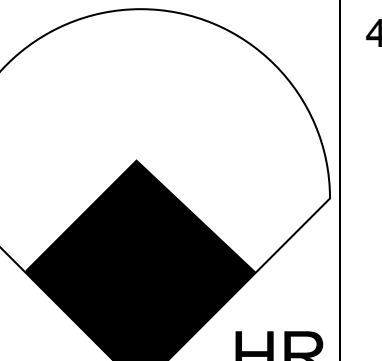
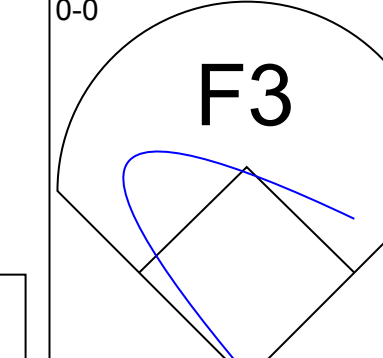
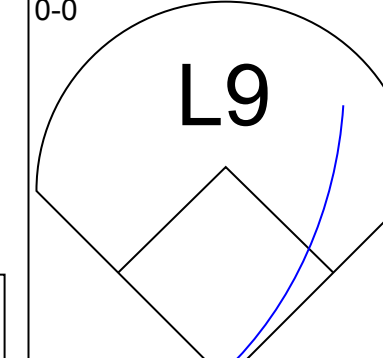
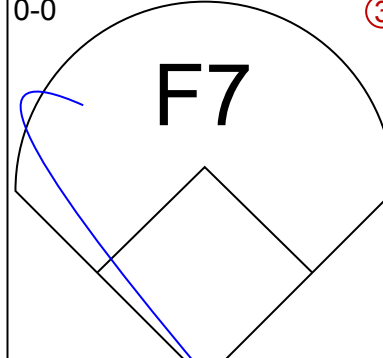
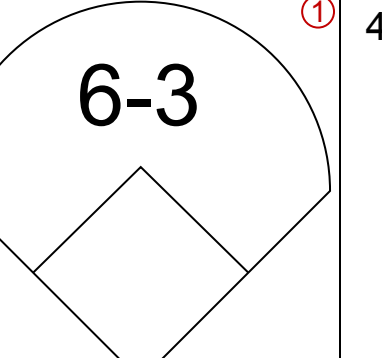
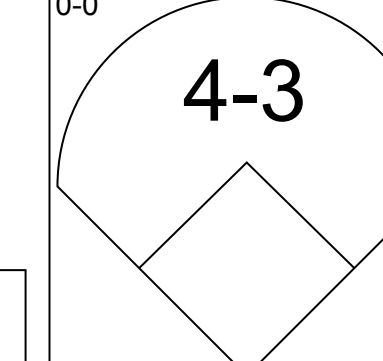
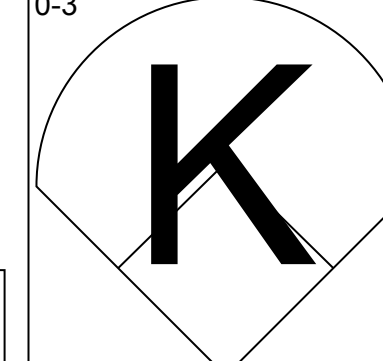
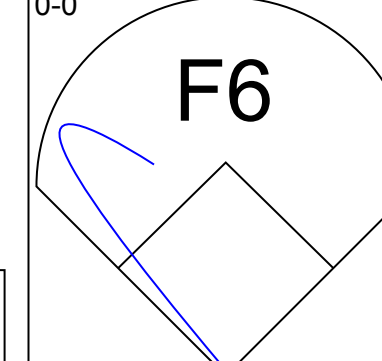
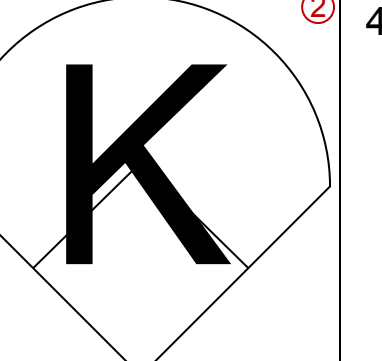
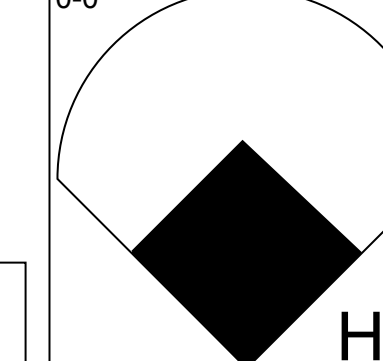
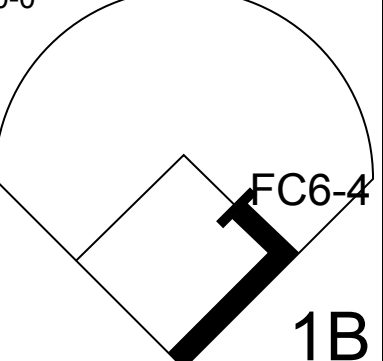
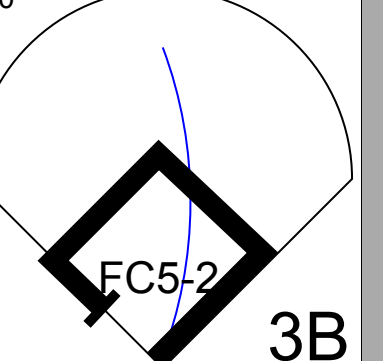
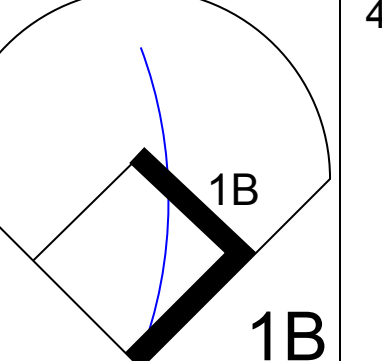
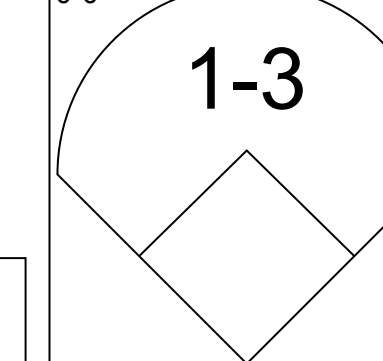
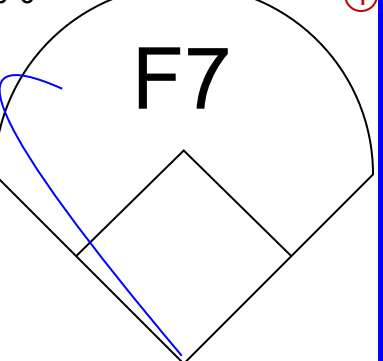
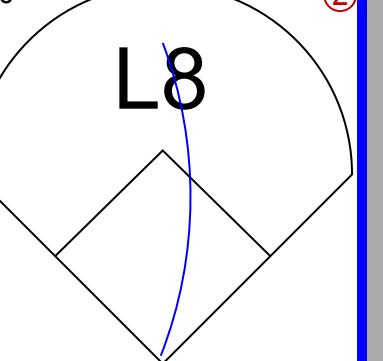
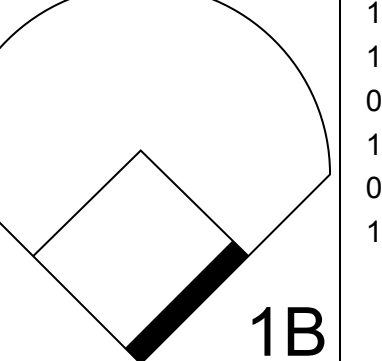


| Batter | 1 | 2 | 3 | 4 | 5 | 6 | 7 | 8 | 9 | AB | R | H | RBI | BB | SO | LOB | BOTTOM | | |
|--|--|----------------------------------|------------------------------|---------------------------------|--------------------------------|---------------------------------|------------------------------|----------------------------------|------------------------------|----------------------------------|------------------------------|----------------------------------|--|---------------------------------|------------------------------|---------------------------------|----------------------------------|------------------------------------|-----------------|
| Dick McAuliffe, L (1, 6) OBP: 0.401, SLG: 0.470 | 4-0 1B G3 BB | 0-0 1B 1-3 1B | | 4-0 1B HR BB | 4-0 1-2 2-3 3-H BB | 0-0 L4 | | | | 2 | 2 | 1 | 1 | 3 | 0 | 3 | | | |
| Jerry Lumpe, L (1, 4) Dick Tracewski, R (2, PR) OBP: 0.335, SLG: 0.369 OBP: 0.200, SLG: 0.143 | 0-0 G3 1-3 1B | 0-0 1-3 3-H 1B | | 0-0 HR 1B | 0-3 K | | 0-0 5-3 | | | 2 | 0 | 2 | 1 | 0 | 0 | 0 | | | |
| Norm Cash, L (1, 3) OBP: 0.324, SLG: 0.476 | 0-0 G3 1-2 3-H | 0-3 K | | 0-0 1-H 3-H HR | 0-3 K | | 4-0 HR BB | 0-3 K | | 4 | 2 | 1 | 4 | 1 | 2 | 3 | | | |
| Al Kaline, R (1, 8) Don Demeter, R (6, 8) OBP: 0.377, SLG: 0.490 OBP: 0.229, SLG: 0.387 | 4-0 BB | | 0-3 K | 0-3 K | | 0-0 HR BB | 0-0 F3 | | | 2 | 0 | 0 | 0 | 1 | 2 | 0 | | | |
| Jim Northrup, L (1, 9) OBP: 0.323, SLG: 0.400 | 0-0 F7 | | 0-0 1B | | 0-0 4-3 | 0-3 K | | 0-0 F3 | | 5 | 0 | 1 | 0 | 0 | 1 | 2 | | | |
| Willie Horton, R (1, 7) OBP: 0.292, SLG: 0.325 | 0-0 1-3 | | 0-0 L7 | | 4-0 BB 1B BB | 4-0 BB BB | | 0-0 F7 | | 3 | 1 | 0 | 0 | 2 | 0 | 3 | | | |
| Bill Freehan, R (1, 2) OBP: 0.310, SLG: 0.435 | | 0-0 F7 | 0-0 F4 | | 0-0 BB BB 1B | 4-0 BB BB | | 0-0 HR | | 4 | 1 | 2 | 1 | 1 | 0 | 1 | | | |
| Don Wert, R (1, 5) Jake Wood, R (8, 5) OBP: 0.365, SLG: 0.366 OBP: 0.342, SLG: 0.353 | | 0-0 1B 1B | | 0-0 6-3 | 4-0 1-2 2-3 BB | 4-0 1-2 2-3 BB | | 0-0 1B | | 2 | 1 | 1 | 0 | 2 | 0 | 0 | | | |
| Dave Wickersham, R (1, 1) OBP: 0.310, SLG: 0.435 | | 0-0 L4 | | 0-0 4-3 | 0-0 K | 0-0 F4 | | 0-0 F8 | | 5 | 0 | 0 | 0 | 0 | 1 | 8 | | | |
| Inning Stats | R: 1 E: 0 K: 0 S: 4 | H: 3 LOB: 2 BB: 2 P: 12 | R: 1 E: 0 K: 1 S: 8 | H: 3 LOB: 0 BB: 0 P: 8 | R: 0 E: 0 K: 1 S: 6 | H: 1 LOB: 1 BB: 0 P: 6 | R: 3 E: 0 K: 1 S: 7 | H: 2 LOB: 0 BB: 1 P: 11 | R: 1 E: 0 K: 2 S: 8 | H: 1 LOB: 3 BB: 3 P: 20 | R: 2 E: 0 K: 1 S: 6 | H: 1 LOB: 4 BB: 4 P: 22 | R: 0 E: 0 K: 1 S: 5 | H: 0 LOB: 0 BB: 0 P: 5 | R: 1 E: 0 K: 0 S: 5 | H: 2 LOB: 1 BB: 0 P: 5 | 1B: 8 2B: 0 3B: 0 HR: 3 | SF: 0 SAC: 0 DP: 0 HBP: 0 | WP: 0 PA: 45 |
| PITCHER Jose Santiago, R (1, 1) Jerry Stephenson, R (4, 1) Ken Sanders, R (5, 1) Darrell Brandon, R (6, 1) Dan Osinski, R (7, 1) | IP: 3.2 WLS: L BF: 21 H: 7 R: 5 ER: 5 SO: 2 BB: 3 IBB: 0 HBP: 0 BLK: 0 WP: 0 HR: 0 S: 22 P: 34 ERA: 9.00 WHIP: 4.000 | | | | | | | | | | | PITCHER | IP: 3.2 WLS: L BF: 21 H: 7 R: 5 ER: 5 SO: 2 BB: 3 IBB: 0 HBP: 0 BLK: 0 WP: 0 HR: 0 S: 22 P: 34 ERA: 9.00 WHIP: 4.000 | | | | | | |

Boston Red Sox @ Detroit Tigers
Tiger Stadium, Detroit, MI
Thu Jun 09 1966, 4:33 AM EDT
Att: 6,507 - Unknown


AB 35
R 9
H 11
RBI 9
BB 10
SO 7
LOB 23

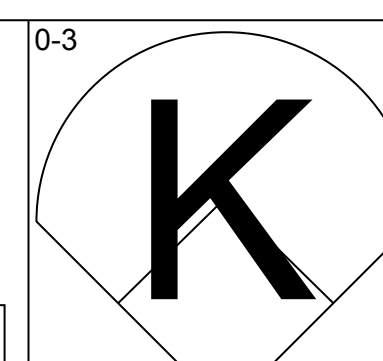
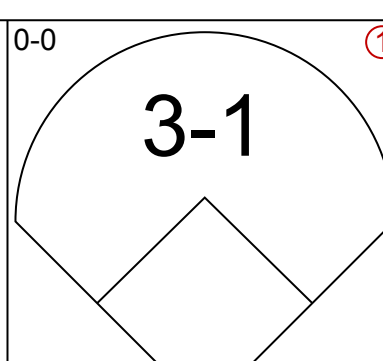
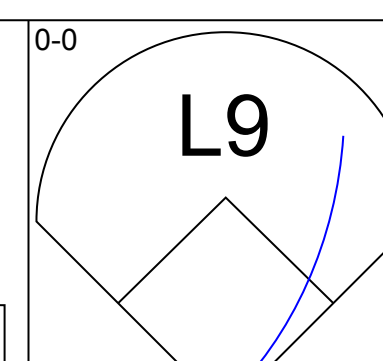
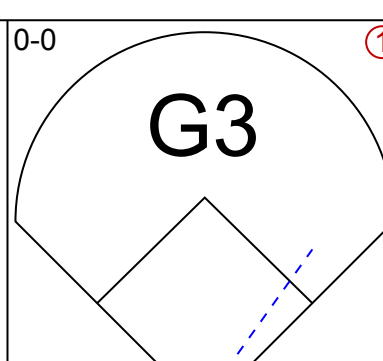
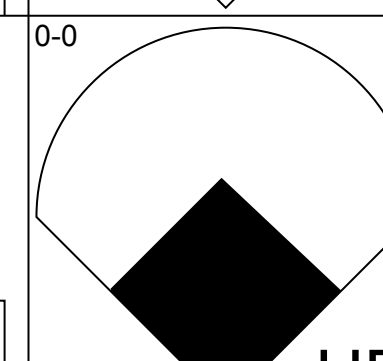
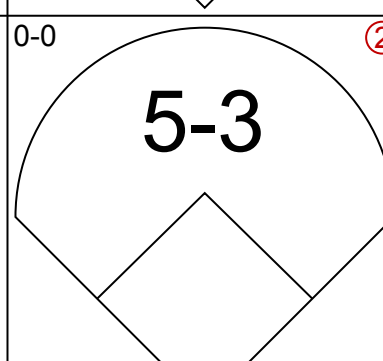
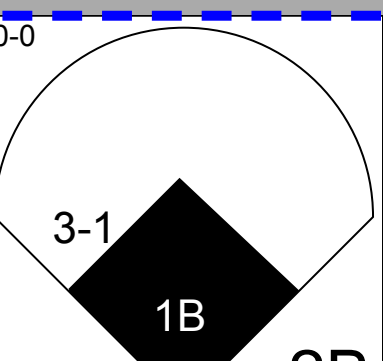
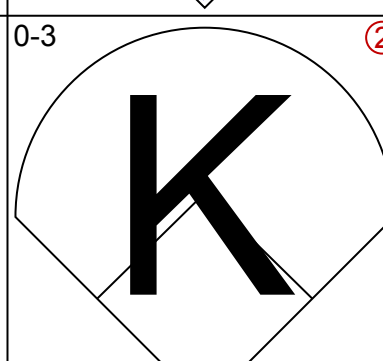
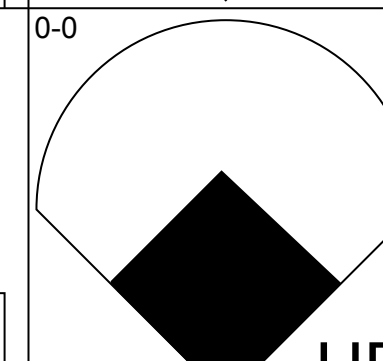
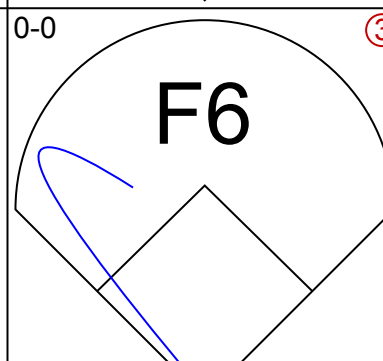
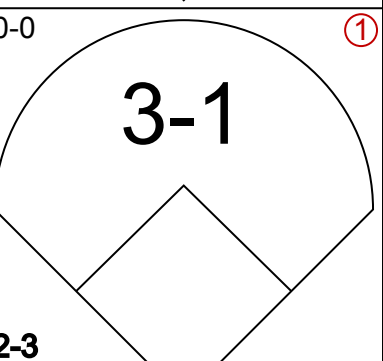
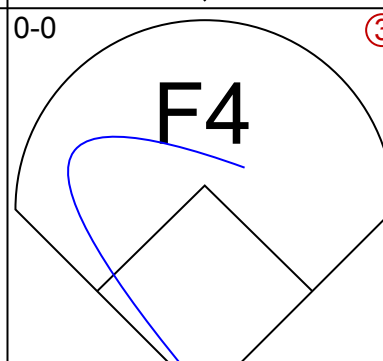
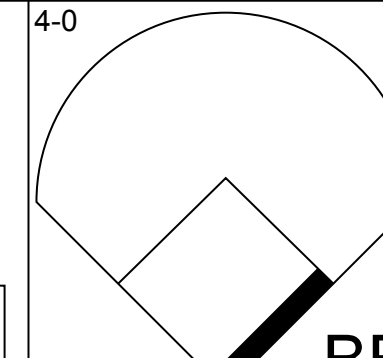
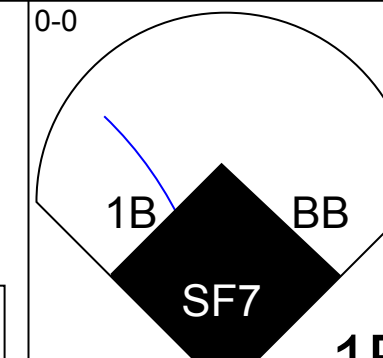
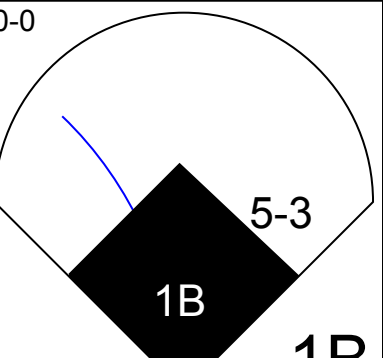
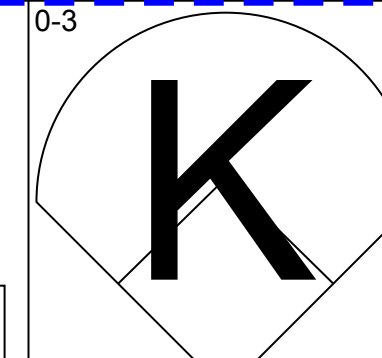
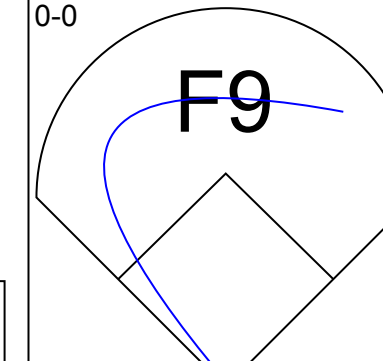
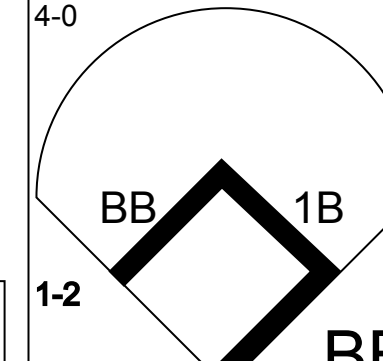
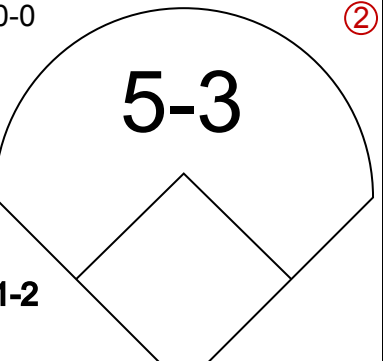
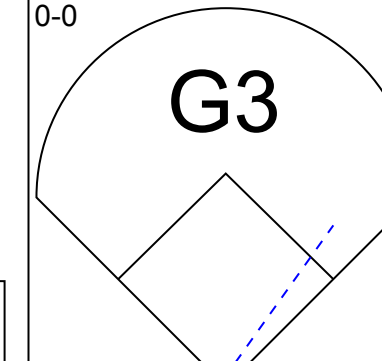
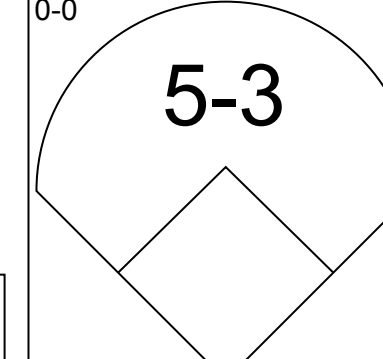
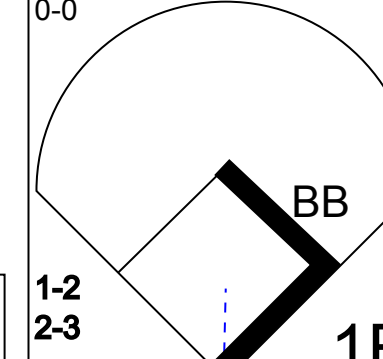
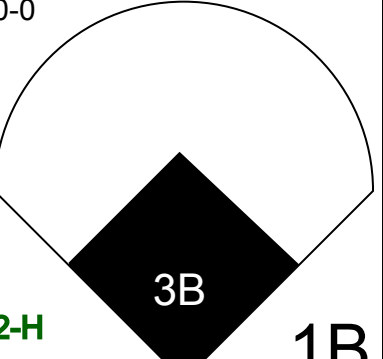
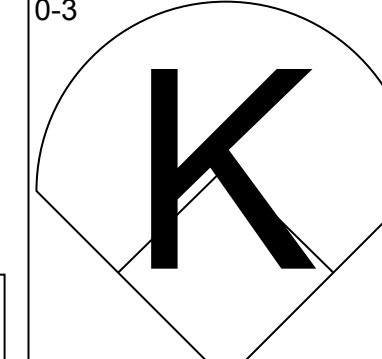
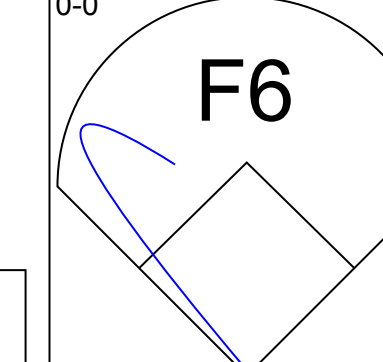
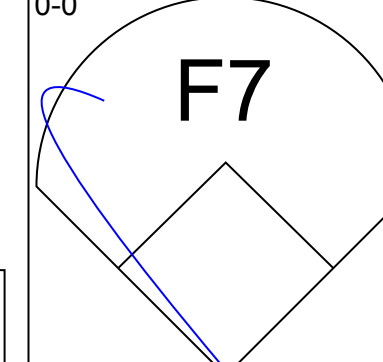
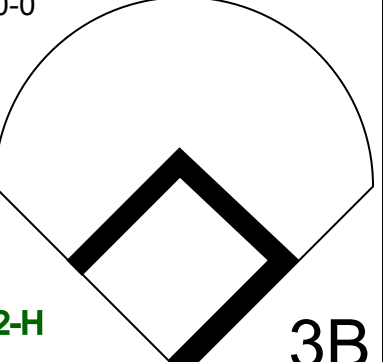
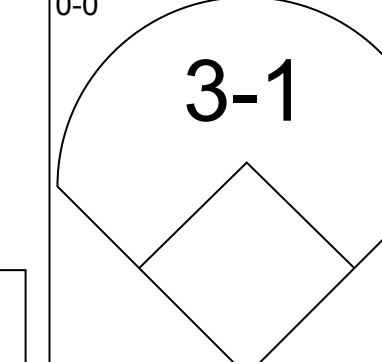
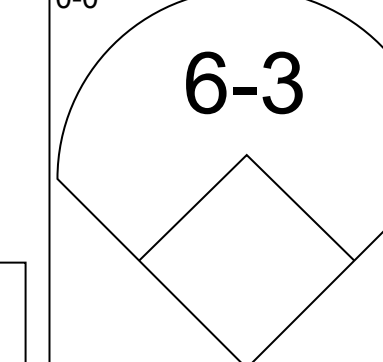
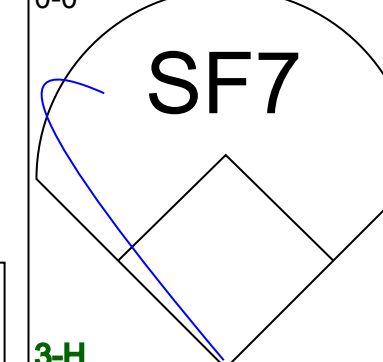
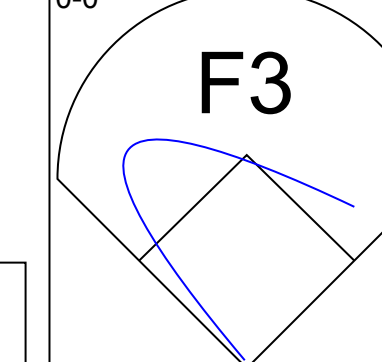

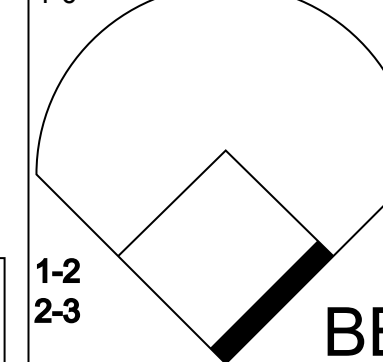
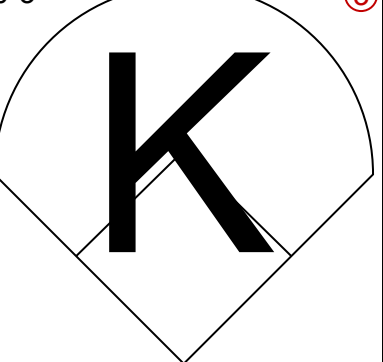
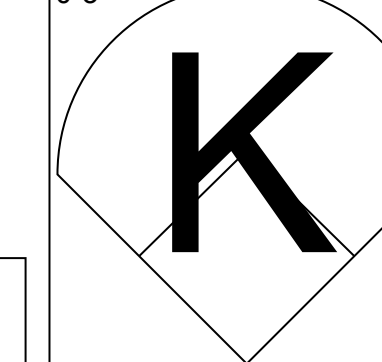


| Batter | 1 | 2 | 3 | 4 | 5 | 6 | 7 | 8 | 9 | AB | R | H | RBI | BB | SO | LOB | TOP | | | | |
|--|--|--|---|---|--|---|---|---|---|---------------------------------|------------------------------|---------------------------------|------------------------------|---------------------------------|------------------------------|---|------------------------------|---------------------------------|----------------------------------|------------------------------------|--|
| Tom Tresh, S OBP: 0.318, SLG: 0.255 (1, 5) |  | |  | |  | |  | |  | 5 | 0 | 0 | 0 | 0 | 1 | 4 | | | | | |
| Bobby Richardson, R OBP: 0.318, SLG: 0.364 (1, 4) |  | |  | |  | | |  | | 3 | 0 | 1 | 0 | 1 | 0 | 0 | | | | | |
| Mickey Mantle, S OBP: 0.356, SLG: 0.440 Ray Barker, L OBP: 0.294, SLG: 0.500 (1, 8) (8, 3) |  | |  | |  | | |  | | 4 | 0 | 1 | 0 | 0 | 1 | 2 | | | | | |
| Roger Maris, L OBP: 0.327, SLG: 0.387 (1, 9) |  | | |  | |  | |  | | 4 | 0 | 0 | 0 | 0 | 0 | 2 | | | | | |
| Joe Pepitone, L OBP: 0.249, SLG: 0.386 (1, 3) (8, 8) |  | | |  | |  | | |  | 4 | 1 | 1 | 1 | 0 | 0 | 2 | | | | | |
| Elston Howard, R OBP: 0.296, SLG: 0.321 (1, 2) | |  | |  | |  | | |  | 4 | 0 | 0 | 0 | 0 | 0 | 1 | | | | | |
| Roy White, S OBP: 0.326, SLG: 0.404 (1, 7) |  | |  | | |  | |  | | 4 | 0 | 0 | 0 | 0 | 2 | 1 | | | | | |
| Clete Boyer, R OBP: 0.241, SLG: 0.313 (1, 6) | |  | | |  | |  |  | | 4 | 1 | 4 | 1 | 0 | 0 | 0 | | | | | |
| Jim Bouton, R OBP: 0.200, SLG: 0.200 Horacio Cordero, S OBP: 0.229, SLG: 0.200 Bob Friend, R OBP: 0.200, SLG: 0.200 Hector Lopez, R OBP: 0.143, SLG: 0.000 Dooley Womack, L OBP: 0.100, SLG: 0.100 Lou Clinton, R OBP: 0.296, SLG: 0.333 (1, 1) (5, PH) (5, 1) (7, PH) (7, 1) (8, PH) |  | | | |  | |  |  | | 1 | 0 | 0 | 0 | 0 | 0 | 0 | | | | | |
| Inning Stats | R: 0 E: 0 K: 1 S: 6 | H: 1 LOB: 2 BB: 1 P: 10 | R: 1 E: 0 K: 0 S: 4 | H: 1 LOB: 0 BB: 0 P: 4 | R: 0 E: 0 K: 1 S: 5 | H: 0 LOB: 0 BB: 0 P: 5 | R: 0 E: 1 K: 1 S: 6 | H: 0 LOB: 1 BB: 0 P: 6 | R: 0 E: 0 K: 0 S: 5 | H: 2 LOB: 2 BB: 0 P: 5 | R: 0 E: 0 K: 0 S: 3 | H: 0 LOB: 0 BB: 0 P: 3 | R: 0 E: 0 K: 0 S: 4 | H: 1 LOB: 1 BB: 0 P: 4 | R: 0 E: 0 K: 0 S: 3 | H: 0 LOB: 0 BB: 0 P: 3 | R: 1 E: 0 K: 1 S: 8 | H: 3 LOB: 2 BB: 0 P: 8 | 1B: 5 2B: 0 3B: 1 HR: 2 | SF: 0 SAC: 0 DP: 0 HBP: 0 | WP: 0 PA: 37 PB: 0 SB: 0 CS: 0 |
| PITCHER Hank Aguirre, L ERA: 2.3 (1, 1) | IP: 9.0 WLS: W BF: 37 H: 8 R: 2 ER: 2 SO: 4 BB: 1 IBB: 0 HBP: 0 BLK: 0 WP: 0 HR: 2 S: 44 P: 48 ERA: 2.00 WHIP: 1.000 | | | | | | | | | | | | | | | PITCHER IP: WLS: BF: H: R: ER: SO: BB: IBB: HBP: BLK: WP: HR: S: P: ERA: WHIP | | | | | |

New York Yankees @ Detroit Tigers
Tiger Stadium, Detroit, MI
Fri Jun 10 1966, 7:05 PM EDT
Att: 29,674 - Unknown - 57 F


AB 36
R 2
H 8
RBI 2
BB 1
SO 4
LOB 14



| Batter | 1 | 2 | 3 | 4 | 5 | 6 | 7 | 8 | 9 | AB | R | H | RBI | BB | SO | LOB | BOTTOM | | | | |
|---|--|---|---|---|--|---|---|---|------------------------------|----------------------------------|------------------------------|---------------------------------|------------------------------|---------------------------------|------------------------------|---|------------------------------|---------------------------------|----------------------------------|------------------------------------|--|
| Dick McAuliffe, L OBP: 0.392, SLG: 0.457 (1, 6) |  | |  |  | |  | | | | 4 | 0 | 0 | 0 | 0 | 1 | 3 | | | | | |
| Jake Wood, R OBP: 0.357, SLG: 0.474 (1, 4) |  | |  | |  |  | | | | 4 | 2 | 2 | 1 | 0 | 1 | 0 | | | | | |
| Norm Cash, L OBP: 0.322, SLG: 0.487 (1, 3) |  | |  | |  |  | | | | 4 | 1 | 1 | 1 | 0 | 0 | 1 | | | | | |
| Al Kaline, R OBP: 0.385, SLG: 0.494 (1, 8) |  | | |  |  | |  | | | 3 | 2 | 2 | 1 | 1 | 1 | 0 | | | | | |
| Jim Northrup, L OBP: 0.321, SLG: 0.390 (1, 9) |  | | |  |  | |  | | | 3 | 0 | 0 | 0 | 1 | 0 | 2 | | | | | |
| Bill Freehan, R OBP: 0.315, SLG: 0.436 (1, 2) |  | | |  |  | |  | | | 4 | 1 | 2 | 1 | 0 | 1 | 1 | | | | | |
| Gates Brown, L OBP: 0.338, SLG: 0.328 (1, 7) | |  | |  |  | | |  | | 4 | 0 | 1 | 1 | 0 | 0 | 3 | | | | | |
| Don Wert, R OBP: 0.363, SLG: 0.362 (1, 5) | |  | |  | | | |  | | 2 | 0 | 0 | 1 | 1 | 0 | 0 | | | | | |
| Hank Aguirre, R (1, 1) |  | | |  |  | | |  | | 3 | 0 | 0 | 0 | 1 | 3 | 2 | | | | | |
| Inning Stats | R: 2 E: 0 K: 1 S: 7 | H: 2 LOB: 1 BB: 1 P: 11 | R: 0 E: 0 K: 1 S: 5 | H: 0 LOB: 0 BB: 0 P: 5 | R: 0 E: 0 K: 0 S: 3 | H: 0 LOB: 0 BB: 0 P: 3 | R: 1 E: 0 K: 0 S: 5 | H: 2 LOB: 2 BB: 2 P: 13 | R: 3 E: 0 K: 1 S: 9 | H: 4 LOB: 2 BB: 1 P: 13 | R: 0 E: 0 K: 1 S: 5 | H: 0 LOB: 0 BB: 0 P: 5 | R: 0 E: 0 K: 2 S: 7 | H: 0 LOB: 0 BB: 0 P: 7 | R: 0 E: 0 K: 1 S: 5 | H: 0 LOB: 0 BB: 0 P: 5 | R: 0 E: 0 K: 1 S: 5 | H: 0 LOB: 0 BB: 0 P: 5 | 1B: 4 2B: 1 3B: 1 HR: 2 | SF: 1 SAC: 0 DP: 0 HBP: 0 | WP: 0 PA: 36 PB: 0 SB: 0 CS: 0 |
| PITCHER Jim Bouton, R ERA: 4.34 Bob Friend, R ERA: 4.53 Dooley Womack, R ERA: 4.82 (1, 1) (5, 1) (7, 1) | IP: 4.0 WLS: L BF: 19 H: 4 R: 3 ER: 3 SO: 3 BB: 3 IBB: 0 HBP: 0 BLK: 0 WP: 0 HR: 2 S: 20 P: 32 ERA: 6.75 WHIP: 1.750 | | | | | | | | | | | | | | | PITCHER IP: WLS: BF: H: R: ER: SO: BB: IBB: HBP: BLK: WP: HR: S: P: ERA: WHIP | | | | | |

New York Yankees @ Detroit Tigers
Tiger Stadium, Detroit, MI
Fri Jun 10 1966, 7:05 PM EDT
Att: 29,674 - Unknown - 57 F

AB 31
R 6
H 8
RBI 6
BB 4
SO 7
LOB 12



| Batter | 1 | 2 | 3 | 4 | 5 | 6 | 7 | 8 | 9 | AB | R | H | RBI | BB | SO | LOB | TOP | | | | | |
|---|--|---|------------------------------|---------------------------------|------------------------------|---------------------------------|------------------------------|----------------------------------|------------------------------|---------------------------------|------------------------------|---------------------------------|------------------------------|---------------------------------|------------------------------|---------------------------------|------------------------------|---------------------------------|----------------------------------|------------------------------------|----------------------------------|--------|
| Tom Tresh, S OBP: 0.320, SLG: 0.255 | | | | | | | | | | 4 | 1 | 1 | 0 | 1 | 1 | 2 | | | | | | |
| Bobby Richardson, R OBP: 0.317, SLG: 0.362 | | | | | | | | | | 4 | 1 | 1 | 0 | 0 | 0 | 1 | | | | | | |
| Mickey Mantle, S OBP: 0.354, SLG: 0.431 | | | | | | | | | | 3 | 0 | 0 | 0 | 1 | 1 | 2 | | | | | | |
| Ray Barker, L OBP: 0.294, SLG: 0.500 | | | | | | | | | | 0 | 0 | 0 | 0 | 0 | 0 | 0 | | | | | | |
| Roger Maris, L OBP: 0.319, SLG: 0.376 | | | | | | | | | | 4 | 0 | 0 | 1 | 0 | 0 | 2 | | | | | | |
| Joe Pepitone, L OBP: 0.259, SLG: 0.415 | | | | | | | | | | 4 | 2 | 3 | 2 | 0 | 1 | 0 | | | | | | |
| Elston Howard, R OBP: 0.295, SLG: 0.340 | | | | | | | | | | 4 | 1 | 1 | 2 | 0 | 1 | 1 | | | | | | |
| Roy White, S OBP: 0.325, SLG: 0.396 | | | | | | | | | | 3 | 0 | 0 | 0 | 1 | 0 | 0 | | | | | | |
| Clete Boyer, R OBP: 0.241, SLG: 0.311 | | | | | | | | | | 4 | 1 | 1 | 0 | 0 | 0 | 0 | | | | | | |
| Fritz Peterson, S OBP: 0.217, SLG: 0.217 | | | | | | | | | | 2 | 0 | 0 | 0 | 0 | 0 | 1 | | | | | | |
| Hal Reniff, R OBP: 0.200, SLG: 0.200 | | | | | | | | | | 2 | 0 | 1 | 1 | 0 | 1 | 0 | | | | | | |
| Inning Stats | R: 2 E: 0 K: 0 S: 5 | H: 2 LOB: 1 BB: 1 P: 9 | R: 0 E: 0 K: 0 S: 4 | H: 1 LOB: 1 BB: 0 P: 4 | R: 0 E: 0 K: 2 S: 3 | H: 0 LOB: 0 BB: 0 P: 3 | R: 0 E: 0 K: 2 S: 6 | H: 0 LOB: 0 BB: 1 P: 10 | R: 0 E: 0 K: 0 S: 4 | H: 1 LOB: 1 BB: 0 P: 4 | R: 2 E: 0 K: 0 S: 4 | H: 2 LOB: 0 BB: 1 P: 8 | R: 0 E: 0 K: 1 S: 7 | H: 0 LOB: 0 BB: 0 P: 7 | R: 0 E: 0 K: 1 S: 5 | H: 0 LOB: 0 BB: 0 P: 5 | R: 2 E: 1 K: 0 S: 6 | H: 2 LOB: 1 BB: 0 P: 6 | 1B: 5 2B: 1 3B: 0 HR: 2 | SF: 0 SAC: 0 DP: 1 HBP: 0 | WP: 0 PB: 0 SB: 1 CS: 1 | PA: 38 |
| PITCHER | IP WLS BF H R ER SO BB IBB HBP BLK WP HR S P ERA WHIP | IP WLS BF H R ER SO BB IBB HBP BLK WP HR S P ERA WHIP | | | | | | | | | | | | | | | | | | | | |
| Joe Sparma, R ERA: 5.03 | (1, 1) 6.0 L 25 6 4 4 2 3 0 0 0 0 0 1 26 38 6.00 1.500 | (7, 1) 3.0 12 2 2 1 3 0 0 0 0 0 1 18 18 3.00 0.667 | | | | | | | | | | | | | | | | | | | | |

New York Yankees @ Detroit Tigers
Tiger Stadium, Detroit, MI
Sat Jun 11 1966, 4:33 AM EDT
Att: 17,104 - Unknown - 68 F

AB 34
R 6
H 8
RBI 6
BB 3
SO 5
LOB 9



| Batter | 1 | 2 | 3 | 4 | 5 | 6 | 7 | 8 | 9 | AB | R | H | RBI | BB | SO | LOB | BOTTOM | | | | | |
|---|--|---|------------------------------|---------------------------------|------------------------------|---------------------------------|------------------------------|---------------------------------|------------------------------|---------------------------------|------------------------------|----------------------------------|------------------------------|---------------------------------|------------------------------|---------------------------------|------------------------------|---------------------------------|----------------------------------|------------------------------------|----------------------------------|--------|
| Don Wert, R OBP: 0.367, SLG: 0.364 | | | | | | | | | | 2 | 1 | 1 | 0 | 1 | 0 | 1 | | | | | | |
| Dick Tracewski, R OBP: 0.188, SLG: 0.133 | | | | | | | | | | 1 | 0 | 0 | 0 | 0 | 0 | 0 | | | | | | |
| Gates Brown, L OBP: 0.333, SLG: 0.322 | | | | | | | | | | 1 | 0 | 0 | 0 | 0 | 1 | 1 | | | | | | |
| Jake Wood, R OBP: 0.356, SLG: 0.450 | | | | | | | | | | 2 | 0 | 0 | 0 | 0 | 1 | 0 | | | | | | |
| Norm Cash, L OBP: 0.316, SLG: 0.477 | | | | | | | | | | 4 | 0 | 0 | 0 | 0 | 2 | 4 | | | | | | |
| Al Kaline, R OBP: 0.377, SLG: 0.481 | | | | | | | | | | 4 | 0 | 0 | 0 | 0 | 2 | | | | | | | |
| Don Demeter, R OBP: 0.240, SLG: 0.423 | | | | | | | | | | 4 | 1 | 2 | 2 | 0 | 1 | 0 | | | | | | |
| Bill Freehan, R OBP: 0.313, SLG: 0.432 | | | | | | | | | | 4 | 0 | 1 | 0 | 0 | 0 | 2 | | | | | | |
| Willie Horton, R OBP: 0.291, SLG: 0.323 | | | | | | | | | | 4 | 0 | 1 | 0 | 0 | 1 | 1 | | | | | | |
| Dick McAuliffe, L OBP: 0.394, SLG: 0.475 | | | | | | | | | | 3 | 1 | 1 | 1 | 1 | 2 | 1 | | | | | | |
| Joe Sparma, R OBP: 0.294, SLG: 0.353 | | | | | | | | | | 2 | 0 | 1 | 0 | 0 | 0 | 0 | | | | | | |
| Jerry Lumpe, L OBP: 0.333, SLG: 0.367 | | | | | | | | | | 1 | 0 | 0 | 0 | 0 | 0 | 2 | | | | | | |
| Johnny Podres, L OBP: 0.667, SLG: 0.500 | | | | | | | | | | 0 | 0 | 0 | 0 | 0 | 0 | 0 | | | | | | |
| Jim Northrup, L OBP: 0.318, SLG: 0.387 | | | | | | | | | | 1 | 0 | 0 | 0 | 0 | 0 | 1 | | | | | | |
| Inning Stats | R: 1 E: 0 K: 0 S: 4 | H: 1 LOB: 2 BB: 1 P: 9 | R: 0 E: 0 K: 1 S: 6 | H: 1 LOB: 0 BB: 0 P: 6 | R: 0 E: 0 K: 2 S: 7 | H: 0 LOB: 0 BB: 0 P: 7 | R: 0 E: 0 K: 0 S: 3 | H: 0 LOB: 0 BB: 0 P: 3 | R: 1 E: 0 K: 0 S: 5 | H: 2 LOB: 2 BB: 0 P: 5 | R: 1 E: 0 K: 1 S: 7 | H: 2 LOB: 1 BB: 1 P: 11 | R: 0 E: 0 K: 1 S: 5 | H: 0 LOB: 0 BB: 0 P: 5 | R: 0 E: 0 K: 1 S: 5 | H: 0 LOB: 0 BB: 0 P: 5 | R: 0 E: 0 K: 2 S: 8 | H: 1 LOB: 1 BB: 0 P: 8 | 1B: 5 2B: 0 3B: 0 HR: 2 | SF: 0 SAC: 1 DP: 0 HBP: 1 | WP: 0 PB: 0 SB: 0 CS: 0 | PA: 37 |
| PITCHER | IP WLS BF H R ER SO BB IBB HBP BLK WP HR S P ERA WHIP | IP WLS BF H R ER SO BB IBB HBP BLK WP HR S P ERA WHIP | | | | | | | | | | | | | | | | | | | | |
| Fritz Peterson, L ERA: 3.69 | (1, 1) 5.1 W 23 5 3 3 3 1 0 0 0 0 0 2 27 32 5.06 1.125 | (6, 1) 3.2 S 14 2 0 0 5 1 0 0 0 0 0 23 27 0.00 0.818 | | | | | | | | | | | | | | | | | | | | |

New York Yankees @ Detroit Tigers
Tiger Stadium, Detroit, MI
Sat Jun 11 1966, 4:33 AM EDT
Att: 17,104 - Unknown - 68 F

AB 33
R 3
H 7
RBI 3
BB 2
SO 8
LOB 15



| Batter | 1 | 2 | 3 | 4 | 5 | 6 | 7 | 8 | 9 | AB | R | H | RBI | BB | SO | LOB | TOP | | | | | | | | | | |
|---|------------------------------|---------------------------------|------------------------------|---------------------------------|------------------------------|---------------------------------|------------------------------|---------------------------------|------------------------------|---------------------------------|------------------------------|---------------------------------|------------------------------|---------------------------------|------------------------------|---------------------------------|----------------------------------|------------------------------------|--|--|--|--|--|--|--|--|--|
| Tom Tresh, S OBP: 0.319, SLG: 0.254 (1, 5) | 4-3 | | | | | L9 | | K | | 4 | 0 | 1 | 0 | 0 | 1 | 0 | | | | | | | | | | | |
| Bobby Richardson, R OBP: 0.320, SLG: 0.369 (1, 4) | F2 | | | | | | | | | 4 | 2 | 2 | 0 | 0 | 0 | 1 | | | | | | | | | | | |
| Ray Barker, L OBP: 0.286, SLG: 0.611 (1, 3) | K | | | | | | | | | 4 | 1 | 1 | 2 | 0 | 3 | 2 | | | | | | | | | | | |
| Roger Maris, L OBP: 0.317, SLG: 0.386 (1, 9) | | 4-3 | | | | | | | | 4 | 1 | 1 | 1 | 0 | 0 | 1 | | | | | | | | | | | |
| Joe Pepitone, L OBP: 0.259, SLG: 0.426 (1, 8) | | | F9 | | | | | | | 4 | 1 | 1 | 2 | 0 | 0 | 0 | | | | | | | | | | | |
| Clete Boyer, R OBP: 0.241, SLG: 0.316 (1, 6) | | | | | | | | | | 4 | 0 | 1 | 0 | 0 | 1 | 0 | | | | | | | | | | | |
| Roy White, S OBP: 0.328, SLG: 0.399 (1, 7) | | | | | | | | | | 4 | 0 | 2 | 0 | 0 | 0 | 0 | | | | | | | | | | | |
| Jake Gibbs, L OBP: 0.375, SLG: 0.471 (1, 2) | | | | | | | | | | 3 | 0 | 0 | 0 | 0 | 0 | 1 | | | | | | | | | | | |
| Elston Howard, R OBP: 0.293, SLG: 0.338 (9, PH) | | | | | | | | | | 1 | 0 | 0 | 0 | 0 | 0 | 2 | | | | | | | | | | | |
| Mel Stottlemyre, R OBP: 0.196, SLG: 0.100 (5, PH) | | | | | | | | | | 1 | 0 | 0 | 0 | 0 | 0 | 0 | | | | | | | | | | | |
| Horacio Cordero, S OBP: 0.222, SLG: 0.188 (6, PH) | | | | | | | | | | 0 | 0 | 0 | 0 | 0 | 0 | 0 | | | | | | | | | | | |
| Doolley Womack, R OBP: 0.209, SLG: 0.100 (7, 1) | | | | | | | | | | 0 | 0 | 0 | 0 | 0 | 0 | 0 | | | | | | | | | | | |
| Steve Hamilton, L OBP: 0.199, SLG: 0.043 (8, PH) | | | | | | | | | | 1 | 0 | 0 | 0 | 0 | 1 | 0 | | | | | | | | | | | |
| Mickey Mantle, S OBP: 0.359, SLG: 0.628 (8, 1) | | | | | | | | | | 0 | 0 | 0 | 0 | 0 | 0 | 0 | | | | | | | | | | | |
| Bob Friend, R OBP: 0.293, SLG: 0.338 (8, 1) | | | | | | | | | | 0 | 0 | 0 | 0 | 0 | 0 | 0 | | | | | | | | | | | |
| Inning Stats | R: 0 E: 0 K: 1 S: 5 | H: 0 LOB: 0 BB: 0 P: 5 | R: 0 E: 0 K: 0 S: 3 | H: 0 LOB: 0 BB: 0 P: 3 | R: 0 E: 0 K: 0 S: 3 | H: 1 LOB: 0 BB: 0 P: 3 | R: 0 E: 0 K: 1 S: 6 | H: 1 LOB: 1 BB: 0 P: 6 | R: 0 E: 0 K: 1 S: 5 | H: 0 LOB: 0 BB: 0 P: 5 | R: 3 E: 0 K: 1 S: 8 | H: 3 LOB: 0 BB: 0 P: 8 | R: 0 E: 0 K: 2 S: 7 | H: 0 LOB: 2 BB: 0 P: 7 | R: 2 E: 0 K: 0 S: 7 | H: 4 LOB: 2 BB: 0 P: 7 | 1B: 4 2B: 2 3B: 1 HR: 2 | SF: 0 SAC: 0 DP: 1 HBP: 0 | WP: 0 PA: 35 PB: 0 SB: 0 CS: 0 | | | | | | | | |
| PITCHER | IP | WLS | BF | H | R | ER | SO | BB | IBB | HBP | BLK | WP | HR | S | P | ERA | WHIP | PITCHER | | | | | | | | | |
| Denny McLain, R ERA: 3.21 (1, 1) | 8.0 | W | 30 | 7 | 5 | 5 | 7 | 0 | 0 | 0 | 0 | 0 | 2 | 44 | 44 | 5.62 | 0.875 | | | | | | | | | | |
| Johnny Podres, L ERA: 2.03 (9, 1) | 0.2 | | 4 | 2 | 0 | 0 | 0 | 0 | 0 | 0 | 0 | 0 | 0 | 4 | 4 | 0.00 | 3.000 | | | | | | | | | | |
| Larry Sherry, R ERA: 2.35 (9, 1) | 0.1 | S | 1 | 0 | 0 | 0 | 0 | 0 | 0 | 0 | 0 | 0 | 0 | 1 | 1 | 0.00 | 0.000 | | | | | | | | | | |

New York Yankees @ Detroit Tigers
Tiger Stadium, Detroit, MI
Sun Jun 12 1966, 4:33 AM EDT
Unknown

AB 35
R 5
H 9
RBI 5
BB 0
SO 7
LOB 7



| Batter | 1 | 2 | 3 | 4 | 5 | 6 | 7 | 8 | 9 | AB | R | H | RBI | BB | SO | LOB | BOTTOM | | | | | | | | | | |
|---|------------------------------|---------------------------------|------------------------------|---------------------------------|------------------------------|---------------------------------|------------------------------|---------------------------------|------------------------------|---------------------------------|------------------------------|---------------------------------|------------------------------|----------------------------------|------------------------------|---------------------------------|----------------------------------|------------------------------------|--|--|--|--|--|--|--|--|--|
| Dick McAuliffe, L OBP: 0.389, SLG: 0.462 (1, 5) | 4-3 | | 6-3 | | | | | | | 4 | 0 | 0 | 0 | 1 | 0 | 1 | | | | | | | | | | | |
| Jake Wood, R OBP: 0.367, SLG: 0.455 (1, 4) | L8 | | | | | | | | | 4 | 2 | 2 | 0 | 0 | 1 | 1 | | | | | | | | | | | |
| Norm Cash, L OBP: 0.315, SLG: 0.472 (1, 3) | 4-3 | | | | | | | | | 4 | 0 | 1 | 1 | 0 | 0 | 2 | | | | | | | | | | | |
| Al Kaline, R OBP: 0.385, SLG: 0.481 (1, 8) | | | | | | | | | | 2 | 0 | 1 | 0 | 2 | 0 | 0 | | | | | | | | | | | |
| Jim Northrup, L OBP: 0.326, SLG: 0.393 (1, 9) | | | | | | | | | | 3 | 1 | 2 | 1 | 0 | 0 | 2 | | | | | | | | | | | |
| Don Demeter, R OBP: 0.238, SLG: 0.418 (7, PH) | | | | | | | | | | 1 | 0 | 0 | 0 | 0 | 1 | 2 | | | | | | | | | | | |
| Bill Freehan, R OBP: 0.317, SLG: 0.434 (1, 2) | | | | | | | | | | 4 | 1 | 2 | 0 | 0 | 0 | 4 | | | | | | | | | | | |
| Gates Brown, L OBP: 0.329, SLG: 0.365 (1, 7) | | | | | | | | | | 4 | 2 | 1 | 3 | 0 | 0 | 1 | | | | | | | | | | | |
| Ray Oyler, R OBP: 0.431, SLG: 0.488 (1, 6) | | | | | | | | | | 4 | 1 | 1 | 1 | 0 | 2 | 0 | | | | | | | | | | | |
| Denny McLain, R OBP: 0.237, SLG: 0.216 (1, 1) | | | | | | | | | | 4 | 0 | 1 | 1 | 0 | 2 | 0 | | | | | | | | | | | |
| Johnny Podres, L OBP: 0.697, SLG: 0.500 (9, 1) | | | | | | | | | | 0 | 0 | 0 | 0 | 0 | 0 | 0 | | | | | | | | | | | |
| Larry Sherry, R OBP: 0.667, SLG: 0.667 (9, 1) | | | | | | | | | | 0 | 0 | 0 | 0 | 0 | 0 | 0 | | | | | | | | | | | |
| Inning Stats | R: 0 E: 0 K: 0 S: 3 | H: 3 LOB: 0 BB: 0 P: 3 | R: 3 E: 0 K: 1 S: 8 | H: 3 LOB: 0 BB: 0 P: 8 | R: 1 E: 0 K: 0 S: 5 | H: 2 LOB: 1 BB: 1 P: 9 | R: 0 E: 0 K: 2 S: 7 | H: 0 LOB: 0 BB: 0 P: 7 | R: 1 E: 0 K: 0 S: 6 | H: 3 LOB: 2 BB: 0 P: 6 | R: 0 E: 0 K: 1 S: 5 | H: 0 LOB: 0 BB: 0 P: 5 | R: 0 E: 0 K: 1 S: 5 | H: 0 LOB: 2 BB: 2 P: 13 | R: 2 E: 0 K: 1 S: 8 | H: 3 LOB: 1 BB: 0 P: 8 | 1B: 9 2B: 0 3B: 1 HR: 1 | SF: 0 SAC: 1 DP: 0 HBP: 0 | WP: 0 PA: 38 PB: 0 SB: 2 CS: 1 | | | | | | | | |
| PITCHER | IP | WLS | BF | H | R | ER | SO | BB | IBB | HBP | BLK | WP | HR | S | P | ERA | WHIP | PITCHER | | | | | | | | | |
| Mel Stottlemyre, R ERA: 2.49 (6, 1) | 1.1 | L | 5 | 0 | 0 | 0 | 1 | 1 | 0 | 0 | 0 | 0 | 0 | 6 | 10 | 0.00 | 0.750 | | | | | | | | | | |
| Steve Hamilton, L ERA: 1.08 (7, 1) | 0.2 | | 3 | 0 | 0 | 0 | 1 | 0 | 1 | 0 | 0 | 0 | 0 | 4 | 8 | 0.00 | 0.000 | | | | | | | | | | |
| Bob Friend, R ERA: 4.84 (8, 1) | 1.0 | | 6 | 3 | 2 | 2 | 1 | 0 | 0 | 0 | 0 | 0 | 0 | 8 | 8 | 18.00 | 3.000 | | | | | | | | | | |

New York Yankees @ Detroit Tigers
Tiger Stadium, Detroit, MI
Sun Jun 12 1966, 4:33 AM EDT
Unknown

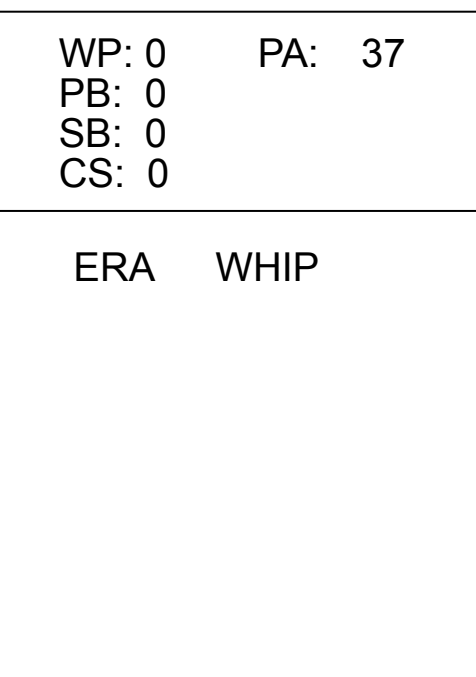
AB 34
R 7
H 11
RBI 7
BB 3
SO 6
LOB 13



| Batter | 1 | 2 | 3 | 4 | 5 | 6 | 7 | 8 | 9 | AB | R | H | RBI | BB | SO | LOB | TOP | | | | | | | | | | | | | | | | | | | | | | | | | |
|---|------------------------------|---------------------------------|------------------------------|---------------------------------|------------------------------|----------------------------------|------------------------------|---------------------------------|------------------------------|---------------------------------|------------------------------|----------------------------------|------------------------------|---------------------------------|------------------------------|---------------------------------|------------------------------|---------------------------------|----------------------------------|------------------------------------|----------------------------------|--------|--|--|--|----|-----|----|---|---|----|----|----|-----|-----|-----|----|----|---|---|-----|------|
| Don Blasingame, L (1,4) OBP: 0.300, SLG: 0.276 Ken Hamlin, R (9,PH) OBP: 0.275, SLG: 0.246 | 0-0 1B G3-2 1B | | 4-0 BB | | | 0-0 HR | 4-0 BB | | 0-0 F3 | 2 | 1 | 2 | 1 | 2 | 0 | 0 | | | | | | | | | | | | | | | | | | | | | | | | | | |
| Fred Valentine, S (1,8) OBP: 0.342, SLG: 0.430 Casey Cox, R (7,1) | 0-0 1-3 G3-2 1B | | 0-3 K | | | 0-3 K | 0-0 F9 | | | 4 | 0 | 1 | 0 | 0 | 2 | 2 | | | | | | | | | | | | | | | | | | | | | | | | | | |
| Jim King, L (1,9) OBP: 0.351, SLG: 0.431 | 0-0 1-2 G3-2 | | | 0-3 K | | 4-0 4-3 BB | | | 0-0 3-1 | 3 | 0 | 0 | 0 | 1 | 1 | 2 | | | | | | | | | | | | | | | | | | | | | | | | | | |
| Frank Howard, R (1,7) OBP: 0.350, SLG: 0.460 | 0-3 K | | | 0-0 F2 | | 0-0 4-3 | | | 0-3 K | 4 | 0 | 0 | 0 | 0 | 2 | 2 | | | | | | | | | | | | | | | | | | | | | | | | | | |
| Bob Chance, L (1,3) OBP: 0.211, SLG: 0.296 Dick Nen, L (8,3) OBP: 0.288, SLG: 0.301 | | 0-3 K | | 0-3 K | | 0-3 K | | | 0-0 F7 | 4 | 0 | 0 | 0 | 0 | 3 | 1 | | | | | | | | | | | | | | | | | | | | | | | | | | |
| Ken McMullen, R (1,5) OBP: 0.276, SLG: 0.337 | 0-0 L8 | | | | 0-0 L8 | | | | 0-0 F2 | 4 | 0 | 0 | 0 | 0 | 0 | 0 | | | | | | | | | | | | | | | | | | | | | | | | | | |
| Paul Casanova, R (1,2) OBP: 0.239, SLG: 0.358 Willie Kirkland, L (7,PH) OBP: 0.255, SLG: 0.156 Doug Camilli, R (7,2) OBP: 0.269, SLG: 0.281 | 0-0 5-3 | | | | 0-0 6-3 | | | | 0-0 L8 1-3 1B | 2 | 0 | 0 | 0 | 0 | 0 | 0 | | | | | | | | | | | | | | | | | | | | | | | | | | |
| Ed Brinkman, R (1,6) OBP: 0.259, SLG: 0.300 | | | 0-3 K | | 0-0 2B | | | | 0-0 1-3 | 4 | 1 | 2 | 0 | 0 | 1 | 1 | | | | | | | | | | | | | | | | | | | | | | | | | | |
| Diego Segui, R (1,1) OBP: 0.231, SLG: 0.167 Dick Lines, R (5,1) Don Lock, R (7,PH) OBP: 0.364, SLG: 0.487 Pete Richert, L (9,PR) OBP: 0.125, SLG: 0.125 | | | 0-3 K | | 0-3 K | | | | 1-0 HBP | 2 | 0 | 0 | 0 | 0 | 2 | 1 | | | | | | | | | | | | | | | | | | | | | | | | | | |
| Inning Stats | R: 0 E: 0 K: 1 S: 6 | H: 2 LOB: 1 BB: 0 P: 6 | R: 0 E: 0 K: 1 S: 5 | H: 0 LOB: 0 BB: 0 P: 5 | R: 0 E: 0 K: 3 S: 9 | H: 0 LOB: 1 BB: 1 P: 13 | R: 0 E: 0 K: 2 S: 7 | H: 0 LOB: 0 BB: 0 P: 7 | R: 0 E: 0 K: 1 S: 6 | H: 1 LOB: 1 BB: 0 P: 6 | R: 1 E: 0 K: 2 S: 8 | H: 1 LOB: 1 BB: 1 P: 12 | R: 2 E: 0 K: 0 S: 5 | H: 2 LOB: 1 BB: 1 P: 9 | R: 0 E: 0 K: 1 S: 5 | H: 0 LOB: 0 BB: 0 P: 5 | R: 0 E: 0 K: 0 S: 4 | H: 1 LOB: 2 BB: 0 P: 5 | 1B: 4 2B: 1 3B: 0 HR: 2 | SF: 0 SAC: 0 DP: 1 HBP: 1 | WP: 0 PB: 0 SB: 0 CS: 0 | PA: 37 | | | | | | | | | | | | | | | | | | | | |
| PITCHER | IP | WLS | BF | H | R | ER | SO | BB | IBB | HBP | BLK | WP | HR | S | P | ERA | WHIP | PITCHER | | | | | | | | IP | WLS | BF | H | R | ER | SO | BB | IBB | HBP | BLK | WP | HR | S | P | ERA | WHIP |
| Dave Wickersham, R (1,1) ERA: 2.86 | 8.0 | W | 32 | 6 | 3 | 3 | 11 | 3 | 0 | 0 | 0 | 0 | 2 | 51 | 63 | 3.38 | 1.125 | | | | | | | | | | | | | | | | | | | | | | | | | |
| Orlando Pena, R (9,1) ERA: 2.29 | 0.2 | | 4 | 1 | 0 | 0 | 0 | 0 | 0 | 1 | 0 | 0 | 0 | 3 | 4 | 0.00 | 1.500 | | | | | | | | | | | | | | | | | | | | | | | | | |
| Johnny Podres, L (9,1) ERA: 1.98 | 0.1 | S | 1 | 0 | 0 | 0 | 0 | 0 | 0 | 0 | 0 | 0 | 0 | 1 | 1 | 0.00 | 0.000 | | | | | | | | | | | | | | | | | | | | | | | | | |

Washington Senators @ Detroit Tigers
Tiger Stadium, Detroit, MI
Mon Jun 13 1966, 7:05 PM EDT
Att: 11,138 - Unknown

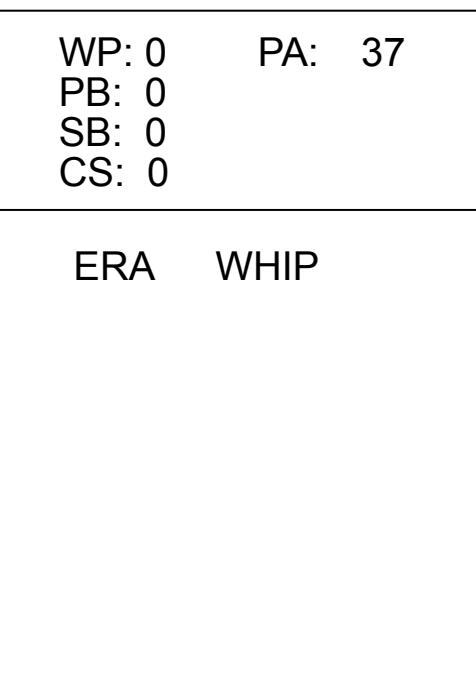
AB 33
R 3
H 7
RBI 3
BB 3
SO 11
LOB 11



| Batter | 1 | 2 | 3 | 4 | 5 | 6 | 7 | 8 | 9 | AB | R | H | RBI | BB | SO | LOB | BOTTOM | | | | | | | | | | | | | | | | | | | | | | | | | | |
|---|------------------------------|---------------------------------|------------------------------|---------------------------------|------------------------------|---------------------------------|------------------------------|---------------------------------|------------------------------|---------------------------------|------------------------------|---------------------------------|------------------------------|---------------------------------|------------------------------|----------------------------------|----------------------------------|------------------------------------|----------------------------------|--------|--|--|--|--|--|----|-----|----|---|---|----|----|----|-----|-----|-----|----|----|---|---|-----|------|--|
| Dick McAuliffe, L (1,5) OBP: 0.384, SLG: 0.452 Orlando Pena, R (9,1) OBP: 0.167, SLG: 0.167 Johnny Podres, L (9,1) OBP: 0.667, SLG: 0.500 | 0-0 4-3 | | 0-0 F7 | | 0-0 6-3 1B | | 0-0 5-3 | 0-0 F8 | | 5 | 1 | 1 | 1 | 0 | 0 | 4 | | | | | | | | | | | | | | | | | | | | | | | | | | | |
| Jake Wood, R (1,4) OBP: 0.378, SLG: 0.472 | 0-3 K | | 0-0 FC5-2-5 | | 0-0 6-3 | | 0-0 6-3 | | | 4 | 0 | 0 | 0 | 0 | 1 | 2 | | | | | | | | | | | | | | | | | | | | | | | | | | | |
| Norm Cash, L (1,3) OBP: 0.316, SLG: 0.478 | 4-0 BB | | 0-0 F7 | | 0-0 1-2 1B | | 0-0 F7 | | | 3 | 0 | 1 | 1 | 1 | 0 | 1 | | | | | | | | | | | | | | | | | | | | | | | | | | | |
| Al Kaline, R (1,8) OBP: 0.383, SLG: 0.471 | 0-0 L7 | | | 0-0 L3 | 0-0 L4 | | | 0-0 L8 | | 4 | 0 | 0 | 0 | 0 | 0 | 2 | | | | | | | | | | | | | | | | | | | | | | | | | | | |
| Jim Northrup, L (1,9) OBP: 0.340, SLG: 0.431 | | 0-3 K | | 0-0 G3 2B | | 0-0 F8 | | 0-0 1B SF7 1B | | 4 | 1 | 2 | 0 | 0 | 1 | 0 | | | | | | | | | | | | | | | | | | | | | | | | | | | |
| Bill Freehan, R (1,2) OBP: 0.308, SLG: 0.418 | | 0-3 K | | 0-0 G3 | | 0-0 4-3 | | 0-0 1B SF7 1B | | 4 | 0 | 1 | 0 | 0 | 1 | 1 | | | | | | | | | | | | | | | | | | | | | | | | | | | |
| Gates Brown, L (1,7) OBP: 0.329, SLG: 0.366 Willie Horton, R (9,7) OBP: 0.295, SLG: 0.336 | | 0-0 F8 | | 0-0 4-3 | | 0-0 E 1B | | 0-0 SF7 | | 3 | 0 | 1 | 1 | 0 | 0 | 1 | | | | | | | | | | | | | | | | | | | | | | | | | | | |
| Ray Oyler, R (1,6) OBP: 0.450, SLG: 0.468 | | | 0-0 2B 1B | | 0-0 SH3-4 1B 1B | | 4-0 1-2 IBB | | 4-0 1B IBB | 2 | 2 | 2 | 0 | 2 | 0 | 0 | | | | | | | | | | | | | | | | | | | | | | | | | | | |
| Dave Wickersham, R (1,1) OBP: 0.063, SLG: 0.125 Jerry Lumpe, L (8,PH) OBP: 0.335, SLG: 0.368 Dick Tracewski, R (8,PR) OBP: 0.188, SLG: 0.133 | | | 0-0 F7 2B | | 0-0 SH3-4 1-2 | | 0-0 5-3 | | 0-0 1-2 2-3 1B | 2 | 0 | 1 | 1 | 0 | 0 | 2 | | | | | | | | | | | | | | | | | | | | | | | | | | | |
| Inning Stats | R: 0 E: 0 K: 1 S: 5 | H: 0 LOB: 1 BB: 1 P: 9 | R: 0 E: 0 K: 2 S: 7 | H: 0 LOB: 0 BB: 0 P: 7 | R: 1 E: 0 K: 0 S: 5 | H: 2 LOB: 1 BB: 0 P: 5 | R: 0 E: 0 K: 0 S: 4 | H: 1 LOB: 1 BB: 0 P: 4 | R: 2 E: 0 K: 0 S: 6 | H: 3 LOB: 1 BB: 0 P: 6 | R: 0 E: 1 K: 0 S: 4 | H: 1 LOB: 2 BB: 1 P: 8 | R: 0 E: 0 K: 0 S: 3 | H: 0 LOB: 0 BB: 0 P: 3 | R: 1 E: 0 K: 0 S: 6 | H: 3 LOB: 3 BB: 1 P: 10 | 1B: 8 2B: 2 3B: 0 HR: 0 | SF: 1 SAC: 1 DP: 0 HBP: 0 | WP: 0 PB: 0 SB: 0 CS: 0 | PA: 37 | | | | | | | | | | | | | | | | | | | | | | | |
| PITCHER | IP | WLS | BF | H | R | ER | SO | BB | IBB | HBP | BLK | WP | HR | S | P | ERA | WHIP | PITCHER | | | | | | | | IP | WLS | BF | H | R | ER | SO | BB | IBB | HBP | BLK | WP | HR | S | P | ERA | WHIP | |
| Diego Segui, R (1,1) ERA: 4.26 | 4.2 | | 21 | 6 | 3 | 3 | 3 | 1 | 0 | 0 | 0 | 0 | 0 | 26 | 30 | 5.79 | 1.500 | | | | | | | | | | | | | | | | | | | | | | | | | | |
| Dick Lines, L (5,1) ERA: 2.16 | 1.1 | | 6 | 1 | 0 | 0 | 0 | 0 | 1 | 0 | 0 | 0 | 0 | 5 | 9 | 0.00 | 0.750 | | | | | | | | | | | | | | | | | | | | | | | | | | |
| Casey Cox, R (7,1) ERA: 3.42 | 2.0 | L | 10 | 3 | 1 | 1 | 0 | 0 | 1 | 0 | 0 | 0 | 0 | 9 | 13 | 4.50 | 1.500 | | | | | | | | | | | | | | | | | | | | | | | | | | |

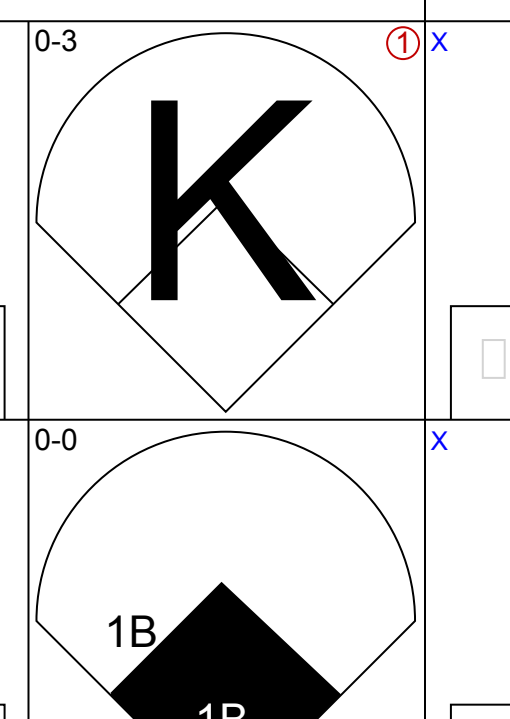
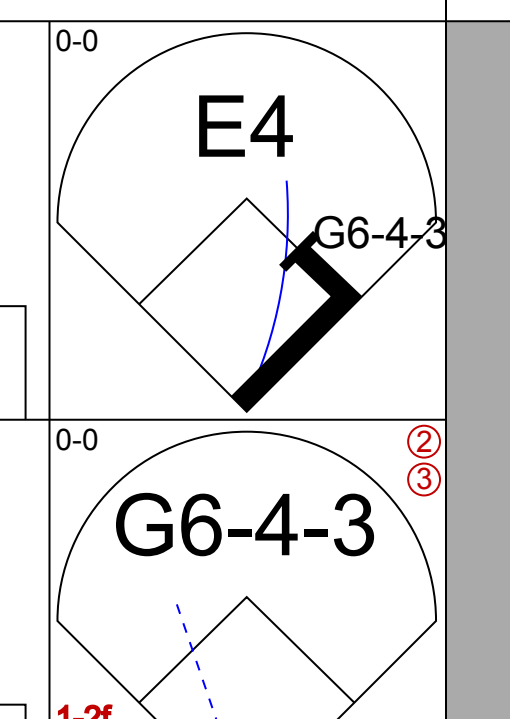
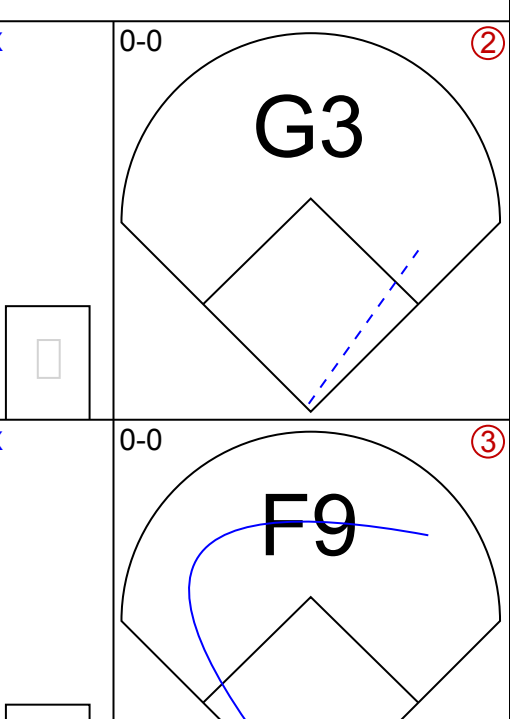
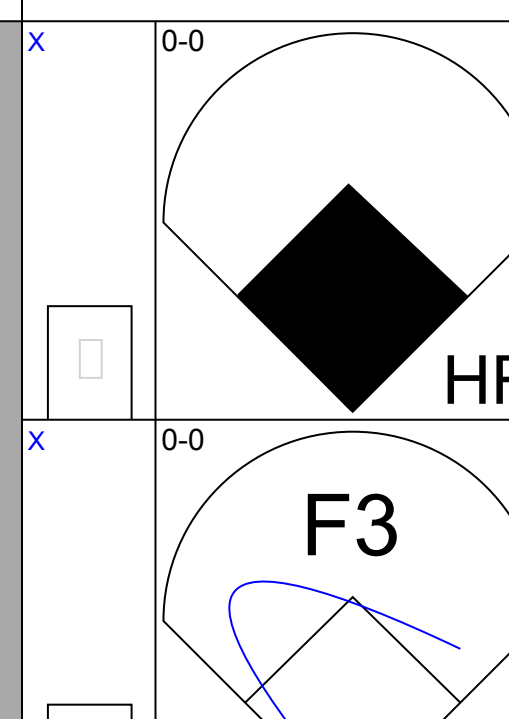
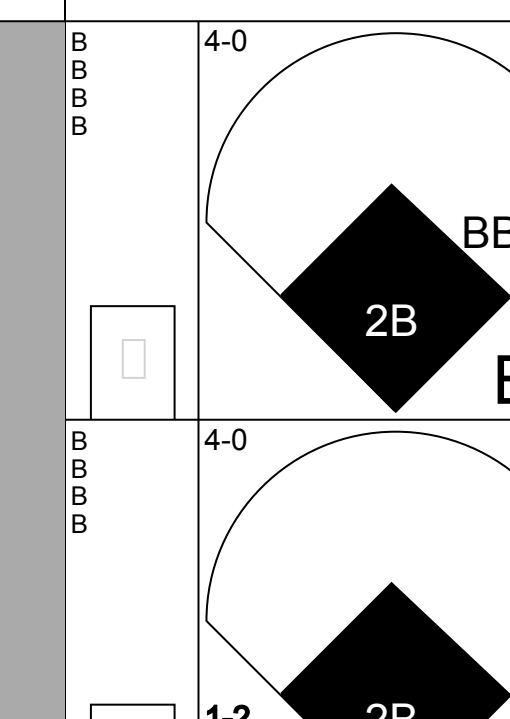
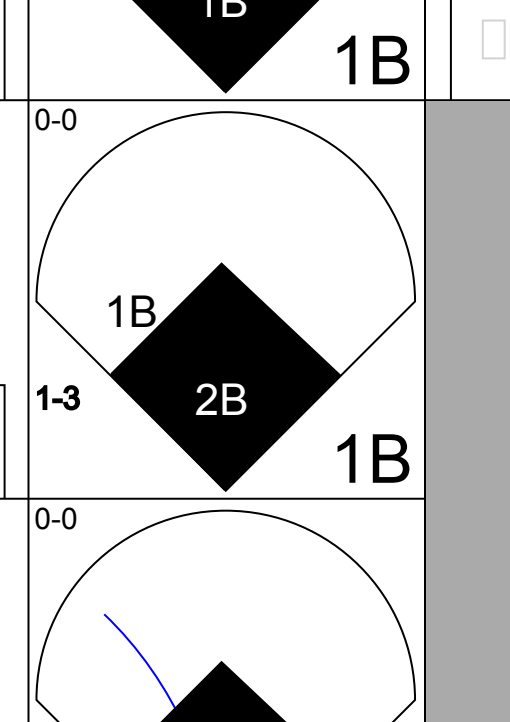
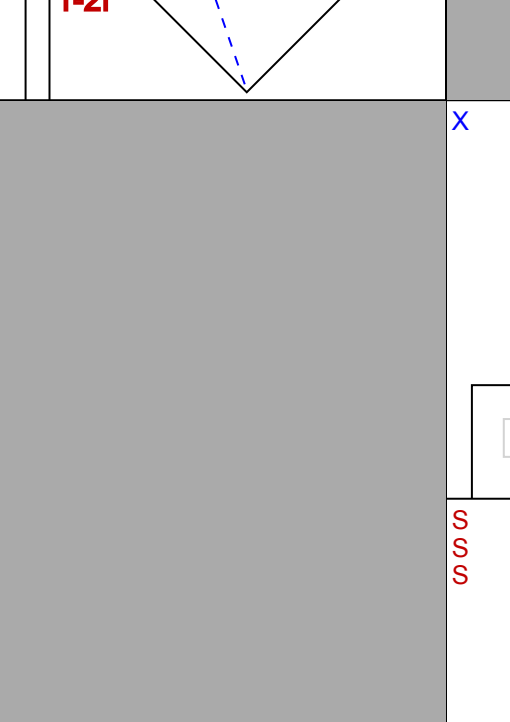

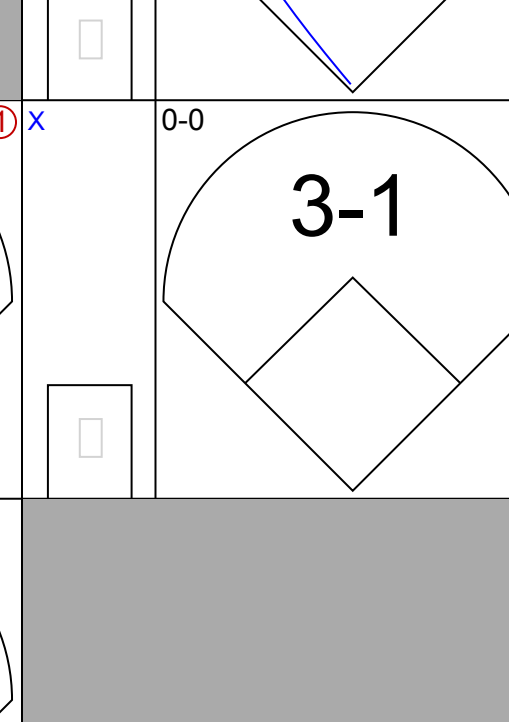
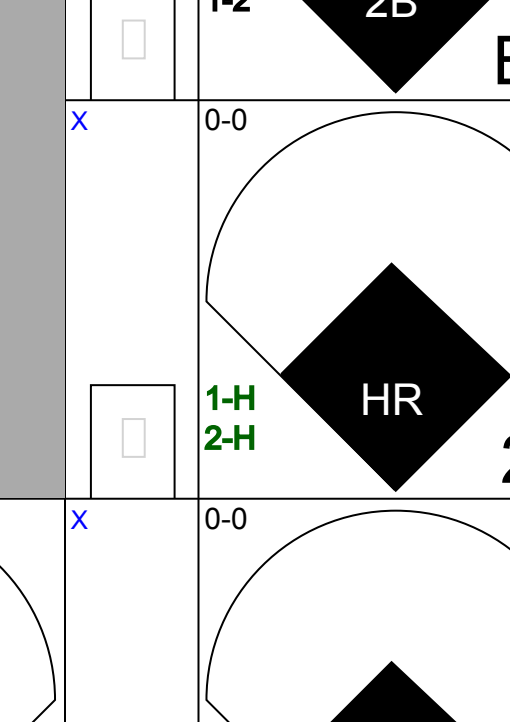
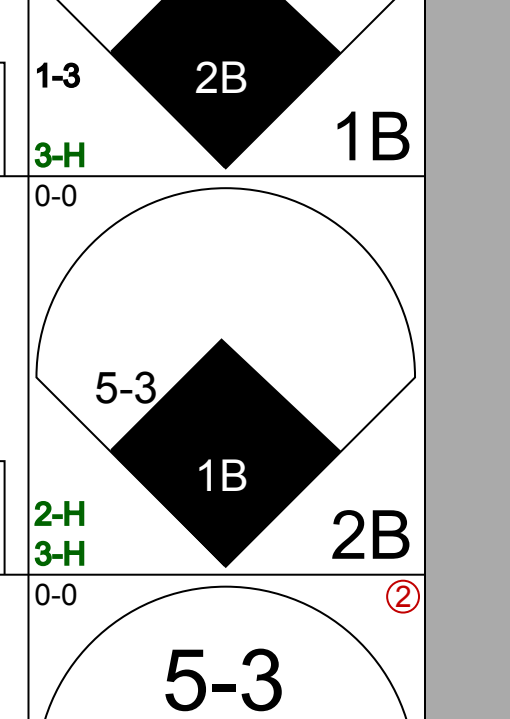
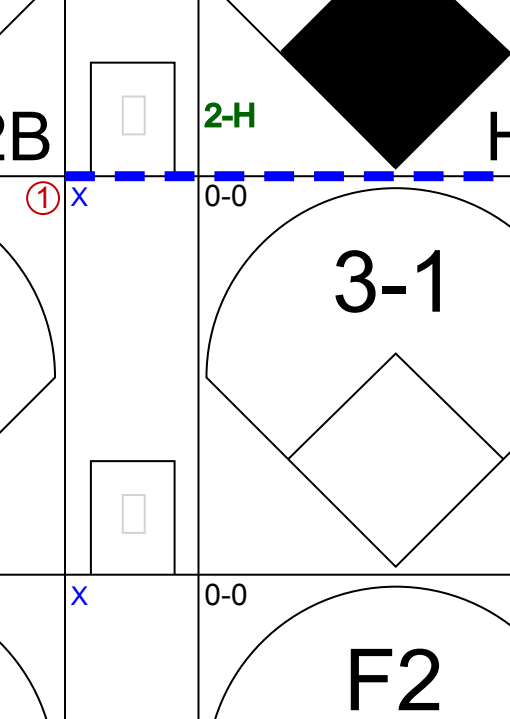
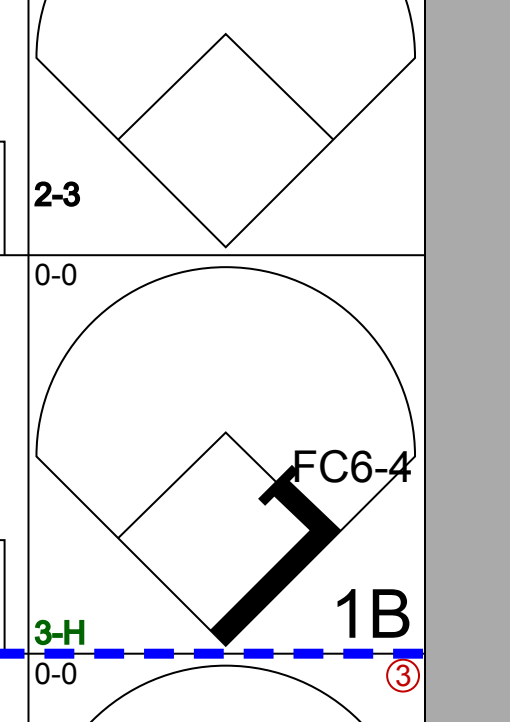
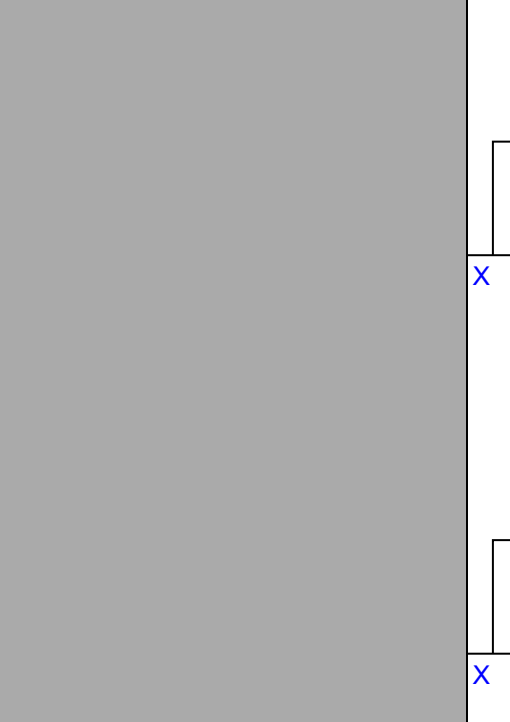
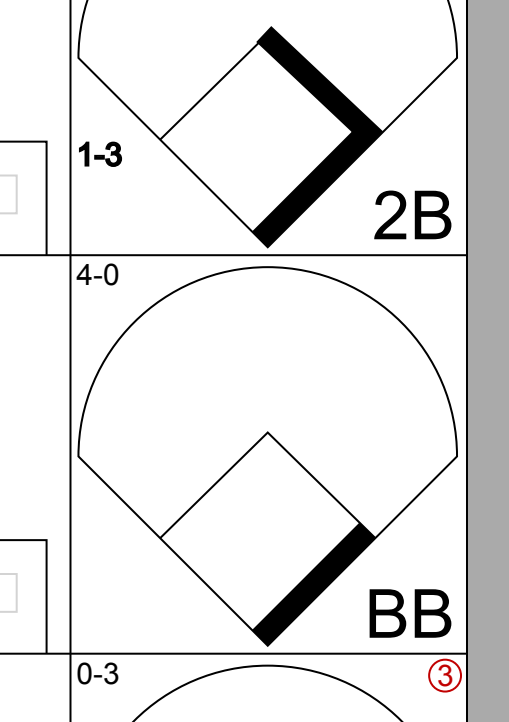

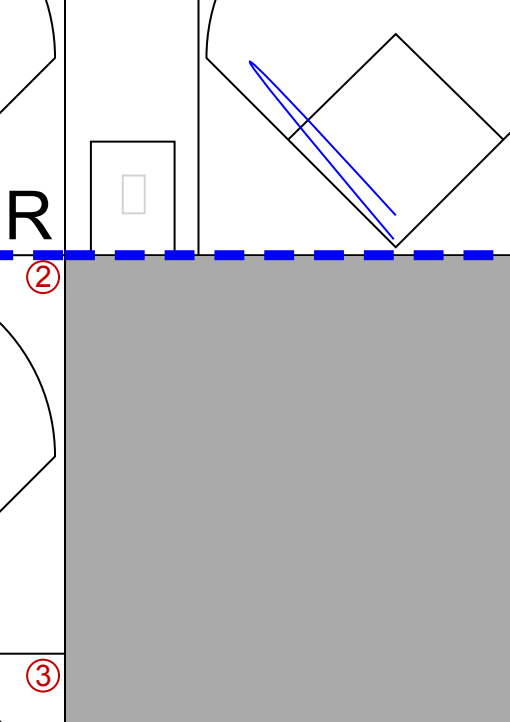
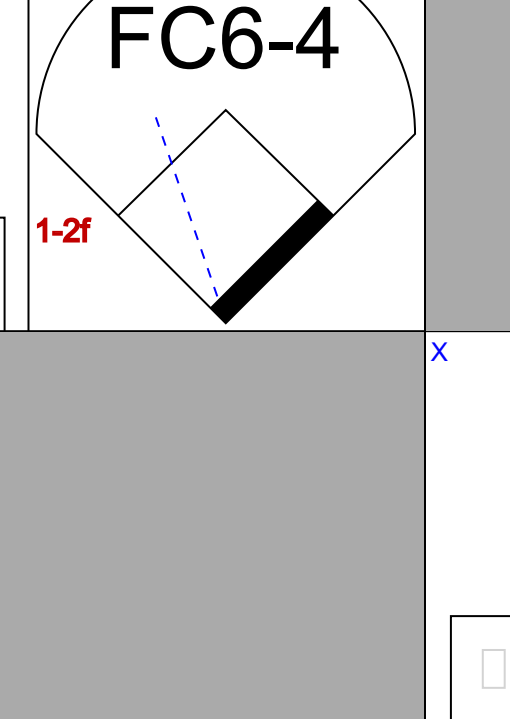
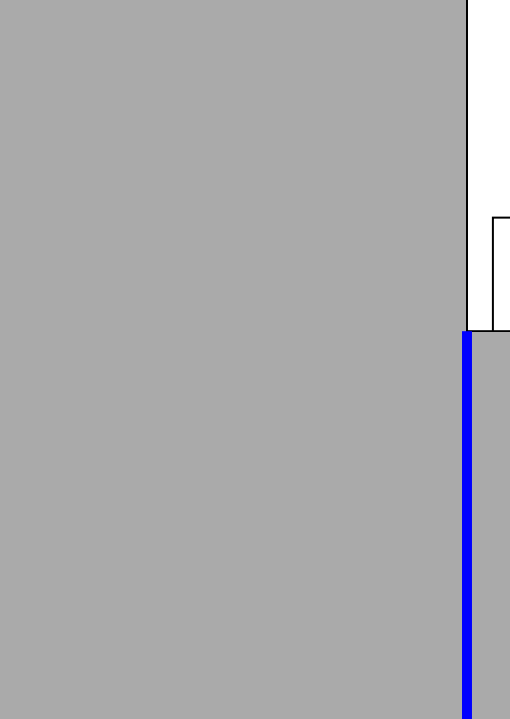
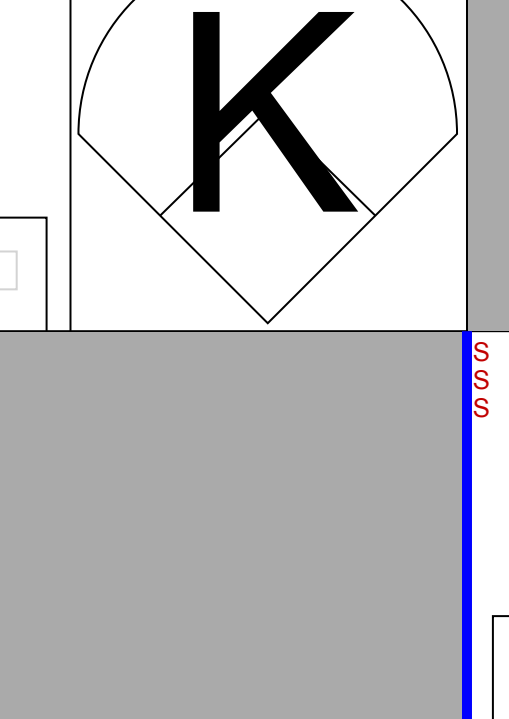
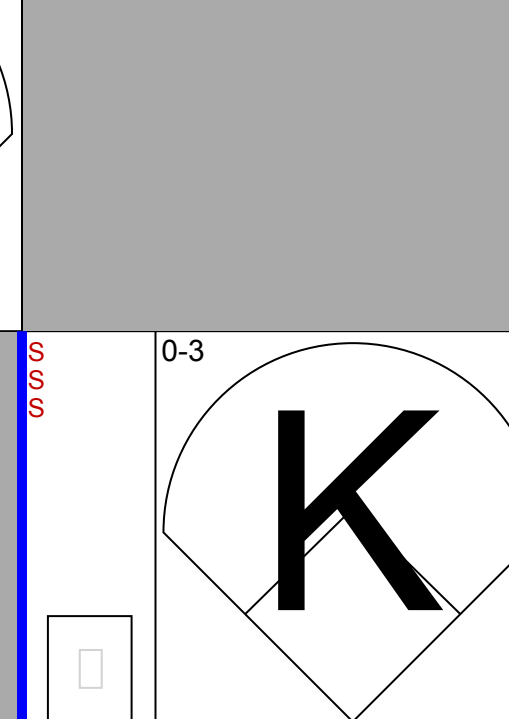
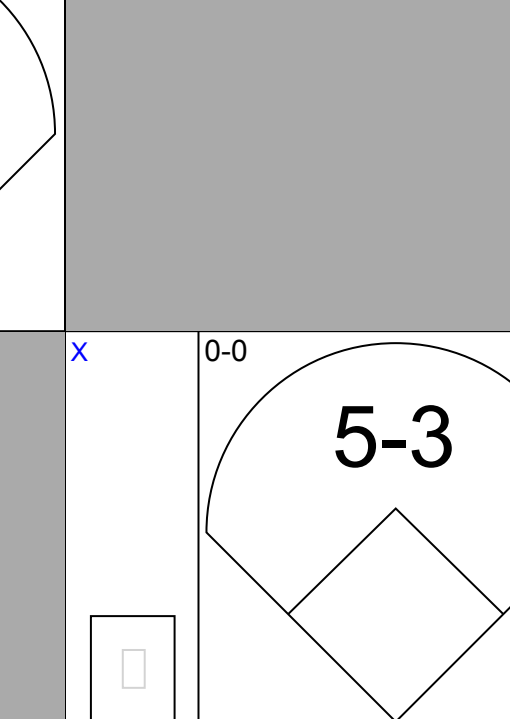
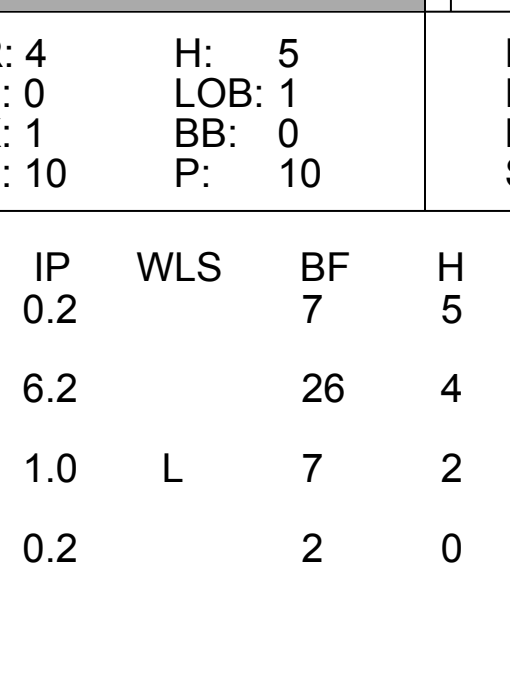
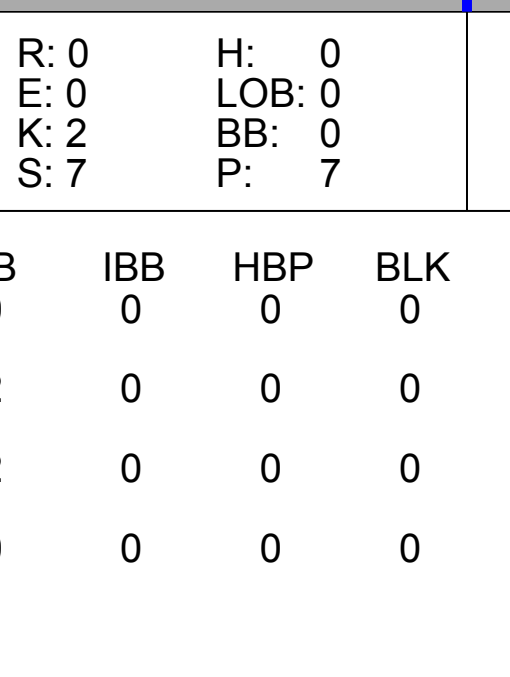
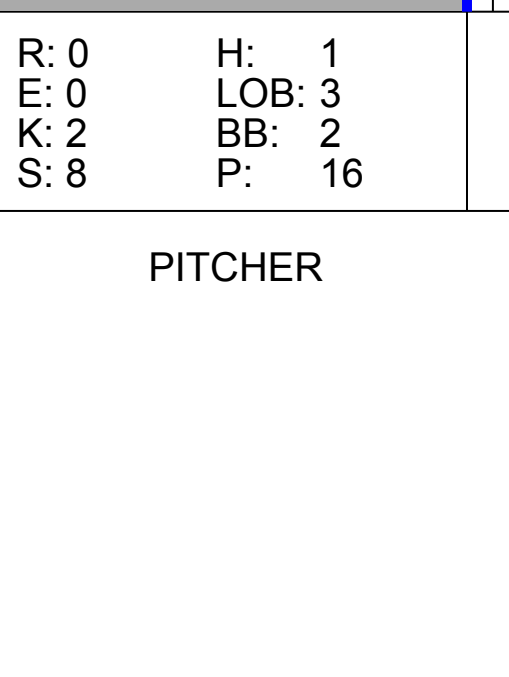
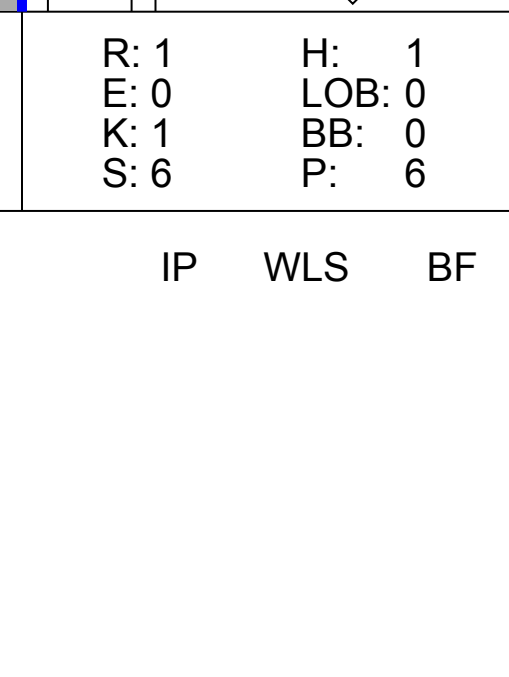
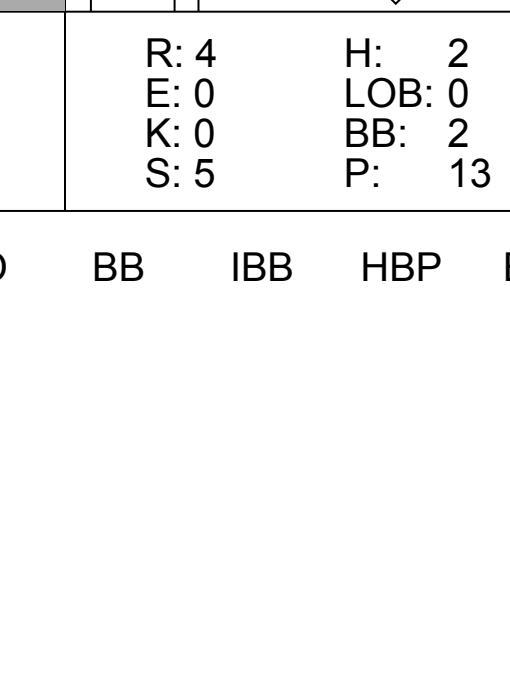
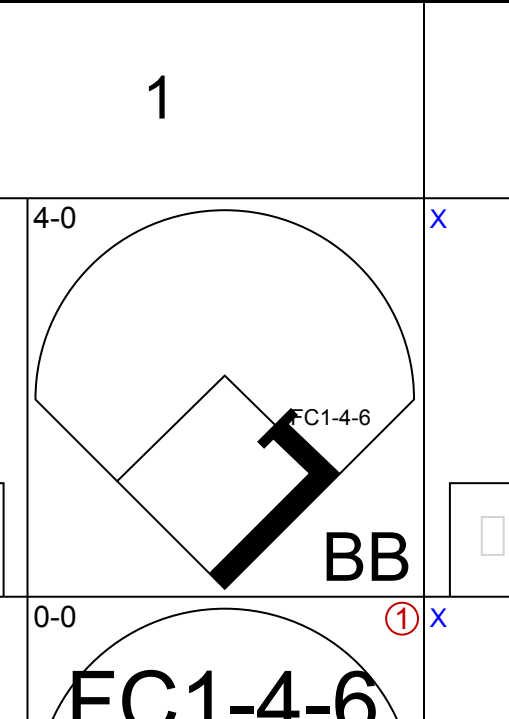
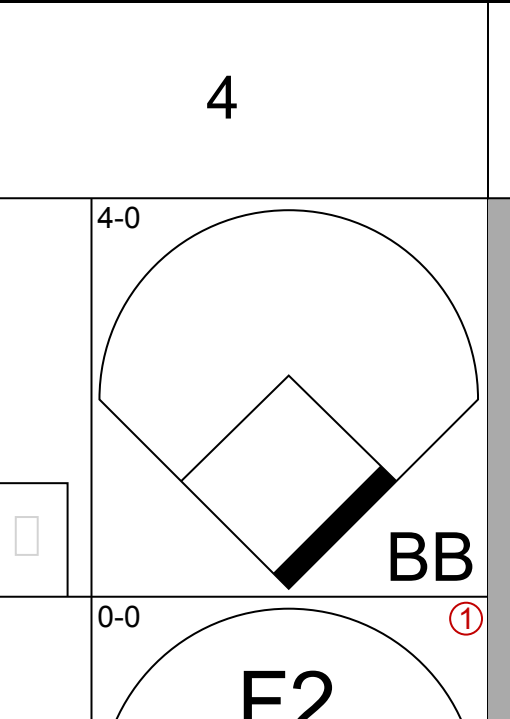
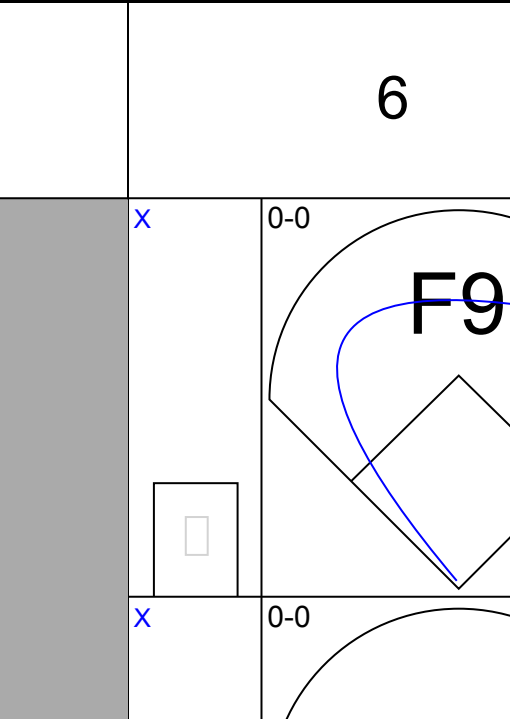
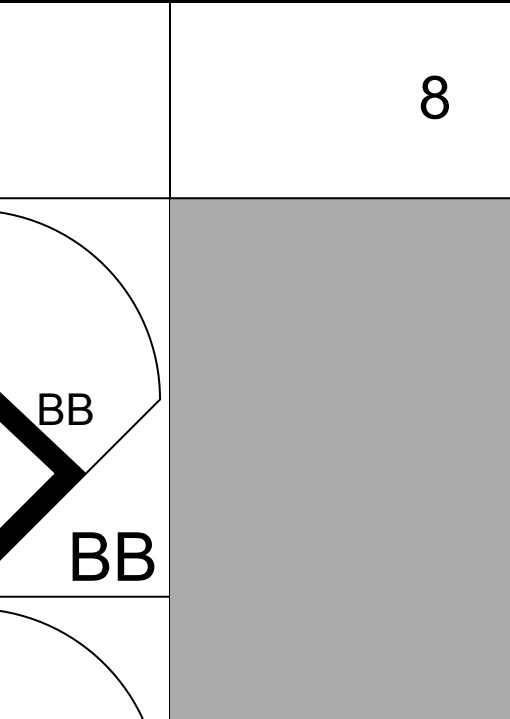
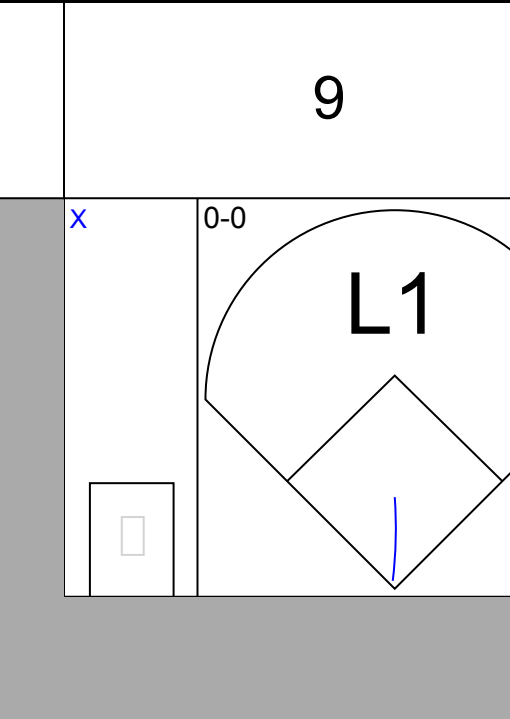
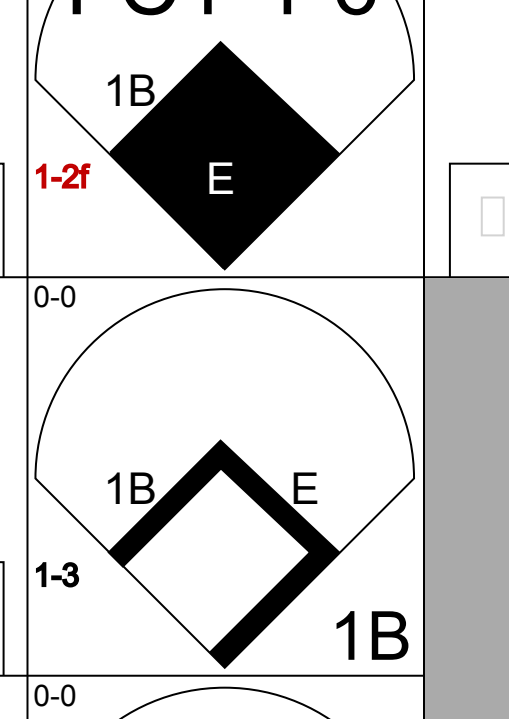
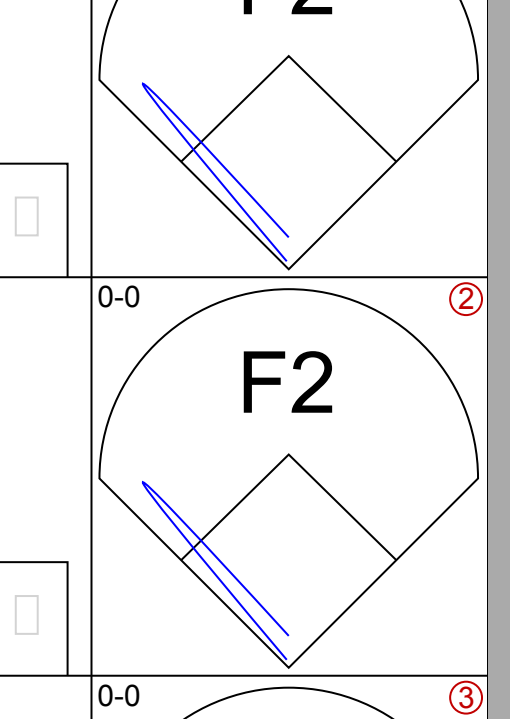
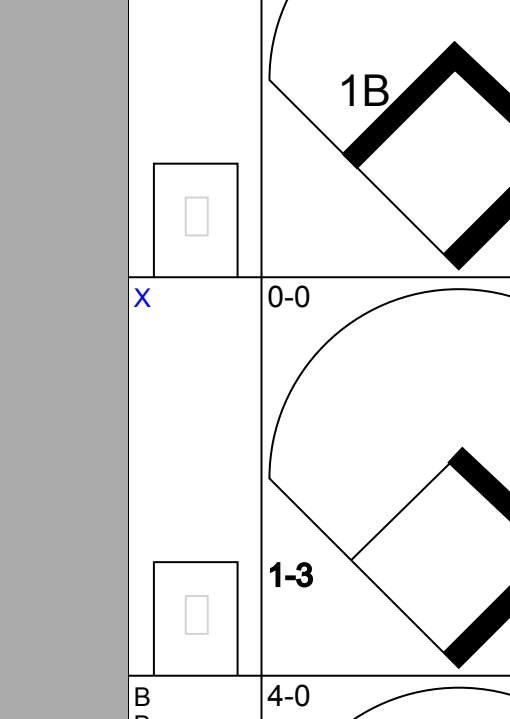
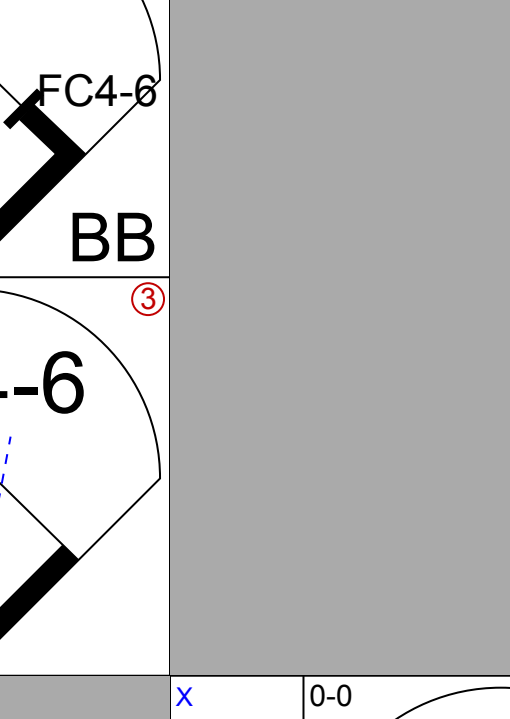
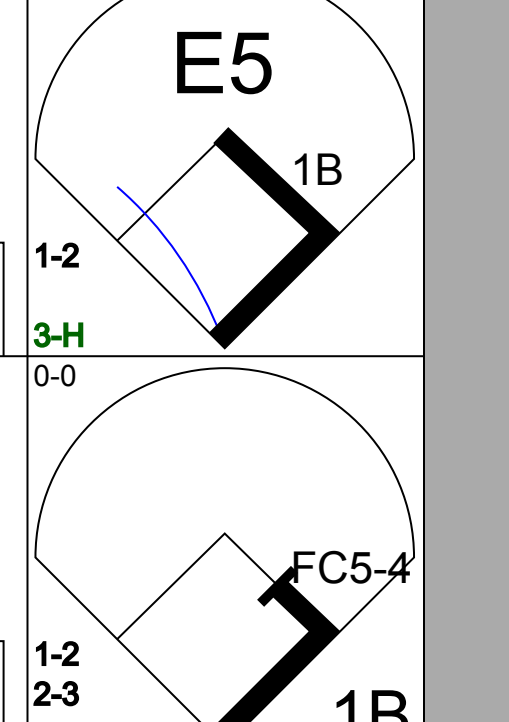
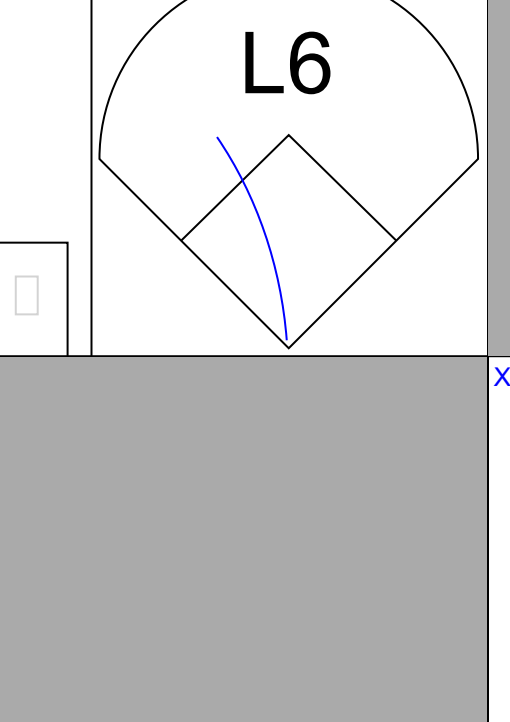
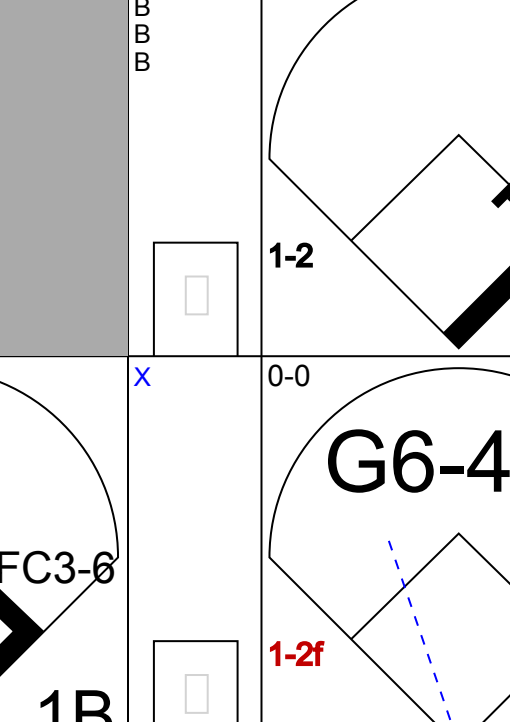
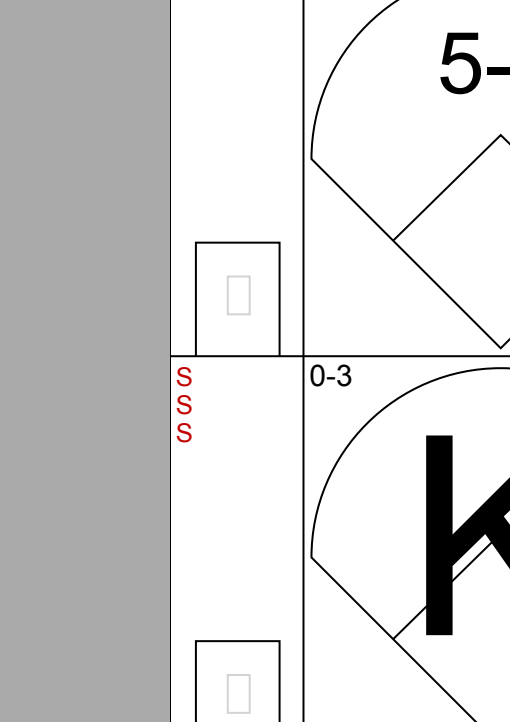
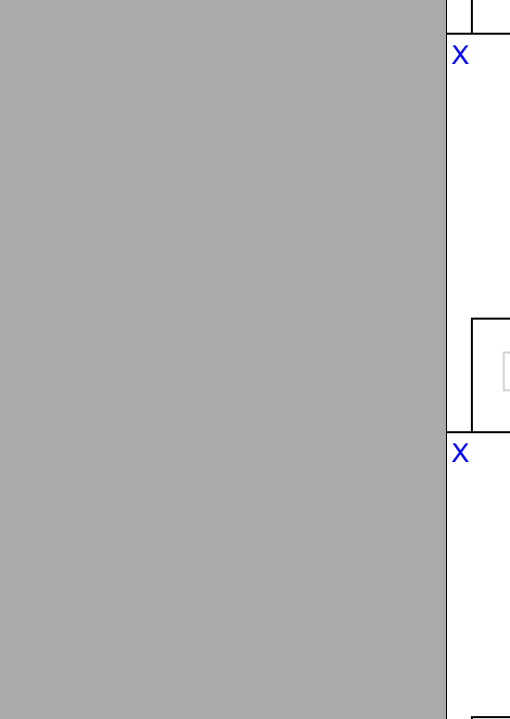
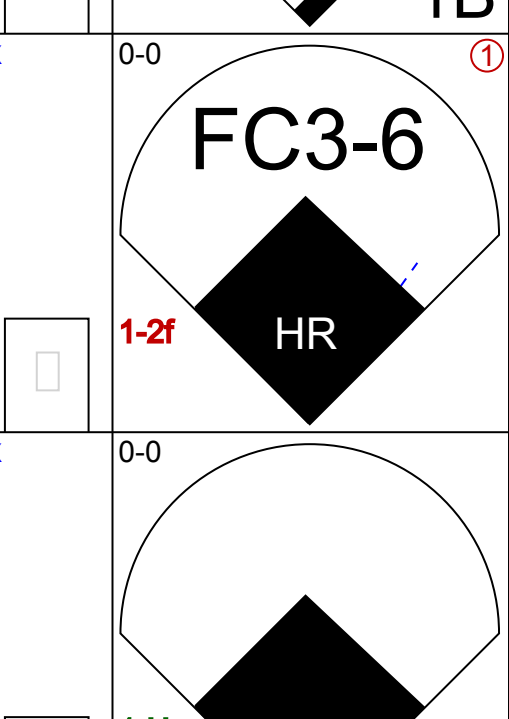
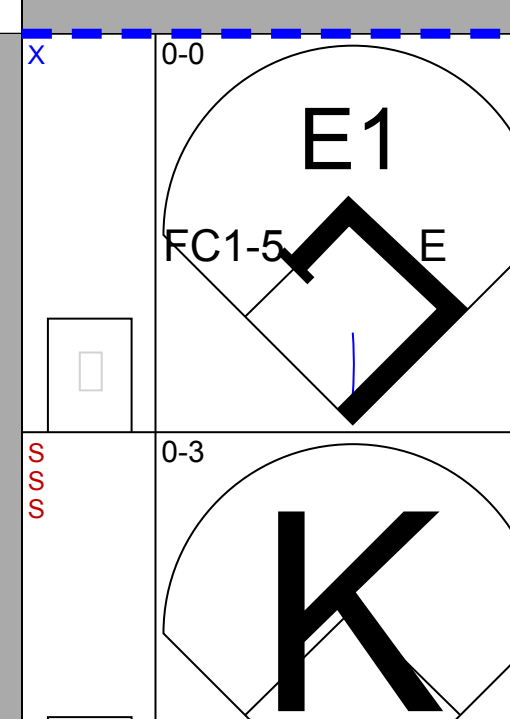
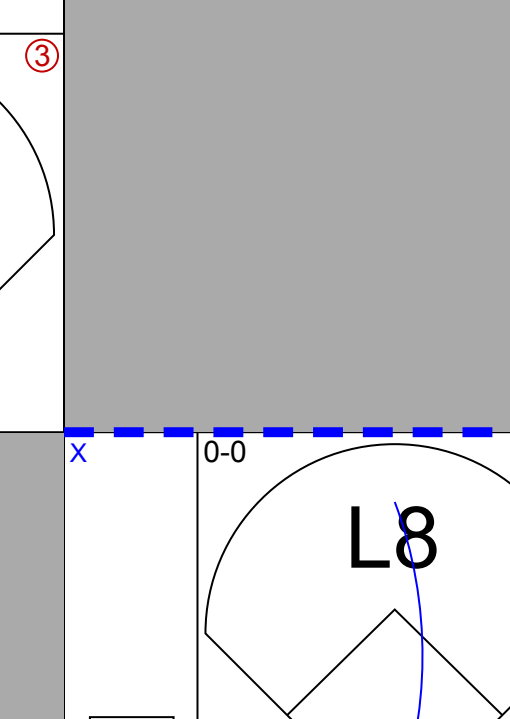
Washington Senators @ Detroit Tigers
Tiger Stadium, Detroit, MI
Mon Jun 13 1966, 7:05 PM EDT
Att: 11,138 - Unknown

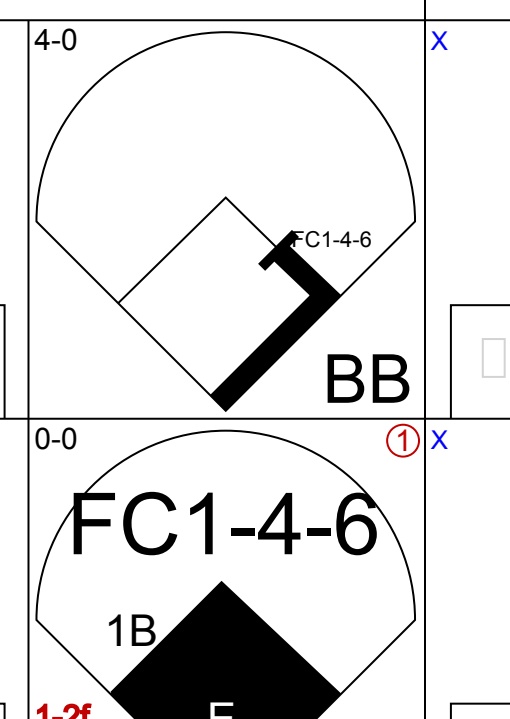
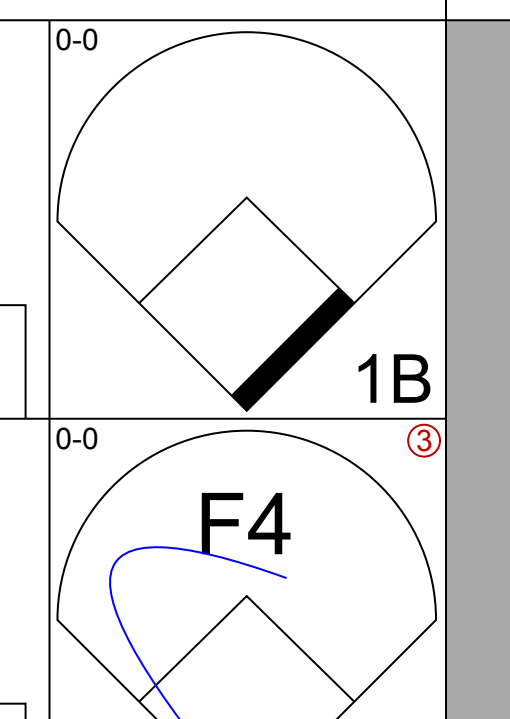
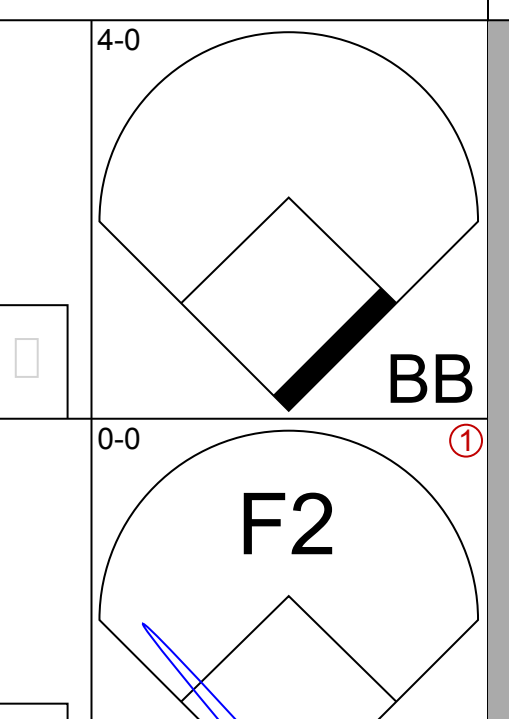
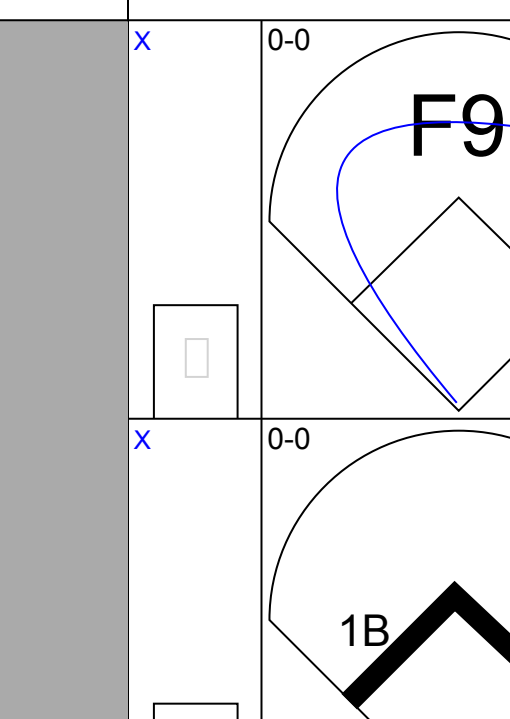
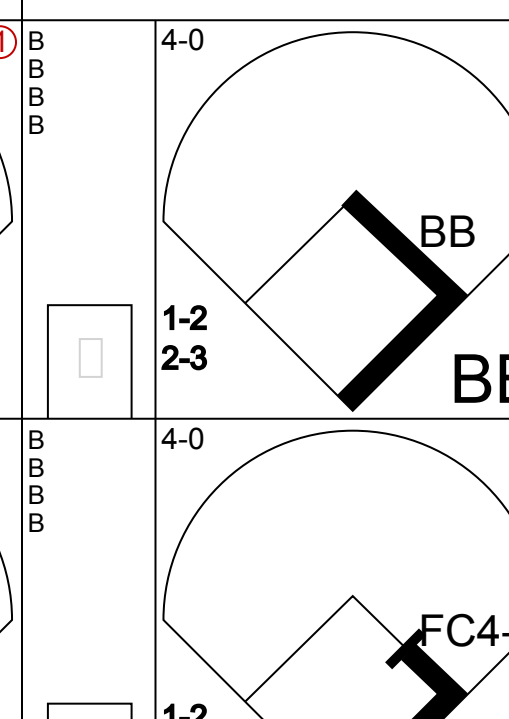
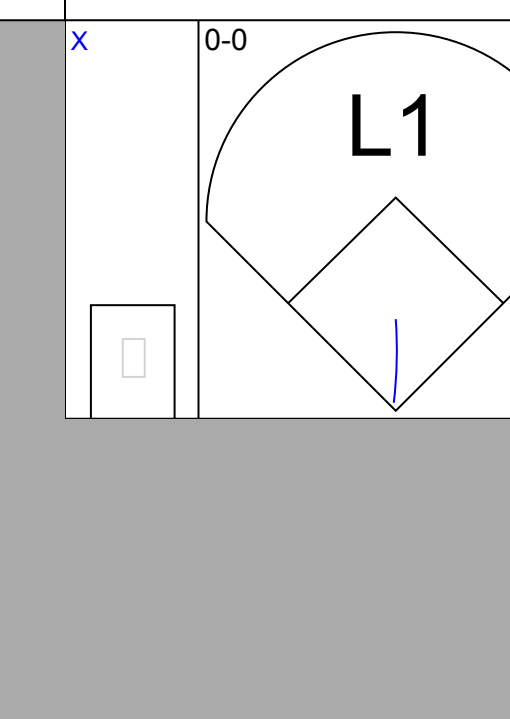
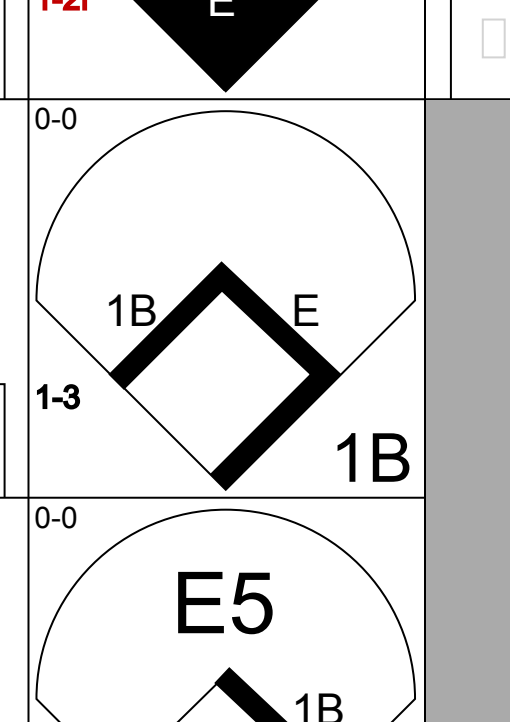
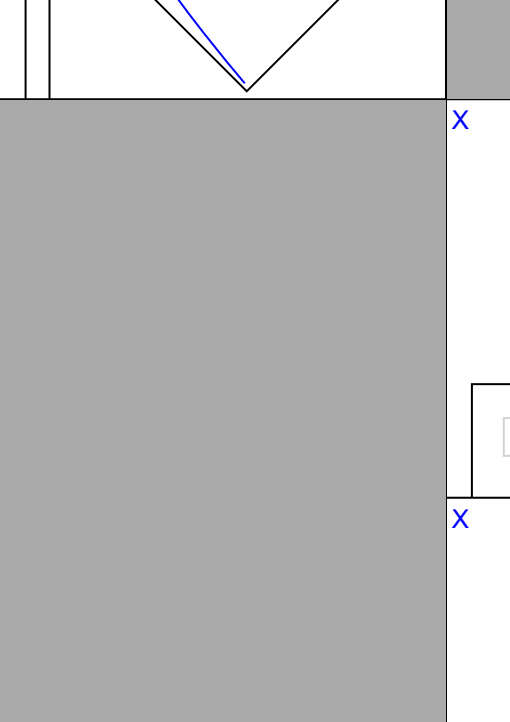
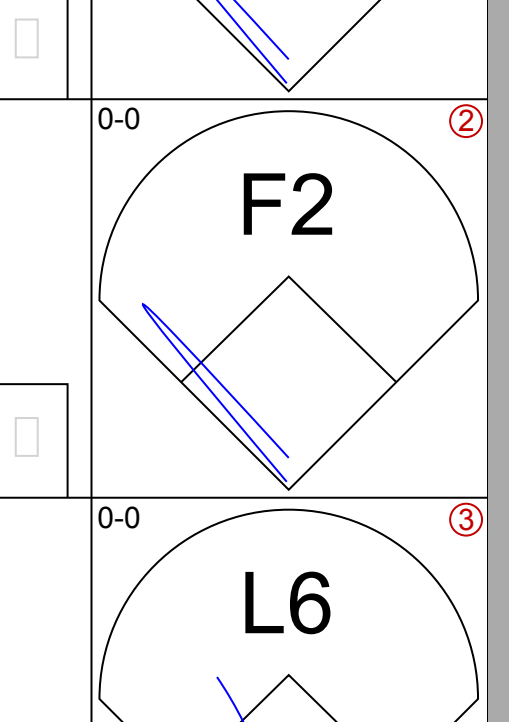
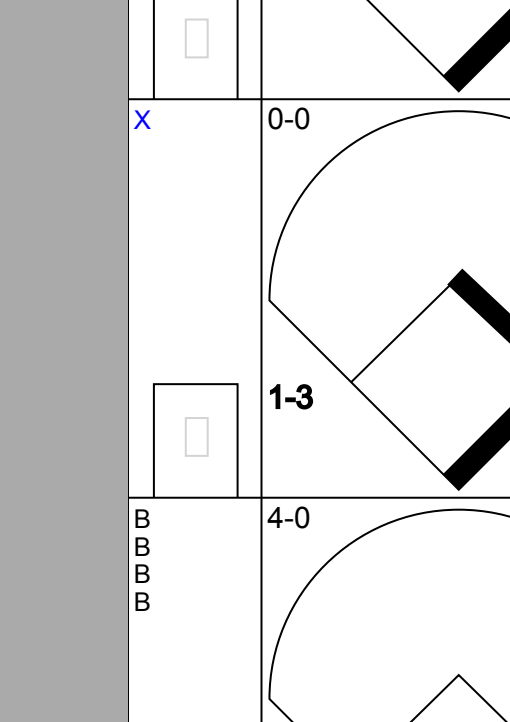
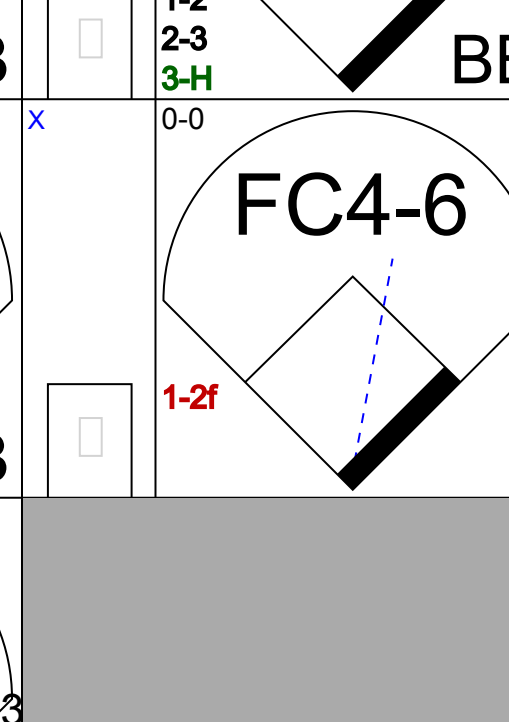
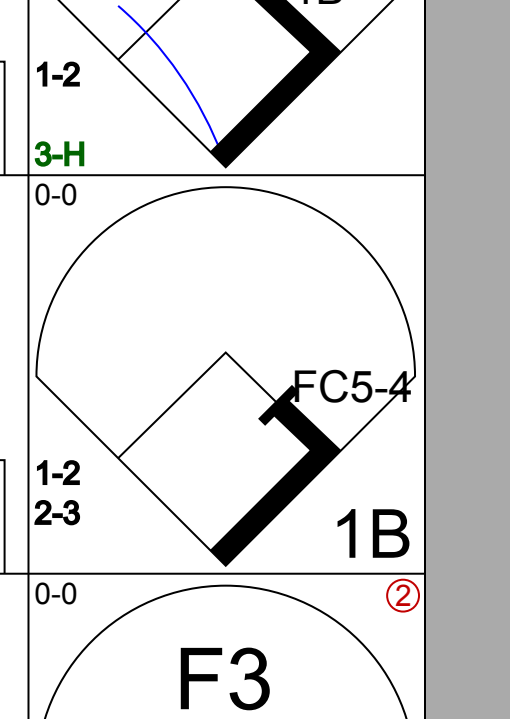
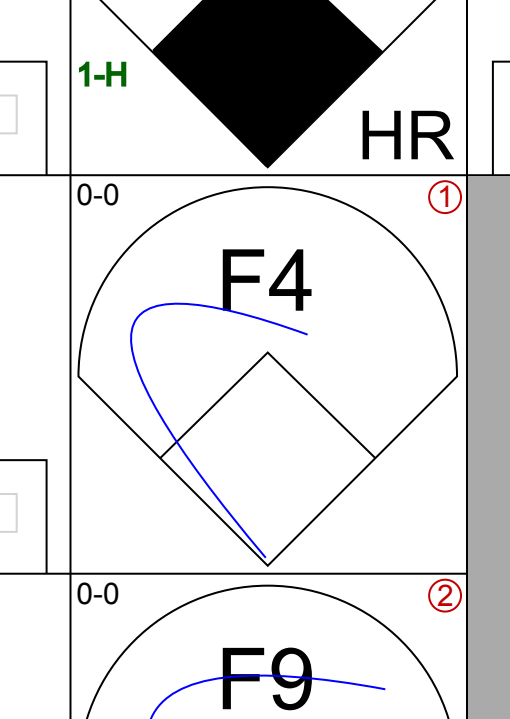
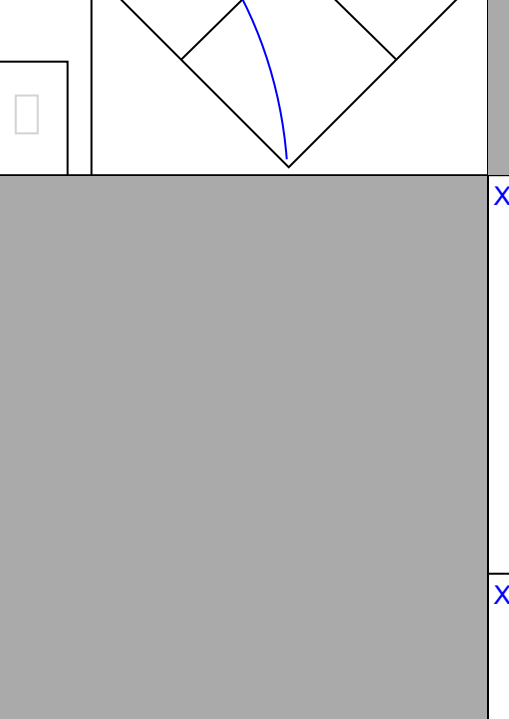
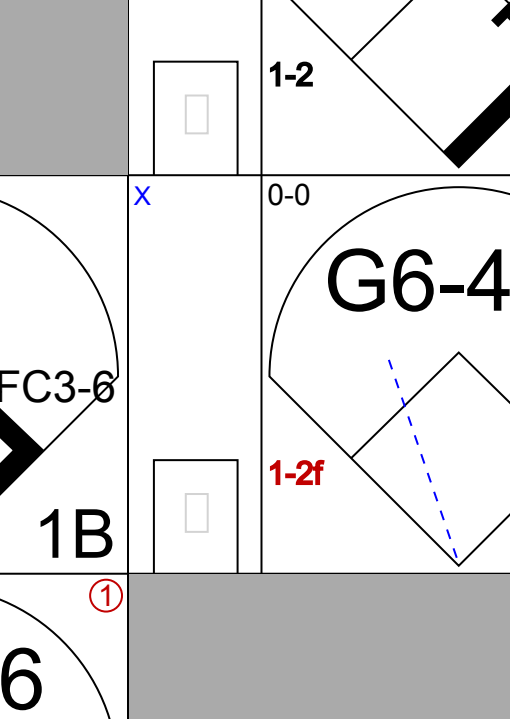
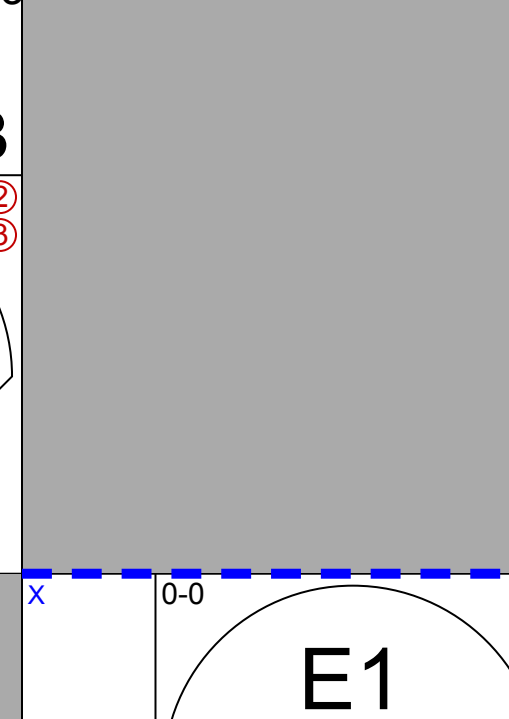
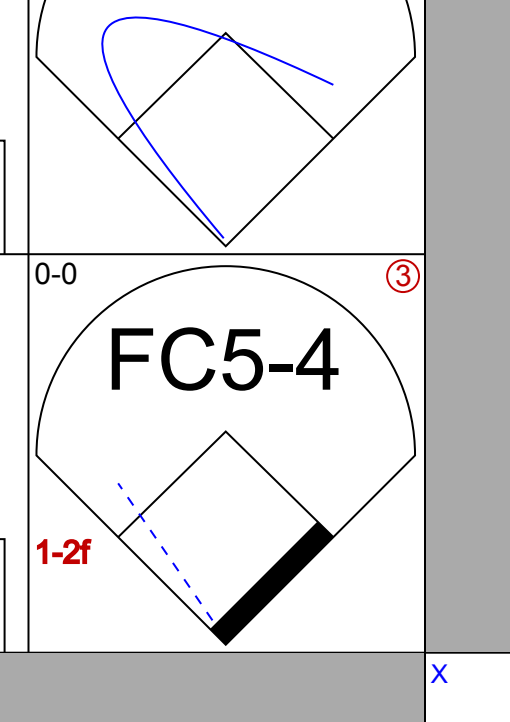
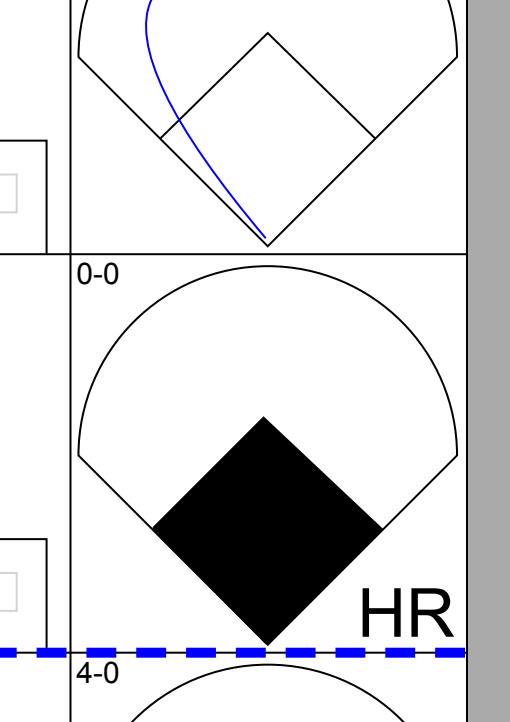


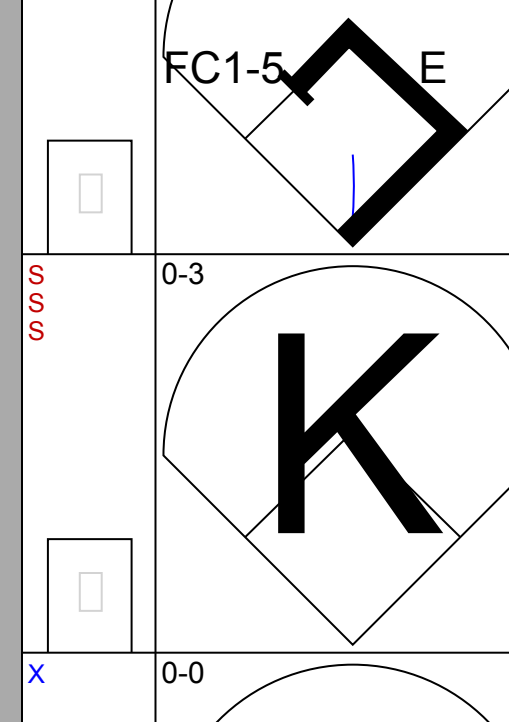
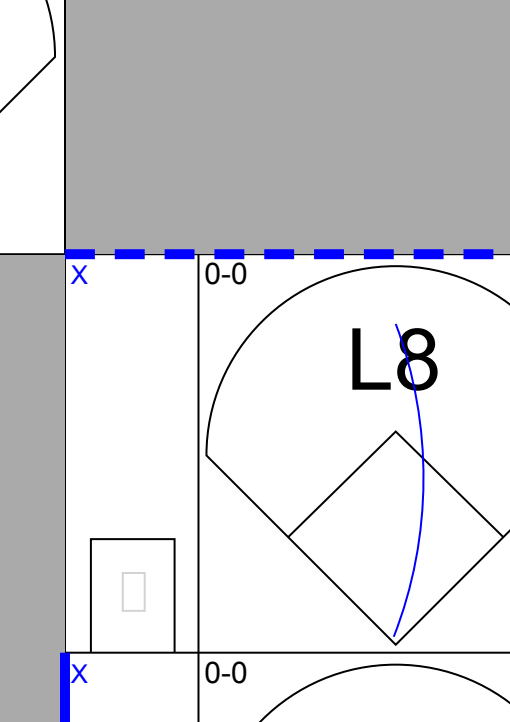
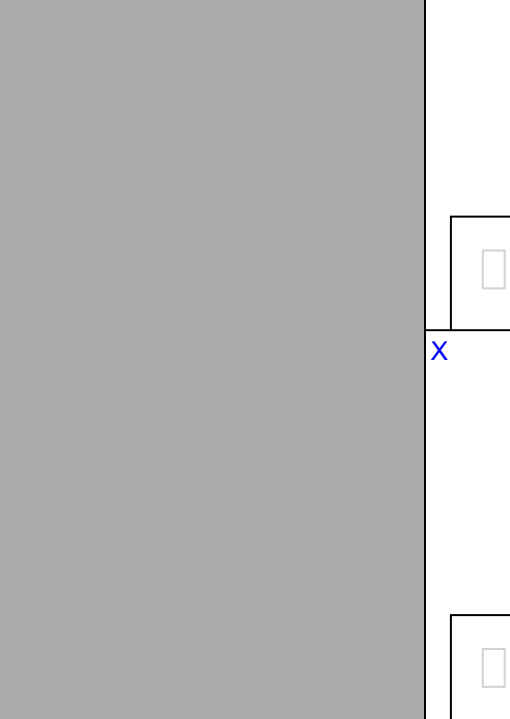
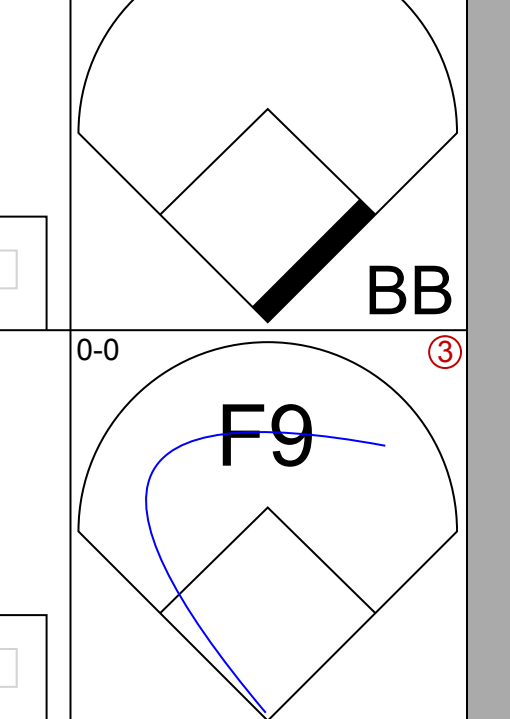
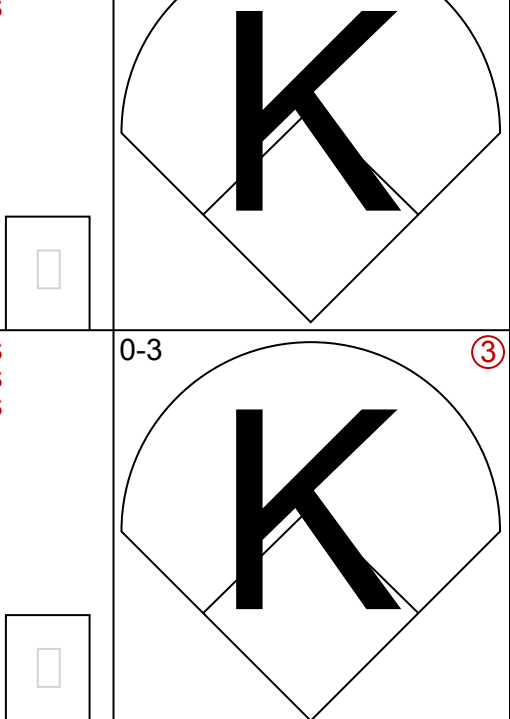
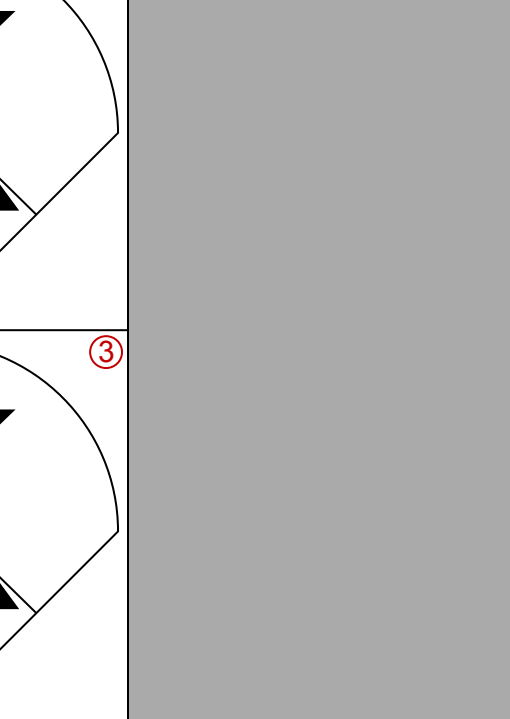
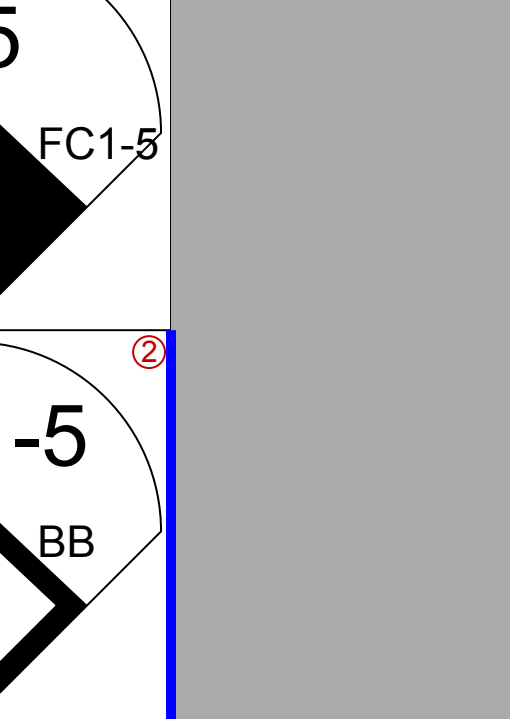
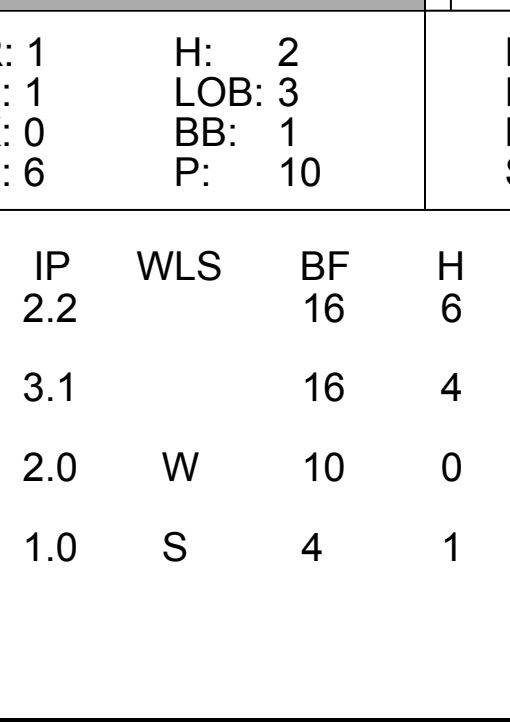
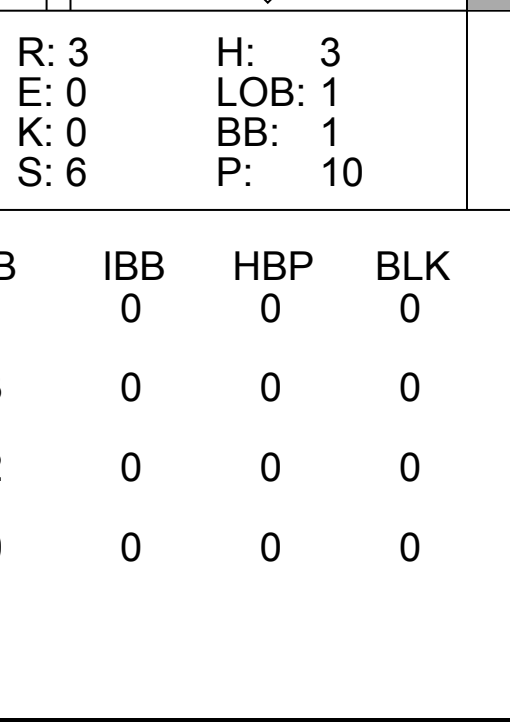
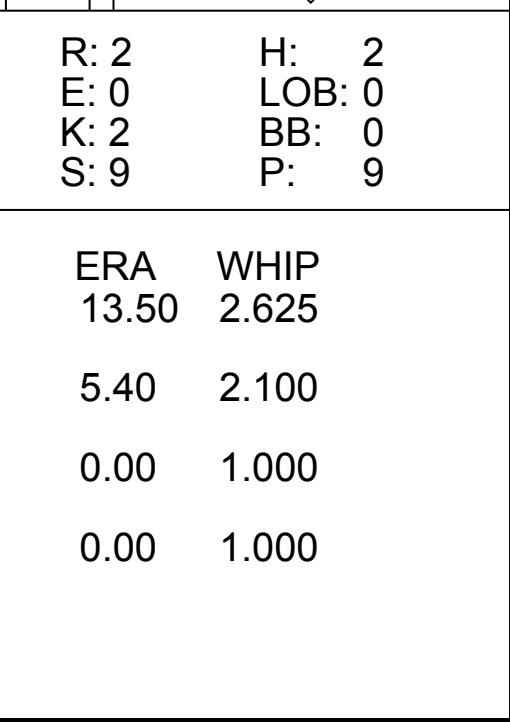
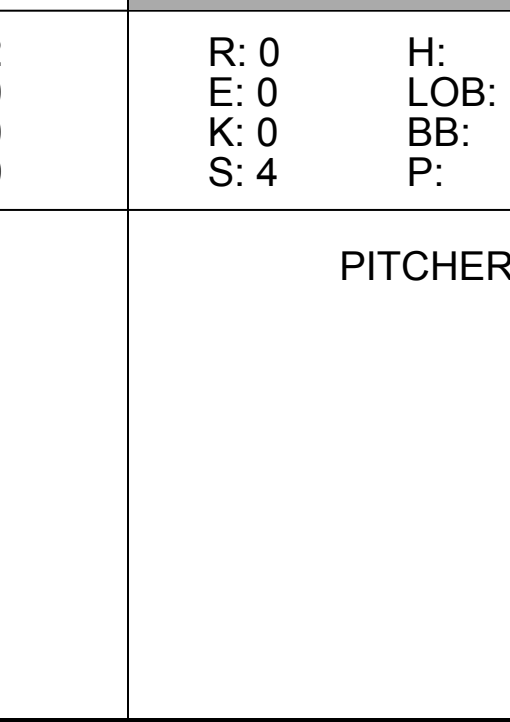
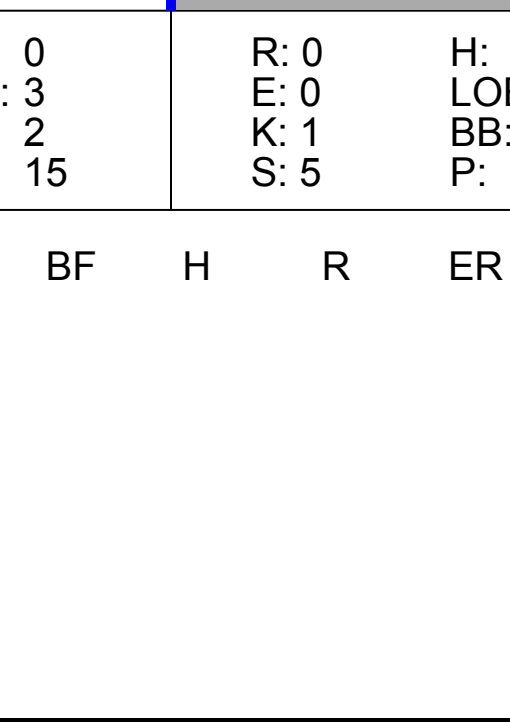
AB 32
R 4
H 10
RBI 4
BB 3
SO 3
LOB 13



| Batter | 1 | 2 | 3 | 4 | 5 | 6 | 7 | 8 | 9 | AB | R | H | RBI | BB | SO | LOB | TOP | | | | | |
|--|---|----------------------------------|------------------------------|---------------------------------|------------------------------|---------------------------------|------------------------------|---------------------------------|------------------------------|---------------------------------|------------------------------|---------------------------------|------------------------------|---------------------------------|------------------------------|---------------------------------|---|----------------------------------|-----------------------------------|------------------------------------|----------------------------------|--------|
| Don Blasingame, L (1,4) OBP: 0.313, SLG: 0.291 | BB BB 1B | | 1B 2-3 1B | | 4-3 | | 4-3 | | G3 SH1-4 1B | 5 | 0 | 3 | 0 | 0 | 0 | 0 | Washington Senators @ Detroit Tigers Tiger Stadium, Detroit, MI Tue Jun 14 1966, 7:05 PM EDT Att: 9,226 - Unknown | | | | | |
| Fred Valentine, S (1,3) OBP: 0.345, SLG: 0.426 (7,7) | BB 1-2 BB | | K | | F2 | | 1B HBP | | SH1-4 | 2 | 1 | 0 | 0 | 1 | 1 | 1 | | | | | | |
| Jim King, L (1,9) OBP: 0.346, SLG: 0.422 | K | | 2-3 | | | SH3-4 1B | K | | G3 | 5 | 1 | 1 | 0 | 0 | 2 | 5 | | | | | | |
| Don Lock, R (1,8) OBP: 0.378, SLG: 0.496 | K | | | | | SH3-4 1B | 1B | | BB | 4 | 1 | 3 | 0 | 1 | 1 | 2 | | | | | | |
| Willie Kirkland, L (1,7) OBP: 0.278, SLG: 0.170 | | | | | | SH3-4 | 1B | | IBB | 2 | 0 | 1 | 1 | 1 | 0 | 2 | | | | | | |
| Dick Nen, L (7,3) OBP: 0.288, SLG: 0.301 | | | 4-3 | | | | | | | 0 | 0 | 0 | 0 | 0 | 0 | 0 | | | | | | |
| Frank Howard, R (9, PH) OBP: 0.353, SLG: 0.460 | | | | | | | | | | 0 | 0 | 0 | 0 | 1 | 0 | 0 | | | | | | |
| Pete Richert, L (9, PR) OBP: 0.125, SLG: 0.125 | 1-2 2-3 BB | | | | | | | | | 0 | 0 | 0 | 0 | 0 | 0 | 0 | | | | | | |
| Bob Chance, L (9,3) OBP: 0.211, SLG: 0.296 | | | | | | | 1-2 2-H 1B | | BB | 0 | 0 | 0 | 0 | 0 | 0 | 0 | | | | | | |
| Ken McMullen, R (1,5) OBP: 0.279, SLG: 0.338 | 6-3 | | | | G4-6-3 1B | | L8 | | F6 | 5 | 0 | 2 | 2 | 0 | 0 | 8 | | | | | | |
| Doug Camilli, R (1,2) OBP: 0.268, SLG: 0.279 | | L8 | | | G4-6-3 | | L9 | | B3-6-4 1B | 4 | 0 | 1 | 0 | 0 | 0 | 2 | | | | | | |
| Ed Brinkman, R (1,6) OBP: 0.255, SLG: 0.295 | | K | | | K | | E6 | | K | 4 | 0 | 0 | 0 | 0 | 3 | 2 | | | | | | |
| Phil Ortega, R (1,1) OBP: 0.167, SLG: 0.074 | | | | | F2 | | F9 | | B3-6-4 | 4 | 0 | 0 | 0 | 0 | 0 | 3 | | | | | | |
| Dick Lines, R (9,1) | | | | | | | F9 | | | 0 | 0 | 0 | 0 | 0 | 0 | 0 | | | | | | |
| Inning Stats | R: 0 E: 0 K: 2 S: 8 | H: 1 LOB: 3 BB: 2 P: 16 | R: 0 E: 0 K: 1 S: 5 | H: 0 LOB: 0 BB: 0 P: 5 | R: 0 E: 0 K: 1 S: 7 | H: 2 LOB: 2 BB: 0 P: 7 | R: 0 E: 0 K: 1 S: 5 | H: 1 LOB: 0 BB: 0 P: 5 | R: 0 E: 0 K: 0 S: 3 | H: 0 LOB: 0 BB: 0 P: 3 | R: 2 E: 1 K: 0 S: 7 | H: 3 LOB: 2 BB: 0 P: 7 | R: 1 E: 0 K: 1 S: 7 | H: 2 LOB: 2 BB: 0 P: 8 | R: 0 E: 0 K: 1 S: 5 | H: 1 LOB: 3 BB: 2 P: 5 | R: 0 E: 0 K: 0 S: 4 | H: 1 LOB: 3 BB: 2 P: 12 | 1B: 11 2B: 0 3B: 0 HR: 0 | SF: 0 SAC: 2 DP: 2 HBP: 1 | WP: 0 PB: 0 SB: 0 CS: 0 | PA: 42 |
| PITCHER | IP WLS BF H R ER SO BB IBB HBP BLK WP HR S P ERA WHIP | | | | | | | | | | | | | | | | | | | | | |
| Bill Monbouquette, R (1,1) ERA: 5.5 | 6.2 L 32 9 3 3 6 2 0 0 1 0 0 0 0 41 50 4.05 1.650 | | | | | | | | | | | | | | | | | | | | | |
| Orlando Pena, R (7,1) ERA: 2.21 | 1.1 4 1 0 0 1 0 0 0 0 0 0 0 3 7 0.00 0.750 | | | | | | | | | | | | | | | | | | | | | |
| Hank Aguirre, L (9,1) ERA: 2.22 | 0.2 4 1 0 0 0 0 1 0 0 0 0 0 3 7 0.00 1.500 | | | | | | | | | | | | | | | | | | | | | |
| Fred Gladding, R (9,1) ERA: 4.88 | 0.1 2 0 0 0 0 1 0 0 0 0 0 0 1 5 0.00 3.000 | | | | | | | | | | | | | | | | | | | | | |

| Batter | 1 | 2 | 3 | 4 | 5 | 6 | 7 | 8 | 9 | AB | R | H | RBI | BB | SO | LOB | BOTTOM | | | |
|--|---|---------------------------------|------------------------------|---------------------------------|------------------------------|---------------------------------|------------------------------|---------------------------------|------------------------------|----------------------------------|------------------------------|---------------------------------|------------------------------|---------------------------------|------------------------------|---------------------------------|---|------------------------------------|----------------------------------|--------|
| Dick McAuliffe, L (1,5) OBP: 0.392, SLG: 0.481 | SH1-3 1B 2B | | F6 | | | HR | | BB | | 3 | 2 | 1 | 1 | 0 | 0 | | Washington Senators @ Detroit Tigers Tiger Stadium, Detroit, MI Tue Jun 14 1966, 7:05 PM EDT Att: 9,226 - Unknown | | | |
| Jerry Lumpe, L (1,4) OBP: 0.333, SLG: 0.366 | | | F8 | | | | | | | 1 | 0 | 0 | 0 | 0 | 0 | 0 | | | | |
| Dick Tracewski, R (6,4) OBP: 0.246, SLG: 0.133 | SH1-3 | | | | | | | | | 0 | 0 | 0 | 0 | 1 | 0 | 0 | | | | |
| Orlando McFarlane, R (8, PH) OBP: 0.300, SLG: 0.395 | | | | | | | | | | 1 | 0 | 0 | 0 | 0 | 1 | 1 | | | | |
| Hank Aguirre, R (9,1) ERA: 2.22 | 2-3 | | | | | | | | | 0 | 0 | 0 | 0 | 0 | 0 | 0 | | | | |
| Fred Gladding, L (9,1) | | | | | | | | | | 0 | 0 | 0 | 0 | 0 | 0 | 0 | | | | |
| Norm Cash, L (1,3) OBP: 0.310, SLG: 0.469 | K | | | | K | | F4 | | F9 | 4 | 0 | 0 | 0 | 0 | 2 | 3 | | | | |
| Al Kaline, R (1,8) OBP: 0.380, SLG: 0.466 | | | | | L5 | | K | | L6 | 4 | 0 | 1 | 1 | 0 | 1 | 1 | | | | |
| Jim Northrup, L (1,9) OBP: 0.338, SLG: 0.433 | F9 | | | | | | 4-3 | | F8 | 4 | 0 | 1 | 0 | 0 | 0 | 2 | | | | |
| Bill Freehan, R (1,2) OBP: 0.307, SLG: 0.414 | | | F5 | | F3 | | F5 | | 1B | 4 | 0 | 1 | 0 | 0 | 0 | 1 | | | | |
| Gates Brown, L (1,7) OBP: 0.315, SLG: 0.347 | | | K | | | | F8 | | G3 | 4 | 0 | 0 | 0 | 0 | 1 | 1 | | | | |
| Ray Oyler, R (1,6) OBP: 0.429, SLG: 0.440 | | | F7 | | | | 5-3 | | K | 3 | 0 | 0 | 0 | 0 | 1 | 0 | | | | |
| Bill Monbouquette, R (1,1) OBP: 0.176, SLG: 0.125 | | | | | | | | | F9 | 2 | 0 | 0 | 0 | 0 | 2 | 0 | | | | |
| Orlando Pena, R (7,1) OBP: 0.167, SLG: 0.167 | | | K | | | | | | | 0 | 0 | 0 | 0 | 0 | 0 | 0 | | | | |
| Willie Horton, R (8, PH) OBP: 0.230, SLG: 0.333 | | | | | | | | | | 1 | 0 | 0 | 0 | 0 | 0 | 0 | | | | |
| Jake Wood, R (9,4) OBP: 0.379, SLG: 0.472 | | | | | | | | | | 0 | 0 | 0 | 0 | 0 | 0 | 0 | | | | |
| Inning Stats | R: 1 E: 0 K: 1 S: 7 | H: 2 LOB: 1 BB: 0 P: 7 | R: 0 E: 0 K: 1 S: 5 | H: 0 LOB: 0 BB: 0 P: 5 | R: 0 E: 0 K: 1 S: 6 | H: 1 LOB: 1 BB: 0 P: 6 | R: 0 E: 0 K: 1 S: 5 | H: 0 LOB: 0 BB: 0 P: 5 | R: 1 E: 1 K: 1 S: 6 | H: 1 LOB: 1 BB: 1 P: 10 | R: 0 E: 0 K: 1 S: 5 | H: 0 LOB: 0 BB: 0 P: 5 | R: 0 E: 0 K: 1 S: 5 | H: 0 LOB: 1 BB: 1 P: 9 | R: 0 E: 0 K: 0 S: 4 | H: 1 LOB: 1 BB: 0 P: 4 | 1B: 2 2B: 2 3B: 0 HR: 1 | SF: 0 SAC: 1 DP: 0 HBP: 0 | WP: 0 PB: 0 SB: 0 CS: 0 | PA: 34 |
| PITCHER | IP WLS BF H R ER SO BB IBB HBP BLK WP HR S P ERA WHIP | | | | | | | | | | | | | | | | | | | |
| Phil Ortega, R (1,1) ERA: 2.42 | 8.2 W 33 5 2 2 8 2 0 0 0 0 0 0 1 47 55 2.08 0.808 | | | | | | | | | | | | | | | | | | | |
| Dick Lines, L (9,1) ERA: 2.13 | 0.1 S 1 0 0 0 0 0 0 0 0 0 0 0 1 1 0.00 0.000 | | | | | | | | | | | | | | | | | | | |

| Batter | 1 | 2 | 3 | 4 | 5 | 6 | 7 | 8 | 9 | AB | R | H | RBI | BB | SO | LOB | TOP | | | |
|---|---|---|---|---|--|---|---|---|---|----------------------------------|------------------------------|---------------------------------|------------------------------|---------------------------------|------------------------------|----------------------------------|---|------------------------------------|----------------------------------|--------|
| Dick McAuliffe, L OBP: 0.392, SLG: 0.494 |  |  | | |  | |  | |  | 4 | 2 | 1 | 1 | 1 | 1 | 0 | Detroit Tigers @ Boston Red Sox Fenway Park, Boston, MA Wed Jun 15 1966, 7:05 PM EDT Att: 8,385 - Unknown | | | |
| Jake Wood, R OBP: 0.381, SLG: 0.456 |  |  | | |  | |  | |  | 4 | 2 | 1 | 0 | 1 | 0 | 1 | | | | |
| Dick Tracewski, R OBP: 0.235, SLG: 0.133 |  | | | | | | | |  | 0 | 0 | 0 | 0 | 0 | 0 | 0 | | | | |
| Norm Cash, L OBP: 0.312, SLG: 0.472 |  | | |  | |  | |  |  | 5 | 2 | 2 | 2 | 0 | 0 | 0 | | | | |
| Al Kaline, R OBP: 0.390, SLG: 0.494 |  | |  | | |  | |  |  | 4 | 3 | 3 | 3 | 1 | 1 | 0 | | | | |
| Jim Northrup, L OBP: 0.333, SLG: 0.432 |  | |  | | |  | |  |  | 5 | 1 | 1 | 2 | 0 | 2 | 2 | | | | |
| Willie Horton, R OBP: 0.297, SLG: 0.366 |  | | | |  | |  |  |  | 5 | 1 | 2 | 2 | 0 | 0 | 1 | | | | |
| Bill Freehan, R OBP: 0.310, SLG: 0.413 |  | | | |  | |  | |  | 3 | 0 | 1 | 1 | 1 | 1 | 0 | | | | |
| Ray Oyler, R OBP: 0.403, SLG: 0.407 |  | | |  | |  | |  | | 4 | 0 | 0 | 0 | 0 | 1 | 4 | | | | |
| Joe Sparma, R OBP: 0.278, SLG: 0.333 | |  | | |  | |  | |  | 1 | 0 | 0 | 0 | 0 | 0 | 0 | | | | |
| Inning Stats | R: 4 E: 0 K: 1 S: 10 | H: 5 LOB: 1 BB: 0 P: 10 | R: 0 E: 1 K: 0 S: 3 | H: 0 LOB: 0 BB: 0 P: 3 | R: 0 E: 0 K: 2 S: 7 | H: 0 LOB: 0 BB: 0 P: 7 | R: 0 E: 0 K: 0 S: 3 | H: 0 LOB: 0 BB: 0 P: 3 | R: 0 E: 0 K: 2 S: 8 | H: 1 LOB: 3 BB: 2 P: 16 | R: 1 E: 0 K: 1 S: 6 | H: 1 LOB: 0 BB: 0 P: 6 | R: 2 E: 0 K: 1 S: 7 | H: 2 LOB: 0 BB: 0 P: 7 | R: 4 E: 0 K: 0 S: 5 | H: 2 LOB: 0 BB: 2 P: 13 | 1B: 4 2B: 4 3B: 0 HR: 3 | SF: 0 SAC: 0 DP: 1 HBP: 0 | WP: 0 PB: 0 SB: 0 CS: 0 | PA: 42 |
| PITCHER | IP WLS BF H R ER SO BB IBB HBP BLK WP HR S P ERA WHIP | | | | | | | | | | | | | | | | | | | |
| Jim Lonborg, R ERA: 4.29 | (1, 1) 0.2 7 5 4 4 1 0 0 0 0 0 0 0 9 9 54.00 7.500 | | | | | | | | | | | | | | | | | | | |
| Lee Stange, R ERA: 5.53 | (1, 1) 6.2 26 4 3 3 5 2 0 0 0 0 0 2 34 42 4.05 0.900 | | | | | | | | | | | | | | | | | | | |
| Don McMahon, R ERA: 3.91 | (8, 1) 1.0 L 7 2 4 4 1 2 0 0 0 0 0 1 7 15 36.00 4.000 | | | | | | | | | | | | | | | | | | | |
| John Wyatt, R ERA: 4.97 | (9, 1) 0.2 2 0 0 0 0 0 0 0 0 0 0 0 2 2 0.00 0.000 | | | | | | | | | | | | | | | | | | | |

| Batter | 1 | 2 | 3 | 4 | 5 | 6 | 7 | 8 | 9 | AB | R | H | RBI | BB | SO | LOB | BOTTOM | | | | | |
|---|---|---|---|---|--|---|---|---|---|---------------------------------|------------------------------|---------------------------------|------------------------------|----------------------------------|------------------------------|---------------------------------|---|---------------------------------|----------------------------------|------------------------------------|----------------------------------|--------|
| Lenny Green, L OBP: 0.323, SLG: 0.282 |  |  | |  | |  |  | |  | 3 | 0 | 1 | 0 | 3 | 0 | 1 | Detroit Tigers @ Boston Red Sox Fenway Park, Boston, MA Wed Jun 15 1966, 7:05 PM EDT Att: 8,385 - Unknown | | | | | |
| Joe Foy, R OBP: 0.330, SLG: 0.344 |  |  | |  | |  |  | | | 4 | 1 | 1 | 1 | 1 | 0 | 3 | | | | | | |
| Carl Yastrzemski, L OBP: 0.355, SLG: 0.448 |  | |  |  | |  |  | | | 5 | 1 | 3 | 0 | 0 | 0 | 4 | | | | | | |
| Tony Conigliaro, R OBP: 0.300, SLG: 0.442 |  | |  |  | |  |  | |  | 4 | 1 | 1 | 2 | 1 | 0 | 2 | | | | | | |
| George Scott, R OBP: 0.344, SLG: 0.561 |  | |  | |  |  | |  | | 5 | 0 | 2 | 0 | 0 | 1 | 3 | | | | | | |
| Dalton Jones, L OBP: 0.289, SLG: 0.355 |  | |  | |  |  |  | | | 5 | 1 | 0 | 0 | 0 | 0 | 4 | | | | | | |
| George Smith, R OBP: 0.297, SLG: 0.442 | | | | | | | | | | 5 | 2 | 2 | 3 | 0 | 1 | 4 | | | | | | |
| Mike Ryan, R OBP: 0.212, SLG: 0.225 | | | | | | | | | | 3 | 1 | 0 | 0 | 1 | 1 | 1 | | | | | | |
| George Thomas, R OBP: 0.305, SLG: 0.271 | | | | | | | | | | 1 | 0 | 1 | 0 | 0 | 0 | 0 | | | | | | |
| Jim Lonborg, R ERA: 4.29 | (1, 1) 0.2 2 0 0 0 0 0 0 0 0 0 0 0 2 2 0.00 0.000 | | | | | | | | | | | | | | | | | | | | | |
| Lee Stange, R OBP: 0.311, SLG: 0.111 | (1, 1) 2.2 16 4 2 2 2 3 0 0 0 0 0 1 17 29 5.40 2.100 | | | | | | | | | | | | | | | | | | | | | |
| Don McMahon, R ERA: 4.5 | (8, 1) 1.0 W 10 0 1 0 2 2 0 0 0 0 0 0 12 20 0.00 1.000 | | | | | | | | | | | | | | | | | | | | | |
| John Wyatt, R ERA: 3.48 | (9, 1) 1.0 S 4 1 0 0 1 0 0 0 0 0 0 0 6 6 0.00 1.000 | | | | | | | | | | | | | | | | | | | | | |
| Inning Stats | R: 1 E: 1 K: 0 S: 6 | H: 2 LOB: 3 BB: 1 P: 10 | R: 0 E: 0 K: 0 S: 4 | H: 1 LOB: 1 BB: 0 P: 4 | R: 3 E: 0 K: 0 S: 6 | H: 3 LOB: 1 BB: 1 P: 10 | R: 0 E: 0 K: 0 S: 3 | H: 0 LOB: 1 BB: 1 P: 7 | R: 2 E: 0 K: 2 S: 9 | H: 2 LOB: 2 BB: 1 P: 9 | R: 0 E: 0 K: 0 S: 4 | H: 2 LOB: 2 BB: 1 P: 8 | R: 1 E: 2 K: 1 S: 7 | H: 0 LOB: 3 BB: 2 P: 15 | R: 0 E: 0 K: 1 S: 5 | H: 0 LOB: 0 BB: 0 P: 5 | R: 0 E: 0 K: 1 S: 6 | H: 1 LOB: 1 BB: 0 P: 6 | 1B: 8 2B: 0 3B: 0 HR: 3 | SF: 0 SAC: 0 DP: 1 HBP: 0 | WP: 0 PB: 0 SB: 0 CS: 0 | PA: 46 |
| PITCHER | IP WLS BF H R ER SO BB IBB HBP BLK WP HR S P ERA WHIP | | | | | | | | | | | | | | | | | | | | | |
| Joe Sparma, R ERA: 5.26 | (1, 1) 2.2 16 4 2 2 2 3 0 0 0 0 0 1 17 29 5.40 2.100 | | | | | | | | | | | | | | | | | | | | | |
| Orlando Pena, R ERA: 2.45 | (3, 1) 3.1 16 4 2 2 2 3 0 0 0 0 0 1 17 29 5.40 2.100 | | | | | | | | | | | | | | | | | | | | | |
| Fred Gladding, R ERA: 4.5 | (7, 1) 2.0 W 10 0 1 0 2 2 0 0 0 0 0 0 12 20 0.00 1.000 | | | | | | | | | | | | | | | | | | | | | |
| Larry Sherry, R ERA: 3.48 | (9, 1) 1.0 S 4 1 0 0 1 0 0 0 0 0 0 0 6 6 0.00 1.000 | | | | | | | | | | | | | | | | | | | | | |

| Batter | 1 | 2 | 3 | 4 | 5 | 6 | 7 | 8 | 9 | AB | R | H | RBI | BB | SO | LOB | TOP | | | | | |
|--|--|----------------------------------|------------------------------|---------------------------------|------------------------------|---------------------------------|------------------------------|---------------------------------|------------------------------|----------------------------------|------------------------------|---------------------------------|------------------------------|---------------------------------|------------------------------|---------------------------------|--|---------------------------------|----------------------------------|------------------------------------|----------------------------------|--------|
| Dick McAuliffe, L (1, 5) OBP: 0.397, SLG: 0.518 | F7 | | 4-3 | | 1B BB | | | HR 1B | | 3 | 1 | 1 | 0 | 1 | 0 | 0 | Detroit Tigers @ New York Yankees Yankee Stadium, Bronx, NY Fri Jun 17 1966, 7:05 PM EDT Att: 18,357 - Overcast - 78 F | | | | | |
| Dick Tracewski, R (1, 4) OBP: 0.299, SLG: 0.200 | K | | FC3-6 1B | | 1-3 1B | | | F9 | | 4 | 0 | 2 | 0 | 0 | 1 | 1 | | | | | | |
| Norm Cash, L (1, 3) OBP: 0.307, SLG: 0.458 | BB BB | | FC3-6 1-2 | | G3 | | | F7 | | 3 | 0 | 0 | 0 | 1 | 0 | 4 | | | | | | |
| Al Kaline, R (1, 8) OBP: 0.402, SLG: 0.530 | 1-2 BB | | | L7 | | L5-3 | | HR | | 3 | 1 | 1 | 2 | 1 | 0 | 0 | | | | | | |
| Jim Northrup, L (1, 9) OBP: 0.344, SLG: 0.459 | 4-3 | | | G3 | | 4-3 | | F8 | | 4 | 0 | 0 | 0 | 0 | 0 | 2 | | | | | | |
| Willie Horton, R (1, 7) OBP: 0.303, SLG: 0.396 | | F8 | | WP 2B | | F8 | | | L1 | 4 | 0 | 1 | 0 | 0 | 0 | 0 | | | | | | |
| Bill Freehan, R (1, 2) OBP: 0.302, SLG: 0.414 | | 6-3 | | K 2-3 | | | F6 | | K | 4 | 0 | 0 | 0 | 0 | 2 | 1 | | | | | | |
| Ray Oyler, R (1, 6) OBP: 0.373, SLG: 0.371 | | 6-3 | | | K | | 5-3 | | F7 | 3 | 0 | 0 | 0 | 0 | 1 | 0 | | | | | | |
| Gates Brown, L (9, PH) OBP: 0.319, SLG: 0.390 | | | | | | | | | | 1 | 0 | 0 | 0 | 0 | 0 | 0 | | | | | | |
| Earl Wilson, R (1, 1) OBP: 0.300, SLG: 0.400 | | | L4 | | K | | G3 | | | 2 | 0 | 0 | 0 | 0 | 1 | 0 | | | | | | |
| Johnny Podres, L (5, 1) OBP: 0.957, SLG: 0.500 | | | | | | | | | | 0 | 0 | 0 | 0 | 0 | 0 | 0 | | | | | | |
| Orlando McFarlane, R (7, PH) OBP: 0.298, SLG: 0.375 | | | | | | | | | | 1 | 0 | 0 | 0 | 0 | 0 | 0 | | | | | | |
| Orlando Pena, R (7, 1) OBP: 0.143, SLG: 0.143 | | | | | | | | | | 0 | 0 | 0 | 0 | 0 | 0 | 0 | | | | | | |
| Inning Stats | R: 0 E: 0 K: 1 S: 5 | H: 0 LOB: 2 BB: 2 P: 13 | R: 0 E: 0 K: 0 S: 3 | H: 0 LOB: 0 BB: 0 P: 3 | R: 0 E: 0 K: 0 S: 4 | H: 1 LOB: 1 BB: 0 P: 4 | R: 0 E: 0 K: 1 S: 6 | H: 1 LOB: 1 BB: 0 P: 6 | R: 0 E: 0 K: 2 S: 8 | H: 0 LOB: 0 BB: 0 P: 12 | R: 0 E: 0 K: 0 S: 3 | H: 0 LOB: 0 BB: 0 P: 3 | R: 0 E: 0 K: 0 S: 3 | H: 0 LOB: 0 BB: 0 P: 3 | R: 2 E: 0 K: 0 S: 5 | H: 2 LOB: 0 BB: 0 P: 5 | R: 0 E: 0 K: 1 S: 5 | H: 0 LOB: 0 BB: 0 P: 5 | 1B: 3 2B: 1 3B: 0 HR: 1 | SF: 0 SAC: 0 DP: 0 HBP: 0 | WP: 1 PB: 0 SB: 0 CS: 0 | PA: 35 |
| PITCHER Mel Stottlemyre, R (1, 1) ERA: 2.45 | IP: 9.0 WLS: W BF: 35 H: 5 R: 2 ER: 2 SO: 5 BB: 3 IBB: 0 HBP: 0 BLK: 0 WP: 1 HR: 1 S: 42 P: 54 ERA: 2.00 WHIP: 0.889 | | | | | | | | | | | | | | | PITCHER | | | | | | |

| Batter | 1 | 2 | 3 | 4 | 5 | 6 | 7 | 8 | 9 | AB | R | H | RBI | BB | SO | LOB | BOTTOM | | | |
|--|---|---------------------------------|------------------------------|---------------------------------|------------------------------|---------------------------------|------------------------------|---------------------------------|------------------------------|----------------------------------|------------------------------|---------------------------------|------------------------------|----------------------------------|------------------------------|---------------------------------|--|------------------------------------|----------------------------------|--------|
| Tom Tresh, S (1, 5) OBP: 0.339, SLG: 0.293 | 4-3 | | | L9 | E9 2B 1B | F7 | | 3B | | 5 | 1 | 2 | 1 | 0 | 0 | 1 | Detroit Tigers @ New York Yankees Yankee Stadium, Bronx, NY Fri Jun 17 1966, 7:05 PM EDT Att: 18,357 - Overcast - 78 F | | | |
| Bobby Richardson, R (1, 4) OBP: 0.308, SLG: 0.353 | L8 | | | L8 2B 1B | 1B 4-3 2B | | WP BB 1B | 5-3 | | 5 | 2 | 3 | 1 | 0 | 0 | 1 | | | | |
| Mickey Mantle, S (1, 8) OBP: 0.354, SLG: 0.417 | | | | 2B BB | 4-3 1B | | WP BB | | 1 | 0 | 0 | 0 | 3 | 1 | 0 | | | | | |
| Ray Barker, L (7, PR) OBP: 0.292, SLG: 0.619 | K | | | 2B BB | 4-3 1B | | WP BB | | 0 | 0 | 0 | 0 | 0 | 0 | 0 | | | | | |
| Roger Maris, L (1, 9) OBP: 0.296, SLG: 0.349 | | 4-3 | | L8 | 4-3 1B | | 6-3 | | 4 | 0 | 1 | 1 | 0 | 0 | 4 | | | | | |
| Joe Pepitone, L (1, 3) OBP: 0.265, SLG: 0.434 | | 1-3 | | | 4-3 | | | | 3 | 0 | 1 | 2 | 1 | 0 | 2 | | | | | |
| Clete Boyer, R (1, 6) OBP: 0.257, SLG: 0.370 | | | | 1-3 3-H 2B | 1-2 2-3 3-H 1B | | 1B | | 4 | 0 | 0 | 0 | 0 | 1 | 7 | | | | | |
| Roy White, S (1, 7) OBP: 0.332, SLG: 0.389 | | | 3-1 | | FC1-5 1B | L8 | L9 | | 4 | 0 | 1 | 0 | 0 | 0 | 3 | | | | | |
| Jake Gibbs, L (1, 2) OBP: 0.420, SLG: 0.500 | | | L9 | | FC1-5 1B | | | F2 | 4 | 1 | 2 | 0 | 0 | 0 | 0 | | | | | |
| Mel Stottlemyre, R (1, 1) OBP: 0.139, SLG: 0.088 | | | 5-3 | | FC1-5 1B | F5 | | K | 4 | 1 | 0 | 0 | 0 | 1 | 3 | | | | | |
| Inning Stats | R: 0 E: 0 K: 1 S: 5 | H: 0 LOB: 0 BB: 0 P: 5 | R: 0 E: 0 K: 1 S: 5 | H: 0 LOB: 0 BB: 0 P: 5 | R: 0 E: 0 K: 0 S: 3 | H: 0 LOB: 0 BB: 0 P: 3 | R: 1 E: 0 K: 0 S: 5 | H: 2 LOB: 2 BB: 1 P: 9 | R: 4 E: 1 K: 0 S: 8 | H: 5 LOB: 2 BB: 1 P: 12 | R: 0 E: 0 K: 0 S: 4 | H: 1 LOB: 1 BB: 0 P: 4 | R: 0 E: 0 K: 0 S: 4 | H: 1 LOB: 3 BB: 2 P: 12 | R: 0 E: 0 K: 1 S: 6 | H: 1 LOB: 1 BB: 0 P: 6 | 1B: 6 2B: 3 3B: 1 HR: 0 | SF: 0 SAC: 0 DP: 0 HBP: 0 | WP: 1 PB: 0 SB: 0 CS: 0 | PA: 38 |
| PITCHER Earl Wilson, R (1, 1) ERA: 4.11 | IP: 4.1 WLS: L BF: 20 H: 6 R: 5 ER: 5 SO: 2 BB: 1 IBB: 0 HBP: 0 BLK: 0 WP: 0 HR: 0 S: 23 P: 27 ERA: 10.38 WHIP: 1.615 | | | | | | | | | | | | | | | PITCHER | | | | |
| Johnny Podres, L (5, 1) ERA: 1.79 | IP: 1.2 WLS: L BF: 8 H: 2 R: 0 ER: 0 SO: 0 BB: 0 IBB: 0 HBP: 0 BLK: 0 WP: 0 HR: 0 S: 7 P: 11 ERA: 0.00 WHIP: 1.200 | | | | | | | | | | | | | | | PITCHER | | | | |
| Orlando Pena, R (7, 1) ERA: 2.35 | IP: 2.0 WLS: L BF: 10 H: 2 R: 0 ER: 0 SO: 1 BB: 1 IBB: 1 HBP: 0 BLK: 0 WP: 1 HR: 0 S: 10 P: 18 ERA: 0.00 WHIP: 1.500 | | | | | | | | | | | | | | | PITCHER | | | | |

| Batter | 1 | 2 | 3 | 4 | 5 | 6 | 7 | 8 | 9 | AB | R | H | RBI | BB | SO | LOB | TOP | | | | | |
|---|---|---|---|---|---|---|---|---|---|---|---|---|---|---|---|---|---|---|---|---|---|---|
| Dick McAuliffe, L OBP: 0.392, SLG: 0.514 (1, 5) | F3 | | F9 2B | | F9 | 3-1 | | | K | 5 | 0 | 1 | 0 | 0 | 1 | 3 | | | | | | |
| Dick Tracewski, R OBP: 0.219, SLG: 0.167 (1, 4) | F7 | | F9 2-3 | | F3 | | 5-3 | | 1-3 | 5 | 0 | 0 | 0 | 0 | 0 | 1 | | | | | | |
| Norm Cash, L OBP: 0.313, SLG: 0.461 (1, 3) | BB 1B | | F5 | | | 1B 1B | | | F7 | 5 | 2 | 3 | 0 | 0 | 0 | 1 | | | | | | |
| Al Kaline, R OBP: 0.404, SLG: 0.524 (1, 8) | 1B 1-2 BB | | | | | K 1B | | | L5-4-3 | 2 | 0 | 0 | 0 | 2 | 1 | 2 | | | | | | |
| Willie Horton, R OBP: 0.314, SLG: 0.412 (1, 7) | FC4-6 1-3 2-H 1B | | F7 | | | 1B E 1B | | | F8 1B 2B | 4 | 2 | 3 | 1 | 0 | 0 | 2 | | | | | | |
| Jim Northrup, L OBP: 0.341, SLG: 0.454 (1, 9) | FC4-6 1-2 | | | | 5-3 | E 1-2 3-H 1B | | | F8 | 4 | 0 | 1 | 1 | 0 | 0 | 3 | | | | | | |
| Bill Freehan, R OBP: 0.306, SLG: 0.416 (1, 2) | | | 5-3 | | F9 | E7 1-3 2-H 1B | | | HBP 1B | 4 | 0 | 2 | 2 | 0 | 0 | 0 | | | | | | |
| Ray Oyler, R OBP: 0.380, SLG: 0.359 (1, 6) | F6 | | | | K | | | | HBP 1-2 | 2 | 0 | 0 | 0 | 1 | 1 | 0 | | | | | | |
| Hank Aguirre, R Gates Brown, L Orlando Pena, R Bill Monbouquette, R Jake Wood, R Johnny Podres, L Larry Sherry, R (1, 1) (5, PH) (6, 1) (6, 1) (8, PH) (8, 1) (9, 1) | K | | | | | K | | | F9 | 2 | 0 | 0 | 0 | 0 | 0 | 0 | | | | | | |
| Inning Stats | R: 1 E: 0 K: 0 S: 5 | H: 2 LOB: 2 BB: 1 P: 9 | R: 0 E: 0 K: 1 S: 5 | H: 0 LOB: 0 BB: 0 P: 5 | R: 0 E: 0 K: 1 S: 4 | H: 1 LOB: 2 BB: 1 P: 8 | R: 0 E: 0 K: 1 S: 5 | H: 0 LOB: 0 BB: 0 P: 5 | R: 0 E: 0 K: 1 S: 5 | H: 4 LOB: 3 BB: 1 P: 13 | R: 0 E: 0 K: 0 S: 3 | H: 1 LOB: 1 BB: 0 P: 3 | R: 1 E: 0 K: 0 S: 4 | H: 2 LOB: 1 BB: 0 P: 5 | R: 0 E: 0 K: 1 S: 5 | H: 0 LOB: 0 BB: 0 P: 5 | 1B: 8 2B: 2 3B: 0 HR: 0 | SF: 0 SAC: 0 DP: 1 HBP: 1 | WP: 0 PB: 0 SB: 0 CS: 0 | PA: 39 | | |
| PITCHER | IP WLS BF H R ER SO BB IBB HBP BLK WP HR S P ERA WHIP | IP WLS BF H R ER SO BB IBB HBP BLK WP HR S P ERA WHIP | IP WLS BF H R ER SO BB IBB HBP BLK WP HR S P ERA WHIP | IP WLS BF H R ER SO BB IBB HBP BLK WP HR S P ERA WHIP | IP WLS BF H R ER SO BB IBB HBP BLK WP HR S P ERA WHIP | IP WLS BF H R ER SO BB IBB HBP BLK WP HR S P ERA WHIP | IP WLS BF H R ER SO BB IBB HBP BLK WP HR S P ERA WHIP | IP WLS BF H R ER SO BB IBB HBP BLK WP HR S P ERA WHIP | IP WLS BF H R ER SO BB IBB HBP BLK WP HR S P ERA WHIP | IP WLS BF H R ER SO BB IBB HBP BLK WP HR S P ERA WHIP | IP WLS BF H R ER SO BB IBB HBP BLK WP HR S P ERA WHIP | IP WLS BF H R ER SO BB IBB HBP BLK WP HR S P ERA WHIP | IP WLS BF H R ER SO BB IBB HBP BLK WP HR S P ERA WHIP | IP WLS BF H R ER SO BB IBB HBP BLK WP HR S P ERA WHIP | IP WLS BF H R ER SO BB IBB HBP BLK WP HR S P ERA WHIP | IP WLS BF H R ER SO BB IBB HBP BLK WP HR S P ERA WHIP | IP WLS BF H R ER SO BB IBB HBP BLK WP HR S P ERA WHIP | IP WLS BF H R ER SO BB IBB HBP BLK WP HR S P ERA WHIP | IP WLS BF H R ER SO BB IBB HBP BLK WP HR S P ERA WHIP | IP WLS BF H R ER SO BB IBB HBP BLK WP HR S P ERA WHIP | IP WLS BF H R ER SO BB IBB HBP BLK WP HR S P ERA WHIP | IP WLS BF H R ER SO BB IBB HBP BLK WP HR S P ERA WHIP |

Detroit Tigers @ New York Yankees
Yankee Stadium, Bronx, NY
Sat Jun 18 1966, 3:33 AM EDT
Att: 26,565 - Unknown - 85 F

| | |
|-----|----|
| AB | 35 |
| R | 4 |
| H | 10 |
| RBI | 4 |
| BB | 3 |
| SO | 5 |
| LOB | 16 |



| Batter | 1 | 2 | 3 | 4 | 5 | 6 | 7 | 8 | 9 | AB | R | H | RBI | BB | SO | LOB | BOTTOM | | | | | | |
|---|---|---|---|---|---|---|---|---|---|---|---|---|---|---|---|---|---|---|---|---|---|---|---|
| Tom Tresh, S OBP: 0.346, SLG: 0.314 (1, 5) | | | 5-3 | | | | | | | 3 | 1 | 2 | 1 | 1 | 0 | 0 | | | | | | | |
| Lou Clinton, R OBP: 0.305, SLG: 0.385 (9, PH) | BB 1B | | | | | HR | | | | 0 | 0 | 0 | 0 | 0 | 0 | 0 | | | | | | | |
| Jake Gibbs, L OBP: 0.431, SLG: 0.500 (9, PH) | | | | | | | | | | 0 | 0 | 0 | 0 | 1 | 0 | 0 | | | | | | | |
| Horace Clarke, S OBP: 0.222, SLG: 0.188 (9, PR) | | | | | | | | | | 0 | 0 | 0 | 0 | 0 | 0 | 0 | | | | | | | |
| Bobby Richardson, R OBP: 0.302, SLG: 0.346 (1, 4) | F7 | | 6-3 | | L8 | | 4-3 | | L8 | 5 | 0 | 0 | 0 | 0 | 0 | 5 | | | | | | | |
| Mickey Mantle, S OBP: 0.352, SLG: 0.410 (1, 8) | | | L8 | | F7 | | | | | 3 | 0 | 0 | 0 | 1 | 0 | 0 | | | | | | | |
| Roger Maris, L OBP: 0.295, SLG: 0.365 (1, 9) | K | | | | HR | | | | | 4 | 1 | 1 | 1 | 0 | 2 | 2 | | | | | | | |
| Joe Pepitone, L OBP: 0.265, SLG: 0.429 (1, 3) | K | | | | F7 | | 1B SF7-5-4 BB | | K | 3 | 1 | 0 | 0 | 1 | 2 | 2 | | | | | | | |
| Elston Howard, R OBP: 0.306, SLG: 0.377 (1, 2) | | | FC4-6 1B | | | | | | 6-3 | 4 | 0 | 3 | 0 | 0 | 0 | 0 | | | | | | | |
| Clete Boyer, R OBP: 0.257, SLG: 0.367 (1, 6) | | | FC4-6 S 1-2 | | | | SF7-5-4 1B | | 1-3 | 2 | 0 | 0 | 1 | 1 | 0 | 1 | | | | | | | |
| Roy White, S OBP: 0.330, SLG: 0.392 (1, 7) | | | 5-3 | | G5-4-3 | | | | | 4 | 0 | 1 | 0 | 0 | 1 | 3 | | | | | | | |
| Al Downing, R OBP: 0.222, SLG: 0.269 (1, 1) | | | 5-3 | | | | | | | 2 | 0 | 0 | 0 | 0 | 0 | 1 | | | | | | | |
| Pedro Ramos, S OBP: 0.167, SLG: 0.167 (6, 1) | | | 5-3 | | | | | | | 1 | 0 | 0 | 0 | 0 | 1 | 0 | | | | | | | |
| Hector Lopez, R OBP: 0.444, SLG: 0.517 (9, PH) | | | | | | | | | | 0 | 0 | 0 | 0 | 1 | 0 | 0 | | | | | | | |
| Inning Stats | R: 0 E: 0 K: 2 S: 8 | H: 1 LOB: 1 BB: 0 P: 12 | R: 0 E: 0 K: 0 S: 4 | H: 1 LOB: 1 BB: 0 P: 4 | R: 0 E: 0 K: 0 S: 3 | H: 0 LOB: 0 BB: 0 P: 3 | R: 1 E: 0 K: 0 S: 4 | H: 2 LOB: 1 BB: 1 P: 8 | R: 1 E: 0 K: 0 S: 4 | H: 1 LOB: 0 BB: 0 P: 4 | R: 1 E: 0 K: 1 S: 5 | H: 1 LOB: 1 BB: 1 P: 9 | R: 0 E: 0 K: 2 S: 7 | H: 0 LOB: 1 BB: 1 P: 11 | R: 0 E: 0 K: 1 S: 5 | H: 0 LOB: 0 BB: 0 P: 5 | R: 0 E: 0 K: 0 S: 4 | H: 1 LOB: 3 BB: 2 P: 12 | 1B: 4 2B: 2 3B: 0 HR: 2 | SF: 1 SAC: 0 DP: 2 HBP: 0 | WP: 0 PB: 0 SB: 2 CS: 0 | PA: 38 | |
| PITCHER | IP WLS BF H R ER SO BB IBB HBP BLK WP HR S P ERA WHIP | IP WLS BF H R ER SO BB IBB HBP BLK WP HR S P ERA WHIP | IP WLS BF H R ER SO BB IBB HBP BLK WP HR S P ERA WHIP | IP WLS BF H R ER SO BB IBB HBP BLK WP HR S P ERA WHIP | IP WLS BF H R ER SO BB IBB HBP BLK WP HR S P ERA WHIP | IP WLS BF H R ER SO BB IBB HBP BLK WP HR S P ERA WHIP | IP WLS BF H R ER SO BB IBB HBP BLK WP HR S P ERA WHIP | IP WLS BF H R ER SO BB IBB HBP BLK WP HR S P ERA WHIP | IP WLS BF H R ER SO BB IBB HBP BLK WP HR S P ERA WHIP | IP WLS BF H R ER SO BB IBB HBP BLK WP HR S P ERA WHIP | IP WLS BF H R ER SO BB IBB HBP BLK WP HR S P ERA WHIP | IP WLS BF H R ER SO BB IBB HBP BLK WP HR S P ERA WHIP | IP WLS BF H R ER SO BB IBB HBP BLK WP HR S P ERA WHIP | IP WLS BF H R ER SO BB IBB HBP BLK WP HR S P ERA WHIP | IP WLS BF H R ER SO BB IBB HBP BLK WP HR S P ERA WHIP | IP WLS BF H R ER SO BB IBB HBP BLK WP HR S P ERA WHIP | IP WLS BF H R ER SO BB IBB HBP BLK WP HR S P ERA WHIP | IP WLS BF H R ER SO BB IBB HBP BLK WP HR S P ERA WHIP | IP WLS BF H R ER SO BB IBB HBP BLK WP HR S P ERA WHIP | IP WLS BF H R ER SO BB IBB HBP BLK WP HR S P ERA WHIP | IP WLS BF H R ER SO BB IBB HBP BLK WP HR S P ERA WHIP | IP WLS BF H R ER SO BB IBB HBP BLK WP HR S P ERA WHIP | IP WLS BF H R ER SO BB IBB HBP BLK WP HR S P ERA WHIP |

Detroit Tigers @ New York Yankees
Yankee Stadium, Bronx, NY
Sat Jun 18 1966, 3:33 AM EDT
Att: 26,565 - Unknown - 85 F

| | |
|-----|----|
| AB | 31 |
| R | 3 |
| H | 7 |
| RBI | 3 |
| BB | 6 |
| SO | 6 |
| LOB | 14 |



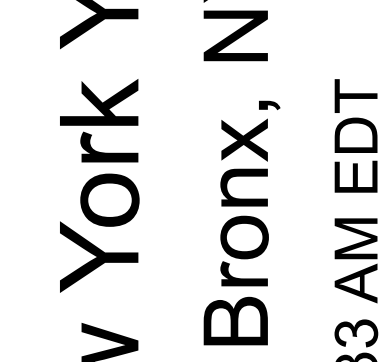
| Batter | 1 | 2 | 3 | 4 | 5 | 6 | 7 | 8 | 9 | AB | R | H | RBI | BB | SO | LOB | TOP | | | | | | | | |
|--|------------------------------|---------------------------------|------------------------------|---------------------------------|------------------------------|---------------------------------|------------------------------|---------------------------------|------------------------------|----------------------------------|------------------------------|---------------------------------|------------------------------|---------------------------------|------------------------------|---------------------------------|---|----------------------------------|----------------------------------|------------------------------------|----------------------------------|--------|--|--|--|
| Dick McAuliffe, L (1,5) OBP: 0.404, SLG: 0.556 | 0-0 CI 1B | | 0-0 HR | | 4-0 BB | | | 0-0 HR | | 3 | 2 | 3 | 2 | 1 | 0 | 0 | Detroit Tigers @ New York Yankees Yankee Stadium, Bronx, NY Sun Jun 19 1966, 3:33 AM EDT Att: 61,071 - Unknown - 78 F | | | | | | | | |
| Dick Tracewski, R (1,4) OBP: 0.222, SLG: 0.176 | 0-0 F3 | | 0-0 FC4-6 1B | | 0-0 1-3 | | | 0-0 F8 | | 4 | 0 | 1 | 0 | 0 | 0 | 2 | | | | | | | | | |
| Norm Cash, L (1,3) OBP: 0.310, SLG: 0.455 | 0-1 CI L5-4-3 | | 0-0 FC4-6 1-2 | | | 0-3 K | | 0-0 4-3 | | 3 | 0 | 0 | 0 | 0 | 1 | 1 | | | | | | | | | |
| Al Kaline, R (1,8) OBP: 0.401, SLG: 0.524 | 0-0 L5-4-3 1-2 | | | 0-0 L7 | | 0-0 L6 | | 0-0 SH1-4 8-2 2B | | 4 | 0 | 1 | 0 | 0 | 0 | 2 | | | | | | | | | |
| Jim Northrup, L (1,9) OBP: 0.339, SLG: 0.445 | | 0-0 F5 | | 0-0 L7 | | 0-0 4-3 | | 4-0 SH1-4 BB | | 3 | 0 | 0 | 0 | 1 | 0 | 0 | | | | | | | | | |
| Willie Horton, R (1,7) OBP: 0.308, SLG: 0.404 | | 0-0 F7 | | 0-0 E6 | | | 0-0 6-3 | 0-0 SH1-4 1-2 2-3 | | 3 | 0 | 0 | 0 | 0 | 0 | 0 | | | | | | | | | |
| Bill Freehan, R (1,2) OBP: 0.305, SLG: 0.410 | | 0-3 K | | 0-0 4-3 | | | 0-0 4-3 | 4-0 IBB | | 3 | 0 | 0 | 0 | 1 | 1 | 1 | | | | | | | | | |
| Ray Oyler, R (1,6) OBP: 0.366, SLG: 0.343 | | | 0-0 F6 | | 0-3 K | | 0-3 K | 0-0 8-2 3-H | | 3 | 0 | 0 | 0 | 0 | 2 | 0 | | | | | | | | | |
| Gates Brown, L (9, PH) OBP: 0.315, SLG: 0.385 | | | | | | | | | | 0 | 0 | 0 | 0 | 0 | 0 | 0 | | | | | | | | | |
| Jake Wood, R (9, PH) OBP: 0.369, SLG: 0.441 | | | | | | | | | | 1 | 0 | 0 | 0 | 0 | 0 | 3 | | | | | | | | | |
| Dave Wickersham, R (1,1) OBP: 0.053, SLG: 0.105 | | | 0-3 K | | 0-3 K | | | 0-0 B1-3 | | 3 | 0 | 0 | 0 | 0 | 2 | 0 | | | | | | | | | |
| Inning Stats | R: 0 E: 1 K: 0 S: 4 | H: 1 LOB: 1 BB: 0 P: 4 | R: 0 E: 0 K: 1 S: 5 | H: 0 LOB: 0 BB: 0 P: 5 | R: 1 E: 0 K: 1 S: 7 | H: 2 LOB: 1 BB: 0 P: 7 | R: 0 E: 1 K: 0 S: 4 | H: 0 LOB: 1 BB: 0 P: 4 | R: 0 E: 0 K: 2 S: 7 | H: 0 LOB: 0 BB: 1 P: 11 | R: 0 E: 0 K: 1 S: 5 | H: 0 LOB: 0 BB: 0 P: 5 | R: 0 E: 0 K: 1 S: 5 | H: 0 LOB: 0 BB: 0 P: 5 | R: 1 E: 0 K: 0 S: 4 | H: 1 LOB: 0 BB: 2 P: 4 | R: 0 E: 0 K: 0 S: 3 | H: 1 LOB: 2 BB: 2 P: 11 | 1B: 2 2B: 2 3B: 0 HR: 2 | SF: 0 SAC: 1 DP: 2 HBP: 0 | WP: 0 PB: 0 SB: 0 CS: 0 | PA: 35 | | | |
| PITCHER | IP | WLS | BF | H | R | ER | SO | BB | IBB | HBP | BLK | WP | HR | S | P | ERA | WHIP | | | | | | | | |
| Jim Bouton, R (1,1) ERA: 3.12 | 8.0 | L | 32 | 5 | 2 | 2 | 6 | 2 | 0 | 0 | 0 | 0 | 2 | 42 | 50 | 2.25 | 0.875 | | | | | | | | |
| Hal Reniff, R (9,1) ERA: 1.65 | 0.1 | | 2 | 0 | 0 | 0 | 0 | 0 | 1 | 0 | 0 | 0 | 0 | 1 | 5 | 0.00 | 0.000 | | | | | | | | |
| Steve Hamilton, L (9,1) ERA: 2.45 | 0.2 | | 1 | 0 | 0 | 0 | 0 | 0 | 0 | 0 | 0 | 0 | 0 | 1 | 1 | 0.00 | 0.000 | | | | | | | | |

| Batter | 1 | 2 | 3 | 4 | 5 | 6 | 7 | 8 | 9 | AB | R | H | RBI | BB | SO | LOB | BOTTOM | | | | | | | | |
|---|------------------------------|---------------------------------|------------------------------|---------------------------------|------------------------------|---------------------------------|------------------------------|---------------------------------|------------------------------|---------------------------------|------------------------------|---------------------------------|------------------------------|---------------------------------|------------------------------|---------------------------------|---|---------------------------------|----------------------------------|------------------------------------|----------------------------------|--------|--|--|--|
| Horace Clarke, S (1,5) OBP: 0.273, SLG: 0.250 | 0-0 L7 | | 0-0 1B | | 0-0 1B | | | 0-0 E4 SH1-4 | | 4 | 0 | 2 | 0 | 0 | 0 | 0 | Detroit Tigers @ New York Yankees Yankee Stadium, Bronx, NY Sun Jun 19 1966, 3:33 AM EDT Att: 61,071 - Unknown - 78 F | | | | | | | | |
| Bobby Richardson, R (1,4) OBP: 0.299, SLG: 0.341 | 0-0 1-3 | | 0-0 L5 | | 0-0 1-3 | | | 0-0 SH1-4 1-2 | | 3 | 0 | 0 | 0 | 0 | 0 | 2 | | | | | | | | | |
| Mickey Mantle, S (1,8) OBP: 0.354, SLG: 0.423 | | | | 0-0 1B 3B | | 0-0 6-3 | | 0-3 K | | 2 | 0 | 1 | 0 | 0 | 1 | 0 | | | | | | | | | |
| Ray Barker, L (4, PR) OBP: 0.269, SLG: 0.565 | | | | | | | | | | 2 | 1 | 0 | 0 | 0 | 1 | 1 | | | | | | | | | |
| Roger Maris, L (1,9) OBP: 0.294, SLG: 0.362 | | 0-0 F5 | | 0-0 1-3 1B | | 0-0 3-1 | | 0-0 3-1 | | 4 | 0 | 1 | 1 | 0 | 0 | 1 | | | | | | | | | |
| Joe Pepitone, L (1,3) OBP: 0.269, SLG: 0.427 | | 0-0 1B | | 0-0 1-3 | | 0-0 1-3 | | 0-0 F3 | | 3 | 0 | 1 | 0 | 1 | 0 | 2 | | | | | | | | | |
| Jake Gibbs, L (1,2) OBP: 0.400, SLG: 0.457 | | 0-0 F6 | | 0-0 F7 | | 0-0 PO | | 0-0 F9 | | 4 | 0 | 0 | 0 | 0 | 0 | 3 | | | | | | | | | |
| Clete Boyer, R (1,6) OBP: 0.257, SLG: 0.362 | | 0-0 L9 | | 0-0 5-3 | | 0-0 PO | | 0-0 F6 | | 3 | 0 | 0 | 0 | 1 | 0 | 3 | | | | | | | | | |
| Roy White, S (1,7) OBP: 0.326, SLG: 0.386 | | | 0-0 L8 | | 0-0 3-1 | | 0-0 4-3 | | | 3 | 0 | 0 | 0 | 0 | 0 | 1 | | | | | | | | | |
| Jim Bouton, R (1,1) OBP: 0.091, SLG: 0.091 | | | 0-3 K | | 0-3 K2-3 | | 0-3 K | | | 3 | 0 | 0 | 0 | 0 | 3 | 1 | | | | | | | | | |
| Hal Reniff, R (9,1) OBP: 0.333, SLG: 0.333 | | | | | | | | | | 0 | 0 | 0 | 0 | 0 | 0 | 0 | | | | | | | | | |
| Steve Hamilton, L (9,1) ERA: 2.58 | | | | | | | | | | 0 | 0 | 0 | 0 | 0 | 0 | 0 | | | | | | | | | |
| Inning Stats | R: 0 E: 0 K: 1 S: 5 | H: 0 LOB: 0 BB: 0 P: 5 | R: 0 E: 0 K: 0 S: 4 | H: 1 LOB: 0 BB: 0 P: 4 | R: 0 E: 0 K: 1 S: 6 | H: 1 LOB: 1 BB: 0 P: 6 | R: 1 E: 0 K: 0 S: 5 | H: 2 LOB: 2 BB: 0 P: 5 | R: 0 E: 0 K: 0 S: 2 | H: 0 LOB: 0 BB: 1 P: 6 | R: 0 E: 0 K: 1 S: 5 | H: 0 LOB: 1 BB: 1 P: 9 | R: 0 E: 1 K: 1 S: 6 | H: 0 LOB: 1 BB: 0 P: 6 | R: 0 E: 0 K: 0 S: 3 | H: 0 LOB: 0 BB: 0 P: 3 | R: 0 E: 0 K: 0 S: 3 | H: 0 LOB: 0 BB: 0 P: 3 | 1B: 4 2B: 0 3B: 1 HR: 0 | SF: 0 SAC: 1 DP: 0 HBP: 0 | WP: 0 PB: 0 SB: 0 CS: 0 | PA: 35 | | | |
| PITCHER | IP | WLS | BF | H | R | ER | SO | BB | IBB | HBP | BLK | WP | HR | S | P | ERA | WHIP | | | | | | | | |
| Dave Wickersham, R (1,1) ERA: 2.58 | 9.0 | W | 34 | 5 | 1 | 1 | 5 | 2 | 0 | 0 | 0 | 0 | 0 | 42 | 50 | 1.00 | 0.778 | | | | | | | | |

| | |
|-----|----|
| AB | 30 |
| R | 2 |
| H | 5 |
| RBI | 2 |
| BB | 3 |
| SO | 6 |
| LOB | 9 |



| | |
|-----|----|
| AB | 31 |
| R | 1 |
| H | 5 |
| RBI | 1 |
| BB | 2 |
| SO | 5 |
| LOB | 14 |



| Batter | 1 | 2 | 3 | 4 | 5 | 6 | 7 | 8 | 9 | AB | R | H | RBI | BB | SO | LOB | TOP | | | |
|--|---|----------------------------------|------------------------------|---------------------------------|------------------------------|---------------------------------|------------------------------|----------------------------------|------------------------------|---------------------------------|------------------------------|---------------------------------|------------------------------|---------------------------------|------------------------------|---------------------------------|---|------------------------------------|----------------------------------|--------|
| Dick McAuliffe, L (1, 5) OBP: 0.406, SLG: 0.571 | | | | | | | | | | 4 | 2 | 2 | 0 | 0 | 1 | 0 | Detroit Tigers @ Washington Senators D.C. Stadium, Washington, DC Tue Jun 21 1966, 7:05 PM EDT Att: 7,541 - Unknown | | | |
| Dick Tracewski, R (1, 4) OBP: 0.225, SLG: 0.162 | | | | | | | | | | 3 | 1 | 0 | 0 | 1 | 1 | | | | | |
| Norm Cash, L (1, 3) OBP: 0.313, SLG: 0.456 | | | | | | | | | | 4 | 1 | 2 | 2 | 0 | 1 | | | | | |
| Al Kaline, R (1, 8) OBP: 0.398, SLG: 0.515 | | | | | | | | | | 3 | 1 | 0 | 1 | 1 | 1 | | | | | |
| Mickey Stanley, R (8, 8) OBP: 0.308, SLG: 0.227 | | | | | | | | | 0 | 0 | 0 | 0 | 0 | 0 | 0 | | | | | |
| Jim Northrup, L (1, 9) OBP: 0.337, SLG: 0.453 | | | | | | | | | | 4 | 0 | 1 | 2 | 0 | 0 | 1 | | | | |
| Willie Horton, R (1, 7) OBP: 0.313, SLG: 0.399 | | | | | | | | | | 2 | 0 | 0 | 0 | 2 | 2 | 1 | | | | |
| Bill Freehan, R (1, 2) OBP: 0.304, SLG: 0.404 | | | | | | | | | | 3 | 0 | 0 | 0 | 1 | 0 | 2 | | | | |
| Ray Oyler, R (1, 6) OBP: 0.360, SLG: 0.329 | | | | | | | | | | 3 | 0 | 0 | 0 | 1 | 0 | 1 | | | | |
| Denny McLain, R (1, 1) OBP: 0.255, SLG: 0.244 | | | | | | | | | | 4 | 0 | 0 | 0 | 0 | 2 | 4 | | | | |
| Inning Stats | R: 3 E: 0 K: 2 S: 10 | H: 3 LOB: 1 BB: 1 P: 14 | R: 0 E: 0 K: 1 S: 5 | H: 0 LOB: 0 BB: 0 P: 5 | R: 0 E: 0 K: 1 S: 5 | H: 0 LOB: 0 BB: 0 P: 5 | R: 0 E: 0 K: 0 S: 2 | H: 0 LOB: 2 BB: 3 P: 14 | R: 2 E: 0 K: 0 S: 4 | H: 2 LOB: 0 BB: 1 P: 8 | R: 0 E: 0 K: 2 S: 7 | H: 0 LOB: 0 BB: 0 P: 7 | R: 0 E: 0 K: 1 S: 5 | H: 0 LOB: 0 BB: 0 P: 5 | R: 0 E: 0 K: 0 S: 3 | H: 0 LOB: 0 BB: 0 P: 3 | 1B: 2 2B: 1 3B: 2 HR: 0 | SF: 0 SAC: 0 DP: 2 HBP: 0 | WP: 0 PB: 0 SB: 1 CS: 0 | PA: 36 |
| PITCHER | IP WLS BF H R ER SO BB IBB HBP BLK WP HR S P ERA WHIP | | | | | | | | | | | | | | | | | | | |
| Diego Segui, R (1, 1) ERA: 4.75 | 0.1 L 5 3 3 3 1 1 0 0 0 0 0 0 6 10 81.00 12.000 | | | | | | | | | | | | | | | | | | | |
| Bob Humphreys, R (1, 1) ERA: 3.21 | 3.0 12 0 0 0 3 3 0 0 0 0 0 0 15 27 0.00 1.000 | | | | | | | | | | | | | | | | | | | |
| Dick Lines, L (4, 1) ERA: 2.67 | 1.2 6 2 2 2 0 1 0 0 0 0 0 0 5 9 10.80 1.800 | | | | | | | | | | | | | | | | | | | |
| Jim Duckworth, R (6, 1) ERA: 5.02 | 2.0 7 0 0 0 3 1 0 0 0 0 0 0 12 16 0.00 0.500 | | | | | | | | | | | | | | | | | | | |
| Casey Cox, R (8, 1) ERA: 3.1 | 2.0 6 0 0 0 1 0 0 0 0 0 0 0 8 8 0.00 0.000 | | | | | | | | | | | | | | | | | | | |

| Batter | 1 | 2 | 3 | 4 | 5 | 6 | 7 | 8 | 9 | AB | R | H | RBI | BB | SO | LOB | BOTTOM | | | | | |
|--|---|---------------------------------|------------------------------|----------------------------------|------------------------------|---------------------------------|------------------------------|---------------------------------|------------------------------|---------------------------------|------------------------------|----------------------------------|------------------------------|---------------------------------|------------------------------|---------------------------------|---|---------------------------------|----------------------------------|------------------------------------|----------------------------------|--------|
| Don Blasingame, L (1, 4) OBP: 0.321, SLG: 0.322 | | | | | | | | | | 3 | 0 | 1 | 0 | 1 | 0 | 1 | Detroit Tigers @ Washington Senators D.C. Stadium, Washington, DC Tue Jun 21 1966, 7:05 PM EDT Att: 7,541 - Unknown | | | | | |
| Fred Valentine, S (1, 8) OBP: 0.340, SLG: 0.430 | | | | | | | | | | 4 | 0 | 0 | 0 | 0 | 1 | 2 | | | | | | |
| Jim King, L (1, 9) OBP: 0.339, SLG: 0.408 | | | | | | | | | | 4 | 1 | 1 | 0 | 0 | 3 | 1 | | | | | | |
| Frank Howard, R (1, 7) OBP: 0.345, SLG: 0.453 | | | | | | | | | | 4 | 0 | 2 | 1 | 0 | 1 | 0 | | | | | | |
| Ken McMullen, R (1, 3) OBP: 0.288, SLG: 0.341 | | | | | | | | | | 3 | 0 | 0 | 0 | 1 | 0 | 3 | | | | | | |
| Bob Saverine, S (1, 5) OBP: 0.256, SLG: 0.297 | | | | | | | | | | 4 | 0 | 0 | 0 | 0 | 4 | 1 | | | | | | |
| Doug Camilli, R (1, 2) OBP: 0.231, SLG: 0.341 | | | | | | | | | | 0 | 0 | 0 | 0 | 0 | 0 | 0 | | | | | | |
| Paul Casanova, R (2, PH) OBP: 0.239, SLG: 0.372 | | | | | | | | | | 4 | 1 | 1 | 0 | 0 | 0 | 0 | | | | | | |
| Ed Brinkman, R (1, 6) OBP: 0.257, SLG: 0.313 | | | | | | | | | | 3 | 0 | 0 | 1 | 0 | 0 | 0 | | | | | | |
| Diego Segui, R (1, 1) OBP: 0.231, SLG: 0.341 | | | | | | | | | | 0 | 0 | 0 | 0 | 0 | 0 | 0 | | | | | | |
| Bob Humphreys, R (1, 1) OBP: 0.279, SLG: 0.500 | | | | | | | | | | 0 | 0 | 0 | 0 | 0 | 1 | 0 | | | | | | |
| Dick Lines, R (4, 1) OBP: 0.308, SLG: 0.227 | | | | | | | | | | 0 | 0 | 0 | 0 | 0 | 0 | 0 | | | | | | |
| Willie Kirkland, L (5, PH) OBP: 0.262, SLG: 0.170 | | | | | | | | | | 1 | 0 | 0 | 0 | 0 | 0 | 0 | | | | | | |
| Jim Duckworth, R (6, 1) OBP: 0.308, SLG: 0.452 | | | | | | | | | | 0 | 0 | 0 | 0 | 0 | 0 | 0 | | | | | | |
| Don Lock, R (7, PH) OBP: 0.308, SLG: 0.452 | | | | | | | | | | 1 | 0 | 0 | 0 | 0 | 1 | 0 | | | | | | |
| Casey Cox, R (8, 1) ERA: 3.1 | | | | | | | | | | 0 | 0 | 0 | 0 | 0 | 0 | 0 | | | | | | |
| Inning Stats | R: 1 E: 0 K: 0 S: 5 | H: 2 LOB: 1 BB: 0 P: 5 | R: 1 E: 0 K: 1 S: 6 | H: 1 LOB: 1 BB: 1 P: 10 | R: 0 E: 0 K: 2 S: 7 | H: 0 LOB: 0 BB: 0 P: 7 | R: 0 E: 0 K: 1 S: 5 | H: 0 LOB: 0 BB: 0 P: 5 | R: 0 E: 0 K: 1 S: 5 | H: 0 LOB: 1 BB: 1 P: 9 | R: 0 E: 0 K: 2 S: 7 | H: 0 LOB: 1 BB: 1 P: 11 | R: 0 E: 0 K: 1 S: 5 | H: 0 LOB: 0 BB: 0 P: 5 | R: 0 E: 0 K: 1 S: 7 | H: 2 LOB: 2 BB: 0 P: 7 | R: 0 E: 0 K: 1 S: 5 | H: 0 LOB: 0 BB: 0 P: 5 | 1B: 2 2B: 2 3B: 1 HR: 0 | SF: 1 SAC: 0 DP: 0 HBP: 0 | WP: 0 PB: 0 SB: 0 CS: 0 | PA: 35 |
| PITCHER | IP WLS BF H R ER SO BB IBB HBP BLK WP HR S P ERA WHIP | | | | | | | | | | | | | | | | | | | | | |
| Denny McLain, R (1, 1) ERA: 3.1 | 9.0 W 35 5 2 2 10 3 0 0 0 0 0 0 52 64 2.00 0.889 | | | | | | | | | | | | | | | | | | | | | |

| Batter | 1 | 2 | 3 | 4 | 5 | 6 | 7 | 8 | 9 | AB | R | H | RBI | BB | SO | LOB | TOP | | | | |
|---|---|--|---|---|---|---------------------------------|------------------------------|----------------------------------|------------------------------|---------------------------------|------------------------------|----------------------------------|------------------------------|---------------------------------|------------------------------|----------------------------------|-----------------------------------|------------------------------------|----------------------------------|--------|--|
| Dick McAuliffe, L (1, 5) OBP: 0.407, SLG: 0.591 Don Wert, R (5, 5) OBP: 0.369, SLG: 0.365 | 0-0 HR | 0-0 1B 2B | 0-0 G3 | | 0-0 FC4-6 | | 0-0 1-2 1B | | 0-0 F5 | 4 | 2 | 2 | 1 | 0 | 0 | 1 | | | | | |
| Dick Tracowski, R (1, 4) OBP: 0.239, SLG: 0.186 | 0-0 5-3 | 0-0 2B 1B | 0-3 K | | 0-0 F3 | | 0-0 F3 | | 0-0 L1-3 1B | 6 | 1 | 2 | 1 | 0 | 1 | 3 | | | | | |
| Norm Cash, L (1, 3) OBP: 0.313, SLG: 0.461 | 0-0 1B HR | 0-0 WP SF9 2B | | 0-0 L6 | 0-0 F8 | | | 0-0 G3 | 0-0 L1-3 | 6 | 2 | 2 | 2 | 0 | 0 | 3 | | | | | |
| Al Kaline, R (1, 8) OBP: 0.399, SLG: 0.518 Mickey Stanley, R (2, 8) OBP: 0.304, SLG: 0.229 | 0-0 HR 1B | 0-0 SF9 | | 0-0 E7 1B | | | 0-0 4-3 | 0-0 5-3 | 0-0 L1-3 | 1 | 1 | 1 | 1 | 0 | 0 | 0 | | | | | |
| Jim Northrup, L (1, 9) OBP: 0.339, SLG: 0.448 | 4-0 HR 1B | 0-0 4-3 | | 0-0 BB 1B | | | 0-3 K | | | 4 | 1 | 1 | 1 | 1 | 1 | 0 | | | | | |
| Willie Horton, R (1, 7) OBP: 0.326, SLG: 0.427 | 0-0 HR 1B | 0-0 1B | | 4-0 BB 1B | | | 0-0 F3 | | 0-0 E BB 1B | 4 | 2 | 3 | 4 | 1 | 0 | 0 | | | | | |
| Bill Freehan, R (1, 2) OBP: 0.310, SLG: 0.403 | 0-0 BB 1B | 0-0 1B | | 0-0 F9 | | | 0-3 K | | 4-0 E BB 1B | 3 | 1 | 1 | 0 | 2 | 1 | 2 | | | | | |
| Ray Oyler, R (1, 6) OBP: 0.341, SLG: 0.307 | 0-3 K | 0-3 K | | 0-3 K | | | 0-0 5-3 | | 0-0 E6 1B 1B | 5 | 1 | 0 | 0 | 0 | 3 | 7 | | | | | |
| Mickey Lolich, S (1, 1) OBP: 0.276, SLG: 0.269 | 0-3 K | | 0-3 K | | 0-0 FC4-6 1B | | 4-0 1B BB | | 0-0 L1-3 1B | 4 | 0 | 2 | 2 | 1 | 2 | 1 | | | | | |
| Inning Stats | R: 5 E: 0 K: 2 S: 11 | H: 4 LOB: 1 BB: 2 P: 19 | R: 3 E: 0 K: 1 S: 10 | H: 5 LOB: 2 BB: 0 P: 10 | R: 0 E: 0 K: 2 S: 7 | H: 0 LOB: 0 BB: 0 P: 7 | R: 1 E: 1 K: 1 S: 7 | H: 2 LOB: 2 BB: 1 P: 11 | R: 0 E: 0 K: 0 S: 4 | H: 0 LOB: 0 BB: 0 P: 5 | R: 0 E: 0 K: 1 S: 6 | H: 1 LOB: 2 BB: 1 P: 10 | R: 0 E: 0 K: 0 S: 3 | H: 0 LOB: 0 BB: 0 P: 3 | R: 3 E: 1 K: 0 S: 7 | H: 3 LOB: 2 BB: 1 P: 11 | 1B: 11 2B: 3 3B: 0 HR: 2 | SF: 1 SAC: 0 DP: 0 HBP: 0 | WP: 1 PB: 0 SB: 0 CS: 0 | PA: 49 | |
| PITCHER | IP WLS BF H R ER SO BB IBB HBP BLK WP HR S P ERA WHIP | 0.1 L 7 4 5 5 0 1 1 0 0 0 2 5 13 135.00 15.000 | 1.1 9 5 3 3 2 0 0 0 0 0 1 0 13 20.25 3.750 | 2.1 5.1 22 4 1 1 6 2 0 0 0 0 0 32 40 1.69 1.125 | 8.1 2.0 11 3 3 2 0 1 0 0 0 0 0 10 14 9.00 2.000 | | | | | | | | | | | | | | | | |

Detroit Tigers @ Washington Senators
 D.C. Stadium, Washington, DC
 Wed Jun 22 1966, 7:05 PM EDT
 Att: 8,933 - Unknown

| | |
|-----|----|
| AB | 43 |
| R | 12 |
| H | 16 |
| RBI | 12 |
| BB | 5 |
| SO | 8 |
| LOB | 21 |



| Batter | 1 | 2 | 3 | 4 | 5 | 6 | 7 | 8 | 9 | AB | R | H | RBI | BB | SO | LOB | BOTTOM | | | | | |
|--|---|--|------------------------------|---------------------------------|-------------------------------|----------------------------------|-------------------------------|----------------------------------|------------------------------|---------------------------------|------------------------------|---------------------------------|------------------------------|---------------------------------|------------------------------|---------------------------------|------------------------------|---------------------------------|----------------------------------|------------------------------------|----------------------------------|--------|
| Fred Valentine, S (1, 9) OBP: 0.339, SLG: 0.425 | 0-0 L8 | | 0-3 K | | 4-0 BB | | 0-0 F8 | | | 3 | 0 | 0 | 0 | 1 | 1 | 0 | | | | | | |
| Ken Hamlin, R (1, 4) OBP: 0.278, SLG: 0.274 | 0-0 1B | | 4-0 BB | | 0-0 F7 | | 0-0 6-3 | | | 3 | 0 | 1 | 0 | 1 | 0 | 1 | | | | | | |
| Ken McMullen, R (1, 3) OBP: 0.291, SLG: 0.344 | 0-0 1-2 1B | | 0-0 1-2 1B | | 0-0 F5 | | | 0-0 F7 | | 4 | 0 | 2 | 0 | 0 | 0 | 1 | | | | | | |
| Frank Howard, R (1, 7) OBP: 0.340, SLG: 0.445 | 0-3 K | | 0-3 K | | 0-0 F9 | | | 0-0 5-3 | | 4 | 0 | 0 | 0 | 0 | 2 | 5 | | | | | | |
| Don Lock, R (1, 8) OBP: 0.362, SLG: 0.453 | 0-0 F6 | | | 0-0 HR 1B | | | | 0-3 K | | 4 | 1 | 2 | 0 | 0 | 1 | 2 | | | | | | |
| Paul Casanova, R (1, 2) OBP: 0.248, SLG: 0.402 | | 0-0 F4 | | 0-0 HR | | | 0-0 F9 | | 0-0 1B | 4 | 1 | 2 | 2 | 0 | 0 | 1 | | | | | | |
| Bob Saverine, S (1, 5) OBP: 0.253, SLG: 0.293 Don Blasingame, L (5, 4) OBP: 0.316, SLG: 0.317 | | 0-0 F9 | | 0-3 K | | | 0-0 F6 | | 0-3 K | 2 | 0 | 0 | 0 | 0 | 1 | 0 | | | | | | |
| Ed Brinkman, R (1, 6) OBP: 0.253, SLG: 0.308 | | 0-0 F8 | | 0-3 K | | | 0-0 5-3 | | 0-0 F9 | 4 | 0 | 0 | 0 | 0 | 1 | 2 | | | | | | |
| Phil Ortega, R (1, 1) OBP: 0.198, SLG: 0.099 Jim Hannon, R (1, 1) OBP: 0.290, SLG: 0.290 Diego Segui, R (2, 1) OBP: 0.320, SLG: 0.143 Willie Kirtman, R (7, 9) OBP: 0.300, SLG: 0.197 Dick Lines, R (8, 1) OBP: 0.258, SLG: 0.337 Doug Camilli, R (9, 9) OBP: 0.258, SLG: 0.337 | | | 0-3 K | | 0-3 K | | | 0-3 K | | 0 | 0 | 0 | 0 | 0 | 0 | 0 | | | | | | |
| Inning Stats | R: 0 E: 1 K: 1 S: 7 | H: 2 LOB: 2 BB: 0 P: 7 | R: 0 E: 0 K: 0 S: 3 | H: 0 LOB: 0 BB: 0 P: 3 | R: 0 E: 0 K: 3 S: 10 | H: 1 LOB: 2 BB: 1 P: 14 | R: 2 E: 0 K: 3 S: 11 | H: 2 LOB: 0 BB: 0 P: 11 | R: 0 E: 0 K: 0 S: 3 | H: 0 LOB: 1 BB: 1 P: 7 | R: 0 E: 0 K: 0 S: 4 | H: 1 LOB: 1 BB: 0 P: 4 | R: 0 E: 0 K: 1 S: 5 | H: 0 LOB: 0 BB: 0 P: 5 | R: 0 E: 0 K: 1 S: 5 | H: 0 LOB: 0 BB: 0 P: 5 | R: 0 E: 0 K: 1 S: 6 | H: 1 LOB: 1 BB: 0 P: 6 | 1B: 6 2B: 0 3B: 0 HR: 1 | SF: 0 SAC: 0 DP: 0 HBP: 0 | WP: 0 PB: 0 SB: 0 CS: 0 | PA: 36 |
| PITCHER | IP WLS BF H R ER SO BB IBB HBP BLK WP HR S P ERA WHIP | 9.0 W 36 7 2 2 10 2 0 0 0 0 1 54 62 2.00 1.000 | | | | | | | | | | | | | | | | | | | | |

Detroit Tigers @ Washington Senators
 D.C. Stadium, Washington, DC
 Wed Jun 22 1966, 7:05 PM EDT
 Att: 8,933 - Unknown

| | |
|-----|----|
| AB | 34 |
| R | 2 |
| H | 7 |
| RBI | 2 |
| BB | 2 |
| SO | 10 |
| LOB | 15 |



| Batter | 1 | 2 | 3 | 4 | 5 | 6 | 7 | 8 | 9 | AB | R | H | RBI | BB | SO | LOB | TOP | | | | | |
|---|---|----------------------------------|------------------------------|---------------------------------|------------------------------|---------------------------------|------------------------------|---------------------------------|------------------------------|---------------------------------|------------------------------|---------------------------------|------------------------------|----------------------------------|------------------------------|---------------------------------|------------------------------|---------------------------------|-----------------------------------|------------------------------------|----------------------------------|--------|
| Dick McAuliffe, L (1,5) OBP: 0.410, SLG: 0.589 | 4-0 BB 2B BB | 0-0 4-3 | | 0-0 FC4-6 1-2 1B | | 0-0 E 1-3 1B | 0-0 SF7 | | 0-0 F8 | 4 | 2 | 2 | 1 | 1 | 0 | 0 | | | | | | |
| Dick Tracewski, R (1,4) OBP: 0.260, SLG: 0.178 | 0-0 F2 | 4-0 BB | | 0-3 K | | 0-0 SH3-4 | 3-H 4-0 BB | | 1-2 2-3 BB | 2 | 0 | 0 | 1 | 2 | 1 | 3 | | | | | | |
| Norm Cash, L (1,3) OBP: 0.315, SLG: 0.457 | 4-0 2B 1-2 BB | 0-0 L8 | | 0-0 FC4-6 1-2 2-3 PB | | 0-0 E 1B | 0-0 F7 | | | 4 | 1 | 1 | 0 | 1 | 0 | 6 | | | | | | |
| Al Kaline, R (1,8) OBP: 0.395, SLG: 0.515 | 0-0 1B 2B | | 0-0 L8 | 0-0 L6-3 | | 0-0 L5 | | 0-0 L9 | | 5 | 1 | 1 | 2 | 0 | 0 | 3 | | | | | | |
| Mickey Stanley, R (8,8) OBP: 0.304, SLG: 0.229 | 1-H 2-H 1B 2B | | | 1-2 | | 1-2 | | | | 0 | 0 | 0 | 0 | 0 | 0 | 0 | | | | | | |
| Willie Horton, R (1,7) OBP: 0.328, SLG: 0.428 | BB E G1-2-3 1B | | 0-0 E5 1B | | 0-0 4-3 | 0-0 F8 | | 0-0 F1 | | 2 | 0 | 1 | 1 | 0 | 0 | 0 | | | | | | |
| Gates Brown, L (3,PR) OBP: 0.305, SLG: 0.370 | 2-H 1B | | | | | | | | | 3 | 0 | 0 | 0 | 0 | 0 | 2 | | | | | | |
| Jim Northrup, L (1,9) OBP: 0.341, SLG: 0.446 | 0-0 E6 1-2 BB | | 0-0 | 1-3 1B | | 0-0 6-3 | 0-3 K | 0-0 1B | | 5 | 0 | 2 | 0 | 0 | 1 | 1 | | | | | | |
| Bill Freehan, R (1,2) OBP: 0.316, SLG: 0.402 | 1-2 2-3 BB | | 4-0 | G5-4-3 1B | | 0-0 5-3 | 0-0 1B SF7 1B | 0-0 F6 | | 3 | 1 | 1 | 0 | 2 | 0 | 1 | | | | | | |
| Ray Oyler, R (1,6) OBP: 0.333, SLG: 0.300 | 0-0 G1-2-3 | | 0-0 G5-4-3 | | | 0-0 5-3 | 1-2 BB 1B | 0-0 F5 | | 5 | 0 | 1 | 0 | 0 | 0 | 6 | | | | | | |
| Earl Wilson, R (1,1) OBP: 0.341, SLG: 0.421 | | 0-3 K | | | 0-0 FC4-6 1B | 1-0 1B SH3-4 HBP | | | 0-0 4-3 | 3 | 1 | 2 | 0 | 0 | 1 | 0 | | | | | | |
| Larry Sherry, R (8,1) OBP: 0.500, SLG: 0.500 | | | | | | | | | | 1 | 0 | 0 | 0 | 0 | 0 | 0 | | | | | | |
| Inning Stats | R: 3 E: 1 K: 0 S: 5 | H: 2 LOB: 2 BB: 3 P: 17 | R: 0 E: 0 K: 1 S: 5 | H: 0 LOB: 1 BB: 1 P: 9 | R: 0 E: 1 K: 0 S: 4 | H: 1 LOB: 3 BB: 1 P: 8 | R: 0 E: 0 K: 1 S: 7 | H: 2 LOB: 2 BB: 0 P: 7 | R: 0 E: 0 K: 0 S: 3 | H: 0 LOB: 0 BB: 0 P: 3 | R: 2 E: 2 K: 0 S: 6 | H: 2 LOB: 2 BB: 0 P: 7 | R: 1 E: 0 K: 1 S: 8 | H: 3 LOB: 3 BB: 1 P: 12 | R: 0 E: 0 K: 0 S: 4 | H: 1 LOB: 1 BB: 0 P: 4 | R: 0 E: 0 K: 0 S: 3 | H: 0 LOB: 0 BB: 0 P: 3 | 1B: 10 2B: 1 3B: 0 HR: 0 | SF: 1 SAC: 1 DP: 2 HBP: 1 | WP: 0 PB: 1 SB: 0 CS: 0 | PA: 46 |
| PITCHER | IP WLS BF H R ER SO BB IBB HBP BLK WP HR S P ERA WHIP | | | | | | | | | | | | | | | | | | | | | |
| Mike McCormick, L (1,1) ERA: 4.08 | 0.1 L 7 2 3 3 0 3 0 0 0 0 0 0 4 16 81.00 15.000 | | | | | | | | | | | | | | | | | | | | | |
| Casey Cox, R (1,1) ERA: 3.1 | 5.2 25 5 2 2 2 1 1 1 0 0 0 26 35 3.18 1.059 | | | | | | | | | | | | | | | | | | | | | |
| Bob Humphreys, R (7,1) ERA: 3.27 | 2.0 11 4 1 1 1 1 0 0 0 0 0 12 16 4.50 2.500 | | | | | | | | | | | | | | | | | | | | | |
| Ron Kline, R (9,1) ERA: 3.43 | 1.0 3 0 0 0 0 0 0 0 0 0 0 3 3 0.00 0.000 | | | | | | | | | | | | | | | | | | | | | |

Detroit Tigers @ Washington Senators
 D.C. Stadium, Washington, DC
 Thu Jun 23 1966, 7:05 PM EDT
 Att: 6,327 - Unknown

| | |
|-----|----|
| AB | 37 |
| R | 6 |
| H | 11 |
| RBI | 5 |
| BB | 6 |
| SO | 3 |
| LOB | 22 |





| Batter | 1 | 2 | 3 | 4 | 5 | 6 | 7 | 8 | 9 | AB | R | H | RBI | BB | SO | LOB | BOTTOM | | | | | |
|---|---|---------------------------------|------------------------------|---------------------------------|------------------------------|---------------------------------|------------------------------|---------------------------------|------------------------------|---------------------------------|------------------------------|---------------------------------|------------------------------|---------------------------------|------------------------------|---------------------------------|------------------------------|---------------------------------|----------------------------------|------------------------------------|----------------------------------|--------|
| Don Blasingame, L (1,4) OBP: 0.314, SLG: 0.315 | 0-3 K | | 0-0 L4 | | | 0-0 1B | | 0-0 E4 1-2 | | 4 | 0 | 1 | 0 | 0 | 1 | 2 | | | | | | |
| Ken McMullen, R (1,5) OBP: 0.287, SLG: 0.338 | 0-0 F3 | | | 0-0 5-3 | | 0-0 F7 | 0-3 K | | | 4 | 0 | 0 | 0 | 0 | 1 | 3 | | | | | | |
| Jim King, L (1,9) OBP: 0.331, SLG: 0.397 | 0-0 G3 | | | 0-0 4-3 | | 0-0 F9 | | 0-0 4-3 | | 4 | 0 | 0 | 0 | 0 | 0 | 3 | | | | | | |
| Frank Howard, R (1,7) OBP: 0.342, SLG: 0.459 | | 0-0 6-3 | | 0-0 1B | | 0-0 5-3 | | 0-0 HR | | 4 | 1 | 2 | 1 | 0 | 0 | 1 | | | | | | |
| Don Lock, R (1,8) OBP: 0.354, SLG: 0.442 | 0-3 K | | 0-3 K | | 0-3 K | | 0-3 K | | 0-0 F8 | 4 | 0 | 0 | 0 | 0 | 3 | 1 | | | | | | |
| Ken Harrelson, R (1,3) OBP: 0.311, SLG: 0.315 | 0-3 K | | | | 4-0 BB | | 0-3 K | | 0-0 F6 | 3 | 0 | 0 | 0 | 1 | 2 | 0 | | | | | | |
| Paul Casanova, R (1,2) OBP: 0.248, SLG: 0.397 | | | 0-0 E 4-3 1B | | 0-0 F4 | | 0-0 F7 | | 0-0 F8 | 4 | 0 | 1 | 0 | 0 | 0 | 1 | | | | | | |
| Ed Brinkman, R (1,6) OBP: 0.250, SLG: 0.304 | | | 0-0 4-3 | | 0-3 K | | | 0-3 K | | 3 | 0 | 0 | 0 | 0 | 2 | 2 | | | | | | |
| Mike McCormick, L (1,1) OBP: 0.286, SLG: 0.320 | | | 0-3 K | | 0-0 4-3 | | | 0-0 E 1B | | 0 | 0 | 0 | 0 | 0 | 0 | 0 | | | | | | |
| Casey Cox, R (1,1) ERA: 3.1 | | | | | | | | | | 2 | 0 | 0 | 0 | 0 | 1 | 2 | | | | | | |
| Bob Humphreys, R (7,1) OBP: 0.750, SLG: 0.500 | | | | | | | | | | 0 | 0 | 0 | 0 | 0 | 0 | 0 | | | | | | |
| Willie Kirkland, L (8,PH) OBP: 0.274, SLG: 0.182 | | | | | | | | | | 1 | 0 | 1 | 0 | 0 | 0 | 0 | | | | | | |
| Ron Kline, R (9,1) OBP: 0.400, SLG: 0.250 | | | 2-3 | | | | | | | 0 | 0 | 0 | 0 | 0 | 0 | 0 | | | | | | |
| Inning Stats | R: 0 E: 0 K: 1 S: 5 | H: 0 LOB: 0 BB: 0 P: 5 | R: 0 E: 0 K: 2 S: 7 | H: 0 LOB: 0 BB: 0 P: 7 | R: 0 E: 1 K: 1 S: 6 | H: 1 LOB: 1 BB: 0 P: 6 | R: 0 E: 0 K: 1 S: 6 | H: 1 LOB: 1 BB: 0 P: 6 | R: 0 E: 0 K: 0 S: 5 | H: 0 LOB: 0 BB: 1 P: 9 | R: 0 E: 0 K: 0 S: 4 | H: 1 LOB: 1 BB: 0 P: 4 | R: 0 E: 0 K: 2 S: 7 | H: 0 LOB: 0 BB: 0 P: 7 | R: 0 E: 1 K: 2 S: 9 | H: 1 LOB: 2 BB: 0 P: 9 | R: 0 E: 0 K: 0 S: 4 | H: 1 LOB: 0 BB: 0 P: 4 | 1B: 4 2B: 0 3B: 0 HR: 1 | SF: 0 SAC: 0 DP: 0 HBP: 0 | WP: 0 PB: 0 SB: 0 CS: 0 | PA: 34 |
| PITCHER | IP WLS BF H R ER SO BB IBB HBP BLK WP HR S P ERA WHIP | | | | | | | | | | | | | | | | | | | | | |
| Earl Wilson, R (1,1) ERA: 3.85 | 7.1 W 28 4 0 0 9 0 0 0 0 0 0 45 49 5.40 0.682 | | | | | | | | | | | | | | | | | | | | | |
| Larry Sherry, R (8,1) ERA: 3.53 | 1.2 S 6 1 1 1 1 0 0 0 0 0 0 1 8 8 5.40 0.600 | | | | | | | | | | | | | | | | | | | | | |

Detroit Tigers @ Washington Senators
 D.C. Stadium, Washington, DC
 Thu Jun 23 1966, 7:05 PM EDT
 Att: 6,327 - Unknown

| | |
|-----|----|
| AB | 33 |
| R | 1 |
| H | 5 |
| RBI | 1 |
| BB | 1 |
| SO | 10 |
| LOB | 15 |



| Batter | 1 | 2 | 3 | 4 | 5 | 6 | 7 | 8 | 9 | AB | R | H | RBI | BB | SO | LOB | TOP | | | | | | | | | | |
|--|------------------------------|---------------------------------|------------------------------|---------------------------------|------------------------------|---------------------------------|------------------------------|---------------------------------|------------------------------|---------------------------------|------------------------------|----------------------------------|------------------------------|---------------------------------|------------------------------|---------------------------------|---|----------------------------------|------------------------------------|----------------------------------|--------|--|--|--|--|--|--|
| Zoilo Versalles, R OBP: 0.288, SLG: 0.381 (1, 6) | F6 | | F7 | | K | | K | | 1B | 5 | 0 | 1 | 0 | 0 | 2 | 3 | Minnesota Twins @ Detroit Tigers Tiger Stadium, Detroit, MI Fri Jun 24 1966, 7:05 PM EDT Unknown  | | | | | | | | | | |
| Cesar Tovar, R OBP: 0.316, SLG: 0.368 (1, 4) | 6-3 | | | FC4-6 1B | | K | | 5-3 | K | 5 | 0 | 1 | 0 | 0 | 2 | 1 | | | | | | | | | | | |
| Tony Oliva, L OBP: 0.366, SLG: 0.552 (1, 9) | L4 | | | FC4-6 BB 1-2 | | 4-3 1B | | 1B FC5-2 BB | | 3 | 0 | 1 | 0 | 1 | 0 | 1 | | | | | | | | | | | |
| Jimmie Hall, L OBP: 0.311, SLG: 0.441 (1, 8) | | 1-3 | | L8 | | 4-3 | | FC5-2 1B | | 4 | 1 | 1 | 0 | 0 | 0 | 2 | | | | | | | | | | | |
| Harmon Killebrew, R OBP: 0.377, SLG: 0.493 (1, 7) | | | | | 4-0 1-2 BB | | | FC5-2 1B | | 2 | 0 | 1 | 0 | 2 | 0 | 2 | | | | | | | | | | | |
| Don Mincher, L OBP: 0.316, SLG: 0.429 Andy Kosco, R OBP: 0.279, SLG: 0.322 (8, PH) (8, 3) | L4-3 1B | | | | | BB | | FC5-2 1B 3-H | | 3 | 0 | 0 | 0 | 0 | 0 | 5 | | | | | | | | | | | |
| Rich Rollins, R OBP: 0.339, SLG: 0.450 (1, 5) | | | | | | | | FC5 2-3f | | 4 | 0 | 1 | 0 | 0 | 0 | 2 | | | | | | | | | | | |
| Earl Batley, R OBP: 0.348, SLG: 0.335 (1, 2) | | | F9 | | F5 | | | 6-3 | | 4 | 0 | 1 | 0 | 0 | 0 | 1 | | | | | | | | | | | |
| Jim Kaat, L Ted Uhlenhuth, L Al Worthington, R Bernie Alpert, L Jim Merritt, L Johnny Klippstein, R (1, 1) (7, PH) (7, 1) (8, PH) (9, 1) (9, 1) | | | K | | E9 1B | | F9 | K | | 2 | 0 | 1 | 0 | 0 | 1 | 1 | | | | | | | | | | | |
| Inning Stats | R: 0 E: 0 K: 0 S: 3 | H: 0 LOB: 0 BB: 0 P: 3 | R: 0 E: 0 K: 0 S: 3 | H: 1 LOB: 0 BB: 0 P: 3 | R: 0 E: 0 K: 1 S: 6 | H: 1 LOB: 1 BB: 0 P: 6 | R: 0 E: 0 K: 0 S: 4 | H: 1 LOB: 2 BB: 1 P: 8 | R: 0 E: 1 K: 1 S: 6 | H: 1 LOB: 1 BB: 0 P: 6 | R: 0 E: 0 K: 1 S: 6 | H: 1 LOB: 1 BB: 0 P: 10 | R: 0 E: 0 K: 0 S: 5 | H: 2 LOB: 2 BB: 1 P: 9 | R: 0 E: 0 K: 2 S: 8 | H: 1 LOB: 1 BB: 0 P: 8 | | 1B: 9 2B: 1 3B: 0 HR: 0 | SF: 0 SAC: 0 DP: 1 HBP: 0 | WP: 0 PB: 0 SB: 0 CS: 0 | PA: 38 | | | | | | |
| PITCHER | IP | WLS | BF | H | R | ER | SO | BB | IBB | HBP | BLK | WP | HR | S | P | ERA | WHIP | | | | | | | | | | |
| Dave Wickersham, R ERA: 2.42 (1, 1) | 7.2 | | 32 | 7 | 1 | 1 | 4 | 3 | 0 | 0 | 0 | 0 | 0 | 37 | 49 | 1.17 | 1.304 | | | | | | | | | | |
| Johanny Podres, L ERA: 1.59 (8, 1) | 0.1 | | 2 | 1 | 0 | 0 | 0 | 0 | 0 | 0 | 0 | 0 | 0 | 2 | 2 | 0.00 | 3.000 | | | | | | | | | | |
| Larry Sherry, R ERA: 3.44 (9, 1) | 1.0 | W | 4 | 1 | 0 | 0 | 2 | 0 | 0 | 0 | 0 | 0 | 0 | 8 | 8 | 0.00 | 1.000 | | | | | | | | | | |

| Batter | 1 | 2 | 3 | 4 | 5 | 6 | 7 | 8 | 9 | AB | R | H | RBI | BB | SO | LOB | BOTTOM | | | | | | | | | | |
|--|------------------------------|---------------------------------|------------------------------|---------------------------------|------------------------------|---------------------------------|------------------------------|---------------------------------|------------------------------|---------------------------------|------------------------------|---------------------------------|------------------------------|---------------------------------|------------------------------|---------------------------------|---|----------------------------------|------------------------------------|----------------------------------|--------|--|--|--|--|--|--|
| Dick McAuliffe, L OBP: 0.403, SLG: 0.577 (1, 5) (9, 6) | K | | 6-3 | | | 4-3 | | E3 | | 4 | 0 | 0 | 0 | 0 | 1 | 0 | Minnesota Twins @ Detroit Tigers Tiger Stadium, Detroit, MI Fri Jun 24 1966, 7:05 PM EDT Unknown  | | | | | | | | | | |
| Dick Tracewski, R OBP: 0.241, SLG: 0.163 Larry Sherry, R OBP: 0.500, SLG: 0.500 (1, 4) (9, 1) | E3 | | F8 | | | K | | K | | 4 | 0 | 0 | 0 | 0 | 2 | 1 | | | | | | | | | | | |
| Norm Cash, L OBP: 0.314, SLG: 0.454 (1, 3) | F6 | | F8 | | | 4-3 | | | 1B 1B | 4 | 0 | 1 | 0 | 0 | 0 | 1 | | | | | | | | | | | |
| Al Kaline, R OBP: 0.388, SLG: 0.505 (1, 8) | L6-3 | | | L7 | | | L6 | | L9 | 4 | 0 | 0 | 0 | 0 | 0 | 2 | | | | | | | | | | | |
| Willie Horton, R OBP: 0.326, SLG: 0.423 (1, 7) | | E6 2B SF8 | | | 6-3 | | F8 | | 1B 1B | 4 | 2 | 1 | 0 | 0 | 0 | 0 | | | | | | | | | | | |
| Jim Northrup, L OBP: 0.349, SLG: 0.456 (1, 9) | | | SF8 2B | | 4-3 | | | | 1B | 3 | 0 | 2 | 0 | 1 | 0 | 0 | | | | | | | | | | | |
| Bill Freehan, R OBP: 0.315, SLG: 0.401 (1, 2) | | SF8 2-3 3-H | | | | 5-3 | | | 1B | 3 | 0 | 1 | 2 | 0 | 0 | 1 | | | | | | | | | | | |
| Ray Oyler, R OBP: 0.327, SLG: 0.293 Jerry Lumpe, L OBP: 0.332, SLG: 0.364 Don Wert, R OBP: 0.369, SLG: 0.365 (1, 6) (8, PH) (9, 5) | | | | | | F7 | | 4-3 | | 2 | 0 | 0 | 0 | 0 | 0 | 1 | | | | | | | | | | | |
| Dave Wickersham, R OBP: 0.048, SLG: 0.095 Johanny Podres, L OBP: 0.667, SLG: 0.500 Gates Brown, L OBP: 0.302, SLG: 0.366 Jake Wood, R OBP: 0.369, SLG: 0.441 (1, 1) (8, 1) (8, PH) (9, 4) | | | | | | 5-3 | | F6 | | 2 | 0 | 0 | 0 | 0 | 0 | 1 | | | | | | | | | | | |
| Inning Stats | R: 0 E: 1 K: 1 S: 6 | H: 0 LOB: 1 BB: 0 P: 6 | R: 1 E: 1 K: 0 S: 5 | H: 1 LOB: 1 BB: 0 P: 5 | R: 0 E: 0 K: 0 S: 3 | H: 0 LOB: 0 BB: 0 P: 3 | R: 0 E: 0 K: 0 S: 3 | H: 0 LOB: 0 BB: 0 P: 3 | R: 0 E: 0 K: 1 S: 5 | H: 0 LOB: 1 BB: 1 P: 5 | R: 0 E: 0 K: 0 S: 3 | H: 0 LOB: 1 BB: 1 P: 7 | R: 0 E: 1 K: 1 S: 6 | H: 0 LOB: 1 BB: 0 P: 6 | R: 1 E: 0 K: 0 S: 5 | H: 4 LOB: 2 BB: 0 P: 5 | | 1B: 4 2B: 1 3B: 0 HR: 0 | SF: 1 SAC: 0 DP: 0 HBP: 0 | WP: 0 PB: 0 SB: 0 CS: 0 | PA: 34 | | | | | | |
| PITCHER | IP | WLS | BF | H | R | ER | SO | BB | IBB | HBP | BLK | WP | HR | S | P | ERA | WHIP | | | | | | | | | | |
| Jim Kaat, L ERA: 2.75 (1, 1) | 6.0 | | 21 | 1 | 1 | 0 | 2 | 0 | 0 | 0 | 0 | 0 | 0 | 25 | 25 | 0.00 | 0.167 | | | | | | | | | | |
| Al Worthington, R ERA: 1.98 (7, 1) | 2.0 | | 8 | 0 | 0 | 0 | 1 | 1 | 0 | 0 | 0 | 0 | 0 | 9 | 13 | 0.00 | 0.500 | | | | | | | | | | |
| Jim Merritt, L ERA: 9.31 (9, 1) | 0.2 | L | 4 | 3 | 1 | 1 | 0 | 0 | 0 | 0 | 0 | 0 | 0 | 4 | 4 | 13.50 | 4.500 | | | | | | | | | | |
| Johanny Klippstein, R ERA: 4.5 (9, 1) | 0.0 | | 1 | 1 | 0 | 0 | 0 | 0 | 0 | 0 | 0 | 0 | 0 | 1 | 1 | * | * | | | | | | | | | | |

| Batter | 1 | 2 | 3 | 4 | 5 | 6 | 7 | 8 | 9 | AB | R | H | RBI | BB | SO | LOB | TOP | | | | | | | | | | | | | | | | | | | | | | | | | | |
|---|------------------------------|---------------------------------|------------------------------|---------------------------------|------------------------------|----------------------------------|------------------------------|---------------------------------|------------------------------|---------------------------------|------------------------------|---------------------------------|------------------------------|----------------------------------|------------------------------|---------------------------------|--|---------------------------------|----------------------------------|------------------------------------|----------------------------------|--------|--|--|--|----|-----|----|---|---|----|----|----|-----|-----|-----|----|----|---|---|-----|------|--|
| Zoilo Versalles, R OBP: 0.295, SLG: 0.401 (1, 6) | | | | | | | | | | 5 | 1 | 3 | 4 | 0 | 2 | 0 | Minnesota Twins @ Detroit Tigers Tiger Stadium, Detroit, MI Fri Jun 24 1966, 7:05 PM EDT Att: 41,082 - Unknown | | | | | | | | | | | | | | | | | | | | | | | | | | |
| Cesar Tovar, R OBP: 0.319, SLG: 0.365 (1, 4) | | | | | | | | | | 4 | 0 | 1 | 0 | 1 | 0 | 1 | | | | | | | | | | | | | | | | | | | | | | | | | | | |
| Tony Oliva, L OBP: 0.363, SLG: 0.549 (1, 9) | | | | | | | | | | 5 | 1 | 1 | 0 | 0 | 1 | 1 | | | | | | | | | | | | | | | | | | | | | | | | | | | |
| Harmon Killebrew, R OBP: 0.374, SLG: 0.485 (1, 7) | | | | | | | | | | 4 | 2 | 0 | 0 | 1 | 1 | 1 | | | | | | | | | | | | | | | | | | | | | | | | | | | |
| Andy Kosco, R OBP: 0.262, SLG: 0.302 (1, 8) | | | | | | | | | | 4 | 0 | 0 | 0 | 0 | 0 | 1 | | | | | | | | | | | | | | | | | | | | | | | | | | | |
| Don Mincher, L OBP: 0.318, SLG: 0.426 (1, 3) | | | | | | | | | | 4 | 1 | 1 | 0 | 1 | 1 | 0 | | | | | | | | | | | | | | | | | | | | | | | | | | | |
| Rich Rollins, R OBP: 0.336, SLG: 0.442 (7, PR) | | | | | | | | | | 4 | 1 | 1 | 2 | 0 | 0 | 2 | | | | | | | | | | | | | | | | | | | | | | | | | | | |
| Ted Uhlhaender, L OBP: 0.167, SLG: 0.118 (7, 8) | | | | | | | | | | 0 | 0 | 0 | 0 | 0 | 0 | 0 | | | | | | | | | | | | | | | | | | | | | | | | | | | |
| Jerry Zimmerman, R OBP: 0.387, SLG: 0.340 (1, 2) | | | | | | | | | | 3 | 2 | 2 | 3 | 1 | 0 | 0 | | | | | | | | | | | | | | | | | | | | | | | | | | | |
| Camilo Pascual, R OBP: 0.233, SLG: 0.207 (6, PR) | | | | | | | | | | 2 | 1 | 1 | 0 | 0 | 1 | 0 | | | | | | | | | | | | | | | | | | | | | | | | | | | |
| Dave Boswell, R OBP: 0.207, SLG: 0.241 (6, 1) | | | | | | | | | | 0 | 0 | 0 | 0 | 0 | 0 | 0 | | | | | | | | | | | | | | | | | | | | | | | | | | | |
| Pete Cimino, R (6, 1) | | | | | | | | | | 1 | 0 | 0 | 0 | 0 | 1 | 2 | | | | | | | | | | | | | | | | | | | | | | | | | | | |
| Inning Stats | R: 0 E: 0 K: 2 S: 7 | H: 0 LOB: 0 BB: 0 P: 7 | R: 0 E: 0 K: 2 S: 7 | H: 0 LOB: 0 BB: 0 P: 7 | R: 3 E: 0 K: 0 S: 5 | H: 2 LOB: 1 BB: 2 P: 13 | R: 0 E: 0 K: 0 S: 3 | H: 0 LOB: 0 BB: 0 P: 3 | R: 0 E: 0 K: 1 S: 6 | H: 1 LOB: 1 BB: 0 P: 6 | R: 4 E: 1 K: 0 S: 8 | H: 5 LOB: 2 BB: 0 P: 9 | R: 2 E: 0 K: 1 S: 7 | H: 2 LOB: 2 BB: 2 P: 15 | R: 0 E: 0 K: 1 S: 5 | H: 0 LOB: 0 BB: 0 P: 5 | R: 0 E: 0 K: 0 S: 3 | H: 0 LOB: 0 BB: 0 P: 3 | 1B: 7 2B: 1 3B: 1 HR: 1 | SF: 0 SAC: 1 DP: 0 HBP: 1 | WP: 0 PB: 0 SB: 0 CS: 0 | PA: 42 | | | | | | | | | | | | | | | | | | | | | |
| PITCHER | IP | WLS | BF | H | R | ER | SO | BB | IBB | HBP | BLK | WP | HR | S | P | ERA | WHIP | PITCHER | | | | | | | | IP | WLS | BF | H | R | ER | SO | BB | IBB | HBP | BLK | WP | HR | S | P | ERA | WHIP | |
| Hank Aguirre, L ERA: 2.61 (1, 1) | 5.0 | L | 20 | 3 | 3 | 3 | 5 | 2 | 0 | 0 | 0 | 0 | 1 | 28 | 36 | 5.40 | 1.000 | | | | | | | | | | | | | | | | | | | | | | | | | | |
| Orlando Pena, R ERA: 2.49 (6, 1) | 0.2 | | 8 | 4 | 4 | 0 | 0 | 0 | 0 | 1 | 0 | 0 | 0 | 7 | 8 | 0.00 | 6.000 | | | | | | | | | | | | | | | | | | | | | | | | | | |
| Fred Gladding, R ERA: 4.76 (6, 1) | 2.1 | | 11 | 3 | 2 | 2 | 2 | 1 | 1 | 0 | 0 | 0 | 0 | 13 | 21 | 7.71 | 1.714 | | | | | | | | | | | | | | | | | | | | | | | | | | |
| Johnny Podres, L ERA: 1.47 (9, 1) | 1.0 | | 3 | 0 | 0 | 0 | 0 | 0 | 0 | 0 | 0 | 0 | 0 | 3 | 3 | 0.00 | 0.000 | | | | | | | | | | | | | | | | | | | | | | | | | | |

| | |
|-----|----|
| AB | 36 |
| R | 9 |
| H | 10 |
| RBI | 9 |
| BB | 4 |
| SO | 7 |
| LOB | 8 |



| Batter | 1 | 2 | 3 | 4 | 5 | 6 | 7 | 8 | 9 | AB | R | H | RBI | BB | SO | LOB | BOTTOM | | | | | | | | | | | | | | | | | | | | | | | | | | |
|---|------------------------------|---------------------------------|------------------------------|---------------------------------|------------------------------|---------------------------------|------------------------------|---------------------------------|------------------------------|---------------------------------|------------------------------|---------------------------------|------------------------------|---------------------------------|------------------------------|---------------------------------|--|---------------------------------|----------------------------------|------------------------------------|----------------------------------|--------|--|--|--|----|-----|----|---|---|----|----|----|-----|-----|-----|----|----|---|---|-----|------|--|
| Dick McAuliffe, L OBP: 0.400, SLG: 0.581 (1, 6) | | | | | | | | | | 4 | 1 | 1 | 0 | 0 | 2 | 1 | Minnesota Twins @ Detroit Tigers Tiger Stadium, Detroit, MI Fri Jun 24 1966, 7:05 PM EDT Att: 41,082 - Unknown | | | | | | | | | | | | | | | | | | | | | | | | | | |
| Jake Wood, R OBP: 0.362, SLG: 0.429 (1, 4) | | | | | | | | | | 4 | 0 | 1 | 1 | 0 | 2 | 0 | | | | | | | | | | | | | | | | | | | | | | | | | | | |
| Norm Cash, L OBP: 0.309, SLG: 0.447 (1, 3) | | | | | | | | | | 4 | 0 | 0 | 0 | 0 | 0 | 1 | | | | | | | | | | | | | | | | | | | | | | | | | | | |
| Al Kaline, R OBP: 0.392, SLG: 0.527 (8, 8) | | | | | | | | | | 3 | 1 | 2 | 1 | 0 | 1 | 0 | | | | | | | | | | | | | | | | | | | | | | | | | | | |
| Mickey Stanley, R OBP: 0.296, SLG: 0.224 (8, 8) | | | | | | | | | | 1 | 0 | 0 | 0 | 0 | 0 | 0 | | | | | | | | | | | | | | | | | | | | | | | | | | | |
| Jim Northrup, L OBP: 0.344, SLG: 0.448 (1, 9) | | | | | | | | | | 3 | 0 | 0 | 0 | 0 | 0 | 1 | | | | | | | | | | | | | | | | | | | | | | | | | | | |
| Willie Horton, R OBP: 0.321, SLG: 0.416 (1, 7) | | | | | | | | | | 3 | 0 | 0 | 0 | 0 | 2 | 0 | | | | | | | | | | | | | | | | | | | | | | | | | | | |
| Bill Freehan, R OBP: 0.315, SLG: 0.490 (1, 2) | | | | | | | | | | 3 | 0 | 1 | 0 | 0 | 0 | 0 | | | | | | | | | | | | | | | | | | | | | | | | | | | |
| Don Wert, R OBP: 0.368, SLG: 0.365 (1, 5) | | | | | | | | | | 3 | 0 | 1 | 0 | 0 | 0 | 1 | | | | | | | | | | | | | | | | | | | | | | | | | | | |
| Hank Aguirre, R ERA: 2.61 (5, PR) | | | | | | | | | | 1 | 0 | 0 | 0 | 0 | 0 | 0 | | | | | | | | | | | | | | | | | | | | | | | | | | | |
| Ray Oyler, R OBP: 0.323, SLG: 0.289 (6, 1) | | | | | | | | | | 1 | 0 | 0 | 0 | 0 | 0 | 0 | | | | | | | | | | | | | | | | | | | | | | | | | | | |
| Orlando Pena, R ERA: 2.49 (6, 1) | | | | | | | | | | 0 | 0 | 0 | 0 | 0 | 0 | 0 | | | | | | | | | | | | | | | | | | | | | | | | | | | |
| Fred Gladding, R ERA: 4.76 (6, 1) | | | | | | | | | | 0 | 0 | 0 | 0 | 0 | 0 | 0 | | | | | | | | | | | | | | | | | | | | | | | | | | | |
| Gates Brown, L OBP: 0.299, SLG: 0.363 (8, PR) | | | | | | | | | | 1 | 0 | 0 | 0 | 0 | 0 | 1 | | | | | | | | | | | | | | | | | | | | | | | | | | | |
| Johnny Podres, L ERA: 1.47 (9, 1) | | | | | | | | | | 0 | 0 | 0 | 0 | 0 | 0 | 0 | | | | | | | | | | | | | | | | | | | | | | | | | | | |
| Inning Stats | R: 1 E: 0 K: 0 S: 5 | H: 3 LOB: 1 BB: 0 P: 5 | R: 0 E: 0 K: 0 S: 3 | H: 0 LOB: 0 BB: 0 P: 3 | R: 0 E: 0 K: 0 S: 3 | H: 0 LOB: 0 BB: 0 P: 3 | R: 1 E: 0 K: 1 S: 6 | H: 1 LOB: 0 BB: 0 P: 6 | R: 0 E: 0 K: 2 S: 7 | H: 0 LOB: 0 BB: 0 P: 7 | R: 0 E: 0 K: 2 S: 7 | H: 0 LOB: 0 BB: 0 P: 7 | R: 0 E: 0 K: 1 S: 6 | H: 1 LOB: 1 BB: 0 P: 6 | R: 0 E: 0 K: 1 S: 5 | H: 0 LOB: 0 BB: 0 P: 5 | R: 0 E: 0 K: 1 S: 5 | H: 0 LOB: 0 BB: 0 P: 5 | 1B: 3 2B: 1 3B: 1 HR: 1 | SF: 0 SAC: 0 DP: 2 HBP: 0 | WP: 0 PB: 0 SB: 0 CS: 0 | PA: 31 | | | | | | | | | | | | | | | | | | | | | |
| PITCHER | IP | WLS | BF | H | R | ER | SO | BB | IBB | HBP | BLK | WP | HR | S | P | ERA | WHIP | PITCHER | | | | | | | | IP | WLS | BF | H | R | ER | SO | BB | IBB | HBP | BLK | WP | HR | S | P | ERA | WHIP | |
| Camilo Pascual, R ERA: 5.51 (6, 1) | 5.0 | W | 18 | 5 | 2 | 2 | 1 | 0 | 0 | 0 | 0 | 0 | 0 | 20 | 20 | 3.60 | 1.000 | | | | | | | | | | | | | | | | | | | | | | | | | | |
| Pete Cimino, R ERA: 2.92 (6, 1) | 4.0 | S | 13 | 1 | 0 | 0 | 6 | 0 | 0 | 0 | 0 | 0 | 0 | 25 | 25 | 0.00 | 0.250 | | | | | | | | | | | | | | | | | | | | | | | | | | |



| Batter | 1 | 2 | 3 | 4 | 5 | 6 | 7 | 8 | 9 | AB | R | H | RBI | BB | SO | LOB | TOP | | | | | | | | | | |
|--|------------------------------|---------------------------------|------------------------------|---------------------------------|------------------------------|---------------------------------|------------------------------|---------------------------------|------------------------------|---------------------------------|------------------------------|---------------------------------|------------------------------|---------------------------------|------------------------------|---------------------------------|------------------------------|---------------------------------|----------------------------------|------------------------------------|----------------------------------|--------|--|--|--|--|--|
| Ted Uhlhaender, L (1, 8) OBP: 0.136, SLG: 0.095 | F9 | | F9 | | F2 | | F7 | | | 4 | 0 | 0 | 0 | 0 | 0 | 4 | | | | | | | | | | | |
| Zoilo Versalles, R (1, 6) OBP: 0.295, SLG: 0.398 | 1B | | L8 | | | K | | L8 | | 4 | 0 | 1 | 0 | 0 | 1 | 0 | | | | | | | | | | | |
| Tony Oliva, L (1, 9) OBP: 0.361, SLG: 0.545 | 1-3 | | K | | | F9 | | K | | 4 | 0 | 1 | 0 | 0 | 2 | 0 | | | | | | | | | | | |
| Jimmie Hall, L (1, 7) OBP: 0.303, SLG: 0.429 | K | | | | 4-3 | | K | | L8 | 4 | 0 | 0 | 0 | 0 | 2 | 2 | | | | | | | | | | | |
| Harmon Killebrew, R (1, 5) OBP: 0.372, SLG: 0.481 | 1-3 | | | | K | | 1B FC6-2 | | K | 4 | 0 | 1 | 0 | 0 | 2 | 2 | | | | | | | | | | | |
| Don Mincher, L (1, 3) OBP: 0.313, SLG: 0.417 | | | K | | F7 | | F6 | | K | 4 | 0 | 0 | 0 | 0 | 2 | 1 | | | | | | | | | | | |
| Earl Batley, R (1, 2) OBP: 0.351, SLG: 0.339 | | | F7 | | | | L8 | | | 4 | 0 | 2 | 0 | 0 | 0 | 0 | | | | | | | | | | | |
| Dave Boswell, R (0, PR) OBP: 0.207, SLG: 0.241 | | | | | | | | | BB FC6-2 1B | 0 | 0 | 0 | 0 | 0 | 0 | 0 | | | | | | | | | | | |
| Cesar Tovar, R (1, 4) OBP: 0.317, SLG: 0.362 | | | | | | | 6-3 | | L5 | 4 | 0 | 1 | 0 | 0 | 0 | 3 | | | | | | | | | | | |
| Mudcat Grant, R (1, 1) OBP: 0.167, SLG: 0.206 | | | K | | | | | | | 2 | 0 | 1 | 0 | 1 | 1 | 1 | | | | | | | | | | | |
| Gary Roggenburk, R (7, 1) | | | | | | | 2B | | BB | 0 | 0 | 0 | 0 | 0 | 0 | 0 | | | | | | | | | | | |
| Inning Stats | R: 0 E: 0 K: 1 S: 7 | H: 2 LOB: 2 BB: 0 P: 7 | R: 0 E: 0 K: 2 S: 8 | H: 1 LOB: 1 BB: 0 P: 8 | R: 0 E: 0 K: 1 S: 5 | H: 0 LOB: 0 BB: 0 P: 5 | R: 0 E: 0 K: 1 S: 5 | H: 0 LOB: 0 BB: 0 P: 5 | R: 0 E: 0 K: 0 S: 4 | H: 1 LOB: 1 BB: 0 P: 4 | R: 0 E: 0 K: 2 S: 7 | H: 0 LOB: 0 BB: 0 P: 7 | R: 0 E: 0 K: 0 S: 5 | H: 2 LOB: 3 BB: 1 P: 9 | R: 0 E: 0 K: 1 S: 5 | H: 0 LOB: 0 BB: 0 P: 5 | R: 0 E: 0 K: 2 S: 8 | H: 1 LOB: 1 BB: 0 P: 8 | 1B: 6 2B: 1 3B: 0 HR: 0 | SF: 0 SAC: 0 DP: 0 HBP: 0 | WP: 0 PB: 0 SB: 0 CS: 0 | PA: 35 | | | | | |
| PITCHER | IP | WLS | BF | H | R | ER | SO | BB | IBB | HBP | BLK | WP | HR | S | P | ERA | WHIP | | | | | | | | | | |
| Denny McLain, R (1, 1) ERA: 2.93 | 7.0 | | 28 | 6 | 0 | 0 | 7 | 1 | 0 | 0 | 0 | 0 | 0 | 41 | 45 | 0.00 | 1.000 | | | | | | | | | | |
| Larry Sherry, R (8, 1) ERA: 3.26 | 2.0 | W | 7 | 1 | 0 | 0 | 3 | 0 | 0 | 0 | 0 | 0 | 0 | 13 | 13 | 0.00 | 0.500 | | | | | | | | | | |

Minnesota Twins @ Detroit Tigers
Tiger Stadium, Detroit, MI
Sat Jun 25 1966, 4:33 AM EDT
Att: 13,795 - Unknown

AB 34
R 0
H 7
RBI 0
BB 1
SO 10
LOB 13



| Batter | 1 | 2 | 3 | 4 | 5 | 6 | 7 | 8 | 9 | AB | R | H | RBI | BB | SO | LOB | BOTTOM | | | | | | | | | | |
|---|------------------------------|---------------------------------|------------------------------|---------------------------------|------------------------------|---------------------------------|------------------------------|---------------------------------|------------------------------|---------------------------------|------------------------------|---------------------------------|------------------------------|---------------------------------|------------------------------|---------------------------------|----------------------------------|------------------------------------|----------------------------------|--------|--|--|--|--|--|--|--|
| Dick McAuliffe, L (1, 6) OBP: 0.402, SLG: 0.579 | 3-1 SH1-3 1B | | 1-3 1B | | 4-3 | | 4-3 | | | 4 | 0 | 2 | 0 | 0 | 0 | 3 | | | | | | | | | | | |
| Jake Wood, R (1, 4) OBP: 0.347, SLG: 0.409 | SH1-3 | | 1-3 | | | | F7 | | 6-3 | 3 | 0 | 0 | 0 | 0 | 0 | 1 | | | | | | | | | | | |
| Norm Cash, L (1, 3) OBP: 0.305, SLG: 0.440 | 3-1 | | 4-3 | | | | F8 | | 4-3 | 4 | 0 | 0 | 0 | 0 | 0 | 2 | | | | | | | | | | | |
| Al Kaline, R (1, 8) OBP: 0.389, SLG: 0.536 | F2 | | K | | | | K | | HR | 4 | 1 | 1 | 1 | 0 | 2 | 2 | | | | | | | | | | | |
| Jim Northrup, L (1, 9) OBP: 0.342, SLG: 0.444 | | | 4-3 | | G3 | | 1B | | 4-3 | 4 | 0 | 1 | 0 | 0 | 0 | 0 | | | | | | | | | | | |
| Willie Horton, R (1, 7) OBP: 0.321, SLG: 0.420 | | | | | G3 | | F4 | | | 3 | 0 | 1 | 0 | 0 | 0 | 1 | | | | | | | | | | | |
| Bill Freehan, R (1, 2) OBP: 0.316, SLG: 0.399 | | | F6 | | K | | BB 1B | | | 3 | 0 | 1 | 0 | 0 | 1 | 1 | | | | | | | | | | | |
| Don Wert, R (1, 5) OBP: 0.372, SLG: 0.363 | | | BB | | | | F8 | | BB | 1 | 0 | 0 | 0 | 2 | 0 | 0 | | | | | | | | | | | |
| Denny McLain, R (1, 1) OBP: 0.245, SLG: 0.234 | | | F4 | | | | 6-3 | | F9 | 2 | 0 | 0 | 0 | 0 | 0 | 2 | | | | | | | | | | | |
| Gates Brown, L (7, PH) OBP: 0.299, SLG: 0.361 | | | | | | | | | | 0 | 0 | 0 | 0 | 0 | 0 | 0 | | | | | | | | | | | |
| Mickey Stanley, R (7, PH) OBP: 0.293, SLG: 0.220 | | | | | | | | | | 1 | 0 | 0 | 0 | 0 | 0 | 3 | | | | | | | | | | | |
| Larry Sherry, R (8, 1) OBP: 0.500, SLG: 0.500 | | | | | | | | | | 0 | 0 | 0 | 0 | 0 | 0 | 0 | | | | | | | | | | | |
| Inning Stats | R: 0 E: 0 K: 0 S: 4 | H: 1 LOB: 1 BB: 0 P: 4 | R: 0 E: 0 K: 0 S: 4 | H: 1 LOB: 2 BB: 1 P: 8 | R: 0 E: 0 K: 1 S: 6 | H: 1 LOB: 1 BB: 0 P: 6 | R: 0 E: 0 K: 1 S: 5 | H: 0 LOB: 0 BB: 0 P: 5 | R: 0 E: 0 K: 0 S: 3 | H: 0 LOB: 0 BB: 0 P: 3 | R: 0 E: 0 K: 1 S: 5 | H: 0 LOB: 0 BB: 0 P: 5 | R: 0 E: 0 K: 0 S: 5 | H: 2 LOB: 3 BB: 1 P: 9 | R: 1 E: 0 K: 0 S: 4 | H: 1 LOB: 0 BB: 0 P: 4 | 1B: 4 2B: 1 3B: 0 HR: 1 | SF: 0 SAC: 1 DP: 0 HBP: 0 | WP: 0 PB: 0 SB: 0 CS: 0 | PA: 32 | | | | | | | |
| PITCHER | IP | WLS | BF | H | R | ER | SO | BB | IBB | HBP | BLK | WP | HR | S | P | ERA | WHIP | | | | | | | | | | |
| Mudcat Grant, R (1, 1) ERA: 5.06 | 6.1 | | 26 | 5 | 0 | 0 | 3 | 2 | 0 | 0 | 0 | 0 | 0 | 30 | 38 | 0.00 | 1.105 | | | | | | | | | | |
| Gary Roggenburk, L (7, 1) ERA: 5.06 | 1.2 | L | 6 | 1 | 1 | 1 | 0 | 0 | 0 | 0 | 0 | 0 | 1 | 6 | 6 | 5.40 | 0.600 | | | | | | | | | | |

Minnesota Twins @ Detroit Tigers
Tiger Stadium, Detroit, MI
Sat Jun 25 1966, 4:33 AM EDT
Att: 13,795 - Unknown

AB 29
R 1
H 6
RBI 1
BB 2
SO 3
LOB 15



| Batter | 1 | 2 | 3 | 4 | 5 | 6 | 7 | 8 | 9 | AB | R | H | RBI | BB | SO | LOB | TOP | | | | | | | | |
|--|------------------------------|---------------------------------|------------------------------|---------------------------------|------------------------------|---------------------------------|------------------------------|---------------------------------|-------------------------------|----------------------------------|------------------------------|---------------------------------|------------------------------|----------------------------------|------------------------------|---------------------------------|--|----------------------------------|-----------------------------------|------------------------------------|----------------------------------|--------|--|--|--|
| Zoilo Versalles, R OBP: 0.293, SLG: 0.394 (1, 6) | | | | | | | | | | 5 | 1 | 1 | 0 | 0 | 1 | 2 | Minnesota Twins @ Detroit Tigers Tiger Stadium, Detroit, MI Sun Jun 26 1966, 4:33 AM EDT Unknown | | | | | | | | |
| Ted Uhlhaender, L OBP: 0.146, SLG: 0.115 (1, 8) | | | | | | | | | | 5 | 1 | 1 | 0 | 0 | 0 | 1 | | | | | | | | | |
| Tony Oliva, L OBP: 0.362, SLG: 0.542 (1, 9) | | | | | | | | | | 5 | 1 | 2 | 1 | 0 | 0 | 0 | | | | | | | | | |
| Don Mincher, L OBP: 0.314, SLG: 0.417 (1, 3) | | | | | | | | | | 5 | 1 | 2 | 1 | 0 | 1 | 1 | | | | | | | | | |
| Harmon Killebrew, R OBP: 0.383, SLG: 0.492 (1, 5) | | | | | | | | | | 3 | 2 | 3 | 1 | 2 | 0 | 0 | | | | | | | | | |
| Jimmie Hall, L OBP: 0.308, SLG: 0.427 Andy Kosco, R OBP: 0.258, SLG: 0.297 (9, PH) (9, 7) | | | | | | | | | | 3 | 1 | 1 | 0 | 1 | 0 | 2 | | | | | | | | | |
| Earl Batley, R Russ Nixon, L OBP: 0.333, SLG: 0.316 (1, 2) (2, 2) | | | | | | | | | 1 | 0 | 0 | 0 | 0 | 0 | 1 | 1 | | | | | | | | | |
| Cesar Tovar, R OBP: 0.315, SLG: 0.359 (1, 4) | | | | | | | | | | 4 | 0 | 1 | 1 | 0 | 0 | 6 | | | | | | | | | |
| Dave Boswell, R OBP: 0.212, SLG: 0.242 Al Worthington, R OBP: 0.200, SLG: 0.400 (1, 1) (8, 1) | | | | | | | | | | 4 | 0 | 1 | 1 | 0 | 1 | 6 | | | | | | | | | |
| | | | | | | | | | | 0 | 0 | 0 | 0 | 0 | 0 | 0 | | | | | | | | | |
| Inning Stats | R: 1 E: 0 K: 1 S: 6 | H: 2 LOB: 0 BB: 0 P: 6 | R: 0 E: 0 K: 0 S: 5 | H: 2 LOB: 2 BB: 0 P: 5 | R: 0 E: 0 K: 0 S: 3 | H: 0 LOB: 0 BB: 0 P: 3 | R: 1 E: 0 K: 0 S: 6 | H: 3 LOB: 2 BB: 0 P: 6 | R: 5 E: 1 K: 1 S: 11 | H: 6 LOB: 2 BB: 1 P: 15 | R: 0 E: 0 K: 0 S: 3 | H: 0 LOB: 0 BB: 0 P: 3 | R: 0 E: 0 K: 1 S: 5 | H: 0 LOB: 2 BB: 2 P: 13 | R: 0 E: 0 K: 0 S: 3 | H: 0 LOB: 0 BB: 0 P: 3 | R: 0 E: 0 K: 2 S: 7 | H: 1 LOB: 1 BB: 1 P: 11 | 1B: 13 2B: 1 3B: 0 HR: 0 | SF: 0 SAC: 0 DP: 0 HBP: 0 | WP: 0 PB: 0 SB: 0 CS: 1 | PA: 43 | | | |
| PITCHER | IP | WLS | BF | H | R | ER | SO | BB | IBB | HBP | BLK | WP | HR | S | P | ERA | WHIP | | | | | | | | |
| Joe Sparma, R ERA: 5.65 (1, 1) | 4.1 | L | 22 | 10 | 5 | 5 | 1 | 0 | 0 | 0 | 0 | 0 | 0 | 24 | 24 | 10.38 | 2.308 | | | | | | | | |
| Orlando Pena, R ERA: 2.77 (5, 1) | 1.2 | | 9 | 3 | 2 | 2 | 1 | 0 | 1 | 0 | 0 | 0 | 0 | 10 | 14 | 10.80 | 1.800 | | | | | | | | |
| Fred Gladding, R ERA: 4.45 (7, 1) | 2.0 | | 8 | 0 | 0 | 0 | 1 | 2 | 0 | 0 | 0 | 0 | 0 | 8 | 16 | 0.00 | 1.000 | | | | | | | | |
| Johnny Podres, L ERA: 1.4 (9, 1) | 1.0 | | 4 | 1 | 0 | 0 | 2 | 1 | 0 | 0 | 0 | 0 | 0 | 7 | 11 | 0.00 | 2.000 | | | | | | | | |

| Batter | 1 | 2 | 3 | 4 | 5 | 6 | 7 | 8 | 9 | AB | R | H | RBI | BB | SO | LOB | BOTTOM | | | | | | | | |
|--|------------------------------|---------------------------------|------------------------------|---------------------------------|------------------------------|---------------------------------|------------------------------|---------------------------------|-------------------------------|----------------------------------|------------------------------|---------------------------------|------------------------------|---------------------------------|------------------------------|---------------------------------|--|------------------------------------|----------------------------------|--------|--|--|--|--|--|
| Dick McAuliffe, L OBP: 0.407, SLG: 0.597 (1, 6) | | | | | | | | | | 4 | 2 | 3 | 1 | 0 | 0 | 0 | Minnesota Twins @ Detroit Tigers Tiger Stadium, Detroit, MI Sun Jun 26 1966, 4:33 AM EDT Unknown | | | | | | | | |
| Jake Wood, R OBP: 0.368, SLG: 0.471 (1, 4) | | | | | | | | | | 4 | 1 | 3 | 4 | 0 | 0 | 0 | | | | | | | | | |
| Norm Cash, L OBP: 0.300, SLG: 0.433 (1, 3) | | | | | | | | | | 4 | 0 | 0 | 0 | 0 | 3 | 3 | | | | | | | | | |
| Al Kaline, R OBP: 0.383, SLG: 0.526 Johnny Podres, L OBP: 0.697, SLG: 0.500 (1, 8) (9, 1) | | | | | | | | | | 4 | 0 | 0 | 0 | 0 | 1 | 2 | | | | | | | | | |
| | | | | | | | | | | 0 | 0 | 0 | 0 | 0 | 0 | 0 | | | | | | | | | |
| Jim Northrup, L OBP: 0.335, SLG: 0.434 (1, 9) (9, 8) | | | | | | | | | | 4 | 0 | 0 | 0 | 0 | 2 | 0 | | | | | | | | | |
| Willie Horton, R OBP: 0.315, SLG: 0.410 (1, 7) (9, 9) | | | | | | | | | | 4 | 0 | 0 | 0 | 0 | 2 | 0 | | | | | | | | | |
| Bill Freehan, R OBP: 0.310, SLG: 0.392 (1, 2) | | | | | | | | | | 4 | 0 | 0 | 0 | 0 | 1 | 0 | | | | | | | | | |
| Don Wert, R OBP: 0.367, SLG: 0.357 (1, 5) | | | | | | | | | | 3 | 0 | 0 | 0 | 0 | 1 | 0 | | | | | | | | | |
| | | | | | | | | | | | | | | | | | | | | | | | | | |
| Inning Stats | R: 1 E: 0 K: 1 S: 6 | H: 2 LOB: 0 BB: 0 P: 6 | R: 0 E: 0 K: 1 S: 5 | H: 0 LOB: 0 BB: 0 P: 5 | R: 0 E: 0 K: 0 S: 3 | H: 0 LOB: 0 BB: 0 P: 3 | R: 0 E: 0 K: 3 S: 9 | H: 0 LOB: 0 BB: 0 P: 9 | R: 1 E: 0 K: 3 S: 12 | H: 3 LOB: 2 BB: 0 P: 12 | R: 0 E: 0 K: 0 S: 3 | H: 0 LOB: 0 BB: 0 P: 3 | R: 3 E: 0 K: 1 S: 8 | H: 3 LOB: 0 BB: 0 P: 8 | R: 0 E: 0 K: 1 S: 5 | H: 0 LOB: 0 BB: 0 P: 5 | 1B: 6 2B: 1 3B: 0 HR: 2 | SF: 0 SAC: 0 DP: 1 HBP: 0 | WP: 0 PB: 0 SB: 0 CS: 1 | PA: 34 | | | | | |
| PITCHER | IP | WLS | BF | H | R | ER | SO | BB | IBB | HBP | BLK | WP | HR | S | P | ERA | WHIP | | | | | | | | |
| Dave Boswell, R ERA: 3.81 (1, 1) | 7.1 | W | 29 | 8 | 5 | 5 | 8 | 8 | 5 | 0 | 0 | 0 | 0 | 45 | 45 | 6.14 | 1.091 | | | | | | | | |
| Al Worthington, R ERA: 1.9 (8, 1) | 1.2 | S | 5 | 0 | 0 | 0 | 2 | 0 | 0 | 0 | 0 | 0 | 0 | 9 | 9 | 0.00 | 0.000 | | | | | | | | |



| Batter | 1 | 2 | 3 | 4 | 5 | 6 | 7 | 8 | 9 | AB | R | H | RBI | BB | SO | LOB | TOP | | | | | |
|--|---|---|---|---|---|---|---|---|---|---|---|---|---|---|---|---|---|---|---|---|---|---|
| Zoilo Versalles, R OBP: 0.298, SLG: 0.394 (1, 6) | 0-0 4-3 1B | 4-0 BB | 0-0 BB SH5-4 1B | | 0-0 F8 | | 0-0 FC1-6 3B | | 0-0 6-3 | 5 | 1 | 2 | 2 | 1 | 0 | 1 | | | | | | |
| Cesar Tovar, R OBP: 0.320, SLG: 0.365 (1, 4) | 0-0 4-3 1B | 0-0 SF8 | 0-0 SH5-4 | | 0-0 FC5-4 1B | | 0-0 5-3 | | | 3 | 0 | 2 | 1 | 0 | 0 | 1 | | | | | | |
| Tony Oliva, L OBP: 0.366, SLG: 0.547 (1, 9) | 0-0 4-3 | 0-0 3-H 2-3 BB | 4-0 BB IBB | | 0-0 FC5-4 FC6-4 1-2 | | 0-0 3B | | | 3 | 0 | 1 | 1 | 2 | 0 | 3 | | | | | | |
| Harmon Killebrew, R OBP: 0.383, SLG: 0.485 Bernie Allen, L OBP: 0.303, SLG: 0.324 (7, 5) | 4-0 FC5-4 IBB | 0-0 6-3 | 4-0 1-2 2-3 3-H BB | | 0-0 FC6-4 1-2 | | 0-0 5-3 | | | 3 | 0 | 0 | 1 | 2 | 0 | 5 | | | | | | |
| Don Mincher, L OBP: 0.312, SLG: 0.411 (1, 3) | 0-3 K | | 0-0 1B 1B | | 0-3 K | | 0-0 F8 | | | 5 | 1 | 1 | 0 | 0 | 2 | 6 | | | | | | |
| Andy Kosco, R OBP: 0.288, SLG: 0.294 (1, 7) | 0-0 FC5-4 1-2 | | 0-0 1B | | 0-0 3-1 BB | | 0-0 F9 | | | 4 | 1 | 1 | 0 | 1 | 0 | 6 | | | | | | |
| Ted Uhlhaender, L OBP: 0.188, SLG: 0.161 (1, 8) | | 0-0 1B FC1-6 1B | 0-0 SH 1B | | 0-0 F5 | | 0-0 3-1 | | 0-0 4-3 | 5 | 1 | 2 | 1 | 0 | 0 | 1 | | | | | | |
| Jerry Zimmerman, R OBP: 0.388, SLG: 0.345 (1, 2) | | 0-0 FC1-6 SF8 1B | 0-0 SH 1B | | 0-0 5-3 | | 0-0 4-3 | | 0-3 K | 5 | 2 | 2 | 1 | 0 | 1 | 1 | | | | | | |
| Jim Perry, S OBP: 0.263, SLG: 0.176 (1, 1) | | 0-0 FC1-5-2 BB 3-H | 0-0 SH SH5-4 1B | | 0-0 4-3 | | 0-0 FC1-6 1B | | 0-0 F9 | 4 | 1 | 1 | 0 | 0 | 0 | 2 | | | | | | |
| Inning Stats | R: 0 E: 0 K: 1 S: 7 | H: 2 LOB: 3 BB: 1 P: 11 | R: 1 E: 0 K: 0 S: 5 | H: 2 LOB: 3 BB: 2 P: 13 | R: 5 E: 1 K: 0 S: 9 | H: 5 LOB: 3 BB: 2 P: 17 | R: 0 E: 0 K: 0 S: 3 | H: 0 LOB: 0 BB: 0 P: 3 | R: 0 E: 0 K: 1 S: 5 | H: 0 LOB: 1 BB: 1 P: 9 | R: 1 E: 0 K: 0 S: 5 | H: 2 LOB: 1 BB: 0 P: 5 | R: 0 E: 0 K: 0 S: 3 | H: 0 LOB: 0 BB: 0 P: 3 | R: 0 E: 0 K: 1 S: 5 | H: 0 LOB: 0 BB: 0 P: 5 | 1B: 11 2B: 0 3B: 1 HR: 0 | SF: 1 SAC: 2 DP: 0 HBP: 0 | WP: 0 PB: 0 SB: 0 CS: 0 | PA: 46 | | |
| PITCHER | IP WLS BF H R ER SO BB IBB HBP BLK WP HR S P ERA WHIP | IP WLS BF H R ER SO BB IBB HBP BLK WP HR S P ERA WHIP | IP WLS BF H R ER SO BB IBB HBP BLK WP HR S P ERA WHIP | IP WLS BF H R ER SO BB IBB HBP BLK WP HR S P ERA WHIP | IP WLS BF H R ER SO BB IBB HBP BLK WP HR S P ERA WHIP | IP WLS BF H R ER SO BB IBB HBP BLK WP HR S P ERA WHIP | IP WLS BF H R ER SO BB IBB HBP BLK WP HR S P ERA WHIP | IP WLS BF H R ER SO BB IBB HBP BLK WP HR S P ERA WHIP | IP WLS BF H R ER SO BB IBB HBP BLK WP HR S P ERA WHIP | IP WLS BF H R ER SO BB IBB HBP BLK WP HR S P ERA WHIP | IP WLS BF H R ER SO BB IBB HBP BLK WP HR S P ERA WHIP | IP WLS BF H R ER SO BB IBB HBP BLK WP HR S P ERA WHIP | IP WLS BF H R ER SO BB IBB HBP BLK WP HR S P ERA WHIP | IP WLS BF H R ER SO BB IBB HBP BLK WP HR S P ERA WHIP | IP WLS BF H R ER SO BB IBB HBP BLK WP HR S P ERA WHIP | IP WLS BF H R ER SO BB IBB HBP BLK WP HR S P ERA WHIP | IP WLS BF H R ER SO BB IBB HBP BLK WP HR S P ERA WHIP | IP WLS BF H R ER SO BB IBB HBP BLK WP HR S P ERA WHIP | IP WLS BF H R ER SO BB IBB HBP BLK WP HR S P ERA WHIP | IP WLS BF H R ER SO BB IBB HBP BLK WP HR S P ERA WHIP | IP WLS BF H R ER SO BB IBB HBP BLK WP HR S P ERA WHIP | IP WLS BF H R ER SO BB IBB HBP BLK WP HR S P ERA WHIP |

Minnesota Twins @ Detroit Tigers
Tiger Stadium, Detroit, MI
Sun Jun 26 1966, 4:38 AM EDT
Att: 31,942 - Unknown

AB 37
R 7
H 12
RBI 7
BB 6
SO 3
LOB 26



| Batter | 1 | 2 | 3 | 4 | 5 | 6 | 7 | 8 | 9 | AB | R | H | RBI | BB | SO | LOB | BOTTOM | | | | | |
|---|---|---|---|---|---|---|---|---|---|---|---|---|---|---|---|---|---|---|---|---|---|---|
| Dick McAuliffe, L OBP: 0.405, SLG: 0.589 (1, 5) | 4-0 SF8 BB | | 0-3 K | | 0-0 L3 | | | 0-0 L3 | | 3 | 1 | 0 | 0 | 1 | 1 | 1 | | | | | | |
| Dick Tracewski, R OBP: 0.246, SLG: 0.157 Orlando McFarlane, R OBP: 0.302, SLG: 0.390 (1, 4) (9, PH) | 4-0 BB | | 0-0 5-3 | | | 0-3 K | | | 0-0 1B | 2 | 0 | 0 | 0 | 1 | 1 | 0 | | | | | | |
| Norm Cash, L OBP: 0.296, SLG: 0.429 (1, 3) | 0-0 SF8 | | 0-3 K | | | 0-0 F8 | | 0-0 F4 | | 3 | 0 | 0 | 1 | 0 | 1 | 1 | | | | | | |
| Gates Brown, L OBP: 0.304, SLG: 0.375 (1, 7) | 0-0 F8 | | | | 0-0 2B | | 0-0 4-3 | | 0-0 F9 | 4 | 0 | 1 | 0 | 0 | 0 | 2 | | | | | | |
| Jim Northrup, L OBP: 0.328, SLG: 0.425 (1, 8) | 0-3 K | | | | 0-0 F8 | | 0-0 3-1 | | 0-0 F8 | 4 | 0 | 0 | 0 | 0 | 1 | 3 | | | | | | |
| Willie Horton, R OBP: 0.310, SLG: 0.403 (1, 9) | | 0-0 G3 | | | 0-0 F3 | | 0-3 K | | | 3 | 0 | 0 | 0 | 0 | 1 | 1 | | | | | | |
| Bill Freehan, R OBP: 0.307, SLG: 0.387 (1, 2) | | 0-3 K | | | 0-0 F9 | | 0-0 F3 | | | 3 | 0 | 0 | 0 | 0 | 1 | 1 | | | | | | |
| Ray Oyler, R OBP: 0.324, SLG: 0.282 (1, 6) | | 4-0 BB | | | 0-3 K | | | 0-0 5-3 | | 2 | 0 | 0 | 0 | 1 | 1 | 0 | | | | | | |
| Mickey Lolich, S OBP: 0.287, SLG: 0.289 Bill Monbouquette, R OBP: 0.176, SLG: 0.125 Mickey Stanley, R OBP: 0.317, SLG: 0.250 Fred Gladding, L OBP: 0.264, SLG: 0.465 Jake Wood, R OBP: 0.143, SLG: 0.143 (1, 1) (3, 1) (5, PH) (6, 1) (8, PH) (9, 1) | | 0-3 K | | | 0-0 L3 1B | | | 0-3 K | | 1 | 0 | 0 | 0 | 0 | 1 | 1 | | | | | | |
| Inning Stats | R: 1 E: 0 K: 1 S: 5 | H: 0 LOB: 1 BB: 2 P: 13 | R: 0 E: 0 K: 2 S: 7 | H: 0 LOB: 1 BB: 1 P: 11 | R: 0 E: 0 K: 2 S: 7 | H: 0 LOB: 0 BB: 0 P: 7 | R: 0 E: 0 K: 0 S: 4 | H: 1 LOB: 1 BB: 0 P: 4 | R: 0 E: 0 K: 1 S: 5 | H: 1 LOB: 0 BB: 0 P: 5 | R: 0 E: 0 K: 1 S: 5 | H: 0 LOB: 0 BB: 0 P: 5 | R: 0 E: 0 K: 1 S: 5 | H: 0 LOB: 0 BB: 0 P: 5 | R: 0 E: 0 K: 1 S: 4 | H: 1 LOB: 1 BB: 0 P: 4 | 1B: 2 2B: 2 3B: 0 HR: 0 | SF: 1 SAC: 0 DP: 1 HBP: 0 | WP: 0 PB: 0 SB: 0 CS: 0 | PA: 32 | | |
| PITCHER | IP WLS BF H R ER SO BB IBB HBP BLK WP HR S P ERA WHIP | IP WLS BF H R ER SO BB IBB HBP BLK WP HR S P ERA WHIP | IP WLS BF H R ER SO BB IBB HBP BLK WP HR S P ERA WHIP | IP WLS BF H R ER SO BB IBB HBP BLK WP HR S P ERA WHIP | IP WLS BF H R ER SO BB IBB HBP BLK WP HR S P ERA WHIP | IP WLS BF H R ER SO BB IBB HBP BLK WP HR S P ERA WHIP | IP WLS BF H R ER SO BB IBB HBP BLK WP HR S P ERA WHIP | IP WLS BF H R ER SO BB IBB HBP BLK WP HR S P ERA WHIP | IP WLS BF H R ER SO BB IBB HBP BLK WP HR S P ERA WHIP | IP WLS BF H R ER SO BB IBB HBP BLK WP HR S P ERA WHIP | IP WLS BF H R ER SO BB IBB HBP BLK WP HR S P ERA WHIP | IP WLS BF H R ER SO BB IBB HBP BLK WP HR S P ERA WHIP | IP WLS BF H R ER SO BB IBB HBP BLK WP HR S P ERA WHIP | IP WLS BF H R ER SO BB IBB HBP BLK WP HR S P ERA WHIP | IP WLS BF H R ER SO BB IBB HBP BLK WP HR S P ERA WHIP | IP WLS BF H R ER SO BB IBB HBP BLK WP HR S P ERA WHIP | IP WLS BF H R ER SO BB IBB HBP BLK WP HR S P ERA WHIP | IP WLS BF H R ER SO BB IBB HBP BLK WP HR S P ERA WHIP | IP WLS BF H R ER SO BB IBB HBP BLK WP HR S P ERA WHIP | IP WLS BF H R ER SO BB IBB HBP BLK WP HR S P ERA WHIP | IP WLS BF H R ER SO BB IBB HBP BLK WP HR S P ERA WHIP | IP WLS BF H R ER SO BB IBB HBP BLK WP HR S P ERA WHIP |

Minnesota Twins @ Detroit Tigers
Tiger Stadium, Detroit, MI
Sun Jun 26 1966, 4:38 AM EDT
Att: 31,942 - Unknown

AB 28
R 1
H 3
RBI 1
BB 3
SO 9
LOB 10




| Batter | 1 | 2 | 3 | 4 | 5 | 6 | 7 | 8 | 9 | AB | R | H | RBI | BB | SO | LOB | TOP | | | |
|---|---|---------------------------------|------------------------------|---------------------------------|------------------------------|---------------------------------|------------------------------|---------------------------------|------------------------------|---------------------------------|------------------------------|---------------------------------|------------------------------|---------------------------------|------------------------------|---------------------------------|--|----------------------------------|------------------------------------|----------------------------------|
| Dick McAuliffe, L (1, 6) OBP: 0.404, SLG: 0.588 | F3 | | SF8 | | 3-1 | | | 4-3 | | 3 | 0 | 1 | 0 | 0 | 1 | | Detroit Tigers @ California Angels Anaheim Stadium, Anaheim, CA Wed Jun 29 1966, 10:05 PM EDT Att: 16,377 - Unknown | | | |
| Jake Wood, R (1, 4) OBP: 0.360, SLG: 0.450 | 5-3 | | F8 | | 1-6-3 | | | K | | 4 | 0 | 0 | 0 | 0 | 1 | 2 | | | | |
| Norm Cash, L (1, 3) OBP: 0.301, SLG: 0.440 | F7 | | | | F8 | | | 4-3 | | 4 | 0 | 1 | 0 | 0 | 0 | 0 | | | | |
| Al Kaline, R (1, 8) Fred Gladding, L (8, 1) | | F2 | | | E 1B SF8 BB | | | FC5-4 1B | | 3 | 1 | 1 | 0 | 1 | 0 | 1 | | | | |
| Willie Horton, R (1, 7) OBP: 0.321, SLG: 0.424 | | F7 | | | E6 1B | | | F6 | | 4 | 0 | 1 | 0 | 0 | 0 | 1 | | | | |
| Jim Northrup, L (1, 9) OBP: 0.315, SLG: 0.409 | | 4-3 | | | SF8 | | | 4-3 | | 3 | 0 | 0 | 1 | 0 | 0 | 1 | | | | |
| Bill Freehan, R (1, 2) OBP: 0.304, SLG: 0.381 | | | | | 2B SF8 1B | | | F9 | | 4 | 1 | 1 | 0 | 0 | 0 | 1 | | | | |
| Don Wert, R (1, 5) OBP: 0.373, SLG: 0.374 | | | | | 1-3 2B | | | 6-3 | | 3 | 0 | 2 | 0 | 0 | 0 | 0 | | | | |
| Dave Wickensham, R (1, 1) Joe Sparrino, R (2, 1) Dick Torgerson, R (5, PH) Bill Monbouquette, R (5, 1) Jerry Lumpe, L (7, PH) Orlando Pena, R (7, 1) Mickey Stanley, R (8, 8) | | | | | K | | | K | | 0 | 0 | 0 | 0 | 0 | 0 | 0 | | | | |
| Inning Stats | R: 0 E: 0 K: 0 S: 3 | H: 0 LOB: 0 BB: 0 P: 3 | R: 0 E: 0 K: 0 S: 3 | H: 0 LOB: 0 BB: 0 P: 3 | R: 1 E: 0 K: 1 S: 7 | H: 2 LOB: 1 BB: 0 P: 7 | R: 1 E: 1 K: 0 S: 4 | H: 1 LOB: 1 BB: 0 P: 8 | R: 0 E: 0 K: 1 S: 6 | H: 1 LOB: 1 BB: 0 P: 6 | R: 0 E: 0 K: 0 S: 5 | H: 0 LOB: 0 BB: 0 P: 5 | R: 0 E: 0 K: 1 S: 6 | H: 1 LOB: 1 BB: 0 P: 6 | R: 0 E: 0 K: 0 S: 3 | H: 0 LOB: 0 BB: 0 P: 3 | | 1B: 4 2B: 2 3B: 0 HR: 0 | SF: 2 SAC: 0 DP: 0 HBP: 0 | WP: 0 PB: 0 SB: 0 CS: 0 |
| PITCHER | IP WLS BF H R ER SO BB IBB HBP BLK WP HR S P ERA WHIP | | | | | | | | | | | | | | | | | | | |
| George Brunet, L (1, 1) ERA: 3.02 | 5.0 W 20 4 2 1 2 1 0 0 0 0 0 23 27 1.80 1.000 | | | | | | | | | | | | | | | | | | | |
| Minnie Rojas, R (6, 1) ERA: 1.45 | 4.0 S 14 2 0 0 2 0 0 0 0 0 0 18 18 0.00 0.500 | | | | | | | | | | | | | | | | | | | |

| Batter | 1 | 2 | 3 | 4 | 5 | 6 | 7 | 8 | 9 | AB | R | H | RBI | BB | SO | LOB | BOTTOM | | | |
|--|---|---------------------------------|------------------------------|----------------------------------|------------------------------|---------------------------------|------------------------------|---------------------------------|------------------------------|---------------------------------|------------------------------|---------------------------------|------------------------------|---------------------------------|------------------------------|---------------------------------|--|------------------------------------|----------------------------------|--------|
| Jose Cardenal, R (1, 8) OBP: 0.328, SLG: 0.419 | 2B 1B | SF7 | | 4-3 | | CS 1B | | | | 3 | 0 | 2 | 1 | 0 | 0 | 0 | Detroit Tigers @ California Angels Anaheim Stadium, Anaheim, CA Wed Jun 29 1966, 10:05 PM EDT Att: 16,377 - Unknown | | | |
| Ed Kirkpatrick, L (1, 9) OBP: 0.323, SLG: 0.384 | F9 | HR | | K | | F6 | | | | 4 | 1 | 1 | 3 | 0 | 1 | 2 | | | | |
| Jim Fregosi, R (1, 6) OBP: 0.322, SLG: 0.362 | 1-3 2B | FC4-6 HBP | | | L4 | | | F7 | | 3 | 0 | 1 | 0 | 0 | 0 | 0 | | | | |
| Norm Siebern, L (1, 3) OBP: 0.404, SLG: 0.411 | K | FC4-6 | | | 1B 2B | | | 3-1 | | 4 | 1 | 1 | 0 | 0 | 1 | 3 | | | | |
| Rick Reichardt, R (1, 7) OBP: 0.357, SLG: 0.481 | K | 5-3 | | | 1B HBP | | | L8 | | 3 | 0 | 0 | 0 | 0 | 1 | 3 | | | | |
| Bobby Knoop, R (1, 4) OBP: 0.275, SLG: 0.428 | | BB BB 1B | | K | | F9 | | K | | 4 | 1 | 1 | 0 | 0 | 2 | 2 | | | | |
| Tom Satriano, L (1, 2) OBP: 0.396, SLG: 0.325 | | BB BB BB 1B | | G6-4-3 BB | | 1-3 2H 1B | | 1-3 | | 2 | 1 | 1 | 1 | 2 | 0 | 0 | | | | |
| Paul Schaal, R (1, 5) OBP: 0.372, SLG: 0.352 | | BB BB BB HR BB | | G6-4-3 | | F5 | | F9 | | 3 | 1 | 0 | 0 | 1 | 0 | 3 | | | | |
| George Brunet, R (1, 1) ERA: 3.03 | | BB BB BB HR BB | | K | | | | 2B | | 1 | 1 | 0 | 1 | 1 | 1 | 0 | | | | |
| Minnie Rojas, R (6, 1) OBP: 0.111, SLG: 0.222 | | 1-2 2-3 3H BB | | K | | | | | | 1 | 0 | 1 | 0 | 0 | 0 | 0 | | | | |
| Inning Stats | R: 0 E: 0 K: 2 S: 9 | H: 2 LOB: 2 BB: 0 P: 9 | R: 5 E: 0 K: 0 S: 5 | H: 2 LOB: 1 BB: 3 P: 18 | R: 0 E: 0 K: 1 S: 4 | H: 0 LOB: 0 BB: 1 P: 8 | R: 0 E: 0 K: 2 S: 7 | H: 0 LOB: 0 BB: 0 P: 7 | R: 1 E: 0 K: 0 S: 5 | H: 2 LOB: 2 BB: 0 P: 6 | R: 0 E: 0 K: 0 S: 3 | H: 2 LOB: 0 BB: 0 P: 3 | R: 0 E: 0 K: 1 S: 5 | H: 0 LOB: 0 BB: 0 P: 5 | R: 0 E: 0 K: 0 S: 3 | H: 0 LOB: 0 BB: 0 P: 3 | 1B: 4 2B: 3 3B: 0 HR: 1 | SF: 1 SAC: 0 DP: 1 HBP: 2 | WP: 0 PB: 0 SB: 0 CS: 1 | PA: 35 |
| PITCHER | IP WLS BF H R ER SO BB IBB HBP BLK WP HR S P ERA WHIP | | | | | | | | | | | | | | | | | | | |
| Dave Wickensham, R (1, 1) ERA: 3.03 | 1.1 L 12 4 5 5 2 3 1 0 0 0 0 0 13 17 0.00 0.375 | | | | | | | | | | | | | | | | | | | |
| Joe Sparrino, R (2, 1) ERA: 5.4 | 2.2 8 0 0 0 3 1 0 0 0 0 0 0 12 25 0.00 0.375 | | | | | | | | | | | | | | | | | | | |
| Bill Monbouquette, R (5, 1) ERA: 5.19 | 2.0 9 4 1 1 0 0 0 0 1 0 0 0 8 9 4.50 2.000 | | | | | | | | | | | | | | | | | | | |
| Orlando Pena, R (7, 1) ERA: 2.66 | 1.0 3 0 0 0 0 0 0 0 0 0 0 0 3 3 0.00 0.000 | | | | | | | | | | | | | | | | | | | |
| Fred Gladding, R (8, 1) ERA: 4.19 | 1.0 3 0 0 0 1 0 0 0 0 0 0 0 5 5 0.00 0.000 | | | | | | | | | | | | | | | | | | | |

| Batter | 1 | 2 | 3 | 4 | 5 | 6 | 7 | 8 | 9 | AB | R | H | RBI | BB | SO | LOB | TOP | | | | | |
|--|------------------------------|---------------------------------|------------------------------|---------------------------------|------------------------------|----------------------------------|------------------------------|---------------------------------|------------------------------|---------------------------------|------------------------------|---------------------------------|------------------------------|---------------------------------|------------------------------|---------------------------------|------------------------------|---------------------------------|----------------------------------|------------------------------------|----------------------------------|--------|
| Bert Campaneris, R OBP: 0.292, SLG: 0.387 (1, 6) | F7 | 6-3 | | F4 | | | L8 | | 6-3 | 5 | 0 | 0 | 0 | 0 | 0 | 0 | | | | | | |
| Jim Gosger, L OBP: 0.305, SLG: 0.328 (1, 8) | BB | | F9 | | | | BB | | 3-1 | 2 | 0 | 0 | 0 | 3 | 0 | 0 | | | | | | |
| Roger Repoz, L OBP: 0.339, SLG: 0.392 (1, 3) | K | | F5 | | F3 | | L3 | | K | 5 | 0 | 0 | 0 | 0 | 2 | 3 | | | | | | |
| Mike Hershberger, R OBP: 0.323, SLG: 0.360 (1, 9) | L8 | | FC | BB | F9 | | | F9 | | 4 | 0 | 1 | 0 | 0 | 0 | 2 | | | | | | |
| Larry Stahl, L OBP: 0.263, SLG: 0.366 (1, 7) | | 1B | FC | BB | K | | | 1B | | 2 | 2 | 1 | 0 | 2 | 1 | 1 | | | | | | |
| Ed Charles, R OBP: 0.296, SLG: 0.439 (1, 5) | L9 | | FC | | | HR | | 6-3 | 1B | 4 | 1 | 2 | 1 | 0 | 0 | 3 | | | | | | |
| Dick Green, R OBP: 0.284, SLG: 0.341 (1, 4) | HR | | K | | | G6-4-3 | | 6-3 | 1B | 4 | 1 | 3 | 1 | 0 | 1 | 3 | | | | | | |
| Phil Roof, R OBP: 0.292, SLG: 0.432 (1, 2) | HR | | | L8 | | G6-4-3 | | 6-3 | | 4 | 1 | 1 | 3 | 0 | 0 | 3 | | | | | | |
| Bill Stafford, R OBP: 0.296, SLG: 0.303 (5, PH) | | | | | | | | | | 2 | 0 | 0 | 0 | 0 | 1 | 0 | | | | | | |
| Danny Cater, R OBP: 0.267, SLG: 0.500 (6, PH) | | | | | | | | | | 1 | 0 | 0 | 0 | 0 | 0 | 0 | | | | | | |
| Jim Dickson, R OBP: 0.240, SLG: 0.500 (7, 1) | | | | | | | | | | 0 | 0 | 0 | 0 | 0 | 0 | 0 | | | | | | |
| Wes Stock, R OBP: 0.295, SLG: 0.331 (7, 1) | | | | | | | | | | 0 | 0 | 0 | 0 | 0 | 0 | 0 | | | | | | |
| Guido Grilli, L OBP: 0.292, SLG: 0.331 (8, PH) | | | | | | | | | | 1 | 0 | 0 | 0 | 0 | 1 | 2 | | | | | | |
| Joe Nossek, R OBP: 0.333, SLG: 0.143 (8, 1) | | | | | | | | | | 0 | 0 | 0 | 0 | 0 | 0 | 0 | | | | | | |
| Ken Sanders, R OBP: 0.333, SLG: 0.143 (8, 1) | | | | | | | | | | 0 | 0 | 0 | 0 | 0 | 0 | 0 | | | | | | |
| Inning Stats | R: 0 E: 0 K: 1 S: 5 | H: 0 LOB: 1 BB: 1 P: 9 | R: 3 E: 0 K: 0 S: 5 | H: 2 LOB: 0 BB: 1 P: 9 | R: 0 E: 0 K: 1 S: 7 | H: 1 LOB: 3 BB: 1 P: 11 | R: 0 E: 0 K: 1 S: 5 | H: 0 LOB: 0 BB: 0 P: 5 | R: 0 E: 0 K: 0 S: 5 | H: 1 LOB: 1 BB: 1 P: 9 | R: 1 E: 0 K: 0 S: 4 | H: 2 LOB: 0 BB: 0 P: 4 | R: 0 E: 0 K: 0 S: 2 | H: 0 LOB: 0 BB: 1 P: 6 | R: 1 E: 0 K: 1 S: 8 | H: 3 LOB: 2 BB: 0 P: 8 | R: 0 E: 0 K: 1 S: 5 | H: 0 LOB: 0 BB: 0 P: 5 | 1B: 6 2B: 1 3B: 0 HR: 2 | SF: 0 SAC: 0 DP: 2 HBP: 0 | WP: 0 PB: 0 SB: 0 CS: 0 | PA: 39 |
| PITCHER | IP | WLS | BF | H | R | ER | SO | BB | IBB | HBP | BLK | WP | HR | S | P | ERA | WHIP | | | | | |
| Denny McLain, R ERA: 3.1 (1, 1) | 7.2 | W | 35 | 8 | 5 | 5 | 4 | 5 | 0 | 0 | 0 | 0 | 2 | 38 | 58 | 5.87 | 1.696 | | | | | |
| Larry Sherry, R ERA: 3.15 (8, 1) | 1.1 | S | 4 | 0 | 0 | 0 | 2 | 0 | 0 | 0 | 0 | 0 | 0 | 8 | 8 | 0.00 | 0.000 | | | | | |

Kansas City Athletics @ Detroit Tigers
Tiger Stadium, Detroit, MI
Fri Jul 01 1966, 7:05 PM EDT
Unknown

| | |
|-----|----|
| AB | 34 |
| R | 5 |
| H | 8 |
| RBI | 5 |
| BB | 5 |
| SO | 6 |
| LOB | 17 |



| Batter | 1 | 2 | 3 | 4 | 5 | 6 | 7 | 8 | 9 | AB | R | H | RBI | BB | SO | LOB | BOTTOM | | | | |
|--|------------------------------|----------------------------------|------------------------------|---------------------------------|------------------------------|---------------------------------|------------------------------|---------------------------------|------------------------------|---------------------------------|------------------------------|---------------------------------|------------------------------|----------------------------------|------------------------------|----------------------------------|----------------------------------|------------------------------------|----------------------------------|--------|--|
| Dick McAuliffe, L OBP: 0.404, SLG: 0.580 (1, 6) | F9 | | | F9 | | | K | | | 3 | 1 | 0 | 0 | 2 | 1 | 1 | | | | | |
| Jake Wood, R OBP: 0.374, SLG: 0.452 (1, 4) | E4 | | | | F5 | | | | | 4 | 3 | 2 | 0 | 1 | 0 | 1 | | | | | |
| Dick Tracewski, R OBP: 0.241, SLG: 0.154 (9, 4) | BB | | 1B | | | | L4-3 | 1B | | 0 | 0 | 0 | 0 | 0 | 0 | 0 | | | | | |
| Norm Cash, L OBP: 0.302, SLG: 0.437 (1, 3) | BB | | K | | F9 | | | | | 4 | 1 | 1 | 0 | 1 | 1 | 3 | | | | | |
| Al Kaline, R OBP: 0.388, SLG: 0.547 (1, 8) | L3 | | SF8 | | | | L4-3 | | | 4 | 2 | 2 | 2 | 0 | 0 | 5 | | | | | |
| Jim Northrup, L OBP: 0.318, SLG: 0.408 (1, 9) | K | | | | 5-3 | | | | | 3 | 0 | 1 | 1 | 0 | 1 | 3 | | | | | |
| Willie Horton, R OBP: 0.324, SLG: 0.427 (3, PH) | | | SF8 | | | F6 | | | | 1 | 0 | 1 | 2 | 0 | 0 | 0 | | | | | |
| Gates Brown, L OBP: 0.305, SLG: 0.378 (4, 7) | 1B | | | | | | | | | 2 | 0 | 1 | 3 | 0 | 0 | 0 | | | | | |
| Bill Freehan, R OBP: 0.299, SLG: 0.374 (1, 2) | 4-3 | | G3 | | | F5 | | 5-3 | | 4 | 0 | 0 | 0 | 0 | 0 | 5 | | | | | |
| Don Wert, R OBP: 0.367, SLG: 0.367 (1, 5) | | | F5 | | K | | | | | 4 | 0 | 0 | 0 | 0 | 2 | 0 | | | | | |
| Denny McLain, R OBP: 0.250, SLG: 0.224 (1, 1) | | | | | K | | | | | 2 | 1 | 0 | 0 | 1 | 2 | 0 | | | | | |
| Larry Sherry, R OBP: 0.400, SLG: 0.400 (8, 1) | K | | | | | | | 4-3 | | 1 | 0 | 0 | 0 | 0 | 0 | 0 | | | | | |
| Inning Stats | R: 2 E: 1 K: 1 S: 7 | H: 1 LOB: 2 BB: 2 P: 15 | R: 0 E: 0 K: 1 S: 5 | H: 0 LOB: 0 BB: 0 P: 5 | R: 2 E: 0 K: 1 S: 8 | H: 3 LOB: 1 BB: 0 P: 8 | R: 0 E: 0 K: 2 S: 7 | H: 0 LOB: 0 BB: 0 P: 7 | R: 1 E: 0 K: 0 S: 4 | H: 1 LOB: 0 BB: 0 P: 4 | R: 0 E: 0 K: 0 S: 3 | H: 0 LOB: 0 BB: 0 P: 3 | R: 3 E: 0 K: 1 S: 8 | H: 3 LOB: 2 BB: 1 P: 13 | R: 0 E: 0 K: 1 S: 5 | H: 0 LOB: 2 BB: 2 P: 13 | 1B: 7 2B: 0 3B: 0 HR: 1 | SF: 1 SAC: 0 DP: 0 HBP: 1 | WP: 0 PB: 0 SB: 2 CS: 0 | PA: 39 | |
| PITCHER | IP | WLS | BF | H | R | ER | SO | BB | IBB | HBP | BLK | WP | HR | S | P | ERA | WHIP | | | | |
| Bill Stafford, R ERA: 4.79 (1, 1) | 5.0 | L | 23 | 5 | 5 | 3 | 5 | 2 | 0 | 0 | 0 | 0 | 0 | 31 | 39 | 5.40 | 1.400 | | | | |
| Jim Dickson, R ERA: 4.4 (6, 1) | 1.1 | | 6 | 1 | 2 | 2 | 1 | 1 | 0 | 0 | 0 | 0 | 0 | 7 | 11 | 13.50 | 1.500 | | | | |
| Wes Stock, R ERA: 27.0 (7, 1) | 0.1 | | 2 | 1 | 0 | 0 | 0 | 0 | 0 | 0 | 0 | 0 | 0 | 2 | 2 | 0.00 | 3.000 | | | | |
| Guido Grilli, L ERA: 6.75 (7, 1) | 0.1 | | 3 | 1 | 1 | 1 | 0 | 0 | 0 | 0 | 1 | 0 | 0 | 2 | 3 | 27.00 | 3.000 | | | | |
| Ken Sanders, R ERA: 4.37 (8, 1) | 1.0 | | 5 | 0 | 0 | 0 | 1 | 2 | 0 | 0 | 0 | 0 | 0 | 5 | 13 | 0.00 | 2.000 | | | | |

Kansas City Athletics @ Detroit Tigers
Tiger Stadium, Detroit, MI
Fri Jul 01 1966, 7:05 PM EDT
Unknown


| | |
|-----|----|
| AB | 32 |
| R | 8 |
| H | 8 |
| RBI | 8 |
| BB | 5 |
| SO | 7 |
| LOB | 18 |



| Batter | 1 | 2 | 3 | 4 | 5 | 6 | 7 | 8 | 9 | AB | R | H | RBI | BB | SO | LOB | TOP | | | | | | | |
|--|------------------------------|---------------------------------|------------------------------|---------------------------------|------------------------------|---------------------------------|------------------------------|----------------------------------|------------------------------|---------------------------------|------------------------------|---------------------------------|------------------------------|---------------------------------|------------------------------|---------------------------------|------------------------------|---------------------------------|----------------------------------|------------------------------------|----------------------------------|--------|--|--|
| Bert Campaneris, R OBP: 0.290, SLG: 0.381 (1, 6) | 0-0 5-3 | | 0-0 E1 1B | 1-0 1B HBP | | 0-0 5-3 | | | 0-0 6-3 | 4 | 1 | 0 | 0 | 0 | 0 | 0 | | | | | | | | |
| Joe Nassek, R OBP: 0.288, SLG: 0.333 Jim Gosger, L OBP: 0.305, SLG: 0.328 (4, PH) (4, 8) | 0-0 3-1 | | 0-0 G1-4-3 1B | 0-0 1-3 2-H 3-H 1B | | 0-0 4-3 | | | 0-0 3-1 | 2 | 0 | 1 | 1 | 0 | 0 | 0 | | | | | | | | |
| Roger Repoz, L OBP: 0.325, SLG: 0.374 (1, 3) | 0-0 F9 | | 0-0 K | 0-0 4-3 | | | 0-3 K | | 0-0 F3 | 5 | 0 | 0 | 0 | 0 | 2 | 3 | | | | | | | | |
| Mike Hershberger, R OBP: 0.325, SLG: 0.360 (1, 9) | | 4-0 FC5-4 1B BB | 0-0 G1-4-3 | | 0-0 L4 | | | | | 3 | 1 | 1 | 0 | 1 | 0 | 1 | | | | | | | | |
| Ed Charles, R OBP: 0.295, SLG: 0.434 (1, 5) | | 0-0 FC5-4 1B | | 0-0 4-3 | 0-0 F2 | | 0-3 K | | | 4 | 0 | 1 | 0 | 0 | 1 | 1 | | | | | | | | |
| Danny Cater, R OBP: 0.271, SLG: 0.313 (1, 7) | | 0-0 FC5-4 1B | | 0-0 1B | 0-0 2B | | | | 0-0 6-3 | 4 | 1 | 2 | 0 | 0 | 0 | 2 | | | | | | | | |
| Dick Green, R OBP: 0.283, SLG: 0.340 (1, 4) | | 0-0 1-2 3-H 1B | | 0-3 K | 0-0 F9 | | | | 0-0 5-3 | 4 | 0 | 1 | 1 | 0 | 1 | 2 | | | | | | | | |
| Phil Roof, R OBP: 0.291, SLG: 0.426 (1, 2) | | 0-0 5-3 | | 0-0 HBP 1B BB | 0-3 K | | | | 0-3 K | 4 | 1 | 1 | 1 | 0 | 2 | 2 | | | | | | | | |
| Catfish Hunter, R OBP: 0.196, SLG: 0.227 Jim Duckworth, R ERA: 4.45 Ossie Chavarria, R OBP: 0.258, SLG: 0.267 Jack Aker, R ERA: 1.61 (6, 1) (9, PH) (9, 1) | 0-0 F9 | | 0-0 F9 | 4-0 HBP 1B BB | 0-0 5-3 | | | | 0-0 HR | 2 | 1 | 0 | 0 | 1 | 0 | 2 | | | | | | | | |
| Inning Stats | R: 0 E: 0 K: 0 S: 3 | H: 0 LOB: 0 BB: 0 P: 3 | R: 1 E: 0 K: 0 S: 5 | H: 2 LOB: 2 BB: 1 P: 9 | R: 1 E: 1 K: 1 S: 6 | H: 1 LOB: 0 BB: 0 P: 6 | R: 3 E: 0 K: 1 S: 8 | H: 3 LOB: 2 BB: 1 P: 13 | R: 0 E: 0 K: 0 S: 4 | H: 1 LOB: 1 BB: 0 P: 4 | R: 0 E: 0 K: 1 S: 5 | H: 0 LOB: 0 BB: 0 P: 5 | R: 0 E: 0 K: 1 S: 8 | H: 1 LOB: 1 BB: 0 P: 8 | R: 0 E: 0 K: 1 S: 5 | H: 0 LOB: 0 BB: 0 P: 5 | R: 1 E: 0 K: 0 S: 4 | H: 1 LOB: 0 BB: 0 P: 4 | 1B: 7 2B: 1 3B: 0 HR: 1 | SF: 0 SAC: 0 DP: 1 HBP: 1 | WP: 0 PB: 0 SB: 0 CS: 0 | PA: 39 | | |
| PITCHER | IP | WLS | BF | H | R | ER | SO | BB | IBB | HBP | BLK | WP | HR | S | P | ERA | WHIP | | | | | | | |
| Mickey Lolich, L ERA: 4.45 Bill Monbouquette, R ERA: 4.99 Fred Gladning, R ERA: 3.96 Johnny Podres, L ERA: 1.61 (1, 1) (4, 1) (7, 1) (9, 1) | 3.2 | L | 19 | 5 | 5 | 4 | 2 | 2 | 0 | 1 | 0 | 0 | 0 | 20 | 29 | 9.82 | 1.909 | | | | | | | |

Kansas City Athletics @ Detroit Tigers
Tiger Stadium, Detroit, MI
Fri Jul 01 1966, 7:05 PM EDT
Att: 15,898 - Unknown

| | |
|-----|----|
| AB | 36 |
| R | 6 |
| H | 9 |
| RBI | 6 |
| BB | 2 |
| SO | 6 |
| LOB | 13 |



| Batter | 1 | 2 | 3 | 4 | 5 | 6 | 7 | 8 | 9 | AB | R | H | RBI | BB | SO | LOB | BOTTOM | | | | | | | |
|--|------------------------------|---------------------------------|------------------------------|----------------------------------|------------------------------|---------------------------------|------------------------------|---------------------------------|------------------------------|---------------------------------|------------------------------|---------------------------------|------------------------------|---------------------------------|------------------------------|---------------------------------|------------------------------|---------------------------------|----------------------------------|------------------------------------|----------------------------------|--------|--|--|
| Dick McAuliffe, L OBP: 0.396, SLG: 0.567 (1, 6) | 0-0 F6 | 0-0 F7 | | 0-3 K | | 0-3 K | | | 0-3 K | 5 | 0 | 0 | 0 | 0 | 3 | 4 | | | | | | | | |
| Jake Wood, R OBP: 0.375, SLG: 0.443 (1, 4) | 4-0 1B BB | 0-3 K | | 0-0 FC4 | | | 0-0 FC4-6 1B | | 0-3 K | 4 | 0 | 1 | 0 | 1 | 2 | 3 | | | | | | | | |
| Norm Cash, L OBP: 0.301, SLG: 0.431 (1, 3) | 0-0 F7 | 4-0 BLK BB | | | 0-0 G3 | | 0-0 FC4-6 1B | | 0-0 F6 | 4 | 0 | 0 | 0 | 1 | 0 | 2 | | | | | | | | |
| Al Kaline, R OBP: 0.394, SLG: 0.563 (1, 8) | 0-0 1-3 1B | 0-0 L5-3 | | | 0-0 HR | | 0-0 1-2 1B | | | 4 | 1 | 3 | 1 | 0 | 0 | 2 | | | | | | | | |
| Jim Northrup, L OBP: 0.312, SLG: 0.400 (1, 9) | 0-0 F2 | | 0-0 F7 | | 0-0 4-3 | | 0-0 F8 | | | 4 | 0 | 0 | 0 | 0 | 0 | 4 | | | | | | | | |
| Orlando McFarlane, R OBP: 0.298, SLG: 0.376 (1, 2) | | 0-0 2B 1B | | 0-3 K | | 0-0 5-3 | | | 0-3 K | 4 | 1 | 1 | 0 | 0 | 2 | 2 | | | | | | | | |
| Gates Brown, L OBP: 0.312, SLG: 0.387 (1, 7) | | 0-0 1B PB 2B | | 0-0 F9 | | 4-0 FC4 BB | | | 0-0 4-3 | 3 | 1 | 1 | 1 | 1 | 0 | 0 | | | | | | | | |
| Don Wert, R OBP: 0.365, SLG: 0.362 (1, 5) | | 4-0 BB 1B BLK BB | | | 0-3 K | | 0-0 F9 | | 0-0 4-3 | 3 | 1 | 0 | 0 | 1 | 1 | 1 | | | | | | | | |
| Mickey Lolich, S OBP: 0.296, SLG: 0.295 Bill Monbouquette, R OBP: 0.222, SLG: 0.176 Jerry Lumpe, R OBP: 0.305, SLG: 0.360 Ray Oyler, R OBP: 0.292, SLG: 0.291 Fred Gladning, L OBP: 0.302, SLG: 0.425 Willie Horton, R OBP: 0.302, SLG: 0.333 (1, 1) (4, 1) (6, PH) (7, 1) (8, PH) (9, 1) | 0-0 BLK BB | 0-0 BLK BB | | 0-0 FC4 | | 0-0 FC4 | | 0-0 FC4 | 0-0 6-3 | 1 | 0 | 1 | 0 | 0 | 0 | 0 | | | | | | | | |
| Inning Stats | R: 0 E: 0 K: 0 S: 4 | H: 1 LOB: 2 BB: 1 P: 8 | R: 3 E: 0 K: 1 S: 8 | H: 3 LOB: 2 BB: 2 P: 16 | R: 0 E: 0 K: 1 S: 5 | H: 0 LOB: 0 BB: 0 P: 5 | R: 0 E: 0 K: 2 S: 8 | H: 1 LOB: 1 BB: 0 P: 8 | R: 1 E: 0 K: 0 S: 4 | H: 1 LOB: 0 BB: 0 P: 4 | R: 0 E: 1 K: 1 S: 5 | H: 0 LOB: 1 BB: 1 P: 9 | R: 0 E: 0 K: 1 S: 7 | H: 2 LOB: 2 BB: 0 P: 7 | R: 0 E: 0 K: 0 S: 3 | H: 0 LOB: 0 BB: 0 P: 3 | R: 0 E: 0 K: 2 S: 7 | H: 0 LOB: 0 BB: 0 P: 7 | 1B: 6 2B: 1 3B: 0 HR: 1 | SF: 0 SAC: 0 DP: 0 HBP: 0 | WP: 0 PB: 1 SB: 0 CS: 0 | PA: 39 | | |
| PITCHER | IP | WLS | BF | H | R | ER | SO | BB | IBB | HBP | BLK | WP | HR | S | P | ERA | WHIP | | | | | | | |
| Catfish Hunter, R ERA: 3.62 Jim Duckworth, R ERA: 6.52 Jack Aker, R ERA: 1.4 (1, 1) (6, 1) (9, 1) | 5.0 | W | 25 | 4 | 4 | 4 | 4 | 4 | 0 | 0 | 1 | 0 | 0 | 15 | 15 | 0.00 | 0.667 | | | | | | | |

Kansas City Athletics @ Detroit Tigers
Tiger Stadium, Detroit, MI
Fri Jul 01 1966, 7:05 PM EDT
Att: 15,898 - Unknown

| | |
|-----|----|
| AB | 35 |
| R | 4 |
| H | 8 |
| RBI | 2 |
| BB | 4 |
| SO | 8 |
| LOB | 19 |



| Batter | 1 | 2 | 3 | 4 | 5 | 6 | 7 | 8 | 9 | AB | R | H | RBI | BB | SO | LOB | TOP | | | | | | | | |
|--|------------------------------|---------------------------------|------------------------------|---------------------------------|-------------------------------|----------------------------------|------------------------------|---------------------------------|------------------------------|---------------------------------|------------------------------|----------------------------------|------------------------------|---------------------------------|------------------------------|---------------------------------|--|------------------------------|----------------------------------|-----------------------------------|------------------------------------|----------------------------------|--------|--|--|
| Bert Campaneris, R OBP: 0.297, SLG: 0.398 (1, 6) | L8 | | HR | F9 | | | HR | | 1B | 5 | 3 | 3 | 3 | 0 | 0 | 0 | Kansas City Athletics @ Detroit Tigers Tiger Stadium, Detroit, MI Sun Jul 03 1966, 4:38 AM EDT Att: 31,542 - Unknown | | | | | | | | |
| Danny Cater, R OBP: 0.286, SLG: 0.343 (1, 7) | 4-3 | | HR | | G4-6-3 BB | | L8 | | SH3-4 1B | 4 | 2 | 2 | 4 | 1 | 0 | 0 | | | | | | | | | |
| Roger Repoz, L OBP: 0.323, SLG: 0.376 (1, 3) | K | | K | | G4-6-3 1-2 | | F3 | | SH3-4 | 4 | 0 | 0 | 0 | 0 | 2 | 1 | | | | | | | | | |
| Mike Hershberger, R OBP: 0.330, SLG: 0.363 (1, 9) | | F6 | 1B | | 5-3 | | K | | 1B FC6-4 | 5 | 1 | 2 | 1 | 0 | 1 | 0 | | | | | | | | | |
| Ed Charles, R OBP: 0.301, SLG: 0.424 (1, 5) | | CS BB | F9 | | | S 1B | | K | FC6-4 1B | 4 | 1 | 2 | 0 | 1 | 1 | 1 | | | | | | | | | |
| Dick Green, R OBP: 0.283, SLG: 0.337 (1, 4) | F3 | | | | | K | | 1B | FC6-4 BB | 5 | 0 | 2 | 1 | 0 | 1 | 3 | | | | | | | | | |
| Joe Nosssek, R OBP: 0.291, SLG: 0.344 Jim Gosger, L OBP: 0.311, SLG: 0.335 (6, PH) (6, 8) | | | | | | 1B IBB | | F6 | | 2 | 1 | 1 | 0 | 0 | 1 | 2 | | | | | | | | | |
| Phil Roof, R OBP: 0.294, SLG: 0.410 (1, 2) | | | SH 1B BB | | K | | | | 1-2 2-H | 4 | 1 | 2 | 1 | 1 | 1 | 2 | | | | | | | | | |
| Jim Nash, R Wes Stock, R Guido Grilli, L OBP: 0.500, SLG: 0.500 (1, 1) (7, 1) (9, 1) | | | SH 1B HR | | K | | 1-3 | | | 2 | 1 | 0 | 0 | 0 | 1 | 1 | | | | | | | | | |
| Inning Stats | R: 0 E: 0 K: 1 S: 5 | H: 0 LOB: 0 BB: 0 P: 5 | R: 0 E: 0 K: 0 S: 2 | H: 0 LOB: 0 BB: 1 P: 6 | R: 5 E: 0 K: 2 S: 13 | H: 5 LOB: 2 BB: 1 P: 17 | R: 0 E: 0 K: 2 S: 7 | H: 0 LOB: 0 BB: 0 P: 7 | R: 0 E: 0 K: 0 S: 2 | H: 0 LOB: 0 BB: 1 P: 6 | R: 1 E: 0 K: 1 S: 6 | H: 2 LOB: 1 BB: 1 P: 10 | R: 1 E: 0 K: 1 S: 6 | H: 1 LOB: 0 BB: 0 P: 6 | R: 0 E: 0 K: 2 S: 9 | H: 2 LOB: 2 BB: 0 P: 9 | | R: 3 E: 0 K: 0 S: 7 | H: 4 LOB: 2 BB: 1 P: 11 | 1B: 10 2B: 2 3B: 0 HR: 2 | SF: 0 SAC: 2 DP: 1 HBP: 0 | WP: 0 PB: 0 SB: 1 CS: 1 | PA: 44 | | |
| PITCHER | IP | WLS | BF | H | R | ER | SO | BB | IBB | HBP | BLK | WP | HR | S | P | ERA | WHIP | | | | | | | | |
| Hank Aguirre, L ERA: 3.25 Joe Sparrma, R ERA: 5.17 Bill Monbouquette, R ERA: 5.12 Johnny Podres, L ERA: 2.66 Fred Gladding, R ERA: 3.92 | 2.1 | L | 13 | 4 | 5 | 5 | 2 | 2 | 0 | 0 | 0 | 0 | 1 | 15 | 23 | 19.29 | 2.571 | | | | | | | | |

| Batter | 1 | 2 | 3 | 4 | 5 | 6 | 7 | 8 | 9 | AB | R | H | RBI | BB | SO | LOB | BOTTOM | | | | | | | | |
|---|------------------------------|---------------------------------|------------------------------|---------------------------------|------------------------------|----------------------------------|------------------------------|---------------------------------|------------------------------|----------------------------------|------------------------------|---------------------------------|------------------------------|---------------------------------|------------------------------|---------------------------------|--|------------------------------|---------------------------------|----------------------------------|------------------------------------|----------------------------------|--------|--|--|
| Don Wert, R OBP: 0.366, SLG: 0.355 (1, 5) | F3 | | BB | | | | F9 | | FC5-4 | 3 | 0 | 0 | 0 | 2 | 0 | 1 | Kansas City Athletics @ Detroit Tigers Tiger Stadium, Detroit, MI Sun Jul 03 1966, 4:38 AM EDT Att: 31,542 - Unknown | | | | | | | | |
| Jerry Lumpe, L OBP: 0.321, SLG: 0.351 (1, 4) | F8 | | K | | F8 | | E3 HBP | | F9 | 5 | 0 | 0 | 0 | 0 | 1 | 5 | | | | | | | | | |
| Norm Cash, L OBP: 0.297, SLG: 0.420 (1, 3) | F3 | | | | | | K | | F4 | 4 | 0 | 0 | 0 | 0 | 2 | 1 | | | | | | | | | |
| Al Kaline, R OBP: 0.391, SLG: 0.573 Johnny Podres, L OBP: 0.500, SLG: 0.333 Fred Gladding, L (8, 1) (9, 1) | | L5-3 | | | K | | HR | | F3 | 4 | 1 | 1 | 1 | 0 | 1 | 2 | | | | | | | | | |
| Jim Northrup, L OBP: 0.313, SLG: 0.401 (8, 8) | | F8 | | | F7 | | L7 2B | | L9 | 4 | 0 | 1 | 0 | 0 | 0 | 0 | | | | | | | | | |
| Willie Horton, R OBP: 0.332, SLG: 0.457 (8, 9) | | K | | | | | L7 2B | | 1B | 4 | 1 | 2 | 0 | 0 | 1 | 1 | | | | | | | | | |
| Bill Freehan, R OBP: 0.302, SLG: 0.372 (1, 2) | | | | | 5-3 | | WP 1B 2B | | F8 | 4 | 1 | 2 | 1 | 0 | 0 | 1 | | | | | | | | | |
| Ray Oyler, R OBP: 0.333, SLG: 0.287 Dick McAuliffe, L OBP: 0.391, SLG: 0.568 (7, PH) (8, 6) | | | | | | | K | | F9 | 1 | 0 | 0 | 0 | 1 | 1 | 1 | | | | | | | | | |
| Hank Aguirre, R Joe Sparrma, R Jake Wood, L Bill Monbouquette, R Gates Brown, L (1, 1) (3, 1) (5, PH) (8, 1) (7, PH) (8, 7) | | | | | | | K | | FC5-4 HBP | 0 | 0 | 0 | 0 | 0 | 0 | 0 | | | | | | | | | |
| Inning Stats | R: 0 E: 0 K: 0 S: 3 | H: 0 LOB: 0 BB: 0 P: 3 | R: 0 E: 0 K: 1 S: 5 | H: 0 LOB: 0 BB: 0 P: 5 | R: 0 E: 0 K: 1 S: 5 | H: 0 LOB: 2 BB: 2 P: 13 | R: 0 E: 0 K: 2 S: 7 | H: 0 LOB: 0 BB: 0 P: 7 | R: 1 E: 0 K: 2 S: 9 | H: 2 LOB: 2 BB: 1 P: 13 | R: 1 E: 0 K: 1 S: 6 | H: 2 LOB: 0 BB: 0 P: 6 | R: 2 E: 1 K: 0 S: 6 | H: 2 LOB: 2 BB: 0 P: 7 | R: 0 E: 0 K: 0 S: 4 | H: 1 LOB: 1 BB: 0 P: 4 | | R: 0 E: 0 K: 0 S: 3 | H: 0 LOB: 1 BB: 0 P: 4 | 1B: 3 2B: 3 3B: 0 HR: 2 | SF: 0 SAC: 1 DP: 1 HBP: 2 | WP: 1 PB: 0 SB: 0 CS: 0 | PA: 39 | | |
| PITCHER | IP | WLS | BF | H | R | ER | SO | BB | IBB | HBP | BLK | WP | HR | S | P | ERA | WHIP | | | | | | | | |
| Jim Nash, R ERA: 5.68 Wes Stock, R ERA: 4.5 Guido Grilli, L ERA: 5.87 | 6.1 | W | 27 | 6 | 4 | 4 | 7 | 3 | 0 | 0 | 0 | 0 | 0 | 7 | 8 | 0.00 | 0.600 | | | | | | | | |

| Batter | 1 | 2 | 3 | 4 | 5 | 6 | 7 | 8 | 9 | AB | R | H | RBI | BB | SO | LOB | TOP | | | | | |
|---|---|---|---|---|---|---|---|---|---|---|---|---|---|---|---|---|---|---|---|---|---|---|
| Jose Cardenal, R OBP: 0.327, SLG: 0.421 | 0-0 5-3 | | 0-0 5-3 | | 0-3 K | | 0-0 SF8 1B | 0-0 HR | | 5 | 2 | 3 | 0 | 1 | 1 | | California Angels @ Detroit Tigers Tiger Stadium, Detroit, MI Mon Jul 04 1966, 7:05 PM EDT Att: 9,002 - Unknown | | | | | |
| Bobby Knoop, R OBP: 0.272, SLG: 0.413 | 0-0 F9 | | 0-0 BB 1B | | 0-0 F9 | | 0-0 3B 1B | 0-0 HR | | 5 | 2 | 2 | 1 | 0 | 0 | 0 | | | | | | |
| Jim Fregosi, R OBP: 0.327, SLG: 0.392 | 0-0 5-3 | | 4-0 BB | | 0-0 BB | | 0-0 SF8 1B | 0-0 HR | | 3 | 1 | 2 | 3 | 1 | 0 | 0 | | | | | | |
| Rick Reichardt, R OBP: 0.367, SLG: 0.514 | | 4-0 HR BB | 0-0 F9 | | 0-3 K | | 0-0 3B 1B | 0-3 K | | 4 | 1 | 1 | 1 | 1 | 2 | 3 | | | | | | |
| Joe Adcock, R OBP: 0.333, SLG: 0.556 | | 0-0 HR | | 4-0 5-3 BB | | 0-0 L8 | 0-0 F7 | | 0-0 4-3 | 4 | 1 | 1 | 2 | 1 | 0 | 2 | | | | | | |
| Frank Malzone, R OBP: 0.284, SLG: 0.338 | 0-0 F9 | | 0-0 BB | | 0-0 5-3 | | | | 0-3 K | 3 | 0 | 0 | 0 | 0 | 1 | 2 | | | | | | |
| Bob Lee, R | | | | | | | | | 4-0 K | 0 | 1 | 0 | 0 | 1 | 0 | 0 | | | | | | |
| Minnie Rojas, R OBP: 0.091, SLG: 0.182 | | | | | | | | | 0-3 K | 1 | 0 | 0 | 0 | 0 | 1 | 0 | | | | | | |
| Jackie Warner, R OBP: 0.287, SLG: 0.465 | | | | | | | 0-0 HR | 0-0 F3 | 0-0 F9 | 5 | 1 | 1 | 1 | 0 | 2 | 2 | | | | | | |
| Buck Rodgers, S OBP: 0.240, SLG: 0.304 | | | | | | | 0-0 FC5-4 1B | 0-0 HR | 1B | 4 | 1 | 2 | 0 | 0 | 1 | 1 | | | | | | |
| Jim McGlothlin, R Howie Reed, R | | | | | | | 0-0 FC5-4 1B | 0-3 K | | 0 | 0 | 0 | 0 | 0 | 0 | 0 | | | | | | |
| Jim Piersall, R Clyde Wright, L | | | 0-0 6-3 | | | | 0-0 CS 1B | | | 1 | 0 | 0 | 0 | 0 | 0 | 0 | | | | | | |
| Paul Schaal, R Jackie Hernandez, R | | | | | | | | | | 1 | 0 | 0 | 0 | 0 | 0 | 1 | | | | | | |
| Willie Smith, R Jackie Hernandez, R | | | | | | | | | | 1 | 0 | 0 | 0 | 0 | 1 | 2 | | | | | | |
| Willie Smith, R Jackie Hernandez, R | | | | | | | | | | 0 | 0 | 0 | 0 | 0 | 0 | 0 | | | | | | |
| Inning Stats | R: 0 E: 0 K: 0 S: 3 | H: 0 LOB: 0 BB: 0 P: 3 | R: 2 E: 0 K: 2 S: 8 | H: 1 LOB: 0 BB: 1 P: 12 | R: 0 E: 0 K: 0 S: 4 | H: 1 LOB: 2 BB: 1 P: 8 | R: 0 E: 0 K: 1 S: 5 | H: 0 LOB: 1 BB: 0 P: 9 | R: 0 E: 0 K: 2 S: 8 | H: 1 LOB: 1 BB: 0 P: 8 | R: 4 E: 1 K: 0 S: 8 | H: 5 LOB: 1 BB: 0 P: 8 | R: 5 E: 1 K: 2 S: 11 | H: 3 LOB: 0 BB: 1 P: 15 | R: 0 E: 0 K: 1 S: 5 | H: 0 LOB: 0 BB: 0 P: 5 | 1B: 7 2B: 1 3B: 1 HR: 4 | SF: 1 SAC: 0 DP: 1 HBP: 0 | WP: 0 PB: 0 SB: 0 CS: 1 | PA: 43 | | |
| PITCHER | IP WLS BF H R ER SO BB IBB HBP BLK WP HR S P ERA WHIP | IP WLS BF H R ER SO BB IBB HBP BLK WP HR S P ERA WHIP | IP WLS BF H R ER SO BB IBB HBP BLK WP HR S P ERA WHIP | IP WLS BF H R ER SO BB IBB HBP BLK WP HR S P ERA WHIP | IP WLS BF H R ER SO BB IBB HBP BLK WP HR S P ERA WHIP | IP WLS BF H R ER SO BB IBB HBP BLK WP HR S P ERA WHIP | IP WLS BF H R ER SO BB IBB HBP BLK WP HR S P ERA WHIP | IP WLS BF H R ER SO BB IBB HBP BLK WP HR S P ERA WHIP | IP WLS BF H R ER SO BB IBB HBP BLK WP HR S P ERA WHIP | IP WLS BF H R ER SO BB IBB HBP BLK WP HR S P ERA WHIP | IP WLS BF H R ER SO BB IBB HBP BLK WP HR S P ERA WHIP | IP WLS BF H R ER SO BB IBB HBP BLK WP HR S P ERA WHIP | IP WLS BF H R ER SO BB IBB HBP BLK WP HR S P ERA WHIP | IP WLS BF H R ER SO BB IBB HBP BLK WP HR S P ERA WHIP | IP WLS BF H R ER SO BB IBB HBP BLK WP HR S P ERA WHIP | IP WLS BF H R ER SO BB IBB HBP BLK WP HR S P ERA WHIP | IP WLS BF H R ER SO BB IBB HBP BLK WP HR S P ERA WHIP | IP WLS BF H R ER SO BB IBB HBP BLK WP HR S P ERA WHIP | IP WLS BF H R ER SO BB IBB HBP BLK WP HR S P ERA WHIP | IP WLS BF H R ER SO BB IBB HBP BLK WP HR S P ERA WHIP | IP WLS BF H R ER SO BB IBB HBP BLK WP HR S P ERA WHIP | IP WLS BF H R ER SO BB IBB HBP BLK WP HR S P ERA WHIP |

AB 38
R 11
H 12
RBI 11
BB 4
SO 9
LOB 14



| Batter | 1 | 2 | 3 | 4 | 5 | 6 | 7 | 8 | 9 | AB | R | H | RBI | BB | SO | LOB | BOTTOM | | | | | | |
|--|---|---|---|---|---|---|---|---|---|---|---|---|---|---|---|---|---|---|---|---|---|---|---|
| Dick McAuliffe, L OBP: 0.391, SLG: 0.561 | 4-0 SH1-3 1B BB | 4-0 1B FC3-2 E IBB | 0-3 K | | 0-0 F7 | | | 0-3 K | | 3 | 2 | 0 | 0 | 2 | 2 | 5 | California Angels @ Detroit Tigers Tiger Stadium, Detroit, MI Mon Jul 04 1966, 7:05 PM EDT Att: 9,002 - Unknown | | | | | | |
| Jerry Lumpe, L OBP: 0.318, SLG: 0.345 | 0-0 SH1-3 | 0-0 FC3-2 1B | | 0-0 F6 | | 4-0 4-3 BB | | 0-0 4-1 | | 3 | 1 | 0 | 0 | 1 | 0 | 4 | | | | | | | |
| Norm Cash, L OBP: 0.301, SLG: 0.421 | 0-0 1B | 0-0 E4 1B | | 0-0 G3 | | 0-0 4-3 | | 4-0 1B BB | | 4 | 0 | 2 | 2 | 1 | 0 | 1 | | | | | | | |
| Al Kaline, R OBP: 0.399, SLG: 0.582 | 0-0 2H 1B | 0-0 E4 1B | | 0-0 G3 | | 0-0 L5-3 | | 0-0 1B BB | | 5 | 0 | 4 | 2 | 0 | 0 | 1 | | | | | | | |
| Jim Northrup, L OBP: 0.307, SLG: 0.392 | 0-0 G4-6-3 | 0-0 F9 | | 0-0 F7 | | 0-3 K | | 0-0 4-3 | | 5 | 0 | 0 | 0 | 0 | 1 | 8 | | | | | | | |
| Willie Horton, R OBP: 0.338, SLG: 0.473 | | 0-0 HR | | 0-0 BB 1B | | 4-0 1B BB | | 0-0 1-3 | | 4 | 1 | 2 | 1 | 1 | 0 | 0 | | | | | | | |
| Orlando McFarlane, R OBP: 0.283, SLG: 0.353 | | 0-0 FC1-5 1B | | 0-3 K | | 0-0 F9 | | 0-0 4-3 | | 5 | 0 | 1 | 0 | 0 | 1 | 2 | | | | | | | |
| Don Wert, R OBP: 0.367, SLG: 0.356 | | 0-0 WP FC3-2 1B | | 0-0 F8 | | 0-0 1B | | 0-3 K | | 5 | 0 | 2 | 0 | 0 | 2 | 1 | | | | | | | |
| Mickey Lolich, S OBP: 0.294, SLG: 0.267 | | 0-0 FC1-5 | | 4-0 BB | | 0-3 K | | 4-0 4-1 WP 1B BB | | 2 | 1 | 0 | 0 | 1 | 1 | 4 | | | | | | | |
| Larry Sherry, R OBP: 0.400, SLG: 0.400 | | 0-0 FC1-5 | | 0-0 BB | | 0-3 K | | | | 0 | 0 | 0 | 0 | 0 | 0 | 0 | | | | | | | |
| Orlando Pena, R OBP: 0.125, SLG: 0.125 | | 0-0 FC3-2 WP | | 0-0 BB | | 0-3 K | | | | 0 | 0 | 0 | 0 | 0 | 0 | 0 | | | | | | | |
| Jake Wood, R OBP: 0.381, SLG: 0.432 | | 1-2 2-3 E | | 1-2 BB | | | | | | 0 | 1 | 0 | 0 | 1 | 0 | 0 | | | | | | | |
| Fred Gladding, L | | | | | | | | | | 0 | 0 | 0 | 0 | 0 | 0 | 0 | | | | | | | |
| Inning Stats | R: 1 E: 0 K: 0 S: 4 | H: 2 LOB: 1 BB: 1 P: 8 | R: 4 E: 1 K: 0 S: 8 | H: 5 LOB: 2 BB: 1 P: 12 | R: 0 E: 0 K: 2 S: 8 | H: 1 LOB: 2 BB: 1 P: 12 | R: 0 E: 0 K: 0 S: 4 | H: 1 LOB: 1 BB: 0 P: 4 | R: 0 E: 0 K: 1 S: 6 | H: 1 LOB: 2 BB: 1 P: 10 | R: 0 E: 0 K: 1 S: 5 | H: 0 LOB: 1 BB: 1 P: 9 | R: 0 E: 0 K: 1 S: 5 | H: 0 LOB: 0 BB: 0 P: 5 | R: 1 E: 0 K: 1 S: 6 | H: 1 LOB: 2 BB: 2 P: 14 | | R: 0 E: 0 K: 1 S: 5 | H: 0 LOB: 0 BB: 0 P: 5 | 1B: 9 2B: 1 3B: 0 HR: 1 | SF: 0 SAC: 1 DP: 1 HBP: 0 | WP: 2 PB: 0 SB: 0 CS: 0 | PA: 44 |
| PITCHER | IP WLS BF H R ER SO BB IBB HBP BLK WP HR S P ERA WHIP | IP WLS BF H R ER SO BB IBB HBP BLK WP HR S P ERA WHIP | IP WLS BF H R ER SO BB IBB HBP BLK WP HR S P ERA WHIP | IP WLS BF H R ER SO BB IBB HBP BLK WP HR S P ERA WHIP | IP WLS BF H R ER SO BB IBB HBP BLK WP HR S P ERA WHIP | IP WLS BF H R ER SO BB IBB HBP BLK WP HR S P ERA WHIP | IP WLS BF H R ER SO BB IBB HBP BLK WP HR S P ERA WHIP | IP WLS BF H R ER SO BB IBB HBP BLK WP HR S P ERA WHIP | IP WLS BF H R ER SO BB IBB HBP BLK WP HR S P ERA WHIP | IP WLS BF H R ER SO BB IBB HBP BLK WP HR S P ERA WHIP | IP WLS BF H R ER SO BB IBB HBP BLK WP HR S P ERA WHIP | IP WLS BF H R ER SO BB IBB HBP BLK WP HR S P ERA WHIP | IP WLS BF H R ER SO BB IBB HBP BLK WP HR S P ERA WHIP | IP WLS BF H R ER SO BB IBB HBP BLK WP HR S P ERA WHIP | IP WLS BF H R ER SO BB IBB HBP BLK WP HR S P ERA WHIP | IP WLS BF H R ER SO BB IBB HBP BLK WP HR S P ERA WHIP | | IP WLS BF H R ER SO BB IBB HBP BLK WP HR S P ERA WHIP | IP WLS BF H R ER SO BB IBB HBP BLK WP HR S P ERA WHIP | IP WLS BF H R ER SO BB IBB HBP BLK WP HR S P ERA WHIP | IP WLS BF H R ER SO BB IBB HBP BLK WP HR S P ERA WHIP | IP WLS BF H R ER SO BB IBB HBP BLK WP HR S P ERA WHIP | IP WLS BF H R ER SO BB IBB HBP BLK WP HR S P ERA WHIP |



| Batter | 1 | 2 | 3 | 4 | 5 | 6 | 7 | 8 | 9 | AB | R | H | RBI | BB | SO | LOB | TOP | |
|---|---|---|---|---|---|---|---|---|---|---|---|---|---|---|---|---|---|--------|
| Jose Cardenal, R OBP: 0.330, SLG: 0.423 (1, 8) | F6 | | | SH3 1B | K | | HBP 1B | | | 4 | 1 | 2 | 0 | 0 | 1 | 1 | California Angels @ Detroit Tigers Tiger Stadium, Detroit, MI Tue Jul 05 1966, 7:05 PM EDT Att: 10,015 - Unknown | |
| Ed Kirkpatrick, L OBP: 0.321, SLG: 0.376 (1, 9) | K | | SH3 | | | HR 1B | FC6-4 HBP | | | 2 | 1 | 1 | 0 | 0 | 1 | 0 | | |
| Jim Fregosi, R OBP: 0.327, SLG: 0.390 (1, 6) | F9 | | F6 | | | HR 1B | FC6-4 | | | 4 | 1 | 1 | 0 | 0 | 0 | 3 | | |
| Norm Siebern, L OBP: 0.400, SLG: 0.402 Clyde Wright, R OBP: 0.200, SLG: 0.200 Joe Adcock, R OBP: 0.343, SLG: 0.583 (1, 3) | F7 | | | 1B | | HR | | L6-3 BB | | 2 | 0 | 1 | 1 | 0 | 0 | 0 | | |
| Rick Reichardt, R OBP: 0.369, SLG: 0.514 (1, 7) | G6-3 1B | | | 2H 1B | | L4 | | L6-3 | | 4 | 0 | 2 | 0 | 0 | 0 | 1 | | |
| Tom Satriano, L OBP: 0.358, SLG: 0.280 Lew Burdette, R (8, 1) | G6-3 1-2f | | | 1B | | F3 | | 4-3 | | 4 | 0 | 0 | 0 | 0 | 0 | 3 | | |
| Bobby Knoop, R OBP: 0.269, SLG: 0.408 (1, 4) | | | F3 | | | F9 | | L8 | | 4 | 0 | 0 | 0 | 0 | 1 | 0 | | |
| Buck Rodgers, S OBP: 0.240, SLG: 0.300 (1, 2) | | | 4-3 | | | F3 | | CS BB | | 3 | 0 | 0 | 0 | 1 | 0 | 0 | | |
| Dean Chance, R OBP: 0.048, SLG: 0.024 Minnie Rojas, R OBP: 0.091, SLG: 0.182 Paul Schaaf, R OBP: 0.365, SLG: 0.344 (1, 1) | | | K | | | | | K | | 2 | 0 | 0 | 0 | 1 | 2 | 1 | | |
| | | | | | | | | F6 | | 0 | 0 | 0 | 0 | 0 | 0 | 0 | | |
| | | | | | | | | | | 1 | 0 | 0 | 0 | 0 | 0 | 0 | | |
| Inning Stats | R: 0 E: 0 K: 1 S: 5 | H: 0 LOB: 0 BB: 0 P: 5 | R: 0 E: 0 K: 0 S: 3 | H: 1 LOB: 0 BB: 0 P: 3 | R: 0 E: 0 K: 1 S: 5 | H: 0 LOB: 0 BB: 0 P: 5 | R: 1 E: 0 K: 0 S: 6 | H: 3 LOB: 2 BB: 0 P: 6 | R: 0 E: 0 K: 0 S: 5 | H: 1 LOB: 2 BB: 1 P: 10 | R: 0 E: 0 K: 0 S: 2 | H: 0 LOB: 0 BB: 1 P: 6 | R: 0 E: 0 K: 1 S: 5 | H: 0 LOB: 0 BB: 0 P: 5 | 1B: 7 2B: 1 3B: 0 HR: 1 | SF: 0 SAC: 1 DP: 2 HBP: 1 | WP: 0 PB: 0 SB: 0 CS: 1 | PA: 36 |
| PITCHER | IP WLS BF H R ER SO BB IBB HBP BLK WP HR S P ERA WHIP | IP WLS BF H R ER SO BB IBB HBP BLK WP HR S P ERA WHIP | IP WLS BF H R ER SO BB IBB HBP BLK WP HR S P ERA WHIP | IP WLS BF H R ER SO BB IBB HBP BLK WP HR S P ERA WHIP | IP WLS BF H R ER SO BB IBB HBP BLK WP HR S P ERA WHIP | IP WLS BF H R ER SO BB IBB HBP BLK WP HR S P ERA WHIP | IP WLS BF H R ER SO BB IBB HBP BLK WP HR S P ERA WHIP | IP WLS BF H R ER SO BB IBB HBP BLK WP HR S P ERA WHIP | IP WLS BF H R ER SO BB IBB HBP BLK WP HR S P ERA WHIP | IP WLS BF H R ER SO BB IBB HBP BLK WP HR S P ERA WHIP | IP WLS BF H R ER SO BB IBB HBP BLK WP HR S P ERA WHIP | IP WLS BF H R ER SO BB IBB HBP BLK WP HR S P ERA WHIP | IP WLS BF H R ER SO BB IBB HBP BLK WP HR S P ERA WHIP | IP WLS BF H R ER SO BB IBB HBP BLK WP HR S P ERA WHIP | IP WLS BF H R ER SO BB IBB HBP BLK WP HR S P ERA WHIP | IP WLS BF H R ER SO BB IBB HBP BLK WP HR S P ERA WHIP | IP WLS BF H R ER SO BB IBB HBP BLK WP HR S P ERA WHIP | |
| Denny McLain, R ERA: 3.22 Joe Sparrano, R ERA: 5.01 Bill Monbouquette, R ERA: 5.04 (1, 1) | 6.0 L 25 7 4 4 3 1 0 0 0 0 1 30 34 6.00 1.333 | 2.0 8 1 0 0 1 2 0 1 0 0 0 0 7 16 0.00 1.500 | 1.0 3 0 0 0 1 0 0 0 0 0 0 0 5 5 0.00 0.000 | | | | | | | | | | | | | | | |

AB 31
R 4
H 8
RBI 4
BB 3
SO 5
LOB 9



| Batter | 1 | 2 | 3 | 4 | 5 | 6 | 7 | 8 | 9 | AB | R | H | RBI | BB | SO | LOB | BOTTOM | | | |
|--|---|---|---|---|---|---|---|---|---|---|---|---|---|---|---|---|---|------------------------------------|----------------------------------|--------|
| Dick McAuliffe, L OBP: 0.393, SLG: 0.556 (1, 6) | F6 | | | WP SH1-3 BB | | K | | 4-3 1B BB | | 2 | 1 | 0 | 0 | 2 | 1 | 1 | California Angels @ Detroit Tigers Tiger Stadium, Detroit, MI Tue Jul 05 1966, 7:05 PM EDT Att: 10,015 - Unknown | | | |
| Jerry Lumpe, L OBP: 0.315, SLG: 0.340 (1, 4) | F8 | | | SH1-3 | | 4-3 | | 4-3 | | 3 | 0 | 0 | 0 | 0 | 0 | 2 | | | | |
| Norm Cash, L OBP: 0.301, SLG: 0.419 (1, 3) | F8 | | | K | | 4-1 | | | | 4 | 0 | 1 | 1 | 0 | 1 | 2 | | | | |
| Al Kaline, R OBP: 0.404, SLG: 0.587 (1, 8) | | | | | | | | 2H 1B | | 3 | 1 | 2 | 0 | 1 | 0 | 1 | | | | |
| Jim Northrup, L OBP: 0.306, SLG: 0.403 (1, 9) | | | | | | | | L3 | | 3 | 1 | 2 | 0 | 1 | 0 | 1 | | | | |
| Jim Northrup, L OBP: 0.306, SLG: 0.403 (1, 9) | | | | | | | | HR 2B | | 4 | 1 | 1 | 2 | 0 | 0 | 3 | | | | |
| Willie Horton, R OBP: 0.336, SLG: 0.468 (1, 7) | | | | | | | | L3 | | 4 | 1 | 1 | 0 | 0 | 0 | 0 | | | | |
| Bill Freehan, R OBP: 0.297, SLG: 0.366 (1, 2) | | | | | | | | HR | | 4 | 0 | 1 | 0 | 0 | 0 | 0 | | | | |
| Bill Freehan, R OBP: 0.297, SLG: 0.366 (1, 2) | | | | | | | | G1-6-3 1B | | 4 | 0 | 0 | 0 | 0 | 0 | 1 | | | | |
| Don Wert, R OBP: 0.365, SLG: 0.354 (1, 5) | | | | | | | | G1-6-3 1B | | 4 | 0 | 1 | 0 | 0 | 1 | 0 | | | | |
| Denny McLain, R OBP: 0.245, SLG: 0.220 Mickey Startley, R OBP: 0.323, SLG: 0.259 Joe Sparrano, R OBP: 0.296, SLG: 0.300 Gates Brown, L OBP: 0.223, SLG: 0.419 Bill Monbouquette, R OBP: 0.337, SLG: 0.427 (1, 1) | | | | | | | | HR 1B | | 1 | 0 | 0 | 0 | 0 | 1 | 0 | | | | |
| | | | | | | | | | | 1 | 0 | 1 | 0 | 0 | 0 | 0 | | | | |
| | | | | | | | | | | 0 | 0 | 0 | 0 | 0 | 0 | 0 | | | | |
| | | | | | | | | | | 0 | 0 | 0 | 0 | 0 | 0 | 0 | | | | |
| | | | | | | | | | | 0 | 0 | 0 | 0 | 0 | 0 | 0 | | | | |
| | | | | | | | | | | 0 | 0 | 0 | 0 | 0 | 0 | 0 | | | | |
| | | | | | | | | | | 1 | 0 | 0 | 0 | 0 | 0 | 2 | | | | |
| Inning Stats | R: 0 E: 0 K: 0 S: 3 | H: 1 LOB: 0 BB: 0 P: 3 | R: 0 E: 0 K: 2 S: 7 | H: 0 LOB: 0 BB: 0 P: 7 | R: 0 E: 0 K: 1 S: 5 | H: 0 LOB: 2 BB: 2 P: 13 | R: 0 E: 0 K: 0 S: 3 | H: 0 LOB: 0 BB: 0 P: 3 | R: 0 E: 0 K: 1 S: 6 | H: 1 LOB: 1 BB: 0 P: 6 | R: 2 E: 0 K: 0 S: 5 | H: 3 LOB: 0 BB: 0 P: 5 | R: 1 E: 0 K: 0 S: 4 | H: 1 LOB: 1 BB: 1 P: 8 | R: 0 E: 1 K: 0 S: 5 | H: 1 LOB: 2 BB: 0 P: 5 | 1B: 5 2B: 1 3B: 0 HR: 1 | SF: 0 SAC: 1 DP: 2 HBP: 0 | WP: 1 PB: 0 SB: 0 CS: 0 | PA: 36 |
| PITCHER | IP WLS BF H R ER SO BB IBB HBP BLK WP HR S P ERA WHIP | IP WLS BF H R ER SO BB IBB HBP BLK WP HR S P ERA WHIP | IP WLS BF H R ER SO BB IBB HBP BLK WP HR S P ERA WHIP | IP WLS BF H R ER SO BB IBB HBP BLK WP HR S P ERA WHIP | IP WLS BF H R ER SO BB IBB HBP BLK WP HR S P ERA WHIP | IP WLS BF H R ER SO BB IBB HBP BLK WP HR S P ERA WHIP | IP WLS BF H R ER SO BB IBB HBP BLK WP HR S P ERA WHIP | IP WLS BF H R ER SO BB IBB HBP BLK WP HR S P ERA WHIP | IP WLS BF H R ER SO BB IBB HBP BLK WP HR S P ERA WHIP | IP WLS BF H R ER SO BB IBB HBP BLK WP HR S P ERA WHIP | IP WLS BF H R ER SO BB IBB HBP BLK WP HR S P ERA WHIP | IP WLS BF H R ER SO BB IBB HBP BLK WP HR S P ERA WHIP | IP WLS BF H R ER SO BB IBB HBP BLK WP HR S P ERA WHIP | IP WLS BF H R ER SO BB IBB HBP BLK WP HR S P ERA WHIP | IP WLS BF H R ER SO BB IBB HBP BLK WP HR S P ERA WHIP | IP WLS BF H R ER SO BB IBB HBP BLK WP HR S P ERA WHIP | | | | |
| Dean Chance, R ERA: 3.85 Minnie Rojas, R ERA: 1.3 Lew Burdette, R ERA: 3.3 (1, 1) | 7.1 W 28 5 3 3 4 0 0 0 0 0 0 2 2 0.00 3.000 | 0.1 2 1 0 0 0 0 0 0 0 0 0 0 2 2 0.00 3.000 | 1.1 S 6 1 0 0 0 0 0 0 0 0 0 6 6 0.00 0.750 | | | | | | | | | | | | | | | | | |

AB 32
R 3
H 7
RBI 3
BB 3
SO 4
LOB 12



| Batter | 1 | 2 | 3 | 4 | 5 | 6 | 7 | 8 | 9 | 10 | AB | R | H | RBI | BB | SO | LOB | TOP | | | | | | | |
|--|------------------------------|---------------------------------|------------------------------|---------------------------------|------------------------------|---------------------------------|------------------------------|---------------------------------|------------------------------|---------------------------------|------------------------------|---------------------------------|------------------------------|---------------------------------|------------------------------|---------------------------------|------------------------------|----------------------------------|-------------------------------|----------------------------------|----------------------------------|------------------------------------|--|--|--|
| Jose Cardenal, R OBP: 0.331, SLG: 0.420 (1, 8) | K | | | 5-3 | | HBP | | F6 | | | | 4 | 0 | 1 | 0 | 0 | 1 | 2 | | | | | | | |
| Ed Kirkpatrick, L OBP: 0.320, SLG: 0.369 Jim Piersall, R OBP: 0.289, SLG: 0.285 (10, PH) | 4-3 | | | K | | | | F9 | | | | 3 | 0 | 0 | 0 | 1 | 1 | 1 | | | | | | | |
| Jim Fregosi, R OBP: 0.323, SLG: 0.385 (1, 6) | K | | | F9 | | | | K | | | | 4 | 0 | 0 | 0 | 0 | 2 | 1 | | | | | | | |
| Joe Adcock, R OBP: 0.347, SLG: 0.580 (1, 3) | | K | | | | | | | | | | 4 | 0 | 2 | 0 | 0 | 2 | 1 | | | | | | | |
| Rick Reichardt, R OBP: 0.304, SLG: 0.506 (1, 7) | | K | | | | | | | | | | 4 | 0 | 0 | 0 | 0 | 2 | 3 | | | | | | | |
| Tom Satriano, L OBP: 0.304, SLG: 0.278 Jackie Hernandez, R OBP: 0.290, SLG: 0.125 Paul Schaaf, R OBP: 0.365, SLG: 0.344 (10, PR) | | | | | | | | | | | | 4 | 0 | 1 | 0 | 0 | 0 | 1 | | | | | | | |
| Bobby Knop, R OBP: 0.267, SLG: 0.404 (1, 4) | | | | | | | | | | | | 3 | 0 | 0 | 0 | 0 | 1 | 1 | | | | | | | |
| Buck Rodgers, S OBP: 0.245, SLG: 0.304 (1, 2) | | | | | | | | | | | | 4 | 0 | 2 | 1 | 0 | 0 | 0 | | | | | | | |
| George Brunet, R OBP: 0.212, SLG: 0.313 Jack Sanford, R OBP: 0.200, SLG: 0.278 (10, 1) | | | | | | | | | | | | 4 | 0 | 1 | 0 | 0 | 3 | 1 | | | | | | | |
| | | | | | | | | | | | | 0 | 0 | 0 | 0 | 0 | 0 | 0 | | | | | | | |
| Inning Stats | R: 0 E: 0 K: 2 S: 7 | H: 0 LOB: 0 BB: 0 P: 7 | R: 0 E: 0 K: 2 S: 7 | H: 0 LOB: 0 BB: 0 P: 7 | R: 0 E: 0 K: 1 S: 5 | H: 0 LOB: 0 BB: 0 P: 5 | R: 0 E: 0 K: 1 S: 5 | H: 0 LOB: 0 BB: 0 P: 5 | R: 0 E: 0 K: 1 S: 5 | H: 1 LOB: 1 BB: 0 P: 6 | R: 0 E: 0 K: 1 S: 5 | H: 0 LOB: 1 BB: 0 P: 6 | R: 0 E: 0 K: 1 S: 5 | H: 1 LOB: 0 BB: 0 P: 5 | R: 0 E: 0 K: 0 S: 5 | H: 2 LOB: 2 BB: 0 P: 5 | R: 0 E: 0 K: 2 S: 7 | H: 0 LOB: 1 BB: 1 P: 11 | R: 1 E: 0 K: 2 S: 10 | H: 3 LOB: 2 BB: 0 P: 10 | 1B: 6 2B: 1 3B: 0 HR: 0 | SF: 0 SAC: 1 DP: 1 HBP: 1 | WP: 0 PA: 38 PB: 0 SB: 1 CS: 0 | | |
| PITCHER | IP 9.0 | WLS 7 | BF 32 | H 4 | R 0 | ER 0 | SO 11 | BB 1 | IBB 0 | HBP 1 | BLK 0 | WP 0 | HR 0 | S 52 | P 57 | ERA 0.00 | WHIP 0.556 | | | | | | | | |
| Earl Wilson, R ERA: 3.55 Larry Sherry, R ERA: 3.77 Johnny Podres, L ERA: 2.63 (10, 1) | 0.2 | L | 5 | 3 | 1 | 1 | 1 | 0 | 0 | 0 | 0 | 0 | 0 | 0 | 7 | 7 | 13.50 | 4.500 | | | | | | | |
| (10, 1) | 0.1 | 1 | 0 | 0 | 0 | 1 | 0 | 0 | 0 | 0 | 0 | 0 | 0 | 0 | 3 | 3 | 0.00 | 0.000 | | | | | | | |

California Angels @ Detroit Tigers
Tiger Stadium, Detroit, MI
Wed Jul 06 1966, 7:05 PM EDT
Att: 12,261 - Unknown

AB 35
R 1
H 7
RBI 1
BB 1
SO 13
LOB 13



| Batter | 1 | 2 | 3 | 4 | 5 | 6 | 7 | 8 | 9 | 10 | AB | R | H | RBI | BB | SO | LOB | BOTTOM | | | | | | |
|--|------------------------------|---------------------------------|------------------------------|----------------------------------|------------------------------|----------------------------------|------------------------------|---------------------------------|------------------------------|---------------------------------|------------------------------|---------------------------------|------------------------------|---------------------------------|------------------------------|----------------------------------|------------------------------|---------------------------------|------------------------------|---------------------------------|----------------------------------|------------------------------------|--|--|
| Don Wert, R OBP: 0.366, SLG: 0.349 (1, 5) | L6 | | | | | | | F7 | | | | 3 | 0 | 0 | 0 | 2 | 1 | 0 | | | | | | |
| Jake Wood, R OBP: 0.387, SLG: 0.434 (1, 4) | | | | | | | | | | | | 3 | 0 | 1 | 0 | 2 | 0 | 3 | | | | | | |
| Norm Cash, L OBP: 0.302, SLG: 0.416 (1, 3) | K | | | | | | | | | | | 4 | 0 | 1 | 0 | 1 | 1 | 2 | | | | | | |
| Al Kaline, R OBP: 0.403, SLG: 0.580 (1, 8) | | | | | | | | | | | | 3 | 0 | 0 | 0 | 2 | 2 | 2 | | | | | | |
| Willie Horton, R OBP: 0.336, SLG: 0.462 (1, 7) | | | | | | | | | | | | 3 | 0 | 0 | 0 | 2 | 0 | 5 | | | | | | |
| Jim Northrup, L OBP: 0.306, SLG: 0.399 (1, 9) | | | | | | | | | | | | 2 | 0 | 0 | 0 | 1 | 0 | 1 | | | | | | |
| Bill Freehan, R OBP: 0.294, SLG: 0.362 (1, 2) | | | | | | | | | | | | 3 | 0 | 0 | 0 | 0 | 1 | 3 | | | | | | |
| Dick McAuliffe, L OBP: 0.392, SLG: 0.554 Mickey Stanley, R OBP: 0.317, SLG: 0.255 Ray Oyler, R OBP: 0.333, SLG: 0.287 (10, 6) | | | | | | | | | | | | 3 | 0 | 1 | 0 | 0 | 2 | 2 | | | | | | |
| Earl Wilson, R OBP: 0.346, SLG: 0.457 Oliando McFariene, R OBP: 0.278, SLG: 0.346 Larry Sherry, R OBP: 0.490, SLG: 0.400 Johnny Podres, L OBP: 0.500, SLG: 0.333 (10, 1) | | | | | | | | | | | | 2 | 0 | 0 | 0 | 0 | 1 | 0 | | | | | | |
| | | | | | | | | | | | | 1 | 0 | 0 | 0 | 0 | 0 | 1 | | | | | | |
| | | | | | | | | | | | | 0 | 0 | 0 | 0 | 0 | 0 | 0 | | | | | | |
| Inning Stats | R: 0 E: 0 K: 1 S: 4 | H: 0 LOB: 0 BB: 1 P: 8 | R: 0 E: 0 K: 2 S: 7 | H: 0 LOB: 2 BB: 2 P: 15 | R: 0 E: 0 K: 2 S: 7 | H: 0 LOB: 1 BB: 1 P: 11 | R: 0 E: 0 K: 1 S: 5 | H: 0 LOB: 1 BB: 1 P: 9 | R: 0 E: 0 K: 0 S: 3 | H: 1 LOB: 3 BB: 2 P: 7 | R: 0 E: 0 K: 1 S: 5 | H: 0 LOB: 0 BB: 0 P: 5 | R: 0 E: 0 K: 1 S: 5 | H: 0 LOB: 0 BB: 0 P: 5 | R: 0 E: 0 K: 0 S: 4 | H: 1 LOB: 3 BB: 2 P: 12 | R: 0 E: 0 K: 0 S: 3 | H: 0 LOB: 1 BB: 1 P: 7 | R: 0 E: 0 K: 0 S: 4 | H: 1 LOB: 2 BB: 1 P: 8 | 1B: 2 2B: 1 3B: 0 HR: 0 | SF: 0 SAC: 3 DP: 1 HBP: 0 | WP: 1 PA: 41 PB: 0 SB: 1 CS: 0 | |
| PITCHER | IP 9.1 | WLS W | BF 39 | H 3 | R 0 | ER 0 | SO 8 | BB 10 | IBB 0 | HBP 0 | BLK 0 | WP 1 | HR 0 | S 45 | P 85 | ERA 0.00 | WHIP 1.393 | | | | | | | |
| George Brunet, L ERA: 2.65 Jack Sanford, R ERA: 3.2 (10, 1) | 0.2 | S | 2 | 0 | 0 | 0 | 0 | 0 | 0 | 0 | 0 | 0 | 0 | 0 | 2 | 2 | 0.00 | 0.000 | | | | | | |

California Angels @ Detroit Tigers
Tiger Stadium, Detroit, MI
Wed Jul 06 1966, 7:05 PM EDT
Att: 12,261 - Unknown

AB 28
R 0
H 3
RBI 0
BB 10
SO 8
LOB 20



| Batter | 1 | 2 | 3 | 4 | 5 | 6 | 7 | 8 | 9 | AB | R | H | RBI | BB | SO | LOB | TOP | | |
|---|--|---------------------------------|------------------------------|---------------------------------|------------------------------|---------------------------------|------------------------------|---------------------------------|------------------------------|---------------------------------|------------------------------|---------------------------------|------------------------------|---------------------------------|------------------------------|---------------------------------|----------------------------------|------------------------------------|--|
| Don Wert, R OBP: 0.355, SLG: 0.338 (1, 5) | 5-3 | | 5-3 | | | 6-3 | | 6-3 | | 4 | 0 | 0 | 0 | 0 | 0 | 1 | | | |
| Jake Wood, R OBP: 0.374, SLG: 0.417 (1, 4) | K | | | 6-3 | | 3-1 | | | F9 | 4 | 0 | 0 | 0 | 0 | 1 | 0 | | | |
| Norm Cash, L OBP: 0.309, SLG: 0.419 (1, 3) | K | | | F7 | | WP 1B | | | K | 4 | 0 | 1 | 0 | 0 | 2 | 0 | | | |
| Al Kaline, R OBP: 0.405, SLG: 0.593 (1, 8) | | L4-3 | | 1B 2B | | L8 | | | 1B 2B | 4 | 1 | 2 | 0 | 0 | 0 | 1 | | | |
| Willie Horton, R OBP: 0.341, SLG: 0.470 (1, 7) | | 6-3 | | | | | | | F7 | 4 | 0 | 2 | 1 | 0 | 0 | 0 | | | |
| Jim Northrup, L OBP: 0.303, SLG: 0.394 (1, 9) | | F5 | | 2H 1B | | | | | K | 4 | 0 | 0 | 0 | 0 | 1 | 3 | | | |
| Bill Freehan, R OBP: 0.301, SLG: 0.367 (1, 2) | | | | S 1B | | | | | F9 | 3 | 0 | 1 | 0 | 0 | 0 | 0 | | | |
| Dick McAuliffe, L OBP: 0.386, SLG: 0.542 (1, 6) | | | | K | | | | | K | 3 | 0 | 0 | 0 | 0 | 2 | 1 | | | |
| Mickey Lolich, S OBP: 0.286, SLG: 0.258 (1, 1) | | | | | | | | | | 1 | 0 | 0 | 0 | 0 | 1 | 1 | | | |
| Dick Tracewski, R OBP: 0.237, SLG: 0.151 (5, PH) | | | | | | | | | | 1 | 0 | 0 | 0 | 0 | 1 | 0 | | | |
| Joe Sparna, R OBP: 0.290, SLG: 0.300 (5, 1) | | | | | | | | | | 0 | 0 | 0 | 0 | 0 | 0 | 0 | | | |
| Mickey Stanley, R OBP: 0.313, SLG: 0.250 (8, PH) | | | | | | | | | | 1 | 0 | 0 | 0 | 0 | 0 | 0 | | | |
| Bill Monbouquette, R OBP: 0.222, SLG: 0.119 (8, 1) | | | | | | | | | | 0 | 0 | 0 | 0 | 0 | 0 | 0 | | | |
| Inning Stats | R: 0 E: 0 K: 2 S: 7 | H: 0 LOB: 0 BB: 0 P: 7 | R: 0 E: 0 K: 0 S: 3 | H: 0 LOB: 0 BB: 0 P: 3 | R: 0 E: 0 K: 2 S: 8 | H: 1 LOB: 1 BB: 0 P: 8 | R: 1 E: 0 K: 0 S: 5 | H: 2 LOB: 1 BB: 0 P: 5 | R: 0 E: 0 K: 1 S: 5 | H: 0 LOB: 0 BB: 0 P: 5 | R: 0 E: 0 K: 1 S: 4 | H: 0 LOB: 1 BB: 0 P: 4 | R: 0 E: 0 K: 1 S: 5 | H: 0 LOB: 0 BB: 0 P: 5 | R: 0 E: 0 K: 1 S: 7 | H: 2 LOB: 2 BB: 0 P: 7 | 1B: 4 2B: 2 3B: 0 HR: 0 | SF: 0 SAC: 0 DP: 0 HBP: 0 | WP: 1 PA: 33 PB: 0 SB: 1 CS: 0 |
| PITCHER Jim Kaat, L ERA: 2.74 (1, 1) | IP: 9.0 WLS: W BF: 33 H: 6 R: 1 ER: 1 SO: 8 BB: 0 IBB: 0 HBP: 0 BLK: 0 WP: 1 HR: 0 S: 49 P: 49 ERA: 1.00 WHIP: 0.667 | | | | | | | | | | | | | | | PITCHER | | | |

Detroit Tigers @ Minnesota Twins
Metropolitan Stadium, Bloomington, MI
Fri Jul 08 1966, 8:05 PM EDT
Att: 22,808 - Unknown - 84 F

| | |
|-----|----|
| AB | 33 |
| R | 1 |
| H | 6 |
| RBI | 1 |
| BB | 0 |
| SO | 8 |
| LOB | 7 |



| Batter | 1 | 2 | 3 | 4 | 5 | 6 | 7 | 8 | 9 | AB | R | H | RBI | BB | SO | LOB | BOTTOM | | |
|--|---|---------------------------------|------------------------------|---------------------------------|------------------------------|----------------------------------|------------------------------|----------------------------------|------------------------------|---------------------------------|------------------------------|---------------------------------|-------------------------------|----------------------------------|------------------------------|---------------------------------|----------------------------------|------------------------------------|--|
| Zoilo Versalles, R OBP: 0.288, SLG: 0.370 (1, 6) | 6-3 | | FC6-4 1B | F4 | | | 1B S 1B | | | 4 | 0 | 2 | 1 | 0 | 0 | 0 | | | |
| Rich Rollins, R OBP: 0.302, SLG: 0.420 (1, 5) | L8 | | FC6-4 1-2 | | | | K2-3 | | | 4 | 0 | 0 | 0 | 0 | 2 | 3 | | | |
| Tony Oliva, L OBP: 0.362, SLG: 0.546 (1, 9) | 6-3 | | | 4-3 | | | K | | | 4 | 0 | 1 | 0 | 0 | 1 | 0 | | | |
| Harmon Killebrew, R OBP: 0.383, SLG: 0.481 (1, 3) | | L8 | | K | | 6-3 | | | K | 4 | 0 | 0 | 0 | 0 | 2 | 2 | | | |
| Earl Battey, R OBP: 0.355, SLG: 0.341 (1, 2) | | K | | 2B BB | | | F9 | | 4-3 1B | 3 | 1 | 1 | 0 | 1 | 1 | 0 | | | |
| Ted Uhlhaender, L OBP: 0.242, SLG: 0.261 (1, 8) | | 6-3 | | 2B 2B | | | L6 | | 4-3 | 4 | 1 | 1 | 1 | 0 | 0 | 1 | | | |
| Bob Allison, R OBP: 0.331, SLG: 0.367 (1, 7) | | | | 1B BB | | | F4 | | L8 | 3 | 1 | 1 | 1 | 1 | 0 | 1 | | | |
| Cesar Tovar, R OBP: 0.320, SLG: 0.362 (1, 4) | | | | F4 | | | 4-3 1B 2B | | F3 | 4 | 2 | 2 | 1 | 0 | 0 | 2 | | | |
| Jim Kaat, L OBP: 0.241, SLG: 0.321 (1, 1) | | | | K | | | 4-3 | | | 3 | 1 | 1 | 2 | 0 | 1 | 2 | | | |
| Inning Stats | R: 0 E: 0 K: 0 S: 3 | H: 0 LOB: 0 BB: 0 P: 3 | R: 0 E: 0 K: 1 S: 5 | H: 0 LOB: 0 BB: 0 P: 5 | R: 0 E: 0 K: 1 S: 6 | H: 1 LOB: 2 BB: 1 P: 10 | R: 5 E: 0 K: 1 S: 9 | H: 4 LOB: 0 BB: 1 P: 13 | R: 0 E: 0 K: 2 S: 7 | H: 0 LOB: 0 BB: 0 P: 7 | R: 0 E: 0 K: 0 S: 3 | H: 0 LOB: 0 BB: 0 P: 3 | R: 1 E: 0 K: 2 S: 10 | H: 3 LOB: 2 BB: 0 P: 10 | R: 0 E: 0 K: 0 S: 4 | H: 1 LOB: 1 BB: 0 P: 4 | 1B: 5 2B: 3 3B: 0 HR: 1 | SF: 0 SAC: 0 DP: 0 HBP: 0 | WP: 0 PA: 35 PB: 0 SB: 3 CS: 0 |
| PITCHER Mickey Lolich, L ERA: 4.88 (1, 1) | IP: 4.0 WLS: L BF: 19 H: 5 R: 5 ER: 5 SO: 3 BB: 2 IBB: 0 HBP: 0 BLK: 0 WP: 0 HR: 1 S: 23 P: 31 ERA: 11.25 WHIP: 1.750 | | | | | | | | | | | | | | | PITCHER | | | |
| Joe Sparna, R ERA: 4.92 (5, 1) | IP: 3.0 WLS: L BF: 12 H: 3 R: 1 ER: 1 SO: 4 BB: 0 IBB: 0 HBP: 0 BLK: 0 WP: 0 HR: 0 S: 20 P: 20 ERA: 3.00 WHIP: 1.000 | | | | | | | | | | | | | | | PITCHER | | | |
| Bill Monbouquette, R ERA: 4.96 (8, 1) | IP: 1.0 WLS: L BF: 4 H: 1 R: 0 ER: 0 SO: 0 BB: 0 IBB: 0 HBP: 0 BLK: 0 WP: 0 HR: 0 S: 4 P: 4 ERA: 0.00 WHIP: 1.000 | | | | | | | | | | | | | | | PITCHER | | | |

Detroit Tigers @ Minnesota Twins
Metropolitan Stadium, Bloomington, MI
Fri Jul 08 1966, 8:05 PM EDT
Att: 22,808 - Unknown - 84 F


| | |
|-----|----|
| AB | 33 |
| R | 6 |
| H | 9 |
| RBI | 6 |
| BB | 2 |
| SO | 7 |
| LOB | 11 |



| Batter | 1 | 2 | 3 | 4 | 5 | 6 | 7 | 8 | 9 | AB | R | H | RBI | BB | SO | LOB | TOP | | | | | | | | | | |
|---|------------------------------|---------------------------------|------------------------------|---------------------------------|------------------------------|---------------------------------|------------------------------|---------------------------------|------------------------------|----------------------------------|------------------------------|---------------------------------|------------------------------|---------------------------------|------------------------------|---------------------------------|----------------------------------|------------------------------------|----------------------------------|--------|--|--|--|--|--|--|--|
| Don Wert, R OBP: 0.397, SLG: 0.344 (1, 5) | | | | | | | | | | 4 | 1 | 2 | 0 | 0 | 0 | 2 | | | | | | | | | | | |
| Jake Wood, R OBP: 0.397, SLG: 0.407 (1, 4) | | | | | | | | | | 5 | 1 | 1 | 0 | 0 | 0 | 2 | | | | | | | | | | | |
| Norm Cash, L OBP: 0.308, SLG: 0.416 (1, 3) | | | | | | | | | | 4 | 1 | 1 | 1 | 0 | 1 | 2 | | | | | | | | | | | |
| Al Kaline, R OBP: 0.406, SLG: 0.617 Jim Northrup, L OBP: 0.303, SLG: 0.394 (1, 9) (7, 9) | | | | | | | | | | 3 | 2 | 2 | 4 | 0 | 0 | 0 | | | | | | | | | | | |
| Willie Horton, R OBP: 0.340, SLG: 0.466 (1, 7) | | | | | | | | | | 4 | 1 | 1 | 0 | 0 | 0 | 1 | | | | | | | | | | | |
| Bill Freehan, R OBP: 0.300, SLG: 0.376 (1, 2) | | | | | | | | | | 4 | 1 | 1 | 3 | 0 | 0 | 1 | | | | | | | | | | | |
| Mickey Stanley, R OBP: 0.294, SLG: 0.233 (1, 8) | | | | | | | | | | 4 | 0 | 0 | 0 | 0 | 0 | 0 | | | | | | | | | | | |
| Ray Oyler, R OBP: 0.321, SLG: 0.275 (1, 6) | | | | | | | | | | 4 | 0 | 0 | 0 | 0 | 1 | 0 | | | | | | | | | | | |
| Denny McLain, R OBP: 0.281, SLG: 0.264 (1, 1) | | | | | | | | | | 3 | 1 | 2 | 0 | 1 | 1 | 0 | | | | | | | | | | | |
| Inning Stats | R: 4 E: 0 K: 1 S: 9 | H: 3 LOB: 0 BB: 0 P: 9 | R: 0 E: 0 K: 0 S: 3 | H: 1 LOB: 0 BB: 0 P: 3 | R: 1 E: 0 K: 0 S: 4 | H: 1 LOB: 0 BB: 0 P: 4 | R: 0 E: 0 K: 1 S: 5 | H: 0 LOB: 0 BB: 0 P: 5 | R: 3 E: 0 K: 0 S: 6 | H: 3 LOB: 1 BB: 1 P: 10 | R: 0 E: 0 K: 0 S: 4 | H: 1 LOB: 1 BB: 0 P: 4 | R: 0 E: 0 K: 0 S: 3 | H: 0 LOB: 0 BB: 0 P: 3 | R: 0 E: 0 K: 1 S: 6 | H: 1 LOB: 1 BB: 0 P: 6 | 1B: 5 2B: 2 3B: 0 HR: 3 | SF: 1 SAC: 1 DP: 1 HBP: 0 | WP: 0 PB: 0 SB: 1 CS: 0 | PA: 38 | | | | | | | |
| PITCHER | IP | WLS | BF | H | R | ER | SO | BB | IBB | HBP | BLK | WP | HR | S | P | ERA | WHIP | | | | | | | | | | |
| Jim Merritt, L ERA: 3.88 (1, 1) | 3.0 | L | 14 | 5 | 5 | 5 | 1 | 0 | 0 | 0 | 0 | 0 | 2 | 16 | 16 | 15.00 | 1.667 | | | | | | | | | | |
| Ron Kellier, R ERA: 9.0 (4, 1) | 3.0 | | 14 | 4 | 3 | 3 | 1 | 1 | 0 | 0 | 0 | 0 | 1 | 15 | 19 | 9.00 | 1.667 | | | | | | | | | | |
| Johnny Klippstein, R ERA: 2.58 (7, 1) | 2.0 | | 6 | 0 | 0 | 0 | 0 | 0 | 0 | 0 | 0 | 0 | 0 | 6 | 6 | 0.00 | 0.000 | | | | | | | | | | |
| Bill Pleis, L ERA: (9, 1) | 1.0 | | 4 | 1 | 0 | 0 | 1 | 0 | 0 | 0 | 0 | 0 | 0 | 6 | 6 | 0.00 | 1.000 | | | | | | | | | | |

Detroit Tigers @ Minnesota Twins
Metropolitan Stadium, Bloomington, MI
Sat Jul 09 1966, 4:33 AM EDT
Att: 20,215 - Unknown - 87 F


AB 35
R 8
H 10
RBI 8
BB 1
SO 3
LOB 8



| Batter | 1 | 2 | 3 | 4 | 5 | 6 | 7 | 8 | 9 | AB | R | H | RBI | BB | SO | LOB | BOTTOM | | | | | | | | | | |
|--|------------------------------|---------------------------------|------------------------------|---------------------------------|------------------------------|---------------------------------|------------------------------|---------------------------------|------------------------------|---------------------------------|------------------------------|---------------------------------|------------------------------|---------------------------------|------------------------------|---------------------------------|----------------------------------|------------------------------------|----------------------------------|--------|--|--|--|--|--|--|--|
| Zoilo Versalles, R OBP: 0.291, SLG: 0.369 (1, 6) | | | | | | | | | | 3 | 0 | 1 | 0 | 1 | 0 | 0 | | | | | | | | | | | |
| Ted Uhlhaender, L OBP: 0.234, SLG: 0.253 (1, 8) | | | | | | | | | | 3 | 0 | 0 | 0 | 0 | 1 | 2 | | | | | | | | | | | |
| Tony Oliva, L OBP: 0.362, SLG: 0.553 (1, 9) | | | | | | | | | | 3 | 1 | 1 | 1 | 0 | 1 | 1 | | | | | | | | | | | |
| Harmon Killebrew, R OBP: 0.380, SLG: 0.476 (1, 3) | | | | | | | | | | 3 | 0 | 0 | 0 | 0 | 0 | 0 | | | | | | | | | | | |
| Jimmie Hall, L OBP: 0.287, SLG: 0.398 (1, 7) | | | | | | | | | | 3 | 0 | 0 | 0 | 0 | 0 | 0 | | | | | | | | | | | |
| Rich Rollins, R OBP: 0.297, SLG: 0.413 (1, 5) | | | | | | | | | | 3 | 0 | 0 | 0 | 0 | 0 | 0 | | | | | | | | | | | |
| Earl Batley, R OBP: 0.350, SLG: 0.335 Bill Pleis, L (9, 1) | | | | | | | | | | 3 | 0 | 0 | 0 | 0 | 0 | 0 | | | | | | | | | | | |
| Cesar Tovar, R OBP: 0.315, SLG: 0.356 (1, 4) | | | | | | | | | | 3 | 0 | 0 | 0 | 0 | 2 | 0 | | | | | | | | | | | |
| Jim Merritt, L OBP: 0.182, SLG: 0.273 Don Mincher, L OBP: 0.295, SLG: 0.376 Ron Kellier, R (4, 1) Andy Kosco, R OBP: 0.298, SLG: 0.392 Johnny Klippstein, R (7, 1) Russ Nixon, L OBP: 0.333, SLG: 0.270 (9, 2) | | | | | | | | | | 0 | 0 | 0 | 0 | 0 | 0 | 0 | | | | | | | | | | | |
| Inning Stats | R: 0 E: 0 K: 1 S: 5 | H: 1 LOB: 0 BB: 0 P: 5 | R: 0 E: 0 K: 0 S: 3 | H: 0 LOB: 0 BB: 0 P: 3 | R: 0 E: 0 K: 1 S: 4 | H: 0 LOB: 0 BB: 1 P: 8 | R: 0 E: 0 K: 0 S: 3 | H: 0 LOB: 0 BB: 0 P: 3 | R: 0 E: 0 K: 1 S: 5 | H: 0 LOB: 0 BB: 0 P: 5 | R: 1 E: 0 K: 0 S: 4 | H: 1 LOB: 0 BB: 0 P: 4 | R: 0 E: 0 K: 0 S: 3 | H: 0 LOB: 0 BB: 0 P: 3 | R: 0 E: 0 K: 0 S: 3 | H: 0 LOB: 0 BB: 0 P: 3 | 1B: 1 2B: 0 3B: 0 HR: 1 | SF: 0 SAC: 0 DP: 2 HBP: 0 | WP: 0 PB: 0 SB: 0 CS: 0 | PA: 28 | | | | | | | |
| PITCHER | IP | WLS | BF | H | R | ER | SO | BB | IBB | HBP | BLK | WP | HR | S | P | ERA | WHIP | | | | | | | | | | |
| Denny McLain, R ERA: 3.09 (1, 1) | 9.0 | W | 28 | 2 | 1 | 1 | 4 | 1 | 0 | 0 | 0 | 0 | 1 | 35 | 39 | 1.00 | 0.333 | | | | | | | | | | |

Detroit Tigers @ Minnesota Twins
Metropolitan Stadium, Bloomington, MI
Sat Jul 09 1966, 4:33 AM EDT
Att: 20,215 - Unknown - 87 F


AB 27
R 1
H 2
RBI 1
BB 1
SO 4
LOB 3



| Batter | 1 | 2 | 3 | 4 | 5 | 6 | 7 | 8 | 9 | AB | R | H | RBI | BB | SO | LOB | TOP | | | | | | | |
|---|---|---|--|---------------------------------|------------------------------|---------------------------------|------------------------------|---------------------------------|------------------------------|---------------------------------|------------------------------|---------------------------------|------------------------------|----------------------------------|------------------------------|---------------------------------|------------------------------|---------------------------------|----------------------------------|------------------------------------|----------------------------------|--------|--|--|
| Dick McAuliffe, L (1, 6) OBP: 0.388, SLG: 0.538 | 4-0 SH1-3 BB | | 4-0 CS BB | | | 0-0 G3 | 0-3 K | | | 2 | 0 | 0 | 0 | 2 | 1 | 2 | | | | | | | | |
| Jerry Lumpe, L (1, 4) OBP: 0.395, SLG: 0.329 | 0-0 SH1-3 | | 0-0 CS | 0-0 L9 | | 0-0 F4 | | 0-0 4-3 | | 3 | 0 | 0 | 0 | 0 | 0 | 0 | | | | | | | | |
| Norm Cash, L (1, 3) OBP: 0.307, SLG: 0.413 | 0-0 4-3 | | | 0-3 K | | 4-0 HR BB | | 0-0 4-3 | | 3 | 1 | 0 | 0 | 1 | 1 | 1 | | | | | | | | |
| Al Kaline, R (1, 8) OBP: 0.407, SLG: 0.626 | 0-0 L8 | | | 0-0 1B | | 0-0 HR | | 0-0 L8 | | 4 | 1 | 2 | 2 | 0 | 0 | 1 | | | | | | | | |
| Jim Northrup, L (1, 9) OBP: 0.298, SLG: 0.387 | | 0-0 F5 | | 0-0 F4 | | 0-0 4-3 | | | 0-0 3-1 | 4 | 0 | 0 | 0 | 0 | 0 | 1 | | | | | | | | |
| Willie Horton, R (1, 7) OBP: 0.339, SLG: 0.462 | | 0-0 F4 | | | 0-0 F8 | | 0-3 K | | 0-0 1B | 4 | 0 | 1 | 0 | 0 | 1 | 0 | | | | | | | | |
| Bill Freehan, R (1, 2) OBP: 0.300, SLG: 0.372 | | 0-0 5-3 | | | 0-0 6-3 | | 4-0 1B BB | | 0-0 F3 | 3 | 0 | 0 | 0 | 1 | 0 | 1 | | | | | | | | |
| Don Wert, R (1, 5) OBP: 0.356, SLG: 0.343 | | | 0-3 K | | 0-0 E6 | | 0-0 F9 | | 0-0 1B | 4 | 0 | 1 | 0 | 0 | 1 | 1 | | | | | | | | |
| Mickey Stanley, R (9, PR) OBP: 0.294, SLG: 0.233 | | | | | | | | | 1-2 1B | 0 | 0 | 0 | 0 | 0 | 0 | 0 | | | | | | | | |
| Earl Wilson, R (1, 1) OBP: 0.333, SLG: 0.438 | | | 0-0 5-3 | | 0-3 K | | 0-0 1B | | 0-3 K | 2 | 0 | 0 | 0 | 0 | 1 | 1 | | | | | | | | |
| Gates Brown, L (7, PH) OBP: 0.325, SLG: 0.423 | | | | | | | | | | 1 | 0 | 1 | 0 | 0 | 0 | 0 | | | | | | | | |
| Dave Wickersham, R (7, 1) OBP: 0.074, SLG: 0.111 | | | | | | | | | | 0 | 0 | 0 | 0 | 0 | 0 | 0 | | | | | | | | |
| Jake Wood, R (9, PH) OBP: 0.364, SLG: 0.404 | | | | | | | | | | 1 | 0 | 0 | 0 | 0 | 1 | 2 | | | | | | | | |
| Inning Stats | R: 0 E: 0 K: 0 S: 3 | H: 0 LOB: 1 BB: 1 P: 7 | R: 0 E: 0 K: 0 S: 3 | H: 0 LOB: 0 BB: 0 P: 3 | R: 0 E: 0 K: 1 S: 4 | H: 0 LOB: 0 BB: 1 P: 8 | R: 0 E: 0 K: 1 S: 6 | H: 1 LOB: 1 BB: 0 P: 6 | R: 0 E: 1 K: 1 S: 6 | H: 0 LOB: 1 BB: 0 P: 6 | R: 2 E: 0 K: 0 S: 4 | H: 1 LOB: 0 BB: 1 P: 8 | R: 0 E: 0 K: 2 S: 8 | H: 1 LOB: 2 BB: 1 P: 12 | R: 0 E: 0 K: 0 S: 3 | H: 0 LOB: 0 BB: 0 P: 3 | R: 0 E: 0 K: 1 S: 7 | H: 2 LOB: 2 BB: 0 P: 7 | 1B: 4 2B: 0 3B: 0 HR: 1 | SF: 0 SAC: 1 DP: 0 HBP: 0 | WP: 0 PB: 0 SB: 0 CS: 1 | PA: 37 | | |
| PITCHER | IP WLS BF H R ER SO BB IBB HBP BLK WP HR S P ERA WHIP | 8.1 W 33 4 2 2 5 4 0 0 0 0 1 39 55 2.16 0.960 | 0.2 S 3 1 0 0 1 0 0 0 0 0 0 5 5 0.00 1.500 | | | | | | | | | | | | | | | | | | | | | |

Detroit Tigers @ Minnesota Twins
Metropolitan Stadium, Bloomington, MI
Sun Jul 10 1966, 4:33 AM EDT
Att: 19,861 - Unknown - 94 F


| | |
|-----|----|
| AB | 31 |
| R | 2 |
| H | 5 |
| RBI | 2 |
| BB | 4 |
| SO | 6 |
| LOB | 10 |



| Batter | 1 | 2 | 3 | 4 | 5 | 6 | 7 | 8 | 9 | AB | R | H | RBI | BB | SO | LOB | BOTTOM | | | | | | |
|--|---|---|---|---------------------------------|------------------------------|---------------------------------|------------------------------|----------------------------------|------------------------------|---------------------------------|------------------------------|---------------------------------|------------------------------|---------------------------------|------------------------------|---------------------------------|----------------------------------|------------------------------------|----------------------------------|--------|--|--|--|
| Zoilo Versalles, R (1, 6) OBP: 0.290, SLG: 0.367 | 0-0 L9 | | 0-3 K | | 0-0 1B | | 0-0 5-3 | | | 4 | 0 | 1 | 0 | 0 | 1 | 0 | | | | | | | |
| Ted Uhllander, L (1, 8) OBP: 0.235, SLG: 0.245 | 4-0 S BB | | 0-0 1-3 | | 0-0 L8 | | | 0-0 4-3 | | 3 | 0 | 0 | 0 | 1 | 0 | 1 | | | | | | | |
| Tony Oliva, L (1, 9) OBP: 0.363, SLG: 0.556 | 0-3 K | | | 0-0 L8 | | 0-0 HR 1B | | 0-0 2B | | 4 | 1 | 2 | 0 | 0 | 1 | 1 | | | | | | | |
| Jimmie Hall, L (1, 7) OBP: 0.292, SLG: 0.393 | 0-0 L8 | | | 4-0 HR BB | | 0-0 F4 | | 4-0 IBB | | 2 | 1 | 0 | 0 | 2 | 0 | 2 | | | | | | | |
| Harmon Killebrew, R (1, 5) OBP: 0.378, SLG: 0.483 | | 0-0 L8 | | 0-3 K | | 0-0 HR | | 0-0 L8 | | 4 | 1 | 1 | 2 | 0 | 1 | 3 | | | | | | | |
| Don Mincher, L (1, 3) OBP: 0.295, SLG: 0.395 | | 0-0 2B | | 0-0 HR | | 0-0 F4 | | 0-0 L8 | | 4 | 1 | 2 | 2 | 0 | 0 | 2 | | | | | | | |
| Earl Batley, R (1, 2) OBP: 0.345, SLG: 0.330 | | 0-0 5-3 | | 0-0 6-3 | | 0-0 4-3 | | | | 3 | 0 | 0 | 0 | 0 | 0 | 1 | | | | | | | |
| Cesar Tovar, R (1, 4) OBP: 0.310, SLG: 0.350 | | 0-0 1-3 | | | 0-0 F7 | | 0-0 F7 | | | 3 | 0 | 0 | 0 | 0 | 0 | 1 | | | | | | | |
| Dave Boswell, R (1, 1) OBP: 0.175, SLG: 0.200 | | | 0-0 6-3 | | 0-3 K | | 0-0 5-3 | | | 3 | 0 | 0 | 0 | 0 | 1 | 0 | | | | | | | |
| Pete Cimino, R (9, 1) ERA: 3.0 | | | | | | | | | | 0 | 0 | 0 | 0 | 0 | 0 | 0 | | | | | | | |
| Inning Stats | R: 0 E: 0 K: 1 S: 5 | H: 0 LOB: 1 BB: 1 P: 9 | R: 0 E: 0 K: 0 S: 4 | H: 1 LOB: 0 BB: 0 P: 4 | R: 0 E: 0 K: 1 S: 5 | H: 0 LOB: 0 BB: 0 P: 5 | R: 2 E: 0 K: 1 S: 6 | H: 1 LOB: 1 BB: 1 P: 10 | R: 0 E: 0 K: 0 S: 5 | H: 1 LOB: 0 BB: 0 P: 6 | R: 2 E: 0 K: 0 S: 5 | H: 2 LOB: 0 BB: 0 P: 5 | R: 0 E: 0 K: 0 S: 3 | H: 0 LOB: 0 BB: 0 P: 3 | R: 0 E: 0 K: 0 S: 4 | H: 1 LOB: 2 BB: 1 P: 8 | 1B: 2 2B: 2 3B: 0 HR: 2 | SF: 0 SAC: 0 DP: 0 HBP: 0 | WP: 0 PB: 0 SB: 1 CS: 0 | PA: 33 | | | |
| PITCHER | IP WLS BF H R ER SO BB IBB HBP BLK WP HR S P ERA WHIP | 6.0 L 25 5 4 4 4 2 0 0 0 0 2 31 39 6.00 1.167 | 2.0 8 1 0 0 0 0 0 1 0 0 0 0 7 11 0.00 0.500 | | | | | | | | | | | | | | | | | | | | |

Detroit Tigers @ Minnesota Twins
Metropolitan Stadium, Bloomington, MI
Sun Jul 10 1966, 4:33 AM EDT
Att: 19,861 - Unknown - 94 F

| | |
|-----|----|
| AB | 30 |
| R | 4 |
| H | 6 |
| RBI | 4 |
| BB | 3 |
| SO | 4 |
| LOB | 11 |



| Batter | 1 | 2 | 3 | 4 | 5 | 6 | 7 | 8 | 9 | AB | R | H | RBI | BB | SO | LOB | TOP | | | |
|--|---|---|--|--|--|---------------------------------|-------------------------------|----------------------------------|------------------------------|---------------------------------|------------------------------|---------------------------------|------------------------------|---------------------------------|------------------------------|----------------------------------|----------------------------------|------------------------------------|--|--|
| Luis Aparicio, R (1, 6) OBP: 0.282, SLG: 0.357 | | | | | | | | | | 4 | 0 | 1 | 1 | 1 | 0 | 1 | | | | |
| Russ Snyder, L (1, 8) OBP: 0.414, SLG: 0.459 | | | | | | | | | | 4 | 0 | 0 | 0 | 1 | 1 | 2 | | | | |
| Paul Blair, R (9, FR) OBP: 0.271, SLG: 0.361 | | | | | | | | | | 0 | 0 | 0 | 0 | 0 | 0 | 0 | | | | |
| Frank Robinson, R (1, 9) OBP: 0.418, SLG: 0.597 | | | | | | | | | | 5 | 1 | 2 | 1 | 0 | 0 | 3 | | | | |
| Brooks Robinson, R (1, 5) OBP: 0.347, SLG: 0.494 | | | | | | | | | | 3 | 0 | 0 | 0 | 1 | 1 | 1 | | | | |
| Boog Powell, L (1, 3) OBP: 0.381, SLG: 0.540 | | | | | | | | | | 4 | 0 | 0 | 0 | 0 | 1 | 1 | | | | |
| Curt Blefary, L (1, 7) OBP: 0.352, SLG: 0.442 | | | | | | | | | | 1 | 1 | 1 | 0 | 3 | 0 | 0 | | | | |
| Davey Johnson, R (1, 4) OBP: 0.300, SLG: 0.351 | | | | | | | | | | 4 | 1 | 2 | 0 | 0 | 1 | 2 | | | | |
| Andy Etchebarren, R (1, 2) OBP: 0.326, SLG: 0.429 | | | | | | | | | | 3 | 0 | 0 | 0 | 1 | 2 | 3 | | | | |
| Steve Barber, L (1, 1) OBP: 0.071, SLG: 0.071 | | | | | | | | | | 1 | 0 | 0 | 0 | 0 | 0 | 2 | | | | |
| Eddie Watt, R (4, 1) OBP: 0.227, SLG: 0.273 | | | | | | | | | | 1 | 0 | 1 | 0 | 0 | 0 | 0 | | | | |
| Bob Johnson, R (7, PH) OBP: 0.323, SLG: 0.246 | | | | | | | | | | 1 | 0 | 0 | 0 | 0 | 0 | 0 | | | | |
| Eddie Fisher, R (7, 1) | | | | | | | | | | 0 | 0 | 0 | 0 | 0 | 0 | 0 | | | | |
| Sam Bowers, R (9, PH) OBP: 0.291, SLG: 0.423 | | | | | | | | | | 1 | 0 | 0 | 0 | 0 | 0 | 2 | | | | |
| Inning Stats | R: 1 E: 0 K: 1 S: 5 | H: 1 LOB: 0 BB: 1 P: 9 | R: 0 E: 0 K: 1 S: 6 | H: 1 LOB: 2 BB: 1 P: 10 | R: 0 E: 0 K: 0 S: 4 | H: 1 LOB: 1 BB: 0 P: 4 | R: 0 E: 0 K: 3 S: 10 | H: 1 LOB: 0 BB: 0 P: 10 | R: 0 E: 0 K: 0 S: 3 | H: 0 LOB: 1 BB: 1 P: 7 | R: 0 E: 0 K: 0 S: 3 | H: 0 LOB: 0 BB: 0 P: 3 | R: 0 E: 0 K: 1 S: 5 | H: 0 LOB: 1 BB: 1 P: 9 | R: 2 E: 0 K: 0 S: 4 | H: 2 LOB: 2 BB: 3 P: 16 | 1B: 5 2B: 1 3B: 0 HR: 1 | SF: 0 SAC: 0 DP: 2 HBP: 0 | WP: 1 PA: 39 PB: 0 SB: 0 CS: 0 | |
| PITCHER | IP WLS BF H R ER SO BB IBB HBP BLK WP HR S P ERA WHIP | 7.0 W 28 5 1 1 5 3 0 0 0 0 1 35 47 1.29 1.143 | 1.0 7 1 2 2 1 3 0 0 0 0 0 6 18 18.00 4.000 | 0.2 3 1 0 0 0 1 0 0 0 0 0 2 6 0.00 3.000 | 0.1 S 1 0 0 0 0 0 0 0 0 0 0 0 1 1 0.00 0.000 | | | | | | | | | | | | | | | |

Baltimore Orioles @ Detroit Tigers
Tiger Stadium, Detroit, MI
Thu Jul 14 1966, 7:05 PM EDT
Att: 30,571 - Unknown

AB 32
R 3
H 7
RBI 2
BB 7
SO 6
LOB 17



| Batter | 1 | 2 | 3 | 4 | 5 | 6 | 7 | 8 | 9 | AB | R | H | RBI | BB | SO | LOB | BOTTOM | | |
|--|---|---|---|---------------------------------|------------------------------|---------------------------------|-------------------------------|----------------------------------|------------------------------|---------------------------------|------------------------------|---------------------------------|------------------------------|---------------------------------|------------------------------|---------------------------------|----------------------------------|------------------------------------|--|
| Don Wert, R (1, 5) OBP: 0.360, SLG: 0.348 | | | | | | | | | | 5 | 1 | 3 | 2 | 0 | 1 | 2 | | | |
| Jake Wood, R (1, 4) OBP: 0.360, SLG: 0.398 | | | | | | | | | | 4 | 0 | 1 | 0 | 0 | 1 | 4 | | | |
| Norm Cash, L (1, 3) OBP: 0.304, SLG: 0.407 | | | | | | | | | | 4 | 0 | 0 | 0 | 0 | 2 | 3 | | | |
| Al Kaline, R (1, 9) OBP: 0.405, SLG: 0.619 | | | | | | | | | | 3 | 0 | 0 | 1 | 1 | 1 | 2 | | | |
| Willie Horton, R (1, 7) OBP: 0.333, SLG: 0.454 | | | | | | | | | | 4 | 0 | 0 | 0 | 0 | 0 | 2 | | | |
| Bill Freehan, R (1, 2) OBP: 0.295, SLG: 0.371 | | | | | | | | | | 4 | 1 | 1 | 0 | 0 | 1 | 2 | | | |
| Mickey Stanley, R (1, 8) OBP: 0.306, SLG: 0.250 | | | | | | | | | | 4 | 2 | 2 | 0 | 0 | 0 | 0 | | | |
| Ray Oyler, R (1, 6) OBP: 0.327, SLG: 0.295 | | | | | | | | | | 4 | 0 | 2 | 0 | 0 | 1 | 2 | | | |
| Earl Wilson, R (1, 1) OBP: 0.333, SLG: 0.429 | | | | | | | | | | 1 | 0 | 0 | 1 | 1 | 0 | 1 | | | |
| Larry Sherry, R (8, 1) OBP: 0.500, SLG: 0.833 | | | | | | | | | | 1 | 0 | 1 | 0 | 0 | 0 | 0 | | | |
| Fred Gladding, L (9, 1) | | | | | | | | | | 0 | 0 | 0 | 0 | 0 | 0 | 0 | | | |
| Orlando Pena, R (9, 1) OBP: 0.125, SLG: 0.125 | | | | | | | | | | 0 | 0 | 0 | 0 | 0 | 0 | 0 | | | |
| Inning Stats | R: 1 E: 0 K: 0 S: 5 | H: 2 LOB: 1 BB: 0 P: 5 | R: 0 E: 0 K: 0 S: 4 | H: 1 LOB: 0 BB: 0 P: 4 | R: 0 E: 0 K: 1 S: 6 | H: 1 LOB: 1 BB: 0 P: 6 | R: 2 E: 0 K: 2 S: 10 | H: 3 LOB: 2 BB: 1 P: 14 | R: 0 E: 0 K: 1 S: 5 | H: 0 LOB: 1 BB: 1 P: 9 | R: 1 E: 0 K: 0 S: 5 | H: 2 LOB: 1 BB: 0 P: 5 | R: 0 E: 1 K: 2 S: 8 | H: 0 LOB: 1 BB: 0 P: 8 | R: 0 E: 0 K: 1 S: 6 | H: 1 LOB: 1 BB: 0 P: 6 | 1B: 8 2B: 1 3B: 1 HR: 0 | SF: 1 SAC: 0 DP: 0 HBP: 0 | WP: 0 PA: 37 PB: 0 SB: 0 CS: 0 |
| PITCHER | IP WLS BF H R ER SO BB IBB HBP BLK WP HR S P ERA WHIP | 3.2 L 19 7 3 3 2 1 0 0 0 0 0 0 13 17 3.86 1.286 | 2.1 10 2 1 1 2 1 0 0 0 0 0 0 14 14 0.00 0.500 | | | | | | | | | | | | | | | | |

Baltimore Orioles @ Detroit Tigers
Tiger Stadium, Detroit, MI
Thu Jul 14 1966, 7:05 PM EDT
Att: 30,571 - Unknown

AB 34
R 4
H 10
RBI 4
BB 2
SO 7
LOB 18



| Batter | 1 | 2 | 3 | 4 | 5 | 6 | 7 | 8 | 9 | AB | R | H | RBI | BB | SO | LOB | TOP | | | | | | | | | | |
|--|------------------------------|---------------------------------|------------------------------|---------------------------------|------------------------------|---------------------------------|------------------------------|---------------------------------|------------------------------|---------------------------------|-------------------------------|----------------------------------|------------------------------|---------------------------------|------------------------------|---------------------------------|--|---------------------------------|----------------------------------|------------------------------------|----------------------------------|--------|--|--|--|--|--|
| Pedro Gonzalez, R OBP: 0.271, SLG: 0.302 (1,4) | | FC5-2-5 | | 6-3 | | K | | K | | 5 | 0 | 1 | 0 | 0 | 2 | 3 | Cleveland Indians @ Detroit Tigers Tiger Stadium, Detroit, MI Sun Jul 17 1966, 4:33 AM EDT Unknown | | | | | | | | | | |
| Leon Wagner, L OBP: 0.326, SLG: 0.424 (1,7) | | F9 | | | | K | | K | | 4 | 0 | 1 | 0 | 0 | 2 | 3 | | | | | | | | | | | |
| Larry Brown, R OBP: 0.330, SLG: 0.289 (6,6) | FC6-4 | | | | | K | | F7 | | 1 | 0 | 0 | 0 | 0 | 0 | 0 | | | | | | | | | | | |
| Chuck Hinton, R OBP: 0.326, SLG: 0.348 (1,8) | K | | | HR | | BLK | | 1B | 3B | 5 | 2 | 3 | 2 | 0 | 1 | 2 | | | | | | | | | | | |
| Rocky Colavito, R OBP: 0.353, SLG: 0.450 (1,9) | F7 | | | 6-3 | | F9 | | F9 | | 5 | 0 | 1 | 1 | 0 | 0 | 3 | | | | | | | | | | | |
| Chico Salmon, R OBP: 0.327, SLG: 0.406 (1,6) | FC6-4 | | | 6-3 | | L8 | | K | | 5 | 0 | 0 | 0 | 0 | 1 | 4 | | | | | | | | | | | |
| Fred Whitfield, L OBP: 0.272, SLG: 0.405 (1,3) | | 1B | | FC6-4 | | 1B | | F8 | | 3 | 2 | 2 | 0 | 0 | 0 | 0 | | | | | | | | | | | |
| Max Alvis, R OBP: 0.318, SLG: 0.336 (1,5) | | 1B | | 1B | | HR | | F8 | | 4 | 1 | 2 | 0 | 0 | 0 | 1 | | | | | | | | | | | |
| Joe Azcue, R OBP: 0.317, SLG: 0.373 (1,2) | | 2B | | FC6-4 | | HR | | 1B | | 4 | 1 | 2 | 4 | 0 | 0 | 0 | | | | | | | | | | | |
| Tom Kelley, R OBP: 0.190, SLG: 0.150 (1,1) | | FC5-2-5 | | 2B | | HR | | L8 | | 4 | 1 | 2 | 4 | 0 | 0 | 0 | | | | | | | | | | | |
| Dick Radatz, R OBP: 0.125, SLG: 0.125 (8,1) | K | | | 5-3 | | HR | | L8 | | 4 | 1 | 1 | 0 | 0 | 2 | 2 | | | | | | | | | | | |
| Inning Stats | R: 0 E: 0 K: 1 S: 7 | H: 2 LOB: 2 BB: 0 P: 7 | R: 1 E: 0 K: 1 S: 8 | H: 3 LOB: 2 BB: 0 P: 8 | R: 1 E: 0 K: 0 S: 5 | H: 2 LOB: 1 BB: 0 P: 5 | R: 0 E: 0 K: 0 S: 3 | H: 0 LOB: 0 BB: 0 P: 3 | R: 0 E: 0 K: 1 S: 6 | H: 1 LOB: 1 BB: 0 P: 6 | R: 5 E: 0 K: 3 S: 14 | H: 5 LOB: 1 BB: 0 P: 15 | R: 0 E: 0 K: 0 S: 3 | H: 0 LOB: 0 BB: 0 P: 3 | R: 0 E: 0 K: 2 S: 7 | H: 0 LOB: 0 BB: 0 P: 7 | R: 0 E: 0 K: 0 S: 3 | H: 0 LOB: 0 BB: 0 P: 3 | 1B: 9 2B: 1 3B: 1 HR: 2 | SF: 0 SAC: 0 DP: 0 HBP: 1 | WP: 0 PB: 0 SB: 0 CS: 0 | PA: 41 | | | | | |
| PITCHER | IP | WLS | BF | H | R | ER | SO | BB | IBB | HBP | BLK | WP | HR | S | P | ERA | WHIP | | | | | | | | | | |
| Hank Aguirre, L ERA: 3.82 (1,1) | 5.0 | L | 27 | 11 | 6 | 6 | 3 | 0 | 0 | 1 | 1 | 0 | 2 | 32 | 33 | 10.80 | 2.200 | | | | | | | | | | |
| Bill Monbouquette, R ERA: 4.67 (6,1) | 2.0 | | 8 | 2 | 1 | 1 | 3 | 0 | 0 | 0 | 0 | 0 | 0 | 14 | 14 | 4.50 | 1.000 | | | | | | | | | | |
| Orlando Pena, R ERA: 2.58 (8,1) | 2.0 | | 6 | 0 | 0 | 0 | 2 | 0 | 0 | 0 | 0 | 0 | 0 | 10 | 10 | 0.00 | 0.000 | | | | | | | | | | |

| Batter | 1 | 2 | 3 | 4 | 5 | 6 | 7 | 8 | 9 | AB | R | H | RBI | BB | SO | LOB | BOTTOM | | | | | | | | | | |
|---|------------------------------|---------------------------------|------------------------------|---------------------------------|------------------------------|---------------------------------|------------------------------|---------------------------------|------------------------------|---------------------------------|------------------------------|---------------------------------|------------------------------|----------------------------------|------------------------------|----------------------------------|--|---------------------------------|----------------------------------|------------------------------------|----------------------------------|--------|--|--|--|--|--|
| Don Wert, R OBP: 0.362, SLG: 0.345 (1,5) | FC4-6 | | F8 | | 1B | | | F9 | SF8 | 4 | 0 | 2 | 1 | 0 | 0 | 0 | Cleveland Indians @ Detroit Tigers Tiger Stadium, Detroit, MI Sun Jul 17 1966, 4:33 AM EDT Unknown | | | | | | | | | | |
| Jerry Lumpe, L OBP: 0.302, SLG: 0.329 (1,4) | FC4-6 | | | | 1B | | | F8 | G3 | 5 | 1 | 2 | 0 | 0 | 0 | 2 | | | | | | | | | | | |
| Norm Cash, L OBP: 0.306, SLG: 0.411 (1,3) | 1-2 | | 1B | | 1B | | | F8 | BB | 3 | 0 | 0 | 0 | 1 | 1 | 3 | | | | | | | | | | | |
| Jim Northrup, L OBP: 0.306, SLG: 0.399 (1,9) | K | | F6 | | | | | F8 | BB | 3 | 0 | 0 | 0 | 1 | 1 | 2 | | | | | | | | | | | |
| Willie Horton, R OBP: 0.336, SLG: 0.460 (1,7) | | | F4 | | K | | | 1-3 | BB | 3 | 0 | 0 | 0 | 1 | 1 | 2 | | | | | | | | | | | |
| Bill Freehan, R OBP: 0.295, SLG: 0.359 (1,2) | | | K | | K | | | F8 | SF8 | 3 | 0 | 0 | 1 | 0 | 2 | 0 | | | | | | | | | | | |
| Mickey Stanley, R OBP: 0.329, SLG: 0.278 (1,8) | | | F9 | | F3 | | | F3 | FC5-4 | 4 | 0 | 0 | 0 | 0 | 0 | 2 | | | | | | | | | | | |
| Ray Oyler, R OBP: 0.315, SLG: 0.287 (1,6) | | | K | | F3 | | | F3 | 1-2 | 3 | 1 | 2 | 0 | 1 | 0 | 0 | | | | | | | | | | | |
| Hank Aguirre, R OBP: 0.344, SLG: 0.378 (7,PH) | | | K | | F7 | | | F9 | 2B | 4 | 1 | 2 | 0 | 0 | 0 | 1 | | | | | | | | | | | |
| Bill Monbouquette, R OBP: 0.231, SLG: 0.167 (6,1) | | | K | | K | | | 5-3 | F7 | 2 | 0 | 0 | 0 | 0 | 2 | 2 | | | | | | | | | | | |
| Jake Wood, R OBP: 0.111, SLG: 0.111 (8,1) | | | K | | K | | | K | | 0 | 0 | 0 | 0 | 0 | 0 | 0 | | | | | | | | | | | |
| Orlando Pena, R OBP: 0.111, SLG: 0.111 (8,PH) | | | K | | K | | | K | | 1 | 0 | 0 | 0 | 0 | 0 | 0 | | | | | | | | | | | |
| Gates Brown, L OBP: 0.323, SLG: 0.430 (9,PH) | | | K | | K | | | K | | 1 | 0 | 0 | 0 | 0 | 0 | 1 | | | | | | | | | | | |
| Inning Stats | R: 0 E: 0 K: 1 S: 6 | H: 1 LOB: 1 BB: 0 P: 6 | R: 0 E: 0 K: 2 S: 9 | H: 2 LOB: 2 BB: 0 P: 9 | R: 0 E: 0 K: 1 S: 6 | H: 1 LOB: 1 BB: 0 P: 6 | R: 0 E: 0 K: 1 S: 6 | H: 1 LOB: 1 BB: 0 P: 6 | R: 0 E: 0 K: 0 S: 3 | H: 0 LOB: 0 BB: 0 P: 3 | R: 0 E: 0 K: 0 S: 3 | H: 0 LOB: 0 BB: 0 P: 3 | R: 0 E: 0 K: 0 S: 4 | H: 0 LOB: 2 BB: 2 P: 12 | R: 1 E: 0 K: 0 S: 4 | H: 1 LOB: 2 BB: 2 P: 12 | R: 2 E: 0 K: 0 S: 4 | H: 1 LOB: 0 BB: 1 P: 8 | 1B: 6 2B: 2 3B: 0 HR: 0 | SF: 2 SAC: 0 DP: 0 HBP: 0 | WP: 1 PB: 0 SB: 0 CS: 0 | PA: 38 | | | | | |
| PITCHER | IP | WLS | BF | H | R | ER | SO | BB | IBB | HBP | BLK | WP | HR | S | P | ERA | WHIP | | | | | | | | | | |
| Tom Kelley, R ERA: 3.92 (1,1) | 7.1 | W | 31 | 7 | 1 | 1 | 6 | 2 | 0 | 0 | 0 | 0 | 0 | 41 | 49 | 1.23 | 1.227 | | | | | | | | | | |
| Dick Radatz, R ERA: 4.86 (8,1) | 1.2 | S | 7 | 1 | 2 | 2 | 0 | 1 | 0 | 0 | 0 | 1 | 0 | 6 | 10 | 10.80 | 1.200 | | | | | | | | | | |

| Batter | 1 | 2 | 3 | 4 | 5 | 6 | 7 | 8 | 9 | AB | R | H | RBI | BB | SO | LOB | TOP | | | | | | | | |
|---|------------------------------|---------------------------------|------------------------------|---------------------------------|------------------------------|----------------------------------|------------------------------|---------------------------------|------------------------------|---------------------------------|------------------------------|---------------------------------|-------------------------------|----------------------------------|------------------------------|---------------------------------|--|---------------------------------|-----------------------------------|------------------------------------|----------------------------------|--------|--|--|--|
| Pedro Gonzalez, R OBP: 0.280, SLG: 0.311 (1,4) | | | | | | | | | | 6 | 1 | 4 | 0 | 0 | 0 | 0 | Cleveland Indians @ Detroit Tigers Tiger Stadium, Detroit, MI Sun Jul 17 1966, 4:38 AM EDT Att: 39,244 - Unknown | | | | | | | | |
| Leon Wagner, L OBP: 0.330, SLG: 0.436 (1,7) | | | | | | | | | | 2 | 2 | 1 | 1 | 1 | 1 | 1 | | | | | | | | | |
| Larry Brown, R OBP: 0.324, SLG: 0.283 (5,6) | | | | | | | | | | 2 | 0 | 0 | 0 | 0 | 0 | 1 | | | | | | | | | |
| Chuck Hinton, R OBP: 0.333, SLG: 0.394 (1,8) | | | | | | | | | | 5 | 3 | 3 | 4 | 0 | 0 | 1 | | | | | | | | | |
| Rocky Colavito, R OBP: 0.357, SLG: 0.473 (1,9) | | | | | | | | | | 5 | 2 | 3 | 2 | 0 | 2 | 1 | | | | | | | | | |
| Vic Davallo, L OBP: 0.292, SLG: 0.310 (9, PR) | | | | | | | | | | 0 | 1 | 0 | 0 | 0 | 0 | 0 | | | | | | | | | |
| Fred Whitfield, L OBP: 0.277, SLG: 0.411 (1,3) | | | | | | | | | | 5 | 2 | 3 | 0 | 0 | 1 | 0 | | | | | | | | | |
| Chico Salmon, R OBP: 0.326, SLG: 0.406 (5,7) | | | | | | | | | | 5 | 1 | 2 | 3 | 0 | 0 | 1 | | | | | | | | | |
| Max Alvis, R OBP: 0.319, SLG: 0.346 (1,5) | | | | | | | | | | 5 | 2 | 2 | 1 | 0 | 1 | 5 | | | | | | | | | |
| Buddy Booker, L OBP: 0.292, SLG: 0.565 (1,2) | | | | | | | | | | 5 | 1 | 2 | 3 | 0 | 1 | 2 | | | | | | | | | |
| John O'Donoghue, R OBP: 0.125, SLG: 0.167 (1,1) | | | | | | | | | | 5 | 0 | 1 | 1 | 0 | 0 | 0 | | | | | | | | | |
| Inning Stats | R: 0 E: 0 K: 1 S: 5 | H: 1 LOB: 0 BB: 0 P: 5 | R: 0 E: 0 K: 2 S: 7 | H: 0 LOB: 0 BB: 0 P: 7 | R: 6 E: 0 K: 0 S: 8 | H: 5 LOB: 0 BB: 1 P: 12 | R: 1 E: 0 K: 0 S: 4 | H: 1 LOB: 0 BB: 0 P: 4 | R: 3 E: 0 K: 1 S: 8 | H: 4 LOB: 1 BB: 0 P: 8 | R: 0 E: 0 K: 0 S: 3 | H: 0 LOB: 0 BB: 0 P: 3 | R: 2 E: 1 K: 2 S: 11 | H: 3 LOB: 2 BB: 0 P: 11 | R: 0 E: 0 K: 0 S: 3 | H: 1 LOB: 0 BB: 0 P: 3 | R: 3 E: 0 K: 0 S: 8 | H: 6 LOB: 2 BB: 0 P: 8 | 1B: 13 2B: 1 3B: 0 HR: 7 | SF: 0 SAC: 0 DP: 1 HBP: 0 | WP: 0 PB: 0 SB: 0 CS: 1 | PA: 46 | | | |
| PITCHER | IP | WLS | BF | H | R | ER | SO | BB | IBB | HBP | BLK | WP | HR | S | P | ERA | WHIP | | | | | | | | |
| Joe Sparna, R ERA: 5.4 (1,1) | 2.1 | L | 12 | 5 | 5 | 5 | 3 | 1 | 0 | 0 | 0 | 0 | 2 | 17 | 21 | 19.29 | 2.571 | | | | | | | | |
| Dave Wicksham, R ERA: 3.51 (3,1) | 1.2 | | 9 | 4 | 4 | 4 | 0 | 0 | 0 | 0 | 0 | 0 | 3 | 9 | 9 | 21.60 | 2.400 | | | | | | | | |
| Fred Gladding, R ERA: 3.86 (5,1) | 1.0 | | 4 | 2 | 1 | 1 | 0 | 0 | 0 | 0 | 0 | 0 | 0 | 6 | 6 | 9.00 | 2.000 | | | | | | | | |
| Orlando Pena, R ERA: 2.79 (6,1) | 2.0 | | 10 | 3 | 2 | 2 | 2 | 0 | 0 | 0 | 0 | 0 | 2 | 14 | 14 | 9.00 | 1.500 | | | | | | | | |
| Johnny Podres, L ERA: 3.21 (8,1) | 2.0 | | 11 | 7 | 3 | 3 | 0 | 0 | 0 | 0 | 0 | 0 | 0 | 11 | 11 | 13.50 | 3.500 | | | | | | | | |

| Batter | 1 | 2 | 3 | 4 | 5 | 6 | 7 | 8 | 9 | AB | R | H | RBI | BB | SO | LOB | BOTTOM | | | | | | | | |
|--|------------------------------|---------------------------------|------------------------------|---------------------------------|------------------------------|---------------------------------|------------------------------|---------------------------------|------------------------------|---------------------------------|------------------------------|---------------------------------|------------------------------|---------------------------------|------------------------------|---------------------------------|--|---------------------------------|----------------------------------|------------------------------------|----------------------------------|--------|--|--|--|
| Don Wert, R OBP: 0.397, SLG: 0.340 (1,5) | | | | | | | | | | 4 | 0 | 0 | 0 | 0 | 0 | 0 | Cleveland Indians @ Detroit Tigers Tiger Stadium, Detroit, MI Sun Jul 17 1966, 4:38 AM EDT Att: 39,244 - Unknown | | | | | | | | |
| Jake Wood, R OBP: 0.341, SLG: 0.382 (1,4) | | | | | | | | | | 4 | 0 | 1 | 0 | 0 | 0 | 0 | | | | | | | | | |
| Norm Cash, L OBP: 0.307, SLG: 0.411 (1,3) | | | | | | | | | | 2 | 0 | 1 | 0 | 0 | 1 | 0 | | | | | | | | | |
| Orlando Pena, R OBP: 0.100, SLG: 0.100 (6,1) | | | | | | | | | | 1 | 0 | 0 | 0 | 0 | 0 | 1 | | | | | | | | | |
| Johnny Podres, L OBP: 0.600, SLG: 0.333 (8,1) | | | | | | | | | | 0 | 0 | 0 | 0 | 1 | 0 | 0 | | | | | | | | | |
| Willie Horton, R OBP: 0.331, SLG: 0.453 (1,7) | | | | | | | | | | 4 | 0 | 0 | 0 | 0 | 0 | 3 | | | | | | | | | |
| Jim Northrup, L OBP: 0.309, SLG: 0.413 (1,9) | | | | | | | | | | 4 | 1 | 2 | 1 | 0 | 0 | 0 | | | | | | | | | |
| Bill Freehan, R OBP: 0.295, SLG: 0.361 (1,2) | | | | | | | | | | 4 | 0 | 1 | 0 | 0 | 0 | 1 | | | | | | | | | |
| Mickey Stanley, R OBP: 0.337, SLG: 0.303 (1,8) | | | | | | | | | | 4 | 1 | 2 | 0 | 0 | 1 | 2 | | | | | | | | | |
| Ray Oyler, R OBP: 0.321, SLG: 0.304 (1,6) | | | | | | | | | | 4 | 0 | 2 | 1 | 0 | 1 | 2 | | | | | | | | | |
| Joe Sparna, R OBP: 0.250, SLG: 0.300 (1,1) | | | | | | | | | | 0 | 0 | 0 | 0 | 0 | 0 | 0 | | | | | | | | | |
| Dave Wicksham, R OBP: 0.067, SLG: 0.100 (3,1) | | | | | | | | | | 1 | 0 | 0 | 0 | 0 | 0 | 0 | | | | | | | | | |
| Fred Gladding, L OBP: 0.067, SLG: 0.100 (5,1) | | | | | | | | | | 0 | 0 | 0 | 0 | 0 | 0 | 0 | | | | | | | | | |
| Dick Tracewski, R OBP: 0.226, SLG: 0.143 (5, PH) | | | | | | | | | | 3 | 0 | 0 | 0 | 0 | 0 | 4 | | | | | | | | | |
| Inning Stats | R: 0 E: 0 K: 1 S: 5 | H: 0 LOB: 0 BB: 0 P: 5 | R: 0 E: 0 K: 0 S: 3 | H: 0 LOB: 0 BB: 0 P: 3 | R: 0 E: 0 K: 0 S: 3 | H: 1 LOB: 0 BB: 0 P: 3 | R: 0 E: 0 K: 0 S: 4 | H: 1 LOB: 1 BB: 0 P: 4 | R: 0 E: 0 K: 0 S: 7 | H: 2 LOB: 2 BB: 0 P: 7 | R: 0 E: 0 K: 0 S: 4 | H: 1 LOB: 1 BB: 0 P: 4 | R: 1 E: 0 K: 1 S: 7 | H: 2 LOB: 1 BB: 0 P: 7 | R: 0 E: 0 K: 0 S: 3 | H: 0 LOB: 1 BB: 1 P: 7 | R: 1 E: 0 K: 0 S: 5 | H: 2 LOB: 1 BB: 0 P: 5 | 1B: 4 2B: 4 3B: 0 HR: 1 | SF: 0 SAC: 0 DP: 1 HBP: 0 | WP: 0 PB: 0 SB: 0 CS: 0 | PA: 36 | | | |
| PITCHER | IP | WLS | BF | H | R | ER | SO | BB | IBB | HBP | BLK | WP | HR | S | P | ERA | WHIP | | | | | | | | |
| John O'Donoghue, L ERA: 3.45 (1,1) | 9.0 | W | 36 | 9 | 2 | 2 | 3 | 1 | 0 | 0 | 0 | 0 | 1 | 41 | 45 | 2.00 | 1.111 | | | | | | | | |

| Batter | 1 | 2 | 3 | 4 | 5 | 6 | 7 | 8 | 9 | AB | R | H | RBI | BB | SO | LOB | TOP | | | | | | | | |
|--|------------------------------|---------------------------------|------------------------------|---------------------------------|------------------------------|---------------------------------|------------------------------|---------------------------------|------------------------------|---------------------------------|------------------------------|---------------------------------|------------------------------|---------------------------------|------------------------------|---------------------------------|------------------------------|---------------------------------|----------------------------------|------------------------------------|----------------------------------|--------|--|--|--|
| Don Wert, R OBP: 0.353, SLG: 0.335 (1, 5) | | | | | | | | | | 4 | 0 | 0 | 0 | 0 | 1 | 2 | | | | | | | | | |
| Jim Northrup, L OBP: 0.315, SLG: 0.426 (1, 9) | | | | | | | | | | 4 | 2 | 3 | 0 | 0 | 0 | 1 | | | | | | | | | |
| Willie Horton, R OBP: 0.333, SLG: 0.467 (1, 7) | | | | | | | | | | 3 | 1 | 2 | 3 | 0 | 1 | 1 | | | | | | | | | |
| Al Kaline, R OBP: 0.402, SLG: 0.609 (1, 8) | | | | | | | | | | 1 | 0 | 0 | 0 | 1 | 1 | | | | | | | | | | |
| Mickey Stanley, R OBP: 0.330, SLG: 0.295 (3, 8) | | | | | | | | | | 2 | 0 | 0 | 0 | 0 | 0 | 1 | | | | | | | | | |
| Norm Cash, L OBP: 0.306, SLG: 0.412 (1, 3) | | | | | | | | | | 4 | 0 | 1 | 0 | 0 | 0 | 1 | | | | | | | | | |
| Jerry Lumpe, L OBP: 0.297, SLG: 0.323 (1, 4) | | | | | | | | | | 4 | 0 | 0 | 0 | 0 | 1 | 2 | | | | | | | | | |
| Bill Freehan, R OBP: 0.294, SLG: 0.359 (1, 2) | | | | | | | | | | 4 | 0 | 1 | 0 | 0 | 0 | 0 | | | | | | | | | |
| Ray Oyler, R OBP: 0.311, SLG: 0.293 (1, 6) | | | | | | | | | | 4 | 0 | 0 | 0 | 0 | 2 | 1 | | | | | | | | | |
| Earl Wilson, R OBP: 0.339, SLG: 0.490 (1, 1) | | | | | | | | | | 0 | 0 | 0 | 0 | 0 | 0 | 0 | | | | | | | | | |
| Dave Wickersham, R OBP: 0.063, SLG: 0.094 (1, 1) | | | | | | | | | | 2 | 0 | 0 | 0 | 0 | 1 | 1 | | | | | | | | | |
| Joe Sparna, R OBP: 0.250, SLG: 0.300 (5, 1) | | | | | | | | | | 0 | 0 | 0 | 0 | 0 | 0 | 0 | | | | | | | | | |
| Johnny Podres, L OBP: 0.667, SLG: 0.500 (5, 1) | | | | | | | | | | 1 | 0 | 1 | 0 | 0 | 0 | 0 | | | | | | | | | |
| Jake Wood, R OBP: 0.338, SLG: 0.379 (9, PH) | | | | | | | | | | 1 | 0 | 0 | 0 | 0 | 0 | 0 | | | | | | | | | |
| Inning Stats | R: 1 E: 0 K: 0 S: 5 | H: 2 LOB: 2 BB: 1 P: 9 | R: 0 E: 0 K: 1 S: 6 | H: 1 LOB: 1 BB: 0 P: 6 | R: 0 E: 0 K: 2 S: 8 | H: 1 LOB: 1 BB: 0 P: 8 | R: 0 E: 0 K: 1 S: 5 | H: 0 LOB: 0 BB: 0 P: 5 | R: 1 E: 0 K: 0 S: 5 | H: 2 LOB: 1 BB: 0 P: 5 | R: 0 E: 0 K: 0 S: 3 | H: 0 LOB: 0 BB: 0 P: 3 | R: 0 E: 0 K: 2 S: 8 | H: 1 LOB: 1 BB: 0 P: 8 | R: 1 E: 0 K: 1 S: 6 | H: 1 LOB: 0 BB: 0 P: 6 | R: 0 E: 0 K: 0 S: 3 | H: 0 LOB: 0 BB: 0 P: 3 | 1B: 4 2B: 3 3B: 0 HR: 1 | SF: 1 SAC: 0 DP: 0 HBP: 0 | WP: 0 PB: 1 SB: 0 CS: 0 | PA: 36 | | | |
| PITCHER | IP | WLS | BF | H | R | ER | SO | BB | IBB | HBP | BLK | WP | HR | S | P | ERA | WHIP | | | | | | | | |
| Eddie Watt, R ERA: 3.46 (1, 1) | 9.0 | W | 36 | 8 | 3 | 3 | 7 | 1 | 0 | 0 | 0 | 0 | 1 | 49 | 53 | 3.00 | 1.000 | | | | | | | | |

Detroit Tigers @ Baltimore Orioles
Memorial Stadium, Baltimore, MD
 Tue Jul 19 1966, 7:05 PM EDT
 Att: 24,261 - Unknown

AB 34
R 3
H 8
RBI 3
BB 1
SO 7
LOB 11



| Batter | 1 | 2 | 3 | 4 | 5 | 6 | 7 | 8 | 9 | AB | R | H | RBI | BB | SO | LOB | BOTTOM | | | | | | | | | |
|--|-------------------------------|----------------------------------|------------------------------|---------------------------------|------------------------------|---------------------------------|------------------------------|---------------------------------|-------------------------------|----------------------------------|------------------------------|---------------------------------|------------------------------|---------------------------------|------------------------------|---------------------------------|-----------------------------------|------------------------------------|----------------------------------|--------|--|--|--|--|--|--|
| Luis Aparicio, R OBP: 0.290, SLG: 0.362 (1, 6) | | | | | | | | | | 3 | 2 | 2 | 0 | 1 | 0 | 0 | | | | | | | | | | |
| Russ Snyder, L OBP: 0.404, SLG: 0.453 (1, 8) | | | | | | | | | | 5 | 2 | 2 | 2 | 0 | 0 | 2 | | | | | | | | | | |
| Frank Robinson, R OBP: 0.422, SLG: 0.608 (1, 9) | | | | | | | | | | 4 | 2 | 3 | 5 | 1 | 0 | 1 | | | | | | | | | | |
| Paul Blair, R OBP: 0.266, SLG: 0.358 (7, PR) | | | | | | | | | | 0 | 0 | 0 | 0 | 0 | 0 | 0 | | | | | | | | | | |
| Brooks Robinson, R OBP: 0.353, SLG: 0.501 (1, 5) | | | | | | | | | | 5 | 0 | 3 | 2 | 0 | 0 | 0 | | | | | | | | | | |
| Woodie Held, R OBP: 0.333, SLG: 0.341 (7, PR) | | | | | | | | | | 0 | 0 | 0 | 0 | 0 | 0 | 0 | | | | | | | | | | |
| Boog Powell, L OBP: 0.388, SLG: 0.545 (1, 3) | | | | | | | | | | 5 | 0 | 2 | 0 | 0 | 3 | 5 | | | | | | | | | | |
| Curt Blefary, L OBP: 0.361, SLG: 0.450 (1, 7) | | | | | | | | | | 3 | 3 | 2 | 1 | 1 | 0 | 3 | | | | | | | | | | |
| Davey Johnson, R OBP: 0.290, SLG: 0.341 (1, 4) | | | | | | | | | | 5 | 1 | 1 | 0 | 0 | 1 | 5 | | | | | | | | | | |
| Vic Roznovsky, L OBP: 0.469, SLG: 0.407 (1, 2) | | | | | | | | | | 5 | 1 | 2 | 1 | 0 | 0 | 3 | | | | | | | | | | |
| Eddie Watt, R OBP: 0.259, SLG: 0.407 (1, 1) | | | | | | | | | | 5 | 2 | 2 | 1 | 0 | 2 | 5 | | | | | | | | | | |
| Inning Stats | R: 4 E: 0 K: 1 S: 10 | H: 6 LOB: 2 BB: 0 P: 11 | R: 0 E: 0 K: 0 S: 3 | H: 1 LOB: 0 BB: 0 P: 3 | R: 0 E: 0 K: 0 S: 5 | H: 2 LOB: 2 BB: 0 P: 5 | R: 2 E: 0 K: 0 S: 5 | H: 2 LOB: 0 BB: 0 P: 5 | R: 5 E: 1 K: 3 S: 13 | H: 3 LOB: 2 BB: 3 P: 25 | R: 2 E: 0 K: 0 S: 5 | H: 2 LOB: 0 BB: 0 P: 5 | R: 0 E: 0 K: 1 S: 7 | H: 2 LOB: 3 BB: 0 P: 7 | R: 0 E: 0 K: 1 S: 5 | H: 1 LOB: 0 BB: 0 P: 5 | 1B: 13 2B: 2 3B: 0 HR: 4 | SF: 0 SAC: 1 DP: 3 HBP: 1 | WP: 0 PB: 0 SB: 0 CS: 0 | PA: 45 | | | | | | |
| PITCHER | IP | WLS | BF | H | R | ER | SO | BB | IBB | HBP | BLK | WP | HR | S | P | ERA | WHIP | | | | | | | | | |
| Earl Wilson, R ERA: 3.73 (1, 1) | 0.0 | L | 3 | 3 | 3 | 3 | 0 | 0 | 0 | 0 | 0 | 0 | 0 | 1 | 25 | 30 | 6.23 | 2.308 | | | | | | | | |
| Dave Wickersham, R ERA: 3.63 (1, 1) | 4.1 | | 23 | 9 | 6 | 3 | 2 | 1 | 0 | 1 | 0 | 0 | 1 | 25 | 30 | 6.23 | 2.308 | | | | | | | | | |
| Joe Sparna, R ERA: 5.37 (5, 1) | 0.1 | | 5 | 2 | 2 | 0 | 1 | 2 | 0 | 0 | 0 | 0 | 0 | 5 | 13 | 0.00 | 12.000 | | | | | | | | | |
| Johnny Podres, L ERA: 3.45 (5, 1) | 3.1 | | 14 | 5 | 2 | 2 | 3 | 0 | 0 | 0 | 0 | 0 | 2 | 20 | 20 | 5.40 | 1.500 | | | | | | | | | |

Detroit Tigers @ Baltimore Orioles
Memorial Stadium, Baltimore, MD
 Tue Jul 19 1966, 7:05 PM EDT
 Att: 24,261 - Unknown


AB 40
R 13
H 19
RBI 12
BB 3
SO 6
LOB 24



| Batter | 1 | 2 | 3 | 4 | 5 | 6 | 7 | 8 | 9 | AB | R | H | RBI | BB | SO | LOB | TOP | | | | | | | | |
|---|-------------------------------|----------------------------------|------------------------------|---------------------------------|------------------------------|---------------------------------|------------------------------|---------------------------------|------------------------------|----------------------------------|------------------------------|---------------------------------|------------------------------|---------------------------------|------------------------------|---------------------------------|------------------------------|---------------------------------|----------------------------------|------------------------------------|----------------------------------|--------|--|--|--|
| Don Wert, R OBP: 0.350, SLG: 0.336 (1, 5) | | | | | | | | | | 5 | 1 | 1 | 0 | 0 | 1 | 0 | | | | | | | | | |
| Jake Wood, R OBP: 0.336, SLG: 0.370 (1, 4) | | | | | | | | | | 3 | 1 | 0 | 0 | 1 | 0 | 0 | | | | | | | | | |
| Jim Northrup, L OBP: 0.321, SLG: 0.445 (1, 9) | | | | | | | | | | 3 | 3 | 2 | 2 | 1 | 1 | 0 | | | | | | | | | |
| Willie Horton, R OBP: 0.336, SLG: 0.472 (1, 7) | | | | | | | | | | 4 | 1 | 2 | 1 | 0 | 1 | 0 | | | | | | | | | |
| Norm Cash, L OBP: 0.306, SLG: 0.410 (1, 3) | | | | | | | | | | 4 | 1 | 1 | 1 | 0 | 1 | 2 | | | | | | | | | |
| Bill Freehan, R OBP: 0.294, SLG: 0.358 (1, 2) | | | | | | | | | | 4 | 0 | 1 | 0 | 0 | 2 | 2 | | | | | | | | | |
| Mickey Stanley, R OBP: 0.337, SLG: 0.305 (1, 8) | | | | | | | | | | 4 | 0 | 2 | 1 | 0 | 2 | 1 | | | | | | | | | |
| Ray Oyler, R OBP: 0.304, SLG: 0.286 (1, 6) | | | | | | | | | | 3 | 0 | 0 | 0 | 0 | 2 | 2 | | | | | | | | | |
| Jerry Lumpe, L OBP: 0.236, SLG: 0.321 (9, PH) | | | | | | | | | | 1 | 0 | 0 | 0 | 0 | 0 | 0 | | | | | | | | | |
| Denny McLain, R OBP: 0.271, SLG: 0.255 (1, 1) | | | | | | | | | | 2 | 0 | 0 | 0 | 0 | 1 | 0 | | | | | | | | | |
| Orlando Pena, R OBP: 0.091, SLG: 0.091 (5, 1) | | | | | | | | | | 1 | 0 | 0 | 0 | 0 | 1 | 0 | | | | | | | | | |
| Larry Sherry, R OBP: 0.500, SLG: 0.833 (7, 1) | | | | | | | | | | 0 | 0 | 0 | 0 | 0 | 0 | 0 | | | | | | | | | |
| Gates Brown, L OBP: 0.322, SLG: 0.426 (9, PH) | | | | | | | | | | 1 | 0 | 0 | 0 | 0 | 1 | 0 | | | | | | | | | |
| Inning Stats | R: 3 E: 1 K: 2 S: 11 | H: 3 LOB: 2 BB: 1 P: 15 | R: 0 E: 0 K: 1 S: 5 | H: 0 LOB: 0 BB: 0 P: 5 | R: 3 E: 1 K: 0 S: 6 | H: 4 LOB: 0 BB: 0 P: 6 | R: 0 E: 0 K: 1 S: 5 | H: 0 LOB: 0 BB: 0 P: 5 | R: 1 E: 0 K: 1 S: 6 | H: 2 LOB: 1 BB: 1 P: 10 | R: 0 E: 0 K: 2 S: 7 | H: 0 LOB: 0 BB: 0 P: 7 | R: 0 E: 0 K: 2 S: 7 | H: 0 LOB: 0 BB: 0 P: 7 | R: 0 E: 0 K: 3 S: 9 | H: 0 LOB: 0 BB: 0 P: 9 | R: 0 E: 0 K: 1 S: 5 | H: 0 LOB: 0 BB: 0 P: 5 | 1B: 5 2B: 3 3B: 0 HR: 1 | SF: 0 SAC: 0 DP: 0 HBP: 0 | WP: 1 PB: 0 SB: 0 CS: 0 | PA: 37 | | | |
| PITCHER | IP | WLS | BF | H | R | ER | SO | BB | IBB | HBP | BLK | WP | HR | S | P | ERA | WHIP | | | | | | | | |
| Wally Bunker, R ERA: 4.37 (1, 1) | 2.0 | | 14 | 6 | 6 | 5 | 3 | 1 | 0 | 0 | 0 | 0 | 1 | 19 | 23 | 22.50 | 3.500 | | | | | | | | |
| Gene Brabender, R ERA: 3.82 (3, 1) | 3.0 | W | 11 | 3 | 1 | 1 | 2 | 1 | 0 | 0 | 1 | 1 | 0 | 14 | 18 | 3.00 | 1.333 | | | | | | | | |
| Moe Drabowsky, R ERA: 2.68 (6, 1) | 4.0 | S | 12 | 0 | 0 | 0 | 8 | 0 | 0 | 0 | 0 | 0 | 0 | 28 | 28 | 0.00 | 0.000 | | | | | | | | |

Detroit Tigers @ Baltimore Orioles
Memorial Stadium, Baltimore, MD
 Wed Jul 20 1966, 7:05 PM EDT
 Att: 28,203 - Unknown


AB 35
 R 7
 H 9
 RBI 5
 BB 2
 SO 13
 LOB 7



| Batter | 1 | 2 | 3 | 4 | 5 | 6 | 7 | 8 | 9 | AB | R | H | RBI | BB | SO | LOB | BOTTOM | | | | | | | | |
|--|------------------------------|----------------------------------|------------------------------|---------------------------------|------------------------------|---------------------------------|-------------------------------|----------------------------------|------------------------------|---------------------------------|------------------------------|---------------------------------|------------------------------|---------------------------------|------------------------------|----------------------------------|-----------------------------------|------------------------------------|----------------------------------|--------|--|--|--|--|--|
| Luis Aparicio, R OBP: 0.292, SLG: 0.368 (1, 6) | | | | | | | | | | 5 | 1 | 2 | 0 | 0 | 0 | 1 | | | | | | | | | |
| Russ Snyder, L OBP: 0.404, SLG: 0.452 (1, 8) | | | | | | | | | | 5 | 1 | 2 | 1 | 0 | 1 | 1 | | | | | | | | | |
| Frank Robinson, R OBP: 0.424, SLG: 0.613 (1, 9) | | | | | | | | | | 4 | 1 | 2 | 0 | 1 | 1 | 2 | | | | | | | | | |
| Brooks Robinson, R OBP: 0.355, SLG: 0.509 (1, 5) | | | | | | | | | | 4 | 3 | 2 | 2 | 1 | 0 | 2 | | | | | | | | | |
| Boog Powell, L OBP: 0.393, SLG: 0.558 (1, 3) | | | | | | | | | | 4 | 3 | 3 | 2 | 1 | 1 | 0 | | | | | | | | | |
| Curt Blefary, L OBP: 0.396, SLG: 0.453 (1, 7) | | | | | | | | | | 3 | 0 | 2 | 2 | 1 | 0 | 0 | | | | | | | | | |
| Paul Blair, R OBP: 0.266, SLG: 0.358 (9, 8) | | | | | | | | | | 0 | 0 | 0 | 0 | 0 | 0 | 0 | | | | | | | | | |
| Davey Johnson, R OBP: 0.292, SLG: 0.342 (1, 4) | | | | | | | | | | 5 | 1 | 2 | 2 | 0 | 0 | 4 | | | | | | | | | |
| Vic Roznovsky, L OBP: 0.417, SLG: 0.355 (1, 2) | | | | | | | | | | 4 | 0 | 0 | 0 | 0 | 1 | 4 | | | | | | | | | |
| Wally Bunker, R OBP: 0.175, SLG: 0.162 (1, 1) | | | | | | | | | | 1 | 0 | 0 | 0 | 0 | 0 | 0 | | | | | | | | | |
| Gene Brabender, R ERA: 3.8 (3, 1) | | | | | | | | | | 1 | 0 | 0 | 0 | 0 | 1 | 0 | | | | | | | | | |
| Bob Johnson, R OBP: 0.313, SLG: 0.237 (5, PH) | | | | | | | | | | 1 | 0 | 0 | 0 | 0 | 0 | 1 | | | | | | | | | |
| Moe Drabowsky, R OBP: 0.556, SLG: 0.571 (6, 1) | | | | | | | | | | 1 | 0 | 1 | 1 | 0 | 0 | 0 | | | | | | | | | |
| Inning Stats | R: 3 E: 0 K: 1 S: 8 | H: 3 LOB: 2 BB: 2 P: 16 | R: 1 E: 0 K: 0 S: 4 | H: 2 LOB: 0 BB: 0 P: 4 | R: 1 E: 0 K: 1 S: 6 | H: 1 LOB: 0 BB: 0 P: 6 | R: 0 E: 0 K: 3 S: 10 | H: 1 LOB: 1 BB: 0 P: 10 | R: 3 E: 0 K: 0 S: 7 | H: 4 LOB: 1 BB: 0 P: 7 | R: 0 E: 0 K: 0 S: 4 | H: 1 LOB: 1 BB: 0 P: 4 | R: 2 E: 0 K: 0 S: 6 | H: 3 LOB: 1 BB: 0 P: 6 | R: 0 E: 0 K: 0 S: 4 | H: 1 LOB: 3 BB: 2 P: 12 | 1B: 11 2B: 2 3B: 1 HR: 2 | SF: 0 SAC: 1 DP: 1 HBP: 0 | WP: 0 PB: 0 SB: 1 CS: 0 | PA: 43 | | | | | |
| PITCHER | IP | WLS | BF | H | R | ER | SO | BB | IBB | HBP | BLK | WP | HR | S | P | ERA | WHIP | | | | | | | | |
| Denny McLain, R ERA: 3.8 (1, 1) | 4.0 | L | 23 | 10 | 8 | 8 | 5 | 2 | 0 | 0 | 0 | 0 | 2 | 31 | 39 | 18.00 | 3.000 | | | | | | | | |
| Orlando Pena, R ERA: 2.95 (5, 1) | 2.2 | | 13 | 5 | 2 | 2 | 0 | 0 | 0 | 0 | 0 | 0 | 0 | 13 | 13 | 6.75 | 1.875 | | | | | | | | |
| Larry Sherry, R ERA: 3.8 (7, 1) | 1.1 | | 7 | 1 | 0 | 0 | 0 | 2 | 0 | 0 | 0 | 0 | 0 | 5 | 13 | 0.00 | 2.250 | | | | | | | | |

Detroit Tigers @ Baltimore Orioles
Memorial Stadium, Baltimore, MD
 Wed Jul 20 1966, 7:05 PM EDT
 Att: 28,203 - Unknown

AB 38
 R 10
 H 16
 RBI 10
 BB 4
 SO 5
 LOB 15



| Batter | 1 | 2 | 3 | 4 | 5 | 6 | 7 | 8 | 9 | AB | R | H | RBI | BB | SO | LOB | TOP | | | | | |
|--|---|---------------------------------|------------------------------|---------------------------------|------------------------------|---------------------------------|------------------------------|----------------------------------|-------------------------------|----------------------------------|------------------------------|---------------------------------|------------------------------|---------------------------------|------------------------------|---------------------------------|------------------------------|---------------------------------|----------------------------------|------------------------------------|----------------------------------|--------|
| Don Wert, R OBP: 0.348, SLG: 0.333 (1.5) | | | | | | | | | | 5 | 1 | 1 | 0 | 0 | 2 | 1 | | | | | | |
| Jake Wood, R OBP: 0.352, SLG: 0.389 (1.4) | | | | | | | | | | 4 | 0 | 3 | 1 | 1 | 0 | 1 | | | | | | |
| Jim Northrup, L OBP: 0.319, SLG: 0.444 (1.9) | | | | | | | | | | 5 | 0 | 1 | 0 | 0 | 1 | 4 | | | | | | |
| Willie Horton, R OBP: 0.338, SLG: 0.488 (1.7) | | | | | | | | | | 4 | 1 | 2 | 1 | 0 | 1 | 1 | | | | | | |
| Norm Cash, L OBP: 0.308, SLG: 0.410 (1.3) | | | | | | | | | | 3 | 0 | 1 | 0 | 1 | 0 | 0 | | | | | | |
| Bill Freehan, R OBP: 0.290, SLG: 0.353 (1.2) | | | | | | | | | | 4 | 0 | 0 | 0 | 0 | 1 | 3 | | | | | | |
| Mickey Stanley, R OBP: 0.344, SLG: 0.326 (1.8) | | | | | | | | | | 4 | 1 | 2 | 0 | 0 | 0 | 3 | | | | | | |
| Dick Tracewski, R OBP: 0.242, SLG: 0.183 (1.6) | | | | | | | | | | 4 | 1 | 2 | 1 | 0 | 0 | 3 | | | | | | |
| Bill Monbouquette, R OBP: 0.190, SLG: 0.150 (1.1) | | | | | | | | | | 2 | 0 | 0 | 0 | 0 | 2 | 2 | | | | | | |
| Hank Aguirre, R (5.1) | | | | | | | | | | 0 | 0 | 0 | 0 | 0 | 0 | 0 | | | | | | |
| Jerry Lumpe, L OBP: 0.256, SLG: 0.320 (7. PH) | | | | | | | | | | 1 | 0 | 0 | 0 | 0 | 0 | 1 | | | | | | |
| Larry Sherry, R OBP: 0.500, SLG: 0.833 (7.1) | | | | | | | | | | 0 | 0 | 0 | 0 | 0 | 0 | 0 | | | | | | |
| Gates Brown, L OBP: 0.319, SLG: 0.422 (9. PH) | | | | | | | | | | 1 | 0 | 0 | 0 | 0 | 0 | 1 | | | | | | |
| Inning Stats | R: 0 E: 0 K: 0 S: 4 | H: 2 LOB: 1 BB: 0 P: 4 | R: 0 E: 0 K: 1 S: 7 | H: 2 LOB: 2 BB: 0 P: 7 | R: 0 E: 0 K: 1 S: 2 | H: 0 LOB: 0 BB: 1 P: 6 | R: 0 E: 0 K: 1 S: 6 | H: 1 LOB: 2 BB: 1 P: 10 | R: 0 E: 0 K: 3 S: 10 | H: 1 LOB: 1 BB: 0 P: 10 | R: 0 E: 0 K: 1 S: 5 | H: 0 LOB: 0 BB: 0 P: 5 | R: 0 E: 0 K: 1 S: 6 | H: 1 LOB: 1 BB: 0 P: 6 | R: 1 E: 0 K: 0 S: 4 | H: 2 LOB: 0 BB: 0 P: 4 | R: 3 E: 1 K: 0 S: 7 | H: 3 LOB: 1 BB: 0 P: 7 | 1B: 6 2B: 5 3B: 0 HR: 1 | SF: 0 SAC: 0 DP: 3 HBP: 0 | WP: 0 PB: 0 SB: 0 CS: 0 | PA: 39 |
| PITCHER | IP WLS BF H R ER SO BB IBB HBP BLK WP HR S P ERA WHIP | | | | | | | | | | | | | | | | | | | | | |
| Dave McNally, L ERA: 2.9 (1.1) | 8.2 W 38 | H 12 R 4 ER 2 SO 7 | BB 2 IBB 0 HBP 0 BLK 0 | WP 0 HR 1 S 50 P 58 | ERA 2.08 WHIP 1.615 | | | | | | | | | | | | | | | | | |
| Eddie Fisher, R ERA: 2.05 (9.1) | 0.1 S 1 | H 0 R 0 ER 0 SO 0 | BB 0 IBB 0 HBP 0 BLK 0 | WP 0 HR 0 S 1 P 1 | ERA 0.00 WHIP 0.000 | | | | | | | | | | | | | | | | | |

Detroit Tigers @ Baltimore Orioles
 Memorial Stadium, Baltimore, MD
 Thu Jul 21 1966, 7:05 PM EDT
 Att: 29,107 - Unknown
 livebaseballscores.com

| | |
|-----|----|
| AB | 37 |
| R | 4 |
| H | 12 |
| RBI | 3 |
| BB | 2 |
| SO | 7 |
| LOB | 20 |



| Batter | 1 | 2 | 3 | 4 | 5 | 6 | 7 | 8 | 9 | AB | R | H | RBI | BB | SO | LOB | BOTTOM | | | | | |
|--|---|---------------------------------|------------------------------|---------------------------------|------------------------------|---------------------------------|------------------------------|---------------------------------|------------------------------|----------------------------------|------------------------------|---------------------------------|------------------------------|----------------------------------|------------------------------|---------------------------------|----------------------------------|------------------------------------|----------------------------------|--------|--|--|
| Luis Aparicio, R OBP: 0.291, SLG: 0.366 (1.6) | | | | | | | | | | 5 | 1 | 1 | 0 | 0 | 0 | 1 | | | | | | |
| Russ Snyder, L OBP: 0.398, SLG: 0.444 (1.8) | | | | | | | | | | 4 | 0 | 0 | 0 | 0 | 0 | 1 | | | | | | |
| Frank Robinson, R OBP: 0.430, SLG: 0.635 (1.9) | | | | | | | | | | 4 | 3 | 4 | 3 | 0 | 0 | 0 | | | | | | |
| Brooks Robinson, R OBP: 0.359, SLG: 0.512 (1.5) | | | | | | | | | | 2 | 1 | 1 | 1 | 1 | 0 | 1 | | | | | | |
| Boog Powell, L OBP: 0.392, SLG: 0.552 (1.3) | | | | | | | | | | 3 | 0 | 0 | 0 | 1 | 1 | 2 | | | | | | |
| Curt Blefary, L OBP: 0.371, SLG: 0.466 (1.7) | | | | | | | | | | 3 | 1 | 2 | 2 | 1 | 0 | 1 | | | | | | |
| Paul Blair, R OBP: 0.266, SLG: 0.358 (8.8) | | | | | | | | | | 0 | 0 | 0 | 0 | 0 | 0 | 0 | | | | | | |
| Davey Johnson, R OBP: 0.291, SLG: 0.341 (1.4) | | | | | | | | | | 4 | 0 | 1 | 0 | 0 | 0 | 4 | | | | | | |
| Vic Roznovsky, L OBP: 0.400, SLG: 0.371 (1.2) | | | | | | | | | | 4 | 0 | 1 | 0 | 0 | 0 | 1 | | | | | | |
| Dave McNally, R OBP: 0.244, SLG: 0.302 (1.1) | | | | | | | | | | 4 | 0 | 2 | 0 | 0 | 2 | 0 | | | | | | |
| Eddie Fisher, R (9.1) | | | | | | | | | | 0 | 0 | 0 | 0 | 0 | 0 | 0 | | | | | | |
| Inning Stats | R: 2 E: 0 K: 0 S: 6 | H: 3 LOB: 1 BB: 0 P: 6 | R: 0 E: 0 K: 0 S: 4 | H: 2 LOB: 1 BB: 0 P: 4 | R: 0 E: 0 K: 0 S: 3 | H: 1 LOB: 0 BB: 0 P: 3 | R: 1 E: 0 K: 0 S: 5 | H: 3 LOB: 2 BB: 0 P: 5 | R: 2 E: 0 K: 0 S: 5 | H: 2 LOB: 2 BB: 1 P: 10 | R: 0 E: 0 K: 1 S: 5 | H: 0 LOB: 0 BB: 0 P: 5 | R: 1 E: 0 K: 1 S: 6 | H: 1 LOB: 2 BB: 2 P: 14 | R: 0 E: 0 K: 1 S: 5 | H: 0 LOB: 0 BB: 0 P: 5 | 1B: 6 2B: 4 3B: 0 HR: 3 | SF: 0 SAC: 0 DP: 2 HBP: 1 | WP: 1 PB: 0 SB: 1 CS: 0 | PA: 37 | | |
| PITCHER | IP WLS BF H R ER SO BB IBB HBP BLK WP HR S P ERA WHIP | | | | | | | | | | | | | | | | | | | | | |
| Bill Monbouquette, R ERA: 4.97 (1.1) | 4.2 L 22 | H 10 R 5 ER 5 SO 0 | BB 0 IBB 0 HBP 0 BLK 0 | WP 1 HR 2 S 21 P 22 | ERA 9.64 WHIP 2.143 | | | | | | | | | | | | | | | | | |
| Hank Aguirre, L ERA: 3.74 (5.1) | 1.1 | H 6 R 1 ER 0 SO 1 | BB 1 IBB 0 HBP 0 BLK 0 | WP 0 HR 7 S 11 P 11 | ERA 0.00 WHIP 1.500 | | | | | | | | | | | | | | | | | |
| Larry Sherry, R ERA: 3.85 (7.1) | 2.0 | H 9 R 1 ER 1 SO 2 | BB 2 IBB 0 HBP 0 BLK 0 | WP 0 HR 11 S 19 P 19 | ERA 4.50 WHIP 1.500 | | | | | | | | | | | | | | | | | |

Detroit Tigers @ Baltimore Orioles
 Memorial Stadium, Baltimore, MD
 Thu Jul 21 1966, 7:05 PM EDT
 Att: 29,107 - Unknown
 livebaseballscores.com

| | |
|-----|----|
| AB | 33 |
| R | 6 |
| H | 12 |
| RBI | 6 |
| BB | 3 |
| SO | 3 |
| LOB | 11 |



| Batter | 1 | 2 | 3 | 4 | 5 | 6 | 7 | 8 | 9 | AB | R | H | RBI | BB | SO | LOB | TOP | | | |
|--|-----------------------------------|----------------------------------|------------------------------|---------------------------------|------------------------------|---------------------------------|------------------------------|---------------------------------|------------------------------|---------------------------------|------------------------------|---------------------------------|------------------------------|---------------------------------|------------------------------|---------------------------------|----------------------------------|------------------------------------|----------------------------------|--------|
| Don Wert, R OBP: 0.348, SLG: 0.334 (1,5) X | 0-0 6-3 | 4-0 3B BB | | 0-0 FC4-6 1B | | | 0-0 5-3 | | 0-0 1-3 | 4 | 1 | 1 | 0 | 1 | 0 | 0 | | | | |
| Jake Wood, R OBP: 0.353, SLG: 0.399 (1,4) X | 0-0 1B 1B | 0-0 1B 3B | | 0-0 F8 | | | 0-0 1-3 | | | 4 | 1 | 2 | 1 | 0 | 0 | 1 | | | | |
| Jim Northrup, L OBP: 0.320, SLG: 0.444 (1,9) X | 0-0 1B 2B 1B | 0-0 G3 | | 0-0 FC4-6 1-2 | | | 0-0 6-3 | | | 4 | 1 | 1 | 0 | 0 | 0 | 2 | | | | |
| Willie Horton, R OBP: 0.338, SLG: 0.479 (1,7) X | 0-0 2B E 1-3 2H 1B | 0-0 5-3 | | | 0-3 K | | | 0-0 F8 | | 4 | 1 | 1 | 1 | 0 | 1 | 1 | | | | |
| Norm Cash, L OBP: 0.314, SLG: 0.424 (1,3) X | 0-0 E 2B | | 0-0 G3 | | 0-0 G5-4-3 1B | | | 0-0 F8 | | 4 | 1 | 2 | 1 | 0 | 0 | 0 | | | | |
| Bill Freehan, R OBP: 0.294, SLG: 0.349 (1,2) X | 0-0 FC4-6 IBB | | 0-0 F8 | | 0-0 G5-4-3 1-2 | | | 0-0 | | 3 | 0 | 1 | 0 | 1 | 0 | 1 | | | | |
| Mickey Stanley, R OBP: 0.343, SLG: 0.323 (1,8) X | 0-0 FC4-6 1-2 3H | | 4-0 FC6-4 BB | | 0-0 5-3 | | | 0-0 F4 | | 3 | 0 | 0 | 1 | 1 | 0 | 2 | | | | |
| Ray Oyler, R OBP: 0.295, SLG: 0.283 (1,6) X | 0-0 4-3 | | 0-0 FC6-4 | | 0-0 6-3 | | | 0-0 4-3 | | 3 | 0 | 0 | 0 | 0 | 0 | 2 | | | | |
| Jerry Lumpe, L OBP: 0.293, SLG: 0.319 (9, PH) | | | 0-0 FC6-4 1-2 | | | | | 0-0 4-3 | | 1 | 0 | 0 | 0 | 0 | 0 | 0 | | | | |
| Joe Sparna, R OBP: 0.238, SLG: 0.286 (1,1) | | | 0-0 F3 | | 0-0 F6 | | | 0-0 F7 | | 1 | 0 | 0 | 0 | 0 | 0 | 0 | | | | |
| Dave Wickersham, R OBP: 0.059, SLG: 0.088 (3,1) | | | | | | | | | | 2 | 0 | 0 | 0 | 0 | 0 | 0 | | | | |
| Hank Aguirre, R ERA: 3.82 (6,1) | | | | | | | | | | 0 | 0 | 0 | 0 | 0 | 0 | 0 | | | | |
| Fred Gladding, L ERA: 3.72 (7,1) | | | | | | | | | | 0 | 0 | 0 | 0 | 0 | 0 | 0 | | | | |
| Gates Brown, L OBP: 0.317, SLG: 0.417 (9, PH) | | | | | | | | | | 1 | 0 | 0 | 0 | 0 | 0 | 0 | | | | |
| Inning Stats | R: 4 E: 1 K: 0 S: 7 | H: 4 LOB: 1 BB: 1 P: 11 | R: 1 E: 0 K: 0 S: 4 | H: 1 LOB: 1 BB: 1 P: 8 | R: 0 E: 0 K: 0 S: 3 | H: 0 LOB: 1 BB: 1 P: 7 | R: 0 E: 0 K: 0 S: 4 | H: 1 LOB: 1 BB: 0 P: 4 | R: 0 E: 0 K: 1 S: 5 | H: 0 LOB: 0 BB: 0 P: 5 | R: 0 E: 0 K: 0 S: 3 | H: 0 LOB: 0 BB: 0 P: 3 | R: 0 E: 0 K: 0 S: 4 | H: 1 LOB: 1 BB: 0 P: 4 | R: 0 E: 0 K: 0 S: 3 | H: 0 LOB: 0 BB: 0 P: 3 | 1B: 6 2B: 1 3B: 1 HR: 0 | SF: 0 SAC: 0 DP: 1 HBP: 0 | WP: 0 PB: 0 SB: 0 CS: 0 | PA: 37 |
| PITCHER | IP | WLS | BF | H | R | ER | SO | BB | IBB | HBP | BLK | WP | HR | S | P | ERA | WHIP | | | |
| John O'Donoghue, L ERA: 3.66 (1,1) | 6.0 | | 27 | 7 | 5 | 4 | 1 | 2 | 1 | 0 | 0 | 0 | 0 | 26 | 38 | 6.00 | 1.500 | | | |
| Luis Tiant, R ERA: 3.4 (7,1) | 3.0 | W | 10 | 1 | 0 | 0 | 0 | 0 | 0 | 0 | 0 | 0 | 0 | 10 | 10 | 0.00 | 0.333 | | | |

Detroit Tigers @ Cleveland Indians
Cleveland Municipal Stadium, Cleveland, OH

AB 34
R 5
H 8
RBI 4
BB 3
SO 1
LOB 9



WP: 0 PA: 37
PB: 0
SB: 0
CS: 0

Sat Jul 23 1966, 3:33 AM EDT
Att: 14,120 - Unknown

| Batter | 1 | 2 | 3 | 4 | 5 | 6 | 7 | 8 | 9 | AB | R | H | RBI | BB | SO | LOB | BOTTOM | | | |
|--|------------------------------|---------------------------------|------------------------------|----------------------------------|------------------------------|----------------------------------|------------------------------|---------------------------------|------------------------------|---------------------------------|------------------------------|----------------------------------|------------------------------|---------------------------------|------------------------------|---------------------------------|----------------------------------|------------------------------------|----------------------------------|--------|
| Larry Brown, R OBP: 0.350, SLG: 0.349 (1,6) X | 0-0 6-3 | | 4-0 1B 1B BB | | 0-0 BB 1B | | | 0-0 F3 | | 4 | 1 | 2 | 1 | 1 | 0 | 0 | | | | |
| Leon Wagner, L OBP: 0.332, SLG: 0.450 (1,7) X | 0-0 4-3 | | 0-0 1B 1B BB | | 4-0 1-2 BB | | | 0-0 G3 | | 3 | 0 | 1 | 1 | 1 | 0 | 2 | | | | |
| Chuck Hinton, R OBP: 0.337, SLG: 0.432 (1,8) X | 0-3 K | | 0-0 1B 1B BB | | 0-0 F8 | | | 0-0 E6 HR | | 4 | 1 | 1 | 1 | 0 | 1 | 2 | | | | |
| Fred Whitfield, L OBP: 0.276, SLG: 0.428 (1,3) X | | 0-0 5-3 | 4-0 1-2 BB | | 0-0 F4 | | | 0-0 F4 | | 3 | 1 | 1 | 2 | 1 | 0 | 2 | | | | |
| Rocky Colavito, R OBP: 0.341, SLG: 0.464 (1,9) X | | 0-3 K | 0-0 G6-4-3 1-2 | | 0-0 F8 | | | 0-0 HR | | 4 | 1 | 1 | 1 | 0 | 2 | 3 | | | | |
| Chico Salmon, R OBP: 0.321, SLG: 0.390 (1,4) X | | 4-0 BB | | 0-0 5-3 | | 0-0 F9 | | 0-0 L4 2B | | 3 | 0 | 1 | 0 | 1 | 0 | 0 | | | | |
| Max Alvis, R OBP: 0.321, SLG: 0.357 (1,5) X | | 0-3 K | | 0-0 L6 | | 0-0 BB 1B | | 0-0 L4 | | 4 | 1 | 1 | 0 | 0 | 1 | 2 | | | | |
| Buddy Booker, L OBP: 0.269, SLG: 0.520 (1,2) X | | | 0-0 3-1 | | 0-0 F6 | | | 0-0 4-3 | | 2 | 0 | 0 | 0 | 0 | 0 | 0 | | | | |
| Vic Davallio, L OBP: 0.293, SLG: 0.307 (6, PH) | | | | | | | | | | 0 | 0 | 0 | 0 | 1 | 0 | 0 | | | | |
| Joe Azcue, R OBP: 0.314, SLG: 0.369 (7,2) X | | | | | | | | | | 1 | 0 | 0 | 0 | 0 | 0 | 0 | | | | |
| John O'Donoghue, R OBP: 0.148, SLG: 0.185 (1,1) | | | 0-0 3-1 | | 0-0 3-1 | | | 0-0 F9 | | 2 | 1 | 1 | 0 | 0 | 0 | 0 | | | | |
| Jim Gentile, L OBP: 0.357, SLG: 0.445 (6, PH) | | | | | | | | | | 1 | 0 | 0 | 0 | 0 | 1 | 2 | | | | |
| Luis Tiant, R OBP: 0.095, SLG: 0.050 (7,1) | | | 0-0 BB 1B | | | | | | | 1 | 0 | 0 | 0 | 0 | 0 | 0 | | | | |
| Inning Stats | R: 0 E: 0 K: 1 S: 5 | H: 0 LOB: 0 BB: 0 P: 5 | R: 0 E: 0 K: 2 S: 7 | H: 0 LOB: 1 BB: 1 P: 11 | R: 2 E: 0 K: 0 S: 5 | H: 3 LOB: 2 BB: 2 P: 13 | R: 0 E: 0 K: 0 S: 3 | H: 0 LOB: 0 BB: 0 P: 3 | R: 0 E: 0 K: 1 S: 8 | H: 1 LOB: 2 BB: 1 P: 8 | R: 2 E: 0 K: 1 S: 7 | H: 3 LOB: 2 BB: 1 P: 12 | R: 2 E: 1 K: 1 S: 7 | H: 2 LOB: 0 BB: 0 P: 7 | R: 0 E: 0 K: 0 S: 3 | H: 0 LOB: 0 BB: 0 P: 3 | 1B: 6 2B: 2 3B: 0 HR: 2 | SF: 0 SAC: 0 DP: 2 HBP: 0 | WP: 0 PB: 0 SB: 0 CS: 0 | PA: 37 |
| PITCHER | IP | WLS | BF | H | R | ER | SO | BB | IBB | HBP | BLK | WP | HR | S | P | ERA | WHIP | | | |
| Joe Sparna, R ERA: 5.45 (1,1) | 2.1 | | 13 | 3 | 2 | 2 | 3 | 3 | 0 | 0 | 0 | 0 | 0 | 16 | 28 | 7.71 | 2.571 | | | |
| Dave Wickersham, R ERA: 3.7 (3,1) | 3.0 | | 13 | 3 | 2 | 2 | 0 | 2 | 0 | 0 | 0 | 0 | 1 | 11 | 19 | 6.00 | 1.667 | | | |
| Hank Aguirre, L ERA: 3.82 (6,1) | 1.0 | L | 7 | 3 | 2 | 1 | 2 | 0 | 0 | 0 | 0 | 0 | 1 | 11 | 11 | 9.00 | 3.000 | | | |
| Fred Gladding, R ERA: 3.72 (7,1) | 1.2 | | 4 | 0 | 0 | 0 | 0 | 0 | 0 | 0 | 0 | 0 | 0 | 4 | 4 | 0.00 | 0.000 | | | |

Detroit Tigers @ Cleveland Indians
Cleveland Municipal Stadium, Cleveland, OH

AB 32
R 6
H 9
RBI 6
BB 5
SO 5
LOB 13





WP: 0 PA: 37
PB: 0
SB: 0
CS: 0

Sat Jul 23 1966, 3:33 AM EDT
Att: 14,120 - Unknown

| Batter | 1 | 2 | 3 | 4 | 5 | 6 | 7 | 8 | 9 | AB | R | H | RBI | BB | SO | LOB | TOP | | | |
|---|--|---------------------------------|------------------------------|---------------------------------|------------------------------|---------------------------------|------------------------------|---------------------------------|------------------------------|---------------------------------|------------------------------|---------------------------------|------------------------------|---------------------------------|------------------------------|---------------------------------|--|------------------------------------|----------------------------------|--------|
| Don Wert, R OBP: 0.348, SLG: 0.333 (1,5) | 6-3 | | 6-3 | | | K | | FC6-4 1B | | 4 | 0 | 1 | 0 | 0 | 1 | 0 | Detroit Tigers @ Cleveland Indians Cleveland Municipal Stadium, Cleveland, OH Sun Jul 24 1966, 3:33 AM EDT Unknown | | | |
| Jake Wood, R OBP: 0.344, SLG: 0.387 (1,4) | 1-3 | | | K | | 6-3 | | FC6-4 G4-6-3 | | 4 | 0 | 0 | 0 | 0 | 1 | 2 | | | | |
| Jim Northrup, L OBP: 0.319, SLG: 0.441 (1,9) | F8 | | | F7 | | | | G4-6-3 | | 4 | 0 | 1 | 0 | 0 | 0 | 2 | | | | |
| Gates Brown, L OBP: 0.323, SLG: 0.421 (1,7) | | | | | | 4-3 | | | F4 | 4 | 0 | 2 | 0 | 0 | 0 | 1 | | | | |
| Norm Cash, L OBP: 0.313, SLG: 0.422 (1,3) | | | | 4-3 | | | | | | 4 | 0 | 1 | 0 | 0 | 1 | 2 | | | | |
| Bill Freehan, R OBP: 0.294, SLG: 0.351 (1,2) | | | | | | | | | | 4 | 0 | 1 | 0 | 0 | 0 | 1 | | | | |
| Mickey Stanley, R OBP: 0.343, SLG: 0.333 (1,8) | | | | 4-3 | | | | | | 3 | 0 | 1 | 0 | 0 | 0 | 1 | | | | |
| Ray Oyler, R OBP: 0.295, SLG: 0.285 (1,6) | | | | F7 | | | | | | 3 | 0 | 1 | 0 | 0 | 0 | 1 | | | | |
| Denny McLain, R OBP: 0.262, SLG: 0.246 (8, PH) | | | | K | | | | | | 2 | 0 | 0 | 0 | 0 | 2 | 1 | | | | |
| Al Kaline, R OBP: 0.404, SLG: 0.610 (8, PH) | | | | | | K2-3 | | FC6-4 1B | | 1 | 0 | 1 | 0 | 0 | 0 | 0 | | | | |
| Fred Gladding, L OBP: 0.273, SLG: 0.299 (8, 1) | | | | | | | | 1B | | 0 | 0 | 0 | 0 | 0 | 0 | 0 | | | | |
| Inning Stats | R: 0 E: 0 K: 0 S: 3 | H: 0 LOB: 0 BB: 0 P: 3 | R: 0 E: 0 K: 0 S: 4 | H: 2 LOB: 1 BB: 0 P: 4 | R: 0 E: 0 K: 1 S: 5 | H: 0 LOB: 0 BB: 0 P: 5 | R: 0 E: 0 K: 1 S: 6 | H: 1 LOB: 1 BB: 0 P: 6 | R: 0 E: 0 K: 1 S: 6 | H: 1 LOB: 1 BB: 0 P: 6 | R: 0 E: 0 K: 1 S: 6 | H: 1 LOB: 1 BB: 0 P: 6 | R: 0 E: 0 K: 0 S: 4 | H: 2 LOB: 1 BB: 0 P: 4 | R: 0 E: 0 K: 0 S: 3 | H: 1 LOB: 0 BB: 0 P: 3 | 1B: 7 2B: 2 3B: 0 HR: 0 | SF: 0 SAC: 0 DP: 2 HBP: 0 | WP: 0 PB: 0 SB: 0 CS: 0 | PA: 33 |
| PITCHER Steve Hargan, R ERA: 3.0 (1,1) | IP: 9.0 WLS: W BF: 33 H: 9 R: 0 ER: 0 SO: 5 BB: 0 IBB: 0 HBP: 0 BLK: 0 WP: 0 HR: 0 S: 43 P: 43 ERA: 0.00 WHIP: 1.000 | | | | | | | | | | | | | | | PITCHER | | | | |

| Batter | 1 | 2 | 3 | 4 | 5 | 6 | 7 | 8 | 9 | AB | R | H | RBI | BB | SO | LOB | BOTTOM | | | |
|---|--|---------------------------------|------------------------------|---------------------------------|------------------------------|---------------------------------|------------------------------|---------------------------------|------------------------------|---------------------------------|------------------------------|---------------------------------|------------------------------|---------------------------------|------------------------------|---------------------------------|--|------------------------------------|----------------------------------|--------|
| Larry Brown, R OBP: 0.339, SLG: 0.336 (1,6) | F7 | | F5 | | G5-4-3 | | | FC1-4 | | 4 | 0 | 0 | 0 | 0 | 0 | 2 | Detroit Tigers @ Cleveland Indians Cleveland Municipal Stadium, Cleveland, OH Sun Jul 24 1966, 3:33 AM EDT Unknown | | | |
| Leon Wagner, L OBP: 0.331, SLG: 0.451 (1,7) | F9 | | E9 | | F9 | | | K | | 4 | 0 | 1 | 0 | 0 | 1 | 1 | | | | |
| Pedro Gonzalez, R OBP: 0.273, SLG: 0.299 (9,4) | | | | | | | | | | 0 | 0 | 0 | 0 | 0 | 0 | 0 | | | | |
| Chuck Hinton, R OBP: 0.330, SLG: 0.422 (1,8) | F3 | | F4 | | | L6 | | K | | 4 | 0 | 0 | 0 | 0 | 1 | 2 | | | | |
| Jim Gentile, L OBP: 0.351, SLG: 0.436 (1,3) | | | F8 | | K | | | | | 3 | 0 | 0 | 0 | 0 | 1 | 1 | | | | |
| Rocky Colavito, R OBP: 0.338, SLG: 0.460 (1,9) | | | L8 | | 5-3 | | | F4 | | 3 | 0 | 0 | 0 | 0 | 0 | 0 | | | | |
| Chico Salmon, R OBP: 0.321, SLG: 0.389 (9,7) | | | | | F7 | | | 5-3 | | 3 | 1 | 1 | 0 | 0 | 0 | 0 | | | | |
| Max Alvis, R OBP: 0.321, SLG: 0.359 (1,5) | | | | | K | | | F7 | | 3 | 1 | 1 | 1 | 0 | 1 | 0 | | | | |
| Joe Azcue, R OBP: 0.320, SLG: 0.393 (1,2) | | | | | | | | F3 | | 3 | 1 | 2 | 2 | 0 | 0 | 0 | | | | |
| Steve Hargan, R OBP: 0.130, SLG: 0.091 (1,1) | | | | | | | | | | 3 | 0 | 2 | 0 | 0 | 1 | 1 | | | | |
| Inning Stats | R: 0 E: 0 K: 0 S: 3 | H: 0 LOB: 0 BB: 0 P: 3 | R: 2 E: 0 K: 1 S: 8 | H: 3 LOB: 1 BB: 0 P: 8 | R: 0 E: 1 K: 1 S: 6 | H: 1 LOB: 1 BB: 0 P: 6 | R: 0 E: 0 K: 1 S: 5 | H: 0 LOB: 0 BB: 0 P: 5 | R: 1 E: 0 K: 0 S: 4 | H: 2 LOB: 0 BB: 0 P: 4 | R: 0 E: 0 K: 0 S: 3 | H: 0 LOB: 0 BB: 0 P: 3 | R: 0 E: 0 K: 2 S: 8 | H: 1 LOB: 1 BB: 0 P: 8 | R: 0 E: 0 K: 0 S: 3 | H: 0 LOB: 0 BB: 0 P: 3 | 1B: 4 2B: 2 3B: 0 HR: 1 | SF: 0 SAC: 0 DP: 1 HBP: 0 | WP: 0 PB: 0 SB: 0 CS: 0 | PA: 30 |
| PITCHER Denny McLain, R ERA: 3.8 (1,1) | IP: 7.0 WLS: L BF: 26 H: 6 R: 3 ER: 3 SO: 3 BB: 0 IBB: 0 HBP: 0 BLK: 0 WP: 0 HR: 1 S: 32 P: 32 ERA: 3.86 WHIP: 0.857 | | | | | | | | | | | | | | | PITCHER | | | | |
| Fred Gladding, R ERA: 3.64 (8,1) | IP: 1.0 WLS: L BF: 4 H: 1 R: 0 ER: 0 SO: 2 BB: 0 IBB: 0 HBP: 0 BLK: 0 WP: 0 HR: 0 S: 8 P: 8 ERA: 0.00 WHIP: 1.000 | | | | | | | | | | | | | | | PITCHER | | | | |

| Batter | 1 | 2 | 3 | 4 | 5 | 6 | 7 | 8 | 9 | 10 | AB | R | H | RBI | BB | SO | LOB | TOP |
|---|------------------------------|---------------------------------|------------------------------|---------------------------------|------------------------------|---------------------------------|------------------------------|---------------------------------|------------------------------|---------------------------------|------------------------------|---------------------------------|------------------------------|---------------------------------|----------------------------------|------------------------------------|--|---|
| Don Wert, R OBP: 0.347, SLG: 0.332 (1.5) | 0-0 6-3 | | | 0-0 4-3 1B | | 0-0 6-3 | | | 0-0 6-3 | | 4 | 0 | 1 | 0 | 0 | 0 | 0 | Detroit Tigers @ Cleveland Indians Cleveland Municipal Stadium, Cleveland, OH Sun Jul 24 1966, 3:38 AM EDT Att: 20,862 - Unknown AB 34 R 2 H 7 RBI 2 BB 1 SO 5 LOB 8  |
| Jake Wood, R OBP: 0.335, SLG: 0.377 Dick Tracowski, R OBP: 0.254, SLG: 0.197 (1.4) | 0-3 K | | | 0-0 F9 | | 0-0 4-3 | | | 0-0 6-3 | | 4 | 0 | 0 | 0 | 0 | 1 | 1 | |
| Jim Northrup, L OBP: 0.321, SLG: 0.446 (1.9) | 0-0 1B | | | 0-0 4-3 | | | | 0-0 4-3 FC6-2 2B | 0-0 F8 | | 4 | 0 | 2 | 0 | 0 | 0 | 1 | |
| Gates Brown, L OBP: 0.313, SLG: 0.405 (1.7) | | 0-0 F5 | | 0-0 G3 | | | | 0-0 4-3 | | 0-0 F4 | 4 | 0 | 0 | 0 | 0 | 0 | 2 | |
| Norm Cash, L OBP: 0.312, SLG: 0.420 (1.3) | | 0-0 F5 | | | 0-0 4-3 | | | 0-0 FC6-2 | | 0-0 BB 1B | 4 | 1 | 1 | 0 | 0 | 0 | 1 | |
| Orlando McFartane, R OBP: 0.263, SLG: 0.405 (1.2) | 0-3 K | | | | 0-0 HR | | | 0-0 F7 | | 4-0 BB 1B | 3 | 1 | 1 | 1 | 1 | 1 | 1 | |
| Mickey Stanley, R OBP: 0.339, SLG: 0.330 (1.8) | | | 0-0 6-3 | | 0-0 F5 | | | | 0-0 6-3 | | 4 | 0 | 1 | 1 | 0 | 0 | 0 | |
| Ray Oyler, R OBP: 0.294, SLG: 0.284 (1.6) | | | 0-0 1B | | 0-0 F7 | | | 0-3 K | | 1-2 2+H G4-6-3 1B | 4 | 0 | 1 | 0 | 0 | 1 | 2 | |
| Johnny Podres, L OBP: 0.500, SLG: 0.333 Orlando Pena, R OBP: 0.063, SLG: 0.083 Larry Sherry, R OBP: 0.429, SLG: 0.714 (1.1) | | | 0-0 F9 | | | 0-3 K | | 0-3 K | | | 2 | 0 | 0 | 0 | 0 | 1 | 0 | |
| | | | | | | | | | | | 0 | 0 | 0 | 0 | 0 | 0 | 0 | |
| | | | | | | | | | | | 1 | 0 | 0 | 0 | 0 | 1 | 0 | |
| Inning Stats | R: 0 E: 0 K: 1 S: 5 | H: 1 LOB: 1 BB: 0 P: 5 | R: 0 E: 0 K: 1 S: 5 | H: 0 LOB: 0 BB: 0 P: 5 | R: 0 E: 0 K: 0 S: 3 | H: 1 LOB: 0 BB: 0 P: 3 | R: 0 E: 0 K: 0 S: 4 | H: 1 LOB: 0 BB: 0 P: 4 | R: 1 E: 0 K: 2 S: 4 | H: 1 LOB: 0 BB: 0 P: 7 | R: 0 E: 0 K: 0 S: 3 | H: 0 LOB: 0 BB: 0 P: 3 | R: 1 E: 0 K: 0 S: 4 | H: 2 LOB: 1 BB: 1 P: 8 | 1B: 5 2B: 1 3B: 0 HR: 1 | SF: 0 SAC: 0 DP: 1 HBP: 0 | WP: 0 PA: 35 PB: 0 SB: 0 CS: 0 | |
| PITCHER Tom Kelley, R ERA: 3.63 (1.1) | IP 10.0 | WLS L | BF 35 | H 7 | R 2 | ER 2 | SO 5 | BB 1 | IBB 0 | HBP 0 | BLK 0 | WP 0 | HR 1 | S 44 | P 48 | ERA 1.80 | WHIP 0.800 | |

| Batter | 1 | 2 | 3 | 4 | 5 | 6 | 7 | 8 | 9 | 10 | AB | R | H | RBI | BB | SO | LOB | BOTTOM | |
|---|------------------------------|---------------------------------|------------------------------|---------------------------------|------------------------------|---------------------------------|------------------------------|---------------------------------|------------------------------|---------------------------------|------------------------------|---------------------------------|------------------------------|----------------------------------|------------------------------|---------------------------------|----------------------------------|---|------------------------------------|
| Larry Brown, R OBP: 0.336, SLG: 0.342 Jim Gentile, L OBP: 0.354, SLG: 0.436 Joe Azcue, R OBP: 0.320, SLG: 0.393 (1.6) | 0-0 F4 | | | | 0-0 F5 | | 0-0 3-1 | | 4-0 BB | | 4 | 0 | 1 | 0 | 0 | 0 | 2 | Detroit Tigers @ Cleveland Indians Cleveland Municipal Stadium, Cleveland, OH Sun Jul 24 1966, 3:38 AM EDT Att: 20,862 - Unknown AB 39 R 1 H 10 RBI 1 BB 2 SO 8 LOB 21  | |
| Leon Wagner, L OBP: 0.332, SLG: 0.450 (1.7) | 0-0 1B 1B | | 0-0 F9 2B | | 0-3 K | | | 0-0 6-3 E 9-2 1B | 0-0 1-3 | | 5 | 0 | 2 | 0 | 0 | 1 | 3 | | |
| Chuck Hinton, R OBP: 0.327, SLG: 0.417 (1.8) | 0-0 F8 | | 0-3 K | | | 0-0 6-3 | | 0-0 E1 6-3 1B | | 0-0 L6-3 1B | 5 | 0 | 1 | 0 | 0 | 1 | 3 | | |
| Rocky Colavito, R OBP: 0.336, SLG: 0.456 (1.9) | 0-0 1B | | 0-0 F9 | | | 0-0 F8 | | 0-0 6-3 | | 0-0 L6-3 | 5 | 0 | 1 | 0 | 0 | 0 | 4 | | |
| Fred Whitfield, L OBP: 0.275, SLG: 0.423 (1.3) | 0-0 3-1 | | | 0-0 G3 | | 0-3 K | | 4-0 IBB | | 0-0 4-3 | 4 | 0 | 0 | 0 | 1 | 1 | 2 | | |
| Chico Salmon, R OBP: 0.317, SLG: 0.384 (1.4) | | 0-0 F9 | | 0-0 5-3 | | | 0-0 F9 | 0-0 9-2 | | | 4 | 0 | 0 | 0 | 0 | 0 | 3 | | |
| Max Alvis, R OBP: 0.320, SLG: 0.358 (1.5) | | 0-0 F2 | | 0-0 6-3 | | | 0-0 1B 1B | | 0-3 K | | 4 | 0 | 1 | 0 | 0 | 1 | 0 | | |
| Del Crandall, R OBP: 0.333, SLG: 0.391 Dick Howser, R OBP: 0.327, SLG: 0.391 (1.2) | | 0-0 1B | | | 0-0 HR | | 0-0 1B 1B | | 0-0 BB 1B | | 4 | 1 | 4 | 1 | 0 | 0 | 0 | | |
| Tom Kelley, R OBP: 0.125, SLG: 0.125 (1.1) | 0-3 K | | | | 0-3 K | | 0-3 K | | 0-3 K | | 4 | 0 | 0 | 0 | 0 | 4 | 4 | | |
| Inning Stats | R: 0 E: 0 K: 0 S: 5 | H: 2 LOB: 2 BB: 0 P: 5 | R: 0 E: 0 K: 1 S: 6 | H: 1 LOB: 1 BB: 0 P: 6 | R: 0 E: 0 K: 1 S: 6 | H: 1 LOB: 1 BB: 0 P: 6 | R: 0 E: 0 K: 0 S: 3 | H: 0 LOB: 0 BB: 0 P: 3 | R: 1 E: 0 K: 2 S: 8 | H: 1 LOB: 0 BB: 0 P: 8 | R: 0 E: 1 K: 0 S: 4 | H: 1 LOB: 2 BB: 1 P: 8 | R: 0 E: 0 K: 2 S: 8 | H: 1 LOB: 2 BB: 1 P: 12 | R: 0 E: 0 K: 0 S: 3 | H: 1 LOB: 0 BB: 0 P: 3 | 1B: 8 2B: 3 3B: 0 HR: 1 | | SF: 0 SAC: 0 DP: 2 HBP: 0 |
| PITCHER Johnny Podres, L ERA: 3.13 (1.1) | IP 6.0 | WLS 3 | BF 23 | H 5 | R 1 | ER 1 | SO 5 | BB 0 | IBB 0 | HBP 0 | BLK 0 | WP 0 | HR 1 | S 33 | P 33 | ERA 1.50 | WHIP 0.833 | | |
| Orlando Pena, R ERA: 2.97 (7.1) | 0.1 | 3 | 2 | 0 | 0 | 0 | 0 | 0 | 0 | 0 | 0 | 0 | 0 | 0 | 3 | 0.00 | 6.000 | | |
| Larry Sherry, R ERA: 3.57 (7.1) | 3.2 | W | 15 | 3 | 0 | 0 | 3 | 1 | 1 | 0 | 0 | 0 | 0 | 19 | 27 | 0.00 | 1.091 | | |

| Batter | 1 | 2 | 3 | 4 | 5 | 6 | 7 | 8 | 9 | AB | R | H | RBI | BB | SO | LOB | TOP | | | | | | | | | | |
|---|------------------------------|---------------------------------|------------------------------|---------------------------------|------------------------------|---------------------------------|------------------------------|---------------------------------|------------------------------|---------------------------------|------------------------------|---------------------------------|------------------------------|---------------------------------|------------------------------|---------------------------------|--|---------------------------------|----------------------------------|------------------------------------|----------------------------------|--------|--|--|--|--|--|
| Don Wert, R OBP: 0.345, SLG: 0.330 (1.5) | L5 | | 5-3 | | 5-3 1B | | E6 | | E5 FC4-6 | 5 | 0 | 1 | 0 | 0 | 0 | 0 | Detroit Tigers @ Chicago White Sox Comiskey Park, Chicago, IL Tue Jul 26 1966, 8:05 PM EDT Att: 16,487 - Unknown | | | | | | | | | | |
| Dick Tracewski, R OBP: 0.250, SLG: 0.197 (1.4) | 2B 1B | | K | | 5-3 1-2 | | K | | FC4-6 1-2 | 5 | 0 | 1 | 0 | 0 | 2 | 3 | | | | | | | | | | | |
| Jim Northrup, L OBP: 0.316, SLG: 0.438 (1.9) | F7 | | 1-3 | | 4-3 | | F8 | | G3 | 5 | 0 | 0 | 0 | 0 | 0 | 4 | | | | | | | | | | | |
| Al Kaline, R OBP: 0.408, SLG: 0.619 (1.8) | 1-3 2B | | | L7 | | G3 1B 1B | | PB 1B 2B | | 4 | 2 | 3 | 0 | 0 | 0 | 0 | | | | | | | | | | | |
| Norm Cash, L OBP: 0.312, SLG: 0.417 (1.3) | L1 | | | 4-0 2B BB | | G3 1-2 | | K2-3 2-3 | | 3 | 1 | 0 | 0 | 1 | 1 | 4 | | | | | | | | | | | |
| Willie Horton, R OBP: 0.347, SLG: 0.491 (1.7) | | HBP 1B | | 0-0 1-1 2B | | 0-0 1-1 1B | | 0-0 3-1 1B | | 4 | 0 | 4 | 3 | 0 | 0 | 0 | | | | | | | | | | | |
| Bill Freehan, R OBP: 0.293, SLG: 0.348 (1.2) | | 1-0 G1-6-3 HBP | | 0-0 1-3 | | 0-0 F2 | | 0-3 K | | 3 | 0 | 0 | 0 | 0 | 1 | 3 | | | | | | | | | | | |
| Ray Oyler, R OBP: 0.287, SLG: 0.275 (1.6) | | 0-0 F5 | | 0-0 F8 | | 0-0 L6 | | 0-0 F7 | | 4 | 0 | 0 | 0 | 0 | 0 | 5 | | | | | | | | | | | |
| Mickey Lolich, S OBP: 0.300, SLG: 0.235 (1.1) | | 0-0 G1-6-3 | | 0-0 1-3 | | 0-3 K | | 0-0 6-3 | | 2 | 0 | 0 | 0 | 0 | 0 | 2 | | | | | | | | | | | |
| Dave Wickersham, R OBP: 0.056, SLG: 0.083 (6.1) | | 1-2 | | | | | | | | 2 | 0 | 0 | 0 | 0 | 1 | 0 | | | | | | | | | | | |
| Inning Stats | R: 0 E: 0 K: 0 S: 5 | H: 2 LOB: 2 BB: 0 P: 5 | R: 0 E: 0 K: 0 S: 3 | H: 1 LOB: 1 BB: 0 P: 4 | R: 0 E: 0 K: 1 S: 5 | H: 0 LOB: 0 BB: 0 P: 5 | R: 1 E: 0 K: 0 S: 4 | H: 1 LOB: 1 BB: 1 P: 8 | R: 0 E: 0 K: 0 S: 4 | H: 1 LOB: 1 BB: 0 P: 4 | R: 1 E: 0 K: 2 S: 8 | H: 2 LOB: 1 BB: 0 P: 5 | R: 0 E: 1 K: 2 S: 9 | H: 0 LOB: 1 BB: 0 P: 8 | R: 1 E: 0 K: 2 S: 9 | H: 2 LOB: 1 BB: 0 P: 9 | R: 0 E: 1 K: 0 S: 4 | H: 0 LOB: 1 BB: 0 P: 4 | 1B: 6 2B: 3 3B: 0 HR: 0 | SF: 0 SAC: 0 DP: 1 HBP: 1 | WP: 0 PB: 1 SB: 1 CS: 0 | PA: 39 | | | | | |
| PITCHER | IP | WLS | BF | H | R | ER | SO | BB | IBB | HBP | BLK | WP | HR | S | P | ERA | WHIP | | | | | | | | | | |
| Joe Horlen, R ERA: 2.25 (1.1) | 6.0 | L | 26 | 7 | 2 | 2 | 1 | 1 | 0 | 1 | 0 | 0 | 0 | 26 | 31 | 3.00 | 1.333 | | | | | | | | | | |
| Hoyt Wilhelm, R ERA: 1.75 (7.1) | 2.0 | | 9 | 2 | 1 | 1 | 4 | 0 | 0 | 0 | 0 | 0 | 0 | 17 | 17 | 4.50 | 1.000 | | | | | | | | | | |
| Bob Locker, R ERA: 2.07 (9.1) | 1.0 | | 4 | 0 | 0 | 0 | 0 | 0 | 0 | 0 | 0 | 0 | 0 | 4 | 4 | 0.00 | 0.000 | | | | | | | | | | |

| Batter | 1 | 2 | 3 | 4 | 5 | 6 | 7 | 8 | 9 | AB | R | H | RBI | BB | SO | LOB | BOTTOM | | | | | | | | | | |
|---|------------------------------|---------------------------------|------------------------------|---------------------------------|------------------------------|----------------------------------|------------------------------|---------------------------------|------------------------------|---------------------------------|------------------------------|---------------------------------|------------------------------|---------------------------------|------------------------------|---------------------------------|--|------------------------------------|----------------------------------|--------|--|--|--|--|--|--|--|
| Tommie Agee, R OBP: 0.318, SLG: 0.406 (1.8) | 1B | | BB S BB 1-2 | F2 | | 1-0 HBP | | F9 | | 4 | 1 | 2 | 0 | 0 | 0 | 3 | Detroit Tigers @ Chicago White Sox Comiskey Park, Chicago, IL Tue Jul 26 1966, 8:05 PM EDT Att: 16,487 - Unknown | | | | | | | | | | |
| Don Buford, S OBP: 0.326, SLG: 0.356 (1.5) | F4 | | BB BB 1-2 2-3 | F9 | | 0-0 F9 | | F7 | | 4 | 0 | 0 | 0 | 1 | 0 | 4 | | | | | | | | | | | |
| Pete Ward, L OBP: 0.255, SLG: 0.198 (1.7) | | | 4-0 BB BB | | | | | | | 2 | 0 | 0 | 0 | 1 | 2 | 1 | | | | | | | | | | | |
| Tom McCraw, L OBP: 0.290, SLG: 0.333 (6.9) | K | | 1-2 2-3 BB | | K | | | F2 | | 2 | 0 | 0 | 0 | 0 | 0 | 0 | | | | | | | | | | | |
| John Romano, R OBP: 0.363, SLG: 0.409 (1.2) | 5-3 | | 0-3 K | | 6-3 | | | 6-3 | | 5 | 0 | 0 | 0 | 0 | 2 | 4 | | | | | | | | | | | |
| Bill Skowron, R OBP: 0.307, SLG: 0.351 (1.3) | | | 5-3 | | 4-0 BB | | | | | 2 | 0 | 1 | 1 | 2 | 0 | 0 | | | | | | | | | | | |
| Ken Berry, R OBP: 0.315, SLG: 0.413 (6.7) | | | 1-2 2-3 HBP | | 4-0 BB | | | G3 | | 3 | 0 | 1 | 0 | 1 | 0 | 4 | | | | | | | | | | | |
| Jerry Adair, R OBP: 0.295, SLG: 0.356 (1.4) | F3 | | | SH1-4 BB 1B | | FC6-4 1-2 BB | | 4-3 | | 4 | 0 | 1 | 0 | 0 | 0 | 3 | | | | | | | | | | | |
| Lee Elia, R OBP: 0.261, SLG: 0.313 (1.6) | | | | | | | | 4-3 | | 2 | 0 | 0 | 0 | 1 | 0 | 1 | | | | | | | | | | | |
| Floyd Robinson, L OBP: 0.243, SLG: 0.355 (8. PH) | F6 | | | | | | | 4-3 | | 1 | 0 | 0 | 0 | 0 | 0 | 0 | | | | | | | | | | | |
| Bob Locker, S OBP: 0.308, SLG: 0.182 (9.1) | | | | SH1-4 BB | | | | | | 0 | 0 | 0 | 0 | 0 | 0 | 0 | | | | | | | | | | | |
| Joe Horlen, R OBP: 0.154, SLG: 0.108 (1.1) | | | | | | | | | | 1 | 0 | 0 | 0 | 0 | 0 | 0 | | | | | | | | | | | |
| Wayne Colquhoun, L OBP: 0.135, SLG: 0.078 (6. PH) | | | | | | | | | | 1 | 0 | 0 | 0 | 0 | 0 | 0 | | | | | | | | | | | |
| Hoyt Wilhelm, R ERA: 1.75 (7.1) | | | | | | | | | | 0 | 0 | 0 | 0 | 0 | 0 | 0 | | | | | | | | | | | |
| Smoky Burgess, L OBP: 0.385, SLG: 0.525 (8. PH) | | | | | | | | | | 0 | 0 | 0 | 0 | 1 | 0 | 0 | | | | | | | | | | | |
| Al Weis, S OBP: 0.212, SLG: 0.138 (9.4) | | | | BB 1B | | 1-2 2-3 | | | | 0 | 0 | 0 | 0 | 0 | 0 | 0 | | | | | | | | | | | |
| Inning Stats | R: 0 E: 0 K: 1 S: 6 | H: 1 LOB: 1 BB: 0 P: 6 | R: 0 E: 0 K: 0 S: 4 | H: 1 LOB: 1 BB: 0 P: 4 | R: 1 E: 1 K: 1 S: 6 | H: 1 LOB: 3 BB: 3 P: 18 | R: 0 E: 0 K: 0 S: 4 | H: 1 LOB: 2 BB: 1 P: 8 | R: 0 E: 0 K: 0 S: 3 | H: 0 LOB: 1 BB: 0 P: 4 | R: 0 E: 0 K: 0 S: 4 | H: 1 LOB: 1 BB: 0 P: 4 | R: 0 E: 0 K: 0 S: 3 | H: 0 LOB: 1 BB: 1 P: 7 | R: 0 E: 0 K: 1 S: 5 | H: 0 LOB: 0 BB: 0 P: 5 | 1B: 5 2B: 0 3B: 0 HR: 0 | SF: 0 SAC: 1 DP: 0 HBP: 1 | WP: 0 PB: 0 SB: 1 CS: 0 | PA: 40 | | | | | | | |
| PITCHER | IP | WLS | BF | H | R | ER | SO | BB | IBB | HBP | BLK | WP | HR | S | P | ERA | WHIP | | | | | | | | | | |
| Mickey Lolich, L ERA: 4.71 (1.1) | 5.0 | | 25 | 4 | 1 | 1 | 3 | 6 | 0 | 0 | 0 | 0 | 0 | 25 | 49 | 1.80 | 2.000 | | | | | | | | | | |
| Dave Wickersham, R ERA: 3.56 (6.1) | 4.0 | S | 15 | 1 | 0 | 0 | 1 | 1 | 0 | 1 | 0 | 0 | 0 | 15 | 20 | 0.00 | 0.500 | | | | | | | | | | |

| | |
|-----|----|
| AB | 37 |
| R | 3 |
| H | 9 |
| RBI | 3 |
| BB | 1 |
| SO | 5 |
| LOB | 21 |



| | |
|-----|----|
| AB | 31 |
| R | 1 |
| H | 5 |
| RBI | 1 |
| BB | 7 |
| SO | 4 |
| LOB | 20 |



| Batter | 1 | 2 | 3 | 4 | 5 | 6 | 7 | 8 | 9 | AB | R | H | RBI | BB | SO | LOB | TOP | | | | | |
|---|--|---------------------------------|------------------------------|---------------------------------|------------------------------|---------------------------------|------------------------------|---------------------------------|------------------------------|---------------------------------|------------------------------|---------------------------------|------------------------------|---------------------------------|------------------------------|---|--|---------------------------------|----------------------------------|------------------------------------|-------------------------|--------|
| Don Wert, R OBP: 0.347, SLG: 0.330 (1, 5) | | | | | | | | | | 3 | 0 | 1 | 0 | 1 | 0 | 1 | Detroit Tigers @ Chicago White Sox Comiskey Park, Chicago, IL Wed Jul 27 1966, 4:33 AM EDT Att: 15,047 - Unknown | | | | | |
| Dick Tracewski, R OBP: 0.293, SLG: 0.203 (1, 4) | | | | | | | | | | 3 | 0 | 1 | 0 | 0 | 0 | 1 | | | | | | |
| Gates Brown, L OBP: 0.310, SLG: 0.402 (8, PH) | | | | | | | | | | 1 | 0 | 0 | 0 | 0 | 0 | 2 | | | | | | |
| Fred Gladding, L (8, 1) | | | | | | | | | | 0 | 0 | 0 | 0 | 0 | 0 | 0 | | | | | | |
| Jim Northrup, L OBP: 0.312, SLG: 0.432 (1, 9) | | | | | | | | | | 4 | 0 | 0 | 0 | 0 | 1 | 4 | | | | | | |
| Al Kaline, R OBP: 0.406, SLG: 0.614 (1, 8) | | | | | | | | | | 4 | 0 | 1 | 0 | 0 | 0 | 2 | | | | | | |
| Norm Cash, L OBP: 0.309, SLG: 0.412 (1, 3) | | | | | | | | | | 4 | 0 | 0 | 0 | 0 | 0 | 1 | | | | | | |
| Willie Horton, R OBP: 0.345, SLG: 0.487 (1, 7) | | | | | | | | | | 4 | 0 | 1 | 0 | 0 | 1 | 0 | | | | | | |
| Bill Freehan, R OBP: 0.293, SLG: 0.347 (1, 2) | | | | | | | | | | 4 | 0 | 1 | 0 | 0 | 0 | 0 | | | | | | |
| Ray Oyler, R OBP: 0.288, SLG: 0.277 (1, 6) | | | | | | | | | | 3 | 0 | 1 | 0 | 0 | 1 | 2 | | | | | | |
| Earl Wilson, R OBP: 0.328, SLG: 0.472 (1, 1) | | | | | | | | | | 2 | 0 | 0 | 0 | 0 | 1 | 1 | | | | | | |
| Jerry Lumpe, L OBP: 0.296, SLG: 0.322 (8, PH) | | | | | | | | | | 1 | 0 | 1 | 0 | 0 | 0 | 0 | | | | | | |
| Inning Stats | R: 0 E: 0 K: 0 S: 3 | H: 1 LOB: 0 BB: 0 P: 3 | R: 0 E: 0 K: 0 S: 5 | H: 2 LOB: 2 BB: 0 P: 5 | R: 0 E: 0 K: 1 S: 6 | H: 1 LOB: 1 BB: 0 P: 6 | R: 0 E: 0 K: 1 S: 5 | H: 0 LOB: 0 BB: 0 P: 5 | R: 0 E: 0 K: 0 S: 4 | H: 1 LOB: 1 BB: 0 P: 4 | R: 0 E: 0 K: 1 S: 5 | H: 0 LOB: 0 BB: 0 P: 5 | R: 0 E: 0 K: 1 S: 5 | H: 0 LOB: 0 BB: 0 P: 5 | R: 0 E: 0 K: 1 S: 6 | H: 1 LOB: 2 BB: 1 P: 10 | R: 0 E: 0 K: 0 S: 3 | H: 0 LOB: 0 BB: 0 P: 3 | 1B: 7 2B: 0 3B: 0 HR: 0 | SF: 0 SAC: 0 DP: 1 HBP: 0 | WP: 0 PB: 0 CS: 0 | PA: 34 |
| PITCHER John Buzhardt, R ERA: 3.12 (1, 1) | IP: 9.0 WLS: W BF: 34 H: 7 R: 0 ER: 0 SO: 4 BB: 1 IBB: 0 HBP: 0 BLK: 0 WP: 0 HR: 0 S: 41 P: 45 ERA: 0.00 WHIP: 0.889 | | | | | | | | | | | | | | | PITCHER John Buzhardt, R ERA: 3.12 (1, 1) | IP: 9.0 WLS: W BF: 34 H: 7 R: 0 ER: 0 SO: 4 BB: 1 IBB: 0 HBP: 0 BLK: 0 WP: 0 HR: 0 S: 41 P: 45 ERA: 0.00 WHIP: 0.889 | | | | | |

| Batter | 1 | 2 | 3 | 4 | 5 | 6 | 7 | 8 | 9 | AB | R | H | RBI | BB | SO | LOB | BOTTOM | | | |
|--|--|---------------------------------|------------------------------|---------------------------------|------------------------------|---------------------------------|------------------------------|----------------------------------|------------------------------|---------------------------------|------------------------------|----------------------------------|-------------------------------|----------------------------------|------------------------------|--|--|------------------------------------|-------------------------|--------|
| Ken Berry, R OBP: 0.314, SLG: 0.407 (1, 9) | | | | | | | | | | 3 | 0 | 0 | 0 | 1 | 0 | 0 | Detroit Tigers @ Chicago White Sox Comiskey Park, Chicago, IL Wed Jul 27 1966, 4:33 AM EDT Att: 15,047 - Unknown | | | |
| Wayne Causey, L OBP: 0.315, SLG: 0.275 (1, 4) | | | | | | | | | | 2 | 0 | 0 | 0 | 1 | 0 | 0 | | | | |
| Al Weis, S OBP: 0.211, SLG: 0.135 (6, FR) | | | | | | | | | | 1 | 1 | 0 | 0 | 0 | 1 | 2 | | | | |
| Don Buford, S OBP: 0.328, SLG: 0.354 (1, 5) | | | | | | | | | | 2 | 2 | 0 | 0 | 2 | 1 | 2 | | | | |
| Pete Ward, L OBP: 0.248, SLG: 0.191 (1, 7) | | | | | | | | | | 3 | 0 | 0 | 0 | 0 | 1 | 3 | | | | |
| Floyd Robinson, L OBP: 0.342, SLG: 0.353 (7, 9) | | | | | | | | | | 1 | 0 | 0 | 0 | 0 | 0 | 0 | | | | |
| Tom McCraw, L OBP: 0.300, SLG: 0.353 (1, 3) | | | | | | | | | | 3 | 2 | 3 | 1 | 1 | 0 | 0 | | | | |
| Tommie Agee, R OBP: 0.317, SLG: 0.408 (1, 8) | | | | | | | | | | 3 | 0 | 1 | 4 | 0 | 0 | 2 | | | | |
| Jerry Adair, R OBP: 0.290, SLG: 0.349 (1, 6) | | | | | | | | | | 4 | 0 | 0 | 0 | 0 | 1 | 3 | | | | |
| J.C. Martin, L OBP: 0.333, SLG: 0.399 (1, 2) | | | | | | | | | | 3 | 0 | 0 | 0 | 0 | 1 | 0 | | | | |
| John Buzhardt, R OBP: 0.184, SLG: 0.139 (1, 1) | | | | | | | | | | 3 | 0 | 1 | 0 | 0 | 1 | 0 | | | | |
| Inning Stats | R: 0 E: 0 K: 0 S: 3 | H: 0 LOB: 0 BB: 0 P: 3 | R: 1 E: 0 K: 0 S: 4 | H: 1 LOB: 0 BB: 0 P: 4 | R: 0 E: 0 K: 0 S: 3 | H: 0 LOB: 0 BB: 0 P: 3 | R: 1 E: 0 K: 1 S: 6 | H: 1 LOB: 1 BB: 1 P: 10 | R: 0 E: 0 K: 1 S: 5 | H: 0 LOB: 0 BB: 0 P: 5 | R: 3 E: 0 K: 1 S: 6 | H: 1 LOB: 2 BB: 3 P: 18 | R: 0 E: 0 K: 3 S: 10 | H: 1 LOB: 2 BB: 1 P: 14 | R: 0 E: 0 K: 0 S: 4 | H: 1 LOB: 1 BB: 0 P: 4 | 1B: 2 2B: 2 3B: 1 HR: 0 | SF: 1 SAC: 0 DP: 0 HBP: 0 | WP: 0 PB: 0 CS: 0 | PA: 34 |
| PITCHER Earl Wilson, R ERA: 3.85 Fred Gladding, R ERA: 3.56 (8, 1) | IP: 7.0 WLS: L BF: 30 H: 4 R: 5 ER: 5 SO: 6 BB: 4 IBB: 1 HBP: 0 BLK: 0 WP: 0 HR: 0 S: 37 P: 57 ERA: 6.43 WHIP: 1.143 | | | | | | | | | | | | | | | PITCHER Earl Wilson, R ERA: 3.85 Fred Gladding, R ERA: 3.56 (8, 1) | IP: 7.0 WLS: L BF: 30 H: 4 R: 5 ER: 5 SO: 6 BB: 4 IBB: 1 HBP: 0 BLK: 0 WP: 0 HR: 0 S: 37 P: 57 ERA: 6.43 WHIP: 1.143 | | | |




| Batter | 1 | 2 | 3 | 4 | 5 | 6 | 7 | 8 | 9 | AB | R | H | RBI | BB | SO | LOB | TOP | | | | |
|---|------------------------------|---------------------------------|------------------------------|---------------------------------|------------------------------|---------------------------------|------------------------------|---------------------------------|------------------------------|---------------------------------|------------------------------|---------------------------------|------------------------------|---------------------------------|------------------------------|---------------------------------|--|------------------------------------|----------------------------------|--------|--|
| Don Wert, R OBP: 0.354, SLG: 0.337 (1, 5) | | | | | | | | | | 3 | 0 | 1 | 0 | 1 | 0 | 1 | Detroit Tigers @ Kansas City Athletics Municipal Stadium, Kansas City, MO Fri Jul 29 1966, 8:05 PM EDT Att: 12,302 - Unknown | | | | |
| Jerry Lumpe, L OBP: 0.289, SLG: 0.313 (1, 4) | | | | | | | | | | 4 | 0 | 0 | 0 | 0 | 1 | 3 | | | | | |
| Jim Northrup, L OBP: 0.307, SLG: 0.423 (1, 9) | | | | | | | | | | 4 | 0 | 0 | 0 | 0 | 0 | 1 | | | | | |
| Al Kaline, R OBP: 0.408, SLG: 0.614 (1, 8) | | | | | | | | | | 4 | 0 | 2 | 0 | 0 | 0 | 1 | | | | | |
| Norm Cash, L OBP: 0.315, SLG: 0.414 (1, 3) | | | | | | | | | | 3 | 0 | 1 | 0 | 1 | 0 | 1 | | | | | |
| Willie Horton, R OBP: 0.346, SLG: 0.495 (1, 7) | | | | | | | | | | 4 | 1 | 2 | 1 | 0 | 1 | 2 | | | | | |
| Bill Freehan, R OBP: 0.286, SLG: 0.338 (1, 2) | | | | | | | | | | 4 | 0 | 0 | 0 | 0 | 0 | 5 | | | | | |
| Ray Oyler, R OBP: 0.275, SLG: 0.264 (1, 6) | | | | | | | | | | 3 | 0 | 0 | 0 | 0 | 0 | 0 | | | | | |
| Johnny Podres, L OBP: 0.444, SLG: 0.286 (6, PH) | | | | | | | | | | 1 | 0 | 0 | 0 | 0 | 1 | 0 | | | | | |
| Jake Wood, R OBP: 0.333, SLG: 0.374 (6, PH) | | | | | | | | | | 1 | 0 | 0 | 0 | 0 | 1 | 0 | | | | | |
| Dave Wickersham, R OBP: 0.056, SLG: 0.083 (6, PH) | | | | | | | | | | 0 | 0 | 0 | 0 | 0 | 0 | 0 | | | | | |
| Gates Brown, L OBP: 0.313, SLG: 0.404 (8, PH) | | | | | | | | | | 1 | 0 | 1 | 0 | 0 | 0 | 0 | | | | | |
| Fred Gladding, L ERA: 1.91 (8, 1) | | | | | | | | | | 0 | 0 | 0 | 0 | 0 | 0 | 0 | | | | | |
| Inning Stats | R: 0 E: 0 K: 0 S: 2 | H: 0 LOB: 0 BB: 1 P: 6 | R: 1 E: 0 K: 0 S: 4 | H: 2 LOB: 0 BB: 0 P: 4 | R: 0 E: 0 K: 2 S: 8 | H: 1 LOB: 1 BB: 0 P: 8 | R: 0 E: 0 K: 0 S: 3 | H: 0 LOB: 0 BB: 0 P: 3 | R: 0 E: 0 K: 1 S: 5 | H: 0 LOB: 0 BB: 0 P: 5 | R: 0 E: 0 K: 0 S: 4 | H: 1 LOB: 2 BB: 1 P: 8 | R: 0 E: 0 K: 0 S: 4 | H: 1 LOB: 1 BB: 0 P: 4 | R: 0 E: 1 K: 0 S: 5 | H: 2 LOB: 2 BB: 0 P: 5 | 1B: 5 2B: 1 3B: 0 HR: 1 | SF: 0 SAC: 0 DP: 3 HBP: 0 | WP: 0 PB: 0 SB: 1 CS: 0 | PA: 34 | |
| PITCHER | IP | WLS | BF | H | R | ER | SO | BB | IBB | HBP | BLK | WP | HR | S | P | ERA | WHIP | | | | |
| Law Krausse, R ERA: 2.92 (1, 1) | 6.1 | W | 23 | 4 | 1 | 1 | 4 | 2 | 0 | 0 | 0 | 0 | 0 | 29 | 37 | 1.42 | 0.947 | | | | |
| Jack Aker, R ERA: 1.91 (7, 1) | 2.2 | S | 11 | 3 | 0 | 0 | 0 | 0 | 0 | 0 | 0 | 0 | 0 | 11 | 11 | 0.00 | 1.125 | | | | |

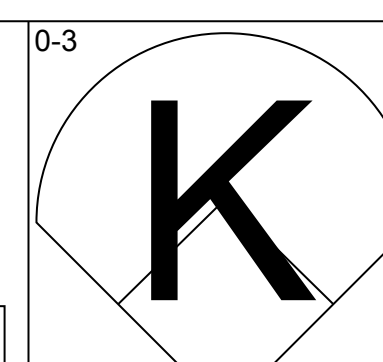
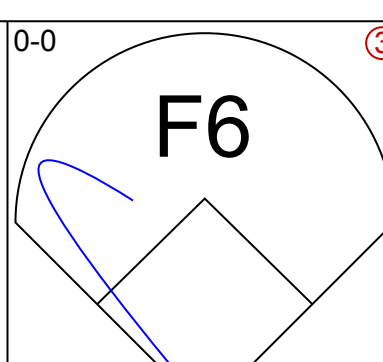
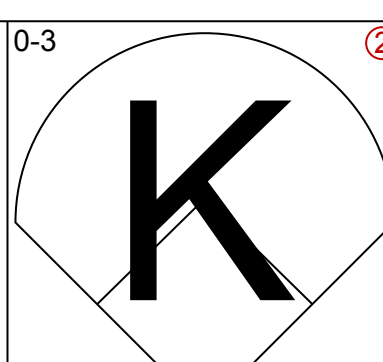
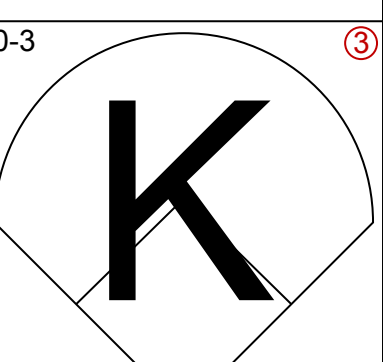
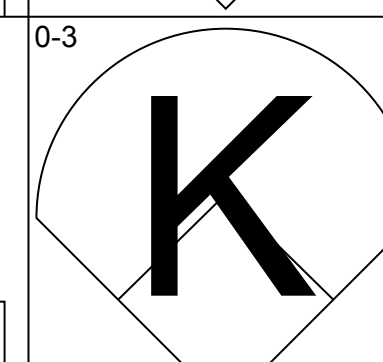
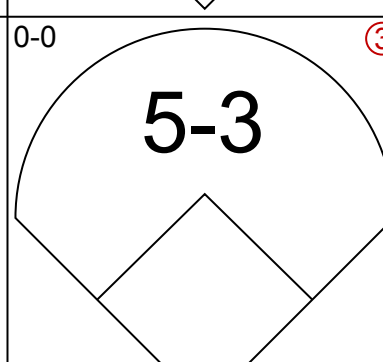
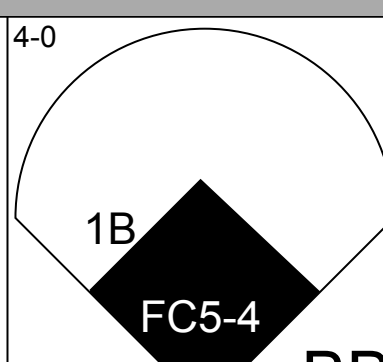
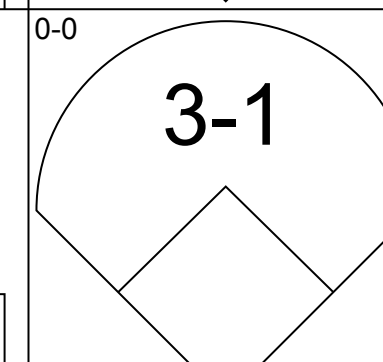

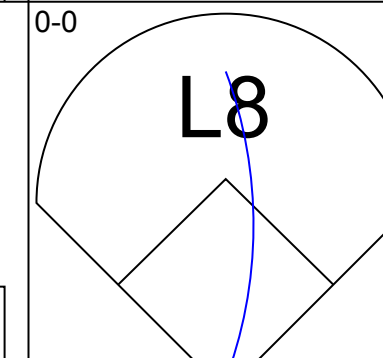
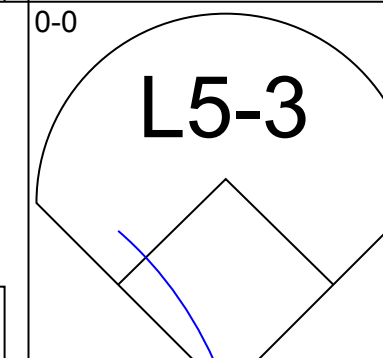
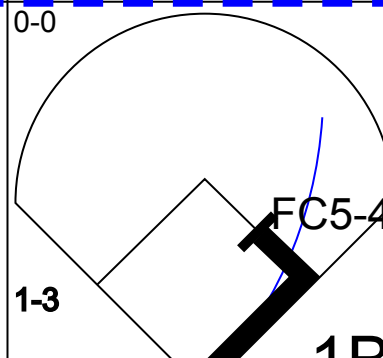
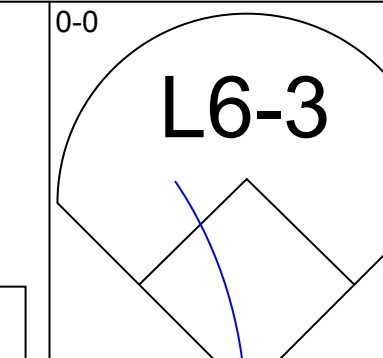
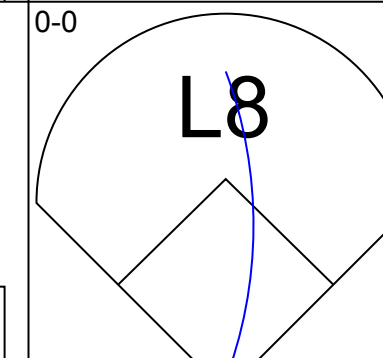
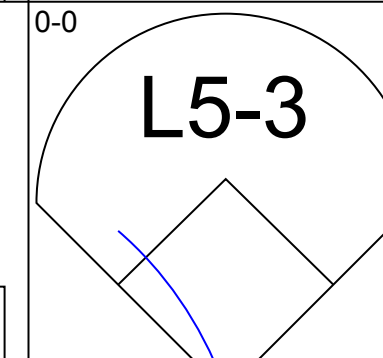
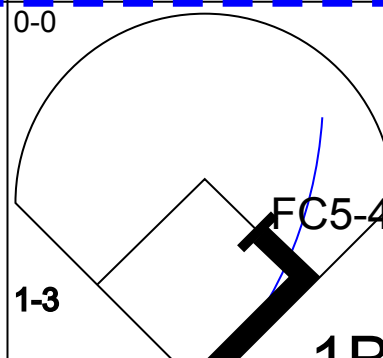
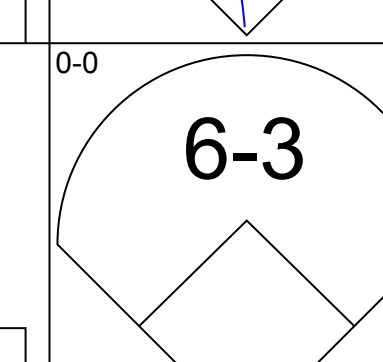
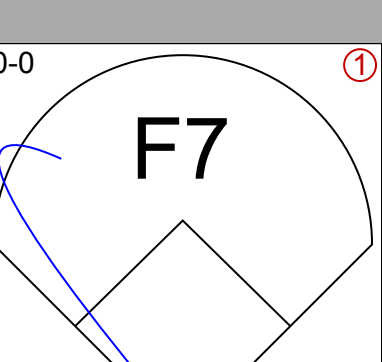
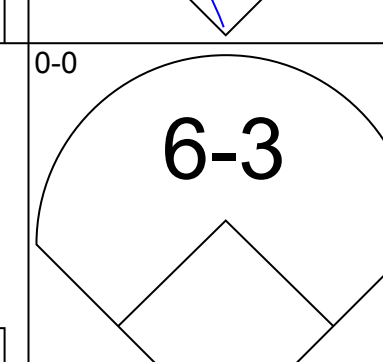
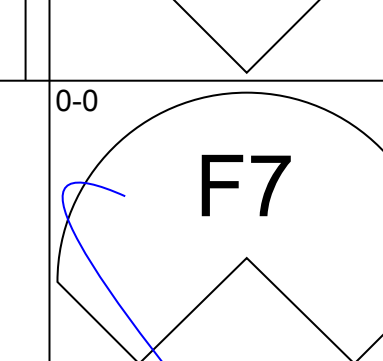
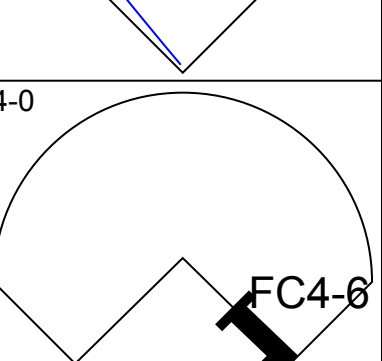
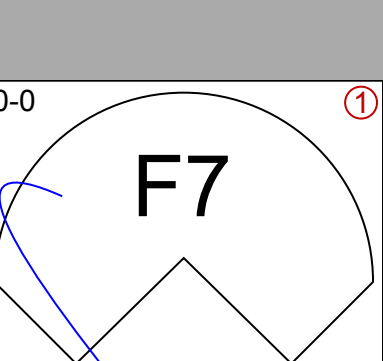
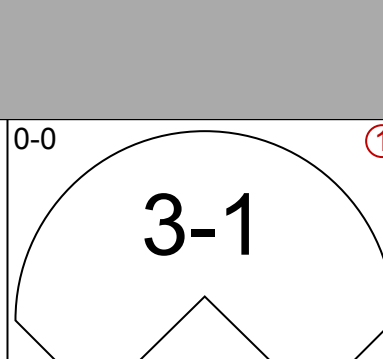
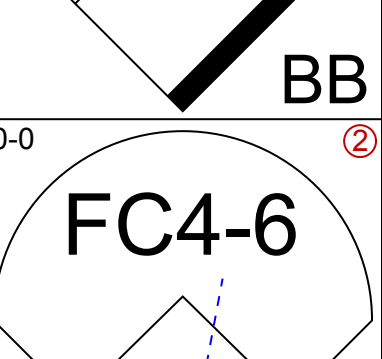
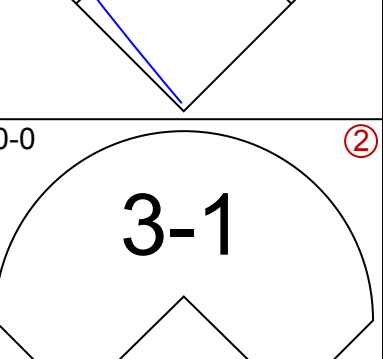
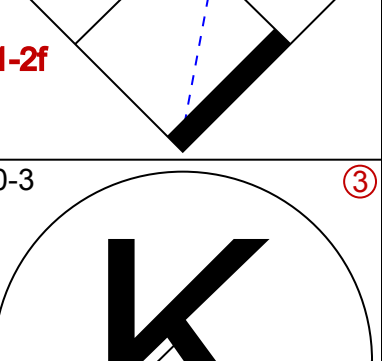
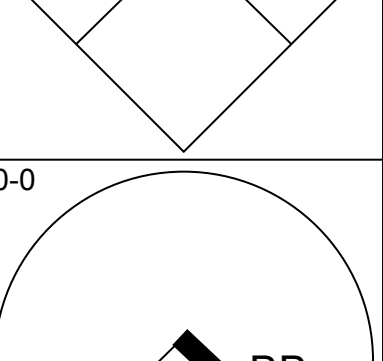

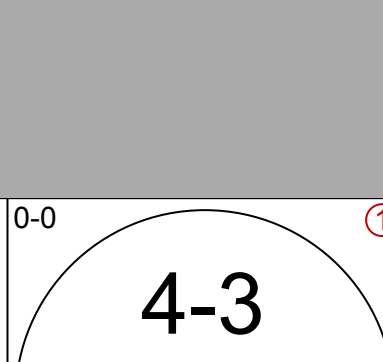
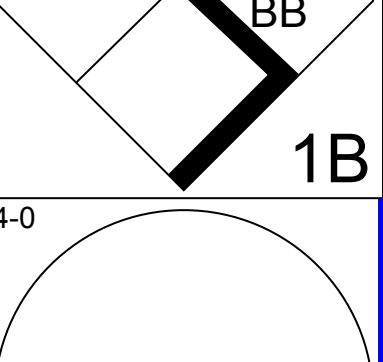

| | |
|-----|----|
| AB | 32 |
| R | 1 |
| H | 7 |
| RBI | 1 |
| BB | 2 |
| SO | 4 |
| LOB | 14 |



| Batter | 1 | 2 | 3 | 4 | 5 | 6 | 7 | 8 | 9 | AB | R | H | RBI | BB | SO | LOB | BOTTOM | | | | |
|---|------------------------------|---------------------------------|------------------------------|----------------------------------|------------------------------|---------------------------------|------------------------------|---------------------------------|------------------------------|---------------------------------|------------------------------|---------------------------------|------------------------------|---------------------------------|------------------------------|---------------------------------|--|----------------------------------|------------------------------------|----------------------------------|--------|
| Bert Campaneris, R OBP: 0.309, SLG: 0.396 (1, 6) | | | | | | | | | | 4 | 0 | 1 | 2 | 0 | 0 | 0 | Detroit Tigers @ Kansas City Athletics Municipal Stadium, Kansas City, MO Fri Jul 29 1966, 8:05 PM EDT Att: 12,302 - Unknown | | | | |
| Roger Repoz, L OBP: 0.350, SLG: 0.413 (1, 3) | | | | | | | | | | 3 | 0 | 0 | 0 | 1 | 0 | 1 | | | | | |
| Mike Hershberger, R OBP: 0.319, SLG: 0.360 (1, 9) | | | | | | | | | | 4 | 0 | 0 | 0 | 0 | 0 | 1 | | | | | |
| Danny Cater, R OBP: 0.286, SLG: 0.373 (1, 7) | | | | | | | | | | 4 | 0 | 0 | 0 | 0 | 0 | 0 | | | | | |
| Ed Charles, R OBP: 0.324, SLG: 0.440 (1, 5) | | | | | | | | | | 3 | 0 | 3 | 0 | 0 | 0 | 0 | | | | | |
| Dick Green, R OBP: 0.301, SLG: 0.359 (1, 4) | | | | | | | | | | 3 | 1 | 2 | 0 | 0 | 0 | 1 | | | | | |
| Joe Nosske, R OBP: 0.266, SLG: 0.331 (1, 8) | | | | | | | | | | 3 | 1 | 0 | 0 | 0 | 0 | 3 | | | | | |
| Phil Roof, R OBP: 0.288, SLG: 0.361 (1, 2) | | | | | | | | | | 2 | 1 | 0 | 0 | 1 | 0 | 0 | | | | | |
| Law Krausse, R OBP: 0.214, SLG: 0.160 (1, 1) | | | | | | | | | | 2 | 1 | 1 | 2 | 0 | 0 | 0 | | | | | |
| Jack Aker, R OBP: 0.091, SLG: 0.182 (7, 1) | | | | | | | | | | 1 | 0 | 0 | 0 | 0 | 1 | 0 | | | | | |
| Inning Stats | R: 0 E: 0 K: 0 S: 3 | H: 0 LOB: 0 BB: 0 P: 3 | R: 4 E: 1 K: 0 S: 7 | H: 4 LOB: 1 BB: 1 P: 11 | R: 0 E: 0 K: 0 S: 4 | H: 1 LOB: 1 BB: 0 P: 4 | R: 0 E: 0 K: 0 S: 3 | H: 0 LOB: 0 BB: 0 P: 3 | R: 0 E: 0 K: 0 S: 4 | H: 2 LOB: 1 BB: 0 P: 4 | R: 0 E: 0 K: 1 S: 5 | H: 0 LOB: 0 BB: 0 P: 5 | R: 0 E: 0 K: 0 S: 2 | H: 0 LOB: 0 BB: 1 P: 6 | R: 0 E: 1 K: 0 S: 5 | H: 0 LOB: 0 BB: 0 P: 5 | | 1B: 5 2B: 2 3B: 0 HR: 0 | SF: 0 SAC: 0 DP: 1 HBP: 0 | WP: 0 PB: 0 SB: 0 CS: 0 | PA: 31 |
| PITCHER | IP | WLS | BF | H | R | ER | SO | BB | IBB | HBP | BLK | WP | HR | S | P | ERA | | WHIP | | | |
| Johnny Podres, L ERA: 3.61 (1, 1) | 5.0 | L | 21 | 5 | 4 | 4 | 0 | 1 | 0 | 0 | 0 | 0 | 0 | 20 | 24 | 7.20 | 1.200 | | | | |
| Dave Wickersham, R ERA: 3.49 (6, 1) | 2.0 | | 7 | 2 | 0 | 0 | 1 | 0 | 0 | 0 | 0 | 0 | 0 | 9 | 9 | 0.00 | 1.000 | | | | |
| Fred Gladding, R ERA: 3.49 (8, 1) | 1.0 | | 3 | 0 | 0 | 0 | 0 | 1 | 0 | 0 | 0 | 0 | 0 | 2 | 6 | 0.00 | 1.000 | | | | |

| | |
|-----|----|
| AB | 29 |
| R | 4 |
| H | 7 |
| RBI | 4 |
| BB | 2 |
| SO | 1 |
| LOB | 6 |

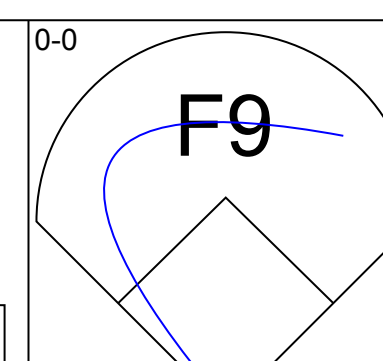
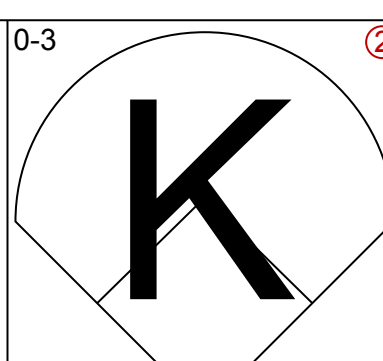
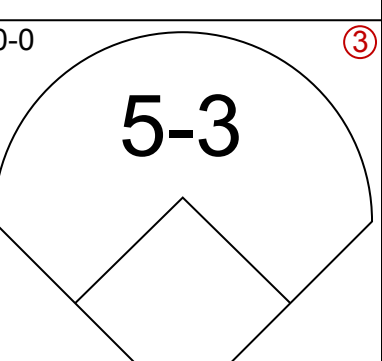
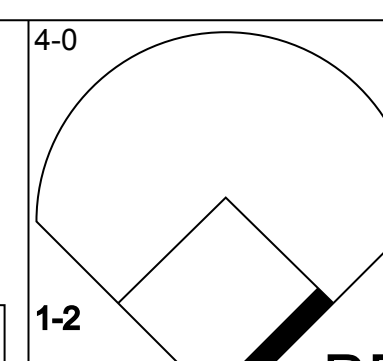
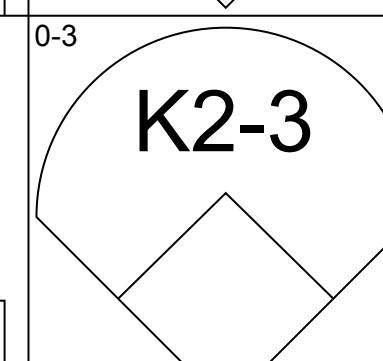
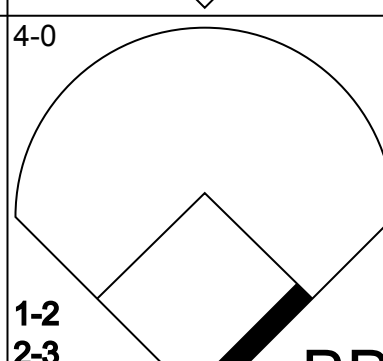
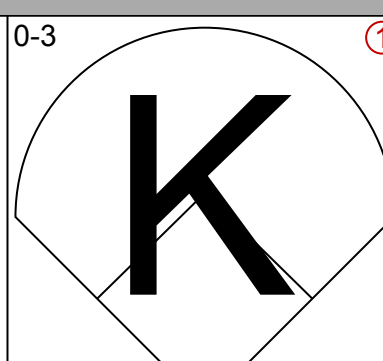
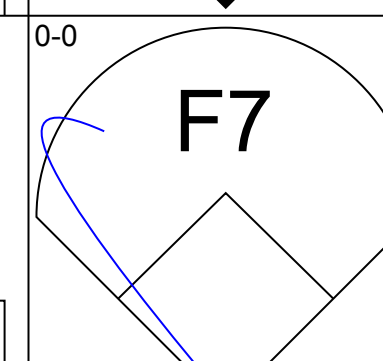
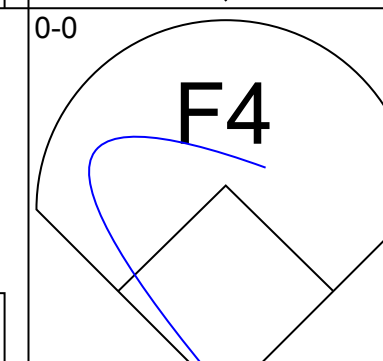
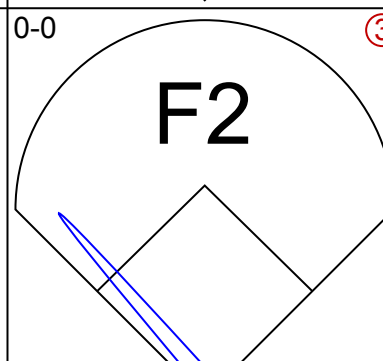
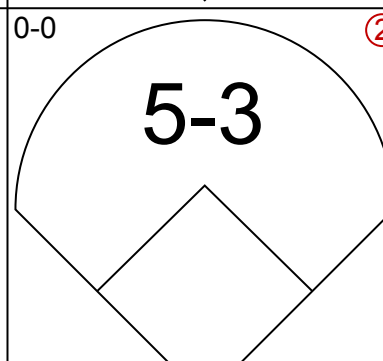
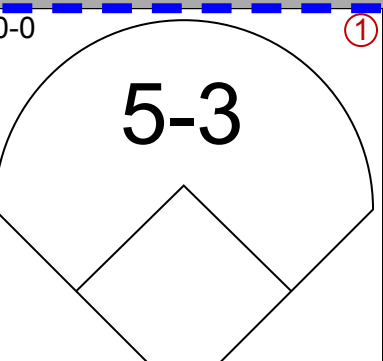
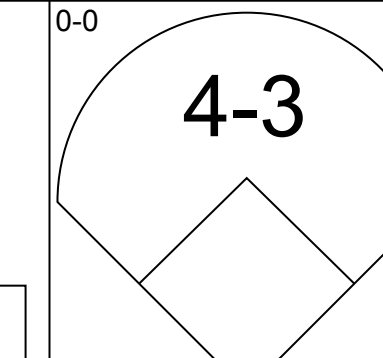
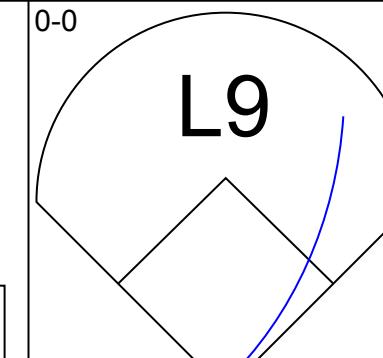
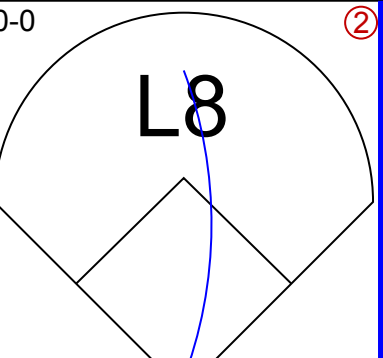
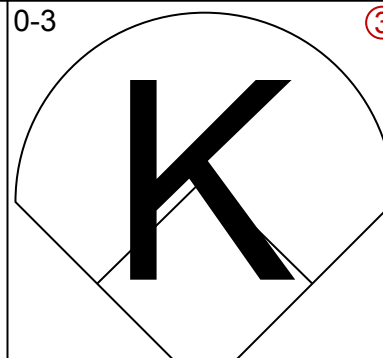
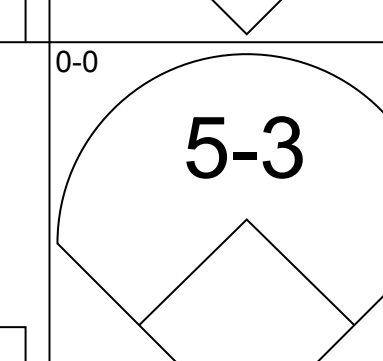
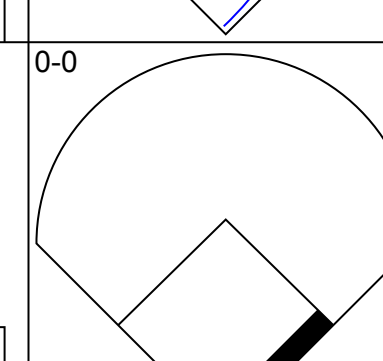
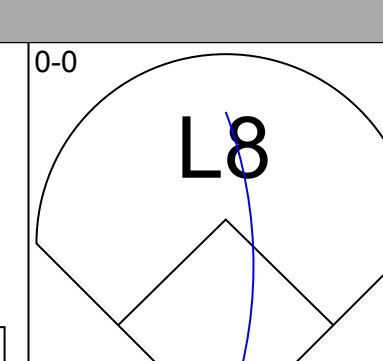
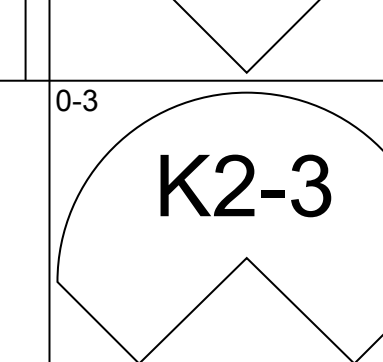
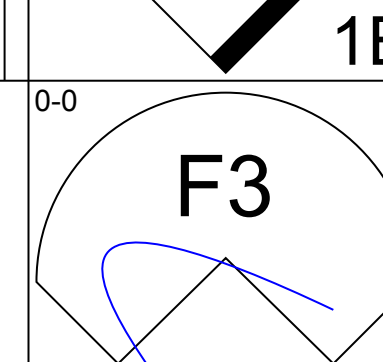
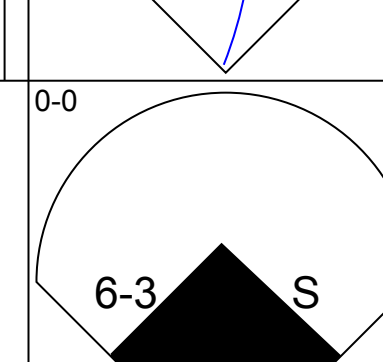
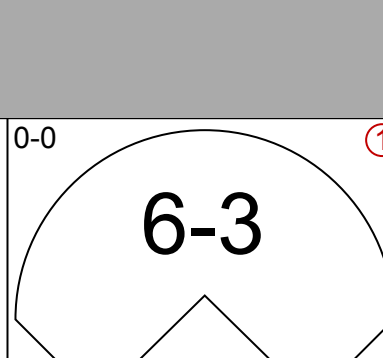
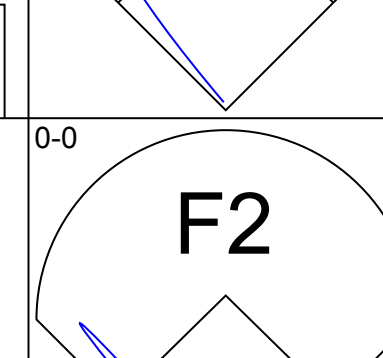
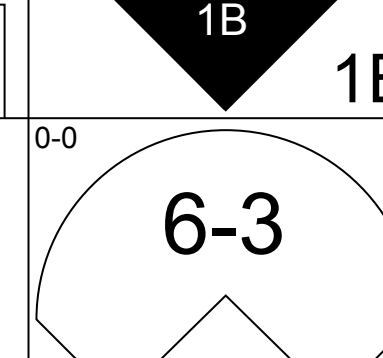
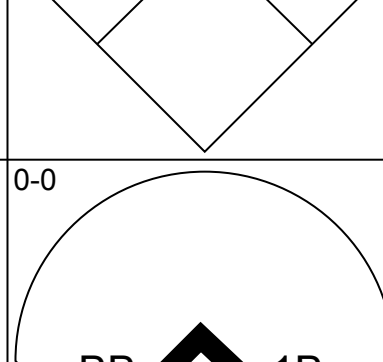
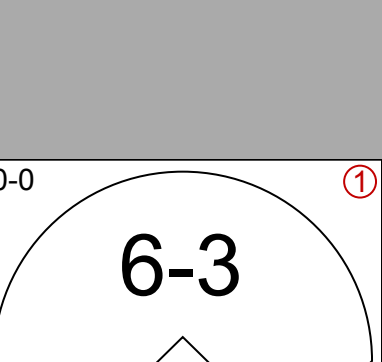
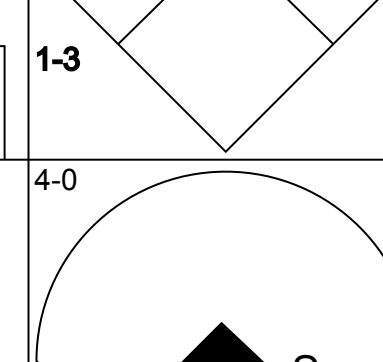
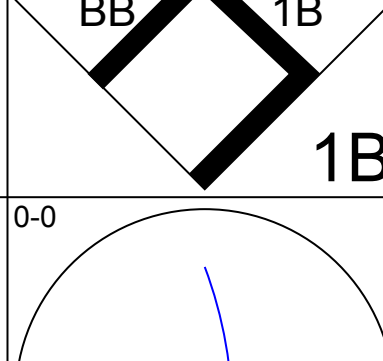
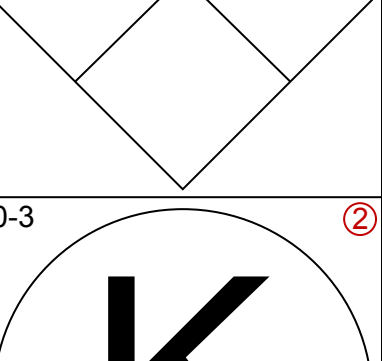
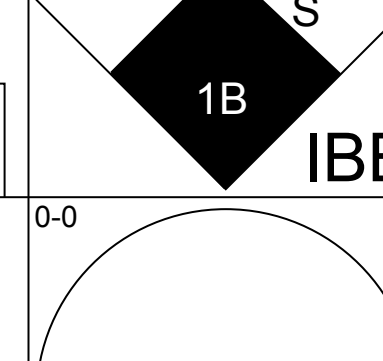


| Batter | 1 | 2 | 3 | 4 | 5 | 6 | 7 | 8 | 9 | AB | R | H | RBI | BB | SO | LOB | TOP | | | |
|---|---|---|---|---|------------------------------|---|---|---|---|---------------------------------|------------------------------|---------------------------------|------------------------------|----------------------------------|------------------------------|----------------------------------|---|------------------------------------|----------------------------------|--------|
| Don Wert, R OBP: 0.350, SLG: 0.332 (1, 5) |  | |  | | |  | |  | | 4 | 0 | 0 | 0 | 0 | 3 | 3 | | | | |
| Ray Oyer, R OBP: 0.271, SLG: 0.258 (1, 6) |  | | | | |  | | |  | 3 | 0 | 0 | 0 | 0 | 1 | 0 | | | | |
| Jake Wood, R OBP: 0.337, SLG: 0.374 (9, PH) |  | | | | | | | | | 0 | 1 | 0 | 0 | 1 | 0 | 0 | | | | |
| Norm Cash, L OBP: 0.312, SLG: 0.409 (1, 3) |  | | |  | | |  | |  | 4 | 0 | 0 | 0 | 0 | 1 | 1 | | | | |
| Al Kaline, R OBP: 0.406, SLG: 0.609 (1, 8) | |  | |  | | |  | |  | 4 | 0 | 1 | 0 | 0 | 0 | 0 | | | | |
| Willie Horton, R OBP: 0.342, SLG: 0.488 (1, 7) |  | | | | |  | |  | | 4 | 0 | 0 | 1 | 0 | 0 | 1 | | | | |
| Jim Northrup, L OBP: 0.307, SLG: 0.419 (1, 9) |  | | | | |  | | |  | 3 | 0 | 0 | 0 | 1 | 1 | 1 | | | | |
| Jerry Lumpe, L OBP: 0.286, SLG: 0.309 (1, 4) | | |  | | |  | | |  | 3 | 0 | 0 | 0 | 0 | 0 | 1 | | | | |
| Orlando McFarlane, R OBP: 0.311, SLG: 0.414 (1, 2) | | | | | |  | | |  | 3 | 0 | 2 | 0 | 0 | 1 | 1 | | | | |
| Mickey Lolich, S OBP: 0.286, SLG: 0.222 (1, 1) | | |  | | | | | |  | 2 | 0 | 0 | 0 | 0 | 1 | 1 | | | | |
| Gates Brown, L OBP: 0.318, SLG: 0.404 (8, PH) | | | | | | | | |  | 0 | 0 | 0 | 0 | 1 | 0 | 0 | | | | |
| Larry Sherry, R OBP: 0.426, SLG: 0.714 (8, 1) | | | | | | | | | | 0 | 0 | 0 | 0 | 0 | 0 | 0 |  | | | |
| Inning Stats | R: 0 E: 0 K: 2 S: 7 | H: 0 LOB: 0 BB: 0 P: 7 | R: 0 E: 0 K: 0 S: 3 | H: 0 LOB: 0 BB: 0 P: 3 | R: 0 E: 0 K: 1 S: 6 | H: 1 LOB: 1 BB: 0 P: 6 | R: 0 E: 0 K: 0 S: 3 | H: 0 LOB: 0 BB: 0 P: 3 | R: 0 E: 0 K: 1 S: 5 | H: 0 LOB: 1 BB: 1 P: 9 | R: 0 E: 0 K: 0 S: 3 | H: 0 LOB: 0 BB: 0 P: 3 | R: 0 E: 0 K: 1 S: 6 | H: 1 LOB: 2 BB: 1 P: 10 | R: 1 E: 0 K: 2 S: 8 | H: 1 LOB: 1 BB: 1 P: 12 | 1B: 3 2B: 0 3B: 0 HR: 0 | SF: 0 SAC: 0 DP: 0 HBP: 0 | WP: 0 PB: 0 SB: 0 CS: 0 | PA: 33 |
| PITCHER | IP WLS BF H R ER SO BB IBB HBP BLK WP HR S P ERA WHIP | | | | | | | | | | | | | | | | | | | |
| Blue Moon Odom, R ERA: 1.13 (1, 1) | 8.0 W 29 2 1 1 6 3 0 0 0 0 0 0 38 50 1.12 0.625 | | | | | | | | | | | | | | | | | | | |
| Joe Grzenda, L ERA: (9, 1) | 0.1 1 0 0 0 1 0 0 0 0 0 0 0 3 3 0.00 0.000 | | | | | | | | | | | | | | | | | | | |
| Wes Stock, R ERA: 3.45 (9, 1) | 0.2 S 3 1 0 0 1 0 0 0 0 0 0 0 5 5 0.00 1.500 | | | | | | | | | | | | | | | | | | | |

Detroit Tigers @ Kansas City Athletics
Municipal Stadium, Kansas City, MO
Sat Jul 30 1966, 4:33 AM EDT
Att: 19,907 - Unknown


AB 30
R 1
H 3
RBI 1
BB 3
SO 8
LOB 9

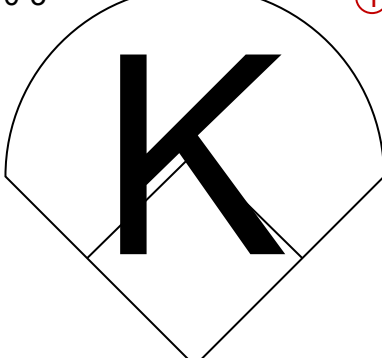
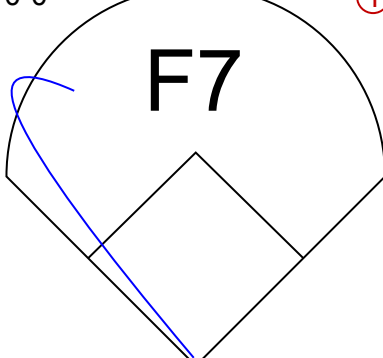
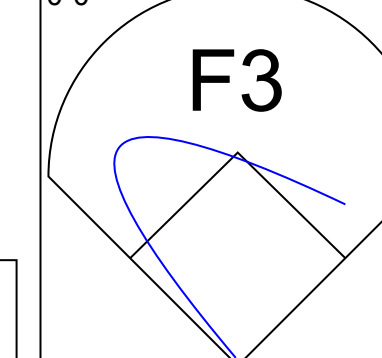
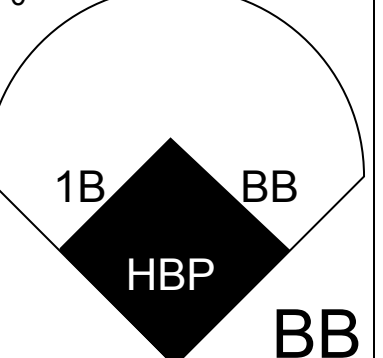
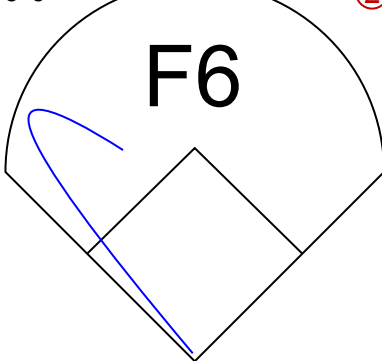
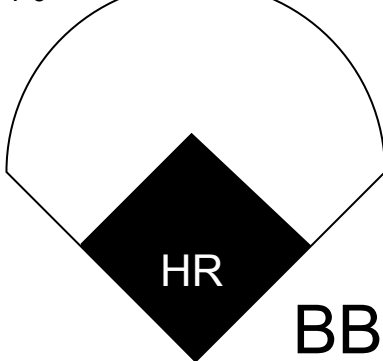
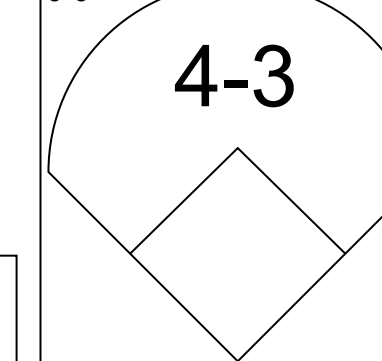
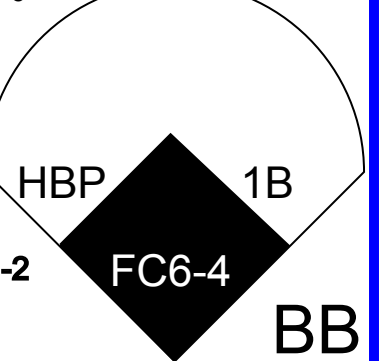


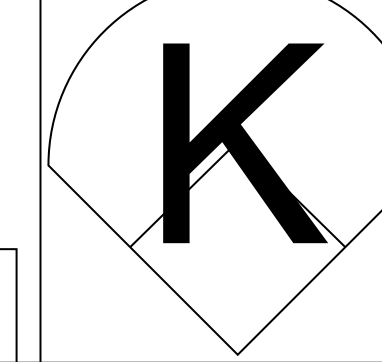
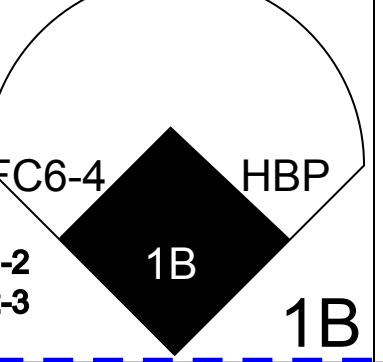
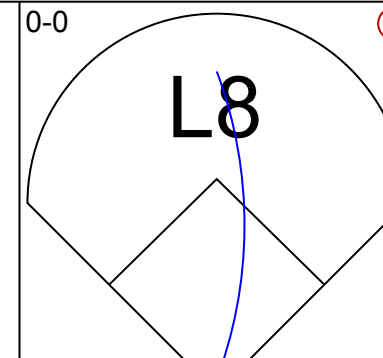
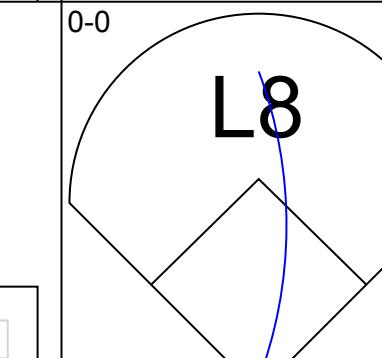
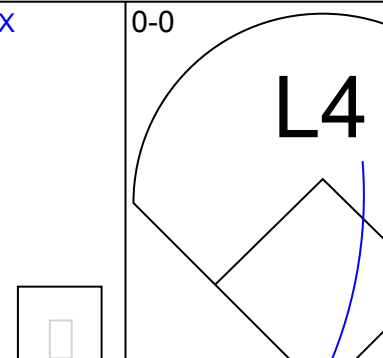
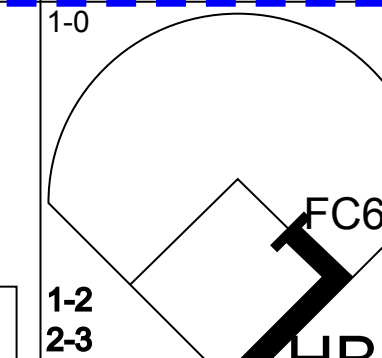
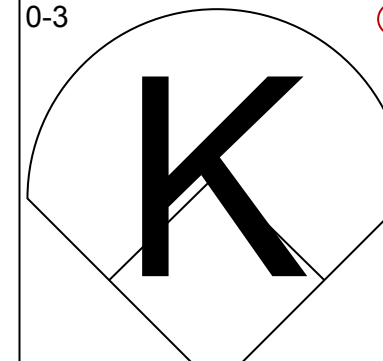
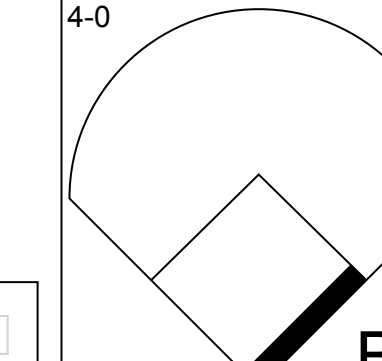
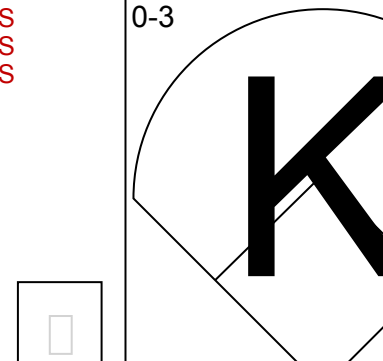
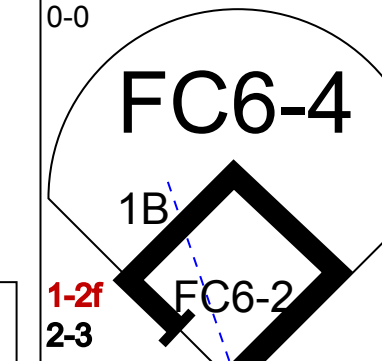
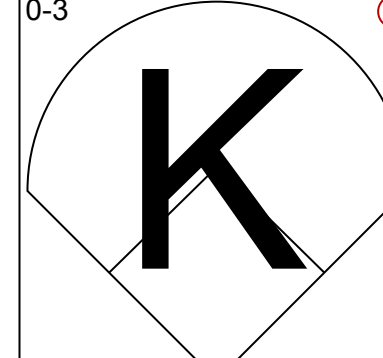
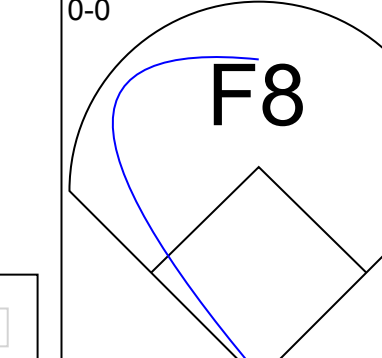
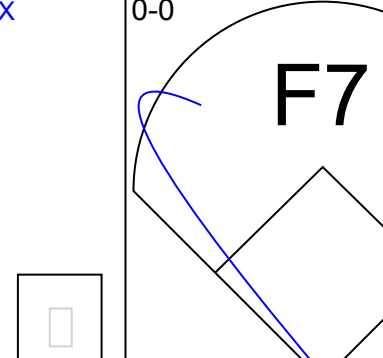
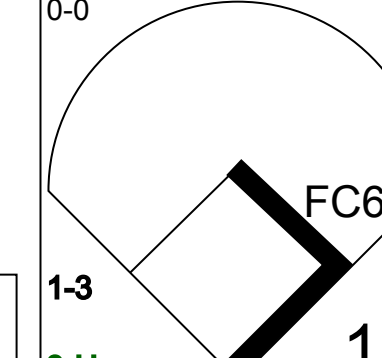
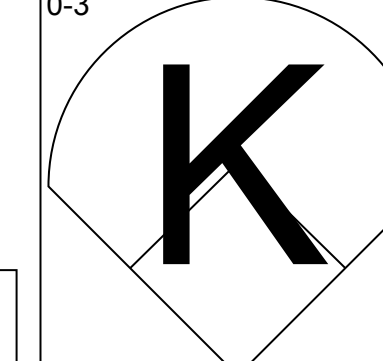
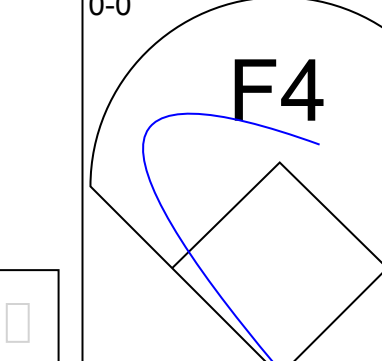
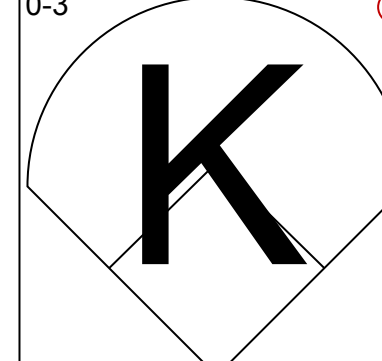
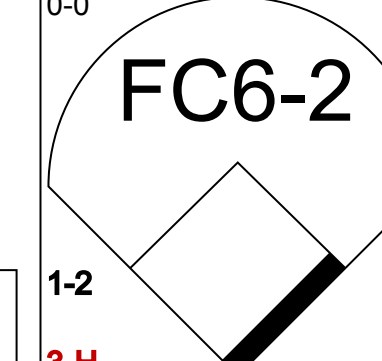
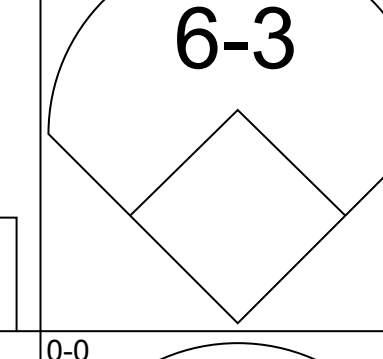
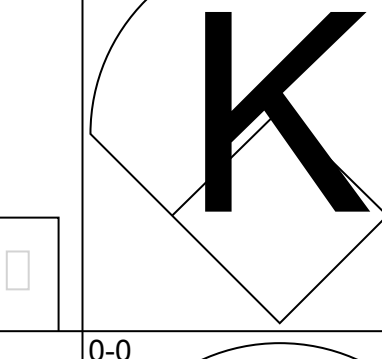
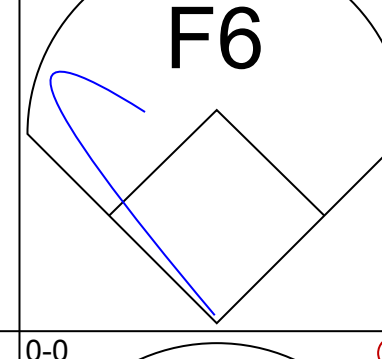
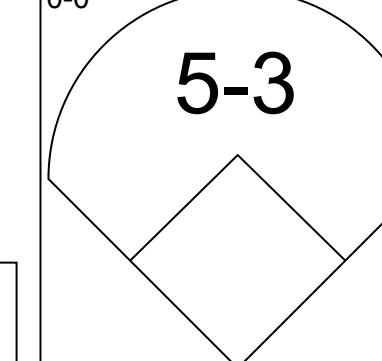
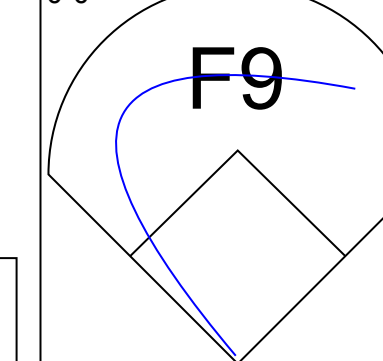
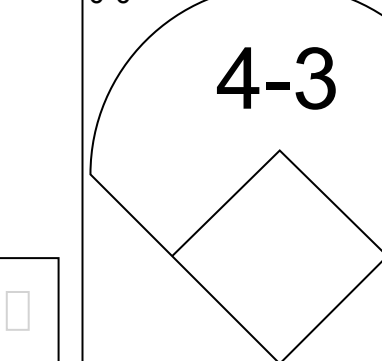
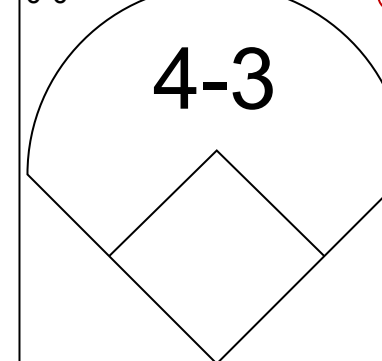


| Batter | 1 | 2 | 3 | 4 | 5 | 6 | 7 | 8 | 9 | AB | R | H | RBI | BB | SO | LOB | BOTTOM | | | |
|--|---|---|---|---------------------------------|--|---|---|---------------------------------|---|---------------------------------|------------------------------|---------------------------------|------------------------------|----------------------------------|------------------------------|---------------------------------|----------------------------------|------------------------------------|----------------------------------|--------|
| Bert Campaneris, R OBP: 0.309, SLG: 0.393 (1, 6) |  | |  | |  | |  | | | 3 | 0 | 0 | 0 | 1 | 1 | 2 | | | | |
| Roger Repoz, L OBP: 0.348, SLG: 0.406 (1, 3) |  | |  | | |  |  | | | 3 | 0 | 0 | 0 | 1 | 2 | 2 | | | | |
| Mike Hershberger, R OBP: 0.310, SLG: 0.356 (1, 9) |  | |  | | |  | | |  | 4 | 0 | 0 | 0 | 0 | 3 | | | | | |
| Danny Cater, R OBP: 0.282, SLG: 0.368 (1, 7) | |  | | |  | | | |  | 4 | 0 | 0 | 0 | 1 | 0 | 0 | | | | |
| Larry Stahl, L OBP: 0.292, SLG: 0.382 (9, 7) | | | | | |  | | | | 0 | 0 | 0 | 0 | 0 | 0 | 0 | | | | |
| Ed Charles, R OBP: 0.323, SLG: 0.436 (1, 5) | |  | | | | |  | |  | 4 | 0 | 1 | 0 | 0 | 0 | 0 | | | | |
| Dick Green, R OBP: 0.301, SLG: 0.359 (1, 4) | |  | | | |  | | |  | 3 | 1 | 1 | 0 | 0 | 1 | 1 | | | | |
| Joe Nosseck, R OBP: 0.262, SLG: 0.325 (1, 8) | | |  | |  | | | |  | 3 | 0 | 0 | 0 | 0 | 2 | | | | | |
| Phil Roof, R OBP: 0.293, SLG: 0.363 (1, 2) | | |  | | |  | | |  | 2 | 1 | 1 | 0 | 1 | 0 | 0 | | | | |
| Blue Moon Odom, R OBP: 0.667, SLG: 0.667 (1, 1) | | | | | | | | | | 3 | 0 | 2 | 2 | 0 | 1 | 0 | | | | |
| Joe Grzenda, R ERA: 4.59 (9, 1) | | | | | | | | | | 0 | 0 | 0 | 0 | 0 | 0 | 0 | | | | |
| Wes Stock, R ERA: 3.35 (9, 1) | | |  | | |  | | |  | 0 | 0 | 0 | 0 | 0 | 0 | 0 | | | | |
| Inning Stats | R: 0 E: 0 K: 1 S: 5 | H: 0 LOB: 0 BB: 0 P: 5 | R: 0 E: 0 K: 1 S: 5 | H: 0 LOB: 0 BB: 0 P: 5 | R: 0 E: 0 K: 1 S: 7 | H: 2 LOB: 3 BB: 1 P: 11 | R: 0 E: 0 K: 0 S: 4 | H: 1 LOB: 1 BB: 0 P: 4 | R: 0 E: 0 K: 1 S: 5 | H: 0 LOB: 0 BB: 0 P: 5 | R: 0 E: 0 K: 2 S: 7 | H: 0 LOB: 0 BB: 0 P: 7 | R: 2 E: 0 K: 0 S: 5 | H: 2 LOB: 2 BB: 2 P: 13 | R: 0 E: 0 K: 0 S: 3 | H: 0 LOB: 0 BB: 0 P: 3 | 1B: 5 2B: 0 3B: 0 HR: 0 | SF: 0 SAC: 0 DP: 0 HBP: 0 | WP: 1 PB: 0 SB: 2 CS: 0 | PA: 32 |
| PITCHER | IP WLS BF H R ER SO BB IBB HBP BLK WP HR S P ERA WHIP | | | | | | | | | | | | | | | | | | | |
| Mickey Lolich, L ERA: 4.59 (1, 1) | 7.0 L 29 5 2 2 6 2 1 0 0 0 0 0 3 3 0.00 1.000 | | | | | | | | | | | | | | | | | | | |
| Larry Sherry, R ERA: 3.35 (8, 1) | 1.0 3 0 0 0 0 0 0 0 0 0 0 0 3 3 0.00 0.000 | | | | | | | | | | | | | | | | | | | |

Detroit Tigers @ Kansas City Athletics
Municipal Stadium, Kansas City, MO
Sat Jul 30 1966, 4:33 AM EDT
Att: 19,907 - Unknown

AB 29
R 2
H 5
RBI 2
BB 3
SO 6
LOB 10

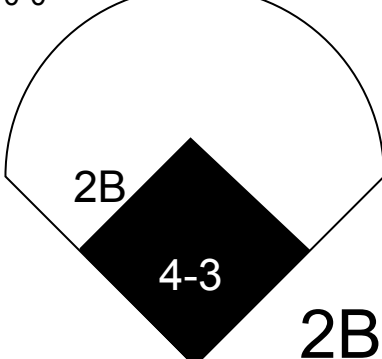
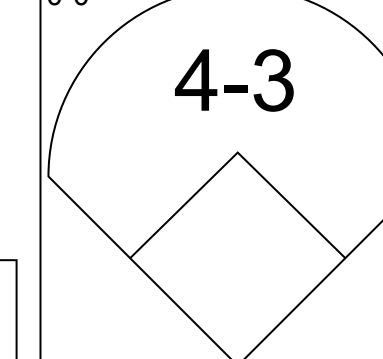
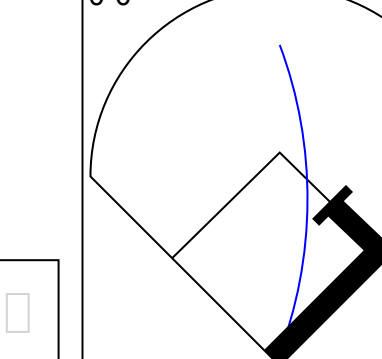
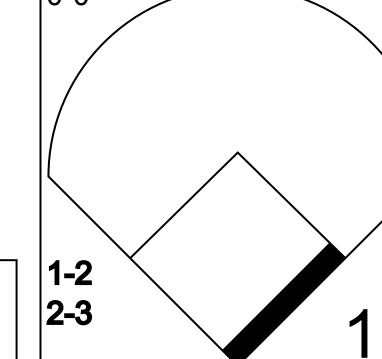
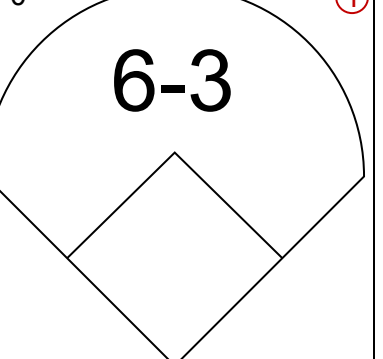
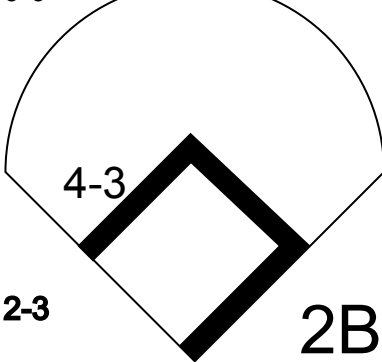
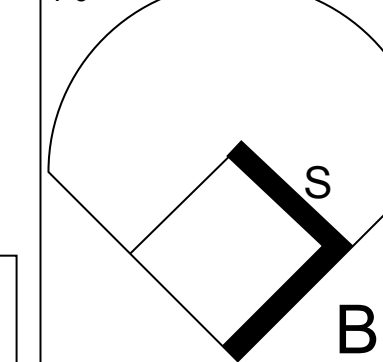
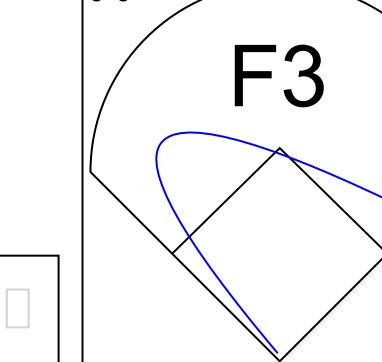
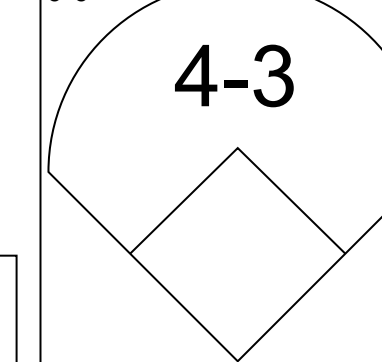
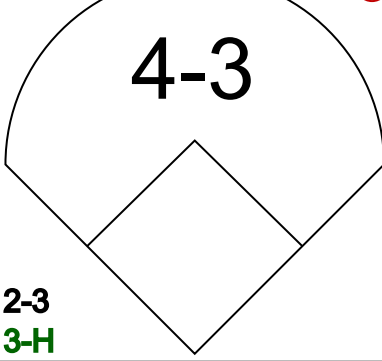
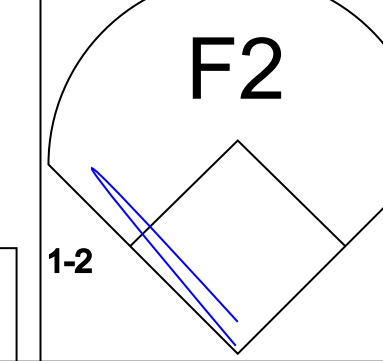
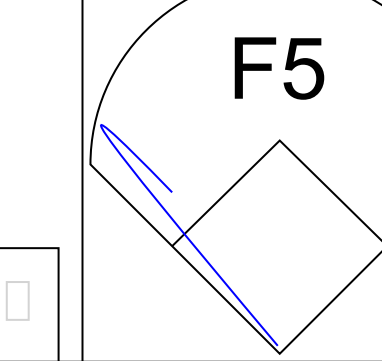
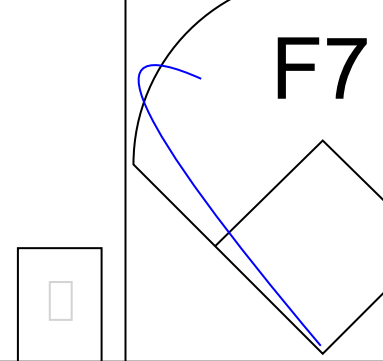
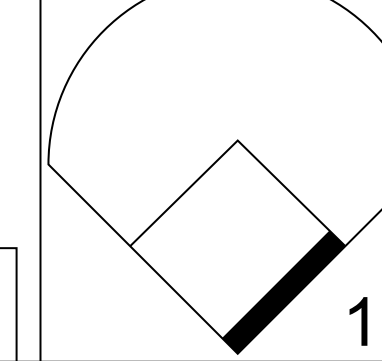
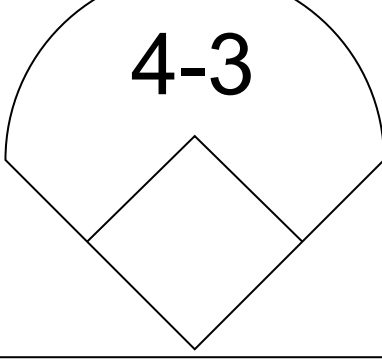
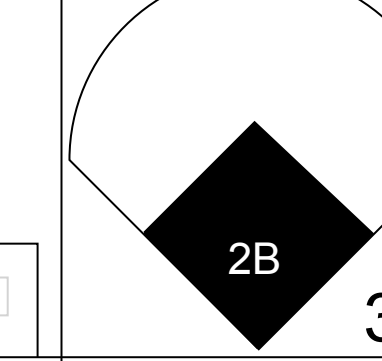
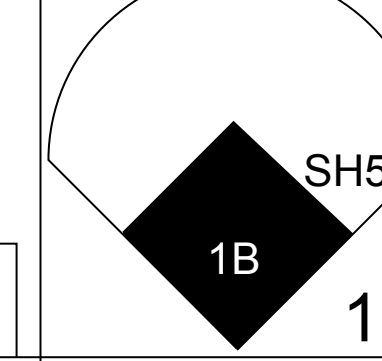

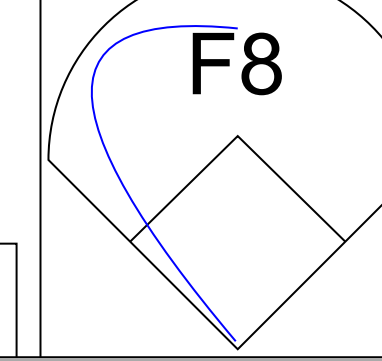
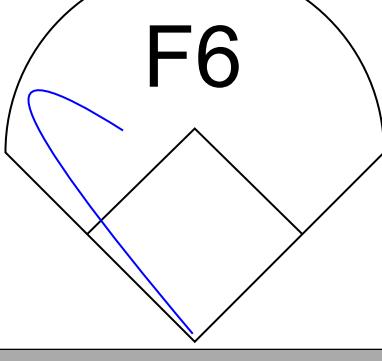
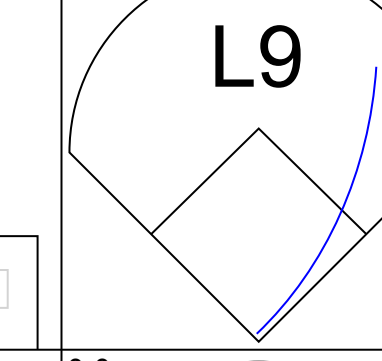
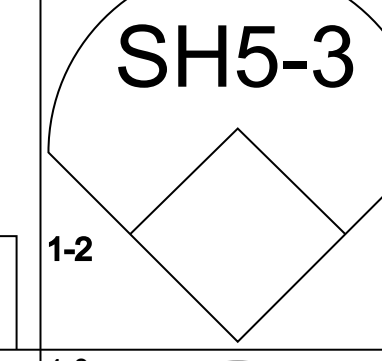

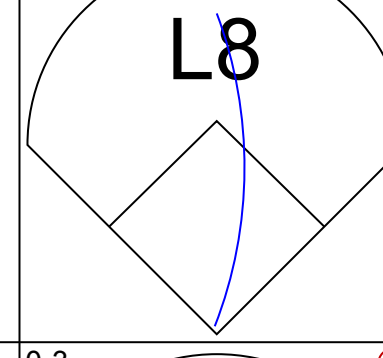
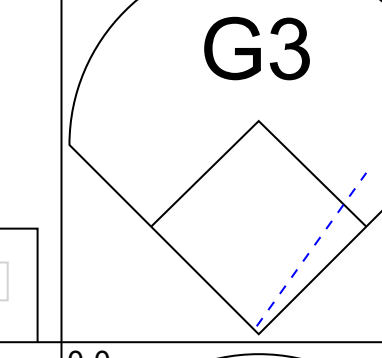
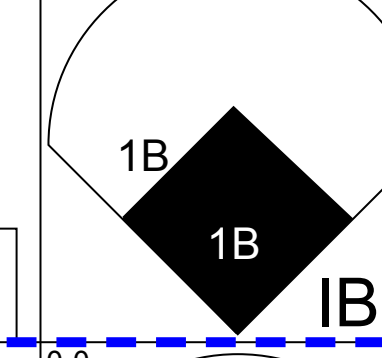
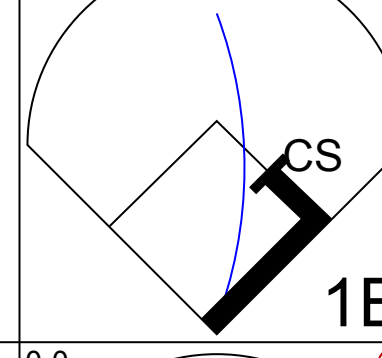
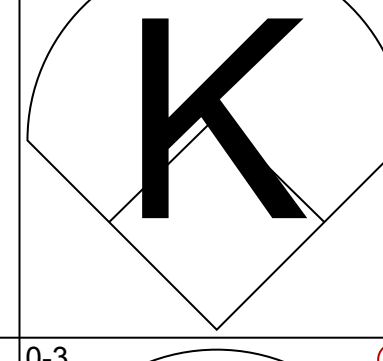
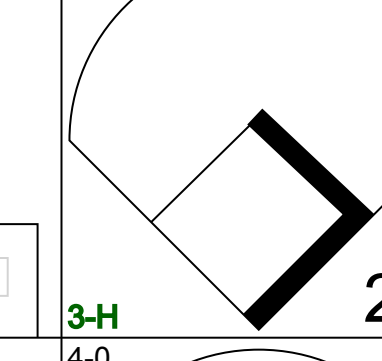
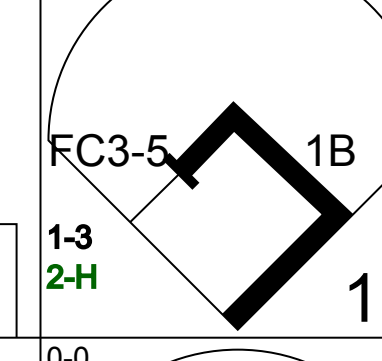
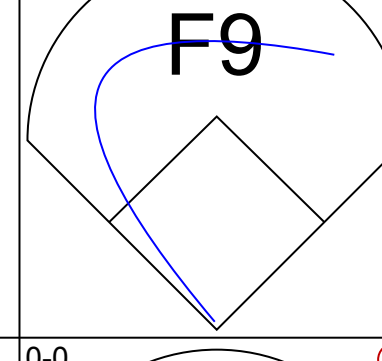
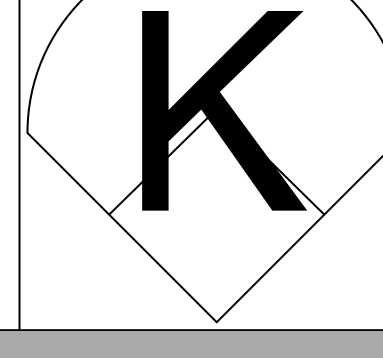
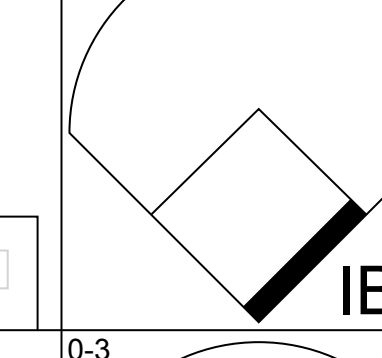
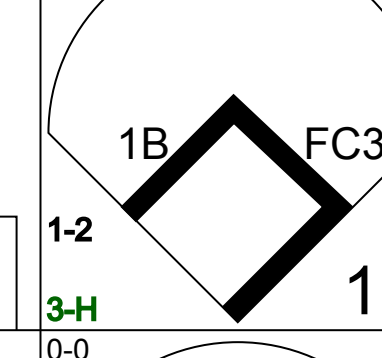
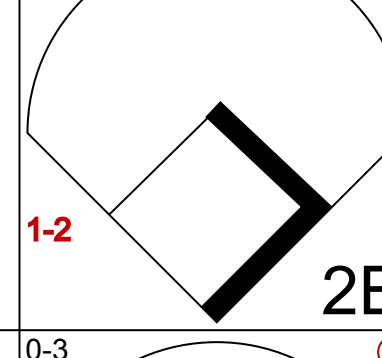
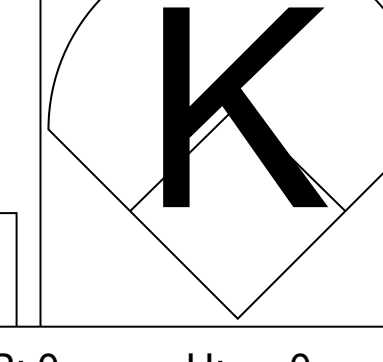
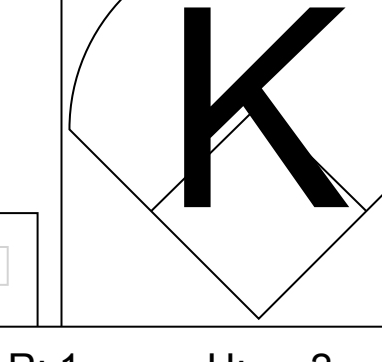
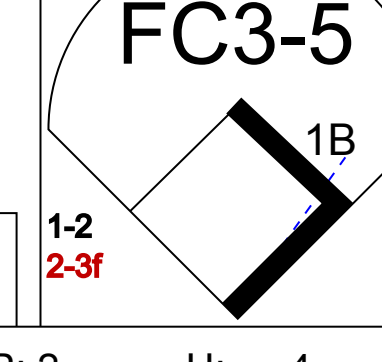
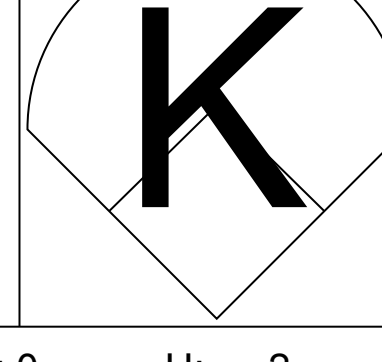


| Batter | 1 | 2 | 3 | 4 | 5 | 6 | 7 | 8 | 9 | AB | R | H | RBI | BB | SO | LOB | TOP | | | | | | | | |
|---|---|---|---|---|--|---|------------------------------|---|--|---------------------------------|------------------------------|---------------------------------|------------------------------|---------------------------------|------------------------------|---------------------------------|------------------------------|----------------------------------|----------------------------------|------------------------------------|----------------------------------|--------|--|--|--|
| Don Wert, R OBP: 0.349, SLG: 0.329 (1, 5) |  | | |  | |  | | |  | 3 | 1 | 0 | 0 | 1 | 1 | 0 | | | | | | | | | |
| Gates Brown, L OBP: 0.324, SLG: 0.397 Larry Sherry, R OBP: 0.429, SLG: 0.714 (1, 7) |  | | |  | |  | | |  | 2 | 2 | 0 | 0 | 2 | 0 | 0 | | | | | | | | | |
| Norm Cash, L OBP: 0.314, SLG: 0.418 (1, 3) |  | | |  | |  | | |  | 4 | 2 | 2 | 2 | 0 | 2 | 0 | | | | | | | | | |
| Al Kaline, R OBP: 0.405, SLG: 0.603 (9, 9) | |  | |  | | | |  |  | 3 | 0 | 0 | 1 | 0 | 0 | 0 | | | | | | | | | |
| Willie Horton, R OBP: 0.341, SLG: 0.482 (9, 7) |  | | |  | |  | | |  | 3 | 0 | 0 | 1 | 1 | 2 | 2 | | | | | | | | | |
| Jerry Lumpe, L OBP: 0.285, SLG: 0.308 (1, 4) |  | | |  | |  | | |  | 4 | 0 | 1 | 1 | 0 | 1 | 1 | | | | | | | | | |
| Orlando McFarlane, R OBP: 0.292, SLG: 0.387 (1, 2) | | |  | |  | | |  |  | 4 | 0 | 0 | 0 | 0 | 2 | 2 | | | | | | | | | |
| Ray Oyler, R OBP: 0.267, SLG: 0.255 Jake Wood, R OBP: 0.335, SLG: 0.372 Fred Gladding, L (8, PH) Mickey Stanley, R OBP: 0.336, SLG: 0.327 (9, 8) | | |  | |  | | |  |  | 2 | 0 | 0 | 0 | 0 | 1 | 0 | | | | | | | | | |
| Bill Monbouquette, R OBP: 0.174, SLG: 0.136 Dave Wickersham, R OBP: 0.056, SLG: 0.083 Hank Aguirre, R (6, 1) Jim Northrup, L OBP: 0.306, SLG: 0.418 Dick Tracewski, R OBP: 0.244, SLG: 0.194 (8, 6) | | |  | |  | | |  | | 2 | 0 | 0 | 0 | 0 | 0 | 0 | | | | | | | | | |
| Inning Stats | R: 0 E: 0 K: 2 S: 7 | H: 0 LOB: 0 BB: 0 P: 7 | R: 0 E: 0 K: 2 S: 7 | H: 0 LOB: 0 BB: 0 P: 7 | R: 0 E: 0 K: 1 S: 5 | H: 0 LOB: 0 BB: 0 P: 5 | R: 2 E: 0 K: 0 S: 4 | H: 1 LOB: 1 BB: 2 P: 12 | R: 0 E: 0 K: 1 S: 5 | H: 0 LOB: 0 BB: 0 P: 5 | R: 0 E: 0 K: 1 S: 5 | H: 0 LOB: 0 BB: 0 P: 5 | R: 0 E: 0 K: 1 S: 5 | H: 0 LOB: 0 BB: 0 P: 5 | R: 0 E: 0 K: 1 S: 5 | H: 0 LOB: 0 BB: 0 P: 5 | R: 3 E: 0 K: 0 S: 5 | H: 2 LOB: 2 BB: 2 P: 14 | 1B: 2 2B: 0 3B: 0 HR: 1 | SF: 0 SAC: 0 DP: 0 HBP: 1 | WP: 0 PB: 0 SB: 0 CS: 0 | PA: 35 | | | |
| PITCHER | IP | WLS | BF | H | R | ER | SO | BB | IBB | HBP | BLK | WP | HR | S | P | ERA | WHIP | | | | | | | | |
| Jim Nash, R ERA: 2.44 Joe Grzenda, L ERA: 13.5 Jack Aker, R ERA: 1.88 | 8.0 | | 28 | 1 | 3 | 3 | 9 | 3 | 0 | 0 | 0 | 0 | 1 | 43 | 55 | 3.38 | 0.500 | | | | | | | | |

Detroit Tigers @ Kansas City Athletics
Municipal Stadium, Kansas City, MO
Sun Jul 31 1966, 4:33 AM EDT
Unknown


AB 30
R 5
H 3
RBI 5
BB 4
SO 9
LOB 7



| Batter | 1 | 2 | 3 | 4 | 5 | 6 | 7 | 8 | 9 | AB | R | H | RBI | BB | SO | LOB | BOTTOM | | | | | | | | |
|---|---|---|---|---|--|---|------------------------------|---|---|---------------------------------|------------------------------|----------------------------------|------------------------------|---------------------------------|------------------------------|---------------------------------|------------------------------|---------------------------------|----------------------------------|------------------------------------|----------------------------------|--------|--|--|--|
| Bert Campaneris, R OBP: 0.313, SLG: 0.399 (1, 6) |  | |  | |  |  | | |  | 5 | 1 | 3 | 0 | 0 | 0 | 0 | | | | | | | | | |
| Jim Gosger, L OBP: 0.322, SLG: 0.356 (1, 8) |  | |  | |  |  | | | | 4 | 0 | 1 | 0 | 1 | 0 | 3 | | | | | | | | | |
| Mike Hershberger, R OBP: 0.314, SLG: 0.354 (1, 9) |  | |  | |  | | |  |  | 5 | 0 | 1 | 1 | 0 | 0 | 2 | | | | | | | | | |
| Roger Repoz, L OBP: 0.350, SLG: 0.416 (1, 3) |  | | |  | |  | |  |  | 5 | 2 | 2 | 0 | 0 | 0 | 2 | | | | | | | | | |
| Ed Charles, R OBP: 0.318, SLG: 0.430 (1, 5) |  | | |  | |  | |  | | 3 | 0 | 0 | 0 | 0 | 0 | 2 | | | | | | | | | |
| Larry Stahl, L OBP: 0.286, SLG: 0.381 (1, 7) | |  | |  | |  | |  | | 3 | 1 | 1 | 0 | 1 | 0 | 1 | | | | | | | | | |
| Dick Green, R OBP: 0.303, SLG: 0.363 (1, 4) | |  | |  | |  | |  | | 4 | 0 | 2 | 2 | 0 | 1 | 1 | | | | | | | | | |
| Phil Roof, R OBP: 0.301, SLG: 0.372 (1, 2) | |  | |  | |  | |  | | 3 | 0 | 2 | 1 | 1 | 1 | 0 | | | | | | | | | |
| Jim Nash, R OBP: 0.053, SLG: 0.105 Joe Grzenda, R Jack Aker, R OBP: 0.091, SLG: 0.182 (1, 1) | | |  |  | |  | |  | | 4 | 0 | 0 | 0 | 0 | 3 | 5 | | | | | | | | | |
| Inning Stats | R: 1 E: 0 K: 0 S: 5 | H: 2 LOB: 1 BB: 0 P: 5 | R: 0 E: 0 K: 2 S: 7 | H: 0 LOB: 0 BB: 0 P: 7 | R: 0 E: 0 K: 1 S: 5 | H: 0 LOB: 1 BB: 1 P: 9 | R: 1 E: 0 K: 1 S: 7 | H: 2 LOB: 2 BB: 1 P: 11 | R: 0 E: 0 K: 0 S: 3 | H: 1 LOB: 0 BB: 0 P: 3 | R: 2 E: 0 K: 0 S: 7 | H: 4 LOB: 3 BB: 1 P: 11 | R: 0 E: 0 K: 0 S: 3 | H: 0 LOB: 0 BB: 0 P: 3 | R: 0 E: 0 K: 1 S: 6 | H: 2 LOB: 1 BB: 0 P: 6 | R: 0 E: 0 K: 0 S: 4 | H: 1 LOB: 1 BB: 0 P: 4 | 1B: 7 2B: 4 3B: 1 HR: 0 | SF: 0 SAC: 1 DP: 0 HBP: 0 | WP: 0 PB: 0 SB: 1 CS: 1 | PA: 40 | | | |
| PITCHER | IP | WLS | BF | H | R | ER | SO | BB | IBB | HBP | BLK | WP | HR | S | P | ERA | WHIP | | | | | | | | |
| Bill Monbouquette, R ERA: 5.09 Dave Wickersham, R ERA: 3.48 Hank Aguirre, L ERA: 3.75 Fred Gladding, R ERA: 3.42 Larry Sherry, R ERA: 3.32 | 5.1 | | 24 | 6 | 4 | 4 | 4 | 1 | 2 | 0 | 0 | 0 | 0 | 4 | 4 | 6.75 | 1.312 | | | | | | | | |

Detroit Tigers @ Kansas City Athletics
Municipal Stadium, Kansas City, MO
Sun Jul 31 1966, 4:33 AM EDT
Unknown

AB 36
R 4
H 12
RBI 4
BB 3
SO 5
LOB 16



| Batter | 1 | 2 | 3 | 4 | 5 | 6 | 7 | 8 | 9 | AB | R | H | RBI | BB | SO | LOB | TOP | | | | | | | | | | |
|---|------------------------------|----------------------------------|------------------------------|---------------------------------|------------------------------|----------------------------------|------------------------------|---------------------------------|------------------------------|---------------------------------|------------------------------|---------------------------------|------------------------------|---------------------------------|------------------------------|---------------------------------|----------------------------------|------------------------------------|----------------------------------|--------|--|--|--|--|--|--|--|
| Don Wert, R OBP: 0.347, SLG: 0.325 (1, 5) | | | | | | | | | | 4 | 0 | 0 | 0 | 1 | 1 | 3 | | | | | | | | | | | |
| Jake Wood, R OBP: 0.343, SLG: 0.382 (1, 4) | | | | | | | | | | 4 | 3 | 2 | 0 | 1 | 0 | 1 | | | | | | | | | | | |
| Norm Cash, L OBP: 0.318, SLG: 0.420 (1, 3) | | | | | | | | | | 3 | 0 | 2 | 0 | 1 | 0 | 1 | | | | | | | | | | | |
| Al Kaline, R OBP: 0.401, SLG: 0.597 Jim Northrup, L OBP: 0.305, SLG: 0.416 (1, 9) | | | | | | | | | | 3 | 1 | 0 | 0 | 0 | 1 | 4 | | | | | | | | | | | |
| Willie Horton, R OBP: 0.345, SLG: 0.493 (1, 7) | | | | | | | | | | 4 | 3 | 2 | 3 | 1 | 1 | 1 | | | | | | | | | | | |
| Mickey Stanley, R OBP: 0.339, SLG: 0.343 (1, 8) | | | | | | | | | | 4 | 0 | 1 | 2 | 1 | 1 | 1 | | | | | | | | | | | |
| Bill Freehan, R OBP: 0.286, SLG: 0.337 (1, 2) | | | | | | | | | | 4 | 0 | 1 | 1 | 0 | 0 | 1 | | | | | | | | | | | |
| Ray Oyler, R OBP: 0.276, SLG: 0.276 (1, 6) | | | | | | | | | | 3 | 0 | 2 | 0 | 1 | 0 | 2 | | | | | | | | | | | |
| Earl Wilson, R OBP: 0.308, SLG: 0.439 (1, 1) | | | | | | | | | | 4 | 0 | 0 | 0 | 0 | 2 | 6 | | | | | | | | | | | |
| Inning Stats | R: 3 E: 0 K: 0 S: 5 | H: 2 LOB: 1 BB: 2 P: 13 | R: 0 E: 0 K: 1 S: 4 | H: 0 LOB: 0 BB: 1 P: 8 | R: 2 E: 1 K: 0 S: 6 | H: 3 LOB: 3 BB: 2 P: 14 | R: 0 E: 0 K: 1 S: 5 | H: 0 LOB: 1 BB: 1 P: 9 | R: 0 E: 0 K: 0 S: 3 | H: 1 LOB: 1 BB: 0 P: 4 | R: 0 E: 0 K: 1 S: 6 | H: 1 LOB: 1 BB: 0 P: 6 | R: 0 E: 0 K: 2 S: 8 | H: 1 LOB: 1 BB: 0 P: 8 | R: 2 E: 0 K: 1 S: 7 | H: 2 LOB: 0 BB: 0 P: 7 | 1B: 6 2B: 1 3B: 2 HR: 1 | SF: 0 SAC: 2 DP: 0 HBP: 0 | WP: 1 PB: 0 SB: 0 CS: 0 | PA: 43 | | | | | | | |
| PITCHER | IP | WLS | BF | H | R | ER | SO | BB | IBB | HBP | BLK | WP | HR | S | P | ERA | WHIP | | | | | | | | | | |
| Gil Blanco, L ERA: 15.43 (1, 1) | 2.1 | L | 12 | 3 | 4 | 4 | 1 | 4 | 0 | 0 | 0 | 1 | 0 | 10 | 26 | 15.43 | 3.000 | | | | | | | | | | |
| Ken Sanders, R ERA: 3.83 (3, 1) | 2.2 | | 13 | 2 | 1 | 1 | 1 | 2 | 0 | 0 | 0 | 0 | 0 | 13 | 21 | 3.38 | 1.500 | | | | | | | | | | |
| Paul Lindblad, L ERA: 5.11 (6, 1) | 3.0 | | 12 | 3 | 0 | 0 | 3 | 0 | 0 | 0 | 0 | 0 | 0 | 18 | 18 | 0.00 | 1.000 | | | | | | | | | | |
| Joe Grzenda, L ERA: 15.43 (9, 1) | 1.0 | | 5 | 2 | 2 | 2 | 1 | 0 | 0 | 0 | 0 | 0 | 1 | 7 | 7 | 18.00 | 2.000 | | | | | | | | | | |

Detroit Tigers @ Kansas City Athletics
 Municipal Stadium, Kansas City, MO
 Sun Jul 31 1966, 4:38 AM EDT
 Att: 20,260 - Unknown


| | |
|-----|----|
| AB | 34 |
| R | 7 |
| H | 10 |
| RBI | 6 |
| BB | 6 |
| SO | 6 |
| LOB | 21 |



| Batter | 1 | 2 | 3 | 4 | 5 | 6 | 7 | 8 | 9 | AB | R | H | RBI | BB | SO | LOB | BOTTOM | | | | | | | | | | |
|--|------------------------------|----------------------------------|------------------------------|---------------------------------|------------------------------|---------------------------------|------------------------------|---------------------------------|------------------------------|---------------------------------|------------------------------|---------------------------------|------------------------------|---------------------------------|------------------------------|---------------------------------|------------------------------|---------------------------------|----------------------------------|------------------------------------|----------------------------------|--------|--|--|--|--|--|
| Bert Campaneris, R OBP: 0.315, SLG: 0.403 (1, 6) | | | | | | | | | | 4 | 0 | 2 | 0 | 0 | 1 | 1 | | | | | | | | | | | |
| Jim Gosger, L OBP: 0.325, SLG: 0.360 Joe Grzenda, R (1, 7) | | | | | | | | | | 3 | 0 | 1 | 0 | 1 | 1 | 1 | | | | | | | | | | | |
| Larry Stahl, L OBP: 0.285, SLG: 0.376 (9, 7) | | | | | | | | | | 3 | 0 | 0 | 0 | 0 | 0 | 2 | | | | | | | | | | | |
| Roger Repoz, L OBP: 0.349, SLG: 0.412 (1, 8) | | | | | | | | | | 2 | 0 | 0 | 0 | 1 | 1 | 2 | | | | | | | | | | | |
| Danny Cater, R OBP: 0.281, SLG: 0.366 (1, 5) | | | | | | | | | | 4 | 0 | 1 | 0 | 0 | 0 | 3 | | | | | | | | | | | |
| Tim Talton, L OBP: 0.444, SLG: 0.667 Ed Charles, R OBP: 0.314, SLG: 0.424 (1, 3) | | | | | | | | | | 1 | 1 | 1 | 0 | 0 | 0 | 0 | | | | | | | | | | | |
| Dick Green, R OBP: 0.302, SLG: 0.365 (1, 4) | | | | | | | | | | 4 | 0 | 1 | 1 | 0 | 0 | 1 | | | | | | | | | | | |
| Phil Roof, R OBP: 0.297, SLG: 0.367 (1, 2) | | | | | | | | | | 3 | 0 | 0 | 0 | 0 | 2 | 1 | | | | | | | | | | | |
| Gil Blanco, L Ken Sanders, R Paul Lindblad, L Mike Hershberger, R (1, 1) (3, 1) (5, 1) (6, 1) (8, 1) | | | | | | | | | | 0 | 0 | 0 | 0 | 0 | 0 | 0 | | | | | | | | | | | |
| Inning Stats | R: 0 E: 0 K: 0 S: 3 | H: 1 LOB: 2 BB: 2 P: 11 | R: 1 E: 0 K: 1 S: 7 | H: 2 LOB: 1 BB: 0 P: 7 | R: 0 E: 0 K: 2 S: 7 | H: 0 LOB: 0 BB: 0 P: 7 | R: 0 E: 0 K: 0 S: 3 | H: 1 LOB: 0 BB: 0 P: 3 | R: 0 E: 0 K: 2 S: 7 | H: 0 LOB: 0 BB: 0 P: 7 | R: 0 E: 0 K: 0 S: 4 | H: 1 LOB: 1 BB: 0 P: 4 | R: 0 E: 0 K: 1 S: 5 | H: 0 LOB: 2 BB: 0 P: 5 | R: 0 E: 0 K: 0 S: 4 | H: 1 LOB: 2 BB: 0 P: 5 | R: 0 E: 0 K: 0 S: 3 | H: 0 LOB: 0 BB: 0 P: 3 | 1B: 3 2B: 3 3B: 0 HR: 0 | SF: 0 SAC: 2 DP: 1 HBP: 1 | WP: 0 PB: 0 SB: 0 CS: 1 | PA: 34 | | | | | |
| PITCHER | IP | WLS | BF | H | R | ER | SO | BB | IBB | HBP | BLK | WP | HR | S | P | ERA | WHIP | | | | | | | | | | |
| Earl Wilson, R ERA: 3.69 (1, 1) | 9.0 | W | 34 | 6 | 1 | 1 | 6 | 2 | 0 | 1 | 0 | 0 | 0 | 43 | 52 | 1.00 | 0.889 | | | | | | | | | | |

Detroit Tigers @ Kansas City Athletics
 Municipal Stadium, Kansas City, MO
 Sun Jul 31 1966, 4:38 AM EDT
 Att: 20,260 - Unknown

| | |
|-----|----|
| AB | 29 |
| R | 1 |
| H | 6 |
| RBI | 1 |
| BB | 2 |
| SO | 6 |
| LOB | 12 |



| Batter | 1 | 2 | 3 | 4 | 5 | 6 | 7 | 8 | 9 | AB | R | H | RBI | BB | SO | LOB | TOP | | | |
|--|--|---------------------------------|------------------------------|---------------------------------|------------------------------|---------------------------------|------------------------------|---------------------------------|------------------------------|---------------------------------|------------------------------|---------------------------------|------------------------------|---------------------------------|------------------------------|---------------------------------|----------------------------------|------------------------------------|-------------------------|--------|
| Don Buford, S (1, 5) OBP: 0.325, SLG: 0.347 | 0-3 K | | 0-3 K | | 0-0 L8 | | | 0-0 F4 | | 4 | 0 | 0 | 0 | 0 | 2 | 3 | | | | |
| Tommie Agee, R (1, 8) OBP: 0.310, SLG: 0.394 | 0-3 K | | | 0-0 5-3 | | 0-0 F7 | | 0-0 F9 | | 4 | 0 | 0 | 0 | 0 | 1 | 0 | | | | |
| Tom McCraw, L (1, 3) OBP: 0.297, SLG: 0.346 | 0-0 4-3 | | | 0-0 F7 | | 0-0 4-3 | | | 0-0 F9 | 4 | 0 | 0 | 0 | 0 | 0 | 0 | | | | |
| Pete Ward, L (1, 7) OBP: 0.244, SLG: 0.190 | | 0-0 4-3 | | 0-0 1B | | 0-0 L8 | | | 0-0 F9 | 4 | 0 | 1 | 0 | 0 | 0 | 0 | | | | |
| John Romano, R (1, 2) OBP: 0.363, SLG: 0.411 | | 0-0 F7 | | 0-0 F7 | | | 0-0 F7 | | 0-0 1B | 4 | 0 | 1 | 0 | 0 | 0 | 0 | | | | |
| Joe Horlen, R (9, PR) OBP: 0.146, SLG: 0.105 | | | | | | | | | | 0 | 0 | 0 | 0 | 0 | 0 | 0 | | | | |
| Ken Berry, R (1, 9) OBP: 0.325, SLG: 0.414 | | 0-0 5-3 | | | 0-0 F3 | | 0-0 FC6-4 1B | | 0-0 F9 | 4 | 0 | 1 | 0 | 0 | 0 | 1 | | | | |
| Jerry Adair, R (1, 6) OBP: 0.309, SLG: 0.357 | | | 0-0 BB | | 0-0 BB 1B | | 0-0 FC6-4 1-2 | | | 2 | 0 | 1 | 0 | 1 | 0 | 1 | | | | |
| Wayne Causey, L (1, 4) OBP: 0.316, SLG: 0.279 | | | 0-0 F5 | | 0-0 F9 | | 0-0 L8 | | | 3 | 0 | 0 | 0 | 0 | 0 | 3 | | | | |
| John Buzhardt, R (1, 1) OBP: 0.179, SLG: 0.135 | | | 0-0 F6 | | 4-0 BB | | | 0-0 G3 | | 1 | 0 | 0 | 0 | 0 | 0 | 1 | | | | |
| Floyd Robinson, L (5, PH) OBP: 0.340, SLG: 0.349 | | | | | | | | | | 0 | 0 | 0 | 0 | 1 | 0 | 0 | | | | |
| Dennis Higgins, R (5, 1) OBP: 0.200, SLG: 0.111 | | | | | | | | | | 0 | 0 | 0 | 0 | 0 | 0 | 0 | | | | |
| Smoky Burgess, L (8, PH) OBP: 0.400, SLG: 0.381 | | | | | | | | | | 1 | 0 | 0 | 0 | 0 | 0 | 0 | | | | |
| Juan Pizarro, L (8, 1) OBP: 0.150, SLG: 0.111 | | | | | 1-2 BB | | | | | 0 | 0 | 0 | 0 | 0 | 0 | 0 | | | | |
| Inning Stats | R: 0 E: 0 K: 2 S: 7 | H: 0 LOB: 0 BB: 0 P: 7 | R: 0 E: 0 K: 0 S: 3 | H: 0 LOB: 0 BB: 0 P: 3 | R: 0 E: 0 K: 1 S: 5 | H: 0 LOB: 1 BB: 1 P: 9 | R: 0 E: 0 K: 0 S: 4 | H: 1 LOB: 1 BB: 0 P: 4 | R: 0 E: 0 K: 0 S: 4 | H: 0 LOB: 0 BB: 0 P: 3 | R: 0 E: 0 K: 0 S: 4 | H: 1 LOB: 1 BB: 0 P: 4 | R: 0 E: 0 K: 0 S: 3 | H: 0 LOB: 0 BB: 0 P: 3 | R: 0 E: 0 K: 0 S: 4 | H: 1 LOB: 1 BB: 0 P: 4 | 1B: 4 2B: 0 3B: 0 HR: 0 | SF: 0 SAC: 0 DP: 0 HBP: 0 | WP: 0 PB: 0 CS: 0 | PA: 33 |
| PITCHER Denny McLain, R (1, 1) ERA: 3.88 | IP: 9.0 WLS: W BF: 33 H: 4 R: 0 ER: 0 SO: 3 BB: 2 IBB: 0 HBP: 0 BLK: 0 WP: 0 HR: 0 S: 37 P: 45 ERA: 0.00 WHIP: 0.667 | | | | | | | | | | | | | | | | | | | |

Chicago White Sox @ Detroit Tigers
Tiger Stadium, Detroit, MI
Tue Aug 02 1966, 7:05 PM EDT
Att: 23,552 - Unknown

| | |
|-----|----|
| AB | 31 |
| R | 0 |
| H | 4 |
| RBI | 0 |
| BB | 2 |
| SO | 3 |
| LOB | 10 |



| Batter | 1 | 2 | 3 | 4 | 5 | 6 | 7 | 8 | 9 | AB | R | H | RBI | BB | SO | LOB | BOTTOM | | | |
|---|--|---------------------------------|------------------------------|---------------------------------|------------------------------|---------------------------------|------------------------------|---------------------------------|------------------------------|---------------------------------|------------------------------|---------------------------------|------------------------------|---------------------------------|------------------------------|---------------------------------|----------------------------------|------------------------------------|-------------------------|--------|
| Don Wert, R (1, 5) OBP: 0.344, SLG: 0.322 | 0-0 L5 | | 0-0 2-3 | | 0-0 SH3-4 | | | 0-0 F7 | | 3 | 0 | 0 | 0 | 0 | 0 | 0 | | | | |
| Gates Brown, L (1, 7) OBP: 0.329, SLG: 0.425 | 0-0 2B 1B | | 0-0 4-3 | | 0-0 F8 | | | 0-0 HR | | 4 | 2 | 2 | 1 | 0 | 0 | 1 | | | | |
| Norm Cash, L (1, 3) OBP: 0.319, SLG: 0.423 | 0-0 1H 2B | | | 0-0 G3 | 0-0 4-3 | | | 0-0 1B | | 4 | 0 | 2 | 1 | 0 | 0 | 1 | | | | |
| Al Kaline, R (1, 8) OBP: 0.399, SLG: 0.596 | 0-0 L5-3 | | | 0-0 WP 1B 2B | | 0-0 F5 | | 0-0 L6 | | 4 | 1 | 1 | 0 | 0 | 0 | 2 | | | | |
| Willie Horton, R (1, 9) OBP: 0.343, SLG: 0.490 | 0-3 K | | | 0-0 FC6-4 2H 1B | | 0-3 K | | 0-3 K | | 4 | 0 | 1 | 1 | 0 | 3 | 2 | | | | |
| Jerry Lumpe, L (1, 4) OBP: 0.282, SLG: 0.305 | | 0-0 F9 | | 0-0 FC6-4 1-2 HR | | 0-0 F7 | | | | 3 | 1 | 0 | 0 | 0 | 0 | 1 | | | | |
| Dick Tracewski, R (9, 4) OBP: 0.244, SLG: 0.194 | | | | | | | | | | 0 | 0 | 0 | 0 | 0 | 0 | 0 | | | | |
| Orlando McFarlane, R (1, 2) OBP: 0.294, SLG: 0.431 | | 0-0 6-3 | | 0-0 1H HR | | 0-3 K | | | | 3 | 1 | 1 | 2 | 0 | 1 | 0 | | | | |
| Ray Oyler, R (1, 6) OBP: 0.274, SLG: 0.270 | | 0-0 6-3 | | 0-0 HR | 0-0 F4 | | | | | 3 | 0 | 0 | 0 | 0 | 1 | 0 | | | | |
| Denny McLain, R (1, 1) OBP: 0.258, SLG: 0.230 | | | 0-3 K | | 4-0 F8 SH3-4 BB | | | 0-3 K | | 2 | 0 | 0 | 0 | 1 | 2 | 0 | | | | |
| Inning Stats | R: 1 E: 0 K: 1 S: 7 | H: 2 LOB: 1 BB: 0 P: 7 | R: 0 E: 0 K: 0 S: 3 | H: 0 LOB: 0 BB: 0 P: 3 | R: 0 E: 0 K: 1 S: 5 | H: 0 LOB: 0 BB: 0 P: 5 | R: 3 E: 0 K: 0 S: 6 | H: 3 LOB: 0 BB: 0 P: 6 | R: 0 E: 0 K: 0 S: 3 | H: 0 LOB: 1 BB: 1 P: 7 | R: 0 E: 0 K: 1 S: 5 | H: 0 LOB: 0 BB: 0 P: 5 | R: 0 E: 0 K: 3 S: 9 | H: 0 LOB: 0 BB: 0 P: 9 | R: 1 E: 0 K: 1 S: 7 | H: 2 LOB: 1 BB: 0 P: 7 | 1B: 3 2B: 2 3B: 0 HR: 2 | SF: 0 SAC: 1 DP: 0 HBP: 0 | WP: 1 PB: 0 CS: 0 | PA: 32 |
| PITCHER John Buzhardt, R (1, 1) ERA: 3.33 | IP: 4.0 WLS: L BF: 17 H: 5 R: 4 ER: 4 SO: 2 BB: 0 IBB: 0 HBP: 0 BLK: 0 WP: 1 HR: 1 S: 21 P: 21 ERA: 9.00 WHIP: 1.250 | | | | | | | | | | | | | | | | | | | |
| Dennis Higgins, R (5, 1) ERA: 3.0 | IP: 3.0 WLS: L BF: 10 H: 0 R: 0 ER: 0 SO: 4 BB: 1 IBB: 0 HBP: 0 BLK: 0 WP: 0 HR: 0 S: 17 P: 21 ERA: 0.00 WHIP: 0.333 | | | | | | | | | | | | | | | | | | | |
| Juan Pizarro, L (8, 1) ERA: 3.88 | IP: 1.0 WLS: L BF: 5 H: 2 R: 1 ER: 1 SO: 1 BB: 0 IBB: 0 HBP: 0 BLK: 0 WP: 0 HR: 1 S: 7 P: 7 ERA: 9.00 WHIP: 2.000 | | | | | | | | | | | | | | | | | | | |

Chicago White Sox @ Detroit Tigers
Tiger Stadium, Detroit, MI
Tue Aug 02 1966, 7:05 PM EDT
Att: 23,552 - Unknown

| | |
|-----|----|
| AB | 30 |
| R | 5 |
| H | 7 |
| RBI | 5 |
| BB | 1 |
| SO | 7 |
| LOB | 7 |



| Batter | 1 | 2 | 3 | 4 | 5 | 6 | 7 | 8 | 9 | AB | R | H | RBI | BB | SO | LOB | TOP | | | | | |
|---|--|---------------------------------|------------------------------|---------------------------------|------------------------------|---------------------------------|------------------------------|---------------------------------|------------------------------|---------------------------------|------------------------------|---------------------------------|------------------------------|---------------------------------|------------------------------|---------------------------------|--|---------------------------------|----------------------------------|------------------------------------|-------------------------|--------|
| Ken Berry, R OBP: 0.331, SLG: 0.433 (1, 7) | | | | | | | | | | 4 | 1 | 3 | 1 | 0 | 0 | 0 | Chicago White Sox @ Detroit Tigers Tiger Stadium, Detroit, MI Wed Aug 03 1966, 4:33 AM EDT Unknown | | | | | |
| Tommie Agee, R OBP: 0.309, SLG: 0.392 (1, 8) | | | | | | | | | | 4 | 0 | 1 | 0 | 0 | 1 | 2 | | | | | | |
| Jim Hicks, R (1, 9) | | | | | | | | | | 4 | 0 | 0 | 0 | 0 | 0 | 2 | | | | | | |
| John Romano, R Hoyt Wilhelm, R OBP: 0.357, SLG: 0.403 (9, 1) | | | | | | | | | | 4 | 0 | 0 | 0 | 0 | 0 | 2 | | | | | | |
| Jerry Adair, R OBP: 0.305, SLG: 0.352 (1, 6) | | | | | | | | | | 3 | 0 | 0 | 0 | 0 | 0 | 0 | | | | | | |
| Bill Skowron, R OBP: 0.307, SLG: 0.343 (1, 3) | | | | | | | | | | 3 | 0 | 0 | 0 | 0 | 0 | 0 | | | | | | |
| Don Buford, S OBP: 0.323, SLG: 0.345 (1, 5) | | | | | | | | | | 3 | 0 | 0 | 0 | 0 | 0 | 0 | | | | | | |
| Al Weis, S OBP: 0.203, SLG: 0.130 (1, 4) | | | | | | | | | | 3 | 0 | 0 | 0 | 0 | 1 | 0 | | | | | | |
| Bruce Howard, S Jerry McNertney, R OBP: 0.167, SLG: 0.077 OBP: 0.318, SLG: 0.250 (9, 2) | | | | | | | | | | 3 | 0 | 1 | 0 | 0 | 2 | 0 | | | | | | |
| Inning Stats | R: 0 E: 0 K: 1 S: 5 | H: 0 LOB: 0 BB: 0 P: 5 | R: 0 E: 0 K: 0 S: 3 | H: 0 LOB: 0 BB: 0 P: 3 | R: 0 E: 0 K: 1 S: 5 | H: 0 LOB: 0 BB: 0 P: 5 | R: 0 E: 0 K: 0 S: 4 | H: 1 LOB: 1 BB: 0 P: 4 | R: 0 E: 0 K: 0 S: 3 | H: 0 LOB: 0 BB: 0 P: 3 | R: 0 E: 0 K: 2 S: 8 | H: 1 LOB: 1 BB: 0 P: 8 | R: 0 E: 0 K: 0 S: 3 | H: 0 LOB: 0 BB: 0 P: 3 | R: 0 E: 0 K: 0 S: 3 | H: 0 LOB: 0 BB: 0 P: 3 | R: 1 E: 0 K: 0 S: 5 | H: 3 LOB: 1 BB: 0 P: 5 | 1B: 3 2B: 1 3B: 0 HR: 1 | SF: 0 SAC: 0 DP: 0 HBP: 0 | WP: 0 PB: 0 CS: 0 | PA: 31 |
| PITCHER Mickey Lolich, L ERA: 4.34 (1, 1) | IP: 9.0 WLS: W BF: 31 H: 5 R: 1 ER: 1 SO: 4 BB: 0 IBB: 0 HBP: 0 BLK: 0 WP: 0 HR: 1 S: 39 P: 39 ERA: 1.00 WHIP: 0.556 | | | | | | | | | | | | | | | PITCHER | | | | | | |

| Batter | 1 | 2 | 3 | 4 | 5 | 6 | 7 | 8 | 9 | AB | R | H | RBI | BB | SO | LOB | BOTTOM | | | | | |
|--|--|----------------------------------|------------------------------|---------------------------------|------------------------------|---------------------------------|------------------------------|---------------------------------|------------------------------|---------------------------------|------------------------------|---------------------------------|------------------------------|---------------------------------|------------------------------|---------------------------------|--|---------------------------------|----------------------------------|------------------------------------|-------------------------|--------|
| Don Wert, R OBP: 0.340, SLG: 0.318 (1, 5) | | | | | | | | | | 4 | 0 | 0 | 0 | 0 | 1 | 1 | Chicago White Sox @ Detroit Tigers Tiger Stadium, Detroit, MI Wed Aug 03 1966, 4:33 AM EDT Unknown | | | | | |
| Gates Brown, L OBP: 0.319, SLG: 0.411 (1, 7) | | | | | | | | | | 4 | 0 | 0 | 0 | 0 | 0 | 0 | | | | | | |
| Norm Cash, L OBP: 0.321, SLG: 0.423 (1, 3) | | | | | | | | | | 3 | 0 | 1 | 0 | 1 | 0 | 1 | | | | | | |
| Al Kaline, R OBP: 0.398, SLG: 0.590 (1, 8) | | | | | | | | | | 3 | 0 | 0 | 0 | 1 | 0 | 2 | | | | | | |
| Willie Horton, R OBP: 0.342, SLG: 0.485 (1, 9) | | | | | | | | | | 3 | 0 | 0 | 0 | 1 | 0 | 1 | | | | | | |
| Jerry Lumpe, L Jake Wood, R OBP: 0.281, SLG: 0.308 OBP: 0.343, SLG: 0.382 (9, FR) | | | | | | | | | | 4 | 0 | 1 | 0 | 0 | 0 | 3 | | | | | | |
| Orlando McFarlane, R OBP: 0.306, SLG: 0.449 (1, 2) | | | | | | | | | | 4 | 1 | 2 | 1 | 0 | 1 | 0 | | | | | | |
| Ray Oyler, R Jim Northrup, L OBP: 0.275, SLG: 0.272 OBP: 0.307, SLG: 0.428 (9, PH) | | | | | | | | | | 3 | 0 | 1 | 0 | 0 | 2 | 1 | | | | | | |
| Mickey Lolich, S OBP: 0.267, SLG: 0.205 (1, 1) | | | | | | | | | | 3 | 0 | 0 | 0 | 0 | 2 | 2 | | | | | | |
| Inning Stats | R: 0 E: 0 K: 0 S: 4 | H: 1 LOB: 3 BB: 2 P: 12 | R: 0 E: 0 K: 1 S: 6 | H: 1 LOB: 1 BB: 0 P: 6 | R: 0 E: 1 K: 0 S: 4 | H: 0 LOB: 1 BB: 0 P: 4 | R: 0 E: 0 K: 2 S: 8 | H: 1 LOB: 1 BB: 0 P: 8 | R: 0 E: 0 K: 1 S: 5 | H: 0 LOB: 0 BB: 0 P: 5 | R: 0 E: 0 K: 0 S: 3 | H: 0 LOB: 0 BB: 0 P: 3 | R: 0 E: 0 K: 0 S: 7 | H: 0 LOB: 0 BB: 0 P: 7 | R: 0 E: 0 K: 0 S: 3 | H: 0 LOB: 1 BB: 1 P: 7 | R: 3 E: 0 K: 0 S: 4 | H: 3 LOB: 1 BB: 0 P: 4 | 1B: 3 2B: 2 3B: 0 HR: 1 | SF: 0 SAC: 0 DP: 0 HBP: 0 | WP: 0 PB: 0 CS: 0 | PA: 35 |
| PITCHER Bruce Howard, R Hoyt Wilhelm, R ERA: 2.44 ERA: 1.95 (9, 1) | IP: 8.1 WLS: L BF: 34 H: 5 R: 3 ER: 3 SO: 6 BB: 3 IBB: 0 HBP: 0 BLK: 0 WP: 0 HR: 0 S: 43 P: 55 ERA: 3.24 WHIP: 0.960 | | | | | | | | | | | | | | | PITCHER | | | | | | |

| Batter | 1 | 2 | 3 | 4 | 5 | 6 | 7 | 8 | 9 | AB | R | H | RBI | BB | SO | LOB | TOP | | | | | | | | | | |
|--|------------------------------|---------------------------------|------------------------------|----------------------------------|------------------------------|---------------------------------|------------------------------|----------------------------------|------------------------------|---------------------------------|------------------------------|---------------------------------|------------------------------|---------------------------------|-------------------------------|----------------------------------|--|------------------------------|---------------------------------|----------------------------------|------------------------------------|--------------------------|--|--|--|--|--|
| Don Buford, S OBP: 0.319, SLG: 0.341 (1, 5) | F5 | | 6-3 | | L4 | | F3 | K | | 5 | 0 | 0 | 0 | 0 | 1 | 4 | Chicago White Sox @ Detroit Tigers Tiger Stadium, Detroit, MI Wed Aug 03 1966, 7:05 PM EDT Att: 19,740 - Unknown | | | | | | | | | | |
| Tommie Agee, R OBP: 0.310, SLG: 0.391 (1, 8) | F4 | | BB | | 5-3 | | F6 | BB | | 4 | 0 | 1 | 2 | 1 | 0 | 1 | | | | | | | | | | | |
| Pete Ward, L OBP: 0.250, SLG: 0.193 (1, 7) | K | | F7 | | G3 | | | 1B | | 4 | 1 | 1 | 0 | 1 | 1 | 1 | | | | | | | | | | | |
| John Romano, R OBP: 0.357, SLG: 0.417 (1, 2) | | F9 | BB | | K | | | 1B | | 5 | 2 | 2 | 2 | 0 | 1 | 4 | | | | | | | | | | | |
| Ken Berry, R OBP: 0.332, SLG: 0.429 (1, 9) | | 1B | | | F7 | | F6 | K | | 3 | 0 | 0 | 0 | 2 | 1 | 0 | | | | | | | | | | | |
| Bill Skowron, R OBP: 0.313, SLG: 0.345 (1, 3) | | BB | | | F9 | | | E4 | | 4 | 1 | 2 | 0 | 1 | 0 | 2 | | | | | | | | | | | |
| Jerry Adair, R OBP: 0.307, SLG: 0.353 (8, 4) | | 1B | | | | | F9 | FC6-4 | | 5 | 1 | 2 | 1 | 0 | 0 | 3 | | | | | | | | | | | |
| Al Weis, S OBP: 0.289, SLG: 0.137 (7, PH) Wayne Causey, L OBP: 0.320, SLG: 0.289 (7, 4) Smoky Burgess, L OBP: 0.326, SLG: 0.395 (8, PH) Lee Elia, R OBP: 0.254, SLG: 0.303 (8, 6) | | K | | | L9 | | WP | FC6-4 | | 2 | 0 | 0 | 0 | 0 | 1 | 4 | | | | | | | | | | | |
| Jack Lamabe, R OBP: 0.280, SLG: 0.342 (3, 1) Dennis Higgins, R OBP: 0.288, SLG: 0.111 (4, PH) Floyd Robinson, R OBP: 0.336, SLG: 0.348 (4, 1) Hoyt Wilhelm, R OBP: 0.297, SLG: 0.183 (7, PH) Jim Hicks, R OBP: 0.251, SLG: 0.270 (7, 1) | | F8 | | | K | | K | 1B | | 1 | 0 | 0 | 0 | 0 | 0 | 2 | | | | | | | | | | | |
| Inning Stats | R: 0 E: 0 K: 1 S: 5 | H: 0 LOB: 0 BB: 0 P: 5 | R: 1 E: 0 K: 1 S: 7 | H: 2 LOB: 2 BB: 1 P: 11 | R: 0 E: 0 K: 1 S: 5 | H: 0 LOB: 1 BB: 1 P: 9 | R: 0 E: 0 K: 1 S: 6 | H: 1 LOB: 2 BB: 1 P: 10 | R: 0 E: 0 K: 0 S: 3 | H: 0 LOB: 0 BB: 0 P: 3 | R: 0 E: 0 K: 0 S: 4 | H: 1 LOB: 1 BB: 0 P: 4 | R: 0 E: 0 K: 1 S: 6 | H: 1 LOB: 1 BB: 0 P: 6 | R: 5 E: 1 K: 1 S: 11 | H: 6 LOB: 3 BB: 2 P: 19 | | R: 0 E: 1 K: 1 S: 6 | H: 0 LOB: 1 BB: 0 P: 6 | 1B: 9 2B: 1 3B: 0 HR: 1 | SF: 0 SAC: 0 DP: 0 HBP: 0 | WP: 1 PA: 44 CS: 0 | | | | | |
| PITCHER | IP | WLS | BF | H | R | ER | SO | BB | IBB | HBP | BLK | WP | HR | S | P | ERA | WHIP | | | | | | | | | | |
| Johnny Podres, L ERA: 3.28 (8, 1) | 7.0 | | 29 | 5 | 1 | 1 | 5 | 3 | 0 | 0 | 0 | 1 | 0 | 36 | 48 | 1.29 | 1.143 | | | | | | | | | | |
| Larry Sherry, R ERA: 3.63 (8, 1) | 0.0 | L | 3 | 2 | 3 | 3 | 0 | 1 | 0 | 0 | 0 | 0 | 1 | 2 | 6 | ∞ | ∞ | | | | | | | | | | |
| Dave Wickersham, R ERA: 3.95 (8, 1) | 0.1 | | 2 | 1 | 0 | 0 | 0 | 0 | 0 | 0 | 0 | 0 | 0 | 2 | 2 | 0.00 | 3.000 | | | | | | | | | | |
| Hank Aguirre, L ERA: 3.73 (8, 1) | 0.1 | | 3 | 2 | 0 | 0 | 1 | 0 | 0 | 0 | 0 | 0 | 0 | 5 | 5 | 0.00 | 6.000 | | | | | | | | | | |
| Bill Monbouquette, R ERA: 5.91 (8, 1) | 1.1 | | 7 | 1 | 2 | 0 | 1 | 1 | 0 | 0 | 0 | 0 | 0 | 8 | 12 | 0.00 | 1.500 | | | | | | | | | | |

| Batter | 1 | 2 | 3 | 4 | 5 | 6 | 7 | 8 | 9 | AB | R | H | RBI | BB | SO | LOB | BOTTOM | | | | | | | | | | |
|---|------------------------------|----------------------------------|------------------------------|---------------------------------|------------------------------|---------------------------------|------------------------------|---------------------------------|------------------------------|---------------------------------|------------------------------|---------------------------------|------------------------------|---------------------------------|------------------------------|---------------------------------|--|------------------------------|---------------------------------|----------------------------------|------------------------------------|--------------------------|--|--|--|--|--|
| Don Wert, R OBP: 0.339, SLG: 0.317 (1, 5) | K | | 3B | | K | | | F8 | | 4 | 1 | 1 | 0 | 0 | 2 | 0 | Chicago White Sox @ Detroit Tigers Tiger Stadium, Detroit, MI Wed Aug 03 1966, 7:05 PM EDT Att: 19,740 - Unknown | | | | | | | | | | |
| Jake Wood, R OBP: 0.347, SLG: 0.394 (1, 4) | 1B | | 1B | | 4-3 | | | K | | 3 | 2 | 1 | 1 | 1 | 1 | 0 | | | | | | | | | | | |
| Norm Cash, L OBP: 0.323, SLG: 0.424 (1, 3) | 1B | | FC4-6 | | K | | | 3-1 | | 4 | 0 | 2 | 1 | 0 | 1 | 0 | | | | | | | | | | | |
| Willie Horton, R OBP: 0.344, SLG: 0.485 (1, 9) | 1B | | FC4-6 | | F8 | | | K | | 4 | 0 | 2 | 1 | 0 | 1 | 0 | | | | | | | | | | | |
| Gates Brown, L OBP: 0.311, SLG: 0.398 (1, 7) | G6-3 | | FC4-6 | | K | | | K | | 4 | 0 | 0 | 0 | 0 | 2 | 4 | | | | | | | | | | | |
| Mickey Stanley, R OBP: 0.336, SLG: 0.339 (1, 8) | 6-3 | | K | | 5-3 | | | 1B | | 4 | 0 | 1 | 0 | 0 | 1 | 2 | | | | | | | | | | | |
| Orlando McFarlane, R OBP: 0.289, SLG: 0.425 (1, 2) | F2 | | | | F8 | | | 4-3 | | 4 | 0 | 0 | 0 | 0 | 1 | 1 | | | | | | | | | | | |
| Ray Oyler, R OBP: 0.276, SLG: 0.268 (1, 6) | F8 | | | | B5-6-4 | | | K | | 2 | 0 | 0 | 0 | 1 | 1 | 0 | | | | | | | | | | | |
| Johnny Podres, L ERA: 3.28 (7, PH) Dick Mickulic, L ERA: 3.97 (8, 1) Larry Sherry, R ERA: 2.95 (8, 1) Dave Wickersham, R ERA: 3.95 (8, 1) Hank Aguirre, R ERA: 3.73 (8, 1) Bill Monbouquette, R ERA: 5.91 (8, 1) | | | 3-1 | | B5-6-4 | | | F7 | | 2 | 0 | 0 | 0 | 0 | 0 | 1 | | | | | | | | | | | |
| Inning Stats | R: 1 E: 0 K: 1 S: 6 | H: 2 LOB: 1 BB: 1 P: 10 | R: 0 E: 0 K: 0 S: 3 | H: 0 LOB: 0 BB: 0 P: 3 | R: 2 E: 0 K: 1 S: 9 | H: 4 LOB: 2 BB: 0 P: 9 | R: 0 E: 0 K: 0 S: 2 | H: 0 LOB: 0 BB: 1 P: 6 | R: 0 E: 0 K: 2 S: 7 | H: 0 LOB: 0 BB: 0 P: 7 | R: 0 E: 0 K: 1 S: 5 | H: 0 LOB: 0 BB: 0 P: 5 | R: 0 E: 0 K: 2 S: 7 | H: 0 LOB: 0 BB: 0 P: 7 | R: 0 E: 0 K: 1 S: 5 | H: 0 LOB: 1 BB: 0 P: 5 | | R: 0 E: 0 K: 2 S: 8 | H: 1 LOB: 1 BB: 0 P: 8 | 1B: 6 2B: 0 3B: 1 HR: 0 | SF: 0 SAC: 0 DP: 2 HBP: 0 | WP: 0 PA: 34 CS: 0 | | | | | |
| PITCHER | IP | WLS | BF | H | R | ER | SO | BB | IBB | HBP | BLK | WP | HR | S | P | ERA | WHIP | | | | | | | | | | |
| Jack Lamabe, R ERA: 3.12 (3, 1) | 2.1 | | 13 | 6 | 3 | 3 | 1 | 1 | 0 | 0 | 0 | 0 | 0 | 14 | 18 | 11.57 | 3.000 | | | | | | | | | | |
| Dennis Higgins, R ERA: 2.95 (4, 1) | 0.2 | | 2 | 0 | 0 | 0 | 1 | 0 | 0 | 0 | 0 | 0 | 0 | 4 | 4 | 0.00 | 0.000 | | | | | | | | | | |
| Hoyt Wilhelm, R ERA: 1.76 (7, 1) | 3.0 | | 9 | 0 | 0 | 0 | 3 | 1 | 0 | 0 | 0 | 0 | 0 | 14 | 18 | 0.00 | 0.333 | | | | | | | | | | |
| Bob Locker, R ERA: 1.94 (7, 1) | 3.0 | W | 10 | 1 | 0 | 0 | 5 | 0 | 0 | 0 | 0 | 0 | 0 | 20 | 20 | 0.00 | 0.333 | | | | | | | | | | |

| Batter | 1 | 2 | 3 | 4 | 5 | 6 | 7 | 8 | 9 | AB | R | H | RBI | BB | SO | LOB | TOP | | | |
|---|--|---------------------------------|------------------------------|----------------------------------|------------------------------|---------------------------------|------------------------------|---------------------------------|------------------------------|---------------------------------|------------------------------|---------------------------------|------------------------------|---------------------------------|------------------------------|---------------------------------|----------------------------------|------------------------------------|----------------------------------|--------|
| Rico Petrocelli, R OBP: 0.285, SLG: 0.399 (1, 6) | | | | | | | | | | 4 | 0 | 1 | 0 | 0 | 1 | 0 | | | | |
| Joe Foy, R OBP: 0.332, SLG: 0.412 (1, 5) | | | | | | | | | | 4 | 0 | 1 | 0 | 0 | 0 | 1 | | | | |
| Carl Yastrzemski, L OBP: 0.355, SLG: 0.419 (1, 7) | | | | | | | | | | 4 | 0 | 2 | 0 | 0 | 0 | 1 | | | | |
| Tony Conigliaro, R OBP: 0.329, SLG: 0.505 (1, 9) | | | | | | | | | | 4 | 0 | 0 | 0 | 0 | 2 | 3 | | | | |
| George Scott, R OBP: 0.329, SLG: 0.463 (1, 3) | | | | | | | | | | 3 | 0 | 0 | 0 | 0 | 1 | 1 | | | | |
| Don Demeter, R OBP: 0.284, SLG: 0.471 (1, 8) | | | | | | | | | | 3 | 0 | 1 | 0 | 0 | 1 | 0 | | | | |
| Mike Ryan, R OBP: 0.256, SLG: 0.274 (1, 2) | | | | | | | | | | 2 | 0 | 0 | 0 | 1 | 1 | 0 | | | | |
| George Smith, R OBP: 0.281, SLG: 0.356 (8, PH) | | | | | | | | | | 2 | 0 | 0 | 0 | 0 | 2 | 2 | | | | |
| Lenny Green, L OBP: 0.336, SLG: 0.321 (8, PH) | | | | | | | | | | 1 | 0 | 0 | 0 | 0 | 0 | 0 | | | | |
| John Wyatt, R (8, 1) | | | | | | | | | | 0 | 0 | 0 | 0 | 0 | 0 | 0 | | | | |
| Dennis Bennett, L (1, 1) | | | | | | | | | | 2 | 0 | 0 | 0 | 0 | 0 | 0 | | | | |
| Don McMahon, R (7, 1) | | | | | | | | | | 0 | 0 | 0 | 0 | 0 | 0 | 0 | | | | |
| Dalton Jones, L OBP: 0.301, SLG: 0.395 (8, 4) | | | | | | | | | | 1 | 0 | 0 | 0 | 0 | 1 | 0 | | | | |
| Inning Stats | R: 0 E: 0 K: 0 S: 3 | H: 1 LOB: 0 BB: 0 P: 3 | R: 0 E: 0 K: 2 S: 8 | H: 1 LOB: 2 BB: 1 P: 12 | R: 0 E: 0 K: 0 S: 3 | H: 0 LOB: 0 BB: 0 P: 3 | R: 0 E: 0 K: 0 S: 3 | H: 1 LOB: 0 BB: 0 P: 3 | R: 0 E: 0 K: 1 S: 7 | H: 2 LOB: 2 BB: 0 P: 7 | R: 0 E: 0 K: 2 S: 7 | H: 0 LOB: 0 BB: 0 P: 7 | R: 0 E: 0 K: 2 S: 7 | H: 0 LOB: 0 BB: 0 P: 7 | R: 0 E: 0 K: 0 S: 3 | H: 0 LOB: 0 BB: 0 P: 3 | 1B: 4 2B: 1 3B: 0 HR: 0 | SF: 0 SAC: 0 DP: 1 HBP: 0 | WP: 1 PB: 0 SB: 0 CS: 0 | PA: 32 |
| PITCHER Earl Wilson, R ERA: 3.5 (1, 1) | IP: 0.0 WLS: W BF: 0 H: 0 R: 0 ER: 0 SO: 0 BB: 0 IBB: 0 HBP: 0 BLK: 0 WP: 0 HR: 0 S: 0 P: 0 ERA: ∞ WHIP: ∞ | | | | | | | | | | | | | | | | | PITCHER | | |

Boston Red Sox @ Detroit Tigers
Tiger Stadium, Detroit, MI
Fri Aug 05 1966, 7:05 PM EDT
Att: 12,386 - Unknown

AB 30
R 0
H 5
RBI 0
BB 1
SO 9
LOB 8



| Batter | 1 | 2 | 3 | 4 | 5 | 6 | 7 | 8 | 9 | AB | R | H | RBI | BB | SO | LOB | BOTTOM | | | | | | | | | | | | | |
|--|--|---------------------------------|------------------------------|---------------------------------|------------------------------|---------------------------------|------------------------------|---------------------------------|------------------------------|----------------------------------|------------------------------|---------------------------------|------------------------------|---------------------------------|------------------------------|----------------------------------|----------------------------------|------------------------------------|----------------------------------|--------|--|--|--|--|--|--|--|--|--|--|
| Don Wert, R OBP: 0.339, SLG: 0.317 (1, 5) | | | | | | | | | | 4 | 0 | 1 | 1 | 0 | 0 | 1 | | | | | | | | | | | | | | |
| Dick Tracewski, R OBP: 0.256, SLG: 0.203 (1, 4) | | | | | | | | | | 2 | 0 | 1 | 1 | 1 | 0 | 0 | | | | | | | | | | | | | | |
| Willie Horton, R OBP: 0.343, SLG: 0.485 (1, 7) | | | | | | | | | | 4 | 0 | 1 | 0 | 0 | 1 | 3 | | | | | | | | | | | | | | |
| Al Kaline, R OBP: 0.396, SLG: 0.585 (1, 9) | | | | | | | | | | 3 | 0 | 0 | 0 | 1 | 2 | 1 | | | | | | | | | | | | | | |
| Orlando McFarlane, R OBP: 0.275, SLG: 0.403 (1, 2) | | | | | | | | | | 4 | 0 | 0 | 0 | 0 | 1 | 4 | | | | | | | | | | | | | | |
| Bill Freehan, R OBP: 0.289, SLG: 0.341 (1, 3) | | | | | | | | | | 2 | 1 | 1 | 0 | 1 | 0 | 0 | | | | | | | | | | | | | | |
| Mickey Stanley, R OBP: 0.344, SLG: 0.360 (1, 8) | | | | | | | | | | 2 | 1 | 1 | 0 | 1 | 0 | 1 | | | | | | | | | | | | | | |
| Dick McAuliffe, L OBP: 0.386, SLG: 0.531 (1, 6) | | | | | | | | | | 2 | 0 | 0 | 0 | 1 | 2 | 1 | | | | | | | | | | | | | | |
| Earl Wilson, R OBP: 0.294, SLG: 0.417 (1, 1) | | | | | | | | | | 3 | 0 | 0 | 0 | 0 | 1 | 4 | | | | | | | | | | | | | | |
| Inning Stats | R: 0 E: 0 K: 0 S: 4 | H: 2 LOB: 2 BB: 1 P: 8 | R: 0 E: 0 K: 1 S: 4 | H: 0 LOB: 1 BB: 1 P: 8 | R: 0 E: 0 K: 1 S: 5 | H: 0 LOB: 0 BB: 0 P: 5 | R: 0 E: 0 K: 0 S: 3 | H: 0 LOB: 0 BB: 0 P: 3 | R: 2 E: 0 K: 0 S: 5 | H: 2 LOB: 2 BB: 2 P: 13 | R: 0 E: 0 K: 1 S: 5 | H: 0 LOB: 0 BB: 0 P: 5 | R: 0 E: 0 K: 1 S: 6 | H: 1 LOB: 1 BB: 0 P: 6 | R: 0 E: 0 K: 3 S: 9 | H: 0 LOB: 1 BB: 1 P: 13 | 1B: 2 2B: 2 3B: 1 HR: 0 | SF: 1 SAC: 0 DP: 2 HBP: 0 | WP: 0 PB: 0 SB: 1 CS: 0 | PA: 32 | | | | | | | | | | |
| PITCHER Dennis Bennett, L ERA: 2.08 (1, 1) | IP: 6.1 WLS: L BF: 26 H: 5 R: 2 ER: 2 SO: 4 BB: 3 IBB: 2 HBP: 2 BLK: 4 WP: 0 HR: 0 S: 30 P: 46 ERA: 2.84 WHIP: 1.263 | | | | | | | | | | | | | | | | | PITCHER | | | | | | | | | | | | |
| Don McMahon, R ERA: 2.39 (7, 1) | 0.2 | 2 | 0 | 0 | 0 | 0 | 0 | 0 | 0 | 2 | 2 | 0.00 | 0.000 | | | | | | | | | | | | | | | | | |
| John Wyatt, R ERA: 3.06 (8, 1) | 1.0 | 4 | 0 | 0 | 0 | 3 | 1 | 0 | 0 | 0 | 9 | 13 | 0.00 | 1.000 | | | | | | | | | | | | | | | | |

Boston Red Sox @ Detroit Tigers
Tiger Stadium, Detroit, MI
Fri Aug 05 1966, 7:05 PM EDT
Att: 12,386 - Unknown

AB 26
R 2
H 5
RBI 2
BB 5
SO 7
LOB 15



| Batter | 1 | 2 | 3 | 4 | 5 | 6 | 7 | 8 | 9 | AB | R | H | RBI | BB | SO | LOB | TOP | | | |
|---|---|---|------------------------------------|------------------------------------|------------------------------------|------------------------------------|------------------------------------|------------------------------------|------------------------------------|------------------------------------|------------------------------------|------------------------------------|------------------------------------|------------------------------------|------------------------------------|------------------------------------|---|----------------------------------|------------------------------------|----------------------------------|
| Jose Tartabull, L OBP: 0.295, SLG: 0.341 (1, 8) | | | | | | | | | | 5 | 2 | 4 | 1 | 0 | 0 | 1 | Boston Red Sox @ Detroit Tigers Tiger Stadium, Detroit, MI Sat Aug 06 1966, 4:33 AM EDT Att: 14,903 - Unknown | | | |
| Joe Foy, R OBP: 0.333, SLG: 0.411 (1, 5) | | | | | | | | | | 4 | 0 | 1 | 1 | 1 | 0 | 2 | | | | |
| Carl Yastrzemski, L OBP: 0.350, SLG: 0.417 Lenny Green, L OBP: 0.341, SLG: 0.327 (1, 7) (6, 7) | | | | | | | | | | 2 | 1 | 0 | 0 | 2 | 0 | 2 | | | | |
| Tony Conigliaro, R OBP: 0.328, SLG: 0.501 (1, 9) | | | | | | | | | | | 5 | 1 | 1 | 0 | 0 | 2 | | | | |
| Don Demeter, R OBP: 0.287, SLG: 0.483 George Scott, R OBP: 0.328, SLG: 0.462 (1, 3) (7, 3) | | | | | | | | | | | 4 | 2 | 2 | 2 | 0 | 1 | | | | |
| Rico Petrocelli, R OBP: 0.284, SLG: 0.397 (1, 6) | | | | | | | | | | | 5 | 1 | 1 | 0 | 0 | 1 | | | | |
| Eddie Kasko, R OBP: 0.320, SLG: 0.391 (1, 4) | | | | | | | | | | | 4 | 0 | 2 | 2 | 0 | 0 | | | | |
| Mike Ryan, R OBP: 0.261, SLG: 0.275 (1, 2) | | | | | | | | | | | 3 | 1 | 1 | 0 | 1 | 1 | | | | |
| Lee Stange, R OBP: 0.080, SLG: 0.042 (1, 1) | | | | | | | | | | | 2 | 0 | 0 | 0 | 0 | 1 | | | | |
| Inning Stats | R: 1 E: 0 K: 1 S: 5 | H: 1 LOB: 1 BB: 1 P: 9 | R: 0 E: 0 K: 0 S: 3 | H: 0 LOB: 0 BB: 0 P: 3 | R: 1 E: 0 K: 0 S: 5 | H: 2 LOB: 1 BB: 0 P: 5 | R: 2 E: 1 K: 1 S: 8 | H: 3 LOB: 1 BB: 0 P: 8 | R: 4 E: 1 K: 1 S: 9 | H: 4 LOB: 1 BB: 1 P: 13 | R: 0 E: 0 K: 1 S: 5 | H: 0 LOB: 0 BB: 0 P: 5 | R: 0 E: 0 K: 1 S: 5 | H: 0 LOB: 0 BB: 0 P: 5 | R: 0 E: 0 K: 2 S: 8 | H: 1 LOB: 2 BB: 1 P: 12 | | 1B: 9 2B: 3 3B: 1 HR: 1 | SF: 0 SAC: 2 DP: 1 HBP: 0 | WP: 1 PB: 0 SB: 0 CS: 1 |
| PITCHER | IP WLS BF H R ER SO BB IBB HBP BLK WP HR S P ERA WHIP | IP WLS BF H R ER SO BB IBB HBP BLK WP HR S P ERA WHIP | | | | | | | | | | | | | | | | | | |
| Denny McLain, R ERA: 3.66 (1, 1) | 3.1 L 16 6 4 3 1 | 3.1 L 16 6 4 3 1 | 3.1 L 16 6 4 3 1 | 3.1 L 16 6 4 3 1 | 3.1 L 16 6 4 3 1 | 3.1 L 16 6 4 3 1 | 3.1 L 16 6 4 3 1 | 3.1 L 16 6 4 3 1 | 3.1 L 16 6 4 3 1 | 3.1 L 16 6 4 3 1 | 3.1 L 16 6 4 3 1 | 3.1 L 16 6 4 3 1 | 3.1 L 16 6 4 3 1 | 3.1 L 16 6 4 3 1 | 3.1 L 16 6 4 3 1 | 3.1 L 16 6 4 3 1 | 8.10 2.100 | 8.10 2.100 | | |
| Orlando Pena, R ERA: 3.33 (4, 1) | 1.0 6 2 3 3 1 | 1.0 6 2 3 3 1 | 1.0 6 2 3 3 1 | 1.0 6 2 3 3 1 | 1.0 6 2 3 3 1 | 1.0 6 2 3 3 1 | 1.0 6 2 3 3 1 | 1.0 6 2 3 3 1 | 1.0 6 2 3 3 1 | 1.0 6 2 3 3 1 | 1.0 6 2 3 3 1 | 1.0 6 2 3 3 1 | 1.0 6 2 3 3 1 | 1.0 6 2 3 3 1 | 1.0 6 2 3 3 1 | 1.0 6 2 3 3 1 | 27.00 3.000 | 27.00 3.000 | | |
| Fred Gladding, R ERA: 3.31 (5, 1) | 1.2 8 4 1 0 1 | 1.2 8 4 1 0 1 | 1.2 8 4 1 0 1 | 1.2 8 4 1 0 1 | 1.2 8 4 1 0 1 | 1.2 8 4 1 0 1 | 1.2 8 4 1 0 1 | 1.2 8 4 1 0 1 | 1.2 8 4 1 0 1 | 1.2 8 4 1 0 1 | 1.2 8 4 1 0 1 | 1.2 8 4 1 0 1 | 1.2 8 4 1 0 1 | 1.2 8 4 1 0 1 | 1.2 8 4 1 0 1 | 1.2 8 4 1 0 1 | 0.00 2.400 | 0.00 2.400 | | |
| Joe Sparrma, R ERA: 5.3 (7, 1) | 2.0 7 0 0 0 1 | 2.0 7 0 0 0 1 | 2.0 7 0 0 0 1 | 2.0 7 0 0 0 1 | 2.0 7 0 0 0 1 | 2.0 7 0 0 0 1 | 2.0 7 0 0 0 1 | 2.0 7 0 0 0 1 | 2.0 7 0 0 0 1 | 2.0 7 0 0 0 1 | 2.0 7 0 0 0 1 | 2.0 7 0 0 0 1 | 2.0 7 0 0 0 1 | 2.0 7 0 0 0 1 | 2.0 7 0 0 0 1 | 2.0 7 0 0 0 1 | 0.00 0.500 | 0.00 0.500 | | |
| Hank Aguirre, L ERA: 3.68 (9, 1) | 1.0 5 1 0 0 2 | 1.0 5 1 0 0 2 | 1.0 5 1 0 0 2 | 1.0 5 1 0 0 2 | 1.0 5 1 0 0 2 | 1.0 5 1 0 0 2 | 1.0 5 1 0 0 2 | 1.0 5 1 0 0 2 | 1.0 5 1 0 0 2 | 1.0 5 1 0 0 2 | 1.0 5 1 0 0 2 | 1.0 5 1 0 0 2 | 1.0 5 1 0 0 2 | 1.0 5 1 0 0 2 | 1.0 5 1 0 0 2 | 1.0 5 1 0 0 2 | 0.00 2.000 | 0.00 2.000 | | |

| Batter | 1 | 2 | 3 | 4 | 5 | 6 | 7 | 8 | 9 | AB | R | H | RBI | BB | SO | LOB | BOTTOM | | | |
|---|---|---|------------------------------|---------------------------------|------------------------------|---------------------------------|------------------------------|---------------------------------|------------------------------|---------------------------------|------------------------------|---------------------------------|------------------------------|---------------------------------|------------------------------|---------------------------------|---|------------------------------------|----------------------------------|--------|
| Don Wert, R OBP: 0.335, SLG: 0.313 (1, 5) | | | | | | | | | | 4 | 0 | 0 | 0 | 0 | 0 | 2 | Boston Red Sox @ Detroit Tigers Tiger Stadium, Detroit, MI Sat Aug 06 1966, 4:33 AM EDT Att: 14,903 - Unknown | | | |
| Dick McAuliffe, L OBP: 0.381, SLG: 0.523 (1, 6) | | | | | | | | | | 4 | 0 | 0 | 0 | 0 | 1 | | | | | |
| Norm Cash, L OBP: 0.324, SLG: 0.424 (1, 3) | | | | | | | | | | 4 | 0 | 2 | 0 | 0 | 1 | | | | | |
| Al Kaline, R OBP: 0.395, SLG: 0.580 (1, 8) | | | | | | | | | | 4 | 0 | 1 | 0 | 0 | 2 | | | | | |
| Willie Horton, R OBP: 0.345, SLG: 0.489 (1, 7) | | | | | | | | | | 4 | 1 | 2 | 0 | 0 | 1 | | | | | |
| Jim Northrup, L OBP: 0.305, SLG: 0.439 (1, 9) | | | | | | | | | | | 4 | 1 | 2 | 2 | 0 | 2 | | | | |
| Jerry Lumpe, L OBP: 0.277, SLG: 0.303 (1, 4) | | | | | | | | | | | 4 | 0 | 0 | 0 | 0 | 3 | | | | |
| Bill Freehan, R OBP: 0.289, SLG: 0.344 (1, 2) | | | | | | | | | | | 3 | 0 | 1 | 0 | 0 | 0 | | | | |
| Denny McLain, R ERA: 3.66 (1, 1) | 9.0 W 34 9 | 9.0 W 34 9 | 9.0 W 34 9 | 9.0 W 34 9 | 9.0 W 34 9 | 9.0 W 34 9 | 9.0 W 34 9 | 9.0 W 34 9 | 9.0 W 34 9 | 9.0 W 34 9 | 9.0 W 34 9 | 9.0 W 34 9 | 9.0 W 34 9 | 9.0 W 34 9 | 9.0 W 34 9 | 9.0 W 34 9 | | 2.00 1.000 | 2.00 1.000 | |
| Orlando Pena, R ERA: 3.33 (4, 1) | 1.0 6 2 3 3 1 | 1.0 6 2 3 3 1 | 1.0 6 2 3 3 1 | 1.0 6 2 3 3 1 | 1.0 6 2 3 3 1 | 1.0 6 2 3 3 1 | 1.0 6 2 3 3 1 | 1.0 6 2 3 3 1 | 1.0 6 2 3 3 1 | 1.0 6 2 3 3 1 | 1.0 6 2 3 3 1 | 1.0 6 2 3 3 1 | 1.0 6 2 3 3 1 | 1.0 6 2 3 3 1 | 1.0 6 2 3 3 1 | 1.0 6 2 3 3 1 | | 27.00 3.000 | 27.00 3.000 | |
| Fred Gladding, R ERA: 3.31 (5, 1) | 1.2 8 4 1 0 1 | 1.2 8 4 1 0 1 | 1.2 8 4 1 0 1 | 1.2 8 4 1 0 1 | 1.2 8 4 1 0 1 | 1.2 8 4 1 0 1 | 1.2 8 4 1 0 1 | 1.2 8 4 1 0 1 | 1.2 8 4 1 0 1 | 1.2 8 4 1 0 1 | 1.2 8 4 1 0 1 | 1.2 8 4 1 0 1 | 1.2 8 4 1 0 1 | 1.2 8 4 1 0 1 | 1.2 8 4 1 0 1 | 1.2 8 4 1 0 1 | 0.00 2.400 | 0.00 2.400 | | |
| Joe Sparrma, R ERA: 5.3 (7, 1) | 2.0 7 0 0 0 1 | 2.0 7 0 0 0 1 | 2.0 7 0 0 0 1 | 2.0 7 0 0 0 1 | 2.0 7 0 0 0 1 | 2.0 7 0 0 0 1 | 2.0 7 0 0 0 1 | 2.0 7 0 0 0 1 | 2.0 7 0 0 0 1 | 2.0 7 0 0 0 1 | 2.0 7 0 0 0 1 | 2.0 7 0 0 0 1 | 2.0 7 0 0 0 1 | 2.0 7 0 0 0 1 | 2.0 7 0 0 0 1 | 2.0 7 0 0 0 1 | 0.00 0.500 | 0.00 0.500 | | |
| Hank Aguirre, L ERA: 3.68 (9, 1) | 1.0 5 1 0 0 2 | 1.0 5 1 0 0 2 | 1.0 5 1 0 0 2 | 1.0 5 1 0 0 2 | 1.0 5 1 0 0 2 | 1.0 5 1 0 0 2 | 1.0 5 1 0 0 2 | 1.0 5 1 0 0 2 | 1.0 5 1 0 0 2 | 1.0 5 1 0 0 2 | 1.0 5 1 0 0 2 | 1.0 5 1 0 0 2 | 1.0 5 1 0 0 2 | 1.0 5 1 0 0 2 | 1.0 5 1 0 0 2 | 1.0 5 1 0 0 2 | 0.00 2.000 | 0.00 2.000 | | |
| Inning Stats | R: 0 E: 0 K: 1 S: 5 | H: 0 LOB: 0 BB: 0 P: 5 | R: 0 E: 0 K: 1 S: 6 | H: 2 LOB: 1 BB: 0 P: 6 | R: 0 E: 0 K: 0 S: 3 | H: 1 LOB: 0 BB: 0 P: 3 | R: 0 E: 0 K: 0 S: 4 | H: 1 LOB: 1 BB: 0 P: 4 | R: 0 E: 0 K: 1 S: 5 | H: 0 LOB: 0 BB: 0 P: 5 | R: 0 E: 0 K: 0 S: 5 | H: 2 LOB: 2 BB: 0 P: 5 | R: 0 E: 0 K: 0 S: 4 | H: 1 LOB: 1 BB: 0 P: 4 | R: 0 E: 0 K: 0 S: 5 | H: 2 LOB: 2 BB: 0 P: 5 | 1B: 6 2B: 3 3B: 0 HR: 1 | SF: 0 SAC: 0 DP: 2 HBP: 0 | WP: 0 PB: 0 SB: 0 CS: 1 | PA: 34 |
| PITCHER | IP WLS BF H R ER SO BB IBB HBP BLK WP HR S P ERA WHIP | IP WLS BF H R ER SO BB IBB HBP BLK WP HR S P ERA WHIP | | | | | | | | | | | | | | | | | | |
| Lee Stange, R ERA: 4.25 (1, 1) | 9.0 W 34 9 | 9.0 W 34 9 | 9.0 W 34 9 | 9.0 W 34 9 | 9.0 W 34 9 | 9.0 W 34 9 | 9.0 W 34 9 | 9.0 W 34 9 | 9.0 W 34 9 | 9.0 W 34 9 | 9.0 W 34 9 | 9.0 W 34 9 | 9.0 W 34 9 | 9.0 W 34 9 | 9.0 W 34 9 | 9.0 W 34 9 | 2.00 1.000 | 2.00 1.000 | | |



| Batter | 1 | 2 | 3 | 4 | 5 | 6 | 7 | 8 | 9 | AB | R | H | RBI | BB | SO | LOB | TOP | | | | |
|---|---|---|------------------------------|---------------------------------|------------------------------|---------------------------------|------------------------------|---------------------------------|------------------------------|---------------------------------|------------------------------|---------------------------------|------------------------------|---------------------------------|------------------------------|---------------------------------|---|---------------------------------|----------------------------------|------------------------------------|--|
| Jose Tartabull, L OBP: 0.297, SLG: 0.342 (1, 8) | | | | | | | | | | 5 | 0 | 2 | 0 | 0 | 0 | 3 | | | | | |
| Joe Foy, R OBP: 0.334, SLG: 0.412 (1, 5) | | | | | | | | | | 4 | 0 | 2 | 0 | 0 | 1 | 1 | | | | | |
| Carl Yastrzemski, L OBP: 0.355, SLG: 0.414 (1, 7) | | | | | | | | | | 3 | 0 | 0 | 0 | 1 | 0 | 3 | | | | | |
| Tony Conigliaro, R OBP: 0.329, SLG: 0.501 (1, 9) | | | | | | | | | | 4 | 1 | 2 | 0 | 0 | 0 | 0 | | | | | |
| Don Demeter, R OBP: 0.288, SLG: 0.486 John Wyatt, R (6, 1) | | | | | | | | | | 3 | 1 | 1 | 1 | 0 | 0 | 2 | | | | | |
| Dalton Jones, L OBP: 0.299, SLG: 0.392 (8, PH) (8, 4) | | | | | | | | | | 0 | 0 | 0 | 0 | 0 | 0 | 0 | | | | | |
| Rico Petrocelli, R OBP: 0.284, SLG: 0.395 (1, 6) | | | | | | | | | | 4 | 0 | 1 | 0 | 0 | 0 | 1 | | | | | |
| Eddie Kasko, R OBP: 0.316, SLG: 0.384 Dennis Bennett, L (8, 1) | | | | | | | | | | 4 | 0 | 1 | 1 | 0 | 0 | 1 | | | | | |
| Mike Ryan, R OBP: 0.256, SLG: 0.271 (1, 2) | | | | | | | | | | 4 | 0 | 0 | 0 | 0 | 1 | 1 | | | | | |
| Jim Lonborg, R OBP: 0.118, SLG: 0.182 Rollie Sheldon, R OBP: 0.109, SLG: 0.100 George Smith, R OBP: 0.280, SLG: 0.355 Dan Osinski, R OBP: 0.350, SLG: 0.607 George Scott, R OBP: 0.329, SLG: 0.462 (8, 3) | | | | | | | | | | 0 | 0 | 0 | 0 | 0 | 0 | 0 | | | | | |
| Inning Stats | R: 0 E: 0 K: 0 S: 4 | H: 2 LOB: 2 BB: 1 P: 8 | R: 0 E: 0 K: 1 S: 5 | H: 0 LOB: 0 BB: 0 P: 5 | R: 0 E: 0 K: 0 S: 4 | H: 1 LOB: 1 BB: 0 P: 4 | R: 0 E: 0 K: 0 S: 4 | H: 1 LOB: 1 BB: 0 P: 4 | R: 0 E: 0 K: 1 S: 7 | H: 2 LOB: 2 BB: 0 P: 7 | R: 2 E: 1 K: 0 S: 7 | H: 3 LOB: 2 BB: 0 P: 7 | R: 0 E: 0 K: 1 S: 5 | H: 0 LOB: 0 BB: 0 P: 5 | R: 0 E: 0 K: 1 S: 5 | H: 0 LOB: 0 BB: 0 P: 5 | R: 0 E: 0 K: 0 S: 3 | H: 1 LOB: 0 BB: 0 P: 3 | 1B: 9 2B: 1 3B: 0 HR: 0 | SF: 0 SAC: 0 DP: 2 HBP: 0 | WP: 0 PA: 37 PB: 0 SB: 0 CS: 0 |
| PITCHER | IP WLS BF H R ER SO BB IBB HBP BLK WP HR S P ERA WHIP | IP WLS BF H R ER SO BB IBB HBP BLK WP HR S P ERA WHIP | | | | | | | | | | | | | | | IP WLS BF H R ER SO BB IBB HBP BLK WP HR S P ERA WHIP | | | | |
| Bill Monbouquette, R ERA: 4.91 Orlando Pena, R ERA: 3.15 | 5.1 W 25 9 2 2 2 1 0 0 0 0 0 28 32 3.38 1.875 | 3.2 S 12 1 0 0 2 0 0 0 0 0 0 16 16 0.00 0.273 | | | | | | | | | | | | | | | | | | | |

Boston Red Sox @ Detroit Tigers
Tiger Stadium, Detroit, MI
Sun Aug 07 1966, 4:33 AM EDT
Unknown

AB 36
R 2
H 10
RBI 2
BB 1
SO 4
LOB 14



| Batter | 1 | 2 | 3 | 4 | 5 | 6 | 7 | 8 | 9 | AB | R | H | RBI | BB | SO | LOB | BOTTOM | | | | |
|--|---|---|--|---|--|---------------------------------|------------------------------|---------------------------------|------------------------------|---------------------------------|------------------------------|---------------------------------|------------------------------|---------------------------------|------------------------------|---------------------------------|---|---------------------------------|----------------------------------|------------------------------------|--|
| Don Wert, R OBP: 0.336, SLG: 0.323 (1, 5) | | | | | | | | | | 5 | 1 | 2 | 2 | 0 | 0 | 0 | | | | | |
| Dick Tracewski, R OBP: 0.281, SLG: 0.203 (1, 4) | | | | | | | | | | 4 | 1 | 1 | 0 | 1 | 1 | 1 | | | | | |
| Norm Cash, L OBP: 0.326, SLG: 0.431 (1, 3) | | | | | | | | | | 3 | 1 | 1 | 1 | 1 | 1 | 2 | | | | | |
| Al Kaline, R OBP: 0.394, SLG: 0.581 Mickey Stanley, R OBP: 0.341, SLG: 0.357 (6, 8) | | | | | | | | | | 3 | 2 | 1 | 1 | 0 | 0 | 0 | | | | | |
| Willie Horton, R OBP: 0.350, SLG: 0.511 (1, 7) | | | | | | | | | | 4 | 2 | 3 | 3 | 0 | 0 | 0 | | | | | |
| Jim Northrup, L OBP: 0.306, SLG: 0.443 (1, 9) | | | | | | | | | | 4 | 0 | 1 | 1 | 0 | 0 | 1 | | | | | |
| Orlando McFarlane, R OBP: 0.286, SLG: 0.436 (1, 2) | | | | | | | | | | 3 | 1 | 1 | 1 | 1 | 0 | 2 | | | | | |
| Ray Oyler, R OBP: 0.275, SLG: 0.263 (1, 6) | | | | | | | | | | 3 | 1 | 0 | 0 | 0 | 2 | 2 | | | | | |
| Bill Monbouquette, R OBP: 0.160, SLG: 0.125 Orlando Pena, R OBP: 0.077, SLG: 0.077 (6, 1) | | | | | | | | | | 2 | 0 | 0 | 0 | 0 | 0 | 0 | | | | | |
| Inning Stats | R: 4 E: 1 K: 0 S: 7 | H: 4 LOB: 1 BB: 1 P: 11 | R: 0 E: 0 K: 1 S: 6 | H: 1 LOB: 1 BB: 0 P: 6 | R: 4 E: 0 K: 0 S: 7 | H: 3 LOB: 1 BB: 0 P: 8 | R: 1 E: 0 K: 0 S: 5 | H: 2 LOB: 1 BB: 0 P: 5 | R: 0 E: 0 K: 1 S: 5 | H: 0 LOB: 0 BB: 0 P: 5 | R: 0 E: 0 K: 0 S: 2 | H: 0 LOB: 1 BB: 1 P: 6 | R: 0 E: 0 K: 1 S: 5 | H: 0 LOB: 1 BB: 1 P: 9 | R: 0 E: 0 K: 1 S: 5 | H: 0 LOB: 0 BB: 0 P: 5 | R: 0 E: 0 K: 1 S: 5 | H: 0 LOB: 0 BB: 0 P: 5 | 1B: 2 2B: 2 3B: 2 HR: 4 | SF: 0 SAC: 1 DP: 1 HBP: 1 | WP: 1 PA: 38 PB: 0 SB: 0 CS: 0 |
| PITCHER | IP WLS BF H R ER SO BB IBB HBP BLK WP HR S P ERA WHIP | IP WLS BF H R ER SO BB IBB HBP BLK WP HR S P ERA WHIP | | | | | | | | | | | | | | | IP WLS BF H R ER SO BB IBB HBP BLK WP HR S P ERA WHIP | | | | |
| Jim Lonborg, R ERA: 4.88 Rollie Sheldon, R ERA: 4.08 Dan Osinski, R ERA: 3.94 John Wyatt, R ERA: 2.97 Dennis Bennett, L ERA: 2.01 | 0.1 L 6 4 4 4 0 1 0 0 1 0 1 3 20 21 7.36 1.636 | 3.2 S 19 6 5 3 1 0 0 0 0 0 0 5 5 0.00 0.000 | 1.0 3 0 0 0 1 0 0 0 0 0 0 0 5 5 0.00 0.000 | 2.0 7 0 0 0 1 2 0 0 0 0 0 0 7 15 0.00 1.000 | 1.0 3 0 0 0 1 0 0 0 0 0 0 0 5 5 0.00 0.000 | | | | | | | | | | | | | | | | |

Boston Red Sox @ Detroit Tigers
Tiger Stadium, Detroit, MI
Sun Aug 07 1966, 4:33 AM EDT
Unknown


AB 33
R 9
H 10
RBI 9
BB 3
SO 4
LOB 9



| Batter | 1 | 2 | 3 | 4 | 5 | 6 | 7 | 8 | 9 | AB | R | H | RBI | BB | SO | LOB | TOP | | | | | |
|--|------------------------------|---------------------------------|------------------------------|---------------------------------|------------------------------|---------------------------------|------------------------------|---------------------------------|------------------------------|----------------------------------|-------------------------------|----------------------------------|------------------------------|----------------------------------|------------------------------|---------------------------------|------------------------------|---------------------------------|-----------------------------------|------------------------------------|----------------------------------|--------|
| Dick McAuliffe, L OBP: 0.380, SLG: 0.513 | P4 | | G3-6-3 | | | 1B S BB | K | G6-4-3 1B | | 4 | 0 | 1 | 0 | 1 | 1 | 3 | | | | | | |
| Jerry Lumpe, L OBP: 0.289, SLG: 0.312 | 4-3 | | 2B | | | K | 4-3 | F8 | | 5 | 0 | 1 | 1 | 0 | 1 | 3 | | | | | | |
| Norm Cash, L OBP: 0.324, SLG: 0.424 | F7 | | K | | | 1B | | G6-4-3 | | 4 | 1 | 1 | 0 | 1 | 1 | 2 | | | | | | |
| Al Kaline, R OBP: 0.397, SLG: 0.569 | | | | L4 | L5-3 | | | L3 | | 3 | 1 | 0 | 0 | 2 | 0 | 2 | | | | | | |
| Willie Horton, R OBP: 0.352, SLG: 0.519 | | | | | | 2B 1B | K | K | | 5 | 1 | 2 | 0 | 0 | 3 | 3 | | | | | | |
| Jim Northrup, L OBP: 0.317, SLG: 0.460 | | | | | | 1B WP 2B | 1B WP 2B | 1B | | 5 | 3 | 3 | 1 | 0 | 0 | 2 | | | | | | |
| Don Wert, R OBP: 0.343, SLG: 0.352 | | | | | | 1B WP 1B | 1B WP | 1B | | 4 | 2 | 4 | 2 | 1 | 0 | 0 | | | | | | |
| Orlando McFarlane, R OBP: 0.296, SLG: 0.456 | | | | | | 1B | K | K | | 5 | 1 | 2 | 1 | 0 | 3 | 4 | | | | | | |
| Bill Monbouquette, R John Wozniak, R Fred Gladding, L Dave Wickersham, R Orlando Pena, R Mickey Lolich, L Don McMahon, R | | | | | | 1B | 1-3 | P3 | | 1 | 0 | 0 | 1 | 1 | 0 | 0 | | | | | | |
| Inning Stats | R: 0 E: 0 K: 0 S: 3 | H: 0 LOB: 0 BB: 0 P: 3 | R: 0 E: 0 K: 1 S: 4 | H: 0 LOB: 0 BB: 1 P: 8 | R: 2 E: 0 K: 1 S: 8 | H: 4 LOB: 1 BB: 0 P: 8 | R: 1 E: 0 K: 1 S: 7 | H: 2 LOB: 1 BB: 0 P: 7 | R: 0 E: 0 K: 1 S: 6 | H: 1 LOB: 2 BB: 1 P: 10 | R: 3 E: 0 K: 2 S: 11 | H: 4 LOB: 1 BB: 0 P: 11 | R: 2 E: 0 K: 2 S: 8 | H: 1 LOB: 2 BB: 3 P: 20 | R: 0 E: 0 K: 0 S: 3 | H: 1 LOB: 0 BB: 0 P: 3 | R: 1 E: 0 K: 1 S: 8 | H: 3 LOB: 2 BB: 0 P: 8 | 1B: 11 2B: 5 3B: 0 HR: 0 | SF: 0 SAC: 0 DP: 2 HBP: 0 | WP: 2 PB: 0 SB: 1 CS: 1 | PA: 46 |
| PITCHER | IP | WLS | BF | H | R | ER | SO | BB | IBB | HBP | BLK | WP | HR | S | P | ERA | WHIP | | | | | |
| Darrell Brandon, R ERA: 3.86 | 5.0 | W | 24 | 9 | 5 | 5 | 4 | 2 | 0 | 0 | 1 | 0 | 0 | 30 | 38 | 9.00 | 2.200 | | | | | |
| John Wyatt, R ERA: 3.24 | 1.1 | | 9 | 3 | 3 | 3 | 3 | 2 | 0 | 0 | 0 | 1 | 0 | 13 | 21 | 20.25 | 3.750 | | | | | |
| Don McMahon, R ERA: 2.78 | 2.2 | S | 12 | 4 | 1 | 1 | 2 | 1 | 0 | 0 | 0 | 1 | 0 | 15 | 19 | 3.38 | 1.875 | | | | | |

Detroit Tigers @ Boston Red Sox
Fenway Park, Boston, MA
Fri Aug 12 1966, 7:05 PM EDT
Att: 14,663 - Unknown


| | |
|-----|----|
| AB | 40 |
| R | 9 |
| H | 16 |
| RBI | 7 |
| BB | 5 |
| SO | 9 |
| LOB | 23 |



| Batter | 1 | 2 | 3 | 4 | 5 | 6 | 7 | 8 | 9 | AB | R | H | RBI | BB | SO | LOB | BOTTOM | | | | |
|---|------------------------------|----------------------------------|------------------------------|---------------------------------|------------------------------|---------------------------------|------------------------------|---------------------------------|------------------------------|----------------------------------|------------------------------|----------------------------------|------------------------------|----------------------------------|------------------------------|---------------------------------|-----------------------------------|------------------------------------|----------------------------------|--------|--|
| Dalton Jones, L OBP: 0.310, SLG: 0.393 | | | E3 | | | E3 | | FC6-5 WP | | 4 | 3 | 1 | 0 | 2 | 0 | 0 | | | | | |
| Joe Foy, R OBP: 0.346, SLG: 0.428 | 1B SF9 BB | | 4-3 | | | G3 1B BB | | FC6-5 | | 3 | 2 | 0 | 0 | 3 | 1 | 4 | | | | | |
| Carl Yastrzemski, L OBP: 0.397, SLG: 0.427 | SF9 1B | | 1B | | | BLK SF9 2B | | F8 | | 6 | 3 | 4 | 2 | 0 | 1 | 4 | | | | | |
| Tony Conigliaro, R OBP: 0.337, SLG: 0.510 | SF9 | | 1B SF8 1B | | | K | | G3 | | 4 | 1 | 1 | 1 | 0 | 1 | 5 | | | | | |
| George Scott, R OBP: 0.328, SLG: 0.471 | K | | SF8 1B | | | SF9 | | SF8 1B | | 3 | 1 | 2 | 3 | 1 | 1 | 1 | | | | | |
| Don Demeter, R OBP: 0.282, SLG: 0.471 | | | P3 | | | 2B 1B | | WP 1B | | 4 | 1 | 2 | 2 | 0 | 1 | 2 | | | | | |
| George Smith, R OBP: 0.278, SLG: 0.354 | | | P3 | | | 1B | | SF8 | | 4 | 1 | 2 | 2 | 0 | 0 | 1 | | | | | |
| Bob Tillman, R OBP: 0.306, SLG: 0.333 | | | | 4-3 | | 1B | | WP 1B | | 4 | 1 | 3 | 2 | 1 | 0 | 0 | | | | | |
| Darrell Brandon, R OBP: 0.179, SLG: 0.259 | | | | | | 1B | | FC6-5 1B | | 3 | 0 | 0 | 0 | 0 | 1 | 2 | | | | | |
| John Wyatt, R | | | | 6-3 | | 1-3 | | | | 1 | 0 | 0 | 0 | 0 | 1 | 2 | | | | | |
| Don McMahon, R | | | | | | K | | | | 1 | 0 | 0 | 0 | 0 | 0 | 2 | | | | | |
| Inning Stats | R: 1 E: 0 K: 1 S: 6 | H: 1 LOB: 1 BB: 1 P: 10 | R: 1 E: 0 K: 1 S: 6 | H: 1 LOB: 0 BB: 0 P: 6 | R: 3 E: 1 K: 0 S: 7 | H: 3 LOB: 1 BB: 0 P: 7 | R: 0 E: 0 K: 1 S: 6 | H: 1 LOB: 1 BB: 0 P: 6 | R: 2 E: 0 K: 1 S: 8 | H: 3 LOB: 2 BB: 1 P: 12 | R: 4 E: 1 K: 1 S: 9 | H: 3 LOB: 2 BB: 2 P: 17 | R: 1 E: 0 K: 2 S: 8 | H: 1 LOB: 2 BB: 2 P: 16 | R: 1 E: 0 K: 0 S: 5 | H: 2 LOB: 2 BB: 1 P: 9 | 1B: 12 2B: 2 3B: 0 HR: 1 | SF: 4 SAC: 0 DP: 0 HBP: 0 | WP: 3 PB: 0 SB: 0 CS: 0 | PA: 48 | |
| PITCHER | IP | WLS | BF | H | R | ER | SO | BB | IBB | HBP | BLK | WP | HR | S | P | ERA | WHIP | | | | |
| Bill Monbouquette, R ERA: 4.99 | 4.0 | L | 20 | 6 | 5 | 3 | 3 | 1 | 0 | 0 | 0 | 0 | 0 | 29 | 29 | 6.75 | 1.750 | | | | |
| Fred Gladding, R ERA: 3.74 | 1.0 | | 7 | 3 | 2 | 2 | 1 | 0 | 1 | 0 | 1 | 0 | 0 | 8 | 12 | 18.00 | 3.000 | | | | |
| Dave Wickersham, R ERA: 3.59 | 0.1 | | 6 | 2 | 4 | 1 | 0 | 1 | 1 | 0 | 0 | 1 | 0 | 4 | 12 | 27.00 | 9.000 | | | | |
| Orlando Pena, R ERA: 3.21 | 0.2 | | 3 | 1 | 0 | 0 | 1 | 0 | 0 | 0 | 0 | 1 | 0 | 5 | 5 | 0.00 | 1.500 | | | | |
| Mickey Lolich, L ERA: 4.99 | 2.0 | | 12 | 3 | 2 | 2 | 2 | 3 | 0 | 0 | 0 | 1 | 0 | 13 | 25 | 9.00 | 3.000 | | | | |

Detroit Tigers @ Boston Red Sox
Fenway Park, Boston, MA
Fri Aug 12 1966, 7:05 PM EDT
Att: 14,663 - Unknown

| | |
|-----|----|
| AB | 37 |
| R | 13 |
| H | 15 |
| RBI | 12 |
| BB | 7 |
| SO | 7 |
| LOB | 23 |



| Batter | 1 | 2 | 3 | 4 | 5 | 6 | 7 | 8 | 9 | AB | R | H | RBI | BB | SO | LOB | TOP | | | | |
|----------------------------|------------------------------|---------------------------------|------------------------------|---------------------------------|------------------------------|----------------------------------|------------------------------|----------------------------------|------------------------------|---------------------------------|-------------------------------|----------------------------------|------------------------------|---------------------------------|------------------------------|----------------------------------|----------------------------------|------------------------------------|----------------------------------|--------|--|
| Dick McAuliffe, L (1,6) | F6 | | F8 | F8 | | F8 | K | | | 6 | 1 | 2 | 0 | 0 | 1 | 1 | | | | | |
| Jerry Lumpe, L (1,4) | K | | 1B | K | | F9 | K | | 4-3 | 5 | 1 | 1 | 2 | 0 | 3 | 1 | | | | | |
| Dick Tracewski, R (7,4) | K | | 1B | K | | | K | | 4-3 | 1 | 0 | 0 | 1 | 0 | 0 | 1 | | | | | |
| Norm Cash, L (1,3) | FC6-4 | | 2B | BB | | 2B | 2B | 2B | BB | 3 | 2 | 3 | 0 | 3 | 0 | 0 | | | | | |
| Al Kaline, R (1,8) | FC6-4 | | 2B | F3 | | 2B | 2B | 4-3 | F5 | 4 | 1 | 2 | 1 | 0 | 0 | 3 | | | | | |
| Mickey Stanley, R (7,8) | FC6-4 | | 2B | F3 | | 2B | 2B | 4-3 | F5 | 2 | 0 | 1 | 1 | 0 | 0 | 2 | | | | | |
| Willie Horton, R (1,7) | F3 | | 5-3 | | | F4 | 2B | F8 | F6 | 5 | 1 | 0 | 0 | 1 | 0 | 5 | | | | | |
| Jim Northrup, L (1,9) | HR | | IBB | | | F4 | K | 4-3 | | 4 | 1 | 1 | 1 | 1 | 1 | 4 | | | | | |
| Don Wert, R (1,5) | 6-3 | | F3 | | | FC5-4 | HR | 5-3 | | 5 | 1 | 2 | 2 | 0 | 0 | 4 | | | | | |
| Orlando McFarlane, R (1,2) | F5 | | 5-3 | | | FC5-4 | HR | | 1B | 4 | 2 | 1 | 0 | 1 | 0 | 4 | | | | | |
| Earl Wilson, R (1,1) | | | | | | 1-3 | HR | | 1B | 0 | 3 | 0 | 0 | 0 | 0 | 0 | | | | | |
| Inning Stats | R: 0 E: 0 K: 1 S: 5 | H: 0 LOB: 1 BB: 1 P: 9 | R: 1 E: 0 K: 0 S: 4 | H: 1 LOB: 0 BB: 0 P: 4 | R: 3 E: 0 K: 0 S: 7 | H: 4 LOB: 3 BB: 2 P: 15 | R: 0 E: 0 K: 1 S: 6 | H: 1 LOB: 2 BB: 1 P: 10 | R: 0 E: 0 K: 0 S: 4 | H: 0 LOB: 0 BB: 0 P: 3 | R: 6 E: 0 K: 3 S: 13 | H: 4 LOB: 0 BB: 2 P: 21 | R: 1 E: 0 K: 0 S: 5 | H: 2 LOB: 1 BB: 0 P: 5 | R: 2 E: 0 K: 0 S: 6 | H: 3 LOB: 2 BB: 1 P: 10 | 1B: 7 2B: 7 3B: 0 HR: 2 | SF: 0 SAC: 0 DP: 0 HBP: 0 | WP: 0 PB: 0 SB: 0 CS: 0 | PA: 50 | |
| PITCHER | IP | WLS | BF | H | R | ER | SO | BB | IBB | HBP | BLK | WP | HR | S | P | ERA | WHIP | | | | |
| Jose Santiago, R (1,1) | 2.0 | L | 13 | 5 | 4 | 4 | 1 | 2 | 0 | 0 | 0 | 0 | 1 | 13 | 21 | 18.00 | 3.500 | | | | |
| Rollie Sheldon, R (3,1) | 3.0 | | 13 | 2 | 0 | 0 | 1 | 1 | 1 | 0 | 0 | 0 | 0 | 13 | 21 | 0.00 | 1.000 | | | | |
| Dick Stigman, L (6,1) | 1.1 | | 8 | 3 | 4 | 4 | 1 | 0 | 1 | 0 | 0 | 0 | 0 | 9 | 13 | 27.00 | 2.250 | | | | |
| Dan Osinski, R (7,1) | 1.2 | | 9 | 3 | 3 | 3 | 2 | 0 | 1 | 0 | 0 | 0 | 1 | 12 | 16 | 16.20 | 1.800 | | | | |
| John Wyatt, R (9,1) | 1.0 | | 7 | 3 | 2 | 2 | 0 | 1 | 0 | 0 | 0 | 0 | 0 | 6 | 10 | 18.00 | 4.000 | | | | |

Detroit Tigers @ Boston Red Sox
Fenway Park, Boston, MA
Sat Aug 13 1966, 3:33 AM EDT
Att: 10,003 - Unknown

AB 39
R 13
H 13
RBI 8
BB 6
SO 5
LOB 25



| Batter | 1 | 2 | 3 | 4 | 5 | 6 | 7 | 8 | 9 | AB | R | H | RBI | BB | SO | LOB | BOTTOM | | | | |
|---------------------------|------------------------------|---------------------------------|------------------------------|---------------------------------|------------------------------|---------------------------------|------------------------------|---------------------------------|------------------------------|---------------------------------|------------------------------|---------------------------------|------------------------------|---------------------------------|------------------------------|---------------------------------|----------------------------------|------------------------------------|----------------------------------|--------|--|
| Rico Petrocelli, R (1,6) | L8 | | FC6-4 | | | L8 | | G4-6-3 | | 2 | 0 | 1 | 0 | 0 | 0 | 0 | | | | | |
| Dalton Jones, L (4,4) | L8 | | 1B | | | L8 | | G4-6-3 | | 2 | 0 | 0 | 0 | 0 | 0 | 1 | | | | | |
| Joe Foy, R (1,5) | BB | | FC6-4 | | | 1B | SH1 | 5-3 | | 2 | 1 | 0 | 0 | 2 | 0 | 1 | | | | | |
| Carl Yastrzemski, L (1,7) | K | | | | | SH1 | | | G5-4-3 | 3 | 0 | 1 | 0 | 1 | 1 | 1 | | | | | |
| Tony Conigliaro, R (1,9) | L8 | | | | | SH1 | | | K | 3 | 0 | 1 | 1 | 0 | 1 | 2 | | | | | |
| George Scott, R (1,3) | | | 5-3 | | | 6-3 | | | G5-4-3 | 4 | 0 | 0 | 0 | 0 | 0 | 3 | | | | | |
| Don Demeter, R (1,8) | F9 | | | | | K | | | | 2 | 0 | 0 | 0 | 1 | 1 | 0 | | | | | |
| Bob Tillman, R (1,2) | 6-3 | | | | | F8 | | | | 3 | 0 | 0 | 0 | 0 | 0 | 1 | | | | | |
| George Smith, R (1,4) | | | K | | | F8 | | | | 3 | 0 | 1 | 0 | 0 | 1 | 0 | | | | | |
| Jose Santiago, R (1,1) | | | 5-3 | | | | | | E1 | 0 | 0 | 0 | 0 | 0 | 0 | 0 | | | | | |
| Rollie Sheldon, R (3,1) | | | | | | | | | | 1 | 0 | 0 | 0 | 0 | 0 | 0 | | | | | |
| Eddie Kasko, R (5,9) | | | | | | | | | | 1 | 0 | 0 | 0 | 0 | 0 | 1 | | | | | |
| Dick Stigman, L (6,1) | | | | | | | | | | 0 | 0 | 0 | 0 | 0 | 0 | 0 | | | | | |
| Dan Osinski, R (7,1) | | | | | | | | | | 0 | 0 | 0 | 0 | 0 | 0 | 0 | | | | | |
| Lenny Green, L (8,9) | | | | | | | | | | 1 | 0 | 0 | 0 | 0 | 0 | 0 | | | | | |
| John Wyatt, R (9,1) | | | | | | | | | | 0 | 0 | 0 | 0 | 0 | 0 | 0 | | | | | |
| Inning Stats | R: 0 E: 0 K: 1 S: 5 | H: 0 LOB: 1 BB: 1 P: 9 | R: 0 E: 0 K: 0 S: 3 | H: 0 LOB: 0 BB: 0 P: 3 | R: 0 E: 0 K: 1 S: 6 | H: 1 LOB: 1 BB: 0 P: 6 | R: 0 E: 0 K: 0 S: 3 | H: 1 LOB: 0 BB: 0 P: 3 | R: 0 E: 0 K: 0 S: 4 | H: 1 LOB: 1 BB: 1 P: 7 | R: 1 E: 0 K: 0 S: 5 | H: 1 LOB: 1 BB: 1 P: 8 | R: 0 E: 1 K: 0 S: 3 | H: 0 LOB: 0 BB: 0 P: 3 | R: 0 E: 0 K: 1 S: 4 | H: 0 LOB: 0 BB: 1 P: 8 | 1B: 4 2B: 0 3B: 0 HR: 0 | SF: 0 SAC: 1 DP: 4 HBP: 0 | WP: 0 PB: 0 SB: 0 CS: 0 | PA: 32 | |
| PITCHER | IP | WLS | BF | H | R | ER | SO | BB | IBB | HBP | BLK | WP | HR | S | P | ERA | WHIP | | | | |
| Earl Wilson, R (1,1) | 9.0 | W | 32 | 4 | 1 | 1 | 4 | 4 | 0 | 0 | 0 | 0 | 0 | 36 | 52 | 1.00 | 0.889 | | | | |

Detroit Tigers @ Boston Red Sox
Fenway Park, Boston, MA
Sat Aug 13 1966, 3:33 AM EDT
Att: 10,003 - Unknown

AB 27
R 1
H 4
RBI 1
BB 4
SO 4
LOB 10




| Batter | 1 | 2 | 3 | 4 | 5 | 6 | 7 | 8 | 9 | AB | R | H | RBI | BB | SO | LOB | TOP | | | | | | | | | | | |
|--|------------------------------|---------------------------------|------------------------------|---------------------------------|------------------------------|---------------------------------|------------------------------|---------------------------------|------------------------------|---------------------------------|------------------------------|----------------------------------|------------------------------|---------------------------------|------------------------------|----------------------------------|--|------------------------------------|----------------------------------|--------|--|--|--|--|--|--|--|--|
| Don Wert, R OBP: 0.349, SLG: 0.358 (1, 5) | F4 | | FC6-4 1B | | HR BB | | BB | | FC3-6 1B | 3 | 1 | 2 | 0 | 2 | 0 | 0 | Detroit Tigers @ Boston Red Sox Fenway Park, Boston, MA Sun Aug 14 1966, 3:33 AM EDT Unknown | | | | | | | | | | | |
| Dick Tracewski, R OBP: 0.243, SLG: 0.183 Jerry Lumpe, L OBP: 0.285, SLG: 0.308 (7, PH) (7, 4) | 6-3 | | FC6-4 1B CS | | F5 | | K | | FC3-6 BB | 3 | 0 | 0 | 1 | 0 | 0 | 2 | | | | | | | | | | | | |
| Norm Cash, L OBP: 0.337, SLG: 0.439 (1, 3) | HBP | | 1-3 1B | | HR | | L9 | | 4-0 1-2 BB | 3 | 1 | 2 | 2 | 1 | 0 | 2 | | | | | | | | | | | | |
| Al Kaline, R OBP: 0.393, SLG: 0.566 (1, 9) | K | | K | | L9 | | | | L5-3 F2 | 5 | 0 | 0 | 0 | 0 | 2 | 5 | | | | | | | | | | | | |
| Willie Horton, R OBP: 0.348, SLG: 0.512 (1, 7) | | | | | F9 | | K | | F4 | 4 | 0 | 1 | 0 | 0 | 1 | 0 | | | | | | | | | | | | |
| Mickey Stanley, R OBP: 0.313, SLG: 0.338 (1, 8) | | | | | F7 | | F3 | | 6-3 | 4 | 0 | 0 | 0 | 0 | 0 | 1 | | | | | | | | | | | | |
| Orlando McFarlane, R OBP: 0.299, SLG: 0.445 (1, 2) | | | | | BB | | 5-3 | | F9 | 3 | 0 | 0 | 0 | 1 | 1 | 1 | | | | | | | | | | | | |
| Ray Oyler, R OBP: 0.261, SLG: 0.249 Dick McAuliffe, L OBP: 0.353, SLG: 0.514 (7, PH) (7, 6) | | | | | K | | BB | | 2B 1B | 2 | 0 | 0 | 0 | 0 | 2 | 2 | | | | | | | | | | | | |
| Denny McLain, R OBP: 0.268, SLG: 0.242 Hank Aguirre, R (3, 1) | | | | | F9 | | K | | 1B FC3-6 2B | 1 | 1 | 1 | 0 | 0 | 0 | 0 | | | | | | | | | | | | |
| Jim Northrup, L OBP: 0.317, SLG: 0.465 Fred Gladding, L (7, 1) | | | S FC6-4 1B | | F9 | | | | | 1 | 0 | 0 | 0 | 0 | 0 | 0 | | | | | | | | | | | | |
| Jake Wood, R OBP: 0.346, SLG: 0.398 (9, PH) | | | | | | | | | | 1 | 1 | 1 | 1 | 0 | 0 | 0 | | | | | | | | | | | | |
| Inning Stats | R: 0 E: 0 K: 1 S: 5 | H: 0 LOB: 1 BB: 0 P: 6 | R: 0 E: 0 K: 2 S: 8 | H: 1 LOB: 1 BB: 0 P: 8 | R: 1 E: 0 K: 1 S: 7 | H: 3 LOB: 2 BB: 0 P: 7 | R: 0 E: 0 K: 1 S: 5 | H: 0 LOB: 1 BB: 1 P: 9 | R: 2 E: 0 K: 0 S: 4 | H: 1 LOB: 0 BB: 1 P: 8 | R: 0 E: 0 K: 2 S: 5 | H: 0 LOB: 0 BB: 2 P: 15 | R: 0 E: 0 K: 0 S: 3 | H: 0 LOB: 0 BB: 0 P: 3 | R: 2 E: 0 K: 0 S: 6 | H: 3 LOB: 2 BB: 1 P: 10 | 1B: 5 2B: 3 3B: 0 HR: 1 | SF: 0 SAC: 0 DP: 1 HBP: 1 | WP: 0 PB: 0 SB: 1 CS: 1 | PA: 40 | | | | | | | | |
| PITCHER | IP | WLS | BF | H | R | ER | SO | BB | IBB | HBP | BLK | WP | HR | S | P | ERA | WHIP | | | | | | | | | | | |
| Dennis Bennett, L ERA: 3.02 | (1, 1) | 6.0 | W | 25 | 5 | 3 | 3 | 6 | 2 | 0 | 1 | 0 | 0 | 1 | 34 | 43 | 4.50 | 1.167 | | | | | | | | | | |
| Don McMahon, R ERA: 2.93 | (7, 1) | 2.2 | | 14 | 3 | 2 | 2 | 2 | 3 | 0 | 0 | 0 | 0 | 0 | 15 | 27 | 6.75 | 2.250 | | | | | | | | | | |
| Jose Santiago, R ERA: 3.49 | (9, 1) | 0.1 | S | 1 | 0 | 0 | 0 | 0 | 0 | 0 | 0 | 0 | 0 | 0 | 1 | 1 | 0.00 | 0.000 | | | | | | | | | | |

| Batter | 1 | 2 | 3 | 4 | 5 | 6 | 7 | 8 | 9 | AB | R | H | RBI | BB | SO | LOB | BOTTOM | | | | | | | | | | | |
|---|------------------------------|---------------------------------|------------------------------|----------------------------------|------------------------------|----------------------------------|------------------------------|---------------------------------|------------------------------|---------------------------------|------------------------------|---------------------------------|------------------------------|----------------------------------|----------------------------------|------------------------------------|--|--------|--|--|--|--|--|--|--|--|--|--|
| Eddie Kasko, R OBP: 0.311, SLG: 0.333 (1, 6) | G4-6-3 BB | G4-3 | | 1B | | L9 | | 4-3 | | 4 | 0 | 1 | 0 | 1 | 0 | 4 | Detroit Tigers @ Boston Red Sox Fenway Park, Boston, MA Sun Aug 14 1966, 3:33 AM EDT Unknown | | | | | | | | | | | |
| Joe Foy, R OBP: 0.347, SLG: 0.422 (1, 5) | L9 | | HR BB | L9 | | 4-3 | | | | 3 | 1 | 0 | 0 | 1 | 0 | 2 | | | | | | | | | | | | |
| Carl Yastrzemski, L OBP: 0.397, SLG: 0.431 (1, 7) | G4-6-3 | | 1-H HR | L9 | | 4-3 | | | | 4 | 1 | 1 | 2 | 0 | 0 | 2 | | | | | | | | | | | | |
| Tony Conigliaro, R OBP: 0.336, SLG: 0.509 (1, 9) | | 1B 2B | F7 | K | | 4-3 | | | | 4 | 1 | 1 | 0 | 0 | 1 | 1 | | | | | | | | | | | | |
| George Scott, R OBP: 0.327, SLG: 0.464 (1, 3) | | 1B BB | 5-3 | | K2-3 | | 6-3 SH1-3 S BB | | | 2 | 2 | 0 | 0 | 2 | 1 | 0 | | | | | | | | | | | | |
| Don Demeter, R OBP: 0.297, SLG: 0.481 (1, 8) | | 1B | HR | | F3 | | SH1-3 | | | 3 | 1 | 2 | 1 | 0 | 0 | 0 | | | | | | | | | | | | |
| Bob Tillman, R OBP: 0.305, SLG: 0.338 (1, 2) | | BB | 1B | 2B | | 6-3 | | 6-3 | | 4 | 1 | 2 | 2 | 0 | 0 | 1 | | | | | | | | | | | | |
| George Smith, R OBP: 0.284, SLG: 0.355 Dalton Jones, L OBP: 0.305, SLG: 0.388 (9, 4) | | 1-3 2-H 3-H | 1B | 2B | | K | | S 2B BB | | 2 | 1 | 1 | 1 | 2 | 1 | 0 | | | | | | | | | | | | |
| Dennis Bennett, L (1, 1) | | | | | | L9 | | | | 2 | 0 | 0 | 0 | 0 | 0 | 4 | | | | | | | | | | | | |
| Jose Tartabull, L OBP: 0.289, SLG: 0.332 Don McMahon, R OBP: 0.143, SLG: 0.154 Jose Santiago, R OBP: 0.192, SLG: 0.176 (6, PH) (7, 1) (9, 1) | | F7 | F2 | | | | | 1-H 3-H | 2B | 1 | 0 | 0 | 0 | 0 | 0 | 0 | | | | | | | | | | | | |
| Inning Stats | R: 0 E: 0 K: 0 S: 2 | H: 0 LOB: 0 BB: 1 P: 6 | R: 2 E: 0 K: 0 S: 5 | H: 3 LOB: 2 BB: 2 P: 13 | R: 4 E: 0 K: 0 S: 7 | H: 4 LOB: 1 BB: 1 P: 11 | R: 0 E: 0 K: 1 S: 6 | H: 1 LOB: 1 BB: 0 P: 6 | R: 0 E: 0 K: 1 S: 5 | H: 0 LOB: 0 BB: 0 P: 5 | R: 0 E: 0 K: 0 S: 3 | H: 0 LOB: 0 BB: 0 P: 3 | R: 2 E: 0 K: 0 S: 4 | H: 1 LOB: 1 BB: 2 P: 12 | 1B: 4 2B: 3 3B: 0 HR: 2 | SF: 0 SAC: 1 DP: 2 HBP: 0 | WP: 0 PB: 0 SB: 2 CS: 0 | PA: 37 | | | | | | | | | | |
| PITCHER | IP | WLS | BF | H | R | ER | SO | BB | IBB | HBP | BLK | WP | HR | S | P | ERA | WHIP | | | | | | | | | | | |
| Denny McLain, R ERA: 3.79 | (1, 1) | 2.2 | L | 15 | 5 | 5 | 5 | 0 | 4 | 0 | 0 | 0 | 0 | 2 | 11 | 27 | 16.88 | 3.375 | | | | | | | | | | |
| Hank Aguirre, L ERA: 3.63 | (3, 1) | 3.1 | | 13 | 3 | 1 | 1 | 3 | 0 | 0 | 0 | 0 | 0 | 0 | 19 | 19 | 2.70 | 0.900 | | | | | | | | | | |
| Fred Gladding, R ERA: 3.92 | (7, 1) | 2.0 | | 9 | 1 | 2 | 2 | 0 | 2 | 0 | 0 | 0 | 0 | 7 | 15 | 9.00 | 1.500 | | | | | | | | | | | |

| Batter | 1 | 2 | 3 | 4 | 5 | 6 | 7 | 8 | 9 | AB | R | H | RBI | BB | SO | LOB | TOP | | | | | | | |
|-----------------------------|--|---------------------------------|-------------------------------------|----------------------------------|------------------------------|---------------------------------|------------------------------|---------------------------------|------------------------------|---------------------------------|------------------------------|---------------------------------|------------------------------|---------------------------------|------------------------------|---------------------------------|----------------------------------|------------------------------------|----------------------------------|--|--------------------------------|-------------------------------------|----------------------------------|--------------------------|
| Dick McAuliffe, L (1, 6) | | | | | | | | | | 5 | 1 | 1 | 0 | 0 | 1 | 3 | | | | | | | | |
| Jerry Lumpe, L (1, 4) | | | | | | | | | | 4 | 0 | 2 | 1 | 0 | 0 | 1 | | | | | | | | |
| Norm Cash, L (1, 3) | | | | | | | | | | 3 | 1 | 0 | 0 | 0 | 0 | 2 | | | | | | | | |
| Willie Horton, R (1, 7) | | | | | | | | | | 4 | 0 | 1 | 0 | 0 | 0 | 2 | | | | | | | | |
| Jim Northrup, L (1, 9) | | | | | | | | | | 4 | 0 | 1 | 2 | 0 | 0 | 2 | | | | | | | | |
| Don Wert, R (1, 5) | | | | | | | | | | 3 | 0 | 0 | 0 | 1 | 1 | 2 | | | | | | | | |
| Mickey Stanley, R (1, 8) | | | | | | | | | | 4 | 0 | 1 | 0 | 0 | 1 | 3 | | | | | | | | |
| Orlando McFarlane, R (1, 2) | | | | | | | | | | 3 | 1 | 1 | 0 | 0 | 0 | 1 | | | | | | | | |
| Al Kalkine, R (9, PH) | | | | | | | | | | 1 | 0 | 0 | 0 | 0 | 1 | 0 | | | | | | | | |
| Joe Sparma, R (1, 1) | | | | | | | | | | 1 | 0 | 0 | 0 | 0 | 0 | 0 | | | | | | | | |
| Jake Wood, R (6, PH) | | | | | | | | | | 0 | 0 | 0 | 0 | 1 | 0 | 0 | | | | | | | | |
| Orlando Pena, R (6, 1) | | | | | | | | | | 0 | 0 | 0 | 0 | 0 | 0 | 0 | | | | | | | | |
| Larry Sherry, R (7, 1) | | | | | | | | | | 0 | 0 | 0 | 0 | 0 | 0 | 0 | | | | | | | | |
| Gates Brown, L (9, PH) | | | | | | | | | | 1 | 0 | 0 | 0 | 0 | 1 | 0 | | | | | | | | |
| Inning Stats | R: 2 E: 2 K: 1 S: 9 | H: 2 LOB: 2 BB: 0 P: 9 | R: 1 E: 0 K: 0 S: 5 | H: 2 LOB: 1 BB: 0 P: 5 | R: 0 E: 0 K: 1 S: 5 | H: 0 LOB: 0 BB: 1 P: 9 | R: 0 E: 0 K: 1 S: 5 | H: 0 LOB: 0 BB: 0 P: 5 | R: 0 E: 0 K: 0 S: 4 | H: 2 LOB: 1 BB: 1 P: 8 | R: 0 E: 0 K: 0 S: 3 | H: 0 LOB: 0 BB: 0 P: 3 | R: 0 E: 0 K: 0 S: 3 | H: 0 LOB: 0 BB: 0 P: 3 | R: 0 E: 0 K: 2 S: 7 | H: 0 LOB: 0 BB: 0 P: 7 | 1B: 7 2B: 0 3B: 0 HR: 0 | SF: 0 SAC: 1 DP: 1 HBP: 0 | WP: 0 PB: 0 SB: 0 CS: 0 | PA: 37 | | | | |
| PITCHER | IP: 9.0 WLS: W BF: 37 ERA: 3.83 | H: 7 R: 3 ER: 1 SO: 5 | BB: 2 IBB: 0 HBP: 0 BLK: 0 | WP: 0 HR: 0 S: 45 P: 53 | ERA: 1.00 WHIP: 1.000 | PITCHER | | | | | | | | | | | | | | IP: 9.0 WLS: W BF: 37 ERA: 3.83 | H: 7 R: 3 ER: 1 SO: 5 | BB: 2 IBB: 0 HBP: 0 BLK: 0 | WP: 0 HR: 0 S: 45 P: 53 | ERA: 1.00 WHIP: 1.000 |

Detroit Tigers @ Boston Red Sox
 Fenway Park, Boston, MA
 Sun Aug 14 1966, 3:38 AM EDT
 Att: 20,112 - Unknown


AB 33
 R 3
 H 7
 RBI 3
 BB 2
 SO 5
 LOB 16



| Batter | 1 | 2 | 3 | 4 | 5 | 6 | 7 | 8 | 9 | AB | R | H | RBI | BB | SO | LOB | BOTTOM | | | | | | | |
|----------------------------|--|---------------------------------|-------------------------------------|----------------------------------|------------------------------|---------------------------------|------------------------------|---------------------------------|------------------------------|---------------------------------|------------------------------|---------------------------------|-------------------------------|----------------------------------|------------------------------|---------------------------------|----------------------------------|------------------------------------|----------------------------------|--|--------------------------------|-------------------------------------|----------------------------------|--------------------------|
| Jose Tartabull, L (1, 8) | | | | | | | | | | 4 | 1 | 2 | 0 | 0 | 0 | 0 | | | | | | | | |
| Eddie Kasko, R (1, 6) | | | | | | | | | | 4 | 0 | 0 | 0 | 0 | 2 | 4 | | | | | | | | |
| Carl Yastrzemski, L (1, 7) | | | | | | | | | | 2 | 1 | 1 | 1 | 2 | 0 | 1 | | | | | | | | |
| Tony Conigliaro, R (1, 9) | | | | | | | | | | 4 | 2 | 2 | 3 | 0 | 0 | 2 | | | | | | | | |
| George Scott, R (1, 3) | | | | | | | | | | 4 | 0 | 1 | 0 | 0 | 0 | 0 | | | | | | | | |
| Joe Foy, R (1, 5) | | | | | | | | | | 2 | 0 | 1 | 1 | 2 | 0 | 0 | | | | | | | | |
| Mike Ryan, R (1, 2) | | | | | | | | | | 4 | 0 | 0 | 0 | 0 | 1 | 3 | | | | | | | | |
| George Smith, R (1, 4) | | | | | | | | | | 4 | 0 | 0 | 0 | 0 | 1 | 2 | | | | | | | | |
| Lee Stange, R (1, 1) | | | | | | | | | | 4 | 1 | 1 | 0 | 0 | 1 | 2 | | | | | | | | |
| Inning Stats | R: 3 E: 1 K: 0 S: 5 | H: 1 LOB: 0 BB: 1 P: 9 | R: 0 E: 0 K: 1 S: 5 | H: 0 LOB: 0 BB: 0 P: 5 | R: 0 E: 0 K: 0 S: 2 | H: 0 LOB: 0 BB: 1 P: 6 | R: 1 E: 0 K: 0 S: 5 | H: 3 LOB: 1 BB: 0 P: 5 | R: 0 E: 0 K: 1 S: 6 | H: 1 LOB: 1 BB: 0 P: 6 | R: 0 E: 0 K: 1 S: 5 | H: 0 LOB: 1 BB: 1 P: 9 | R: 1 E: 0 K: 2 S: 10 | H: 3 LOB: 2 BB: 0 P: 10 | R: 0 E: 1 K: 0 S: 4 | H: 0 LOB: 2 BB: 1 P: 8 | 1B: 6 2B: 1 3B: 0 HR: 1 | SF: 0 SAC: 0 DP: 0 HBP: 0 | WP: 0 PB: 0 SB: 1 CS: 1 | PA: 37 | | | | |
| PITCHER | IP: 5.0 WLS: L BF: 21 ERA: 5.31 | H: 5 R: 4 ER: 3 SO: 2 | BB: 2 IBB: 0 HBP: 0 BLK: 0 | WP: 0 HR: 1 S: 23 P: 31 | ERA: 5.40 WHIP: 1.400 | PITCHER | | | | | | | | | | | | | | IP: 5.0 WLS: L BF: 21 ERA: 5.31 | H: 5 R: 4 ER: 3 SO: 2 | BB: 2 IBB: 0 HBP: 0 BLK: 0 | WP: 0 HR: 1 S: 23 P: 31 | ERA: 5.40 WHIP: 1.400 |
| Joe Sparma, R (1, 1) | IP: 1.2 WLS: L BF: 9 ERA: 3.25 | H: 3 R: 1 ER: 1 SO: 3 | BB: 1 IBB: 0 HBP: 0 BLK: 0 | WP: 0 HR: 0 S: 14 P: 18 | ERA: 5.40 WHIP: 2.400 | | | | | | | | | | | | | | | IP: 1.1 WLS: L BF: 6 ERA: 3.84 | H: 0 R: 0 ER: 0 SO: 0 | BB: 0 IBB: 0 HBP: 0 BLK: 0 | WP: 0 HR: 0 S: 5 P: 9 | ERA: 0.00 WHIP: 0.750 |

Detroit Tigers @ Boston Red Sox
 Fenway Park, Boston, MA
 Sun Aug 14 1966, 3:38 AM EDT
 Att: 20,112 - Unknown

AB 32
 R 5
 H 8
 RBI 5
 BB 4
 SO 5
 LOB 14



| Batter | 1 | 2 | 3 | 4 | 5 | 6 | 7 | 8 | 9 | AB | R | H | RBI | BB | SO | LOB | TOP | | | | |
|---|---|---|------------------------------|---------------------------------|------------------------------|---------------------------------|------------------------------|---------------------------------|------------------------------|---------------------------------|------------------------------|---------------------------------|------------------------------|---------------------------------|------------------------------|---------------------------------|---|------------------------------------|----------------------------------|--------|-------|
| Tom Tresh, S OBP: 0.339, SLG: 0.394 (1, 7) | L8 | | F7 | | 5-3 | | FC4-6 1B | | HR | 5 | 1 | 2 | 0 | 0 | 1 | | New York Yankees @ Detroit Tigers Tiger Stadium, Detroit, MI Mon Aug 15 1966, 7:05 PM EDT Att: 15,256 - Unknown | | | | |
| Bobby Richardson, R OBP: 0.253, SLG: 0.349 (1, 4) | HR | | 1B | | 1B | | FC6-4 1B | | L7 | 5 | 1 | 4 | 1 | 0 | 0 | 0 | | | | | |
| Mickey Mantle, S OBP: 0.390, SLG: 0.541 (1, 8) | FC6-4 BB | | F7 | | 1B | | FC6-4 1-2 | | 4-3 | 4 | 0 | 1 | 0 | 1 | 0 | 3 | | | | | |
| Joe Pepitone, L OBP: 0.294, SLG: 0.492 (1, 3) | K | | | F7 1B | 4-3 | | | | K | 4 | 1 | 1 | 0 | 0 | 2 | 3 | | | | | |
| Elston Howard, R OBP: 0.324, SLG: 0.373 (1, 2) | FC6-4 1-2 | | F7 1-2 | | | 6-3 | | | K | 4 | 0 | 0 | 0 | 0 | 1 | 2 | | | | | |
| Roger Maris, L OBP: 0.328, SLG: 0.371 (1, 9) | | K | | K | | K | | | G3 | 4 | 0 | 0 | 0 | 0 | 3 | 1 | | | | | |
| Clete Boyer, R OBP: 0.296, SLG: 0.384 (1, 5) | | K | | | 5-3 | | | | 2B SF7 1B | 4 | 1 | 2 | 1 | 0 | 1 | 0 | | | | | |
| Horace Clarke, S OBP: 0.311, SLG: 0.360 (1, 6) | | 5-3 | | 5-3 | | | L8 | | HR 2B | 4 | 1 | 1 | 0 | 0 | 0 | 1 | | | | | |
| Mel Stottlemyre, R OBP: 0.164, SLG: 0.222 (1, 1) | | | K | | 4-3 | | FC4-6 BB | | SF7 3H | 2 | 0 | 0 | 0 | 0 | 1 | 0 | | | | | |
| Hector Lopez, R OBP: 0.276, SLG: 0.381 (7, PH) | | | | | | | | | | 0 | 0 | 0 | 0 | 1 | 0 | 0 | | | | | |
| Pedro Ramos, S OBP: 0.182, SLG: 0.182 (7, 1) | | | | | | | | | | 0 | 0 | 0 | 0 | 0 | 0 | 0 | | | | | |
| Jake Gibbs, L OBP: 0.320, SLG: 0.346 (9, PH) | | | | | | | | | | 0 | 0 | 0 | 1 | 0 | 0 | 0 | | | | | |
| Inning Stats | R: 1 E: 0 K: 1 S: 6 | H: 1 LOB: 1 BB: 1 P: 10 | R: 0 E: 0 K: 2 S: 7 | H: 0 LOB: 0 BB: 0 P: 7 | R: 0 E: 0 K: 1 S: 6 | H: 1 LOB: 1 BB: 0 P: 6 | R: 1 E: 0 K: 1 S: 7 | H: 2 LOB: 1 BB: 0 P: 7 | R: 0 E: 0 K: 0 S: 5 | H: 0 LOB: 0 BB: 0 P: 5 | R: 0 E: 0 K: 0 S: 4 | H: 1 LOB: 2 BB: 1 P: 8 | R: 0 E: 0 K: 2 S: 7 | H: 0 LOB: 0 BB: 0 P: 7 | R: 3 E: 0 K: 0 S: 6 | H: 3 LOB: 0 BB: 0 P: 6 | 1B: 7 2B: 1 3B: 0 HR: 2 | SF: 1 SAC: 0 DP: 0 HBP: 0 | WP: 0 PB: 0 SB: 0 CS: 0 | PA: 39 | |
| PITCHER | IP WLS BF H R ER SO BB IBB HBP BLK WP HR S P ERA WHIP | IP WLS BF H R ER SO BB IBB HBP BLK WP HR S P ERA WHIP | | | | | | | | | | | | | | | | | | | |
| Mickey Lolich, L ERA: 4.4 (1, 1) | 8.0 | W | 35 | 9 | 4 | 4 | 8 | 2 | 0 | 0 | 0 | 0 | 0 | 0 | 0 | 0 | 1 | 49 | 57 | 4.50 | 1.375 |
| Larry Sherry, R ERA: 3.92 (9, 1) | 1.0 | S | 4 | 1 | 1 | 1 | 0 | 0 | 0 | 0 | 0 | 0 | 0 | 0 | 0 | 0 | 1 | 4 | 4 | 9.00 | 1.000 |

livebaseballscores.com

AB 36
R 5
H 10
RBI 5
BB 2
SO 8
LOB 11



| Batter | 1 | 2 | 3 | 4 | 5 | 6 | 7 | 8 | 9 | AB | R | H | RBI | BB | SO | LOB | BOTTOM | | | | |
|---|---|---|------------------------------|---------------------------------|------------------------------|---------------------------------|------------------------------|---------------------------------|------------------------------|---------------------------------|------------------------------|---------------------------------|------------------------------|---------------------------------|------------------------------|---------------------------------|---|------------------------------------|----------------------------------|--------|-------|
| Dick McAuliffe, L OBP: 0.381, SLG: 0.507 (1, 6) | 1B BB | 4-3 | | | F9 | 1B | | | | 1 | 1 | 0 | 0 | 1 | 0 | 0 | New York Yankees @ Detroit Tigers Tiger Stadium, Detroit, MI Mon Aug 15 1966, 7:05 PM EDT Att: 15,256 - Unknown | | | | |
| Ray Oyler, R OBP: 0.263, SLG: 0.251 (3, 6) | | | | | | 2H | | | | 2 | 0 | 1 | 1 | 0 | 0 | 0 | | | | | |
| Jerry Lumpe, L OBP: 0.294, SLG: 0.314 (1, 4) | | | | | | | | | | 3 | 2 | 2 | 0 | 1 | 0 | 0 | | | | | |
| Dick Tracewski, R OBP: 0.243, SLG: 0.183 (8, 4) | BB 1B | | 1B FC3-6 BB | | HR 1B | | 4-3 | | | 0 | 0 | 0 | 0 | 0 | 0 | 0 | | | | | |
| Norm Cash, L OBP: 0.337, SLG: 0.442 (1, 3) | BB 1B | | F7 | | HR | | F7 | | | 3 | 1 | 1 | 2 | 1 | 0 | 1 | | | | | |
| Al Kaline, R OBP: 0.396, SLG: 0.568 (1, 8) | BB 1B | | F7 | | HR | | L5-3 | | | 3 | 1 | 2 | 1 | 1 | 0 | 0 | | | | | |
| Willie Horton, R OBP: 0.346, SLG: 0.508 (1, 7) | F3 | | FC3-6 1B | | L8 | | | | 1B K 2B | 4 | 0 | 1 | 1 | 0 | 0 | 5 | | | | | |
| Jim Northrup, L OBP: 0.319, SLG: 0.463 (1, 9) | F6 | | F5 | | CS 1B | | | | 1B | 4 | 0 | 2 | 1 | 0 | 0 | 4 | | | | | |
| Don Wert, R OBP: 0.346, SLG: 0.352 (1, 5) | F3 | | | 6-3 | CS | K | | | L5 | 4 | 0 | 0 | 0 | 0 | 1 | 5 | | | | | |
| Bill Freehan, R OBP: 0.291, SLG: 0.346 (1, 2) | | F7 | | F5 | | 5-3 1B | | | | 4 | 1 | 2 | 0 | 0 | 0 | 0 | | | | | |
| Mickey Lolich, S OBP: 0.240, SLG: 0.182 (1, 1) | | | | | | | | | | 4 | 0 | 0 | 0 | 0 | 2 | 4 | | | | | |
| Larry Sherry, R OBP: 0.429, SLG: 0.714 (9, 1) | | 4-3 | | K | | 5-3 | | | K | 0 | 0 | 0 | 0 | 0 | 0 | 0 | | | | | |
| Inning Stats | R: 1 E: 0 K: 0 S: 4 | H: 1 LOB: 3 BB: 3 P: 16 | R: 0 E: 0 K: 0 S: 3 | H: 0 LOB: 0 BB: 0 P: 3 | R: 1 E: 0 K: 0 S: 4 | H: 1 LOB: 1 BB: 1 P: 8 | R: 0 E: 0 K: 1 S: 5 | H: 0 LOB: 0 BB: 0 P: 5 | R: 3 E: 0 K: 0 S: 6 | H: 4 LOB: 0 BB: 0 P: 6 | R: 1 E: 0 K: 1 S: 6 | H: 2 LOB: 1 BB: 0 P: 6 | R: 0 E: 0 K: 0 S: 3 | H: 0 LOB: 0 BB: 0 P: 3 | R: 0 E: 0 K: 1 S: 7 | H: 3 LOB: 3 BB: 0 P: 7 | 1B: 8 2B: 2 3B: 0 HR: 1 | SF: 0 SAC: 0 DP: 0 HBP: 0 | WP: 0 PB: 0 SB: 0 CS: 1 | PA: 37 | |
| PITCHER | IP WLS BF H R ER SO BB IBB HBP BLK WP HR S P ERA WHIP | IP WLS BF H R ER SO BB IBB HBP BLK WP HR S P ERA WHIP | | | | | | | | | | | | | | | | | | | |
| Mel Stottlemyre, R ERA: 3.47 (7, 1) | 2.0 | L | 8 | 3 | 0 | 0 | 1 | 0 | 0 | 0 | 0 | 0 | 0 | 0 | 0 | 0 | 0 | 10 | 10 | 0.00 | 1.500 |

livebaseballscores.com

AB 32
R 6
H 11
RBI 6
BB 4
SO 3
LOB 19



| Batter | 1 | 2 | 3 | 4 | 5 | 6 | 7 | 8 | 9 | AB | R | H | RBI | BB | SO | LOB | TOP | | | |
|---|---|---------------------------------|------------------------------|----------------------------------|------------------------------|---------------------------------|------------------------------|---------------------------------|------------------------------|---------------------------------|------------------------------|----------------------------------|------------------------------|---------------------------------|------------------------------|---------------------------------|---|------------------------------------|----------------------------------|--------|
| Tom Tresh, S OBP: 0.341, SLG: 0.402 (1, 7) | | | | | | | | | | 4 | 1 | 2 | 1 | 1 | 0 | 3 | <p>New York Yankees @ Detroit Tigers Tiger Stadium, Detroit, MI Tue Aug 16 1966, 7:05 PM EDT Att: 17,395 - Unknown</p> | | | |
| Bobby Richardson, R OBP: 0.296, SLG: 0.352 (1, 4) | | | | | | | | | | 5 | 0 | 3 | 0 | 0 | 0 | 1 | | | | |
| Clete Boyer, R OBP: 0.296, SLG: 0.390 (1, 5) | | | | | | | | | | 4 | 1 | 1 | 1 | 0 | 0 | 4 | | | | |
| Joe Pepitone, L OBP: 0.296, SLG: 0.492 (1, 8) | | | | | | | | | | 4 | 0 | 2 | 0 | 0 | 1 | 1 | | | | |
| Elston Howard, R OBP: 0.321, SLG: 0.369 (1, 3) | | | | | | | | | | 4 | 0 | 0 | 0 | 0 | 0 | 3 | | | | |
| Roger Maris, L OBP: 0.311, SLG: 0.382 (1, 9) | | | | | | | | | | 3 | 1 | 1 | 1 | 1 | 0 | 0 | | | | |
| Horace Clarke, S OBP: 0.310, SLG: 0.357 (1, 6) | | | | | | | | | | 4 | 0 | 1 | 0 | 0 | 0 | 0 | | | | |
| Jake Gibbs, L OBP: 0.330, SLG: 0.352 (1, 2) | | | | | | | | | | 3 | 0 | 2 | 0 | 1 | 0 | 0 | | | | |
| Al Downing, R OBP: 0.175, SLG: 0.167 (1, 1) | | | | | | | | | | 3 | 0 | 0 | 0 | 0 | 2 | 5 | | | | |
| Hal Reniff, R OBP: 0.308, SLG: 0.308 (7, 1) | | | | | | | | | | 0 | 0 | 0 | 0 | 0 | 0 | 0 | | | | |
| Roy White, S OBP: 0.308, SLG: 0.352 (9, PH) | | | | | | | | | | 1 | 0 | 0 | 0 | 0 | 0 | 0 | | | | |
| Inning Stats | R: 2 E: 0 K: 1 S: 7 | H: 2 LOB: 0 BB: 0 P: 7 | R: 0 E: 0 K: 1 S: 6 | H: 2 LOB: 2 BB: 1 P: 10 | R: 0 E: 0 K: 0 S: 4 | H: 2 LOB: 1 BB: 0 P: 4 | R: 0 E: 0 K: 0 S: 4 | H: 1 LOB: 1 BB: 0 P: 4 | R: 0 E: 0 K: 0 S: 3 | H: 0 LOB: 0 BB: 0 P: 3 | R: 0 E: 0 K: 1 S: 5 | H: 1 LOB: 2 BB: 2 P: 13 | R: 1 E: 0 K: 0 S: 4 | H: 2 LOB: 0 BB: 0 P: 4 | R: 0 E: 0 K: 0 S: 4 | H: 1 LOB: 1 BB: 0 P: 4 | 1B: 9 2B: 0 3B: 0 HR: 3 | SF: 0 SAC: 0 DP: 3 HBP: 0 | WP: 0 PB: 0 SB: 0 CS: 1 | PA: 38 |
| PITCHER | IP WLS BF H R ER SO BB IBB HBP BLK WP HR S P ERA WHIP | | | | | | | | | | | | | | | | | | | |
| Johnny Podres, L ERA: 3.02 (1, 1) | 2.1 | 13 | 6 | 2 | 2 | 2 | 1 | 0 | 0 | 0 | 0 | 0 | 2 | 16 | 20 | 7.71 | 3.000 | | | |
| Hank Aguirre, L ERA: 3.51 (3, 1) | 2.2 | 9 | 2 | 0 | 0 | 0 | 0 | 0 | 0 | 0 | 0 | 0 | 0 | 9 | 9 | 0.00 | 0.750 | | | |
| Joe Sparna, R ERA: 5.18 (6, 1) | 2.0 | 8 | 1 | 0 | 0 | 1 | 2 | 0 | 0 | 0 | 0 | 0 | 0 | 8 | 16 | 0.00 | 1.500 | | | |
| Bill Monbouquette, R ERA: 4.98 (8, 1) | 2.0 | W | 8 | 3 | 1 | 1 | 0 | 0 | 0 | 0 | 0 | 0 | 1 | 8 | 8 | 4.50 | 1.500 | | | |

| Batter | 1 | 2 | 3 | 4 | 5 | 6 | 7 | 8 | 9 | AB | R | H | RBI | BB | SO | LOB | BOTTOM | | | |
|--|---|---------------------------------|------------------------------|---------------------------------|------------------------------|---------------------------------|------------------------------|----------------------------------|------------------------------|---------------------------------|------------------------------|----------------------------------|-------------------------------|----------------------------------|-------------------------------|----------------------------------|---|------------------------------------|----------------------------------|--------|
| Don Wert, R OBP: 0.345, SLG: 0.358 (1, 5) | | | | | | | | | | 4 | 1 | 1 | 2 | 1 | 0 | 3 | <p>New York Yankees @ Detroit Tigers Tiger Stadium, Detroit, MI Tue Aug 16 1966, 7:05 PM EDT Att: 17,395 - Unknown</p> | | | |
| Jerry Lumpe, L OBP: 0.294, SLG: 0.311 (1, 4) | | | | | | | | | 3 | 0 | 0 | 0 | 1 | 0 | 1 | 0 | | | | |
| Bill Monbouquette, R OBP: 0.192, SLG: 0.160 (8, 1) | | | | | | | | | 0 | 0 | 0 | 0 | 0 | 0 | 0 | 0 | | | | |
| Norm Cash, L OBP: 0.338, SLG: 0.441 (1, 3) | | | | | | | | | 3 | 0 | 1 | 0 | 1 | 1 | 0 | 0 | | | | |
| Al Kaline, R OBP: 0.397, SLG: 0.570 (1, 9) (9, 8) | | | | | | | | | | 4 | 1 | 2 | 0 | 0 | 0 | 4 | | | | |
| Willie Horton, R OBP: 0.343, SLG: 0.503 (1, 7) | | | | | | | | | | 4 | 0 | 0 | 0 | 0 | 3 | 6 | | | | |
| Mickey Stanley, R OBP: 0.311, SLG: 0.343 (1, 8) | | | | | | | | | | 3 | 0 | 1 | 0 | 0 | 0 | 2 | | | | |
| Jim Northrup, L OBP: 0.321, SLG: 0.483 (8, PH) (9, 9) | | | | | | | | | | 0 | 1 | 0 | 0 | 1 | 0 | 0 | | | | |
| Bill Freehan, R OBP: 0.294, SLG: 0.351 (1, 2) | | | | | | | | | | 4 | 2 | 2 | 1 | 0 | 0 | 1 | | | | |
| Ray Oyler, R OBP: 0.268, SLG: 0.263 (1, 6) | | | | | | | | | | 3 | 0 | 1 | 2 | 1 | 1 | 1 | | | | |
| Johnny Podres, L OBP: 0.357, SLG: 0.333 (3, 1) (5, PH) (6, 1) (7, PH) (8, 4) | 11.1 6.1 0.1 0.1 0.1 0.1 | WLS L L L L L | BF 28 9 9 9 9 | H 6 3 3 3 3 | R 0 3 3 3 3 | ER 0 3 3 3 3 | SO 3 3 3 3 3 | BB 4 | IBB 0 | HBP 0 | BLK 0 | WP 0 | HR 1 | S 30 | P 46 | ERA 4.26 | WHIP 1.579 | | | |
| PITCHER | IP WLS BF H R ER SO BB IBB HBP BLK WP HR S P ERA WHIP | | | | | | | | | | | | | | | | | | | |
| Al Downing, L ERA: 3.48 (1, 1) | 6.1 | L | 28 | 6 | 3 | 3 | 3 | 4 | 0 | 0 | 0 | 0 | 0 | 0 | 0 | 0 | 16.20 | 1.800 | | |
| Hal Reniff, R ERA: 3.06 (7, 1) | 1.2 | L | 9 | 3 | 3 | 3 | 3 | 0 | 1 | 0 | 0 | 0 | 0 | 0 | 0 | 0 | 4.26 | 1.579 | | |
| Inning Stats | R: 0 E: 0 K: 0 S: 3 | H: 0 LOB: 0 BB: 0 P: 3 | R: 0 E: 0 K: 0 S: 3 | H: 1 LOB: 0 BB: 0 P: 3 | R: 0 E: 0 K: 0 S: 3 | H: 0 LOB: 0 BB: 0 P: 3 | R: 0 E: 0 K: 1 S: 5 | H: 0 LOB: 2 BB: 2 P: 13 | R: 0 E: 0 K: 0 S: 4 | H: 1 LOB: 2 BB: 1 P: 8 | R: 0 E: 0 K: 1 S: 6 | H: 1 LOB: 2 BB: 1 P: 10 | R: 3 E: 0 K: 2 S: 10 | H: 3 LOB: 0 BB: 0 P: 10 | R: 3 E: 0 K: 2 S: 10 | H: 3 LOB: 1 BB: 1 P: 14 | 1B: 4 2B: 3 3B: 1 HR: 1 | SF: 0 SAC: 0 DP: 1 HBP: 0 | WP: 0 PB: 0 SB: 0 CS: 0 | PA: 37 |

| Batter | 1 | 2 | 3 | 4 | 5 | 6 | 7 | 8 | 9 | AB | R | H | RBI | BB | SO | LOB | TOP | | |
|---|--|---------------------------------|------------------------------|---------------------------------|------------------------------|---------------------------------|-----------------------------------|---------------------------------|------------------------------|---------------------------------|------------------------------|---------------------------------|------------------------------|---------------------------------|------------------------------|---------------------------------|----------------------------------|------------------------------------|--------------------------|
| Tom Tresh, S OBP: 0.341, SLG: 0.408 | 0-3 K | | | 0-0 1-3 | | 0-0 G3 | | | 0-0 HR | 4 | 1 | 1 | 1 | 0 | 1 | 0 | | | |
| Bobby Richardson, R OBP: 0.256, SLG: 0.351 | 0-0 L1 | | | 0-0 6-3 | | | 0-0 E G4-6-3 1B | | 0-0 L5 | 4 | 1 | 1 | 0 | 0 | 0 | 0 | | | |
| Jake Gibbs, L OBP: 0.333, SLG: 0.356 | 0-0 4-3 | | | 0-0 1B | | | 0-0 E9 G4-6-3 1B | | 0-0 3-1 | 4 | 0 | 2 | 0 | 0 | 0 | 0 | | | |
| Joe Pepitone, L OBP: 0.294, SLG: 0.489 | | 0-0 F5 | | 0-3 K | | | 0-0 G4-6-3 1-2 3-H 1B | | | 3 | 0 | 0 | 0 | 0 | 1 | 2 | | | |
| Roger Maris, L OBP: 0.308, SLG: 0.378 | | 0-3 K | | | 0-0 4-3 | | | | | 3 | 0 | 0 | 0 | 0 | 2 | 0 | | | |
| Roy White, S OBP: 0.305, SLG: 0.348 | | 0-0 6-3 | | | 0-0 L8 | | | | 0-0 F4 | 3 | 0 | 0 | 0 | 0 | 0 | 0 | | | |
| Clete Boyer, R OBP: 0.294, SLG: 0.387 | | | 0-3 K | | 0-0 L7 | | | | 0-0 F6 | 3 | 0 | 0 | 0 | 0 | 1 | 0 | | | |
| Horace Clarke, S OBP: 0.305, SLG: 0.351 | | | 0-0 L9 | | | 0-0 3-1 | | | 0-0 L8 | 3 | 0 | 0 | 0 | 0 | 0 | 0 | | | |
| Jim Bouton, R OBP: 0.125, SLG: 0.087 | | | 0-3 K | | | 0-0 3-1 | | | 0-0 6-3 | 2 | 0 | 0 | 0 | 0 | 1 | 0 | | | |
| Whitey Ford, L (8, 1) | | | | | | | | | | 0 | 0 | 0 | 0 | 0 | 0 | 0 | | | |
| Hector Lopez, R OBP: 0.274, SLG: 0.377 | | | | | | | | | | 1 | 0 | 0 | 0 | 0 | 0 | 0 | | | |
| Inning Stats | R: 0 E: 0 K: 1 S: 5 | H: 0 LOB: 0 BB: 0 P: 5 | R: 0 E: 0 K: 1 S: 5 | H: 0 LOB: 0 BB: 0 P: 5 | R: 0 E: 0 K: 2 S: 7 | H: 0 LOB: 0 BB: 0 P: 7 | R: 0 E: 0 K: 1 S: 6 | H: 1 LOB: 1 BB: 0 P: 6 | R: 0 E: 0 K: 0 S: 3 | H: 0 LOB: 0 BB: 0 P: 3 | R: 1 E: 1 K: 1 S: 6 | H: 2 LOB: 0 BB: 0 P: 6 | R: 0 E: 0 K: 0 S: 3 | H: 0 LOB: 0 BB: 0 P: 3 | R: 1 E: 0 K: 0 S: 4 | H: 1 LOB: 0 BB: 0 P: 4 | 1B: 3 2B: 0 3B: 0 HR: 1 | SF: 0 SAC: 0 DP: 1 HBP: 0 | WP: 0 PA: 30 CS: 0 |
| PITCHER Earl Wilson, R ERA: 3.28 | IP: 9.0 WLS: W BF: 30 H: 4 R: 2 ER: 1 SO: 6 BB: 0 IBB: 0 HBP: 0 BLK: 0 WP: 0 HR: 1 S: 42 P: 42 ERA: 1.00 WHIP: 0.444 | | | | | | | | | | | | | | | PITCHER | | | |

New York Yankees @ Detroit Tigers
Tiger Stadium, Detroit, MI
Wed Aug 17 1966, 7:05 PM EDT
Att: 18,823 - Unknown - 76 F

AB 30
R 2
H 4
RBI 1
BB 0
SO 6
LOB 2



| Batter | 1 | 2 | 3 | 4 | 5 | 6 | 7 | 8 | 9 | AB | R | H | RBI | BB | SO | LOB | BOTTOM |
|--|--|---------------------------------|------------------------------|---------------------------------|------------------------------|---------------------------------|------------------------------|---------------------------------|------------------------------|---------------------------------|------------------------------|---------------------------------|------------------------------|---------------------------------|----------------------------------|------------------------------------|--------------------------|
| Don Wert, R OBP: 0.349, SLG: 0.361 | 4-0 L6-3 BB | | | 0-0 F2 | | 0-0 1B | | 0-0 FC4-6 1B | | 3 | 0 | 2 | 1 | 1 | 0 | 0 | |
| Jerry Lumpe, L OBP: 0.291, SLG: 0.308 | 0-0 L6-3 | | | 0-3 K | | 0-0 F9 | | 0-0 FC4-6 1B | | 3 | 0 | 0 | 0 | 0 | 1 | 2 | |
| Jake Wood, R OBP: 0.352, SLG: 0.399 | 0-0 L6-3 | | | | | | | 0-0 FC4-6 1B | | 1 | 0 | 1 | 1 | 0 | 0 | 0 | |
| Dick Tracewski, R OBP: 0.240, SLG: 0.181 | 1-2 F8 | | | | | | | 0-0 FC4-6 1B | | 0 | 0 | 0 | 0 | 0 | 0 | 0 | |
| Norm Cash, L OBP: 0.337, SLG: 0.440 | 0-0 F8 | | | 0-0 HR 1B | | 0-3 K | | 0-0 FC4-6 1B | | 4 | 1 | 1 | 0 | 0 | 1 | 3 | |
| Al Kaline, R OBP: 0.395, SLG: 0.575 | | 0-3 K | | 0-0 HR 1B | | 0-0 L6-3 | | 0-0 L9 | | 4 | 1 | 1 | 2 | 0 | 1 | 2 | |
| Willie Horton, R OBP: 0.340, SLG: 0.499 | | 0-0 5-3 | | 0-0 F6 | | 0-0 F8 | | | | 3 | 0 | 0 | 0 | 0 | 0 | 0 | |
| Jim Northrup, L OBP: 0.321, SLG: 0.462 | | 0-0 F7 | | | 0-0 L9 | | 0-0 CS 1B | | | 3 | 0 | 1 | 0 | 0 | 0 | 0 | |
| Bill Freehan, R OBP: 0.291, SLG: 0.348 | | | 0-0 F2 | | 0-0 5-3 | | 0-0 CS | 0-0 E4 SH3-4 1B | | 3 | 1 | 0 | 0 | 0 | 0 | 0 | |
| Ray Oyler, R OBP: 0.264, SLG: 0.259 | | | 0-0 5-3 | | 0-0 L6 | | | 0-0 E1 1B SH3-4 1B | | 3 | 1 | 0 | 0 | 0 | 0 | 1 | |
| Earl Wilson, R OBP: 0.313, SLG: 0.479 | | | 0-3 K | | | 0-3 K | | 0-0 SH3-4 | | 2 | 0 | 0 | 0 | 0 | 2 | 0 | |
| Inning Stats | R: 0 E: 0 K: 0 S: 2 | H: 0 LOB: 1 BB: 1 P: 6 | R: 0 E: 0 K: 1 S: 5 | H: 0 LOB: 0 BB: 0 P: 5 | R: 0 E: 0 K: 1 S: 5 | H: 0 LOB: 0 BB: 0 P: 5 | R: 2 E: 0 K: 1 S: 7 | H: 2 LOB: 0 BB: 0 P: 7 | R: 0 E: 0 K: 2 S: 8 | H: 1 LOB: 1 BB: 0 P: 8 | R: 0 E: 0 K: 0 S: 3 | H: 1 LOB: 0 BB: 0 P: 3 | R: 2 E: 2 K: 0 S: 7 | H: 2 LOB: 2 BB: 0 P: 7 | 1B: 5 2B: 1 3B: 0 HR: 1 | SF: 0 SAC: 1 DP: 1 HBP: 0 | WP: 0 PA: 32 CS: 1 |
| PITCHER Jim Bouton, R ERA: 3.29 | IP: 7.1 WLS: L BF: 28 H: 5 R: 4 ER: 2 SO: 5 BB: 1 IBB: 0 HBP: 0 BLK: 0 WP: 0 HR: 1 S: 37 P: 41 ERA: 2.46 WHIP: 0.818 | | | | | | | | | | | | | | | PITCHER | |
| Whitey Ford, L ERA: 2.47 | IP: 0.2 WLS: L BF: 3 H: 1 R: 0 ER: 0 SO: 0 BB: 0 IBB: 0 HBP: 0 BLK: 0 WP: 0 HR: 0 S: 3 P: 3 ERA: 0.00 WHIP: 1.500 | | | | | | | | | | | | | | | PITCHER | |


New York Yankees @ Detroit Tigers
Tiger Stadium, Detroit, MI
Wed Aug 17 1966, 7:05 PM EDT
Att: 18,823 - Unknown - 76 F


AB 29
R 4
H 6
RBI 4
BB 1
SO 5
LOB 8



| Batter | 1 | 2 | 3 | 4 | 5 | 6 | 7 | 8 | 9 | AB | R | H | RBI | BB | SO | LOB | TOP | | | | |
|---|---|---------------------------------|-------------------------------|----------------------------------|------------------------------|---------------------------------|------------------------------|---------------------------------|------------------------------|---------------------------------|------------------------------|---------------------------------|------------------------------|---------------------------------|------------------------------|---------------------------------|---|---------------------------------|----------------------------------|------------------------------------|--|
| Luis Aparicio, R OBP: 0.302, SLG: 0.379 (1, 6) | F9 | | P6 | | | | FC5-4 | | F8 | 5 | 0 | 2 | 0 | 0 | 0 | 1 | <p>Baltimore Orioles @ Detroit Tigers Tiger Stadium, Detroit, MI Fri Aug 19 1966, 7:05 PM EDT Att: 35,504 - Unknown</p> | | | | |
| Curt Blefary, L OBP: 0.380, SLG: 0.461 (1, 7) | K | | BB | | | | F9 | | FC6-4 HBP | 3 | 0 | 0 | 0 | 1 | 2 | | | | | | |
| Frank Robinson, R OBP: 0.406, SLG: 0.628 (1, 9) | L8 | | F7 | | | | FC5-4 | | FC6-4 | 5 | 0 | 1 | 0 | 0 | 0 | 4 | | | | | |
| Brooks Robinson, R OBP: 0.348, SLG: 0.478 (1, 5) | | F7 | P4 | | | | L8 | | | 4 | 0 | 0 | 0 | 0 | 0 | 4 | | | | | |
| Boog Powell, L OBP: 0.376, SLG: 0.563 (1, 3) | K | | | | | G3 | | | K | 4 | 0 | 0 | 0 | 0 | 3 | 0 | | | | | |
| Davey Johnson, R OBP: 0.288, SLG: 0.333 (1, 4) | WP 1B | | | | | E7 6-3 | | | F9 | 4 | 2 | 2 | 0 | 0 | 1 | 0 | | | | | |
| Paul Blair, R OBP: 0.277, SLG: 0.374 (1, 8) | HR 1B | | | | | 6-3 | | | K | 4 | 1 | 2 | 2 | 0 | 1 | 0 | | | | | |
| Andy Etchebarren, R OBP: 0.315, SLG: 0.420 (1, 2) | HR 1B | | | | | P4 | | | L4 | 4 | 1 | 2 | 2 | 0 | 0 | 1 | | | | | |
| Eddie Watt, R OBP: 0.276, SLG: 0.459 (1, 1) | | | | | | P4 | | | | 0 | 0 | 0 | 0 | 0 | 0 | 0 | | | | | |
| Gene Brabender, R OBP: 0.300, SLG: 0.383 (5, PH) | | | | | | | | | | 1 | 0 | 0 | 0 | 0 | 0 | 0 | | | | | |
| Woodie Held, R OBP: 0.285, SLG: 0.288 (5, PH) | | | | | | | | | | 0 | 0 | 0 | 0 | 0 | 0 | 0 | | | | | |
| John Miller, R OBP: 0.327, SLG: 0.393 (5, PH) | | | | | | | | | | 0 | 0 | 0 | 0 | 0 | 0 | 0 | | | | | |
| Bob Johnson, R OBP: 0.297, SLG: 0.294 (5, PH) | | | | | | | | | | 1 | 0 | 0 | 0 | 0 | 0 | 1 | | | | | |
| Dick Hall, R OBP: 0.223, SLG: 0.200 (5, PH) | | | | | | | | | | 0 | 0 | 0 | 0 | 0 | 0 | 0 | | | | | |
| Sam Bowers, R OBP: 0.272, SLG: 0.369 (5, PH) | | | | | | | | | | 1 | 0 | 1 | 0 | 0 | 0 | 0 | | | | | |
| Inning Stats | R: 0 E: 0 K: 1 S: 5 | H: 0 LOB: 0 BB: 0 P: 5 | R: 3 E: 0 K: 2 S: 10 | H: 3 LOB: 0 BB: 0 P: 10 | R: 0 E: 0 K: 0 S: 3 | H: 0 LOB: 1 BB: 1 P: 7 | R: 0 E: 0 K: 2 S: 8 | H: 1 LOB: 1 BB: 0 P: 8 | R: 0 E: 0 K: 1 S: 7 | H: 2 LOB: 2 BB: 0 P: 7 | R: 1 E: 1 K: 0 S: 5 | H: 2 LOB: 1 BB: 0 P: 5 | R: 0 E: 0 K: 0 S: 4 | H: 1 LOB: 1 BB: 0 P: 4 | R: 0 E: 0 K: 2 S: 7 | H: 0 LOB: 0 BB: 0 P: 7 | R: 0 E: 0 K: 0 S: 4 | H: 1 LOB: 2 BB: 0 P: 5 | 1B: 7 2B: 2 3B: 0 HR: 1 | SF: 0 SAC: 0 DP: 0 HBP: 1 | WP: 1 PA: 39 PB: 0 SB: 0 CS: 0 |
| PITCHER Mickey Lolich, L ERA: 4.38 (1, 1) | IP: 9.0 WLS: W BF: 39 H: 10 R: 4 ER: 4 SO: 8 BB: 1 IBB: 0 HBP: 1 BLK: 0 WP: 1 HR: 1 S: 53 P: 58 ERA: 4.00 WHIP: 1.222 | | | | | | | | | | | | | | | PITCHER | | | | | |

| Batter | 1 | 2 | 3 | 4 | 5 | 6 | 7 | 8 | 9 | AB | R | H | RBI | BB | SO | LOB | BOTTOM | | | |
|--|--|----------------------------------|-------------------------------|----------------------------------|------------------------------|----------------------------------|------------------------------|---------------------------------|------------------------------|----------------------------------|------------------------------|----------------------------------|------------------------------|---------------------------------|------------------------------|---------------------------------|---|----------------------------------|------------------------------------|--|
| Dick McAuliffe, L OBP: 0.387, SLG: 0.509 (1, 6) | BB 1B HBP | 1B | | | | FC1-6 | | | P3 | 3 | 3 | 2 | 0 | 2 | 0 | 0 | <p>Baltimore Orioles @ Detroit Tigers Tiger Stadium, Detroit, MI Fri Aug 19 1966, 7:05 PM EDT Att: 35,504 - Unknown</p> | | | |
| Jerry Lumpe, L OBP: 0.286, SLG: 0.313 (1, 4) | 1B | 1B | | | | FC1-6 | | | F3 | 5 | 3 | 3 | 1 | 0 | 0 | 1 | | | | |
| Dick Tracewski, R OBP: 0.240, SLG: 0.181 (8, 4) | HBP 1B | FC6-4 1B | | | | FC6-4 | | | | 0 | 0 | 0 | 0 | 0 | 0 | 0 | | | | |
| Norm Cash, L OBP: 0.342, SLG: 0.441 (1, 3) | 1B HBP G4-6-3 BB | FC6-4 1B | | | | FC6-4 | | | G3 | 3 | 2 | 2 | 1 | 2 | 0 | 0 | | | | |
| Al Kaline, R OBP: 0.397, SLG: 0.575 (1, PR) | FC6-4 1B | FC6-4 | | | | FC6-4 | | | | 0 | 0 | 0 | 1 | 0 | 0 | 0 | | | | |
| Mickey Stanley, R OBP: 0.310, SLG: 0.348 (2, 8) | G4-6-3 HBP | FC6-4 | | | | FC6-4 | | | 2B | 4 | 0 | 1 | 1 | 0 | 0 | 6 | | | | |
| Willie Horton, R OBP: 0.341, SLG: 0.496 (1, 7) | G4-6-3 1B | K | | | | K | | | P6 | 4 | 1 | 1 | 2 | 1 | 2 | 4 | | | | |
| Jim Northrup, L OBP: 0.319, SLG: 0.457 (1, 9) | G4-6-3 | | | | | | | | 3-1 | 3 | 0 | 0 | 1 | 1 | 0 | 3 | | | | |
| Don Wert, R OBP: 0.350, SLG: 0.363 (1, 5) | 1-3 | | | | | | | | | 3 | 0 | 1 | 2 | 1 | 0 | 3 | | | | |
| Bill Freehan, R OBP: 0.294, SLG: 0.346 (1, 2) | | K | | | | | | | | 2 | 0 | 0 | 0 | 2 | 2 | 1 | | | | |
| Mickey Lolich, S OBP: 0.241, SLG: 0.188 (1, 1) | E1 1B | F5 | | | | | | | 4-3 | 4 | 1 | 1 | 0 | 0 | 1 | 2 | | | | |
| Inning Stats | R: 3 E: 0 K: 0 S: 4 | H: 2 LOB: 2 BB: 2 P: 13 | R: 2 E: 1 K: 2 S: 11 | H: 4 LOB: 2 BB: 0 P: 11 | R: 0 E: 0 K: 0 S: 2 | H: 0 LOB: 1 BB: 2 P: 10 | R: 1 E: 0 K: 1 S: 7 | H: 2 LOB: 1 BB: 0 P: 7 | R: 0 E: 0 K: 1 S: 4 | H: 0 LOB: 2 BB: 2 P: 12 | R: 4 E: 2 K: 1 S: 7 | H: 2 LOB: 1 BB: 3 P: 19 | R: 0 E: 0 K: 0 S: 3 | H: 0 LOB: 0 BB: 0 P: 3 | R: 0 E: 0 K: 0 S: 4 | H: 1 LOB: 1 BB: 0 P: 4 | | 1B: 9 2B: 2 3B: 0 HR: 0 | SF: 1 SAC: 0 DP: 2 HBP: 1 | WP: 0 PA: 42 PB: 0 SB: 0 CS: 1 |
| PITCHER Eddie Watt, R ERA: 3.49 Gene Brabender, R ERA: 3.5 John Miller, R ERA: 4.9 Dick Hall, R ERA: 3.36 | IP: 4.0 WLS: L BF: 19 H: 7 R: 3 ER: 3 SO: 3 BB: 2 IBB: 0 HBP: 0 BLK: 0 WP: 0 HR: 0 S: 23 P: 31 ERA: 6.75 WHIP: 2.250 | | | | | | | | | | | | | | | PITCHER | | | | |

| Batter | 1 | 2 | 3 | 4 | 5 | 6 | 7 | 8 | 9 | AB | R | H | RBI | BB | SO | LOB | TOP | |
|---|--|---------------------------------|------------------------------|---------------------------------|------------------------------|---------------------------------|------------------------------|---------------------------------|------------------------------|---------------------------------|------------------------------|---------------------------------|------------------------------|---------------------------------|----------------------------------|------------------------------------|---|--|
| Luis Aparicio, R (1,6) X OBP: 0.302, SLG: 0.381 | 0-0 3B | | 0-0 5-3 | | 0-0 G3 | | 0-3 K | | | 4 | 1 | 1 | 0 | 0 | 1 | 0 | <p>Baltimore Orioles @ Detroit Tigers Tiger Stadium, Detroit, MI Sun Aug 21 1966, 4:33 AM EDT Att: 30,146 - Unknown</p> | |
| Russ Snyder, L (1,7) X OBP: 0.382, SLG: 0.430 | 0-0 SF9 3B | | 4-0 BB | | 4-0 HR BB | | 0-0 4-3 | | | 2 | 2 | 1 | 1 | 2 | 0 | 0 | | |
| Frank Robinson, R (1,9) X OBP: 0.402, SLG: 0.627 | 0-0 SF9 3B | | 0-0 F9 | | 0-0 HR | | | 0-0 6-3 | | 3 | 1 | 1 | 3 | 0 | 0 | 1 | | |
| Brooks Robinson, R (1,5) X OBP: 0.345, SLG: 0.475 | 0-0 2B | | 0-0 L8 | | 0-0 6-3 | | | 0-0 5-3 | | 4 | 0 | 1 | 0 | 0 | 0 | 1 | | |
| Curt Blefary, L (1,3) X OBP: 0.374, SLG: 0.462 | 0-0 L8 | | | 0-0 4-3 | | 0-0 P6 | | 0-3 K | | 4 | 0 | 0 | 0 | 0 | 1 | 1 | | |
| Bob Johnson, R (1,4) S OBP: 0.300, SLG: 0.308 | 0-3 K | | | 0-0 1B | | 0-0 6-3 | | | 0-0 1B | 4 | 0 | 2 | 0 | 0 | 1 | 1 | | |
| Paul Blair, R (1,8) S OBP: 0.276, SLG: 0.372 | | 0-3 K | | 0-0 1B | | 0-3 K | | 0-0 F2 | | 4 | 0 | 1 | 0 | 0 | 2 | 1 | | |
| Andy Etchebarren, R (1,2) S OBP: 0.314, SLG: 0.416 | | 0-3 K | | 0-3 K | | 0-0 F9 | | 0-3 K | | 4 | 0 | 0 | 0 | 0 | 3 | 3 | | |
| Moe Drabowsky, R (1,1) S Wally Bunker, R (3,1) S Gene Brabender, R (4,1) S Sam Bowyer, R (7,PH) S Steve Barber, L (7,1) S John Miller, R (7,1) S Eddie Fisher, R (7,1) S Vic Roznovsky, L (9,PH) S | | 0-3 K | | 0-3 K | | 0-3 K | | 0-3 K | | 1 | 0 | 0 | 0 | 0 | 1 | 0 | | <p>AB 33 R 4 H 7 RBI 4 BB 2 SO 11 LOB 11</p>  |
| Inning Stats | R: 2 E: 0 K: 1 S: 8 | H: 3 LOB: 1 BB: 0 P: 8 | R: 0 E: 0 K: 3 S: 9 | H: 0 LOB: 0 BB: 0 P: 9 | R: 0 E: 0 K: 2 S: 3 | H: 2 LOB: 2 BB: 0 P: 7 | R: 2 E: 0 K: 0 S: 4 | H: 1 LOB: 0 BB: 1 P: 8 | R: 0 E: 0 K: 1 S: 5 | H: 0 LOB: 0 BB: 0 P: 5 | R: 0 E: 0 K: 1 S: 5 | H: 0 LOB: 0 BB: 0 P: 5 | R: 0 E: 0 K: 1 S: 6 | H: 1 LOB: 1 BB: 0 P: 6 | 1B: 3 2B: 1 3B: 2 HR: 1 | SF: 1 SAC: 0 DP: 0 HBP: 0 | | |
| PITCHER Earl Wilson, R (1,1) ERA: 3.31 | IP 9.0 WLS W BF 36 H 7 R 4 ER 4 SO 11 BB 2 IBB 0 HBP 0 BLK 0 WP 0 HR 1 S 56 P 64 ERA 4.00 WHIP 1.000 | | | | | | | | | | | | | | | PITCHER | | |

| Batter | 1 | 2 | 3 | 4 | 5 | 6 | 7 | 8 | 9 | AB | R | H | RBI | BB | SO | LOB | BOTTOM | | |
|---|--|---------------------------------|------------------------------|---------------------------------|------------------------------|----------------------------------|------------------------------|---------------------------------|------------------------------|---------------------------------|------------------------------|----------------------------------|------------------------------|----------------------------------|------------------------------|--|---|--|----------------------------------|
| Dick McAuliffe, L (1,6) X OBP: 0.387, SLG: 0.515 | 0-0 4-3 | 0-0 L8 | | 0-0 HR | | 4-0 BB | | 0-0 6-3 | | 4 | 1 | 1 | 1 | 1 | 0 | 1 | <p>Baltimore Orioles @ Detroit Tigers Tiger Stadium, Detroit, MI Sun Aug 21 1966, 4:33 AM EDT Att: 30,146 - Unknown</p> | | |
| Jerry Lumpe, L (1,4) X Dick Tracewski, R (9,4) X OBP: 0.293, SLG: 0.309 OBP: 0.240, SLG: 0.181 | 0-0 4-3 | | 0-0 P5 | 0-0 F2 | | 0-3 K | | 0-0 4-3 | | 5 | 0 | 0 | 0 | 0 | 1 | 1 | | | |
| Norm Cash, L (1,3) X OBP: 0.344, SLG: 0.452 | 0-0 HR 3B | | 0-3 K | 0-0 HR | | | 0-0 6-3 | | | 4 | 2 | 2 | 1 | 0 | 1 | 0 | | | |
| Al Kaline, R (1,8) X Mickey Stanley, R (8,8) X OBP: 0.400, SLG: 0.583 OBP: 0.308, SLG: 0.345 | 0-0 HR | | 4-0 HR BB | 0-0 L5-3 | | | 4-0 BB PB BB | | | 2 | 3 | 1 | 2 | 2 | 0 | 0 | | | |
| Jim Northrup, L (1,9) X OBP: 0.323, SLG: 0.466 | 0-0 1B | | 0-0 HR | | 0-0 F7 | | 4-0 PB BB SF8 BB | | | 3 | 2 | 2 | 2 | 1 | 0 | 0 | | | |
| Willie Horton, R (1,7) X OBP: 0.341, SLG: 0.499 | 0-0 F3 | | 4-0 BB | | 0-0 F8 | | 4-0 SF8 PB BB | | | 2 | 0 | 0 | 0 | 2 | 0 | 1 | | | |
| Don Wert, R (1,5) X OBP: 0.344, SLG: 0.356 | | 0-0 F9 | 0-3 K | | 0-0 L1 | | 0-0 SF8 | | | 3 | 0 | 0 | 1 | 0 | 1 | 1 | | | |
| Bill Freehan, R (1,2) X OBP: 0.293, SLG: 0.340 | | 0-0 6-3 | | 0-0 6-3 | | 0-3 K | 0-0 L7 | | | 4 | 0 | 0 | 0 | 0 | 1 | 1 | | | |
| Earl Wilson, R (1,1) X OBP: 0.321, SLG: 0.514 | | 4-0 BB | | 0-0 HR | | 0-3 K | | 0-3 K | | 3 | 1 | 1 | 1 | 1 | 2 | 0 | | <p>AB 30 R 9 H 7 RBI 8 BB 7 SO 6 LOB 5</p>  | |
| Inning Stats | R: 2 E: 0 K: 0 S: 6 | H: 3 LOB: 1 BB: 0 P: 6 | R: 0 E: 0 K: 0 S: 3 | H: 0 LOB: 1 BB: 1 P: 7 | R: 2 E: 0 K: 2 S: 8 | H: 1 LOB: 2 BB: 2 P: 16 | R: 3 E: 0 K: 0 S: 6 | H: 3 LOB: 0 BB: 0 P: 6 | R: 0 E: 0 K: 0 S: 3 | H: 0 LOB: 0 BB: 0 P: 3 | R: 0 E: 0 K: 3 S: 9 | H: 0 LOB: 1 BB: 1 P: 13 | R: 2 E: 0 K: 0 S: 3 | H: 0 LOB: 3 BB: 3 P: 15 | R: 0 E: 0 K: 1 S: 5 | H: 0 LOB: 0 BB: 0 P: 5 | | | 1B: 1 2B: 0 3B: 1 HR: 5 |
| PITCHER Moe Drabowsky, R (1,1) ERA: 2.97 Wally Bunker, R (3,1) Gene Brabender, R (4,1) Steve Barber, L (7,1) John Miller, R (7,1) ERA: 4.69 | IP 2.0 WLS L BF 11 H 4 R 5 ER 5 SO 2 BB 2 IBB 0 HBP 0 BLK 0 WP 0 HR 4 S 13 P 21 ERA 27.00 WHIP 3.600 | | | | | | | | | | | | | | | PITCHER Eddie Fisher, R (7,1) ERA: 2.02 | | | |
| IP 1.2 WLS 5 BF 5 H 0 R 1 ER 0 SO 1 BB 0 IBB 0 HBP 0 BLK 0 WP 0 HR 0 S 7 P 7 ERA 0.00 WHIP 0.000 | | | | | | | | | | | | | | | | | | | |

| Batter | 1 | 2 | 3 | 4 | 5 | 6 | 7 | 8 | 9 | 10 | 11 | 12 | AB | R | H | RBI | BB | SO | LOB | TOP | | | | | |
|---|---|---------------------------------|------------------------------|---------------------------------|------------------------------|---------------------------------|------------------------------|---------------------------------|------------------------------|----------------------------------|------------------------------|---------------------------------|------------------------------|---|------------------------------|---------------------------------|------------------------------|---------------------------------|------------------------------|---------------------------------|----------------------------------|------------------------------------|----------------------------------|--------|--|
| Ken Berry, R OBP: 0.326, SLG: 0.415 (1, 7) | | | | | | | | | | | | | 4 | 0 | 2 | 0 | 1 | 0 | 0 | | | | | | |
| Don Buford, S OBP: 0.327, SLG: 0.353 (1, 5) | | | | | | | | | | | | | 4 | 0 | 0 | 0 | 0 | 1 | 3 | | | | | | |
| Tommie Agee, R OBP: 0.318, SLG: 0.418 (1, 8) | | | | | | | | | | | | | 5 | 0 | 0 | 0 | 0 | 1 | 2 | | | | | | |
| John Romano, R OBP: 0.397, SLG: 0.452 (1, 2) | | | | | | | | | | | | | 5 | 0 | 1 | 0 | 0 | 1 | 2 | | | | | | |
| Jerry Adair, R OBP: 0.301, SLG: 0.336 (10, 4) (12, 6) | | | | | | | | | | | | | 5 | 1 | 1 | 0 | 0 | 0 | 1 | | | | | | |
| Bill Skowron, R OBP: 0.328, SLG: 0.388 Tom McCraw, L OBP: 0.296, SLG: 0.342 (7, FR) (7, 3) | | | | | | | | | | | | | 1 | 1 | 1 | 0 | 2 | 0 | 0 | | | | | | |
| Pete Ward, L OBP: 0.286, SLG: 0.285 Floyd Robinson, L OBP: 0.337, SLG: 0.332 (7, 9) | | | | | | | | | | | | | 2 | 0 | 0 | 0 | 0 | 0 | 2 | | | | | | |
| Al Weis, S OBP: 0.209, SLG: 0.153 Smoky Burgess, L OBP: 0.393, SLG: 0.380 (10, PH) Lee Elia, R OBP: 0.266, SLG: 0.304 Wayne Causey, L OBP: 0.325, SLG: 0.303 (12, PH) (12, 4) | | | | | | | | | | | | | 2 | 0 | 0 | 0 | 0 | 0 | 3 | | | | | | |
| Gary Peters, L OBP: 0.236, SLG: 0.333 (1, 1) | | | | | | | | | | | | | 5 | 0 | 0 | 0 | 2 | 4 | | | | | | | |
| Inning Stats | R: 0 E: 0 K: 1 S: 4 | H: 1 LOB: 1 BB: 0 P: 4 | R: 0 E: 0 K: 0 S: 3 | H: 0 LOB: 1 BB: 1 P: 7 | R: 0 E: 0 K: 1 S: 5 | H: 0 LOB: 0 BB: 0 P: 5 | R: 0 E: 0 K: 0 S: 3 | H: 0 LOB: 0 BB: 0 P: 3 | R: 1 E: 1 K: 0 S: 4 | H: 0 LOB: 2 BB: 0 P: 12 | R: 0 E: 0 K: 0 S: 3 | H: 1 LOB: 2 BB: 0 P: 4 | R: 0 E: 0 K: 0 S: 4 | H: 0 LOB: 0 BB: 0 P: 3 | R: 0 E: 0 K: 1 S: 5 | H: 0 LOB: 0 BB: 0 P: 5 | R: 0 E: 0 K: 3 S: 9 | H: 0 LOB: 0 BB: 0 P: 9 | R: 1 E: 0 K: 0 S: 5 | H: 2 LOB: 1 BB: 0 P: 6 | 1B: 5 2B: 1 3B: 0 HR: 0 | SF: 1 SAC: 3 DP: 1 HBP: 0 | WP: 2 PB: 0 SB: 0 CS: 0 | PA: 45 | |
| PITCHER | IP WLS BF H R ER SO BB IBB HBP BLK WP HR S P ERA WHIP | PITCHER | | | | | | | | | | | | IP WLS BF H R ER SO BB IBB HBP BLK WP HR S P ERA WHIP | | | | | | | | | | | |
| Johnny Podres, L ERA: 2.66 Larry Sherry, R ERA: 3.82 | (1, 1) (9, 1) | 8.0 L | 31 14 | 4 2 | 1 1 | 1 4 | 0 0 | 0 0 | 0 0 | 1 0 | 0 22 | 22 2.25 | 0.875 0.500 | | | | | | | | | | | | |

Chicago White Sox @ Detroit Tigers
Tiger Stadium, Detroit, MI
Tue Aug 23 1966, 7:05 PM EDT
Att. 10,848 - Unknown

AB 38
R 2
H 6
RBI 1
BB 3
SO 5
LOB 19



| Batter | 1 | 2 | 3 | 4 | 5 | 6 | 7 | 8 | 9 | 10 | 11 | 12 | AB | R | H | RBI | BB | SO | LOB | BOTTOM | | | | |
|--|---|---------------------------------|------------------------------|---------------------------------|------------------------------|----------------------------------|------------------------------|---------------------------------|------------------------------|---------------------------------|------------------------------|---------------------------------|------------------------------|---|------------------------------|---------------------------------|------------------------------|---------------------------------|------------------------------|---------------------------------|----------------------------------|------------------------------------|----------------------------------|--------|
| Don Wert, R OBP: 0.342, SLG: 0.352 (1, 5) | | | | | | | | | | | | | 4 | 0 | 0 | 0 | 1 | 0 | 1 | | | | | |
| Jerry Lumpe, L OBP: 0.291, SLG: 0.305 (1, 4) | | | | | | | | | | | | | 4 | 0 | 0 | 0 | 1 | 1 | | | | | | |
| Norm Cash, L OBP: 0.343, SLG: 0.456 (1, 3) | | | | | | | | | | | | | 5 | 1 | 1 | 1 | 0 | 2 | 3 | | | | | |
| Al Kaline, R OBP: 0.385, SLG: 0.575 (1, 9) | | | | | | | | | | | | | 5 | 0 | 0 | 0 | 1 | 2 | | | | | | |
| Willie Horton, R OBP: 0.342, SLG: 0.500 (1, 7) | | | | | | | | | | | | | 5 | 0 | 2 | 0 | 0 | 1 | 0 | | | | | |
| Bill Freshman, R OBP: 0.291, SLG: 0.338 (1, 2) | | | | | | | | | | | | | 5 | 0 | 1 | 0 | 0 | 0 | 2 | | | | | |
| Mickey Stanley, R OBP: 0.307, SLG: 0.342 (1, 8) | | | | | | | | | | | | 4 | 0 | 1 | 0 | 0 | 0 | 1 | | | | | | |
| Dick McAuliffe, L OBP: 0.383, SLG: 0.508 (1, 6) | | | | | | | | | | | | 4 | 0 | 0 | 0 | 0 | 2 | 3 | | | | | | |
| Johnny Podres, L OBP: 0.313, SLG: 0.286 Jake Wood, R OBP: 0.348, SLG: 0.394 Larry Sherry, R OBP: 0.500, SLG: 0.750 (8, PH) (9, 1) | | | | | | | | | | | | 2 | 0 | 0 | 0 | 1 | 0 | | | | | | | |
| Inning Stats | R: 0 E: 0 K: 1 S: 5 | H: 0 LOB: 0 BB: 0 P: 7 | R: 0 E: 0 K: 2 S: 7 | H: 0 LOB: 0 BB: 0 P: 7 | R: 0 E: 0 K: 1 S: 4 | H: 0 LOB: 1 BB: 2 P: 12 | R: 0 E: 0 K: 1 S: 5 | H: 0 LOB: 0 BB: 0 P: 5 | R: 0 E: 0 K: 0 S: 4 | H: 1 LOB: 1 BB: 0 P: 4 | R: 0 E: 0 K: 1 S: 5 | H: 0 LOB: 0 BB: 0 P: 5 | R: 1 E: 0 K: 0 S: 4 | H: 1 LOB: 0 BB: 0 P: 4 | R: 0 E: 0 K: 1 S: 6 | H: 1 LOB: 1 BB: 0 P: 6 | R: 0 E: 0 K: 0 S: 4 | H: 1 LOB: 1 BB: 0 P: 4 | R: 0 E: 0 K: 0 S: 3 | H: 0 LOB: 0 BB: 0 P: 3 | 1B: 4 2B: 1 3B: 0 HR: 1 | SF: 0 SAC: 0 DP: 2 HBP: 0 | WP: 0 PB: 0 SB: 0 CS: 0 | PA: 42 |
| PITCHER | IP WLS BF H R ER SO BB IBB HBP BLK WP HR S P ERA WHIP | PITCHER | | | | | | | | | | | | IP WLS BF H R ER SO BB IBB HBP BLK WP HR S P ERA WHIP | | | | | | | | | | |
| Gary Peters, L ERA: 2.01 | (1, 1) | 12.0 W | 42 42 | 6 6 | 1 1 | 1 9 | 2 0 | 0 0 | 0 0 | 1 58 | 66 0.75 | 0.667 | | | | | | | | | | | | |


Chicago White Sox @ Detroit Tigers
Tiger Stadium, Detroit, MI
Tue Aug 23 1966, 7:05 PM EDT
Att. 10,848 - Unknown


AB 40
R 1
H 6
RBI 1
BB 2
SO 9
LOB 13



| Batter | 1 | 2 | 3 | 4 | 5 | 6 | 7 | 8 | 9 | AB | R | H | RBI | BB | SO | LOB | TOP | | | | | |
|---|------------------------------|---------------------------------|------------------------------|---------------------------------|------------------------------|----------------------------------|------------------------------|---------------------------------|------------------------------|---------------------------------|------------------------------|---------------------------------|------------------------------|---------------------------------|------------------------------|---------------------------------|---|---------------------------------|----------------------------------|------------------------------------|----------------------------------|--------|
| Ken Berry, R OBP: 0.327, SLG: 0.413 (1, 7) | | | | | | | | | | 4 | 0 | 1 | 0 | 1 | 0 | 3 | Chicago White Sox @ Detroit Tigers Tiger Stadium, Detroit, MI Wed Aug 24 1966, 7:05 PM EDT Att: 9,876 - Unknown | | | | | |
| Don Buford, S OBP: 0.327, SLG: 0.352 (1, 5) | | | | | | | | | | 4 | 1 | 1 | 0 | 0 | 1 | 3 | | | | | | |
| Tommie Agee, R OBP: 0.317, SLG: 0.418 (1, 8) | | | | | | | | | | 4 | 1 | 1 | 1 | 0 | 1 | 2 | | | | | | |
| Bill Skowron, R OBP: 0.327, SLG: 0.386 (1, 3) | | | | | | | | | | 4 | 0 | 1 | 0 | 0 | 0 | 1 | | | | | | |
| John Romano, R OBP: 0.352, SLG: 0.446 (1, 2) | | | | | | | | | | 4 | 0 | 0 | 1 | 0 | 2 | 1 | | | | | | |
| Jerry Adair, R OBP: 0.303, SLG: 0.338 (1, 6) | | | | | | | | | | 4 | 0 | 2 | 0 | 0 | 0 | 0 | | | | | | |
| Pete Ward, L OBP: 0.287, SLG: 0.266 (1, 9) | | | | | | | | | | 3 | 0 | 1 | 0 | 0 | 0 | 3 | | | | | | |
| Juan Pizarro, L OBP: 0.125, SLG: 0.091 (6, 1) | | | | | | | | | | 0 | 0 | 0 | 0 | 0 | 0 | 0 | | | | | | |
| Smoky Burgess, L OBP: 0.400, SLG: 0.392 (9, PH) | | | | | | | | | | 1 | 0 | 1 | 0 | 0 | 0 | 0 | | | | | | |
| Al Weis, S OBP: 0.206, SLG: 0.151 (1, 4) | | | | | | | | | | 2 | 0 | 0 | 0 | 0 | 0 | 1 | | | | | | |
| Wayne Causey, L OBP: 0.327, SLG: 0.305 (7, PH) | | | | | | | | | | 2 | 0 | 1 | 0 | 0 | 0 | 1 | | | | | | |
| Tommy John, R OBP: 0.214, SLG: 0.302 (1, 1) | | | | | | | | | | 0 | 0 | 0 | 0 | 0 | 0 | 0 | | | | | | |
| Dennis Higgins, R OBP: 0.214, SLG: 0.154 (2, 1) | | | | | | | | | | 2 | 0 | 0 | 0 | 0 | 2 | 0 | | | | | | |
| Tom McCraw, L OBP: 0.294, SLG: 0.340 (6, 9) | | | | | | | | | | 2 | 0 | 0 | 0 | 0 | 1 | 3 | | | | | | |
| Inning Stats | R: 0 E: 0 K: 0 S: 4 | H: 1 LOB: 1 BB: 0 P: 4 | R: 0 E: 0 K: 1 S: 6 | H: 1 LOB: 1 BB: 0 P: 6 | R: 0 E: 0 K: 2 S: 7 | H: 0 LOB: 1 BB: 1 P: 11 | R: 0 E: 0 K: 1 S: 5 | H: 1 LOB: 1 BB: 0 P: 6 | R: 0 E: 0 K: 1 S: 5 | H: 0 LOB: 0 BB: 0 P: 5 | R: 2 E: 0 K: 0 S: 6 | H: 4 LOB: 1 BB: 0 P: 6 | R: 0 E: 0 K: 2 S: 8 | H: 1 LOB: 1 BB: 0 P: 8 | R: 0 E: 0 K: 0 S: 3 | H: 0 LOB: 0 BB: 0 P: 3 | R: 0 E: 1 K: 0 S: 5 | H: 1 LOB: 2 BB: 0 P: 5 | 1B: 8 2B: 1 3B: 0 HR: 0 | SF: 0 SAC: 0 DP: 1 HBP: 0 | WP: 1 PB: 0 SB: 1 CS: 0 | PA: 37 |
| PITCHER | IP | WLS | BF | H | R | ER | SO | BB | IBB | HBP | BLK | WP | HR | S | P | ERA | WHIP | | | | | |
| Mickey Lolich, L ERA: 4.32 (1, 1) | 6.0 | W | 25 | 7 | 2 | 2 | 5 | 1 | 0 | 0 | 0 | 1 | 0 | 34 | 38 | 3.00 | 1.333 | | | | | |
| Orlando Pena, R ERA: 3.14 (7, 1) | 3.0 | S | 12 | 2 | 0 | 0 | 2 | 0 | 0 | 0 | 0 | 0 | 0 | 16 | 16 | 0.00 | 0.667 | | | | | |

| Batter | 1 | 2 | 3 | 4 | 5 | 6 | 7 | 8 | 9 | AB | R | H | RBI | BB | SO | LOB | BOTTOM | | | | |
|---|------------------------------|---------------------------------|------------------------------|----------------------------------|------------------------------|---------------------------------|------------------------------|---------------------------------|------------------------------|---------------------------------|------------------------------|---------------------------------|------------------------------|---------------------------------|-------------------------------|----------------------------------|---|------------------------------------|----------------------------------|--------|--|
| Don Wert, R OBP: 0.341, SLG: 0.351 (1, 5) | | | | | | | | | | 4 | 0 | 1 | 1 | 0 | 0 | 0 | Chicago White Sox @ Detroit Tigers Tiger Stadium, Detroit, MI Wed Aug 24 1966, 7:05 PM EDT Att: 9,876 - Unknown | | | | |
| Jerry Lumpe, L OBP: 0.294, SLG: 0.307 (1, 4) | | | | | | | | | | 4 | 0 | 2 | 1 | 0 | 0 | 0 | | | | | |
| Dick Tracewski, R OBP: 0.240, SLG: 0.181 (8, 4) | | | | | | | | | | 0 | 0 | 0 | 0 | 0 | 0 | 0 | | | | | |
| Norm Cash, L OBP: 0.344, SLG: 0.454 (1, 3) | | | | | | | | | | 2 | 0 | 0 | 0 | 2 | 0 | 3 | | | | | |
| Al Kaline, R OBP: 0.394, SLG: 0.571 (1, 9) | | | | | | | | | | 4 | 0 | 1 | 0 | 0 | 0 | 3 | | | | | |
| Willie Horton, R OBP: 0.341, SLG: 0.505 (1, 7) | | | | | | | | | | 4 | 1 | 1 | 1 | 0 | 1 | 2 | | | | | |
| Bill Freehan, R OBP: 0.294, SLG: 0.351 (1, 2) | | | | | | | | | | 4 | 1 | 2 | 1 | 0 | 1 | 1 | | | | | |
| Mickey Stanley, R OBP: 0.317, SLG: 0.349 (1, 8) | | | | | | | | | | 3 | 2 | 2 | 0 | 1 | 1 | 1 | | | | | |
| Dick McAuliffe, L OBP: 0.381, SLG: 0.503 (1, 6) | | | | | | | | | | 3 | 1 | 0 | 0 | 1 | 1 | 2 | | | | | |
| Mickey Lolich, S OBP: 0.232, SLG: 0.180 (1, 1) | | | | | | | | | | 2 | 1 | 0 | 1 | 0 | 1 | 1 | | | | | |
| Gates Brown, L OBP: 0.331, SLG: 0.409 (6, PH) | | | | | | | | | | 1 | 0 | 1 | 1 | 0 | 0 | 0 | | | | | |
| Orlando Pena, R OBP: 0.071, SLG: 0.071 (7, 1) | | | | | | | | | | 1 | 0 | 0 | 0 | 0 | 1 | 1 | | | | | |
| Inning Stats | R: 0 E: 0 K: 0 S: 4 | H: 1 LOB: 1 BB: 0 P: 4 | R: 4 E: 1 K: 0 S: 6 | H: 3 LOB: 1 BB: 2 P: 14 | R: 0 E: 0 K: 2 S: 8 | H: 1 LOB: 1 BB: 0 P: 8 | R: 0 E: 0 K: 1 S: 5 | H: 0 LOB: 0 BB: 0 P: 5 | R: 0 E: 0 K: 0 S: 3 | H: 0 LOB: 0 BB: 1 P: 7 | R: 1 E: 0 K: 0 S: 4 | H: 3 LOB: 1 BB: 0 P: 4 | R: 0 E: 0 K: 0 S: 3 | H: 0 LOB: 1 BB: 1 P: 7 | R: 1 E: 0 K: 3 S: 11 | H: 2 LOB: 1 BB: 0 P: 11 | 1B: 7 2B: 1 3B: 0 HR: 2 | SF: 0 SAC: 0 DP: 1 HBP: 0 | WP: 0 PB: 0 SB: 1 CS: 0 | PA: 36 | |
| PITCHER | IP | WLS | BF | H | R | ER | SO | BB | IBB | HBP | BLK | WP | HR | S | P | ERA | WHIP | | | | |
| Tommy John, L ERA: 2.34 (1, 1) | 1.1 | L | 11 | 4 | 4 | 4 | 0 | 2 | 0 | 0 | 0 | 0 | 1 | 9 | 17 | 27.00 | 4.500 | | | | |
| Dennis Higgins, R ERA: 2.5 (2, 1) | 4.1 | | 15 | 3 | 1 | 1 | 3 | 1 | 0 | 0 | 0 | 0 | 0 | 20 | 24 | 2.08 | 0.923 | | | | |
| Juan Pizarro, L ERA: 3.95 (6, 1) | 2.1 | | 10 | 3 | 1 | 1 | 3 | 1 | 0 | 0 | 0 | 0 | 1 | 15 | 19 | 3.86 | 1.714 | | | | |


| Batter | 1 | 2 | 3 | 4 | 5 | 6 | 7 | 8 | 9 | AB | R | H | RBI | BB | SO | LOB | TOP |
|---|--|---------------------------------|--------------------------------------|---------------------------------|--------------------------------------|---------------------------------|--------------------------------------|---------------------------------|--------------------------------------|---------------------------------|--------------------------------------|---|----------------------------------|------------------------------------|-------------------------|--------|---|
| Ken Berry, R OBP: 0.326, SLG: 0.414 (1, 8) | L8 | | | WP 2B | | 1-3 | | K | | 4 | 0 | 1 | 0 | 0 | 1 | 1 | Chicago White Sox @ Detroit Tigers Tiger Stadium, Detroit, MI Thu Aug 25 1966, 7:05 PM EDT Att: 10,229 - Unknown livebaseballscorecards.com AB 29 R 0 H 2 RBI 0 BB 2 SO 9 LOB 8  |
| Don Buford, S OBP: 0.324, SLG: 0.349 (1, 5) | F6 | | | L9 | | K | | F8 | | 4 | 0 | 0 | 0 | 0 | 1 | | |
| Floyd Robinson, L OBP: 0.334, SLG: 0.329 (1, 9) Jim Hicks, R (7, 9) | 6-3 | | | F6 | | G3 | | 6-3 | | 3 | 0 | 0 | 0 | 0 | 1 | | |
| John Romano, R OBP: 0.351, SLG: 0.441 (1, 2) | | K | | | | | | F7 | | 3 | 0 | 0 | 0 | 1 | 1 | | |
| Tom McCraw, L OBP: 0.292, SLG: 0.336 (1, 3) | | K | | | | | | 4-3 | | 3 | 0 | 0 | 0 | 0 | 1 | 2 | |
| Pete Ward, L OBP: 0.283, SLG: 0.261 (1, 7) | | | | | | | | 4-3 | | 3 | 0 | 0 | 0 | 0 | 1 | 0 | |
| Jerry Adair, R OBP: 0.303, SLG: 0.338 (1, 6) | | | | | | | | F9 | | 3 | 0 | 1 | 0 | 0 | 1 | 0 | |
| Al Weis, S OBP: 0.210, SLG: 0.150 (1, 4) Wayne Causey, L OBP: 0.326, SLG: 0.303 (8, PH) | | | | | | | | F7 | | 1 | 0 | 0 | 0 | 1 | 1 | 0 | |
| Joe Horlen, R OBP: 0.125, SLG: 0.089 (1, 1) Jack Lamabe, R OBP: 0.097, SLG: 0.034 (2, 1) Smoky Burgess, L OBP: 0.393, SLG: 0.385 (8, PH) Hoyt Wilhelm, R (8, 1) | | | | | | | | K | | 2 | 0 | 0 | 0 | 0 | 1 | 1 | |
| | | | | | | | | | | 1 | 0 | 0 | 0 | 0 | 0 | 1 | |
| | | | | | | | | | | 0 | 0 | 0 | 0 | 0 | 0 | 0 | |
| Inning Stats | R: 0 H: 0 E: 0 K: 0 S: 3 | H: 0 LOB: 0 BB: 0 P: 3 | R: 0 H: 0 E: 0 K: 2 S: 7 | H: 0 LOB: 0 BB: 0 P: 7 | R: 0 H: 0 E: 0 K: 2 S: 7 | H: 1 LOB: 2 BB: 1 P: 8 | R: 0 H: 0 E: 0 K: 1 S: 5 | H: 0 LOB: 0 BB: 0 P: 5 | R: 0 H: 1 E: 0 K: 2 S: 8 | H: 0 LOB: 0 BB: 0 P: 3 | R: 0 H: 0 E: 0 K: 0 S: 3 | H: 0 LOB: 0 BB: 0 P: 3 | 1B: 1 2B: 1 3B: 0 HR: 0 | SF: 0 SAC: 0 DP: 0 HBP: 0 | WP: 1 PB: 0 CS: 0 | PA: 31 | |
| PITCHER Denny McLain, R ERA: 3.81 (1, 1) | IP: 9.0 WLS: W BF: 31 H: 2 R: 0 ER: 0 SO: 9 BB: 2 IBB: 0 HBP: 0 BLK: 0 WP: 1 HR: 0 S: 47 P: 55 ERA: 0.00 WHIP: 0.444 | | | | | | | | | | | PITCHER IP: WLS: BF: H: R: ER: SO: BB: IBB: HBP: BLK: WP: HR: S: P: ERA: WHIP | | | | | |

| Batter | 1 | 2 | 3 | 4 | 5 | 6 | 7 | 8 | 9 | AB | R | H | RBI | BB | SO | LOB | BOTTOM |
|---|---|----------------------------------|--------------------------------------|----------------------------------|--------------------------------------|---------------------------------|--------------------------------------|---------------------------------|--------------------------------------|----------------------------------|--------------------------------------|---|--------------------------------------|---------------------------------|----------------------------------|------------------------------------|---|
| Dick McAuliffe, L OBP: 0.384, SLG: 0.515 (1, 6) | 1B E | 2B 1B | 4-3 | | | | | K | | 5 | 3 | 3 | 3 | 0 | 1 | 1 | Chicago White Sox @ Detroit Tigers Tiger Stadium, Detroit, MI Thu Aug 25 1966, 7:05 PM EDT Att: 10,229 - Unknown livebaseballscorecards.com AB 35 R 8 H 10 RBI 7 BB 3 SO 3 LOB 16  |
| Jerry Lumpe, L OBP: 0.296, SLG: 0.313 (1, 4) Dick Tracewski, R OBP: 0.238, SLG: 0.179 (6, 4) | E | 1B | | F6 | 4-3 | | | 4-3 | | 4 | 2 | 2 | 0 | 0 | 0 | 0 | |
| Norm Cash, L OBP: 0.345, SLG: 0.453 (1, 3) | E | 1B | | F7 | | | | F7 | | 3 | 1 | 1 | 1 | 1 | 0 | 0 | |
| Al Kaline, R OBP: 0.397, SLG: 0.571 (1, 8) Mickey Stanley, R OBP: 0.317, SLG: 0.349 (9, 8) | E | 1B | | | | | | L6-3 | | 2 | 0 | 1 | 2 | 2 | 0 | 0 | |
| | | | | | | | | | | 0 | 0 | 0 | 0 | 0 | 0 | 0 | |
| Jim Northrup, L OBP: 0.319, SLG: 0.460 (1, 9) | E | 1B | | 1-3 | | | | 4-3 | | 4 | 0 | 0 | 1 | 0 | 1 | 4 | |
| Willie Horton, R OBP: 0.338, SLG: 0.500 (1, 7) | FC6-4 | F8 | | | | | | F3 | | 4 | 0 | 0 | 0 | 0 | 0 | 4 | |
| Don Wert, R OBP: 0.340, SLG: 0.350 (1, 5) | F8 | | | | | | | F8 | | 4 | 0 | 1 | 0 | 0 | 1 | 2 | |
| Bill Freehan, R OBP: 0.296, SLG: 0.352 (1, 2) | 6-3 | | | | | | | 6-3 | | 4 | 1 | 2 | 0 | 0 | 0 | 2 | |
| Denny McLain, R OBP: 0.250, SLG: 0.225 (1, 1) | 6-3 | | | | | | | F4 | | 4 | 1 | 0 | 0 | 0 | 0 | 3 | |
| | | | | | | | | | | 1B: 8 2B: 1 3B: 0 HR: 1 | SF: 0 SAC: 0 DP: 0 HBP: 0 | WP: 0 PB: 0 CS: 0 | PA: 38 | | | | |
| Inning Stats | R: 3 H: 3 E: 2 K: 0 S: 7 | H: 3 LOB: 2 BB: 1 P: 11 | R: 2 H: 3 E: 0 K: 1 S: 8 | H: 3 LOB: 1 BB: 1 P: 12 | R: 0 H: 1 E: 0 K: 1 S: 6 | H: 1 LOB: 0 BB: 0 P: 6 | R: 0 H: 0 E: 0 K: 0 S: 3 | H: 0 LOB: 1 BB: 1 P: 7 | R: 3 H: 3 E: 0 K: 0 S: 6 | H: 3 LOB: 0 BB: 0 P: 6 | R: 0 H: 0 E: 0 K: 0 S: 3 | H: 0 LOB: 0 BB: 0 P: 3 | R: 0 H: 0 E: 0 K: 1 S: 5 | H: 0 LOB: 0 BB: 0 P: 5 | 1B: 8 2B: 1 3B: 0 HR: 1 | SF: 0 SAC: 0 DP: 0 HBP: 0 | WP: 0 PB: 0 CS: 0 |
| PITCHER Joe Horlen, R ERA: 2.76 (1, 1) Jack Lamabe, R ERA: 3.0 (2, 1) Hoyt Wilhelm, R ERA: 1.67 (8, 1) | IP: 1.1 WLS: L BF: 13 H: 6 R: 5 ER: 4 SO: 0 BB: 1 IBB: 0 HBP: 0 BLK: 0 WP: 0 HR: 0 S: 11 P: 19 ERA: 27.00 WHIP: 5.250 | | | | | | | | | | | PITCHER IP: WLS: BF: H: R: ER: SO: BB: IBB: HBP: BLK: WP: HR: S: P: ERA: WHIP | | | | | |


| Batter | 1 | 2 | 3 | 4 | 5 | 6 | 7 | 8 | 9 | AB | R | H | RBI | BB | SO | LOB | TOP | | | | | | | | | |
|---|---|---------------------------------|------------------------------|---------------------------------|------------------------------|---------------------------------|------------------------------|---------------------------------|------------------------------|---------------------------------|------------------------------|----------------------------------|------------------------------|---------------------------------|------------------------------|----------------------------------|---|---------------------------------|----------------------------------|------------------------------------|----------------------------------|--------|--|--|--|--|
| Don Wert, R OBP: 0.341, SLG: 0.349 (1, 5) | F7 | | FC5-4 BB | | 2-3 | | 5-3 | 1B | | 4 | 0 | 1 | 0 | 1 | 0 | 0 | Detroit Tigers @ New York Yankees Yankee Stadium, Bronx, NY Fri Aug 26 1966, 7:05 PM EDT Att: 14,856 - Unknown - 80 F | | | | | | | | | |
| Jake Wood, R OBP: 0.344, SLG: 0.388 Hank Aguirre, R (8, 1) | K | | FC5-4 1-2 | | F7 | | 1B | K | | 5 | 0 | 1 | 0 | 0 | 2 | 2 | | | | | | | | | | |
| Norm Cash, L OBP: 0.346, SLG: 0.459 (1, 3) | K | | | | | 6-3 | FC6-4 1B | | F9 | 5 | 1 | 2 | 1 | 0 | 1 | 0 | | | | | | | | | | |
| Al Kaline, R OBP: 0.397, SLG: 0.566 (1, 9) | | BB | | | | L7 | F5 | | L5-3 | 3 | 0 | 0 | 0 | 2 | 0 | 2 | | | | | | | | | | |
| Willie Horton, R OBP: 0.334, SLG: 0.494 (1, 7) | F9 | | | | F7 | E5 1B | FC6-4 1-2 | | K | 5 | 1 | 0 | 0 | 0 | 1 | 4 | | | | | | | | | | |
| Bill Freehan, R OBP: 0.295, SLG: 0.351 (1, 2) | F4 | | | | L8 | E 1-2 1B | | F8 | | 4 | 0 | 1 | 0 | 0 | 0 | 2 | | | | | | | | | | |
| Mickey Stanley, R OBP: 0.322, SLG: 0.348 (1, 8) | L9 | | | | 5-3 | E8 1-3 2-H 1B | | FC3-6 BB | | 3 | 0 | 1 | 1 | 1 | 0 | 2 | | | | | | | | | | |
| Dick McAuliffe, L OBP: 0.386, SLG: 0.523 (1, 6) | | | F7 | | | HR | IBB | FC3-6 1-2 HR | | 3 | 2 | 1 | 1 | 1 | 0 | 1 | | | | | | | | | | |
| Earl Wilson, R OBP: 0.318, SLG: 0.538 Dick Tracewski, R OBP: 0.238, SLG: 0.179 (8, 4) | F2 | | | | K | F3 | | HR | | 4 | 1 | 1 | 2 | 0 | 1 | 3 | | | | | | | | | | |
| | | | | | | | | HR | | 0 | 0 | 0 | 0 | 0 | 0 | 0 | | | | | | | | | | |
| Inning Stats | R: 0 E: 0 K: 2 S: 7 | H: 0 LOB: 0 BB: 0 P: 7 | R: 0 E: 0 K: 0 S: 3 | H: 0 LOB: 1 BB: 1 P: 7 | R: 0 E: 0 K: 0 S: 3 | H: 0 LOB: 1 BB: 1 P: 7 | R: 1 E: 0 K: 0 S: 4 | H: 1 LOB: 1 BB: 1 P: 8 | R: 1 E: 0 K: 1 S: 6 | H: 1 LOB: 0 BB: 0 P: 6 | R: 1 E: 2 K: 0 S: 6 | H: 2 LOB: 3 BB: 1 P: 10 | R: 0 E: 0 K: 0 S: 5 | H: 2 LOB: 2 BB: 0 P: 5 | R: 2 E: 0 K: 1 S: 7 | H: 2 LOB: 1 BB: 1 P: 11 | R: 0 E: 0 K: 1 S: 5 | H: 0 LOB: 0 BB: 0 P: 5 | 1B: 5 2B: 0 3B: 0 HR: 3 | SF: 0 SAC: 0 DP: 0 HBP: 0 | WP: 0 PB: 0 SB: 0 CS: 0 | PA: 41 | | | | |
| PITCHER | IP WLS BF H R ER SO BB IBB HBP BLK WP HR S P ERA WHIP | | | | | | | | | | | | | | | | | | | | | | | | | |
| Al Downing, L ERA: 3.54 Hal Reniff, R ERA: 3.01 (8, 1) | (1, 1) | 7.2 | 37 | 8 | 5 | 4 | 3 | 4 | 1 | 0 | 0 | 0 | 0 | 0 | 0 | 0 | 8 | 8 | 0.00 | 0.000 | | | | | | |

| Batter | 1 | 2 | 3 | 4 | 5 | 6 | 7 | 8 | 9 | AB | R | H | RBI | BB | SO | LOB | BOTTOM | | | | | | | | | |
|---|---|---------------------------------|------------------------------|---------------------------------|------------------------------|---------------------------------|------------------------------|---------------------------------|------------------------------|---------------------------------|------------------------------|---------------------------------|------------------------------|---------------------------------|------------------------------|---------------------------------|---|---------------------------------|----------------------------------|------------------------------------|----------------------------------|--------|--|--|--|--|
| Horace Clarke, S OBP: 0.328, SLG: 0.375 (1, 6) | 3-1 | | G3 | | 4-3 | | G6-3 1B | | | 4 | 0 | 1 | 0 | 0 | 0 | 1 | Detroit Tigers @ New York Yankees Yankee Stadium, Bronx, NY Fri Aug 26 1966, 7:05 PM EDT Att: 14,856 - Unknown - 80 F | | | | | | | | | |
| Bobby Richardson, R OBP: 0.292, SLG: 0.341 (1, 4) | F3 | | L9 | | F8 | | G6-3 1-2 1B | | | 4 | 0 | 0 | 0 | 0 | 0 | 3 | | | | | | | | | | |
| Tom Tresh, S OBP: 0.343, SLG: 0.409 (1, 7) | 2B 1B | | 4-3 | | | F6 | | F5 | | 4 | 0 | 1 | 0 | 0 | 0 | 0 | | | | | | | | | | |
| Joe Pepitone, L OBP: 0.294, SLG: 0.495 (1, 3) | 1-H 2B | | | | L8 | | HR | F8 | | 4 | 1 | 2 | 1 | 0 | 0 | 0 | | | | | | | | | | |
| Roger Maris, L OBP: 0.304, SLG: 0.372 (1, 9) | | F3 | | | F7 | | 3-1 | E4 | | 4 | 0 | 0 | 0 | 0 | 0 | 0 | | | | | | | | | | |
| Steve Whitaker, L OBP: 0.375, SLG: 0.667 (1, 8) | | E 3B | | | 1B | | HR | G3 | | 4 | 2 | 3 | 1 | 0 | 0 | 1 | | | | | | | | | | |
| Jake Gibbs, L OBP: 0.327, SLG: 0.341 Elston Howard, R OBP: 0.327, SLG: 0.378 (5, 2) | | F8 | | | 4-3 | | K | | WP 1B 2B | 2 | 0 | 0 | 0 | 0 | 0 | 1 | | | | | | | | | | |
| Clete Boyer, R OBP: 0.291, SLG: 0.376 (1, 5) | | 3-H 1B | | | | 4-3 BB | | K FC1-6 1B | | 3 | 1 | 2 | 1 | 1 | 1 | 0 | | | | | | | | | | |
| Al Downing, R OBP: 0.159, SLG: 0.150 Hal Reniff, R OBP: 0.308, SLG: 0.308 Mickey Mantle, S OBP: 0.391, SLG: 0.552 (9, PH) | | K | | | L3 | | FC1-6 1-2 1B | | HR | 3 | 0 | 0 | 0 | 0 | 1 | 3 | | | | | | | | | | |
| | | | | | | | | | | 0 | 0 | 0 | 0 | 0 | 0 | 0 | | | | | | | | | | |
| Inning Stats | R: 0 E: 0 K: 0 S: 4 | H: 2 LOB: 2 BB: 0 P: 4 | R: 1 E: 1 K: 1 S: 7 | H: 2 LOB: 1 BB: 0 P: 7 | R: 0 E: 0 K: 0 S: 3 | H: 0 LOB: 0 BB: 0 P: 3 | R: 0 E: 0 K: 0 S: 4 | H: 1 LOB: 1 BB: 0 P: 4 | R: 0 E: 0 K: 0 S: 3 | H: 0 LOB: 1 BB: 1 P: 7 | R: 2 E: 0 K: 1 S: 7 | H: 2 LOB: 0 BB: 0 P: 7 | R: 0 E: 0 K: 1 S: 6 | H: 1 LOB: 1 BB: 0 P: 6 | R: 0 E: 1 K: 0 S: 4 | H: 0 LOB: 1 BB: 0 P: 4 | R: 3 E: 0 K: 0 S: 3 | H: 3 LOB: 3 BB: 0 P: 3 | 1B: 5 2B: 2 3B: 1 HR: 3 | SF: 0 SAC: 0 DP: 1 HBP: 0 | WP: 1 PB: 1 SB: 0 CS: 0 | PA: 36 | | | | |
| PITCHER | IP WLS BF H R ER SO BB IBB HBP BLK WP HR S P ERA WHIP | | | | | | | | | | | | | | | | | | | | | | | | | |
| Earl Wilson, R ERA: 3.29 Hank Aguirre, L ERA: 3.79 (8, 1) | (1, 1) | 7.0 | 29 | 8 | 3 | 2 | 3 | 1 | 0 | 0 | 0 | 0 | 0 | 0 | 0 | 0 | 1 | 1 | 27.00 | 3.000 | | | | | | |

AB 36
R 5
H 8
RBI 5
BB 5
SO 5
LOB 16




AB 35
R 6
H 11
RBI 5
BB 1
SO 3
LOB 9



| Batter | 1 | 2 | 3 | 4 | 5 | 6 | 7 | 8 | 9 | AB | R | H | RBI | BB | SO | LOB | TOP | | | |
|---|--|---------------------------------|------------------------------|---------------------------------|------------------------------|---------------------------------|------------------------------|---------------------------------|------------------------------|---------------------------------|------------------------------|---------------------------------|------------------------------|---------------------------------|------------------------------|---------------------------------|----------------------------------|------------------------------------|----------------------------------|--------|
| Dick McAuliffe, L (1, 6) OBP: 0.387, SLG: 0.531 | 4-0 FC4-6 BB | | 0-3 K | | 0-0 HR | | 0-0 F2 | | | 3 | 1 | 1 | 1 | 1 | 1 | 3 | | | | |
| Jerry Lumpe, L (1, 4) OBP: 0.293, SLG: 0.309 | 0-0 FC4-6 FC4-6 1-2 | | 0-0 F8 | | 0-0 F7 | | 0-0 F4 | | | 4 | 0 | 0 | 0 | 0 | 0 | 2 | | | | |
| Norm Cash, L (1, 3) OBP: 0.343, SLG: 0.455 | 0-0 FC4-6 1-2 | | 0-0 1-3 | | | 0-0 L8 | | 0-0 4-3 | | 4 | 0 | 0 | 0 | 0 | 0 | 2 | | | | |
| Al Kaline, R (1, 8) OBP: 0.396, SLG: 0.563 | 0-0 L8 | | | 0-0 WP 1B | | 0-0 L6-3 | | 0-0 L6 | | 4 | 0 | 1 | 0 | 0 | 0 | 1 | | | | |
| Jim Northrup, L (1, 9) OBP: 0.321, SLG: 0.459 | | 4-0 WP BB | | 0-0 F9 | | 0-0 F7 | | | 0-0 FC5-4 1B | 3 | 0 | 1 | 0 | 1 | 0 | 1 | | | | |
| Willie Horton, R (1, 7) OBP: 0.331, SLG: 0.489 | | 0-3 K 1-2 | | 0-3 K 1-2 | | | 0-0 L6 | | 0-0 L9 | 4 | 0 | 0 | 0 | 0 | 0 | 2 | 3 | | | |
| Don Wert, R (1, 5) OBP: 0.338, SLG: 0.346 | | 0-0 F4 | | 0-0 L6 | | | 0-0 F9 | | 0-0 FC5-4 1B 1-2 | 4 | 0 | 0 | 0 | 0 | 0 | 3 | | | | |
| Bill Freehan, R (1, 2) OBP: 0.297, SLG: 0.353 | | 0-0 6-3 | | | 0-3 K | | 0-0 1B 1B | | 0-0 1B 1-2 1B | 4 | 0 | 2 | 0 | 0 | 1 | 1 | | | | |
| Johnny Podres, L (1, 1) OBP: 0.333, SLG: 0.313 | | | 0-0 1B | | 0-0 4-3 | | 0-0 1B 1-3 1B | | 0-0 FC5 2-3 | 2 | 0 | 1 | 0 | 0 | 0 | 0 | | | | |
| Dave Wickersham, R (6, 1) OBP: 0.056, SLG: 0.063 | | | | | | | | | | 0 | 0 | 0 | 0 | 0 | 0 | 0 | | | | |
| Gates Brown, L (7, PH) OBP: 0.333, SLG: 0.414 | | | | | | | | | | 1 | 0 | 1 | 0 | 0 | 0 | 0 | | | | |
| Bill Monbouquette, R (7, 1) OBP: 0.192, SLG: 0.160 | | | | | | | | | | 0 | 0 | 0 | 0 | 0 | 0 | 0 | | | | |
| Jake Wood, R (9, PH) OBP: 0.342, SLG: 0.386 | | | | | | | | | | 1 | 0 | 0 | 0 | 0 | 0 | 2 | | | | |
| Inning Stats | R: 0 E: 0 K: 0 S: 3 | H: 0 LOB: 1 BB: 1 P: 7 | R: 0 E: 0 K: 1 S: 5 | H: 0 LOB: 1 BB: 1 P: 9 | R: 0 E: 0 K: 1 S: 6 | H: 1 LOB: 1 BB: 0 P: 6 | R: 0 E: 0 K: 1 S: 6 | H: 1 LOB: 1 BB: 0 P: 6 | R: 1 E: 0 K: 0 S: 3 | H: 0 LOB: 0 BB: 0 P: 3 | R: 0 E: 0 K: 0 S: 5 | H: 2 LOB: 2 BB: 0 P: 5 | R: 0 E: 0 K: 0 S: 3 | H: 0 LOB: 0 BB: 0 P: 3 | R: 0 E: 0 K: 0 S: 5 | H: 2 LOB: 2 BB: 0 P: 5 | 1B: 6 2B: 0 3B: 0 HR: 1 | SF: 0 SAC: 0 DP: 0 HBP: 0 | WP: 2 PB: 0 SB: 0 CS: 0 | PA: 36 |
| PITCHER Jim Bouton, R (1, 1) ERA: 3.06 | IP: 9.0 WLS: W BF: 36 H: 7 R: 1 ER: 1 SO: 4 BB: 2 IBB: 0 HBP: 0 BLK: 0 WP: 2 HR: 1 S: 42 P: 50 ERA: 1.00 WHIP: 1.000 | | | | | | | | | | | | | | | PITCHER | | | | |

Detroit Tigers @ New York Yankees
 Yankee Stadium, Bronx, NY
 Sat Aug 27 1966, 7:05 PM EDT
 Att: 13,757 - Unknown - 84 F


| | |
|-----|----|
| AB | 34 |
| R | 1 |
| H | 7 |
| RBI | 1 |
| BB | 2 |
| SO | 4 |
| LOB | 18 |



| Batter | 1 | 2 | 3 | 4 | 5 | 6 | 7 | 8 | 9 | AB | R | H | RBI | BB | SO | LOB | BOTTOM | | | |
|--|--|---------------------------------|------------------------------|---------------------------------|------------------------------|---------------------------------|------------------------------|----------------------------------|------------------------------|---------------------------------|------------------------------|----------------------------------|------------------------------|---------------------------------|------------------------------|---------------------------------|----------------------------------|------------------------------------|----------------------------------|--------|
| Horace Clarke, S (1, 6) OBP: 0.329, SLG: 0.385 | 0-0 L8 | | 0-0 SF8 3B | | 0-0 L9 | 0-0 E 1B | 0-0 4-3 | | | 5 | 2 | 1 | 0 | 0 | 1 | | | | | |
| Bobby Richardson, R (1, 4) OBP: 0.250, SLG: 0.344 | 0-0 G6-4-3 1B | | 0-0 SF8 3H | | 0-0 F7 | 0-0 E6 1H 1B | | 0-0 2B | | 4 | 0 | 2 | 1 | 0 | 0 | 0 | | | | |
| Mickey Mantle, S (1, 8) OBP: 0.390, SLG: 0.549 | 0-0 G6-4-3 1-2 | | 0-0 1B | | 0-0 6-3 | 0-0 L8 | | 0-3 K | | 4 | 0 | 1 | 0 | 0 | 0 | 2 | | | | |
| Lou Clinton, R (7, 9) OBP: 0.294, SLG: 0.386 | | | | | | | | | 0-0 F7 | 1 | 0 | 0 | 0 | 0 | 1 | 1 | | | | |
| Joe Pepitone, L (1, 3) OBP: 0.291, SLG: 0.490 | | 0-0 L8 | 0-0 L8 | | | 0-0 G3 L9 | | 0-0 F7 | | 5 | 0 | 0 | 0 | 0 | 0 | 3 | | | | |
| Tom Tresh, S (1, 7) OBP: 0.346, SLG: 0.413 | | 0-0 L9 | | 0-0 4-3 1B | | 0-0 2B 2B 1B | 0-0 2B 2B | 0-0 F4 | | 5 | 2 | 3 | 0 | 0 | 0 | 1 | | | | |
| Steve Whitaker, L (1, 9) OBP: 0.450, SLG: 0.947 | | 0-0 IHR | | 0-3 K | | 0-0 2B 2B 1B 2B | 0-0 2B 2B | | | 4 | 3 | 3 | 2 | 0 | 1 | 1 | | | | |
| Elston Howard, R (1, 2) OBP: 0.329, SLG: 0.377 | | 0-0 6-3 | | 0-0 4-3 | | 0-0 2B 1B IBB | 0-0 2B 1B | | | 3 | 1 | 1 | 1 | 1 | 0 | 1 | | | | |
| Clete Boyer, R (1, 5) OBP: 0.294, SLG: 0.380 | | | 0-0 3B 1B | | 0-0 BB | 0-0 1B 2B | 0-0 F6 | | | 3 | 2 | 2 | 2 | 1 | 0 | 1 | | | | |
| Jim Bouton, R (1, 1) OBP: 0.143, SLG: 0.111 | | | 0-0 F3 | 0-3 K2-3 | | 0-0 1B E 1B | 0-3 K | | | 4 | 1 | 1 | 2 | 0 | 2 | 4 | | | | |
| Inning Stats | R: 0 E: 0 K: 0 S: 3 | H: 1 LOB: 0 BB: 0 P: 3 | R: 1 E: 0 K: 0 S: 4 | H: 1 LOB: 0 BB: 0 P: 4 | R: 2 E: 0 K: 0 S: 6 | H: 3 LOB: 1 BB: 0 P: 6 | R: 0 E: 0 K: 2 S: 8 | H: 1 LOB: 2 BB: 1 P: 12 | R: 0 E: 0 K: 0 S: 3 | H: 0 LOB: 0 BB: 0 P: 3 | R: 6 E: 1 K: 0 S: 9 | H: 5 LOB: 1 BB: 1 P: 13 | R: 2 E: 0 K: 1 S: 8 | H: 3 LOB: 1 BB: 0 P: 8 | R: 0 E: 0 K: 1 S: 6 | H: 1 LOB: 1 BB: 0 P: 6 | 1B: 8 2B: 5 3B: 1 HR: 1 | SF: 1 SAC: 0 DP: 1 HBP: 0 | WP: 0 PB: 0 SB: 0 CS: 0 | PA: 41 |
| PITCHER Johnny Podres, L (1, 1) ERA: 3.33 | IP: 0.2 WLS: L BF: 5 H: 2 R: 2 ER: 0 SO: 0 BB: 0 IBB: 0 HBP: 0 BLK: 0 WP: 0 HR: 0 S: 5 P: 5 ERA: 0.00 WHIP: 3.000 | | | | | | | | | | | | | | | PITCHER | | | | |
| Dave Wickersham, R (6, 1) ERA: 3.57 | IP: 2.0 WLS: L BF: 10 H: 4 R: 2 ER: 2 SO: 2 BB: 2 IBB: 0 HBP: 0 BLK: 0 WP: 0 HR: 0 S: 14 P: 14 ERA: 9.00 WHIP: 2.000 | | | | | | | | | | | | | | | PITCHER | | | | |

Detroit Tigers @ New York Yankees
 Yankee Stadium, Bronx, NY
 Sat Aug 27 1966, 7:05 PM EDT
 Att: 13,757 - Unknown - 84 F

| | |
|-----|----|
| AB | 38 |
| R | 11 |
| H | 15 |
| RBI | 9 |
| BB | 2 |
| SO | 4 |
| LOB | 15 |



| Batter | 1 | 2 | 3 | 4 | 5 | 6 | 7 | 8 | 9 | AB | R | H | RBI | BB | SO | LOB | TOP |
|--|--|---------------------------------|------------------------------|---------------------------------|------------------------------|---------------------------------|------------------------------|---------------------------------|------------------------------|---------------------------------|------------------------------|---------------------------------|--|---------------------------------|----------------------------------|------------------------------------|---|
| Don Wert, R OBP: 0.337, SLG: 0.344 (1, 5) | E5 FC6-4 | | P6 | | | | | F8 | | 3 | 0 | 0 | 0 | 1 | 0 | 0 | Detroit Tigers @ New York Yankees Yankee Stadium, Bronx, NY Sun Aug 28 1966, 3:33 AM EDT Att: 22,797 - Unknown - 87 F |
| Jerry Lumpe, L OBP: 0.289, SLG: 0.305 (1, 4) | F8 | | K | | | | | 4-3 | | 4 | 0 | 0 | 0 | 0 | 1 | 3 | |
| Norm Cash, L OBP: 0.345, SLG: 0.464 (1, 3) | K | | | | | | | | | 4 | 1 | 2 | 1 | 0 | 1 | 3 | |
| Al Kaline, R OBP: 0.392, SLG: 0.557 (1, 9) | FC6-4 | | L9 | | | | | L8 | | 4 | 0 | 0 | 0 | 0 | 0 | 2 | |
| Willie Horton, R OBP: 0.328, SLG: 0.484 (1, 7) | | E5 1B | | 5-3 | | | | L5 | | 4 | 0 | 0 | 0 | 0 | 0 | 0 | |
| Mickey Stanley, R OBP: 0.326, SLG: 0.352 (1, 8) | | | | 6-3 | | | | 5-3 | | 4 | 0 | 2 | 0 | 0 | 0 | 0 | |
| Bill Freehan, R OBP: 0.294, SLG: 0.349 (1, 2) | | 1B | | | | | | | | 4 | 0 | 0 | 0 | 0 | 0 | 3 | |
| Dick McAuliffe, L OBP: 0.383, SLG: 0.524 (1, 6) | | | K | | | | | | | 4 | 0 | 0 | 0 | 0 | 1 | 3 | |
| Mickey Lolich, S OBP: 0.241, SLG: 0.192 (1, 1) | | | | | | | | | | 2 | 0 | 1 | 0 | 0 | 1 | 2 | |
| Orlando Pena, R OBP: 0.071, SLG: 0.071 (7, PH) | | | | | | | | | | 0 | 0 | 0 | 0 | 0 | 0 | 0 | |
| Jake Wood, R OBP: 0.340, SLG: 0.384 (7, PH) | | | | | | | | | | 1 | 0 | 0 | 0 | 0 | 0 | 0 | |
| Joe Sparma, R OBP: 0.227, SLG: 0.273 (7, 1) | | | | | | | | | | 0 | 0 | 0 | 0 | 0 | 0 | 0 | |
| Inning Stats | R: 0 E: 1 K: 1 S: 6 | H: 0 LOB: 1 BB: 0 P: 6 | R: 0 E: 1 K: 2 S: 9 | H: 1 LOB: 2 BB: 0 P: 9 | R: 0 E: 0 K: 1 S: 6 | H: 1 LOB: 1 BB: 0 P: 6 | R: 0 E: 0 K: 0 S: 3 | H: 0 LOB: 0 BB: 0 P: 3 | R: 0 E: 0 K: 0 S: 3 | H: 0 LOB: 0 BB: 0 P: 3 | R: 1 E: 0 K: 0 S: 4 | H: 1 LOB: 1 BB: 0 P: 4 | R: 0 E: 0 K: 0 S: 4 | H: 1 LOB: 1 BB: 0 P: 4 | 1B: 3 2B: 1 3B: 0 HR: 1 | SF: 0 SAC: 0 DP: 0 HBP: 0 | WP: 0 PA: 35 PB: 0 SB: 0 CS: 0 |
| PITCHER Fritz Peterson, L ERA: 3.51 (1, 1) | IP: 9.0 WLS: W BF: 35 H: 5 R: 1 ER: 1 SO: 4 BB: 1 IBB: 0 HBP: 0 BLK: 0 WP: 0 HR: 1 S: 42 P: 46 ERA: 1.00 WHIP: 0.667 | | | | | | | | | | | PITCHER | IP: WLS: BF: H: R: ER: SO: BB: IBB: HBP: BLK: WP: HR: S: P: ERA: WHIP: | | | | |

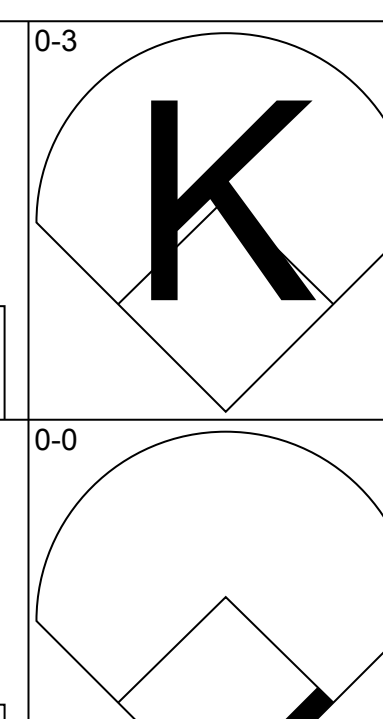
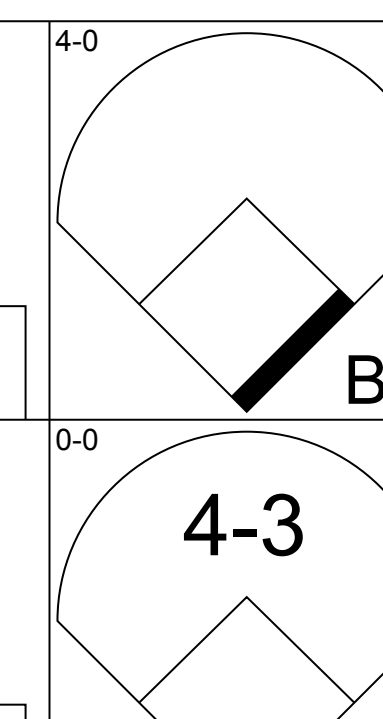
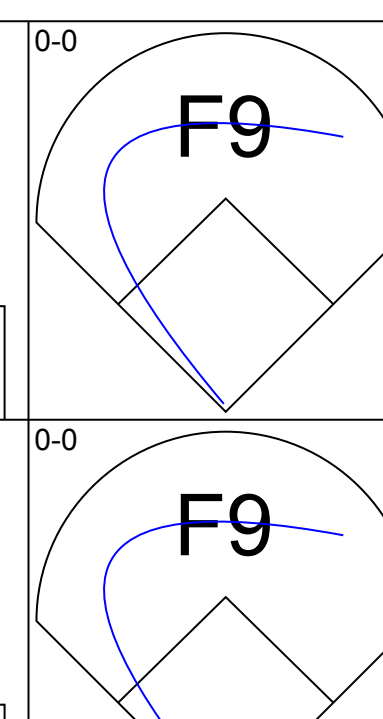
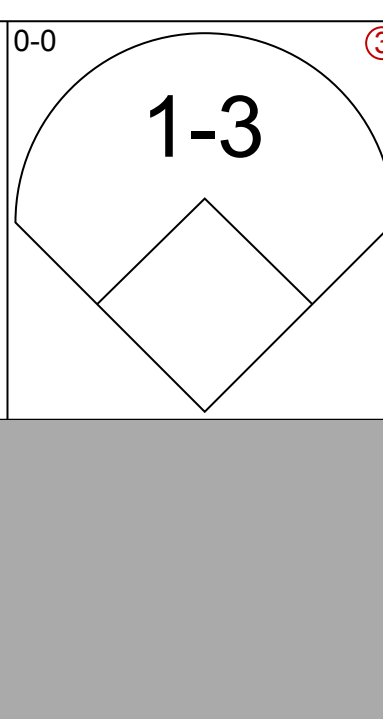
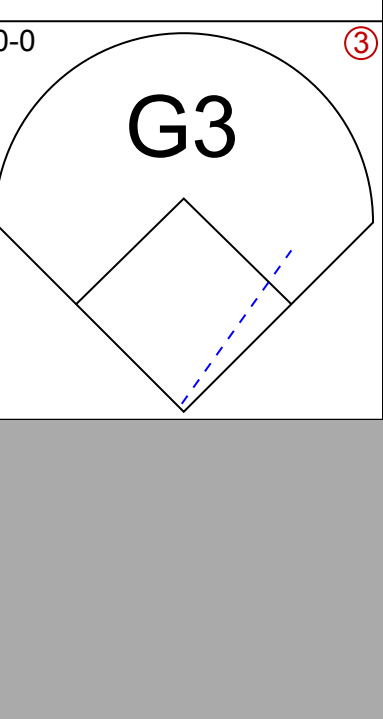
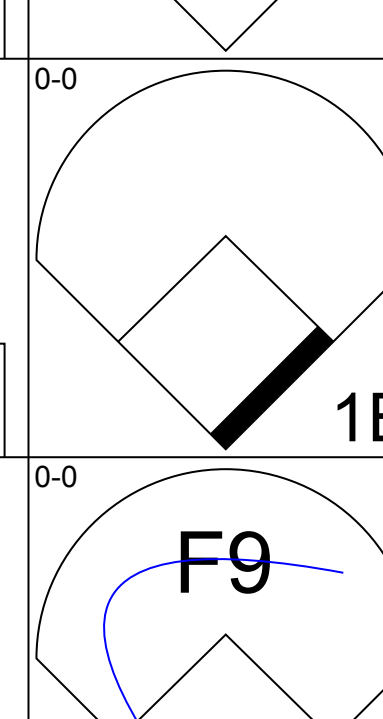
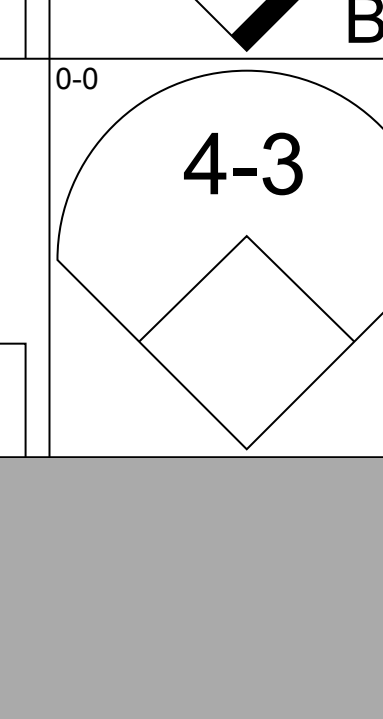
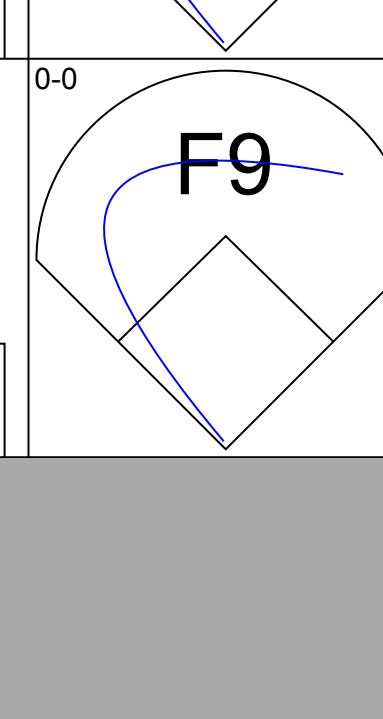
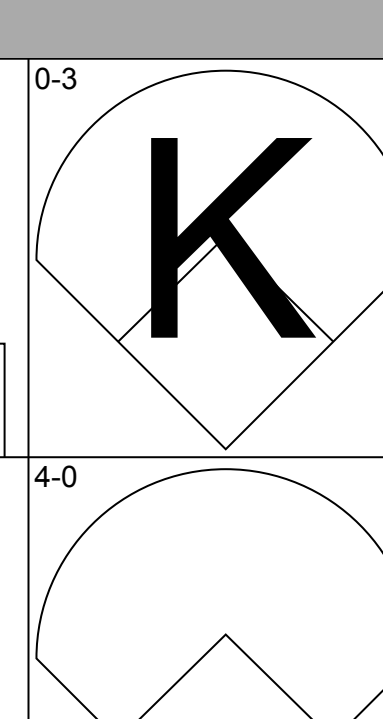
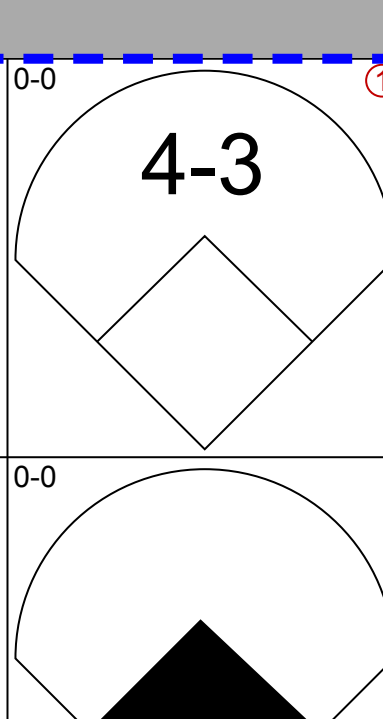
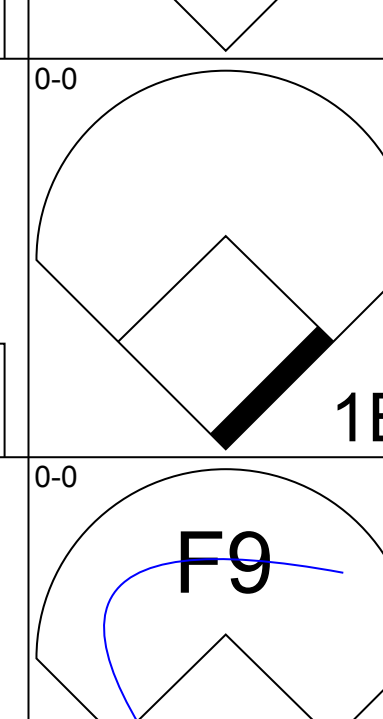
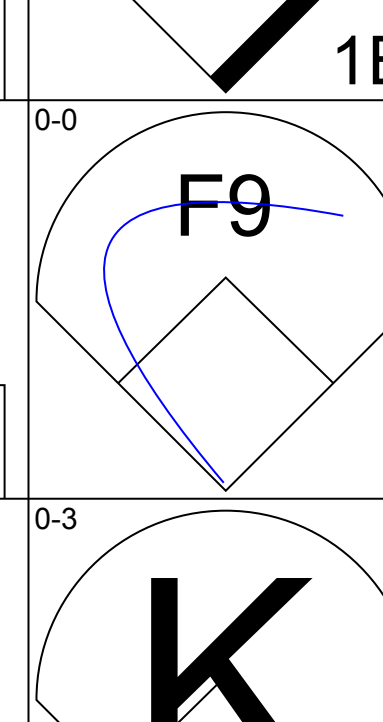
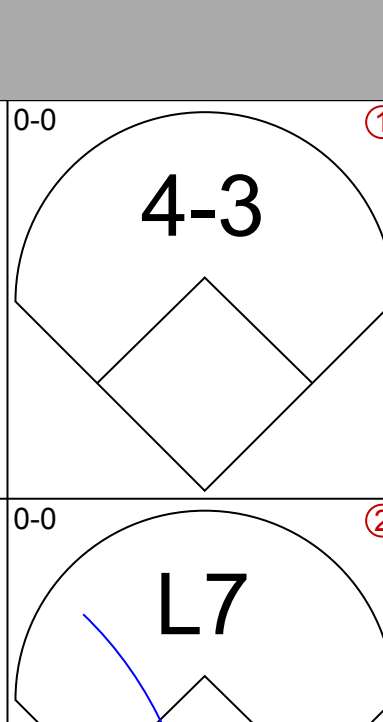
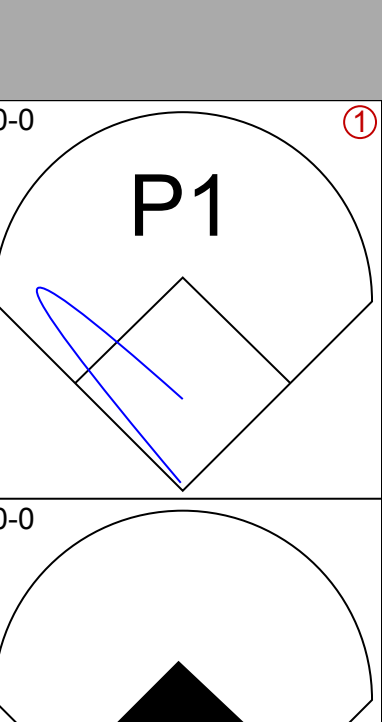
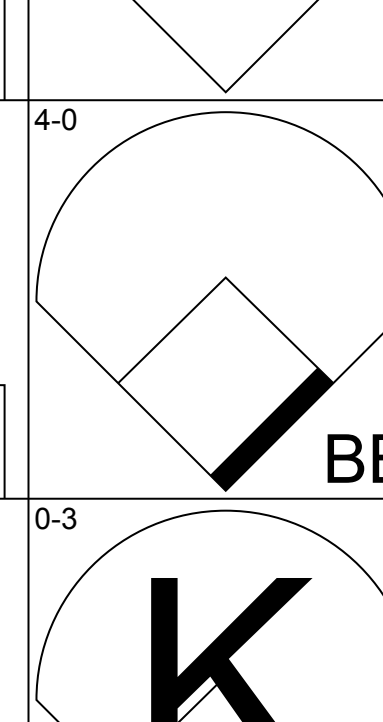
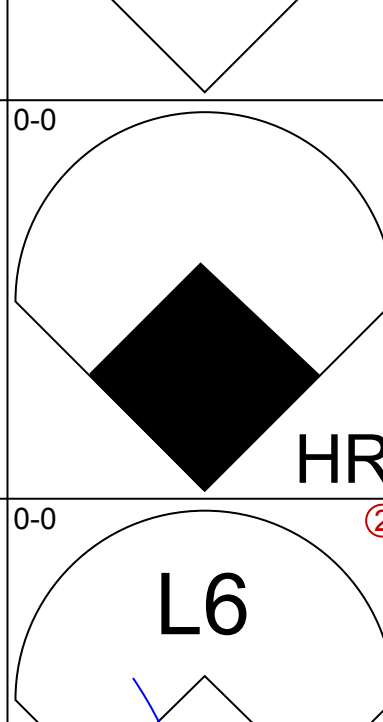
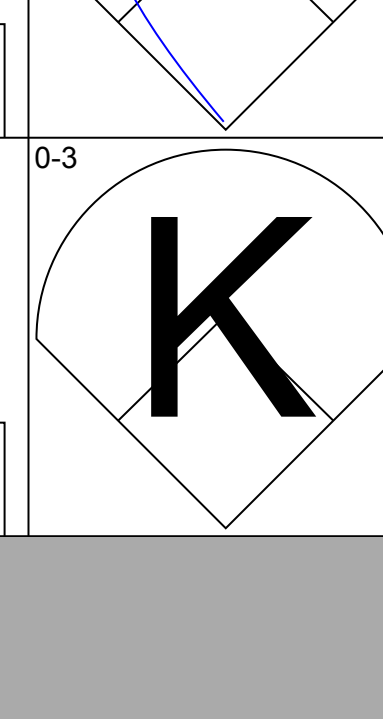
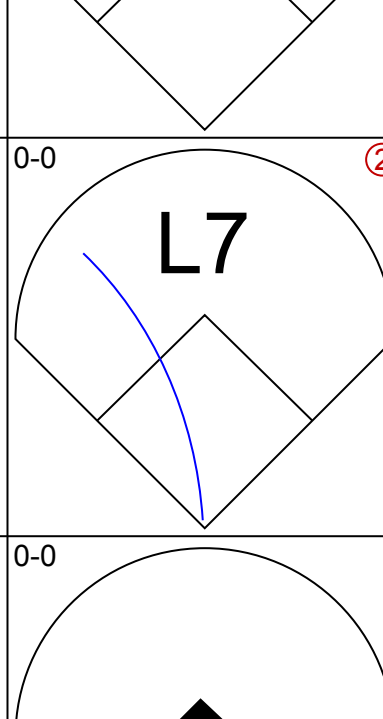
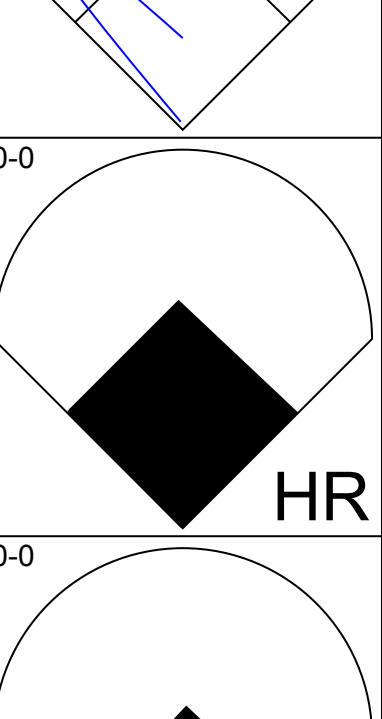
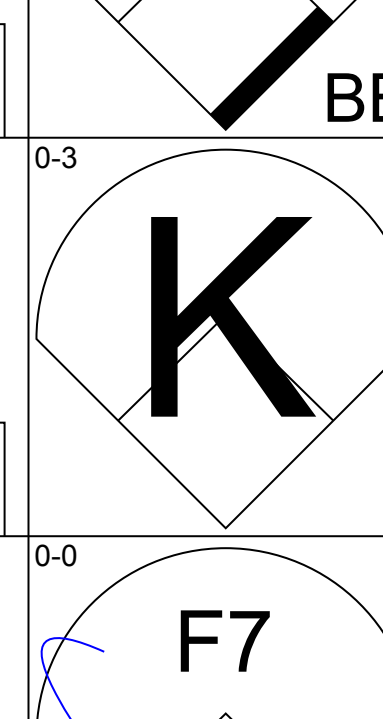
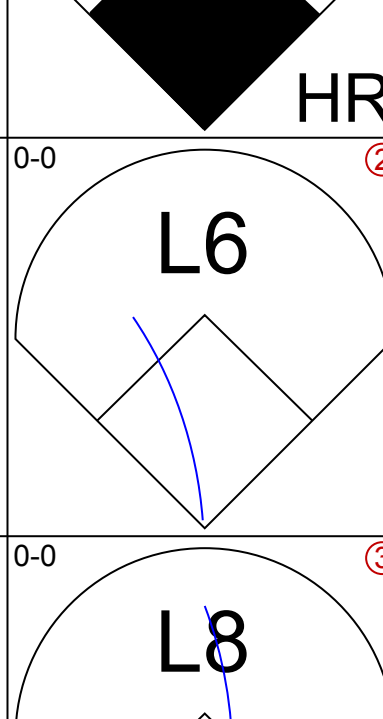
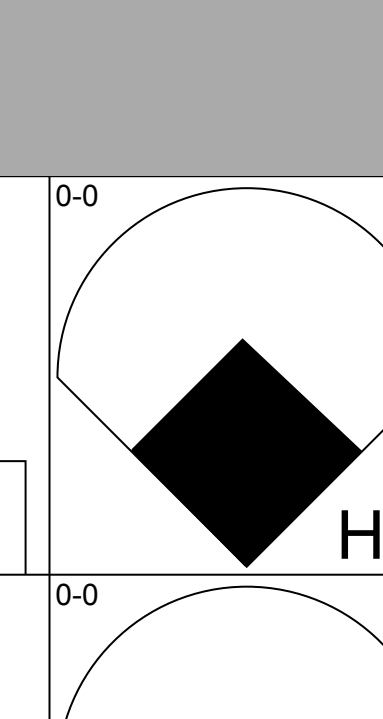
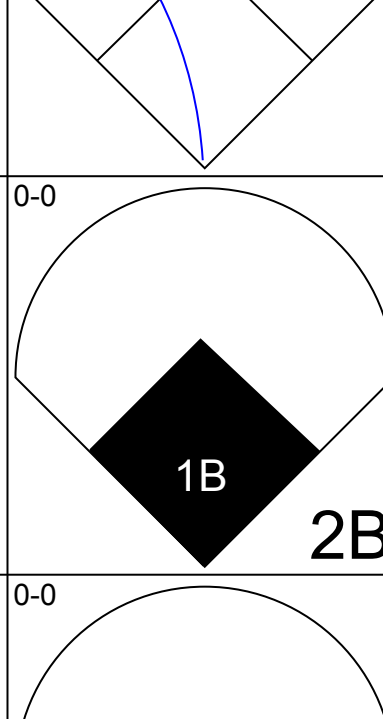
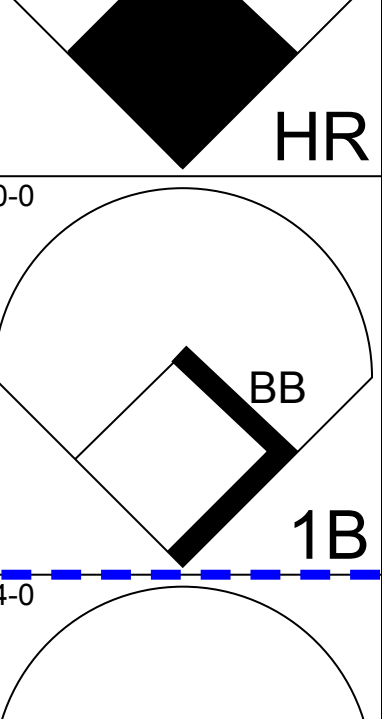
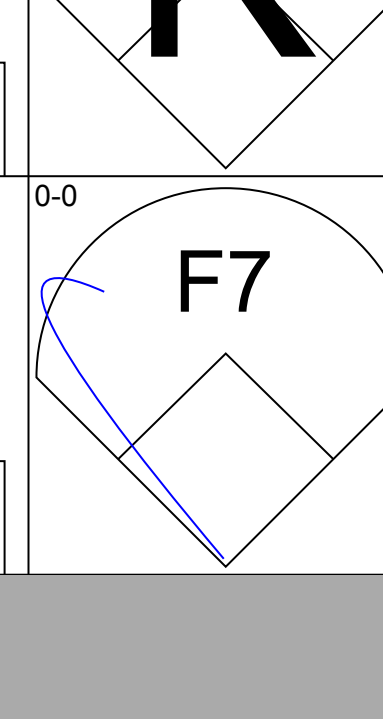
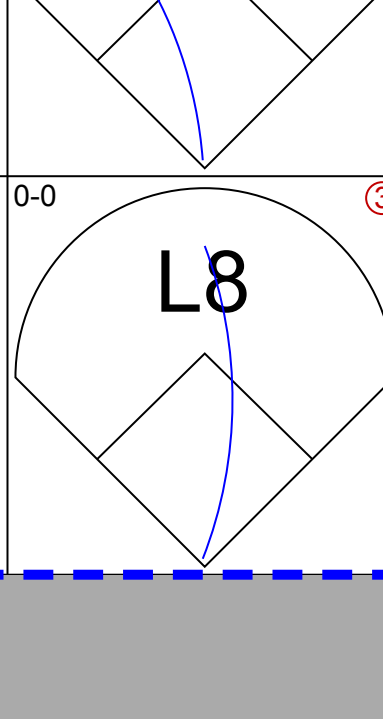
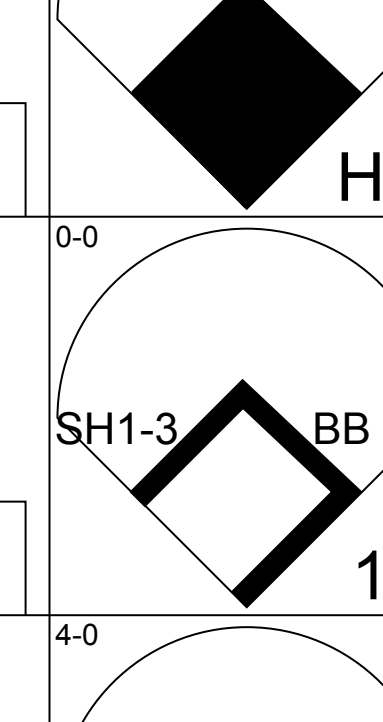
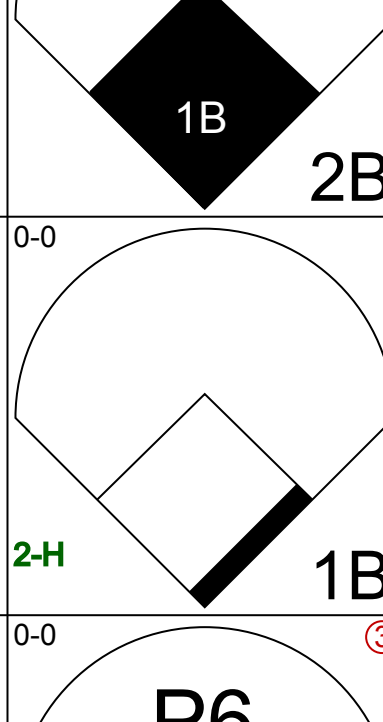
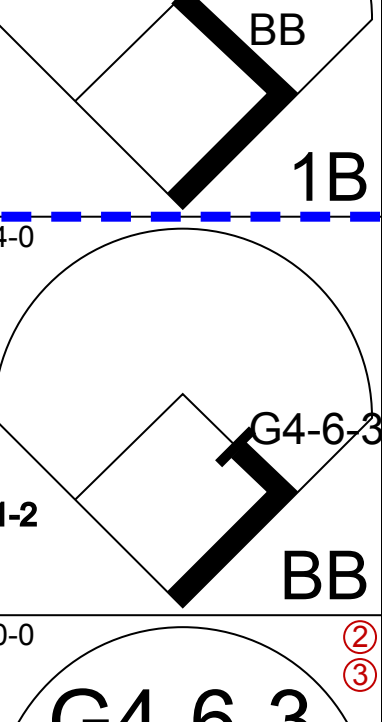
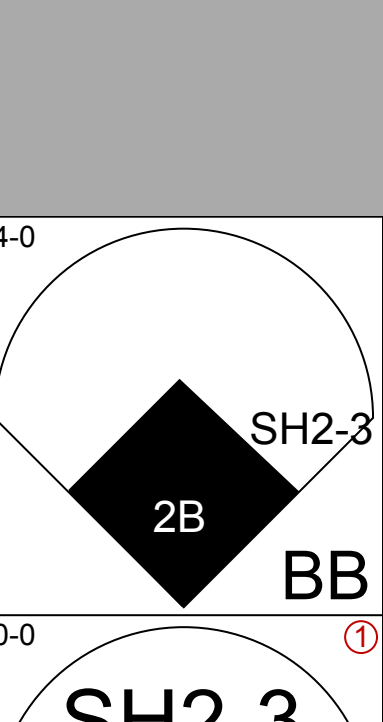
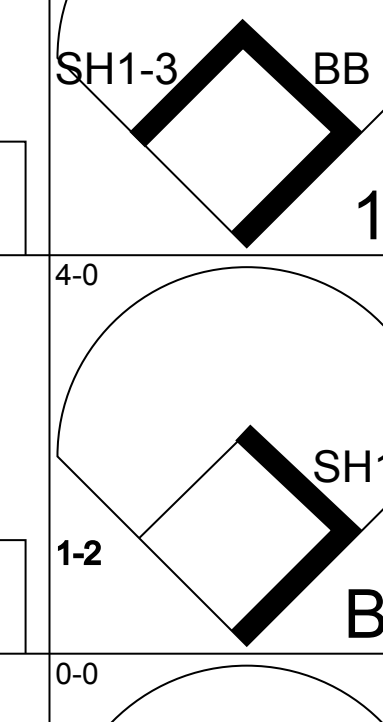
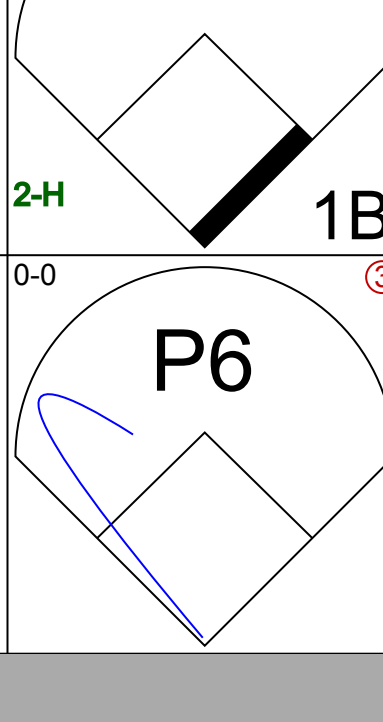
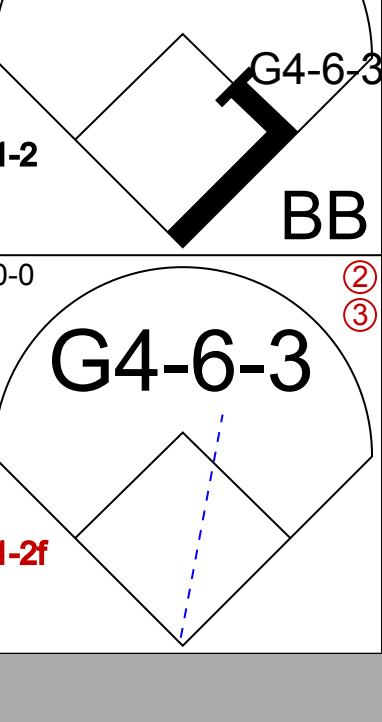
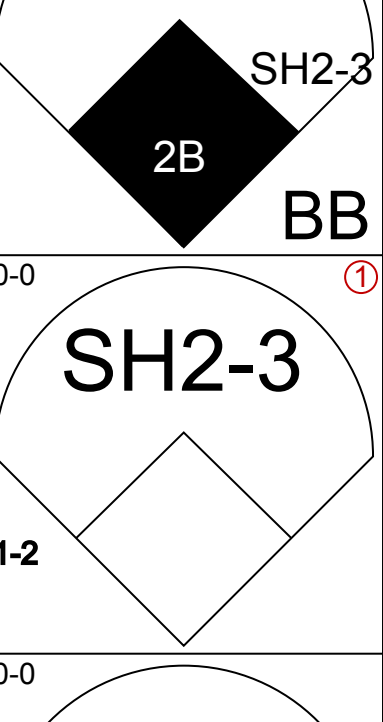
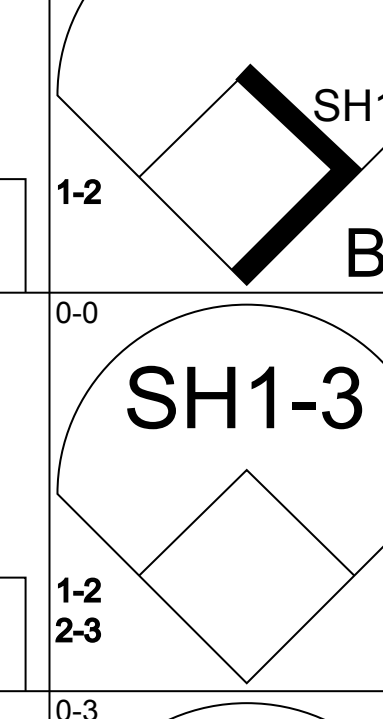
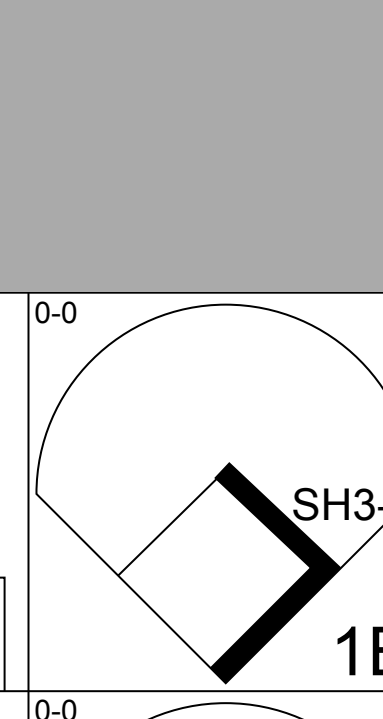
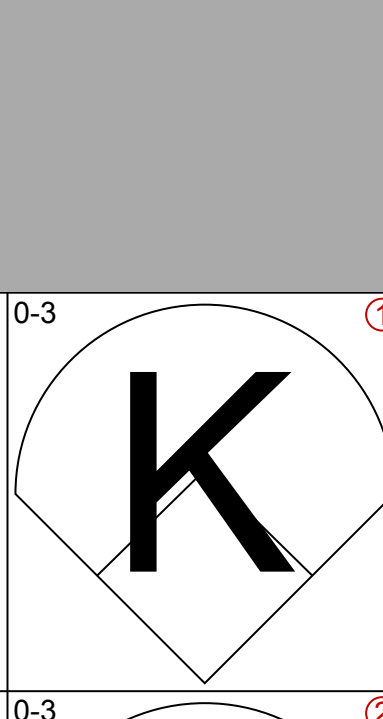
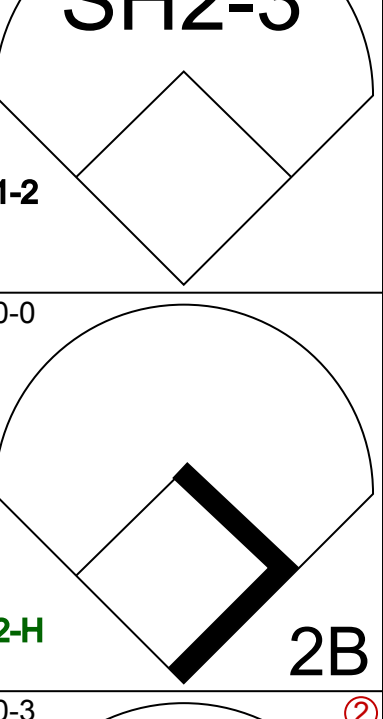
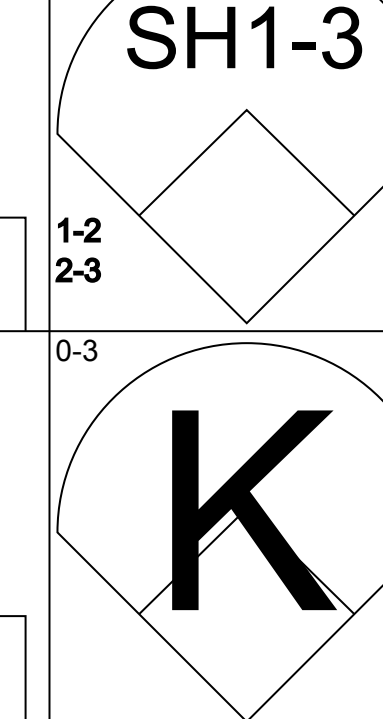
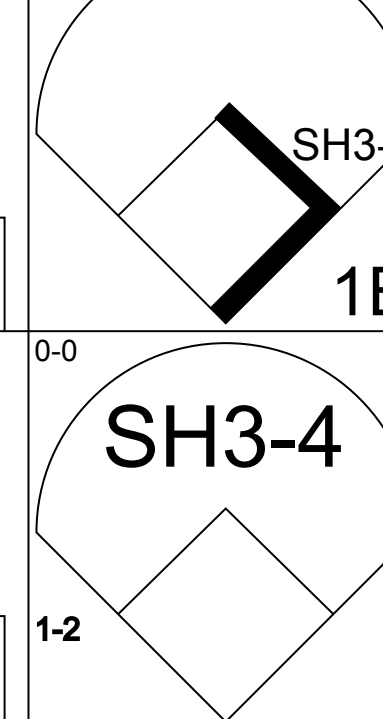
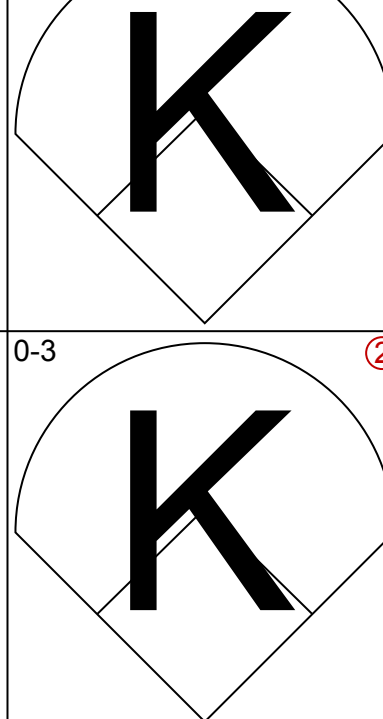
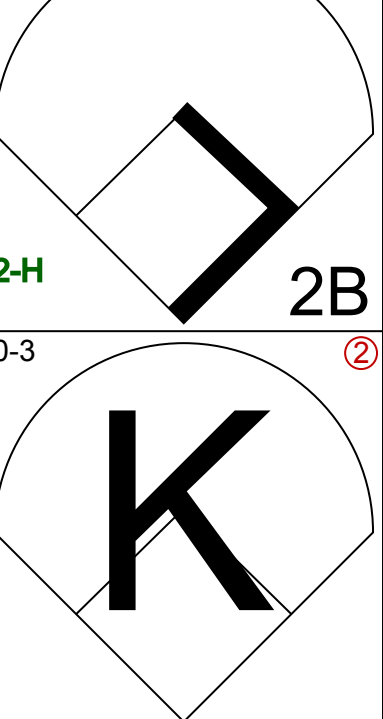
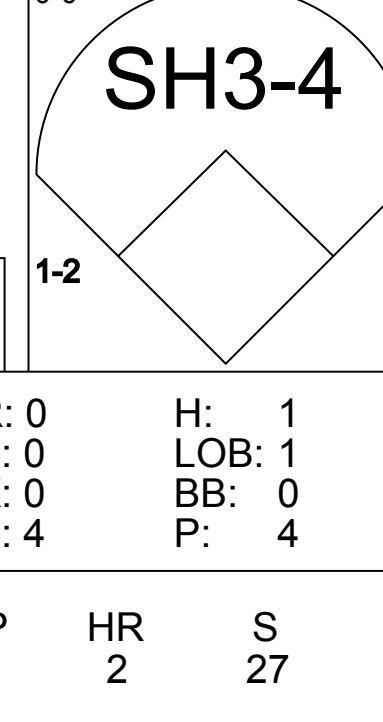
| Batter | 1 | 2 | 3 | 4 | 5 | 6 | 7 | 8 | 9 | AB | R | H | RBI | BB | SO | LOB | BOTTOM |
|---|---|---------------------------------|------------------------------|----------------------------------|------------------------------|---------------------------------|------------------------------|---------------------------------|------------------------------|----------------------------------|------------------------------|----------------------------------|--|---------------------------------|----------------------------------|------------------------------------|---|
| Horace Clarke, S OBP: 0.326, SLG: 0.381 (1, 6) | 6-3 | | L9 | | | | | | | 5 | 2 | 1 | 0 | 0 | 1 | 0 | Detroit Tigers @ New York Yankees Yankee Stadium, Bronx, NY Sun Aug 28 1966, 3:33 AM EDT Att: 22,797 - Unknown - 87 F |
| Bobby Richardson, R OBP: 0.294, SLG: 0.345 (1, 4) | L3 | | | | | | | | | 5 | 2 | 2 | 0 | 0 | 0 | 1 | |
| Mickey Mantle, S OBP: 0.388, SLG: 0.545 (1, 8) | | | | | | | | | | 2 | 0 | 0 | 0 | 0 | 1 | 1 | |
| Lou Clinton, R OBP: 0.297, SLG: 0.388 (4, 9) | K | | L7 | | | | | | | 2 | 0 | 1 | 0 | 0 | 0 | 1 | |
| Joe Pepitone, L OBP: 0.294, SLG: 0.496 (1, 3) | | K | | | | | | | | 4 | 1 | 2 | 2 | 1 | 2 | 2 | |
| Tom Tresh, S OBP: 0.346, SLG: 0.410 (1, 7) | | L4 | | | | | | | | 3 | 1 | 0 | 0 | 2 | 1 | 2 | |
| Steve Whitaker, L OBP: 0.417, SLG: 0.957 (4, 8) | | | | | | | | | | 4 | 1 | 1 | 4 | 0 | 1 | 2 | |
| Elston Howard, R OBP: 0.333, SLG: 0.380 (1, 2) | | | | | | | | | | 3 | 0 | 2 | 0 | 1 | 0 | 0 | |
| Clete Boyer, R OBP: 0.294, SLG: 0.377 (1, 5) | | | | | | | | | | 3 | 0 | 0 | 0 | 1 | 0 | 2 | |
| Fritz Peterson, S OBP: 0.200, SLG: 0.241 (1, 1) | | | | | | | | | | 4 | 1 | 1 | 0 | 0 | 0 | 4 | |
| Inning Stats | R: 0 E: 0 K: 1 S: 5 | H: 0 LOB: 0 BB: 0 P: 5 | R: 0 E: 1 K: 1 S: 7 | H: 1 LOB: 3 BB: 1 P: 11 | R: 2 E: 0 K: 1 S: 7 | H: 2 LOB: 0 BB: 0 P: 7 | R: 0 E: 0 K: 1 S: 5 | H: 0 LOB: 1 BB: 1 P: 9 | R: 4 E: 0 K: 1 S: 9 | H: 4 LOB: 1 BB: 1 P: 13 | R: 2 E: 1 K: 0 S: 5 | H: 1 LOB: 2 BB: 2 P: 13 | R: 0 E: 0 K: 1 S: 7 | H: 2 LOB: 2 BB: 0 P: 7 | 1B: 7 2B: 1 3B: 0 HR: 2 | SF: 0 SAC: 1 DP: 0 HBP: 0 | WP: 0 PA: 41 PB: 0 SB: 2 CS: 0 |
| PITCHER Mickey Lolich, L ERA: 4.52 (1, 1) | IP: 5.0 WLS: L BF: 27 H: 8 R: 7 ER: 6 SO: 5 BB: 2 IBB: 1 HBP: 0 BLK: 0 WP: 0 HR: 2 S: 34 P: 46 ERA: 10.80 WHIP: 2.000 | | | | | | | | | | | PITCHER | IP: WLS: BF: H: R: ER: SO: BB: IBB: HBP: BLK: WP: HR: S: P: ERA: WHIP: | | | | |
| Orlando Pena, R ERA: 3.1 (6, 1) | 1.0 | 6 | 0 | 1 | 0 | 0 | 2 | 0 | 0 | 4 | 12 | 0.00 | 2.000 | | | | |
| Joe Sparma, R ERA: 5.06 (7, 1) | 2.0 | 8 | 2 | 0 | 0 | 1 | 0 | 0 | 0 | 10 | 10 | 0.00 | 1.000 | | | | |

AB 34
R 1
H 5
RBI 1
BB 1
SO 4
LOB 16



AB 35
R 8
H 10
RBI 6
BB 5
SO 6
LOB 15

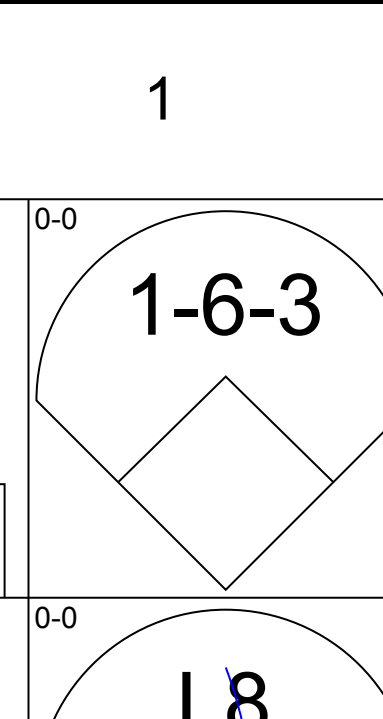
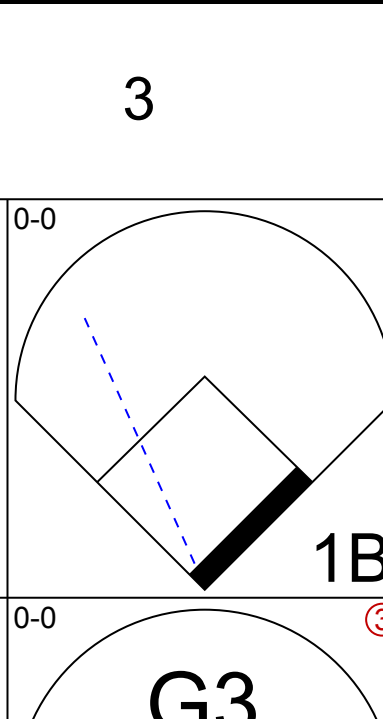
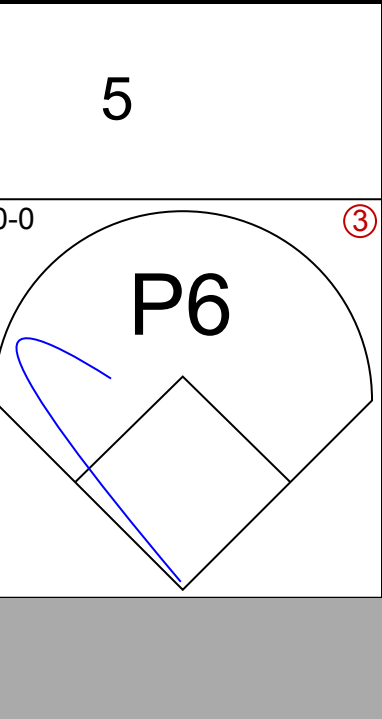
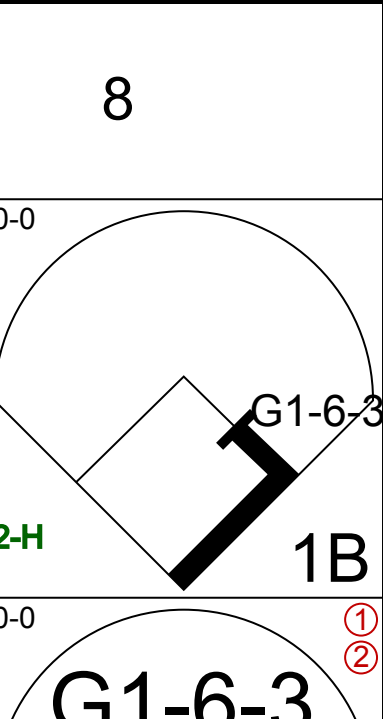
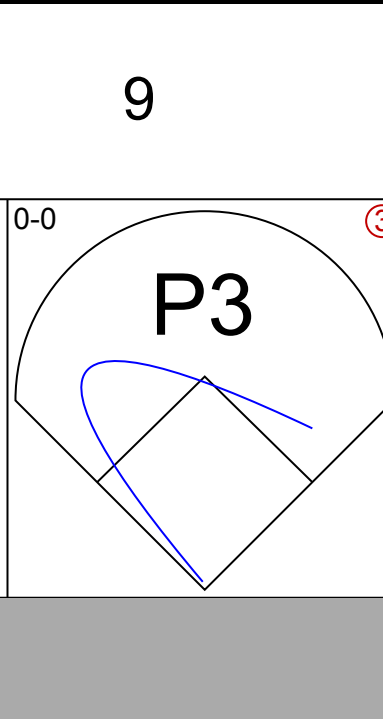
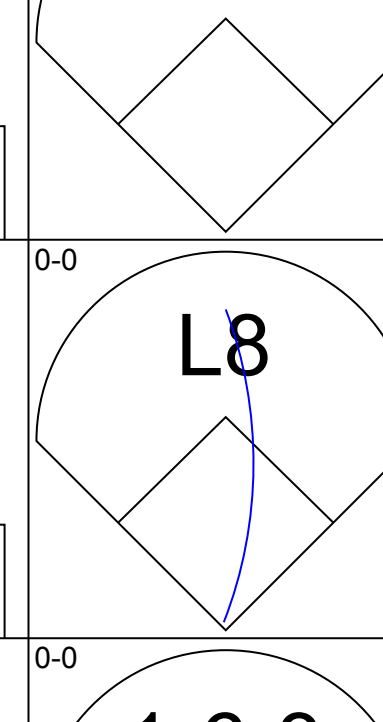
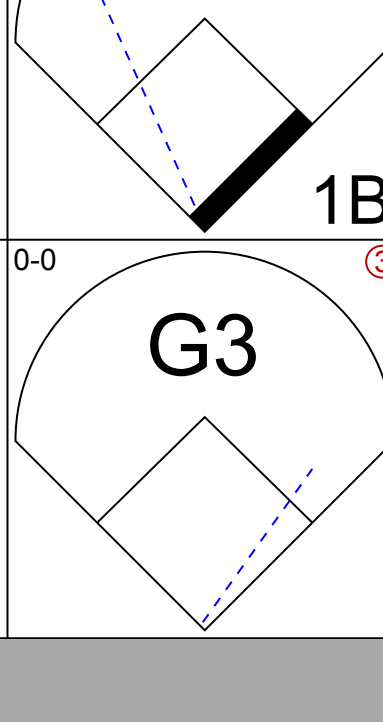
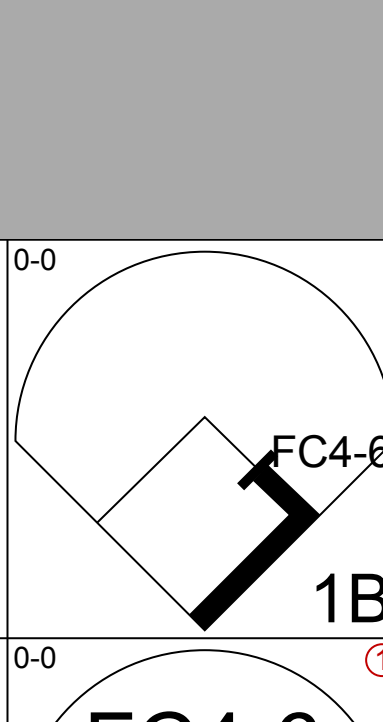
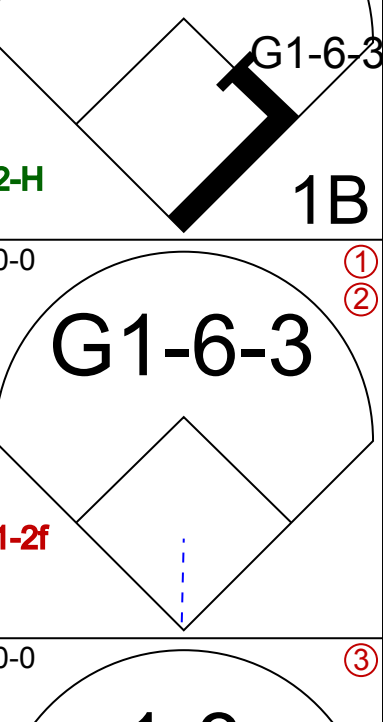
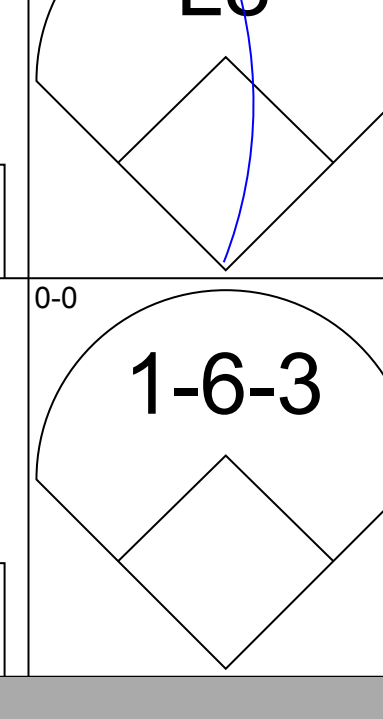
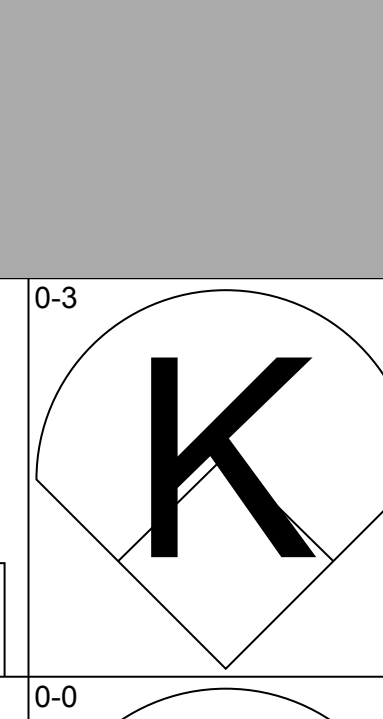
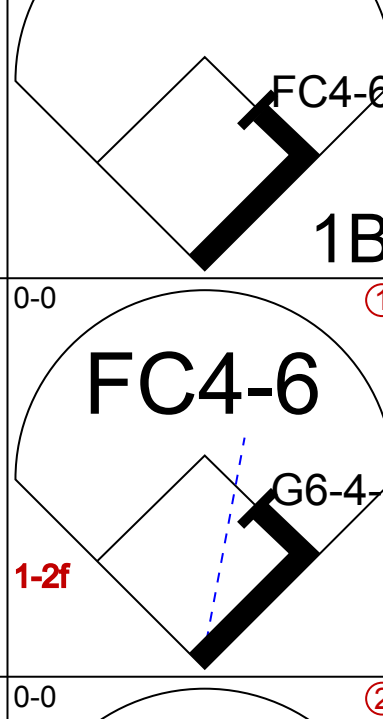
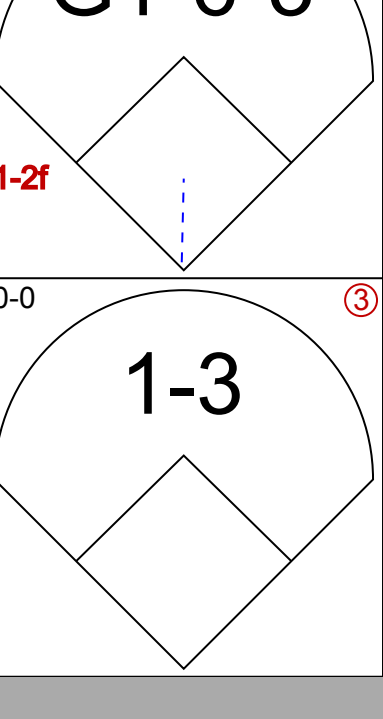
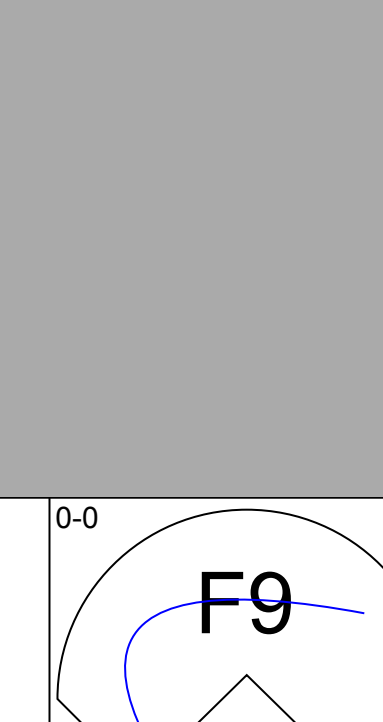
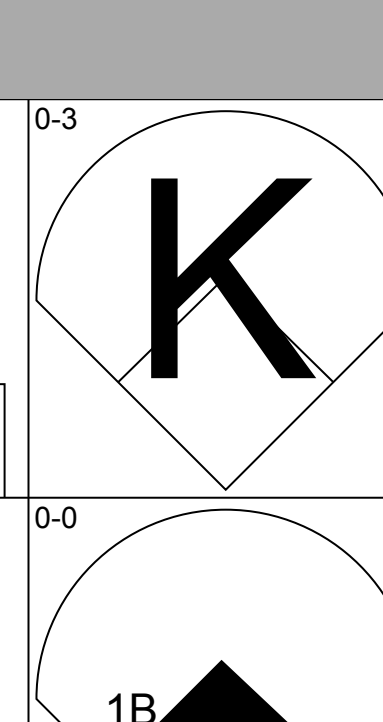
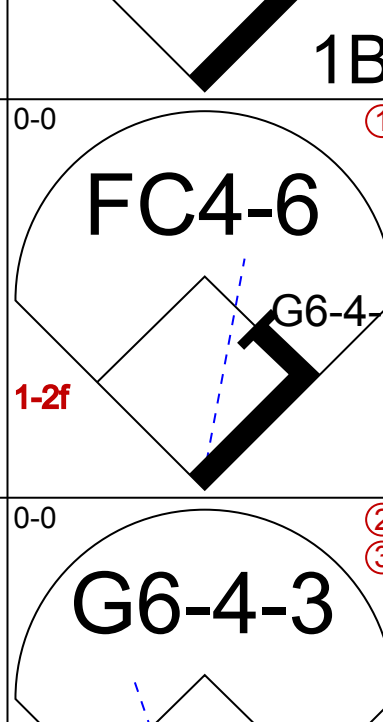
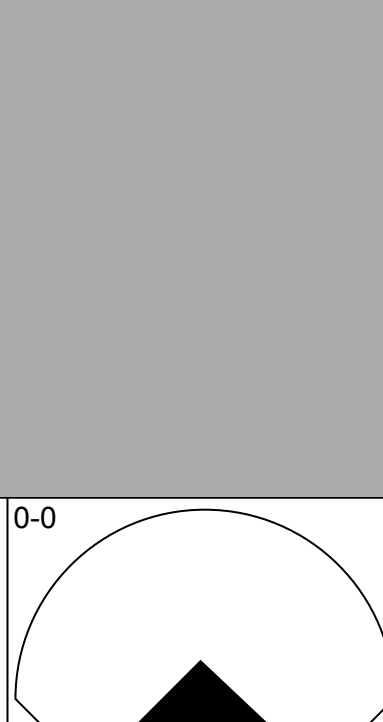
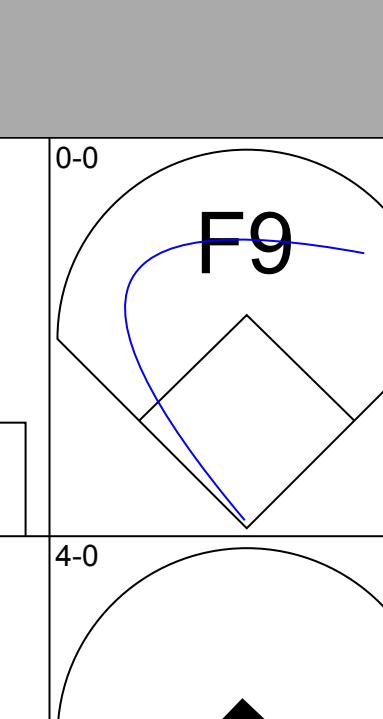
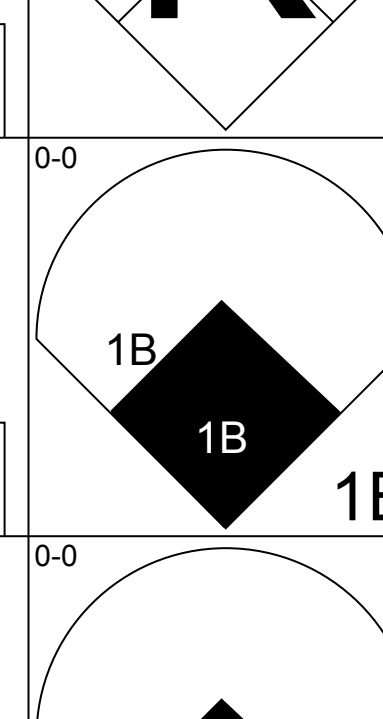

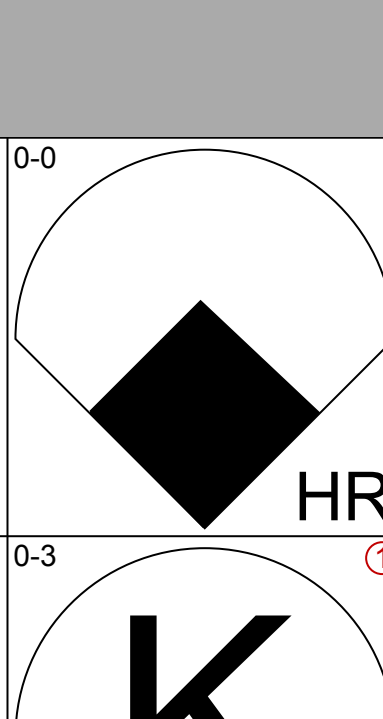
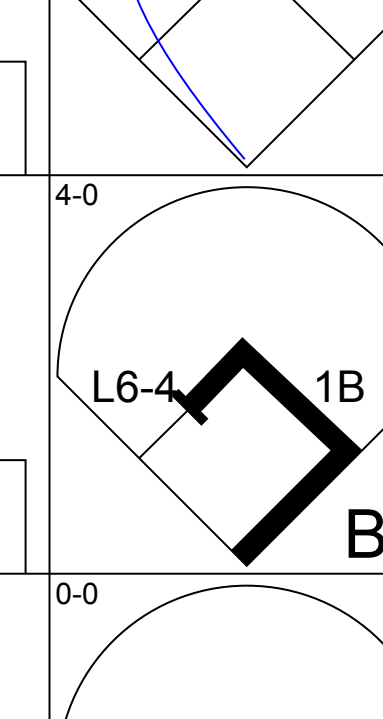
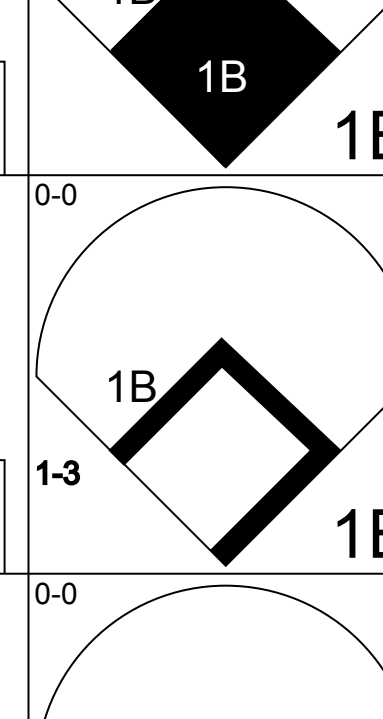
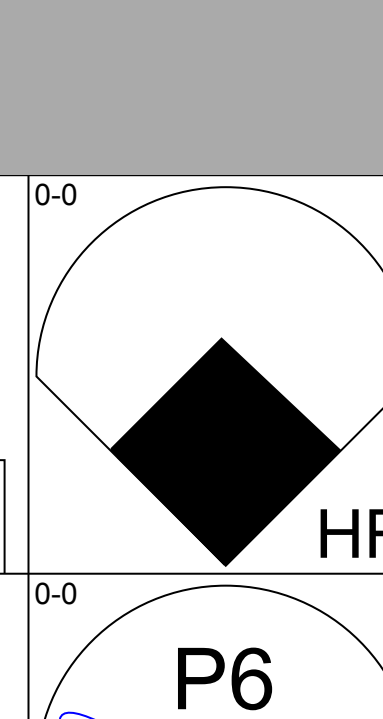
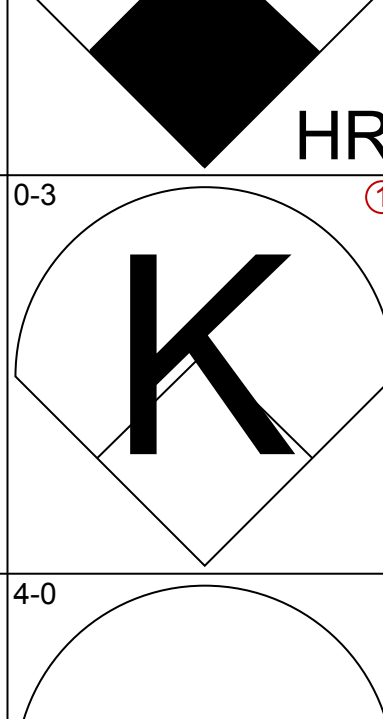
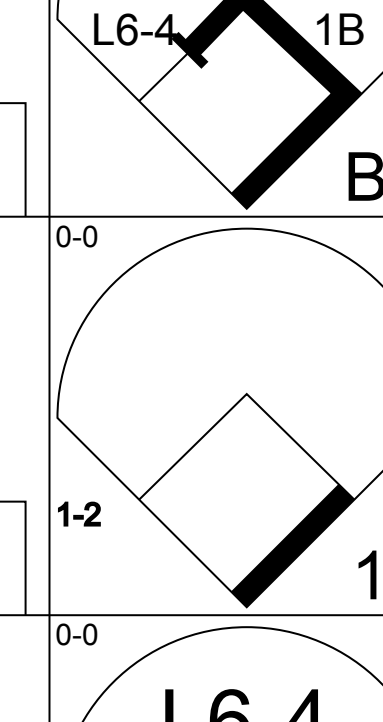
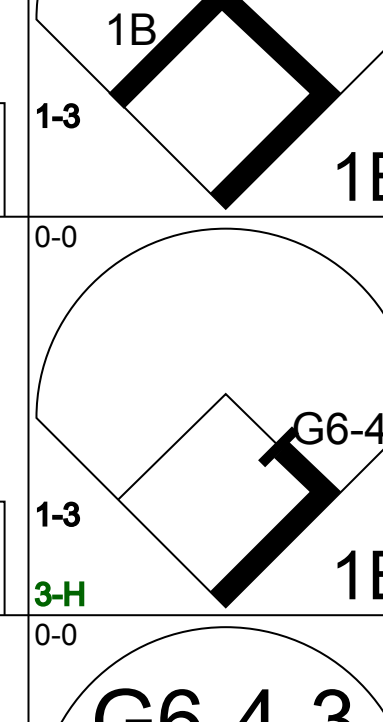
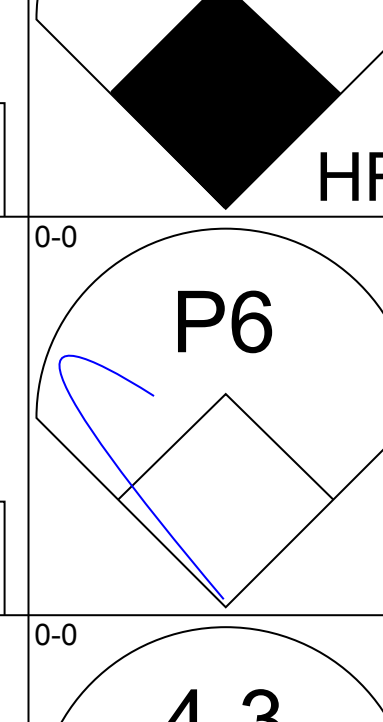
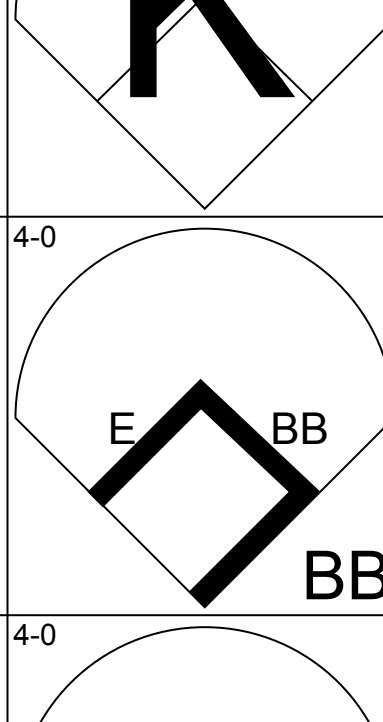

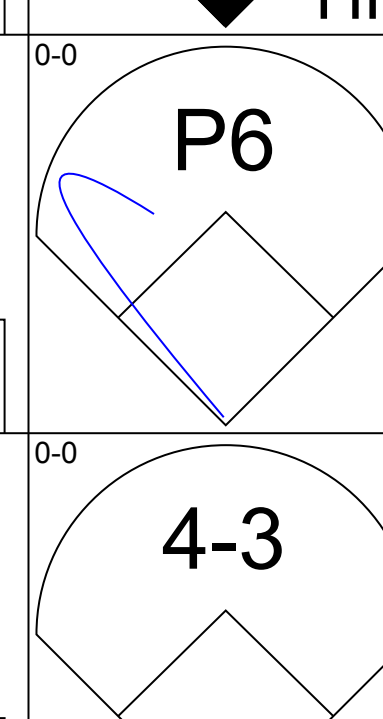
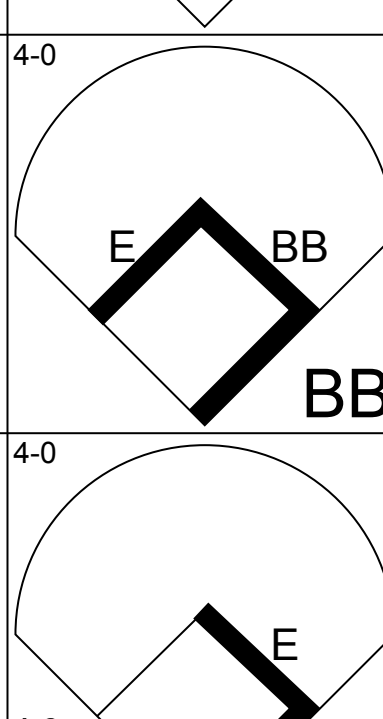
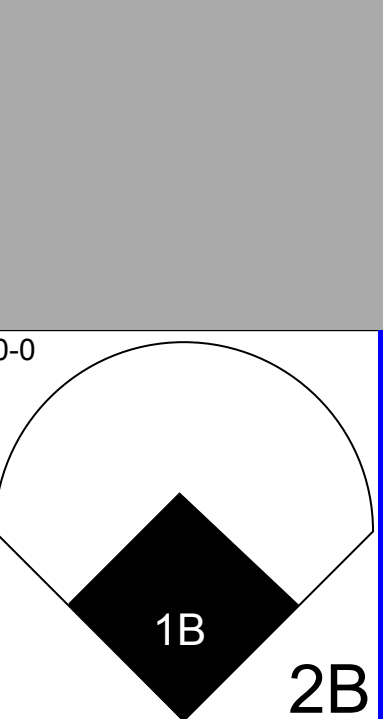
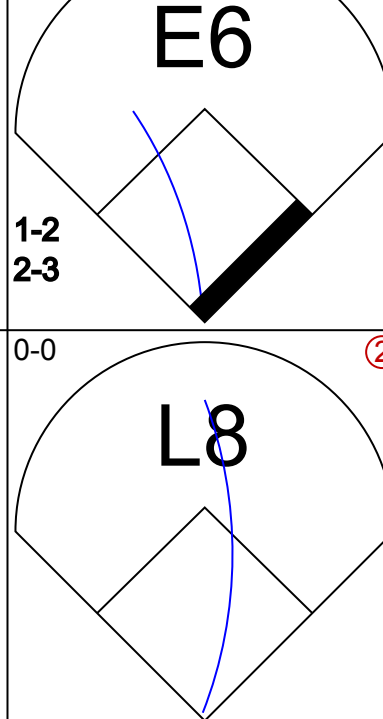


| Batter | 1 | 2 | 3 | 4 | 5 | 6 | 7 | 8 | 9 | AB | R | H | RBI | BB | SO | LOB | TOP | | | | |
|--|---|--|--|---|---|---|---|---|---|---------------------------------|------------------------------|---------------------------------|------------------------------|----------------------------------|------------------------------|----------------------------------|------------------------------|---------------------------------|----------------------------------|------------------------------------|--|
| Dick McAuliffe, L (1, 6) OBP: 0.382, SLG: 0.516 |  |  | |  | |  | |  | | 4 | 0 | 0 | 0 | 1 | 1 | 2 | | | | | |
| Jerry Lumpe, L (1, 4) OBP: 0.288, SLG: 0.304 |  |  | |  | | |  | |  | 5 | 0 | 1 | 0 | 0 | 1 | 4 | | | | | |
| Dick Tracewski, R (9, 4) OBP: 0.236, SLG: 0.180 |  | | | | | | | | | 0 | 0 | 0 | 0 | 0 | 0 | 0 | | | | | |
| Norm Cash, L (1, 3) OBP: 0.346, SLG: 0.466 |  | |  | |  | |  | |  | 4 | 1 | 1 | 1 | 1 | 0 | 1 | | | | | |
| Al Kaline, R (1, 8) OBP: 0.390, SLG: 0.558 |  | |  | |  | |  | |  | 5 | 1 | 1 | 1 | 0 | 2 | 2 | | | | | |
| Jim Northrup, L (1, 9) OBP: 0.325, SLG: 0.472 | |  |  | |  | |  | |  | 5 | 2 | 3 | 1 | 0 | 0 | 1 | | | | | |
| Willie Horton, R (1, 7) OBP: 0.337, SLG: 0.502 | |  |  | |  | | |  | | 2 | 1 | 2 | 1 | 2 | 0 | 0 | | | | | |
| Don Wert, R (1, 5) OBP: 0.340, SLG: 0.347 | |  |  | |  | | |  | | 2 | 0 | 0 | 0 | 1 | 0 | 3 | | | | | |
| Bill Freehan, R (1, 2) OBP: 0.299, SLG: 0.363 |  | | |  | |  | |  | | 3 | 0 | 2 | 1 | 0 | 1 | 0 | | | | | |
| Earl Wilson, R (1, 1) OBP: 0.308, SLG: 0.519 |  | | |  | |  | |  | | 3 | 0 | 0 | 0 | 0 | 3 | 3 | | | | | |
| Orlando Pena, R (9, 1) OBP: 0.071, SLG: 0.071 | | | |  | | | | | | 0 | 0 | 0 | 0 | 0 | 0 | 0 | | | | | |
| Inning Stats | R: 0 E: 0 K: 2 S: 8 | H: 1 LOB: 1 BB: 0 P: 8 | R: 1 E: 0 K: 1 S: 7 | H: 2 LOB: 3 BB: 2 P: 15 | R: 1 E: 0 K: 0 S: 5 | H: 2 LOB: 1 BB: 0 P: 5 | R: 0 E: 0 K: 0 S: 4 | H: 1 LOB: 1 BB: 0 P: 4 | R: 1 E: 0 K: 0 S: 4 | H: 2 LOB: 1 BB: 1 P: 8 | R: 0 E: 0 K: 2 S: 7 | H: 0 LOB: 0 BB: 0 P: 7 | R: 0 E: 0 K: 2 S: 7 | H: 0 LOB: 1 BB: 1 P: 11 | R: 1 E: 0 K: 1 S: 6 | H: 1 LOB: 1 BB: 1 P: 10 | R: 1 E: 0 K: 0 S: 4 | H: 1 LOB: 0 BB: 0 P: 4 | 1B: 5 2B: 2 3B: 0 HR: 3 | SF: 0 SAC: 3 DP: 1 HBP: 0 | WP: 0 PA: 41 PB: 0 SB: 0 CS: 0 |
| PITCHER | IP WLS BF H R ER SO BB IBB HBP BLK WP HR S P ERA WHIP | | | | | | | | | | | | | | | | | | | | |
| Eddie Watt, R (1, 1) ERA: 3.84 | 4.1 L 23 8 3 3 3 2 0 0 0 0 2 27 35 6.23 2.308 | | | | | | | | | | | | | | | | | | | | |
| Moe Drabowsky, R (5, 1) ERA: 2.94 | 3.2 14 1 1 1 5 3 0 0 0 0 0 21 33 2.46 1.091 | | | | | | | | | | | | | | | | | | | | |
| Dick Hall, R (9, 1) ERA: 3.39 | 1.0 4 1 1 1 0 0 0 0 0 0 1 4 4 9.00 1.000 | | | | | | | | | | | | | | | | | | | | |

Detroit Tigers @ Baltimore Orioles
Memorial Stadium, Baltimore, MD
Tue Aug 30 1966, 7:05 PM EDT
Att: 28,207 - Unknown

| | |
|-----|----|
| AB | 33 |
| R | 5 |
| H | 10 |
| RBI | 5 |
| BB | 5 |
| SO | 8 |
| LOB | 16 |



| Batter | 1 | 2 | 3 | 4 | 5 | 6 | 7 | 8 | 9 | AB | R | H | RBI | BB | SO | LOB | BOTTOM | | | | |
|--|---|---|---|---|--|---|---|---|---|---------------------------------|------------------------------|---------------------------------|------------------------------|---------------------------------|------------------------------|---------------------------------|------------------------------|----------------------------------|----------------------------------|------------------------------------|--|
| Luis Aparicio, R (1, 6) OBP: 0.306, SLG: 0.376 |  | |  | |  | | |  |  | 5 | 0 | 2 | 1 | 0 | 0 | 3 | | | | | |
| Curt Blefary, L (1, 7) OBP: 0.373, SLG: 0.452 |  | |  | | |  | |  | | 4 | 0 | 1 | 0 | 0 | 0 | 3 | | | | | |
| Russ Snyder, L (1, 8) OBP: 0.383, SLG: 0.420 |  | | |  | |  | |  | | 4 | 0 | 0 | 0 | 0 | 1 | 2 | | | | | |
| Frank Robinson, R (1, 9) OBP: 0.407, SLG: 0.633 | |  | |  | |  | | |  | 4 | 2 | 2 | 1 | 0 | 0 | 1 | | | | | |
| Brooks Robinson, R (1, 5) OBP: 0.342, SLG: 0.467 | |  | |  | | |  | |  | 3 | 1 | 2 | 1 | 1 | 1 | 0 | | | | | |
| Boog Powell, L (1, 3) OBP: 0.381, SLG: 0.567 | |  | |  | | |  | |  | 3 | 0 | 2 | 1 | 1 | 0 | 0 | | | | | |
| Bob Johnson, R (1, 4) OBP: 0.273, SLG: 0.259 | |  | |  | | |  | |  | 3 | 0 | 0 | 0 | 1 | 0 | 4 | | | | | |
| Andy Etchebarren, R (1, 2) OBP: 0.310, SLG: 0.409 | | |  | | | |  | |  | 4 | 0 | 0 | 0 | 0 | 1 | 2 | | | | | |
| Eddie Watt, R (1, 1) OBP: 0.256, SLG: 0.436 | | | | | | | | | | 1 | 0 | 0 | 0 | 0 | 0 | 0 | | | | | |
| Moe Drabowsky, R (5, 1) OBP: 0.303, SLG: 0.333 | | | | | | | | | | 1 | 0 | 0 | 0 | 0 | 1 | 0 | | | | | |
| Vic Rozelle, L (8, 1) OBP: 0.286, SLG: 0.349 | | | | | | | | | | 1 | 0 | 1 | 0 | 0 | 0 | 0 | | | | | |
| Jim Palmer, R (8, 1) OBP: 0.326, SLG: 0.611 | | | | | | | | | | 0 | 1 | 0 | 0 | 0 | 0 | 0 | | | | | |
| Dick Hall, R (9, 1) OBP: 0.203, SLG: 0.200 | | | | | | | | | | 0 | 0 | 0 | 0 | 0 | 0 | 0 | | | | | |
| Paul Blair, R (9, 1) OBP: 0.233, SLG: 0.375 | | | | | | | |  |  | 1 | 0 | 0 | 0 | 0 | 0 | 3 | | | | | |
| Inning Stats | R: 0 E: 0 K: 0 S: 3 | H: 0 LOB: 0 BB: 0 P: 3 | R: 0 E: 0 K: 0 S: 3 | H: 1 LOB: 1 BB: 1 P: 7 | R: 0 E: 0 K: 1 S: 6 | H: 1 LOB: 1 BB: 0 P: 6 | R: 1 E: 0 K: 1 S: 7 | H: 3 LOB: 1 BB: 0 P: 7 | R: 0 E: 0 K: 1 S: 5 | H: 0 LOB: 0 BB: 0 P: 5 | R: 0 E: 0 K: 0 S: 3 | H: 1 LOB: 0 BB: 0 P: 3 | R: 1 E: 0 K: 0 S: 4 | H: 1 LOB: 1 BB: 1 P: 4 | R: 0 E: 0 K: 0 S: 4 | H: 2 LOB: 3 BB: 0 P: 4 | R: 1 E: 1 K: 1 S: 7 | H: 1 LOB: 3 BB: 2 P: 15 | 1B: 7 2B: 2 3B: 0 HR: 2 | SF: 0 SAC: 0 DP: 4 HBP: 0 | WP: 0 PA: 37 PB: 0 SB: 0 CS: 0 |
| PITCHER | IP WLS BF H R ER SO BB IBB HBP BLK WP HR S P ERA WHIP | | | | | | | | | | | | | | | | | | | | |
| Earl Wilson, R (1, 1) ERA: 3.32 | 8.1 W 34 10 4 4 4 3 0 0 0 0 2 39 51 4.32 1.560 | | | | | | | | | | | | | | | | | | | | |
| Orlando Pena, R (9, 1) ERA: 3.07 | 0.2 S 3 0 0 0 0 0 0 0 0 0 0 3 3 0.00 0.000 | | | | | | | | | | | | | | | | | | | | |

Detroit Tigers @ Baltimore Orioles
Memorial Stadium, Baltimore, MD
Tue Aug 30 1966, 7:05 PM EDT
Att: 28,207 - Unknown

| | |
|-----|----|
| AB | 34 |
| R | 4 |
| H | 10 |
| RBI | 4 |
| BB | 3 |
| SO | 4 |
| LOB | 18 |



| Batter | 1 | 2 | 3 | 4 | 5 | 6 | 7 | 8 | 9 | AB | R | H | RBI | BB | SO | LOB | TOP | | | |
|---|--|---------------------------------|------------------------------|---------------------------------|------------------------------|---------------------------------|------------------------------|---------------------------------|------------------------------|---------------------------------|------------------------------|---------------------------------|------------------------------|---------------------------------|------------------------------|---------------------------------|--|----------------------------------|------------------------------------|----------------------------------|
| Don Wert, R OBP: 0.338, SLG: 0.351 (1, 5) | F4 | | | 6-3 | | F2 | | F9 | | 4 | 0 | 0 | 0 | 0 | 0 | 0 | Detroit Tigers @ Chicago White Sox Comiskey Park, Chicago, IL Wed Aug 31 1966, 8:05 PM EDT Att: 19,304 - Unknown | | | |
| Dick Tracewski, R OBP: 0.241, SLG: 0.208 (1, 4) | F8 | | | E | | | | | F8 | 4 | 1 | 2 | 0 | 0 | 0 | 0 | | | | |
| Norm Cash, L OBP: 0.346, SLG: 0.470 (1, 3) | K | | | F2 | | L7 | | | G3 | 4 | 0 | 0 | 0 | 0 | 1 | 2 | | | | |
| Al Kaline, R OBP: 0.386, SLG: 0.551 (1, 9) | | K | | L6 | | L9 | | | L9 | 4 | 0 | 0 | 0 | 0 | 1 | 1 | | | | |
| Willie Horton, R OBP: 0.331, SLG: 0.493 (1, 7) | K | | | 3-H | | | | | | 3 | 0 | 0 | 0 | 0 | 1 | 1 | | | | |
| Bill Freehan, R OBP: 0.295, SLG: 0.361 (1, 2) | K | | | | | F8 | | | | 3 | 0 | 0 | 0 | 0 | 1 | 0 | | | | |
| Mickey Stanley, R OBP: 0.321, SLG: 0.351 (1, 8) | | | | 6-3 | | F3 | | | F9 | 3 | 0 | 0 | 0 | 0 | 0 | 0 | | | | |
| Ray Oyler, R OBP: 0.269, SLG: 0.258 (1, 6) | | | | K | | | | | | 3 | 0 | 1 | 0 | 0 | 2 | 0 | | | | |
| Johnny Podres, L OBP: 0.300, SLG: 0.278 Fred Gladding, L OBP: 0.339, SLG: 0.392 Jake Wood, R OBP: 0.192, SLG: 0.160 Bill Monbouquette, R OBP: 0.192, SLG: 0.160 (1, 1) (7, 1) (8, PH) (8, 1) | | | | 1-3 | | L4 | | | K | 2 | 0 | 0 | 0 | 0 | 0 | 1 | | | | |
| Inning Stats | R: 0 E: 0 K: 1 S: 5 | H: 0 LOB: 0 BB: 0 P: 5 | R: 0 E: 0 K: 3 S: 9 | H: 0 LOB: 0 BB: 0 P: 9 | R: 0 E: 0 K: 1 S: 5 | H: 0 LOB: 0 BB: 0 P: 5 | R: 1 E: 1 K: 0 S: 5 | H: 1 LOB: 1 BB: 0 P: 5 | R: 0 E: 0 K: 0 S: 4 | H: 1 LOB: 1 BB: 0 P: 4 | R: 0 E: 0 K: 0 S: 3 | H: 0 LOB: 0 BB: 0 P: 3 | R: 0 E: 0 K: 2 S: 7 | H: 0 LOB: 0 BB: 0 P: 7 | R: 0 E: 0 K: 0 S: 3 | H: 0 LOB: 0 BB: 0 P: 3 | | 1B: 2 2B: 0 3B: 1 HR: 0 | SF: 0 SAC: 0 DP: 0 HBP: 0 | WP: 0 PB: 0 SB: 1 CS: 0 |
| PITCHER Gary Peters, L ERA: 1.89 (1, 1) | IP: 9.0 WLS: W BF: 31 H: 3 R: 1 ER: 0 SO: 7 BB: 0 IBB: 0 HBP: 0 BLK: 0 WP: 0 HR: 0 S: 45 P: 45 ERA: 0.00 WHIP: 0.333 | | | | | | | | | | | | | | | | | | | |

| Batter | 1 | 2 | 3 | 4 | 5 | 6 | 7 | 8 | 9 | AB | R | H | RBI | BB | SO | LOB | BOTTOM | | | |
|---|--|---------------------------------|------------------------------|---------------------------------|------------------------------|---------------------------------|------------------------------|---------------------------------|------------------------------|---------------------------------|------------------------------|---------------------------------|------------------------------|----------------------------------|------------------------------|---------------------------------|--|------------------------------------|----------------------------------|--------|
| Don Buford, S OBP: 0.327, SLG: 0.356 (1, 5) | L6 | | | 1B | | F8 | | | | 4 | 0 | 2 | 0 | 0 | 0 | 0 | Detroit Tigers @ Chicago White Sox Comiskey Park, Chicago, IL Wed Aug 31 1966, 8:05 PM EDT Att: 19,304 - Unknown | | | |
| Wayne Causey, L OBP: 0.329, SLG: 0.300 Al Weis, S OBP: 0.214, SLG: 0.165 (1, 4) (6, PR) (7, 4) | K | | | K | | | | | | 3 | 0 | 1 | 0 | 0 | 2 | 1 | | | | |
| Smoky Burgess, L OBP: 0.397, SLG: 0.368 Lee Elia, R OBP: 0.289, SLG: 0.303 (7, PH) (8, 6) | K | | | | | 5-3 | | | | 1 | 0 | 0 | 0 | 0 | 1 | 2 | | | | |
| Tommie Agee, R OBP: 0.321, SLG: 0.426 (1, 8) | K | | | G6-4-3 | | | | | | 4 | 0 | 3 | 1 | 0 | 1 | 0 | | | | |
| Bill Skowron, R OBP: 0.319, SLG: 0.381 Jim Hicks, R OBP: 0.125, SLG: 0.125 (1, 3) (9, 9) | K | | | G6-4-3 | | 5-3 | | | F7 | 4 | 0 | 0 | 0 | 0 | 1 | 4 | | | | |
| Jerry Adair, R OBP: 0.301, SLG: 0.338 (1, 6) (8, 4) | 5-3 | | | | | | | | F8 | 4 | 0 | 1 | 0 | 0 | 0 | 3 | | | | |
| Ken Berry, R OBP: 0.312, SLG: 0.388 (1, 7) | 6-3 | | | | | FC4-6 | | | F8 | 3 | 1 | 0 | 0 | 1 | 0 | 1 | | | | |
| Pete Ward, L OBP: 0.280, SLG: 0.275 Jerry McNertney, R OBP: 0.308, SLG: 0.224 (1, 9) (8, 2) | | | | 6-3 | | 4-3 | | | F8 | 3 | 1 | 2 | 0 | 0 | 1 | 1 | | | | |
| John Romano, R OBP: 0.352, SLG: 0.430 Tom McCraw, L OBP: 0.286, SLG: 0.328 (1, 2) (7, PR) (8, 9) (9, 3) | | | | 6-3 | | | | | | 1 | 0 | 0 | 0 | 2 | 0 | 0 | | | | |
| Gary Peters, L OBP: 0.221, SLG: 0.312 (1, 1) | K | | | 1-3 | | FC2-6 | | | | 3 | 1 | 0 | 0 | 0 | 1 | 3 | | | | |
| Inning Stats | R: 0 E: 0 K: 2 S: 7 | H: 0 LOB: 0 BB: 0 P: 7 | R: 0 E: 0 K: 1 S: 5 | H: 0 LOB: 0 BB: 0 P: 5 | R: 0 E: 0 K: 1 S: 5 | H: 0 LOB: 0 BB: 0 P: 5 | R: 0 E: 0 K: 1 S: 6 | H: 2 LOB: 1 BB: 0 P: 6 | R: 0 E: 0 K: 0 S: 4 | H: 1 LOB: 2 BB: 1 P: 8 | R: 0 E: 0 K: 0 S: 5 | H: 2 LOB: 3 BB: 0 P: 5 | R: 3 E: 0 K: 1 S: 7 | H: 3 LOB: 2 BB: 2 P: 15 | R: 0 E: 1 K: 0 S: 4 | H: 0 LOB: 1 BB: 0 P: 4 | 1B: 7 2B: 0 3B: 0 HR: 1 | SF: 0 SAC: 0 DP: 1 HBP: 0 | WP: 0 PB: 0 SB: 1 CS: 0 | PA: 34 |
| PITCHER Johnny Podres, L ERA: 3.3 Fred Gladding, R ERA: 3.88 Bill Monbouquette, R ERA: 5.01 (1, 1) (7, 1) (8, 1) | IP: 6.0 WLS: L BF: 25 H: 6 R: 2 ER: 2 SO: 5 BB: 1 IBB: 1 HBP: 0 BLK: 0 WP: 0 HR: 0 S: 33 P: 41 ERA: 3.00 WHIP: 1.167 | | | | | | | | | | | | | | | | | | | |

| | |
|-----|----|
| AB | 31 |
| R | 1 |
| H | 3 |
| RBI | 0 |
| BB | 0 |
| SO | 7 |
| LOB | 5 |





| | |
|-----|----|
| AB | 31 |
| R | 3 |
| H | 8 |
| RBI | 3 |
| BB | 3 |
| SO | 6 |
| LOB | 16 |



| Batter | 1 | 2 | 3 | 4 | 5 | 6 | 7 | 8 | 9 | AB | R | H | RBI | BB | SO | LOB | TOP | | | | | |
|--|---|---------------------------------|------------------------------|---------------------------------|------------------------------|---------------------------------|------------------------------|----------------------------------|------------------------------|---------------------------------|------------------------------|---------------------------------|------------------------------|---------------------------------|------------------------------|---------------------------------|--|---------------------------------|----------------------------------|------------------------------------|----------------------------------|--------|
| Dick McAuliffe, L (1, 6) OBP: 0.380, SLG: 0.516 | F3 | | L6 | | F9 | | 4-3 | | | 4 | 0 | 0 | 0 | 0 | 0 | 0 | Detroit Tigers @ Cleveland Indians Cleveland Municipal Stadium, Cleveland, OH Fri Sep 02 1966, 7:05 PM EDT Unknown | | | | | |
| Jerry Lumpe, L (1, 4) OBP: 0.285, SLG: 0.306 | K | | | F9 | | F6 | | F4 | 4 | 0 | 1 | 0 | 0 | 1 | 0 | | | | | | | |
| Dick Tracewski, R (8, 4) OBP: 0.241, SLG: 0.208 | | | | 2B | | | | | 0 | 0 | 0 | 0 | 0 | 0 | 0 | | | | | | | |
| Norm Cash, L (1, 3) OBP: 0.350, SLG: 0.475 | | | | BB | | 1B | | F6 | 3 | 1 | 2 | 0 | 1 | 0 | 0 | | | | | | | |
| Gates Brown, L (1, 7) OBP: 0.333, SLG: 0.421 | | | | BB | | 1B | | | 4 | 1 | 1 | 0 | 0 | 1 | 3 | | | | | | | |
| Mickey Stanley, R (8, 8) OBP: 0.321, SLG: 0.351 | K | | | F9 | | HR | | G3 | 0 | 0 | 0 | 0 | 0 | 0 | 0 | | | | | | | |
| Willie Horton, R (1, 9) OBP: 0.333, SLG: 0.506 | | K | | | | HR | | | 4 | 2 | 2 | 3 | 0 | 2 | 2 | | | | | | | |
| Jim Northrup, L (1, 8) OBP: 0.323, SLG: 0.469 | | F6 | | | | G3 | | K | 3 | 0 | 0 | 0 | 1 | 1 | 1 | | | | | | | |
| Don Wert, R (1, 5) OBP: 0.336, SLG: 0.351 | | K | | | | F3 | | | 4 | 0 | 1 | 1 | 0 | 2 | 3 | | | | | | | |
| Bill Freehan, R (1, 2) OBP: 0.290, SLG: 0.353 | | | K | | F8 | | F7 | F8 | 4 | 0 | 0 | 0 | 0 | 1 | 1 | | | | | | | |
| Denny McLain, R (1, 1) OBP: 0.229, SLG: 0.205 | | | K | | K | | 5-3 | K | 4 | 0 | 0 | 0 | 0 | 3 | 1 | | | | | | | |
| Inning Stats | R: 0 E: 0 K: 2 S: 8 | H: 1 LOB: 1 BB: 0 P: 8 | R: 0 E: 0 K: 2 S: 7 | H: 0 LOB: 0 BB: 0 P: 7 | R: 0 E: 0 K: 2 S: 7 | H: 0 LOB: 0 BB: 0 P: 7 | R: 0 E: 0 K: 2 S: 8 | H: 1 LOB: 3 BB: 2 P: 16 | R: 0 E: 0 K: 1 S: 5 | H: 0 LOB: 0 BB: 0 P: 5 | R: 3 E: 0 K: 0 S: 6 | H: 3 LOB: 0 BB: 0 P: 6 | R: 0 E: 0 K: 0 S: 3 | H: 0 LOB: 0 BB: 0 P: 3 | R: 0 E: 0 K: 0 S: 3 | H: 0 LOB: 0 BB: 0 P: 3 | R: 1 E: 0 K: 2 S: 9 | H: 2 LOB: 1 BB: 0 P: 9 | 1B: 4 2B: 2 3B: 0 HR: 1 | SF: 0 SAC: 0 DP: 0 HBP: 0 | WP: 0 PB: 0 SB: 0 CS: 0 | PA: 36 |
| PITCHER | IP WLS BF H R ER SO BB IBB HBP BLK WP HR S P ERA WHIP | | | | | | | | | | | | | | | | | | | | | |
| Gary Bell, R (1, 1) ERA: 3.14 | 7.0 L 28 5 3 3 9 2 0 0 0 0 0 1 44 52 3.86 1.000 | | | | | | | | | | | | | | | | | | | | | |
| Jack Kratlick, L (8, 1) ERA: 3.79 | 1.1 6 2 1 1 1 0 0 0 0 0 0 0 8 8 6.75 1.500 | | | | | | | | | | | | | | | | | | | | | |
| Dick Radatz, R (9, 1) ERA: 4.84 | 0.2 2 0 0 0 0 1 0 0 0 0 0 0 4 4 0.00 0.000 | | | | | | | | | | | | | | | | | | | | | |

| Batter | 1 | 2 | 3 | 4 | 5 | 6 | 7 | 8 | 9 | AB | R | H | RBI | BB | SO | LOB | BOTTOM | | | | | |
|--|---|---------------------------------|------------------------------|----------------------------------|------------------------------|---------------------------------|------------------------------|---------------------------------|------------------------------|---------------------------------|------------------------------|---------------------------------|------------------------------|----------------------------------|------------------------------|---------------------------------|--|---------------------------------|----------------------------------|------------------------------------|----------------------------------|--------|
| Dick Howser, R (1, 4) OBP: 0.300, SLG: 0.363 | L5 | | | | | | | | | 1 | 0 | 0 | 0 | 3 | 0 | 0 | Detroit Tigers @ Cleveland Indians Cleveland Municipal Stadium, Cleveland, OH Fri Sep 02 1966, 7:05 PM EDT Unknown | | | | | |
| Jim Gentile, L (9, PH) OBP: 0.323, SLG: 0.403 | | | | | | | | | | 0 | 0 | 0 | 0 | 1 | 0 | 0 | | | | | | |
| Chico Salmon, R (9, PR) OBP: 0.285, SLG: 0.340 | | | | | | | | | | 0 | 0 | 0 | 0 | 0 | 0 | 0 | | | | | | |
| Vic Davallilo, L (1, 8) OBP: 0.298, SLG: 0.313 | 4-3 | | | | | | | | | 5 | 0 | 1 | 0 | 0 | 0 | 3 | | | | | | |
| Leon Wagner, L (1, 7) OBP: 0.343, SLG: 0.472 | 3-1 | | | | | | | | | 3 | 0 | 0 | 0 | 1 | 0 | 2 | | | | | | |
| Rocky Colavito, R (1, 9) OBP: 0.346, SLG: 0.456 | | F5 | | | 5-3 | | F6 | | F7 | 4 | 0 | 0 | 0 | 0 | 0 | 5 | | | | | | |
| Fred Whitfield, L (1, 3) OBP: 0.295, SLG: 0.453 | | | | | 3-1 | | F7 | | K | 3 | 0 | 0 | 0 | 1 | 1 | 0 | | | | | | |
| Duke Sims, L (1, 2) OBP: 0.335, SLG: 0.521 | | | | | E6 | | F6 | | HR | 4 | 1 | 2 | 1 | 0 | 0 | 0 | | | | | | |
| Max Alvis, R (1, 5) OBP: 0.297, SLG: 0.368 | | | | | FC5-4 | | | | F8 | 4 | 1 | 1 | 1 | 0 | 0 | 3 | | | | | | |
| Larry Brown, R (1, 6) OBP: 0.325, SLG: 0.322 | | | | | | | 6-3 | | F8 | 3 | 0 | 0 | 0 | 1 | 0 | 0 | | | | | | |
| Gary Bell, R (1, 1) OBP: 0.178, SLG: 0.159 | | | | | | | | | | 2 | 0 | 0 | 0 | 0 | 1 | 3 | | | | | | |
| Jim Landis, R (7, PH) OBP: 0.323, SLG: 0.345 | | | | | | | | | | 1 | 0 | 0 | 0 | 0 | 0 | 0 | | | | | | |
| Jack Kratlick, L (8, 1) OBP: 0.083, SLG: 0.083 | | | | | | | | | | 0 | 0 | 0 | 0 | 0 | 0 | 0 | | | | | | |
| Dick Radatz, R (9, 1) OBP: 0.100, SLG: 0.100 | | | | | | | | | | 0 | 0 | 0 | 0 | 0 | 0 | 0 | | | | | | |
| Chuck Hinton, R (9, PH) OBP: 0.326, SLG: 0.410 | | | | | | | | | | 1 | 0 | 0 | 0 | 0 | 1 | 0 | | | | | | |
| Inning Stats | R: 0 E: 0 K: 0 S: 3 | H: 0 LOB: 0 BB: 0 P: 3 | R: 0 E: 0 K: 1 S: 6 | H: 1 LOB: 3 BB: 2 P: 14 | R: 0 E: 0 K: 0 S: 2 | H: 0 LOB: 0 BB: 1 P: 6 | R: 0 E: 1 K: 0 S: 4 | H: 0 LOB: 1 BB: 0 P: 4 | R: 0 E: 0 K: 0 S: 4 | H: 0 LOB: 3 BB: 1 P: 9 | R: 1 E: 0 K: 0 S: 4 | H: 1 LOB: 0 BB: 0 P: 4 | R: 0 E: 0 K: 0 S: 3 | H: 0 LOB: 2 BB: 2 P: 11 | R: 1 E: 0 K: 1 S: 6 | H: 1 LOB: 0 BB: 0 P: 6 | R: 0 E: 0 K: 1 S: 5 | H: 0 LOB: 1 BB: 1 P: 9 | 1B: 2 2B: 0 3B: 0 HR: 2 | SF: 0 SAC: 0 DP: 1 HBP: 1 | WP: 0 PB: 0 SB: 0 CS: 0 | PA: 39 |
| PITCHER | IP WLS BF H R ER SO BB IBB HBP BLK WP HR S P ERA WHIP | | | | | | | | | | | | | | | | | | | | | |
| Denny McLain, R (1, 1) ERA: 3.71 | 9.0 W 39 4 2 2 3 7 0 1 0 0 0 2 37 66 2.00 1.222 | | | | | | | | | | | | | | | | | | | | | |

| Batter | 1 | 2 | 3 | 4 | 5 | 6 | 7 | 8 | 9 | 10 | AB | R | H | RBI | BB | SO | LOB | TOP | | | | |
|--|------------------------------|---------------------------------|------------------------------|---------------------------------|-------------------------------|----------------------------------|------------------------------|---------------------------------|------------------------------|---------------------------------|------------------------------|---------------------------------|------------------------------|---------------------------------|------------------------------|----------------------------------|------------------------------|---|---------------------------------|-----------------------------------|------------------------------------|----------------------------------|
| Don Wert, R OBP: 0.338, SLG: 0.353 (1, 5) | F9 | F6 | | 1B | | F8 | | | FC3-6 1B | 1B | 6 | 0 | 3 | 1 | 0 | 0 | 2 | Detroit Tigers @ Cleveland Indians Cleveland Municipal Stadium, Cleveland, OH Fri Sep 02 1966, 7:05 PM EDT Att: 10,257 - Unknown livebaseballscorecards.com AB 44 R 7 H 15 RBI 7 BB 2 SO 8 LOB 27  | | | | |
| Dick Tracewski, R OBP: 0.238, SLG: 0.205 (1, 4) | 1B | F3 | | F4 | | F9 | | | FC3-6 BB 1-2f | F4 | 6 | 1 | 1 | 0 | 0 | 0 | 5 | | | | | |
| Norm Cash, L OBP: 0.349, SLG: 0.473 (1, 3) | FC5 1B | F4 | | F7 | | 4-3 | | | K | | 5 | 0 | 1 | 0 | 0 | 1 | 4 | | | | | |
| Al Kaline, R OBP: 0.390, SLG: 0.550 (1, 9) | FC5 1B | | | 2B | | K | | | L9 | BB | 3 | 1 | 1 | 1 | 2 | 1 | 1 | | | | | |
| Willie Horton, R OBP: 0.334, SLG: 0.507 (1, 7) | FC5 | | | 2B | | WP 1B | | | K | | 5 | 1 | 2 | 0 | 0 | 2 | 4 | | | | | |
| Bill Freehan, R OBP: 0.289, SLG: 0.354 (1, 2) | L4 | | | 1-3 2-H | | K | | | F8 | | 5 | 0 | 1 | 1 | 0 | 1 | 3 | | | | | |
| Mickey Stanley, R OBP: 0.328, SLG: 0.376 (1, 8) | | | | K | | G5-4-3 1B | | | F2 | 1B E | 5 | 2 | 3 | 2 | 0 | 1 | 2 | | | | | |
| Ray Oyler, R OBP: 0.270, SLG: 0.259 Dick McAuliffe, L OBP: 0.380, SLG: 0.516 (8, PH) | | HR | | K | | G5-4-3 1B | | | F5 | FC4-6 1B | 3 | 0 | 1 | 0 | 0 | 1 | 3 | | | | | |
| Joe Sparna, R OBP: 0.207, SLG: 0.293 Bill Monbouquette, R OBP: 0.142, SLG: 0.154 Gates Brown OBP: 0.097, SLG: 0.145 Fred Gladding, L OBP: 0.062, SLG: 0.148 Jim Northrup, L OBP: 0.022, SLG: 0.468 Larry Sherry, R OBP: 0.044, SLG: 0.667 (10, PH) | | SH 1B | | K | | | | | 6-3 | FC4-6 1B | 0 | 0 | 0 | 0 | 0 | 0 | 0 | | | | | |
| Inning Stats | R: 1 E: 0 K: 0 S: 6 | H: 3 LOB: 2 BB: 0 P: 6 | R: 1 E: 1 K: 0 S: 6 | H: 2 LOB: 2 BB: 0 P: 6 | R: 1 E: 0 K: 3 S: 11 | H: 2 LOB: 2 BB: 1 P: 15 | R: 0 E: 0 K: 1 S: 6 | H: 1 LOB: 1 BB: 0 P: 6 | R: 1 E: 0 K: 1 S: 6 | H: 2 LOB: 0 BB: 0 P: 6 | R: 0 E: 0 K: 1 S: 5 | H: 0 LOB: 0 BB: 0 P: 5 | R: 0 E: 0 K: 0 S: 3 | H: 0 LOB: 0 BB: 0 P: 3 | R: 0 E: 0 K: 2 S: 8 | H: 1 LOB: 2 BB: 0 P: 12 | R: 2 E: 1 K: 0 S: 6 | | H: 3 LOB: 1 BB: 0 P: 6 | 1B: 11 2B: 2 3B: 0 HR: 2 | SF: 0 SAC: 1 DP: 1 HBP: 0 | WP: 1 PB: 0 SB: 0 CS: 0 |
| PITCHER | IP | WLS | BF | H | R | ER | SO | BB | IBB | HBP | BLK | WP | HR | S | P | ERA | WHIP | | | | | |
| John O'Donoghue, L ERA: 3.74 Bob Hefner, R ERA: 4.5 Luis Tiant, R ERA: 3.33 Dick Radatz, R ERA: 4.83 | (1, 1) | 2.0 | 14 | 6 | 3 | 3 | 0 | 1 | 0 | 0 | 0 | 0 | 1 | 1 | 13 | 17 | 13.50 | 3.500 | | | | |
| | (3, 1) | 4.0 | 16 | 5 | 2 | 2 | 5 | 0 | 0 | 0 | 0 | 0 | 1 | 1 | 26 | 26 | 4.50 | 1.250 | | | | |
| | (7, 1) | 2.0 | 6 | 0 | 0 | 0 | 1 | 0 | 0 | 0 | 0 | 0 | 0 | 0 | 8 | 8 | 0.00 | 0.000 | | | | |
| | (9, 1) | 2.0 | L | 11 | 4 | 2 | 1 | 2 | 1 | 0 | 0 | 0 | 0 | 0 | 14 | 18 | 4.50 | 2.500 | | | | |

| Batter | 1 | 2 | 3 | 4 | 5 | 6 | 7 | 8 | 9 | 10 | AB | R | H | RBI | BB | SO | LOB | BOTTOM | | | | |
|---|------------------------------|----------------------------------|------------------------------|---------------------------------|------------------------------|---------------------------------|------------------------------|---------------------------------|------------------------------|---------------------------------|------------------------------|---------------------------------|------------------------------|---------------------------------|-----------------------------------|------------------------------------|----------------------------------|---|--------|--|--|--|
| Dick Howser, R OBP: 0.297, SLG: 0.352 (1, 4) | 1B | K | | K | | | F8 | 6-3 | | | 4 | 1 | 0 | 0 | 1 | 2 | 2 | Detroit Tigers @ Cleveland Indians Cleveland Municipal Stadium, Cleveland, OH Fri Sep 02 1966, 7:05 PM EDT Att: 10,257 - Unknown livebaseballscorecards.com AB 38 R 5 H 10 RBI 5 BB 5 SO 5 LOB 21  | | | | |
| Vic Davallio, L OBP: 0.303, SLG: 0.316 (1, 8) | 1B | 1-3 | | | | | WP BB | | 4-3 | | 4 | 1 | 2 | 0 | 1 | 0 | 0 | | | | | |
| Leon Wagner, L OBP: 0.346, SLG: 0.472 (1, 7) | 1B | 1B | | | | F6 | | | 4-3 | | 4 | 1 | 2 | 1 | 1 | 0 | 1 | | | | | |
| Rocky Colavito, R OBP: 0.343, SLG: 0.451 (1, 9) | F6 | L9 | | | | L9 | | | F4 | | 5 | 0 | 0 | 0 | 0 | 0 | 6 | | | | | |
| Fred Whitfield, L OBP: 0.294, SLG: 0.450 (1, 3) | F5 | | | 3-6 1B | | F6 | | | K | | 5 | 0 | 1 | 0 | 0 | 1 | 5 | | | | | |
| Duke Sims, L OBP: 0.360, SLG: 0.520 Pedro Gonzalez, R OBP: 0.265, SLG: 0.284 Joe Azcue, R OBP: 0.309, SLG: 0.369 (9, 2) | 1B | | | 3-6 | | F8 | | | L9 | | 4 | 1 | 2 | 1 | 0 | 0 | 1 | | | | | |
| Max Alvis, R OBP: 0.301, SLG: 0.369 (1, 5) | 1B | | | 6-3 | | | | | SH1-4 1B | | 0 | 0 | 0 | 0 | 0 | 0 | 0 | | | | | |
| Larry Brown, R OBP: 0.323, SLG: 0.319 (1, 6) | FC6-4 1B | | | | | L5 | | | F7 | | 3 | 1 | 2 | 1 | 1 | 0 | 0 | | | | | |
| John O'Donoghue, R OBP: 0.192, SLG: 0.182 Bob Hefner, R ERA: 4.5 Jim Gentile, L OBP: 0.137, SLG: 0.401 Luis Tiant, R OBP: 0.307, SLG: 0.640 Chuck Hinton, R OBP: 0.208, SLG: 0.410 Dick Radatz, R OBP: 0.102, SLG: 0.100 (10, PH) | FC6-4 1B | | | L9 | | L9 | | | K | | 1 | 0 | 0 | 0 | 0 | 0 | 1 | | | | | |
| Inning Stats | R: 5 E: 1 K: 0 S: 8 | H: 5 LOB: 1 BB: 1 P: 12 | R: 0 E: 0 K: 1 S: 6 | H: 1 LOB: 1 BB: 0 P: 6 | R: 0 E: 0 K: 0 S: 3 | H: 1 LOB: 0 BB: 3 P: 3 | R: 0 E: 0 K: 1 S: 5 | H: 0 LOB: 0 BB: 0 P: 5 | R: 0 E: 0 K: 0 S: 4 | H: 1 LOB: 2 BB: 1 P: 8 | R: 0 E: 0 K: 0 S: 3 | H: 0 LOB: 0 BB: 0 P: 3 | R: 0 E: 0 K: 1 S: 6 | H: 1 LOB: 1 BB: 0 P: 6 | 1B: 10 2B: 1 3B: 0 HR: 0 | SF: 0 SAC: 1 DP: 1 HBP: 0 | WP: 1 PB: 0 SB: 0 CS: 0 | | PA: 44 | | | |
| PITCHER | IP | WLS | BF | H | R | ER | SO | BB | IBB | HBP | BLK | WP | HR | S | P | ERA | WHIP | | | | | |
| Joe Sparna, R ERA: 5.55 Bill Monbouquette, R ERA: 4.8 Fred Gladding, R ERA: 3.04 Larry Sherry, R ERA: 3.66 | (1, 1) | 0.2 | 7 | 4 | 5 | 5 | 0 | 1 | 0 | 0 | 0 | 0 | 0 | 0 | 6 | 10 | 67.500 | 7.500 | | | | |
| | (6, 1) | 4.0 | W | 17 | 1 | 0 | 2 | 2 | 2 | 0 | 0 | 1 | 0 | 17 | 33 | 0.00 | 0.750 | | | | | |
| | (10, 1) | 1.0 | S | 4 | 1 | 0 | 0 | 1 | 0 | 0 | 0 | 0 | 0 | 6 | 6 | 0.00 | 1.000 | | | | | |

| Batter | 1 | 2 | 3 | 4 | 5 | 6 | 7 | 8 | 9 | AB | R | H | RBI | BB | SO | LOB | TOP | | | | | |
|--|---|---|-----------------------------------|---|---------------------------------|--|------------------------------------|---|-----------------------------------|--|--------------------------------------|---|------------------------------|---|---|----------------------------------|---|----------------------------------|------------------------------------|----------------------------------|------------------------------------|----------------------------------|
| Dick McAuliffe, L (1,6) OBP: 0.381, SLG: 0.523 | F5 | HR | | K | | 1B | | F5 | | 5 | 1 | 2 | 1 | 0 | 1 | 4 | Detroit Tigers @ Cleveland Indians Cleveland Municipal Stadium, Cleveland, OH Sat Sep 03 1966, 7:05 PM EDT Att: 5,829 - Unknown | | | | | |
| Jerry Lumpe, L (1,4) OBP: 0.286, SLG: 0.302 Dick Tracewski, R (7,4) OBP: 0.236, SLG: 0.204 | 4-3 | K | | F3 | | F8 | | K | | 4 | 0 | 0 | 0 | 0 | 1 | 2 | | | | | | |
| Norm Cash, L (1,3) OBP: 0.349, SLG: 0.472 | BB 1B | G3 | | 4-3 | | | 2-3 | WP 1B | | 5 | 1 | 2 | 2 | 0 | 0 | 1 | | | | | | |
| Al Kaline, R (1,8) OBP: 0.392, SLG: 0.547 Mickey Stanley, R (8, PR) OBP: 0.326, SLG: 0.376 | 1B BB | | | L9 | | L6-3 | | BB 1B | | 2 | 0 | 0 | 0 | 3 | 0 | 0 | | | | | | |
| Jim Northrup, L (1,9) OBP: 0.325, SLG: 0.472 | FC6-4 1B | | | 2B 1B | | 1B L5 2B | | F8 1-3 | | 5 | 1 | 3 | 1 | 0 | 0 | 3 | | | | | | |
| Willie Horton, R (1,7) OBP: 0.333, SLG: 0.503 | FC6-4 1B | | | K | | 1B | | F9 | | 5 | 0 | 1 | 0 | 0 | 2 | 4 | | | | | | |
| Don Wert, R (1,5) OBP: 0.340, SLG: 0.357 | | HR BB | | 2B | | L5 | | BB 1B | | 4 | 2 | 2 | 1 | 1 | 0 | 2 | | | | | | |
| Bill Freehan, R (1,2) OBP: 0.288, SLG: 0.352 | F5 | | | K | | 6-3 | | BB 1B | | 5 | 1 | 1 | 0 | 0 | 2 | 2 | | | | | | |
| Earl Wilson, R (1,1) OBP: 0.326, SLG: 0.560 | HR | | | 1B | | 1-3 | | 1B WP BB | | 3 | 2 | 2 | 2 | 1 | 0 | 0 | | | | | | |
| Inning Stats | R: 1 E: 0 K: 0 S: 5 | H: 2 LOB: 2 BB: 1 P: 9 | R: 3 E: 0 K: 1 S: 7 | H: 2 LOB: 0 BB: 1 P: 11 | R: 1 E: 0 K: 2 S: 9 | H: 2 LOB: 1 BB: 0 P: 9 | R: 0 E: 0 K: 1 S: 6 | H: 1 LOB: 1 BB: 0 P: 6 | R: 0 E: 0 K: 0 S: 4 | H: 1 LOB: 1 BB: 0 P: 4 | R: 0 E: 0 K: 0 S: 3 | H: 0 LOB: 1 BB: 1 P: 7 | R: 3 E: 0 K: 1 S: 8 | H: 3 LOB: 2 BB: 2 P: 16 | R: 0 E: 0 K: 2 S: 7 | H: 0 LOB: 0 BB: 0 P: 7 | | 1B: 9 2B: 3 3B: 0 HR: 2 | SF: 0 SAC: 0 DP: 1 HBP: 0 | WP: 2 PB: 0 SB: 0 CS: 0 | PA: 44 | |
| PITCHER | IP WLS BF H R ER SO BB IBB HBP BLK WP HR S P ERA WHIP | IP WLS BF H R ER SO BB IBB HBP BLK WP HR S P ERA WHIP | Tom Kelley, R (1,1) ERA: 4.57 | 1.1 L 10 4 4 4 0 2 0 0 0 0 2 8 16 27.00 4.500 | Bob Allen, L (2,1) ERA: 4.24 | 1.2 7 2 1 1 3 0 0 0 0 0 0 0 13 13 5.40 1.200 | Jack Kralick, L (4,1) ERA: 3.97 | 4.0 18 6 2 2 1 1 0 0 0 0 0 0 19 23 4.50 1.750 | Dick Radatz, R (8,1) ERA: 4.76 | 1.0 6 1 1 1 1 2 0 0 0 1 0 6 14 9.00 3.000 | John O'Donoghue, L (9,1) ERA: 3.7 | 1.0 3 0 0 0 2 0 0 0 0 0 0 7 7 0.00 0.000 | PITCHER | IP WLS BF H R ER SO BB IBB HBP BLK WP HR S P ERA WHIP | IP WLS BF H R ER SO BB IBB HBP BLK WP HR S P ERA WHIP | Tom Kelley, R (1,1) ERA: 3.23 | 9.0 W 35 6 1 1 6 0 0 1 0 1 1 46 47 1.00 0.667 | | | | | |
| Dick Howser, R (1,4) OBP: 0.297, SLG: 0.351 Chuck Hinton, R (8, PH) OBP: 0.327, SLG: 0.409 John O'Donoghue, R (9,1) OBP: 0.152, SLG: 0.182 | 1-3 | | | L8 | | 1B | | K | | 3 | 0 | 1 | 0 | 0 | 0 | 1 | Detroit Tigers @ Cleveland Indians Cleveland Municipal Stadium, Cleveland, OH Sat Sep 03 1966, 7:05 PM EDT Att: 5,829 - Unknown | | | | | |
| Vic Davallillo, L (1,8) OBP: 0.302, SLG: 0.315 | FC6-4 1B | | | F9 | | L8 | | 4-3 | | 4 | 0 | 1 | 0 | 0 | 2 | | | | | | | |
| Leon Wagner, L (1,7) OBP: 0.343, SLG: 0.468 | FC6-4 FC5-4 1B | | | 4-3 | | F6 | | K | | 4 | 0 | 0 | 0 | 0 | 1 | 3 | | | | | | |
| Rocky Colavito, R (1,9) OBP: 0.340, SLG: 0.447 | FC5-4 | | | F7 | | K | | 5-3 | | 4 | 0 | 0 | 0 | 0 | 1 | 2 | | | | | | |
| Fred Whitfield, L (1,3) OBP: 0.294, SLG: 0.455 | | | | K | | 4-3 | | E4 6-3 WP | | 4 | 1 | 1 | 1 | 0 | 1 | 0 | | | | | | |
| Duke Sims, L (1,2) OBP: 0.365, SLG: 0.519 | | | | 4-3 | | 4-3 | | F9 | | 4 | 0 | 2 | 0 | 0 | 0 | 1 | | | | | | |
| Max Alvis, R (1,5) OBP: 0.300, SLG: 0.370 | | | | 1B | | 6-3 | | F9 | | 4 | 0 | 1 | 0 | 0 | 0 | 2 | | | | | | |
| Larry Brown, R (1,6) OBP: 0.318, SLG: 0.314 | | | | K | | K | | 2B 1B | | 4 | 0 | 2 | 0 | 0 | 0 | 1 | | | | | | |
| Tom Kelley, R (1,1) OBP: 0.143, SLG: 0.143 Bob Allen, L (2,1) OBP: 0.207, SLG: 0.111 Jim Landis, L (3, PH) OBP: 0.327, SLG: 0.345 Jack Kralick, L (4,1) ERA: 3.97 Dick Radatz, R (8,1) ERA: 4.76 Chico Salmon, R (9,4) OBP: 0.206, SLG: 0.339 | | | | 1-4-3 | | 1-4-3 | | F5 | | 0 | 0 | 0 | 0 | 0 | 0 | 0 | | | | | | |
| Inning Stats | R: 0 E: 0 K: 0 S: 4 | H: 1 LOB: 1 BB: 0 P: 4 | R: 0 E: 0 K: 2 S: 8 | H: 1 LOB: 1 BB: 0 P: 8 | R: 0 E: 0 K: 0 S: 3 | H: 0 LOB: 0 BB: 0 P: 4 | R: 0 E: 0 K: 0 S: 3 | H: 0 LOB: 0 BB: 0 P: 3 | R: 0 E: 0 K: 1 S: 5 | H: 0 LOB: 0 BB: 0 P: 5 | R: 0 E: 0 K: 1 S: 6 | H: 1 LOB: 1 BB: 0 P: 6 | R: 0 E: 1 K: 0 S: 4 | H: 0 LOB: 1 BB: 0 P: 4 | R: 0 E: 0 K: 1 S: 5 | H: 0 LOB: 0 BB: 0 P: 5 | | R: 1 E: 0 K: 1 S: 8 | H: 3 LOB: 2 BB: 0 P: 8 | 1B: 4 2B: 1 3B: 0 HR: 1 | SF: 0 SAC: 0 DP: 0 HBP: 1 | WP: 1 PB: 0 SB: 0 CS: 0 |
| PITCHER | IP WLS BF H R ER SO BB IBB HBP BLK WP HR S P ERA WHIP | IP WLS BF H R ER SO BB IBB HBP BLK WP HR S P ERA WHIP | Earl Wilson, R (1,1) ERA: 3.23 | 9.0 W 35 6 1 1 6 0 0 1 0 1 1 46 47 1.00 0.667 | | | | | | | | | | | | | | | | | | |

AB 39
R 8
H 13
RBI 7
BB 5
SO 7
LOB 21



AB 34
R 1
H 6
RBI 1
BB 0
SO 6
LOB 15



| Batter | 1 | 2 | 3 | 4 | 5 | 6 | 7 | 8 | 9 | 10 | 11 | 12 | AB | R | H | RBI | BB | SO | LOB | TOP | | | | | | | |
|--|---------------------------------|----------------------------------|-------------------------------|----------------------------------|------------------------------|---------------------------------|------------------------------|----------------------------------|------------------------------|----------------------------------|------------------------------|---------------------------------|------------------------------|---------------------------------|------------------------------|---------------------------------|------------------------------|---------------------------------|------------------------------|---------------------------------|------------------------------|---------------------------------|----------------------------------|------------------------------------|----------------------------------|--------|--|
| Don Wert, R OBP: 0.342, SLG: 0.357 (1.5) | 4-0 FC5-4 1B SF8 BB | 0-3 K | | 0-0 F7 | | 0-0 1B | | 0-0 L8 | | | 0-0 1B 1B | | 5 | 1 | 2 | 0 | 1 | 1 | 5 | | | | | | | | |
| Dick Tracewski, R OBP: 0.248, SLG: 0.212 (1.4) | 0-0 FC5-4 1B | 0-0 F7 | | | 4-0 1B BB BB | 0-3 K | | | 0-0 F7 | | 0-0 1B 1B | | 5 | 1 | 2 | 0 | 1 | 1 | 3 | | | | | | | | |
| Bill Freeahan, R OBP: 0.286, SLG: 0.348 (1.3) (12.2) | 0-0 FC5-4 1-2 2-3 | | 0-3 K | | 4-0 BB 1B BB | 0-0 F8 | | | 0-0 F8 | | 0-0 F8 | | 5 | 0 | 0 | 0 | 1 | 1 | 5 | | | | | | | | |
| Al Kaline, R OBP: 0.389, SLG: 0.545 (1.9) | 0-0 SF8 | | 0-3 K | | 0-0 L7 | | | 0-0 L6-3 | | 0-0 2B | | 0-0 F3 | | 5 | 0 | 1 | 1 | 0 | 1 | 4 | | | | | | | |
| Willie Horton, R OBP: 0.331, SLG: 0.506 (1.7) | 0-3 K | | 0-3 K | | 0-0 F5 | | | 0-0 F2 | | 0-0 F9 | | 0-0 HR | | 6 | 1 | 1 | 1 | 0 | 2 | 4 | | | | | | | |
| Mickey Stanley, R OBP: 0.329, SLG: 0.391 (1.8) | | 0-0 HR | | 0-0 F3 | | 0-0 BB 1B | | 0-0 1-3 | | 0-0 4-3 | | 0-0 F7 | | 6 | 1 | 2 | 1 | 0 | 0 | 0 | | | | | | | |
| Orlando McFarlane, R OBP: 0.310, SLG: 0.436 (1.2) Norm Cash, L OBP: 0.349, SLG: 0.472 (12.3) | | 0-0 1B 1B | | 4-0 1B BB | 4-0 1-2 2-3 BB | | | 0-0 L9 | | 0-0 5-3 | | 0-0 5-3 | | 4 | 0 | 1 | 1 | 2 | 0 | 0 | | | | | | | |
| Ray Oyler, R OBP: 0.268, SLG: 0.252 (1.8) | | 0-3 K | | 0-3 K | 0-3 K | | | 4-0 BB | | 0-0 5-3 | | 0-3 K | | 5 | 0 | 0 | 0 | 1 | 4 | 5 | | | | | | | |
| Hank Aquirre, R OBP: 0.231, SLG: 0.091 (1.1) Jake Wood, R OBP: 0.337, SLG: 0.379 (8, PH) Orlando Pena, R OBP: 0.118, SLG: 0.118 (8.1) | | 0-0 1B | | 0-0 1-2 1B | | 0-0 1-3 | | 0-3 K | | | 0-3 K | | 3 | 0 | 2 | 0 | 0 | 0 | 0 | 0 | | | | | | | |
| Inning Stats | R: 1 E: 0 K: 1 S: 6 | H: 1 LOB: 1 BB: 1 P: 10 | R: 0 E: 0 K: 2 S: 10 | H: 3 LOB: 2 BB: 0 P: 10 | R: 0 E: 0 K: 3 S: 9 | H: 0 LOB: 0 BB: 0 P: 9 | R: 0 E: 0 K: 1 S: 6 | H: 1 LOB: 1 BB: 3 P: 10 | R: 1 E: 0 K: 1 S: 6 | H: 1 LOB: 3 BB: 3 P: 18 | R: 0 E: 0 K: 0 S: 3 | H: 0 LOB: 0 BB: 0 P: 3 | R: 0 E: 0 K: 1 S: 5 | H: 0 LOB: 1 BB: 1 P: 9 | R: 0 E: 0 K: 0 S: 4 | H: 1 LOB: 1 BB: 0 P: 4 | R: 0 E: 0 K: 0 S: 3 | H: 0 LOB: 0 BB: 0 P: 3 | R: 0 E: 0 K: 1 S: 7 | H: 2 LOB: 2 BB: 0 P: 7 | R: 1 E: 0 K: 1 S: 6 | H: 1 LOB: 0 BB: 0 P: 6 | 1B: 8 2B: 1 3B: 0 HR: 2 | SF: 1 SAC: 0 DP: 0 HBP: 0 | WP: 0 PB: 0 SB: 0 CS: 0 | PA: 53 | |
| PITCHER Sam McDowell, L ERA: 2.82 (1.1) | IP 12.0 | WLS L | BF 53 | H 11 | R 4 | ER 4 | SO 12 | BB 6 | IBB 0 | HBP 0 | BLK 0 | WP 0 | HR 2 | S 71 | P 95 | ERA 3.00 | WHIP 1.417 | | | | | | | | | | |

Detroit Tigers @ Cleveland Indians
Cleveland Municipal Stadium, Cleveland, OH

Sun Sep 04 1966, 3:33 AM EDT
Att. 6,845 - Unknown

AB 46
R 4
H 11
RBI 4
BB 6
SO 12
LOB 27



| Batter | 1 | 2 | 3 | 4 | 5 | 6 | 7 | 8 | 9 | 10 | 11 | 12 | AB | R | H | RBI | BB | SO | LOB | BOTTOM | | | | | | | |
|---|------------------------------|-------------------------------------|------------------------------|---------------------------------|------------------------------|---------------------------------|------------------------------|---------------------------------|------------------------------|---------------------------------|------------------------------|---------------------------------|------------------------------|---------------------------------|------------------------------|---------------------------------|------------------------------|---------------------------------|------------------------------|---------------------------------|----------------------------------|------------------------------------|----------------------------------|--------|--|--|--|
| Larry Brown, R OBP: 0.323, SLG: 0.318 (1.8) | 0-0 4-3 E 2B | | 0-0 F6 | | 4-0 BB | | | 4-0 1B BB | | 0-0 4-3 | | | 3 | 1 | 1 | 0 | 2 | 0 | 0 | | | | | | | | |
| Chuck Hinton, R OBP: 0.324, SLG: 0.405 (1.8) Vic Davalillo, L OBP: 0.300, SLG: 0.313 (9.8) | 0-0 4-3 | | 0-0 F3 | | 0-0 F8 | | | 0-0 F2 | | 0-3 K | | | 3 | 0 | 0 | 0 | 0 | 0 | 2 | | | | | | | | |
| Leon Wagner, L OBP: 0.345, SLG: 0.469 (1.7) | 0-0 E1 | | | 0-0 HR 1B | | 0-0 G6-4-3 1B | | 0-0 1-2 1B | | 0-0 F4 | | | 5 | 1 | 3 | 1 | 0 | 0 | 0 | | | | | | | | |
| Rocky Colavito, R OBP: 0.337, SLG: 0.443 (1.9) | 0-0 F2 | | 0-0 L9 | | 0-0 G6-4-3 1B | | 0-0 L9 | | 0-0 F3 | | | | 5 | 0 | 0 | 0 | 0 | 0 | 5 | | | | | | | | |
| Fred Whitfield, L OBP: 0.291, SLG: 0.450 (1.3) | 0-0 L9 | | 0-0 L9 | | 0-0 2-3 | | | 0-3 K | | 0-3 K | | | 5 | 0 | 0 | 0 | 0 | 2 | 2 | | | | | | | | |
| Max Alvis, R OBP: 0.301, SLG: 0.376 (1.5) | | 0-0 FC4-6 1B | | 0-0 HR | | 0-0 F4 | | 0-0 F7 | | 0-3 K2-3 | | | 5 | 1 | 2 | 2 | 0 | 1 | 0 | | | | | | | | |
| Chico Salmon, R OBP: 0.286, SLG: 0.340 (1.4) | | 0-0 FC4-6 1-2 G4-6-3 1B | | 0-0 HR | | 0-0 F8 | | 0-0 1B | | 0-3 K | | | 5 | 0 | 2 | 0 | 0 | 1 | 1 | | | | | | | | |
| Del Crandall, R OBP: 0.333, SLG: 0.379 (1.2) Duke Sims, L OBP: 0.350, SLG: 0.509 (10.2) | | 0-0 G4-6-3 | | 0-0 2-4 | | 0-0 F8 | | 0-0 1-3 | | 0-3 K | | | 3 | 0 | 0 | 0 | 0 | 0 | 1 | | | | | | | | |
| Sam McDowell, L OBP: 0.176, SLG: 0.180 (1.1) | | | 0-3 K | | 0-0 1-3 | | | 0-0 L9 | | 0-3 K | | | 4 | 0 | 0 | 0 | 0 | 2 | 0 | | | | | | | | |
| Inning Stats | R: 1 E: 1 K: 0 S: 5 | H: 1 LOB: 1 BB: 0 P: 5 | R: 0 E: 0 K: 0 S: 3 | H: 1 LOB: 0 BB: 0 P: 3 | R: 0 E: 0 K: 1 S: 5 | H: 0 LOB: 0 BB: 0 P: 5 | R: 2 E: 0 K: 0 S: 5 | H: 3 LOB: 1 BB: 1 P: 6 | R: 0 E: 0 K: 0 S: 3 | H: 0 LOB: 0 BB: 0 P: 3 | R: 0 E: 0 K: 0 S: 4 | H: 1 LOB: 2 BB: 1 P: 8 | R: 0 E: 0 K: 2 S: 8 | H: 1 LOB: 1 BB: 0 P: 8 | R: 0 E: 0 K: 2 S: 7 | H: 0 LOB: 0 BB: 0 P: 7 | R: 0 E: 0 K: 1 S: 5 | H: 0 LOB: 0 BB: 0 P: 5 | R: 0 E: 0 K: 3 S: 9 | H: 0 LOB: 0 BB: 0 P: 9 | 1B: 6 2B: 1 3B: 0 HR: 1 | SF: 0 SAC: 0 DP: 2 HBP: 0 | WP: 0 PB: 0 SB: 0 CS: 0 | PA: 44 | | | |
| PITCHER Hank Aquirre, L ERA: 3.9 (1.1) Orlando Pena, R ERA: 2.72 (8.1) | IP 7.0 | WLS L | BF 27 | H 6 | R 3 | ER 3 | SO 1 | BB 1 | IBB 0 | HBP 0 | BLK 0 | WP 0 | HR 1 | S 27 | P 31 | ERA 3.86 | WHIP 1.000 | | | | | | | | | | |
| PITCHER Sam McDowell, L ERA: 2.82 (1.1) | IP 5.0 | WLS W | BF 18 | H 2 | R 0 | ER 0 | SO 8 | BB 1 | IBB 0 | HBP 0 | BLK 0 | WP 0 | HR 0 | S 33 | P 37 | ERA 0.00 | WHIP 0.600 | | | | | | | | | | |

Detroit Tigers @ Cleveland Indians
Cleveland Municipal Stadium, Cleveland, OH

Sun Sep 04 1966, 3:33 AM EDT
Att. 6,845 - Unknown

AB 42
R 3
H 8
RBI 3
BB 2
SO 9
LOB 13



| Batter | 1 | 2 | 3 | 4 | 5 | 6 | 7 | 8 | 9 | AB R H RBI BB SO LOB | TOP | | | | | | | | | |
|--|---|---------------------------------|-------------------------------|----------------------------------|------------------------------|----------------------------------|------------------------------|---------------------------------|------------------------------|---------------------------------|--|----------------------------------|---|---------------------------------|------------------------------|---------------------------------|----------------------------------|------------------------------------|-------------------------|--------|
| Bob Saverine, S (1, 4) OBP: 0.308, SLG: 0.341 | F3 | | BB 1B | K | | | 6-3 | G4-6-3 | | 5 1 1 0 0 1 3 | Washington Senators @ Detroit Tigers Tiger Stadium, Detroit, MI Mon Sep 05 1966, 7:05 PM EDT Unknown | | | | | | | | | |
| Ken McMullen, R (1, 5) OBP: 0.296, SLG: 0.373 | K | | K | K | | | 2B 1B BB | 6-3 | 4 1 0 0 1 3 3 | | | | | | | | | | | |
| Fred Valentine, S (1, 9) OBP: 0.366, SLG: 0.479 | | | FC5 1B 1-2 BB | | | | 1B 2B | L6 | 3 2 2 1 2 0 0 | | | | | | | | | | | |
| Frank Howard, R (1, 7) OBP: 0.347, SLG: 0.458 | F8 | | 1B | | | | 1B | K | 4 0 2 3 0 1 1 | | | | | | | | | | | |
| Willie Kirkland, L (7, 7) OBP: 0.274, SLG: 0.361 | | | 1-2 2-H 1B | | | | 2-H 3-H 1B | | 1 0 0 0 0 1 0 | | | | | | | | | | | |
| Ken Harrelson, R (1, 3) OBP: 0.313, SLG: 0.346 | | | FC5 2-3F | | | | F7 | | 4 0 0 0 0 1 3 | | | | | | | | | | | |
| Don Lock, R (1, 8) OBP: 0.336, SLG: 0.396 | | | 1B | 1-3 | | | K | | 4 0 1 0 0 2 1 | | | | | | | | | | | |
| Paul Casanova, R (1, 2) OBP: 0.282, SLG: 0.422 | | | K | 1B BB | | | F7 | SF7 3B | 3 2 1 0 1 1 1 | | | | | | | | | | | |
| Ed Brinkman, R (1, 6) OBP: 0.270, SLG: 0.340 | | | K | 1B 1-2 1B | | | 6-3 | SF7 | 3 0 1 1 0 1 1 | | | | | | | | | | | |
| Mike McCormick, L (1, 1) OBP: 0.262, SLG: 0.323 | | | F3 | 1-3 2-H 1B | | | K | G4-6-3 1B | 4 0 2 1 0 1 0 | | | | | | | | | | | |
| Inning Stats | R: 0 E: 0 K: 1 S: 5 | H: 0 LOB: 1 BB: 1 P: 9 | R: 0 E: 0 K: 3 S: 10 | H: 1 LOB: 1 BB: 0 P: 10 | R: 1 E: 0 K: 1 S: 7 | H: 2 LOB: 2 BB: 1 P: 11 | R: 1 E: 0 K: 2 S: 9 | H: 2 LOB: 0 BB: 0 P: 8 | R: 0 E: 0 K: 1 S: 5 | H: 0 LOB: 0 BB: 0 P: 5 | R: 2 E: 0 K: 1 S: 7 | H: 2 LOB: 1 BB: 1 P: 11 | R: 1 E: 0 K: 0 S: 4 | H: 2 LOB: 0 BB: 0 P: 4 | R: 0 E: 0 K: 1 S: 5 | H: 0 LOB: 0 BB: 0 P: 5 | 1B: 7 2B: 1 3B: 1 HR: 1 | SF: 1 SAC: 0 DP: 1 HBP: 0 | WP: 0 PB: 0 CS: 0 | PA: 40 |
| PITCHER | IP WLS BF H R ER SO BB IBB HBP BLK WP HR S P ERA WHIP | | | | | | | | | | | PITCHER | IP WLS BF H R ER SO BB IBB HBP BLK WP HR S P ERA WHIP | | | | | | | |
| Mickey Lolich, L (1, 1) ERA: 4.81 | 7.0 L 34 9 6 6 11 4 0 0 0 0 1 52 68 7.71 1.857 | | | | | | | | | | | | | | | | | | | |
| Dave Wickersham, R (8, 1) ERA: 3.46 | 2.0 6 1 0 0 1 0 0 0 0 0 0 8 8 0.00 0.500 | | | | | | | | | | | | | | | | | | | |

| Batter | 1 | 2 | 3 | 4 | 5 | 6 | 7 | 8 | 9 | AB R H RBI BB SO LOB | BOTTOM | | | | | | | | | | | |
|--|---|---------------------------------|------------------------------|---------------------------------|------------------------------|---------------------------------|------------------------------|---------------------------------|------------------------------|----------------------------------|--|---------------------------------|---|---------------------------------|------------------------------|---------------------------------|------------------------------|---------------------------------|----------------------------------|------------------------------------|-------------------------|--------|
| Don Wert, R (1, 5) OBP: 0.345, SLG: 0.366 | 3-6 1B | | HR | | | | 6-3 | | F9 | 5 1 3 3 0 0 0 | Washington Senators @ Detroit Tigers Tiger Stadium, Detroit, MI Mon Sep 05 1966, 7:05 PM EDT Unknown | | | | | | | | | | | |
| Dick Tracewski, R (1, 4) OBP: 0.246, SLG: 0.213 | F8 | | 3-H HR | | | | F7 | | F3 | 4 0 1 0 0 0 2 | | | | | | | | | | | | |
| Norm Cash, L (1, 3) OBP: 0.348, SLG: 0.469 | 3-6 1-2F | | F7 | | | | F5 | | F7 | 3 0 0 0 1 0 2 | | | | | | | | | | | | |
| Al Kaline, R (1, 9) OBP: 0.390, SLG: 0.551 | | | L7 F7 | | | | BB 1-2 2-3 BB | | HR | 3 1 1 1 1 0 1 | | | | | | | | | | | | |
| Willie Horton, R (1, 7) OBP: 0.328, SLG: 0.501 | | | F4 | | | | F3 K | | F9 | 4 0 0 0 0 1 3 | | | | | | | | | | | | |
| Mickey Stanley, R (1, 8) OBP: 0.327, SLG: 0.388 | | | 1B | | | | K | | F7 | 4 0 1 0 0 1 0 | | | | | | | | | | | | |
| Bill Freehan, R (1, 2) OBP: 0.284, SLG: 0.344 | | | 4-3 | | | | F3 | | F3 | 4 0 0 0 0 0 1 | | | | | | | | | | | | |
| Dick McAuliffe, L (1, 6) OBP: 0.384, SLG: 0.530 | | | HR 3B | | | | WP 1B BB | | 1B | 3 2 2 0 1 0 0 | | | | | | | | | | | | |
| Mickey Lolich, S (1, 1) OBP: 0.226, SLG: 0.179 | | | F1 | | | | K | | 4-3 | 3 0 0 0 0 1 3 | | | | | | | | | | | | |
| Dave Wickersham, R (8, 1) OBP: 0.053, SLG: 0.079 | | | | | | | K | | | 0 0 0 0 0 0 0 | | | | | | | | | | | | |
| Jake Wood, R (9, PH) OBP: 0.335, SLG: 0.377 | | | | | | | | | K | 1 0 0 0 0 1 0 | | | | | | | | | | | | |
| Inning Stats | R: 0 E: 0 K: 0 S: 3 | H: 1 LOB: 0 BB: 0 P: 3 | R: 0 E: 0 K: 0 S: 4 | H: 1 LOB: 0 BB: 0 P: 4 | R: 2 E: 0 K: 0 S: 6 | H: 3 LOB: 1 BB: 0 P: 6 | R: 0 E: 0 K: 1 S: 5 | H: 0 LOB: 0 BB: 0 P: 5 | R: 1 E: 0 K: 2 S: 8 | H: 1 LOB: 3 BB: 3 P: 20 | R: 0 E: 0 K: 0 S: 4 | H: 1 LOB: 0 BB: 0 P: 4 | R: 0 E: 0 K: 0 S: 3 | H: 0 LOB: 0 BB: 0 P: 3 | R: 1 E: 0 K: 0 S: 4 | H: 1 LOB: 0 BB: 0 P: 4 | R: 0 E: 0 K: 1 S: 5 | H: 0 LOB: 0 BB: 0 P: 5 | 1B: 5 2B: 1 3B: 1 HR: 2 | SF: 0 SAC: 0 DP: 1 HBP: 0 | WP: 1 PB: 0 CS: 0 | PA: 37 |
| PITCHER | IP WLS BF H R ER SO BB IBB HBP BLK WP HR S P ERA WHIP | | | | | | | | | | | PITCHER | IP WLS BF H R ER SO BB IBB HBP BLK WP HR S P ERA WHIP | | | | | | | | | |
| Mike McCormick, L (1, 1) ERA: 3.45 | 9.0 W 37 8 4 4 4 3 0 0 0 1 2 42 54 4.00 1.222 | | | | | | | | | | | | | | | | | | | | | |



| Batter | 1 | 2 | 3 | 4 | 5 | 6 | 7 | 8 | 9 | AB | R | H | RBI | BB | SO | LOB | TOP | | | | | |
|--|--|----------------------------------|------------------------------|---------------------------------|------------------------------|---------------------------------|------------------------------|---------------------------------|------------------------------|---------------------------------|------------------------------|---------------------------------|------------------------------|---------------------------------|------------------------------|---------------------------------|------------------------------|---------------------------------|----------------------------------|------------------------------------|----------------------------------|--------|
| Bob Saverine, S (1,4) OBP: 0.308, SLG: 0.338 | E4 BB | | K | | 6-3 | | WP BB | | | 3 | 0 | 0 | 0 | 1 | 1 | 0 | | | | | | |
| Ken McMullen, R (1,5) OBP: 0.295, SLG: 0.370 | 4-0 BB | | L9 | | 6-3 | | F8 | | | 3 | 0 | 0 | 0 | 1 | 0 | 1 | | | | | | |
| Jim King, L (1,9) OBP: 0.338, SLG: 0.377 | F4 | | | K | | 2B 6-3 1B | K | | | 4 | 1 | 1 | 0 | 0 | 2 | 3 | | | | | | |
| Frank Howard, R (1,7) OBP: 0.348, SLG: 0.460 | K | | | 1B 2B 1B | | 1-3 1B 2B | | 6-3 | | 4 | 2 | 2 | 0 | 0 | 1 | 2 | | | | | | |
| Ken Harrelson, R (1,3) OBP: 0.313, SLG: 0.345 | K | | | 2B SF9 1B | | 6-3 | | F8 | | 3 | 1 | 1 | 1 | 0 | 1 | 3 | | | | | | |
| Dick Nen, L (6,3) OBP: 0.276, SLG: 0.291 | K | | | 1-2 SF9 1B | | 6-3 | | F8 | | 1 | 0 | 0 | 0 | 0 | 0 | 0 | | | | | | |
| Don Lock, R (1,8) OBP: 0.335, SLG: 0.397 | | F5 | | SF9 1-3 2-H 2B | | 6-3 | | F8 | | 4 | 0 | 1 | 1 | 0 | 0 | 1 | | | | | | |
| Ed Brinkman, R (1,6) OBP: 0.270, SLG: 0.340 | | 6-3 | | SF9 | | | | 6-3 | | 3 | 0 | 1 | 2 | 0 | 0 | 0 | | | | | | |
| Doug Camilli, R (1,2) OBP: 0.241, SLG: 0.308 | | F8 | | 2-3 3-H 6-3 | | 6-3 | | 6-3 | | 4 | 0 | 0 | 0 | 0 | 0 | 2 | | | | | | |
| Frank Kreutzer, R (1,1) Casey Cox, R (4,1) Ken Hamlin, R (5, Ph) Dick Lines, R (5,1) Tim Cullen, R (7, Ph) Bob Humphreys, R (7,1) Paul Casanova, R (9, Ph) | | | K | | 6-3 | | F6 | | 3-1 | 1 | 0 | 0 | 0 | 0 | 0 | 1 | | | | | | |
| Inning Stats | R: 0 E: 1 K: 2 S: 8 | H: 0 LOB: 2 BB: 1 P: 12 | R: 0 E: 0 K: 0 S: 3 | H: 0 LOB: 0 BB: 0 P: 3 | R: 0 E: 0 K: 2 S: 7 | H: 0 LOB: 0 BB: 0 P: 7 | R: 2 E: 0 K: 1 S: 8 | H: 3 LOB: 1 BB: 0 P: 8 | R: 0 E: 0 K: 0 S: 6 | H: 0 LOB: 0 BB: 0 P: 3 | R: 2 E: 0 K: 0 S: 6 | H: 3 LOB: 1 BB: 0 P: 6 | R: 0 E: 0 K: 1 S: 5 | H: 0 LOB: 1 BB: 1 P: 9 | R: 0 E: 0 K: 0 S: 3 | H: 0 LOB: 0 BB: 0 P: 3 | R: 0 E: 0 K: 0 S: 3 | H: 0 LOB: 0 BB: 0 P: 3 | 1B: 4 2B: 2 3B: 0 HR: 0 | SF: 1 SAC: 0 DP: 0 HBP: 0 | WP: 1 PB: 0 SB: 0 CS: 0 | PA: 36 |
| PITCHER Johnny Podres, L (1,1) ERA: 3.38 | IP: 9.0 WLS: W BF: 36 H: 6 R: 4 ER: 4 SO: 6 BB: 2 IBB: 0 HBP: 0 BLK: 0 WP: 1 HR: 0 S: 46 P: 54 ERA: 4.00 WHIP: 0.889 | | | | | | | | | | | | | | | | | | | | | |

Washington Senators @ Detroit Tigers
Tiger Stadium, Detroit, MI
Mon Sep 05 1966, 7:05 PM EDT
Att: 14,546 - Unknown

AB 33
R 4
H 6
RBI 4
BB 2
SO 6
LOB 12

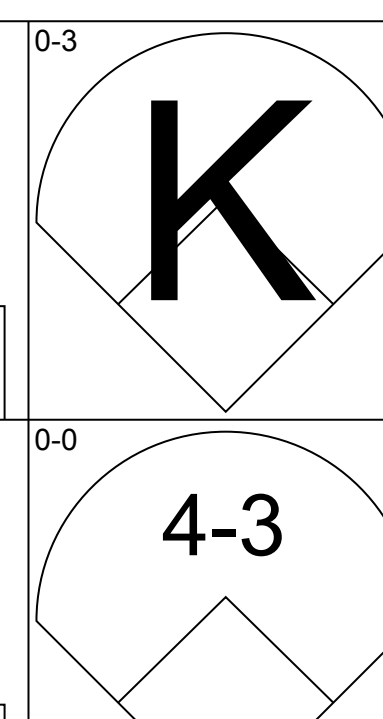
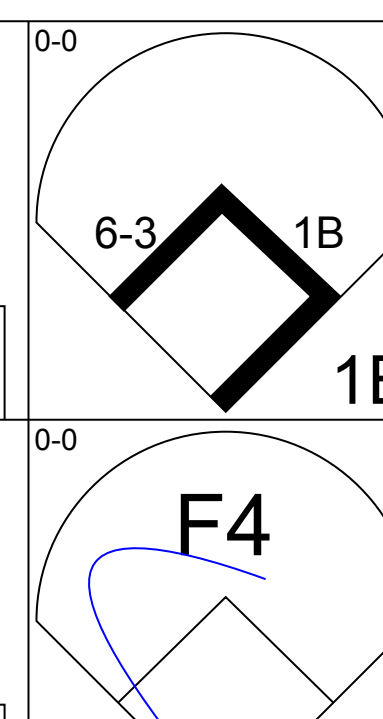
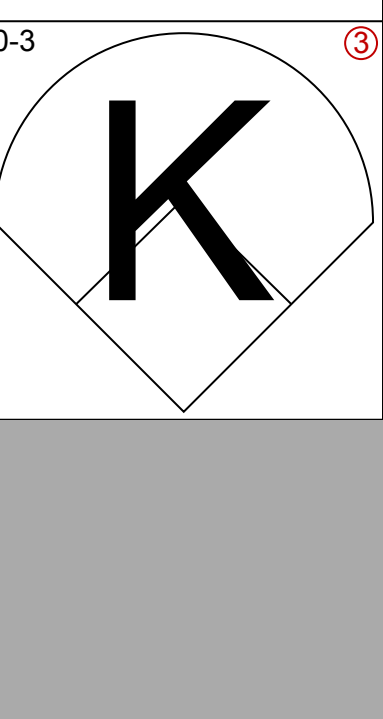
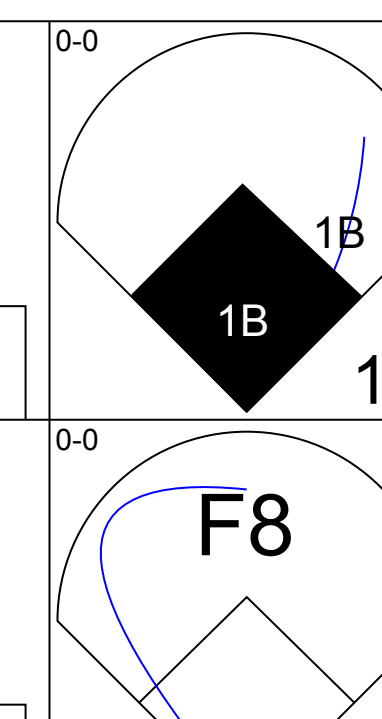
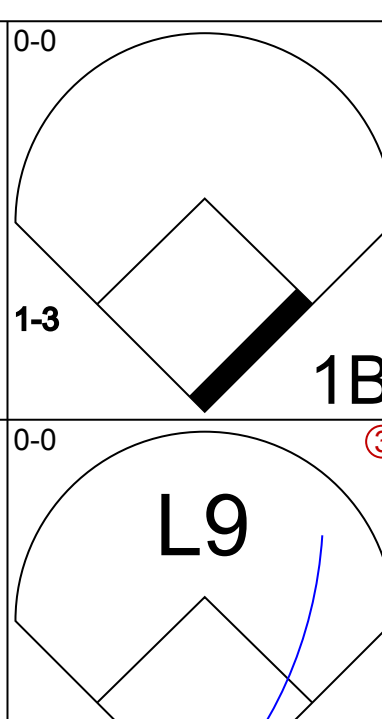
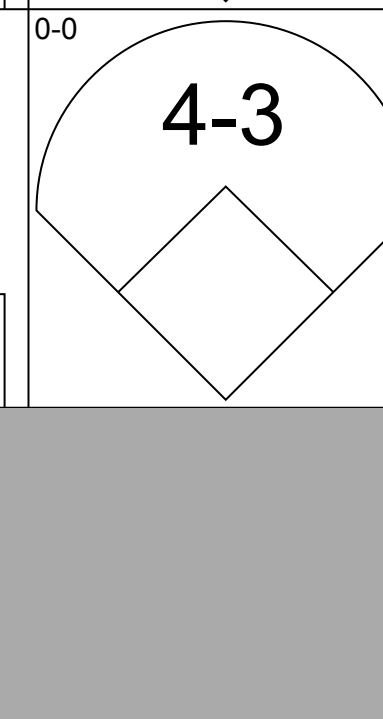
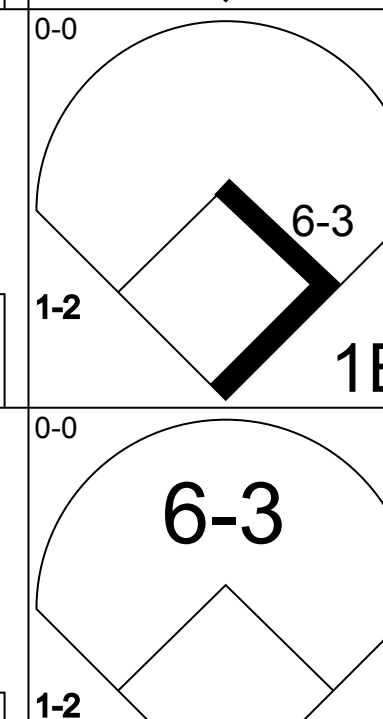
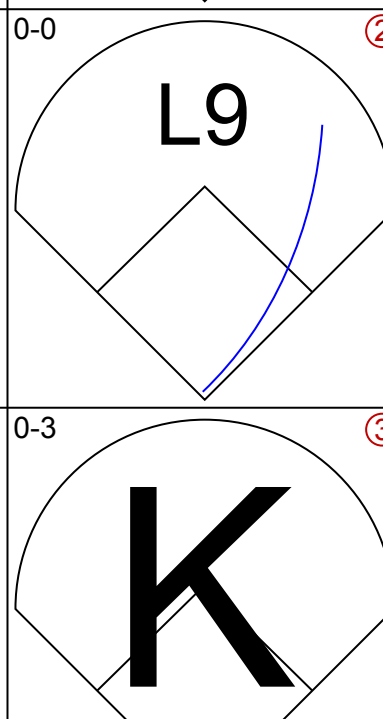
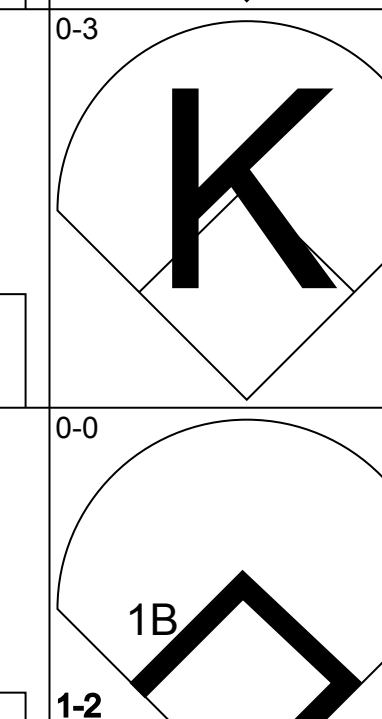


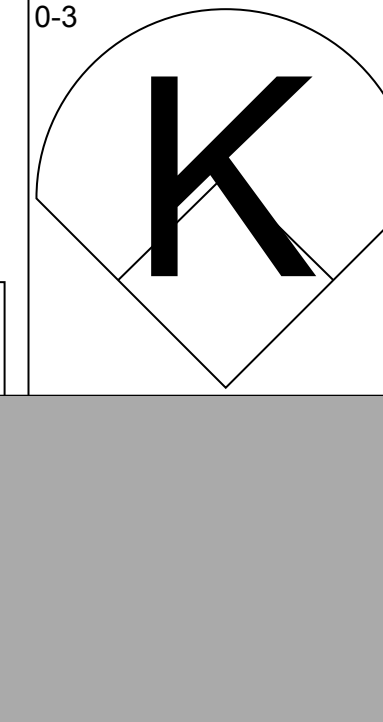

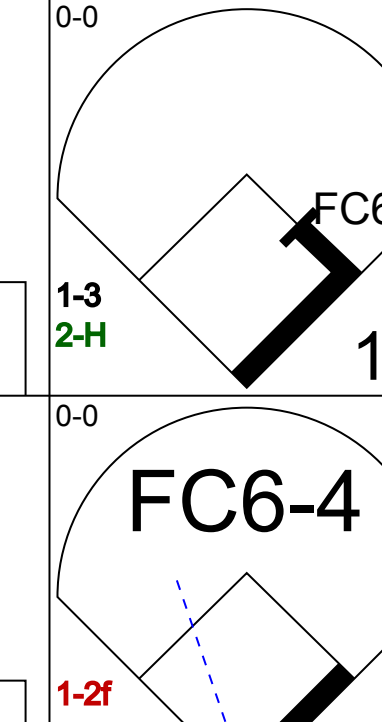
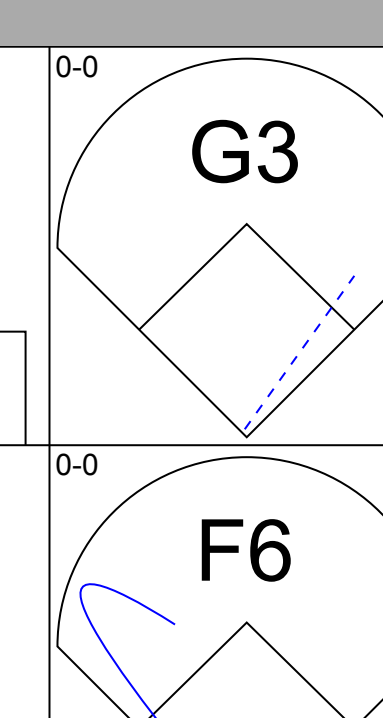
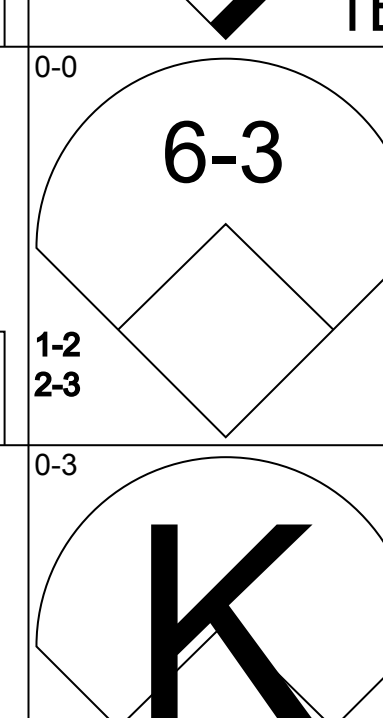

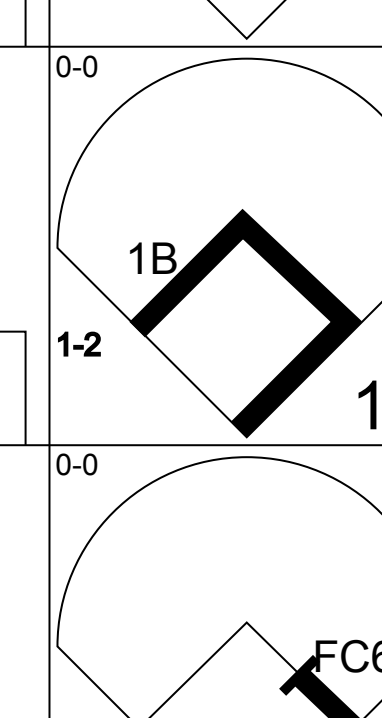
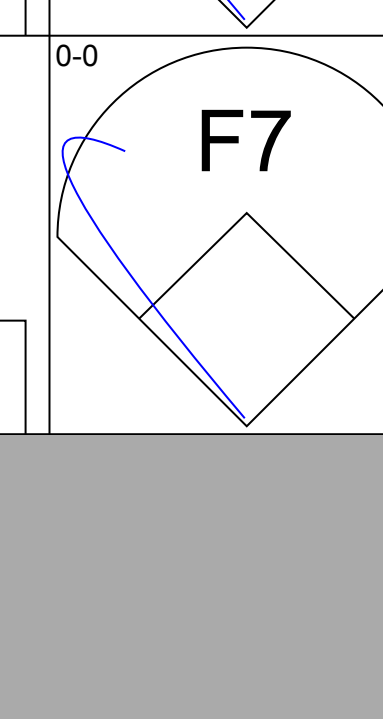

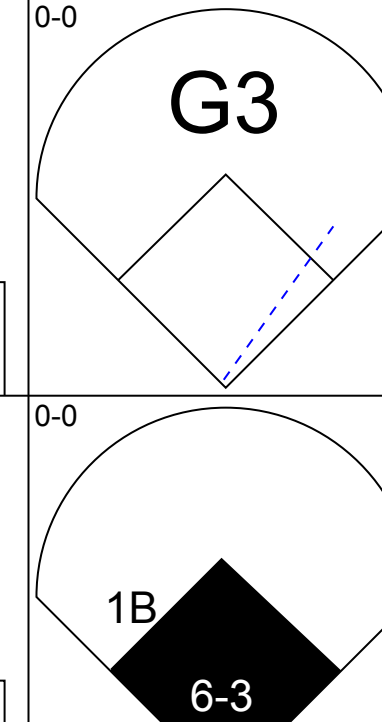
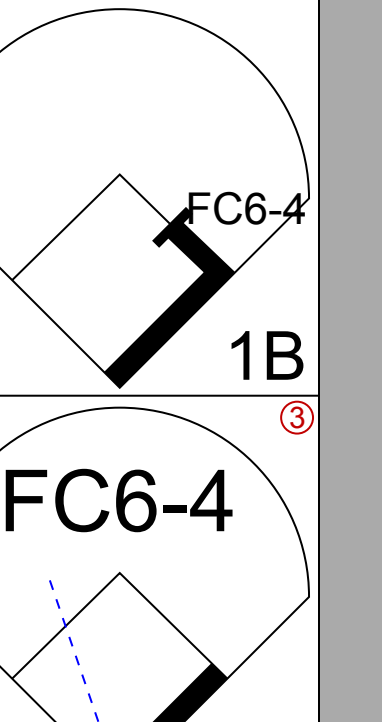

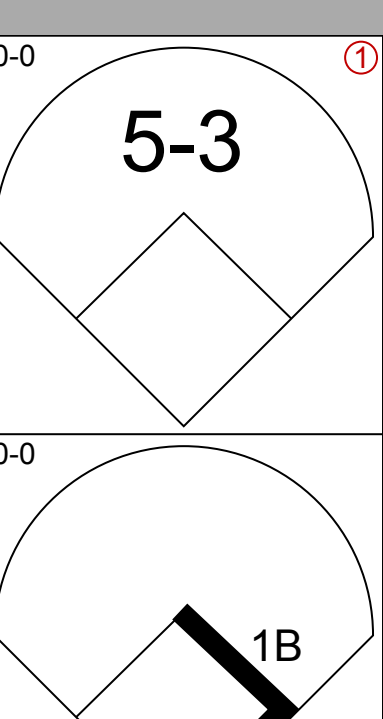
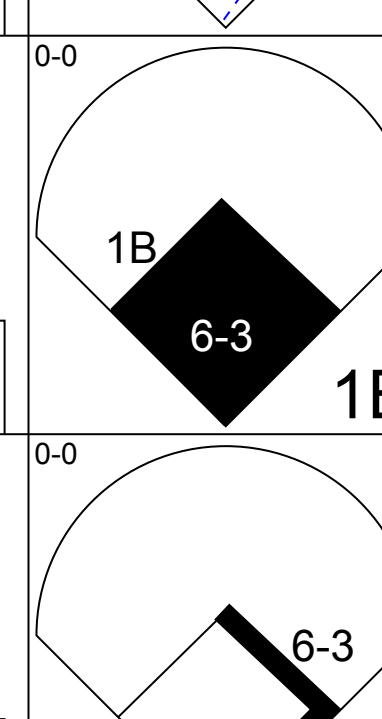
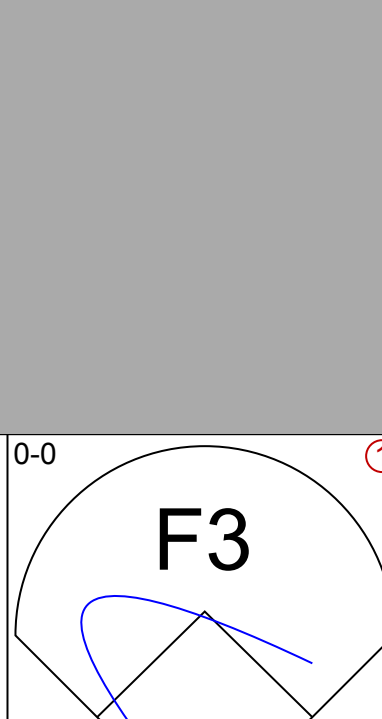
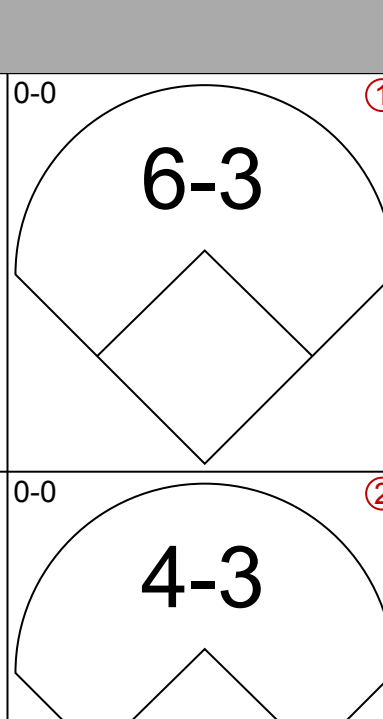
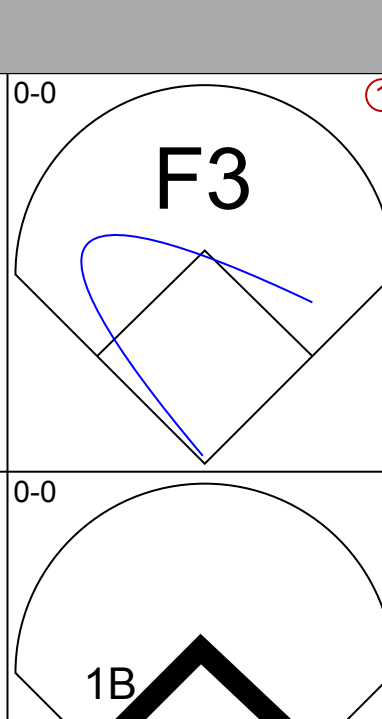
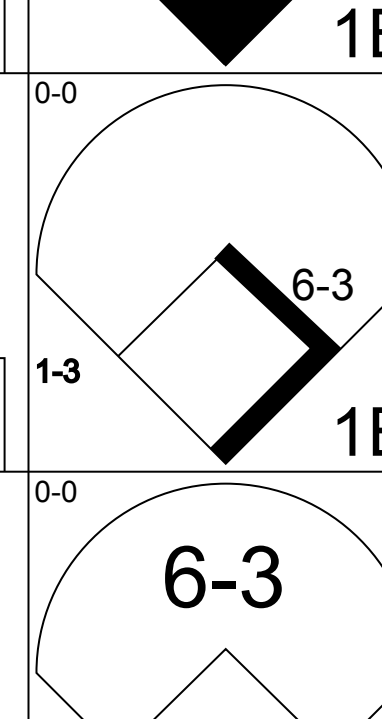
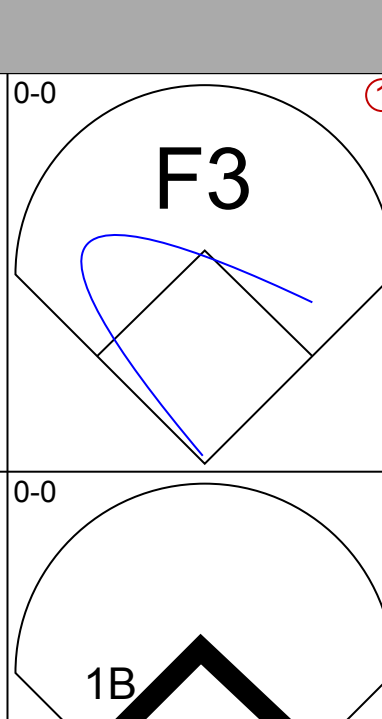
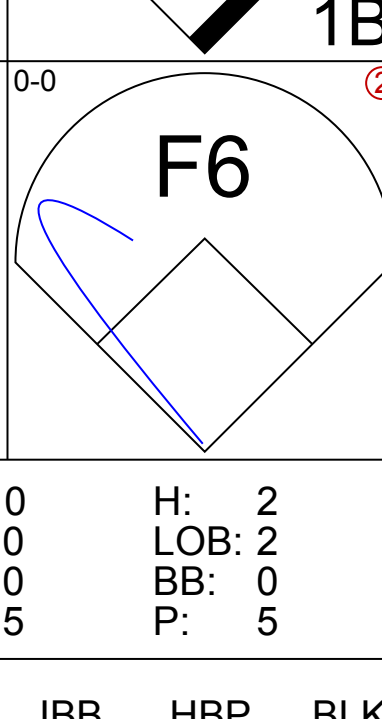

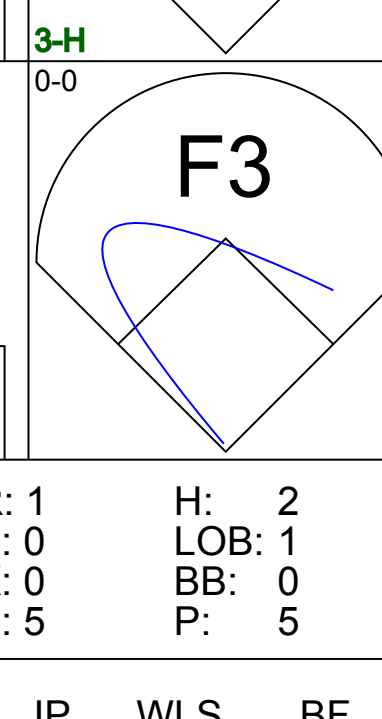
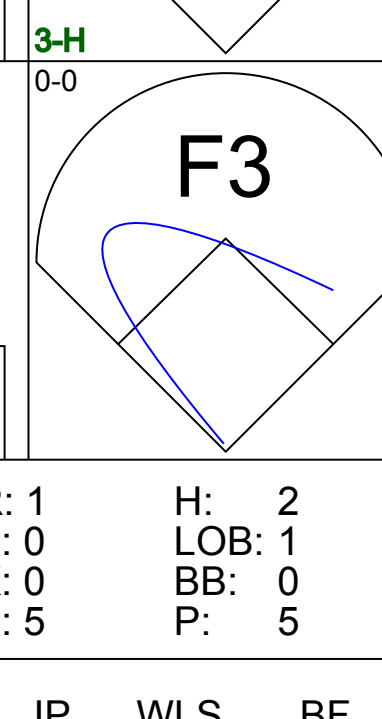
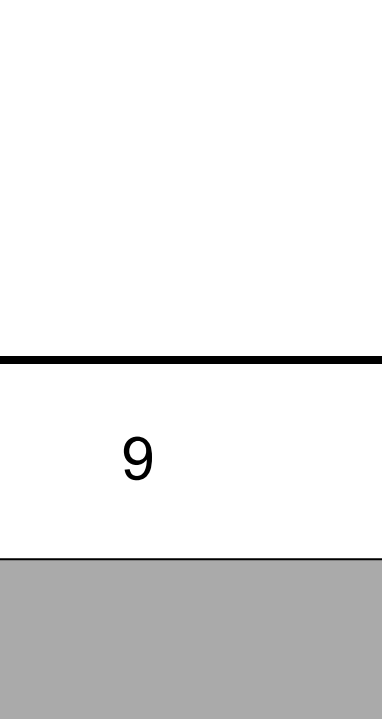


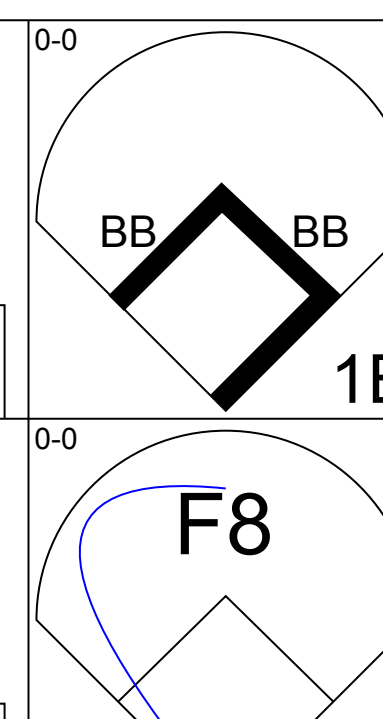
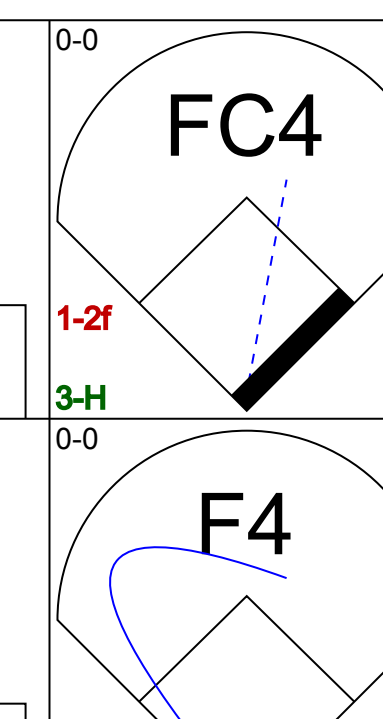
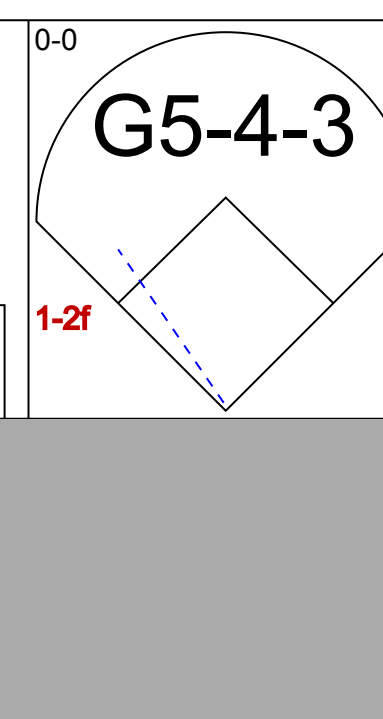
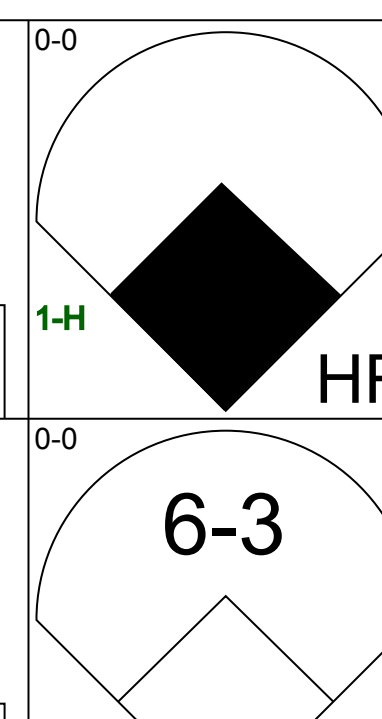
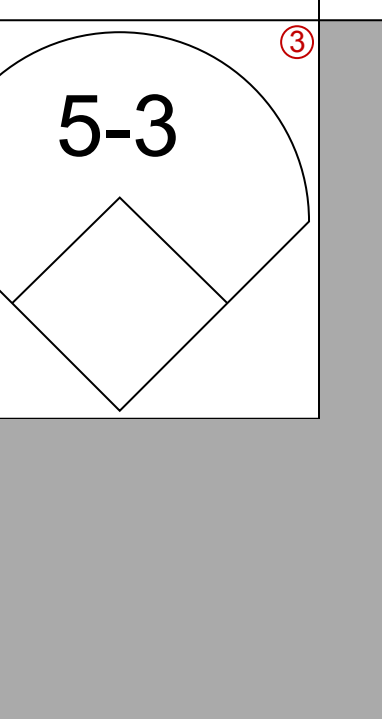
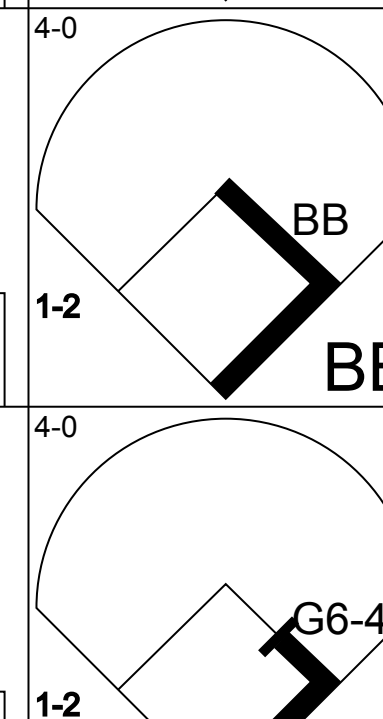

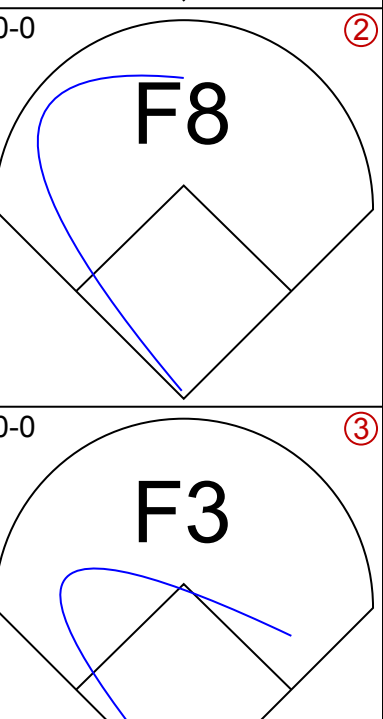
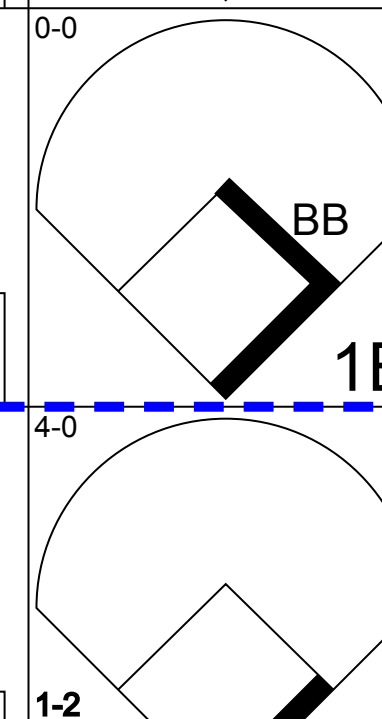
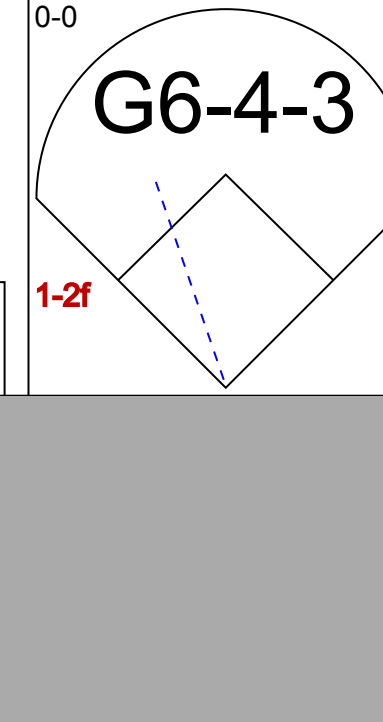
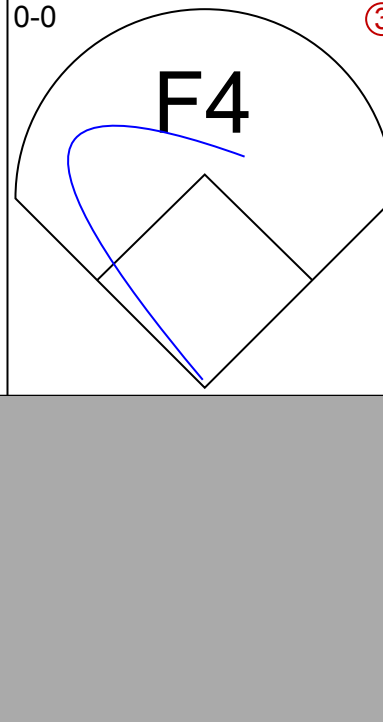





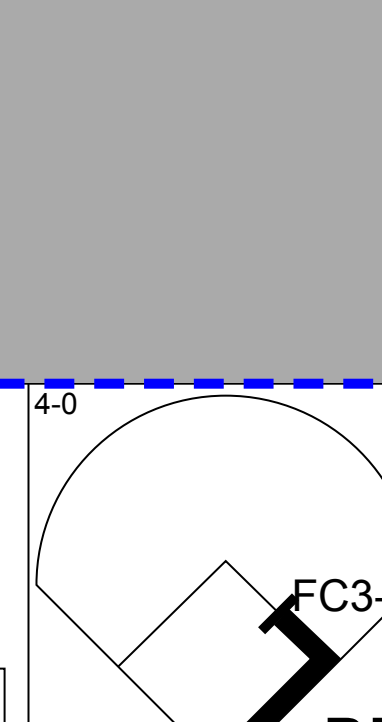
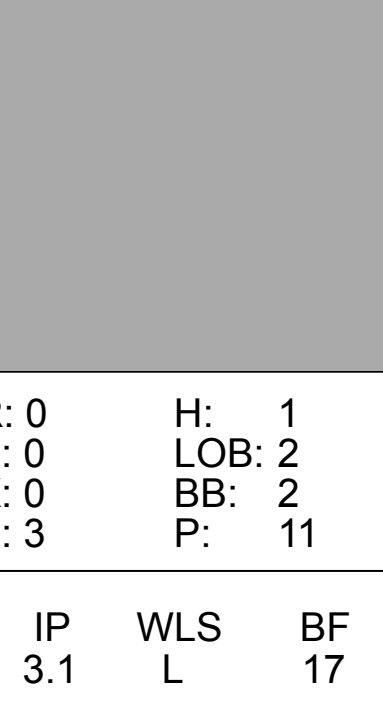


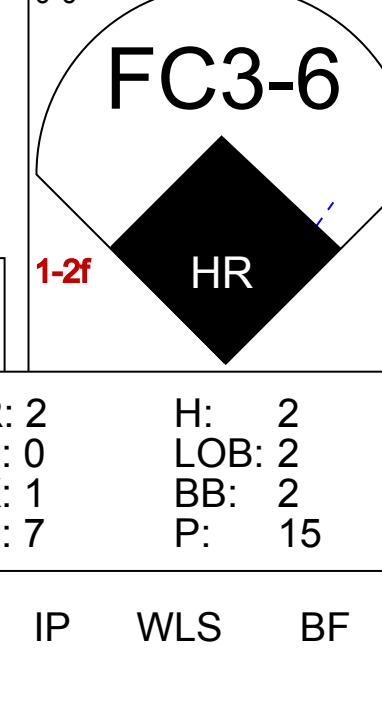
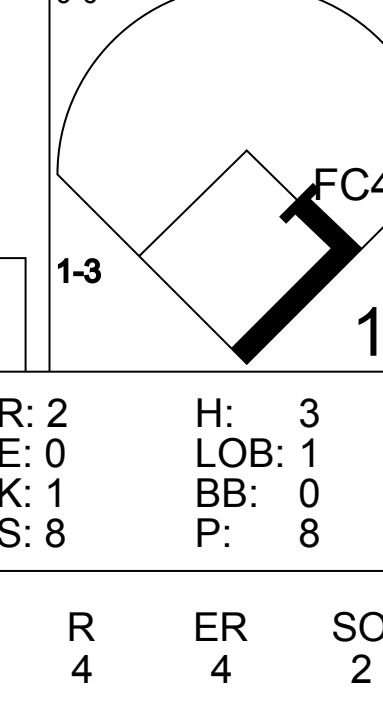
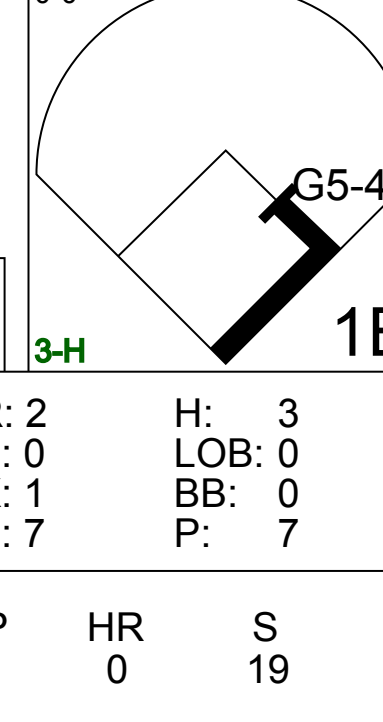

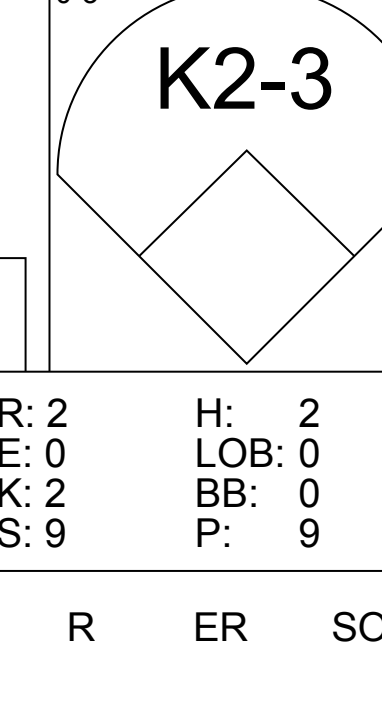




| Batter | 1 | 2 | 3 | 4 | 5 | 6 | 7 | 8 | 9 | AB | R | H | RBI | BB | SO | LOB | BOTTOM | | | |
|---|---|---------------------------------|------------------------------|---------------------------------|------------------------------|---------------------------------|------------------------------|----------------------------------|------------------------------|---------------------------------|------------------------------|---------------------------------|------------------------------|---------------------------------|------------------------------|---------------------------------|----------------------------------|------------------------------------|----------------------------------|--------|
| Don Wert, R (1,5) OBP: 0.342, SLG: 0.364 | 5-3 | | K | SF9 | | 6-3 | | | | 3 | 0 | 0 | 1 | 0 | 1 | 0 | | | | |
| Jake Wood, R (1,4) OBP: 0.343, SLG: 0.382 | 4-0 BB | | HR | FC6-4 WP 1-2 1B | | 4-3 | | | | 3 | 1 | 2 | 1 | 1 | 0 | 0 | | | | |
| Dick Tracewski, R (7,4) OBP: 0.248, SLG: 0.213 | 3-1 BB | | 1B | 1-2 3-H 1B | | | | | | 0 | 0 | 0 | 0 | 0 | 0 | 0 | | | | |
| Norm Cash, L (1,3) OBP: 0.351, SLG: 0.475 | 3-1 | | HR | FC6-4 IBB | | | SH1-3 BB | | | 2 | 1 | 1 | 2 | 2 | 0 | 1 | | | | |
| Al Kaline, R (1,9) OBP: 0.390, SLG: 0.557 | L4 | | HR | FC6-4 1-2 2-3 3-H | | | SH1-3 | | | 3 | 1 | 1 | 2 | 0 | 0 | 3 | | | | |
| Willie Horton, R (1,7) OBP: 0.325, SLG: 0.497 | | 5-3 | 5-3 | 5-3 | | | 5-3 | | | 4 | 0 | 0 | 0 | 0 | 0 | 3 | | | | |
| Mickey Stanley, R (1,8) OBP: 0.325, SLG: 0.401 | | 6-3 | | HR | | 5-3 | 6-3 | | | 4 | 1 | 1 | 1 | 0 | 0 | 1 | | | | |
| Orlando McFarlane, R (1,2) OBP: 0.308, SLG: 0.430 | | K | | 1B E SF9 1B | | F9 | | K | | 4 | 1 | 1 | 0 | 0 | 2 | 0 | | | | |
| Dick McAuliffe, L (1,6) OBP: 0.380, SLG: 0.524 | | 3-1 | | E8 SF9 1B 1B | | F3 | | F6 | | 4 | 1 | 0 | 0 | 0 | 2 | | | | | |
| Johnny Podres, L (1,1) OBP: 0.292, SLG: 0.273 | | | 4-3 | WP FC6-4 1B | | F8 | | K | | 4 | 1 | 1 | 0 | 0 | 1 | 0 | | | | |
| Inning Stats | R: 0 E: 0 K: 0 S: 3 | H: 0 LOB: 1 BB: 1 P: 7 | R: 0 E: 0 K: 1 S: 6 | H: 0 LOB: 0 BB: 0 P: 6 | R: 3 E: 0 K: 1 S: 8 | H: 3 LOB: 0 BB: 0 P: 8 | R: 4 E: 1 K: 0 S: 8 | H: 4 LOB: 2 BB: 1 P: 12 | R: 0 E: 0 K: 0 S: 3 | H: 0 LOB: 0 BB: 0 P: 3 | R: 0 E: 0 K: 0 S: 3 | H: 0 LOB: 0 BB: 0 P: 3 | R: 0 E: 0 K: 2 S: 7 | H: 0 LOB: 1 BB: 1 P: 7 | R: 0 E: 0 K: 2 S: 7 | H: 0 LOB: 0 BB: 0 P: 7 | 1B: 4 2B: 0 3B: 0 HR: 3 | SF: 1 SAC: 1 DP: 0 HBP: 0 | WP: 2 PB: 0 SB: 0 CS: 0 | PA: 36 |
| PITCHER Frank Kreutzer, L (1,1) ERA: 5.22 Casey Cox, R (4,1) ERA: 3.64 Dick Lines, L (5,1) ERA: 2.32 Bob Humphreys, R (7,1) ERA: 3.0 | IP: 3.0 WLS: L BF: 16 H: 5 R: 5 ER: 5 SO: 2 BB: 1 IBB: 0 HBP: 0 BLK: 0 WP: 1 HR: 3 S: 19 P: 23 ERA: 15.00 WHIP: 2.000 | | | | | | | | | | | | | | | | | | | |

Washington Senators @ Detroit Tigers
Tiger Stadium, Detroit, MI
Mon Sep 05 1966, 7:05 PM EDT
Att: 14,546 - Unknown

AB 31
R 7
H 7
RBI 7
BB 3
SO 4
LOB 10



| Batter | 1 | 2 | 3 | 4 | 5 | 6 | 7 | 8 | 9 | AB | R | H | RBI | BB | SO | LOB | TOP | | | |
|---|---|--|---|---|--|---------------------------------|---|---|---|---------------------------------|------------------------------|---------------------------------|------------------------------|---------------------------------|------------------------------|---------------------------------|---|-----------------------------------|------------------------------------|----------------------------------|
| Ken Hamlin, R (1,4) OBP: 0.273, SLG: 0.299 |  | | |  |  | | |  |  | 5 | 1 | 3 | 0 | 0 | 2 | 2 | <p>Washington Senators @ Detroit Tigers</p> <p>Tiger Stadium, Detroit, MI</p> <p>Tue Sep 06 1966, 7:05 PM EDT</p> <p>Att: 5,278 - Unknown</p> | | | |
| Ken McMullen, R (1,5) OBP: 0.293, SLG: 0.366 |  | | |  | | |  |  |  | 5 | 0 | 0 | 0 | 0 | 0 | 4 | | | | |
| Jim King, L (1,9) OBP: 0.337, SLG: 0.375 |  | | |  | | |  |  | | 4 | 0 | 1 | 0 | 0 | 1 | 1 | | | | |
| Frank Howard, R (1,7) OBP: 0.348, SLG: 0.458 | |  | |  | | |  |  | | 4 | 0 | 1 | 0 | 0 | 1 | 2 | | | | |
| Dick Nen, L (1,3) OBP: 0.276, SLG: 0.290 | |  | |  | | | |  |  | 4 | 0 | 1 | 1 | 0 | 1 | 2 | | | | |
| Don Lock, R (1,8) OBP: 0.334, SLG: 0.396 | |  | | |  | | |  | | 4 | 1 | 1 | 0 | 0 | 0 | 2 | | | | |
| Paul Casanova, R (1,2) OBP: 0.283, SLG: 0.422 | | |  | |  | | | |  | 4 | 0 | 2 | 0 | 0 | 0 | 0 | | | | |
| Ed Brinkman, R (1,6) OBP: 0.270, SLG: 0.339 | | |  | |  | | |  | | 4 | 0 | 1 | 1 | 0 | 0 | 2 | | | | |
| Barry Moore, L (1,1) Casey Cox, R (4,1) Dick Phillips, L (5,PH) Dave Baldwin, R (5,1) Willie Kirkland, L (7,PH) Pete Richert, L (7,1) Dick Lines, R (7,1) Mike Brumley, L (9,PH) | | |  | |  | | |  |  | 1 | 0 | 0 | 0 | 0 | 0 | 1 | | 0 | | |
| Inning Stats | R: 0 E: 0 K: 1 S: 5 | H: 0 LOB: 0 BB: 0 P: 5 | R: 0 E: 0 K: 0 S: 3 | H: 0 LOB: 0 BB: 0 P: 3 | R: 0 E: 0 K: 1 S: 5 | H: 2 LOB: 2 BB: 0 P: 7 | R: 0 E: 0 K: 1 S: 7 | H: 2 LOB: 2 BB: 0 P: 7 | R: 0 E: 0 K: 1 S: 5 | H: 0 LOB: 0 BB: 0 P: 5 | R: 1 E: 0 K: 0 S: 5 | H: 2 LOB: 1 BB: 0 P: 5 | R: 1 E: 0 K: 1 S: 8 | H: 3 LOB: 2 BB: 0 P: 8 | R: 0 E: 0 K: 0 S: 5 | H: 2 LOB: 2 BB: 0 P: 5 | | 1B: 11 2B: 0 3B: 0 HR: 0 | SF: 0 SAC: 0 DP: 0 HBP: 0 | WP: 0 PB: 0 SB: 0 CS: 0 |
| PITCHER Denny McLain, R (1,1) ERA: 3.84 | IP: 9.0 WLS: W BF: 38 H: 11 R: 2 ER: 2 SO: 6 BB: 0 IBB: 0 HBP: 0 BLK: 0 WP: 0 HR: 0 S: 50 P: 50 ERA: 2.00 WHIP: 1.222 | | | | | | | | | | | | | | | PITCHER | | | | |

| Batter | 1 | 2 | 3 | 4 | 5 | 6 | 7 | 8 | 9 | AB | R | H | RBI | BB | SO | LOB | BOTTOM | | | |
|---|---|---|---|---|--|---|---|---|------------------------------|---------------------------------|------------------------------|----------------------------------|------------------------------|---------------------------------|------------------------------|---------------------------------|---|----------------------------------|------------------------------------|----------------------------------|
| Don Wert, R (1,5) OBP: 0.343, SLG: 0.370 |  |  | |  | | |  |  | | 5 | 1 | 2 | 3 | 0 | 0 | 2 | <p>Washington Senators @ Detroit Tigers</p> <p>Tiger Stadium, Detroit, MI</p> <p>Tue Sep 06 1966, 7:05 PM EDT</p> <p>Att: 5,278 - Unknown</p> | | | |
| Jake Wood, R (1,4) Dick Tracewski, R (8,4) |  |  | | |  | |  | | | 4 | 0 | 0 | 0 | 0 | 0 | 2 | | | | |
| Norm Cash, L (1,3) |  | |  | |  | |  | | | 3 | 0 | 1 | 0 | 1 | 0 | 0 | | | | |
| Al Kaline, R (1,9) |  | |  | |  | |  | | | 2 | 0 | 0 | 0 | 2 | 0 | 0 | | | | |
| Willie Horton, R (1,7) |  | |  | | |  |  | | | 4 | 0 | 1 | 0 | 0 | 1 | 5 | | | | |
| Mickey Stanley, R (1,8) | |  | |  | |  | |  | | 4 | 3 | 3 | 0 | 0 | 0 | 1 | | | | |
| Bill Freehan, R (1,2) | |  | |  | |  | |  | | 4 | 2 | 2 | 3 | 0 | 2 | 1 | | | | |
| Dick McAuliffe, L (1,6) | | | | | | | | | | 3 | 1 | 1 | 1 | 1 | 2 | 1 | | | | |
| Denny McLain, R (1,1) | | | | | | | | | | 4 | 1 | 2 | 1 | 0 | 1 | 1 | | | | |
| Inning Stats | R: 0 E: 0 K: 0 S: 3 | H: 1 LOB: 2 BB: 2 P: 11 | R: 2 E: 0 K: 1 S: 8 | H: 3 LOB: 1 BB: 0 P: 8 | R: 0 E: 0 K: 0 S: 3 | H: 0 LOB: 0 BB: 0 P: 3 | R: 2 E: 0 K: 1 S: 7 | H: 3 LOB: 0 BB: 0 P: 7 | R: 0 E: 0 K: 1 S: 5 | H: 1 LOB: 0 BB: 0 P: 5 | R: 2 E: 0 K: 1 S: 7 | H: 2 LOB: 2 BB: 2 P: 15 | R: 2 E: 0 K: 2 S: 9 | H: 2 LOB: 0 BB: 0 P: 9 | R: 2 E: 0 K: 2 S: 9 | H: 2 LOB: 0 BB: 0 P: 9 | | 1B: 7 2B: 3 3B: 0 HR: 2 | SF: 0 SAC: 0 DP: 2 HBP: 0 | WP: 1 PB: 0 SB: 0 CS: 0 |
| PITCHER Barry Moore, L (1,1) Casey Cox, R (4,1) Dave Baldwin, R (5,1) Pete Richert, L (7,1) Dick Lines, L (7,1) | IP: 3.1 WLS: L BF: 17 H: 6 R: 4 ER: 4 SO: 2 BB: 2 IBB: 0 HBP: 0 BLK: 0 WP: 0 HR: 0 S: 19 P: 27 ERA: 10.80 WHIP: 2.400 | | | | | | | | | | | | | | | PITCHER | | | | |

| Batter | 1 | 2 | 3 | 4 | 5 | 6 | 7 | 8 | 9 | AB | R | H | RBI | BB | SO | LOB | TOP | | | | |
|--|--|---------------------------------|------------------------------|---------------------------------|------------------------------|---------------------------------|------------------------------|----------------------------------|------------------------------|---------------------------------|------------------------------|----------------------------------|------------------------------|---------------------------------|------------------------------|---------------------------------|---|---------------------------------|----------------------------------|------------------------------------|-----------------|
| Ken Hamlin, R (1, 4) OBP: 0.273, SLG: 0.297 | F5 | | FC6-4 1B | | 1-3 | | | 1-3 | | 4 | 0 | 1 | 0 | 0 | 0 | 0 | Washington Senators @ Detroit Tigers Tiger Stadium, Detroit, MI Wed Sep 07 1966, 7:05 PM EDT Att: 7,409 - Unknown | | | | |
| Ken McMullen, R (1, 5) OBP: 0.291, SLG: 0.363 | K | | FC6-4 1-2 | | | F8 | | F3 | | 4 | 0 | 0 | 0 | 0 | 1 | 1 | | | | | |
| Dick Nen, L (1, 3) OBP: 0.280, SLG: 0.290 | K | | | 4-3 | | 1B BB | | 1B WP 1B | | 3 | 0 | 1 | 0 | 1 | 1 | 0 | | | | | |
| Frank Howard, R (1, 7) OBP: 0.349, SLG: 0.457 | | 4-3 | | E BB | | 1B | | K | | 3 | 0 | 1 | 0 | 1 | 1 | 1 | | | | | |
| Willie Kirkland, L (1, 9) OBP: 0.272, SLG: 0.351 | | BB BB BB | 4-0 BB | E3 1-2 | | F4 | | K | 0-3 1 | 3 | 0 | 0 | 0 | 1 | 1 | 3 | | | | | |
| Don Lock, R (1, 8) OBP: 0.332, SLG: 0.392 | | | F9 | | K | | | F8 | 0-0 2 | 3 | 0 | 0 | 0 | 0 | 2 | 5 | | | | | |
| Jim King, L (9, PH) OBP: 0.335, SLG: 0.374 | | | | | K | | | | 0-0 2 | 1 | 0 | 0 | 0 | 0 | 0 | 0 | | | | | |
| Paul Casanova, R (1, 2) OBP: 0.280, SLG: 0.418 | | | 4-3 | | 6-3 | | | F7 | 0-0 3 | 4 | 0 | 0 | 0 | 0 | 0 | 3 | | | | | |
| Ed Brinkman, R (1, 6) OBP: 0.269, SLG: 0.337 | | | 4-3 | | 4-3 | | | 4-3 | 0-0 2 | 3 | 0 | 0 | 0 | 0 | 0 | 0 | | | | | |
| Phil Ortega, R (1, 1) OBP: 0.143, SLG: 0.060 | | | K | | L6 | | | F2 | 0-0 3 | 1 | 0 | 0 | 0 | 0 | 1 | 0 | | | | | |
| Dick Phillips, L (5, PH) OBP: 0.242, SLG: 0.194 | | | | | | | | | | 1 | 0 | 0 | 0 | 0 | 0 | 0 | | | | | |
| Bob Humphreys, R (5, 1) OBP: 0.333, SLG: 0.167 | | | | | | | | | | 0 | 0 | 0 | 0 | 0 | 0 | 0 | | | | | |
| Bob Saverine, S (7, PH) OBP: 0.307, SLG: 0.337 | | | | | | | | | | 1 | 0 | 0 | 0 | 0 | 0 | 0 | | | | | |
| Frank Kreuzer, R (7, 1) OBP: 0.250, SLG: 0.250 | | | | | | | | | | 0 | 0 | 0 | 0 | 0 | 0 | 0 | | | | | |
| Inning Stats | R: 0 E: 0 K: 2 S: 7 | H: 0 LOB: 0 BB: 0 P: 7 | R: 0 E: 0 K: 0 S: 3 | H: 0 LOB: 1 BB: 1 P: 7 | R: 0 E: 0 K: 1 S: 6 | H: 1 LOB: 1 BB: 0 P: 6 | R: 0 E: 1 K: 1 S: 6 | H: 0 LOB: 2 BB: 1 P: 10 | R: 0 E: 0 K: 0 S: 3 | H: 0 LOB: 0 BB: 0 P: 3 | R: 0 E: 0 K: 1 S: 6 | H: 1 LOB: 2 BB: 1 P: 10 | R: 0 E: 0 K: 0 S: 3 | H: 0 LOB: 0 BB: 0 P: 3 | R: 0 E: 0 K: 1 S: 6 | H: 1 LOB: 1 BB: 0 P: 6 | R: 0 E: 0 K: 1 S: 5 | H: 0 LOB: 0 BB: 0 P: 5 | 1B: 3 2B: 0 3B: 0 HR: 0 | SF: 0 SAC: 0 DP: 0 HBP: 0 | WP: 1 PA: 34 |
| PITCHER Earl Wilson, R (1, 1) ERA: 3.11 | IP: 9.0 WLS: W BF: 34 H: 3 R: 0 ER: 0 SO: 7 BB: 3 IBB: 0 HBP: 0 BLK: 0 WP: 1 HR: 0 S: 45 P: 57 ERA: 0.00 WHIP: 0.667 | | | | | | | | | | | | | | | PITCHER | | | | | |

| | |
|-----|----|
| AB | 31 |
| R | 0 |
| H | 3 |
| RBI | 0 |
| BB | 3 |
| SO | 7 |
| LOB | 13 |



| Batter | 1 | 2 | 3 | 4 | 5 | 6 | 7 | 8 | 9 | AB | R | H | RBI | BB | SO | LOB | BOTTOM | | |
|--|--|----------------------------------|------------------------------|---------------------------------|------------------------------|---------------------------------|------------------------------|---------------------------------|------------------------------|---------------------------------|------------------------------|---------------------------------|------------------------------|---------------------------------|------------------------------|---------------------------------|---|------------------------------------|-----------------|
| Dick McAuliffe, L (1, 6) OBP: 0.380, SLG: 0.520 | 2B 1B | F7 | | K | | | 1-3 | | | 4 | 1 | 1 | 0 | 0 | 1 | 1 | Washington Senators @ Detroit Tigers Tiger Stadium, Detroit, MI Wed Sep 07 1966, 7:05 PM EDT Att: 7,409 - Unknown | | |
| Jerry Lumpe, L (1, 4) OBP: 0.285, SLG: 0.304 | 1B | | | | F9 | | 5-3 | | | 4 | 1 | 1 | 1 | 0 | 0 | 0 | | | |
| Dick Tracewski, R (8, 4) OBP: 0.248, SLG: 0.213 | 1B 1H 2B | 4-3 | | | | | | | | 0 | 0 | 0 | 0 | 0 | 0 | 0 | | | |
| Norm Cash, L (1, 3) OBP: 0.353, SLG: 0.473 | 1B 2-3 1B | | F8 | | F6 | | BB | | | 3 | 1 | 1 | 0 | 1 | 0 | 0 | | | |
| Al Kaline, R (1, 8) OBP: 0.390, SLG: 0.552 | 1B | | L6-3 | | L6-3 | | L5 | | | 3 | 0 | 1 | 1 | 0 | 0 | 0 | | | |
| Mickey Stanley, R (6, 8) OBP: 0.332, SLG: 0.417 | 1B 1-2 3-H | | | | | | | | | 1 | 0 | 0 | 0 | 0 | 0 | 1 | | | |
| Jim Northrup, L (1, 9) OBP: 0.325, SLG: 0.475 | K | | F7 | | | K | | | | 4 | 0 | 1 | 0 | 0 | 2 | 2 | | | |
| Willie Horton, R (1, 7) OBP: 0.324, SLG: 0.497 | K | | | 2B 3B | | 6-3 | | 5-3 | | 4 | 1 | 1 | 0 | 0 | 1 | 3 | | | |
| Don Wert, R (1, 5) OBP: 0.346, SLG: 0.376 | 1B 1-2 2-H | | | 3B 2B | | | 1B 1B | | | 4 | 0 | 3 | 2 | 0 | 0 | 1 | | | |
| Bill Freehan, R (1, 2) OBP: 0.285, SLG: 0.354 | 4-3 | | | 3-H 2B | F7 | | 1B | | | 4 | 0 | 1 | 0 | 0 | 0 | 4 | | | |
| Earl Wilson, R (1, 1) OBP: 0.316, SLG: 0.540 | | 6-3 | | | F8 | | K | | | 3 | 0 | 0 | 0 | 0 | 1 | 3 | | | |
| Inning Stats | R: 3 E: 0 K: 2 S: 12 | H: 5 LOB: 2 BB: 0 P: 12 | R: 0 E: 0 K: 0 S: 3 | H: 0 LOB: 0 BB: 0 P: 3 | R: 0 E: 0 K: 0 S: 3 | H: 0 LOB: 0 BB: 0 P: 3 | R: 1 E: 0 K: 1 S: 7 | H: 2 LOB: 1 BB: 0 P: 7 | R: 0 E: 0 K: 0 S: 3 | H: 0 LOB: 0 BB: 0 P: 3 | R: 0 E: 0 K: 2 S: 9 | H: 2 LOB: 2 BB: 0 P: 9 | R: 0 E: 0 K: 0 S: 3 | H: 0 LOB: 1 BB: 1 P: 7 | R: 0 E: 0 K: 0 S: 4 | H: 1 LOB: 1 BB: 0 P: 4 | 1B: 6 2B: 2 3B: 2 HR: 0 | SF: 0 SAC: 0 DP: 0 HBP: 0 | WP: 0 PA: 35 |
| PITCHER Phil Ortega, R (1, 1) ERA: 4.11 | IP: 4.0 WLS: L BF: 19 H: 7 R: 4 ER: 4 SO: 3 BB: 0 IBB: 0 HBP: 0 BLK: 0 WP: 0 HR: 0 S: 25 P: 25 ERA: 9.00 WHIP: 1.750 | | | | | | | | | | | | | | | PITCHER | | | |
| Bob Humphreys, R (5, 1) ERA: 2.54 | IP: 2.0 WLS: L BF: 8 H: 2 R: 0 ER: 0 SO: 2 BB: 0 IBB: 0 HBP: 0 BLK: 0 WP: 0 HR: 0 S: 12 P: 12 ERA: 0.00 WHIP: 1.000 | | | | | | | | | | | | | | | PITCHER | | | |
| Frank Kreuzer, L (7, 1) ERA: 4.88 | IP: 2.0 WLS: L BF: 8 H: 1 R: 0 ER: 0 SO: 0 BB: 1 IBB: 0 HBP: 0 BLK: 0 WP: 0 HR: 0 S: 7 P: 11 ERA: 0.00 WHIP: 1.000 | | | | | | | | | | | | | | | PITCHER | | | |

| | |
|-----|----|
| AB | 34 |
| R | 4 |
| H | 10 |
| RBI | 4 |
| BB | 1 |
| SO | 5 |
| LOB | 15 |



| Batter | 1 | 2 | 3 | 4 | 5 | 6 | 7 | 8 | 9 | AB | R | H | RBI | BB | SO | LOB | TOP | | | | | |
|---|---|---------------------------------|------------------------------|---------------------------------|------------------------------|---------------------------------|------------------------------|----------------------------------|------------------------------|---------------------------------|------------------------------|---------------------------------|------------------------------|---------------------------------|------------------------------|---------------------------------|------------------------------|---------------------------------|----------------------------------|------------------------------------|----------------------------------|--------|
| Dick McAuliffe, L (1, 6) OBP: 0.376, SLG: 0.511 | 0-3 K | | 0-3 K | | | | | | 0-3 K | 5 | 0 | 2 | 0 | 0 | 3 | 1 | | | | | | |
| Jerry Lumpe, L (1, 4) OBP: 0.297, SLG: 0.304 | 0-0 F8 | | | 0-3 K | 0-0 F9 | | 0-0 4-3 | | | 4 | 0 | 0 | 0 | 0 | 1 | 3 | | | | | | |
| Norm Cash, L (1, 3) OBP: 0.349, SLG: 0.466 | 0-0 F6 | | | 4-0 BB | | 0-0 F5 | | 0-0 F7 | | 3 | 0 | 0 | 0 | 1 | 0 | 0 | | | | | | |
| Gates Brown, L (1, 7) OBP: 0.339, SLG: 0.450 | | 0-0 F3 | | 0-0 F4 | | 0-0 1B | 0-0 2B | 0-0 5-3 | 0-0 1B | 4 | 0 | 2 | 0 | 0 | 0 | 1 | | | | | | |
| Willie Horton, R (1, 9) OBP: 0.328, SLG: 0.496 | | | | 4-0 1B | 1-2 BB | 0-0 5-3 | 0-0 5-3 | 0-0 1-2 | 0-0 5-3 | 3 | 0 | 1 | 0 | 1 | 0 | 2 | | | | | | |
| Jim Northrup, L (1, 8) OBP: 0.320, SLG: 0.467 | 0-3 K | | | 0-0 F9 | | 0-0 2-3 | 0-0 1B | | 0-0 F7 | 4 | 0 | 1 | 0 | 0 | 1 | 4 | | | | | | |
| Don Wert, R (1, 5) OBP: 0.344, SLG: 0.373 | 0-3 K | | | | 0-3 K | 0-0 L4 | | | 0-0 5-3 | 4 | 0 | 0 | 0 | 0 | 2 | 3 | | | | | | |
| Bill Freehan, R (1, 2) OBP: 0.289, SLG: 0.356 | | | | 0-0 L4-3 | 1B | 0-0 1B | 0-0 2B | 0-0 1-3 | 4-0 5-3 | 3 | 0 | 2 | 0 | 1 | 0 | 0 | | | | | | |
| Denny McLain, R (1, 1) Al Kaline, R (7, PH) Dave Wickersham, R (7, 1) Hank Aguirre, L (7, 1) George Korinice, R (8, 1) Don Pepper, L (8, PH) | | | 0-0 L4-3 | 1-2 | 0-0 F8 | | 0-0 F3 | | 0-0 5-3 | 2 | 0 | 0 | 0 | 0 | 0 | 2 | | | | | | |
| Inning Stats | R: 0 E: 0 K: 1 S: 5 | H: 0 LOB: 0 BB: 0 P: 5 | R: 0 E: 0 K: 2 S: 8 | H: 1 LOB: 1 BB: 0 P: 8 | R: 0 E: 0 K: 1 S: 5 | H: 1 LOB: 0 BB: 0 P: 5 | R: 0 E: 0 K: 1 S: 5 | H: 0 LOB: 2 BB: 2 P: 13 | R: 0 E: 0 K: 1 S: 7 | H: 2 LOB: 2 BB: 0 P: 7 | R: 0 E: 0 K: 0 S: 5 | H: 2 LOB: 2 BB: 0 P: 5 | R: 0 E: 0 K: 0 S: 4 | H: 1 LOB: 1 BB: 0 P: 4 | R: 0 E: 0 K: 0 S: 4 | H: 1 LOB: 1 BB: 0 P: 4 | R: 0 E: 0 K: 1 S: 5 | H: 0 LOB: 1 BB: 1 P: 9 | 1B: 6 2B: 3 3B: 0 HR: 0 | SF: 0 SAC: 0 DP: 1 HBP: 0 | WP: 0 PB: 0 SB: 0 CS: 0 | PA: 37 |
| PITCHER | IP WLS BF H R ER SO BB IBB HBP BLK WP HR S P ERA WHIP | | | | | | | | | | | | | | | | | | | | | |
| Jim Nash, R (1, 1) ERA: 2.16 | 6.0 W 25 6 0 0 6 2 0 0 0 0 0 0 35 43 0.00 1.333 | | | | | | | | | | | | | | | | | | | | | |
| Jack Aker, R (7, 1) ERA: 1.69 | 3.0 S 12 2 0 0 1 1 0 0 0 0 0 0 13 17 0.00 1.000 | | | | | | | | | | | | | | | | | | | | | |

Detroit Tigers @ Kansas City Athletics
Municipal Stadium, Kansas City, MO
Sat Sep 10 1966, 8:05 PM EDT
Att: 13,068 - Unknown


AB 34
R 0
H 8
RBI 0
BB 3
SO 7
LOB 17



| Batter | 1 | 2 | 3 | 4 | 5 | 6 | 7 | 8 | 9 | AB | R | H | RBI | BB | SO | LOB | BOTTOM | | | |
|--|---|----------------------------------|------------------------------|---------------------------------|------------------------------|---------------------------------|-------------------------------|----------------------------------|------------------------------|---------------------------------|------------------------------|---------------------------------|------------------------------|----------------------------------|------------------------------|---------------------------------|----------------------------------|------------------------------------|----------------------------------|--------|
| Bert Campaneris, R (1, 6) OBP: 0.308, SLG: 0.390 | 0-3 K | 0-0 F4 | | | 0-0 6-3 | | 0-0 1-3 | 1-0 S | | 4 | 0 | 0 | 0 | 0 | 1 | 2 | | | | |
| Jim Gosger, L (1, 7) OBP: 0.324, SLG: 0.351 | 4-0 2B | | 4-0 G6-3 | | 0-3 K | | 0-0 2-3 | 0-0 HBP | 0-0 F9 | 3 | 2 | 1 | 1 | 2 | 1 | 1 | | | | |
| Mike Hershberger, R (1, 9) OBP: 0.320, SLG: 0.354 | 0-0 1B | | 0-0 G6-3 | 1-2 | 0-0 1-3 | | 0-0 3-H | 0-0 1B | 0-0 1B | 4 | 0 | 2 | 2 | 0 | 0 | 1 | | | | |
| Tim Talton, L (1, 3) OBP: 0.400, SLG: 0.576 | 4-0 2B | | 0-0 F4 | | | 0-0 F6 | 0-0 F2 | | | 2 | 0 | 0 | 0 | 1 | 0 | 0 | | | | |
| Joe Nosssek, R (7, PH) OBP: 0.274, SLG: 0.335 | | | | | | | | | | 1 | 0 | 0 | 0 | 0 | 0 | 1 | | | | |
| Ed Charles, R (1, 5) OBP: 0.339, SLG: 0.451 | 0-0 F9 | | | 0-0 HR | | 4-0 4-3 | 0-0 WP | 4-0 BB | 4-0 1-2 | 2 | 1 | 1 | 1 | 2 | 0 | 2 | | | | |
| Roger Repoz, L (1, 8) OBP: 0.322, SLG: 0.367 | 0-3 K | | | 0-3 K | | 0-0 4-3 | 0-0 4-3 | 4-0 1-2 | 4-0 FC6-4 | 3 | 0 | 0 | 0 | 0 | 2 | 3 | | | | |
| Danny Cater, R (7, PH) OBP: 0.304, SLG: 0.361 | | | | | | 1-3 | 1-2 | 2-3 | BB | 0 | 0 | 0 | 0 | 1 | 0 | 0 | | | | |
| Dick Green, R (1, 4) OBP: 0.305, SLG: 0.360 | | 0-0 F3 | | 0-3 K | | 0-0 F6 | 0-0 FC6-4 | 1-2 | | 4 | 0 | 0 | 0 | 0 | 1 | 4 | | | | |
| Phil Roof, R (1, 2) OBP: 0.288, SLG: 0.331 | | 0-3 K | | 4-0 BB | | | 0-0 E5 | 0-3 K | | 3 | 1 | 1 | 0 | 1 | 2 | 0 | | | | |
| Jim Nash, R (1, 1) OBP: 0.100, SLG: 0.150 | | 0-0 2B | | 0-3 K | | | 0-0 E7 | 0-0 5-3 | | 2 | 0 | 1 | 0 | 0 | 1 | 1 | | | | |
| Jack Aker, R (7, 1) OBP: 0.111, SLG: 0.167 | | | | | | | 1-3 | 1B | | 2 | 1 | 1 | 1 | 0 | 0 | 0 | | | | |
| Inning Stats | R: 1 E: 0 K: 2 S: 8 | H: 1 LOB: 2 BB: 2 P: 16 | R: 0 E: 0 K: 1 S: 6 | H: 1 LOB: 1 BB: 0 P: 6 | R: 0 E: 0 K: 0 S: 2 | H: 0 LOB: 0 BB: 1 P: 6 | R: 1 E: 0 K: 3 S: 10 | H: 1 LOB: 1 BB: 1 P: 14 | R: 0 E: 0 K: 1 S: 5 | H: 0 LOB: 0 BB: 0 P: 5 | R: 0 E: 0 K: 0 S: 3 | H: 0 LOB: 1 BB: 1 P: 7 | R: 3 E: 2 K: 0 S: 7 | H: 4 LOB: 3 BB: 2 P: 15 | R: 0 E: 0 K: 1 S: 5 | H: 0 LOB: 1 BB: 0 P: 6 | 1B: 4 2B: 2 3B: 0 HR: 1 | SF: 0 SAC: 0 DP: 1 HBP: 1 | WP: 1 PB: 0 SB: 3 CS: 0 | PA: 38 |
| PITCHER | IP WLS BF H R ER SO BB IBB HBP BLK WP HR S P ERA WHIP | | | | | | | | | | | | | | | | | | | |
| Denny McLain, R (1, 1) ERA: 3.62 | 6.0 L 25 3 2 2 7 5 0 0 0 0 0 0 34 54 81.00 12.000 | | | | | | | | | | | | | | | | | | | |
| Dave Wickersham, R (7, 1) ERA: 3.68 | 0.1 5 4 3 3 0 0 0 0 0 0 0 0 5 5 0.00 1.500 | | | | | | | | | | | | | | | | | | | |
| Hank Aguirre, L (7, 1) ERA: 3.87 | 0.2 4 0 0 0 0 1 1 0 0 0 0 0 2 10 0.00 0.000 | | | | | | | | | | | | | | | | | | | |
| George Korinice, R (8, 1) ERA: | 1.0 4 0 0 0 1 0 0 1 0 0 0 0 5 6 0.00 0.000 | | | | | | | | | | | | | | | | | | | |

Detroit Tigers @ Kansas City Athletics
Municipal Stadium, Kansas City, MO
Sat Sep 10 1966, 8:05 PM EDT
Att: 13,068 - Unknown

AB 30
R 5
H 7
RBI 5
BB 7
SO 8
LOB 15



| Batter | 1 | 2 | 3 | 4 | 5 | 6 | 7 | 8 | 9 | AB | R | H | RBI | BB | SO | LOB | TOP | | | |
|--|--|---------------------------------|------------------------------|----------------------------------|------------------------------|---------------------------------|------------------------------|---------------------------------|------------------------------|---------------------------------|------------------------------|---------------------------------|------------------------------|---------------------------------|------------------------------|---------------------------------|--|------------------------------------|----------------------------------|--------|
| Dick McAuliffe, L (1, 6) OBP: 0.373, SLG: 0.505 | 0-3 K | | 0-3 K | | | 0-0 F8 | | | 0-0 F8 | 4 | 0 | 0 | 0 | 0 | 2 | 0 | | | | |
| Jerry Lumpe, L (1, 4) OBP: 0.287, SLG: 0.303 Dick Tracewski, R (9, FR) OBP: 0.246, SLG: 0.211 | 0-0 F9 | | 0-0 L3 | | | 0-0 F9 | | | 0-0 L3-6 1B | 4 | 0 | 1 | 0 | 0 | 0 | 0 | | | | |
| Norm Cash, L (1, 3) OBP: 0.347, SLG: 0.463 | 0-0 4-1 | | | 0-0 4-1 | | 0-0 F3 | | | 0-0 L3-6 1-2 | 4 | 0 | 0 | 0 | 0 | 0 | 1 | | | | |
| Gates Brown, L (1, 7) OBP: 0.339, SLG: 0.444 | | 4-0 1B SF9 BB | | 0-0 G3 | | | | 0-3 K | | 2 | 1 | 0 | 0 | 1 | 1 | 0 | | | | |
| Willie Horton, R (1, 9) OBP: 0.328, SLG: 0.497 | 0-3 K | | | 0-0 2B | | | | 0-0 5-3 | | 3 | 0 | 1 | 0 | 0 | 1 | 1 | | | | |
| Jim Northrup, L (1, 8) OBP: 0.320, SLG: 0.466 | 0-0 1-3 1B | | | 0-0 4-3 | | | | 0-0 4-3 | | 3 | 0 | 1 | 0 | 0 | 0 | 1 | | | | |
| Don Wert, R (1, 5) OBP: 0.342, SLG: 0.372 | 0-0 SF9 1-2 3-H | | | | | 0-0 F8 | | | 0-0 F4 | 2 | 0 | 0 | 1 | 0 | 0 | 0 | | | | |
| Bill Freehan, R (1, 2) OBP: 0.289, SLG: 0.354 | 0-0 F9 | | | | | 0-0 F3 | | | 4-0 L5-4-3 BB | 2 | 0 | 0 | 0 | 1 | 0 | 1 | | | | |
| Earl Wilson, R (1, 1) OBP: 0.313, SLG: 0.534 Orlando Pena, R (3, 1) OBP: 0.111, SLG: 0.111 Al Kaline, R (8, PH) OBP: 0.395, SLG: 0.551 Fred Gladding, L (8, 1) OBP: 0.395, SLG: 0.551 | 0-0 F9 | | | | | 0-3 K | | | 0-0 L5-4-3 1-2 | 1 | 0 | 0 | 0 | 0 | 0 | 0 | | | | |
| Inning Stats | R: 0 E: 0 K: 1 S: 5 | H: 0 LOB: 0 BB: 0 P: 5 | R: 1 E: 0 K: 1 S: 6 | H: 1 LOB: 1 BB: 1 P: 10 | R: 0 E: 0 K: 1 S: 5 | H: 0 LOB: 0 BB: 0 P: 5 | R: 0 E: 0 K: 0 S: 4 | H: 1 LOB: 1 BB: 0 P: 4 | R: 0 E: 0 K: 1 S: 5 | H: 0 LOB: 0 BB: 0 P: 5 | R: 0 E: 0 K: 1 S: 5 | H: 0 LOB: 0 BB: 0 P: 5 | R: 0 E: 0 K: 0 S: 2 | H: 0 LOB: 0 BB: 1 P: 6 | R: 0 E: 0 K: 0 S: 3 | H: 1 LOB: 1 BB: 0 P: 3 | 1B: 2 2B: 2 HR: 0 | SF: 1 SAC: 0 DP: 2 HBP: 0 | WP: 0 PB: 0 SB: 1 CS: 0 | PA: 30 |
| PITCHER Lew Krausse, R (1, 1) ERA: 3.03 | IP: 9.0 WLS: W BF: 30 H: 3 R: 1 ER: 1 SO: 5 BB: 2 IBB: 0 HBP: 0 BLK: 0 WP: 0 HR: 0 S: 38 P: 46 ERA: 1.00 WHIP: 0.556 | | | | | | | | | | | | | | | PITCHER | IP: 9.0 WLS: W BF: 30 H: 3 R: 1 ER: 1 SO: 5 BB: 2 IBB: 0 HBP: 0 BLK: 0 WP: 0 HR: 0 S: 38 P: 46 ERA: 1.00 WHIP: 0.556 | | | |

Detroit Tigers @ Kansas City Athletics
 Municipal Stadium, Kansas City, MO
 Sun Sep 11 1966, 4:33 AM EDT
 Att: 8,553 - Unknown


| | |
|-----|----|
| AB | 27 |
| R | 1 |
| H | 3 |
| RBI | 1 |
| BB | 2 |
| SO | 5 |
| LOB | 5 |



| Batter | 1 | 2 | 3 | 4 | 5 | 6 | 7 | 8 | 9 | AB | R | H | RBI | BB | SO | LOB | BOTTOM | | | |
|---|---|----------------------------------|------------------------------|---------------------------------|------------------------------|---------------------------------|------------------------------|----------------------------------|------------------------------|---------------------------------|------------------------------|---------------------------------|------------------------------|---------------------------------|------------------------------|---------------------------------|---|------------------------------------|----------------------------------|--------|
| Bert Campaneris, R (1, 6) OBP: 0.311, SLG: 0.391 Ossie Chavarria, R (3, 6) OBP: 0.303, SLG: 0.321 | 1-0 6-3 1B HBP | | | 4-0 1-2 2-3 BB | | | | | | 1 | 1 | 1 | 0 | 0 | 0 | 0 | | | | |
| Jim Gosger, L (1, 7) OBP: 0.321, SLG: 0.347 | 0-0 F3 1-2 | 0-0 CS 3-H | 0-0 3-1-3 | 0-0 F5 | | 0-0 2B | | | | 4 | 0 | 0 | 0 | 0 | 0 | 5 | | | | |
| Mike Hershberger, R (1, 9) OBP: 0.317, SLG: 0.351 | 0-0 6-3 2-3 | | 0-0 6-3 | | 0-0 F9 | | 0-0 F2 | | | 4 | 0 | 0 | 0 | 0 | 0 | 2 | | | | |
| Ed Charles, R (1, 5) OBP: 0.338, SLG: 0.447 | 4-0 1B BB | | 0-0 5-3 | | 0-0 4-3 | | 0-0 F3 | | | 3 | 1 | 0 | 0 | 1 | 0 | 1 | | | | |
| Danny Cater, R (1, 3) OBP: 0.306, SLG: 0.362 | 0-0 1B | | | 0-0 FC4-6 1B | 0-0 F6 | | 0-0 F9 | | | 4 | 0 | 2 | 2 | 0 | 0 | 0 | | | | |
| Roger Repoz, L (1, 8) OBP: 0.324, SLG: 0.375 | 0-3 K | | | 0-0 FC4-6 2B BB 1-2 | | 0-0 SF7 3B | | 0-0 2B 1B | | 4 | 3 | 2 | 0 | 0 | 1 | 2 | | | | |
| Dick Green, R (1, 4) OBP: 0.307, SLG: 0.367 | | | 0-0 F8 | | 0-0 BB 2B | | 0-0 SF7 | | 0-0 1H 2B | 3 | 0 | 2 | 2 | 0 | 0 | 0 | | | | |
| Phil Roof, R (1, 2) OBP: 0.290, SLG: 0.329 | | 4-0 1B SH2-4 CS BB | | 4-0 BB IBB | | 0-0 K | | 0-3 K | | 2 | 0 | 0 | 0 | 2 | 2 | 1 | | | | |
| Lew Krausse, R (1, 1) OBP: 0.226, SLG: 0.184 | | 0-0 SH2-4 1-2 | | 0-3 K | | 0-0 6-3 | | 0-3 K | | 3 | 0 | 0 | 0 | 0 | 2 | 4 | | | | |
| Inning Stats | R: 2 E: 0 K: 1 S: 6 | H: 1 LOB: 1 BB: 1 P: 11 | R: 0 E: 0 K: 0 S: 3 | H: 1 LOB: 1 BB: 1 P: 7 | R: 0 E: 0 K: 0 S: 3 | H: 0 LOB: 0 BB: 0 P: 3 | R: 1 E: 0 K: 1 S: 7 | H: 2 LOB: 2 BB: 2 P: 15 | R: 0 E: 0 K: 0 S: 3 | H: 0 LOB: 0 BB: 0 P: 3 | R: 1 E: 0 K: 1 S: 6 | H: 1 LOB: 0 BB: 0 P: 6 | R: 0 E: 0 K: 0 S: 4 | H: 1 LOB: 1 BB: 0 P: 4 | R: 1 E: 0 K: 2 S: 9 | H: 2 LOB: 1 BB: 0 P: 9 | 1B: 4 2B: 3 3B: 1 HR: 0 | SF: 1 SAC: 1 DP: 0 HBP: 1 | WP: 0 PB: 0 SB: 2 CS: 1 | PA: 37 |
| PITCHER Earl Wilson, R (1, 1) ERA: 3.16 Orlando Pena, R (3, 1) ERA: 2.71 Fred Gladding, R (8, 1) ERA: 3.72 | IP: 2.0 WLS: L BF: 10 H: 2 R: 2 ER: 2 SO: 2 BB: 2 IBB: 0 HBP: 1 BLK: 0 WP: 0 HR: 0 S: 9 P: 18 ERA: 9.00 WHIP: 2.000 | | | | | | | | | | | | | | | PITCHER | IP: 2.0 WLS: L BF: 10 H: 2 R: 2 ER: 2 SO: 2 BB: 2 IBB: 0 HBP: 1 BLK: 0 WP: 0 HR: 0 S: 9 P: 18 ERA: 9.00 WHIP: 2.000 | | | |

Detroit Tigers @ Kansas City Athletics
 Municipal Stadium, Kansas City, MO
 Sun Sep 11 1966, 4:33 AM EDT
 Att: 8,553 - Unknown

| | |
|-----|----|
| AB | 29 |
| R | 5 |
| H | 8 |
| RBI | 5 |
| BB | 4 |
| SO | 5 |
| LOB | 15 |



| Batter | 1 | 2 | 3 | 4 | 5 | 6 | 7 | 8 | 9 | AB | R | H | RBI | BB | SO | LOB | TOP | | | | | | | | | | | |
|--|------------------------------|---------------------------------|-------------------------------|----------------------------------|------------------------------|---------------------------------|------------------------------|---------------------------------|------------------------------|---------------------------------|------------------------------|---------------------------------|------------------------------|---------------------------------|------------------------------|---------------------------------|---|----------------------------------|----------------------------------|------------------------------------|----------------------------------|--------|--|--|--|--|--|--|
| Cesar Tovar, R OBP: 0.339, SLG: 0.352 (1, 7) | F8 | | | | | | | 6-3 | | 4 | 0 | 1 | 2 | 0 | 1 | 0 | Minnesota Twins @ Detroit Tigers Tiger Stadium, Detroit, MI Tue Sep 13 1966, 7:05 PM EDT Att: 8,125 - Unknown | | | | | | | | | | | |
| Rich Rollins, R OBP: 0.291, SLG: 0.373 (1, 5) | 6-3 | F8 | | | | | F3 | | | 4 | 0 | 1 | 0 | 0 | 0 | 2 | | | | | | | | | | | | |
| Tony Oliva, L OBP: 0.369, SLG: 0.527 (1, 9) | K | | | 4-3 | | | | F7 | | 4 | 0 | 1 | 0 | 0 | 1 | 1 | | | | | | | | | | | | |
| Harmon Killebrew, R OBP: 0.397, SLG: 0.548 (1, 3) | | E6 1B BB | L5 | | | | | 6-3 | | 4 | 1 | 0 | 0 | 0 | 0 | 2 | | | | | | | | | | | | |
| Earl Battey, R OBP: 0.338, SLG: 0.331 (9, PR) Ron Clark, R | | BB BB 1B | F2 | | | | | 5-3 | | 3 | 1 | 1 | 0 | 1 | 0 | 1 | | | | | | | | | | | | |
| Ted Uhlhaender, L OBP: 0.271, SLG: 0.282 (1, 8) | | BB BB 1B | | G6-4-3 1B | | | | F7 | | 0 | 1 | 0 | 0 | 0 | 0 | 0 | | | | | | | | | | | | |
| Zolo Versalles, R OBP: 0.301, SLG: 0.352 (1, 6) | | K | | G6-4-3 1-2 | | | | 6-3 | | 4 | 1 | 1 | 2 | 0 | 1 | 4 | | | | | | | | | | | | |
| Bernie Allen, L OBP: 0.297, SLG: 0.348 (1, 4) | | BB BB 1B | F3 | | | | | L9 | | 3 | 0 | 0 | 1 | 1 | 0 | 1 | | | | | | | | | | | | |
| Jim Kaat, L OBP: 0.248, SLG: 0.308 (7, 1) Al Worthington, R OBP: 0.273, SLG: 0.545 (9, PH) Jimmie Hall, L OBP: 0.314, SLG: 0.469 | | BB BB 1-2 3-H | | F3 | | | | L9 | | 3 | 0 | 0 | 0 | 0 | 2 | 3 | | | | | | | | | | | | |
| Jim Kaat, L OBP: 0.248, SLG: 0.308 (1, 1) Al Worthington, R OBP: 0.273, SLG: 0.545 (7, 1) Jimmie Hall, L OBP: 0.314, SLG: 0.469 (9, PH) | | K | | L9 | | | | K | | 0 | 0 | 0 | 0 | 0 | 0 | 0 | | | | | | | | | | | | |
| Inning Stats | R: 0 E: 0 K: 1 S: 5 | H: 0 LOB: 0 BB: 0 P: 5 | R: 3 E: 1 K: 2 S: 10 | H: 2 LOB: 2 BB: 2 P: 18 | R: 0 E: 0 K: 0 S: 3 | H: 0 LOB: 0 BB: 0 P: 3 | R: 0 E: 0 K: 0 S: 3 | H: 1 LOB: 0 BB: 0 P: 3 | R: 0 E: 0 K: 1 S: 5 | H: 0 LOB: 0 BB: 0 P: 5 | R: 0 E: 0 K: 0 S: 4 | H: 1 LOB: 1 BB: 0 P: 4 | R: 0 E: 0 K: 1 S: 5 | H: 0 LOB: 0 BB: 0 P: 5 | R: 0 E: 0 K: 0 S: 4 | H: 1 LOB: 1 BB: 0 P: 4 | R: 2 E: 0 K: 1 S: 6 | H: 1 LOB: 1 BB: 1 P: 10 | 1B: 4 2B: 1 3B: 0 HR: 1 | SF: 0 SAC: 0 DP: 1 HBP: 0 | WP: 0 PB: 0 SB: 0 CS: 0 | PA: 36 | | | | | | |
| PITCHER | IP | WLS | BF | H | R | ER | SO | BB | IBB | HBP | BLK | WP | HR | S | P | ERA | WHIP | | | | | | | | | | | |
| Mickey Lolich, L ERA: 4.71 Larry Sherry, R ERA: 3.66 | (1, 1) | 8.1 | W | 34 | 6 | 5 | 2 | 5 | 3 | 0 | 0 | 0 | 0 | 1 | 41 | 53 | 2.16 | 1.080 | | | | | | | | | | |
| PITCHER | IP | WLS | BF | H | R | ER | SO | BB | IBB | HBP | BLK | WP | HR | S | P | ERA | WHIP | | | | | | | | | | | |
| Mickey Lolich, L ERA: 4.71 Larry Sherry, R ERA: 3.66 | (9, 1) | 0.2 | S | 2 | 0 | 0 | 0 | 1 | 0 | 0 | 0 | 0 | 0 | 4 | 4 | 0.00 | 0.000 | | | | | | | | | | | |

| | |
|-----|----|
| AB | 33 |
| R | 5 |
| H | 6 |
| RBI | 5 |
| BB | 3 |
| SO | 6 |
| LOB | 17 |



| Batter | 1 | 2 | 3 | 4 | 5 | 6 | 7 | 8 | 9 | AB | R | H | RBI | BB | SO | LOB | BOTTOM | | | | | | | | | | | |
|---|------------------------------|---------------------------------|------------------------------|---------------------------------|------------------------------|---------------------------------|------------------------------|---------------------------------|------------------------------|---------------------------------|------------------------------|---------------------------------|------------------------------|---------------------------------|------------------------------|---------------------------------|---|----------------------------------|------------------------------------|----------------------------------|--------|--|--|--|--|--|--|--|
| Don Wert, R OBP: 0.341, SLG: 0.375 (1, 5) | | | F9 | | | F9 | G4-6-3 | | | 4 | 1 | 1 | 0 | 0 | 0 | 1 | Minnesota Twins @ Detroit Tigers Tiger Stadium, Detroit, MI Tue Sep 13 1966, 7:05 PM EDT Att: 8,125 - Unknown | | | | | | | | | | | |
| Jake Wood, R OBP: 0.348, SLG: 0.382 (1, 4) Jim Northrup, L OBP: 0.320, SLG: 0.466 (9, 9) | | 3B | L4 | | | BB HR 1B | | 1B SF7 1B | | 4 | 2 | 3 | 1 | 0 | 0 | 0 | | | | | | | | | | | | |
| Norm Cash, L OBP: 0.347, SLG: 0.462 (1, 3) | | CI | F4 | | | F7 | | 1B | | 3 | 0 | 1 | 0 | 0 | 0 | 1 | | | | | | | | | | | | |
| Al Kaline, R OBP: 0.394, SLG: 0.548 (1, 9) Dick Tracewski, R OBP: 0.246, SLG: 0.211 (9, 4) | | L4 | | L7 | | HR BB | | SF7 | | 2 | 1 | 0 | 1 | 1 | 0 | 2 | | | | | | | | | | | | |
| Willie Horton, R OBP: 0.327, SLG: 0.501 (1, 7) | | F8 | | F5 | | HR BB | | K | | 0 | 0 | 0 | 0 | 0 | 0 | 0 | | | | | | | | | | | | |
| Mickey Stanley, R OBP: 0.325, SLG: 0.408 (1, 8) | | K | | F8 | | HR | | F8 | | 4 | 0 | 0 | 0 | 0 | 1 | 3 | | | | | | | | | | | | |
| Bill Freehan, R OBP: 0.289, SLG: 0.361 (1, 2) | | | | | | | | HR | | 3 | 1 | 1 | 1 | 0 | 0 | 0 | | | | | | | | | | | | |
| Dick McAuliffe, L OBP: 0.372, SLG: 0.504 (1, 6) | | | | | | | | G4-6-3 1B | | 3 | 0 | 1 | 0 | 0 | 1 | 0 | | | | | | | | | | | | |
| Mickey Lolich, S OBP: 0.215, SLG: 0.169 (1, 1) Larry Sherry, R OBP: 0.444, SLG: 0.667 (9, 1) | | | | | | | | K | | 3 | 0 | 0 | 0 | 0 | 2 | 1 | | | | | | | | | | | | |
| Inning Stats | R: 1 E: 1 K: 1 S: 8 | H: 2 LOB: 2 BB: 0 P: 8 | R: 0 E: 0 K: 1 S: 5 | H: 0 LOB: 0 BB: 0 P: 5 | R: 0 E: 0 K: 0 S: 3 | H: 0 LOB: 0 BB: 0 P: 3 | R: 0 E: 0 K: 0 S: 3 | H: 0 LOB: 0 BB: 0 P: 3 | R: 0 E: 0 K: 1 S: 5 | H: 0 LOB: 0 BB: 0 P: 5 | R: 3 E: 0 K: 0 S: 5 | H: 2 LOB: 1 BB: 1 P: 9 | R: 1 E: 0 K: 1 S: 6 | H: 2 LOB: 1 BB: 0 P: 6 | R: 1 E: 0 K: 1 S: 7 | H: 2 LOB: 1 BB: 0 P: 7 | | 1B: 5 2B: 0 3B: 1 HR: 2 | SF: 1 SAC: 0 DP: 1 HBP: 0 | WP: 0 PB: 0 SB: 0 CS: 0 | PA: 33 | | | | | | | |
| PITCHER | IP | WLS | BF | H | R | ER | SO | BB | IBB | HBP | BLK | WP | HR | S | P | ERA | WHIP | | | | | | | | | | | |
| Jim Kaat, L ERA: 2.77 Al Worthington, R ERA: 2.4 | (1, 1) | 6.0 | L | 26 | 6 | 5 | 5 | 3 | 1 | 0 | 0 | 0 | 0 | 0 | 31 | 35 | 7.50 | 1.167 | | | | | | | | | | |
| PITCHER | IP | WLS | BF | H | R | ER | SO | BB | IBB | HBP | BLK | WP | HR | S | P | ERA | WHIP | | | | | | | | | | | |
| Jim Kaat, L ERA: 2.77 Al Worthington, R ERA: 2.4 | (7, 1) | 2.0 | | 7 | 2 | 1 | 1 | 2 | 0 | 0 | 0 | 0 | 0 | 11 | 11 | 4.50 | 1.000 | | | | | | | | | | | |



| Batter | 1 | 2 | 3 | 4 | 5 | 6 | 7 | 8 | 9 | AB | R | H | RBI | BB | SO | LOB | TOP | | | |
|---|--|---------------------------------|------------------------------|---------------------------------|------------------------------|---------------------------------|------------------------------|---------------------------------|------------------------------|---------------------------------|------------------------------|---------------------------------|------------------------------|---------------------------------|------------------------------|---------------------------------|----------------------------------|------------------------------------|----------------------------------|--------|
| Cesar Tovar, R OBP: 0.338, SLG: 0.351 (1, 4) | 0-3 K | | | 0-0 F4 | | 0-0 1B | | 0-0 L8 | | 4 | 0 | 1 | 0 | 0 | 1 | 2 | | | | |
| Jimmie Hall, L OBP: 0.316, SLG: 0.488 (1, 7) | 0-0 4-3 | | | 0-0 HR | | 0-3 K | | | 0-0 HR | 4 | 2 | 2 | 2 | 0 | 1 | 1 | | | | |
| Tony Oliva, L OBP: 0.366, SLG: 0.523 (1, 9) | 0-3 K | | | 0-0 F5 | | | 0-0 L8 | | 0-0 F9 | 4 | 0 | 0 | 0 | 0 | 1 | 0 | | | | |
| Harmon Killebrew, R OBP: 0.394, SLG: 0.543 (1, 5) | | 0-3 K | | 0-0 F4 | | | 0-0 F4 | | 0-0 5-3 | 4 | 0 | 0 | 0 | 0 | 1 | 0 | | | | |
| Don Mincher, L OBP: 0.332, SLG: 0.402 (1, 3) | | 0-3 K | | | 0-3 K | | 0-0 F9 | | 0-0 4-3 | 4 | 0 | 0 | 0 | 0 | 2 | 0 | | | | |
| Earl Battey, R OBP: 0.338, SLG: 0.329 (8, PR) | | 0-3 K | | | 0-0 F3 | | | 4-0 1B BB | | 2 | 0 | 0 | 0 | 0 | 1 | 1 | | | | |
| Bill Pleis, L (8, 1) | | | | | | | | | | 0 | 0 | 0 | 0 | 0 | 0 | 0 | | | | |
| Ted Uhlaender, L OBP: 0.289, SLG: 0.280 (1, 8) | | | 0-3 K | | 0-0 3-1 | | | 0-0 F9 | | 3 | 0 | 0 | 0 | 0 | 1 | 1 | | | | |
| Zoilo Versalles, R OBP: 0.302, SLG: 0.352 (1, 6) | | | 0-0 4-3 | | | 0-0 F6 | | 0-0 FC6-4 1B | | 3 | 0 | 1 | 0 | 0 | 0 | 0 | | | | |
| Jim Perry, S OBP: 0.288, SLG: 0.358 (8, PH) | | | 0-0 L8 | | | 0-3 K | | 0-0 FC6-4 1-2 | | 1 | 0 | 0 | 0 | 0 | 0 | 0 | | | | |
| Sandy Valdespino, L OBP: 0.215, SLG: 0.251 (6, 1) | | | | | | | | | | 1 | 0 | 0 | 0 | 0 | 0 | 0 | | | | |
| Jim Ollom, R (8, PH) | | | | | | | | | | 0 | 0 | 0 | 0 | 0 | 0 | 0 | | | | |
| Russ Nixon, L OBP: 0.322, SLG: 0.282 (8, 2) | | | | | | | | | | 1 | 0 | 0 | 0 | 0 | 0 | 2 | | | | |
| Inning Stats | R: 0 E: 0 K: 2 S: 7 | H: 0 LOB: 0 BB: 0 P: 7 | R: 0 E: 0 K: 3 S: 9 | H: 0 LOB: 0 BB: 0 P: 9 | R: 0 E: 0 K: 1 S: 5 | H: 0 LOB: 0 BB: 0 P: 5 | R: 1 E: 0 K: 0 S: 4 | H: 1 LOB: 0 BB: 0 P: 4 | R: 0 E: 0 K: 1 S: 5 | H: 0 LOB: 0 BB: 0 P: 5 | R: 0 E: 0 K: 0 S: 3 | H: 0 LOB: 0 BB: 0 P: 3 | R: 0 E: 0 K: 0 S: 4 | H: 1 LOB: 2 BB: 1 P: 8 | R: 1 E: 0 K: 0 S: 4 | H: 1 LOB: 0 BB: 0 P: 4 | 1B: 2 2B: 0 3B: 0 HR: 2 | SF: 0 SAC: 0 DP: 0 HBP: 0 | WP: 0 PB: 0 SB: 0 CS: 0 | PA: 32 |
| PITCHER Denny McLain, R ERA: 3.56 (1, 1) | IP: 9.0 WLS: W BF: 32 H: 4 R: 2 ER: 2 SO: 9 BB: 1 IBB: 0 HBP: 0 BLK: 0 WP: 0 HR: 2 S: 49 P: 53 ERA: 2.00 WHIP: 0.556 | | | | | | | | | | | | | | | PITCHER | | | | |

Minnesota Twins @ Detroit Tigers
Tiger Stadium, Detroit, MI
Wed Sep 14 1966, 7:05 PM EDT
Att: 5,774 - Unknown

| | |
|-----|----|
| AB | 31 |
| R | 2 |
| H | 4 |
| RBI | 2 |
| BB | 1 |
| SO | 9 |
| LOB | 6 |



| Batter | 1 | 2 | 3 | 4 | 5 | 6 | 7 | 8 | 9 | AB | R | H | RBI | BB | SO | LOB | BOTTOM | | | |
|--|--|---------------------------------|------------------------------|----------------------------------|------------------------------|----------------------------------|------------------------------|----------------------------------|------------------------------|---------------------------------|------------------------------|---------------------------------|------------------------------|---------------------------------|------------------------------|---------------------------------|----------------------------------|------------------------------------|----------------------------------|--------|
| Dick McAuliffe, L OBP: 0.373, SLG: 0.505 (1, 6) | 0-0 F9 | 0-0 E1 | | 0-0 1B 1B | | 0-0 G3 | | 0-0 2B | | 5 | 1 | 2 | 0 | 0 | 0 | 1 | | | | |
| Jerry Lumpe, L OBP: 0.284, SLG: 0.300 (8, PH) | 0-0 F6 | 0-3 K | | 0-0 F2 | | 0-3 K | | 0-3 K | | 4 | 0 | 0 | 0 | 0 | 2 | 3 | | | | |
| Jake Wood, R OBP: 0.346, SLG: 0.380 (9, 4) | | | | | | | | | | 1 | 0 | 0 | 0 | 0 | 1 | 2 | | | | |
| Dick Tracewski, R OBP: 0.246, SLG: 0.211 (1, 3) | 0-0 1B 1B | | 0-0 3-1 | 4-0 1B BB | | 0-0 2B | | 0-0 4-3 | | 4 | 1 | 2 | 0 | 1 | 0 | 2 | | | | |
| Al Kaline, R OBP: 0.396, SLG: 0.548 (8, PH) | 4-0 1B BB | | 4-0 E BB | 0-0 1B 1B | | 0-3 K | | | | 2 | 1 | 1 | 1 | 2 | 1 | 1 | | | | |
| Mickey Stanley, R OBP: 0.325, SLG: 0.408 (1, 7) | 1-2 1B BB | | 0-0 1-3 BB | 0-0 1-2 2H 1B | | | | | | 0 | 0 | 0 | 0 | 0 | 0 | 0 | | | | |
| Willie Horton, R OBP: 0.327, SLG: 0.499 (1, 7) | 0-0 1-3 2H 1B | | 0-0 1-3 | 0-3 K | | | | 0-0 F9 | | 4 | 0 | 1 | 1 | 0 | 1 | 3 | | | | |
| Jim Northrup, L OBP: 0.320, SLG: 0.462 (1, 9) | 0-0 1-3 | | 4-0 E IBB | 0-0 F7 | | | | 0-0 4-3 | | 3 | 0 | 0 | 0 | 1 | 0 | 4 | | | | |
| Don Wert, R OBP: 0.339, SLG: 0.372 (1, 5) | | 0-0 4-3 | 0-0 E7 IBB | | 0-0 F7 | | 0-3 K | | | 4 | 0 | 0 | 0 | 0 | 1 | 1 | | | | |
| Bill Freehan, R OBP: 0.291, SLG: 0.359 (1, 2) | | 4-0 E BB | 4-0 1-2 IBB | | 0-0 F7 | | | 0-0 E1 2B SH3-4 | | 2 | 0 | 0 | 0 | 2 | 0 | 0 | | | | |
| Denny McLain, R OBP: 0.228, SLG: 0.207 (1, 1) | | 0-3 K | 0-0 4-3 | | 0-0 F3 | | | 0-0 SH3-4 | | 3 | 0 | 0 | 0 | 0 | 1 | 4 | | | | |
| Inning Stats | R: 1 E: 0 K: 0 S: 5 | H: 2 LOB: 2 BB: 1 P: 9 | R: 0 E: 1 K: 2 S: 8 | H: 0 LOB: 2 BB: 1 P: 12 | R: 1 E: 1 K: 0 S: 4 | H: 0 LOB: 3 BB: 3 P: 16 | R: 1 E: 0 K: 1 S: 7 | H: 2 LOB: 2 BB: 1 P: 11 | R: 0 E: 0 K: 0 S: 3 | H: 0 LOB: 0 BB: 0 P: 3 | R: 0 E: 0 K: 2 S: 8 | H: 1 LOB: 1 BB: 0 P: 8 | R: 0 E: 0 K: 1 S: 5 | H: 0 LOB: 0 BB: 0 P: 5 | R: 0 E: 1 K: 1 S: 7 | H: 1 LOB: 2 BB: 0 P: 7 | 1B: 4 2B: 2 3B: 0 HR: 0 | SF: 0 SAC: 1 DP: 0 HBP: 0 | WP: 1 PB: 0 SB: 0 CS: 0 | PA: 39 |
| PITCHER Jim Perry, R ERA: 2.64 (6, 1) | IP: 5.0 WLS: L BF: 27 H: 4 R: 3 ER: 2 SO: 3 BB: 4 IBB: 2 HBP: 0 BLK: 0 WP: 0 HR: 0 S: 27 P: 51 ERA: 3.60 WHIP: 1.600 | | | | | | | | | | | | | | | PITCHER | | | | |
| Jim Ollom, L ERA: 4.5 (8, 1) | 2.0 7 1 0 0 3 0 0 0 0 0 0 13 13 0.00 0.500 | | | | | | | | | | | | | | | | | | | |
| Bill Pleis, L ERA: 2.16 (8, 1) | 1.0 5 1 0 0 1 0 0 0 0 0 0 7 7 0.00 1.000 | | | | | | | | | | | | | | | | | | | |

Minnesota Twins @ Detroit Tigers
Tiger Stadium, Detroit, MI
Wed Sep 14 1966, 7:05 PM EDT
Att: 5,774 - Unknown

| | |
|-----|----|
| AB | 32 |
| R | 3 |
| H | 6 |
| RBI | 2 |
| BB | 6 |
| SO | 7 |
| LOB | 21 |



| Batter | 1 | 2 | 3 | 4 | 5 | 6 | 7 | 8 | 9 | AB | R | H | RBI | BB | SO | LOB | TOP | | | |
|--|--|---------------------------------|------------------------------|---------------------------------|------------------------------|---------------------------------|------------------------------|---------------------------------|------------------------------|---------------------------------|------------------------------|---------------------------------|------------------------------|---------------------------------|------------------------------|---------------------------------|--|------------------------------------|----------------------------------|--------|
| Vern Fuller, R OBP: 0.500, SLG: 0.375 (1, 4) | | | | | | | | | | 3 | 1 | 1 | 0 | 1 | 0 | 2 | | | | |
| Max Alvis, R OBP: 0.303, SLG: 0.376 (1, 5) | | | | | | | | | | 4 | 0 | 2 | 0 | 0 | 0 | 4 | | | | |
| Leon Wagner, L OBP: 0.347, SLG: 0.461 (1, 7) | | | | | | | | | | 4 | 0 | 0 | 1 | 0 | 0 | 5 | | | | |
| Rocky Colavito, R OBP: 0.333, SLG: 0.435 (1, 9) | | | | | | | | | | 4 | 0 | 0 | 0 | 0 | 1 | 1 | | | | |
| Chuck Hinton, R OBP: 0.319, SLG: 0.397 (1, 8) | | | | | | | | | | 4 | 0 | 1 | 0 | 0 | 0 | 1 | | | | |
| Joe Azcue, R OBP: 0.311, SLG: 0.367 (1, 2) | | | | | | | | | | 4 | 0 | 0 | 0 | 0 | 0 | 1 | | | | |
| Chico Salmon, R OBP: 0.298, SLG: 0.359 (1, 3) | | | | | | | | | | 4 | 0 | 2 | 0 | 0 | 0 | 1 | | | | |
| Larry Brown, R OBP: 0.321, SLG: 0.307 (1, 6) | | | | | | | | | | 4 | 0 | 2 | 0 | 0 | 0 | 2 | | | | |
| Gary Bell, R OBP: 0.192, SLG: 0.164 (1, 1) | | | | | | | | | | 1 | 0 | 0 | 0 | 0 | 1 | 1 | | | | |
| Jim Landis, R OBP: 0.326, SLG: 0.338 (7, PH) | | | | | | | | | | 1 | 0 | 0 | 0 | 0 | 0 | 1 | | | | |
| John O'Donoghue, R OBP: 0.152, SLG: 0.182 (7, 1) | | | | | | | | | | 0 | 0 | 0 | 0 | 0 | 0 | 0 | | | | |
| Jose Vidal, R (9, PH) | | | | | | | | | | 1 | 0 | 0 | 0 | 0 | 1 | 1 | | | | |
| Inning Stats | R: 1 E: 0 K: 1 S: 6 | H: 1 LOB: 0 BB: 0 P: 6 | R: 0 E: 0 K: 0 S: 3 | H: 0 LOB: 0 BB: 0 P: 3 | R: 0 E: 0 K: 1 S: 7 | H: 2 LOB: 2 BB: 0 P: 7 | R: 0 E: 0 K: 0 S: 4 | H: 1 LOB: 1 BB: 0 P: 4 | R: 0 E: 0 K: 0 S: 4 | H: 0 LOB: 0 BB: 0 P: 3 | R: 0 E: 0 K: 0 S: 4 | H: 1 LOB: 1 BB: 0 P: 4 | R: 0 E: 0 K: 0 S: 4 | H: 1 LOB: 1 BB: 0 P: 4 | R: 0 E: 0 K: 1 S: 6 | H: 1 LOB: 1 BB: 0 P: 6 | 1B: 4 2B: 5 3B: 0 HR: 0 | SF: 0 SAC: 1 DP: 1 HBP: 0 | WP: 1 PB: 0 SB: 0 CS: 0 | PA: 36 |
| PITCHER Hank Aguirre, L ERA: 3.62 (1, 1) | IP: 9.0 WLS: W BF: 36 H: 8 R: 1 ER: 1 SO: 3 BB: 1 IBB: 0 HBP: 0 BLK: 0 WP: 1 HR: 0 S: 41 P: 45 ERA: 1.00 WHIP: 1.000 | | | | | | | | | | | | | | | PITCHER | IP: 9.0 WLS: W BF: 36 H: 8 R: 1 ER: 1 SO: 3 BB: 1 IBB: 0 HBP: 0 BLK: 0 WP: 1 HR: 0 S: 41 P: 45 ERA: 1.00 WHIP: 1.000 | | | |

Cleveland Indians @ Detroit Tigers
Tiger Stadium, Detroit, MI
Fri Sep 16 1966, 7:05 PM EDT
Att: 10,061 - Unknown

| | |
|-----|----|
| AB | 34 |
| R | 1 |
| H | 8 |
| RBI | 1 |
| BB | 1 |
| SO | 3 |
| LOB | 20 |



| Batter | 1 | 2 | 3 | 4 | 5 | 6 | 7 | 8 | 9 | AB | R | H | RBI | BB | SO | LOB | BOTTOM | | | |
|---|--|----------------------------------|------------------------------|---------------------------------|------------------------------|---------------------------------|------------------------------|---------------------------------|------------------------------|---------------------------------|------------------------------|---------------------------------|------------------------------|---------------------------------|------------------------------|---------------------------------|---|------------------------------------|----------------------------------|--------|
| Dick McAuliffe, L OBP: 0.377, SLG: 0.518 (1, 6) | | | | | | | | | | 2 | 1 | 0 | 0 | 2 | 1 | 0 | | | | |
| Jerry Lumpe, L OBP: 0.281, SLG: 0.296 (1, 4) | | | | | | | | | | 4 | 0 | 0 | 0 | 0 | 0 | 3 | | | | |
| Dick Tracewski, R OBP: 0.246, SLG: 0.211 (9, 4) | | | | | | | | | | 0 | 0 | 0 | 0 | 0 | 0 | 0 | | | | |
| Norm Cash, L OBP: 0.349, SLG: 0.466 (1, 3) | | | | | | | | | | 3 | 1 | 1 | 0 | 1 | 0 | 1 | | | | |
| Al Kaline, R OBP: 0.394, SLG: 0.542 (1, 8) | | | | | | | | | | 2 | 0 | 0 | 1 | 1 | 0 | 2 | | | | |
| Mickey Stanley, R OBP: 0.325, SLG: 0.408 (9, 8) | | | | | | | | | | 0 | 0 | 0 | 0 | 0 | 0 | 0 | | | | |
| Willie Horton, R OBP: 0.328, SLG: 0.502 (1, 7) | | | | | | | | | | 4 | 0 | 1 | 1 | 0 | 1 | 2 | | | | |
| Jim Northrup, L OBP: 0.323, SLG: 0.469 (1, 9) | | | | | | | | | | 4 | 0 | 2 | 0 | 0 | 0 | 2 | | | | |
| Don Wert, R OBP: 0.338, SLG: 0.377 (1, 5) | | | | | | | | | | 4 | 1 | 1 | 1 | 0 | 0 | 1 | | | | |
| Bill Freehan, R OBP: 0.291, SLG: 0.355 (1, 2) | | | | | | | | | | 2 | 0 | 0 | 0 | 1 | 0 | 0 | | | | |
| Hank Aguirre, R OBP: 0.241, SLG: 0.160 (1, 1) | | | | | | | | | | 3 | 0 | 1 | 0 | 0 | 2 | 1 | | | | |
| Inning Stats | R: 0 E: 0 K: 0 S: 3 | H: 0 LOB: 2 BB: 2 P: 11 | R: 0 E: 0 K: 1 S: 5 | H: 1 LOB: 1 BB: 1 P: 9 | R: 1 E: 1 K: 0 S: 5 | H: 1 LOB: 2 BB: 1 P: 9 | R: 0 E: 0 K: 0 S: 4 | H: 1 LOB: 2 BB: 1 P: 8 | R: 1 E: 0 K: 2 S: 8 | H: 2 LOB: 0 BB: 0 P: 8 | R: 0 E: 0 K: 0 S: 3 | H: 0 LOB: 0 BB: 0 P: 3 | R: 0 E: 0 K: 0 S: 3 | H: 0 LOB: 0 BB: 0 P: 3 | R: 0 E: 0 K: 1 S: 6 | H: 0 LOB: 0 BB: 0 P: 6 | 1B: 3 2B: 1 3B: 1 HR: 1 | SF: 1 SAC: 0 DP: 1 HBP: 0 | WP: 0 PB: 0 SB: 0 CS: 1 | PA: 35 |
| PITCHER Gary Bell, R ERA: 3.18 (1, 1) | IP: 6.0 WLS: L BF: 28 H: 6 R: 3 ER: 2 SO: 4 BB: 3 IBB: 0 HBP: 0 BLK: 0 WP: 0 HR: 1 S: 31 P: 51 ERA: 3.00 WHIP: 1.833 | | | | | | | | | | | | | | | PITCHER | IP: 2.0 WLS: L BF: 6 H: 0 R: 0 ER: 0 SO: 0 BB: 0 IBB: 0 HBP: 0 BLK: 0 WP: 0 HR: 0 S: 6 P: 6 ERA: 0.00 WHIP: 0.000 | | | |

Cleveland Indians @ Detroit Tigers
Tiger Stadium, Detroit, MI
Fri Sep 16 1966, 7:05 PM EDT
Att: 10,061 - Unknown

| | |
|-----|----|
| AB | 28 |
| R | 3 |
| H | 6 |
| RBI | 3 |
| BB | 5 |
| SO | 4 |
| LOB | 12 |



| Batter | 1 | 2 | 3 | 4 | 5 | 6 | 7 | 8 | 9 | AB | R | H | RBI | BB | SO | LOB | TOP | | | | | | | | | | |
|---|------------------------------|---------------------------------|------------------------------|---------------------------------|------------------------------|---------------------------------|------------------------------|---------------------------------|------------------------------|---------------------------------|------------------------------|----------------------------------|------------------------------|---------------------------------|------------------------------|---------------------------------|------------------------------|---------------------------------|----------------------------------|------------------------------------|----------------------------------|--------|--|--|--|--|--|
| Vern Fuller, R OBP: 0.412, SLG: 0.308 (1, 4) | L8 | 5-3 | | 6-3 | | | | | F4 | 5 | 0 | 1 | 0 | 0 | 0 | 3 | | | | | | | | | | | |
| Leon Wagner, L OBP: 0.344, SLG: 0.457 Chuck Hinton, R OBP: 0.319, SLG: 0.397 (9, 7) | 4-3 | | K | | 3-1 | K | | | F2 | 5 | 0 | 0 | 0 | 0 | 2 | 1 | | | | | | | | | | | |
| Jim Landis, R OBP: 0.324, SLG: 0.331 (1, 8) | 6-3 | | | BB | | | F7 | | 5-3 | 3 | 0 | 0 | 0 | 1 | 0 | 0 | | | | | | | | | | | |
| Max Alvis, R OBP: 0.303, SLG: 0.375 (1, 5) | | | F2 | | | | L8 | | 1-3 | 4 | 1 | 1 | 0 | 0 | 0 | 1 | | | | | | | | | | | |
| Chico Salmon, R OBP: 0.298, SLG: 0.358 (1, 3) | | | | | | | | | 5-3 | 4 | 1 | 1 | 0 | 0 | 0 | 1 | | | | | | | | | | | |
| Jose Vidal, R OBP: 0.250, SLG: 0.429 (1, 9) | | | | | | | | | | 3 | 2 | 1 | 2 | 1 | 2 | 0 | | | | | | | | | | | |
| Larry Brown, R OBP: 0.323, SLG: 0.309 (1, 6) | | | | | | | | | | 4 | 1 | 2 | 0 | 0 | 1 | 1 | | | | | | | | | | | |
| Joe Azcue, R OBP: 0.314, SLG: 0.385 (1, 2) | | | | | | | | | | 3 | 1 | 2 | 4 | 0 | 1 | 0 | | | | | | | | | | | |
| Steve Hargan, R OBP: 0.154, SLG: 0.120 (1, 1) | | | | | | | | | | 4 | 0 | 1 | 0 | 0 | 0 | 2 | | | | | | | | | | | |
| Inning Stats | R: 0 E: 0 K: 0 S: 3 | H: 0 LOB: 0 BB: 0 P: 3 | R: 3 E: 0 K: 1 S: 9 | H: 4 LOB: 1 BB: 0 P: 9 | R: 0 E: 0 K: 1 S: 5 | H: 0 LOB: 1 BB: 1 P: 9 | R: 0 E: 0 K: 1 S: 7 | H: 2 LOB: 2 BB: 0 P: 7 | R: 0 E: 0 K: 0 S: 3 | H: 0 LOB: 0 BB: 0 P: 3 | R: 3 E: 0 K: 1 S: 8 | H: 3 LOB: 1 BB: 1 P: 12 | R: 0 E: 0 K: 0 S: 3 | H: 0 LOB: 0 BB: 0 P: 3 | R: 0 E: 0 K: 2 S: 7 | H: 0 LOB: 0 BB: 0 P: 7 | R: 0 E: 0 K: 0 S: 3 | H: 0 LOB: 0 BB: 0 P: 3 | 1B: 6 2B: 1 3B: 1 HR: 1 | SF: 1 SAC: 0 DP: 0 HBP: 0 | WP: 0 PB: 0 SB: 0 CS: 0 | PA: 38 | | | | | |
| PITCHER | IP | WLS | BF | H | R | ER | SO | BB | IBB | HBP | BLK | WP | HR | S | P | ERA | WHIP | | | | | | | | | | |
| Mickey Lolich, L ERA: 4.76 (1, 1) | 5.1 | L | 24 | 6 | 4 | 4 | 3 | 2 | 0 | 0 | 0 | 0 | 0 | 28 | 36 | 6.75 | 1.500 | | | | | | | | | | |
| Orlando Pena, R ERA: 2.51 (6, 1) | 2.2 | | 11 | 3 | 2 | 2 | 3 | 0 | 0 | 0 | 0 | 0 | 1 | 17 | 17 | 6.75 | 1.125 | | | | | | | | | | |
| Fred Gladding, R ERA: 3.66 (9, 1) | 1.0 | | 3 | 0 | 0 | 0 | 0 | 0 | 0 | 0 | 0 | 0 | 0 | 3 | 3 | 0.00 | 0.000 | | | | | | | | | | |

Cleveland Indians @ Detroit Tigers
Tiger Stadium, Detroit, MI
Sat Sep 17 1966, 4:33 AM EDT
Att: 8,817 - Unknown

AB 35
R 6
H 9
RBI 6
BB 2
SO 6
LOB 9



| Batter | 1 | 2 | 3 | 4 | 5 | 6 | 7 | 8 | 9 | AB | R | H | RBI | BB | SO | LOB | BOTTOM | | | | | | | | | | |
|---|------------------------------|---------------------------------|------------------------------|---------------------------------|------------------------------|---------------------------------|------------------------------|---------------------------------|------------------------------|---------------------------------|------------------------------|---------------------------------|------------------------------|---------------------------------|------------------------------|---------------------------------|------------------------------|---------------------------------|----------------------------------|------------------------------------|----------------------------------|--------|--|--|--|--|--|
| Dick McAuliffe, L OBP: 0.376, SLG: 0.515 (1, 6) | K | | | | | | | | | 4 | 0 | 1 | 0 | 0 | 1 | 0 | | | | | | | | | | | |
| Jerry Lumpe, L OBP: 0.276, SLG: 0.294 (1, 4) | 4-3 | | | | | | | | | 3 | 0 | 0 | 1 | 0 | 0 | 0 | | | | | | | | | | | |
| Norm Cash, L OBP: 0.349, SLG: 0.464 (1, 3) | F9 | | | | | | | | | 4 | 0 | 1 | 0 | 0 | 1 | 0 | | | | | | | | | | | |
| Al Kaline, R OBP: 0.391, SLG: 0.537 (1, 8) | | | | | | | | | | 4 | 0 | 0 | 0 | 0 | 2 | 2 | | | | | | | | | | | |
| Willie Horton, R OBP: 0.328, SLG: 0.500 (1, 7) | | | | | | | | | | 2 | 0 | 0 | 0 | 1 | 0 | 0 | | | | | | | | | | | |
| Jim Northrup, L OBP: 0.321, SLG: 0.466 (1, 9) | | | | | | | | | | 3 | 0 | 0 | 0 | 0 | 0 | 1 | | | | | | | | | | | |
| Don Wert, R OBP: 0.336, SLG: 0.375 (1, 5) | | | | | | | | | | 3 | 0 | 0 | 0 | 0 | 1 | 1 | | | | | | | | | | | |
| Bill Freehan, R OBP: 0.291, SLG: 0.355 (1, 2) | | | | | | | | | | 3 | 1 | 1 | 0 | 0 | 0 | 0 | | | | | | | | | | | |
| Mickey Lolich, S OBP: 0.224, SLG: 0.180 Orlando Pena, R OBP: 0.311, SLG: 0.111 Gates Brown, L OBP: 0.337, SLG: 0.442 Fred Gladding, L (9, 1) | | | | | | | | | | 2 | 1 | 1 | 0 | 0 | 1 | 0 | | | | | | | | | | | |
| | | | | | | | | | | 0 | 0 | 0 | 0 | 0 | 0 | 0 | | | | | | | | | | | |
| | | | | | | | | | | 1 | 0 | 0 | 0 | 0 | 0 | 0 | | | | | | | | | | | |
| | | | | | | | | | | 0 | 0 | 0 | 0 | 0 | 0 | 0 | | | | | | | | | | | |
| Inning Stats | R: 0 E: 0 K: 1 S: 5 | H: 0 LOB: 0 BB: 0 P: 5 | R: 0 E: 0 K: 0 S: 3 | H: 0 LOB: 0 BB: 0 P: 3 | R: 2 E: 0 K: 1 S: 9 | H: 4 LOB: 2 BB: 0 P: 9 | R: 0 E: 0 K: 1 S: 5 | H: 0 LOB: 0 BB: 0 P: 5 | R: 0 E: 0 K: 0 S: 3 | H: 0 LOB: 0 BB: 0 P: 3 | R: 0 E: 0 K: 0 S: 2 | H: 0 LOB: 0 BB: 1 P: 6 | R: 0 E: 0 K: 0 S: 3 | H: 0 LOB: 0 BB: 0 P: 3 | R: 0 E: 0 K: 2 S: 7 | H: 0 LOB: 0 BB: 0 P: 7 | R: 0 E: 0 K: 0 S: 7 | H: 0 LOB: 0 BB: 0 P: 7 | 1B: 4 2B: 0 3B: 0 HR: 0 | SF: 1 SAC: 0 DP: 1 HBP: 0 | WP: 1 PB: 0 SB: 0 CS: 0 | PA: 31 | | | | | |
| PITCHER | IP | WLS | BF | H | R | ER | SO | BB | IBB | HBP | BLK | WP | HR | S | P | ERA | WHIP | | | | | | | | | | |
| Steve Hargan, R ERA: 2.54 (1, 1) | 9.0 | W | 31 | 4 | 2 | 2 | 6 | 1 | 0 | 0 | 0 | 1 | 0 | 42 | 46 | 2.00 | 0.556 | | | | | | | | | | |

Cleveland Indians @ Detroit Tigers
Tiger Stadium, Detroit, MI
Sat Sep 17 1966, 4:33 AM EDT
Att: 8,817 - Unknown

AB 29
R 2
H 4
RBI 1
BB 1
SO 6
LOB 4




| Batter | 1 | 2 | 3 | 4 | 5 | 6 | 7 | 8 | 9 | 10 | AB | R | H | RBI | BB | SO | LOB | TOP | | | | | | | | | |
|--|--|---------------------------------|------------------------------|---------------------------------|------------------------------|---------------------------------|------------------------------|---------------------------------|------------------------------|---------------------------------|------------------------------|---------------------------------|------------------------------|---------------------------------|------------------------------|---------------------------------|------------------------------|--|---------------------------------|------------------------------|---------------------------------|----------------------------------|------------------------------------|----------------------------------|--------|--|--|
| Vern Fuller, R OBP: 0.455, SLG: 0.389 | (1, 4) 0-3 K | | | X 0-0 1B 1B | X 0-0 HR 1B | | X 0-0 6-3 WP 1B | | 0-3 K | | 5 | 2 | 3 | 0 | 0 | 2 | 0 | Cleveland Indians @ Detroit Tigers Tiger Stadium, Detroit, MI Sun Sep 18 1966, 4:33 AM EDT Att. 11,466 - Unknown | | | | | | | | | |
| Vic Davallio, L OBP: 0.300, SLG: 0.325 | (1, 8) 0-0 F8 | | | X 0-0 L9 | X 0-0 1-H HR | | X 0-0 6-3 | | 0-0 1B 2B | | 5 | 2 | 2 | 2 | 0 | 0 | 2 | | | | | | | | | | |
| Leon Wagner, L OBP: 0.342, SLG: 0.454 Chuck Hinton, R OBP: 0.319, SLG: 0.397 | (1, 7) 0-0 G3 | | | X 0-0 1B 1B | X 0-0 F8 | | X 0-0 4-3 | | 0-3 K | | 5 | 1 | 1 | 0 | 0 | 1 | 2 | | | | | | | | | | |
| Bill Davis, L OBP: 0.292, SLG: 0.400 | (1, 3) 0-3 K | | | X 0-0 L9 | X 4-0 BB | | X 0-0 F7 | | 0-0 F7 | | 4 | 0 | 0 | 0 | 1 | 1 | 4 | | | | | | | | | | |
| Max Alvis, R OBP: 0.303, SLG: 0.375 | (1, 5) 0-3 K | | | X 0-0 1B 1B | X 1-3 BB | | X 0-0 L9 | | 0-0 1B | | 5 | 1 | 2 | 2 | 0 | 1 | 1 | | | | | | | | | | |
| Duke Sims, L OBP: 0.353, SLG: 0.475 | (1, 2) 0-0 1-3 | | | X 0-0 1B 1B | X 1-3 2-H | | X 0-0 4-3 | | 0-0 F4 | | 5 | 0 | 1 | 1 | 0 | 1 | 1 | | | | | | | | | | |
| Jose Vidal, R OBP: 0.250, SLG: 0.364 | (1, 9) 0-3 K2-3 | | | X 0-0 FC6-4 1B | X 1-2 3-H | | X 0-0 E6 | | 0-3 K CS | | 4 | 0 | 1 | 1 | 0 | 2 | 0 | | | | | | | | | | |
| Larry Brown, R OBP: 0.319, SLG: 0.305 | (1, 6) 0-0 6-3 | | | X 0-0 FC6-4 1B | X 1-2 | | X 0-0 L9 | | 0-0 CS | X 0-0 F8 | 4 | 0 | 0 | 0 | 0 | 0 | 3 | | | | | | | | | | |
| Sam McDowell, L OBP: 0.190, SLG: 0.179 John O'Donoghue, R OBP: 0.152, SLG: 0.162 Luis Tiant, R OBP: 0.074, SLG: 0.038 | (1, 1) 0-0 F5 (7, 1) 0-0 G3 (8, 1) 0-0 K | | | X 0-0 G3 | X 0-0 | | X 0-0 K | | 0-3 K | | 3 | 0 | 0 | 0 | 0 | 1 | 1 | | | | | | | | | | |
| Inning Stats | R: 0 E: 0 K: 1 S: 5 | H: 0 LOB: 0 BB: 0 P: 5 | R: 0 E: 0 K: 2 S: 7 | H: 0 LOB: 0 BB: 0 P: 7 | R: 0 E: 0 K: 1 S: 5 | H: 0 LOB: 0 BB: 0 P: 5 | R: 3 E: 0 K: 0 S: 8 | H: 5 LOB: 2 BB: 0 P: 8 | R: 2 E: 0 K: 0 S: 5 | H: 2 LOB: 1 BB: 1 P: 9 | R: 0 E: 1 K: 1 S: 6 | H: 0 LOB: 1 BB: 0 P: 6 | R: 0 E: 0 K: 0 S: 4 | H: 1 LOB: 0 BB: 0 P: 4 | R: 0 E: 0 K: 1 S: 5 | H: 0 LOB: 0 BB: 0 P: 5 | R: 0 E: 0 K: 2 S: 7 | | H: 0 LOB: 0 BB: 0 P: 7 | R: 1 E: 0 K: 2 S: 9 | H: 2 LOB: 1 BB: 0 P: 9 | 1B: 8 2B: 1 3B: 0 HR: 1 | SF: 0 SAC: 0 DP: 0 HBP: 0 | WP: 2 PB: 0 SB: 0 CS: 1 | PA: 43 | | |
| PITCHER | IP 5.0 | WLS 23 | H 7 | R 5 | ER 5 | SO 4 | BB 1 | IBB 0 | HBP 0 | BLK 0 | WP 0 | HR 1 | S 30 | P 34 | ERA 9.00 | WHIP 1.600 | | | | | | | | | | | |
| Denny McLain, R ERA: 3.67 | (1, 1) | 2.0 | 8 | 1 | 0 | 0 | 1 | 0 | 0 | 0 | 0 | 1 | 0 | 10 | 10 | 0.00 | 0.500 | | | | | | | | | | |
| Joe Sparna, R ERA: 5.42 | (6, 1) | 1.0 | 3 | 0 | 0 | 0 | 1 | 0 | 0 | 0 | 0 | 1 | 0 | 5 | 5 | 0.00 | 0.000 | | | | | | | | | | |
| Fred Gladding, R ERA: 3.61 | (8, 1) | 2.0 | L | 8 | 2 | 1 | 1 | 4 | 0 | 0 | 0 | 0 | 0 | 16 | 16 | 4.50 | 1.000 | | | | | | | | | | |
| Larry Sherry, R ERA: 3.68 | (9, 1) | | | | | | | | | | | | | | | | | | | | | | | | | | |

| Batter | 1 | 2 | 3 | 4 | 5 | 6 | 7 | 8 | 9 | 10 | AB | R | H | RBI | BB | SO | LOB | BOTTOM | | | | | | | | | |
|--|---|---------------------------------|-------------------------------|----------------------------------|------------------------------|---------------------------------|------------------------------|---------------------------------|-------------------------------|----------------------------------|------------------------------|---------------------------------|------------------------------|---------------------------------|------------------------------|---------------------------------|------------------------------|--|---------------------------------|-----------------------------------|------------------------------------|----------------------------------|--------|--|--|--|--|
| Don Wert, R OBP: 0.337, SLG: 0.374 | (1, 5) 0-3 K | | 0-3 K | | 4-0 BB | | X 0-0 1B 1B | X 0-0 F7 | | | 4 | 1 | 1 | 0 | 1 | 2 | 0 | Cleveland Indians @ Detroit Tigers Tiger Stadium, Detroit, MI Sun Sep 18 1966, 4:33 AM EDT Att. 11,466 - Unknown | | | | | | | | | |
| Jake Wood, R OBP: 0.343, SLG: 0.375 | (1, 4) 0-3 K | | | X 0-0 F3 | X 0-3 K | | X 0-0 1B 1B | | 0-3 K | | 5 | 0 | 1 | 0 | 0 | 3 | 2 | | | | | | | | | | |
| Bill Freehan, R OBP: 0.294, SLG: 0.358 | (1, 3) 0-3 K | | | X 0-0 1B 1B | X 0-0 | | X 0-0 G5-3 BB 1B | X 1-3 2-H 1B | 0-3 K2-3 | | 5 | 1 | 3 | 1 | 0 | 2 | 0 | | | | | | | | | | |
| Al Kaline, R OBP: 0.391, SLG: 0.534 | (1, 9) 0-3 K | | | X 0-0 1B 1B | X 1-2 1B 1B | | X 4-0 1B G5-3 BB | X 0-0 L9 | 0-3 K | | 4 | 0 | 1 | 0 | 1 | 2 | 2 | | | | | | | | | | |
| Willie Horton, R OBP: 0.325, SLG: 0.495 | (1, 7) 0-3 K | | | X 0-3 K | X 0-0 | | X 0-0 G5-3 | X 1-2 2-3r | 0-0 L4 | | 5 | 0 | 0 | 0 | 0 | 3 | 4 | | | | | | | | | | |
| Mickey Stanley, R OBP: 0.338, SLG: 0.423 | (1, 8) 0-0 2B | | | X 0-0 1B | X 1-1 2-H 1B | | X 0-0 2-3 1B | X 0-0 PB 1B HR 1B | 0-0 F4 | | 5 | 1 | 4 | 1 | 0 | 0 | 0 | | | | | | | | | | |
| Orlando McFarlane, R OBP: 0.306, SLG: 0.424 Larry Sherry, R OBP: 0.443, SLG: 0.667 Dick McAuliffe, L OBP: 0.375, SLG: 0.514 | (1, 2) 0-3 K (9, 1) 0-3 K (10, PH) 0-3 K | | | X 0-0 K | X 0-0 | | X 0-0 K | X 1-2 HR 1B | 0-3 K | | 4 | 1 | 1 | 0 | 0 | 3 | 3 | | | | | | | | | | |
| Ray Oyler, R OBP: 0.267, SLG: 0.257 | (1, 6) 0-3 K | | | X 0-0 2B | X 0-0 | | X 0-0 K | X 1-2 2-3 HR 1B | 0-3 K | | 4 | 0 | 1 | 0 | 0 | 3 | 2 | | | | | | | | | | |
| Denny McLain, R OBP: 0.228, SLG: 0.285 Jerry Lumpe, L OBP: 0.193, SLG: 0.293 Joe Sparna, R OBP: 0.152, SLG: 0.162 Gates Brown, L OBP: 0.074, SLG: 0.038 Fred Gladding, L OBP: 0.074, SLG: 0.038 Norm Cash, L OBP: 0.200, SLG: 0.470 | (1, 1) 0-3 K (5, PH) 0-3 K (6, 1) 0-3 K (7, PH) 0-3 K (8, 1) 0-3 K (8, PH) 0-3 K (9, 3) 0-3 K | | | X 0-3 K | X 0-3 | | X 0-0 F4 | X 2-H 3-H HR | 0-0 | | 1 | 0 | 0 | 0 | 0 | 1 | 0 | | | | | | | | | | |
| Inning Stats | R: 0 E: 0 K: 3 S: 9 | H: 0 LOB: 0 BB: 0 P: 9 | R: 0 E: 0 K: 3 S: 10 | H: 1 LOB: 1 BB: 0 P: 10 | R: 0 E: 0 K: 3 S: 9 | H: 0 LOB: 0 BB: 0 P: 9 | R: 1 E: 0 K: 1 S: 7 | H: 3 LOB: 2 BB: 0 P: 7 | R: 0 E: 0 K: 3 S: 10 | H: 2 LOB: 2 BB: 1 P: 10 | R: 0 E: 0 K: 1 S: 6 | H: 3 LOB: 0 BB: 0 P: 8 | R: 3 E: 0 K: 1 S: 8 | H: 3 LOB: 0 BB: 0 P: 8 | R: 0 E: 0 K: 3 S: 9 | H: 0 LOB: 0 BB: 0 P: 9 | R: 0 E: 0 K: 2 S: 7 | | H: 0 LOB: 0 BB: 0 P: 7 | 1B: 10 2B: 2 3B: 0 HR: 1 | SF: 0 SAC: 0 DP: 1 HBP: 0 | WP: 0 PB: 1 SB: 0 CS: 0 | PA: 43 | | | | |
| PITCHER | IP 6.0 | WLS 11 | H 6 | R 4 | ER 4 | SO 2 | BB 0 | IBB 0 | HBP 0 | BLK 0 | WP 0 | HR 1 | S 15 | P 15 | ERA 21.60 | WHIP 3.600 | | | | | | | | | | | |
| Sam McDowell, L ERA: 3.01 | (1, 1) | 1.2 | 11 | 6 | 4 | 4 | 2 | 0 | 0 | 0 | 0 | 0 | 1 | 15 | 15 | 21.60 | 3.600 | | | | | | | | | | |
| John O'Donoghue, L ERA: 3.89 | (7, 1) | 2.1 | W | 7 | 0 | 0 | 0 | 0 | 0 | 0 | 0 | 0 | 0 | 17 | 17 | 0.00 | 0.000 | | | | | | | | | | |
| Luis Tiant, R ERA: 3.25 | (8, 1) | | | | | | | | | | | | | | | | | | | | | | | | | | |

| Batter | 1 | 2 | 3 | 4 | 5 | 6 | 7 | 8 | 9 | AB | R | H | RBI | BB | SO | LOB | TOP | | | |
|--|------------------------------|---------------------------------|------------------------------|---------------------------------|------------------------------|---------------------------------|------------------------------|---------------------------------|------------------------------|---------------------------------|------------------------------|----------------------------------|------------------------------|---------------------------------|------------------------------|----------------------------------|--|------------------------------------|----------------------------------|--------|
| Paul Schaal, R (1.5) OBP: 0.379, SLG: 0.390 | F7 | | FC6-4 1B | | BB | | K | | | 3 | 0 | 1 | 0 | 1 | 1 | 1 | California Angels @ Detroit Tigers Tiger Stadium, Detroit, MI Wed Sep 21 1966, 7:05 PM EDT Att: 4,699 - Unknown | | | |
| Jay Johnstone, L (1.7) OBP: 0.297, SLG: 0.379 | | | FC6-4 | | | | F6 | | 4-3 | 4 | 1 | 1 | 0 | 0 | 0 | 3 | | | | |
| Jim Piersall, R (8.7) OBP: 0.289, SLG: 0.258 | WP 1B | | 1-2 | | | | | | | 0 | 0 | 0 | 0 | 0 | 0 | 0 | | | | |
| Jim Fregosi, R (1.6) OBP: 0.316, SLG: 0.389 | F9 | | G3 | | | | F7 | | G3 | 4 | 0 | 0 | 0 | 0 | 0 | 4 | | | | |
| Jose Cardenal, R (1.8) OBP: 0.320, SLG: 0.400 | | | | | | | | | 6-3 | 4 | 0 | 2 | 1 | 0 | 0 | 0 | | | | |
| Buck Rodgers, S (1.2) OBP: 0.279, SLG: 0.344 | 2H 1B | | | | | | | | | 4 | 0 | 2 | 0 | 0 | 0 | 2 | | | | |
| Charlie Vinson, L (1.3) | | | | | | | | | | 4 | 0 | 0 | 0 | 0 | 2 | 3 | | | | |
| Al Spangler, L (1.9) OBP: 0.400, SLG: 0.250 | | | | | | | | | | 3 | 0 | 0 | 0 | 1 | 2 | 2 | | | | |
| Bobby Knoop, R (1.4) OBP: 0.275, SLG: 0.384 | | | | | | | | | | 3 | 0 | 1 | 0 | 1 | 1 | 1 | | | | |
| Dean Chance, R (1.1) OBP: 0.068, SLG: 0.029 | | | | | | | | | | 2 | 0 | 0 | 0 | 0 | 2 | 2 | | | | |
| Inning Stats | R: 1 E: 0 K: 0 S: 5 | H: 2 LOB: 1 BB: 0 P: 5 | R: 0 E: 0 K: 1 S: 5 | H: 0 LOB: 0 BB: 0 P: 5 | R: 0 E: 0 K: 1 S: 6 | H: 1 LOB: 1 BB: 0 P: 6 | R: 0 E: 0 K: 1 S: 6 | H: 1 LOB: 1 BB: 0 P: 6 | R: 0 E: 0 K: 0 S: 4 | H: 1 LOB: 2 BB: 1 P: 8 | R: 0 E: 0 K: 2 S: 7 | H: 0 LOB: 1 BB: 1 P: 11 | R: 0 E: 0 K: 0 S: 3 | H: 0 LOB: 0 BB: 0 P: 3 | R: 0 E: 0 K: 2 S: 8 | H: 1 LOB: 2 BB: 1 P: 12 | 1B: 7 2B: 1 3B: 0 HR: 0 | SF: 0 SAC: 2 DP: 1 HBP: 0 | WP: 1 PB: 0 SB: 1 CS: 1 | PA: 36 |
| PITCHER | IP | WLS | BF | H | R | ER | SO | BB | IBB | HBP | BLK | WP | HR | S | P | ERA | WHIP | | | |
| Earl Wilson, R (1.1) ERA: 3.1 | 8.0 | | 31 | 6 | 1 | 1 | 6 | 2 | 0 | 0 | 0 | 1 | 0 | 41 | 49 | 1.12 | 1.000 | | | |
| Orlando Pena, R (9.1) ERA: 2.79 | 1.0 | W | 5 | 1 | 0 | 0 | 2 | 0 | 1 | 0 | 0 | 0 | 0 | 8 | 12 | 0.00 | 1.000 | | | |

| Batter | 1 | 2 | 3 | 4 | 5 | 6 | 7 | 8 | 9 | AB | R | H | RBI | BB | SO | LOB | BOTTOM | | | |
|---|------------------------------|---------------------------------|------------------------------|---------------------------------|------------------------------|---------------------------------|------------------------------|---------------------------------|------------------------------|---------------------------------|------------------------------|---------------------------------|------------------------------|---------------------------------|------------------------------|---------------------------------|--|------------------------------------|----------------------------------|--------|
| Jake Wood, R (1.4) OBP: 0.336, SLG: 0.367 | 5-3 | | K | | | | | K | | 4 | 0 | 0 | 0 | 0 | 2 | 1 | California Angels @ Detroit Tigers Tiger Stadium, Detroit, MI Wed Sep 21 1966, 7:05 PM EDT Att: 4,699 - Unknown | | | |
| Dick McAuliffe, L (1.6) OBP: 0.376, SLG: 0.512 | 4-3 BB | | K | | | | | | 4-3 | 2 | 0 | 0 | 0 | 1 | 1 | 0 | | | | |
| Norm Cash, L (1.3) OBP: 0.349, SLG: 0.468 | 4-3 | | | | | | | | | 3 | 1 | 0 | 0 | 1 | 0 | 2 | | | | |
| Al Kaline, R (1.8) OBP: 0.388, SLG: 0.529 | L9 | | | | | | | | | 4 | 0 | 0 | 0 | 0 | 2 | 2 | | | | |
| Willie Horton, R (1.7) OBP: 0.326, SLG: 0.501 | | | | | | | | | | 4 | 1 | 2 | 2 | 0 | 0 | 0 | | | | |
| Jim Northrup, L (1.9) OBP: 0.316, SLG: 0.462 | | | | | | | | | | 3 | 0 | 0 | 0 | 0 | 0 | 1 | | | | |
| Don Wert, R (1.5) OBP: 0.338, SLG: 0.374 | | | | | | | | | | 2 | 0 | 1 | 0 | 1 | 0 | 1 | | | | |
| Bill Freehan, R (1.2) OBP: 0.293, SLG: 0.356 | | | | | | | | | | 2 | 0 | 0 | 0 | 0 | 0 | 2 | | | | |
| Earl Wilson, R (1.1) OBP: 0.307, SLG: 0.522 | | | | | | | | | | 2 | 0 | 0 | 0 | 0 | 1 | 1 | | | | |
| Gates Brown, L (8, PH) OBP: 0.333, SLG: 0.436 | | | | | | | | | | 1 | 0 | 0 | 0 | 0 | 0 | 1 | | | | |
| Orlando Pena, R (9.1) OBP: 0.111, SLG: 0.111 | | | | | | | | | | 0 | 0 | 0 | 0 | 0 | 0 | 0 | | | | |
| Inning Stats | R: 0 E: 0 K: 0 S: 3 | H: 0 LOB: 1 BB: 1 P: 7 | R: 0 E: 0 K: 0 S: 4 | H: 1 LOB: 0 BB: 0 P: 4 | R: 0 E: 0 K: 2 S: 7 | H: 0 LOB: 0 BB: 0 P: 7 | R: 0 E: 0 K: 1 S: 5 | H: 0 LOB: 0 BB: 0 P: 5 | R: 0 E: 0 K: 1 S: 5 | H: 0 LOB: 0 BB: 0 P: 3 | R: 0 E: 0 K: 1 S: 5 | H: 0 LOB: 0 BB: 0 P: 5 | R: 0 E: 0 K: 1 S: 6 | H: 1 LOB: 1 BB: 0 P: 6 | R: 2 E: 0 K: 0 S: 3 | H: 1 LOB: 0 BB: 1 P: 7 | 1B: 2 2B: 0 3B: 0 HR: 1 | SF: 0 SAC: 1 DP: 1 HBP: 1 | WP: 0 PB: 1 SB: 0 CS: 0 | PA: 32 |
| PITCHER | IP | WLS | BF | H | R | ER | SO | BB | IBB | HBP | BLK | WP | HR | S | P | ERA | WHIP | | | |
| Dean Chance, R (1.1) ERA: 3.31 | 8.2 | L | 32 | 3 | 2 | 2 | 6 | 3 | 0 | 1 | 0 | 0 | 1 | 40 | 53 | 2.08 | 0.692 | | | |

| | |
|-----|----|
| AB | 31 |
| R | 1 |
| H | 7 |
| RBI | 1 |
| BB | 3 |
| SO | 8 |
| LOB | 18 |



| | |
|-----|----|
| AB | 27 |
| R | 2 |
| H | 3 |
| RBI | 2 |
| BB | 3 |
| SO | 6 |
| LOB | 11 |




| Batter | 1 | 2 | 3 | 4 | 5 | 6 | 7 | 8 | 9 | AB | R | H | RBI | BB | SO | LOB | TOP | | | | | |
|--|--|---------------------------------|------------------------------|---------------------------------|------------------------------|---------------------------------|------------------------------|---------------------------------|------------------------------|---------------------------------|------------------------------|---------------------------------|------------------------------|---------------------------------|------------------------------|---------------------------------|--|---------------------------------|----------------------------------|------------------------------------|----------------------------------|--------|
| Paul Schaaf, R (1,5) OBP: 0.375, SLG: 0.388 | F8 | | 1B | | 5-3 | | | 6-3 | | 4 | 0 | 1 | 0 | 0 | 0 | 0 | California Angels @ Detroit Tigers Tiger Stadium, Detroit, MI Thu Sep 22 1966, 4:38 AM EDT Att: 3,865 - Unknown | | | | | |
| Jay Johnstone, L (1,7) OBP: 0.304, SLG: 0.393 Ramon Lopez, R (5,1) | 3-1 | | K | | K | | | F8 | | 3 | 0 | 0 | 0 | 0 | 2 | 1 | | | | | | |
| Frank Malzone, R (8,PH) OBP: 0.279, SLG: 0.279 Jim Coates, R (8,1) | | | | | | | | | | 1 | 0 | 0 | 0 | 0 | 0 | 0 | | | | | | |
| Jim Fregosi, R (1,6) OBP: 0.319, SLG: 0.390 | BB | | F7 | | F8 | | | 1B | | 3 | 0 | 1 | 0 | 1 | 0 | 1 | | | | | | |
| Jose Cardenal, R (1,8) OBP: 0.320, SLG: 0.397 | 4-3 | | F4 | | G5-4-3 1B | | | F8 | | 4 | 0 | 1 | 0 | 0 | 0 | 3 | | | | | | |
| Bubba Morton, R (1,9) OBP: 0.273, SLG: 0.281 | | 6-3 | | | F9 | | | 6-3 | | 4 | 0 | 0 | 0 | 0 | 0 | 1 | | | | | | |
| Buck Rodgers, S (1,2) OBP: 0.281, SLG: 0.343 Tom Egan, R (8,2) | 1B | | 1B | | 5-3 BB | | | 5-3 | | 2 | 0 | 1 | 0 | 1 | 1 | 0 | | | | | | |
| Bobby Knoop, R (1,4) OBP: 0.274, SLG: 0.383 | 1B | | 1B | | 5-3 | | | 5-3 | | 4 | 0 | 1 | 0 | 0 | 0 | 1 | | | | | | |
| Charlie Vinson, L (1,3) | K | | K | | 3-1 | | | HBP | | 2 | 0 | 0 | 0 | 0 | 1 | 3 | | | | | | |
| Jorge Rubio, R (1,1) Lew Burdette, R (3,1) Clyde Wright, R (4,1) Jim Piersall, R (5,PH) OBP: 0.285, SLG: 0.254 | K | | K | | F8 | | | F4 | | 1 | 0 | 0 | 0 | 0 | 1 | 2 | | | | | | |
| Inning Stats | R: 0 E: 0 K: 0 S: 3 | H: 0 LOB: 1 BB: 1 P: 7 | R: 0 E: 0 K: 2 S: 9 | H: 2 LOB: 2 BB: 0 P: 9 | R: 0 E: 0 K: 1 S: 6 | H: 1 LOB: 1 BB: 0 P: 6 | R: 0 E: 0 K: 0 S: 3 | H: 0 LOB: 0 BB: 0 P: 7 | R: 0 E: 0 K: 1 S: 5 | H: 0 LOB: 0 BB: 0 P: 5 | R: 0 E: 0 K: 0 S: 3 | H: 1 LOB: 1 BB: 0 P: 3 | R: 0 E: 0 K: 1 S: 5 | H: 0 LOB: 0 BB: 0 P: 6 | R: 0 E: 0 K: 0 S: 4 | H: 1 LOB: 1 BB: 0 P: 4 | R: 0 E: 0 K: 0 S: 3 | H: 0 LOB: 0 BB: 0 P: 3 | 1B: 5 2B: 0 3B: 0 HR: 0 | SF: 0 SAC: 0 DP: 1 HBP: 1 | WP: 0 PB: 0 SB: 0 CS: 0 | PA: 34 |
| PITCHER Johnny Podres, L (1,1) ERA: 3.11 | IP: 9.0 WLS: W BF: 34 H: 5 R: 0 ER: 0 SO: 5 BB: 2 IBB: 0 HBP: 1 BLK: 0 WP: 0 HR: 0 S: 41 P: 50 ERA: 0.00 WHIP: 0.778 | | | | | | | | | | | | | | | PITCHER | | | | | | |

| Batter | 1 | 2 | 3 | 4 | 5 | 6 | 7 | 8 | 9 | AB | R | H | RBI | BB | SO | LOB | BOTTOM | | | | | |
|--|---|---------------------------------|------------------------------|---------------------------------|------------------------------|---------------------------------|------------------------------|---------------------------------|------------------------------|---------------------------------|------------------------------|---------------------------------|------------------------------|---------------------------------|------------------------------|----------------------------------|--|------------------------------|----------------------------------|----------------------------------|------------------------------------|----------------------------------|
| Jake Wood, R (1,4) OBP: 0.347, SLG: 0.369 Dick Tracewski, R (9,4) OBP: 0.246, SLG: 0.211 | 2B | | 1B | | 1B | | | F8 | | 2 | 3 | 1 | 2 | 3 | 0 | 0 | California Angels @ Detroit Tigers Tiger Stadium, Detroit, MI Thu Sep 22 1966, 4:38 AM EDT Att: 3,865 - Unknown | | | | | |
| Dick McAuliffe, L (1,6) OBP: 0.377, SLG: 0.506 | F9 | | 1B | | 1B | | | F6 | | 5 | 0 | 2 | 1 | 0 | 1 | 3 | | | | | | |
| Norm Cash, L (1,3) OBP: 0.352, SLG: 0.474 | 2B | | 1B | | 4-3 | | | FC6-4 BB | | 3 | 0 | 2 | 2 | 1 | 0 | 1 | | | | | | |
| Willie Horton, R (1,7) OBP: 0.324, SLG: 0.494 | 5-3 | | F9 | | 1B | | | FC6-4 BB | | 3 | 0 | 0 | 0 | 1 | 0 | 4 | | | | | | |
| Jim Northrup, L (1,9) OBP: 0.321, SLG: 0.465 | 4-3 | | G4-6-3 | | F5 | | | G3 | | 4 | 0 | 0 | 0 | 0 | 0 | 4 | | | | | | |
| Don Wert, R (1,5) OBP: 0.342, SLG: 0.376 | F5 | | | | 6-3 1B | | | G5-4-3 BB | | 3 | 2 | 1 | 0 | 1 | 0 | 1 | | | | | | |
| Mickey Stanley, R (1,8) OBP: 0.339, SLG: 0.422 | 5-3 BB | | | | 6-3 1B | | | E6 2B | | 3 | 2 | 1 | 0 | 1 | 0 | 1 | | | | | | |
| Orlando McFarlane, R (1,2) OBP: 0.295, SLG: 0.408 | 5-3 | | | | 6-3 | | | K | | 4 | 0 | 0 | 0 | 0 | 1 | 5 | | | | | | |
| Johnny Podres, L (1,1) OBP: 0.281, SLG: 0.333 | G3 | | | | G3 | | | WP 2B | | 4 | 0 | 1 | 2 | 0 | 0 | 3 | | | | | | |
| Inning Stats | R: 1 E: 0 K: 0 S: 4 | H: 1 LOB: 1 BB: 1 P: 8 | R: 0 E: 0 K: 0 S: 3 | H: 0 LOB: 1 BB: 1 P: 7 | R: 1 E: 0 K: 0 S: 4 | H: 2 LOB: 1 BB: 1 P: 8 | R: 3 E: 0 K: 0 S: 7 | H: 4 LOB: 1 BB: 0 P: 7 | R: 0 E: 0 K: 0 S: 2 | H: 0 LOB: 0 BB: 1 P: 6 | R: 0 E: 0 K: 0 S: 3 | H: 0 LOB: 0 BB: 0 P: 3 | R: 0 E: 0 K: 0 S: 3 | H: 0 LOB: 1 BB: 1 P: 7 | R: 2 E: 1 K: 2 S: 9 | H: 1 LOB: 2 BB: 2 P: 17 | | R: 2 E: 1 K: 2 S: 9 | H: 1 LOB: 2 BB: 2 P: 17 | 1B: 6 2B: 2 3B: 0 HR: 0 | SF: 0 SAC: 0 DP: 2 HBP: 0 | WP: 1 PB: 0 SB: 1 CS: 0 |
| PITCHER Jorge Rubio, R (1,1) ERA: 6.17 Lew Burdette, R (3,1) ERA: 3.46 Clyde Wright, L (4,1) ERA: 3.56 Ramon Lopez, R (5,1) ERA: 5.14 Jim Coates, R (8,1) ERA: 3.98 | IP: 2.0 WLS: L BF: 12 H: 3 R: 2 ER: 2 SO: 2 BB: 3 IBB: 0 HBP: 0 BLK: 0 WP: 0 HR: 0 S: 9 P: 21 ERA: 9.00 WHIP: 3.000 | | | | | | | | | | | | | | | PITCHER | | | | | | |

| Batter | 1 | 2 | 3 | 4 | 5 | 6 | 7 | 8 | 9 | AB | R | H | RBI | BB | SO | LOB | TOP | | | | |
|---|---|---------------------------------|------------------------------|---------------------------------|------------------------------|---------------------------------|------------------------------|---------------------------------|------------------------------|---------------------------------|------------------------------|---------------------------------|------------------------------|---------------------------------|------------------------------|---------------------------------|------------------------------|---------------------------------|----------------------------------|------------------------------------|--|
| Jake Wood, R OBP: 0.344, SLG: 0.365 (1, 4) | F9 | | K | | F5 | | | HR | K | 5 | 1 | 1 | 0 | 0 | 2 | 1 | | | | | |
| Dick McAuliffe, L OBP: 0.375, SLG: 0.510 (1, 6) | F7 | | F5 | | | 4-3 | | HR | 3-1 | 5 | 1 | 1 | 2 | 0 | 0 | 1 | | | | | |
| Norm Cash, L OBP: 0.351, SLG: 0.472 (1, 3) | K | | | 4-3 | | 4-3 | | 1B | 1-3 | 5 | 1 | 1 | 0 | 0 | 1 | 1 | | | | | |
| Al Kaline, R OBP: 0.393, SLG: 0.538 Mickey Stanley, R OBP: 0.339, SLG: 0.422 (8, PR) | | G6-4-3 | | HR | | L1-3 | | 1B | | 4 | 1 | 3 | 1 | 0 | 0 | 0 | | | | | |
| Willie Horton, R OBP: 0.322, SLG: 0.490 (1, 7) | G6-4-3 | | F5 | | | | 5-3 | F3 | | 4 | 0 | 0 | 0 | 0 | 0 | 3 | | | | | |
| Jim Northrup, L OBP: 0.322, SLG: 0.465 Gates Brown, L OBP: 0.337, SLG: 0.438 (2, PR) | | | | | | | | F7 | | 0 | 0 | 0 | 0 | 0 | 0 | 0 | | | | | |
| Don Wert, R OBP: 0.343, SLG: 0.376 (1, 5) | | HBP | | 1B | | | 1-3 | 1B | | 3 | 0 | 1 | 1 | 1 | 0 | 2 | | | | | |
| Bill Freehan, R OBP: 0.292, SLG: 0.352 Ario Brunsberg, L (7, 2) | | BB | | 4-3 | | 1-3 | | 1B | L6 | 2 | 0 | 0 | 0 | 1 | 0 | 2 | | | | | |
| Denny McLain, R OBP: 0.223, SLG: 0.292 Bill Monbouquette, R OBP: 0.185, SLG: 0.154 Don Pepper, L OBP: 0.213, SLG: 0.245 Fred Gladding, L OBP: 0.315, SLG: 0.294 George Korince, R OBP: 0.300, SLG: 0.412 (1, 1) | | | K | | K | | | F4 | | 1 | 0 | 0 | 0 | 0 | 1 | 0 | | | | | |
| Inning Stats | R: 0 E: 0 K: 1 S: 5 | H: 0 LOB: 0 BB: 0 P: 5 | R: 0 E: 0 K: 0 S: 3 | H: 1 LOB: 2 BB: 1 P: 8 | R: 0 E: 0 K: 2 S: 7 | H: 0 LOB: 0 BB: 0 P: 7 | R: 1 E: 0 K: 0 S: 5 | H: 2 LOB: 1 BB: 0 P: 5 | R: 0 E: 0 K: 1 S: 5 | H: 0 LOB: 0 BB: 0 P: 5 | R: 0 E: 0 K: 0 S: 3 | H: 0 LOB: 0 BB: 0 P: 3 | R: 0 E: 0 K: 0 S: 4 | H: 1 LOB: 2 BB: 1 P: 8 | R: 3 E: 0 K: 0 S: 8 | H: 5 LOB: 2 BB: 0 P: 8 | R: 0 E: 0 K: 1 S: 6 | H: 1 LOB: 1 BB: 0 P: 6 | 1B: 8 2B: 0 3B: 0 HR: 2 | SF: 0 SAC: 0 DP: 1 HBP: 1 | WP: 0 PA: 39 PB: 0 SB: 0 CS: 0 |
| PITCHER Mudcat Grant, R ERA: 3.14 (1, 1) | IP: 9.0 WLS: W BF: 39 H: 10 R: 4 ER: 4 SO: 5 BB: 2 IBB: 0 HBP: 1 BLK: 0 WP: 0 HR: 2 S: 46 P: 55 ERA: 4.00 WHIP: 1.333 | | | | | | | | | | | | | | | PITCHER | | | | | |

Detroit Tigers @ Minnesota Twins
Metropolitan Stadium, Bloomington, MI
Fri Sep 23 1966, 4:33 AM EDT
Att. 6,670 - Unknown - 67 F


AB 36
R 4
H 10
RBI 4
BB 2
SO 5
LOB 16



| Batter | 1 | 2 | 3 | 4 | 5 | 6 | 7 | 8 | 9 | AB | R | H | RBI | BB | SO | LOB | BOTTOM | | |
|---|--|----------------------------------|------------------------------|---------------------------------|-------------------------------|----------------------------------|------------------------------|---------------------------------|------------------------------|---------------------------------|------------------------------|---------------------------------|------------------------------|----------------------------------|------------------------------|----------------------------------|----------------------------------|------------------------------------|--|
| Cesar Tovar, R OBP: 0.342, SLG: 0.355 (1, 4) | FC | FC6-4 | K | | L8-6-3 | | | L8 | | 4 | 1 | 1 | 0 | 1 | 1 | 5 | | | |
| Sandy Valdespino, L OBP: 0.213, SLG: 0.245 (1, 7) | FC | FC6-4 | | E6 | | HBP | | F6 | | 5 | 3 | 1 | 0 | 0 | 0 | 5 | | | |
| Tony Oliva, L OBP: 0.357, SLG: 0.510 Andy Kosco, R OBP: 0.251, SLG: 0.291 (8, 9) | F9 | PO | | 4-3 | | | | F4 | | 4 | 3 | 2 | 1 | 0 | 0 | 5 | | | |
| Harmon Killebrew, R OBP: 0.391, SLG: 0.536 Ron Clark, R OBP: 0.500, SLG: 1.000 (8, 5) | HR | | HR | 1B | | | | F6 | | 3 | 1 | 0 | 0 | 1 | 0 | 4 | | | |
| Don Mincher, L OBP: 0.333, SLG: 0.412 (1, 3) | HR | | 4-3 | 4-3 | | K | | F8 | | 5 | 1 | 1 | 4 | 0 | 1 | 5 | | | |
| Russ Nixon, L OBP: 0.341, SLG: 0.329 Jerry Zimmerman, R OBP: 0.331, SLG: 0.330 (8, 2) | | | 1B | 1B | | E1 | | BB | | 4 | 1 | 3 | 2 | 0 | 0 | 0 | | | |
| Zolio Versalles, R OBP: 0.304, SLG: 0.350 (1, 6) | 6-3 | | 1B | 2B | | 2-4-3 | | E5 | | 5 | 1 | 1 | 0 | 0 | 2 | 4 | | | |
| Ted Uhlhaender, L OBP: 0.277, SLG: 0.280 (1, 8) | 1-3 | | 2B | 1B | | L8 | | 4-3 | | 4 | 1 | 1 | 1 | 1 | 0 | 3 | | | |
| Mudcat Grant, R OBP: 0.205, SLG: 0.230 (1, 1) | | K | | 2B | | L8-6-3 | | BB | | 3 | 0 | 2 | 2 | 1 | 1 | 0 | | | |
| Inning Stats | R: 4 E: 0 K: 0 S: 7 | H: 3 LOB: 1 BB: 1 P: 11 | R: 0 E: 0 K: 1 S: 4 | H: 0 LOB: 1 BB: 1 P: 8 | R: 4 E: 0 K: 1 S: 10 | H: 5 LOB: 1 BB: 0 P: 10 | R: 2 E: 1 K: 1 S: 8 | H: 2 LOB: 1 BB: 0 P: 8 | R: 0 E: 0 K: 0 S: 3 | H: 1 LOB: 0 BB: 0 P: 3 | R: 2 E: 1 K: 1 S: 6 | H: 1 LOB: 1 BB: 0 P: 7 | R: 0 E: 1 K: 0 S: 4 | H: 0 LOB: 3 BB: 2 P: 12 | R: 0 E: 0 K: 1 S: 6 | H: 1 LOB: 2 BB: 1 P: 10 | 1B: 8 2B: 3 3B: 1 HR: 2 | SF: 0 SAC: 0 DP: 1 HBP: 1 | WP: 0 PA: 45 PB: 0 SB: 0 CS: 0 |
| PITCHER Denny McLain, R ERA: 3.92 Bill Monbouquette, R ERA: 4.73 Fred Gladding, R ERA: 3.41 George Korince, R ERA: (1, 1) | IP: 2.2 WLS: L BF: 17 H: 7 R: 8 ER: 8 SO: 8 BB: 2 IBB: 0 HBP: 0 BLK: 0 WP: 0 HR: 2 S: 17 P: 25 ERA: 0.00 WHIP: 3.375 | | | | | | | | | | | | | | | PITCHER | | | |

Detroit Tigers @ Minnesota Twins
Metropolitan Stadium, Bloomington, MI
Fri Sep 23 1966, 4:33 AM EDT
Att. 6,670 - Unknown - 67 F

AB 38
R 12
H 13
RBI 10
BB 5
SO 5
LOB 31



| Batter | 1 | 2 | 3 | 4 | 5 | 6 | 7 | 8 | 9 | AB | R | H | RBI | BB | SO | LOB | TOP | | | | | |
|---|------------------------------|---------------------------------|------------------------------|---------------------------------|------------------------------|---------------------------------|------------------------------|---------------------------------|------------------------------|---------------------------------|------------------------------|---------------------------------|------------------------------|----------------------------------|------------------------------|---------------------------------|------------------------------|---------------------------------|----------------------------------|------------------------------------|----------------------------------|--------|
| Don Wert, R OBP: 0.345, SLG: 0.380 (1, 5) | 4-3 | | L8 | | | 2B HR | WP 1B 2B | | 1B SH1-3 2B | 5 | 3 | 3 | 2 | 0 | 0 | 1 | | | | | | |
| Jake Wood, R OBP: 0.346, SLG: 0.372 Dick Tracewski, R OBP: 0.246, SLG: 0.211 (1, 4) (8, 4) | K | | | L8 | | 1B HR | L3 | | SH1-3 | 4 | 1 | 2 | 0 | 0 | 0 | 1 | | | | | | |
| Norm Cash, L OBP: 0.353, SLG: 0.477 Don Pepper, L (1, 3) (9, 3) | 4-3 | | | K | | HR | 1B | | 2B | 4 | 2 | 2 | 3 | 1 | 1 | 1 | | | | | | |
| Al Kaline, R OBP: 0.395, SLG: 0.539 Gates Brown, L OBP: 0.337, SLG: 0.438 (1, 9) (9, 7) | | CS | | L8 | | L5 | 1B | | 2B | 4 | 0 | 2 | 3 | 1 | 0 | 1 | | | | | | |
| Willie Horton, R OBP: 0.319, SLG: 0.485 (1, 7) (9, 9) | F8 | | | 5-3 | | F9 | K | | 5-3 | 5 | 0 | 0 | 0 | 0 | 1 | 6 | | | | | | |
| Mickey Stanley, R OBP: 0.336, SLG: 0.416 (1, 8) | F8 | | | | | F1 | F8 | | 4-3 | 5 | 0 | 1 | 0 | 0 | 0 | 3 | | | | | | |
| Bill Freehan, R OBP: 0.292, SLG: 0.353 (1, 2) | | | F8 | | | F2 | | | G4-3 | 4 | 1 | 1 | 0 | 0 | 0 | 1 | | | | | | |
| Dick McAuliffe, L OBP: 0.376, SLG: 0.509 (1, 6) | | | 3-4 | | | K | 4-3 | | WP | 3 | 0 | 1 | 0 | 1 | 1 | 1 | | | | | | |
| Dave Wickersham, R OBP: 0.068, SLG: 0.070 (1, 1) | | | 3-4 | | | K | 2B | | K | 3 | 1 | 0 | 0 | 1 | 2 | 2 | | | | | | |
| Inning Stats | R: 0 E: 0 K: 1 S: 5 | H: 0 LOB: 0 BB: 0 P: 5 | R: 0 E: 0 K: 0 S: 2 | H: 0 LOB: 0 BB: 1 P: 6 | R: 0 E: 0 K: 0 S: 3 | H: 0 LOB: 1 BB: 1 P: 7 | R: 0 E: 0 K: 1 S: 6 | H: 1 LOB: 1 BB: 0 P: 6 | R: 0 E: 0 K: 1 S: 5 | H: 0 LOB: 0 BB: 0 P: 5 | R: 3 E: 1 K: 1 S: 9 | H: 3 LOB: 1 BB: 0 P: 9 | R: 4 E: 0 K: 1 S: 8 | H: 3 LOB: 1 BB: 2 P: 16 | R: 0 E: 0 K: 1 S: 6 | H: 2 LOB: 1 BB: 0 P: 6 | R: 1 E: 0 K: 0 S: 6 | H: 3 LOB: 2 BB: 0 P: 6 | 1B: 7 2B: 4 3B: 0 HR: 1 | SF: 0 SAC: 1 DP: 1 HBP: 0 | WP: 2 PB: 0 SB: 0 CS: 1 | PA: 42 |
| PITCHER | IP | WLS | BF | H | R | ER | SO | BB | IBB | HBP | BLK | WP | HR | S | P | ERA | WHIP | | | | | |
| Jim Merritt, L ERA: 3.47 (1, 1) | 6.1 | L | 27 | 5 | 5 | 5 | 4 | 3 | 0 | 0 | 0 | 0 | 1 | 32 | 44 | 7.11 | 1.263 | | | | | |
| Al Worthington, R ERA: 2.59 (7, 1) | 0.2 | | 5 | 2 | 2 | 2 | 1 | 1 | 0 | 0 | 0 | 1 | 0 | 6 | 10 | 27.00 | 4.500 | | | | | |
| Dave Boswell, R ERA: 3.14 (8, 1) | 2.0 | | 10 | 5 | 1 | 1 | 1 | 0 | 0 | 0 | 0 | 1 | 0 | 12 | 12 | 4.50 | 2.500 | | | | | |

Detroit Tigers @ Minnesota Twins
 Metropolitan Stadium, Bloomington, MI
 Sat Sep 24 1966, 4:33 AM EDT
 Att: 11,706 - Unknown - 55 F

| | |
|-----|----|
| AB | 37 |
| R | 8 |
| H | 12 |
| RBI | 8 |
| BB | 4 |
| SO | 6 |
| LOB | 17 |



| Batter | 1 | 2 | 3 | 4 | 5 | 6 | 7 | 8 | 9 | AB | R | H | RBI | BB | SO | LOB | BOTTOM | | | | | |
|---|------------------------------|---------------------------------|------------------------------|---------------------------------|------------------------------|---------------------------------|------------------------------|---------------------------------|------------------------------|---------------------------------|------------------------------|---------------------------------|------------------------------|---------------------------------|------------------------------|---------------------------------|----------------------------------|------------------------------------|----------------------------------|--------|--|--|
| Cesar Tovar, R OBP: 0.339, SLG: 0.352 (1, 4) | 6-3 | | F8 | | | 6-3 | | | 1-3 | 4 | 0 | 0 | 0 | 0 | 0 | 2 | | | | | | |
| Sandy Valdespino, L OBP: 0.214, SLG: 0.264 (1, 7) | 4-3 | | | | | L8 | | | F6 | 4 | 0 | 1 | 1 | 0 | 0 | 0 | | | | | | |
| Tony Oliva, L OBP: 0.355, SLG: 0.507 (1, 9) | K | | 2-3 | | | F2 | | | K | 4 | 0 | 0 | 0 | 0 | 2 | 1 | | | | | | |
| Harmon Killebrew, R OBP: 0.392, SLG: 0.535 (1, 5) | | FC3-6 | | F7 | | 1B | | | K | 3 | 0 | 1 | 0 | 1 | 1 | 0 | | | | | | |
| Don Mincher, L OBP: 0.337, SLG: 0.413 (1, 3) | | FC3-6 | | FC4-6 | | BB | | | F6 | 3 | 0 | 2 | 0 | 1 | 0 | 0 | | | | | | |
| Russ Nixon, L OBP: 0.326, SLG: 0.314 (1, 2) | | FC3-6 | | FC4-6 | | 1B | | | 4-3 | 4 | 0 | 0 | 0 | 0 | 0 | 5 | | | | | | |
| Zolo Versailles, R OBP: 0.302, SLG: 0.347 (1, 6) | G6-4-3 | | | FC6-4 | | | | | 5-3 | 4 | 0 | 0 | 0 | 0 | 0 | 3 | | | | | | |
| Ted Uhlhaender, L OBP: 0.280, SLG: 0.284 (1, 8) | | | | SH3-4 | | K | | | 1B | 3 | 1 | 2 | 0 | 0 | 1 | 0 | | | | | | |
| Jim Merritt, L OBP: 0.200, SLG: 0.139 (1, 1) | | | | SH3-4 | | K | | | K | 1 | 0 | 0 | 0 | 0 | 1 | 0 | | | | | | |
| Al Worthington, R OBP: 0.273, SLG: 0.545 (7, PH) | | | | | | K | | | K | 0 | 0 | 0 | 0 | 0 | 0 | 0 | | | | | | |
| Dave Boswell, R OBP: 0.156, SLG: 0.159 (8, 1) | | | | | | K | | | K | 1 | 0 | 0 | 0 | 0 | 0 | 0 | | | | | | |
| Inning Stats | R: 0 E: 0 K: 1 S: 5 | H: 2 LOB: 1 BB: 0 P: 4 | R: 1 E: 0 K: 0 S: 5 | H: 2 LOB: 1 BB: 0 P: 5 | R: 0 E: 0 K: 0 S: 3 | H: 0 LOB: 1 BB: 1 P: 7 | R: 0 E: 0 K: 2 S: 7 | H: 0 LOB: 0 BB: 0 P: 7 | R: 0 E: 0 K: 0 S: 4 | H: 1 LOB: 2 BB: 1 P: 8 | R: 0 E: 0 K: 1 S: 6 | H: 1 LOB: 1 BB: 0 P: 6 | R: 0 E: 0 K: 2 S: 7 | H: 0 LOB: 0 BB: 0 P: 7 | R: 0 E: 0 K: 0 S: 3 | H: 0 LOB: 0 BB: 0 P: 3 | 1B: 5 2B: 0 3B: 1 HR: 0 | SF: 0 SAC: 1 DP: 1 HBP: 0 | WP: 0 PB: 0 SB: 0 CS: 0 | PA: 34 | | |
| PITCHER | IP | WLS | BF | H | R | ER | SO | BB | IBB | HBP | BLK | WP | HR | S | P | ERA | WHIP | | | | | |
| Dave Wickersham, R ERA: 3.36 (1, 1) | 9.0 | W | 34 | 6 | 1 | 1 | 6 | 2 | 0 | 0 | 0 | 0 | 0 | 44 | 52 | 1.00 | 0.889 | | | | | |

Detroit Tigers @ Minnesota Twins
 Metropolitan Stadium, Bloomington, MI
 Sat Sep 24 1966, 4:33 AM EDT
 Att: 11,706 - Unknown - 55 F

| | |
|-----|----|
| AB | 31 |
| R | 1 |
| H | 6 |
| RBI | 1 |
| BB | 2 |
| SO | 6 |
| LOB | 12 |



| Batter | 1 | 2 | 3 | 4 | 5 | 6 | 7 | 8 | 9 | AB | R | H | RBI | BB | SO | LOB | TOP | | | |
|---|--|---------------------------------|------------------------------|---------------------------------|------------------------------|---------------------------------|------------------------------|---------------------------------|------------------------------|---------------------------------|------------------------------|---------------------------------|------------------------------|---------------------------------|------------------------------|---------------------------------|----------------------------------|------------------------------------|----------------------------------|--------|
| Don Wert, R OBP: 0.346, SLG: 0.381 (1, 5) | 5-3 | | CS | G6-4-3 1B | | | WP 1B | | F8 | 4 | 0 | 2 | 0 | 0 | 0 | 0 | | | | |
| Jake Wood, R OBP: 0.340, SLG: 0.365 (1, 4) | 6-3 | | | G6-4-3 1-2 | | | F5 | | 6-3 | 4 | 0 | 0 | 0 | 0 | 0 | 2 | | | | |
| Norm Cash, L OBP: 0.351, SLG: 0.475 (1, 3) | F8 | | | K | | | L8 | | | 3 | 0 | 0 | 0 | 0 | 1 | 1 | | | | |
| Al Kaline, R OBP: 0.393, SLG: 0.536 (1, 9) | | K | | | K | | | | | 3 | 0 | 0 | 0 | 0 | 3 | 1 | | | | |
| Willie Horton, R OBP: 0.321, SLG: 0.486 (1, 7) | | K | | | G6-4-3 1B | | | FC6-5 SH3-4 1B | | 3 | 0 | 2 | 0 | 0 | 1 | 0 | | | | |
| Mickey Stanley, R OBP: 0.333, SLG: 0.412 (1, 8) | | 4-3 | | | G6-4-3 1-2 | | | SH3-4 | | 2 | 0 | 0 | 0 | 0 | 0 | 1 | | | | |
| Bill Freehan, R OBP: 0.290, SLG: 0.351 (1, 2) | | | | | F9 | | | FC6-5 | | 3 | 0 | 0 | 0 | 0 | 0 | 1 | | | | |
| Dick McAuliffe, L OBP: 0.376, SLG: 0.506 (1, 6) | | | | CS BB | | | 4-3 | 2-3 K | | 2 | 0 | 0 | 0 | 1 | 1 | 1 | | | | |
| Earl Wilson, R OBP: 0.298, SLG: 0.505 (1, 1) | | | | K | | | K | | K | 3 | 0 | 0 | 0 | 0 | 3 | 1 | | | | |
| Inning Stats | R: 0 E: 0 K: 0 S: 3 | H: 0 LOB: 0 BB: 0 P: 3 | R: 0 E: 0 K: 2 S: 7 | H: 0 LOB: 0 BB: 0 P: 7 | R: 0 E: 0 K: 1 S: 4 | H: 0 LOB: 0 BB: 1 P: 8 | R: 0 E: 0 K: 1 S: 5 | H: 1 LOB: 0 BB: 0 P: 5 | R: 0 E: 0 K: 1 S: 5 | H: 0 LOB: 0 BB: 0 P: 5 | R: 0 E: 0 K: 1 S: 6 | H: 1 LOB: 1 BB: 0 P: 6 | R: 0 E: 0 K: 1 S: 6 | H: 1 LOB: 1 BB: 0 P: 6 | R: 0 E: 0 K: 1 S: 5 | H: 0 LOB: 0 BB: 0 P: 5 | 1B: 4 2B: 0 3B: 0 HR: 0 | SF: 0 SAC: 1 DP: 2 HBP: 0 | WP: 1 PB: 0 SB: 0 CS: 1 | PA: 30 |
| PITCHER Jim Kaat, L ERA: 2.75 (1, 1) | IP: 9.0 WLS: W BF: 29 H: 4 R: 0 ER: 0 SO: 9 BB: 1 IBB: 0 HBP: 0 BLK: 0 WP: 1 HR: 0 S: 46 P: 50 ERA: 0.00 WHIP: 0.556 | | | | | | | | | | | | | | | PITCHER | | | | |

Detroit Tigers @ Minnesota Twins
Metropolitan Stadium, Bloomington, MI
Sun Sep 25 1966, 4:33 AM EDT
Att: 16,637 - Unknown

AB 27
R 0
H 4
RBI 0
BB 1
SO 9
LOB 8



| Batter | 1 | 2 | 3 | 4 | 5 | 6 | 7 | 8 | 9 | AB | R | H | RBI | BB | SO | LOB | BOTTOM | | | | | |
|---|--|---------------------------------|------------------------------|---------------------------------|------------------------------|---------------------------------|------------------------------|---------------------------------|------------------------------|---------------------------------|------------------------------|---------------------------------|------------------------------|---------------------------------|------------------------------|---------------------------------|------------------------------|---------------------------------|----------------------------------|------------------------------------|----------------------------------|--------|
| Cesar Tovar, R OBP: 0.337, SLG: 0.348 (1, 4) | F4 | | FC1-4 1-2 | | | | | F7 | | 4 | 0 | 0 | 0 | 0 | 0 | 2 | | | | | | |
| Jimmie Hall, L OBP: 0.308, SLG: 0.468 (1, 7) | 1-3 | | K | | | | 3-1 | K | | 4 | 0 | 0 | 0 | 0 | 2 | 1 | | | | | | |
| Tony Oliva, L OBP: 0.354, SLG: 0.510 (1, 9) | F5 | | | | F8 | | 3-1 | | | 4 | 1 | 1 | 1 | 0 | 0 | 0 | | | | | | |
| Harmon Killebrew, R OBP: 0.392, SLG: 0.534 (1, 5) | | K | | | G3 1B | | | K | | 3 | 0 | 1 | 0 | 0 | 2 | 0 | | | | | | |
| Don Mincher, L OBP: 0.335, SLG: 0.411 (1, 3) | | F8 | | | G3 1-2 | | | F8 | | 3 | 0 | 0 | 0 | 0 | 0 | 1 | | | | | | |
| Earl Battey, R OBP: 0.332, SLG: 0.322 (1, 2) | | | | | 4-3 | | | | | 3 | 0 | 2 | 0 | 0 | 0 | 1 | | | | | | |
| Ted Uhlaender, L OBP: 0.281, SLG: 0.287 (1, 8) | | | | | | | | F8 | | 3 | 0 | 1 | 0 | 0 | 0 | 2 | | | | | | |
| Zolio Versalles, R OBP: 0.302, SLG: 0.347 (1, 6) | | | | | FC1-4 1B | | | F6 | | 3 | 0 | 1 | 0 | 0 | 1 | 2 | | | | | | |
| Jim Kaat, L OBP: 0.235, SLG: 0.289 (1, 1) | | | | | K | | | | | 3 | 0 | 0 | 0 | 0 | 2 | 2 | | | | | | |
| Inning Stats | R: 0 E: 0 K: 0 S: 3 | H: 0 LOB: 0 BB: 0 P: 3 | R: 0 E: 0 K: 1 S: 6 | H: 1 LOB: 1 BB: 0 P: 6 | R: 0 E: 0 K: 2 S: 8 | H: 1 LOB: 1 BB: 0 P: 8 | R: 0 E: 0 K: 0 S: 4 | H: 1 LOB: 1 BB: 0 P: 4 | R: 0 E: 0 K: 1 S: 6 | H: 1 LOB: 1 BB: 0 P: 6 | R: 0 E: 0 K: 1 S: 5 | H: 0 LOB: 0 BB: 0 P: 5 | R: 0 E: 0 K: 0 S: 4 | H: 1 LOB: 1 BB: 0 P: 4 | R: 0 E: 0 K: 2 S: 7 | H: 0 LOB: 0 BB: 0 P: 7 | R: 1 E: 0 K: 0 S: 1 | H: 1 LOB: 0 BB: 0 P: 1 | 1B: 3 2B: 2 3B: 0 HR: 1 | SF: 0 SAC: 0 DP: 0 HBP: 0 | WP: 0 PB: 0 SB: 1 CS: 0 | PA: 30 |
| PITCHER Earl Wilson, R ERA: 3.03 (1, 1) | IP: 8.0 WLS: L BF: 30 H: 6 R: 1 ER: 1 SO: 7 BB: 0 IBB: 0 HBP: 0 BLK: 0 WP: 0 HR: 1 S: 44 P: 44 ERA: 1.12 WHIP: 0.750 | | | | | | | | | | | | | | | PITCHER | | | | | | |

Detroit Tigers @ Minnesota Twins
Metropolitan Stadium, Bloomington, MI
Sun Sep 25 1966, 4:33 AM EDT
Att: 16,637 - Unknown

AB 30
R 1
H 6
RBI 1
BB 0
SO 7
LOB 11



| Batter | 1 | 2 | 3 | 4 | 5 | 6 | 7 | 8 | 9 | AB | R | H | RBI | BB | SO | LOB | TOP | | | | |
|--|------------------------------|---------------------------------|------------------------------|---------------------------------|------------------------------|---------------------------------|------------------------------|---------------------------------|------------------------------|---------------------------------|------------------------------|----------------------------------|------------------------------|---------------------------------|------------------------------|---------------------------------|----------------------------------|------------------------------------|----------------------------------|--------|--|
| Jake Wood, R OBP: 0.342, SLG: 0.360 Dick Tracewski, R OBP: 0.246, SLG: 0.211 | F8 | | BB | | K | | BB | | K | 3 | 0 | 0 | 0 | 2 | 2 | 3 | | | | | |
| Dick Tracewski, R OBP: 0.246, SLG: 0.211 | F8 | | BB | | K | | BB | | K | 0 | 0 | 0 | 0 | 0 | 0 | 0 | | | | | |
| Dick McAuliffe, L OBP: 0.372, SLG: 0.500 | F9 | | F8 | | F4 | | K | | 1-3 | 5 | 0 | 0 | 0 | 0 | 1 | 6 | | | | | |
| Norm Cash, L OBP: 0.351, SLG: 0.473 | BB | | | | K | | K | | 5-3 | 3 | 0 | 0 | 0 | 1 | 2 | 0 | | | | | |
| Al Kaline, R OBP: 0.390, SLG: 0.531 | L8 | | | | L6-3 | | K | | L7 | 4 | 0 | 0 | 0 | 0 | 1 | 1 | | | | | |
| Willie Horton, R OBP: 0.324, SLG: 0.488 | | | G6-4-3 1B | | | | F7 | | FC6-4 1B | 4 | 0 | 3 | 0 | 0 | 0 | 0 | | | | | |
| Don Wert, R OBP: 0.344, SLG: 0.378 | | | G6-4-3 1-2 | | 6-3 | | | | 5-3 | 4 | 0 | 0 | 0 | 0 | 0 | 3 | | | | | |
| Mickey Stanley, R OBP: 0.336, SLG: 0.428 | | | K | | | | F9 | | WP 1B 2B | 4 | 2 | 2 | 0 | 0 | 1 | 0 | | | | | |
| Bill Freehan, R OBP: 0.292, SLG: 0.352 | | | F8 | | | | | | 1B BB 1B | 4 | 0 | 2 | 1 | 0 | 0 | 1 | | | | | |
| Denny McLain, R OBP: 0.227, SLG: 0.207 Gates Brown, L OBP: 0.341, SLG: 0.441 Larry Sherry, R OBP: 0.444, SLG: 0.667 | | | K | | | | | | 2H 1B | 3 | 0 | 1 | 0 | 0 | 2 | 1 | | | | | |
| | | | | | | | 1-2 1B | | K | 1 | 0 | 1 | 1 | 0 | 0 | 0 | | | | | |
| | | | | | | | | | 3H 1B | 0 | 0 | 0 | 0 | 0 | 0 | 0 | | | | | |
| Inning Stats | R: 0 E: 0 K: 0 S: 3 | H: 0 LOB: 1 BB: 1 P: 7 | R: 0 E: 0 K: 1 S: 5 | H: 1 LOB: 0 BB: 0 P: 5 | R: 0 E: 0 K: 1 S: 5 | H: 0 LOB: 1 BB: 1 P: 9 | R: 0 E: 0 K: 1 S: 6 | H: 1 LOB: 1 BB: 0 P: 6 | R: 0 E: 0 K: 1 S: 7 | H: 2 LOB: 2 BB: 0 P: 7 | R: 1 E: 0 K: 2 S: 9 | H: 2 LOB: 2 BB: 1 P: 13 | R: 0 E: 0 K: 0 S: 4 | H: 1 LOB: 1 BB: 0 P: 4 | R: 1 E: 0 K: 1 S: 7 | H: 2 LOB: 1 BB: 0 P: 7 | 1B: 7 2B: 1 3B: 1 HR: 0 | SF: 0 SAC: 0 DP: 1 HBP: 0 | WP: 1 PB: 0 SB: 0 CS: 0 | PA: 38 | |
| PITCHER | IP | WLS | BF | H | R | ER | SO | BB | IBB | HBP | BLK | WP | HR | S | P | ERA | WHIP | | | | |
| Jorge Rubio, R ERA: 4.42 | (1, 1) | 6.2 | 28 | 6 | 1 | 1 | 7 | 3 | 0 | 0 | 0 | 1 | 0 | 39 | 51 | 1.35 | 1.350 | | | | |
| Bob Lee, R ERA: 2.99 | (7, 1) | 2.1 | 10 | 3 | 1 | 1 | 2 | 0 | 0 | 0 | 0 | 0 | 0 | 14 | 14 | 3.86 | 1.286 | | | | |

Detroit Tigers @ California Angels
Anaheim Stadium, Anaheim, CA
Mon Sep 26 1966, 10:05 PM EDT
Att: 7,447 - Unknown

AB 35
R 2
H 9
RBI 2
BB 3
SO 9
LOB 15



| Batter | 1 | 2 | 3 | 4 | 5 | 6 | 7 | 8 | 9 | AB | R | H | RBI | BB | SO | LOB | BOTTOM | | | | | |
|--|------------------------------|----------------------------------|------------------------------|---------------------------------|------------------------------|---------------------------------|------------------------------|---------------------------------|------------------------------|---------------------------------|------------------------------|---------------------------------|------------------------------|---------------------------------|------------------------------|---------------------------------|------------------------------|---------------------------------|----------------------------------|------------------------------------|----------------------------------|--------|
| Paul Schaaf, R OBP: 0.369, SLG: 0.375 | L9 | | BB | | F4 | | | | 1-3 | 3 | 0 | 0 | 0 | 1 | 0 | 1 | | | | | | |
| Jay Johnstone, L OBP: 0.293, SLG: 0.379 | K | | F7 | | | | K | | F1 | 4 | 0 | 0 | 0 | 0 | 2 | 1 | | | | | | |
| Jim Fregosi, R OBP: 0.323, SLG: 0.390 | BB | | 5-3 | | | | 1B | | CS 1B | 3 | 0 | 2 | 0 | 1 | 0 | 1 | | | | | | |
| Charlie Vinson, L OBP: 0.333, SLG: 0.368 | K | | | | K | | F8 | | CS 1-2 | 4 | 0 | 0 | 0 | 0 | 3 | 2 | | | | | | |
| Jose Cardenal, R OBP: 0.320, SLG: 0.397 | | | HR | | L9 | | K | | 1-3 | 4 | 1 | 1 | 1 | 0 | 1 | 1 | | | | | | |
| Buck Rodgers, S OBP: 0.277, SLG: 0.337 Norm Siebern, L OBP: 0.362, SLG: 0.339 | 3-1 | | | | 4-3 | | | | K | 3 | 0 | 0 | 0 | 0 | 0 | 0 | | | | | | |
| Bubba Morton, R OBP: 0.261, SLG: 0.267 | | | K | | | | 5-3 | | F8 | 3 | 0 | 0 | 0 | 0 | 1 | 0 | | | | | | |
| Bobby Knoop, R OBP: 0.281, SLG: 0.386 | | | F2 | | | | SH3-4 BB | | 1B | 2 | 0 | 1 | 0 | 1 | 0 | 0 | | | | | | |
| Jorge Rubio, R Bob Lee, R | | | | | 6-3 | | SH3-4 1-2 | | G3 | 1 | 0 | 0 | 0 | 0 | 0 | 0 | | | | | | |
| | | | | | | | | | | 1 | 0 | 0 | 0 | 0 | 0 | 1 | | | | | | |
| Inning Stats | R: 0 E: 0 K: 2 S: 7 | H: 0 LOB: 1 BB: 1 P: 11 | R: 1 E: 0 K: 1 S: 6 | H: 1 LOB: 0 BB: 0 P: 6 | R: 0 E: 0 K: 0 S: 3 | H: 0 LOB: 1 BB: 1 P: 7 | R: 0 E: 0 K: 1 S: 5 | H: 0 LOB: 0 BB: 0 P: 5 | R: 0 E: 0 K: 0 S: 3 | H: 0 LOB: 1 BB: 1 P: 7 | R: 0 E: 0 K: 2 S: 8 | H: 1 LOB: 1 BB: 0 P: 8 | R: 0 E: 0 K: 0 S: 4 | H: 1 LOB: 1 BB: 0 P: 4 | R: 0 E: 0 K: 0 S: 3 | H: 1 LOB: 0 BB: 0 P: 3 | R: 0 E: 0 K: 2 S: 7 | H: 0 LOB: 0 BB: 0 P: 7 | 1B: 3 2B: 0 3B: 0 HR: 1 | SF: 0 SAC: 1 DP: 0 HBP: 0 | WP: 0 PB: 0 SB: 0 CS: 1 | PA: 34 |
| PITCHER | IP | WLS | BF | H | R | ER | SO | BB | IBB | HBP | BLK | WP | HR | S | P | ERA | WHIP | | | | | |
| Denny McLain, R ERA: 3.83 | (1, 1) | 8.0 | 30 | 4 | 1 | 1 | 6 | 3 | 0 | 0 | 0 | 0 | 1 | 39 | 51 | 1.12 | 0.875 | | | | | |
| Larry Sherry, R ERA: 3.95 | (9, 1) | 1.0 | 3 | 0 | 0 | 0 | 2 | 0 | 0 | 0 | 0 | 0 | 0 | 7 | 7 | 0.00 | 0.000 | | | | | |

Detroit Tigers @ California Angels
Anaheim Stadium, Anaheim, CA
Mon Sep 26 1966, 10:05 PM EDT
Att: 7,447 - Unknown


AB 29
R 1
H 4
RBI 1
BB 3
SO 8
LOB 7



| Batter | 1 | 2 | 3 | 4 | 5 | 6 | 7 | 8 | 9 | AB | R | H | RBI | BB | SO | LOB | TOP | | | | | |
|--|--|---------------------------------|------------------------------|----------------------------------|------------------------------|----------------------------------|------------------------------|---------------------------------|------------------------------|---------------------------------|------------------------------|---------------------------------|------------------------------|---------------------------------|------------------------------|---------------------------------|------------------------------|---------------------------------|----------------------------------|------------------------------------|----------------------------------|--------|
| Don Wert, R (1, 5) OBP: 0.343, SLG: 0.376 | K2-3 | | BB | | SH1-3 | | F9 | | F6 | 3 | 0 | 0 | 0 | 1 | 1 | 1 | | | | | | |
| Jake Wood, R (1, 4) OBP: 0.338, SLG: 0.353 | K | | F9 | | F4 | | F9 | | F7 | 4 | 0 | 0 | 0 | 1 | 1 | 3 | | | | | | |
| Norm Cash, L (1, 3) OBP: 0.352, SLG: 0.472 | 4-3 | | BB | | BB | | F9 | | | 3 | 0 | 1 | 1 | 1 | 0 | 1 | | | | | | |
| Al Kaline, R (1, 9) OBP: 0.389, SLG: 0.528 | | BB | L5-3 | | L6-3 | | L9 | | | 3 | 0 | 0 | 0 | 1 | 0 | 4 | | | | | | |
| Willie Horton, R (1, 7) OBP: 0.325, SLG: 0.488 | | F3 | | | FC6-4 | SH1-4 | | F7 | | 4 | 1 | 2 | 0 | 0 | 0 | 1 | | | | | | |
| Mickey Stanley, R (1, 8) OBP: 0.335, SLG: 0.422 | | BB | | | FC6-4 | E4 | | 2-3 | | 3 | 0 | 0 | 0 | 1 | 0 | 2 | | | | | | |
| Bill Freehan, R (1, 2) OBP: 0.290, SLG: 0.350 | | F4 | | | FC5-4 | SH1-4 | | K | | 3 | 0 | 0 | 0 | 0 | 1 | 3 | | | | | | |
| Dick McAuliffe, L (1, 6) OBP: 0.371, SLG: 0.498 | K | | F6 | | FC5-4-5 | | | | | 4 | 0 | 1 | 1 | 0 | 1 | 4 | | | | | | |
| Mickey Lolich, S (1, 1) OBP: 0.229, SLG: 0.175 | | | K | | | | | | | 1 | 1 | 0 | 0 | 1 | 1 | 0 | | | | | | |
| Jerry Lumpe, L (6, PH) OBP: 0.277, SLG: 0.294 | | | | | | | | | | 1 | 0 | 0 | 0 | 0 | 1 | 1 | | | | | | |
| Orlando Pena, R (6, 1) OBP: 0.111, SLG: 0.111 | | | | | SH1-3 | | | | | 0 | 0 | 0 | 0 | 0 | 0 | 0 | | | | | | |
| Orlando McFarlane, R (9, PH) OBP: 0.298, SLG: 0.409 | | | | | BB | | | | | 1 | 0 | 0 | 0 | 0 | 1 | 1 | | | | | | |
| Inning Stats | R: 0 E: 0 K: 2 S: 7 | H: 0 LOB: 0 BB: 0 P: 7 | R: 0 E: 0 K: 1 S: 5 | H: 0 LOB: 2 BB: 2 P: 13 | R: 0 E: 0 K: 1 S: 5 | H: 0 LOB: 2 BB: 2 P: 13 | R: 0 E: 0 K: 0 S: 4 | H: 1 LOB: 1 BB: 0 P: 4 | R: 1 E: 0 K: 0 S: 4 | H: 1 LOB: 1 BB: 1 P: 8 | R: 1 E: 1 K: 1 S: 7 | H: 1 LOB: 1 BB: 0 P: 7 | R: 0 E: 0 K: 0 S: 3 | H: 0 LOB: 1 BB: 1 P: 7 | R: 0 E: 0 K: 1 S: 5 | H: 0 LOB: 0 BB: 0 P: 5 | R: 0 E: 0 K: 1 S: 6 | H: 1 LOB: 1 BB: 0 P: 6 | 1B: 4 2B: 0 3B: 0 HR: 0 | SF: 0 SAC: 2 DP: 0 HBP: 0 | WP: 0 PB: 0 SB: 0 CS: 0 | PA: 38 |
| PITCHER George Brunet, L (1, 1) ERA: 3.32 | IP: 9.0 WLS: W BF: 38 H: 4 R: 2 ER: 1 SO: 7 BB: 6 IBB: 0 HBP: 0 BLK: 0 WP: 0 HR: 0 S: 46 P: 70 ERA: 1.00 WHIP: 1.111 | | | | | | | | | | | | | | | PITCHER | | | | | | |

Detroit Tigers @ California Angels
Anaheim Stadium, Anaheim, CA
Tue Sep 27 1966, 10:05 PM EDT
Att: 8,369 - Unknown


AB 30
R 2
H 4
RBI 2
BB 6
SO 7
LOB 21



| Batter | 1 | 2 | 3 | 4 | 5 | 6 | 7 | 8 | 9 | AB | R | H | RBI | BB | SO | LOB | BOTTOM | | | |
|--|--|---------------------------------|------------------------------|---------------------------------|------------------------------|---------------------------------|------------------------------|---------------------------------|------------------------------|---------------------------------|------------------------------|---------------------------------|------------------------------|---------------------------------|------------------------------|----------------------------------|----------------------------------|------------------------------------|----------------------------------|--------|
| Paul Schaaf, R (1, 5) OBP: 0.370, SLG: 0.374 | FC1-6 | | G5-4-3 | | F5 | | F7 | | | 3 | 0 | 1 | 0 | 1 | 0 | 0 | | | | |
| Jay Johnstone, L (1, 7) OBP: 0.292, SLG: 0.377 | FC1-6 | | F5 | | HR | | F8 | | | 4 | 1 | 1 | 0 | 0 | 0 | 2 | | | | |
| Jim Fregosi, R (1, 6) OBP: 0.324, SLG: 0.394 | K | | G5-4-3 | | HR | | | | | 3 | 2 | 1 | 2 | 1 | 1 | 2 | | | | |
| Joe Adcock, R (1, 3) OBP: 0.360, SLG: 0.595 | K | | | | F8 | | F2 | | | 4 | 0 | 0 | 0 | 0 | 1 | 2 | | | | |
| Jackie Hernandez, R (6, PR) OBP: 0.115, SLG: 0.043 | | | | | | | | | | 0 | 1 | 0 | 0 | 0 | 0 | 0 | | | | |
| Charlie Vinson, L (9, 3) OBP: 0.333, SLG: 0.368 | | | | | | | | | | 0 | 0 | 0 | 0 | 0 | 0 | 0 | | | | |
| Jose Cardenal, R (1, 8) OBP: 0.323, SLG: 0.405 | | WP | | | F8 | | SH3-4 | | | 4 | 2 | 3 | 3 | 0 | 0 | 0 | | | | |
| Bubba Morton, R (1, 9) OBP: 0.245, SLG: 0.250 | | 1B | | | E4 | | SH3-4 | | | 3 | 0 | 0 | 0 | 0 | 0 | 2 | | | | |
| Bobby Knoop, R (1, 4) OBP: 0.282, SLG: 0.386 | | F2 | | | 1B | | F8 | | | 4 | 0 | 2 | 1 | 0 | 0 | 2 | | | | |
| Tom Egan, R (1, 2) OBP: 0.282, SLG: 0.386 | | 1B | | | 1B | | F8 | | | 4 | 0 | 0 | 0 | 0 | 2 | 5 | | | | |
| George Brunet, R (1, 1) OBP: 0.129, SLG: 0.162 | | K | | | F7 | | 5-3 | | | 4 | 0 | 0 | 0 | 0 | 2 | 5 | | | | |
| George Brunet, R (1, 1) OBP: 0.129, SLG: 0.162 | | 1-3 | | | F8 | | K | | | 3 | 0 | 0 | 0 | 0 | 1 | 1 | | | | |
| Inning Stats | R: 0 E: 0 K: 2 S: 8 | H: 1 LOB: 1 BB: 0 P: 8 | R: 1 E: 0 K: 1 S: 7 | H: 2 LOB: 1 BB: 0 P: 7 | R: 0 E: 0 K: 0 S: 2 | H: 0 LOB: 0 BB: 1 P: 6 | R: 0 E: 1 K: 0 S: 5 | H: 1 LOB: 2 BB: 0 P: 5 | R: 2 E: 0 K: 0 S: 5 | H: 2 LOB: 0 BB: 0 P: 5 | R: 0 E: 0 K: 0 S: 4 | H: 1 LOB: 1 BB: 0 P: 4 | R: 0 E: 0 K: 1 S: 5 | H: 0 LOB: 0 BB: 0 P: 5 | R: 3 E: 1 K: 1 S: 7 | H: 1 LOB: 1 BB: 1 P: 11 | 1B: 6 2B: 0 3B: 0 HR: 2 | SF: 0 SAC: 1 DP: 1 HBP: 0 | WP: 2 PB: 0 SB: 0 CS: 0 | PA: 35 |
| PITCHER Mickey Lolich, L (1, 1) ERA: 4.81 | IP: 5.0 WLS: L BF: 22 H: 6 R: 3 ER: 3 SO: 3 BB: 1 IBB: 0 HBP: 0 BLK: 0 WP: 1 HR: 1 S: 27 P: 31 ERA: 5.40 WHIP: 1.400 | | | | | | | | | | | | | | | PITCHER | | | | |
| PITCHER Orlando Pena, R (6, 1) ERA: 2.85 | IP: 3.0 WLS: L BF: 13 H: 2 R: 3 ER: 2 SO: 2 BB: 1 IBB: 0 HBP: 0 BLK: 0 WP: 0 HR: 1 S: 16 P: 20 ERA: 6.00 WHIP: 1.000 | | | | | | | | | | | | | | | PITCHER | | | | |

Detroit Tigers @ California Angels
Anaheim Stadium, Anaheim, CA
Tue Sep 27 1966, 10:05 PM EDT
Att: 8,369 - Unknown


AB 32
R 6
H 8
RBI 6
BB 2
SO 5
LOB 16



| Batter | 1 | 2 | 3 | 4 | 5 | 6 | 7 | 8 | 9 | AB | R | H | RBI | BB | SO | LOB | TOP | | | | | | | | |
|---|---------------------------------------|---------------------------------|------------------------------|---------------------------------|------------------------------|---------------------------------|------------------------------|---------------------------------|------------------------------|---------------------------------|------------------------------|---------------------------------|------------------------------|---------------------------------|-------------------------------|----------------------------------|------------------------------|---------------------------------|-----------------------------------|------------------------------------|----------------------------------|--------|--|--|--|
| Bert Campaneris, R OBP: 0.301, SLG: 0.379 Ossie Chavarria, R OBP: 0.306, SLG: 0.325 | (1, 6) 0-3 K | | (3) 0-0 6-3 | | | (2) 0-0 5-3-6 1B | (2) 0-0 F5 | | (3) 0-0 E 1B E6 1B | 3 | 0 | 1 | 0 | 0 | 1 | 0 | | | | | | | | | |
| Mike Hershberger, R OBP: 0.310, SLG: 0.340 | (1, 9) 0-0 4-3 | | | (1) 0-3 K | | (2) 0-0 5-3-6 1B | (3) 0-0 F3 | | (3) 0-0 E6 1B | 5 | 0 | 1 | 0 | 0 | 1 | 1 | | | | | | | | | |
| Jim Gosger, L OBP: 0.320, SLG: 0.357 | (1, 7) 0-0 G3 | | | (2) 0-0 F8 | | (2) 0-0 HR | | (1) 0-0 4-3 | (2) 0-0 L9 | 5 | 1 | 1 | 1 | 0 | 0 | 2 | | | | | | | | | |
| Ed Charles, R OBP: 0.337, SLG: 0.444 | | (1) 0-0 L1 | | (1) 0-0 E 1B | | (3) 0-0 1B | | (2) 0-0 S 1B | (3) 0-0 E6 1B | 5 | 1 | 3 | 0 | 0 | 0 | 1 | | | | | | | | | |
| Danny Cater, R OBP: 0.309, SLG: 0.361 | | (2) 0-0 1B | | (3) 0-0 E9 1B | | (3) 0-0 F8 | | (2) 0-3 K | | 4 | 0 | 2 | 0 | 0 | 1 | 2 | | | | | | | | | |
| Rick Monday, L OBP: 0.237, SLG: 0.125 Joe Nossek, R OBP: 0.285, SLG: 0.345 | (1, 8) (8, PH) K | (2) 0-3 1B | | (3) 0-3 K | | | | (2) 0-0 1B SF8 BB | (2) 0-0 HR 1B | 2 | 1 | 0 | 0 | 1 | 2 | 3 | | | | | | | | | |
| Dick Green, R OBP: 0.294, SLG: 0.361 | (1, 4) 0-0 F7 | | | | (1) 0-0 F2 | | | (3) 0-0 HR 1B | (3) 0-0 HR | 4 | 2 | 2 | 2 | 0 | 0 | 1 | | | | | | | | | |
| Phil Roof, R OBP: 0.280, SLG: 0.309 Lary Stahl, L OBP: 0.280, SLG: 0.365 Jack Aker, R OBP: 0.095, SLG: 0.143 | (1, 2) (7, PH) (8, PH) K | | (1) 0-0 6-3 | | (2) 0-3 K | | | (1) 0-0 SF8 | (3) 0-3 K | 2 | 0 | 0 | 0 | 0 | 1 | 0 | | | | | | | | | |
| Blue Moon Odom, R OBP: 0.176, SLG: 0.097 Wes Stock, R Joe Grzenda, R Tim Talton, L OBP: 0.364, SLG: 0.547 | (1, 1) (6, 1) (6, 1) (7, PH) (7, 2) K | | (2) 0-3 K | | (3) 0-3 K | | | (3) 0-0 1B HR | (1) 0-0 F8 | 2 | 0 | 0 | 0 | 0 | 2 | 0 | | | | | | | | | |
| Inning Stats | R: 0 E: 0 K: 1 S: 5 | H: 0 LOB: 0 BB: 0 P: 5 | R: 0 E: 0 K: 1 S: 6 | H: 1 LOB: 1 BB: 0 P: 6 | R: 0 E: 0 K: 1 S: 5 | H: 0 LOB: 0 BB: 0 P: 5 | R: 0 E: 1 K: 2 S: 9 | H: 2 LOB: 2 BB: 0 P: 9 | R: 0 E: 0 K: 0 S: 7 | H: 0 LOB: 0 BB: 0 P: 7 | R: 1 E: 0 K: 0 S: 5 | H: 3 LOB: 1 BB: 0 P: 5 | R: 3 E: 0 K: 0 S: 5 | H: 2 LOB: 0 BB: 1 P: 9 | R: 3 E: 0 K: 2 S: 10 | H: 3 LOB: 0 BB: 0 P: 10 | R: 1 E: 2 K: 0 S: 5 | H: 2 LOB: 3 BB: 0 P: 5 | 1B: 10 2B: 1 3B: 0 HR: 3 | SF: 1 SAC: 0 DP: 1 HBP: 0 | WP: 0 PB: 0 SB: 1 CS: 0 | PA: 40 | | | |
| PITCHER | IP | WLS | BF | H | R | ER | SO | BB | IBB | HBP | BLK | WP | HR | S | P | ERA | WHIP | PITCHER | | | | | | | |
| Earl Wilson, R ERA: 3.07 | (1, 1) 6.0 | | 25 | 7 | 3 | 3 | 7 | 1 | 0 | 0 | 0 | 0 | 1 | 38 | 42 | 4.50 | 1.333 | | | | | | | | |
| Orlando Pena, R ERA: 2.93 | (7, 1) 1.0 | | 4 | 1 | 1 | 1 | 0 | 0 | 0 | 0 | 0 | 0 | 1 | 4 | 4 | 9.00 | 1.000 | | | | | | | | |
| Hank Aguirre, L ERA: 3.83 | (8, 1) 1.1 | L | 8 | 4 | 4 | 3 | 2 | 0 | 0 | 0 | 0 | 0 | 1 | 12 | 12 | 20.25 | 3.000 | | | | | | | | |
| Fred Gladding, R ERA: 3.38 | (9, 1) 0.2 | | 3 | 1 | 0 | 0 | 0 | 0 | 0 | 0 | 0 | 0 | 0 | 3 | 3 | 0.00 | 1.500 | | | | | | | | |

Kansas City Athletics @ Detroit Tigers
Tiger Stadium, Detroit, MI
Fri Sep 30 1966, 7:05 PM EDT
Att: 4,491 - Unknown

| | |
|-----|----|
| AB | 38 |
| R | 8 |
| H | 13 |
| RBI | 7 |
| BB | 1 |
| SO | 9 |
| LOB | 10 |



| Batter | 1 | 2 | 3 | 4 | 5 | 6 | 7 | 8 | 9 | AB | R | H | RBI | BB | SO | LOB | BOTTOM | | | | | | | | |
|--|--|--|------------------------------|---------------------------------|------------------------------|---------------------------------|------------------------------|---------------------------------|------------------------------|---------------------------------|------------------------------|----------------------------------|------------------------------|---------------------------------|------------------------------|---------------------------------|------------------------------|---------------------------------|-----------------------------------|------------------------------------|----------------------------------|--------|--|--|--|
| Jake Wood, R OBP: 0.335, SLG: 0.345 | (1, 4) 0-0 F4 | | (1) 0-0 1-3 | | (2) 0-0 2B 1B | (2) 0-0 F9 | | (1) 0-0 1-3 | | 5 | 0 | 1 | 0 | 0 | 0 | 2 | | | | | | | | | |
| Dick McAuliffe, L OBP: 0.372, SLG: 0.504 | (1, 6) 4-0 1B BB | | (2) 0-0 4-1 | | (3) 0-0 1-3 2H 2B | (3) 0-0 1-2 2-3 BB | | (2) 0-0 1-3 | | 3 | 0 | 1 | 1 | 2 | 0 | 0 | | | | | | | | | |
| Norm Cash, L OBP: 0.349, SLG: 0.467 | (1, 3) 0-0 1-2 1B | | (3) 0-0 F8 | | (3) 0-0 L9 | (3) 0-0 F8 | | (3) 0-3 K | | 5 | 0 | 1 | 0 | 0 | 1 | 5 | | | | | | | | | |
| Al Kaline, R OBP: 0.393, SLG: 0.539 | (1, 9) 0-0 L6 | | | (1) 0-3 K | | (1) 4-0 E S WP BB | (1) 0-3 K | | (3) 0-0 FC4-6 1B 1B | 4 | 1 | 1 | 0 | 1 | 2 | 2 | | | | | | | | | |
| Willie Horton, R OBP: 0.321, SLG: 0.481 | (1, 7) 0-3 K | | | (2) 0-0 4-3 | | (1) 0-0 F5 | (1) 0-0 1B 1B | | (1) 0-3 K | 5 | 1 | 1 | 0 | 0 | 2 | 3 | | | | | | | | | |
| Don Wert, R OBP: 0.342, SLG: 0.373 | (1, 5) 0-3 K | | (1) 0-3 K | | (3) 0-0 F8 | (3) 4-0 E 1B BB | (3) 0-0 1B 1B | | (3) 0-0 FC4-6 1B | 4 | 1 | 2 | 0 | 1 | 1 | 0 | | | | | | | | | |
| Mickey Stanley, R OBP: 0.339, SLG: 0.423 | (1, 8) 0-0 E 1B 1B | | | | (1) 0-0 F5 | (1) 0-0 1-2 1B 1B | (2) 0-0 F3 | | (2) 0-0 FC4-6 | 5 | 1 | 2 | 0 | 0 | 0 | 4 | | | | | | | | | |
| Bill Freehan, R OBP: 0.293, SLG: 0.351 | (1, 2) 0-0 E9 1B | | (3) 0-0 E9 1B | | (3) 4-0 1B 2B BB | (3) 0-0 E4 1B | (3) 0-0 1-3 2H 1B | | (3) 0-0 5-3 | 4 | 1 | 2 | 1 | 1 | 0 | 4 | | | | | | | | | |
| Earl Wilson, R OBP: 0.299, SLG: 0.500 Orlando Pena, R OBP: 0.111, SLG: 0.111 Jerry Lumpe, L OBP: 0.277, SLG: 0.293 Hank Aguirre, R OBP: 0.241, SLG: 0.160 Fred Gladding, L | (1, 1) (7, 1) (7, PH) (8, 1) (9, 1) L4-3 | (1, 1) (7, 1) (7, PH) (8, 1) (9, 1) L4-3 | | (2) 0-0 L4-3 | | (2) 0-0 F8 | (2) 0-0 1-2 2H 1B | | (3) 0-0 L9 | 3 | 0 | 1 | 2 | 0 | 0 | 3 | | | | | | | | | |
| Inning Stats | R: 0 E: 0 K: 1 S: 6 | H: 1 LOB: 2 BB: 1 P: 10 | R: 0 E: 1 K: 1 S: 6 | H: 2 LOB: 1 BB: 0 P: 6 | R: 0 E: 0 K: 0 S: 3 | H: 0 LOB: 0 BB: 0 P: 3 | R: 0 E: 0 K: 1 S: 5 | H: 0 LOB: 0 BB: 0 P: 5 | R: 1 E: 0 K: 0 S: 5 | H: 2 LOB: 2 BB: 1 P: 9 | R: 3 E: 1 K: 0 S: 6 | H: 2 LOB: 3 BB: 3 P: 18 | R: 1 E: 0 K: 1 S: 8 | H: 3 LOB: 2 BB: 0 P: 8 | R: 0 E: 0 K: 1 S: 5 | H: 0 LOB: 0 BB: 0 P: 5 | R: 0 E: 0 K: 1 S: 7 | H: 2 LOB: 2 BB: 0 P: 7 | 1B: 11 2B: 2 3B: 0 HR: 0 | SF: 0 SAC: 0 DP: 1 HBP: 0 | WP: 1 PB: 0 SB: 1 CS: 0 | PA: 44 | | | |
| PITCHER | IP | WLS | BF | H | R | ER | SO | BB | IBB | HBP | BLK | WP | HR | S | P | ERA | WHIP | PITCHER | | | | | | | |
| Blue Moon Odom, R ERA: 2.49 | (1, 1) 5.1 | | 27 | 7 | 4 | 3 | 3 | 4 | 0 | 0 | 0 | 0 | 0 | 29 | 45 | 5.06 | 2.062 | | | | | | | | |
| Wes Stock, R ERA: 2.66 | (6, 1) 0.1 | | 2 | 0 | 0 | 0 | 0 | 1 | 0 | 0 | 0 | 0 | 0 | 1 | 5 | 0.00 | 3.000 | | | | | | | | |
| Joe Grzenda, L ERA: 3.27 | (6, 1) 0.1 | | 1 | 0 | 0 | 0 | 0 | 0 | 0 | 0 | 0 | 0 | 0 | 1 | 1 | 0.00 | 0.000 | | | | | | | | |
| Jack Aker, R ERA: 1.99 | (7, 1) 3.0 | W | 14 | 5 | 1 | 1 | 3 | 0 | 0 | 0 | 0 | 0 | 0 | 20 | 20 | 3.00 | 1.667 | | | | | | | | |

Kansas City Athletics @ Detroit Tigers
Tiger Stadium, Detroit, MI
Fri Sep 30 1966, 7:05 PM EDT
Att: 4,491 - Unknown

| | |
|-----|----|
| AB | 39 |
| R | 5 |
| H | 12 |
| RBI | 4 |
| BB | 5 |
| SO | 6 |
| LOB | 25 |



| Batter | 1 | 2 | 3 | 4 | 5 | 6 | 7 | 8 | 9 | AB | R | H | RBI | BB | SO | LOB | TOP | | | | | | | | | | |
|--|------------------------------|---------------------------------|-------------------------------|----------------------------------|------------------------------|----------------------------------|------------------------------|---------------------------------|------------------------------|----------------------------------|------------------------------|---------------------------------|------------------------------|----------------------------------|------------------------------|----------------------------------|---|---------------------------------|----------------------------------|------------------------------------|----------------------------------|--------|--|--|--|--|--|
| Bert Campaneris, R OBP: 0.300, SLG: 0.377 | 5-3 | | K | F8 | | | F8 | S BB | | 4 | 0 | 0 | 0 | 1 | 1 | 1 | Kansas City Athletics @ Detroit Tigers Tiger Stadium, Detroit, MI Sat Oct 01 1966, 4:33 AM EDT Att: 3,445 - Unknown | | | | | | | | | | |
| John Donaldson, L OBP: 0.194, SLG: 0.138 | F6 | | 1-3 | | 1-3 | | BB 1B | L9 | | 5 | 1 | 1 | 0 | 0 | 0 | 2 | | | | | | | | | | | |
| Jim Gosger, L OBP: 0.323, SLG: 0.359 | G3 | | 1B BB | | | | 1B BB | | K | 3 | 0 | 1 | 0 | 2 | 1 | 0 | | | | | | | | | | | |
| Danny Cater, R OBP: 0.316, SLG: 0.366 | | HR 1B | 1-2 1B | | | | 1-2 BB | | | 4 | 1 | 4 | 1 | 1 | 0 | 0 | | | | | | | | | | | |
| Roger Repoz, L OBP: 0.322, SLG: 0.384 | | 1-H HR | 5-3 | | K | | K | | L9 | 5 | 1 | 1 | 2 | 0 | 2 | 7 | | | | | | | | | | | |
| Rick Monday, L OBP: 0.233, SLG: 0.189 | | SH 3B | | K | K | | F5 | | G3 | 5 | 1 | 1 | 0 | 0 | 2 | 5 | | | | | | | | | | | |
| Dick Green, R OBP: 0.296, SLG: 0.363 | | K | | 1B 2B 1B | | | F4 | | 1B 1B | 4 | 1 | 2 | 0 | 0 | 1 | 1 | | | | | | | | | | | |
| Phil Roof, R OBP: 0.283, SLG: 0.311 | | SH CS | | 2B 1B | | | F3 | | 1B K 1B | 3 | 0 | 2 | 1 | 0 | 0 | 0 | | | | | | | | | | | |
| Jim Nash, R OBP: 0.102, SLG: 0.163 | | 3-H K | | 1-3 2-H 2B | | | K | | K | 4 | 0 | 1 | 1 | 0 | 3 | 3 | | | | | | | | | | | |
| Inning Stats | R: 0 E: 0 K: 0 S: 3 | H: 0 LOB: 0 BB: 0 P: 3 | R: 3 E: 0 K: 2 S: 10 | H: 3 LOB: 0 BB: 0 P: 10 | R: 0 E: 0 K: 1 S: 6 | H: 1 LOB: 2 BB: 1 P: 10 | R: 1 E: 0 K: 1 S: 7 | H: 3 LOB: 1 BB: 0 P: 7 | R: 0 E: 0 K: 2 S: 8 | H: 1 LOB: 2 BB: 1 P: 12 | R: 0 E: 0 K: 1 S: 5 | H: 0 LOB: 0 BB: 0 P: 5 | R: 1 E: 0 K: 1 S: 7 | H: 2 LOB: 2 BB: 1 P: 11 | R: 0 E: 0 K: 1 S: 6 | H: 2 LOB: 2 BB: 0 P: 10 | R: 0 E: 0 K: 1 S: 6 | H: 1 LOB: 1 BB: 0 P: 6 | 1B: 9 2B: 2 3B: 1 HR: 1 | SF: 0 SAC: 1 DP: 0 HBP: 0 | WP: 0 PB: 0 SB: 1 CS: 1 | PA: 42 | | | | | |
| PITCHER | IP | WLS | BF | H | R | ER | SO | BB | IBB | HBP | BLK | WP | HR | S | P | ERA | WHIP | | | | | | | | | | |
| Denny McLain, R ERA: 3.92 | 3.2 | L | 18 | 7 | 4 | 4 | 4 | 1 | 0 | 0 | 0 | 0 | 1 | 25 | 29 | 9.82 | 2.182 | | | | | | | | | | |
| Mickey Lolich, L ERA: 4.77 | 3.1 | | 15 | 3 | 1 | 1 | 4 | 1 | 1 | 0 | 0 | 0 | 0 | 21 | 29 | 2.70 | 1.200 | | | | | | | | | | |
| Dave Wickersham, R ERA: 3.26 | 2.0 | | 9 | 3 | 0 | 0 | 2 | 1 | 0 | 0 | 0 | 0 | 0 | 12 | 16 | 0.00 | 2.000 | | | | | | | | | | |

| Batter | 1 | 2 | 3 | 4 | 5 | 6 | 7 | 8 | 9 | AB | R | H | RBI | BB | SO | LOB | BOTTOM | | | | | | | | | | |
|--|------------------------------|----------------------------------|------------------------------|---------------------------------|------------------------------|----------------------------------|------------------------------|---------------------------------|------------------------------|---------------------------------|------------------------------|---------------------------------|------------------------------|---------------------------------|------------------------------|---------------------------------|---|---------------------------------|----------------------------------|------------------------------------|----------------------------------|--------|--|--|--|--|--|
| Don Wert, R OBP: 0.344, SLG: 0.373 | BB 1B BB | | HR BB | F8 | | | F4 | | 1-2 1B | 3 | 1 | 1 | 0 | 2 | 0 | 0 | Kansas City Athletics @ Detroit Tigers Tiger Stadium, Detroit, MI Sat Oct 01 1966, 4:33 AM EDT Att: 3,445 - Unknown | | | | | | | | | | |
| Jake Wood, R OBP: 0.333, SLG: 0.343 | 1-2 BB 1B | | F4 | | K | | K | | | 4 | 0 | 1 | 0 | 0 | 2 | 1 | | | | | | | | | | | |
| Norm Cash, L OBP: 0.350, SLG: 0.472 | F9 | | 1-H HR | | K | | K | | 1B 1B | 4 | 1 | 2 | 2 | 0 | 1 | 2 | | | | | | | | | | | |
| Al Kaline, R OBP: 0.393, SLG: 0.537 | 1-2 2-3 BB | | F9 1B BB | | F3 | | F3 | | L3 | 2 | 0 | 0 | 0 | 2 | 0 | 1 | | | | | | | | | | | |
| Gates Brown, L OBP: 0.344, SLG: 0.442 | F4 | | S 1B | | F4 | | F4 | | 1-2 1B | 4 | 0 | 2 | 0 | 0 | 0 | 3 | | | | | | | | | | | |
| Mickey Stanley, R OBP: 0.333, SLG: 0.416 | F3 | | F9 | | L7 | | L7 | | F9 | 4 | 0 | 0 | 0 | 0 | 0 | 7 | | | | | | | | | | | |
| Bill Freehan, R OBP: 0.293, SLG: 0.350 | | K | F7 | | K | | K | | 1B 1B | 4 | 0 | 1 | 0 | 0 | 2 | 2 | | | | | | | | | | | |
| Ray Oyler, R OBP: 0.263, SLG: 0.252 | K | | 5-3 | | 5-3 | | F1 | | F7 | 4 | 0 | 0 | 0 | 0 | 1 | 1 | | | | | | | | | | | |
| Denny McLain, R OBP: 0.224, SLG: 0.204 | | | | | | | | | | 1 | 0 | 0 | 0 | 0 | 0 | 0 | | | | | | | | | | | |
| Mickey Lolich, S OBP: 0.223, SLG: 0.172 | | | | | | | | | | 1 | 0 | 0 | 0 | 0 | 1 | 0 | | | | | | | | | | | |
| Jerry Lumpe, L OBP: 0.276, SLG: 0.292 | | | | | | | | | | 1 | 0 | 0 | 0 | 0 | 0 | 0 | | | | | | | | | | | |
| Dave Wickersham, R OBP: 0.085, SLG: 0.067 | | | | | | | | | | 0 | 0 | 0 | 0 | 0 | 0 | 0 | | | | | | | | | | | |
| Oriando McFarlane, R OBP: 0.306, SLG: 0.419 | | | | | | | | | | 1 | 0 | 0 | 0 | 0 | 1 | 1 | | | | | | | | | | | |
| Inning Stats | R: 0 E: 0 K: 0 S: 4 | H: 1 LOB: 3 BB: 2 P: 12 | R: 0 E: 0 K: 2 S: 7 | H: 0 LOB: 0 BB: 0 P: 7 | R: 2 E: 0 K: 0 S: 5 | H: 2 LOB: 2 BB: 2 P: 13 | R: 0 E: 0 K: 1 S: 5 | H: 0 LOB: 0 BB: 0 P: 5 | R: 0 E: 0 K: 2 S: 7 | H: 0 LOB: 0 BB: 0 P: 7 | R: 0 E: 0 K: 1 S: 5 | H: 0 LOB: 0 BB: 0 P: 5 | R: 0 E: 0 K: 1 S: 3 | H: 0 LOB: 0 BB: 0 P: 3 | R: 0 E: 0 K: 1 S: 7 | H: 2 LOB: 2 BB: 0 P: 7 | R: 0 E: 0 K: 1 S: 6 | H: 2 LOB: 1 BB: 0 P: 6 | 1B: 6 2B: 0 3B: 0 HR: 1 | SF: 0 SAC: 0 DP: 0 HBP: 0 | WP: 0 PB: 0 SB: 1 CS: 0 | PA: 37 | | | | | |
| PITCHER | IP | WLS | BF | H | R | ER | SO | BB | IBB | HBP | BLK | WP | HR | S | P | ERA | WHIP | | | | | | | | | | |
| Jim Nash, R ERA: 2.06 | 9.0 | W | 37 | 7 | 2 | 2 | 8 | 4 | 0 | 0 | 0 | 0 | 1 | 49 | 65 | 2.00 | 1.222 | | | | | | | | | | |



| Batter | 1 | 2 | 3 | 4 | 5 | 6 | 7 | 8 | 9 | AB | R | H | RBI | BB | SO | LOB | TOP | | | |
|--|---|---|------------------------------|---------------------------------|------------------------------|----------------------------------|------------------------------|---------------------------------|------------------------------|---------------------------------|------------------------------|---------------------------------|------------------------------|---------------------------------|------------------------------|----------------------------------|---|------------------------------------|----------------------------------|--------|
| Bert Campaneris, R (1,6) OBP: 0.302, SLG: 0.379 | 0-0 SH1-3 E 1B | | 0-0 S 1B | 0-0 6-3 | | | 0-0 5-3 | | 0-0 BB 1B | 5 | 2 | 3 | 1 | 0 | 0 | 0 | Kansas City Athletics @ Detroit Tigers Tiger Stadium, Detroit, MI Sun Oct 02 1966, 4:33 AM EDT Att: 5,364 - Unknown | | | |
| John Donaldson, L (1,4) OBP: 0.212, SLG: 0.133 | 0-0 SH1-3 | | 0-0 6-3 | | 4-0 G6-4-3 BB | | 0-0 F7 | | 4-0 BB 1B | 1 | 0 | 0 | 0 | 1 | 0 | 1 | | | | |
| Ernie Fazio, R (5,FR) OBP: 0.289, SLG: 0.265 | 1-2 | | 1-2 | | | | | | 1-2 BB | 1 | 0 | 0 | 0 | 1 | 0 | 0 | | | | |
| Dick Green, R (1,5) OBP: 0.297, SLG: 0.363 | 0-3 K2-3 2H | | 0-0 BB HR 1B | | 0-0 G6-4-3 1-2 | | | | 0-3 K | 5 | 1 | 2 | 1 | 0 | 2 | 3 | | | | |
| Jim Gosger, L (1,7) OBP: 0.325, SLG: 0.359 | 0-3 K | | 4-0 HR BB | | 0-0 1B | | | | 0-0 L9 | 3 | 1 | 1 | 0 | 1 | 1 | 1 | | | | |
| Danny Cater, R (1,3) OBP: 0.317, SLG: 0.373 | | 0-0 6-3 | 0-0 1H 2H HR | | 0-0 4-3 | | | | 0-0 L3-6-3 1B | 4 | 1 | 2 | 3 | 0 | 0 | 1 | | | | |
| Joe Naseck, R (1,9) OBP: 0.285, SLG: 0.343 | | 0-0 6-3 | 0-3 K | | | 0-0 1B | | | 0-0 L3-6-3 1-2 | 4 | 0 | 1 | 0 | 0 | 1 | 1 | | | | |
| Rick Monday, L (1,8) OBP: 0.213, SLG: 0.171 | | 0-0 4-3 | 0-0 F7 | | | 0-3 K | | | 0-0 F5 | 4 | 0 | 0 | 0 | 0 | 1 | 1 | | | | |
| Phil Roof, R (1,2) OBP: 0.285, SLG: 0.320 | | | 0-0 HR | | 0-0 F4 | | 0-3 K | | 4-0 1B BB | 3 | 1 | 1 | 1 | 1 | 1 | 1 | | | | |
| Caffish Hunter, R (1,1) OBP: 0.194, SLG: 0.203 | | | 4-0 E 1B BB | | 0-0 4-3 | | 0-0 F8 | | 0-0 F3 | 3 | 1 | 0 | 0 | 1 | 0 | 2 | | | | |
| Paul Lindblad, L (9,1) OBP: 0.171, SLG: 0.206 | | | | | | | | | | 0 | 0 | 0 | 0 | 0 | 0 | 0 | | | | |
| Inning Stats | R: 1 E: 1 K: 2 S: 8 | H: 1 LOB: 0 BB: 0 P: 8 | R: 0 E: 0 K: 0 S: 3 | H: 0 LOB: 0 BB: 0 P: 3 | R: 6 E: 0 K: 1 S: 9 | H: 4 LOB: 0 BB: 2 P: 17 | R: 0 E: 0 K: 0 S: 3 | H: 0 LOB: 0 BB: 0 P: 3 | R: 0 E: 0 K: 0 S: 3 | H: 1 LOB: 1 BB: 1 P: 7 | R: 0 E: 0 K: 0 S: 4 | H: 1 LOB: 1 BB: 0 P: 4 | R: 0 E: 0 K: 0 S: 3 | H: 1 LOB: 0 BB: 0 P: 3 | R: 0 E: 0 K: 1 S: 5 | H: 1 LOB: 2 BB: 2 P: 13 | 1B: 8 2B: 1 3B: 0 HR: 2 | SF: 0 SAC: 1 DP: 2 HBP: 0 | WP: 0 PB: 0 SB: 2 CS: 0 | PA: 39 |
| PITCHER | IP WLS BF H R ER SO BB IBB HBP BLK WP HR S P ERA WHIP | IP WLS BF H R ER SO BB IBB HBP BLK WP HR S P ERA WHIP | | | | | | | | | | | | | | | | | | |
| Johnny Podres, L (1,1) ERA: 3.38 | 2.1 L 13 4 6 4 2 2 0 0 0 0 1 15 23 15.43 2.571 | | | | | | | | | | | | | | | | | | | |
| Orlando Pena, R (3,1) ERA: 3.0 | 0.2 3 1 1 1 1 0 0 0 0 0 0 1 5 10 13.50 1.500 | | | | | | | | | | | | | | | | | | | |
| Fred Gladding, R (4,1) ERA: 3.28 | 2.0 7 1 0 0 0 1 0 0 0 0 0 6 5 0.00 1.000 | | | | | | | | | | | | | | | | | | | |
| Bill Graham, R (6,1) ERA: 3.28 | 2.0 8 2 0 0 2 0 0 0 0 0 0 12 12 0.00 1.000 | | | | | | | | | | | | | | | | | | | |
| Joe Sparna, R (8,1) ERA: 5.3 | 2.0 8 2 0 0 1 2 0 0 0 0 0 8 16 0.00 2.000 | | | | | | | | | | | | | | | | | | | |

| Batter | 1 | 2 | 3 | 4 | 5 | 6 | 7 | 8 | 9 | AB | R | H | RBI | BB | SO | LOB | BOTTOM | | | | | |
|--|---|---|------------------------------|---------------------------------|------------------------------|---------------------------------|------------------------------|---------------------------------|------------------------------|---------------------------------|------------------------------|---------------------------------|------------------------------|---------------------------------|------------------------------|---------------------------------|---|---------------------------------|----------------------------------|------------------------------------|----------------------------------|--------|
| Dick McAuliffe, L (1,6) OBP: 0.373, SLG: 0.509 | 0-0 HR | | 0-0 F9 | | 0-3 K | | 0-0 F8 | | 0-0 G4-6-3 1B | 5 | 1 | 2 | 3 | 0 | 1 | 3 | Kansas City Athletics @ Detroit Tigers Tiger Stadium, Detroit, MI Sun Oct 02 1966, 4:33 AM EDT Att: 5,364 - Unknown | | | | | |
| Jerry Lumpe, L (1,4) OBP: 0.275, SLG: 0.291 | 0-3 K | | 0-0 1B | | 0-0 F5 | | | | 0-0 G4-6-3 1-2 | 5 | 0 | 1 | 0 | 0 | 1 | 3 | | | | | | |
| Norm Cash, L (1,3) OBP: 0.351, SLG: 0.478 | 0-0 1B | | 0-0 F9 | | | 0-0 HR | | 0-3 K | | 4 | 1 | 2 | 1 | 0 | 1 | 1 | | | | | | |
| Al Kaline, R (1,9) OBP: 0.392, SLG: 0.534 | 0-0 L8 | | | 0-0 L5-3 | | 0-3 K | | 0-0 1B | | 4 | 0 | 1 | 0 | 0 | 1 | 1 | | | | | | |
| Gates Brown, L (1,7) OBP: 0.337, SLG: 0.432 | 0-0 F9 | | | 0-0 F9 | | 0-0 F5 | | 0-3 K | | 4 | 0 | 0 | 0 | 0 | 1 | 2 | | | | | | |
| Don Wert, R (1,5) OBP: 0.342, SLG: 0.370 | | 0-0 F6 | | 0-0 F7 | | 0-0 F6 | | | 0-0 F3 | 4 | 0 | 0 | 0 | 0 | 0 | 0 | | | | | | |
| Mickey Stanley, R (1,8) OBP: 0.336, SLG: 0.426 | | 0-0 CS 1B | | | 0-0 E5 HBP | | 0-0 F8 | | 0-0 1B 3B | 4 | 1 | 2 | 0 | 0 | 0 | 0 | | | | | | |
| Orlando McFarlane, R (1,2) OBP: 0.304, SLG: 0.413 | | 0-3 K | | | 0-3 K | | 4-0 FC4-6 BB | | 0-0 2B 1B 1B | 2 | 0 | 0 | 0 | 0 | 2 | 2 | | | | | | |
| Jake Wood, R (7,PH) OBP: 0.336, SLG: 0.343 | | | | | | | | | 0-0 3H 1B 2B | 0 | 0 | 0 | 0 | 0 | 0 | 0 | | | | | | |
| Joe Sparna, R (8,1) OBP: 0.217, SLG: 0.261 | | | | | | | | | 0-0 1B 2B | 0 | 0 | 0 | 0 | 0 | 0 | 0 | | | | | | |
| Bill Freehan, R (8,PH) OBP: 0.294, SLG: 0.352 | | | | | | | | | 0-0 1B 2B | 1 | 1 | 1 | 1 | 0 | 0 | 0 | | | | | | |
| Johnny Podres, L (1,1) ERA: 3.38 | 8.1 W 36 9 5 5 7 | | | | | | | | | | | | | | | | | | | | | |
| Orlando Pena, R (3,1) ERA: 3.0 | 0.2 S 2 1 0 0 0 | | | | | | | | | | | | | | | | | | | | | |
| Fred Gladding, L (4,1) ERA: 3.28 | 2.0 7 1 0 0 0 1 | | | | | | | | | | | | | | | | | | | | | |
| Alto Brunsberg, L (5,PH) OBP: 0.500, SLG: 1.667 | 2.0 S 2 1 0 0 0 | | | | | | | | | | | | | | | | | | | | | |
| Inning Stats | R: 1 E: 0 K: 1 S: 7 | H: 2 LOB: 1 BB: 0 P: 7 | R: 0 E: 0 K: 1 S: 5 | H: 1 LOB: 0 BB: 0 P: 5 | R: 0 E: 0 K: 0 S: 4 | H: 1 LOB: 1 BB: 0 P: 4 | R: 0 E: 0 K: 0 S: 3 | H: 0 LOB: 0 BB: 0 P: 3 | R: 0 E: 1 K: 2 S: 8 | H: 0 LOB: 2 BB: 0 P: 9 | R: 1 E: 0 K: 1 S: 6 | H: 1 LOB: 0 BB: 0 P: 6 | R: 0 E: 0 K: 0 S: 3 | H: 0 LOB: 1 BB: 1 P: 7 | R: 0 E: 0 K: 2 S: 8 | H: 1 LOB: 1 BB: 0 P: 8 | R: 3 E: 0 K: 0 S: 6 | H: 4 LOB: 0 BB: 0 P: 6 | 1B: 6 2B: 1 3B: 1 HR: 2 | SF: 0 SAC: 0 DP: 1 HBP: 1 | WP: 0 PB: 0 SB: 0 CS: 1 | PA: 38 |
| PITCHER | IP WLS BF H R ER SO BB IBB HBP BLK WP HR S P ERA WHIP | IP WLS BF H R ER SO BB IBB HBP BLK WP HR S P ERA WHIP | | | | | | | | | | | | | | | | | | | | |
| Caffish Hunter, R (1,1) ERA: 4.02 | 8.1 W 36 9 5 5 7 | | | | | | | | | | | | | | | | | | | | | |
| Paul Lindblad, L (9,1) ERA: 4.17 | 0.2 S 2 1 0 0 0 | | | | | | | | | | | | | | | | | | | | | |

