

Detroit Tigers - 1967

Batter	1	2	3	4	5	6	7	8	9	AB	R	H	RBI	BB	SO	LOB	TOP			
Don Wert, R (1,5)										3	0	0	0	0	0	1				
Dick Tracewski, R (1,6)										4	0	0	0	0	0	1				
Norm Cash, L (1,3)										2	0	0	0	1	1	1				
Al Kaline, R (1,9)										4	1	0	0	0	1	3				
Jim Northrup, L (1,8)										3	0	1	0	1	1	1				
Gates Brown, L (1,7)										4	1	1	2	0	0	3				
Bill Freehan, R (1,2)										4	0	0	0	0	2	1				
Dick McAuliffe, L (1,4)										3	0	1	0	0	1	1				
Denny McLain, R (1,1)										1	0	0	0	0	1	0				
Jim Price, R (5, PH)										1	0	0	0	0	0	1				
Fred Gladding, L (5, PH)										0	0	0	0	0	0	0				
Mickey Stanley, R (8, PH)										1	0	0	0	0	1	0				
Orlando Pena, R (8,1)										0	0	0	0	0	0	0				
Inning Stats	R: 0 E: 0 K: 1 S: 5	H: 0 LOB: 1 BB: 0 P: 6	R: 0 E: 0 K: 1 S: 5	H: 0 LOB: 0 BB: 0 P: 5	R: 0 E: 0 K: 2 S: 7	H: 0 LOB: 0 BB: 0 P: 7	R: 0 E: 0 K: 2 S: 8	H: 1 LOB: 2 BB: 0 P: 9	R: 0 E: 0 K: 0 S: 4	H: 1 LOB: 1 BB: 0 P: 4	R: 0 E: 0 K: 0 S: 3	H: 0 LOB: 0 BB: 0 P: 3	R: 0 E: 0 K: 1 S: 5	H: 0 LOB: 1 BB: 1 P: 9	R: 2 E: 0 K: 1 S: 6	H: 1 LOB: 0 BB: 1 P: 10	1B: 1 2B: 1 3B: 0 HR: 1	SF: 0 SAC: 0 DP: 0 HBP: 2	WP: 0 PB: 0 SB: 0 CS: 0	PA: 34
PITCHER	IP WLS BF H R ER SO BB IBB HBP BLK WP HR S P ERA WHIP																			
George Brunet, L (1,1)	9.0 W 34 3 2 2 9 2 0 2 0 0 1 48 58 2.00 0.556																			

Detroit Tigers @ California Angels
Anaheim Stadium, Anaheim, CA
Tue Apr 11 1967, 9:05 PM EST
Att: 17,839 - Unknown

AB	30
R	2
H	3
RBI	2
BB	2
SO	9
LOB	13



Batter	1	2	3	4	5	6	7	8	9	AB	R	H	RBI	BB	SO	LOB	BOTTOM			
Paul Schaaf, R (1,5)										3	0	0	0	1	0	1				
Jim Fregosi, R (1,6)										3	1	3	0	1	0	0				
Jimmie Hall, L (1,9)										4	0	0	0	0	1	4				
Rick Reichardt, R (1,7)										3	1	2	1	0	0	0				
Don Mincher, L (1,3)										4	1	3	2	0	1	0				
Jose Cardenal, R (1,8)										4	1	1	0	0	0	3				
Buck Rodgers, S (1,2)										4	0	0	0	0	2	4				
Bobby Knoop, R (1,4)										3	0	1	1	0	0	1				
George Brunet, R (1,1)										3	0	0	0	0	3	1				
Inning Stats	R: 1 E: 0 K: 0 S: 3	H: 1 LOB: 1 BB: 1 P: 7	R: 0 E: 0 K: 1 S: 5	H: 0 LOB: 0 BB: 0 P: 5	R: 0 E: 0 K: 2 S: 8	H: 1 LOB: 2 BB: 1 P: 12	R: 3 E: 0 K: 1 S: 9	H: 4 LOB: 1 BB: 0 P: 9	R: 0 E: 0 K: 0 S: 3	H: 1 LOB: 0 BB: 0 P: 3	R: 0 E: 1 K: 1 S: 6	H: 1 LOB: 1 BB: 0 P: 6	R: 0 E: 0 K: 1 S: 5	H: 1 LOB: 1 BB: 0 P: 5	R: 0 E: 0 K: 1 S: 6	H: 1 LOB: 2 BB: 0 P: 7	1B: 7 2B: 1 3B: 1 HR: 1	SF: 0 SAC: 0 DP: 1 HBP: 1	WP: 0 PB: 0 SB: 1 CS: 0	PA: 34
PITCHER	IP WLS BF H R ER SO BB IBB HBP BLK WP HR S P ERA WHIP																			
Denny McLain, R (1,1)	4.0 L 19 6 4 4 4 2 0 0 0 0 0 0 1 25 33 9.00 2.000																			
Fred Gladding, R (5,1)	3.0 10 3 0 0 2 0 0 0 0 0 0 0 14 14 0.00 1.000																			
Orlando Pena, R (8,1)	1.0 5 1 0 0 1 0 0 1 0 0 0 0 6 7 0.00 1.000																			

Detroit Tigers @ California Angels
Anaheim Stadium, Anaheim, CA
Tue Apr 11 1967, 9:05 PM EST
Att: 17,839 - Unknown


AB	31
R	4
H	10
RBI	4
BB	2
SO	7
LOB	14



Batter	1	2	3	4	5	6	7	8	9	AB	R	H	RBI	BB	SO	LOB	TOP			
Don Wert, R OBP: 0.231, SLG: 0.091 (1, 5)	F6			SH3		F8		L5-4		4	0	1	1	0	0	3				
Jerry Lumpe, L (1, 4)	FC5-4 BB	K		4-3		4-3			F4	4	0	0	0	1	1	4				
Gates Brown, L OBP: 0.286, SLG: 0.692 (1, 7)	F2	K		1-3			K		FC4 BB 1B	5	0	1	0	0	2	4				
Al Kaline, R OBP: 0.500, SLG: 0.300 (1, 9)	FC5-4		K		E 1B BB				FC4 BB	3	0	1	0	2	1	1				
Jim Northrup, L OBP: 0.500, SLG: 0.462 (1, 8)		4-3			E3 G6-4-3 1B				FC4	5	0	2	0	0	0	3				
Norm Cash, L OBP: 0.571, SLG: 0.143 (1, 3)		BB 2B BB			L6		K		4-3	4	1	1	0	1	1	5				
Bill Freehan, R OBP: 0.385, SLG: 0.364 (1, 2)		2B FC BB			G6-4-3 1-2			SH 1B		3	1	2	0	1	0	2				
Dick Tracewski, R OBP: 0.250, SLG: 0.333 (1, 6)		FC 1B 2B		K				SH L5-4		3	1	2	1	0	1	2				
Earl Wilson, R OBP: 0.333, SLG: 0.333 Larry Sherry, R (6, 1)	FC					F2		F2		3	0	1	1	0	0	2				
Jake Wood, R OBP: 0.250, SLG: 0.500 Johnny Podres, L (8, 1)	1B 2-3 3-H			SH3 1B						0	0	0	0	0	0	0				
										1	0	0	0	0	0	0				
										0	0	0	0	0	0	0				
Inning Stats	R: 0 E: 0 K: 0 S: 3	H: 0 LOB: 1 BB: 1 P: 7	R: 3 E: 0 K: 2 S: 10	H: 2 LOB: 2 BB: 2 P: 18	R: 0 E: 0 K: 2 S: 9	H: 3 LOB: 0 BB: 0 P: 9	R: 0 E: 0 K: 0 S: 4	H: 1 LOB: 1 BB: 0 P: 4	R: 0 E: 1 K: 0 S: 3	H: 1 LOB: 1 BB: 1 P: 7	R: 0 E: 0 K: 0 S: 4	H: 1 LOB: 1 BB: 0 P: 4	R: 0 E: 0 K: 2 S: 8	H: 1 LOB: 1 BB: 0 P: 8	R: 0 E: 1 K: 0 S: 4	H: 1 LOB: 2 BB: 1 P: 8	1B: 10 2B: 2 3B: 0 HR: 0	SF: 0 SAC: 2 DP: 2 HBP: 0	WP: 0 PB: 0 SB: 0 CS: 0	PA: 42
PITCHER	IP	WLS	BF	H	R	ER	SO	BB	IBB	HBP	BLK	WP	HR	S	P	ERA	WHIP			
Dave Boswell, R ERA: 6.75 (1, 1)	4.0		23	7	3	3	4	4	0	0	0	0	0	27	43	6.75	2.750			
Ron Kline, R ERA: (5, 1)	1.0		2	0	0	0	0	0	0	0	0	0	0	2	2	0.00	0.000			
Jim Merritt, L ERA: (6, 1)	4.0	W	17	4	0	0	2	1	0	0	0	0	0	20	24	0.00	1.250			

Detroit Tigers @ Minnesota Twins
Metropolitan Stadium, Bloomington, MI
Fri Apr 14 1967, 4:33 AM EST
Att: 21,347 - Unknown


AB 35
R 3
H 11
RBI 3
BB 5
SO 6
LOB 28



Batter	1	2	3	4	5	6	7	8	9	AB	R	H	RBI	BB	SO	LOB	BOTTOM			
Cesar Tovar, R OBP: 0.286, SLG: 0.308 (1, 8)	PB 2B 1B		FC5-4 BB		L1	E4 1-3 2-H		5-3		4	1	1	0	1	0	1				
Rich Rollins, R OBP: 0.143, SLG: 0.214 (1, 5)	G5-3 1-H		FC5-4 BB		BB 1B	K		F5		5	0	2	1	0	1	3				
Tony Oliva, L OBP: 0.583, SLG: 0.500 (1, 9)	WP G5-3 1B BB				BB 1B	F6				2	1	1	0	2	0	2				
Harmon Killebrew, R (1, 3)	G5-3 1-2 2-3		F7		BB			E6 4-3		3	0	0	0	1	0	4				
Rod Carew, L OBP: 0.333, SLG: 0.273 (1, 4)	PO 2-H			3-1	3-1			4-3		4	0	1	1	0	0	4				
Bob Allison, R OBP: 0.250, SLG: 0.545 (1, 7)	PO 1-2		CS BB		G3			5-3		3	1	1	1	1	0	1				
Earl Batley, R OBP: 0.455, SLG: 0.375 (1, 2)			F8 1-2		BB			F4		2	0	0	0	2	0	2				
Zoilo Versalles, R OBP: 0.364, SLG: 0.636 (1, 6)			L9		K			FC1-5 E 1B HR		4	2	2	1	0	1	1				
Dave Boswell, R (1, 1)					1-3			K		1	0	0	0	0	0	0				
Ron Kline, R (5, 1)										0	0	0	0	0	0	0				
Sandy Valdespino, L (5, PH)										1	0	0	0	0	0	0				
Jim Merritt, L (6, 1)										2	0	0	0	0	1	2				
Inning Stats	R: 2 E: 0 K: 0 S: 4	H: 3 LOB: 0 BB: 1 P: 8	R: 0 E: 0 K: 0 S: 2	H: 0 LOB: 0 BB: 1 P: 6	R: 0 E: 0 K: 1 S: 5	H: 0 LOB: 1 BB: 1 P: 9	R: 0 E: 0 K: 0 S: 5	H: 2 LOB: 3 BB: 1 P: 9	R: 2 E: 1 K: 1 S: 8	H: 2 LOB: 2 BB: 1 P: 12	R: 0 E: 1 K: 0 S: 4	H: 0 LOB: 1 BB: 0 P: 4	R: 1 E: 0 K: 1 S: 6	H: 1 LOB: 0 BB: 0 P: 6	1B: 5 2B: 1 3B: 0 HR: 2	SF: 0 SAC: 0 DP: 1 HBP: 0	WP: 1 PB: 1 SB: 0 CS: 1	PA: 39		
PITCHER	IP	WLS	BF	H	R	ER	SO	BB	IBB	HBP	BLK	WP	HR	S	P	ERA	WHIP			
Earl Wilson, R ERA: 5.4 (1, 1)	5.0	L	25	6	4	3	1	7	0	0	0	0	0	20	48	5.40	2.600			
Larry Sherry, R ERA: (6, 1)	2.0		9	1	0	0	1	0	0	0	0	0	0	11	11	0.00	0.500			
Johnny Podres, L ERA: 9.0 (8, 1)	1.0		4	1	1	1	1	0	0	0	0	0	1	6	6	9.00	1.000			

Detroit Tigers @ Minnesota Twins
Metropolitan Stadium, Bloomington, MI
Fri Apr 14 1967, 4:33 AM EST
Att: 21,347 - Unknown

AB 31
R 5
H 8
RBI 4
BB 7
SO 3
LOB 20



Batter	1	2	3	4	5	6	7	8	9	AB	R	H	RBI	BB	SO	LOB	TOP								
Jake Wood, R OBP: 0.125, SLG: 0.250 Dick McAuliffe, L OBP: 0.333, SLG: 0.400	0-0 4-3		0-3 K		0-0 F8		0-0 6-3		0-0 F6	4	0	0	0	0	1	2									
Don Wert, R OBP: 0.333, SLG: 0.250	0-0 5-3		0-0 2H 1B		0-3 K2-3		0-0 1B E		0-0 1B BB	5	1	3	0	0	1	1									
Gates Brown, L OBP: 0.333, SLG: 0.647 Mickey Stanley, R (7, 8)	0-0 6-3			0-0 4-3		0-0 HR 1B	0-0 FC6-4 1B		4-0 1-2 BB	4	1	2	0	0	0	0									
Al Kaline, R OBP: 0.474, SLG: 0.533		0-0 1-3 1B		0-0 F2		0-0 HR 1B	0-0 FC6-4		0-0 L6-3	5	1	2	2	0	0	3									
Jim Northrup, L OBP: 0.500, SLG: 0.588	0-0 1-3			0-0 3B		0-0 WP 1B	0-0 F8			4	0	2	0	0	0	2									
Norm Cash, L OBP: 0.444, SLG: 0.091	0-0 F8			0-0 F7		0-0 F5		0-0 G3		4	0	0	0	0	0	3									
Bill Freehan, R OBP: 0.412, SLG: 0.571	0-0 6-3				0-0 HR	4-0 BB		0-0 F8		3	1	1	1	1	0	1									
Ray Oyler, R OBP: 0.500, SLG: 0.333			0-0 SH1-4 1B 1B		4-0 F8 SH5-4 BB	0-0 F8		0-3 K		3	0	1	0	1	1	2									
Joe Sparma, R Dave Wickersham, R Hank Aguirre, R Fred Gladding, L	0-0 SH1-4			0-0 SH5-4		0-0 F3		0-0 5-3		0	0	0	0	0	0	0									
Inning Stats	R: 0 E: 0 K: 0 S: 3	H: 0 LOB: 0 BB: 0 P: 3	R: 0 E: 0 K: 0 S: 4	H: 1 LOB: 1 BB: 0 P: 4	R: 0 E: 0 K: 1 S: 6	H: 2 LOB: 2 BB: 0 P: 6	R: 0 E: 0 K: 0 S: 4	H: 1 LOB: 1 BB: 0 P: 4	R: 1 E: 0 K: 1 S: 6	H: 1 LOB: 1 BB: 1 P: 10	R: 2 E: 0 K: 0 S: 6	H: 3 LOB: 2 BB: 1 P: 10	R: 1 E: 1 K: 0 S: 5	H: 2 LOB: 1 BB: 0 P: 5	R: 0 E: 0 K: 1 S: 5	H: 0 LOB: 0 BB: 0 P: 5	R: 0 E: 0 K: 0 S: 4	H: 1 LOB: 2 BB: 1 P: 8	1B: 8 2B: 0 3B: 1 HR: 2	SF: 0 SAC: 2 DP: 0 HBP: 0	WP: 1 PB: 0 SB: 0 CS: 0	PA: 40			
PITCHER	IP	WLS	BF	H	R	ER	SO	BB	IBB	HBP	BLK	WP	HR	S	P	ERA	WHIP								
Jim Kaat, L ERA: 6.1	6.1	L	30	10	4	3	2	2	0	0	0	1	2	32	40	4.26	1.895								
Al Worthington, R ERA:	7.1		10	1	0	0	1	1	0	0	0	0	0	11	15	0.00	0.750								

Detroit Tigers @ Minnesota Twins
Metropolitan Stadium, Bloomington, MI
Sat Apr 15 1967, 4:33 AM EST
Att: 11,342 - Unknown

AB	35
R	4
H	11
RBI	3
BB	3
SO	3
LOB	16



Batter	1	2	3	4	5	6	7	8	9	AB	R	H	RBI	BB	SO	LOB	BOTTOM								
Cesar Tovar, R OBP: 0.368, SLG: 0.389	0-0 E S WP 1B		0-0 5-3		0-0 2B 1B		0-0 CS BB 1B		0-0 5-3	5	2	3	0	0	0	1									
Rich Rollins, R OBP: 0.283, SLG: 0.333	0-0 F8				0-0 1B		4-0 1-2 BB		0-0 6-3	4	0	2	2	1	0	1									
Tony Oliva, L OBP: 0.438, SLG: 0.333	0-0 F8		0-3 K		0-0 F7		0-0 F4			4	0	0	0	0	1	4									
Harmon Killebrew, R OBP: 0.313, SLG: 0.083	0-0 1B		0-3 K		4-0 G4-6-3 BB		0-3 K			3	0	1	0	1	2	3									
Rod Carew, L OBP: 0.250, SLG: 0.200	0-3 K			0-0 F8	0-0 G4-6-3		0-3 K			4	0	0	0	0	2	3									
Bob Allison, R OBP: 0.313, SLG: 0.600		0-0 5-3		0-0 1B		0-0 2B		0-0 F8		4	0	2	0	0	0	0									
Earl Batley, R OBP: 0.400, SLG: 0.333		0-0 4-3		0-0 1B		0-0 1-3		0-3 K		4	0	1	0	0	1	1									
Zoilo Versalles, R OBP: 0.400, SLG: 0.600		0-0 1B		0-0 F7		0-0 F8			0-0 5-3 SH1-4 1B	4	0	2	0	0	0	2									
Jim Kaat, L OBP: 0.500, SLG: 0.750 Al Worthington, R Ted Uhlhaender, L (9, PH)	0-3 K			0-0 1B 2B		0-0 G3		0-0 SH1-4		3	1	1	0	0	1	2									
Inning Stats	R: 1 E: 0 K: 1 S: 7	H: 2 LOB: 1 BB: 0 P: 7	R: 0 E: 0 K: 1 S: 6	H: 1 LOB: 0 BB: 0 P: 6	R: 0 E: 0 K: 2 S: 8	H: 1 LOB: 1 BB: 0 P: 8	R: 0 E: 0 K: 0 S: 4	H: 2 LOB: 1 BB: 0 P: 4	R: 2 E: 0 K: 0 S: 5	H: 3 LOB: 1 BB: 1 P: 9	R: 0 E: 0 K: 0 S: 4	H: 1 LOB: 0 BB: 0 P: 4	R: 0 E: 0 K: 1 S: 5	H: 1 LOB: 2 BB: 1 P: 9	R: 0 E: 0 K: 2 S: 7	H: 0 LOB: 0 BB: 0 P: 7	R: 0 E: 0 K: 0 S: 4	H: 1 LOB: 1 BB: 0 P: 4	1B: 9 2B: 4 3B: 0 HR: 0	SF: 0 SAC: 1 DP: 2 HBP: 0	WP: 1 PB: 0 SB: 1 CS: 1	PA: 38			
PITCHER	IP	WLS	BF	H	R	ER	SO	BB	IBB	HBP	BLK	WP	HR	S	P	ERA	WHIP								
Joe Sparma, R ERA: 6.23	4.1		22	9	3	3	4	1	0	0	0	0	0	29	33	6.23	2.308								
Dave Wickersham, R ERA:	5.1	W	7	2	0	0	0	1	0	0	0	0	0	6	10	0.00	1.800								
Hank Aguirre, L ERA:	7.1		1	0	0	0	0	0	0	0	0	0	0	1	1	0.00	0.000								
Fred Gladding, R ERA:	7.1	S	8	1	0	0	3	0	0	0	0	0	0	14	14	0.00	0.375								

Detroit Tigers @ Minnesota Twins
Metropolitan Stadium, Bloomington, MI
Sat Apr 15 1967, 4:33 AM EST
Att: 11,342 - Unknown


AB	35
R	3
H	12
RBI	2
BB	2
SO	7
LOB	17



Batter	1	2	3	4	5	6	7	8	9	AB	R	H	RBI	BB	SO	LOB	TOP								
Dick McAuliffe, L (1,4) OBP: 0.417, SLG: 0.333	3-1	BB	FC4-6	1-2	FC4-6	1B BB	1B	HBP	K	4	1	1	1	1	1	1									
Don Wert, R (1,5) OBP: 0.333, SLG: 0.238	5-3	F8	F6	F6	F7	F7	1B	1B	BB	5	0	1	0	1	0	6									
Gates Brown, L (1,7) OBP: 0.333, SLG: 0.524 Mickey Stanley, R (9,8)	BB	BB	K	4-3	4-3	1B BB	1-3	4-3	4-3	4	1	0	0	2	1	4									
Al Kaline, R (1,9) OBP: 0.542, SLG: 0.556	BB	BB	WP BB	BB	G1-6-3	1B	1-2 2-3 3-H	F2		3	1	2	1	2	0	0									
Jim Northrup, L (1,8) OBP: 0.478, SLG: 0.571	4-3		K		G1-6-3	1B	1-2	BB	BB	4	1	1	3	1	1	4									
Norm Cash, L (1,3) OBP: 0.478, SLG: 0.077		4-3	WP BB	1-2	F7	2B	BB	1B	BB	2	0	0	0	3	0	0									
Bill Freehan, R (1,2) OBP: 0.500, SLG: 0.563		2B	BB	1-2 2-3	BB	FC5-6	HBP			2	0	1	1	2	0	2									
Ray Oyler, R (1,6) OBP: 0.444, SLG: 0.429			F7		F7	1B BB	FC5-6	K	F7	4	1	1	0	1	1	4									
Denny McLain, R (1,1)		6-3		FC4-6	BB	1B BB	FC5-6	K	K	4	1	0	0	1	2	4									
Inning Stats	R: 0 E: 0 K: 0 S: 3	H: 0 LOB: 2 BB: 2 P: 11	R: 0 E: 0 K: 0 S: 4	H: 1 LOB: 3 BB: 2 P: 12	R: 0 E: 0 K: 2 S: 7	H: 0 LOB: 3 BB: 3 P: 19	R: 0 E: 0 K: 0 S: 3	H: 0 LOB: 1 BB: 1 P: 7	R: 0 E: 0 K: 0 S: 3	H: 1 LOB: 0 BB: 0 P: 3	R: 5 E: 0 K: 0 S: 6	H: 3 LOB: 2 BB: 3 P: 19	R: 0 E: 0 K: 2 S: 8	H: 1 LOB: 2 BB: 0 P: 9	R: 1 E: 0 K: 0 S: 3	H: 1 LOB: 1 BB: 2 P: 11	R: 0 E: 0 K: 2 S: 7	H: 0 LOB: 1 BB: 1 P: 11	1B: 5 2B: 2 3B: 0 HR: 0	SF: 0 SAC: 0 DP: 1 HBP: 2	WP: 1 PB: 0 SB: 0 CS: 0	PA: 48			
PITCHER	IP	WLS	BF	H	R	ER	SO	BB	IBB	HBP	BLK	WP	HR	S	P	ERA	WHIP								
Blue Moon Odom, R (1,1) ERA: 5.06	5.1	L	28	3	3	3	2	9	0	1	0	1	0	22	59	5.06	2.250								
Jim Nash, R (6,1) ERA: 4.7	0.2		6	2	2	2	0	2	0	0	0	0	0	4	12	27.00	6.000								
Lew Krausse, R (7,1) ERA: 12.0	3.0		14	2	1	1	4	3	0	1	0	0	0	18	31	3.00	1.667								

Detroit Tigers @ Kansas City Athletics
Municipal Stadium, Kansas City, MO
Sun Apr 16 1967, 4:33 AM EST
Unknown


AB 32
R 6
H 7
RBI 6
BB 14
SO 6
LOB 25



Batter	1	2	3	4	5	6	7	8	9	AB	R	H	RBI	BB	SO	LOB	BOTTOM								
Bert Campaneris, R (1,6) OBP: 0.316, SLG: 0.294	L9	FC6-4			F2		CS		F7	4	0	0	0	1	0	1									
Mike Hershberger, R (1,9) OBP: 0.529, SLG: 0.615	S		F6		SF7	3B	F8			3	1	1	0	1	0	1									
Danny Cater, R (1,3) OBP: 0.500, SLG: 0.533	L9			2B	SF7		6-3			3	0	1	1	0	0	1									
Ed Charles, R (1,5) OBP: 0.529, SLG: 0.333	BB		K		G3			5-3		3	0	0	0	1	1										
Roger Repoz, L (1,8) OBP: 0.500, SLG: 1.333	K		F2			HR		1B		4	1	2	1	0	1	3									
Dick Green, R (1,4) OBP: 0.376, SLG: 0.313		HR		L9		E5		F8		4	1	1	1	0	0	1									
Jim Gosger, L (1,7) OBP: 0.308, SLG: 0.100		P2-3		3-1		F3		4-3		3	0	0	0	1	0	2									
Phil Roof, R (1,2) OBP: 0.500, SLG: 0.750 Ken Suarez, R (2,2)		P2-3				K			F3	0	0	0	0	0	0	0									
Tim Talton, L (6,PH) (7,2)						K				1	0	0	0	1	0	1									
Blue Moon Odom, R (1,1) OBP: 0.500, SLG: 0.500 Jim Nash, R (6,1)						K				0	0	0	0	0	0	0									
Joe Rudi, R (6,PH) OBP: 0.333, SLG: 0.250 Lew Krausse, R (7,1)			FC6-4			K				1	0	0	0	0	1	1									
Rick Monday, L (9,PH)		1B								1	0	0	0	0	1	0									
Inning Stats	R: 0 E: 1 K: 1 S: 5	H: 0 LOB: 2 BB: 2 P: 13	R: 1 E: 0 K: 0 S: 4	H: 2 LOB: 1 BB: 1 P: 8	R: 0 E: 0 K: 1 S: 6	H: 1 LOB: 1 BB: 0 P: 6	R: 0 E: 0 K: 1 S: 5	H: 0 LOB: 1 BB: 1 P: 9	R: 1 E: 0 K: 0 S: 4	H: 1 LOB: 0 BB: 0 P: 4	R: 1 E: 1 K: 2 S: 9	H: 1 LOB: 1 BB: 0 P: 9	R: 0 E: 0 K: 0 S: 2	H: 0 LOB: 0 BB: 1 P: 6	R: 0 E: 0 K: 0 S: 4	H: 1 LOB: 1 BB: 0 P: 4	R: 0 E: 0 K: 1 S: 5	H: 0 LOB: 0 BB: 0 P: 5	1B: 2 2B: 2 3B: 1 HR: 2	SF: 1 SAC: 0 DP: 1 HBP: 0	WP: 0 PB: 0 SB: 1 CS: 1	PA: 37			
PITCHER	IP	WLS	BF	H	R	ER	SO	BB	IBB	HBP	BLK	WP	HR	S	P	ERA	WHIP								
Denny McLain, R (1,1) ERA: 4.85	9.0	W	37	6	3	3	6	5	0	0	0	0	2	44	64	3.00	1.222								


Detroit Tigers @ Kansas City Athletics
Municipal Stadium, Kansas City, MO
Sun Apr 16 1967, 4:33 AM EST
Unknown

AB 31
R 3
H 6
RBI 3
BB 5
SO 6
LOB 14



Batter	1	2	3	4	5	6	7	8	9	AB	R	H	RBI	BB	SO	LOB	TOP					
Dick McAuliffe, L OBP: 0.412, SLG: 0.357	F7		1B			FC3-2		L4		5	0	2	0	0	0	5	Detroit Tigers @ Kansas City Athletics Municipal Stadium, Kansas City, MO Sun Apr 16 1967, 4:38 AM EST Att: 14,902 - Unknown					
Don Wert, R OBP: 0.310, SLG: 0.231	F8							FC6-4		5	0	1	1	0	0	2						
Gates Brown, L OBP: 0.310, SLG: 0.500	4-3			1B	2B				4-3	5	1	1	0	0	1	3						
Al Kaline, R OBP: 0.517, SLG: 0.652		L4		L5				L6-3		5	1	2	1	0	0	1						
Jim Northrup, L OBP: 0.464, SLG: 0.520	L5			2B	1B			G1-6-3		4	2	1	1	0	0	1						
Norm Cash, L OBP: 0.519, SLG: 0.250	4-3			2B				1B		3	2	2	1	1	0	0						
Jim Price, R OBP: 0.800, SLG: 0.800				F4				BB		4	0	3	2	0	0	1						
Ray Oyler, R OBP: 0.462, SLG: 0.455			FC5-4					1B		4	1	2	0	0	1	2						
Mickey Lolich, S George Kinnear, R Jake Wood, R Johnny Klippstein, R Jerry Lumpe, L Orlando Pena, R Hank Aguirre, R Bill Frazier, R Leroy Stump, R Bill Monbouquette, R			K			F4		FC6-4		1	0	0	0	0	0	1						
Inning Stats	R: 0 E: 0 K: 0 S: 3	H: 0 LOB: 0 BB: 0 P: 3	R: 0 E: 0 K: 0 S: 3	H: 0 LOB: 0 BB: 0 P: 3	R: 0 E: 0 K: 1 S: 6	H: 2 LOB: 1 BB: 0 P: 6	R: 2 E: 0 K: 0 S: 6	H: 3 LOB: 1 BB: 0 P: 6	R: 1 E: 0 K: 0 S: 5	H: 3 LOB: 1 BB: 0 P: 5	R: 2 E: 0 K: 1 S: 8	H: 3 LOB: 2 BB: 1 P: 12	R: 0 E: 1 K: 1 S: 5	H: 0 LOB: 0 BB: 0 P: 5	R: 2 E: 0 K: 0 S: 5	H: 3 LOB: 2 BB: 1 P: 10		R: 0 E: 0 K: 0 S: 3	H: 1 LOB: 0 BB: 0 P: 3	1B: 11 2B: 5 3B: 0 HR: 1	SF: 0 SAC: 0 DP: 4 HBP: 1	WP: 0 PB: 0 SB: 0 CS: 1
PITCHER	IP	WLS	BF	H	R	ER	SO	BB	IBB	HBP	BLK	WP	HR	S	P	ERA	WHIP					
Chuck Dobson, R ERA: 8.44	(1, 1)	5.1	24	9	5	5	1	1	0	0	0	0	1	25	29	8.44	1.875					
Jack Aker, R ERA: 4.91	(6, 1)	1.2	W	12	5	2	2	1	0	1	0	0	0	14	19	10.80	3.600					
Tony Pierce, L ERA:	(8, 1)	0.2		1	0	0	0	0	0	0	0	0	0	1	1	0.00	0.000					
Bob Duliba, R ERA:	(8, 1)	0.1		1	0	0	0	0	0	0	0	0	0	1	1	0.00	0.000					
Paul Lindblad, L ERA:	(9, 1)	1.0	S	3	1	0	0	0	0	0	0	0	0	3	3	0.00	1.000					

Batter	1	2	3	4	5	6	7	8	9	AB	R	H	RBI	BB	SO	LOB	BOTTOM				
Bert Campaneris, R OBP: 0.333, SLG: 0.364	K	F8		K				E S		5	1	2	2	0	2	1	Detroit Tigers @ Kansas City Athletics Municipal Stadium, Kansas City, MO Sun Apr 16 1967, 4:38 AM EST Att: 14,902 - Unknown				
Mike Hershberger, R OBP: 0.545, SLG: 0.722	HR		1B					E3		5	3	3	1	0	0	2					
Danny Cater, R OBP: 0.478, SLG: 0.650	HR		F8					G5-3		5	1	2	3	0	0	3					
Ed Charles, R OBP: 0.455, SLG: 0.294	K		S					K		5	0	1	1	0	2	3					
Joe Rudi, R OBP: 0.300, SLG: 0.222	F7		F7					F6		1	0	0	0	0	0	0					
Roger Repoz, L OBP: 0.462, SLG: 1.083	(3, PH)	F7						F6		3	1	1	0	0	0	2					
Dick Green, R OBP: 0.238, SLG: 0.400			F7					K		4	1	2	0	0	1	2					
Joe Nossek, R OBP: 0.200, SLG: 0.200	(1, 8)							SF7		1	0	0	0	0	0	1					
Jim Gosage, R OBP: 0.375, SLG: 0.100	(4, PH)	K						S		0	0	0	1	2	0	0					
Allan Lewis, S Rick Monday, L	(8, PH) (9, 7)	1-2						2B		0	1	0	0	0	0	0					
Ken Suarez, R OBP: 0.500, SLG: 1.000	(1, 2)							2B		3	2	1	2	1	2	2					
Chuck Dobson, R Jack Aker, R Tony Pierce, R Bob Duliba, R Ray Webster, L Paul Lindblad, L	(1, 1) (6, 1) (8, 1) (8, PH) (9, 1)	F6						4-3		2	0	0	0	0	1	1					
Inning Stats	R: 2 E: 0 K: 2 S: 9	H: 2 LOB: 0 BB: 0 P: 9	R: 2 E: 0 K: 1 S: 7	H: 2 LOB: 0 BB: 0 P: 7	R: 1 E: 0 K: 0 S: 5	H: 2 LOB: 1 BB: 0 P: 5	R: 0 E: 0 K: 3 S: 9	H: 0 LOB: 1 BB: 1 P: 13	R: 0 E: 0 K: 0 S: 3	H: 0 LOB: 0 BB: 0 P: 3	R: 1 E: 0 K: 1 S: 7	H: 2 LOB: 1 BB: 0 P: 7	R: 2 E: 0 K: 1 S: 8	H: 3 LOB: 1 BB: 0 P: 8	R: 3 E: 1 K: 1 S: 7	H: 2 LOB: 2 BB: 2 P: 15	1B: 6 2B: 5 3B: 0 HR: 2	SF: 1 SAC: 0 DP: 1 HBP: 0	WP: 1 PB: 0 SB: 4 CS: 0	PA: 40	
PITCHER	IP	WLS	BF	H	R	ER	SO	BB	IBB	HBP	BLK	WP	HR	S	P	ERA	WHIP				
Mickey Lolich, L ERA: 9.35	(1, 1)	2.1		13	6	5	5	3	0	0	0	0	0	19	19	19.29	2.571				
George Kinnear, R ERA:	(3, 1)	1.2		6	0	0	0	3	1	0	0	0	0	11	15	0.00	0.600				
Johnny Klippstein, R ERA:	(5, 1)	1.0		3	0	0	0	0	0	0	0	0	0	3	3	0.00	0.000				
Orlando Pena, R Aguirre, L	(6, 1) (7, 1)	1.0	L	7	4	3	3	1	0	0	0	0	0	9	9	27.00	4.000				
Hank Aguirre, L ERA:	(7, 1)	1.0		4	1	0	0	1	0	0	0	0	0	6	6	0.00	1.000				
PITCHER	IP	WLS	BF	H	R	ER	SO	BB	IBB	HBP	BLK	WP	HR	S	P	ERA	WHIP				
Larry Sherry, R ERA: 13.5	(8, 1)	0.0		2	3	3	0	2	0	0	0	0	0	2	10	*	*				
Bill Monbouquette, R ERA:	(8, 1)	1.0		3	0	0	0	1	0	0	0	0	0	5	5	0.00	0.000				



Batter	1	2	3	4	5	6	7	8	9	AB	R	H	RBI	BB	SO	LOB	TOP			
Paul Schaaf, R OBP: 0.300, SLG: 0.292	L5		BB		BB					2	0	0	0	2	0	0	California Angels @ Detroit Tigers Tiger Stadium, Detroit, MI Tue Apr 18 1967, 3:33 AM EST Att: 30,011 - Unknown			
Jim Fregosi, R OBP: 0.419, SLG: 0.500	G5-4-3 1B		5-3		1-2 BB			F6		4	0	2	0	0	0	1				
Jay Johnstone, L OBP: 0.261, SLG: 0.318	G5-4-3			6-3	G1-6-3 1B			G1		4	0	0	0	0	0	3				
Rick Reichardt, R OBP: 0.310, SLG: 0.423		F8		K				6-3		4	0	0	0	0	1	0				
Don Mincher, L OBP: 0.571, SLG: 1.043		K		BB 1B				K		4	0	2	0	0	2	0				
Jimmie Hall, L OBP: 0.375, SLG: 0.714		HR		1-2 1B				4-3 1B		3	1	2	1	1	0	1				
Buck Rodgers, S OBP: 0.222, SLG: 0.160		G1		1-2 2-3 BB	FC4-6 BB			F5		3	0	0	0	1	0	2				
Bobby Knoop, R OBP: 0.192, SLG: 0.208			K	FC4-6				K		4	0	0	0	0	2	4				
Marcelino Lopez, R OBP: 0.500, SLG: 0.500			F8					K		2	0	1	0	0	0	0				
Len Gabrielson, L (7, PH)					1B BB					1	0	0	0	0	1	0				
Minnie Rojas, R (7, 1)					1B					0	0	0	0	0	0	0				
Inning Stats	R: 0 E: 0 K: 0 S: 3	H: 1 LOB: 0 BB: 0 P: 3	R: 1 E: 0 K: 1 S: 6	H: 1 LOB: 0 BB: 0 P: 6	R: 0 E: 0 K: 1 S: 5	H: 0 LOB: 1 BB: 1 P: 9	R: 0 E: 0 K: 1 S: 7	H: 2 LOB: 3 BB: 1 P: 11	R: 0 E: 0 K: 1 S: 5	H: 0 LOB: 1 BB: 1 P: 9	R: 0 E: 0 K: 1 S: 5	H: 0 LOB: 0 BB: 0 P: 5	R: 0 E: 0 K: 1 S: 6	H: 0 LOB: 1 BB: 0 P: 6	R: 0 E: 0 K: 1 S: 6	H: 1 LOB: 1 BB: 0 P: 6	1B: 6 2B: 0 3B: 0 HR: 1	SF: 0 SAC: 0 DP: 2 HBP: 0	WP: 0 PB: 0 SB: 0 CS: 0	PA: 35
PITCHER Earl Wilson, R ERA: 2.57	IP: 9.0 WLS: W BF: 35 H: 7 R: 1 ER: 1 SO: 6 BB: 4 IBB: 0 HBP: 0 BLK: 0 WP: 0 HR: 1 S: 43 P: 59 ERA: 1.00 WHIP: 1.222															PITCHER				

Batter	1	2	3	4	5	6	7	8	9	AB	R	H	RBI	BB	SO	LOB	BOTTOM			
Jake Wood, R OBP: 0.077, SLG: 0.154	L6	K			6-3			F8		4	0	0	0	0	1	2	California Angels @ Detroit Tigers Tiger Stadium, Detroit, MI Tue Apr 18 1967, 3:33 AM EST Att: 30,011 - Unknown			
Don Wert, R OBP: 0.303, SLG: 0.233	5-3		F4		6-3			E 1B FC5-4 1B		4	1	1	0	0	0	0				
Gates Brown, L OBP: 0.364, SLG: 0.500								E 1B FC5-4 1B		2	1	1	0	2	0	0				
Mickey Stanley, R (9, 8)	BB							E 1B FC5-4 1B		0	0	0	0	0	0	0				
Al Kaline, R OBP: 0.485, SLG: 0.704	L4-3		L8				HR	L7		4	1	1	1	0	0	4				
Jim Northrup, L OBP: 0.406, SLG: 0.448		K	4-3				K	E6 FC5-4		4	0	0	0	0	2	3				
Bill Freehan, R OBP: 0.519, SLG: 0.600		1B SF8 2B			SH5-3 1B			FC5-4 FC5-4		4	1	2	2	0	0	1				
Ray Oyler, R OBP: 0.438, SLG: 0.429		1B			SH5-3 1B			FC5-4		3	0	1	0	0	0	1				
Dick McAuliffe, L OBP: 0.350, SLG: 0.313		SF8			K			4-3		2	0	0	1	0	1	1				
Earl Wilson, R OBP: 0.333, SLG: 0.333		3-H 1B			F9			K		3	0	1	0	0	1	1				
Inning Stats	R: 0 E: 0 K: 0 S: 3	H: 0 LOB: 1 BB: 1 P: 7	R: 1 E: 0 K: 2 S: 10	H: 3 LOB: 2 BB: 0 P: 10	R: 0 E: 0 K: 1 S: 6	H: 0 LOB: 1 BB: 1 P: 7	R: 0 E: 0 K: 1 S: 6	H: 1 LOB: 0 BB: 0 P: 6	R: 0 E: 0 K: 1 S: 5	H: 0 LOB: 0 BB: 0 P: 5	R: 0 E: 0 K: 1 S: 6	H: 0 LOB: 0 BB: 0 P: 6	R: 2 E: 1 K: 0 S: 6	H: 2 LOB: 1 BB: 0 P: 6	R: 0 E: 0 K: 1 S: 6	H: 0 LOB: 0 BB: 0 P: 6	1B: 5 2B: 1 3B: 0 HR: 1	SF: 1 SAC: 1 DP: 0 HBP: 0	WP: 0 PB: 0 SB: 0 CS: 0	PA: 34
PITCHER Marcelino Lopez, L ERA: 3.38	IP: 6.0 WLS: L BF: 25 H: 5 R: 2 ER: 2 SO: 4 BB: 2 IBB: 0 HBP: 0 BLK: 0 WP: 0 HR: 1 S: 31 P: 39 ERA: 3.00 WHIP: 1.167															PITCHER				
Minnie Rojas, R ERA:	IP: 2.0 WLS: L BF: 9 H: 2 R: 2 ER: 0 SO: 1 BB: 0 IBB: 0 HBP: 0 BLK: 0 WP: 0 HR: 0 S: 11 P: 11 ERA: 0.00 WHIP: 1.000															PITCHER				

Batter	1	2	3	4	5	6	7	8	9	AB	R	H	RBI	BB	SO	LOB	TOP																						
Paul Schaal, R OBP: 0.265, SLG: 0.250	F8		6-3		FC6-4			6-3		4	0	0	0	0	0	1																							
Jim Fregosi, R OBP: 0.371, SLG: 0.441	6-3		F4		K			4-3		4	0	0	0	0	1	1																							
Jay Johnstone, L OBP: 0.259, SLG: 0.346					K			L9		4	0	1	0	0	1	0																							
Rick Reichardt, R OBP: 0.333, SLG: 0.467	K				L9 HR			6-3		4	1	2	0	0	1	1																							
Don Mincher, L OBP: 0.531, SLG: 0.923 Don Wallace, L (9, PR)					L9			F6		3	0	0	0	1	0	2																							
Jimmie Hall, L OBP: 0.417, SLG: 0.909								F8		4	1	2	2	0	0	1																							
Tom Satriano, L OBP: 0.500, SLG: 1.250					G3					4	1	2	1	0	1	2																							
Bobby Knoop, R OBP: 0.172, SLG: 0.185					F8					3	0	0	0	0	0	1																							
George Brunet, R Minnie Rojas, R (8, 1)					K					2	0	0	0	1	2	0																							
										0	0	0	0	0	0	0																							
Inning Stats	R: 0 E: 0 K: 1 S: 6	H: 1 LOB: 1 BB: 0 P: 6	R: 0 E: 0 K: 0 S: 3	H: 1 LOB: 1 BB: 1 P: 7	R: 0 E: 0 K: 1 S: 5	H: 0 LOB: 0 BB: 0 P: 5	R: 2 E: 0 K: 1 S: 7	H: 2 LOB: 0 BB: 0 P: 7	R: 0 E: 0 K: 1 S: 5	H: 0 LOB: 1 BB: 1 P: 9	R: 0 E: 0 K: 0 S: 3	H: 0 LOB: 0 BB: 0 P: 3	R: 1 E: 0 K: 1 S: 6	H: 1 LOB: 0 BB: 0 P: 6	R: 0 E: 0 K: 0 S: 3	H: 0 LOB: 0 BB: 0 P: 3	R: 0 E: 1 K: 1 S: 6	H: 2 LOB: 2 BB: 0 P: 6	1B: 3 2B: 3 3B: 0 HR: 2	SF: 0 SAC: 0 DP: 2 HBP: 0	WP: 0 PB: 0 SB: 0 CS: 1	PA: 34																	
PITCHER	IP	WLS	BF	H	R	ER	SO	BB	IBB	HBP	BLK	WP	HR	S	P	ERA	WHIP	PITCHER					IP	WLS	BF	H	R	ER	SO	BB	IBB	HBP	BLK	WP	HR	S	P	ERA	WHIP
Joe Sparna, R ERA: 4.76	(1, 1)	7.0		27	5	3	3	5	2	0	0	0	0	2	35	43	3.86	1.000																					
Fred Gladding, R ERA:	(8, 1)	2.0	W	7	2	0	0	1	0	0	0	0	0	0	9	9	0.00	1.000																					

California Angels @ Detroit Tigers
Tiger Stadium, Detroit, MI
Thu Apr 20 1967, 6:05 PM EST
Att: 9,211 - Unknown

AB 32
R 3
H 7
RBI 3
BB 2
SO 6
LOB 9



Batter	1	2	3	4	5	6	7	8	9	AB	R	H	RBI	BB	SO	LOB	BOTTOM																						
Don Wert, R OBP: 0.297, SLG: 0.212	F7		F3					L5		3	0	0	0	1	0	1																							
Dick McAuliffe, L OBP: 0.375, SLG: 0.316			K					K		3	0	1	0	1	2	1																							
Gates Brown, L OBP: 0.351, SLG: 0.469 Mickey Stanley, R (9, 8)					F8					4	1	1	0	0	1	3																							
								K		0	0	0	0	0	0	0																							
Al Kaline, R OBP: 0.486, SLG: 0.774								L9		4	1	2	1	0	0	0																							
Jim Northrup, L OBP: 0.389, SLG: 0.424 (9, 7)								F7		4	1	1	0	0	1	2																							
Bill Freehan, R OBP: 0.516, SLG: 0.708										4	1	2	1	0	1	2																							
Norm Cash, L OBP: 0.516, SLG: 0.222										2	0	0	0	2	0	1																							
Ray Oyler, R OBP: 0.421, SLG: 0.375 Jerry Lumpe, L OBP: 0.266, SLG: 0.167 Dick Tracewski, R OBP: 0.250, SLG: 0.333										2	0	0	0	1	1	2																							
										1	0	0	0	0	0	1																							
										0	0	0	0	0	0	0																							
Joe Sparna, R Jake Wood, R OBP: 0.071, SLG: 0.143 Fred Gladding, L (8, 1)										2	0	0	0	0	1	1																							
										1	0	0	0	0	1	0																							
										1	0	0	0	0	0	2																							
Inning Stats	R: 0 E: 0 K: 0 S: 2	H: 0 LOB: 0 BB: 1 P: 6	R: 1 E: 0 K: 1 S: 6	H: 1 LOB: 0 BB: 0 P: 6	R: 0 E: 0 K: 2 S: 7	H: 0 LOB: 1 BB: 1 P: 11	R: 1 E: 0 K: 0 S: 5	H: 2 LOB: 1 BB: 0 P: 5	R: 0 E: 0 K: 2 S: 8	H: 1 LOB: 2 BB: 1 P: 12	R: 0 E: 0 K: 0 S: 4	H: 1 LOB: 0 BB: 1 P: 8	R: 0 E: 0 K: 2 S: 7	H: 0 LOB: 0 BB: 0 P: 7	R: 2 E: 1 K: 1 S: 8	H: 2 LOB: 2 BB: 1 P: 12	1B: 5 2B: 0 3B: 0 HR: 2	SF: 0 SAC: 0 DP: 1 HBP: 0	WP: 1 PB: 0 SB: 0 CS: 0	PA: 36																			
PITCHER	IP	WLS	BF	H	R	ER	SO	BB	IBB	HBP	BLK	WP	HR	S	P	ERA	WHIP	PITCHER					IP	WLS	BF	H	R	ER	SO	BB	IBB	HBP	BLK	WP	HR	S	P	ERA	WHIP
George Brunet, L ERA: 3.33	(1, 1)	7.1	L	32	7	4	3	7	4	0	0	0	0	2	42	58	3.68	1.500																					
Minnie Rojas, R ERA:	(8, 1)	0.2		4	0	0	0	1	0	1	0	0	0	1	0	5	9	0.00	0.000																				

California Angels @ Detroit Tigers
Tiger Stadium, Detroit, MI
Thu Apr 20 1967, 6:05 PM EST
Att: 9,211 - Unknown

AB 31
R 4
H 7
RBI 2
BB 5
SO 8
LOB 16



Batter	1	2	3	4	5	6	7	8	9	AB	R	H	RBI	BB	SO	LOB	TOP								
Cesar Tovar, R OBP: 0.333, SLG: 0.344	0-0 E6 BB		0-0 1B		0-0 6-3		0-0 BB 1B	0-3 K		5	1	2	0	0	1	4	Minnesota Twins @ Detroit Tigers Tiger Stadium, Detroit, MI Fri Apr 21 1967, 6:05 PM EST Att: 11,766 - Unknown								
Rich Rollins, R OBP: 0.219, SLG: 0.258	0-3 K		0-3 K		0-0 F8		0-0 1-2 BB 1B	0-0 F8		5	0	1	0	0	2	6									
Tony Oliva, L OBP: 0.379, SLG: 0.458	0-0 F8		0-0 1B		0-0 L4		0-0 F2		0-0 HR	5	1	2	2	0	0	4									
Harmon Killebrew, R OBP: 0.483, SLG: 0.368	4-0 BB 1-2 BB		4-0 BB		0-0 6-3		4-0 1-2 2-3 BB	0-3 K		2	0	0	0	3	1	0									
Bob Allison, R OBP: 0.321, SLG: 0.417	4-0 1-2 2-3 BB		0-0 F7		0-0 5-3		0-0 F7		0-0 E5	4	0	0	0	1	0	4									
Zoilo Versalles, R OBP: 0.429, SLG: 0.538	0-0 4-3		0-0 F3		0-0 6-3		0-0 PB E 1B	0-3 K		5	0	1	0	0	1	4									
Russ Nixon, L OBP: 0.333, SLG: 0.333		0-0 4-3		0-0 G6-4-3 1B		0-0 HR 1B	0-0 F8	0-0 F6		5	1	2	0	0	0	2									
Rod Carew, L OBP: 0.286, SLG: 0.346		0-0 4-3		0-0 G6-4-3 1-2		0-0 1-2 HR	0-0 E1 PB			4	1	1	2	0	0	2									
Dave Roswell, R Ron Kline, R Sandy Valdespino, L Jim Olom, R Rich Reese, L Dwight Siebler, R Walt Bond, L Jim Perry, S		0-0 F4		0-0 2B		0-0 4-3	4-0 1-2 2-3 BB			1	0	0	0	0	0	0		0							
Inning Stats	R: 0 E: 1 K: 1 S: 6	H: 0 LOB: 3 BB: 2 P: 14	R: 0 E: 0 K: 0 S: 3	H: 0 LOB: 0 BB: 0 P: 3	R: 1 E: 0 K: 1 S: 6	H: 2 LOB: 1 BB: 1 P: 10	R: 0 E: 0 K: 0 S: 3	H: 1 LOB: 0 BB: 0 P: 3	R: 0 E: 0 K: 0 S: 4	H: 1 LOB: 1 BB: 0 P: 4	R: 0 E: 0 K: 0 S: 3	H: 0 LOB: 0 BB: 0 P: 3	R: 2 E: 0 K: 0 S: 7	H: 4 LOB: 3 BB: 1 P: 11	R: 0 E: 1 K: 1 S: 7	H: 1 LOB: 3 BB: 1 P: 11		R: 1 E: 1 K: 2 S: 9	H: 1 LOB: 1 BB: 0 P: 9	1B: 7 2B: 1 3B: 0 HR: 2	SF: 0 SAC: 0 DP: 1 HBP: 0	WP: 0 PB: 1 SB: 0 CS: 0	PA: 43		
PITCHER	IP WLS BF H R ER SO BB IBB HBP BLK WP HR S P ERA WHIP	7.0 W 32 8 3 3 2 4 0 0 0 0 1 32 48 3.86 1.714	2.0 S 11 2 1 1 3 1 0 0 0 0 1 16 20 4.50 1.500																						

AB	38
R	4
H	10
RBI	4
BB	5
SO	5
LOB	26



Batter	1	2	3	4	5	6	7	8	9	AB	R	H	RBI	BB	SO	LOB	BOTTOM							
Dick McAuliffe, L OBP: 0.379, SLG: 0.304	0-0 F8		0-0 6-3	4-0 1B E BB	0-3 K		0-0 G5-4-3 1B			4	1	1	0	1	1	0	Minnesota Twins @ Detroit Tigers Tiger Stadium, Detroit, MI Fri Apr 21 1967, 6:05 PM EST Att: 11,766 - Unknown							
Don Wert, R OBP: 0.310, SLG: 0.216	0-0 F3		4-0 3B BB	0-0 E 1B 1-3 2-H	0-0 F7		0-0 G5-4-3 1-2			4	2	1	1	1	0	1								
Gates Brown, L OBP: 0.366, SLG: 0.514 Mickey Stanley, R	4-0 BB		0-0 1B 3B	0-0 E3 1B HR 2-3 3-H	0-0 4-3		0-0 6-3			3	2	1	1	1	0	1								
Al Kaline, R OBP: 0.476, SLG: 0.722	0-0 L5-3		0-0 4-3 1B	0-0 HR 1B 1-3 3-H		0-0 L8		0-3 K		5	1	2	2	0	1	1								
Jim Northrup, L OBP: 0.415, SLG: 0.553		0-3 K	0-0 4-3	0-0 HR 1B 1-2 3-H		0-0 1B 2B 1B		0-0 2B		5	2	3	3	0	1	1								
Norm Cash, L OBP: 0.526, SLG: 0.200		4-0 5-3 BB	4-0 IBB	0-0 L3		0-0 F7		4-0 G6-4-3 BB		2	0	0	0	3	0	1								
Bill Freehan, R OBP: 0.500, SLG: 0.759		0-0 5-3	0-0 F6	0-0 HR		0-0 2B 1B		0-0 G6-4-3 1-2		5	2	2	1	0	0	5								
Ray Oyler, R OBP: 0.478, SLG: 0.474		4-0 BB		0-0 F6 WP 1B BB		0-0 1-2 HR 2B 1B				3	1	2	2	1	0	0								
Denny McLain, R Larry Sherry, R		0-0 F8		0-0 K		0-0 6-3				3	1	0	0	1	1	3								
Inning Stats	R: 0 E: 0 K: 0 S: 3	H: 0 LOB: 1 BB: 1 P: 7	R: 0 E: 0 K: 1 S: 5	H: 0 LOB: 2 BB: 2 P: 13	R: 2 E: 0 K: 0 S: 5	H: 2 LOB: 2 BB: 2 P: 13	R: 7 E: 1 K: 1 S: 11	H: 5 LOB: 1 BB: 2 P: 19	R: 0 E: 0 K: 0 S: 5	H: 0 LOB: 0 BB: 0 P: 5	R: 3 E: 0 K: 0 S: 6	H: 3 LOB: 0 BB: 0 P: 6	R: 0 E: 0 K: 0 S: 3	H: 1 LOB: 0 BB: 0 P: 3	R: 0 E: 0 K: 1 S: 5	H: 1 LOB: 1 BB: 1 P: 9		R: 0 E: 1 K: 2 S: 9	H: 1 LOB: 1 BB: 0 P: 9	1B: 7 2B: 2 3B: 1 HR: 2	SF: 0 SAC: 0 DP: 2 HBP: 0	WP: 3 PB: 0 SB: 0 CS: 0	PA: 43	
PITCHER	IP WLS BF H R ER SO BB IBB HBP BLK WP HR S P ERA WHIP	3.1 L 21 3 6 6 1 6 1 0 0 0 0 2 8 8 13.50 6.000	2.0 9 3 3 3 1 0 0 0 0 0 0 0 0 3 3 0.00 1.000	1.0 3 1 0 0 0 0 0 0 0 0 0 0 0 5 9 0.00 2.000																				



Batter	1	2	3	4	5	6	7	8	9	AB	R	H	RBI	BB	SO	LOB	TOP
Cesar Tovar, R OBP: 0.378, SLG: 0.389 (1, 8)	0-0 4-3 BB 6-3 1B		0-0 G3			0-0 SH1-4 2B 1B		0-0 1B		4	2	3	0	0	0	0	
Rich Rollins, R OBP: 0.229, SLG: 0.242 (1, 5)	4-0 1B 4-3 1-2 BB		0-0 4-3			0-0 SH1-4 1-2		0-0 F2		2	0	0	0	1	0	1	
Tony Oliva, L OBP: 0.333, SLG: 0.393 (1, 9)	0-0 4-3 1-2 2-3		0-0 4-3			0-0 F2		0-0 F8		4	0	0	0	0	0	4	
Harmon Killebrew, R OBP: 0.455, SLG: 0.391 (1, 3)	0-0 6-3 3-H			0-0 6-3		0-0 2H HR 2B		0-0 5-3		4	1	1	2	0	0	2	
Bob Allison, R OBP: 0.344, SLG: 0.536 (1, 7)	0-0 2-3 1B			0-0 5-3		0-0 2H HR			0-0 1-3	4	1	2	2	0	0	0	
Zoilo Versalles, R OBP: 0.375, SLG: 0.467 (1, 6)	0-3 K			0-0 5-3		0-0 F3			0-0 F8	4	0	0	0	0	1	2	
Rod Carew, L OBP: 0.313, SLG: 0.367 (1, 4)		0-0 F8			0-0 F7		0-0 F7 1B		0-0 1B	4	0	2	0	0	0	0	
Jerry Zimmerman, R (1, 2)	0-3 K			0-0 6-3		0-0 F7 1-2		0-3 K		4	0	0	0	0	2	2	
Jim Kaat, L OBP: 0.286, SLG: 0.429 Al Worthington, R (9, 1)	0-3 K			0-0 4-3		0-3 K				3	0	0	0	0	2	0	
Inning Stats	R: 1 E: 0 K: 1 S: 7	H: 2 LOB: 2 BB: 1 P: 11	R: 0 E: 0 K: 2 S: 7	H: 0 LOB: 0 BB: 0 P: 7	R: 0 E: 0 K: 0 S: 3	H: 0 LOB: 0 BB: 0 P: 3	R: 0 E: 0 K: 0 S: 3	H: 0 LOB: 0 BB: 0 P: 3	R: 0 E: 0 K: 1 S: 5	H: 1 LOB: 0 BB: 0 P: 5	R: 0 E: 0 K: 0 S: 4	H: 1 LOB: 1 BB: 0 P: 4	R: 0 E: 0 K: 1 S: 6	H: 1 LOB: 1 BB: 0 P: 6	1B: 6 2B: 1 3B: 0 HR: 1	SF: 0 SAC: 1 DP: 0 HBP: 0	WP: 0 PA: 35 PB: 0 SB: 0 CS: 0
PITCHER	IP WLS BF H R ER SO BB IBB HBP BLK WP HR S P ERA WHIP																
Mickey Lolich, L ERA: 5.99 Bill Monbouquette, R ERA:	(1, 1) 8.0 L 31 7 4 4 4 1 0 0 0 0 1 38 42 4.50 1.000																
(9, 1) 1.0 4 1 0 0 1 0 0 0 0 0 0 6 6 0.00 1.000																	

Minnesota Twins @ Detroit Tigers
Tiger Stadium, Detroit, MI
Sat Apr 22 1967, 3:33 AM EST
Att: 6,200 - Unknown

AB	33
R	4
H	8
RBI	4
BB	1
SO	5
LOB	11



Batter	1	2	3	4	5	6	7	8	9	AB	R	H	RBI	BB	SO	LOB	BOTTOM		
Don Wert, R OBP: 0.304, SLG: 0.200 (1, 5)	0-0 F6			4-0 1B BB		0-0 5-3		0-0 F9		3	0	0	0	1	0	1			
Dick McAuliffe, L OBP: 0.333, SLG: 0.259 (1, 4)	0-0 6-3			0-0 F2		0-0 4-3		0-0 4-3		4	0	0	0	0	0	2			
Gates Brown, L OBP: 0.356, SLG: 0.474 (1, 7)	0-0 4-3			0-0 F6		0-3 K			4-0 1B BB HR	3	1	0	0	1	1	1			
Al Kaline, R OBP: 0.500, SLG: 0.718 (1, 9)		0-0 L6-3		0-0 1-2 1B		4-0 G6-4-3 BB		0-0 1-2 HR 1B		3	1	2	0	1	0	0			
Jim Northrup, L OBP: 0.378, SLG: 0.500 (1, 8)		0-0 F4		0-0 F6		0-0 G6-4-3 1-2		0-0 F7		4	0	0	0	0	0	5			
Bill Freehan, R OBP: 0.525, SLG: 0.879 (1, 2)		0-0 F8		0-0 FC6-4 1B		0-0 2B		0-0 1H 2H HR		4	1	3	3	0	0	0			
Norm Cash, L OBP: 0.525, SLG: 0.250 (1, 3)			0-0 G5-4-3 1B		0-0 F9		0-0 3-1		0-0 G4-6-3 1B	4	0	2	0	0	0	2			
Ray Oyler, R OBP: 0.462, SLG: 0.455 Jerry Lumpe, L OBP: 0.250, SLG: 0.143 (9, PH)			0-0 G5-4-3 1-2		0-0 F9			0-0 G4-6-3 1B		3	0	1	0	0	0	2			
Mickey Lolich, S OBP: 0.167, SLG: 0.167 Jim Price, R OBP: 0.500, SLG: 0.667 Bill Monbouquette, R (9, 1)			0-0 1-3		0-0 FC6-4 1-2			0-0 F7		2	0	0	0	0	0	1			
Inning Stats	R: 0 E: 0 K: 0 S: 3	H: 0 LOB: 0 BB: 0 P: 3	R: 0 E: 0 K: 0 S: 3	H: 0 LOB: 0 BB: 0 P: 3	R: 0 E: 0 K: 0 S: 4	H: 1 LOB: 2 BB: 1 P: 8	R: 0 E: 0 K: 0 S: 4	H: 1 LOB: 1 BB: 0 P: 4	R: 0 E: 0 K: 1 S: 5	H: 0 LOB: 0 BB: 0 P: 5	R: 0 E: 0 K: 0 S: 3	H: 1 LOB: 1 BB: 1 P: 7	R: 0 E: 0 K: 0 S: 4	H: 1 LOB: 1 BB: 0 P: 4	R: 3 E: 0 K: 0 S: 5	H: 3 LOB: 0 BB: 1 P: 9	1B: 6 2B: 1 3B: 0 HR: 1	SF: 0 SAC: 0 DP: 3 HBP: 0	WP: 0 PA: 35 PB: 0 SB: 0 CS: 0
PITCHER	IP WLS BF H R ER SO BB IBB HBP BLK WP HR S P ERA WHIP																		
Jim Kaat, L ERA: 4.82 Al Worthington, R ERA:	(1, 1) 8.1 W 34 8 3 3 1 3 0 0 0 0 0 1 33 45 3.24 1.320																		
(9, 1) 0.2 S 1 0 0 0 0 0 0 0 0 0 0 1 1 0.00 0.000																			

Minnesota Twins @ Detroit Tigers
Tiger Stadium, Detroit, MI
Sat Apr 22 1967, 3:33 AM EST
Att: 6,200 - Unknown

AB	32
R	3
H	8
RBI	3
BB	3
SO	1
LOB	16



Batter	1	2	3	4	5	6	7	8	9	AB	R	H	RBI	BB	SO	LOB	TOP					
Bert Campaneris, R (1, 6) OBP: 0.400, SLG: 0.396	F5		K		L6			K		4	0	0	0	0	2	2	Kansas City Athletics @ Detroit Tigers Tiger Stadium, Detroit, MI Tue Apr 25 1967, 6:05 PM EST Att: 4,773 - Unknown					
Jim Gosger, L (1, 7) OBP: 0.355, SLG: 0.273	4-3				F4					2	0	0	0	2	0	1						
Rick Monday, L (1, 8) OBP: 0.217, SLG: 0.318										4	0	1	0	0	3	3						
Danny Cater, R (1, 3) OBP: 0.346, SLG: 0.438										4	0	2	0	0	0	2						
Roger Repoz, L (1, 9) OBP: 0.412, SLG: 0.667										4	0	0	0	0	0	2						
Ed Charles, R (1, 5) OBP: 0.380, SLG: 0.244										3	0	1	0	1	1	0						
Tim Talton, L (1, 2) OBP: 0.125, SLG: 0.143										4	0	0	0	0	0	4						
Dick Green, R (1, 4) OBP: 0.250, SLG: 0.278										3	0	1	0	0	0	2						
Lew Krausse, R (1, 1) Mike Hershberger, R (8, PH) Blue Moon Odum, R (8, 1) OBP: 0.667, SLG: 0.667										1	0	0	0	0	0	0						
Inning Stats	R: 0 E: 0 K: 0 S: 3	H: 1 LOB: 1 BB: 0 P: 3	R: 0 E: 0 K: 0 S: 4	H: 1 LOB: 2 BB: 1 P: 8	R: 0 E: 0 K: 2 S: 7	H: 0 LOB: 1 BB: 1 P: 11	R: 0 E: 0 K: 0 S: 4	H: 2 LOB: 1 BB: 0 P: 4	R: 0 E: 0 K: 1 S: 5	H: 1 LOB: 1 BB: 0 P: 4	R: 0 E: 0 K: 0 S: 5	H: 0 LOB: 0 BB: 0 P: 5	R: 0 E: 0 K: 0 S: 3	H: 0 LOB: 0 BB: 0 P: 3	R: 0 E: 0 K: 2 S: 7	H: 0 LOB: 2 BB: 2 P: 15	R: 0 E: 0 K: 1 S: 5	H: 0 LOB: 0 BB: 0 P: 5	1B: 5 2B: 0 3B: 0 HR: 0	SF: 0 SAC: 1 DP: 1 HBP: 0	WP: 0 PB: 0 SB: 0 CS: 0	PA: 34
PITCHER Joe Sparma, R (1, 1) ERA: 2.66	IP: 9.0 WLS: W BF: 34 H: 5 R: 0 ER: 0 SO: 6 BB: 4 IBB: 0 HBP: 0 BLK: 0 WP: 0 HR: 0 S: 42 P: 58 ERA: 0.00 WHIP: 1.000															PITCHER						

Batter	1	2	3	4	5	6	7	8	9	AB	R	H	RBI	BB	SO	LOB	BOTTOM			
Dick McAuliffe, L (1, 4) OBP: 0.381, SLG: 0.364										2	2	1	1	2	0	0	Kansas City Athletics @ Detroit Tigers Tiger Stadium, Detroit, MI Tue Apr 25 1967, 6:05 PM EST Att: 4,773 - Unknown			
Don Wert, R (1, 5) OBP: 0.273, SLG: 0.184										4	0	0	0	0	0	4				
Gates Brown, L (1, 7) Mickey Stanley, R (8, 8)										4	1	0	0	0	0	1				
Al Kaline, R (1, 9) OBP: 0.463, SLG: 0.638										4	1	1	1	0	1	0				
Jim Northrup, L (1, 8) OBP: 0.396, SLG: 0.490										4	1	2	1	0	0	0				
Norm Cash, L (1, 3) OBP: 0.542, SLG: 0.400										2	0	1	1	2	0	1				
Bill Freehan, R (1, 2) OBP: 0.479, SLG: 0.763										2	0	0	1	0	2	3				
Ray Oyler, R (1, 6) OBP: 0.364, SLG: 0.345										3	0	0	0	0	2	4				
Joe Sparma, R (1, 1)										3	0	0	0	0	3	2				
Inning Stats	R: 4 E: 1 K: 0 S: 7	H: 3 LOB: 1 BB: 1 P: 11	R: 0 E: 0 K: 1 S: 5	H: 0 LOB: 0 BB: 0 P: 5	R: 0 E: 0 K: 1 S: 5	H: 0 LOB: 0 BB: 0 P: 5	R: 0 E: 0 K: 1 S: 5	H: 0 LOB: 2 BB: 2 P: 14	R: 0 E: 0 K: 0 S: 3	H: 0 LOB: 0 BB: 0 P: 3	R: 0 E: 0 K: 2 S: 6	H: 0 LOB: 0 BB: 1 P: 10	R: 1 E: 0 K: 1 S: 6	H: 1 LOB: 0 BB: 0 P: 6	R: 0 E: 1 K: 2 S: 9	H: 1 LOB: 2 BB: 0 P: 9	1B: 4 2B: 0 3B: 0 HR: 1	SF: 1 SAC: 1 DP: 0 HBP: 1	WP: 0 PB: 0 SB: 0 CS: 1	PA: 35
PITCHER Lew Krausse, R (1, 1) ERA: 4.24 Blue Moon Odum, R (8, 1) ERA: 5.23	IP: 7.0 WLS: L BF: 30 H: 4 R: 5 ER: 3 SO: 6 BB: 3 IBB: 1 HBP: 1 BLK: 0 WP: 0 HR: 1 S: 37 P: 54 ERA: 3.86 WHIP: 1.000															PITCHER				

Batter	1	2	3	4	5	6	7	8	9	AB	R	H	RBI	BB	SO	LOB	TOP		
Dick McAuliffe, L OBP: 0.383, SLG: 0.447	0-0 HR	0-3 K		0-0 1B		0-3 K		0-0 F8	5 1 2 1 0 2 2										
Mickey Stanley, R OBP: 0.333, SLG: 0.250	0-0 4-3 2B 1B		0-0 6-3	0-0 6-3		0-0 S 1B 1B		0-3 K	5 1 2 0 0 1 1										
Don Wert, R OBP: 0.250, SLG: 0.167	0-0 4-3 1-3		0-0 3-1		0-0 5-3		0-0 F8	5 0 0 0 0 0 2											
Al Kaline, R OBP: 0.483, SLG: 0.725	0-0 4-3 3-H 2B		0-0 HR		0-0 L7		0-0 S 1B	4 1 3 2 0 0 0											
Jim Northrup, L OBP: 0.386, SLG: 0.472	0-0 4-3 2-3		0-0 BB 1B		0-3 K		0-3 K	4 0 1 0 0 2 3											
Bill Freehan, R OBP: 0.500, SLG: 0.750	4-0 BB		4-0 1-2 BB		0-0 FC5-4 1B		0-3 K	2 0 1 0 2 1 2											
Norm Cash, L OBP: 0.500, SLG: 0.353	0-3 K		0-0 4-3		0-0 F9		0-0 F3	4 0 0 0 0 1 5											
Ray Oyler, R OBP: 0.333, SLG: 0.313		0-3 K		0-0 F7		0-0 FC5-4 BB		0-0 3-1	3 0 0 0 0 1 1										
Jerry Lumpe, L OBP: 0.222, SLG: 0.125									1 0 0 0 0 0 0										
Dick Tracewski, R OBP: 0.250, SLG: 0.333									0 0 0 0 0 0 0										
Denny McLain, R George Korince, R Earl Wilson, R Johnny Klippstein, R Jake Wood, R Dave Wickersham, R Gates Brown, L Johnny Podres, L		0-3 K		0-0 F4		0-0 1-2 BB		0-0 F2	1 0 0 0 0 0 1 0 0 0 0 0 0 0 0 0 1 0 1 0 0 0 0 0 0 0 0 0 0 0 0 0 0 0										
Inning Stats	R: 2 E: 0 K: 1 S: 8	H: 3 LOB: 2 BB: 1 P: 12	R: 0 E: 0 K: 3 S: 9	H: 0 LOB: 0 BB: 0 P: 9	R: 1 E: 0 K: 0 S: 5	H: 2 LOB: 2 BB: 1 P: 9	R: 0 E: 0 K: 0 S: 4	H: 1 LOB: 1 BB: 0 P: 4	R: 0 E: 0 K: 1 S: 5	H: 0 LOB: 0 BB: 0 P: 5	R: 0 E: 0 K: 2 S: 9	H: 2 LOB: 2 BB: 0 P: 9	R: 0 E: 0 K: 0 S: 3	H: 0 LOB: 0 BB: 0 P: 3	R: 0 E: 0 K: 1 S: 5	H: 0 LOB: 0 BB: 0 P: 5	1B: 6 2B: 1 3B: 0 HR: 2	SF: 0 SAC: 0 DP: 0 HBP: 0	WP: 0 PA: 39 PB: 1 SB: 2 CS: 0
PITCHER	IP WLS BF H R ER SO BB IBB HBP BLK WP HR S P ERA WHIP																		
Dave McNally, L ERA: 6.0	6.0 W 29 8 3 3 6 3 0 0 0 0 2 38 50 4.50 1.833																		
Moe Drabowsky, R ERA: 1.09	3.0 S 10 1 0 0 3 0 0 0 0 0 0 16 16 0.00 0.333																		

Detroit Tigers @ Baltimore Orioles
 Memorial Stadium, Baltimore, MD
 Fri Apr 28 1967, 6:05 PM EST
 Att: 15,046 - Unknown

AB	36
R	3
H	9
RBI	3
BB	3
SO	9
LOB	16



Batter	1	2	3	4	5	6	7	8	9	AB	R	H	RBI	BB	SO	LOB	BOTTOM		
Luis Aparicio, R OBP: 0.339, SLG: 0.436	0-0 BB HR 1B		0-0 F7		0-0 L9		0-0 1-2 1B		4 1 2 0 0 0 1										
Russ Snyder, L OBP: 0.550, SLG: 0.933	0-0 F4		0-0 2-H 3B		0-0 WP 1B		0-0 3-1		4 0 2 1 0 0 3										
Frank Robinson, R OBP: 0.474, SLG: 0.844	4-0 1-2 HR BB		0-0 L9		0-3 1-2 K		0-3 K		3 1 0 0 1 2 2										
Brooks Robinson, R OBP: 0.333, SLG: 0.451	0-0 F7		0-0 F8		0-0 F7		0-0 F6		4 0 0 0 0 0 2										
Boog Powell, L OBP: 0.315, SLG: 0.367	4-0 1-2 2-3 HR BB		0-0 L9		0-0 5-3		0-0 F7		3 1 0 0 1 0 0										
Curt Blefary, L OBP: 0.407, SLG: 0.614	0-0 1-H 2-H 3-H HR		0-0 E4 BB		0-3 K		0-3 K		4 1 1 4 0 2 0										
Dave Johnson, R OBP: 0.278, SLG: 0.281	0-0 2-3		4-0 1-2 BB		0-3 K		0-3 K		3 0 0 0 1 1 0										
Andy Etchebarren, R OBP: 0.286, SLG: 0.368		0-0 SH3-4 3B 1B		0-3 K		0-0 E1 1B		0-0 6-3	4 1 1 0 0 1 2										
Dave McNally, R OBP: 0.143, SLG: 0.286		0-0 SH3-4		0-3 K		0-3 K			2 0 0 0 0 2 1										
Moe Drabowsky, R OBP: 0.500, SLG: 0.500		1-2							0 0 0 0 0 0 0										
Inning Stats	R: 4 E: 0 K: 0 S: 5	H: 2 LOB: 0 BB: 2 P: 13	R: 1 E: 0 K: 0 S: 5	H: 2 LOB: 1 BB: 0 P: 5	R: 0 E: 1 K: 1 S: 6	H: 0 LOB: 2 BB: 1 P: 10	R: 0 E: 0 K: 2 S: 8	H: 1 LOB: 0 BB: 0 P: 8	R: 0 E: 0 K: 1 S: 5	H: 0 LOB: 0 BB: 0 P: 5	R: 0 E: 0 K: 2 S: 9	H: 1 LOB: 2 BB: 0 P: 9	R: 0 E: 0 K: 1 S: 5	H: 0 LOB: 0 BB: 0 P: 5	R: 0 E: 0 K: 1 S: 5	H: 0 LOB: 0 BB: 0 P: 5	1B: 4 2B: 0 3B: 1 HR: 1	SF: 0 SAC: 1 DP: 0 HBP: 0	WP: 1 PA: 35 PB: 0 SB: 0 CS: 0
PITCHER	IP WLS BF H R ER SO BB IBB HBP BLK WP HR S P ERA WHIP																		
Denny McLain, R ERA: 6.23	1.2 L 11 4 5 0 0 1 1 0 0 0 0 0 7 11 0.00 0.750																		
George Korince, R ERA:	1.1 6 0 0 0 1 1 0 0 0 0 0 0 7 11 0.00 0.500																		
Johnny Klippstein, R ERA:	2.0 7 1 0 0 3 0 0 0 0 1 0 13 13 0.00 0.500																		
Jake Wood, R ERA:	2.0 8 1 0 0 3 0 0 0 0 0 0 14 14 0.00 0.500																		
Dave Wickersham, R ERA:	1.0 3 0 0 0 1 0 0 0 0 0 0 5 5 0.00 0.000																		

Detroit Tigers @ Baltimore Orioles
 Memorial Stadium, Baltimore, MD
 Fri Apr 28 1967, 6:05 PM EST
 Att: 15,046 - Unknown

AB	31
R	5
H	6
RBI	5
BB	3
SO	8
LOB	11



Batter	1	2	3	4	5	6	7	8	9	AB	R	H	RBI	BB	SO	LOB	TOP			
Dick McAuliffe, L (1,4) OBP: 0.385, SLG: 0.415	4-3		F7	BB			3-1 WP 1B BB	K		3	1	0	0	2	1	3				
Don Wert, R (1,5) OBP: 0.262, SLG: 0.203	F 1B WP		1B 2B				F9	G5-3		5	2	2	0	0	0	5				
Gates Brown, L (1,7) Mickey Stanley, R (7,8) OBP: 0.310, SLG: 0.392 OBP: 0.400, SLG: 0.333	F4		1B			6-3	3-1			4	0	1	2	0	0	2				
Al Kaline, R (1,9) OBP: 0.508, SLG: 0.717	E8 1B WP		L8				BB 1B BB			2	0	1	0	3	0	1				
Jim Northrup, L (1,8) OBP: 0.387, SLG: 0.466	4-3									5	0	2	1	0	1	4				
Norm Cash, L (1,3) OBP: 0.474, SLG: 0.316			F5							4	0	0	0	1	2	5				
Bill Freehan, R (1,2) OBP: 0.474, SLG: 0.689										5	0	1	0	0	1	5				
Ray Oyler, R (1,6) OBP: 0.359, SLG: 0.343										3	0	2	0	0	0	0				
Mickey Lolich, S (1,1) OBP: 0.333, SLG: 0.250										2	1	1	0	1	1	1				
Inning Stats	R: 1 E: 1 K: 0 S: 5	H: 2 LOB: 1 BB: 0 P: 5	R: 0 E: 0 K: 0 S: 3	H: 0 LOB: 0 BB: 0 P: 3	R: 2 E: 0 K: 0 S: 7	H: 4 LOB: 2 BB: 0 P: 7	R: 0 E: 0 K: 0 S: 4	H: 1 LOB: 2 BB: 1 P: 8	R: 0 E: 0 K: 1 S: 5	H: 1 LOB: 1 BB: 0 P: 5	R: 1 E: 0 K: 0 S: 4	H: 1 LOB: 3 BB: 3 P: 16	R: 0 E: 0 K: 1 S: 5	H: 1 LOB: 1 BB: 1 P: 9	R: 0 E: 0 K: 3 S: 10	H: 1 LOB: 2 BB: 1 P: 14	1B: 10 2B: 1 3B: 0 HR: 0	SF: 0 SAC: 2 DP: 1 HBP: 0	WP: 3 PB: 0 SB: 1 CS: 0	PA: 43
PITCHER	IP WLS BF H R ER SO BB IBB HBP BLK WP HR S P ERA WHIP																			
Wally Bunker, R (1,1) ERA: 6.57	2.2 L 14 6 3 3 0 0 0 0 0 0 1 0 14 14 10.12 2.250																			
Frank Bertina, L (3,1) ERA: 2.08	4.0 19 3 1 1 2 5 0 0 0 0 2 0 18 38 2.25 2.000																			
Bill Dillman, R (7,1) ERA:	0.1 1 0 0 0 0 0 0 0 0 0 0 0 1 1 0.00 0.000																			
Eddie Fisher, R (8,1) ERA: 4.91	2.0 9 2 0 0 4 2 0 0 0 0 0 0 15 23 0.00 2.000																			

Detroit Tigers @ Baltimore Orioles
 Memorial Stadium, Baltimore, MD
 Sat Apr 29 1967, 3:33 AM EST
 Att: 6,878 - Unknown

AB	34
R	4
H	11
RBI	3
BB	7
SO	6
LOB	26



Batter	1	2	3	4	5	6	7	8	9	AB	R	H	RBI	BB	SO	LOB	BOTTOM			
Curt Blefary, L (1,7) OBP: 0.431, SLG: 0.609	1B BB		G4-6-3 1B							2	0	1	0	2	1	0				
Luis Aparicio, R (1,6) OBP: 0.317, SLG: 0.407	F8		G4-6-3 1-2 2-3							4	0	0	0	0	0	4				
Frank Robinson, R (1,9) OBP: 0.475, SLG: 0.816	1-2 1B		3-H 1B							4	0	2	1	0	0	0				
Brooks Robinson, R (1,5) OBP: 0.328, SLG: 0.426	K		1-3							3	1	0	0	1	2	3				
Boog Powell, L (1,3) OBP: 0.310, SLG: 0.346	F6									3	0	0	0	1	0	2				
Davey Johnson, R (1,4) OBP: 0.325, SLG: 0.314			G6-4-3 BB							3	0	2	1	1	1	0				
Paul Blair, R (1,8) OBP: 0.150, SLG: 0.205			G6-4-3 1-2							4	0	0	0	0	0	4				
Andy Etchebarren, R (1,2) OBP: 0.267, SLG: 0.341 Sam Bowers, R (8, PH)			L9							3	0	0	0	0	1	2				
Wally Bunker, R (1,1) Frank Bertina, L (3,1) Bill Dillman, R (7,1) Woodie Held, R (7, PH) Eddie Fisher, R (8,1) Bob Johnson, R (8, PH)			G4-6-3 1B 1B							0	0	0	0	0	0	0				
Inning Stats	R: 0 E: 0 K: 1 S: 6	H: 1 LOB: 2 BB: 1 P: 10	R: 0 E: 0 K: 0 S: 2	H: 0 LOB: 0 BB: 1 P: 6	R: 1 E: 0 K: 0 S: 5	H: 3 LOB: 1 BB: 0 P: 5	R: 0 E: 0 K: 1 S: 5	H: 0 LOB: 0 BB: 0 P: 5	R: 0 E: 0 K: 2 S: 7	H: 0 LOB: 1 BB: 1 P: 11	R: 1 E: 0 K: 0 S: 4	H: 1 LOB: 2 BB: 2 P: 12	R: 0 E: 0 K: 1 S: 5	H: 0 LOB: 0 BB: 0 P: 5	R: 0 E: 0 K: 1 S: 5	H: 1 LOB: 1 BB: 0 P: 8	1B: 6 2B: 0 3B: 0 HR: 0	SF: 0 SAC: 0 DP: 2 HBP: 0	WP: 0 PB: 0 SB: 0 CS: 0	PA: 36
PITCHER	IP WLS BF H R ER SO BB IBB HBP BLK WP HR S P ERA WHIP																			
Mickey Lolich, L (1,1) ERA: 4.45	9.0 W 36 6 2 2 8 5 0 0 0 0 0 0 47 67 2.00 1.222																			

Detroit Tigers @ Baltimore Orioles
 Memorial Stadium, Baltimore, MD
 Sat Apr 29 1967, 3:33 AM EST
 Att: 6,878 - Unknown

AB	31
R	2
H	6
RBI	2
BB	5
SO	8
LOB	17



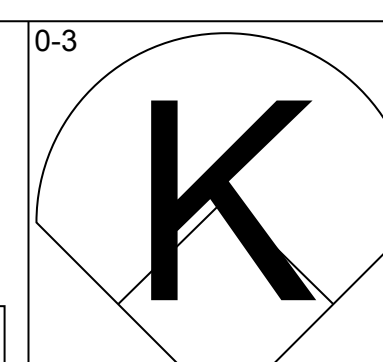
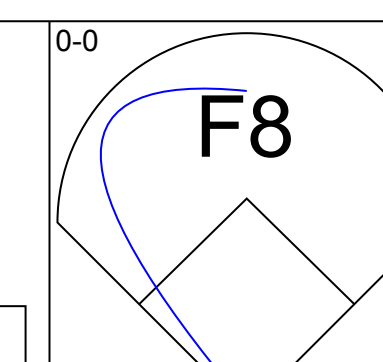
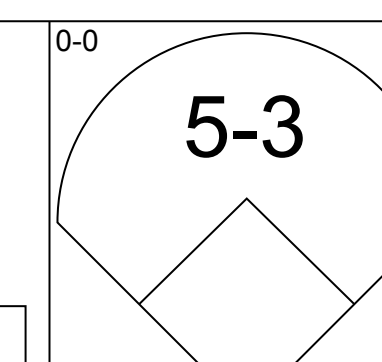
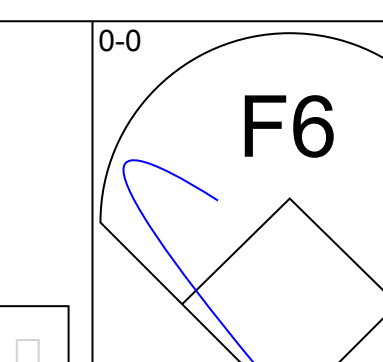
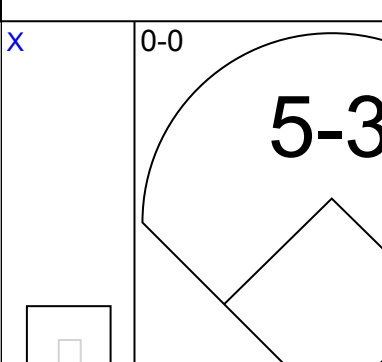

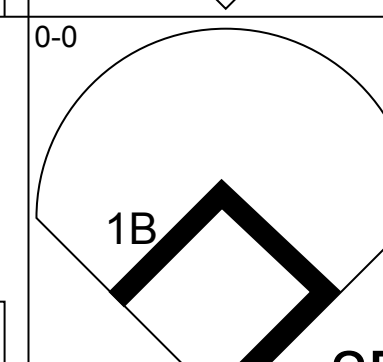
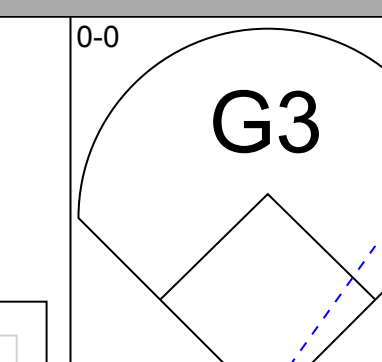
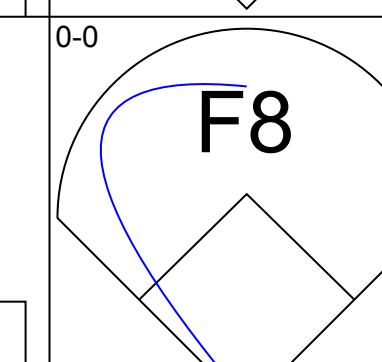
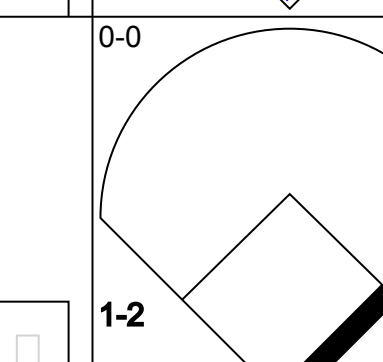
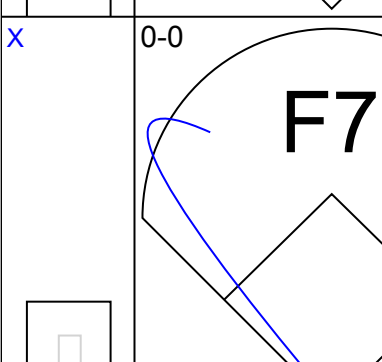
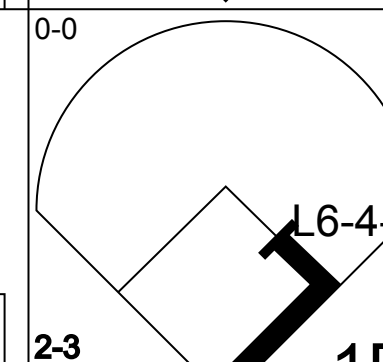
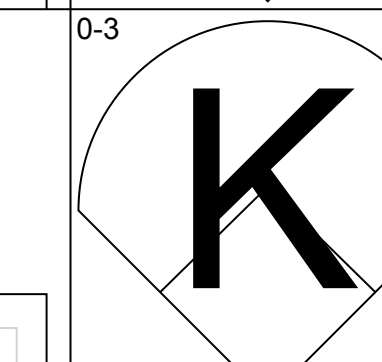
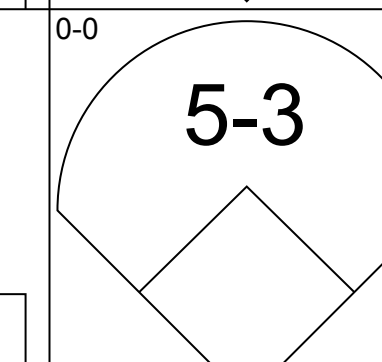
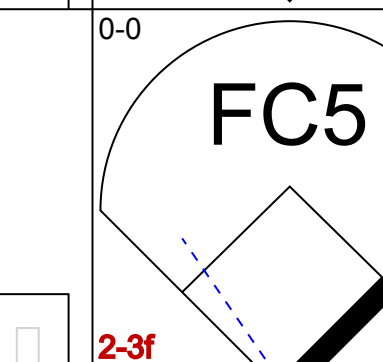
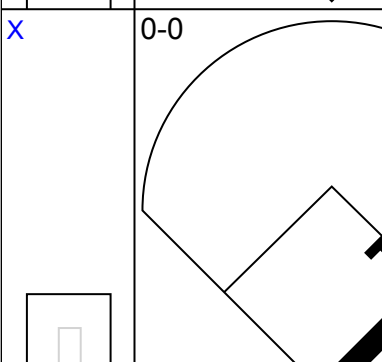
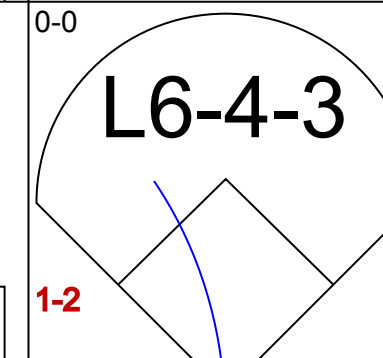
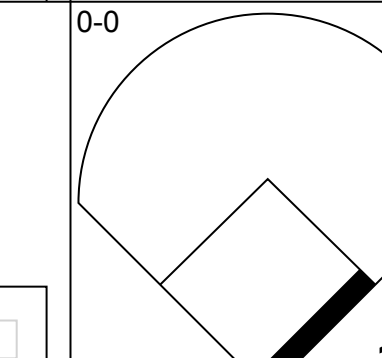
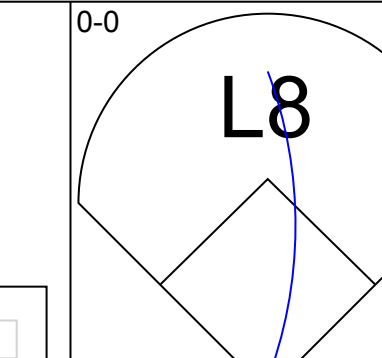
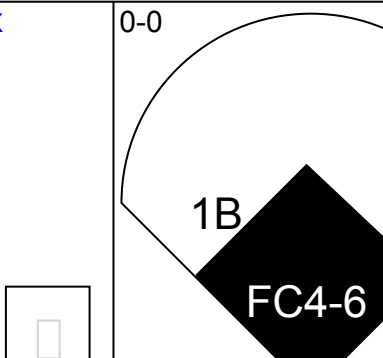
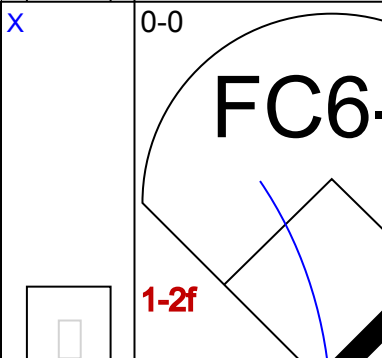
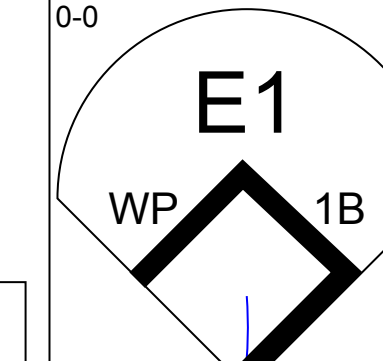
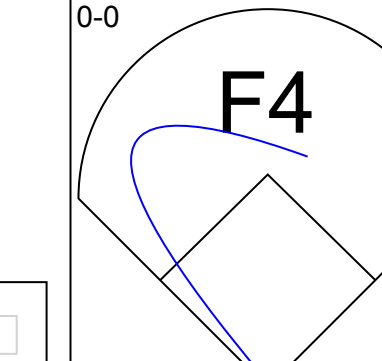
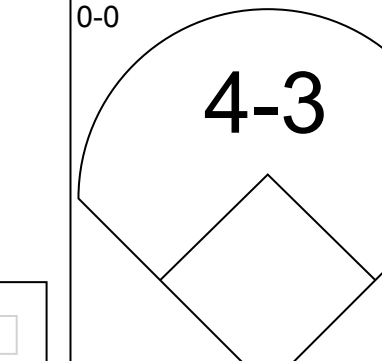
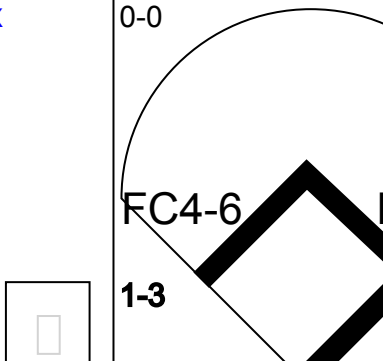


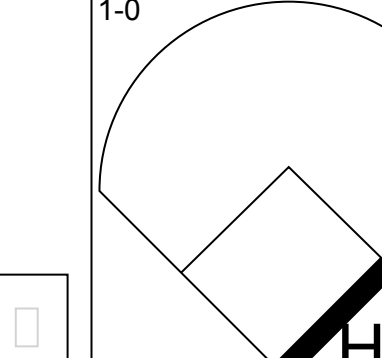
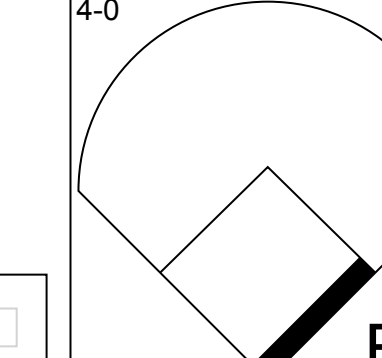
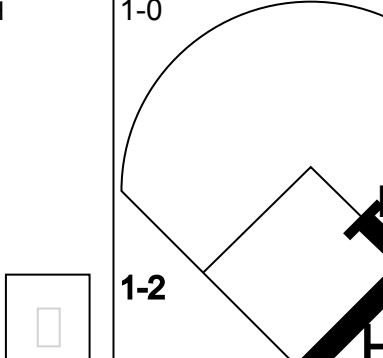

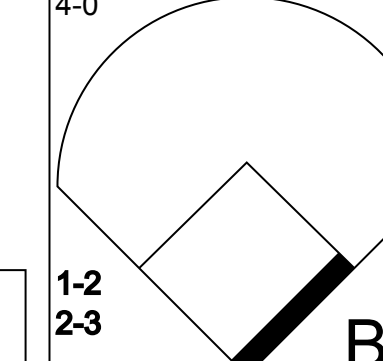

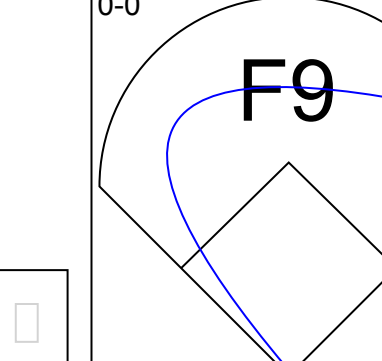
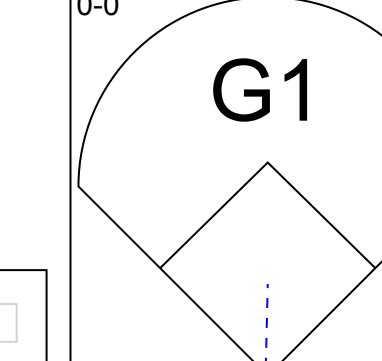
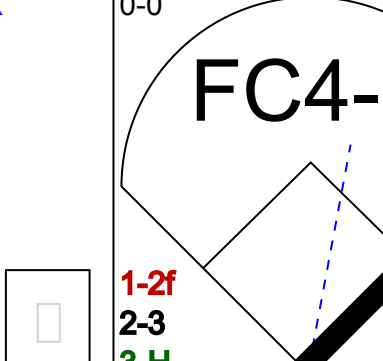
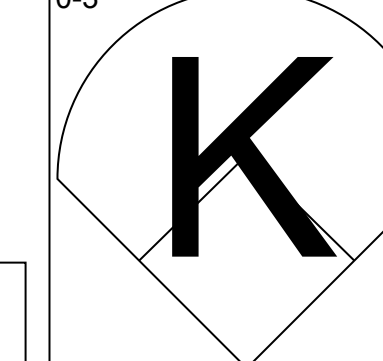
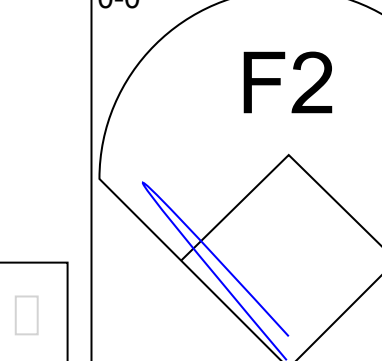
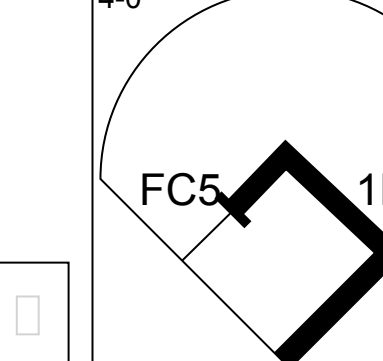
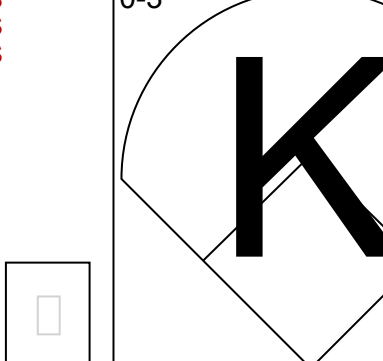
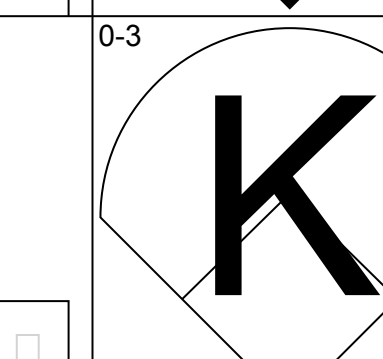
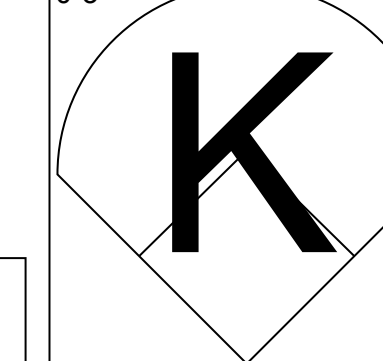
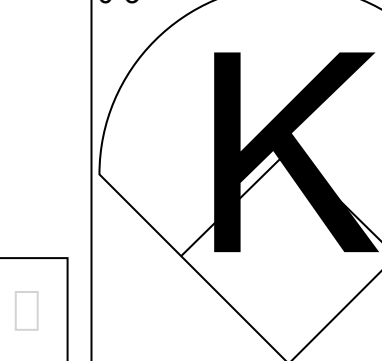
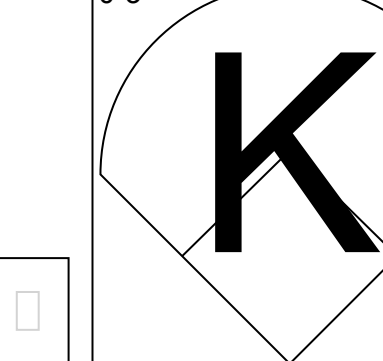
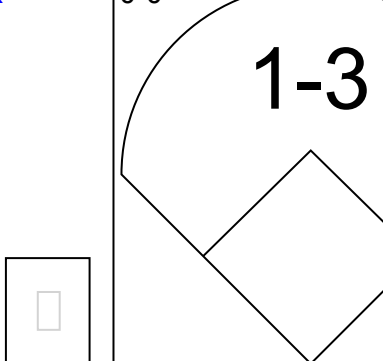
Batter	1	2	3	4	5	6	7	8	9	AB	R	H	RBI	BB	SO	LOB	TOP					
Dick McAuliffe, L (1,4) OBP: 0.375, SLG: 0.386	F3		FC5-4 HBP		3-1		1-3		F2	3	0	0	0	0	0	2	Detroit Tigers @ Baltimore Orioles Memorial Stadium, Baltimore, MD Sun Apr 30 1967, 3:33 AM EDT Unknown					
Willie Horton, R (9,PH) Jerry Lumpe, L (9,4) OBP: 0.222, SLG: 0.125										1	0	0	0	0	0	3						
Mickey Stanley, R (1,8) OBP: 0.497, SLG: 0.273	1-3 BB		K		6-3			F3 SH1-4 BB	E BB	2	0	0	0	3	1	1						
Don Wert, R (1,5) OBP: 0.261, SLG: 0.194	1-3		FC5-4					SH1-4	FC6 FC5-6	3	0	0	0	1	0	4						
Al Kaline, R (1,9) OBP: 0.485, SLG: 0.667	L4-3				L5-3				FC5-6	4	0	0	0	1	0	4						
Jim Northrup, L (1,7)			1-3		F5					4	0	0	0	0	0	2						
Bill Freehan, R (1,2) OBP: 0.492, SLG: 0.674										1	0	0	0	2	0	2						
Norm Cash, L (1,3) Dick Tracewski, R (9,PR) OBP: 0.250, SLG: 0.333			K					SH SH5-4 HBP	SH5-4 BB WP	1	0	0	0	2	1	1						
Ray Oyler, R (1,6) Jake Wood, R (9,PR) OBP: 0.153, SLG: 0.143			F9		K			SH5-4	WP SH5-4 FC6 BB	2	0	0	0	1	1	3						
Earl Wilson, R (1,1) Fred Gladding, L (9,1)			F4		6-3			F6	SH5-4	3	0	0	0	0	0	2						
										0	0	0	0	0	0	0						
Inning Stats	R: 0 E: 0 K: 0 S: 3	H: 0 LOB: 1 BB: 1 P: 7	R: 0 E: 0 K: 1 S: 5	H: 0 LOB: 1 BB: 1 P: 9	R: 0 E: 0 K: 1 S: 5	H: 0 LOB: 1 BB: 0 P: 6	R: 0 E: 0 K: 1 S: 5	H: 0 LOB: 2 BB: 2 P: 13	R: 0 E: 0 K: 0 S: 2	H: 0 LOB: 0 BB: 0 P: 6	R: 0 E: 1 K: 0 S: 4	H: 0 LOB: 2 BB: 0 P: 5	R: 0 E: 0 K: 0 S: 3	H: 0 LOB: 2 BB: 3 P: 11	R: 2 E: 1 K: 0 S: 4	H: 0 LOB: 2 BB: 3 P: 16	1B: 0 2B: 0 3B: 0 HR: 0	SF: 0 SAC: 4 DP: 1 HBP: 2	WP: 1 PB: 0 SB: 1 CS: 0	PA: 40		
PITCHER	IP WLS BF H R ER SO BB IBB HBP BLK WP HR S P ERA WHIP	8.2 L 38 0 2 1 3 9 1 2 0 1 0 32 74 1.04 1.038	(1,1) ERA: 0.77	(9,1) ERA: 2.35																		

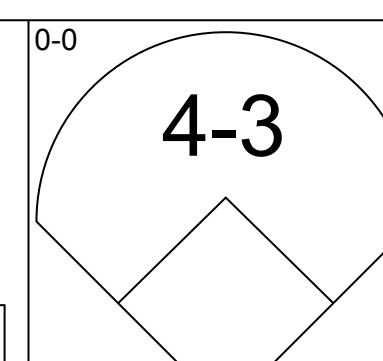
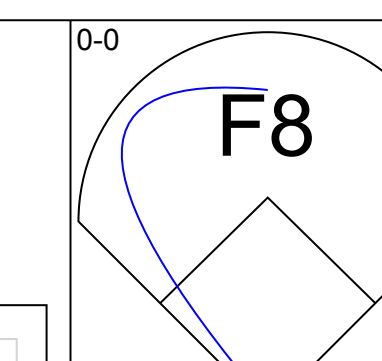
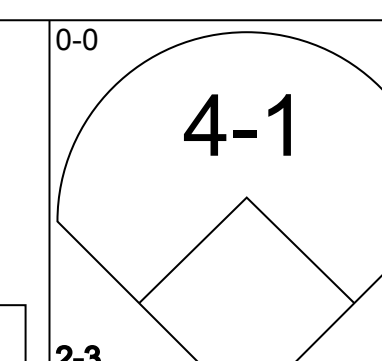
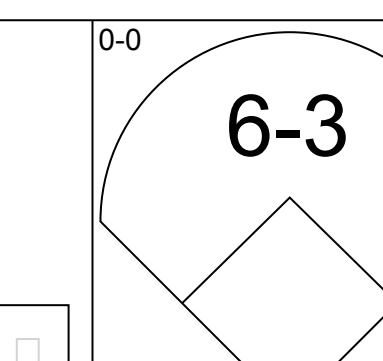

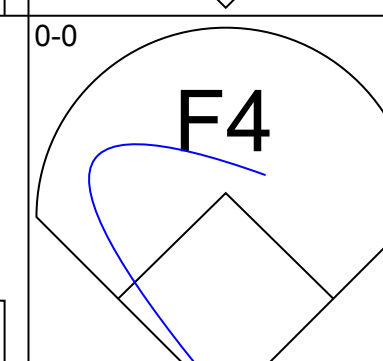
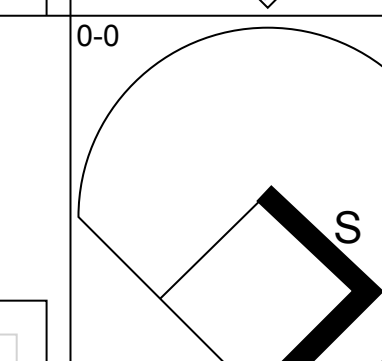
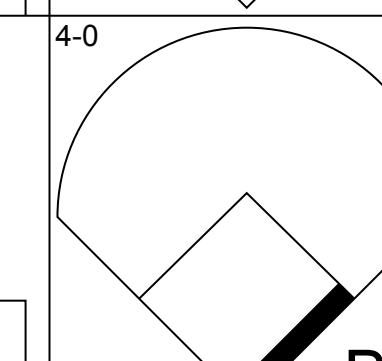
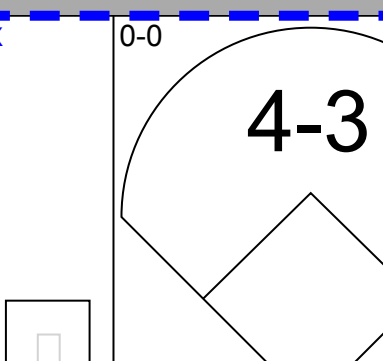
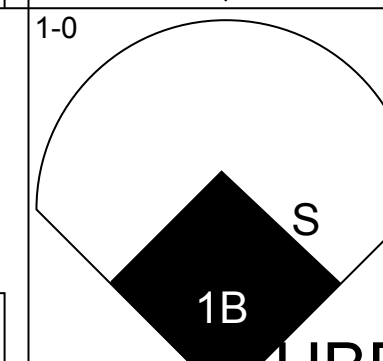
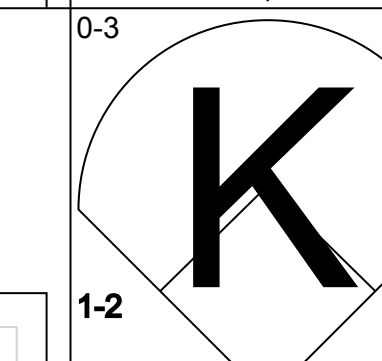
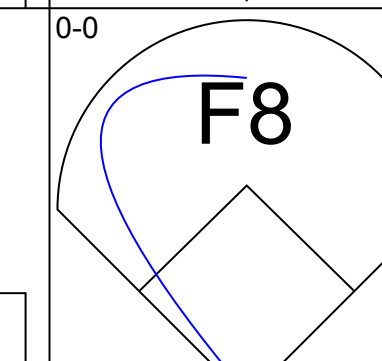
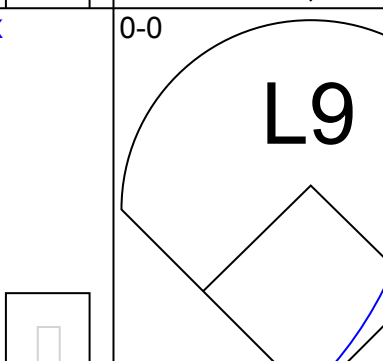
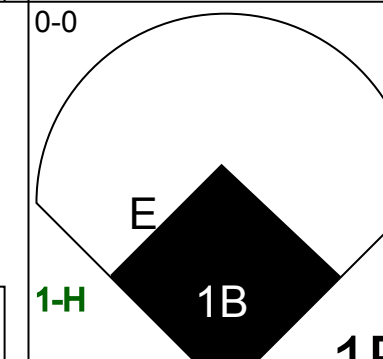
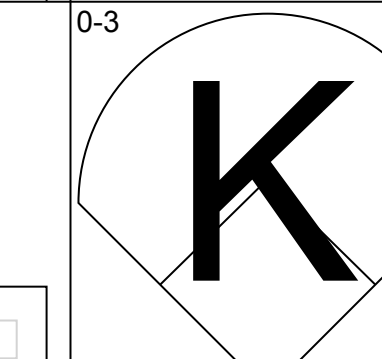
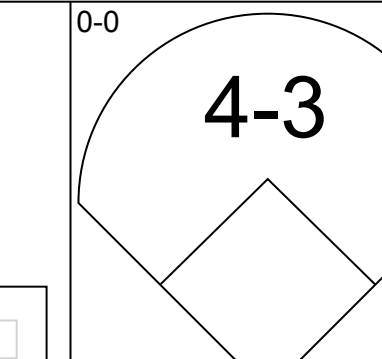
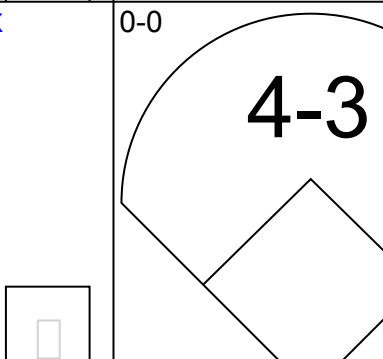
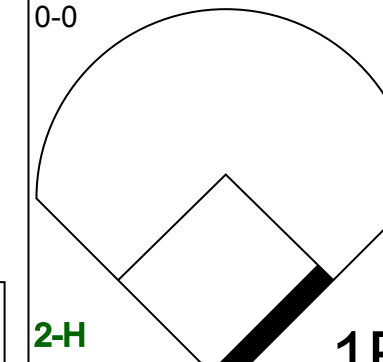
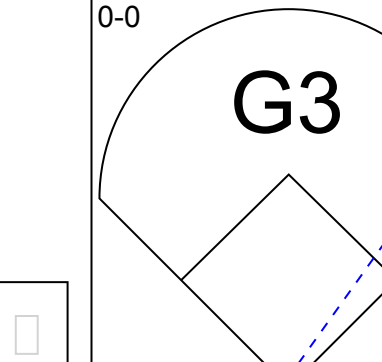
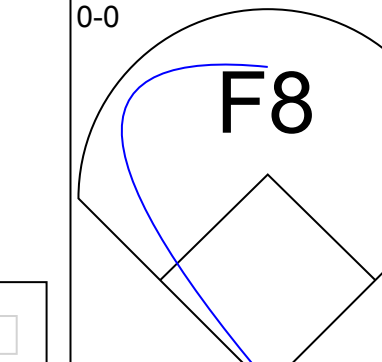
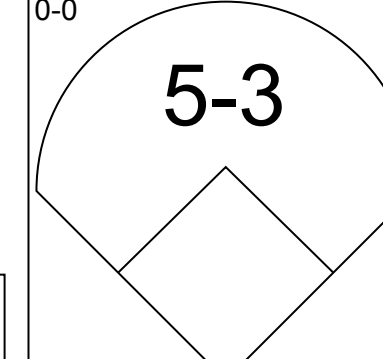
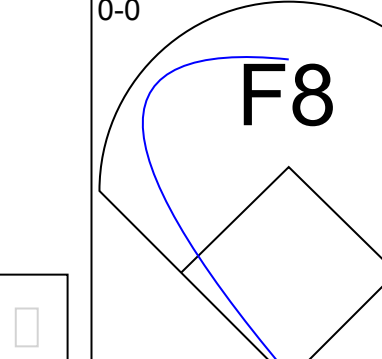
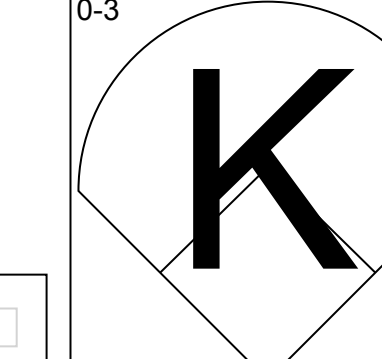
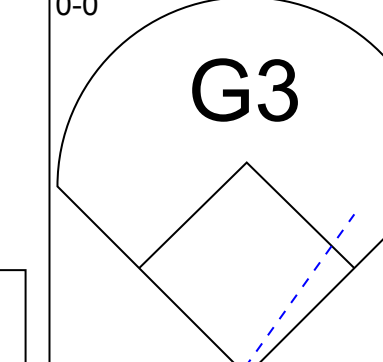
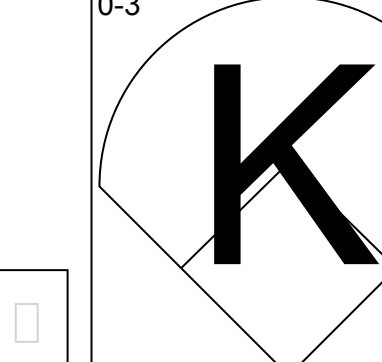
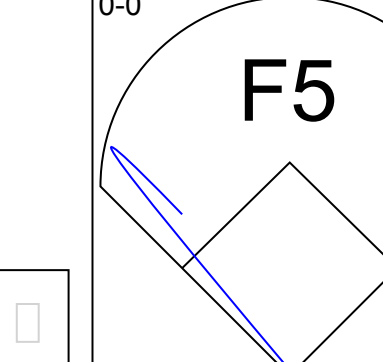
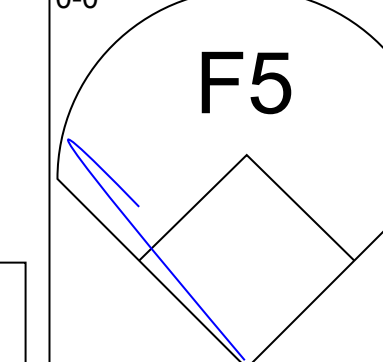
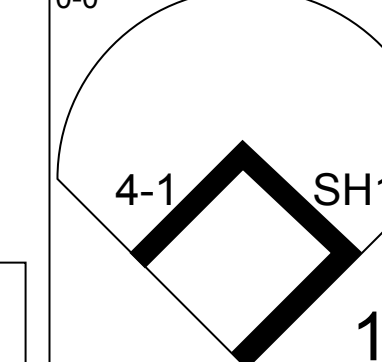
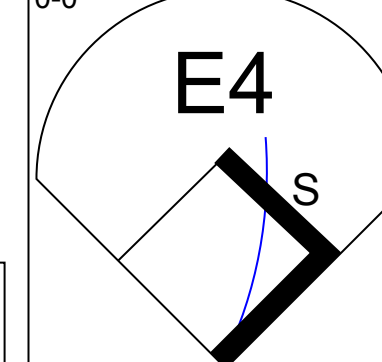
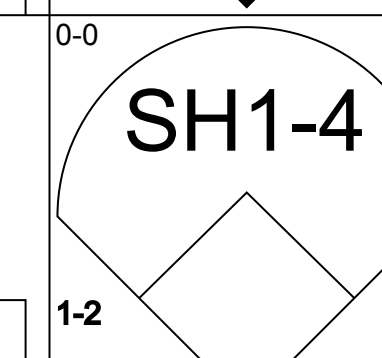
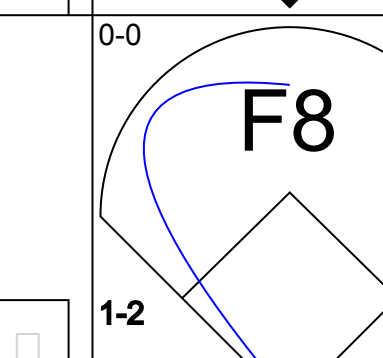
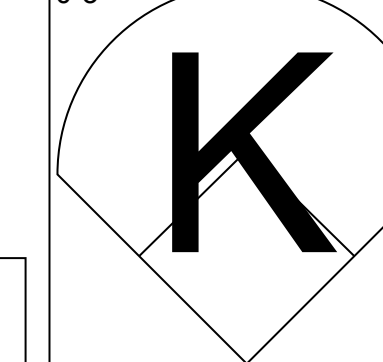
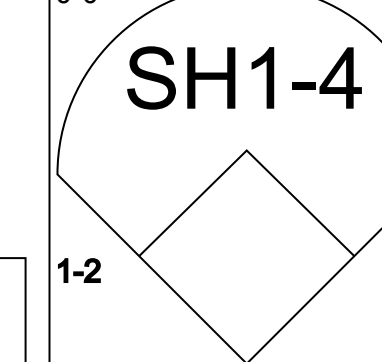
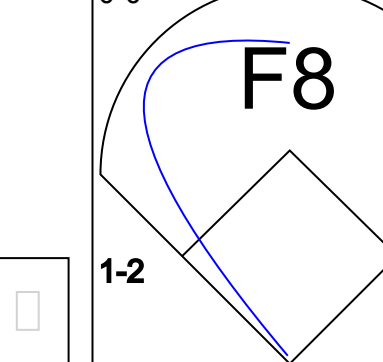
Batter	1	2	3	4	5	6	7	8	9	AB	R	H	RBI	BB	SO	LOB	BOTTOM				
Luis Aparicio, R (1,6) OBP: 0.299, SLG: 0.387	6-3		F8			F6		SF9		3	0	0	1	0	0	1	Detroit Tigers @ Baltimore Orioles Memorial Stadium, Baltimore, MD Sun Apr 30 1967, 3:33 AM EDT Unknown				
Russ Snyder, L (1,8) OBP: 0.458, SLG: 0.737	4-1				5-3		F8	F3		4	0	0	0	0	0	2					
Frank Robinson, R (1,9) OBP: 0.462, SLG: 0.774	5-3				F8		S 1B		F5	4	0	1	0	0	0	0					
Brooks Robinson, R (1,5) OBP: 0.323, SLG: 0.404			G3-6 BB		6-3		F7		F7	3	0	0	0	1	0	1					
Mike Epstein, L (1,3)			F7		K		K		K	4	0	0	0	0	3	2					
Curt Blefary, L (1,7) OBP: 0.426, SLG: 0.583			G3-6		4-3			BB SH1-4 SF9 BB		2	1	0	0	1	0	1					
Woodie Held, R (1,4) Larry Haney, R (9,2) OBP: 0.375, SLG: 0.533			F8		F6			SH1-4		2	0	0	0	0	0	0					
Andy Etchebarren, R (1,2) Charlie Lau, L (8,PH) Mark Belanger, R (9,4) OBP: 0.500, SLG: 0.500						K		E BB IBB		2	0	1	0	0	1	0					
Steve Barber, L (1,1) Stu Miller, R (9,1)			SH1		K			E BB		1	0	0	0	1	1	0					
										0	0	0	0	0	0	0					
Inning Stats	R: 0 E: 0 K: 0 S: 3	H: 0 LOB: 0 BB: 0 P: 3	R: 0 E: 0 K: 0 S: 2	H: 0 LOB: 0 BB: 1 P: 6	R: 0 E: 0 K: 0 S: 4	H: 1 LOB: 1 BB: 0 P: 4	R: 0 E: 0 K: 0 S: 3	H: 0 LOB: 0 BB: 0 P: 3	R: 0 E: 0 K: 2 S: 7	H: 0 LOB: 0 BB: 0 P: 7	R: 0 E: 0 K: 1 S: 6	H: 1 LOB: 1 BB: 0 P: 6	R: 1 E: 1 K: 0 S: 3	H: 0 LOB: 2 BB: 3 P: 15	R: 0 E: 0 K: 1 S: 5	H: 0 LOB: 0 BB: 0 P: 5	1B: 2 2B: 0 3B: 0 HR: 0	SF: 1 SAC: 2 DP: 1 HBP: 0	WP: 0 PB: 0 SB: 1 CS: 0	PA: 32	
PITCHER	IP WLS BF H R ER SO BB IBB HBP BLK WP HR S P ERA WHIP	8.0 W 29 2 1 1 4 3 1 0 0 0 0 5 49 1.12 0.625	(1,1) ERA: 2.64	(9,1) ERA: 1.0																	



Batter	1	2	3	4	5	6	7	8	9	AB	R	H	RBI	BB	SO	LOB	TOP									
Dick McAuliffe, L OBP: 0.377, SLG: 0.417	F8		F9		1B BB	K			3B	4	1	1	0	1	1	0	Detroit Tigers @ Baltimore Orioles Memorial Stadium, Baltimore, MD Sun Apr 30 1967, 3:38 AM EDT Att: 26,884 - Unknown									
Don Wert, R OBP: 0.257, SLG: 0.194	K		F7		1B E 1B		4-3		F2	5	1	1	1	0	1	1										
Gates Brown, L OBP: 0.306, SLG: 0.382 Mickey Stanley, R OBP: 0.467, SLG: 0.273	F8		4-3		1-3 2-H E 1B					4	1	1	1	0	1	0										
Al Kaline, R OBP: 0.472, SLG: 0.656		K			1-2 3-H E 1B					4	1	1	2	0	1	0										
Jim Northrup, L OBP: 0.357, SLG: 0.439		1B 2B			F9	F7			4-3	4	0	1	0	0	0	1										
Norm Cash, L OBP: 0.516, SLG: 0.429		BB 1B			4-0 BB	3-H HR			1B	3	1	3	2	1	0	0										
Bill Freehan, R OBP: 0.477, SLG: 0.633		1-2 BB			4-3	5-3			F5	3	0	0	0	1	0	1										
Ray Oyler, R OBP: 0.348, SLG: 0.300	K				4-0 SH1-4 1B BB	5-3			F4	3	1	0	0	1	1	3										
Joe Sparma, R Dave Wickersham, R	4-3				SH1-4	6-3			1-3	2	0	0	0	0	0	3										
					1-2					1	0	0	0	0	0	0										
Inning Stats	R: 0 E: 0 K: 1 S: 5	H: 0 LOB: 0 BB: 0 P: 5	R: 0 E: 0 K: 2 S: 9	H: 2 LOB: 3 BB: 1 P: 13	R: 0 E: 0 K: 0 S: 3	H: 0 LOB: 0 BB: 0 P: 3	R: 0 E: 0 K: 0 S: 3	H: 0 LOB: 1 BB: 1 P: 7	R: 6 E: 1 K: 0 S: 7	H: 4 LOB: 0 BB: 2 P: 15	R: 0 E: 0 K: 1 S: 5	H: 0 LOB: 0 BB: 0 P: 5	R: 0 E: 0 K: 1 S: 5	H: 0 LOB: 0 BB: 0 P: 5	R: 0 E: 0 K: 0 S: 3	H: 1 LOB: 0 BB: 0 P: 3	R: 0 E: 0 K: 0 S: 4	H: 1 LOB: 1 BB: 0 P: 4	1B: 4 2B: 2 3B: 1 HR: 1	SF: 0 SAC: 1 DP: 0 HBP: 0	WP: 0 PB: 0 SB: 0 CS: 0	PA: 38				
PITCHER	IP	WLS	BF	H	R	ER	SO	BB	IBB	HBP	BLK	WP	HR	S	P	ERA	WHIP									
Jim Palmer, R ERA: 3.86	(1, 1)	5.0	L	25	6	6	6	3	4	0	0	0	0	1	27	43	10.80	2.000								
Eddie Watt, R ERA	(6, 1)	2.0		6	0	0	0	2	0	0	0	0	0	0	10	10	0.00	0.000								
Eddie Fisher, R ERA: 3.86	(8, 1)	2.0		7	2	0	0	0	0	0	0	0	0	7	7	0.00	1.000									

Batter	1	2	3	4	5	6	7	8	9	AB	R	H	RBI	BB	SO	LOB	BOTTOM									
Luis Aparicio, R OBP: 0.306, SLG: 0.388	6-3		L9		6-3		1B 1B		1B	5	0	2	0	0	0	0	Detroit Tigers @ Baltimore Orioles Memorial Stadium, Baltimore, MD Sun Apr 30 1967, 3:38 AM EDT Att: 26,884 - Unknown									
Russ Snyder, L OBP: 0.458, SLG: 0.737 Paul Blair, R OBP: 0.222, SLG: 0.238	4-0 BB		2B 1B		FC6-4 BB		1-3 2-H 3-H 1B		F8	0	0	0	0	0	0	0										
Frank Robinson, R OBP: 0.449, SLG: 0.754	G6-4-3 1-2		1-H 2B		FC6-4 1-2		G5-4-3 1-2			4	0	1	1	0	0	4										
Brooks Robinson, R OBP: 0.304, SLG: 0.377		F7	L9		K		F2			4	0	0	0	0	1	2										
Curt Blefary, L OBP: 0.431, SLG: 0.635		1B 1B			1-3		HR		K	4	1	2	1	0	1	0										
Mike Epstein, L OBP: 0.187, SLG: 0.091		FC4 1B			K		F6		1-3	4	0	1	0	0	1	0										
Woodie Held, R OBP: 0.350, SLG: 0.444		K			FC6-4 BB		L5		F5	3	0	0	0	1	1	2										
Larry Haney, R OBP: 0.333, SLG: 0.500		FC4 1-2			FC6-4 1-2		1B 1B 1B		6-3	4	1	1	0	0	0	3										
Jim Palmer, R Bob Johnson, R Eddie Watt, R Sam Bowers, R Eddie Fisher, R Charlie Lau, L	(1, 1) (5, PH) (6, 1) (7, PH) (8, 1) (9, PH)		5-3		6-3		1-2 1B 1B		K	1	0	0	0	0	0	0										
Inning Stats	R: 0 E: 0 K: 0 S: 2	H: 0 LOB: 1 BB: 1 P: 6	R: 0 E: 0 K: 1 S: 7	H: 2 LOB: 2 BB: 0 P: 7	R: 1 E: 0 K: 0 S: 5	H: 2 LOB: 1 BB: 0 P: 5	R: 0 E: 0 K: 1 S: 5	H: 0 LOB: 1 BB: 1 P: 9	R: 0 E: 0 K: 0 S: 3	H: 0 LOB: 1 BB: 1 P: 7	R: 1 E: 0 K: 1 S: 6	H: 1 LOB: 0 BB: 0 P: 6	R: 2 E: 0 K: 0 S: 6	H: 4 LOB: 1 BB: 0 P: 6	R: 0 E: 0 K: 1 S: 5	H: 0 LOB: 0 BB: 0 P: 5	R: 0 E: 0 K: 1 S: 6	H: 1 LOB: 1 BB: 0 P: 6	1B: 8 2B: 1 3B: 0 HR: 1	SF: 0 SAC: 0 DP: 2 HBP: 0	WP: 0 PB: 0 SB: 0 CS: 0	PA: 38				
PITCHER	IP	WLS	BF	H	R	ER	SO	BB	IBB	HBP	BLK	WP	HR	S	P	ERA	WHIP									
Joe Sparma, R ERA: 3.42	(1, 1)	6.0	W	27	7	4	4	3	3	0	0	0	0	1	30	42	6.00	1.667								
Dave Wickersham, R ERA	(7, 1)	3.0	S	11	3	0	0	2	0	0	0	0	0	15	15	0.00	1.000									

Batter	1	2	3	4	5	6	7	8	9	AB	R	H	RBI	BB	SO	LOB	TOP			
Mickey Stanley, R (1, 8) OBP: 0.350, SLG: 0.188										5	0	0	0	0	1	4	<p>Detroit Tigers @ Chicago White Sox Comiskey Park, Chicago, IL Wed May 03 1967, 8:05 PM EDT Att: 3,594 - Unknown</p> <p>livebaseballscorecards.com</p> <p>AB 35 R 1 H 8 RBI 1 BB 3 SO 7 LOB 27</p> 			
Dick McAuliffe, L (1, 4) OBP: 0.379, SLG: 0.434										5	0	2	0	0	0	0				
Don Wert, R (1, 5) OBP: 0.266, SLG: 0.208										5	0	2	0	0	1	2				
Al Kaline, R (1, 9) OBP: 0.468, SLG: 0.636										5	1	2	0	0	0	3				
Jim Northrup, L (1, 7) OBP: 0.351, SLG: 0.429										4	0	1	0	0	0	1				
Bill Freehan, R (1, 2) OBP: 0.507, SLG: 0.640										1	0	1	0	1	0	0				
Norm Cash, L (1, 3) OBP: 0.300, SLG: 0.400										3	0	0	1	1	0	4				
Ray Oyler, R (1, 6) OBP: 0.347, SLG: 0.286										2	0	0	0	1	1	4				
Gates Brown, L (8, PH) OBP: 0.302, SLG: 0.375										1	0	0	0	0	1	2				
Dick Tracewski, R (8, 6) OBP: 0.250, SLG: 0.333										0	0	0	0	0	0	0				
Denny McLain, R (1, 1) OBP: 0.429, SLG: 0.571										2	0	0	0	0	2	4				
Jim Price, R (7, PH) OBP: 0.200, SLG: 0.111										1	0	0	0	0	1	1				
Larry Sherry, R (7, 1) OBP: 0.200, SLG: 0.111										0	0	0	0	0	0	0				
Jerry Lumpe, L (8, PH) OBP: 0.200, SLG: 0.111										1	0	0	0	0	0	2				
Johnny Podres, L (8, 1) OBP: 0.200, SLG: 0.111										0	0	0	0	0	0	0				
Inning Stats	R: 0 E: 0 K: 1 S: 6	H: 2 LOB: 1 BB: 0 P: 6	R: 0 E: 1 K: 2 S: 9	H: 1 LOB: 3 BB: 1 P: 13	R: 0 E: 0 K: 1 S: 6	H: 1 LOB: 1 BB: 0 P: 6	R: 0 E: 0 K: 1 S: 5	H: 0 LOB: 1 BB: 0 P: 6	R: 0 E: 0 K: 0 S: 3	H: 0 LOB: 1 BB: 1 P: 7	R: 0 E: 0 K: 1 S: 6	H: 1 LOB: 2 BB: 1 P: 10	R: 1 E: 0 K: 1 S: 7	H: 2 LOB: 2 BB: 0 P: 8	R: 0 E: 0 K: 0 S: 4	H: 1 LOB: 1 BB: 0 P: 4		1B: 7 2B: 1 3B: 0 HR: 0	SF: 0 SAC: 0 DP: 1 HBP: 2	WP: 1 PB: 0 CS: 0
PITCHER	IP WLS BF H R ER SO BB IBB HBP BLK WP HR S P ERA WHIP																			
Gary Peters, L (1, 1) ERA: 1.93	7.0 W 32 7 1 1 6 3 0 1 0 1 0 0 0 40 53 1.29 1.429																			
Bob Locker, R (8, 1) ERA: 0.66	2.0 S 8 1 0 0 1 0 0 1 0 0 0 0 9 10 0.00 0.500																			

Batter	1	2	3	4	5	6	7	8	9	AB	R	H	RBI	BB	SO	LOB	BOTTOM				
Don Buford, S (1, 5) OBP: 0.268, SLG: 0.219										4	0	0	0	0	0	2	<p>Detroit Tigers @ Chicago White Sox Comiskey Park, Chicago, IL Wed May 03 1967, 8:05 PM EDT Att: 3,594 - Unknown</p> <p>livebaseballscorecards.com</p> <p>AB 28 R 2 H 4 RBI 2 BB 1 SO 5 LOB 8</p> 				
Wayne Causey, L (1, 4) OBP: 0.571, SLG: 0.769										3	0	1	0	1	0	0					
Tommie Agee, R (1, 8) OBP: 0.365, SLG: 0.443										3	1	0	0	0	1	3					
Pete Ward, L (1, 7) OBP: 0.352, SLG: 0.433										4	1	1	1	0	1	1					
Tom McCraw, L (1, 3) OBP: 0.356, SLG: 0.444										3	0	1	1	0	0	0					
Ken Berry, R (1, 9) OBP: 0.411, SLG: 0.365										3	0	0	0	0	1	1					
J.C. Martin, L (1, 2) OBP: 0.143, SLG: 0.053										3	0	0	0	0	1	0					
Al Weis, S (1, 6) OBP: 0.400, SLG: 0.400										3	0	1	0	0	0	0					
Gary Peters, L (1, 1) OBP: 0.083, SLG: 0.083										2	0	0	0	0	1	1					
Bob Locker, S (8, 1) ERA: 3.0										0	0	0	0	0	0	0					
Inning Stats	R: 2 E: 0 K: 0 S: 5	H: 2 LOB: 1 BB: 0 P: 6	R: 0 E: 1 K: 2 S: 8	H: 0 LOB: 0 BB: 0 P: 5	R: 0 E: 0 K: 1 S: 5	H: 1 LOB: 1 BB: 0 P: 8	R: 0 E: 0 K: 1 S: 5	H: 0 LOB: 0 BB: 0 P: 5	R: 0 E: 1 K: 0 S: 4	H: 0 LOB: 1 BB: 0 P: 4	R: 0 E: 0 K: 0 S: 3	H: 0 LOB: 0 BB: 0 P: 3	R: 0 E: 0 K: 0 S: 3	H: 0 LOB: 0 BB: 0 P: 3	R: 0 E: 0 K: 0 S: 3	H: 0 LOB: 0 BB: 0 P: 3		1B: 4 2B: 0 3B: 0 HR: 0	SF: 0 SAC: 1 DP: 0 HBP: 1	WP: 0 PB: 0 CS: 0	PA: 31
PITCHER	IP WLS BF H R ER SO BB IBB HBP BLK WP HR S P ERA WHIP																				
Denny McLain, R (1, 1) ERA: 5.2	6.0 L 24 4 2 1 5 1 0 1 0 0 0 0 32 37 1.50 0.833																				
Larry Sherry, R (7, 1) ERA: 7.2	1.0 4 0 0 0 0 0 0 0 0 0 0 4 4 0.00 0.000																				
Johnny Podres, L (8, 1) ERA: 3.0	1.0 3 0 0 0 0 0 0 0 0 0 0 3 3 0.00 0.000																				

Batter	1	2	3	4	5	6	7	8	9	AB	R	H	RBI	BB	SO	LOB	TOP			
Curt Blefary, L OBP: 0.397, SLG: 0.547 (1, 3)										3	0	0	0	1	1	0	Baltimore Orioles @ Detroit Tigers Tiger Stadium, Detroit, MI Fri May 05 1967, 7:05 PM EDT Att: 20,986 - Unknown			
Luis Aparicio, R OBP: 0.279, SLG: 0.346 (1, 6)										4	0	0	0	0	1	1				
Frank Robinson, R OBP: 0.434, SLG: 0.681 (1, 9)										4	0	0	0	0	0	1				
Brooks Robinson, R OBP: 0.317, SLG: 0.384 (1, 5)										4	0	2	0	0	0	0				
Woodie Held, R OBP: 0.320, SLG: 0.522 (1, 7)										4	0	0	0	0	1	2				
Davey Johnson, R OBP: 0.365, SLG: 0.383 (1, 4)										3	0	1	0	0	1	1				
Paul Blair, R OBP: 0.264, SLG: 0.265 (1, 8)										3	0	1	0	0	0	1				
Larry Haney, R OBP: 0.313, SLG: 0.400 (1, 2)										2	0	0	0	1	1	0				
Steve Barber, L (1, 1)										2	0	0	0	0	2	3				
Eddie Watt, R (5, 1)										0	0	0	0	0	0	0				
Stu Miller, R (7, 1)										0	0	0	0	0	0	0				
Sam Bowers, R OBP: 0.143, SLG: 0.143 (8, PH)										1	0	0	0	0	1	0				
Eddie Fisher, R (8, 1)										0	0	0	0	0	0	0				
Inning Stats	R: 0 E: 0 K: 0 S: 2	H: 0 LOB: 0 BB: 1 P: 6	R: 0 E: 0 K: 2 S: 9	H: 2 LOB: 3 BB: 1 P: 13	R: 0 E: 0 K: 0 S: 3	H: 0 LOB: 0 BB: 0 P: 3	R: 0 E: 0 K: 0 S: 4	H: 1 LOB: 1 BB: 0 P: 4	R: 0 E: 0 K: 2 S: 7	H: 0 LOB: 0 BB: 0 P: 7	R: 0 E: 0 K: 1 S: 6	H: 1 LOB: 1 BB: 0 P: 6	R: 0 E: 0 K: 1 S: 5	H: 0 LOB: 0 BB: 0 P: 5	R: 0 E: 0 K: 1 S: 5	H: 0 LOB: 0 BB: 0 P: 5	1B: 4 2B: 0 3B: 0 HR: 0	SF: 0 SAC: 0 DP: 1 HBP: 0	WP: 0 PB: 0 SB: 0 CS: 0	PA: 32
PITCHER Mickey Lolich, L ERA: 3.38 (1, 1)	IP: 9.0 WLS: W BF: 32 H: 4 R: 0 ER: 0 SO: 8 BB: 2 IBB: 0 HBP: 0 BLK: 0 WP: 0 HR: 0 S: 46 P: 54 ERA: 0.00 WHIP: 0.667															PITCHER				

AB	30
R	0
H	4
RBI	0
BB	2
SO	8
LOB	9



Batter	1	2	3	4	5	6	7	8	9	AB	R	H	RBI	BB	SO	LOB	BOTTOM			
Don Wert, R OBP: 0.265, SLG: 0.211 (1, 5)										4	1	1	0	0	2	2	Baltimore Orioles @ Detroit Tigers Tiger Stadium, Detroit, MI Fri May 05 1967, 7:05 PM EDT Att: 20,986 - Unknown			
Dick McAuliffe, L OBP: 0.400, SLG: 0.500 (1, 4)									3	1	2	1	1	0	0					
Al Kaline, R OBP: 0.469, SLG: 0.623 (1, 9)									3	0	1	1	1	0	1					
Willie Horton, R (1, 7)									3	0	0	0	0	0	3					
Mickey Stanley, R OBP: 0.333, SLG: 0.176 (6, 8)									1	0	0	0	0	0	0					
Jim Northrup, L OBP: 0.333, SLG: 0.405 (6, 7)									4	0	0	0	0	1	4					
Bill Freehan, R OBP: 0.479, SLG: 0.593 (1, 2)									4	0	0	0	0	0	3					
Norm Cash, L OBP: 0.500, SLG: 0.396 (1, 3)									3	1	1	0	1	1	3					
Ray Oyler, R OBP: 0.340, SLG: 0.267 (1, 6)										3	0	0	0	1	0					
Mickey Lolich, S OBP: 0.417, SLG: 0.300 (1, 1)									2	1	1	1	1	0	0					
Inning Stats	R: 0 E: 0 K: 0 S: 3	H: 0 LOB: 1 BB: 1 P: 7	R: 1 E: 0 K: 1 S: 6	H: 1 LOB: 2 BB: 2 P: 14	R: 1 E: 0 K: 0 S: 4	H: 1 LOB: 0 BB: 0 P: 4	R: 0 E: 0 K: 0 S: 3	H: 1 LOB: 0 BB: 0 P: 3	R: 2 E: 1 K: 0 S: 6	H: 2 LOB: 3 BB: 2 P: 14	R: 0 E: 0 K: 1 S: 5	H: 0 LOB: 0 BB: 0 P: 5	R: 0 E: 1 K: 1 S: 6	H: 1 LOB: 1 BB: 0 P: 6	R: 0 E: 0 K: 1 S: 5	H: 0 LOB: 0 BB: 0 P: 5	1B: 5 2B: 0 3B: 0 HR: 1	SF: 0 SAC: 0 DP: 0 HBP: 0	WP: 0 PB: 0 SB: 0 CS: 0	PA: 35
PITCHER Steve Barber, L ERA: 1.65 Eddie Watt, R ERA: 2.08 Stu Miller, R ERA: 2.08 Eddie Fisher, R ERA: 2.7 (1, 1)	IP: 4.0 WLS: L BF: 20 H: 5 R: 4 ER: 3 SO: 3 BB: 4 IBB: 0 HBP: 0 BLK: 0 WP: 0 HR: 1 S: 18 P: 34 ERA: 6.75 WHIP: 2.250															PITCHER				

AB	30
R	4
H	6
RBI	3
BB	5
SO	4
LOB	16



Batter	1	2	3	4	5	6	7	8	9	AB	R	H	RBI	BB	SO	LOB	TOP		
Luis Aparicio, R (1, 6) OBP: 0.289, SLG: 0.353										4	0	2	0	0	0	2	<p>Baltimore Orioles @ Detroit Tigers Tiger Stadium, Detroit, MI Sat May 06 1967, 4:33 AM EDT Att: 13,864 - Unknown</p>		
Russ Snyder, L (1, 8) OBP: 0.394, SLG: 0.583										2	0	0	1	1	0	1			
Frank Robinson, R (1, 9) OBP: 0.437, SLG: 0.681										3	0	1	0	1	0	2			
Brooks Robinson, R (1, 5) OBP: 0.302, SLG: 0.364										4	0	0	0	0	1	3			
Boog Powell, L (1, 3) OBP: 0.318, SLG: 0.339										4	0	1	0	0	1	1			
Curt Blefary, L (1, 7) OBP: 0.390, SLG: 0.522										3	0	0	0	1	0	2			
Davey Johnson, R (1, 4) OBP: 0.339, SLG: 0.353										4	0	0	0	0	1	2			
Larry Haney, R (1, 2) OBP: 0.368, SLG: 0.500										3	1	2	0	0	1	0			
Jim Palmer, R (1, 1) OBP: 0.286, SLG: 0.333										1	0	1	0	0	0	0			
Charlie Lau, L (7, PH)										1	0	0	0	0	0	1			
Stu Miller, R (7, 1)										0	0	0	0	0	0	0			
Inning Stats	R: 0 E: 0 K: 0 S: 3	H: 1 LOB: 1 BB: 1 P: 7	R: 0 E: 0 K: 0 S: 3	H: 0 LOB: 0 BB: 0 P: 3	R: 0 E: 0 K: 1 S: 6	H: 1 LOB: 1 BB: 0 P: 6	R: 0 E: 0 K: 2 S: 7	H: 0 LOB: 2 BB: 2 P: 15	R: 1 E: 0 K: 0 S: 4	H: 2 LOB: 0 BB: 0 P: 4	R: 0 E: 0 K: 1 S: 6	H: 1 LOB: 1 BB: 0 P: 6	R: 0 E: 0 K: 0 S: 3	H: 0 LOB: 0 BB: 0 P: 3	R: 0 E: 0 K: 0 S: 3	H: 0 LOB: 0 BB: 0 P: 3	1B: 4 2B: 4 3B: 0 HR: 0	SF: 1 SAC: 1 DP: 2 HBP: 0	WP: 0 PA: 35 PB: 0 SB: 0 CS: 0
PITCHER Earl Wilson, R (1, 1) ERA: 2.27	IP: 9.0 WLS: W BF: 34 H: 7 R: 1 ER: 1 SO: 4 BB: 3 IBB: 0 HBP: 0 BLK: 0 WP: 0 HR: 0 S: 39 P: 51 ERA: 1.00 WHIP: 1.111															PITCHER			

Batter	1	2	3	4	5	6	7	8	9	AB	R	H	RBI	BB	SO	LOB	BOTTOM		
Dick McAuliffe, L (1, 4) OBP: 0.405, SLG: 0.508										3	0	1	1	1	0	1	<p>Baltimore Orioles @ Detroit Tigers Tiger Stadium, Detroit, MI Sat May 06 1967, 4:33 AM EDT Att: 13,864 - Unknown</p>		
Don Wert, R (1, 5) OBP: 0.264, SLG: 0.213										4	0	1	0	0	0	2			
Al Kaline, R (1, 9) OBP: 0.482, SLG: 0.667										3	2	2	1	1	0	2			
Willie Horton, R (1, 7) OBP: 0.286, SLG: 0.167										2	0	1	0	1	1	1			
Mickey Stanley, R (8, 8) OBP: 0.333, SLG: 0.176										0	0	0	0	0	0	0			
Jim Northrup, L (1, 8) OBP: 0.329, SLG: 0.390										3	1	0	0	1	0	3			
Norm Cash, L (1, 3) OBP: 0.474, SLG: 0.365										4	0	0	0	0	0	4			
Bill Freehan, R (1, 2) OBP: 0.481, SLG: 0.579										3	1	1	0	1	0	1			
Ray Oyler, R (1, 6) OBP: 0.327, SLG: 0.255										2	0	0	0	0	0	0			
Jerry Lumpe, L (8, PH) OBP: 0.273, SLG: 0.200										1	0	1	2	0	0	0			
Dick Tracewski, R (8, PR) OBP: 0.250, SLG: 0.333										0	0	0	0	0	0	0			
Earl Wilson, R (1, 1) OBP: 0.278, SLG: 0.294										3	0	1	0	1	2	3			
Inning Stats	R: 1 E: 0 K: 0 S: 4	H: 1 LOB: 1 BB: 1 P: 8	R: 0 E: 0 K: 0 S: 3	H: 0 LOB: 0 BB: 0 P: 3	R: 0 E: 0 K: 0 S: 3	H: 1 LOB: 1 BB: 1 P: 7	R: 0 E: 0 K: 0 S: 4	H: 1 LOB: 1 BB: 0 P: 4	R: 0 E: 0 K: 1 S: 5	H: 0 LOB: 1 BB: 1 P: 9	R: 1 E: 0 K: 1 S: 7	H: 2 LOB: 1 BB: 0 P: 7	R: 2 E: 0 K: 1 S: 7	H: 2 LOB: 2 BB: 2 P: 15	R: 0 E: 0 K: 1 S: 7	H: 0 LOB: 0 BB: 0 P: 3	1B: 5 2B: 3 3B: 0 HR: 1	SF: 0 SAC: 2 DP: 1 HBP: 0	WP: 0 PA: 36 PB: 0 SB: 1 CS: 0
PITCHER Jim Palmer, R (1, 1) ERA: 3.33	IP: 6.0 WLS: L BF: 24 H: 4 R: 1 ER: 1 SO: 1 BB: 4 IBB: 0 HBP: 0 BLK: 0 WP: 0 HR: 1 S: 22 P: 38 ERA: 1.50 WHIP: 1.333															PITCHER			
Stu Miller, R (7, 1) ERA: 4.22	IP: 2.0 WLS: L BF: 12 H: 4 R: 3 ER: 3 SO: 2 BB: 0 IBB: 2 HBP: 0 BLK: 0 WP: 0 HR: 0 S: 14 P: 22 ERA: 13.50 WHIP: 2.000															PITCHER			

AB	29
R	1
H	7
RBI	1
BB	3
SO	4
LOB	14



Batter	1	2	3	4	5	6	7	8	9	AB	R	H	RBI	BB	SO	LOB	TOP		
Luis Aparicio, R OBP: 0.277, SLG: 0.337	F4		G4-3		F7			F7		4	0	0	0	0	0	2	<p>Baltimore Orioles @ Detroit Tigers</p> <p>Tiger Stadium, Detroit, MI</p> <p>Sun May 07 1967, 4:33 AM EDT</p> <p>Att: 20,651 - Unknown</p>		
Russ Snyder, L OBP: 0.376, SLG: 0.519	F7			SH1-3 HBP BB		G3		G4-6-3		3	0	0	0	1	0	1			
Frank Robinson, R OBP: 0.440, SLG: 0.667	F7			SH1-3 HBP		6-3			G4-5-3 1B	3	0	1	0	0	0	0			
Brooks Robinson, R OBP: 0.292, SLG: 0.350		F3		SH1-3		L9			F7	3	0	0	0	0	0	1			
Boog Powell, L OBP: 0.300, SLG: 0.317		6-3								4	0	0	0	0	0	3			
Curt Blefary, L OBP: 0.412, SLG: 0.529										1	0	1	0	2	0	0			
Davey Johnson, R OBP: 0.322, SLG: 0.333										3	0	0	0	0	0	5			
Larry Haney, R OBP: 0.364, SLG: 0.476										3	0	1	0	0	1	1			
Dave McNally, R OBP: 0.091, SLG: 0.182										2	0	0	0	0	0	1			
Moe Drabowsky, R OBP: 0.500, SLG: 0.500										0	0	0	0	0	0	0			
Bill Dillman, R ERA: 1.5										0	0	0	0	0	0	0			
Mike Epstein, L OBP: 0.313, SLG: 0.154										0	0	0	0	1	0	0			
Wally Bunker, R ERA: 5.65										0	0	0	0	0	0	0			
Inning Stats	R: 0 E: 0 K: 0 S: 3	H: 0 LOB: 0 BB: 0 P: 3	R: 0 E: 0 K: 0 S: 3	H: 0 LOB: 1 BB: 1 P: 7	R: 0 E: 0 K: 0 S: 3	H: 1 LOB: 0 BB: 0 P: 3	R: 0 E: 0 K: 0 S: 3	H: 0 LOB: 3 BB: 2 P: 12	R: 0 E: 0 K: 1 S: 5	H: 0 LOB: 0 BB: 0 P: 5	R: 0 E: 0 K: 0 S: 4	H: 1 LOB: 1 BB: 0 P: 4	R: 0 E: 0 K: 0 S: 2	H: 0 LOB: 0 BB: 1 P: 6	R: 0 E: 0 K: 0 S: 3	H: 1 LOB: 0 BB: 0 P: 3	1B: 3 2B: 0 3B: 0 HR: 0	SF: 0 SAC: 1 DP: 3 HBP: 1	WP: 0 PA: 32 PB: 0 SB: 0 CS: 0
PITCHER Joe Sparma, R ERA: 2.55	IP: 9.0 WLS: W BF: 32 H: 3 R: 0 ER: 0 SO: 1 BB: 3 IBB: 1 HBP: 1 BLK: 0 WP: 0 HR: 0 S: 29 P: 46 ERA: 0.00 WHIP: 0.667																		

AB 26
R 0
H 3
RBI 0
BB 4
SO 1
LOB 14



Batter	1	2	3	4	5	6	7	8	9	AB	R	H	RBI	BB	SO	LOB	BOTTOM		
Don Wert, R OBP: 0.283, SLG: 0.226	6-3							F6		4	1	2	0	1	0	2	<p>Baltimore Orioles @ Detroit Tigers</p> <p>Tiger Stadium, Detroit, MI</p> <p>Sun May 07 1967, 4:33 AM EDT</p> <p>Att: 20,651 - Unknown</p>		
Dick McAuliffe, L OBP: 0.397, SLG: 0.484	K									3	1	0	1	1	2	3			
Al Kaline, R OBP: 0.483, SLG: 0.653										3	0	1	1	1	0	3			
Willie Horton, R OBP: 0.364, SLG: 0.222										3	0	1	0	1	0	3			
Mickey Stanley, R OBP: 0.333, SLG: 0.176										0	0	0	0	0	0	0			
Jim Northrup, L OBP: 0.326, SLG: 0.375										3	0	0	0	1	1	1			
Bill Freehan, R OBP: 0.481, SLG: 0.567										3	0	1	1	1	0	0			
Norm Cash, L OBP: 0.463, SLG: 0.345										3	0	0	0	1	2	3			
Ray Oyler, R OBP: 0.339, SLG: 0.260										3	2	1	0	1	0	2			
Joe Sparma, R										3	0	0	0	1	3				
Inning Stats	R: 0 E: 0 K: 1 S: 5	H: 0 LOB: 1 BB: 1 P: 9	R: 0 E: 0 K: 1 S: 5	H: 0 LOB: 0 BB: 0 P: 5	R: 1 E: 0 K: 1 S: 7	H: 2 LOB: 2 BB: 1 P: 11	R: 0 E: 0 K: 2 S: 7	H: 0 LOB: 0 BB: 0 P: 7	R: 3 E: 1 K: 0 S: 4	H: 1 LOB: 3 BB: 5 P: 24	R: 0 E: 0 K: 0 S: 4	H: 1 LOB: 1 BB: 0 P: 4	R: 0 E: 0 K: 0 S: 3	H: 1 LOB: 1 BB: 1 P: 10	R: 0 E: 0 K: 1 S: 6	H: 1 LOB: 2 BB: 1 P: 10	1B: 6 2B: 0 3B: 0 HR: 0	SF: 0 SAC: 1 DP: 2 HBP: 0	WP: 2 PA: 37 PB: 0 SB: 0 CS: 0
PITCHER Dave McNally, L ERA: 5.81	IP: 4.0 WLS: L BF: 19 H: 3 R: 4 ER: 1 SO: 5 BB: 3 IBB: 0 HBP: 0 BLK: 0 WP: 1 HR: 0 S: 26 P: 38 ERA: 2.25 WHIP: 1.500																		
Moe Drabowsky, R ERA: 1.5	0.2	4	0	0	0	0	3	0	0	0	0	0	1	0	1	13	0.00	4.500	
Bill Dillman, R ERA: 1.5	2.1	9	2	0	0	0	1	0	0	0	0	0	0	0	8	12	0.00	1.286	
Wally Bunker, R ERA: 5.65	1.0	5	1	0	0	1	1	0	0	0	0	0	0	0	6	10	0.00	2.000	


AB 28
R 4
H 6
RBI 3
BB 8
SO 6
LOB 20



Batter	1	2	3	4	5	6	7	8	9	AB	R	H	RBI	BB	SO	LOB	TOP			
Don Wert, R OBP: 0.289, SLG: 0.236 (1, 5)										5	0	2	0	0	0	1				
Dick McAuliffe, L OBP: 0.398, SLG: 0.470 (1, 4)										4	2	1	0	1	2	2				
Al Kaline, R OBP: 0.489, SLG: 0.679 (1, 9)										3	1	1	2	2	1	1				
Willie Horton, R OBP: 0.333, SLG: 0.231 Mickey Stanley, R OBP: 0.316, SLG: 0.167 (7, 8)										4	0	1	0	0	0	3				
Jim Northrup, L OBP: 0.344, SLG: 0.378 (7, 7)										2	0	1	0	2	0	0				
Bill Freehan, R OBP: 0.494, SLG: 0.613 (1, 2)										2	1	1	1	1	0	2				
Norm Cash, L OBP: 0.440, SLG: 0.322 (1, 3)										4	0	0	0	0	1	6				
Ray Oyler, R OBP: 0.333, SLG: 0.259 (1, 6)										4	0	1	0	0	0	0				
Denny McLain, R Fred Gladding, L (7, 1)										3	0	0	0	0	3	1				
Inning Stats	R: 1 E: 0 K: 1 S: 6	H: 1 LOB: 3 BB: 3 P: 18	R: 0 E: 0 K: 1 S: 5	H: 0 LOB: 0 BB: 0 P: 5	R: 0 E: 0 K: 1 S: 7	H: 2 LOB: 2 BB: 0 P: 8	R: 0 E: 0 K: 1 S: 5	H: 0 LOB: 0 BB: 0 P: 5	R: 3 E: 0 K: 0 S: 6	H: 3 LOB: 0 BB: 0 P: 6	R: 0 E: 0 K: 1 S: 5	H: 1 LOB: 0 BB: 0 P: 5	R: 0 E: 0 K: 1 S: 5	H: 0 LOB: 0 BB: 0 P: 5	R: 0 E: 0 K: 1 S: 5	H: 1 LOB: 1 BB: 1 P: 9	1B: 6 2B: 0 3B: 0 HR: 2	SF: 0 SAC: 0 DP: 0 HBP: 1	WP: 1 PB: 1 CS: 0	PA: 40
PITCHER	IP WLS BF H R ER SO BB IBB HBP BLK WP HR S P ERA WHIP																			
Sam McDowell, L ERA: 4.84 (1, 1)	5.0 L 25 6 4 4 4 3 0 1 0 0 2 29 42 7.20 1.800																			
Steve Bailey, R ERA: 2.77 (6, 1)	2.0 8 1 0 0 2 2 0 0 0 1 0 10 18 0.00 1.500																			
George Culver, R ERA: 5.0 (8, 1)	2.0 7 1 0 0 2 1 0 0 0 0 0 10 14 0.00 1.000																			

Detroit Tigers @ Cleveland Indians
Cleveland Municipal Stadium, Cleveland, OH
Tue May 09 1967, 7:05 PM EDT
Att: 4,741 - Unknown


AB	33
R	4
H	8
RBI	3
BB	6
SO	8
LOB	17



Batter	1	2	3	4	5	6	7	8	9	AB	R	H	RBI	BB	SO	LOB	BOTTOM					
Vic Davallo, L OBP: 0.247, SLG: 0.279 (1, 8)										5	0	0	0	0	2	2						
Max Alvis, R OBP: 0.296, SLG: 0.392 (1, 5)										4	0	0	1	0	0	1						
Chuck Hinton, R OBP: 0.329, SLG: 0.377 (1, 9)										2	0	1	0	2	1	0						
Rocky Colavito, R OBP: 0.438, SLG: 0.481 George Culver, R (8, 1)										4	0	0	0	0	1	4						
Willie Smith, L OBP: 0.308, SLG: 0.385 (8, 7)										4	0	1	0	0	2	0						
Duke Sims, L OBP: 0.288, SLG: 0.353 (1, 2)										3	1	1	1	1	1	1						
Pedro Gonzalez, R OBP: 0.600, SLG: 0.500 (1, 4)										3	0	1	0	1	0	0						
Larry Brown, R OBP: 0.352, SLG: 0.306 (1, 6)										4	1	1	0	0	2	3						
Sam McDowell, L OBP: 0.273, SLG: 0.273 Lee Maye, L OBP: 0.300, SLG: 0.556 Steve Bailey, R (6, 1) Fred Whitfield, L OBP: 0.329, SLG: 0.413 (7, PH) (8, 3)										1	0	0	0	0	1	1						
Inning Stats	R: 0 E: 0 K: 1 S: 5	H: 0 LOB: 1 BB: 1 P: 9	R: 1 E: 0 K: 2 S: 8	H: 1 LOB: 1 BB: 1 P: 12	R: 0 E: 0 K: 1 S: 5	H: 0 LOB: 0 BB: 0 P: 5	R: 0 E: 0 K: 2 S: 8	H: 1 LOB: 2 BB: 1 P: 12	R: 1 E: 0 K: 0 S: 5	H: 2 LOB: 1 BB: 0 P: 5	R: 0 E: 0 K: 1 S: 5	H: 1 LOB: 0 BB: 0 P: 5	R: 1 E: 0 K: 0 S: 5	H: 2 LOB: 2 BB: 1 P: 9	R: 0 E: 0 K: 1 S: 5	H: 0 LOB: 0 BB: 0 P: 5	R: 0 E: 0 K: 2 S: 7	H: 0 LOB: 0 BB: 0 P: 7	1B: 4 2B: 2 3B: 0 HR: 2	SF: 0 SAC: 0 DP: 1 HBP: 0	WP: 0 PB: 0 SB: 0 CS: 1	PA: 37
PITCHER	IP WLS BF H R ER SO BB IBB HBP BLK WP HR S P ERA WHIP																					
Denny McLain, R ERA: 4.98 (1, 1)	6.2 W 30 7 3 3 7 4 0 0 0 0 0 40 56 4.05 1.650																					
Fred Gladding, R ERA: (7, 1)	2.1 S 7 0 0 0 3 0 0 0 0 0 0 13 13 0.00 0.000																					

Detroit Tigers @ Cleveland Indians
Cleveland Municipal Stadium, Cleveland, OH
Tue May 09 1967, 7:05 PM EDT
Att: 4,741 - Unknown

AB	33
R	3
H	7
RBI	3
BB	4
SO	10
LOB	12



Batter	1	2	3	4	5	6	7	8	9	AB	R	H	RBI	BB	SO	LOB	TOP					
Dick McAuliffe, L (1,4) OBP: 0.391, SLG: 0.449	F7			F4	F9					3	0	0	0	1	0	0	Detroit Tigers @ Cleveland Indians Cleveland Municipal Stadium, Cleveland, OH Wed May 10 1967, 7:05 PM EDT Att: 4,984 - Unknown					
Don Wert, R (1,5) OBP: 0.287, SLG: 0.237	F6			2B FC6-2 1B		6-3	5-3			4	0	1	0	0	0	1						
Al Kaline, R (1,9) OBP: 0.490, SLG: 0.679	L6-3			1B	2B			L6-3		3	2	1	0	1	0	0						
Willie Horton, R (1,7) OBP: 0.316, SLG: 0.412		F2		FC6-2 1B				F4		4	2	1	2	0	0	2						
Mickey Stanley, R (9,8) OBP: 0.316, SLG: 0.167				1B		HR				0	0	0	0	0	0	0						
Jim Northrup, L (1,8) OBP: 0.351, SLG: 0.407		K		1B		K				4	0	2	1	0	2	0						
Norm Cash, L (1,3) OBP: 0.443, SLG: 0.333		K		1-2 2-H 1B				3B		4	0	2	1	0	2	1						
Bill Freehan, R (1,2) OBP: 0.472, SLG: 0.576			F3	F3		F7			F3	4	0	0	0	0	0	3						
Ray Oyler, R (1,6) OBP: 0.313, SLG: 0.241		F4			L6		K		K	4	0	0	0	0	2	0						
Mickey Lolich, S (1,1) Fred Gladding, L (9,1)			1-3			K		1-3	1-3	4	0	0	0	0	1	0						
Inning Stats	R: 0 E: 0 K: 0 S: 3	H: 0 LOB: 0 BB: 0 P: 3	R: 0 E: 0 K: 2 S: 7	H: 0 LOB: 0 BB: 0 P: 7	R: 0 E: 0 K: 0 S: 3	H: 0 LOB: 0 BB: 0 P: 3	R: 2 E: 0 K: 0 S: 7	H: 4 LOB: 2 BB: 0 P: 7	R: 0 E: 0 K: 1 S: 5	H: 0 LOB: 0 BB: 0 P: 5	R: 2 E: 0 K: 1 S: 7	H: 2 LOB: 1 BB: 1 P: 11	R: 0 E: 0 K: 1 S: 5	H: 0 LOB: 1 BB: 1 P: 9	R: 0 E: 0 K: 1 S: 6	H: 1 LOB: 1 BB: 0 P: 6	R: 0 E: 0 K: 1 S: 5	H: 0 LOB: 0 BB: 0 P: 5	1B: 4 2B: 1 3B: 1 HR: 1	SF: 0 SAC: 0 DP: 0 HBP: 0	WP: 0 PB: 0 SB: 0 CS: 0	PA: 36
PITCHER	IP	WLS	BF	H	R	ER	SO	BB	IBB	HBP	BLK	WP	HR	S	P	ERA	WHIP					
Sonny Siebert, R (1,1) ERA: 1.95	6.0	L	25	6	4	4	4	1	0	0	0	0	1	32	36	6.00	1.167					
Orlando Pena, R (7,1) ERA: 6.75	2.0		8	1	0	0	2	1	0	0	0	0	0	11	15	0.00	1.000					
Steve Bailey, R (9,1) ERA: 2.57	1.0		3	0	0	0	1	0	0	0	0	0	0	5	5	0.00	0.000					

Batter	1	2	3	4	5	6	7	8	9	AB	R	H	RBI	BB	SO	LOB	BOTTOM				
Max Alvis, R (1,5) OBP: 0.294, SLG: 0.385	6-3		L9			F4		G3 1B		4	0	1	0	0	0	1	Detroit Tigers @ Cleveland Indians Cleveland Municipal Stadium, Cleveland, OH Wed May 10 1967, 7:05 PM EDT Att: 4,984 - Unknown				
Lee Maye, L (1,8) OBP: 0.214, SLG: 0.385	F8			K		G3		G3		4	0	0	0	0	1	3					
Chuck Hinton, R (1,9) Steve Bailey, R (9,1)				F4		FC5-4 1B		K		4	0	1	0	0	2	2					
Rocky Colavito, R (1,7) OBP: 0.389, SLG: 0.419		K		F3		K		L9		4	0	0	0	0	2	1					
Joe Azcue, R (1,2) OBP: 0.421, SLG: 0.286		K			G6-4-3 1B	FC5-4 1B		2B 4-3 1B		4	1	3	0	0	1	0					
Chico Salmon, R (1,3) OBP: 0.283, SLG: 0.278		5-3		G6-4-3 1-2		FC5-4 1-2 2-3		4-3 2B		4	0	1	0	0	0	3					
Pedro Gonzalez, R (1,4) Fred Whitfield, L (9,PH)					5-3	F4		4-3		3	0	1	0	0	0	2					
Larry Brown, R (1,6) Duke Sims, L (9,PH)				HR				K		1	0	0	0	0	1	1					
Sonny Siebert, R (1,1) Willie Smith, L (6,PH) Orlando Pena, R (7,1) Leon Wagner, L (8,PH)				K		K		G3 1B		1	0	0	0	0	1	0					
Inning Stats	R: 0 E: 0 K: 1 S: 5	H: 0 LOB: 0 BB: 0 P: 5	R: 0 E: 0 K: 2 S: 7	H: 0 LOB: 0 BB: 0 P: 7	R: 1 E: 0 K: 1 S: 6	H: 2 LOB: 0 BB: 0 P: 6	R: 0 E: 0 K: 1 S: 5	H: 0 LOB: 0 BB: 0 P: 5	R: 0 E: 0 K: 1 S: 5	H: 0 LOB: 1 BB: 1 P: 9	R: 0 E: 0 K: 1 S: 7	H: 2 LOB: 2 BB: 0 P: 7	R: 0 E: 0 K: 2 S: 9	H: 2 LOB: 2 BB: 0 P: 9	R: 1 E: 0 K: 1 S: 7	H: 2 LOB: 1 BB: 0 P: 7		1B: 7 2B: 1 3B: 0 HR: 1	SF: 0 SAC: 0 DP: 1 HBP: 0	WP: 0 PB: 0 SB: 0 CS: 0	PA: 35
PITCHER	IP	WLS	BF	H	R	ER	SO	BB	IBB	HBP	BLK	WP	HR	S	P	ERA	WHIP				
Mickey Lolich, L (1,1) ERA: 3.15	8.1	W	33	9	2	2	9	1	0	0	0	0	0	4	4	0.00	0.000				
Fred Gladding, R (9,1) ERA:	0.2	S	2	0	0	0	1	0	0	0	0	0	0	4	4	0.00	0.000				

Batter	1	2	3	4	5	6	7	8	9	AB	R	H	RBI	BB	SO	LOB	TOP					
Dick McAuliffe, L (1,4) OBP: 0.392, SLG: 0.469										5	2	2	2	0	1	3						
Don Wert, R (1,5) OBP: 0.284, SLG: 0.255										5	1	2	1	0	2	1						
Al Kaline, R (1,9) OBP: 0.460, SLG: 0.628										4	0	1	1	0	1	0						
Willie Horton, R (1,7) OBP: 0.364, SLG: 0.448										5	0	2	0	0	1	1						
Jim Northrup, L (1,8) OBP: 0.352, SLG: 0.414										4	0	0	0	1	1	3						
Norm Cash, L (1,3) OBP: 0.436, SLG: 0.387										3	1	1	0	1	2	2						
Bill Freehan, R (1,2) OBP: 0.451, SLG: 0.571										4	0	0	0	0	1	3						
Ray Oyler, R (1,6) OBP: 0.316, SLG: 0.284										3	1	3	1	0	0	0						
Dick Tracewski, R (7,6) OBP: 0.226, SLG: 0.429										1	0	0	0	0	1	1						
Denny McLain, R (1,1) George Korince, R (5,1) Gates Brown, L (6,PH) Larry Sherry, R (6,1) Jerry Lumpe, L (8,PH) Johnny Podres, L (8,1)										1	0	0	0	0	0	1						
										0	0	0	0	0	0	1						
Inning Stats	R: 1 E: 0 K: 1 S: 6	H: 1 LOB: 0 BB: 0 P: 6	R: 0 E: 0 K: 1 S: 5	H: 0 LOB: 0 BB: 0 P: 5	R: 0 E: 0 K: 1 S: 6	H: 1 LOB: 1 BB: 0 P: 6	R: 0 E: 0 K: 1 S: 6	H: 1 LOB: 2 BB: 1 P: 10	R: 2 E: 0 K: 0 S: 9	H: 4 LOB: 2 BB: 0 P: 9	R: 1 E: 0 K: 0 S: 5	H: 2 LOB: 1 BB: 0 P: 5	R: 0 E: 0 K: 2 S: 8	H: 1 LOB: 2 BB: 1 P: 12	R: 0 E: 1 K: 1 S: 6	H: 0 LOB: 1 BB: 0 P: 6	R: 1 E: 0 K: 2 S: 8	H: 1 LOB: 0 BB: 0 P: 8	1B: 6 2B: 3 3B: 0 HR: 2	SF: 1 SAC: 1 DP: 0 HBP: 0	WP: 0 PB: 0 SB: 0 CS: 0	PA: 41
PITCHER	IP WLS BF H R ER SO BB IBB HBP BLK WP HR S P ERA WHIP																					
Jim Lonborg, R (1,1) ERA: 3.86	6.0 W 28 9 4 4 5 1 0 0 0 0 1 37 41 6.00 1.667																					
Hank Fischer, R (7,1) ERA: 2.7	3.0 S 13 2 1 1 5 1 0 0 0 0 0 1 22 26 3.00 1.000																					

Detroit Tigers @ Boston Red Sox
Fenway Park, Boston, MA
Sun May 14 1967, 3:33 AM EDT
Unknown

AB	37
R	5
H	11
RBI	5
BB	2
SO	10
LOB	17



Batter	1	2	3	4	5	6	7	8	9	AB	R	H	RBI	BB	SO	LOB	BOTTOM					
Jose Tartabull, L (1,8) OBP: 0.343, SLG: 0.259										4	0	0	0	0	1	3						
Joe Foy, R (1,5) OBP: 0.274, SLG: 0.239										3	1	0	0	1	2	0						
Carl Yastrzemski, L (1,7) OBP: 0.372, SLG: 0.485										3	2	1	1	1	1	0						
George Scott, R (1,3) OBP: 0.354, SLG: 0.391										4	0	2	3	0	1	0						
Tony Conigliaro, R (1,9) OBP: 0.359, SLG: 0.458										3	1	1	0	1	0	2						
Rico Petrocelli, R (1,6) OBP: 0.402, SLG: 0.485										3	3	2	3	0	0	1						
Mike Andrews, R (1,4) OBP: 0.324, SLG: 0.369										1	0	0	0	2	0	1						
Mike Ryan, R (1,2) OBP: 0.400, SLG: 0.444										4	1	3	1	0	0	1						
Jim Lonborg, R (1,1) OBP: 0.133, SLG: 0.071										2	0	0	0	0	1	2						
Dalton Jones, L (6,PH) Hank Fischer, R (7,1) OBP: 0.143, SLG: 0.143										1	0	0	0	0	0	1						
										1	0	0	0	0	1	1						
Inning Stats	R: 1 E: 0 K: 1 S: 6	H: 1 LOB: 0 BB: 0 P: 6	R: 2 E: 0 K: 1 S: 6	H: 2 LOB: 2 BB: 2 P: 14	R: 0 E: 0 K: 2 S: 7	H: 0 LOB: 0 BB: 0 P: 7	R: 0 E: 0 K: 0 S: 3	H: 1 LOB: 0 BB: 0 P: 3	R: 3 E: 0 K: 0 S: 5	H: 2 LOB: 2 BB: 2 P: 13	R: 1 E: 1 K: 1 S: 6	H: 1 LOB: 1 BB: 0 P: 7	R: 0 E: 0 K: 1 S: 6	H: 1 LOB: 1 BB: 0 P: 6	R: 1 E: 0 K: 1 S: 5	H: 1 LOB: 0 BB: 1 P: 9	R: 1 E: 0 K: 1 S: 5	H: 1 LOB: 0 BB: 1 P: 9	1B: 2 2B: 3 3B: 1 HR: 3	SF: 0 SAC: 1 DP: 1 HBP: 1	WP: 2 PB: 0 SB: 0 CS: 1	PA: 37
PITCHER	IP WLS BF H R ER SO BB IBB HBP BLK WP HR S P ERA WHIP																					
Denny McLain, R (1,1) ERA: 5.77	4.2 L 22 6 6 6 4 4 0 0 0 0 0 0 26 42 11.57 2.143																					
George Korince, R (5,1) ERA	0.1 1 0 0 0 0 0 0 0 0 0 0 1 1 0.00 0.000																					
Larry Sherry, R (6,1) ERA: 5.19	2.0 9 2 1 1 2 0 0 1 0 0 0 12 13 4.50 1.000																					
Johnny Podres, L (8,1) ERA: 4.5	1.0 4 1 1 1 1 1 0 0 0 0 1 1 5 9 9.00 2.000																					

Detroit Tigers @ Boston Red Sox
Fenway Park, Boston, MA
Sun May 14 1967, 3:33 AM EDT
Unknown


AB	29
R	8
H	9
RBI	8
BB	5
SO	7
LOB	12



Batter	1	2	3	4	5	6	7	8	9	AB	R	H	RBI	BB	SO	LOB	TOP											
Dick McAuliffe, L OBP: 0.398, SLG: 0.483	0-3 K	0-0 1-2 2-3 1B		0-0 F7		0-0 1-3 1B		0-0 F9 1B 2B	0-0 4-3	6	1	3	2	0	1	1												
Don Wert, R OBP: 0.273, SLG: 0.243	0-3 K	0-0 G3-2-3			0-0 6-3	0-0 5-3		0-0 F9		5	0	0	0	0	1	6												
Al Kaline, R OBP: 0.458, SLG: 0.626	0-0 2B		0-0 L8		0-3 K		0-0 L8	0-0 2B 1B 1B		5	1	2	1	0	1	0												
Willie Horton, R OBP: 0.421, SLG: 0.667	4-0 BB		0-0 HR		0-0 HR		0-0 1B 1B	0-3 K		4	2	3	2	1	1	1												
Jim Northrup, L OBP: 0.354, SLG: 0.423	0-0 4-3		0-0 1-3		0-3 K		0-0 1-3 1B	0-0 1-3 1B 2B		5	1	2	0	0	1	2												
Norm Cash, L OBP: 0.434, SLG: 0.425		0-0 HR	0-0 4-3			0-0 F9	0-3 K	0-0 2B 1B		5	1	2	3	0	1	2												
Bill Freehan, R OBP: 0.449, SLG: 0.598		0-0 1B 1B G3-2-3 1B		0-0 F2		0-0 HR	0-3 K	0-0 L4		5	1	2	1	0	1	3												
Ray Oyler, R OBP: 0.346, SLG: 0.290		0-0 1-2 1B 1B		4-0 BB		4-0 1B BB		4-0 PB 2B BB	0-0 F9	2	1	1	0	3	0	0												
Mickey Lolich, S OBP: 0.294, SLG: 0.200	0-3 K		0-3 K		0-3 K		0-3 K	4-0 2B BB	0-3 K	1	0	0	0	0	1	2												
George Korincic, R										1	0	0	0	0	1	1												
Johnny Klippstein, R										0	0	0	0	0	0	0												
Jake Wood, R										0	0	0	0	0	1	1												
Hank Aguirre, L										0	0	0	0	0	0	0												
Jerry Lumpe, L										0	1	0	0	0	0	0												
Larry Sherry, R										0	0	0	0	0	0	0												
Gates Brown, L										1	0	0	0	0	0	0												
Inning Stats	R: 0 E: 0 K: 2 S: 8	H: 1 LOB: 2 BB: 1 P: 12	R: 1 E: 0 K: 1 S: 8	H: 4 LOB: 2 BB: 0 P: 8	R: 1 E: 0 K: 0 S: 4	H: 1 LOB: 0 BB: 1 P: 4	R: 0 E: 0 K: 1 S: 5	H: 0 LOB: 1 BB: 1 P: 9	R: 1 E: 0 K: 2 S: 7	H: 2 LOB: 2 BB: 1 P: 11	R: 0 E: 0 K: 1 S: 9	H: 2 LOB: 2 BB: 0 P: 9	R: 5 E: 0 K: 1 S: 9	H: 4 LOB: 1 BB: 2 P: 17	R: 0 E: 0 K: 1 S: 5	H: 0 LOB: 0 BB: 0 P: 5	1B: 8 2B: 3 3B: 0 HR: 4	SF: 0 SAC: 0 DP: 1 HBP: 0	WP: 0 PB: 1 SB: 0 CS: 0	PA: 46								
PITCHER	IP	WLS	BF	H	R	ER	SO	BB	IBB	HBP	BLK	WP	HR	S	P	ERA	WHIP											
Jose Santiago, R ERA: 5.0	(1, 1)	7.0	W	37	12	7	7	9	5	0	0	0	0	4	50	70	9.00	2.429										
Don McMahon, R ERA: 4.25	(8, 1)	1.0		6	3	2	2	1	0	0	0	0	0	0	8	8	18.00	3.000										
Galen Cisco, R ERA:	(9, 1)	1.0	S	3	0	0	0	1	0	0	0	0	0	5	5	0.00	0.000											

Detroit Tigers @ Boston Red Sox
Fenway Park, Boston, MA
Sun May 14 1967, 3:38 AM EDT
Att: 16,436 - Unknown


AB 41
R 9
H 15
RBI 9
BB 5
SO 11
LOB 19



Batter	1	2	3	4	5	6	7	8	9	AB	R	H	RBI	BB	SO	LOB	BOTTOM											
Mike Andrews, R OBP: 0.338, SLG: 0.362	0-0 L9	0-0 F3		4-0 4-3 2B SH1-4 BB	0-0 1-2 HR	4-0 BB		0-0 F5		4	2	1	0	2	0	1												
Joe Foy, R OBP: 0.284, SLG: 0.307	0-0 1B 2B	0-0 6-3		0-0 SH1-4	0-0 1-2 2H HR	0-0 F7				4	2	2	3	0	0	3												
Carl Yastrzemski, L OBP: 0.373, SLG: 0.510	0-0 FC4-6 2H 1B			0-0 4-3	0-3 K		0-0 L9			5	2	2	2	0	1	1												
Reggie Smith, S OBP: 0.280, SLG: 0.318				2-3 1B						0	0	0	0	0	0	0												
George Scott, R OBP: 0.365, SLG: 0.407	0-0 FC4-6 1-2 1B	4-0 BB		0-0 2B	0-0 6-3		0-3 K			4	0	2	1	1	1	0												
Tony Conigliaro, R OBP: 0.340, SLG: 0.432	0-0 FC4-6 1-2 2-3 2B	0-3 K		0-0 5-3		0-0 5-3		0-0 F5		5	1	0	0	0	1	4												
Rico Petrocelli, R OBP: 0.414, SLG: 0.500	0-0 1-3 2B		4-0 BB		0-0 1B 1B	0-0 6-3		4-0 2B E BB		3	1	2	2	1	0	0												
Dalton Jones, L OBP: 0.380, SLG: 0.419				0-0 BB						0	1	0	0	1	0	0												
Don Demeter, R OBP: 0.500, SLG: 0.647	0-0 BB		0-0 F7		0-0 1B SF8 1B	0-0 E 2B 2B		0-0 E8 1-2 2B		4	2	3	0	1	0	1												
Mike Ryan, R OBP: 0.360, SLG: 0.391	0-3 K		0-0 L9		0-0 1B HR 1B	0-0 E5 2B		0-0 5-3		5	1	1	1	0	1	5												
Jose Santiago, R OBP: 0.333, SLG: 1.200			0-0 K		0-0 SF8		0-0 F3			3	1	2	3	0	1	1												
Don McMahon, R ERA:	(8, 1)									0	0	0	0	0	0	0												
Tony Horton, R OBP: 0.200, SLG: 0.276	(8, PH)									1	0	0	0	0	0	1												
Galen Cisco, R ERA: 4.66	(9, 1)									0	0	0	0	0	0	0												
Inning Stats	R: 3 E: 0 K: 1 S: 9	H: 4 LOB: 2 BB: 1 P: 13	R: 2 E: 0 K: 1 S: 7	H: 2 LOB: 1 BB: 1 P: 11	R: 0 E: 0 K: 1 S: 5	H: 0 LOB: 1 BB: 1 P: 9	R: 1 E: 0 K: 0 S: 4	H: 1 LOB: 1 BB: 1 P: 8	R: 5 E: 0 K: 1 S: 10	H: 5 LOB: 0 BB: 0 P: 10	R: 1 E: 0 K: 0 S: 6	H: 2 LOB: 3 BB: 1 P: 10	R: 0 E: 0 K: 1 S: 5	H: 0 LOB: 0 BB: 0 P: 5	R: 1 E: 1 K: 0 S: 4	H: 1 LOB: 1 BB: 1 P: 8	1B: 6 2B: 6 3B: 0 HR: 3	SF: 1 SAC: 1 DP: 0 HBP: 0	WP: 0 PB: 0 SB: 0 CS: 0	PA: 46								
PITCHER	IP	WLS	BF	H	R	ER	SO	BB	IBB	HBP	BLK	WP	HR	S	P	ERA	WHIP											
Mickey Lolich, L ERA: 3.98	(1, 1)	1.2	L	12	6	5	5	1	1	0	0	0	0	2	13	17	27.00	4.200										
George Korincic, R ERA: 6.43	(2, 1)	2.2		16	5	5	5	2	3	0	0	0	0	17	29	16.88	3.000											
Johnny Klippstein, R ERA: 6.75	(5, 1)	0.2		3	1	1	1	1	0	0	0	0	0	1	5	5	13.50	1.500										
Hank Aguirre, L ERA:	(6, 1)	2.0		10	2	1	0	1	1	0	0	0	0	11	15	0.00	1.500											
Larry Sherry, R ERA: 4.66	(8, 1)	1.0		5	1	1	0	0	1	0	0	0	0	4	8	0.00	2.000											

Detroit Tigers @ Boston Red Sox
Fenway Park, Boston, MA
Sun May 14 1967, 3:38 AM EDT
Att: 16,436 - Unknown

AB 38
R 13
H 15
RBI 12
BB 6
SO 5
LOB 17



Batter	1	2	3	4	5	6	7	8	9	AB	R	H	RBI	BB	SO	LOB	TOP							
Dick McAuliffe, L (1,4) OBP: 0.402, SLG: 0.478										3	1	1	0	1	0	0	Detroit Tigers @ Washington Senators D.C. Stadium, Washington, DC Tue May 16 1967, 7:05 PM EDT Att: 6,152 - Unknown							
Don Wert, R (1,5) OBP: 0.272, SLG: 0.243										4	1	1	0	0	0	1								
Al Kaline, R (1,9) OBP: 0.459, SLG: 0.650										4	1	2	3	0	0	1								
Willie Horton, R (1,7) OBP: 0.381, SLG: 0.595										4	0	0	0	0	1	2								
Jim Northrup, L (1,8) OBP: 0.350, SLG: 0.426										4	0	1	0	0	1	0								
Norm Cash, L (1,3) OBP: 0.436, SLG: 0.429										4	1	2	0	0	1	1								
Bill Freehan, R (1,2) OBP: 0.450, SLG: 0.588										3	0	1	0	1	1	1								
Ray Oyler, R (1,6) OBP: 0.337, SLG: 0.282										2	0	0	0	0	0	1								
Gates Brown, L (7, PH) OBP: 0.294, SLG: 0.356										0	0	0	1	0	0	0								
Dick Tracewski, R (7,6) OBP: 0.267, SLG: 0.400										1	0	0	0	0	1	2								
Earl Wilson, R (1,1) OBP: 0.304, SLG: 0.429										1	0	0	0	0	0	0								
Dave Wickersham, R (3,1)										1	0	0	0	0	0	0								
Jerry Lumpe, L (7, PH) OBP: 0.267, SLG: 0.154										1	0	0	0	0	0	1								
George Korince, R (7,1)										0	0	0	0	0	0	0								
Jake Wood, R (9, PH) OBP: 0.111, SLG: 0.118										1	0	0	0	0	1	2								
Inning Stats	R: 3 E: 0 K: 2 S: 10	H: 3 LOB: 0 BB: 0 P: 10	R: 0 E: 0 K: 0 S: 3	H: 0 LOB: 0 BB: 0 P: 3	R: 0 E: 0 K: 0 S: 4	H: 1 LOB: 1 BB: 0 P: 4	R: 0 E: 0 K: 1 S: 6	H: 1 LOB: 1 BB: 0 P: 6	R: 0 E: 0 K: 0 S: 3	H: 0 LOB: 0 BB: 0 P: 3	R: 0 E: 0 K: 1 S: 5	H: 0 LOB: 0 BB: 0 P: 5	R: 1 E: 0 K: 0 S: 4	H: 2 LOB: 2 BB: 0 P: 4	R: 0 E: 0 K: 0 S: 3	H: 0 LOB: 1 BB: 1 P: 7	R: 0 E: 0 K: 2 S: 8	H: 1 LOB: 2 BB: 1 P: 12	1B: 6 2B: 1 3B: 0 HR: 1	SF: 1 SAC: 0 DP: 1 HBP: 0	WP: 1 PB: 0 SB: 0 CS: 0	PA: 36		
PITCHER	IP WLS BF H R ER SO BB IBB HBP BLK WP HR S P ERA WHIP	6.1 W 26 7 4 4 4 0 0 0 0 1 1 34 34 5.68 1.105	2.0 7 1 0 0 0 1 0 0 0 0 0 6 10 0.00 1.000	0.2 S 3 0 0 0 2 1 0 0 0 0 0 6 10 0.00 1.500																				

AB	33
R	4
H	8
RBI	4
BB	2
SO	6
LOB	12



Batter	1	2	3	4	5	6	7	8	9	AB	R	H	RBI	BB	SO	LOB	BOTTOM					
Tim Cullen, R (1,5) OBP: 0.419, SLG: 0.370										4	0	1	0	0	0	0	Detroit Tigers @ Washington Senators D.C. Stadium, Washington, DC Tue May 16 1967, 7:05 PM EDT Att: 6,152 - Unknown					
Jim King, L (1,9) OBP: 0.320, SLG: 0.358										3	2	1	0	1	0	1						
Frank Howard, R (1,7) OBP: 0.387, SLG: 0.516										3	2	2	1	1	0	0						
Hank Allen, R (7, PR) OBP: 0.222, SLG: 0.320										0	0	0	0	0	0	0						
Fred Valentine, S (1,8) OBP: 0.365, SLG: 0.301										3	1	1	2	1	1	2						
Dick Nen, L (1,3) OBP: 0.289, SLG: 0.357										4	0	2	1	0	0	2						
Paul Casanova, R (1,2) OBP: 0.360, SLG: 0.415										4	0	0	0	0	0	4						
Bernie Allen, L (1,4) OBP: 0.190, SLG: 0.203										3	0	1	1	0	0	1						
Ed Brinkman, R (1,6) OBP: 0.211, SLG: 0.223										4	0	0	0	0	1	3						
Camilo Pascual, R (1,1) OBP: 0.167, SLG: 0.167										3	0	0	0	0	1	1						
Darold Knowles, L (7,1)										0	0	0	0	0	0	0						
Dave Baldwin, R (9,1)										0	0	0	0	0	0	0						
Inning Stats	R: 3 E: 1 K: 0 S: 6	H: 3 LOB: 1 BB: 1 P: 10	R: 0 E: 0 K: 0 S: 3	H: 0 LOB: 0 BB: 0 P: 3	R: 2 E: 0 K: 0 S: 6	H: 3 LOB: 2 BB: 1 P: 10	R: 0 E: 0 K: 0 S: 3	H: 0 LOB: 0 BB: 0 P: 3	R: 0 E: 0 K: 1 S: 6	H: 1 LOB: 1 BB: 0 P: 6	R: 0 E: 0 K: 1 S: 6	H: 1 LOB: 2 BB: 1 P: 10	R: 0 E: 0 K: 1 S: 5	H: 0 LOB: 0 BB: 0 P: 5	R: 0 E: 0 K: 1 S: 5	H: 0 LOB: 0 BB: 0 P: 5	1B: 5 2B: 3 3B: 0 HR: 0	SF: 1 SAC: 0 DP: 0 HBP: 0	WP: 0 PB: 0 SB: 0 CS: 0	PA: 35		
PITCHER	IP WLS BF H R ER SO BB IBB HBP BLK WP HR S P ERA WHIP	2.0 L 12 5 5 5 0 1 0 0 0 0 0 16 20 0.00 0.750	4.0 15 2 0 0 1 1 0 0 0 0 0 16 20 0.00 0.750	2.0 8 1 0 0 2 1 0 0 0 0 0 11 15 0.00 1.000																		

AB	31
R	5
H	8
RBI	5
BB	3
SO	3
LOB	14



Batter	1	2	3	4	5	6	7	8	9	AB	R	H	RBI	BB	SO	LOB	TOP			
Don Wert, R OBP: 0.277, SLG: 0.237 (1, 5)	F2		G3		F8		1B BB		4-3 BB	3	0	0	0	2	0	0	Detroit Tigers @ Washington Senators D.C. Stadium, Washington, DC Wed May 17 1967, 7:05 PM EDT Att: 4,072 - Unknown			
Dick McAuliffe, L OBP: 0.410, SLG: 0.467 (1, 4)	WP HR BB		BB PB HR BB		CS BB		L4		4-3 1-2	2	2	0	0	3	0	2				
Al Kaline, R OBP: 0.456, SLG: 0.638 Mickey Stanley, R OBP: 0.320, SLG: 0.190 (6, 8)	K		BB HR IBB		K		1B		6-3	2	1	0	0	1	2	2				
Willie Horton, R OBP: 0.404, SLG: 0.732 (1, 7)	2H HR		1-2 2-3 HR BB		HR		F4		L4	4	3	2	3	1	0	3				
Jim Northrup, L OBP: 0.355, SLG: 0.450 (1, 8) (6, 9)	3-1		1-H 2-H 3-H HR		FC3-6 HBP SF7 BB		K			3	2	1	4	1	1	2				
Bill Freehan, R OBP: 0.443, SLG: 0.568 (1, 2)		6-3	F4		FC3-6 HBP		F9			3	0	0	0	0	0	0				
Norm Cash, L OBP: 0.439, SLG: 0.432 (1, 3)	G6-4-3 1B			F5		FC3-6				4	0	2	0	0	0	2				
Ray Oyler, R OBP: 0.322, SLG: 0.270 (1, 6)	G6-4-3 1-2			F8		1-2 2-3 SF7		F8		3	0	0	1	0	0	2				
Joe Sparma, R (1, 1)			L4	K		3-H F9		5-3		4	0	0	0	0	1	2				
Inning Stats	R: 2 E: 0 K: 1 S: 6	H: 1 LOB: 0 BB: 1 P: 10	R: 0 E: 0 K: 0 S: 3	H: 1 LOB: 0 BB: 0 P: 3	R: 4 E: 0 K: 0 S: 4	H: 1 LOB: 0 BB: 3 P: 16	R: 0 E: 0 K: 1 S: 5	H: 0 LOB: 0 BB: 0 P: 5	R: 0 E: 0 K: 1 S: 4	H: 1 LOB: 1 BB: 1 P: 9	R: 0 E: 0 K: 1 S: 6	H: 1 LOB: 2 BB: 1 P: 10	R: 0 E: 0 K: 0 S: 4	H: 1 LOB: 1 BB: 1 P: 4	R: 0 E: 0 K: 0 S: 3	H: 0 LOB: 1 BB: 1 P: 7	1B: 3 2B: 1 3B: 0 HR: 3	SF: 1 SAC: 0 DP: 2 HBP: 1	WP: 1 PB: 1 SB: 0 CS: 0	PA: 40
PITCHER	IP WLS BF H R ER SO BB IBB HBP BLK WP HR S P ERA WHIP	IP WLS BF H R ER SO BB IBB HBP BLK WP HR S P ERA WHIP	IP WLS BF H R ER SO BB IBB HBP BLK WP HR S P ERA WHIP	IP WLS BF H R ER SO BB IBB HBP BLK WP HR S P ERA WHIP	IP WLS BF H R ER SO BB IBB HBP BLK WP HR S P ERA WHIP	IP WLS BF H R ER SO BB IBB HBP BLK WP HR S P ERA WHIP	IP WLS BF H R ER SO BB IBB HBP BLK WP HR S P ERA WHIP	IP WLS BF H R ER SO BB IBB HBP BLK WP HR S P ERA WHIP	IP WLS BF H R ER SO BB IBB HBP BLK WP HR S P ERA WHIP	IP WLS BF H R ER SO BB IBB HBP BLK WP HR S P ERA WHIP	IP WLS BF H R ER SO BB IBB HBP BLK WP HR S P ERA WHIP	IP WLS BF H R ER SO BB IBB HBP BLK WP HR S P ERA WHIP	IP WLS BF H R ER SO BB IBB HBP BLK WP HR S P ERA WHIP	IP WLS BF H R ER SO BB IBB HBP BLK WP HR S P ERA WHIP	IP WLS BF H R ER SO BB IBB HBP BLK WP HR S P ERA WHIP	IP WLS BF H R ER SO BB IBB HBP BLK WP HR S P ERA WHIP	IP WLS BF H R ER SO BB IBB HBP BLK WP HR S P ERA WHIP			
Barry Moore, L ERA: 3.38 Bob Priddy, R ERA: 3.46 Joe Coleman, R ERA: 5.4 Dick Lines, L ERA: 2.63 (1, 1) (4, 1) (6, 1) (8, 1)	3.0 L 15 3 6 6 1 3 1 0 0 1 2 13 23 18.00 2.000	2.0 6 0 0 0 2 1 0 0 0 0 0 9 13 0.00 0.500	2.0 11 2 2 2 1 2 0 1 0 0 0 1 10 19 9.00 2.000	2.0 8 1 0 0 0 1 0 0 0 0 0 7 11 0.00 1.000																

Batter	1	2	3	4	5	6	7	8	9	AB	R	H	RBI	BB	SO	LOB	BOTTOM					
Tim Cullen, R OBP: 0.400, SLG: 0.355 (1, 5)	F8		BB 1B		6-3			5-3		4	0	1	0	0	0	0	Detroit Tigers @ Washington Senators D.C. Stadium, Washington, DC Wed May 17 1967, 7:05 PM EDT Att: 4,072 - Unknown					
Jim King, L OBP: 0.316, SLG: 0.343 (1, 9)	3-1		1-2 BB		L9		4-3			3	0	0	0	1	0	0						
Frank Howard, R OBP: 0.373, SLG: 0.495 (1, 7)	K		K		K		5-3			4	0	0	0	0	3	2						
Fred Valentine, S OBP: 0.370, SLG: 0.345 (1, 8)		1B		HR		K		K		4	1	2	1	0	2	0						
Dick Nen, L OBP: 0.286, SLG: 0.333 (1, 3)	L9		BLK 4-3 BB		K		F9			3	0	0	0	1	1	1						
Paul Casanova, R OBP: 0.344, SLG: 0.395 (1, 2)	F6		4-3		4-3		F3		6-3	4	0	0	0	0	0	2						
Bernie Allen, L OBP: 0.182, SLG: 0.194 (1, 4)	L9		K		K		F4			3	0	0	0	0	1	2						
Ed Brinkman, R OBP: 0.214, SLG: 0.219 (1, 6)			5-3	6-3		2-3	BB			2	0	0	0	1	0	1						
Barry Moore, L ERA: 3.33, SLG: 0.500 Bob Savarese, S OBP: 0.224, SLG: 0.208 Bob Priddy, R ERA: 3.46 Hank Allen, R OBP: 0.274, SLG: 0.308 Joe Coleman, R OBP: 0.320, SLG: 0.200 Cap Peterson, R OBP: 0.320, SLG: 0.291 Dick Lines, L ERA: 2.63 (1, 1) (3, PH) (4, 1) (5, PH) (6, 1) (7, PH) (8, 1)	9.0 W 33 3 1 1 10 3 0 0 0 0 1 50 62 1.00 0.667	9.0 W 33 3 1 1 10 3 0 0 0 0 1 50 62 1.00 0.667	9.0 W 33 3 1 1 10 3 0 0 0 0 1 50 62 1.00 0.667	9.0 W 33 3 1 1 10 3 0 0 0 0 1 50 62 1.00 0.667																		
PITCHER	IP WLS BF H R ER SO BB IBB HBP BLK WP HR S P ERA WHIP	IP WLS BF H R ER SO BB IBB HBP BLK WP HR S P ERA WHIP	IP WLS BF H R ER SO BB IBB HBP BLK WP HR S P ERA WHIP	IP WLS BF H R ER SO BB IBB HBP BLK WP HR S P ERA WHIP	IP WLS BF H R ER SO BB IBB HBP BLK WP HR S P ERA WHIP	IP WLS BF H R ER SO BB IBB HBP BLK WP HR S P ERA WHIP	IP WLS BF H R ER SO BB IBB HBP BLK WP HR S P ERA WHIP	IP WLS BF H R ER SO BB IBB HBP BLK WP HR S P ERA WHIP	IP WLS BF H R ER SO BB IBB HBP BLK WP HR S P ERA WHIP	IP WLS BF H R ER SO BB IBB HBP BLK WP HR S P ERA WHIP	IP WLS BF H R ER SO BB IBB HBP BLK WP HR S P ERA WHIP	IP WLS BF H R ER SO BB IBB HBP BLK WP HR S P ERA WHIP	IP WLS BF H R ER SO BB IBB HBP BLK WP HR S P ERA WHIP	IP WLS BF H R ER SO BB IBB HBP BLK WP HR S P ERA WHIP	IP WLS BF H R ER SO BB IBB HBP BLK WP HR S P ERA WHIP	IP WLS BF H R ER SO BB IBB HBP BLK WP HR S P ERA WHIP	IP WLS BF H R ER SO BB IBB HBP BLK WP HR S P ERA WHIP					
Inning Stats	R: 0 E: 0 K: 1 S: 5	H: 0 LOB: 0 BB: 0 P: 5	R: 0 E: 0 K: 0 S: 4	H: 1 LOB: 1 BB: 0 P: 4	R: 0 E: 0 K: 2 S: 8	H: 1 LOB: 2 BB: 1 P: 12	R: 0 E: 0 K: 1 S: 6	H: 1 LOB: 1 BB: 1 P: 10	R: 0 E: 0 K: 1 S: 5	H: 0 LOB: 0 BB: 0 P: 5	R: 0 E: 0 K: 3 S: 9	H: 0 LOB: 0 BB: 0 P: 9	R: 0 E: 0 K: 1 S: 5	H: 0 LOB: 0 BB: 0 P: 9	R: 0 E: 0 K: 0 S: 3	H: 0 LOB: 0 BB: 0 P: 3	R: 0 E: 0 K: 1 S: 5	H: 0 LOB: 0 BB: 0 P: 5	1B: 2 2B: 0 3B: 0 HR: 1	SF: 0 SAC: 0 DP: 0 HBP: 0	WP: 0 PB: 0 SB: 0 CS: 0	PA: 33

Batter	1	2	3	4	5	6	7	8	9	AB	R	H	RBI	BB	SO	LOB	TOP					
Dick Howser, R (1, 5) OBP: 0.436, SLG: 0.333	5-3		1B BB				4-3		F8	4	1	1	0	1	0	3	New York Yankees @ Detroit Tigers Tiger Stadium, Detroit, MI Fri May 19 1967, 7:05 PM EDT Att: 33,941 - Unknown					
Tom Tresh, S (1, 7) OBP: 0.353, SLG: 0.390	BB		1B 1-2				F6		5-3	3	0	1	0	1	0	2						
Mickey Mantle, S (1, 3) OBP: 0.382, SLG: 0.506	F8		1B 1-3 2-H				F8		HR	4	1	2	2	0	0	3						
Joe Pepitone, L (1, 8) OBP: 0.313, SLG: 0.376	K		G4-6-3 1-2				F7		E4	4	0	0	0	0	1	3						
Elston Howard, R (1, 2) OBP: 0.297, SLG: 0.303							5-3		G6-4-3 1-2	3	0	0	0	1	0	1						
Horace Clarke, S (1, 4) OBP: 0.287, SLG: 0.214	L9						F8		1B BB	3	0	0	0	1	0	1						
Bill Robinson, R (1, 9) OBP: 0.240, SLG: 0.188	K						6-3		K	4	0	0	0	0	2	2						
Ruben Amaro, R (1, 6) OBP: 0.267, SLG: 0.267	F3						F7		1B	4	0	1	0	0	0	1						
Mel Stottlemyre, R (1, 1) OBP: 0.176, SLG: 0.125							F7		K	1	0	0	0	1	0	0						
Charley Smith, R (7, PH) OBP: 0.294, SLG: 0.288			1-3				1B BB			0	0	0	0	1	0	0						
Thad Tillotson, R (7, 1) OBP: 1.000, SLG: 1.000										0	0	0	0	0	0	0						
Steve Whitaker, L (9, PH) OBP: 0.262, SLG: 0.342										1	0	0	0	0	1	2						
Inning Stats	R: 0 E: 0 K: 1 S: 5	H: 0 LOB: 1 BB: 1 P: 9	R: 0 E: 0 K: 1 S: 5	H: 0 LOB: 1 BB: 1 P: 9	R: 1 E: 0 K: 0 S: 4	H: 2 LOB: 1 BB: 1 P: 8	R: 0 E: 0 K: 0 S: 3	H: 0 LOB: 0 BB: 0 P: 3	R: 0 E: 0 K: 0 S: 4	H: 1 LOB: 2 BB: 1 P: 8	R: 0 E: 0 K: 0 S: 3	H: 0 LOB: 0 BB: 0 P: 3	R: 0 E: 1 K: 0 S: 3	H: 0 LOB: 1 BB: 1 P: 7	R: 1 E: 1 K: 0 S: 4	H: 1 LOB: 0 BB: 0 P: 4	R: 0 E: 0 K: 2 S: 8	H: 1 LOB: 2 BB: 1 P: 12	1B: 4 2B: 0 3B: 0 HR: 1	SF: 0 SAC: 0 DP: 2 HBP: 0	WP: 0 PB: 0 SB: 0 CS: 0	PA: 37
PITCHER Mickey Lolich, L (1, 1) ERA: 3.67	IP: 9.0 WLS: W BF: 37 H: 5 R: 2 ER: 2 SO: 4 BB: 6 IBB: 0 HBP: 0 BLK: 0 WP: 0 HR: 1 S: 39 P: 63 ERA: 2.00 WHIP: 1.222															PITCHER						

Batter	1	2	3	4	5	6	7	8	9	AB	R	H	RBI	BB	SO	LOB	BOTTOM			
Dick McAuliffe, L (1, 4) OBP: 0.397, SLG: 0.448	4-3		F7				F8		F7	4	0	0	0	0	0	0	New York Yankees @ Detroit Tigers Tiger Stadium, Detroit, MI Fri May 19 1967, 7:05 PM EDT Att: 33,941 - Unknown			
Don Wert, R (1, 5) OBP: 0.276, SLG: 0.231	L6-4-3 BB		6-3				F4		F4	3	0	0	0	1	0	0				
Al Kaline, R (1, 9) OBP: 0.450, SLG: 0.624	L6-4-3 1-2		1B				K		L6	4	0	1	0	0	1	1				
Willie Horton, R (1, 7) OBP: 0.412, SLG: 0.773			K						L6	3	2	1	1	1	1	1				
Mickey Stanley, R (9, 8) OBP: 0.320, SLG: 0.190		E 1B SF9 BB	K				HR		L6	0	0	0	0	0	0	0				
Jim Northrup, L (1, 8) OBP: 0.352, SLG: 0.443		SF9 E 1B					G3		K	4	1	1	0	0	1	0				
Norm Cash, L (1, 3) OBP: 0.427, SLG: 0.418		E4					1-3		4-3	3	0	0	0	0	0	2				
Bill Freehan, R (1, 2) OBP: 0.449, SLG: 0.607		SF9					HR		BB	1	1	1	2	1	0	0				
Ray Oyler, R (1, 6) OBP: 0.322, SLG: 0.276		SF7					1B		F7	2	0	1	1	0	0	1				
Mickey Lolich, S (1, 1) OBP: 0.250, SLG: 0.167	4-3		4-3				K			3	0	0	0	0	1	2				
Inning Stats	R: 0 E: 0 K: 0 S: 2	H: 0 LOB: 0 BB: 1 P: 6	R: 2 E: 1 K: 0 S: 5	H: 1 LOB: 1 BB: 1 P: 9	R: 0 E: 0 K: 1 S: 6	H: 1 LOB: 0 BB: 0 P: 6	R: 1 E: 0 K: 0 S: 5	H: 2 LOB: 1 BB: 0 P: 5	R: 0 E: 0 K: 1 S: 5	H: 0 LOB: 0 BB: 0 P: 5	R: 1 E: 0 K: 0 S: 4	H: 1 LOB: 1 BB: 1 P: 8	R: 0 E: 0 K: 1 S: 5	H: 0 LOB: 0 BB: 0 P: 5	R: 0 E: 0 K: 1 S: 5	H: 0 LOB: 0 BB: 0 P: 5	1B: 3 2B: 0 3B: 0 HR: 2	SF: 2 SAC: 0 DP: 1 HBP: 0	WP: 0 PB: 0 SB: 0 CS: 0	PA: 32
PITCHER Mel Stottlemyre, R (1, 1) ERA: 2.84	IP: 6.0 WLS: L BF: 26 H: 5 R: 4 ER: 3 SO: 2 BB: 3 IBB: 0 HBP: 0 BLK: 0 WP: 0 HR: 2 S: 27 P: 39 ERA: 4.50 WHIP: 1.333															PITCHER				
Thad Tillotson, R (7, 1) ERA: 2.57	IP: 2.0 WLS: 6 BF: 6 H: 0 R: 0 ER: 0 SO: 2 BB: 0 IBB: 0 HBP: 0 BLK: 0 WP: 0 HR: 10 S: 10 P: 10 ERA: 0.00 WHIP: 0.000															PITCHER				

Batter	1	2	3	4	5	6	7	8	9	AB	R	H	RBI	BB	SO	LOB	TOP		
Horace Clarke, S (1.4) OBP: 0.276, SLG: 0.205	F5		K		3-1			4-3		4	0	0	0	0	1	2			
Tom Tresh, S (1.7) OBP: 0.350, SLG: 0.379	2-3				G3			BB		3	0	0	0	1	1	0			
Mickey Mantle, S (1.3) OBP: 0.377, SLG: 0.528	K				HR			F5		4	1	1	1	0	2	1			
Joe Pepitone, L (1.8) OBP: 0.301, SLG: 0.361		F2			F6			K		4	0	0	0	0	2	0			
Steve Whitaker, L (1.9) OBP: 0.273, SLG: 0.349		K			1B			1B		4	0	2	0	0	2	0			
Jake Gibbs, L (1.2) OBP: 0.338, SLG: 0.298	3-1				1B			L9		4	0	1	0	0	0	1			
Dick Howser, R (1.5) OBP: 0.427, SLG: 0.328					5-3			F8		4	0	1	0	0	0	1			
Ruben Amaro, R (1.6) OBP: 0.273, SLG: 0.303					F7			F7		3	0	1	0	0	0	1			
Al Downing, R (1.1) OBP: 0.333, SLG: 0.364										2	0	1	0	0	0	1			
Dooley Womack, L (7.1)										0	0	0	0	0	0	0			
Elston Howard, R (8. PH) OBP: 0.293, SLG: 0.299										1	0	0	0	0	0	0			
Hal Reniff, R (8.1)								L9		0	0	0	0	0	0	0			
Inning Stats	R: 0 E: 0 K: 1 S: 5	H: 0 LOB: 0 BB: 0 P: 5	R: 0 E: 0 K: 1 S: 5	H: 0 LOB: 0 BB: 0 P: 5	R: 0 E: 0 K: 1 S: 6	H: 1 LOB: 1 BB: 0 P: 6	R: 1 E: 0 K: 0 S: 5	H: 3 LOB: 2 BB: 0 P: 5	R: 0 E: 0 K: 3 S: 9	H: 0 LOB: 0 BB: 0 P: 9	R: 0 E: 0 K: 1 S: 6	H: 1 LOB: 1 BB: 0 P: 6	R: 0 E: 0 K: 0 S: 3	H: 0 LOB: 1 BB: 1 P: 7	R: 0 E: 0 K: 1 S: 6	H: 1 LOB: 1 BB: 0 P: 6	1B: 5 2B: 1 3B: 0 HR: 1	SF: 0 SAC: 0 DP: 0 HBP: 0	WP: 0 PA: 34 PB: 0 SB: 0 CS: 0
PITCHER Denny McLain, R (1.1) ERA: 4.88	IP: 9.0 WLS: W BF: 34 H: 7 R: 1 ER: 1 SO: 8 BB: 1 IBB: 0 HBP: 0 BLK: 0 WP: 0 HR: 1 S: 49 P: 53 ERA: 1.00 WHIP: 0.889																		

New York Yankees @ Detroit Tigers
Tiger Stadium, Detroit, MI
Sat May 20 1967, 4:33 AM EDT
Att: 12,164 - Unknown

AB 33
R 1
H 7
RBI 1
BB 1
SO 8
LOB 7



Batter	1	2	3	4	5	6	7	8	9	AB	R	H	RBI	BB	SO	LOB	BOTTOM		
Don Wert, R (1.5) OBP: 0.268, SLG: 0.224	5-3		K2-3			6-3	FC5-4			4	0	0	0	0	1	2			
Dick McAuliffe, L (1.4) OBP: 0.408, SLG: 0.480					L5-4-3 BB	L5-4-3 BB		F2		2	1	1	1	2	0	0			
Al Kaline, R (1.9) OBP: 0.444, SLG: 0.619	L7				L5-4-3	L5-4-3		2B		4	0	1	0	0	0	2			
Willie Horton, R (1.7) OBP: 0.389, SLG: 0.723					F3			F7		3	0	0	0	0	1	0			
Mickey Stanley, R (8.8) OBP: 0.308, SLG: 0.182	K							5-3		1	0	0	0	0	0	1			
Jim Northrup, L (1.8) OBP: 0.357, SLG: 0.458					1-3			F5		3	1	1	0	1	0	1			
Bill Freehan, R (1.2) OBP: 0.446, SLG: 0.598					G5-4-3 BB	K		1B		3	1	1	1	0	1	1			
Norm Cash, L (1.3) OBP: 0.433, SLG: 0.419					F5			1B		2	0	1	0	1	0	0			
Ray Oyler, R (1.6) OBP: 0.326, SLG: 0.273					5-3			FC1-6 BB		1	0	0	0	1	0	0			
Gates Brown, L (7. PH) OBP: 0.294, SLG: 0.367								FC1-6 BB		1	0	1	1	0	0	0			
Dick Tracewski, R (8.6) OBP: 0.267, SLG: 0.400								FC1-6 1B		0	0	0	0	0	0	0			
Denny McLain, R (1.1)					K			FC1-6 FC5-4		3	0	0	0	0	1	4			
Inning Stats	R: 1 E: 0 K: 1 S: 6	H: 1 LOB: 0 BB: 0 P: 6	R: 0 E: 0 K: 0 S: 2	H: 0 LOB: 1 BB: 1 P: 6	R: 0 E: 0 K: 2 S: 7	H: 0 LOB: 0 BB: 0 P: 7	R: 0 E: 0 K: 0 S: 2	H: 0 LOB: 0 BB: 1 P: 6	R: 0 E: 0 K: 1 S: 6	H: 1 LOB: 2 BB: 1 P: 10	R: 0 E: 0 K: 0 S: 2	H: 0 LOB: 0 BB: 1 P: 6	R: 2 E: 0 K: 0 S: 6	H: 3 LOB: 2 BB: 1 P: 10	R: 0 E: 0 K: 0 S: 4	H: 1 LOB: 1 BB: 0 P: 4	1B: 3 2B: 1 3B: 1 HR: 1	SF: 0 SAC: 0 DP: 3 HBP: 0	WP: 0 PA: 32 PB: 1 SB: 0 CS: 0
PITCHER Al Downing, L (1.1) ERA: 3.12	IP: 6.1 WLS: L BF: 25 H: 4 R: 3 ER: 3 SO: 4 BB: 4 IBB: 3 HBP: 0 BLK: 0 WP: 0 HR: 0 S: 28 P: 48 ERA: 4.26 WHIP: 1.263																		
PITCHER Dooley Womack, R (7.1) ERA: 0.89	IP: 0.2 WLS: 3 BF: 1 H: 0 R: 0 ER: 0 SO: 0 BB: 0 IBB: 0 HBP: 0 BLK: 0 WP: 0 HR: 3 S: 3 P: 3 ERA: 0.00 WHIP: 1.500																		
PITCHER Hal Reniff, R (8.1) ERA: 4.86	IP: 1.0 WLS: 4 BF: 1 H: 0 R: 0 ER: 0 SO: 0 BB: 0 IBB: 0 HBP: 0 BLK: 0 WP: 0 HR: 4 S: 4 P: 4 ERA: 0.00 WHIP: 1.000																		

New York Yankees @ Detroit Tigers
Tiger Stadium, Detroit, MI
Sat May 20 1967, 4:33 AM EDT
Att: 12,164 - Unknown

AB 27
R 3
H 6
RBI 3
BB 5
SO 4
LOB 11



Batter	1	2	3	4	5	6	7	8	9	AB	R	H	RBI	BB	SO	LOB	TOP				
Horace Clarke, S OBP: 0.291, SLG: 0.258 (1, 4)	0-0 G3-6 1B		0-0 6-3		0-0 2-3 1B		0-0 1-H HR	0-3 K		5	1	3	2	0	1	2					
Tom Tresh, S OBP: 0.344, SLG: 0.380 (1, 7)	0-0 G3-6 1-2		0-0 L9		0-3 K		0-0 HR	0-3 K		5	1	1	0	0	2	3					
Mickey Mantle, S OBP: 0.387, SLG: 0.559 (1, 3)	4-0 E BB			0-0 F8		0-0 BB 1B	0-0 2-H HR	0-3 K		4	1	2	2	1	1	0					
Joe Pepitone, L OBP: 0.296, SLG: 0.363 (1, 8)	0-0 E4 1-2			0-0 2B		0-0 F4	0-0 F7	0-0 G3		5	0	1	0	0	0	2					
Steve Whitaker, L OBP: 0.272, SLG: 0.337 (1, 9)	0-0 1-3			0-0 G3		0-0 BB	0-3 K			3	0	0	0	1	1	3					
Jake Gibbs, L OBP: 0.333, SLG: 0.295 (1, 2)		0-0 4-3		0-0 1-3		0-0 F9		0-0 1B		4	0	1	0	0	0	3					
Dick Howser, R OBP: 0.430, SLG: 0.343 (1, 5)	4-0 G4-6-3 BB			0-0 1B		0-0 F7		0-0 F8		3	0	1	0	1	0	3					
Ruben Amaro, R OBP: 0.270, SLG: 0.297 (1, 6)	0-0 G4-6-3 1-2			0-0 5-3		0-0 HR	0-0 F7			4	1	1	0	0	0	3					
Whitney Ford, L Jim Bouton, R Thad Tiltonson, R Ray Reniff, R Hal Reniff, R Cherley Jester, R Steve Hamilton, L Eston Howard, R Gene Klein, R Dooley Womack, L			0-3 K		0-0 F7		0-3 K	0-0 1-2 1B		0	0	0	0	0	0	0					
Inning Stats	R: 0 E: 1 K: 0 S: 4	H: 1 LOB: 2 BB: 1 P: 8	R: 0 E: 0 K: 0 S: 2	H: 0 LOB: 0 BB: 1 P: 6	R: 0 E: 0 K: 1 S: 5	H: 0 LOB: 0 BB: 0 P: 5	R: 0 E: 0 K: 0 S: 4	H: 1 LOB: 1 BB: 0 P: 4	R: 0 E: 0 K: 1 S: 7	H: 2 LOB: 2 BB: 1 P: 7	R: 0 E: 0 K: 0 S: 4	H: 1 LOB: 2 BB: 1 P: 8	R: 4 E: 0 K: 2 S: 11	H: 4 LOB: 0 BB: 0 P: 11	R: 0 E: 0 K: 1 S: 7	H: 2 LOB: 2 BB: 0 P: 7	R: 0 E: 0 K: 2 S: 7	H: 0 LOB: 0 BB: 0 P: 7	1B: 6 2B: 3 3B: 0 HR: 2	SF: 0 SAC: 0 DP: 2 HBP: 0	WP: 0 PA: 40 PB: 0 SB: 0 CS: 0
PITCHER	IP WLS BF H R ER SO BB IBB HBP BLK WP HR S P ERA WHIP	6.1 W 30 9 4 4 3 3 0 0 0 0 2 33 45 5.68 1.895	2.2 S 10 2 0 0 4 0 0 0 0 0 0 18 18 0.00 0.750	PITCHER										IP WLS BF H R ER SO BB IBB HBP BLK WP HR S P ERA WHIP							
Earl Wilson, R ERA: 3.54 Fred Gladding, R ERA:																					

New York Yankees @ Detroit Tigers
Tiger Stadium, Detroit, MI
Sun May 21 1967, 4:33 AM EDT
Unknown

AB 37
R 4
H 11
RBI 4
BB 3
SO 7
LOB 21





Batter	1	2	3	4	5	6	7	8	9	AB	R	H	RBI	BB	SO	LOB	BOTTOM			
Don Wert, R OBP: 0.273, SLG: 0.238 (1, 5)	0-0 3-1 SF7 2B	0-0 F8	0-3 K		0-0 1-2 1B			0-0 F8		5	1	2	0	0	1	2				
Dick McAuliffe, L OBP: 0.415, SLG: 0.544 (1, 4)	0-0 3-1	0-0 BB 1B		0-0 HR	0-0 4-3			0-0 HR		5	3	3	2	0	0	3				
Al Kaline, R OBP: 0.449, SLG: 0.635 Mickey Stanley, R OBP: 0.286, SLG: 0.167 (4, PR) (5, 8)	0-0 SF7	0-0 BB E 1B		0-0 F8 2B		0-0 F6		0-3 K		2	1	2	2	0	0	0				
Willie Horton, R OBP: 0.407, SLG: 0.760 (1, 7)	4-0 BB	4-0 E BB		0-0 F8		0-0 6-3		0-0 HR		3	1	1	1	2	0	1				
Jim Northrup, L OBP: 0.351, SLG: 0.447 (1, 8) (5, 9)	0-0 G1	0-0 E3		0-0 4-3		0-0 1B		0-3 K		5	0	1	0	0	1	4				
Bill Freehan, R OBP: 0.440, SLG: 0.615 (1, 2)		0-0 HR		0-0 6-3		0-0 F4				4	1	1	1	0	0	5				
Norm Cash, L OBP: 0.444, SLG: 0.427 (1, 3)		0-0 SH1-3 1B	0-0 FC5-4 1B		4-0 1B BB		0-0 F8			3	1	2	0	1	0	0				
Ray Oyler, R OBP: 0.316, SLG: 0.263 (1, 6)		0-0 SH1-3	0-0 F8		0-0 F5		0-3 K			3	0	0	0	0	1	2				
Earl Wilson, R OBP: 0.308, SLG: 0.417 Fred Gladding, L ERA:		0-0 1B 1B	0-0 FC5-4		0-0 F9		0-0 1-3			3	1	1	1	0	0	2				
Inning Stats	R: 1 E: 0 K: 0 S: 4	H: 1 LOB: 1 BB: 1 P: 8	R: 5 E: 1 K: 0 S: 9	H: 5 LOB: 2 BB: 1 P: 13	R: 0 E: 0 K: 1 S: 6	H: 1 LOB: 1 BB: 0 P: 6	R: 1 E: 0 K: 0 S: 5	H: 2 LOB: 2 BB: 0 P: 5	R: 0 E: 0 K: 0 S: 4	H: 1 LOB: 1 BB: 0 P: 4	R: 0 E: 0 K: 1 S: 5	H: 0 LOB: 0 BB: 0 P: 5	R: 0 E: 0 K: 2 S: 9	H: 2 LOB: 0 BB: 0 P: 9	R: 2 E: 0 K: 2 S: 9	H: 2 LOB: 0 BB: 0 P: 9	1B: 7 2B: 2 3B: 0 HR: 4	SF: 1 SAC: 1 DP: 0 HBP: 0	WP: 0 PA: 41 PB: 0 SB: 0 CS: 0	
PITCHER	IP WLS BF H R ER SO BB IBB HBP BLK WP HR S P ERA WHIP	1.0 L 5 1 1 1 0 1 0 0 0 0 1 7 7 40.50 7.500	0.2 7 5 5 3 0 0 0 0 0 0 0 1 7 7 40.50 7.500	2.1 12 3 1 1 1 1 0 0 0 0 0 1 13 17 3.86 1.714	2.0 9 2 0 0 0 1 0 0 0 0 0 0 8 12 0.00 1.500	1.0 3 0 0 0 1 0 0 0 0 0 0 5 5 0.00 0.000	PITCHER										IP WLS BF H R ER SO BB IBB HBP BLK WP HR S P ERA WHIP			
Whitney Ford, L ERA: 1.64 Jim Bouton, R Thad Tiltonson, R ERA: 2.76 Hal Reniff, R ERA: 4.34 Steve Hamilton, L ERA: 4.0																				

New York Yankees @ Detroit Tigers
Tiger Stadium, Detroit, MI
Sun May 21 1967, 4:33 AM EDT
Unknown

AB 36
R 9
H 13
RBI 7
BB 3
SO 4
LOB 19



Batter	1	2	3	4	5	6	7	8	9	AB	R	H	RBI	BB	SO	LOB	TOP										
Reggie Smith, S (1, 8) OBP: 0.287, SLG: 0.330	K		K					SH3-4 HR 2B	F8	5	1	2	1	0	2	0	Boston Red Sox @ Detroit Tigers Tiger Stadium, Detroit, MI Tue May 23 1967, 7:05 PM EDT Att: 7,570 - Unknown										
Mike Andrews, R (1, 4) OBP: 0.349, SLG: 0.366	6-3				G5-4-3 1B			SH3-4		3	0	1	0	0	0	2											
Carl Yastrzemski, L (1, 7) OBP: 0.385, SLG: 0.592	K			L9				HR		4	1	1	2	0	1	1											
George Scott, R (1, 3) OBP: 0.373, SLG: 0.444		6-3		FC5-4				1B		3	0	0	0	1	1	1											
Don Demeter, R (1, 9) OBP: 0.395, SLG: 0.567	6-3			FC6-4				L9		4	0	0	0	0	1	2											
Rico Petrocelli, R (1, 6) OBP: 0.393, SLG: 0.496					1-3			1B		4	1	3	1	0	0	0											
Joe Foy, R (1, 5) OBP: 0.299, SLG: 0.316	K				1B			F7		4	1	1	0	0	1	3											
Mike Ryan, R (1, 2) OBP: 0.396, SLG: 0.395				F8						4	1	2	0	0	0	0											
Dennis Bennett, L (1, 1) John Wyatt, R (8, 1)			K					G5-6-4	K	3	0	1	0	0	1	2											
Inning Stats	R: 0 E: 0 K: 2 S: 7	H: 0 LOB: 0 BB: 0 P: 7	R: 1 E: 0 K: 1 S: 6	H: 1 LOB: 0 BB: 0 P: 6	R: 0 E: 0 K: 2 S: 7	H: 0 LOB: 0 BB: 0 P: 7	R: 0 E: 0 K: 0 S: 4	H: 1 LOB: 1 BB: 0 P: 4	R: 2 E: 1 K: 0 S: 6	H: 4 LOB: 1 BB: 0 P: 6	R: 0 E: 0 K: 2 S: 7	H: 0 LOB: 0 BB: 0 P: 7	R: 0 E: 0 K: 0 S: 4	H: 2 LOB: 1 BB: 0 P: 4	R: 2 E: 0 K: 0 S: 6	H: 3 LOB: 2 BB: 1 P: 10		R: 0 E: 0 K: 1 S: 5	H: 0 LOB: 0 BB: 0 P: 5	1B: 8 2B: 1 3B: 0 HR: 2	SF: 0 SAC: 1 DP: 2 HBP: 0	WP: 0 PB: 0 SB: 1 CS: 0	PA: 37				
PITCHER	IP	WLS	BF	H	R	ER	SO	BB	IBB	HBP	BLK	WP	HR	S	P	ERA	WHIP	PITCHER									
Mickey Lolich, L (1, 1) ERA: 3.55	7.0	L	27	8	3	2	7	0	0	0	0	0	1	41	41	2.57	1.143										
George Konnoce, R (8, 1) ERA: 4.61	2.0		10	3	2	2	1	1	0	0	0	0	1	11	15	9.00	2.000										

Batter	1	2	3	4	5	6	7	8	9	AB	R	H	RBI	BB	SO	LOB	BOTTOM										
Don Wert, R (1, 5) OBP: 0.278, SLG: 0.261	F8 L5-3 2B		4-3					K		4	1	1	0	0	1	3	Boston Red Sox @ Detroit Tigers Tiger Stadium, Detroit, MI Tue May 23 1967, 7:05 PM EDT Att: 7,570 - Unknown										
Dick McAuliffe, L (1, 4) OBP: 0.406, SLG: 0.514	F8		F8					F9		3	0	0	0	1	0	1											
Al Kaline, R (1, 9) OBP: 0.438, SLG: 0.659	L5-3				L8			HR		4	1	1	2	0	1	3											
Willie Horton, R (1, 7) OBP: 0.418, SLG: 0.789					F6			4-3		4	0	1	0	0	0	0											
Jim Northrup, L (1, 8) OBP: 0.338, SLG: 0.427	F7				FC5-4 1B			F7		4	0	1	0	0	0	1											
Bill Freehan, R (1, 2) OBP: 0.444, SLG: 0.594					FC5-4			5-3		4	0	1	0	0	0	1											
Norm Cash, L (1, 3) OBP: 0.417, SLG: 0.394					4-3			1-3		4	0	0	0	0	2	1											
Ray Oyler, R (1, 6) OBP: 0.317, SLG: 0.279								F3		3	0	1	0	0	1	0											
Jerry Lumpe, L (9, PH) OBP: 0.313, SLG: 0.154										0	0	0	0	1	0	0											
Mickey Lolich, S (1, 1) Earl Wilson, R (7, PH) George Konnoce, R (8, 1) Gates Brown, L (9, PH)									4-3	1	0	0	0	1	1	0	BOTTOM										
Inning Stats	R: 1 E: 0 K: 0 S: 5	H: 2 LOB: 1 BB: 0 P: 5	R: 0 E: 0 K: 2 S: 7	H: 1 LOB: 0 BB: 0 P: 7	R: 0 E: 0 K: 1 S: 5	H: 0 LOB: 0 BB: 0 P: 5	R: 0 E: 0 K: 1 S: 6	H: 1 LOB: 1 BB: 0 P: 6	R: 0 E: 0 K: 0 S: 4	H: 1 LOB: 3 BB: 2 P: 12	R: 0 E: 0 K: 0 S: 3	H: 0 LOB: 0 BB: 0 P: 3	R: 0 E: 0 K: 1 S: 6	H: 1 LOB: 1 BB: 0 P: 6	R: 0 E: 0 K: 0 S: 4	H: 1 LOB: 0 BB: 0 P: 4		R: 0 E: 0 K: 1 S: 5	H: 0 LOB: 1 BB: 1 P: 9	1B: 3 2B: 4 3B: 0 HR: 1	SF: 0 SAC: 0 DP: 1 HBP: 0	WP: 1 PB: 0 SB: 0 CS: 1	PA: 36				
PITCHER	IP	WLS	BF	H	R	ER	SO	BB	IBB	HBP	BLK	WP	HR	S	P	ERA	WHIP	PITCHER									
Dennis Bennett, L (1, 1) ERA: 3.59	7.1	W	30	7	2	2	5	2	0	0	0	0	1	38	46	2.46	1.227										
John Wyatt, R (8, 1) ERA: 3.55	1.2	S	6	0	0	0	1	1	0	0	0	0	0	7	11	0.00	0.600										

Batter	1	2	3	4	5	6	7	8	9	AB	R	H	RBI	BB	SO	LOB	TOP					
Jose Tartabull, L OBP: 0.333, SLG: 0.256 (1, 9)	K		G1-4-3			F4		F9		4	0	0	0	0	1	3	Boston Red Sox @ Detroit Tigers Tiger Stadium, Detroit, MI Thu May 25 1967, 7:05 PM EDT Att: 8,782 - Unknown					
Reggie Smith, S OBP: 0.285, SLG: 0.341 (1, 8)	F3			4-3		1B		3B		4	0	2	2	0	0	0						
Carl Yastrzemski, L OBP: 0.385, SLG: 0.570 (1, 7)	6-3			L6		F7		BB		3	0	0	0	1	0	1						
George Scott, R OBP: 0.359, SLG: 0.424 (1, 3)		K		K			FC9-6 1B	5-3		4	0	1	0	0	2	2						
Dalton Jones, L OBP: 0.365, SLG: 0.464 (1, 5) (6, 4)		F6			L9		FC9-6 G6-4-3 1-2	F8		4	0	0	0	0	0	1						
Rico Petrocelli, R OBP: 0.384, SLG: 0.481 (1, 6) Dan Osinski, R OBP: 0.250, SLG: 0.250 Russ Gibson, R OBP: 0.317, SLG: 0.302 Galen Cisco, R (7, PH) Tony Horton, R OBP: 0.242, SLG: 0.313 (9, PH)	F8			K		G6-4-3 1-2		F8		2	0	0	0	0	1	0						
Mike Andrews, R OBP: 0.351, SLG: 0.366 (1, 4) (6, 6)			L9		E S 1B			F7		4	0	2	0	0	0	0						
Mike Ryan, R OBP: 0.411, SLG: 0.449 (1, 2)				K				1B		2	2	1	1	2	1	1						
Jose Santiago, R OBP: 0.375, SLG: 1.000 Lee Stange, R (5, PH) Joe Foy, R OBP: 0.300, SLG: 0.317 (6, PH) (6, 5)				HR				1B 3B BB		1	0	1	0	0	0	0						
						F2		3-1		0	0	0	0	0	0	0						
								1B		3	1	1	0	0	0	2						
Inning Stats	R: 0 E: 0 K: 1 S: 5	H: 0 LOB: 0 BB: 0 P: 5	R: 0 E: 0 K: 1 S: 5	H: 0 LOB: 0 BB: 0 P: 5	R: 1 E: 0 K: 0 S: 4	H: 2 LOB: 0 BB: 0 P: 4	R: 0 E: 0 K: 1 S: 5	H: 0 LOB: 0 BB: 0 P: 5	R: 0 E: 0 K: 2 S: 8	H: 1 LOB: 1 BB: 0 P: 8	R: 0 E: 0 K: 0 S: 4	H: 1 LOB: 0 BB: 0 P: 4	R: 0 E: 0 K: 0 S: 3	H: 1 LOB: 0 BB: 0 P: 3	R: 2 E: 0 K: 0 S: 5	H: 2 LOB: 2 BB: 2 P: 13	R: 0 E: 0 K: 0 S: 4	H: 1 LOB: 2 BB: 1 P: 8	1B: 6 2B: 0 3B: 1 HR: 1	SF: 0 SAC: 0 DP: 2 HBP: 0	WP: 0 PB: 0 SB: 1 CS: 0	PA: 36
PITCHER Earl Wilson, R ERA: 3.46 (1, 1)	IP: 9.0 WLS: W BF: 36 H: 8 R: 3 ER: 3 SO: 5 BB: 3 IBB: 0 HBP: 0 BLK: 0 WP: 0 HR: 1 S: 43 P: 55 ERA: 3.00 WHIP: 1.222															PITCHER						

Batter	1	2	3	4	5	6	7	8	9	AB	R	H	RBI	BB	SO	LOB	BOTTOM			
Dick McAuliffe, L OBP: 0.401, SLG: 0.521 (1, 4)	E 1B BB		4-3			BB 1B		1-3		4	3	2	1	1	0	1	Boston Red Sox @ Detroit Tigers Tiger Stadium, Detroit, MI Thu May 25 1967, 7:05 PM EDT Att: 8,782 - Unknown			
Don Wert, R OBP: 0.270, SLG: 0.248 (1, 5)	F4		4-3		1B HR BB	K				3	1	0	0	1	1					
Al Kaline, R OBP: 0.447, SLG: 0.656 Mickey Stanley, R OBP: 0.276, SLG: 0.160 (8, 8)	L6 1B 1-2		L8		HR 1B		L6-3			4	2	1	2	0	0	1				
Willie Horton, R OBP: 0.400, SLG: 0.719 (1, 7)	F9 1B 1-3 2H		3-1		HR BB		F8			3	1	1	1	1	0	0				
Jim Northrup, L OBP: 0.347, SLG: 0.449 (1, 8) (8, 9)	FC6-4 1B 1-2 3H			F7		HR		BB		3	1	2	5	1	0	0				
Norm Cash, L OBP: 0.407, SLG: 0.378 (1, 3)	F9			K		G3		3-1		4	0	0	0	0	1	3				
Bill Freehan, R OBP: 0.433, SLG: 0.565 (1, 2)	FC6-4 1-2			F2		4-3		F8 SH5-3 1B		4	0	1	0	0	0	2				
Ray Oyler, R OBP: 0.308, SLG: 0.272 (1, 6)		6-3			6-3	K		SH5-3		3	0	0	0	0	1	0				
Earl Wilson, R OBP: 0.313, SLG: 0.379 (1, 1)		K			BB 1B BB	K		F8		3	1	0	0	1	2	1				
Inning Stats	R: 2 E: 1 K: 0 S: 6	H: 2 LOB: 2 BB: 1 P: 10	R: 0 E: 0 K: 1 S: 5	H: 0 LOB: 0 BB: 0 P: 5	R: 0 E: 0 K: 1 S: 3	H: 0 LOB: 0 BB: 0 P: 3	R: 0 E: 0 K: 1 S: 5	H: 0 LOB: 0 BB: 0 P: 5	R: 6 E: 0 K: 0 S: 6	H: 3 LOB: 0 BB: 3 P: 18	R: 1 E: 0 K: 3 S: 10	H: 1 LOB: 0 BB: 0 P: 10	R: 0 E: 0 K: 0 S: 3	H: 0 LOB: 1 BB: 1 P: 7	R: 0 E: 0 K: 0 S: 4	H: 1 LOB: 1 BB: 0 P: 4		1B: 5 2B: 0 3B: 0 HR: 2	SF: 0 SAC: 1 DP: 0 HBP: 0	WP: 0 PB: 0 SB: 0 CS: 0
PITCHER Jose Santiago, R ERA: 5.6 (1, 1) Lee Stange, R ERA: 6.08 (5, 1) Dan Osinski, R ERA: 1.69 (6, 1) Galen Cisco, R ERA: 3.21 (7, 1)	IP: 4.1 WLS: L BF: 21 H: 4 R: 6 ER: 5 SO: 2 BB: 3 IBB: 0 HBP: 0 BLK: 0 WP: 0 HR: 0 S: 22 P: 34 ERA: 10.38 WHIP: 1.615															PITCHER				

Batter	1	2	3	4	5	6	7	8	9	AB	R	H	RBI	BB	SO	LOB	TOP										
Tim Cullen, R (1,4) OBP: 0.324, SLG: 0.277 Bernie Allen, L (9, PH) OBP: 0.210, SLG: 0.189	K		L9		E6		1B		BB	4	0	1	0	0	1	0	Washington Senators @ Detroit Tigers Tiger Stadium, Detroit, MI Sun May 28 1967, 4:33 AM EDT Att: 52,357 - Unknown										
Ken McMullen, R (1,5) OBP: 0.238, SLG: 0.315	BB		F3		6-3		K		6-3	5	0	1	0	0	1	4											
Fred Valentine, S (1,8) OBP: 0.366, SLG: 0.346	L9		4-3		K				L9	4	0	0	0	0	1	2											
Frank Howard, R (1,7) OBP: 0.368, SLG: 0.523	BB				G3		4-3		K	3	0	0	0	1	1	0											
Cap Peterson, R (1,9) OBP: 0.351, SLG: 0.357	F8				6-3		1B		K	4	0	1	0	0	1	2											
Paul Casanova, R (1,2) OBP: 0.316, SLG: 0.361			K		1B		F2		K	4	0	1	0	0	2	1											
Ken Harrelson, R (1,3) OBP: 0.296, SLG: 0.323			K		1B		F4		K	4	0	1	0	0	2	1											
Ed Brinkman, R (1,6) OBP: 0.259, SLG: 0.264					1B					4	1	2	1	0	0	2											
Pete Richert, L (1,1) OBP: 0.059, SLG: 0.059 Dave Baldwin, R (6,1)					6-3		L9		BB	2	0	0	0	0	1	1											
Bob Saverine, S (7, PH) OBP: 0.306, SLG: 0.288 Darold Knowles, L (7,1)			K						BB	1	0	0	0	0	0	0											
Jim King, L (9, PH) OBP: 0.330, SLG: 0.333									BB	0	0	0	0	1	0	0											
Inning Stats	R: 0 E: 0 K: 1 S: 6	H: 1 LOB: 2 BB: 1 P: 10	R: 0 E: 0 K: 3 S: 10	H: 1 LOB: 1 BB: 0 P: 10	R: 0 E: 0 K: 0 S: 3	H: 0 LOB: 0 BB: 0 P: 3	R: 0 E: 0 K: 0 S: 5	H: 2 LOB: 2 BB: 0 P: 5	R: 0 E: 1 K: 1 S: 6	H: 0 LOB: 1 BB: 0 P: 6	R: 0 E: 0 K: 0 S: 4	H: 1 LOB: 1 BB: 0 P: 4	R: 0 E: 0 K: 1 S: 6	H: 1 LOB: 0 BB: 0 P: 6	R: 0 E: 0 K: 2 S: 7	H: 0 LOB: 0 BB: 0 P: 7	R: 1 E: 0 K: 2 S: 8	H: 1 LOB: 2 BB: 2 P: 16	1B: 5 2B: 1 3B: 0 HR: 1	SF: 0 SAC: 0 DP: 0 HBP: 0	WP: 0 PB: 0 CS: 0	PA: 38					
PITCHER	IP	WLS	BF	H	R	ER	SO	BB	IBB	HBP	BLK	WP	HR	S	P	ERA	WHIP										
Denny McLain, R (1,1) ERA: 3.96	8.2	W	37	7	1	1	10	3	0	0	0	0	1	54	66	1.04	1.154										
Fred Gladding, R (9,1) ERA:	0.1	S	1	0	0	0	0	0	0	0	0	0	0	1	1	0.00	0.000										

Batter	1	2	3	4	5	6	7	8	9	AB	R	H	RBI	BB	SO	LOB	BOTTOM										
Don Wert, R (1,5) OBP: 0.291, SLG: 0.268	K			F7		PB				4	1	2	0	0	1	0	Washington Senators @ Detroit Tigers Tiger Stadium, Detroit, MI Sun May 28 1967, 4:33 AM EDT Att: 52,357 - Unknown										
Dick McAuliffe, L (1,4) OBP: 0.404, SLG: 0.527	G3			F8		1B			1B	3	0	0	1	0	1	2											
Al Kaline, R (1,9) OBP: 0.440, SLG: 0.619	L7			L5-3		1B			L8	3	1	0	0	1	0	2											
Willie Horton, R (1,7) OBP: 0.375, SLG: 0.636 Norm Cash, L (9,3) OBP: 0.396, SLG: 0.370	K				F3	WP			K	4	0	1	1	0	2	0											
Jim Northrup, L (1,8) OBP: 0.356, SLG: 0.447	K					1B			1B	4	0	3	1	0	1	0											
Bill Freehan, R (1,2) OBP: 0.438, SLG: 0.581	F7				F5	FC5-4			1-4-3	3	0	0	0	1	0	2											
Mickey Stanley, R (1,3) OBP: 0.242, SLG: 0.138				6-3		K			F8	4	0	0	0	0	1	5											
Ray Oyler, R (1,6) OBP: 0.311, SLG: 0.275				5-3		1B			1B	3	1	1	0	0	1	0											
Denny McLain, R (1,1) OBP: 0.125, SLG: 0.045 Fred Gladding, L (9,1) ERA:				K		SH3-2-4			1B	2	0	1	0	0	1	0											
Inning Stats	R: 0 E: 0 K: 1 S: 5	H: 0 LOB: 0 BB: 0 P: 5	R: 0 E: 0 K: 2 S: 7	H: 0 LOB: 0 BB: 0 P: 7	R: 0 E: 0 K: 1 S: 5	H: 0 LOB: 0 BB: 0 P: 5	R: 0 E: 0 K: 0 S: 3	H: 0 LOB: 0 BB: 0 P: 3	R: 0 E: 0 K: 1 S: 6	H: 1 LOB: 1 BB: 0 P: 6	R: 3 E: 0 K: 0 S: 7	H: 4 LOB: 3 BB: 2 P: 15	R: 0 E: 0 K: 2 S: 9	H: 2 LOB: 2 BB: 0 P: 9	R: 0 E: 0 K: 1 S: 6	H: 1 LOB: 1 BB: 0 P: 6		1B: 8 2B: 0 3B: 0 HR: 0	SF: 1 SAC: 1 DP: 0 HBP: 0	WP: 1 PB: 1 CS: 0	PA: 34						
PITCHER	IP	WLS	BF	H	R	ER	SO	BB	IBB	HBP	BLK	WP	HR	S	P	ERA	WHIP										
Pete Richert, L (1,1) ERA: 4.64	5.2	L	23	5	3	3	5	1	0	0	0	0	0	32	36	4.76	1.059										
Dave Baldwin, R (6,1) ERA: 1.5	0.1		2	0	0	0	0	1	0	0	0	1	0	1	5	0.00	3.000										
Darold Knowles, L (7,1) ERA: 0.66	2.0		9	3	0	0	3	0	0	0	0	0	0	15	15	0.00	1.500										



Batter	1	2	3	4	5	6	7	8	9	AB	R	H	RBI	BB	SO	LOB	TOP			
Don Buford, S OBP: 0.296, SLG: 0.268 (1, 5)	L9		F8		1B		BB			3	0	1	0	1	0	0	Chicago White Sox @ Detroit Tigers Tiger Stadium, Detroit, MI Tue May 30 1967, 4:33 AM EDT Unknown			
Wayne Causey, L OBP: 0.364, SLG: 0.425 (1, 4)	F7		G5-4-3 1B		F8		G3			4	0	1	0	0	0	4				
Tommie Agee, R OBP: 0.337, SLG: 0.423 (1, 8)	5-3		G5-4-3 1-2			F5		F8		4	0	0	0	0	0	1				
Tom McCraw, L OBP: 0.311, SLG: 0.439 (1, 3)		S 1B		K		F7		3-1		4	1	1	0	0	1	0				
Pete Ward, L OBP: 0.360, SLG: 0.403 (1, 7)	F6		F7		F2		K			4	0	0	0	0	1	1				
Ken Berry, R OBP: 0.350, SLG: 0.384 (1, 9)		1B HBP		6-3				1B	FC6-4 1B	3	1	2	0	0	0	0				
J.C. Martin, L OBP: 0.282, SLG: 0.270 (7, PR)	K				K			F5		3	0	1	1	0	2	2				
Al Weis, S OBP: 0.400, SLG: 0.421 Hoyt Wilhelm, R (7, 1)							BB			0	0	0	0	0	0	0				
Walt Williams, R OBP: 0.257, SLG: 0.294 (9, PH)						2H	1B			1	0	0	0	0	0	1				
Ron Hansen, R OBP: 0.264, SLG: 0.277 (1, 6)					FC4-6 BB		F8		FC6-4	3	0	1	1	1	0	2				
Gary Peters, L OBP: 0.281, SLG: 0.500 Jerry McNertney, R OBP: 0.286, SLG: 0.429 (7, 2)	G3				FC4-6 1B		F8		K	3	0	0	0	0	0	4				
Inning Stats	R: 0 E: 0 K: 0 S: 3	H: 0 LOB: 0 BB: 0 P: 3	R: 1 E: 0 K: 1 S: 7	H: 2 LOB: 2 BB: 0 P: 8	R: 0 E: 0 K: 0 S: 3	H: 1 LOB: 0 BB: 0 P: 3	R: 0 E: 0 K: 1 S: 5	H: 0 LOB: 0 BB: 0 P: 5	R: 0 E: 0 K: 0 S: 3	H: 0 LOB: 0 BB: 0 P: 3	R: 1 E: 0 K: 0 S: 5	H: 2 LOB: 2 BB: 1 P: 9	R: 0 E: 0 K: 1 S: 5	H: 0 LOB: 0 BB: 0 P: 5	R: 0 E: 0 K: 1 S: 6	H: 1 LOB: 1 BB: 0 P: 6	1B: 6 2B: 1 3B: 0 HR: 0	SF: 0 SAC: 0 DP: 1 HBP: 1	WP: 0 PB: 0 SB: 1 CS: 0	PA: 36
PITCHER	IP WLS BF H R ER SO BB IBB HBP BLK WP HR S P ERA WHIP	IP WLS BF H R ER SO BB IBB HBP BLK WP HR S P ERA WHIP																		
Earl Wilson, R ERA: 3.39 Fred Gladding, R ERA:	(1, 1) (7, 1)	6.2 W 28 6 2 2 3 2 0 0 0 0 0 0 31 40 2.70 1.200	2.1 S 8 1 0 0 2 0 0 0 0 0 0 0 12 12 0.00 0.429																	

AB	33
R	2
H	7
RBI	2
BB	2
SO	5
LOB	16



Batter	1	2	3	4	5	6	7	8	9	AB	R	H	RBI	BB	SO	LOB	BOTTOM			
Don Wert, R OBP: 0.290, SLG: 0.267 (1, 5)	K			L6-4-3 1B	1-3			F8		4	0	1	0	0	1	2	Chicago White Sox @ Detroit Tigers Tiger Stadium, Detroit, MI Tue May 30 1967, 4:33 AM EDT Unknown			
Dick McAuliffe, L OBP: 0.400, SLG: 0.515 (1, 4)	4-3			K		F8		1B HBP		3	1	0	0	0	1	1				
Al Kaline, R OBP: 0.441, SLG: 0.622 (1, 9)	L5-3			L6-4-3 1-2		1B 2B		1B 1B		4	1	2	0	0	0	1				
Willie Horton, R OBP: 0.374, SLG: 0.625 Norm Cash, L OBP: 0.400, SLG: 0.375 (8, 3)		F9			K			1B		3	0	1	1	0	1	0				
Jim Northrup, L OBP: 0.353, SLG: 0.461 (8, 7)						2H 1B		1B		1	0	1	1	0	0	0				
Bill Freehan, R OBP: 0.436, SLG: 0.571 (1, 2)					HR			1-3		4	1	1	1	0	1	2				
Mickey Stanley, R OBP: 0.250, SLG: 0.156 (8, 8)					1B HBP			5-3		2	1	0	0	0	1	0				
Ray Oyler, R OBP: 0.311, SLG: 0.276 (1, 6)					1B HBP			1B		3	0	1	0	0	0	0				
Earl Wilson, R OBP: 0.294, SLG: 0.355 Fred Gladding, L ERA: 0.59 (7, 1)										3	0	1	1	0	1	0				
Inning Stats	R: 0 E: 0 K: 1 S: 5	H: 0 LOB: 0 BB: 0 P: 5	R: 0 E: 0 K: 2 S: 7	H: 0 LOB: 0 BB: 0 P: 7	R: 0 E: 0 K: 1 S: 5	H: 0 LOB: 0 BB: 0 P: 5	R: 0 E: 0 K: 1 S: 5	H: 1 LOB: 0 BB: 0 P: 5	R: 2 E: 0 K: 1 S: 8	H: 3 LOB: 2 BB: 0 P: 9	R: 1 E: 0 K: 0 S: 4	H: 2 LOB: 0 BB: 0 P: 4	R: 0 E: 0 K: 0 S: 3	H: 0 LOB: 0 BB: 0 P: 3	R: 1 E: 0 K: 1 S: 7	H: 2 LOB: 2 BB: 0 P: 8		1B: 6 2B: 1 3B: 0 HR: 1	SF: 0 SAC: 0 DP: 1 HBP: 2	WP: 0 PB: 0 SB: 0 CS: 0
PITCHER	IP WLS BF H R ER SO BB IBB HBP BLK WP HR S P ERA WHIP	IP WLS BF H R ER SO BB IBB HBP BLK WP HR S P ERA WHIP																		
Gary Peters, L ERA: 2.07 Hoyt Wilhelm, R ERA: 0.59	(1, 1) (7, 1)	6.0 L 23 6 3 3 6 0 0 1 0 0 0 10 11 4.50 1.000	2.0 9 2 1 1 1 0 0 0 1 0 0 0 10 11 4.50 1.000																	

AB	30
R	4
H	8
RBI	4
BB	0
SO	7
LOB	8



Batter	1	2	3	4	5	6	7	8	9	AB	R	H	RBI	BB	SO	LOB	TOP								
Don Buford, S OBP: 0.305, SLG: 0.281 (1, 5)	0-0 4-3		0-0 1B		0-0 1B		0-0 2B		0-0 L4-3 BB	4	2	2	0	1	0	0									
Wayne Causey, L OBP: 0.375, SLG: 0.419 Walt Williams, R OBP: 0.250, SLG: 0.286 (1, 4) (8, 9)	4-0 CS BB		0-0 F8		0-0 FC1-5 1B 2H		0-3 K		0-0 L4-3 1-2	3	0	1	1	1	1	1									
Tommie Agee, R OBP: 0.339, SLG: 0.418 (1, 8)	0-3 K		4-0 BB 1B		0-0 CS FC1-5 1B			0-3 K	0-3 K	4	0	1	0	1	3	1									
Tom McCraw, L OBP: 0.316, SLG: 0.441 (1, 3)		0-0 4-3	0-0 BB 1B		0-0 FC1-5 CS			0-0 E S 1B		4	1	2	1	0	0	2									
Pete Ward, L OBP: 0.364, SLG: 0.397 Al Weis, S OBP: 0.400, SLG: 0.421 (1, 7) (8, 4)	4-0 BB BB	4-0 BB BB	4-0 BB BB	4-0 1-2 2-3 BB	0-0 F6			0-0 F6	0-0 F6	2	0	0	0	2	0	3									
Ken Berry, R OBP: 0.354, SLG: 0.383 (1, 9) (8, 7)	4-0 BB	4-0 BB	0-0 F9			0-3 K		0-0 BB 1B	0-0 BB 1B	3	0	1	1	1	1	3									
J.C. Martin, L OBP: 0.280, SLG: 0.269 (1, 2)	0-0 F7			0-3 K		0-0 G3		0-0 BB 1B	0-0 BB 1B	4	0	1	0	0	1	2									
Ron Hansen, R OBP: 0.263, SLG: 0.270 (1, 6)	0-0 F5			0-0 5-3		0-0 4-3		4-0 BB	4-0 BB	3	0	0	0	1	0	2									
Tommy John, R OBP: 0.100, SLG: 0.105 Bruce Howard, S OBP: 0.231, SLG: 0.308 Bob Locker, S (8, 1) (6, 1)			0-0 F7	0-3 K		0-3 K		0-0 4-3	0-0 4-3	2	0	0	0	0	1	0									
										2	0	0	0	0	1	3									
										0	0	0	0	0	0	0									
Inning Stats	R: 0 E: 0 K: 1 S: 4	H: 0 LOB: 0 BB: 1 P: 8	R: 0 E: 0 K: 0 S: 3	H: 0 LOB: 2 BB: 2 P: 11	R: 1 E: 0 K: 0 S: 5	H: 2 LOB: 3 BB: 2 P: 13	R: 0 E: 0 K: 2 S: 7	H: 0 LOB: 0 BB: 0 P: 7	R: 1 E: 0 K: 0 S: 5	H: 3 LOB: 1 BB: 0 P: 5	R: 0 E: 0 K: 1 S: 5	H: 0 LOB: 0 BB: 0 P: 5	R: 0 E: 0 K: 2 S: 7	H: 0 LOB: 0 BB: 0 P: 7	R: 1 E: 0 K: 1 S: 8	H: 3 LOB: 3 BB: 1 P: 12	R: 0 E: 0 K: 1 S: 4	H: 0 LOB: 0 BB: 1 P: 8	1B: 7 2B: 2 3B: 0 HR: 0	SF: 0 SAC: 0 DP: 1 HBP: 0	WP: 0 PB: 0 SB: 2 CS: 3	PA: 39			
PITCHER	IP	WLS	BF	H	R	ER	SO	BB	IBB	HBP	BLK	WP	HR	S	P	ERA	WHIP								
Joe Sparna, R ERA: 3.79 (1, 1)	2.2		14	2	1	1	1	5	0	0	0	0	0	11	31	3.38	2.625								
Johnny Podres, L ERA: 3.46 (3, 1)	5.0		20	6	2	2	6	0	0	0	0	0	0	32	32	3.60	1.200								
Dave Wickersham, R ERA: 1.42 (8, 1)	0.1	W	2	0	0	0	0	1	0	0	0	0	0	1	5	0.00	3.000								
Fred Gladding, R ERA: (9, 1)	1.0	S	3	0	0	0	1	1	0	0	0	0	0	4	8	0.00	1.000								

Chicago White Sox @ Detroit Tigers
Tiger Stadium, Detroit, MI
Tue May 30 1967, 4:38 AM EDT
Att: 40,798 - Unknown

livebaseballscorecards.com

AB 32
R 3
H 8
RBI 3
BB 7
SO 8
LOB 18



Batter	1	2	3	4	5	6	7	8	9	AB	R	H	RBI	BB	SO	LOB	BOTTOM								
Mickey Stanley, R OBP: 0.268, SLG: 0.167 (1, 8)	0-0 F9	0-0 4-3		4-0 1-2 2-3 BB			0-0 FC1-6 1B	0-0 6-3		4	0	1	0	1	0	6									
Dick McAuliffe, L OBP: 0.391, SLG: 0.500 (1, 4)	0-0 F7		0-3 K	0-0 3-1			0-0 FC1-6 G6-3			4	0	0	0	0	1	4									
Don Wert, R OBP: 0.300, SLG: 0.315 (1, 5)	0-0 1B		0-0 HR		0-0 HR		0-0 G6-3			4	2	3	2	0	0	1									
Willie Horton, R OBP: 0.368, SLG: 0.643 Al Kaline, R OBP: 0.441, SLG: 0.622 (1, 7) (9, 9)	0-0 4-3		0-0 4-3		0-0 F8			0-0 HR		4	1	1	1	0	0	1									
Jim Northrup, L OBP: 0.351, SLG: 0.456 (1, 9) (9, 7)		0-0 1-3	0-0 F7		0-0 6-3			0-0 1B E 1B		4	1	1	0	0	0	0									
Bill Freehan, R OBP: 0.444, SLG: 0.570 (1, 3) (9, 2)		0-0 2B 1B		4-0 FC5-4 FC3 BB		0-0 F9		4-0 E FC4-2 BB		2	0	1	0	2	0	0									
Jim Price, R OBP: 0.333, SLG: 0.417 Jerry Lumpe, L OBP: 0.316, SLG: 0.188 Dick Tracewski, R OBP: 0.250, SLG: 0.375 (1, 2) (8, PH) (8, PR) (9, 6)		0-0 F9		0-0 FC5-4 1B		0-0 3-1		0-0 E1 4-3 FC4-2 1B		3	0	1	0	0	0	1									
Ray Oyler, R OBP: 0.312, SLG: 0.287 Norm Cash, L OBP: 0.397, SLG: 0.372 (1, 6) (8, PH) (9, 3)		0-0 2B		0-0 FC5-4 BB FC3		0-3 K		0-0 FC4-2 4-3		3	0	1	0	0	1	2									
Joe Sparna, R Johnny Podres, L Dave Wickersham, R Gates Brown, L Fred Gladding, L (1, 1) (3, 1) (8, 1) (8, PH) (9, 1)		4-0 BB		0-0 FC3 BB		0-3 K		0-0 4-3		0	0	0	0	1	0	0									
										2	0	0	0	1	2										
										0	0	0	0	0	0	0									
										1	0	0	0	0	2										
										0	0	0	0	0	0										
Inning Stats	R: 0 E: 0 K: 0 S: 4	H: 1 LOB: 1 BB: 0 P: 4	R: 0 E: 0 K: 0 S: 5	H: 2 LOB: 3 BB: 1 P: 9	R: 1 E: 0 K: 1 S: 6	H: 1 LOB: 0 BB: 0 P: 6	R: 0 E: 0 K: 0 S: 4	H: 0 LOB: 3 BB: 2 P: 12	R: 1 E: 0 K: 0 S: 4	H: 1 LOB: 0 BB: 0 P: 4	R: 0 E: 0 K: 2 S: 7	H: 0 LOB: 0 BB: 0 P: 7	R: 0 E: 0 K: 0 S: 3	H: 1 LOB: 0 BB: 0 P: 3	R: 2 E: 1 K: 0 S: 6	H: 3 LOB: 3 BB: 1 P: 10	R: 0 E: 0 K: 0 S: 4	H: 0 LOB: 0 BB: 1 P: 8	1B: 6 2B: 1 3B: 0 HR: 3	SF: 0 SAC: 0 DP: 1 HBP: 0	WP: 0 PB: 0 SB: 0 CS: 0	PA: 37			
PITCHER	IP	WLS	BF	H	R	ER	SO	BB	IBB	HBP	BLK	WP	HR	S	P	ERA	WHIP								
Tommy John, L ERA: 3.33 (1, 1)	5.0		24	6	2	2	1	3	0	0	0	0	0	12	16	9.00	2.000								
Bruce Howard, R ERA: 3.22 (6, 1)	2.0	L	9	3	2	2	2	1	0	0	0	0	1	12	16	9.00	2.000								
Bob Locker, R ERA: 1.46 (8, 1)	1.0		4	1	0	0	0	0	0	0	0	0	0	4	4	0.00	1.000								

Chicago White Sox @ Detroit Tigers
Tiger Stadium, Detroit, MI
Tue May 30 1967, 4:38 AM EDT
Att: 40,798 - Unknown

livebaseballscorecards.com

AB 33
R 4
H 10
RBI 3
BB 4
SO 3
LOB 21



Batter	1	2	3	4	5	6	7	8	9	AB	R	H	RBI	BB	SO	LOB	TOP				
Lee Mays, L OBP: 0.291, SLG: 0.440 (1, 9)	0-0 6-3		0-0 4-3		0-3 K	0-3 K			0-0 F7	5	0	0	0	0	2	0	Cleveland Indians @ Detroit Tigers Tiger Stadium, Detroit, MI Thu Jun 01 1967, 7:05 PM EDT Att: 13,364 - Unknown				
Max Alvis, R OBP: 0.306, SLG: 0.403 (1, 5)	4-0 BB		0-0 F7			0-0 1B 1B	0-0 3-1		0-0 6-3	4	1	1	0	1	0	0					
Chuck Hinton, R OBP: 0.333, SLG: 0.368 (1, 8)	0-3 K		4-0 BB			0-0 F4	0-0 F8		0-0 F8	4	0	0	0	1	1	2					
Leon Wagner, L OBP: 0.270, SLG: 0.449 Vic Davalillo, L OBP: 0.273, SLG: 0.323 (1, 7)	0-3 K		0-0 L9			0-0 1B E	0-0 F4			4	1	1	0	0	1	2					
Fred Whitfield, L OBP: 0.288, SLG: 0.377 Chico Salmon, R OBP: 0.328, SLG: 0.302 (1, 3)		0-3 K		0-3 K		0-0 E		0-0 F3		4	0	1	1	0	2	0					
Duke Sims, L OBP: 0.289, SLG: 0.295 (1, 2)		4-0 1B S BB		0-0 G6-4-3 1B		0-0 E6 PB HR		0-0 L9		3	1	1	1	1	0	1					
Pedro Gonzalez, R OBP: 0.284, SLG: 0.321 (1, 4)		0-3 K		0-0 G6-4-3		0-0 FC1-2-5-3 HR		0-0 HR		4	2	1	1	0	1	4					
Larry Brown, R OBP: 0.349, SLG: 0.421 (1, 6)		0-0 2-3 1B			0-0 1-3	0-0 HR		0-0 HR		3	2	2	1	1	0	0					
John O'Donoghue, R OBP: 0.200, SLG: 0.800 Orlando Pena, R (1, 1)	0-3 K			0-0 4-3		0-0 HR		0-3 K		4	1	1	4	0	2	2					
Inning Stats	R: 0 E: 0 K: 2 S: 7	H: 0 LOB: 1 BB: 1 P: 11	R: 0 E: 0 K: 3 S: 10	H: 1 LOB: 2 BB: 1 P: 14	R: 0 E: 0 K: 0 S: 3	H: 0 LOB: 1 BB: 1 P: 7	R: 0 E: 0 K: 1 S: 5	H: 0 LOB: 0 BB: 0 P: 5	R: 0 E: 0 K: 1 S: 10	H: 4 LOB: 0 BB: 1 P: 14	R: 0 E: 0 K: 0 S: 3	H: 0 LOB: 0 BB: 0 P: 3	R: 2 E: 0 K: 1 S: 7	H: 2 LOB: 2 BB: 0 P: 7	R: 0 E: 0 K: 0 S: 3	H: 0 LOB: 0 BB: 0 P: 3		1B: 5 2B: 0 3B: 0 HR: 3	SF: 0 SAC: 0 DP: 1 HBP: 0	WP: 0 PB: 1 SB: 1 CS: 0	PA: 39
PITCHER	IP WLS BF H R ER SO BB IBB HBP BLK WP HR S P ERA WHIP	IP WLS BF H R ER SO BB IBB HBP BLK WP HR S P ERA WHIP	IP WLS BF H R ER SO BB IBB HBP BLK WP HR S P ERA WHIP	IP WLS BF H R ER SO BB IBB HBP BLK WP HR S P ERA WHIP	IP WLS BF H R ER SO BB IBB HBP BLK WP HR S P ERA WHIP	IP WLS BF H R ER SO BB IBB HBP BLK WP HR S P ERA WHIP	IP WLS BF H R ER SO BB IBB HBP BLK WP HR S P ERA WHIP	IP WLS BF H R ER SO BB IBB HBP BLK WP HR S P ERA WHIP	IP WLS BF H R ER SO BB IBB HBP BLK WP HR S P ERA WHIP	IP WLS BF H R ER SO BB IBB HBP BLK WP HR S P ERA WHIP	IP WLS BF H R ER SO BB IBB HBP BLK WP HR S P ERA WHIP	IP WLS BF H R ER SO BB IBB HBP BLK WP HR S P ERA WHIP	IP WLS BF H R ER SO BB IBB HBP BLK WP HR S P ERA WHIP	IP WLS BF H R ER SO BB IBB HBP BLK WP HR S P ERA WHIP	IP WLS BF H R ER SO BB IBB HBP BLK WP HR S P ERA WHIP	IP WLS BF H R ER SO BB IBB HBP BLK WP HR S P ERA WHIP	IP WLS BF H R ER SO BB IBB HBP BLK WP HR S P ERA WHIP	IP WLS BF H R ER SO BB IBB HBP BLK WP HR S P ERA WHIP	IP WLS BF H R ER SO BB IBB HBP BLK WP HR S P ERA WHIP	IP WLS BF H R ER SO BB IBB HBP BLK WP HR S P ERA WHIP	IP WLS BF H R ER SO BB IBB HBP BLK WP HR S P ERA WHIP

AB 35
R 8
H 8
RBI 8
BB 4
SO 9
LOB 11



Batter	1	2	3	4	5	6	7	8	9	AB	R	H	RBI	BB	SO	LOB	BOTTOM				
Don Wert, R OBP: 0.296, SLG: 0.310 (1, 5)	0-0 1-3		0-0 1B			0-0 L6-4-3 1B		0-0 E1 1B	0-0 F5	5	0	2	0	0	0	4	Cleveland Indians @ Detroit Tigers Tiger Stadium, Detroit, MI Thu Jun 01 1967, 7:05 PM EDT Att: 13,364 - Unknown				
Dick McAuliffe, L OBP: 0.388, SLG: 0.483 (1, 4)	0-0 F3		0-0 F4			0-3 K		0-0 F8		4	0	0	0	0	1	4					
Al Kaline, R OBP: 0.438, SLG: 0.607 (1, 9)	4-0 BB			0-3 K		0-0 L6-4-3		0-0 1B		3	0	1	1	1	1	1					
Willie Horton, R OBP: 0.340, SLG: 0.587 (1, 7)	0-0 F9			0-0 6-3		0-0 5-3		0-0 F9		4	0	0	0	0	0	3					
Jim Northrup, L OBP: 0.358, SLG: 0.455 (1, 8)		0-0 4-3		4-0 BB		0-0 F5		0-3 K		3	0	0	0	1	1	0					
Bill Freehan, R OBP: 0.431, SLG: 0.547 (1, 2)		0-0 6-3		0-3 K		0-0 F3		0-0 BB 1B		4	0	1	0	0	1	1					
Mickey Stanley, R OBP: 0.289, SLG: 0.275 (1, 3)		0-0 F4			0-0 5-3			0-0 HR	0-0 BB 1B	4	1	2	1	0	0	0					
Ray Oyler, R OBP: 0.311, SLG: 0.289 Norm Cash, L OBP: 0.391, SLG: 0.360 (1, 6)			0-0 1-3		0-3 K			0-0 F3	0-3 K	3	0	0	0	0	1	0					
Denny McLain, R OBP: 0.115, SLG: 0.042 Dick Tracewski, R OBP: 0.294, SLG: 0.412 Pat Dobson, R Gates Brown, L OBP: 0.297, SLG: 0.344 (1, 1)			0-0 F3		0-0 1-3			0-0 E 1B	4-0 BB	2	0	0	0	0	0	0					
Inning Stats	R: 0 E: 0 K: 0 S: 3	H: 0 LOB: 1 BB: 1 P: 7	R: 0 E: 0 K: 0 S: 3	H: 0 LOB: 0 BB: 0 P: 3	R: 0 E: 0 K: 2 S: 7	H: 0 LOB: 1 BB: 1 P: 11	R: 0 E: 0 K: 1 S: 5	H: 0 LOB: 0 BB: 0 P: 5	R: 0 E: 0 K: 0 S: 3	H: 0 LOB: 0 BB: 0 P: 3	R: 2 E: 1 K: 0 S: 7	H: 3 LOB: 2 BB: 0 P: 7	R: 0 E: 0 K: 2 S: 9	H: 2 LOB: 3 BB: 1 P: 13	R: 0 E: 0 K: 0 S: 3	H: 2 LOB: 2 BB: 1 P: 13		1B: 6 2B: 0 3B: 0 HR: 1	SF: 0 SAC: 0 DP: 1 HBP: 0	WP: 0 PB: 0 SB: 0 CS: 0	PA: 37
PITCHER	IP WLS BF H R ER SO BB IBB HBP BLK WP HR S P ERA WHIP	IP WLS BF H R ER SO BB IBB HBP BLK WP HR S P ERA WHIP	IP WLS BF H R ER SO BB IBB HBP BLK WP HR S P ERA WHIP	IP WLS BF H R ER SO BB IBB HBP BLK WP HR S P ERA WHIP	IP WLS BF H R ER SO BB IBB HBP BLK WP HR S P ERA WHIP	IP WLS BF H R ER SO BB IBB HBP BLK WP HR S P ERA WHIP	IP WLS BF H R ER SO BB IBB HBP BLK WP HR S P ERA WHIP	IP WLS BF H R ER SO BB IBB HBP BLK WP HR S P ERA WHIP	IP WLS BF H R ER SO BB IBB HBP BLK WP HR S P ERA WHIP	IP WLS BF H R ER SO BB IBB HBP BLK WP HR S P ERA WHIP	IP WLS BF H R ER SO BB IBB HBP BLK WP HR S P ERA WHIP	IP WLS BF H R ER SO BB IBB HBP BLK WP HR S P ERA WHIP	IP WLS BF H R ER SO BB IBB HBP BLK WP HR S P ERA WHIP	IP WLS BF H R ER SO BB IBB HBP BLK WP HR S P ERA WHIP	IP WLS BF H R ER SO BB IBB HBP BLK WP HR S P ERA WHIP	IP WLS BF H R ER SO BB IBB HBP BLK WP HR S P ERA WHIP	IP WLS BF H R ER SO BB IBB HBP BLK WP HR S P ERA WHIP	IP WLS BF H R ER SO BB IBB HBP BLK WP HR S P ERA WHIP	IP WLS BF H R ER SO BB IBB HBP BLK WP HR S P ERA WHIP	IP WLS BF H R ER SO BB IBB HBP BLK WP HR S P ERA WHIP	IP WLS BF H R ER SO BB IBB HBP BLK WP HR S P ERA WHIP

AB 34
R 2
H 7
RBI 2
BB 3
SO 6
LOB 15



Batter	1	2	3	4	5	6	7	8	9	AB	R	H	RBI	BB	SO	LOB	TOP					
Dick McAuliffe, L (1.4)	3-1			4-3		2B 1B		F9		4	1	1	0	0	0	0	Detroit Tigers @ New York Yankees Yankee Stadium, Bronx, NY Sat Jun 03 1967, 3:33 AM EDT Att: 16,881 - Unknown					
Don Wert, R (1.5)	1B			5-3		F9		F8		4	0	1	0	0	0	1						
Al Kaline, R (1.9)	L6-4-3			L5		1-H 2B		L6-3		4	0	1	1	0	0	1						
Willie Horton, R (1.7)		5-3		F7		F4			6-3	4	0	0	0	0	2							
Jim Northrup, L (1.8)		F7			G3				6-3	4	0	1	0	0	0							
Norm Cash, L (1.3)		CS			4-3				SH2-3 1B	3	0	2	0	1	0							
Bill Freehan, R (1.2)	CS			F9		1B			SH2-3 1B	4	0	2	0	0	2							
Ray Oyler, R (1.6)				5-3		K			SH2-3	2	0	0	0	0	1							
Earl Wilson, R (1.1)				F8					1-2 2-3	2	0	0	0	0	1							
Gates Brown, L (7, PH)						K		F7		0	0	0	0	0	0							
Mickey Stanley, R (7, PH)										1	0	0	0	0	2							
Mike Marshall, R (7.1)										0	0	0	0	0	0							
Inning Stats	R: 0 E: 0 K: 0 S: 3	H: 1 LOB: 0 BB: 0 P: 3	R: 0 E: 0 K: 0 S: 2	H: 0 LOB: 0 BB: 1 P: 6	R: 0 E: 0 K: 0 S: 3	H: 0 LOB: 0 BB: 0 P: 3	R: 0 E: 1 K: 0 S: 4	H: 0 LOB: 1 BB: 0 P: 4	R: 0 E: 0 K: 1 S: 6	H: 1 LOB: 1 BB: 0 P: 6	R: 1 E: 0 K: 1 S: 7	H: 2 LOB: 1 BB: 0 P: 7	R: 0 E: 0 K: 0 S: 5	H: 2 LOB: 2 BB: 0 P: 5	R: 0 E: 0 K: 0 S: 3	H: 0 LOB: 0 BB: 0 P: 3	R: 0 E: 0 K: 0 S: 4	H: 2 LOB: 1 BB: 0 P: 4	1B: 7 2B: 1 3B: 0 HR: 0	SF: 0 SAC: 1 DP: 2 HBP: 0	WP: 0 PB: 0 SB: 0 CS: 1	PA: 35
PITCHER	IP WLS BF H R ER SO BB IBB HBP BLK WP HR S P ERA WHIP																					
Joe Verbanic, R (1.1)	6.2 W 26 6 1 1 2 1 0 0 0 0 0 0 29 33 1.35 1.050																					
Steve Hamilton, L (7.1)	1.2 7 2 0 0 0 0 0 0 0 0 0 0 7 7 0.00 1.200																					
Dooley Womack, R (9.1)	0.2 S 1 0 0 0 0 0 0 0 0 0 0 0 1 1 0.00 0.000																					

Batter	1	2	3	4	5	6	7	8	9	AB	R	H	RBI	BB	SO	LOB	BOTTOM			
Horace Clarke, S (1.4)	L9		3-1		FC6-5		4-3			4	0	0	0	0	0	3	Detroit Tigers @ New York Yankees Yankee Stadium, Bronx, NY Sat Jun 03 1967, 3:33 AM EDT Att: 16,881 - Unknown			
Jake Gibbs, L (1.2)	L3			G3	F3			L3		4	0	0	0	0	1					
Mickey Mantle, S (1.3)	L3									1	1	0	0	3	0					
Mike Hegan, L (6, PR)				3B BB		F3 BB		1B BB		0	0	0	0	0	0					
Joe Pepitone, L (1.8)		3-1		L6		F8			1-3 1B	4	0	1	0	0	2					
Steve Whitaker, L (1.9)	F7			HR	3B			F2		3	1	1	1	1	0					
Tom Tresh, S (1.7)										3	1	1	2	0	2					
Bill Robinson, R (8.7)	F8									0	0	0	0	0	0					
Charley Smith, R (1.5)			K		6-3			F7		3	0	0	0	0	1					
Ruben Amaro, R (1.6)				SH5-4 1B		FC6-5 2B		L9		3	0	2	0	0	0					
Joe Verbanic, R (1.1)										1	0	0	0	0	1					
Steve Hamilton, L (7.1)				SH5-4		K				1	0	1	0	0	0					
Dooley Womack, L (9.1)										0	0	0	0	0	0					
Inning Stats	R: 0 E: 0 K: 0 S: 3	H: 0 LOB: 0 BB: 0 P: 3	R: 0 E: 0 K: 0 S: 3	H: 0 LOB: 0 BB: 0 P: 3	R: 0 E: 0 K: 1 S: 6	H: 1 LOB: 0 BB: 0 P: 6	R: 3 E: 0 K: 0 S: 5	H: 2 LOB: 0 BB: 1 P: 9	R: 0 E: 0 K: 0 S: 2	H: 0 LOB: 1 BB: 2 P: 10	R: 0 E: 0 K: 0 S: 4	H: 1 LOB: 1 BB: 0 P: 4	R: 0 E: 0 K: 0 S: 3	H: 1 LOB: 1 BB: 1 P: 7	R: 0 E: 0 K: 0 S: 4	H: 0 LOB: 0 BB: 0 P: 3	1B: 3 2B: 1 3B: 1 HR: 1	SF: 0 SAC: 1 DP: 0 HBP: 0	WP: 0 PB: 0 SB: 0 CS: 0	PA: 32
PITCHER	IP WLS BF H R ER SO BB IBB HBP BLK WP HR S P ERA WHIP																			
Earl Wilson, R (1.1)	6.0 L 24 4 3 3 2 3 0 0 0 0 0 0 25 37 4.50 1.167																			
Mike Marshall, R (7.1)	2.0 8 2 0 0 0 1 0 0 0 0 0 0 7 11 0.00 1.500																			

Batter	1	2	3	4	5	6	7	8	9	AB	R	H	RBI	BB	SO	LOB	TOP					
Don Wert, R OBP: 0.292, SLG: 0.301 (1, 5)										4	0	0	0	0	0	3	<p>Detroit Tigers @ New York Yankees Yankee Stadium, Bronx, NY Sun Jun 04 1967, 3:33 AM EDT Unknown</p>					
Dick McAuliffe, L OBP: 0.384, SLG: 0.474 (1, 4)										3	0	0	0	1	0	1						
Al Kaline, R OBP: 0.437, SLG: 0.602 (1, 9)										4	0	1	0	0	1	3						
Willie Horton, R OBP: 0.328, SLG: 0.562 (1, 7)										4	0	0	0	0	2	1						
Jim Northrup, L OBP: 0.344, SLG: 0.438 (1, 8)										4	0	0	0	0	0	0						
Bill Freehan, R OBP: 0.430, SLG: 0.543 (1, 2)										4	0	2	0	0	1	0						
Norm Cash, L OBP: 0.396, SLG: 0.368 (1, 3)										4	0	1	0	0	1	2						
Ray Oyler, R OBP: 0.307, SLG: 0.303 (8, PH)										2	0	0	0	0	1	1						
Jim Price, R OBP: 0.385, SLG: 0.462 (8, PR)										1	0	1	0	0	0	0						
Dick Tracewski, R OBP: 0.278, SLG: 0.389 (8, 6)										0	0	0	0	0	0	0						
Mickey Lolich, S OBP: 0.280, SLG: 0.143 (8, PH)										1	0	0	0	1	0	0						
Mickey Stanley, R OBP: 0.292, SLG: 0.262 (8, PH)										0	0	0	0	1	0	0						
Larry Sherry, R (8, 1)										0	0	0	0	0	0	0						
Inning Stats	R: 0 E: 0 K: 0 S: 4	H: 1 LOB: 1 BB: 0 P: 4	R: 0 E: 0 K: 1 S: 6	H: 1 LOB: 1 BB: 0 P: 6	R: 0 E: 0 K: 0 S: 3	H: 0 LOB: 1 BB: 1 P: 7	R: 0 E: 0 K: 2 S: 7	H: 0 LOB: 0 BB: 0 P: 7	R: 0 E: 0 K: 1 S: 3	H: 0 LOB: 0 BB: 0 P: 3	R: 0 E: 0 K: 1 S: 5	H: 1 LOB: 1 BB: 0 P: 5	R: 0 E: 0 K: 1 S: 6	H: 1 LOB: 1 BB: 0 P: 6	R: 0 E: 0 K: 1 S: 3	H: 1 LOB: 2 BB: 2 P: 11	R: 0 E: 0 K: 1 S: 6	H: 1 LOB: 1 BB: 0 P: 6	1B: 4 2B: 1 3B: 0 HR: 0	SF: 0 SAC: 0 DP: 1 HBP: 0	WP: 0 PB: 1 SB: 0 CS: 0	PA: 34
PITCHER Al Downing, L ERA: 1.92 (1, 1)	IP: 9.0 WLS: W BF: 34 H: 5 R: 0 ER: 0 SO: 6 BB: 3 IBB: 0 HBP: 0 BLK: 0 WP: 0 HR: 0 S: 43 P: 55 ERA: 0.00 WHIP: 0.889															PITCHER						

Batter	1	2	3	4	5	6	7	8	9	AB	R	H	RBI	BB	SO	LOB	BOTTOM					
Horace Clarke, S OBP: 0.285, SLG: 0.245 (1, 4)										4	0	1	0	0	0	0	<p>Detroit Tigers @ New York Yankees Yankee Stadium, Bronx, NY Sun Jun 04 1967, 3:33 AM EDT Unknown</p>					
Ruben Amaro, R OBP: 0.302, SLG: 0.325 (1, 6)										3	1	1	0	1	0	1						
Mickey Mantle, S OBP: 0.356, SLG: 0.489 (8, PR)										3	1	1	0	1	0	1						
Mike Hegan, L (9, 3)										0	1	0	0	0	0	0						
Joe Pepitone, L OBP: 0.312, SLG: 0.396 (1, 8)										4	1	2	2	0	0	2						
Elston Howard, R OBP: 0.276, SLG: 0.263 (1, 2)										3	0	1	1	1	0	1						
Tom Tresh, S OBP: 0.304, SLG: 0.356 (1, 7)										4	0	1	0	0	0	4						
Charley Smith, R OBP: 0.275, SLG: 0.286 (1, 5)										4	0	0	0	0	0	3						
Bill Robinson, R OBP: 0.223, SLG: 0.207 (1, 9)										3	1	1	1	0	1	0						
Al Downing, R OBP: 0.238, SLG: 0.211 (1, 1)										3	0	0	0	0	0	0						
Inning Stats	R: 2 E: 0 K: 0 S: 4	H: 1 LOB: 2 BB: 2 P: 12	R: 0 E: 0 K: 0 S: 3	H: 0 LOB: 0 BB: 0 P: 3	R: 0 E: 0 K: 0 S: 3	H: 0 LOB: 1 BB: 1 P: 7	R: 0 E: 0 K: 0 S: 3	H: 1 LOB: 0 BB: 0 P: 3	R: 0 E: 0 K: 1 S: 6	H: 1 LOB: 1 BB: 0 P: 6	R: 0 E: 0 K: 0 S: 4	H: 1 LOB: 0 BB: 0 P: 4	R: 1 E: 0 K: 0 S: 4	H: 1 LOB: 0 BB: 0 P: 4	R: 2 E: 1 K: 0 S: 6	H: 3 LOB: 3 BB: 0 P: 6	R: 0 E: 0 K: 0 S: 6	H: 0 LOB: 2 BB: 0 P: 6	1B: 5 2B: 0 3B: 1 HR: 2	SF: 0 SAC: 0 DP: 1 HBP: 0	WP: 0 PB: 0 SB: 0 CS: 0	PA: 34
PITCHER Mickey Lolich, L ERA: 4.3 Larry Sherry, R ERA: 7.8 (8, 1)	IP: 7.0 WLS: L BF: 28 H: 5 R: 3 ER: 3 SO: 3 BB: 3 IBB: 0 HBP: 0 BLK: 0 WP: 0 HR: 1 S: 27 P: 39 ERA: 3.86 WHIP: 1.143															PITCHER						

Batter	1	2	3	4	5	6	7	8	9	10	11	12	13	AB	R	H	RBI	BB	SO	LOB	TOP						
Mickey Stanley, R OBP: 0.278, SLG: 0.234 Bill Heath, L OBP: 0.278, SLG: 0.071 Mike Marshall, R (13, 1)	K	F8		4-3		BB 1B BB		F8			5-3		K	5	1	0	0	1	1	1	1						
Dick McAuliffe, L OBP: 0.391, SLG: 0.491 (13, 6)	K		1B BB	1B		1B BB			4-3			3-1	HR	5	2	2	4	2	1	0							
Don Wert, R OBP: 0.297, SLG: 0.306 (1, 5)	5-3								5-3			F8	K	7	0	3	1	0	1	0							
Willie Horton, R OBP: 0.328, SLG: 0.550 (1, 7)		F6	1B FC5-4			FC6-4				F9				6	1	2	1	0	0	4							
Jim Northrup, L OBP: 0.343, SLG: 0.435 (13, 8)		2B 3B	E9 FC5-4				F7			K			G3	6	1	2	0	0	1	1							
Jim Price, R OBP: 0.353, SLG: 0.471 Bill Freshman, R OBP: 0.431, SLG: 0.549 (8, 2)			FC5-4				F6		6-3				BB HR	4	2	1	1	0	0	1							
Norm Cash, L OBP: 0.389, SLG: 0.373 (1, 3)	K						G3			4-3			F7	6	0	1	1	0	1	3							
Ray Oyler, R OBP: 0.306, SLG: 0.296 Gates Brown, L OBP: 0.293, SLG: 0.336 Dick Tracewski, R OBP: 0.276, SLG: 0.389 Al Kaline, R OBP: 0.440, SLG: 0.602 (13, 9)			K					F9			4-3		BB HR	3	1	0	0	1	1	1							
Hank Aguirre, R OBP: 0.252, SLG: 0.199 Fred Gladding, L OBP: 0.276, SLG: 0.389 Johnny Podres, L OBP: 0.331, SLG: 0.176 (13, 9)			IBB				5-3				1-3		HR	2	0	1	3	0	1	0							
Inning Stats	R: 0 E: 0 K: 2 S: 7	H: 0 LOB: 0 BB: 0 P: 7	R: 3 E: 0 K: 1 S: 8	H: 4 LOB: 1 BB: 1 P: 12	R: 0 E: 0 K: 1 S: 7	H: 2 LOB: 2 BB: 0 P: 7	R: 0 E: 0 K: 0 S: 3	H: 0 LOB: 0 BB: 0 P: 5	R: 0 E: 0 K: 0 S: 3	H: 0 LOB: 0 BB: 0 P: 3	R: 0 E: 0 K: 0 S: 3	H: 0 LOB: 0 BB: 0 P: 3	R: 0 E: 0 K: 0 S: 4	H: 1 LOB: 1 BB: 0 P: 4	R: 4 E: 0 K: 2 S: 9	H: 2 LOB: 0 BB: 2 P: 17	1B: 8 2B: 2 3B: 2 HR: 1	SF: 0 SAC: 0 DP: 0 HBP: 0	WP: 0 PB: 0 SB: 0 CS: 0	PA: 57							
PITCHER	IP	WLS	BF	H	R	ER	SO	BB	IBB	HBP	BLK	WP	HR	S	P	ERA	WHIP										
Fritz Peterson, L ERA: 6.2 Haj Rentler, R ERA: 3.95 Steve Hamilton, L ERA: 3.15 Bill Monbouquette, R ERA: Dooley Womack, R ERA: 2.76	2.1	14	11	6	6	6	3	1	1	0	0	0	0	18	26	23.14	3.000										

Detroit Tigers @ New York Yankees
Yankee Stadium, Bronx, NY
Sun Jun 04 1967, 3:38 AM EDT
Att. 33,454 - Unknown

AB 51
R 11
H 13
RBI 11
BB 6
SO 8
LOB 14



Batter	1	2	3	4	5	6	7	8	9	10	11	12	13	AB	R	H	RBI	BB	SO	LOB	BOTTOM							
Horace Clarke, S OBP: 0.297, SLG: 0.243 (1, 4)	5-3		F8				L4-3 1B			4-3		F8		5	0	1	0	1	0	0								
Dick Howser, R OBP: 0.432, SLG: 0.338 (1, 6)	G5-4-3 BB		F7		L4-3 1B			1-2 2H 3H		4-3			CS 1B	5	0	2	2	1	0	1								
Mickey Mantle, S OBP: 0.357, SLG: 0.489 Mike Hegan, L (10, PR) (11, 3)	G5-4-3				1B 2B				4-3		K		SH1-4 BB	4	1	1	0	1	1	3								
Joe Pepitone, L OBP: 0.309, SLG: 0.390 (1, 8)		G3			F4				3-1				G1	5	0	1	0	0	0	1								
Elston Howard, R OBP: 0.279, SLG: 0.253 (1, 2)		WP E BB			5-3				6-3		K		G4-3 IBB	4	1	0	0	2	1	1								
Steve Whitaker, L OBP: 0.314, SLG: 0.419 (1, 9)		K										G4-3	G3	5	1	2	1	1	1	3								
Bill Robinson, R OBP: 0.232, SLG: 0.209 (1, 7)			E1						4-3 1B		FC6-4 BB			4	1	1	0	1	1	2								
John Kennedy, R OBP: 0.320, SLG: 0.323 (1, 5)			F9							4-3 1B	CS		F8	5	2	2	2	0	1	1								
Fritz Peterson, S ERA: 1.64 Dave Wickersham, R ERA: 2.13 Fred Gladding, R ERA: 0.39 Johnny Podres, L ERA: 2.81 Mike Marshall, R ERA: 2.25	4.1	19	13	5	3	2	4	2	0	0	0	0	0	25	33	4.15	1.615											
Inning Stats	R: 0 E: 0 K: 0 S: 2	H: 0 LOB: 0 BB: 1 P: 6	R: 1 E: 1 K: 1 S: 6	H: 1 LOB: 1 BB: 1 P: 10	R: 0 E: 0 K: 1 S: 5	H: 2 LOB: 1 BB: 0 P: 7	R: 1 E: 0 K: 1 S: 6	H: 2 LOB: 0 BB: 0 P: 6	R: 0 E: 0 K: 0 S: 3	H: 0 LOB: 0 BB: 0 P: 3	R: 3 E: 0 K: 1 S: 8	H: 4 LOB: 2 BB: 2 P: 16	R: 0 E: 0 K: 1 S: 4	H: 0 LOB: 0 BB: 1 P: 8	R: 1 E: 0 K: 1 S: 6	H: 1 LOB: 0 BB: 0 P: 6	R: 0 E: 0 K: 0 S: 2	H: 0 LOB: 2 BB: 2 P: 10	R: 0 E: 0 K: 0 S: 3	H: 0 LOB: 0 BB: 0 P: 3	R: 0 E: 0 K: 1 S: 5	H: 1 LOB: 1 BB: 0 P: 5	R: 0 E: 0 K: 0 S: 3	H: 0 LOB: 0 BB: 0 P: 3	1B: 7 2B: 4 3B: 0 HR: 2	SF: 0 SAC: 1 DP: 4 HBP: 0	WP: 1 PB: 0 SB: 0 CS: 2	PA: 52
PITCHER	IP	WLS	BF	H	R	ER	SO	BB	IBB	HBP	BLK	WP	HR	S	P	ERA	WHIP											

Detroit Tigers @ New York Yankees
Yankee Stadium, Bronx, NY
Sun Jun 04 1967, 3:38 AM EDT
Att. 33,454 - Unknown

AB 43
R 7
H 11
RBI 6
BB 7
SO 8
LOB 15



Batter	1	2	3	4	5	6	7	8	9	10	11	AB	R	H	RBI	BB	SO	LOB	TOP								
Dick McAuliffe, L OBP: 0.386, SLG: 0.479 (1, 4)	F6	F9			F9				4-1			4	1	0	0	1	0	1									
Don Wert, R OBP: 0.299, SLG: 0.301 (1, 5)	1B		F7		F8			1B		6-3		3	0	0	0	2	0	0									
Al Kaline, R OBP: 0.439, SLG: 0.596 (1, 9)	L9		L9							L7		5	0	2	1	0	0	1									
Willie Horton, R OBP: 0.333, SLG: 0.557 Mickey Stanley, R OBP: 0.273, SLG: 0.229 (1, 7) (7, 8)					F7					5-3		4	0	2	0	0	0	3									
Jim Northrup, L OBP: 0.350, SLG: 0.436 (1, 8) (7, 7)	F7											4	1	2	0	1	0	2									
Norm Cash, L OBP: 0.289, SLG: 0.388 (1, 3)		K	K									5	0	2	1	0	2	3									
Bill Freehan, R OBP: 0.430, SLG: 0.548 (1, 2)					F2							4	1	1	0	1	0	1									
Ray Oyler, R OBP: 0.295, SLG: 0.285 (1, 6)		E6			6-3							5	0	0	0	0	0	2									
Denny McLain, R OBP: 0.097, SLG: 0.034 (1, 1)		6-3			K							5	0	0	0	0	2	2									
Inning Stats	R: 0 E: 0 K: 0 S: 4	H: 1 LOB: 2 BB: 1 P: 8	R: 1 E: 1 K: 1 S: 7	H: 1 LOB: 1 BB: 0 P: 7	R: 0 E: 0 K: 1 S: 6	H: 1 LOB: 2 BB: 1 P: 10	R: 0 E: 0 K: 1 S: 5	H: 0 LOB: 0 BB: 0 P: 5	R: 0 E: 0 K: 0 S: 4	H: 1 LOB: 1 BB: 0 P: 4	R: 0 E: 0 K: 0 S: 3	H: 1 LOB: 0 BB: 0 P: 3	R: 1 E: 0 K: 1 S: 6	H: 1 LOB: 2 BB: 2 P: 14	R: 0 E: 0 K: 0 S: 3	H: 1 LOB: 0 BB: 0 P: 3	R: 0 E: 0 K: 0 S: 3	H: 0 LOB: 0 BB: 0 P: 3	R: 0 E: 0 K: 0 S: 3	H: 0 LOB: 0 BB: 0 P: 3	R: 1 E: 0 K: 0 S: 4	H: 2 LOB: 1 BB: 1 P: 8	1B: 5 2B: 5 3B: 0 HR: 0	SF: 0 SAC: 0 DP: 3 HBP: 0	WP: 0 PB: 0 SB: 0 CS: 0	PA: 45	
PITCHER	IP WLS BF H R ER SO BB IBB HBP BLK WP HR S P ERA WHIP																										
Diego Segui, R ERA: 1.26 Jack Aker, R ERA: 3.65 (1, 1) (8, 1)	7.0 L 14 3 1 1 0 0 1 0 0 0 0 0 13 17 2.25 0.750																										

Detroit Tigers @ Kansas City Athletics
Municipal Stadium, Kansas City, MO
Mon Jun 05 1967, 8:05 PM EDT
Att: 5,804 - Unknown


AB 40
R 3
H 9
RBI 2
BB 5
SO 4
LOB 15



Batter	1	2	3	4	5	6	7	8	9	10	11	AB	R	H	RBI	BB	SO	LOB	BOTTOM						
Bert Campaneris, R OBP: 0.306, SLG: 0.316 (1, 6)	1B		5-3		E6				F3			5	1	1	0	0	0	0							
Ray Webster, L OBP: 0.296, SLG: 0.414 Allan Lewis, S (7, PR)	F7		F5		F8							4	0	0	0	0	0	2							
Sal Bando, R OBP: 0.289, SLG: 0.175 Ossie Chavarria, R OBP: 0.313, SLG: 0.120 (11, 5)												0	0	0	0	0	0	0							
Jim Gosger, L OBP: 0.301, SLG: 0.311 Jack Aker, R OBP: 0.143, SLG: 0.143 (8, 1)	K		L9		F2							4	0	0	0	0	1	3							
Danny Cater, R OBP: 0.337, SLG: 0.367 (8, 3)												3	0	2	1	2	0	0							
Roger Repoz, L OBP: 0.354, SLG: 0.422 (1, 7)												5	0	1	0	0	2	5							
Joe Nassek, R OBP: 0.250, SLG: 0.339 (1, 8)												5	0	2	0	0	2	3							
Dick Green, R OBP: 0.263, SLG: 0.303 (1, 4)												4	1	1	0	1	0	1							
Phil Roof, R OBP: 0.288, SLG: 0.337 Ted Kutnick, S OBP: 0.226, SLG: 0.214 (11, PH)												3	0	0	0	1	1	3							
Diego Segui, R OBP: 0.320, SLG: 0.338 (8, 9)												2	0	0	0	0	2	5							
Inning Stats	R: 1 E: 0 K: 1 S: 6	H: 2 LOB: 1 BB: 0 P: 6	R: 0 E: 0 K: 1 S: 6	H: 1 LOB: 2 BB: 1 P: 10	R: 0 E: 0 K: 0 S: 3	H: 0 LOB: 0 BB: 0 P: 3	R: 0 E: 0 K: 2 S: 9	H: 2 LOB: 3 BB: 1 P: 13	R: 0 E: 1 K: 1 S: 6	H: 0 LOB: 2 BB: 0 P: 10	R: 0 E: 0 K: 0 S: 3	H: 0 LOB: 0 BB: 0 P: 3	R: 0 E: 0 K: 2 S: 7	H: 1 LOB: 1 BB: 0 P: 7	R: 1 E: 1 K: 0 S: 4	H: 1 LOB: 0 BB: 0 P: 4	R: 0 E: 0 K: 1 S: 5	H: 0 LOB: 2 BB: 0 P: 13	R: 0 E: 0 K: 0 S: 3	H: 0 LOB: 0 BB: 0 P: 3	1B: 4 2B: 2 3B: 1 HR: 0	SF: 0 SAC: 1 DP: 0 HBP: 0	WP: 1 PB: 0 SB: 0 CS: 1	PA: 45	
PITCHER	IP WLS BF H R ER SO BB IBB HBP BLK WP HR S P ERA WHIP																								
Denny McLain, R ERA: 3.59 (1, 1)	11.0 W 45 7 2 1 8 4 1 0 0 1 0 56 76 0.82 1.000																								

Detroit Tigers @ Kansas City Athletics
Municipal Stadium, Kansas City, MO
Mon Jun 05 1967, 8:05 PM EDT
Att: 5,804 - Unknown


AB 39
R 2
H 7
RBI 1
BB 5
SO 8
LOB 22



Batter	1	2	3	4	5	6	7	8	9	AB	R	H	RBI	BB	SO	LOB	TOP			
Dick McAuliffe, L (1,4) OBP: 0.386, SLG: 0.476 Jerry Lumpe, L (8,4) OBP: 0.333, SLG: 0.176	0-0 F6	0-0 G5-4-3 1B		0-0 F6			0-0 SH2-4 1B	0-0 G3		5	0	2	0	0	0	0				
Don Wert, R (1,5) OBP: 0.298, SLG: 0.300	0-0 6-3	0-0 G5-4-3 1-2		0-0 F6			0-0 SH2-4 1-2		0-0 FC6-4 1B	4	1	1	0	0	0	1				
Al Kaline, R (1,9) OBP: 0.443, SLG: 0.592	4-0 E S 1B BB		4-0 3B BB	0-0 L6-3			0-0 L5-3		0-0 FC6-4 1-2 1B	3	2	1	0	2	0	1				
Willie Horton, R (1,7) OBP: 0.338, SLG: 0.568 Mickey Stanley, R (7,8) OBP: 0.298, SLG: 0.224	4-0 BB 1B 1B BB		0-0 1B 3B	0-0 F8			0-0 F4		0-0 FC6-4 1-2 2-3 1B	3	2	1	1	1	0	1				
Jim Northrup, L (1,8) OBP: 0.356, SLG: 0.440	0-0 1B 1B		0-0 1-3	0-0 F5				0-0 HR 1B	0-0 1B 1B	5	3	3	3	0	0	1				
Norm Cash, L (1,3) OBP: 0.395, SLG: 0.411	4-0 1B BB		0-0 F9	0-0 F5				0-0 HR 1B	0-0 1B	4	1	2	3	1	0	1				
Bill Heath, L (1,2) OBP: 0.304, SLG: 0.158	0-0 1B		0-0 2B 1B	0-0 F3				0-0 4-3	0-0 F9	5	0	2	3	0	0	1				
Ray Oyler, R (1,6) OBP: 0.292, SLG: 0.289 Dick Tracewski, R (9,6) OBP: 0.276, SLG: 0.389	0-0 F7		0-0 1-3 2B	0-0 K				0-0 F2	0-0 F6	5	0	1	0	0	1	3				
Earl Wilson, R (1,1) OBP: 0.275, SLG: 0.405		0-0 1-3	0-0 5-3	0-0 5-3				0-0 HR		4	1	1	1	0	0	2				
Inning Stats	R: 3 E: 0 K: 0 S: 5	H: 2 LOB: 2 BB: 3 P: 17	R: 0 E: 0 K: 0 S: 3	H: 1 LOB: 0 BB: 0 P: 3	R: 2 E: 0 K: 0 S: 6	H: 3 LOB: 2 BB: 1 P: 10	R: 0 E: 0 K: 0 S: 3	H: 0 LOB: 0 BB: 0 P: 3	R: 0 E: 0 K: 1 S: 5	H: 0 LOB: 0 BB: 0 P: 5	R: 0 E: 0 K: 0 S: 4	H: 1 LOB: 1 BB: 0 P: 4	R: 3 E: 0 K: 0 S: 6	H: 3 LOB: 0 BB: 0 P: 6	R: 3 E: 0 K: 0 S: 7	H: 4 LOB: 1 BB: 0 P: 7	1B: 10 2B: 1 3B: 1 HR: 2	SF: 0 SAC: 1 DP: 1 HBP: 0	WP: 0 PB: 0 SB: 2 CS: 0	PA: 44
PITCHER	IP WLS BF H R ER SO BB IBB HBP BLK WP HR S P ERA WHIP																			
Lew Krausse, R (1,1) ERA: 4.87 Chuck Dobson, R (9,1) ERA: 4.39	8.0 L 37 10 8 8 1 4 0 0 0 0 2 35 51 9.00 1.750																			
1.0 7 4 3 3 0 0 0 0 0 0 0 7 7 27.00 4.000																				

Detroit Tigers @ Kansas City Athletics
Municipal Stadium, Kansas City, MO
Tue Jun 06 1967, 8:05 PM EDT
Unknown


AB 39
R 11
H 14
RBI 11
BB 4
SO 1
LOB 13



Batter	1	2	3	4	5	6	7	8	9	AB	R	H	RBI	BB	SO	LOB	BOTTOM					
Bert Campaneris, R (1,6) OBP: 0.305, SLG: 0.315	0-0 F2			0-0 F3		0-3 K		0-0 PB 1B		4	0	1	0	0	1	1						
Mike Hershberger, R (1,9) OBP: 0.318, SLG: 0.336 Chuck Dobson, R (9,1) OBP: 0.235, SLG: 0.235	0-3 K			0-0 L5		0-0 1B		0-3 K		4	0	1	0	0	2	2						
Ray Webster, L (1,3) OBP: 0.284, SLG: 0.407	0-3 K			0-0 1B		0-3 K		0-0 F4		4	0	1	0	0	2	4						
Rick Monday, L (1,8) OBP: 0.354, SLG: 0.459		0-0 G6-4-3 1B		0-0 3-1				0-0 F7		4	1	2	0	0	0	1						
Danny Cater, R (1,5) OBP: 0.335, SLG: 0.365		0-0 G6-4-3 1-2						0-0 F8		4	0	1	0	0	1	2						
Dick Green, R (1,4) OBP: 0.282, SLG: 0.297		0-0 F4						0-0 1B		3	0	0	0	1	1	1						
Joe Nosske, R (1,7) OBP: 0.233, SLG: 0.317			0-3 K					0-0 F7		4	0	0	0	0	2	3						
Phil Roof, R (1,2) OBP: 0.295, SLG: 0.343			0-0 6-3					0-0 1B 1B		4	0	2	1	0	0	0						
Lew Krausse, R (1,1) OBP: 0.056, SLG: 0.056 Jim Gosger, L (8,PH) OBP: 0.304, SLG: 0.315			0-3 K					0-0 PB 1B 1B		2	0	0	0	0	2	1						
								0-0 4-3		2	0	1	0	0	0	2						
Inning Stats	R: 0 E: 0 K: 2 S: 7	H: 0 LOB: 0 BB: 0 P: 7	R: 0 E: 0 K: 0 S: 3	H: 1 LOB: 0 BB: 0 P: 3	R: 0 E: 0 K: 2 S: 7	H: 0 LOB: 0 BB: 0 P: 7	R: 0 E: 0 K: 0 S: 4	H: 1 LOB: 1 BB: 0 P: 4	R: 0 E: 0 K: 1 S: 5	H: 0 LOB: 0 BB: 0 P: 5	R: 0 E: 0 K: 3 S: 11	H: 2 LOB: 2 BB: 0 P: 11	R: 0 E: 0 K: 1 S: 6	H: 1 LOB: 1 BB: 0 P: 6	R: 0 E: 0 K: 1 S: 7	H: 2 LOB: 2 BB: 0 P: 7	R: 1 E: 0 K: 1 S: 7	H: 2 LOB: 2 BB: 1 P: 11	1B: 9 2B: 0 3B: 0 HR: 0	SF: 0 SAC: 0 DP: 1 HBP: 0	WP: 1 PB: 1 SB: 0 CS: 0	PA: 36
PITCHER	IP WLS BF H R ER SO BB IBB HBP BLK WP HR S P ERA WHIP																					
Earl Wilson, R (1,1) ERA: 3.22	9.0 W 36 9 1 1 11 1 0 0 0 1 0 57 61 1.00 1.111																					

Detroit Tigers @ Kansas City Athletics
Municipal Stadium, Kansas City, MO
Tue Jun 06 1967, 8:05 PM EDT
Unknown


AB 35
R 1
H 9
RBI 1
BB 1
SO 11
LOB 17



Batter	1	2	3	4	5	6	7	8	9	AB	R	H	RBI	BB	SO	LOB	TOP										
Don Wert, R OBP: 0.296, SLG: 0.300 (1, 5)	F7		F6		K		F9		G3	5	0	0	0	0	1	2											
Dick Tracewski, R OBP: 0.273, SLG: 0.409 (1, 4)	5-3		2B		F8		F9			4	0	1	0	0	0	1											
Al Kaline, R OBP: 0.444, SLG: 0.605 (1, 9)	FC4-6 BB		L7		K				HR	3	1	1	1	1	1	2											
Willie Horton, R OBP: 0.331, SLG: 0.559 (1, 7)	FC4-6 1-2				5-3		F4		K	4	0	0	0	0	1	1											
Jim Northrup, L OBP: 0.366, SLG: 0.452 (1, 8)		G5-3 1B			2B		BB		BB	2	1	2	0	2	0	0											
Bill Freehan, R OBP: 0.438, SLG: 0.553 (1, 2)		1-2 1B			2B		F6		F9	4	0	2	1	0	0	2											
Mickey Stanley, R OBP: 0.262, SLG: 0.224 (1, 3)		K			5-3		F5		G3	4	0	0	0	0	1	4											
Ray Oyler, R OBP: 0.284, SLG: 0.275 (1, 6)	G5-3 2-3f				F4		F3		1-3	4	0	0	0	0	0	3											
Mickey Lolich, S OBP: 0.296, SLG: 0.174 (1, 1)							K			2	0	1	0	0	1	0											
Earl Wilson, R OBP: 0.268, SLG: 0.395 (7, PH)										1	0	0	0	0	1	0											
Dave Wickersham, R (7, 1)										0	0	0	0	0	0	0											
Jim Price, R OBP: 0.389, SLG: 0.500 (9, PH)									1B	1	0	1	0	0	0	0											
Inning Stats	R: 0 E: 0 K: 0 S: 3	H: 0 LOB: 1 BB: 1 P: 7	R: 0 E: 0 K: 1 S: 6	H: 2 LOB: 1 BB: 0 P: 6	R: 0 E: 0 K: 1 S: 6	H: 1 LOB: 1 BB: 0 P: 6	R: 1 E: 0 K: 0 S: 5	H: 2 LOB: 1 BB: 0 P: 5	R: 0 E: 0 K: 2 S: 8	H: 1 LOB: 1 BB: 0 P: 8	R: 0 E: 0 K: 1 S: 3	H: 0 LOB: 0 BB: 1 P: 7	R: 0 E: 0 K: 1 S: 5	H: 0 LOB: 0 BB: 0 P: 5	R: 1 E: 0 K: 1 S: 6	H: 1 LOB: 1 BB: 1 P: 10	R: 0 E: 0 K: 0 S: 4	H: 1 LOB: 1 BB: 0 P: 4	1B: 4 2B: 3 3B: 0 HR: 1	SF: 0 SAC: 0 DP: 1 HBP: 0	WP: 0 PB: 0 SB: 0 CS: 0	PA: 37					
PITCHER	IP	WLS	BF	H	R	ER	SO	BB	IBB	HBP	BLK	WP	HR	S	P	ERA	WHIP										
Paul Lindblad, L ERA: 2.17 (1, 1)	7.2	W	32	7	2	2	6	3	0	0	0	0	1	41	53	2.35	1.304										
Jim Nash, R ERA: 3.49 (8, 1)	0.1		1	0	0	0	0	0	0	0	0	0	0	1	1	0.00	0.000										
Tony Pierce, L ERA: 2.81 (9, 1)	1.0	S	4	1	0	0	0	0	0	0	0	0	0	4	4	0.00	1.000										

Detroit Tigers @ Kansas City Athletics
Municipal Stadium, Kansas City, MO
Wed Jun 07 1967, 8:05 PM EDT
Att: 5,584 - Unknown


AB 34
R 2
H 8
RBI 2
BB 3
SO 6
LOB 15



Batter	1	2	3	4	5	6	7	8	9	AB	R	H	RBI	BB	SO	LOB	BOTTOM										
Bert Campaneris, R OBP: 0.310, SLG: 0.317 (1, 6)	SH1-3 SF9 1B		F8			HR BB		SH1-4		2	2	1	0	1	0	0											
Ray Webster, L OBP: 0.284, SLG: 0.392 (1, 3)	SH1-3		L5			F5		E 1B BB		2	0	0	0	1	0	1											
Sal Bando, R OBP: 0.289, SLG: 0.175 (9, 5)	1-3					1-2		BB		0	0	0	0	0	0	0											
Mike Herstberger, R OBP: 0.331, SLG: 0.340 (1, 9)	SF9				G4-6-3 1B	K		E 1B		3	0	2	1	0	1	1											
Tony Pierce, R (9, 1)	3-H							2-3 1B		0	0	0	0	0	0	0											
Rick Monday, L OBP: 0.357, SLG: 0.480 (1, 8)	FC6-4 1B		G4-6-3		1-2	HR		E1 G4-6-3		4	1	2	2	0	0	3											
Danny Cater, R OBP: 0.332, SLG: 0.357 (1, 5)	FC6-4 1-2f		F7			L9		G4-6-3 1-2f		4	0	0	0	0	0	4											
Joe Nassek, R OBP: 0.219, SLG: 0.297 (1, 7)		F8				F8		6-3		3	0	0	0	0	0	0											
Dick Green, R OBP: 0.263, SLG: 0.298 (1, 4)		6-3				K		1B		3	0	1	0	0	1	0											
Phil Roof, R OBP: 0.296, SLG: 0.342 (1, 2)		F2				1B		K		3	0	1	0	0	1	1											
Paul Lindblad, L OBP: 0.077, SLG: 0.077 (1, 1)						K				2	0	0	0	0	2	1											
Jim Nash, R OBP: 0.120, SLG: 0.045 (8, 1)						K		E8 1B SH1-4 E		0	0	0	0	0	0	0											
Jim Gosger, L OBP: 0.300, SLG: 0.319 (9, 9)										1	1	0	0	0	0	0											
Inning Stats	R: 1 E: 0 K: 0 S: 5	H: 2 LOB: 1 BB: 0 P: 5	R: 0 E: 0 K: 0 S: 3	H: 0 LOB: 0 BB: 0 P: 3	R: 0 E: 0 K: 1 S: 5	H: 0 LOB: 0 BB: 0 P: 5	R: 0 E: 0 K: 0 S: 3	H: 1 LOB: 0 BB: 0 P: 3	R: 0 E: 0 K: 2 S: 8	H: 1 LOB: 1 BB: 0 P: 8	R: 2 E: 0 K: 1 S: 6	H: 1 LOB: 1 BB: 1 P: 10	R: 0 E: 0 K: 1 S: 5	H: 1 LOB: 0 BB: 0 P: 5	R: 1 E: 2 K: 0 S: 5	H: 1 LOB: 2 BB: 1 P: 9	1B: 6 2B: 0 3B: 0 HR: 1	SF: 1 SAC: 2 DP: 2 HBP: 0	WP: 0 PB: 0 SB: 0 CS: 0	PA: 32							
PITCHER	IP	WLS	BF	H	R	ER	SO	BB	IBB	HBP	BLK	WP	HR	S	P	ERA	WHIP										
Mickey Lolich, L ERA: 4.31 (1, 1)	6.0	L	23	5	3	3	4	1	0	0	0	0	1	30	34	4.50	1.000										
Dave Wickersham, R ERA: 1.99 (7, 1)	2.0		9	2	1	0	1	1	0	0	0	0	0	10	14	0.00	1.500										

Detroit Tigers @ Kansas City Athletics
Municipal Stadium, Kansas City, MO
Wed Jun 07 1967, 8:05 PM EDT
Att: 5,584 - Unknown


AB 27
R 4
H 7
RBI 3
BB 2
SO 5
LOB 11



Batter	1	2	3	4	5	6	7	8	9	AB	R	H	RBI	BB	SO	LOB	TOP			
Mickey Stanley, R (1, 8) OBP: 0.246, SLG: 0.210	0-0 6-3		0-0 FC5-4			0-0 6-3		0-0 6-3		4	0	0	0	0	0	1				
Dick McAuliffe, L (1, 4) OBP: 0.380, SLG: 0.460	0-0 4-3		0-3 K			0-0 1B			0-0 F2	4	0	1	0	0	1	1				
Al Kaline, R (1, 9) OBP: 0.435, SLG: 0.591	0-3 K2-3			0-0 L9		0-0 L6			0-0 L8	4	0	0	0	0	1	1				
Willie Horton, R (1, 7) OBP: 0.322, SLG: 0.542		0-0 4-3		0-3 K		0-0 F2			0-0 1-3	4	0	0	0	0	1	1				
Bill Freehan, R (1, 2) OBP: 0.437, SLG: 0.545		4-0 BB		0-0 5-3			0-0 F7			2	0	0	0	1	0	0				
Don Wert, R (1, 5) OBP: 0.297, SLG: 0.300		0-0 F8			0-0 1B		0-0 F7			3	0	1	0	0	0	1				
Norm Cash, L (1, 3) OBP: 0.389, SLG: 0.395		0-0 F8			0-3 K		0-3 K			3	0	0	0	0	2	2				
Ray Oyler, R (1, 6) OBP: 0.279, SLG: 0.269			0-3 K		0-0 L4			0-0 F7		3	0	0	0	0	1	1				
Denny McLain, R (1, 1) OBP: 0.121, SLG: 0.065				0-0 FC5-4		0-3 K			0-3 K	2	0	1	0	0	1	1				
Dick Tracewski, R (8, PH) OBP: 0.261, SLG: 0.391										1	0	0	0	0	1	0				
Larry Sherry, R (8, 1)										0	0	0	0	0	0	0				
Inning Stats	R: 0 E: 0 K: 1 S: 5	H: 0 LOB: 0 BB: 0 P: 5	R: 0 E: 0 K: 0 S: 3	H: 0 LOB: 1 BB: 1 P: 7	R: 0 E: 0 K: 2 S: 8	H: 1 LOB: 0 BB: 0 P: 8	R: 0 E: 0 K: 1 S: 5	H: 0 LOB: 0 BB: 0 P: 5	R: 0 E: 0 K: 2 S: 8	H: 1 LOB: 1 BB: 0 P: 8	R: 0 E: 0 K: 1 S: 4	H: 1 LOB: 1 BB: 0 P: 4	R: 0 E: 0 K: 1 S: 5	H: 0 LOB: 0 BB: 0 P: 5	R: 0 E: 0 K: 1 S: 3	H: 0 LOB: 0 BB: 0 P: 3	1B: 3 2B: 0 3B: 0 HR: 0	SF: 0 SAC: 0 DP: 0 HBP: 0	WP: 0 PB: 0 SB: 0 CS: 0	PA: 31
PITCHER George Brunet, L (1, 1) ERA: 3.7	IP: 9.0 WLS: W BF: 31 H: 3 R: 0 ER: 0 SO: 8 BB: 1 IBB: 0 HBP: 0 BLK: 0 WP: 0 HR: 0 S: 46 P: 50 ERA: 0.00 WHIP: 0.444															PITCHER				

Detroit Tigers @ California Angels
Anaheim Stadium, Anaheim, CA
Fri Jun 09 1967, 10:05 PM EDT
Att: 15,222 - Unknown


AB 30
R 0
H 3
RBI 0
BB 1
SO 8
LOB 9



Batter	1	2	3	4	5	6	7	8	9	AB	R	H	RBI	BB	SO	LOB	BOTTOM			
Jose Cardenal, R (1, 8) OBP: 0.283, SLG: 0.301	0-0 F8		0-0 SH3-4 1B		0-0 SH3-4 HR		0-3 K			4	2	2	0	0	1	0				
Paul Schaaf, R (1, 5) OBP: 0.290, SLG: 0.271	0-0 L6		0-0 SH 1B		0-0 SH3-4		0-0 F4			2	0	0	0	0	0	0				
Jim Fregosi, R (1, 6) OBP: 0.325, SLG: 0.416	0-0 1B		0-0 SH3-4		0-0 L9		0-0 1-3			3	0	1	0	0	0	1				
Don Mincher, L (1, 3) OBP: 0.404, SLG: 0.588	0-0 G3		4-0 BB		0-0 HR		0-0 F4			3	1	1	2	1	0	1				
Jimmie Hall, L (1, 9) OBP: 0.299, SLG: 0.429		4-0 2B	0-0 BB		0-0 5-3		0-0 G3			3	1	1	1	1	0	0				
Rick Reichardt, R (1, 7) OBP: 0.319, SLG: 0.390		0-0 L9	0-0 K		0-0 L9		0-0 1B			4	0	1	0	0	1	3				
Buck Rodgers, S (1, 2) OBP: 0.276, SLG: 0.276		0-0 L9		0-0 F7		0-0 E4		0-0 G3		4	0	0	0	0	2	2				
Bobby Knoop, R (1, 4) OBP: 0.277, SLG: 0.348		0-0 2B		0-0 F8		0-0 2B				3	0	2	1	0	0	0				
George Brunet, R (1, 1) OBP: 0.077, SLG: 0.040		0-0 5-3		0-3 K		0-3 K				3	0	0	0	0	2	2				
Inning Stats	R: 0 E: 0 K: 0 S: 4	H: 1 LOB: 1 BB: 0 P: 4	R: 1 E: 0 K: 0 S: 4	H: 1 LOB: 1 BB: 1 P: 8	R: 1 E: 1 K: 1 S: 7	H: 2 LOB: 2 BB: 1 P: 11	R: 0 E: 0 K: 1 S: 5	H: 0 LOB: 0 BB: 0 P: 5	R: 2 E: 0 K: 0 S: 5	H: 2 LOB: 0 BB: 0 P: 5	R: 0 E: 1 K: 1 S: 6	H: 1 LOB: 1 BB: 0 P: 6	R: 0 E: 0 K: 1 S: 5	H: 0 LOB: 0 BB: 0 P: 5	R: 0 E: 0 K: 0 S: 4	H: 1 LOB: 1 BB: 0 P: 4	1B: 5 2B: 2 3B: 0 HR: 1	SF: 0 SAC: 3 DP: 0 HBP: 0	WP: 0 PB: 0 SB: 0 CS: 0	PA: 34
PITCHER Denny McLain, R (1, 1) ERA: 3.71	IP: 7.0 WLS: L BF: 30 H: 7 R: 4 ER: 4 SO: 4 BB: 2 IBB: 0 HBP: 0 BLK: 0 WP: 1 HR: 1 S: 36 P: 44 ERA: 5.14 WHIP: 1.286															PITCHER				
Larry Sherry, R (8, 1) ERA: 7.31	IP: 1.0 WLS: L BF: 4 H: 1 R: 0 ER: 0 SO: 0 BB: 0 IBB: 0 HBP: 0 BLK: 0 WP: 0 HR: 0 S: 4 P: 4 ERA: 0.00 WHIP: 1.000															PITCHER				

Detroit Tigers @ California Angels
Anaheim Stadium, Anaheim, CA
Fri Jun 09 1967, 10:05 PM EDT
Att: 15,222 - Unknown


AB 29
R 4
H 8
RBI 4
BB 2
SO 4
LOB 9



Batter	1	2	3	4	5	6	7	8	9	AB	R	H	RBI	BB	SO	LOB	TOP			
Mickey Stanley, R (1,8) OBP: 0.260, SLG: 0.215	4-0 BB L4-3		0-0 1B			0-0 1-3		0-0 6-3		3	0	1	0	1	0	0				
Dick McAuliffe, L (1,4) OBP: 0.373, SLG: 0.450	0-0 L4-3 1-2		0-0 1-3			0-0 F6			0-3 K	4	0	0	0	0	1	2				
Al Kaline, R (1,9) OBP: 0.427, SLG: 0.578	0-3 K			0-0 L7		0-0 L7			0-0 L9	4	0	0	0	0	1	0				
Willie Horton, R (1,7) OBP: 0.320, SLG: 0.533		0-0 G4-6-3 1B		0-0 F7		0-0 F7			0-3 K	4	0	1	0	0	1	0				
Bill Freehan, R (1,3) OBP: 0.435, SLG: 0.541		0-0 G4-6-3 1B		0-0 F9		0-0 F9				3	0	1	0	0	0	0				
Don Wert, R (1,5) OBP: 0.302, SLG: 0.302		0-0 G4-6-3			4-0 BB					2	0	1	0	1	0	2				
Jim Price, R (1,2) Dick Tracewski, R (8,6) OBP: 0.291, SLG: 0.391	0-3 K			0-3 K		0-0 5-3				3	0	0	0	0	2	3				
Ray Oyler, R (1,6) Norm Cash, L (8,PH) OBP: 0.387, SLG: 0.392			0-0 6-3		0-0 F9			0-0 G3		2	0	0	0	0	0	1				
Earl Wilson, R (1,1) Gates Brown, L (8,PH) Hank Aguirre, R (8,1) OBP: 0.500, SLG: 1.500			0-3 K		0-0 F4			0-0 5-3		2	0	0	0	0	1	1				
Inning Stats	R: 0 E: 0 K: 1 S: 4	H: 0 LOB: 0 BB: 1 P: 8	R: 0 E: 0 K: 1 S: 6	H: 2 LOB: 1 BB: 0 P: 6	R: 0 E: 0 K: 1 S: 6	H: 1 LOB: 1 BB: 0 P: 6	R: 0 E: 0 K: 0 S: 3	H: 0 LOB: 0 BB: 0 P: 3	R: 0 E: 0 K: 1 S: 5	H: 0 LOB: 1 BB: 1 P: 9	R: 0 E: 0 K: 0 S: 3	H: 1 LOB: 1 BB: 0 P: 4	R: 0 E: 0 K: 0 S: 4	H: 0 LOB: 0 BB: 0 P: 3	R: 0 E: 0 K: 2 S: 7	H: 0 LOB: 0 BB: 0 P: 7	1B: 4 2B: 1 3B: 0 HR: 0	SF: 0 SAC: 0 DP: 2 HBP: 0	WP: 0 PB: 0 SB: 0 CS: 0	PA: 31
PITCHER	IP WLS BF H R ER SO BB IBB HBP BLK WP HR S P ERA WHIP																			
Clyde Wright, L (1,1) ERA: 2.25	7.0 W 25 4 0 0 4 2 0 0 0 0 0 0 0 0 0.00 0.857																			
Minnie Rojas, R (8,1) ERA: 2.25	2.0 S 6 0 0 0 2 0 0 0 0 0 0 0 10 10 0.00 0.000																			

Detroit Tigers @ California Angels
Anaheim Stadium, Anaheim, CA
Sat Jun 10 1967, 10:05 PM EDT
Att: 19,417 - Unknown


AB 29
R 0
H 4
RBI 0
BB 2
SO 6
LOB 9



Batter	1	2	3	4	5	6	7	8	9	AB	R	H	RBI	BB	SO	LOB	BOTTOM			
Jose Cardenal, R (1,8) OBP: 0.288, SLG: 0.325	0-0 6-3		0-3 K			0-0 HR	0-0 BB			4	1	2	2	0	1	0				
Paul Schaaf, R (1,5) Minnie Rojas, R (8,1) OBP: 0.295, SLG: 0.279	0-0 F8			0-0 5-3		0-0 SH3 2B	4-0 BB			3	0	1	0	1	0	0				
Jim Fregosi, R (1,6) OBP: 0.325, SLG: 0.413	0-0 F3			4-0 BB		0-0 SH3	0-3 K			2	0	0	0	1	1	2				
Don Mincher, L (1,3) OBP: 0.396, SLG: 0.575		0-0 6-3		0-0 F8		0-0 F2		0-0 L9		4	0	0	0	0	0	2				
Jimmie Hall, L (1,9) OBP: 0.305, SLG: 0.426		0-0 1B		0-3 K		4-0 FC6-4 IBB		0-0 6-3		3	0	1	0	1	1	1				
Rick Reichardt, R (1,7) OBP: 0.318, SLG: 0.387		0-3 K			0-0 SH1 1B	0-0 FC6-4		0-3 K		4	0	1	0	0	2	3				
Buck Rodgers, S (1,2) OBP: 0.279, SLG: 0.287		0-0 F5			0-0 SH1			0-0 SH3-4 1B		2	1	1	0	0	0	1				
Bobby Knoop, R (1,4) OBP: 0.274, SLG: 0.344			0-0 L9		0-0 F8			0-0 SH3-4		2	0	0	0	0	0	1				
Clyde Wright, R (1,1) Tom Satriano, L (7,PH) OBP: 0.340, SLG: 0.360			0-3 K		0-3 K			0-0 1-3		2	0	0	0	0	2	1				
Inning Stats	R: 0 E: 0 K: 0 S: 3	H: 0 LOB: 0 BB: 0 P: 3	R: 0 E: 0 K: 1 S: 6	H: 1 LOB: 0 BB: 0 P: 6	R: 0 E: 0 K: 2 S: 7	H: 0 LOB: 0 BB: 0 P: 7	R: 0 E: 0 K: 1 S: 5	H: 0 LOB: 1 BB: 1 P: 9	R: 0 E: 0 K: 0 S: 5	H: 1 LOB: 1 BB: 0 P: 6	R: 1 E: 0 K: 0 S: 5	H: 2 LOB: 2 BB: 1 P: 9	R: 1 E: 0 K: 1 S: 7	H: 2 LOB: 2 BB: 1 P: 11	R: 0 E: 0 K: 1 S: 5	H: 0 LOB: 0 BB: 0 P: 5	1B: 3 2B: 2 3B: 0 HR: 1	SF: 0 SAC: 3 DP: 0 HBP: 0	WP: 0 PB: 0 SB: 0 CS: 0	PA: 33
PITCHER	IP WLS BF H R ER SO BB IBB HBP BLK WP HR S P ERA WHIP																			
Earl Wilson, R (1,1) ERA: 3.17	7.0 L 30 6 2 2 6 2 1 0 0 0 0 0 1 39 51 2.57 1.143																			
Hank Aguirre, L (8,1) ERA: 1.5	1.0 3 0 0 0 1 0 0 0 0 0 0 0 5 5 0.00 0.000																			

Detroit Tigers @ California Angels
Anaheim Stadium, Anaheim, CA
Sat Jun 10 1967, 10:05 PM EDT
Att: 19,417 - Unknown

AB 27
R 2
H 6
RBI 2
BB 3
SO 7
LOB 12



Batter	1	2	3	4	5	6	7	8	9	AB	R	H	RBI	BB	SO	LOB	TOP								
Dick McAuliffe, L (1,4) OBP: 0.371, SLG: 0.443										3	0	0	0	1	1	1									
Mickey Stanley, R (1,8) OBP: 0.247, SLG: 0.203										4	0	0	0	0	0	2									
Al Kaline, R (1,9) OBP: 0.433, SLG: 0.593										2	3	1	1	2	0	0									
Willie Horton, R (1,7) OBP: 0.325, SLG: 0.532										4	0	2	0	0	2	0									
Gates Brown, L (8, FR) OBP: 0.299, SLG: 0.333										0	0	0	0	0	0	0									
Norm Cash, L (1,3) OBP: 0.384, SLG: 0.389										4	0	1	1	0	0	2									
Bill Freehan, R (1,2) OBP: 0.436, SLG: 0.547										4	1	2	1	0	0	2									
Don Wert, R (1,5) OBP: 0.297, SLG: 0.296										4	0	0	0	0	0	2									
Ray Oyler, R (1,6) OBP: 0.281, SLG: 0.267										3	0	1	1	1	1	0									
Joe Sparma, R (1,1) Fred Gladding, L (6,1)										1	0	0	0	0	0	1									
										2	0	0	0	0	2	0									
Inning Stats	R: 0 E: 0 K: 1 S: 5	H: 0 LOB: 0 BB: 0 P: 5	R: 0 E: 0 K: 1 S: 5	H: 0 LOB: 0 BB: 0 P: 5	R: 0 E: 0 K: 0 S: 3	H: 0 LOB: 1 BB: 1 P: 7	R: 1 E: 0 K: 1 S: 6	H: 1 LOB: 0 BB: 0 P: 6	R: 1 E: 0 K: 0 S: 5	H: 2 LOB: 2 BB: 1 P: 9	R: 1 E: 0 K: 0 S: 4	H: 2 LOB: 1 BB: 1 P: 8	R: 0 E: 0 K: 1 S: 5	H: 0 LOB: 0 BB: 0 P: 5	R: 1 E: 0 K: 0 S: 4	H: 2 LOB: 2 BB: 1 P: 8	R: 0 E: 0 K: 2 S: 7	H: 0 LOB: 0 BB: 0 P: 7	1B: 5 2B: 1 3B: 0 HR: 1	SF: 0 SAC: 1 DP: 2 HBP: 0	WP: 0 PB: 0 SB: 0 CS: 0	PA: 36			
PITCHER	IP WLS BF H R ER SO BB IBB HBP BLK WP HR S P ERA WHIP																								
Jim McGlothlin, R (1,1) ERA: 1.4	7.1	31	6	4	4	4	4	3	1	0	0	0	0	0	1	35	51	4.91	1.227						
Ken Turner, L (8,1) ERA:	0.0	1	1	0	0	0	0	0	0	0	0	0	0	0	1	1	1	∞	∞						
Minnie Rojas, R (8,1) ERA: 2.17	1.2	W	4	0	0	0	2	0	0	0	0	0	0	0	8	8	8	0.00	0.000						

Detroit Tigers @ California Angels
Anaheim Stadium, Anaheim, CA
Sun Jun 11 1967, 6:33 AM EDT
Att: 18,059 - Unknown

AB 31
R 4
H 7
RBI 4
BB 4
SO 6
LOB 10

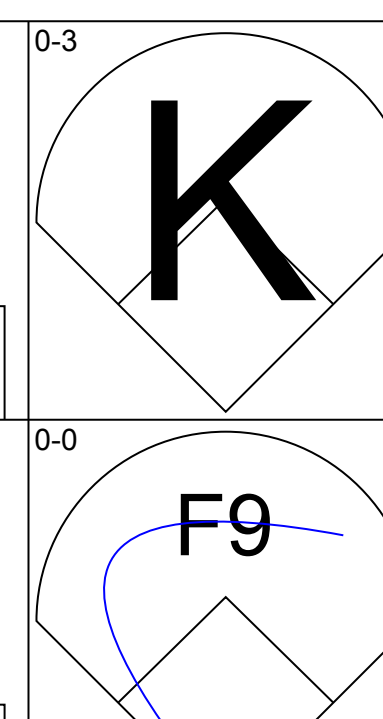
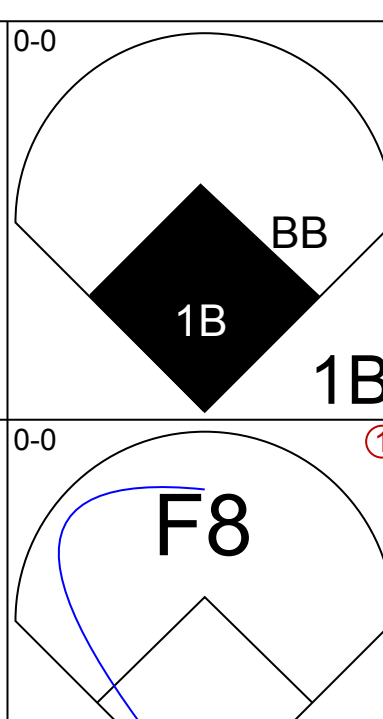
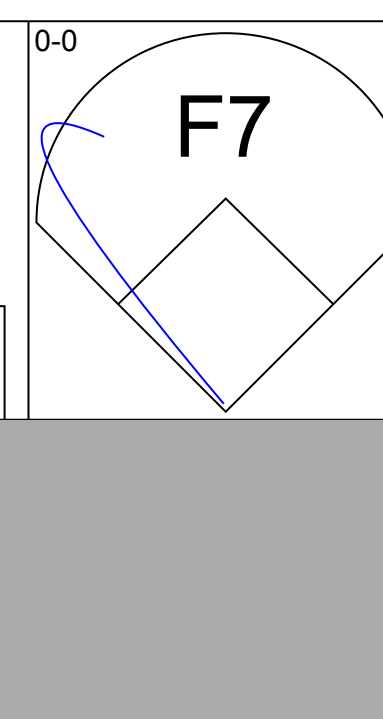
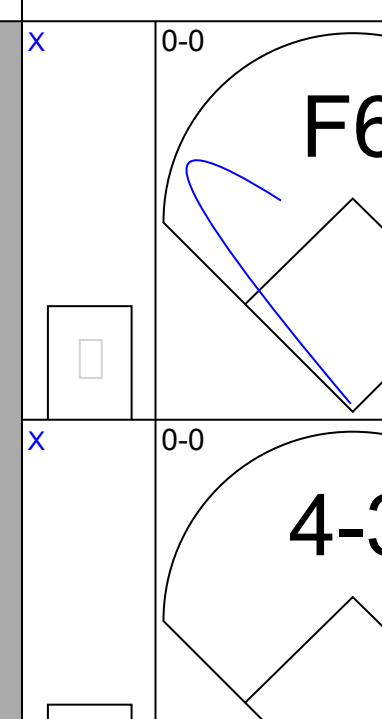
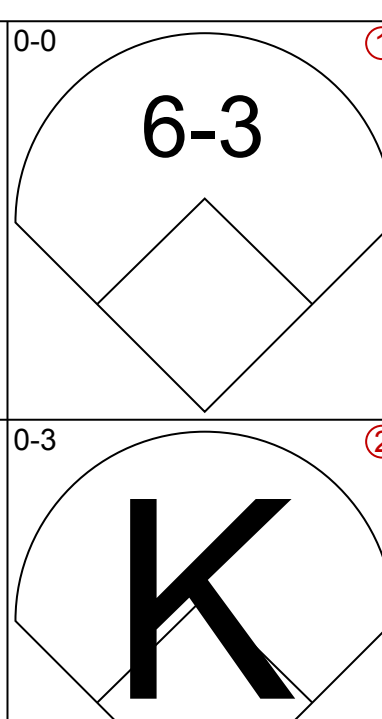
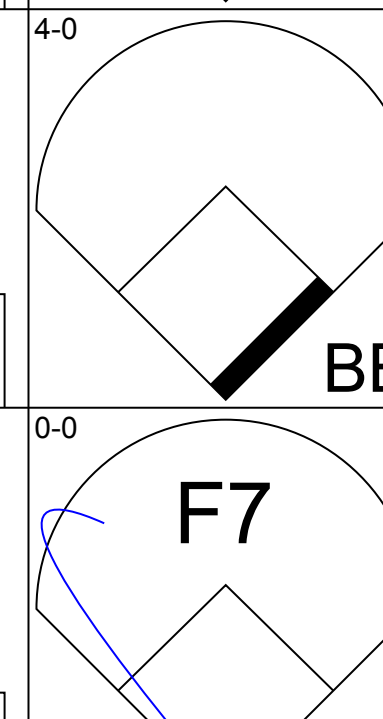
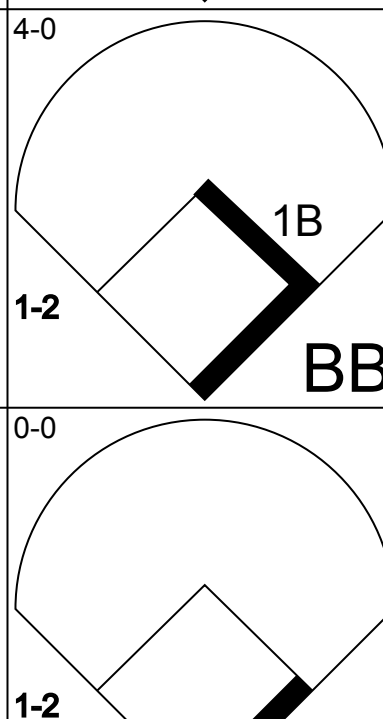
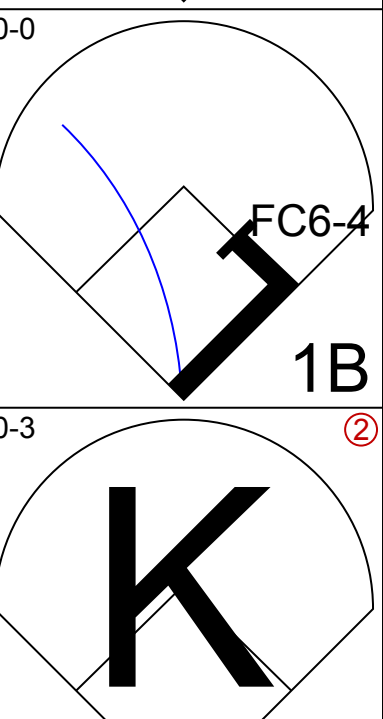
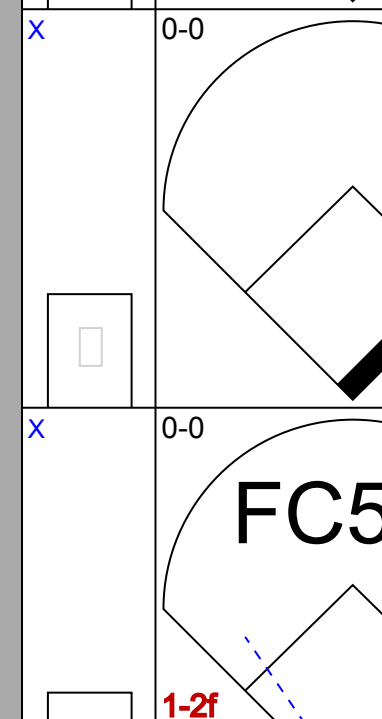
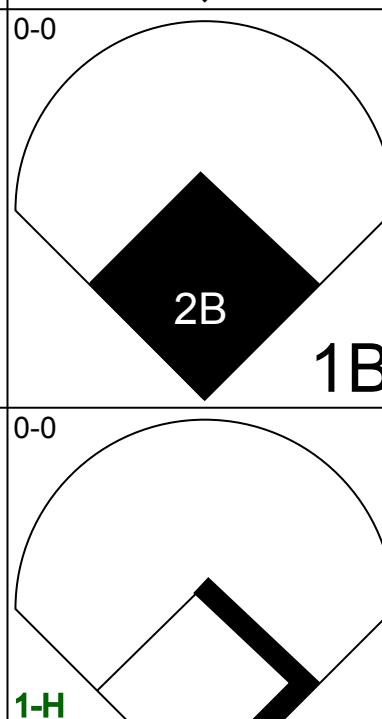

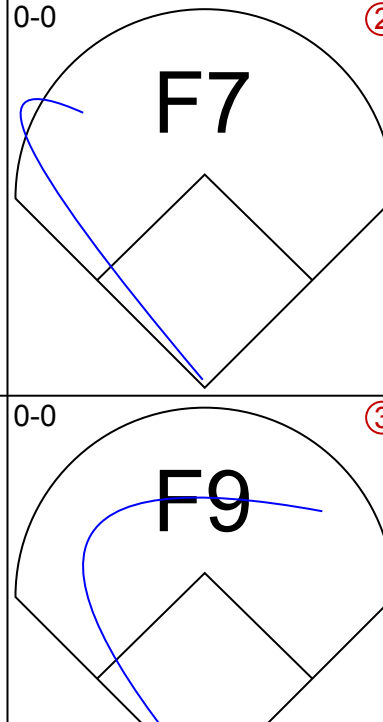
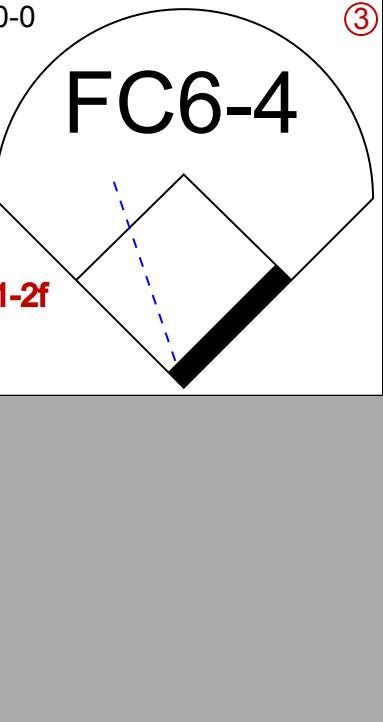

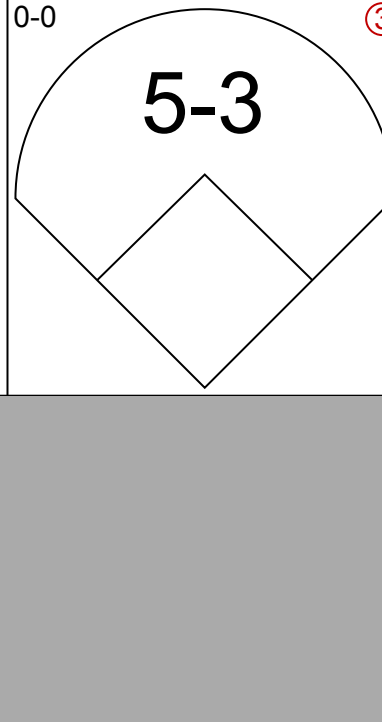







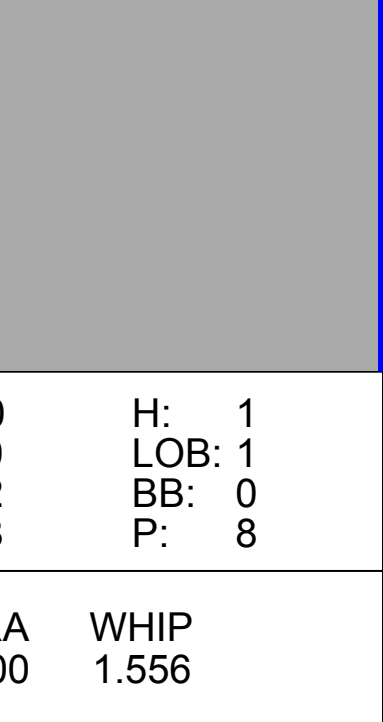
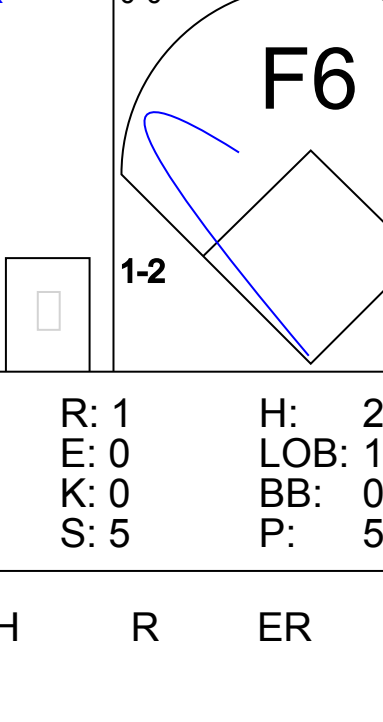
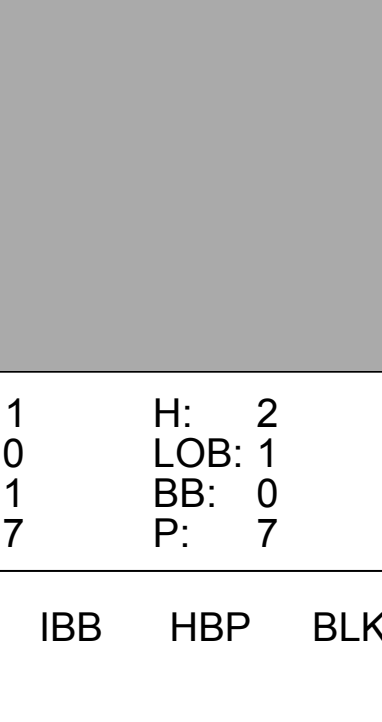
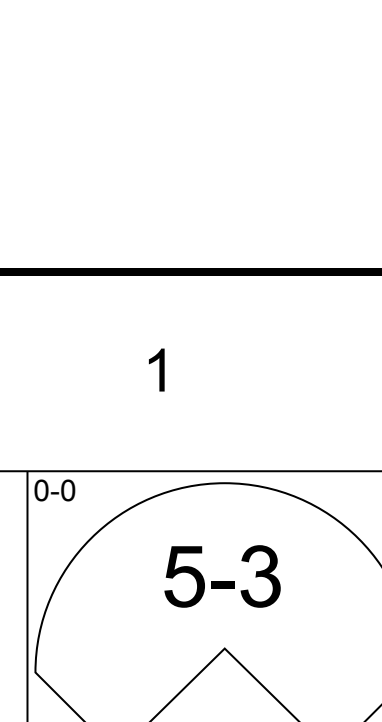
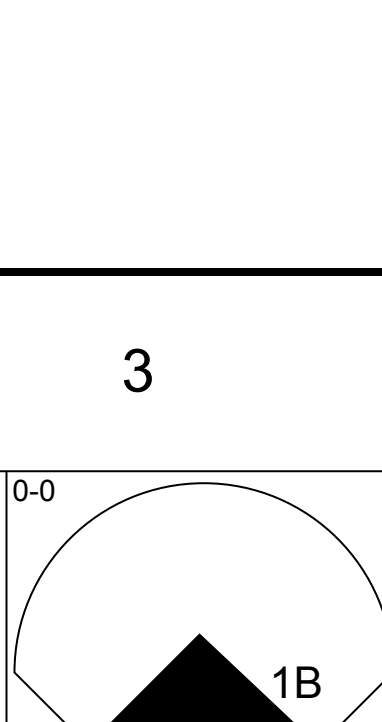
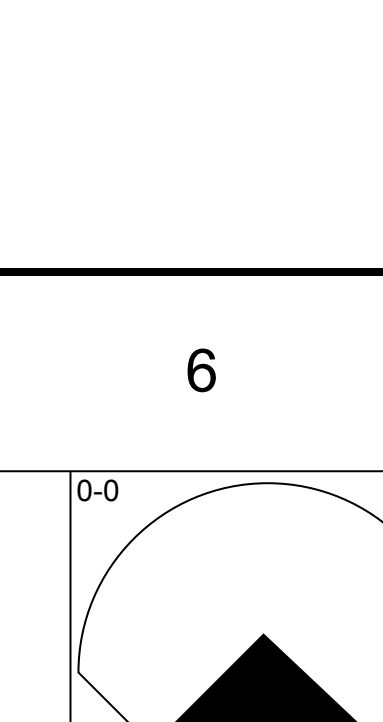
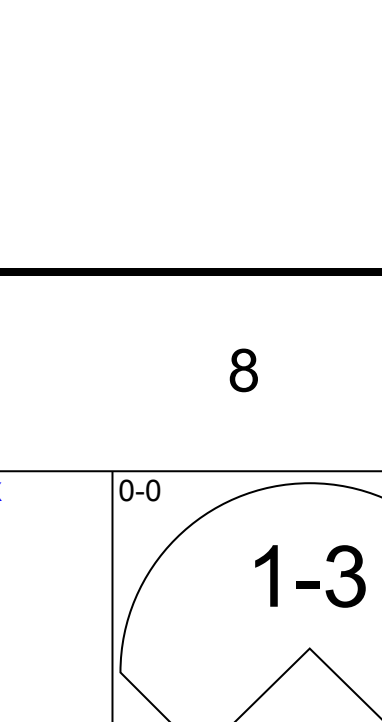
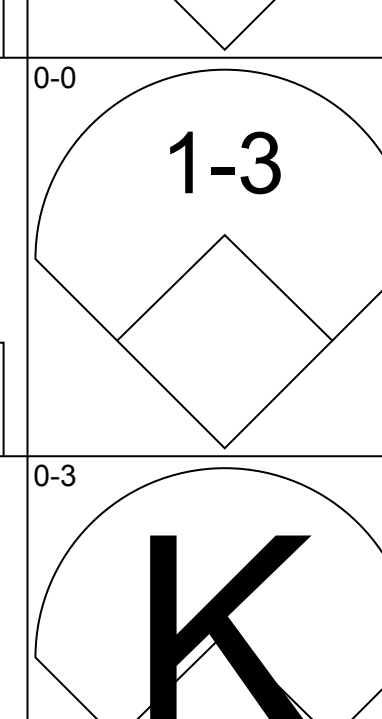
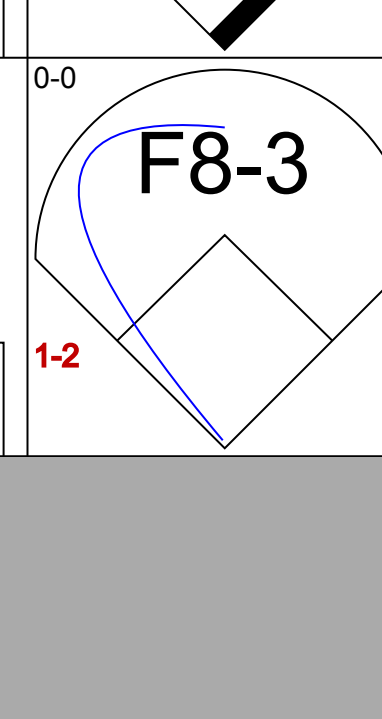
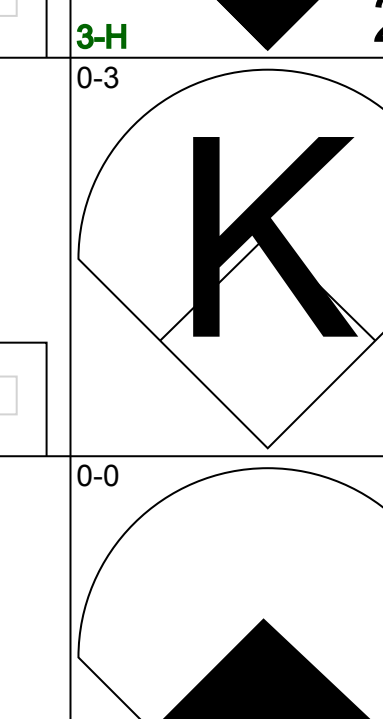



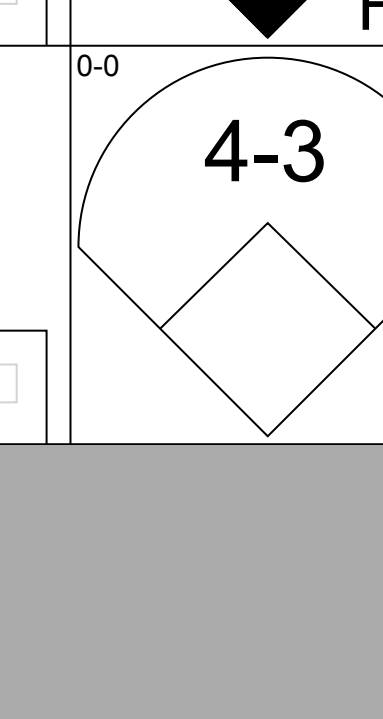






Batter	1	2	3	4	5	6	7	8	9	AB	R	H	RBI	BB	SO	LOB	BOTTOM								
Jose Cardenal, R (1,8) OBP: 0.291, SLG: 0.333										5	1	2	0	0	3	1									
Paul Schaaf, R (1,5) OBP: 0.298, SLG: 0.278										4	0	1	0	1	1	1									
Jay Johnstone, L (8, FR) OBP: 0.217, SLG: 0.248										0	1	0	0	0	0	0									
Jim Fregosi, R (1,6) OBP: 0.327, SLG: 0.423										4	2	1	3	1	0	3									
Don Mincher, L (1,3) OBP: 0.398, SLG: 0.573										4	1	2	0	0	0	0									
Jimmie Hall, L (1,9) OBP: 0.310, SLG: 0.450										4	1	2	3	0	0	0									
Rick Reichardt, R (1,7) OBP: 0.321, SLG: 0.390										4	0	2	0	0	1	2									
Buck Rodgers, S (1,2) OBP: 0.271, SLG: 0.278										4	0	0	0	0	0	5									
Bobby Knoop, R (1,4) OBP: 0.269, SLG: 0.337										4	0	0	0	0	1	4									
Jim McGlothlin, R (1,1) OBP: 0.192, SLG: 0.160										3	0	1	0	0	2	0									
Ken Turner, R (8,1) Minnie Rojas, R (8,1)										0	0	0	0	0	0	0									
Bill Skowron, R (8, PH) OBP: 0.227, SLG: 0.279										1	0	0	0	0	1	0									
Inning Stats	R: 0 E: 0 K: 2 S: 7	H: 0 LOB: 0 BB: 0 P: 7	R: 0 E: 1 K: 0 S: 5	H: 1 LOB: 2 BB: 0 P: 5	R: 0 E: 0 K: 1 S: 6	H: 1 LOB: 1 BB: 0 P: 6	R: 0 E: 0 K: 0 S: 3	H: 0 LOB: 0 BB: 0 P: 3	R: 0 E: 0 K: 2 S: 7	H: 0 LOB: 0 BB: 0 P: 7	R: 3 E: 0 K: 1 S: 8	H: 3 LOB: 1 BB: 1 P: 12	R: 0 E: 0 K: 1 S: 7	H: 2 LOB: 2 BB: 0 P: 7	R: 0 E: 0 K: 1 S: 7	H: 2 LOB: 2 BB: 0 P: 7	R: 3 E: 0 K: 1 S: 5	H: 2 LOB: 1 BB: 1 P: 9	1B: 8 2B: 1 3B: 0 HR: 2	SF: 0 SAC: 0 DP: 0 HBP: 0	WP: 0 PB: 0 SB: 0 CS: 0	PA: 39			
PITCHER	IP WLS BF H R ER SO BB IBB HBP BLK WP HR S P ERA WHIP																								
Joe Sparma, R (1,1) ERA: 3.69	5.2	24	5	3	3	3	6	1	0	0	0	0	0	0	1	35	39	4.76	1.059						
Fred Gladding, R (6,1) ERA: 1.38	2.2	L	15	6	3	3	3	1	0	0	0	0	0	0	1	20	24	10.12	2.625						

Detroit Tigers @ California Angels
Anaheim Stadium, Anaheim, CA
Sun Jun 11 1967, 6:33 AM EDT
Att: 18,059 - Unknown

AB 37
R 6
H 11
RBI 6
BB 2
SO 9
LOB 16

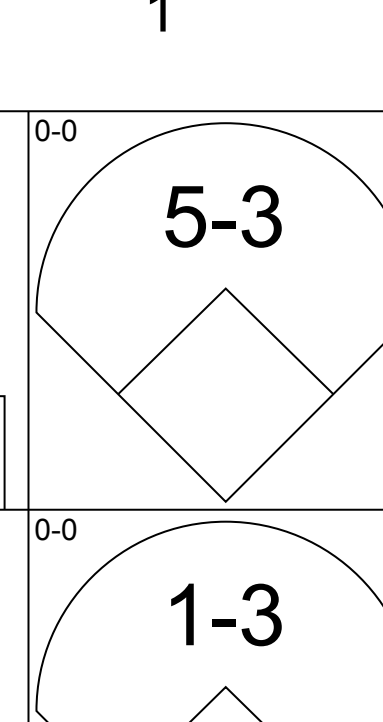
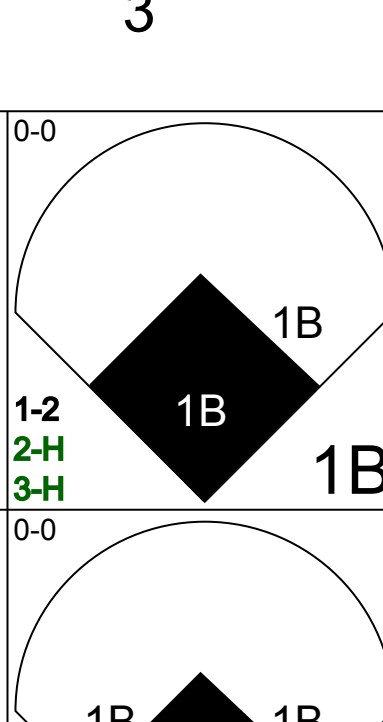
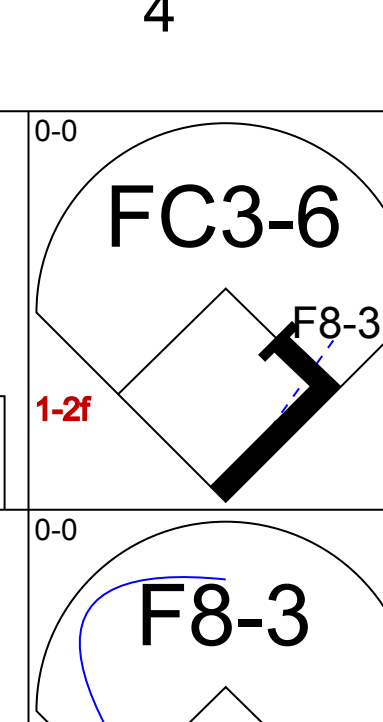
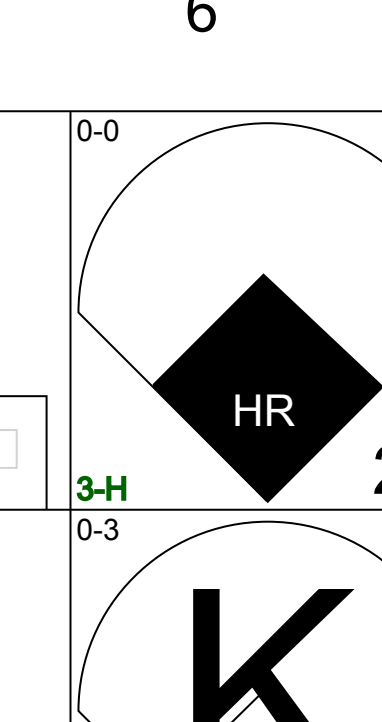
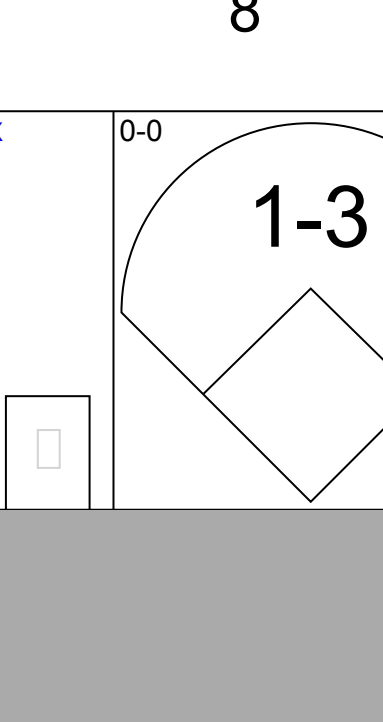
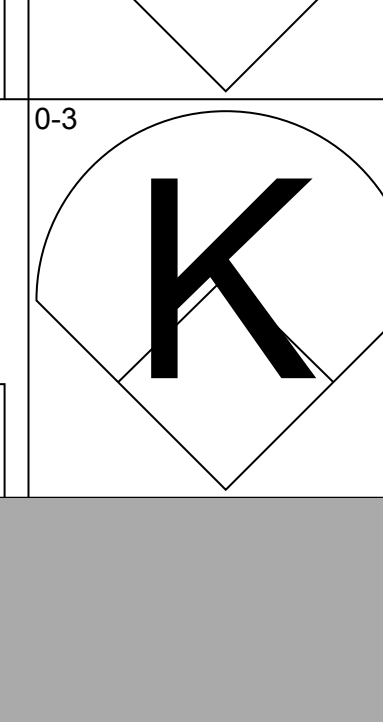
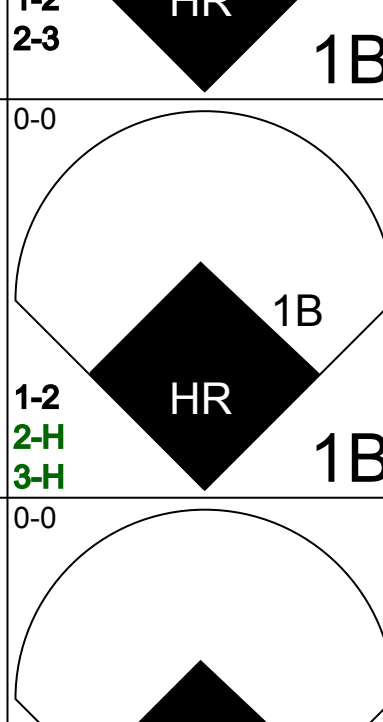

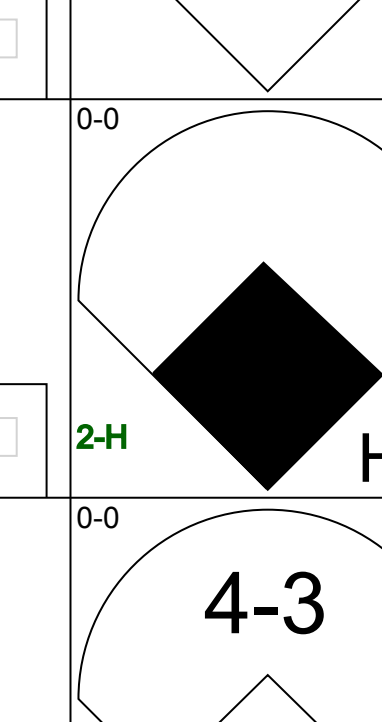

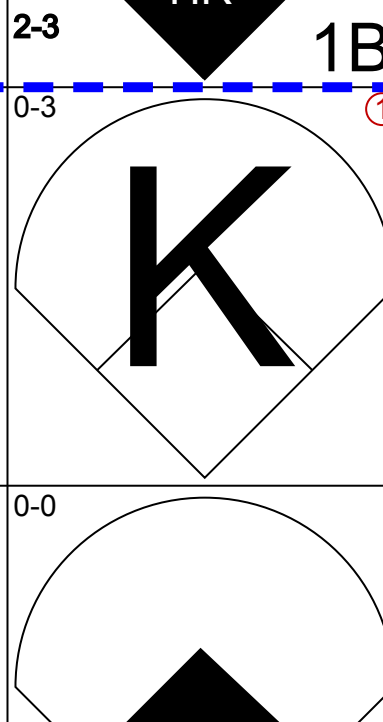
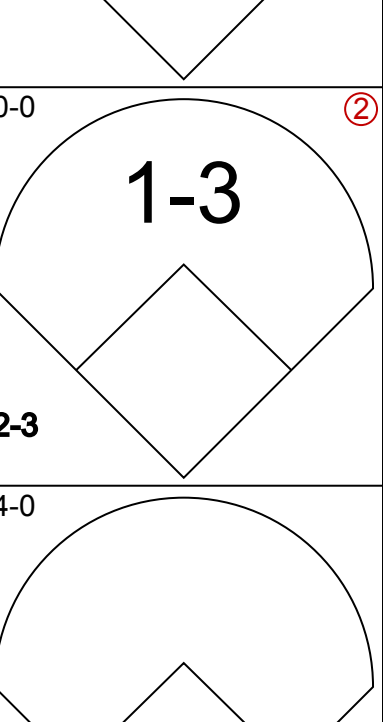

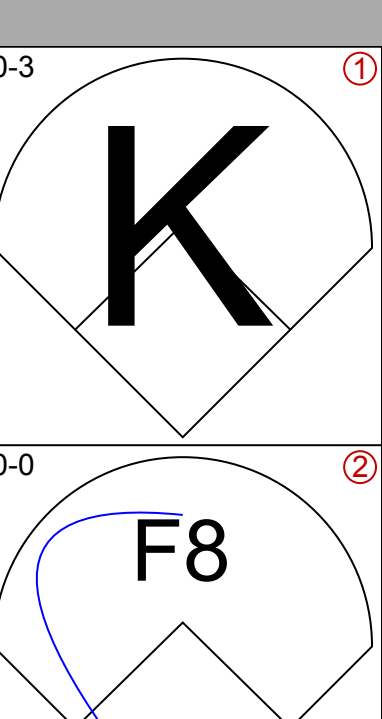
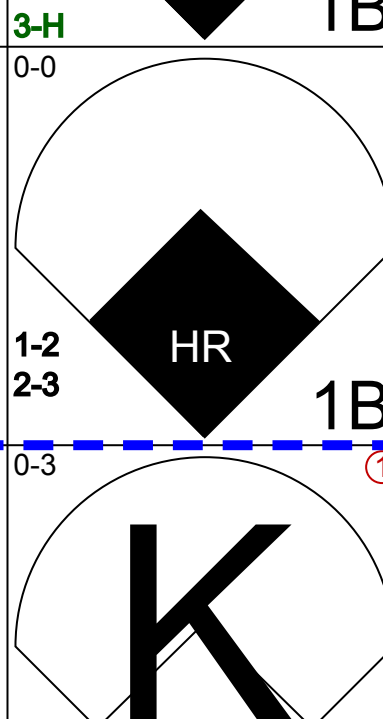
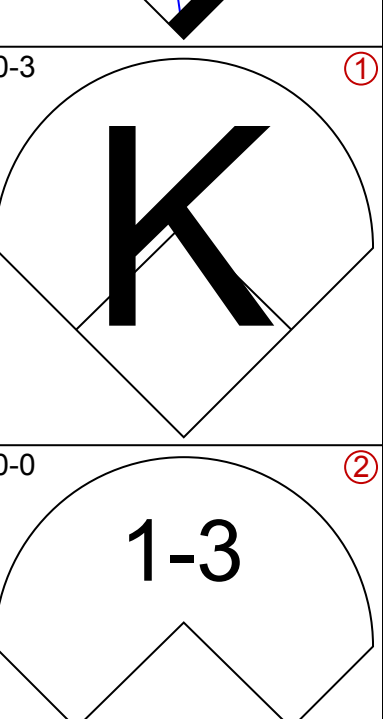
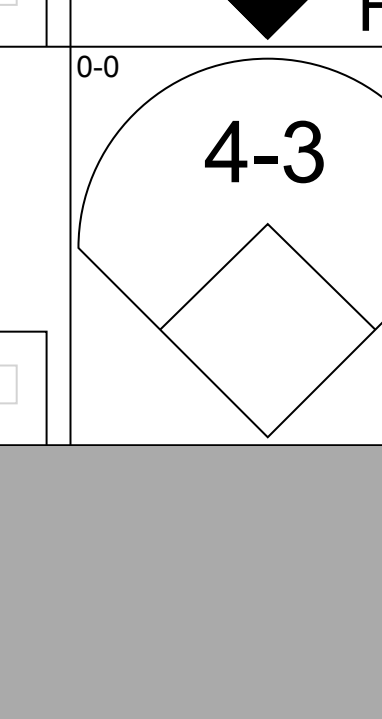
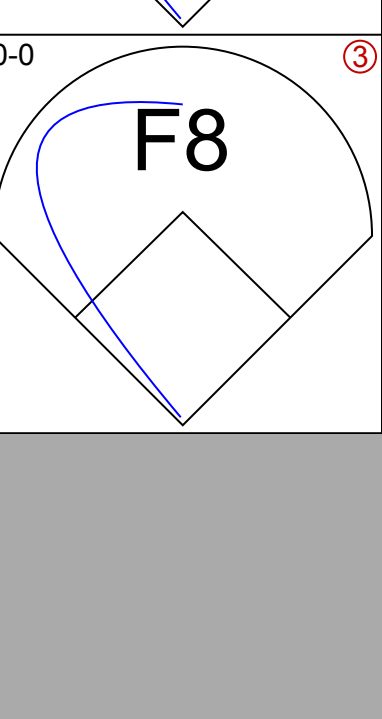
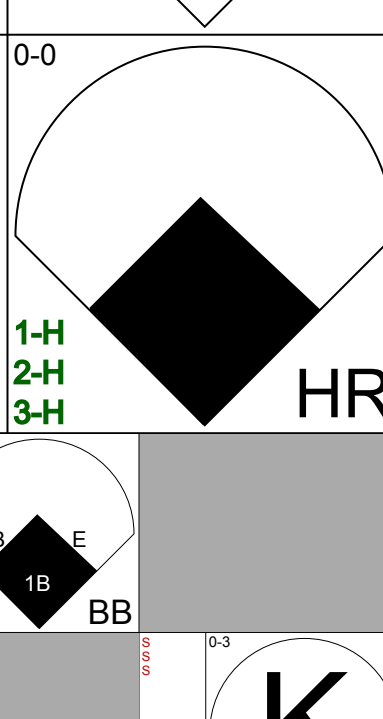
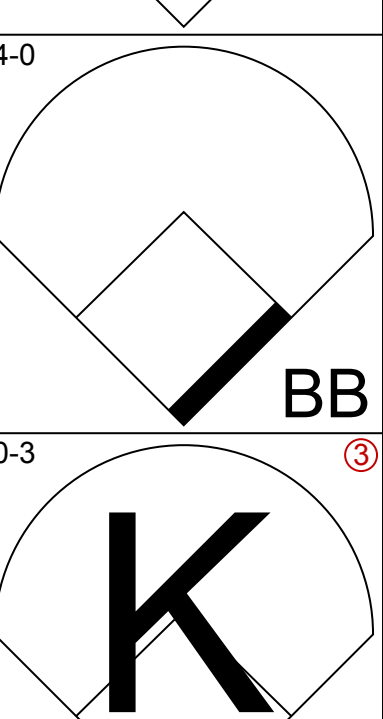
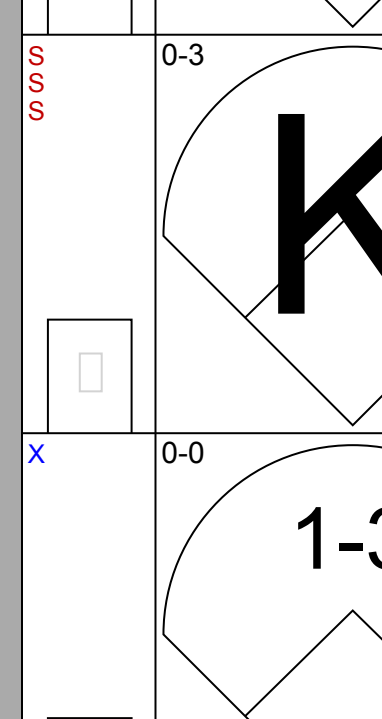

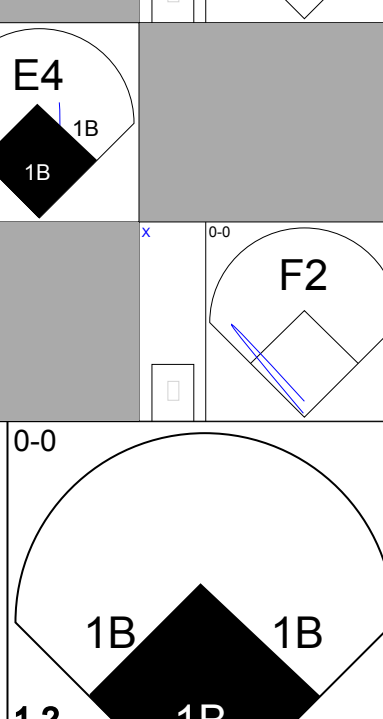


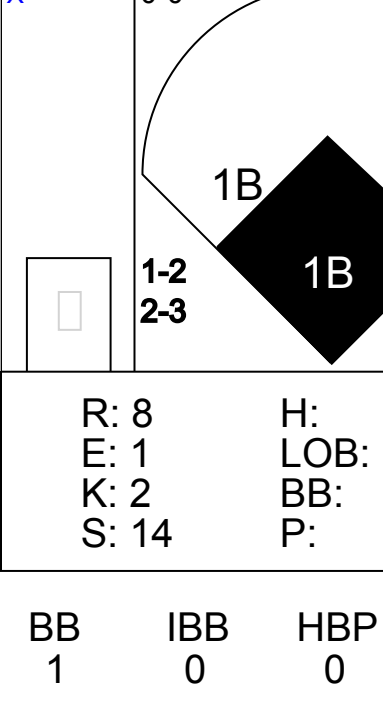
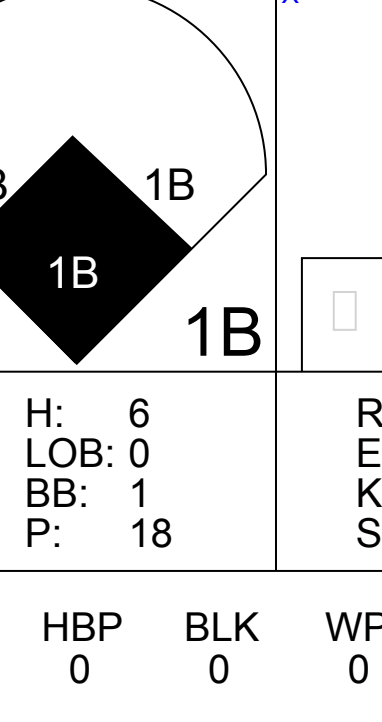
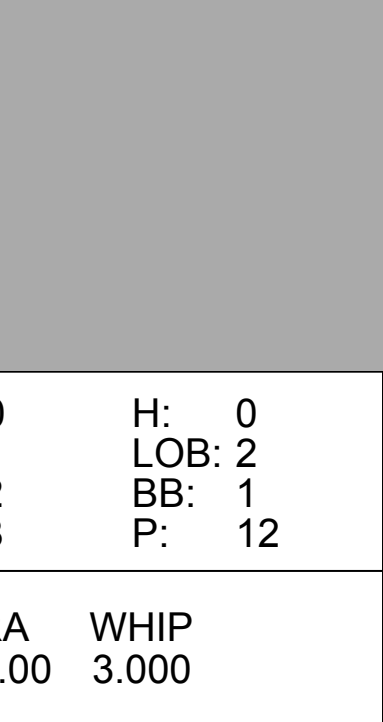
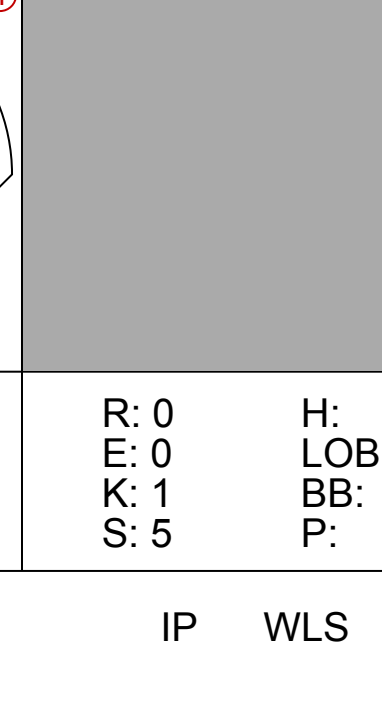






Batter	1	2	3	4	5	6	7	8	9	AB	R	H	RBI	BB	SO	LOB	TOP				
Don Wert, R OBP: 0.295, SLG: 0.294 (1, 5)										5	1	1	0	0	1	1					
Dick McAuliffe, L OBP: 0.382, SLG: 0.431 (1, 4)										5	0	0	0	0	2	1					
Al Kaline, R OBP: 0.446, SLG: 0.600 (1, 9)										3	1	3	0	2	0	0					
Willie Horton, R OBP: 0.327, SLG: 0.535 (1, 7)										5	0	2	2	0	1	3					
Bill Freehan, R OBP: 0.435, SLG: 0.566 (1, 2)										5	2	2	1	0	0	4					
Norm Cash, L OBP: 0.381, SLG: 0.404 (1, 3)										4	1	1	1	0	0	3					
Mickey Stanley, R OBP: 0.235, SLG: 0.192 (1, 8)										4	0	0	0	0	1	1					
Ray Oyler, R OBP: 0.286, SLG: 0.273 (1, 6)										4	0	2	1	0	1	0					
Mickey Lolich, S ERA: 2.88, SLG: 0.157 (1, 1)										1	0	0	0	0	1	1					
Mike Marshall, R ERA: 3.00, SLG: 0.391 (4, PH)										0	0	0	0	0	0	0					
Dick Tracewski, R ERA: 3.00, SLG: 0.391 (4, PH)										0	0	0	0	0	0	0					
Pat Dobson, R ERA: 3.86, SLG: 0.396 (4, PH)										0	0	0	0	0	0	0					
Earl Wilson, R ERA: 8.0, SLG: 0.396 (6, PH)										1	0	0	0	0	0	0					
Larry Sherry, R ERA: 8.0, SLG: 0.409 (6, PH)										1	0	0	0	0	0	0					
Jim Price, R ERA: 1.500, SLG: 1.500 (8, PH)										1	0	0	0	0	0	1					
Hank Aguirre, R ERA: 1.500, SLG: 1.500 (8, PH)										0	0	0	0	0	0	0					
Inning Stats	R: 0 E: 0 K: 1 S: 5	H: 0 LOB: 1 BB: 1 P: 9	R: 1 E: 0 K: 1 S: 7	H: 2 LOB: 1 BB: 0 P: 7	R: 1 E: 0 K: 0 S: 5	H: 2 LOB: 2 BB: 1 P: 9	R: 0 E: 0 K: 1 S: 5	H: 0 LOB: 1 BB: 1 P: 9	R: 0 E: 0 K: 2 S: 8	H: 1 LOB: 1 BB: 0 P: 8	R: 1 E: 0 K: 2 S: 8	H: 1 LOB: 1 BB: 0 P: 8	R: 0 E: 0 K: 0 S: 4	H: 1 LOB: 1 BB: 0 P: 4	R: 1 E: 0 K: 0 S: 5	H: 2 LOB: 1 BB: 0 P: 5	R: 1 E: 0 K: 1 S: 7	H: 2 LOB: 1 BB: 0 P: 7	1B: 7 2B: 2 3B: 0 HR: 2	SF: 0 SAC: 0 DP: 0 HBP: 0	WP: 1 PA: 41 PB: 0 SB: 0 CS: 0
PITCHER	IP	WLS	BF	H	R	ER	SO	BB	IBB	HBP	BLK	WP	HR	S	P	ERA	WHIP				
Jim Merritt, L ERA: 2.88 (1, 1)	9.0	W	41	11	5	5	8	3	0	0	0	1	2	54	66	5.00	1.556				

Detroit Tigers @ Minnesota Twins
Metropolitan Stadium, Bloomington, MI
Mon Jun 12 1967, 8:05 PM EDT
Att: 15,069 - Unknown

AB 38
R 5
H 11
RBI 5
BB 3
SO 8
LOB 15



Batter	1	2	3	4	5	6	7	8	9	AB	R	H	RBI	BB	SO	LOB	BOTTOM				
Cesar Tovar, R OBP: 0.353, SLG: 0.411 (1, 8)										5	2	3	0	0	1						
Rod Carew, L OBP: 0.368, SLG: 0.415 (1, 4)										4	1	1	0	0	1	2					
Harmon Killebrew, R OBP: 0.413, SLG: 0.557 (1, 3)										4	2	2	4	0	1	0					
Tony Oliva, L OBP: 0.316, SLG: 0.388 (1, 9)										4	1	1	0	0	2	1					
Bob Allison, R OBP: 0.340, SLG: 0.434 (1, 7)										4	0	0	0	0	1	4					
Rich Rollins, R OBP: 0.356, SLG: 0.382 Frank Quilici, R (8, 5)										3	1	1	4	1	1	0					
Zolio Versalles, R OBP: 0.306, SLG: 0.362 (1, 6)										3	1	0	0	1	2	2					
Earl Batley, R OBP: 0.257, SLG: 0.222 (1, 2)										4	2	1	0	0	0	1					
Jim Merritt, L OBP: 0.263, SLG: 0.368 (1, 1)										4	1	2	0	0	1	1					
Inning Stats	R: 0 E: 0 K: 1 S: 5	H: 0 LOB: 0 BB: 0 P: 5	R: 0 E: 0 K: 1 S: 5	H: 0 LOB: 0 BB: 0 P: 5	R: 3 E: 1 K: 2 S: 14	H: 6 LOB: 0 BB: 1 P: 18	R: 0 E: 0 K: 0 S: 3	H: 1 LOB: 0 BB: 0 P: 3	R: 0 E: 1 K: 2 S: 8	H: 0 LOB: 2 BB: 1 P: 12	R: 3 E: 0 K: 1 S: 8	H: 3 LOB: 0 BB: 0 P: 8	R: 0 E: 0 K: 1 S: 5	H: 0 LOB: 0 BB: 0 P: 5	R: 0 E: 0 K: 1 S: 5	H: 0 LOB: 0 BB: 0 P: 5	1B: 6 2B: 3 3B: 0 HR: 2	SF: 0 SAC: 0 DP: 1 HBP: 0	WP: 0 PA: 37 PB: 0 SB: 0 CS: 0		
PITCHER	IP	WLS	BF	H	R	ER	SO	BB	IBB	HBP	BLK	WP	HR	S	P	ERA	WHIP				
Mickey Lolich, L ERA: 4.87 (1, 1)	2.0	L	13	5	7	6	2	1	0	0	0	0	1	8	8	9.00	3.000				
Mike Marshall, R ERA: 3.0 (3, 1)	1.0		4	1	1	1	2	0	0	0	0	0	1	8	8	9.00	1.000				
Pat Dobson, R ERA: 3.86 (4, 1)	2.0		8	1	0	0	2	1	0	0	0	0	0	11	15	0.00	1.000				
Larry Sherry, R ERA: 8.0 (6, 1)	2.0		9	3	3	3	2	0	0	0	0	0	1	13	13	13.50	1.500				
Hank Aguirre, L ERA: 1.38 (8, 1)	1.0		3	0	0	0	1	0	0	0	0	0	0	5	5	0.00	0.000				

Detroit Tigers @ Minnesota Twins
Metropolitan Stadium, Bloomington, MI
Mon Jun 12 1967, 8:05 PM EDT
Att: 15,069 - Unknown


AB 35
R 11
H 10
RBI 11
BB 2
SO 9
LOB 12



Batter	1	2	3	4	5	6	7	8	9	AB	R	H	RBI	BB	SO	LOB	TOP										
Dick McAuliffe, L (1,4) OBP: 0.370, SLG: 0.461	F8		FC5-4 1B		K	1B 1B BB	HR	3B		5	2	3	2	1	1	2											
Don Wert, R (1,5) OBP: 0.296, SLG: 0.304	K		FC5-4 1-2		6-3	1B 1B 1B	2B 3B	5-3		6	2	2	2	0	1	4											
Al Kaline, R (1,9) OBP: 0.447, SLG: 0.602	L9			F3			1B 2B	L6-3		6	3	3	2	0	0	0											
Willie Horton, R (1,7) OBP: 0.340, SLG: 0.537		5-3		F4		E7 1B	1B	G4-6-3 BB		5	2	3	2	1	0	0											
Norm Cash, L (1,3) OBP: 0.385, SLG: 0.420	F8			HR		1B BB	1B	G4-6-3 BB		3	1	1	2	2	0	1											
Bill Freehan, R (1,2) OBP: 0.435, SLG: 0.561	WP 1B			6-3		1B 1B	F5			5	1	2	1	0	0	3											
Mickey Stanley, R (1,8) OBP: 0.233, SLG: 0.192	K				4-3		F8			5	1	1	0	0	1	2											
Ray Oyler, R (1,6) OBP: 0.288, SLG: 0.276			F9			1B 1B	K	K		2	0	1	0	0	0	0											
Gates Brown, L (6, PH) OBP: 0.299, SLG: 0.333						1B BB	K	K		0	1	0	0	1	0	0											
Johnny Podres, L (6, PH)						1B BB	K	K		0	0	0	0	0	0	0											
Dave Wickersham, R (6, PH)						1B BB	K	K		2	0	0	0	0	2	0											
Denny McLain, R (1,1) OBP: 0.143, SLG: 0.091			K			1B 1B	F9	3B 1B		2	0	1	0	0	1	0											
Jim Price, R (6, PH) OBP: 0.348, SLG: 0.435						1B 1B	F9	3B 1B		1	0	1	2	0	0	0											
Dick Tracewski, R (6, PH) OBP: 0.308, SLG: 0.400						1B 1B	F9	3B 1B		2	2	1	0	0	0	0											
Inning Stats	R: 0 E: 0 K: 1 S: 5	H: 0 LOB: 0 BB: 0 P: 5	R: 0 E: 0 K: 1 S: 6	H: 1 LOB: 1 BB: 0 P: 6	R: 0 E: 0 K: 1 S: 6	H: 1 LOB: 1 BB: 0 P: 6	R: 1 E: 0 K: 0 S: 4	H: 1 LOB: 0 BB: 0 P: 4	R: 0 E: 0 K: 1 S: 7	H: 2 LOB: 2 BB: 0 P: 7	R: 10 E: 2 K: 0 S: 11	H: 8 LOB: 1 BB: 3 P: 23	R: 3 E: 0 K: 1 S: 9	H: 4 LOB: 2 BB: 1 P: 13	R: 1 E: 0 K: 1 S: 7	H: 2 LOB: 1 BB: 0 P: 7	R: 0 E: 0 K: 0 S: 2	H: 0 LOB: 0 BB: 1 P: 6	1B: 14 2B: 1 3B: 2 HR: 2	SF: 1 SAC: 0 DP: 1 HBP: 0	WP: 2 PB: 1 SB: 0 CS: 0	PA: 50					
PITCHER	IP	WLS	BF	H	R	ER	SO	BB	IBB	HBP	BLK	WP	HR	S	P	ERA	WHIP										
Dean Chance, R (1,1) ERA: 3.0	5.1	L	26	9	6	6	4	2	0	0	0	1	1	32	40	10.12	2.062										
Jim Ollom, L (6,1) ERA: 8.0	0.0		2	1	0	0	0	1	0	0	0	0	0	1	5	∞	∞										
Mudcat Grant, R (6,1) ERA: 4.05	0.0		3	3	3	3	0	0	0	0	0	0	0	3	3	∞	∞										
Jim Roland, L (6,1) ERA: 3.0	0.2		3	0	2	1	0	0	0	0	0	1	0	3	3	13.50	0.000										
Ron Kline, R (7,1) ERA: 3.58	1.0		8	4	3	3	1	0	1	0	0	0	1	9	13	27.00	4.000										

Detroit Tigers @ Minnesota Twins
Metropolitan Stadium, Bloomington, MI
Tue Jun 13 1967, 8:05 PM EDT
Att: 20,315 - Unknown


AB 44
R 15
H 19
RBI 13
BB 5
SO 6
LOB 12

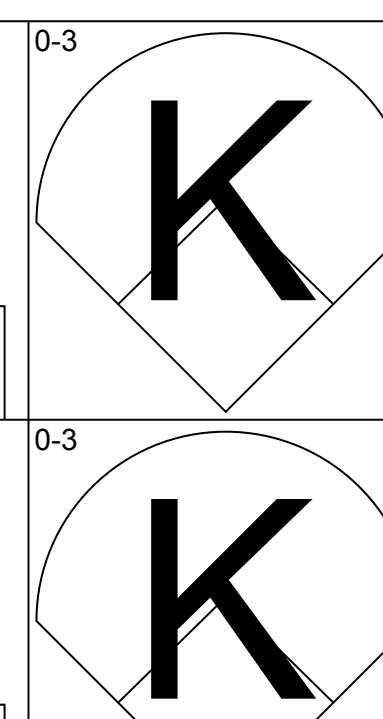
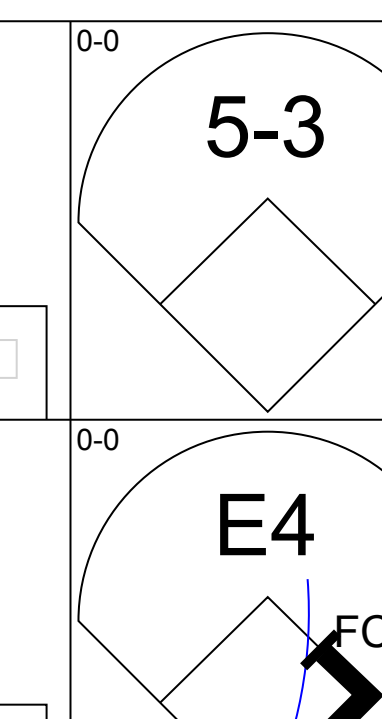
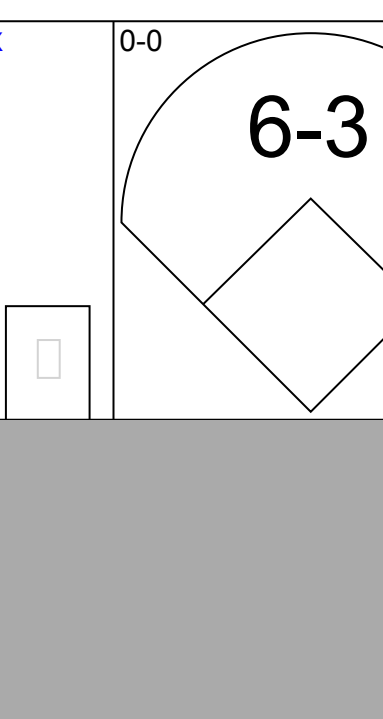
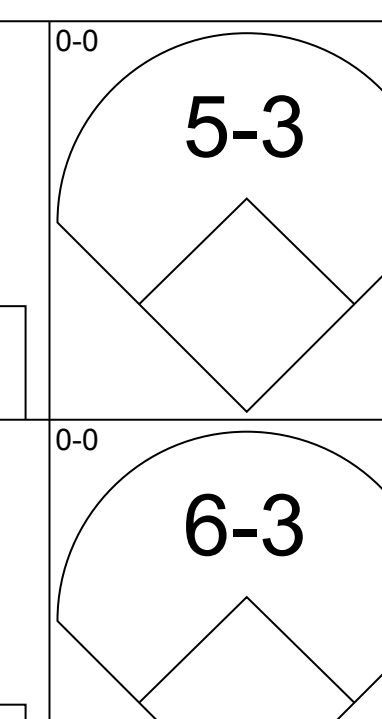
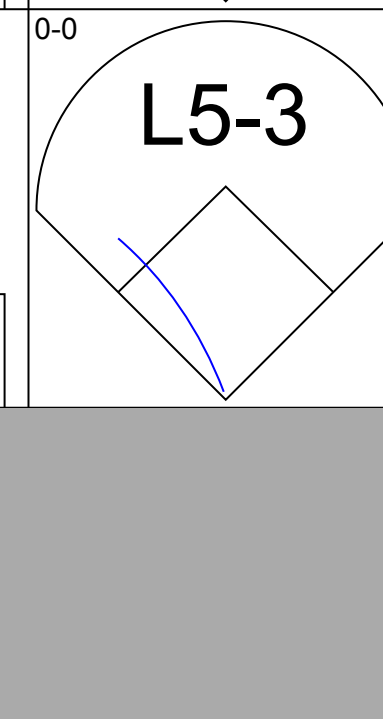
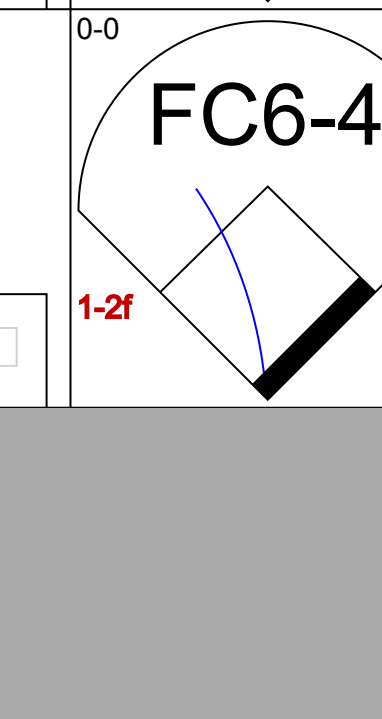
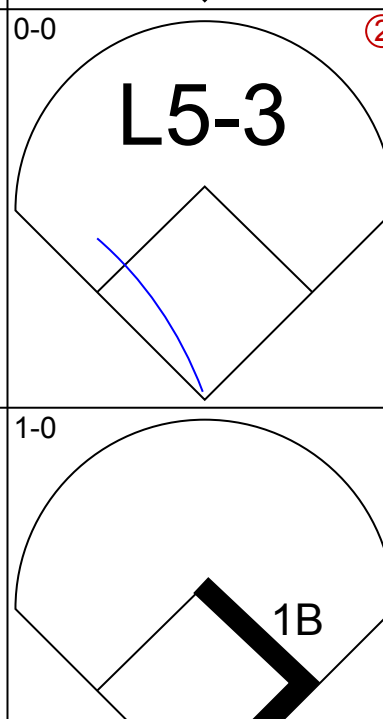
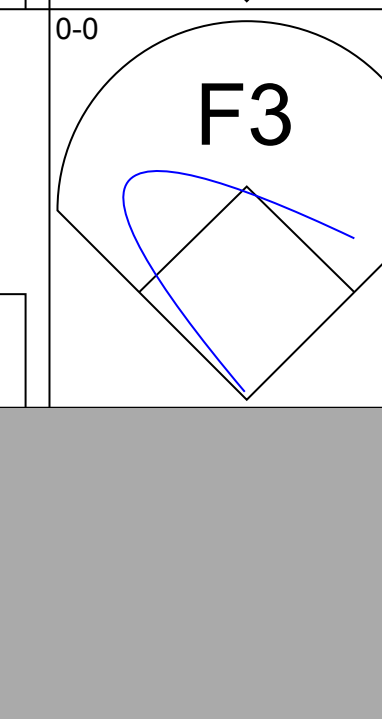


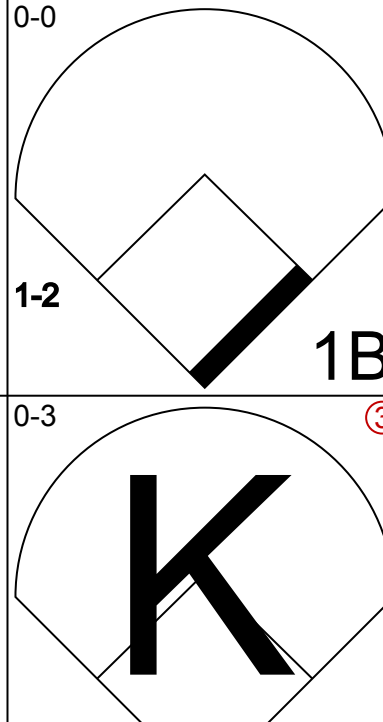

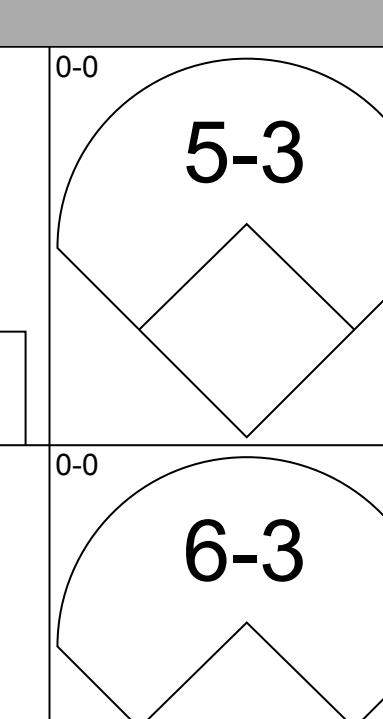
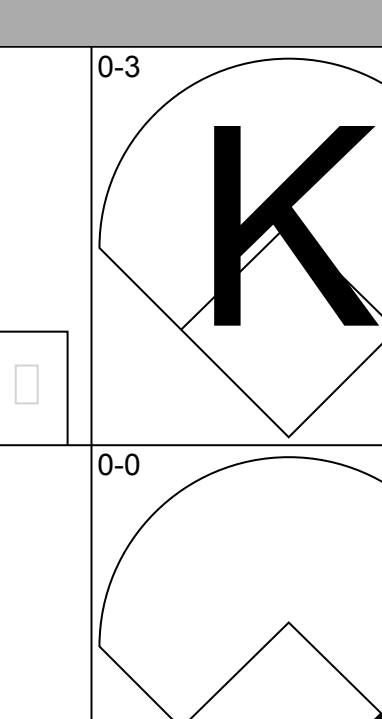
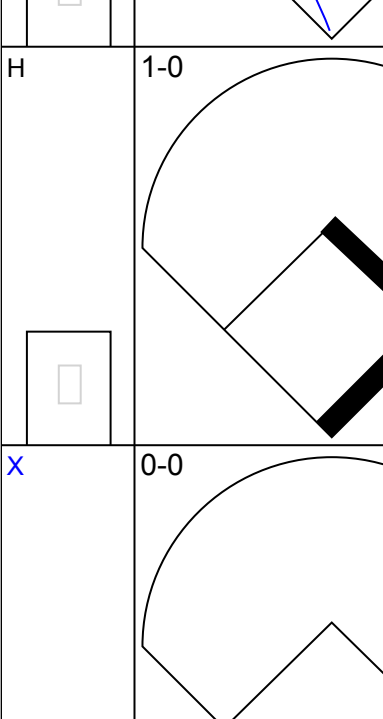
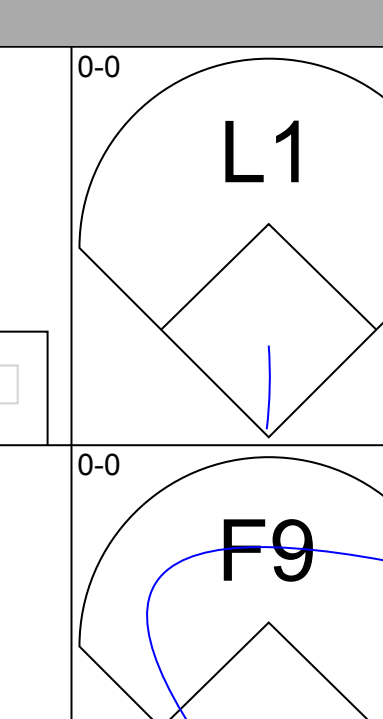
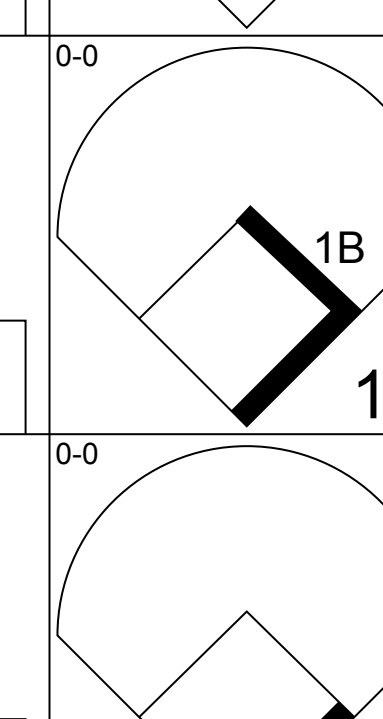
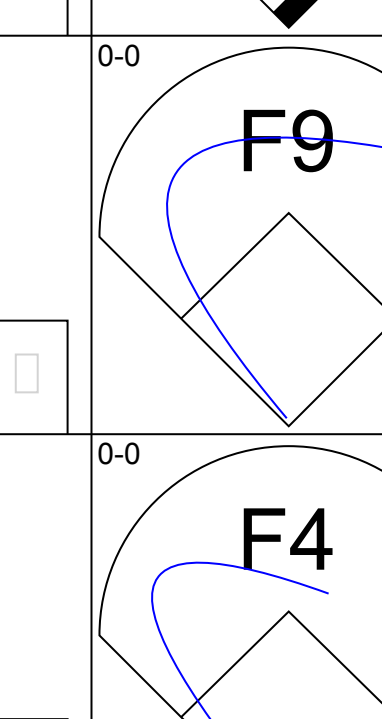
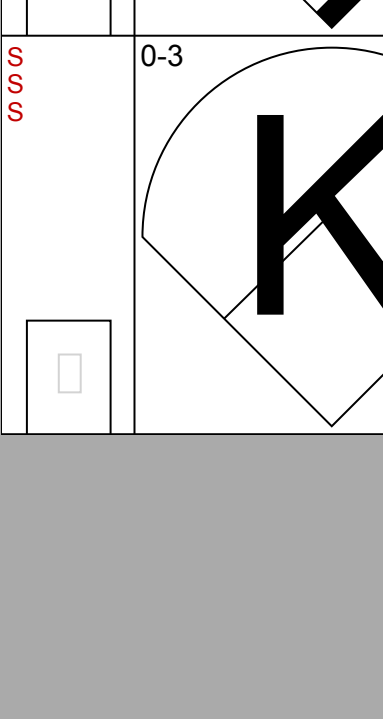
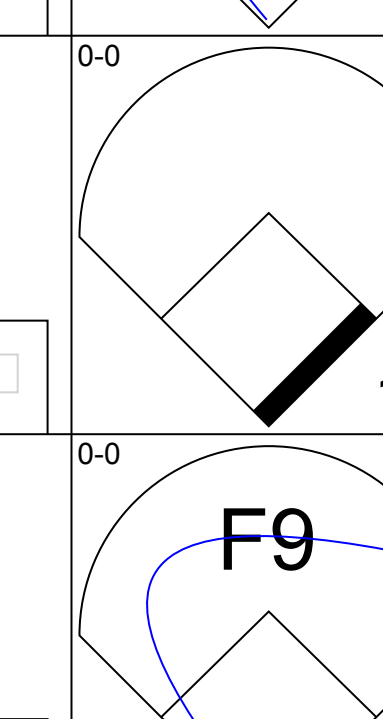
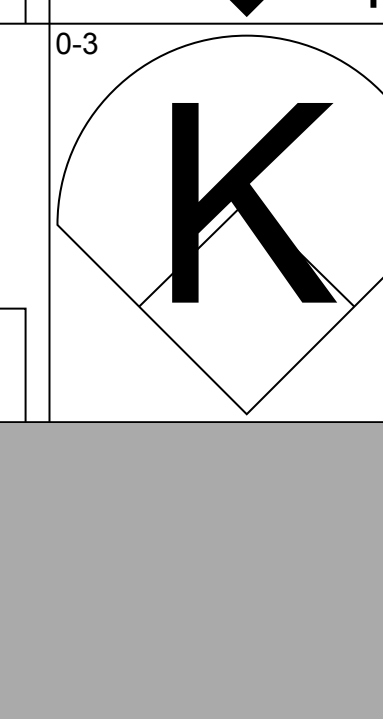



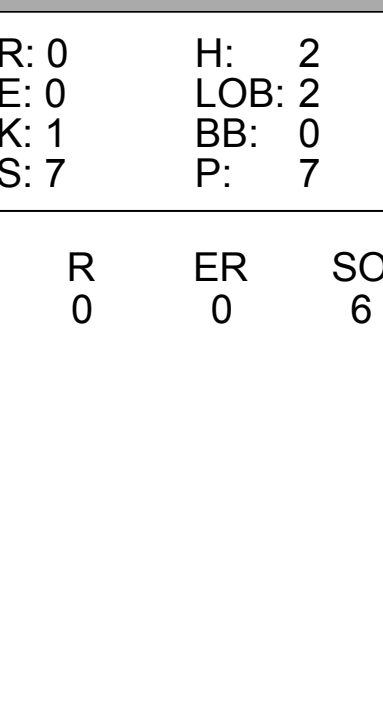
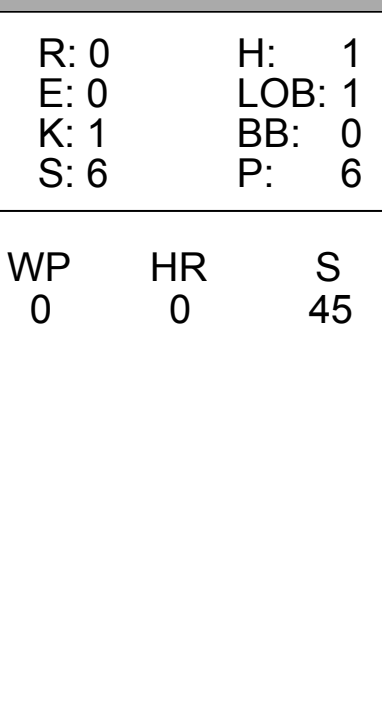
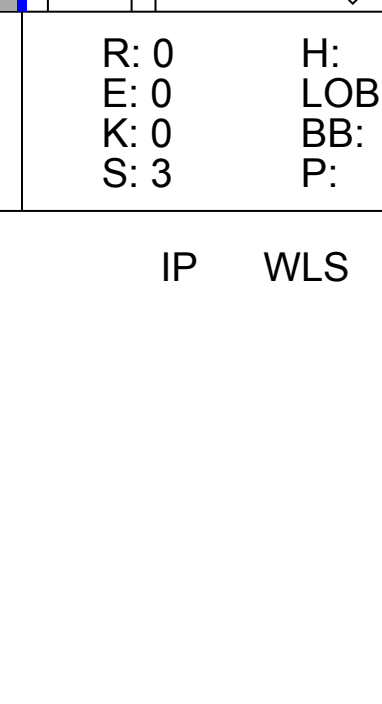
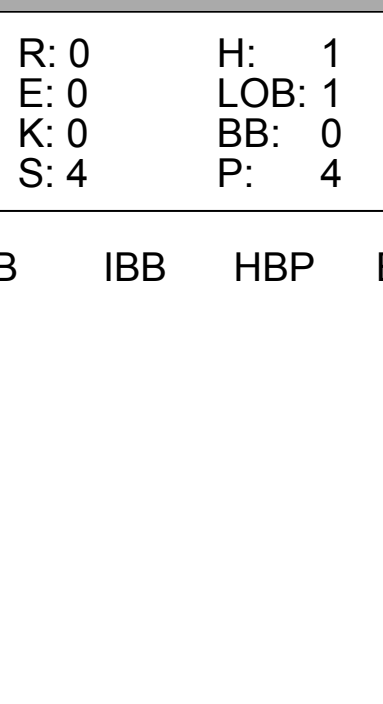
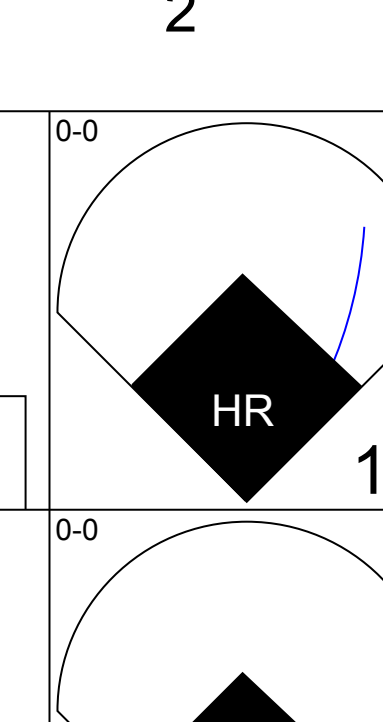

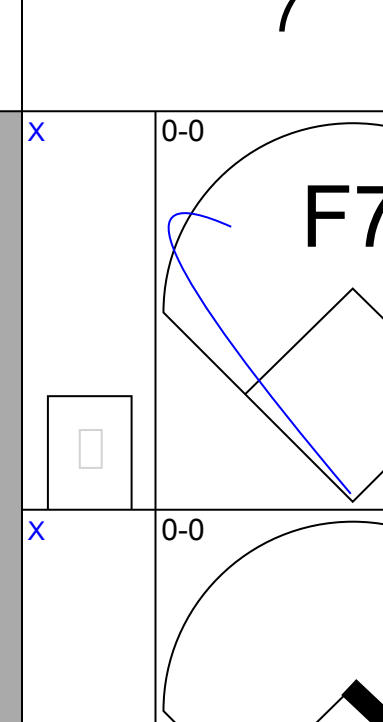
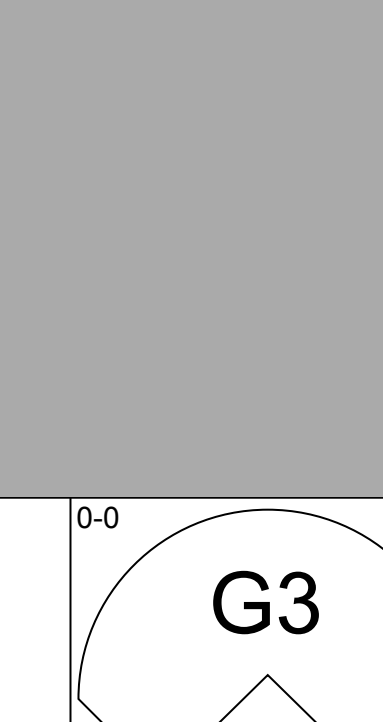
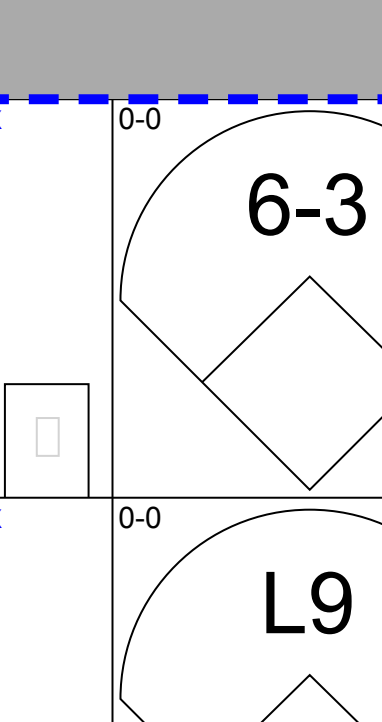
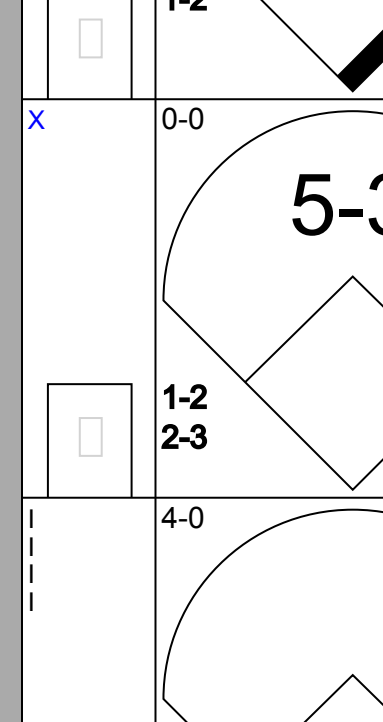


Batter	1	2	3	4	5	6	7	8	9	AB	R	H	RBI	BB	SO	LOB	BOTTOM										
Cesar Tovar, R (1,8) OBP: 0.397, SLG: 0.422	K		1B 2B		F8	HBP E 1B	2B	L5		6	2	3	1	0	1	1											
Rod Carew, L (1,4) OBP: 0.370, SLG: 0.415	F2		2B 1B		1B HR	F4	L3			5	2	2	1	0	0	4											
Harmon Killebrew, R (1,3) OBP: 0.413, SLG: 0.550	BB		F5		1B HR	F7	5-3			4	1	1	0	1	0	3											
Tony Oliva, L (1,9) OBP: 0.325, SLG: 0.427	K		F8		HR	E HBP	3B			4	2	2	3	0	1	2											
Bob Allison, R (1,7) OBP: 0.341, SLG: 0.436		6-3 BB	1H 2B		K	E8 WP	K			4	0	1	1	1	2	1											
Rich Rollins, R (1,5) OBP: 0.345, SLG: 0.369		6-3 1-2	1-3		5-3	5-3	4-3			5	0	0	0	0	0	4											
Zolo Versalles, R (1,6) OBP: 0.304, SLG: 0.355	F8			F8		WP 1B BB	F8	6-3		4	1	0	0	1	0	1											
Russ Nixon, L (1,2) OBP: 0.314, SLG: 0.386										0	0	0	0	2	0	0											
Frank Quilico, R (6, PH)										0	1	0	0	1	0	0											
Ron Kline, R (7,1)										0	0	0	0	0	0	0											
Ted Uhlander, L (7, PH) OBP: 0.295, SLG: 0.417										1	0	1	0	0	0	0											
Jim Perry, R (8,1) OBP: 0.182, SLG: 0.600										0	0	0	0	0	0	0											
Rich Reese, R (9, PH) OBP: 0.277, SLG: 0.372										1	0	0	0	0	0	0											
Dean Chance, R (1,1) OBP: 0.200, SLG: 0.200										2	0	0	0	0	1	3											
Jim Ollom, R (6,1) OBP: 0.281, SLG: 0.200										0	0	0	0	0	0	0											
Mudcat Grant, R (6,1) OBP: 0.381, SLG: 0.143										0	0	0	0	0	0	0											
Jim Roland, L (6,1) OBP: 0.284, SLG: 0.231										2	1	1	1	0	1	1											
Earl Battey, R (6, PH) OBP: 0.284, SLG: 0.231										1	0	1	0	0	0	0											
Sandy Valdespino, L (9, PH) OBP: 0.426, SLG: 0.326										1	0	1	0	0	0	0											
Inning Stats	R: 0 E: 0 K: 2 S: 7	H: 0 LOB: 1 BB: 1 P: 11	R: 0 E: 0 K: 1 S: 5	H: 0 LOB: 2 BB: 2 P: 13	R: 2 E: 0 K: 0 S: 6	H: 3 LOB: 1 BB: 0 P: 6	R: 0 E: 0 K: 0 S: 2	H: 0 LOB: 0 BB: 1 P: 6	R: 3 E: 0 K: 1 S: 8	H: 3 LOB: 0 BB: 0 P: 8	R: 5 E: 1 K: 0 S: 6	H: 2 LOB: 1 BB: 2 P: 15	R: 0 E: 0 K: 1 S: 7	H: 2 LOB: 2 BB: 0 P: 7	R: 0 E: 0 K: 1 S: 6	H: 1 LOB: 1 BB: 0 P: 6	R: 0 E: 0 K: 0 S: 4	H: 1 LOB: 1 BB: 0 P: 4	1B: 7 2B: 3 3B: 1 HR: 1	SF: 0 SAC: 0 DP: 1 HBP: 1	WP: 3 PB: 0 SB: 0 CS: 0	PA: 46					
PITCHER	IP	WLS	BF	H	R	ER	SO	BB	IBB	HBP	BLK	WP	HR	S	P	ERA	WHIP										
Denny McLain, R (1,1) ERA: 3.99	5.0	W	24	6	5	5	4	3	1	0	0	1	0	28	44	9.00	1.800										
Johnny Podres, L (6,1) ERA: 3.94	0.0		4	2	4	2	0	2	0	0	0	1	0	2	10	∞	∞										
Dave Wickersham, R (6,1) ERA: 1.72	4.0	S	18	4	1	0	2	0	0	1	0	2	0	21	22	0.00	1.000										

Detroit Tigers @ Minnesota Twins
Metropolitan Stadium, Bloomington, MI
Tue Jun 13 1967, 8:05 PM EDT
Att: 20,315 - Unknown

AB 39
R 10
H 12
RBI 7
BB 6
SO 6
LOB 20

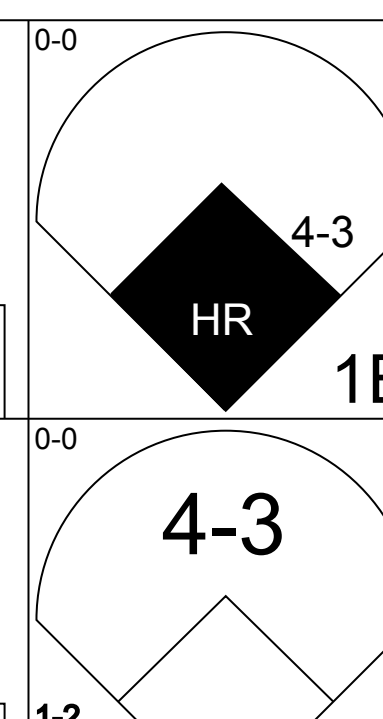
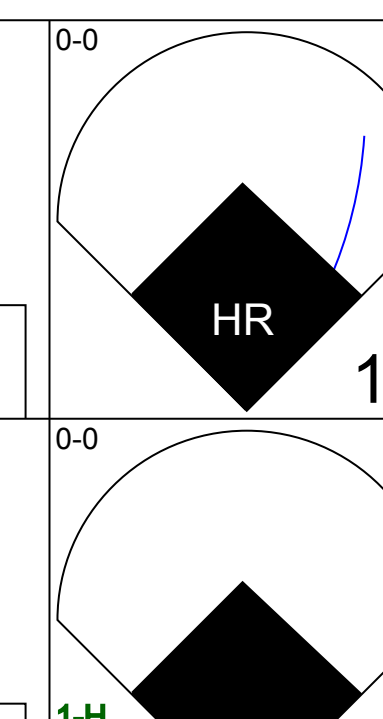
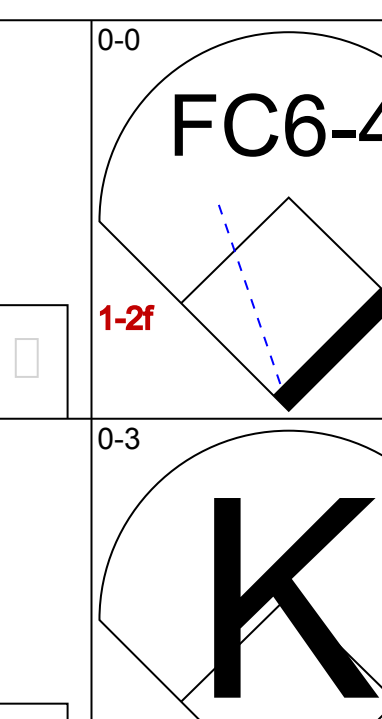
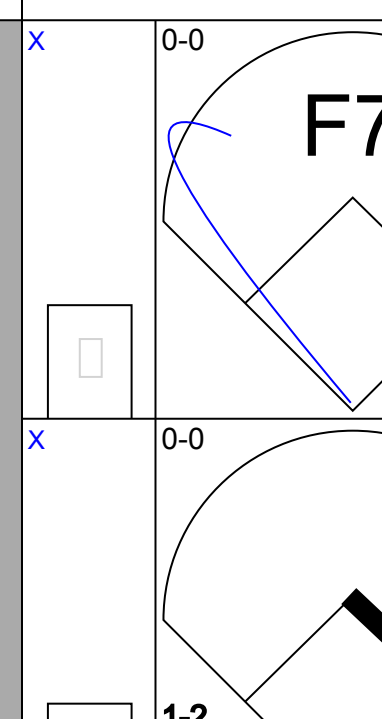
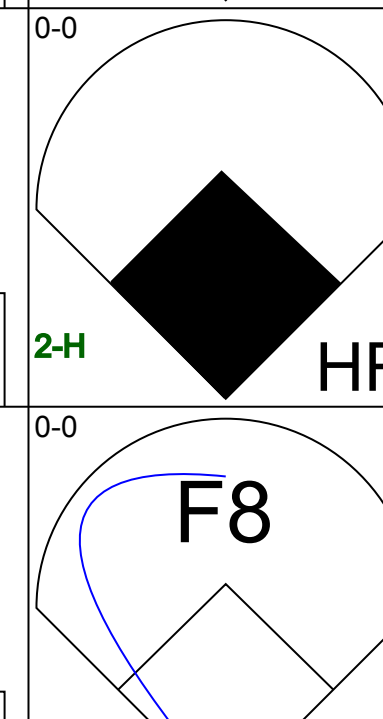
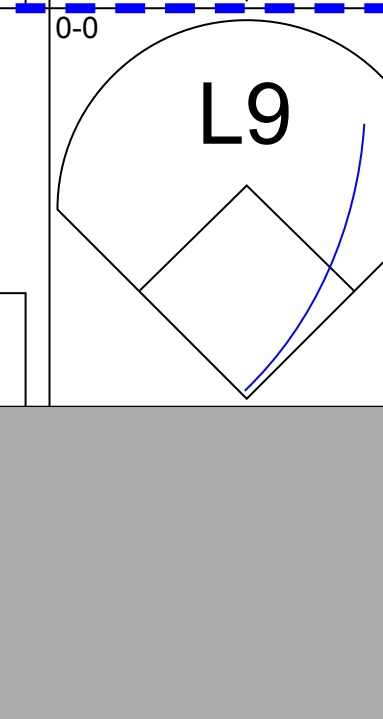

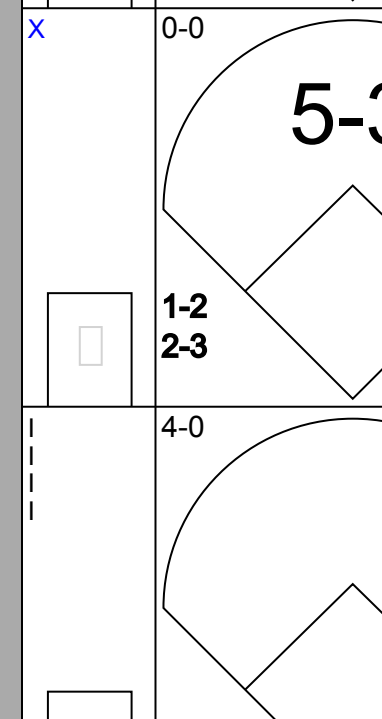
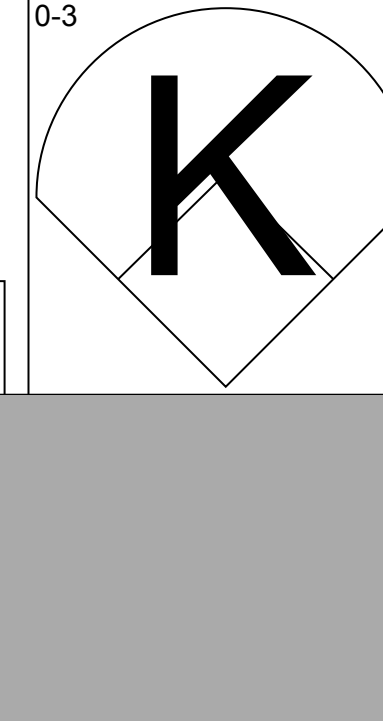
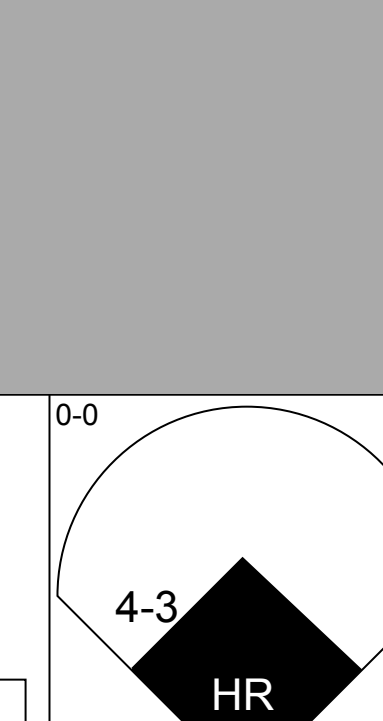
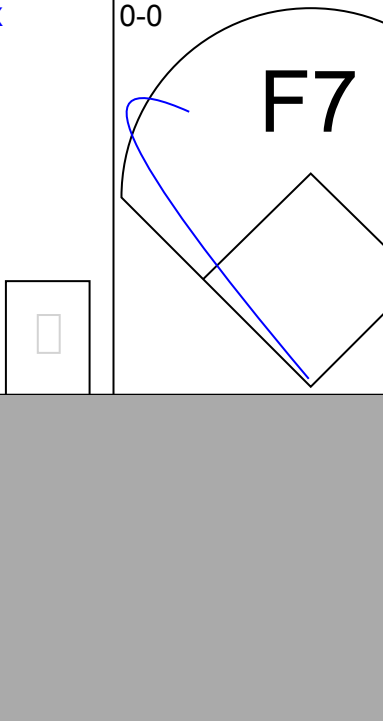
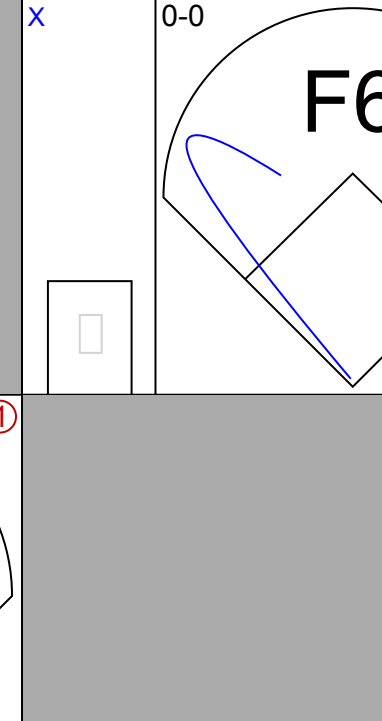




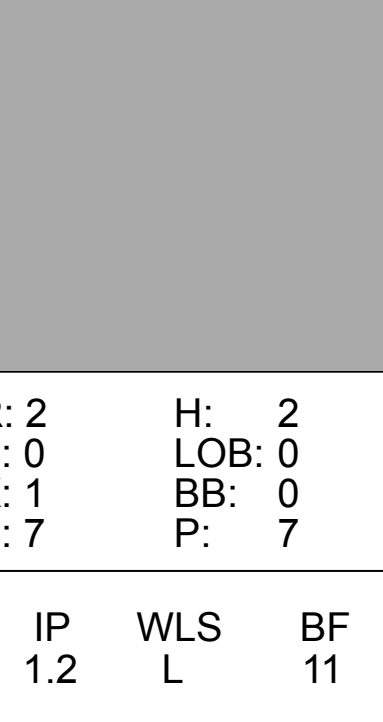
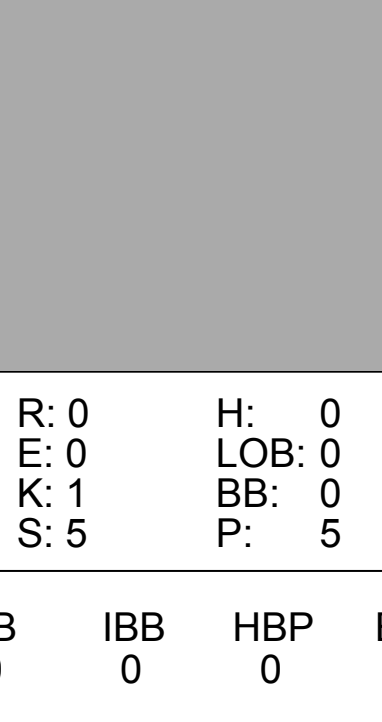
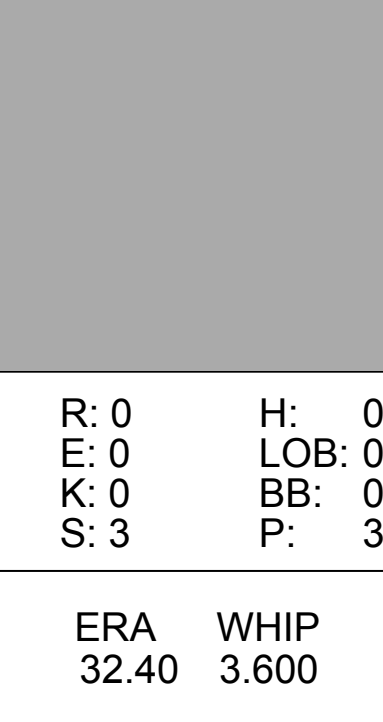
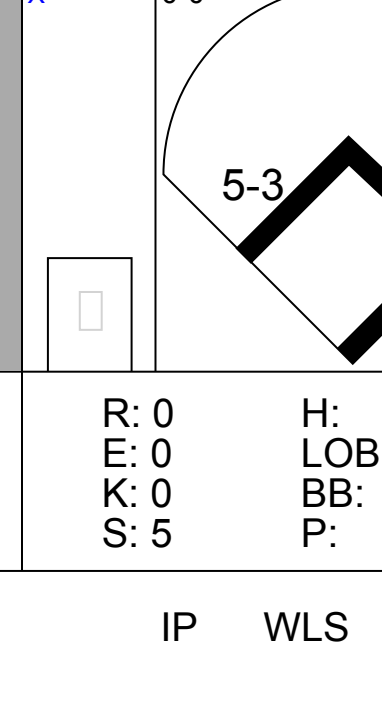
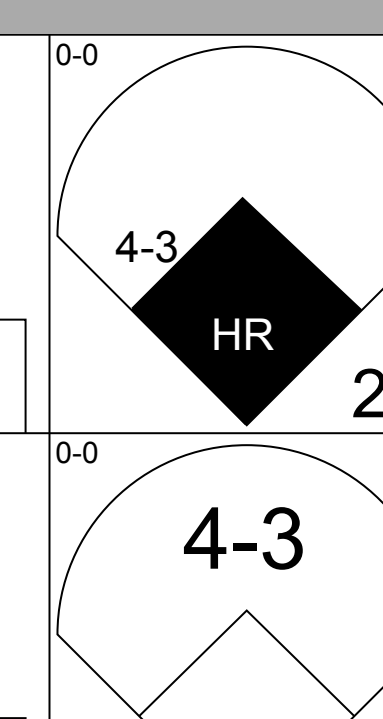
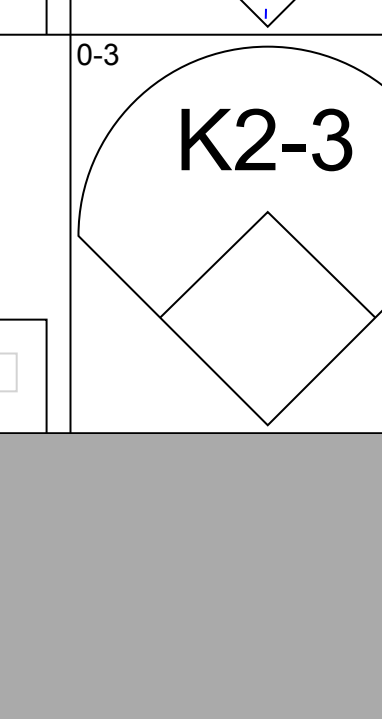
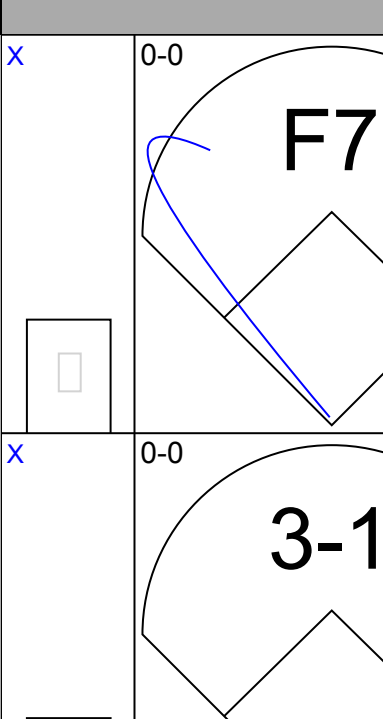
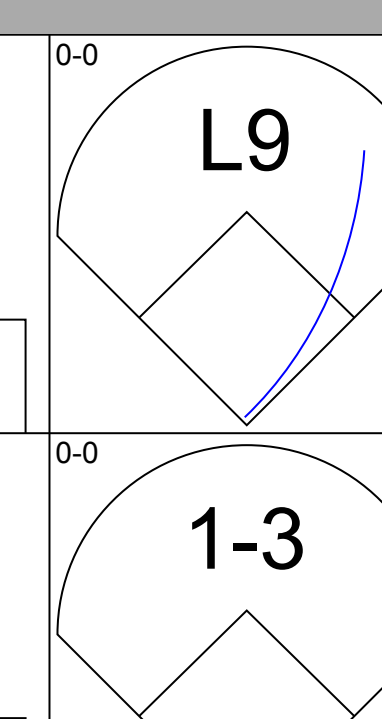
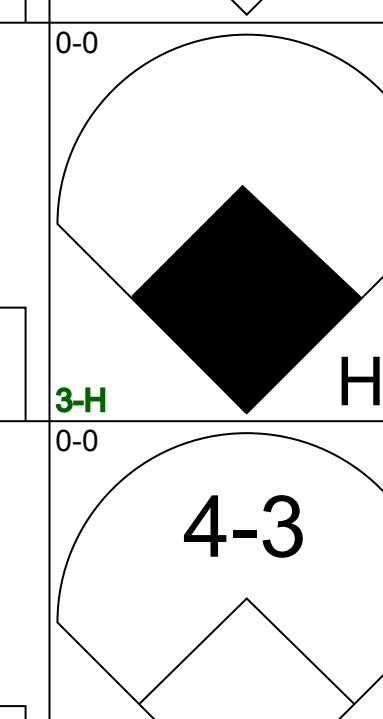
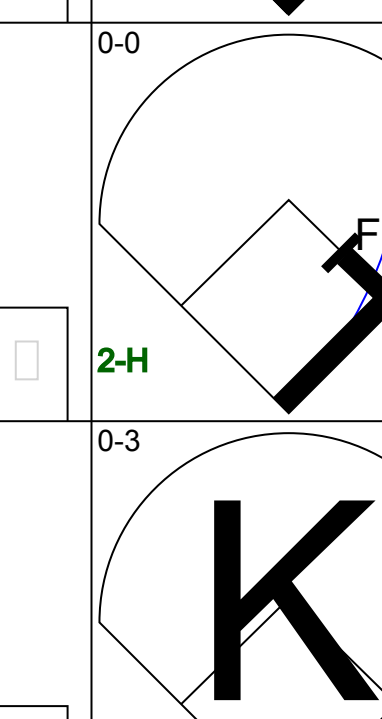
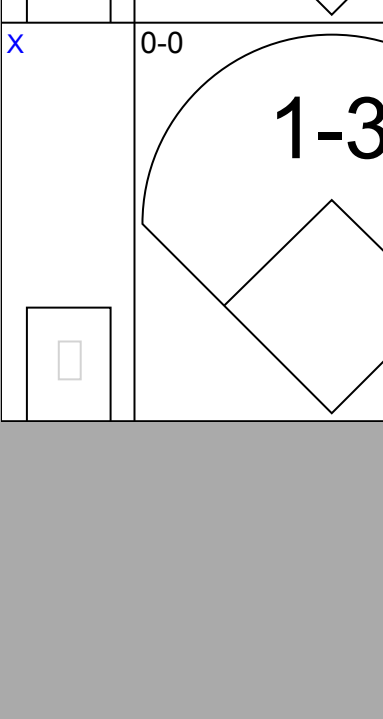
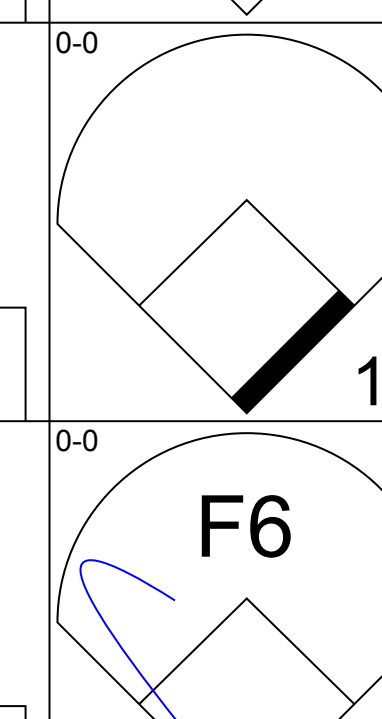
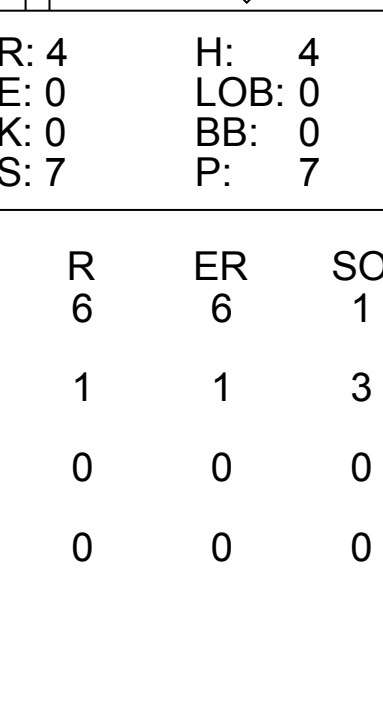
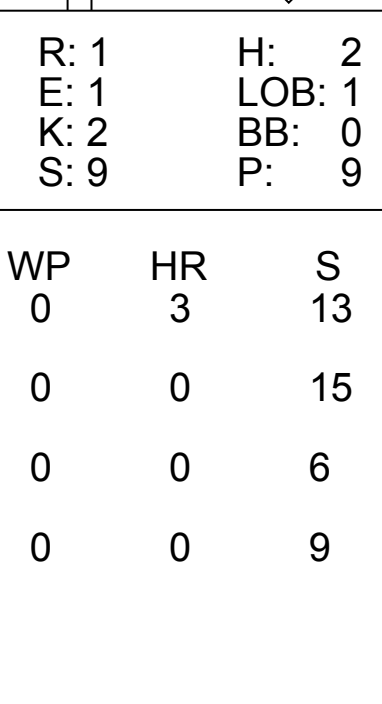
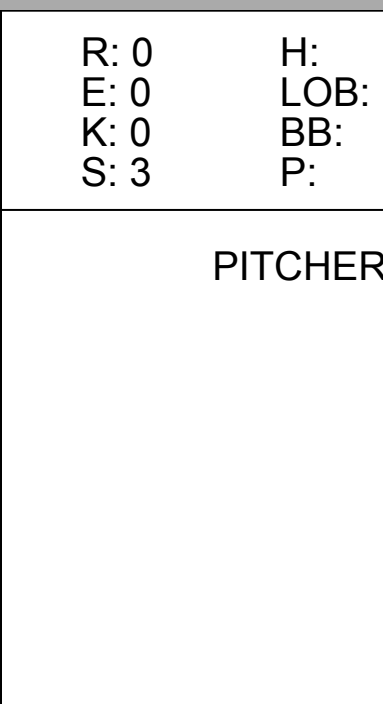
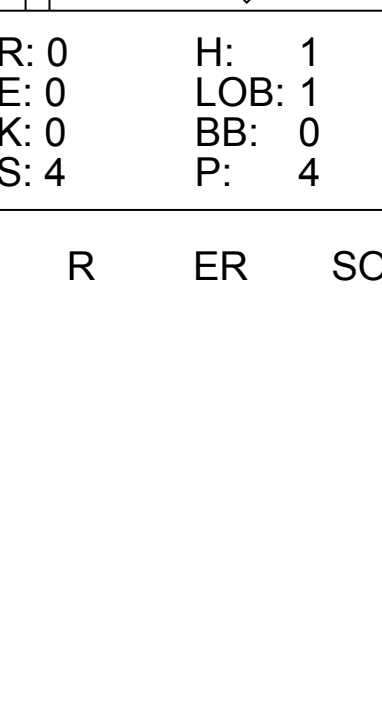
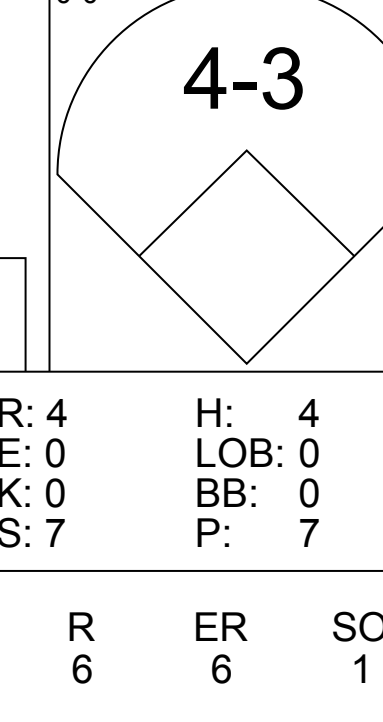
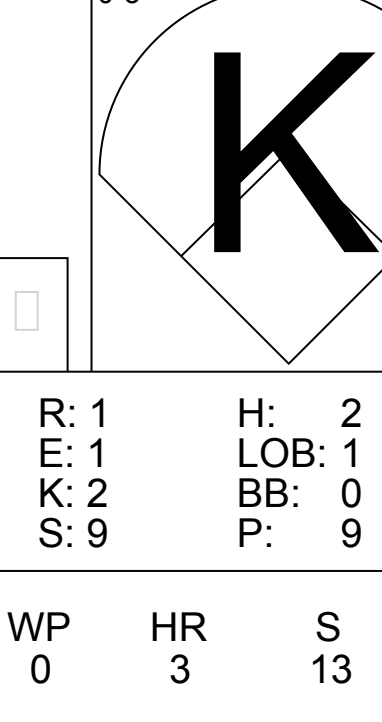
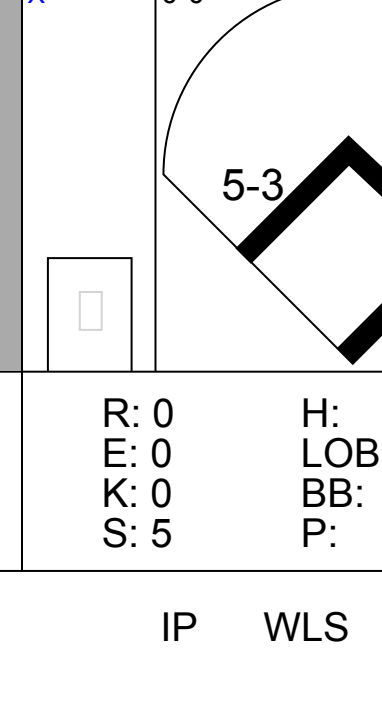
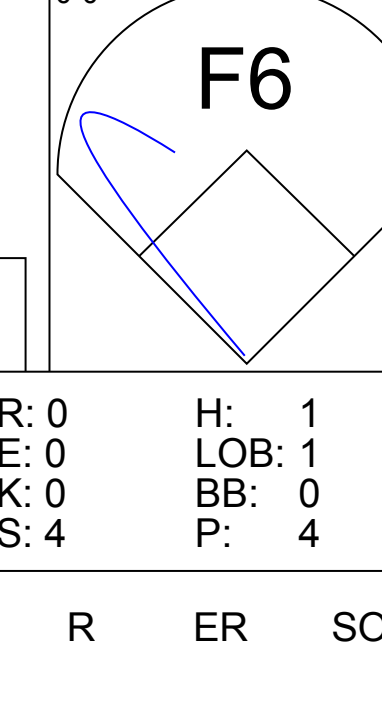


Batter	1	2	3	4	5	6	7	8	9	AB	R	H	RBI	BB	SO	LOB	TOP		
Don Wert, R OBP: 0.291, SLG: 0.299 (1, 5)										4	0	0	0	0	1	0			
Dick Tracewski, R OBP: 0.297, SLG: 0.345 (1, 4)										4	0	0	0	0	1	0			
Al Kaline, R OBP: 0.440, SLG: 0.590 (1, 9)										4	0	0	0	0	0	1			
Willie Horton, R OBP: 0.339, SLG: 0.530 Gates Brown, L OBP: 0.295, SLG: 0.328 (8, 7)										2	0	0	0	0	1	0			
Bill Freehan, R OBP: 0.436, SLG: 0.560 (1, 2)										4	0	2	0	0	0	0			
Norm Cash, L OBP: 0.387, SLG: 0.422 (1, 3)										4	0	2	0	0	1	3			
Mickey Stanley, R OBP: 0.233, SLG: 0.195 (1, 8)										4	0	1	0	0	0	2			
Ray Oyler, R OBP: 0.283, SLG: 0.270 (1, 6)										3	0	0	0	0	1	2			
Earl Wilson, R OBP: 0.280, SLG: 0.366 (2, 1) Pat Dobson, R OBP: 0.316, SLG: 0.167 (5, 1) Larry Sherry, R OBP: 0.303, SLG: 0.417 (7, 1) Mike Marshall, R (7, 1)										0	0	0	0	0	0	0			
Inning Stats	R: 0 E: 0 K: 2 S: 7	H: 0 LOB: 0 BB: 0 P: 7	R: 0 E: 0 K: 1 S: 7	H: 2 LOB: 2 BB: 0 P: 7	R: 0 E: 1 K: 0 S: 4	H: 0 LOB: 1 BB: 0 P: 4	R: 0 E: 0 K: 1 S: 6	H: 1 LOB: 1 BB: 0 P: 6	R: 0 E: 0 K: 1 S: 5	H: 0 LOB: 0 BB: 0 P: 5	R: 0 E: 0 K: 1 S: 6	H: 1 LOB: 2 BB: 0 P: 7	R: 0 E: 0 K: 0 S: 3	H: 0 LOB: 0 BB: 0 P: 3	R: 0 E: 0 K: 0 S: 4	H: 1 LOB: 1 BB: 0 P: 4	1B: 5 2B: 0 3B: 0 HR: 0	SF: 0 SAC: 0 DP: 0 HBP: 1	WP: 0 PA: 34 PB: 0 SB: 0 CS: 0
PITCHER Jim Kaat, L ERA: 4.78 (1, 1)	IP: 9.0 WLS: W BF: 34 H: 5 R: 0 ER: 0 SO: 6 BB: 0 IBB: 0 HBP: 1 BLK: 0 WP: 0 HR: 0 S: 45 P: 46 ERA: 0.00 WHIP: 0.556																		

Detroit Tigers @ Minnesota Twins
Metropolitan Stadium, Bloomington, MI
Wed Jun 14 1967, 8:05 PM EDT
Att: 19,205 - Unknown

AB 33
R 0
H 5
RBI 0
BB 0
SO 6
LOB 8



Batter	1	2	3	4	5	6	7	8	9	AB	R	H	RBI	BB	SO	LOB	BOTTOM
Cesar Tovar, R OBP: 0.359, SLG: 0.423 (1, 5)										4	2	2	0	0	0	2	
Rod Carew, L OBP: 0.372, SLG: 0.431 (1, 4)										4	1	2	2	0	1	2	
Harmon Killebrew, R OBP: 0.410, SLG: 0.560 (1, 3)										4	1	1	2	0	0	2	
Tony Oliva, L OBP: 0.323, SLG: 0.418 (1, 9)										3	0	0	0	1	0	0	
Bob Allison, R OBP: 0.335, SLG: 0.426 (1, 7)										4	0	0	0	0	1	3	
Zoilo Versalles, R OBP: 0.303, SLG: 0.358 (1, 6)										4	1	1	0	0	1	0	
Ted Uhlhaender, L OBP: 0.284, SLG: 0.404 (1, 8)										4	1	1	0	0	0	1	
Jerry Zimmerman, R OBP: 0.238, SLG: 0.178 (1, 2)										4	1	3	3	0	0	0	
Jim Kaat, L OBP: 0.250, SLG: 0.300 (1, 1)										4	0	1	0	0	1	2	
Inning Stats	R: 2 E: 0 K: 1 S: 7	H: 2 LOB: 0 BB: 0 P: 7	R: 4 E: 0 K: 0 S: 7	H: 4 LOB: 0 BB: 0 P: 7	R: 0 E: 0 K: 1 S: 5	H: 0 LOB: 0 BB: 0 P: 5	R: 1 E: 1 K: 2 S: 9	H: 2 LOB: 1 BB: 0 P: 9	R: 0 E: 0 K: 0 S: 3	H: 0 LOB: 0 BB: 0 P: 3	R: 0 E: 0 K: 0 S: 5	H: 0 LOB: 3 BB: 1 P: 9	R: 0 E: 0 K: 0 S: 4	H: 1 LOB: 1 BB: 0 P: 4	1B: 7 2B: 1 3B: 0 HR: 3	SF: 0 SAC: 0 DP: 0 HBP: 0	WP: 0 PA: 36 PB: 0 SB: 0 CS: 0
PITCHER Earl Wilson, R ERA: 3.68 Pat Dobson, R ERA: 3.66 Larry Sherry, R ERA: 7.2 Mike Marshall, R ERA: 2.57	IP: 1.2 WLS: L BF: 11 H: 6 R: 6 ER: 6 SO: 1 BB: 0 IBB: 0 HBP: 0 BLK: 0 WP: 0 HR: 3 S: 13 P: 13 ERA: 32.40 WHIP: 3.600																

Detroit Tigers @ Minnesota Twins
Metropolitan Stadium, Bloomington, MI
Wed Jun 14 1967, 8:05 PM EDT
Att: 19,205 - Unknown

AB 35
R 7
H 11
RBI 7
BB 1
SO 4
LOB 12



Batter	1	2	3	4	5	6	7	8	9	AB	R	H	RBI	BB	SO	LOB	TOP								
Dick McAuliffe, L (1.4)	L3		K			SF8	4-3			4	1	1	0	1	1	0									
Don Wert, R (1.5)	K		1B			SF8		F9	6-3	5	1	2	0	0	1	1									
Gates Brown, L (1.7)	1-3		K			1B		F3		4	0	1	0	0	1	1									
Al Kaline, R (1.9)		K		L9		SF8		1B		3	1	1	1	0	1	0									
Norm Cash, L (1.3)		3B		K		SF8		1B		2	1	1	1	1	1	0									
Bill Freehan, R (1.2)	K			F4		1B		1B		4	0	2	1	0	1	1									
Mickey Stanley, R (1.8)					6-3	FC5-4		FC6-4		3	0	1	1	0	0	2									
Willie Horton, R (8. PH)	1-H	3B				1-2		1-2		1	0	0	0	0	0	2									
Ray Oyler, R (1.6)							6-3		F8	3	0	0	0	0	1	1									
Jerry Lumpe, L (9. PH)	F5				K					1	0	0	0	0	0	0									
Joe Sparma, R (1.1)									F6	3	0	0	0	0	3	0									
Fred Gladding, L (7.1)			K							0	0	0	0	0	0	0									
Bill Heath, L (9. PH)										1	0	0	0	0	0	0									
Inning Stats	R: 0 E: 0 K: 1 S: 5	H: 0 LOB: 0 BB: 0 P: 5	R: 1 E: 0 K: 2 S: 8	H: 1 LOB: 1 BB: 1 P: 12	R: 0 E: 0 K: 3 S: 10	H: 1 LOB: 1 BB: 0 P: 10	R: 0 E: 0 K: 1 S: 5	H: 0 LOB: 0 BB: 0 P: 5	R: 0 E: 0 K: 2 S: 7	H: 0 LOB: 0 BB: 0 P: 7	R: 2 E: 0 K: 0 S: 6	H: 3 LOB: 2 BB: 1 P: 10	R: 0 E: 0 K: 1 S: 5	H: 0 LOB: 0 BB: 0 P: 5	R: 1 E: 0 K: 0 S: 6	H: 3 LOB: 2 BB: 0 P: 6	R: 0 E: 0 K: 0 S: 4	H: 1 LOB: 1 BB: 0 P: 4	1B: 7 2B: 1 3B: 1 HR: 0	SF: 2 SAC: 0 DP: 0 HBP: 0	WP: 0 PB: 0 SB: 0 CS: 0	PA: 38			
PITCHER	IP	WLS	BF	H	R	ER	SO	BB	IBB	HBP	BLK	WP	HR	S	P	ERA	WHIP								
Dave Boswell, R (1.1)	5.0		19	2	2	2	9	2	0	0	0	0	0	35	43	3.60	0.800								
Al Worthington, R (6.1)	1.0		6	3	1	1	0	0	0	0	0	0	0	6	6	9.00	3.000								
Ron Kline, R (7.1)	3.0	W	13	4	1	1	1	0	0	0	0	0	0	15	15	3.00	1.333								

Detroit Tigers @ Minnesota Twins
Metropolitan Stadium, Bloomington, MI
Thu Jun 15 1967, 4:33 AM EDT
Att: 15,503 - Unknown

AB 34
R 4
H 9
RBI 4
BB 2
SO 10
LOB 8



Batter	1	2	3	4	5	6	7	8	9	AB	R	H	RBI	BB	SO	LOB	BOTTOM								
Cesar Tovar, R (1.5)	6-3		F7			1B	F4	1-3		5	0	1	1	0	0	1									
Rod Carew, L (1.4)	6-3		F8			1B		G3		5	1	2	1	0	0	1									
Harmon Killebrew, R (1.3)	5-3					2B	FC6-4	HR		3	1	2	2	1	0	0									
Tony Oliva, L (1.9)		6-3		6-3	L4		SH	1B		4	1	1	0	0	0	4									
Bob Allison, R (1.7)		FC6-4		F3	FC6-4		SH	1B		2	1	0	0	1	0	4									
Zoilo Versalles, R (1.6)		F8		F6		1B	6-3			4	0	1	0	0	0	3									
Ted Uhlaender, L (1.8)		FC6-4			5-3	FC5-4		1B		4	0	1	1	0	0	2									
Jerry Zimmerman, R (1.2)						F3	5-3			3	1	1	0	1	0	2									
Dave Boswell, R (1.1)						1B				2	1	1	0	0	0	1									
Al Worthington, R (6.1)					E4		G3			0	0	0	0	0	0	0									
Sandy Valdespino, L (6. PH)						1B				1	0	0	0	0	0	1									
Ron Kline, R (7.1)						1B		K		1	0	0	0	0	1	0									
Inning Stats	R: 0 E: 0 K: 0 S: 3	H: 0 LOB: 0 BB: 0 P: 3	R: 0 E: 0 K: 0 S: 3	H: 0 LOB: 1 BB: 1 P: 7	R: 0 E: 0 K: 0 S: 4	H: 2 LOB: 1 BB: 0 P: 4	R: 0 E: 0 K: 0 S: 4	H: 1 LOB: 1 BB: 0 P: 4	R: 2 E: 0 K: 0 S: 6	H: 2 LOB: 3 BB: 2 P: 14	R: 0 E: 0 K: 0 S: 4	H: 1 LOB: 1 BB: 0 P: 4	R: 4 E: 1 K: 0 S: 8	H: 4 LOB: 1 BB: 0 P: 8	R: 0 E: 0 K: 1 S: 5	H: 0 LOB: 0 BB: 0 P: 5	1B: 8 2B: 1 3B: 0 HR: 1	SF: 0 SAC: 1 DP: 0 HBP: 0	WP: 0 PB: 0 SB: 0 CS: 0	PA: 38					
PITCHER	IP	WLS	BF	H	R	ER	SO	BB	IBB	HBP	BLK	WP	HR	S	P	ERA	WHIP								
Joe Sparma, R (1.1)	6.1		29	7	3	2	0	3	0	0	0	0	0	26	38	2.84	1.579								
Fred Gladding, R (7.1)	1.2	L	9	3	3	1	1	0	0	0	0	0	1	11	11	5.40	1.800								

Detroit Tigers @ Minnesota Twins
Metropolitan Stadium, Bloomington, MI
Thu Jun 15 1967, 4:33 AM EDT
Att: 15,503 - Unknown

AB 34
R 6
H 10
RBI 5
BB 3
SO 1
LOB 19



Batter	1	2	3	4	5	6	7	8	9	AB	R	H	RBI	BB	SO	LOB	TOP										
Bert Campaneris, R OBP: 0.312, SLG: 0.331 (1, 6)	0-0 HR	4-0 BB BB	0-0 FC6-4			0-0 CS 1B			0-0 HBP 1B	4	2	3	1	1	0	2											
Reggie Jackson, L OBP: 0.390, SLG: 0.469 (1, 7)	0-0 1-3 FC1-2 1B	4-0 1-2 BB		0-3 K		0-3 K			1-0 4-3 FC3-6 HBP	3	1	1	0	1	2	1											
Ray Webster, L OBP: 0.297, SLG: 0.421 (1, 3)	0-0 1-3 1-2 1B	0-0 L9		0-0 4-3			0-3 K		0-0 FC3-6 4-3 1-2 2-H 1B	5	0	2	1	0	1	2											
Rick Monday, L OBP: 0.354, SLG: 0.475 (1, 8)	0-3 K		0-0 2B E 1B	0-3 K			0-0 L4-3 1B		0-0 4-3	5	1	2	0	0	2	4											
Danny Cater, R OBP: 0.316, SLG: 0.348 (1, 5)	0-0 1-3		0-0 E7 1B 2B		0-0 HR		0-0 L4-3		4-0 FC3-6 IBB	4	2	2	1	1	0	3											
Jim Gosger, L OBP: 0.322, SLG: 0.338 (1, 9)	4-0 BB		0-0 1B		0-0 F5			0-0 4-3	0-0 FC3-6	4	0	1	2	1	0	2											
Dave Duncan, R OBP: 0.235, SLG: 0.441 (1, 2)	0-0 FC1-2		0-3 K		0-3 K			0-3 K	0-3 K	5	0	0	0	0	4	6											
John Donaldson, L OBP: 0.323, SLG: 0.483 (1, 4)		0-0 F2	0-0 F2		0-0 6-3			0-0 1B		4	0	1	0	0	0	1											
Paul Lindblad, L OBP: 0.226, SLG: 0.239 (3, 1) Blue Moon Odom, R OBP: 0.206, SLG: 0.308 (6, 1) Bill Edgerton, L OBP: 0.201, SLG: 0.324 (6, 1) Jack Aker, R OBP: 0.143, SLG: 0.143 (6, PH) Ken Harnelson, R OBP: 0.322, SLG: 0.324 (8, 1) Diego Segui, R (8, 1)		0-0 3-1		0-3 K		0-3 K		0-3 K		2	0	1	0	0	0	0											
Inning Stats	R: 1 E: 0 K: 1 S: 8	H: 3 LOB: 3 BB: 1 P: 12	R: 0 E: 0 K: 0 S: 3	H: 0 LOB: 2 BB: 2 P: 11	R: 2 E: 1 K: 1 S: 9	H: 4 LOB: 2 BB: 0 P: 9	R: 0 E: 0 K: 2 S: 7	H: 0 LOB: 0 BB: 0 P: 7	R: 1 E: 0 K: 1 S: 6	H: 1 LOB: 0 BB: 0 P: 6	R: 0 E: 0 K: 2 S: 7	H: 1 LOB: 0 BB: 0 P: 7	R: 0 E: 0 K: 1 S: 5	H: 1 LOB: 0 BB: 0 P: 5	R: 0 E: 0 K: 2 S: 8	H: 1 LOB: 1 BB: 0 P: 8	R: 2 E: 0 K: 1 S: 7	H: 2 LOB: 2 BB: 1 P: 12	1B: 10 2B: 2 3B: 0 HR: 2	SF: 0 SAC: 0 DP: 1 HBP: 1	WP: 0 PB: 0 SB: 0 CS: 1	PA: 43					
PITCHER	IP	WLS	BF	H	R	ER	SO	BB	IBB	HBP	BLK	WP	HR	S	P	ERA	WHIP										
Denny McLain, R ERA: 4.16 (1, 1)	2.2		18	7	3	3	2	3	0	0	0	0	1	19	31	10.12	3.750										
Johnny Podres, L ERA: 3.72 (3, 1)	3.1		11	2	1	1	5	0	0	0	0	0	1	21	21	2.70	0.600										
Dave Wickersham, R ERA: 2.16 (7, 1)	2.0		10	4	2	2	3	0	0	1	0	0	0	15	16	9.00	2.000										
Hank Aguirre, L ERA: 1.32 (9, 1)	0.2		3	0	0	0	0	0	1	0	0	0	0	2	6	0.00	0.000										
Fred Gladding, R ERA: 1.61 (9, 1)	0.1	W	1	0	0	0	1	0	0	0	0	0	0	3	3	0.00	0.000										

Kansas City Athletics @ Detroit Tigers
Tiger Stadium, Detroit, MI
Sat Jun 17 1967, 4:33 AM EDT
Unknown

AB 38
R 6
H 13
RBI 5
BB 4
SO 11
LOB 22






Batter	1	2	3	4	5	6	7	8	9	AB	R	H	RBI	BB	SO	LOB	BOTTOM										
Don Wert, R OBP: 0.299, SLG: 0.311 (1, 5)	0-0 1B 2B	0-0 FC5-4 1B		0-3 K		0-0 F9		0-0 FC6-4 1B		5	1	3	0	0	1	4											
Dick McAuliffe, L OBP: 0.367, SLG: 0.453 (1, 4) (7, 6)	0-3 K	0-3 K		0-0 F7		4-0 FC6-4 BB		0-0 FC6-4		4	0	0	1	1	2	5											
Al Kaline, R OBP: 0.432, SLG: 0.576 (1, 9)	0-0 2-3 1B	0-0 FC5-4		0-0 FC6-4		0-0 FC6-4		0-0 L6		5	0	1	1	0	0	5											
Willie Horton, R OBP: 0.341, SLG: 0.529 (1, 7)	0-0		4-0 WP 1B BB		0-3 K		0-0 5-3		0-0 BB 1B BB	3	1	1	1	1	1	1											
Jim Northrup, L OBP: 0.365, SLG: 0.455 (8, 7)	BB 3-H 2B				0-3 K		0-0 5-3		0-0 BB 1B BB	1	1	1	0	0	0	0											
Bill Freehan, R OBP: 0.441, SLG: 0.563 (1, 2)	4-0 BB BB		0-0 5-3 1B		0-3 K		0-0 E 2B		0-0 F3	4	1	2	1	1	1	1											
Norm Cash, L OBP: 0.388, SLG: 0.416 (1, 3)	4-0 1-2 2-3 BB		0-0 F8		0-0 3-1		0-0 F6		4-0 1B BB BB	3	0	0	0	2	0	2											
Mickey Stanley, R OBP: 0.245, SLG: 0.225 (1, 8)	0-0 L6		0-0 5-3		0-0 K		4-0 BB BB BB		0-0 E8 L4-6 1B	4	1	1	1	1	1	6											
Ray Oyler, R OBP: 0.281, SLG: 0.268 (1, 6)			0-3 K		4-0 BB BB BB		0-0 L4-6		4-0 1B BB	2	0	1	0	0	1	1											
Jerry Lumpe, L OBP: 0.246, SLG: 0.150 (6, PH) (7, 4)			0-0 FC1-6 1B		0-0 K		0-0 FC6-4 BB		0-0 L4-6	1	1	0	0	2	0	1											
Denny McLain, R OBP: 0.139, SLG: 0.088 (3, 1) Johnny Podres, L OBP: 0.206, SLG: 0.250 (6, PH) Gates Brown, R OBP: 0.201, SLG: 0.324 (7, 1) Dave Wickersham, R OBP: 0.143, SLG: 0.143 (6, PH) Hank Aguirre, R OBP: 0.192, SLG: 0.190 (9, 1) Fred Gladding, L OBP: 0.322, SLG: 0.324 (8, PH) Bill Heath, L OBP: 0.322, SLG: 0.190 (8, PH)		0-0 FC1-6 1B		0-0 FC6-4 1B		4-0 BB BB BB		0-0 6-3		1	0	0	0	0	0	1											
Inning Stats	R: 1 E: 0 K: 1 S: 7	H: 3 LOB: 3 BB: 2 P: 15	R: 0 E: 0 K: 1 S: 7	H: 2 LOB: 2 BB: 0 P: 7	R: 1 E: 0 K: 1 S: 6	H: 1 LOB: 1 BB: 1 P: 10	R: 0 E: 0 K: 1 S: 6	H: 1 LOB: 0 BB: 0 P: 6	R: 0 E: 0 K: 2 S: 7	H: 0 LOB: 0 BB: 0 P: 7	R: 3 E: 1 K: 0 S: 3	H: 0 LOB: 1 BB: 4 P: 19	R: 1 E: 1 K: 0 S: 4	H: 2 LOB: 0 BB: 0 P: 4	R: 0 E: 0 K: 0 S: 4	H: 1 LOB: 1 BB: 0 P: 4	R: 2 E: 0 K: 1 S: 6	H: 2 LOB: 2 BB: 2 P: 14	1B: 9 2B: 4 3B: 0 HR: 0	SF: 0 SAC: 0 DP: 1 HBP: 0	WP: 1 PB: 0 SB: 0 CS: 0	PA: 45					
PITCHER	IP	WLS	BF	H	R	ER	SO	BB	IBB	HBP	BLK	WP	HR	S	P	ERA	WHIP										
Paul Lindblad, L ERA: 2.35 (1, 1)	2.0		13	5	2	2	2	3	0	0	0	1	0	20	32	5.40	1.500										
Blue Moon Odom, R ERA: 4.89 (3, 1)	3.1		15	2	3	2	4	3	0	0	0	0	0	20	32	5.40	1.500										
Bill Edgerton, L ERA: 2.57 (6, 1)	0.0		1	0	0	0	0	1	0	0	0	0	0	4	4	∞	∞										
Jack Aker, R ERA: 3.35 (6, 1)	1.2	L	6	2	1	1	0	0	0	0	0	0	0	6	6	5.40	1.200										
Diego Segui, R ERA: 4.05 (8, 1)	1.2		10	3	1	1	1	2	0	0	0	0	0	10	18	5.40	3.000										


Kansas City Athletics @ Detroit Tigers
Tiger Stadium, Detroit, MI
Sat Jun 17 1967, 4:33 AM EDT
Unknown

AB 36
R 7
H 12
RBI 6
BB 9
SO 7
LOB 27



Batter	1	2	3	4	5	6	7	8	9	AB	R	H	RBI	BB	SO	LOB	TOP										
Bert Campaneris, R OBP: 0.318, SLG: 0.339	5-3							4-3		4	1	2	0	1	0	0	Kansas City Athletics @ Detroit Tigers Tiger Stadium, Detroit, MI Sun Jun 18 1967, 4:33 AM EDT Att: 24,634 - Unknown										
Reggie Jackson, L OBP: 0.375, SLG: 0.409	K	K		G3		K		5-3		5	0	0	0	0	3	3											
Ray Webster, L OBP: 0.315, SLG: 0.425 Tony Pierce, R (9, 1)	3B	F2		L5					E	4	2	2	1	0	0	2											
Rick Monday, L OBP: 0.345, SLG: 0.467	3B			6-3		4-3			2B	0	0	0	0	0	0	0											
Danny Cater, R OBP: 0.322, SLG: 0.362	3B			6-3			1-3		E5	5	2	2	2	0	0	1											
Jim Gosger, L OBP: 0.343, SLG: 0.362	1B			BB			3-1		E	3	1	3	2	2	0	0											
John Donaldson, L OBP: 0.333, SLG: 0.439	BB			K		6-3			E3	4	0	0	0	1	1	4											
Phil Roof, R OBP: 0.295, SLG: 0.336	K			BB		K			K	4	0	0	0	1	3	4											
Caffish Hunter, R OBP: 0.167, SLG: 0.250		5-3		FC5-2-6		K		K		4	0	0	0	0	2	3											
Inning Stats	R: 3 E: 0 K: 2 S: 9	H: 2 LOB: 2 BB: 2 P: 18	R: 0 E: 0 K: 1 S: 6	H: 1 LOB: 1 BB: 0 P: 6	R: 1 E: 0 K: 1 S: 5	H: 1 LOB: 2 BB: 3 P: 17	R: 0 E: 0 K: 0 S: 3	H: 0 LOB: 1 BB: 1 P: 7	R: 0 E: 0 K: 1 S: 6	H: 1 LOB: 1 BB: 0 P: 6	R: 1 E: 0 K: 2 S: 9	H: 2 LOB: 1 BB: 0 P: 9	R: 0 E: 0 K: 0 S: 3	H: 0 LOB: 1 BB: 1 P: 7	R: 0 E: 0 K: 1 S: 5	H: 0 LOB: 0 BB: 0 P: 5		R: 3 E: 2 K: 1 S: 8	H: 2 LOB: 0 BB: 0 P: 8	1B: 2 2B: 7 3B: 1 HR: 0	SF: 0 SAC: 0 DP: 1 HBP: 1	WP: 1 PB: 0 SB: 3 CS: 0	PA: 44				
PITCHER	IP	WLS	BF	H	R	ER	SO	BB	IBB	HBP	BLK	WP	HR	S	P	ERA	WHIP	PITCHER									
Joe Sparma, R ERA: 3.96	2.0	L	15	4	4	4	3	4	0	1	1	0	0	16	33	18.00	4.000										
Pat Dobson, R ERA: 2.7	3.0		11	1	0	0	2	2	0	0	0	0	0	13	21	0.00	1.000										
Larry Sherry, R ERA: 6.56	2.0		9	2	1	1	2	1	0	0	0	1	0	12	16	4.50	1.500										
Hank Aguirre, L ERA: 1.47	2.0		9	2	3	1	2	0	0	0	0	0	0	13	13	4.50	1.000										
Dick McAuliffe, L OBP: 0.367, SLG: 0.447	F8			BB														4	0	1	0	1	1	1	Kansas City Athletics @ Detroit Tigers Tiger Stadium, Detroit, MI Sun Jun 18 1967, 4:33 AM EDT Att: 24,634 - Unknown		
Don Wert, R OBP: 0.310, SLG: 0.317	1B			5-3														5	0	3	1	0	0	1			
Gates Brown, L OBP: 0.292, SLG: 0.303	F6			4-3														4	1	0	0	1	1	6			
Al Kaline, R OBP: 0.423, SLG: 0.563	L4			L5														4	0	0	0	0	1	2			
Jim Northrup, L OBP: 0.361, SLG: 0.439	L6			4-3														4	1	1	0	0	0	1			
Norm Cash, L OBP: 0.385, SLG: 0.422	F3			1B														4	1	2	3	0	1	0			
Bill Heath, L OBP: 0.267, SLG: 0.154	K			4-3														4	0	0	0	0	1	1			
Ray Oyler, R OBP: 0.276, SLG: 0.264 Bill Freeman, R OBP: 0.435, SLG: 0.542				K														2	0	0	0	1	1	0			
Joe Sparma, R Pat Dobson, R Jerry Lumpe, L Larry Sherry, R Mickey Stanley, R Hank Aguirre, R Willie Horton, R Dick Trucowski, R				K														0	0	0	0	0	0	0			
Inning Stats	R: 0 E: 0 K: 0 S: 4	H: 1 LOB: 0 BB: 0 P: 4	R: 0 E: 0 K: 1 S: 5	H: 0 LOB: 0 BB: 0 P: 5	R: 0 E: 0 K: 2 S: 7	H: 0 LOB: 1 BB: 1 P: 11	R: 1 E: 0 K: 0 S: 4	H: 1 LOB: 1 BB: 1 P: 8	R: 0 E: 0 K: 2 S: 8	H: 1 LOB: 2 BB: 1 P: 12	R: 2 E: 0 K: 1 S: 7	H: 2 LOB: 0 BB: 0 P: 7	R: 0 E: 0 K: 0 S: 3	H: 0 LOB: 0 BB: 0 P: 3	R: 0 E: 0 K: 0 S: 3	H: 0 LOB: 0 BB: 0 P: 3	R: 1 E: 0 K: 2 S: 10	H: 3 LOB: 3 BB: 1 P: 14	1B: 7 2B: 0 3B: 0 HR: 1	SF: 0 SAC: 0 DP: 0 HBP: 0	WP: 0 PB: 0 SB: 0 CS: 0	PA: 39					
PITCHER	IP	WLS	BF	H	R	ER	SO	BB	IBB	HBP	BLK	WP	HR	S	P	ERA	WHIP	PITCHER									
Caffish Hunter, R ERA: 2.64	8.2	W	38	8	4	4	7	4	0	0	0	0	1	48	64	4.15	1.385										
Tony Pierce, L ERA: 4.24	0.1	S	1	0	0	0	1	0	0	0	0	0	0	3	3	0.00	0.000										

Batter	1	2	3	4	5	6	7	8	9	AB	R	H	RBI	BB	SO	LOB	TOP										
Jose Cardenal, R (1, 8) OBP: 0.281, SLG: 0.353	F7		5-3		K		FC5		CS	4	0	0	0	0	1	2	California Angels @ Detroit Tigers Tiger Stadium, Detroit, MI Mon Jun 19 1967, 7:05 PM EDT Unknown										
Paul Schaaf, R (1, 5) OBP: 0.301, SLG: 0.278	K		G6-4-3 HBP		K			SH1-4 HR	1B	3	1	1	0	0	2	1											
Woodie Held, R (1, 6) OBP: 0.338, SLG: 0.448			G6-4-3					SH1-4		2	0	1	0	1	0	1											
Bubba Morton, R (1, 9) OBP: 0.357, SLG: 0.320	K							SH1-4		4	0	1	0	0	1	3											
Rick Reichardt, R (1, 7) OBP: 0.324, SLG: 0.391								SH1-4		3	1	1	2	0	1	2											
Bill Skowron, R (1, 3) OBP: 0.235, SLG: 0.280								SH1-4		4	0	1	0	0	1	2											
Don Mincher, L (8, 3) OBP: 0.397, SLG: 0.551								SH1-4		0	0	0	0	0	0	0											
Buck Rodgers, S (1, 2) OBP: 0.286, SLG: 0.302								SH1-4		4	0	0	0	0	1	3											
Bobby Knoop, R (1, 4) OBP: 0.288, SLG: 0.326								SH1-4		2	0	1	0	2	0	2											
Clyde Wright, R (1, 1) Minnie Rojas, R (8, 1)								SH1-4		1	0	0	0	0	0	2											
Inning Stats	R: 0 E: 0 K: 2 S: 8	H: 1 LOB: 1 BB: 0 P: 8	R: 0 E: 0 K: 0 S: 4	H: 1 LOB: 2 BB: 0 P: 5	R: 0 E: 0 K: 0 S: 2	H: 0 LOB: 0 BB: 0 P: 3	R: 0 E: 0 K: 2 S: 8	H: 1 LOB: 1 BB: 0 P: 8	R: 0 E: 0 K: 2 S: 7	H: 0 LOB: 1 BB: 1 P: 11	R: 0 E: 0 K: 0 S: 3	H: 0 LOB: 1 BB: 1 P: 7	R: 0 E: 0 K: 1 S: 5	H: 0 LOB: 1 BB: 1 P: 9	R: 2 E: 0 K: 0 S: 5	H: 2 LOB: 0 BB: 0 P: 5		R: 0 E: 0 K: 1 S: 5	H: 1 LOB: 0 BB: 0 P: 5	1B: 5 2B: 0 3B: 0 HR: 1	SF: 0 SAC: 3 DP: 1 HBP: 2	WP: 0 PB: 0 SB: 0 CS: 1	PA: 37				
PITCHER	IP	WLS	BF	H	R	ER	SO	BB	IBB	HBP	BLK	WP	HR	S	P	ERA	WHIP										
Mickey Lolich, L (1, 1) ERA: 4.63	8.0	L	33	5	2	2	7	3	0	2	0	0	1	42	56	2.25	1.000										
Dave Wickersham, R (9, 1) ERA: 2.1	1.0	S	3	1	0	0	1	0	0	0	0	0	0	5	5	0.00	1.000										

Batter	1	2	3	4	5	6	7	8	9	AB	R	H	RBI	BB	SO	LOB	BOTTOM										
Don Wert, R (1, 5) OBP: 0.309, SLG: 0.314	BB		F9			F4		FC1-5 G3		3	0	0	0	1	0	2	California Angels @ Detroit Tigers Tiger Stadium, Detroit, MI Mon Jun 19 1967, 7:05 PM EDT Unknown										
Dick McAuliffe, L (1, 4) OBP: 0.365, SLG: 0.445	BB		1-3					G3		3	0	1	0	1	0	2											
Al Kaline, R (1, 9) OBP: 0.420, SLG: 0.555	L8				L5-3			L5		3	0	0	0	1	0	3											
Willie Horton, R (1, 7) OBP: 0.353, SLG: 0.539	G4-6-3				G6-3 1B			F7		4	0	1	0	0	0	5											
Jim Northrup, L (1, 8) OBP: 0.359, SLG: 0.440			4-3		G6-3			4-3		4	0	1	0	0	0	1											
Bill Freehan, R (1, 2) OBP: 0.432, SLG: 0.536			1-3			F8		F4		4	0	1	0	0	0	1											
Norm Cash, L (1, 3) OBP: 0.383, SLG: 0.419						F8		1B		4	0	1	0	0	0	2											
Ray Oyler, R (1, 6) OBP: 0.273, SLG: 0.261								F8		4	0	1	0	0	0	2											
Jim Price, R (8, PH) OBP: 0.357, SLG: 0.464								3-1		2	0	0	0	0	0	2											
Dick Tracewski, R (9, 6) OBP: 0.273, SLG: 0.344										2	0	0	0	0	0	0											
Gates Brown, L (9, PH) OBP: 0.289, SLG: 0.299										1	0	0	0	0	0	1											
Mickey Lolich, S (1, 1) OBP: 0.267, SLG: 0.154										2	0	0	0	0	1	0											
Mickey Stanley, R (8, PH) OBP: 0.248, SLG: 0.253										1	0	0	0	0	0	1											
Dave Wickersham, R (9, 1) ERA: 1.99										0	0	0	0	0	0	0											
Inning Stats	R: 0 E: 0 K: 0 S: 2	H: 0 LOB: 1 BB: 2 P: 10	R: 0 E: 0 K: 1 S: 6	H: 1 LOB: 0 BB: 0 P: 6	R: 0 E: 0 K: 1 S: 5	H: 0 LOB: 0 BB: 0 P: 5	R: 0 E: 0 K: 0 S: 3	H: 1 LOB: 0 BB: 0 P: 3	R: 0 E: 0 K: 1 S: 5	H: 0 LOB: 0 BB: 0 P: 5	R: 0 E: 0 K: 0 S: 4	H: 1 LOB: 1 BB: 0 P: 4	R: 0 E: 1 K: 0 S: 4	H: 1 LOB: 3 BB: 1 P: 4	R: 0 E: 1 K: 0 S: 5	H: 1 LOB: 3 BB: 1 P: 9	R: 0 E: 0 K: 0 S: 4	H: 1 LOB: 1 BB: 0 P: 4	1B: 5 2B: 1 3B: 0 HR: 0	SF: 0 SAC: 0 DP: 2 HBP: 0	WP: 0 PB: 0 SB: 0 CS: 0	PA: 35					
PITCHER	IP	WLS	BF	H	R	ER	SO	BB	IBB	HBP	BLK	WP	HR	S	P	ERA	WHIP										
Clyde Wright, L (1, 1) ERA: 0.82	7.2	W	29	5	0	0	3	2	0	0	0	0	0	33	41	0.00	0.913										
Minnie Rojas, R (8, 1) ERA: 1.99	1.1	S	6	1	0	0	0	0	1	0	0	0	0	5	9	0.00	0.750										

Batter	1	2	3	4	5	6	7	8	9	AB	R	H	RBI	BB	SO	LOB	TOP			
Paul Schaaf, R (1.5) OBP: 0.300, SLG: 0.277	F8					5-3		F4		4	0	1	0	0	0	2				
Jay Johnstone, L (1.8) OBP: 0.217, SLG: 0.245	K		K			K			F8	4	0	0	0	0	3	1				
Woodie Held, R (1.6) OBP: 0.347, SLG: 0.452	K			G1-6-3 1B			K	FC4-6 1B		4	0	2	0	0	2	0				
Don Mincher, L (1.3) OBP: 0.391, SLG: 0.541		F9		G1-6-3 1-2			K	FC4-6 1-2		4	0	0	0	0	1	2				
Jimmie Hall, L (1.9) OBP: 0.312, SLG: 0.445		F9		K			3-1	K		3	0	0	0	0	1	0				
Rick Reichardt, R (1.7) OBP: 0.324, SLG: 0.387		K			4-3			E BB		2	0	0	0	1	1	0				
Buck Rodgers, S (1.2) OBP: 0.261, SLG: 0.297			F9		F8			F8		3	0	0	0	0	0	1				
Bobby Knoop, R (1.4) OBP: 0.289, SLG: 0.339				HR	6-3			E5 1-2		3	1	1	1	0	0	1				
Ken Turner, R (1.1) OBP: 0.351, SLG: 0.314			K			K		K		2	0	0	0	0	2	0				
Bill Kelso, R (7.1) OBP: 0.351, SLG: 0.314										0	0	0	0	0	0	0				
Bubba Morton, R (7.9) OBP: 0.351, SLG: 0.314										1	0	0	0	0	1	2				
Tom Satriano, L (9, PH) OBP: 0.333, SLG: 0.352										1	0	0	0	0	1	1				
Inning Stats	R: 0 E: 0 K: 2 S: 7	H: 0 LOB: 0 BB: 7 P: 7	R: 0 E: 0 K: 1 S: 5	H: 0 LOB: 0 BB: 0 P: 5	R: 1 E: 0 K: 2 S: 9	H: 2 LOB: 1 BB: 0 P: 9	R: 0 E: 0 K: 1 S: 5	H: 1 LOB: 0 BB: 0 P: 5	R: 0 E: 0 K: 0 S: 3	H: 0 LOB: 0 BB: 0 P: 3	R: 0 E: 0 K: 2 S: 7	H: 0 LOB: 0 BB: 7 P: 7	R: 0 E: 1 K: 1 S: 6	H: 0 LOB: 2 BB: 1 P: 10	R: 0 E: 0 K: 1 S: 6	H: 1 LOB: 1 BB: 0 P: 6	1B: 3 2B: 0 3B: 0 HR: 1	SF: 0 SAC: 0 DP: 1 HBP: 0	WP: 0 PB: 0 SB: 0 CS: 0	PA: 32
PITCHER Denny McLain, R (1.1) ERA: 3.89	IP: 9.0 WLS: W BF: 32 H: 4 R: 1 ER: 1 SO: 12 BB: 1 IBB: 0 HBP: 0 BLK: 0 WP: 0 HR: 1 S: 55 P: 59 ERA: 1.00 WHIP: 0.556																			

California Angels @ Detroit Tigers
Tiger Stadium, Detroit, MI
Mon Jun 19 1967, 7:05 PM EDT
Att: 16,428 - Unknown

AB	31
R	1
H	4
RBI	1
BB	1
SO	12
LOB	10



Batter	1	2	3	4	5	6	7	8	9	AB	R	H	RBI	BB	SO	LOB	BOTTOM	
Don Wert, R (1.5) OBP: 0.312, SLG: 0.320	F4		4-3			FC1-6 1B	1-1 2H	2B		4	0	2	2	0	0	1		
Dick McAuliffe, L (1.4) OBP: 0.367, SLG: 0.441	5-3		S 1B			FC1-6 1B	K			4	1	1	1	0	1	2		
Bill Freehan, R (1.3) OBP: 0.429, SLG: 0.530			6-3 1B			FC6 1B		F7		4	0	1	0	0	0	2		
Willie Horton, R (1.7) OBP: 0.353, SLG: 0.535										3	0	1	1	0	0	1		
Al Kaline, R (8.9) OBP: 0.422, SLG: 0.555	F8					1-3 2H	1B	4-3 1B BB		0	1	0	0	1	0	0		
Jim Northrup, L (1.9) OBP: 0.353, SLG: 0.432		4-3			6-3	6-3		4-3		4	0	0	0	0	0	2		
Mickey Stanley, R (1.8) OBP: 0.257, SLG: 0.255		L4			5-3		SH1-4 2B BB	1B		3	1	1	1	1	0	0		
Jim Price, R (1.2) OBP: 0.323, SLG: 0.419		5-3				F8	SH1-4 1-2	F3		3	0	0	0	0	0	1		
Dick Tracewski, R (1.6) OBP: 0.286, SLG: 0.333			4-3 1B BB							1	1	0	0	1	0	0		
Norm Cash, L (7, PH) OBP: 0.386, SLG: 0.419						F9				0	1	0	0	1	0	0		
Ray Oyler, R (8.6) OBP: 0.273, SLG: 0.261							2B IBB			0	0	0	0	0	0	0		
Denny McLain, R (1.1) OBP: 0.128, SLG: 0.081			K		1-3		F3			3	0	0	0	0	1	3		
Inning Stats	R: 0 E: 0 K: 0 S: 4	H: 1 LOB: 1 BB: 0 P: 4	R: 0 E: 0 K: 0 S: 3	H: 0 LOB: 0 BB: 0 P: 3	R: 1 E: 0 K: 1 S: 6	H: 1 LOB: 1 BB: 1 P: 10	R: 0 E: 0 K: 0 S: 3	H: 0 LOB: 0 BB: 0 P: 3	R: 0 E: 1 K: 0 S: 5	H: 2 LOB: 1 BB: 0 P: 5	R: 2 E: 0 K: 1 S: 6	H: 1 LOB: 1 BB: 2 P: 14	R: 1 E: 0 K: 0 S: 4	H: 1 LOB: 1 BB: 1 P: 8	1B: 5 2B: 1 3B: 0 HR: 0	SF: 0 SAC: 1 DP: 0 HBP: 0	WP: 0 PB: 0 SB: 1 CS: 0	PA: 34
PITCHER Ken Turner, L (1.1) ERA: 2.45	IP: 6.0 WLS: L BF: 24 H: 4 R: 3 ER: 2 SO: 3 BB: 2 IBB: 0 HBP: 0 BLK: 0 WP: 0 HR: 0 S: 24 P: 32 ERA: 3.00 WHIP: 1.000																	
PITCHER Bill Kelso, R (7.1) ERA: 2.53	IP: 2.0 WLS: L BF: 10 H: 2 R: 2 ER: 2 SO: 1 BB: 1 IBB: 1 HBP: 0 BLK: 0 WP: 0 HR: 0 S: 10 P: 18 ERA: 9.00 WHIP: 1.500																	

California Angels @ Detroit Tigers
Tiger Stadium, Detroit, MI
Mon Jun 19 1967, 7:05 PM EDT
Att: 16,428 - Unknown

AB	29
R	5
H	6
RBI	5
BB	4
SO	2
LOB	12



Batter	1	2	3	4	5	6	7	8	9	AB	R	H	RBI	BB	SO	LOB	TOP										
Jose Cardenal, R OBP: 0.285, SLG: 0.361 (1, 8)										4	0	2	0	0	1	0	California Angels @ Detroit Tigers Tiger Stadium, Detroit, MI Tue Jun 20 1967, 7:05 PM EDT Att: 13,043 - Unknown										
Paul Schaaf, R OBP: 0.300, SLG: 0.273 (1, 5)										3	0	0	0	1	1	1											
Woodie Held, R OBP: 0.342, SLG: 0.485 (1, 6)										4	1	1	1	0	0	2											
Bubba Morton, R OBP: 0.333, SLG: 0.296 Jimmie Hall, L OBP: 0.316, SLG: 0.449 (9, PH)										3	0	0	0	0	0	1											
Rick Reichardt, R OBP: 0.323, SLG: 0.385 (1, 7)										4	0	1	0	0	1	1											
Johnny Werhas, R OBP: 0.238, SLG: 0.194 George Brunet, R OBP: 0.097, SLG: 0.067 Tom Satriano, L OBP: 0.330, SLG: 0.348 (9, PH)										3	0	1	0	0	0	0											
Buck Rodgers, S OBP: 0.262, SLG: 0.297 (1, 2)										3	0	1	0	0	0	2											
Bobby Knoop, R OBP: 0.285, SLG: 0.335 (1, 4)										3	0	0	0	0	2	1											
Jack Hamilton, R OBP: 0.111, SLG: 0.444 Don Mincher, L OBP: 0.389, SLG: 0.538 (7, 3)										2	0	0	0	0	1	0											
Inning Stats	R: 0 E: 0 K: 1 S: 6	H: 1 LOB: 1 BB: 0 P: 6	R: 0 E: 0 K: 1 S: 5	H: 0 LOB: 0 BB: 0 P: 5	R: 0 E: 0 K: 1 S: 5	H: 0 LOB: 0 BB: 0 P: 5	R: 1 E: 0 K: 0 S: 6	H: 3 LOB: 2 BB: 0 P: 6	R: 0 E: 0 K: 2 S: 7	H: 1 LOB: 1 BB: 0 P: 7	R: 0 E: 0 K: 0 S: 3	H: 0 LOB: 0 BB: 0 P: 3	R: 0 E: 0 K: 0 S: 4	H: 1 LOB: 1 BB: 0 P: 4	R: 0 E: 0 K: 1 S: 5	H: 0 LOB: 1 BB: 1 P: 9		R: 0 E: 0 K: 0 S: 3	H: 1 LOB: 0 BB: 0 P: 3	1B: 5 2B: 1 3B: 0 HR: 1	SF: 0 SAC: 0 DP: 1 HBP: 0	WP: 0 PB: 0 SB: 0 CS: 0	PA: 33				
PITCHER	IP	WLS	BF	H	R	ER	SO	BB	IBB	HBP	BLK	WP	HR	S	P	ERA	WHIP										
Johnny Podres, L ERA: 3.08 Dave Wickersham, R ERA: 1.99	(1, 1) (8, 1)	7.0 W	26 7	6 1	1 0	1 0	5 1	0 1	0 0	0 0	0 0	0 0	1 0	36 8	36 12	1.29 0.00	0.857 1.000										

Batter	1	2	3	4	5	6	7	8	9	AB	R	H	RBI	BB	SO	LOB	BOTTOM										
Dick McAuliffe, L OBP: 0.365, SLG: 0.438 (1, 4)										4	0	1	0	0	0	1	California Angels @ Detroit Tigers Tiger Stadium, Detroit, MI Tue Jun 20 1967, 7:05 PM EDT Att: 13,043 - Unknown										
Don Wert, R OBP: 0.315, SLG: 0.318 (1, 5)										2	1	0	0	1	0	1											
Al Kaline, R OBP: 0.420, SLG: 0.553 (1, 9)										4	1	1	1	0	0	3											
Bill Freehan, R OBP: 0.426, SLG: 0.522 (1, 2)										3	0	0	0	1	0	2											
Jim Northrup, L OBP: 0.351, SLG: 0.429 (1, 7)										4	0	1	1	0	2	2											
Norm Cash, L OBP: 0.392, SLG: 0.420 (1, 3)										2	0	1	0	2	0	1											
Mickey Stanley, R OBP: 0.259, SLG: 0.257 (1, 8)										3	0	1	0	0	1	2											
Ray Oyler, R OBP: 0.275, SLG: 0.264 Gates Brown, L OBP: 0.297, SLG: 0.308 Jerry Lumpe, L OBP: 0.355, SLG: 0.167 Dick Tracewski, R OBP: 0.286, SLG: 0.333 (1, 6)										2	0	1	0	0	0	1											
Johnny Podres, L OBP: 0.167, SLG: 0.167 Jim Price, R OBP: 0.313, SLG: 0.406 Dave Wickersham, R ERA: 4.09 (7, PH)										1	0	0	0	0	0	0											
Inning Stats	R: 0 E: 0 K: 0 S: 2	H: 0 LOB: 0 BB: 1 P: 6	R: 0 E: 0 K: 1 S: 5	H: 1 LOB: 1 BB: 0 P: 5	R: 0 E: 0 K: 0 S: 4	H: 1 LOB: 1 BB: 0 P: 4	R: 0 E: 0 K: 0 S: 3	H: 0 LOB: 0 BB: 0 P: 3	R: 0 E: 0 K: 2 S: 8	H: 1 LOB: 2 BB: 1 P: 12	R: 0 E: 0 K: 0 S: 5	H: 1 LOB: 2 BB: 0 P: 5	R: 0 E: 0 K: 0 S: 3	H: 1 LOB: 2 BB: 1 P: 7	R: 2 E: 0 K: 0 S: 4	H: 2 LOB: 1 BB: 1 P: 9		1B: 6 2B: 1 3B: 0 HR: 0	SF: 0 SAC: 0 DP: 2 HBP: 1	WP: 0 PB: 1 SB: 0 CS: 0	PA: 33						
PITCHER	IP	WLS	BF	H	R	ER	SO	BB	IBB	HBP	BLK	WP	HR	S	P	ERA	WHIP										
Jack Hamilton, R ERA: 3.05 George Brunet, L ERA: 4.09	(1, 1) (7, 1)	6.1 L	27 7	5 2	2 2	0 2	3 0	3 0	0 1	0 1	0 0	0 0	0 5	29 10	41 10	0.00 10.80	1.263 1.200										

AB	32
R	1
H	7
RBI	1
BB	1
SO	6
LOB	8



Batter	1	2	3	4	5	6	7	8	9	AB	R	H	RBI	BB	SO	LOB	TOP								
Cesar Tovar, R OBP: 0.391, SLG: 0.402 (1, 8) (7, 5)	0-0 6-3	0-0 6-3		0-0 6-3		0-3 K		0-0 F2		5	0	0	0	0	1	3									
Rod Carew, L OBP: 0.364, SLG: 0.451 (1, 4) (7, 8)	0-0 F8		0-0 HR	0-0 HR		0-0 6-3			0-0 CS	5	2	3	1	0	0	0									
Harmon Killebrew, R OBP: 0.419, SLG: 0.610 (1, 3) BB	4-0 BB		0-0 HR	0-0 HR			0-0 4-3		0-0 CS	3	2	2	3	1	0	0									
Tony Oliva, L OBP: 0.315, SLG: 0.418 (1, 9) BB	0-0 4-3		0-0 F8	0-0 6-3			0-0 L6			4	0	0	0	0	0	1									
Bob Allison, R OBP: 0.342, SLG: 0.425 (1, 7) BB		0-0 6-3 1B	0-3 K		0-0 S		4-0 BB			3	1	2	0	1	1	0									
Rich Rollins, R OBP: 0.341, SLG: 0.353 (7, PH) (7, 8)	0-0 6-3 1B	0-0 1B	4-0 1B		0-0 F8		0-0 L9			2	0	1	0	1	0	1									
Ted Uhlaender, L OBP: 0.262, SLG: 0.355 (7, 8) S	1-2 1B	0-0 1B	0-0 BB		1-2 F8					1	0	0	0	0	0	1									
Zolo Versalles, R OBP: 0.293, SLG: 0.339 (1, 6) S	0-0 6-3	0-0 1-2 2-3	0-0 1B		0-3 K			0-0 F8		4	0	1	0	0	1	3									
Russ Nixon, L OBP: 0.302, SLG: 0.364 (1, 2) S	0-0 SF7	0-0 3-1			0-0 F7			4-0 BB		2	0	0	1	0	0	3									
Jerry Zimmerman, R OBP: 0.250, SLG: 0.173 (6, 2) S	3-H									0	0	0	0	1	0	0									
Jim Merritt, L OBP: 0.240, SLG: 0.292 (1, 1) S	4-0 BB			0-0 6-3		0-3 K		0-3 K		2	0	0	0	1	1	0									
Ron Kline, R (7, 1) S										0	0	0	0	0	0	0									
Sandy Valdespino, L OBP: 0.303, SLG: 0.321 (8, PH) S										1	0	0	0	0	1	1									
Al Worthington, R (8, 1) S										0	0	0	0	0	0	0									
Dean Chance, R (8, 1) S										0	0	0	0	0	0	0									
Inning Stats	R: 0 E: 0 K: 0 S: 3	H: 0 LOB: 1 BB: 1 P: 7	R: 1 E: 0 K: 0 S: 5	H: 2 LOB: 2 BB: 1 P: 9	R: 2 E: 0 K: 1 S: 8	H: 3 LOB: 2 BB: 1 P: 12	R: 2 E: 0 K: 0 S: 5	H: 2 LOB: 0 BB: 0 P: 5	R: 0 E: 0 K: 1 S: 6	H: 1 LOB: 1 BB: 0 P: 6	R: 0 E: 0 K: 2 S: 7	H: 0 LOB: 0 BB: 0 P: 7	R: 0 E: 0 K: 0 S: 3	H: 0 LOB: 1 BB: 1 P: 7	R: 0 E: 0 K: 1 S: 5	H: 0 LOB: 1 BB: 1 P: 9	R: 0 E: 0 K: 0 S: 1	H: 1 LOB: 0 BB: 0 P: 1	1B: 5 2B: 1 3B: 0 HR: 3	SF: 1 SAC: 0 DP: 0 HBP: 0	WP: 0 PB: 0 SB: 1 CS: 1	PA: 39			
PITCHER	IP	WLS	BF	H	R	ER	SO	BB	IBB	HBP	BLK	WP	HR	S	P	ERA	WHIP								
Earl Wilson, R ERA: 3.92	3.2		20	6	4	4	1	3	0	0	0	0	2	19	31	9.82	2.455								
Pat Dobson, R ERA: 3.18	4.1	1.1	6	2	1	1	1	0	0	0	0	0	1	8	8	6.75	1.500								
Larry Sherry, R ERA: 6.04	6.1	2.0	7	0	0	0	2	1	0	0	0	0	0	10	14	0.00	0.500								
Mike Marshall, R ERA: 2.25	8.1	1.0	4	0	0	0	1	1	0	0	0	0	0	5	9	0.00	1.000								
Fred Gladding, R ERA: 1.48	9.1	0.1	1	1	0	0	0	0	0	0	0	0	0	1	1	0.00	3.000								

Minnesota Twins @ Detroit Tigers
Tiger Stadium, Detroit, MI
Wed Jun 21 1967, 7:05 PM EDT
Att: 11,566 - Unknown

AB	32
R	5
H	9
RBI	5
BB	5
SO	5
LOB	13



Batter	1	2	3	4	5	6	7	8	9	AB	R	H	RBI	BB	SO	LOB	BOTTOM								
Don Wert, R OBP: 0.310, SLG: 0.313 (1, 5) S	0-0 F3		0-0 F2		0-0 F8		0-0 F8			4	0	0	0	0	0	2									
Dick McAuliffe, L OBP: 0.367, SLG: 0.452 (1, 4) (9, 6) S	0-0 HR		0-3 K		0-0 F5		0-0 HR			4	2	2	2	0	1	1									
Al Kaline, R OBP: 0.421, SLG: 0.564 (1, 9) S	0-0 1H HR			0-0 L5-3		4-0 1B FC6-4 BB	0-0 L7			3	2	1	2	1	0	0									
Bill Freehan, R OBP: 0.427, SLG: 0.527 (1, 3) (9, 2) S	0-0 6-3			0-0 1B 2B		0-0 FC6-4 1B	0-3 K			4	0	2	0	0	1	0									
Jim Northrup, L OBP: 0.350, SLG: 0.425 (1, 7) S	0-3 K			0-3 K		0-0 F7	0-0 BB	0-0 1B		4	0	1	0	0	2	3									
Mickey Stanley, R OBP: 0.258, SLG: 0.257 (1, 8) S		0-0 5-3		0-0 1B		0-0 FC6-4	0-3 K			4	0	1	1	0	1	2									
Jim Price, R OBP: 0.286, SLG: 0.371 (1, 2) S		0-0 F7		0-3 K		0-0 F6	4-0 BB	0-0 BB		3	0	0	0	0	1	3									
Norm Cash, L OBP: 0.394, SLG: 0.420 (6, PH) (9, 3) S						0-0 F6	0-0 BB	1-2 BB		0	0	0	0	1	0	0									
Ray Oyler, R OBP: 0.271, SLG: 0.260 (1, 6) S		0-0 6-3			0-0 F7		0-0 F8	0-0 F3		3	0	0	0	0	0	0									
Gates Brown, L OBP: 0.293, SLG: 0.304 (8, PH) (9, 1) S						0-0 F7		0-0 F8		1	0	0	0	0	0	2									
Fred Gladding, L (9, 1) S										0	0	0	0	0	0	0									
Earl Wilson, R OBP: 0.224, SLG: 0.326 (4, 1) S				0-3 K						1	0	0	0	0	1	0									
Pat Dobson, R (4, 1) S										0	0	0	0	0	0	0									
Dick Tracewski, R OBP: 0.306, SLG: 0.353 (5, PH) S										1	0	1	0	0	0	0									
Larry Sherry, R (6, 1) S										0	0	0	0	0	0	0									
Mike Marshall, R OBP: 1.000, SLG: 1.000 (7, PH) S										1	1	1	0	0	0	0									
Jerry Lumpe, L OBP: 0.355, SLG: 0.187 (8, 1) S										0	0	0	0	0	0	0									
Inning Stats	R: 2 E: 0 K: 1 S: 7	H: 2 LOB: 0 BB: 0 P: 7	R: 0 E: 0 K: 0 S: 3	H: 0 LOB: 0 BB: 0 P: 3	R: 0 E: 0 K: 2 S: 7	H: 0 LOB: 0 BB: 0 P: 7	R: 0 E: 0 K: 2 S: 9	H: 2 LOB: 2 BB: 0 P: 9	R: 0 E: 0 K: 0 S: 4	H: 1 LOB: 1 BB: 0 P: 4	R: 1 E: 0 K: 0 S: 4	H: 1 LOB: 1 BB: 1 P: 8	R: 2 E: 0 K: 0 S: 5	H: 2 LOB: 0 BB: 0 P: 5	R: 0 E: 0 K: 2 S: 8	H: 1 LOB: 2 BB: 1 P: 12	1B: 6 2B: 1 3B: 0 HR: 2	SF: 0 SAC: 0 DP: 0 HBP: 0	WP: 0 PB: 0 SB: 0 CS: 0	PA: 35					
PITCHER	IP	WLS	BF	H	R	ER	SO	BB	IBB	HBP	BLK	WP	HR	S	P	ERA	WHIP								
Jim Merritt, L ERA: 2.86	6.2		29	8	5	5	5	1	0	0	0	0	0	1	1	6.75	1.350								
Ron Kline, R ERA: 3.34	7.1	0.1	1	0	0	0	0	0	0	0	0	0	0	1	1	0.00	0.000								
Al Worthington, R ERA: 4.32	8.1	0.2	4	1	0	0	2	1	0	0	0	0	0	7	11	0.00	3.000								
Dean Chance, R ERA: 3.3	8.1	0.1	1	0	0	0	0	0	0	0	0	0	0	1	1	0.00	0.000								

Minnesota Twins @ Detroit Tigers
Tiger Stadium, Detroit, MI
Wed Jun 21 1967, 7:05 PM EDT
Att: 11,566 - Unknown

AB	33
R	5
H	9
RBI	5
BB	2
SO	7
LOB	13



Batter	1	2	3	4	5	6	7	8	9	AB	R	H	RBI	BB	SO	LOB	TOP			
Cesar Tovar, R OBP: 0.349, SLG: 0.399 (1, 5)	0-0 6-3		0-0 5-3			0-0 G4-6-3 1B		0-3 K		4	0	1	0	0	1	2	Minnesota Twins @ Detroit Tigers Tiger Stadium, Detroit, MI Thu Jun 22 1967, 4:33 AM EDT Att: 11,037 - Unknown			
Rod Carew, L OBP: 0.358, SLG: 0.444 (1, 4)	0-3 K		0-3 K			0-0 G4-6-3 1-2		0-0 4-3		4	0	0	0	0	2	3				
Harmon Killebrew, R OBP: 0.417, SLG: 0.662 (1, 3)	0-0 4-3			0-0 E6 G4-6-3			4-0 FC4-6 BB		0-0 F8	3	0	0	0	1	0	0				
Tony Oliva, L OBP: 0.309, SLG: 0.408 (1, 9)		0-0 F8		0-0 G4-6-3 1-2			0-0 FC4-6 1B SF8		0-0 3-1	4	1	0	0	0	0	2				
Sandy Valdespino, L OBP: 0.297, SLG: 0.313 (1, 7)		0-0 1-3		0-0 F7			0-0 1-3 1B		0-0 G3	4	0	1	0	0	0	0				
Zoilo Versalles, R OBP: 0.290, SLG: 0.336 (1, 6)		0-0 5-3			0-0 F4		0-0 SF8			2	0	0	1	0	0	0				
Ted Uhlaender, L OBP: 0.250, SLG: 0.338 (1, 8)			0-0 F8		0-0 4-3		0-0 4-3			3	0	0	0	0	0	1				
Jerry Zimmerman, R OBP: 0.254, SLG: 0.172 (8, PH)			4-0 2B BB		0-0 6-3			0-0 1B		1	1	0	0	1	0	0				
Russ Nixon, L OBP: 0.313, SLG: 0.375 (8, 2)					0-0 6-3			0-0 1B		1	0	1	0	0	0	0				
Jim Kaat, L OBP: 0.278, SLG: 0.353 (3, 1)			0-0 1-H 2B			0-0 F6		0-3 K		1	0	1	1	0	0	0				
Inning Stats	R: 0 E: 0 K: 1 S: 5	H: 0 LOB: 0 BB: 0 P: 5	R: 0 E: 0 K: 0 S: 3	H: 0 LOB: 0 BB: 0 P: 3	R: 1 E: 0 K: 1 S: 6	H: 1 LOB: 1 BB: 1 P: 10	R: 0 E: 1 K: 0 S: 3	H: 0 LOB: 0 BB: 0 P: 3	R: 0 E: 0 K: 0 S: 3	H: 1 LOB: 0 BB: 0 P: 3	R: 0 E: 0 K: 0 S: 4	H: 1 LOB: 1 BB: 1 P: 8	R: 0 E: 0 K: 2 S: 8	H: 1 LOB: 1 BB: 0 P: 8	R: 0 E: 0 K: 0 S: 3	H: 0 LOB: 0 BB: 0 P: 3	1B: 3 2B: 1 3B: 0 HR: 0	SF: 1 SAC: 0 DP: 2 HBP: 0	WP: 0 PB: 0 SB: 0 CS: 0	PA: 32
PITCHER Joe Sparna, R ERA: 3.78 (1, 1)	IP: 9.0 WLS: W BF: 32 H: 4 R: 2 ER: 2 SO: 4 BB: 2 IBB: 0 HBP: 0 BLK: 0 WP: 0 HR: 0 S: 38 P: 46 ERA: 2.00 WHIP: 0.667															PITCHER				


Batter	1	2	3	4	5	6	7	8	9	AB	R	H	RBI	BB	SO	LOB	BOTTOM			
Dick Tracewski, R OBP: 0.325, SLG: 0.333 (1, 4)	0-0 F8		4-0 HR BB		4-0 BB			0-0 F8		2	1	0	0	2	0	2	Minnesota Twins @ Detroit Tigers Tiger Stadium, Detroit, MI Thu Jun 22 1967, 4:33 AM EDT Att: 11,037 - Unknown			
Norm Cash, L OBP: 0.396, SLG: 0.434 (1, 3)	4-0 HR BB		0-0 1-H HR		0-0 4-3			0-0 3-1		3	2	1	2	1	0	1				
Al Kaline, R OBP: 0.422, SLG: 0.590 (1, 9)	0-0 1-H HR		0-0 HR			0-0 L4		0-0 L9		4	2	2	3	0	0	0				
Willie Horton, R OBP: 0.351, SLG: 0.526 (1, 7)	0-0 F9		4-0 1B BB			0-0 F4		0-0 4-3		3	0	0	0	1	0	0				
Jim Northrup, L OBP: 0.350, SLG: 0.425 (8, 7)						0-0 5-3			0-0 F4	0	0	0	0	0	0	0				
Bill Freehan, R OBP: 0.424, SLG: 0.522 (1, 2)	0-0 F8		0-0 FC6-4 1B					0-0 F4		4	0	1	0	0	0	0				
Don Wert, R OBP: 0.310, SLG: 0.312 (1, 5)		0-0 F8	0-0 F7			0-0 L3 1B		0-0 L6		4	0	1	0	0	0	2				
Mickey Stanley, R OBP: 0.258, SLG: 0.257 (1, 8)		0-0 F7	0-0 FC6-4 1-2			0-0 L3 1-2		0-0 1B 1B		4	0	1	0	0	0	3				
Ray Oyler, R OBP: 0.275, SLG: 0.265 (1, 6)		0-0 F9		0-3 K		0-0 1B 1B		0-0 1B 1B		4	0	2	0	0	1	0				
Joe Sparna, R OBP: 0.061, SLG: 0.031 (1, 1)			0-0 3-1		0-0 1-3		0-0 1-3 1B		0-3 K	4	0	1	0	0	1	2				
Inning Stats	R: 2 E: 0 K: 0 S: 4	H: 1 LOB: 1 BB: 1 P: 8	R: 0 E: 0 K: 0 S: 3	H: 0 LOB: 0 BB: 0 P: 3	R: 3 E: 0 K: 0 S: 6	H: 3 LOB: 2 BB: 2 P: 14	R: 0 E: 0 K: 1 S: 5	H: 0 LOB: 1 BB: 1 P: 9	R: 0 E: 0 K: 0 S: 3	H: 0 LOB: 0 BB: 0 P: 3	R: 0 E: 0 K: 0 S: 3	H: 0 LOB: 0 BB: 0 P: 3	R: 0 E: 0 K: 1 S: 7	H: 2 LOB: 2 BB: 0 P: 7	R: 0 E: 0 K: 0 S: 3	H: 0 LOB: 0 BB: 0 P: 3	1B: 6 2B: 1 3B: 0 HR: 3	SF: 0 SAC: 0 DP: 1 HBP: 0	WP: 0 PB: 0 SB: 0 CS: 0	PA: 36
PITCHER Jim Kaat, L ERA: 4.95 (3, 1)	IP: 2.1 WLS: L BF: 13 H: 1 R: 0 ER: 0 SO: 1 BB: 1 IBB: 0 HBP: 0 BLK: 0 WP: 0 HR: 0 S: 11 P: 15 ERA: 0.00 WHIP: 0.750															PITCHER				
Jim Perry, R ERA: 4.46 (6, 1)	IP: 2.0 WLS: 8 BF: 3 H: 3 R: 0 ER: 0 SO: 0 BB: 0 IBB: 0 HBP: 0 BLK: 0 WP: 0 HR: 0 S: 8 P: 8 ERA: 0.00 WHIP: 1.500															PITCHER				
Mudcat Grant, R ERA: 4.5 (8, 1)	IP: 1.0 WLS: 5 BF: 2 H: 2 R: 0 ER: 0 SO: 1 BB: 0 IBB: 0 HBP: 0 BLK: 0 WP: 0 HR: 0 S: 7 P: 7 ERA: 0.00 WHIP: 2.000															PITCHER				



Batter	1	2	3	4	5	6	7	8	9	AB	R	H	RBI	BB	SO	LOB	TOP																			
Dick McAuliffe, L (1,4) OBP: 0.364, SLG: 0.449										2	1	1	1	1	0	0																				
Norm Cash, L (1,3) OBP: 0.395, SLG: 0.436										4	0	2	0	0	0	2																				
Al Kaline, R (1,9) OBP: 0.417, SLG: 0.581										3	0	1	1	0	0	2																				
Willie Horton, R (1,7) OBP: 0.342, SLG: 0.508										4	0	1	0	0	0	0																				
Mickey Stanley, R (8, PR) OBP: 0.296, SLG: 0.254										0	0	0	0	0	0	0																				
Bill Freehan, R (1,2) OBP: 0.415, SLG: 0.505										3	0	0	0	1	0	2																				
Jim Northrup, L (1,8) OBP: 0.346, SLG: 0.419										4	0	0	0	0	1	3																				
Don Wert, R (1,5) OBP: 0.312, SLG: 0.322										4	1	2	0	0	1	1																				
Ray Oyler, R (1,6) OBP: 0.277, SLG: 0.267										3	1	1	1	0	0	1																				
Gates Brown, L (9, PH) OBP: 0.290, SLG: 0.300										1	0	0	0	0	1	0																				
Fred Gladding, L (9, 1)										0	0	0	0	0	0	0																				
Johnny Podres, L (1, 1) OBP: 0.125, SLG: 0.125										2	0	0	0	0	0	1																				
Dave Wickersham, R (6, 1)										1	0	0	0	0	1	0																				
Jerry Lumpe, L (9, PH) OBP: 0.344, SLG: 0.160										1	0	0	0	0	0	0																				
Inning Stats	R: 1 E: 0 K: 0 S: 4	H: 1 LOB: 0 BB: 0 P: 4	R: 0 E: 0 K: 0 S: 4	H: 1 LOB: 1 BB: 0 P: 4	R: 0 E: 0 K: 0 S: 4	H: 1 LOB: 1 BB: 0 P: 4	R: 0 E: 0 K: 0 S: 3	H: 0 LOB: 0 BB: 0 P: 3	R: 2 E: 0 K: 0 S: 6	H: 3 LOB: 1 BB: 0 P: 6	R: 0 E: 0 K: 0 S: 3	H: 0 LOB: 1 BB: 1 P: 7	R: 0 E: 0 K: 1 S: 5	H: 0 LOB: 1 BB: 1 P: 9	R: 0 E: 0 K: 1 S: 6	H: 2 LOB: 2 BB: 0 P: 6	R: 0 E: 0 K: 2 S: 7	H: 0 LOB: 0 BB: 0 P: 7	1B: 4 2B: 4 3B: 0 HR: 0	SF: 2 SAC: 0 DP: 1 HBP: 0	WP: 0 PB: 0 SB: 0 CS: 0	PA: 36														
PITCHER	IP WLS BF H R ER SO BB IBB HBP BLK WP HR S P ERA WHIP																																			
Fritz Peterson, L (1, 1) ERA: 4.92	4.2	20	6	3	3	0	0	0	0	0	0	0	0	20	20	5.79	1.286																			
Joe Verbanic, R (5, 1) ERA: 1.24	3.0	12	2	0	0	1	2	0	0	0	0	0	0	12	20	0.00	1.333																			
Steve Hamilton, L (8, 1) ERA: 2.81	0.1	1	0	0	0	1	0	0	0	0	0	0	0	3	3	0.00	0.000																			
Dooley Womack, R (9, 1) ERA: 2.29	1.0	W 3	0	0	0	2	0	0	0	0	0	0	0	7	7	0.00	0.000																			

Detroit Tigers @ New York Yankees
Yankee Stadium, Bronx, NY
Sat Jun 24 1967, 7:05 PM EDT
Att: 18,287 - Unknown


AB 32
R 3
H 8
RBI 3
BB 2
SO 4
LOB 12



Batter	1	2	3	4	5	6	7	8	9	AB	R	H	RBI	BB	SO	LOB	BOTTOM																			
Horace Clarke, S (1,4) OBP: 0.302, SLG: 0.269										4	0	1	0	0	1	0																				
Bill Robinson, R (1,9) OBP: 0.237, SLG: 0.254										4	1	2	1	0	0	1																				
Mickey Mantle, S (1,3) OBP: 0.375, SLG: 0.500										3	1	1	1	1	1	1																				
Elston Howard, R (1,2) OBP: 0.253, SLG: 0.250										3	0	0	0	0	0	1																				
Tom Tresh, S (1,7) OBP: 0.280, SLG: 0.335										2	0	0	0	1	1	0																				
Joe Pepitone, L (1,8) OBP: 0.311, SLG: 0.374										3	1	0	0	0	0	1																				
Charley Smith, R (1,5) OBP: 0.268, SLG: 0.302										3	1	1	2	0	0	0																				
Ruben Amaro, R (1,6) OBP: 0.293, SLG: 0.273										3	0	0	0	0	1	0																				
Fritz Peterson, S (1, 1) OBP: 0.316, SLG: 0.133										1	0	0	0	0	1	0																				
Joe Verbanic, R (5, 1) OBP: 0.250, SLG: 0.375										1	0	0	0	0	0	0																				
Steve Hamilton, L (8, 1) OBP: 0.333, SLG: 0.333										0	0	0	0	0	0	0																				
Steve Whitaker, L (8, PH) OBP: 0.298, SLG: 0.405										1	0	0	0	0	0	0																				
Dooley Womack, L (9, 1) OBP: 0.200, SLG: 0.200										0	0	0	0	0	0	0																				
Inning Stats	R: 0 E: 0 K: 0 S: 3	H: 1 LOB: 0 BB: 0 P: 3	R: 0 E: 0 K: 0 S: 3	H: 0 LOB: 0 BB: 0 P: 3	R: 0 E: 0 K: 1 S: 5	H: 0 LOB: 0 BB: 0 P: 5	R: 0 E: 0 K: 1 S: 5	H: 0 LOB: 1 BB: 1 P: 9	R: 2 E: 0 K: 1 S: 6	H: 1 LOB: 0 BB: 1 P: 10	R: 1 E: 0 K: 1 S: 6	H: 1 LOB: 0 BB: 0 P: 6	R: 0 E: 0 K: 1 S: 5	H: 0 LOB: 0 BB: 0 P: 5	R: 0 E: 0 K: 0 S: 4	H: 1 LOB: 1 BB: 0 P: 4	R: 1 E: 0 K: 0 S: 1	H: 1 LOB: 0 BB: 0 P: 1	1B: 2 2B: 0 3B: 0 HR: 3	SF: 0 SAC: 0 DP: 1 HBP: 0	WP: 0 PB: 0 SB: 0 CS: 0	PA: 30														
PITCHER	IP WLS BF H R ER SO BB IBB HBP BLK WP HR S P ERA WHIP																																			
Johnny Podres, L (1, 1) ERA: 3.41	5.1	20	3	3	3	3	2	0	0	0	0	0	0	24	32	5.06	0.938																			
Dave Wickersham, R (6, 1) ERA: 1.95	2.2	9	1	0	0	2	0	0	0	0	0	0	0	13	13	0.00	0.375																			
Fred Gladding, R (9, 1) ERA: 1.78	0.0	L 1	1	1	1	0	0	0	0	0	0	1	1	1	1	∞	∞																			

Detroit Tigers @ New York Yankees
Yankee Stadium, Bronx, NY
Sat Jun 24 1967, 7:05 PM EDT
Att: 18,287 - Unknown

AB 28
R 4
H 5
RBI 4
BB 2
SO 5
LOB 4



Batter	1	2	3	4	5	6	7	8	9	AB	R	H	RBI	BB	SO	LOB	TOP					
Dick McAuliffe, L (1.4) OBP: 0.362, SLG: 0.459										4	1	1	1	0	2	2	Detroit Tigers @ New York Yankees Yankee Stadium, Bronx, NY Sun Jun 25 1967, 3:33 AM EDT Att: 24,503 - Unknown					
Norm Cash, L (1.3) OBP: 0.389, SLG: 0.428										4	0	0	0	0	2	1						
Al Kaline, R (1.9) OBP: 0.422, SLG: 0.582										3	1	2	0	1	0	0						
Willie Horton, R (1.7) OBP: 0.345, SLG: 0.505 Mickey Stanley, R (9, PR) OBP: 0.256, SLG: 0.254										3	0	1	0	1	0	1						
Jim Northrup, L (1.8) OBP: 0.346, SLG: 0.414										3	0	0	0	1	1	3						
Bill Freehan, R (1.2) OBP: 0.409, SLG: 0.495										4	0	0	0	0	0	4						
Don Wert, R (1.5) OBP: 0.313, SLG: 0.323										3	0	1	0	0	1	0						
Ray Oyler, R (1.6) OBP: 0.276, SLG: 0.268										3	0	1	0	0	1	0						
Mickey Lolich, S (11.1) Pat Dobson, R (4.1) Jerry Lumpe, L (5, PH) Larry Sherry, R (5.1) Mike Marshall, R (6.1) Gates Brown, L (6, PH) Hank Aguirre, R (8.1)										1	0	0	0	0	0	0						
Inning Stats	R: 1 E: 0 K: 1 S: 6	H: 2 LOB: 0 BB: 0 P: 6	R: 0 E: 0 K: 1 S: 4	H: 0 LOB: 0 BB: 1 P: 8	R: 0 E: 1 K: 1 S: 6	H: 0 LOB: 1 BB: 0 P: 6	R: 0 E: 0 K: 0 S: 4	H: 2 LOB: 1 BB: 0 P: 4	R: 0 E: 0 K: 0 S: 3	H: 2 LOB: 0 BB: 0 P: 3	R: 0 E: 0 K: 0 S: 3	H: 0 LOB: 0 BB: 0 P: 3	R: 0 E: 0 K: 1 S: 5	H: 1 LOB: 1 BB: 0 P: 5	R: 0 E: 0 K: 2 S: 8	H: 1 LOB: 1 BB: 0 P: 8		R: 1 E: 0 K: 1 S: 5	H: 0 LOB: 2 BB: 2 P: 13	1B: 6 2B: 0 3B: 1 HR: 1	SF: 0 SAC: 0 DP: 2 HBP: 0	WP: 1 PB: 0 SB: 0 CS: 1
PITCHER	IP WLS BF H R ER SO BB IBB HBP BLK WP HR S P ERA WHIP																					
Mel Stottlemyre, R (1.1) ERA: 2.65	5.0 W 18 6 1 1 3 1 0 0 0 0 1 23 27 1.80 1.400																					
Thad Tillotson, R (6.1) ERA: 3.99	3.1 13 1 1 1 4 2 0 0 0 0 0 0 19 27 2.70 0.900																					
Steve Hamilton, L (9.1) ERA: 2.77	0.1 1 0 0 0 0 0 0 0 0 0 0 0 1 1 0.00 0.000																					
Dooley Womack, R (9.1) ERA: 2.27	0.1 S 1 0 0 0 0 0 0 0 0 0 1 0 1 1 0.00 0.000																					

Batter	1	2	3	4	5	6	7	8	9	AB	R	H	RBI	BB	SO	LOB	BOTTOM			
Horace Clarke, S (1.4) OBP: 0.305, SLG: 0.273										4	1	2	0	0	0	0	Detroit Tigers @ New York Yankees Yankee Stadium, Bronx, NY Sun Jun 25 1967, 3:33 AM EDT Att: 24,503 - Unknown			
Bill Robinson, R (1.9) OBP: 0.237, SLG: 0.254										4	1	1	0	0	1	2				
Mickey Mantle, S (1.3) OBP: 0.377, SLG: 0.497										3	1	1	1	1	0	1				
Elston Howard, R (1.2) OBP: 0.250, SLG: 0.247 Jake Gibbs, L (6, PH) OBP: 0.304, SLG: 0.300										2	0	0	0	0	1	3				
Tom Tresh, S (1.7) OBP: 0.279, SLG: 0.333										4	0	1	2	0	0	2				
Joe Pepitone, L (1.8) OBP: 0.319, SLG: 0.385										4	0	3	0	0	1	0				
Charley Smith, R (1.5) OBP: 0.263, SLG: 0.295										4	0	0	0	0	3	5				
Ruben Amaro, R (1.6) OBP: 0.294, SLG: 0.270										2	0	0	0	1	0	1				
Mel Stottlemyre, R (1.1) OBP: 0.147, SLG: 0.094 Thad Tillotson, R (6.1) OBP: 0.200, SLG: 0.077 Steve Hamilton, L (9.1) OBP: 0.333, SLG: 0.333 Dooley Womack, L (9.1) OBP: 0.200, SLG: 0.200										2	0	0	0	0	1	3				
Inning Stats	R: 0 E: 0 K: 2 S: 8	H: 1 LOB: 1 BB: 0 P: 8	R: 0 E: 0 K: 1 S: 5	H: 0 LOB: 0 BB: 0 P: 5	R: 0 E: 0 K: 0 S: 3	H: 0 LOB: 0 BB: 0 P: 3	R: 2 E: 1 K: 2 S: 10	H: 3 LOB: 3 BB: 2 P: 18	R: 1 E: 0 K: 0 S: 5	H: 2 LOB: 1 BB: 0 P: 5	R: 0 E: 0 K: 1 S: 5	H: 1 LOB: 0 BB: 0 P: 5	R: 0 E: 0 K: 1 S: 6	H: 1 LOB: 2 BB: 1 P: 10	R: 0 E: 0 K: 1 S: 6	H: 1 LOB: 2 BB: 1 P: 10		1B: 7 2B: 2 3B: 0 HR: 0	SF: 0 SAC: 0 DP: 1 HBP: 0	WP: 0 PB: 0 SB: 0 CS: 0
PITCHER	IP WLS BF H R ER SO BB IBB HBP BLK WP HR S P ERA WHIP																			
Mickey Lolich, L (1.1) ERA: 4.65	3.2 L 17 4 2 2 4 2 0 0 0 0 0 0 3 3 0.00 0.000																			
Pat Dobson, R (4.1) ERA: 2.92	0.1 1 0 0 0 1 0 0 0 0 0 0 0 3 3 0.00 0.000																			
Larry Sherry, R (5.1) ERA: 5.93	1.0 6 3 1 1 0 0 0 0 0 0 0 0 6 6 9.00 3.000																			
Mike Marshall, R (6.1) ERA: 1.89	2.0 5 0 0 0 2 0 0 0 0 0 0 0 9 9 0.00 0.000																			
Hank Aguirre, L (8.1) ERA: 1.4	1.0 5 1 0 0 1 1 0 0 0 0 0 0 6 10 0.00 2.000																			

AB	30
R	2
H	7
RBI	1
BB	3
SO	7
LOB	13



AB	31
R	3
H	8
RBI	3
BB	3
SO	8
LOB	18



Batter	1	2	3	4	5	6	7	8	9	AB	R	H	RBI	BB	SO	LOB	TOP										
Lee Mays, L OBP: 0.318, SLG: 0.471 (1, 9) (7, 7)	G3	F3				SH1 BB		SH5-4		3	0	1	0	1	0	1	Cleveland Indians @ Detroit Tigers Tiger Stadium, Detroit, MI Tue Jun 27 1967, 7:05 PM EDT Att: 30,266 - Unknown										
Chuck Hinton, R OBP: 0.313, SLG: 0.348 (1, 8) (7, 9)	F6	K				SH1	F8	FC1-2 IBB		3	0	0	0	1	1	2											
Leon Wagner, L OBP: 0.304, SLG: 0.462 Vic Davalillo, L OBP: 0.274, SLG: 0.308 (7, PR) (7, 8)	L6		4-3					FC1-2		2	0	0	0	1	0	0											
Don Demeter, R OBP: 0.284, SLG: 0.465 (8, PH) (8, 8)						BB		SF7 HBP	FC1-2 IBB	1	0	0	0	0	0	3											
Fred Whitfield, L OBP: 0.285, SLG: 0.380 (1, 3)		1B WP				F5		F5	4-1	5	1	2	0	0	0	6											
Max Alvis, R OBP: 0.323, SLG: 0.414 (1, 5)		1B				K		SF7	F6	4	1	1	1	0	2	3											
Duke Sims, L OBP: 0.307, SLG: 0.288 (1, 2)		2B BB				K		4-3	F8	4	2	1	0	1	0	2											
Chico Salmon, R OBP: 0.306, SLG: 0.375 (1, 4)		PB SF8				F2		4-3 SF8	6-3	5	3	3	4	0	0	0											
Larry Brown, R OBP: 0.336, SLG: 0.384 (1, 6)	SF8					K		4-3	SH5-4 FC1-2 1B	3	0	1	1	0	1	1											
Sam McDowell, L OBP: 0.206, SLG: 0.333 (1, 1)						K		SF8	E3 FC1-2 SH5-4	3	0	1	1	0	1	1											
Inning Stats	R: 0 E: 0 K: 0 S: 3	H: 0 LOB: 0 BB: 0 P: 3	R: 4 E: 0 K: 1 S: 9	H: 4 LOB: 1 BB: 1 P: 13	R: 0 E: 0 K: 1 S: 6	H: 1 LOB: 0 BB: 0 P: 6	R: 0 E: 0 K: 2 S: 7	H: 0 LOB: 0 BB: 0 P: 7	R: 0 E: 0 K: 1 S: 5	H: 0 LOB: 2 BB: 2 P: 13	R: 2 E: 0 K: 0 S: 6	H: 3 LOB: 1 BB: 0 P: 6	R: 1 E: 0 K: 0 S: 3	H: 0 LOB: 1 BB: 0 P: 4	R: 1 E: 0 K: 0 S: 6	H: 2 LOB: 1 BB: 1 P: 10	R: 0 E: 0 K: 0 S: 3	H: 0 LOB: 0 BB: 0 P: 3	1B: 5 2B: 4 3B: 0 HR: 1	SF: 3 SAC: 2 DP: 0 HBP: 1	WP: 2 PB: 1 SB: 1 CS: 0	PA: 43					
PITCHER	IP	WLS	BF	H	R	ER	SO	BB	IBB	HBP	BLK	WP	HR	S	P	ERA	WHIP										
Earl Wilson, R ERA: 4.2 (1, 1)	1.1	L	9	4	4	4	0	1	0	0	0	1	0	8	12	27.00	3.750										
Mike Marshall, R ERA: 1.37 (2, 1)	3.2		14	1	0	0	5	2	0	0	0	0	0	22	30	0.00	0.818										
Larry Sherry, R ERA: 6.43 (6, 1)	0.2		5	3	2	2	0	0	0	0	0	1	0	5	5	27.00	4.500										
Pat Dobson, R ERA: 2.83 (8, 1)	1.1		5	0	1	0	0	0	0	1	0	0	0	4	5	0.00	0.000										
Hank Aguirre, L ERA: 1.69 (8, 1)	2.0		10	2	1	1	0	0	1	0	0	0	1	9	13	4.50	1.000										

Batter	1	2	3	4	5	6	7	8	9	AB	R	H	RBI	BB	SO	LOB	BOTTOM										
Don Wert, R OBP: 0.308, SLG: 0.318 (1, 5)	5-3		K			F5		K		4	0	0	0	0	2	0	Cleveland Indians @ Detroit Tigers Tiger Stadium, Detroit, MI Tue Jun 27 1967, 7:05 PM EDT Att: 30,266 - Unknown										
Dick McAuliffe, L OBP: 0.367, SLG: 0.464 (1, 4)	4-3		FC5-4 1B					1B 1B		4	0	3	0	0	0	0											
Al Kaline, R OBP: 0.417, SLG: 0.574 Mickey Stanley, R OBP: 0.262, SLG: 0.261 (1, 9) (7, 8)	K		FC5-4			K				3	0	0	0	0	2	2											
Willie Horton, R OBP: 0.343, SLG: 0.500 (1, 7)		6-3 WP 1B				F4		K		4	1	1	0	0	1	3											
Bill Freehan, R OBP: 0.403, SLG: 0.487 (1, 2)		K				6-3		K		4	0	0	0	0	2	3											
Jim Northrup, L OBP: 0.345, SLG: 0.411 (1, 8) (7, 9)		6-3				4-3		BB 1B		4	0	1	0	0	0	1											
Norm Cash, L OBP: 0.391, SLG: 0.429 (1, 3)						F8		F6		4	0	2	1	0	0	1											
Ray Oyler, R OBP: 0.277, SLG: 0.264 (1, 6)						F8		FC5-4 BB		3	0	0	0	1	1	2											
Earl Wilson, R OBP: 0.224, SLG: 0.326 Mike Marshall, R OBP: 0.200, SLG: 0.300 Dick McAuliffe, L OBP: 0.333, SLG: 0.342 Larry Sherry, R OBP: 0.262, SLG: 0.261 Pat Dobson, R OBP: 0.206, SLG: 0.333 Jim Northrup, L OBP: 0.345, SLG: 0.411 Hank Aguirre, R OBP: 0.300, SLG: 1.500 Gates Brown, L OBP: 0.266, SLG: 0.305 (1, 1) (2, 1) (5, PH) (8, 1) (8, 1) (8, PH) (8, PH)			6-3			K		FC5-4		0	0	0	0	0	0	0											
Inning Stats	R: 0 E: 0 K: 1 S: 5	H: 0 LOB: 0 BB: 0 P: 5	R: 1 E: 0 K: 2 S: 9	H: 2 LOB: 1 BB: 0 P: 9	R: 0 E: 0 K: 1 S: 6	H: 1 LOB: 1 BB: 0 P: 6	R: 0 E: 0 K: 0 S: 3	H: 0 LOB: 0 BB: 0 P: 3	R: 0 E: 0 K: 1 S: 5	H: 0 LOB: 0 BB: 0 P: 5	R: 0 E: 0 K: 1 S: 6	H: 1 LOB: 1 BB: 0 P: 6	R: 0 E: 0 K: 0 S: 4	H: 1 LOB: 2 BB: 1 P: 8	R: 0 E: 0 K: 3 S: 11	H: 2 LOB: 2 BB: 0 P: 11	R: 0 E: 0 K: 0 S: 4	H: 1 LOB: 1 BB: 0 P: 4	1B: 8 2B: 0 3B: 0 HR: 0	SF: 0 SAC: 0 DP: 0 HBP: 0	WP: 1 PB: 0 SB: 0 CS: 0	PA: 36					
PITCHER	IP	WLS	BF	H	R	ER	SO	BB	IBB	HBP	BLK	WP	HR	S	P	ERA	WHIP										
Sam McDowell, L ERA: 4.23 (1, 1)	9.0	W	36	8	1	1	9	1	0	0	0	1	0	53	57	1.00	1.000										

AB	33
R	8
H	10
RBI	7
BB	4
SO	5
LOB	19



Batter	1	2	3	4	5	6	7	8	9	AB	R	H	RBI	BB	SO	LOB	TOP			
Lee Mays, L OBP: 0.324, SLG: 0.457 (1, 9)										4	0	0	0	1	2	1	Cleveland Indians @ Detroit Tigers Tiger Stadium, Detroit, MI Thu Jun 29 1967, 7:05 PM EDT Att: 10,113 - Unknown			
Max Alvis, R OBP: 0.322, SLG: 0.406 (1, 5)										5	1	1	1	0	1	3				
Leon Wagner, L OBP: 0.300, SLG: 0.451 Gus Gil, R OBP: 0.186, SLG: 0.175 (1, 7) (8, 4)										4	1	1	0	0	3	0				
Don Demeter, R OBP: 0.273, SLG: 0.446 Fred Whitfield, L OBP: 0.266, SLG: 0.391 Steve Bailey, R (8, 1)										3	0	0	0	0	0	0				
George Culver, R OBP: 1.000, SLG: 1.000 (9, 1)										1	1	1	3	0	0	0				
Joe Azcue, R OBP: 0.367, SLG: 0.459 (1, 2)										4	1	1	0	0	0	0				
Tony Horton, R OBP: 0.289, SLG: 0.303 Chuck Hinton, R OBP: 0.317, SLG: 0.344 (1, 3) (8, 9)										3	0	2	0	0	0	1				
Chico Salmon, R OBP: 0.298, SLG: 0.371 (1, 4) (8, 3)										1	0	0	0	0	1	0				
Larry Brown, R OBP: 0.333, SLG: 0.377 (1, 6)										4	0	0	0	0	0	2				
Luis Tiant, R OBP: 0.281, SLG: 0.452 Vic Davalillo, L OBP: 0.283, SLG: 0.333 (1, 1) (8, 8)										2	0	0	0	0	0	1				
Inning Stats	R: 0 E: 0 K: 2 S: 7	H: 0 LOB: 0 BB: 0 P: 7	R: 0 E: 0 K: 0 S: 4	H: 1 LOB: 1 BB: 0 P: 4	R: 0 E: 0 K: 1 S: 5	H: 0 LOB: 0 BB: 0 P: 5	R: 0 E: 0 K: 1 S: 5	H: 0 LOB: 0 BB: 0 P: 5	R: 1 E: 0 K: 0 S: 5	H: 2 LOB: 1 BB: 0 P: 5	R: 0 E: 0 K: 1 S: 5	H: 1 LOB: 1 BB: 0 P: 4	R: 4 E: 0 K: 0 S: 7	H: 4 LOB: 0 BB: 0 P: 7	R: 0 E: 1 K: 3 S: 11	H: 1 LOB: 3 BB: 1 P: 15	1B: 6 2B: 2 3B: 0 HR: 1	SF: 0 SAC: 0 DP: 0 HBP: 0	WP: 1 PB: 0 SB: 1 CS: 0	PA: 38
PITCHER	IP WLS BF H R ER SO BB IBB HBP BLK WP HR S P ERA WHIP																			
Denny McLain, R ERA: 4.03 Fred Gladding, R ERA: 1.99 (1, 1) (8, 1)	7.2 L 30 7 4 4 5 0 0 0 0 0 1 0 40 40 4.70 0.913																			

Batter	1	2	3	4	5	6	7	8	9	AB	R	H	RBI	BB	SO	LOB	BOTTOM					
Dick McAuliffe, L OBP: 0.375, SLG: 0.475 (1, 6) (8, 4)										4	1	2	1	1	1	1	Cleveland Indians @ Detroit Tigers Tiger Stadium, Detroit, MI Thu Jun 29 1967, 7:05 PM EDT Att: 10,113 - Unknown					
Jerry Lumpe, L OBP: 0.297, SLG: 0.133 Ray Oyler, R OBP: 0.277, SLG: 0.264 Willie Horton, R OBP: 0.344, SLG: 0.497 Dick Tracewski, R OBP: 0.326, SLG: 0.333 (1, 4) (8, 6) (9, PH) (9, PR)										4	0	0	0	0	0	2						
Gates Brown, L OBP: 0.293, SLG: 0.294 Jim Landis, R OBP: 0.341, SLG: 0.359 (1, 7) (5, 7)										2	0	0	0	0	0	0						
Norm Cash, L OBP: 0.398, SLG: 0.440 (1, 3)										4	0	2	0	0	1	1						
Jim Northrup, L OBP: 0.342, SLG: 0.406 (1, 9)										4	0	1	0	0	0	3						
Bill Freehan, R OBP: 0.406, SLG: 0.483 (1, 2)										4	1	1	0	0	1	1						
Don Wert, R OBP: 0.307, SLG: 0.315 (1, 5)										3	0	0	0	0	1	4						
Mickey Stanley, R OBP: 0.281, SLG: 0.309 (1, 8)										4	1	3	2	0	0	0						
Denny McLain, R OBP: 0.116, SLG: 0.073 Fred Gladding, L OBP: 0.258, SLG: 0.148 (1, 1) (8, 1) (9, PH)										3	0	0	0	0	3	2						
Inning Stats	R: 0 E: 0 K: 0 S: 3	H: 0 LOB: 0 BB: 0 P: 3	R: 0 E: 0 K: 0 S: 4	H: 1 LOB: 1 BB: 0 P: 4	R: 0 E: 1 K: 2 S: 8	H: 1 LOB: 1 BB: 0 P: 8	R: 0 E: 0 K: 1 S: 5	H: 0 LOB: 0 BB: 0 P: 5	R: 0 E: 0 K: 0 S: 10	H: 1 LOB: 1 BB: 0 P: 10	R: 0 E: 0 K: 0 S: 5	H: 2 LOB: 2 BB: 0 P: 5	R: 3 E: 1 K: 1 S: 8	H: 2 LOB: 0 BB: 0 P: 8	R: 0 E: 0 K: 0 S: 4	H: 2 LOB: 2 BB: 1 P: 8		R: 0 E: 0 K: 0 S: 4	H: 1 LOB: 2 BB: 1 P: 8	1B: 7 2B: 1 3B: 0 HR: 2	SF: 0 SAC: 1 DP: 1 HBP: 0	WP: 0 PB: 0 SB: 0 CS: 0
PITCHER	IP WLS BF H R ER SO BB IBB HBP BLK WP HR S P ERA WHIP																					
Luis Tiant, R ERA: 2.79 Steve Bailey, R ERA: 2.7 George Culver, R ERA: 4.33 (1, 1) (8, 1) (9, 1)	7.0 W 29 7 3 1 7 0 0 0 0 0 0 0 7 15 0.00 3.000																					

Batter	1	2	3	4	5	6	7	8	9	AB	R	H	RBI	BB	SO	LOB	TOP										
Mary Staehle, L (1,4) OBP: 0.400, SLG: 0.600	0-0 E WP 1B	0-0 4-3			0-0 G3		0-0 2B		0-0 6-3	5	1	2	0	0	0	1											
Don Buford, S (1,5) OBP: 0.306, SLG: 0.292	0-0 F9		0-0 G3		0-0 F3		0-0 F6		0-0 4-3 1B	5	0	1	0	0	0	3											
Ken Berry, R (1,8) OBP: 0.334, SLG: 0.368	0-0 E6 WP HR 1B		0-0 5-3		4-0 1B G4-2-3 BB		0-0 F9		0-0 4-3	4	1	1	0	1	0	2											
Jim King, L (1,9) OBP: 0.316, SLG: 0.284 Jimmy Stewart, S (9,7) OBP: 0.235, SLG: 0.235	0-0 F4 2-3 3-H		0-0 F9		0-0 1B G4-2-3 2B 1B		4-0 BB		0-0 F8	4	1	1	0	1	0	2											
Tom McCraw, L (1,3) OBP: 0.292, SLG: 0.387	0-0 HR			0-0 F6		0-0 1B G4-2-3 2B		0-0 L4		4	2	2	2	0	0	2											
Tommie Agee, R (1,7) OBP: 0.312, SLG: 0.414	0-0 5-3			0-3 K		0-0 1B G4-2-3		0-3 K		4	0	0	0	0	2	3											
J.C. Martin, L (1,2) OBP: 0.290, SLG: 0.264		0-0 F7		0-0 1-3		0-0 2B BB		0-0 5-3		3	0	0	0	1	0	0											
Ron Hansen, R (1,6) OBP: 0.291, SLG: 0.328		0-0 HR			0-0 1B G3		0-0 2B	4-0 BB		3	1	3	3	1	0	0											
Joe Horlen, R (1,1) OBP: 0.158, SLG: 0.167 Bob Locker, S (7,1) Hoyt Wilhelm, R (7,1)		0-0 1-3			0-3 K		0-3 K	0-3 K		3	0	0	0	0	2	3											
Inning Stats	R: 3 E: 1 K: 0 S: 6	H: 3 LOB: 0 BB: 0 P: 6	R: 1 E: 0 K: 0 S: 4	H: 1 LOB: 0 BB: 0 P: 4	R: 0 E: 0 K: 0 S: 3	H: 0 LOB: 0 BB: 0 P: 3	R: 0 E: 0 K: 1 S: 5	H: 0 LOB: 0 BB: 0 P: 5	R: 0 E: 0 K: 1 S: 6	H: 1 LOB: 1 BB: 0 P: 6	R: 2 E: 0 K: 1 S: 7	H: 3 LOB: 2 BB: 2 P: 15	R: 0 E: 0 K: 0 S: 4	H: 1 LOB: 2 BB: 1 P: 8	R: 0 E: 0 K: 2 S: 7	H: 0 LOB: 1 BB: 1 P: 11	R: 0 E: 0 K: 0 S: 4	H: 1 LOB: 0 BB: 0 P: 4	1B: 6 2B: 2 3B: 0 HR: 2	SF: 0 SAC: 0 DP: 1 HBP: 0	WP: 1 PB: 0 SB: 0 CS: 0	PA: 40					
PITCHER	IP	WLS	BF	H	R	ER	SO	BB	IBB	HBP	BLK	WP	HR	S	P	ERA	WHIP										
Dave Wickersham, R (1,1) ERA: 2.49	5.0	L	20	5	4	4	2	0	0	0	0	1	2	24	24	7.20	1.000										
Pat Dobson, R (6,1) ERA: 3.52	1.2	11	4	2	2	1	3	0	0	0	0	0	0	10	22	10.80	4.200										
John Hiller, L (7,1) ERA:	0.1	1	0	0	0	0	0	0	0	0	0	0	0	1	1	0.00	0.000										
Fred Gladding, R (8,1) ERA: 1.87	2.0	8	1	0	0	0	2	1	0	0	0	0	0	11	15	0.00	1.000										

Chicago White Sox @ Detroit Tigers
Tiger Stadium, Detroit, MI
Sat Jul 01 1967, 7:05 PM EDT
Att: 32,345 - Unknown

AB	36
R	6
H	10
RBI	5
BB	4
SO	5
LOB	17



Batter	1	2	3	4	5	6	7	8	9	AB	R	H	RBI	BB	SO	LOB	BOTTOM										
Lenny Green, L (1,7) OBP: 0.600, SLG: 0.500	0-0 4-3		0-0 1-3		0-0 1B 1-3 2-H		0-0 1-2-3 E 1B		4-0 PB BB	4	1	2	2	1	0	0											
Don Wert, R (1,5) OBP: 0.308, SLG: 0.313	0-0 FC6-4 BB 1B		0-0 F7		0-0 F4		0-0 1-2-3		0-3 K	5	0	1	0	0	1	5											
Dick McAuliffe, L (1,4) OBP: 0.377, SLG: 0.492	4-0 FC6-4 1-2 BB			0-0 F9		0-0 HR		0-0 E1 PB S 1B		0-3 K	4	1	2	2	1	1											
Norm Cash, L (1,3) OBP: 0.392, SLG: 0.434	0-0 FC6-4 FC6-4			0-0 3-1		0-0 F8		0-0 PB BB		0-0 G3	4	0	0	0	1	4											
Jim Northrup, L (1,9) OBP: 0.336, SLG: 0.397	0-0 FC6-4			0-0 3-1		0-0 F8		0-3 K			4	0	0	0	1	4											
Bill Freehan, R (1,2) OBP: 0.406, SLG: 0.477		0-0 F8			0-0 E 1B 1B		0-0 L5		0-0 F8	4	1	1	0	0	0	0											
Mickey Stanley, R (1,8) OBP: 0.282, SLG: 0.308		0-3 K			0-0 E5 1B		0-0 FC6-4 1B		0-0 F7	4	0	1	0	0	1	1											
Ray Oyler, R (1,6) OBP: 0.276, SLG: 0.262 Jerry Lumpe, L (7,PH) OBP: 0.282, SLG: 0.125		0-3 K			0-3 K		0-0 FC1-4-6 WP 1B		0-0 F8	2	0	0	0	0	2	2											
Dave Wickersham, R (1,1) Bill Heath, L (5,PH) Pat Dobson, R (6,1) John Hiller, R (7,1) Jim Landis, R (7,PH) Fred Gladding, L (8,1) Willie Horton, R (9,PH)			0-0 5-3		0-3 K		4-0 1-2-3 1B BB		0-3 K	1	0	0	0	0	0	0											
Inning Stats	R: 0 E: 0 K: 0 S: 4	H: 1 LOB: 2 BB: 1 P: 8	R: 0 E: 0 K: 2 S: 7	H: 0 LOB: 0 BB: 0 P: 7	R: 0 E: 0 K: 0 S: 3	H: 0 LOB: 0 BB: 0 P: 3	R: 0 E: 0 K: 0 S: 3	H: 0 LOB: 0 BB: 0 P: 3	R: 1 E: 1 K: 2 S: 10	H: 2 LOB: 2 BB: 0 P: 10	R: 1 E: 0 K: 0 S: 4	H: 1 LOB: 0 BB: 0 P: 4	R: 3 E: 1 K: 1 S: 8	H: 3 LOB: 2 BB: 2 P: 16	R: 0 E: 0 K: 0 S: 3	H: 0 LOB: 0 BB: 0 P: 3	R: 0 E: 0 K: 3 S: 10	H: 0 LOB: 2 BB: 1 P: 14	1B: 6 2B: 0 3B: 0 HR: 1	SF: 0 SAC: 0 DP: 0 HBP: 0	WP: 1 PB: 2 SB: 1 CS: 0	PA: 40					
PITCHER	IP	WLS	BF	H	R	ER	SO	BB	IBB	HBP	BLK	WP	HR	S	P	ERA	WHIP										
Joe Horlen, R (1,1) ERA: 2.09	6.1	W	27	5	4	3	4	2	0	0	0	0	1	33	41	4.26	1.105										
Bob Locker, R (7,1) ERA: 2.08	0.1	2	1	0	0	0	0	0	0	0	0	0	0	2	2	0.00	3.000										
Hoyt Wilhelm, R (7,1) ERA: 0.74	2.1	S	11	1	1	0	4	2	0	0	0	0	0	17	25	0.00	1.286										

Chicago White Sox @ Detroit Tigers
Tiger Stadium, Detroit, MI
Sat Jul 01 1967, 7:05 PM EDT
Att: 32,345 - Unknown

AB	36
R	5
H	7
RBI	4
BB	4
SO	8
LOB	20



Batter	1	2	3	4	5	6	7	8	9	AB	R	H	RBI	BB	SO	LOB	TOP					
Mary Staehle, L (1,4) OBP: 0.333, SLG: 0.444										4	0	1	0	0	1	1	Chicago White Sox @ Detroit Tigers Tiger Stadium, Detroit, MI Sun Jul 02 1967, 4:33 AM EDT Att: 21,692 - Unknown					
Don Buford, S (1,5) OBP: 0.305, SLG: 0.292										4	0	1	0	0	0	1						
Ken Berry, R (1,8) OBP: 0.333, SLG: 0.364										3	0	0	0	1	0	1						
Jim King, L (1,9) OBP: 0.307, SLG: 0.275										4	0	0	0	0	1	2						
Tom McCraw, L (1,3) OBP: 0.291, SLG: 0.385										4	0	1	0	0	0	0						
Tommie Agee, R (1,7) OBP: 0.311, SLG: 0.410										3	0	0	0	1	1	1						
J.C. Martin, L (1,2) OBP: 0.307, SLG: 0.301										3	0	3	0	0	0	0						
Ron Hansen, R (1,6) OBP: 0.288, SLG: 0.323										3	0	0	0	0	1	4						
Gary Peters, L (1,1) OBP: 0.291, SLG: 0.453 (8, PH)										2	0	0	0	0	0	4						
Wayne Causey, L (8, PH) OBP: 0.317, SLG: 0.323										1	0	0	0	0	0	0						
Don McMahon, R (8,1) OBP: 0.200, SLG: 0.200										0	0	0	0	0	0	0						
Inning Stats	R: 0 E: 0 K: 0 S: 3	H: 1 LOB: 1 BB: 1 P: 7	R: 0 E: 0 K: 1 S: 6	H: 1 LOB: 2 BB: 1 P: 10	R: 0 E: 0 K: 0 S: 3	H: 0 LOB: 0 BB: 0 P: 3	R: 0 E: 0 K: 1 S: 5	H: 0 LOB: 0 BB: 0 P: 5	R: 0 E: 1 K: 1 S: 6	H: 1 LOB: 1 BB: 0 P: 6	R: 0 E: 0 K: 0 S: 5	H: 1 LOB: 1 BB: 0 P: 5	R: 0 E: 0 K: 0 S: 4	H: 1 LOB: 1 BB: 0 P: 4	R: 0 E: 0 K: 0 S: 3	H: 0 LOB: 0 BB: 0 P: 3	R: 0 E: 0 K: 0 S: 4	H: 1 LOB: 1 BB: 0 P: 4	1B: 5 2B: 1 3B: 1 HR: 0	SF: 0 SAC: 0 DP: 3 HBP: 0	WP: 0 PB: 0 CS: 0	PA: 33
PITCHER Joe Sparna, R (1,1) ERA: 3.51	IP: 9.0 WLS: W BF: 33 H: 6 R: 0 ER: 0 SO: 4 BB: 2 IBB: 0 HBP: 0 BLK: 0 WP: 0 HR: 0 S: 39 P: 47 ERA: 0.00 WHIP: 0.889															PITCHER						

Batter	1	2	3	4	5	6	7	8	9	AB	R	H	RBI	BB	SO	LOB	BOTTOM					
Jim Landis, R (1,7) OBP: 0.341, SLG: 0.349										4	0	0	0	0	2	1	Chicago White Sox @ Detroit Tigers Tiger Stadium, Detroit, MI Sun Jul 02 1967, 4:33 AM EDT Att: 21,692 - Unknown					
Dick McAuliffe, L (1,4) OBP: 0.376, SLG: 0.488										4	0	1	0	0	1	0						
Don Wert, R (1,5) OBP: 0.305, SLG: 0.310										3	0	0	0	0	0	1						
Bill Freehan, R (1,2) OBP: 0.409, SLG: 0.489										2	2	1	1	1	0	0						
Norm Cash, L (1,3) OBP: 0.388, SLG: 0.428										3	0	0	0	0	2	1						
Mickey Stanley, R (1,8) OBP: 0.283, SLG: 0.331										3	1	1	2	0	0	0						
Jim Northrup, L (1,9) OBP: 0.336, SLG: 0.394										2	0	0	0	1	2	0						
Ray Oyler, R (1,6) OBP: 0.272, SLG: 0.259										3	0	0	0	0	2	1						
Joe Sparna, R (1,1) OBP: 0.053, SLG: 0.027										3	0	0	0	0	2	1						
Inning Stats	R: 0 E: 0 K: 1 S: 5	H: 0 LOB: 0 BB: 0 P: 5	R: 2 E: 1 K: 2 S: 8	H: 1 LOB: 0 BB: 1 P: 12	R: 0 E: 0 K: 2 S: 8	H: 1 LOB: 1 BB: 0 P: 8	R: 0 E: 0 K: 1 S: 5	H: 0 LOB: 0 BB: 0 P: 5	R: 0 E: 0 K: 2 S: 7	H: 0 LOB: 1 BB: 1 P: 11	R: 1 E: 0 K: 1 S: 6	H: 1 LOB: 0 BB: 0 P: 6	R: 0 E: 0 K: 2 S: 7	H: 0 LOB: 0 BB: 0 P: 7	R: 0 E: 0 K: 0 S: 3	H: 0 LOB: 0 BB: 0 P: 3		R: 0 E: 0 K: 0 S: 3	H: 0 LOB: 0 BB: 0 P: 3	1B: 1 2B: 0 3B: 0 HR: 2	SF: 0 SAC: 0 DP: 0 HBP: 0	WP: 0 PB: 0 CS: 1
PITCHER Gary Peters, L (1,1) ERA: 2.32	IP: 7.0 WLS: L BF: 26 H: 3 R: 3 ER: 3 SO: 11 BB: 2 IBB: 0 HBP: 0 BLK: 0 WP: 0 HR: 2 S: 46 P: 54 ERA: 3.86 WHIP: 0.714															PITCHER						
Don McMahon, R (8,1) ERA: 2.39	IP: 1.0 WLS: L BF: 3 H: 0 R: 0 ER: 0 SO: 0 BB: 0 IBB: 0 HBP: 0 BLK: 0 WP: 0 HR: 0 S: 3 P: 3 ERA: 0.00 WHIP: 0.000															PITCHER						

Batter	1	2	3	4	5	6	7	8	9	AB	R	H	RBI	BB	SO	LOB	TOP								
Lenny Green, L (1, 7) OBP: 0.444, SLG: 0.625	F4		K		K			3B		4	0	1	0	0	2	1	Detroit Tigers @ Cleveland Indians Cleveland Municipal Stadium, Cleveland, OH Mon Jul 03 1967, 7:05 PM EDT Att: 32,500 - Unknown								
Jerry Lumpe, L (1, 4) OBP: 0.276, SLG: 0.222	F8		HR			F8		F6		4	1	1	2	0	0	1									
Dick McAuliffe, L (1, 6) OBP: 0.371, SLG: 0.481	K		F8			F9			G3	4	0	0	0	0	1	0									
Norm Cash, L (1, 3) OBP: 0.389, SLG: 0.424		FC6-4 BB		3-1		K			FC1-6 BB	2	0	0	0	2	1	0									
Jim Northrup, L (1, 9) OBP: 0.335, SLG: 0.392	K			FC6-4 1B			3-1		FC1-6 FC6-4	4	0	1	0	0	1	2									
Bill Freehan, R (1, 2) OBP: 0.403, SLG: 0.481	K			K			K		FC6-4	4	0	0	0	0	3	3									
Don Wert, R (1, 5) OBP: 0.302, SLG: 0.307	FC6-4			FC6-4			F8			3	0	0	0	0	0	2									
Mickey Stanley, R (1, 8) OBP: 0.284, SLG: 0.326			FC3-6 BB		K			F4		2	0	0	0	1	1	0									
Denny McLain, R (1, 1) OBP: 0.109, SLG: 0.068			FC3-6 HR		1-3			K		3	1	0	0	0	1	1									
Inning Stats	R: 0 E: 0 K: 1 S: 5	H: 0 LOB: 0 BB: 0 P: 5	R: 0 E: 0 K: 2 S: 7	H: 0 LOB: 1 BB: 1 P: 11	R: 2 E: 0 K: 1 S: 6	H: 1 LOB: 0 BB: 1 P: 10	R: 0 E: 0 K: 1 S: 6	H: 1 LOB: 1 BB: 0 P: 6	R: 0 E: 0 K: 2 S: 7	H: 0 LOB: 0 BB: 0 P: 7	R: 0 E: 0 K: 1 S: 5	H: 0 LOB: 0 BB: 0 P: 5	R: 0 E: 0 K: 1 S: 5	H: 0 LOB: 0 BB: 0 P: 5	R: 0 E: 0 K: 1 S: 6	H: 1 LOB: 1 BB: 1 P: 6	R: 0 E: 0 K: 0 S: 3	H: 0 LOB: 1 BB: 1 P: 7	1B: 1 2B: 0 3B: 1 HR: 1	SF: 0 SAC: 0 DP: 0 HBP: 0	WP: 0 PB: 0 SB: 0 CS: 0	PA: 33			
PITCHER	IP	WLS	BF	H	R	ER	SO	BB	IBB	HBP	BLK	WP	HR	S	P	ERA	WHIP								
Luis Tiant, R (1, 1) ERA: 2.75	8.0	L	29	3	2	2	10	2	0	0	0	0	1	47	55	2.25	0.625								
Bob Allen, L (9, 1) ERA: 3.42	1.0		4	0	0	0	0	1	0	0	0	0	0	3	7	0.00	1.000								

Batter	1	2	3	4	5	6	7	8	9	AB	R	H	RBI	BB	SO	LOB	BOTTOM								
Lee Maye, L (1, 8) OBP: 0.316, SLG: 0.460	F7		HR			F3		F4		4	1	1	1	0	0	0	Detroit Tigers @ Cleveland Indians Cleveland Municipal Stadium, Cleveland, OH Mon Jul 03 1967, 7:05 PM EDT Att: 32,500 - Unknown								
Max Alvis, R (1, 5) OBP: 0.324, SLG: 0.410	F7		F3			4-3		6-3		4	0	0	0	0	0	0									
Leon Wagner, L (1, 7) OBP: 0.306, SLG: 0.444	F6			K		BB			4-3	3	0	0	0	1	1	0									
Rocky Colavito, R (1, 9) OBP: 0.336, SLG: 0.400		4-3 1B		F3		K			K	4	0	1	0	0	2	1									
Tony Horton, R (1, 3) OBP: 0.263, SLG: 0.333	F8			6-3				6-3		4	0	0	0	0	0	1									
Joe Azcue, R (1, 2) OBP: 0.356, SLG: 0.442	4-3				6-3			5-3		3	0	0	0	0	0	1									
Chico Salmon, R (1, 6) OBP: 0.291, SLG: 0.356	6-3									2	0	1	0	1	0	1									
Gus Gil, R (1, 4) OBP: 0.186, SLG: 0.157			F8					F9		2	0	0	0	0	1	1									
Fred Whitfield, L (7, PH) OBP: 0.284, SLG: 0.386										1	0	0	0	0	0	1									
Pedro Gonzalez, R (8, 4) OBP: 0.264, SLG: 0.267										0	0	0	0	0	0	0									
Luis Tiant, R (1, 1) OBP: 0.265, SLG: 0.424			F8							2	0	0	0	0	1	1									
Vic Davalillo, L (8, PH) OBP: 0.278, SLG: 0.326			K							1	0	0	0	0	0	0									
Bob Allen, L (9, 1) ERA: 3.82										0	0	0	0	0	0	0									
Inning Stats	R: 0 E: 0 K: 0 S: 3	H: 0 LOB: 0 BB: 0 P: 3	R: 0 E: 0 K: 0 S: 4	H: 1 LOB: 1 BB: 0 P: 4	R: 1 E: 0 K: 1 S: 6	H: 1 LOB: 0 BB: 0 P: 6	R: 0 E: 0 K: 1 S: 5	H: 0 LOB: 0 BB: 0 P: 5	R: 0 E: 0 K: 1 S: 5	H: 0 LOB: 1 BB: 1 P: 9	R: 0 E: 0 K: 0 S: 3	H: 0 LOB: 0 BB: 0 P: 7	R: 0 E: 0 K: 0 S: 3	H: 0 LOB: 0 BB: 0 P: 3	R: 0 E: 0 K: 1 S: 5	H: 0 LOB: 0 BB: 0 P: 5	1B: 1 2B: 1 3B: 0 HR: 1	SF: 0 SAC: 0 DP: 0 HBP: 0	WP: 0 PB: 0 SB: 1 CS: 0	PA: 32					
PITCHER	IP	WLS	BF	H	R	ER	SO	BB	IBB	HBP	BLK	WP	HR	S	P	ERA	WHIP								
Denny McLain, R (1, 1) ERA: 3.82	9.0	W	32	3	1	1	5	2	0	0	0	0	1	40	48	1.00	0.556								

Batter	1	2	3	4	5	6	7	8	9	AB	R	H	RBI	BB	SO	LOB	TOP	
Lenny Green, L OBP: 0.385, SLG: 0.500 (1, 7)										4	1	1	0	0	0	2	Detroit Tigers @ Cleveland Indians Cleveland Municipal Stadium, Cleveland, OH Tue Jul 04 1967, 7:05 PM EDT Att: 8,514 - Unknown	
Jerry Lumpe, L OBP: 0.277, SLG: 0.225 Ray Oyler, R OBP: 0.272, SLG: 0.259 (1, 4) (8, 6)										4	1	1	0	0	0	0		
Dick McAuliffe, L OBP: 0.373, SLG: 0.490 (1, 6) (8, 4)										3	2	1	1	1	1	0		
Norm Cash, L OBP: 0.391, SLG: 0.423 (1, 3)										3	1	1	2	1	0	0		
Jim Northrup, L OBP: 0.330, SLG: 0.387 (1, 9)										3	0	0	1	0	0	1		
Bill Freehan, R OBP: 0.405, SLG: 0.492 (1, 2)										3	1	1	2	1	0	0		
Don Wert, R OBP: 0.301, SLG: 0.306 (1, 5)										4	0	1	0	0	1	1		
Mickey Stanley, R OBP: 0.289, SLG: 0.326 (1, 8)										3	0	1	0	1	2	0		
Earl Wilson, R OBP: 0.216, SLG: 0.313 (1, 1)										2	0	0	0	0	1	1		
Inning Stats	R: 5 E: 0 K: 0 S: 8	H: 5 LOB: 1 BB: 1 P: 12	R: 0 E: 0 K: 0 S: 3	H: 0 LOB: 0 BB: 0 P: 3	R: 0 E: 0 K: 0 S: 3	H: 0 LOB: 0 BB: 0 P: 3	R: 0 E: 0 K: 3 S: 9	H: 0 LOB: 0 BB: 0 P: 9	R: 0 E: 0 K: 1 S: 5	H: 1 LOB: 1 BB: 1 P: 7	R: 1 E: 0 K: 0 S: 4	H: 1 LOB: 0 BB: 0 P: 4	R: 0 E: 0 K: 1 S: 4	H: 0 LOB: 0 BB: 1 P: 8	1B: 5 2B: 1 3B: 0 HR: 2	SF: 1 SAC: 1 DP: 3 HBP: 0	WP: 0 PB: 0 SB: 1 CS: 0	PA: 35
PITCHER	IP WLS BF H R ER SO BB IBB HBP BLK WP HR S P ERA WHIP																	
Steve Hargan, R ERA: 2.71 (1, 1)	3.0 L 15 5 5 5 0 1 0 0 0 0 1 14 18 15.00 2.000																	
Orlando Pena, R ERA: 3.72 (4, 1)	2.0 6 0 0 0 4 0 0 0 0 0 0 14 14 0.00 0.000																	
Steve Bailey, R ERA: 2.72 (6, 1)	3.0 11 2 1 1 0 2 0 0 0 0 1 9 17 3.00 1.333																	
Ed Connolly, L ERA: 7.24 (9, 1)	1.0 3 0 0 0 1 1 0 0 0 0 0 4 8 0.00 1.000																	

AB	29
R	6
H	7
RBI	6
BB	4
SO	5
LOB	5



Batter	1	2	3	4	5	6	7	8	9	AB	R	H	RBI	BB	SO	LOB	BOTTOM	
Lee Mays, L OBP: 0.308, SLG: 0.448 (1, 8)										4	0	0	0	0	0	1	Detroit Tigers @ Cleveland Indians Cleveland Municipal Stadium, Cleveland, OH Tue Jul 04 1967, 7:05 PM EDT Att: 8,514 - Unknown	
Max Alvis, R OBP: 0.320, SLG: 0.404 (1, 5)										4	0	0	0	0	2	0		
Leon Wagner, L OBP: 0.305, SLG: 0.455 (1, 7)										4	1	1	1	0	2	0		
Rocky Colavito, R OBP: 0.327, SLG: 0.388 (1, 9)										4	0	0	0	0	2	0		
Fred Whitfield, L OBP: 0.285, SLG: 0.382 (1, 3)										2	0	0	0	1	0	0		
Chico Salmon, R OBP: 0.283, SLG: 0.346 (1, 6)										3	0	0	0	0	1	1		
Duke Sims, L OBP: 0.323, SLG: 0.306 (1, 2)										2	0	0	0	1	1	0		
Gus Gil, R OBP: 0.182, SLG: 0.154 Vic Davallillo, L OBP: 0.276, SLG: 0.323 Pedro Gonzalez, R OBP: 0.264, SLG: 0.267 (1, 4) (8, PH) (9, 4)										2	0	0	0	0	1	3		
Steve Hargan, R OBP: 0.214, SLG: 0.231 Larry Brown, R OBP: 0.330, SLG: 0.371 Orlando Pena, R OBP: 0.286, SLG: 0.330 Tony Horton, R OBP: 0.265, SLG: 0.330 Steve Bailey, R OBP: 0.319, SLG: 0.335 Chuck Hinton, R OBP: 0.333, SLG: 0.333 (1, 1) (3, PH) (4, 1) (5, PH) (8, 1) (8, PH) (9, 1)										0	0	0	0	0	0	0		
Inning Stats	R: 0 E: 1 K: 1 S: 5	H: 0 LOB: 2 BB: 2 P: 13	R: 0 E: 1 K: 1 S: 5	H: 0 LOB: 0 BB: 0 P: 5	R: 1 E: 0 K: 1 S: 6	H: 1 LOB: 0 BB: 0 P: 6	R: 0 E: 0 K: 1 S: 5	H: 0 LOB: 0 BB: 0 P: 5	R: 0 E: 0 K: 1 S: 5	H: 0 LOB: 0 BB: 0 P: 5	R: 0 E: 0 K: 1 S: 6	H: 1 LOB: 1 BB: 0 P: 6	R: 0 E: 0 K: 1 S: 5	H: 0 LOB: 0 BB: 0 P: 5	1B: 1 2B: 0 3B: 0 HR: 1	SF: 0 SAC: 0 DP: 1 HBP: 0	WP: 0 PB: 0 SB: 1 CS: 0	PA: 31
PITCHER	IP WLS BF H R ER SO BB IBB HBP BLK WP HR S P ERA WHIP																	
Earl Wilson, R ERA: 3.95 (1, 1)	9.0 W 31 2 1 1 9 2 0 0 0 0 1 47 55 1.00 0.444																	

AB	29
R	1
H	2
RBI	1
BB	2
SO	9
LOB	5



Batter	1	2	3	4	5	6	7	8	9	AB	R	H	RBI	BB	SO	LOB	TOP										
Jim Landis, R (1, 7) OBP: 0.348, SLG: 0.353										4	0	2	0	1	0	0	Detroit Tigers @ Cleveland Indians Cleveland Municipal Stadium, Cleveland, OH Wed Jul 05 1967, 7:05 PM EDT Att: 6,854 - Unknown										
Dick McAuliffe, L (1, 4) OBP: 0.370, SLG: 0.483										4	0	0	1	1	0	3											
Don Wert, R (1, 5) Dick Tracewski, R (3, 5) Lenny Green, R (7, PH) Fred Gladding, L (7, 1) Hank Aguirre, R (8, 1) Mike Marshall, R (8, 1) OBP: 0.306, SLG: 0.311 OBP: 0.329, SLG: 0.326 OBP: 0.327, SLG: 0.462 OBP: 0.292, SLG: 1.500 OBP: 0.333, SLG: 0.333										2	0	2	0	0	0	0											
Bill Freehan, R (1, 2) OBP: 0.399, SLG: 0.484										4	0	0	0	0	1	8											
Norm Cash, L (1, 3) OBP: 0.389, SLG: 0.418										3	1	0	0	1	1	0											
Mickey Stanley, R (1, 8) OBP: 0.288, SLG: 0.338										4	1	1	1	0	0	3											
Jim Northrup, L (1, 9) OBP: 0.329, SLG: 0.385										4	0	1	0	0	1	1											
Ray Oyler, R (1, 6) OBP: 0.277, SLG: 0.264										3	1	2	1	0	1	1											
Johnny Podres, L (1, 1) Willie Horton, R (5, PH) Denny Wickersham, R (5, PH) Dave Wickersham, R (5, 1) Earl Wilson, R (7, PH) Jerry Lumpe, L (7, 9) OBP: 0.283, SLG: 0.283 OBP: 0.346, SLG: 0.495 OBP: 0.289, SLG: 0.299 OBP: 0.271, SLG: 0.220										1	0	0	0	0	0	1											
Inning Stats	R: 0 E: 0 K: 1 S: 7	H: 2 LOB: 3 BB: 1 P: 11	R: 0 E: 0 K: 1 S: 5	H: 1 LOB: 0 BB: 0 P: 5	R: 0 E: 0 K: 0 S: 4	H: 1 LOB: 1 BB: 0 P: 4	R: 0 E: 0 K: 2 S: 7	H: 0 LOB: 0 BB: 0 P: 7	R: 1 E: 0 K: 1 S: 7	H: 2 LOB: 2 BB: 1 P: 11	R: 0 E: 0 K: 0 S: 3	H: 0 LOB: 0 BB: 0 P: 3	R: 0 E: 0 K: 1 S: 6	H: 1 LOB: 3 BB: 2 P: 14	R: 2 E: 1 K: 0 S: 5	H: 1 LOB: 0 BB: 0 P: 5		R: 0 E: 0 K: 0 S: 3	H: 0 LOB: 0 BB: 0 P: 3	1B: 7 2B: 0 3B: 1 HR: 0	SF: 0 SAC: 1 DP: 1 HBP: 0	WP: 0 PB: 0 SB: 0 CS: 0	PA: 39				
PITCHER	IP	WLS	BF	H	R	ER	SO	BB	IBB	HBP	BLK	WP	HR	S	P	ERA	WHIP										
John O'Donoghue, L (1, 1) ERA: 2.24	6.1		29	7	1	1	6	4	0	0	0	0	0	37	53	1.42	1.737										
George Culver, R (7, 1) ERA: 3.55	2.2	L	10	1	2	0	0	0	0	0	0	0	0	10	10	0.00	0.375										

AB	34
R	3
H	8
RBI	3
BB	4
SO	6
LOB	23



Batter	1	2	3	4	5	6	7	8	9	AB	R	H	RBI	BB	SO	LOB	BOTTOM										
Max Alvis, R (1, 5) OBP: 0.318, SLG: 0.399										4	0	0	0	1	0	1	Detroit Tigers @ Cleveland Indians Cleveland Municipal Stadium, Cleveland, OH Wed Jul 05 1967, 7:05 PM EDT Att: 6,854 - Unknown										
Chico Salmon, R (1, 6) OBP: 0.280, SLG: 0.339										5	0	1	0	0	0	2											
Chuck Hinton, R (1, 9) OBP: 0.320, SLG: 0.337										4	1	1	0	1	0	4											
Rocky Colavito, R (1, 7) Vic Davallilo, L (8, PR) OBP: 0.331, SLG: 0.399 OBP: 0.333, SLG: 0.323										4	0	2	1	0	0	1											
Don Demeter, R (1, 8) Leon Wagner, L (8, PH) OBP: 0.298, SLG: 0.400 OBP: 0.308, SLG: 0.455										3	0	0	0	0	0	2											
Tony Horton, R (1, 3) OBP: 0.270, SLG: 0.367										4	1	2	1	0	0	1											
Joe Azcue, R (1, 2) OBP: 0.347, SLG: 0.429										4	0	0	0	0	0	4											
Pedro Gonzalez, R (1, 4) Lee Mays, L (9, PH) OBP: 0.265, SLG: 0.268 OBP: 0.312, SLG: 0.451										3	0	1	0	0	0	0											
John O'Donoghue, R (1, 1) George Culver, R (7, 1) Fred Whitfield, L (9, PH) OBP: 0.158, SLG: 0.278 OBP: 0.333, SLG: 0.333 OBP: 0.284, SLG: 0.380										2	0	0	0	0	1	1											
Inning Stats	R: 1 E: 0 K: 0 S: 5	H: 2 LOB: 1 BB: 0 P: 5	R: 1 E: 0 K: 1 S: 6	H: 1 LOB: 0 BB: 0 P: 6	R: 0 E: 0 K: 0 S: 3	H: 0 LOB: 0 BB: 1 P: 7	R: 0 E: 0 K: 0 S: 3	H: 0 LOB: 0 BB: 0 P: 3	R: 0 E: 0 K: 0 S: 4	H: 1 LOB: 1 BB: 0 P: 4	R: 0 E: 0 K: 0 S: 3	H: 0 LOB: 0 BB: 0 P: 3	R: 0 E: 0 K: 0 S: 5	H: 1 LOB: 3 BB: 1 P: 9	R: 0 E: 0 K: 0 S: 5	H: 2 LOB: 2 BB: 0 P: 5		1B: 5 2B: 2 3B: 0 HR: 1	SF: 0 SAC: 0 DP: 0 HBP: 0	WP: 1 PB: 0 SB: 1 CS: 0	PA: 39						
PITCHER	IP	WLS	BF	H	R	ER	SO	BB	IBB	HBP	BLK	WP	HR	S	P	ERA	WHIP										
Johnny Podres, L (1, 1) ERA: 3.14	4.0		16	3	2	2	1	1	0	0	0	0	0	17	21	4.50	1.000										
Dave Wickersham, R (5, 1) ERA: 2.39	2.0		9	2	0	0	0	1	0	0	0	1	0	8	12	0.00	1.500										
Fred Gladding, R (7, 1) ERA: 1.78	1.2	W	6	0	0	0	0	0	0	0	0	0	0	6	6	0.00	0.000										
Hank Aguirre, L (8, 1) ERA: 1.89	0.0		1	0	0	0	0	1	0	0	0	0	0	0	4	∞	∞										
Mike Marshall, R (8, 1) ERA: 1.19	1.1	S	7	3	0	0	0	0	0	0	0	0	0	7	7	0.00	2.250										


AB	36
R	2
H	8
RBI	2
BB	3
SO	1
LOB	17



Batter	1	2	3	4	5	6	7	8	9	10	11	AB	R	H	RBI	BB	SO	LOB	TOP	
Mike Andrews, R OBP: 0.331, SLG: 0.328 (1, 4)	F7		K			F7		F9		6-3		5	0	0	0	0	1	0		
Joe Foy, R OBP: 0.333, SLG: 0.454 (1, 5)	F8			6-3		K			K	5-3		5	0	0	0	0	2	0		
Carl Yastrzemski, L OBP: 0.414, SLG: 0.588 (1, 7)	4-3			4-3			F8		4-3	5-3		5	0	0	0	0	0	0		
Tony Conigliaro, R OBP: 0.389, SLG: 0.528 (1, 9)		K		6-3			1B SF9 BB		HR		K	4	2	1	1	1	2	0		
George Scott, R OBP: 0.367, SLG: 0.468 (1, 3)		BB			K		1B		1B	1B	1B	4	1	3	0	1	1	0		
Rico Petrocelli, R OBP: 0.376, SLG: 0.458 (1, 6)	F6			6-3		SF9			1B 2B	1B		4	1	2	1	0	0	1		
Reggie Smith, S OBP: 0.298, SLG: 0.347 (1, 8)	1-3			FC6-4 1B		G3			2B 1B	G6-4-3		5	0	2	1	0	0	4		
Bob Tillman, R OBP: 0.242, SLG: 0.271 (1, 2)			K			K						3	0	0	0	0	2	1		
Jerry Adair, R OBP: 0.244, SLG: 0.263 (9, PH)												1	0	1	1	0	0	0		
John Wyatt, R (9, 1)												0	0	0	0	0	0	0		
Gary Waslewski, R OBP: 0.300, SLG: 0.311 (1, 1)												1	0	0	0	0	0	1		
Bill Landis, L OBP: 0.319, SLG: 0.250 (8, PH)												0	0	0	0	0	0	0		
Galen Cisco, R OBP: 0.319, SLG: 0.250 (8, PH)												1	0	0	0	0	0	0		
George Thomas, R OBP: 0.319, SLG: 0.250 (8, PH)												1	0	0	0	0	0	1		
Sparky Lyle, L OBP: 0.319, SLG: 0.250 (8, PH)												0	0	0	0	0	0	0		
Russ Gibson, R OBP: 0.319, SLG: 0.250 (8, PH)												1	0	0	0	0	0	2		
Inning Stats	R: 0 E: 0 K: 0 S: 3	H: 0 LOB: 0 BB: 0 P: 3	R: 0 E: 0 K: 1 S: 5	H: 0 LOB: 1 BB: 1 P: 9	R: 0 E: 0 K: 3 S: 9	H: 0 LOB: 0 BB: 0 P: 9	R: 0 E: 0 K: 0 S: 3	H: 0 LOB: 0 BB: 0 P: 3	R: 0 E: 0 K: 1 S: 6	H: 1 LOB: 1 BB: 0 P: 6	R: 0 E: 0 K: 2 S: 7	H: 0 LOB: 0 BB: 0 P: 7	R: 3 E: 0 K: 1 S: 10	H: 5 LOB: 2 BB: 0 P: 10	R: 0 E: 0 K: 0 S: 3	H: 2 LOB: 1 BB: 0 P: 6	1B: 7 2B: 1 3B: 0 HR: 1	SF: 1 SAC: 0 DP: 1 HBP: 0	WP: 0 PB: 0 SB: 0 CS: 0	PA: 43
PITCHER	IP WLS BF H R ER SO BB IBB HBP BLK WP HR S P ERA WHIP	IP WLS BF H R ER SO BB IBB HBP BLK WP HR S P ERA WHIP	IP WLS BF H R ER SO BB IBB HBP BLK WP HR S P ERA WHIP	IP WLS BF H R ER SO BB IBB HBP BLK WP HR S P ERA WHIP	IP WLS BF H R ER SO BB IBB HBP BLK WP HR S P ERA WHIP	IP WLS BF H R ER SO BB IBB HBP BLK WP HR S P ERA WHIP	IP WLS BF H R ER SO BB IBB HBP BLK WP HR S P ERA WHIP	IP WLS BF H R ER SO BB IBB HBP BLK WP HR S P ERA WHIP	IP WLS BF H R ER SO BB IBB HBP BLK WP HR S P ERA WHIP	IP WLS BF H R ER SO BB IBB HBP BLK WP HR S P ERA WHIP	IP WLS BF H R ER SO BB IBB HBP BLK WP HR S P ERA WHIP	IP WLS BF H R ER SO BB IBB HBP BLK WP HR S P ERA WHIP	IP WLS BF H R ER SO BB IBB HBP BLK WP HR S P ERA WHIP	IP WLS BF H R ER SO BB IBB HBP BLK WP HR S P ERA WHIP	IP WLS BF H R ER SO BB IBB HBP BLK WP HR S P ERA WHIP	IP WLS BF H R ER SO BB IBB HBP BLK WP HR S P ERA WHIP	IP WLS BF H R ER SO BB IBB HBP BLK WP HR S P ERA WHIP	IP WLS BF H R ER SO BB IBB HBP BLK WP HR S P ERA WHIP	IP WLS BF H R ER SO BB IBB HBP BLK WP HR S P ERA WHIP	IP WLS BF H R ER SO BB IBB HBP BLK WP HR S P ERA WHIP
Joe Sparna, R ERA: 3.55 (1, 1)	2.1	W	10	4	0	0	1	0	0	0	0	0	0	0	0	0	0	0	0	0
Mike Marshall, R ERA: 1.08 (9, 1)	2.1	W	10	4	0	0	1	0	0	0	0	0	0	0	0	0	0	0	0	0

Boston Red Sox @ Detroit Tigers
Tiger Stadium, Detroit, MI
Fri Jul 07 1967, 7:05 PM EDT
Att: 27,213 - Unknown


AB 40
R 4
H 9
RBI 4
BB 2
SO 10
LOB 8



Batter	1	2	3	4	5	6	7	8	9	10	11	AB	R	H	RBI	BB	SO	LOB	BOTTOM			
Lenny Green, L OBP: 0.400, SLG: 0.579 (1, 7)	1B 2B	1B		K		1-3		1B 2B		F5		6	1	3	0	0	1	3				
Jerry Lumpe, L OBP: 0.296, SLG: 0.255 (1, 5)	4-3 2H 1B	F8			G3 1B		4-3	1B		E6		6	1	3	1	0	0	1				
Dick McAuliffe, L OBP: 0.389, SLG: 0.478 (1, 4)	4-3			1-3 BB	G3		HR 1B	K		K		5	1	1	0	1	2	5				
Norm Cash, L OBP: 0.391, SLG: 0.432 (1, 3)	BB 1B		F6		K		HR	HR		WP FC4-2 1B		6	1	3	3	0	1	2				
Jim Northrup, L OBP: 0.329, SLG: 0.382 (1, 9)	F7		1-3		F7		F8		FC4-2 WP 1B		2B 1B	5	1	1	0	1	0	3				
Bill Freehan, R OBP: 0.495, SLG: 0.486 (1, 2)	BB		F9		FC6-4 BB		BB		6-3		1B 2B	3	0	1	1	3	0	3				
Mickey Stanley, R OBP: 0.286, SLG: 0.333 (1, 8)	3-1				FC6-4 FC5 1B		F4		FC4-2			5	0	1	0	0	0	6				
Ray Oyler, R OBP: 0.277, SLG: 0.264 (1, 6)			4-3		K				K			4	0	1	0	0	2	1				
Willie Horton, R OBP: 0.344, SLG: 0.492 (9, PH)					K				K			1	0	0	0	0	1	2				
Dick Tracewski, R OBP: 0.319, SLG: 0.326 (10, 6)					1-2 1B				K			0	0	0	0	0	0	0				
Joe Sparna, R OBP: 0.024, SLG: 0.024 (1, 1)			1-3		K				6-3			4	0	0	0	0	1	3				
Mike Marshall, R OBP: 0.250, SLG: 0.250 (9, 1)					K					F8		1	0	0	0	0	0	0				
Inning Stats	R: 2 E: 0 K: 0 S: 6	H: 3 LOB: 2 BB: 1 P: 10	R: 0 E: 0 K: 0 S: 4	H: 1 LOB: 1 BB: 0 P: 4	R: 0 E: 0 K: 0 S: 3	H: 0 LOB: 1 BB: 1 P: 7	R: 0 E: 0 K: 3 S: 10	H: 1 LOB: 1 BB: 0 P: 10	R: 0 E: 0 K: 1 S: 6	H: 1 LOB: 1 BB: 0 P: 6	R: 2 E: 0 K: 0 S: 5	H: 2 LOB: 2 BB: 1 P: 9	R: 0 E: 0 K: 2 S: 9	H: 2 LOB: 2 BB: 0 P: 9	R: 0 E: 0 K: 1 S: 6	H: 0 LOB: 1 BB: 0 P: 6	R: 1 E: 0 K: 0 S: 3	H: 2 LOB: 1 BB: 0 P: 3	1B: 10 2B: 3 3B: 0 HR: 1	SF: 0 SAC: 0 DP: 0 HBP: 0	WP: 2 PB: 0 SB: 1 CS: 0	PA: 51
PITCHER	IP WLS BF H R ER SO BB IBB HBP BLK WP HR S P ERA WHIP	IP WLS BF H R ER SO BB IBB HBP BLK WP HR S P ERA WHIP	IP WLS BF H R ER SO BB IBB HBP BLK WP HR S P ERA WHIP	IP WLS BF H R ER SO BB IBB HBP BLK WP HR S P ERA WHIP	IP WLS BF H R ER SO BB IBB HBP BLK WP HR S P ERA WHIP	IP WLS BF H R ER SO BB IBB HBP BLK WP HR S P ERA WHIP	IP WLS BF H R ER SO BB IBB HBP BLK WP HR S P ERA WHIP	IP WLS BF H R ER SO BB IBB HBP BLK WP HR S P ERA WHIP	IP WLS BF H R ER SO BB IBB HBP BLK WP HR S P ERA WHIP	IP WLS BF H R ER SO BB IBB HBP BLK WP HR S P ERA WHIP	IP WLS BF H R ER SO BB IBB HBP BLK WP HR S P ERA WHIP	IP WLS BF H R ER SO BB IBB HBP BLK WP HR S P ERA WHIP	IP WLS BF H R ER SO BB IBB HBP BLK WP HR S P ERA WHIP	IP WLS BF H R ER SO BB IBB HBP BLK WP HR S P ERA WHIP	IP WLS BF H R ER SO BB IBB HBP BLK WP HR S P ERA WHIP	IP WLS BF H R ER SO BB IBB HBP BLK WP HR S P ERA WHIP	IP WLS BF H R ER SO BB IBB HBP BLK WP HR S P ERA WHIP	IP WLS BF H R ER SO BB IBB HBP BLK WP HR S P ERA WHIP	IP WLS BF H R ER SO BB IBB HBP BLK WP HR S P ERA WHIP	IP WLS BF H R ER SO BB IBB HBP BLK WP HR S P ERA WHIP		
Gary Waslewski, R ERA: 1.59 (3, 1)	2.0	12	4	2	0	0	4	0	0	0	0	0	0	0	0	0	0	0	0			
Bill Landis, L ERA: 6.3 (8, 1)	3.0	11	2	0	0	0	4	0	0	0	0	0	0	0	0	0	0	0	0			
Galen Cisco, R ERA: 3.39 (8, 1)	2.0	11	3	2	2	0	2	0	0	0	0	0	1	9	17	9.00	2.500					
Sparky Lyle, L ERA: 3.39 (8, 1)	1.0	5	2	0	0	2	0	0	0	0	0	0	0	9	9	0.00	2.000					
John Wyatt, R ERA: 3.02 (9, 1)	2.1	L	12	3	1	1	2	0	1	0	0	2	0	15	19	3.86	1.286					

Boston Red Sox @ Detroit Tigers
Tiger Stadium, Detroit, MI
Fri Jul 07 1967, 7:05 PM EDT
Att: 27,213 - Unknown

AB 46
R 5
H 14
RBI 5
BB 5
SO 8
LOB 29



Batter	1	2	3	4	5	6	7	8	9	AB	R	H	RBI	BB	SO	LOB	TOP			
Mike Andrews, R (1,4) OBP: 0.330, SLG: 0.327	L3-6 BB 1B		F8		4-3			F6		4	0	1	0	0	0	1	Boston Red Sox @ Detroit Tigers Tiger Stadium, Detroit, MI Sat Jul 08 1967, 4:33 AM EDT Att: 19,481 - Unknown			
Joe Foy, R (1,5) OBP: 0.332, SLG: 0.448	4-0 1-2 BB		F8			F8		F9		3	0	0	0	1	0	1				
Carl Yastrzemski, L (1,7) OBP: 0.415, SLG: 0.591	L3-6 2-3			F8 2B		3-1			BB 1B	4	0	2	0	0	0	2				
Tony Conigliaro, R (1,9) OBP: 0.353, SLG: 0.518	F8			F8 2-3		F9		F8		4	0	0	0	0	0	3				
George Scott, R (1,3) OBP: 0.366, SLG: 0.463		1-3		K			6-3		BB 1-2 BB	3	0	0	0	1	1	1				
Rico Petrocelli, R (1,6) OBP: 0.374, SLG: 0.452	L6			BB		F6		F4		3	0	0	0	1	0	2				
Reggie Smith, S (1,8) OBP: 0.297, SLG: 0.350	G3			F7			2B	G3		4	0	1	0	0	0	4				
Mike Ryan, R (1,2) OBP: 0.290, SLG: 0.283			5-3			K		4-3		2	0	0	0	0	1	0				
Jose Tartabull, L (7, PH) OBP: 0.309, SLG: 0.248										1	0	0	0	0	0	1				
Russ Gibson, R (7,2) OBP: 0.280, SLG: 0.286										0	0	0	0	0	0	0				
Lee Stange, R (1,1) OBP: 0.136, SLG: 0.143								F9		1	0	0	0	1	0	0				
Sparky Lyle, L (6,1)										0	0	0	0	0	0	0				
Ken Poulsen, L (8, PH)										1	0	0	0	0	0	0				
Darrell Brandon, R (8,1) OBP: 0.185, SLG: 0.231				BB						0	0	0	0	0	0	0				
Inning Stats	R: 0 E: 0 K: 0 S: 3	H: 1 LOB: 1 BB: 1 P: 7	R: 0 E: 0 K: 0 S: 3	H: 0 LOB: 0 BB: 0 P: 3	R: 0 E: 0 K: 0 S: 3	H: 0 LOB: 1 BB: 1 P: 7	R: 0 E: 0 K: 1 S: 6	H: 1 LOB: 2 BB: 1 P: 10	R: 0 E: 0 K: 1 S: 5	H: 0 LOB: 0 BB: 0 P: 5	R: 0 E: 0 K: 0 S: 3	H: 0 LOB: 1 BB: 0 P: 4	R: 0 E: 0 K: 0 S: 3	H: 0 LOB: 2 BB: 1 P: 8	R: 0 E: 0 K: 0 S: 4	H: 1 LOB: 2 BB: 1 P: 8	1B: 2 2B: 3 3B: 0 HR: 0	SF: 0 SAC: 0 DP: 1 HBP: 0	WP: 0 PB: 0 SB: 0 CS: 0	PA: 34
PITCHER Denny McLain, R (1,1) ERA: 3.56	IP: 9.0 WLS: W BF: 34 H: 4 R: 0 ER: 0 SO: 2 BB: 4 IBB: 0 HBP: 0 BLK: 0 WP: 0 HR: 0 S: 34 P: 50 ERA: 0.00 WHIP: 0.889															PITCHER				

AB 30
R 0
H 4
RBI 0
BB 4
SO 2
LOB 15



Batter	1	2	3	4	5	6	7	8	9	AB	R	H	RBI	BB	SO	LOB	BOTTOM			
Lenny Green, L (1,7) OBP: 0.458, SLG: 0.609	L4									4	1	3	1	0	0	0	Boston Red Sox @ Detroit Tigers Tiger Stadium, Detroit, MI Sat Jul 08 1967, 4:33 AM EDT Att: 19,481 - Unknown			
Jerry Lumpe, L (1,5) OBP: 0.276, SLG: 0.235	G3		1-2 2-H 1B			F5 1B		F8 1B		4	0	0	0	0	1	4				
Dick Tracewski, R (9,5) OBP: 0.319, SLG: 0.326			K							0	0	0	0	0	0	0				
Dick McAuliffe, L (1,4) OBP: 0.371, SLG: 0.474	F9		F3			BB 1-2		BB 1-2		2	0	0	0	2	0	2				
Norm Cash, L (1,3) OBP: 0.389, SLG: 0.429		F8		4-3		K		FC4-8 1B		4	0	1	1	0	1	2				
Jim Northrup, L (1,9) OBP: 0.325, SLG: 0.376		K		3-1		F5		FC4-6 1-2		4	0	0	0	0	1	4				
Bill Freehan, R (1,2) OBP: 0.401, SLG: 0.480		5-3		5-3			5-3			3	0	0	0	0	0	0				
Mickey Stanley, R (1,8) OBP: 0.280, SLG: 0.327			F3				5-3			3	0	0	0	0	0	0				
Ray Oyler, R (1,6) OBP: 0.273, SLG: 0.260			E6 1B			4-3				3	1	0	0	0	1	0				
Denny McLain, R (1,1) OBP: 0.122, SLG: 0.085			1B			4-3		6-3		3	0	1	0	0	0	0				
Inning Stats	R: 0 E: 0 K: 0 S: 3	H: 0 LOB: 0 BB: 0 P: 3	R: 0 E: 0 K: 1 S: 5	H: 0 LOB: 0 BB: 0 P: 5	R: 1 E: 1 K: 1 S: 8	H: 2 LOB: 2 BB: 0 P: 8	R: 0 E: 0 K: 0 S: 3	H: 0 LOB: 0 BB: 0 P: 3	R: 0 E: 0 K: 1 S: 6	H: 1 LOB: 2 BB: 1 P: 10	R: 0 E: 0 K: 1 S: 5	H: 0 LOB: 0 BB: 0 P: 5	R: 0 E: 0 K: 0 S: 3	H: 2 LOB: 2 BB: 1 P: 9	R: 1 E: 0 K: 0 S: 5	H: 2 LOB: 2 BB: 1 P: 9	1B: 5 2B: 0 3B: 0 HR: 0	SF: 0 SAC: 0 DP: 0 HBP: 0	WP: 0 PB: 0 SB: 0 CS: 0	PA: 32
PITCHER Lee Stange, R (1,1) ERA: 3.38	IP: 5.1 WLS: L BF: 21 H: 3 R: 1 ER: 0 SO: 2 BB: 3 IBB: 0 HBP: 0 BLK: 0 WP: 0 HR: 0 S: 24 P: 28 ERA: 0.00 WHIP: 0.750															PITCHER				
Sparky Lyle, L (6,1) ERA	1.2 5 0 0 0 2 0 0 0 0 0 0 9 9 0.00 0.000																			
Darrell Brandon, R (8,1) ERA: 4.2	1.0 6 2 1 1 0 1 0 0 0 0 0 5 9 9.00 3.000																			

AB 30
R 2
H 5
RBI 2
BB 2
SO 4
LOB 12



Batter	1	2	3	4	5	6	7	8	9	AB	R	H	RBI	BB	SO	LOB	TOP			
Mike Andrews, R (1,4) OBP: 0.325, SLG: 0.321	F7		SH 1B SH1-4 E	K			6-3		6-3	4	1	0	0	0	1	1	Boston Red Sox @ Detroit Tigers Tiger Stadium, Detroit, MI Sun Jul 09 1967, 4:33 AM EDT Unknown			
Joe Foy, R (1,5) OBP: 0.329, SLG: 0.443	K		SH1-4		4-3		K		K	3	0	0	0	0	2	0				
Dan Osinski, R (7,1) OBP: 0.167, SLG: 0.167										0	0	0	0	0	0	0				
Bob Tillman, R (9,PH) OBP: 0.239, SLG: 0.267										1	0	0	0	0	1	0				
Carl Yastrzemski, L (1,7) OBP: 0.419, SLG: 0.593					F5					4	2	3	1	0	0	0				
Jose Tartabull, L (8,7) OBP: 0.308, SLG: 0.248										0	0	0	0	0	0	0				
Tony Conigliaro, R (1,9) OBP: 0.351, SLG: 0.514	F3		K							4	0	1	0	0	2	4				
George Scott, R (1,3) OBP: 0.363, SLG: 0.460										2	0	0	0	0	0	0				
George Thomas, R (3,3) OBP: 0.256, SLG: 0.300										2	0	1	0	0	0	1				
Rico Petrocelli, R (1,6) OBP: 0.368, SLG: 0.444										4	0	0	0	0	0	3				
Reggie Smith, S (1,8) OBP: 0.300, SLG: 0.350										3	0	1	1	1	0	0				
Mike Ryan, R (1,2) OBP: 0.289, SLG: 0.282										4	0	1	0	0	1	3				
Gary Bell, R (1,1) OBP: 0.135, SLG: 0.162										1	1	1	0	0	0	0				
Jose Santiago, R (3,1) OBP: 0.296, SLG: 0.692										1	0	0	0	0	0	1				
Gary Waslewski, R (4,1) OBP: 0.111, SLG: 0.111										0	0	0	0	0	0	0				
Ken Poulsen, L (7,PH) (7,5)										2	0	0	0	0	1	0				
Inning Stats	R: 0 E: 0 K: 1 S: 6	H: 1 LOB: 1 BB: 0 P: 6	R: 0 E: 0 K: 0 S: 3	H: 0 LOB: 1 BB: 1 P: 7	R: 3 E: 2 K: 1 S: 9	H: 2 LOB: 1 BB: 0 P: 9	R: 0 E: 0 K: 1 S: 6	H: 1 LOB: 1 BB: 0 P: 6	R: 0 E: 0 K: 0 S: 4	H: 0 LOB: 0 BB: 0 P: 5	R: 0 E: 0 K: 2 S: 7	H: 0 LOB: 0 BB: 0 P: 7	R: 1 E: 0 K: 1 S: 8	H: 3 LOB: 2 BB: 0 P: 8	R: 0 E: 0 K: 1 S: 5	H: 0 LOB: 0 BB: 0 P: 5	1B: 8 2B: 0 3B: 0 HR: 0	SF: 0 SAC: 2 DP: 0 HBP: 0	WP: 0 PB: 1 SB: 0 CS: 0	PA: 38
PITCHER	IP WLS BF H R ER SO BB IBB HBP BLK WP HR S P ERA WHIP																			
Earl Wilson, R (1,1) ERA: 3.86	7.2 W 34 8 4 2 7 1 0 0 0 0 0 0 47 51 2.35 1.174																			
Mike Marshall, R (8,1) ERA: 1.03	1.1 S 4 0 0 0 1 0 0 0 0 0 0 0 6 6 0.00 0.000																			

Batter	1	2	3	4	5	6	7	8	9	AB	R	H	RBI	BB	SO	LOB	BOTTOM			
Lenny Green, L (1,7) OBP: 0.448, SLG: 0.607	4-3									5	2	2	0	0	0	0	Boston Red Sox @ Detroit Tigers Tiger Stadium, Detroit, MI Sun Jul 09 1967, 4:33 AM EDT Unknown			
Jerry Lumpe, L (1,5) OBP: 0.274, SLG: 0.236										4	1	1	1	0	0	1				
Dick Tracewski, R (7,5) OBP: 0.313, SLG: 0.318										1	0	0	0	0	0	0				
Dick McAuliffe, L (1,4) OBP: 0.377, SLG: 0.489										4	3	3	1	1	0	0				
Norm Cash, L (1,3) OBP: 0.390, SLG: 0.426										4	1	1	1	1	0	1				
Jim Northrup, L (1,9) OBP: 0.330, SLG: 0.383										3	2	2	2	1	0	2				
Jim Landis, R (8,9) OBP: 0.348, SLG: 0.353										0	0	0	0	0	0	0				
Bill Freehan, R (1,2) OBP: 0.395, SLG: 0.477										4	0	1	1	0	1	3				
Mickey Stanley, R (1,8) OBP: 0.280, SLG: 0.325										4	0	1	1	0	0	2				
Ray Oyler, R (1,6) OBP: 0.269, SLG: 0.256										4	0	0	0	0	0	3				
Earl Wilson, R (1,1) OBP: 0.214, SLG: 0.358										4	1	1	1	0	2	2				
Mike Marshall, R (8,1) OBP: 0.250, SLG: 0.250										0	0	0	0	0	0	0				
Inning Stats	R: 1 E: 0 K: 0 S: 4	H: 1 LOB: 0 BB: 0 P: 4	R: 0 E: 0 K: 1 S: 5	H: 0 LOB: 1 BB: 1 P: 9	R: 4 E: 0 K: 0 S: 6	H: 3 LOB: 1 BB: 2 P: 14	R: 4 E: 0 K: 0 S: 8	H: 5 LOB: 1 BB: 0 P: 8	R: 0 E: 0 K: 1 S: 5	H: 0 LOB: 0 BB: 0 P: 5	R: 0 E: 0 K: 0 S: 3	H: 0 LOB: 0 BB: 0 P: 3	R: 1 E: 1 K: 1 S: 8	H: 2 LOB: 2 BB: 0 P: 8	R: 0 E: 0 K: 0 S: 4	H: 1 LOB: 1 BB: 0 P: 4		1B: 8 2B: 2 3B: 0 HR: 2	SF: 0 SAC: 0 DP: 0 HBP: 0	WP: 2 PB: 0 SB: 1 CS: 0
PITCHER	IP WLS BF H R ER SO BB IBB HBP BLK WP HR S P ERA WHIP																			
Gary Bell, R (1,1) ERA: 3.53	2.2 L 14 3 5 5 1 0 0 0 0 0 0 1 13 25 16.88 2.250																			
Jose Santiago, R (3,1) ERA: 4.5	1.0 9 6 4 4 0 0 0 0 0 0 0 1 9 9 36.00 6.000																			
Gary Waslewski, R (4,1) ERA: 1.47	2.1 7 0 0 0 1 0 0 0 0 0 1 0 9 9 0.00 0.000																			
Dan Osinski, R (7,1) ERA: 1.89	2.0 10 3 1 1 1 0 0 0 0 0 0 0 12 12 4.50 1.500																			

Batter	1	2	3	4	5	6	7	8	9	AB	R	H	RBI	BB	SO	LOB	TOP				
Mike Andrews, R OBP: 0.327, SLG: 0.325 (1, 4)	0-0 2B	4-0 BB		0-0 1-3			0-0 6-3			3	0	1	0	1	0	0					
Joe Foy, R OBP: 0.328, SLG: 0.440 (1, 5)	0-3 K	0-0 5-3			0-0 1B		0-0 F9			4	0	1	0	0	1	2					
Carl Yastrzemski, L OBP: 0.420, SLG: 0.602 (1, 7)	0-0 F6		0-0 1B		0-0 F7			0-0 HR		4	1	2	1	0	0	2					
Tony Conigliaro, R OBP: 0.353, SLG: 0.509 (1, 9)	4-0 BB		4-0 1-2 BB		0-0 F9			0-0 F7		2	0	0	0	2	0	0					
George Scott, R OBP: 0.359, SLG: 0.453 (1, 3)	0-0 F8		0-3 K		0-0 F8			0-0 6-3		4	0	0	0	0	1	4					
Jerry Adair, R OBP: 0.250, SLG: 0.276 (1, 6)		0-0 HR	0-0 F8		0-0 1B			0-0 4-3		3	1	1	0	1	0	2					
Reggie Smith, S OBP: 0.302, SLG: 0.363 (1, 8)		0-0 HR	0-0 F7		0-0 1-2 1B			0-0 F9		4	1	2	2	0	0	2					
Russ Gibson, R OBP: 0.270, SLG: 0.275 (1, 2)		0-0 4-3		0-3 K		0-0 L4-3		0-0 F8		4	0	0	0	0	1	2					
Jim Lonborg, R OBP: 0.135, SLG: 0.100 John Wyatt, R (8, 1)	0-3 K		0-0 F9				0-0 4-3		0-0 F9	3	0	0	0	0	1	0					
										1	0	0	0	0	0	0					
Inning Stats	R: 0 E: 0 K: 1 S: 6	H: 1 LOB: 2 BB: 1 P: 10	R: 2 E: 0 K: 1 S: 7	H: 2 LOB: 1 BB: 1 P: 11	R: 0 E: 0 K: 1 S: 6	H: 1 LOB: 2 BB: 1 P: 10	R: 0 E: 0 K: 1 S: 5	H: 0 LOB: 0 BB: 0 P: 5	R: 0 E: 0 K: 0 S: 3	H: 1 LOB: 0 BB: 1 P: 7	R: 0 E: 0 K: 0 S: 3	H: 0 LOB: 0 BB: 0 P: 3	R: 1 E: 0 K: 0 S: 4	H: 1 LOB: 0 BB: 0 P: 4	R: 0 E: 0 K: 0 S: 3	H: 0 LOB: 0 BB: 0 P: 3	1B: 3 2B: 2 3B: 1 HR: 2	SF: 0 SAC: 0 DP: 1 HBP: 0	WP: 0 PB: 0 SB: 0 CS: 0	PA: 36	
PITCHER	IP	WLS	BF	H	R	ER	SO	BB	IBB	HBP	BLK	WP	HR	S	P	ERA	WHIP				
Dave Wickersham, R ERA: 2.65 (1, 1)	2.0	L	13	4	2	2	2	3	0	0	0	0	1	14	26	9.00	3.500				
Fred Gladding, R ERA: 1.59 (3, 1)	5.0		16	2	0	0	2	1	0	0	0	0	0	19	23	0.00	0.600				
Pat Dobson, R ERA: 3.86 (8, 1)	1.0		4	1	1	1	0	0	0	0	0	0	1	4	4	9.00	1.000				
Johnny Podres, L ERA: 3.07 (9, 1)	1.0		3	0	0	0	0	0	0	0	0	0	0	3	3	0.00	0.000				

Boston Red Sox @ Detroit Tigers
Tiger Stadium, Detroit, MI
Sun Jul 09 1967, 4:38 AM EDT
Att: 48,266 - Unknown

AB 32
R 3
H 7
RBI 3
BB 4
SO 4
LOB 14



Batter	1	2	3	4	5	6	7	8	9	AB	R	H	RBI	BB	SO	LOB	BOTTOM				
Lenny Green, L OBP: 0.424, SLG: 0.563 (1, 7)	0-0 6-3		0-0 4-3			0-0 6-3		0-0 1-2 1B		4	0	1	0	0	0	0					
Jerry Lumpe, L OBP: 0.285, SLG: 0.254 (1, 5) (9, 4)	0-0 1B		0-0 1B		0-0 1B		0-0 3-1		0-0 F8	4	0	2	0	0	0	2					
Dick McAuliffe, L OBP: 0.373, SLG: 0.482 (1, 4) (9, 6)	0-0 F8		0-3 K		0-0 F7			0-0 F8		4	0	0	0	0	1	2					
Norm Cash, L OBP: 0.388, SLG: 0.424 (1, 3)	0-0 1-2 1B		0-3 K		0-0 G3		0-0 G3		0-0 G3	4	0	1	0	0	1	0					
Jim Northrup, L OBP: 0.326, SLG: 0.378 (1, 9)	0-0 1-3		0-0 F8		0-0 F8		0-0 1-3		0-0 F6	4	0	0	0	0	0	2					
Bill Heath, L OBP: 0.229, SLG: 0.129 (1, 2)		0-0 F8		0-0 6-3		0-0 3-1				3	0	0	0	0	0	0					
Mickey Stanley, R OBP: 0.275, SLG: 0.318 (1, 8)		0-0 F7			0-0 6-3			0-3 K		3	0	0	0	0	1	0					
Ray Oyler, R OBP: 0.266, SLG: 0.253 (8, PH) Don Wert, R OBP: 0.305, SLG: 0.310 (9, 5)		0-0 F8			0-0 F9			0-0 5-3		2	0	0	0	0	0	0					
1	0	0	0	0	0	0	0	0	0	1	0	0	0	0	0	0					
Dave Wickersham, R (1, 1) Fred Gladding, L (3, 1) Pat Dobson, R (8, 1) Jim Landis, R (8, PH) Johnny Podres, L OBP: 0.083, SLG: 0.083 (9, 1)			0-3 K		0-0 6-3			4-0 1B		0	0	0	0	0	0	0					
										0	0	0	0	0	0	0					
Inning Stats	R: 0 E: 0 K: 0 S: 5	H: 2 LOB: 0 BB: 0 P: 5	R: 0 E: 0 K: 0 S: 3	H: 0 LOB: 0 BB: 0 P: 3	R: 0 E: 0 K: 2 S: 8	H: 1 LOB: 1 BB: 0 P: 8	R: 0 E: 0 K: 1 S: 5	H: 0 LOB: 0 BB: 0 P: 5	R: 0 E: 0 K: 0 S: 3	H: 0 LOB: 0 BB: 0 P: 3	R: 0 E: 0 K: 0 S: 3	H: 0 LOB: 0 BB: 0 P: 3	R: 0 E: 0 K: 1 S: 6	H: 1 LOB: 2 BB: 1 P: 10	R: 0 E: 0 K: 0 S: 3	H: 0 LOB: 0 BB: 0 P: 3	1B: 4 2B: 0 3B: 0 HR: 0	SF: 0 SAC: 0 DP: 0 HBP: 0	WP: 0 PB: 0 SB: 0 CS: 0	PA: 32	
PITCHER	IP	WLS	BF	H	R	ER	SO	BB	IBB	HBP	BLK	WP	HR	S	P	ERA	WHIP				
Jim Lonborg, R ERA: 2.8 (1, 1)	7.0	W	24	3	0	0	3	0	0	0	0	0	0	30	30	0.00	0.429				
John Wyatt, R ERA: 2.69 (8, 1)	2.0	S	8	1	0	0	1	1	0	0	0	0	0	9	13	0.00	1.000				

Boston Red Sox @ Detroit Tigers
Tiger Stadium, Detroit, MI
Sun Jul 09 1967, 4:38 AM EDT
Att: 48,266 - Unknown

AB 31
R 0
H 4
RBI 0
BB 1
SO 4
LOB 6




Batter	1	2	3	4	5	6	7	8	9	AB	R	H	RBI	BB	SO	LOB	TOP			
Lenny Green, L OBP: 0.378, SLG: 0.500	E6 K2-6		K		4-3			1-3		4	0	0	0	0	1	0	Detroit Tigers @ Washington Senators D.C. Stadium, Washington, DC Thu Jul 13 1967, 7:05 PM EDT Unknown			
Jerry Lumpe, L OBP: 0.296, SLG: 0.270	F6		PB 2B		F5			G3		4	0	1	0	0	0	1				
Dick McAuliffe, L OBP: 0.374, SLG: 0.479	K2-6 1-2		PB BB		F9			FC6-4 BB		2	0	0	0	2	1	1				
Norm Cash, L OBP: 0.386, SLG: 0.432		HR	K		E4 G4-6-3			FC6-4 G3-6-3 1-2		4	1	1	1	0	1	3				
Jim Northrup, L OBP: 0.325, SLG: 0.376		2B E 1B	F7 1-2 2-3		G4-6-3 1-2			G3-6-3 1-2		4	1	1	0	0	0	4				
Bill Freehan, R OBP: 0.395, SLG: 0.471		F4		5-3				6-3		3	0	0	0	0	0	1				
Don Wert, R OBP: 0.305, SLG: 0.313		E 2B		F8				1-3		3	1	1	0	0	0	0				
Mickey Stanley, R OBP: 0.270, SLG: 0.313		5-3 2H 3-H		1-3				F4		3	0	0	0	0	0	0				
Joe Sparma, R OBP: 0.047, SLG: 0.024		F3		4-3				4-3		1	0	0	0	0	0	0				
Pat Dobson, R OBP: 0.222, SLG: 0.125										1	0	0	0	0	0	0				
Bill Heath, L OBP: 0.083, SLG: 0.083										0	0	0	0	0	0	0				
Johnny Podres, L OBP: 0.083, SLG: 0.083										0	0	0	0	0	0	0				
John Hiller, R OBP: 0.083, SLG: 0.083										0	0	0	0	0	0	0				
Inning Stats	R: 0 E: 1 K: 1 S: 5	H: 0 LOB: 1 BB: 0 P: 5	R: 3 E: 1 K: 0 S: 6	H: 3 LOB: 0 BB: 0 P: 6	R: 0 E: 0 K: 2 S: 8	H: 1 LOB: 2 BB: 1 P: 12	R: 0 E: 0 K: 0 S: 3	H: 0 LOB: 0 BB: 0 P: 3	R: 0 E: 0 K: 0 S: 3	H: 0 LOB: 0 BB: 0 P: 3	R: 0 E: 1 K: 0 S: 3	H: 0 LOB: 0 BB: 0 P: 3	R: 0 E: 0 K: 0 S: 3	H: 0 LOB: 0 BB: 0 P: 3	R: 0 E: 0 K: 0 S: 2	H: 0 LOB: 0 BB: 1 P: 6	1B: 1 2B: 3 3B: 0 HR: 1	SF: 0 SAC: 0 DP: 3 HBP: 0	WP: 0 PB: 1 SB: 0 CS: 0	PA: 32
PITCHER Camilo Pascual, R ERA: 2.97	IP: 9.0 WLS: W BF: 32	H: 4 R: 3 ER: 1 SO: 3	BB: 2 IBB: 0 HBP: 0 BLK: 0	WP: 0 HR: 1 S: 36 P: 44	ERA: 1.00 WHIP: 0.667															

Batter	1	2	3	4	5	6	7	8	9	AB	R	H	RBI	BB	SO	LOB	BOTTOM				
Ed Stroud, L OBP: 0.309, SLG: 0.258	WP 1B		G5-4-3 HR 1B	1-2 1B		4-3		FC4-6 FC6-4 1-2		5	1	3	0	0	0	2	Detroit Tigers @ Washington Senators D.C. Stadium, Washington, DC Thu Jul 13 1967, 7:05 PM EDT Unknown				
Ken McMullen, R OBP: 0.275, SLG: 0.316	F3 1-2		G5-4-3 1B	F7			K	FC6-4 1-2		5	0	1	0	0	1	4					
Frank Howard, R OBP: 0.333, SLG: 0.544			G5-4-3 1-2 2-3		K					4	0	0	0	0	3	3					
Hank Allen, R OBP: 0.252, SLG: 0.280	K				K					0	0	0	0	0	0	0					
Fred Valentine, S OBP: 0.331, SLG: 0.342	4-3		HR BB		S HBP			F8		2	1	0	0	1	0	1					
Mike Epstein, L OBP: 0.327, SLG: 0.436		4-3 3B	1-H 3-H HR		F7 1-2			HR		4	3	3	4	0	0	1					
Paul Casanova, R OBP: 0.294, SLG: 0.393		4-3 3-H	F8		F4			2B 1B		4	1	1	1	0	0	1					
Bernie Allen, L OBP: 0.237, SLG: 0.248		F6		K		G3		1B 2B		4	1	1	0	0	1	0					
Tim Cullen, R OBP: 0.331, SLG: 0.270		HR		F8		CS BB		FC3-6 1B		3	1	2	3	1	0	0					
Camilo Pascual, R OBP: 0.212, SLG: 0.161		6-3		1B		1-2 1B		FC3-6 FC4-6 1-2		4	0	2	0	0	0	1					
Inning Stats	R: 0 E: 0 K: 1 S: 6	H: 1 LOB: 1 BB: 0 P: 6	R: 2 E: 0 K: 0 S: 5	H: 2 LOB: 0 BB: 0 P: 5	R: 3 E: 0 K: 0 S: 5	H: 3 LOB: 0 BB: 1 P: 9	R: 0 E: 0 K: 1 S: 7	H: 2 LOB: 2 BB: 0 P: 7	R: 0 E: 0 K: 1 S: 5	H: 0 LOB: 1 BB: 0 P: 6	R: 0 E: 0 K: 0 S: 3	H: 1 LOB: 1 BB: 1 P: 7	R: 0 E: 0 K: 2 S: 7	H: 0 LOB: 0 BB: 0 P: 7	R: 3 E: 0 K: 0 S: 7	H: 4 LOB: 1 BB: 0 P: 7		1B: 8 2B: 1 3B: 1 HR: 3	SF: 0 SAC: 0 DP: 1 HBP: 1	WP: 1 PB: 0 SB: 1 CS: 1	PA: 38
PITCHER Joe Sparma, R ERA: 3.82	IP: 3.2 WLS: L BF: 19	H: 8 R: 5 ER: 5 SO: 2	BB: 1 IBB: 0 HBP: 1 BLK: 0	WP: 1 HR: 2 S: 22 P: 26	ERA: 12.27 WHIP: 2.455																
Pat Dobson, R ERA: 3.2	IP: 4.1 WLS: L BF: 12	H: 1 R: 0 ER: 0 SO: 3	BB: 1 IBB: 0 HBP: 1 BLK: 0	WP: 0 HR: 0 S: 16 P: 21	ERA: 0.00 WHIP: 0.600																
Johnny Podres, L ERA: 3.68	IP: 8.1 WLS: L BF: 4	H: 4 R: 4 ER: 3 SO: 0	BB: 0 IBB: 0 HBP: 0 BLK: 0	WP: 0 HR: 1 S: 4 P: 4	ERA: ∞ WHIP: ∞																
John Hiller, L ERA: 3.68	IP: 8.1 WLS: L BF: 3	H: 0 R: 0 ER: 0 SO: 0	BB: 0 IBB: 0 HBP: 0 BLK: 0	WP: 0 HR: 0 S: 3 P: 3	ERA: 0.00 WHIP: 0.000																

Batter	1	2	3	4	5	6	7	8	9	AB	R	H	RBI	BB	SO	LOB	TOP					
Lenny Green, L OBP: 0.341, SLG: 0.450	F7		F7		F7			4-3		4	0	0	0	0	0	0						
Jerry Lumpe, L OBP: 0.297, SLG: 0.273	WP BB		4-3			F8		1B		3	0	1	0	1	0	0						
Dick McAuliffe, L OBP: 0.373, SLG: 0.474	4-3			F8		1B BB		F5		3	0	0	0	1	0	2						
Norm Cash, L OBP: 0.384, SLG: 0.437	6-3			1B	3B	F6		F7		4	1	1	0	0	0	3						
Jim Northrup, L OBP: 0.327, SLG: 0.378		F7		BB	1B	FC4-6			K	4	0	2	1	0	1	0						
Bill Heath, L OBP: 0.225, SLG: 0.114	3-1			3H 4-0	G4-6-3 BB	FC4-6		F8		3	0	0	0	1	0	2						
Don Wert, R OBP: 0.304, SLG: 0.310				G4-6-3 HBP					K	3	0	0	0	0	1	2						
Mickey Stanley, R OBP: 0.266, SLG: 0.307	5-3									3	0	0	0	0	0	1						
Denny McLain, R OBP: 0.118, SLG: 0.082										2	0	0	0	0	1	0						
Jim Landis, R OBP: 0.349, SLG: 0.350			F4							1	0	0	0	0	1	0						
John Hiller, R (7, 1)										0	0	0	0	0	0	0						
Inning Stats	R: 0 E: 0 K: 0 S: 3	H: 0 LOB: 1 BB: 1 P: 7	R: 0 E: 0 K: 0 S: 3	H: 0 LOB: 1 BB: 0 P: 4	R: 0 E: 0 K: 0 S: 3	H: 0 LOB: 0 BB: 0 P: 3	R: 1 E: 0 K: 0 S: 4	H: 2 LOB: 1 BB: 1 P: 8	R: 0 E: 0 K: 0 S: 5	H: 0 LOB: 0 BB: 0 P: 5	R: 0 E: 0 K: 0 S: 4	H: 1 LOB: 2 BB: 1 P: 8	R: 0 E: 0 K: 0 S: 5	H: 0 LOB: 0 BB: 0 P: 5	R: 0 E: 0 K: 0 S: 4	H: 1 LOB: 1 BB: 0 P: 4	R: 0 E: 0 K: 2 S: 7	H: 0 LOB: 0 BB: 0 P: 7	1B: 3 2B: 0 3B: 1 HR: 0	SF: 0 SAC: 0 DP: 1 HBP: 1	WP: 1 PB: 0 SB: 0 CS: 0	PA: 34
PITCHER Joe Coleman, R ERA: 5.01	IP: 9.0 WLS: W BF: 34 H: 4 R: 1 ER: 1 SO: 4 BB: 3 IBB: 0 HBP: 1 BLK: 0 WP: 1 HR: 0 S: 38 P: 51 ERA: 1.00 WHIP: 0.778															PITCHER	IP: 9.0 WLS: W BF: 34 H: 4 R: 1 ER: 1 SO: 4 BB: 3 IBB: 0 HBP: 1 BLK: 0 WP: 1 HR: 0 S: 38 P: 51 ERA: 1.00 WHIP: 0.778					

Detroit Tigers @ Washington Senators
 D.C. Stadium, Washington, DC
 Thu Jul 13 1967, 7:05 PM EDT
 Att: 11,318 - Unknown


AB	30
R	1
H	4
RBI	1
BB	3
SO	4
LOB	10



Batter	1	2	3	4	5	6	7	8	9	AB	R	H	RBI	BB	SO	LOB	BOTTOM			
Ed Stroud, L OBP: 0.307, SLG: 0.257	F7	4-3			SH1-4 1B		4-3			4	1	1	0	0	0	1				
Ken McMullen, R OBP: 0.276, SLG: 0.324	6-3	SF7			SH1-4			3B		2	0	1	1	0	0	0				
Frank Howard, R OBP: 0.332, SLG: 0.538										3	1	0	0	1	2	2				
Hank Allen, R OBP: 0.252, SLG: 0.280	1B 2B BB	K			F7		K			0	0	0	0	0	0	0				
Fred Valentine, S OBP: 0.333, SLG: 0.345	1B				L6		L5			4	1	2	1	0	0	1				
Mike Epstein, L OBP: 0.325, SLG: 0.438	2B				F7		4-3			4	0	1	2	0	1	1				
Paul Casanova, R OBP: 0.290, SLG: 0.387	F8				6-3		F2			4	0	0	0	0	0	1				
Bernie Allen, L OBP: 0.237, SLG: 0.248					3-1		E3			4	1	1	0	0	1	0				
Tim Cullen, R OBP: 0.331, SLG: 0.272					F3		5-3			3	1	1	0	0	0	1				
Joe Coleman, R OBP: 0.172, SLG: 0.115					K		4-3			3	1	0	0	0	1	1				
Inning Stats	R: 2 E: 0 K: 0 S: 5	H: 2 LOB: 1 BB: 1 P: 9	R: 3 E: 1 K: 1 S: 8	H: 2 LOB: 0 BB: 0 P: 8	R: 0 E: 0 K: 0 S: 3	H: 0 LOB: 0 BB: 0 P: 3	R: 0 E: 0 K: 1 S: 5	H: 0 LOB: 0 BB: 0 P: 5	R: 1 E: 0 K: 0 S: 5	H: 2 LOB: 1 BB: 0 P: 5	R: 0 E: 0 K: 0 S: 4	H: 0 LOB: 1 BB: 0 P: 4	R: 0 E: 0 K: 1 S: 6	H: 1 LOB: 1 BB: 0 P: 6	R: 0 E: 0 K: 2 S: 7	H: 0 LOB: 0 BB: 0 P: 7	1B: 5 2B: 1 3B: 1 HR: 0	SF: 1 SAC: 1 DP: 0 HBP: 0	WP: 0 PB: 0 SB: 0 CS: 0	PA: 34
PITCHER Denny McLain, R ERA: 3.6	IP: 6.0 WLS: L BF: 27 H: 6 R: 6 ER: 3 SO: 2 BB: 1 IBB: 0 HBP: 0 BLK: 0 WP: 0 HR: 0 S: 30 P: 34 ERA: 4.50 WHIP: 1.167															PITCHER John Hiller, L ERA:	IP: 2.0 WLS: 7 BF: 1 H: 0 R: 0 ER: 0 SO: 3 BB: 0 IBB: 0 HBP: 0 BLK: 0 WP: 0 HR: 0 S: 13 P: 13 ERA: 0.00 WHIP: 0.500			

Detroit Tigers @ Washington Senators
 D.C. Stadium, Washington, DC
 Thu Jul 13 1967, 7:05 PM EDT
 Att: 11,318 - Unknown

AB	31
R	6
H	7
RBI	4
BB	1
SO	5
LOB	8



Batter	1	2	3	4	5	6	7	8	9	AB	R	H	RBI	BB	SO	LOB	TOP								
Jim Landis, R OBP: 0.342, SLG: 0.342 (1, 9)	0-0 4-3		0-0 6-3		0-0 F3		0-3 K			4	0	0	0	0	1	2									
Norm Cash, L OBP: 0.376, SLG: 0.428 (1, 3)	0-3 K			0-0 4-3	0-0 F4			0-0 F7		4	0	0	0	0	1	1									
Don Wert, R OBP: 0.309, SLG: 0.316 (1, 5)	0-0 1-3			0-0 FC6-4 1B		4-0 G4-3 BB		0-0 F7		3	0	1	0	1	0	0									
Bill Freehan, R OBP: 0.398, SLG: 0.481 (1, 2)		0-0 FC1-4 1B		0-0 FC6-4 1-2		4-0 G4-3 BB		0-0 1B		3	0	2	0	1	0	1									
Willie Horton, R OBP: 0.339, SLG: 0.485 Jim Northrup, L OBP: 0.328, SLG: 0.376 (1, 7) (7, 9)	0-0 F5		0-0 F8		0-0 G4-3		0-0 1B	0-0 1B		3	0	0	0	0	0	4									
Mickey Stanley, R OBP: 0.257, SLG: 0.296 (1, 8)	0-0 FC1-4 1-2				0-0 5-3	0-0 5-3		0-0 F9		4	0	0	0	0	0	4									
Dick Tracewski, R OBP: 0.308, SLG: 0.313 (1, 4)	0-3 K				0-0 3B		0-0 F6		0-0 F6	4	1	1	0	0	1	1									
Ray Oyler, R OBP: 0.270, SLG: 0.267 (1, 6)			0-0 6-3		0-0 1B		0-0 FC1-6 1B		0-0 F8	4	1	2	1	0	0	0									
Mickey Lolich, S OBP: 0.265, SLG: 0.167 Mike Marshall, R OBP: 0.250, SLG: 0.250 Jim Price, R OBP: 0.270, SLG: 0.351 (1, 1) (7, 1) (9, PH)			0-3 K		0-0 1B		0-0 FC1-6 1-2		0-0 5-3	3	0	1	1	0	1	1									
Inning Stats	R: 0 E: 0 K: 1 S: 5	H: 0 LOB: 0 BB: 0 P: 5	R: 0 E: 0 K: 1 S: 6	H: 1 LOB: 1 BB: 0 P: 6	R: 0 E: 0 K: 1 S: 5	H: 0 LOB: 0 BB: 0 P: 5	R: 0 E: 0 K: 0 S: 4	H: 1 LOB: 1 BB: 0 P: 4	R: 2 E: 0 K: 0 S: 6	H: 3 LOB: 1 BB: 0 P: 6	R: 0 E: 0 K: 0 S: 2	H: 0 LOB: 1 BB: 2 P: 10	R: 0 E: 0 K: 1 S: 6	H: 1 LOB: 0 BB: 0 P: 6	R: 0 E: 0 K: 0 S: 5	H: 2 LOB: 2 BB: 0 P: 5	R: 0 E: 0 K: 0 S: 3	H: 0 LOB: 0 BB: 0 P: 3	1B: 7 2B: 0 3B: 1 HR: 0	SF: 0 SAC: 0 DP: 1 HBP: 0	WP: 0 PB: 0 SB: 0 CS: 0	PA: 36			
PITCHER	IP	WLS	BF	H	R	ER	SO	BB	IBB	HBP	BLK	WP	HR	S	P	ERA	WHIP								
Barry Moore, L ERA: 3.96 Casey Cox, R ERA: 3.07 Dick Lines, L ERA: 2.78	(1, 1) (6, 1) (8, 1)	5.0 W S	22 6 8	5 1 2	2 0 0	2 0 0	3 1 0	2 0 0	0 0 0	0 0 0	0 0 0	0 0 0	0 0 0	26 8 8	34 8 8	3.60 0.00 0.00	1.400 0.500 1.000								

Detroit Tigers @ Washington Senators
 D.C. Stadium, Washington, DC
 Sat Jul 15 1967, 3:33 AM EDT
 Att: 6,169 - Unknown

AB	34
R	2
H	8
RBI	2
BB	2
SO	4
LOB	14



Batter	1	2	3	4	5	6	7	8	9	AB	R	H	RBI	BB	SO	LOB	BOTTOM								
Tim Cullen, R OBP: 0.341, SLG: 0.280 (1, 6)	0-0 F8			0-0 BB 1B		0-0 5-3	0-0 BB			4	1	2	1	0	0	0									
Ken McMullen, R OBP: 0.281, SLG: 0.333 (1, 5)	0-0 4-3			0-0 BB 1B		0-0 2B	4-0 1B BB			3	0	2	0	1	0	0									
Frank Howard, R OBP: 0.330, SLG: 0.530 Dick Lines, R OBP: 0.375, SLG: 0.167 (1, 7) (8, 1)	0-3 K			0-3 K		0-3 K	0-0 1B			4	0	1	2	0	3	3									
Fred Valentine, S OBP: 0.335, SLG: 0.338 (1, 9)		0-3 K		4-0 G6-4-3 BB		4-0 BB	0-0 F6			2	0	0	0	2	1	2									
Paul Casanova, R OBP: 0.285, SLG: 0.380 (1, 2)	0-0 F7			0-0 G6-4-3 1-2		0-3 K		0-0 F7		4	0	0	0	0	1	5									
Hank Allen, R OBP: 0.252, SLG: 0.279 (1, 8) (8, 7)	0-0 4-3				0-0 FC3-6 1B		0-0 5-3	0-0 6-3		4	0	1	0	0	0	0									
Mike Epstein, L OBP: 0.327, SLG: 0.423 (1, 3)			0-3 K		0-0 FC3-6 1-2		0-3 K	0-3 K		4	0	0	0	0	3	1									
Bernie Allen, L OBP: 0.233, SLG: 0.243 (1, 4)			0-0 4-3		0-3 K		0-0 1B 1B			3	1	1	0	0	1	1									
Barry Moore, L OBP: 0.143, SLG: 0.188 Casey Cox, R Doug Camilli, R OBP: 0.236, SLG: 0.250 Ed Stroud, L OBP: 0.305, SLG: 0.257 (1, 1) (6, 1) (7, PH) (8, 8)			0-3 K		0-0 3-1		0-0 BB 1B			2	0	0	0	0	1	1									
Inning Stats	R: 0 E: 0 K: 1 S: 5	H: 0 LOB: 0 BB: 0 P: 5	R: 0 E: 0 K: 1 S: 5	H: 0 LOB: 0 BB: 0 P: 5	R: 0 E: 0 K: 2 S: 7	H: 0 LOB: 0 BB: 0 P: 7	R: 0 E: 0 K: 1 S: 6	H: 2 LOB: 1 BB: 1 P: 10	R: 0 E: 0 K: 1 S: 6	H: 1 LOB: 1 BB: 0 P: 6	R: 0 E: 0 K: 2 S: 8	H: 1 LOB: 2 BB: 1 P: 12	R: 3 E: 0 K: 1 S: 9	H: 4 LOB: 2 BB: 1 P: 13	R: 0 E: 0 K: 1 S: 5	H: 0 LOB: 0 BB: 0 P: 5	1B: 7 2B: 1 3B: 0 HR: 0	SF: 0 SAC: 0 DP: 1 HBP: 0	WP: 0 PB: 0 SB: 0 CS: 0	PA: 34					
PITCHER	IP	WLS	BF	H	R	ER	SO	BB	IBB	HBP	BLK	WP	HR	S	P	ERA	WHIP								
Mickey Lolich, L ERA: 4.61 Mike Marshall, R ERA: 0.96	(1, 1) (7, 1)	6.2 L	28 6	7 1	3 0	3 0	9 1	2 1	0 0	0 0	0 0	0 0	0 0	7 7	11 11	4.05 0.00	1.350 1.500								

Detroit Tigers @ Washington Senators
 D.C. Stadium, Washington, DC
 Sat Jul 15 1967, 3:33 AM EDT
 Att: 6,169 - Unknown

AB	31
R	3
H	8
RBI	3
BB	3
SO	10
LOB	13



Batter	1	2	3	4	5	6	7	8	9	AB	R	H	RBI	BB	SO	LOB	TOP										
Lenny Green, L (1, 8) OBP: 0.292, SLG: 0.383	G3		F9		F7	F9			K	3	0	0	0	0	0	1	Detroit Tigers @ Boston Red Sox Fenway Park, Boston, MA Sun Jul 16 1967, 3:33 AM EDT Att: 28,237 - Unknown										
Bill Freehan, R (6, FH) OBP: 0.396, SLG: 0.480										1	0	0	0	0	0	2											
John Hiller, R (6, 1)										0	0	0	0	0	0	0											
Dick Tracewski, R (9, FH) OBP: 0.302, SLG: 0.306										1	0	0	0	0	1	0											
Jerry Lumpe, L (1, 4) OBP: 0.269, SLG: 0.280	4-3		K		F7			WP	6-3	5	0	1	0	0	1	1											
Norm Cash, L (1, 3) OBP: 0.372, SLG: 0.420	F9				F8	G3			K	5	0	0	0	0	2	1											
Willie Horton, R (1, 7) OBP: 0.338, SLG: 0.495					5-3				5-3	4	1	1	1	0	1	1											
Jim Northrup, L (1, 9) OBP: 0.330, SLG: 0.375										3	2	1	0	1	1	1											
Don Wert, R (1, 5) OBP: 0.308, SLG: 0.315										4	1	1	0	0	1	1											
Jim Price, R (1, 2) OBP: 0.268, SLG: 0.341										4	0	1	1	0	0	1											
Ray Oyler, R (1, 6) OBP: 0.278, SLG: 0.272										3	0	2	1	1	0	0											
Joe Sparma, R (1, 1) OBP: 0.047, SLG: 0.024										0	0	0	0	0	0	0											
Jim Landis, R (4, FH) OBP: 0.340, SLG: 0.340										1	0	0	0	0	1	3											
Pat Dobson, R (4, 1)										0	0	0	0	0	0	0											
Mickey Stanley, R (6, FH) OBP: 0.259, SLG: 0.316										2	1	1	1	0	0	2											
Inning Stats	R: 0 E: 0 K: 0 S: 3	H: 0 LOB: 0 BB: 0 P: 3	R: 1 E: 0 K: 0 S: 4	H: 1 LOB: 0 BB: 0 P: 4	R: 0 E: 0 K: 1 S: 6	H: 1 LOB: 1 BB: 0 P: 6	R: 1 E: 2 K: 1 S: 7	H: 0 LOB: 2 BB: 2 P: 15	R: 0 E: 0 K: 0 S: 3	H: 0 LOB: 0 BB: 0 P: 3	R: 2 E: 0 K: 0 S: 7	H: 4 LOB: 2 BB: 0 P: 7	R: 0 E: 0 K: 3 S: 10	H: 1 LOB: 1 BB: 0 P: 10	R: 0 E: 0 K: 1 S: 5	H: 0 LOB: 0 BB: 0 P: 5	R: 1 E: 0 K: 2 S: 8	H: 1 LOB: 0 BB: 0 P: 8	1B: 5 2B: 1 3B: 0 HR: 2	SF: 0 SAC: 1 DP: 0 HBP: 0	WP: 2 PB: 0 SB: 0 CS: 0	PA: 39					
PITCHER	IP	WLS	BF	H	R	ER	SO	BB	IBB	HBP	BLK	WP	HR	S	P	ERA	WHIP										
Darrell Brandon, R (1, 1) ERA: 4.24	5.1	W	26	6	4	3	2	2	0	0	0	1	1	28	36	5.06	1.500										
Sparky Lyle, L (6, 1) ERA: 1.74	3.2	S	13	2	1	1	6	0	0	0	0	1	1	25	25	2.46	0.545										

AB	36
R	5
H	8
RBI	4
BB	2
SO	8
LOB	14



Batter	1	2	3	4	5	6	7	8	9	AB	R	H	RBI	BB	SO	LOB	BOTTOM										
Mike Andrews, R (1, 4) OBP: 0.329, SLG: 0.317	F7		E7	E6		K				4	1	1	2	0	1	1	Detroit Tigers @ Boston Red Sox Fenway Park, Boston, MA Sun Jul 16 1967, 3:33 AM EDT Att: 28,237 - Unknown										
Dalton Jones, L (7, 4) OBP: 0.299, SLG: 0.346										0	0	0	0	1	0	0											
Joe Foy, R (1, 5) OBP: 0.326, SLG: 0.450	5-3		SH1-4	6-3				F8	FC6-4	4	0	0	0	0	0	5											
Carl Yastrzemski, L (1, 7) OBP: 0.416, SLG: 0.611										3	1	1	2	0	0	2											
George Thomas, R (8, 7) OBP: 0.244, SLG: 0.286	F8		4-3	SF8					HR	0	0	0	0	0	0	0											
Tony Conigliaro, R (1, 9) OBP: 0.361, SLG: 0.529										4	1	1	3	0	1	1											
Jose Tartabull, L (8, 9) OBP: 0.306, SLG: 0.247										0	0	0	0	0	0	0											
George Scott, R (1, 3) OBP: 0.360, SLG: 0.441										3	0	0	0	0	1	0											
Jerry Adair, R (1, 6) OBP: 0.256, SLG: 0.281										4	0	0	0	0	1	1											
Reggie Smith, S (1, 8) OBP: 0.305, SLG: 0.360										4	2	3	0	0	0	0											
Mike Ryan, R (1, 2) OBP: 0.281, SLG: 0.265										3	2	2	0	1	0	0											
Darrell Brandon, R (1, 1) OBP: 0.214, SLG: 0.259										1	2	1	0	0	0	0											
Sparky Lyle, L (6, 1) OBP: 0.333, SLG: 0.667										2	0	0	0	0	2	2											
Inning Stats	R: 0 E: 0 K: 0 S: 3	H: 0 LOB: 0 BB: 0 P: 3	R: 0 E: 0 K: 2 S: 7	H: 0 LOB: 0 BB: 0 P: 7	R: 5 E: 1 K: 0 S: 8	H: 4 LOB: 1 BB: 0 P: 9	R: 3 E: 1 K: 0 S: 6	H: 2 LOB: 1 BB: 1 P: 10	R: 0 E: 0 K: 0 S: 3	H: 0 LOB: 0 BB: 0 P: 3	R: 0 E: 0 K: 2 S: 7	H: 0 LOB: 0 BB: 0 P: 7	R: 1 E: 0 K: 1 S: 6	H: 1 LOB: 0 BB: 0 P: 6	R: 0 E: 0 K: 1 S: 7	H: 2 LOB: 3 BB: 1 P: 11	R: 0 E: 0 K: 1 S: 7	H: 0 LOB: 0 BB: 0 P: 11	1B: 7 2B: 0 3B: 0 HR: 2	SF: 1 SAC: 2 DP: 0 HBP: 1	WP: 1 PB: 0 SB: 0 CS: 0	PA: 38					
PITCHER	IP	WLS	BF	H	R	ER	SO	BB	IBB	HBP	BLK	WP	HR	S	P	ERA	WHIP										
Joe Sparma, R (1, 1) ERA: 4.08	3.0	L	15	4	5	5	2	0	0	0	0	0	0	9	13	4.50	1.500										
Pat Dobson, R (4, 1) ERA: 3.32	2.0		10	2	3	1	0	1	0	0	0	0	0	9	13	4.50	1.500										
John Hiller, L (6, 1) ERA: 1.42	3.0		13	3	1	1	4	1	0	0	0	1	1	20	24	3.00	1.333										

AB	32
R	9
H	9
RBI	7
BB	2
SO	6
LOB	12



Batter	1	2	3	4	5	6	7	8	9	AB	R	H	RBI	BB	SO	LOB	TOP					
Ed Stroud, L OBP: 0.307, SLG: 0.259 (1, 8)	0-0 6-3			4-0 G4-6-3 BB		0-0 F8			0-0 1B 2B	3	1	1	0	1	0	0	Washington Senators @ Detroit Tigers Tiger Stadium, Detroit, MI Tue Jul 18, 1967, 7:05 PM EDT Att: 7,710 - Unknown					
Ken McMullen, R OBP: 0.280, SLG: 0.349 (1, 5)	0-0 6-3			0-0 F5			0-3 K		0-0 5-3	4	0	0	0	0	1	2						
Fred Valentine, S OBP: 0.334, SLG: 0.339 (1, 9)	0-3 K			0-0 G4-6-3 1-2			0-0 F9		4-0 1B E BB	3	1	0	0	1	1	1						
Mike Epstein, L OBP: 0.324, SLG: 0.409 (1, 3)				0-0 F4		0-0 F8			0-0 F9	3	0	0	0	1	0	2						
Paul Casanova, R OBP: 0.287, SLG: 0.376 (1, 2)				0-0 F7		0-0 6-3			0-0 E 1B	4	0	1	1	0	0	1						
Hank Allen, R OBP: 0.284, SLG: 0.306 (1, 7)				0-0 F9				0-3 K	0-0 E7 1B	4	0	2	1	0	1	0						
Bernie Allen, L OBP: 0.236, SLG: 0.247 (1, 4)				0-0 F3		0-3 K			0-3 K	4	0	1	0	0	2	3						
Tim Cullen, R OBP: 0.342, SLG: 0.281 (1, 6)				0-0 F8			0-3 K		0-0 6-3	3	0	0	0	0	1	1						
Camilo Pascual, R Casey Cox, R Dick Nen, L Bob Priddy, R Frank Howard, R Dick Lines, L OBP: 0.226, SLG: 0.156 (4, 1) OBP: 0.292, SLG: 0.328 (8, 1) OBP: 0.370, SLG: 0.187 (8, 1)				0-0 4-3			0-0 F9		0-3 K	1	0	0	0	0	0	0						
Inning Stats	R: 0 E: 0 K: 1 S: 5	H: 0 LOB: 0 BB: 0 P: 5	R: 0 E: 0 K: 0 S: 3	H: 0 LOB: 0 BB: 0 P: 3	R: 0 E: 0 K: 0 S: 3	H: 0 LOB: 0 BB: 0 P: 3	R: 0 E: 0 K: 0 S: 2	H: 0 LOB: 0 BB: 1 P: 6	R: 0 E: 0 K: 1 S: 6	H: 1 LOB: 1 BB: 0 P: 6	R: 0 E: 0 K: 1 S: 5	H: 0 LOB: 0 BB: 0 P: 5	R: 0 E: 0 K: 1 S: 5	H: 0 LOB: 1 BB: 1 P: 9	R: 0 E: 0 K: 2 S: 8	H: 1 LOB: 1 BB: 0 P: 8		R: 2 E: 1 K: 1 S: 8	H: 3 LOB: 2 BB: 1 P: 12	1B: 3 2B: 1 3B: 1 HR: 0	SF: 0 SAC: 0 DP: 1 HBP: 0	WP: 0 PB: 0 SB: 0 CS: 0
PITCHER Earl Wilson, R ERA: 3.72 (1, 1)	IP: 9.0 WLS: W BF: 34 H: 5 R: 2 ER: 2 SO: 7 BB: 3 IBB: 0 HBP: 0 BLK: 0 WP: 0 HR: 0 S: 45 P: 57 ERA: 2.00 WHIP: 0.889																					

Batter	1	2	3	4	5	6	7	8	9	AB	R	H	RBI	BB	SO	LOB	BOTTOM			
Dick McAuliffe, L OBP: 0.375, SLG: 0.473 (1, 4)	0-0 4-3			4-0 3B BB		0-0 F9		0-3 K		4	2	1	1	1	1	2	Washington Senators @ Detroit Tigers Tiger Stadium, Detroit, MI Tue Jul 18, 1967, 7:05 PM EDT Att: 7,710 - Unknown			
Don Wert, R OBP: 0.309, SLG: 0.313 (1, 5)	0-0 G5-3 BB 1B			0-0 F8		1-0 E HBP		0-0 6-3	0-0 5-3	4	0	1	0	0	0	3				
Norm Cash, L OBP: 0.372, SLG: 0.428 (1, 3)	4-0 1-2 BB			0-0 FC3-2 1-H 3B		0-0 G3				3	0	1	1	1	0	2				
Willie Horton, R OBP: 0.335, SLG: 0.483 (7, PR) Lenny Green, L OBP: 0.292, SLG: 0.383 (8, 7)	0-0 G5-3 2-3f			4-0 BB		0-0 6-3				3	0	1	0	1	0	4				
Bill Freehan, R OBP: 0.390, SLG: 0.469 (1, 2)				0-0 F7		0-0 F3			0-0 F3	4	0	0	0	0	0	3				
Jim Northrup, L OBP: 0.326, SLG: 0.375 (1, 9)				0-0 4-3		0-0 4-3		0-0 L5	0-0 PB 1B 2B	4	1	1	0	0	0	0				
Mickey Stanley, R OBP: 0.260, SLG: 0.326 (1, 8)				0-0 3B		0-0 HBP 1B 1B		0-3 K	0-3 K	4	1	2	0	0	2	1				
Ray Oyler, R OBP: 0.282, SLG: 0.270 (1, 6)				0-3 K		1-0 1B 2B HBP		0-0 5-3	4-0 1B BB	2	1	0	0	1	1	1				
Earl Wilson, R OBP: 0.238, SLG: 0.356 (1, 1)				0-0 6-3		0-0 2B FC3-2 1B		0-0 6-3	0-0 1-2 3H 1B	4	0	2	2	0	0	0				
Inning Stats	R: 0 E: 0 K: 0 S: 3	H: 1 LOB: 1 BB: 1 P: 7	R: 0 E: 0 K: 1 S: 6	H: 1 LOB: 0 BB: 0 P: 6	R: 1 E: 0 K: 0 S: 4	H: 1 LOB: 2 BB: 2 P: 12	R: 3 E: 1 K: 0 S: 6	H: 3 LOB: 2 BB: 0 P: 8	R: 0 E: 0 K: 1 S: 5	H: 0 LOB: 0 BB: 0 P: 5	R: 0 E: 0 K: 0 S: 3	H: 0 LOB: 0 BB: 0 P: 3	R: 0 E: 0 K: 0 S: 4	H: 1 LOB: 1 BB: 0 P: 4	R: 1 E: 0 K: 2 S: 9	H: 2 LOB: 2 BB: 1 P: 13		1B: 5 2B: 2 3B: 2 HR: 0	SF: 0 SAC: 0 DP: 1 HBP: 2	WP: 0 PB: 1 SB: 0 CS: 0
PITCHER Camilo Pascual, R ERA: 3.14 (1, 1) Casey Cox, R ERA: 2.3 (4, 1) Bob Priddy, R ERA: 4.26 (6, 1) Dick Lines, L ERA: 2.89 (8, 1)	IP: 3.1 WLS: L BF: 20 H: 6 R: 4 ER: 3 SO: 1 BB: 0 IBB: 0 HBP: 0 BLK: 0 WP: 0 HR: 0 S: 17 P: 31 ERA: 8.10 WHIP: 2.700																			


Batter	1	2	3	4	5	6	7	8	9	AB	R	H	RBI	BB	SO	LOB	TOP				
Tim Cullen, R OBP: 0.354, SLG: 0.297 (1, 6)										5	1	4	0	0	0	0	Washington Senators @ Detroit Tigers Tiger Stadium, Detroit, MI Wed Jul 19 1967, 7:05 PM EDT Att: 10,383 - Unknown				
Ken McMullen, R OBP: 0.279, SLG: 0.347 (1, 5)										5	1	1	0	0	1	6					
Cap Peterson, R OBP: 0.325, SLG: 0.376 (1, 9)										5	1	1	0	0	1	5					
Fred Valentine, S OBP: 0.336, SLG: 0.340 (1, 7)										5	1	2	1	0	0	1					
Paul Casanova, R OBP: 0.292, SLG: 0.380 (1, 2)										5	0	3	2	0	0	0					
Hank Allen, R OBP: 0.289, SLG: 0.310 (1, 8)										5	0	2	0	0	2	4					
Mike Epstein, L OBP: 0.323, SLG: 0.401 (1, 3)										3	0	0	0	0	1	2					
Bernie Allen, L OBP: 0.236, SLG: 0.242 (1, 4)										3	0	0	0	1	0	1					
Phil Ortega, R OBP: 0.146, SLG: 0.054 Darold Knowles, L OBP: 0.125, SLG: 0.125 (8, 1)										2	0	0	0	2	1	3					
										0	0	0	0	0	0	0					
Inning Stats	R: 2 E: 0 K: 1 S: 8	H: 4 LOB: 1 BB: 0 P: 8	R: 0 E: 0 K: 1 S: 5	H: 0 LOB: 0 BB: 0 P: 5	R: 0 E: 0 K: 0 S: 4	H: 1 LOB: 1 BB: 0 P: 4	R: 0 E: 0 K: 1 S: 6	H: 1 LOB: 1 BB: 0 P: 6	R: 0 E: 0 K: 0 S: 3	H: 1 LOB: 1 BB: 1 P: 7	R: 0 E: 0 K: 0 S: 4	H: 1 LOB: 1 BB: 0 P: 4	R: 0 E: 0 K: 1 S: 6	H: 1 LOB: 2 BB: 1 P: 10	R: 0 E: 0 K: 1 S: 6	H: 1 LOB: 3 BB: 0 P: 8	1B: 13 2B: 1 3B: 0 HR: 0	SF: 0 SAC: 0 DP: 1 HBP: 1	WP: 0 PB: 0 SB: 1 CS: 0	PA: 42	
PITCHER	IP WLS BF H R ER SO BB IBB HBP BLK WP HR S P ERA WHIP																				
Mickey Lolich, L ERA: 4.47 Fred Gladding, R ERA: 2.03	(1, 1) (8, 1)	7.0 L	30 12	9 4	2 2	2 1	4 2	2 1	0 0	0 1	0 0	0 0	0 0	0 14	44 19	2.57 4.50	1.571 2.500				

Batter	1	2	3	4	5	6	7	8	9	AB	R	H	RBI	BB	SO	LOB	BOTTOM					
Lenny Green, L OBP: 0.288, SLG: 0.373 (1, 7)										4	1	1	0	0	0	3	Washington Senators @ Detroit Tigers Tiger Stadium, Detroit, MI Wed Jul 19 1967, 7:05 PM EDT Att: 10,383 - Unknown					
Don Wert, R OBP: 0.308, SLG: 0.322 (1, 5)										4	1	1	1	0	0	2						
Dick McAuliffe, L OBP: 0.376, SLG: 0.471 (1, 4)										3	0	1	0	1	0	0						
Norm Cash, L OBP: 0.371, SLG: 0.425 (1, 3)										4	0	1	0	0	0	3						
Bill Freehan, R OBP: 0.394, SLG: 0.471 (1, 2)										3	0	2	0	1	0	1						
Jim Northrup, L OBP: 0.327, SLG: 0.374 (1, 9)										4	0	1	1	0	1	3						
Mickey Stanley, R OBP: 0.255, SLG: 0.319 (1, 8)										4	0	0	0	0	0	0						
Ray Oyler, R OBP: 0.285, SLG: 0.270 Dick Tracewski, R OBP: 0.296, SLG: 0.300 (2, PR) (3, 6)										0	0	0	0	0	0	0						
Jerry Lumpe, L OBP: 0.281, SLG: 0.272 (7, PH) (8, 4)										2	0	0	0	0	0	0						
Mickey Lolich, S OBP: 0.286, SLG: 0.194 Willie Horton, R OBP: 0.333, SLG: 0.481 Fred Gladding, L OBP: 0.339, SLG: 0.337 (8, PH)										1	0	1	0	0	0	0						
										1	0	0	0	0	0	0						
Inning Stats	R: 1 E: 0 K: 1 S: 7	H: 2 LOB: 2 BB: 1 P: 11	R: 0 E: 0 K: 0 S: 3	H: 0 LOB: 2 BB: 0 P: 4	R: 0 E: 0 K: 0 S: 4	H: 1 LOB: 1 BB: 0 P: 4	R: 0 E: 0 K: 1 S: 5	H: 0 LOB: 0 BB: 0 P: 5	R: 0 E: 0 K: 0 S: 3	H: 1 LOB: 0 BB: 0 P: 3	R: 0 E: 0 K: 0 S: 4	H: 1 LOB: 1 BB: 0 P: 4	R: 0 E: 0 K: 0 S: 3	H: 0 LOB: 0 BB: 0 P: 3	R: 1 E: 0 K: 0 S: 5	H: 3 LOB: 2 BB: 1 P: 9	R: 0 E: 0 K: 0 S: 3	H: 0 LOB: 0 BB: 0 P: 3	1B: 7 2B: 0 3B: 0 HR: 1	SF: 0 SAC: 1 DP: 1 HBP: 1	WP: 0 PB: 0 SB: 0 CS: 0	PA: 36
PITCHER	IP WLS BF H R ER SO BB IBB HBP BLK WP HR S P ERA WHIP																					
Phil Ortega, R ERA: 3.42 Darold Knowles, L ERA: 2.54	(1, 1) (8, 1)	7.1 W	29 7	6 2	0 0	2 0	2 0	0 0	0 0	0 1	0 0	0 6	31 10	36 10	0.00 1.200	1.200						

Batter	1	2	3	4	5	6	7	8	9	AB	R	H	RBI	BB	SO	LOB	TOP					
Horace Clarke, S OBP: 0.293, SLG: 0.263 (1,4)	5-3		6-3		4-3			2B	1-3	5	1	1	0	0	0	2						
Roy White, S OBP: 0.500, SLG: 0.500 (1,5)				1B		F5		2B		3	0	2	2	1	0	0						
Mickey Mantle, S OBP: 0.394, SLG: 0.489 (1,3)	K			K		K		K2-3		4	0	0	0	0	4	3						
Joe Pepitone, L OBP: 0.308, SLG: 0.370 (1,8)	3-1			K		F3		3-1		4	0	0	0	0	1	3						
Steve Whitaker, L OBP: 0.280, SLG: 0.355 (1,9)		4-3								3	0	1	0	1	1	0						
Tom Tresh, S OBP: 0.284, SLG: 0.346 (1,7)		F8		1-3				K		3	0	0	0	1	1	4						
Jake Gibbs, L OBP: 0.303, SLG: 0.284 (1,2)						F6				4	0	1	0	0	1	0						
Ruben Amaro, R OBP: 0.301, SLG: 0.263 (1,6)			K			F6		G6-4-3		4	0	1	0	0	1	2						
Steve Barber, L OBP: 0.226, SLG: 0.241 (1,1)										2	0	1	0	0	0	0						
Thad Tiltonson, R OBP: 0.198, SLG: 0.071 (5,1)			5-3							0	0	0	0	0	0	0						
Charley Smith, R OBP: 0.270, SLG: 0.305 (8,PH)										1	1	1	0	0	0	0						
Joe Verbanic, R OBP: 0.182, SLG: 0.273 (8,1)										0	0	0	0	0	0	0						
Bill Robinson, R OBP: 0.256, SLG: 0.281 (9,PH)										1	0	0	0	0	0	1						
Inning Stats	R: 0 E: 0 K: 1 S: 6	H: 1 LOB: 1 BB: 0 P: 6	R: 0 E: 0 K: 0 S: 3	H: 0 LOB: 0 BB: 0 P: 3	R: 0 E: 0 K: 1 S: 5	H: 0 LOB: 0 BB: 0 P: 5	R: 0 E: 0 K: 2 S: 8	H: 1 LOB: 2 BB: 1 P: 12	R: 0 E: 0 K: 0 S: 4	H: 1 LOB: 1 BB: 0 P: 4	R: 0 E: 0 K: 1 S: 5	H: 0 LOB: 0 BB: 0 P: 5	R: 0 E: 0 K: 1 S: 5	H: 1 LOB: 1 BB: 1 P: 9	R: 2 E: 0 K: 2 S: 10	H: 3 LOB: 2 BB: 1 P: 14	R: 0 E: 0 K: 1 S: 6	H: 1 LOB: 1 BB: 0 P: 6	1B: 6 2B: 2 3B: 0 HR: 0	SF: 0 SAC: 0 DP: 1 HBP: 0	WP: 0 PB: 0 SB: 1 CS: 0	PA: 37
PITCHER	IP WLS BF H R ER SO BB IBB HBP BLK WP HR S P ERA WHIP																					
Denny McLain, R ERA: 3.71 (1,1)	7.0 W 28 6 2 2 6 2 0 0 0 0 0 0 38 46 2.57 1.143																					
Mike Marshall, R ERA: 0.86 (8,1)	2.0 S 9 2 0 0 3 1 0 0 0 0 0 0 14 18 0.00 1.500																					

New York Yankees @ Detroit Tigers
Tiger Stadium, Detroit, MI
Fri Jul 21, 1967, 7:05 PM EDT
Att: 33,730 - Unknown

AB 34
R 2
H 8
RBI 2
BB 3
SO 9
LOB 15



Batter	1	2	3	4	5	6	7	8	9	AB	R	H	RBI	BB	SO	LOB	BOTTOM			
Jim Landis, R OBP: 0.342, SLG: 0.341 (1,9)	K	F8		CS		1-3		G3		5	0	2	0	0	1	2				
Dick McAuliffe, L OBP: 0.378, SLG: 0.485 (1,4)	G3		6-3			4-1		G3		4	1	1	0	1	0	1				
Don Wert, R OBP: 0.316, SLG: 0.333 (1,5)	1B		6-3	CS				6-3		5	1	3	0	0	0	2				
Willie Horton, R OBP: 0.342, SLG: 0.493 (1,7)										3	1	3	2	0	0	0				
Lenny Green, L OBP: 0.273, SLG: 0.352 (6,PR) (6,7)	FC6-4		2B					F7		1	0	0	0	0	0	1				
Bill Freehan, R OBP: 0.397, SLG: 0.472 (1,2)	FC6-4		1B					F9		4	1	2	1	0	0	3				
Norm Cash, L OBP: 0.374, SLG: 0.423 (1,3)		F2	F5							3	0	1	0	1	0	1				
Mickey Stanley, R OBP: 0.275, SLG: 0.333 (1,8)										3	0	2	1	1	1	2				
Ray Oyler, R OBP: 0.280, SLG: 0.266 (1,6)		FC6-4	CS		6-3	FC6-4				4	0	0	0	0	1	6				
Denny McLain, R OBP: 0.143, SLG: 0.111 (1,1)										3	0	1	0	0	2	0				
Mike Marshall, R OBP: 0.200, SLG: 0.200 (8,1)				K						1	0	0	0	0	1	0				
Inning Stats	R: 0 E: 0 K: 1 S: 7	H: 2 LOB: 2 BB: 0 P: 7	R: 0 E: 0 K: 0 S: 5	H: 2 LOB: 2 BB: 0 P: 5	R: 3 E: 0 K: 0 S: 6	H: 4 LOB: 0 BB: 0 P: 6	R: 0 E: 0 K: 1 S: 5	H: 1 LOB: 1 BB: 1 P: 9	R: 1 E: 0 K: 1 S: 8	H: 4 LOB: 2 BB: 0 P: 8	R: 0 E: 0 K: 1 S: 5	H: 0 LOB: 0 BB: 0 P: 5	R: 0 E: 0 K: 1 S: 6	H: 1 LOB: 3 BB: 2 P: 14	R: 0 E: 0 K: 1 S: 6	H: 1 LOB: 1 BB: 0 P: 6	1B: 14 2B: 1 3B: 0 HR: 0	SF: 0 SAC: 0 DP: 0 HBP: 0	WP: 0 PB: 0 SB: 0 CS: 2	PA: 41
PITCHER	IP WLS BF H R ER SO BB IBB HBP BLK WP HR S P ERA WHIP																			
Steve Barber, L ERA: 4.45 (1,1)	4.0 L 23 12 4 4 2 1 0 0 0 0 0 0 16 24 9.00 3.250																			
Thad Tiltonson, R ERA: 4.54 (5,1)	3.0 12 2 0 0 3 2 0 0 0 0 0 0 16 24 0.00 1.333																			
Joe Verbanic, R ERA: 2.49 (8,1)	1.0 4 1 0 0 1 0 0 0 0 0 0 0 6 6 0.00 1.000																			

New York Yankees @ Detroit Tigers
Tiger Stadium, Detroit, MI
Fri Jul 21, 1967, 7:05 PM EDT
Att: 33,730 - Unknown

AB 36
R 4
H 15
RBI 4
BB 3
SO 6
LOB 18



Batter	1	2	3	4	5	6	7	8	9	AB	R	H	RBI	BB	SO	LOB	TOP					
Horace Clarke, S (1,4) OBP: 0.291, SLG: 0.262	F9		K		6-3		E		1-3	5	1	1	0	0	1	0	New York Yankees @ Detroit Tigers Tiger Stadium, Detroit, MI Sun Jul 23 1967, 4:33 AM EDT Unknown					
Roy White, S (1,5) John Kennedy, R (9,5) OBP: 0.381, SLG: 0.389 OBP: 0.298, SLG: 0.281	5-3				K		E9		F2	5	0	2	0	0	1	0						
Mickey Mantle, S (1,3) OBP: 0.395, SLG: 0.494			K		6-3				E6	3	1	1	0	2	1	1						
Elston Howard, R (1,2) OBP: 0.246, SLG: 0.257	F9		K				F8		E6	5	0	1	0	0	1	5						
Bill Robinson, R (1,9) OBP: 0.254, SLG: 0.278					5-3		K			5	0	1	1	0	3	3						
Tom Tresh, S (1,7) OBP: 0.286, SLG: 0.345							F7		F3	4	1	1	0	1	0	3						
Joe Pepitone, L (1,8) OBP: 0.312, SLG: 0.383					E					4	1	4	2	0	0	0						
Ruben Amaro, R (1,6) OBP: 0.303, SLG: 0.261										3	0	0	0	1	1	3						
Mel Stottlemyre, R (1,1) Charley Smith, R (8,PH) Steve Hamilton, L (8,1) OBP: 0.128, SLG: 0.089 OBP: 0.271, SLG: 0.303 OBP: 0.250, SLG: 0.250										3	0	0	0	0	1	3						
Inning Stats	R: 0 E: 0 K: 0 S: 3	H: 0 LOB: 1 BB: 1 P: 7	R: 2 E: 0 K: 2 S: 9	H: 2 LOB: 0 BB: 0 P: 9	R: 0 E: 0 K: 3 S: 10	H: 1 LOB: 1 BB: 0 P: 10	R: 0 E: 1 K: 0 S: 3	H: 1 LOB: 2 BB: 2 P: 11	R: 0 E: 0 K: 1 S: 5	H: 0 LOB: 0 BB: 0 P: 5	R: 0 E: 0 K: 1 S: 7	H: 2 LOB: 2 BB: 0 P: 7	R: 1 E: 1 K: 2 S: 9	H: 2 LOB: 2 BB: 1 P: 13	R: 0 E: 0 K: 0 S: 4	H: 1 LOB: 1 BB: 0 P: 4		R: 1 E: 2 K: 0 S: 6	H: 2 LOB: 2 BB: 0 P: 6	1B: 9 2B: 1 3B: 0 HR: 1	SF: 0 SAC: 0 DP: 1 HBP: 0	WP: 0 PB: 0 SB: 0 CS: 0
PITCHER	IP	WLS	BF	H	R	ER	SO	BB	IBB	HBP	BLK	WP	HR	S	P	ERA	WHIP					
Mickey Lolich, L (1,1) ERA: 4.4	8.0	L	36	9	3	3	9	2	2	0	0	0	1	50	66	3.38	1.375					
Pat Dobson, R (9,1) ERA: 3.18	1.0		6	2	1	0	0	0	0	0	0	0	0	6	6	0.00	2.000					

AB	38
R	4
H	11
RBI	3
BB	4
SO	9
LOB	19



Batter	1	2	3	4	5	6	7	8	9	AB	R	H	RBI	BB	SO	LOB	BOTTOM					
Lenny Green, L (1,7) Jim Landis, R (8,PH) OBP: 0.283, SLG: 0.373 OBP: 0.340, SLG: 0.339	WP		1-3		4-3			K		3	0	1	0	0	0	0	New York Yankees @ Detroit Tigers Tiger Stadium, Detroit, MI Sun Jul 23 1967, 4:33 AM EDT Unknown					
Don Wert, R (1,5) OBP: 0.316, SLG: 0.334	F9				5-3		1-3		F2	4	1	1	0	0	1							
Dick McAuliffe, L (1,4) OBP: 0.385, SLG: 0.498	L1						1-3			4	1	2	1	0	2							
Norm Cash, L (1,3) OBP: 0.378, SLG: 0.440	K						4-1		F7	4	0	1	0	0	1							
Bill Freehan, R (1,2) OBP: 0.388, SLG: 0.459							6-3		F9	4	0	0	0	0	2							
Jim Northrup, L (1,9) OBP: 0.325, SLG: 0.372							G3		K	4	0	1	0	0	2							
Mickey Stanley, R (1,8) OBP: 0.265, SLG: 0.321							5-3			3	0	0	0	0	1							
Ray Oyler, R (1,6) OBP: 0.284, SLG: 0.267							K			2	0	0	0	1	1							
Mickey Lolich, S (1,1) Willie Horton, R (8,PH) Pat Dobson, R (9,1) OBP: 0.270, SLG: 0.182 OBP: 0.340, SLG: 0.502 ERA: 2.21									K	2	0	0	0	0	1							
Inning Stats	R: 0 E: 0 K: 1 S: 6	H: 1 LOB: 1 BB: 0 P: 6	R: 0 E: 0 K: 1 S: 5	H: 0 LOB: 0 BB: 0 P: 5	R: 0 E: 0 K: 1 S: 5	H: 0 LOB: 0 BB: 0 P: 5	R: 1 E: 0 K: 1 S: 8	H: 3 LOB: 2 BB: 0 P: 8	R: 0 E: 0 K: 0 S: 2	H: 0 LOB: 0 BB: 1 P: 6	R: 1 E: 0 K: 0 S: 4	H: 1 LOB: 0 BB: 0 P: 4	R: 0 E: 0 K: 1 S: 5	H: 0 LOB: 0 BB: 0 P: 5	R: 0 E: 0 K: 2 S: 7	H: 0 LOB: 0 BB: 0 P: 7		R: 0 E: 0 K: 1 S: 6	H: 1 LOB: 1 BB: 0 P: 6	1B: 2 2B: 3 3B: 0 HR: 1	SF: 0 SAC: 0 DP: 1 HBP: 0	WP: 2 PB: 0 SB: 0 CS: 0
PITCHER	IP	WLS	BF	H	R	ER	SO	BB	IBB	HBP	BLK	WP	HR	S	P	ERA	WHIP					
Mel Stottlemyre, R (1,1) ERA: 3.04	7.0	W	26	5	2	2	5	1	0	0	0	0	0	35	39	2.57	0.857					
Steve Hamilton, L (8,1) ERA: 2.21	2.0	S	7	1	0	0	3	0	0	0	0	0	0	13	13	0.00	0.500					



Batter	1	2	3	4	5	6	7	8	9	AB	R	H	RBI	BB	SO	LOB	TOP										
Horace Clarke, S OBP: 0.288, SLG: 0.258 (1, 4)	F8		F7		F5		FC8-6-2-5			4	0	0	0	0	0	2											
Roy White, S OBP: 0.320, SLG: 0.318 (1, 5)	K		F8			5-3	F9			4	0	0	0	0	1	1											
Mickey Mantle, S OBP: 0.392, SLG: 0.489 Jake Gibbs, L OBP: 0.300, SLG: 0.282 (1, 3) (6, 2)	1-3			5-3			K		K	3	0	0	0	0	1	0											
Elston Howard, R OBP: 0.251, SLG: 0.273 (1, 2) (6, 3)		6-3			2B		HR	2B	6-3	4	2	2	0	0	0	0											
Bill Robinson, R OBP: 0.254, SLG: 0.297 (1, 9)		F4		F6			HR		K	4	1	1	2	0	1	1											
Tom Tresh, S OBP: 0.291, SLG: 0.354 (1, 7)		1B		2B			1B		3-1	4	0	3	1	0	0	0											
Joe Pepitone, L OBP: 0.312, SLG: 0.381 (1, 8)		1B		F4			K		F7	4	0	1	0	0	1	2											
Ruben Amaro, R OBP: 0.302, SLG: 0.261 (1, 6)		F9			4-3			2B	F7	4	0	1	0	0	0	2											
Fritz Peterson, S OBP: 0.241, SLG: 0.083 Thad Tilotson, R OBP: 0.176, SLG: 0.067 Steve Whitaker, L OBP: 0.285, SLG: 0.372 Dooley Womack, L OBP: 0.167, SLG: 0.167 (1, 1) (4, 1) (7, PH) (7, 1)			6-3				K		1-3	1	0	0	0	0	0	0											
Inning Stats	R: 0 E: 0 K: 1 S: 5	H: 0 LOB: 0 BB: 0 P: 5	R: 0 E: 0 K: 0 S: 5	H: 2 LOB: 2 BB: 0 P: 5	R: 0 E: 0 K: 0 S: 3	H: 0 LOB: 0 BB: 0 P: 3	R: 1 E: 0 K: 0 S: 5	H: 2 LOB: 1 BB: 0 P: 5	R: 0 E: 0 K: 1 S: 5	H: 0 LOB: 0 BB: 0 P: 5	R: 2 E: 0 K: 2 S: 10	H: 3 LOB: 1 BB: 0 P: 10	R: 0 E: 0 K: 0 S: 4	H: 2 LOB: 1 BB: 0 P: 4	R: 0 E: 0 K: 2 S: 7	H: 0 LOB: 0 BB: 0 P: 7	R: 0 E: 0 K: 0 S: 3	H: 0 LOB: 0 BB: 0 P: 3	1B: 4 2B: 5 3B: 0 HR: 1	SF: 0 SAC: 0 DP: 1 HBP: 0	WP: 0 PB: 0 SB: 0 CS: 0	PA: 35					
PITCHER	IP	WLS	BF	H	R	ER	SO	BB	IBB	HBP	BLK	WP	HR	S	P	ERA	WHIP										
Johanny Podres, L ERA: 3.59 (1, 1)	3.2		15	4	1	1	1	0	0	0	0	0	0	17	17	2.46	1.091										
John Hiller, L ERA: 3.12 (4, 1)	2.1	W	11	4	2	2	3	0	0	0	0	0	1	17	17	7.71	1.714										
Mike Marshall, R ERA: 0.96 (7, 1)	3.0	S	9	1	0	0	2	0	0	0	0	0	0	13	13	0.00	0.333										

New York Yankees @ Detroit Tigers
Tiger Stadium, Detroit, MI
Sun Jul 23 1967, 4:38 AM EDT
Att: 34,623 - Unknown

AB 35
R 3
H 9
RBI 3
BB 0
SO 6
LOB 8



Batter	1	2	3	4	5	6	7	8	9	AB	R	H	RBI	BB	SO	LOB	BOTTOM										
Jim Landis, R OBP: 0.341, SLG: 0.358 (1, 9)	HR		K	E5		6-3		WP		5	1	2	1	0	1	2											
Dick McAuliffe, L OBP: 0.385, SLG: 0.495 (1, 4)	F4		F9	1B			F7	1B		4	0	1	1	1	0	0											
Don Wert, R OBP: 0.312, SLG: 0.330 (1, 5)	5-3			K	F9		F8	K		5	0	0	0	0	2	2											
Willie Horton, R OBP: 0.344, SLG: 0.518 Lenny Green, L OBP: 0.295, SLG: 0.383 (1, 7) (6, PR) (6, 7)	6-3			HR	FC5	1B		1B		3	1	2	1	0	0	0											
Norm Cash, L OBP: 0.377, SLG: 0.438 (1, 3)		F5		FC5	1B	1B	K		F8	4	1	1	0	0	1	2											
Jim Price, R OBP: 0.289, SLG: 0.356 (1, 2)		1B		F7		1B		K		4	0	2	0	0	1	1											
Mickey Stanley, R OBP: 0.270, SLG: 0.327 (1, 8)		F8		FC5	1B	BB	FC5	1B	5-3	3	2	1	0	1	0	3											
Ray Oyler, R OBP: 0.280, SLG: 0.263 (1, 6)		K		FC5	1B		F4	5-3		4	1	0	0	0	1	4											
Johanny Podres, L OBP: 0.077, SLG: 0.077 John Hiller, R OBP: 0.500, SLG: 0.500 Mike Marshall, R OBP: 0.286, SLG: 0.286 (1, 1) (4, 1) (7, 1)			1-3	1B			6-3	BB	1B	1	0	0	0	0	0	0											
Inning Stats	R: 1 E: 0 K: 0 S: 4	H: 1 LOB: 0 BB: 0 P: 4	R: 0 E: 0 K: 1 S: 6	H: 1 LOB: 0 BB: 0 P: 6	R: 0 E: 0 K: 1 S: 5	H: 0 LOB: 0 BB: 0 P: 5	R: 4 E: 1 K: 1 S: 10	H: 4 LOB: 2 BB: 1 P: 14	R: 0 E: 0 K: 1 S: 7	H: 2 LOB: 2 BB: 0 P: 7	R: 0 E: 0 K: 0 S: 3	H: 0 LOB: 0 BB: 0 P: 3	R: 0 E: 0 K: 0 S: 4	H: 1 LOB: 1 BB: 0 P: 4	R: 2 E: 0 K: 2 S: 10	H: 3 LOB: 2 BB: 1 P: 14	1B: 9 2B: 1 3B: 0 HR: 2	SF: 0 SAC: 0 DP: 0 HBP: 0	WP: 1 PB: 0 SB: 0 CS: 0	PA: 39							
PITCHER	IP	WLS	BF	H	R	ER	SO	BB	IBB	HBP	BLK	WP	HR	S	P	ERA	WHIP										
Fritz Peterson, L ERA: 4.09 (1, 1)	3.2	L	18	5	5	4	3	1	0	0	0	0	0	12	12	0.00	1.286										
Thad Tilotson, R ERA: 4.4 (4, 1)	2.1		10	3	0	0	1	0	0	0	0	0	0	12	12	0.00	1.286										
Dooley Womack, R ERA: 2.84 (7, 1)	2.0		11	4	2	2	2	1	0	0	0	1	0	14	18	9.00	2.500										

New York Yankees @ Detroit Tigers
Tiger Stadium, Detroit, MI
Sun Jul 23 1967, 4:38 AM EDT
Att: 34,623 - Unknown


AB 37
R 7
H 12
RBI 6
BB 2
SO 6
LOB 14



Batter	1	2	3	4	5	6	7	8	9	AB	R	H	RBI	BB	SO	LOB	TOP														
Dick McAuliffe, L OBP: 0.385, SLG: 0.503 (1, 4)	0-3 K	0-0 2H 1B		0-0 G3			0-0 HR	0-3 K		5	1	2	2	0	2	1															
Don Wert, R OBP: 0.313, SLG: 0.336 (1, 5)	0-0 1B 2B	0-3 K			0-3 K		0-0 6-3 2B		0-0 F4	5	1	2	0	0	2	1															
Norm Cash, L OBP: 0.375, SLG: 0.432 (1, 3)	4-0 FC6-5 1B BB			0-3 K		0-0 F4		0-0 6-3	0-0 4-3	4	0	0	0	1	1	1															
Willie Horton, R OBP: 0.347, SLG: 0.516 Lenny Green, L OBP: 0.306, SLG: 0.393 (7, PR) (7, 7)	0-0 FC6-5 1B			0-0 F8		0-3 K		4-0 BB	0-0 1B	3	0	1	1	1	1	0															
Bill Freehan, R OBP: 0.388, SLG: 0.455 (1, 2)	0-0 FC6-5 1-2 2-3F			4-0 1B BB		4-0 FC6-4 BB		0-0 F8	0-0 6-3	3	0	0	0	2	0	5															
Jim Northrup, L OBP: 0.330, SLG: 0.372 (1, 9)	0-3 K2-3			0-0 1B		0-0 F6		4-0 SH1-4 1B BB		3	1	1	0	1	1	3															
Mickey Stanley, R OBP: 0.266, SLG: 0.322 (1, 8)		0-3 K		0-3 K		0-0 FC6-4 1-2F		0-0 SH1-4		3	0	0	0	0	2	3															
Ray Oyler, R OBP: 0.283, SLG: 0.267 (1, 6)		0-0 SH3-4 1B		0-3 K		0-0 L5		0-0 FC1-6 2H 1B		4	1	2	1	0	1	1															
Denny McLain, R OBP: 0.136, SLG: 0.105 (1, 1)		0-0 SH3-4		0-0 4-3			0-3 K	0-0 FC1-6 1-2F		3	0	0	0	0	1	1															
Inning Stats	R: 1 E: 0 K: 2 S: 9	H: 2 LOB: 2 BB: 1 P: 13	R: 1 E: 0 K: 2 S: 9	H: 2 LOB: 1 BB: 0 P: 9	R: 0 E: 0 K: 2 S: 8	H: 1 LOB: 2 BB: 1 P: 12	R: 0 E: 0 K: 1 S: 5	H: 0 LOB: 0 BB: 0 P: 5	R: 0 E: 0 K: 0 S: 3	H: 0 LOB: 0 BB: 0 P: 7	R: 1 E: 0 K: 1 S: 7	H: 2 LOB: 2 BB: 1 P: 11	R: 1 E: 0 K: 1 S: 6	H: 1 LOB: 1 BB: 1 P: 10	R: 0 E: 0 K: 0 S: 4	H: 1 LOB: 1 BB: 0 P: 4	1B: 6 2B: 2 3B: 0 HR: 1	SF: 0 SAC: 2 DP: 0 HBP: 0	WP: 0 PB: 0 SB: 0 CS: 0	PA: 41											
PITCHER	IP WLS BF L	H R ER SO	BB IBB HBP BLK	WP HR S P	ERA WHIP	PITCHER														ERA WHIP											
Tom Phoebus, R ERA: 3.07 (1, 1)	7.0	32	7	3	3	10	4	0	0	0	0	0	1	48	64	3.86	1.571														
Eddie Fisher, R ERA: 3.43 (8, 1)	2.0	9	2	1	1	1	1	0	0	0	0	0	0	10	14	4.50	1.500														

Detroit Tigers @ Baltimore Orioles
Memorial Stadium, Baltimore, MD
 Thu Jul 27 1967, 7:05 PM EDT
 Att: 5,649 - Unknown

AB 34
 R 4
 H 9
 RBI 4
 BB 5
 SO 11
 LOB 16



Batter	1	2	3	4	5	6	7	8	9	AB	R	H	RBI	BB	SO	LOB	BOTTOM														
Luis Aparicio, R OBP: 0.298, SLG: 0.330 (1, 6)	0-0 F9		0-0 F9			0-0 F8 1B		0-0 6-3		4	0	1	0	0	0	2															
Russ Snyder, L OBP: 0.303, SLG: 0.340 (1, 9)	0-0 F8			0-3 K		0-0 1B		0-0 F5		4	0	1	0	0	1	1															
Paul Blair, R OBP: 0.340, SLG: 0.445 (1, 8)	0-0 F8			0-0 F6		0-0 F8		0-0 F6	0-0 F6	4	0	0	0	0	0	2															
Brooks Robinson, R OBP: 0.337, SLG: 0.450 (1, 5)		0-0 F7		0-0 6-3		0-0 F4		0-0 1B	0-0 1B	4	0	1	0	0	0	2															
Boog Powell, L OBP: 0.327, SLG: 0.378 (1, 3)		0-3 K			0-0 F9		0-0 G1-6-3 1B		0-0 F4	4	0	1	0	0	1	1															
Curt Blefary, L OBP: 0.337, SLG: 0.432 (1, 7)		0-3 K			0-0 FC6-2 3B		0-0 G1-6-3 1-2F		0-0 L3	4	0	1	0	0	1	2															
Davey Johnson, R OBP: 0.306, SLG: 0.349 Eddie Fisher, R OBP: 0.333, SLG: 0.200 (8, 1)			0-0 6-3		0-0 FC6-2		0-0 F8			3	0	0	0	0	0	1															
Andy Etchebarren, R OBP: 0.316, SLG: 0.352 (1, 2)			0-0 F9		0-3 K			0-0 2B		3	0	1	0	0	1	1															
Tom Phoebus, R OBP: 0.216, SLG: 0.250 Mark Belanger, R OBP: 0.295, SLG: 0.329 (8, 4)			0-0 1B			0-0 F4		0-0 F3		2	0	1	0	0	0	0															
Inning Stats	R: 0 E: 0 K: 0 S: 3	H: 0 LOB: 0 BB: 0 P: 3	R: 0 E: 0 K: 2 S: 7	H: 0 LOB: 0 BB: 0 P: 7	R: 0 E: 0 K: 1 S: 4	H: 1 LOB: 1 BB: 0 P: 4	R: 0 E: 0 K: 1 S: 5	H: 0 LOB: 0 BB: 0 P: 5	R: 0 E: 0 K: 0 S: 5	H: 2 LOB: 2 BB: 0 P: 5	R: 0 E: 0 K: 0 S: 3	H: 1 LOB: 0 BB: 0 P: 3	R: 0 E: 0 K: 0 S: 4	H: 1 LOB: 1 BB: 0 P: 4	R: 0 E: 0 K: 0 S: 4	H: 1 LOB: 1 BB: 0 P: 4	1B: 5 2B: 1 3B: 1 HR: 0	SF: 0 SAC: 0 DP: 1 HBP: 0	WP: 0 PB: 0 SB: 0 CS: 0	PA: 33											
PITCHER	IP WLS BF W	H R ER SO	BB IBB HBP BLK	WP HR S P	ERA WHIP	PITCHER														ERA WHIP											
Denny McLain, R ERA: 3.51 (1, 1)	9.0	33	7	0	0	4	0	0	0	0	0	0	0	41	41	0.00	0.778														

Detroit Tigers @ Baltimore Orioles
Memorial Stadium, Baltimore, MD
 Thu Jul 27 1967, 7:05 PM EDT
 Att: 5,649 - Unknown

AB 33
 R 0
 H 7
 RBI 0
 BB 0
 SO 4
 LOB 13



Batter	1	2	3	4	5	6	7	8	9	AB	R	H	RBI	BB	SO	LOB	TOP																			
Don Wert, R OBP: 0.314, SLG: 0.337 (1, 5)	0-0 6-3		0-0 1-2 1B		0-0 1-3		0-0 6-3		0-0 E1 WP 2-H 3-H 1B	5	0	2	1	0	0	2																				
Dick Tracewski, R OBP: 0.296, SLG: 0.291 (1, 4)	0-0 L5-4-3 1B		0-3 K		0-0 E6		0-0 F4		0-0 6-3	5	0	1	0	0	0	1	4																			
Al Kaline, R OBP: 0.410, SLG: 0.563 (1, 9)	0-0 L5-4-3		0-0 L6-3		0-0 L1-3				0-0 L7	5	0	0	0	0	0	6																				
Willie Horton, R OBP: 0.345, SLG: 0.511 Jim Northrup, L OBP: 0.330, SLG: 0.372 (8, 7)		0-0 L1-3 1B		0-0 F6		0-3 K		0-0 F6		4	0	1	0	0	0	1	0																			
Bill Freehan, R OBP: 0.396, SLG: 0.450 (1, 2)		0-0 L1-3		0-0 F8		4-0 HR BB		0-0 F8		3	1	0	0	1	0	1																				
Norm Cash, L OBP: 0.376, SLG: 0.443 (1, 3)		0-3 K		0-0 6-3		0-0 HR			0-0 1B S 2B 1B	4	2	2	2	0	1	0																				
Mickey Stanley, R OBP: 0.270, SLG: 0.330 (1, 8)			0-0 1B 2B		0-0 E6 SH3-4 SH E		0-0 F8		0-0 2B 1B 1B	4	3	2	0	0	0	0																				
Ray Oyler, R OBP: 0.283, SLG: 0.271 (1, 6)			0-3 K		0-0 SH SH3-4		0-0 F8		0-0 1B E 2B	3	1	1	1	0	1	1																				
Earl Wilson, R OBP: 0.254, SLG: 0.365 Mike Marshall, R OBP: 0.250, SLG: 0.250 (8, 1)			0-0 1B 2H 1B		0-0 SH3-4		0-3 K		0-3 K	2	0	1	1	0	1	0																				
Inning Stats	R: 0 E: 0 K: 0 S: 3	H: 1 LOB: 0 BB: 0 P: 3	R: 0 E: 0 K: 1 S: 5	H: 1 LOB: 0 BB: 0 P: 5	R: 1 E: 0 K: 2 S: 10	H: 3 LOB: 2 BB: 0 P: 10	R: 0 E: 0 K: 0 S: 3	H: 0 LOB: 0 BB: 0 P: 3	R: 1 E: 3 K: 1 S: 6	H: 0 LOB: 2 BB: 0 P: 6	R: 2 E: 0 K: 1 S: 6	H: 1 LOB: 0 BB: 1 P: 10	R: 0 E: 0 K: 1 S: 5	H: 0 LOB: 0 BB: 0 P: 5	R: 0 E: 0 K: 0 S: 3	H: 0 LOB: 0 BB: 0 P: 3	R: 3 E: 1 K: 1 S: 9	H: 4 LOB: 1 BB: 0 P: 9	1B: 7 2B: 3 3B: 0 HR: 1	SF: 0 SAC: 2 DP: 2 HBP: 0	WP: 1 PB: 0 SB: 1 CS: 0	PA: 39														
PITCHER	IP	WLS	BF	H	R	ER	SO	BB	IBB	HBP	BLK	WP	HR	S	P	ERA	WHIP	PITCHER	IP	WLS	BF	H	R	ER	SO	BB	IBB	HBP	BLK	WP	HR	S	P	ERA	WHIP	
Gary Peters, L ERA: 2.23 (1, 1)	6.0	L	26	6	4	3	4	1	0	0	0	0	1	33	37	4.50	1.167																			
Don McMahon, R ERA: 2.1 (7, 1)	2.0		6	0	0	0	1	0	0	0	0	0	0	8	8	0.00	0.000																			
Bob Locker, R ERA: 2.38 (9, 1)	1.0		7	4	3	3	1	0	0	0	0	1	0	9	9	27.00	4.000																			

Detroit Tigers @ Chicago White Sox
 Comiskey Park, Chicago, IL
 Fri Jul 28, 1967, 8:05 PM EDT
 Att: 28,855 - Unknown

AB	36
R	7
H	10
RBI	5
BB	1
SO	6
LOB	16



Batter	1	2	3	4	5	6	7	8	9	AB	R	H	RBI	BB	SO	LOB	BOTTOM																			
Walt Williams, R OBP: 0.325, SLG: 0.418 (1, 7)	0-0 F7		0-0 1-H HR			0-0 L9		0-3 K		4	1	1	2	0	1	2																				
Don Buford, S OBP: 0.300, SLG: 0.269 Smoky Burgess, L OBP: 0.263, SLG: 0.364 Bob Locker, S (8, PH)	0-0 4-3		0-0 F4			0-0 F3		0-0 4-3		3	0	0	0	0	0	0																				
Ken Boyer, R OBP: 0.349, SLG: 0.367 (1, 3)	0-3 K			0-3 K		0-0 5-3			0-0 E 1B	4	1	1	0	0	2	0																				
Pete Ward, L OBP: 0.360, SLG: 0.381 (1, 9)		0-0 3-1		0-0 F5		0-3 K		0-0 F2		4	0	0	0	0	1	1																				
Ken Berry, R OBP: 0.316, SLG: 0.332 (1, 8)		0-0 6-3		0-0 BB		0-0 5-3		0-3 K		3	0	0	0	1	1	1																				
Wayne Causey, L OBP: 0.318, SLG: 0.329 (1, 4)		0-0 F8		0-0 L9		0-0 4-1		0-0 E7 1-H		4	0	0	0	0	0	1																				
J.C. Martin, L OBP: 0.332, SLG: 0.388 (1, 2)			0-0 F7		0-0 6-3			0-0 HR	0-0 1-3	4	1	1	1	0	0	1																				
Ron Hansen, R OBP: 0.289, SLG: 0.304 Tommie Agee, R OBP: 0.315, SLG: 0.391 Dick Kenworthy, R OBP: 0.281, SLG: 0.444 (8, PR)			0-0 6-3		0-0 F2			0-0 SH1 1B		3	0	1	0	0	0	0																				
Gary Peters, L OBP: 0.279, SLG: 0.409 Don McMahon, R OBP: 0.200, SLG: 0.200 Mary Staehle, L OBP: 0.196, SLG: 0.143 (8, PH)			0-0 HR 1B		0-0 F6			0-0 SH1		2	1	1	0	0	0	0																				
Inning Stats	R: 0 E: 0 K: 1 S: 5	H: 0 LOB: 0 BB: 0 P: 5	R: 0 E: 0 K: 0 S: 3	H: 0 LOB: 0 BB: 0 P: 3	R: 2 E: 0 K: 0 S: 5	H: 2 LOB: 0 BB: 0 P: 5	R: 0 E: 0 K: 1 S: 5	H: 0 LOB: 1 BB: 1 P: 9	R: 0 E: 0 K: 0 S: 3	H: 0 LOB: 0 BB: 0 P: 3	R: 0 E: 0 K: 1 S: 5	H: 0 LOB: 0 BB: 0 P: 5	R: 0 E: 0 K: 1 S: 7	H: 2 LOB: 2 BB: 0 P: 7	R: 1 E: 1 K: 1 S: 7	H: 1 LOB: 1 BB: 0 P: 7	1B: 3 2B: 0 3B: 0 HR: 2	SF: 0 SAC: 1 DP: 0 HBP: 0	WP: 0 PB: 0 SB: 0 CS: 0	PA: 34																
PITCHER	IP	WLS	BF	H	R	ER	SO	BB	IBB	HBP	BLK	WP	HR	S	P	ERA	WHIP	PITCHER	IP	WLS	BF	H	R	ER	SO	BB	IBB	HBP	BLK	WP	HR	S	P	ERA	WHIP	
Earl Wilson, R ERA: 3.76 (1, 1)	7.0	W	26	4	3	3	3	1	0	0	0	0	2	31	35	3.86	0.714																			
Mike Marshall, R ERA: 0.92 (8, 1)	2.0	S	8	1	1	0	2	0	0	0	0	0	0	12	12	0.00	0.500																			

Detroit Tigers @ Chicago White Sox
 Comiskey Park, Chicago, IL
 Fri Jul 28, 1967, 8:05 PM EDT
 Att: 28,855 - Unknown

AB	32
R	4
H	5
RBI	3
BB	1
SO	5
LOB	8



Batter	1	2	3	4	5	6	7	8	9	AB	R	H	RBI	BB	SO	LOB	TOP						
Don Wert, R OBP: 0.315, SLG: 0.340 (1, 5)										5	0	2	0	0	2	3	<p>Detroit Tigers @ Chicago White Sox Comiskey Park, Chicago, IL</p> <p>Sat Jul 29 1967, 4:33 AM EDT Att: 12,456 - Unknown</p> <p>livebaseballscorecards.com</p> <p>AB 41 R 3 H 14 RBI 3 BB 2 SO 6 LOB 33</p>						
Dick McAuliffe, L OBP: 0.385, SLG: 0.502 (6, 6) (8, 4)										5	1	2	0	0	1	1							
Al Kaline, R OBP: 0.413, SLG: 0.563 (1, 9)										5	1	3	0	0	1	2							
Willie Horton, R OBP: 0.342, SLG: 0.504 Bill Heath, L OBP: 0.220, SLG: 0.111 (9, PR)										5	0	1	1	0	0	5							
Bill Freehan, R OBP: 0.386, SLG: 0.449 (1, 2)										5	1	2	1	0	1	6							
Norm Cash, L OBP: 0.376, SLG: 0.443 (1, 3)										4	0	1	0	1	0	4							
Mickey Stanley, R OBP: 0.273, SLG: 0.332 (1, 8)										5	0	2	1	0	0	4							
Ray Oyler, R OBP: 0.281, SLG: 0.269 Jerry Lumpe, L OBP: 0.297, SLG: 0.280 (6, PH) (6, 4)										2	0	0	0	0	0	3							
Dick Tracewski, R OBP: 0.288, SLG: 0.291 (8, PR) (8, 6)										1	0	0	0	0	0	1							
Joe Sparna, R OBP: 0.347, SLG: 0.522 Jim Landis, R OBP: 0.340, SLG: 0.356 Fred Gladding, L OBP: 0.350, SLG: 0.370 Jim Northrup, L OBP: 0.302, SLG: 0.387 Dave Wickersham, R OBP: 0.302, SLG: 0.387 Lenny Green, L OBP: 0.302, SLG: 0.387 Hank Aguirre, R OBP: 0.302, SLG: 0.387 (1, 1) (5, PH) (5, 1) (6, PH) (8, 1) (8, PH) (8, 1)										1	0	0	0	0	0	1							
Inning Stats	R: 0 E: 0 K: 1 S: 7	H: 2 LOB: 2 BB: 0 P: 7	R: 0 E: 0 K: 0 S: 3	H: 0 LOB: 1 BB: 1 P: 7	R: 0 E: 0 K: 0 S: 3	H: 0 LOB: 2 BB: 0 P: 3	R: 0 E: 0 K: 0 S: 5	H: 2 LOB: 2 BB: 0 P: 5	R: 0 E: 0 K: 1 S: 5	H: 0 LOB: 0 BB: 0 P: 5	R: 2 E: 0 K: 0 S: 6	H: 3 LOB: 2 BB: 1 P: 10	R: 0 E: 0 K: 1 S: 7	H: 2 LOB: 2 BB: 0 P: 7	R: 0 E: 0 K: 2 S: 9	H: 2 LOB: 3 BB: 0 P: 9		R: 1 E: 0 K: 1 S: 8	H: 3 LOB: 2 BB: 0 P: 8	1B: 12 2B: 2 3B: 0 HR: 0	SF: 0 SAC: 0 DP: 0 HBP: 0	WP: 1 PB: 1 CS: 0	PA: 43
PITCHER	IP WLS BF H R ER SO BB IBB HBP BLK WP HR S P ERA WHIP	5.2 W 25 7 2 2 2 1 0 0 0 0 0 28 32 3.18 1.412	2.1 15 7 1 1 3 1 0 0 0 0 0 20 24 3.86 3.429	1.0 S 3 0 0 0 1 0 0 0 0 0 0 5 5 0.00 0.000																			

Batter	1	2	3	4	5	6	7	8	9	AB	R	H	RBI	BB	SO	LOB	BOTTOM						
Ken Berry, R OBP: 0.316, SLG: 0.330 (1, 8)										3	0	0	0	1	1	0	<p>Detroit Tigers @ Chicago White Sox Comiskey Park, Chicago, IL</p> <p>Sat Jul 29 1967, 4:33 AM EDT Att: 12,456 - Unknown</p> <p>livebaseballscorecards.com</p> <p>AB 28 R 4 H 5 RBI 4 BB 4 SO 5 LOB 10</p>						
Walt Williams, R OBP: 0.329, SLG: 0.413 (1, 7)										2	1	0	0	2	0	1							
Tom McCraw, L OBP: 0.294, SLG: 0.375 (1, 3)										4	0	0	0	0	1	2							
Ken Boyer, R OBP: 0.352, SLG: 0.383 (1, 5)										3	2	1	2	1	0	1							
Pete Ward, L OBP: 0.359, SLG: 0.379 Jim King, L OBP: 0.283, SLG: 0.247 (1, 9) (9, 9)										4	0	1	0	0	0	0							
Duane Josephson, R OBP: 0.342, SLG: 0.370 Mary Staehle, L OBP: 0.196, SLG: 0.143 (1, 2) (7, 4)										3	0	0	0	0	1	2							
Wayne Causey, L OBP: 0.318, SLG: 0.329 Jerry McNertney, R OBP: 0.298, SLG: 0.378 (1, 4) (7, 2)										3	1	1	1	0	0	1							
Ron Hansen, R OBP: 0.292, SLG: 0.313 (1, 6)										3	0	2	1	0	0	1							
Wilbur Wood, R OBP: 0.083, SLG: 0.167 Hoyt Wilhelm, R OBP: 0.200, SLG: 0.200 (1, 1) (6, 1) (9, 1)										2	0	0	0	0	1	2							
Inning Stats	R: 2 E: 0 K: 1 S: 6	H: 1 LOB: 1 BB: 1 P: 10	R: 0 E: 0 K: 0 S: 4	H: 1 LOB: 1 BB: 0 P: 4	R: 0 E: 0 K: 0 S: 3	H: 0 LOB: 0 BB: 0 P: 3	R: 2 E: 0 K: 2 S: 9	H: 2 LOB: 1 BB: 1 P: 13	R: 0 E: 0 K: 0 S: 3	H: 0 LOB: 1 BB: 1 P: 7	R: 0 E: 0 K: 0 S: 4	H: 1 LOB: 0 BB: 0 P: 4	R: 0 E: 0 K: 1 S: 4	H: 0 LOB: 1 BB: 1 P: 8	R: 0 E: 0 K: 1 S: 5	H: 0 LOB: 0 BB: 0 P: 5		1B: 2 2B: 2 3B: 0 HR: 1	SF: 0 SAC: 0 DP: 0 HBP: 0	WP: 0 PB: 0 CS: 0	PA: 32		
PITCHER	IP WLS BF H R ER SO BB IBB HBP BLK WP HR S P ERA WHIP	4.0 L 18 4 4 0 0 1 0 0 0 0 0 3 7 0.00 1.000	1.0 4 0 0 0 0 1 0 0 0 0 0 3 7 0.00 1.000	2.0 7 1 0 0 1 1 0 0 0 0 0 8 12 0.00 1.000	1.0 3 0 0 0 1 0 0 0 0 0 0 5 5 0.00 0.000																		

Batter	1	2	3	4	5	6	7	8	9	AB	R	H	RBI	BB	SO	LOB	TOP		
Lenny Green, L OBP: 0.313, SLG: 0.394 (1, 7)	F7		1B		1B		1-3 FC1 1B		1-3								4 0 2 0 0 0 0		
Dick McAuliffe, L OBP: 0.386, SLG: 0.500 (1, 4) (7, 6)	F4		F8		FC1 1B			4-1 L4-3 BB									3 0 1 1 1 0 1		
Al Kaline, R OBP: 0.411, SLG: 0.556 (1, 9)	BB		L7		FC1			L4-3									3 0 0 0 1 0 4		
Norm Cash, L OBP: 0.375, SLG: 0.439 (1, 3)	1-2 BB				G3		F5	4-1									3 0 0 0 1 0 3		
Jim Northrup, L OBP: 0.329, SLG: 0.369 (1, 8)	K				FC6-4 1B			4-3									4 0 1 0 0 1 3		
Bill Freehan, R OBP: 0.382, SLG: 0.443 (1, 2)		5-3			F3			F2									4 0 0 0 0 0 1		
Don Wert, R OBP: 0.312, SLG: 0.337 (1, 5)		6-3			FC6-4			5-3									4 0 0 0 0 0 1		
Ray Oyler, R OBP: 0.283, SLG: 0.268 (7, PH)								F9									1 1 0 0 1 0 0		
Jerry Lumpe, L OBP: 0.230, SLG: 0.274 (7, 4)							1B BB	4-3									2 0 0 0 0 0 0		
Denny McLain, R Earl Wilson, R John Hiller, L Jim Landis, L Pat Dobson, R Bill Heath, L Dave Wickersham, R (1, 1) (3, PH) (3, 1) (5, PH) (5, 1) (7, PH) (7, 1)					F9			F9									0 0 0 0 0 0 0 1 0 0 0 0 0 0 0 0 0 0 0 0 0 1 0 0 0 0 0 1 0 0 0 0 0 0 0 1 0 0 0 0 0 0 0 0 0 0 0 0 0		
Inning Stats	R: 0 E: 0 K: 1 S: 5	H: 0 LOB: 2 BB: 2 P: 13	R: 0 E: 0 K: 0 S: 3	H: 0 LOB: 0 BB: 0 P: 3	R: 0 E: 0 K: 0 S: 4	H: 1 LOB: 1 BB: 0 P: 4	R: 0 E: 0 K: 0 S: 4	H: 1 LOB: 1 BB: 0 P: 4	R: 1 E: 0 K: 0 S: 5	H: 2 LOB: 2 BB: 1 P: 9	R: 0 E: 0 K: 0 S: 3	H: 0 LOB: 0 BB: 0 P: 3	R: 0 E: 0 K: 0 S: 3	H: 0 LOB: 1 BB: 1 P: 7	R: 0 E: 0 K: 0 S: 3	H: 0 LOB: 0 BB: 0 P: 3	1B: 4 2B: 0 3B: 0 HR: 0	SF: 0 SAC: 0 DP: 0 HBP: 0	WP: 0 PA: 35 CS: 0
PITCHER Joe Horlen, R ERA: 2.29 (1, 1)	IP: 9.0 WLS: W BF: 35 H: 4 R: 1 ER: 1 SO: 1 BB: 4 IBB: 0 HBP: 0 BLK: 0 WP: 0 HR: 0 S: 33 P: 49 ERA: 1.00 WHIP: 0.889															PITCHER			

Detroit Tigers @ Chicago White Sox
Comiskey Park, Chicago, IL
Sun Jul 30 1967, 4:33 AM EDT
Unknown

AB	31
R	1
H	4
RBI	1
BB	4
SO	1
LOB	14



Batter	1	2	3	4	5	6	7	8	9	AB	R	H	RBI	BB	SO	LOB	BOTTOM		
Ken Berry, R OBP: 0.314, SLG: 0.328 (1, 8)	K	F4		L9		FC6-4 1B		6-3									5 0 1 0 0 1 6		
Walt Williams, R OBP: 0.339, SLG: 0.417 (1, 7)	1B G3 2B					FC6-4											3 1 2 2 1 0 1		
Tom McCraw, L OBP: 0.290, SLG: 0.370 (1, 3)	G3	F8		F8				3-1									4 0 0 0 0 0 5		
Ken Boyer, R OBP: 0.350, SLG: 0.380 (1, 5)	2B 1B		6-3		1-3			K									4 1 1 0 0 1 0		
Pete Ward, L OBP: 0.359, SLG: 0.382 Rocky Colavito, R OBP: 0.332, SLG: 0.366 (1, 9) (6, 9)	1H 3H 2B		F5		F2			BB									3 0 1 2 0 0 0 0 0 0 0 1 0 0		
Wayne Causey, L OBP: 0.316, SLG: 0.323 Mary Staehle, L OBP: 0.196, SLG: 0.143 (1, 4) (8, 4)	4-3		4-3		4-3			G3									3 0 0 0 1 0 2 0 0 0 0 0 0 0		
J.C. Martin, L OBP: 0.340, SLG: 0.396 Tommye Agee, R OBP: 0.315, SLG: 0.391 Jerry McNertney, R OBP: 0.298, SLG: 0.378 (1, 2) (6, PR) (9, 2)		SH5-4 BB 1B		BB 1B		4-3		G3 S 1B									4 1 3 0 0 0 1 0 0 0 0 0 0 0 0 0 0 0 0 0 0		
Ron Hansen, R OBP: 0.295, SLG: 0.314 (1, 6)		SH5-4 1B BB		BB 1B		6-3		L9									3 1 1 0 1 0 1		
Joe Horlen, R OBP: 0.148, SLG: 0.154 (1, 1)		SH5-4		F5		K		G3									3 0 0 0 0 1 4		
Inning Stats	R: 2 E: 0 K: 1 S: 8	H: 3 LOB: 1 BB: 0 P: 8	R: 2 E: 0 K: 0 S: 5	H: 2 LOB: 1 BB: 1 P: 9	R: 0 E: 0 K: 0 S: 3	H: 0 LOB: 0 BB: 0 P: 3	R: 0 E: 0 K: 0 S: 5	H: 2 LOB: 3 BB: 1 P: 9	R: 0 E: 0 K: 1 S: 6	H: 0 LOB: 1 BB: 0 P: 6	R: 0 E: 0 K: 1 S: 5	H: 0 LOB: 1 BB: 1 P: 9	R: 0 E: 0 K: 0 S: 4	H: 1 LOB: 2 BB: 0 P: 4	R: 0 E: 0 K: 0 S: 4	H: 0 LOB: 0 BB: 0 P: 4	1B: 8 2B: 1 3B: 0 HR: 0	SF: 0 SAC: 1 DP: 0 HBP: 0	WP: 0 PA: 37 CS: 0
PITCHER Denny McLain, R ERA: 3.88 John Hiller, L ERA: 2.53 Pat Dobson, R ERA: 2.92 Dave Wickersham, R ERA: 2.45 (1, 1) (3, 1) (5, 1) (7, 1)	IP: 2.0 WLS: L BF: 12 H: 5 R: 4 ER: 4 SO: 4 BB: 1 IBB: 0 HBP: 0 BLK: 0 WP: 0 HR: 0 S: 13 P: 17 ERA: 18.00 WHIP: 3.000															PITCHER			

Detroit Tigers @ Chicago White Sox
Comiskey Park, Chicago, IL
Sun Jul 30 1967, 4:33 AM EDT
Unknown

AB	32
R	4
H	9
RBI	4
BB	4
SO	3
LOB	20




Batter	1	2	3	4	5	6	7	8	9	AB	R	H	RBI	BB	SO	LOB	TOP			
Dick McAuliffe, L (1, 6) OBP: 0.385, SLG: 0.497	K		1B		F6		F9			4	1	1	1	0	1	1	Detroit Tigers @ Chicago White Sox Comiskey Park, Chicago, IL Sun Jul 30 1967, 4:38 AM EDT Att: 26,664 - Unknown			
Jerry Lumpe, L (1, 4) OBP: 0.285, SLG: 0.273	4-3		HR		F9			F8		4	1	1	1	0	0	0				
Mike Marshall, R (8, 1) OBP: 0.250, SLG: 0.250			1B							0	0	0	0	0	0	0				
Al Kaline, R (1, 9) OBP: 0.412, SLG: 0.556	F2		HR		L6-3			FC4-6		4	1	2	0	0	0	0				
Willie Horton, R (1, 7) OBP: 0.342, SLG: 0.515		K								3	1	1	3	0	1	0				
Lenny Green, L (7, 7) OBP: 0.309, SLG: 0.388			HR		1-3			FC4-6		1	1	0	0	0	0	1				
Norm Cash, L (1, 3) OBP: 0.374, SLG: 0.437					F7					4	0	1	1	0	0	0				
Don Wert, R (1, 5) OBP: 0.309, SLG: 0.333					F9					4	0	0	0	0	0	0				
Mickey Stanley, R (1, 8) OBP: 0.273, SLG: 0.335			1-3		5-3					4	1	1	0	0	0	0				
Jim Price, R (1, 2) OBP: 0.298, SLG: 0.383																				
Bill Freehan, R (5, 2) OBP: 0.363, SLG: 0.444					5-3					2	1	1	0	0	0	0				
Johnny Podres, L (1, 1) OBP: 0.063, SLG: 0.063										3	0	0	0	0	1	2				
Ray Oyler, R (8, 6) OBP: 0.283, SLG: 0.268			1-3							0	0	0	0	0	0	0				
Inning Stats	R: 0 E: 0 K: 1 S: 5	H: 0 LOB: 0 BB: 0 P: 5	R: 0 E: 0 K: 1 S: 5	H: 0 LOB: 0 BB: 0 P: 5	R: 5 E: 0 K: 0 S: 8	H: 5 LOB: 0 BB: 0 P: 8	R: 0 E: 0 K: 0 S: 3	H: 0 LOB: 0 BB: 0 P: 3	R: 0 E: 0 K: 0 S: 3	H: 0 LOB: 0 BB: 0 P: 3	R: 1 E: 0 K: 1 S: 7	H: 2 LOB: 1 BB: 0 P: 7	R: 1 E: 0 K: 0 S: 4	H: 2 LOB: 1 BB: 0 P: 4	R: 0 E: 0 K: 0 S: 3	H: 0 LOB: 0 BB: 0 P: 3	1B: 6 2B: 2 3B: 0 HR: 1	SF: 0 SAC: 0 DP: 0 HBP: 0	WP: 0 PB: 0 CS: 0	PA: 35
PITCHER	IP WLS BF H R ER SO BB IBB HBP BLK WP HR S P ERA WHIP																			
Bruce Howard, R (1, 1) ERA: 3.44	3.0 L 14 5 5 5 2 0 0 0 0 0 0 1 18 18 15.00 1.667																			
John Buzhardt, R (4, 1) ERA: 3.79	4.0 14 2 1 1 1 0 0 0 0 0 0 0 16 16 2.25 0.500																			
Bob Locker, R (8, 1) ERA: 2.44	2.0 7 2 1 1 0 0 0 0 0 0 0 0 7 7 4.50 1.000																			

Batter	1	2	3	4	5	6	7	8	9	AB	R	H	RBI	BB	SO	LOB	BOTTOM					
Ken Berry, R (1, 8) OBP: 0.311, SLG: 0.324	K		K		FC4-6			3-1		4	0	0	0	0	2	1	Detroit Tigers @ Chicago White Sox Comiskey Park, Chicago, IL Sun Jul 30 1967, 4:38 AM EDT Att: 26,664 - Unknown					
Walt Williams, R (1, 7) OBP: 0.337, SLG: 0.419	L9				F8			5-3		4	0	1	0	0	0	1						
Ken Boyer, R (1, 5) OBP: 0.344, SLG: 0.372	5-3				L9			6-3		4	0	0	0	0	0	1						
Rocky Colavito, R (1, 9) OBP: 0.335, SLG: 0.363		6-3			BB			FC1-6		2	0	0	0	2	0	0						
Ron Hansen, R (1, 6) OBP: 0.292, SLG: 0.310		E6			K			FC1-6		4	0	0	0	0	1	3						
Duane Josephson, R (1, 2) OBP: 0.338, SLG: 0.403		F6			E6			G5-4-3		4	1	1	1	0	0	4						
Wayne Causey, L (1, 4) OBP: 0.311, SLG: 0.317		F7			K			HR		3	0	0	0	0	1	4						
Tom McCraw, L (1, 3) OBP: 0.291, SLG: 0.369					F4			1-3		3	0	1	0	0	0	0						
Bruce Howard, S (1, 1) OBP: 0.192, SLG: 0.200					F7			F4		0	0	0	0	0	0	0						
John Buzhardt, R (3, PH) OBP: 0.191, SLG: 0.140										1	0	0	0	0	0	0						
John Buzhardt, R (4, 1) OBP: 0.235, SLG: 0.235										1	0	0	0	0	0	1						
Dick Kenworthy, R (7, PH) OBP: 0.278, SLG: 0.440										1	0	0	0	0	0	0						
Bob Locker, S (8, 1) ERA: 0.87										0	0	0	0	0	0	0						
Inning Stats	R: 0 E: 0 K: 1 S: 5	H: 0 LOB: 1 BB: 0 P: 4	R: 0 E: 1 K: 0 S: 4	H: 0 LOB: 1 BB: 0 P: 4	R: 0 E: 0 K: 1 S: 5	H: 0 LOB: 0 BB: 0 P: 5	R: 0 E: 1 K: 2 S: 9	H: 1 LOB: 3 BB: 1 P: 13	R: 0 E: 0 K: 0 S: 4	H: 1 LOB: 1 BB: 0 P: 4	R: 0 E: 0 K: 0 S: 3	H: 0 LOB: 0 BB: 0 P: 3	R: 1 E: 0 K: 0 S: 4	H: 1 LOB: 0 BB: 0 P: 4	R: 0 E: 0 K: 0 S: 3	H: 0 LOB: 0 BB: 0 P: 3	R: 0 E: 0 K: 0 S: 2	H: 0 LOB: 0 BB: 1 P: 6	1B: 1 2B: 1 3B: 0 HR: 1	SF: 0 SAC: 0 DP: 1 HBP: 0	WP: 0 PB: 0 CS: 0	PA: 33
PITCHER	IP WLS BF H R ER SO BB IBB HBP BLK WP HR S P ERA WHIP																					
Johnny Podres, L (1, 1) ERA: 3.29	7.0 W 27 3 1 1 4 1 0 0 0 0 0 0 1 34 38 1.29 0.571																					
Mike Marshall, R (8, 1) ERA: 0.87	2.0 S 6 0 0 0 0 1 0 0 0 0 0 0 5 9 0.00 0.500																					

Batter	1	2	3	4	5	6	7	8	9	AB	R	H	RBI	BB	SO	LOB	TOP							
Dick McAuliffe, L (1,4) OBP: 0.385, SLG: 0.496	0-0 BB FC5-2 1B		0-0 F8	0-0 G3		0-0 FC5 S 1-3 1B		0-0 F7		5	0	2	0	0	0	3								
Don Wert, R (1,5) OBP: 0.310, SLG: 0.341	4-0 FC5-2 BB 1-2 BB		0-0 5-3		0-0 HR	0-0 SF8		0-0 5-3		3	1	1	2	1	0	0								
Al Kaline, R (1,9) OBP: 0.412, SLG: 0.549	4-0 BB FC5-2 1-2 2-3 BB		0-0 L8		0-0 L4-3				0-0 L5-3	3	0	0	0	2	0	0								
Willie Horton, R (1,7) OBP: 0.345, SLG: 0.519	0-0 FC5-2 BB			0-0 2B		0-0 FC5			0-0 5-3	4	1	2	0	0	0	5								
Mickey Stanley, R (6,8) OBP: 0.272, SLG: 0.333	1-2 2-3 3-H			0-0 2B		0-0 1B				1	0	0	0	0	0	0								
Norm Cash, L (1,3) OBP: 0.377, SLG: 0.434	4-0 1-2 2-3 BB			0-0 F6		0-3 K		4-0 FC5-6 BB	4-0 1B BB	2	0	0	0	3	1	2								
Jim Northrup, L (1,8) OBP: 0.330, SLG: 0.372	0-0 F8			0-0 E 2-H 2B		0-0 4-3		0-0 FC5-6 1B S 1-2	0-0 1-2 1B	5	0	2	1	0	0	5								
Bill Freehan, R (1,2) OBP: 0.383, SLG: 0.453		0-3 K		0-0 E5		0-0 HR		0-0 G5-4-3 1B	0-3 K	5	1	2	1	0	2	3								
Ray Oyler, R (1,6) OBP: 0.286, SLG: 0.266		0-0 F7		4-0 BB		4-0 1B SF8 BB		0-0 G5-4-3 1-2		2	1	0	0	2	0	2								
Earl Wilson, R (1,1) OBP: 0.236, SLG: 0.338		0-0 5-3		0-3 K		0-3 K			0-0 6-3	4	0	0	0	0	2	4								
Mike Marshall, R (8,1) OBP: 0.250, SLG: 0.250										0	0	0	0	0	0	0								
John Hiller, R (8,1) OBP: 0.500, SLG: 0.500										0	0	0	0	0	0	0								
Inning Stats	R: 0 E: 0 K: 0 S: 3	H: 1 LOB: 3 BB: 3 P: 15	R: 0 E: 0 K: 1 S: 5	H: 0 LOB: 0 BB: 0 P: 5	R: 0 E: 0 K: 1 S: 3	H: 0 LOB: 0 BB: 0 P: 3	R: 1 E: 1 K: 1 S: 8	H: 2 LOB: 3 BB: 1 P: 12	R: 1 E: 0 K: 1 S: 7	H: 2 LOB: 1 BB: 0 P: 7	R: 2 E: 0 K: 1 S: 7	H: 2 LOB: 2 BB: 2 P: 15	R: 0 E: 0 K: 0 S: 3	H: 1 LOB: 1 BB: 1 P: 7	R: 0 E: 0 K: 0 S: 3	H: 0 LOB: 0 BB: 0 P: 3	R: 0 E: 0 K: 1 S: 6	H: 1 LOB: 2 BB: 1 P: 10	1B: 5 2B: 2 3B: 0 HR: 2	SF: 1 SAC: 0 DP: 2 HBP: 0	WP: 0 PB: 0 SB: 2 CS: 0	PA: 43		
PITCHER	IP WLS BF H R ER SO BB IBB HBP BLK WP HR S P ERA WHIP	5.1 L 28 7 4 4 4 5 0 0 0 0 2 31 51 6.75 2.250	1.2 7 1 0 0 0 2 0 0 0 0 0 5 13 0.00 1.800	2.0 8 1 0 0 0 1 0 0 0 0 0 9 13 0.00 1.000																				

Detroit Tigers @ Baltimore Orioles
 Memorial Stadium, Baltimore, MD
 Tue Aug 01 1967, 7:05 PM EDT
 Att: 10,342 - Unknown


AB	34
R	4
H	9
RBI	4
BB	8
SO	5
LOB	24



Batter	1	2	3	4	5	6	7	8	9	AB	R	H	RBI	BB	SO	LOB	BOTTOM						
Luis Aparicio, R (1,6) OBP: 0.298, SLG: 0.341	0-0 1B 1B		0-0 E6 S		0-0 6-3		0-0 1-3		0-3 K	5	0	1	0	0	1	2							
Dave May, L (1,9) OBP: 0.167, SLG: 0.333	0-0 L9		0-3 K			0-0 G3		0-0 4-3	0-0 L4	4	0	0	0	0	1	4							
Stu Miller, R (8,1) OBP: 0.305, SLG: 0.323			1-2 K							1	0	0	0	0	0	0							
Mark Belanger, R (9, PH) OBP: 0.305, SLG: 0.323																							
Frank Robinson, R (1,7) OBP: 0.431, SLG: 0.655	0-0 1-2 1B		0-0 F3			0-0 1B 1B		0-0 1B HBP	0-3 K	4	1	2	0	0	1	1							
Brooks Robinson, R (1,5) OBP: 0.335, SLG: 0.448	0-0 F7			0-0 6-3		0-0 FC5-4 1B		0-0 1B FC5-2 1B		4	0	2	0	0	0	2							
Curt Blefary, L (1,3) OBP: 0.327, SLG: 0.417	0-0 4-3			0-0 F7		0-3 K		0-0 F8		4	0	0	0	0	1	6							
Paul Blair, R (1,8) OBP: 0.341, SLG: 0.444		0-0 F8		0-0 F7		0-0 FC5-4 1-2		0-0 FC5-2 1B 1-2 2-H 1B		4	0	1	1	0	0	2							
Davey Johnson, R (1,4) OBP: 0.309, SLG: 0.361		0-0 5-3			0-0 5-3		0-0 1-3 BB 1B	0-0 FC5-2 1B 1-2 2-3 1B		4	0	2	0	0	0	0							
Andy Etchebarren, R (1,2) OBP: 0.316, SLG: 0.357		0-0 6-3			0-0 HR		0-3 K	0-0 FC5-2 1-2 2-3 3-H		4	1	1	1	0	1	4							
Tom Phoebus, R (1,1) OBP: 0.208, SLG: 0.240			0-0 2-3		0-3 K		4-0 1-3 BB	0-0 G3		2	0	0	0	0	1	0							
Eddie Fisher, R (6,1) OBP: 0.333, SLG: 0.200										0	0	0	0	0	0	0							
Boog Powell, L (7, PH) OBP: 0.328, SLG: 0.375										1	0	0	0	1	0	3							
Inning Stats	R: 0 E: 0 K: 0 S: 5	H: 2 LOB: 2 BB: 0 P: 5	R: 0 E: 0 K: 0 S: 3	H: 0 LOB: 0 BB: 0 P: 3	R: 0 E: 1 K: 1 S: 6	H: 0 LOB: 0 BB: 0 P: 6	R: 0 E: 0 K: 1 S: 3	H: 0 LOB: 0 BB: 0 P: 3	R: 1 E: 0 K: 1 S: 6	H: 1 LOB: 0 BB: 0 P: 6	R: 0 E: 0 K: 1 S: 7	H: 2 LOB: 2 BB: 0 P: 7	R: 0 E: 0 K: 1 S: 6	H: 1 LOB: 2 BB: 1 P: 10	R: 1 E: 0 K: 0 S: 6	H: 3 LOB: 3 BB: 0 P: 7	R: 0 E: 0 K: 2 S: 7	H: 0 LOB: 0 BB: 0 P: 7	1B: 8 2B: 0 3B: 0 HR: 1	SF: 0 SAC: 0 DP: 0 HBP: 1	WP: 0 PB: 0 SB: 1 CS: 0	PA: 39	
PITCHER	IP WLS BF H R ER SO BB IBB HBP BLK WP HR S P ERA WHIP	7.0 W 29 6 3 1 1 4 1 0 0 0 5 36 40 1.29 1.000	0.2 6 3 1 1 0 0 0 0 1 0 0 0 5 6 13.50 4.500	1.1 S 4 0 0 0 2 0 0 0 0 0 0 8 8 0.00 0.000																			

Detroit Tigers @ Baltimore Orioles
 Memorial Stadium, Baltimore, MD
 Tue Aug 01 1967, 7:05 PM EDT
 Att: 10,342 - Unknown

AB	37
R	2
H	9
RBI	2
BB	1
SO	6
LOB	24



Batter	1	2	3	4	5	6	7	8	9	AB	R	H	RBI	BB	SO	LOB	TOP										
Lenny Green, L OBP: 0.306, SLG: 0.380 Mickey Stanley, R OBP: 0.272, SLG: 0.333	F5	5-3			G3		1B			4	0	1	0	0	0	1	Detroit Tigers @ Baltimore Orioles Memorial Stadium, Baltimore, MD Wed Aug 02 1967, 7:05 PM EDT Unknown										
Don Wert, R OBP: 0.315, SLG: 0.348	HR		1B L6-4-3	2B	FC4-6		K			4	2	3	0	0	1												
Dick McAuliffe, L OBP: 0.384, SLG: 0.493	K		L6-4-3	1B	F8			4-3		4	0	1	0	0	1												
Al Kaline, R OBP: 0.410, SLG: 0.556	HR		L6-4-3	1B	FC4-6			L8		4	1	1	2	0	2												
Norm Cash, L OBP: 0.375, SLG: 0.441	HR		K		G3			F8		4	1	1	1	0	1												
Jim Northrup, L OBP: 0.325, SLG: 0.369	3-1			F8 BB	4-3			F7		3	0	0	0	1	0												
Bill Freehan, R OBP: 0.379, SLG: 0.447		K		F7	F2			F3		4	0	0	0	0	1												
Ray Oyler, R OBP: 0.285, SLG: 0.270				F8			F7	5-3		4	0	1	0	0	0												
Joe Sparma, R OBP: 0.040, SLG: 0.020 John Hiller, R OBP: 0.500, SLG: 0.500		K		K			K			3	0	0	0	0	3	2											
										0	0	0	0	0	0	0											
Inning Stats	R: 3 E: 0 K: 1 S: 8	H: 3 LOB: 0 BB: 0 P: 8	R: 0 E: 0 K: 2 S: 8	H: 1 LOB: 1 BB: 0 P: 8	R: 1 E: 0 K: 1 S: 6	H: 2 LOB: 0 BB: 0 P: 6	R: 0 E: 0 K: 1 S: 5	H: 0 LOB: 1 BB: 1 P: 9	R: 0 E: 0 K: 0 S: 4	H: 1 LOB: 1 BB: 0 P: 4	R: 0 E: 0 K: 0 S: 3	H: 0 LOB: 0 BB: 0 P: 3	R: 0 E: 0 K: 0 S: 3	H: 0 LOB: 0 BB: 0 P: 3	R: 0 E: 0 K: 0 S: 3	H: 0 LOB: 0 BB: 0 P: 3	1B: 4 2B: 2 3B: 0 HR: 2	SF: 0 SAC: 0 DP: 1 HBP: 0	WP: 0 PB: 0 SB: 0 CS: 0	PA: 35							
PITCHER	IP	WLS	BF	H	R	ER	SO	BB	IBB	HBP	BLK	WP	HR	S	P	ERA	WHIP										
Gene Brabender, R ERA: 3.74 Eddie Fisher, R ERA: 3.28	7.0	L	29	8	4	4	7	1	0	0	0	0	2	42	46	5.14	1.286										

Batter	1	2	3	4	5	6	7	8	9	AB	R	H	RBI	BB	SO	LOB	BOTTOM										
Luis Aparicio, R OBP: 0.300, SLG: 0.340	F4		BB 1-2		FC6-4		BB 1B		5-3	4	0	1	1	1	0	1	Detroit Tigers @ Baltimore Orioles Memorial Stadium, Baltimore, MD Wed Aug 02 1967, 7:05 PM EDT Unknown										
Dave May, L OBP: 0.190, SLG: 0.300 Sam Bowens, R OBP: 0.244, SLG: 0.257 Eddie Fisher, R OBP: 0.333, SLG: 0.200	K		BB 1-2 2-3			6-3	F8			2	0	0	0	1	1	0											
Frank Robinson, R OBP: 0.429, SLG: 0.648	6-3		L9			5-3		BB 1-2 2-3 3-H		3	0	0	1	1	0	3											
Brooks Robinson, R OBP: 0.334, SLG: 0.446		F8			5-3			1B		4	0	1	0	0	1	3											
Curt Blefary, L OBP: 0.324, SLG: 0.412	F7		K		K			K		4	0	0	0	0	2	1											
Paul Blair, R OBP: 0.340, SLG: 0.440	K		F8				1B FC1-2	L9		3	0	0	0	1	1	0											
Davey Johnson, R OBP: 0.311, SLG: 0.363			BB 1B		6-3		BB 1B FC1-2	5-3		4	1	2	0	0	0	0											
Andy Etchebarren, R OBP: 0.312, SLG: 0.351			K		L9		FC1-2 1B BB	5-3		4	1	0	0	0	1	3											
Gene Brabender, R OBP: 0.143, SLG: 0.143 Boog Powell, L OBP: 0.329, SLG: 0.374			K		K		BB 1B FC6-4	L9		2	0	1	0	0	1	1											
										1	0	0	0	1	0	0											
Inning Stats	R: 0 E: 0 K: 1 S: 5	H: 0 LOB: 0 BB: 0 P: 5	R: 0 E: 0 K: 1 S: 5	H: 0 LOB: 0 BB: 0 P: 5	R: 0 E: 0 K: 2 S: 8	H: 1 LOB: 3 BB: 2 P: 16	R: 0 E: 0 K: 1 S: 5	H: 0 LOB: 0 BB: 0 P: 5	R: 0 E: 0 K: 0 S: 4	H: 1 LOB: 1 BB: 0 P: 4	R: 0 E: 0 K: 1 S: 6	H: 1 LOB: 1 BB: 0 P: 6	R: 2 E: 0 K: 1 S: 7	H: 2 LOB: 3 BB: 3 P: 19	R: 0 E: 0 K: 0 S: 3	H: 0 LOB: 0 BB: 0 P: 3	R: 0 E: 0 K: 0 S: 3	H: 0 LOB: 0 BB: 0 P: 3	1B: 5 2B: 0 3B: 0 HR: 0	SF: 0 SAC: 0 DP: 0 HBP: 0	WP: 0 PB: 0 SB: 0 CS: 0	PA: 37					
PITCHER	IP	WLS	BF	H	R	ER	SO	BB	IBB	HBP	BLK	WP	HR	S	P	ERA	WHIP										
Joe Sparma, R ERA: 4.07 John Hiller, L ERA: 1.64	6.1	W	28	5	2	2	6	4	0	0	0	0	0	36	52	2.84	1.421										




Batter	1	2	3	4	5	6	7	8	9	AB	R	H	RBI	BB	SO	LOB	TOP										
Dick McAuliffe, L (1,4) OBP: 0.383, SLG: 0.488	0-3 K		0-0 F9			0-0 F2		4-0 CS BB		3	0	0	0	1	1	0											
Don Wert, R (1,5) OBP: 0.312, SLG: 0.344	0-3 K		0-0 F6			0-0 6-3		0-0 CS	0-3 K	4	0	0	0	0	2	0											
Norm Cash, L (1,3) OBP: 0.377, SLG: 0.438	4-0 BB		0-0 6-3			0-0 F8			4-0 1-3 BB	2	0	0	0	2	0	0											
Willie Horton, R (1,7) OBP: 0.341, SLG: 0.512	0-0 F4								0-0 1-3 BB	3	0	0	0	0	0	1											
Lenny Green, L (7,7) OBP: 0.301, SLG: 0.375									0-0 1-2	1	0	0	0	0	0	1											
Jim Northrup, L (1,9) OBP: 0.331, SLG: 0.371		0-0 1B 1B							0-3 K	4	1	2	0	0	1	1											
Mickey Stanley, R (1,8) OBP: 0.272, SLG: 0.333		0-0 1B 1-3 1B							0-0 F6 1-2	3	0	1	0	0	0	1											
Jim Price, R (1,2) OBP: 0.300, SLG: 0.380		0-0 1B 1-3 3-H 1B							0-0 F5	3	0	1	1	0	0	1											
Ray Oyler, R (1,6) OBP: 0.282, SLG: 0.267		0-3 K							0-0 F8																		
Fred Gladding, L (1,1) Pat Dobson, R (6,1)		0-0 5-3							0-0 6-3	3	0	0	0	0	2	1											
		0-0 5-3							0-0 6-3	2	0	0	0	0	0	1											
Inning Stats	R: 0 E: 0 K: 2 S: 7	H: 0 LOB: 1 BB: 1 P: 11	R: 1 E: 0 K: 1 S: 7	H: 3 LOB: 1 BB: 0 P: 7	R: 0 E: 0 K: 0 S: 3	H: 0 LOB: 0 BB: 0 P: 3	R: 0 E: 0 K: 0 S: 3	H: 0 LOB: 0 BB: 0 P: 3	R: 0 E: 0 K: 1 S: 5	H: 1 LOB: 1 BB: 0 P: 5	R: 0 E: 0 K: 0 S: 4	H: 1 LOB: 1 BB: 0 P: 4	R: 0 E: 0 K: 0 S: 2	H: 0 LOB: 0 BB: 1 P: 6	R: 0 E: 0 K: 2 S: 7	H: 0 LOB: 1 BB: 1 P: 11	1B: 4 2B: 0 3B: 0 HR: 0	SF: 0 SAC: 0 DP: 0 HBP: 0	WP: 1 PB: 0 SB: 0 CS: 1	PA: 33							
PITCHER	IP	WLS	BF	H	R	ER	SO	BB	IBB	HBP	BLK	WP	HR	S	P	ERA	WHIP										
Jim Hardin, R (1,1) ERA: 2.4	8.0		28	4	1	1	4	2	0	0	0	1	0	34	42	1.12	0.750										
Moe Drabowsky, R (9,1) ERA: 0.9	1.0	W	4	0	0	0	2	1	0	0	0	0	0	7	11	0.00	1.000										

Detroit Tigers @ Baltimore Orioles
Memorial Stadium, Baltimore, MD
 Wed Aug 02 1967, 7:05 PM EDT
 Att: 12,001 - Unknown

livebaseballscores.com

AB	29
R	1
H	4
RBI	1
BB	3
SO	6
LOB	7




Batter	1	2	3	4	5	6	7	8	9	AB	R	H	RBI	BB	SO	LOB	BOTTOM										
Mark Belanger, R (1,6) OBP: 0.296, SLG: 0.313	0-3 K		0-0 5-3					0-0 4-1		3	0	0	0	0	2	1											
Curt Blefary, L (8,PH) OBP: 0.323, SLG: 0.411										1	0	0	0	0	0	0											
Dave May, L (1,9) OBP: 0.160, SLG: 0.250	0-0 1-3		0-0 4-3					0-3 K		4	0	0	0	0	1	1											
Moe Drabowsky, R (9,1) OBP: 0.421, SLG: 0.389										0	0	0	0	0	0	0											
Frank Robinson, R (1,7) OBP: 0.433, SLG: 0.651	4-0 1B BB								4-0 HR BB	2	1	1	0	2	1	0											
Brooks Robinson, R (1,5) OBP: 0.338, SLG: 0.457	0-0 1-2 1B								0-0 1-H HR	4	1	3	2	0	0	0											
Boog Powell, L (1,3) OBP: 0.326, SLG: 0.370	0-3 K									3	0	0	0	0	2	4											
Paul Blair, R (1,8) OBP: 0.337, SLG: 0.436		0-0 6-3								3	0	0	0	0	0	2											
Davey Johnson, R (1,4) OBP: 0.311, SLG: 0.362		0-0 G1-4-3 1B							0-0 F8	3	0	1	0	0	1	2											
Larry Haney, R (1,2) OBP: 0.333, SLG: 0.378		0-0 G1-4-3							0-3 K	3	0	1	0	0	1	1											
Jim Hardin, R (1,1) Russ Snyder, L (8,PH) Luis Aparicio, R (9,6) OBP: 0.300, SLG: 0.340			0-0 4-3						0-0 FC3-6 1B	2	0	0	0	0	0	1											
									0-3 K	1	0	0	0	0	1	0											
									0-0 FC3-6 1B	0	0	0	0	0	0	0											
Inning Stats	R: 0 E: 0 K: 2 S: 8	H: 1 LOB: 2 BB: 1 P: 12	R: 0 E: 0 K: 0 S: 3	H: 1 LOB: 0 BB: 0 P: 3	R: 0 E: 0 K: 0 S: 3	H: 0 LOB: 0 BB: 0 P: 3	R: 0 E: 0 K: 2 S: 9	H: 2 LOB: 2 BB: 0 P: 9	R: 0 E: 0 K: 1 S: 6	H: 1 LOB: 1 BB: 0 P: 6	R: 0 E: 0 K: 1 S: 5	H: 0 LOB: 0 BB: 0 P: 5	R: 0 E: 0 K: 1 S: 5	H: 0 LOB: 0 BB: 0 P: 5	R: 0 E: 0 K: 2 S: 7	R: 2 E: 0 K: 0 S: 1	H: 1 LOB: 0 BB: 1 P: 5	1B: 4 2B: 1 3B: 0 HR: 1	SF: 0 SAC: 0 DP: 1 HBP: 0	WP: 0 PB: 0 SB: 0 CS: 0	PA: 31						
PITCHER	IP	WLS	BF	H	R	ER	SO	BB	IBB	HBP	BLK	WP	HR	S	P	ERA	WHIP										
Fred Gladding, R (1,1) ERA: 1.79	5.0		20	5	0	0	5	1	0	0	0	0	0	29	33	0.00	1.200										
Pat Dobson, R (6,1) ERA: 3.25	3.0	L	11	1	2	2	4	1	0	0	0	0	1	18	22	6.00	0.667										

Detroit Tigers @ Baltimore Orioles
Memorial Stadium, Baltimore, MD
 Wed Aug 02 1967, 7:05 PM EDT
 Att: 12,001 - Unknown

livebaseballscores.com

AB	29
R	2
H	6
RBI	2
BB	2
SO	9
LOB	12



Batter	1	2	3	4	5	6	7	8	9	AB	R	H	RBI	BB	SO	LOB	TOP			
Dick McAuliffe, L (1,4) OBP: 0.381, SLG: 0.486	F8		FC4-6		FC6-4		K			4	0	1	0	0	1	1	Detroit Tigers @ Baltimore Orioles Memorial Stadium, Baltimore, MD Thu Aug 03 1967, 7:05 PM EDT Att: 9,168 - Unknown			
Don Wert, R (1,5) OBP: 0.309, SLG: 0.341	5-3		F8		FC6-4		5-3			4	0	0	0	0	2					
Al Kaline, R (1,9) OBP: 0.411, SLG: 0.563	K				L9					4	2	2	0	0	1					
Willie Horton, R (1,7) OBP: 0.344, SLG: 0.516										2	0	1	0	1	0					
Mickey Stanley, R (6, PR) OBP: 0.271, SLG: 0.332										1	0	0	0	0	1					
Norm Cash, L (1,3) OBP: 0.375, SLG: 0.436										4	2	1	1	0	1					
Jim Northrup, L (1,8) OBP: 0.335, SLG: 0.376										3	1	2	1	1	0					
Bill Freehan, R (1,2) OBP: 0.383, SLG: 0.449										3	0	2	2	1	1					
Ray Oyler, R (1,6) OBP: 0.282, SLG: 0.265										2	0	0	1	1	1					
Denny McLain, R (1,1) OBP: 0.129, SLG: 0.100										3	0	0	0	0	1					
Inning Stats	R: 0 E: 0 K: 1 S: 5	H: 0 LOB: 0 BB: 0 P: 5	R: 0 E: 0 K: 2 S: 8	H: 1 LOB: 1 BB: 0 P: 8	R: 0 E: 0 K: 0 S: 3	H: 0 LOB: 1 BB: 1 P: 7	R: 2 E: 0 K: 1 S: 8	H: 3 LOB: 1 BB: 0 P: 8	R: 0 E: 0 K: 1 S: 6	H: 1 LOB: 1 BB: 0 P: 6	R: 1 E: 0 K: 0 S: 4	H: 2 LOB: 1 BB: 1 P: 8	R: 0 E: 0 K: 1 S: 5	H: 0 LOB: 0 BB: 0 P: 5	R: 2 E: 0 K: 1 S: 6	H: 2 LOB: 2 BB: 2 P: 14	1B: 5 2B: 4 3B: 0 HR: 0	SF: 1 SAC: 0 DP: 0 HBP: 0	WP: 0 PB: 0 SB: 0 CS: 0	PA: 35
PITCHER	IP WLS BF H R ER SO BB IBB HBP BLK WP HR S P ERA WHIP																			
Bill Dillman, R (1,1) ERA: 4.04	7.0	L	30	8	4	4	6	2	0	0	0	0	0	0	40	48	5.14	1.429		
Eddie Watt, R (8,1) ERA: 2.24	0.2		5	1	1	1	1	2	0	0	0	0	0	5	13	13.50	4.500			

Batter	1	2	3	4	5	6	7	8	9	AB	R	H	RBI	BB	SO	LOB	BOTTOM			
Luis Aparicio, R (1,6) OBP: 0.297, SLG: 0.337	6-3		5-3			F6				3	0	0	0	0	0	1	Detroit Tigers @ Baltimore Orioles Memorial Stadium, Baltimore, MD Thu Aug 03 1967, 7:05 PM EDT Att: 9,168 - Unknown			
Paul Blair, R (1,8) OBP: 0.334, SLG: 0.432	F8				1-3	5-3				3	0	0	0	0	0					
Frank Robinson, R (1,7) OBP: 0.429, SLG: 0.643	5-3				K	6-3				3	0	0	0	0	1					
Brooks Robinson, R (1,5) OBP: 0.340, SLG: 0.459										3	0	2	0	0	0					
Boog Powell, L (1,3) OBP: 0.323, SLG: 0.367										3	0	0	0	0	1					
Curt Blefary, L (1,9) OBP: 0.320, SLG: 0.408										3	0	0	0	0	1					
Davey Johnson, R (1,4) OBP: 0.314, SLG: 0.363										2	0	1	0	1	0					
Andy Etchebarren, R (1,2) OBP: 0.309, SLG: 0.348										2	0	0	0	0	2					
Bill Dillman, R (1,1) OBP: 0.200, SLG: 0.200										2	0	0	0	0	2					
Eddie Watt, R (8,1) OBP: 0.176, SLG: 0.067										0	0	0	0	0	0					
Mark Belanger, R (8,4) OBP: 0.296, SLG: 0.313										0	0	0	0	0	0					
Inning Stats	R: 0 E: 0 K: 0 S: 3	H: 0 LOB: 0 BB: 0 P: 3	R: 0 E: 0 K: 0 S: 3	H: 0 LOB: 0 BB: 0 P: 3	R: 0 E: 0 K: 2 S: 7	H: 0 LOB: 1 BB: 1 P: 11	R: 0 E: 0 K: 2 S: 8	H: 1 LOB: 1 BB: 0 P: 8	R: 0 E: 0 K: 2 S: 8	H: 1 LOB: 1 BB: 0 P: 8	R: 0 E: 0 K: 0 S: 3	H: 0 LOB: 0 BB: 0 P: 3	R: 0 E: 0 K: 0 S: 4	H: 1 LOB: 1 BB: 0 P: 4	R: 0 E: 0 K: 1 S: 4	H: 1 LOB: 1 BB: 0 P: 4	1B: 3 2B: 0 3B: 0 HR: 0	SF: 0 SAC: 0 DP: 0 HBP: 0	WP: 0 PB: 0 SB: 0 CS: 0	PA: 25
PITCHER	IP WLS BF H R ER SO BB IBB HBP BLK WP HR S P ERA WHIP																			
Denny McLain, R (1,1) ERA: 3.53	7.0	W	25	3	0	0	6	1	0	0	0	0	0	0	36	40	0.00	0.571		

AB	30
R	5
H	9
RBI	5
BB	4
SO	7
LOB	14



AB	24
R	0
H	3
RBI	0
BB	1
SO	6
LOB	9



Batter	1	2	3	4	5	6	7	8	9	AB	R	H	RBI	BB	SO	LOB	TOP					
Don Wert, R OBP: 0.308, SLG: 0.339										5	1	1	0	0	1	0	Detroit Tigers @ Cleveland Indians Cleveland Municipal Stadium, Cleveland, OH Fri Aug 04 1967, 7:05 PM EDT Att: 11,274 - Unknown					
Dick McAuliffe, L OBP: 0.382, SLG: 0.483										4	0	1	0	1	2	0						
Al Kaline, R OBP: 0.408, SLG: 0.560										5	0	1	1	0	1	1						
Willie Horton, R OBP: 0.347, SLG: 0.514										3	1	1	0	1	1	3						
Bill Freehan, R OBP: 0.384, SLG: 0.448										3	0	1	0	1	0	2						
Mickey Stanley, R OBP: 0.276, SLG: 0.330										1	1	0	0	2	1	3						
Norm Cash, L OBP: 0.374, SLG: 0.435										1	0	0	0	0	1	2						
Jim Price, R OBP: 0.288, SLG: 0.365										2	0	0	0	0	0	4						
Jim Northrup, L OBP: 0.334, SLG: 0.375										1	0	0	0	0	1	0						
Ray Oyler, R OBP: 0.286, SLG: 0.270										2	1	1	2	1	1	0						
Jerry Lumpe, L OBP: 0.266, SLG: 0.270										1	0	0	0	0	1	0						
Inning Stats	R: 1 E: 0 K: 1 S: 8	H: 3 LOB: 3 BB: 1 P: 12	R: 0 E: 0 K: 2 S: 7	H: 0 LOB: 0 BB: 0 P: 7	R: 0 E: 0 K: 2 S: 7	H: 0 LOB: 1 BB: 1 P: 11	R: 0 E: 0 K: 1 S: 4	H: 0 LOB: 1 BB: 2 P: 12	R: 0 E: 0 K: 2 S: 7	H: 0 LOB: 0 BB: 0 P: 7	R: 4 E: 0 K: 0 S: 6	H: 3 LOB: 0 BB: 1 P: 10	R: 0 E: 0 K: 2 S: 8	H: 1 LOB: 2 BB: 1 P: 12	R: 0 E: 0 K: 3 S: 9	H: 0 LOB: 0 BB: 0 P: 9	R: 0 E: 0 K: 0 S: 3	H: 0 LOB: 0 BB: 0 P: 3	1B: 4 2B: 2 3B: 0 HR: 1	SF: 0 SAC: 1 DP: 1 HBP: 0	WP: 1 PB: 0 SB: 0 CS: 0	PA: 39
PITCHER	IP WLS BF H R ER SO BB IBB HBP BLK WP HR S P ERA WHIP																					
Sam McDowell, L ERA: 3.57	(1, 1) 6.2 W 31 6 5 5 9 5 1 0 0 1 1 43 67 6.75 1.650																					
Sonny Siebert, R ERA: 2.79	(7, 1) 2.1 S 8 1 0 0 4 0 0 0 0 0 0 16 16 0.00 0.429																					

AB 32
R 5
H 7
RBI 5
BB 6
SO 13
LOB 16



Batter	1	2	3	4	5	6	7	8	9	AB	R	H	RBI	BB	SO	LOB	BOTTOM			
Chuck Hinton, R OBP: 0.312, SLG: 0.332										4	1	2	1	0	0	0	Detroit Tigers @ Cleveland Indians Cleveland Municipal Stadium, Cleveland, OH Fri Aug 04 1967, 7:05 PM EDT Att: 11,274 - Unknown			
Leon Wagner, L OBP: 0.292, SLG: 0.438										3	1	2	1	1	0	1				
Vic Davallo, L OBP: 0.287, SLG: 0.344										1	2	0	0	0	2					
Max Alvis, R OBP: 0.321, SLG: 0.416										5	1	3	1	0	1	2				
Tony Horton, R OBP: 0.328, SLG: 0.418										4	1	2	1	1	0	2				
Don Demeter, R OBP: 0.292, SLG: 0.363										2	1	1	1	0	0	0				
Lee Mays, L OBP: 0.303, SLG: 0.439										2	0	0	0	0	1	5				
Duke Sims, L OBP: 0.313, SLG: 0.370										4	1	1	5	0	1	4				
Vern Fuller, R OBP: 0.324, SLG: 0.538										4	1	2	1	0	1	2				
Larry Brown, R OBP: 0.316, SLG: 0.325										3	1	1	0	0	0	1				
Sam McDowell, L OBP: 0.200, SLG: 0.259										3	0	1	0	0	2	1				
Sonny Siebert, R OBP: 0.233, SLG: 0.533										0	1	0	0	0	0	0				
Inning Stats	R: 5 E: 0 K: 0 S: 7	H: 4 LOB: 0 BB: 1 P: 11	R: 0 E: 0 K: 1 S: 6	H: 1 LOB: 0 BB: 0 P: 6	R: 1 E: 0 K: 0 S: 5	H: 2 LOB: 1 BB: 0 P: 5	R: 0 E: 0 K: 1 S: 6	H: 1 LOB: 0 BB: 0 P: 6	R: 0 E: 0 K: 1 S: 5	H: 0 LOB: 0 BB: 0 P: 5	R: 2 E: 0 K: 2 S: 10	H: 3 LOB: 2 BB: 1 P: 14	R: 3 E: 1 K: 0 S: 8	H: 4 LOB: 2 BB: 0 P: 8	R: 0 E: 0 K: 0 S: 3	H: 0 LOB: 0 BB: 0 P: 3	1B: 9 2B: 4 3B: 0 HR: 2	SF: 1 SAC: 3 DP: 0 HBP: 1	WP: 1 PB: 0 SB: 0 CS: 1	PA: 43
PITCHER	IP WLS BF H R ER SO BB IBB HBP BLK WP HR S P ERA WHIP																			
Johnny Podres, L ERA: 4.04	(1, 1) 1.0 L 9 5 5 5 0 1 0 0 0 0 0 0 10 10 45.00 6.000																			
Dave Wickersham, R ERA: 2.53	(2, 1) 2.0 8 2 1 1 1 0 0 0 0 0 0 10 10 4.50 1.000																			
Hank Aguirre, L ERA: 1.48	(4, 1) 2.0 7 1 0 0 2 0 0 0 0 0 0 11 11 0.00 0.500																			
Fred Gladding, R ERA: 2.1	(6, 1) 1.0 7 3 2 2 1 1 0 1 0 1 0 7 12 18.00 4.000																			
Mike Marshall, R ERA: 1.05	(7, 1) 1.0 3 0 0 0 2 0 0 0 0 0 0 7 7 0.00 0.000																			

AB 35
R 11
H 15
RBI 11
BB 2
SO 6
LOB 20



Batter	1	2	3	4	5	6	7	8	9	AB	R	H	RBI	BB	SO	LOB	TOP		
Dick McAuliffe, L (1,4) OBP: 0.383, SLG: 0.482	4-0 FC5-4 BB		0-0 BB 1B		0-3 K			0-0 G3		3	0	1	0	1	1	0	Detroit Tigers @ Cleveland Indians Cleveland Municipal Stadium, Cleveland, OH Sat Aug 05 1967, 3:33 AM EDT Att: 6,859 - Unknown		
Don Wert, R (1,5) OBP: 0.309, SLG: 0.342	0-0 FC5-4 1-2		4-0 BB 1-2 2-3		0-3 K			0-0 HR 2B		3	1	1	0	1	1	1			
Al Kaline, R (1,9) OBP: 0.406, SLG: 0.568	0-0 L2		0-0 SF7		0-0 L5-3			0-0 HR 2H		3	1	1	3	0	0	1			
Willie Horton, R (1,7) OBP: 0.342, SLG: 0.506	0-3 K		0-3 K			0-0 F7		0-0 F6		4	0	0	0	0	2	3			
Norm Cash, L (1,3) OBP: 0.376, SLG: 0.434		0-3 K		0-0 F4		0-0 F8-3 1B		4-0 BB		3	0	1	0	1	1	0			
Jim Northrup, L (1,8) OBP: 0.333, SLG: 0.374		0-3 K		0-0 1B 1B		0-0 F8-3 1-2		0-0 F6		4	0	1	0	0	1	2			
Bill Freehan, R (1,2) OBP: 0.383, SLG: 0.445		0-0 L6		0-0 1B 1B			0-0 F5		0-0 F4	4	0	1	0	0	0	0			
Ray Oyler, R (1,6) OBP: 0.285, SLG: 0.269			0-3 K		0-3 K		0-0 4-3		0-0 4-3	1	0	0	0	0	1	0			
Jerry Lumpe, L (4,PH) OBP: 0.277, SLG: 0.261										3	0	0	0	0	1	2			
Earl Wilson, R (1,1) OBP: 0.237, SLG: 0.324			4-0 BB SF7 1B BB		0-3 K		0-0 6-3		0-0 3-1	2	1	0	0	1	1	2			
Lenny Green, L (9,PH) OBP: 0.293, SLG: 0.365										1	0	0	0	0	0	0			
Inning Stats	R: 0 E: 0 K: 1 S: 5	H: 0 LOB: 1 BB: 1 P: 9	R: 0 E: 0 K: 2 S: 7	H: 0 LOB: 0 BB: 0 P: 7	R: 1 E: 0 K: 2 S: 8	H: 1 LOB: 2 BB: 2 P: 16	R: 0 E: 0 K: 2 S: 9	H: 2 LOB: 0 BB: 0 P: 9	R: 0 E: 0 K: 0 S: 3	H: 1 LOB: 0 BB: 0 P: 3	R: 0 E: 0 K: 0 S: 3	H: 0 LOB: 0 BB: 0 P: 3	R: 2 E: 0 K: 0 S: 5	H: 2 LOB: 1 BB: 1 P: 9	R: 0 E: 0 K: 0 S: 3	H: 0 LOB: 0 BB: 0 P: 3	1B: 4 2B: 2 3B: 0 HR: 1	SF: 1 SAC: 0 DP: 1 HBP: 0	WP: 0 PA: 36 PB: 0 SB: 0 CS: 0
PITCHER	IP WLS BF H R ER SO BB IBB HBP BLK WP HR S P ERA WHIP	IP WLS BF H R ER SO BB IBB HBP BLK WP HR S P ERA WHIP																	
Stan Williams, R (1,1) ERA: 3.14	7.1 W 30 6 3 3 9 3 0 0 0 0 1 45 57 3.68 1.227	1.2 S 6 0 0 0 0 1 0 0 0 0 0 0 5 9 0.00 0.600																	
Sonny Siebert, R (8,1) ERA: 2.75																			

Batter	1	2	3	4	5	6	7	8	9	AB	R	H	RBI	BB	SO	LOB	BOTTOM		
Lee Maye, L (1,9) OBP: 0.306, SLG: 0.438	0-0 F7		0-3 K		4-0 BB			0-0 PO 1B		3	0	1	0	1	1	1	Detroit Tigers @ Cleveland Indians Cleveland Municipal Stadium, Cleveland, OH Sat Aug 05 1967, 3:33 AM EDT Att: 6,859 - Unknown		
Vic Davallilo, L (1,8) OBP: 0.286, SLG: 0.347	0-3 K		0-0 1B 2B		0-0 F7		0-0 PO 1-2		0-3 K	4	1	1	0	0	2	1			
Leon Wagner, L (1,7) OBP: 0.322, SLG: 0.436	0-3 K		0-0 WP 2B 1B		1-0 FC1-5 1B HBP		0-0 L9			3	1	1	2	0	1	0			
Chuck Hinton, R (8,7) OBP: 0.312, SLG: 0.332			2-H 3-H							0	0	0	0	0	0	0			
Tony Horton, R (1,3) OBP: 0.337, SLG: 0.446		0-0 6-3		0-0 PB E 2B		0-0 FC1-5 1B		0-0 HR		4	2	3	2	0	0	0			
Max Alvis, R (1,5) OBP: 0.318, SLG: 0.412		0-0 E8		0-0 E6 FC5 BB		0-0 FC1-5 1-2		0-3 K2-3		4	0	0	0	0	1	2			
Duke Sims, L (1,2) OBP: 0.311, SLG: 0.364		0-3 K		4-0 1-2 BB		0-3 K		0-0 F8		3	0	0	0	1	2	3			
Vern Fuller, R (1,4) OBP: 0.307, SLG: 0.507		0-0 5-3		0-0 FC5 2-3F		0-3 K		0-0 F8		4	0	0	0	0	1	5			
Larry Brown, R (1,6) OBP: 0.312, SLG: 0.321			0-0 F5		0-0 5-3		0-0 L5		0-0 F7	4	0	0	0	0	0	0			
Stan Williams, R (1,1) OBP: 0.200, SLG: 0.200			0-0 2B 1B 1B		0-3 K		0-3 K			3	1	1	0	0	2	0			
Sonny Siebert, R (8,1) OBP: 0.233, SLG: 0.533										0	0	0	0	0	0	0			
Inning Stats	R: 0 E: 0 K: 2 S: 7	H: 0 LOB: 0 BB: 0 P: 7	R: 0 E: 1 K: 1 S: 6	H: 0 LOB: 0 BB: 0 P: 6	R: 4 E: 1 K: 1 S: 10	H: 4 LOB: 2 BB: 1 P: 14	R: 0 E: 0 K: 1 S: 5	H: 0 LOB: 1 BB: 1 P: 9	R: 0 E: 0 K: 1 S: 5	H: 1 LOB: 0 BB: 0 P: 5	R: 1 E: 0 K: 2 S: 8	H: 1 LOB: 0 BB: 0 P: 8	R: 0 E: 0 K: 0 S: 3	H: 0 LOB: 0 BB: 0 P: 3	R: 0 E: 0 K: 0 S: 3	H: 0 LOB: 0 BB: 0 P: 3	1B: 4 2B: 2 3B: 0 HR: 1	SF: 0 SAC: 0 DP: 0 HBP: 1	WP: 1 PA: 36 PB: 1 SB: 0 CS: 0
PITCHER	IP WLS BF H R ER SO BB IBB HBP BLK WP HR S P ERA WHIP	IP WLS BF H R ER SO BB IBB HBP BLK WP HR S P ERA WHIP																	
Earl Wilson, R (1,1) ERA: 3.69	8.0 L 35 7 5 4 10 2 0 1 0 1 1 52 61 4.50 1.125																		

Batter	1	2	3	4	5	6	7	8	9	AB	R	H	RBI	BB	SO	LOB	TOP					
Lenny Green, L OBP: 0.298, SLG: 0.386	G3		F5		6-3		F8		6-3	4	0	0	0	0	0	1	Detroit Tigers @ Cleveland Indians Cleveland Municipal Stadium, Cleveland, OH Sun Aug 06 1967, 3:38 AM EDT Att: 14,366 - Unknown					
Fred Gladding, L (7, 1)										0	0	0	0	0	0							
Jim Price, R OBP: 0.283, SLG: 0.358										1	0	0	0	0	0							
Jerry Lumpe, L OBP: 0.276, SLG: 0.263	F8		G3			BB	F9			4	1	1	0	0	0	1						
Dick McAuliffe, L OBP: 0.382, SLG: 0.476	1-3			G3		BB	BB	F3		3	1	0	0	1	0	0						
Norm Cash, L OBP: 0.372, SLG: 0.427		F7		F7		FC5	E7			3	0	1	0	1	0	0						
Bill Freehan, R OBP: 0.384, SLG: 0.453				BB		K	6-3			3	0	1	0	0	1	4						
Don Wert, R OBP: 0.312, SLG: 0.343		HBP		BB			6-3			2	0	0	1	2	0	2						
Jim Landis, R OBP: 0.335, SLG: 0.368		F4		BB		BB	6-3			3	0	0	1	0	2	3						
Jim Landis, R OBP: 0.335, SLG: 0.368		5-3		K		SF8				3	0	0	1	0	2	3						
Mickey Stanley, R OBP: 0.279, SLG: 0.342			F9		F8	FC5				4	1	1	1	0	0	2						
Pat Dobson, R ERA: 2.43										0	0	0	0	0	0	0	AB 30 R 3 H 4 RBI 3 BB 5 SO 3 LOB 13					
Earl Wilson, R OBP: 0.247, SLG: 0.352										0	0	0	0	0	0	0						
Dave Wickersham, R ERA: 2.59										0	0	0	0	0	0	0						
Bill Heath, L OBP: 0.285, SLG: 0.155										0	0	0	0	0	0	0						
Hank Aguirre, R OBP: 0.250, SLG: 1.500										0	0	0	0	0	0	0						
Jim Northrup, L OBP: 0.332, SLG: 0.371										2	0	0	0	0	0	0						
										0	0	0	0	0	0	0						
										0	0	0	0	0	0	0						
										0	0	0	0	0	0	0						
										0	0	0	0	0	0	0						
Inning Stats	R: 0 E: 0 K: 0 S: 3	H: 0 LOB: 0 BB: 0 P: 3	R: 0 E: 0 K: 0 S: 3	H: 0 LOB: 1 BB: 0 P: 4	R: 0 E: 0 K: 0 S: 3	H: 0 LOB: 1 BB: 1 P: 7	R: 0 E: 0 K: 1 S: 6	H: 1 LOB: 2 BB: 1 P: 10	R: 0 E: 0 K: 0 S: 3	H: 0 LOB: 0 BB: 0 P: 3	R: 2 E: 0 K: 1 S: 6	H: 1 LOB: 2 BB: 3 P: 18	R: 0 E: 0 K: 0 S: 3	H: 0 LOB: 0 BB: 0 P: 3	R: 0 E: 1 K: 0 S: 4	H: 1 LOB: 1 BB: 0 P: 4	R: 1 E: 0 K: 1 S: 6	H: 1 LOB: 0 BB: 0 P: 6	1B: 3 2B: 0 3B: 0 HR: 1	SF: 1 SAC: 0 DP: 0 HBP: 1	WP: 0 PB: 0 SB: 0 CS: 0	PA: 37
PITCHER	IP WLS BF H R ER SO BB IBB HBP BLK WP HR S P ERA WHIP																					
Steve Hargan, R ERA: 2.43	(1, 1) 5.1 W 24 2 2 2 2 5 0 0 0 0 0 0 22 43 3.38 1.312																					
Orlando Pena, R ERA: 3.21	(6, 1) 3.2 S 13 2 1 1 1 0 0 0 0 0 0 1 15 15 2.46 0.545																					

Batter	1	2	3	4	5	6	7	8	9	AB	R	H	RBI	BB	SO	LOB	BOTTOM			
Lee Maye, L OBP: 0.307, SLG: 0.429	FC4-6	FC1-2		6-3			3-1			3	0	0	0	1	0	1	Detroit Tigers @ Cleveland Indians Cleveland Municipal Stadium, Cleveland, OH Sun Aug 06 1967, 3:38 AM EDT Att: 14,366 - Unknown			
Vic Davallio, L OBP: 0.295, SLG: 0.363	K				F7			SH2-4		4	1	2	0	0	1	1				
Leon Wagner, L OBP: 0.318, SLG: 0.433	FC4-6				4-3			SH2-4		3	2	1	0	0	0	1				
Chuck Hinton, R OBP: 0.312, SLG: 0.332	BB									0	0	0	0	0	0	0				
Tony Horton, R OBP: 0.333, SLG: 0.438	HR			5-3		K				4	1	2	2	0	1	1				
Max Alvis, R OBP: 0.319, SLG: 0.410	HR					E6		5-3		4	1	2	1	0	0	0				
Duke Sims, L OBP: 0.315, SLG: 0.379	HR					K				2	1	1	3	1	1	1				
Vern Fuller, R OBP: 0.305, SLG: 0.480	HR									3	0	0	0	0	0	1				
Larry Brown, R OBP: 0.317, SLG: 0.332					5-3					3	0	2	0	0	0	0				
Steve Hargan, R OBP: 0.226, SLG: 0.240										1	0	0	0	0	0	0				
Orlando Pena, R ERA: 2.19										1	0	0	0	0	0	1				
Inning Stats	R: 4 E: 1 K: 1 S: 8	H: 3 LOB: 0 BB: 1 P: 12	R: 0 E: 0 K: 0 S: 4	H: 2 LOB: 2 BB: 0 P: 4	R: 1 E: 0 K: 0 S: 4	H: 2 LOB: 1 BB: 1 P: 8	R: 0 E: 0 K: 0 S: 3	H: 0 LOB: 0 BB: 0 P: 3	R: 0 E: 1 K: 1 S: 5	H: 0 LOB: 0 BB: 0 P: 5	R: 0 E: 0 K: 1 S: 5	H: 0 LOB: 0 BB: 0 P: 5	R: 0 E: 0 K: 0 S: 3	H: 1 LOB: 0 BB: 0 P: 3	R: 1 E: 0 K: 0 S: 4	H: 2 LOB: 0 BB: 0 P: 4	1B: 7 2B: 2 3B: 0 HR: 1	SF: 0 SAC: 2 DP: 1 HBP: 0	WP: 0 PB: 0 SB: 0 CS: 0	PA: 32
PITCHER	IP WLS BF H R ER SO BB IBB HBP BLK WP HR S P ERA WHIP																			
Pat Dobson, R ERA: 4.25	(1, 1) 2.0 L 11 5 4 4 1 0 1 0 0 0 0 0 0 7 11 4.50 1.500																			
Dave Wickersham, R ERA: 2.59	(3, 1) 2.0 8 2 1 1 1 0 1 0 0 0 0 0 0 7 11 4.50 1.500																			
Hank Aguirre, L ERA: 1.37	(5, 1) 2.0 6 0 0 0 0 2 0 0 0 0 0 0 0 10 10 0.00 0.000																			
Fred Gladding, R ERA: 2.19	(7, 1) 2.0 7 3 1 1 1 0 0 0 0 0 0 0 0 7 7 4.50 1.500																			



Batter	1	2	3	4	5	6	7	8	9	10	AB	R	H	RBI	BB	SO	LOB	TOP
Don Buford, S OBP: 0.314, SLG: 0.282 (1.5)	F8		1B			F3			SH2-4 1B		4	0	2	0	0	0	1	Chicago White Sox @ Detroit Tigers Tiger Stadium, Detroit, MI Tue Aug 08 1967, 7:05 PM EDT Unknown
Wayne Causey, L OBP: 0.313, SLG: 0.311 (1.4)	F7		L9			F8			SH2-4		3	0	0	0	0	0	2	
Rocky Colavito, R OBP: 0.332, SLG: 0.369 (1.9)	6-3					FC6-4 1-2f			5-3		4	0	0	0	0	0	2	
Pete Ward, L OBP: 0.355, SLG: 0.392 (1.7)											4	1	1	1	0	1	1	
Ken Berry, R OBP: 0.313, SLG: 0.326 (10.7)		HR				F7			1-3		0	0	0	0	0	0	0	
Tom McCraw, L OBP: 0.261, SLG: 0.355 (1.3)		4-3				G3			F5		4	0	0	0	0	0	0	
Tommy Agee, R OBP: 0.308, SLG: 0.380 (1.8)						F3			K		4	0	0	0	0	3	0	
J.C. Martin, L OBP: 0.349, SLG: 0.398 (1.2)						G3			F7		3	0	0	0	1	1	0	
Rich Morales, R OBP: 0.279, SLG: 0.333 (10.6)			6-3			F7			6-3		3	0	0	0	0	0	0	
Smoky Burgess, L OBP: 0.275, SLG: 0.260 (9.6)									1-6-3		1	0	0	0	0	0	1	
Ron Hansen, R OBP: 0.298, SLG: 0.316 (10.6)											0	0	0	0	0	0	0	
Gary Peters, L OBP: 0.280, SLG: 0.389 (8.1)						F3			4-3		3	0	1	0	0	0	0	
Hoyt Wilhelm, R OBP: 0.091, SLG: 0.091 (8.1)						FC6-4 1B					0	0	0	0	0	0	0	
Inning Stats	R: 0 E: 0 K: 0 S: 3	H: 0 LOB: 0 BB: 0 P: 3	R: 1 E: 0 K: 2 S: 8	H: 1 LOB: 0 BB: 0 P: 8	R: 0 E: 0 K: 0 S: 3	H: 1 LOB: 0 BB: 0 P: 4	R: 0 E: 0 K: 0 S: 4	H: 0 LOB: 0 BB: 0 P: 7	R: 0 E: 0 K: 0 S: 3	H: 0 LOB: 0 BB: 0 P: 3	R: 0 E: 0 K: 0 S: 4	H: 1 LOB: 1 BB: 1 P: 9	R: 0 E: 0 K: 1 S: 5	H: 0 LOB: 1 BB: 1 P: 9	1B: 3 2B: 0 3B: 0 HR: 1	SF: 0 SAC: 1 DP: 0 HBP: 0	WP: 0 PA: 35 PB: 0 SB: 0 CS: 0	
PITCHER Denny McLain, R ERA: 3.39 (1.1)	IP: 10.0 W: 1 L: 1 S: 8	WLS: 35 BF: 4 R: 1 ER: 1 SO: 5	H: 4 R: 1 ER: 1 SO: 5	BB: 1 IBB: 0 HBP: 0 BLK: 0	WP: 0 HR: 1 S: 44 P: 48	ERA: 0.90 WHIP: 0.500	PITCHER IP WLS BF H R ER SO BB IBB HBP BLK WP HR S P ERA WHIP											

AB	33
R	1
H	4
RBI	1
BB	1
SO	5
LOB	7



Batter	1	2	3	4	5	6	7	8	9	10	AB	R	H	RBI	BB	SO	LOB	BOTTOM	
Don Wert, R OBP: 0.314, SLG: 0.347 (1.5)			F3			4-3				SH5-4	4	0	2	0	0	0	0	Chicago White Sox @ Detroit Tigers Tiger Stadium, Detroit, MI Tue Aug 08 1967, 7:05 PM EDT Unknown	
Dick McAuliffe, L OBP: 0.382, SLG: 0.472 (1.4)			K			F8				1B BB	3	1	0	0	2	2	1		
Al Kaline, R OBP: 0.405, SLG: 0.579 (1.9)						L5-3				1B BB	4	1	2	1	1	1	2		
Wille Horton, R OBP: 0.339, SLG: 0.498 (1.7)						E5				PB	5	0	0	0	0	1	5		
Bill Freehan, R OBP: 0.390, SLG: 0.447 (1.2)						F3					4	0	0	0	0	0	3		
Norm Cash, L OBP: 0.371, SLG: 0.423 (1.3)						K				BB	3	0	0	0	1	3	1		
Mickey Stanley, R OBP: 0.283, SLG: 0.345 (1.8)										F5	4	0	2	0	0	0	1		
Ray Oyler, R OBP: 0.281, SLG: 0.265 (1.6)											3	0	0	0	0	2	2		
Jerry Lumpe, L OBP: 0.275, SLG: 0.260 (9.6)										F8	1	0	0	0	0	0	1		
Dick Tracewski, R OBP: 0.288, SLG: 0.291 (10.6)											0	0	0	0	0	0	0		
Denny McLain, R OBP: 0.136, SLG: 0.109 (1.1)						G3-6-4 1B					4	0	1	0	0	2	1		
Inning Stats	R: 0 E: 0 K: 2 S: 8	H: 1 LOB: 2 BB: 1 P: 12	R: 0 E: 0 K: 2 S: 7	H: 0 LOB: 0 BB: 0 P: 7	R: 0 E: 0 K: 2 S: 7	H: 0 LOB: 0 BB: 0 P: 7	R: 0 E: 0 K: 0 S: 3	H: 1 LOB: 0 BB: 0 P: 3	R: 1 E: 0 K: 0 S: 4	H: 1 LOB: 1 BB: 0 P: 4	R: 0 E: 0 K: 2 S: 8	H: 1 LOB: 2 BB: 1 P: 12	R: 0 E: 0 K: 0 S: 3	H: 0 LOB: 1 BB: 1 P: 7	R: 1 E: 0 K: 0 S: 3	H: 2 LOB: 1 BB: 1 P: 7	1B: 5 2B: 1 3B: 0 HR: 1	SF: 0 SAC: 1 DP: 1 HBP: 0	WP: 0 PA: 40 PB: 1 SB: 0 CS: 0
PITCHER Gary Peters, L ERA: 2.26 (1.1)	IP: 7.1 W: 1 L: 1 S: 11	WLS: 29 BF: 5 R: 1 ER: 1 SO: 10	H: 5 R: 1 ER: 1 SO: 10	BB: 2 IBB: 0 HBP: 0 BLK: 0	WP: 0 HR: 1 S: 47 P: 55	ERA: 1.23 WHIP: 0.955	PITCHER IP WLS BF H R ER SO BB IBB HBP BLK WP HR S P ERA WHIP												

AB	35
R	2
H	7
RBI	1
BB	4
SO	11
LOB	17



Batter	1	2	3	4	5	6	7	8	9	AB	R	H	RBI	BB	SO	LOB	TOP					
Walt Williams, R (1, 7) OBP: 0.315, SLG: 0.399	F7		K		F8		F5		L9	4	0	0	0	0	1	3	Chicago White Sox @ Detroit Tigers Tiger Stadium, Detroit, MI Thu Aug 10 1967, 7:05 PM EDT Att: 23,475 - Unknown					
Hoyt Wilhelm, R (7, 1) OBP: 0.091, SLG: 0.091	F7				F8		F5		L9	0	0	0	0	0	0	0						
Gary Peters, L (8, 1) OBP: 0.280, SLG: 0.389	F7				F8		F5		L9	0	0	0	0	0	0	0						
Dick Kenworthy, R (9, PH) OBP: 0.265, SLG: 0.417	F7				F8		F5		L9	1	0	0	0	0	0	0						
Bob Locker, S (9, 1)	F7				F8		F5		L9	0	0	0	0	0	0	0						
Don Buford, S (1, 4) OBP: 0.322, SLG: 0.291	FC5				4-3					4	0	3	0	1	0	0						
Tom McCraw, L (1, 3) OBP: 0.282, SLG: 0.372	F7		F7			G3	K		F3	5	0	1	0	0	1	7						
Rocky Colavito, R (1, 9) OBP: 0.327, SLG: 0.355			F7			G3			5-3	3	0	0	0	1	0	3						
Ken Boyer, R (1, 5) OBP: 0.355, SLG: 0.397	FC5				5-3	FC7-2				4	1	1	1	0	0	3						
J.C. Martin, L (1, 2) OBP: 0.352, SLG: 0.393		F7					F8		FC6-4	3	0	1	0	1	0	0						
Tommie Agee, R (1, 8) OBP: 0.305, SLG: 0.375		K			K		E8		FC6-4	4	1	0	0	0	2	2						
Ron Hansen, R (1, 6) OBP: 0.297, SLG: 0.315					L9				K	2	0	0	0	0	0	1						
Smoky Burgess, L (7, PH) OBP: 0.304, SLG: 0.324	6-3									0	0	0	0	1	0	0						
Joe Horlen, R (7, PR) OBP: 0.145, SLG: 0.151							BB	1B		0	0	0	0	0	0	0						
Rich Morales, R (7, 6)							BB	1B		1	0	0	0	0	1	1						
Wilbur Wood, R (11, 1) OBP: 0.143, SLG: 0.154					1-3				1-3	0	0	0	0	1	0	0						
Wayne Colavito, L (5, PH) OBP: 0.311, SLG: 0.304										1	0	0	0	0	0	0						
Don McMahon, L (5, 1) OBP: 0.285, SLG: 0.125										0	0	0	0	0	0	0						
Pete Ward, L (7, PH) OBP: 0.280, SLG: 0.308										1	0	1	1	0	0	0						
Ken Berry, R (7, PR) OBP: 0.312, SLG: 0.325										1	0	0	0	0	0	0						
Inning Stats	R: 0 E: 0 K: 0 S: 4	H: 1 LOB: 2 BB: 1 P: 8	R: 0 E: 0 K: 1 S: 5	H: 0 LOB: 0 BB: 0 P: 5	R: 0 E: 0 K: 1 S: 6	H: 1 LOB: 2 BB: 1 P: 10	R: 0 E: 0 K: 1 S: 6	H: 1 LOB: 1 BB: 0 P: 6	R: 0 E: 0 K: 0 S: 3	H: 0 LOB: 0 BB: 0 P: 3	R: 0 E: 0 K: 0 S: 3	H: 1 LOB: 0 BB: 0 P: 3	R: 1 E: 1 K: 1 S: 7	H: 1 LOB: 3 BB: 2 P: 15	R: 1 E: 0 K: 1 S: 6	H: 1 LOB: 1 BB: 1 P: 10	R: 0 E: 0 K: 0 S: 4	H: 1 LOB: 1 BB: 0 P: 4	1B: 4 2B: 3 3B: 0 HR: 1	SF: 0 SAC: 0 DP: 1 HBP: 0	WP: 0 PB: 0 SB: 0 CS: 0	PA: 39
PITCHER	IP WLS BF H R ER SO BB IBB HBP BLK WP HR S P ERA WHIP																					
Joe Sparna, R (1, 1) ERA: 3.73	6.2	29	5	1	0	0	3	4	0	0	0	0	0	0	31	47	0.00	1.350				
Hank Aguirre, L (7, 1) ERA: 1.33	0.1	1	0	0	0	1	0	0	0	0	0	0	0	0	3	3	0.00	0.000				
Mike Marshall, R (8, 1) ERA: 1.61	0.1	L 3	1	1	1	1	0	1	0	0	0	0	1	2	6	27.00	6.000					
John Hiller, L (8, 1) ERA: 2.6	1.2	6	1	0	0	1	0	0	0	0	0	0	0	8	8	0.00	0.600					
Batter	1	2	3	4	5	6	7	8	9	AB	R	H	RBI	BB	SO	LOB	BOTTOM					
Don Wert, R (1, 5) OBP: 0.313, SLG: 0.344	F9		K		F2		6-3		K	5	0	0	0	0	2	1	Chicago White Sox @ Detroit Tigers Tiger Stadium, Detroit, MI Thu Aug 10 1967, 7:05 PM EDT Att: 23,475 - Unknown					
Dick McAuliffe, L (1, 4) OBP: 0.385, SLG: 0.468	4-3		F8		BB		CS		3-1	4	0	1	0	1	0	1						
Al Kaline, R (1, 9) OBP: 0.406, SLG: 0.580	FC5-4				BB		CS		L5	2	1	1	0	2	0	0						
Willie Horton, R (1, 7) OBP: 0.340, SLG: 0.489	FC5-4				BB		CS		L5	2	0	0	0	2	1	3						
Lenny Green, L (8, PR) OBP: 0.292, SLG: 0.379	FC5-4				BB		CS		L5	0	0	0	0	0	0	0						
Bill Freehan, R (1, 2) OBP: 0.397, SLG: 0.457			L5-3		F5		5-3		SH5-4	3	0	2	0	0	0	2						
Jim Landis, R (1, 8) OBP: 0.333, SLG: 0.362			L5-3		F6		5-3		SH5-4	3	0	0	0	0	0	4						
Jim Northrup, L (8, PH) OBP: 0.336, SLG: 0.373			L5-3		F6		5-3		SH5-4	0	0	0	0	1	0	0						
Mickey Stanley, R (1, 3) OBP: 0.279, SLG: 0.339			5-3				K		F6	4	0	1	1	0	1	4						
Ray Oyler, R (1, 6) OBP: 0.279, SLG: 0.267							K		F6	3	0	1	0	0	2	3						
Norm Cash, L (8, PH) OBP: 0.372, SLG: 0.432							K		K	1	0	0	0	0	1	3						
Dick Tracewski, R (9, 6) OBP: 0.288, SLG: 0.291							K		K	0	0	0	0	0	0	0						
Joe Sparna, R (11, 1) OBP: 0.306, SLG: 0.019										2	0	0	0	0	2	1						
Hank Aguirre, R (7, 1) ERA: 2.34	4.0	17	4	1	1	3	2	0	0	0	0	0	0	0	0	0						
Don McMahon, R (5, 1) ERA: 2.1	2.0	9	1	0	0	4	2	0	0	0	0	0	0	15	23	0.00	1.500					
Hoyt Wilhelm, R (7, 1) ERA: 1.18	1.2	W 8	1	0	0	1	1	1	0	0	0	0	8	16	0.00	1.200						
Gary Peters, L (8, 1) ERA: 2.25	0.1	S 1	0	0	0	1	0	0	0	0	0	0	3	3	0.00	0.000						
Bob Locker, R (9, 1) ERA: 2.28	1.0	S 3	0	0	0	1	0	0	0	0	0	0	5	5	0.00	0.000						
Inning Stats	R: 0 E: 0 K: 0 S: 3	H: 0 LOB: 1 BB: 1 P: 7	R: 0 E: 0 K: 0 S: 3	H: 1 LOB: 0 BB: 0 P: 3	R: 0 E: 0 K: 2 S: 8	H: 1 LOB: 1 BB: 0 P: 8	R: 1 E: 0 K: 1 S: 7	H: 2 LOB: 2 BB: 1 P: 11	R: 0 E: 0 K: 2 S: 7	H: 0 LOB: 2 BB: 2 P: 15	R: 0 E: 0 K: 2 S: 8	H: 1 LOB: 1 BB: 0 P: 8	R: 0 E: 0 K: 1 S: 5	H: 1 LOB: 0 BB: 0 P: 5	R: 0 E: 1 K: 1 S: 6	H: 0 LOB: 3 BB: 2 P: 14	R: 0 E: 0 K: 1 S: 5	H: 0 LOB: 0 BB: 0 P: 5	1B: 5 2B: 2 3B: 0 HR: 0	SF: 0 SAC: 1 DP: 1 HBP: 0	WP: 0 PB: 0 SB: 0 CS: 1	PA: 39
PITCHER	IP WLS BF H R ER SO BB IBB HBP BLK WP HR S P ERA WHIP																					

Batter	1	2	3	4	5	6	7	8	9	AB	R	H	RBI	BB	SO	LOB	TOP					
Luis Aparicio, R OBP: 0.298, SLG: 0.333 (1, 6)			6-3		L9					4	0	2	1	0	0	1	<p>Baltimore Orioles @ Detroit Tigers Tiger Stadium, Detroit, MI Fri Aug 11 1967, 7:05 PM EDT Att: 23,890 - Unknown</p>					
Mark Belanger, R OBP: 0.295, SLG: 0.301 Wally Bunker, R OBP: 0.050, SLG: 0.050 (1, 4) (8, 1)						G3				4	0	0	0	0	2	3						
Frank Robinson, R OBP: 0.431, SLG: 0.628 (1, 3)										4	0	0	0	0	2	3						
Brooks Robinson, R OBP: 0.338, SLG: 0.445 (1, 5)				6-3						4	0	0	0	0	1	3						
Paul Blair, R OBP: 0.341, SLG: 0.433 (1, 8)				L6						3	1	0	0	1	1	0						
Sam Bowens, R OBP: 0.208, SLG: 0.250 (1, 7)										4	0	0	0	0	1	1						
Russ Snyder, L OBP: 0.316, SLG: 0.357 (1, 9)						G3				3	0	1	0	1	1	0						
Larry Haney, R OBP: 0.333, SLG: 0.375 (1, 2)					L9					3	1	2	1	0	0	1						
Pete Richert, L OBP: 0.075, SLG: 0.077 Eddie Fisher, R OBP: 0.333, SLG: 0.200 Davey Johnson, R OBP: 0.327, SLG: 0.380 (1, 1) (4, 1) (6, PH) (8, 4)					SH1-4					1	0	0	0	0	0	2						
Inning Stats	R: 0 E: 0 K: 1 S: 6	H: 1 LOB: 1 BB: 0 P: 6	R: 1 E: 0 K: 0 S: 3	H: 1 LOB: 1 BB: 2 P: 11	R: 0 E: 0 K: 2 S: 7	H: 0 LOB: 0 BB: 0 P: 7	R: 0 E: 0 K: 0 S: 3	H: 0 LOB: 0 BB: 0 P: 3	R: 0 E: 0 K: 0 S: 4	H: 1 LOB: 1 BB: 0 P: 4	R: 0 E: 0 K: 2 S: 7	H: 0 LOB: 0 BB: 0 P: 7	R: 0 E: 0 K: 2 S: 7	H: 0 LOB: 0 BB: 0 P: 7	R: 1 E: 0 K: 0 S: 5	H: 2 LOB: 2 BB: 1 P: 9		R: 0 E: 0 K: 1 S: 5	H: 0 LOB: 0 BB: 0 P: 5	1B: 5 2B: 0 3B: 0 HR: 0	SF: 0 SAC: 1 DP: 0 HBP: 0	WP: 1 PB: 1 SB: 1 CS: 1
PITCHER Mickey Lolich, L ERA: 4.22 (1, 1)	IP: 9.0 WLS: W BF: 34	H: 5 R: 2 ER: 2 SO: 8	BB: 3 IBB: 0 HBP: 0 BLK: 0	WP: 1 HR: 0 S: 47 P: 59	ERA: 2.00 WHIP: 0.889	PITCHER																

Batter	1	2	3	4	5	6	7	8	9	AB	R	H	RBI	BB	SO	LOB	BOTTOM					
Don Wert, R OBP: 0.314, SLG: 0.343 (1, 5)					4-3					3	1	0	0	1	1	0	<p>Baltimore Orioles @ Detroit Tigers Tiger Stadium, Detroit, MI Fri Aug 11 1967, 7:05 PM EDT Att: 23,890 - Unknown</p>					
Dick McAuliffe, L OBP: 0.384, SLG: 0.463 (1, 4)					4-3					4	0	1	1	0	2	0						
Al Kaline, R OBP: 0.405, SLG: 0.575 (1, 9)										4	1	1	0	0	0	1						
Willie Horton, R OBP: 0.342, SLG: 0.491 Norm Cash, L OBP: 0.395, SLG: 0.426 (1, 7) (7, 3)										2	1	1	1	1	0	0						
Bill Freehan, R OBP: 0.397, SLG: 0.453 (1, 2)										2	1	0	0	1	1	0						
Mickey Stanley, R OBP: 0.282, SLG: 0.336 (1, 3) (7, 8)										2	0	0	0	2	1	2						
Jim Northrup, L OBP: 0.334, SLG: 0.376 (1, 8) (7, 7)										4	0	1	2	0	2	3						
Ray Oyler, R OBP: 0.280, SLG: 0.267 (1, 6)										3	0	1	0	0	1	2						
Mickey Lolich, S OBP: 0.275, SLG: 0.194 (1, 1)										3	1	1	0	0	1	0						
Inning Stats	R: 0 E: 0 K: 2 S: 7	H: 0 LOB: 0 BB: 0 P: 7	R: 0 E: 0 K: 1 S: 5	H: 0 LOB: 0 BB: 0 P: 5	R: 0 E: 0 K: 1 S: 5	H: 1 LOB: 0 BB: 0 P: 5	R: 3 E: 0 K: 1 S: 8	H: 3 LOB: 2 BB: 2 P: 16	R: 0 E: 0 K: 1 S: 5	H: 0 LOB: 0 BB: 0 P: 5	R: 0 E: 0 K: 1 S: 5	H: 0 LOB: 2 BB: 1 P: 10	R: 2 E: 0 K: 1 S: 7	H: 2 LOB: 1 BB: 1 P: 11	R: 0 E: 0 K: 1 S: 4	H: 0 LOB: 1 BB: 1 P: 8		R: 0 E: 0 K: 1 S: 4	H: 0 LOB: 1 BB: 1 P: 8	1B: 4 2B: 3 3B: 0 HR: 0	SF: 0 SAC: 0 DP: 1 HBP: 1	WP: 1 PB: 0 SB: 0 CS: 1
PITCHER Pete Richert, L ERA: 3.88 Eddie Fisher, R ERA: 3.39 Wally Bunker, R ERA: 3.41 (1, 1) (4, 1) (8, 1)	IP: 3.2 WLS: L BF: 16	H: 4 R: 3 ER: 3 SO: 5	BB: 2 IBB: 0 HBP: 0 BLK: 0	WP: 0 HR: 0 S: 24 P: 32	ERA: 7.36 WHIP: 1.636	PITCHER																

AB	30
R	2
H	5
RBI	2
BB	3
SO	8
LOB	14

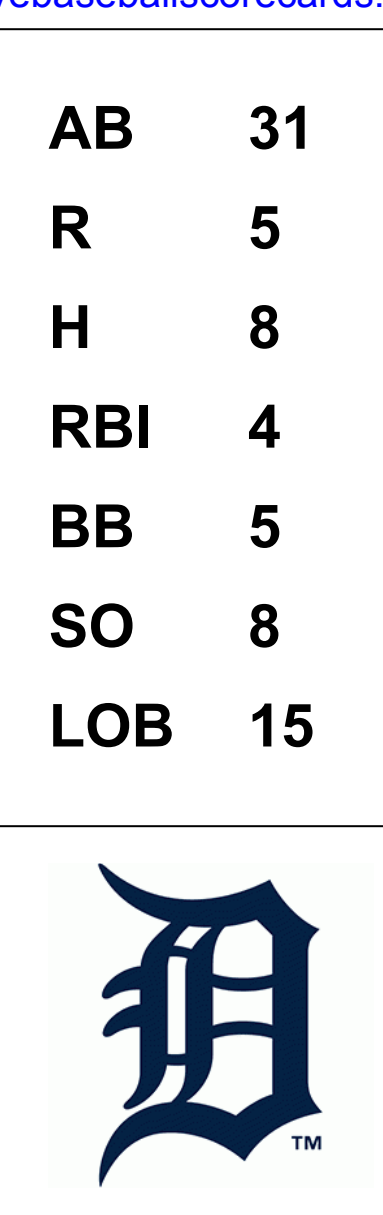


Batter	1	2	3	4	5	6	7	8	9	AB	R	H	RBI	BB	SO	LOB	TOP					
Luis Aparicio, R (1,6) OBP: 0.299, SLG: 0.344	F6		HR		2B		E3		5-3	5	1	2	1	0	0	0	Baltimore Orioles @ Detroit Tigers Tiger Stadium, Detroit, MI Sat Aug 12 1967, 4:33 AM EDT Att: 14,536 - Unknown					
Russ Snyder, L (1,9) OBP: 0.311, SLG: 0.350	4-3		F8		4-3		4-3			4	0	0	1	0	0	2						
Frank Robinson, R (1,7) OBP: 0.431, SLG: 0.625	F8		FC5-4 1B		FC5-4 BB			L9		3	0	1	0	1	0	0						
Brooks Robinson, R (1,5) OBP: 0.335, SLG: 0.441		6-3	FC5-4 1-2		FC5-4 1-2			F8		4	0	0	0	0	0	3						
Curt Blefary, L (1,3) OBP: 0.320, SLG: 0.409	HR				F7		F5			3	1	1	1	1	0	0						
Paul Blair, R (1,8) OBP: 0.340, SLG: 0.431	F5				G5-4-3 1B		5-3		L9	4	0	1	0	0	0	1						
Davey Johnson, R (1,4) OBP: 0.328, SLG: 0.390					G5-4-3 1-2		5-3			4	1	2	1	0	0	1						
Larry Haney, R (1,2) Vic Roznovsky, L (9, PH) Andy Etchebarren, R (9, PH)	FC6-4 1-2						5-3		6-3	3	0	0	0	0	0	1						
Gene Brabender, R (1,1) Eddie Watt, R (2,1) Dave May, L (7, PH) Moe Drabowsky, R (7,1) Sam Bowers, R (9, PH)			K				F5		K	2	1	1	0	0	1	0						
Inning Stats	R: 0 E: 0 K: 0 S: 3	H: 0 LOB: 0 BB: 0 P: 3	R: 1 E: 0 K: 0 S: 5	H: 2 LOB: 1 BB: 0 P: 5	R: 1 E: 0 K: 1 S: 7	H: 2 LOB: 1 BB: 0 P: 7	R: 0 E: 0 K: 0 S: 3	H: 1 LOB: 1 BB: 0 P: 3	R: 1 E: 0 K: 0 S: 5	H: 2 LOB: 2 BB: 1 P: 9	R: 0 E: 0 K: 0 S: 3	H: 0 LOB: 0 BB: 0 P: 3	R: 0 E: 1 K: 0 S: 4	H: 0 LOB: 1 BB: 0 P: 4	R: 0 E: 0 K: 0 S: 3	H: 0 LOB: 1 BB: 1 P: 7		R: 1 E: 0 K: 1 S: 6	H: 1 LOB: 0 BB: 0 P: 6	1B: 4 2B: 1 3B: 0 HR: 3	SF: 0 SAC: 0 DP: 1 HBP: 0	WP: 0 PB: 0 SB: 0 CS: 0
PITCHER	IP WLS BF H R ER SO BB IBB HBP BLK WP HR S P ERA WHIP																					
Denny McLain, R (1,1) ERA: 3.43	8.0 W 34 8 4 4 1 2 0 0 0 0 3 34 42 4.50 1.250																					
John Hiller, L (9,1) ERA: 2.45	1.0 S 3 0 0 0 1 0 0 0 0 0 0 5 5 0.00 0.000																					

AB	35
R	4
H	8
RBI	4
BB	2
SO	2
LOB	8



Batter	1	2	3	4	5	6	7	8	9	AB	R	H	RBI	BB	SO	LOB	BOTTOM			
Lenny Green, L (1,7) Mickey Stanley, R (9,8)	6-3	F8		1B			BB SH1-4 1B	4-3		5	0	2	0	0	0	3	Baltimore Orioles @ Detroit Tigers Tiger Stadium, Detroit, MI Sat Aug 12 1967, 4:33 AM EDT Att: 14,536 - Unknown			
Don Wert, R (1,5)	K			F4		SH1-4			3	0	1	1	0	1	1					
Dick McAuliffe, L (1,4)				F3		F4			4	0	1	0	0	1	4					
Al Kaline, R (1,9)	L6-3		L8		L7		BB BB		3	0	0	0	1	0	1					
Norm Cash, L (1,3)		3B BB	HR 1B		F6		1-2 2-3 BB		2	2	1	0	2	0	0					
Jim Northrup, L (1,8) (9,7)		1H BLK 3B	1H HR		K		F8		4	2	2	3	0	1	3					
Bill Freehan, R (1,2) ERA: 2.17		WP BLK 1B BB	K				F8		3	1	0	0	1	2	0					
Ray Oyler, R (1,6) OBP: 0.282, SLG: 0.268		1B BB	K				F4		3	0	1	0	1	1	0					
Denny McLain, R (1,1) John Hiller, R (9,1)		K		1-3			K		4	0	0	0	0	2	3					
Inning Stats	R: 0 E: 0 K: 1 S: 6	H: 1 LOB: 1 BB: 0 P: 6	R: 3 E: 0 K: 2 S: 9	H: 2 LOB: 3 BB: 3 P: 21	R: 2 E: 0 K: 2 S: 9	H: 2 LOB: 0 BB: 0 P: 9	R: 0 E: 0 K: 0 S: 4	H: 1 LOB: 1 BB: 0 P: 4	R: 0 E: 0 K: 1 S: 5	H: 0 LOB: 0 BB: 0 P: 5	R: 0 E: 0 K: 1 S: 5	H: 0 LOB: 0 BB: 0 P: 5	R: 0 E: 0 K: 0 S: 4	H: 1 LOB: 3 BB: 2 P: 12	R: 0 E: 0 K: 1 S: 6	H: 1 LOB: 1 BB: 0 P: 6		1B: 6 2B: 0 3B: 1 HR: 1	SF: 0 SAC: 1 DP: 0 HBP: 0	WP: 1 PB: 0 SB: 0 CS: 0
PITCHER	IP WLS BF H R ER SO BB IBB HBP BLK WP HR S P ERA WHIP																			
Gene Brabender, R (1,1) ERA: 3.34	1.2 L 16 3 2 2 5 0 0 0 0 0 1 26 26 4.15 0.692																			
Moe Drabowsky, R (7,1) ERA: 0.91	2.0 10 2 0 0 1 2 0 0 0 0 0 10 18 0.00 2.000																			





Batter	1	2	3	4	5	6	7	8	9	AB	R	H	RBI	BB	SO	LOB	TOP				
Luis Aparicio, R OBP: 0.297, SLG: 0.341 (1, 6)	L6		6-3		5-3			5-3		4	0	0	0	0	0	0	Baltimore Orioles @ Detroit Tigers Tiger Stadium, Detroit, MI Sun Aug 13 1967, 4:33 AM EDT Att: 21,114 - Unknown				
Russ Snyder, L OBP: 0.310, SLG: 0.349 (1, 9)	4-3					3-1		4-3		4	0	1	0	0	0	0					
Frank Robinson, R OBP: 0.427, SLG: 0.617 (1, 7)	F8		1B			F7		5-3		4	0	0	0	0	1	1					
Brooks Robinson, R OBP: 0.333, SLG: 0.437 (1, 5)		F7		4-3		F5			5-3	4	0	0	0	0	0	0					
Curt Blefary, L OBP: 0.324, SLG: 0.419 (1, 3)		K						FC6-4 1B BB		3	1	2	1	1	1	0					
Paul Blair, R OBP: 0.344, SLG: 0.441 (1, 8)				L9			HR	FC6-4 1B		3	1	2	1	1	0	1					
Davey Johnson, R OBP: 0.328, SLG: 0.387 (1, 4)		HR					BB	FC6-4 1B		3	0	0	0	1	1	4					
Vic Roznovsky, L OBP: 0.231, SLG: 0.254 (1, 2)								F8		4	0	0	0	0	0	4					
Jim Hardin, R (1, 1)										2	0	0	0	0	2	0					
Boog Powell, L OBP: 0.323, SLG: 0.362 (7, PH)										1	0	0	0	0	1	1					
Eddie Fisher, R OBP: 0.333, SLG: 0.200 (7, 1)										0	0	0	0	0	0	0					
Inning Stats	R: 0 E: 0 K: 0 S: 3	H: 0 LOB: 0 BB: 0 P: 3	R: 1 E: 0 K: 1 S: 6	H: 1 LOB: 1 BB: 1 P: 10	R: 0 E: 0 K: 2 S: 8	H: 1 LOB: 1 BB: 0 P: 8	R: 0 E: 0 K: 1 S: 6	H: 1 LOB: 1 BB: 0 P: 6	R: 0 E: 0 K: 1 S: 5	H: 0 LOB: 0 BB: 0 P: 5	R: 0 E: 0 K: 0 S: 3	H: 0 LOB: 0 BB: 0 P: 3	R: 1 E: 0 K: 1 S: 6	H: 1 LOB: 1 BB: 1 P: 10	R: 0 E: 0 K: 0 S: 3	H: 0 LOB: 0 BB: 0 P: 3	R: 0 E: 0 K: 0 S: 4	H: 1 LOB: 2 BB: 1 P: 8	1B: 3 2B: 0 3B: 0 HR: 2	SF: 0 SAC: 0 DP: 0 HBP: 0	WP: 0 PA: 35 PB: 0 SB: 0 CS: 0
PITCHER	IP WLS BF H R ER SO BB IBB HBP BLK WP HR S P ERA WHIP	IP WLS BF H R ER SO BB IBB HBP BLK WP HR S P ERA WHIP															IP WLS BF H R ER SO BB IBB HBP BLK WP HR S P ERA WHIP				
Earl Wilson, R ERA: 3.57 (1, 1)	7.0 W 27	4 2 2 6	2 0 0 0	2 0 0 0	2 0 0 0	2 0 0 0	2 0 0 0	2 0 0 0	2 0 0 0	2 0 0 0	2 0 0 0	2 0 0 0	2 0 0 0	2 0 0 0	2 0 0 0	2 0 0 0	2.57 0.857				
Fred Lasher, R ERA: (8, 1)	2.0 S 8	1 0 0 0	1 0 0 0	1 0 0 0	1 0 0 0	1 0 0 0	1 0 0 0	1 0 0 0	1 0 0 0	1 0 0 0	1 0 0 0	1 0 0 0	1 0 0 0	1 0 0 0	1 0 0 0	1 0 0 0	0.00 1.000				

Batter	1	2	3	4	5	6	7	8	9	AB	R	H	RBI	BB	SO	LOB	BOTTOM		
Lenny Green, L OBP: 0.282, SLG: 0.350 (1, 7)	4-3							FC3-6 CS		3	0	0	0	1	0	2	Baltimore Orioles @ Detroit Tigers Tiger Stadium, Detroit, MI Sun Aug 13 1967, 4:33 AM EDT Att: 21,114 - Unknown		
Fred Lasher, R (8, 1)		F5								0	0	0	0	0	0	0			
Don Wert, R OBP: 0.313, SLG: 0.345 (1, 5)	G3		1-3							4	0	1	0	0	0	2			
Dick McAuliffe, L OBP: 0.380, SLG: 0.456 (1, 4)	F6		G3							4	0	0	0	0	0	3			
Al Kaline, R OBP: 0.404, SLG: 0.570 (1, 9)		G6-3 HR 2B		K				L6-3		3	1	1	0	1	1	0			
Norm Cash, L OBP: 0.370, SLG: 0.423 (1, 3)		G6-3 BB			F9			L3		3	0	0	0	1	1	1			
Jim Northrup, L OBP: 0.337, SLG: 0.389 (1, 8) (8, 7)		G6-3 1-2 2-3		4-3						2	0	0	0	2	0	2			
Jim Price, R OBP: 0.306, SLG: 0.350 (1, 2)					F8			L6-4		3	1	1	0	1	0	2			
Ray Oyler, R OBP: 0.283, SLG: 0.279 (1, 6)										3	1	1	3	0	1	2			
Earl Wilson, R ERA: 2.85 (1, 1)	6.0 L 26	4 3 3 2	4 0 1 0	4 0 1 0	4 0 1 0	4 0 1 0	4 0 1 0	4 0 1 0	4 0 1 0	4 0 1 0	4 0 1 0	4 0 1 0	4 0 1 0	4 0 1 0	4 0 1 0	4.50 1.333			
Eddie Fisher, R ERA: 3.27 (7, 1)	2.0 8	2 0 0 1	1 1 0 0	1 1 0 0	1 1 0 0	1 1 0 0	1 1 0 0	1 1 0 0	1 1 0 0	1 1 0 0	1 1 0 0	1 1 0 0	1 1 0 0	1 1 0 0	1 1 0 0	1 1 0 0	0.00 1.500		
Inning Stats	R: 0 E: 0 K: 0 S: 3	H: 0 LOB: 0 BB: 0 P: 3	R: 3 E: 0 K: 0 S: 4	H: 2 LOB: 1 BB: 2 P: 13	R: 0 E: 0 K: 1 S: 5	H: 0 LOB: 0 BB: 0 P: 5	R: 0 E: 0 K: 0 S: 3	H: 0 LOB: 0 BB: 0 P: 3	R: 0 E: 0 K: 0 S: 4	H: 1 LOB: 2 BB: 1 P: 8	R: 0 E: 0 K: 1 S: 6	H: 1 LOB: 1 BB: 1 P: 10	R: 0 E: 0 K: 0 S: 4	H: 2 LOB: 1 BB: 0 P: 4	R: 0 E: 0 K: 1 S: 4	H: 0 LOB: 1 BB: 2 P: 12	1B: 3 2B: 3 3B: 0 HR: 1	SF: 0 SAC: 0 DP: 2 HBP: 1	WP: 0 PA: 34 PB: 0 SB: 1 CS: 1
PITCHER	IP WLS BF H R ER SO BB IBB HBP BLK WP HR S P ERA WHIP	IP WLS BF H R ER SO BB IBB HBP BLK WP HR S P ERA WHIP															IP WLS BF H R ER SO BB IBB HBP BLK WP HR S P ERA WHIP		

AB	32
R	2
H	5
RBI	2
BB	3
SO	6
LOB	11



Batter	1	2	3	4	5	6	7	8	9	AB	R	H	RBI	BB	SO	LOB	TOP				
Dick McAuliffe, L (1,4) OBP: 0.381, SLG: 0.454	1-0 HBP		0-0 F5		4-0 BB			0-0 G3		2	0	0	0	1	0	0	<p>Detroit Tigers @ Boston Red Sox Fenway Park, Boston, MA Tue Aug 15 1967, 3:33 AM EDT Att: 27,125 - Unknown</p> <p>livebaseballscores.com</p> <p>AB 33 R 0 H 6 RBI 0 BB 1 SO 8 LOB 18</p> 				
Don Wert, R (1,5) OBP: 0.311, SLG: 0.342	0-0 F7		0-3 K		0-0 F9			0-0 F5		4	0	0	0	0	1	4					
Al Kaline, R (1,9) OBP: 0.403, SLG: 0.572	0-3 K			0-0 L5-3		0-0 L6-3		0-0 3B		4	0	1	0	0	1	1					
Willie Horton, R (1,7) OBP: 0.341, SLG: 0.487	0-3 K			0-3 K		0-0 E6 4-3 1B		0-0 F9		4	0	1	0	0	2	2					
Norm Cash, L (1,3) OBP: 0.369, SLG: 0.421		0-0 FC5-4 1B		0-3 K		0-0 4-3		0-0 F9		4	0	1	0	0	1	1					
Jim Northrup, L (1,8) OBP: 0.334, SLG: 0.385		0-0 FC5-4 1-2			0-3 K		0-0 G3		0-0 F7	4	0	0	0	0	1	2					
Jim Price, R (1,2) OBP: 0.333, SLG: 0.375		0-3 K			0-0 BB E 1B		0-0 FC3-6 1B		0-0 1B	4	0	3	0	0	1	1					
Ray Oyler, R (1,6) OBP: 0.281, SLG: 0.277		0-3 K			0-0 E5 BB		0-0 FC3-6 G3-6-3 1-2		0-0 L4	2	0	0	0	0	1	2					
Jerry Lumpe, L (7, PH) OBP: 0.236, SLG: 0.243					1-2 BB		1-2 G3-6-3			2	0	0	0	0	0	2					
Joe Sparma, R (1,1) OBP: 0.036, SLG: 0.018					0-0 F8		0-0 F8			1	0	0	0	0	0	0					
Jim Landis, R (5, PH) OBP: 0.335, SLG: 0.360										1	0	0	0	0	0	2					
Fred Gladding, L (5,1)										0	0	0	0	0	0	0					
Lenny Green, L (7, PH) OBP: 0.279, SLG: 0.347										1	0	0	0	0	0	1					
Mike Marshall, R (7,1) OBP: 0.250, SLG: 0.250										0	0	0	0	0	0	0					
Inning Stats	R: 0 E: 0 K: 2 S: 7	H: 0 LOB: 1 BB: 0 P: 8	R: 0 E: 0 K: 2 S: 8	H: 1 LOB: 1 BB: 0 P: 8	R: 0 E: 0 K: 1 S: 5	H: 0 LOB: 0 BB: 0 P: 5	R: 0 E: 0 K: 2 S: 7	H: 0 LOB: 0 BB: 0 P: 7	R: 0 E: 1 K: 0 S: 4	H: 1 LOB: 1 BB: 0 P: 4	R: 0 E: 0 K: 0 S: 3	H: 1 LOB: 0 BB: 0 P: 3	R: 0 E: 0 K: 0 S: 4	H: 1 LOB: 1 BB: 0 P: 4	R: 0 E: 0 K: 0 S: 4	H: 1 LOB: 1 BB: 0 P: 4		1B: 5 2B: 0 3B: 1 HR: 0	SF: 0 SAC: 0 DP: 1 HBP: 1	WP: 0 PB: 0 SB: 0 CS: 0	PA: 35
PITCHER Dave Morehead, R (1,1) ERA: 3.54	IP: 9.0 WLS: W BF: 35 H: 6 R: 0 ER: 0 SO: 8 BB: 1 IBB: 0 HBP: 1 BLK: 0 WP: 0 HR: 0 S: 49 P: 54 ERA: 0.00 WHIP: 0.778																				

Batter	1	2	3	4	5	6	7	8	9	AB	R	H	RBI	BB	SO	LOB	BOTTOM		
Reggie Smith, S (1,8) OBP: 0.317, SLG: 0.367	0-0 HR		0-0 L9		0-0 4-1			0-0 5-3		4	1	1	1	0	0	0	<p>Detroit Tigers @ Boston Red Sox Fenway Park, Boston, MA Tue Aug 15 1967, 3:33 AM EDT Att: 27,125 - Unknown</p> <p>livebaseballscores.com</p> <p>AB 28 R 4 H 5 RBI 4 BB 1 SO 5 LOB 4</p> 		
Joe Foy, R (1,5) OBP: 0.330, SLG: 0.445	0-0 5-3		0-0 SF8 3B		0-0 L9		0-0 5-3		4	1	1	0	0	0	0	0			
Carl Yastrzemski, L (1,7) OBP: 0.389, SLG: 0.593	0-3 K		0-0 SF8 3-H		0-3 K		0-0 HR		3	1	1	2	0	2	0	0			
George Scott, R (1,3) OBP: 0.361, SLG: 0.461	0-0 HR		0-0 L9		0-0 F4		0-3 K		4	1	1	1	0	1	0	0			
Tony Conigliaro, R (1,9) OBP: 0.339, SLG: 0.522	0-3 K			0-0 F7		0-0 F1			3	0	0	0	0	1	0	0			
Rico Petrocelli, R (1,6) OBP: 0.341, SLG: 0.430		0-0 F7		0-0 6-3		1-0 1B HBP			2	0	0	0	0	0	0	0			
Jerry Adair, R (1,4) OBP: 0.267, SLG: 0.285		0-0 5-3		0-0 6-3		0-0 L9			3	0	0	0	0	0	1	0			
Elston Howard, R (1,2) OBP: 0.242, SLG: 0.260		4-0 FC5-4 BB		0-0 F4		1-3 1B			2	0	1	0	1	0	0	0			
Dave Morehead, R (1,1) OBP: 0.267, SLG: 0.285		0-0 FC5-4 1-2		0-0 4-3		0-3 K			3	0	0	0	0	1	3	0			
Inning Stats	R: 2 E: 0 K: 2 S: 9	H: 2 LOB: 0 BB: 0 P: 9	R: 0 E: 0 K: 0 S: 3	H: 0 LOB: 1 BB: 1 P: 7	R: 1 E: 0 K: 0 S: 4	H: 1 LOB: 0 BB: 0 P: 4	R: 0 E: 0 K: 0 S: 3	H: 0 LOB: 0 BB: 0 P: 3	R: 0 E: 0 K: 1 S: 5	H: 0 LOB: 0 BB: 0 P: 5	R: 0 E: 0 K: 1 S: 6	H: 1 LOB: 2 BB: 0 P: 7	R: 1 E: 0 K: 1 S: 6	H: 1 LOB: 0 BB: 0 P: 6	1B: 1 2B: 0 3B: 1 HR: 3	SF: 1 SAC: 0 DP: 0 HBP: 1		WP: 0 PB: 0 SB: 0 CS: 0	PA: 31
PITCHER Joe Sparma, R (1,1) ERA: 3.8	IP: 4.0 WLS: L BF: 16 H: 3 R: 3 ER: 3 SO: 2 BB: 1 IBB: 0 HBP: 0 BLK: 0 WP: 0 HR: 2 S: 19 P: 23 ERA: 6.75 WHIP: 1.000																		
Fred Gladding, R (5,1) ERA: 2.11	2.0 6 0 0 0 1 0 0 0 0 0 0 8 8 0.00 0.000																		
Mike Marshall, R (7,1) ERA: 1.74	2.0 9 2 1 1 2 0 0 1 0 0 1 12 13 4.50 1.000																		

Batter	1	2	3	4	5	6	7	8	9	AB	R	H	RBI	BB	SO	LOB	TOP										
Dick McAuliffe, L (1,4) OBP: 0.377, SLG: 0.448	3-1	F3		F5		G3			F9	5	0	0	0	0	0	2											
Don Wert, R (1,5) OBP: 0.312, SLG: 0.342	F2		2B FC8-2	E6			5-3		F7	5	0	2	0	0	0	0											
Al Kaline, R (1,9) OBP: 0.403, SLG: 0.571	L8		WP E				F2		L7	4	1	1	0	1	0	0											
Willie Horton, R (1,7) OBP: 0.343, SLG: 0.487		HR	FC8-2	FC5						4	1	2	0	0	0	4											
Norm Cash, L (1,3) OBP: 0.370, SLG: 0.429		HR	3-H							3	1	1	2	1	1	1											
Jim Northrup, L (1,8) OBP: 0.333, SLG: 0.382	F6		E	1-3					F9	3	0	0	0	1	0	0											
Bill Freehan, R (1,2) OBP: 0.387, SLG: 0.450	1B		E5				F7			4	0	2	0	0	0	2											
Ray Oyler, R (1,6) OBP: 0.279, SLG: 0.275										2	0	0	0	0	1	4											
Lenny Green, L (6, PH) OBP: 0.333, SLG: 0.343	K		F6						F8	1	0	0	0	0	1	0											
Dick Tracewski, R (6,6) OBP: 0.283, SLG: 0.286										1	0	0	0	0	0	1											
Denny McLain, R (1,1) OBP: 0.441, SLG: 0.195										1	0	1	0	0	0	0											
Dave Wickensham, R (3,1) OBP: 0.355, SLG: 0.325										1	0	0	0	0	0	0											
Pat Dobson, R (6,1) OBP: 0.355, SLG: 0.325										0	0	0	0	0	0	0											
Mickey Stanley, R (8, PH) OBP: 0.291, SLG: 0.295										1	0	0	0	0	0	1											
Mike Marshall, R (8,1) OBP: 0.220, SLG: 0.220										0	0	0	0	0	0	0											
Inning Stats	R: 0 E: 0 K: 0 S: 3	H: 0 LOB: 0 BB: 0 P: 3	R: 2 E: 0 K: 1 S: 9	H: 4 LOB: 2 BB: 0 P: 9	R: 1 E: 1 K: 0 S: 5	H: 2 LOB: 3 BB: 2 P: 13	R: 0 E: 1 K: 0 S: 4	H: 1 LOB: 2 BB: 1 P: 8	R: 0 E: 0 K: 1 S: 5	H: 0 LOB: 0 BB: 0 P: 5	R: 0 E: 0 K: 0 S: 4	H: 1 LOB: 1 BB: 0 P: 4	R: 0 E: 0 K: 0 S: 4	H: 1 LOB: 1 BB: 0 P: 4	R: 0 E: 0 K: 0 S: 3	H: 0 LOB: 0 BB: 0 P: 3	1B: 7 2B: 2 3B: 0 HR: 1	SF: 0 SAC: 0 DP: 1 HBP: 0	WP: 1 PB: 0 SB: 0 CS: 0	PA: 39							
PITCHER	IP	WLS	BF	H	R	ER	SO	BB	IBB	HBP	BLK	WP	HR	S	P	ERA	WHIP										
Lee Stange, R (1,1) ERA: 2.78	2.0		12	6	3	2	1	0	0	0	0	0	1	14	14	9.00	3.000										
Darrell Brandon, R (3,1) ERA: 3.94	7.0	W	27	3	0	0	2	2	1	0	0	1	0	28	40	0.00	0.714										

Detroit Tigers @ Boston Red Sox
Fenway Park, Boston, MA
Wed Aug 16 1967, 7:05 PM EDT
Att: 32,051 - Unknown

AB	36
R	3
H	9
RBI	2
BB	3
SO	3
LOB	15



Batter	1	2	3	4	5	6	7	8	9	AB	R	H	RBI	BB	SO	LOB	BOTTOM										
Jose Tartabull, L (1,9) OBP: 0.313, SLG: 0.252	F8		1B HR	F5				F8		5	1	2	0	0	0	4											
Joe Foy, R (1,5) OBP: 0.329, SLG: 0.445	F2		K					E6		5	1	1	0	0	2	4											
Carl Yastrzemski, L (1,7) OBP: 0.400, SLG: 0.591	HR							4-3		3	1	1	0	2	0	3											
George Scott, R (1,3) OBP: 0.364, SLG: 0.478	HR							4-3		3	2	2	4	1	0	1											
Reggie Smith, S (1,8) OBP: 0.319, SLG: 0.376	HR		1-3					4-3		4	1	2	2	0	0	0											
Rico Petrocelli, R (1,6) OBP: 0.337, SLG: 0.425	F3			5-3				5-3		4	0	0	0	0	0	1											
Jerry Adair, R (1,4) OBP: 0.274, SLG: 0.290			G3							3	1	2	0	1	0	0											
Elston Howard, R (1,2) OBP: 0.241, SLG: 0.259			3-1					F5		1	0	0	0	0	0	0											
Mike Ryan, R (4,2) OBP: 0.305, SLG: 0.277										2	1	1	0	1	0	1											
Lee Stange, R (1,1) OBP: 0.075, SLG: 0.079										1	0	0	0	0	1	0											
Darrell Brandon, R (3,1) OBP: 0.243, SLG: 0.306			K							3	0	2	1	0	0	2											
Inning Stats	R: 3 E: 0 K: 0 S: 5	H: 2 LOB: 1 BB: 1 P: 9	R: 0 E: 0 K: 1 S: 5	H: 0 LOB: 0 BB: 0 P: 5	R: 2 E: 0 K: 1 S: 7	H: 3 LOB: 0 BB: 0 P: 7	R: 0 E: 0 K: 0 S: 4	H: 1 LOB: 2 BB: 1 P: 8	R: 1 E: 0 K: 0 S: 4	H: 2 LOB: 1 BB: 1 P: 8	R: 0 E: 0 K: 1 S: 6	H: 2 LOB: 2 BB: 1 P: 10	R: 0 E: 0 K: 0 S: 2	H: 0 LOB: 0 BB: 1 P: 6	R: 2 E: 1 K: 0 S: 7	H: 3 LOB: 2 BB: 0 P: 7	1B: 9 2B: 1 3B: 0 HR: 3	SF: 0 SAC: 0 DP: 1 HBP: 0	WP: 0 PB: 0 SB: 1 CS: 1	PA: 39							
PITCHER	IP	WLS	BF	H	R	ER	SO	BB	IBB	HBP	BLK	WP	HR	S	P	ERA	WHIP										
Denny McLain, R (1,1) ERA: 3.62	2.2	L	13	5	5	5	2	1	0	0	0	0	0	9	17	3.86	2.143										
Dave Wickensham, R (3,1) ERA: 2.59	2.1		11	3	1	1	0	2	0	0	0	0	0	9	17	3.86	2.143										
Pat Dobson, R (6,1) ERA: 4.13	2.0		8	2	0	0	1	2	0	0	0	0	0	8	16	0.00	2.000										
Mike Marshall, R (8,1) ERA: 1.89	1.0		7	3	2	1	0	0	0	0	0	0	0	7	7	9.00	3.000										

Detroit Tigers @ Boston Red Sox
Fenway Park, Boston, MA
Wed Aug 16 1967, 7:05 PM EDT
Att: 32,051 - Unknown


AB	34
R	8
H	13
RBI	7
BB	5
SO	3
LOB	16



Batter	1	2	3	4	5	6	7	8	9	10	AB	R	H	RBI	BB	SO	LOB	TOP						
Dick McAuliffe, L (1, 4) OBP: 0.375, SLG: 0.443 (9, 6)	G3		K		G3		G3		6-3		4	0	0	0	1	1	2							
Don Wert, R (1, 5) OBP: 0.309, SLG: 0.339 Dick Tracewski, R (7, 5) OBP: 0.279, SLG: 0.281	6-3		F2		F7		G1-6-4-3		F8		4	0	0	0	0	0	1							
Al Kaline, R (1, 9) OBP: 0.403, SLG: 0.577	HR		K						L4		4	2	1	1	1	1	0							
Willie Horton, R (1, 7) OBP: 0.345, SLG: 0.509 Mickey Stanley, R (8, 8) OBP: 0.284, SLG: 0.337	HR				4-3				K		4	2	2	3	0	1	0							
Norm Cash, L (1, 3) OBP: 0.370, SLG: 0.432	BB		F8						F7		4	1	1	1	1	0	0							
Jim Northrup, L (1, 8) OBP: 0.337, SLG: 0.381 (8, 7)	4-3				1B				K		3	1	1	0	1	1	1							
Bill Freehan, R (1, 2) OBP: 0.390, SLG: 0.453			K						1B		4	0	2	0	1	2	1							
Ray Oyler, R (1, 6) OBP: 0.280, SLG: 0.276 Jerry Lumpe, L (9, PH) OBP: 0.262, SLG: 0.248 (9, 4)					F8						3	0	1	0	0	0	3							
Earl Wilson, R (1, 1) OBP: 0.259, SLG: 0.321 Fred Lasher, R (6, 1)											2	0	0	0	0	0	3							
Lenny Green, L (9, PH) OBP: 0.276, SLG: 0.343 Jim Landis, R (9, PH) OBP: 0.332, SLG: 0.356 Fred Gladding, L (9, 1)											1	0	0	0	0	0	2							
Inning Stats	R: 2 E: 0 K: 0 S: 4	H: 1 LOB: 1 BB: 2 P: 12	R: 0 E: 0 K: 1 S: 5	H: 1 LOB: 0 BB: 0 P: 5	R: 0 E: 0 K: 2 S: 7	H: 0 LOB: 0 BB: 0 P: 7	R: 1 E: 0 K: 0 S: 5	H: 2 LOB: 2 BB: 0 P: 6	R: 1 E: 0 K: 0 S: 4	H: 1 LOB: 1 BB: 0 P: 6	R: 0 E: 0 K: 1 S: 4	H: 0 LOB: 0 BB: 1 P: 8	R: 0 E: 0 K: 1 S: 5	H: 0 LOB: 0 BB: 0 P: 5	R: 0 E: 0 K: 1 S: 7	H: 2 LOB: 2 BB: 0 P: 7	R: 3 E: 1 K: 1 S: 8	H: 2 LOB: 2 BB: 2 P: 16	1B: 5 2B: 1 3B: 1 HR: 3	SF: 0 SAC: 0 DP: 2 HBP: 1	WP: 1 PB: 0 SB: 0 CS: 0	PA: 45		
PITCHER	IP WLS BF H R ER SO ERA WHIP	IP WLS BF H R ER SO ERA WHIP	IP WLS BF H R ER SO ERA WHIP	IP WLS BF H R ER SO ERA WHIP	IP WLS BF H R ER SO ERA WHIP	IP WLS BF H R ER SO ERA WHIP	IP WLS BF H R ER SO ERA WHIP	IP WLS BF H R ER SO ERA WHIP	IP WLS BF H R ER SO ERA WHIP	IP WLS BF H R ER SO ERA WHIP	IP WLS BF H R ER SO ERA WHIP	IP WLS BF H R ER SO ERA WHIP	IP WLS BF H R ER SO ERA WHIP	IP WLS BF H R ER SO ERA WHIP	IP WLS BF H R ER SO ERA WHIP	IP WLS BF H R ER SO ERA WHIP	IP WLS BF H R ER SO ERA WHIP	IP WLS BF H R ER SO ERA WHIP	IP WLS BF H R ER SO ERA WHIP	IP WLS BF H R ER SO ERA WHIP	IP WLS BF H R ER SO ERA WHIP	IP WLS BF H R ER SO ERA WHIP	IP WLS BF H R ER SO ERA WHIP	IP WLS BF H R ER SO ERA WHIP
Jim Lonborg, R ERA: 3.42	5.0	22	5	4	4	3	2	0	1	0	0	0	0	0	0	6	6	7.20	1.400					
Dan Osinski, R ERA: 2.26	1.0	4	1	0	0	1	0	0	0	0	0	0	0	0	6	6	0.00	1.000						
Jerry Stephenson, R ERA: 2.67	2.0	6	0	0	0	2	1	0	0	0	0	0	0	9	13	0.00	0.500							
John Wyatt, R ERA: 2.67	0.1	3	2	0	0	1	0	0	0	0	0	0	0	5	5	0.00	6.000							
Sparky Lyle, L ERA: 2.05	1.2	10	2	3	1	1	2	0	0	0	0	0	0	10	18	5.40	2.400							

Detroit Tigers @ Boston Red Sox
Fenway Park, Boston, MA
Thu Aug 17 1967, 3:33 AM EDT
Att: 28,653 - Unknown


AB 39
R 7
H 10
RBI 5
BB 5
SO 8
LOB 16



Batter	1	2	3	4	5	6	7	8	9	10	AB	R	H	RBI	BB	SO	LOB	BOTTOM						
Reggie Smith, S (1, 8) OBP: 0.318, SLG: 0.374	4-3		K				F7		F8		5	0	1	0	0	1	1							
Joe Foy, R (1, 5) OBP: 0.327, SLG: 0.440	WP		K				F7		K		4	0	0	0	1	2	2							
Carl Yastrzemski, L (1, 7) OBP: 0.400, SLG: 0.588	K						F8		F5		4	1	1	0	1	1	2							
George Scott, R (1, 3) OBP: 0.365, SLG: 0.477	L9		K								5	2	2	0	0	1	2							
Tony Conigliaro, R (1, 9) OBP: 0.338, SLG: 0.517											5	1	1	0	0	1	1							
Rico Petrocelli, R (1, 6) OBP: 0.335, SLG: 0.421											5	0	1	0	0	2	4							
Jerry Adair, R (1, 4) OBP: 0.281, SLG: 0.305											4	0	3	2	0	0	0							
Mike Ryan, R (8, PH) OBP: 0.206, SLG: 0.274 Norm Siebern, L (8, PH) OBP: 0.204, SLG: 0.290 Jerry Stephenson, L (7, 1) OBP: 0.280, SLG: 0.326 Jose Tartabull, L (8, PH) OBP: 0.280, SLG: 0.326 John Wyatt, R (9, 1) OBP: 0.280, SLG: 0.326 Sparky Lyle, L (9, 1) OBP: 0.280, SLG: 0.326											2	0	0	0	0	0	2							
Jim Lonborg, R (1, 1) OBP: 0.125, SLG: 0.100 Dalton Jones, L (5, PH) OBP: 0.262, SLG: 0.320 Dan Osinski, R (6, 1) OBP: 0.250, SLG: 0.375 George Thomas, R (7, 2) OBP: 0.270, SLG: 0.288											1	0	0	0	0	1	2							
Inning Stats	R: 0 E: 0 K: 1 S: 5	H: 0 LOB: 1 BB: 1 P: 9	R: 0 E: 0 K: 1 S: 7	H: 2 LOB: 2 BB: 0 P: 7	R: 0 E: 0 K: 3 S: 10	H: 1 LOB: 1 BB: 0 P: 10	R: 0 E: 0 K: 2 S: 7	H: 0 LOB: 0 BB: 0 P: 7	R: 0 E: 0 K: 0 S: 4	H: 1 LOB: 1 BB: 0 P: 4	R: 1 E: 0 K: 1 S: 8	H: 3 LOB: 2 BB: 0 P: 8	R: 0 E: 0 K: 0 S: 3	H: 0 LOB: 0 BB: 0 P: 3	R: 3 E: 1 K: 0 S: 5	H: 3 LOB: 0 BB: 1 P: 9	R: 0 E: 0 K: 1 S: 6	H: 1 LOB: 1 BB: 0 P: 6	R: 0 E: 0 K: 0 S: 3	H: 0 LOB: 0 BB: 0 P: 3	1B: 9 2B: 2 3B: 0 HR: 0	SF: 0 SAC: 0 DP: 0 HBP: 0	WP: 1 PB: 0 SB: 1 CS: 1	PA: 43
PITCHER	IP WLS BF H R ER SO ERA WHIP	IP WLS BF H R ER SO ERA WHIP	IP WLS BF H R ER SO ERA WHIP	IP WLS BF H R ER SO ERA WHIP	IP WLS BF H R ER SO ERA WHIP	IP WLS BF H R ER SO ERA WHIP	IP WLS BF H R ER SO ERA WHIP	IP WLS BF H R ER SO ERA WHIP	IP WLS BF H R ER SO ERA WHIP	IP WLS BF H R ER SO ERA WHIP	IP WLS BF H R ER SO ERA WHIP	IP WLS BF H R ER SO ERA WHIP	IP WLS BF H R ER SO ERA WHIP	IP WLS BF H R ER SO ERA WHIP	IP WLS BF H R ER SO ERA WHIP	IP WLS BF H R ER SO ERA WHIP	IP WLS BF H R ER SO ERA WHIP	IP WLS BF H R ER SO ERA WHIP	IP WLS BF H R ER SO ERA WHIP	IP WLS BF H R ER SO ERA WHIP	IP WLS BF H R ER SO ERA WHIP	IP WLS BF H R ER SO ERA WHIP	IP WLS BF H R ER SO ERA WHIP	IP WLS BF H R ER SO ERA WHIP
Earl Wilson, R ERA: 3.51	5.2	25	7	1	1	8	1	0	0	0	1	0	0	0	0	44	1.59	1.412						
Fred Lasher, R ERA: 4.15	2.1	10	3	3	2	0	1	0	0	0	9	0	0	9	13	7.71	1.714							
Fred Gladding, R ERA: 2.04	2.0	7	1	0	0	1	0	0	0	0	9	0	0	9	9	0.00	0.500							

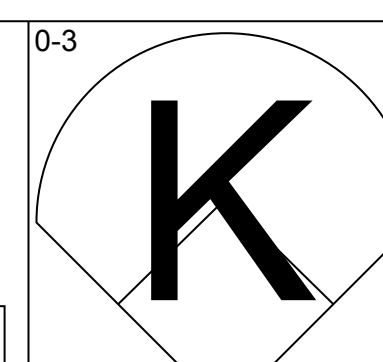
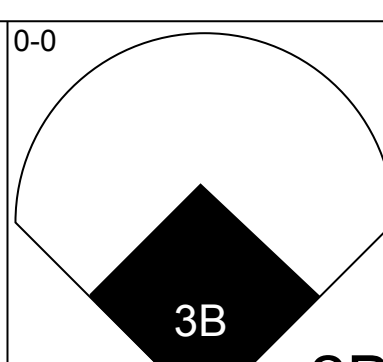
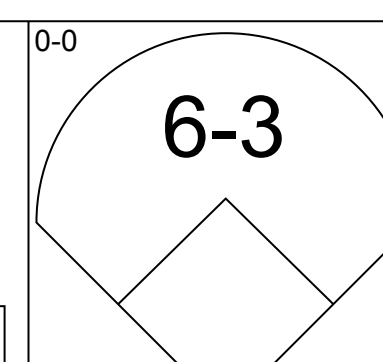
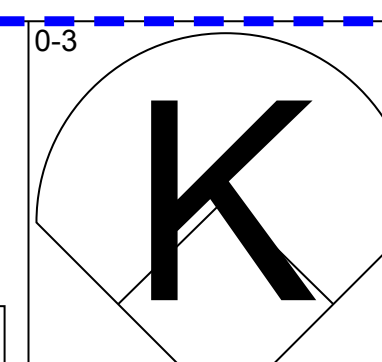
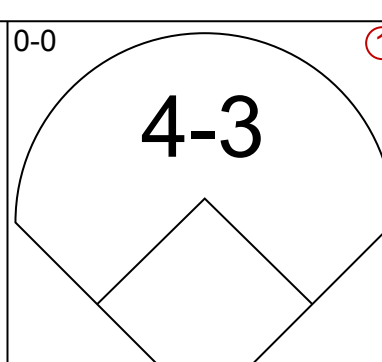
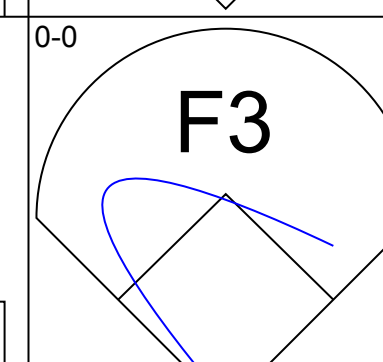
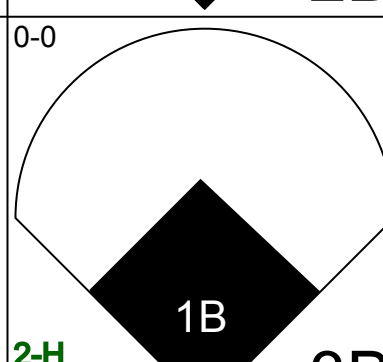
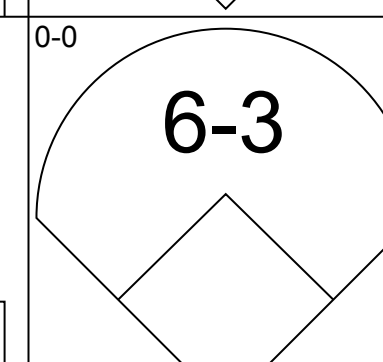
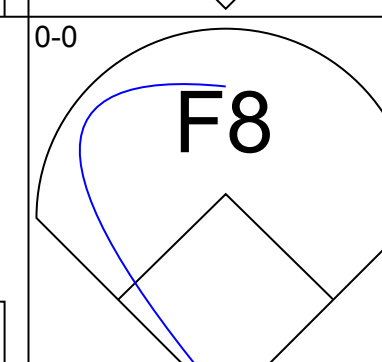
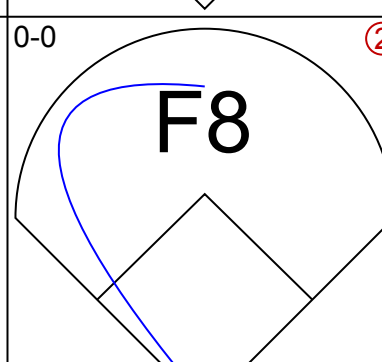
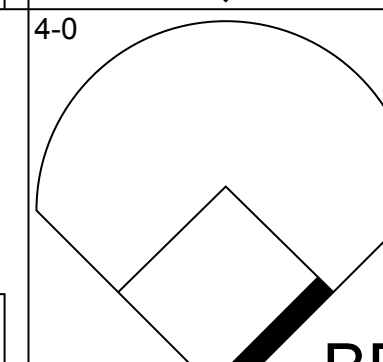
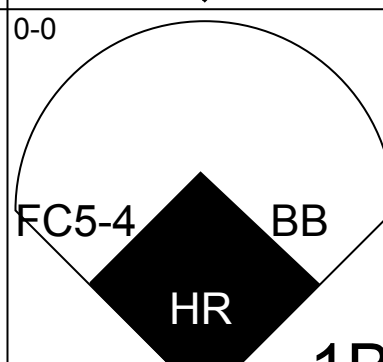

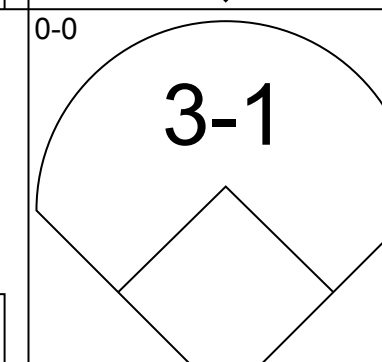
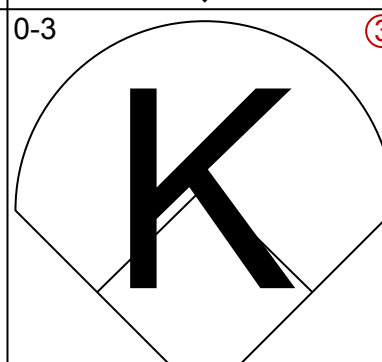
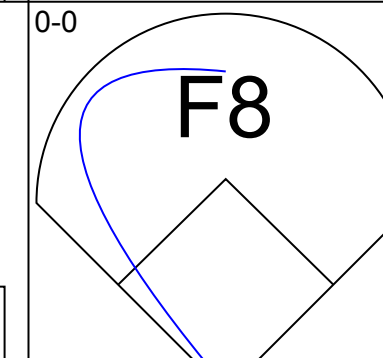
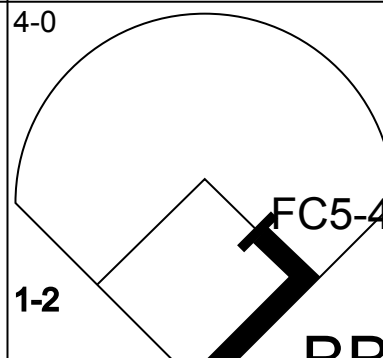




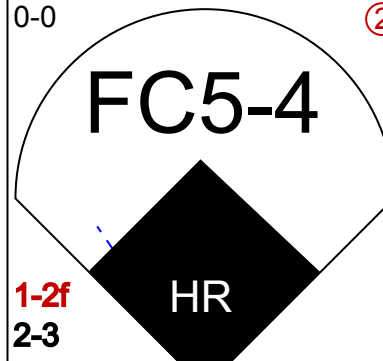




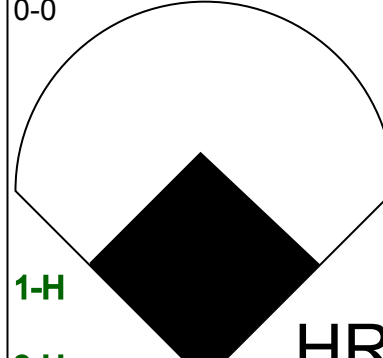





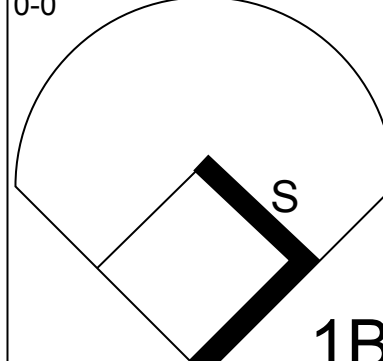





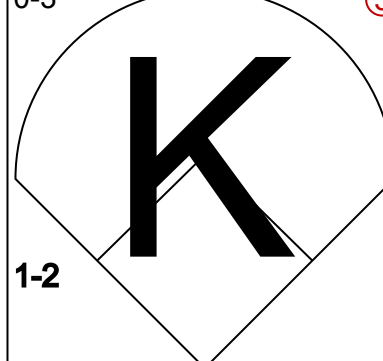




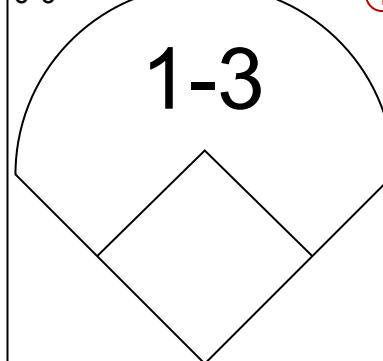
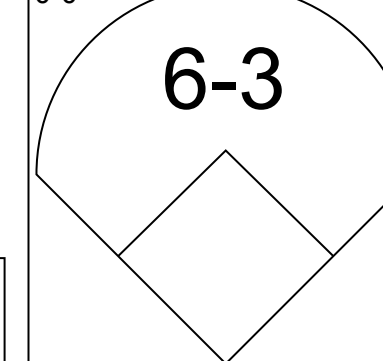


Detroit Tigers @ Boston Red Sox
Fenway Park, Boston, MA
Thu Aug 17 1967, 3:33 AM EDT
Att: 28,653 - Unknown

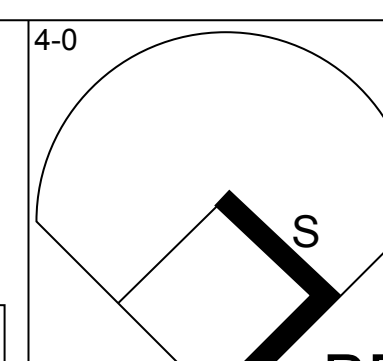
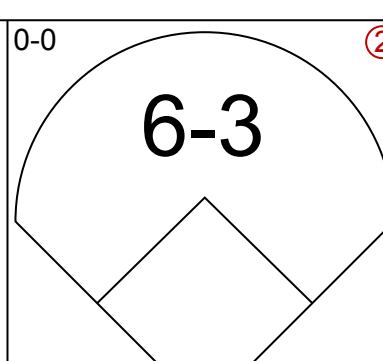

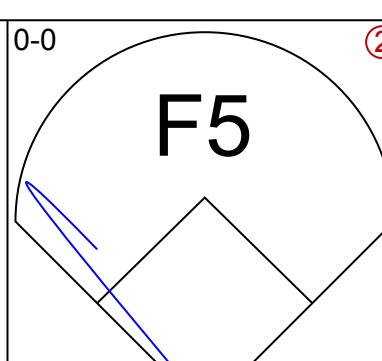
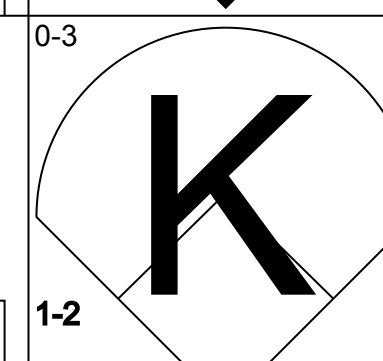
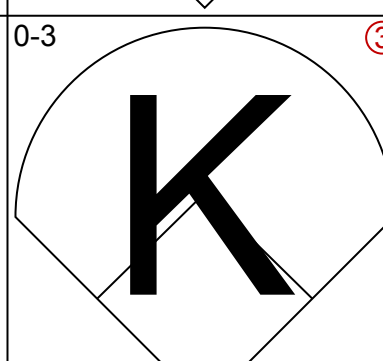

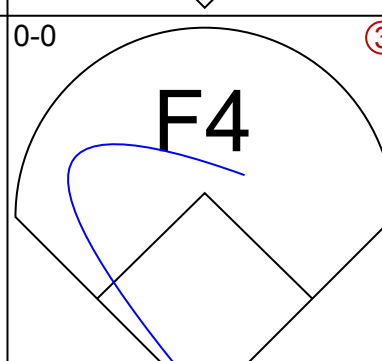
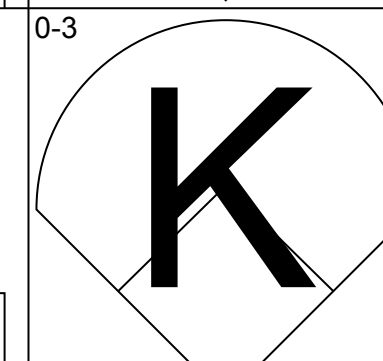
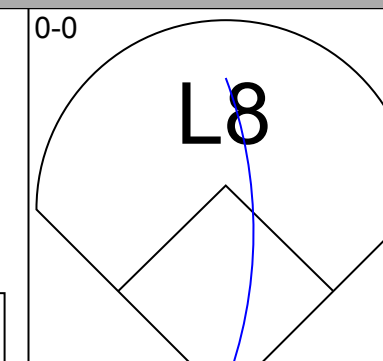
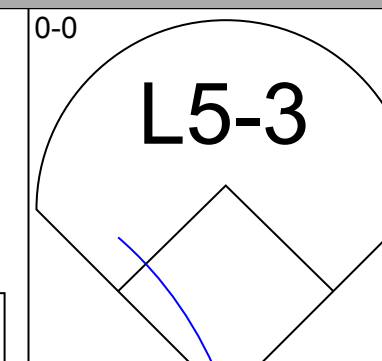
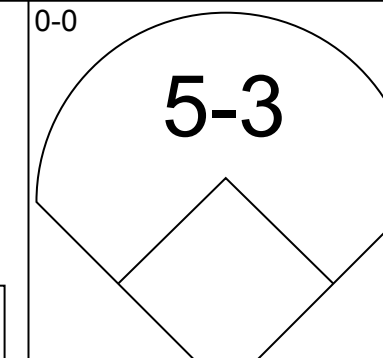
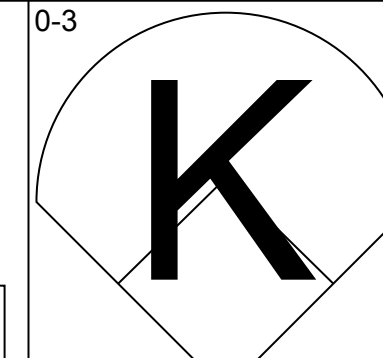
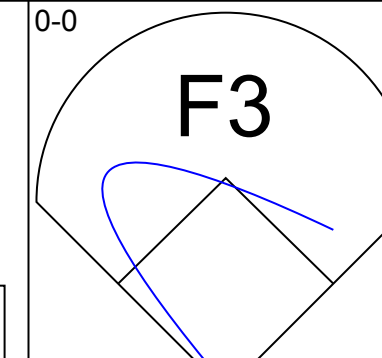
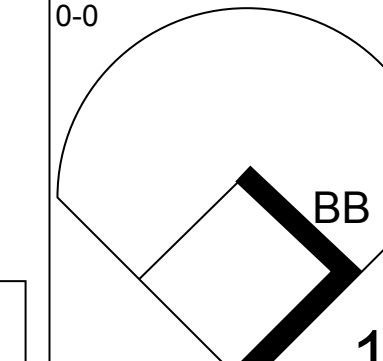
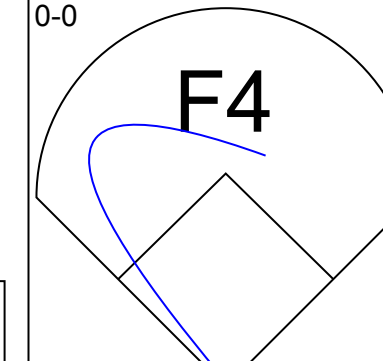
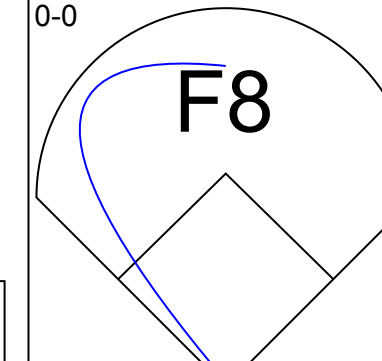
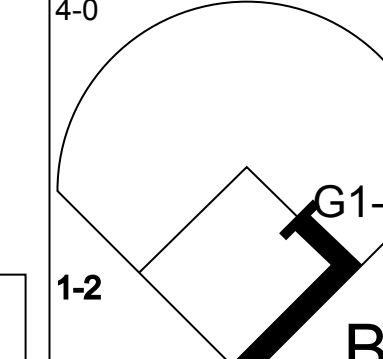
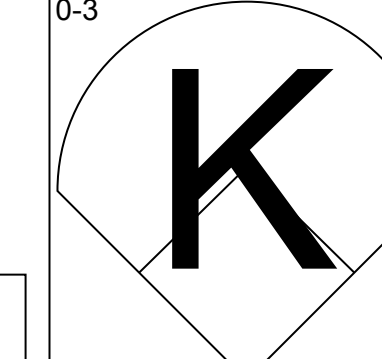
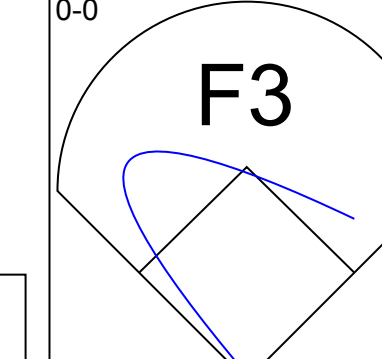
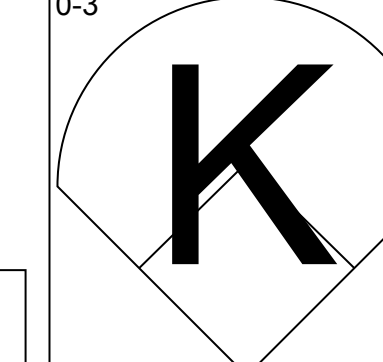
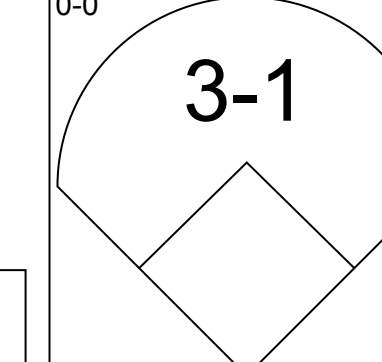
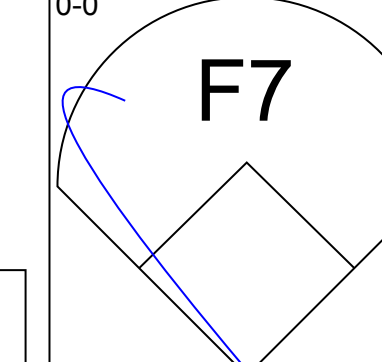
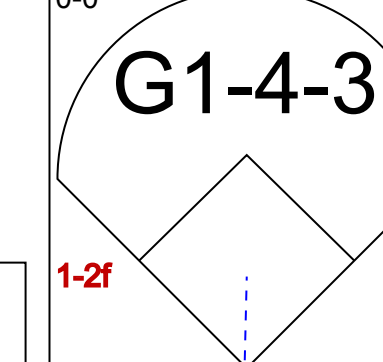
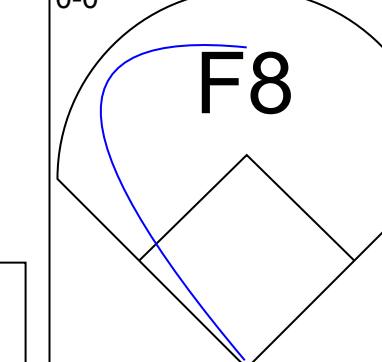
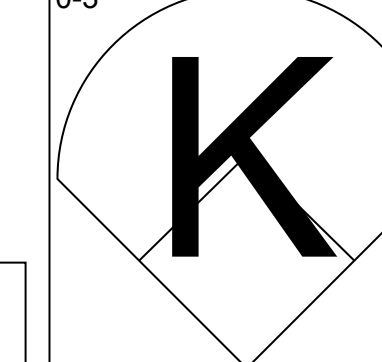
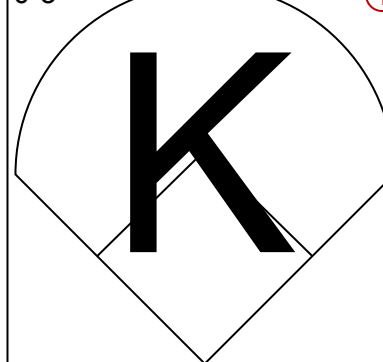


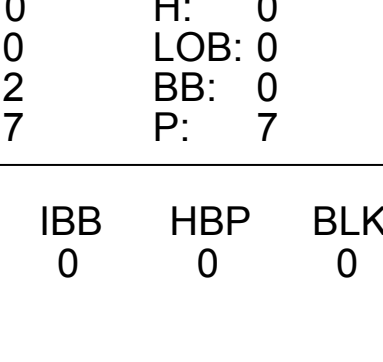
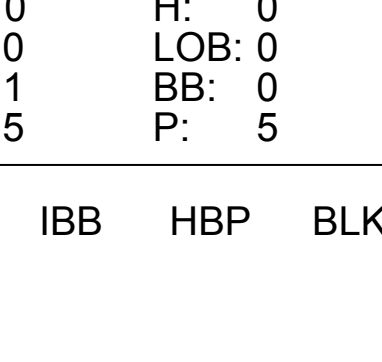

AB 40
R 4
H 11
RBI 3
BB 2
SO 9
LOB 18



Batter	1	2	3	4	5	6	7	8	9	AB	R	H	RBI	BB	SO	LOB	TOP		
Chuck Hinton, R OBP: 0.318, SLG: 0.362 (1, 9)	E5 SH1-3		6-3							2	0	0	0	0	0	0	Cleveland Indians @ Detroit Tigers Tiger Stadium, Detroit, MI Fri Aug 18 1967, 7:05 PM EDT Att: 19,461 - Unknown		
Leon Wagner, L OBP: 0.314, SLG: 0.422 (1, 7)	SH1-3				K					1	0	0	0	0	1	0			
Max Alvis, R OBP: 0.318, SLG: 0.416 (1, 5)	K				L9					2	0	0	0	0	1	1			
Tony Horton, R OBP: 0.329, SLG: 0.419 (1, 3)	6-3									2	0	1	0	0	0	1			
Don Demeter, R OBP: 0.265, SLG: 0.390 (1, 8)			6-3		F6					2	0	0	0	0	0	1			
Duke Sims, L OBP: 0.293, SLG: 0.345 (1, 2)			F4					F4		2	0	0	0	0	0	0			
Vern Fuller, R OBP: 0.270, SLG: 0.371 (1, 4)			4-3					F7		2	0	0	0	0	0	0			
Larry Brown, R OBP: 0.311, SLG: 0.313 (1, 6)					L9			K		2	0	0	0	0	1	0			
Sam McDowell, L OBP: 0.231, SLG: 0.286 Orlando Pena, R (2, 1)					K					0	0	0	0	0	0	0			
										1	0	0	0	0	1	0			
Inning Stats	R: 0 E: 1 K: 1 S: 6	H: 0 LOB: 1 BB: 0 P: 6	R: 0 E: 0 K: 0 S: 3	H: 0 LOB: 0 BB: 0 P: 3	R: 0 E: 0 K: 1 S: 5	H: 0 LOB: 0 BB: 0 P: 5	R: 0 E: 0 K: 1 S: 6	H: 1 LOB: 1 BB: 0 P: 6	R: 0 E: 0 K: 1 S: 5	H: 0 LOB: 0 BB: 0 P: 5							1B: 1 2B: 0 3B: 0 HR: 0	SF: 0 SAC: 1 DP: 0 HBP: 0	WP: 0 PA: 17 PB: 0 SB: 0 CS: 0
PITCHER Mickey Lolich, L ERA: 4.06 (1, 1)	IP: 5.0 WLS: W BF: 17 H: 1 R: 0 ER: 0 SO: 4 BB: 0 IBB: 0 HBP: 0 BLK: 0 WP: 0 HR: 0 S: 25 P: 25 ERA: 0.00 WHIP: 0.200																		

Batter	1	2	3	4	5	6	7	8	9	AB	R	H	RBI	BB	SO	LOB	BOTTOM		
Mickey Stanley, R OBP: 0.285, SLG: 0.337 (1, 8)	5-3				K					3	0	1	1	0	1	0	Cleveland Indians @ Detroit Tigers Tiger Stadium, Detroit, MI Fri Aug 18 1967, 7:05 PM EDT Att: 19,461 - Unknown		
Dick McAuliffe, L OBP: 0.376, SLG: 0.442 (1, 4)	F4									1	0	0	0	1	0	0			
Al Kaline, R OBP: 0.401, SLG: 0.573 (1, 9)	L4-3				K					2	0	0	0	0	1	2			
Willie Horton, R OBP: 0.346, SLG: 0.507 (1, 7)					K					1	1	0	0	1	1	0			
Bill Freehan, R OBP: 0.390, SLG: 0.454 (1, 2)								F6		2	1	1	0	0	0	0			
Eddie Mathews, L OBP: 0.334, SLG: 0.382 (1, 5)					K					2	1	1	1	0	1	0			
Norm Cash, L OBP: 0.371, SLG: 0.432 (1, 3)								K		2	1	1	0	0	1	0			
Ray Oyler, R OBP: 0.278, SLG: 0.274 (1, 6)								F3		2	0	0	0	0	0	2			
Mickey Lolich, S OBP: 0.262, SLG: 0.184 (1, 1)								K		2	0	0	1	0	1	1			
Inning Stats	R: 0 E: 0 K: 0 S: 3	H: 0 LOB: 0 BB: 0 P: 3	R: 4 E: 1 K: 1 S: 9	H: 4 LOB: 2 BB: 2 P: 17	R: 0 E: 0 K: 2 S: 7	H: 0 LOB: 0 BB: 0 P: 7	R: 0 E: 0 K: 2 S: 7	H: 0 LOB: 0 BB: 0 P: 7	R: 0 E: 0 K: 1 S: 3	H: 0 LOB: 0 BB: 0 P: 3							1B: 4 2B: 0 3B: 0 HR: 0	SF: 0 SAC: 0 DP: 0 HBP: 0	WP: 0 PA: 19 PB: 0 SB: 1 CS: 0
PITCHER Sam McDowell, L ERA: 3.72 Orlando Pena, R ERA: 2.86 (2, 1)	IP: 2.2 WLS: L BF: 8 H: 0 R: 0 ER: 0 SO: 6 BB: 0 IBB: 0 HBP: 0 BLK: 0 WP: 0 HR: 0 S: 20 P: 20 ERA: 0.00 WHIP: 0.000																		

Batter	1	2	3	4	5	6	7	8	9	AB	R	H	RBI	BB	SO	LOB	TOP										
Lee Mays, L OBP: 0.302, SLG: 0.429 (1, 9)										5	1	1	0	0	2	0	Cleveland Indians @ Detroit Tigers Tiger Stadium, Detroit, MI Sat Aug 19 1967, 4:33 AM EDT Att: 14,765 - Unknown										
Vic Davallo, L OBP: 0.296, SLG: 0.389 (1, 8)										5	1	1	1	0	0	0											
Leon Wagner, L OBP: 0.316, SLG: 0.421 Chuck Hinton, R OBP: 0.318, SLG: 0.361 (1, 7) (7, 7)										3	1	1	1	1	0	0											
Tony Horton, R OBP: 0.328, SLG: 0.414 (1, 3)										3	0	0	0	1	1	1											
Max Alvis, R OBP: 0.315, SLG: 0.413 (1, 5)										4	1	0	0	0	1	2											
Duke Sims, L OBP: 0.296, SLG: 0.358 (1, 2)										3	1	1	3	1	1	0											
Vern Fuller, R OBP: 0.292, SLG: 0.381 (1, 4)										2	0	2	0	1	0	0											
Larry Brown, R OBP: 0.313, SLG: 0.311 (1, 6)										2	0	0	0	2	1	2											
John O'Donoghue, R OBP: 0.139, SLG: 0.176 (1, 1)										4	0	0	0	0	0	5											
Inning Stats	R: 0 E: 0 K: 1 S: 5	H: 0 LOB: 1 BB: 1 P: 9	R: 0 E: 0 K: 2 S: 7	H: 0 LOB: 1 BB: 0 P: 8	R: 5 E: 0 K: 1 S: 10	H: 5 LOB: 1 BB: 1 P: 14	R: 0 E: 0 K: 0 S: 3	H: 0 LOB: 0 BB: 0 P: 3	R: 0 E: 0 K: 0 S: 3	H: 0 LOB: 0 BB: 0 P: 3	R: 0 E: 0 K: 1 S: 5	H: 0 LOB: 1 BB: 2 P: 10	R: 0 E: 0 K: 1 S: 5	H: 0 LOB: 0 BB: 0 P: 5	R: 0 E: 1 K: 1 S: 6	H: 1 LOB: 3 BB: 2 P: 14		R: 0 E: 0 K: 1 S: 5	H: 0 LOB: 0 BB: 0 P: 5	1B: 3 2B: 1 3B: 1 HR: 1	SF: 0 SAC: 0 DP: 0 HBP: 1	WP: 1 PB: 0 SB: 1 CS: 1	PA: 39				
PITCHER	IP	WLS	BF	H	R	ER	SO	BB	IBB	HBP	BLK	WP	HR	S	P	ERA	WHIP										
Joe Sparma, R ERA: 4.01 (1, 1)	2.2	L	15	4	5	5	3	2	0	1	0	0	1	18	27	16.88	2.250										
Pat Dobson, R ERA: 3.75 (3, 1)	3.1		12	1	0	0	1	2	0	0	0	1	0	12	20	0.00	0.900										
Mike Marshall, R ERA: 1.78 (7, 1)	3.0		12	1	0	0	3	2	0	0	0	0	0	16	24	0.00	1.000										


Batter	1	2	3	4	5	6	7	8	9	AB	R	H	RBI	BB	SO	LOB	BOTTOM										
Mickey Stanley, R OBP: 0.284, SLG: 0.333 (1, 8)										3	0	0	0	1	0	0	Cleveland Indians @ Detroit Tigers Tiger Stadium, Detroit, MI Sat Aug 19 1967, 4:33 AM EDT Att: 14,765 - Unknown										
Dick McAuliffe, L OBP: 0.373, SLG: 0.438 (1, 4)										4	0	0	0	0	3	1											
Al Kaline, R OBP: 0.397, SLG: 0.568 (1, 9)										3	0	0	0	0	1	1											
Willie Horton, R OBP: 0.343, SLG: 0.502 (1, 7)										3	0	0	0	0	1	1											
Bill Freehan, R OBP: 0.390, SLG: 0.453 (1, 2)										3	0	1	0	0	0	0											
Eddie Mathews, L OBP: 0.334, SLG: 0.380 (1, 5)										2	0	0	0	1	1	0											
Norm Cash, L OBP: 0.369, SLG: 0.429 (1, 3)										3	0	0	0	0	1	2											
Ray Oyler, R OBP: 0.276, SLG: 0.271 (1, 6)										3	0	0	0	0	1	2											
Joe Sparma, R OBP: 0.036, SLG: 0.018 Pat Dobson, R (3, 1)										0	0	0	0	0	0	0											
Mike Marshall, R OBP: 0.222, SLG: 0.222 (6, PH) (7, 1)										1	0	0	0	0	1	0											
Earl Wilson, R OBP: 0.256, SLG: 0.316 (9, PH)										1	0	0	0	0	1	0											
Inning Stats	R: 0 E: 0 K: 2 S: 7	H: 0 LOB: 1 BB: 1 P: 11	R: 0 E: 0 K: 1 S: 5	H: 1 LOB: 1 BB: 1 P: 9	R: 0 E: 0 K: 2 S: 7	H: 0 LOB: 0 BB: 0 P: 7	R: 0 E: 0 K: 1 S: 5	H: 0 LOB: 0 BB: 0 P: 5	R: 0 E: 0 K: 1 S: 5	H: 0 LOB: 0 BB: 0 P: 5	R: 0 E: 0 K: 2 S: 7	H: 0 LOB: 0 BB: 0 P: 7	R: 0 E: 0 K: 1 S: 3	H: 0 LOB: 0 BB: 0 P: 3	R: 0 E: 0 K: 1 S: 5	H: 0 LOB: 0 BB: 0 P: 5	R: 0 E: 0 K: 1 S: 5	H: 0 LOB: 0 BB: 0 P: 5	1B: 1 2B: 0 3B: 0 HR: 0	SF: 0 SAC: 0 DP: 1 HBP: 0	WP: 0 PB: 0 SB: 1 CS: 0	PA: 29					
PITCHER	IP	WLS	BF	H	R	ER	SO	BB	IBB	HBP	BLK	WP	HR	S	P	ERA	WHIP										
John O'Donoghue, L ERA: 3.01 (1, 1)	9.0	W	29	1	0	0	11	2	0	0	0	0	0	49	57	0.00	0.333										


Batter	1	2	3	4	5	6	7	8	9	AB	R	H	RBI	BB	SO	LOB	TOP			
Lee Mays, L OBP: 0.302, SLG: 0.438 (1, 9)										4	1	1	1	0	2	1	Cleveland Indians @ Detroit Tigers Tiger Stadium, Detroit, MI Sun Aug 20 1967, 4:33 AM EDT Unknown			
Vic Davallo, L OBP: 0.297, SLG: 0.386 (1, 8)										4	1	1	0	0	0					
Leon Wagner, L OBP: 0.315, SLG: 0.419 (1, 7)										4	0	1	0	0	0					
Tony Horton, R OBP: 0.331, SLG: 0.413 (1, 3)										3	0	1	1	1	0	1				
Max Alvis, R OBP: 0.315, SLG: 0.412 (1, 5)										4	0	1	0	0	0	2				
Duke Sims, L OBP: 0.292, SLG: 0.352 (1, 2)										4	0	0	0	0	0	3				
Vern Fuller, R OBP: 0.288, SLG: 0.375 (8, PH)									2	0	0	0	0	0	1	0				
Jim King, L OBP: 0.283, SLG: 0.244 (8, PH)									1	0	0	0	0	0	0	0				
Bob Allen, L (8, 1)									0	0	0	0	0	0	0	0				
Orlando Pena, R (8, 1)									0	0	0	0	0	0	0	0				
Chuck Hinton, R OBP: 0.317, SLG: 0.360 (8, PH)									1	0	0	0	0	1	2					
Larry Brown, R OBP: 0.313, SLG: 0.309 (1, 6)									2	0	0	0	0	0	0	0				
Stan Williams, R OBP: 0.143, SLG: 0.143 (1, 1)									2	0	0	0	0	0	2	1				
Fred Whitfield, L OBP: 0.287, SLG: 0.355 (8, PR)									1	0	1	0	0	0	0	0				
Chico Salmon, R OBP: 0.284, SLG: 0.318 (8, 4)									0	0	0	0	0	0	0	0				
Inning Stats	R: 1 E: 0 K: 0 S: 4	H: 1 LOB: 1 BB: 1 P: 8	R: 0 E: 0 K: 2 S: 7	H: 0 LOB: 1 BB: 0 P: 8	R: 0 E: 0 K: 1 S: 5	H: 0 LOB: 0 BB: 0 P: 5	R: 0 E: 0 K: 0 S: 3	H: 1 LOB: 0 BB: 0 P: 3	R: 0 E: 0 K: 0 S: 3	H: 0 LOB: 0 BB: 0 P: 3	R: 0 E: 0 K: 0 S: 3	H: 0 LOB: 0 BB: 0 P: 3	R: 0 E: 0 K: 1 S: 6	H: 1 LOB: 1 BB: 0 P: 6	R: 1 E: 0 K: 1 S: 8	H: 3 LOB: 2 BB: 0 P: 8	1B: 5 2B: 0 3B: 0 HR: 1	SF: 0 SAC: 0 DP: 1 HBP: 1	WP: 0 PB: 0 SB: 0 CS: 0	PA: 34
PITCHER	IP WLS BF H R ER SO BB IBB HBP BLK WP HR S P ERA WHIP																			
Denny McLain, R ERA: 3.56 (1, 1)	8.1 W 32 6 2 2 5 1 0 1 0 0 1 40 45 2.16 0.840																			
Fred Lasher, R ERA: 3.6 (9, 1)	0.2 S 2 0 0 0 1 0 0 0 0 0 0 4 4 0.00 0.000																			

Batter	1	2	3	4	5	6	7	8	9	AB	R	H	RBI	BB	SO	LOB	BOTTOM			
Lenny Green, L OBP: 0.275, SLG: 0.340 (1, 7)										4	0	1	0	0	0	2	Cleveland Indians @ Detroit Tigers Tiger Stadium, Detroit, MI Sun Aug 20 1967, 4:33 AM EDT Unknown			
Mickey Stanley, R OBP: 0.284, SLG: 0.333 (8, 8)										0	0	0	0	0	0	0				
Jerry Lumpe, L OBP: 0.282, SLG: 0.241 (1, 5)										3	0	0	0	1	1	1				
Dick Tracewski, R OBP: 0.279, SLG: 0.281 (8, 5)										0	0	0	0	0	0	0				
Dick McAuliffe, L OBP: 0.374, SLG: 0.440 (1, 4)										3	1	1	0	1	1	1				
Al Kaline, R OBP: 0.398, SLG: 0.575 (1, 9)										3	2	1	1	1	0	2				
Norm Cash, L OBP: 0.372, SLG: 0.435 (1, 3)										4	1	3	1	0	0	0				
Jim Northrup, L OBP: 0.336, SLG: 0.382 (8, 7)										4	0	1	1	0	0	3				
Bill Freehan, R OBP: 0.393, SLG: 0.453 (1, 2)										2	0	1	0	2	1	1				
Ray Oyler, R OBP: 0.275, SLG: 0.271 (1, 6)										4	0	1	1	0	2	4				
Denny McLain, R OBP: 0.147, SLG: 0.123 (1, 1)										4	0	1	0	0	1	2				
Fred Lasher, R (9, 1)										0	0	0	0	0	0	0				
Inning Stats	R: 0 E: 0 K: 1 S: 5	H: 0 LOB: 1 BB: 1 P: 9	R: 0 E: 0 K: 2 S: 8	H: 1 LOB: 0 BB: 0 P: 8	R: 0 E: 0 K: 1 S: 5	H: 0 LOB: 0 BB: 0 P: 5	R: 0 E: 0 K: 0 S: 2	H: 0 LOB: 1 BB: 1 P: 6	R: 0 E: 0 K: 0 S: 5	H: 2 LOB: 2 BB: 0 P: 5	R: 2 E: 0 K: 1 S: 8	H: 3 LOB: 2 BB: 1 P: 12	R: 0 E: 0 K: 0 S: 3	H: 1 LOB: 0 BB: 0 P: 3	R: 2 E: 0 K: 1 S: 7	H: 3 LOB: 2 BB: 2 P: 15		1B: 6 2B: 4 3B: 0 HR: 1	SF: 0 SAC: 0 DP: 3 HBP: 0	WP: 0 PB: 0 SB: 2 CS: 0
PITCHER	IP WLS BF H R ER SO BB IBB HBP BLK WP HR S P ERA WHIP																			
Stan Williams, R ERA: 1.66 (1, 1)	7.0 L 29 7 2 2 2 0 2 1 0 0 0 36 48 2.57 1.286																			
Bob Allen, L ERA: 3.09 (8, 1)	0.2 5 2 2 2 0 0 2 0 0 0 0 3 11 27.00 3.000																			
Orlando Pena, R ERA: 2.84 (8, 1)	0.1 2 1 0 0 0 1 0 0 0 0 0 4 4 0.00 3.000																			

Batter	1	2	3	4	5	6	7	8	9	AB	R	H	RBI	BB	SO	LOB	TOP			
Chuck Hinton, R (1,9) OBP: 0.319, SLG: 0.360										3	0	1	0	1	0	0	Cleveland Indians @ Detroit Tigers Tiger Stadium, Detroit, MI Sun Aug 20 1967, 4:38 AM EDT Att: 25,182 - Unknown			
Chico Salmon, R (1,7) OBP: 0.277, SLG: 0.310										4	0	0	0	0	0	3				
Max Alvis, R (1,5) OBP: 0.313, SLG: 0.409										3	0	0	0	0	0	0				
Tony Horton, R (1,3) OBP: 0.331, SLG: 0.412										3	0	1	0	0	0	0				
Don Demeter, R (1,8) OBP: 0.266, SLG: 0.396										3	0	1	0	0	1	1				
Joe Azzue, R (1,2) OBP: 0.326, SLG: 0.440										3	0	0	0	0	1	1				
Vern Fuller, R (1,4) OBP: 0.281, SLG: 0.366										3	0	0	0	0	0	0				
Larry Brown, R (1,6) OBP: 0.313, SLG: 0.310										3	0	1	0	0	0	0				
Sam McDowell, L (1,1) OBP: 0.227, SLG: 0.281										1	0	0	0	0	1	1				
Pedro Gonzalez, R (6, PH) OBP: 0.273, SLG: 0.268										1	0	0	0	0	0	0				
George Culver, R (6, PH) OBP: 0.333, SLG: 0.333										0	0	0	0	0	0	0				
Leon Wagner, L (9, PH) OBP: 0.314, SLG: 0.418										1	0	0	0	0	1	0				
Inning Stats	R: 0 E: 0 K: 0 S: 3	H: 1 LOB: 0 BB: 0 P: 3	R: 0 E: 0 K: 0 S: 3	H: 1 LOB: 0 BB: 0 P: 3	R: 0 E: 0 K: 1 S: 6	H: 1 LOB: 2 BB: 1 P: 10	R: 0 E: 0 K: 1 S: 5	H: 0 LOB: 0 BB: 0 P: 5	R: 0 E: 0 K: 0 S: 3	H: 0 LOB: 0 BB: 0 P: 3	R: 0 E: 0 K: 0 S: 3	H: 1 LOB: 0 BB: 0 P: 3	R: 0 E: 0 K: 1 S: 5	H: 0 LOB: 0 BB: 0 P: 5	R: 0 E: 0 K: 1 S: 5	H: 0 LOB: 0 BB: 0 P: 5	1B: 3 2B: 1 3B: 0 HR: 0	SF: 0 SAC: 0 DP: 2 HBP: 0	WP: 0 PB: 0 SB: 0 CS: 1	PA: 29
PITCHER John Hiller, L (1,1) ERA: 1.65	IP: 9.0 WLS: W BF: 29 H: 4 R: 0 ER: 0 SO: 4 BB: 1 IBB: 0 HBP: 0 BLK: 0 WP: 0 HR: 0 S: 36 P: 40 ERA: 0.00 WHIP: 0.556															PITCHER				

Batter	1	2	3	4	5	6	7	8	9	AB	R	H	RBI	BB	SO	LOB	BOTTOM			
Mickey Stanley, R (1,8) OBP: 0.280, SLG: 0.328										4	0	0	0	0	0	1	Cleveland Indians @ Detroit Tigers Tiger Stadium, Detroit, MI Sun Aug 20 1967, 4:38 AM EDT Att: 25,182 - Unknown			
Dick McAuliffe, L (1,4) OBP: 0.373, SLG: 0.436										3	0	0	0	1	1	0				
Al Kaline, R (1,9) OBP: 0.399, SLG: 0.582										3	1	1	1	1	0	0				
Willie Horton, R (1,7) OBP: 0.343, SLG: 0.511										3	1	1	1	0	1	0				
Jim Northrup, L (7,7) OBP: 0.335, SLG: 0.381										2	1	1	0	1	0	0				
Bill Freehan, R (1,3) OBP: 0.395, SLG: 0.456										2	1	1	0	1	0	0				
Jim Price, R (1,2) OBP: 0.333, SLG: 0.373										3	1	1	1	0	1	1				
Dick Tracewski, R (1,5) OBP: 0.281, SLG: 0.283										3	0	1	0	0	0	1				
Ray Oyler, R (1,6) OBP: 0.274, SLG: 0.269										2	0	0	1	0	1	1				
John Hiller, R (1,1) OBP: 0.400, SLG: 0.250										2	0	0	0	1	1	1				
Inning Stats	R: 0 E: 0 K: 0 S: 3	H: 0 LOB: 0 BB: 0 P: 3	R: 2 E: 0 K: 2 S: 10	H: 3 LOB: 1 BB: 0 P: 10	R: 0 E: 0 K: 0 S: 3	H: 0 LOB: 0 BB: 0 P: 3	R: 1 E: 0 K: 1 S: 6	H: 1 LOB: 1 BB: 1 P: 10	R: 0 E: 0 K: 1 S: 4	H: 0 LOB: 0 BB: 1 P: 8	R: 1 E: 0 K: 1 S: 6	H: 1 LOB: 0 BB: 0 P: 6	R: 0 E: 0 K: 0 S: 3	H: 0 LOB: 1 BB: 2 P: 3	R: 0 E: 0 K: 0 S: 2	H: 0 LOB: 1 BB: 2 P: 10	1B: 2 2B: 1 3B: 0 HR: 2	SF: 0 SAC: 1 DP: 1 HBP: 0	WP: 0 PB: 0 SB: 0 CS: 1	PA: 31
PITCHER Sam McDowell, L (1,1) ERA: 3.77	IP: 5.0 WLS: L BF: 20 H: 4 R: 3 ER: 3 SO: 4 BB: 2 IBB: 0 HBP: 0 BLK: 0 WP: 0 HR: 1 S: 26 P: 34 ERA: 5.40 WHIP: 1.200															PITCHER				
George Culver, R (6,1) ERA: 4.47	IP: 3.0 WLS: L BF: 11 H: 1 R: 1 ER: 1 SO: 1 BB: 2 IBB: 0 HBP: 0 BLK: 0 WP: 0 HR: 1 S: 11 P: 19 ERA: 3.00 WHIP: 1.000															PITCHER				

Batter	1	2	3	4	5	6	7	8	9	AB	R	H	RBI	BB	SO	LOB	TOP		
Zoilo Versalles, R OBP: 0.266, SLG: 0.293 (1, 6)	0-0 6-3			0-3 K	0-0 F3			0-0 L9		4	0	0	0	0	1	1	Minnesota Twins @ Detroit Tigers Tiger Stadium, Detroit, MI Tue Aug 22 1967, 7:05 PM EDT Unknown 		
Cesar Tovar, R OBP: 0.338, SLG: 0.374 Ron Kline, R (8, 1)	0-3 K			0-0 HR				0-0 FC6-4		4	1	1	1	0	1	1			
Tony Oliva, L OBP: 0.323, SLG: 0.457 (1, 9)	0-0 F3			0-0 HR						4	1	2	1	0	0	0			
Harmon Killebrew, R OBP: 0.405, SLG: 0.532 (1, 5)		0-0 6-3		0-0 L6						4	0	0	0	0	1	1			
Bob Allison, R OBP: 0.348, SLG: 0.464 (1, 7)		0-3 K		4-0 FC3-6 BB						3	0	0	0	1	1	1			
Rich Reese, L OBP: 0.261, SLG: 0.358 (1, 3)		0-0 L9		0-0 FC3-6						4	0	0	0	0	0	2			
Russ Nixon, L OBP: 0.308, SLG: 0.305 (1, 2)			0-0 F6		0-0 4-3					3	0	0	0	0	0	0			
Ted Uhlaender, L OBP: 0.268, SLG: 0.372 (1, 8)			0-0 L9		0-0 HR					3	1	2	1	0	0	0			
Dean Chance, R OBP: 0.195, SLG: 0.029 Jim Gilliam, R OBP: 0.200, SLG: 0.200 Jim Katt, L OBP: 0.274, SLG: 0.313 Jim Roland, L OBP: 0.301, SLG: 0.415 (1, 1) (3, 1) (5, PH) (5, 1) (8, PH) (8, 4)			0-0 1-3		0-0 1-3					1	0	0	0	0	0	0			
Inning Stats	R: 0 E: 0 K: 1 S: 5	H: 0 LOB: 0 BB: 0 P: 5	R: 0 E: 0 K: 1 S: 5	H: 0 LOB: 0 BB: 0 P: 5	R: 0 E: 0 K: 0 S: 3	H: 0 LOB: 0 BB: 0 P: 3	R: 2 E: 0 K: 1 S: 7	H: 2 LOB: 1 BB: 1 P: 11	R: 1 E: 0 K: 0 S: 4	H: 1 LOB: 0 BB: 0 P: 4	R: 0 E: 0 K: 0 S: 3	H: 0 LOB: 0 BB: 0 P: 3	R: 0 E: 0 K: 0 S: 4	H: 1 LOB: 1 BB: 0 P: 4	R: 0 E: 0 K: 0 S: 4	H: 1 LOB: 1 BB: 0 P: 4	1B: 2 2B: 0 3B: 0 HR: 3	SF: 0 SAC: 0 DP: 0 HBP: 0	WP: 0 PA: 33 PB: 0 SB: 0 CS: 0
PITCHER Earl Wilson, R ERA: 3.49 (1, 1)	IP: 9.0 WLS: W BF: 33 H: 5 R: 3 ER: 3 SO: 4 BB: 1 IBB: 0 HBP: 0 BLK: 0 WP: 0 HR: 3 S: 40 P: 44 ERA: 3.00 WHIP: 0.667															PITCHER			

Batter	1	2	3	4	5	6	7	8	9	AB	R	H	RBI	BB	SO	LOB	BOTTOM		
Lenny Green, L OBP: 0.279, SLG: 0.343 Willie Horton, R OBP: 0.346, SLG: 0.512 (4, PH) (5, 7)	0-0 HR	0-3 K2-3		0-0 SF7		4-0 WP BB FC6-4				2	1	1	0	0	1	1	Minnesota Twins @ Detroit Tigers Tiger Stadium, Detroit, MI Tue Aug 22 1967, 7:05 PM EDT Unknown 		
Mickey Stanley, R OBP: 0.280, SLG: 0.328 (9, 8)	HR			2-3 3-H		BB				0	0	0	0	0	0	0			
Dick McAuliffe, L OBP: 0.372, SLG: 0.442 Dick Tracewski, R OBP: 0.277, SLG: 0.279 (1, 4) (7, 4)	HR		0-3 K	0-0 F8		0-0 K				4	1	1	2	0	2	3			
Eddie Mathews, L OBP: 0.340, SLG: 0.393 (1, 5)	4-3					4-0 E BB WP 1B				4	2	3	1	1	0	0			
Al Kaline, R OBP: 0.402, SLG: 0.580 (1, 9)	L6-3			G4-6-3		4-0 WP E BB				3	0	1	0	2	0	0			
Norm Cash, L OBP: 0.368, SLG: 0.429 (1, 3)	K			G4-6-3		1-2 2-3 3-H				5	0	0	1	0	2	6			
Jim Northrup, L OBP: 0.331, SLG: 0.377 (1, 8) (9, 7)	4-3			0-3 K		0-0 E4 WP				5	0	0	0	0	2	4			
Bill Freehan, R OBP: 0.396, SLG: 0.453 (1, 2)	E5			1-0 BB 1B SF7 HBP		4-0 1-2 2-3 3-H				2	2	0	0	1	0	0			
Ray Oyler, R OBP: 0.276, SLG: 0.272 (1, 6)	K			0-0 SF7 BB 1B		0-3 K				4	0	2	0	0	2	4			
Earl Wilson, R OBP: 0.267, SLG: 0.329 (1, 1)				4-0 1-2 2-3		0-3 K				3	0	1	1	1	1	4			
Inning Stats	R: 2 E: 0 K: 1 S: 7	H: 2 LOB: 0 BB: 0 P: 7	R: 1 E: 1 K: 2 S: 9	H: 1 LOB: 1 BB: 0 P: 9	R: 0 E: 0 K: 1 S: 6	H: 2 LOB: 1 BB: 0 P: 6	R: 1 E: 0 K: 1 S: 6	H: 1 LOB: 2 BB: 1 P: 11	R: 1 E: 1 K: 3 S: 11	H: 1 LOB: 3 BB: 2 P: 19	R: 1 E: 0 K: 1 S: 5	H: 2 LOB: 2 BB: 3 P: 17	R: 0 E: 0 K: 0 S: 5	H: 2 LOB: 0 BB: 0 P: 5	R: 1 E: 0 K: 1 S: 6	H: 1 LOB: 0 BB: 0 P: 6	1B: 7 2B: 1 3B: 0 HR: 2	SF: 1 SAC: 0 DP: 1 HBP: 1	WP: 2 PA: 42 PB: 0 SB: 0 CS: 0
PITCHER Dean Chance, R ERA: 2.52 Jim Ollom, L ERA: 5.34 Jim Roland, L ERA: 3.38 Ron Kline, R ERA: 3.74 (1, 1) (3, 1) (5, 1) (8, 1)	IP: 2.1 WLS: L BF: 13 H: 3 R: 3 ER: 2 SO: 4 BB: 0 IBB: 0 HBP: 0 BLK: 0 WP: 0 HR: 1 S: 21 P: 21 ERA: 7.71 WHIP: 2.143															PITCHER			

Batter	1	2	3	4	5	6	7	8	9	10	11	AB	R	H	RBI	BB	SO	LOB	TOP	
Zolio Versalles, R OBP: 0.263, SLG: 0.289	(1,6) 0-3 K		(1) 0-3 K		(2) 0-3 K		(2) 0-0 4-3		(1) 0-0 F7			5	0	0	0	0	3	1		
Cesar Tovar, R OBP: 0.341, SLG: 0.375	(1,5) 0-0 G3 1B		(2) 0-0 L9		(3) 4-0 BB		(3) 0-0 F8		(1) 0-0 S 1B			4	0	2	0	1	0	1		
Tony Oliva, L OBP: 0.324, SLG: 0.459	(1,9) 0-0 G3		(2) 0-0 2B		(3) 0-0 4-3				(2) 0-0 1B			5	0	2	0	0	1	3		
Harmon Killebrew, R OBP: 0.402, SLG: 0.526	(1,3) 0-3 K		(3) 0-3 K						(1) 0-0 5-3			4	0	0	0	0	3	3		
Rich Reese, L OBP: 0.258, SLG: 0.354	(9,3) 0-3 K								(1) 0-0 1B			1	0	0	0	0	1	1		
Bob Allison, R OBP: 0.351, SLG: 0.463	(1,7) 4-0 HBP 1B G4-3-6 BB								(2) 0-0 K			3	1	1	0	2	2	1		
Rod Carew, L OBP: 0.345, SLG: 0.412	(1,4) 0-0 G4-3-6 HBP 1B								(2) 0-0 K			5	0	1	0	0	3	3		
Jerry Zimmerman, R OBP: 0.250, SLG: 0.184	(1,2) 1-0 G4-3-6 HBP								(3) 0-0 F7											
Sandy Valdesgino, L OBP: 0.235, SLG: 0.258	(11, PH) 1-2 2-3 HBP								(3) 0-0 1-3			3	0	0	0	0	1	2		
Hank Izkolder, R OBP: 0.333, SLG: 0.200	(11,2) 1-2 2-3 HBP								(3) 0-0 6-3			1	0	0	0	0	0	0		
Ted Uhlaender, L OBP: 0.268, SLG: 0.374	(1,8) 0-3 K								(2) 0-0 F7			4	0	1	0	0	1	4		
Jim Kaat, L OBP: 0.260, SLG: 0.295	(1,1) 0-0 G4-3-6								(3) 0-0 4-3			4	0	0	0	0	2	3		
Al Worthington, R ERA: 2.25	(9,1) 1-2 2-3 3-4								(3) 0-0 K			0	0	0	0	0	0	0		
Inning Stats	R: 0 H: 1 E: 0 K: 2 S: 8	H: 1 LOB: 1 BB: 0 P: 8	R: 1 H: 1 E: 0 K: 1 S: 5	H: 1 LOB: 1 BB: 1 P: 10	R: 0 H: 1 E: 0 K: 2 S: 8	H: 1 LOB: 1 BB: 0 P: 8	R: 0 H: 0 E: 0 K: 2 S: 7	H: 0 LOB: 1 BB: 1 P: 11	R: 0 H: 1 E: 0 K: 1 S: 6	H: 1 LOB: 1 BB: 0 P: 6	R: 0 H: 1 E: 0 K: 2 S: 8	H: 0 LOB: 1 BB: 0 P: 3	R: 0 H: 1 E: 0 K: 2 S: 8	H: 0 LOB: 1 BB: 0 P: 7	R: 0 H: 0 E: 0 K: 2 S: 7	H: 0 LOB: 0 BB: 0 P: 7	1B: 5 2B: 2 3B: 0 HR: 0	SF: 0 SAC: 0 DP: 1 HBP: 1	WP: 0 PB: 0 SB: 2 CS: 0	PA: 43
PITCHER	IP: 8.0 WLS: 3 BF: 33 H: 6 R: 1 ER: 1 SO: 13 BB: 3 IBB: 0 HBP: 1 BLK: 0 WP: 0 HR: 0 S: 55 P: 68 ERA: 1.12 WHIP: 1.125																			
Mickey Lolich, L ERA: 3.89	(1,1)																			
Fred Lasher, R ERA: 2.25	(9,1)																			

Minnesota Twins @ Detroit Tigers
Tiger Stadium, Detroit, MI
Tue Aug 22 1967, 7:05 PM EDT
Att: 40,921 - Unknown

AB 39
R 1
H 7
RBI 0
BB 3
SO 17
LOB 22




Batter	1	2	3	4	5	6	7	8	9	10	11	AB	R	H	RBI	BB	SO	LOB	BOTTOM			
Mickey Stanley, R OBP: 0.275, SLG: 0.322	(1,8) 0-0 5-3		(3) 0-0 1-3		(3) 0-0 F7			(3) 0-3 K		(3) 0-3 K		5	0	0	0	0	2	2				
Dick McAuliffe, L OBP: 0.372, SLG: 0.446	(1,4) 0-3 K											5	2	2	0	0	3	0				
Al Kaline, R OBP: 0.402, SLG: 0.580	(1,9) 0-0 F3											5	0	2	1	0	0	1				
Willie Horton, R OBP: 0.345, SLG: 0.509	(1,7) 0-0 1B											5	0	1	0	0	1	2				
Bill Freehan, R OBP: 0.392, SLG: 0.449	(1,3) 0-3 K											4	0	0	0	0	2	3				
Jim Pries, R OBP: 0.319, SLG: 0.357	(1,2) 0-0 F8											3	0	0	0	0	0	1				
Jerry Lumpe, L OBP: 0.268, SLG: 0.241	(9, PH) 0-0 F8											0	0	0	0	1	0	0				
Dick Tracewski, R OBP: 0.279, SLG: 0.281	(1,5) 0-0 F4											3	0	1	0	0	0	1				
Jim Northrup, L OBP: 0.330, SLG: 0.376	(9, PH) 0-0 F4											1	0	0	0	0	0	2				
Ray Oyler, R OBP: 0.278, SLG: 0.271	(1,6) 0-0 5-3											1	0	0	0	1	0	0				
Eddie Mathews, L OBP: 0.338, SLG: 0.391	(8, PH) 0-0 5-3											2	0	0	0	0	1	0				
Mickey Lolich, S ERA: 3.42	(1,1) 0-3 K											2	0	0	0	0	2	2				
Norm Cash, L OBP: 0.367, SLG: 0.428	(8, PH) 0-3 K											1	0	0	0	0	0	0				
Fred Lasher, R ERA: 3.48	(9,1) 0-3 K											1	0	0	0	0	0	0				
Inning Stats	R: 0 H: 0 E: 0 K: 1 S: 5	H: 0 LOB: 0 BB: 0 P: 5	R: 0 H: 1 E: 0 K: 1 S: 6	H: 1 LOB: 1 BB: 0 P: 6	R: 0 H: 0 E: 0 K: 1 S: 5	H: 0 LOB: 0 BB: 0 P: 5	R: 0 H: 1 E: 0 K: 2 S: 8	H: 1 LOB: 1 BB: 0 P: 8	R: 0 H: 0 E: 0 K: 1 S: 6	H: 0 LOB: 0 BB: 0 P: 3	R: 0 H: 0 E: 0 K: 2 S: 7	H: 0 LOB: 0 BB: 0 P: 7	R: 1 H: 2 E: 0 K: 1 S: 7	H: 2 LOB: 1 BB: 1 P: 11	R: 0 H: 0 E: 0 K: 1 S: 5	H: 0 LOB: 0 BB: 0 P: 5	R: 1 H: 1 E: 0 K: 0 S: 2	H: 1 LOB: 0 BB: 0 P: 2	1B: 4 2B: 1 3B: 1 HR: 0	SF: 0 SAC: 0 DP: 0 HBP: 0	WP: 1 PB: 0 SB: 0 CS: 0	PA: 40
PITCHER	IP: 8.0 WLS: 1 BF: 30 H: 5 R: 1 ER: 1 SO: 9 BB: 1 IBB: 0 HBP: 0 BLK: 0 WP: 0 HR: 0 S: 47 P: 51 ERA: 1.12 WHIP: 0.750																					
Jim Kaat, L ERA: 3.42	(1,1)																					
Al Worthington, R ERA: 3.48	(9,1)																					

Minnesota Twins @ Detroit Tigers
Tiger Stadium, Detroit, MI
Tue Aug 22 1967, 7:05 PM EDT
Att: 40,921 - Unknown


AB 38
R 2
H 6
RBI 1
BB 2
SO 11
LOB 14



Batter	1	2	3	4	5	6	7	8	9	AB	R	H	RBI	BB	SO	LOB	TOP			
Rod Carew, L OBP: 0.347, SLG: 0.413 (1, 4)	0-0 SH5-3 1B		0-0 4-3			0-0 6-3		0-0 1B	4 0 2 0 0 0 0											
Cesar Tovar R OBP: 0.341, SLG: 0.376 Rich Rollins, R OBP: 0.312, SLG: 0.333 (1, 5) (7, 5)	0-0 SH5-3 1-2		0-0 5-3			0-0 1B G6-4-3		0-0 1B	2 0 1 0 0 0 0 1 0 0 0 0 0 1											
Tony Oliva, L OBP: 0.322, SLG: 0.456 Frank Kostro, R OBP: 0.318, SLG: 0.250 (1, 9) (7, 9)	0-0 6-3 2-3			0-0 F6		0-0 G6-4-3 1-2		0-0 F8	3 0 0 0 0 0 2 1 0 0 0 0 0 1											
Bob Allison, R OBP: 0.294, SLG: 0.461 Sandy Valdespino, L OBP: 0.233, SLG: 0.250 (1, 7) (5, 7)	0-0 F8			0-0 E6 G6-4-3				0-0 F7	2 0 0 0 0 0 1 2 0 0 0 0 0 1											
Harmon Killebrew, R OBP: 0.399, SLG: 0.522 Rich Reese, L OBP: 0.258, SLG: 0.354 (1, 3) (7, 3)		0-3 K		0-0 G6-4-3 1-2				0-0 F8	3 0 0 0 0 0 1 0 0 0 0 0 0 0											
Ted Uhlhaender, L OBP: 0.286, SLG: 0.374 (1, 8)		0-0 1B			0-0 4-3			0-0 F9	3 0 1 0 0 0 0											
Zolo Versailles, R OBP: 0.294, SLG: 0.289 Jackie Hernandez, R OBP: 0.167, SLG: 0.167 (1, 6) (5, 6)		0-0 F7			4-0 BB 6-3			0-0 6-3	1 0 0 0 1 0 1 1 0 0 0 0 0 0								AB 29 R 0 H 4 RBI 0 BB 1 SO 3 LOB 11			
Jerry Zimmerman, R OBP: 0.249, SLG: 0.183 Russ Nixon, L OBP: 0.304, SLG: 0.301 (1, 2) (5, PH) (5, 2)		0-0 F4			0-0 6-3 1-2			0-3 K	1 0 0 0 0 0 1 2 0 0 0 0 1 1											
Jim Merritt, L OBP: 0.226, SLG: 0.211 Jim Ollom, R OBP: 0.200, SLG: 0.200 Jim Roland, R (1, 1) (3, 1) (4, 1)			0-0 5-3			0-0 4-3		0-3 K	1 0 0 0 0 0 0 0 0 0 0 0 0 0 2 0 0 0 0 1 1											
Inning Stats	R: 0 E: 0 K: 0 S: 4	H: 1 LOB: 1 BB: 0 P: 4	R: 0 E: 0 K: 1 S: 6	H: 1 LOB: 0 BB: 0 P: 6	R: 0 E: 0 K: 0 S: 3	H: 0 LOB: 0 BB: 0 P: 3	R: 0 E: 0 K: 0 S: 3	H: 0 LOB: 0 BB: 0 P: 3	R: 0 E: 0 K: 0 S: 3	H: 1 LOB: 0 BB: 0 P: 3	R: 0 E: 0 K: 0 S: 3	H: 0 LOB: 0 BB: 0 P: 3	R: 0 E: 0 K: 2 S: 7	H: 0 LOB: 0 BB: 0 P: 7	R: 0 E: 0 K: 0 S: 4	H: 1 LOB: 1 BB: 0 P: 4	1B: 4 2B: 0 3B: 0 HR: 0	SF: 0 SAC: 1 DP: 2 HBP: 0	WP: 0 PB: 0 SB: 0 CS: 0	PA: 31
PITCHER Joe Sparma, R ERA: 3.81 (1, 1)	IP: 9.0 WLS: W BF: 31 H: 4 R: 0 ER: 0 SO: 3 BB: 1 IBB: 0 HBP: 0 BLK: 0 WP: 0 HR: 0 S: 36 P: 40 ERA: 0.00 WHIP: 0.556															PITCHER	IP: WLS: BF: H: R: ER: SO: BB: IBB: HBP: BLK: WP: HR: S: P: ERA: WHIP:			

Minnesota Twins @ Detroit Tigers
Tiger Stadium, Detroit, MI
Wed Aug 23 1967, 7:05 PM EDT
Unknown

livebaseballscorecards.com

Batter	1	2	3	4	5	6	7	8	9	AB	R	H	RBI	BB	SO	LOB	BOTTOM			
Mickey Stanley, R OBP: 0.274, SLG: 0.319 (1, 8)	0-0 1B SF7		0-0 5-3		0-0 L4		0-0 5-3		5 1 1 0 0 0 3											
Dick McAuliffe, L OBP: 0.373, SLG: 0.445 Jerry Lumpe, L OBP: 0.266, SLG: 0.239 (1, 4) (6, 4)	0-0 1B BB	0-3 3H		4-0 BB 1B	0-0 4-3		0-3 K		3 1 1 0 1 1 2 1 0 0 0 0 1 0											
Al Kaline, R OBP: 0.403, SLG: 0.577 Lenny Green, L OBP: 0.277, SLG: 0.339 (1, 9) (6, 7)	4-0 SF7 1-2 PB BB	0-3 K		4-0 1B 1-2 4-3 BB	0-0 L4		0-3 K		2 2 0 0 2 1 2 1 0 0 0 0 1 0											
Willie Horton, R OBP: 0.351, SLG: 0.512 Jim Northrup, L OBP: 0.325, SLG: 0.374 (1, 7) (4, PR) (5, 7) (6, 9)	4-0 PB 1-2 2-3 BB		0-0 SH1-3 1B	0-0 4-3 E 1B		0-0 4-3		0-0 F8	2 1 2 1 1 0 0 2 1 0 0 0 0 0											
Bill Freehan, R OBP: 0.391, SLG: 0.450 (1, 3)	0-0 SF7 2-3 3H		0-0 SH1-3 1-2	0-0 1-3 1B		0-0 3B 2B		0-0 F8	3 1 1 1 0 0 2											
Jim Price, R OBP: 0.338, SLG: 0.356 (1, 2)	0-0 5-3 1-2 3H		4-0 1B 1B 4-3 IBB	4-0 E 4-3 BB		0-3 K		0-0 BB 1B 1B	3 2 1 0 2 1 2											
Dick Tracewski, R OBP: 0.315, SLG: 0.348 (1, 5)		0-0 SH5-3 E 1B	0-0 4-3 1B 1-2 2H	0-0 4-3 1B 1-2 2-3 3H		0-0 3B		0-0 BB 1B	5 1 4 3 0 0 2								AB 34 R 10 H 12 RBI 6 BB 8 SO 6 LOB 22			
Ray Oyler, R OBP: 0.285, SLG: 0.275 (1, 6)		0-0 SH5-3 1-2 1B	0-0 4-3 1B 1-2 2-3 3H	0-0 E6		4-0 BB		4-0 BB	3 0 2 0 2 0 0											
Joe Sparma, R OBP: 0.033, SLG: 0.017 (1, 1)		0-0 SH5-3 1-2 2-3	0-0 4-3 1B	0-0 4-3		0-0 1-3		0-3 K	4 0 0 1 0 1 9											
Inning Stats	R: 2 E: 0 K: 0 S: 4	H: 2 LOB: 1 BB: 2 P: 12	R: 1 E: 1 K: 2 S: 10	H: 2 LOB: 2 BB: 0 P: 10	R: 2 E: 0 K: 0 S: 6	H: 3 LOB: 2 BB: 1 P: 10	R: 4 E: 1 K: 0 S: 5	H: 1 LOB: 2 BB: 3 P: 17	R: 0 E: 0 K: 0 S: 3	H: 0 LOB: 0 BB: 0 P: 3	R: 1 E: 0 K: 1 S: 7	H: 2 LOB: 2 BB: 1 P: 11	R: 0 E: 0 K: 2 S: 7	H: 0 LOB: 0 BB: 0 P: 7	R: 0 E: 0 K: 1 S: 7	H: 2 LOB: 3 BB: 1 P: 11	1B: 10 2B: 1 3B: 1 HR: 0	SF: 1 SAC: 2 DP: 0 HBP: 0	WP: 0 PB: 1 SB: 1 CS: 0	PA: 45
PITCHER Jim Merritt, L ERA: 2.23 Jim Ollom, L ERA: 5.23 Jim Roland, L ERA: 3.14 (1, 1) (3, 1) (4, 1)	IP: 2.1 WLS: L BF: 17 H: 7 R: 5 ER: 3 SO: 2 BB: 2 IBB: 0 HBP: 0 BLK: 0 WP: 0 HR: 0 S: 18 P: 30 ERA: 11.57 WHIP: 3.857															PITCHER	IP: WLS: BF: H: R: ER: SO: BB: IBB: HBP: BLK: WP: HR: S: P: ERA: WHIP:			

Minnesota Twins @ Detroit Tigers
Tiger Stadium, Detroit, MI
Wed Aug 23 1967, 7:05 PM EDT
Unknown

livebaseballscorecards.com

Batter	1	2	3	4	5	6	7	8	9	AB	R	H	RBI	BB	SO	LOB	TOP			
Rod Carew, L OBP: 0.346, SLG: 0.411 (1, 4)	K		G3-6				F8			4	0	1	1	0	1	1	Minnesota Twins @ Detroit Tigers Tiger Stadium, Detroit, MI Wed Aug 23 1967, 7:05 PM EDT Att: 44,662 - Unknown AB 32 R 4 H 8 RBI 4 BB 2 SO 6 LOB 7			
Ted Uhlhaender, L OBP: 0.296, SLG: 0.372 (1, 8)	4-3			F6			1-3			4	0	1	0	0	0					
Cesar Tovar, R OBP: 0.339, SLG: 0.372 (1, 5)	K			5-3	F5			G2		4	0	0	0	0	1					
Tony Oliva, L OBP: 0.319, SLG: 0.451 (1, 9)		F8		4-3		F2		F5		4	0	0	0	0	0					
Harmon Killebrew, R OBP: 0.400, SLG: 0.528 (1, 3)		F7			HR	K		PB BB		3	1	1	1	1	0					
Bob Allison, R OBP: 0.350, SLG: 0.460 Sandy Valdespino, L OBP: 0.233, SLG: 0.250 (8, 7)		6-3			SH3-4 E 1B	1B BB		1-3		3	1	1	0	1	0					
Hank Izquierdo, R OBP: 0.444, SLG: 0.375 (1, 2)				SH2-4 1B	SH3-4			K		3	1	2	0	0	1					
Jackie Hernandez, R OBP: 0.133, SLG: 0.133 (1, 6)			SH2-4	5-3	K			4-3		3	0	0	0	0	1					
Jim Perry, S OBP: 0.233, SLG: 0.367 Jim Merritt, L OBP: 0.226, SLG: 0.211 Ron Kline, R (7, 1)				E9 WP 1B			6-3	K		3	1	2	2	0	0					
				G3-6 2H 1B						0	0	0	0	0	0					
Inning Stats	R: 0 E: 0 K: 2 S: 7	H: 0 LOB: 0 BB: 0 P: 7	R: 0 E: 0 K: 0 S: 3	H: 0 LOB: 0 BB: 3 P: 3	R: 1 E: 0 K: 0 S: 4	H: 2 LOB: 0 BB: 0 P: 4	R: 0 E: 0 K: 0 S: 3	H: 0 LOB: 0 BB: 0 P: 3	R: 3 E: 1 K: 0 S: 8	H: 5 LOB: 2 BB: 0 P: 8	R: 0 E: 0 K: 2 S: 8	H: 1 LOB: 2 BB: 1 P: 12	R: 0 E: 0 K: 0 S: 3	H: 0 LOB: 1 BB: 1 P: 7	R: 0 E: 0 K: 2 S: 7	H: 0 LOB: 0 BB: 0 P: 7	1B: 7 2B: 0 3B: 0 HR: 1	SF: 0 SAC: 2 DP: 1 HBP: 0	WP: 1 PB: 1 SB: 0 CS: 0	PA: 36
PITCHER	IP WLS BF H R ER SO BB IBB HBP BLK WP HR S P ERA WHIP																			
Dave Wicksham, R ERA: 2.91 (1, 1)	4.2 L 18 5 4 4 2 0 0 0 0 0 1 0 2 2 7.71 1.071																			
Fred Gladding, R ERA: 2.04 (5, 1)	0.0 2 2 0 0 0 0 0 0 0 0 0 0 2 2 ∞ ∞																			
Mike Marshall, R ERA: 1.76 (5, 1)	0.1 1 0 0 0 0 0 0 0 0 0 0 0 1 1 0.00 0.000																			
Pat Dobson, R ERA: 3.55 (6, 1)	2.0 8 1 0 0 2 1 0 0 0 0 0 0 11 15 0.00 1.000																			
Hank Aguirre, L ERA: 1.74 (8, 1)	2.0 7 0 0 0 2 1 0 0 0 0 0 0 10 14 0.00 0.500																			

Batter	1	2	3	4	5	6	7	8	9	AB	R	H	RBI	BB	SO	LOB	BOTTOM			
Lenny Green, L OBP: 0.282, SLG: 0.336 (1, 7)	F7		K						F9	4	1	1	0	1	1	1	Minnesota Twins @ Detroit Tigers Tiger Stadium, Detroit, MI Wed Aug 23 1967, 7:05 PM EDT Att: 44,662 - Unknown AB 35 R 3 H 9 RBI 3 BB 2 SO 5 LOB 16			
Dick McAuliffe, L OBP: 0.371, SLG: 0.442 (6, 6)	F9			4-3	F8				K	5	0	1	0	0	1					
Eddie Mathews, L OBP: 0.340, SLG: 0.390 (1, 5)	F7			F9						3	0	1	2	1	0					
Al Kaline, R OBP: 0.401, SLG: 0.573 (1, 9)		F6		L9					FC5-2	4	0	1	0	0	2					
Norm Cash, L OBP: 0.364, SLG: 0.424 (1, 3)		F6			F6	F8			K	4	0	0	0	0	1					
Jim Northrup, L OBP: 0.326, SLG: 0.373 (1, 8)		4-3							4-3	4	1	1	0	0	2					
Bill Freehan, R OBP: 0.390, SLG: 0.448 (1, 2)			F2						F8	4	0	1	0	0	1					
Ray Oyler, R OBP: 0.287, SLG: 0.277 Jerry Lumpe, L OBP: 0.237, SLG: 0.242 (6, 4)			SH3-4 1B		FC6-4 2B				F8	1	0	1	0	0	0					
			SH3-4							3	1	1	1	0	0					
			SH3-4						F7	0	0	0	0	0	0					
Inning Stats	R: 0 E: 0 K: 0 S: 3	H: 0 LOB: 0 BB: 0 P: 3	R: 0 E: 0 K: 1 S: 6	H: 1 LOB: 1 BB: 0 P: 6	R: 0 E: 0 K: 0 S: 3	H: 0 LOB: 0 BB: 0 P: 3	R: 1 E: 0 K: 0 S: 6	H: 3 LOB: 3 BB: 1 P: 10	R: 0 E: 0 K: 1 S: 6	H: 1 LOB: 2 BB: 1 P: 10	R: 2 E: 0 K: 2 S: 11	H: 4 LOB: 2 BB: 0 P: 11	R: 0 E: 0 K: 0 S: 3	H: 0 LOB: 0 BB: 0 P: 3	R: 0 E: 0 K: 1 S: 5	H: 0 LOB: 0 BB: 0 P: 5	1B: 8 2B: 1 3B: 0 HR: 0	SF: 0 SAC: 1 DP: 0 HBP: 0	WP: 0 PB: 0 SB: 0 CS: 0	PA: 38
PITCHER	IP WLS BF H R ER SO BB IBB HBP BLK WP HR S P ERA WHIP																			
Jim Perry, R ERA: 3.28 (7, 1)	6.1 W 29 8 3 3 3 2 0 0 0 0 0 0 33 41 4.26 1.579																			
Jim Merritt, L ERA: 2.23 (7, 1)	0.0 1 1 0 0 0 0 0 0 0 0 0 0 1 1 ∞ ∞																			
Ron Kline, R ERA: 3.56 (7, 1)	2.2 S 8 0 0 0 2 0 0 0 0 0 0 0 12 12 0.00 0.000																			

Batter	1	2	3	4	5	6	7	8	9	AB	R	H	RBI	BB	SO	LOB	TOP					
Lenny Green, L OBP: 0.268, SLG: 0.317 Mickey Stanley, R OBP: 0.272, SLG: 0.317	G3		F9		4-3		2H 1B		F9	5	0	1	1	0	0	0						
Norm Cash, L OBP: 0.397, SLG: 0.439	K		1B 2B 1B		HR		K			4	2	2	1	0	2	1						
Dick McAuliffe, L OBP: 0.372, SLG: 0.445	BB BB		1-2 2B 1B		F7		G3			3	1	1	0	1	0	1						
Al Kaline, R OBP: 0.402, SLG: 0.569	1-2 BB		1-2 1B 2B		L5				L6-3	3	1	1	2	1	0	0						
Eddie Mathews, L OBP: 0.342, SLG: 0.396	K		2H 1B				G3		F7	4	0	1	1	0	1	2						
Jim Northrup, L OBP: 0.324, SLG: 0.365			2H 1B		F7		K			4	0	1	0	0	1	1						
Bill Freehan, R OBP: 0.382, SLG: 0.445					F7		F7		1B	4	0	0	0	0	1	1						
Ray Oyler, R OBP: 0.283, SLG: 0.271					F5		F1		SH1-4 1B BB	3	1	0	0	1	1	0						
Earl Wilson, R OBP: 0.255, SLG: 0.314			K		K		SH1-4		F2	3	0	0	0	0	2	0						
Inning Stats	R: 0 H: 0 E: 0 K: 2 S: 7	H: 0 LOB: 2 BB: 2 P: 15	R: 0 H: 0 E: 0 K: 1 S: 5	H: 0 LOB: 0 BB: 0 P: 5	R: 3 H: 4 E: 0 K: 1 S: 9	H: 4 LOB: 1 BB: 0 P: 9	R: 0 H: 0 E: 0 K: 1 S: 5	H: 0 LOB: 0 BB: 0 P: 5	R: 1 H: 1 E: 0 K: 0 S: 4	H: 1 LOB: 0 BB: 0 P: 4	R: 0 H: 0 E: 0 K: 1 S: 5	H: 0 LOB: 0 BB: 0 P: 5	R: 1 H: 1 E: 0 K: 1 S: 6	H: 1 LOB: 1 BB: 1 P: 10	R: 0 H: 1 E: 0 K: 0 S: 4	H: 1 LOB: 1 BB: 0 P: 4	R: 0 H: 0 E: 0 K: 1 S: 5	H: 0 LOB: 0 BB: 0 P: 5	1B: 5 2B: 1 3B: 0 HR: 1	SF: 0 SAC: 1 DP: 0 HBP: 0	WP: 0 PB: 0 SB: 0 CS: 0	PA: 37
PITCHER	IP	WLS	BF	H	R	ER	SO	BB	IBB	HBP	BLK	WP	HR	S	P	ERA	WHIP					
Catfish Hunter, R ERA: 3.0	5.0	L	22	5	4	4	5	2	0	0	0	0	1	30	38	7.20	1.400					
Tony Pierce, L ERA: 3.38	2.0		8	1	1	1	2	1	0	0	0	0	0	11	15	4.50	1.000					
Jack Aker, R ERA: 4.09	2.0		7	1	0	0	1	0	0	0	0	0	0	9	9	0.00	0.500					

Detroit Tigers @ Kansas City Athletics
 Municipal Stadium, Kansas City, MO
 Sat Aug 26 1967, 4:33 AM EDT
 Att: 8,382 - Unknown


AB 33
R 5
H 7
RBI 5
BB 3
SO 8
LOB 6

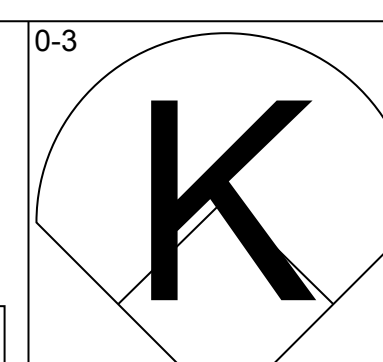
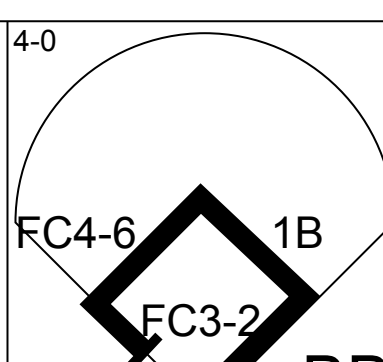
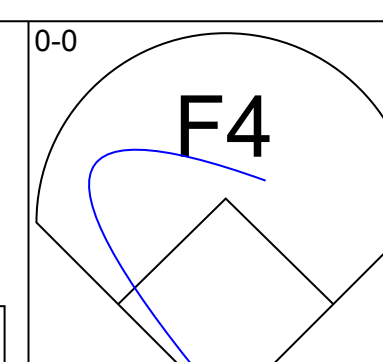
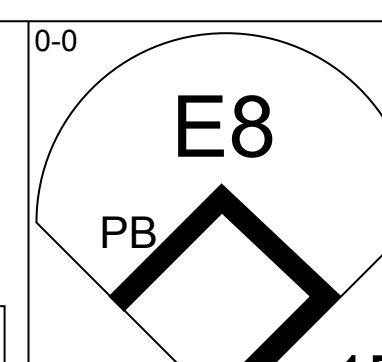
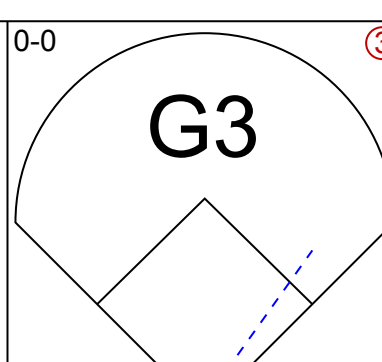
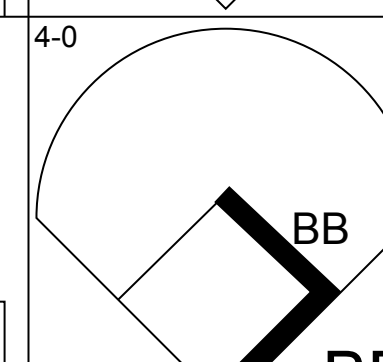
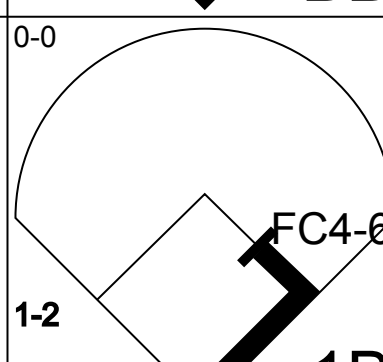
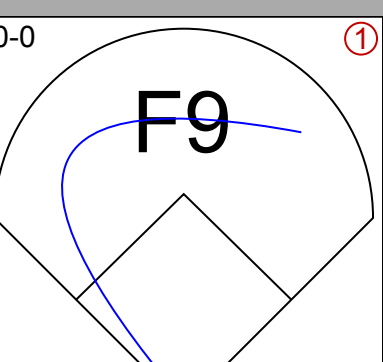
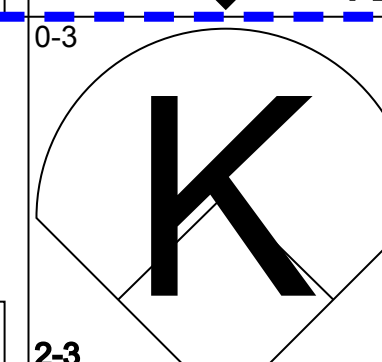
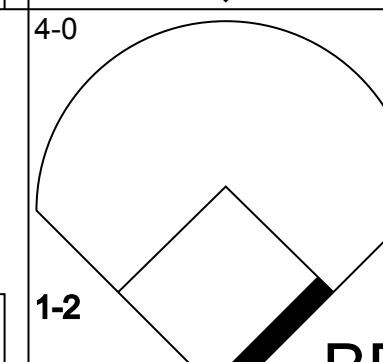
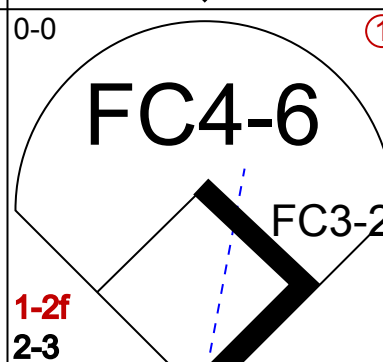
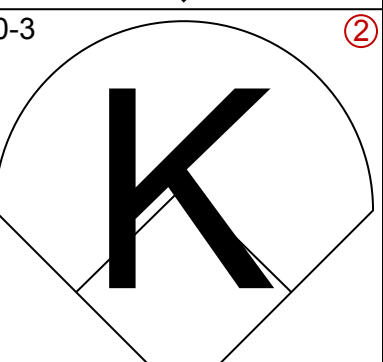
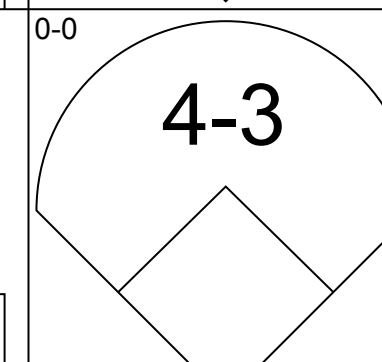
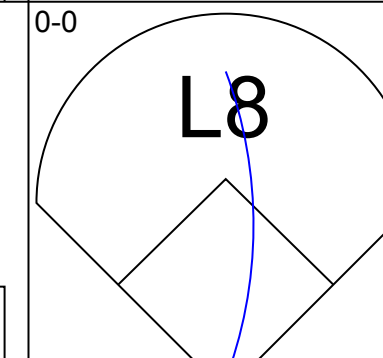
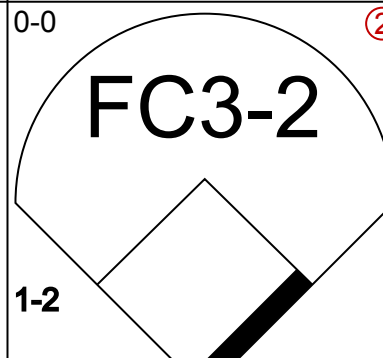
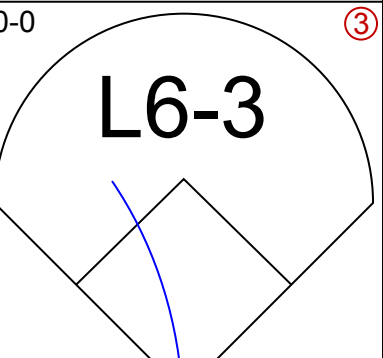
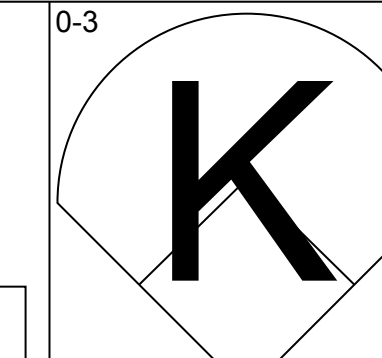
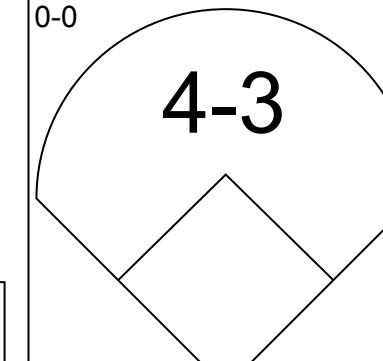
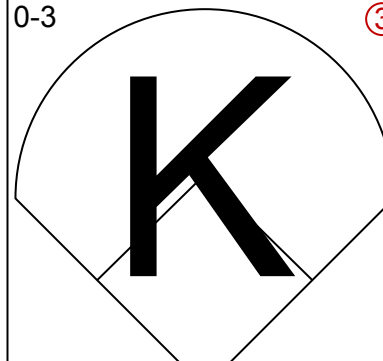
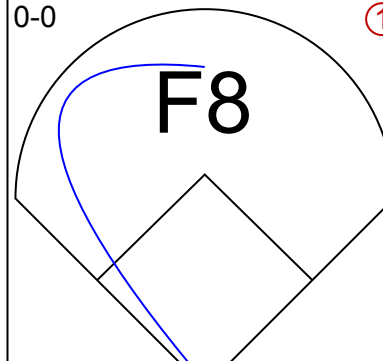
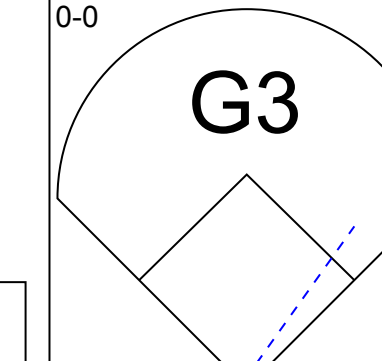
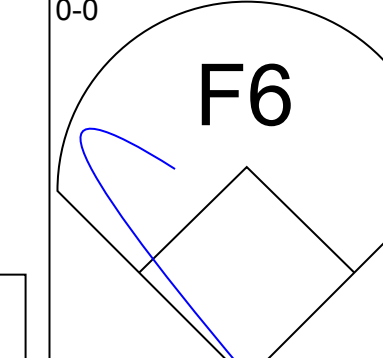
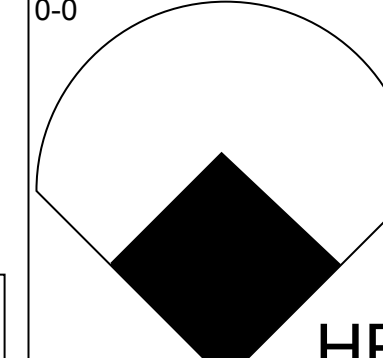
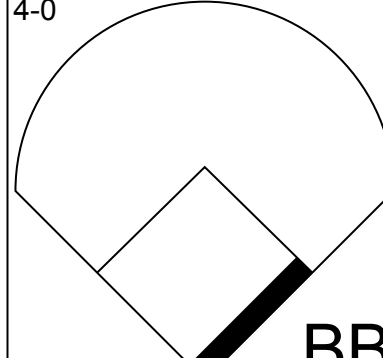
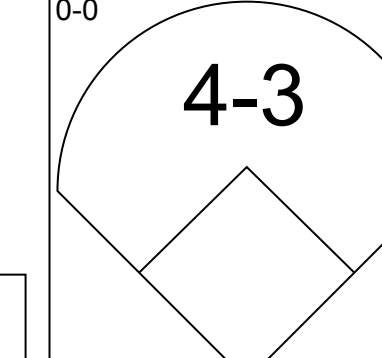
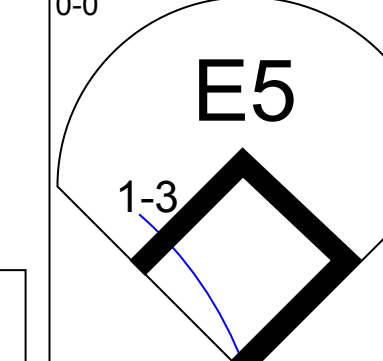
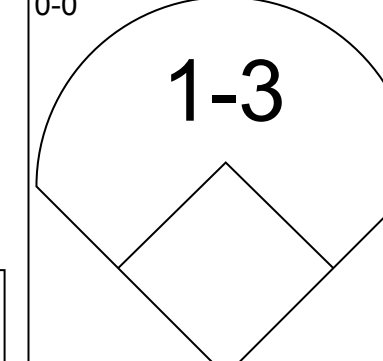
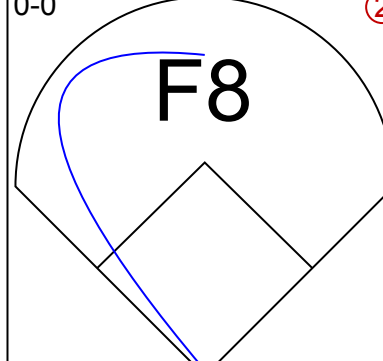
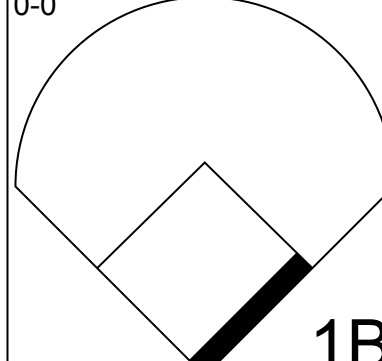
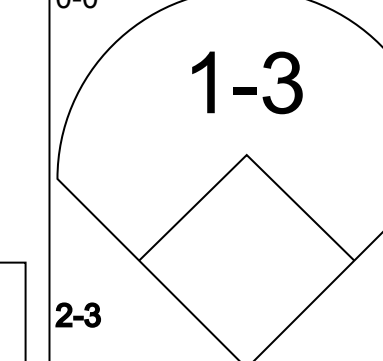
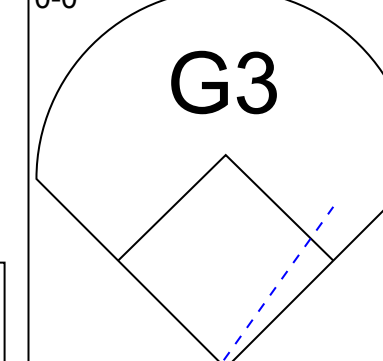
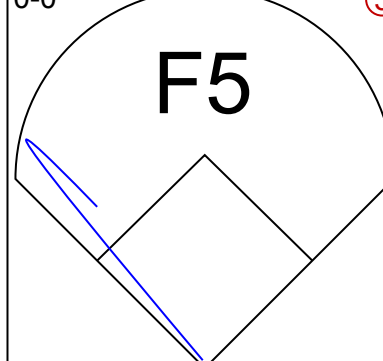
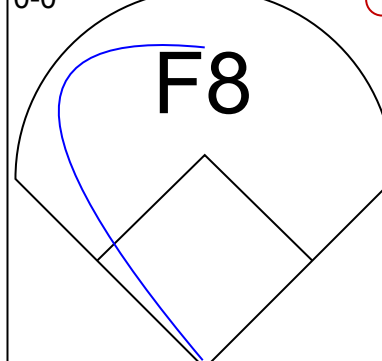
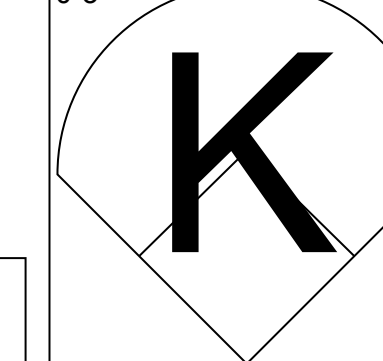
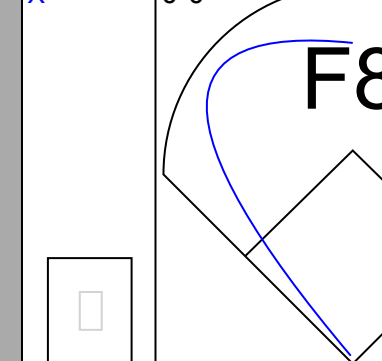
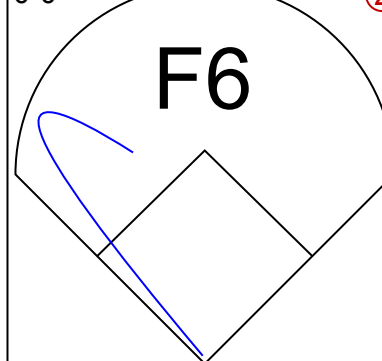


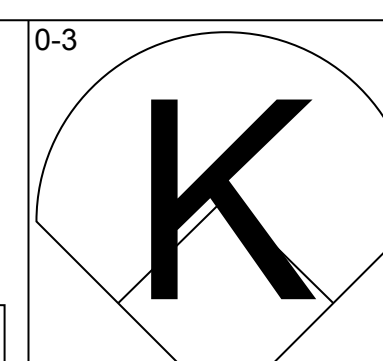
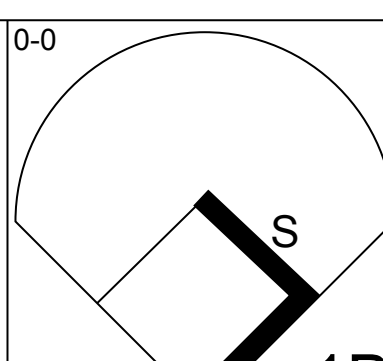
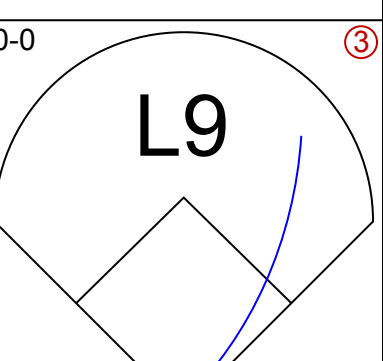
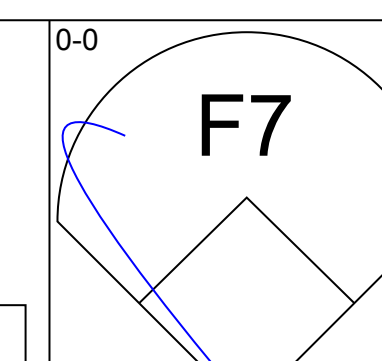

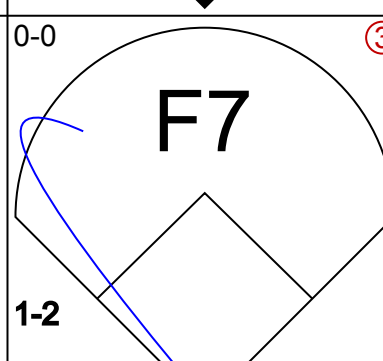
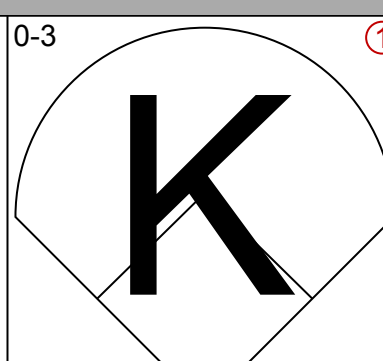
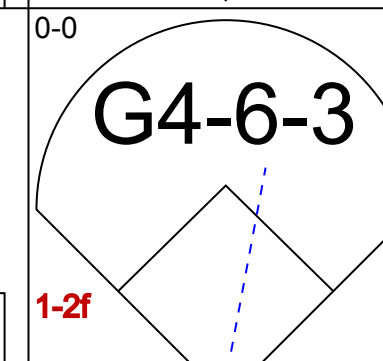
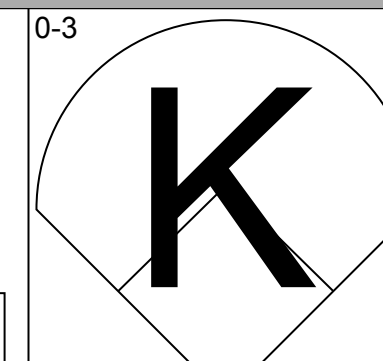
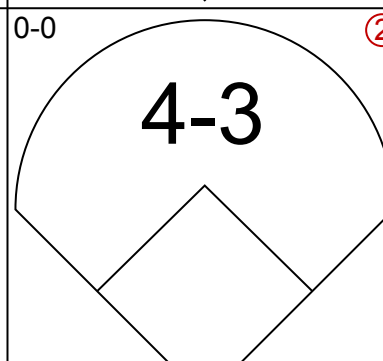

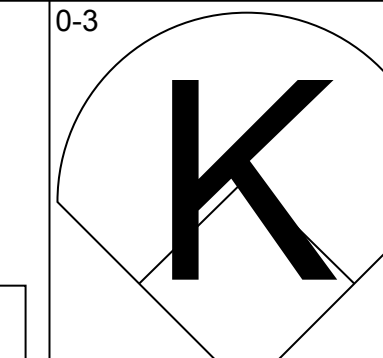
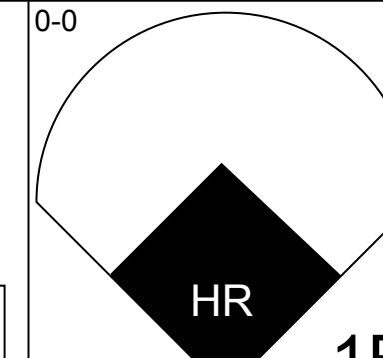
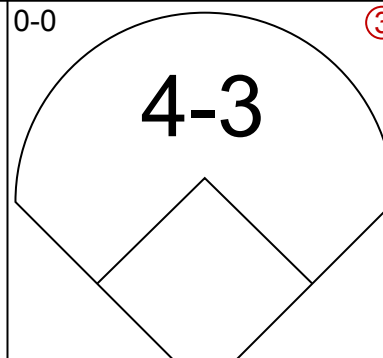
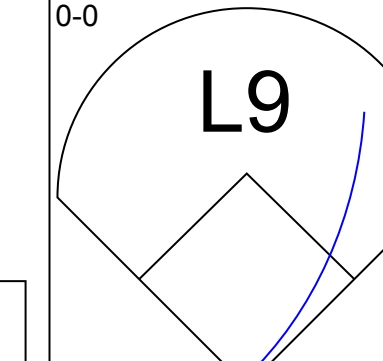
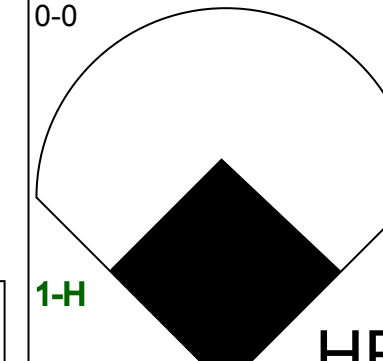
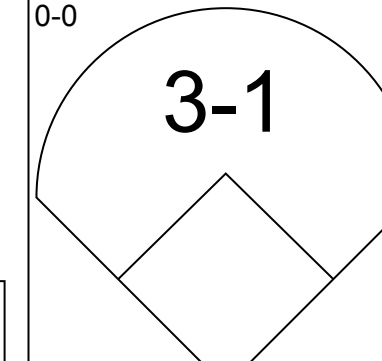
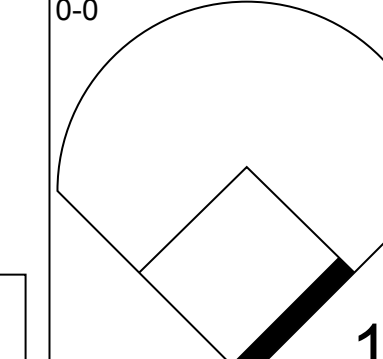
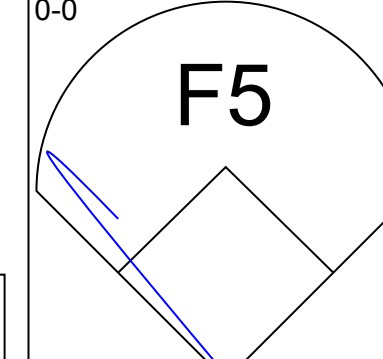
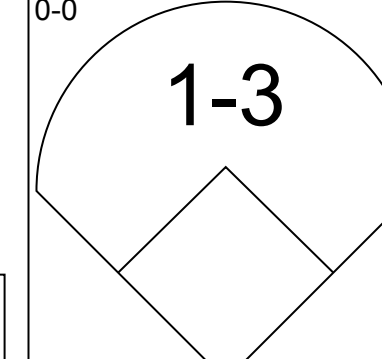
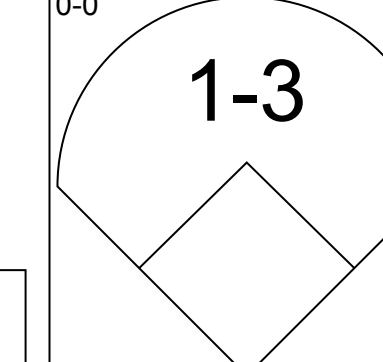
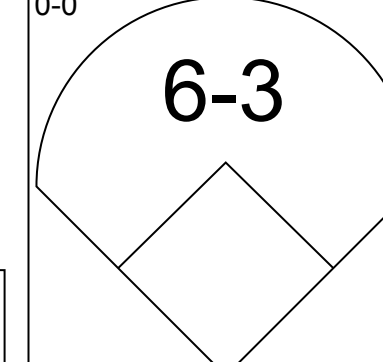
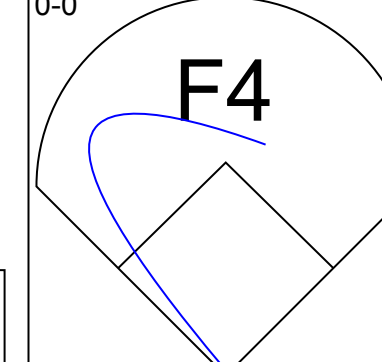
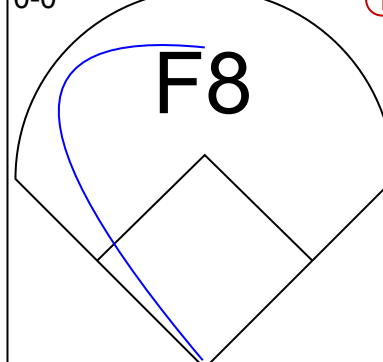
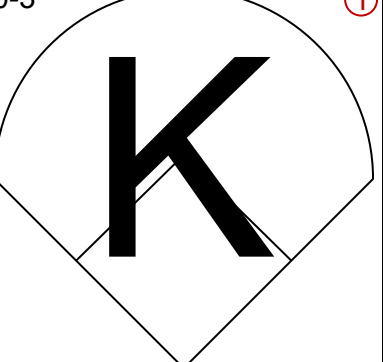
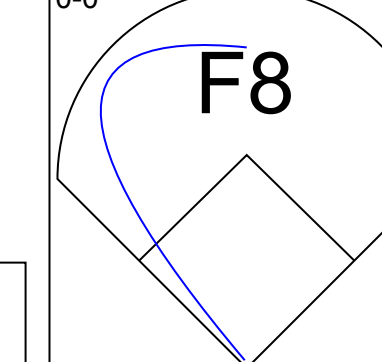
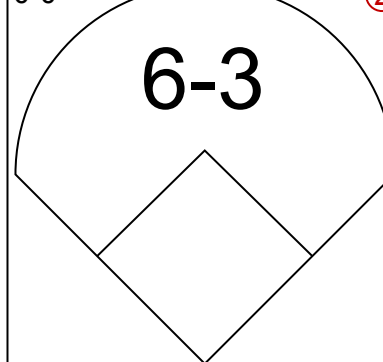
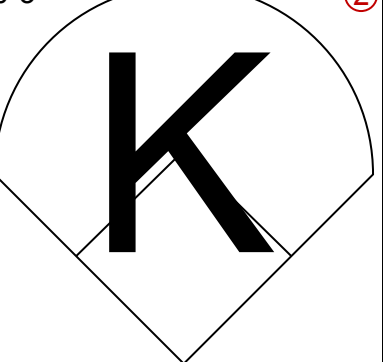
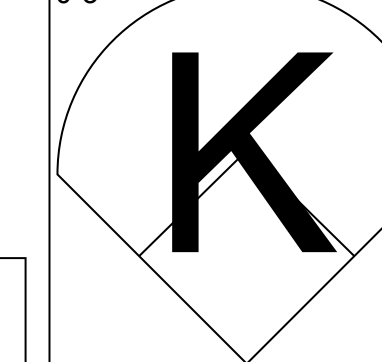
Batter	1	2	3	4	5	6	7	8	9	AB	R	H	RBI	BB	SO	LOB	BOTTOM					
Bert Campaneris, R OBP: 0.296, SLG: 0.321	F3		1-3							4	0	1	1	0	1	0						
John Donaldson, L OBP: 0.361, SLG: 0.359	1-3				6-3 2B				G3	4	0	2	1	0	0	0						
Jim Gosger, L OBP: 0.338, SLG: 0.350	F8				1-3 2H 1B					3	0	0	0	1	2	3						
Danny Cater, R OBP: 0.307, SLG: 0.336					6-3				F4	4	0	0	0	0	0	2						
Dick Green, R OBP: 0.266, SLG: 0.270					2-3				F4	4	0	0	0	0	3	2						
Ray Webster, L OBP: 0.323, SLG: 0.391										3	1	2	0	1	0	0						
Joe Nosssek, R OBP: 0.206, SLG: 0.239					1B BB				F7	4	1	1	0	0	0	2						
Phil Roof, R OBP: 0.285, SLG: 0.359					1-2 1B 1B				5-3	4	0	0	0	0	2	2						
Catfish Hunter, R OBP: 0.183, SLG: 0.310										1	0	0	0	0	1	0						
Tim Talton, L OBP: 0.340, SLG: 0.357										1	0	0	0	0	1	2						
Tony Pierce, R										0	0	0	0	0	0	0						
Ted Kubiak, S										1	0	0	0	0	0	0						
Jack Aker, R OBP: 0.143, SLG: 0.143										0	0	0	0	0	0	0						
Inning Stats	R: 0 H: 0 E: 0 K: 0 S: 3	H: 1 LOB: 1 BB: 0 P: 6	R: 0 H: 0 E: 0 K: 2 S: 7	H: 0 LOB: 0 BB: 0 P: 7	R: 0 H: 1 E: 0 K: 2 S: 8	H: 1 LOB: 1 BB: 0 P: 8	R: 2 H: 3 E: 0 K: 3 S: 12	H: 3 LOB: 2 BB: 1 P: 16	R: 0 H: 1 E: 0 K: 1 S: 6	H: 1 LOB: 1 BB: 0 P: 6	R: 0 H: 0 E: 0 K: 1 S: 5	H: 0 LOB: 0 BB: 0 P: 5	R: 0 H: 0 E: 0 K: 0 S: 3	H: 0 LOB: 1 BB: 1 P: 7	R: 0 H: 0 E: 0 K: 0 S: 3	H: 0 LOB: 0 BB: 0 P: 3	R: 0 H: 0 E: 0 K: 0 S: 3	H: 0 LOB: 0 BB: 0 P: 3	1B: 5 2B: 1 3B: 0 HR: 0	SF: 0 SAC: 0 DP: 0 HBP: 0	WP: 0 PB: 0 SB: 0 CS: 0	PA: 35
PITCHER	IP	WLS	BF	H	R	ER	SO	BB	IBB	HBP	BLK	WP	HR	S	P	ERA	WHIP					
Earl Wilson, R ERA: 3.42	9.0	W	35	6	2	2	10	2	0	0	0	0	0	53	61	2.00	0.889					

Detroit Tigers @ Kansas City Athletics
 Municipal Stadium, Kansas City, MO
 Sat Aug 26 1967, 4:33 AM EDT
 Att: 8,382 - Unknown

AB 33
R 2
H 6
RBI 2
BB 2
SO 10
LOB 13



Batter	1	2	3	4	5	6	7	8	9	AB	R	H	RBI	BB	SO	LOB	TOP					
Lenny Green, L (1, 7) OBP: 0.273, SLG: 0.315										4	0	1	0	1	1	2	Detroit Tigers @ Kansas City Athletics Municipal Stadium, Kansas City, MO Sun Aug 27 1967, 4:33 AM EDT Att: 8,955 - Unknown					
Norm Cash, L (1, 3) OBP: 0.366, SLG: 0.439										3	0	1	0	1	1	1						
Dick McAuliffe, L (1, 6) OBP: 0.371, SLG: 0.442										3	0	0	0	1	1	3						
Al Kaline, R (1, 9) OBP: 0.398, SLG: 0.563										4	0	0	0	0	1	4						
Eddie Mathews, L (1, 5) OBP: 0.339, SLG: 0.392										4	0	0	0	0	1	4						
Jim Northrup, L (1, 8) OBP: 0.325, SLG: 0.372										3	1	1	1	1	0	0						
Bill Freehan, R (1, 2) OBP: 0.381, SLG: 0.443										4	0	1	0	0	0	1						
Jerry Lumpe, L (1, 4) OBP: 0.259, SLG: 0.234 Mickey Stanley, R (9, PH) OBP: 0.271, SLG: 0.316										3	0	0	0	0	0	2						
Joe Sparma, R (1, 1) OBP: 0.048, SLG: 0.032 Jim Price, R (9, PH) OBP: 0.333, SLG: 0.351										3	0	1	0	0	1	1						
Inning Stats	R: 0 E: 0 K: 1 S: 5	H: 0 LOB: 2 BB: 2 P: 13	R: 0 E: 1 K: 1 S: 6	H: 0 LOB: 1 BB: 0 P: 6	R: 0 E: 0 K: 1 S: 6	H: 1 LOB: 2 BB: 1 P: 10	R: 1 E: 0 K: 0 S: 5	H: 2 LOB: 1 BB: 0 P: 5	R: 0 E: 0 K: 1 S: 3	H: 0 LOB: 0 BB: 1 P: 7	R: 0 E: 1 K: 1 S: 6	H: 1 LOB: 1 BB: 0 P: 6	R: 0 E: 0 K: 1 S: 5	H: 0 LOB: 0 BB: 0 P: 5	R: 0 E: 0 K: 0 S: 4	H: 1 LOB: 1 BB: 4 P: 4		1B: 4 2B: 0 3B: 0 HR: 1	SF: 0 SAC: 0 DP: 0 HBP: 0	WP: 0 PB: 1 SB: 0 CS: 0	PA: 37	
PITCHER	IP WLS BF H R ER SO BB IBB HBP BLK WP HR S P ERA WHIP																					
Roberto Rodriguez, R (1, 1) ERA: 2.08	6.1 W 28	4 1 1 4	4 0 0 0	0 0 0 0	0 1 32 48	1.42 1.263																
Paul Lindblad, L (7, 1) ERA: 3.7	2.2 S 9	1 0 0 2	0 0 0 0	0 0 0 0	0 0 13 13	0.00 0.375																

Batter	1	2	3	4	5	6	7	8	9	AB	R	H	RBI	BB	SO	LOB	BOTTOM					
Bert Campaneris, R (1, 6) OBP: 0.296, SLG: 0.320										4	0	1	0	0	1	0	Detroit Tigers @ Kansas City Athletics Municipal Stadium, Kansas City, MO Sun Aug 27 1967, 4:33 AM EDT Att: 8,955 - Unknown					
John Donaldson, L (1, 4) OBP: 0.361, SLG: 0.359										3	0	1	0	0	1	1						
Rick Monday, L (1, 8) OBP: 0.319, SLG: 0.427										3	0	0	0	0	1	1						
Danny Cater, R (1, 7) OBP: 0.307, SLG: 0.336										3	1	1	0	0	1	0						
Ray Webster, L (1, 3) OBP: 0.323, SLG: 0.401										3	1	1	2	0	0	0						
Jim Gosger, L (1, 9) OBP: 0.338, SLG: 0.349										3	0	1	0	0	0	0						
Dick Green, R (1, 5) OBP: 0.284, SLG: 0.267										3	0	0	0	0	0	1						
Phil Roof, R (1, 2) OBP: 0.282, SLG: 0.355										3	0	0	0	0	1	0						
Roberto Rodriguez, R (1, 1) Paul Lindblad, L (7, 1) OBP: 0.212, SLG: 0.333										2	0	0	0	0	1	0						
Inning Stats	R: 0 E: 0 K: 1 S: 5	H: 1 LOB: 0 BB: 0 P: 5	R: 0 E: 0 K: 1 S: 6	H: 1 LOB: 1 BB: 0 P: 6	R: 0 E: 0 K: 0 S: 4	H: 1 LOB: 1 BB: 0 P: 4	R: 2 E: 0 K: 1 S: 7	H: 2 LOB: 0 BB: 0 P: 7	R: 0 E: 0 K: 2 S: 7	H: 0 LOB: 0 BB: 0 P: 7	R: 0 E: 0 K: 1 S: 5	H: 0 LOB: 0 BB: 0 P: 5	R: 0 E: 0 K: 0 S: 3	H: 0 LOB: 0 BB: 0 P: 3	R: 0 E: 0 K: 1 S: 5	H: 0 LOB: 0 BB: 0 P: 5		1B: 4 2B: 0 3B: 0 HR: 1	SF: 0 SAC: 0 DP: 1 HBP: 0	WP: 0 PB: 0 SB: 1 CS: 0	PA: 28	
PITCHER	IP WLS BF H R ER SO BB IBB HBP BLK WP HR S P ERA WHIP																					
Joe Sparma, R (1, 1) ERA: 3.74	8.0 L 28	5 2 2 7	0 0 0 0	0 0 0 0	0 1 42 42	2.25 0.625																

Batter	1	2	3	4	5	6	7	8	9	AB	R	H	RBI	BB	SO	LOB	TOP										
Lenny Green, L OBP: 0.285, SLG: 0.333										5	2	3	4	0	1	2											
Norm Cash, L OBP: 0.371, SLG: 0.441										2	0	1	2	1	0	0											
Mickey Stanley, R OBP: 0.270, SLG: 0.315										1	0	0	0	0	0	1											
Dick McAuliffe, L OBP: 0.369, SLG: 0.439										5	0	1	1	0	1	3											
Al Kaline, R OBP: 0.397, SLG: 0.558										3	0	0	0	1	0	2											
Dick Tracewski, R OBP: 0.311, SLG: 0.343										1	0	0	0	0	1	0											
Eddie Mathews, L OBP: 0.337, SLG: 0.389										5	1	1	0	0	3	3											
Jim Northrup, L OBP: 0.326, SLG: 0.373										4	3	2	0	1	0	0											
Bill Freehan, R OBP: 0.383, SLG: 0.450										5	2	3	3	0	0	0											
Ray Oyler, R OBP: 0.285, SLG: 0.273										4	2	2	0	0	1	2											
Mickey Lolich, S OBP: 0.250, SLG: 0.182										4	0	1	0	0	3	5											
Inning Stats	R: 0 E: 0 K: 1 S: 5	H: 1 LOB: 1 BB: 1 P: 9	R: 4 E: 0 K: 2 S: 11	H: 4 LOB: 1 BB: 1 P: 15	R: 0 E: 0 K: 1 S: 5	H: 0 LOB: 0 BB: 0 P: 5	R: 2 E: 0 K: 0 S: 6	H: 3 LOB: 3 BB: 1 P: 11	R: 1 E: 1 K: 2 S: 9	H: 2 LOB: 1 BB: 0 P: 9	R: 0 E: 0 K: 0 S: 3	H: 0 LOB: 0 BB: 0 P: 3	R: 3 E: 0 K: 2 S: 11	H: 4 LOB: 1 BB: 0 P: 11	R: 0 E: 0 K: 0 S: 7	H: 0 LOB: 0 BB: 0 P: 7	R: 0 E: 0 K: 0 S: 3	H: 0 LOB: 0 BB: 0 P: 3	1B: 10 2B: 5 3B: 0 HR: 0	SF: 0 SAC: 1 DP: 1 HBP: 1	WP: 1 PB: 0 SB: 0 CS: 0	PA: 44					
PITCHER	IP	WLS	BF	H	R	ER	SO	BB	IBB	HBP	BLK	WP	HR	S	P	ERA	WHIP										
Jack Hamilton, R ERA: 3.42	(1.1)	1.2	L	10	4	4	3	2	0	0	0	1	0	14	22	21.60	3.600										
Jim Weaver, L ERA: 5.0	(2.1)	2.1		13	4	2	2	1	0	1	1	0	0	13	18	7.71	1.714										
Jim Coates, R ERA: 4.66	(5.1)	2.0		8	2	1	1	2	0	0	0	0	0	12	12	4.50	1.000										
Pete Cimino, R ERA: 3.51	(7.1)	2.0		10	4	3	3	4	0	0	0	0	0	18	18	13.50	2.000										
Bill Kelso, R ERA: 3.21	(9.1)	1.0		3	0	0	0	0	0	0	0	0	0	3	3	0.00	0.000										

Detroit Tigers @ California Angels
Anaheim Stadium, Anaheim, CA
Mon Aug 28 1967, 10:05 PM EDT
Att: 14,877 - Unknown

AB 39
R 10
H 14
RBI 10
BB 3
SO 10
LOB 18



Batter	1	2	3	4	5	6	7	8	9	AB	R	H	RBI	BB	SO	LOB	BOTTOM										
Jose Cardenal, R OBP: 0.268, SLG: 0.344										3	0	0	0	0	1	1											
Pete Cimino, R OBP: 0.417, SLG: 0.417										2	0	2	0	1	0	0											
Tom Saltriano, L OBP: 0.317, SLG: 0.331										1	0	0	0	0	0	0											
Jim Fregosi, R OBP: 0.361, SLG: 0.407										4	0	0	0	0	1	2											
Roger Repoz, L OBP: 0.329, SLG: 0.419										4	0	0	0	0	1	2											
Bubba Morton, R OBP: 0.418, SLG: 0.414										4	0	2	0	0	1	2											
Rick Reichardt, R OBP: 0.305, SLG: 0.374										4	0	0	0	0	1	2											
Bill Skowron, R OBP: 0.267, SLG: 0.273										4	0	0	0	0	0	1											
Hawk Taylor, R OBP: 0.339, SLG: 0.446										3	0	1	0	0	0	0											
Woodie Held, R OBP: 0.294, SLG: 0.342										3	0	0	0	0	0	1											
Bobby Knoop, R OBP: 0.313, SLG: 0.368										2	0	0	0	1	1	0											
Bill Kelso, R OBP: 0.067, SLG: 0.067										0	0	0	0	0	0	0											
Jack Hamilton, R OBP: 0.118, SLG: 0.206										0	0	0	0	0	0	0											
Jim Weaver, L										1	0	0	0	0	1	0											
Jim Coates, R OBP: 0.333, SLG: 0.667										0	0	0	0	0	0	0											
Johnny Werhas, R OBP: 0.267, SLG: 0.293										2	0	0	0	0	1	1											
Inning Stats	R: 0 E: 0 K: 1 S: 6	H: 1 LOB: 0 BB: 0 P: 6	R: 0 E: 0 K: 0 S: 3	H: 0 LOB: 0 BB: 0 P: 3	R: 0 E: 0 K: 2 S: 7	H: 0 LOB: 0 BB: 0 P: 7	R: 0 E: 0 K: 0 S: 3	H: 1 LOB: 0 BB: 0 P: 3	R: 0 E: 0 K: 0 S: 3	H: 0 LOB: 0 BB: 0 P: 3	R: 0 E: 0 K: 1 S: 5	H: 1 LOB: 2 BB: 2 P: 13	R: 0 E: 0 K: 1 S: 6	H: 1 LOB: 1 BB: 0 P: 6	R: 0 E: 0 K: 1 S: 5	H: 0 LOB: 0 BB: 0 P: 5	R: 0 E: 0 K: 0 S: 4	H: 1 LOB: 1 BB: 0 P: 4	1B: 4 2B: 1 3B: 0 HR: 0	SF: 0 SAC: 0 DP: 1 HBP: 0	WP: 0 PB: 0 SB: 0 CS: 0	PA: 32					
PITCHER	IP	WLS	BF	H	R	ER	SO	BB	IBB	HBP	BLK	WP	HR	S	P	ERA	WHIP										
Mickey Lolich, L ERA: 3.85	(1.1)	9.0	W	32	5	0	0	6	2	0	0	0	0	42	50	0.00	0.778										

Detroit Tigers @ California Angels
Anaheim Stadium, Anaheim, CA
Mon Aug 28 1967, 10:05 PM EDT
Att: 14,877 - Unknown

AB 30
R 0
H 5
RBI 0
BB 2
SO 6
LOB 8




Batter	1	2	3	4	5	6	7	8	9	AB	R	H	RBI	BB	SO	LOB	TOP					
Mickey Stanley, R OBP: 0.272, SLG: 0.314 (1, 8)	E6 WP BB		6-3	E BB 1-2		6-3				4	0	1	0	1	0	0	Detroit Tigers @ California Angels Anaheim Stadium, Anaheim, CA Tue Aug 29 1967, 10:05 PM EDT Unknown livebaseballscorecards.com					
Dick McAuliffe, L OBP: 0.369, SLG: 0.445 (1, 4)	F9		HR	E BB 1-3 2-H		6-3	F3			5	1	2	2	0	0	3						
Al Kaline, R OBP: 0.399, SLG: 0.555 (1, 9)	WP BB 1-2		1B FC6-4 BB	L9		2B BB		K		2	2	0	0	3	1	2						
Willie Horton, R OBP: 0.355, SLG: 0.525 Jim Northrup, L OBP: 0.326, SLG: 0.373 (8, 7)	K		FC6-4 1B		F9	2B		6-3		5	0	2	1	0	1	2						
Bill Freehan, R OBP: 0.387, SLG: 0.451 (1, 3)	1-2 2-3 IBB		FC6-4 1-2 3-H		E BB 1B			FC4-6 1B		3	0	2	1	2	0	1						
Jim Price, R OBP: 0.325, SLG: 0.342 (1, 2)	F7		F7		E6 1-3 1B			FC4-6 1-2		5	0	1	0	0	0	7						
Dick Tracewski, R OBP: 0.304, SLG: 0.324 (1, 5)		G6-4-3 BB		F7		K		F9		4	0	0	0	1	1	2						
Ray Oyler, R OBP: 0.289, SLG: 0.274 (1, 6)	F8			E BB BB				F4		3	1	1	0	2	0	1						
Denny McLain, R OBP: 0.133, SLG: 0.111 (1, 1)		G6-4-3 1-2		K		K		F9		5	0	0	0	0	2	6						
Inning Stats	R: 0 E: 1 K: 1 S: 6	H: 0 LOB: 3 BB: 2 P: 14	R: 0 E: 0 K: 0 S: 2	H: 0 LOB: 0 BB: 1 P: 6	R: 2 E: 0 K: 0 S: 5	H: 2 LOB: 1 BB: 1 P: 9	R: 1 E: 1 K: 1 S: 6	H: 1 LOB: 2 BB: 2 P: 14	R: 0 E: 1 K: 2 S: 9	H: 2 LOB: 3 BB: 1 P: 13	R: 1 E: 0 K: 0 S: 4	H: 1 LOB: 2 BB: 0 P: 12	R: 0 E: 0 K: 0 S: 5	H: 2 LOB: 2 BB: 0 P: 5	R: 0 E: 0 K: 1 S: 6	H: 1 LOB: 1 BB: 0 P: 6		R: 0 E: 0 K: 0 S: 3	H: 0 LOB: 0 BB: 0 P: 3	1B: 7 2B: 1 3B: 0 HR: 1	SF: 0 SAC: 0 DP: 1 HBP: 0	WP: 1 PB: 0 SB: 0 CS: 0
PITCHER	IP WLS BF H R ER SO BB IBB HBP BLK WP HR S P ERA WHIP	IP WLS BF H R ER SO BB IBB HBP BLK WP HR S P ERA WHIP																				
George Brunet, L ERA: 3.42 (1, 1)	3.2 L 20 3 3 3 2 5 1 0 0 1 1 18 42 7.36 2.182																					
Bill Kelso, R ERA: 3.2 (4, 1)	0.1 1 0 0 0 0 0 0 0 0 0 0 0 1 1 0.00 0.000																					
Curt Simmons, L ERA: 4.74 Jack Hamilton, R ERA: 3.37 (5, 1)	3.0 17 5 1 1 2 1 2 0 0 0 0 0 18 30 3.00 2.000																					
Jack Hamilton, R ERA: 3.37 (8, 1)	2.0 7 1 0 0 1 0 0 0 0 0 0 0 9 9 0.00 0.500																					

Batter	1	2	3	4	5	6	7	8	9	AB	R	H	RBI	BB	SO	LOB	BOTTOM			
Roger Repoz, L OBP: 0.328, SLG: 0.415 (1, 8)	FC9-6 1B		F3		L3			F8		4	0	1	0	0	0	0	Detroit Tigers @ California Angels Anaheim Stadium, Anaheim, CA Tue Aug 29 1967, 10:05 PM EDT Unknown livebaseballscorecards.com			
Jim Fregosi, R OBP: 0.358, SLG: 0.403 (1, 6)	FC9-6 1-2		F4		F5			3-1		4	0	0	0	0	0	1				
Jimmie Hall, L OBP: 0.320, SLG: 0.432 (1, 9)	F8			E4 BB 2B	L3			F5		4	1	0	0	0	0	1				
Don Mincher, L OBP: 0.373, SLG: 0.491 (1, 3)	4-3			2B SF9 BB		F5		L9		3	1	0	0	1	0	1				
Rick Reichardt, R OBP: 0.306, SLG: 0.376 (1, 7)		F7				6-3		1B HBP		3	0	1	1	0	0	0				
Tom Satriano, L OBP: 0.315, SLG: 0.326 (1, 5)		K			BB	F7		F7		3	0	0	0	1	1	1				
Buck Rodgers, S OBP: 0.278, SLG: 0.297 Johnny Werhas, R OBP: 0.267, SLG: 0.293 (9, PR)					SF9					2	0	1	1	1	1	0				
Bobby Knoop, R OBP: 0.310, SLG: 0.365 (1, 4)		FC6-4 1-2			3-H 0-3			1B		4	0	0	0	0	1	5				
George Brunet, R OBP: 0.278, SLG: 0.297 Bill Kelso, R OBP: 0.267, SLG: 0.293 Moose Sharding, L OBP: 0.267, SLG: 0.293 Curt Simmons, L OBP: 0.326, SLG: 0.373 Bill Skowron, R OBP: 0.364, SLG: 0.470 Jack Hamilton, R OBP: 0.118, SLG: 0.226 (1, 1)										1	0	0	0	0	1	0				
Inning Stats	R: 0 E: 0 K: 0 S: 4	H: 1 LOB: 1 BB: 0 P: 4	R: 0 E: 0 K: 1 S: 5	H: 0 LOB: 1 BB: 1 P: 9	R: 0 E: 0 K: 1 S: 5	H: 0 LOB: 0 BB: 0 P: 5	R: 2 E: 1 K: 2 S: 9	H: 1 LOB: 2 BB: 2 P: 17	R: 0 E: 0 K: 0 S: 3	H: 0 LOB: 0 BB: 0 P: 3	R: 0 E: 0 K: 1 S: 5	H: 0 LOB: 0 BB: 0 P: 5	R: 0 E: 0 K: 0 S: 3	H: 0 LOB: 0 BB: 0 P: 3	R: 0 E: 0 K: 0 S: 4	H: 1 LOB: 2 BB: 0 P: 5		1B: 2 2B: 1 3B: 0 HR: 0	SF: 1 SAC: 0 DP: 0 HBP: 1	WP: 0 PB: 0 SB: 0 CS: 0
PITCHER	IP WLS BF H R ER SO BB IBB HBP BLK WP HR S P ERA WHIP	IP WLS BF H R ER SO BB IBB HBP BLK WP HR S P ERA WHIP																		
Denny McLain, R ERA: 3.46 (1, 1)	9.0 W 35 3 2 1 5 3 0 1 0 0 0 41 54 1.00 0.667																			

Batter	1	2	3	4	5	6	7	8	9	AB	R	H	RBI	BB	SO	LOB	TOP					
Lenny Green, L OBP: 0.284, SLG: 0.326 (1, 7)	E1 G4-6-3			4-3		4-0 BB		6-3		3	0	0	0	1	0	1						
Norm Cash, L OBP: 0.370, SLG: 0.439 (1, 3)	G4-6-3			4-3		4-0			1B SH1-4 4-3 1B	4	1	1	0	0	0	3						
Dick McAuliffe, L OBP: 0.367, SLG: 0.442 (1, 4)	3-1			F4			F9		SH1-4 1-2	3	0	0	0	0	0	0						
Eddie Mathews, L OBP: 0.336, SLG: 0.387 (1, 5)		G3			F7		F3		4-3 1B	4	0	1	0	0	0	0						
Bill Freehan, R OBP: 0.386, SLG: 0.457 (1, 2)		F8			F8		HR		4-3 1B	4	1	1	2	0	0	1						
Jim Northrup, L OBP: 0.326, SLG: 0.371 (1, 9)		G3			K		3-1		3-H 4-0 FC6 IBB	3	0	0	0	1	1	0						
Mickey Stanley, R OBP: 0.268, SLG: 0.309 (1, 8)			F8			6-3		6-3	FC6 1-2	4	0	0	0	0	0	2						
Ray Oyler, R OBP: 0.292, SLG: 0.275 (1, 6)			K			4-0 PB BB			SH2-4 1B	2	0	1	0	1	1	0						
John Hiller, R OBP: 0.200, SLG: 0.111 Fred Lasher, R (9, 1)			K			4-0 1-2			SH2-4	2	0	0	0	0	2	1						
Inning Stats	R: 0 E: 1 K: 0 S: 3	H: 0 LOB: 0 BB: 0 P: 3	R: 0 E: 0 K: 0 S: 3	H: 0 LOB: 0 BB: 0 P: 3	R: 0 E: 0 K: 2 S: 7	H: 0 LOB: 0 BB: 0 P: 7	R: 0 E: 0 K: 0 S: 3	H: 0 LOB: 0 BB: 0 P: 3	R: 0 E: 0 K: 1 S: 5	H: 0 LOB: 0 BB: 0 P: 5	R: 1 E: 0 K: 0 S: 4	H: 1 LOB: 0 BB: 0 P: 4	R: 0 E: 0 K: 0 S: 4	H: 1 LOB: 1 BB: 0 P: 4	R: 1 E: 0 K: 0 S: 5	H: 2 LOB: 2 BB: 1 P: 9	1B: 3 2B: 0 3B: 0 HR: 1	SF: 0 SAC: 2 DP: 1 HBP: 0	WP: 0 PB: 1 SB: 0 CS: 0	PA: 34		
PITCHER	IP	WLS	BF	H	R	ER	SO	BB	IBB	HBP	BLK	WP	HR	S	P	ERA	WHIP					
Rickey Clark, R ERA: 2.62 Minnie Rojas, R ERA: 2.49	(1, 1)	8.0	L	28	2	1	1	4	2	0	0	0	0	1	34	42	1.12	0.500				
	(9, 1)	1.0	S	6	2	1	1	0	0	1	0	0	0	0	5	9	9.00	2.000				

Detroit Tigers @ California Angels
Anaheim Stadium, Anaheim, CA
Tue Aug 29 1967, 10:05 PM EDT
Att: 19,178 - Unknown


AB 29
R 2
H 4
RBI 2
BB 3
SO 4
LOB 8

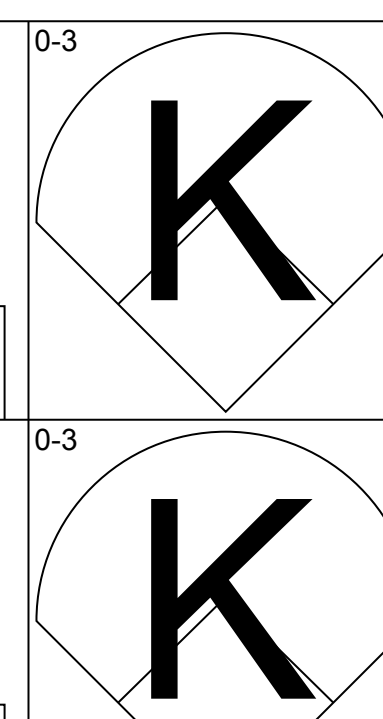
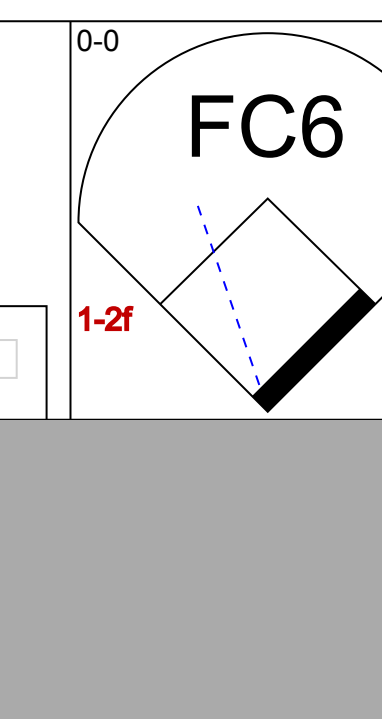
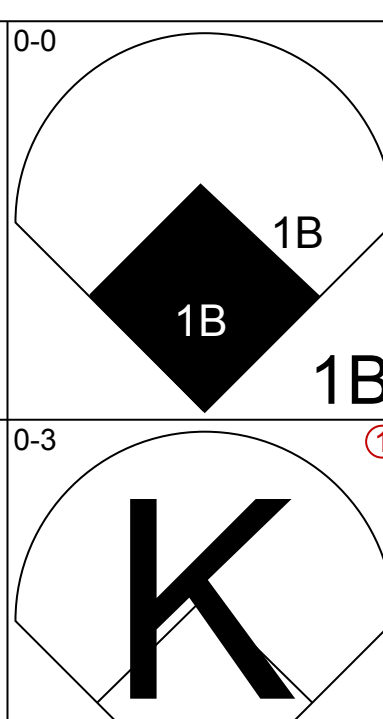
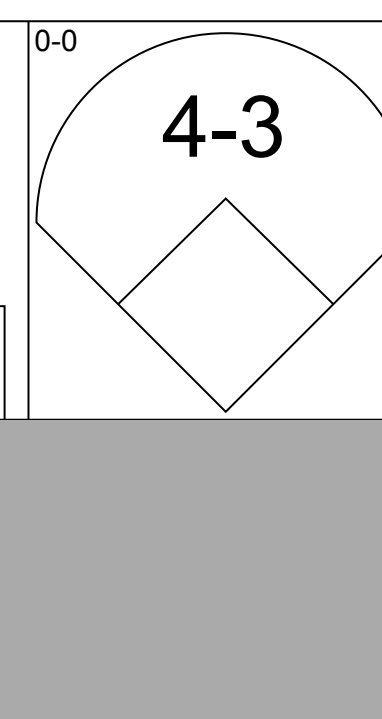
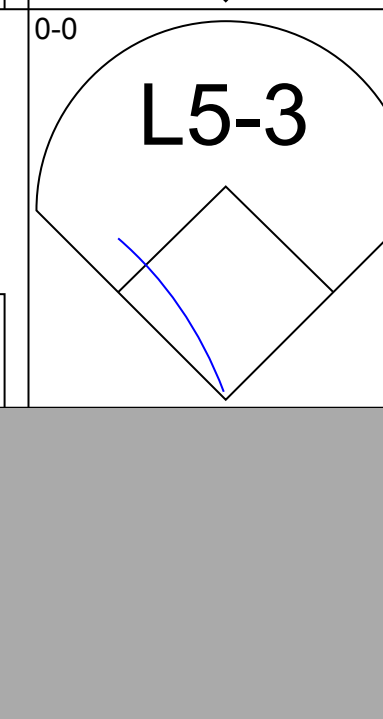
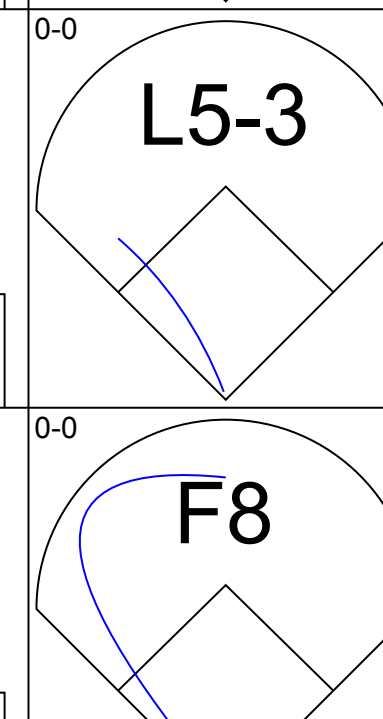
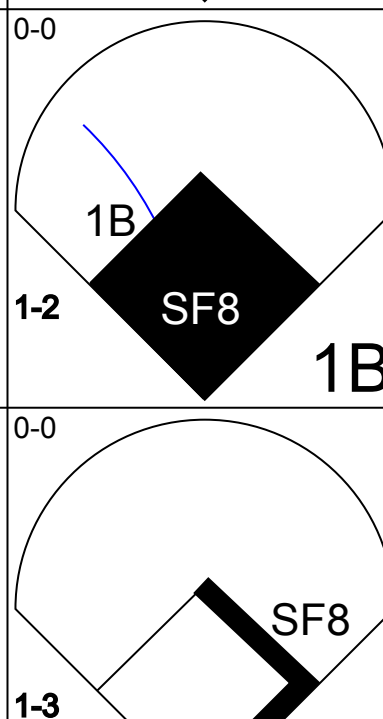
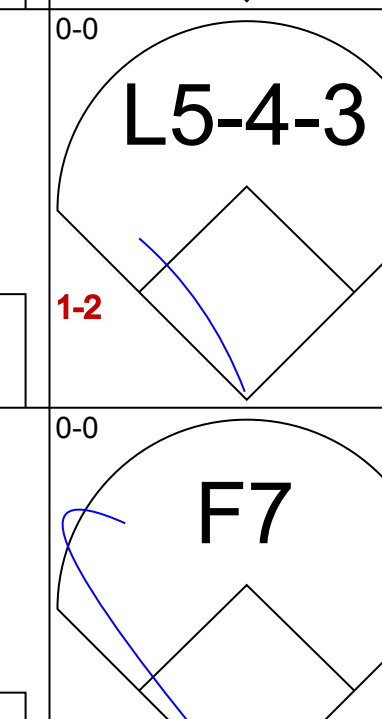


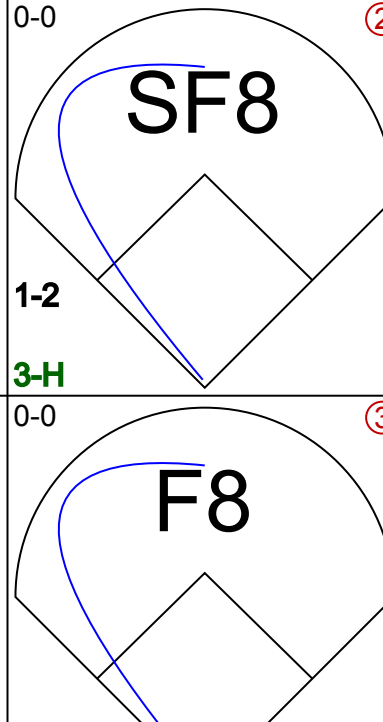

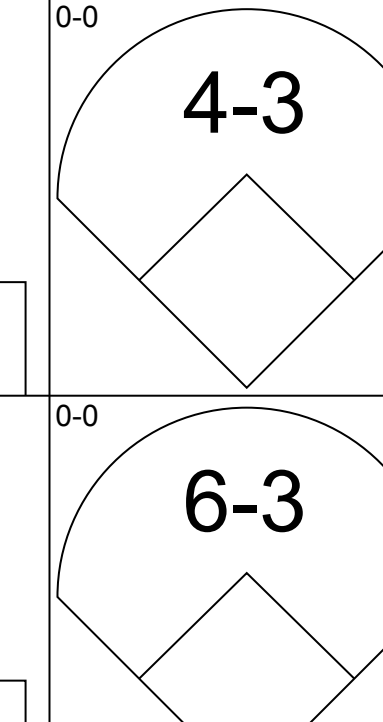

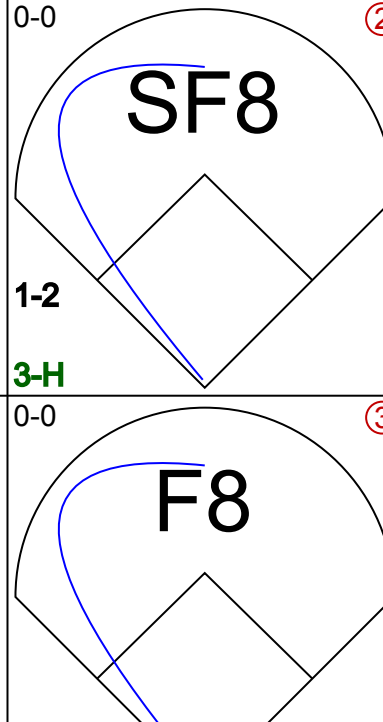


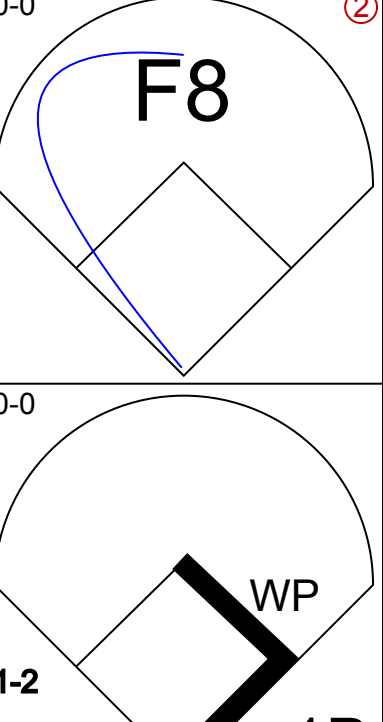
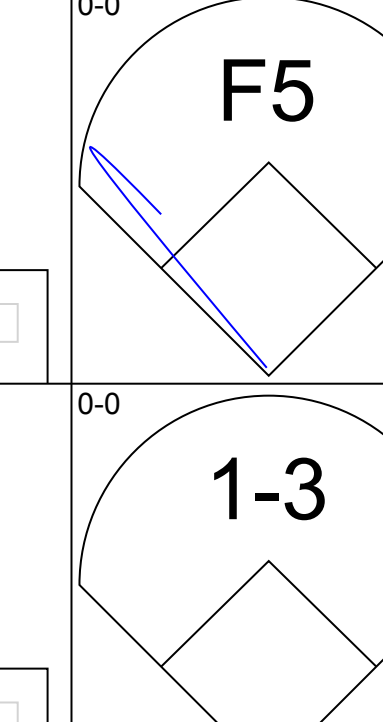

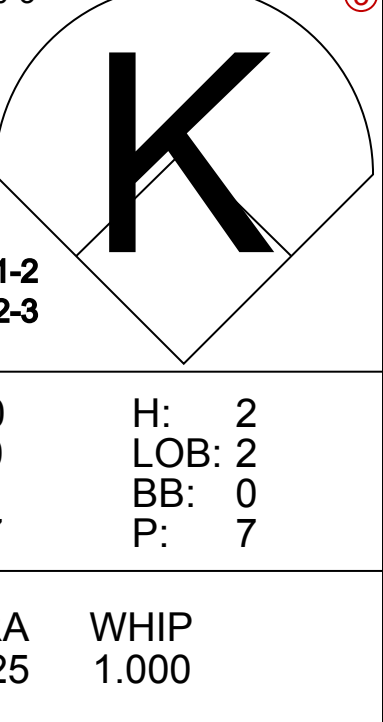
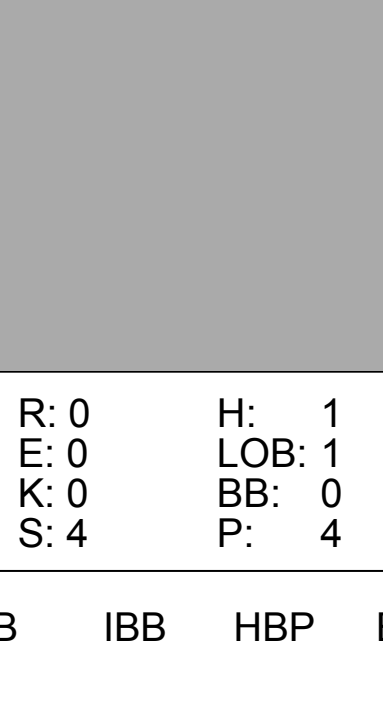
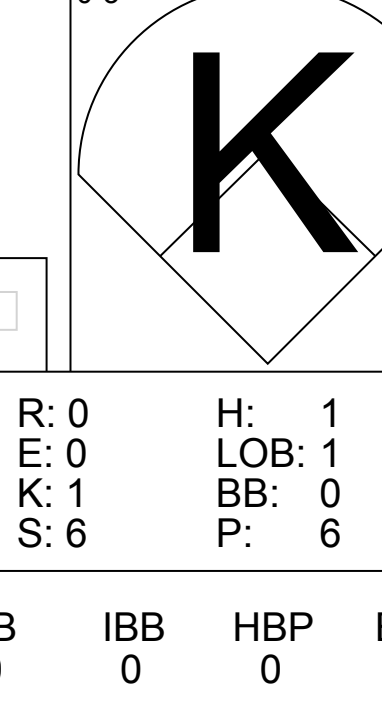
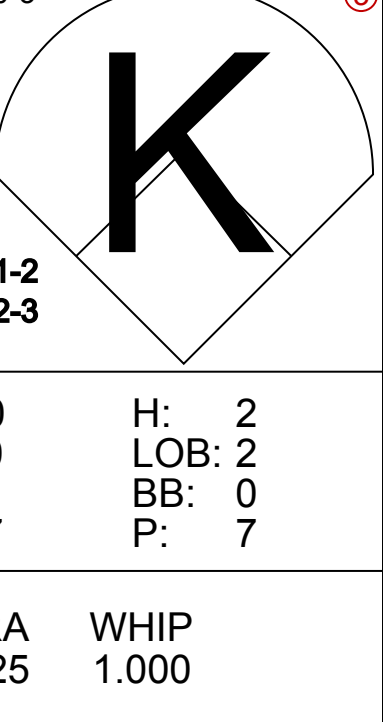
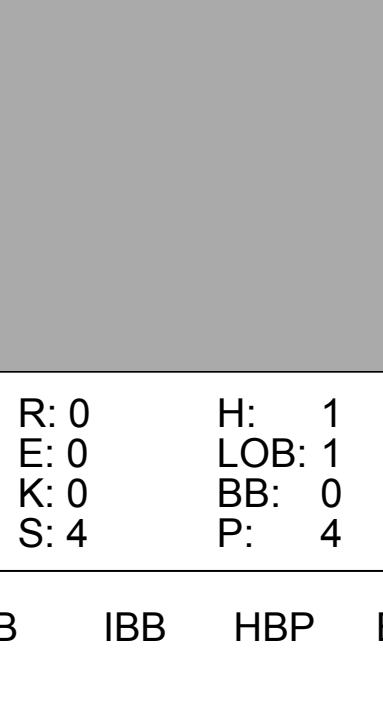
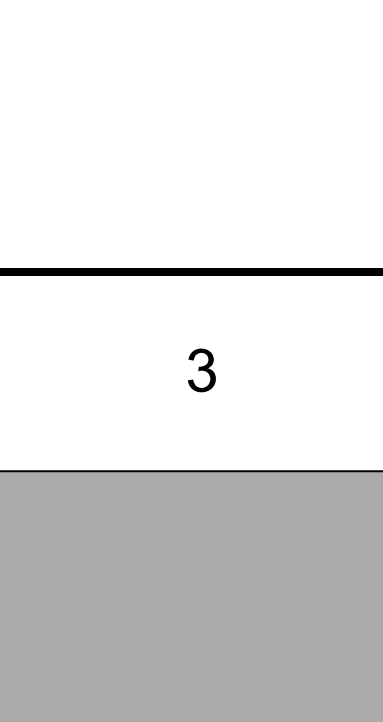
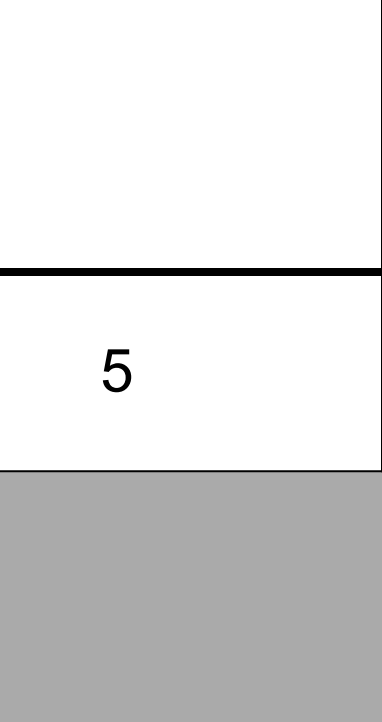
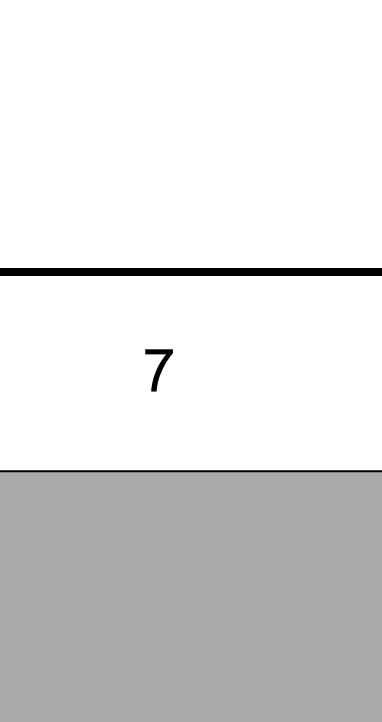
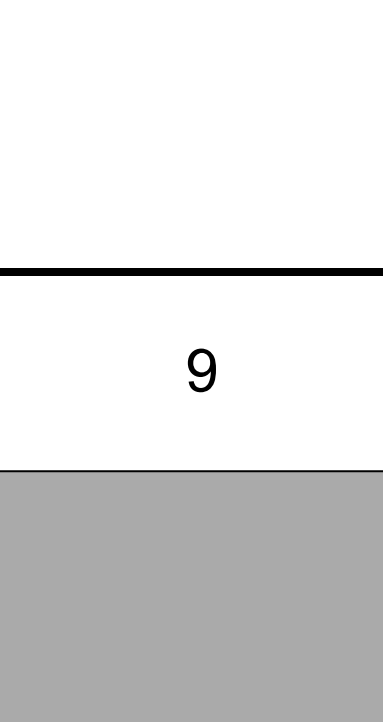


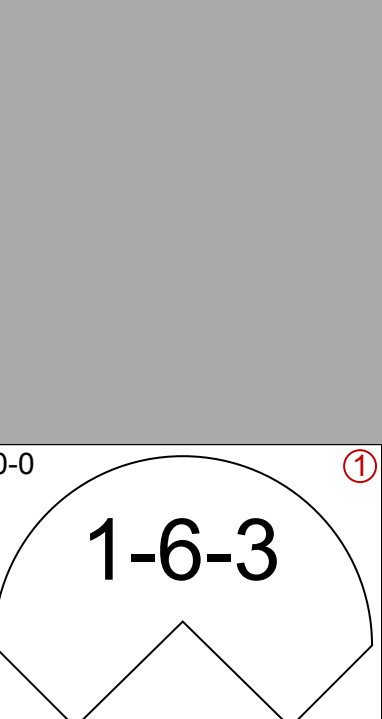
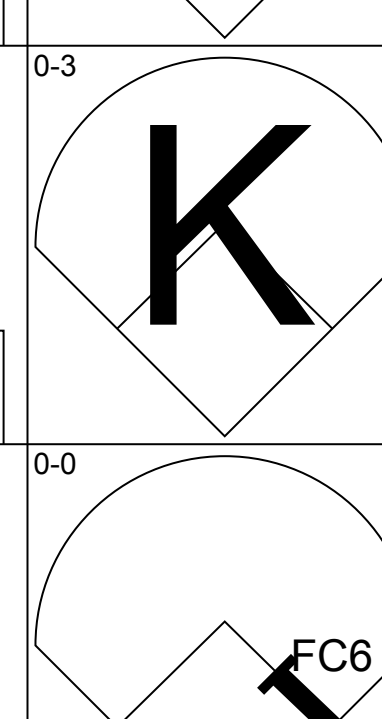


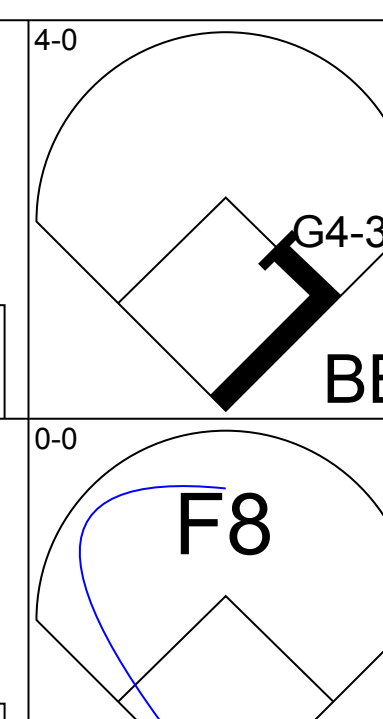
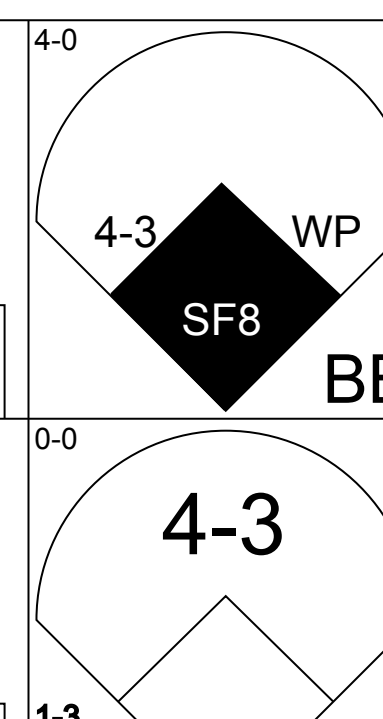
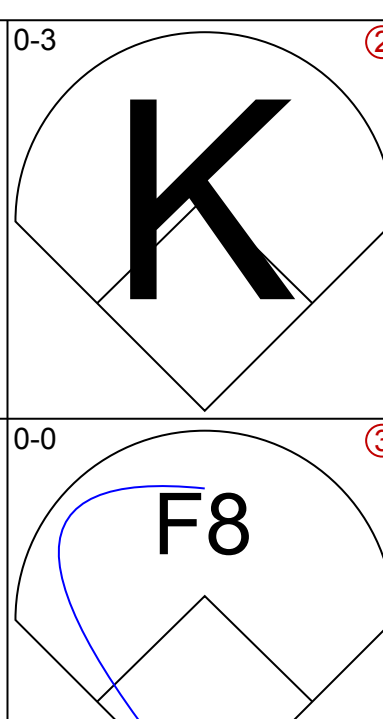
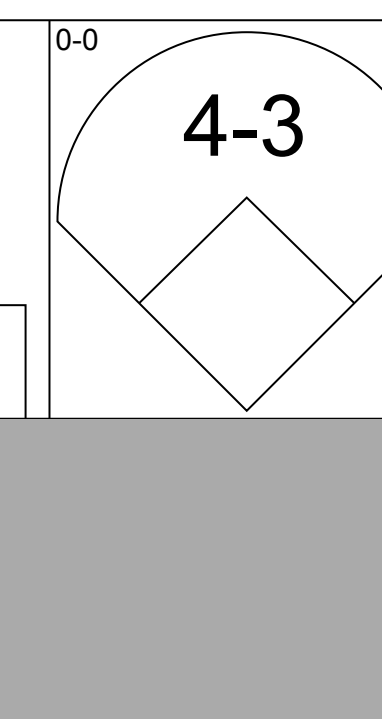
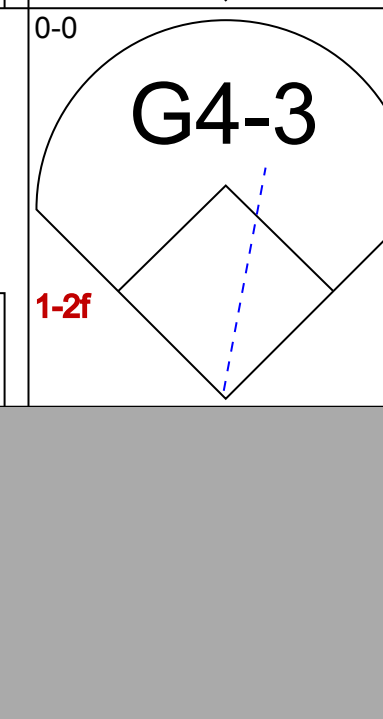
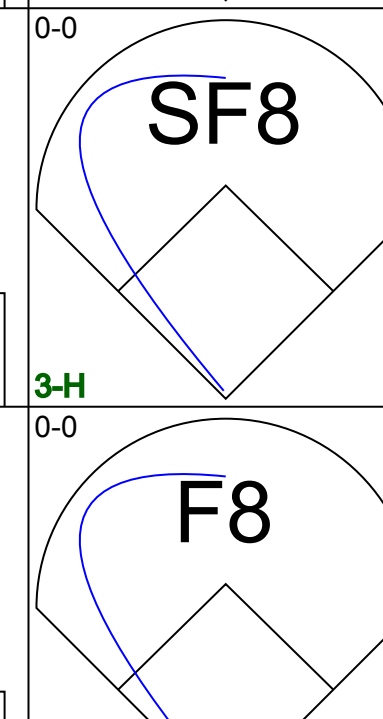



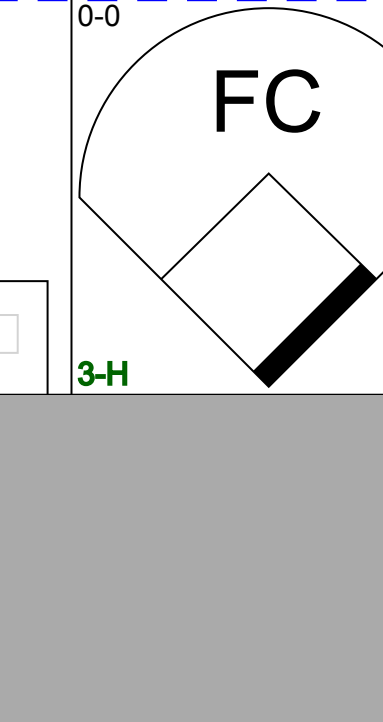






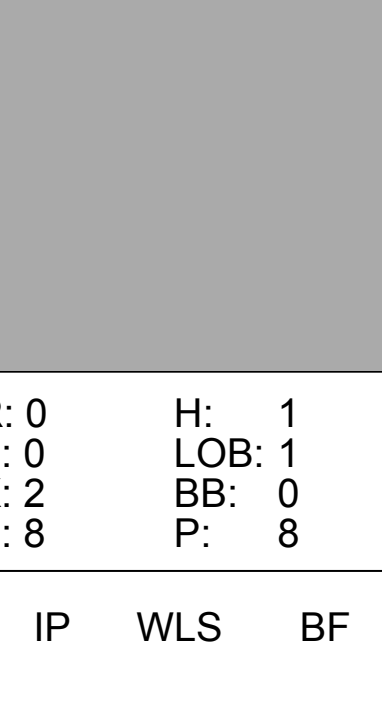
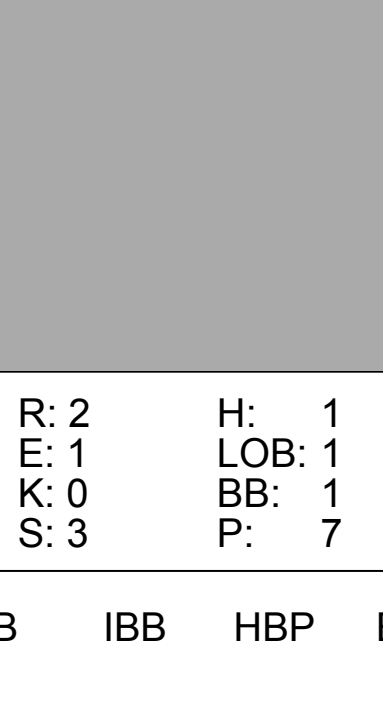

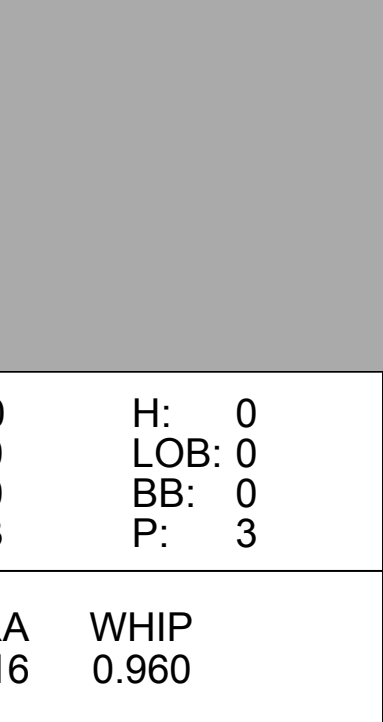
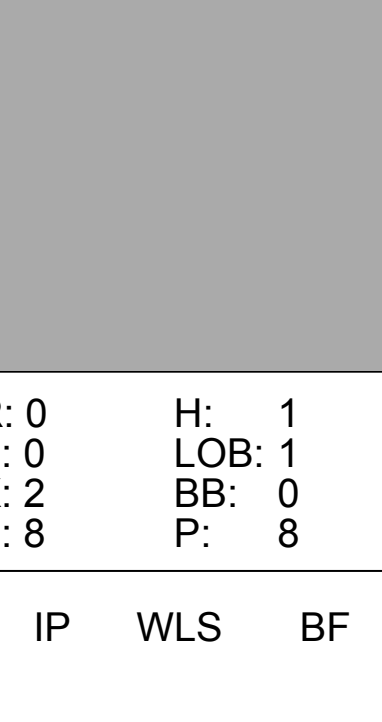
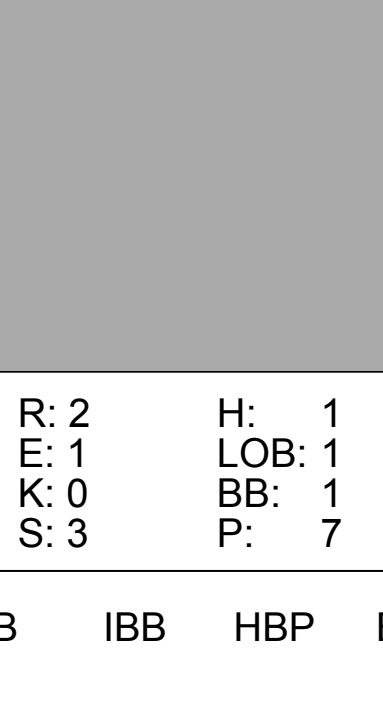



Batter	1	2	3	4	5	6	7	8	9	AB	R	H	RBI	BB	SO	LOB	BOTTOM					
Woodie Held, R OBP: 0.298, SLG: 0.346 (1, 8)	FC3-6 1B		F9			FC1-6 1B		K		4	0	2	0	0	1	0						
Jim Fregosi, R OBP: 0.356, SLG: 0.400 (1, 6)	FC3-6 2-3 1B		L6			FC1-6 1-2		4-3		4	0	0	0	0	0	2						
Bubba Morton, R OBP: 0.420, SLG: 0.417 (1, 9)	2-3 1B			F8		K			1-3 3-1 1B	4	1	2	0	0	1	1						
Rick Reichardt, R OBP: 0.306, SLG: 0.375 (1, 7)	2-3			1-3		F7			3-1 1-3 1B	4	0	1	0	0	0	3						
Bill Skowron, R OBP: 0.266, SLG: 0.282 Don Mincher, L OBP: 0.372, SLG: 0.490 (9, PH)	F7				2B		F8		1-3	3	0	1	0	0	0	2						
Hawk Taylor, R OBP: 0.323, SLG: 0.424 Jimmie Hall, L OBP: 0.319, SLG: 0.430 (9, PH)		6-3			6-3		K		1-2 2-3 3-H	3	0	0	0	0	1	1						
Bobby Knoop, R OBP: 0.313, SLG: 0.367 Roger Repoz, L OBP: 0.326, SLG: 0.413 (9, PH)		1-3				G4-6-3 1B			F9	3	0	2	0	0	0	0						
Johnny Werhas, R OBP: 0.258, SLG: 0.282 (1, 5)		F7			G4-6-3		1-3			3	0	0	0	0	0	2						
Rickey Clark, R OBP: 0.077, SLG: 0.053 Buck Rodgers, S OBP: 0.277, SLG: 0.296 Minnie Rojas, R OBP: 0.133, SLG: 0.071 (9, 1)			K			K		F8		2	0	0	0	0	0	0						
Inning Stats	R: 0 E: 0 K: 0 S: 5	H: 2 LOB: 2 BB: 0 P: 5	R: 0 E: 0 K: 0 S: 3	H: 0 LOB: 0 BB: 0 P: 3	R: 0 E: 0 K: 1 S: 5	H: 0 LOB: 0 BB: 0 P: 5	R: 0 E: 0 K: 0 S: 4	H: 1 LOB: 1 BB: 0 P: 4	R: 0 E: 0 K: 1 S: 5	H: 1 LOB: 1 BB: 0 P: 5	R: 0 E: 0 K: 1 S: 6	H: 1 LOB: 1 BB: 0 P: 6	R: 0 E: 0 K: 1 S: 6	H: 1 LOB: 1 BB: 0 P: 6	R: 0 E: 0 K: 1 S: 5	H: 0 LOB: 0 BB: 0 P: 5	R: 1 E: 0 K: 0 S: 5	H: 2 LOB: 1 BB: 0 P: 5	1B: 7 2B: 1 3B: 0 HR: 0	SF: 0 SAC: 0 DP: 1 HBP: 0	WP: 0 PB: 0 SB: 0 CS: 0	PA: 34
PITCHER	IP	WLS	BF	H	R	ER	SO	BB	IBB	HBP	BLK	WP	HR	S	P	ERA	WHIP					
John Hiller, L ERA: 1.22 Fred Lasher, R ERA: 2.0	(1, 1)	8.0	W	31	8	1	1	5	0	0	0	0	0	41	41	1.12	1.000					
	(9, 1)	1.0	S	3	0	0	0	0	0	0	0	0	0	3	3	0.00	0.000					

Detroit Tigers @ California Angels
Anaheim Stadium, Anaheim, CA
Tue Aug 29 1967, 10:05 PM EDT
Att: 19,178 - Unknown

AB 34
R 1
H 8
RBI 1
BB 0
SO 5
LOB 15




Batter	1	2	3	4	5	6	7	8	9	AB	R	H	RBI	BB	SO	LOB	TOP																	
Dick McAuliffe, L (1,4) OBP: 0.367, SLG: 0.441										4	1	1	0	0	1	2	<p>Detroit Tigers @ California Angels Anaheim Stadium, Anaheim, CA</p> <p>Wed Aug 30 1967, 10:05 PM EDT Att: 16,385 - Unknown</p>																	
Norm Cash, L (1,3) OBP: 0.366, SLG: 0.438										4	0	1	0	0	2	1																		
Al Kaline, R (1,9) OBP: 0.398, SLG: 0.551										4	1	1	0	0	0	1																		
Willie Horton, R (1,7) OBP: 0.354, SLG: 0.521										4	0	1	1	0	0	0																		
Mickey Stanley, R (8,8) OBP: 0.296, SLG: 0.309										0	0	0	0	0	0	0																		
Eddie Mathews, L (1,5) OBP: 0.333, SLG: 0.384										3	0	0	1	0	0	0																		
Bill Freehan, R (1,2) OBP: 0.387, SLG: 0.457										4	0	2	0	0	0	1																		
Jim Northrup, L (1,8) OBP: 0.329, SLG: 0.374										4	0	2	0	0	0	2																		
Ray Oyler, R (1,6) OBP: 0.292, SLG: 0.275										4	0	1	0	0	1	3																		
Earl Wilson, R (1,1) OBP: 0.247, SLG: 0.303										3	0	0	0	0	2	4																		
Fred Lasher, R (9,1)										0	0	0	0	0	0	0																		
Inning Stats	R: 0 E: 0 K: 2 S: 7	H: 0 LOB: 0 BB: 0 P: 7	R: 0 E: 0 K: 0 S: 3	H: 0 LOB: 0 BB: 0 P: 3	R: 0 E: 0 K: 1 S: 6	H: 1 LOB: 1 BB: 0 P: 6	R: 0 E: 0 K: 0 S: 3	H: 0 LOB: 0 BB: 0 P: 3	R: 0 E: 0 K: 1 S: 7	H: 2 LOB: 2 BB: 0 P: 7	R: 2 E: 0 K: 1 S: 8	H: 3 LOB: 1 BB: 0 P: 8	R: 0 E: 0 K: 0 S: 6	H: 1 LOB: 1 BB: 0 P: 6	R: 0 E: 0 K: 0 S: 3	H: 1 LOB: 0 BB: 0 P: 3	R: 0 E: 0 K: 0 S: 4	H: 1 LOB: 1 BB: 0 P: 4	1B: 8 2B: 1 3B: 0 HR: 0	SF: 1 SAC: 0 DP: 1 HBP: 0	WP: 1 PA: 35 PB: 0 SB: 0 CS: 0													
PITCHER	IP WLS BF H R ER SO BB IBB HBP BLK WP HR S P ERA WHIP																																	
Jim McGlothlin, R (1,1) ERA: 2.67	8.0		31	8	2	2	6	0	0	0	0	0	1	0	43	43	2.25	1.000																
Bill Kelso, R (9,1) ERA: 3.17	1.0	W	4	1	0	0	0	0	0	0	0	0	0	0	4	4	0.00	1.000																

Batter	1	2	3	4	5	6	7	8	9	AB	R	H	RBI	BB	SO	LOB	BOTTOM																	
Roger Repoz, L (1,8) OBP: 0.329, SLG: 0.410										2	1	0	0	2	1	2	<p>Detroit Tigers @ California Angels Anaheim Stadium, Anaheim, CA</p> <p>Wed Aug 30 1967, 10:05 PM EDT Att: 16,385 - Unknown</p>																	
Bill Kelso, R (9,1) OBP: 0.067, SLG: 0.067										0	0	0	0	0	0	0																		
Jim Fregosi, R (1,6) OBP: 0.353, SLG: 0.396										4	0	0	0	0	0	3																		
Jimmie Hall, L (1,9) OBP: 0.318, SLG: 0.428										2	1	0	1	1	1	1																		
Bubba Morton, R (1,7) OBP: 0.416, SLG: 0.419										4	1	1	1	0	1	0																		
Bill Skowron, R (1,3) OBP: 0.265, SLG: 0.280										4	0	1	1	0	0	0																		
Buck Rodgers, S (1,2) OBP: 0.275, SLG: 0.294										3	0	0	0	0	0	1																		
Tom Satriano, L (1,5) OBP: 0.316, SLG: 0.326										3	0	1	0	0	0	0																		
Bobby Knoop, R (1,4) OBP: 0.313, SLG: 0.365										2	0	0	0	1	0	1																		
Jim McGlothlin, R (1,1) OBP: 0.173, SLG: 0.122										1	0	0	0	0	1	0																		
Rick Reichardt, R (8,PH) OBP: 0.308, SLG: 0.377										1	0	1	0	0	0	0																		
Inning Stats	R: 0 E: 0 K: 0 S: 2	H: 0 LOB: 1 BB: 1 P: 6	R: 0 E: 0 K: 0 S: 3	H: 0 LOB: 0 BB: 0 P: 3	R: 0 E: 0 K: 1 S: 5	H: 1 LOB: 0 BB: 0 P: 5	R: 1 E: 0 K: 0 S: 3	H: 0 LOB: 0 BB: 1 P: 7	R: 0 E: 0 K: 0 S: 3	H: 0 LOB: 0 BB: 0 P: 3	R: 0 E: 0 K: 1 S: 5	H: 0 LOB: 1 BB: 1 P: 9	R: 0 E: 0 K: 2 S: 8	H: 1 LOB: 1 BB: 0 P: 8	R: 0 E: 0 K: 0 S: 4	H: 1 LOB: 1 BB: 0 P: 4	R: 2 E: 1 K: 0 S: 3	H: 1 LOB: 1 BB: 1 P: 7	1B: 3 2B: 1 3B: 0 HR: 0	SF: 1 SAC: 1 DP: 2 HBP: 0	WP: 1 PA: 32 PB: 0 SB: 0 CS: 0													
PITCHER	IP WLS BF H R ER SO BB IBB HBP BLK WP HR S P ERA WHIP																																	
Earl Wilson, R (1,1) ERA: 3.38	8.1	L	31	4	3	2	4	4	0	0	0	0	0	0	35	51	2.16	0.960																
Fred Lasher, R (9,1) ERA: 2.0	0.0		1	0	0	0	0	0	0	0	0	0	0	0	1	1	∞	∞																

Batter	1	2	3	4	5	6	7	8	9	AB	R	H	RBI	BB	SO	LOB	TOP		
Mickey Stanley, R OBP: 0.272, SLG: 0.319	0-0 1-3 2B		0-0 1B 2B		0-0 6-3			0-0 F9		4	1	2	0	0	0	0			
Dick McAuliffe, L OBP: 0.366, SLG: 0.439	0-0 1-3		0-0 BB E 1B			0-3 K		0-0 4-3		4	1	1	1	0	1	1			
Al Kaline, R OBP: 0.399, SLG: 0.549	0-0 L1-3		4-0 E 1-2 BB			0-0 L6-3		0-0 1B		3	0	1	0	1	0	1			
Willie Horton, R OBP: 0.350, SLG: 0.515	0-0 F4		0-3 K2-3			0-3 K		0-0 F9		4	0	0	0	0	2	3			
Bill Freehan, R OBP: 0.388, SLG: 0.463		0-3 K		0-0 F8				4-0 1B G5-4-3 BB		3	2	1	1	1	1	0			
Eddie Mathews, L OBP: 0.333, SLG: 0.383		0-3 K		0-0 F8				0-0 G5-4-3 1B		4	0	1	0	0	1	0			
Jim Price, R OBP: 0.310, SLG: 0.325		0-0 1-3		0-0 5-3				0-0 G5-4-3 1-2 3H		4	0	0	0	0	0	1			
Ray Oyler, R OBP: 0.292, SLG: 0.275			0-0 F9		0-0 F9			0-0 1B		3	0	1	0	0	0	0			
Don Wert, L OBP: 0.309, SLG: 0.338			0-0 F9		0-0 F9			0-0 1B		1	0	0	0	0	0	0			
Joe Sparna, R OBP: 0.047, SLG: 0.032			0-3 K		0-0 1-3			0-3 K		1	0	0	0	0	0	0			
Fred Gladding, L OBP: 0.300, SLG: 0.500										0	0	0	0	0	0	0			
Hank Aguirre, R OBP: 0.300, SLG: 0.320										0	0	0	0	0	0	0			
Dick Jacobs, L OBP: 0.300, SLG: 0.320										0	0	0	0	0	0	0			
Pat Dobson, R OBP: 0.245, SLG: 0.300										0	0	0	0	0	0	0			
Earl Wilson, R OBP: 0.245, SLG: 0.300										0	0	0	0	0	0	0			
Mike Marshall, R OBP: 0.222, SLG: 0.222										0	0	0	0	0	0	0			
Inning Stats	R: 0 E: 0 K: 0 S: 4	H: 1 LOB: 1 BB: 0 P: 4	R: 0 E: 0 K: 2 S: 7	H: 0 LOB: 0 BB: 0 P: 7	R: 2 E: 1 K: 2 S: 9	H: 2 LOB: 1 BB: 1 P: 13	R: 0 E: 0 K: 0 S: 3	H: 0 LOB: 0 BB: 0 P: 3	R: 0 E: 0 K: 2 S: 7	H: 0 LOB: 0 BB: 0 P: 7	R: 1 E: 0 K: 1 S: 6	H: 2 LOB: 1 BB: 1 P: 10	R: 0 E: 0 K: 0 S: 4	H: 1 LOB: 1 BB: 0 P: 4	R: 1 E: 0 K: 0 S: 4	H: 1 LOB: 0 BB: 0 P: 4	1B: 4 2B: 2 3B: 0 HR: 1	SF: 0 SAC: 0 DP: 1 HBP: 0	WP: 0 PA: 35 PB: 0 SB: 0 CS: 0
PITCHER Jim Kaat, L ERA: 3.53	IP: 9.0 WLS: W BF: 35 H: 7 R: 4 ER: 3 SO: 7 BB: 2 IBB: 0 HBP: 0 BLK: 0 WP: 0 HR: 1 S: 47 P: 55 ERA: 3.00 WHIP: 1.000															PITCHER			

Detroit Tigers @ Minnesota Twins
Metropolitan Stadium, Bloomington, MI
Fri Sep 01 1967, 8:05 PM EDT
Att: 34,068 - Unknown


AB 33
R 4
H 7
RBI 2
BB 2
SO 7
LOB 7



Batter	1	2	3	4	5	6	7	8	9	AB	R	H	RBI	BB	SO	LOB	BOTTOM
Ted Uhlhaender, L OBP: 0.278, SLG: 0.378	0-0 G3 E 2B	0-0 4-3		0-3 K		0-0 F8		4-0 BB		4	1	1	0	1	1	2	
Rod Carew, L OBP: 0.348, SLG: 0.417	0-0 G3	0-0 2-3		0-3 K		4-0 1B BB		0-0 F7		4	0	1	0	1	1	2	
Harmon Killebrew, R OBP: 0.400, SLG: 0.524	0-0 E5 4-3 E	0-0 F2		0-0 F7		0-0 1B		0-0 1B		4	1	1	0	0	0	1	
Tony Oliva, L OBP: 0.325, SLG: 0.441	0-0 4-3		4-0 E 1B BB		0-0 F7		0-3 K			3	1	0	0	1	1	1	
Bob Allison, R OBP: 0.356, SLG: 0.472	4-0 E		0-0 E7 1B SF7 1B		4-0 BB		0-0 4-3			1	1	1	0	2	0	0	
Sandy Valdespino, L OBP: 0.209, SLG: 0.222	0-0 BB		1-3 SF7 1B		0-0 BB		0-0 4-3			1	0	0	0	0	0	0	
Cesar Tovar, R OBP: 0.334, SLG: 0.375	0-0 E5		0-0 E S 1B		0-0 F5		0-0 3B			4	0	2	1	0	0	2	
Zolio Versalles, R OBP: 0.261, SLG: 0.288	0-0 4-3		0-0 F8		0-0 6-3		0-3 K			4	0	0	0	0	1	6	
Hank Izquierdo, R OBP: 0.304, SLG: 0.364		0-3 K	0-0 SF7		0-0 F7		0-0 4-3			1	0	0	0	0	1	0	
Rich Reese, L OBP: 0.271, SLG: 0.379										0	0	0	0	0	0	0	
Rich Rollins, R OBP: 0.308, SLG: 0.339										0	0	0	1	0	0	0	
Jerry Zimmerman, R OBP: 0.258, SLG: 0.192										2	0	1	0	0	0	0	
Jim Kaat, L OBP: 0.256, SLG: 0.303	0-0 4-3 WP 2B		0-0 F3		0-0 SH2-4 1B		0-0 L9			3	1	1	0	0	0	1	
Inning Stats	R: 2 E: 2 K: 0 S: 6	H: 1 LOB: 2 BB: 1 P: 10	R: 1 E: 0 K: 1 S: 7	H: 2 LOB: 0 BB: 0 P: 7	R: 2 E: 1 K: 0 S: 5	H: 2 LOB: 1 BB: 1 P: 9	R: 0 E: 0 K: 2 S: 7	H: 0 LOB: 0 BB: 0 P: 7	R: 0 E: 0 K: 0 S: 3	H: 0 LOB: 2 BB: 1 P: 7	R: 0 E: 0 K: 2 S: 8	H: 1 LOB: 1 BB: 0 P: 8	R: 0 E: 0 K: 0 S: 3	H: 0 LOB: 1 BB: 1 P: 7	1B: 5 2B: 2 3B: 1 HR: 0	SF: 1 SAC: 1 DP: 0 HBP: 0	WP: 1 PA: 38 PB: 0 SB: 1 CS: 0
PITCHER Joe Sparna, R ERA: 3.79	IP: 2.0 WLS: L BF: 15 H: 5 R: 5 ER: 2 SO: 1 BB: 2 IBB: 0 HBP: 0 BLK: 0 WP: 0 HR: 0 S: 15 P: 23 ERA: 9.00 WHIP: 3.500															PITCHER	
Fred Gladding, R ERA: 2.03	0.1	1	0	0	0	0	0	0	0	0	0	1	1	0.00	0.000		
Hank Aguirre, L ERA: 1.83	1.2	5	0	0	0	2	0	0	0	0	0	9	9	0.00	0.000		
Pat Dobson, R ERA: 3.38	2.0	9	2	0	0	0	2	0	0	0	0	7	15	0.00	2.000		
Mike Marshall, R ERA: 1.7	2.0	8	1	0	0	2	1	0	0	0	0	11	15	0.00	1.000		

Detroit Tigers @ Minnesota Twins
Metropolitan Stadium, Bloomington, MI
Fri Sep 01 1967, 8:05 PM EDT
Att: 34,068 - Unknown


AB 31
R 5
H 8
RBI 2
BB 5
SO 5
LOB 15



Batter	1	2	3	4	5	6	7	8	9	AB	R	H	RBI	BB	SO	LOB	TOP			
Dick McAuliffe, L (1,4) OBP: 0.365, SLG: 0.438										4	0	1	0	0	0	0				
Norm Cash, L (1,3) OBP: 0.366, SLG: 0.434										4	0	0	0	0	0	1				
Al Kaline, R (1,9) OBP: 0.400, SLG: 0.549										4	0	2	0	0	0	1				
Willie Horton, R (1,7) OBP: 0.346, SLG: 0.508										4	0	0	0	0	1	3				
Eddie Mathews, L (1,5)										4	0	0	0	0	1	2				
Bill Freehan, R (1,2) OBP: 0.390, SLG: 0.465										3	0	2	0	0	0	1				
Jim Northrup, L (1,8) OBP: 0.329, SLG: 0.374										3	0	1	0	0	1	1				
Ray Oyler, R (1,6) OBP: 0.290, SLG: 0.274										2	0	0	0	0	0	2				
Tom Matchick, L (8,6)										1	0	0	0	0	0	0				
Denny McLain, R (1,1) OBP: 0.129, SLG: 0.108										2	0	0	0	0	0	0				
Fred Gladding, L (6,1)										0	0	0	0	0	0	0				
John Hiller, R (7,1) OBP: 0.200, SLG: 0.111										0	0	0	0	0	0	0				
Jerry Lumpe, L (8,PH) OBP: 0.257, SLG: 0.232										1	0	0	0	0	0	0				
Dave Wickersham, R (8,1)										0	0	0	0	0	0	0				
Inning Stats	R: 0 E: 0 K: 0 S: 4	H: 1 LOB: 1 BB: 0 P: 4	R: 0 E: 0 K: 0 S: 4	H: 2 LOB: 1 BB: 0 P: 4	R: 0 E: 0 K: 0 S: 3	H: 0 LOB: 0 BB: 0 P: 3	R: 0 E: 0 K: 0 S: 4	H: 1 LOB: 1 BB: 0 P: 4	R: 0 E: 0 K: 0 S: 3	H: 0 LOB: 0 BB: 0 P: 3	R: 0 E: 0 K: 1 S: 6	H: 1 LOB: 1 BB: 0 P: 6	R: 0 E: 0 K: 0 S: 3	H: 0 LOB: 0 BB: 0 P: 3	R: 0 E: 0 K: 2 S: 8	H: 1 LOB: 1 BB: 0 P: 8	1B: 6 2B: 0 3B: 0 HR: 0	SF: 0 SAC: 0 DP: 1 HBP: 0	WP: 0 PB: 0 SB: 0 CS: 0	PA: 32
PITCHER Dave Boswell, R (1,1) ERA: 2.98	IP: 9.0 WLS: W BF: 32 H: 6 R: 0 ER: 0 SO: 3 BB: 0 IBB: 0 HBP: 0 BLK: 0 WP: 0 HR: 0 S: 38 P: 38 ERA: 0.00 WHIP: 0.667															PITCHER				

Detroit Tigers @ Minnesota Twins
Metropolitan Stadium, Bloomington, MI
Sat Sep 02 1967, 4:33 AM EDT
Att: 29,155 - Unknown


AB 32
R 0
H 6
RBI 0
BB 0
SO 3
LOB 11



Batter	1	2	3	4	5	6	7	8	9	AB	R	H	RBI	BB	SO	LOB	BOTTOM			
Ted Uhlaender, L (1,8) OBP: 0.284, SLG: 0.383										4	0	3	3	0	0	0				
Rod Carew, L (1,4) OBP: 0.345, SLG: 0.413										4	1	0	0	0	1	3				
Harmon Killebrew, R (1,3) OBP: 0.399, SLG: 0.521										4	0	1	0	0	0	0				
Tony Oliva, L (1,9) OBP: 0.329, SLG: 0.442										3	1	2	1	1	0	0				
Bob Allison, R (1,7) OBP: 0.354, SLG: 0.468										3	0	0	0	0	1	3				
Sandy Valdespino, L (7,7) OBP: 0.200, SLG: 0.220										1	0	0	0	0	0	1				
Cesar Tovar, R (1,5) OBP: 0.334, SLG: 0.375										3	1	1	1	0	0	1				
Zolo Versalles, R (1,6) OBP: 0.261, SLG: 0.287										2	1	0	0	0	0	0				
Jerry Zimmerman, R (1,2) OBP: 0.260, SLG: 0.195										2	0	1	0	0	1	0				
Dave Boswell, R (1,1) OBP: 0.273, SLG: 0.349										3	1	1	0	0	1	3				
Inning Stats	R: 0 E: 0 K: 0 S: 3	H: 1 LOB: 0 BB: 0 P: 3	R: 0 E: 0 K: 1 S: 5	H: 0 LOB: 0 BB: 0 P: 5	R: 0 E: 0 K: 0 S: 3	H: 1 LOB: 0 BB: 0 P: 3	R: 0 E: 0 K: 1 S: 5	H: 0 LOB: 0 BB: 0 P: 5	R: 1 E: 1 K: 0 S: 4	H: 1 LOB: 0 BB: 0 P: 4	R: 2 E: 0 K: 1 S: 9	H: 4 LOB: 2 BB: 0 P: 9	R: 2 E: 0 K: 1 S: 7	H: 2 LOB: 1 BB: 0 P: 8	R: 0 E: 0 K: 0 S: 3	H: 0 LOB: 1 BB: 1 P: 7	1B: 8 2B: 1 3B: 0 HR: 0	SF: 1 SAC: 1 DP: 1 HBP: 1	WP: 0 PB: 0 SB: 1 CS: 1	PA: 33
PITCHER Denny McLain, R (1,1) ERA: 3.45	IP: 5.2 WLS: L BF: 22 H: 7 R: 3 ER: 2 SO: 3 BB: 0 IBB: 0 HBP: 0 BLK: 0 WP: 0 HR: 0 S: 28 P: 28 ERA: 3.18 WHIP: 1.235															PITCHER				
Fred Gladding, R (6,1) ERA: 2.3	1.0 5 1 2 2 1 0 0 1 0 0 0 6 7 18.00 1.000																			
John Hiller, L (7,1) ERA: 1.21	0.1 2 1 0 0 0 0 0 0 0 0 0 2 2 0.00 3.000																			
Dave Wickersham, R (8,1) ERA: 2.87	1.0 4 0 0 0 0 1 0 0 0 0 0 3 7 0.00 1.000																			

Detroit Tigers @ Minnesota Twins
Metropolitan Stadium, Bloomington, MI
Sat Sep 02 1967, 4:33 AM EDT
Att: 29,155 - Unknown

AB 29
R 5
H 9
RBI 5
BB 1
SO 4
LOB 11



Batter	1	2	3	4	5	6	7	8	9	AB	R	H	RBI	BB	SO	LOB	TOP					
Dick McAuliffe, L (1, 6) OBP: 0.362, SLG: 0.433	4-3	K			F9		FC4-6 SF8		F8	5	0	0	0	0	1	3						
Norm Cash, L (1, 3) OBP: 0.362, SLG: 0.430	K		F3		K		SF8		4-3	4	0	0	1	0	2	0						
Al Kaline, R (1, 9) OBP: 0.395, SLG: 0.542	L6-3		K		L8		L9		L6	5	0	0	0	0	1	2						
Willie Horton, R (1, 7) OBP: 0.348, SLG: 0.508		2B 3B 1B	K						FC6-4 1B	4	1	2	0	0	2	0						
Mickey Stanley, R (8, PR) OBP: 0.272, SLG: 0.319										0	1	0	0	0	0	0						
Eddie Mathews, L (1, 5) OBP: 0.336, SLG: 0.385										2	1	2	0	2	0	0						
Don Wert, R (8, 5) OBP: 0.309, SLG: 0.338										0	0	0	0	0	0	0						
Jim Northrup, L (1, 8) OBP: 0.331, SLG: 0.380										4	1	2	2	0	0	3						
Bill Freehan, R (1, 2) OBP: 0.387, SLG: 0.460										4	0	0	0	0	1	6						
Jerry Lumpe, L (1, 4) OBP: 0.266, SLG: 0.250										3	0	2	1	0	0	1						
Dick Tracewski, R (7, PR) OBP: 0.300, SLG: 0.320										0	1	0	0	0	0	0						
Ray Oyler, R (7, 6) OBP: 0.292, SLG: 0.276										1	0	1	1	0	0	0						
Earl Wilson, R (1, 1) OBP: 0.240, SLG: 0.293										2	0	0	0	0	0	1						
Fred Lasher, R (6, 1) OBP: 0.250, SLG: 0.250										2	0	1	0	0	1	2						
Inning Stats	R: 0 E: 0 K: 1 S: 5	H: 0 LOB: 0 BB: 0 P: 5	R: 3 E: 0 K: 1 S: 9	H: 4 LOB: 1 BB: 0 P: 9	R: 0 E: 0 K: 2 S: 7	H: 0 LOB: 0 BB: 0 P: 7	R: 0 E: 0 K: 1 S: 6	H: 1 LOB: 2 BB: 0 P: 6	R: 0 E: 0 K: 1 S: 5	H: 0 LOB: 0 BB: 0 P: 5	R: 0 E: 0 K: 1 S: 6	H: 1 LOB: 2 BB: 1 P: 10	R: 1 E: 0 K: 0 S: 5	H: 2 LOB: 2 BB: 0 P: 5	R: 1 E: 0 K: 1 S: 7	H: 2 LOB: 2 BB: 1 P: 11	R: 0 E: 0 K: 0 S: 3	H: 0 LOB: 0 BB: 0 P: 3	1B: 7 2B: 2 3B: 1 HR: 0	SF: 1 SAC: 0 DP: 0 HBP: 0	WP: 0 PB: 0 SB: 1 CS: 0	PA: 39
PITCHER	IP WLS BF H R ER SO BB IBB HBP BLK WP HR S P ERA WHIP																					
Dean Chance, R (1, 1) ERA: 2.55	7.0 L 30 8 4 4 7 1 0 0 0 0 0 0 43 47 5.14 1.286																					
Ron Kline, R (8, 1) ERA: 3.84	2.0 9 2 1 1 1 1 0 0 0 0 0 0 10 14 4.50 1.500																					

Detroit Tigers @ Minnesota Twins
Metropolitan Stadium, Bloomington, MI
Sun Sep 03 1967, 4:33 AM EDT
Att: 43,444 - Unknown

AB 36
R 5
H 10
RBI 5
BB 2
SO 8
LOB 18



Batter	1	2	3	4	5	6	7	8	9	AB	R	H	RBI	BB	SO	LOB	BOTTOM			
Ted Uhlhaender, L (1, 8) OBP: 0.279, SLG: 0.376	L9		L9		L9		FC3-6 FC5 BB		K	5	0	0	0	0	1	3				
Rod Carew, L (1, 4) OBP: 0.345, SLG: 0.412	F5				F8				K	3	0	1	0	0	0	0				
Rich Rollins, R (7, PH) OBP: 0.309, SLG: 0.338							BB WP 1B		K	1	0	0	0	1	1	1				
Harmon Killebrew, R (1, 3) OBP: 0.399, SLG: 0.519	F7				1B BB		FC5			2	0	0	0	2	0	2				
Tony Oliva, L (1, 9) OBP: 0.326, SLG: 0.438					F8				K	4	0	0	0	0	1	3				
Bob Allison, R (1, 7) OBP: 0.355, SLG: 0.467					F6				5-3	3	0	1	0	1	0	0				
Cesar Tovar, R (1, 5) OBP: 0.335, SLG: 0.375										3	0	1	0	0	1	5				
Jerry Zimmerman, R (1, 2) OBP: 0.259, SLG: 0.194										1	0	0	0	0	0	1				
Russ Nixon, L (6, PH) OBP: 0.324, SLG: 0.327										2	0	0	0	1	2	4				
Zoilo Versalles, R (1, 6) OBP: 0.259, SLG: 0.284										4	0	0	0	0	2	1				
Dean Chance, R (1, 1) OBP: 0.118, SLG: 0.026										2	0	0	0	0	0	1				
Rich Reese, L (7, PH) OBP: 0.278, SLG: 0.386										1	0	1	0	0	0	0				
Dave Boswell, R (7, PR) OBP: 0.273, SLG: 0.349										0	0	0	0	0	0	0				
Ron Kline, R (8, 1) OBP: 0.380, SLG: 0.304										1	0	1	0	0	0	0				
Inning Stats	R: 0 E: 0 K: 0 S: 3	H: 0 LOB: 0 BB: 0 P: 3	R: 0 E: 0 K: 0 S: 3	H: 0 LOB: 1 BB: 0 P: 4	R: 0 E: 0 K: 1 S: 5	H: 0 LOB: 0 BB: 0 P: 5	R: 0 E: 0 K: 1 S: 6	H: 1 LOB: 2 BB: 1 P: 10	R: 0 E: 0 K: 0 S: 3	H: 0 LOB: 3 BB: 2 P: 7	R: 0 E: 0 K: 1 S: 6	H: 1 LOB: 2 BB: 1 P: 14	R: 0 E: 0 K: 2 S: 8	H: 1 LOB: 1 BB: 0 P: 8	R: 0 E: 0 K: 3 S: 10	H: 1 LOB: 1 BB: 0 P: 10	1B: 5 2B: 0 3B: 0 HR: 0	SF: 0 SAC: 0 DP: 0 HBP: 1	WP: 1 PB: 0 SB: 0 CS: 0	PA: 38
PITCHER	IP WLS BF H R ER SO BB IBB HBP BLK WP HR S P ERA WHIP																			
Earl Wilson, R (1, 1) ERA: 3.29	5.1 W 23 2 0 0 2 4 0 0 0 0 0 0 22 39 0.00 1.125																			
Fred Lasher, R (6, 1) ERA: 1.42	3.2 S 15 3 0 0 6 1 0 0 0 0 0 0 26 30 0.00 1.091																			

Detroit Tigers @ Minnesota Twins
Metropolitan Stadium, Bloomington, MI
Sun Sep 03 1967, 4:33 AM EDT
Att: 43,444 - Unknown

AB 32
R 0
H 5
RBI 0
BB 5
SO 8
LOB 21



Batter	1	2	3	4	5	6	7	8	9	AB	R	H	RBI	BB	SO	LOB	TOP					
Bert Campaneris, R (1, 6) OBP: 0.298, SLG: 0.335	1-0 SH1 FC9-2 HBP			0-0 6-3	0-0 6-3		0-0 F4			3	0	0	0	0	0	2						
John Donaldson, L (1, 4) OBP: 0.360, SLG: 0.365	0-0 SH1			0-0 F8		0-0 1B 2B		0-0 F9		3	1	1	0	0	0	0						
Mike Hershberger, R (1, 9) OBP: 0.335, SLG: 0.338	0-0 FC9-2 3H			0-3 K		0-0 6-3		0-3 K		4	0	0	0	0	2	2						
Danny Cater, R (1, 7) OBP: 0.315, SLG: 0.340		0-0 4-3			0-0 1B HR	0-3 K		0-0 1B		4	1	2	0	0	1	1						
Ray Webster, L (1, 3) OBP: 0.329, SLG: 0.413		0-0 F3			0-0 1B HR	0-0 1B		0-0 F4		4	1	2	1	0	0	1						
Dick Green, R (1, 5) OBP: 0.288, SLG: 0.288		0-0 1-3			0-0 1B HR	0-3 K			0-0 4-3	4	1	1	3	0	1	1						
Jim Gosger, L (1, 8) OBP: 0.338, SLG: 0.341			0-0 F8		0-0 1B SH1-4		4-0 BB		0-3 K	3	0	1	0	1	1	0						
Phil Roof, R (1, 2) OBP: 0.273, SLG: 0.341			0-3 K		0-0 F9		0-3 K		0-0 6-3	3	0	0	0	0	2	2						
Paul Lindblad, L (7, 1) OBP: 0.206, SLG: 0.324										1	0	0	0	0	0	0						
Jim Nash, R (1, 1) OBP: 0.138, SLG: 0.098			0-3 K		0-0 SH1-4		0-3 K			1	0	0	0	0	1	0						
Bill Stafford, R (4, 1)										0	0	0	0	0	0	0						
Tim Talton, L (7, PH) OBP: 0.384, SLG: 0.354					1-2					1	0	0	0	0	1	1						
Inning Stats	R: 0 E: 0 K: 0 S: 2	H: 0 LOB: 0 BB: 0 P: 3	R: 0 E: 0 K: 0 S: 3	H: 0 LOB: 0 BB: 0 P: 3	R: 0 E: 0 K: 2 S: 7	H: 0 LOB: 0 BB: 0 P: 7	R: 0 E: 0 K: 1 S: 5	H: 0 LOB: 0 BB: 0 P: 5	R: 3 E: 0 K: 0 S: 7	H: 4 LOB: 1 BB: 0 P: 7	R: 1 E: 0 K: 2 S: 9	H: 2 LOB: 1 BB: 0 P: 9	R: 0 E: 0 K: 1 S: 6	H: 0 LOB: 1 BB: 0 P: 11	R: 0 E: 0 K: 1 S: 5	H: 1 LOB: 1 BB: 0 P: 6	R: 0 E: 0 K: 1 S: 5	H: 0 LOB: 0 BB: 0 P: 5	1B: 5 2B: 2 3B: 0 HR: 1	SF: 0 SAC: 2 DP: 1 HBP: 1	WP: 0 PB: 0 SB: 1 CS: 0	PA: 35
PITCHER	IP WLS BF H R ER SO BB IBB HBP BLK WP HR S P ERA WHIP																					
Mickey Lolich, L (1, 1) ERA: 3.76	5.0 W 20 5 4 4 3 0 0 0 1 0 0 1 25 26 7.20 1.000																					
Fred Gladding, R (6, 1) ERA: 2.15	4.0 S 15 2 0 0 6 1 0 0 0 0 0 0 26 30 0.00 0.750																					

Kansas City Athletics @ Detroit Tigers
Tiger Stadium, Detroit, MI
Mon Sep 04 1967, 4:33 AM EDT
Unknown

AB	31
R	4
H	7
RBI	4
BB	1
SO	9
LOB	10



Batter	1	2	3	4	5	6	7	8	9	AB	R	H	RBI	BB	SO	LOB	BOTTOM			
Lenny Green, L (1, 7) OBP: 0.301, SLG: 0.333	4-0 HR BB		0-0 1B BB	0-0 1-3 1B		4-0 1B BB		0-0 G3		3	2	2	1	2	0	1				
Jerry Lumpe, L (1, 4) OBP: 0.280, SLG: 0.282			4-0 1B BB	0-0 1-3 1B		0-0 1B BB				3	2	3	1	0	1					
Ray Oyler, R (7, 6) OBP: 0.292, SLG: 0.276			1-2 2-3 1B BB	1-2 1-3 1B		1-3 2-H 1B				0	0	0	0	0	0	0				
Dick McAuliffe, L (1, 6) OBP: 0.361, SLG: 0.431	0-0 F8		0-0 1B BB	0-0 G3		0-0 F3				4	1	1	2	0	0	1				
Eddie Mathews, L (1, 5) OBP: 0.335, SLG: 0.382	0-3 K		0-3 K		4-0 BB G3-6	0-0 E4 1B				3	0	0	0	1	2	2				
Don Wert, R (8, 5) OBP: 0.309, SLG: 0.338										0	0	0	0	0	0	0				
Norm Cash, L (1, 3) OBP: 0.363, SLG: 0.430	0-0 4-1		0-0 1B BB	0-0 F4		0-0 F4		0-0 1B		4	0	2	2	0	0	1				
Jim Northrup, L (1, 9) OBP: 0.328, SLG: 0.376		0-0 5-3	0-3 K	0-0 G3-6		0-0 F8				4	0	0	0	0	1	3				
Bill Freehan, R (1, 2) OBP: 0.386, SLG: 0.457		0-0 F8	0-0 F7		0-0 F6		4-0 6-3 WP BB			3	0	0	0	1	0	1				
Mickey Stanley, R (1, 8) OBP: 0.275, SLG: 0.322		0-0 5-3		0-0 WP 1B 1B		0-0 SH5-3 1B 1B		0-0 F8		4	2	2	0	0	0	1				
Mickey Lolich, S (1, 1) ERA: 3.92			4-0 BB 1B BB	0-3 K		0-0 SH5-3		0-0 6-3		1	1	0	0	1	1	1				
Fred Gladding, L (6, 1) ERA: 3.56				1-2 K		1-2 K		2-3 6-3		1	0	0	0	0	0	1				
Inning Stats	R: 2 E: 0 K: 1 S: 6	H: 1 LOB: 0 BB: 1 P: 10	R: 0 E: 0 K: 0 S: 3	H: 0 LOB: 0 BB: 0 P: 3	R: 4 E: 0 K: 2 S: 10	H: 3 LOB: 1 BB: 2 P: 18	R: 1 E: 0 K: 1 S: 7	H: 2 LOB: 1 BB: 0 P: 7	R: 0 E: 0 K: 0 S: 2	H: 0 LOB: 0 BB: 1 P: 6	R: 1 E: 0 K: 0 S: 4	H: 2 LOB: 2 BB: 1 P: 8	R: 0 E: 1 K: 0 S: 4	H: 1 LOB: 1 BB: 0 P: 4	R: 0 E: 0 K: 0 S: 3	H: 0 LOB: 1 BB: 1 P: 7	1B: 8 2B: 0 3B: 0 HR: 1	SF: 0 SAC: 1 DP: 1 HBP: 0	WP: 2 PB: 0 SB: 1 CS: 0	PA: 37
PITCHER	IP WLS BF H R ER SO BB IBB HBP BLK WP HR S P ERA WHIP																			
Jim Nash, R (1, 1) ERA: 3.92	3.1 L 19 6 7 7 4 0 0 0 0 0 0 0 24 36 18.90 2.700																			
Bill Stafford, R (4, 1) ERA: 2.45	2.2 10 2 1 1 0 2 0 0 0 0 0 0 8 16 3.38 1.500																			
Paul Lindblad, L (7, 1) ERA: 3.56	2.0 8 1 0 0 0 1 0 0 0 0 1 0 7 11 0.00 1.000																			

Kansas City Athletics @ Detroit Tigers
Tiger Stadium, Detroit, MI
Mon Sep 04 1967, 4:33 AM EDT
Unknown

AB	30
R	8
H	9
RBI	8
BB	6
SO	4
LOB	13



Batter	1	2	3	4	5	6	7	8	9	AB	R	H	RBI	BB	SO	LOB	TOP									
Bert Campaneris, R OBP: 0.296, SLG: 0.333 (1, 6)	F7		6-3			F2	5-3			4	0	0	0	0	0	2										
John Donaldson, L OBP: 0.380, SLG: 0.364 (1, 4)	FC6-4			K		K		L9		3	0	1	0	0	2	0										
Ted Kubiak, S OBP: 0.247, SLG: 0.221 (8, PH) (8, 5)	1B									1	0	0	0	0	0	0										
Mike Hershberger, R OBP: 0.334, SLG: 0.337 (1, 9)	FC6-4			K			1B HR	F8		4	1	1	0	0	1	1										
Danny Cater, R OBP: 0.316, SLG: 0.342 (1, 3)	5-3			L9			1B HR	2B	1B	4	1	2	0	0	0	1										
Dick Green, R OBP: 0.271, SLG: 0.303 (1, 5) (8, 4)		K				F5		1B HR	2B	4	1	2	3	0	1	0										
Jim Gosger, L OBP: 0.340, SLG: 0.352 (1, 7)	F7					K		1B WP BB	HR	3	1	1	1	1	1	0										
Phil Roof, R OBP: 0.276, SLG: 0.347 (1, 2)	F6					2B		K		4	0	2	0	0	1	1										
Joe Nossek, R OBP: 0.218, SLG: 0.247 (1, 8)			4-3			6-3		1B	G6-3	4	0	1	0	0	0	2										
Tony Pierce, R (1, 1)								1B	K	2	0	0	0	0	2	0										
Tim Talton, L OBP: 0.364, SLG: 0.354 (7, PH)						K			K	1	0	0	0	0	1	2										
Lew Krausse, R OBP: 0.171, SLG: 0.250 (7, 1)									K	1	0	0	0	0	1	0										
Paul Lindblad, L OBP: 0.206, SLG: 0.324 (9, 1)									K	0	0	0	0	0	0	0										
Inning Stats	R: 0 E: 0 K: 0 S: 4	H: 1 LOB: 1 BB: 0 P: 4	R: 0 E: 0 K: 1 S: 5	H: 0 LOB: 0 BB: 0 P: 5	R: 0 E: 0 K: 1 S: 5	H: 0 LOB: 0 BB: 0 P: 5	R: 0 E: 0 K: 2 S: 7	H: 0 LOB: 1 BB: 0 P: 7	R: 0 E: 0 K: 1 S: 6	H: 1 LOB: 1 BB: 0 P: 6	R: 0 E: 0 K: 2 S: 7	H: 0 LOB: 0 BB: 0 P: 7	R: 3 E: 0 K: 2 S: 11	H: 4 LOB: 2 BB: 1 P: 15	R: 0 E: 0 K: 0 S: 4	H: 2 LOB: 2 BB: 0 P: 4	R: 1 E: 0 K: 1 S: 6	H: 2 LOB: 0 BB: 0 P: 6	1B: 6 2B: 2 3B: 0 HR: 2	SF: 0 SAC: 0 DP: 1 HBP: 0	WP: 1 PB: 0 SB: 0 CS: 0	PA: 36				
PITCHER	IP	WLS	BF	H	R	ER	SO	BB	IBB	HBP	BLK	WP	HR	S	P	ERA	WHIP									
John Hiller, L ERA: 1.6 (1, 1)	6.0	L	24	5	3	3	7	1	0	0	0	0	1	37	41	4.50	1.000									
Mike Marshall, R ERA: 1.59 (7, 1)	0.1		2	1	0	0	1	0	0	0	0	0	1	0	4	4	0.00	3.000								
Hank Aguirre, L ERA: 1.75 (7, 1)	1.2		6	2	0	0	1	0	0	0	0	0	0	8	8	0.00	1.200									
Dave Wickersham, R ERA: 2.95 (9, 1)	1.0		4	2	1	1	1	0	0	0	0	0	1	6	6	9.00	2.000									

Kansas City Athletics @ Detroit Tigers
Tiger Stadium, Detroit, MI
Mon Sep 04 1967, 4:38 AM EDT
Att: 32,324 - Unknown

AB 35
R 4
H 10
RBI 4
BB 1
SO 10
LOB 9

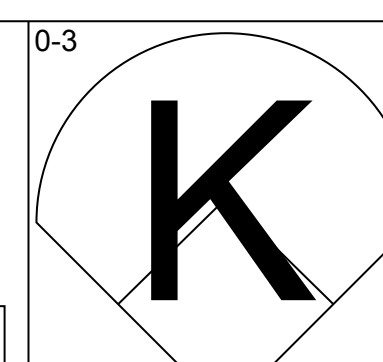
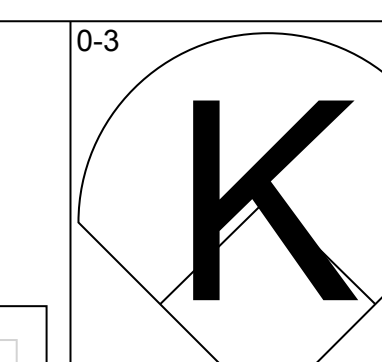
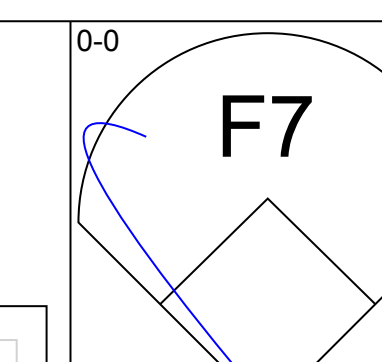
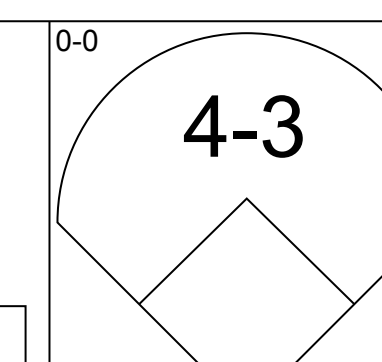

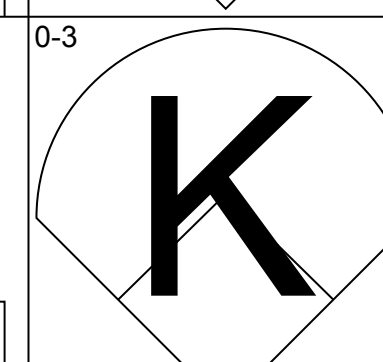
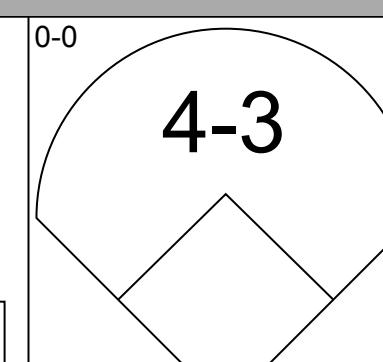
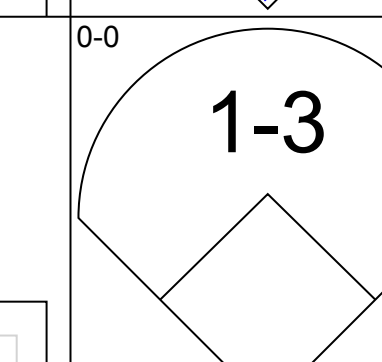
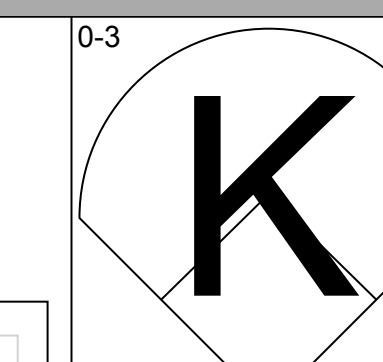
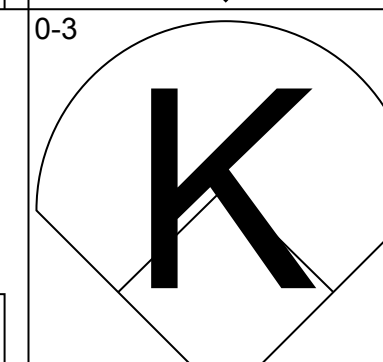
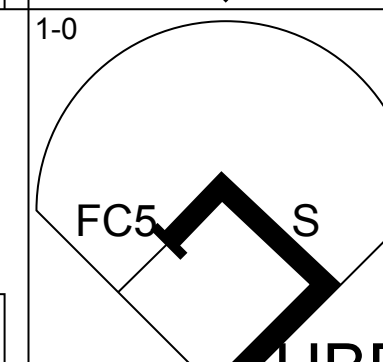
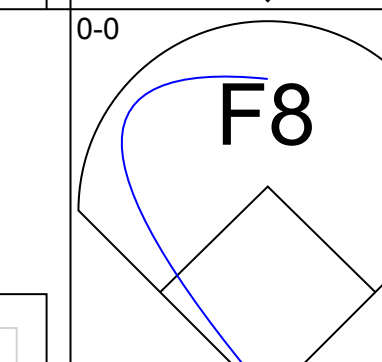
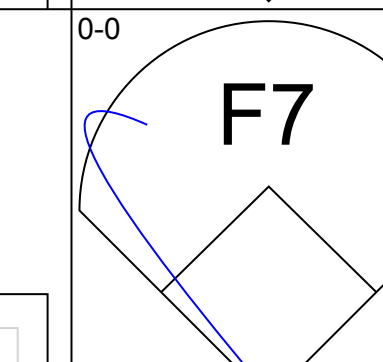
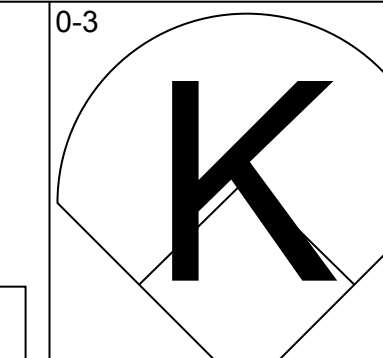
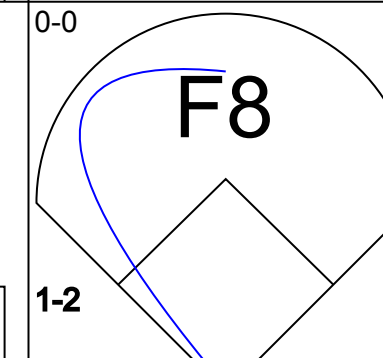
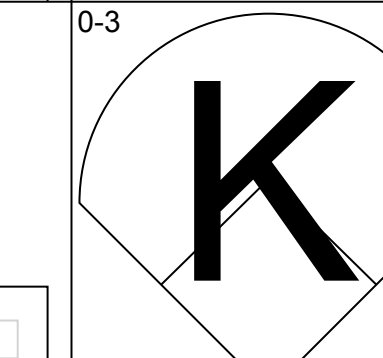
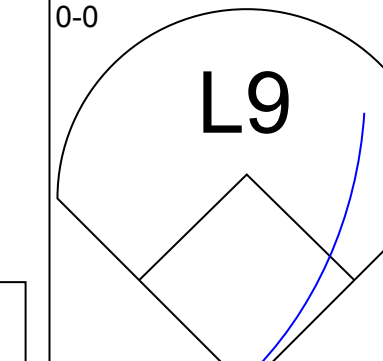
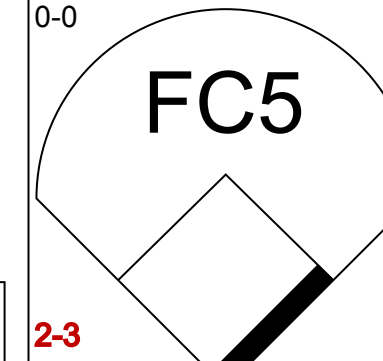
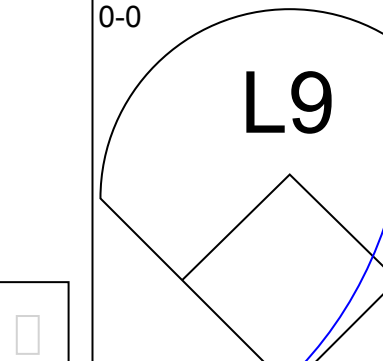
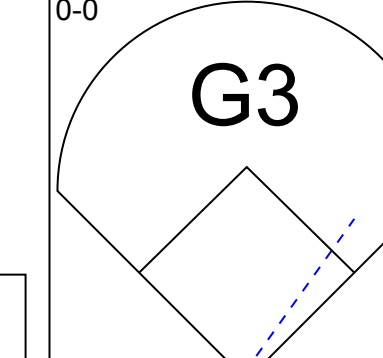
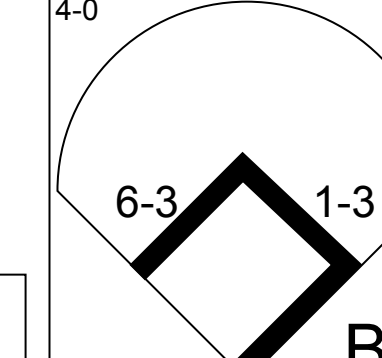
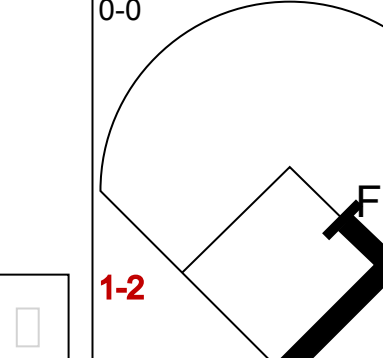
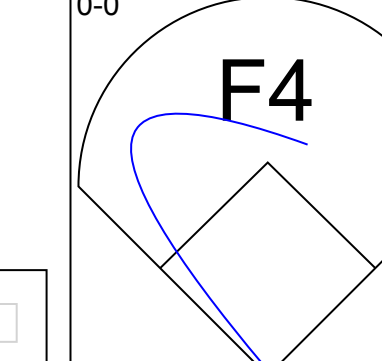
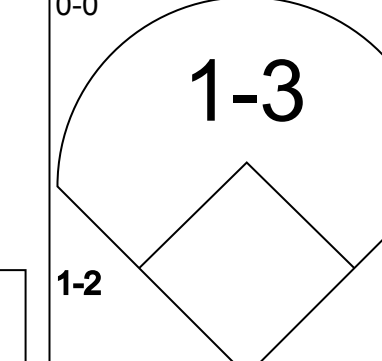
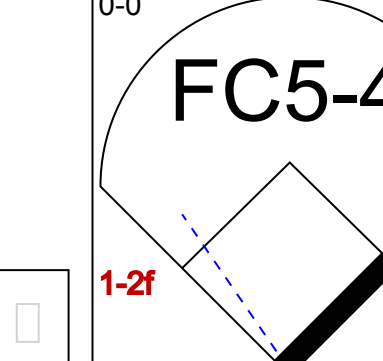
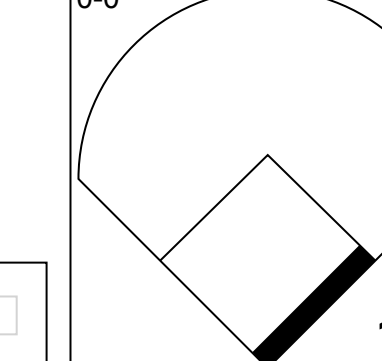
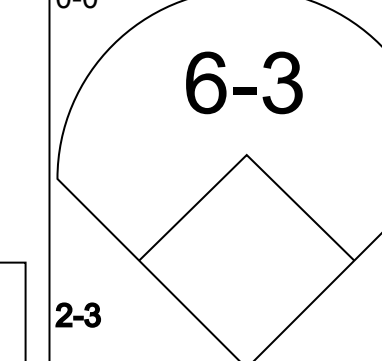
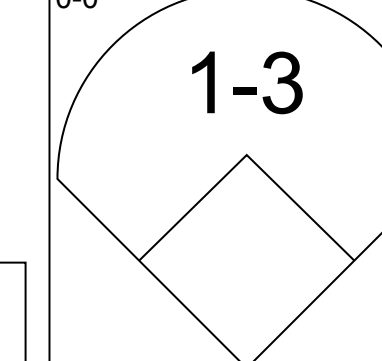
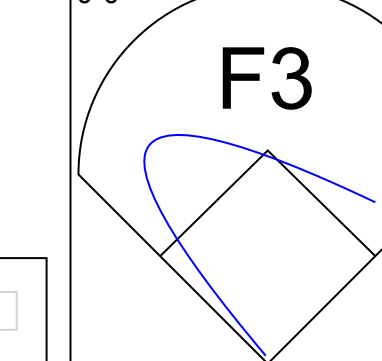
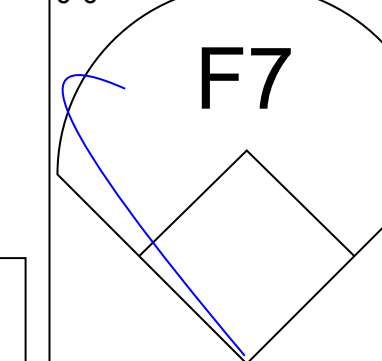
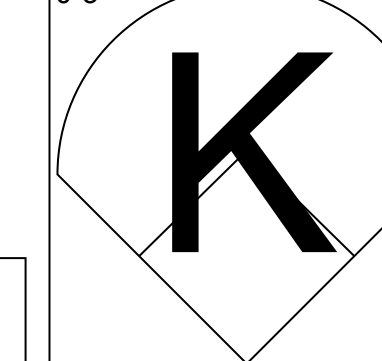


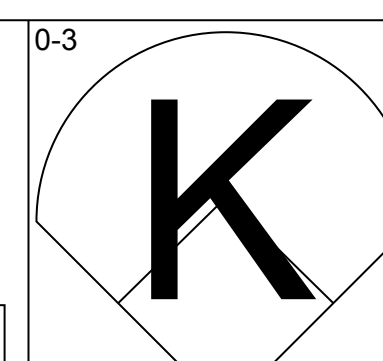
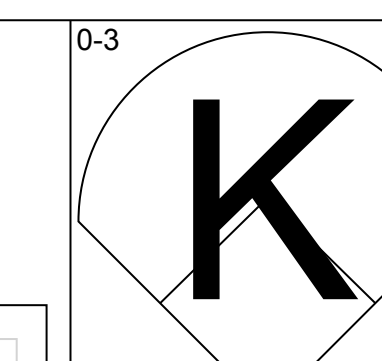
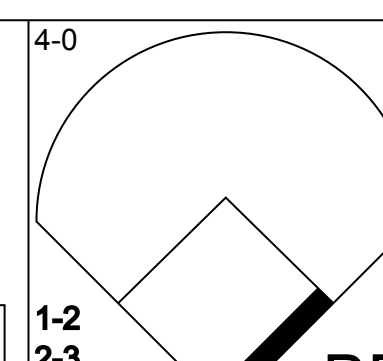
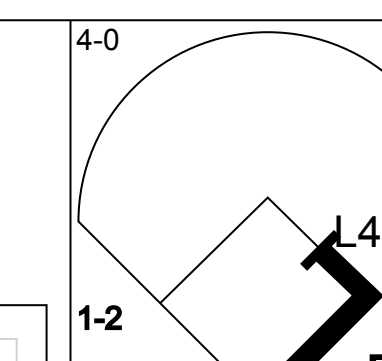
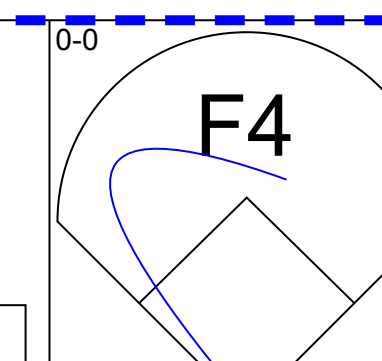

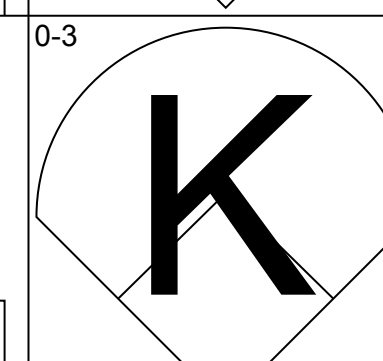
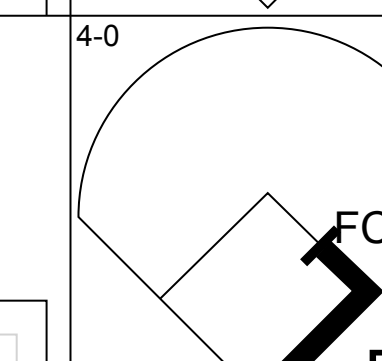
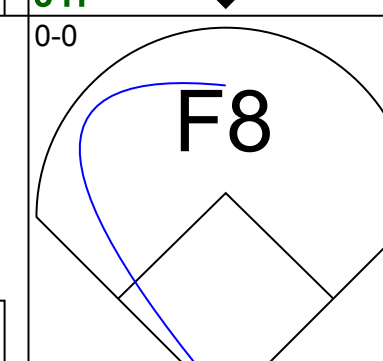
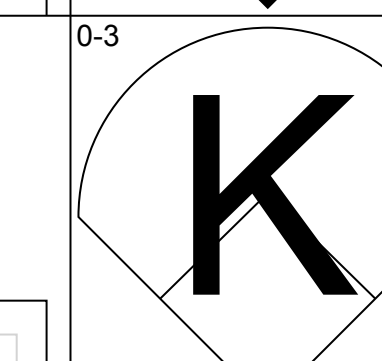
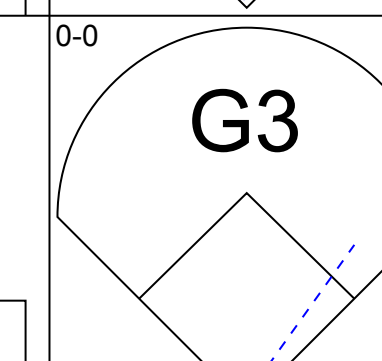
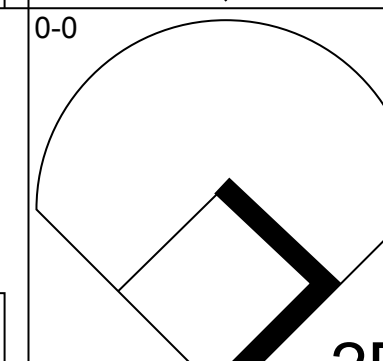
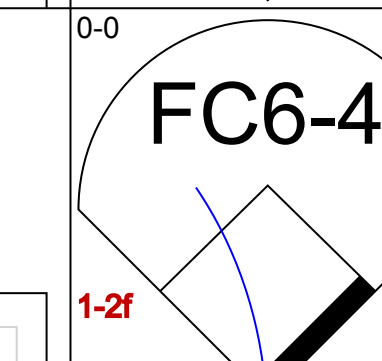
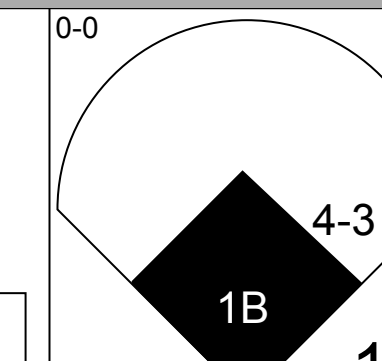
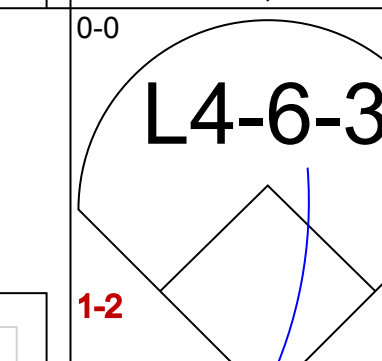
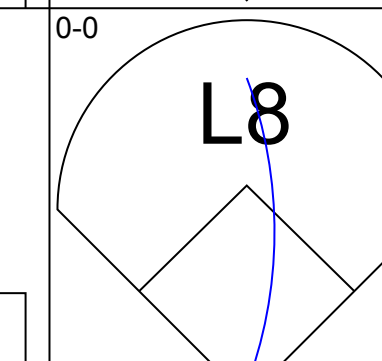
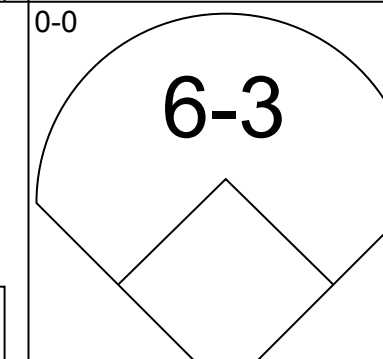
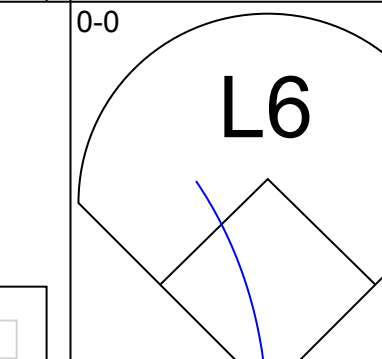
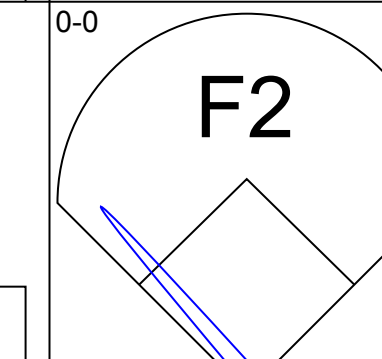
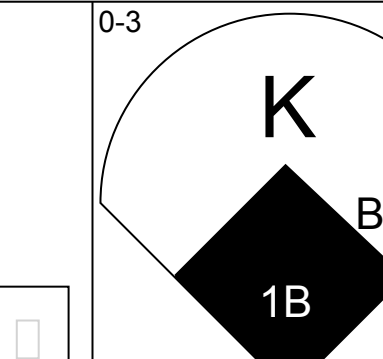

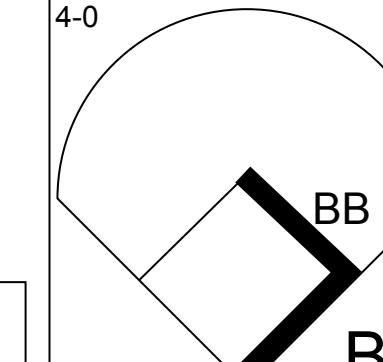
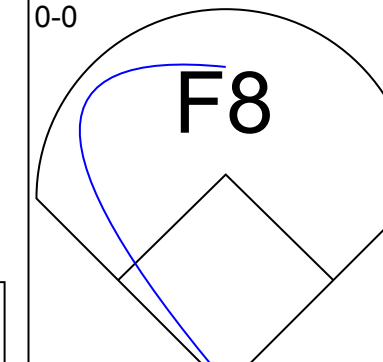
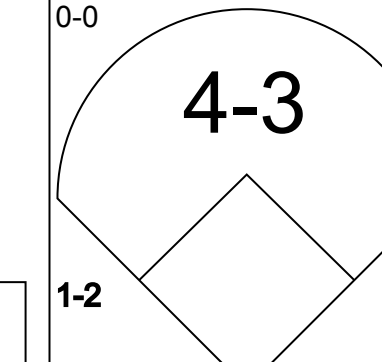
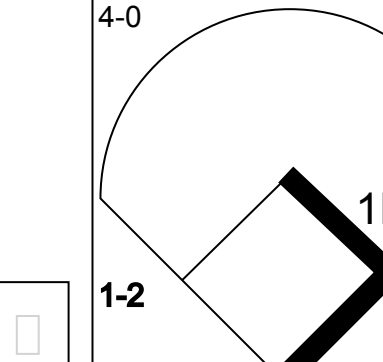

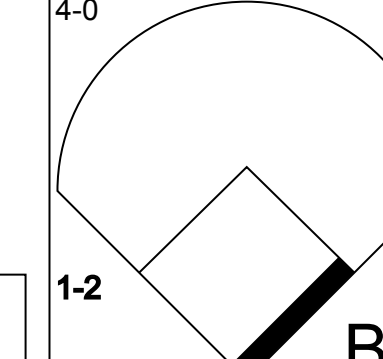

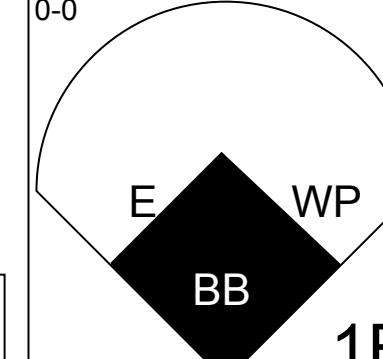
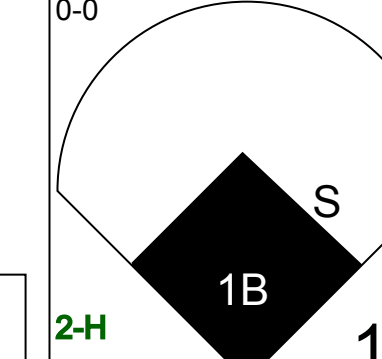


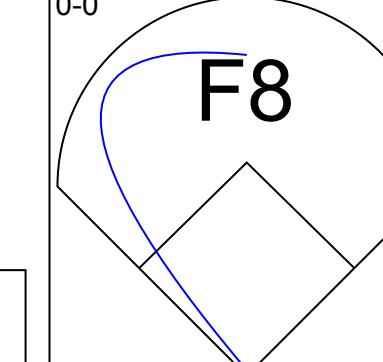
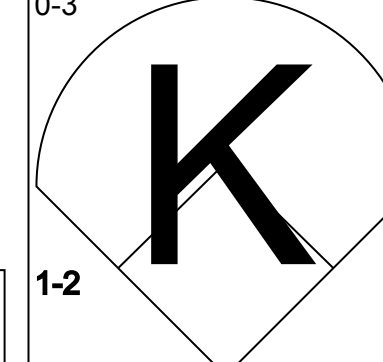
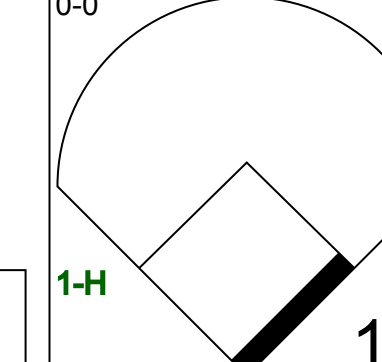
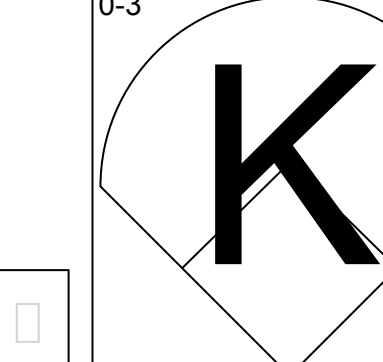

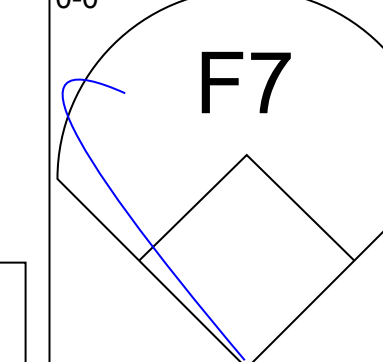
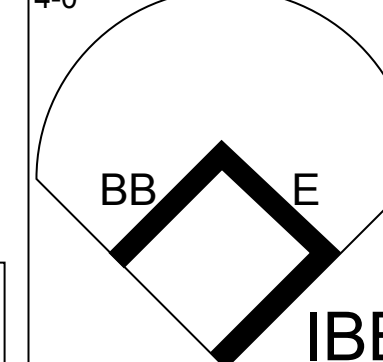
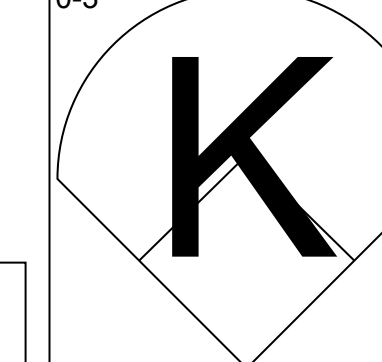

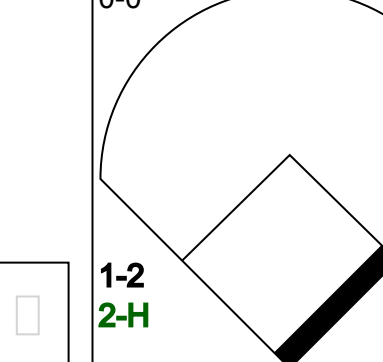
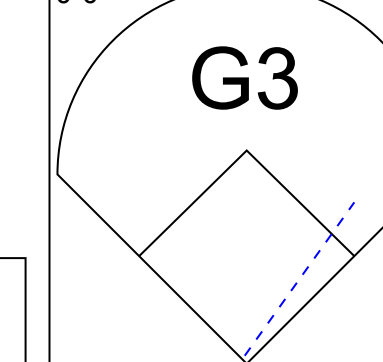
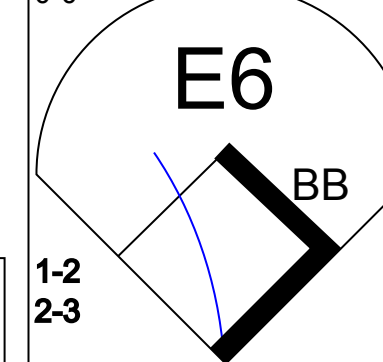

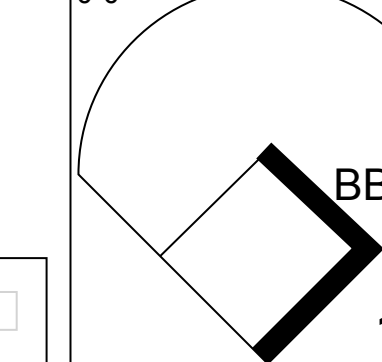

Batter	1	2	3	4	5	6	7	8	9	AB	R	H	RBI	BB	SO	LOB	BOTTOM								
Mickey Stanley, R OBP: 0.272, SLG: 0.318 (1, 8)	F9		G5-4-3			F8		4-3		3	0	0	0	0	0	1									
Jerry Lumpe, L OBP: 0.278, SLG: 0.280 (8, PH)										1	0	0	0	0	0	0									
Dave Wickersham, R (9, 1)										0	0	0	0	0	0	0									
Dick McAuliffe, L OBP: 0.362, SLG: 0.431 (1, 4)	F7			SH 1B		6-3		BB		3	1	1	0	1	0	0									
Al Kaline, R OBP: 0.395, SLG: 0.540 (1, 9)	1B			SH 1B E		L4-3		L8		3	1	1	0	0	0	1									
Willie Horton, R OBP: 0.346, SLG: 0.505 (1, 7)	L2-4			F9		6-3				4	0	1	0	0	0	2									
Tom Matchick, L (9, PR)										0	0	0	0	0	0	0									
Bill Freehan, R OBP: 0.385, SLG: 0.454 (1, 3) (8, 2)				F4		K		F7		3	0	0	0	0	1	3									
Don Wert, R OBP: 0.310, SLG: 0.340 (1, 5) (8, 6)				E 1B		6-3		F7		4	0	2	1	0	0	1									
Jim Price, R OBP: 0.303, SLG: 0.318 (1, 2)	G6-3			E 1B		F6		G3		2	0	0	0	0	0	3									
Norm Cash, L OBP: 0.362, SLG: 0.428 (7, PH) (8, 3)										2	0	0	0	0	0	1									
Ray Oyler, R OBP: 0.293, SLG: 0.277 (1, 6)				F7		K				2	0	1	0	0	0	2									
Eddie Mathews, L OBP: 0.334, SLG: 0.381 (7, PH) (8, 5)				G5-4-3						1	0	0	0	0	1	0									
John Hiller, R OBP: 0.167, SLG: 0.091 (1, 1)				F2				6-3		2	0	0	0	0	1	1									
Mike Marshall, R OBP: 0.222, SLG: 0.222 (7, 1)										0	0	0	0	0	0	0									
Hank Aguirre, R OBP: 0.500, SLG: 1.500 (7, 1)										0	0	0	0	0	0	0									
Jim Northrup, L OBP: 0.327, SLG: 0.375 (8, PH) (9, 8)										1	0	0	0	0	0	0									
Inning Stats	R: 0 E: 0 K: 0 S: 3	H: 1 LOB: 1 BB: 0 P: 3	R: 0 E: 0 K: 0 S: 3	H: 1 LOB: 1 BB: 0 P: 4	R: 0 E: 0 K: 0 S: 3	H: 1 LOB: 0 BB: 0 P: 3	R: 2 E: 1 K: 0 S: 7	H: 2 LOB: 2 BB: 0 P: 7	R: 0 E: 0 K: 1 S: 5	H: 0 LOB: 0 BB: 0 P: 5	R: 0 E: 0 K: 1 S: 5	H: 0 LOB: 0 BB: 0 P: 5	R: 0 E: 0 K: 1 S: 5	H: 0 LOB: 1 BB: 1 P: 7	R: 0 E: 0 K: 0 S: 3	H: 1 LOB: 1 BB: 1 P: 7	R: 0 E: 0 K: 0 S: 4	H: 1 LOB: 0 BB: 0 P: 4	1B: 6 2B: 0 3B: 0 HR: 0	SF: 0 SAC: 1 DP: 2 HBP: 1	WP: 0 PB: 0 SB: 0 CS: 0	PA: 34			
PITCHER	IP	WLS	BF	H	R	ER	SO	BB	IBB	HBP	BLK	WP	HR	S	P	ERA	WHIP								
Tony Pierce, L ERA: 3.18 (1, 1)	6.0	W	24	5	2	1	2	0	0	1	0	0	0	26	27	1.50	0.833								
Lew Krausse, R ERA: 4.02 (7, 1)	2.2		10	1	0	0	1	1	0	0	0	0	0	11	15	0.00	0.750								
Paul Lindblad, L ERA: 3.55 (9, 1)	0.1	S	1	0	0	0	0	0	0	0	0	0	0	1	1	0.00	0.000								

Kansas City Athletics @ Detroit Tigers
Tiger Stadium, Detroit, MI
Mon Sep 04 1967, 4:38 AM EDT
Att: 32,324 - Unknown

AB 31
R 2
H 6
RBI 1
BB 1
SO 3
LOB 15




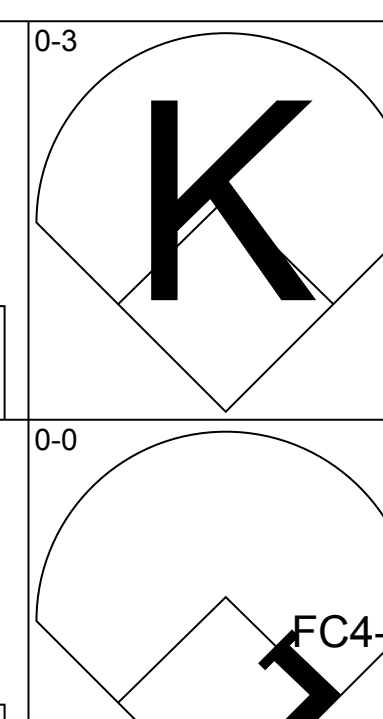
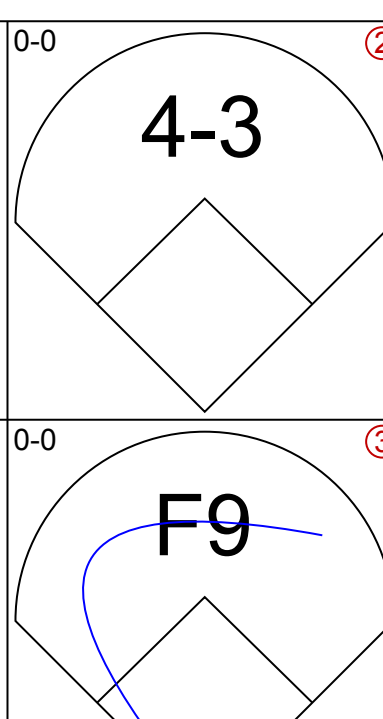
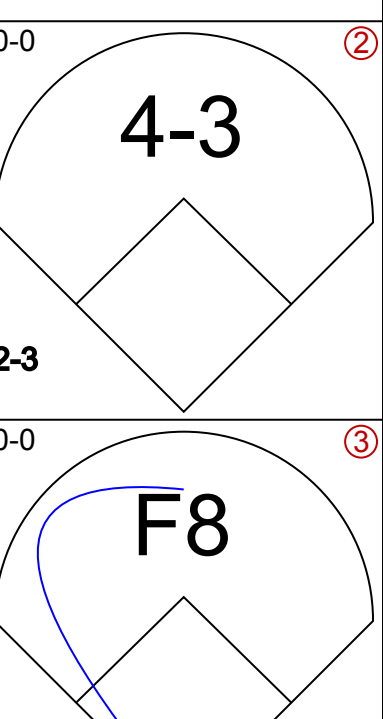
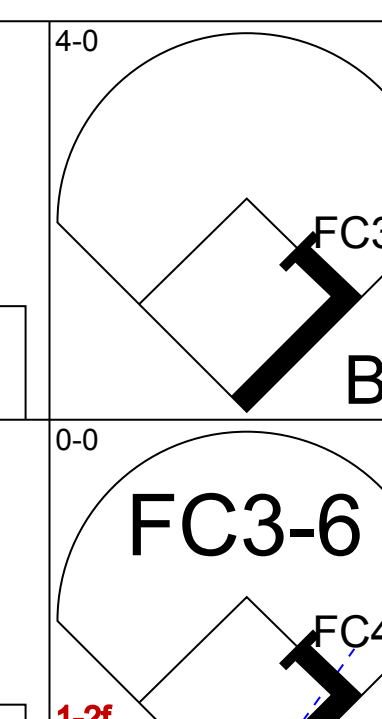
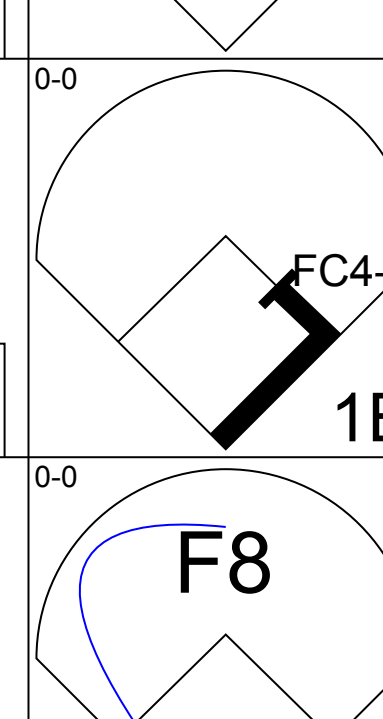
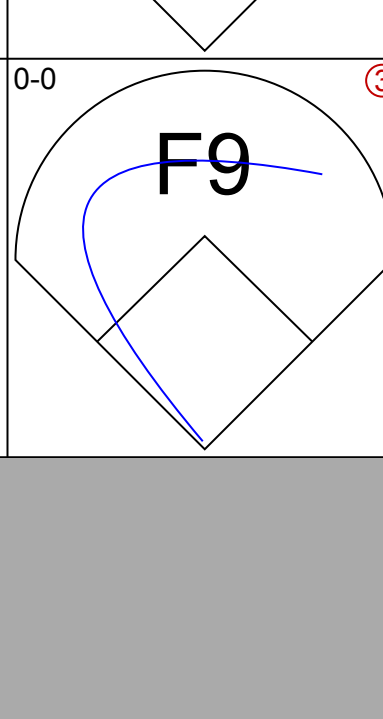
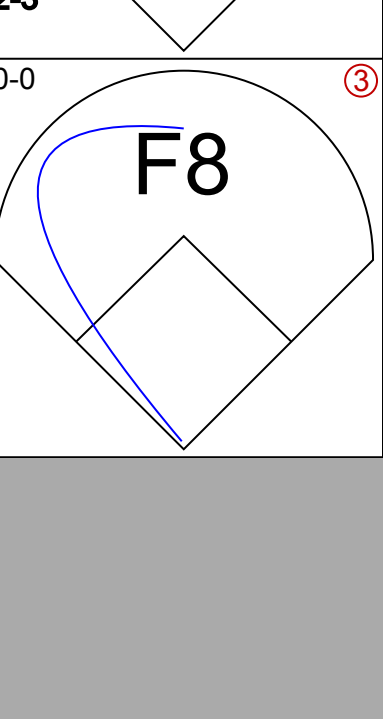
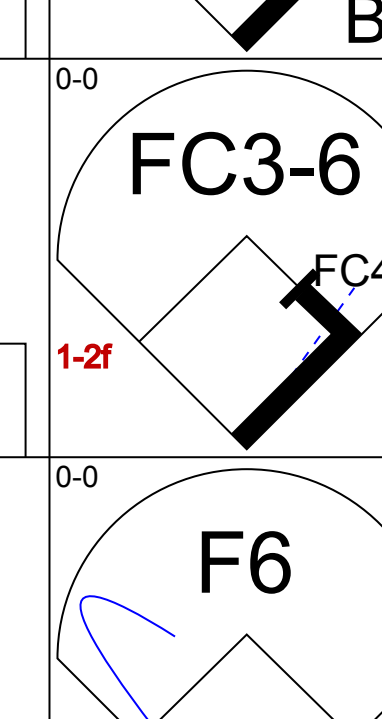
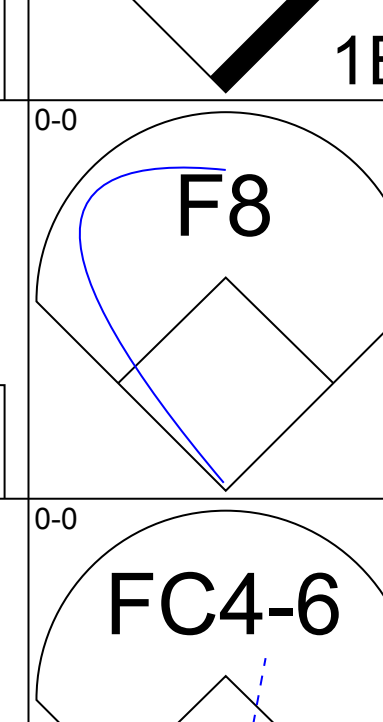
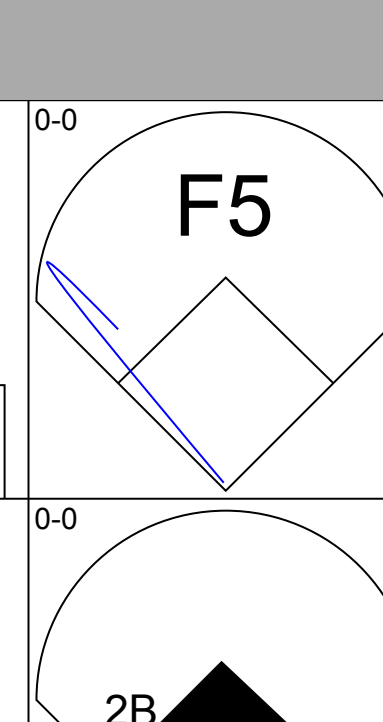
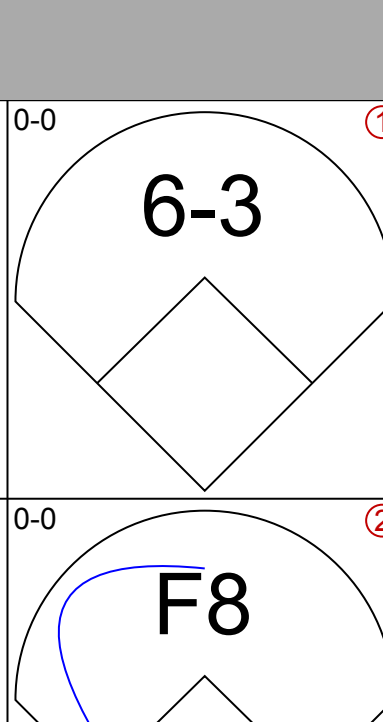
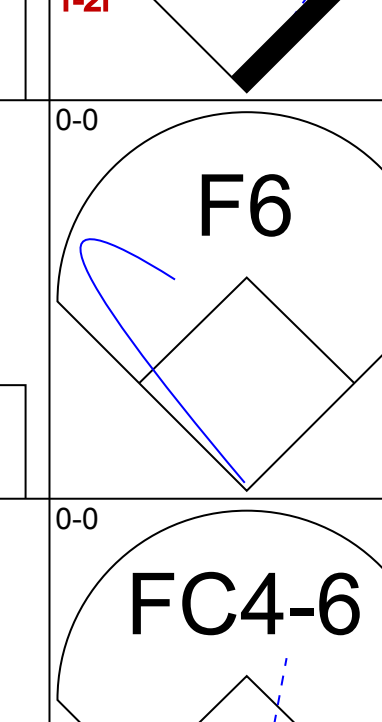
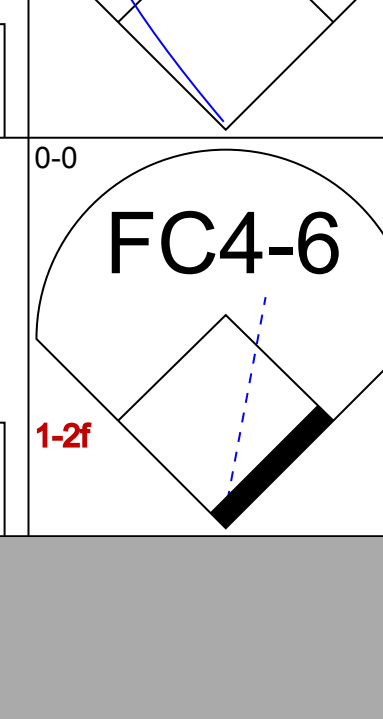
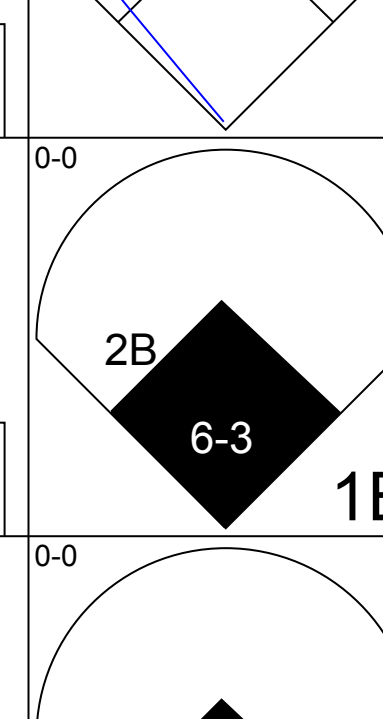
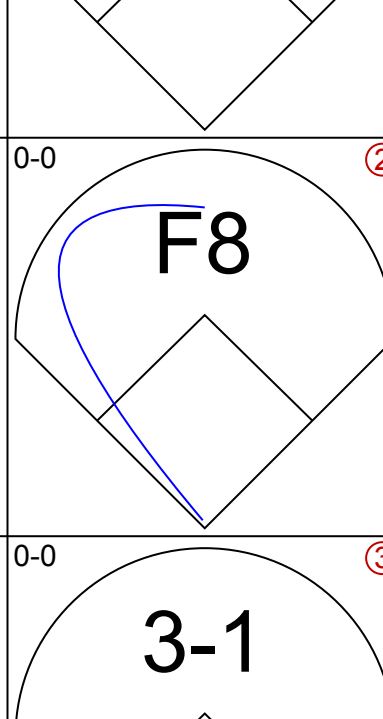
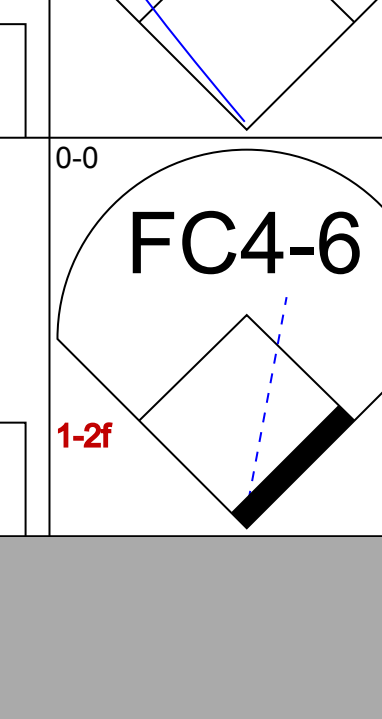
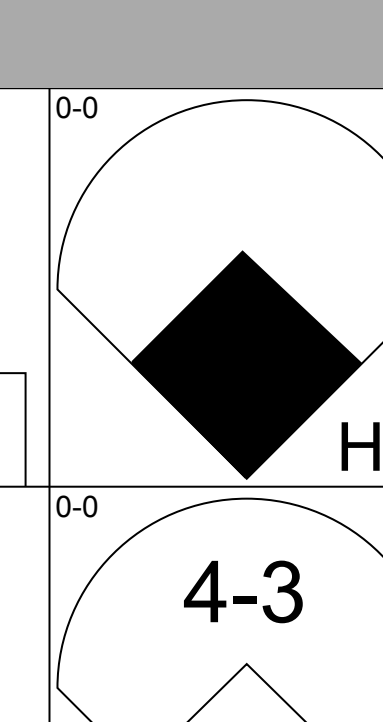
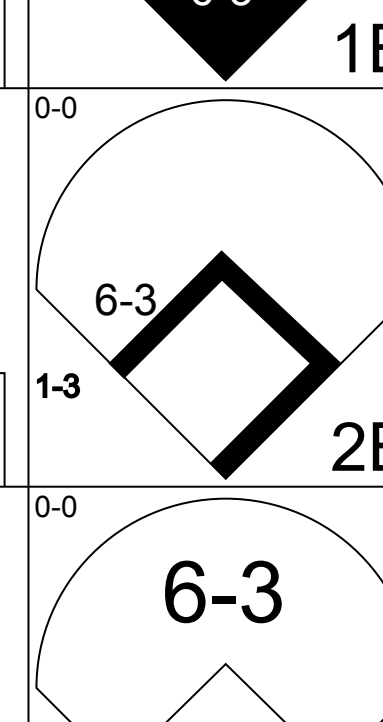
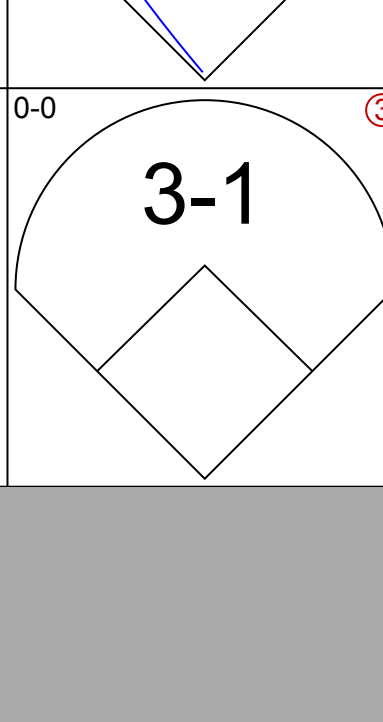
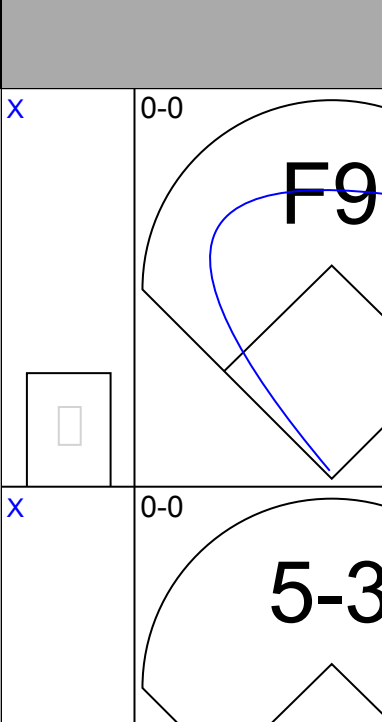
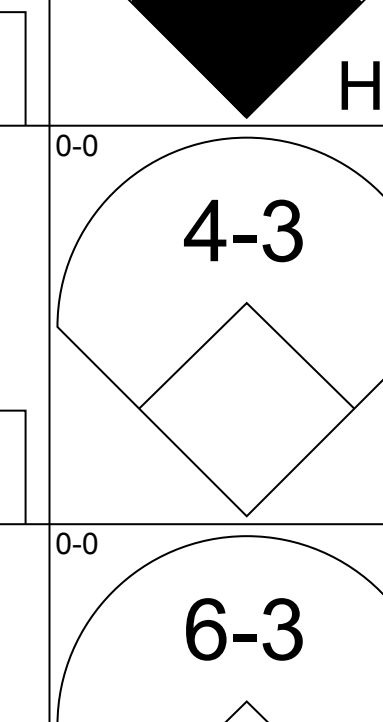
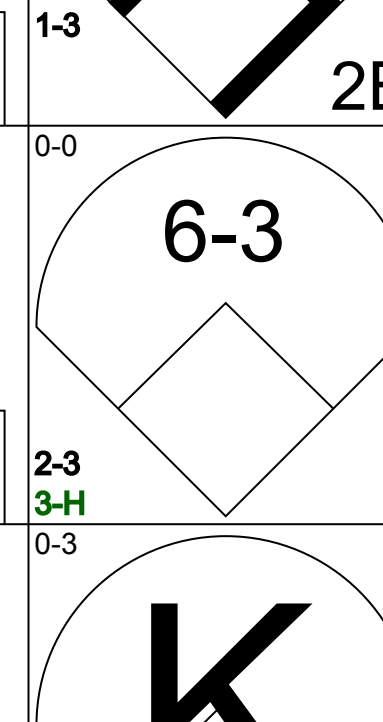
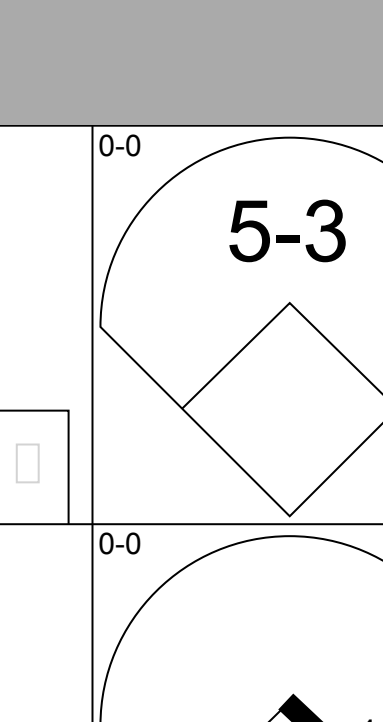
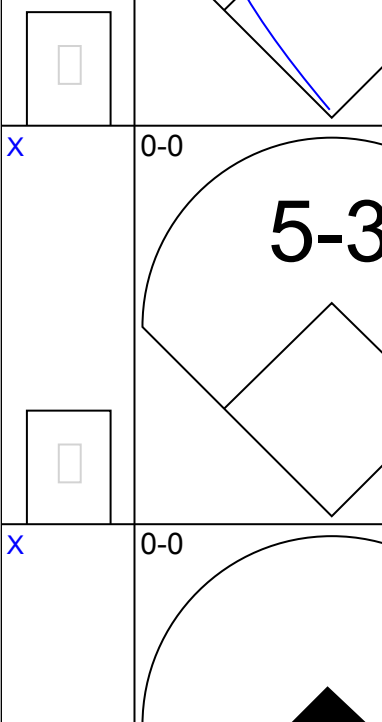
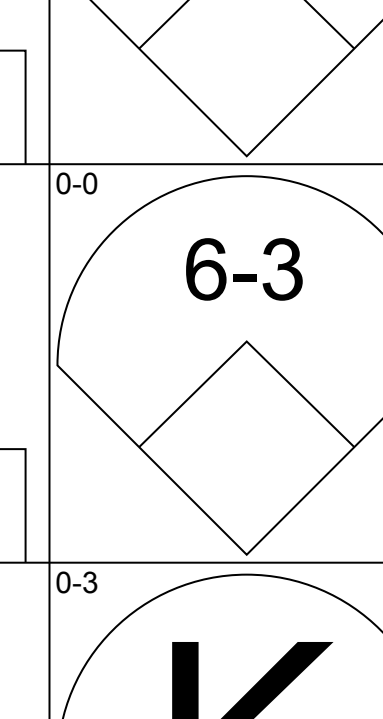
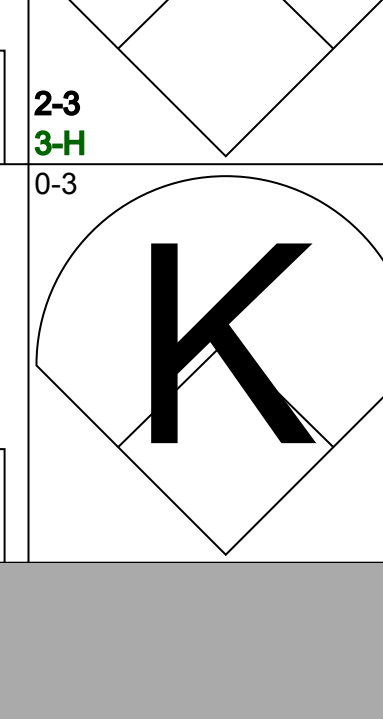
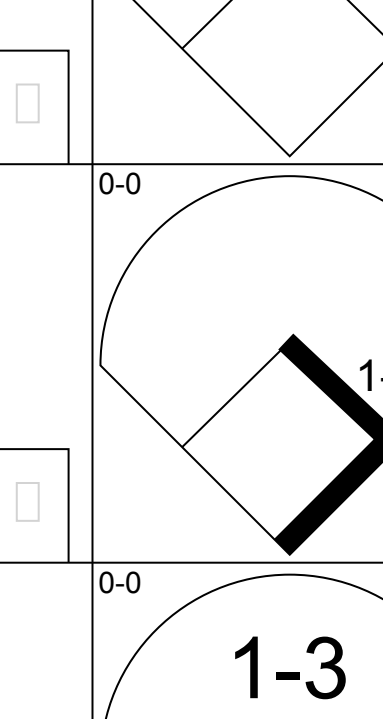
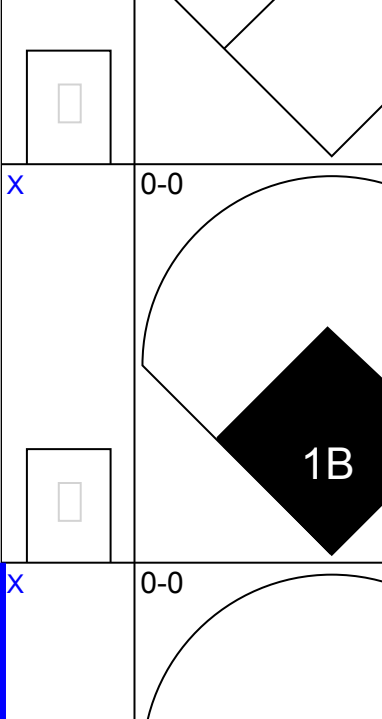
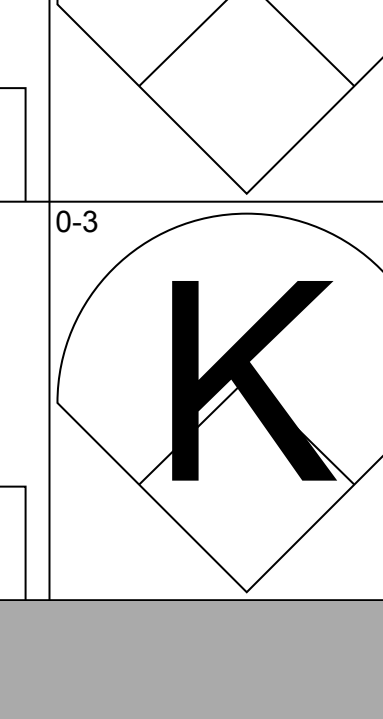
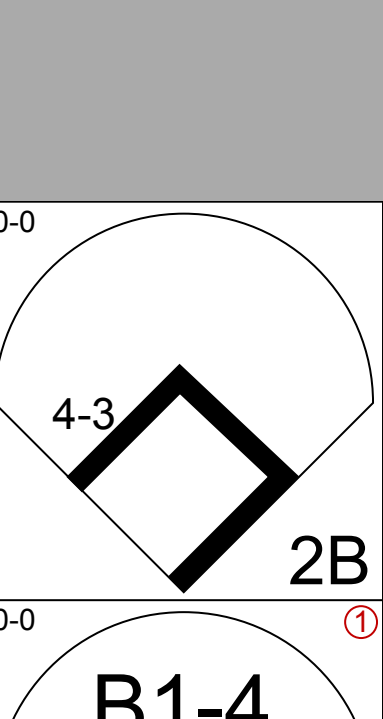
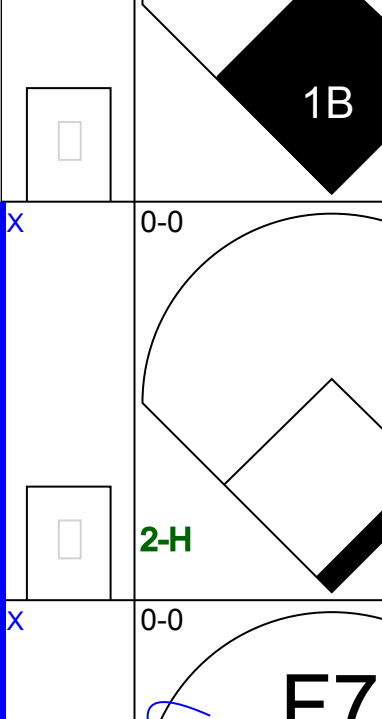
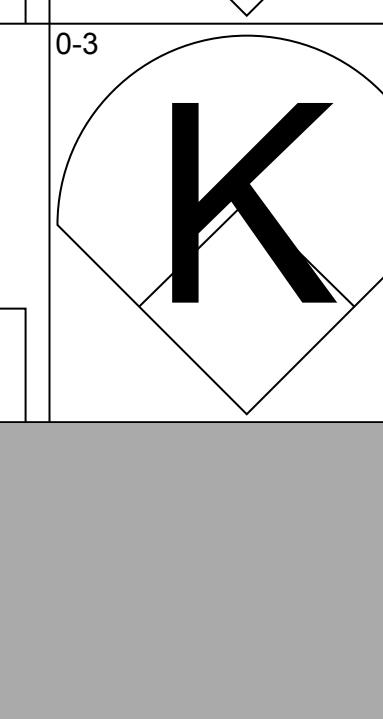
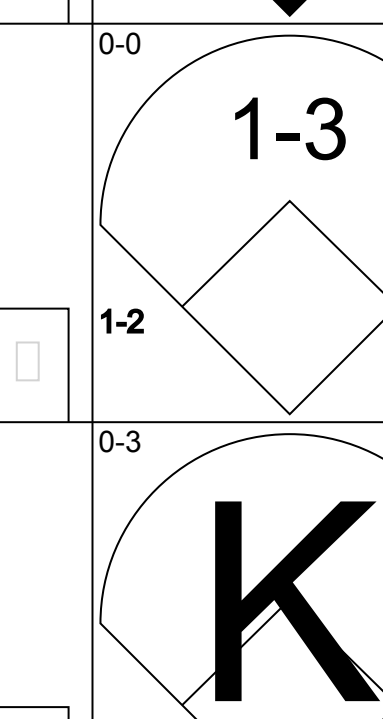
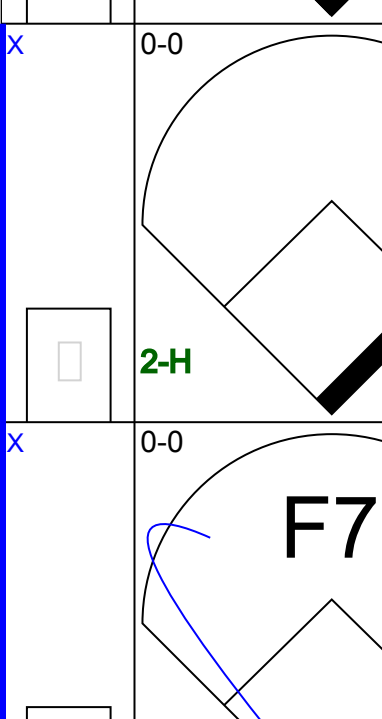
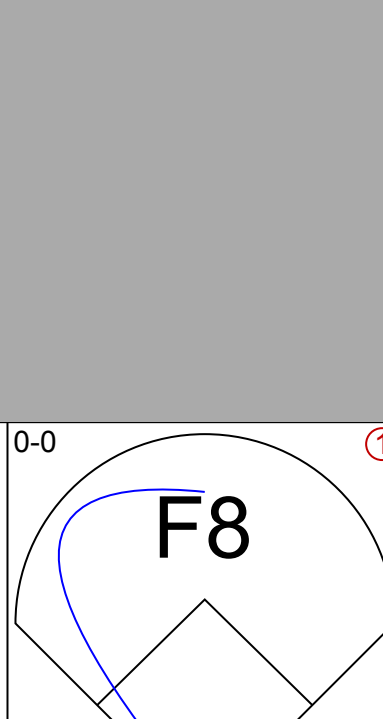
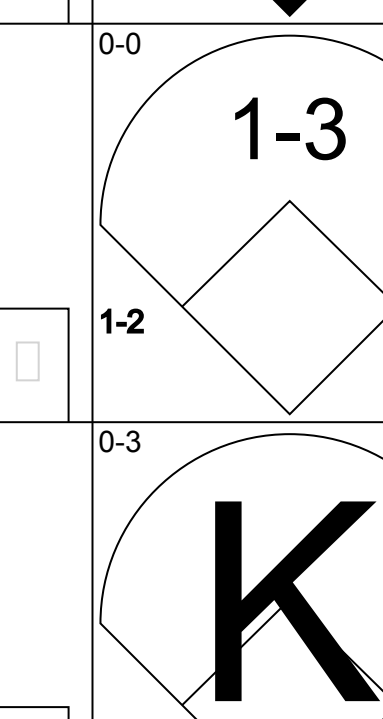
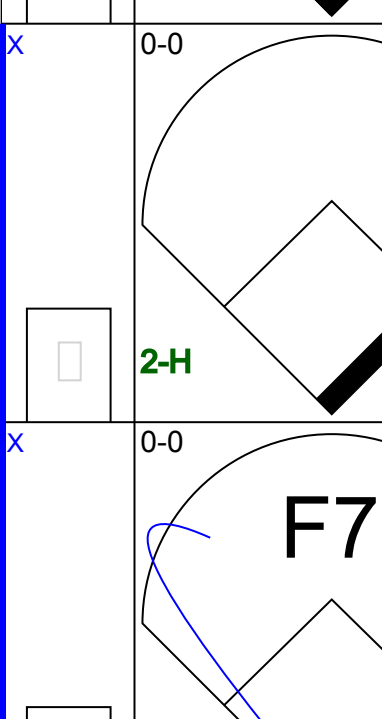
Batter	1	2	3	4	5	6	7	8	9	AB	R	H	RBI	BB	SO	LOB	TOP			
Bert Campaneris, R OBP: 0.294, SLG: 0.330 (1, 6)										4	0	0	0	0	2	1	<p>Kansas City Athletics @ Detroit Tigers Tiger Stadium, Detroit, MI Tue Sep 05 1967, 7:05 PM EDT Att: 10,343 - Unknown</p> <p>livebaseballscorecards.com</p> <p>AB 28 R 0 H 2 RBI 0 BB 2 SO 8 LOB 9</p> 			
John Donaldson, L OBP: 0.355, SLG: 0.359 (1, 4)										4	0	0	0	0	2	0				
Mike Hershberger, R OBP: 0.333, SLG: 0.334 (1, 9)										3	0	0	0	0	1	0				
Ray Webster, L OBP: 0.328, SLG: 0.409 (1, 3)										3	0	0	0	1	2	1				
Danny Cater, R OBP: 0.314, SLG: 0.339 (1, 7)										3	0	0	0	0	0	2				
Jim Gosger, L OBP: 0.343, SLG: 0.353 (1, 8)										2	0	1	0	1	0	0				
Dick Green, R OBP: 0.268, SLG: 0.300 (1, 5)										3	0	0	0	0	0	2				
Phil Roof, R OBP: 0.277, SLG: 0.347 (1, 2)										3	0	1	0	0	0	1				
Chuck Dobson, R OBP: 0.186, SLG: 0.186 Diego Segui, R (5, 1)										2	0	0	0	0	0	2				
Tim Talton, L OBP: 0.357, SLG: 0.347 Bill Stafford, R (8, 1)										0	0	0	0	0	0	0				
										1	0	0	0	0	1	0				
										0	0	0	0	0	0	0				
Inning Stats	R: 0 E: 0 K: 3 S: 9	H: 0 LOB: 0 BB: 0 P: 9	R: 0 E: 0 K: 1 S: 5	H: 0 LOB: 0 BB: 0 P: 5	R: 0 E: 0 K: 1 S: 6	H: 1 LOB: 1 BB: 0 P: 6	R: 0 E: 0 K: 0 S: 3	H: 0 LOB: 1 BB: 0 P: 4	R: 0 E: 0 K: 0 S: 3	H: 0 LOB: 1 BB: 1 P: 7	R: 0 E: 0 K: 0 S: 3	H: 1 LOB: 1 BB: 1 P: 7	R: 0 E: 0 K: 1 S: 5	H: 0 LOB: 0 BB: 0 P: 5	R: 0 E: 0 K: 2 S: 7	H: 0 LOB: 0 BB: 0 P: 7	1B: 2 2B: 0 3B: 0 HR: 0	SF: 0 SAC: 0 DP: 0 HBP: 1	WP: 0 PB: 0 SB: 1 CS: 0	PA: 31
PITCHER Joe Sparma, R ERA: 3.62 (1, 1)	IP: 9.0 WLS: W BF: 31 H: 2 R: 0 ER: 0 SO: 8 BB: 2 IBB: 0 HBP: 1 BLK: 0 WP: 0 HR: 0 S: 44 P: 53 ERA: 0.00 WHIP: 0.444															PITCHER				

Batter	1	2	3	4	5	6	7	8	9	AB	R	H	RBI	BB	SO	LOB	BOTTOM			
Dick McAuliffe, L OBP: 0.362, SLG: 0.428 (8, 4)										3	0	0	1	2	2	0	<p>Kansas City Athletics @ Detroit Tigers Tiger Stadium, Detroit, MI Tue Sep 05 1967, 7:05 PM EDT Att: 10,343 - Unknown</p> <p>livebaseballscorecards.com</p> <p>AB 32 R 4 H 7 RBI 4 BB 7 SO 9 LOB 28</p> 			
Norm Cash, L OBP: 0.361, SLG: 0.424 (1, 3)										4	0	0	0	1	2	5				
Al Kaline, R OBP: 0.395, SLG: 0.541 (1, 9)										5	1	2	0	0	0	3				
Willie Horton, R OBP: 0.343, SLG: 0.498 Mickey Stanley, R (7, PR)											4	0	0	0	1	3				
Eddie Mathews, L OBP: 0.336, SLG: 0.379 Don Wert, R OBP: 0.310, SLG: 0.340 (8, 5)											2	0	0	0	2	0				
Jim Northrup, L OBP: 0.331, SLG: 0.377 (8, 7)											3	2	1	1	0	2				
Bill Freehan, R OBP: 0.384, SLG: 0.452 (1, 2)											4	0	1	1	0	2				
Jerry Lumpe, L OBP: 0.284, SLG: 0.281 Ray Oyler, R OBP: 0.253, SLG: 0.277 (8, 6)										3	0	1	1	1	1	3				
Joe Sparma, R OBP: 0.059, SLG: 0.045 (1, 1)										4	0	1	0	0	1	6				
Inning Stats	R: 0 E: 0 K: 2 S: 8	H: 1 LOB: 1 BB: 0 P: 8	R: 0 E: 0 K: 0 S: 3	H: 0 LOB: 2 BB: 2 P: 11	R: 0 E: 0 K: 1 S: 5	H: 0 LOB: 1 BB: 1 P: 9	R: 1 E: 1 K: 1 S: 7	H: 1 LOB: 3 BB: 2 P: 15	R: 2 E: 0 K: 1 S: 8	H: 3 LOB: 1 BB: 0 P: 8	R: 0 E: 0 K: 1 S: 5	H: 1 LOB: 2 BB: 1 P: 9	R: 1 E: 0 K: 3 S: 11	H: 1 LOB: 2 BB: 1 P: 15	R: 0 E: 0 K: 0 S: 3	H: 0 LOB: 0 BB: 0 P: 3	1B: 6 2B: 1 3B: 0 HR: 0	SF: 0 SAC: 0 DP: 1 HBP: 0	WP: 2 PB: 0 SB: 1 CS: 0	PA: 39
PITCHER Chuck Dobson, R ERA: 3.94 Diego Segui, R ERA: 3.04 Bill Stafford, R ERA: 2.25 (8, 1)	IP: 4.2 WLS: L BF: 25 H: 5 R: 3 ER: 2 SO: 4 BB: 4 IBB: 1 HBP: 0 BLK: 0 WP: 1 HR: 0 S: 28 P: 48 ERA: 3.86 WHIP: 1.929															PITCHER				

Batter	1	2	3	4	5	6	7	8	9	AB	R	H	RBI	BB	SO	LOB	TOP										
Bert Campaneris, R OBP: 0.293, SLG: 0.328 (1, 6)	0-0 6-3		0-0 F4			4-0 1B BB	0-3 K		0-0 F3	4	1	0	0	1	1	3	Kansas City Athletics @ Detroit Tigers Tiger Stadium, Detroit, MI Wed Sep 06 1967, 7:05 PM EDT Unknown										
John Donaldson, L OBP: 0.354, SLG: 0.355 (1, 4)	0-0 F7			0-0 3-1		4-0 1B BB	0-0 F7			3	1	0	0	1	0	2											
Mike Hershberger, R OBP: 0.335, SLG: 0.338 (1, 9)	0-0 2B			0-0 4-3		0-0 FC4-6 1B 1-3 2-H		0-0 F7		4	0	2	1	0	0	0											
Jim Gosger, L OBP: 0.342, SLG: 0.351 Joe Nosssek, R OBP: 0.216, SLG: 0.247 (8, 8)	0-3 K			0-3 K		0-0 FC4-6 1B 1-2 3-H		0-3 K		4	0	1	1	0	3	1											
Ray Webster, L OBP: 0.327, SLG: 0.417 (1, 3)		0-0 F6				0-0 HR		0-0 F7		4	1	1	1	0	0	2											
Danny Cater, R OBP: 0.312, SLG: 0.337 (1, 7)		0-0 F3				0-0 6-3			0-0 F3	4	0	0	0	0	0	2											
Dick Green, R OBP: 0.288, SLG: 0.309 (1, 5)		0-0 5-3				0-0 HR		0-0 L9		4	1	1	1	0	1	0											
Phil Roof, R OBP: 0.279, SLG: 0.350 (1, 2)			0-0 6-3			0-0 5-3		4-0 1B BB	0-0 K	3	1	1	0	1	0	0											
Caffish Hunter, R OBP: 0.182, SLG: 0.299 Lew Krausse, R OBP: 0.171, SLG: 0.250 Bill Stafford, R OBP: 0.171, SLG: 0.250 Tim Talton, L OBP: 0.368, SLG: 0.400 (9, PH)			0-3 K			0-0 1-3		0-0 1B	0-0 3B	3	0	1	0	0	1	0											
Inning Stats	R: 0 E: 0 K: 1 S: 6	H: 1 LOB: 1 BB: 0 P: 6	R: 0 E: 0 K: 0 S: 3	H: 0 LOB: 0 BB: 0 P: 3	R: 0 E: 0 K: 1 S: 5	H: 0 LOB: 0 BB: 0 P: 5	R: 0 E: 0 K: 1 S: 5	H: 0 LOB: 0 BB: 0 P: 5	R: 2 E: 0 K: 0 S: 4	H: 2 LOB: 1 BB: 2 P: 12	R: 0 E: 0 K: 1 S: 6	H: 1 LOB: 2 BB: 1 P: 10	R: 0 E: 0 K: 1 S: 5	H: 0 LOB: 0 BB: 0 P: 5	R: 1 E: 0 K: 1 S: 7	H: 2 LOB: 1 BB: 0 P: 7		1B: 3 2B: 2 3B: 1 HR: 2	SF: 0 SAC: 0 DP: 1 HBP: 0	WP: 0 PB: 0 SB: 0 CS: 0	PA: 37						
PITCHER	IP	WLS	BF	H	R	ER	SO	BB	IBB	HBP	BLK	WP	HR	S	P	ERA	WHIP										
Denny McLain, R ERA: 3.53 Fred Gladding, R ERA: 2.09 Fred Lasher, R ERA: 1.84	(1, 1)	5.0	21	4	4	4	3	2	0	0	0	0	2	25	33	7.20	1.200										

Batter	1	2	3	4	5	6	7	8	9	AB	R	H	RBI	BB	SO	LOB	BOTTOM										
Dick McAuliffe, L OBP: 0.366, SLG: 0.436 (8, 4)	0-0 1B 2B	0-0 F3								3	1	2	0	2	0	1	Kansas City Athletics @ Detroit Tigers Tiger Stadium, Detroit, MI Wed Sep 06 1967, 7:05 PM EDT Unknown										
Norm Cash, L OBP: 0.357, SLG: 0.420 (1, 3)	0-0 F8		0-3 K		0-3 K		0-0 FC6-4 BB	0-3 K		5	1	0	0	0	3	7											
Al Kaline, R OBP: 0.399, SLG: 0.542 (1, 9)	0-0 BB 2-H		0-3 K		4-0 BB		4-0 1B HR	0-0 1B		3	1	2	3	2	1	0											
Willie Horton, R OBP: 0.342, SLG: 0.495 Ray Oyler, R OBP: 0.293, SLG: 0.276 (8, 6)	0-3 K		0-3 K		0-0 F8		0-0 1B	0-0 1-3 2-H 3-H	0-0 1-3	4	0	1	2	0	2	3											
Eddie Mathews, L OBP: 0.339, SLG: 0.396 Fred Lasher, R OBP: 0.250, SLG: 0.250 (8, 1)	4-0 1-2 BB			0-0 HR	0-3 K		0-0 HR			3	2	2	3	1	1	2											
Jim Northrup, L OBP: 0.326, SLG: 0.374 (8, 7)	0-3 K			0-0 F7		0-0 F8	0-3 K			4	0	0	0	0	2	2											
Bill Freehan, R OBP: 0.383, SLG: 0.450 (1, 2)		0-0 5-3		0-0 6-3		0-0 5-3		0-0 FC4-6 1B SH		4	1	1	0	0	0	0											
Jerry Lumpe, L OBP: 0.285, SLG: 0.283 Don Wert, R OBP: 0.310, SLG: 0.340 (8, 5)		0-0 F9			0-0 1B		0-0 F3	0-0 SH FC4-6		3	0	1	0	0	0	0											
Denny McLain, R OBP: 0.138, SLG: 0.118 Fred Gladding, L OBP: 0.500, SLG: 0.500 Tom Matchick, L OBP: 0.271, SLG: 0.317 Mickey Stanley, R OBP: 0.271, SLG: 0.317 (8, 8)		0-0 1B		0-0 1-3		0-0 FC6-4 1B	0-0 1B	0-0 FC4-6 1B		2	0	1	0	0	0	1											
Inning Stats	R: 1 E: 0 K: 2 S: 9	H: 2 LOB: 2 BB: 1 P: 13	R: 0 E: 0 K: 0 S: 4	H: 1 LOB: 1 BB: 0 P: 4	R: 0 E: 0 K: 3 S: 9	H: 0 LOB: 0 BB: 0 P: 9	R: 1 E: 0 K: 0 S: 5	H: 2 LOB: 1 BB: 0 P: 5	R: 0 E: 0 K: 2 S: 8	H: 1 LOB: 2 BB: 1 P: 12	R: 0 E: 0 K: 0 S: 3	H: 0 LOB: 0 BB: 0 P: 3	R: 4 E: 0 K: 1 S: 7	H: 3 LOB: 0 BB: 2 P: 15	R: 2 E: 0 K: 1 S: 8	H: 2 LOB: 2 BB: 1 P: 12		1B: 7 2B: 1 3B: 1 HR: 2	SF: 0 SAC: 1 DP: 0 HBP: 0	WP: 0 PB: 0 SB: 0 CS: 0	PA: 40						
PITCHER	IP	WLS	BF	H	R	ER	SO	BB	IBB	HBP	BLK	WP	HR	S	P	ERA	WHIP										
Caffish Hunter, R ERA: 3.04 Lew Krausse, R ERA: 4.22 Bill Stafford, R ERA: 2.13	(1, 1)	6.0	28	7	4	4	7	3	0	0	0	0	1	39	51	6.00	1.667										

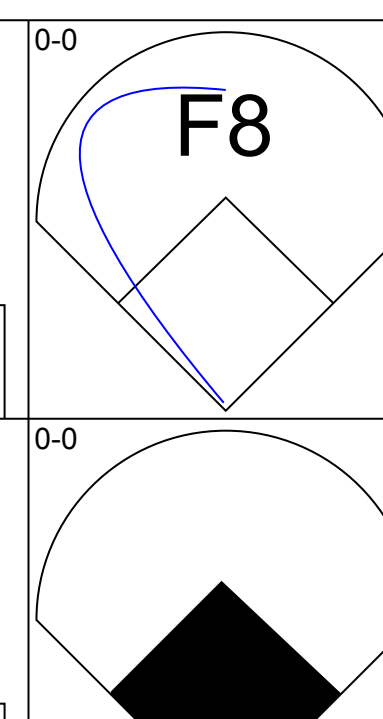
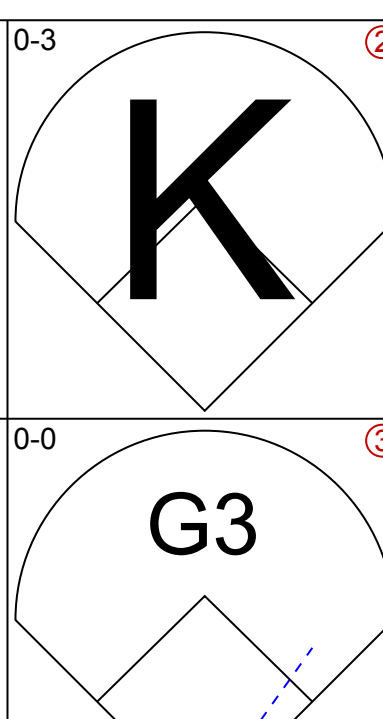
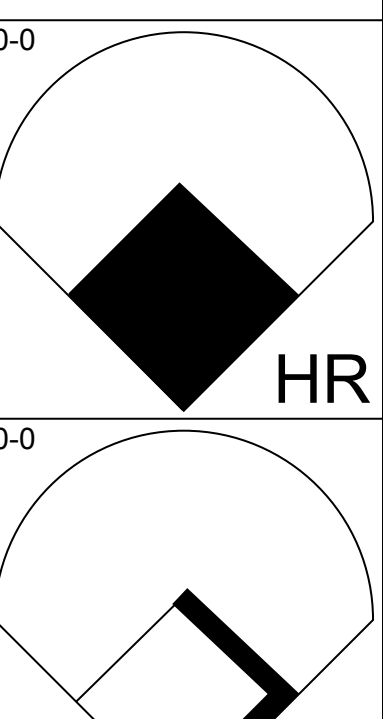
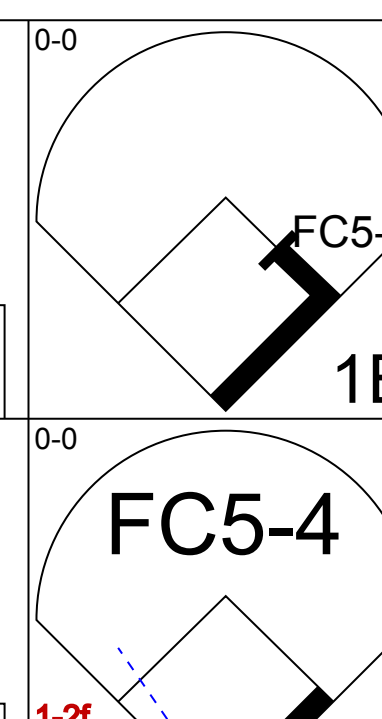
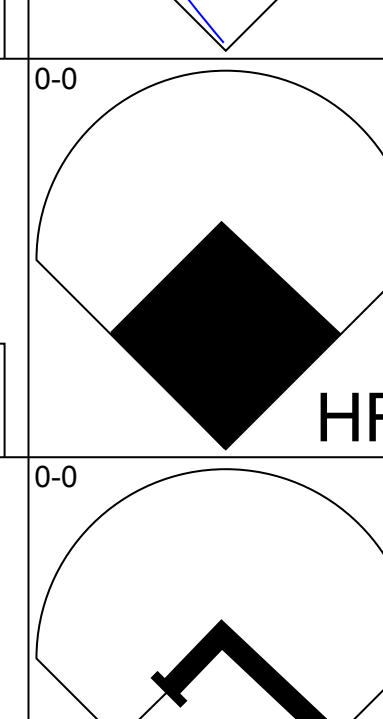
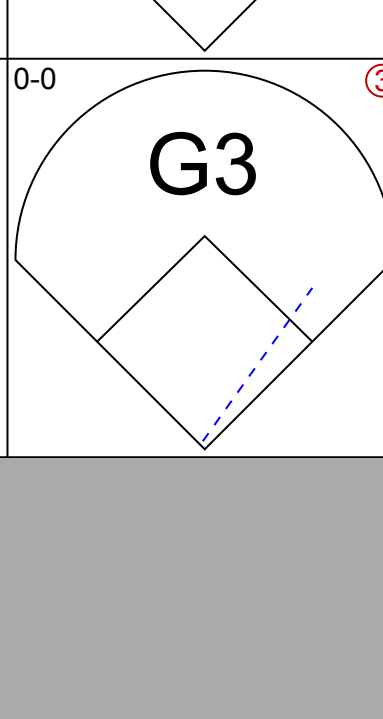
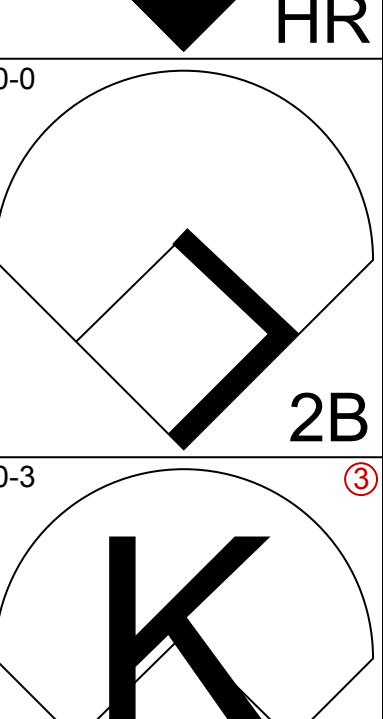
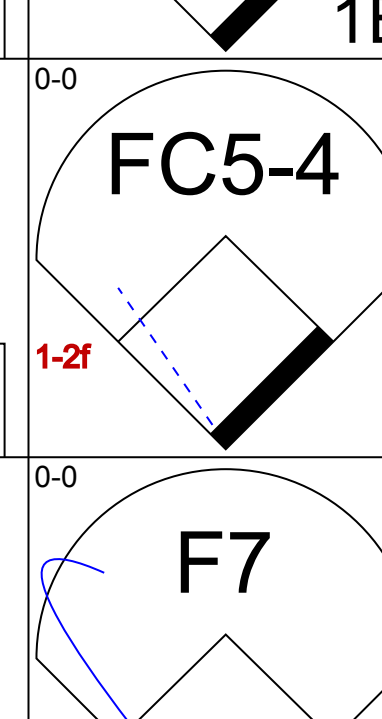
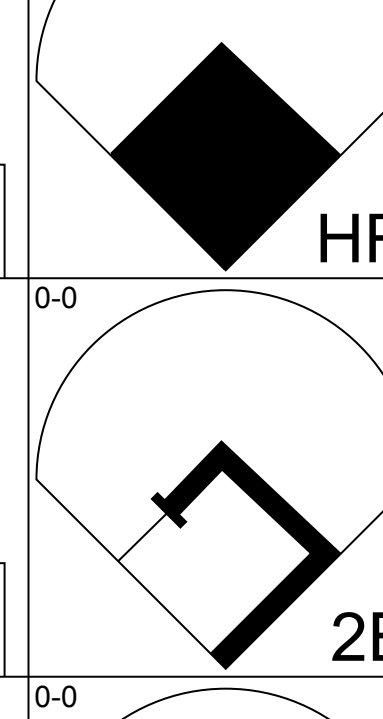
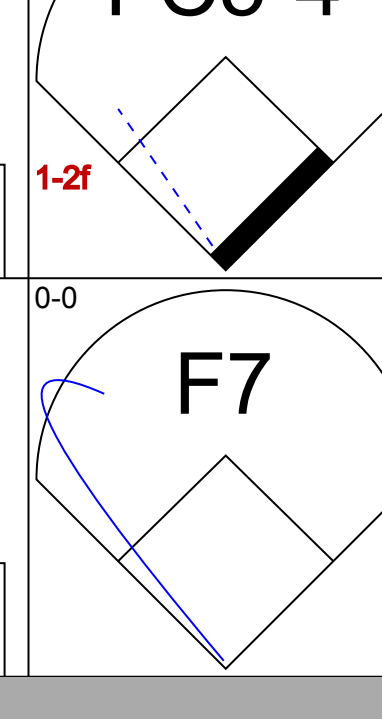
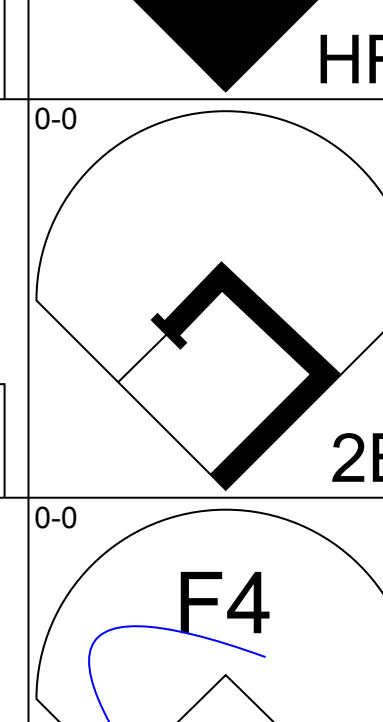
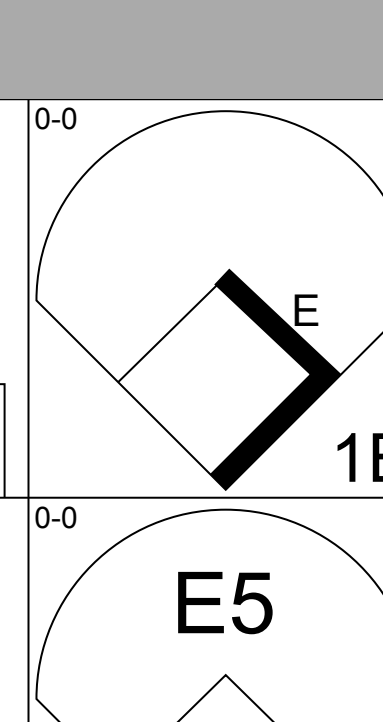

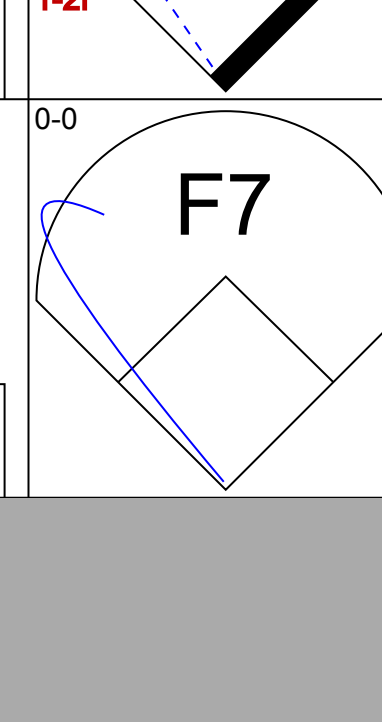
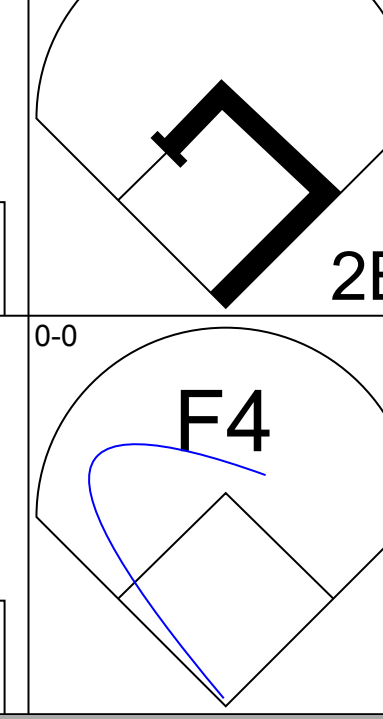
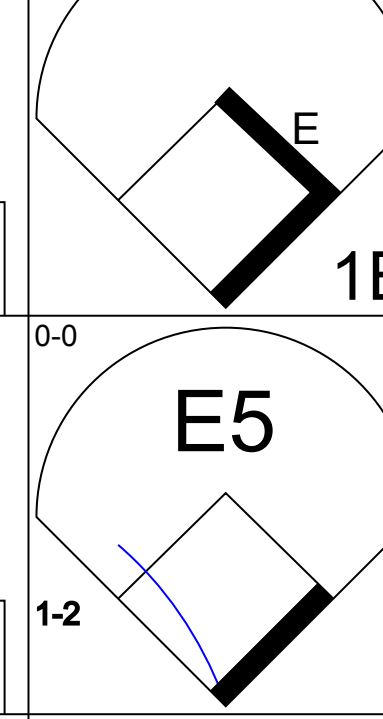
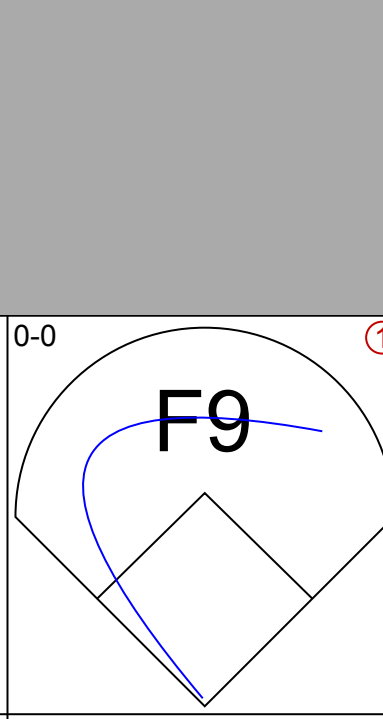
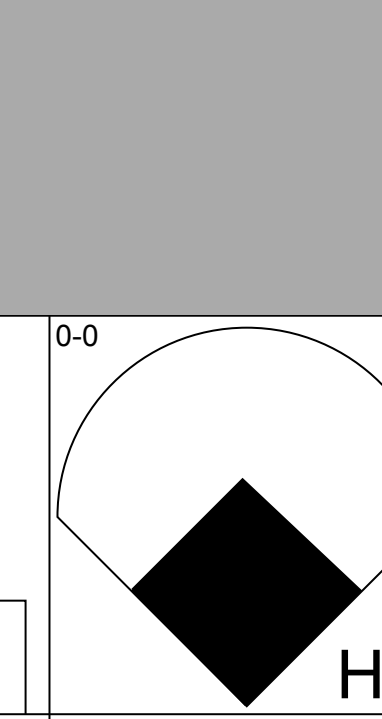
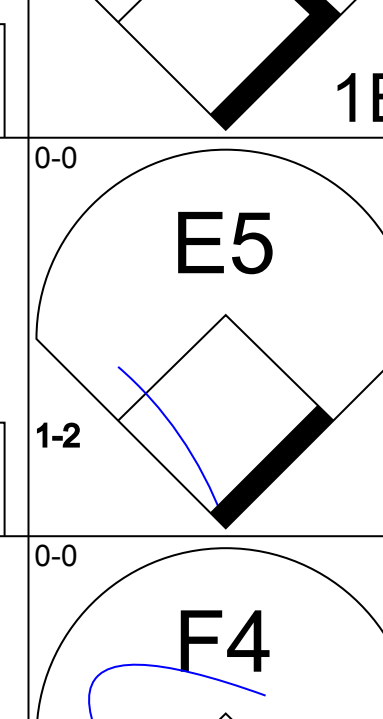
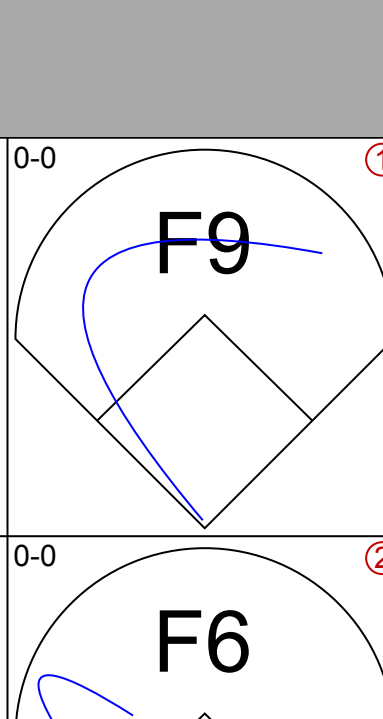
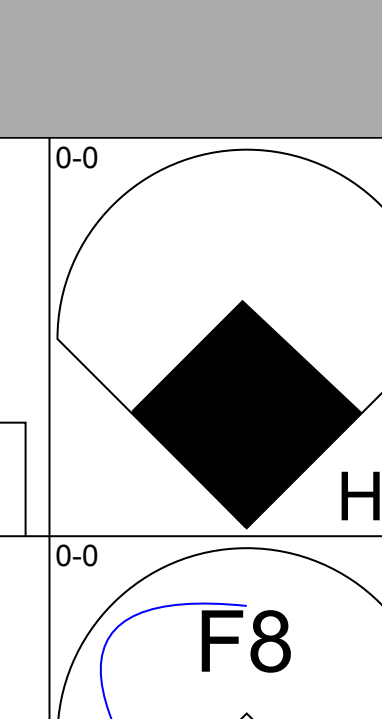
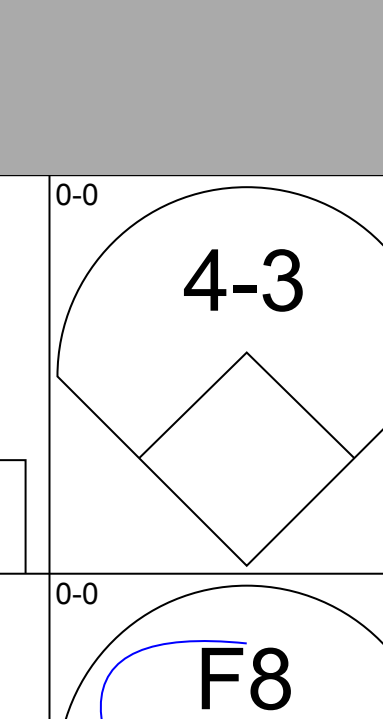
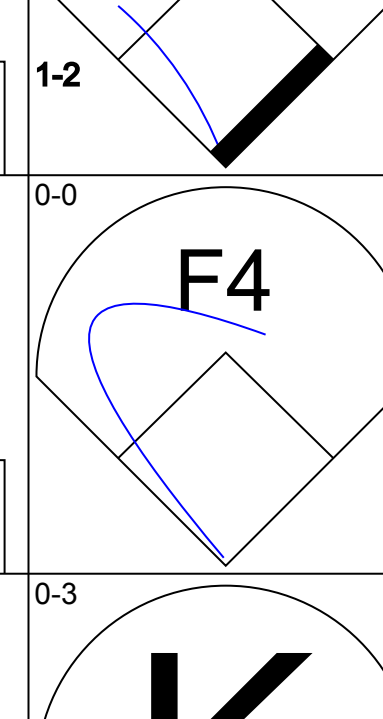
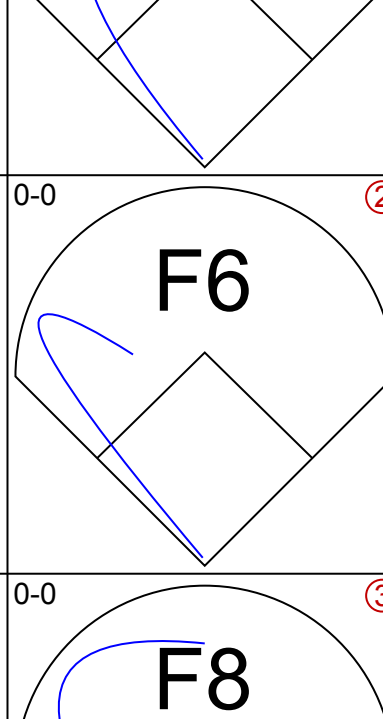
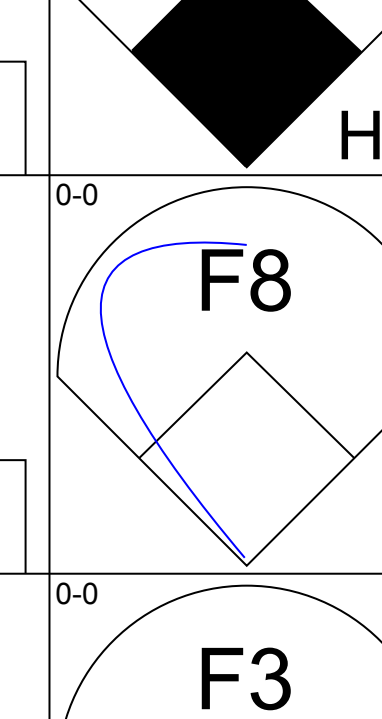
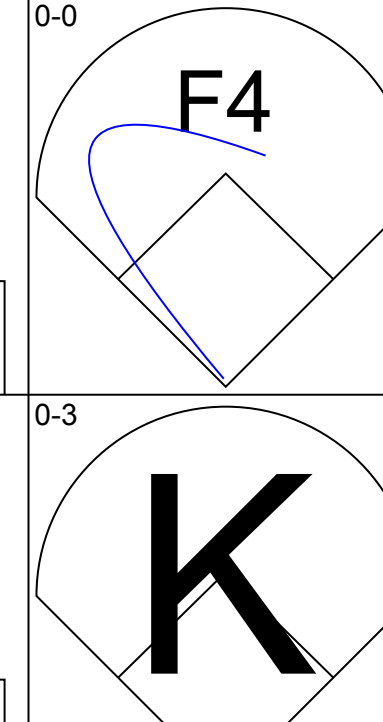
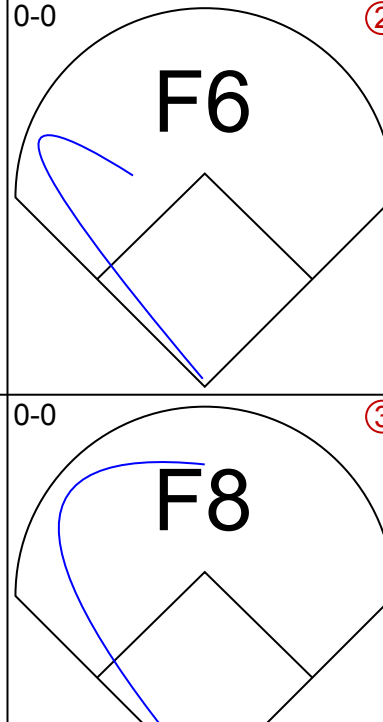
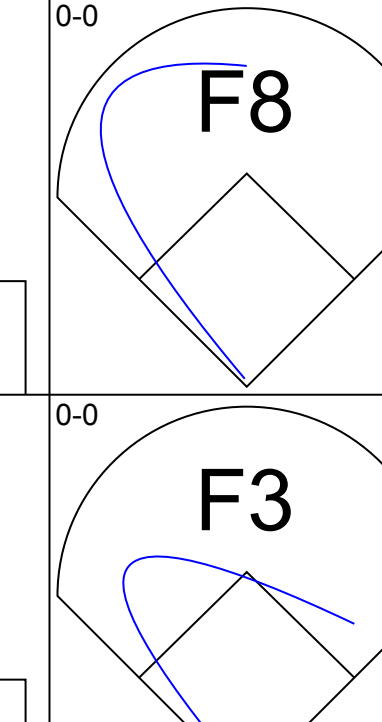
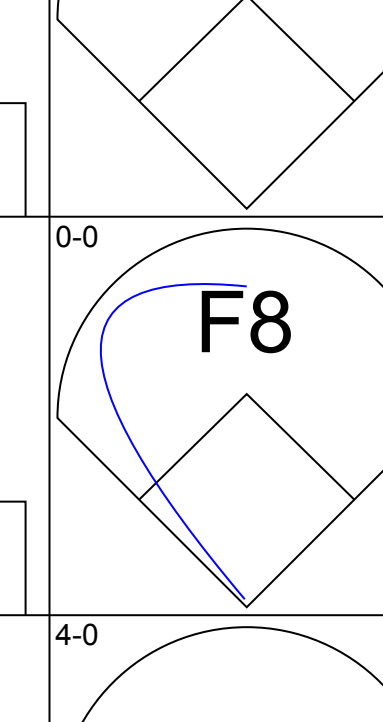
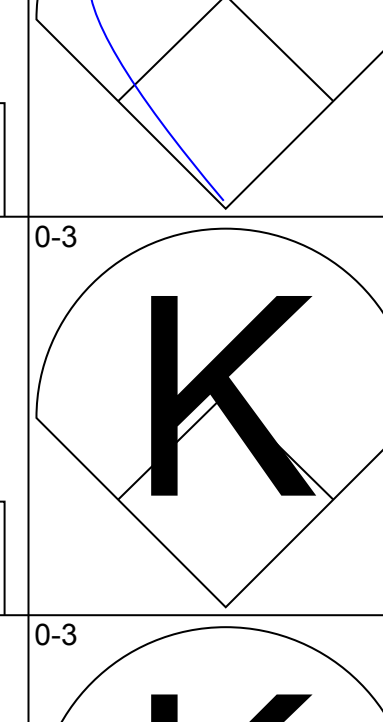
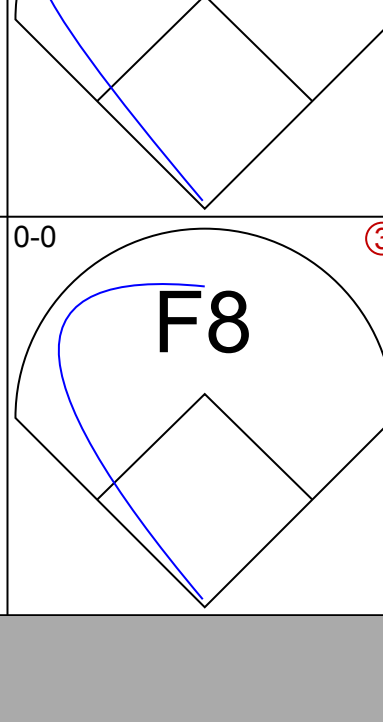
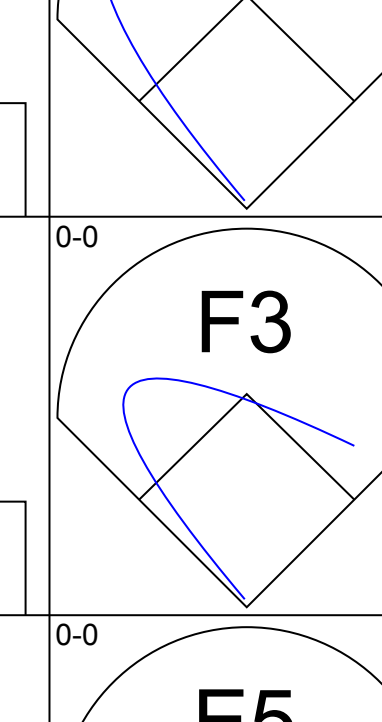
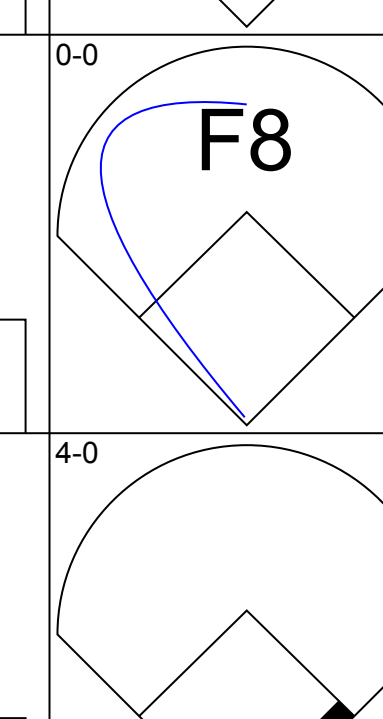
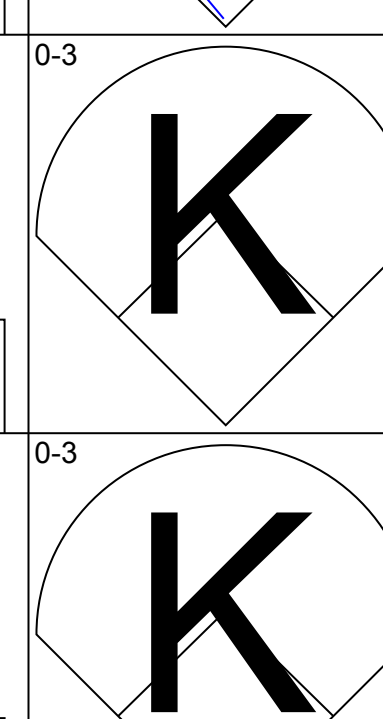
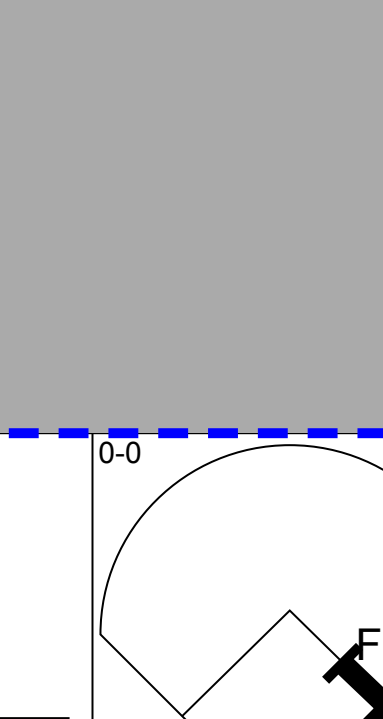
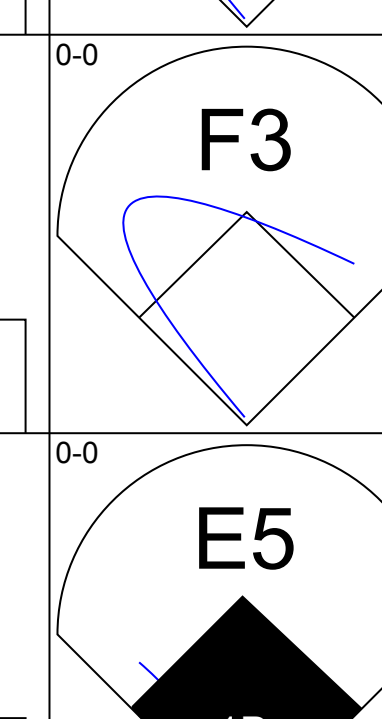
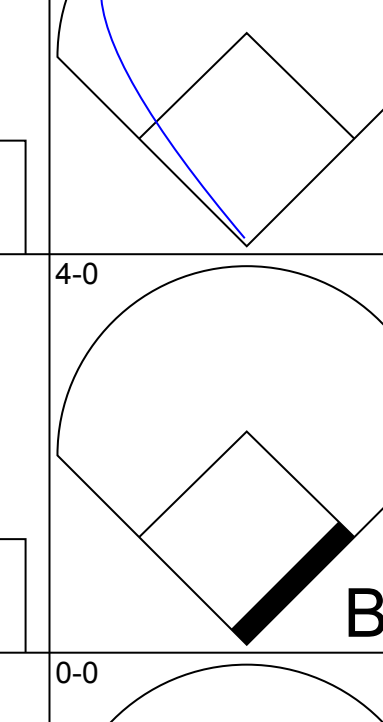

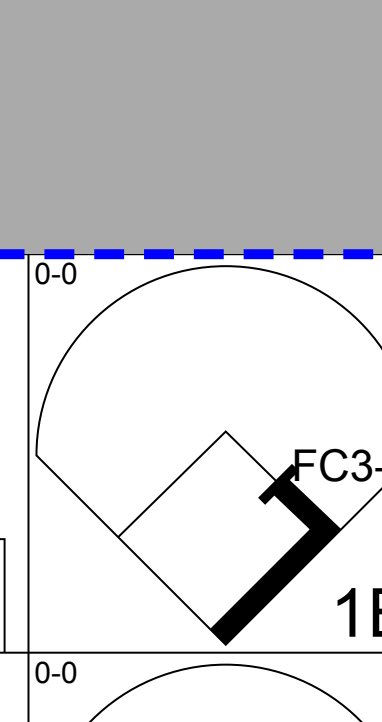
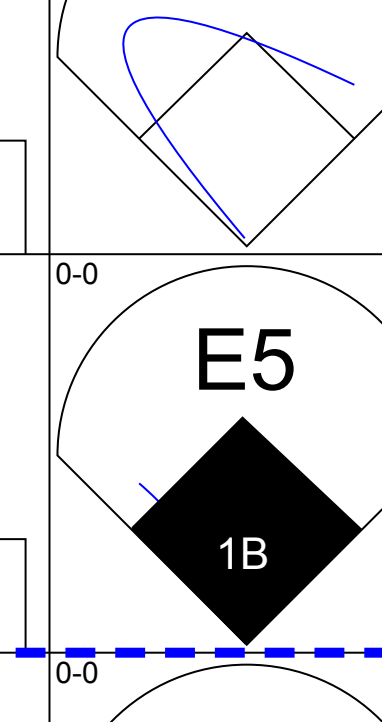

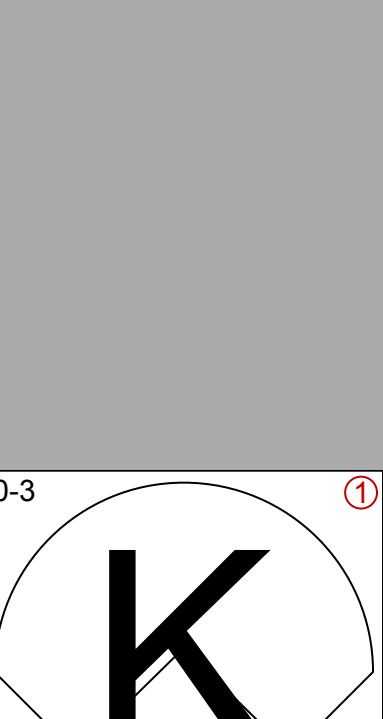
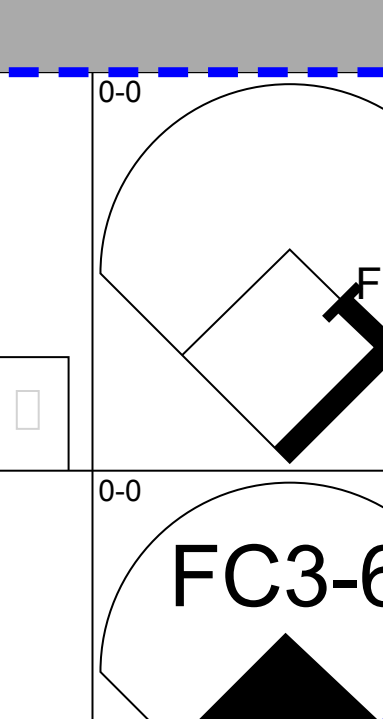
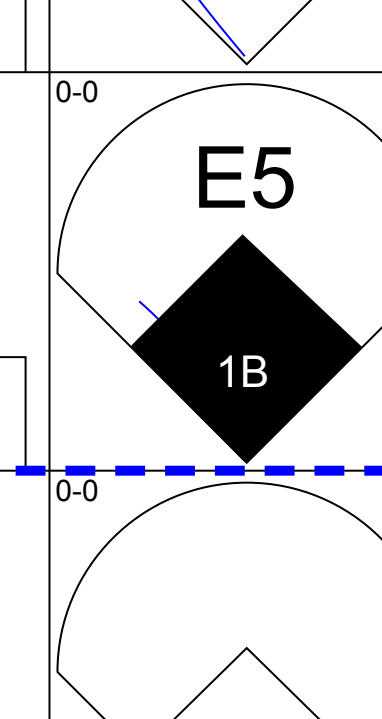


Batter	1	2	3	4	5	6	7	8	9	AB	R	H	RBI	BB	SO	LOB	TOP					
Ted Kubiak, S OBP: 0.247, SLG: 0.211 (1, 6)										3	0	0	0	1	1	1						
John Donaldson, L OBP: 0.353, SLG: 0.354 (1, 4)										4	0	1	0	0	0	2						
Mike Hershberger, R OBP: 0.332, SLG: 0.335 (1, 9)										4	0	0	0	0	0	2						
Danny Cater, R OBP: 0.312, SLG: 0.336 (1, 7)										4	1	1	0	0	0	2						
Ray Webster, L OBP: 0.329, SLG: 0.431 (1, 3)										4	1	2	1	0	0	0						
Dick Green, R OBP: 0.265, SLG: 0.305 (1, 5)											4	0	0	1	0	0	1					
Joe Nossek, R OBP: 0.225, SLG: 0.260 (1, 8)											4	1	2	0	0	1	1					
Ken Suarez, R OBP: 0.348, SLG: 0.426 (1, 2)											3	0	1	0	0	1	1					
Jim Gosger, L OBP: 0.344, SLG: 0.353 (9, PH)											1	0	1	1	0	0	0					
Roberto Rodriguez, R (1, 1)											2	0	0	0	0	0	1					
Tim Tilton, L OBP: 0.352, SLG: 0.392 (7, PH)											1	0	0	0	0	1	1					
Paul Lindblad, L OBP: 0.293, SLG: 0.324 (7, 1)											0	0	0	0	0	0	0					
Jack Aker, R OBP: 0.125, SLG: 0.125 (8, 1)											0	0	0	0	0	0	0					
Bert Campanaris, R OBP: 0.292, SLG: 0.327 (9, PH)											1	0	0	0	0	0	1					
Inning Stats	R: 0 E: 0 K: 1 S: 6	H: 1 LOB: 1 BB: 0 P: 6	R: 1 E: 0 K: 1 S: 6	H: 1 LOB: 0 BB: 0 P: 6	R: 0 E: 0 K: 0 S: 3	H: 0 LOB: 0 BB: 0 P: 3	R: 1 E: 0 K: 1 S: 7	H: 2 LOB: 1 BB: 0 P: 7	R: 0 E: 0 K: 0 S: 4	H: 1 LOB: 1 BB: 0 P: 4	R: 0 E: 0 K: 0 S: 3	H: 0 LOB: 0 BB: 0 P: 3	R: 0 E: 0 K: 1 S: 6	H: 1 LOB: 1 BB: 0 P: 6	R: 0 E: 0 K: 0 S: 3	H: 0 LOB: 1 BB: 1 P: 7	R: 1 E: 0 K: 0 S: 5	H: 2 LOB: 1 BB: 0 P: 5	1B: 4 2B: 3 3B: 0 HR: 1	SF: 0 SAC: 0 DP: 0 HBP: 0	WP: 0 PB: 0 SB: 0 CS: 0	PA: 36
PITCHER Earl Wilson, R ERA: 3.28 (1, 1)	IP: 9.0 WLS: W BF: 36	H: 8 R: 3 ER: 3 SO: 4	BB: 1 IBB: 0 HBP: 0 BLK: 0	WP: 0 HR: 1 S: 43 P: 47	ERA: 3.00 WHIP: 1.000											ERA: 3.00 WHIP: 1.000						

Kansas City Athletics @ Detroit Tigers
Tiger Stadium, Detroit, MI
Wed Sep 06 1967, 7:05 PM EDT
Att: 17,363 - Unknown

AB 35
R 3
H 8
RBI 3
BB 1
SO 4
LOB 13



Batter	1	2	3	4	5	6	7	8	9	AB	R	H	RBI	BB	SO	LOB	BOTTOM			
Lenny Green, L OBP: 0.307, SLG: 0.359 (1, 8)										4	1	2	1	0	1	0				
Jerry Lumpe, L OBP: 0.290, SLG: 0.317 (1, 4)										4	1	2	1	0	0	1				
Ray Oyler, R OBP: 0.293, SLG: 0.276 (8, 6)										0	0	0	0	0	0	0				
Dick McAuliffe, L OBP: 0.367, SLG: 0.438 (1, 6)										4	0	2	0	0	1	2				
Willie Horton, R OBP: 0.339, SLG: 0.491 (1, 7)											3	0	0	0	0	1				
Mickey Stanley, R OBP: 0.275, SLG: 0.330 (8, 8)											1	1	1	1	0	0				
Eddie Mathews, L OBP: 0.336, SLG: 0.392 (1, 3)											4	0	0	0	0	0	2			
Norm Cash, L OBP: 0.357, SLG: 0.420 (9, 3)											0	0	0	0	0	0	0			
Jim Northrup, L OBP: 0.325, SLG: 0.371 (1, 9)											4	0	0	0	0	1	2			
Bill Freehan, R OBP: 0.383, SLG: 0.449 (1, 2)										3	1	1	0	1	1	2				
Don Wert, R OBP: 0.310, SLG: 0.339 (1, 5)										4	1	1	1	0	1	2				
Earl Wilson, R OBP: 0.240, SLG: 0.323 (1, 1)										4	1	1	2	0	1	1				
Inning Stats	R: 1 E: 0 K: 0 S: 4	H: 2 LOB: 0 BB: 0 P: 4	R: 0 E: 0 K: 0 S: 3	H: 0 LOB: 1 BB: 1 P: 7	R: 0 E: 0 K: 1 S: 5	H: 0 LOB: 0 BB: 0 P: 5	R: 0 E: 2 K: 2 S: 9	H: 1 LOB: 2 BB: 0 P: 9	R: 1 E: 0 K: 2 S: 9	H: 2 LOB: 1 BB: 0 P: 9	R: 0 E: 0 K: 0 S: 3	H: 0 LOB: 0 BB: 0 P: 3	R: 2 E: 0 K: 0 S: 6	H: 3 LOB: 1 BB: 0 P: 6	R: 2 E: 1 K: 1 S: 8	H: 2 LOB: 1 BB: 0 P: 8	1B: 4 2B: 2 3B: 0 HR: 4	SF: 0 SAC: 0 DP: 0 HBP: 0	WP: 0 PB: 0 SB: 0 CS: 0	PA: 36
PITCHER Roberto Rodriguez, R ERA: 3.38 (1, 1)	IP: 6.0 WLS: L BF: 24	H: 4 R: 4 ER: 3 SO: 0	BB: 1 IBB: 0 HBP: 0 BLK: 0	WP: 0 HR: 2 S: 10 P: 10	ERA: 16.20 WHIP: 2.400											ERA: 3.00 WHIP: 1.000				
Paul Lindblad, L ERA: 3.74 (7, 1)	IP: 1.2 WLS: L BF: 10	H: 4 R: 4 ER: 3 SO: 0	BB: 0 IBB: 0 HBP: 0 BLK: 0	WP: 0 HR: 2 S: 10 P: 10	ERA: 16.20 WHIP: 2.400											ERA: 3.00 WHIP: 1.000				
Jack Aker, R ERA: 4.37 (8, 1)	IP: 0.1 WLS: L BF: 2	H: 1 R: 0 ER: 0 SO: 1	BB: 0 IBB: 0 HBP: 0 BLK: 0	WP: 0 HR: 0 S: 4 P: 4	ERA: 0.00 WHIP: 3.000											ERA: 3.00 WHIP: 1.000				

Kansas City Athletics @ Detroit Tigers
Tiger Stadium, Detroit, MI
Wed Sep 06 1967, 7:05 PM EDT
Att: 17,363 - Unknown


AB 35
R 6
H 10
RBI 6
BB 1
SO 6
LOB 13



Batter	1	2	3	4	5	6	7	8	9	AB	R	H	RBI	BB	SO	LOB	TOP										
Mickey Stanley, R OBP: 0.276, SLG: 0.327 (1, 8)	5-3		6-3		K			F8	BB 1B BB	4	1	0	0	1	1	2											
Dick McAuliffe, L OBP: 0.383, SLG: 0.431 (1, 4) (9, 6)	K		F8			K		K	F5	5	0	0	0	0	3	3											
Al Kaline, R OBP: 0.396, SLG: 0.533 (1, 9)	L5-3			L5-3		L5-3			BB 1B BB	4	1	1	1	1	0	0											
Willie Horton, R OBP: 0.337, SLG: 0.484 Tom Matchick, L OBP: 0.500, SLG: 0.500 Jerry Lumpe, L OBP: 0.290, SLG: 0.317 (1, 7) (9, PR) (9, 4)		F7		5-3		F3			F7	5	0	1	2	0	0	1											
Bill Freehan, R OBP: 0.383, SLG: 0.446 (1, 2)		5-3		F8				F2	BB 1B BB	4	1	1	0	0	0	0											
Eddie Mathews, L OBP: 0.341, SLG: 0.399 Fred Lasher, R OBP: 0.200, SLG: 0.200 (1, 3) (9, 1)		1B HBP			F5			1B	BB 1B BB	3	1	1	0	1	0	3											
Don Wert, R OBP: 0.313, SLG: 0.342 (1, 5)						F8		F8	BB 1B BB	3	1	2	1	1	0	1											
Ray Oyler, R OBP: 0.289, SLG: 0.272 Jim Price, R OBP: 0.300, SLG: 0.314 Pat Dobson, R OBP: 0.326, SLG: 0.380 Jim Northrup, L OBP: 0.214, SLG: 0.154 Dick Tracewski, R OBP: 0.296, SLG: 0.316 Norm Cash, L OBP: 0.358, SLG: 0.421 (1, 6) (7, PH) (7, 1) (9, PH) (9, 7) (1, 1) (7, 6) (9, PH) (9, 3)		K		F8		F8		F6	BB 1B BB	2	0	0	0	0	1	3											
John Hiller, R OBP: 0.214, SLG: 0.154 Dick Tracewski, R OBP: 0.296, SLG: 0.316 Norm Cash, L OBP: 0.358, SLG: 0.421 (1, 1) (7, 6) (9, PH) (9, 3)			F9					K	BB 1B BB	2	0	1	0	0	0	0											
Inning Stats	R: 0 E: 0 K: 1 S: 5	H: 0 LOB: 0 BB: 0 P: 5	R: 0 E: 0 K: 1 S: 6	H: 1 LOB: 2 BB: 0 P: 7	R: 0 E: 0 K: 0 S: 3	H: 0 LOB: 0 BB: 0 P: 3	R: 0 E: 0 K: 0 S: 3	H: 0 LOB: 0 BB: 0 P: 3	R: 0 E: 0 K: 1 S: 6	H: 1 LOB: 2 BB: 1 P: 10	R: 0 E: 0 K: 1 S: 4	H: 1 LOB: 1 BB: 0 P: 4	R: 0 E: 0 K: 2 S: 7	H: 0 LOB: 0 BB: 0 P: 7	R: 7 E: 0 K: 0 S: 9	H: 6 LOB: 3 BB: 3 P: 22	1B: 9 2B: 0 3B: 0 HR: 0	SF: 0 SAC: 0 DP: 0 HBP: 2	WP: 0 PB: 0 SB: 0 CS: 0	PA: 42							
PITCHER	IP	WLS	BF	H	R	ER	SO	BB	IBB	HBP	BLK	WP	HR	S	P	ERA	WHIP										
Gary Peters, L ERA: 2.47 Bob Locker, R ERA: 2.23 Wilbur Wood, L ERA: 2.44 Don McMahon, R ERA: 2.26 Roger Nelson, R ERA:	8.1		33	5	3	3	6	2	0	1	0	0	0	42	51	3.24	0.840										

Detroit Tigers @ Chicago White Sox
Comiskey Park, Chicago, IL
Sat Sep 09 1967, 4:33 AM EDT
Att: 13,559 - Unknown


AB 36
R 7
H 9
RBI 7
BB 4
SO 6
LOB 14



Batter	1	2	3	4	5	6	7	8	9	AB	R	H	RBI	BB	SO	LOB	BOTTOM										
Walt Williams, R OBP: 0.295, SLG: 0.363 (1, 7)	F3			1B 2B		1-3	L1			4	1	1	0	0	0	2											
Don Buford, S OBP: 0.320, SLG: 0.320 (1, 4) (7, 5)	F1			K		3B 1B		F5		4	1	1	0	0	1	1											
Tommie Agee, R OBP: 0.309, SLG: 0.381 (1, 8)	3-1			FC5-4 1B		K		F4		4	0	1	1	0	1	1											
Ken Boyer, R OBP: 0.330, SLG: 0.378 Joe Horlen, R OBP: 0.145, SLG: 0.149 Wayne Causey, L OBP: 0.308, SLG: 0.299 (1, 5) (6, PR) (7, 4)		F8		FC5-4 1B		1B 3B		F2		3	0	1	1	0	0	1											
Pete Ward, L OBP: 0.350, SLG: 0.411 (1, 3)		K		1-2 1B		3H 1B		F8		4	0	2	1	0	1	0											
Rocky Colavito, R OBP: 0.335, SLG: 0.348 Buddy Bradford, R (1, 9) (8, 9)		5-3		F8			F7		K	3	0	0	0	0	0	2											
Duane Josephson, R OBP: 0.309, SLG: 0.350 (1, 2)			5-3		F8		E 2B		K	4	0	1	0	0	1	0											
Ron Hansen, R OBP: 0.312, SLG: 0.310 (1, 6)			F6		L9		E5			3	0	0	0	0	0	1											
Gary Peters, L OBP: 0.237, SLG: 0.322 Bob Locker, S Wilbur Wood, R OBP: 0.118, SLG: 0.125 Don McMahon, R OBP: 0.167, SLG: 0.167 Roger Nelson, R (1, 1) (9, 1) (9, 1) (9, 1)			K		K		K			3	0	0	0	0	0	0											
Inning Stats	R: 0 E: 0 K: 0 S: 3	H: 0 LOB: 0 BB: 0 P: 3	R: 0 E: 0 K: 1 S: 5	H: 0 LOB: 0 BB: 0 P: 5	R: 0 E: 0 K: 1 S: 5	H: 0 LOB: 0 BB: 0 P: 5	R: 1 E: 0 K: 1 S: 8	H: 3 LOB: 2 BB: 0 P: 8	R: 0 E: 0 K: 1 S: 5	H: 0 LOB: 0 BB: 0 P: 5	R: 2 E: 0 K: 1 S: 7	H: 3 LOB: 2 BB: 0 P: 7	R: 0 E: 1 K: 1 S: 7	H: 1 LOB: 2 BB: 0 P: 7	R: 0 E: 0 K: 0 S: 3	H: 0 LOB: 0 BB: 0 P: 3	R: 0 E: 0 K: 2 S: 7	H: 0 LOB: 0 BB: 0 P: 7	1B: 4 2B: 2 3B: 1 HR: 0	SF: 0 SAC: 0 DP: 0 HBP: 0	WP: 0 PB: 0 SB: 0 CS: 0	PA: 34					
PITCHER	IP	WLS	BF	H	R	ER	SO	BB	IBB	HBP	BLK	WP	HR	S	P	ERA	WHIP										
John Hiller, L ERA: 1.91 Pat Dobson, R ERA: 3.21 Fred Lasher, R ERA: 1.59	6.0		23	6	3	3	5	6	3	3	5	0	0	10	10	0.00	0.500										

Detroit Tigers @ Chicago White Sox
Comiskey Park, Chicago, IL
Sat Sep 09 1967, 4:33 AM EDT
Att: 13,559 - Unknown


AB 34
R 3
H 7
RBI 3
BB 0
SO 8
LOB 10



Batter	1	2	3	4	5	6	7	8	9	AB	R	H	RBI	BB	SO	LOB	TOP					
Dick McAuliffe, L (1,6) OBP: 0.361, SLG: 0.428	1-3		F8			4-3			6-3	4	0	0	0	0	0	1						
Norm Cash, L (1,3) OBP: 0.356, SLG: 0.418	K			K			1-3			3	0	0	0	0	2	0						
Al Kaline, R (1,9) OBP: 0.393, SLG: 0.529	K			L4			L6-3			3	0	0	0	0	1	0						
Willie Horton, R (1,7) OBP: 0.334, SLG: 0.480		5-3		5-3					6-3	3	0	0	0	0	0	0						
Eddie Mathews, L (1,5) OBP: 0.338, SLG: 0.396		3-1				E3			F9	3	0	0	0	0	0	0						
Jim Northrup, L (1,8) OBP: 0.326, SLG: 0.377		1-3				G1-6-3			F8	3	0	0	0	0	1							
Bill Freehan, R (1,2) OBP: 0.383, SLG: 0.445										1	0	0	0	0	0	0						
Pat Dobson, R (6, PH) OBP: 0.290, SLG: 0.291				G1 4-3 HBP					K	0	0	0	0	0	0	0						
Mike Marshall, R (8, 1) OBP: 0.222, SLG: 0.222										1	0	0	0	0	1	0						
Jerry Lumpe, L (1,4) OBP: 0.285, SLG: 0.310				4-3					4-3	3	0	0	0	0	1							
Joe Sparma, R (1, 1) OBP: 0.059, SLG: 0.045										0	0	0	0	0	0	0						
Johnny Podres, L (1, 1) OBP: 0.106, SLG: 0.100										0	0	0	0	0	0	0						
Tom Matlack, R (3, PH) OBP: 0.333, SLG: 0.333										1	0	0	0	0	1	0						
Dave Wickersham, R (3, 1) OBP: 0.333, SLG: 0.333										0	0	0	0	0	0	0						
Bill Heath, L (6, PH) OBP: 0.100, SLG: 0.100										2	0	0	0	0	0	0						
Inning Stats	R: 0 H: 0 E: 0 K: 2 S: 7	H: 0 LOB: 0 BB: 0 P: 7	R: 0 H: 0 E: 0 K: 0 S: 3	H: 0 LOB: 0 BB: 0 P: 3	R: 0 H: 0 E: 0 K: 0 S: 3	H: 0 LOB: 1 BB: 0 P: 4	R: 0 H: 0 E: 0 K: 1 S: 5	H: 0 LOB: 0 BB: 0 P: 5	R: 0 H: 0 E: 0 K: 0 S: 3	H: 0 LOB: 0 BB: 0 P: 3	R: 0 H: 0 E: 0 K: 0 S: 3	H: 0 LOB: 0 BB: 0 P: 3	R: 0 H: 0 E: 0 K: 1 S: 5	H: 0 LOB: 0 BB: 0 P: 5	R: 0 H: 0 E: 0 K: 0 S: 3	H: 0 LOB: 0 BB: 0 P: 3	R: 0 H: 0 E: 0 K: 0 S: 3	H: 0 LOB: 0 BB: 0 P: 3	1B: 0 2B: 0 3B: 0 HR: 0	SF: 0 SAC: 0 DP: 1 HBP: 1	WP: 0 PA: 28 ERA: 0.00 WHIP: 0.000	
PITCHER Joe Horlen, R (1, 1) ERA: 2.21	IP: 9.0 WLS: W BF: 28 H: 0 R: 0 ER: 0 SO: 4 BB: 0 IBB: 0 HBP: 1 BLK: 0 WP: 0 HR: 0 S: 35 P: 36 ERA: 0.00 WHIP: 0.000																					

Detroit Tigers @ Chicago White Sox
Comiskey Park, Chicago, IL
Sun Sep 10 1967, 4:33 AM EDT
Unknown


AB 27
R 0
H 0
RBI 0
BB 0
SO 4
LOB 4



Batter	1	2	3	4	5	6	7	8	9	AB	R	H	RBI	BB	SO	LOB	BOTTOM				
Tommie Agee, R (1,8) OBP: 0.310, SLG: 0.380				FC6-4						3	1	1	0	1	0	3					
Don Buford, S (1,5) OBP: 0.321, SLG: 0.320	K	6-3		CS						3	0	1	0	1	1	1					
Bill Voss, L (1,9) OBP: 0.329, SLG: 0.376	E1	F8								4	1	0	0	0	1	3					
Ken Boyer, R (1,3) OBP: 0.329, SLG: 0.376	1B	L9								4	1	1	0	0	0	0					
Cotton Nash, R (9, 3)	3B									0	0	0	0	0	0	0					
Pete Ward, L (1,7) OBP: 0.350, SLG: 0.411				L9						3	1	1	1	0	0	0					
Buddy Bradford, R (7, 7)	3B									1	0	0	0	0	0	0					
Wayne Causey, L (1,4) OBP: 0.311, SLG: 0.309				F4						4	2	2	2	0	0	0					
J.C. Martin, L (1,2) OBP: 0.337, SLG: 0.368	F5			3-1						4	0	1	1	0	0	1					
Ron Hansen, R (1,6) OBP: 0.311, SLG: 0.308	1B									3	0	0	0	1	1	1					
Joe Horlen, R (1, 1) OBP: 0.167, SLG: 0.159										2	0	1	1	0	0	0					
Inning Stats	R: 5 H: 5 E: 1 K: 1 S: 11	H: 5 LOB: 2 BB: 1 P: 15	R: 0 H: 0 E: 0 K: 0 S: 3	H: 0 LOB: 0 BB: 0 P: 3	R: 0 H: 0 E: 0 K: 0 S: 3	H: 0 LOB: 0 BB: 0 P: 3	R: 0 H: 0 E: 0 K: 0 S: 2	H: 1 LOB: 0 BB: 0 P: 3	R: 0 H: 0 E: 0 K: 0 S: 3	H: 0 LOB: 0 BB: 0 P: 3	R: 0 H: 0 E: 0 K: 2 S: 7	H: 0 LOB: 2 BB: 2 P: 15	R: 1 H: 2 E: 0 K: 0 S: 5	H: 2 LOB: 1 BB: 0 P: 5	R: 0 H: 0 E: 0 K: 0 S: 5	H: 0 LOB: 0 BB: 0 P: 5	1B: 7 2B: 0 3B: 1 HR: 0	SF: 0 SAC: 0 DP: 1 HBP: 1	WP: 1 PA: 36 ERA: 3.75 WHIP: 0.600		
PITCHER Joe Sparma, R (1, 1) ERA: 3.75	IP: 0.1 WLS: L BF: 6 H: 4 R: 5 ER: 3 SO: 1 BB: 0 IBB: 0 HBP: 0 BLK: 0 WP: 0 HR: 0 S: 8 P: 8 ERA: 3.75 WHIP: 12.000																				
Johnny Podres, L (1, 1) ERA: 3.84	IP: 1.2 WLS: 1 BF: 7 H: 1 R: 0 ER: 0 SO: 0 BB: 0 IBB: 0 HBP: 0 BLK: 0 WP: 0 HR: 0 S: 6 P: 10 ERA: 3.84 WHIP: 0.600																				
Dave Wickersham, R (3, 1) ERA: 2.84	IP: 3.0 WLS: 1 BF: 9 H: 1 R: 0 ER: 0 SO: 0 BB: 0 IBB: 0 HBP: 1 BLK: 0 WP: 0 HR: 0 S: 8 P: 9 ERA: 2.84 WHIP: 0.333																				
Pat Dobson, R (6, 1) ERA: 3.07	IP: 2.0 WLS: 0 BF: 8 H: 0 R: 0 ER: 0 SO: 2 BB: 2 IBB: 0 HBP: 0 BLK: 0 WP: 1 HR: 0 S: 10 P: 18 ERA: 3.07 WHIP: 1.000																				
Mike Marshall, R (8, 1) ERA: 1.82	IP: 1.0 WLS: 2 BF: 5 H: 2 R: 1 ER: 1 SO: 0 BB: 0 IBB: 0 HBP: 0 BLK: 0 WP: 0 HR: 0 S: 5 P: 5 ERA: 1.82 WHIP: 2.000																				

Detroit Tigers @ Chicago White Sox
Comiskey Park, Chicago, IL
Sun Sep 10 1967, 4:33 AM EDT
Unknown


AB 31
R 6
H 8
RBI 5
BB 3
SO 3
LOB 9



Batter	1	2	3	4	5	6	7	8	9	AB	R	H	RBI	BB	SO	LOB	TOP										
Curt Blefary, L OBP: 0.332, SLG: 0.414 (1, 3)	L9																3 0 0 0 1 0 0										
Luis Aparicio, R OBP: 0.272, SLG: 0.317 (1, 6)	4-3																4 0 0 0 0 0 1										
Paul Blair, R OBP: 0.353, SLG: 0.452 (1, 8)	F8																4 0 0 0 0 1 0										
Frank Robinson, R OBP: 0.409, SLG: 0.589 (1, 7)																	4 0 0 0 0 1 0										
Brooks Robinson, R OBP: 0.325, SLG: 0.429 (1, 5)																	4 0 3 0 0 1 0										
Davey Johnson, R OBP: 0.320, SLG: 0.384 (1, 4)																	4 1 1 0 0 1 3										
Sam Bowens, R OBP: 0.225, SLG: 0.275 (1, 9)																	3 0 1 1 0 1 1										
Andy Etchebarren, R OBP: 0.306, SLG: 0.318 (1, 2)																	3 0 0 0 0 1 1										
Pete Richert, L OBP: 0.093, SLG: 0.096 (5, PH)																	1 0 0 0 0 1 0										
Mickey McGuire, R OBP: 0.167, SLG: 0.167 (5, PH)																	1 0 0 0 0 1 0										
Bill Dillman, R OBP: 0.167, SLG: 0.167 (5, PH)																	0 0 0 0 0 0 0										
Curt Motton, R OBP: 0.321, SLG: 0.395 (8, PH)																	1 0 0 0 0 0 0										
Dave McNally, R OBP: 0.194, SLG: 0.189 (8, 1)																	0 0 0 0 0 0 0										
Inning Stats	R: 0 E: 0 K: 0 S: 3	H: 0 LOB: 0 BB: 0 P: 3	R: 0 E: 0 K: 1 S: 6	H: 1 LOB: 1 BB: 0 P: 6	R: 0 E: 0 K: 2 S: 7	H: 0 LOB: 1 BB: 1 P: 11	R: 0 E: 0 K: 1 S: 6	H: 1 LOB: 1 BB: 0 P: 6	R: 0 E: 0 K: 1 S: 5	H: 0 LOB: 0 BB: 0 P: 5	R: 0 E: 0 K: 1 S: 5	H: 0 LOB: 0 BB: 0 P: 5	R: 1 E: 0 K: 2 S: 9	H: 2 LOB: 1 BB: 0 P: 9	R: 0 E: 0 K: 0 S: 3	H: 0 LOB: 0 BB: 0 P: 3	R: 0 E: 1 K: 0 S: 4	H: 1 LOB: 1 BB: 0 P: 4	1B: 4 2B: 1 3B: 0 HR: 0	SF: 0 SAC: 0 DP: 0 HBP: 0	WP: 0 PB: 0 SB: 0 CS: 0	PA: 33					
PITCHER	IP	WLS	BF	H	R	ER	SO	BB	IBB	HBP	BLK	WP	HR	S	P	ERA	WHIP										
Mickey Lolich, L ERA: 3.5 (1, 1)	9.0	W	33	5	1	1	8	1	0	0	0	0	0	48	52	1.00	0.667										

Baltimore Orioles @ Detroit Tigers
Tiger Stadium, Detroit, MI
Wed Sep 13 1967, 7:05 PM EDT
Att: 16,719 - Unknown


AB 32
R 1
H 5
RBI 1
BB 1
SO 8
LOB 6



Batter	1	2	3	4	5	6	7	8	9	AB	R	H	RBI	BB	SO	LOB	BOTTOM										
Mickey Stanley, R OBP: 0.279, SLG: 0.332 (1, 8)																	4 1 2 0 0 1 1										
Dick Tracewski, R OBP: 0.310, SLG: 0.366 (1, 4)																	4 2 2 1 0 0 1										
Al Kaline, R OBP: 0.400, SLG: 0.550 (1, 9)																	4 3 3 1 0 0 2										
Willie Horton, R OBP: 0.332, SLG: 0.480 (7, PR)																	4 0 2 2 0 0 1										
Jim Northrup, L OBP: 0.331, SLG: 0.380 (8, 7)																	0 0 0 0 0 0 0										
Bill Freehan, R OBP: 0.385, SLG: 0.443 (1, 2)																	3 0 0 0 1 2 2										
Don Wert, R OBP: 0.312, SLG: 0.340 (1, 5)																	2 0 0 1 1 0 3										
Norm Cash, L OBP: 0.353, SLG: 0.414 (1, 3)																	4 0 0 0 0 1 2										
Ray Oyler, R OBP: 0.285, SLG: 0.269 (1, 6)																	4 0 0 0 0 2 0										
Mickey Lolich, S OBP: 0.250, SLG: 0.160 (1, 1)																	3 0 0 0 1 1 0										
Inning Stats	R: 2 E: 0 K: 1 S: 8	H: 3 LOB: 1 BB: 0 P: 8	R: 0 E: 0 K: 1 S: 5	H: 0 LOB: 1 BB: 1 P: 9	R: 2 E: 0 K: 0 S: 5	H: 2 LOB: 1 BB: 1 P: 9	R: 0 E: 0 K: 0 S: 4	H: 1 LOB: 1 BB: 0 P: 4	R: 1 E: 0 K: 0 S: 4	H: 1 LOB: 1 BB: 1 P: 8	R: 0 E: 0 K: 2 S: 7	H: 0 LOB: 0 BB: 0 P: 7	R: 1 E: 0 K: 1 S: 7	H: 2 LOB: 2 BB: 0 P: 7	R: 0 E: 0 K: 2 S: 7	H: 0 LOB: 0 BB: 0 P: 7	R: 0 E: 0 K: 2 S: 7	H: 0 LOB: 0 BB: 0 P: 7	1B: 3 2B: 3 3B: 1 HR: 2	SF: 1 SAC: 0 DP: 0 HBP: 0	WP: 1 PB: 0 SB: 0 CS: 0	PA: 36					
PITCHER	IP	WLS	BF	H	R	ER	SO	BB	IBB	HBP	BLK	WP	HR	S	P	ERA	WHIP										
Pete Richert, L ERA: 3.52 (5, 1)	3.0	L	13	3	2	2	3	1	0	0	1	1	0	18	22	6.00	1.333										
Bill Dillman, R ERA: 4.34 (8, 1)	1.0		3	0	0	0	2	0	0	0	0	0	0	7	7	0.00	0.000										

Baltimore Orioles @ Detroit Tigers
Tiger Stadium, Detroit, MI
Wed Sep 13 1967, 7:05 PM EDT
Att: 16,719 - Unknown

AB 32
R 6
H 9
RBI 5
BB 3
SO 7
LOB 12



Batter	1	2	3	4	5	6	7	8	9	AB	R	H	RBI	BB	SO	LOB	TOP				
Ed Stroud, L (1, 8) OBP: 0.294, SLG: 0.277	2-3	4-3		L9			F5		K	5	0	0	0	0	1	4					
Fred Valentine, S (1, 9) OBP: 0.330, SLG: 0.344	K		WP BB				K			3	0	0	0	1	3	0					
Ken McMullen, R (1, 5) OBP: 0.296, SLG: 0.384	6-3		6-3						4-3	4	0	0	0	1	0	4					
Frank Howard, R (1, 7) OBP: 0.338, SLG: 0.520			5-3							3	1	0	0	1	1	2					
Bob Saverine, S (8, PR) OBP: 0.292, SLG: 0.301										0	0	0	0	0	0	0					
Dick Nen, L (8, 3) OBP: 0.286, SLG: 0.343		FC5-4 1B 2B BB								0	0	0	0	0	0	0					
Mike Epstein, L (1, 3) OBP: 0.329, SLG: 0.368										2	0	1	0	1	0	0					
Hank Allen, R (8, PH) OBP: 0.275, SLG: 0.313										1	0	0	0	0	0	1					
Paul Casanova, R (1, 2) OBP: 0.276, SLG: 0.341		FC5-4 2B	6-3							4	1	0	0	0	0	6					
Frank Coggins, S (1, 4) OBP: 0.321, SLG: 0.667										4	2	3	3	0	1	0					
Tim Cullen, R (1, 6) OBP: 0.308, SLG: 0.267										3	0	1	1	0	0	0					
Dick Bosman, R (11, 1) OBP: 0.291, SLG: 0.291										2	0	1	0	0	0	0					
Darold Knowles, L (7, 1) OBP: 0.293, SLG: 0.293										0	0	0	0	0	0	0					
Dave Baldwin, R (8, PH) OBP: 0.284, SLG: 0.344										0	0	0	0	0	0	0					
Bob Chance, L (9, PH) OBP: 0.284, SLG: 0.344										0	0	0	0	1	0	0					
Bob Priddy, R (9, PR) OBP: 0.284, SLG: 0.150										0	0	0	0	0	0	0					
Casey Cox, R (9, 1) OBP: 0.284, SLG: 0.150										0	0	0	0	0	0	0					
Inning Stats	R: 0 E: 0 K: 1 S: 5	H: 0 LOB: 0 BB: 0 P: 5	R: 3 E: 0 K: 0 S: 6	H: 3 LOB: 1 BB: 1 P: 10	R: 0 E: 0 K: 0 S: 3	H: 0 LOB: 2 BB: 2 P: 11	R: 0 E: 0 K: 1 S: 6	H: 1 LOB: 1 BB: 0 P: 6	R: 0 E: 0 K: 2 S: 7	H: 0 LOB: 0 BB: 0 P: 7	R: 1 E: 0 K: 0 S: 4	H: 1 LOB: 0 BB: 0 P: 4	R: 0 E: 0 K: 1 S: 5	H: 0 LOB: 2 BB: 1 P: 7	R: 0 E: 0 K: 1 S: 6	H: 1 LOB: 3 BB: 1 P: 11	1B: 4 2B: 1 3B: 0 HR: 1	SF: 0 SAC: 2 DP: 0 HBP: 1	WP: 1 PB: 0 SB: 1 CS: 0	PA: 39	
PITCHER	IP WLS BF H R ER SO BB IBB HBP BLK WP HR S P ERA WHIP	IP WLS BF H R ER SO BB IBB HBP BLK WP HR S P ERA WHIP	IP WLS BF H R ER SO BB IBB HBP BLK WP HR S P ERA WHIP	IP WLS BF H R ER SO BB IBB HBP BLK WP HR S P ERA WHIP	IP WLS BF H R ER SO BB IBB HBP BLK WP HR S P ERA WHIP	IP WLS BF H R ER SO BB IBB HBP BLK WP HR S P ERA WHIP	IP WLS BF H R ER SO BB IBB HBP BLK WP HR S P ERA WHIP	IP WLS BF H R ER SO BB IBB HBP BLK WP HR S P ERA WHIP	IP WLS BF H R ER SO BB IBB HBP BLK WP HR S P ERA WHIP	IP WLS BF H R ER SO BB IBB HBP BLK WP HR S P ERA WHIP	IP WLS BF H R ER SO BB IBB HBP BLK WP HR S P ERA WHIP	IP WLS BF H R ER SO BB IBB HBP BLK WP HR S P ERA WHIP	IP WLS BF H R ER SO BB IBB HBP BLK WP HR S P ERA WHIP	IP WLS BF H R ER SO BB IBB HBP BLK WP HR S P ERA WHIP	IP WLS BF H R ER SO BB IBB HBP BLK WP HR S P ERA WHIP	IP WLS BF H R ER SO BB IBB HBP BLK WP HR S P ERA WHIP	IP WLS BF H R ER SO BB IBB HBP BLK WP HR S P ERA WHIP	IP WLS BF H R ER SO BB IBB HBP BLK WP HR S P ERA WHIP	IP WLS BF H R ER SO BB IBB HBP BLK WP HR S P ERA WHIP	IP WLS BF H R ER SO BB IBB HBP BLK WP HR S P ERA WHIP	IP WLS BF H R ER SO BB IBB HBP BLK WP HR S P ERA WHIP

Washington Senators @ Detroit Tigers
Tiger Stadium, Detroit, MI
Fri Sep 15 1967, 7:05 PM EDT
Att: 20,988 - Unknown

AB 31
R 4
H 6
RBI 4
BB 5
SO 6
LOB 17



Batter	1	2	3	4	5	6	7	8	9	AB	R	H	RBI	BB	SO	LOB	BOTTOM					
Dick McAuliffe, L (1, 6) OBP: 0.363, SLG: 0.427	F9	K								4	1	2	0	1	1	2						
Jerry Lumpe, L (1, 4) OBP: 0.276, SLG: 0.295										3	0	0	0	0	1	1						
Mickey Stanley, R (7, PH) OBP: 0.278, SLG: 0.331	K		4-3							1	0	0	0	0	0	2						
Hank Aguirre, R (8, 1) OBP: 0.500, SLG: 1.500										0	0	0	0	0	0	0						
Fred Lasher, R (9, 1) OBP: 0.167, SLG: 0.167										0	0	0	0	0	0	0						
Al Kaline, R (1, 9) OBP: 0.404, SLG: 0.549										2	0	1	0	3	0	0						
Willie Horton, R (1, 7) OBP: 0.330, SLG: 0.476	K									5	0	1	1	0	3	4						
Jim Northrup, L (1, 8) OBP: 0.330, SLG: 0.379										4	1	1	0	0	0	1						
Norm Cash, L (1, 3) OBP: 0.354, SLG: 0.413										3	2	1	0	1	0	0						
Bill Freehan, R (1, 2) OBP: 0.386, SLG: 0.450										4	1	2	3	0	0	0						
Don Wert, R (1, 5) OBP: 0.312, SLG: 0.339										4	0	1	1	0	1	0						
Joe Spuma, R (1, 1) ERA: 1.11										0	0	0	0	0	0	0						
Darold Knowles, L (7, 1) ERA: 2.59										0	0	0	0	0	0	0						
Dave Baldwin, R (8, 1) ERA: 1.6										0	0	0	0	0	0	0						
Casey Cox, R (9, 1) ERA: 2.91										0	0	0	0	0	0	0						
Inning Stats	R: 0 E: 0 K: 2 S: 7	H: 0 LOB: 1 BB: 1 P: 11	R: 1 E: 0 K: 1 S: 8	H: 3 LOB: 0 BB: 0 P: 8	R: 0 E: 0 K: 0 S: 3	H: 0 LOB: 1 BB: 1 P: 7	R: 0 E: 0 K: 0 S: 3	H: 0 LOB: 0 BB: 0 P: 3	R: 0 E: 0 K: 2 S: 9	H: 2 LOB: 2 BB: 0 P: 9	R: 0 E: 0 K: 0 S: 3	H: 0 LOB: 0 BB: 0 P: 3	R: 0 E: 0 K: 0 S: 3	H: 1 LOB: 1 BB: 1 P: 7	R: 3 E: 0 K: 2 S: 9	H: 2 LOB: 2 BB: 1 P: 13	R: 1 E: 0 K: 0 S: 4	H: 2 LOB: 2 BB: 1 P: 8	1B: 9 2B: 0 3B: 0 HR: 1	SF: 0 SAC: 1 DP: 1 HBP: 0	WP: 0 PB: 0 SB: 0 CS: 0	PA: 40
PITCHER	IP WLS BF H R ER SO BB IBB HBP BLK WP HR S P ERA WHIP	IP WLS BF H R ER SO BB IBB HBP BLK WP HR S P ERA WHIP	IP WLS BF H R ER SO BB IBB HBP BLK WP HR S P ERA WHIP	IP WLS BF H R ER SO BB IBB HBP BLK WP HR S P ERA WHIP	IP WLS BF H R ER SO BB IBB HBP BLK WP HR S P ERA WHIP	IP WLS BF H R ER SO BB IBB HBP BLK WP HR S P ERA WHIP	IP WLS BF H R ER SO BB IBB HBP BLK WP HR S P ERA WHIP	IP WLS BF H R ER SO BB IBB HBP BLK WP HR S P ERA WHIP	IP WLS BF H R ER SO BB IBB HBP BLK WP HR S P ERA WHIP	IP WLS BF H R ER SO BB IBB HBP BLK WP HR S P ERA WHIP	IP WLS BF H R ER SO BB IBB HBP BLK WP HR S P ERA WHIP	IP WLS BF H R ER SO BB IBB HBP BLK WP HR S P ERA WHIP	IP WLS BF H R ER SO BB IBB HBP BLK WP HR S P ERA WHIP	IP WLS BF H R ER SO BB IBB HBP BLK WP HR S P ERA WHIP	IP WLS BF H R ER SO BB IBB HBP BLK WP HR S P ERA WHIP	IP WLS BF H R ER SO BB IBB HBP BLK WP HR S P ERA WHIP	IP WLS BF H R ER SO BB IBB HBP BLK WP HR S P ERA WHIP	IP WLS BF H R ER SO BB IBB HBP BLK WP HR S P ERA WHIP	IP WLS BF H R ER SO BB IBB HBP BLK WP HR S P ERA WHIP	IP WLS BF H R ER SO BB IBB HBP BLK WP HR S P ERA WHIP	IP WLS BF H R ER SO BB IBB HBP BLK WP HR S P ERA WHIP	IP WLS BF H R ER SO BB IBB HBP BLK WP HR S P ERA WHIP

Washington Senators @ Detroit Tigers
Tiger Stadium, Detroit, MI
Fri Sep 15 1967, 7:05 PM EDT
Att: 20,988 - Unknown

AB 34
R 5
H 10
RBI 5
BB 5
SO 7
LOB 12



Batter	1	2	3	4	5	6	7	8	9	AB	R	H	RBI	BB	SO	LOB	TOP					
Ed Stroud, L OBP: 0.292, SLG: 0.272 (1,8)	L1-6		L4			G3		F5		4	0	0	0	1	0	2	Washington Senators @ Detroit Tigers Tiger Stadium, Detroit, MI Sat Sep 16 1967, 4:33 AM EDT Att: 24,949 - Unknown					
Bob Saverine, S OBP: 0.291, SLG: 0.297 (1,5)	G3		1B			K		F8		3	1	0	0	1	2	1						
Cap Peterson, R OBP: 0.297, SLG: 0.344 (9, PH)	G3		1B			K		F8		1	0	0	0	0	0	2						
Fred Valentine, S OBP: 0.334, SLG: 0.347 (1,9)	L9		1B			1B				3	0	2	1	1	0	0						
Frank Howard, R OBP: 0.338, SLG: 0.518 (1,7)			CS			F4		6-3		4	0	1	0	0	1	3						
Dave Baldwin, R (8,1)			1B			K				0	0	0	0	0	0	0						
Mike Epstein, L OBP: 0.331, SLG: 0.379 (1,3)	K					L9		1B		3	2	1	1	1	1	1						
Frank Coggins, S OBP: 0.435, SLG: 0.636 (1,4)	1B					F8		1B		4	1	2	0	0	0	0						
Paul Casanova, R OBP: 0.276, SLG: 0.341 (1,2)	F4					F4		L9		4	0	1	1	0	0	2						
Tim Cullen, R OBP: 0.306, SLG: 0.265 (1,6)	4-3					F3		K		3	0	0	0	0	1	2						
Bernie Allen, L OBP: 0.245, SLG: 0.257 (9, PH)	4-3					F3		K		1	0	0	0	0	1	2						
Bob Priddy, R OBP: 0.259, SLG: 0.143 (1,1)			L9			K		K		1	0	0	0	0	0	0						
Dick Lines, L OBP: 0.333, SLG: 0.111 (4,1)										0	0	0	0	0	0	0						
Bob Humphreys, R OBP: 0.341, SLG: 0.452 (5, PH)										0	0	0	0	0	1	0						
Barry Moore, L OBP: 0.197, SLG: 0.182 (5,1)										0	0	0	0	0	0	0						
Casey Cox, R OBP: 0.265, SLG: 0.182 (7,1)										0	0	0	0	0	0	0						
Dick Nien, L OBP: 0.265, SLG: 0.342 (5, PH)										1	0	0	0	0	1	0						
Hank Allen, R OBP: 0.271, SLG: 0.315 (8,7)										1	0	1	1	0	0	0						
Inning Stats	R: 0 E: 0 K: 0 S: 3	H: 0 LOB: 0 BB: 0 P: 3	R: 0 E: 0 K: 1 S: 7	H: 2 LOB: 2 BB: 0 P: 7	R: 1 E: 0 K: 0 S: 3	H: 1 LOB: 0 BB: 1 P: 7	R: 0 E: 0 K: 1 S: 5	H: 0 LOB: 0 BB: 0 P: 5	R: 0 E: 0 K: 1 S: 5	H: 0 LOB: 0 BB: 0 P: 5	R: 0 E: 0 K: 1 S: 6	H: 1 LOB: 1 BB: 0 P: 6	R: 1 E: 0 K: 1 S: 6	H: 1 LOB: 0 BB: 0 P: 6	R: 0 E: 0 K: 2 S: 7	H: 0 LOB: 2 BB: 2 P: 15	R: 2 E: 0 K: 1 S: 8	H: 3 LOB: 2 BB: 1 P: 12	1B: 7 2B: 0 3B: 0 HR: 1	SF: 0 SAC: 0 DP: 0 HBP: 0	WP: 0 PB: 0 SB: 2 CS: 1	PA: 39
PITCHER	IP WLS BF H R ER SO BB IBB HBP BLK WP HR S P ERA WHIP																					
Earl Wilson, R ERA: 3.35 (1,1)	7.1 W 28 5 2 2 6 2 0 0 0 0 1 38 46 2.46 0.955																					
Fred Lasher, R ERA: 2.05 (8,1)	1.2 S 10 3 2 2 2 2 0 0 0 0 0 0 12 20 10.80 3.000																					

Batter	1	2	3	4	5	6	7	8	9	AB	R	H	RBI	BB	SO	LOB	BOTTOM			
Dick McAuliffe, L OBP: 0.363, SLG: 0.424 (1,6)	F9		FC4-6		4-3					3	0	0	1	2	0	4	Washington Senators @ Detroit Tigers Tiger Stadium, Detroit, MI Sat Sep 16 1967, 4:33 AM EDT Att: 24,949 - Unknown			
Jerry Lumpe, L OBP: 0.272, SLG: 0.289 (1,4)	1-3		FC4-6		F7					3	0	0	0	0	3					
Mickey Stanley, R OBP: 0.279, SLG: 0.332 (6, PH)	1-3		FC4-6		F7					2	0	1	0	0	1	2				
Al Kaline, R OBP: 0.406, SLG: 0.549 (1,9)	L4		FC4-6		K					4	0	2	0	1	1	0				
Willie Horton, R OBP: 0.334, SLG: 0.481 (1,7)			FC4-6		K					3	1	2	0	1	0	3				
Ray Oyler, R OBP: 0.265, SLG: 0.269 (6, PR)			FC4-6		HR					0	0	0	0	0	0	0				
Jim Northrup, L OBP: 0.331, SLG: 0.378 (1,8)	FC6		FC4-6		K					4	1	1	0	1	1	5				
Norm Cash, L OBP: 0.355, SLG: 0.419 (1,3)	F4		FC4-6		K					5	2	2	2	0	1	6				
Bill Freehan, R OBP: 0.388, SLG: 0.451 (1,2)	F8		FC4-6		HR					4	1	2	1	1	0	3				
Don Wert, R OBP: 0.313, SLG: 0.339 (1,5)			FC4-6		4-3					3	0	1	0	1	0	3				
Earl Wilson, R OBP: 0.250, SLG: 0.323 (1,1)			K		FC4-6					3	0	1	1	1	1	2				
Fred Lasher, R OBP: 0.167, SLG: 0.167 (8,1)			K		FC4-6					0	0	0	0	0	0	0				
Inning Stats	R: 0 E: 0 K: 0 S: 3	H: 0 LOB: 0 BB: 0 P: 3	R: 0 E: 0 K: 0 S: 4	H: 1 LOB: 1 BB: 0 P: 4	R: 0 E: 0 K: 1 S: 6	H: 1 LOB: 3 BB: 2 P: 14	R: 3 E: 1 K: 0 S: 7	H: 4 LOB: 1 BB: 0 P: 7	R: 2 E: 0 K: 2 S: 10	H: 3 LOB: 3 BB: 2 P: 18	R: 0 E: 0 K: 1 S: 6	H: 2 LOB: 3 BB: 1 P: 10	R: 0 E: 0 K: 1 S: 5	H: 0 LOB: 2 BB: 2 P: 13	R: 0 E: 0 K: 0 S: 4	H: 1 LOB: 2 BB: 1 P: 8	1B: 10 2B: 1 3B: 0 HR: 1	SF: 0 SAC: 1 DP: 1 HBP: 0	WP: 0 PB: 0 SB: 2 CS: 0	PA: 43
PITCHER	IP WLS BF H R ER SO BB IBB HBP BLK WP HR S P ERA WHIP																			
Bob Priddy, R ERA: 3.45 (1,1)	3.1 L 18 8 3 3 3 1 0 0 0 0 0 0 2 2 8.10 2.400																			
Dick Lines, L ERA: 3.5 (4,1)	0.2 2 0 0 0 0 0 0 0 0 0 0 0 2 2 0.00 0.000																			
Bob Humphreys, R ERA: 4.41 (5,1)	0.2 7 3 2 2 2 2 0 0 0 0 0 1 9 17 27.00 7.500																			
Barry Moore, L ERA: 3.81 (5,1)	1.1 7 2 0 0 1 2 0 0 0 0 0 0 7 15 0.00 3.000																			
Casey Cox, R ERA: 2.86 (7,1)	1.0 4 0 0 0 1 0 1 0 0 0 0 0 5 9 0.00 0.000																			
PITCHER	IP WLS BF H R ER SO BB IBB HBP BLK WP HR S P ERA WHIP																			
Dave Baldwin, R ERA: 1.57 (8,1)	1.0 5 1 0 0 0 0 0 0 0 0 0 0 4 8 0.00 1.000																			

AB	34
R	4
H	8
RBI	4
BB	4
SO	8
LOB	15

AB	34
R	5
H	12
RBI	5
BB	8
SO	5
LOB	31



Batter	1	2	3	4	5	6	7	8	9	AB	R	H	RBI	BB	SO	LOB	TOP										
Tim Cullen, R OBP: 0.305, SLG: 0.265 Ed Brinkman, R OBP: 0.251, SLG: 0.244	6-3		F7		1-3 HR		F4		6-3	4	1	1	0	0	0	0	Washington Senators @ Detroit Tigers Tiger Stadium, Detroit, MI Sun Sep 17 1967, 4:33 AM EDT Att: 22,832 - Unknown										
Hank Allen, R OBP: 0.281, SLG: 0.331	2B SF7		5-3		1-H 3-H 4-0 HR		F6			4	2	2	3	0	0												
Ken McMullen, R OBP: 0.298, SLG: 0.386	1-3				L9		1-3			3	0	1	0	1	0												
Frank Howard, R OBP: 0.337, SLG: 0.516 Ed Stroud, L OBP: 0.292, SLG: 0.272	SF7		5-3		FC5-4		FC5-4		E4	2	1	0	1	1	0												
Paul Casanova, R OBP: 0.276, SLG: 0.339	3-H F8		5-3		2B		1-2		SH2-4	2	0	0	0	1	0												
Fred Valentine, S OBP: 0.333, SLG: 0.348		L9			2-H 2B		F3		F2	4	0	1	1	0	0												
Frank Coggins, S OBP: 0.370, SLG: 0.538		K			K				G3	4	0	0	0	0	3												
Mike Epstein, L OBP: 0.330, SLG: 0.375		K			FC1-6		4-3		4-3	3	0	0	0	1	1												
Frank Bertaina, L OBP: 0.075, SLG: 0.075					4-3		FC1-6		G3	4	1	0	0	0	1												
Inning Stats	R: 1 E: 0 K: 0 S: 5	H: 2 LOB: 1 BB: 0 P: 5	R: 0 E: 0 K: 2 S: 7	H: 0 LOB: 0 BB: 0 P: 7	R: 0 E: 0 K: 0 S: 3	H: 0 LOB: 0 BB: 0 P: 3	R: 1 E: 0 K: 1 S: 6	H: 1 LOB: 1 BB: 1 P: 10	R: 3 E: 0 K: 0 S: 5	H: 2 LOB: 2 BB: 3 P: 17	R: 0 E: 0 K: 2 S: 7	H: 0 LOB: 0 BB: 0 P: 7	R: 0 E: 1 K: 0 S: 4	H: 0 LOB: 2 BB: 0 P: 4	R: 0 E: 0 K: 0 S: 3	H: 0 LOB: 0 BB: 0 P: 3	1B: 2 2B: 2 3B: 0 HR: 1	SF: 1 SAC: 1 DP: 0 HBP: 0	WP: 0 PB: 1 SB: 0 CS: 0	PA: 37							
PITCHER	IP	WLS	BF	H	R	ER	SO	BB	IBB	HBP	BLK	WP	HR	S	P	ERA	WHIP										
John Hiller, L ERA: 2.35	4.1	L	19	4	4	4	3	2	0	0	0	0	0	23	31	8.31	1.385										
Pat Dobson, R ERA: 2.94	0.0		2	1	1	1	0	1	0	0	0	0	1	1	5	∞	∞										
Mike Marshall, R ERA: 1.72	2.2		9	0	0	0	2	1	0	0	0	0	0	12	16	0.00	0.375										
Dave Wickersham, R ERA: 2.74	2.0		7	0	0	0	0	0	0	0	0	0	0	7	7	0.00	0.000										

Batter	1	2	3	4	5	6	7	8	9	AB	R	H	RBI	BB	SO	LOB	BOTTOM										
Mickey Stanley, R OBP: 0.281, SLG: 0.331	FC4-6				F8		G5-4-3		F9	4	0	1	0	1	0	2	Washington Senators @ Detroit Tigers Tiger Stadium, Detroit, MI Sun Sep 17 1967, 4:33 AM EDT Att: 22,832 - Unknown										
Dick McAuliffe, L OBP: 0.361, SLG: 0.421	FC4-6				K		K			4	0	0	0	0	3												
Al Kaline, R OBP: 0.407, SLG: 0.550	1B				F2		L5-3			3	0	1	0	1	0												
Willie Horton, R OBP: 0.331, SLG: 0.475	F9				G3		F8			4	0	0	0	0	1												
Bill Freehan, R OBP: 0.390, SLG: 0.456	1-2 2-3				F9		4-3		FC6-4	4	0	3	0	0	0												
Don Wert, R OBP: 0.311, SLG: 0.336	K				F4		4-3		FC6-4	4	0	0	0	0	1												
Norm Cash, L OBP: 0.354, SLG: 0.417					4-3		K		G3	3	0	0	0	1	1												
Ray Oyler, R OBP: 0.284, SLG: 0.267 Dave Campbell, R OBP: 0.318, SLG: 0.373	6-3				F7		K			2	0	0	0	0	0												
John Hiller, R OBP: 0.188, SLG: 0.133 Pat Dobson, R OBP: 0.222, SLG: 0.222 Mike Marshall, R OBP: 0.300, SLG: 0.300 Wayne Comer, R OBP: 0.188, SLG: 0.188 Dave Wickersham, R OBP: 0.298, SLG: 0.386 Jim Price, R OBP: 0.298, SLG: 0.386	E6				K		G5-4-3		F3	2	0	0	0	0	1												
Inning Stats	R: 0 E: 0 K: 1 S: 6	H: 1 LOB: 3 BB: 2 P: 14	R: 0 E: 1 K: 1 S: 7	H: 1 LOB: 2 BB: 0 P: 7	R: 0 E: 0 K: 0 S: 3	H: 0 LOB: 0 BB: 0 P: 3	R: 0 E: 0 K: 1 S: 5	H: 0 LOB: 1 BB: 1 P: 9	R: 0 E: 0 K: 2 S: 8	H: 1 LOB: 1 BB: 0 P: 8	R: 0 E: 0 K: 2 S: 8	H: 1 LOB: 1 BB: 0 P: 8	R: 0 E: 0 K: 1 S: 5	H: 1 LOB: 0 BB: 0 P: 5	R: 0 E: 0 K: 0 S: 4	H: 1 LOB: 1 BB: 0 P: 4	R: 0 E: 0 K: 0 S: 4	H: 1 LOB: 1 BB: 0 P: 4	1B: 5 2B: 2 3B: 0 HR: 0	SF: 0 SAC: 0 DP: 1 HBP: 0	WP: 0 PB: 0 SB: 0 CS: 0	PA: 37					
PITCHER	IP	WLS	BF	H	R	ER	SO	BB	IBB	HBP	BLK	WP	HR	S	P	ERA	WHIP										
Frank Bertaina, L ERA: 3.16	9.0	W	37	7	0	0	8	3	0	0	0	0	0	50	62	0.00	1.111										



Batter	1	2	3	4	5	6	7	8	9	10	AB	R	H	RBI	BB	SO	LOB	TOP				
Jose Tartabull, L OBP: 0.279, SLG: 0.233	4-0 6-3 2B	0-0 F8		0-0 5-3			0-0 4-3	0-0 L9		0-0 F7	5	1	0	0	1	0	3					
Mike Andrews, R OBP: 0.341, SLG: 0.345	0-0 6-3		4-0 1B SF8		0-0 5-3		0-0 BB 1B		0-3 K		4	1	1	0	1	1	1					
Carl Yastrzemski, L OBP: 0.406, SLG: 0.603	0-0 1B SF9		0-0 CS 1B		4-0 BB		0-3 K		0-0 HR		4	2	3	2	1	1	1					
Reggie Smith, S OBP: 0.321, SLG: 0.402	0-0 SF9 1B		0-0 SF8		0-0 F6		4-0 1-2 BB		0-3 K		3	1	1	1	1	1	1					
George Scott, R OBP: 0.371, SLG: 0.463	0-0 SF9 1B		4-0 3H 1B BB		0-0 F7		0-3 K		0-0 6-3		3	0	0	1	1	1	3					
Dalton Jones, L OBP: 0.326, SLG: 0.400	0-0 3H 1B		0-0 1-2 1B			0-0 E6		0-0 1B 1B		0-0 HR	5	1	4	2	0	0	0					
Rico Petrocelli, R OBP: 0.335, SLG: 0.434	0-3 K		0-0 F8			0-0 L9		0-0 1-3 G4 1B		0-0 F8	5	0	1	0	0	1	4					
Russ Gibson, R OBP: 0.256, SLG: 0.269		0-0 F7		0-3 K		0-3 K		0-0 1-2 G4		0-0 L9	5	0	0	0	0	2	3					
Jerry Stephenson, L OBP: 0.286, SLG: 0.286		0-3 K		0-0 1-3		0-3 K		4-0 BB		0-0 1B	3	0	0	0	0	2	1					
Norm Siebern, L OBP: 0.314, SLG: 0.253											0	0	0	0	1	0	0					
John Wyatt, R OBP: 0.214, SLG: 0.093											0	0	0	0	0	0	0					
Sparky Lyle, L OBP: 0.290, SLG: 0.375											0	0	0	0	0	0	0					
Jose Santiago, R OBP: 0.200, SLG: 0.333											1	0	1	0	0	0	0					
Inning Stats	R: 3 E: 0 K: 1 S: 8	H: 3 LOB: 1 BB: 1 P: 12	R: 0 E: 0 K: 1 S: 5	H: 0 LOB: 0 BB: 0 P: 5	R: 1 E: 0 K: 1 S: 4	H: 2 LOB: 2 BB: 2 P: 12	R: 0 E: 0 K: 1 S: 5	H: 0 LOB: 0 BB: 0 P: 5	R: 0 E: 0 K: 2 S: 8	H: 1 LOB: 2 BB: 1 P: 12	R: 0 E: 0 K: 0 S: 4	H: 2 LOB: 2 BB: 1 P: 8	R: 1 E: 0 K: 2 S: 8	H: 1 LOB: 0 BB: 0 P: 8	R: 1 E: 0 K: 0 S: 5	H: 2 LOB: 1 BB: 0 P: 5	1B: 8 2B: 1 3B: 0 HR: 2	SF: 2 SAC: 0 DP: 1 HBP: 0	WP: 0 PA: 46 PB: 0 SB: 1 CS: 1			
PITCHER	IP WLS BF H R ER SO BB IBB HBP BLK WP HR S P ERA WHIP	PITCHER																				
Denny McLain, R ERA: 3.72	(1, 1) 2.0	(3, 1) 4.1	(7, 1) 0.2	(8, 1) 2.0	(10, 1) 1.0																	
Fred Gladding, R ERA: 1.92	(3, 1) 4.1	(7, 1) 0.2	(8, 1) 2.0	(10, 1) 1.0																		
Hank Aguirre, L ERA: 2.04	(7, 1) 0.2	(8, 1) 2.0	(10, 1) 1.0																			
Fred Lasher, R ERA: 2.28	(8, 1) 2.0	(10, 1) 1.0																				
Mike Marshall, R ERA: 1.94	(10, 1) 1.0																					

Boston Red Sox @ Detroit Tigers
Tiger Stadium, Detroit, MI
Mon Sep 18 1967, 7:05 PM EDT
Att: 42,674 - Unknown

AB 38
R 6
H 11
RBI 6
BB 6
SO 9
LOB 17



Batter	1	2	3	4	5	6	7	8	9	10	AB	R	H	RBI	BB	SO	LOB	BOTTOM					
Dick McAuliffe, L OBP: 0.361, SLG: 0.420	0-0 F9	4-0 1B BB		0-0 G3			0-0 F8		0-0 4-3 1B		4	0	1	0	1	0	0						
Jerry Lumpe, L OBP: 0.262, SLG: 0.301	0-0 F9				0-0 FC6-4 1B		0-0 F8		0-0 4-3		4	0	3	2	0	0	0						
Fred Lasher, R OBP: 0.167, SLG: 0.167	0-0 F9				0-0 FC6-4 1B		0-0 F8		0-0 4-3		0	0	0	0	0	0	0						
Eddie Mathews, L OBP: 0.334, SLG: 0.390	0-0 F9				0-0 FC6-4 1B		0-0 F8		0-0 4-3		1	0	0	0	0	0	1						
Mike Marshall, R OBP: 0.222, SLG: 0.222	0-0 F9				0-0 FC6-4 1B		0-0 F8		0-0 4-3		0	0	0	0	0	0	0						
Al Kaline, R OBP: 0.407, SLG: 0.547	0-0 L7	0-0 L4-3			0-0 FC6-4 G5-4-3 1B		0-0 F8		4-0 SH3 2B 1B		4	1	1	0	1	0	4						
Willie Horton, R OBP: 0.331, SLG: 0.474	0-0 F3				0-0 FC6-4 G5-4-3 1B		0-0 F8		4-0 SH3 1B		3	0	1	0	0	0	2						
Mickey Stanley, R OBP: 0.280, SLG: 0.330	0-0 F3				0-0 FC6-4 G5-4-3 1B		0-0 F8		4-0 SH3 1B		1	0	0	0	0	0	2						
Jim Northrup, L OBP: 0.329, SLG: 0.376		0-0 F4	0-0 F8			0-0 4-3		0-0 2B		0-0 G3	5	0	1	1	0	0	1						
Norm Cash, L OBP: 0.356, SLG: 0.430		0-0 HR	0-0 6-3			0-0 HR		4-0 2B		0-0 1-3	4	2	2	2	1	0	1						
Bill Freehan, R OBP: 0.388, SLG: 0.455		0-0 SH1-4 1B 2B	0-0 F4			0-0 4-3		0-3 K		0-0 L5	5	1	1	0	0	1	3						
Don Wert, R OBP: 0.311, SLG: 0.334		4-0 SH1-4 1B BB		0-0 F3		0-3 K		0-0 F8			3	1	0	0	1	1	2						
Denny McLain, R ERA: 3.09	(1, 1) 7.0	(8, 1) 1.1	(9, 1) 0.1	(9, 1) 1.1	(10, 1) 1.1																		
John Wyatt, R ERA: 2.49	(8, 1) 1.1	(9, 1) 0.1	(9, 1) 1.1	(9, 1) 1.1	(9, 1) 1.1																		
Sparky Lyle, L ERA: 2.96	(9, 1) 0.1	(9, 1) 1.1																					
Jose Santiago, R ERA: 3.57	(9, 1) 1.1																						
Inning Stats	R: 0 E: 0 K: 0 S: 4	H: 1 LOB: 1 BB: 0 P: 4	R: 3 E: 0 K: 0 S: 6	H: 3 LOB: 2 BB: 2 P: 14	R: 0 E: 0 K: 0 S: 4	H: 1 LOB: 1 BB: 0 P: 4	R: 0 E: 0 K: 1 S: 5	H: 0 LOB: 0 BB: 0 P: 5	R: 0 E: 0 K: 0 S: 3	H: 1 LOB: 0 BB: 0 P: 3	R: 1 E: 0 K: 1 S: 6	H: 1 LOB: 0 BB: 0 P: 6	R: 0 E: 0 K: 0 S: 3	H: 0 LOB: 0 BB: 0 P: 3	R: 1 E: 0 K: 1 S: 7	H: 2 LOB: 2 BB: 1 P: 11	R: 0 E: 0 K: 0 S: 4	H: 1 LOB: 2 BB: 0 P: 8	R: 0 E: 0 K: 0 S: 3	H: 0 LOB: 0 BB: 0 P: 3	1B: 6 2B: 2 3B: 0 HR: 2	SF: 0 SAC: 2 DP: 1 HBP: 0	WP: 1 PA: 43 PB: 0 SB: 0 CS: 0
PITCHER	IP WLS BF H R ER SO BB IBB HBP BLK WP HR S P ERA WHIP	PITCHER																					
Jerry Stephenson, R ERA: 3.09	(1, 1) 2.0	(8, 1) 1.1	(9, 1) 0.1	(9, 1) 1.1	(9, 1) 1.1																		
John Wyatt, R ERA: 2.49	(8, 1) 1.1	(9, 1) 0.1	(9, 1) 1.1	(9, 1) 1.1	(9, 1) 1.1																		
Sparky Lyle, L ERA: 2.96	(9, 1) 0.1	(9, 1) 1.1																					
Jose Santiago, R ERA: 3.57	(9, 1) 1.1																						

Boston Red Sox @ Detroit Tigers
Tiger Stadium, Detroit, MI
Mon Sep 18 1967, 7:05 PM EDT
Att: 42,674 - Unknown

AB 37
R 5
H 10
RBI 5
BB 4
SO 3
LOB 16



Batter	1	2	3	4	5	6	7	8	9	AB	R	H	RBI	BB	SO	LOB	TOP										
Mike Andrews, R OBP: 0.341, SLG: 0.345 (1, 4) (9, 6)	0-0 1B		0-0 6-3		0-3 K			0-3 K		4	0	1	0	0	2	1											
Jerry Adair, R OBP: 0.297, SLG: 0.333 Jose Tartabull, L OBP: 0.279, SLG: 0.233 (1, 5) (9, 9)	0-3 K		0-3 K		0-0 5-3			0-0 1B	0-0 1B	4	0	1	0	0	2	1											
Carl Yastrzemski, L OBP: 0.493, SLG: 0.600 (1, 7)	0-3 K		0-0 6-3		0-0 E4			4-0 SH1-4 1B	4-0 SH1-4 1B	3	1	0	0	1	1	1											
George Scott, R OBP: 0.370, SLG: 0.461 (1, 3) (9, 5)	0-3 K			0-3 K				0-0 G6-3	0-0 G6-3	4	1	1	1	0	2	2											
Reggie Smith, S OBP: 0.321, SLG: 0.402 (1, 8)		0-0 F8 1B WP		0-0 6-3				0-0 L9	0-0 SH1-4	3	1	1	0	0	0	0											
Ken Harrelson, R OBP: 0.311, SLG: 0.421 Dalton Jones, L OBP: 0.331, SLG: 0.400 (1, 9) (9, 4)	0-3 K		0-3 K		0-0 5-3			4-0 WP	4-0 IBB	3	0	0	0	0	2	1											
Rico Petrocelli, R OBP: 0.333, SLG: 0.431 Norm Siebern, L OBP: 0.319, SLG: 0.253 (1, 6) (9, 3)	0-0 F8		0-0 K		0-0 6-3			4-0 IBB	4-0 IBB	3	0	0	0	0	1	1											
Russ Gibson, R OBP: 0.263, SLG: 0.279 (1, 2)	0-0 1B		0-0 SH1-4 1B		0-0 K			0-3 K	0-0 SF9	3	0	2	2	0	1	0											
Lee Stange, R Sparky Lyle, L Joe Foy, L Jose Santiago, R Bill Landis, L Gary Bell, R OBP: 0.198, SLG: 0.198 (1, 1) (7, 1) (9, 1) (8, 1) (9, 1) (9, 1)	0-3 K		0-0 SH1-4		0-0 K			0-3 K	0-3 K	1	0	0	0	0	1	1											
Inning Stats	R: 0 E: 0 K: 3 S: 10	H: 1 LOB: 1 BB: 0 P: 10	R: 1 E: 0 K: 2 S: 9	H: 2 LOB: 1 BB: 0 P: 9	R: 0 E: 0 K: 1 S: 5	H: 0 LOB: 0 BB: 0 P: 5	R: 0 E: 0 K: 2 S: 7	H: 0 LOB: 0 BB: 0 P: 7	R: 0 E: 0 K: 2 S: 8	H: 1 LOB: 1 BB: 0 P: 8	R: 0 E: 1 K: 0 S: 3	H: 0 LOB: 0 BB: 0 P: 3	R: 0 E: 0 K: 0 S: 3	H: 0 LOB: 0 BB: 0 P: 3	R: 0 E: 0 K: 3 S: 9	H: 0 LOB: 0 BB: 0 P: 9	R: 3 E: 0 K: 1 S: 7	H: 2 LOB: 2 BB: 3 P: 19	1B: 6 2B: 0 3B: 0 HR: 0	SF: 1 SAC: 2 DP: 1 HBP: 0	WP: 2 PA: 36						
PITCHER	IP	WLS	BF	H	R	ER	SO	BB	IBB	HBP	BLK	WP	HR	S	P	ERA	WHIP										
Mickey Lolich, L ERA: 3.54 Earl Wilson, R ERA: 3.33 (1, 1) (9, 1)	8.0	L	31	6	4	4	13	1	0	0	0	1	0	56	60	4.50	0.875										

Boston Red Sox @ Detroit Tigers
Tiger Stadium, Detroit, MI
Tue Sep 19 1967, 7:05 PM EDT
Att: 43,004 - Unknown

AB 30
R 4
H 6
RBI 3
BB 3
SO 14
LOB 10



Batter	1	2	3	4	5	6	7	8	9	AB	R	H	RBI	BB	SO	LOB	BOTTOM										
Dick McAuliffe, L OBP: 0.363, SLG: 0.419 (1, 6) (7, 4)	0-0 F9		0-0 G4-3 1B		4-0 BB		0-0 FC6-4		4-0 BB	3	0	1	0	2	0	2											
Jerry Lumpe, L OBP: 0.276, SLG: 0.295 Ray Oyler, R OBP: 0.283, SLG: 0.266 Eddie Mathews, L OBP: 0.333, SLG: 0.389 (1, 4) (7, 6)	0-0 L3		0-0 G4-3		0-0 F3		0-0 L5		0-3 K	3	0	0	0	0	0	4											
Al Kaline, R OBP: 0.409, SLG: 0.548 (1, 9)	0-0 L8			4-0 1B BB		0-0 HR 2B		4-0 1B E BB	0-0 L8	3	1	1	0	2	0	2											
Willie Horton, R OBP: 0.330, SLG: 0.472 Mickey Stanley, R OBP: 0.290, SLG: 0.330 (1, 7) (9, 8)		0-0 F3		0-0 FC6-4 1B		0-0 5-3		0-0 E5	0-0 1B	4	0	1	0	0	0	2											
Jim Northrup, L OBP: 0.331, SLG: 0.386 (1, 8) (9, 7)		0-0 3-1		0-0 F4		0-0 HR		0-0 G5-4-3 1B	0-0 F2	4	1	2	2	0	0	2											
Norm Cash, L OBP: 0.354, SLG: 0.427 (1, 3)		0-0 F8		0-0 K		0-0 F8		0-0 F2	0-0 F2	4	0	0	0	0	1	5											
Bill Freehan, R OBP: 0.386, SLG: 0.451 (1, 2)			0-0 F8	0-0 FC6-4		0-0 F7		0-0 G5-4-3	0-0 G5-4-3	4	0	0	0	0	0	5											
Don Wert, R OBP: 0.312, SLG: 0.335 (1, 5)			0-0 1B 1B		0-0 F6		0-0 FC6-4 1B		0-0 F7	4	0	2	0	0	0	0											
Mickey Lolich, S OBP: 0.271, SLG: 0.189 Earl Wilson, R OBP: 0.250, SLG: 0.323 Lenny Green, L OBP: 0.305, SLG: 0.352 (1, 1) (9, 1) (9, 1)			0-0 1B		0-0 1-3		0-0 FC6-4 1B		4-0 BB	3	0	2	0	0	0	0											
Inning Stats	R: 0 E: 0 K: 0 S: 3	H: 0 LOB: 0 BB: 0 P: 3	R: 0 E: 0 K: 0 S: 3	H: 0 LOB: 0 BB: 0 P: 3	R: 0 E: 0 K: 1 S: 5	H: 3 LOB: 2 BB: 0 P: 5	R: 0 E: 0 K: 1 S: 6	H: 1 LOB: 2 BB: 1 P: 10	R: 0 E: 0 K: 0 S: 3	H: 0 LOB: 1 BB: 1 P: 7	R: 2 E: 0 K: 0 S: 5	H: 2 LOB: 0 BB: 0 P: 5	R: 0 E: 0 K: 0 S: 4	H: 2 LOB: 1 BB: 0 P: 4	R: 0 E: 1 K: 0 S: 4	H: 1 LOB: 3 BB: 1 P: 8	R: 0 E: 0 K: 1 S: 5	H: 0 LOB: 2 BB: 2 P: 13	1B: 7 2B: 2 3B: 0 HR: 1	SF: 0 SAC: 0 DP: 3 HBP: 0	WP: 0 PA: 39						
PITCHER	IP	WLS	BF	H	R	ER	SO	BB	IBB	HBP	BLK	WP	HR	S	P	ERA	WHIP										
Lee Stange, R ERA: 2.81 Sparky Lyle, L ERA: 2.3 Jose Santiago, R ERA: 3.53 Bill Landis, L ERA: 5.47 Gary Bell, R ERA: 3.23 (1, 1) (7, 1) (8, 1) (9, 1) (9, 1)	6.0		27	8	2	2	1	2	0	0	0	0	0	2	2	0.00	0.000										

Boston Red Sox @ Detroit Tigers
Tiger Stadium, Detroit, MI
Tue Sep 19 1967, 7:05 PM EDT
Att: 43,004 - Unknown

AB 34
R 2
H 9
RBI 2
BB 5
SO 2
LOB 26



Batter	1	2	3	4	5	6	7	8	9	AB R H RBI BB SO LOB	TOP									
Mickey Stanley, R OBP: 0.278, SLG: 0.326 (1, 8)	6-3	K		SH3-4	K		L1-3			5 0 1 0 0 2 1	Detroit Tigers @ Washington Senators D.C. Stadium, Washington, DC Fri Sep 22 1967, 7:05 PM EDT Unknown									
Dick McAuliffe, L OBP: 0.381, SLG: 0.415 Ray Oyler, R OBP: 0.282, SLG: 0.265 (1, 4) (7, 6)	K		1B	F9			F8		5-3	4 1 1 0 1 1 1 1 0 0 0 0 0 1										
Al Kaline, R OBP: 0.334, SLG: 0.560 Jim Northrup, L OBP: 0.331, SLG: 0.385 (1, 9) (9, 9)	1B WP		1B		L9		L8			3 2 1 0 2 0 2 0 0 0 0 0 0 0										
Willie Horton, R OBP: 0.333, SLG: 0.469 Lenny Green, L OBP: 0.312, SLG: 0.358 (1, 7) (6, PR) (6, 7)	WP		K	K		1B E			FC6-4	3 0 1 0 1 2 4 1 1 1 0 0 0 0										
Bill Freehan, R OBP: 0.388, SLG: 0.451 (1, 2)					K	SH1-3			FC6-4	4 1 2 1 1 1 1										
Don Wert, R OBP: 0.315, SLG: 0.343 (1, 5)						E4			F4	4 1 2 2 1 0 2										
Eddie Mathews, L OBP: 0.391 Dave Campbell, R (1, 3) (7, 3)	FC6-4		F9		2B				FC6-4	3 1 1 1 0 0 5 1 0 0 0 0 0 1										
Dick Tracewski, R OBP: 0.320, SLG: 0.378 (1, 6) (7, 4)		F8	F9		1B				F7	5 1 1 1 0 1 4										
Earl Wilson, R OBP: 0.257, SLG: 0.327 (1, 1)	K			F9 SH3-4		5-3			K	5 0 2 1 0 2 2										
Inning Stats	R: 1 E: 0 K: 1 S: 6	H: 1 LOB: 3 BB: 3 P: 18	R: 0 E: 0 K: 2 S: 7	H: 0 LOB: 0 BB: 0 P: 7	R: 2 E: 0 K: 1 S: 9	H: 4 LOB: 2 BB: 0 P: 9	R: 0 E: 0 K: 1 S: 6	H: 1 LOB: 2 BB: 1 P: 10	R: 3 E: 0 K: 2 S: 11	H: 4 LOB: 2 BB: 1 P: 15		R: 0 E: 0 K: 0 S: 3	H: 0 LOB: 0 BB: 0 P: 3	R: 0 E: 0 K: 0 S: 4	H: 1 LOB: 1 BB: 0 P: 4	R: 0 E: 0 K: 1 S: 6	H: 1 LOB: 1 BB: 0 P: 6	1B: 11 2B: 2 3B: 0 HR: 0	SF: 0 SAC: 2 DP: 0 HBP: 0	WP: 2 PB: 0 SB: 0 CS: 0
PITCHER	IP WLS BF H R ER SO BB IBB HBP BLK WP HR S P ERA WHIP											IP WLS BF H R ER SO BB IBB HBP BLK WP HR S P ERA WHIP								
Frank Bertina, L ERA: 3.32 (1, 1)	3.0 L 17 5 3 3 3 4 3 0 0 0 0 1 0 22 34 9.00 2.667																			
Joe Coleman, R ERA: 4.3 (4, 1)	2.0 13 5 3 3 3 3 2 0 0 0 0 0 0 17 25 13.50 3.500																			
Dick Lines, L ERA: 3.48 (6, 1)	3.0 13 2 2 1 1 1 0 0 0 0 1 0 14 18 3.00 1.000																			
Casey Cox, R ERA: 2.77 (9, 1)	1.0 4 1 0 0 0 1 0 0 0 0 0 0 6 6 0.00 1.000																			

Batter	1	2	3	4	5	6	7	8	9	AB R H RBI BB SO LOB	BOTTOM											
Fred Valentine, S OBP: 0.333, SLG: 0.343 (1, 9)	F6		3-1		F6			F2		4 0 0 0 0 0 1	Detroit Tigers @ Washington Senators D.C. Stadium, Washington, DC Fri Sep 22 1967, 7:05 PM EDT Unknown											
Hank Allen, R OBP: 0.277, SLG: 0.331 (1, 8)	K			HR		6-3		K		4 1 1 1 0 2 0												
Cap Peterson, R OBP: 0.298, SLG: 0.347 (1, 7)	F8			1B		F6		K		4 0 1 0 0 1 0												
Mike Epstein, L OBP: 0.329, SLG: 0.368 (1, 3)		K		G4-6-3		F8		E	SF8	4 1 2 0 0 1 0												
Frank Coggins, S OBP: 0.347, SLG: 0.438 (1, 4)		K2-3		K			4-3		E3	4 0 0 0 0 2 3												
Ken McMullen, R OBP: 0.302, SLG: 0.385 (1, 5)		K		G4-6-3					SF8	3 0 1 1 0 1 2												
Paul Casanova, R OBP: 0.272, SLG: 0.337 (1, 2)			F8		HR		F4		F9	4 1 1 1 0 0 2												
Tim Cullen, R OBP: 0.307, SLG: 0.269 (1, 6)				6-3		4-3		L4		3 0 1 0 0 0 1												
Frank Bertina, L OBP: 0.275, SLG: 0.275 Bernie Allert, L OBP: 0.244, SLG: 0.256 Joe Coleman, R OBP: 0.328, SLG: 0.468 Bob Charney, R OBP: 0.323, SLG: 0.468 Dick Lines, R OBP: 0.333, SLG: 0.411 Dick Nien, L OBP: 0.265, SLG: 0.336 Casey Cox, R (1, 1) (3, PR) (4, 1) (5, PR) (6, 1) (8, PR) (9, 1)				6-3		4-3		L9		0 0 0 0 0 0 0 1 0 0 0 0 0 1 0 0 0 0 0 0 0 1 0 0 0 0 0 0 0 0 0 0 0 0 0 1 0 0 0 0 0 0 0 0 0 0 0 0 0												
Inning Stats	R: 0 E: 0 K: 1 S: 5	H: 0 LOB: 0 BB: 0 P: 5	R: 0 E: 0 K: 3 S: 9	H: 0 LOB: 0 BB: 0 P: 9	R: 0 E: 0 K: 0 S: 4	H: 1 LOB: 1 BB: 0 P: 4	R: 1 E: 0 K: 1 S: 7	H: 3 LOB: 1 BB: 0 P: 7	R: 1 E: 0 K: 0 S: 4	H: 1 LOB: 0 BB: 0 P: 4		R: 0 E: 0 K: 0 S: 3	H: 0 LOB: 0 BB: 0 P: 3	R: 0 E: 0 K: 0 S: 4	H: 1 LOB: 1 BB: 0 P: 4	R: 0 E: 0 K: 1 S: 5	H: 0 LOB: 0 BB: 0 P: 5	R: 1 E: 1 K: 1 S: 7	H: 1 LOB: 1 BB: 0 P: 7	1B: 4 2B: 1 3B: 0 HR: 2	SF: 1 SAC: 0 DP: 1 HBP: 0	WP: 0 PB: 0 SB: 0 CS: 0
PITCHER	IP WLS BF H R ER SO BB IBB HBP BLK WP HR S P ERA WHIP											IP WLS BF H R ER SO BB IBB HBP BLK WP HR S P ERA WHIP										
Earl Wilson, R ERA: 3.29 (1, 1)	9.0 W 34 7 3 2 7 0 0 0 0 0 2 48 48 2.00 0.778																					

Batter	1	2	3	4	5	6	7	8	9	AB	R	H	RBI	BB	SO	LOB	TOP			
Mickey Stanley, R OBP: 0.276, SLG: 0.321 (1, 8)		1-4-3						4-3		5	0	0	0	1	2	6	Detroit Tigers @ Washington Senators D.C. Stadium, Washington, DC Fri Sep 22 1967, 7:05 PM EDT Att: 11,185 - Unknown			
Dick McAuliffe, L OBP: 0.393, SLG: 0.413 Ray Oyler, R OBP: 0.282, SLG: 0.265 (1, 4) (9, 6)										2	1	0	0	3	2	1				
Al Kaline, R OBP: 0.413, SLG: 0.557 (1, 9)		1-2						L5		4	1	1	0	1	1	3				
Willie Horton, R OBP: 0.336, SLG: 0.467 Jim Northrup, L OBP: 0.332, SLG: 0.387 (7, PR) (7, 7)		1-2								2	0	0	0	2	0	1				
Bill Freehan, R OBP: 0.389, SLG: 0.451 (1, 2)										4	0	2	2	1	1	3				
Don Wert, R OBP: 0.316, SLG: 0.342 (1, 5)										4	0	1	1	1	0	8				
Eddie Mathews, L Norm Cash, L OBP: 0.333, SLG: 0.391 OBP: 0.354, SLG: 0.432 (1, 3) (7, 3)										3	0	1	0	0	0	1				
Dick Tracewski, R OBP: 0.333, SLG: 0.376 (1, 6) (9, 4)										3	0	1	0	2	1	2				
Mickey Lolich, S OBP: 0.270, SLG: 0.179 (1, 1)										3	0	0	0	1	1	2				
Inning Stats	R: 0 E: 0 K: 2 S: 7	H: 0 LOB: 3 BB: 3 P: 19	R: 0 E: 0 K: 0 S: 3	H: 0 LOB: 1 BB: 1 P: 7	R: 0 E: 0 K: 0 S: 3	H: 0 LOB: 2 BB: 2 P: 11	R: 0 E: 0 K: 1 S: 6	H: 1 LOB: 1 BB: 0 P: 6	R: 0 E: 0 K: 0 S: 7	H: 0 LOB: 0 BB: 0 P: 7	R: 2 E: 0 K: 2 S: 9	H: 2 LOB: 3 BB: 2 P: 17	R: 1 E: 0 K: 0 S: 4	H: 1 LOB: 2 BB: 2 P: 12	R: 1 E: 1 K: 2 S: 10	H: 4 LOB: 3 BB: 1 P: 14		1B: 7 2B: 0 3B: 0 HR: 1	SF: 0 SAC: 1 DP: 0 HBP: 0	WP: 0 PB: 0 SB: 0 CS: 0
PITCHER	IP WLS BF H R ER SO BB IBB HBP BLK WP HR S P ERA WHIP	6.2 L 32 3 2 2 7 9 0 0 0 0 0 0 37 73 2.70 1.800	1.1 7 1 1 1 0 2 0 0 0 0 1 5 13 6.75 2.250	1.0 7 4 1 0 2 1 0 0 0 0 0 10 14 0.00 5.000	PITCHER															

AB	33
R	4
H	8
RBI	4
BB	12
SO	9
LOB	29



Batter	1	2	3	4	5	6	7	8	9	AB	R	H	RBI	BB	SO	LOB	BOTTOM			
Fred Valentine, S OBP: 0.332, SLG: 0.342 (1, 9)										4	0	1	0	0	1	0	Detroit Tigers @ Washington Senators D.C. Stadium, Washington, DC Fri Sep 22 1967, 7:05 PM EDT Att: 11,185 - Unknown			
Hank Allen, R OBP: 0.276, SLG: 0.330 (1, 8)	4-3									4	0	1	0	0	0	0				
Frank Howard, R OBP: 0.333, SLG: 0.509 (1, 3)										4	0	0	0	0	2	2				
Cap Peterson, R OBP: 0.295, SLG: 0.343 (1, 7)										4	0	0	0	0	0	0				
Ken McMullen, R OBP: 0.303, SLG: 0.383 (1, 5)										2	0	0	0	2	0	0				
Frank Coggins, S OBP: 0.358, SLG: 0.462 (1, 4)										4	0	2	0	0	2	2				
Doug Camilli, R OBP: 0.212, SLG: 0.259 (1, 2)										3	0	0	0	0	2	3				
Ed Brinkman, R OBP: 0.253, SLG: 0.238 Paul Casanova, R OBP: 0.271, SLG: 0.337 Tim Cullen, R OBP: 0.307, SLG: 0.269 (1, 6) (7, PH) (8, 6)										2	0	0	0	0	0	0				
Barry Moore, L OBP: 0.160, SLG: 0.174 Casey Cox, R OBP: 0.289, SLG: 0.294 Darold Knowles, L OBP: 0.118, SLG: 0.063 (1, 1) (7, 1) (8, PH) (9, 1)										2	0	0	0	0	1	0				
Inning Stats	R: 0 E: 0 K: 2 S: 7	H: 0 LOB: 0 BB: 0 P: 7	R: 0 E: 0 K: 2 S: 7	H: 0 LOB: 1 BB: 1 P: 11	R: 0 E: 0 K: 0 S: 5	H: 2 LOB: 0 BB: 0 P: 5	R: 0 E: 0 K: 1 S: 6	H: 1 LOB: 0 BB: 0 P: 6	R: 0 E: 0 K: 1 S: 5	H: 0 LOB: 0 BB: 0 P: 5	R: 0 E: 0 K: 1 S: 4	H: 1 LOB: 1 BB: 0 P: 4	R: 0 E: 0 K: 0 S: 3	H: 0 LOB: 0 BB: 0 P: 3	R: 0 E: 0 K: 1 S: 5	H: 0 LOB: 1 BB: 1 P: 9		1B: 3 2B: 1 3B: 0 HR: 0	SF: 0 SAC: 0 DP: 0 HBP: 0	WP: 0 PB: 0 SB: 1 CS: 0
PITCHER	IP WLS BF H R ER SO BB IBB HBP BLK WP HR S P ERA WHIP	9.0 W 33 4 0 0 8 2 0 0 0 0 0 47 55 0.00 0.667	PITCHER																	

AB	31
R	0
H	4
RBI	0
BB	2
SO	8
LOB	8




Batter	1	2	3	4	5	6	7	8	9	AB	R	H	RBI	BB	SO	LOB	TOP										
Dick McAuliffe, L (1.6) OBP: 0.363, SLG: 0.413 (7.4)	F7		F3		FC5 1B		F8			5	0	2	0	0	0	1	Detroit Tigers @ Washington Senators D.C. Stadium, Washington, DC Sun Sep 24 1967, 3:33 AM EDT Att: 8,667 - Unknown										
Jerry Lumpe, L (1.4) OBP: 0.283, SLG: 0.318 Ray Oyler, R (7.6) OBP: 0.281, SLG: 0.264	F9				F9			F5		4	1	2	1	0	0	1											
Al Kaline, R (1.9) OBP: 0.413, SLG: 0.555	L9		L9				HR			1	0	0	0	0	0	1											
Willie Horton, R (1.7) OBP: 0.337, SLG: 0.473 Mickey Stanley, R (7. PR) OBP: 0.276, SLG: 0.320 (7.8)				5-3	FC5					5	1	2	0	0	0	3											
Eddie Mathews, L (1.3) OBP: 0.338, SLG: 0.401 Wayne Comer, R (9. PR) OBP: 0.333, SLG: 0.333 Norm Cash, L (9.3) OBP: 0.354, SLG: 0.432		3B								4	0	2	0	0	0	2											
Jim Northrup, L (1.8) OBP: 0.333, SLG: 0.384 (7.7)		G3		HR						4	1	3	2	0	0	1											
Bill Freehan, R (1.2) OBP: 0.389, SLG: 0.450										0	0	0	0	0	0	0											
Don Wert, R (1.5) OBP: 0.316, SLG: 0.340										0	0	0	0	0	0	0											
Joe Sparna, R (1.1) OBP: 0.095, SLG: 0.056 Fred Lasher, R (7.1) OBP: 0.143, SLG: 0.143 John Hiller, R (9.1) OBP: 0.188, SLG: 0.133										0	0	0	0	0	0	0											
										3	0	0	0	1	0	4											
Inning Stats	R: 0 E: 0 K: 0 S: 3	H: 0 LOB: 0 BB: 0 P: 3	R: 0 E: 0 K: 0 S: 4	H: 1 LOB: 1 BB: 0 P: 4	R: 0 E: 1 K: 0 S: 5	H: 1 LOB: 2 BB: 0 P: 5	R: 1 E: 0 K: 0 S: 4	H: 2 LOB: 1 BB: 1 P: 8	R: 0 E: 0 K: 0 S: 5	H: 2 LOB: 2 BB: 0 P: 5	R: 0 E: 0 K: 1 S: 6	H: 1 LOB: 2 BB: 1 P: 10	R: 3 E: 0 K: 0 S: 7	H: 4 LOB: 2 BB: 1 P: 11	R: 0 E: 0 K: 1 S: 6	H: 1 LOB: 1 BB: 0 P: 6	R: 0 E: 0 K: 0 S: 2	H: 0 LOB: 1 BB: 0 P: 3	1B: 9 2B: 1 3B: 1 HR: 2	SF: 0 SAC: 0 DP: 2 HBP: 1	WP: 0 PB: 1 SB: 0 CS: 0	PA: 42					
PITCHER	IP	WLS	BF	H	R	ER	SO	BB	IBB	HBP	BLK	WP	HR	S	P	ERA	WHIP										
Phil Ortega, R (1.1) ERA: 3.16	6.1		31	10	4	4	1	1	1	0	0	0	2	31	39	5.68	1.737										
Darold Knowles, L (7.1) ERA: 2.71	0.0		2	1	0	0	0	1	0	0	0	0	0	1	5	∞	∞										
Dave Baldwin, R (7.1) ERA: 1.6	0.2		2	0	0	0	0	0	0	0	0	0	0	2	2	0.00	0.000										
Bob Humphreys, R (8.1) ERA: 4.19	2.0	W	7	1	0	0	1	0	0	1	0	0	0	8	9	0.00	0.500										

Batter	1	2	3	4	5	6	7	8	9	AB	R	H	RBI	BB	SO	LOB	BOTTOM										
Fred Valentine, S (1.9) OBP: 0.331, SLG: 0.340	F3		K		F2			K		5	0	1	1	0	2	0	Detroit Tigers @ Washington Senators D.C. Stadium, Washington, DC Sun Sep 24 1967, 3:33 AM EDT Att: 8,667 - Unknown										
Hank Allen, R (1.8) OBP: 0.272, SLG: 0.325	5-3		F7					5-3		4	0	0	0	0	1	0											
Frank Howard, R (1.7) OBP: 0.333, SLG: 0.513	E6		HR					6-3		4	1	1	1	0	0	0											
Mike Epstein, L (1.3) OBP: 0.331, SLG: 0.367 Ed Stroud, L (9. PR) OBP: 0.290, SLG: 0.270	K									3	0	1	0	1	1	1											
Frank Coggins, S (1.4) OBP: 0.368, SLG: 0.455		4-3	CS		L9					3	2	1	0	1	0	0											
Ken McMullen, R (1.5) OBP: 0.303, SLG: 0.381		K			6-3					3	1	0	0	1	1	2											
Paul Casanova, R (1.2) OBP: 0.273, SLG: 0.338					4-3					4	1	2	1	0	0	2											
Tim Cullen, R (1.6) OBP: 0.307, SLG: 0.270 Dick Nen, L (9. PH) OBP: 0.283, SLG: 0.336 Cap Peterson, R (9. PH) OBP: 0.294, SLG: 0.343										3	0	1	0	0	0	2											
Phil Ortega, R (1.1) OBP: 0.130, SLG: 0.063 Darold Knowles, L (7.1) OBP: 0.116, SLG: 0.063 Dave Baldwin, R (7.1) OBP: 0.116, SLG: 0.063 Bob Chance, L (7. PH) OBP: 0.095, SLG: 0.056 Bob Humphreys, R (8.1) OBP: 0.095, SLG: 0.056 Doug Camilli, R (9. PH) OBP: 0.221, SLG: 0.298										2	0	0	0	0	0	2											
										0	0	0	0	0	0	0											
Inning Stats	R: 0 E: 1 K: 1 S: 6	H: 0 LOB: 1 BB: 0 P: 6	R: 0 E: 0 K: 1 S: 7	H: 2 LOB: 2 BB: 0 P: 7	R: 1 E: 0 K: 1 S: 5	H: 1 LOB: 0 BB: 1 P: 9	R: 0 E: 0 K: 0 S: 3	H: 0 LOB: 0 BB: 0 P: 3	R: 0 E: 0 K: 1 S: 5	H: 0 LOB: 0 BB: 0 P: 5	R: 1 E: 1 K: 0 S: 3	H: 0 LOB: 1 BB: 2 P: 11	R: 0 E: 0 K: 1 S: 5	H: 0 LOB: 0 BB: 0 P: 5	R: 0 E: 0 K: 0 S: 7	H: 5 LOB: 2 BB: 0 P: 7	1B: 7 2B: 0 3B: 0 HR: 1	SF: 0 SAC: 0 DP: 1 HBP: 0	WP: 0 PB: 0 SB: 0 CS: 1	PA: 38							
PITCHER	IP	WLS	BF	H	R	ER	SO	BB	IBB	HBP	BLK	WP	HR	S	P	ERA	WHIP										
Joe Sparna, R (1.1) ERA: 3.72	6.0		24	3	2	2	4	3	0	0	0	0	0	29	41	3.00	1.000										
Fred Lasher, R (7.1) ERA: 3.12	2.1	L	10	3	3	3	1	0	0	0	0	0	0	12	12	11.57	1.286										
John Hiller, L (9.1) ERA: 2.34	0.1		3	2	0	0	0	0	0	0	0	0	0	3	3	0.00	6.000										

Batter	1	2	3	4	5	6	7	8	9	AB	R	H	RBI	BB	SO	LOB	TOP			
Mickey Stanley, R (1, 8) OBP: 0.272, SLG: 0.316										4	0	0	0	0	1	1				
Dick McAuliffe, L (1, 4) OBP: 0.383, SLG: 0.411										3	0	0	0	1	1	1				
Al Kaline, R (1, 9) OBP: 0.414, SLG: 0.555										4	0	2	0	0	0	1				
Willie Horton, R (1, 7) OBP: 0.334, SLG: 0.468										4	0	0	0	0	2	2				
Bill Freehan, R (1, 2) OBP: 0.388, SLG: 0.448										4	0	1	0	0	0	1				
Don Wert, R (1, 5) OBP: 0.313, SLG: 0.338										4	0	0	0	0	0	2				
Eddie Mathews, L (1, 3) OBP: 0.338, SLG: 0.400										2	0	0	0	1	1	1				
Dick Tracewski, R (1, 6) OBP: 0.324, SLG: 0.365										3	0	0	0	0	0	1				
Earl Wilson, R (1, 1) OBP: 0.252, SLG: 0.321										2	0	0	0	0	1	0				
Jim Price, R (8, PH) OBP: 0.298, SLG: 0.311										1	0	1	0	0	0	0				
Wayne Comer, R (8, PR) OBP: 0.333, SLG: 0.333										0	0	0	0	0	0	0				
John Hiller, R (8, 1) OBP: 0.188, SLG: 0.133										0	0	0	0	0	0	0				
Inning Stats	R: 0 E: 0 K: 1 S: 5	H: 0 LOB: 0 BB: 0 P: 5	R: 0 E: 0 K: 1 S: 5	H: 0 LOB: 0 BB: 0 P: 5	R: 0 E: 0 K: 2 S: 7	H: 0 LOB: 0 BB: 0 P: 7	R: 0 E: 0 K: 1 S: 6	H: 1 LOB: 1 BB: 0 P: 6	R: 0 E: 0 K: 0 S: 3	H: 0 LOB: 1 BB: 1 P: 7	R: 0 E: 0 K: 1 S: 6	H: 1 LOB: 1 BB: 0 P: 6	R: 0 E: 0 K: 0 S: 4	H: 1 LOB: 1 BB: 0 P: 4	R: 0 E: 0 K: 0 S: 4	H: 1 LOB: 1 BB: 0 P: 4	1B: 4 2B: 0 3B: 0 HR: 0	SF: 0 SAC: 0 DP: 0 HBP: 0	WP: 0 PB: 0 SB: 0 CS: 0	PA: 33
PITCHER	IP WLS BF H R ER SO BB IBB HBP BLK WP HR S P ERA WHIP																			
Al Downing, L (1, 1) ERA: 2.65	9.0 W 33 4 0 0 6 2 0 0 0 0 0 0 43 51 0.00 0.667																			

Detroit Tigers @ New York Yankees
 Yankee Stadium, Bronx, NY
 Mon Sep 25 1967, 7:05 PM EDT
 Att: 8,652 - Unknown


AB	31
R	0
H	4
RBI	0
BB	2
SO	6
LOB	10





Batter	1	2	3	4	5	6	7	8	9	AB	R	H	RBI	BB	SO	LOB	BOTTOM
Horace Clarke, S (1, 4) OBP: 0.318, SLG: 0.310										4	0	1	0	0	1	3	
Jerry Kenney, L (1, 6) OBP: 0.448, SLG: 0.476										3	1	2	1	0	0	0	
Mickey Mantle, S (1, 3) OBP: 0.395, SLG: 0.441										3	0	0	0	1	0	2	
Joe Pepitone, L (1, 8) OBP: 0.301, SLG: 0.372										3	0	2	1	1	0	1	
Steve Whitaker, L (1, 7) OBP: 0.284, SLG: 0.362										4	0	0	0	0	1	6	
Roy White, S (1, 9) OBP: 0.292, SLG: 0.299										4	0	2	0	0	0	1	
Ross Moschitto, R (9, 9) OBP: 0.200, SLG: 0.111										0	0	0	0	0	0	0	
Jake Gibbs, L (1, 2) OBP: 0.291, SLG: 0.289										3	0	1	0	0	0	2	
Charley Smith, R (1, 5) OBP: 0.278, SLG: 0.340										4	0	2	0	0	0	1	
Al Downing, R (1, 1) OBP: 0.183, SLG: 0.182										3	1	0	0	1	2	5	
Inning Stats	R: 0 E: 0 K: 0 S: 3	H: 1 LOB: 1 BB: 0 P: 4	R: 2 E: 0 K: 0 S: 5	H: 2 LOB: 2 BB: 2 P: 13	R: 0 E: 0 K: 2 S: 9	H: 2 LOB: 2 BB: 0 P: 9	R: 0 E: 0 K: 0 S: 4	H: 1 LOB: 1 BB: 0 P: 4	R: 0 E: 0 K: 1 S: 6	H: 1 LOB: 2 BB: 1 P: 10	R: 0 E: 0 K: 1 S: 6	H: 2 LOB: 1 BB: 0 P: 6	1B: 9 2B: 1 3B: 0 HR: 0	SF: 0 SAC: 2 DP: 0 HBP: 0	WP: 0 PB: 0 SB: 1 CS: 1	PA: 36	
PITCHER	IP WLS BF H R ER SO BB IBB HBP BLK WP HR S P ERA WHIP																
Earl Wilson, R (1, 1) ERA: 3.27	7.0 L 32 8 2 2 3 3 0 0 0 0 0 0 35 47 2.57 1.571																
John Hiller, L (8, 1) ERA: 2.3	1.0 4 2 0 0 1 0 0 0 0 0 0 6 6 0.00 2.000																

Detroit Tigers @ New York Yankees
 Yankee Stadium, Bronx, NY
 Mon Sep 25 1967, 7:05 PM EDT
 Att: 8,652 - Unknown

AB	31
R	2
H	10
RBI	2
BB	3
SO	4
LOB	21



Batter	1	2	3	4	5	6	7	8	9	AB	R	H	RBI	BB	SO	LOB	TOP										
Aurelio Rodriguez, R OBP: 0.258, SLG: 0.311	4-0 FC5-4 BB		0-3 K			0-3 K		0-0 F4		3	0	0	0	1	2	2	California Angels @ Detroit Tigers Tiger Stadium, Detroit, MI Sat Sep 30 1967, 4:33 AM EDT Unknown 										
Roger Repoz, L OBP: 0.322, SLG: 0.395	0-0 F7		0-0 4-1			4-0 BB		0-0 F6		3	0	0	0	1	0	3											
Jim Fregosi, R OBP: 0.347, SLG: 0.388	0-0 FC5-4			0-0 CS 1B		0-3 K			0-3 K	4	0	1	0	0	2	2											
Rick Reichardt, R OBP: 0.319, SLG: 0.399	0-3 K			0-3 K		0-0 F8			4-0 PB BB	3	0	0	0	1	2	3											
Bubba Morton, R OBP: 0.386, SLG: 0.387		0-0 6-3		0-3 K			0-0 L9		0-0 L9	4	0	0	0	0	1	1											
Don Mincher, L OBP: 0.366, SLG: 0.469		0-0 6-3			0-0 F2		0-3 K		0-3 K	4	0	0	0	0	2	1											
Bobby Knoop, R OBP: 0.304, SLG: 0.355		0-3 K			0-0 1B		0-0 F4			3	0	1	0	0	1	0											
Buck Rodgers, S OBP: 0.270, SLG: 0.294			0-0 2B		0-0 F6			0-3 K		3	0	1	0	0	1	1											
Pete Cimino, R OBP: 0.417, SLG: 0.417			4-3 2B		0-0 F6			0-0 K		0	0	0	0	0	0	0											
George Brunet, R OBP: 0.289, SLG: 0.277			4-3		0-0 6-3			4-0 BB		0	0	0	0	0	0	0											
Inning Stats	R: 0 E: 0 K: 1 S: 5	H: 0 LOB: 1 BB: 1 P: 9	R: 0 E: 0 K: 1 S: 5	H: 0 LOB: 0 BB: 0 P: 5	R: 0 E: 0 K: 1 S: 6	H: 1 LOB: 1 BB: 0 P: 6	R: 0 E: 0 K: 2 S: 7	H: 1 LOB: 0 BB: 0 P: 7	R: 0 E: 0 K: 0 S: 4	H: 1 LOB: 1 BB: 0 P: 4	R: 0 E: 0 K: 1 S: 5	H: 0 LOB: 0 BB: 0 P: 5	R: 0 E: 0 K: 1 S: 5	H: 0 LOB: 1 BB: 1 P: 9	R: 0 E: 0 K: 2 S: 7	H: 0 LOB: 1 BB: 1 P: 11	R: 0 E: 0 K: 1 S: 5	H: 0 LOB: 1 BB: 1 P: 9	R: 0 E: 0 K: 2 S: 7	H: 0 LOB: 1 BB: 1 P: 11	1B: 2 2B: 2 3B: 0 HR: 0	SF: 0 SAC: 0 DP: 1 HBP: 0	WP: 0 PB: 1 SB: 0 CS: 1	PA: 33			
PITCHER	IP	WLS	BF	H	R	ER	SO	BB	IBB	HBP	BLK	WP	HR	S	P	ERA	WHIP										
Mickey Lolich, L ERA: 3.07	(1, 1)	9.0	W	33	3	0	0	11	4	0	0	0	0	51	67	0.00	0.778										

Batter	1	2	3	4	5	6	7	8	9	AB	R	H	RBI	BB	SO	LOB	BOTTOM										
Dick Tracewski, R OBP: 0.318, SLG: 0.380	0-0 1-3			0-0 1B		0-0 L1-6		0-0 4-3		4	1	1	1	0	0	5	California Angels @ Detroit Tigers Tiger Stadium, Detroit, MI Sat Sep 30 1967, 4:33 AM EDT Unknown 										
Dick McAuliffe, L OBP: 0.363, SLG: 0.409	4-0 HR BB	0-0 G3		0-0 1B			0-0 3-1			3	1	1	1	1	0	1											
Al Kaline, R OBP: 0.413, SLG: 0.548	0-0 L8		0-0 L6	0-0 L9			4-0 G5-4-3 BB			3	0	0	0	1	0	2											
Willie Horton, R OBP: 0.338, SLG: 0.478	0-0				0-0		0-0			4	1	3	2	0	0	1											
Jim Northrup, L OBP: 0.330, SLG: 0.381	1-0 HR			0-0 1B		0-0 FC1-6 1B		0-0 G5-4-3		0	0	0	0	0	0	0											
Bill Freehan, R OBP: 0.385, SLG: 0.443	0-0 F7		0-0 F7		0-0 FC1-6 G1-4-3 1B			0-0 1-3		4	0	0	0	0	0	2											
Don Wert, R OBP: 0.314, SLG: 0.339		0-0 1B 2B	4-0 1-2 BB		0-0 G1-4-3			0-0 1B G3 1B		3	1	2	0	1	0	1											
Eddie Mathews, L OBP: 0.335, SLG: 0.396		0-0 SH5-4 2H 1B		0-0 4-3				0-0 G3		3	1	1	1	0	1	2											
Norm Cash, L OBP: 0.353, SLG: 0.431						0-3 K		0-0 G3		1	0	0	0	0	0	1											
Mickey Stanley, R OBP: 0.277, SLG: 0.317					0-0 F9		4-0 L1-6 E BB		4-0 1B IBB	2	0	1	0	2	0	0											
Mickey Lolich, S OBP: 0.279, SLG: 0.197		0-0 SH5-4		0-0 6-3			0-0 E3		0-0 1B	3	0	1	0	0	0	1											
Inning Stats	R: 2 E: 0 K: 0 S: 4	H: 1 LOB: 0 BB: 1 P: 8	R: 2 E: 0 K: 0 S: 6	H: 3 LOB: 1 BB: 0 P: 6	R: 0 E: 0 K: 0 S: 4	H: 1 LOB: 2 BB: 1 P: 8	R: 1 E: 0 K: 0 S: 5	H: 2 LOB: 1 BB: 0 P: 5	R: 0 E: 0 K: 1 S: 3	H: 1 LOB: 0 BB: 0 P: 3	R: 0 E: 1 K: 1 S: 5	H: 0 LOB: 1 BB: 1 P: 9	R: 0 E: 0 K: 0 S: 2	H: 0 LOB: 0 BB: 1 P: 6	R: 0 E: 0 K: 0 S: 5	H: 2 LOB: 3 BB: 1 P: 9	R: 0 E: 0 K: 0 S: 5	H: 2 LOB: 3 BB: 1 P: 9	1B: 7 2B: 2 3B: 1 HR: 1	SF: 1 SAC: 1 DP: 3 HBP: 0	WP: 0 PB: 0 SB: 0 CS: 0	PA: 37					
PITCHER	IP	WLS	BF	H	R	ER	SO	BB	IBB	HBP	BLK	WP	HR	S	P	ERA	WHIP										
George Brunet, L ERA: 3.33	(1, 1)	2.0	L	11	4	4	4	0	1	0	0	0	0	8	12	5.40	2.400										
Jim Coates, R ERA: 4.3	(3, 1)	1.2		9	3	1	1	0	1	0	0	0	0	1	1	0.00	0.000										
Bill Kelso, R ERA: 3.03	(4, 1)	0.1		1	0	0	0	0	0	0	0	0	0	1	1	0.00	0.000										
Jim Weaver, L ERA: 2.86	(5, 1)	3.0		10	1	0	0	1	2	0	0	0	0	10	18	0.00	1.000										
Pete Cimino, R ERA: 3.34	(8, 1)	1.0		6	2	0	0	0	0	1	0	0	0	5	9	0.00	2.000										

