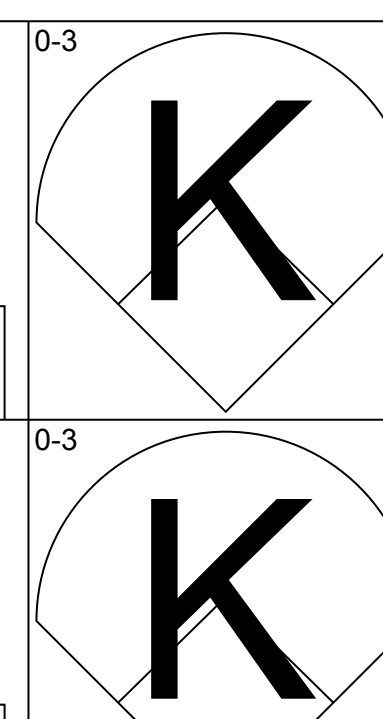
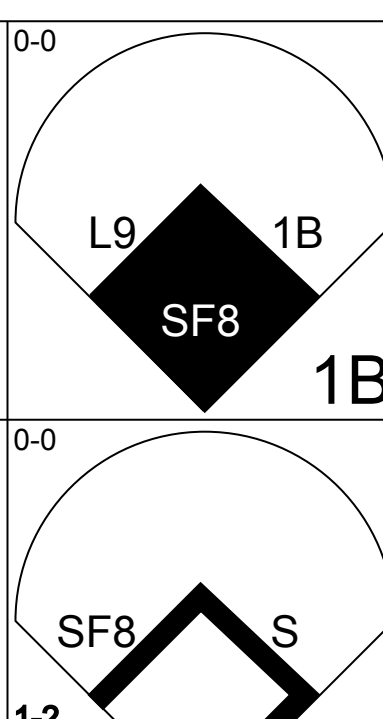
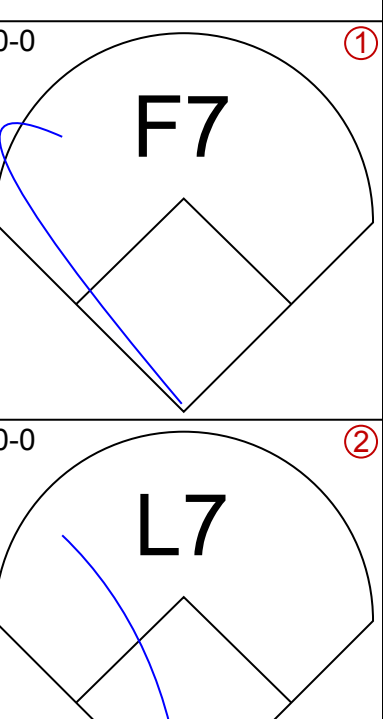
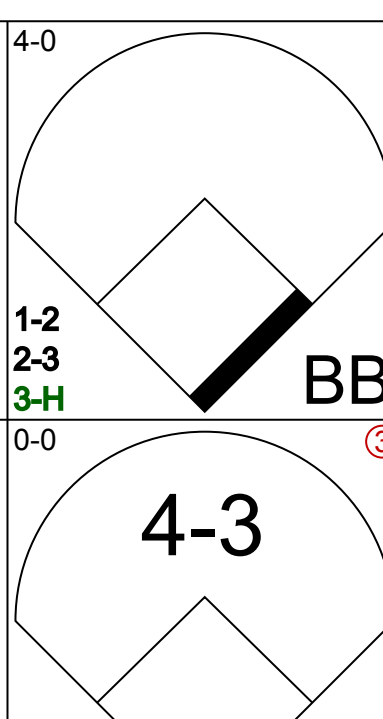
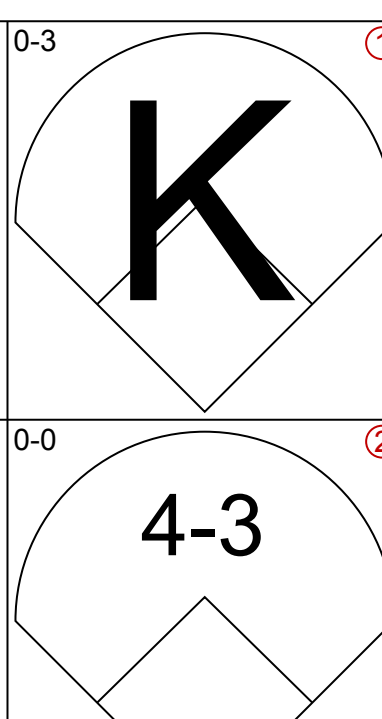
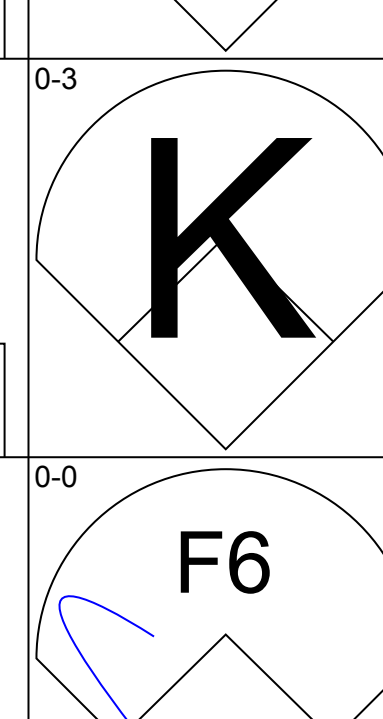
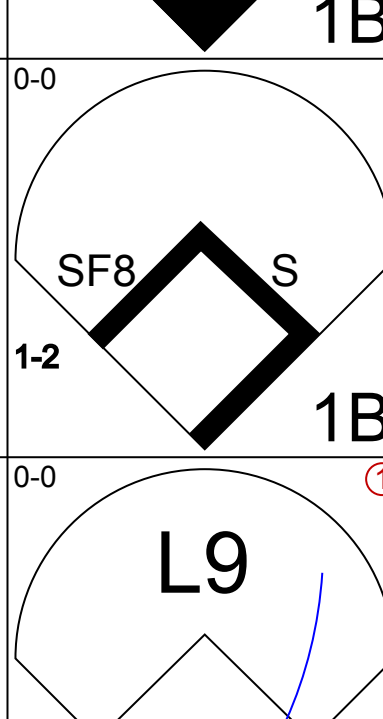
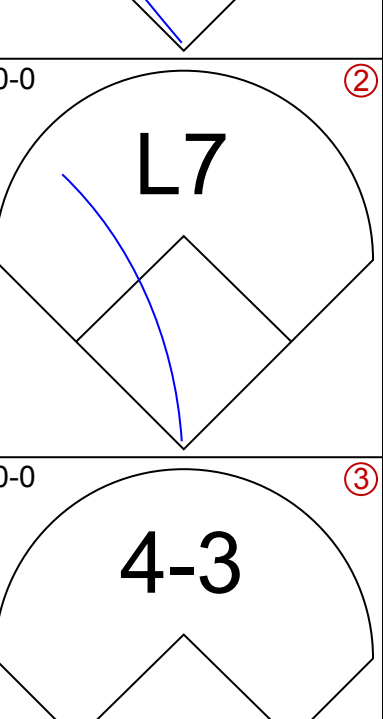

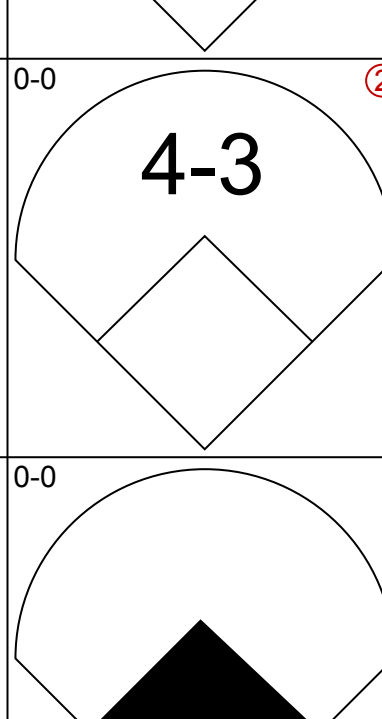
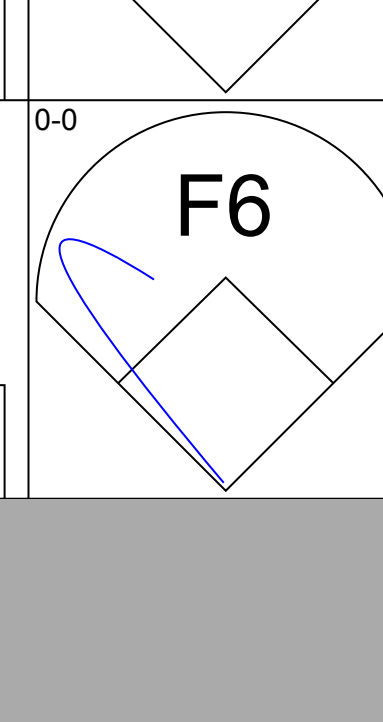
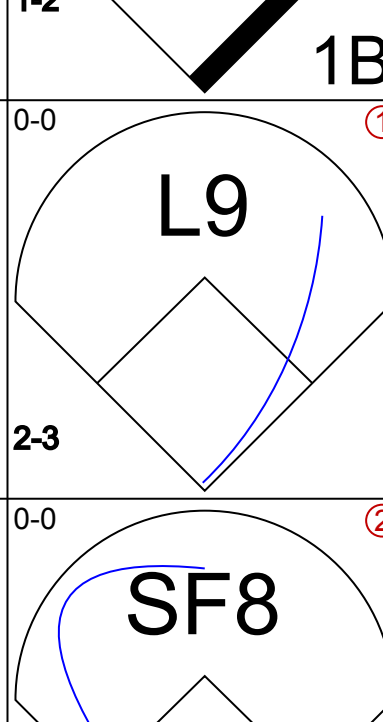
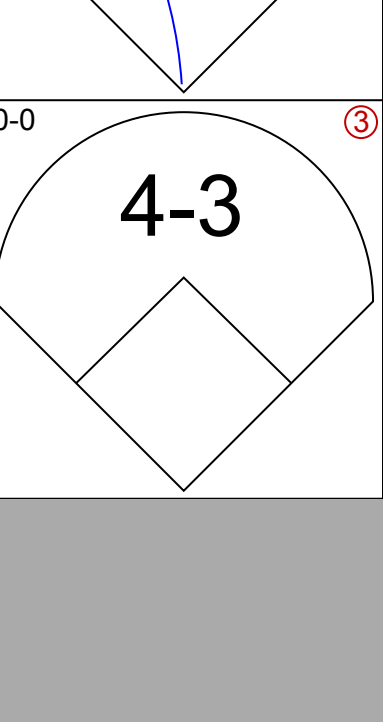
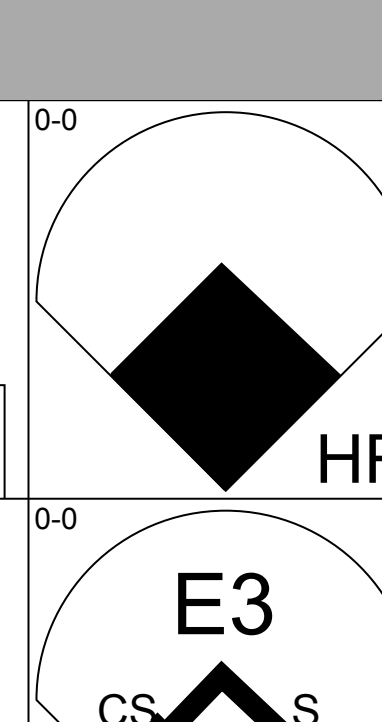
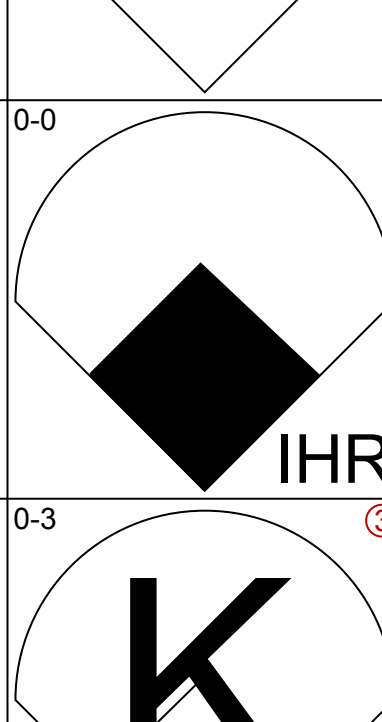
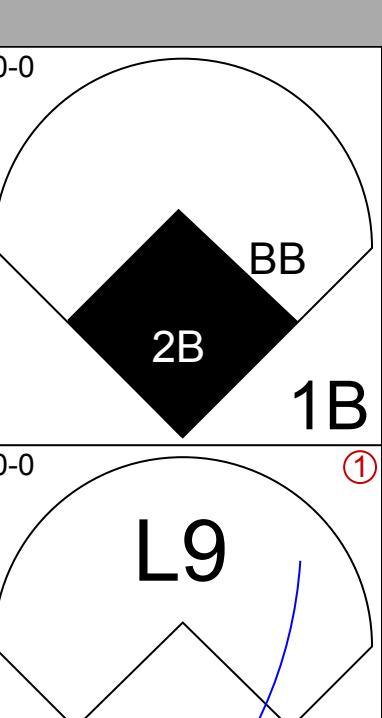
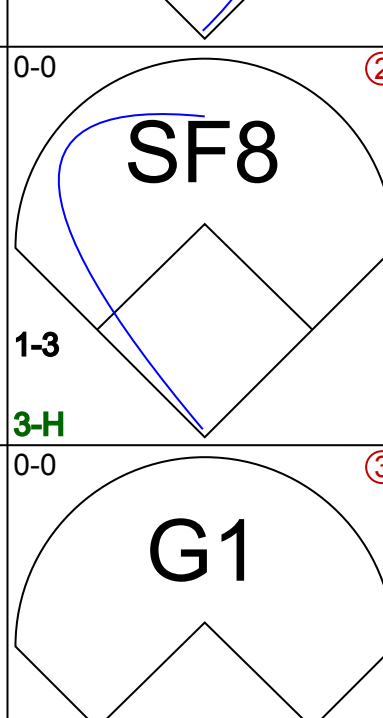
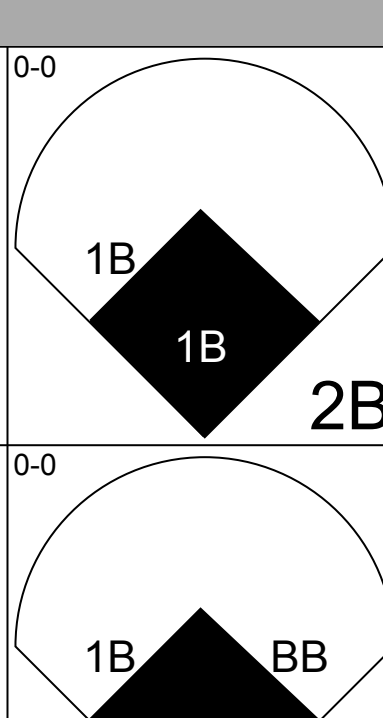
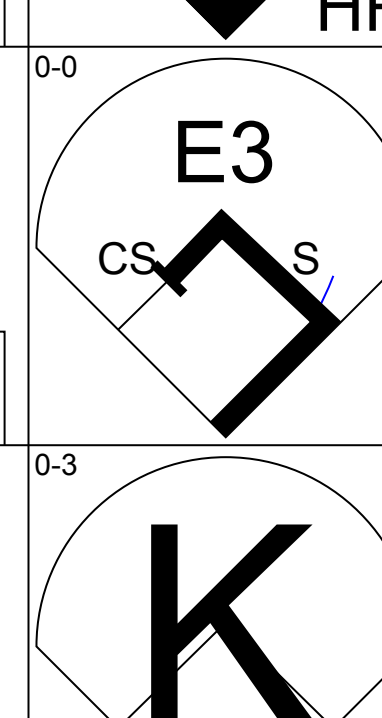

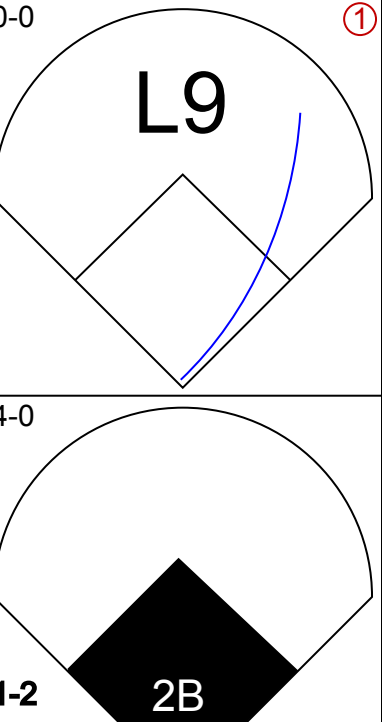
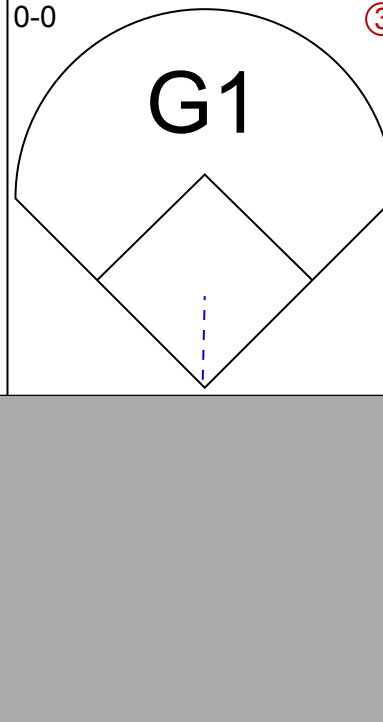
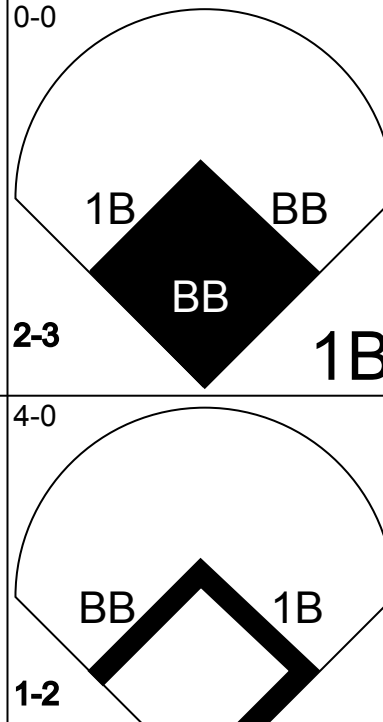
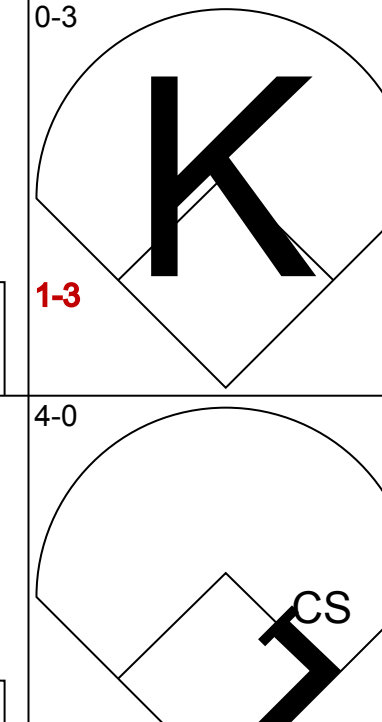
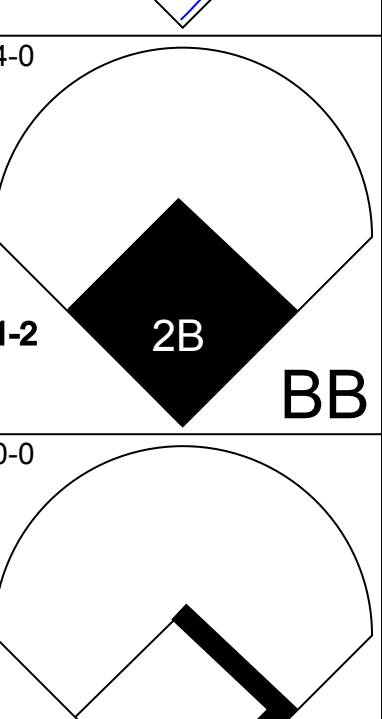
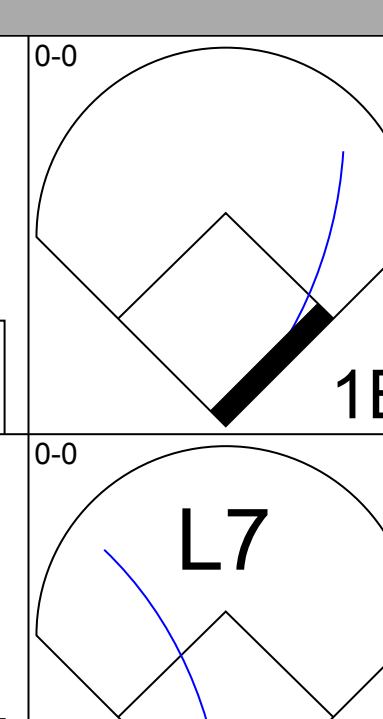
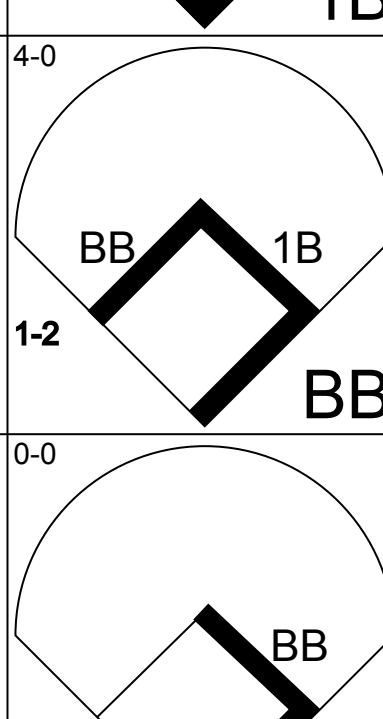
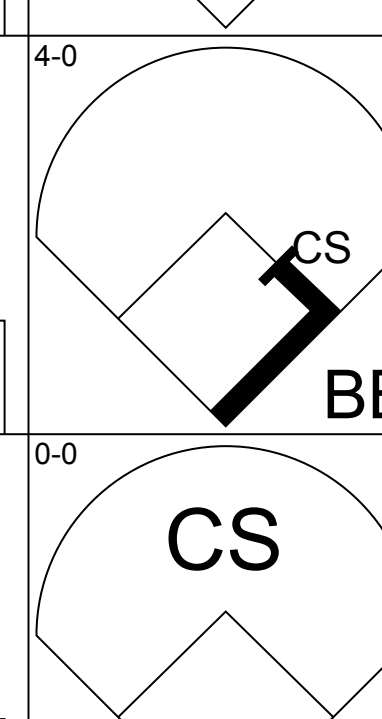
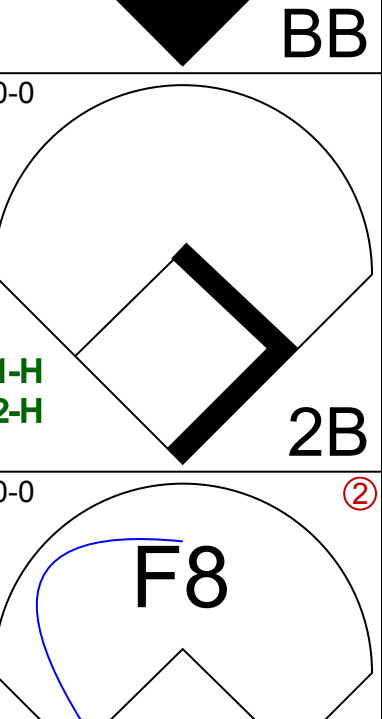
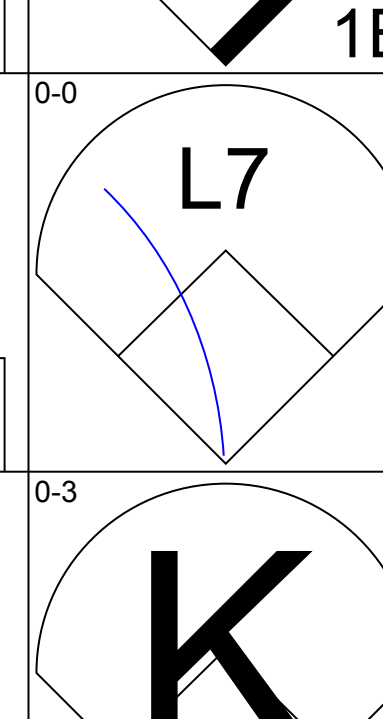
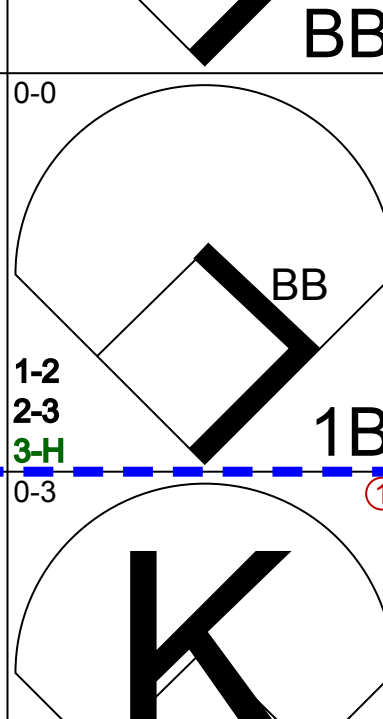
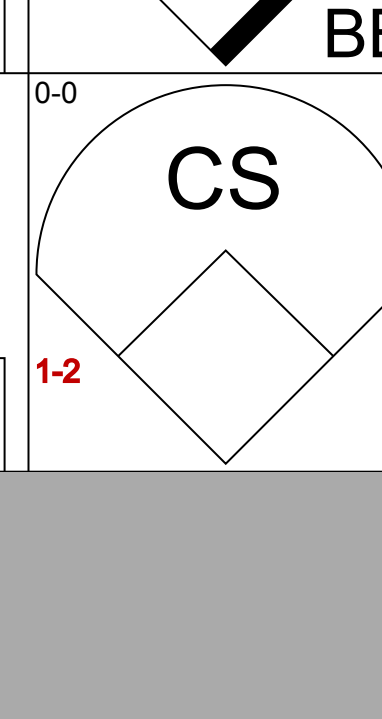
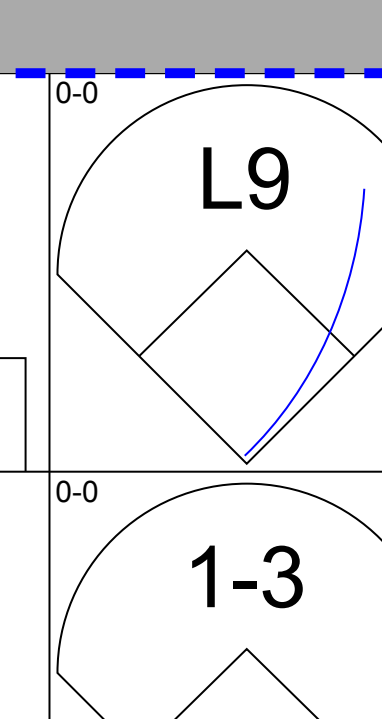

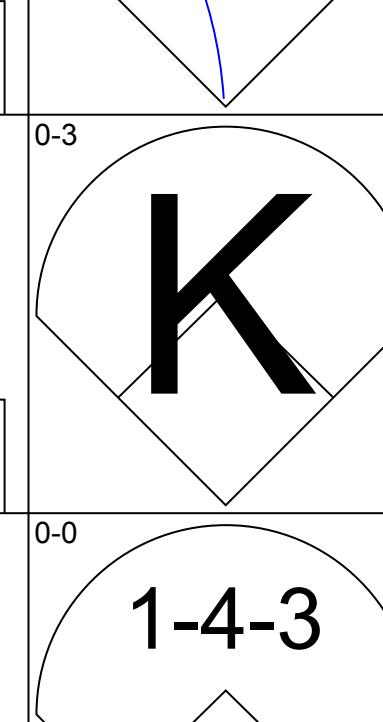
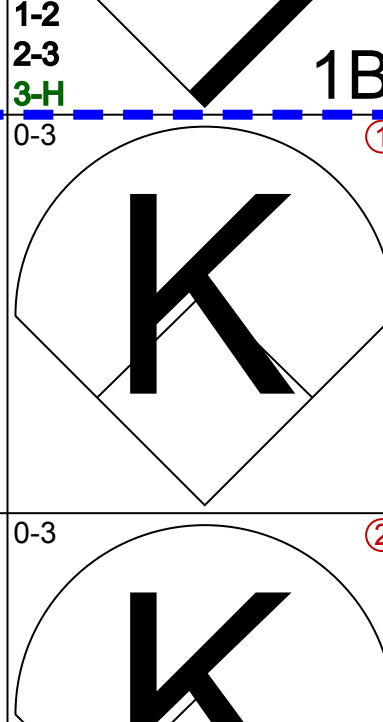
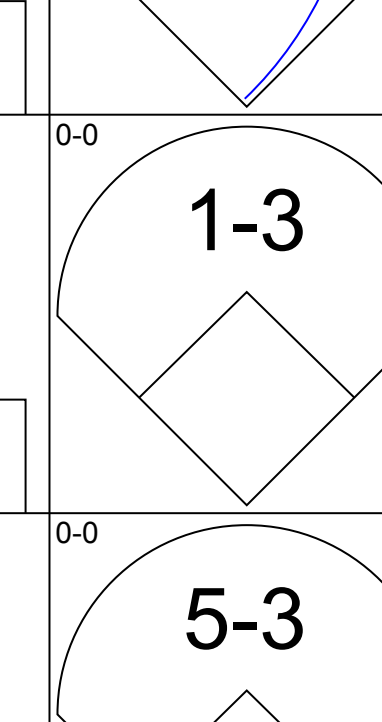

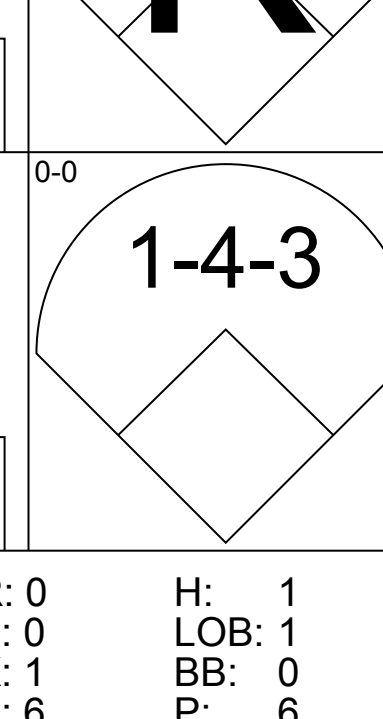
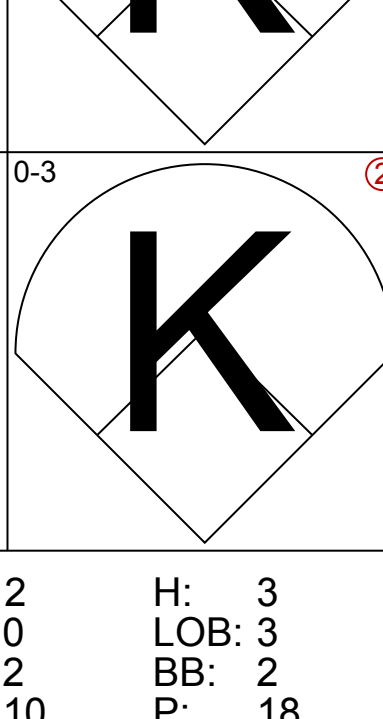
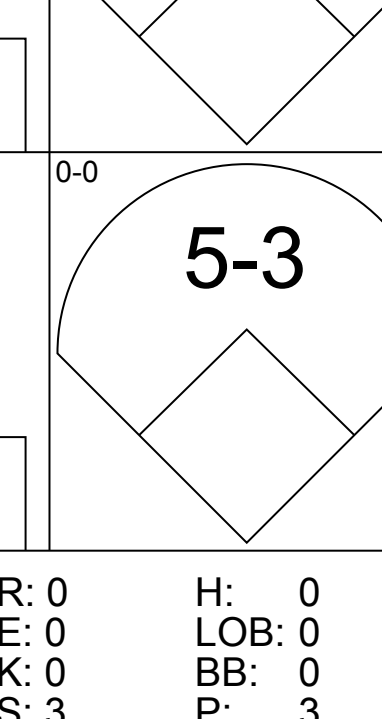
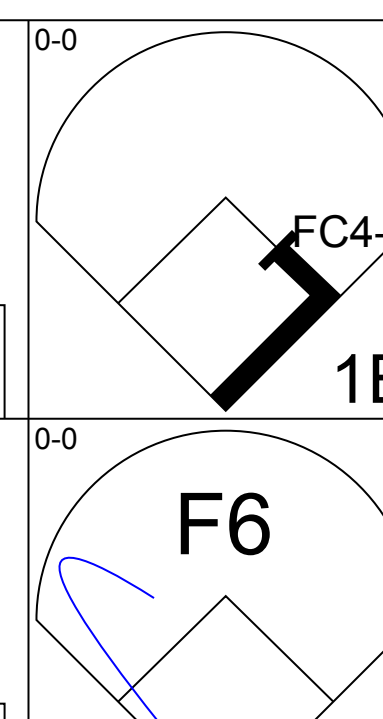
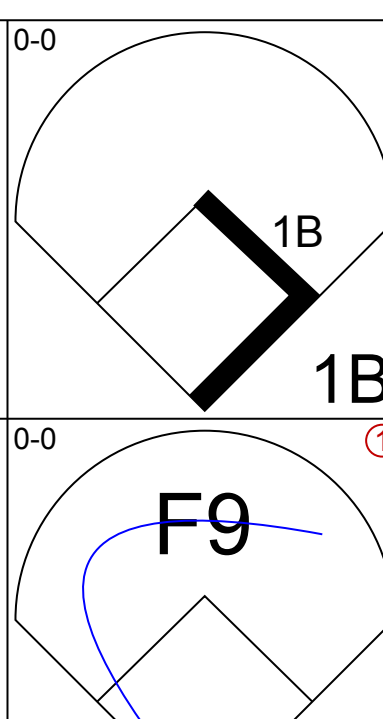
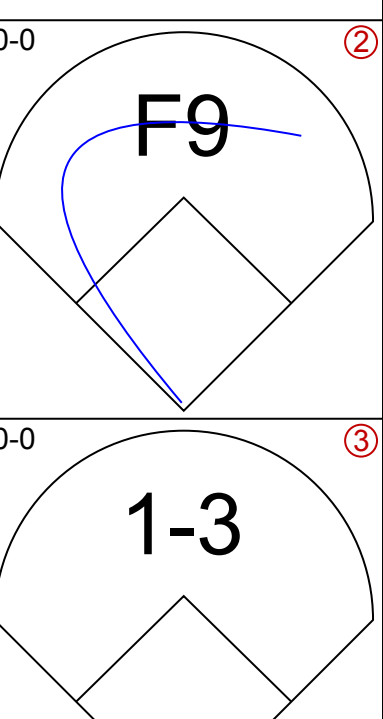
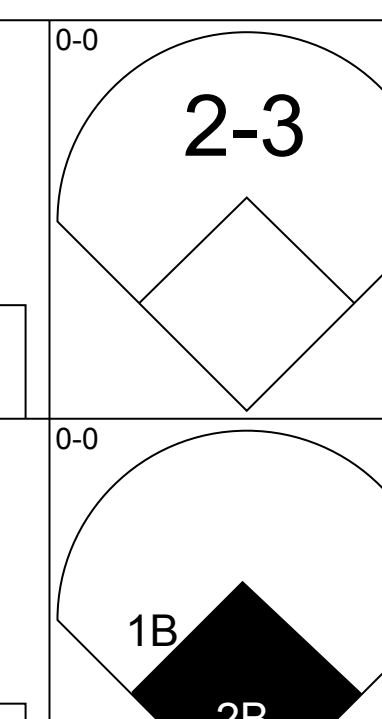
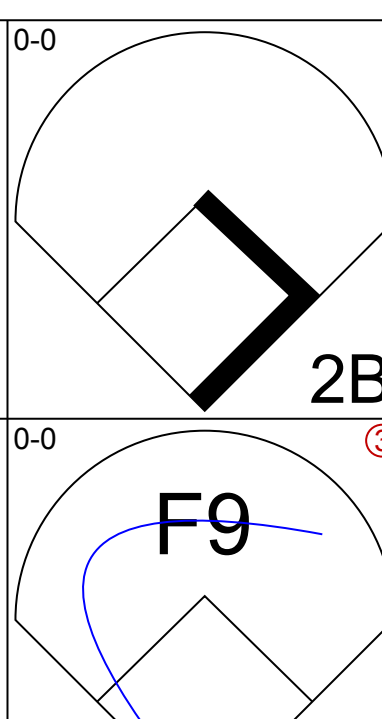
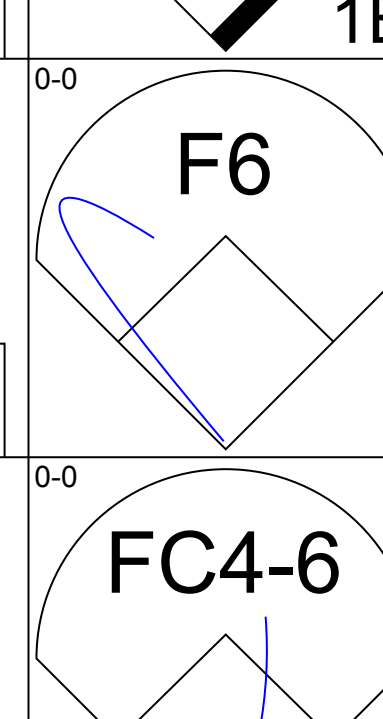
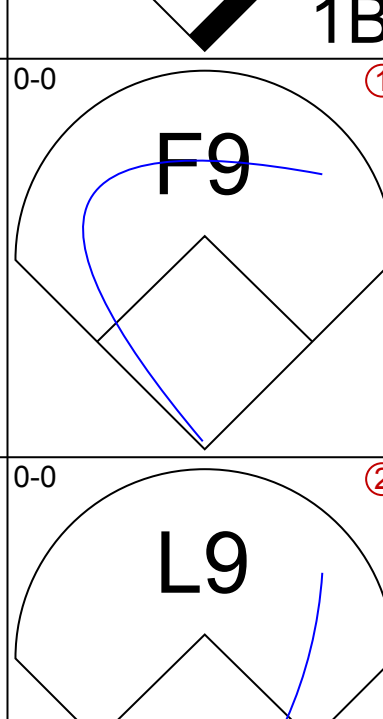
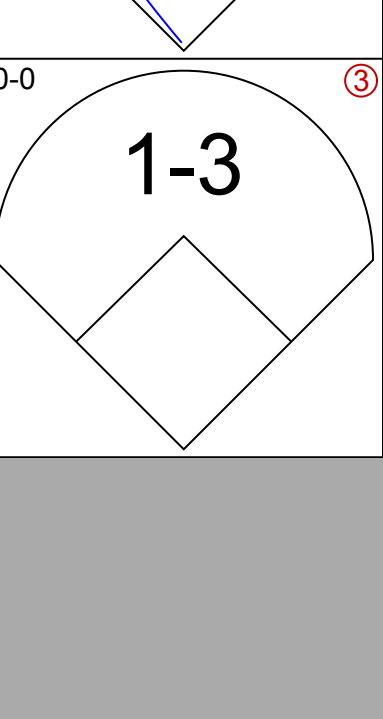
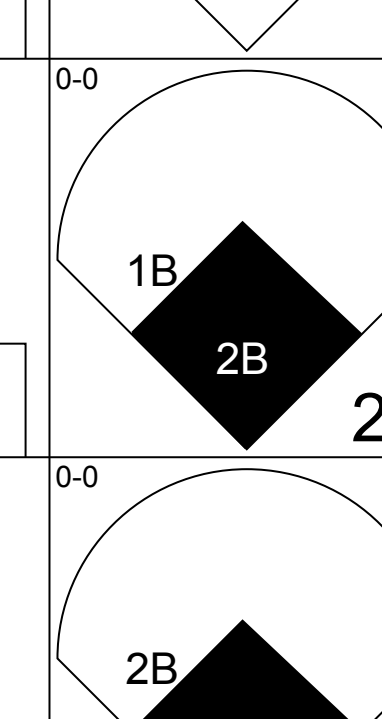
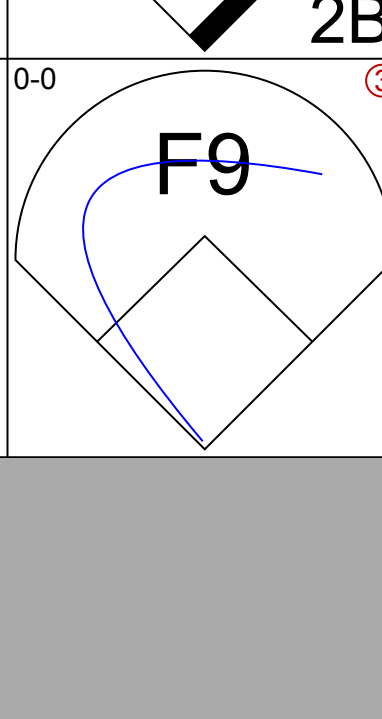
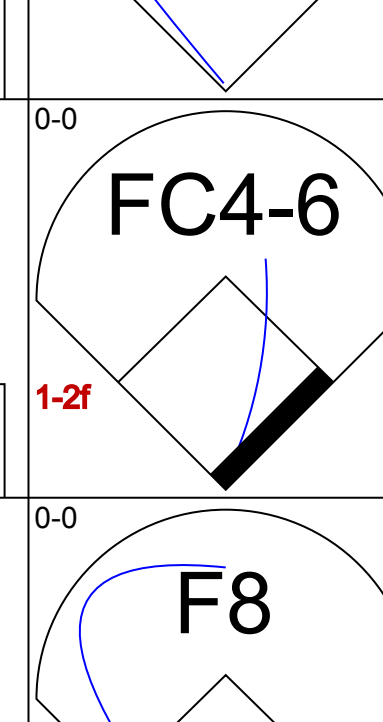
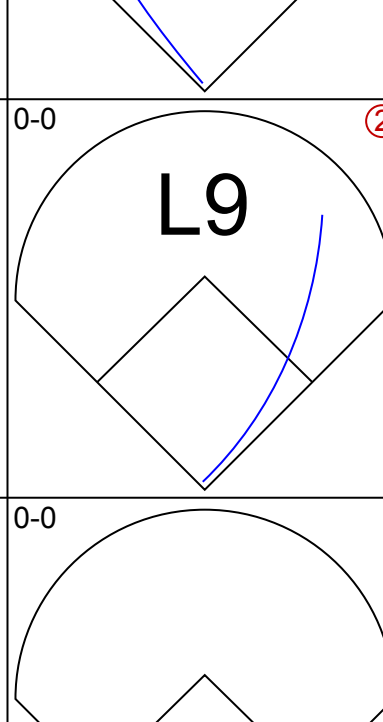
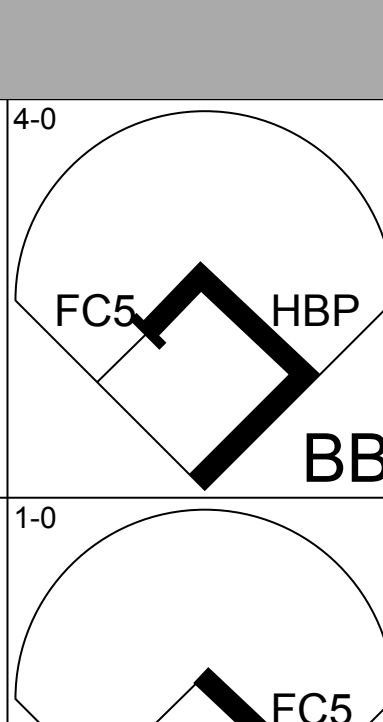
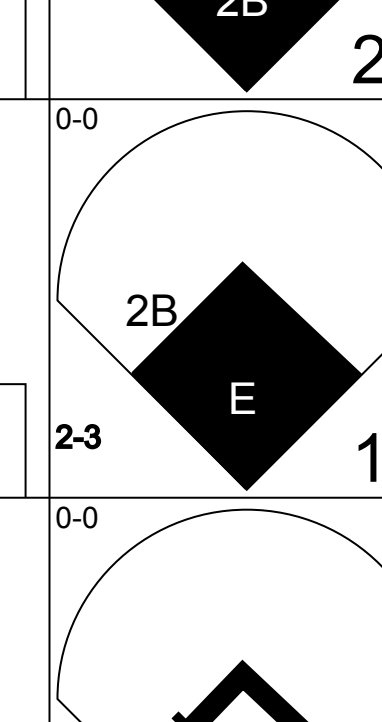
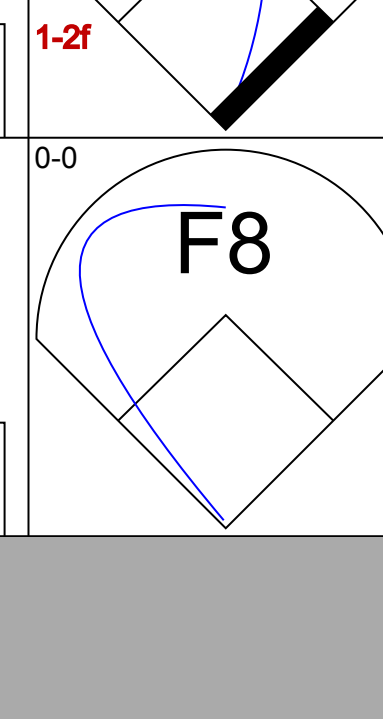
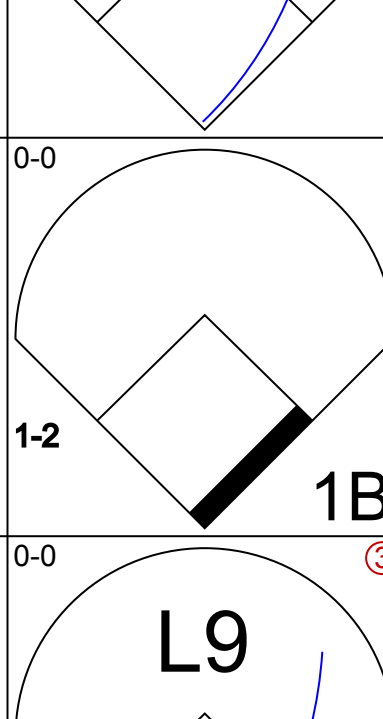
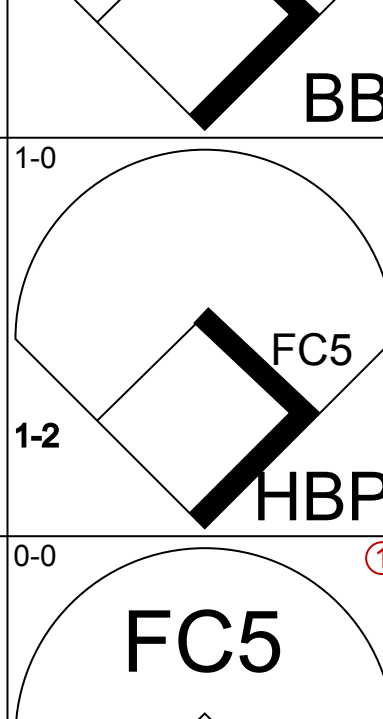
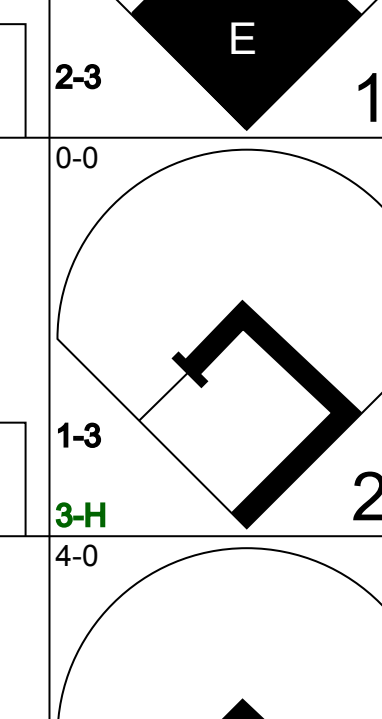
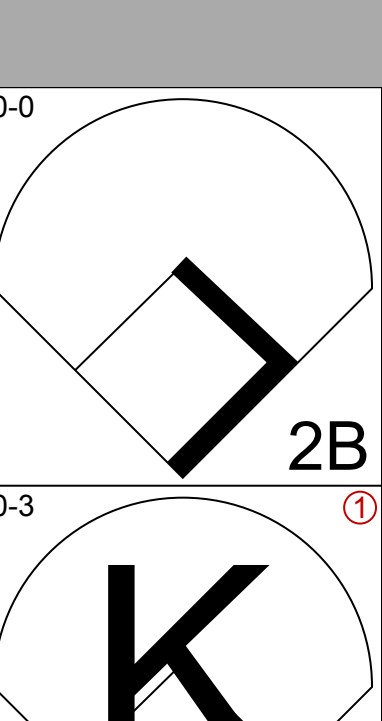
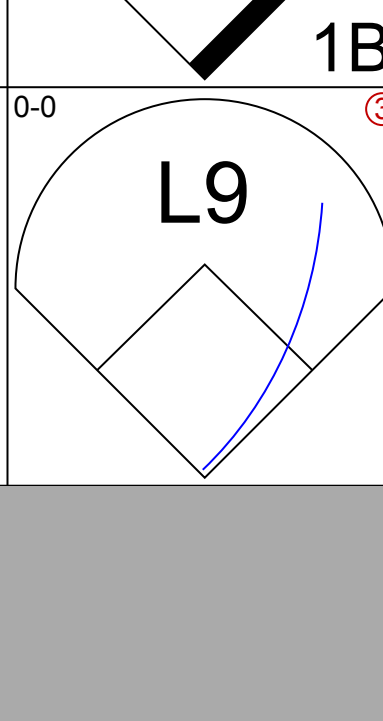
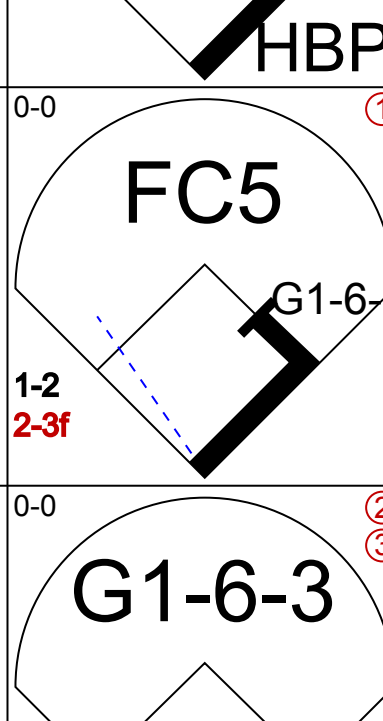
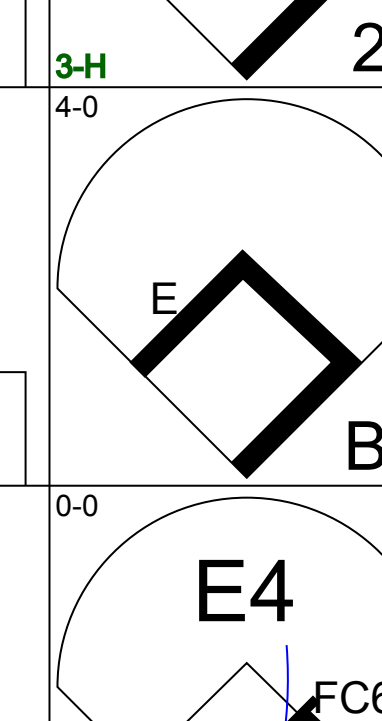

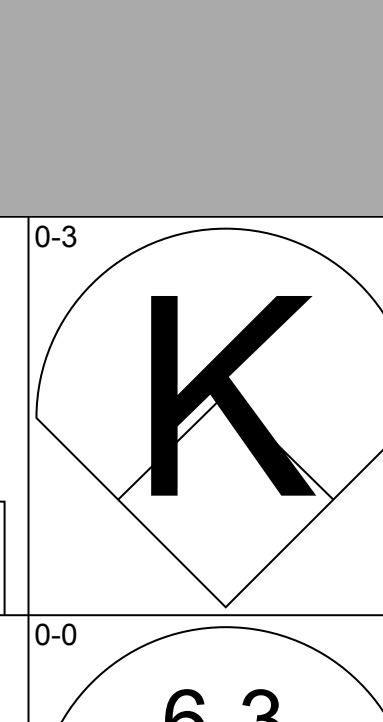
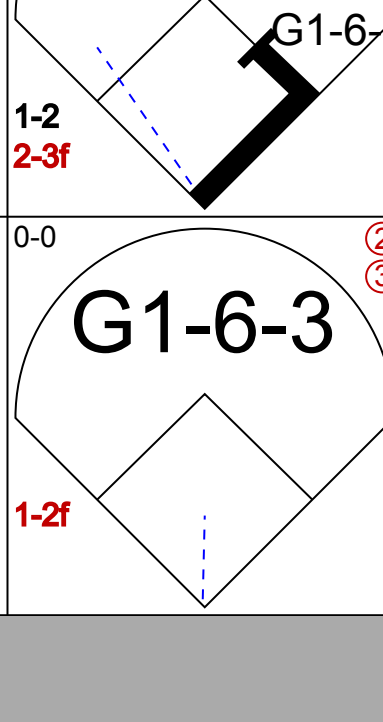
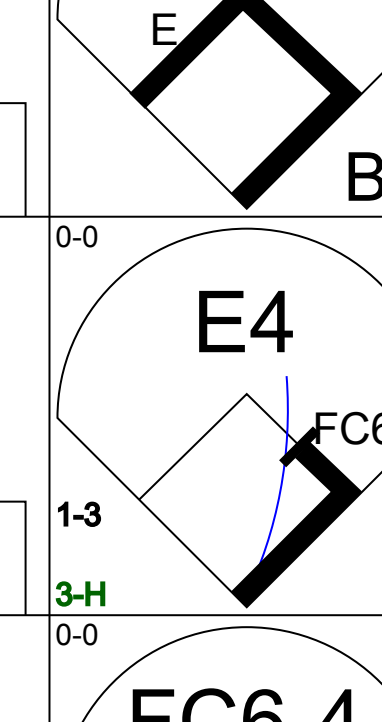

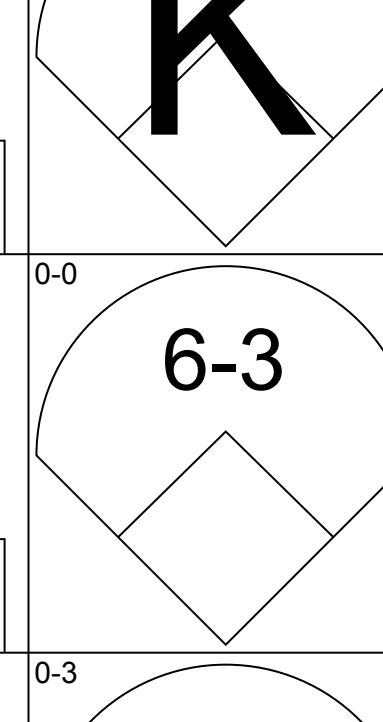
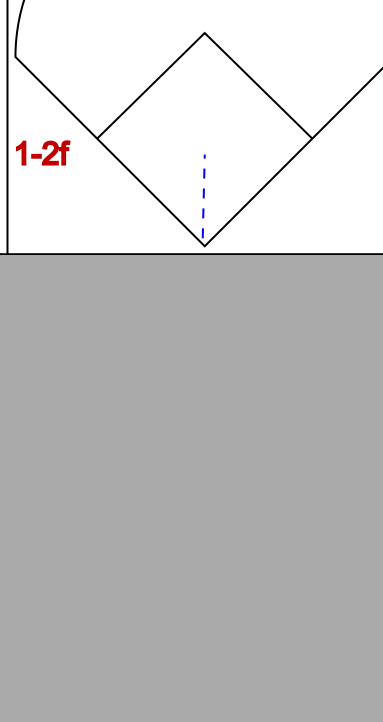
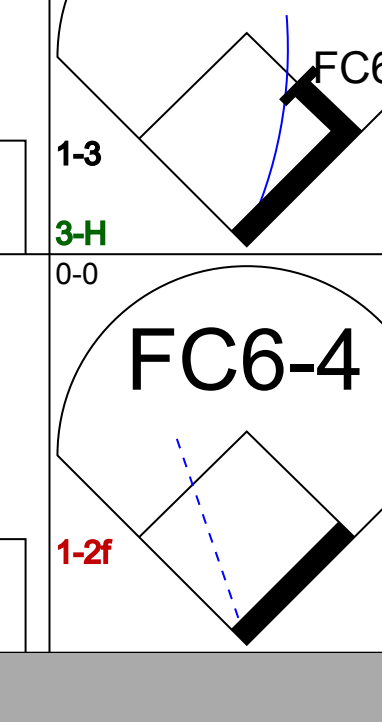
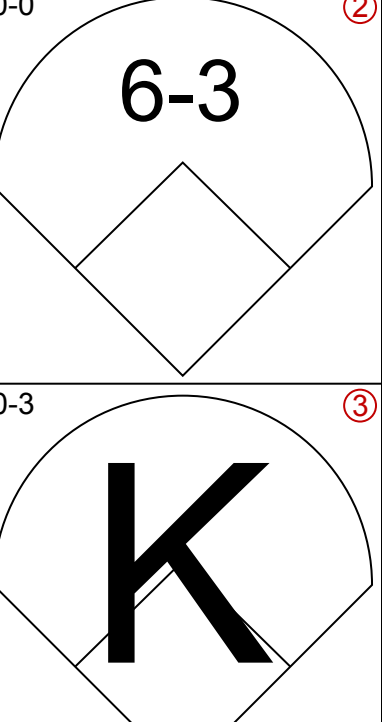
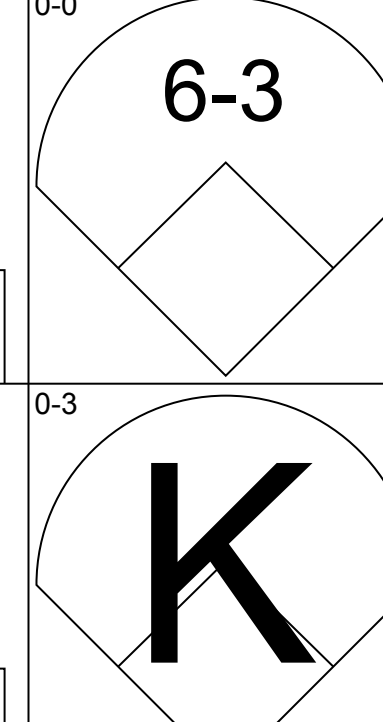

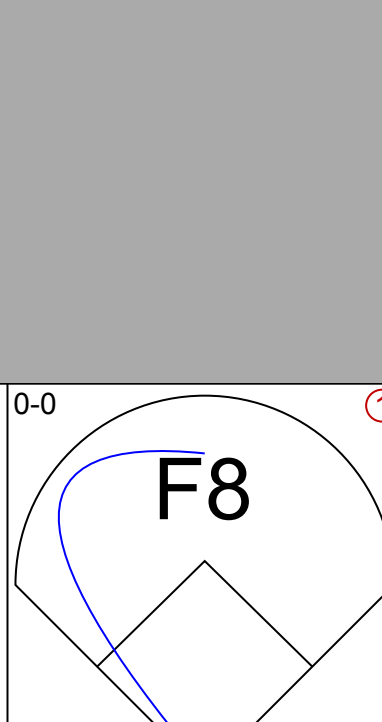
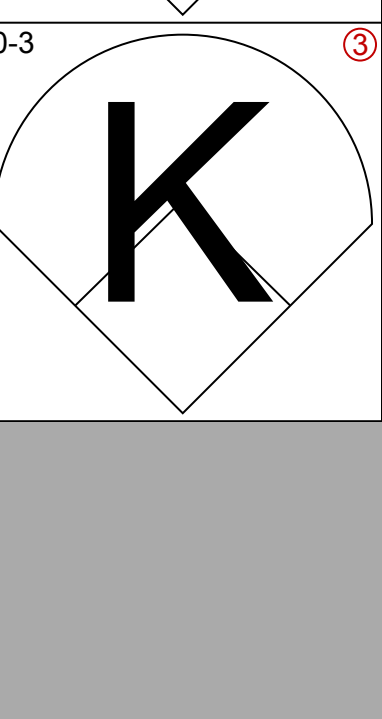


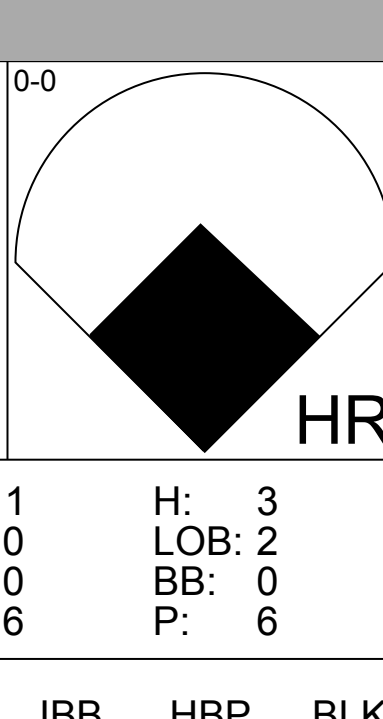
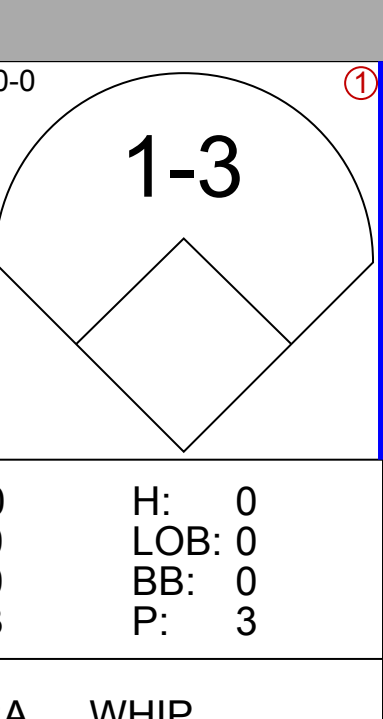
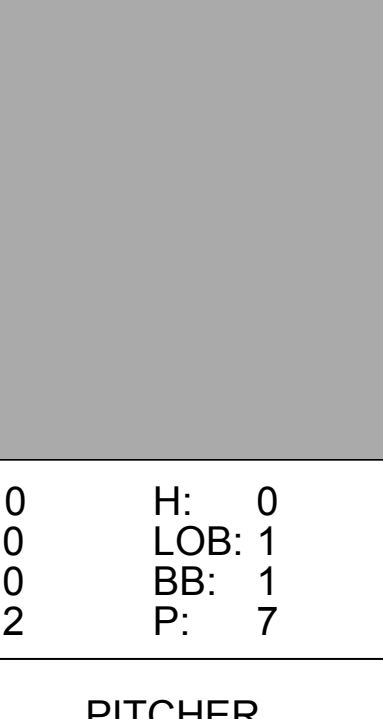
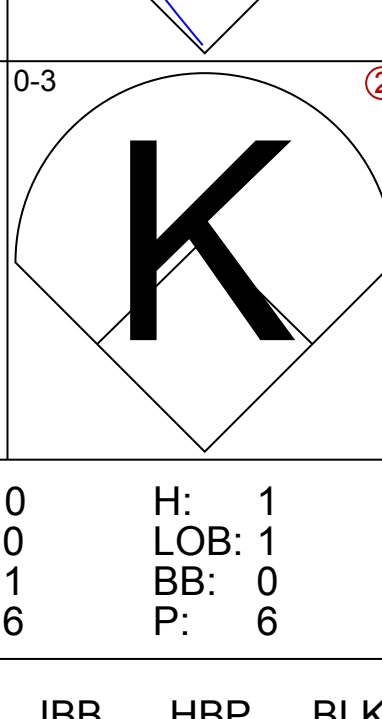



# Detroit Tigers - 1968

Batter	1	2	3	4	5	6	7	8	9	AB	R	H	RBI	BB	SO	LOB	TOP					
Mike Andrews, R (1,4) OBP: 0.400, SLG: 0.250										4	1	1	1	1	2	0	<b>Boston Red Sox @ Detroit Tigers</b> Tiger Stadium, Detroit, MI Wed Apr 10 1968, 3:33 AM EST Att: 41,429 - Unknown					
Dalton Jones, L (1,5) OBP: 0.200, SLG: 0.200										5	0	1	0	0	1	3						
Carl Yastrzemski, L (1,7) OBP: 0.400, SLG: 1.600										5	2	2	2	0	0	2						
Reggie Smith, S (1,8) OBP: 0.400, SLG: 0.750										4	2	2	1	0	1	0						
George Scott, R (1,3) OBP: 0.250, SLG: 0.250										4	1	1	0	0	1	3						
Joe Lahoud, L (1,9) OBP: 1.000, SLG: 1.000										1	1	1	0	3	0	0						
Rico Petrocelli, R (1,6) OBP: 0.500, SLG: 0.750										4	0	2	3	0	0	1						
Elston Howard, R (1,2)										4	0	0	0	0	2	5						
Dick Ellsworth, L (1,1)										4	0	0	0	0	2	5						
<b>Inning Stats</b>	R: 0 E: 0 K: 2 S: 7	H: 0 LOB: 0 BB: 0 P: 7	R: 2 E: 0 K: 1 S: 7	H: 2 LOB: 1 BB: 1 P: 11	R: 1 E: 0 K: 0 S: 5	H: 2 LOB: 1 BB: 0 P: 5	R: 0 E: 0 K: 1 S: 6	H: 1 LOB: 1 BB: 0 P: 6	R: 0 E: 0 K: 0 S: 3	H: 0 LOB: 0 BB: 0 P: 3	R: 2 E: 0 K: 2 S: 10	H: 3 LOB: 3 BB: 2 P: 18	R: 1 E: 1 K: 1 S: 5	H: 1 LOB: 0 BB: 1 P: 9	R: 0 E: 0 K: 0 S: 3	H: 0 LOB: 0 BB: 0 P: 3	R: 1 E: 0 K: 2 S: 8	H: 1 LOB: 0 BB: 0 P: 8	1B: 6 2B: 2 3B: 0 HR: 2	SF: 1 SAC: 0 DP: 0 HBP: 0	WP: 0 PB: 0 SB: 2 CS: 2	PA: 41
<b>PITCHER</b>	IP WLS BF H R ER SO BB IBB HBP BLK WP HR S P ERA WHIP																					
Earl Wilson, R (1,1) ERA: 9.0	5.0 L 25 8 5 5 4 2 0 0 0 0 0 0 31 39 9.00 2.000																					
Pat Dobson, R (6,1) ERA: 4.5	2.0 8 1 1 1 3 2 0 0 0 0 1 12 20 4.50 1.500																					
Daryl Patterson, R (8,1) ERA: 4.5	2.0 7 1 1 1 2 0 0 0 0 0 0 0 11 11 4.50 0.500																					

Batter	1	2	3	4	5	6	7	8	9	AB	R	H	RBI	BB	SO	LOB	BOTTOM					
Mickey Stanley, R (1,3) OBP: 0.800, SLG: 0.800										5	0	3	0	0	0	0	<b>Boston Red Sox @ Detroit Tigers</b> Tiger Stadium, Detroit, MI Wed Apr 10 1968, 3:33 AM EST Att: 41,429 - Unknown					
Dick McAuliffe, L (1,4) OBP: 0.200, SLG: 0.400										5	1	1	0	0	0	3						
Al Kaline, R (1,9) OBP: 0.500, SLG: 0.333										3	1	1	0	1	0	2						
Willie Horton, R (1,7) OBP: 0.750, SLG: 1.000										3	0	2	1	0	0	1						
Bill Freehan, R (1,2) OBP: 0.500, SLG: 0.667										3	0	1	0	1	0	4						
Jim Northrup, L (1,8)										4	0	0	0	0	2	4						
Don Wert, R (1,5)										4	0	0	0	0	0	3						
Ray Oyler, R (1,6)										3	0	0	0	0	2	1						
Jim Price, R (9,PH)										1	0	0	0	0	0	0						
Earl Wilson, R (1,1) OBP: 0.500, SLG: 2.000										2	1	1	1	0	0	0						
Pat Dobson, R (6,1)										0	0	0	0	0	0	0						
Dick Tracewski, R (7,PH)										1	0	0	0	0	0	0						
Daryl Patterson, L (8,1)										0	0	0	0	0	0	0						
Eddie Mathews, L (9,PH)										1	0	0	0	0	1	0						
<b>Inning Stats</b>	R: 0 E: 0 K: 0 S: 4	H: 1 LOB: 1 BB: 0 P: 4	R: 0 E: 0 K: 2 S: 8	H: 1 LOB: 1 BB: 0 P: 8	R: 1 E: 0 K: 0 S: 6	H: 3 LOB: 2 BB: 0 P: 6	R: 0 E: 0 K: 2 S: 7	H: 0 LOB: 0 BB: 0 P: 7	R: 0 E: 0 K: 0 S: 3	H: 0 LOB: 0 BB: 0 P: 3	R: 0 E: 0 K: 0 S: 2	H: 0 LOB: 1 BB: 1 P: 7	R: 0 E: 0 K: 0 S: 3	H: 0 LOB: 0 BB: 0 P: 3	R: 2 E: 1 K: 0 S: 6	H: 3 LOB: 2 BB: 1 P: 10	R: 0 E: 0 K: 1 S: 6	H: 1 LOB: 1 BB: 0 P: 6	1B: 4 2B: 4 3B: 0 HR: 1	SF: 0 SAC: 0 DP: 1 HBP: 1	WP: 0 PB: 0 SB: 0 CS: 0	PA: 38
<b>PITCHER</b>	IP WLS BF H R ER SO BB IBB HBP BLK WP HR S P ERA WHIP																					
Dick Ellsworth, L (1,1) ERA: 2.0	9.0 W 38 9 3 2 5 2 0 0 1 0 0 1 45 54 2.00 1.222																					

AB	35
R	7
H	10
RBI	7
BB	4
SO	9
LOB	19










Batter	1	2	3	4	5	6	7	8	9	AB	R	H	RBI	BB	SO	LOB	TOP					
Luis Aparicio, R OBP: 0.222, SLG: 0.222 (1, 6)										5	1	2	0	0	0	2						
Tom McCraw, L OBP: 0.444, SLG: 0.286 (1, 3)										5	1	2	0	0	1	2						
Tommy Davis, R OBP: 0.222, SLG: 0.125 (1, 7)										4	0	1	0	1	0	2						
Pete Ward, L OBP: 0.333, SLG: 0.143 (1, 9)										4	0	1	1	1	1	3						
Ken Boyer, R OBP: 0.250, SLG: 0.250 Sandy Alomar Sr., S (9, PR)										5	0	1	0	0	2	6						
Duane Josephson, R OBP: 0.625, SLG: 0.400 (1, 2)										2	0	1	0	2	0	2						
Ken Berry, R (1, 8)										3	0	0	0	0	1	3	AB					
Hoyt Wilhelm, R (6, 1)										0	0	0	0	0	0	0	R					
Walt Williams, R (7, PH)										1	0	0	0	0	0	3	H					
Wilbur Wood, R (7, 1)										0	0	0	0	0	0	0	RBI					
Tim Cullen, R OBP: 0.500, SLG: 0.333 Wayne Causey, L (6, PH)										1	0	1	0	1	0	0	BB					
Wayne Causey, L (6, 4)										1	0	0	0	1	0	0	SO					
Gary Peters, L (1, 1)										2	0	0	0	0	0	4	LOB					
Don McMahon, R (5, 1)										0	0	0	0	0	0	0						
Russ Snyder, L (6, 8)										2	0	0	0	0	0	2						
<b>Inning Stats</b>	R: 0 E: 1 K: 2 S: 8	H: 1 LOB: 2 BB: 1 P: 12	R: 0 E: 0 K: 0 S: 2	H: 0 LOB: 1 BB: 1 P: 7	R: 1 E: 1 K: 0 S: 4	H: 1 LOB: 0 BB: 0 P: 4	R: 0 E: 0 K: 0 S: 4	H: 1 LOB: 2 BB: 1 P: 8	R: 1 E: 1 K: 0 S: 5	H: 2 LOB: 1 BB: 0 P: 5	R: 0 E: 0 K: 1 S: 6	H: 1 LOB: 3 BB: 2 P: 10	R: 0 E: 0 K: 2 S: 8	H: 1 LOB: 2 BB: 2 P: 16	R: 0 E: 0 K: 0 S: 3	H: 0 LOB: 0 BB: 0 P: 3	R: 0 E: 0 K: 0 S: 5	H: 2 LOB: 2 BB: 0 P: 5	1B: 9 2B: 0 3B: 0 HR: 0	SF: 0 SAC: 0 DP: 2 HBP: 1	WP: 1 PB: 1 CS: 1	PA: 42
<b>PITCHER</b>	IP	WLS	BF	H	R	ER	SO	BB	IBB	HBP	BLK	WP	HR	S	P	ERA	WHIP					
Joe Sparma, R ERA: 2.08 (1, 1)	4.1		22	5	2	1	2	3	0	1	0	1	0	22	35	2.08	1.846					
Daryl Patterson, R ERA: 1.42 (5, 1)	4.1	W	19	4	0	0	3	3	0	0	0	0	0	22	34	0.00	1.615					
Fred Lasher, R ERA: (9, 1)	0.1	S	1	0	0	0	0	0	0	0	0	0	0	1	1	0.00	0.000					

Chicago White Sox @ Detroit Tigers  
Tiger Stadium, Detroit, MI  
Sat Apr 13 1968, 3:33 AM EST  
Att: 10,147 - Unknown


AB 35  
R 2  
H 9  
RBI 1  
BB 6  
SO 5  
LOB 29



Batter	1	2	3	4	5	6	7	8	9	AB	R	H	RBI	BB	SO	LOB	BOTTOM					
Mickey Stanley, R OBP: 0.500, SLG: 0.700 (1, 3)										5	1	2	2	0	0	3						
Dick McAuliffe, L OBP: 0.428, SLG: 0.667 (1, 4)										4	0	1	0	0	1	2						
Al Kaline, R OBP: 0.333, SLG: 0.200 (1, 9)										3	0	0	0	1	0	3						
Willie Horton, R OBP: 0.500, SLG: 0.625 Norm Cash, L (8, 3)										3	1	1	1	0	2	2						
Norm Cash, L (8, 3)										0	0	0	0	0	0	0						
Bill Freehan, R OBP: 0.667, SLG: 1.000 (1, 2)										2	1	0	0	1	2	2						
Jim Northrup, L (1, 8)										3	1	0	0	1	3	3						
Don Wert, R OBP: 0.250, SLG: 0.273 (1, 5)										3	1	1	0	1	0	0	AB					
Ray Oyler, R (1, 6)										3	0	0	1	1	0	2	R					
Joe Sparma, R OBP: 0.500, SLG: 0.500 Daryl Patterson, L (5, 1)										2	0	1	0	0	1	0	H					
Fred Lasher, R (9, 1)										1	0	0	1	1	0	0	RBI					
<b>Inning Stats</b>	R: 1 E: 0 K: 1 S: 7	H: 2 LOB: 2 BB: 1 P: 11	R: 0 E: 0 K: 1 S: 5	H: 0 LOB: 0 BB: 0 P: 5	R: 0 E: 0 K: 1 S: 5	H: 0 LOB: 1 BB: 0 P: 6	R: 2 E: 0 K: 2 S: 10	H: 3 LOB: 2 BB: 0 P: 11	R: 2 E: 0 K: 1 S: 6	H: 1 LOB: 3 BB: 4 P: 22	R: 0 E: 0 K: 2 S: 7	H: 0 LOB: 1 BB: 1 P: 11	R: 0 E: 0 K: 1 S: 5	H: 0 LOB: 0 BB: 0 P: 5	R: 0 E: 0 K: 1 S: 5	H: 0 LOB: 0 BB: 0 P: 5	R: 0 E: 0 K: 1 S: 5	H: 0 LOB: 0 BB: 0 P: 5	1B: 4 2B: 2 3B: 0 HR: 0	SF: 1 SAC: 0 DP: 0 HBP: 2	WP: 1 PB: 0 CS: 0	PA: 38
<b>PITCHER</b>	IP	WLS	BF	H	R	ER	SO	BB	IBB	HBP	BLK	WP	HR	S	P	ERA	WHIP					
Gary Peters, L ERA: 9.64 (1, 1)	4.2	L	26	6	5	5	6	3	1	2	0	0	0	32	50	9.64	1.929					
Don McMahon, R ERA: 7.71 (5, 1)	0.1		2	0	0	0	0	1	0	0	0	0	0	1	5	0.00	3.000					
Hoyt Wilhelm, R ERA: (6, 1)	1.0		4	0	0	0	2	1	0	0	0	1	0	7	11	0.00	1.000					
Wilbur Wood, L ERA: (7, 1)	2.0		6	0	0	0	2	0	0	0	0	0	0	10	10	0.00	0.000					

Chicago White Sox @ Detroit Tigers  
Tiger Stadium, Detroit, MI  
Sat Apr 13 1968, 3:33 AM EST  
Att: 10,147 - Unknown

AB 29  
R 5  
H 6  
RBI 5  
BB 6  
SO 10  
LOB 17






Batter	1	2	3	4	5	6	7	8	9	10	AB	R	H	RBI	BB	SO	LOB										
Luis Aparicio, R OBP: 0.143, SLG: 0.143	5-3	FC6-4			F8		G5-4-3		K		5	0	0	0	0	1	3										
Tom McCraw, L OBP: 0.429, SLG: 0.273	L9		4-3		HR	1B	5-3			4-0	4	1	1	0	1	0	0										
Tommy Davis, R OBP: 0.214, SLG: 0.385	4-3		6-3		HR			6-3		0-3	5	1	1	2	0	1	1										
Pete Ward, L OBP: 0.429, SLG: 0.200		3-1	L9		FC6-4	1B		WP	S	BB	3	0	1	0	2	0	0										
Duane Josephson, R OBP: 0.365, SLG: 0.200	L9			F3	FC6-4			K		0-3	5	0	0	0	0	1	4										
Ken Berry, R OBP: 0.300, SLG: 0.222		HR	1B	4-3			G5-4-3	WP	BB	4-0	3	1	2	0	1	0	0										
Buddy Bradford, R OBP: 0.500, SLG: 1.250	HR				1B		K	L9		1-2	4	1	2	2	0	1	3										
Tim Cullen, R OBP: 0.375, SLG: 0.286	1B			F6			G5-4-3		F8		4	0	1	0	0	0	2										
Tommy John, R ERA: 2.000 Wall Williams, R ERA: 1.000 Wilbur Wood, R ERA: 0.000 Russ Snyder, L ERA: 3.333 Bob Locker, S ERA: 0.000 Hoyt Wilhelm, R ERA: 0.000 Jerry McNertney, R ERA: 0.000	FC6-4				K			G5-4-3	1B		1	0	1	0	0	0	0										
<b>Inning Stats</b>	R: 0 E: 0 K: 0 S: 3	H: 0 LOB: 0 BB: 0 P: 3	R: 2 E: 0 K: 0 S: 7	H: 4 LOB: 2 BB: 0 P: 7	R: 0 E: 0 K: 0 S: 3	H: 0 LOB: 0 BB: 0 P: 3	R: 0 E: 0 K: 0 S: 4	H: 1 LOB: 1 BB: 0 P: 4	R: 2 E: 0 K: 1 S: 8	H: 3 LOB: 1 BB: 0 P: 8	R: 0 E: 0 K: 1 S: 5	H: 1 LOB: 0 BB: 0 P: 5	R: 0 E: 0 K: 1 S: 5	H: 0 LOB: 2 BB: 2 P: 13	R: 0 E: 0 K: 1 S: 5	H: 0 LOB: 0 BB: 0 P: 5	R: 0 E: 0 K: 1 S: 4	H: 0 LOB: 1 BB: 2 P: 12	1B: 8 2B: 0 3B: 0 HR: 2	SF: 0 SAC: 0 DP: 3 HBP: 0	WP: 1 PA: 41						
<b>PITCHER</b>	IP	WLS	BF	H	R	ER	SO	BB	IBB	HBP	BLK	WP	HR	S	P	ERA	WHIP										
Mickey Lolich, L ERA: 7.2	5.0		24	9	4	4	1	0	0	0	0	0	0	26	26	7.20	1.800										
Dennis Ribant, R ERA: 0.000	2.0	5	1	0	0	1	0	0	0	0	0	0	0	7	7	0.00	0.500										
Pat Dobson, R ERA: 2.25	2.0	8	0	0	0	2	2	0	0	0	0	1	0	10	18	0.00	1.000										
Fred Lasher, R ERA: 0.000	1.0	W	4	0	0	0	1	1	0	0	0	0	0	4	12	0.00	1.000										

**TOP**

**Chicago White Sox @ Detroit Tigers**  
Tiger Stadium, Detroit, MI  
Sun Apr 14 1968, 3:33 AM EST  
Att: 8,744 - Unknown

AB	37
R	4
H	10
RBI	4
BB	4
SO	5
LOB	13




Batter	1	2	3	4	5	6	7	8	9	10	AB	R	H	RBI	BB	SO	LOB										
Mickey Stanley, R OBP: 0.400, SLG: 0.533	6-3		G5-4-3		F9				K		5	0	1	0	0	1	2										
Dick McAuliffe, L OBP: 0.421, SLG: 0.563	BB			F8	G3					1B	4	1	1	0	1	1	1										
Al Kaline, R OBP: 0.353, SLG: 0.214	L9			1B	L5-3						4	1	1	0	1	0	1										
Willie Horton, R OBP: 0.529, SLG: 0.583	K			1B	2B	1B					4	1	2	0	1	2	1										
Bill Freehan, R OBP: 0.647, SLG: 0.816		6-3		2B	1B			2-3			5	1	3	2	0	0	1										
Don Wert, R OBP: 0.250, SLG: 0.333		1-3		1B	SF7	2B		K			4	1	1	2	0	1	2										
Jim Northrup, L OBP: 0.125, SLG: 0.067	K							4-3			4	0	1	0	0	1	1										
Ray Oyler, R					F9	SF7					2	0	0	1	0	1	0										
Norm Cash, L									K		1	0	0	0	0	0	0										
Dick Tracewski, R											0	0	0	0	0	0	0										
Mickey Lolich, S ERA: 9.0 Wilbur Wood, L ERA: 0.000 Eddie Mathews, L ERA: 0.000 Pat Dobson, R ERA: 3.0 Gates Brown, L ERA: 2.500 Fred Lasher, R ERA: 0.000			G5-4-3		4-3						1	0	0	0	1	0	1										
<b>Inning Stats</b>	R: 0 E: 0 K: 1 S: 5	H: 0 LOB: 1 BB: 1 P: 9	R: 0 E: 0 K: 1 S: 5	H: 0 LOB: 0 BB: 0 P: 5	R: 0 E: 0 K: 0 S: 2	H: 0 LOB: 0 BB: 1 P: 6	R: 4 E: 0 K: 0 S: 7	H: 4 LOB: 1 BB: 1 P: 11	R: 0 E: 0 K: 0 S: 3	H: 0 LOB: 0 BB: 0 P: 3	R: 0 E: 0 K: 1 S: 6	H: 1 LOB: 1 BB: 0 P: 6	R: 0 E: 0 K: 2 S: 8	H: 1 LOB: 1 BB: 0 P: 8	R: 0 E: 0 K: 1 S: 6	H: 1 LOB: 1 BB: 0 P: 6	R: 0 E: 0 K: 1 S: 6	H: 1 LOB: 1 BB: 1 P: 6	R: 1 E: 0 K: 0 S: 3	H: 3 LOB: 3 BB: 1 P: 7	1B: 10 2B: 1 3B: 0 HR: 0	SF: 1 SAC: 0 DP: 1 HBP: 0	WP: 0 PA: 41				
<b>PITCHER</b>	IP	WLS	BF	H	R	ER	SO	BB	IBB	HBP	BLK	WP	HR	S	P	ERA	WHIP										
Tommy John, L ERA: 9.0	4.0		18	4	4	4	2	3	0	0	0	0	0	19	31	9.00	1.750										
Wilbur Wood, L ERA: 0.000	2.0	7	1	0	0	1	0	0	0	0	0	0	0	9	9	0.00	0.500										
Bob Locker, R ERA: 3.0	3.0	L	14	5	1	1	4	0	0	0	0	0	0	22	22	3.00	1.667										
Hoyt Wilhelm, R ERA: 0.000	0.0	2	1	0	0	0	0	0	1	0	0	0	0	1	5	∞	∞										

**BOTTOM**

**Chicago White Sox @ Detroit Tigers**  
Tiger Stadium, Detroit, MI  
Sun Apr 14 1968, 3:33 AM EST  
Att: 8,744 - Unknown

AB	36
R	5
H	11
RBI	5
BB	4
SO	7
LOB	10













Batter	1	2	3	4	5	6	7	8	9	AB	R	H	RBI	BB	SO	LOB	TOP					
Chico Salmon, R OBP: 0.111, SLG: 0.111 (1, 4)	6-3		E6		F3		FC6-4 1B			4	0	1	0	0	0	0						
Jose Cardenal, R OBP: 0.397, SLG: 0.429 (1, 8)	F7 1B		6-3		F7		FC6-4 1-2			4	0	1	0	0	0	3						
Leon Wagner, L (1, 7)	F7		4-3		F8			4-3		4	0	0	0	0	0	2						
Duke Sims, L OBP: 0.379, SLG: 0.625 (1, 2)	6-3			F3		P3		4-3		4	0	0	0	0	0	1						
Tony Horton, R OBP: 0.310, SLG: 0.517 (1, 3)		3-1 2B		S 1B		P6				4	0	3	0	0	0	0						
Vic Davalillo, L OBP: 0.320, SLG: 0.625 (1, 9)	3-1 2-3			1-2 S 1B		F2		F8		4	0	1	0	0	0	2						
Max Alvis, R OBP: 0.462, SLG: 0.682 Davey Nelson, R (4, 4)	F5			1-2 2-3 K			F7		F5	2	0	0	0	0	1	3	AB 35 R 0 H 7 RBI 0 BB 1 SO 4 LOB 15					
Larry Brown, R OBP: 0.360, SLG: 0.250 (1, 6)	L9			4-0 FC6 IBB			K		K	3	0	0	0	1	2	1						
Steve Hargan, R Hal Kurtz, R Lee Mays, L Darrell Sutherland, R Eddie Fisher, R Tommy Gramly, R Jose Vidal, R (1, 1) (5, 1) (7, PR) (7, 1) (7, 1) (8, 1) (9, PR)			F8		FC6 1-2				K	2	0	0	0	0	0	3						
<b>Inning Stats</b>	R: 0 E: 0 K: 0 S: 4	H: 1 LOB: 1 BB: 0 P: 4	R: 0 E: 0 K: 0 S: 4	H: 1 LOB: 1 BB: 0 P: 4	R: 0 E: 1 K: 0 S: 4	H: 0 LOB: 1 BB: 0 P: 4	R: 0 E: 0 K: 1 S: 7	H: 2 LOB: 3 BB: 1 P: 11	R: 0 E: 0 K: 0 S: 3	H: 0 LOB: 0 BB: 0 P: 3	R: 0 E: 0 K: 0 S: 3	H: 0 LOB: 0 BB: 0 P: 3	R: 0 E: 0 K: 1 S: 7	H: 2 LOB: 2 BB: 0 P: 7	R: 0 E: 0 K: 0 S: 4	H: 1 LOB: 1 BB: 0 P: 4	R: 0 E: 0 K: 2 S: 7	H: 0 LOB: 0 BB: 0 P: 7	1B: 6 2B: 1 3B: 0 HR: 0	SF: 0 SAC: 0 DP: 0 HBP: 0	WP: 0 PB: 0 SB: 3 CS: 0	PA: 36
<b>PITCHER</b> Joe Sparma, R ERA: 0.68 (1, 1)	IP: 9.0 WLS: W BF: 36 H: 7 R: 0 ER: 0 SO: 4 BB: 0 IBB: 1 HBP: 0 BLK: 0 WP: 0 HR: 0 S: 43 P: 47 ERA: 0.00 WHIP: 0.778															<b>PITCHER</b>						

Cleveland Indians @ Detroit Tigers  
Tiger Stadium, Detroit, MI  
Thu Apr 18 1968, 3:33 AM EST  
Att: 9,753 - Unknown

AB 35  
R 0  
H 7  
RBI 0  
BB 1  
SO 4  
LOB 15



Batter	1	2	3	4	5	6	7	8	9	AB	R	H	RBI	BB	SO	LOB	BOTTOM			
Dick McAuliffe, L OBP: 0.429, SLG: 0.500 (1, 4)	P4		4-3		HR		L9 S 1B BB	1-2 2-3 IBB		3	2	1	1	2	0	0				
Don Wert, R OBP: 0.300, SLG: 0.345 (1, 5)	K				CS 1B		K	F3		5	0	2	0	0	2	4				
Al Kaline, R OBP: 0.333, SLG: 0.321 (1, 9)	K				1-2 HR		L9	L8		5	1	1	1	0	2	5				
Willie Horton, R OBP: 0.469, SLG: 0.778 (1, 7)		HR			F9		F8	BB 1B		4	1	2	2	0	0	0				
Norm Cash, L OBP: 0.429, SLG: 0.200 (1, 3)		FC5-4 BB			S 1B		4-3			2	1	1	0	2	0	0				
Bill Freehan, R OBP: 0.600, SLG: 0.619 (1, 2)	FC5-4				1B BB		F9	K		3	0	0	0	1	1	3				
Jim Northrup, L OBP: 0.241, SLG: 0.154 (1, 8)	P6				6-3 1B		4-3			4	0	1	1	0	0	1				
Ray Oyler, R OBP: 0.167, SLG: 0.095 Dick Tracewski, R (8, PR) (9, 6)	1-3				6-3		E7	WP SH 1B		4	0	1	0	0	0	3				
Joe Sparma, R OBP: 0.200, SLG: 0.200 (1, 1)					F9		4-3	SH IBB		3	0	0	0	0	1	3				
<b>Inning Stats</b>	R: 0 E: 0 K: 2 S: 7	H: 0 LOB: 0 BB: 0 P: 7	R: 1 E: 0 K: 0 S: 4	H: 1 LOB: 1 BB: 1 P: 8	R: 0 E: 0 K: 1 S: 6	H: 1 LOB: 1 BB: 0 P: 6	R: 1 E: 0 K: 1 S: 7	H: 2 LOB: 2 BB: 1 P: 11	R: 2 E: 0 K: 0 S: 5	H: 3 LOB: 0 BB: 0 P: 5	R: 0 E: 1 K: 0 S: 4	H: 0 LOB: 1 BB: 0 P: 4	R: 1 E: 0 K: 2 S: 8	H: 1 LOB: 2 BB: 2 P: 16	R: 0 E: 0 K: 0 S: 5	H: 1 LOB: 3 BB: 1 P: 9	1B: 6 2B: 0 3B: 0 HR: 3	SF: 0 SAC: 1 DP: 0 HBP: 0	WP: 1 PB: 0 SB: 2 CS: 1	PA: 39
<b>PITCHER</b> Steve Hargan, R ERA: 5.56 Hal Kurtz, R ERA: Darrell Sutherland, R ERA: 0.75 Eddie Fisher, R ERA: 4.15 Tommy Gramly, R ERA: (1, 1) (5, 1) (7, 1) (7, 1) (8, 1)	IP: 4.1 WLS: L BF: 21 H: 7 R: 4 ER: 4 SO: 4 BB: 2 IBB: 0 HBP: 0 BLK: 0 WP: 0 HR: 3 S: 27 P: 35 ERA: 8.31 WHIP: 2.077															<b>PITCHER</b>				

Cleveland Indians @ Detroit Tigers  
Tiger Stadium, Detroit, MI  
Thu Apr 18 1968, 3:33 AM EST  
Att: 9,753 - Unknown

AB 33  
R 5  
H 9  
RBI 5  
BB 5  
SO 6  
LOB 19









Batter	1	2	3	4	5	6	7	8	9	AB	R	H	RBI	BB	SO	LOB	TOP										
Dick McAuliffe, L OBP: 0.378, SLG: 0.472	0-0 G3	0-0 1-H 2-H 3B		0-0 F9			0-0 1-3		0-0 4-3	5	0	1	2	0	0	1											
Don Wert, R OBP: 0.316, SLG: 0.333	0-0 F7	0-0 F9		0-0 6-3			0-0 1B			4	0	1	0	0	0	1											
Al Kaline, R OBP: 0.317, SLG: 0.306	0-0 L7		0-3 K		0-0 L7		0-0 L6-3			4	0	0	0	0	1	1											
Willie Horton, R OBP: 0.425, SLG: 0.647		0-0 F3	4-0 F8 BB		0-0 F6			0-0 6-3		3	0	0	0	1	0	0											
Norm Cash, L OBP: 0.368, SLG: 0.143		0-0 3-1	4-0 F8 BB		0-0 F8			0-0 G3		3	0	0	0	1	0	0											
Bill Freehan, R OBP: 0.538, SLG: 0.600		0-0 E 1B	0-0 F8		0-0 6-3			0-3 K		4	1	1	0	0	1	2											
Jim Northrup, L OBP: 0.278, SLG: 0.133		1-0 E 1B	4-0 CS BB		0-0 F8			0-0 F8		1	1	0	0	2	0	0											
Ray Oyler, R OBP: 0.188, SLG: 0.172		0-0 E5 1B	0-0 F9		0-3 K			0-3 K		4	1	0	0	0	2	6											
Earl Wilson, R OBP: 0.455, SLG: 0.727		0-0 1-2 2-H 3-H 3B		0-0 6-3			0-0 F7		0-0 1B	4	1	2	2	0	0	0											
<b>Inning Stats</b>	R: 0 E: 0 K: 0 S: 3	H: 0 LOB: 0 BB: 0 P: 3	R: 4 E: 1 K: 0 S: 7	H: 3 LOB: 1 BB: 0 P: 8	R: 0 E: 0 K: 1 S: 5	H: 0 LOB: 3 BB: 3 P: 17	R: 0 E: 0 K: 0 S: 3	H: 0 LOB: 0 BB: 0 P: 3	R: 0 E: 0 K: 0 S: 4	H: 0 LOB: 0 BB: 0 P: 8	R: 0 E: 0 K: 0 S: 4	H: 1 LOB: 1 BB: 0 P: 4	R: 0 E: 0 K: 1 S: 5	H: 0 LOB: 0 BB: 0 P: 5	R: 0 E: 0 K: 1 S: 6	H: 1 LOB: 1 BB: 0 P: 6	1B: 4 2B: 0 3B: 1 HR: 0	SF: 0 SAC: 0 DP: 0 HBP: 1	WP: 0 PB: 0 CS: 1	PA: 37							
<b>PITCHER</b>	IP	WLS	BF	H	R	ER	SO	BB	IBB	HBP	BLK	WP	HR	S	P	ERA	WHIP										
Joe Horlen, R ERA: 5.14	2.1	L	14	3	4	0	1	2	0	1	0	0	0	13	22	0.00	2.143										
Jack Fisher, R ERA	0.2		3	0	0	0	0	0	1	0	0	0	0	2	6	0.00	0.000										
Bob Priddy, R ERA: 4.15	3.0		9	0	0	0	1	1	0	0	0	0	0	10	14	0.00	0.333										
Don McMahon, R ERA: 3.6	2.0		7	1	0	0	1	0	0	0	0	0	0	9	9	0.00	0.500										
Hoyt Wilhelm, R ERA	1.0		4	1	0	0	1	0	0	0	0	0	0	6	6	0.00	1.000										

Detroit Tigers @ Chicago White Sox  
Comiskey Park, Chicago, IL  
Sun Apr 21 1968, 4:33 AM EST  
Unknown

AB 32  
R 4  
H 5  
RBI 4  
BB 4  
SO 4  
LOB 11



Batter	1	2	3	4	5	6	7	8	9	AB	R	H	RBI	BB	SO	LOB	BOTTOM										
Luis Aparicio, R OBP: 0.171, SLG: 0.147	0-0 S 1B		0-0 6-3			0-0 F6			0-0 6-3	4	0	1	0	0	0	0											
Wayne Causey, L OBP: 0.308, SLG: 0.100	0-0 L9			0-0 F6		0-0 1-3			4-0 BB	3	0	0	0	1	0	1											
Tom McCraw, L OBP: 0.241, SLG: 0.120				0-0 L9			0-3 K		0-0 F6	4	0	0	0	0	2	2											
Tommy Davis, R OBP: 0.188, SLG: 0.233				0-0 L9			0-0 6-3		0-0 B1-3	4	0	1	0	0	0	2											
Pete Ward, L OBP: 0.394, SLG: 0.481					0-0 G3		0-0 HR		0-3 K	3	1	1	1	0	1	1											
Duane Josephson, R OBP: 0.370, SLG: 0.304					0-0 F6		0-0 G6-3 1B		0-0 F3	3	0	1	0	0	0	1											
Russ Snyder, L OBP: 0.214, SLG: 0.154					0-0 1-3		0-0 G6-3		0-0 L9	3	0	0	0	0	0	1											
Ken Berry, R OBP: 0.231, SLG: 0.240					0-0 G5-4-3 1B		0-0 1-3		0-0 5-3	3	0	1	0	0	0	0											
Joe Horlen, R Jack Fisher, R Walt Williams, R Bob Priddy, R Gary Peters, L Don McMahon, R Tim Cullen, R Hoyt Wilhelm, R					0-0 G5-4-3		0-0 F8		0-3 K	0	0	0	0	0	0	0											
<b>Inning Stats</b>	R: 0 E: 0 K: 1 S: 6	H: 1 LOB: 1 BB: 0 P: 6	R: 0 E: 0 K: 0 S: 3	H: 0 LOB: 0 BB: 0 P: 3	R: 0 E: 0 K: 0 S: 3	H: 1 LOB: 0 BB: 0 P: 3	R: 0 E: 0 K: 0 S: 3	H: 0 LOB: 0 BB: 0 P: 3	R: 1 E: 0 K: 0 S: 4	H: 2 LOB: 0 BB: 0 P: 4	R: 0 E: 0 K: 0 S: 3	H: 0 LOB: 0 BB: 0 P: 3	R: 0 E: 0 K: 2 S: 8	H: 1 LOB: 1 BB: 0 P: 8	R: 0 E: 0 K: 1 S: 5	H: 0 LOB: 0 BB: 0 P: 5	R: 0 E: 0 K: 0 S: 3	H: 0 LOB: 1 BB: 1 P: 7	1B: 4 2B: 0 3B: 0 HR: 1	SF: 0 SAC: 0 DP: 2 HBP: 0	WP: 0 PB: 0 CS: 0	PA: 31					
<b>PITCHER</b>	IP	WLS	BF	H	R	ER	SO	BB	IBB	HBP	BLK	WP	HR	S	P	ERA	WHIP										
Earl Wilson, R ERA: 3.13	9.0	W	31	5	1	1	4	1	0	0	0	0	1	38	42	1.00	0.667										

Detroit Tigers @ Chicago White Sox  
Comiskey Park, Chicago, IL  
Sun Apr 21 1968, 4:33 AM EST  
Unknown

AB 30  
R 1  
H 5  
RBI 1  
BB 1  
SO 4  
LOB 9





Batter	1	2	3	4	5	6	7	8	9	AB	R	H	RBI	BB	SO	LOB	TOP			
Dick McAuliffe, L (1, 4)	F8		4-3 BB		E SH1-4 1B	4-3 BB		SH1-3 BB		2	1	1	0	3	0	0	<b>Detroit Tigers @ Chicago White Sox</b> Comiskey Park, Chicago, IL Sun Apr 21 1968, 4:38 AM EST Att: 11,543 - Unknown			
Don Wert, R (1, 5)	6-3		4-3		SH1-4	K		SH1-3		3	0	0	0	0	1	3				
Al Kaline, R (1, 9)			L9		E 1B	L8-6				3	1	1	0	2	0	3				
Willie Horton, R (1, 7)					1-3	E5		F9		3	0	0	0	1	0	2				
Mickey Stanley, R (7, PR) (7, 8)					BB 1B	BB 1B		3-1 S 1B		1	1	0	0	0	0	2				
Norm Cash, L (1, 3)					1-3	3-1				4	1	1	2	1	2	3				
Bill Freehan, R (1, 2)		5-3			1-2 1B	F7		5-3		5	0	2	1	0	0	2				
Jim Northrup, L (1, 8) (7, 7)		6-3			F5			F9		4	0	1	0	1	0	3				
Ray Oyler, R (1, 6)		5-3			1-2 2-3 1B	F8		F7		4	0	1	0	1	0	4				
Denny McLain, R (1, 1)			F8		1-2 2-3 1B			F8		5	0	2	1	0	0	2				
<b>Inning Stats</b>	R: 0 E: 0 K: 1 S: 6	H: 1 LOB: 2 BB: 1 P: 10	R: 0 E: 0 K: 0 S: 3	H: 0 LOB: 0 BB: 0 P: 3	R: 0 E: 0 K: 0 S: 3	H: 0 LOB: 1 BB: 1 P: 7	R: 0 E: 0 K: 0 S: 5	H: 3 LOB: 3 BB: 1 P: 9	R: 2 E: 1 K: 0 S: 6	H: 2 LOB: 3 BB: 2 P: 14	R: 1 E: 1 K: 0 S: 5	H: 1 LOB: 1 BB: 0 P: 5	R: 0 E: 0 K: 1 S: 3	H: 0 LOB: 2 BB: 1 P: 11	R: 0 E: 0 K: 1 S: 6	H: 1 LOB: 2 BB: 1 P: 10	1B: 7 2B: 3 3B: 0 HR: 0	SF: 0 SAC: 2 DP: 1 HBP: 0	WP: 0 PB: 0 SB: 1 CS: 0	PA: 45
<b>PITCHER</b>	IP WLS BF H R ER SO BB IBB HBP BLK WP HR S P ERA WHIP																			
Cisco Carlos, R (1, 1)	4.1 L 23 6 3 2 1 4 0 0 0 0 0 0 21 37 4.15 2.308																			
Jack Fisher, R (5, 1)	1.2 7 1 0 0 1 2 0 0 0 0 0 0 7 16 0.00 1.800																			
Bob Priddy, R (7, 1)	2.0 10 1 1 0 0 2 0 0 0 0 0 0 8 15 0.00 1.500																			
Wilbur Wood, L (9, 1)	1.0 5 1 0 0 1 1 0 0 0 0 0 0 6 10 0.00 2.000																			

Batter	1	2	3	4	5	6	7	8	9	AB	R	H	RBI	BB	SO	LOB	BOTTOM					
Russ Snyder, L (1, 9)	5-3		1-3			3-1		FC4-6		4	0	0	0	0	0	1	<b>Detroit Tigers @ Chicago White Sox</b> Comiskey Park, Chicago, IL Sun Apr 21 1968, 4:38 AM EST Att: 11,543 - Unknown					
Ken Berry, R (1, 8)	F8				6-3			4-3		4	0	1	0	0	0	1						
Wayne Causey, L (1, 4)	F3				F8					3	0	0	0	1	0	0						
Tommy Davis, R (1, 7)		K			1B			K		4	1	2	0	0	2	2						
Pete Ward, L (1, 5)					K					4	1	2	2	0	2	1						
Tom McCraw, L (1, 3)		FC1-4-6				G6-4-3 1B		F3		4	0	1	0	0	1	1						
Luis Aparicio, R (1, 6)		3-1				G6-4-3		K		4	0	0	0	0	1	2						
Jerry McNertney, R (1, 2)			F4			6-3				2	0	0	0	0	0	0						
Duane Josephson, R (8, PH) (9, 2)								FC4-6 1B		1	0	1	0	0	0	0						
Cisco Carlos, R (1, 1)										1	0	0	0	0	1	0						
Jack Fisher, R (5, 1)										0	0	0	0	0	0	0						
Walt Williams, R (6, PH)										1	0	0	0	0	0	0						
Bob Priddy, R (7, 1)										0	0	0	0	0	0	0						
Ken Boyer, R (8, PH)										1	0	0	0	0	1	1						
Wilbur Wood, R (9, 1)										0	0	0	0	0	0	0						
<b>Inning Stats</b>	R: 0 E: 0 K: 0 S: 3	H: 0 LOB: 0 BB: 0 P: 3	R: 0 E: 0 K: 1 S: 6	H: 1 LOB: 0 BB: 0 P: 6	R: 0 E: 0 K: 1 S: 5	H: 0 LOB: 0 BB: 0 P: 5	R: 0 E: 0 K: 1 S: 6	H: 1 LOB: 1 BB: 0 P: 6	R: 0 E: 0 K: 0 S: 3	H: 1 LOB: 0 BB: 0 P: 3	R: 0 E: 0 K: 1 S: 6	H: 1 LOB: 2 BB: 1 P: 10	R: 0 E: 0 K: 2 S: 7	H: 0 LOB: 0 BB: 0 P: 7	R: 0 E: 0 K: 1 S: 6	H: 1 LOB: 1 BB: 0 P: 6	R: 2 E: 0 K: 1 S: 7	H: 2 LOB: 0 BB: 0 P: 7	1B: 5 2B: 1 3B: 0 HR: 1	SF: 0 SAC: 0 DP: 1 HBP: 0	WP: 0 PB: 0 SB: 1 CS: 0	PA: 34
<b>PITCHER</b>	IP WLS BF H R ER SO BB IBB HBP BLK WP HR S P ERA WHIP																					
Denny McLain, R (1, 1)	9.0 W 34 7 2 2 8 1 0 0 0 0 1 49 53 2.00 0.889																					



Batter	1	2	3	4	5	6	7	8	9	AB	R	H	RBI	BB	SO	LOB	TOP			
Dick McAuliffe, L (1,4) OBP: 0.407, SLG: 0.439	P3		PO	P4			FC4-6 BB		G3	3	0	0	0	1	0	0	<b>Detroit Tigers @ Cleveland Indians</b> Cleveland Municipal Stadium, Cleveland, OH Wed Apr 24 1968, 6:05 PM EST Att: 4,636 - Unknown			
Don Wert, R (1,5) OBP: 0.273, SLG: 0.286	L4			K			FC4-6 L6-3			3	0	0	0	0	1	1				
Al Kaline, R (1,9) OBP: 0.327, SLG: 0.310	L6-3			K			L6-3			3	0	0	0	0	1	1				
Willie Horton, R (1,7) OBP: 0.391, SLG: 0.564		K			F8			G3 BB		2	0	0	0	0	1	0				
Mickey Stanley, R (7,8) OBP: 0.407, SLG: 0.500										0	0	0	0	1	0	0				
Norm Cash, L (1,3) OBP: 0.333, SLG: 0.143		F9			4-3			G3		3	0	0	0	0	0	1				
Bill Freehan, R (1,2) OBP: 0.489, SLG: 0.526		K			P3			F8		3	0	0	0	0	1	1				
Jim Northrup, L (1,8) OBP: 0.295, SLG: 0.189				FC6-4 1B		F8		K		3	0	1	0	0	1	1				
Ray Oyler, R (1,6) OBP: 0.205, SLG: 0.171				FC6-4 PO SH1-4		P6			K	2	0	0	0	0	0	1				
Tom Matchick, L (9,PH)										1	0	0	0	0	1	0				
Joe Sparma, R (1,1) OBP: 0.167, SLG: 0.167				SH1-4		K			P4	1	0	0	0	0	1	0				
Gates Brown, L (9,PH) OBP: 0.667, SLG: 1.667										1	0	0	0	0	0	0				
<b>Inning Stats</b>	R: 0 E: 0 K: 0 S: 3	H: 0 LOB: 0 BB: 0 P: 3	R: 0 E: 0 K: 2 S: 7	H: 0 LOB: 0 BB: 0 P: 7	R: 0 E: 0 K: 2 S: 7	H: 1 LOB: 0 BB: 0 P: 3	R: 0 E: 0 K: 0 S: 3	H: 0 LOB: 0 BB: 0 P: 7	R: 0 E: 0 K: 1 S: 5	H: 0 LOB: 0 BB: 0 P: 5	R: 0 E: 0 K: 0 S: 2	H: 0 LOB: 0 BB: 1 P: 6	R: 0 E: 0 K: 1 S: 5	H: 0 LOB: 1 BB: 1 P: 9	R: 0 E: 0 K: 1 S: 5	H: 0 LOB: 0 BB: 0 P: 5	1B: 1 2B: 0 3B: 0 HR: 0	SF: 0 SAC: 1 DP: 1 HBP: 0	WP: 0 PB: 0 SB: 0 CS: 0	PA: 29
<b>PITCHER</b> Steve Hargan, R (1,1) ERA: 3.1	IP: 9.0 WLS: W BF: 28	H: 1 R: 0 ER: 0 SO: 7	BB: 2 IBB: 0 HBP: 0 BLK: 0	WP: 0 HR: 0 S: 40 P: 48	ERA: 0.00 WHIP: 0.333											ERA: 0.00 WHIP: 0.333				


Batter	1	2	3	4	5	6	7	8	9	AB	R	H	RBI	BB	SO	LOB	BOTTOM			
Davey Nelson, R (1,4) OBP: 0.286, SLG: 0.231					F7					3	0	2	0	0	0	0	<b>Detroit Tigers @ Cleveland Indians</b> Cleveland Municipal Stadium, Cleveland, OH Wed Apr 24 1968, 6:05 PM EST Att: 4,636 - Unknown			
Leon Wagner, L (7,PH) OBP: 0.162, SLG: 0.100	CS			1B						1	0	1	1	0	0	0				
Chico Salmon, R (7,PR) OBP: 0.083, SLG: 0.083				1B						0	0	0	0	0	0	0				
Max Alvis, R (1,5) OBP: 0.442, SLG: 0.649	F2				4-3		5-3 S			4	0	2	0	0	0	2				
Jose Cardenal, R (1,8) OBP: 0.319, SLG: 0.349	P6			1B	4-3		5-3			4	0	0	0	0	0	3				
Duke Sims, L (1,2) OBP: 0.413, SLG: 0.611		K		4-3	L9			F8		3	0	0	0	1	1	3				
Tony Horton, R (1,3) OBP: 0.348, SLG: 0.488		E BB			L5			4-3		3	1	0	0	1	0	1				
Vic Davallilo, L (1,9) OBP: 0.310, SLG: 0.488		E4			1-3			4-3		4	0	0	0	0	0	1				
Tommy Harper, R (1,7) OBP: 0.229, SLG: 0.281		K						4-3		2	0	0	0	1	1	1				
Larry Brown, R (1,6) OBP: 0.341, SLG: 0.235		F7								3	0	1	0	0	0	1				
Steve Hargan, R (1,1) OBP: 0.143, SLG: 0.429				6-3	K					3	1	1	0	0	1	2				
<b>Inning Stats</b>	R: 0 E: 0 K: 0 S: 3	H: 1 LOB: 0 BB: 0 P: 3	R: 1 E: 1 K: 2 S: 8	H: 0 LOB: 1 BB: 1 P: 12	R: 0 E: 0 K: 0 S: 5	H: 2 LOB: 2 BB: 0 P: 5	R: 0 E: 0 K: 1 S: 6	H: 1 LOB: 2 BB: 1 P: 10	R: 0 E: 0 K: 0 S: 4	H: 1 LOB: 1 BB: 0 P: 4	R: 0 E: 0 K: 0 S: 3	H: 0 LOB: 0 BB: 0 P: 3	R: 1 E: 0 K: 0 S: 4	H: 2 LOB: 1 BB: 0 P: 4	R: 0 E: 0 K: 0 S: 3	H: 0 LOB: 1 BB: 1 P: 7	1B: 6 2B: 1 3B: 1 HR: 0	SF: 0 SAC: 0 DP: 1 HBP: 0	WP: 0 PB: 0 SB: 1 CS: 1	PA: 33
<b>PITCHER</b> Joe Sparma, R (1,1) ERA: 0.84	IP: 8.0 WLS: L BF: 33	H: 7 R: 2 ER: 1 SO: 3	BB: 3 IBB: 0 HBP: 0 BLK: 0	WP: 0 HR: 0 S: 36 P: 48	ERA: 1.12 WHIP: 1.250											ERA: 1.12 WHIP: 1.250				



Batter	1	2	3	4	5	6	7	8	9	AB	R	H	RBI	BB	SO	LOB	TOP					
Dick McAuliffe, L (1,4) OBP: 0.379, SLG: 0.400	6-3		K2-3		F6			K		4	0	0	0	0	2	3						
Mickey Stanley, R (1,8) OBP: 0.395, SLG: 0.433	K		K			6-3			1-3	4	0	0	0	0	2	1						
Al Kaline, R (1,9) OBP: 0.302, SLG: 0.283	L8			K		L4-3			L5	4	0	0	0	0	1	0						
Bill Freehan, R (1,2) OBP: 0.451, SLG: 0.476	F7			K		F7			6-3	4	0	0	0	0	1	1						
Norm Cash, L (1,3) OBP: 0.333, SLG: 0.130		G1-6-3 BB		3-1					4-3	2	0	0	0	1	0	0						
Don Wert, R (1,5) OBP: 0.277, SLG: 0.289	K				E 1B				4-3	3	0	1	0	0	1	1						
Jim Northrup, L (1,7) OBP: 0.277, SLG: 0.175		G1-6-3 1-2			F8				6-3	3	0	0	0	0	0	2						
Ray Oyler, R (1,6) OBP: 0.220, SLG: 0.216						F3			4-3	2	0	1	0	0	0	1						
Eddie Mathews, L (8,PH) (8,5)			4-3 2B							1	0	0	0	0	0	0						
Earl Wilson, R (1,1) OBP: 0.462, SLG: 0.692										2	0	1	0	0	0	1						
Gates Brown, L (8,PH) OBP: 0.500, SLG: 1.250			4-3		E7					1	0	0	0	0	0	0						
John Hillier, R (8,1)					1-3 1B				F8	0	0	0	0	0	0	0						
<b>Inning Stats</b>	R: 0 E: 1 K: 1 S: 6	H: 0 LOB: 1 BB: 0 P: 6	R: 0 E: 0 K: 1 S: 4	H: 0 LOB: 0 BB: 1 P: 8	R: 0 E: 0 K: 2 S: 8	H: 1 LOB: 1 BB: 0 P: 8	R: 0 E: 0 K: 2 S: 7	H: 0 LOB: 0 BB: 0 P: 7	R: 0 E: 1 K: 0 S: 5	H: 2 LOB: 2 BB: 0 P: 5	R: 0 E: 0 K: 0 S: 3	H: 0 LOB: 0 BB: 0 P: 3	R: 0 E: 0 K: 0 S: 3	H: 0 LOB: 0 BB: 0 P: 3	R: 0 E: 0 K: 1 S: 5	H: 0 LOB: 0 BB: 0 P: 5	R: 0 E: 0 K: 0 S: 3	H: 0 LOB: 0 BB: 0 P: 3	1B: 2 2B: 1 3B: 0 HR: 0	SF: 0 SAC: 0 DP: 1 HBP: 0	WP: 0 PB: 0 SB: 0 CS: 0	PA: 31
<b>PITCHER</b> Mel Stottlemyre, R (1,1) ERA: 1.82	IP: 9.0 WLS: W BF: 31 H: 3 R: 0 ER: 0 SO: 7 BB: 1 IBB: 0 HBP: 0 BLK: 0 WP: 0 HR: 0 S: 44 P: 48 ERA: 0.00 WHIP: 0.444															<b>PITCHER</b>						

**Detroit Tigers @ New York Yankees**  
Yankee Stadium, Bronx, NY  
Fri Apr 26 1968, 6:05 PM EST  
Att: 12,836 - Unknown - 62 F


AB	30
R	0
H	3
RBI	0
BB	1
SO	7
LOB	10



Batter	1	2	3	4	5	6	7	8	9	AB	R	H	RBI	BB	SO	LOB	BOTTOM					
Horace Clarke, S (1,4) OBP: 0.179, SLG: 0.148	WP S 1B		F6		4-3		G1			4	1	1	0	0	0	0						
Jake Gibbs, L (1,2) OBP: 0.333, SLG: 0.265	K		4-3 S BB		F5		HR			3	1	1	0	1	1	1						
Mickey Mantle, S (1,3) OBP: 0.377, SLG: 0.500	K		4-3		F5		HR			4	1	1	2	0	1	2						
Ruben Amaro, R (8,3) OBP: 0.250, SLG: 0.250	K		1-3				HR			0	0	0	0	0	0	0						
Tom Tresh, S (1,7) OBP: 0.302, SLG: 0.238	3H 1B		F2			S BB 6-3	FC6 BB			2	1	1	1	2	0	1						
Roy White, S (1,9) OBP: 0.514, SLG: 0.621		FC3-5 S 1B		3-1 1B		6-3 S BB	FC6 1-2			3	1	2	0	1	0	1						
Steve Whitaker, L (1,8) OBP: 0.167, SLG: 0.048		FC3-5 BB		3-1		K		K		3	0	0	0	1	2	3						
Mike Ferraro, R (1,5) OBP: 0.164, SLG: 0.148		FC3-5 1-2 2-3		K		6-3		K		4	0	0	1	0	2	4						
Gene Michael, S (1,6) OBP: 0.146, SLG: 0.268		K				K		K		4	0	2	1	0	2	3						
Mel Stottlemyre, R (1,1) OBP: 0.091, SLG: 0.182		K			2H 1B			1B		4	0	0	0	0	2	4						
<b>Inning Stats</b>	R: 1 E: 0 K: 2 S: 8	H: 2 LOB: 1 BB: 0 P: 8	R: 0 E: 0 K: 2 S: 8	H: 1 LOB: 2 BB: 1 P: 12	R: 0 E: 0 K: 0 S: 3	H: 0 LOB: 1 BB: 1 P: 7	R: 1 E: 0 K: 2 S: 9	H: 2 LOB: 1 BB: 0 P: 9	R: 0 E: 0 K: 0 S: 3	H: 0 LOB: 0 BB: 0 P: 3	R: 1 E: 0 K: 2 S: 7	H: 0 LOB: 1 BB: 2 P: 15	R: 2 E: 0 K: 0 S: 5	H: 2 LOB: 1 BB: 1 P: 9	R: 0 E: 0 K: 2 S: 8	H: 1 LOB: 1 BB: 0 P: 8	R: 0 E: 0 K: 2 S: 8	H: 1 LOB: 1 BB: 0 P: 8	1B: 7 2B: 0 3B: 0 HR: 1	SF: 0 SAC: 0 DP: 0 HBP: 0	WP: 1 PB: 0 SB: 5 CS: 0	PA: 36
<b>PITCHER</b> Earl Wilson, R (1,1) ERA: 3.9	IP: 7.0 WLS: L BF: 32 H: 7 R: 5 ER: 5 SO: 8 BB: 5 IBB: 0 HBP: 0 BLK: 0 WP: 1 HR: 1 S: 43 P: 63 ERA: 6.43 WHIP: 1.714															<b>PITCHER</b>						
John Hillier, L (8,1) ERA:	IP: 1.0 WLS: L BF: 4 H: 1 R: 0 ER: 0 SO: 2 BB: 0 IBB: 0 HBP: 0 BLK: 0 WP: 0 HR: 0 S: 8 P: 8 ERA: 0.00 WHIP: 1.000															<b>PITCHER</b>						

**Detroit Tigers @ New York Yankees**  
Yankee Stadium, Bronx, NY  
Fri Apr 26 1968, 6:05 PM EST  
Att: 12,836 - Unknown - 62 F

AB	31
R	5
H	8
RBI	5
BB	5
SO	10
LOB	19





Batter	1	2	3	4	5	6	7	8	9	AB	R	H	RBI	BB	SO	LOB	TOP			
Mickey Stanley, R (1, 8) OBP: 0.389, SLG: 0.424	FC1-6 1B	BB		1B		5-3		F9		3	0	1	0	2	0	0				
Dick McAuliffe, L (1, 4) OBP: 0.381, SLG: 0.460	FC1-6 1B FC6	1-3		FC6-4 1B		HR		4-3		5	2	2	3	0	0	3				
Al Kaline, R (1, 9) OBP: 0.293, SLG: 0.275	FC6 1-3 1B		L5	FC6-4 1-2		L8		L6 2B		5	1	1	0	0	0	2				
Bill Freehan, R (1, 2) OBP: 0.446, SLG: 0.511	FC6 1-2 3-H 1B		F9		F9 1B 2B		F8			5	1	2	2	0	0	1				
Don Wert, R (1, 5) OBP: 0.269, SLG: 0.280	FC6 1-2 1B		5-3		F9 2-3		1-3		F9	5	0	1	0	0	0	2				
Norm Cash, L (1, 3) OBP: 0.314, SLG: 0.143	F6			SH2-3 1B		F8		6-3		5	1	1	0	0	1	3				
Jim Northrup, L (1, 7) OBP: 0.308, SLG: 0.289		6-3		SH2-3 1B		1B		HR		5	2	3	2	0	0	0				
Ray Oyler, R (1, 6) OBP: 0.267, SLG: 0.293				SH2-3 1-2 2-3 1B		1B				4	0	3	0	0	0	0				
Denny McLain, R (1, 1) OBP: 0.231, SLG: 0.231		K		4-3		1-3		6-3		4	0	0	0	0	1	6				
<b>Inning Stats</b>	R: 1 E: 0 K: 0 S: 6	H: 3 LOB: 2 BB: 0 P: 6	R: 0 E: 0 K: 1 S: 6	H: 1 LOB: 2 BB: 1 P: 10	R: 0 E: 0 K: 0 S: 3	H: 0 LOB: 0 BB: 0 P: 3	R: 2 E: 0 K: 0 S: 6	H: 3 LOB: 2 BB: 1 P: 10	R: 1 E: 0 K: 0 S: 4	H: 3 LOB: 1 BB: 0 P: 4	R: 1 E: 0 K: 0 S: 5	H: 2 LOB: 1 BB: 0 P: 5	R: 1 E: 1 K: 0 S: 5	H: 1 LOB: 1 BB: 0 P: 5	R: 0 E: 0 K: 1 S: 5	H: 0 LOB: 0 BB: 0 P: 5	1B: 9 2B: 3 3B: 0 HR: 2	SF: 0 SAC: 1 DP: 0 HBP: 0	WP: 0 PB: 1 SB: 0 CS: 0	PA: 44
<b>PITCHER</b>	IP WLS BF H R ER SO BB IBB HBP BLK WP HR S P ERA WHIP																			
Fritz Peterson, L (1, 1) ERA: 3.2	5.0 L 27 10 4 4 1 1 1 0 0 0 0 27 35 7.20 2.200																			
Jim Bouton, R (6, 1) ERA: 6.43	3.0 14 4 3 2 0 0 0 0 0 0 2 14 14 6.00 1.333																			
Al Downing, L (9, 1) ERA: 13.5	1.0 3 0 0 0 1 0 0 0 0 0 0 5 5 0.00 0.000																			

Detroit Tigers @ New York Yankees  
Yankee Stadium, Bronx, NY  
Sat Apr 27 1968, 3:33 AM EST  
Att: 11,078 - Overcast - 66 F

AB 41  
R 7  
H 14  
RBI 7  
BB 2  
SO 2  
LOB 17



Batter	1	2	3	4	5	6	7	8	9	AB	R	H	RBI	BB	SO	LOB	BOTTOM			
Horace Clarke, S (1, 4) OBP: 0.219, SLG: 0.167	G1		FC1-6 1-2		BB			G4-6-3 1B		3	0	1	0	1	0	1				
Jake Gibbs, L (1, 2) OBP: 0.302, SLG: 0.237	K		4-3		F8			G4-6-3 1-2		4	0	0	0	0	1	4				
Mickey Mantle, S (1, 3) OBP: 0.368, SLG: 0.468	F8			K		F6		BB		3	0	0	0	1	1	0				
Ruben Amaro, R (9, PR) OBP: 0.250, SLG: 0.250										0	0	0	0	0	0	0				
Tom Tresh, S (1, 7) OBP: 0.298, SLG: 0.239		K				F8		K		4	0	1	0	0	2	1				
Roy White, S (1, 9) OBP: 0.487, SLG: 0.576				F7		F4		F2		4	0	1	0	0	0	2				
Bill Robinson, R (1, 8) OBP: 0.267, SLG: 0.310		L9		F8		5-3		L9		4	0	0	0	0	0	3				
Bobby Cox, R (1, 5) OBP: 0.267, SLG: 0.310						F8		F8		3	0	0	0	0	1	1				
Gene Michael, S (1, 6) OBP: 0.182, SLG: 0.295						F7		F7		3	0	2	0	0	0	0				
Fritz Peterson, S (1, 1) ERA: 1.97	FC1-6 1B			FC1-6 1B		K		5-3		1	0	0	0	0	0	1				
Steve Whitaker, L (5, PH) OBP: 0.160, SLG: 0.045				FC1-6		K				1	0	0	0	0	1	1				
Jim Bouton, R (6, 1) ERA: 6.43										0	0	0	0	0	0	0				
Dick Howser, R (8, PH) OBP: 0.161, SLG: 0.103										1	0	0	0	0	0	0				
Al Downing, R (9, 1) ERA: 13.5										0	0	0	0	0	0	0				
<b>Inning Stats</b>	R: 0 E: 0 K: 1 S: 5	H: 0 LOB: 0 BB: 0 P: 5	R: 0 E: 0 K: 2 S: 8	H: 1 LOB: 1 BB: 0 P: 8	R: 0 E: 0 K: 0 S: 4	H: 1 LOB: 1 BB: 0 P: 4	R: 0 E: 0 K: 1 S: 6	H: 1 LOB: 1 BB: 0 P: 6	R: 0 E: 0 K: 0 S: 3	H: 0 LOB: 0 BB: 0 P: 3	R: 0 E: 0 K: 0 S: 3	H: 0 LOB: 0 BB: 0 P: 3	R: 0 E: 0 K: 0 S: 3	H: 1 LOB: 1 BB: 0 P: 3	R: 0 E: 0 K: 1 S: 5	H: 0 LOB: 1 BB: 1 P: 9	1B: 5 2B: 0 3B: 0 HR: 0	SF: 0 SAC: 0 DP: 1 HBP: 0	WP: 0 PB: 0 SB: 1 CS: 0	PA: 33
<b>PITCHER</b>	IP WLS BF H R ER SO BB IBB HBP BLK WP HR S P ERA WHIP																			
Denny McLain, R (1, 1) ERA: 1.97	9.0 W 33 5 0 0 6 2 0 0 0 0 0 43 51 0.00 0.778																			

Detroit Tigers @ New York Yankees  
Yankee Stadium, Bronx, NY  
Sat Apr 27 1968, 3:33 AM EST  
Att: 11,078 - Overcast - 66 F

AB 31  
R 0  
H 5  
RBI 0  
BB 2  
SO 6  
LOB 14









Batter	1	2	3	4	5	6	7	8	9	AB	R	H	RBI	BB	SO	LOB	TOP																	
Dick McAuliffe, L (1,4)	F9		F3			K		F8		4	0	0	0	0	1	0	<b>Detroit Tigers @ New York Yankees</b> Yankee Stadium, Bronx, NY Sun Apr 28 1968, 3:38 AM EDT Att: 38,734 - Sunny - 65 F																	
Mickey Stanley, R (1,8)	2B		F9			F3		5-3		4	0	1	0	0	0	0																		
Al Kaline, R (1,9)	L9			L7			1B	L6-3		4	1	1	0	0	0	1																		
Bill Freehan, R (1,2)	5-3			K			F3	HR		4	1	1	1	0	1	2																		
Norm Cash, L (1,3)		F8		K			1-3	G1		4	0	0	0	0	1	1																		
Jim Northrup, L (1,7)	4-3				3-1		1B	HR		3	1	1	1	1	0	0																		
Don Wert, R (1,5)				5-3			1B	1-3		4	0	2	1	0	0	0																		
Ray Oyler, R (1,6)			K		6-3		F7			3	0	0	0	0	1	3																		
Les Cain, L (1,1)						K		F7		3	0	1	0	0	1	0																		
Pat Dobson, R (8,1)										0	0	0	0	0	0	0																		
John Hiller, R (8,1)										0	0	0	0	0	0	0																		
Fred Lasher, R (9,1)			2B							0	0	0	0	0	0	0																		
<b>Inning Stats</b>	R: 0 E: 0 K: 1 S: 4	H: 1 LOB: 1 BB: 0 P: 4	R: 0 E: 0 K: 1 S: 6	H: 1 LOB: 1 BB: 0 P: 6	R: 0 E: 0 K: 0 S: 3	H: 1 LOB: 0 BB: 0 P: 3	R: 0 E: 0 K: 2 S: 7	H: 0 LOB: 0 BB: 0 P: 7	R: 0 E: 0 K: 0 S: 3	H: 0 LOB: 0 BB: 0 P: 3	R: 0 E: 0 K: 2 S: 7	H: 0 LOB: 0 BB: 0 P: 7	R: 1 E: 0 K: 0 S: 5	H: 2 LOB: 2 BB: 1 P: 9	R: 0 E: 0 K: 0 S: 3	H: 0 LOB: 0 BB: 0 P: 3	R: 2 E: 0 K: 0 S: 5	H: 2 LOB: 2 BB: 0 P: 5	1B: 3 2B: 2 3B: 0 HR: 2	SF: 0 SAC: 0 DP: 0 HBP: 0	WP: 0 PB: 0 SB: 0 CS: 0	PA: 34												
<b>PITCHER</b>	IP WLS BF H R ER SO BB IBB HBP BLK WP HR S P ERA WHIP																																	
Fred Talbot, R (1,1)	7.0		26	5	1	1	5	0	0	0	0	0	0	0	35	39	1.29	0.714																
Dooley Womack, R (8,1)	2.0	L	8	2	2	2	0	0	0	0	0	0	0	2	8	8	9.00	1.000																

Batter	1	2	3	4	5	6	7	8	9	AB	R	H	RBI	BB	SO	LOB	BOTTOM																	
Dick Howser, R (1,4)	F5		SH3-4 BB	5-3			F2	L6		4	0	0	0	1	0	5	<b>Detroit Tigers @ New York Yankees</b> Yankee Stadium, Bronx, NY Sun Apr 28 1968, 3:38 AM EDT Att: 38,734 - Sunny - 65 F																	
Roy White, S (1,9)	L9		SH3-4		F6		F7	F7		4	0	0	0	0	0	1																		
Tom Tresh, S (1,7)	K				1-3 2B		F7	K		4	0	1	0	1	2	1																		
Andy Kosco, R (1,3)		L9	L9		1-3			HR	FC6 BB	4	1	1	1	1	0	4																		
Bill Robinson, R (1,8)		BB 1B	F8		5-3			WP 1B BB	FC6 1-2	4	1	1	0	1	0	5																		
Frank Fernandez, R (1,2)		K		F5		F6		FC6 1B S 1-H		4	0	1	1	0	1	1																		
Bobby Cox, R (1,5)					6-3 1B	F6		FC6		3	0	1	0	1	0	1																		
Ruben Amaro, R (1,6)										3	0	1	0	0	0	2																		
Steve Whitaker, L (8, PH)		6-3								1	0	0	0	0	1	2																		
Gene Michael, S (9,6)										0	0	0	0	0	0	0																		
Fred Talbot, R (1,1)										2	0	1	0	0	0	2																		
Mickey Mantle, S (7, PH)										0	0	0	0	1	0	0																		
Horace Clarke, S (7, PR)			SH3-4 BB							0	0	0	0	0	0	0																		
Dooley Womack, L (8,1)					1-2 2-3					1	0	0	0	0	1	2																		
<b>Inning Stats</b>	R: 0 E: 0 K: 1 S: 5	H: 0 LOB: 0 BB: 0 P: 5	R: 0 E: 0 K: 1 S: 6	H: 1 LOB: 2 BB: 1 P: 10	R: 0 E: 0 K: 0 S: 4	H: 1 LOB: 3 BB: 2 P: 12	R: 0 E: 0 K: 0 S: 5	H: 2 LOB: 2 BB: 0 P: 5	R: 0 E: 0 K: 0 S: 4	H: 1 LOB: 1 BB: 0 P: 4	R: 0 E: 0 K: 0 S: 3	H: 0 LOB: 0 BB: 0 P: 3	R: 0 E: 0 K: 0 S: 3	H: 0 LOB: 1 BB: 1 P: 7	R: 2 E: 0 K: 2 S: 10	H: 2 LOB: 2 BB: 1 P: 14	R: 0 E: 0 K: 1 S: 5	H: 0 LOB: 1 BB: 1 P: 9	1B: 5 2B: 1 3B: 0 HR: 1	SF: 0 SAC: 1 DP: 0 HBP: 0	WP: 2 PB: 0 SB: 1 CS: 0	PA: 41												
<b>PITCHER</b>	IP WLS BF H R ER SO BB IBB HBP BLK WP HR S P ERA WHIP																																	
Les Cain, L (1,1)	7.0		31	6	1	1	2	4	0	0	0	0	0	1	0	2	1.29	1.429																
Pat Dobson, R (8,1)	0.0		3	1	1	1	0	1	0	0	0	0	0	1	0	6																		
John Hiller, L (8,1)	1.2	W	6	0	0	0	3	1	0	0	0	0	0	0	11	15	0.00	0.600																
Fred Lasher, R (9,1)	0.1	S	1	0	0	0	0	0	0	0	0	0	0	0	1	1	0.00	0.000																

AB	33
R	3
H	7
RBI	3
BB	1
SO	5
LOB	7



AB	34
R	2
H	7
RBI	2
BB	6
SO	5
LOB	26





Batter	1	2	3	4	5	6	7	8	9	AB	R	H	RBI	BB	SO	LOB	TOP								
<b>Bert Campaneris, R</b> OBP: 0.346, SLG: 0.309 (1, 6)	1-3			5-3		G5-4-3 BB		5-3		3	0	0	0	1	0	1									
<b>Reggie Jackson, L</b> OBP: 0.397, SLG: 0.578 (1, 9)	K			K		F7			1B	4	0	1	0	0	2	2									
<b>Sal Bando, R</b> OBP: 0.233, SLG: 0.294 (1, 5)	6-3			2B		G5-4-3 1-2			1B	4	0	1	0	0	0	3									
<b>Ray Webster, L</b> OBP: 0.194, SLG: 0.269 (1, 3)		4-3		4-3				1-3	FC1-4-6-5 1B	4	1	0	0	0	0	2									
<b>Danny Cater, R</b> OBP: 0.318, SLG: 0.256 (1, 7)		6-3			6-3			F7	1B	4	0	1	1	0	0	0									
<b>Rene Lachemann, R</b> OBP: 0.125, SLG: 0.097 (1, 2)	K				F8			L7	L9	4	0	0	0	0	1	1									
<b>Mike Hershberger, R</b> OBP: 0.150, SLG: 0.059 (1, 8)				F8				L8		2	0	0	0	1	0	0									
<b>Rick Monday, L</b> OBP: 0.320, SLG: 0.426 (8, 8)					BB					0	0	0	0	0	0	0									
<b>Dick Green, R</b> OBP: 0.462, SLG: 0.364 (1, 4)				4-3		L9			SH5-4 BB	2	0	0	0	1	0	1									
<b>Chuck Dobson, R</b> OBP: 0.200, SLG: 0.200 (1, 1)										2	0	1	0	0	0	0									
<b>Tony Pierce, R</b> (8, 1)										0	0	0	0	0	0	0									
<b>Jack Aker, R</b> OBP: 0.333, SLG: 0.333 (8, 1)				5-3		BB 1B		SH5-4		0	0	0	0	0	0	0									
<b>Inning Stats</b>	R: 0 E: 0 K: 1 S: 5	H: 0 LOB: 0 BB: 0 P: 5	R: 0 E: 0 K: 1 S: 5	H: 0 LOB: 0 BB: 0 P: 5	R: 0 E: 0 K: 0 S: 3	H: 0 LOB: 0 BB: 0 P: 3	R: 0 E: 0 K: 1 S: 6	H: 1 LOB: 1 BB: 0 P: 6	R: 0 E: 0 K: 0 S: 3	H: 0 LOB: 0 BB: 0 P: 7	R: 0 E: 0 K: 0 S: 3	H: 0 LOB: 0 BB: 0 P: 3	R: 0 E: 0 K: 0 S: 3	H: 0 LOB: 1 BB: 0 P: 7	R: 0 E: 0 K: 0 S: 3	H: 0 LOB: 0 BB: 0 P: 3	R: 0 E: 0 K: 0 S: 3	H: 0 LOB: 0 BB: 0 P: 7	R: 1 E: 0 K: 0 S: 5	H: 2 LOB: 1 BB: 0 P: 5	1B: 3 2B: 1 3B: 0 HR: 0	SF: 0 SAC: 1 DP: 1 HBP: 0	WP: 0 PB: 0 SB: 0 CS: 0	PA: 33	
<b>PITCHER</b>	IP	WLS	BF	H	R	ER	SO	BB	IBB	HBP	BLK	WP	HR	S	P	ERA	WHIP								
<b>Mickey Lolich, L</b> ERA: 2.14 (1, 1)	9.0	W	33	4	1	1	3	3	0	0	0	0	0	36	48	1.00	0.778								

Oakland Athletics @ Detroit Tigers  
Tiger Stadium, Detroit, MI  
Mon Apr 29 1968, 7:05 PM EDT  
Att: 9,125 - Unknown

AB 29  
R 1  
H 4  
RBI 1  
BB 3  
SO 3  
LOB 10



Batter	1	2	3	4	5	6	7	8	9	AB	R	H	RBI	BB	SO	LOB	BOTTOM									
<b>Dick McAuliffe, L</b> OBP: 0.333, SLG: 0.387 (1, 4)	F8		1B			F7		F8		4	0	1	0	0	0	1										
<b>Mickey Stanley, R</b> OBP: 0.333, SLG: 0.378 (1, 8)	5-3		FC6-5-9-5 1-3			F3		5-3		4	0	0	0	0	0	2										
<b>Al Kaline, R</b> OBP: 0.286, SLG: 0.270 (1, 9)			L2			L4			L6-3	4	0	1	0	0	0	1										
<b>Bill Freehan, R</b> OBP: 0.412, SLG: 0.517 (1, 2)	F9				F3			5-3	FC4-6 HBP	3	0	0	0	0	0	1										
<b>Norm Cash, L</b> OBP: 0.234, SLG: 0.100 (1, 3)		K			K			6-3	FC4-6 1B BB E	4	1	0	0	0	2	1										
<b>Jim Northrup, L</b> OBP: 0.313, SLG: 0.327 (1, 7)		6-3			F3			K	E BB	3	0	0	0	1	1	0										
<b>Don Wert, R</b> OBP: 0.313, SLG: 0.371 (1, 5)			FC6-4 1B			6-3			E2	4	1	3	1	0	0	0										
<b>Ray Oyler, R</b> OBP: 0.259, SLG: 0.286 (1, 6)		FC6-4 1-2				F8			SH1-4 1B	3	0	1	0	0	0	1										
<b>Mickey Lolich, S</b> (1, 1)			3-1			F9			SH1-4	2	0	0	0	0	0	0										
<b>Inning Stats</b>	R: 0 E: 0 K: 0 S: 4	H: 1 LOB: 1 BB: 0 P: 4	R: 0 E: 0 K: 1 S: 6	H: 1 LOB: 1 BB: 0 P: 6	R: 0 E: 0 K: 0 S: 4	H: 1 LOB: 1 BB: 0 P: 4	R: 0 E: 0 K: 1 S: 5	H: 0 LOB: 0 BB: 0 P: 5	R: 0 E: 0 K: 0 S: 3	H: 0 LOB: 0 BB: 0 P: 3	R: 0 E: 0 K: 1 S: 5	H: 0 LOB: 0 BB: 0 P: 5	R: 0 E: 0 K: 0 S: 5	H: 2 LOB: 1 BB: 0 P: 5	R: 1 E: 1 K: 0 S: 3	H: 1 LOB: 2 BB: 1 P: 8	1B: 5 2B: 0 3B: 0 HR: 1	SF: 0 SAC: 1 DP: 0 HBP: 1	WP: 0 PB: 0 SB: 0 CS: 0	PA: 34						
<b>PITCHER</b>	IP	WLS	BF	H	R	ER	SO	BB	IBB	HBP	BLK	WP	HR	S	P	ERA	WHIP									
<b>Chuck Dobson, R</b> ERA: 2.28 (1, 1)	7.1		27	5	1	1	3	0	0	0	0	0	0	1	33	33	1.23	0.682								
<b>Tony Pierce, L</b> ERA: 5.63 (8, 1)	0.1	1	0	0	0	0	0	0	0	0	0	0	0	1	1	0.00	0.000									
<b>Jack Aker, R</b> ERA: (8, 1)	1.0	L	6	1	1	0	0	1	0	1	0	0	0	4	9	0.00	2.000									

Oakland Athletics @ Detroit Tigers  
Tiger Stadium, Detroit, MI  
Mon Apr 29 1968, 7:05 PM EDT  
Att: 9,125 - Unknown

AB 31  
R 2  
H 6  
RBI 1  
BB 1  
SO 3  
LOB 7









Batter	1	2	3	4	5	6	7	8	9	AB	R	H	RBI	BB	SO	LOB	TOP			
<b>Cesar Tovar, R</b> OBP: 0.325, SLG: 0.427 (1, 5)	F2		F4			F8		F2		4	0	0	0	0	0	1	<b>Minnesota Twins @ Detroit Tigers</b> Tiger Stadium, Detroit, MI Wed May 01 1968, 7:05 PM EDT Att: 17,523 - Unknown			
<b>Rod Carew, L</b> OBP: 0.361, SLG: 0.400 (1, 4)	K			F7		4-3			F6	4	0	0	0	0	1	0				
<b>Tony Oliva, L</b> OBP: 0.321, SLG: 0.348 (1, 9)	K			K				K	L9	4	0	0	0	0	3	0				
<b>Harmon Killebrew, R</b> OBP: 0.382, SLG: 0.701 <b>Jim Holt, L</b> (9, PR)		K			HR			5-3	1B	4	1	2	1	0	1	0				
<b>Rich Reese, L</b> OBP: 0.333, SLG: 0.625 (1, 7)		4-3			K			HR	1B	4	1	2	1	0	1	0				
<b>Ted Uhlaender, L</b> OBP: 0.342, SLG: 0.565 (1, 8)						F5		F4	F5	4	0	1	0	0	0	2				
<b>Jackie Hernandez, R</b> OBP: 0.277, SLG: 0.333 (1, 6)						F8			K	3	0	0	0	0	1	1				
<b>John Roseboro, L</b> OBP: 0.246, SLG: 0.246 (1, 2)				1-3						3	0	1	0	0	0	0				
<b>Jim Merritt, L</b> OBP: 0.235, SLG: 0.071 (1, 1)			K						K	3	0	0	0	0	2	1				
<b>Inning Stats</b>	R: 0 E: 0 K: 2 S: 7	H: 0 LOB: 0 BB: 0 P: 7	R: 0 E: 0 K: 1 S: 6	H: 1 LOB: 1 BB: 0 P: 6	R: 0 E: 0 K: 1 S: 5	H: 0 LOB: 0 BB: 0 P: 5	R: 1 E: 0 K: 2 S: 8	H: 1 LOB: 0 BB: 0 P: 8	R: 0 E: 0 K: 0 S: 3	H: 0 LOB: 0 BB: 0 P: 3	R: 1 E: 0 K: 1 S: 6	H: 1 LOB: 0 BB: 0 P: 6	R: 0 E: 0 K: 1 S: 6	H: 1 LOB: 1 BB: 0 P: 6	R: 0 E: 0 K: 0 S: 5	H: 2 LOB: 2 BB: 0 P: 5	1B: 2 2B: 2 3B: 0 HR: 2	SF: 0 SAC: 0 DP: 0 HBP: 0	WP: 0 PB: 0 SB: 0 CS: 0	PA: 33
<b>PITCHER</b> <b>Denny McLain, R</b> ERA: 1.98 (1, 1)	IP: 9.0 WLS: W BF: 33 H: 6 R: 2 ER: 2 SO: 9 BB: 0 IBB: 0 HBP: 0 BLK: 0 WP: 0 HR: 2 S: 51 P: 51 ERA: 2.00 WHIP: 0.667															<b>PITCHER</b> <b>Denny McLain, R</b> ERA: 1.98 (1, 1)	IP: 9.0 WLS: W BF: 33 H: 6 R: 2 ER: 2 SO: 9 BB: 0 IBB: 0 HBP: 0 BLK: 0 WP: 0 HR: 2 S: 51 P: 51 ERA: 2.00 WHIP: 0.667			

AB	33
R	2
H	6
RBI	2
BB	0
SO	9
LOB	5



Batter	1	2	3	4	5	6	7	8	9	AB	R	H	RBI	BB	SO	LOB	BOTTOM			
<b>Mickey Stanley, R</b> OBP: 0.302, SLG: 0.340 (1, 3)	K		F9		FC1-4			5-3		4	0	0	0	0	1	1	<b>Minnesota Twins @ Detroit Tigers</b> Tiger Stadium, Detroit, MI Wed May 01 1968, 7:05 PM EDT Att: 17,523 - Unknown			
<b>Dick McAuliffe, L</b> OBP: 0.321, SLG: 0.408 (1, 4)	6-3			F8	K			SF7	3B	4	1	1	0	0	1	1				
<b>Al Kaline, R</b> OBP: 0.321, SLG: 0.294 (1, 9)		BB			2B		L5-3		BB	2	0	1	0	2	0	0				
<b>Willie Horton, R</b> OBP: 0.352, SLG: 0.500 (1, 7)	F7			K			5-3		SF7	3	0	0	1	0	1	2				
<b>Bill Freehan, R</b> OBP: 0.408, SLG: 0.530 (1, 2)			F4		F9				F8	4	0	1	0	0	0	2				
<b>Don Wert, R</b> OBP: 0.296, SLG: 0.348 (1, 5)			K			HR		F4		3	1	1	0	0	1	1				
<b>Jim Northrup, L</b> OBP: 0.324, SLG: 0.377 (1, 8)			K			HR		F8		3	1	1	2	0	1	0				
<b>Ray Oyler, R</b> OBP: 0.267, SLG: 0.264 (1, 6)			K					F7		3	0	0	0	0	2	0				
<b>Denny McLain, R</b> OBP: 0.188, SLG: 0.188 (1, 1)			6-3			E5		F9		3	0	0	0	0	0	0				
<b>Inning Stats</b>	R: 0 E: 0 K: 1 S: 5	H: 0 LOB: 1 BB: 1 P: 9	R: 0 E: 0 K: 2 S: 7	H: 0 LOB: 0 BB: 0 P: 7	R: 0 E: 0 K: 1 S: 5	H: 0 LOB: 0 BB: 0 P: 5	R: 0 E: 0 K: 1 S: 6	H: 1 LOB: 1 BB: 0 P: 6	R: 2 E: 1 K: 2 S: 10	H: 2 LOB: 1 BB: 0 P: 10	R: 0 E: 0 K: 0 S: 4	H: 1 LOB: 1 BB: 0 P: 4	R: 0 E: 0 K: 0 S: 3	H: 0 LOB: 0 BB: 0 P: 3	R: 1 E: 0 K: 0 S: 4	H: 1 LOB: 1 BB: 1 P: 8	1B: 2 2B: 1 3B: 1 HR: 1	SF: 1 SAC: 0 DP: 0 HBP: 0	WP: 0 PB: 0 SB: 0 CS: 0	PA: 32
<b>PITCHER</b> <b>Jim Merritt, L</b> ERA: 1.8 (1, 1)	IP: 8.0 WLS: L BF: 32 H: 5 R: 3 ER: 3 SO: 7 BB: 2 IBB: 0 HBP: 0 BLK: 0 WP: 0 HR: 1 S: 44 P: 52 ERA: 3.38 WHIP: 0.875															<b>PITCHER</b> <b>Jim Merritt, L</b> ERA: 1.8 (1, 1)	IP: 8.0 WLS: L BF: 32 H: 5 R: 3 ER: 3 SO: 7 BB: 2 IBB: 0 HBP: 0 BLK: 0 WP: 0 HR: 1 S: 44 P: 52 ERA: 3.38 WHIP: 0.875			






Batter	1	2	3	4	5	6	7	8	9	10	AB	R	H	RBI	BB	SO	LOB		
<b>Cesar Tovar, R</b> OBP: 0.318, SLG: 0.413 (1.5) (9.7)	F7		6-3		L6-4 S 1B			L9		4-3	5	0	1	0	0	0	0		
<b>Rod Carew, L</b> OBP: 0.377, SLG: 0.427 (1.4)	E6			BB FC4-6 1B	L6-4 1-3			G6-4-3 1B		1B	5	2	3	0	0	0	1		
<b>Tony Oliva, L</b> OBP: 0.313, SLG: 0.338 (1.9) (6.7)	K						4-3	G6-4-3 1-2f		S 1B	5	0	1	1	0	2	3		
<b>Harmon Killebrew, R</b> OBP: 0.383, SLG: 0.671 (1.3) (9.7)	K			FC4-6 BB 1B			4-3	G4-6-3 BB		L9	3	1	0	0	2	1	2		
<b>Rich Reese, L</b> OBP: 0.324, SLG: 0.556 (6, PH)		G3									1	0	0	0	1	0	0		
<b>Bob Allison, R</b> OBP: 0.382, SLG: 0.548 (6, 7)				FC4-6 BB			G4-6-3 1-2f			1-3	2	0	0	0	0	0	1		
<b>Ron Clark, R</b> OBP: 0.500, SLG: 0.667 (9.5)				1-2 2-3 BB							0	0	0	0	0	0	0		
<b>Ted Uhlander, L</b> OBP: 0.351, SLG: 0.562 (1.8)				FC4-6 1B			6-3				4	0	2	1	0	0	2		
<b>Jackie Hernandez, R</b> OBP: 0.290, SLG: 0.359 (1.6)				1-2f 2-3 3-H						E6 1B	4	0	2	1	0	0	2		
<b>John Roseboro, L</b> OBP: 0.233, SLG: 0.231 (1.2)				1-2 3-H 1B							4	0	0	0	0	0	5		
<b>Dean Chance, R</b> OBP: 0.125, SLG: 0.067 (10, PH)											4	0	0	0	0	0	5		
<b>Rich Rollins, R</b> OBP: 0.100, SLG: 0.100 (10.1)											4	0	0	0	0	0	5		
<b>Al Worthington, R</b> (10.1)											4	0	0	0	0	0	5		
<b>Inning Stats</b>	R: 0 E: 1 K: 2 S: 8	H: 0 LOB: 1 BB: 0 P: 8	R: 0 E: 0 K: 0 S: 3	H: 1 LOB: 0 BB: 0 P: 3	R: 0 E: 0 K: 1 S: 5	H: 0 LOB: 0 BB: 0 P: 5	R: 2 E: 0 K: 1 S: 7	H: 2 LOB: 2 BB: 2 P: 15	R: 0 E: 0 K: 0 S: 2	H: 1 LOB: 0 BB: 0 P: 3	R: 0 E: 0 K: 0 S: 4	H: 1 LOB: 1 BB: 0 P: 4	R: 0 E: 0 K: 0 S: 3	H: 1 LOB: 2 BB: 0 P: 5	R: 1 E: 0 K: 0 S: 5	H: 2 LOB: 1 BB: 0 P: 5	1B: 7 2B: 3 3B: 0 HR: 0	SF: 0 SAC: 0 DP: 4 HBP: 0	WP: 0 PA: 40 PB: 0 SB: 3 CS: 0
<b>PITCHER</b>	IP 5.0	WLS 20	BF 4	H 2	R 2	ER 2	SO 4	BB 2	IBB 0	HBP 0	BLK 0	WP 0	HR 0	S 26	P 34	ERA 3.60	WHIP 1.200		
<b>Joe Sparna, R</b> ERA: 1.59 (6.1)	2.0	7	1	0	0	0	1	0	0	0	0	0	0	6	10	0.00	1.000		
<b>John Hiller, L</b> ERA: 1.08 (8.1)	2.0	8	2	0	0	0	0	0	0	0	0	0	0	8	8	0.00	1.000		
<b>Daryl Patterson, R</b> ERA: 2.45 (10.1)	0.2	L	4	2	1	1	0	0	0	0	0	0	0	4	4	13.50	3.000		
<b>Dennis Ribant, R</b> ERA: 2.45 (10.1)	0.1	1	0	0	0	0	0	0	0	0	0	0	0	1	1	0.00	0.000		
<b>Fred Lasher, R</b> ERA: 2.45																			

**TOP**

**Minnesota Twins @ Detroit Tigers**  
Tiger Stadium, Detroit, MI  
Thu May 02 1968, 7:05 PM EDT  
Att: 16,801 - Unknown

AB	37
R	3
H	9
RBI	3
BB	3
SO	4
LOB	17




Batter	1	2	3	4	5	6	7	8	9	10	AB	R	H	RBI	BB	SO	LOB				
<b>Dick McAuliffe, L</b> OBP: 0.315, SLG: 0.395 (1.4)	F8		4-3		K			F6		WP SH1-4 1B	5	0	1	0	0	1	4				
<b>Don Wert, R</b> OBP: 0.280, SLG: 0.329 (1.5)	5-3			F6	FC1-6-4 1-2f			F6		SH1-4	4	0	0	0	0	0	3				
<b>Al Kaline, R</b> OBP: 0.325, SLG: 0.292 (1.9) (6.7)	K							L7 1B		WP BB	4	0	1	0	1	1	0				
<b>Wille Horton, R</b> OBP: 0.356, SLG: 0.480 (1.7)										G3	4	0	1	0	1	2	1				
<b>Bill Freehan, R</b> OBP: 0.353, SLG: 0.493 (1.2)										1-2 2-3 IBB	5	0	0	0	0	1	6				
<b>Eddie Mathews, L</b> OBP: 0.167, SLG: 0.091 (7.6)										K	3	0	0	0	0	1	2				
<b>Dick Tracewski, R</b> (7.6)										K	2	0	0	0	0	1	3				
<b>Jim Northrup, L</b> OBP: 0.347, SLG: 0.438 (1.8)											3	2	2	1	1	0	2				
<b>Ray Oyler, R</b> OBP: 0.262, SLG: 0.259 (6.6)											1	0	0	0	0	1	1				
<b>Tom Matchick, L</b> (6.6) (7.3)											2	0	0	0	1	1	0				
<b>Joe Sparna, R</b> Norm Cash, L Dwight Gooden, L John Hiller, L Galen Brannen, L Dwight Gooden, L Mickey Stanley, R Dennis Ribant, R Fred Lasher, R											1	0	0	0	0	1	1				
<b>Inning Stats</b>	R: 0 E: 0 K: 1 S: 5	H: 0 LOB: 0 BB: 0 P: 5	R: 0 E: 0 K: 1 S: 5	H: 0 LOB: 0 BB: 0 P: 5	R: 0 E: 0 K: 2 S: 8	H: 1 LOB: 1 BB: 0 P: 8	R: 0 E: 0 K: 1 S: 6	H: 1 LOB: 1 BB: 0 P: 6	R: 1 E: 0 K: 1 S: 6	H: 1 LOB: 2 BB: 2 P: 14	R: 0 E: 0 K: 1 S: 7	H: 0 LOB: 0 BB: 0 P: 7	R: 0 E: 0 K: 0 S: 3	H: 0 LOB: 0 BB: 0 P: 3	R: 1 E: 0 K: 2 S: 8	H: 1 LOB: 0 BB: 0 P: 8	R: 0 E: 0 K: 2 S: 8	H: 3 LOB: 3 BB: 2 P: 16	1B: 5 2B: 0 3B: 0 HR: 1	SF: 0 SAC: 1 DP: 0 HBP: 0	WP: 2 PA: 42 PB: 0 SB: 0 CS: 0
<b>PITCHER</b>	IP 9.0	WLS 36	BF 5	H 2	R 2	ER 2	SO 9	BB 3	IBB 0	HBP 0	BLK 0	WP 1	HR 1	S 51	P 63	ERA 2.00	WHIP 0.889				
<b>Dean Chance, R</b> ERA: 3.33 (10.1)	1.0	S	6	1	0	0	2	1	1	0	0	1	0	8	16	0.00	2.000				

**BOTTOM**

**Minnesota Twins @ Detroit Tigers**  
Tiger Stadium, Detroit, MI  
Thu May 02 1968, 7:05 PM EDT  
Att: 16,801 - Unknown

AB	36
R	2
H	6
RBI	2
BB	5
SO	11
LOB	23






Batter	1	2	3	4	5	6	7	8	9	AB	R	H	RBI	BB	SO	LOB	TOP					
Paul Schaaf, R (1.5) OBP: 0.315, SLG: 0.286										4	0	1	2	0	0	2	California Angels @ Detroit Tigers Tiger Stadium, Detroit, MI Fri May 03 1968, 7:05 PM EDT Att: 16,242 - Unknown					
Jim Fregosi, R (1.6) OBP: 0.394, SLG: 0.364										2	0	0	0	2	1	4						
Chuck Hinton, R (1.7) OBP: 0.211, SLG: 0.283										5	0	1	1	0	3	2						
Bubba Morton, R (1.9) OBP: 0.263, SLG: 0.278										5	1	1	0	0	0	2						
Don Mincher, L (1.3) OBP: 0.283, SLG: 0.211										5	0	1	0	0	4	4						
Woodie Held, R (1.8) OBP: 0.273, SLG: 0.111										2	1	0	0	0	0	0						
Minnie Rojas, R (6.1)										2	0	0	0	0	1	1						
Sammy Ellis, L (9.1)										0	0	0	0	0	0	0						
Buck Rodgers, S (1.2) OBP: 0.288, SLG: 0.280										4	1	2	1	0	0	0						
Bobby Knoop, R (1.4) OBP: 0.302, SLG: 0.333										4	2	2	1	0	1	1						
Clyde Wright, R (1.1) OBP: 0.500, SLG: 0.333										1	1	1	0	0	0	0						
Jack Hamilton, R (4.1) OBP: 0.143, SLG: 0.143										1	0	0	0	0	0	0						
Roger Repoz, L (6. PH) OBP: 0.349, SLG: 0.514										0	0	0	0	2	0	0						
Daryl Patterson, R (9.1) ERA: 0.96										0	0	0	0	2	0	0						
<b>Inning Stats</b>	R: 0 E: 0 K: 1 S: 4	H: 0 LOB: 1 BB: 0 P: 5	R: 0 E: 0 K: 1 S: 5	H: 0 LOB: 0 BB: 0 P: 5	R: 2 E: 1 K: 1 S: 9	H: 3 LOB: 1 BB: 1 P: 13	R: 0 E: 0 K: 1 S: 5	H: 0 LOB: 0 BB: 0 P: 5	R: 0 E: 0 K: 1 S: 5	H: 0 LOB: 1 BB: 1 P: 9	R: 3 E: 0 K: 2 S: 10	H: 3 LOB: 2 BB: 1 P: 15	R: 0 E: 0 K: 2 S: 7	H: 0 LOB: 0 BB: 0 P: 7	R: 1 E: 1 K: 0 S: 5	H: 2 LOB: 2 BB: 1 P: 9	R: 0 E: 0 K: 1 S: 6	H: 1 LOB: 1 BB: 0 P: 6	1B: 8 2B: 2 3B: 0 HR: 0	SF: 1 SAC: 0 DP: 1 HBP: 2	WP: 0 PB: 0 SB: 0 CS: 1	PA: 42
<b>PITCHER</b>	IP WLS BF H R ER SO BB IBB HBP BLK WP HR S P ERA WHIP																					
Mickey Lolich, L (1.1) ERA: 3.08	5.1 L 26 6 5 4 6 2 0 2 0 0 0 0 0 34 44 6.75 1.500																					
Pat Dobson, R (6.1) ERA: 2.7	0.2 3 0 0 0 1 1 0 0 0 0 0 0 4 8 0.00 1.500																					
Fred Lasher, R (7.1) ERA: 3.18	2.0 9 2 1 1 2 0 1 0 0 0 0 0 12 16 4.50 1.000																					
Daryl Patterson, R (9.1) ERA: 0.96	1.0 4 1 0 0 1 0 0 0 0 0 0 0 6 6 0.00 1.000																					

Batter	1	2	3	4	5	6	7	8	9	AB	R	H	RBI	BB	SO	LOB	BOTTOM					
Mickey Stanley, R (1.3) OBP: 0.288, SLG: 0.309										4	0	0	0	1	1	4	California Angels @ Detroit Tigers Tiger Stadium, Detroit, MI Fri May 03 1968, 7:05 PM EDT Att: 16,242 - Unknown					
Dick McAuliffe, L (1.4) OBP: 0.305, SLG: 0.383										5	0	1	0	0	0	2						
Al Kaline, R (1.9) OBP: 0.341, SLG: 0.312										5	1	3	0	0	0	1						
Willie Horton, R (1.7) OBP: 0.375, SLG: 0.600										5	2	3	3	0	2	2						
Bill Freehan, R (1.2) OBP: 0.388, SLG: 0.520										4	1	2	0	0	0	1						
Don Wert, R (1.5) OBP: 0.275, SLG: 0.312										4	0	0	0	1	0	4						
Jim Northrup, L (1.8) OBP: 0.350, SLG: 0.426										4	1	1	0	1	2	2						
Ray Oyler, R (1.6) OBP: 0.275, SLG: 0.255										1	0	0	0	1	1	1						
Gates Brown, L (6. PH) OBP: 0.000, SLG: 0.200										1	0	1	0	0	0	0						
Dick Tracewski, R (7.6) OBP: 0.245, SLG: 0.119										0	0	0	0	0	0	0						
Norm Cash, L (8. PH) OBP: 0.245, SLG: 0.119										1	0	0	0	0	0	1						
Daryl Patterson, L (9.1) OBP: 0.245, SLG: 0.119										0	0	0	0	0	0	0						
Jim Price, R (9. PH) OBP: 0.245, SLG: 0.119										1	0	0	0	0	0	3						
Mickey Lolich, S (1.1) ERA: 3.08										2	0	0	1	0	0	2						
Pat Dobson, R (6.1) ERA: 2.7										0	0	0	0	0	0	0						
Eddie Mathews, L (6. PH) OBP: 0.143, SLG: 0.143										1	0	0	0	0	1	2						
Fred Lasher, R (7.1) ERA: 3.18										0	0	0	0	0	0	0						
Tom Matchick, L (8. PH) OBP: 0.333, SLG: 0.200										1	0	1	1	0	0	0						
<b>Inning Stats</b>	R: 0 E: 0 K: 1 S: 6	H: 1 LOB: 1 BB: 0 P: 6	R: 0 E: 0 K: 2 S: 8	H: 1 LOB: 0 BB: 0 P: 8	R: 0 E: 0 K: 0 S: 3	H: 0 LOB: 0 BB: 0 P: 3	R: 3 E: 0 K: 0 S: 7	H: 4 LOB: 2 BB: 1 P: 11	R: 0 E: 0 K: 1 S: 6	H: 1 LOB: 1 BB: 0 P: 6	R: 0 E: 0 K: 2 S: 8	H: 1 LOB: 2 BB: 1 P: 12	R: 1 E: 0 K: 0 S: 4	H: 1 LOB: 0 BB: 0 P: 4	R: 1 E: 0 K: 1 S: 7	H: 1 LOB: 2 BB: 1 P: 11	R: 0 E: 0 K: 0 S: 5	H: 2 LOB: 3 BB: 1 P: 9	1B: 9 2B: 0 3B: 1 HR: 2	SF: 0 SAC: 1 DP: 0 HBP: 0	WP: 1 PB: 0 SB: 1 CS: 0	PA: 44
<b>PITCHER</b>	IP WLS BF H R ER SO BB IBB HBP BLK WP HR S P ERA WHIP																					
Clyde Wright, L (1.1) ERA: 3.08	3.1 W 17 6 3 3 3 1 0 0 0 0 0 0 8 8 0.00 0.600																					
Jack Hamilton, R (4.1) ERA: 2.92	1.2 W 6 1 0 0 1 0 0 0 0 0 0 0 8 8 0.00 0.600																					
Minnie Rojas, R (6.1) ERA: 4.26	3.0 17 5 2 2 3 2 0 0 0 0 1 1 21 29 6.00 2.333																					
Sammy Ellis, R (9.1) ERA: 4.45	1.0 S 4 0 0 0 0 0 0 1 0 0 0 0 3 7 0.00 0.000																					

AB	35
R	6
H	9
RBI	5
BB	4
SO	10
LOB	16





Batter	1	2	3	4	5	6	7	8	9	AB	R	H	RBI	BB	SO	LOB	TOP					
Paul Schaal, R (1.5)	L6		1B HR BB	K		1B HR 1B		BB		3	2	1	0	2	1	1	California Angels @ Detroit Tigers Tiger Stadium, Detroit, MI Sat May 04 1968, 4:33 AM EDT Att: 8,997 - Unknown					
Jim Fregosi, R (1.6)	2B		1B HR 1B	E6 BB BB		1B HR 1B		K		5	2	3	0	0	1	2						
Roger Repoz, L (1.9)	F7		1B HR	BB BB		1B HR		P6		4	2	2	6	1	0	2						
Don Mincher, L (1.3)	BB		1B BB	1B BB		K			G3	2	0	0	1	3	1	0						
Jimmie Hall, L (1.7) Chuck Hinton, R (6, PH) (6.7)	K		K	F8		K			P4	3	0	0	0	0	2	6						
Jay Johnstone, L (1.8)										2	0	0	0	0	1	0						
Tom Satirano, L (1.2)										5	0	1	0	0	1	2						
Bobby Knoop, R (1.4)										3	1	1	0	2	1	0						
Jim McGlothlin, R (1.1)										5	0	0	0	0	2	5						
<b>Inning Stats</b>	R: 0 E: 0 K: 1 S: 6	H: 1 LOB: 2 BB: 1 P: 10	R: 0 E: 0 K: 0 S: 4	H: 1 LOB: 1 BB: 0 P: 4	R: 3 E: 0 K: 1 S: 7	H: 3 LOB: 1 BB: 2 P: 15	R: 1 E: 1 K: 1 S: 6	H: 0 LOB: 3 BB: 3 P: 18	R: 0 E: 0 K: 0 S: 3	H: 0 LOB: 0 BB: 0 P: 3	R: 3 E: 0 K: 3 S: 12	H: 3 LOB: 0 BB: 0 P: 12	R: 0 E: 0 K: 2 S: 7	H: 0 LOB: 0 BB: 0 P: 7	R: 0 E: 0 K: 1 S: 5	H: 0 LOB: 1 BB: 1 P: 9	R: 0 E: 0 K: 1 S: 7	H: 2 LOB: 3 BB: 1 P: 11	1B: 7 2B: 1 3B: 0 HR: 2	SF: 0 SAC: 0 DP: 1 HBP: 0	WP: 0 PB: 0 SB: 0 CS: 0	PA: 45
<b>PITCHER</b>	IP WLS BF H R ER SO BB IBB HBP BLK WP HR S P ERA WHIP																					
Earl Wilson, R (1.1)	2.1 L 15 5 3 3 2 3 0 0 0 0 1 16 28 11.57 3.429																					
Les Cain, L (3.1)	2.2 11 0 1 0 1 3 0 0 0 0 0 10 22 0.00 1.125																					
Jon Warden, L (6.1)	3.0 13 3 3 3 6 1 0 0 0 0 1 24 28 9.00 1.333																					
Dennis Ribant, R (9.1)	1.0 6 2 0 0 1 1 0 0 0 0 0 7 11 0.00 3.000																					

Batter	1	2	3	4	5	6	7	8	9	AB	R	H	RBI	BB	SO	LOB	BOTTOM					
Dick McAuliffe, L (1.4)	K		4-3			K		4-3		4	0	0	0	0	2	1	California Angels @ Detroit Tigers Tiger Stadium, Detroit, MI Sat May 04 1968, 4:33 AM EDT Att: 8,997 - Unknown					
Tom Matchick, L (1.6)	4-3				K		P4	G3		4	0	0	0	0	1	1						
Al Kaline, R (1.9)	L5-3				L9		FC6-4 BB	L6		3	0	0	0	1	0	1						
Willie Horton, R (1.7)					K		FC6-4		6-3	4	1	1	1	0	1	1						
Bill Freehan, R (1.2)					K			G3	1B	4	1	2	1	0	1	0						
Jim Northrup, L (1.8)					4-3		P5	G3		4	0	0	0	0	1	1						
Eddie Mathews, L (1.3)					4-3		4-3	K		4	0	1	0	0	1	1						
Don Wert, R (1.5)					1-6-3		1B	F7		3	0	1	0	0	0	0						
Earl Wilson, R (1.1) Les Cain, L (3.1) Norm Cash, L (5, PH) (5, PH) Jon Warden, L (6.1) Dick Tracewski, R (8, PH) (8, PH) Dennis Ribant, R (9.1)					G3			G3	4-3	0	0	0	0	0	0	0						
<b>Inning Stats</b>	R: 0 E: 0 K: 1 S: 5	H: 0 LOB: 0 BB: 0 P: 5	R: 1 E: 0 K: 1 S: 6	H: 1 LOB: 0 BB: 0 P: 6	R: 0 E: 0 K: 0 S: 3	H: 0 LOB: 0 BB: 0 P: 3	R: 0 E: 0 K: 2 S: 7	H: 0 LOB: 0 BB: 0 P: 7	R: 0 E: 0 K: 2 S: 9	H: 2 LOB: 2 BB: 0 P: 9	R: 0 E: 0 K: 1 S: 5	H: 0 LOB: 1 BB: 1 P: 9	R: 1 E: 0 K: 0 S: 4	H: 1 LOB: 0 BB: 0 P: 4	R: 0 E: 0 K: 0 S: 4	H: 1 LOB: 1 BB: 0 P: 4	R: 0 E: 0 K: 1 S: 6	H: 1 LOB: 1 BB: 0 P: 6	1B: 4 2B: 0 3B: 0 HR: 2	SF: 0 SAC: 0 DP: 0 HBP: 0	WP: 0 PB: 0 SB: 0 CS: 0	PA: 34
<b>PITCHER</b>	IP WLS BF H R ER SO BB IBB HBP BLK WP HR S P ERA WHIP																					
Jim McGlothlin, R (1.1)	9.0 W 34 6 2 2 8 1 0 0 0 0 2 49 53 2.00 0.778																					



Batter	1	2	3	4	5	6	7	8	9	AB	R	H	RBI	BB	SO	LOB	TOP					
Paul Schaaf, R (1,5) OBP: 0.327, SLG: 0.277	4-0 1B BB		0-0 F7		0-0 G6-4-3			0-0 4-3		3	1	0	0	1	0	2						
Jim Fregosi, R (1,6) OBP: 0.396, SLG: 0.384	0-0 P4		0-3 K				0-0 1B	0-0 F8		4	0	1	0	0	0	1						
Roger Repoz, L (1,9) OBP: 0.359, SLG: 0.575	0-0 1B			0-3 K			0-0 FC6-4	0-0 P6		4	0	1	0	0	0	1						
Don Mincher, L (1,3) OBP: 0.327, SLG: 0.250	0-0 1B			0-3 K			0-0 2B		0-0 P5	4	0	2	1	0	1	0						
Jimmie Hall, L (1,7) OBP: 0.269, SLG: 0.254	0-0 G6-3			0-0 4-3			0-0 F2		0-0 P6	4	0	0	0	0	0	4						
Jay Johnstone, L (1,8) OBP: 0.294, SLG: 0.290		0-3 K			0-0 F5		0-0 P6		0-0 F6	4	0	0	0	0	1	2						
Buck Rodgers, S (1,2) OBP: 0.289, SLG: 0.282		0-0 L6			0-0 1B			0-3 K		3	1	1	0	0	1	0						
Bobby Knoop, R (1,4) OBP: 0.324, SLG: 0.333		0-3 K			0-0 1B			0-0 P6		3	0	1	0	0	1	0						
George Brunet, R (1,1) OBP: 0.385, SLG: 0.385			0-3 K							2	0	1	1	0	1	0						
Ed Kirkpatrick, L (7,PH) OBP: 0.300, SLG: 0.250										1	0	0	0	0	0	0						
Jack Hamilton, R (7,1) OBP: 0.143, SLG: 0.143										0	0	0	0	0	0	0						
Bob Hefner, R (8,1) OBP: 0.143, SLG: 0.143										0	0	0	0	0	0	0						
Tom Burgmeier, L (8,1) OBP: 0.143, SLG: 0.143					1-2 2-H					0	0	0	0	0	0	0						
<b>Inning Stats</b>	R: 1 E: 0 K: 0 S: 4	H: 2 LOB: 1 BB: 1 P: 8	R: 0 E: 0 K: 2 S: 7	H: 0 LOB: 0 BB: 0 P: 7	R: 0 E: 0 K: 2 S: 7	H: 0 LOB: 0 BB: 0 P: 7	R: 0 E: 0 K: 2 S: 7	H: 0 LOB: 0 BB: 0 P: 7	R: 1 E: 0 K: 0 S: 5	H: 3 LOB: 1 BB: 0 P: 5	R: 0 E: 0 K: 0 S: 5	H: 2 LOB: 2 BB: 0 P: 5	R: 0 E: 0 K: 1 S: 5	H: 0 LOB: 0 BB: 0 P: 5	R: 0 E: 0 K: 0 S: 3	H: 0 LOB: 0 BB: 0 P: 3	R: 0 E: 0 K: 0 S: 3	H: 0 LOB: 0 BB: 0 P: 3	1B: 6 2B: 1 3B: 0 HR: 0	SF: 0 SAC: 0 DP: 2 HBP: 0	WP: 0 PB: 0 SB: 0 CS: 0	PA: 33
<b>PITCHER</b> Denny McLain, R (1,1) ERA: 1.98	IP: 9.0 WLS: W BF: 33 H: 7 R: 2 ER: 2 SO: 7 BB: 1 IBB: 0 HBP: 0 BLK: 0 WP: 0 HR: 0 S: 46 P: 50 ERA: 2.00 WHIP: 0.889															<b>PITCHER</b>	IP: 9.0 WLS: W BF: 33 H: 7 R: 2 ER: 2 SO: 7 BB: 1 IBB: 0 HBP: 0 BLK: 0 WP: 0 HR: 0 S: 46 P: 50 ERA: 2.00 WHIP: 0.889					

California Angels @ Detroit Tigers  
Tiger Stadium, Detroit, MI  
Sun May 05 1968, 4:33 AM EDT  
Att: 14,125 - Unknown

AB 32  
R 2  
H 7  
RBI 2  
BB 1  
SO 7  
LOB 10



Batter	1	2	3	4	5	6	7	8	9	AB	R	H	RBI	BB	SO	LOB	BOTTOM			
Mickey Stanley, R (1,3) OBP: 0.302, SLG: 0.373	0-0 1B		0-0		0-0 HR		0-0 F9			4	1	2	2	0	0	1				
Dick McAuliffe, L (1,4) OBP: 0.294, SLG: 0.352	0-0 F8		0-0		0-0 G3			4-0 BB		3	1	0	0	1	0	1				
Al Kaline, R (1,9) OBP: 0.344, SLG: 0.301	0-0 L9			0-0 1B		0-0 L5-3		4-0 BB		3	0	1	0	1	0	1				
Willie Horton, R (1,7) OBP: 0.361, SLG: 0.603	0-3 K			0-3 K		0-0 PB		0-0 P4		4	0	1	0	0	2	4				
Bill Freehan, R (1,2) OBP: 0.398, SLG: 0.590		0-0 HR		0-3 K		0-0 F7		0-0 1B		4	2	2	2	0	1	2				
Don Wert, R (1,5) OBP: 0.276, SLG: 0.310		0-3 K		0-0 P4		0-0 4-3		0-0 1B		4	0	1	1	0	1	2				
Jim Northrup, L (1,8) OBP: 0.330, SLG: 0.395		0-3 K			0-0 F3		0-0 SH3-4	0-0 4-3		4	0	1	0	0	1	1				
Dick Tracewski, R (1,6) OBP: 0.222, SLG: 0.125		0-0 F9			4-0 SH1-4		0-0 F8			2	1	0	0	1	0	1				
Denny McLain, R (1,1) OBP: 0.176, SLG: 0.176			0-0		0-0 SH1-4		0-0 SH3-4			1	0	0	0	0	0	0				
<b>Inning Stats</b>	R: 0 E: 0 K: 1 S: 6	H: 1 LOB: 1 BB: 0 P: 6	R: 1 E: 0 K: 2 S: 8	H: 1 LOB: 0 BB: 0 P: 8	R: 0 E: 0 K: 0 S: 3	H: 0 LOB: 0 BB: 0 P: 3	R: 0 E: 0 K: 2 S: 8	H: 1 LOB: 1 BB: 0 P: 8	R: 2 E: 0 K: 0 S: 4	H: 1 LOB: 1 BB: 0 P: 4	R: 0 E: 0 K: 0 S: 4	H: 1 LOB: 1 BB: 0 P: 4	R: 0 E: 0 K: 0 S: 4	H: 1 LOB: 1 BB: 2 P: 12	R: 2 E: 0 K: 0 S: 4	H: 2 LOB: 1 BB: 2 P: 12	1B: 6 2B: 0 3B: 0 HR: 2	SF: 0 SAC: 2 DP: 0 HBP: 0	WP: 0 PB: 1 SB: 0 CS: 0	PA: 34
<b>PITCHER</b> George Brunet, L (1,1) ERA: 3.08	IP: 6.0 WLS: L BF: 24 H: 5 R: 3 ER: 3 SO: 3 BB: 1 IBB: 0 HBP: 0 BLK: 0 WP: 0 HR: 2 S: 33 P: 37 ERA: 4.50 WHIP: 1.000															<b>PITCHER</b>	IP: 6.0 WLS: L BF: 24 H: 5 R: 3 ER: 3 SO: 3 BB: 1 IBB: 0 HBP: 0 BLK: 0 WP: 0 HR: 2 S: 33 P: 37 ERA: 4.50 WHIP: 1.000			
Jack Hamilton, R (7,1) ERA: 3.16	1.0 5 1 1 1 0 1 0 0 0 0 0 4 8 9.00 2.000																			
Bob Hefner, R (8,1) ERA: 27.0	0.2 4 2 1 1 0 1 0 0 0 0 0 3 7 13.50 4.500																			
Tom Burgmeier, L (8,1) ERA: 8.31	0.1 1 0 0 0 0 0 0 0 0 0 0 1 1 0.00 0.000																			

California Angels @ Detroit Tigers  
Tiger Stadium, Detroit, MI  
Sun May 05 1968, 4:33 AM EDT  
Att: 14,125 - Unknown

AB 29  
R 5  
H 8  
RBI 5  
BB 3  
SO 5  
LOB 13






Batter	1	2	3	4	5	6	7	8	9	AB	R	H	RBI	BB	SO	LOB	TOP					
Dick McAuliffe, L (1, 4) OBP: 0.292, SLG: 0.341	4-0 FC1-5 S BB		0-3 K			0-0 G3		0-0 F8		3	0	0	0	1	1	3						
Mickey Stanley, R (1, 3) OBP: 0.284, SLG: 0.349	0-0 FC1-5-6 CS			0-3 K		0-0 L3		0-0 FC6-4		4	0	0	0	0	1	3						
Al Kaline, R (1, 9) OBP: 0.350, SLG: 0.294	0-0 L9			4-0 CS BB			4-0 1B PB BB		0-0 L6-3	2	0	0	0	2	0	1						
Willie Horton, R (1, 7) OBP: 0.355, SLG: 0.576		0-0 F5		0-3 K			0-3 K		4-0 G6-4-3 BB	3	0	0	0	1	2	2						
Bill Freehan, R (1, 2) OBP: 0.402, SLG: 0.576		4-0 FC4-6 BB			1-0 G4-6-3 HBP		0-0 F4		0-0 G6-4-3	2	0	0	0	1	0	2						
Jim Northrup, L (1, 8) OBP: 0.330, SLG: 0.392		0-0 FC4-6 CS			0-0 G4-6-3		0-0			3	0	1	0	0	0	2						
Don Wert, R (1, 5) OBP: 0.278, SLG: 0.302		0-0 CS		1-0 HBP		0-0 F8		0-0 5-3		2	0	0	0	0	0	2						
Dick Tracewski, R (1, 6) OBP: 0.182, SLG: 0.100			0-3 K			0-0 F8		0-0 F9		2	0	0	0	0	1	1						
Eddie Mathews, L (8, PH) OBP: 0.167, SLG: 0.118										1	0	0	0	0	0	0						
Ray Oyler, R (8, 6) OBP: 0.270, SLG: 0.255										0	0	0	0	0	0	0						
Joe Sparna, R (1, 1) OBP: 0.091, SLG: 0.091			0-3 K			4-0 G3 BB		4-0 FC6-4 BB		1	0	0	0	0	1	1						
Tom Matchick, L (6, PH) OBP: 0.273, SLG: 0.111										0	0	0	0	1	0	0						
Pat Dobson, R (6, 1) OBP: 0.255, SLG: 0.116										0	0	0	0	0	0	0						
Norm Cash, L (8, PH) OBP: 0.255, SLG: 0.116										0	0	0	0	1	0	0						
Les Cain, L (8, 1) OBP: 0.250, SLG: 0.500										0	0	0	0	0	0	0						
<b>Inning Stats</b>	R: 0 E: 0 K: 0 S: 2	H: 0 LOB: 0 BB: 1 P: 6	R: 0 E: 0 K: 0 S: 2	H: 0 LOB: 0 BB: 1 P: 6	R: 0 E: 0 K: 3 S: 9	H: 0 LOB: 1 BB: 0 P: 10	R: 0 E: 0 K: 2 S: 6	H: 0 LOB: 1 BB: 1 P: 10	R: 0 E: 0 K: 0 S: 2	H: 0 LOB: 0 BB: 0 P: 3	R: 0 E: 0 K: 0 S: 3	H: 0 LOB: 1 BB: 1 P: 7	R: 0 E: 0 K: 1 S: 6	H: 1 LOB: 2 BB: 1 P: 10	R: 0 E: 0 K: 0 S: 3	H: 0 LOB: 1 BB: 1 P: 7	R: 0 E: 0 K: 0 S: 2	H: 0 LOB: 0 BB: 1 P: 6	1B: 1 2B: 1 3B: 0 HR: 0	SF: 0 SAC: 0 DP: 3 HBP: 2	WP: 0 PB: 1 SB: 1 CS: 3	PA: 33
<b>PITCHER</b> Dave Leonhard, R (1, 1) ERA: 2.05	IP: 9.0 WLS: W BF: 32 H: 1 R: 0 ER: 0 SO: 6 BB: 7 IBB: 0 HBP: 2 BLK: 0 WP: 0 HR: 0 S: 35 P: 65 ERA: 0.00 WHIP: 0.889											<b>PITCHER</b>	IP: 9.0 WLS: W BF: 32 H: 1 R: 0 ER: 0 SO: 6 BB: 7 IBB: 0 HBP: 2 BLK: 0 WP: 0 HR: 0 S: 35 P: 65 ERA: 0.00 WHIP: 0.889									

Detroit Tigers @ Baltimore Orioles  
Memorial Stadium, Baltimore, MD  
Mon May 06 1968, 7:05 PM EDT  
Att: 8,000 - Unknown


AB 23  
R 0  
H 1  
RBI 0  
BB 7  
SO 6  
LOB 17



Batter	1	2	3	4	5	6	7	8	9	AB	R	H	RBI	BB	SO	LOB	BOTTOM			
Paul Blair, R (1, 8) OBP: 0.307, SLG: 0.365	0-0 F8		0-3 K		0-0 FC5-4 1B		0-0 F8			4	0	1	0	0	1	1				
Curt Motton, R (1, 7) OBP: 0.333, SLG: 0.316	0-0 L9		4-0 BB		0-0 FC5-4 CS		0-3 K			3	0	0	0	1	1	1				
Curt Biefary, L (1, 2) OBP: 0.365, SLG: 0.384	0-0 4-3		0-0 4-3		0-0 CS		0-0 1B BLK 1B		0-0 L6-4 2B	4	1	2	0	0	0	2				
Brooks Robinson, R (1, 5) OBP: 0.312, SLG: 0.412		0-0 6-3		0-0 1B 1B		0-3 K		0-0 L6-4		4	1	1	0	0	1	2				
Boog Powell, L (1, 3) OBP: 0.376, SLG: 0.443		0-3 K		0-0 1B G4-3 1B		0-3 K		0-0 E3		4	1	1	0	0	2	1				
Davey Johnson, R (1, 4) OBP: 0.375, SLG: 0.429		0-0 1B 2B		0-0 G4-3 1B		0-0 1B		0-0 L5		4	1	3	1	0	0	1				
Dave May, L (1, 9) OBP: 0.291, SLG: 0.245		0-0 CS 1B		0-0 G4-3		0-0 1B		0-0 1B		3	0	2	2	0	0	1				
Mark Belanger, R (1, 6) OBP: 0.219, SLG: 0.313		0-0 CS		0-0 SH1-4 1B		0-0 5-3		0-0 F8		3	0	1	0	0	0	2				
Dave Leonhard, R (1, 1) ERA: 0.84			0-0 SH1-4		0-3 K		0-0 G3			2	0	0	0	0	1	0				
<b>Inning Stats</b>	R: 0 E: 0 K: 0 S: 3	H: 0 LOB: 0 BB: 0 P: 3	R: 1 E: 0 K: 1 S: 6	H: 2 LOB: 0 BB: 0 P: 6	R: 0 E: 0 K: 1 S: 6	H: 1 LOB: 2 BB: 1 P: 10	R: 2 E: 0 K: 0 S: 5	H: 3 LOB: 0 BB: 0 P: 5	R: 0 E: 0 K: 2 S: 10	H: 3 LOB: 2 BB: 0 P: 10	R: 0 E: 0 K: 1 S: 5	H: 0 LOB: 0 BB: 0 P: 5	R: 0 E: 1 K: 0 S: 4	H: 1 LOB: 1 BB: 0 P: 4	R: 0 E: 0 K: 0 S: 4	H: 1 LOB: 1 BB: 0 P: 4	1B: 9 2B: 3 3B: 0 HR: 0	SF: 0 SAC: 1 DP: 2 HBP: 0	WP: 0 PB: 0 SB: 0 CS: 2	PA: 35
<b>PITCHER</b> Joe Sparna, R (1, 1) ERA: 2.08	IP: 5.0 WLS: L BF: 20 H: 7 R: 3 ER: 3 SO: 3 BB: 1 IBB: 0 HBP: 0 BLK: 0 WP: 0 HR: 0 S: 25 P: 29 ERA: 5.40 WHIP: 1.600											<b>PITCHER</b> Pat Dobson, R (6, 1) ERA: 3.12	IP: 2.0 WLS: 9 BF: 3 H: 1 R: 1 ER: 1 SO: 3 BB: 0 IBB: 0 HBP: 0 BLK: 1 WP: 0 HR: 0 S: 15 P: 15 ERA: 4.50 WHIP: 1.500							
<b>PITCHER</b> Les Cain, L (8, 1) ERA: 0.84	IP: 1.0 WLS: 4 BF: 1 H: 0 R: 0 ER: 0 SO: 0 BB: 0 IBB: 0 HBP: 0 BLK: 0 WP: 0 HR: 0 S: 4 P: 4 ERA: 0.00 WHIP: 1.000											<b>PITCHER</b>	IP: 1.0 WLS: 4 BF: 1 H: 0 R: 0 ER: 0 SO: 0 BB: 0 IBB: 0 HBP: 0 BLK: 0 WP: 0 HR: 0 S: 4 P: 4 ERA: 0.00 WHIP: 1.000							

Detroit Tigers @ Baltimore Orioles  
Memorial Stadium, Baltimore, MD  
Mon May 06 1968, 7:05 PM EDT  
Att: 8,000 - Unknown

AB 31  
R 4  
H 11  
RBI 3  
BB 1  
SO 6  
LOB 11





Batter	1	2	3	4	5	6	7	8	9	AB	R	H	RBI	BB	SO	LOB	TOP				
Dick McAuliffe, L (1,4) OBP: 0.288, SLG: 0.326	F8																				
Jim Northrup, L (1,8) OBP: 0.325, SLG: 0.386	4-3																				
Al Kaline, R (1,9) OBP: 0.346, SLG: 0.284																					
Bill Freehan, R (1,2) OBP: 0.386, SLG: 0.551	F3																				
Willie Horton, R (1,7) OBP: 0.363, SLG: 0.565																					
Norm Cash, L (1,3) OBP: 0.241, SLG: 0.109	F8																				
Don Wert, R (1,5) OBP: 0.287, SLG: 0.295																					
Dick Tracewski, R (1,6) OBP: 0.143, SLG: 0.077																					
Gates Brown, L (9, PH) OBP: 0.571, SLG: 1.000																					
Ray Oyler, R (9, 6) OBP: 0.270, SLG: 0.255																					
Mickey Lolich, S (1,1) OBP: 0.364, SLG: 0.125																					
Tom Matchick, L (9, PH) OBP: 0.333, SLG: 0.300																					
Fred Lasher, R (9,1)																					
Jon Warden, S (9,1)																					
<b>Inning Stats</b>	R: 0 E: 0 K: 0 S: 3	H: 0 LOB: 1 BB: 1 P: 7	R: 0 E: 0 K: 1 S: 5	H: 0 LOB: 1 BB: 1 P: 9	R: 0 E: 0 K: 1 S: 5	H: 0 LOB: 2 BB: 2 P: 13	R: 0 E: 0 K: 0 S: 3	H: 1 LOB: 0 BB: 0 P: 3	R: 0 E: 0 K: 1 S: 6	H: 1 LOB: 2 BB: 1 P: 10	R: 0 E: 0 K: 0 S: 3	H: 0 LOB: 0 BB: 0 P: 3	R: 0 E: 0 K: 1 S: 6	H: 1 LOB: 1 BB: 0 P: 6	R: 0 E: 0 K: 0 S: 3	H: 0 LOB: 0 BB: 0 P: 3	R: 2 E: 0 K: 0 S: 4	H: 1 LOB: 1 BB: 2 P: 12	1B: 3 2B: 1 3B: 0 HR: 0	SF: 0 SAC: 1 DP: 1 HBP: 0	WP: 0 PA: 37 PB: 0 SB: 0 CS: 0
<b>PITCHER</b> Tom Phoebus, R (1,1) ERA: 1.89	IP: 9.0 WLS: L BF: 37 H: 4 R: 2 ER: 2 SO: 4 BB: 6 IBB: 1 HBP: 0 BLK: 0 WP: 0 HR: 0 S: 38 P: 66 ERA: 2.00 WHIP: 1.111															<b>PITCHER</b>	IP: 9.0 WLS: L BF: 37 H: 4 R: 2 ER: 2 SO: 4 BB: 6 IBB: 1 HBP: 0 BLK: 0 WP: 0 HR: 0 S: 38 P: 66 ERA: 2.00 WHIP: 1.111				

**Detroit Tigers @ Baltimore Orioles**  
**Memorial Stadium, Baltimore, MD**  
 Tue May 07 1968, 7:05 PM EDT  
 Att: 15,215 - Unknown

AB	29
R	2
H	4
RBI	2
BB	7
SO	4
LOB	16



Batter	1	2	3	4	5	6	7	8	9	AB	R	H	RBI	BB	SO	LOB	BOTTOM				
Curt Blefary, L (1,9) OBP: 0.360, SLG: 0.378	K																				
Paul Blair, R (1,8) OBP: 0.293, SLG: 0.348	6-3																				
Curt Motton, R (1,7) OBP: 0.342, SLG: 0.317	1-3																				
Brooks Robinson, R (1,5) OBP: 0.313, SLG: 0.402																					
Boog Powell, L (1,3) OBP: 0.371, SLG: 0.470	L8																				
Davey Johnson, R (1,4) OBP: 0.380, SLG: 0.425	F7																				
Andy Etchebarren, R (1,2) OBP: 0.492, SLG: 0.649																					
Elirod Hendricks, L (9, PH) OBP: 0.500, SLG: 0.333																					
Don Buford, S (9, PH) OBP: 0.263, SLG: 0.235																					
Mark Belanger, R (1,6) OBP: 0.224, SLG: 0.314																					
Tom Phoebus, R (1,1) OBP: 0.176, SLG: 0.176																					
<b>Inning Stats</b>	R: 0 E: 0 K: 1 S: 5	H: 0 LOB: 0 BB: 0 P: 5	R: 0 E: 0 K: 0 S: 3	H: 0 LOB: 1 BB: 0 P: 4	R: 0 E: 0 K: 2 S: 7	H: 0 LOB: 0 BB: 0 P: 7	R: 0 E: 0 K: 1 S: 4	H: 0 LOB: 0 BB: 1 P: 8	R: 0 E: 0 K: 1 S: 5	H: 0 LOB: 0 BB: 0 P: 5	R: 0 E: 0 K: 0 S: 4	H: 1 LOB: 1 BB: 0 P: 4	R: 0 E: 0 K: 0 S: 4	H: 1 LOB: 2 BB: 1 P: 8	R: 0 E: 0 K: 1 S: 6	H: 1 LOB: 1 BB: 0 P: 6	R: 1 E: 0 K: 0 S: 5	H: 2 LOB: 1 BB: 0 P: 5	1B: 4 2B: 0 3B: 0 HR: 1	SF: 0 SAC: 2 DP: 1 HBP: 1	WP: 0 PA: 34 PB: 0 SB: 0 CS: 0
<b>PITCHER</b> Mickey Lolich, L (1,1) ERA: 2.36	IP: 8.0 WLS: W BF: 29 H: 3 R: 0 ER: 0 SO: 6 BB: 1 IBB: 1 HBP: 1 BLK: 0 WP: 0 HR: 0 S: 38 P: 47 ERA: 0.00 WHIP: 0.500															<b>PITCHER</b> Fred Lasher, R (9,1) ERA: 4.23	IP: 0.2 WLS: S BF: 4 H: 2 R: 1 ER: 1 SO: 0 BB: 0 IBB: 0 HBP: 0 BLK: 0 WP: 0 HR: 1 S: 4 P: 4 ERA: 13.50 WHIP: 3.000				
<b>PITCHER</b> Jon Warden, L (9,1) ERA: 3.86	IP: 0.1 WLS: S BF: 1 H: 0 R: 0 ER: 0 SO: 0 BB: 0 IBB: 0 HBP: 0 BLK: 0 WP: 0 HR: 0 S: 1 P: 1 ERA: 0.00 WHIP: 0.000															<b>PITCHER</b>	IP: 0.1 WLS: S BF: 1 H: 0 R: 0 ER: 0 SO: 0 BB: 0 IBB: 0 HBP: 0 BLK: 0 WP: 0 HR: 0 S: 1 P: 1 ERA: 0.00 WHIP: 0.000				

**Detroit Tigers @ Baltimore Orioles**  
**Memorial Stadium, Baltimore, MD**  
 Tue May 07 1968, 7:05 PM EDT  
 Att: 15,215 - Unknown

AB	29
R	1
H	5
RBI	1
BB	2
SO	6
LOB	11





Batter	1	2	3	4	5	6	7	8	9	AB	R	H	RBI	BB	SO	LOB	TOP										
Mickey Stanley, R (1, 3) OBP: 0.268, SLG: 0.328	5-3		6-3		F4			F7		4	0	0	0	0	0	0											
Jim Northrup, L (1, 8) OBP: 0.325, SLG: 0.414	HR		3-1			F5		F7		4	1	1	1	0	0	0											
Al Kaline, R (1, 9) OBP: 0.343, SLG: 0.293	L6-3		L9					L7		4	1	1	0	0	0	0											
Bill Freehan, R (1, 2) OBP: 0.381, SLG: 0.538	K			E9 1B		F9		F7		4	0	1	0	0	1	1											
Willie Horton, R (1, 7) OBP: 0.381, SLG: 0.569		2B SF8 1B		6-3				1B BB		3	1	2	1	1	0	1											
Don Wert, R (1, 5) OBP: 0.296, SLG: 0.308				G6-4-3 BB		F7		K		3	0	1	0	1	1	2											
Dick Tracewski, R (1, 4) Dick McAuliffe, L (9, PH) OBP: 0.295, SLG: 0.333	SF8		G6-4-3 1-2			6-3				2	0	0	1	0	0	2											
Ray Oyler, R (1, 6) OBP: 0.254, SLG: 0.237	K				F8		6-3			4	0	0	0	0	1	3											
Earl Wilson, R (1, 1) Jon Warden, S (9, 1) OBP: 0.316, SLG: 0.474	K				K		K			3	0	0	0	0	3	1											
<b>Inning Stats</b>	R: 1 E: 0 K: 1 S: 6	H: 1 LOB: 0 BB: 0 P: 6	R: 1 E: 0 K: 2 S: 9	H: 2 LOB: 1 BB: 0 P: 9	R: 0 E: 0 K: 0 S: 3	H: 0 LOB: 0 BB: 0 P: 3	R: 0 E: 1 K: 0 S: 3	H: 1 LOB: 1 BB: 1 P: 7	R: 0 E: 0 K: 1 S: 5	H: 0 LOB: 0 BB: 0 P: 5	R: 1 E: 0 K: 0 S: 5	H: 2 LOB: 1 BB: 0 P: 5	R: 0 E: 0 K: 0 S: 5	H: 0 LOB: 0 BB: 0 P: 5	R: 0 E: 0 K: 1 S: 3	H: 0 LOB: 0 BB: 0 P: 3	R: 0 E: 0 K: 1 S: 6	H: 1 LOB: 2 BB: 1 P: 10	1B: 4 2B: 2 3B: 0 HR: 1	SF: 1 SAC: 0 DP: 1 HBP: 0	WP: 0 PB: 0 SB: 0 CS: 0	PA: 35					
<b>PITCHER</b>	IP	WLS	BF	H	R	ER	SO	BB	IBB	HBP	BLK	WP	HR	S	P	ERA	WHIP										
Dave McNally, L (1, 1) ERA: 1.54	6.0	L	24	6	3	3	4	1	0	0	0	0	1	31	35	4.50	1.167										
Moe Drabowsky, R (7, 1) ERA	2.0		6	0	0	0	1	0	0	0	0	0	0	8	8	0.00	0.000										
Eddie Watt, R (9, 1) ERA: 2.08	1.0	S	5	1	0	0	1	1	0	0	0	0	0	6	10	0.00	2.000										

**Detroit Tigers @ Baltimore Orioles**  
 Memorial Stadium, Baltimore, MD  
 Wed May 08 1968, 7:05 PM EDT  
 Att: 12,031 - Unknown

AB	32
R	3
H	7
RBI	3
BB	2
SO	6
LOB	10



Batter	1	2	3	4	5	6	7	8	9	AB	R	H	RBI	BB	SO	LOB	BOTTOM										
Paul Blair, R (1, 8) OBP: 0.278, SLG: 0.330	K		6-3			5-3		E5 BB	K	5	0	0	0	0	2	5											
Curt Motton, R (1, 7) OBP: 0.325, SLG: 0.297	F6		5-3			F8		L9		4	0	0	0	0	0	4											
Curt Blefary, L (1, 2) OBP: 0.356, SLG: 0.366	K				L9		F6			3	0	0	0	1	1	1											
Brooks Robinson, R (1, 5) OBP: 0.320, SLG: 0.407					5-3			L8		4	0	2	0	0	0	3											
Boog Powell, L (1, 3) OBP: 0.366, SLG: 0.460	K				6-3			F8 1B	E 1B	4	1	1	0	0	1	2											
Davey Johnson, R (1, 4) OBP: 0.375, SLG: 0.417	FC5-4				K		G3		E 1B	4	0	1	0	0	1	2											
Dave May, L (1, 9) OBP: 0.276, SLG: 0.231					L9					3	0	0	0	0	0	2											
Frank Robinson, R (9, PH) OBP: 0.371, SLG: 0.276	L9				L9		F8		F8	1	0	0	0	0	0	2											
Mark Belanger, R (1, 6) OBP: 0.238, SLG: 0.324					L8				F8	4	0	2	0	0	0	2											
Dave McNally, R (1, 1) Don Buford, S (9, PH) Moe Drabowsky, R (7, 1) Elrod Hendricks, L (9, PH) Eddie Watt, R (9, 1) Andy Elchebarrren, R (9, PH) OBP: 0.306, SLG: 0.532					SH3-6-4				L9	0	0	0	0	0	0	0											
<b>Inning Stats</b>	R: 0 E: 0 K: 2 S: 7	H: 0 LOB: 0 BB: 0 P: 7	R: 0 E: 0 K: 1 S: 6	H: 1 LOB: 1 BB: 0 P: 6	R: 0 E: 0 K: 0 S: 4	H: 1 LOB: 1 BB: 0 P: 4	R: 0 E: 0 K: 0 S: 3	H: 0 LOB: 0 BB: 0 P: 3	R: 0 E: 0 K: 1 S: 5	H: 0 LOB: 0 BB: 0 P: 5	R: 0 E: 0 K: 0 S: 4	H: 1 LOB: 1 BB: 0 P: 4	R: 0 E: 0 K: 0 S: 4	H: 1 LOB: 1 BB: 0 P: 4	R: 0 E: 1 K: 0 S: 5	H: 1 LOB: 3 BB: 1 P: 9	R: 1 E: 1 K: 1 S: 8	H: 2 LOB: 2 BB: 0 P: 8	1B: 7 2B: 0 3B: 0 HR: 0	SF: 0 SAC: 1 DP: 0 HBP: 0	WP: 0 PB: 0 SB: 0 CS: 0	PA: 37					
<b>PITCHER</b>	IP	WLS	BF	H	R	ER	SO	BB	IBB	HBP	BLK	WP	HR	S	P	ERA	WHIP										
Earl Wilson, R (1, 1) ERA: 3.47	8.0	W	33	7	1	0	4	1	0	0	0	0	0	40	44	0.00	1.000										
Jon Warden, L (9, 1) ERA: 3.39	1.0	S	4	0	0	0	1	0	0	0	0	0	0	6	6	0.00	0.000										

**Detroit Tigers @ Baltimore Orioles**  
 Memorial Stadium, Baltimore, MD  
 Wed May 08 1968, 7:05 PM EDT  
 Att: 12,031 - Unknown

AB	35
R	1
H	7
RBI	0
BB	1
SO	5
LOB	25














Batter	1	2	3	4	5	6	7	8	9	AB	R	H	RBI	BB	SO	LOB	TOP					
Dick McAuliffe, L (1,4) OBP: 0.291, SLG: 0.327										5	1	1	0	0	0	1						
Mickey Stanley, R (1,8) OBP: 0.279, SLG: 0.325										4	1	0	0	0	0	3						
Al Kaline, R (1,9) OBP: 0.388, SLG: 0.382										4	1	3	1	0	0	0						
Bill Freehan, R (1,2) OBP: 0.395, SLG: 0.594										3	0	0	1	0	0	3						
Willie Horton, R (1,7) OBP: 0.378, SLG: 0.571										4	0	2	0	0	0	2						
Norm Cash, L (1,3) OBP: 0.246, SLG: 0.143										3	0	1	0	0	1	3						
Tom Matchick, L (6,3) OBP: 0.375, SLG: 0.357										1	0	1	1	0	0	0						
Don Wert, R (1,5) OBP: 0.295, SLG: 0.362										4	0	0	0	0	0	5						
Ray Oyler, R (1,6) OBP: 0.228, SLG: 0.225										3	0	0	0	0	0	4						
Gates Brown, L (9,PH) OBP: 0.500, SLG: 0.857										1	0	0	0	0	0	0						
Mickey Lolich, S (1,1) OBP: 0.308, SLG: 0.100										2	0	0	0	0	1	1						
Daryl Patterson, L (6,1) OBP: 0.211, SLG: 0.167										0	0	0	0	0	0	0						
Eddie Mathews, L (7,PH) OBP: 0.211, SLG: 0.167										1	0	1	0	0	0	0						
Fred Lasher, R (7,1) OBP: 0.167, SLG: 0.167										0	0	0	0	0	0	0						
Jim Price, R (9,PH) OBP: 0.167, SLG: 0.167										1	0	0	0	0	0	0						
<b>Inning Stats</b>	R: 0 E: 1 K: 0 S: 4	H: 1 LOB: 1 BB: 0 P: 4	R: 0 E: 0 K: 1 S: 6	H: 1 LOB: 1 BB: 0 P: 6	R: 2 E: 1 K: 1 S: 8	H: 2 LOB: 1 BB: 0 P: 8	R: 0 E: 0 K: 0 S: 4	H: 1 LOB: 1 BB: 0 P: 4	R: 0 E: 0 K: 0 S: 3	H: 0 LOB: 0 BB: 0 P: 3	R: 0 E: 0 K: 0 S: 4	H: 1 LOB: 0 BB: 0 P: 5	R: 0 E: 0 K: 0 S: 3	H: 1 LOB: 1 BB: 0 P: 3	R: 1 E: 0 K: 0 S: 5	H: 2 LOB: 1 BB: 0 P: 5	R: 0 E: 0 K: 0 S: 3	H: 0 LOB: 0 BB: 0 P: 3	1B: 7 2B: 2 3B: 0 HR: 0	SF: 0 SAC: 0 DP: 2 HBP: 1	WP: 1 PB: 0 SB: 0 CS: 0	PA: 37
<b>PITCHER</b> Joe Coleman, R (1,1) ERA: 1.89	IP: 9.0 WLS: W BF: 37 H: 9 R: 3 ER: 1 SO: 2 BB: 0 IBB: 0 HBP: 1 BLK: 1 WP: 1 HR: 0 S: 40 P: 41 ERA: 1.00 WHIP: 1.000															<b>PITCHER</b>						

**Detroit Tigers @ Washington Senators**  
D.C. Stadium, Washington, DC  
Sun May 12 1968, 7:05 PM EDT  
Att: 13,200 - Unknown

livebaseballscores.com

**AB 36**  
**R 3**  
**H 9**  
**RBI 3**  
**BB 0**  
**SO 2**  
**LOB 22**




Batter	1	2	3	4	5	6	7	8	9	AB	R	H	RBI	BB	SO	LOB	BOTTOM			
Del Unser, L (1,8) OBP: 0.319, SLG: 0.357										4	0	1	2	0	0	3				
Sam Bowens, R (1,9) OBP: 0.188, SLG: 0.298										4	0	0	0	0	2	4				
Frank Howard, R (1,3) OBP: 0.363, SLG: 0.644										4	2	2	2	0	0	0				
Cap Peterson, R (1,7) OBP: 0.217, SLG: 0.143										4	0	0	0	0	1	0				
Ken McMullen, R (1,5) OBP: 0.320, SLG: 0.459										2	1	2	1	2	0	0				
Ron Hansen, R (1,6) OBP: 0.299, SLG: 0.323										4	1	1	0	0	0	3				
Paul Casanova, R (1,2) OBP: 0.121, SLG: 0.123										4	1	1	0	0	1	1				
Frank Coggins, S (1,4) OBP: 0.228, SLG: 0.257										4	1	2	1	0	0	0				
Joe Coleman, R (1,1) OBP: 0.214, SLG: 0.286										3	0	2	0	0	1	0				
<b>Inning Stats</b>	R: 0 E: 0 K: 0 S: 3	H: 0 LOB: 0 BB: 0 P: 3	R: 0 E: 0 K: 1 S: 6	H: 0 LOB: 1 BB: 1 P: 7	R: 0 E: 0 K: 1 S: 6	H: 1 LOB: 0 BB: 0 P: 6	R: 0 E: 0 K: 0 S: 4	H: 1 LOB: 1 BB: 0 P: 4	R: 0 E: 0 K: 1 S: 7	H: 2 LOB: 2 BB: 0 P: 7	R: 5 E: 0 K: 1 S: 11	H: 6 LOB: 1 BB: 0 P: 11	R: 1 E: 0 K: 0 S: 3	H: 1 LOB: 0 BB: 1 P: 7	R: 0 E: 0 K: 2 S: 7	H: 0 LOB: 0 BB: 0 P: 7	1B: 7 2B: 1 3B: 0 HR: 3	SF: 0 SAC: 1 DP: 1 HBP: 0	WP: 0 PB: 0 SB: 0 CS: 0	PA: 36
<b>PITCHER</b> Mickey Lolich, L (1,1) ERA: 2.5	IP: 5.1 WLS: L BF: 23 H: 6 R: 2 ER: 2 SO: 3 BB: 1 IBB: 0 HBP: 0 BLK: 0 WP: 0 HR: 2 S: 28 P: 32 ERA: 3.38 WHIP: 1.312															<b>PITCHER</b>				
Daryl Patterson, R (6,1) ERA: 3.6	0.2 L 6 4 3 3 0 0 0 0 0 0 6 6 40.50 6.000																			
Fred Lasher, R (7,1) ERA: 4.32	2.0 7 1 1 1 2 1 0 0 0 0 1 10 14 4.50 1.000																			


**Detroit Tigers @ Washington Senators**  
D.C. Stadium, Washington, DC  
Sun May 12 1968, 7:05 PM EDT  
Att: 13,200 - Unknown


livebaseballscores.com

**AB 33**  
**R 6**  
**H 11**  
**RBI 6**  
**BB 2**  
**SO 5**  
**LOB 11**





Batter	1	2	3	4	5	6	7	8	9	AB	R	H	RBI	BB	SO	LOB	TOP			
Paul Blair, R (1, 8) OBP: 0.254, SLG: 0.298	F3		2B		F4			L5		4	0	1	0	0	0	1	<p><b>Baltimore Orioles @ Detroit Tigers</b> Tiger Stadium, Detroit, MI Tue May 14 1968, 7:05 PM EDT Att: 18,123 - Unknown</p> <p>livebaseballscorecards.com</p> <p>AB 31 R 0 H 4 RBI 0 BB 2 SO 5 LOB 9</p> 			
Curt Blefary, L (1, 2) OBP: 0.320, SLG: 0.313	G3		4-3		F8			BB		3	0	0	0	1	0	1				
Brooks Robinson, R (1, 5) OBP: 0.319, SLG: 0.436	FC6-4				F8		6-3	K		4	0	1	0	0	1	1				
Frank Robinson, R (1, 7) OBP: 0.356, SLG: 0.289	FC6-4				1B		BB			3	0	1	0	1	0	1				
Boog Powell, L (1, 3) OBP: 0.333, SLG: 0.406	F3				F8		K			4	0	0	0	0	1	2				
Davey Johnson, R (1, 4) OBP: 0.351, SLG: 0.380	6-3				K					4	0	0	0	0	1	1				
Dave May, L (1, 9) OBP: 0.254, SLG: 0.234	F4						L9			3	0	1	0	0	0	0				
Mark Belanger, R (1, 6) OBP: 0.225, SLG: 0.284			F3		L9		6-3			3	0	0	0	0	0	1				
Moe Drabowsky, R (7, 1)										0	0	0	0	0	0	0				
Dave McNally, R (1, 1) Chico Fernandez, R (7, 6) OBP: 0.250, SLG: 0.250			K		K			F6		2	0	0	0	0	2	1				
										1	0	0	0	0	0	0				
<b>Inning Stats</b>	R: 0 E: 0 K: 0 S: 4	H: 1 LOB: 1 BB: 0 P: 4	R: 0 E: 0 K: 0 S: 3	H: 0 LOB: 0 BB: 0 P: 3	R: 0 E: 0 K: 1 S: 6	H: 1 LOB: 1 BB: 0 P: 6	R: 0 E: 0 K: 1 S: 6	H: 1 LOB: 1 BB: 0 P: 6	R: 0 E: 0 K: 1 S: 5	H: 0 LOB: 1 BB: 1 P: 9	R: 0 E: 0 K: 0 S: 3	H: 0 LOB: 0 BB: 0 P: 3	R: 0 E: 0 K: 1 S: 5	H: 0 LOB: 1 BB: 1 P: 9	R: 0 E: 0 K: 0 S: 3	H: 0 LOB: 0 BB: 0 P: 3	1B: 2 2B: 1 3B: 1 HR: 0	SF: 0 SAC: 0 DP: 0 HBP: 0	WP: 0 PB: 0 SB: 0 CS: 0	PA: 33
<b>PITCHER</b> Earl Wilson, R (1, 1) ERA: 2.93	IP: 9.0 WLS: W BF: 33 H: 4 R: 0 ER: 0 SO: 5 BB: 2 IBB: 0 HBP: 0 BLK: 0 WP: 0 HR: 0 S: 41 P: 49 ERA: 0.00 WHIP: 0.667															<b>PITCHER</b>				

Batter	1	2	3	4	5	6	7	8	9	AB	R	H	RBI	BB	SO	LOB	BOTTOM			
Mickey Stanley, R (1, 8) OBP: 0.278, SLG: 0.321	F4		F9		FC5-4			1B		4	0	1	0	0	0	1	<p><b>Baltimore Orioles @ Detroit Tigers</b> Tiger Stadium, Detroit, MI Tue May 14 1968, 7:05 PM EDT Att: 18,123 - Unknown</p> <p>livebaseballscorecards.com</p> <p>AB 29 R 4 H 5 RBI 4 BB 3 SO 4 LOB 6</p> 			
Dick McAuliffe, L (1, 4) OBP: 0.285, SLG: 0.317	4-3		BB			4-3	FC1-4-6			3	0	0	0	1	0	2				
Al Kaline, R (1, 9) OBP: 0.384, SLG: 0.371	L6		K			HR	BB	F2		3	1	0	0	1	1	1				
Bill Freehan, R (1, 3) OBP: 0.382, SLG: 0.573		F9			F9			L5		4	0	0	0	0	0	1				
Willie Horton, R (1, 7) OBP: 0.382, SLG: 0.636		HR			F8		HR	5-3		4	2	2	3	0	0	0				
Don Wert, R (1, 5) OBP: 0.287, SLG: 0.352		K			F8		F7			3	0	0	0	0	1	0				
Jim Price, R (1, 2) OBP: 0.111, SLG: 0.111		K2-3			F4		F7			3	0	0	0	0	1	0				
Ray Oyler, R (1, 6) OBP: 0.244, SLG: 0.274					HR		FC5-4	F4		2	1	1	1	1	0	0				
Earl Wilson, R (1, 1) OBP: 0.318, SLG: 0.455			6-3		K		1B	1B		3	0	1	0	0	1	1				
<b>Inning Stats</b>	R: 0 E: 0 K: 0 S: 3	H: 0 LOB: 0 BB: 0 P: 3	R: 1 E: 0 K: 2 S: 8	H: 1 LOB: 0 BB: 0 P: 8	R: 1 E: 0 K: 1 S: 6	H: 1 LOB: 1 BB: 1 P: 10	R: 0 E: 0 K: 0 S: 3	H: 0 LOB: 0 BB: 0 P: 3	R: 0 E: 0 K: 1 S: 5	H: 0 LOB: 1 BB: 1 P: 9	R: 2 E: 0 K: 0 S: 4	H: 1 LOB: 0 BB: 1 P: 8	R: 0 E: 0 K: 0 S: 5	H: 2 LOB: 2 BB: 0 P: 5	R: 0 E: 0 K: 0 S: 3	H: 0 LOB: 0 BB: 0 P: 3	1B: 2 2B: 0 3B: 0 HR: 3	SF: 0 SAC: 0 DP: 0 HBP: 0	WP: 0 PB: 0 SB: 0 CS: 0	PA: 32
<b>PITCHER</b> Dave McNally, L (1, 1) ERA: 2.11 Moe Drabowsky, R (7, 1) ERA:	IP: 6.0 WLS: L BF: 24 H: 3 R: 4 ER: 4 SO: 4 BB: 3 IBB: 0 HBP: 0 BLK: 0 WP: 0 HR: 3 S: 29 P: 41 ERA: 6.00 WHIP: 1.000															<b>PITCHER</b>				




Batter	1	2	3	4	5	6	7	8	9	AB	R	H	RBI	BB	SO	LOB	TOP								
Dave May, L OBP: 0.247, SLG: 0.227 Paul Blair, R OBP: 0.248, SLG: 0.291	F7	L3			5-3		F8		6-3	2	0	0	0	0	0	1									
Davey Johnson, R OBP: 0.370, SLG: 0.412	HR			2B	HR				4-3	2	3	1	1	3	0	0									
Curt Blefary, L OBP: 0.331, SLG: 0.319	HR		E1				F7			4	2	2	0	1	0	2									
Frank Robinson, R OBP: 0.380, SLG: 0.317	F8		3-1		F1					3	1	1	1	2	0	3									
Boog Powell, L OBP: 0.331, SLG: 0.427	HR		3-1		F3					4	1	1	4	0	1	4									
Brooks Robinson, R OBP: 0.325, SLG: 0.429	F2		8-2							2	1	0	0	2	0	1									
Eliud Hendricks, L OBP: 0.357, SLG: 0.500 Curt Motton, R OBP: 0.356, SLG: 0.360 Larry Haney, R OBP: 1.000, SLG: 1.000		HR		3-1		FC1-6				3	1	1	1	0	0	1	AB 32								
Mark Belanger, R OBP: 0.220, SLG: 0.272	1-3			K		G6-4-3				4	0	0	0	0	1	1	R 10								
Jim Hardin, R OBP: 0.214, SLG: 0.357 Pete Richert, L (3, 1) Andy Etchebarren, R OBP: 0.393, SLG: 0.595 Eddie Watt, R (7, 1)				K			F3			1	0	1	0	0	0	0	H 8								
										1	0	0	0	0	1	0	RBI 10								
										1	0	0	0	0	0	0	BB 8								
										1	0	0	0	0	1	0	SO 4								
										1	0	0	0	0	1	0	LOB 13								
<b>Inning Stats</b>	R: 3 E: 0 K: 0 S: 5	H: 2 LOB: 0 BB: 1 P: 9	R: 1 E: 0 K: 0 S: 4	H: 2 LOB: 0 BB: 0 P: 4	R: 2 E: 1 K: 0 S: 4	H: 1 LOB: 0 BB: 1 P: 8	R: 0 E: 0 K: 2 S: 7	H: 0 LOB: 0 BB: 0 P: 7	R: 1 E: 0 K: 0 S: 4	H: 1 LOB: 1 BB: 1 P: 8	R: 0 E: 0 K: 0 S: 2	H: 0 LOB: 0 BB: 1 P: 6	R: 0 E: 0 K: 0 S: 3	H: 0 LOB: 1 BB: 1 P: 7	R: 3 E: 0 K: 1 S: 6	H: 1 LOB: 2 BB: 2 P: 14	R: 0 E: 0 K: 1 S: 6	H: 1 LOB: 2 BB: 1 P: 10	1B: 3 2B: 3 3B: 0 HR: 4	SF: 0 SAC: 1 DP: 3 HBP: 0	WP: 0 PB: 0 SB: 0 CS: 0	PA: 41			
<b>PITCHER</b>	IP	WLS	BF	H	R	ER	SO	BB	IBB	HBP	BLK	WP	HR	S	P	ERA	WHIP								
Denny McLain, R ERA: 2.36	2.0	L	10	4	4	4	0	1	0	0	0	0	2	9	13	18.00	2.500								
Pat Dobson, R ERA: 4.15	0.0		3	1	2	1	0	1	0	0	0	0	0	2	6	∞	∞								
John Hiller, L ERA: 1.17	3.0		10	1	1	1	2	1	0	0	0	0	1	13	17	3.00	0.667								
Les Cain, L ERA: 0.71	2.0		7	0	0	0	0	2	0	0	0	0	0	5	13	0.00	1.000								
Jon Warden, L ERA: 5.4	2.0		11	2	3	3	2	2	1	0	0	0	1	12	24	13.50	2.000								

**Baltimore Orioles @ Detroit Tigers**  
Tiger Stadium, Detroit, MI  
Wed May 15 1968, 7:05 PM EDT  
Att: 20,358 - Unknown

livebaseballscorecards.com

AB 32  
R 10  
H 8  
RBI 10  
BB 8  
SO 4  
LOB 13




Batter	1	2	3	4	5	6	7	8	9	AB	R	H	RBI	BB	SO	LOB	BOTTOM								
Dick McAuliffe, L OBP: 0.302, SLG: 0.364	K		1B		HR				SF8	3	2	2	1	1	1	0									
Mickey Stanley, R OBP: 0.284, SLG: 0.360	4-3		3B		3B					5	1	2	4	0	0	2									
Al Kaline, R OBP: 0.385, SLG: 0.385	E6		L7		HR					4	1	1	0	1	1	2									
Bill Freehan, R OBP: 0.370, SLG: 0.553	5-3		K		F7					4	0	0	0	0	1	2									
Willie Horton, R OBP: 0.377, SLG: 0.620		1B			F5					4	1	1	0	0	1	2									
Norm Cash, L OBP: 0.246, SLG: 0.208	F3				6-3					4	1	1	1	0	0	2									
Don Wert, R OBP: 0.286, SLG: 0.348	K				F8					4	1	1	0	0	1	1									
Ray Oyler, R OBP: 0.247, SLG: 0.276 Gates Brown, L OBP: 0.556, SLG: 0.875	E7				K					3	0	1	0	0	1	0	AB 36								
										1	1	1	0	0	0	0	R 8								
										1	0	0	0	0	0	0	H 10								
										1	0	0	0	0	0	0	RBI 6								
										1	1	1	0	0	0	0	BB 2								
										1	0	0	0	0	0	0	SO 8								
										1	0	0	0	0	0	0	LOB 14								
<b>Inning Stats</b>	R: 1 E: 1 K: 1 S: 6	H: 1 LOB: 0 BB: 0 P: 6	R: 1 E: 1 K: 1 S: 7	H: 2 LOB: 1 BB: 0 P: 7	R: 1 E: 0 K: 1 S: 7	H: 2 LOB: 1 BB: 0 P: 7	R: 0 E: 0 K: 1 S: 5	H: 0 LOB: 0 BB: 0 P: 5	R: 2 E: 0 K: 2 S: 9	H: 2 LOB: 0 BB: 0 P: 9	R: 1 E: 0 K: 0 S: 4	H: 1 LOB: 0 BB: 0 P: 4	R: 0 E: 0 K: 1 S: 4	H: 0 LOB: 0 BB: 1 P: 8	R: 0 E: 0 K: 1 S: 5	H: 0 LOB: 1 BB: 1 P: 9	R: 2 E: 1 K: 0 S: 6	H: 2 LOB: 1 BB: 0 P: 6	1B: 5 2B: 0 3B: 3 HR: 2	SF: 1 SAC: 0 DP: 1 HBP: 0	WP: 1 PB: 0 SB: 0 CS: 0	PA: 39			
<b>PITCHER</b>	IP	WLS	BF	H	R	ER	SO	BB	IBB	HBP	BLK	WP	HR	S	P	ERA	WHIP								
Jim Hardin, R ERA: 3.24	2.0		11	5	3	1	2	0	0	0	0	0	2	23	23	6.75	0.750								
Pete Richert, L ERA: 8.17	4.0		15	3	3	3	4	0	0	0	0	0	2	23	23	6.75	0.750								
Eddie Watt, R ERA: 1.96	3.0	W	13	2	2	1	2	2	0	0	0	0	0	15	23	3.00	1.333								

**Baltimore Orioles @ Detroit Tigers**  
Tiger Stadium, Detroit, MI  
Wed May 15 1968, 7:05 PM EDT  
Att: 20,358 - Unknown

livebaseballscorecards.com

AB 36  
R 8  
H 10  
RBI 6  
BB 2  
SO 8  
LOB 14





Batter	1	2	3	4	5	6	7	8	9	AB	R	H	RBI	BB	SO	LOB	TOP					
Del Unser, L OBP: 0.312, SLG: 0.351 (1, 8)	L9		F8			P3			HR 1B	4	1	1	0	0	0	2	Washington Senators @ Detroit Tigers Tiger Stadium, Detroit, MI Fri May 17 1968, 7:05 PM EDT Att: 18,168 - Unknown					
Fred Valentine, S OBP: 0.217, SLG: 0.246 (1, 9)	6-3			5-3		4-3			P2	4	0	0	0	0	0	2						
Frank Howard, R OBP: 0.388, SLG: 0.790 (1, 3)	5-3			5-3			K		HR	4	1	1	2	0	1	0						
Ken McMullen, R OBP: 0.310, SLG: 0.475 (1, 5)		5-3		K			HR		L9	4	1	1	1	0	1	0						
Ron Hansen, R OBP: 0.276, SLG: 0.321 (1, 6)	6-3				F2		L9		F2	4	0	0	0	0	0	0						
Ed Stroud, L OBP: 0.304, SLG: 0.352 (1, 7)	K				G1		6-3			3	0	0	0	0	1	0						
Paul Casanova, R OBP: 0.110, SLG: 0.111 (1, 2)			K		5-3			K		3	0	0	0	0	2	0						
Frank Coggins, S OBP: 0.234, SLG: 0.273 (1, 4)			G3			SH2-4 BB		1-3		2	0	0	0	1	0	0						
Joe Coleman, R OBP: 0.267, SLG: 0.286 Darold Knowles, L (7, 1)						SH2-4		3-1		0	0	0	0	1	0	0						
Mike Epstein, L OBP: 0.151, SLG: 0.127 (8, PH) Dave Baldwin, R (8, 1) Steve Jones, L (9, 1)						1-2				0	0	0	0	0	0	0						
<b>Inning Stats</b>	R: 0 E: 0 K: 0 S: 3	H: 0 LOB: 0 BB: 0 P: 3	R: 0 E: 0 K: 1 S: 5	H: 0 LOB: 0 BB: 0 P: 5	R: 0 E: 0 K: 1 S: 5	H: 0 LOB: 1 BB: 1 P: 9	R: 0 E: 0 K: 1 S: 5	H: 0 LOB: 0 BB: 0 P: 5	R: 0 E: 0 K: 0 S: 3	H: 0 LOB: 0 BB: 0 P: 3	R: 0 E: 0 K: 0 S: 3	H: 0 LOB: 0 BB: 0 P: 3	R: 1 E: 0 K: 1 S: 6	H: 1 LOB: 0 BB: 0 P: 6	R: 0 E: 0 K: 1 S: 5	H: 0 LOB: 0 BB: 0 P: 5	R: 2 E: 0 K: 0 S: 5	H: 2 LOB: 2 BB: 0 P: 5	1B: 1 2B: 0 3B: 0 HR: 2	SF: 0 SAC: 1 DP: 0 HBP: 0	WP: 0 PB: 0 CS: 0	PA: 32
<b>PITCHER</b> Joe Sparma, R ERA: 2.21 (1, 1)	IP: 9.0 WLS: W BF: 32 H: 3 R: 3 ER: 3 SO: 5 BB: 2 IBB: 0 HBP: 0 BLK: 0 WP: 0 HR: 2 S: 40 P: 48 ERA: 3.00 WHIP: 0.556															<b>PITCHER</b>						

Batter	1	2	3	4	5	6	7	8	9	AB	R	H	RBI	BB	SO	LOB	BOTTOM	
Dick McAuliffe, L OBP: 0.305, SLG: 0.360 (1, 4)	1B 2B	F5			K		L6		HR BB	4	2	1	0	1	1	1	Washington Senators @ Detroit Tigers Tiger Stadium, Detroit, MI Fri May 17 1968, 7:05 PM EDT Att: 18,168 - Unknown	
Jim Northrup, L OBP: 0.357, SLG: 0.495 (1, 8)	2B SF8		F7					4-3		5	2	3	4	0	0	0		
Al Kaline, R OBP: 0.381, SLG: 0.389 (1, 9)	2B		L6-3		L6-3			K		4	0	1	1	0	1	1		
Bill Freehan, R OBP: 0.366, SLG: 0.547 (1, 2)	SF8		F9			F8		FC6-4 1B		3	0	1	1	0	0	0		
Willie Horton, R OBP: 0.364, SLG: 0.594 (1, 7)	F8			5-3		K		FC6-4		4	0	0	0	0	1	2		
Norm Cash, L OBP: 0.277, SLG: 0.232 Dick Tracewski, R (8, FR) OBP: 0.179, SLG: 0.120 (1, 3)						K			E SH3-4 1B	3	0	2	0	1	1	0		
Don Wert, R OBP: 0.287, SLG: 0.348 (1, 5)	4-3				F8		4-3 SH3-4 1B		SH3-4	3	0	1	0	0	0	3		
Ray Oyler, R OBP: 0.241, SLG: 0.269 Eddie Mathews, L OBP: 0.200, SLG: 0.158 (9, PH) Mickey Stanley, R OBP: 0.281, SLG: 0.356 (9, PH) (1, 6)		F8			F9		SH3-4		E1 BB 1B HR	2	0	0	0	0	0	1		
Joe Sparma, R OBP: 0.105, SLG: 0.105 Jim Price, R OBP: 0.200, SLG: 0.200 (9, PH) (1, 1)		K			4-3		4-3		HR BB 1B	3	0	0	0	0	1	1		
<b>Inning Stats</b>	R: 2 E: 0 K: 0 S: 6	H: 3 LOB: 2 BB: 1 P: 10	R: 0 E: 0 K: 1 S: 5	H: 0 LOB: 0 BB: 0 P: 5	R: 0 E: 0 K: 0 S: 4	H: 1 LOB: 1 BB: 0 P: 4	R: 0 E: 0 K: 2 S: 7	H: 0 LOB: 0 BB: 0 P: 7	R: 0 E: 0 K: 1 S: 4	H: 1 LOB: 1 BB: 0 P: 4	R: 0 E: 0 K: 1 S: 6	H: 1 LOB: 1 BB: 0 P: 6	R: 5 E: 1 K: 0 S: 5	H: 3 LOB: 1 BB: 1 P: 9	1B: 7 2B: 2 3B: 0 HR: 1	SF: 1 SAC: 2 DP: 0 HBP: 0		WP: 0 PB: 0 CS: 0
<b>PITCHER</b> Joe Coleman, R ERA: 2.01 Darold Knowles, L ERA: 2.94 Dave Baldwin, R ERA: 3.0 Steve Jones, L ERA: 16.2 (1, 1)	IP: 6.2 WLS: 1 BF: 27 H: 6 R: 2 ER: 2 SO: 4 BB: 0 IBB: 0 HBP: 0 BLK: 0 WP: 0 HR: 0 S: 34 P: 38 ERA: 2.70 WHIP: 0.900															<b>PITCHER</b>		





Batter	1	2	3	4	5	6	7	8	9	AB R H RBI BB SO LOB	TOP											
<b>Del Unser, L</b> OBP: 0.315, SLG: 0.353 (1.8)										5 2 2 0 0 2 1	<b>Washington Senators @ Detroit Tigers</b> Tiger Stadium, Detroit, MI Sat May 18 1968, 4:33 AM EDT Att: 13,887 - Unknown											
<b>Sam Bowers, R</b> OBP: 0.274, SLG: 0.328 (1.7)										5 1 2 0 0 2 1												
<b>Frank Howard, R</b> OBP: 0.396, SLG: 0.831 (1.3)										5 2 3 4 0 1 2												
<b>Ken McMullen, R</b> OBP: 0.331, SLG: 0.529 (1.5)										5 1 4 2 0 1 0												
<b>Cap Peterson, R</b> OBP: 0.219, SLG: 0.138 (1.9)										5 0 1 0 0 2 5												
<b>Ron Hansen, R</b> OBP: 0.276, SLG: 0.319 (1.6)										4 1 1 0 0 1 5												
<b>Paul Casanova, R</b> OBP: 0.104, SLG: 0.105 (1.2)										4 0 0 0 0 1 3												
<b>Frank Coggins, S</b> OBP: 0.235, SLG: 0.283 (1.4)										4 1 1 0 0 0 0												
<b>Frank Bertaina, L</b> OBP: 0.222, SLG: 0.125 (1.1)										4 0 1 2 0 2 0												
<b>Inning Stats</b>	R: 1 E: 0 K: 1 S: 8	H: 3 LOB: 2 BB: 0 P: 8	R: 0 E: 0 K: 0 S: 3	H: 0 LOB: 0 BB: 0 P: 3	R: 1 E: 0 K: 2 S: 8	H: 1 LOB: 0 BB: 0 P: 8	R: 0 E: 0 K: 1 S: 5	H: 1 LOB: 0 BB: 0 P: 5	R: 3 E: 0 K: 1 S: 9	H: 4 LOB: 1 BB: 0 P: 9	R: 2 E: 0 K: 2 S: 10	H: 3 LOB: 1 BB: 0 P: 10	R: 0 E: 0 K: 1 S: 7	H: 2 LOB: 2 BB: 0 P: 7	R: 0 E: 0 K: 1 S: 5	H: 0 LOB: 0 BB: 0 P: 5	R: 1 E: 0 K: 3 S: 10	H: 1 LOB: 0 BB: 0 P: 10	1B: 10 2B: 3 3B: 0 HR: 3	SF: 0 SAC: 0 DP: 1 HBP: 0	WP: 0 PB: 0 CS: 0	PA: 41
<b>PITCHER</b>	IP WLS BF H R ER SO BB IBB HBP BLK WP HR S P ERA WHIP											<b>PITCHER</b>	IP WLS BF H R ER SO BB IBB HBP BLK WP HR S P ERA WHIP									
<b>Mickey Lolich, L</b> ERA: 3.25 (1.1)	4.2 L 22 9 5 5 5 0 0 0 0 0 0 2 32 32 9.64 1.929																					
<b>Pat Dobson, R</b> ERA: 4.0 (5.1)	0.1 1 0 0 0 0 0 0 0 0 0 0 0 1 1 0.00 0.000																					
<b>Dennis Ribant, R</b> ERA: 5.4 (6.1)	0.1 4 3 2 2 0 0 0 0 0 0 0 0 4 4 54.00 9.000																					
<b>Jon Warden, L</b> ERA: 4.63 (6.1)	1.2 7 2 0 0 3 0 0 0 0 0 0 0 13 13 0.00 1.200																					
<b>John Hillier, L</b> ERA: 1.66 (8.1)	2.0 7 1 1 1 4 0 0 0 0 0 0 1 15 15 4.50 0.500																					
<b>Batter</b>	<b>1</b>	<b>2</b>	<b>3</b>	<b>4</b>	<b>5</b>	<b>6</b>	<b>7</b>	<b>8</b>	<b>9</b>	<b>AB R H RBI BB SO LOB</b>	<b>BOTTOM</b>											
<b>Mickey Stanley, R</b> OBP: 0.287, SLG: 0.351 (1.3)										4 1 1 0 1 0 2	<b>Washington Senators @ Detroit Tigers</b> Tiger Stadium, Detroit, MI Sat May 18 1968, 4:33 AM EDT Att: 13,887 - Unknown											
<b>Jim Northrup, L</b> OBP: 0.342, SLG: 0.471 (1.8)										5 0 0 0 0 1 3												
<b>Al Kaline, R</b> OBP: 0.377, SLG: 0.379 (1.9)										3 0 0 0 1 0 0												
<b>Bill Freehan, R</b> OBP: 0.378, SLG: 0.558 (1.2)										3 2 2 1 1 0 0												
<b>Willie Horton, R</b> OBP: 0.368, SLG: 0.616 (1.7)										3 1 1 2 1 1 2												
<b>Don Wert, R</b> OBP: 0.278, SLG: 0.336 (1.5)										4 0 0 0 0 1 4												
<b>Dick McAuliffe, L</b> OBP: 0.304, SLG: 0.354 (1.4)										2 0 0 1 1 0 0												
<b>Ray Oyler, R</b> OBP: 0.253, SLG: 0.284 (1.6)										3 0 1 0 1 0 2												
<b>Mickey Lolich, S</b> OBP: 0.367, SLG: 0.100 (5.1)										0 0 0 0 1 0 0	<b>Washington Senators @ Detroit Tigers</b> Tiger Stadium, Detroit, MI Sat May 18 1968, 4:33 AM EDT Att: 13,887 - Unknown											
<b>Pat Dobson, R</b> OBP: 0.265, SLG: 0.315 (5.1)										0 0 0 0 0 0 0												
<b>Earl Wilson, R</b> OBP: 0.304, SLG: 0.435 (5.1)										1 0 0 0 0 0 1												
<b>Dennis Ribant, R</b> OBP: 0.265, SLG: 0.435 (6.1)										0 0 0 0 0 0 0												
<b>Jon Warden, S</b> OBP: 0.175, SLG: 0.115 (7.1)										0 0 0 0 0 0 0												
<b>Dick Tracewski, R</b> OBP: 0.175, SLG: 0.115 (8.1)										1 0 0 0 0 0 1												
<b>John Hillier, R</b> OBP: 0.182, SLG: 0.162 (8.1)										0 0 0 0 0 0 0												
<b>Jim Price, R</b> OBP: 0.182, SLG: 0.162 (9.1)										1 0 0 0 0 0 1												
<b>Inning Stats</b>	R: 0 E: 0 K: 0 S: 3	H: 0 LOB: 1 BB: 2 P: 11	R: 0 E: 0 K: 1 S: 4	H: 0 LOB: 0 BB: 1 P: 8	R: 0 E: 0 K: 0 S: 3	H: 0 LOB: 0 BB: 0 P: 3	R: 0 E: 0 K: 0 S: 3	H: 0 LOB: 1 BB: 1 P: 7	R: 1 E: 1 K: 2 S: 9	H: 2 LOB: 2 BB: 1 P: 13	R: 0 E: 0 K: 0 S: 3	H: 0 LOB: 1 BB: 1 P: 7	R: 2 E: 0 K: 0 S: 5	H: 2 LOB: 0 BB: 0 P: 5	R: 0 E: 0 K: 0 S: 4	H: 1 LOB: 2 BB: 1 P: 8	1B: 2 2B: 2 3B: 0 HR: 1	SF: 1 SAC: 0 DP: 1 HBP: 0	WP: 2 PB: 0 CS: 0	PA: 38		
<b>PITCHER</b>	IP WLS BF H R ER SO BB IBB HBP BLK WP HR S P ERA WHIP											<b>PITCHER</b>	IP WLS BF H R ER SO BB IBB HBP BLK WP HR S P ERA WHIP									
<b>Frank Bertaina, L</b> ERA: 6.75 (1.1)	9.0 W 38 5 4 4 3 7 0 0 0 0 2 1 37 65 4.00 1.333																					



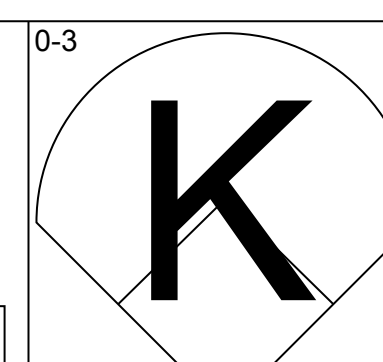
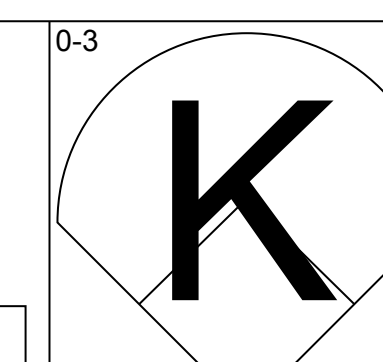
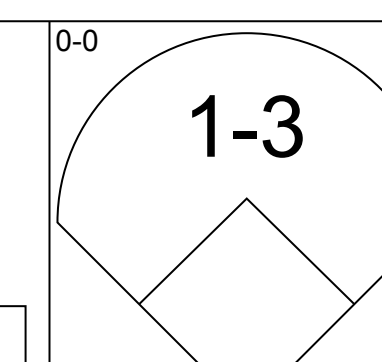
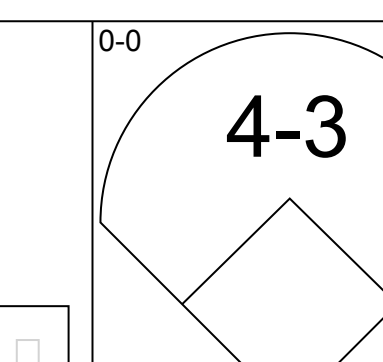
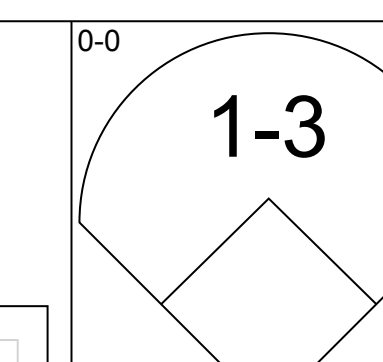
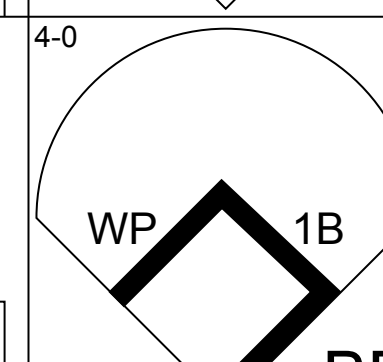
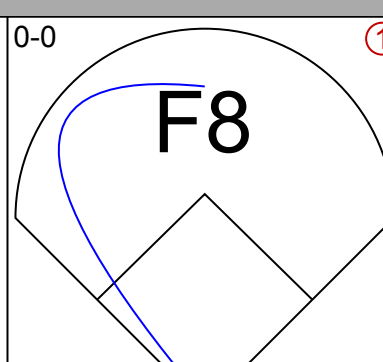
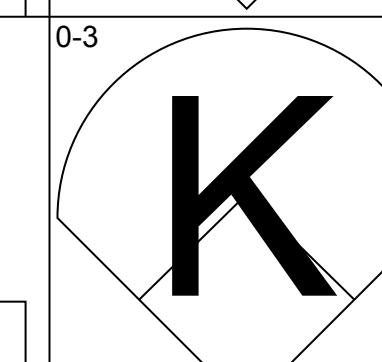
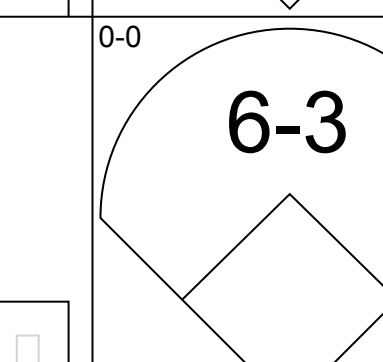
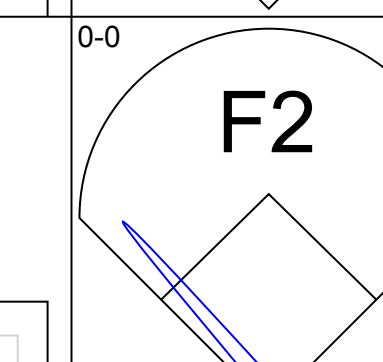
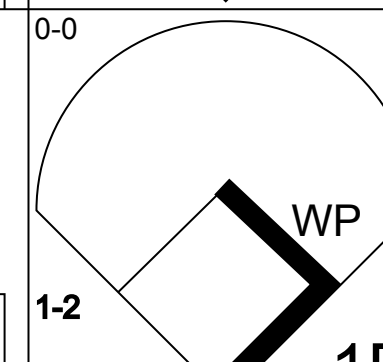
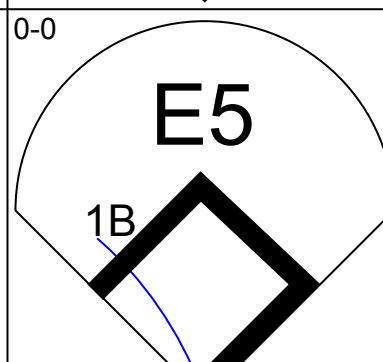
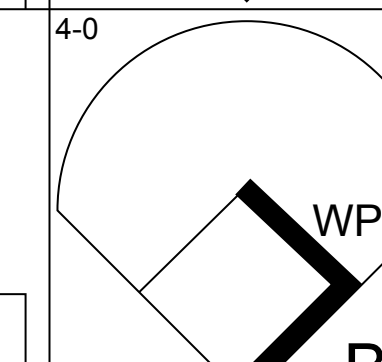
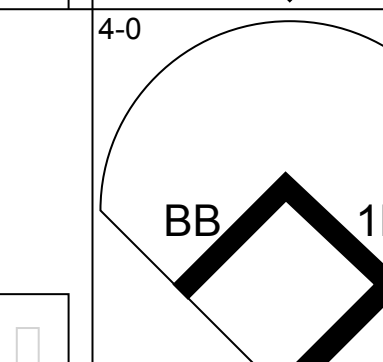
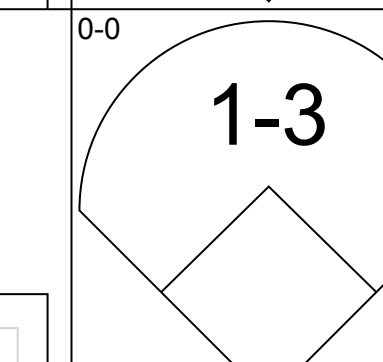
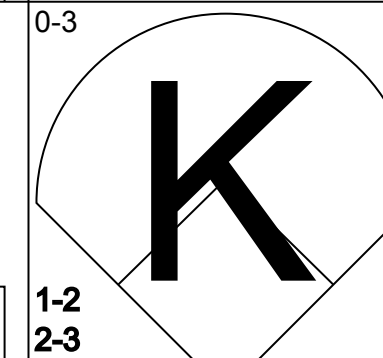
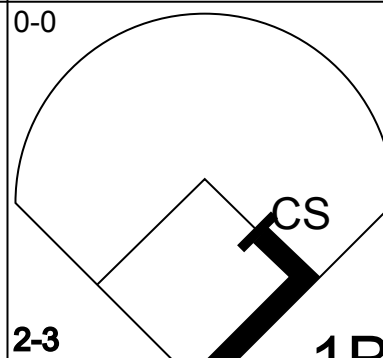
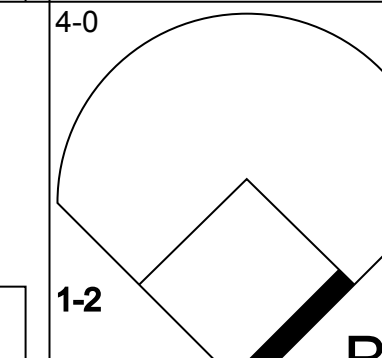
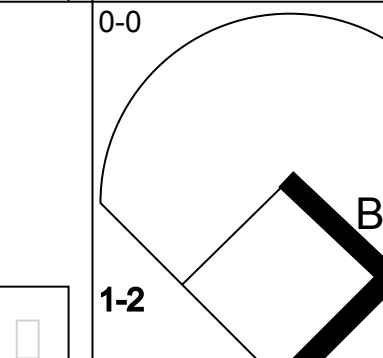
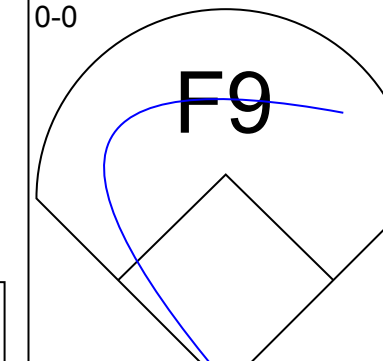
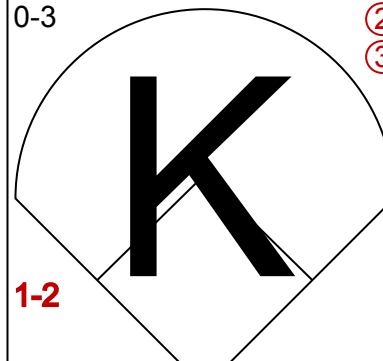
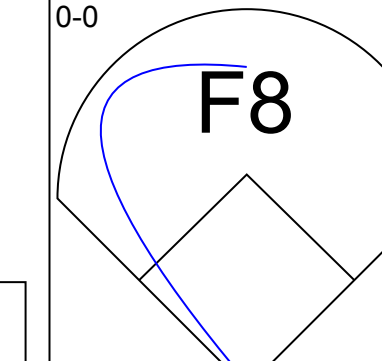
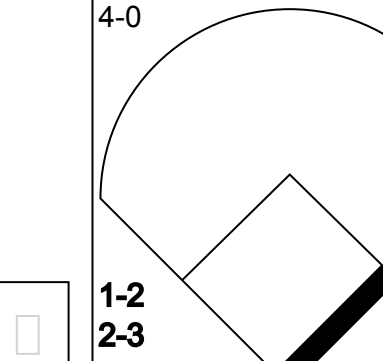
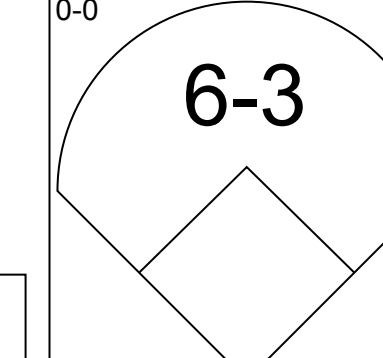
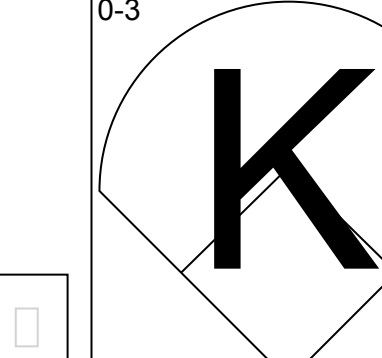
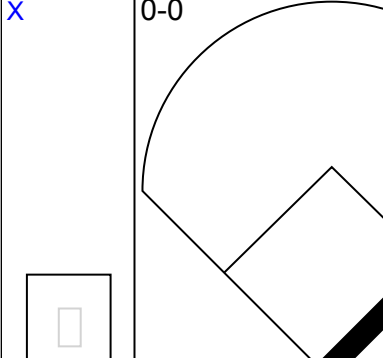
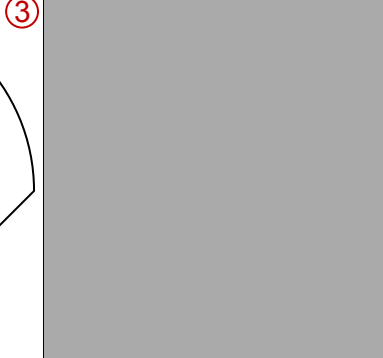
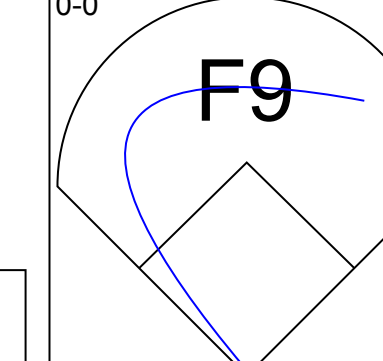
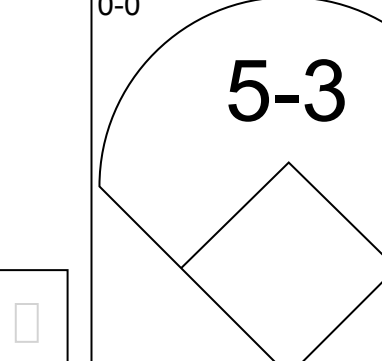
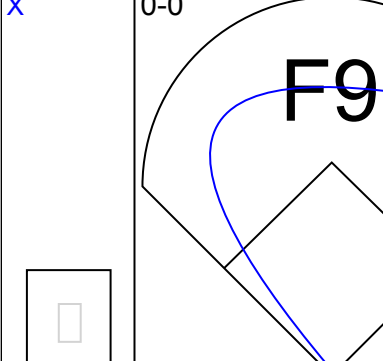
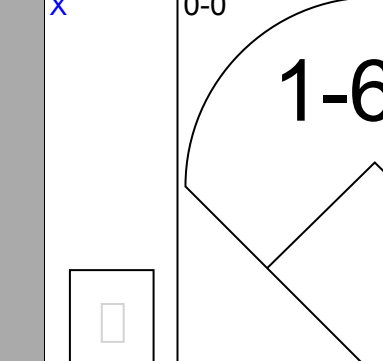
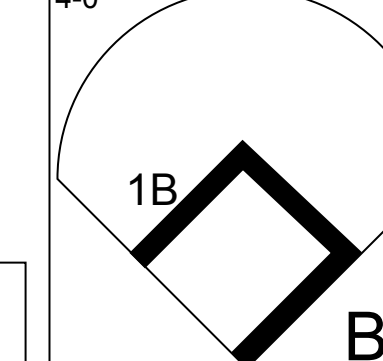
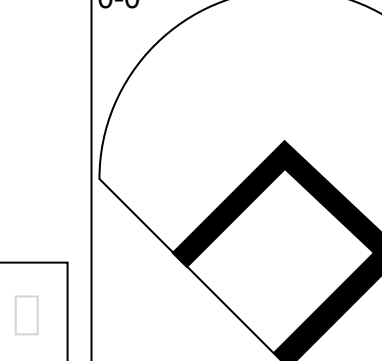
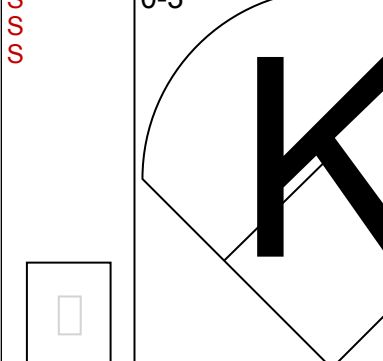
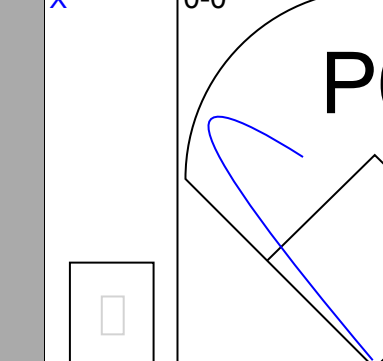
Batter	1	2	3	4	5	6	7	8	9	AB	R	H	RBI	BB	SO	LOB	TOP										
<b>Del Unser, L</b> OBP: 0.318, SLG: 0.350 (1, 8)										4	0	1	0	1	1	2	<b>Washington Senators @ Detroit Tigers</b> <b>Tiger Stadium, Detroit, MI</b> Sun May 19 1968, 4:33 AM EDT Unknown										
<b>Ed Stroud, L</b> OBP: 0.283, SLG: 0.328 <b>Fred Valentine, S</b> OBP: 0.213, SLG: 0.241 (9, PH)										4	0	0	0	0	0	2											
<b>Frank Howard, R</b> OBP: 0.391, SLG: 0.820 (8, 3)										4	1	1	0	0	2	1											
<b>Ken McMullen, R</b> OBP: 0.336, SLG: 0.528 (1, 5)										4	1	2	1	0	0	1											
<b>Mike Epstein, L</b> OBP: 0.157, SLG: 0.134 <b>Cap Peterson, R</b> OBP: 0.242, SLG: 0.167 (8, 7)										3	0	1	0	0	0	2											
<b>Ron Hansen, R</b> OBP: 0.282, SLG: 0.350 (1, 6)										4	1	2	2	0	0	1											
<b>Billy Bryan, L</b> OBP: 0.294, SLG: 0.327 <b>Paul Casanova, R</b> OBP: 0.103, SLG: 0.104 (8, 2)										2	0	0	0	1	0	1											
<b>Frank Coggins, S</b> OBP: 0.235, SLG: 0.281 (1, 4)										4	0	1	0	0	1	1											
<b>Phil Ortega, R</b> OBP: 0.294, SLG: 0.313 <b>Bertie Allen, L</b> OBP: 0.385, SLG: 0.480 <b>Steve Jones, L</b> (7, 1) <b>Dennis Higgins, R</b> OBP: 0.167, SLG: 0.167 <b>Darold Knowles, L</b> <b>Sam Bowers, R</b> OBP: 0.270, SLG: 0.322 (8, PH)										2	0	1	0	0	0	0											
<b>Inning Stats</b>	R: 0 E: 0 K: 1 S: 6	H: 1 LOB: 1 BB: 0 P: 6	R: 0 E: 0 K: 1 S: 5	H: 0 LOB: 1 BB: 1 P: 9	R: 0 E: 1 K: 0 S: 3	H: 0 LOB: 0 BB: 0 P: 3	R: 0 E: 0 K: 1 S: 6	H: 1 LOB: 1 BB: 0 P: 6	R: 0 E: 0 K: 1 S: 5	H: 1 LOB: 1 BB: 0 P: 9	R: 0 E: 0 K: 1 S: 6	H: 1 LOB: 1 BB: 0 P: 6	R: 0 E: 0 K: 1 S: 7	H: 2 LOB: 2 BB: 0 P: 7	R: 4 E: 0 K: 0 S: 7	H: 4 LOB: 0 BB: 0 P: 7		R: 0 E: 0 K: 1 S: 5	H: 0 LOB: 0 BB: 0 P: 5	1B: 8 2B: 1 3B: 0 HR: 1	SF: 0 SAC: 0 DP: 1 HBP: 0	WP: 0 PB: 1 SB: 0 CS: 0	PA: 39				
<b>PITCHER</b>	IP	WLS	BF	H	R	ER	SO	BB	IBB	HBP	BLK	WP	HR	S	P	ERA	WHIP										
<b>Earl Wilson, R</b> ERA: 2.88 <b>Jon Warden, L</b> ERA: 8.17 <b>Fred Lasher, R</b> ERA: 4.0 <b>John Hiller, L</b> ERA: 1.69	7.1		31	8	2	2	6	2	0	0	0	0	0	41	49	2.46	1.364										

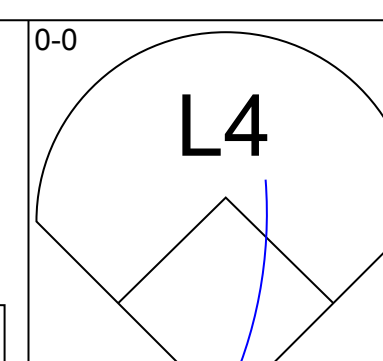
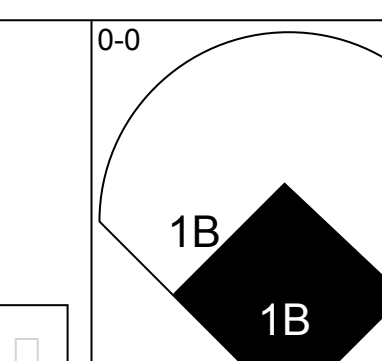
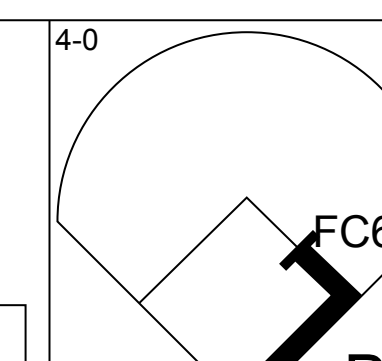
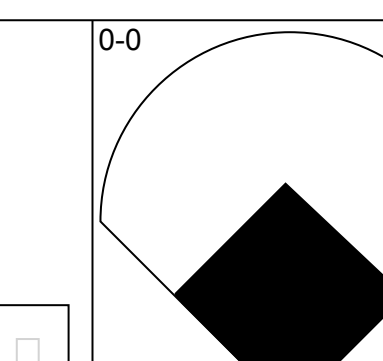
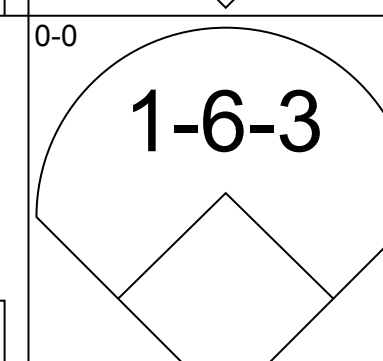
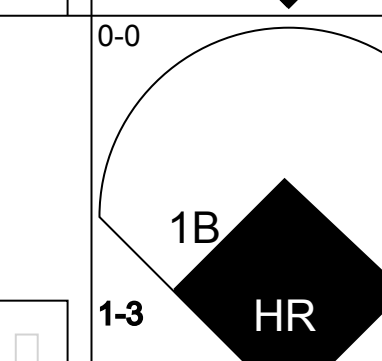
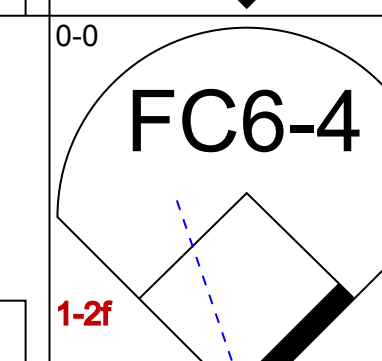
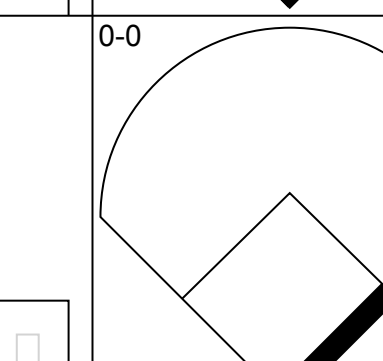
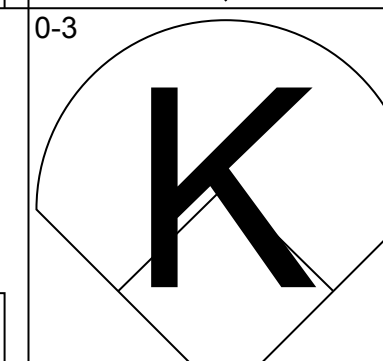
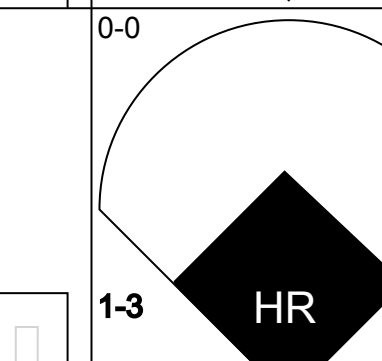
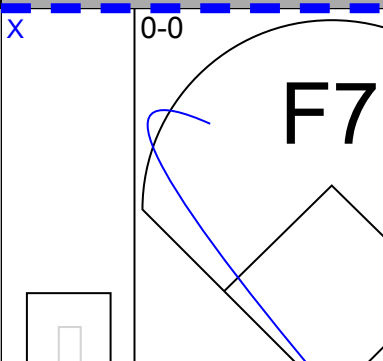
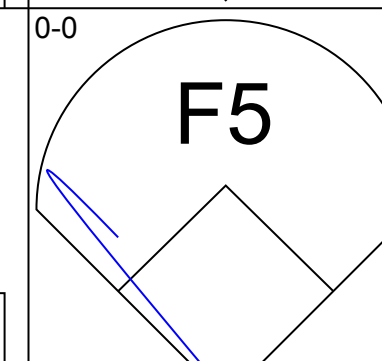
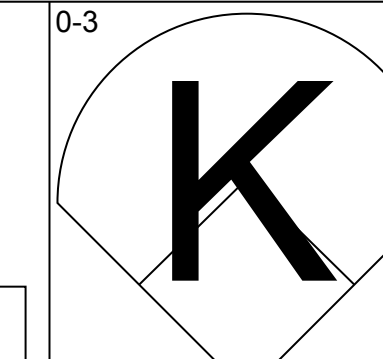
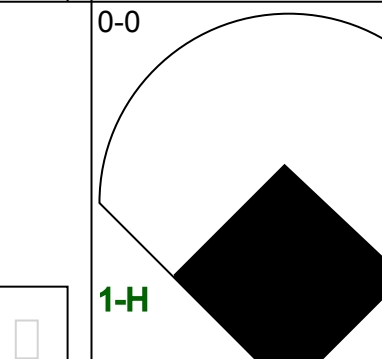
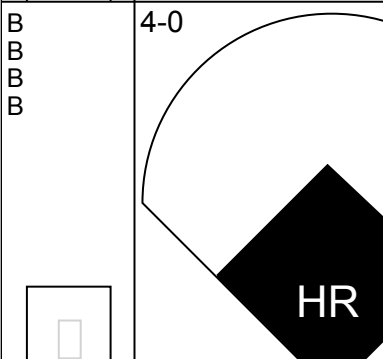
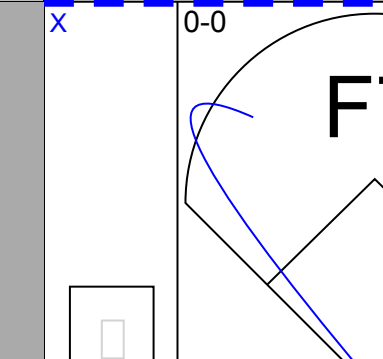
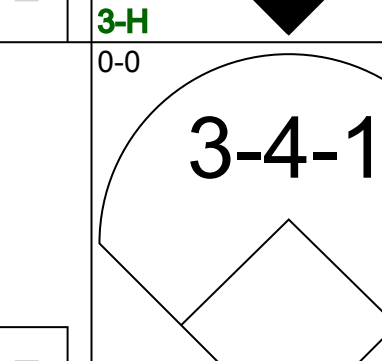
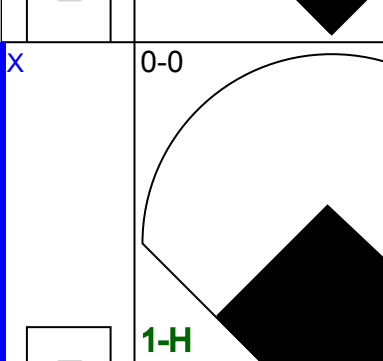
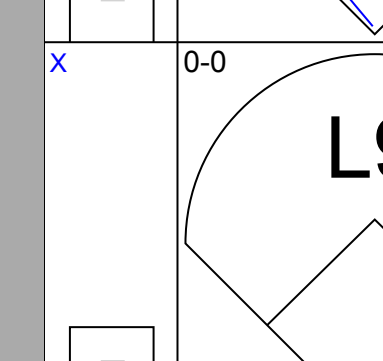
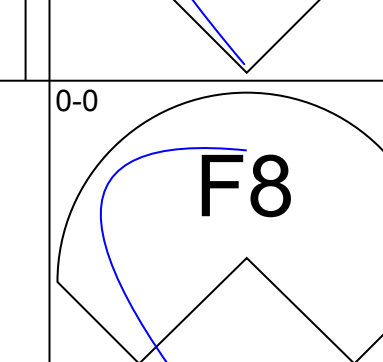
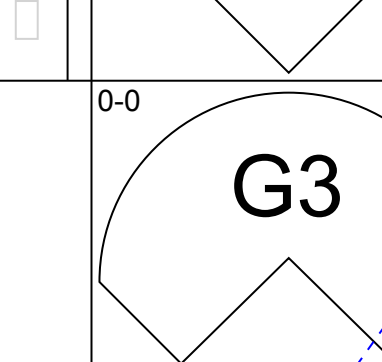
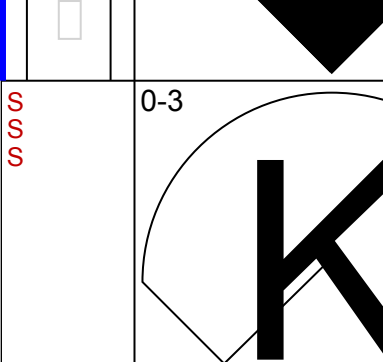
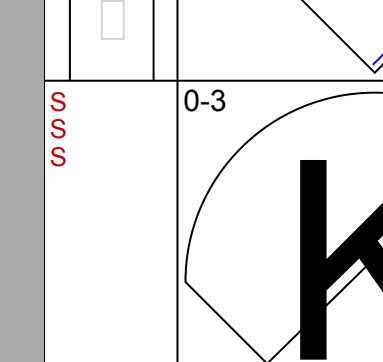
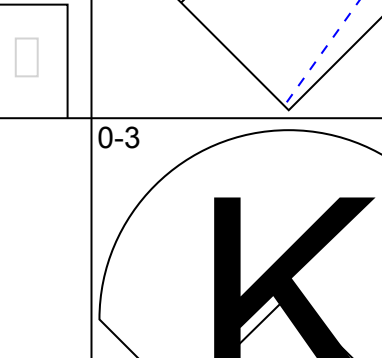
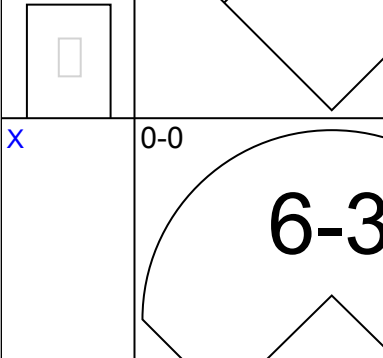
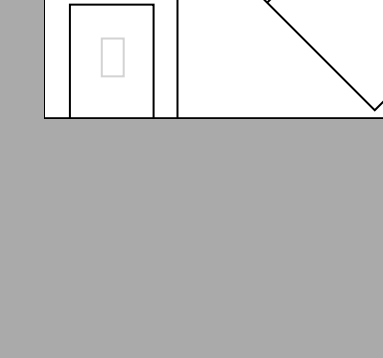

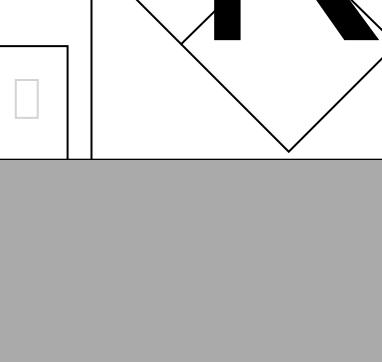
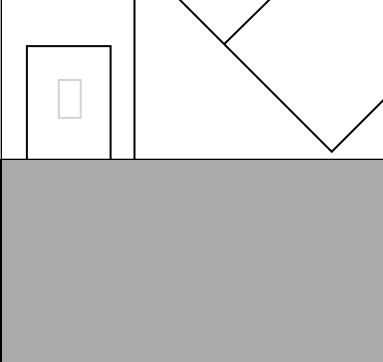
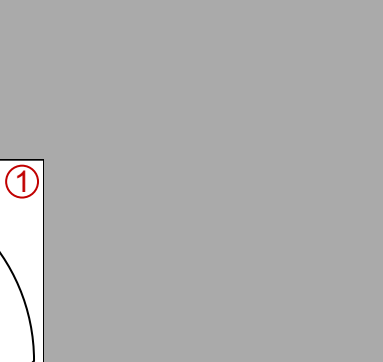
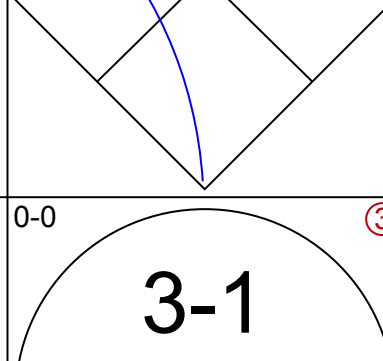


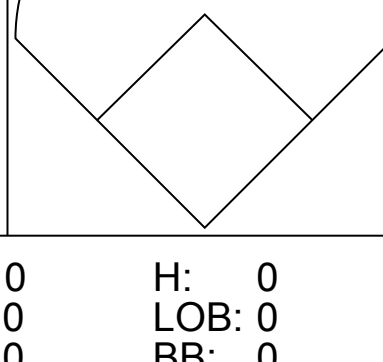
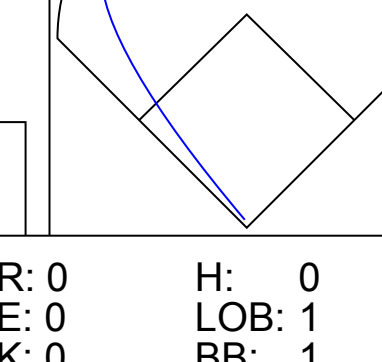
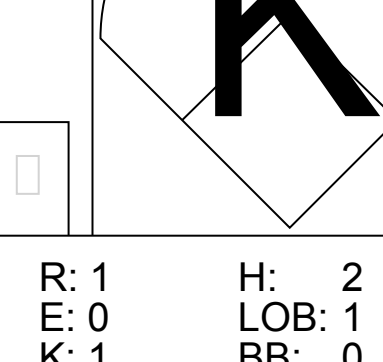
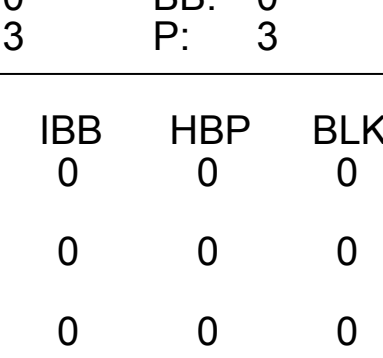
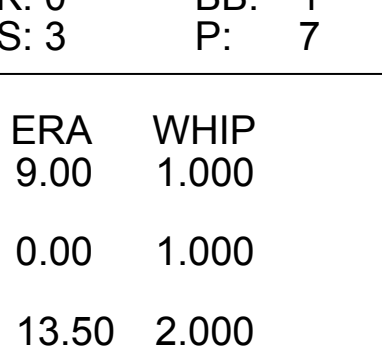
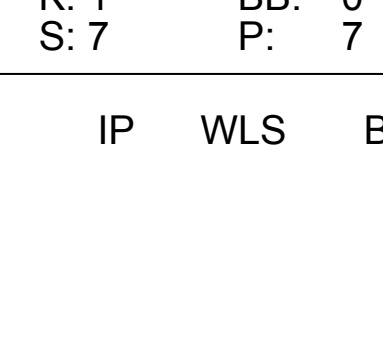
Batter	1	2	3	4	5	6	7	8	9	AB	R	H	RBI	BB	SO	LOB	BOTTOM										
<b>Dick McAuliffe, L</b> OBP: 0.300, SLG: 0.376 (1, 4)										4	1	1	2	0	0	2	<b>Washington Senators @ Detroit Tigers</b> <b>Tiger Stadium, Detroit, MI</b> Sun May 19 1968, 4:33 AM EDT Unknown										
<b>Jim Northrup, L</b> OBP: 0.347, SLG: 0.467 (1, 8)										3	1	1	0	1	0	0											
<b>Al Kaline, R</b> OBP: 0.380, SLG: 0.383 (1, 9)										4	0	2	1	0	1	2											
<b>Bill Freehan, R</b> OBP: 0.367, SLG: 0.540 (1, 2)										4	0	0	0	0	0	3											
<b>Willie Horton, R</b> OBP: 0.373, SLG: 0.612 (1, 7)										4	1	2	0	0	0	1											
<b>Norm Cash, L</b> OBP: 0.275, SLG: 0.250 <b>Dick Tracewski, R</b> OBP: 0.172, SLG: 0.115 (8, FR)										4	0	1	0	0	0	3											
<b>Don Wert, R</b> OBP: 0.285, SLG: 0.336 (1, 5)										3	1	1	0	1	0	1											
<b>Ray Oyler, R</b> OBP: 0.258, SLG: 0.289 <b>Eddie Mathews, L</b> OBP: 0.235, SLG: 0.158 <b>Mickey Stanley, R</b> OBP: 0.287, SLG: 0.351 (9, 3)										2	0	1	1	0	0	0											
<b>Earl Wilson, R</b> OBP: 0.308, SLG: 0.423 <b>Jon Warden, S</b> <b>Fred Lasher, R</b> <b>Gates Brown, L</b> OBP: 0.800, SLG: 0.889 <b>John Hiller, R</b> (9, 1)										3	0	1	0	0	1	2											
<b>Inning Stats</b>	R: 1 E: 0 K: 0 S: 5	H: 2 LOB: 1 BB: 0 P: 5	R: 0 E: 0 K: 0 S: 3	H: 0 LOB: 0 BB: 0 P: 3	R: 0 E: 0 K: 1 S: 6	H: 1 LOB: 1 BB: 0 P: 6	R: 1 E: 0 K: 0 S: 5	H: 2 LOB: 2 BB: 1 P: 9	R: 1 E: 0 K: 0 S: 4	H: 2 LOB: 0 BB: 0 P: 4	R: 0 E: 0 K: 1 S: 4	H: 0 LOB: 0 BB: 1 P: 8	R: 1 E: 0 K: 0 S: 5	H: 2 LOB: 2 BB: 1 P: 9	1B: 9 2B: 2 3B: 0 HR: 1	SF: 1 SAC: 1 DP: 2 HBP: 0		WP: 1 PB: 0 SB: 2 CS: 0	PA: 37								
<b>PITCHER</b>	IP	WLS	BF	H	R	ER	SO	BB	IBB	HBP	BLK	WP	HR	S	P	ERA	WHIP										
<b>Phil Ortega, R</b> ERA: 3.81 <b>Steve Jones, L</b> ERA: 12.0 <b>Dennis Higgins, R</b> ERA: 3.48 <b>Darold Knowles, L</b> ERA: 2.79	6.0	L	5	1	1	1	1	1	0	0	0	0	0	6	10	6.75	1.500										

AB	36
R	4
H	10
RBI	4
BB	2
SO	7
LOB	12





Batter	1	2	3	4	5	6	7	8	9	AB	R	H	RBI	BB	SO	LOB	TOP										
<b>Del Unser, L</b> OBP: 0.307, SLG: 0.338 (1, 8)										5	0	0	0	0	2	2	<b>Washington Senators @ Detroit Tigers</b> Tiger Stadium, Detroit, MI Sun May 19 1968, 4:38 AM EDT Att: 45,491 - Unknown										
<b>Sam Bowers, R</b> OBP: 0.265, SLG: 0.302 (1, 7)										4	0	0	0	1	1	0											
<b>Frank Howard, R</b> OBP: 0.399, SLG: 0.809 (1, 3)										3	0	1	0	2	0	0											
<b>Ken McMullen, R</b> OBP: 0.349, SLG: 0.532 (1, 5)										3	0	2	0	1	1	2											
<b>Cap Peterson, R</b> OBP: 0.243, SLG: 0.152 (1, 9)										3	0	0	0	1	1	6											
<b>Ron Hansen, R</b> OBP: 0.281, SLG: 0.347 (1, 6)										4	0	1	0	0	1	3											
<b>Paul Casanova, R</b> OBP: 0.098, SLG: 0.099 (1, 2)										4	0	0	0	0	0	1											
<b>Bernie Allen, L</b> OBP: 0.400, SLG: 0.536 (1, 4)										3	0	1	0	1	1	1											
<b>Camilo Pascual, R</b> OBP: 0.154, SLG: 0.154 (5, 1)										2	0	1	0	0	0	1											
<b>Darold Knowles, L</b> OBP: 0.255, SLG: 0.278 (6, PH)										0	0	0	0	0	0	0											
<b>Frank Coggins, S</b> OBP: 0.191, SLG: 0.191 (6, PH)										0	0	0	0	0	0	0											
<b>Steve Jones, L</b> OBP: 0.191, SLG: 0.191 (6, PH)										0	0	0	0	0	0	0											
<b>Mike Epstein, L</b> OBP: 0.191, SLG: 0.191 (8, PH)										0	0	0	0	0	0	0											
<b>Dennis Higgins, R</b> OBP: 0.191, SLG: 0.191 (8, PH)										0	0	0	0	0	0	0											
<b>Inning Stats</b>	R: 0 E: 0 K: 2 S: 8	H: 1 LOB: 2 BB: 1 P: 12	R: 0 E: 0 K: 1 S: 6	H: 1 LOB: 2 BB: 1 P: 10	R: 0 E: 1 K: 1 S: 6	H: 1 LOB: 2 BB: 0 P: 6	R: 0 E: 0 K: 1 S: 5	H: 0 LOB: 1 BB: 2 P: 13	R: 0 E: 0 K: 2 S: 8	H: 1 LOB: 1 BB: 0 P: 8	R: 0 E: 0 K: 0 S: 4	H: 1 LOB: 3 BB: 2 P: 12	R: 0 E: 0 K: 0 S: 3	H: 0 LOB: 0 BB: 0 P: 3	R: 0 E: 0 K: 0 S: 3	H: 0 LOB: 0 BB: 0 P: 3	1B: 5 2B: 1 3B: 1 HR: 0	SF: 0 SAC: 0 DP: 1 HBP: 0	WP: 2 PB: 2 SB: 0 CS: 1	PA: 39							
<b>PITCHER</b>	IP	WLS	BF	H	R	ER	SO	BB	IBB	HBP	BLK	WP	HR	S	P	ERA	WHIP										
<b>Les Cain, L</b> ERA: 0.47 (1, 1)	6.2	W	32	6	0	0	8	6	0	0	0	2	0	42	66	0.00	1.800										
<b>Fred Lasher, R</b> ERA: 3.18 (7, 1)	2.1	S	7	0	0	0	0	0	0	0	0	0	0	7	7	0.00	0.000										

Batter	1	2	3	4	5	6	7	8	9	AB	R	H	RBI	BB	SO	LOB	BOTTOM										
<b>Dick McAuliffe, L</b> OBP: 0.313, SLG: 0.408 (1, 4)										3	2	2	1	1	0	0	<b>Washington Senators @ Detroit Tigers</b> Tiger Stadium, Detroit, MI Sun May 19 1968, 4:38 AM EDT Att: 45,491 - Unknown										
<b>Mickey Stanley, R</b> OBP: 0.295, SLG: 0.357 (1, 8)										4	1	2	0	0	0	1											
<b>Jim Northrup, L</b> OBP: 0.344, SLG: 0.459 (1, 9) (7, 7)										4	1	1	1	0	1	1											
<b>Eddie Mathews, L</b> OBP: 0.292, SLG: 0.333 (1, 3)										2	2	1	3	1	1	0											
<b>Ray Oyler, R</b> OBP: 0.255, SLG: 0.286 (7, 6)										1	0	0	0	0	0	0											
<b>Gates Brown, L</b> OBP: 0.500, SLG: 0.727 (6, PH)										2	0	0	0	0	0	0											
<b>Al Kaline, R</b> OBP: 0.382, SLG: 0.410 (7, 9)										2	1	1	2	0	0	0											
<b>Tom Matchick, L</b> OBP: 0.286, SLG: 0.263 (1, 6) (7, 3)										4	0	0	0	0	2	0											
<b>Don Wert, R</b> OBP: 0.278, SLG: 0.328 (1, 5)										3	0	0	0	0	1	0											
<b>Jim Price, R</b> OBP: 0.143, SLG: 0.143 (1, 2)										3	0	0	0	0	0	0											
<b>Les Cain, L</b> OBP: 0.167, SLG: 0.333 (1, 1)										2	0	0	0	0	0	0											
<b>Fred Lasher, R</b> (7, 1)										1	0	0	0	0	1	0											
<b>Inning Stats</b>	R: 0 E: 0 K: 1 S: 5	H: 0 LOB: 0 BB: 0 P: 5	R: 0 E: 0 K: 1 S: 5	H: 0 LOB: 0 BB: 0 P: 5	R: 0 E: 0 K: 0 S: 3	H: 0 LOB: 0 BB: 0 P: 3	R: 4 E: 0 K: 1 S: 9	H: 4 LOB: 0 BB: 0 P: 9	R: 0 E: 0 K: 0 S: 3	H: 0 LOB: 1 BB: 1 P: 7	R: 2 E: 0 K: 1 S: 6	H: 1 LOB: 0 BB: 1 P: 10	R: 1 E: 0 K: 1 S: 7	H: 2 LOB: 1 BB: 0 P: 7	R: 0 E: 0 K: 1 S: 5	H: 0 LOB: 0 BB: 0 P: 5	1B: 4 2B: 0 3B: 0 HR: 3	SF: 0 SAC: 0 DP: 0 HBP: 0	WP: 0 PB: 0 SB: 0 CS: 0	PA: 33							
<b>PITCHER</b>	IP	WLS	BF	H	R	ER	SO	BB	IBB	HBP	BLK	WP	HR	S	P	ERA	WHIP										
<b>Camilo Pascual, R</b> ERA: 1.91 (1, 1)	4.0	L	16	4	4	4	3	0	0	0	0	0	0	3	7	0.00	1.000										
<b>Darold Knowles, L</b> ERA: 2.69 (5, 1)	1.0		4	0	0	0	0	1	0	0	0	0	0	3	7	0.00	1.000										
<b>Steve Jones, L</b> ERA: 12.6 (6, 1)	2.0		10	3	3	3	2	1	0	0	0	0	2	13	17	13.50	2.000										
<b>Dennis Higgins, R</b> ERA: 3.38 (8, 1)	1.0		3	0	0	0	1	0	0	0	0	0	0	5	5	0.00	0.000										

AB	33
R	0
H	6
RBI	0
BB	6
SO	8
LOB	17

AB	31
R	7
H	7
RBI	7
BB	2
SO	6
LOB	2





Batter	1	2	3	4	5	6	7	8	9	10	AB	R	H	RBI	BB	SO	LOB	TOP				
Mickey Stanley, R OBP: 0.291, SLG: 0.350 (1, 3)	6-3			E6 1B FC5-4				K		F7	5	1	1	0	0	1	0					
Jim Northrup, L OBP: 0.338, SLG: 0.448 (1, 8)	6-3				L9			K		4-1	5	0	1	0	0	1	1					
Al Kaline, R OBP: 0.376, SLG: 0.397 (1, 9)	L6-3			FC5-4 1B E				L8		L6 E	4	2	0	1	1	0	1					
Bill Freehan, R OBP: 0.351, SLG: 0.527 (1, 2)		G6-4-3 1B		F7				6-3		E5 FC6-4	5	0	1	0	0	0	2					
Willie Horton, R OBP: 0.356, SLG: 0.620 (1, 7)	G6-4-3 1-2			E5 1B				F7		FC6-4 1-2	5	1	1	1	0	0	3					
Don Wert, R OBP: 0.277, SLG: 0.326 (1, 5)	F6				1-2 2-H 1B			F8		F9	4	0	1	1	0	0	0					
Dick McAuliffe, L OBP: 0.311, SLG: 0.403 (1, 4)				K	K			FC6-4 1B		F5	4	0	1	0	0	2	2					
Ray Oyler, R OBP: 0.255, SLG: 0.276 (1, 6)				K				FC6-4 FC6-4 1-2			3	0	0	0	1	1	1					
Denny McLain, R OBP: 0.167, SLG: 0.167 (1, 1)				6-3				FC6-4 1-2		5-3	4	0	0	0	0	1	2					
<b>Inning Stats</b>	R: 0 E: 0 K: 0 S: 3	H: 0 LOB: 0 BB: 0 P: 3	R: 0 E: 0 K: 0 S: 3	H: 1 LOB: 0 BB: 0 P: 3	R: 0 E: 0 K: 2 S: 7	H: 0 LOB: 0 BB: 0 P: 7	R: 2 E: 2 K: 1 S: 9	H: 2 LOB: 2 BB: 0 P: 9	R: 0 E: 0 K: 1 S: 6	H: 1 LOB: 1 BB: 0 P: 6	R: 0 E: 0 K: 0 S: 3	H: 0 LOB: 0 BB: 0 P: 3	R: 0 E: 0 K: 2 S: 7	H: 0 LOB: 1 BB: 1 P: 11	R: 1 E: 0 K: 0 S: 4	H: 1 LOB: 1 BB: 1 P: 8	R: 1 E: 2 K: 0 S: 5	H: 0 LOB: 1 BB: 0 P: 5	1B: 5 2B: 0 3B: 0 HR: 1	SF: 0 SAC: 0 DP: 1 HBP: 0	WP: 0 PB: 0 SB: 0 CS: 0	PA: 41
<b>PITCHER</b>	IP 9.2	WLS L	BF 39	H 6	R 4	ER 1	SO 6	BB 2	IBB 0	HBP 0	BLK 0	WP 0	HR 1	S 49	P 57	ERA 0.93	WHIP 0.828					
Jim Merritt, L ERA: 2.61 (1, 1)																						
Al Worthington, R ERA: 1.25 (10, 1)	0.1	2	0	0	0	0	0	0	0	0	0	0	0	2	2	0.00	0.000					

**Detroit Tigers @ Minnesota Twins**  
 Metropolitan Stadium, Bloomington, MI  
 Mon May 20 1968, 8:05 PM EDT  
 Att: 10,007 - Unknown - 58 F

livebaseballscores.com

AB	39
R	4
H	6
RBI	3
BB	2
SO	6
LOB	12



Batter	1	2	3	4	5	6	7	8	9	10	AB	R	H	RBI	BB	SO	LOB	BOTTOM				
Ted Uhlander, L OBP: 0.291, SLG: 0.414 (1, 8)	F4	F6			L9			2-3			4	0	0	0	0	2						
Cesar Tovar, R OBP: 0.290, SLG: 0.331 (1, 6) (7, 5) (9, 7)	L9			F4	6-3			L9			4	0	0	0	0	1						
Rod Carew, L OBP: 0.311, SLG: 0.379 (1, 4)	K			4-3				F8			4	0	0	0	1	0						
Harmon Killebrew, R OBP: 0.392, SLG: 0.533 (1, 3)		K		5-3				K		K	4	0	0	0	3	0						
Tony Oliva, L OBP: 0.302, SLG: 0.372 (1, 9)		HR 1B		G3				K		K	4	1	2	0	1	0						
Rich Rollins, R OBP: 0.298, SLG: 0.378 Jackie Hernandez, R OBP: 0.290, SLG: 0.289 (1, 5) (7, 6)		HR 1B		5-3				5-3		L9	3	1	1	0	0	1						
Rich Reese, L OBP: 0.212, SLG: 0.355 Ron Clark, R OBP: 0.370, SLG: 0.304 (1, 7) (9, 5)		HR		6-3				G6-3 1B		F2	1	0	0	0	0	0						
John Roseboro, L OBP: 0.278, SLG: 0.232 (1, 2)		HR		4-3				K		K	4	0	1	0	0	2	1					
Jim Merritt, L OBP: 0.250, SLG: 0.100 Al Worthington, R OBP: 0.348, SLG: 0.440 (1, 1) (10, 1) (10, PH)		HR 1B		SH2-4 1B				G6-3 1-2		L9	2	0	1	0	0	0	1					
<b>Inning Stats</b>	R: 3 E: 0 K: 1 S: 5	H: 4 LOB: 1 BB: 0 P: 9	R: 0 E: 0 K: 0 S: 3	H: 0 LOB: 0 BB: 0 P: 3	R: 0 E: 0 K: 0 S: 3	H: 0 LOB: 0 BB: 0 P: 3	R: 0 E: 0 K: 1 S: 6	H: 1 LOB: 1 BB: 0 P: 6	R: 0 E: 0 K: 1 S: 5	H: 1 LOB: 0 BB: 0 P: 5	R: 0 E: 0 K: 0 S: 3	H: 0 LOB: 0 BB: 0 P: 3	R: 0 E: 0 K: 2 S: 7	H: 0 LOB: 0 BB: 0 P: 7	R: 0 E: 0 K: 1 S: 5	H: 0 LOB: 0 BB: 0 P: 5	1B: 5 2B: 1 3B: 0 HR: 1	SF: 0 SAC: 1 DP: 1 HBP: 0	WP: 0 PB: 0 SB: 0 CS: 0	PA: 36		
<b>PITCHER</b>	IP 10.0	WLS W	BF 36	H 7	R 3	ER 3	SO 7	BB 0	IBB 0	HBP 0	BLK 0	WP 0	HR 1	S 50	P 50	ERA 2.70	WHIP 0.700					
Denny McLain, R ERA: 2.41 (1, 1)																						

**Detroit Tigers @ Minnesota Twins**  
 Metropolitan Stadium, Bloomington, MI  
 Mon May 20 1968, 8:05 PM EDT  
 Att: 10,007 - Unknown - 58 F

livebaseballscores.com

AB	35
R	3
H	7
RBI	3
BB	0
SO	7
LOB	6









Batter	1	2	3	4	5	6	7	8	9	AB	R	H	RBI	BB	SO	LOB	TOP										
Tom Matchick, L (1,4) OBP: 0.222, SLG: 0.200	1-6-3		3-1			F7		G6-3		3	0	0	0	0	0	0	<b>Detroit Tigers @ Minnesota Twins</b> Metropolitan Stadium, Bloomington, MI Wed May 22 1968, 8:05 PM EDT Att: 13,972 - Unknown - 64 F										
Al Kaline, R (8,PH) OBP: 0.370, SLG: 0.389								1B		1	0	1	1	0	0	0											
Dick McAuliffe, L (8,PH) OBP: 0.303, SLG: 0.391										0	0	0	0	0	0	0											
Mickey Stanley, R (1,8) OBP: 0.281, SLG: 0.336	F9				5-3	F3		G6-3		4	0	0	0	0	0	1											
Jim Northrup, L (1,9) OBP: 0.341, SLG: 0.447																											
Bill Freehan, R (1,2) OBP: 0.351, SLG: 0.507																											
Willie Horton, R (1,7) OBP: 0.369, SLG: 0.614																											
Norm Cash, L (1,3) OBP: 0.280, SLG: 0.234																											
Don Wert, R (1,5) OBP: 0.287, SLG: 0.378																											
Ray Oyler, R (1,6) OBP: 0.250, SLG: 0.270																											
Eddie Mathews, L (8,PH) OBP: 0.241, SLG: 0.269																											
Dick Tracewski, R (8,6) OBP: 0.172, SLG: 0.115																											
Mickey Lolich, S (1,1) OBP: 0.313, SLG: 0.083																											
Gates Brown, L (8,PH) OBP: 0.538, SLG: 0.917																											
Fred Lasher, R (8,1) OBP: 0.313, SLG: 0.083																											
Jon Warden, S (8,1) OBP: 0.313, SLG: 0.083																											
<b>Inning Stats</b>	R: 0 E: 0 K: 0 S: 4	H: 1 LOB: 1 BB: 0 P: 4	R: 0 E: 0 K: 1 S: 5	H: 0 LOB: 0 BB: 0 P: 5	R: 0 E: 0 K: 1 S: 5	H: 0 LOB: 0 BB: 0 P: 5	R: 1 E: 0 K: 1 S: 6	H: 1 LOB: 0 BB: 0 P: 6	R: 0 E: 0 K: 1 S: 5	H: 0 LOB: 0 BB: 0 P: 5	R: 0 E: 0 K: 1 S: 5	H: 0 LOB: 0 BB: 0 P: 9	R: 2 E: 0 K: 1 S: 7	H: 3 LOB: 1 BB: 0 P: 7	R: 0 E: 0 K: 0 S: 4	H: 1 LOB: 1 BB: 0 P: 4	1B: 3 2B: 0 3B: 1 HR: 2	SF: 0 SAC: 0 DP: 1 HBP: 0	WP: 0 PB: 0 SB: 0 CS: 0	PA: 33							
<b>PITCHER</b>	IP	WLS	BF	H	R	ER	SO	BB	IBB	HBP	BLK	WP	HR	S	P	ERA	WHIP										
Jim Perry, R (1,1) ERA: 2.53	7.1		27	4	3	3	7	1	0	0	0	0	2	40	44	3.68	0.682										
Ron Perranoski, L (8,1) ERA: 0.79	1.0	W	3	1	0	0	0	0	0	0	0	0	0	3	3	0.00	1.000										
Al Worthington, R (9,1) ERA: 1.21	0.2	S	3	1	0	0	0	0	0	0	0	0	0	3	3	0.00	1.500										

Batter	1	2	3	4	5	6	7	8	9	AB	R	H	RBI	BB	SO	LOB	BOTTOM											
Cesar Tovar, R (1,6) OBP: 0.288, SLG: 0.329	4-3									3	0	1	0	1	0	0	<b>Detroit Tigers @ Minnesota Twins</b> Metropolitan Stadium, Bloomington, MI Wed May 22 1968, 8:05 PM EDT Att: 13,972 - Unknown - 64 F											
Rod Carew, L (1,4) OBP: 0.328, SLG: 0.400										4	0	2	0	0	1	2												
Tony Oliva, L (1,9) OBP: 0.299, SLG: 0.368										4	1	1	0	0	0	2												
Harmon Killebrew, R (1,3) OBP: 0.385, SLG: 0.516										4	0	1	1	0	2	2												
Rich Reese, L (8,PH) OBP: 0.189, SLG: 0.314										0	0	0	0	0	0	0												
Rich Rollins, R (1,5) OBP: 0.255, SLG: 0.356										4	0	0	0	0	0	2												
Jackie Hernandez, R (9,6) OBP: 0.250, SLG: 0.259										0	0	0	0	0	0	0												
Bob Allison, R (1,7) OBP: 0.345, SLG: 0.427										3	0	0	0	1	0	1												
Ted Uhlaender, L (1,8) OBP: 0.312, SLG: 0.425										4	1	3	0	0	0	1												
Jerry Zimmerman, R (1,2) OBP: 0.214, SLG: 0.083										2	1	0	0	1	0	1												
Jim Perry, S (1,1) OBP: 0.200, SLG: 0.474										3	1	1	3	0	2	1												
Ron Perranoski, L (8,1) ERA: 3.75										1	0	0	0	0	1	3												
Al Worthington, R (9,1) ERA: 6.0										0	0	0	0	0	0	0												
<b>Inning Stats</b>	R: 0 E: 0 K: 1 S: 6	H: 1 LOB: 1 BB: 0 P: 6	R: 3 E: 0 K: 0 S: 5	H: 2 LOB: 0 BB: 0 P: 6	R: 0 E: 0 K: 1 S: 4	H: 1 LOB: 1 BB: 0 P: 4	R: 0 E: 0 K: 1 S: 6	H: 1 LOB: 0 BB: 1 P: 8	R: 0 E: 0 K: 1 S: 5	H: 0 LOB: 1 BB: 1 P: 9	R: 0 E: 0 K: 1 S: 6	H: 1 LOB: 0 BB: 0 P: 6	R: 1 E: 0 K: 1 S: 8	H: 3 LOB: 3 BB: 1 P: 12	R: 0 E: 0 K: 1 S: 4	H: 6 LOB: 2 3B: 0 HR: 1		SF: 0 SAC: 0 DP: 0 HBP: 1	WP: 0 PB: 0 SB: 0 CS: 1	PA: 36								
<b>PITCHER</b>	IP	WLS	BF	H	R	ER	SO	BB	IBB	HBP	BLK	WP	HR	S	P	ERA		WHIP										
Mickey Lolich, L (1,1) ERA: 3.33	7.0		29	6	3	3	5	2	0	1	0	0	1	36	45	3.86		1.143										
Fred Lasher, R (8,1) ERA: 3.75	0.2	L	6	3	1	1	0	1	0	0	0	0	0	5	9	13.50	6.000											
Jon Warden, L (8,1) ERA: 6.0	0.1		1	0	0	0	1	0	0	0	0	0	0	3	3	0.00	0.000											





Batter	1	2	3	4	5	6	7	8	9	AB	R	H	RBI	BB	SO	LOB	TOP						
Dick McAuliffe, L (1, 4) OBP: 0.297, SLG: 0.382	K		K			F6				3	0	0	0	0	2	0	<b>Detroit Tigers @ Oakland Athletics</b> Oakland-Alameda County Coliseum, Oakland, CA Fri May 24 1968, 7:05 PM PDT Att: 9,378 - Unknown <a href="http://livebaseballscorecards.com">livebaseballscorecards.com</a>						
Jim Northrup, L (1, 8) OBP: 0.335, SLG: 0.437	1-3		F6			F6				3	0	0	0	0	0	0							
Al Kaline, R (1, 9) OBP: 0.363, SLG: 0.381	K		L9			K				3	0	0	0	0	2	0							
Bill Freehan, R (1, 2) OBP: 0.351, SLG: 0.525		HR		6-3				K		3	1	1	1	0	1	0							
Willie Horton, R (1, 7) OBP: 0.368, SLG: 0.632		HR		K				F8		3	1	1	1	0	1	0							
Norm Cash, L (1, 3) OBP: 0.250, SLG: 0.224		F5		F8				E4		3	0	0	0	0	0	0							
Don Wert, R (1, 5) OBP: 0.281, SLG: 0.370		K				F3		F3		3	0	0	0	0	1	1							
Ray Oyler, R (1, 6) OBP: 0.255, SLG: 0.275						K				2	0	1	0	0	1	0							
Earl Wilson, R (1, 1) OBP: 0.286, SLG: 0.393						K				2	0	0	0	0	1	1							
Daryl Patterson, L (6, 1)		F7								0	0	0	0	0	0	0							
<b>Inning Stats</b>	R: 0 E: 0 K: 2 S: 7	H: 0 LOB: 0 BB: 0 P: 7	R: 2 E: 0 K: 1 S: 8	H: 3 LOB: 1 BB: 0 P: 8	R: 0 E: 0 K: 1 S: 5	H: 0 LOB: 0 BB: 0 P: 5	R: 0 E: 0 K: 1 S: 5	H: 0 LOB: 0 BB: 0 P: 5	R: 0 E: 0 K: 1 S: 5	H: 0 LOB: 0 BB: 0 P: 5	R: 0 E: 1 K: 1 S: 6	H: 0 LOB: 1 BB: 0 P: 6					1B: 1 2B: 0 3B: 0 HR: 2	SF: 0 SAC: 0 DP: 0 HBP: 0	WP: 0 PB: 0 SB: 0 CS: 0	PA: 25			
<b>PITCHER</b> Cattfish Hunter, R (1, 1) ERA: 3.82	IP: 7.0	WLS: 25	BF: 3	H: 2	R: 2	ER: 2	SO: 9	BB: 0	IBB: 0	HBP: 0	BLK: 0	WP: 0	HR: 2	S: 43	P: 43	ERA: 2.57	WHIP: 0.429					ERA: 2.57	WHIP: 0.429

Batter	1	2	3	4	5	6	7	8	9	AB	R	H	RBI	BB	SO	LOB	BOTTOM						
Bert Campaneris, R (1, 6) OBP: 0.327, SLG: 0.338	5-3			G3 BLK 1B		G3				3	1	1	0	0	0	0	<b>Detroit Tigers @ Oakland Athletics</b> Oakland-Alameda County Coliseum, Oakland, CA Fri May 24 1968, 7:05 PM PDT Att: 9,378 - Unknown <a href="http://livebaseballscorecards.com">livebaseballscorecards.com</a>						
John Donaldson, L (1, 4) OBP: 0.252, SLG: 0.189	L8			F5		6-3				3	0	0	0	0	0	1							
Sal Bando, R (1, 5) OBP: 0.276, SLG: 0.333	K			G3				2B		3	0	1	0	0	1	1							
Danny Cater, R (1, 3) OBP: 0.333, SLG: 0.333		G3		6-3				BB		2	0	0	0	1	0	0							
Jim Pagliaroni, R (1, 2) OBP: 0.353, SLG: 0.338		F5				BLK SH1-4 1B		K		3	1	1	0	0	1	2							
Jim Gosger, L (1, 8) OBP: 0.170, SLG: 0.114		K				SH1-4		L3		2	0	0	0	0	1	0							
Reggie Jackson, L (1, 9) OBP: 0.292, SLG: 0.391				L7-6-3 1B				4-3		3	0	2	1	0	0	0							
Joe Rudi, R (1, 7) OBP: 0.300, SLG: 0.343				L7-6-3 1-2				2-3		3	0	1	0	0	0	1							
Cattfish Hunter, R (1, 1) OBP: 0.400, SLG: 0.480				6-3				1-3		2	0	0	0	0	0	1							
<b>Inning Stats</b>	R: 0 E: 0 K: 1 S: 5	H: 0 LOB: 0 BB: 0 P: 5	R: 0 E: 0 K: 1 S: 5	H: 0 LOB: 0 BB: 0 P: 5	R: 0 E: 0 K: 0 S: 3	H: 1 LOB: 0 BB: 0 P: 3	R: 1 E: 0 K: 0 S: 4	H: 1 LOB: 0 BB: 0 P: 4	R: 1 E: 0 K: 0 S: 5	H: 3 LOB: 1 BB: 0 P: 5	R: 0 E: 0 K: 1 S: 6	H: 1 LOB: 2 BB: 1 P: 10	R: 0 E: 0 K: 0 S: 3	H: 0 LOB: 0 BB: 0 P: 3					1B: 5 2B: 2 3B: 0 HR: 0	SF: 0 SAC: 1 DP: 1 HBP: 0	WP: 0 PB: 0 SB: 1 CS: 0	PA: 26	
<b>PITCHER</b> Earl Wilson, R (1, 1) ERA: 2.93	IP: 5.0	WLS: 18	BF: 18	H: 5	R: 2	ER: 2	SO: 2	BB: 0	IBB: 0	HBP: 0	BLK: 0	WP: 0	HR: 0	S: 22	P: 22	ERA: 3.60	WHIP: 1.000					ERA: 3.60	WHIP: 1.000
Daryl Patterson, R (6, 1) ERA: 3.0	IP: 2.0	WLS: 8	BF: 8	H: 1	R: 0	ER: 0	SO: 1	BB: 1	IBB: 0	HBP: 0	BLK: 0	WP: 0	HR: 0	S: 9	P: 13	ERA: 0.00	WHIP: 1.000					ERA: 0.00	WHIP: 1.000



Batter	1	2	3	4	5	6	7	8	9	AB	R	H	RBI	BB	SO	LOB	TOP			
Dick McAuliffe, L (1,4) OBP: 0.291, SLG: 0.373	4-3			F8	F3			SH1-4		3	0	0	0	0	0	1				
Jim Northrup, L (1,8) OBP: 0.336, SLG: 0.430	F8			BB 1B BB		4-3		1B BB		2	0	0	0	2	0	0				
Al Kaline, R (1,9) OBP: 0.369, SLG: 0.382	L6			BB		1-0		1B		2	0	1	0	0	0	0				
Mickey Stanley, R (6,8) OBP: 0.287, SLG: 0.343				1-2 BB		FC6-4 HBP		1-3 2-H 1B		1	0	1	1	0	0	0				
Bill Freehan, R (1,2) OBP: 0.342, SLG: 0.510		F8		K		FC6-4		L5		4	0	0	0	0	1	4				
Willie Horton, R (1,7) OBP: 0.372, SLG: 0.625		K		1-2 2-3 BB		K		SH1-4 E 1B		3	1	1	0	1	2	1				
Norm Cash, L (1,3) OBP: 0.241, SLG: 0.214	F5			F5			K	SH1-4		3	0	0	0	0	1	3				
Don Wert, R (1,5) OBP: 0.280, SLG: 0.373			5-3		SH1-3 2B		F9	E6		4	0	1	0	0	0	0				
Ray Oyler, R (1,6) OBP: 0.248, SLG: 0.266			F3		SH1-3		6-3	K		3	0	0	0	0	1	1				
Denny McLain, R (1,1) OBP: 0.179, SLG: 0.179			K		K			SH1-4 1B 1B		4	1	1	0	0	3	2				
<b>Inning Stats</b>	R: 0 E: 0 K: 0 S: 3	H: 0 LOB: 0 BB: 0 P: 3	R: 0 E: 0 K: 1 S: 5	H: 0 LOB: 0 BB: 0 P: 5	R: 0 E: 0 K: 1 S: 5	H: 1 LOB: 0 BB: 2 P: 14	R: 0 E: 0 K: 1 S: 6	H: 1 LOB: 1 BB: 0 P: 6	R: 0 E: 0 K: 1 S: 5	H: 0 LOB: 1 BB: 0 P: 6	R: 0 E: 0 K: 1 S: 5	H: 0 LOB: 0 BB: 0 P: 5	R: 1 E: 0 K: 2 S: 4	H: 2 LOB: 1 BB: 1 P: 8	R: 1 E: 1 K: 2 S: 9	H: 1 LOB: 1 BB: 0 P: 9	1B: 4 2B: 1 3B: 0 HR: 0	SF: 0 SAC: 3 DP: 0 HBP: 1	WP: 0 PB: 0 SB: 0 CS: 0	PA: 36
<b>PITCHER</b>	IP WLS BF H R ER SO BB IBB HBP BLK WP HR S P ERA WHIP																			
Lew Krausse, R (1,1) ERA: 3.28	8.0 L 31 4 1 1 6 3 0 1 0 0 0 0 39 52 1.12 0.875																			
Diego Segui, R (9,1) ERA: 0.64	1.0 5 1 1 0 2 0 0 0 0 0 0 0 9 9 0.00 1.000																			

Detroit Tigers @ Oakland Athletics  
Oakland-Alameda County Coliseum, Oakland, CA

AB 29  
R 2  
H 5  
RBI 1  
BB 3  
SO 8  
LOB 12



Sat May 25 1968, 7:05 PM PDT  
Att: 29,484 - Unknown

Batter	1	2	3	4	5	6	7	8	9	AB	R	H	RBI	BB	SO	LOB	BOTTOM					
Bert Campaneris, R (1,6) OBP: 0.326, SLG: 0.335	4-3		6-3			S 1B		F7		4	0	1	0	0	0	0						
John Donaldson, L (1,4) OBP: 0.244, SLG: 0.183	3-1			6-3		6-3		4-3		4	0	0	0	0	0	1						
Sal Bando, R (1,5) OBP: 0.281, SLG: 0.338	6-3			1B		F9		1B E 1B		4	1	2	0	0	0	1						
Danny Cater, R (1,3) OBP: 0.330, SLG: 0.329		F3		F4		F7		E 1B		4	0	1	0	0	0	1						
Jim Pagliaroni, R (1,2) OBP: 0.348, SLG: 0.333		K		F5		G1 1B		F2		4	0	1	0	0	1	3						
Jim Gosger, L (1,8) OBP: 0.180, SLG: 0.109					K		G1 1B	E6		2	0	0	0	1	1	1						
Floyd Robinson, L (8,PH) OBP: 0.321, SLG: 0.423		BB				1-2		1-3 2-H 1B		1	0	1	0	0	0	0						
Reggie Jackson, L (1,9) OBP: 0.285, SLG: 0.381		L4			K	1-3		K		4	0	0	0	0	2	4						
Joe Rudi, R (1,7) OBP: 0.279, SLG: 0.316			F6		K			L9		3	0	0	0	0	1	0						
Lew Krausse, R (1,1) OBP: 0.200, SLG: 0.077					K			K		2	0	0	0	0	2	0						
Rick Monday, L (8,PH) OBP: 0.352, SLG: 0.479										1	0	0	0	0	1	0						
Diego Segui, R (9,1) ERA: 2.14										0	0	0	0	0	0	0						
<b>Inning Stats</b>	R: 0 E: 0 K: 0 S: 3	H: 0 LOB: 0 BB: 0 P: 3	R: 0 E: 0 K: 1 S: 5	H: 0 LOB: 1 BB: 1 P: 9	R: 0 E: 0 K: 1 S: 5	H: 0 LOB: 0 BB: 0 P: 5	R: 0 E: 0 K: 0 S: 4	H: 1 LOB: 1 BB: 0 P: 4	R: 0 E: 0 K: 3 S: 9	H: 0 LOB: 0 BB: 0 P: 9	R: 0 E: 0 K: 1 S: 6	H: 1 LOB: 1 BB: 0 P: 6	R: 0 E: 0 K: 0 S: 4	H: 1 LOB: 1 BB: 0 P: 4	R: 0 E: 0 K: 1 S: 5	H: 0 LOB: 0 BB: 0 P: 5	R: 1 E: 1 K: 1 S: 8	H: 3 LOB: 2 BB: 0 P: 8	1B: 6 2B: 0 3B: 0 HR: 0	SF: 0 SAC: 0 DP: 0 HBP: 0	WP: 0 PB: 0 SB: 1 CS: 0	PA: 34
<b>PITCHER</b>	IP WLS BF H R ER SO BB IBB HBP BLK WP HR S P ERA WHIP																					
Denny McLain, R (1,1) ERA: 2.14	9.0 W 34 6 1 0 8 1 0 0 0 0 0 0 49 53 0.00 0.778																					

Detroit Tigers @ Oakland Athletics  
Oakland-Alameda County Coliseum, Oakland, CA

AB 33  
R 1  
H 6  
RBI 0  
BB 1  
SO 8  
LOB 11



Sat May 25 1968, 7:05 PM PDT  
Att: 29,484 - Unknown



Batter	1	2	3	4	5	6	7	8	9	10	AB	R	H	RBI	BB	SO	LOB	TOP						
Mickey Stanley, R (1, 8) OBP: 0.292, SLG: 0.363	L4		BB 1B	FC4-6 1B		1-3					5	2	2	1	0	0	1	<b>Detroit Tigers @ Oakland Athletics</b> Oakland-Alameda County Coliseum, Oakland, CA Sun May 26 1968, 3:33 AM PDT Att: 14,587 - Unknown						
Dick Tracewski, R (1, 4) OBP: 0.176, SLG: 0.133	K		K	BB 1B	SF9	K					4	1	1	1	0	3	1							
Jim Northrup, L (1, 9) OBP: 0.356, SLG: 0.438 Denny McLain, R (6, PR) OBP: 0.179, SLG: 0.179 Jon Warden, S (6, 1)	PB 1B			FC4-6 BB 1B		G5-4-3			4-3		2	0	2	1	1	0	0							
Mickey Lolich, S (9, PH) OBP: 0.294, SLG: 0.077 John Hiller, R (9, 1)	1B			1-2 2-H 1B		HBP					0	0	0	0	0	0	0							
Bill Freehan, R (1, 2) OBP: 0.344, SLG: 0.510 (6, 9)	K		L7	FC4-6 BB		G5-4-3			4-3 2B		4	0	1	0	1	1	4							
Willie Horton, R (1, 7) OBP: 0.374, SLG: 0.623 Gates Brown, L (5, PH) OBP: 0.500, SLG: 0.800 (5, 7)		K		E5 4-3 1B		FC4-6 1-2 2-3 3-H 1B			1B 1B		2	0	1	0	0	1	0							
Norm Cash, L (1, 3) OBP: 0.238, SLG: 0.227		FC5 2B		F2		3-1			F6		5	0	1	0	0	0	5							
Don Wert, R (1, 5) OBP: 0.284, SLG: 0.381		F4		4-3					E 2B		5	1	2	0	0	0	2							
Ray Oyler, R (1, 6) OBP: 0.245, SLG: 0.263		FC5		F8		E4 1B			G6-4-3 1B		5	1	1	1	0	0	4							
Joe Sparna, R (1, 1) OBP: 0.091, SLG: 0.091 Dennis Ribant, R (5, PH) Pat Dobson, R (5, 1) Jim Price, R (6, PH) OBP: 0.176, SLG: 0.176 (6, 2)			K		FC4-6 BB				F8		1	0	0	0	0	1	0							
6-3											0	0	0	0	1	0	0							
3-1											3	1	1	1	0	0	0							
<b>Inning Stats</b>	R: 0 E: 0 K: 2 S: 8	H: 1 LOB: 1 BB: 0 P: 8	R: 0 E: 0 K: 1 S: 6	H: 1 LOB: 1 BB: 0 P: 6	R: 0 E: 0 K: 2 S: 8	H: 1 LOB: 2 BB: 1 P: 4	R: 2 E: 0 K: 0 S: 5	H: 2 LOB: 2 BB: 2 P: 13	R: 4 E: 1 K: 0 S: 6	H: 4 LOB: 1 BB: 0 P: 7	R: 0 E: 0 K: 0 S: 4	H: 2 LOB: 1 BB: 0 P: 4	R: 0 E: 0 K: 1 S: 5	H: 0 LOB: 0 BB: 0 P: 5	R: 0 E: 0 K: 0 S: 4	H: 1 LOB: 1 BB: 0 P: 4	R: 0 E: 0 K: 0 S: 3	H: 0 LOB: 0 BB: 0 P: 3	1B: 9 2B: 3 3B: 1 HR: 0	SF: 1 SAC: 0 DP: 2 HBP: 1	WP: 0 PA: 45 PB: 1 SB: 0 CS: 0			
<b>PITCHER</b>	IP 5.0	WLS 26	BF 8	H 4	R 4	ER 4	SO 5	BB 3	IBB 0	HBP 0	BLK 0	WP 0	HR 0	S 33	P 45	ERA 7.20	WHIP 2.200							
Chuck Dobson, R (1, 1) ERA: 2.35	0.1	4	2	2	1	0	0	0	0	1	0	0	0	0	3	4	27.00	6.000						
Jack Aker, R (6, 1) ERA: 1.8	2.2	8	2	0	0	1	0	0	0	0	0	0	0	10	10	0.00	0.750							
Ed Sprague, R (6, 1) ERA: 2.08	2.0	7	1	0	0	0	0	0	0	0	0	0	0	7	7	0.00	0.500							
Paul Lindblad, L (9, 1) ERA: 1.23																								

Batter	1	2	3	4	5	6	7	8	9	10	AB	R	H	RBI	BB	SO	LOB	BOTTOM					
Bert Campaneris, R (1, 6) OBP: 0.316, SLG: 0.325	6-3	3-1		FC6-4 3-4 1B		6-3					5	1	0	0	0	1	5	<b>Detroit Tigers @ Oakland Athletics</b> Oakland-Alameda County Coliseum, Oakland, CA Sun May 26 1968, 3:33 AM PDT Att: 14,587 - Unknown					
Ted Kubiak, S (1, 4) OBP: 0.288, SLG: 0.211	3-4 BB		1B 1B	3-4 1-2 3-H		K			4-3		4	1	1	1	1	1	2						
Sal Bando, R (1, 5) OBP: 0.285, SLG: 0.340	3-4		1B 1B	F9 1B		L5			K		5	2	2	1	0	1	1						
Rick Monday, L (1, 8) OBP: 0.352, SLG: 0.475 Jim Gosger, L (4, PR) OBP: 0.173, SLG: 0.104 (5, 8)	4-3		F5	S 1B		F2			K		3	0	1	0	0	0	3						
Danny Cater, R (1, 3) OBP: 0.333, SLG: 0.349			F9	5-3		BB			L8		2	0	0	0	0	1	0						
Jim Paolaroni, R (1, 2) OBP: 0.362, SLG: 0.354 Calfish Hunter, R (10, PR) OBP: 0.400, SLG: 0.480		FC3-4 3B	1-2 1B	1-2 3-H		F8			BB		4	0	2	2	0	1	1						
Reggie Jackson, L (1, 9) OBP: 0.282, SLG: 0.375	FC3-4 1B		K	6-3 1B		K			K		0	1	0	0	0	0	0						
Joe Rudi, R (1, 7) OBP: 0.319, SLG: 0.357 Mike Hershberger, R (9, 7) OBP: 0.195, SLG: 0.091				2B 3-4 1B		6-3			1B		4	1	3	0	0	0	1						
Chuck Dobson, R (1, 1) OBP: 0.288, SLG: 0.360 Jack Aker, R (6, 1) ERA: 1.8 Ed Sprague, R (6, 1) ERA: 2.08 Dick Green, R (8, PH) OBP: 0.304, SLG: 0.296 Paul Lindblad, L (9, 1) OBP: 0.305, SLG: 0.402 Rene Lachemann, R (10, PH) OBP: 0.176, SLG: 0.176		F5		FC6-4 2B		K			F2		3	0	1	0	0	1	3						
1-2 2-H 1B											0	0	0	0	0	0	0						
<b>Inning Stats</b>	R: 0 E: 0 K: 0 S: 3	H: 0 LOB: 1 BB: 1 P: 7	R: 1 E: 0 K: 0 S: 5	H: 2 LOB: 2 BB: 0 P: 6	R: 2 E: 0 K: 1 S: 8	H: 3 LOB: 1 BB: 0 P: 8	R: 3 E: 0 K: 0 S: 7	H: 4 LOB: 2 BB: 0 P: 7	R: 0 E: 0 K: 2 S: 8	H: 1 LOB: 1 BB: 0 P: 9	R: 0 E: 0 K: 1 S: 5	H: 0 LOB: 0 BB: 0 P: 5	R: 0 E: 0 K: 1 S: 5	H: 0 LOB: 1 BB: 1 P: 9	R: 0 E: 0 K: 2 S: 7	H: 0 LOB: 0 BB: 0 P: 7	R: 1 E: 0 K: 1 S: 5	H: 2 LOB: 2 BB: 1 P: 9	1B: 10 2B: 2 3B: 1 HR: 0	SF: 0 SAC: 0 DP: 0 HBP: 1	WP: 0 PA: 45 PB: 0 SB: 2 CS: 0		
<b>PITCHER</b>	IP 4.0	WLS 23	BF 9	H 6	R 6	ER 6	SO 1	BB 1	IBB 0	HBP 1	BLK 0	WP 0	HR 0	S 23	P 28	ERA 13.50	WHIP 2.500						
Joe Sparna, R (1, 1) ERA: 3.0	1.0	4	1	0	0	2	0	0	0	0	0	0	0	8	8	0.00	1.000						
Pat Dobson, R (5, 1) ERA: 3.6	3.0	11	1	0	0	3	1	0	0	0	0	0	0	16	20	0.00	0.667						
Jon Warden, L (6, 1) ERA: 4.8	1.1	L	7	2	1	1	3	0	1	0	0	0	0	12	16	6.75	1.500						
John Hiller, L (9, 1) ERA: 2.25																							









Batter	1	2	3	4	5	6	7	8	9	AB	R	H	RBI	BB	SO	LOB	TOP			
Mickey Stanley, R OBP: 0.282, SLG: 0.355 (1, 8)	F8	F8		1-3 2B			F9		1-3	5	0	1	0	0	0	0				
Dick Tracewski, R OBP: 0.195, SLG: 0.189 (1, 4)	1B 2B	F9		4-3			K		F7	5	1	1	0	0	1	2				
Jim Northrup, L OBP: 0.346, SLG: 0.421 (1, 9)	1-3 2B 1B	K					4-3		G3	5	1	1	0	0	1	0				
Bill Freehan, R OBP: 0.343, SLG: 0.510 (1, 3)	1-3 HR 2B			F9					BB 2B	3	1	2	2	1	0	0				
Willie Horton, R OBP: 0.372, SLG: 0.623 (1, 7)	2H HR			F9			K		5-3	4	1	1	2	0	1	2				
Don Wert, R OBP: 0.280, SLG: 0.385 (1, 5)	WP 2B			F8			F9		5-3	4	0	1	0	0	0	2				
Jim Price, R OBP: 0.227, SLG: 0.150 (1, 2)	WP BB			L5			L5		BB IBB	2	0	0	0	2	0	0				
Ray Oyler, R OBP: 0.241, SLG: 0.250 (1, 6)	K			P4			5-3		1-2 2-3 BB	3	0	0	0	1	1	2				
Les Cain, L OBP: 0.143, SLG: 0.286 John Hiller, R (3, 1)	K			K 2B			6-3		4-3	1	0	0	0	0	1	2				
										3	0	0	0	0	1	3				
<b>Inning Stats</b>	R: 4 E: 0 K: 2 S: 12	H: 5 LOB: 2 BB: 1 P: 16	R: 0 E: 0 K: 1 S: 5	H: 0 LOB: 0 BB: 0 P: 5	R: 0 E: 0 K: 0 S: 3	H: 0 LOB: 0 BB: 0 P: 3	R: 0 E: 0 K: 1 S: 7	H: 1 LOB: 2 BB: 0 P: 7	R: 0 E: 0 K: 1 S: 5	H: 0 LOB: 1 BB: 1 P: 9	R: 0 E: 0 K: 1 S: 5	H: 0 LOB: 0 BB: 0 P: 5	R: 0 E: 0 K: 0 S: 4	H: 1 LOB: 3 BB: 2 P: 12	R: 0 E: 0 K: 0 S: 3	H: 0 LOB: 0 BB: 0 P: 3	1B: 2 2B: 4 3B: 0 HR: 1	SF: 0 SAC: 0 DP: 0 HBP: 0	WP: 2 PB: 2 SB: 0 CS: 0	PA: 39
<b>PITCHER</b>	IP WLS BF H R ER SO BB IBB HBP BLK WP HR S P ERA WHIP																			
George Brunet, L ERA: 2.69 Minnie Rojas, R ERA: 4.57 Tom Burgmeier, L ERA: 5.96 Jim Weaver, L ERA: 1.46	(1, 1) (1, 1) (5, 1) (7, 1)	0.1 3.2 2.0 3.0	L 15 7 12	5 2 0 0	4 0 0 1	4 0 0 0	0 1 0 1	0 0 0 1	0 0 0 0	0 2 0 1	5 0 0 1	5 0 0 1	5 26 12 20	108.00 0.00 0.00 0.00	12.000 0.818 0.500 0.667					

**Detroit Tigers @ California Angels**  
 Anaheim Stadium, Anaheim, CA  
 Tue May 28 1968, 10:05 PM EDT  
 Att: 19,601 - Unknown

AB 35  
 R 4  
 H 7  
 RBI 4  
 BB 4  
 SO 6  
 LOB 13



Batter	1	2	3	4	5	6	7	8	9	AB	R	H	RBI	BB	SO	LOB	BOTTOM					
Paul Schaaf, R OBP: 0.311, SLG: 0.300 (1, 5)	FC1-6 BB	G4-6-3		1-3 1B			1B BB		5-3	3	0	1	0	2	0	1						
Jim Fregosi, R OBP: 0.360, SLG: 0.382 (1, 6)	FC1-6 BB 1B			F9			F9		K	5	1	0	0	0	2	4						
Chuck Hinton, R OBP: 0.250, SLG: 0.423 (1, 3)	BB 1B BB			1B BB			F8		1-2 1B	2	0	1	0	2	0	0						
Rick Reichardt, R OBP: 0.323, SLG: 0.424 (1, 7)	BB 1B			BB 1B			L5		P6	4	0	2	1	0	0	2						
Bubba Morton, R OBP: 0.308, SLG: 0.289 (1, 9)	1-2 2-3 BB			F7			5-3		3-1	3	0	0	0	1	0	4						
Bobby Trevino, R OBP: 0.333, SLG: 0.400 (1, 8)	K			F8			FC3-6 1B		F7	4	0	1	0	0	1	5						
Tom Satriono, L OBP: 0.362, SLG: 0.395 (1, 2)	F5			F9			FC3-6 FC6-4 1B		P6	4	0	0	0	0	0	4						
Bobby Knoop, R OBP: 0.301, SLG: 0.297 (1, 4)				FC1-6 1B			FC6-4		4-3	4	0	1	0	0	0	1						
George Brunet, R Minnie Rojas, R Woodie Held, R Tom Burgmeier, L Buck Rodgers, S Jim Weaver, L Don Mincher, L	(1, 1) (1, 1) (4, PH) (5, 1) (5, PH) (7, 1) (9, PH)	2.1 6.2	W 13	3 0	1 0	1 0	0 0	0 0	0 0	0 0	0 0	0 0	0 0	0 0	0 0	0 0						
<b>Inning Stats</b>	R: 1 E: 0 K: 1 S: 6	H: 1 LOB: 3 BB: 3 P: 18	R: 0 E: 0 K: 0 S: 3	H: 1 LOB: 0 BB: 0 P: 3	R: 0 E: 0 K: 0 S: 4	H: 1 LOB: 2 BB: 1 P: 8	R: 0 E: 1 K: 1 S: 7	H: 1 LOB: 2 BB: 0 P: 7	R: 0 E: 0 K: 0 S: 3	H: 0 LOB: 0 BB: 0 P: 3	R: 0 E: 0 K: 0 S: 4	H: 1 LOB: 1 BB: 0 P: 4	R: 0 E: 0 K: 1 S: 6	H: 1 LOB: 2 BB: 1 P: 10	R: 0 E: 0 K: 0 S: 3	H: 0 LOB: 0 BB: 0 P: 3	R: 0 E: 0 K: 1 S: 5	H: 0 LOB: 0 BB: 0 P: 5	1B: 6 2B: 0 3B: 0 HR: 0	SF: 0 SAC: 0 DP: 1 HBP: 0	WP: 0 PB: 0 SB: 0 CS: 0	PA: 38
<b>PITCHER</b>	IP WLS BF H R ER SO BB IBB HBP BLK WP HR S P ERA WHIP																					
Les Cain, L John Hiller, L	(1, 1) (3, 1)	2.1 6.2	W 13	3 0	1 0	1 0	0 0	0 0	0 0	0 0	0 0	0 0	0 0	0 0	0 0	0 0						

**Detroit Tigers @ California Angels**  
 Anaheim Stadium, Anaheim, CA  
 Tue May 28 1968, 10:05 PM EDT  
 Att: 19,601 - Unknown

AB 33  
 R 1  
 H 6  
 RBI 1  
 BB 5  
 SO 4  
 LOB 24













Batter	1	2	3	4	5	6	7	8	9	AB	R	H	RBI	BB	SO	LOB	TOP					
Horace Clarke, S (1,4) OBP: 0.243, SLG: 0.217	0-3 K		0-0 6-3			0-3 K		0-3 K		4	0	0	0	0	3	2	<p>New York Yankees @ Detroit Tigers</p> <p>Tiger Stadium, Detroit, MI</p> <p>Fri May 31 1968, 7:05 PM EDT</p> <p>Att: 31,155 - Cloudy - 70 F</p>					
Roy White, S (1,7) OBP: 0.351, SLG: 0.414	0-0 F9		0-0 F8			0-0 F8		0-0 F9		4	0	0	0	0	2							
Mickey Mantle, S (1,3) OBP: 0.397, SLG: 0.450	4-0 BB			0-0 6-3		0-3 K		4-0 IBB		2	0	0	0	2	1	0						
Andy Kosco, R (1,9) OBP: 0.313, SLG: 0.480	0-0 F3			0-0 F8			0-0 5-3	0-0 L9		4	0	0	0	0	4							
Joe Pepitone, L (1,8) OBP: 0.377, SLG: 0.462		0-0 1-3		0-0 3-1			0-0 6-3		0-3 K	4	0	0	0	0	1	0						
Tom Tresh, S (1,6) OBP: 0.267, SLG: 0.248		0-0 F9			0-0 F4		4-0 BB	0-3 K		3	0	0	0	1	1	0						
Bobby Cox, R (1,5) OBP: 0.318, SLG: 0.292					0-0 2B		0-0 5-3	4-0 BB		3	0	2	0	1	0	1						
Ellie Rodriguez, R (1,2) OBP: 0.143, SLG: 0.143	0-3 K			0-0 1-3				0-0 1B	0-0 F4	4	0	1	0	0	1	3						
Mel Stottlemyre, R (1,1) OBP: 0.290, SLG: 0.286			0-3 K							2	0	0	0	0	1	1						
Charley Smith, R (8, PH) OBP: 0.750, SLG: 0.667						0-0 F8				1	0	1	0	0	0	0						
Gene Michael, S (8, PR) OBP: 0.178, SLG: 0.216								0-0 F9		0	0	0	0	0	0	0						
John Wyatt, R (8, 1)								1-3 1B		0	0	0	0	0	0	0						
<b>Inning Stats</b>	R: 0 E: 0 K: 1 S: 5	H: 0 LOB: 1 BB: 1 P: 9	R: 0 E: 0 K: 1 S: 6	H: 1 LOB: 1 BB: 0 P: 6	R: 0 E: 0 K: 1 S: 5	H: 0 LOB: 0 BB: 0 P: 5	R: 0 E: 0 K: 0 S: 3	H: 0 LOB: 0 BB: 0 P: 3	R: 0 E: 0 K: 0 S: 4	H: 1 LOB: 1 BB: 0 P: 4	R: 0 E: 0 K: 2 S: 7	H: 0 LOB: 0 BB: 0 P: 7	R: 0 E: 0 K: 0 S: 3	H: 0 LOB: 1 BB: 1 P: 7	R: 0 E: 0 K: 1 S: 7	H: 2 LOB: 3 BB: 1 P: 11	R: 0 E: 0 K: 2 S: 7	H: 0 LOB: 1 BB: 1 P: 11	1B: 3 2B: 1 3B: 0 HR: 0	SF: 0 SAC: 0 DP: 0 HBP: 0	WP: 0 PB: 0 SB: 0 CS: 0	PA: 35
<b>PITCHER</b> Mickey Lolich, L (1,1) ERA: 3.32	IP: 9.0 WLS: W BF: 35 H: 4 R: 0 ER: 0 SO: 8 BB: 3 IBB: 1 HBP: 0 BLK: 0 WP: 0 HR: 0 S: 47 P: 63 ERA: 0.00 WHIP: 0.778															<b>PITCHER</b>						

Batter	1	2	3	4	5	6	7	8	9	AB	R	H	RBI	BB	SO	LOB	BOTTOM			
Dick McAuliffe, L (1,4) OBP: 0.304, SLG: 0.390	0-0 1-3		0-0 FC4-6		0-0 4-3		0-0 4-3			4	0	0	0	0	4		<p>New York Yankees @ Detroit Tigers</p> <p>Tiger Stadium, Detroit, MI</p> <p>Fri May 31 1968, 7:05 PM EDT</p> <p>Att: 31,155 - Cloudy - 70 F</p>			
Mickey Stanley, R (1,8) OBP: 0.285, SLG: 0.346			0-0 6-3			0-0 4-3		0-0 4-3		4	0	1	0	0	1					
Jim Northrup, L (1,9) OBP: 0.331, SLG: 0.421			0-0 L7		0-0 4-3		0-0 G1		0-0 3-1	4	0	0	0	0	2					
Bill Freehan, R (1,2) OBP: 0.357, SLG: 0.518		0-0 6-3			0-3 K		0-0 1-3		4-0 WP	3	0	0	0	1	1					
Willie Horton, R (1,7) OBP: 0.384, SLG: 0.662			0-0 L7		0-0 5-3		0-0 HR	0-3 K		4	1	1	1	0	1	1				
Norm Cash, L (1,3) OBP: 0.247, SLG: 0.264		0-0 F7		0-3 K			0-0 SH1-4	1-2 1B		3	0	1	0	0	1	0				
Don Wert, R (1,5) OBP: 0.272, SLG: 0.366		4-0 FC5-4			0-0 L8		0-0 SH1-4	1-2 1B		1	0	0	0	1	0	0				
Ray Oyler, R (1,6) OBP: 0.230, SLG: 0.237		0-0 FC5-4			0-0 L5		0-0 F5			3	0	0	0	0	2					
Mickey Lolich, S (1,1) OBP: 0.318, SLG: 0.118			4-0 FC4-6				0-0 E4	2-3		2	0	1	0	1	0	1				
<b>Inning Stats</b>	R: 0 E: 0 K: 0 S: 4	H: 1 LOB: 1 BB: 0 P: 4	R: 0 E: 0 K: 0 S: 3	H: 0 LOB: 1 BB: 1 P: 7	R: 0 E: 0 K: 0 S: 3	H: 0 LOB: 1 BB: 1 P: 7	R: 0 E: 0 K: 2 S: 7	H: 0 LOB: 0 BB: 0 P: 7	R: 0 E: 0 K: 0 S: 4	H: 1 LOB: 1 BB: 0 P: 4	R: 0 E: 0 K: 0 S: 3	H: 0 LOB: 0 BB: 0 P: 3	R: 1 E: 1 K: 0 S: 6	H: 2 LOB: 2 BB: 0 P: 6	R: 0 E: 0 K: 1 S: 5	H: 0 LOB: 1 BB: 1 P: 9	1B: 3 2B: 0 3B: 0 HR: 1	SF: 0 SAC: 1 DP: 0 HBP: 0	WP: 1 PB: 0 SB: 0 CS: 0	PA: 32
<b>PITCHER</b> Mel Stottlemyre, R (1,1) ERA: 2.21	IP: 7.0 WLS: L BF: 28 H: 4 R: 1 ER: 1 SO: 2 BB: 2 IBB: 0 HBP: 0 BLK: 0 WP: 0 HR: 1 S: 30 P: 38 ERA: 1.29 WHIP: 0.857															<b>PITCHER</b>				
John Wyatt, R (8, 1) ERA: 4.61	IP: 1.0 WLS: L BF: 4 H: 0 R: 0 ER: 0 SO: 1 BB: 1 IBB: 0 HBP: 0 BLK: 0 WP: 1 HR: 0 S: 5 P: 9 ERA: 0.00 WHIP: 1.000															<b>PITCHER</b>				





Batter	1	2	3	4	5	6	7	8	9	AB	R	H	RBI	BB	SO	LOB	TOP
Horace Clarke, S OBP: 0.243, SLG: 0.218										4	0	1	0	0	1	0	<b>New York Yankees @ Detroit Tigers</b> Tiger Stadium, Detroit, MI Sat Jun 01 1968, 4:33 AM EDT Att: 11,237 - Unknown - 61 F
Roy White, S OBP: 0.343, SLG: 0.404										4	1	0	0	0	1	1	
Mickey Mantle, S OBP: 0.394, SLG: 0.444										4	1	1	0	0	2	0	
Andy Kosco, R OBP: 0.311, SLG: 0.472										4	1	1	1	0	0	0	
Joe Pepitone, L OBP: 0.383, SLG: 0.464										4	1	2	1	0	0	0	
Tom Tresh, S OBP: 0.273, SLG: 0.250										3	0	1	1	1	1	1	
Bobby Cox, R OBP: 0.316, SLG: 0.291										4	0	1	1	0	0	2	
Jake Gibbs, L OBP: 0.312, SLG: 0.286										4	0	0	0	0	0	3	
Bill Monbouquette, R OBP: 0.208, SLG: 0.182 Dooley Womack, L Steve Hamilton, L										2	0	0	0	0	1	2	
<b>Inning Stats</b>	R: 4 E: 0 K: 0 S: 9	H: 6 LOB: 2 BB: 0 P: 9	R: 0 E: 0 K: 0 S: 3	H: 0 LOB: 0 BB: 0 P: 3	R: 0 E: 0 K: 1 S: 5	H: 0 LOB: 0 BB: 0 P: 5	R: 0 E: 0 K: 1 S: 5	H: 0 LOB: 0 BB: 0 P: 5	R: 0 E: 0 K: 3 S: 9	H: 0 LOB: 1 BB: 1 P: 7	R: 0 E: 0 K: 0 S: 3	H: 0 LOB: 0 BB: 0 P: 3	R: 0 E: 0 K: 1 S: 4	H: 1 LOB: 1 BB: 0 P: 4	1B: 7 2B: 0 3B: 0 HR: 0	SF: 0 SAC: 0 DP: 0 HBP: 0	WP: 0 PA: 35 CS: 0
<b>PITCHER</b>	IP WLS BF H R ER SO BB IBB HBP BLK WP HR S P ERA WHIP	IP WLS BF H R ER SO BB IBB HBP BLK WP HR S P ERA WHIP															
Les Cain, L ERA: 2.45	(1, 1) 0.1 6 5 4 4 0 0 0 0 0 0 0 6 6 108.00 15.000																
Pat Dobson, R ERA: 2.55	(1, 1) 5.2 19 1 0 0 5 1 0 0 0 0 0 28 32 0.00 0.353																
Fred Lasher, R ERA: 2.37	(7, 1) 3.0 W 10 1 0 0 1 0 0 0 0 0 0 0 12 12 0.00 0.333																

Batter	1	2	3	4	5	6	7	8	9	AB	R	H	RBI	BB	SO	LOB	BOTTOM		
Dick McAuliffe, L OBP: 0.307, SLG: 0.391										5	1	2	0	0	2	2	<b>New York Yankees @ Detroit Tigers</b> Tiger Stadium, Detroit, MI Sat Jun 01 1968, 4:33 AM EDT Att: 11,237 - Unknown - 61 F		
Mickey Stanley, R OBP: 0.293, SLG: 0.353										3	1	2	0	0	0	2			
Jim Northrup, L OBP: 0.330, SLG: 0.417										4	1	1	0	0	1	5			
Bill Freehan, R OBP: 0.360, SLG: 0.518										4	0	2	3	0	0	3			
Willie Horton, R OBP: 0.393, SLG: 0.692										4	1	3	1	0	0	1			
Norm Cash, L OBP: 0.297, SLG: 0.300										3	1	1	1	1	1	1			
Don Wert, R OBP: 0.271, SLG: 0.363										4	0	1	0	0	0	3			
Ray Oyler, R OBP: 0.227, SLG: 0.233 Eddie Mathews, L Dick Tracewski, R	(1, 6) (6, PH) (7, 6)									2	0	0	0	0	0	1			
Les Cain, L OBP: 0.143, SLG: 0.286 Pat Dobson, R Gates Brown, L Fred Lasher, R	(1, 1) (1, 1) (6, PH) (7, 1)									2	0	1	0	0	0	1			
<b>Inning Stats</b>	R: 0 E: 0 K: 2 S: 8	H: 1 LOB: 1 BB: 0 P: 8	R: 0 E: 0 K: 0 S: 3	H: 1 LOB: 1 BB: 1 P: 7	R: 2 E: 0 K: 0 S: 6	H: 3 LOB: 1 BB: 0 P: 6	R: 0 E: 0 K: 0 S: 3	H: 0 LOB: 0 BB: 0 P: 3	R: 0 E: 0 K: 0 S: 5	H: 2 LOB: 2 BB: 0 P: 5	R: 2 E: 0 K: 0 S: 6	H: 3 LOB: 2 BB: 1 P: 10	R: 1 E: 0 K: 1 S: 7	H: 3 LOB: 1 BB: 0 P: 7	R: 0 E: 0 K: 2 S: 7	H: 0 LOB: 0 BB: 0 P: 7	1B: 10 2B: 1 3B: 0 HR: 2	SF: 0 SAC: 1 DP: 1 HBP: 0	WP: 1 PA: 37 CS: 0
<b>PITCHER</b>	IP WLS BF H R ER SO BB IBB HBP BLK WP HR S P ERA WHIP	IP WLS BF H R ER SO BB IBB HBP BLK WP HR S P ERA WHIP																	
Bill Monbouquette, R ERA: 4.5	(1, 1) 5.0 25 10 4 4 2 1 0 0 0 0 1 0 28 32 6.75 3.000																		
Dooley Womack, R ERA: 4.5	(6, 1) 1.1 L 7 3 1 1 0 1 0 0 0 0 1 0 6 10 6.75 3.000																		
Steve Hamilton, L ERA: 2.77	(7, 1) 1.2 5 0 0 0 3 0 0 0 0 0 0 0 11 11 0.00 0.000																		





Batter	1	2	3	4	5	6	7	8	9	AB	R	H	RBI	BB	SO	LOB	TOP					
Horace Clarke, S (1,4) OBP: 0.242, SLG: 0.218										5	0	1	0	0	0	1						
Roy White, S (1,7) OBP: 0.335, SLG: 0.394										4	0	0	0	0	2	1						
Mickey Mantle, S (1,3) OBP: 0.390, SLG: 0.438										4	0	1	0	0	1	0						
Joe Pepitone, L (1,8) OBP: 0.388, SLG: 0.507										4	1	2	1	0	0	2						
Andy Kosco, R (1,9) OBP: 0.309, SLG: 0.462										3	0	0	0	1	0	3						
Bill Robinson, R (8,9) OBP: 0.262, SLG: 0.250										0	0	0	0	0	0	0						
Tom Tresh, S (1,6) OBP: 0.284, SLG: 0.271										4	2	3	0	0	0	1						
Jake Gibbs, L (1,2) OBP: 0.317, SLG: 0.308										4	0	2	1	0	1	1	AB 36					
Bobby Cox, R (1,5) OBP: 0.314, SLG: 0.314																	R 4					
Fritz Peterson, S (1,1) OBP: 0.320, SLG: 0.136										4	1	1	2	0	0	2	H 10					
Dick Howser, R (7, PH) OBP: 0.320, SLG: 0.136																	RBI 4					
Joe Verbanic, R (7,1)										2	0	0	0	0	0	1	BB 1					
										1	0	0	0	0	0	0	SO 4					
										1	0	0	0	0	0	1	LOB 13					
<b>Inning Stats</b>	R: 0 E: 0 K: 0 S: 5	H: 2 LOB: 2 BB: 0 P: 5	R: 0 E: 0 K: 0 S: 4	H: 2 LOB: 1 BB: 0 P: 4	R: 0 E: 0 K: 1 S: 5	H: 0 LOB: 0 BB: 0 P: 5	R: 1 E: 0 K: 0 S: 5	H: 3 LOB: 1 BB: 0 P: 5	R: 0 E: 0 K: 0 S: 3	H: 0 LOB: 0 BB: 0 P: 3	R: 0 E: 0 K: 1 S: 5	H: 0 LOB: 0 BB: 1 P: 9	R: 1 E: 0 K: 1 S: 6	H: 1 LOB: 0 BB: 0 P: 6	R: 1 E: 0 K: 0 S: 6	H: 1 LOB: 0 BB: 0 P: 6	R: 1 E: 0 K: 0 S: 5	H: 1 LOB: 1 BB: 0 P: 5	1B: 5 2B: 3 3B: 0 HR: 2	SF: 0 SAC: 0 DP: 1 HBP: 0	WP: 0 PB: 0 SB: 1 CS: 0	PA: 37
<b>PITCHER</b>	IP WLS BF H R ER SO BB IBB HBP BLK WP HR S P ERA WHIP																					
Denny McLain, R (1,1) ERA: 2.04	8.0	32	9	3	3	4	1	0	0	0	0	0	0	2	39	43	3.38	1.250				
Jon Warden, L (9,1) ERA: 5.29	0.1	L 2	1	1	1	0	0	0	0	0	0	0	0	0	2	2	27.00	3.000				
Daryl Patterson, R (9,1) ERA: 3.0	0.2	3	0	0	0	0	0	0	0	0	0	0	0	0	3	3	0.00	0.000				

New York Yankees @ Detroit Tigers  
Tiger Stadium, Detroit, MI  
Sun Jun 02 1968, 4:33 AM EDT  
Cloudy - 71 F

AB 36  
R 4  
H 10  
RBI 4  
BB 1  
SO 4  
LOB 13



Batter	1	2	3	4	5	6	7	8	9	AB	R	H	RBI	BB	SO	LOB	BOTTOM			
Dick McAuliffe, L (1,4) OBP: 0.317, SLG: 0.400										4	1	3	1	0	0	0				
Mickey Stanley, R (1,8) OBP: 0.291, SLG: 0.350										4	1	1	1	0	0	2				
Jim Northrup, L (1,9) OBP: 0.333, SLG: 0.421										3	0	1	1	1	0	1				
Willie Horton, R (1,7) OBP: 0.383, SLG: 0.673										4	0	0	0	0	3	2				
Bill Freehan, R (1,3) OBP: 0.352, SLG: 0.506										4	0	0	0	0	0	1				
Jim Price, R (1,2) OBP: 0.200, SLG: 0.130										3	0	0	0	0	0	0				
Dick Tracewski, R (1,5) OBP: 0.222, SLG: 0.200										2	1	1	0	1	0	0	AB 29			
Ray Oyler, R (1,6) OBP: 0.221, SLG: 0.227										3	0	0	0	0	2	2	R 3			
Denny McLain, R (1,1) OBP: 0.161, SLG: 0.161										1	0	0	0	0	0	0	H 6			
Eddie Mathews, L (8, PH) OBP: 0.285, SLG: 0.484										1	0	0	0	0	0	0	RBI 3			
Jon Warden, S (9,1)										0	0	0	0	0	0	0	BB 2			
Daryl Patterson, L (9,1)										0	0	0	0	0	0	0	SO 5			
										0	0	0	0	0	0	0	LOB 8			
<b>Inning Stats</b>	R: 0 E: 0 K: 0 S: 3	H: 1 LOB: 0 BB: 0 P: 3	R: 0 E: 0 K: 1 S: 5	H: 0 LOB: 0 BB: 0 P: 5	R: 0 E: 0 K: 0 S: 3	H: 0 LOB: 0 BB: 0 P: 3	R: 0 E: 0 K: 0 S: 3	H: 0 LOB: 0 BB: 0 P: 3	R: 3 E: 1 K: 2 S: 10	H: 3 LOB: 1 BB: 1 P: 14	R: 0 E: 0 K: 0 S: 4	H: 1 LOB: 1 BB: 0 P: 4	R: 0 E: 0 K: 0 S: 3	H: 1 LOB: 0 BB: 0 P: 3	R: 0 E: 0 K: 1 S: 4	H: 0 LOB: 0 BB: 1 P: 8	1B: 5 2B: 1 3B: 0 HR: 0	SF: 0 SAC: 1 DP: 3 HBP: 0	WP: 0 PB: 0 SB: 0 CS: 0	PA: 32
<b>PITCHER</b>	IP WLS BF H R ER SO BB IBB HBP BLK WP HR S P ERA WHIP																			
Fritz Peterson, L (1,1) ERA: 3.71	6.0	22	4	3	3	4	1	0	0	0	0	0	0	29	33	4.50	0.833			
Joe Verbanic, R (7,1) ERA: 1.44	3.0	W 10	2	0	0	1	1	0	0	0	0	0	0	11	15	0.00	1.000			

New York Yankees @ Detroit Tigers  
Tiger Stadium, Detroit, MI  
Sun Jun 02 1968, 4:33 AM EDT  
Cloudy - 71 F

AB 29  
R 3  
H 6  
RBI 3  
BB 2  
SO 5  
LOB 8









Batter	1	2	3	4	5	6	7	8	9	AB	R	H	RBI	BB	SO	LOB	TOP			
Dick McAuliffe, L (1,4) OBP: 0.326, SLG: 0.421	0-0 1B		0-0 HR		0-0 F5		0-0 1B		0-0 BB	4	2	3	1	1	0	0	<b>Detroit Tigers @ Boston Red Sox</b> Fenway Park, Boston, MA Mon Jun 03 1968, 3:33 AM EDT Att: 17,552 - Cloudy - 62 F			
Mickey Stanley, R (1,8) OBP: 0.294, SLG: 0.364	0-0 F8		0-0 6-3		0-0 F8		0-0 BB		0-0 G4-6-3	4	0	0	0	1	0	3				
Jim Northrup, L (1,9) OBP: 0.344, SLG: 0.429	0-0 L9		0-0 1B		0-0 1B		0-0 BB		0-0 G1	5	0	3	2	0	0	2				
Bill Freehan, R (1,2) OBP: 0.358, SLG: 0.497	0-0 1B		0-0 F9		0-0 G5-4-3		0-0 HBP		0-0 1B	3	0	1	0	0	0	2				
Willie Horton, R (1,7) OBP: 0.380, SLG: 0.662	0-3 K		0-0 F7		0-0 1B		0-0 FC6-4		0-0 1B	4	0	1	0	0	1	6				
Eddie Mathews, L (1,5)		0-0 4-3		0-0 1-3		0-0 F9		0-0 F9		4	0	0	0	0	0	1				
Norm Cash, L (1,3)		0-0 2B		0-0 F6		0-0 3-1		0-0 L8		4	0	1	0	0	0	0				
Ray Oyler, R (1,6) OBP: 0.212, SLG: 0.216		0-3 K		0-3 K		0-0 G3		0-0 F8		2	0	0	0	0	2	1				
Tom Matchick, L (7,PH) OBP: 0.229, SLG: 0.242		0-3 K		0-0 1-3		0-0 WP		0-0 1B		2	0	0	0	0	0	0				
Joe Sparma, R (1,1) OBP: 0.074, SLG: 0.074		0-3 K						0-0 2B		2	0	0	0	0	1	1				
Dennis Ribant, R (5,1) OBP: 1.000, SLG: 1.000										1	1	1	0	0	0	0				
Daryl Patterson, L (8,1)										0	0	0	0	0	0	0				
Gates Brown, L (9,PH) OBP: 0.556, SLG: 0.875										1	0	1	0	0	0	0				
<b>Inning Stats</b>	R: 0 E: 0 K: 1 S: 7	H: 2 LOB: 2 BB: 0 P: 7	R: 0 E: 0 K: 2 S: 8	H: 1 LOB: 1 BB: 0 P: 8	R: 1 E: 0 K: 0 S: 5	H: 2 LOB: 1 BB: 0 P: 5	R: 0 E: 0 K: 1 S: 5	H: 0 LOB: 0 BB: 0 P: 5	R: 0 E: 0 K: 0 S: 3	H: 2 LOB: 1 BB: 0 P: 4	R: 2 E: 0 K: 0 S: 6	H: 3 LOB: 3 BB: 1 P: 11	R: 0 E: 0 K: 0 S: 3	H: 0 LOB: 0 BB: 0 P: 3	R: 0 E: 0 K: 0 S: 3	H: 1 LOB: 1 BB: 1 P: 7	1B: 8 2B: 2 3B: 0 HR: 1	SF: 0 SAC: 0 DP: 2 HBP: 1	WP: 1 PB: 0 SB: 0 CS: 0	PA: 39
<b>PITCHER</b>	IP WLS BF H R ER SO BB IBB HBP BLK WP HR S P ERA WHIP																			
Jose Santiago, R (1,1) ERA: 2.48	6.2 W 29 9 3 3 4 1 0 0 0 0 1 1 36 40 4.05 1.500																			
Bill Landis, L (7,1) ERA: 3.07	0.0 1 1 0 0 0 0 0 0 0 0 0 0 1 1 ∞ ∞																			
Jim Lonborg, R (7,1) ERA: 3.07	2.0 8 1 0 0 0 1 0 0 1 0 0 0 6 11 0.00 1.000																			
Sparky Lyle, L (9,1) ERA: 3.32	0.1 S 1 0 0 0 0 0 0 0 0 0 0 0 1 1 0.00 0.000																			


Batter	1	2	3	4	5	6	7	8	9	AB	R	H	RBI	BB	SO	LOB	BOTTOM			
Jose Tartabull, L (1,8) OBP: 0.224, SLG: 0.215	0-0 1-3		0-0 FC5-4		0-0 4-3		0-0 F8		0-0 E1	5	0	1	0	0	0	0	<b>Detroit Tigers @ Boston Red Sox</b> Fenway Park, Boston, MA Mon Jun 03 1968, 3:33 AM EDT Att: 17,552 - Cloudy - 62 F			
Joe Foy, R (1,5) OBP: 0.383, SLG: 0.380	4-0 BB		4-0 FC5-4		4-0 1B		0-3 K		0-0 6-3	2	1	0	0	3	1	1				
Carl Yastrzemski, L (1,7) OBP: 0.499, SLG: 0.561	0-0 4-3		0-0 F3		0-0 2B		4-0 E		4-0 BB	3	1	1	0	2	0	3				
Ken Harrelson, R (1,9) OBP: 0.371, SLG: 0.557	0-3 K		0-0 FC5-4		0-0 4-3		0-0 E7		0-0 F3	5	1	1	1	0	1	6				
Dalton Jones, L (1,4) OBP: 0.188, SLG: 0.156		0-0 1-3		0-3 K		0-0 4-3		0-0 1-3		4	0	0	1	1	1	5				
Mike Andrews, R (8,PR) OBP: 0.320, SLG: 0.327										0	0	0	0	0	0	0				
George Scott, R (1,3) OBP: 0.231, SLG: 0.234		0-0 1B		0-0 2B		4-0 1B		0-0 SH1-3		4	1	3	0	1	0	3				
Rico Petrocelli, R (1,6) OBP: 0.287, SLG: 0.383		0-0 F7		0-0 F9		0-0 1B		0-0 SH1-3		3	0	1	1	0	0	2				
Elston Howard, R (1,2) OBP: 0.352, SLG: 0.348		0-0 1B		0-0 F9		0-0 1B		0-0 FC4-2-5		4	0	2	1	0	0	2				
Jose Santiago, R (1,1) OBP: 0.214, SLG: 0.231		0-3 K		0-0 4-3		0-0 5-3		0-3 K		3	0	0	0	0	1	5				
Bill Landis, L (7,1)										0	0	0	0	0	0	0				
Jim Lonborg, R (7,1)										1	0	0	0	0	1	1				
Sparky Lyle, L (9,1)										0	0	0	0	0	0	0				
<b>Inning Stats</b>	R: 0 E: 0 K: 1 S: 5	H: 0 LOB: 1 BB: 1 P: 9	R: 0 E: 0 K: 1 S: 7	H: 2 LOB: 2 BB: 0 P: 7	R: 0 E: 0 K: 1 S: 6	H: 1 LOB: 2 BB: 1 P: 10	R: 0 E: 0 K: 0 S: 4	H: 1 LOB: 1 BB: 0 P: 4	R: 4 E: 0 K: 0 S: 7	H: 4 LOB: 2 BB: 2 P: 15	R: 0 E: 1 K: 1 S: 6	H: 0 LOB: 2 BB: 1 P: 10	R: 0 E: 0 K: 1 S: 6	H: 1 LOB: 1 BB: 0 P: 6	R: 0 E: 1 K: 0 S: 4	H: 0 LOB: 3 BB: 2 P: 12	1B: 5 2B: 4 3B: 0 HR: 0	SF: 0 SAC: 1 DP: 0 HBP: 0	WP: 0 PB: 0 SB: 0 CS: 0	PA: 42
<b>PITCHER</b>	IP WLS BF H R ER SO BB IBB HBP BLK WP HR S P ERA WHIP																			
Jose Sparma, R (1,1) ERA: 3.33	4.2 L 26 8 4 4 3 4 0 0 0 0 0 0 28 44 7.71 2.571																			
Dennis Ribant, R (5,1) ERA: 3.33	3.0 15 1 0 0 2 2 1 0 0 0 0 0 16 28 0.00 1.000																			
Daryl Patterson, R (8,1) ERA: 2.93	0.1 1 0 0 0 0 0 0 0 0 0 0 0 1 1 0.00 0.000																			



Batter	1	2	3	4	5	6	7	8	9	AB	R	H	RBI	BB	SO	LOB	TOP					
Dick McAuliffe, L (1,4) OBP: 0.320, SLG: 0.411	F7			3-1		F7			1-3	4	0	0	0	0	0	1	<b>Detroit Tigers @ Boston Red Sox</b> Fenway Park, Boston, MA Tue Jun 04 1968, 3:33 AM EDT Unknown					
Mickey Stanley, R (1,8) OBP: 0.293, SLG: 0.357	F9			6-3		FC5-4			FC5 BB	3	0	0	0	1	0	1						
Jim Northrup, L (1,9) OBP: 0.337, SLG: 0.419	K			4-3				F7	F7	4	0	0	0	0	1	1						
Bill Freehan, R (1,2) OBP: 0.356, SLG: 0.489		F8			5-3			L5	L5	3	0	0	0	1	0	0						
Gates Brown, L (1,7) OBP: 0.571, SLG: 0.833		4-3			4-3				FC5	2	0	1	0	1	0	0						
Jim Price, R (9, PH) OBP: 0.200, SLG: 0.143					1B				FC5	1	0	0	0	0	0	2						
Norm Cash, L (1,3) OBP: 0.250, SLG: 0.299		F9			4-3				G3	3	0	0	0	0	0	2						
Don Wert, R (1,5) OBP: 0.267, SLG: 0.357				5-3		F9			L5	3	0	0	0	0	0	1						
Ray Oyler, R (1,6) OBP: 0.209, SLG: 0.213				6-3						2	0	0	0	0	1	0						
Tom Matchick, L (8, PH) OBP: 0.250, SLG: 0.265						K				1	0	1	0	0	0	0						
Mickey Lolich, S (1,1) OBP: 0.333, SLG: 0.158									G5-4-3	2	0	1	0	0	0	0						
Willie Horton, R (8, PH) OBP: 0.376, SLG: 0.658									G5-4-3	1	0	0	0	0	0	1						
Daryl Patterson, L (8,1)						FC5-4			G5-4-3	0	0	0	0	0	0	0						
<b>Inning Stats</b>	R: 0 E: 0 K: 1 S: 5	H: 0 LOB: 0 BB: 0 P: 5	R: 0 E: 0 K: 0 S: 3	H: 0 LOB: 0 BB: 0 P: 3	R: 0 E: 0 K: 0 S: 3	H: 0 LOB: 0 BB: 0 P: 3	R: 0 E: 0 K: 0 S: 3	H: 0 LOB: 0 BB: 0 P: 3	R: 0 E: 0 K: 0 S: 4	H: 1 LOB: 1 BB: 0 P: 4	R: 0 E: 0 K: 1 S: 6	H: 1 LOB: 1 BB: 0 P: 6	R: 0 E: 0 K: 0 S: 3	H: 0 LOB: 1 BB: 1 P: 7	R: 0 E: 0 K: 0 S: 3	H: 1 LOB: 0 BB: 0 P: 3	R: 0 E: 0 K: 0 S: 3	H: 0 LOB: 2 BB: 2 P: 11	1B: 3 2B: 0 3B: 0 HR: 0	SF: 0 SAC: 0 DP: 1 HBP: 0	WP: 0 PB: 0 SB: 0 CS: 0	PA: 32
<b>PITCHER</b>	IP WLS BF H R ER SO BB IBB HBP BLK WP HR S P ERA WHIP																					
Gary Bell, R (1,1) ERA: 2.0	8.2 W 31 3 0 0 2 3 0 0 0 0 0 0 0 0 0.00 0.692																					
Sparky Lyle, L (9,1) ERA: 3.25	0.1 S 1 0 0 0 0 0 0 0 0 0 0 0 0 1 0.00 0.000																					

Batter	1	2	3	4	5	6	7	8	9	AB	R	H	RBI	BB	SO	LOB	BOTTOM			
Mike Andrews, R (1,4) OBP: 0.327, SLG: 0.327	FC4-6 BB									0	0	0	0	2	0	0	<b>Detroit Tigers @ Boston Red Sox</b> Fenway Park, Boston, MA Tue Jun 04 1968, 3:33 AM EDT Unknown			
Jerry Adair, R (5,4) OBP: 0.345, SLG: 0.357	FC4-6 BB			FC5-4		FC1-6		F4		1	0	0	0	1	0	1				
Joe Foy, R (1,5) OBP: 0.380, SLG: 0.373	FC4-6 BB			FC5-4		FC1-6			K	3	1	0	0	1	1	2				
Carl Yastrzemski, L (1,7) OBP: 0.495, SLG: 0.552	FC4-6				F2				4-3	3	1	0	0	1	0	2				
Ken Harrelson, R (1,9) OBP: 0.364, SLG: 0.545	G5-4-3				F3				F9	3	0	0	0	0	0	4				
Jose Tartabull, L (7,9) OBP: 0.221, SLG: 0.212	G5-4-3					E1				1	0	0	0	0	0	0				
George Scott, R (1,3) OBP: 0.233, SLG: 0.243		5-3			L8					3	0	1	2	0	0	0				
Reggie Smith, S (1,8) OBP: 0.347, SLG: 0.391		6-3				5-3			F7	3	0	0	0	0	0	1				
Rico Petrocelli, R (1,6) OBP: 0.282, SLG: 0.376						K			6-3	3	0	0	0	0	2	0				
Elston Howard, R (1,2) OBP: 0.352, SLG: 0.340						L6				2	0	0	0	1	1	0				
Gary Bell, R (1,1) OBP: 0.188, SLG: 0.250						K				3	0	1	0	0	1	1				
Sparky Lyle, L (9,1)						K				0	0	0	0	0	0	0				
<b>Inning Stats</b>	R: 0 E: 0 K: 0 S: 2	H: 0 LOB: 1 BB: 2 P: 10	R: 0 E: 0 K: 1 S: 5	H: 0 LOB: 0 BB: 0 P: 5	R: 0 E: 0 K: 1 S: 5	H: 0 LOB: 1 BB: 1 P: 9	R: 0 E: 0 K: 0 S: 3	H: 0 LOB: 0 BB: 0 P: 3	R: 0 E: 0 K: 0 S: 5	H: 0 LOB: 1 BB: 1 P: 9	R: 2 E: 1 K: 0 S: 4	H: 1 LOB: 1 BB: 2 P: 12	R: 0 E: 0 K: 1 S: 6	H: 1 LOB: 0 BB: 0 P: 6	R: 0 E: 0 K: 1 S: 5	H: 0 LOB: 0 BB: 0 P: 5	1B: 1 2B: 1 3B: 0 HR: 0	SF: 0 SAC: 0 DP: 1 HBP: 0	WP: 0 PB: 0 SB: 0 CS: 0	PA: 31
<b>PITCHER</b>	IP WLS BF H R ER SO BB IBB HBP BLK WP HR S P ERA WHIP																			
Mickey Lolich, L (1,1) ERA: 3.25	7.0 L 28 2 2 2 4 6 0 0 0 0 0 0 0 5 2.57 1.143																			
Daryl Patterson, R (8,1) ERA: 2.75	1.0 3 0 0 0 1 0 0 0 0 0 0 0 0 5 0.00 0.000																			




Batter	1	2	3	4	5	6	7	8	9	AB	R	H	RBI	BB	SO	LOB	TOP					
Dick McAuliffe, L (1,4) OBP: 0.322, SLG: 0.404	F8		G3		HBP		BB IBB		K	3	0	0	0	1	1	1						
Mickey Stanley, R (1,8) OBP: 0.296, SLG: 0.350	6-3		5-3		1-3		BB BB		BB	3	0	0	0	2	0	1						
Jim Northrup, L (1,9) OBP: 0.338, SLG: 0.415	1B			L7		F8			K	4	0	1	1	1	1	2						
Norm Cash, L (1,3) OBP: 0.257, SLG: 0.304	FC6-4 1B			BB 1B		L9		G3	K	5	0	2	0	0	1	5						
Willie Horton, R (1,7) OBP: 0.369, SLG: 0.641	FC6-4 1-2			F3		6-3			1-3	4	0	0	0	0	0	3						
Don Wert, R (1,5) OBP: 0.272, SLG: 0.374		F9		BB			HR		6-3	3	1	1	1	1	0	0						
Tom Matchick, L (1,6) Ray Oyler, R (8,6) OBP: 0.263 OBP: 0.209, SLG: 0.213	F6			4-3		F5			1B	4	0	1	0	0	0	2	AB 32 R 2 H 6 RBI 2 BB 6 SO 5 LOB 15					
Jim Price, R (1,2) OBP: 0.206, SLG: 0.156	F3				F7		BB SH1-4 1B		F6	4	1	1	0	0	0	1						
Pat Dobson, R (1,1) OBP: 0.333, SLG: 0.200			K			K		SH1-4	BB	2	0	0	0	1	2	0						
<b>Inning Stats</b>	R: 0 E: 0 K: 0 S: 5	H: 2 LOB: 2 BB: 0 P: 5	R: 0 E: 0 K: 0 S: 3	H: 0 LOB: 0 BB: 0 P: 3	R: 0 E: 0 K: 1 S: 5	H: 0 LOB: 0 BB: 0 P: 5	R: 0 E: 0 K: 0 S: 4	H: 1 LOB: 2 BB: 1 P: 8	R: 0 E: 0 K: 1 S: 5	H: 0 LOB: 1 BB: 0 P: 6	R: 0 E: 0 K: 0 S: 3	H: 0 LOB: 0 BB: 0 P: 3	R: 2 E: 0 K: 0 S: 5	H: 2 LOB: 3 BB: 3 P: 17	R: 0 E: 0 K: 0 S: 4	H: 1 LOB: 1 BB: 0 P: 4	R: 0 E: 0 K: 3 S: 9	H: 0 LOB: 2 BB: 2 P: 17	1B: 5 2B: 0 3B: 0 HR: 1	SF: 0 SAC: 1 DP: 0 HBP: 1	WP: 0 PB: 0 SB: 0 CS: 0	PA: 40
<b>PITCHER</b>	IP	WLS	BF	H	R	ER	SO	BB	IBB	HBP	BLK	WP	HR	S	P	ERA	WHIP					
Gary Waslewski, R (1,1) ERA: 3.34	6.2	L	29	5	2	2	2	2	1	1	0	0	1	29	42	2.70	1.050					
Sparky Lyle, L (7,1) ERA: 3.05	1.1		6	1	0	0	0	1	0	0	0	0	0	5	9	0.00	1.500					
Fred Wenz, R (9,1) ERA:	1.0		5	0	0	0	3	2	0	0	0	0	0	9	17	0.00	2.000					

**Detroit Tigers @ Boston Red Sox**  
Fenway Park, Boston, MA  
Tue Jun 04 1968, 7:05 PM EDT  
Att: 31,698 - Unknown - 73 F

AB 32  
R 2  
H 6  
RBI 2  
BB 6  
SO 5  
LOB 15



Batter	1	2	3	4	5	6	7	8	9	AB	R	H	RBI	BB	SO	LOB	BOTTOM					
Jose Tartabull, L (1,9) OBP: 0.222, SLG: 0.214	1-3			F8		5-3		E 1B		4	0	1	0	0	0	0						
Joe Foy, R (1,5) OBP: 0.378, SLG: 0.369	L9			5-3		F4		E9 1B		4	0	1	0	0	0	0						
Carl Yastrzemski, L (1,7) OBP: 0.496, SLG: 0.548	3-1			S 1B				F8		3	0	1	0	1	0	2						
Reggie Smith, S (1,8) OBP: 0.340, SLG: 0.382		F4		K		K		F9		4	0	0	0	0	2	2						
George Scott, R (1,3) OBP: 0.239, SLG: 0.245		L8			SH5-4 1B BB			6-3		3	0	1	0	1	0	0						
Dalton Jones, L (1,4) OBP: 0.190, SLG: 0.160		F8			SH5-4 1B			L9		4	0	1	0	0	0	1						
Rico Petrocelli, R (1,6) OBP: 0.279, SLG: 0.371			L7		SH5-4			F6		2	0	0	0	0	0	0	AB 30 R 0 H 5 RBI 0 BB 2 SO 4 LOB 9					
Russ Gibson, R (1,2) OBP: 0.208, SLG: 0.326			F4		1-3			1-3		2	0	0	0	0	0	2						
Norm Siebern, L (8, PH) OBP: 0.063, SLG: 0.063										1	0	0	0	0	0	0						
Fred Wenz, R (9,1) ERA:										0	0	0	0	0	0	0						
Gary Waslewski, R (1,1) OBP: 0.100, SLG: 0.053										2	0	0	0	0	1	2						
Sparky Lyle, L (7,1)										0	0	0	0	0	0	0						
Gene Oliver, R (8, PH) OBP: 0.281, SLG: 0.148										1	0	0	0	0	1	0						
<b>Inning Stats</b>	R: 0 E: 0 K: 0 S: 3	H: 0 LOB: 0 BB: 0 P: 3	R: 0 E: 0 K: 0 S: 3	H: 0 LOB: 0 BB: 0 P: 3	R: 0 E: 0 K: 1 S: 5	H: 0 LOB: 0 BB: 0 P: 5	R: 0 E: 0 K: 1 S: 6	H: 1 LOB: 1 BB: 0 P: 6	R: 0 E: 0 K: 0 S: 4	H: 1 LOB: 2 BB: 1 P: 8	R: 0 E: 0 K: 1 S: 5	H: 0 LOB: 1 BB: 1 P: 9	R: 0 E: 1 K: 1 S: 3	H: 0 LOB: 2 BB: 0 P: 3	R: 0 E: 0 K: 1 S: 7	H: 2 LOB: 0 BB: 0 P: 7	R: 0 E: 0 K: 0 S: 3	H: 1 LOB: 0 BB: 0 P: 3	1B: 5 2B: 0 3B: 0 HR: 0	SF: 0 SAC: 1 DP: 1 HBP: 0	WP: 0 PB: 0 SB: 1 CS: 0	PA: 33
<b>PITCHER</b>	IP	WLS	BF	H	R	ER	SO	BB	IBB	HBP	BLK	WP	HR	S	P	ERA	WHIP					
Pat Dobson, R (1,1) ERA: 1.69	9.0	W	33	5	0	0	4	2	0	0	0	0	0	39	47	0.00	0.778					

**Detroit Tigers @ Boston Red Sox**  
Fenway Park, Boston, MA  
Tue Jun 04 1968, 7:05 PM EDT  
Att: 31,698 - Unknown - 73 F

AB 30  
R 0  
H 5  
RBI 0  
BB 2  
SO 4  
LOB 9





Batter	1	2	3	4	5	6	7	8	9	AB	R	H	RBI	BB	SO	LOB	TOP					
Dick McAuliffe, L (1,4) OBP: 0.324, SLG: 0.400	L8		L4			G3	E		1B	4	1	1	0	1	0	0						
Mickey Stanley, R (1,8) OBP: 0.293, SLG: 0.364	1-3			L9		HR	E6		K	5	1	1	1	0	1	1						
Jim Northrup, L (1,9) OBP: 0.345, SLG: 0.417	6-3			K		WP	1B		1B	4	0	2	0	1	1	0						
Norm Cash, L (1,3) OBP: 0.263, SLG: 0.302		K				WP	1B		K	4	0	1	0	1	2	4						
Willie Horton, R (1,7) OBP: 0.361, SLG: 0.625		K				5-3	F2			4	0	0	0	0	2	6						
Don Wert, R (1,5) OBP: 0.271, SLG: 0.376					F8		E5		5-3	4	1	1	0	0	0	0						
Tom Matchick, L (1,6) Ray Oyler, R (8,6) OBP: 0.286, SLG: 0.444 OBP: 0.209, SLG: 0.213	6-3				G3		FC5-4		G4-3	4	0	2	0	0	0	1						
Jim Price, R (1,2) OBP: 0.184, SLG: 0.139			6-3		K		FC5-4		G4-3	4	1	0	1	0	1	2						
Denny McLain, R (1,1) Eddie Mathews, L (7,PH) Mickey Lolich, S (7,PR) Daryl Patterson, L (7,1) OBP: 0.152, SLG: 0.152 OBP: 0.256, SLG: 0.444 OBP: 0.333, SLG: 0.158	4-3					F7	E		5-3	2	0	0	0	0	0	0						
<b>Inning Stats</b>	R: 0 E: 0 K: 0 S: 3	H: 0 LOB: 0 BB: 0 P: 3	R: 0 E: 0 K: 2 S: 8	H: 1 LOB: 1 BB: 0 P: 8	R: 0 E: 0 K: 0 S: 3	H: 0 LOB: 0 BB: 0 P: 3	R: 0 E: 0 K: 2 S: 7	H: 0 LOB: 1 BB: 1 P: 11	R: 0 E: 0 K: 1 S: 5	H: 0 LOB: 0 BB: 0 P: 5	R: 1 E: 0 K: 0 S: 6	H: 3 LOB: 2 BB: 0 P: 6	R: 4 E: 2 K: 1 S: 9	H: 2 LOB: 3 BB: 2 P: 17	R: 0 E: 0 K: 0 S: 3	H: 1 LOB: 0 BB: 0 P: 3	R: 0 E: 0 K: 1 S: 7	H: 2 LOB: 2 BB: 0 P: 7	1B: 7 2B: 1 3B: 0 HR: 1	SF: 0 SAC: 0 DP: 1 HBP: 0	WP: 3 PB: 0 SB: 0 CS: 0	PA: 40
<b>PITCHER</b>	IP	WLS	BF	H	R	ER	SO	BB	IBB	HBP	BLK	WP	HR	S	P	ERA	WHIP					
Ray Culp, R (1,1) ERA: 4.47	6.1		27	6	4	2	5	1	0	0	0	1	1	36	40	2.84	1.105					
Bill Landis, L (7,1) ERA: 3.07	0.0	L	1	0	0	0	0	1	0	0	0	0	0	0	4	-	-					
Jim Lonborg, R (7,1) ERA:	0.2		4	0	1	0	1	1	0	0	0	2	0	5	9	0.00	1.500					
Jerry Stephenson, R (8,1) ERA: 4.54	2.0		8	3	0	0	1	0	0	0	0	0	0	10	10	0.00	1.500					

**Detroit Tigers @ Boston Red Sox**  
Fenway Park, Boston, MA  
Wed Jun 05 1968, 3:33 AM EDT  
Att: 22,385 - Unknown - 85 F

AB 37  
R 5  
H 9  
RBI 2  
BB 3  
SO 7  
LOB 14



Batter	1	2	3	4	5	6	7	8	9	AB	R	H	RBI	BB	SO	LOB	BOTTOM				
Jose Tartabull, L (1,9) OBP: 0.224, SLG: 0.216	1B	F7			6-3		6-3			4	1	1	0	0	0	1					
Reggie Smith, S (1,8) OBP: 0.338, SLG: 0.379	S		4-3			4-3			K	4	1	1	0	0	1	0					
Carl Yastrzemski, L (1,7) OBP: 0.452, SLG: 0.539	F8		F9			F3			BB	3	0	0	0	1	0	2					
Joe Foy, R (1,5) OBP: 0.370, SLG: 0.360	K		6-3			E5	1B		K	4	1	0	0	0	2	3					
George Scott, R (1,3) OBP: 0.246, SLG: 0.258	1B			6-3					6-3	4	1	2	3	0	0	1					
Jerry Adair, R (1,4) OBP: 0.333, SLG: 0.344	1B			L7		F7			6-3	4	0	1	1	0	0	1					
Rico Petrocelli, R (1,6) OBP: 0.273, SLG: 0.362	F8			F7			K		F5	4	0	0	0	0	1	1					
Gene Oliver, R (1,2) OBP: 0.250, SLG: 0.129		F2			5-3		K		5-3	4	0	0	0	0	1	0					
Ray Culp, R (1,1) Bill Landis, L (7,1) Jim Lonborg, R (7,1) Ken Harrelson, R (7,PH) Jose Santiago, R (7,PH) Jerry Stephenson, L (8,1) OBP: 0.306, SLG: 0.346 OBP: 0.214, SLG: 0.231 OBP: 0.405, SLG: 0.420	F3				6-3				HBP	2	0	0	0	0	0	0					
<b>Inning Stats</b>	R: 3 E: 0 K: 1 S: 9	H: 4 LOB: 1 BB: 0 P: 9	R: 0 E: 0 K: 0 S: 3	H: 0 LOB: 0 BB: 0 P: 3	R: 0 E: 0 K: 0 S: 3	H: 0 LOB: 0 BB: 0 P: 3	R: 0 E: 0 K: 0 S: 3	H: 0 LOB: 0 BB: 0 P: 3	R: 1 E: 1 K: 0 S: 5	H: 1 LOB: 1 BB: 0 P: 5	R: 0 E: 0 K: 2 S: 7	H: 0 LOB: 1 BB: 0 P: 8	R: 0 E: 0 K: 2 S: 7	H: 0 LOB: 1 BB: 1 P: 11	R: 0 E: 0 K: 0 S: 3	H: 0 LOB: 0 BB: 0 P: 3	1B: 4 2B: 1 3B: 0 HR: 0	SF: 0 SAC: 0 DP: 0 HBP: 1	WP: 0 PB: 0 SB: 1 CS: 0	PA: 35	
<b>PITCHER</b>	IP	WLS	BF	H	R	ER	SO	BB	IBB	HBP	BLK	WP	HR	S	P	ERA	WHIP				
Denny McLain, R (1,1) ERA: 2.18	6.0	W	24	5	4	3	1	0	0	0	0	0	0	26	26	4.50	0.833				
Daryl Patterson, R (7,1) ERA: 2.33	3.0	S	11	0	0	0	4	1	0	1	0	0	0	17	22	0.00	0.333				

**Detroit Tigers @ Boston Red Sox**  
Fenway Park, Boston, MA  
Wed Jun 05 1968, 3:33 AM EDT  
Att: 22,385 - Unknown - 85 F

AB 33  
R 4  
H 5  
RBI 4  
BB 1  
SO 5  
LOB 9






Batter	1	2	3	4	5	6	7	8	9	AB	R	H	RBI	BB	SO	LOB	TOP								
Dick McAuliffe, L (1, 4) OBP: 0.322, SLG: 0.397	0-0 HR 1B		0-0 4-3		0-0 3-1		0-0 6-3			4	1	1	0	0	0	1									
Mickey Stanley, R (1, 8) OBP: 0.298, SLG: 0.364	0-0 F9		0-0 BB HR 1B		0-3 K			4-0 FC5-6 BB		3	1	1	0	1	1	1									
Jim Northrup, L (1, 9) OBP: 0.348, SLG: 0.432	0-0 1-H HR		4-0 1-2 HR BB		0-0 4-3			0-0 FC5-6 1-2		3	2	1	2	1	0	1									
Norm Cash, L (1, 3) OBP: 0.270, SLG: 0.336	0-0 E4 1B		0-0 1-H 2-H HR		0-0 3-1			0-0 F2		4	1	2	3	0	0	1									
Willie Horton, R (1, 7) OBP: 0.353, SLG: 0.610	0-3 K		0-0 5-3		0-3 K			0-0 F8		4	0	0	0	0	2	2									
Don Wert, R (1, 5) OBP: 0.271, SLG: 0.370	0-0 E4 1-2		0-0 F8		0-0 4-3			1-0 G5-4-3 HBP		3	0	0	0	0	0	1									
Tom Matchick, L (1, 6) OBP: 0.255, SLG: 0.267		0-0 G3		0-0 4-3			0-0 F7		0-0 F8	3	0	0	0	0	0	0									
Ray Oyler, R (7, 6) OBP: 0.207, SLG: 0.211										1	0	0	0	0	0	1									
Jim Price, R (1, 2) OBP: 0.190, SLG: 0.150		0-0 6-3		0-0 F8			0-0 SH1 1B		0-0 G5-4-3 1-2	4	0	1	0	0	0	1									
Joe Sparna, R (1, 1) OBP: 0.069, SLG: 0.069		0-0 G3		0-0 6-3			0-0 SH1			2	0	0	0	0	0	0									
Fred Lasher, R (9, 1) OBP: 0.333, SLG: 0.333							1-2			0	0	0	0	0	0	0									
<b>Inning Stats</b>	R: 2 E: 1 K: 1 S: 8	H: 3 LOB: 1 BB: 0 P: 8	R: 0 E: 0 K: 0 S: 3	H: 0 LOB: 0 BB: 0 P: 3	R: 3 E: 0 K: 0 S: 5	H: 2 LOB: 0 BB: 1 P: 9	R: 0 E: 0 K: 0 S: 3	H: 0 LOB: 0 BB: 0 P: 3	R: 0 E: 0 K: 1 S: 5	H: 0 LOB: 0 BB: 0 P: 5	R: 0 E: 0 K: 0 S: 4	H: 1 LOB: 1 BB: 0 P: 4	R: 0 E: 0 K: 0 S: 3	H: 0 LOB: 0 BB: 0 P: 7	R: 0 E: 0 K: 0 S: 2	H: 0 LOB: 0 BB: 0 P: 3	1B: 4 2B: 0 3B: 0 HR: 2	SF: 0 SAC: 1 DP: 1 HBP: 1	WP: 0 PB: 0 SB: 0 CS: 0	PA: 35					
<b>PITCHER</b>	IP	WLS	BF	H	R	ER	SO	BB	IBB	HBP	BLK	WP	HR	S	P	ERA	WHIP								
Lee Stange, R (1, 1) ERA: 4.76	5.0	L	21	5	5	5	2	1	0	0	0	0	2	24	28	9.00	1.200								
Dick Ellsworth, L (6, 1) ERA: 4.3	2.0		7	1	0	0	1	0	0	0	0	0	0	9	9	0.00	0.500								
Bill Landis, L (8, 1) ERA: 2.7	2.0		7	0	0	0	0	1	0	1	0	0	0	5	10	0.00	0.500								

**Detroit Tigers @ Boston Red Sox**  
Fenway Park, Boston, MA  
Thu Jun 06 1968, 3:33 AM EDT  
Att: 16,513 - Unknown - 98 F


AB 31  
R 5  
H 6  
RBI 5  
BB 2  
SO 3  
LOB 9



Batter	1	2	3	4	5	6	7	8	9	AB	R	H	RBI	BB	SO	LOB	BOTTOM								
Joe Foy, R (1, 5) OBP: 0.378, SLG: 0.366	0-0 1B HR 1B	0-3 K			4-0 BB			0-0 G6-3 1B		3	1	2	0	1	1	1									
Reggie Smith, S (1, 8) OBP: 0.337, SLG: 0.376	0-0 1-3 HR 1B		0-0 F9		0-0 F4			0-0 F8		4	1	1	0	0	0	2									
Carl Yastrzemski, L (1, 7) OBP: 0.453, SLG: 0.554	0-0 1-H 3-H HR		0-0		0-0 4-3			0-0 G6-3 1-2		4	1	2	3	0	0	2									
George Scott, R (1, 3) OBP: 0.240, SLG: 0.252	0-0 L5		0-0 F8		0-0 6-3			0-0 5-3		4	0	0	0	0	0	1									
Joe Lahoud, L (1, 9) OBP: 0.311, SLG: 0.289	0-0 F3		0-0 4-1		0-0 6-3			0-0 F3		4	0	0	0	0	0	1									
Jerry Adair, R (1, 4) OBP: 0.324, SLG: 0.333	0-0 6-3			0-0 5-3		0-0 6-3		0-0 BB BB 1B		4	0	1	0	0	0	0									
Rico Petrocelli, R (1, 6) OBP: 0.278, SLG: 0.361		0-0 FC6-4 1B		0-0 5-3			0-0 F8		4-0 BB BB	3	0	1	0	1	0	0									
Russ Gibson, R (1, 2) OBP: 0.196, SLG: 0.306		0-0 FC6-4		0-0 F8			0-0 F8		4-0 BB BB	3	0	0	0	0	0	1									
Ken Harrison, R (9, PH) OBP: 0.372, SLG: 0.545		1-2 PB						1-2 2-3 BB		0	0	0	0	1	0	0									
Jose Santiago, R (9, FR) OBP: 0.214, SLG: 0.231		1-2								0	0	0	0	0	0	0									
Lee Stange, R (1, 1) OBP: 0.275, SLG: 0.286		0-0 F8			0-0 4-3			0-3 K		1	0	0	0	0	0	1									
Norm Siebern, L (5, PH) OBP: 0.059, SLG: 0.059										1	0	0	0	0	0	0									
Dick Ellsworth, L (6, 1) OBP: 0.366, SLG: 0.442										0	0	0	0	0	0	0									
Dalton Jones, L (7, PH) OBP: 0.186, SLG: 0.159										1	0	0	0	0	0	0									
Bill Landis, L (8, 1) OBP: 0.349, SLG: 0.337										0	0	0	0	0	1	3									
<b>Inning Stats</b>	R: 3 E: 0 K: 0 S: 6	H: 3 LOB: 0 BB: 0 P: 6	R: 0 E: 0 K: 1 S: 6	H: 1 LOB: 1 BB: 0 P: 6	R: 0 E: 0 K: 0 S: 4	H: 1 LOB: 1 BB: 0 P: 4	R: 0 E: 0 K: 0 S: 3	H: 0 LOB: 0 BB: 0 P: 3	R: 0 E: 0 K: 0 S: 3	H: 0 LOB: 0 BB: 0 P: 3	R: 0 E: 0 K: 0 S: 3	H: 0 LOB: 0 BB: 0 P: 3	R: 0 E: 0 K: 0 S: 3	H: 1 LOB: 0 BB: 0 P: 3	R: 0 E: 0 K: 1 S: 6	H: 1 LOB: 3 BB: 2 P: 14	1B: 6 2B: 0 3B: 0 HR: 1	SF: 0 SAC: 0 DP: 1 HBP: 0	WP: 0 PB: 1 SB: 0 CS: 0	PA: 36					
<b>PITCHER</b>	IP	WLS	BF	H	R	ER	SO	BB	IBB	HBP	BLK	WP	HR	S	P	ERA	WHIP								
Joe Sparna, R (1, 1) ERA: 3.31	8.2		34	7	3	3	1	2	0	0	0	0	1	34	42	3.12	1.038								
Fred Lasher, R (9, 1) ERA: 2.33	0.1	S	2	0	0	0	1	1	0	0	0	0	0	3	7	0.00	3.000								

**Detroit Tigers @ Boston Red Sox**  
Fenway Park, Boston, MA  
Thu Jun 06 1968, 3:33 AM EDT  
Att: 16,513 - Unknown - 98 F

AB 33  
R 3  
H 7  
RBI 3  
BB 3  
SO 2  
LOB 12





Batter	1	2	3	4	5	6	7	8	9	AB	R	H	RBI	BB	SO	LOB	TOP			
Larry Brown, R OBP: 0.290, SLG: 0.320 (1, 6)	L9		L7		E5 FC5 BB	P4			SH3-4	4	1	0	0	0	0	2	<b>Cleveland Indians @ Detroit Tigers</b> Tiger Stadium, Detroit, MI Fri Jun 07 1968, 7:05 PM EDT Att: 31,646 - Unknown			
Jose Cardenal, R OBP: 0.274, SLG: 0.305 (1, 8)	S BB 1B BB		K		BB FC5 BB		G3	1B G1-2-4	3	1	1	0	2	1	1					
Tony Horton, R OBP: 0.326, SLG: 0.430 Stan Williams, R OBP: 0.350, SLG: 0.278 Mike Paul, L (9, 1)	1B BB		F9		F9		E5 3-1	1B	4	0	2	1	1	0	3					
Lee Mays, L OBP: 0.289, SLG: 0.420 (9, 3)	1-2 BB							1-3 2-H	0	0	0	0	0	0	0					
Joe Azcue, R OBP: 0.352, SLG: 0.366 (1, 2)	1-3 2-H				FC5 BB		3-1	1B	0	1	0	0	1	0	0					
Max Alvis, R OBP: 0.327, SLG: 0.401 (1, 5)	F9				BB			1-2 2-3 3-4	3	0	1	1	2	0	3					
Chico Salmon, R OBP: 0.286, SLG: 0.301 Willie Smith, L OBP: 0.296, SLG: 0.227 Jose Vidal, R OBP: 0.222, SLG: 0.423 (5, 7)		1-3			F8		K		4	0	0	0	0	1						
Tommy Harper, R OBP: 0.258, SLG: 0.368 (1, 9)		5-3			5-3		F8		2	0	0	0	0	1						
Vern Fuller, R OBP: 0.314, SLG: 0.370 (1, 4)		6-3			SH3-4 E 1B		6-3		4	1	1	0	0	1	0					
Steve Hargan, R OBP: 0.226, SLG: 0.267 Hal Kurtz, R (7, 1) Mike Paul, L (9, 3)					SH3-4			SH3-4 1B BB	2	0	2	0	0	0	0					
<b>Inning Stats</b>	R: 1 E: 0 K: 0 S: 3	H: 1 LOB: 1 BB: 2 P: 11	R: 0 E: 0 K: 0 S: 3	H: 0 LOB: 0 BB: 0 P: 3	R: 0 E: 0 K: 1 S: 6	H: 1 LOB: 1 BB: 0 P: 6	R: 0 E: 0 K: 0 S: 3	H: 0 LOB: 1 BB: 1 P: 7	R: 2 E: 1 K: 1 S: 8	H: 1 LOB: 3 BB: 2 P: 16	R: 0 E: 0 K: 0 S: 4	H: 1 LOB: 2 BB: 0 P: 4	R: 0 E: 0 K: 3 S: 9	H: 0 LOB: 0 BB: 0 P: 9	R: 1 E: 0 K: 0 S: 4	H: 2 LOB: 2 BB: 2 P: 12	1B: 7 2B: 0 3B: 0 HR: 0	SF: 0 SAC: 2 DP: 1 HBP: 0	WP: 0 PB: 0 SB: 1 CS: 0	PA: 41
<b>PITCHER</b>	IP WLS BF H R ER SO	IP WLS BF H R ER SO	IP WLS BF H R ER SO	IP WLS BF H R ER SO	IP WLS BF H R ER SO	IP WLS BF H R ER SO	IP WLS BF H R ER SO	IP WLS BF H R ER SO	IP WLS BF H R ER SO	IP WLS BF H R ER SO	IP WLS BF H R ER SO	IP WLS BF H R ER SO	IP WLS BF H R ER SO	IP WLS BF H R ER SO	IP WLS BF H R ER SO	IP WLS BF H R ER SO	ERA WHIP	ERA WHIP		
John Hiller, L ERA: 1.39 Pat Dobson, R ERA: 1.07 Dennis Ribant, R ERA: 2.7 Fred Lasher, R ERA: 2.53	4.2 0.1 2.0 2.0	23 1 8 9	3 0 2 2	3 0 0 1	1 0 0 1	1 0 0 3	1 0 8 21	1 0 8 13	40 3 3 21	1.93 0.00 0.00 4.50	1.714 0.000 1.000 1.500									

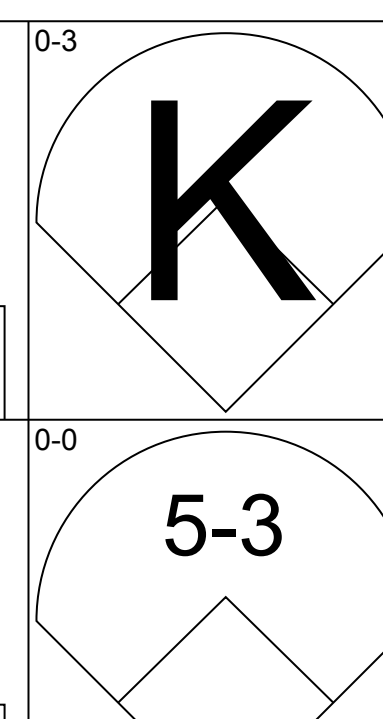
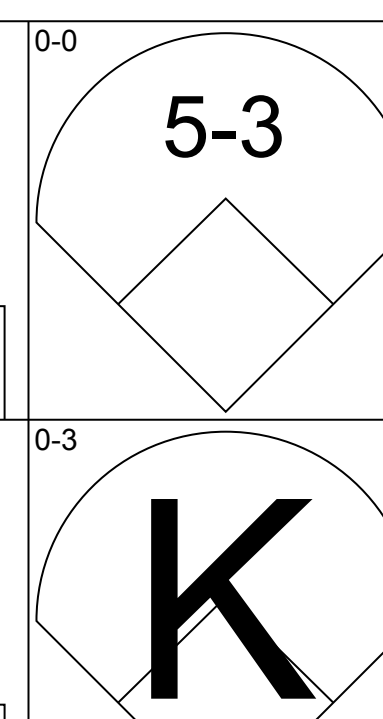
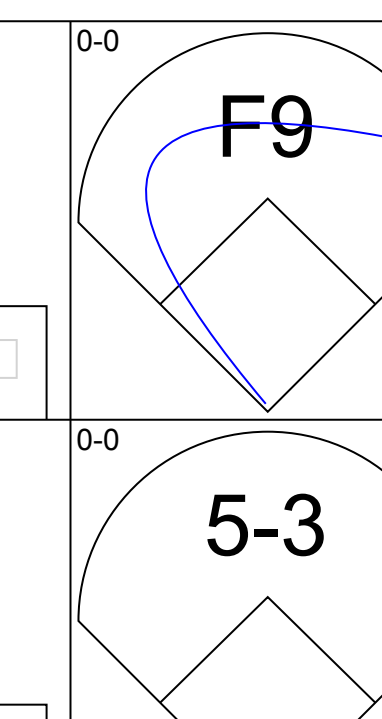
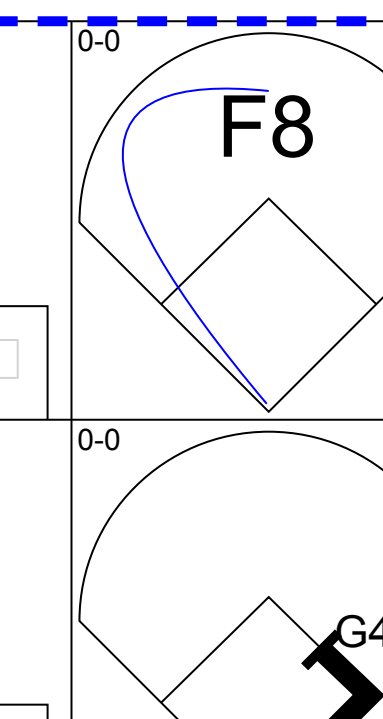
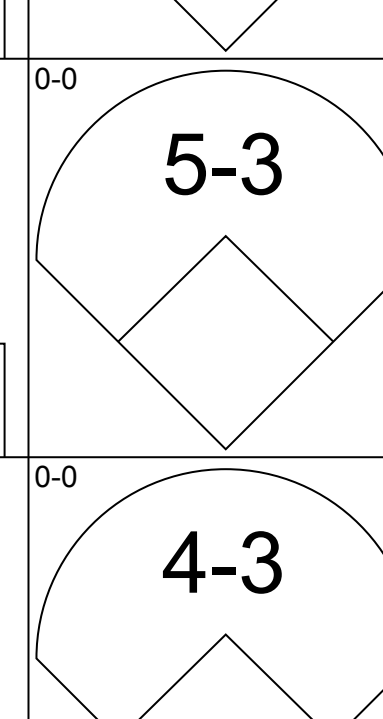
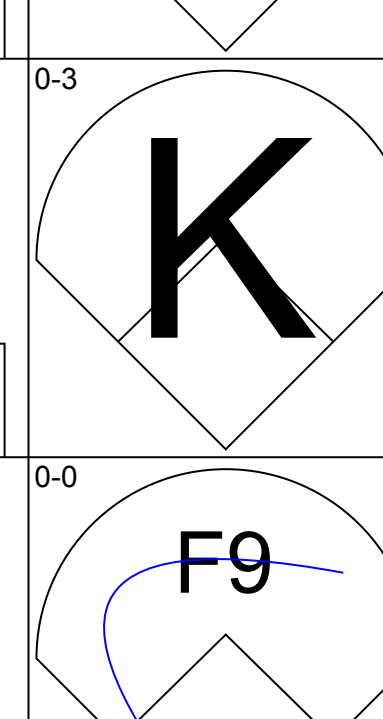
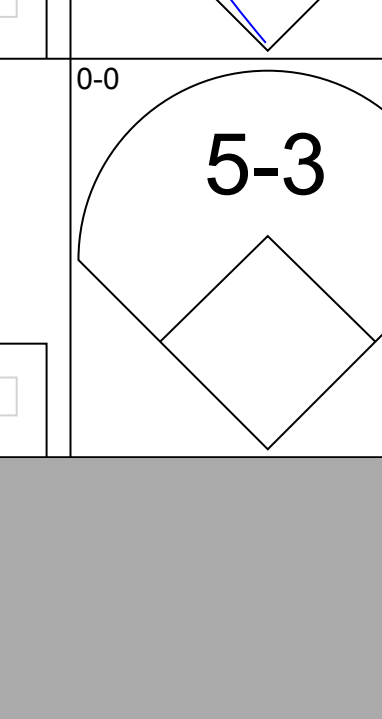
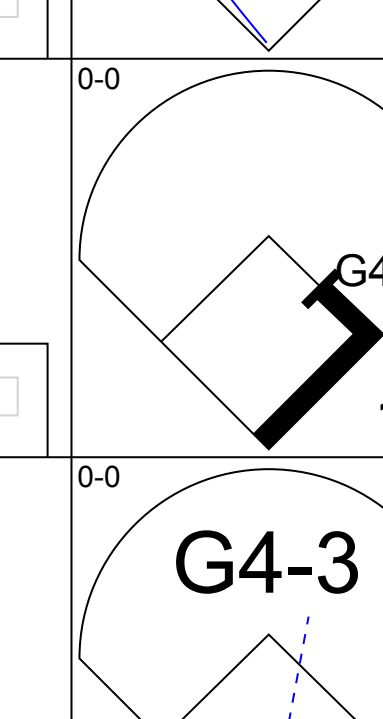
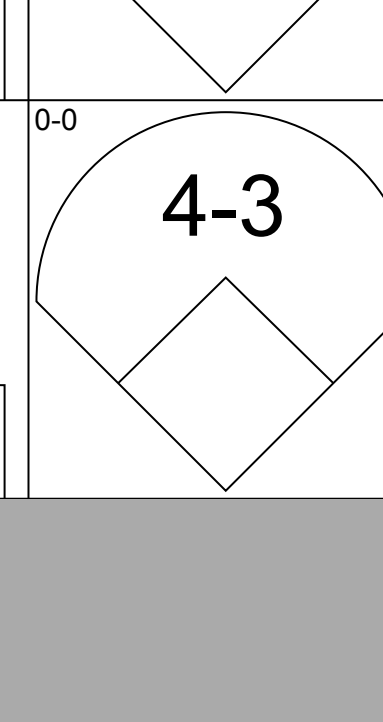
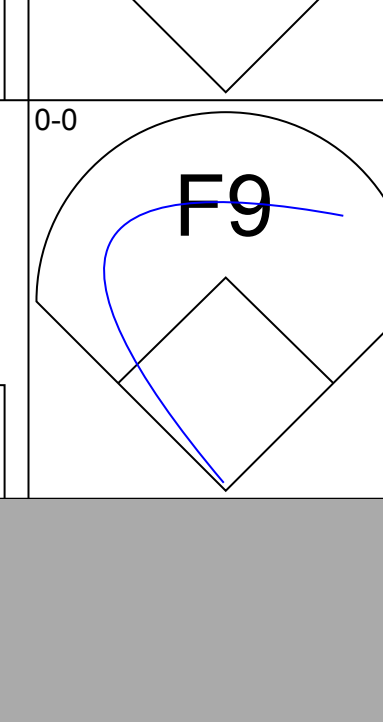
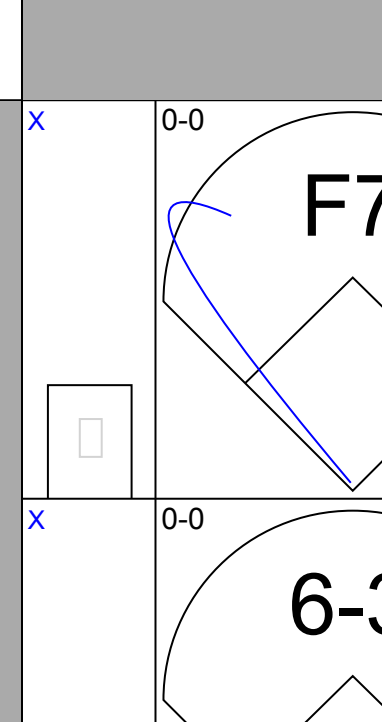
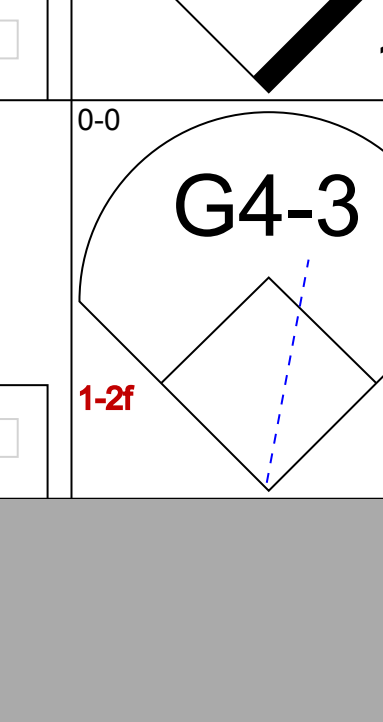
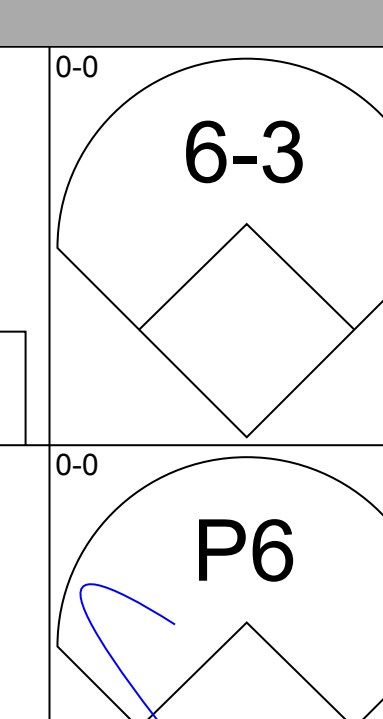
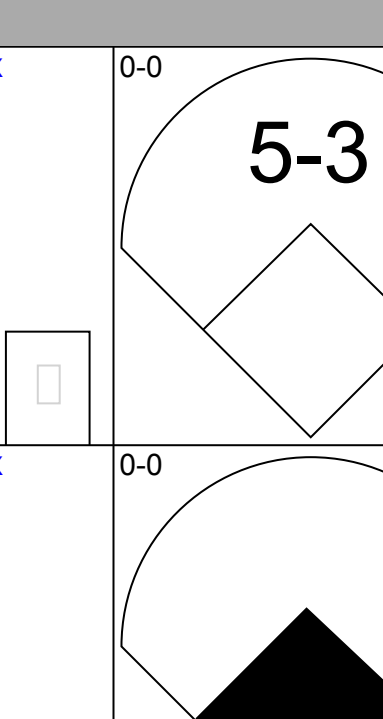
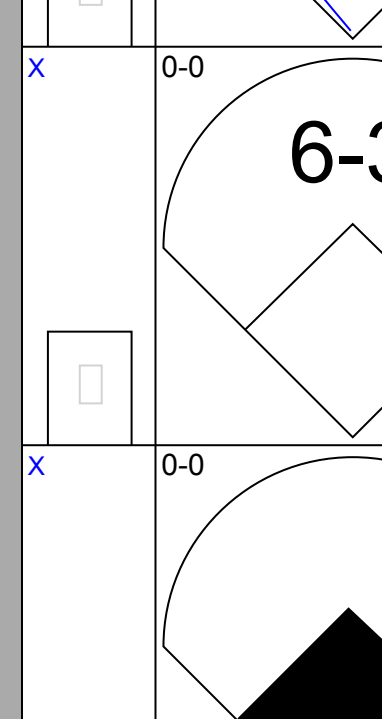
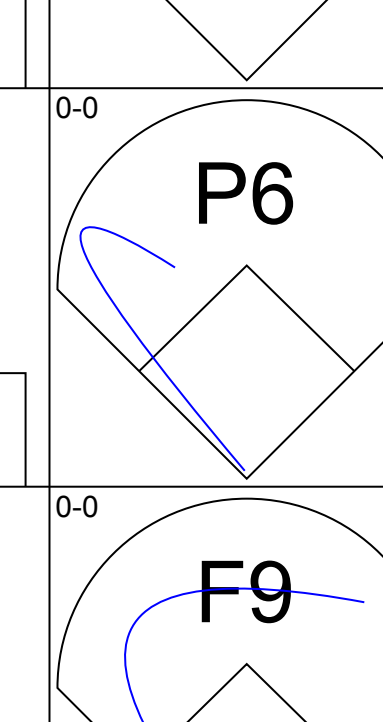
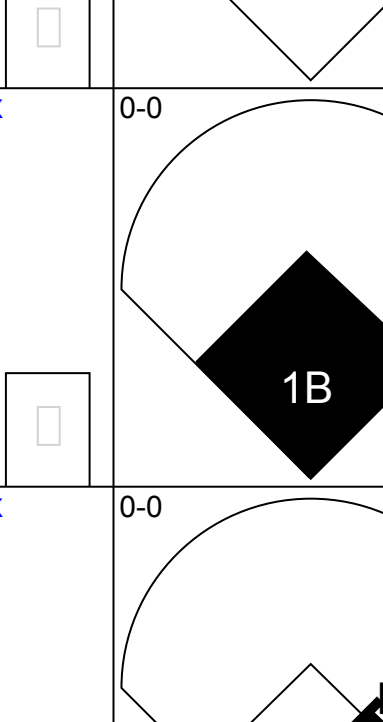
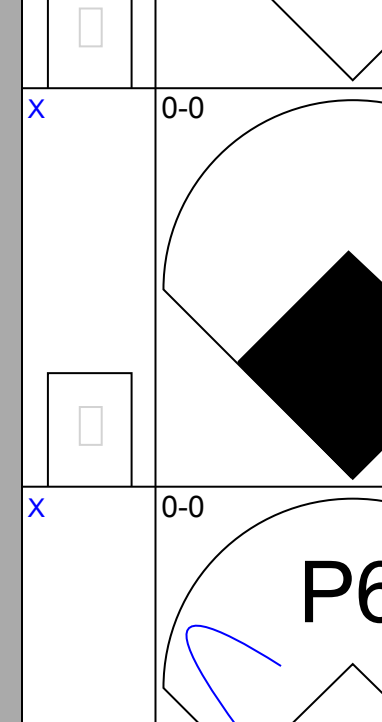
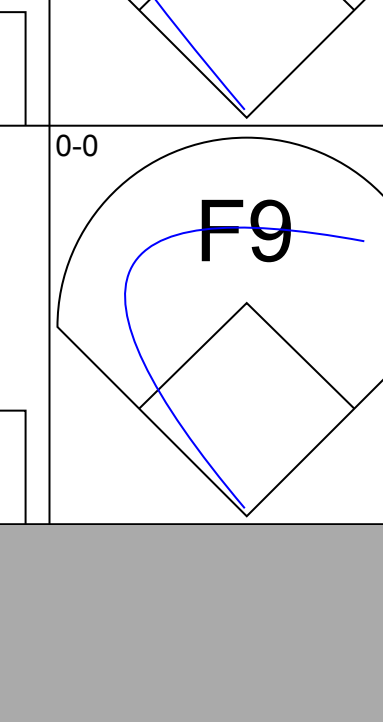
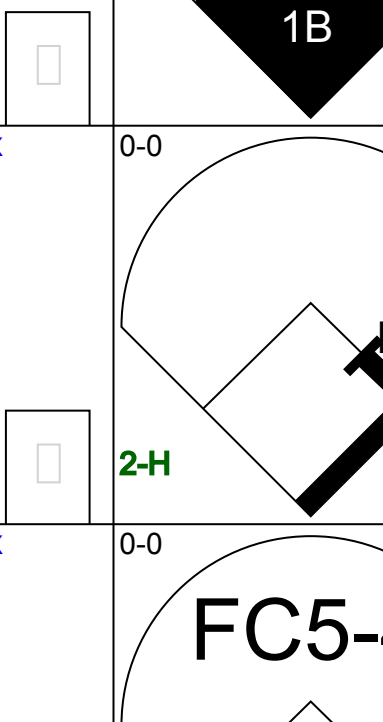
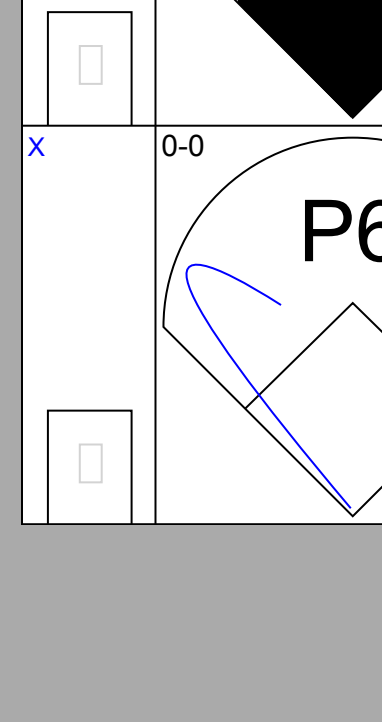
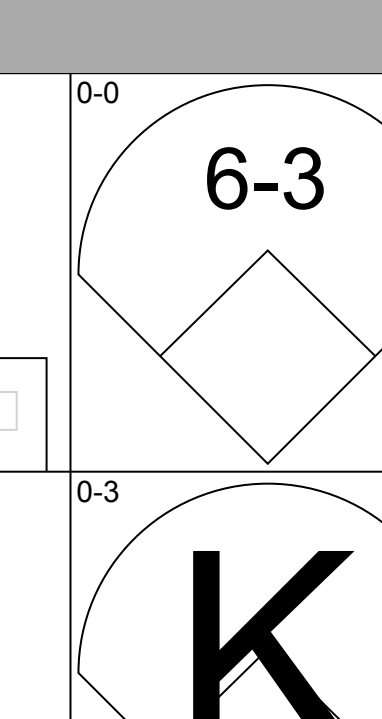
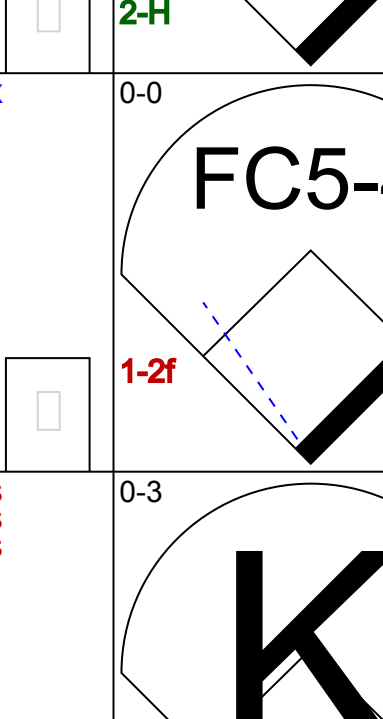
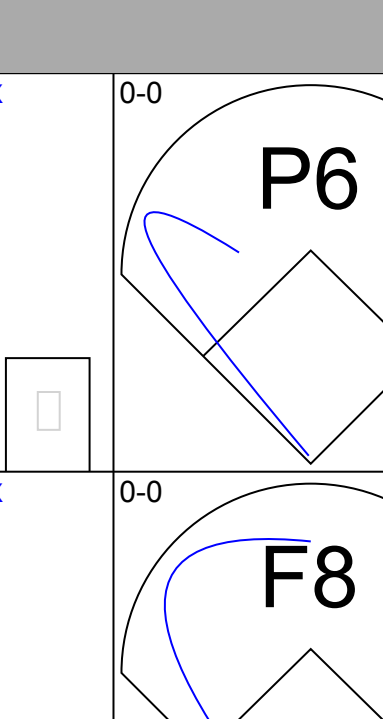
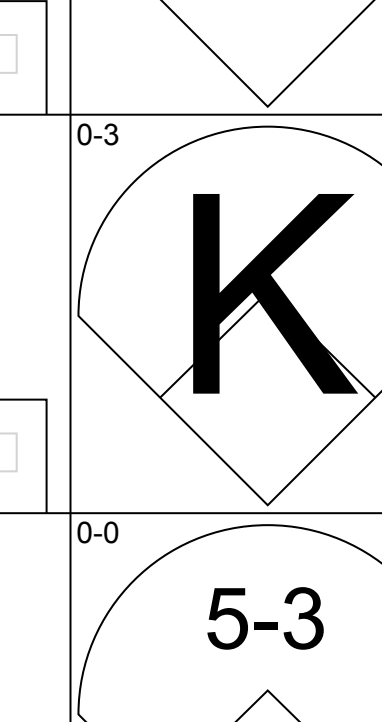
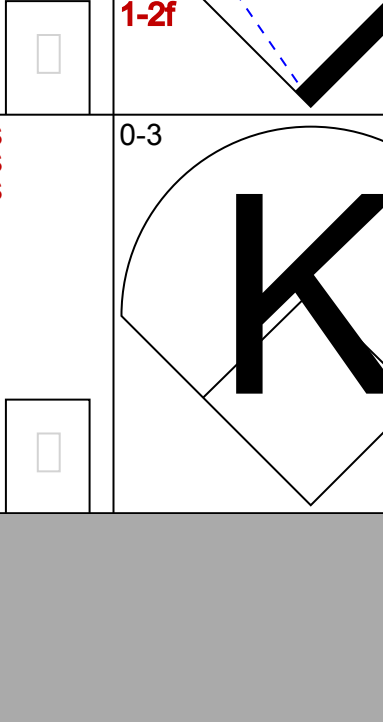
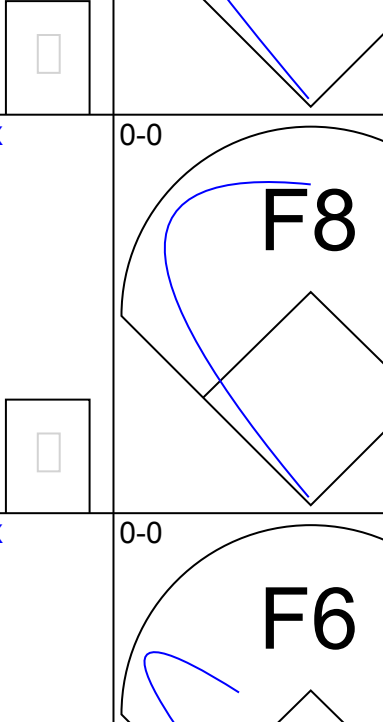
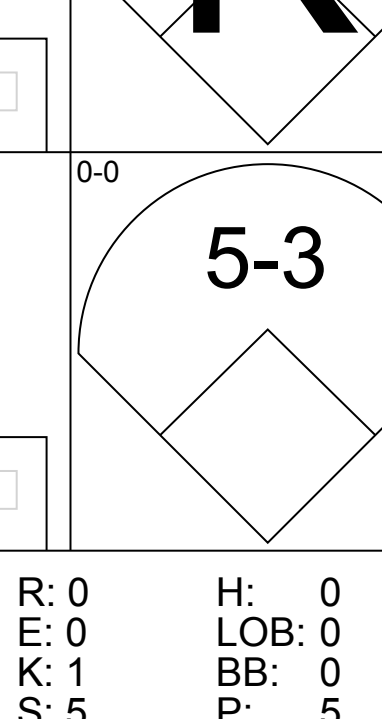
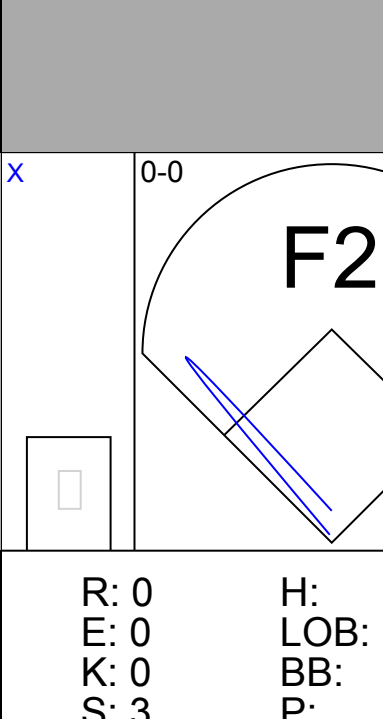
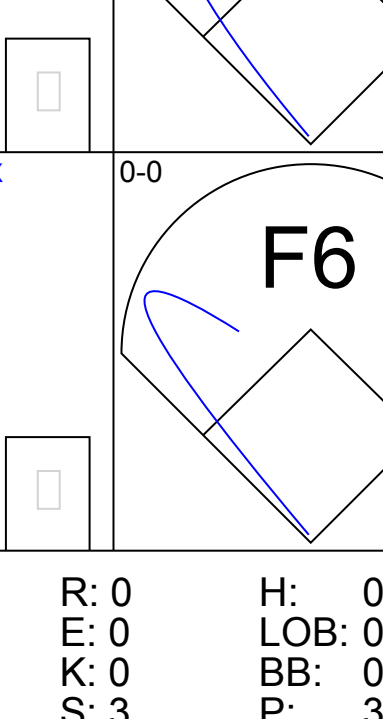
Batter	1	2	3	4	5	6	7	8	9	AB	R	H	RBI	BB	SO	LOB	BOTTOM					
Dick McAuliffe, L OBP: 0.319, SLG: 0.391 (1, 4)	3-1		3-1			G4-6-3 1B	K		E3 3B	5	1	1	0	0	1	3	<b>Cleveland Indians @ Detroit Tigers</b> Tiger Stadium, Detroit, MI Fri Jun 07 1968, 7:05 PM EDT Att: 31,646 - Unknown					
Mickey Stanley, R OBP: 0.295, SLG: 0.371 (1, 8)	5-3		4-3			G4-6-3 1-2	K		3B	5	0	1	2	0	1	1						
Jim Northrup, L OBP: 0.346, SLG: 0.425 (1, 9)	BB		4-3			F9	F8			3	0	0	0	1	0	0						
Norm Cash, L OBP: 0.286, SLG: 0.398 (1, 3)	F9				G5-4-3 BB		HR		HR	3	2	2	2	1	0	1						
Willie Horton, R OBP: 0.356, SLG: 0.623 (1, 7)		E3 FC6-4			G5-4-3 1-2		HR		IBB	3	1	1	1	1	0	1						
Don Wert, R OBP: 0.270, SLG: 0.364 (1, 5)		FC6-4 1-2			F9		HBP BB		K	3	0	0	0	1	1	2						
Tom Matchick, L OBP: 0.275, SLG: 0.255 (1, 6)					F9		HBP		K	2	0	0	0	1	1	0						
Jim Price, R OBP: 0.200, SLG: 0.143 Gates Brown, L OBP: 0.571, SLG: 0.833 Fred Lasher, R OBP: 0.333, SLG: 0.333 Dick Tracewski, R OBP: 0.240, SLG: 0.186 (1, 2)					F8		G6-3 BB		6-3	1	0	0	0	1	0	2						
John Hiller, R OBP: 0.126, SLG: 0.126 Pat Dobson, R OBP: 0.333, SLG: 0.200 Wayne Comer, R OBP: 0.143, SLG: 0.143 Dennis Ribant, R OBP: 0.143, SLG: 0.143 Bill Freshman, R OBP: 0.357, SLG: 0.489 (5, 1) (5, PH) (8, 1) (7, PH) (8, 2)					K		G6-3 1-2		K	1	0	0	0	0	1	2						
<b>Inning Stats</b>	R: 0 E: 0 K: 0 S: 3	H: 0 LOB: 1 BB: 1 P: 7	R: 0 E: 1 K: 1 S: 6	H: 0 LOB: 1 BB: 1 P: 10	R: 0 E: 0 K: 0 S: 3	H: 0 LOB: 0 BB: 0 P: 3	R: 0 E: 0 K: 0 S: 2	H: 0 LOB: 0 BB: 1 P: 6	R: 0 E: 0 K: 0 S: 2	H: 0 LOB: 0 BB: 1 P: 6	R: 0 E: 0 K: 0 S: 3	H: 1 LOB: 0 BB: 0 P: 3	R: 2 E: 0 K: 3 S: 11	H: 2 LOB: 2 BB: 1 P: 16	R: 1 E: 0 K: 2 S: 8	H: 1 LOB: 1 BB: 1 P: 12		R: 2 E: 1 K: 1 S: 7	H: 2 LOB: 1 BB: 0 P: 7	1B: 2 2B: 0 3B: 1 HR: 3	SF: 0 SAC: 0 DP: 3 HBP: 1	WP: 0 PB: 0 SB: 0 CS: 0
<b>PITCHER</b>	IP WLS BF H R ER SO	IP WLS BF H R ER SO	IP WLS BF H R ER SO	IP WLS BF H R ER SO	IP WLS BF H R ER SO	IP WLS BF H R ER SO	IP WLS BF H R ER SO	IP WLS BF H R ER SO	IP WLS BF H R ER SO	IP WLS BF H R ER SO	IP WLS BF H R ER SO	IP WLS BF H R ER SO	IP WLS BF H R ER SO	IP WLS BF H R ER SO	IP WLS BF H R ER SO	IP WLS BF H R ER SO	ERA WHIP	ERA WHIP				
Steve Hargan, R ERA: 2.86 Hal Kurtz, R ERA: 1.72 Mike Paul, L ERA: 1.04 Stan Williams, R ERA: 1.31 Mike Paul, L ERA: 1.04	6.0 0.0 2.2 0.0 2.2	24 1 12 1 12	2 0 2 3 2	2 0 3 1 6	2 0 3 1 6	2 0 3 1 6	2 0 3 1 6	2 0 3 1 6	21 0 23 1 23	4 0 27 1 27	3.00 ∞ 3.38 ∞ 3.38	1.167 ∞ 0.750 ∞ 0.750										



Batter	1	2	3	4	5	6	7	8	9	AB	R	H	RBI	BB	SO	LOB	TOP					
Max Alvis, R OBP: 0.326, SLG: 0.398 (1, 5)										4	0	1	0	0	1	0	<b>Cleveland Indians @ Detroit Tigers</b> Tiger Stadium, Detroit, MI Sat Jun 08 1968, 7:05 PM EDT Att: 28,100 - Unknown					
Lary Brown, R OBP: 0.289, SLG: 0.318 (1, 6)										4	0	1	0	0	0	1						
Tony Horton, R OBP: 0.329, SLG: 0.446 (1, 3)										4	1	2	1	0	2	2						
Joe Azcue, R OBP: 0.347, SLG: 0.360 (1, 2)										4	0	1	0	0	0	2						
Jose Cardenal, R OBP: 0.270, SLG: 0.299 (1, 8)										4	0	0	0	0	0	3						
Chico Salmon, R OBP: 0.286, SLG: 0.306 (1, 7)										4	0	1	0	0	1	3						
Vern Fuller, R OBP: 0.315, SLG: 0.367 (1, 4)										3	0	1	0	0	2	0						
Jose Vidal, R OBP: 0.200, SLG: 0.379 (1, 9)										3	0	0	0	0	2	1						
Sam McDowell, L OBP: 0.171, SLG: 0.147 Leon Wagner, L (8, PH) Billy Rohr, L (8, 1)										2	0	0	0	0	1	0						
<b>Inning Stats</b>	R: 1 E: 0 K: 0 S: 4	H: 1 LOB: 0 BB: 0 P: 4	R: 0 E: 0 K: 1 S: 5	H: 0 LOB: 0 BB: 0 P: 5	R: 0 E: 0 K: 1 S: 5	H: 0 LOB: 0 BB: 0 P: 5	R: 0 E: 0 K: 1 S: 7	H: 2 LOB: 2 BB: 0 P: 7	R: 0 E: 0 K: 2 S: 7	H: 0 LOB: 0 BB: 0 P: 7	R: 0 E: 0 K: 1 S: 6	H: 1 LOB: 1 BB: 0 P: 6	R: 0 E: 0 K: 1 S: 6	H: 2 LOB: 1 BB: 0 P: 6	R: 0 E: 0 K: 2 S: 7	H: 0 LOB: 0 BB: 0 P: 7	R: 0 E: 0 K: 1 S: 6	H: 1 LOB: 1 BB: 0 P: 6	1B: 5 2B: 1 3B: 0 HR: 1	SF: 0 SAC: 0 DP: 0 HBP: 0	WP: 0 PB: 0 SB: 1 CS: 1	PA: 33
<b>PITCHER</b> Mickey Lolich, L ERA: 3.0 (1, 1)	IP: 9.0 WLS: W BF: 33 H: 7 R: 1 ER: 1 SO: 10 BB: 0 IBB: 0 HBP: 0 BLK: 0 WP: 0 HR: 1 S: 53 P: 53 ERA: 1.00 WHIP: 0.778															<b>PITCHER</b>						

Batter	1	2	3	4	5	6	7	8	9	AB	R	H	RBI	BB	SO	LOB	BOTTOM			
Dick McAuliffe, L OBP: 0.323, SLG: 0.404 (1, 4)										4	1	2	0	0	1	0	<b>Cleveland Indians @ Detroit Tigers</b> Tiger Stadium, Detroit, MI Sat Jun 08 1968, 7:05 PM EDT Att: 28,100 - Unknown			
Dick Tracewski, R OBP: 0.241, SLG: 0.174 Ray Oyler, R OBP: 0.207, SLG: 0.211 (1, 6)										3	0	0	0	1	1	1				
Jim Northrup, L OBP: 0.340, SLG: 0.416 (1, 9)										4	1	0	1	0	1	2				
Bill Freehan, R OBP: 0.357, SLG: 0.484 (1, 3)										2	0	0	0	1	0	2				
Willie Horton, R OBP: 0.356, SLG: 0.618 (1, 7)										3	0	1	1	0	0	0				
Don Wert, R OBP: 0.266, SLG: 0.358 (1, 5)										3	0	0	0	0	0	2				
Mickey Stanley, R OBP: 0.306, SLG: 0.378 (1, 8)										2	1	2	0	1	0	0				
Jim Price, R OBP: 0.208, SLG: 0.178 (1, 2)										3	0	1	1	0	0	2				
Mickey Lolich, S OBP: 0.296, SLG: 0.136 (1, 1)										3	0	0	0	0	0	2				
<b>Inning Stats</b>	R: 2 E: 0 K: 1 S: 7	H: 2 LOB: 1 BB: 1 P: 11	R: 0 E: 0 K: 0 S: 2	H: 0 LOB: 0 BB: 1 P: 6	R: 0 E: 0 K: 1 S: 5	H: 0 LOB: 0 BB: 0 P: 5	R: 0 E: 0 K: 0 S: 3	H: 0 LOB: 0 BB: 0 P: 3	R: 0 E: 0 K: 0 S: 3	H: 1 LOB: 0 BB: 0 P: 3	R: 0 E: 0 K: 1 S: 5	H: 1 LOB: 1 BB: 1 P: 9	R: 1 E: 0 K: 0 S: 5	H: 2 LOB: 1 BB: 0 P: 5	R: 0 E: 0 K: 0 S: 3	H: 0 LOB: 0 BB: 0 P: 3	1B: 4 2B: 3 3B: 1 HR: 0	SF: 0 SAC: 0 DP: 4 HBP: 0	WP: 0 PB: 0 SB: 0 CS: 0	PA: 30
<b>PITCHER</b> Sam McDowell, L ERA: 1.93 Billy Rohr, L ERA: 4.63 (1, 1)	IP: 7.0 WLS: L BF: 27 H: 6 R: 3 ER: 3 SO: 3 BB: 3 IBB: 0 HBP: 0 BLK: 0 WP: 0 HR: 0 S: 30 P: 42 ERA: 3.86 WHIP: 1.286															<b>PITCHER</b>				

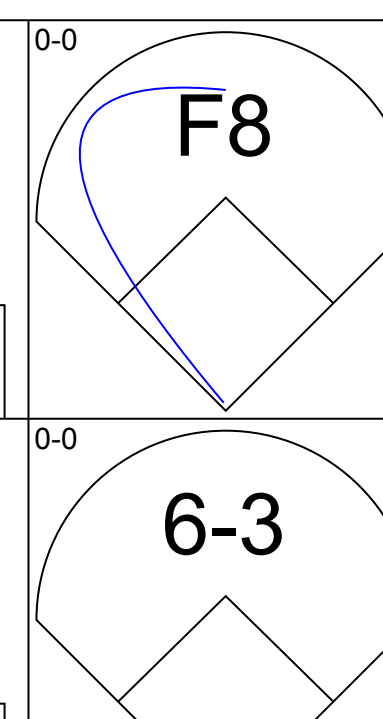
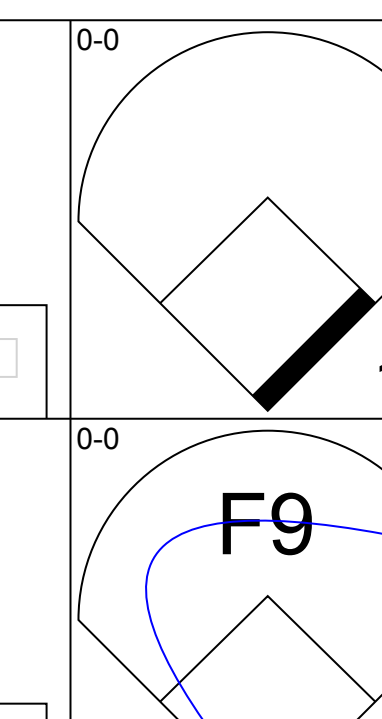
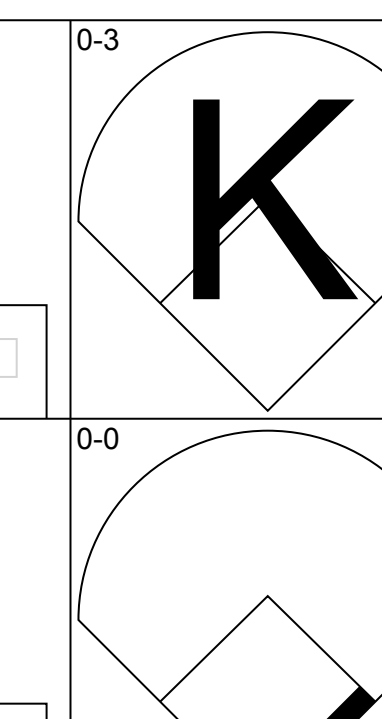
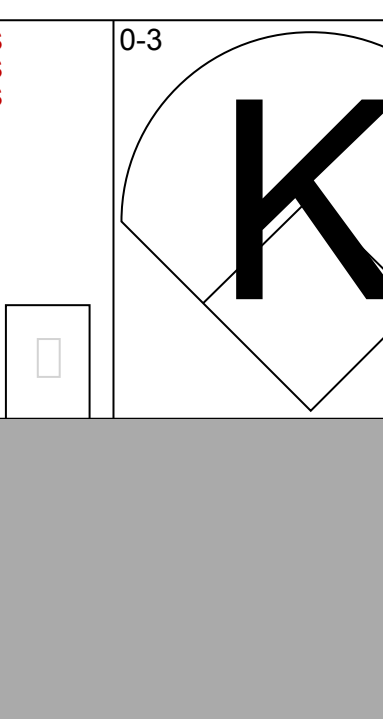
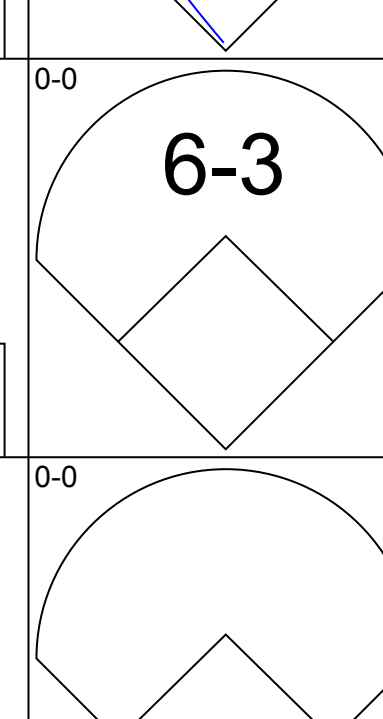
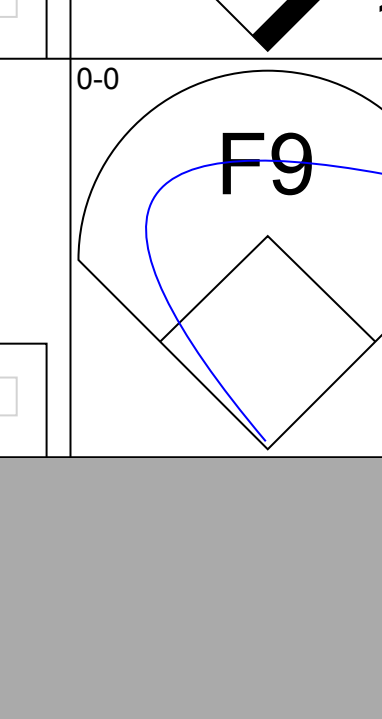
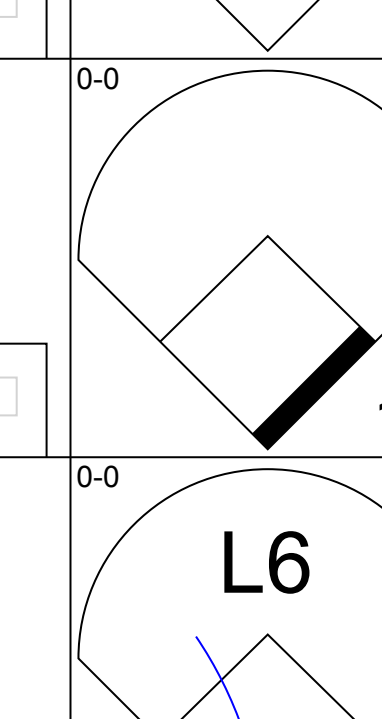
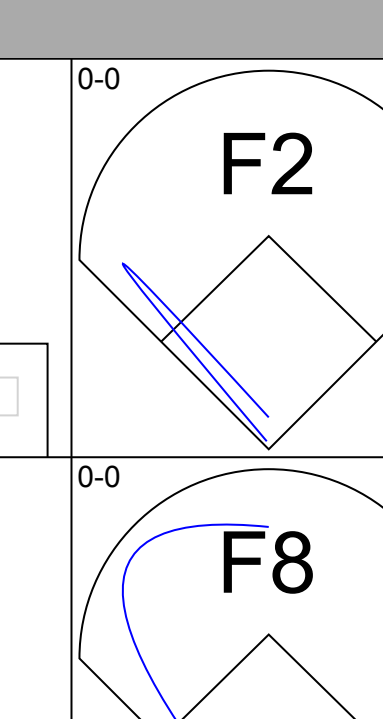
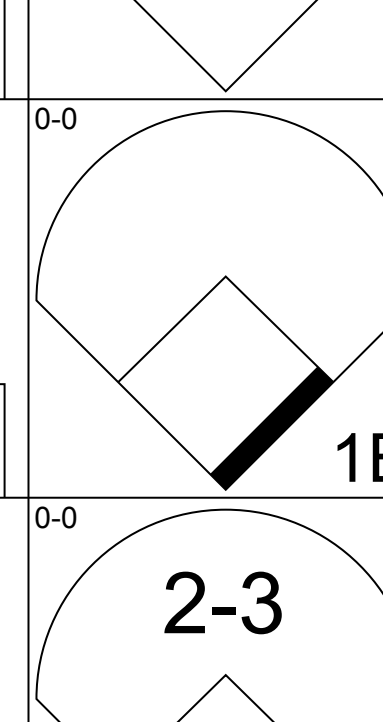
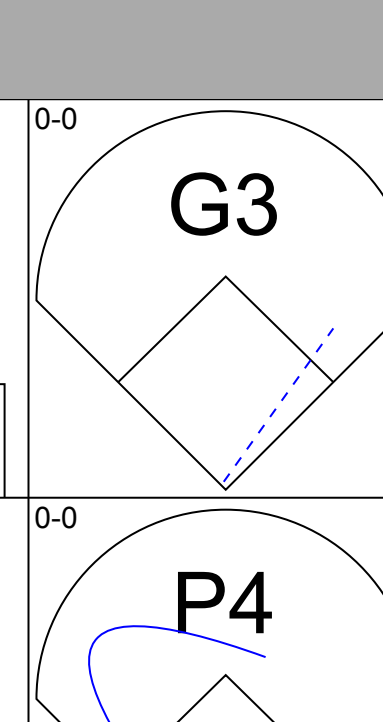
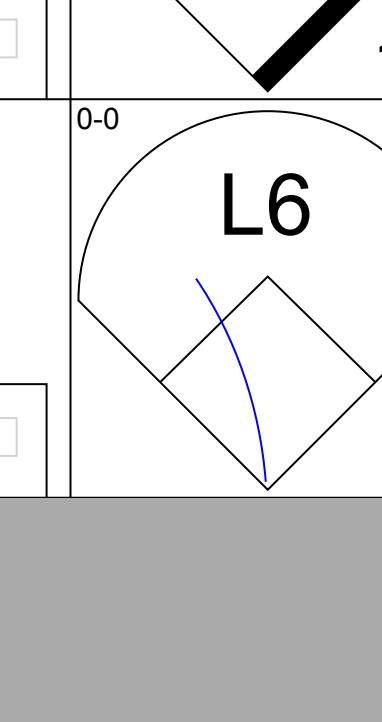
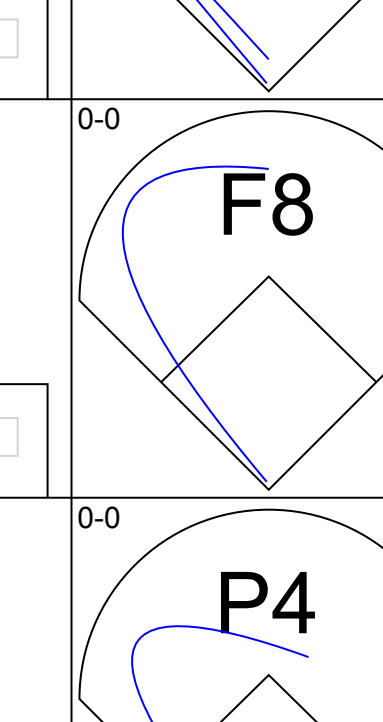
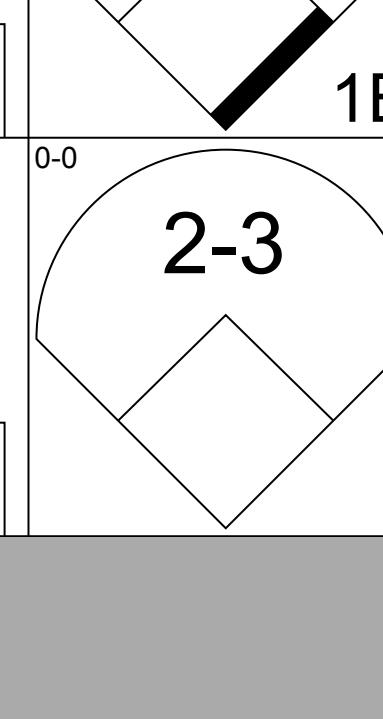
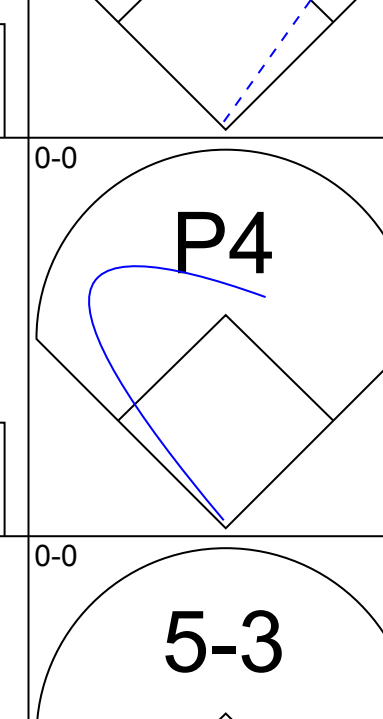
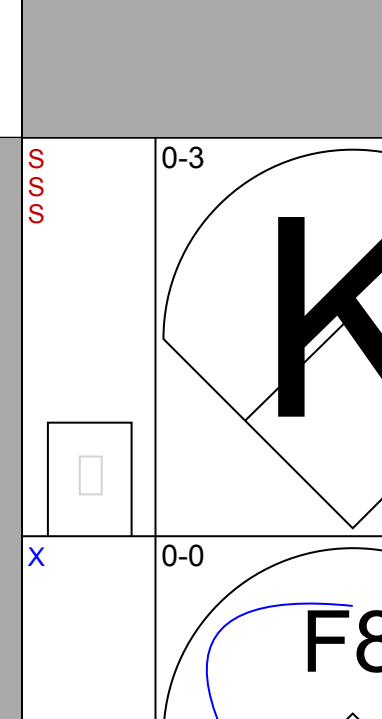
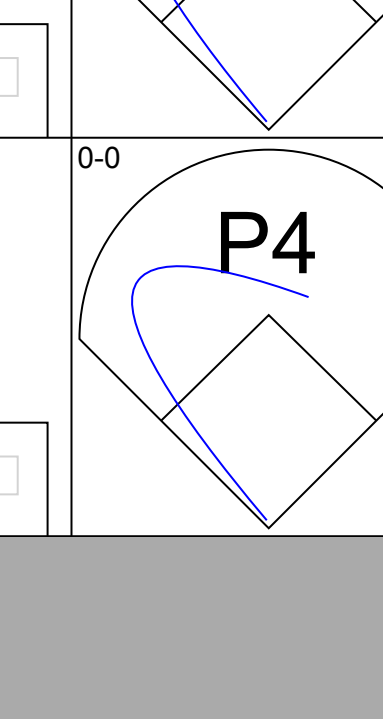
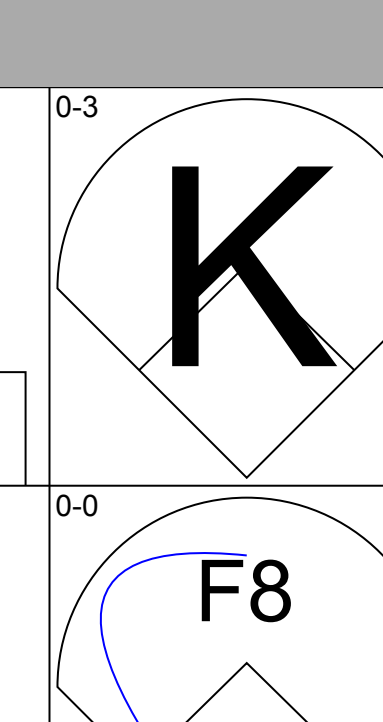
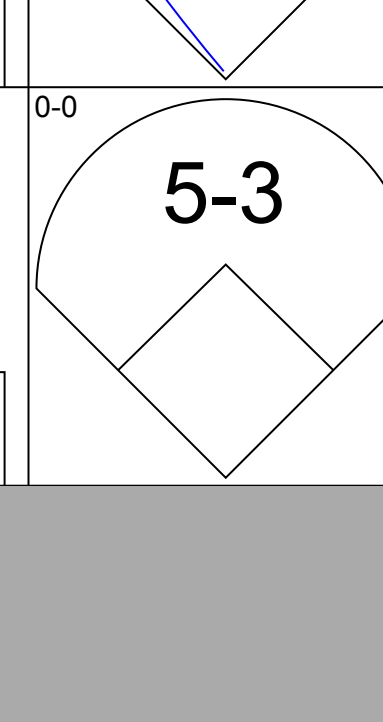
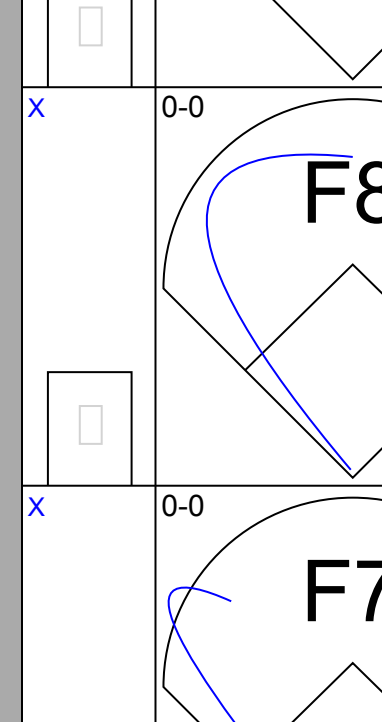
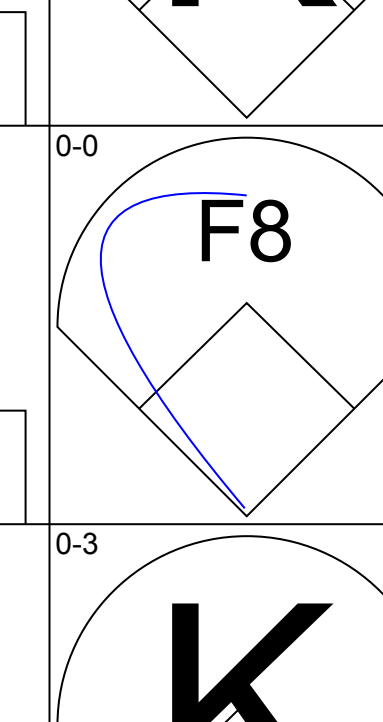
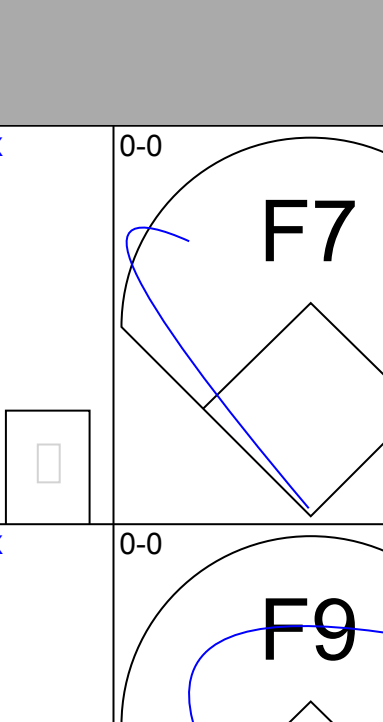
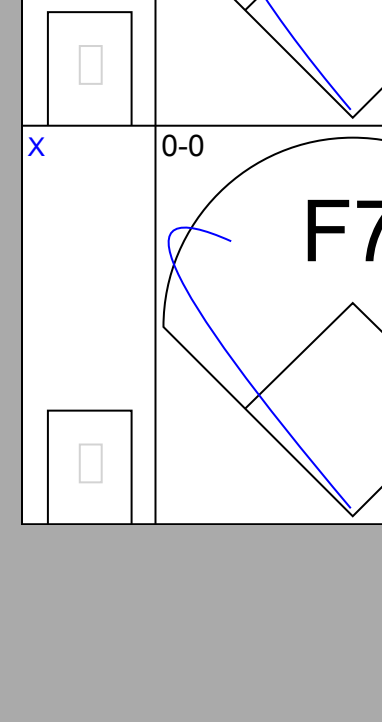
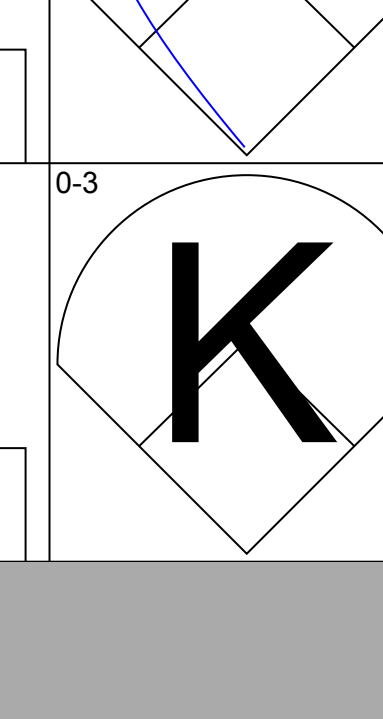
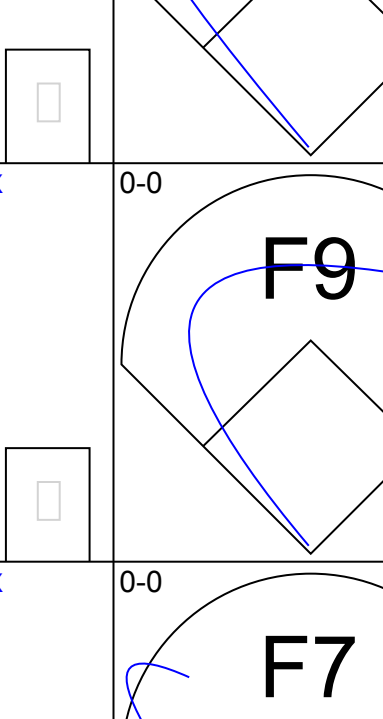
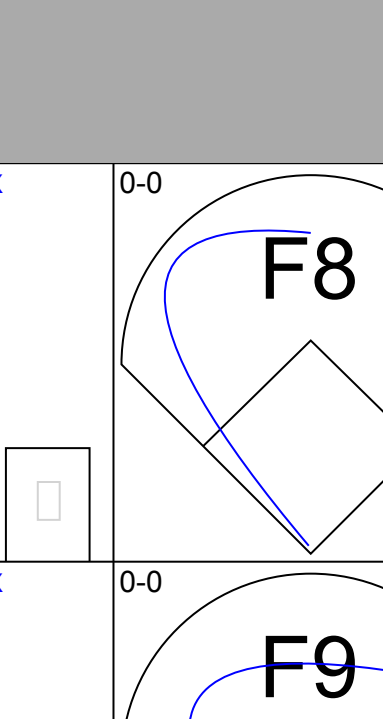
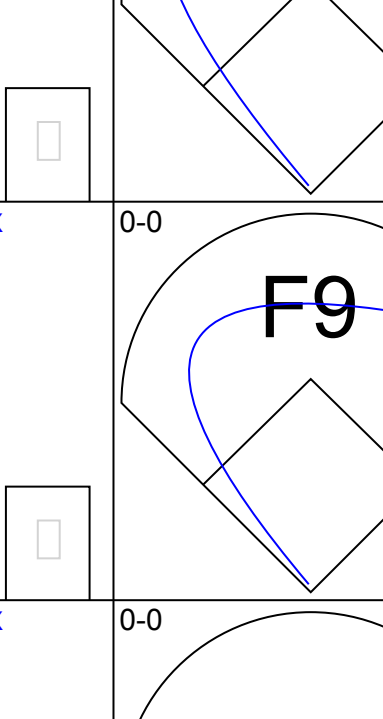
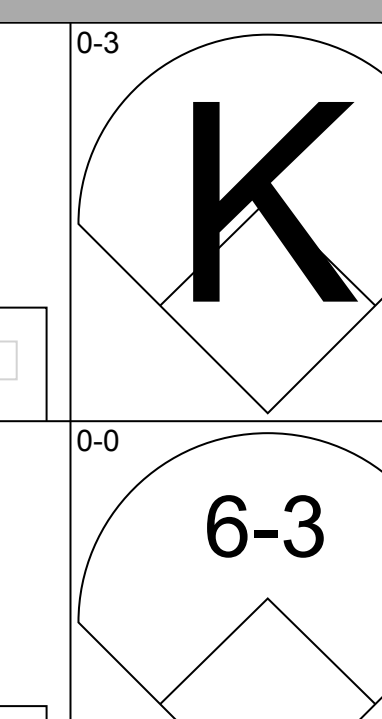
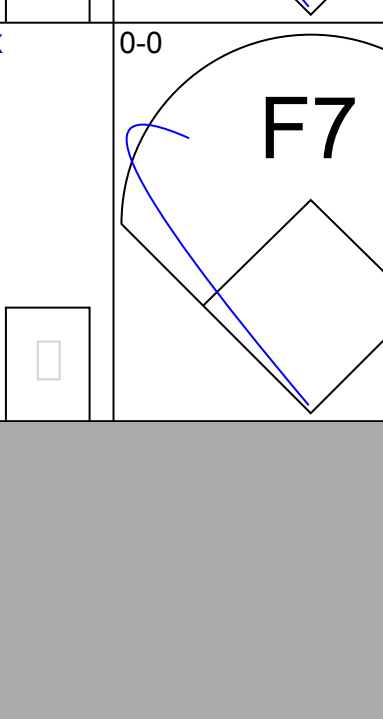
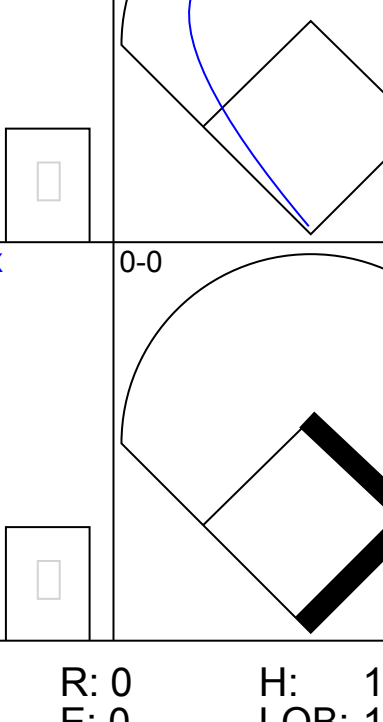
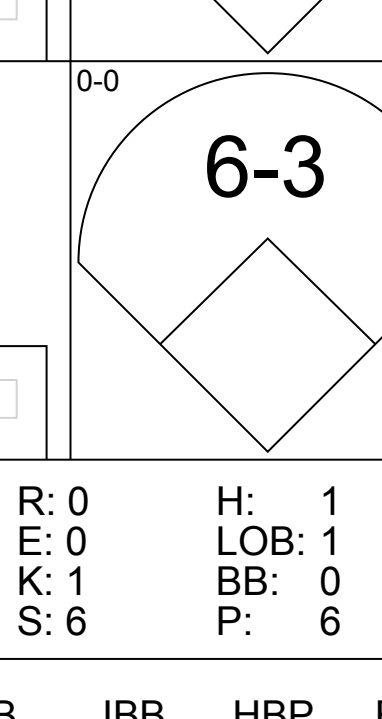
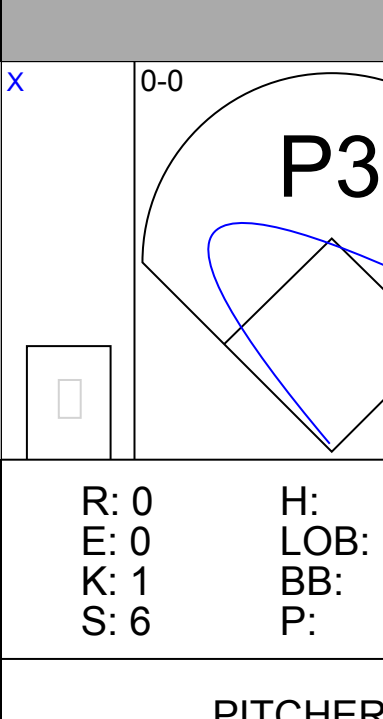
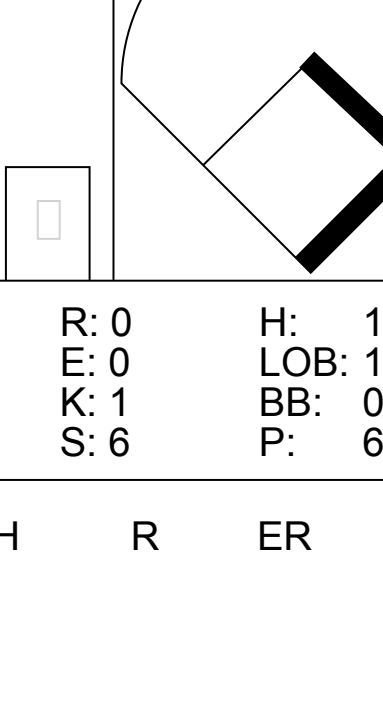


Batter	1	2	3	4	5	6	7	8	9	AB	R	H	RBI	BB	SO	LOB	TOP																					
Larry Brown, R OBP: 0.284, SLG: 0.311										4	0	0	0	0	1	0																						
Jose Cardenal, R OBP: 0.269, SLG: 0.298										4	0	1	0	0	0	1	0																					
Lee Maye, L OBP: 0.279, SLG: 0.405										3	0	0	0	0	0	0	0																					
Jose Vidal, R OBP: 0.200, SLG: 0.379										0	0	0	0	0	0	0	0																					
Leon Wagner, L OBP: 0.283, SLG: 0.277										1	0	0	0	0	0	0	1																					
Chico Salmon, R OBP: 0.266, SLG: 0.306										0	0	0	0	0	0	0	0																					
Tony Horton, R OBP: 0.325, SLG: 0.440										3	0	0	0	0	0	0	0																					
Duke Sims, L OBP: 0.389, SLG: 0.479										3	2	2	1	0	0	0	0																					
Tommy Harper, R OBP: 0.258, SLG: 0.368										0	0	0	0	0	0	0	0																					
Joe Azcue, R OBP: 0.347, SLG: 0.360										3	0	1	1	0	0	0	0																					
Max Alvis, R OBP: 0.321, SLG: 0.392										3	0	0	0	0	0	1																						
Vern Fuller, R OBP: 0.298, SLG: 0.346										3	0	0	0	0	2	1																						
Luis Tiant, R OBP: 0.111, SLG: 0.139										3	0	0	0	0	0	0																						
<b>Inning Stats</b>	R: 0 E: 0 K: 1 S: 5	H: 0 LOB: 0 BB: 0 P: 5	R: 0 E: 0 K: 0 S: 3	H: 0 LOB: 0 BB: 0 P: 3	R: 0 E: 0 K: 1 S: 5	H: 0 LOB: 0 BB: 0 P: 5	R: 0 E: 0 K: 1 S: 5	H: 0 LOB: 0 BB: 0 P: 5	R: 1 E: 0 K: 0 S: 7	H: 2 LOB: 1 BB: 0 P: 7	R: 0 E: 0 K: 0 S: 3	H: 0 LOB: 0 BB: 0 P: 3	R: 1 E: 0 K: 0 S: 4	H: 1 LOB: 0 BB: 0 P: 4	R: 0 E: 0 K: 0 S: 3	H: 0 LOB: 0 BB: 0 P: 3	R: 0 E: 0 K: 0 S: 3	H: 1 LOB: 0 BB: 0 P: 3	1B: 2 2B: 1 3B: 0 HR: 1	SF: 0 SAC: 0 DP: 1 HBP: 0	WP: 0 PB: 0 SB: 0 CS: 0	PA: 30																
<b>PITCHER</b>	IP	WLS	BF	H	R	ER	SO	BB	IBB	HBP	BLK	WP	HR	S	P	ERA	WHIP	<b>PITCHER</b>				IP	WLS	BF	H	R	ER	SO	BB	IBB	HBP	BLK	WP	HR	S	P	ERA	WHIP
Denny McLain, R ERA: 2.19	(1, 1)	8.0	L	27	3	2	2	4	0	0	0	0	0	1	35	35	2.25	0.375																				
Pat Dobson, R ERA: 1.61	(9, 1)	1.0		3	1	0	0	0	0	0	0	0	0	0	3	3	0.00	1.000																				

Cleveland Indians @ Detroit Tigers  
Tiger Stadium, Detroit, MI  
Sun Jun 09 1968, 4:33 AM EDT  
Att: 52,938 - Unknown

AB	30
R	2
H	4
RBI	2
BB	0
SO	4
LOB	3



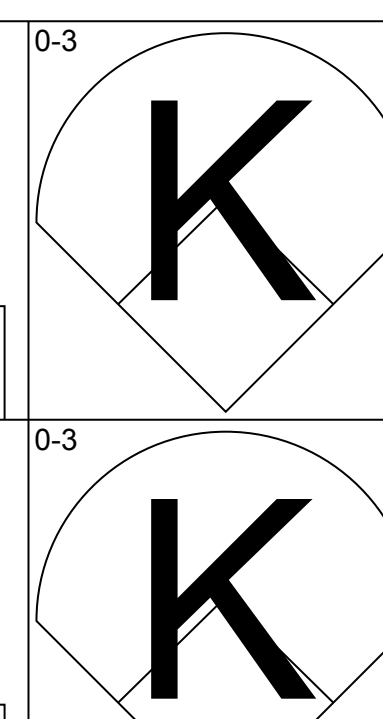
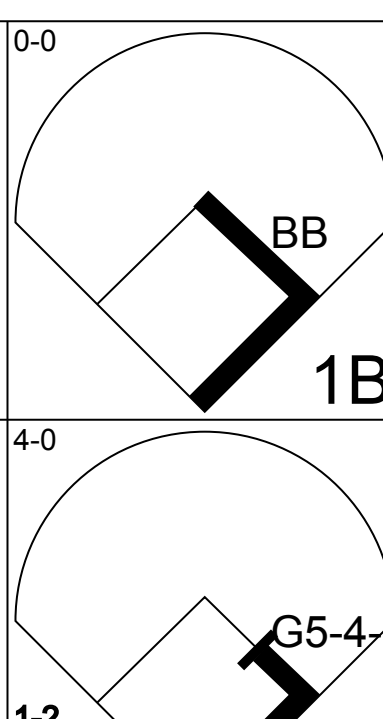
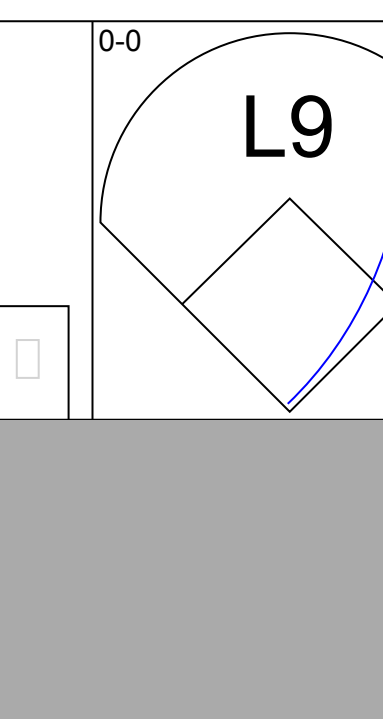
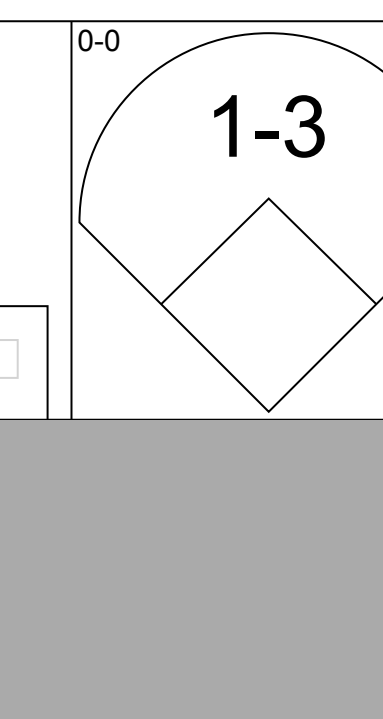
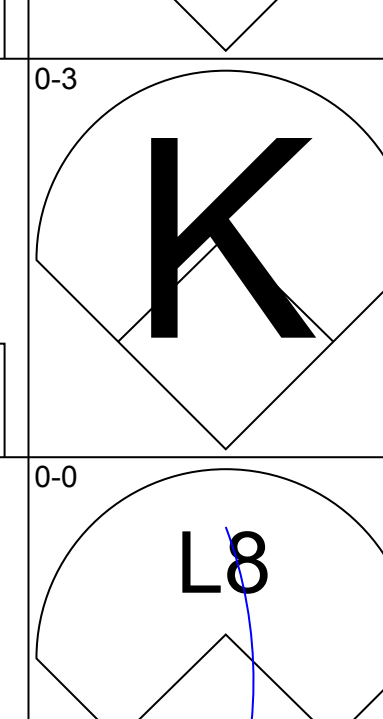
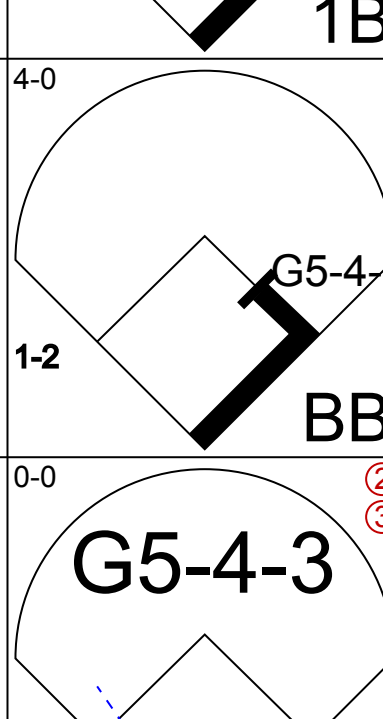
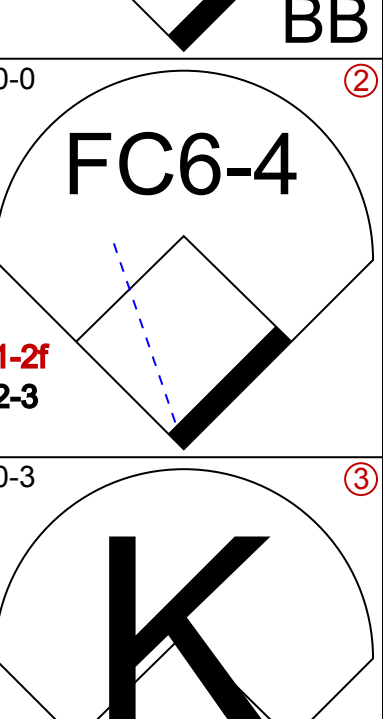


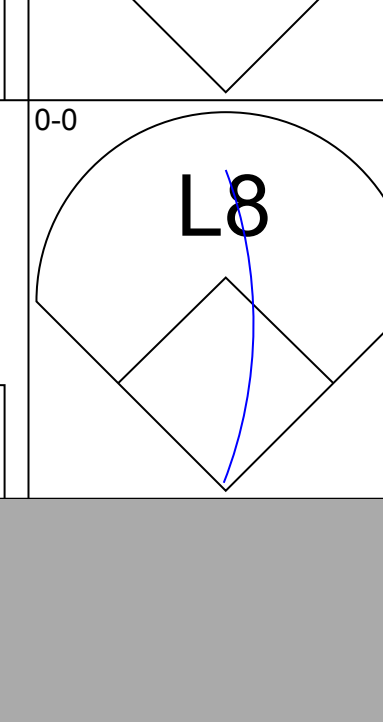
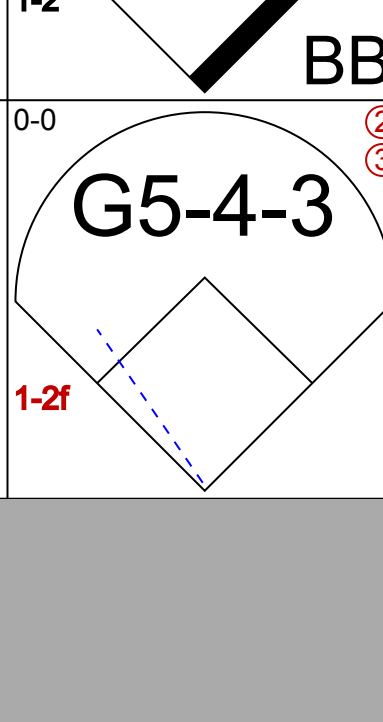


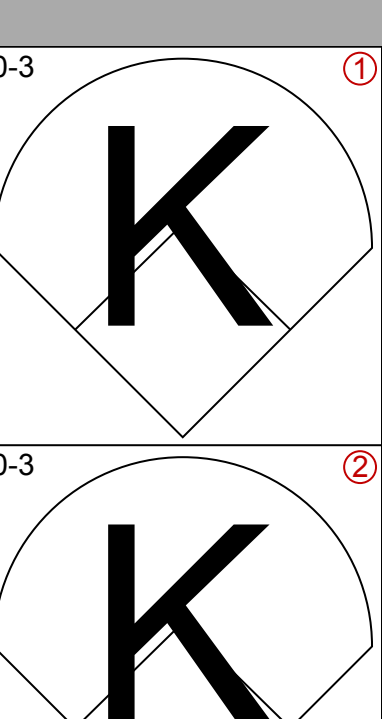
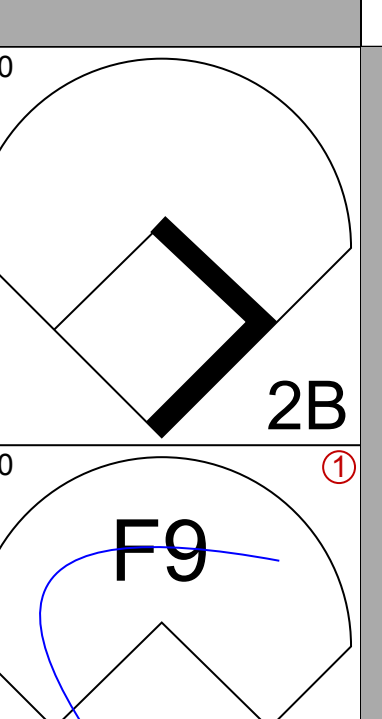
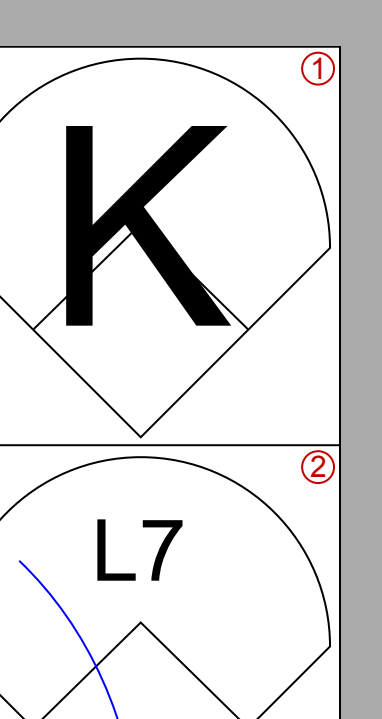
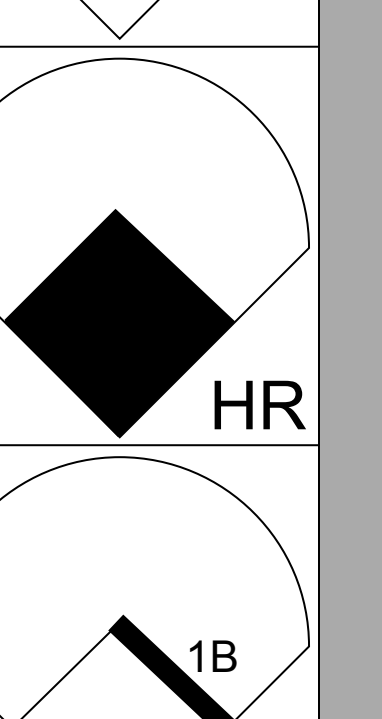

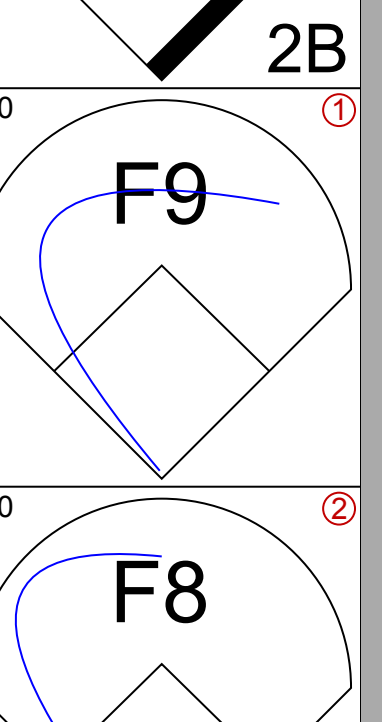
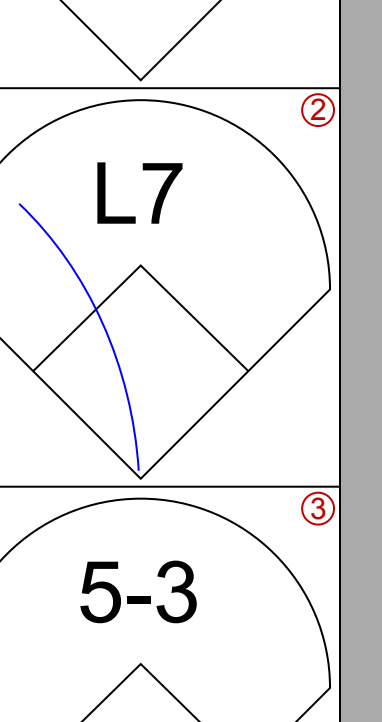
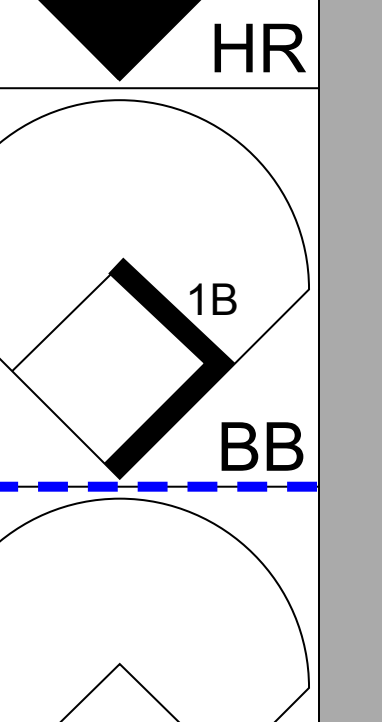

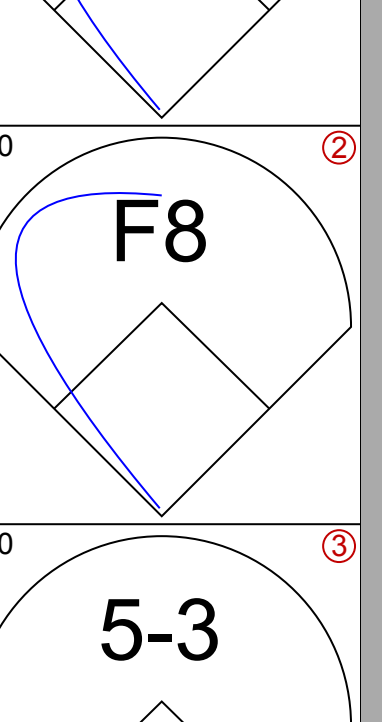
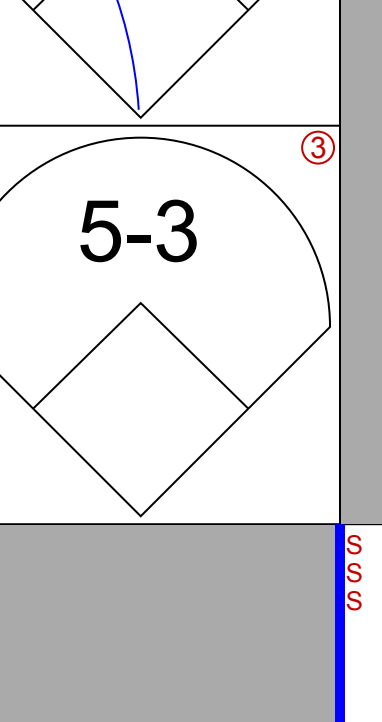
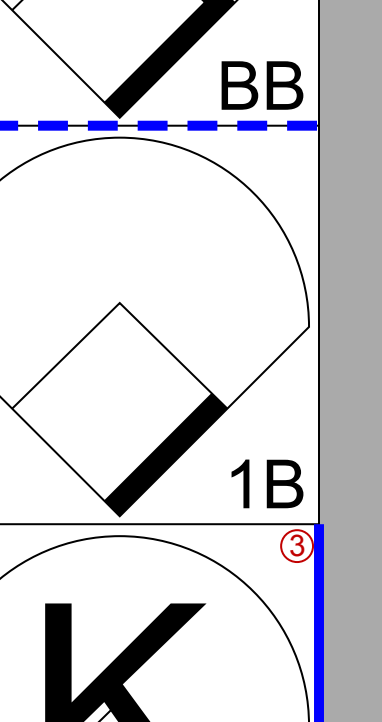

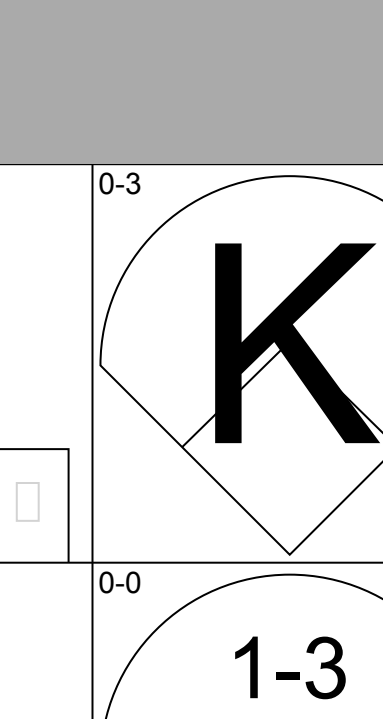
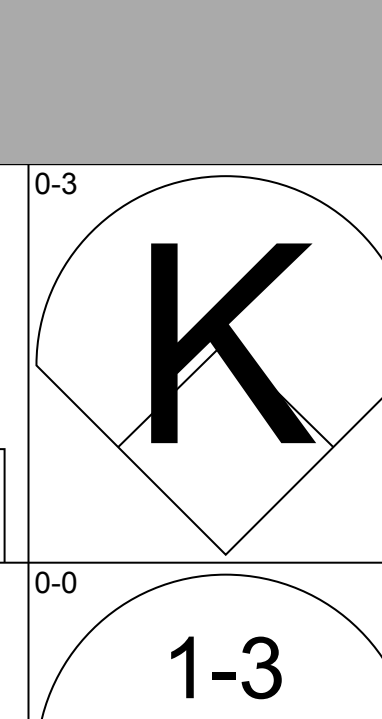


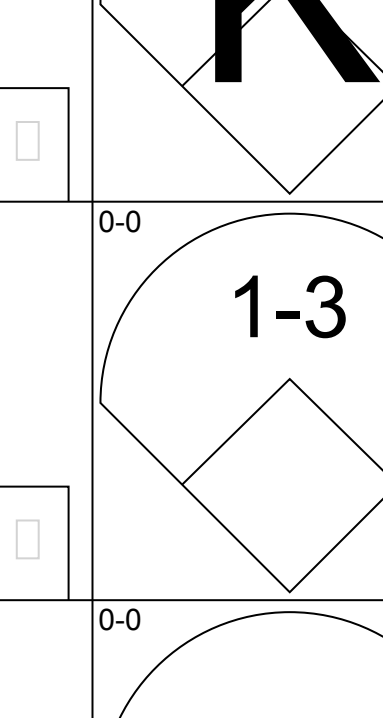
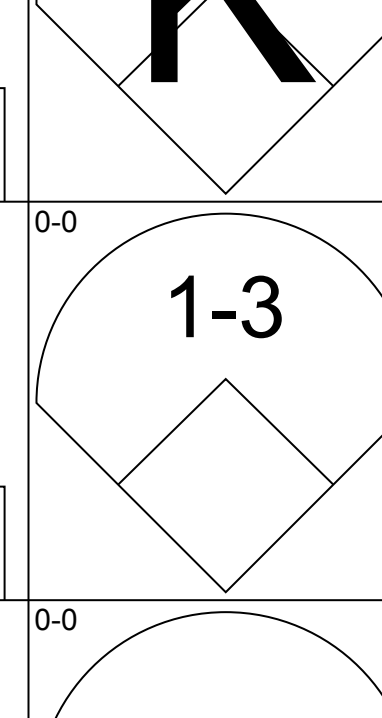
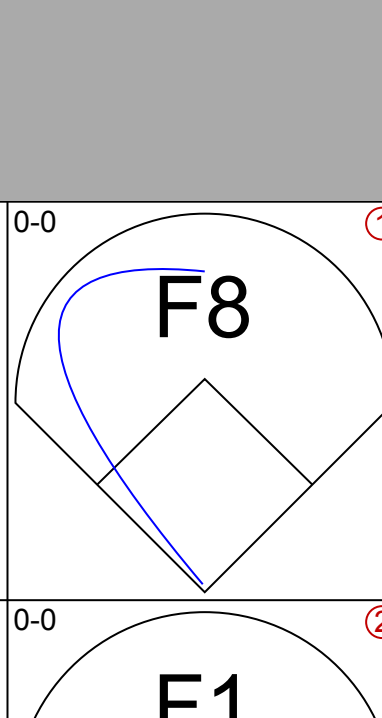
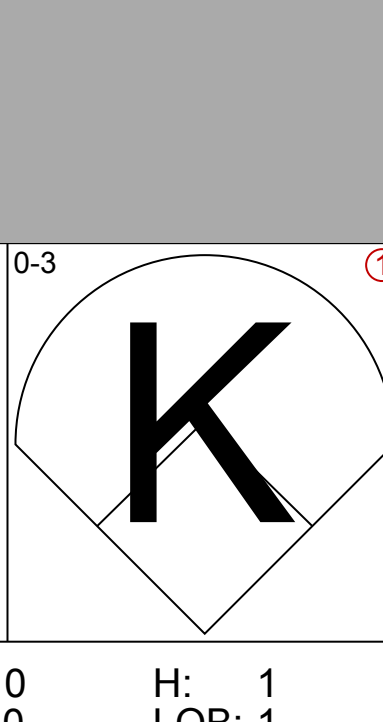
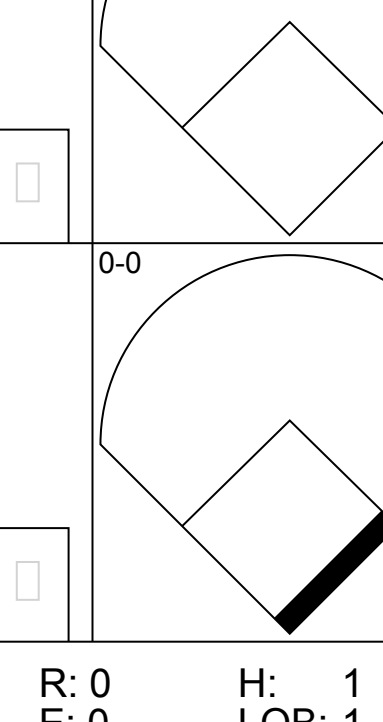
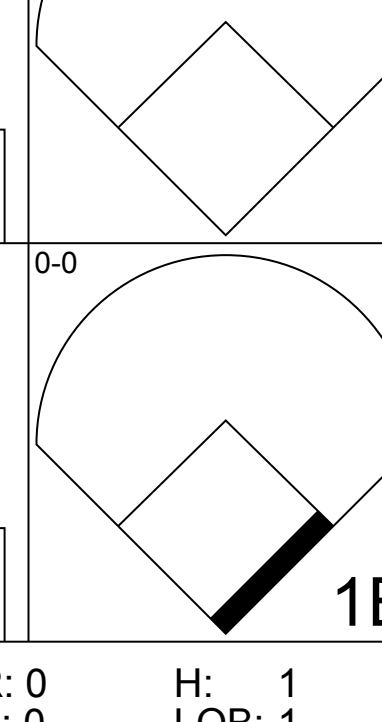
Batter	1	2	3	4	5	6	7	8	9	AB	R	H	RBI	BB	SO	LOB	BOTTOM																					
Dick McAuliffe, L OBP: 0.321, SLG: 0.401										4	0	1	0	0	2	1																						
Mickey Stanley, R OBP: 0.305, SLG: 0.375										4	0	1	0	0	0	1																						
Jim Northrup, L OBP: 0.338, SLG: 0.412										4	0	1	0	0	0	1																						
Norm Cash, L OBP: 0.277, SLG: 0.385										4	0	0	0	0	1	1																						
Willie Horton, R OBP: 0.351, SLG: 0.607										3	0	0	0	0	1	0																						
Bill Freehan, R OBP: 0.352, SLG: 0.476										3	0	0	0	0	0	0																						
Don Wert, R OBP: 0.262, SLG: 0.353										3	0	0	0	0	1	0																						
Ray Oyler, R OBP: 0.204, SLG: 0.208										2	0	0	0	0	1	0																						
Jim Price, R OBP: 0.204, SLG: 0.174										1	0	0	0	0	0	0																						
Dick Tracewski, R OBP: 0.241, SLG: 0.174										0	0	0	0	0	0	0																						
Denny McLain, R OBP: 0.143, SLG: 0.143										2	0	0	0	0	0	0																						
Gates Brown, L OBP: 0.591, SLG: 0.895										1	0	1	0	0	0	0																						
Pat Dobson, R OBP: 0.333, SLG: 0.200										0	0	0	0	0	0	0																						
<b>Inning Stats</b>	R: 0 E: 0 K: 0 S: 4	H: 1 LOB: 1 BB: 0 P: 4	R: 0 E: 0 K: 2 S: 7	H: 0 LOB: 0 BB: 0 P: 7	R: 0 E: 0 K: 1 S: 6	H: 1 LOB: 1 BB: 0 P: 6	R: 0 E: 0 K: 0 S: 3	H: 0 LOB: 0 BB: 0 P: 3	R: 0 E: 0 K: 1 S: 6	H: 1 LOB: 1 BB: 0 P: 6	R: 0 E: 0 K: 1 S: 5	H: 0 LOB: 0 BB: 0 P: 5	R: 0 E: 0 K: 1 S: 6	H: 1 LOB: 1 BB: 0 P: 6	R: 0 E: 0 K: 0 S: 3	H: 0 LOB: 0 BB: 0 P: 3	R: 0 E: 0 K: 0 S: 3	H: 0 LOB: 0 BB: 0 P: 3	1B: 3 2B: 1 3B: 0 HR: 0	SF: 0 SAC: 0 DP: 0 HBP: 0	WP: 0 PB: 0 SB: 0 CS: 0	PA: 31																
<b>PITCHER</b>	IP	WLS	BF	H	R	ER	SO	BB	IBB	HBP	BLK	WP	HR	S	P	ERA	WHIP	<b>PITCHER</b>				IP	WLS	BF	H	R	ER	SO	BB	IBB	HBP	BLK	WP	HR	S	P	ERA	WHIP
Luis Tiant, R ERA: 1.22	(1, 1)	9.0	W	31	4	0	0	6	0	0	0	0	0	43	43	0.00	0.444																					

Cleveland Indians @ Detroit Tigers  
Tiger Stadium, Detroit, MI  
Sun Jun 09 1968, 4:33 AM EDT  
Att: 52,938 - Unknown

AB	31
R	0
H	4
RBI	0
BB	0
SO	6
LOB	4



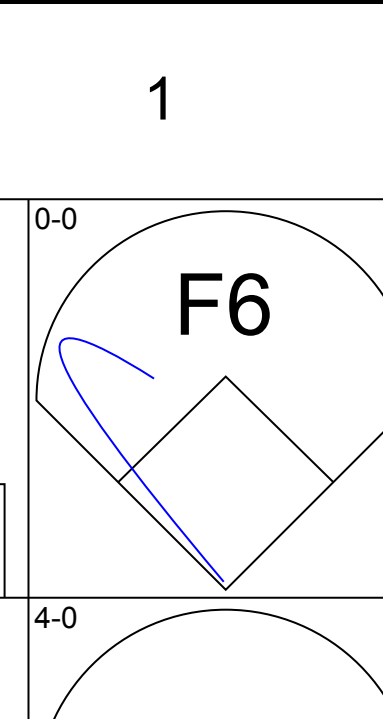
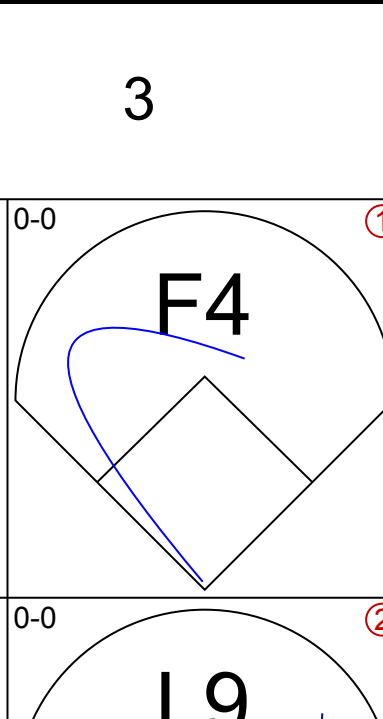
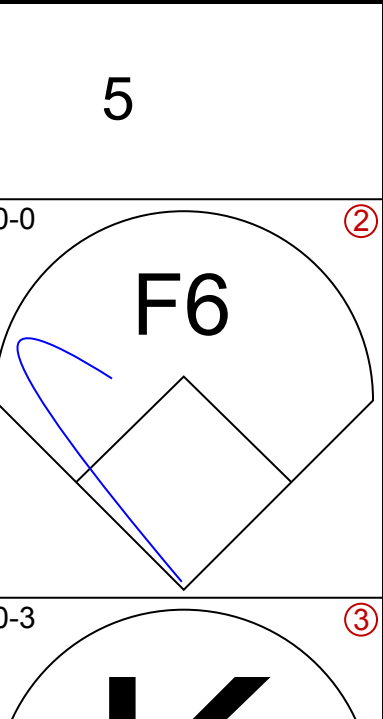
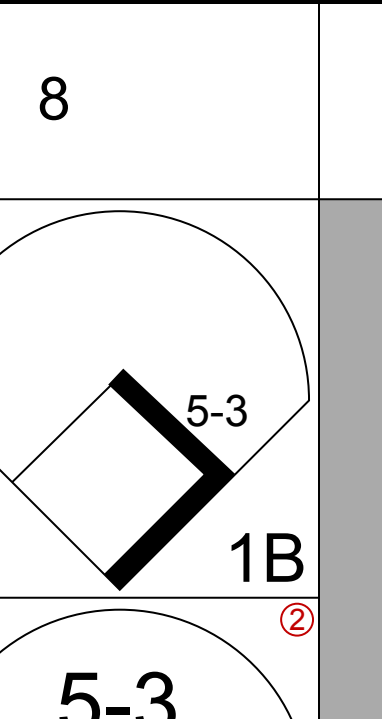
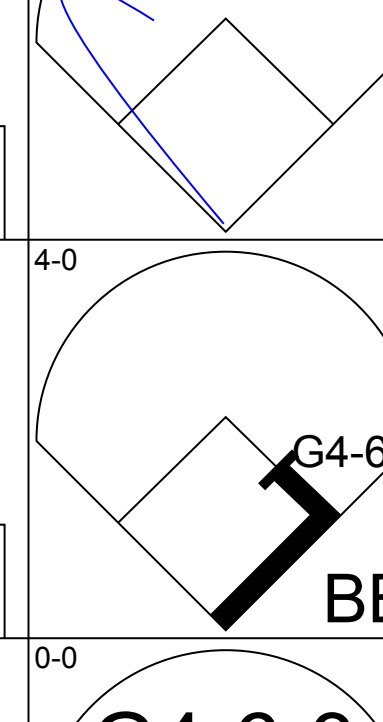
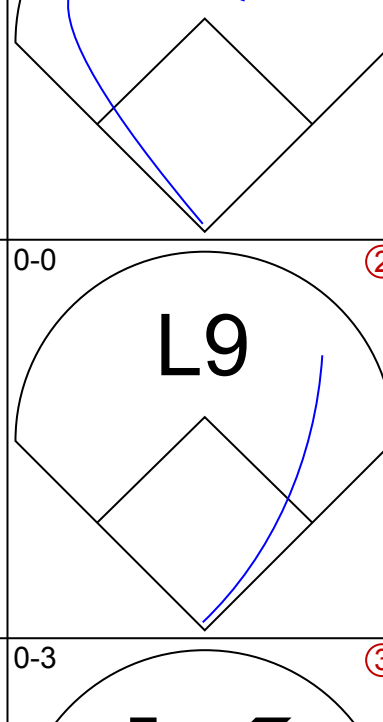
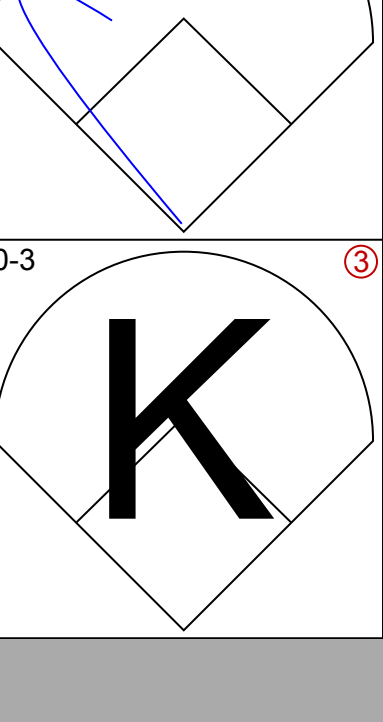
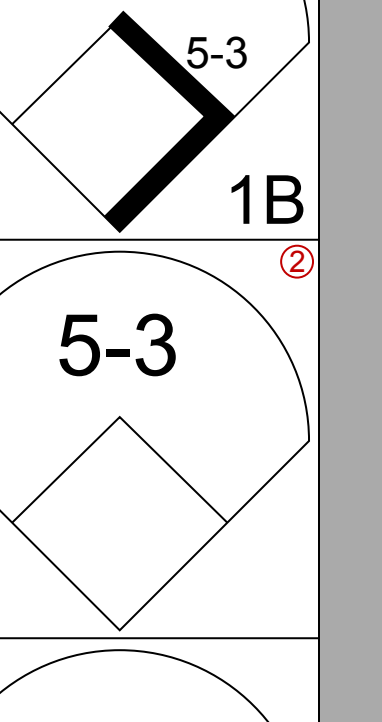
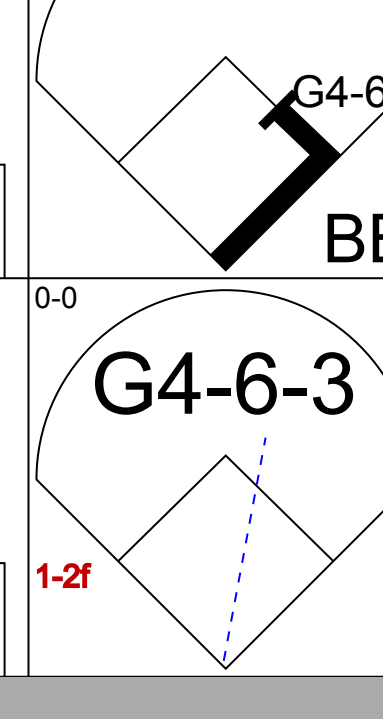
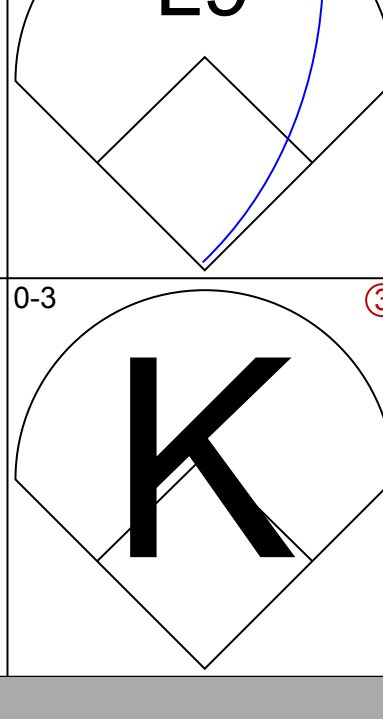
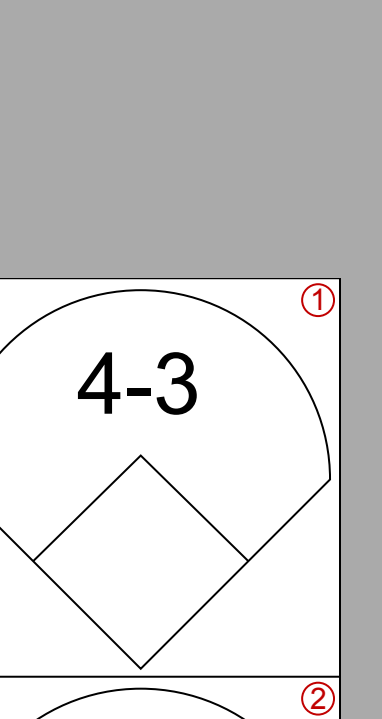
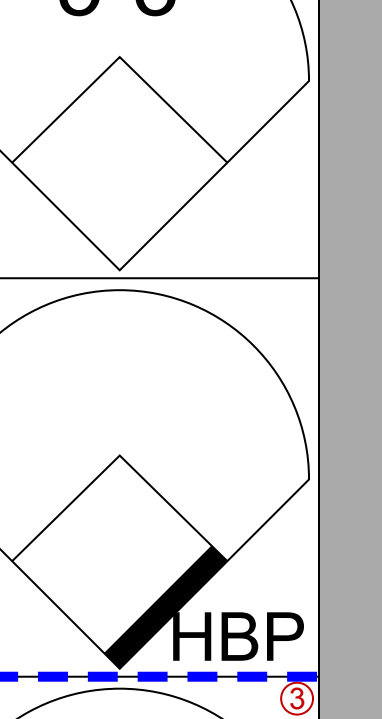
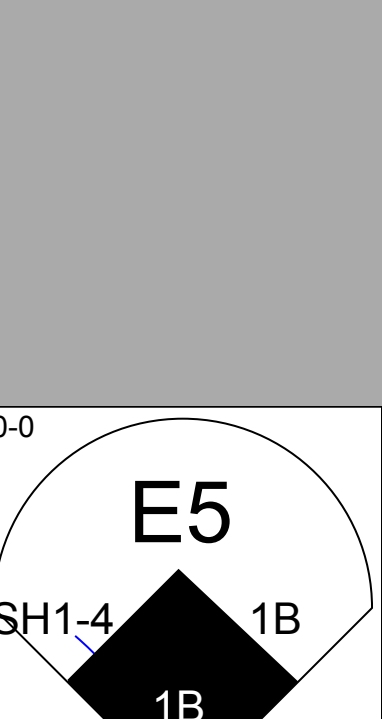
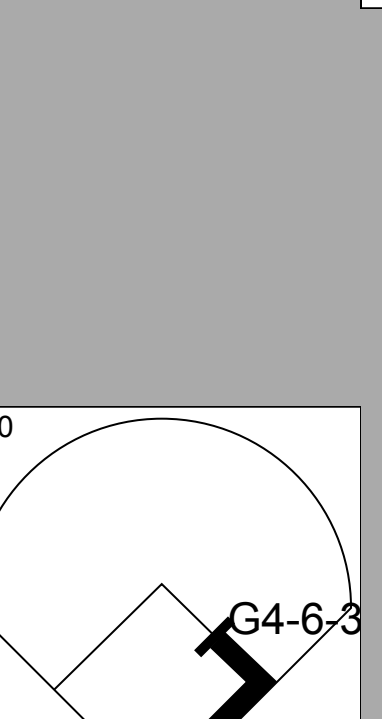
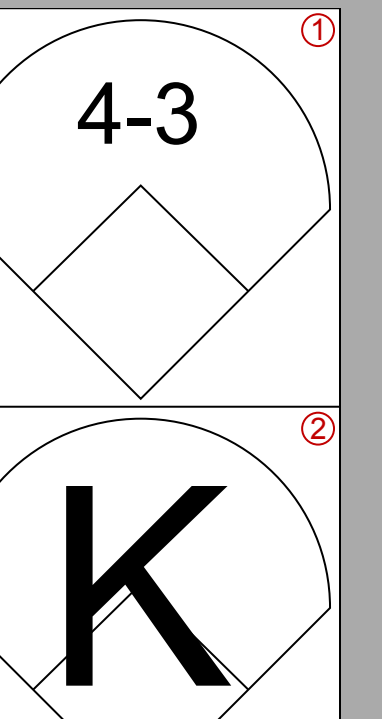
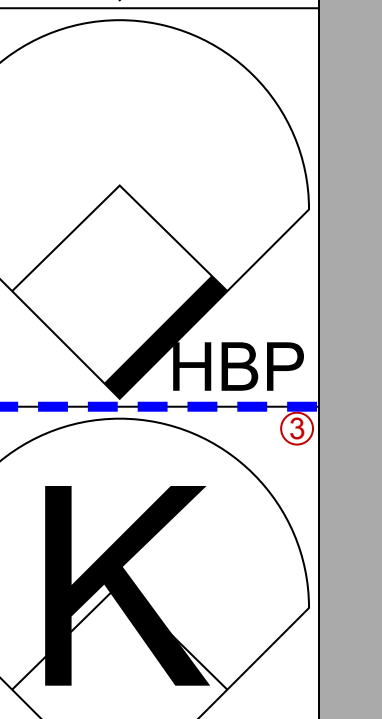
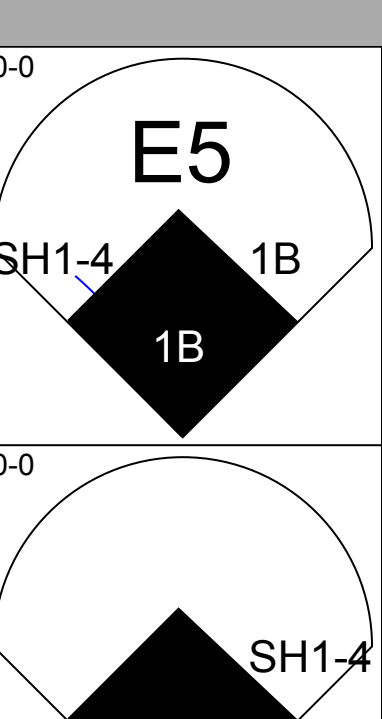
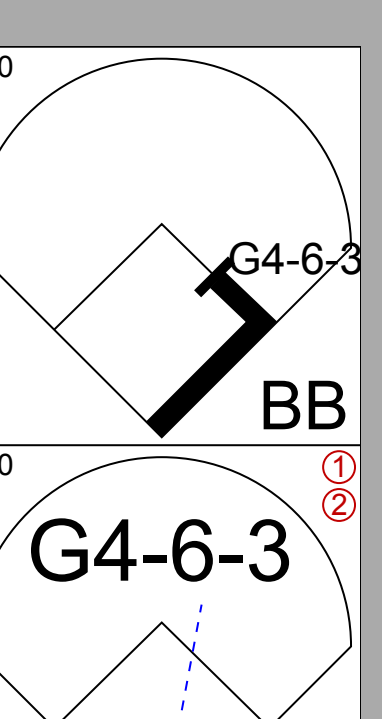
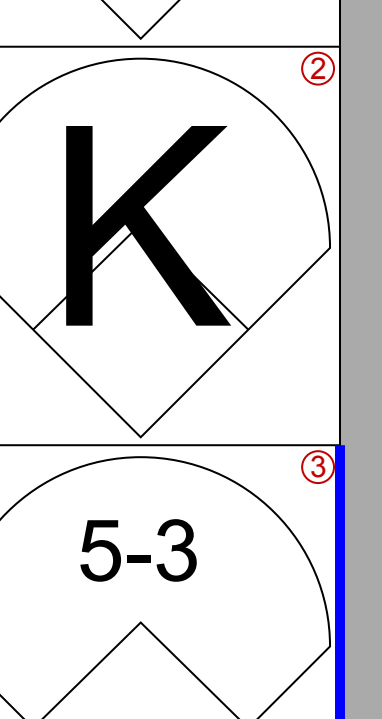
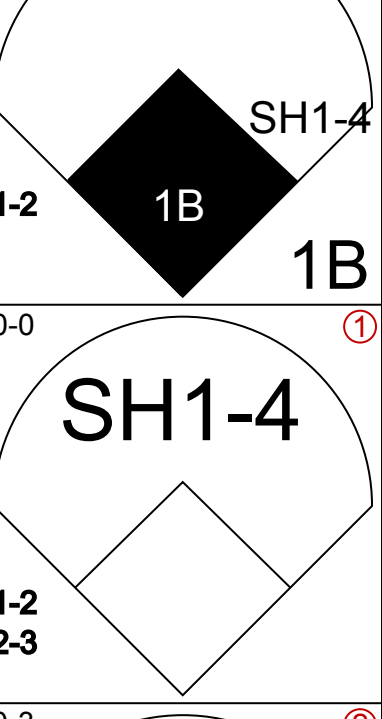
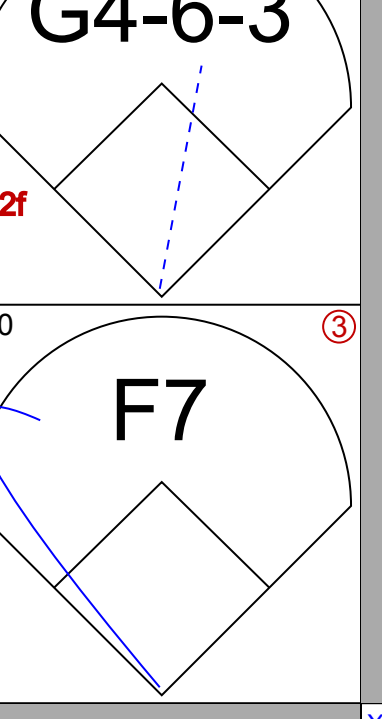
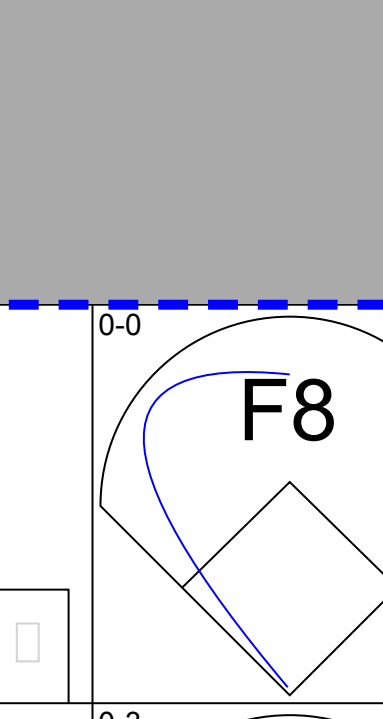
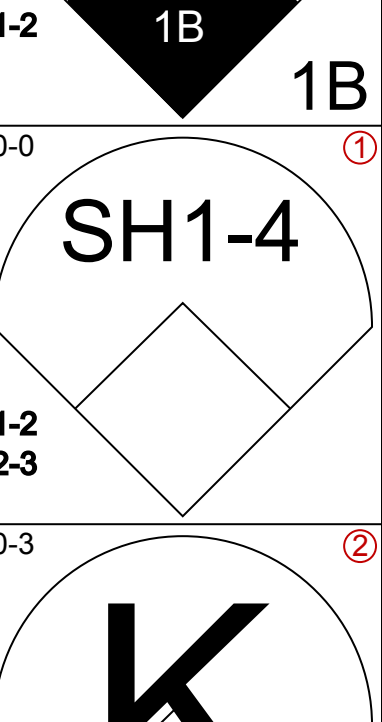

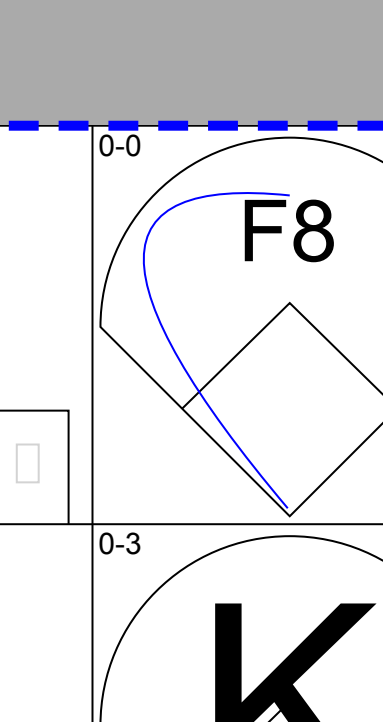
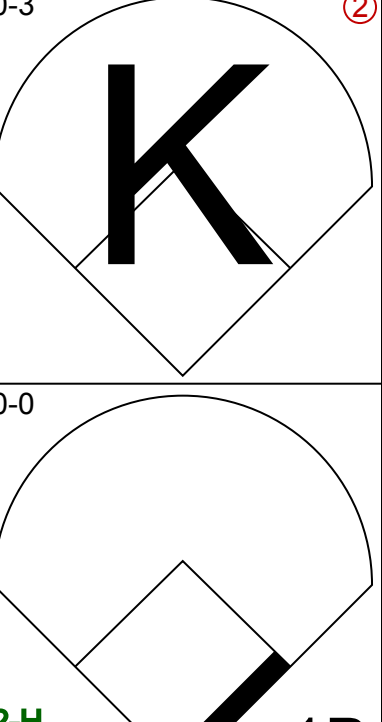
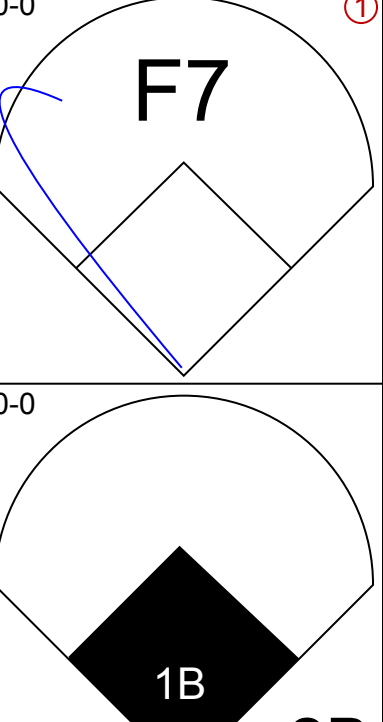
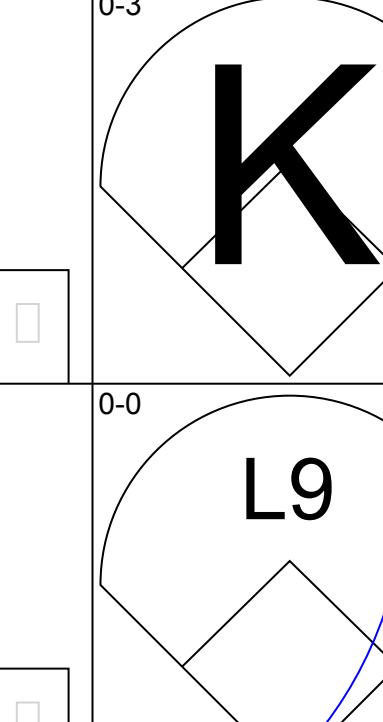
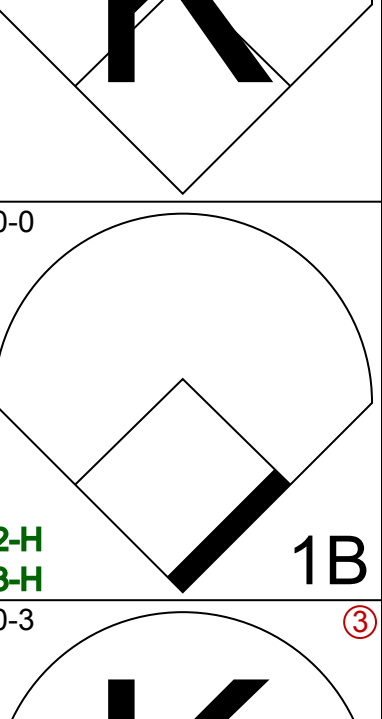
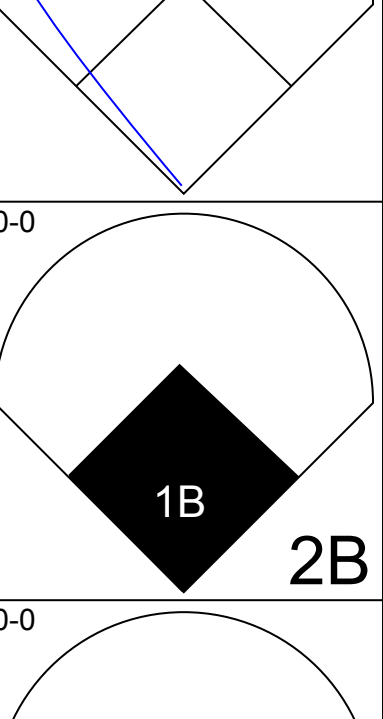



Batter	1	2	3	4	5	6	7	8	9	AB	R	H	RBI	BB	SO	LOB	TOP			
Ted Uhlhaender, L (1, 8) OBP: 0.312, SLG: 0.399			 1B							4	0	1	0	1	1	1				
Cesar Tovar, R (1, 4) OBP: 0.296, SLG: 0.323 (7, 6)			 BB		 BB		 1-2 BB			3	0	0	0	1	1	2				
Harmon Killebrew, R (1, 3) OBP: 0.356, SLG: 0.461			 1-2							4	0	0	0	0	2	4				
Tony Oliva, L (1, 9) OBP: 0.321, SLG: 0.438										4	1	2	1	0	2	0				
Bob Allison, R (1, 7) OBP: 0.326, SLG: 0.383								 BB		3	0	0	0	1	1	1				
Rich Rollins, R (1, 5) OBP: 0.290, SLG: 0.400		 BB						 1-2		3	0	1	0	1	0	1				
Jackie Hernandez, R (1, 6) OBP: 0.230, SLG: 0.252 Jim Holt, L (7, PH) OBP: 0.214, SLG: 0.286 Frank Quilici, R (7, 4) OBP: 0.265, SLG: 0.243 John Roseboro, L (8, PH) OBP: 0.261, SLG: 0.238 Ron Clark, R (8, 4)										1	0	0	0	1	0	1				
Bruce Look, L (1, 2) OBP: 0.452, SLG: 0.385					 1B					4	0	1	0	0	1	2				
Dean Chance, R (1, 1) OBP: 0.083, SLG: 0.057 Rich Reese, L (7, PH) OBP: 0.227, SLG: 0.288 Bob Miller, R (7, 1) OBP: 0.217, SLG: 0.286 Jim Roland, R (8, 1) OBP: 0.217, SLG: 0.286 Frank Kostro, R (9, PH)					 FC6-4 BB					2	0	0	0	0	1	1				
<b>Inning Stats</b>	R: 0 E: 0 K: 2 S: 7	H: 0 LOB: 0 BB: 0 P: 7	R: 0 E: 0 K: 3 S: 9	H: 0 LOB: 2 BB: 2 P: 17	R: 0 E: 0 K: 1 S: 5	H: 1 LOB: 1 BB: 1 P: 9	R: 0 E: 0 K: 0 S: 4	H: 1 LOB: 1 BB: 0 P: 4	R: 0 E: 0 K: 1 S: 6	H: 0 LOB: 0 BB: 0 P: 5	R: 0 E: 0 K: 1 S: 6	H: 1 LOB: 1 BB: 0 P: 6	R: 1 E: 0 K: 2 S: 9	H: 2 LOB: 2 BB: 1 P: 13	R: 0 E: 0 K: 0 S: 3	H: 0 LOB: 0 BB: 0 P: 3	1B: 4 2B: 1 3B: 0 HR: 1	SF: 0 SAC: 0 DP: 1 HBP: 0	WP: 0 PB: 0 SB: 0 CS: 0	PA: 37
<b>PITCHER</b>	IP WLS BF H R ER SO BB IBB HBP BLK WP HR S P ERA WHIP																			
Pat Dobson, R (1, 1) ERA: 1.51	7.2 W 32 5 1 1 10 5 0 0 0 0 1 47 67 1.17 1.304																			
Daryl Patterson, R (8, 1) ERA: 2.18	1.1 S 5 1 0 0 1 0 0 0 0 0 0 7 7 0.00 0.750																			

Minnesota Twins @ Detroit Tigers  
Tiger Stadium, Detroit, MI  
Tue Jun 11 1968, 7:05 PM EDT  
Unknown - 68 F

AB 32  
R 1  
H 6  
RBI 1  
BB 5  
SO 11  
LOB 15



Batter	1	2	3	4	5	6	7	8	9	AB	R	H	RBI	BB	SO	LOB	BOTTOM	
Dick McAuliffe, L (1, 4) OBP: 0.320, SLG: 0.398								 1B		4	0	1	0	0	0	1		
Mickey Stanley, R (1, 8) OBP: 0.304, SLG: 0.369	 BB							 1-2		3	0	0	0	1	1	2		
Jim Northrup, L (1, 9) OBP: 0.336, SLG: 0.406	 1-2									3	0	0	0	0	1	1		
Norm Cash, L (1, 3) OBP: 0.276, SLG: 0.375		 SH1-4 1B		 BB						3	1	0	0	1	2	2		
Gates Brown, L (1, 7) OBP: 0.560, SLG: 0.818 Wayne Comer, R (7, 7) OBP: 0.143, SLG: 0.143		 1B		 1-2						3	1	1	0	0	0	1		
Don Wert, R (1, 5) OBP: 0.260, SLG: 0.349		 1-2 2-3								2	0	0	0	0	0	0		
Tom Matchick, L (1, 6) OBP: 0.259, SLG: 0.240 Ray Oyler, R (8, 6) OBP: 0.204, SLG: 0.208										3	0	0	0	0	2	2		
Jim Price, R (1, 2) OBP: 0.231, SLG: 0.224		 2H 3H			 2B					3	1	2	2	0	0	0		
Pat Dobson, R (1, 1) OBP: 0.375, SLG: 0.286 Daryl Patterson, L (8, 1)					 2H					2	0	1	1	0	1	1		
<b>Inning Stats</b>	R: 0 E: 0 K: 0 S: 2	H: 0 LOB: 1 BB: 1 P: 6	R: 2 E: 1 K: 2 S: 10	H: 2 LOB: 1 BB: 0 P: 10	R: 0 E: 0 K: 1 S: 5	H: 0 LOB: 0 BB: 0 P: 5	R: 0 E: 0 K: 0 S: 2	H: 0 LOB: 0 BB: 1 P: 6	R: 1 E: 0 K: 1 S: 7	H: 2 LOB: 1 BB: 0 P: 7	R: 0 E: 0 K: 1 S: 5	H: 0 LOB: 0 BB: 0 P: 5	R: 0 E: 0 K: 2 S: 8	H: 1 LOB: 2 BB: 0 P: 9	1B: 4 2B: 1 3B: 0 HR: 0	SF: 0 SAC: 1 DP: 2 HBP: 1	WP: 0 PB: 0 SB: 0 CS: 0	PA: 31
<b>PITCHER</b>	IP WLS BF H R ER SO BB IBB HBP BLK WP HR S P ERA WHIP																	
Dean Chance, R (1, 1) ERA: 2.84	6.0 L 23 4 3 3 1 5 2 0 0 0 0 31 39 1.50 1.000																	
Bob Miller, R (7, 1) ERA: 4.52	1.2 7 1 0 0 2 0 0 1 0 0 0 10 11 0.00 0.600																	
Jim Roland, L (8, 1) ERA: 1.65	0.1 1 0 0 0 1 0 0 0 0 0 0 3 3 0.00 0.000																	

Minnesota Twins @ Detroit Tigers  
Tiger Stadium, Detroit, MI  
Tue Jun 11 1968, 7:05 PM EDT  
Unknown - 68 F

AB 27  
R 3  
H 5  
RBI 3  
BB 2  
SO 8  
LOB 10





Batter	1	2	3	4	5	6	7	8	9	AB	R	H	RBI	BB	SO	LOB	TOP							
Jackie Hernandez, R OBP: 0.231, SLG: 0.246 (1, 6)										3	1	0	0	0	1	1								
Ted Uhlhaender, L OBP: 0.307, SLG: 0.392 (1, 8)										4	0	0	0	0	0	1								
Tony Oliva, L OBP: 0.315, SLG: 0.432 (1, 9)										3	0	0	1	0	1	0								
Harmon Killebrew, R OBP: 0.350, SLG: 0.451 (1, 3)										4	0	0	0	0	1	1								
Bob Allison, R OBP: 0.330, SLG: 0.382 (1, 7)										3	1	1	0	1	0	1								
Cesar Tovar, R OBP: 0.295, SLG: 0.326 (1, 4)										4	0	1	1	0	0	1								
Ron Clark, R OBP: 0.240, SLG: 0.217 (1, 5)										4	0	0	0	0	1	1								
John Roseboro, L OBP: 0.272, SLG: 0.252 (1, 2)										3	0	2	0	0	0	1								
Dave Boswell, R OBP: 0.185, SLG: 0.320 Ron Perranoski, L (7, 1) Al Worthington, R (8, 1)										2	0	0	0	0	1	1								
										0	0	0	0	0	0	0								
										0	0	0	0	0	0	0								
<b>Inning Stats</b>	R: 1 E: 1 K: 1 S: 6	H: 0 LOB: 1 BB: 0 P: 7	R: 0 E: 0 K: 1 S: 6	H: 1 LOB: 1 BB: 0 P: 6	R: 0 E: 0 K: 0 S: 3	H: 0 LOB: 0 BB: 0 P: 3	R: 1 E: 0 K: 0 S: 4	H: 1 LOB: 1 BB: 1 P: 8	R: 0 E: 0 K: 1 S: 5	H: 0 LOB: 0 BB: 0 P: 5	R: 0 E: 0 K: 1 S: 6	H: 1 LOB: 1 BB: 0 P: 6	R: 0 E: 0 K: 1 S: 6	H: 1 LOB: 1 BB: 0 P: 6	R: 0 E: 0 K: 0 S: 3	H: 0 LOB: 0 BB: 0 P: 3	R: 0 E: 0 K: 0 S: 3	H: 0 LOB: 0 BB: 0 P: 3	1B: 3 2B: 1 3B: 0 HR: 0	SF: 1 SAC: 1 DP: 0 HBP: 1	WP: 0 PB: 1 SB: 0 CS: 0	PA: 34		
<b>PITCHER</b>	IP	WLS	BF	H	R	ER	SO	BB	IBB	HBP	BLK	WP	HR	S	P	ERA	WHIP							
Joe Sparma, R ERA: 3.17 John Hiller, L ERA: 1.31	7.0		28	4	2	1	5	1	0	1	0	0	0	36	41	1.29	0.714							
	2.0	W	6	0	0	0	0	0	0	0	0	0	0	6	6	0.00	0.000							

Minnesota Twins @ Detroit Tigers  
Tiger Stadium, Detroit, MI  
Tue Jun 11 1968, 7:05 PM EDT  
Att: 26,662 - Unknown

AB 30  
R 2  
H 4  
RBI 2  
BB 1  
SO 5  
LOB 8



Batter	1	2	3	4	5	6	7	8	9	AB	R	H	RBI	BB	SO	LOB	BOTTOM							
Dick McAuliffe, L OBP: 0.317, SLG: 0.393 (1, 4)										5	0	1	0	0	2	1								
Mickey Stanley, R OBP: 0.312, SLG: 0.380 (1, 8)										5	2	3	0	0	0	2								
Jim Northrup, L OBP: 0.330, SLG: 0.398 (1, 9)										4	0	0	0	0	2	3								
Norm Cash, L OBP: 0.283, SLG: 0.387 (1, 3)										4	0	2	1	0	1	0								
Willie Horton, R OBP: 0.354, SLG: 0.602 (1, 7)										3	0	1	0	1	2	3								
Bill Freehan, R OBP: 0.350, SLG: 0.468 (1, 2)										3	0	0	0	1	0	3								
Don Wert, R OBP: 0.264, SLG: 0.352 (1, 5)										4	0	2	0	0	1	2								
Ray Oyler, R OBP: 0.215, SLG: 0.208 Tom Matchick, L OBP: 0.268, SLG: 0.250 (7, PH) (8, 6)										0	0	0	0	2	0	0								
Joe Sparma, R OBP: 0.065, SLG: 0.065 Jim Price, R OBP: 0.226, SLG: 0.220 John Hiller, R OBP: 0.111, SLG: 0.111 (7, PH) (8, 1)										2	1	1	0	0	0	1								
										1	0	0	0	1	1									
										1	0	0	0	1	1									
<b>Inning Stats</b>	R: 0 E: 0 K: 2 S: 7	H: 1 LOB: 3 BB: 2 P: 7	R: 0 E: 0 K: 2 S: 8	H: 1 LOB: 2 BB: 2 P: 16	R: 1 E: 1 K: 1 S: 7	H: 1 LOB: 1 BB: 0 P: 7	R: 0 E: 0 K: 0 S: 3	H: 0 LOB: 1 BB: 1 P: 7	R: 0 E: 1 K: 0 S: 3	H: 0 LOB: 0 BB: 0 P: 3	R: 0 E: 0 K: 1 S: 5	H: 1 LOB: 0 BB: 0 P: 5	R: 0 E: 0 K: 2 S: 8	H: 1 LOB: 1 BB: 0 P: 8	R: 1 E: 1 K: 2 S: 9	H: 3 LOB: 2 BB: 1 P: 13	R: 1 E: 1 K: 1 S: 6	H: 2 LOB: 2 BB: 0 P: 6	1B: 8 2B: 3 3B: 0 HR: 0	SF: 0 SAC: 0 DP: 3 HBP: 0	WP: 2 PB: 0 SB: 0 CS: 2	PA: 38		
<b>PITCHER</b>	IP	WLS	BF	H	R	ER	SO	BB	IBB	HBP	BLK	WP	HR	S	P	ERA	WHIP							
Dave Boswell, R ERA: 2.73 Ron Perranoski, L ERA: 1.99 Al Worthington, R ERA: 0.75	6.0		25	5	1	0	6	3	0	0	0	1	0	34	46	0.00	1.333							
	1.0		6	2	1	1	3	0	0	0	1	0	0	12	12	9.00	2.000							
	1.2	L	7	3	1	0	2	1	0	0	0	1	0	10	14	0.00	2.400							

Minnesota Twins @ Detroit Tigers  
Tiger Stadium, Detroit, MI  
Tue Jun 11 1968, 7:05 PM EDT  
Att: 26,662 - Unknown

AB 34  
R 3  
H 10  
RBI 1  
BB 4  
SO 11  
LOB 21





Batter	1	2	3	4	5	6	7	8	9	AB	R	H	RBI	BB	SO	LOB	TOP			
Cesar Tovar, R OBP: 0.299, SLG: 0.326	0-0 1B		4-0 1B BB		0-0 L7		0-0 6-3			3	1	1	0	1	0	0				
Jackie Hernandez, R OBP: 0.231, SLG: 0.246	0-3 K		0-0 4-3		0-0 S 1B			0-0 4-3		4	0	1	0	0	0	1				
Tony Oliva, L OBP: 0.314, SLG: 0.429	0-0 F5		0-0 HBP 2-H 1B		0-0 F8			0-0 6-3		4	0	1	1	0	0	2				
Harmon Killebrew, R OBP: 0.352, SLG: 0.447	0-0 L8		1-0 1-2 HBP		0-3 K			4-0 BB		2	0	0	0	1	1	2				
Bob Allison, R OBP: 0.328, SLG: 0.385		0-0 6-3 2B	0-3 K		0-0 2-3			0-3 K		4	0	1	0	0	2	3				
Jim Holt, L OBP: 0.214, SLG: 0.286										0	0	0	0	0	0	0				
Rich Rollins, R OBP: 0.279, SLG: 0.384		0-0 L8		0-0 6-3		0-0 5-3			0-3 K	4	0	0	0	0	1	1				
Jerry Zimmerman, R OBP: 0.240, SLG: 0.217		0-0 6-3	0-3 K		0-0 5-3				0-3 K	3	0	0	0	0	1	1				
Frank Kostro, R OBP: 0.208, SLG: 0.273		2-3								1	0	0	0	0	1	0				
Ted Uhlhaender, L OBP: 0.306, SLG: 0.389		0-0 F5		0-0 1B			0-0 4-3		0-0 L8	4	0	1	0	0	0	1				
Jim Kaat, L OBP: 0.053, SLG: 0.053			0-0 4-3	0-3 K			0-3 K			3	0	0	0	0	2	1				
<b>Inning Stats</b>	R: 0 E: 0 K: 1 S: 6	H: 1 LOB: 1 BB: 0 P: 6	R: 0 E: 0 K: 0 S: 4	H: 1 LOB: 1 BB: 0 P: 4	R: 1 E: 0 K: 1 S: 6	H: 1 LOB: 2 BB: 1 P: 11	R: 0 E: 0 K: 2 S: 8	H: 1 LOB: 1 BB: 0 P: 8	R: 0 E: 0 K: 0 S: 3	H: 0 LOB: 0 BB: 0 P: 3	R: 0 E: 0 K: 1 S: 5	H: 0 LOB: 0 BB: 0 P: 5	R: 0 E: 0 K: 1 S: 5	H: 0 LOB: 1 BB: 1 P: 9	R: 0 E: 0 K: 2 S: 7	H: 0 LOB: 0 BB: 0 P: 7	1B: 4 2B: 1 3B: 0 HR: 0	SF: 0 SAC: 0 DP: 0 HBP: 1	WP: 0 PB: 0 SB: 1 CS: 0	PA: 35
<b>PITCHER</b> Mickey Lolich, L ERA: 2.8	IP: 9.0 WLS: W BF: 35 H: 5 R: 1 ER: 1 SO: 9 BB: 2 IBB: 0 HBP: 1 BLK: 0 WP: 0 HR: 0 S: 50 P: 59 ERA: 1.00 WHIP: 0.778															<b>PITCHER</b>	IP: 9.0 WLS: W BF: 35 H: 5 R: 1 ER: 1 SO: 9 BB: 2 IBB: 0 HBP: 1 BLK: 0 WP: 0 HR: 0 S: 50 P: 59 ERA: 1.00 WHIP: 0.778			

Minnesota Twins @ Detroit Tigers  
Tiger Stadium, Detroit, MI  
Wed Jun 12 1968, 7:05 PM EDT  
Att: 20,082 - Unknown

AB 32  
R 1  
H 5  
RBI 1  
BB 2  
SO 9  
LOB 13



Batter	1	2	3	4	5	6	7	8	9	AB	R	H	RBI	BB	SO	LOB	BOTTOM			
Dick McAuliffe, L OBP: 0.321, SLG: 0.410	0-0 BB BB SF8 1B		0-0 F6		0-0 F8			0-0 HR		4	2	2	1	0	0	0				
Mickey Stanley, R OBP: 0.315, SLG: 0.380	4-0 BB 1-2 BB		0-0 F8		0-0 F8			0-0 4-3 1B		3	0	1	0	1	0	0				
Jim Northrup, L OBP: 0.329, SLG: 0.392	4-0 1-2 2-3 BB		0-0 4-3			0-0 3-1		0-0 4-3		3	0	0	0	1	0	1				
Bill Freehan, R OBP: 0.344, SLG: 0.459	0-0 F9			0-0 E6 FC1-5 E		0-0 F7		0-3 K		4	0	0	0	0	1	4				
Willie Horton, R OBP: 0.348, SLG: 0.596	0-0 SF8			0-0 E5 FC1-5		0-0 F7				2	0	0	1	0	0	1				
Don Wert, R OBP: 0.281, SLG: 0.347	0-0 3-H F7			0-0 FC1-5			0-0 F4			3	0	0	0	0	0	4				
Jim Price, R OBP: 0.214, SLG: 0.208		0-0 6-3		0-0 F8			0-0 F6			3	0	0	0	0	0	2				
Ray Oyler, R OBP: 0.218, SLG: 0.226		0-0 CS 3B		0-0 F3			0-0 5-3			3	0	1	0	0	0	2				
Mickey Lolich, S OBP: 0.267, SLG: 0.120		0-3 3-H K			0-0 4-3			0-0 1-3		3	0	0	0	0	1	1				
<b>Inning Stats</b>	R: 1 E: 0 K: 0 S: 4	H: 1 LOB: 2 BB: 2 P: 12	R: 0 E: 0 K: 1 S: 5	H: 1 LOB: 0 BB: 0 P: 5	R: 0 E: 0 K: 0 S: 3	H: 0 LOB: 0 BB: 0 P: 3	R: 0 E: 2 K: 0 S: 5	H: 0 LOB: 2 BB: 0 P: 5	R: 0 E: 0 K: 0 S: 3	H: 0 LOB: 0 BB: 0 P: 3	R: 0 E: 0 K: 0 S: 3	H: 0 LOB: 0 BB: 0 P: 3	R: 0 E: 0 K: 1 S: 7	H: 2 LOB: 1 BB: 0 P: 7	R: 1 E: 0 K: 1 S: 7	H: 0 LOB: 0 BB: 0 P: 7	1B: 2 2B: 0 3B: 1 HR: 1	SF: 1 SAC: 0 DP: 0 HBP: 0	WP: 0 PB: 0 SB: 0 CS: 1	PA: 31
<b>PITCHER</b> Jim Kaat, L ERA: 2.24	IP: 8.0 WLS: L BF: 31 H: 4 R: 2 ER: 2 SO: 2 BB: 2 IBB: 0 HBP: 0 BLK: 0 WP: 0 HR: 1 S: 33 P: 41 ERA: 2.25 WHIP: 0.750															<b>PITCHER</b>	IP: 8.0 WLS: L BF: 31 H: 4 R: 2 ER: 2 SO: 2 BB: 2 IBB: 0 HBP: 0 BLK: 0 WP: 0 HR: 1 S: 33 P: 41 ERA: 2.25 WHIP: 0.750			

Minnesota Twins @ Detroit Tigers  
Tiger Stadium, Detroit, MI  
Wed Jun 12 1968, 7:05 PM EDT  
Att: 20,082 - Unknown

AB 28  
R 2  
H 4  
RBI 2  
BB 2  
SO 2  
LOB 15





Batter	1	2	3	4	5	6	7	8	9	AB	R	H	RBI	BB	SO	LOB	TOP			
<b>Cesar Tovar, R</b> OBP: 0.294, SLG: 0.320 (1, 4)	F8		F4		5-3			F9		4	0	0	0	0	0	1				
<b>Ted Uhlhaender, L</b> OBP: 0.305, SLG: 0.386 (1, 8)	K		3-1		L7			HBP 1B		4	0	1	0	0	1	1				
<b>Tony Oliva, L</b> OBP: 0.317, SLG: 0.432 (1, 9)	L3				F8			1-2 HBP		3	0	1	0	0	0	1				
<b>Rich Reese, L</b> OBP: 0.229, SLG: 0.286 (1, 3)		SH1-3 1B	G1		4-3			F6		4	1	1	0	0	0	3				
<b>Rich Rollins, R</b> OBP: 0.274, SLG: 0.376 <b>Harmon Killebrew, R</b> OBP: 0.351, SLG: 0.444 (8, PH) (8, 5)	SH1-3				F9			L5		2	0	0	0	0	0	0				
<b>John Roseboro, L</b> OBP: 0.272, SLG: 0.247 (1, 2)	FC3-5 1B BB				F8			F9		1	0	0	0	0	1	2				
<b>Jim Holt, L</b> OBP: 0.278, SLG: 0.333 (1, 7)	FC3-5 1B 1-2 2-H							4-3		3	0	0	0	1	0	0				
<b>Jackie Hernandez, R</b> OBP: 0.228, SLG: 0.242 <b>Bruce Lock, L</b> OBP: 0.438, SLG: 0.370 <b>Frank Quilici, R</b> OBP: 0.235, SLG: 0.213 (7, PH) (7, 4) (9, PH)	FC3-5				K			K		2	0	0	0	0	1	3				
<b>Jim Merritt, L</b> OBP: 0.226, SLG: 0.148 <b>Frank Kostro, R</b> OBP: 0.200, SLG: 0.261 <b>Ron Ferranoski, L</b> (7, 1)	1-2 2-3*							K		1	0	0	0	0	1	0				
<b>Jim Merritt, L</b> OBP: 0.226, SLG: 0.148 <b>Frank Kostro, R</b> OBP: 0.200, SLG: 0.261 <b>Ron Ferranoski, L</b> (7, 1)	K							5-3		2	0	1	0	0	1	2				
<b>Inning Stats</b>	R: 0 E: 0 K: 1 S: 5	H: 0 LOB: 0 BB: 0 P: 5	R: 1 E: 0 K: 1 S: 7	H: 2 LOB: 2 BB: 1 P: 11	R: 0 E: 0 K: 0 S: 4	H: 1 LOB: 1 BB: 0 P: 4	R: 0 E: 0 K: 1 S: 6	H: 1 LOB: 1 BB: 0 P: 6	R: 0 E: 0 K: 0 S: 4	H: 0 LOB: 0 BB: 0 P: 4	R: 0 E: 0 K: 0 S: 3	H: 0 LOB: 0 BB: 0 P: 3	R: 0 E: 0 K: 1 S: 5	H: 1 LOB: 2 BB: 0 P: 7	R: 0 E: 0 K: 1 S: 5	H: 0 LOB: 0 BB: 0 P: 5	1B: 4 2B: 2 3B: 0 HR: 0	SF: 0 SAC: 1 DP: 0 HBP: 1	WP: 0 PB: 0 SB: 0 CS: 0	PA: 35
<b>PITCHER</b> <b>Denny McLain, R</b> ERA: 2.1 (1, 1)	IP: 9.0 WLS: W BF: 35 H: 6 R: 1 ER: 1 SO: 6 BB: 1 IBB: 0 HBP: 1 BLK: 0 WP: 0 HR: 0 S: 45 P: 50 ERA: 1.00 WHIP: 0.778																			

Minnesota Twins @ Detroit Tigers  
Tiger Stadium, Detroit, MI  
Thu Jun 13 1968, 4:33 AM EDT  
Att: 13,860 - Unknown

AB 32  
R 1  
H 6  
RBI 1  
BB 1  
SO 6  
LOB 13



Batter	1	2	3	4	5	6	7	8	9	AB	R	H	RBI	BB	SO	LOB	BOTTOM			
<b>Dick McAuliffe, L</b> OBP: 0.324, SLG: 0.421 (1, 4)	K			L8						4	0	2	0	0	1	0				
<b>Mickey Stanley, R</b> OBP: 0.314, SLG: 0.377 (1, 8)	F6		FC6-4 1B		SH3-4 1B		FC5-2-4 3B			4	2	1	0	0	0	2				
<b>Jim Northrup, L</b> OBP: 0.325, SLG: 0.386 (1, 9)	L9		F4		SH3-4 1-2			5-3		3	0	0	0	0	0	1				
<b>Bill Freehan, R</b> OBP: 0.351, SLG: 0.462 (1, 3)		5-3	E 1B							3	1	2	1	1	0	0				
<b>Willie Horton, R</b> OBP: 0.341, SLG: 0.582 <b>Wayne Comer, R</b> OBP: 0.143, SLG: 0.143 (8, PR) (9, 7)	F2		E6 1B		6-3			FC5-4 BB		4	0	0	0	0	0	2				
<b>Don Wert, R</b> OBP: 0.270, SLG: 0.355 (1, 5)	HBP BB 1B		1-3 2-H 1B					6-3		4	0	3	1	0	0	1				
<b>Jim Price, R</b> OBP: 0.220, SLG: 0.200 (1, 2)	HBP BB		K		FC1-4 1B					2	0	0	0	1	1	3				
<b>Ray Oyler, R</b> OBP: 0.220, SLG: 0.222 (1, 6)					1-3		K2-1-6-2			2	0	0	0	0	1	1				
<b>Denny McLain, R</b> OBP: 0.132, SLG: 0.132 (1, 1)	1-3				K					3	0	0	0	0	2	3				
<b>Inning Stats</b>	R: 0 E: 0 K: 1 S: 5	H: 0 LOB: 0 BB: 0 P: 5	R: 2 E: 1 K: 1 S: 9	H: 3 LOB: 2 BB: 0 P: 9	R: 0 E: 0 K: 1 S: 5	H: 0 LOB: 0 BB: 0 P: 5	R: 1 E: 0 K: 0 S: 4	H: 2 LOB: 0 BB: 0 P: 4	R: 0 E: 0 K: 1 S: 5	H: 1 LOB: 1 BB: 0 P: 5	R: 0 E: 0 K: 1 S: 5	H: 1 LOB: 1 BB: 0 P: 5	R: 0 E: 0 K: 0 S: 3	H: 0 LOB: 1 BB: 1 P: 7	R: 0 E: 0 K: 1 S: 3	H: 0 LOB: 1 BB: 1 P: 7	1B: 7 2B: 2 3B: 1 HR: 0	SF: 0 SAC: 1 DP: 2 HBP: 1	WP: 0 PB: 0 SB: 0 CS: 0	PA: 33
<b>PITCHER</b> <b>Jim Merritt, L</b> ERA: 2.89 <b>Ron Ferranoski, L</b> ERA: 1.9 (7, 1)	IP: 6.0 WLS: L BF: 26 H: 7 R: 3 ER: 1 SO: 4 BB: 1 IBB: 0 HBP: 1 BLK: 0 WP: 0 HR: 0 S: 37 P: 37 ERA: 1.50 WHIP: 1.333																			

Minnesota Twins @ Detroit Tigers  
Tiger Stadium, Detroit, MI  
Thu Jun 13 1968, 4:33 AM EDT  
Att: 13,860 - Unknown


AB 29  
R 3  
H 8  
RBI 2  
BB 2  
SO 5  
LOB 13










Batter	1	2	3	4	5	6	7	8	9	AB	R	H	RBI	BB	SO	LOB	TOP		
Dick McAuliffe, L OBP: 0.321, SLG: 0.425	F4		4-3		E 1B		HR	4-3		5	1	2	1	0	0	2	<p><b>Detroit Tigers @ Chicago White Sox</b> Comiskey Park, Chicago, IL Sat Jun 15 1968, 4:33 AM EDT Att: 9,326 - Unknown</p> <p>livebaseballscorecards.com</p> <p>AB 37 R 4 H 11 RBI 4 BB 1 SO 4 LOB 22</p> 		
Mickey Stanley, R OBP: 0.303, SLG: 0.361	6-3		F8		E5 1-2		6-3	F9		5	0	0	0	0	0	3			
Jim Northrup, L OBP: 0.314, SLG: 0.372	K			1-3	4-3		6-3		K	5	0	0	0	0	2	2			
Bill Freehan, R OBP: 0.364, SLG: 0.486		HR		FC5 1B		G1-6-3 1B	WP 1B		6-3	5	1	4	1	0	0	0			
Willie Horton, R OBP: 0.349, SLG: 0.589		G4-6-3 HBP		1-2 1B		G1-6-3 HBP	K		HR	3	1	2	1	0	1	1			
Don Wert, R OBP: 0.274, SLG: 0.363		G4-6-3 HBP		F7		G1-6-3		1B 1B	F4	4	1	1	0	0	0	4			
Jim Price, R OBP: 0.281, SLG: 0.190	G4-6-3			FC5			HBP BB	4-3 1B		2	0	0	0	1	0	4			
Dick Tracewski, R OBP: 0.295, SLG: 0.191	1-2 2-3			2-3f				1-3 1B		1	0	1	0	0	0	0			
Ray Oyler, R OBP: 0.220, SLG: 0.218	F8							4-3 1B		2	0	0	0	0	1	1			
Denny McLain, R OBP: 0.132, SLG: 0.132										0	0	0	0	0	0	0			
Les Cain, L OBP: 0.143, SLG: 0.286					K					0	0	0	0	0	0	0			
Tom Matchick, L OBP: 0.281, SLG: 0.264								1-2 3-H	4-3 1B	1	0	1	1	0	0	0			
Dennis Ribant, R OBP: 1.000, SLG: 1.000								0-0	F8	0	0	0	0	0	0	0			
Joe Sparma, R OBP: 0.063, SLG: 0.063				G3						1	0	0	0	0	0	0			
Earl Wilson, R OBP: 0.281, SLG: 0.469					1-3					0	0	0	0	0	0	0			
Jon Warden, S OBP: 0.143, SLG: 0.143										0	0	0	0	0	0	0			
Wayne Comer, R OBP: 0.273, SLG: 0.372										2	0	0	0	0	0	5			
<b>Inning Stats</b>	R: 0 E: 0 K: 1 S: 5	H: 0 LOB: 0 BB: 0 P: 5	R: 1 E: 0 K: 0 S: 3	H: 1 LOB: 1 BB: 0 P: 5	R: 0 E: 0 K: 0 S: 3	H: 0 LOB: 0 BB: 0 P: 3	R: 0 E: 0 K: 0 S: 5	H: 2 LOB: 2 BB: 0 P: 5	R: 0 E: 1 K: 1 S: 7	H: 1 LOB: 2 BB: 1 P: 7	R: 0 E: 0 K: 0 S: 3	H: 1 LOB: 1 BB: 0 P: 7	R: 1 E: 0 K: 0 S: 6	H: 3 LOB: 2 BB: 0 P: 6	R: 1 E: 0 K: 1 S: 6	H: 1 LOB: 0 BB: 0 P: 6	1B: 8 2B: 0 3B: 0 HR: 3	SF: 0 SAC: 0 DP: 2 HBP: 4	WP: 1 PA: 42 CS: 0
<b>PITCHER</b>	IP WLS BF H R ER SO BB IBB HBP BLK WP HR S P ERA WHIP																		
Tommy John, L ERA: 1.42	(1, 1) 5.2 W 26 5 1 1 2 1 0 0 4 0 0 1 25 33 1.59 1.059																		
Bob Locker, R ERA: 3.45	(6, 1) 1.1 8 4 2 2 1 0 0 0 0 0 1 1 10 10 13.50 3.000																		
Wilbur Wood, L ERA: 1.99	(8, 1) 2.0 S 8 2 1 1 1 0 0 0 0 0 0 1 10 10 4.50 1.000																		

Batter	1	2	3	4	5	6	7	8	9	AB	R	H	RBI	BB	SO	LOB	BOTTOM			
Luis Aparicio, R OBP: 0.284, SLG: 0.327	L8-4-3 1B		F9	F9		E7 1-1 2-H 3-H				4	0	2	2	0	0	1	<p><b>Detroit Tigers @ Chicago White Sox</b> Comiskey Park, Chicago, IL Sat Jun 15 1968, 4:33 AM EDT Att: 9,326 - Unknown</p> <p>livebaseballscorecards.com</p> <p>AB 31 R 7 H 9 RBI 7 BB 4 SO 3 LOB 14</p> 			
Tom McCraw, L OBP: 0.287, SLG: 0.401	L8-4-3		K		F5		E7 1B			4	0	1	0	0	1	1				
Tommy Davis, R OBP: 0.230, SLG: 0.294	6-3				F3		F4			4	1	1	0	0	0	1				
Sandy Alomar Sr., S OBP: 0.262, SLG: 0.275				BB HR 1B						0	0	0	0	0	0	0				
Pete Ward, L OBP: 0.388, SLG: 0.429		FC4-6 1B BB		F5	4-3		4-3			3	1	0	0	1	0	2				
Leon Wagner, L OBP: 0.302, SLG: 0.273							F8		F7	2	1	1	0	1	0	0				
Bill Voss, L OBP: 0.241, SLG: 0.153		FC4-6 1B		HR BB						1	0	0	0	0	0	1				
Duane Josephson, R OBP: 0.285, SLG: 0.335		FC4-6 1B		HR BB					F9	3	2	1	0	1	0	2				
Ken Berry, R OBP: 0.267, SLG: 0.331	FC6-4								K	4	2	2	5	0	1	1				
Tim Cullen, R OBP: 0.293, SLG: 0.282	5-3								F3	3	0	1	0	1	0	1				
Tommy John, R OBP: 0.143, SLG: 0.250					F9					2	0	0	0	0	0	1				
Bob Locker, S ERA: 4.96					F2					1	0	0	0	0	1	3				
Wilbur Wood, R									K	0	0	0	0	0	0	0				
<b>Inning Stats</b>	R: 0 E: 0 K: 0 S: 3	H: 1 LOB: 0 BB: 0 P: 3	R: 1 E: 0 K: 0 S: 4	H: 1 LOB: 1 BB: 1 P: 8	R: 0 E: 0 K: 1 S: 5	H: 0 LOB: 0 BB: 0 P: 5	R: 4 E: 0 K: 0 S: 6	H: 3 LOB: 1 BB: 2 P: 14	R: 0 E: 0 K: 0 S: 3	H: 0 LOB: 0 BB: 0 P: 3	R: 2 E: 1 K: 1 S: 7	H: 3 LOB: 2 BB: 1 P: 11	R: 0 E: 1 K: 0 S: 4	H: 1 LOB: 1 BB: 0 P: 4	R: 0 E: 0 K: 1 S: 5	H: 0 LOB: 0 BB: 0 P: 5		1B: 7 2B: 2 3B: 0 HR: 1	SF: 0 SAC: 0 DP: 1 HBP: 0	WP: 0 PA: 35 CS: 0
<b>PITCHER</b>	IP WLS BF H R ER SO BB IBB HBP BLK WP HR S P ERA WHIP																			
Joe Sparma, R ERA: 3.49	(1, 1) 4.0 L 19 5 5 5 1 3 0 0 0 0 0 0 3 3 0.00 0.000																			
Jon Warden, L ERA: 4.96	(5, 1) 1.0 3 0 0 0 0 0 0 0 0 0 0 0 3 3 0.00 0.000																			
Les Cain, L ERA: 3.0	(6, 1) 2.0 10 4 2 2 1 0 1 0 0 0 0 0 11 15 9.00 2.000																			
Dennis Ribant, R ERA: 2.45	(8, 1) 1.0 3 0 0 0 0 1 0 0 0 0 0 0 5 5 0.00 0.000																			



Batter	1	2	3	4	5	6	7	8	9	AB	R	H	RBI	BB	SO	LOB	TOP										
Dick McAuliffe, L (1, 6) OBP: 0.319, SLG: 0.420	F7		F2		FC1-5 1-2 3-H 1B		F6		F4	5	0	1	1	0	0	0	<b>Detroit Tigers @ Chicago White Sox</b> Comiskey Park, Chicago, IL Sun Jun 16 1968, 4:33 AM EDT Unknown										
Mickey Stanley, R (1, 8) OBP: 0.395, SLG: 0.359	1-3			FC4-6 HBP	FC1-5				K	4	0	1	0	0	1	2											
Jim Northrup, L (1, 9) OBP: 0.313, SLG: 0.367				FC4-6 1B SF8	4-3		FC3-6 1B			3	1	0	0	1	0	3											
Bill Freehan, R (1, 2) OBP: 0.367, SLG: 0.486	5-3						F8			4	0	2	0	0	0	1											
Willie Horton, R (1, 7) OBP: 0.347, SLG: 0.591		K		SF8			BB		K	3	0	1	1	0	2	2											
Norm Cash, L (1, 3) OBP: 0.276, SLG: 0.371		4-3		3-H			BB		K	3	0	1	0	1	1	0											
Tom Matchick, L (1, 4) OBP: 0.262, SLG: 0.246		4-3			1B		IBB			4	0	0	0	0	1	4											
Don Wert, R (1, 5) OBP: 0.278, SLG: 0.367			F5		SH				5-3	3	1	1	0	1	0	0											
Mickey Lolich, S (1, 1) OBP: 0.250, SLG: 0.111										2	0	0	0	0	2	3											
Pat Dobson, R (7, 1) OBP: 0.333, SLG: 0.250			K		SH				6-3	0	0	0	0	0	0	0											
John Hiller, R (7, 1) OBP: 0.100, SLG: 0.100					CS					0	0	0	0	0	0	0											
Earl Wilson, R (9, PH) OBP: 0.273, SLG: 0.455					2-3					1	0	0	0	0	0	0											
<b>Inning Stats</b>	R: 0 E: 0 K: 0 S: 3	H: 0 LOB: 1 BB: 1 P: 7	R: 0 E: 0 K: 1 S: 5	H: 0 LOB: 0 BB: 0 P: 5	R: 0 E: 0 K: 1 S: 5	H: 0 LOB: 0 BB: 0 P: 5	R: 1 E: 0 K: 0 S: 5	H: 2 LOB: 2 BB: 0 P: 6	R: 1 E: 1 K: 0 S: 5	H: 2 LOB: 1 BB: 0 P: 5	R: 0 E: 0 K: 2 S: 8	H: 1 LOB: 3 BB: 2 P: 16	R: 0 E: 0 K: 1 S: 7	H: 2 LOB: 2 BB: 0 P: 7	R: 0 E: 0 K: 1 S: 5	H: 0 LOB: 0 BB: 0 P: 5	R: 0 E: 0 K: 1 S: 5	H: 0 LOB: 0 BB: 0 P: 5	1B: 5 2B: 2 3B: 0 HR: 0	SF: 1 SAC: 1 DP: 0 HBP: 1	WP: 0 PB: 0 SB: 1 CS: 1	PA: 38					
<b>PITCHER</b>	IP	WLS	BF	H	R	ER	SO	BB	IBB	HBP	BLK	WP	HR	S	P	ERA	WHIP										
Joe Horlen, R (1, 1) ERA: 2.15	6.2		31	7	2	2	4	2	1	1	0	0	0	35	48	2.70	1.350										
Hoyt Wilhelm, R (7, 1) ERA: 0.95	0.1	W	1	0	0	0	1	0	0	0	0	0	0	3	3	0.00	0.000										
Wilbur Wood, L (8, 1) ERA: 1.92	2.0	S	6	0	0	0	2	0	0	0	0	0	0	10	10	0.00	0.000										

Batter	1	2	3	4	5	6	7	8	9	AB	R	H	RBI	BB	SO	LOB	BOTTOM										
Luis Aparicio, R (1, 6) OBP: 0.288, SLG: 0.327			6-3			F7				3	0	1	0	1	0	0	<b>Detroit Tigers @ Chicago White Sox</b> Comiskey Park, Chicago, IL Sun Jun 16 1968, 4:33 AM EDT Unknown										
Tom McCraw, L (1, 3) OBP: 0.288, SLG: 0.400	FC4-6 1B		F8							3	1	1	0	0	0	1											
Ken Berry, R (1, 8) OBP: 0.272, SLG: 0.341	E2			SH4-3 SF9		G4-3 1B				4	1	2	0	0	0	2											
Tommy Davis, R (1, 7) OBP: 0.245, SLG: 0.308				SH4-3						2	1	1	1	1	1	1											
Duane Josephson, R (1, 2) OBP: 0.284, SLG: 0.335	F6			SF9						3	0	1	1	0	0	3											
Bill Voss, L (1, 9) OBP: 0.237, SLG: 0.150			K			F7				2	0	0	0	0	1	0											
Dick Kenworthy, R (1, 5) OBP: 0.296, SLG: 0.273			F8							3	0	1	0	0	0	0											
Sandy Alomar Sr., S (7, PR) OBP: 0.262, SLG: 0.275						F9				0	0	0	0	0	0	0											
Tim Cullen, R (1, 4) OBP: 0.289, SLG: 0.278										2	0	0	0	0	0	0											
Wayne Causey, L (7, PH) OBP: 0.259, SLG: 0.152			F4			F6				0	0	0	0	1	0	0											
Joe Horlen, R (1, 1) OBP: 0.069, SLG: 0.036										2	0	0	0	0	0	0											
Hoyt Wilhelm, R (7, 1) ERA: 1.33										0	0	0	0	0	0	0											
Pete Ward, L (7, PH) OBP: 0.386, SLG: 0.427										1	0	0	0	0	0	3											
Wilbur Wood, R (8, 1) ERA: 1.18										0	0	0	0	0	0	0											
<b>Inning Stats</b>	R: 1 E: 1 K: 1 S: 7	H: 2 LOB: 1 BB: 0 P: 7	R: 0 E: 0 K: 1 S: 5	H: 0 LOB: 0 BB: 0 P: 5	R: 0 E: 0 K: 0 S: 3	H: 0 LOB: 0 BB: 0 P: 3	R: 1 E: 0 K: 0 S: 4	H: 1 LOB: 0 BB: 0 P: 4	R: 0 E: 0 K: 0 S: 3	H: 0 LOB: 0 BB: 0 P: 3	R: 0 E: 0 K: 0 S: 3	H: 1 LOB: 0 BB: 0 P: 3	R: 1 E: 0 K: 0 S: 5	H: 3 LOB: 2 BB: 1 P: 9	R: 0 E: 0 K: 0 S: 3	H: 0 LOB: 2 BB: 2 P: 11	1B: 5 2B: 2 3B: 0 HR: 1	SF: 1 SAC: 3 DP: 2 HBP: 0	WP: 0 PB: 0 SB: 1 CS: 0	PA: 32							
<b>PITCHER</b>	IP	WLS	BF	H	R	ER	SO	BB	IBB	HBP	BLK	WP	HR	S	P	ERA	WHIP										
Mickey Lolich, L (1, 1) ERA: 2.8	6.1	L	25	7	3	2	2	0	0	0	0	0	0	29	29	2.84	1.105										
Pat Dobson, R (7, 1) ERA: 1.33	0.0		1	0	0	0	0	0	1	0	0	0	0	4	4	∞	∞										
John Hiller, L (7, 1) ERA: 1.18	1.2		6	0	0	0	0	1	1	0	0	0	0	4	12	0.00	0.600										

AB 32  
R 2  
H 7  
RBI 2  
BB 3  
SO 7  
LOB 15



AB 25  
R 3  
H 7  
RBI 2  
BB 3  
SO 2  
LOB 10

















Batter	1	2	3	4	5	6	7	8	9	AB	R	H	RBI	BB	SO	LOB	TOP					
Mike Andrews, R (1.4) OBP: 0.335, SLG: 0.318	E4 FC6-4		3-1			HBP		F2		3	0	0	0	0	0	0						
Joe Lahoud, L (1.9) OBP: 0.359, SLG: 0.270	F9							F9		3	0	0	0	1	1	2						
Carl Yastrzemski, L (1.7) OBP: 0.453, SLG: 0.536	K							F8		4	0	0	0	0	3	3						
Ken Harrelson, R (1.3) OBP: 0.369, SLG: 0.602	FC6-4 1-2							F8		4	0	0	0	0	1	2						
Reggie Smith, S (1.8) OBP: 0.368, SLG: 0.401		L8						1B		4	0	1	0	0	1	1						
Rico Petrocelli, R (1.6) OBP: 0.277, SLG: 0.377	F7							F8		3	1	0	0	1	0	1						
George Scott, R (1.5) OBP: 0.230, SLG: 0.231	K							K		4	0	1	0	0	2	1						
Elston Howard, R (1.2) OBP: 0.306, SLG: 0.286			L8					L8		3	0	1	1	0	0	0						
Dick Ellsworth, L (1.1) OBP: 0.097, SLG: 0.067								L8		1	0	0	0	0	1	0						
Gary Waslewski, R (4.1) OBP: 0.091, SLG: 0.048								1B		1	0	0	0	0	0	0						
Dalton Jones, L (7, PH) OBP: 0.193, SLG: 0.165								1B		1	0	0	0	0	1	2						
Sparky Lyle, L (7.1) OBP: 0.193, SLG: 0.165								1B		0	0	0	0	0	0	0						
<b>Inning Stats</b>	R: 0 E: 1 K: 1 S: 6	H: 0 LOB: 1 BB: 0 P: 6	R: 0 E: 0 K: 1 S: 5	H: 0 LOB: 0 BB: 0 P: 5	R: 0 E: 0 K: 1 S: 5	H: 0 LOB: 0 BB: 0 P: 5	R: 0 E: 0 K: 3 S: 9	H: 0 LOB: 1 BB: 1 P: 13	R: 0 E: 0 K: 0 S: 3	H: 0 LOB: 1 BB: 0 P: 3	R: 0 E: 0 K: 2 S: 7	H: 0 LOB: 1 BB: 0 P: 8	R: 1 E: 0 K: 1 S: 7	H: 2 LOB: 2 BB: 1 P: 11	R: 0 E: 0 K: 0 S: 3	H: 0 LOB: 0 BB: 0 P: 3	R: 0 E: 0 K: 1 S: 6	H: 1 LOB: 1 BB: 0 P: 6	1B: 3 2B: 0 3B: 0 HR: 0	SF: 0 SAC: 0 DP: 0 HBP: 1	WP: 0 PB: 0 SB: 0 CS: 0	PA: 34
<b>PITCHER</b> Denny McLain, R (1.1) ERA: 1.99	IP: 9.0 WLS: W BF: 34 H: 3 R: 1 ER: 1 SO: 10 BB: 2 IBB: 0 HBP: 1 BLK: 0 WP: 0 HR: 0 S: 51 P: 60 ERA: 1.00 WHIP: 0.556															<b>PITCHER</b>						

**Boston Red Sox @ Detroit Tigers**  
Tiger Stadium, Detroit, MI  
Thu Jun 20 1968, 7:05 PM EDT  
Att: 30,977 - Unknown - 65 F

AB 31  
R 1  
H 3  
RBI 1  
BB 2  
SO 10  
LOB 12



Batter	1	2	3	4	5	6	7	8	9	AB	R	H	RBI	BB	SO	LOB	BOTTOM			
Dick McAuliffe, L (1.4) OBP: 0.327, SLG: 0.414	F8		E7 1B 2H		E3 HR		4-3			4	1	1	1	0	0	2				
Mickey Stanley, R (1.8) OBP: 0.313, SLG: 0.378	5-3						2-3			4	1	3	4	0	0	0				
Jim Northrup, L (1.9) OBP: 0.311, SLG: 0.368	4-3		2-3 1B		6-3		3H 2B			4	0	0	0	0	1	3				
Bill Freehan, R (1.3) OBP: 0.362, SLG: 0.460		L7			F8		F8			4	0	0	0	0	1	0				
Willie Horton, R (1.7) OBP: 0.358, SLG: 0.596 (8, PR)		F9					F8			4	0	1	0	0	1	0				
Wayne Comer, R (9.7) OBP: 0.182, SLG: 0.364								1B L6-5 1B		0	0	0	0	0	0	0				
Don Wert, R (1.5) OBP: 0.280, SLG: 0.358		5-3					5-3			3	0	1	0	1	0	0				
Jim Price, R (1.2) OBP: 0.232, SLG: 0.177			5-3		6-3		6-3			4	0	0	0	0	0	3				
Ray Oyler, R (1.6) OBP: 0.226, SLG: 0.221			SH1-4 E BB				K			1	2	0	0	2	1	0				
Denny McLain, R (1.1) OBP: 0.146, SLG: 0.146			SH1-4 1-2				K HR			1	1	1	0	0	0	0				
<b>Inning Stats</b>	R: 0 E: 0 K: 0 S: 3	H: 0 LOB: 0 BB: 0 P: 3	R: 0 E: 0 K: 0 S: 3	H: 0 LOB: 0 BB: 0 P: 3	R: 1 E: 1 K: 1 S: 7	H: 2 LOB: 1 BB: 1 P: 11	R: 0 E: 0 K: 1 S: 5	H: 0 LOB: 1 BB: 1 P: 9	R: 3 E: 1 K: 1 S: 8	H: 2 LOB: 0 BB: 0 P: 8	R: 0 E: 0 K: 0 S: 3	H: 0 LOB: 0 BB: 0 P: 3	R: 1 E: 0 K: 0 S: 4	H: 1 LOB: 1 BB: 1 P: 8	R: 0 E: 0 K: 1 S: 6	H: 2 LOB: 1 BB: 0 P: 6	1B: 5 2B: 2 3B: 0 HR: 1	SF: 0 SAC: 2 DP: 1 HBP: 0	WP: 0 PB: 0 SB: 0 CS: 0	PA: 34
<b>PITCHER</b> Dick Ellsworth, L (1.1) ERA: 3.95	IP: 3.2 WLS: L BF: 14 H: 2 R: 3 ER: 1 SO: 2 BB: 1 IBB: 0 HBP: 0 BLK: 0 WP: 0 HR: 0 S: 17 P: 21 ERA: 2.46 WHIP: 0.818															<b>PITCHER</b>				
Gary Waslewski, R (4.1) ERA: 3.32	2.1 WLS: L BF: 11 H: 2 R: 3 ER: 2 SO: 1 BB: 1 IBB: 0 HBP: 0 BLK: 0 WP: 0 HR: 1 S: 12 P: 16 ERA: 7.71 WHIP: 1.286															<b>PITCHER</b>				
Sparky Lyle, L (7.1) ERA: 3.42	2.0 WLS: L BF: 9 H: 3 R: 1 ER: 1 SO: 1 BB: 1 IBB: 0 HBP: 0 BLK: 0 WP: 0 HR: 0 S: 10 P: 14 ERA: 4.50 WHIP: 2.000															<b>PITCHER</b>				

**Boston Red Sox @ Detroit Tigers**  
Tiger Stadium, Detroit, MI  
Thu Jun 20 1968, 7:05 PM EDT  
Att: 30,977 - Unknown - 65 F

AB 29  
R 5  
H 7  
RBI 5  
BB 3  
SO 4  
LOB 8





Batter	1	2	3	4	5	6	7	8	9	10	11	12	13	AB	R	H	RBI	BB	SO	LOB							
Dick McAuliffe, L OBP: 0.327, SLG: 0.413 (1, 4)														5	0	1	1	1	2	0							
Mickey Stanley, R OBP: 0.305, SLG: 0.373 (1, 8)														6	1	1	0	0	2	2							
Jim Northrup, L OBP: 0.305, SLG: 0.367 (1, 9)														6	0	1	1	0	1	1							
Bill Freehan, R OBP: 0.365, SLG: 0.454 (1, 2)														3	1	0	0	2	0	2							
Willie Horton, R OBP: 0.353, SLG: 0.584 (1, 7)														6	0	1	0	0	2	3							
Norm Cash, L OBP: 0.279, SLG: 0.367 (1, 3)														2	0	0	0	3	2	0							
Don Wert, R OBP: 0.279, SLG: 0.355 (1, 5)														5	0	1	1	0	1	3							
Ray Oyler, R OBP: 0.225, SLG: 0.221 (1, 6)														5	0	1	0	0	1	5							
Mickey Lolich, S OBP: 0.257, SLG: 0.167 Wayne Comer, R OBP: 0.167, SLG: 0.333 Pat Dobson, R OBP: 0.273, SLG: 0.200 (1, 1)														3	1	1	0	0	1	2							
<b>Inning Stats</b>	R: 0 E: 0 K: 3 S: 9	H: 0 LOB: 0 BB: 0 P: 9	R: 1 E: 0 K: 0 S: 4	H: 2 LOB: 2 BB: 1 P: 9	R: 0 E: 0 K: 0 S: 2	H: 0 LOB: 0 BB: 1 P: 6	R: 0 E: 0 K: 0 S: 3	H: 0 LOB: 2 BB: 2 P: 11	R: 1 E: 0 K: 1 S: 5	H: 2 LOB: 1 BB: 0 P: 5	R: 0 E: 0 K: 2 S: 7	H: 0 LOB: 0 BB: 0 P: 7	R: 0 E: 0 K: 1 S: 5	H: 0 LOB: 0 BB: 0 P: 5	R: 0 E: 0 K: 3 S: 9	H: 0 LOB: 0 BB: 0 P: 9	R: 0 E: 0 K: 1 S: 5	H: 0 LOB: 0 BB: 0 P: 5	R: 0 E: 0 K: 1 S: 5	H: 1 LOB: 1 BB: 1 P: 9	R: 1 E: 0 K: 0 S: 5	H: 2 LOB: 1 BB: 0 P: 5	1B: 4 2B: 4 3B: 0 HR: 0	SF: 0 SAC: 0 DP: 3 HBP: 1	W/P: 0 PB: 0 SB: 0 CS: 1	PA: 50	
<b>PITCHER</b>	IP	WLS	BF	H	R	ER	SO	BB	IBB	HBP	BLK	WP	HR	S	P	ERA	WHIP										
Sonny Siebert, R ERA: 2.42 Mike Paul, L ERA: 4.82 Eddie Fisher, R ERA: 2.67 (1, 1) (9, 1) (11, 1)	8.0		32	4	2	2	6	5	0	1	0	0	0	0	0	2.25	1.125										
	2.0	6	0	0	0	5	0	0	0	0	0	0	0	0	16	0.00	0.000										
	3.0	W	12	3	1	1	2	1	0	0	0	0	0	0	15	3.00	1.333										

Detroit Tigers @ Cleveland Indians  
Cleveland Municipal Stadium, Cleveland, OH  
Fri Jun 21 1968, 7:05 PM EDT  
Att. 20,341 - Unknown

AB 43  
R 3  
H 7  
RBI 3  
BB 6  
SO 13  
LOB 19



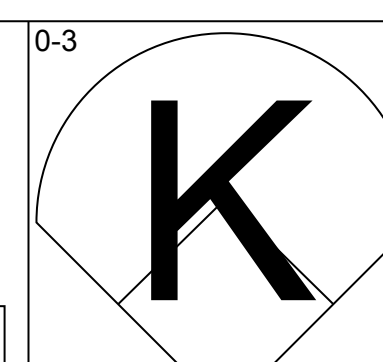
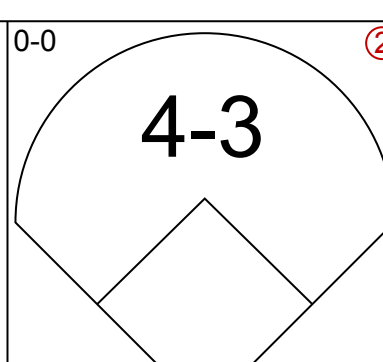
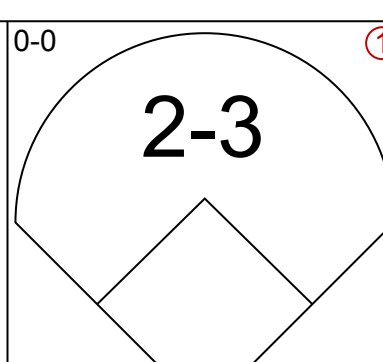
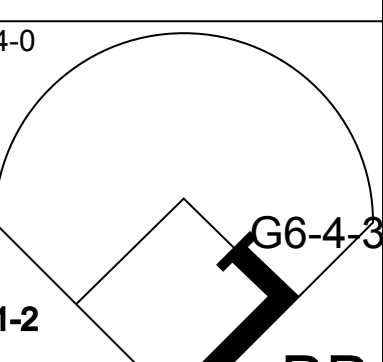
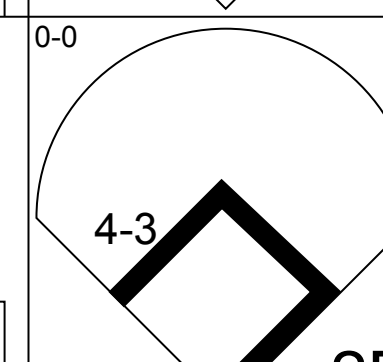
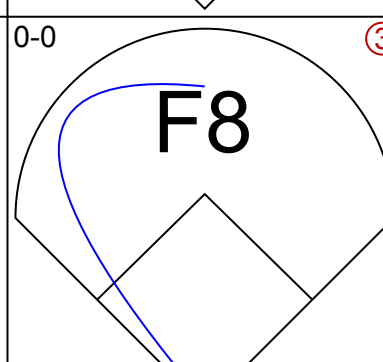
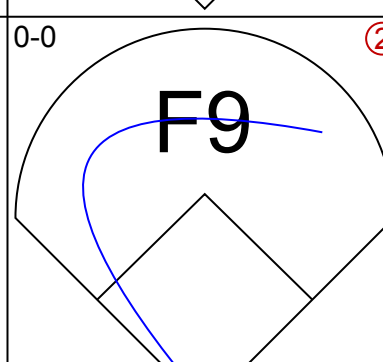
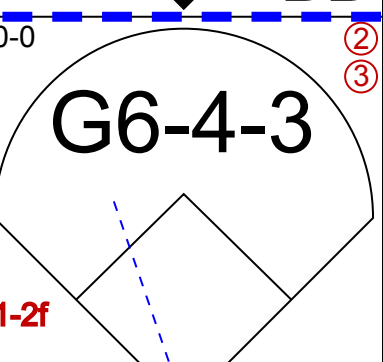
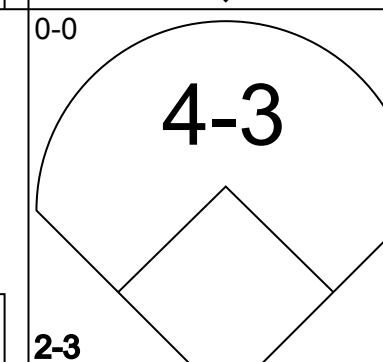
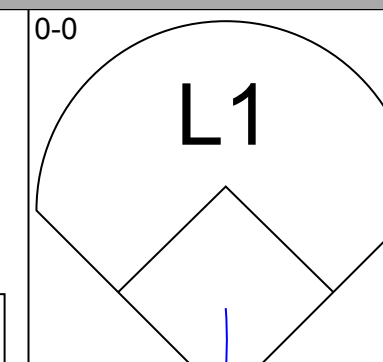
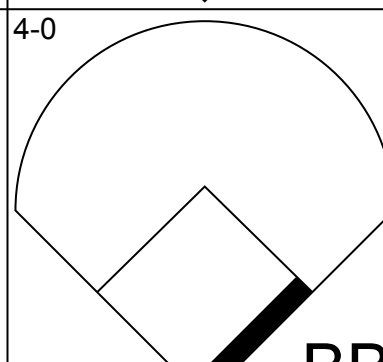
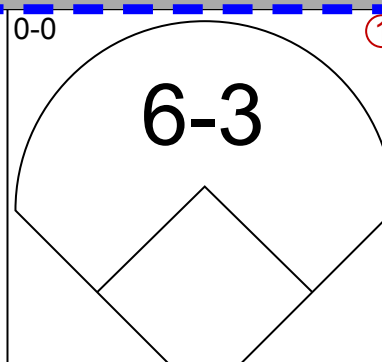
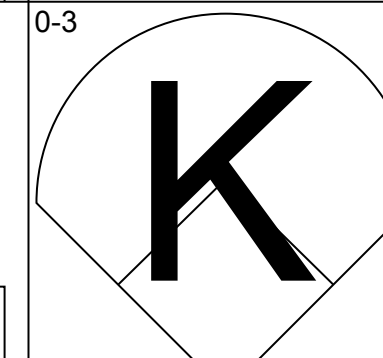
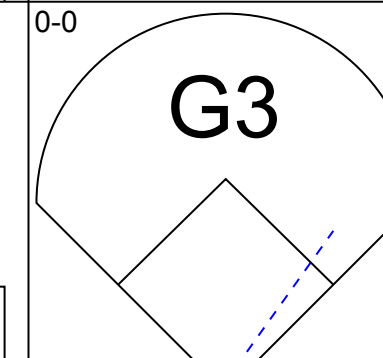
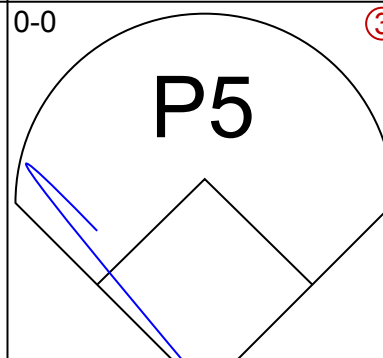
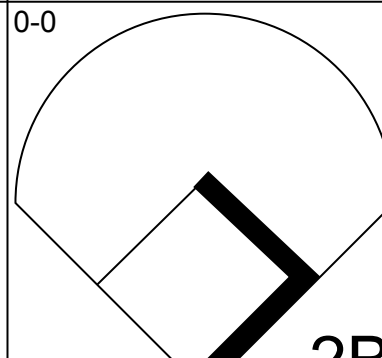
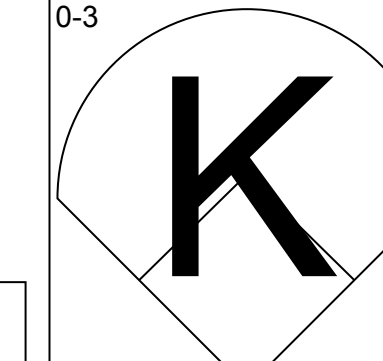
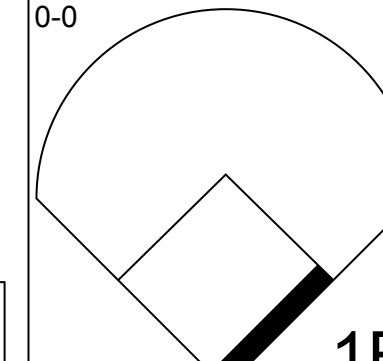
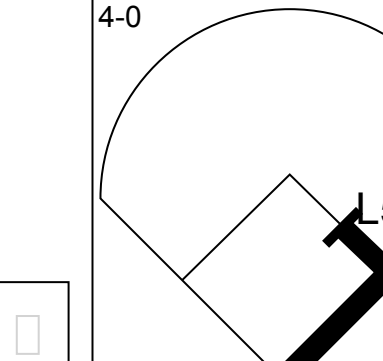
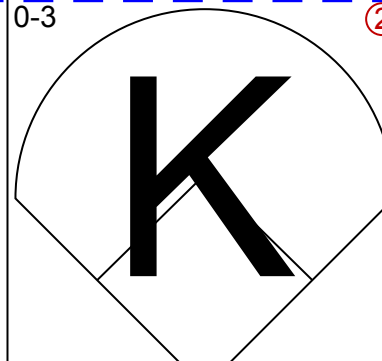
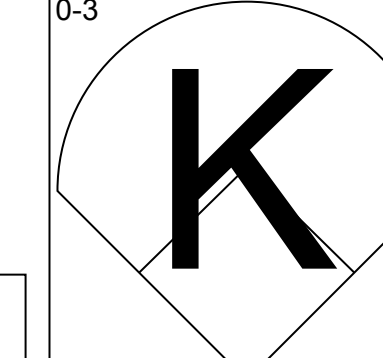
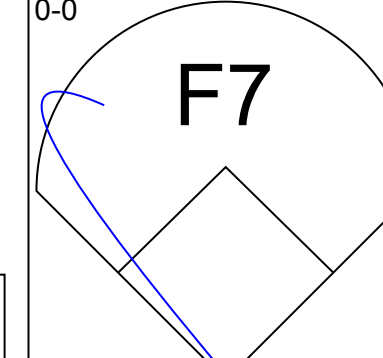
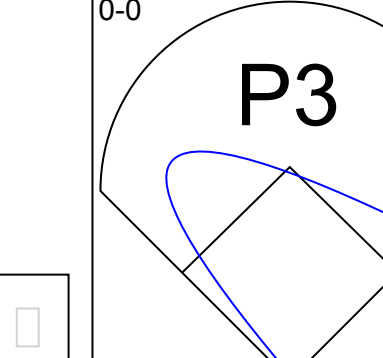
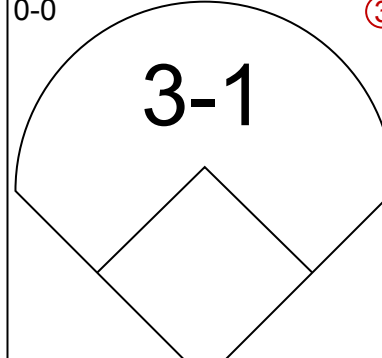
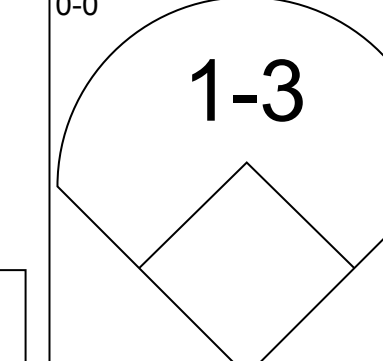
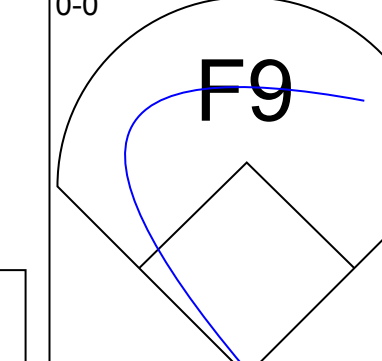
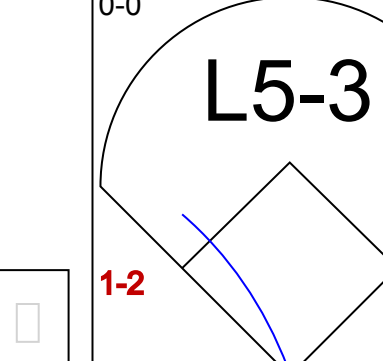
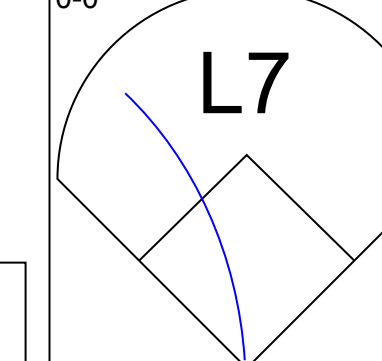
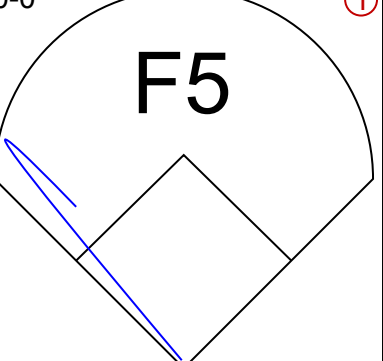
Batter	1	2	3	4	5	6	7	8	9	10	11	12	13	AB	R	H	RBI	BB	SO	LOB							
Max Alvis, R OBP: 0.307, SLG: 0.364 (1, 5)														6	1	1	0	0	1	2							
Larry Brown, R OBP: 0.270, SLG: 0.296 Davey Nelson, R OBP: 0.235, SLG: 0.188 (1, 6) (11, PR) (12, 9)														4	0	1	0	1	0	0							
Duke Sims, L OBP: 0.392, SLG: 0.470 (13, PH)														5	2	1	1	0	0	2							
Jose Cardenal, R OBP: 0.278, SLG: 0.310 (1, 8)														5	1	1	2	1	0	2							
Tony Horton, R OBP: 0.321, SLG: 0.440 (1, 3)														4	0	0	0	1	0	2							
Joe Azcue, R OBP: 0.323, SLG: 0.327 (1, 2)														4	0	0	0	1	0	2							
Tommy Harper, R OBP: 0.265, SLG: 0.366 (1, 7)														5	0	2	1	0	1	3							
Jose Vidal, R OBP: 0.204, SLG: 0.298 (1, 9)														5	0	1	0	0	1	2							
Vern Fuller, R OBP: 0.301, SLG: 0.260 Jimmie Hall, L OBP: 0.250, SLG: 0.250 Billy Harris, L OBP: 0.333, SLG: 0.364 (1, 4) (10, PH) (11, 4)														3	0	0	0	0	1	2							
Sonny Siebert, R OBP: 0.195, SLG: 0.179 Lee Maye, L OBP: 0.226, SLG: 0.404 Mike Paul, L (9, 1) Willie Smith, L OBP: 0.265, SLG: 0.241 Eddie Fisher, R (11, 1)														2	0	0	0	0	2								
<b>Inning Stats</b>	R: 1 E: 0 K: 0 S: 5	H: 2 LOB: 1 BB: 0 P: 5	R: 0 E: 1 K: 0 S: 5	H: 1 LOB: 2 BB: 0 P: 5	R: 0 E: 0 K: 0 S: 3	H: 0 LOB: 0 BB: 0 P: 3	R: 0 E: 0 K: 1 S: 5	H: 0 LOB: 0 BB: 0 P: 5	R: 0 E: 0 K: 1 S: 5	H: 0 LOB: 0 BB: 0 P: 5	R: 1 E: 0 K: 0 S: 5	H: 2 LOB: 1 BB: 0 P: 5	R: 0 E: 0 K: 1 S: 5	H: 0 LOB: 0 BB: 0 P: 5	R: 0 E: 0 K: 1 S: 4	H: 0 LOB: 2 BB: 3 P: 16	R: 0 E: 0 K: 2 S: 7	H: 0 LOB: 0 BB: 0 P: 7	R: 2 E: 0 K: 1 S: 6	H: 2 LOB: 0 BB: 0 P: 6	1B: 6 2B: 1 3B: 0 HR: 1	SF: 1 SAC: 0 DP: 0 HBP: 0	W/P: 0 PB: 0 SB: 2 CS: 1	PA: 49			
<b>PITCHER</b>	IP	WLS	BF	H	R	ER	SO	BB	IBB	HBP	BLK	WP	HR	S	P	ERA	WHIP										
Mickey Lolich, L ERA: 2.73 Pat Dobson, R ERA: 1.53 (1, 1) (10, 1)	9.0		34	6	2	2	3	0	0	0	0	0	0	0	40	2.00	0.667										
	3.2	L	15	2	2	2	5	1	2	0	0	0	1	22	34	4.91	0.818										

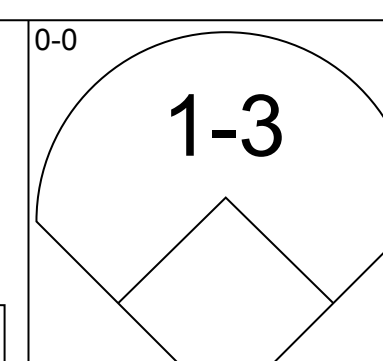
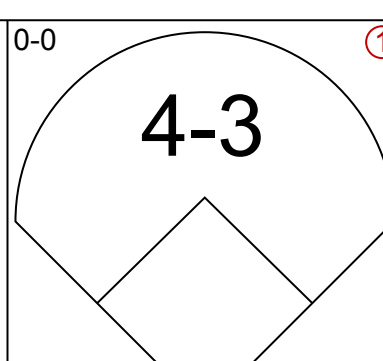
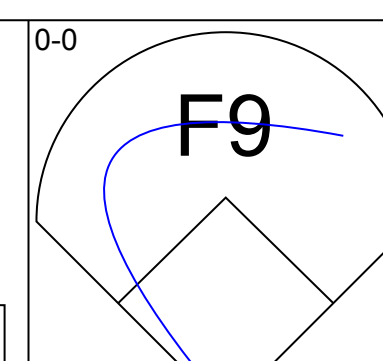
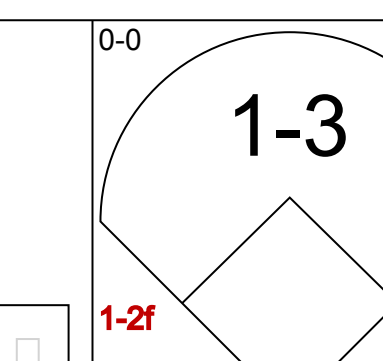
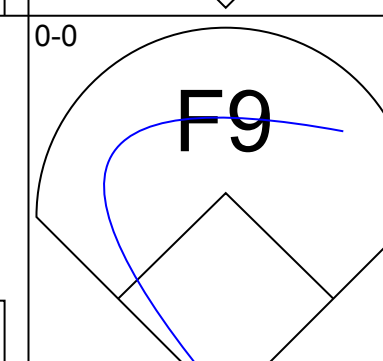
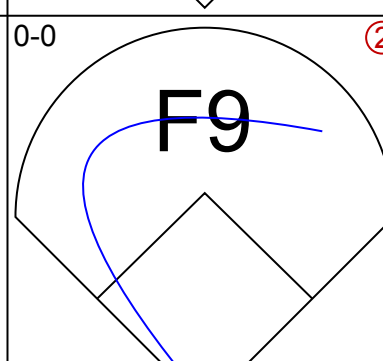
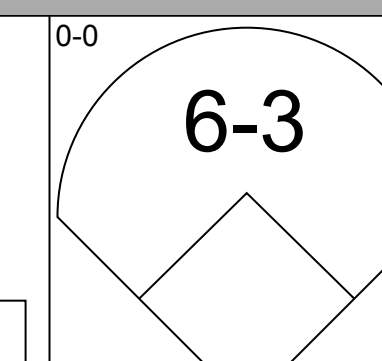
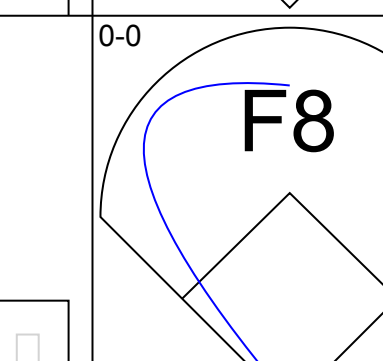
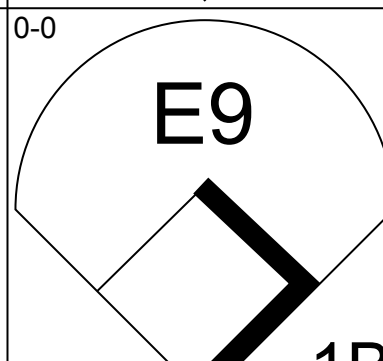
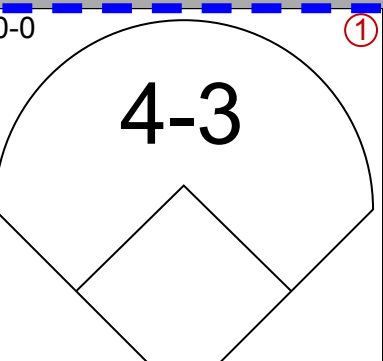
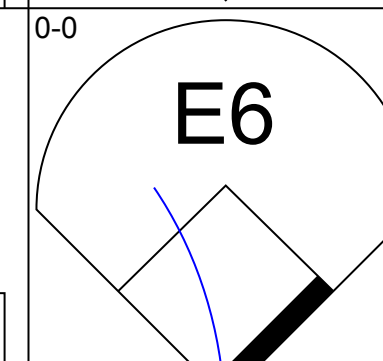
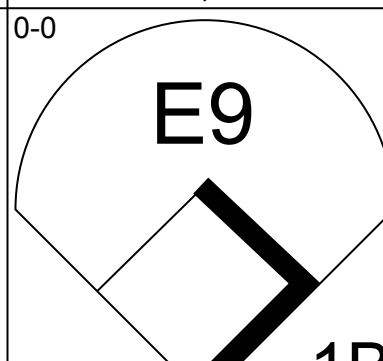

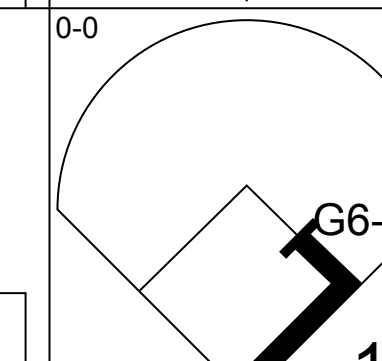

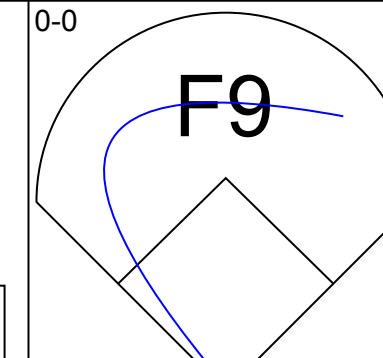
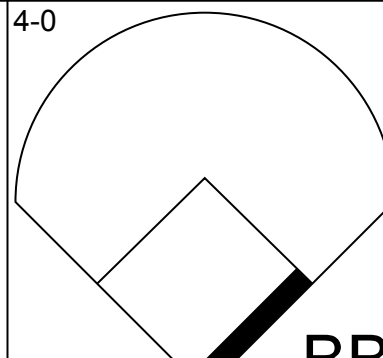
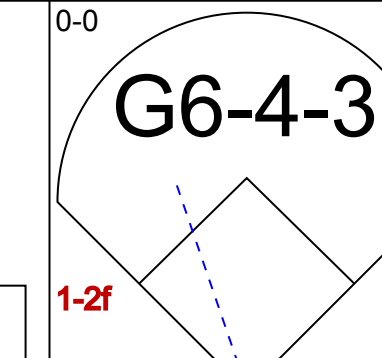
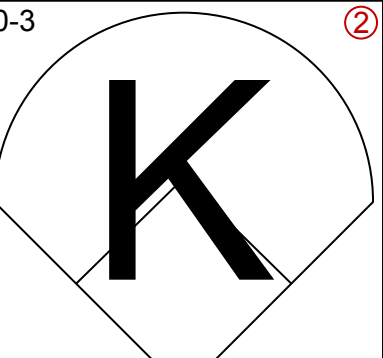
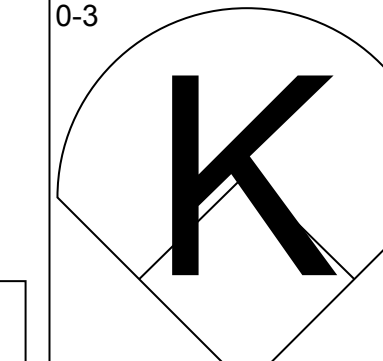
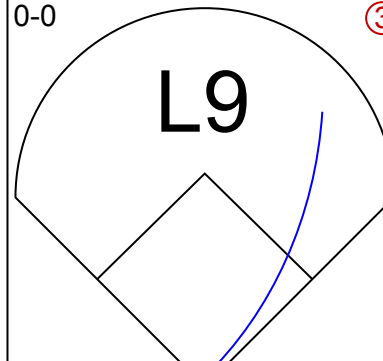
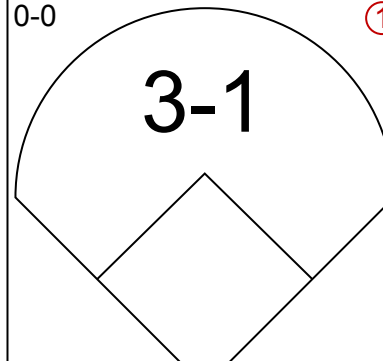
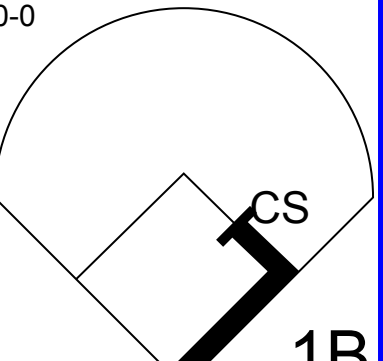
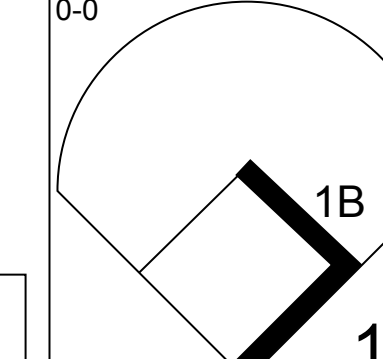
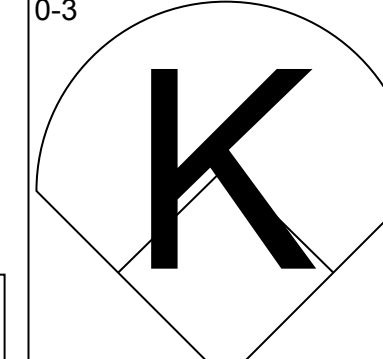
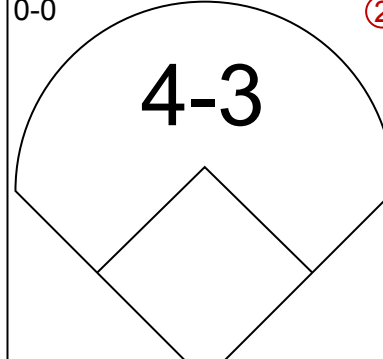
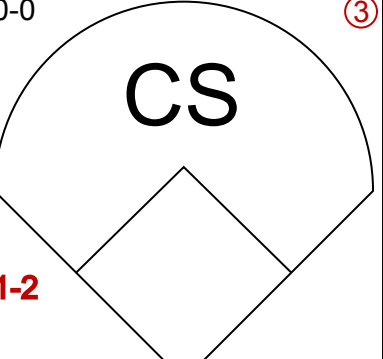
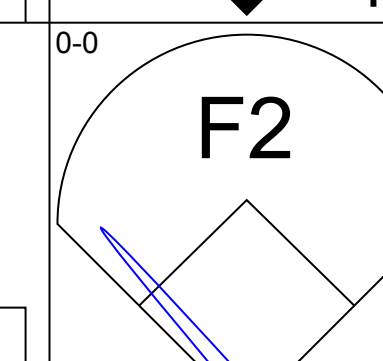
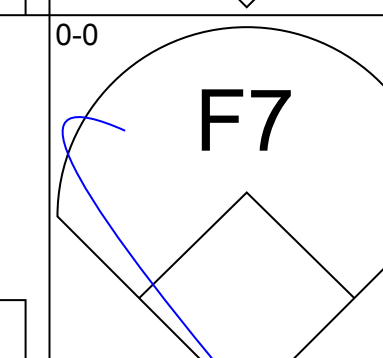
Detroit Tigers @ Cleveland Indians  
Cleveland Municipal Stadium, Cleveland, OH  
Fri Jun 21 1968, 7:05 PM EDT  
Att. 20,341 - Unknown

AB 45  
R 4  
H 8  
RBI 4  
BB 3  
SO 8  
LOB 17





Batter	1	2	3	4	5	6	7	8	9	AB	R	H	RBI	BB	SO	LOB	TOP			
Dick McAuliffe, L (1,4) OBP: 0.326, SLG: 0.408										3	0	0	0	1	1	1	<b>Detroit Tigers @ Cleveland Indians</b> Cleveland Municipal Stadium, Cleveland, OH Sat Jun 22 1968, 3:33 AM EDT Att: 11,433 - Unknown			
Mickey Stanley, R (1,8) OBP: 0.308, SLG: 0.375										4	0	1	0	0	0	3				
Jim Northrup, L (1,9) OBP: 0.307, SLG: 0.363										3	0	0	0	1	0	1				
Norm Cash, L (1,3) OBP: 0.278, SLG: 0.371										4	0	1	0	0	1	2				
Willie Horton, R (1,7) OBP: 0.355, SLG: 0.580										3	0	1	0	1	2	1				
Bill Freehan, R (1,2) OBP: 0.360, SLG: 0.446										4	0	0	0	0	1	3				
Don Wert, R (1,5) OBP: 0.276, SLG: 0.350										3	0	0	0	0	0	1				
Ray Oyler, R (1,6) OBP: 0.229, SLG: 0.224										2	0	1	0	0	0	0				
Tom Matchick, L (8, PH) OBP: 0.254, SLG: 0.238										1	0	0	0	0	0	0				
Earl Wilson, R (1,1) OBP: 0.237, SLG: 0.395										2	0	0	0	0	0	1				
Lenny Green, L (8, PH) OBP: 0.500, SLG: 0.500										1	0	1	0	0	0	0				
Fred Lasher, R (8,1) OBP: 0.333, SLG: 0.333										0	0	0	0	0	0	0				
<b>Inning Stats</b>	R: 0 E: 0 K: 2 S: 8	H: 1 LOB: 1 BB: 0 P: 8	R: 0 E: 0 K: 2 S: 7	H: 0 LOB: 0 BB: 0 P: 7	R: 0 E: 1 K: 0 S: 4	H: 1 LOB: 1 BB: 0 P: 4	R: 0 E: 0 K: 0 S: 4	H: 1 LOB: 1 BB: 0 P: 4	R: 0 E: 0 K: 0 S: 3	H: 0 LOB: 0 BB: 0 P: 3	R: 0 E: 0 K: 0 S: 2	H: 0 LOB: 1 BB: 1 P: 6	R: 0 E: 0 K: 0 S: 3	H: 1 LOB: 1 BB: 0 P: 7	R: 0 E: 0 K: 1 S: 6	H: 1 LOB: 1 BB: 0 P: 6	1B: 3 2B: 3 3B: 0 HR: 0	SF: 0 SAC: 0 DP: 2 HBP: 0	WP: 0 PB: 0 SB: 0 CS: 0	PA: 33
<b>PITCHER</b>	IP WLS BF H R ER SO BB IBB HBP BLK WP HR S P ERA WHIP																			
Steve Hargan, R (1,1) ERA: 2.87	7.1 W 28 4 0 0 4 3 0 0 0 0 0 0 0 0 0 0 0.00 0.955																			
Hal Kurtz, R (8,1) ERA: 3.25	0.2 1 0 0 0 0 0 0 0 0 0 0 0 0 1 1 0.00 0.000																			
Billy Rohr, L (9,1) ERA: 5.4	0.1 2 1 0 0 0 0 0 0 0 0 0 0 0 2 2 0.00 3.000																			
Stan Williams, R (9,1) ERA: 1.79	0.2 S 2 0 0 0 1 0 0 0 0 0 0 0 0 4 4 0.00 0.000																			

Batter	1	2	3	4	5	6	7	8	9	AB	R	H	RBI	BB	SO	LOB	BOTTOM			
Russ Snyder, L (1,9) OBP: 0.239, SLG: 0.270										4	0	0	0	0	0	1	<b>Detroit Tigers @ Cleveland Indians</b> Cleveland Municipal Stadium, Cleveland, OH Sat Jun 22 1968, 3:33 AM EDT Att: 11,433 - Unknown			
Larry Brown, R (1,6) OBP: 0.275, SLG: 0.291										4	0	0	0	0	0	0				
Lee Mays, L (1,7) OBP: 0.305, SLG: 0.411										3	0	2	0	0	0	0				
Jose Cardenal, R (5, PR) OBP: 0.277, SLG: 0.309										1	0	0	0	0	0	0				
Tony Horton, R (1,3) OBP: 0.320, SLG: 0.435										3	0	0	0	1	1	2				
Jimmie Hall, L (1,8) OBP: 0.297, SLG: 0.250										4	0	1	0	0	1	2				
Tommy Harper, R (8, PR) OBP: 0.265, SLG: 0.366										0	0	0	0	0	0	0				
Duke Sims, L (1,2) OBP: 0.391, SLG: 0.467										3	0	1	0	0	1	0				
Billy Harris, L (1,4) OBP: 0.400, SLG: 0.385										2	1	1	0	1	0	0				
Max Alvis, R (1,5) OBP: 0.307, SLG: 0.376										3	1	1	2	0	0	3				
Steve Hargan, R (1,1) OBP: 0.216, SLG: 0.250										3	0	1	0	0	1	2				
Hal Kurtz, R (8,1) ERA: 2.91										0	0	0	0	0	0	0				
Billy Rohr, L (9,1) ERA: 2.75										0	0	0	0	0	0	0				
Stan Williams, R (9,1) OBP: 0.308, SLG: 0.250										0	0	0	0	0	0	0				
<b>Inning Stats</b>	R: 0 E: 1 K: 0 S: 4	H: 0 LOB: 1 BB: 0 P: 4	R: 0 E: 0 K: 1 S: 7	H: 2 LOB: 2 BB: 0 P: 7	R: 0 E: 1 K: 0 S: 4	H: 1 LOB: 2 BB: 1 P: 8	R: 2 E: 0 K: 2 S: 8	H: 1 LOB: 0 BB: 1 P: 12	R: 0 E: 0 K: 0 S: 3	H: 1 LOB: 1 BB: 0 P: 3	R: 0 E: 1 K: 0 S: 4	H: 0 LOB: 1 BB: 0 P: 4	R: 0 E: 0 K: 0 S: 3	H: 1 LOB: 0 BB: 0 P: 3	R: 0 E: 0 K: 1 S: 5	H: 1 LOB: 1 BB: 0 P: 5	1B: 6 2B: 1 3B: 0 HR: 1	SF: 0 SAC: 0 DP: 2 HBP: 0	WP: 0 PB: 0 SB: 0 CS: 1	PA: 33
<b>PITCHER</b>	IP WLS BF H R ER SO BB IBB HBP BLK WP HR S P ERA WHIP																			
Earl Wilson, R (1,1) ERA: 2.91	7.0 L 29 6 2 2 3 2 0 0 0 0 0 0 0 5 5 0.00 1.143																			
Fred Lasher, R (8,1) ERA: 2.75	1.0 3 1 0 0 1 0 0 0 0 0 0 0 0 5 5 0.00 1.000																			

AB	30
R	0
H	5
RBI	0
BB	3
SO	5
LOB	13



AB	30
R	2
H	7
RBI	2
BB	2
SO	4
LOB	10







Batter	1	2	3	4	5	6	7	8	9	AB	R	H	RBI	BB	SO	LOB	TOP					
Dick McAuliffe, L (1.4) OBP: 0.325, SLG: 0.403	F8		K			FC6 BB		6-3		3	0	0	0	1	1	1	<b>Detroit Tigers @ Cleveland Indians</b> Cleveland Municipal Stadium, Cleveland, OH Sun Jun 23 1968, 3:33 AM EDT Unknown <a href="http://livebaseballscorecards.com">livebaseballscorecards.com</a>					
Mickey Stanley, R (1.8) OBP: 0.303, SLG: 0.369	6-3		K			P3			6-3	4	0	0	0	0	1	2						
Gates Brown, L (1.7) OBP: 0.467, SLG: 0.667	4-3			L6		F8			K	4	0	0	0	0	1	1						
Jim Northrup, L (1.9) OBP: 0.302, SLG: 0.357		P6		F5		FC6			F2	4	0	0	0	0	0	1						
Norm Cash, L (1.3) OBP: 0.279, SLG: 0.366				K						2	0	0	0	1	2	0						
Bill Freehan, R (1.2) OBP: 0.356, SLG: 0.440		F8				F8			K	3	0	0	0	0	1	1						
Tom Matchick, L (1.6) OBP: 0.257, SLG: 0.242									K	3	0	1	0	0	2	1						
Don Wert, R (1.5) OBP: 0.280, SLG: 0.358						K				3	0	2	0	0	1	1						
John Hiller, R (1.1) OBP: 0.100, SLG: 0.100										0	0	0	0	0	0	0						
Dennis Ribant, R (1.1) OBP: 0.300, SLG: 0.333										2	0	0	0	0	0	2						
Lenny Green, L (6, PH) OBP: 0.333, SLG: 0.333										1	0	0	0	0	0	1						
John Wyatt, R (8.1) OBP: 0.333, SLG: 0.333										0	0	0	0	0	0	0						
<b>Inning Stats</b>	R: 0 E: 0 K: 0 S: 3	H: 0 LOB: 0 BB: 0 P: 3	R: 0 E: 0 K: 1 S: 5	H: 0 LOB: 1 BB: 1 P: 9	R: 0 E: 0 K: 2 S: 8	H: 1 LOB: 1 BB: 0 P: 8	R: 0 E: 0 K: 1 S: 5	H: 0 LOB: 0 BB: 0 P: 5	R: 0 E: 0 K: 1 S: 6	H: 1 LOB: 1 BB: 0 P: 6	R: 0 E: 0 K: 0 S: 3	H: 0 LOB: 1 BB: 1 P: 7	R: 0 E: 0 K: 3 S: 9	H: 0 LOB: 0 BB: 0 P: 9	R: 0 E: 0 K: 0 S: 3	H: 1 LOB: 0 BB: 0 P: 3	R: 0 E: 0 K: 1 S: 5	H: 0 LOB: 0 BB: 0 P: 5	1B: 2 2B: 1 3B: 0 HR: 0	SF: 0 SAC: 0 DP: 1 HBP: 0	WP: 0 PB: 0 SB: 0 CS: 0	PA: 31
<b>PITCHER</b> Luis Tiant, R (1.1) ERA: 1.2	IP: 9.0 WLS: W BF: 31 H: 3 R: 0 ER: 0 SO: 9 BB: 2 IBB: 0 HBP: 0 BLK: 0 WP: 0 HR: 0 S: 47 P: 55 ERA: 0.00 WHIP: 0.556															<b>PITCHER</b>						

Batter	1	2	3	4	5	6	7	8	9	AB	R	H	RBI	BB	SO	LOB	BOTTOM			
Max Alvis, R (1.5) OBP: 0.310, SLG: 0.376	1B BB	BB 1B	FC1-5			6-3				3	1	1	0	1	0	2	<b>Detroit Tigers @ Cleveland Indians</b> Cleveland Municipal Stadium, Cleveland, OH Sun Jun 23 1968, 3:33 AM EDT Unknown <a href="http://livebaseballscorecards.com">livebaseballscorecards.com</a>			
Larry Brown, R (1.6) OBP: 0.276, SLG: 0.291	4-3 2B	BB BB				F8				3	1	1	0	1	0	0				
Jose Cardenal, R (1.8) OBP: 0.280, SLG: 0.309	4-3 2B	BB BB				P6				3	1	1	1	1	1	0				
Tony Horton, R (1.3) OBP: 0.319, SLG: 0.432	4-3	F3				F9				4	0	1	0	0	0	5				
Joe Azcue, R (1.2) OBP: 0.320, SLG: 0.333		P3				F9				4	0	1	2	0	0	4				
Tommy Harper, R (1.7) OBP: 0.285, SLG: 0.366										0	0	0	0	0	0	0				
Jimmie Hall, L (1, PH) OBP: 0.296, SLG: 0.245										3	0	0	0	1	0	0				
Jose Vidal, R (1.9) OBP: 0.285, SLG: 0.298										0	0	0	0	0	0	0				
Russ Snyder, L (1, PH) OBP: 0.239, SLG: 0.269										4	0	1	0	0	0	2				
Vern Fuller, R (1.4) OBP: 0.299, SLG: 0.256										3	0	0	0	1	0	2				
Luis Tiant, R (1.1) OBP: 0.091, SLG: 0.114										3	0	0	0	0	0	2				
<b>Inning Stats</b>	R: 3 E: 0 K: 0 S: 6	H: 3 LOB: 2 BB: 2 P: 14	R: 0 E: 0 K: 0 S: 4	H: 1 LOB: 3 BB: 2 P: 12	R: 0 E: 1 K: 0 S: 4	H: 1 LOB: 2 BB: 1 P: 8	R: 0 E: 0 K: 0 S: 3	H: 0 LOB: 0 BB: 0 P: 3	R: 0 E: 0 K: 0 S: 3	H: 0 LOB: 0 BB: 0 P: 3	R: 0 E: 0 K: 1 S: 6	H: 1 LOB: 1 BB: 0 P: 6	R: 0 E: 0 K: 0 S: 3	H: 0 LOB: 0 BB: 0 P: 3	R: 0 E: 0 K: 0 S: 3	H: 0 LOB: 0 BB: 0 P: 3	1B: 5 2B: 1 3B: 0 HR: 0	SF: 0 SAC: 0 DP: 0 HBP: 0	WP: 0 PB: 0 SB: 0 CS: 0	PA: 35
<b>PITCHER</b> John Hiller, L (1.1) ERA: 1.88	IP: 0.1 WLS: L BF: 5 H: 3 R: 3 ER: 3 SO: 3 BB: 1 IBB: 0 HBP: 0 BLK: 0 WP: 0 HR: 0 S: 4 P: 8 ERA: 81.00 WHIP: 12.000															<b>PITCHER</b>				
<b>PITCHER</b> Dennis Ribant, R (1.1) ERA: 1.53	IP: 6.2 WLS: L BF: 27 H: 3 R: 0 ER: 0 SO: 1 BB: 3 IBB: 1 HBP: 0 BLK: 0 WP: 0 HR: 0 S: 25 P: 41 ERA: 0.00 WHIP: 0.900															<b>PITCHER</b>				
<b>PITCHER</b> John Wyatt, R (8.1) ERA: 2.95	IP: 1.0 WLS: L BF: 3 H: 0 R: 0 ER: 0 SO: 0 BB: 0 IBB: 0 HBP: 0 BLK: 0 WP: 0 HR: 0 S: 3 P: 3 ERA: 0.00 WHIP: 0.000															<b>PITCHER</b>				



Batter	1	2	3	4	5	6	7	8	9	AB	R	H	RBI	BB	SO	LOB	TOP										
Mickey Stanley, R OBP: 0.301, SLG: 0.363 (1, 8)	F2		L8		E6				F9	4	1	0	0	1	0	2	<b>Detroit Tigers @ Cleveland Indians</b> Cleveland Municipal Stadium, Cleveland, OH Sun Jun 23 1968, 3:38 AM EDT Att: 44,245 - Unknown  <b>AB 32</b> <b>R 4</b> <b>H 4</b> <b>RBI 4</b> <b>BB 5</b> <b>SO 4</b> <b>LOB 20</b> 										
Dick Tracewski, R OBP: 0.297, SLG: 0.269 (1, 4) (6, 6)	4-3 1B		G3		HR		P4		FC6-4	5	1	2	3	0	0	2											
Don Wert, R OBP: 0.276, SLG: 0.352 (1, 5)	4-3 1-2		P4		F7		L5			4	0	0	0	0	0	2											
Bill Freehan, R OBP: 0.354, SLG: 0.435 (1, 3)	F8			K		2B 1B HBP	L7			3	1	0	0	0	1	2											
Willie Horton, R OBP: 0.354, SLG: 0.572 (1, 7)		E BB	L7		F7		P3			3	0	0	0	1	0	1											
Jim Price, R OBP: 0.233, SLG: 0.197 (1, 2)	F7		P4			1B 2B	F8			4	0	1	0	0	0	1											
Wayne Comer, R OBP: 0.232, SLG: 0.223 (6, PH) Lenny Green, L OBP: 0.500, SLG: 0.333 Jim Northrup, L OBP: 0.301, SLG: 0.356 (6, 9)	E5 1-3				6-3		1B IBB		F7	2	0	0	0	0	0	1											
Ray Oyler, R OBP: 0.232, SLG: 0.223 (6, PH) Dick McAuliffe, L OBP: 0.330, SLG: 0.406 (6, 4)	K				HR BB		4-3 1B		FC1-6 BB	1	1	0	0	1	1	2											
Joe Sparma, R OBP: 0.053, SLG: 0.053 Pat Dobson, R OBP: 0.250, SLG: 0.162 (8, 1)	K				K		4-3		FC1-6 FC6-4	3	0	0	0	0	2	6											
Inning Stats	R: 0 E: 0 K: 0 S: 4	H: 1 LOB: 1 BB: 0 P: 4	R: 0 E: 1 K: 2 S: 8	H: 0 LOB: 2 BB: 1 P: 12	R: 0 E: 0 K: 1 S: 3	H: 0 LOB: 0 BB: 0 P: 3	R: 0 E: 0 K: 1 S: 5	H: 0 LOB: 0 BB: 0 P: 5	R: 3 E: 1 K: 1 S: 7	H: 1 LOB: 0 BB: 1 P: 11	R: 1 E: 0 K: 0 S: 4	H: 2 LOB: 1 BB: 1 P: 9	R: 0 E: 0 K: 0 S: 3	H: 0 LOB: 0 BB: 0 P: 3	R: 0 E: 0 K: 0 S: 3	H: 0 LOB: 1 BB: 1 P: 7		1B: 2 2B: 2 3B: 0 HR: 1	SF: 0 SAC: 0 DP: 1 HBP: 1	WP: 0 PB: 0 SB: 1 CS: 0	PA: 38						
PITCHER	IP	WLS	BF	H	R	ER	SO	BB	IBB	HBP	BLK	WP	HR	S	P	ERA	WHIP										
Sam McDowell, L ERA: 1.78 Hal Kirtz, R ERA: 3.25 Billy Rohr, L ERA: 4.86 Eddie Fisher, R ERA: 2.48	5.1	L	24	3	4	1	4	2	0	1	0	0	1	29	38	1.69	0.938										

Batter	1	2	3	4	5	6	7	8	9	AB	R	H	RBI	BB	SO	LOB	BOTTOM										
Billy Harris, L OBP: 0.368, SLG: 0.313 (1, 4) (6, 6)	K		S BB		K		G6-3			3	0	0	0	1	2	3	<b>Detroit Tigers @ Cleveland Indians</b> Cleveland Municipal Stadium, Cleveland, OH Sun Jun 23 1968, 3:38 AM EDT Att: 44,245 - Unknown  <b>AB 30</b> <b>R 1</b> <b>H 6</b> <b>RBI 1</b> <b>BB 5</b> <b>SO 5</b> <b>LOB 19</b> 										
Larry Brown, R OBP: 0.276, SLG: 0.289 Willie Smith, L OBP: 0.257, SLG: 0.233 Vern Fuller, R OBP: 0.306, SLG: 0.265 (1, 6) (5, PH) (6, 4)	5-3		K		K			1B 1B		2	0	0	0	0	1	1											
Russ Snyder, L OBP: 0.256, SLG: 0.280 (1, 9)	1B		P5			FC6-4 BB		G4-6-3 1B		3	0	2	0	1	0	1											
Tony Horton, R OBP: 0.316, SLG: 0.427 Joe Azcue, R OBP: 0.316, SLG: 0.331 (1, 3) (7, 2)	K				F9		FC6-4 1B SF8		P3	3	1	0	0	0	1	2											
Jimmie Hall, L OBP: 0.295, SLG: 0.245 (1, 7)		L5			F9		FC6 1B		G4-6-3	4	0	1	0	0	0	2											
Duke Sims, L OBP: 0.383, SLG: 0.458 (1, 2) (7, 3)	6-3				4-3		SF8		F8	3	0	0	1	0	0	0											
Tommy Harper, R OBP: 0.278, SLG: 0.375 (1, 8)						2B	FC6 1-2		BB	2	0	1	0	2	0	1											
Max Alvis, R OBP: 0.309, SLG: 0.373 (1, 5)	1-3				5-3		G6-3 1B		L7	4	0	1	0	0	0	3											
Sam McDowell, L Hal Kirtz, R Billy Rohr, L Lee Mays, L Eddie Fisher, R Jose Vidal, R	1.1 0.5 0.5 0.7 0.8 0.9	0.199 0.119 0.407 0.292			P6				F5	1	0	0	0	1	0	0											
Inning Stats	R: 0 E: 0 K: 2 S: 8	H: 1 LOB: 1 BB: 0 P: 8	R: 0 E: 0 K: 0 S: 3	H: 0 LOB: 1 BB: 1 P: 7	R: 0 E: 0 K: 1 S: 5	H: 0 LOB: 1 BB: 1 P: 9	R: 0 E: 0 K: 0 S: 3	H: 0 LOB: 0 BB: 0 P: 3	R: 0 E: 0 K: 2 S: 8	H: 1 LOB: 2 BB: 1 P: 12	R: 1 E: 0 K: 0 S: 4	H: 1 LOB: 1 BB: 1 P: 8	R: 0 E: 0 K: 0 S: 3	H: 1 LOB: 0 BB: 0 P: 3	R: 0 E: 0 K: 0 S: 4	H: 2 LOB: 1 BB: 0 P: 4		R: 0 E: 0 K: 0 S: 3	H: 0 LOB: 1 BB: 1 P: 7	1B: 5 2B: 1 3B: 0 HR: 0	SF: 1 SAC: 0 DP: 2 HBP: 0	WP: 0 PB: 0 SB: 1 CS: 0	PA: 36				
PITCHER	IP	WLS	BF	H	R	ER	SO	BB	IBB	HBP	BLK	WP	HR	S	P	ERA	WHIP										
Joe Sparma, R ERA: 3.54 Pat Dobson, R ERA: 1.47	7.0	W	30	6	1	1	5	4	0	0	0	0	0	36	52	1.29	1.429										







Batter	1	2	3	4	5	6	7	8	9	AB	R	H	RBI	BB	SO	LOB	TOP					
Dick McAuliffe, L OBP: 0.331, SLG: 0.399	(1,4) X G3		(1) 0-3 K		(1) 0-3 K		(1) 4-0 2B 1B BB			4	1	1	0	1	2	0	<b>Detroit Tigers @ New York Yankees</b> Yankee Stadium, Bronx, NY Tue Jun 25 1968, 7:05 PM EDT Att: 17,117 - Unknown - 82 F					
Dick Tracewski, R OBP: 0.282, SLG: 0.290	(1,5) S K		(2) 0-0 1B		(2) 0-3 K		(2) 0-0 1B 2B			5	1	2	1	0	3	1						
Mickey Stanley, R OBP: 0.305, SLG: 0.361	(1,8) X 6-3		(2) 0-3 K		(2) 0-0 1B		(2) 0-0 1B 3B 1B			5	1	2	2	0	1	2						
Bill Freehan, R OBP: 0.361, SLG: 0.439	(1,3) (7,2)		(3) 0-0 FC5-4 1B WP		(3) 0-0 F9		(3) 0-0 3B 1B			4	2	2	0	1	0	2						
Willie Horton, R OBP: 0.365, SLG: 0.584	(1,7)		(1) 0-0 FC5-4 1B		(1) 0-0 F4		(1) 0-0 SF9 3B			5	2	2	2	0	0	1						
Lenny Green, L OBP: 0.500, SLG: 0.333	(9,7)		(1) 1-2 FC5-4 1B		(1) 4-0 F8		(1) 2-H 3-H 0-0 3B			0	0	0	0	0	0	0						
Jim Northrup, L OBP: 0.312, SLG: 0.390	(1,9)		(1) 0-0 F7		(1) 4-0 BB BB		(1) 0-0 1B SF9			2	0	1	2	2	0	2						
Jim Price, R OBP: 0.272, SLG: 0.278	(1,2)		(2) 0-0 FC5-4 1B WP		(2) 4-0 BB BB		(2) 0-0 1B G6-4-3			2	0	1	0	1	0	2						
Norm Cash, L OBP: 0.287, SLG: 0.366	(7, PH) (7,3)		(2) 1-2 2-3 FC5-4 1B WP		(2) 1-2 BB BB		(2) 1-2 1B G6-4-3			0	0	0	0	2	0	0						
Ray Oyler, R OBP: 0.230, SLG: 0.221	(1,6)		(2) 0-0 L8		(2) 0-0 L8		(2) 0-0 G6-4-3			5	0	1	0	0	1	7						
Mickey Lolich, S OBP: 0.250, SLG: 0.161	(1,1)		(3) 0-0 5-3		(3) 0-0 L9		(3) 4-0 BB 2B BB			1	0	0	0	0	0	2						
Dennis Ribant, R OBP: 0.400, SLG: 0.250	(3,1)		(3) 0-0 5-3		(3) 0-0 L9		(3) 0-0 1-3 F7			1	0	0	0	0	0	2						
Wayne Comer, R OBP: 0.188, SLG: 0.267	(7, PH)		(3) 0-0 5-3		(3) 0-0 L9		(3) 0-0 1-3 F7			0	1	0	0	1	0	0						
Daryl Patterson, L OBP: 0.250, SLG: 0.182	(7,1)		(3) 0-0 5-3		(3) 0-0 L9		(3) 0-0 1-3 F7			2	0	0	0	0	0	2						
Pat Dobson, R OBP: 0.250, SLG: 0.182	(9,1)		(3) 0-0 5-3		(3) 0-0 L9		(3) 0-0 1-3 F7			0	0	0	0	0	0	0						
<b>Inning Stats</b>	R: 0 E: 0 K: 1 S: 5	H: 0 LOB: 0 BB: 0 P: 5	R: 1 E: 0 K: 0 S: 6	H: 3 LOB: 2 BB: 0 P: 6	R: 0 E: 0 K: 2 S: 8	H: 1 LOB: 1 BB: 0 P: 8	R: 0 E: 0 K: 0 S: 3	H: 0 LOB: 2 BB: 2 P: 11	R: 0 E: 0 K: 0 S: 3	H: 1 LOB: 1 BB: 1 P: 7	R: 6 E: 0 K: 0 S: 6	H: 4 LOB: 0 BB: 3 P: 18	R: 0 E: 0 K: 1 S: 6	H: 1 LOB: 2 BB: 2 P: 6	R: 1 E: 0 K: 1 S: 6	H: 1 LOB: 2 BB: 2 P: 14	1B: 9 2B: 1 3B: 2 HR: 0	SF: 1 SAC: 0 DP: 2 HBP: 0	WP: 1 PB: 0 SB: 1 CS: 0	PA: 45		
<b>PITCHER</b>	IP WLS BF H R ER SO BB IBB HBP BLK WP HR S P ERA WHIP	IP WLS BF H R ER SO BB IBB HBP BLK WP HR S P ERA WHIP	IP WLS BF H R ER SO BB IBB HBP BLK WP HR S P ERA WHIP	IP WLS BF H R ER SO BB IBB HBP BLK WP HR S P ERA WHIP	IP WLS BF H R ER SO BB IBB HBP BLK WP HR S P ERA WHIP	IP WLS BF H R ER SO BB IBB HBP BLK WP HR S P ERA WHIP	IP WLS BF H R ER SO BB IBB HBP BLK WP HR S P ERA WHIP	IP WLS BF H R ER SO BB IBB HBP BLK WP HR S P ERA WHIP	IP WLS BF H R ER SO BB IBB HBP BLK WP HR S P ERA WHIP	IP WLS BF H R ER SO BB IBB HBP BLK WP HR S P ERA WHIP	IP WLS BF H R ER SO BB IBB HBP BLK WP HR S P ERA WHIP	IP WLS BF H R ER SO BB IBB HBP BLK WP HR S P ERA WHIP	IP WLS BF H R ER SO BB IBB HBP BLK WP HR S P ERA WHIP	IP WLS BF H R ER SO BB IBB HBP BLK WP HR S P ERA WHIP	IP WLS BF H R ER SO BB IBB HBP BLK WP HR S P ERA WHIP	IP WLS BF H R ER SO BB IBB HBP BLK WP HR S P ERA WHIP	IP WLS BF H R ER SO BB IBB HBP BLK WP HR S P ERA WHIP	IP WLS BF H R ER SO BB IBB HBP BLK WP HR S P ERA WHIP	IP WLS BF H R ER SO BB IBB HBP BLK WP HR S P ERA WHIP	IP WLS BF H R ER SO BB IBB HBP BLK WP HR S P ERA WHIP	IP WLS BF H R ER SO BB IBB HBP BLK WP HR S P ERA WHIP	IP WLS BF H R ER SO BB IBB HBP BLK WP HR S P ERA WHIP

AB 36  
R 8  
H 12  
RBI 7  
BB 8  
SO 7  
LOB 23





Batter	1	2	3	4	5	6	7	8	9	AB	R	H	RBI	BB	SO	LOB	BOTTOM					
Horace Clarke, S OBP: 0.254, SLG: 0.261	(1,4) X E5 WP PB		(3) 0-0 4-3		(2) 0-0 FC1-4			(1) 0-0 FC6-4		5	1	1	0	0	0	4	<b>Detroit Tigers @ New York Yankees</b> Yankee Stadium, Bronx, NY Tue Jun 25 1968, 7:05 PM EDT Att: 17,117 - Unknown - 82 F					
Roy White, S OBP: 0.348, SLG: 0.387	(1,7) X F8				(3) 0-0 F8			(2) 0-0 F8		4	0	1	0	1	0	4						
Mickey Mantle, S OBP: 0.397, SLG: 0.430	(1,3) B F8				(1) 0-0 F8			(3) 0-0 FC6-4		1	1	1	0	2	0	0						
Ruben Amaro, R OBP: 0.222, SLG: 0.167	(5,3) B FC6-4				(1) 0-0 F8			(3) 0-0 FC6-4		1	0	0	0	0	0	0						
Jake Gibbs, L OBP: 0.289, SLG: 0.296	(8, PH) (9,2) B BB WP BB				(1) 1-3 G6-3 1B			(3) 1-2 FC6-4 BB		1	0	0	0	0	0	1						
Andy Kosco, R OBP: 0.273, SLG: 0.400	(1,9) X FC6-4				(1) 0-0 L6			(1) 0-0 F4		5	0	1	0	0	0	5						
Bobby Cox, R OBP: 0.310, SLG: 0.333	(9,3) X WP BB 1B				(1) 0-0 L6			(1) 0-0 F4		5	0	1	0	0	0	5						
Bobby Cox, R OBP: 0.310, SLG: 0.333	(1,5) B G6-3				(3) 0-0 G6-3			(2) 0-3 K		4	1	1	0	1	1	2						
Tom Tresh, S OBP: 0.279, SLG: 0.279	(1,6) X F3				(3) 0-0 F6			(3) 0-0 K		5	1	2	0	0	0	2						
Bill Robinson, R OBP: 0.248, SLG: 0.284	(1,8) S K				(1) 0-0 F9			(2) 0-0 FC6		3	1	0	1	0	1	3						
Frank Fernandez, R OBP: 0.353, SLG: 0.439	(1,2) (9,9)				(3) 0-0 F9			(3) 0-0 FC6		3	0	1	1	1	1	0						
Steve Barber, L ERA: 2.93	(1,1)				(2) 0-0 E1			(1) 0-0 FC6-4 1B		3	0	0	0	0	1	2						
Steve Hamilton, L ERA: 2.93	(7,1)				(2) 0-0 E1			(1) 0-0 FC6-4 1B		0	0	0	0	0	0	0						
Bill Monbouquette, R ERA: 1.27	(7,1)				(2) 0-0 E1			(1) 0-0 FC6-4 1B		0	0	0	0	0	0	0						
Fred Talbot, R ERA: 3.75	(7,1)				(2) 0-0 E1			(1) 0-0 FC6-4 1B		0	0	0	0	0	0	0						
Dick Howser, R OBP: 0.332, SLG: 0.385	(8, PH)				(2) 0-0 E1			(1) 0-0 FC6-4 1B		1	0	1	0	0	0	0						
Dooley Womack, L ERA: 4.8	(9,1)				(2) 0-0 E1			(1) 0-0 FC6-4 1B		0	0	0	0	0	0	0						
<b>Inning Stats</b>	R: 2 E: 1 K: 1 S: 7	H: 1 LOB: 2 BB: 2 P: 15	R: 0 E: 0 K: 2 S: 8	H: 1 LOB: 3 BB: 2 P: 16	R: 2 E: 0 K: 0 S: 6	H: 3 LOB: 1 BB: 0 P: 6	R: 0 E: 0 K: 0 S: 4	H: 2 LOB: 1 BB: 0 P: 4	R: 0 E: 0 K: 0 S: 4	H: 0 LOB: 0 BB: 1 P: 9	R: 0 E: 0 K: 0 S: 3	H: 0 LOB: 0 BB: 0 P: 3	R: 0 E: 0 K: 0 S: 3	R: 0 E: 0 K: 0 S: 4	H: 1 LOB: 1 BB: 0 P: 4	R: 0 E: 0 K: 1 S: 6	H: 1 LOB: 1 BB: 0 P: 6	1B: 6 2B: 3 3B: 0 HR: 0	SF: 1 SAC: 0 DP: 1 HBP: 1	WP: 3 PB: 1 SB: 0 CS: 0	PA: 43	
<b>PITCHER</b>	IP WLS BF H R ER SO BB IBB HBP BLK WP HR S P ERA WHIP	IP WLS BF H R ER SO BB IBB HBP BLK WP HR S P ERA WHIP	IP WLS BF H R ER SO BB IBB HBP BLK WP HR S P ERA WHIP	IP WLS BF H R ER SO BB IBB HBP BLK WP HR S P ERA WHIP	IP WLS BF H R ER SO BB IBB HBP BLK WP HR S P ERA WHIP	IP WLS BF H R ER SO BB IBB HBP BLK WP HR S P ERA WHIP	IP WLS BF H R ER SO BB IBB HBP BLK WP HR S P ERA WHIP	IP WLS BF H R ER SO BB IBB HBP BLK WP HR S P ERA WHIP	IP WLS BF H R ER SO BB IBB HBP BLK WP HR S P ERA WHIP	IP WLS BF H R ER SO BB IBB HBP BLK WP HR S P ERA WHIP	IP WLS BF H R ER SO BB IBB HBP BLK WP HR S P ERA WHIP	IP WLS BF H R ER SO BB IBB HBP BLK WP HR S P ERA WHIP	IP WLS BF H R ER SO BB IBB HBP BLK WP HR S P ERA WHIP	IP WLS BF H R ER SO BB IBB HBP BLK WP HR S P ERA WHIP	IP WLS BF H R ER SO BB IBB HBP BLK WP HR S P ERA WHIP	IP WLS BF H R ER SO BB IBB HBP BLK WP HR S P ERA WHIP	IP WLS BF H R ER SO BB IBB HBP BLK WP HR S P ERA WHIP	IP WLS BF H R ER SO BB IBB HBP BLK WP HR S P ERA WHIP	IP WLS BF H R ER SO BB IBB HBP BLK WP HR S P ERA WHIP	IP WLS BF H R ER SO BB IBB HBP BLK WP HR S P ERA WHIP	IP WLS BF H R ER SO BB IBB HBP BLK WP HR S P ERA WHIP	IP WLS BF H R ER SO BB IBB HBP BLK WP HR S P ERA WHIP

AB 36  
R 5  
H 9  
RBI 2  
BB 5  
SO 4  
LOB 23





Batter	1	2	3	4	5	6	7	8	9	AB	R	H	RBI	BB	SO	LOB	TOP								
Luis Aparicio, R (1, 6) OBP: 0.290, SLG: 0.320	0-0 6-3		0-3 K			0-0 G6-4-3 1B		0-0 1-3		4	0	1	0	0	1	0	<p>Chicago White Sox @ Detroit Tigers</p> <p>Tiger Stadium, Detroit, MI</p> <p>Fri Jun 28 1968, 4:33 AM EDT</p> <p>Att: 37,433 - Overcast</p> <p>livebaseballscorecards.com</p> <p>AB 29 R 4 H 5 RBI 3 BB 3 SO 6 LOB 6</p> 								
Buddy Bradford, R (1, 7) OBP: 0.207, SLG: 0.257	0-3 K			0-0 3-1 WP 1B		0-0 G6-4-3 1-2		0-3 K		4	1	1	0	0	2	1									
Wayne Causey, L (1, 4) OBP: 0.273, SLG: 0.195	0-0 4-3			0-0 3-1 1-3		0-0 F9			0-0 4-3	4	0	0	0	0	0	1									
Leon Wagner, L (1, 9) OBP: 0.356, SLG: 0.330		0-0 F3		0-3 K			4-0 HR BB		0-0 F7	3	1	0	0	1	1	1									
Pete Ward, L (1, 3) OBP: 0.376, SLG: 0.410		4-0 CS BB		4-0 WP BB			0-0 1-H HR		0-0 F6	2	1	1	2	2	0	0									
Duane Josephson, R (1, 2) OBP: 0.298, SLG: 0.350		0-0 5-3 1-2		0-0 F9 1-2 3-H			0-0 6-3			3	0	0	0	0	0	2									
Dick Kenworthy, R (1, 5) OBP: 0.300, SLG: 0.281			0-0 5-3		0-3 K		0-0 F8			3	0	0	0	0	1	0									
Ken Berry, R (1, 8) OBP: 0.283, SLG: 0.362			0-0 HR		0-0 CS 1B		0-0 F3			3	1	2	1	0	0	0									
Joe Horlen, R (1, 1) OBP: 0.067, SLG: 0.034			0-0 5-3		0-3 K			0-0 F8		1	0	0	0	0	0	0									
Gary Peters, L (5, PH) OBP: 0.302, SLG: 0.362					0-0 K					1	0	0	0	0	1	1									
Wilbur Wood, R (5, 1)										0	0	0	0	0	0	0									
Tommy Davis, R (8, PH)										1	0	0	0	0	0	0									
Hoyt Wilhelm, R (8, 1)										0	0	0	0	0	0	0									
<b>Inning Stats</b>	R: 0 E: 0 K: 1 S: 5	H: 0 LOB: 0 BB: 0 P: 5	R: 0 E: 0 K: 0 S: 2	H: 0 LOB: 0 BB: 1 P: 6	R: 1 E: 0 K: 1 S: 6	H: 1 LOB: 0 BB: 0 P: 6	R: 1 E: 0 K: 1 S: 6	H: 1 LOB: 1 BB: 1 P: 10	R: 0 E: 0 K: 2 S: 7	H: 1 LOB: 1 BB: 0 P: 7	R: 0 E: 0 K: 0 S: 3	H: 1 LOB: 0 BB: 0 P: 3	R: 2 E: 0 K: 0 S: 4	H: 1 LOB: 0 BB: 1 P: 8	R: 0 E: 0 K: 1 S: 5	H: 0 LOB: 0 BB: 0 P: 5	R: 0 E: 0 K: 0 S: 3	H: 0 LOB: 0 BB: 0 P: 3	1B: 3 2B: 1 3B: 0 HR: 2	SF: 0 SAC: 0 DP: 2 HBP: 0	WP: 1 PB: 0 SB: 1 CS: 2	PA: 32			
<b>PITCHER</b>	IP	WLS	BF	H	R	ER	SO	BB	IBB	HBP	BLK	WP	HR	S	P	ERA	WHIP								
Earl Wilson, R (1, 1) ERA: 3.1	6.0		23	5	4	4	5	3	0	0	0	1	2	30	42	6.00	1.333								
Fred Lasher, R (7, 1) ERA: 2.45	3.0	W	9	0	0	0	1	0	0	0	0	0	0	11	11	0.00	0.000								

Batter	1	2	3	4	5	6	7	8	9	AB	R	H	RBI	BB	SO	LOB	BOTTOM								
Dick McAuliffe, L (1, 4) OBP: 0.340, SLG: 0.410	0-0 G1-4-3 1B	4-0 BB		0-0 1B 2B			0-0 HR 1B			3	2	3	0	1	0	0	<p>Chicago White Sox @ Detroit Tigers</p> <p>Tiger Stadium, Detroit, MI</p> <p>Fri Jun 28 1968, 4:33 AM EDT</p> <p>Att: 37,433 - Overcast</p> <p>livebaseballscorecards.com</p> <p>AB 31 R 5 H 8 RBI 5 BB 3 SO 7 LOB 10</p> 								
Mickey Stanley, R (1, 8) OBP: 0.308, SLG: 0.375	0-0 G1-4-3 1-2	0-0 6-3		0-0 2-H 1B			0-0 1-H HR			4	1	2	3	0	0	3									
Jim Northrup, L (1, 9) OBP: 0.314, SLG: 0.389	4-0 FC5-4 BB		0-3 K	0-0 G3			0-0 1B			3	0	1	0	1	1	1									
Bill Freehan, R (1, 2) OBP: 0.356, SLG: 0.432	0-0 FC5-4 1-2		0-3 K		0-3 K		0-0 F7			4	0	0	0	0	2	2									
Willie Horton, R (1, 7) OBP: 0.367, SLG: 0.578		1-0 HR	1-0 HBP	0-3 K			0-0 F9			2	1	0	0	0	1	1									
Ray Oyler, R (8, 6) OBP: 0.230, SLG: 0.221		HR HBP		BB HBP			0-0 F9			0	0	0	0	0	0	0									
Norm Cash, L (1, 3) OBP: 0.292, SLG: 0.385		0-0 1-H HR	4-0 K	1-2 BB		0-3 K	0-0 F5			3	1	1	2	1	1	1									
Tom Matchick, L (1, 6) OBP: 0.247, SLG: 0.232			0-0 F7	0-0 4-3			0-0 4-3			3	0	0	0	0	2	2									
Wayne Comer, R (8, 7) OBP: 0.176, SLG: 0.250								0-3 K		1	0	0	0	0	1	0									
Dick Tracewski, R (1, 5) OBP: 0.267, SLG: 0.273		0-0 6-3		0-0 F8			0-0 1-3			4	0	0	0	0	0	0									
Earl Wilson, R (1, 1) OBP: 0.244, SLG: 0.439		0-0 3B		0-0 F8			0-0 F8			3	0	1	0	0	0	0									
Fred Lasher, R (7, 1) OBP: 0.250, SLG: 0.250								0-3 K		1	0	0	0	0	1	0									
<b>Inning Stats</b>	R: 0 E: 0 K: 0 S: 3	H: 1 LOB: 1 BB: 1 P: 7	R: 2 E: 0 K: 0 S: 5	H: 2 LOB: 2 BB: 1 P: 10	R: 0 E: 0 K: 2 S: 7	H: 0 LOB: 1 BB: 1 P: 12	R: 1 E: 0 K: 0 S: 5	H: 2 LOB: 1 BB: 0 P: 5	R: 0 E: 0 K: 3 S: 9	H: 0 LOB: 0 BB: 0 P: 9	R: 0 E: 0 K: 0 S: 3	H: 0 LOB: 0 BB: 0 P: 3	R: 2 E: 0 K: 0 S: 6	H: 3 LOB: 1 BB: 0 P: 6	R: 0 E: 0 K: 2 S: 7	H: 0 LOB: 0 BB: 0 P: 7	1B: 4 2B: 1 3B: 1 HR: 2	SF: 0 SAC: 0 DP: 1 HBP: 2	WP: 0 PB: 0 SB: 0 CS: 0	PA: 36					
<b>PITCHER</b>	IP	WLS	BF	H	R	ER	SO	BB	IBB	HBP	BLK	WP	HR	S	P	ERA	WHIP								
Joe Horlen, R (1, 1) ERA: 2.81	4.0		21	5	3	3	2	3	0	0	0	0	1	20	34	6.75	2.000								
Wilbur Wood, L (5, 1) ERA: 1.84	3.0	L	12	3	2	2	3	0	0	0	0	0	0	18	18	6.00	1.000								
Hoyt Wilhelm, R (8, 1) ERA: 1.25	1.0		3	0	0	0	2	0	0	0	0	0	0	7	7	0.00	0.000								



Batter	1	2	3	4	5	6	7	8	9	AB	R	H	RBI	BB	SO	LOB	TOP			
Luis Aparicio, R (1,6) OBP: 0.289, SLG: 0.319	F2	F8					F6			4	0	1	0	0	0	1	<b>Chicago White Sox @ Detroit Tigers</b> Tiger Stadium, Detroit, MI Sat Jun 29 1968, 7:05 PM EDT Att: 34,001 - Unknown			
Wayne Causey, L (1,4) OBP: 0.281, SLG: 0.185	F8		F9		4-3			F9		4	0	0	0	0	0	1				
Pete Ward, L (1,5) OBP: 0.378, SLG: 0.416			K					3-1		4	0	2	0	0	1	0				
Leon Wagner, L (1,7) OBP: 0.361, SLG: 0.330	G3		K					1B		3	0	1	0	1	1	1				
Tom McCraw, L (1,3) OBP: 0.290, SLG: 0.398		4-3			F2		F7	1B		4	0	1	0	0	0	2				
Ken Berry, R (1,8) OBP: 0.283, SLG: 0.356		HR			F9		F9	6-3		3	1	0	0	1	0	4				
Bill Voss, L (1,9) OBP: 0.243, SLG: 0.203					F8		F9			4	1	1	2	0	0	2				
Duane Josephson, R (1,2) OBP: 0.302, SLG: 0.353					K		6-3			4	0	2	0	0	1	0				
Cisco Carlos, R (1,1) OBP: 0.167, SLG: 0.063					K		K			0	0	0	0	0	0	0				
Jack Fisher, R (4,1) OBP: 0.133, SLG: 0.133	SH3-4							G1-4-3		1	0	0	0	0	1	0				
Gail Hopkins, L (7,PH) OBP: 0.221, SLG: 0.272										1	0	0	0	0	1	0				
Bob Locker, S (7,1)										0	0	0	0	0	0	0				
Tommy Davis, R (9,PH)										1	0	0	0	0	0	1				
<b>Inning Stats</b>	R: 0 E: 0 K: 0 S: 4	H: 1 LOB: 1 BB: 0 P: 4	R: 2 E: 0 K: 0 S: 5	H: 2 LOB: 1 BB: 1 P: 9	R: 0 E: 0 K: 2 S: 7	H: 0 LOB: 0 BB: 0 P: 7	R: 0 E: 0 K: 0 S: 3	H: 0 LOB: 3 BB: 0 P: 3	R: 0 E: 0 K: 1 S: 8	H: 1 LOB: 2 BB: 0 P: 8	R: 0 E: 0 K: 1 S: 5	H: 0 LOB: 0 BB: 0 P: 5	R: 0 E: 0 K: 0 S: 5	H: 2 LOB: 2 BB: 0 P: 5	R: 0 E: 0 K: 0 S: 3	H: 1 LOB: 0 BB: 0 P: 3	1B: 6 2B: 1 3B: 0 HR: 1	SF: 0 SAC: 1 DP: 1 HBP: 0	WP: 0 PB: 0 SB: 0 CS: 0	PA: 36
<b>PITCHER</b> Denny McLain, R (1,1) ERA: 2.05	IP: 9.0 WLS: W BF: 36 H: 8 R: 2 ER: 2 SO: 5 BB: 2 IBB: 0 HBP: 0 BLK: 0 WP: 0 HR: 1 S: 44 P: 52 ERA: 2.00 WHIP: 1.111															<b>PITCHER</b>				

Batter	1	2	3	4	5	6	7	8	9	AB	R	H	RBI	BB	SO	LOB	BOTTOM			
Dick McAuliffe, L (1,4) OBP: 0.342, SLG: 0.415				HR			F8			4	1	2	0	0	0	2	<b>Chicago White Sox @ Detroit Tigers</b> Tiger Stadium, Detroit, MI Sat Jun 29 1968, 7:05 PM EDT Att: 34,001 - Unknown			
Mickey Stanley, R (1,8) OBP: 0.310, SLG: 0.373	F9		HR				F3			2	1	0	0	2	0	1				
Jim Northrup, L (1,9) OBP: 0.313, SLG: 0.398	K						K			4	1	1	4	0	3	4				
Bill Freehan, R (1,2) OBP: 0.358, SLG: 0.429	6-3									2	0	0	0	1	0	1				
Gates Brown, L (1,7) OBP: 0.424, SLG: 0.600										3	0	0	0	0	0	1				
Wayne Comer, R (7,7) OBP: 0.167, SLG: 0.235										1	0	0	0	0	0	1				
Norm Cash, L (1,3) OBP: 0.291, SLG: 0.400										4	1	1	1	0	0	0				
Tom Matchick, L (1,6) OBP: 0.250, SLG: 0.236										3	0	1	0	0	0	0				
Ray Oyler, R (7,6) OBP: 0.230, SLG: 0.221	F8									0	0	0	0	0	0	0				
Dick Tracewski, R (1,5) OBP: 0.260, SLG: 0.265	K									2	0	0	0	0	1	0				
Denny McLain, R (1,1) OBP: 0.184, SLG: 0.184										3	1	2	0	0	1	0				
<b>Inning Stats</b>	R: 0 E: 0 K: 1 S: 6	H: 1 LOB: 0 BB: 0 P: 6	R: 1 E: 0 K: 1 S: 6	H: 1 LOB: 0 BB: 0 P: 6	R: 4 E: 0 K: 0 S: 5	H: 3 LOB: 0 BB: 1 P: 10	R: 0 E: 0 K: 1 S: 7	H: 2 LOB: 3 BB: 1 P: 11	R: 0 E: 0 K: 0 S: 3	H: 0 LOB: 0 BB: 0 P: 3	R: 0 E: 0 K: 1 S: 5	H: 0 LOB: 0 BB: 0 P: 5	R: 0 E: 0 K: 1 S: 5	H: 0 LOB: 0 BB: 0 P: 5	R: 0 E: 0 K: 0 S: 2	H: 0 LOB: 0 BB: 1 P: 6	1B: 4 2B: 1 3B: 0 HR: 2	SF: 0 SAC: 1 DP: 2 HBP: 1	WP: 0 PB: 0 SB: 0 CS: 0	PA: 33
<b>PITCHER</b> Cisco Carlos, R (1,1) ERA: 3.57	IP: 3.0 WLS: L BF: 15 H: 5 R: 5 ER: 5 SO: 2 BB: 1 IBB: 0 HBP: 0 BLK: 0 WP: 0 HR: 2 S: 17 P: 22 ERA: 15.00 WHIP: 2.000															<b>PITCHER</b>				
Jack Fisher, R (4,1) ERA: 3.12	3.0	12	2	0	0	2	1	0	0	0	0	0	15	19	0.00	1.000				
Bob Locker, R (7,1) ERA: 3.38	2.0	6	0	0	0	1	1	0	0	0	0	0	7	11	0.00	0.500				



Batter	1	2	3	4	5	6	7	8	9	AB	R	H	RBI	BB	SO	LOB	TOP																					
Sandy Alomar Sr. S OBP: 0.338, SLG: 0.322	(1,4) X (6,5) (8,6) F9 4-1 1B		X (1,6) X (8,5) 4-3 BB 2B	X (0,0) X (0,0) X S 1B 1B	X (0,0) X (0,0) X F8			X (4,0) X (0,0) X 4-3 1B BB	X (0,0) X (1,2) X 1B	5	4	4	0	1	0	1	Chicago White Sox @ Detroit Tigers Tiger Stadium, Detroit, MI Sun Jun 30 1968, 4:33 AM EDT Att: 45,114 - Unknown																					
Luis Aparicio R OBP: 0.284, SLG: 0.313 Dick Kenworthy R OBP: 0.311, SLG: 0.293	(1,6) X (8,5) F9 1-3		X (1,6) X (8,5) 4-3 2-3	X (0,0) X (0,0) X F9 1-3	X (0,0) X (0,0) X F3			X (0,0) X (1,2) X 4-3 1B	X (0,0) X (1,2) X G5-4-3 1B	5	0	0	0	0	0	4																						
Pete Ward L OBP: 0.376, SLG: 0.410 Tim Cullen R OBP: 0.282, SLG: 0.271	(1,5) X (6,4) 4-1		X (1,0) X (6,4) BB HR HBP	X (0,3) X (0,3) X K	X (0,3) X (0,3) X K			X (0,3) X (2,0) X K	X (0,0) X (1,2) X G5-4-3 1B	3	1	0	1	0	2	1																						
Leon Wagner L OBP: 0.360, SLG: 0.330 Buddy Bradford R OBP: 0.220, SLG: 0.270	(1,9) X (4,FR) (4,7) G3		X (0,3) X (6,4) K	X (0,0) X (0,0) X S 2B 1B	X (0,0) X (0,0) X WP 1B			X (0,0) X (2,H) X 1B WP 1B		3	0	1	1	0	1	2																						
Tom McCraw L OBP: 0.300, SLG: 0.413	(1,3)		X (4,0) X (1,2) X FC3-6 SH2-3 2B	X (4,0) X (1,2) X HR BB	X (0,0) X (1,H) X 2B			X (0,0) X (1,3) X WP 1B		4	2	3	1	1	1	1																						
Duane Josephson R OBP: 0.304, SLG: 0.348 Jerry McNertney R OBP: 0.324, SLG: 0.246	(1,2) (8,2)		X (1,0) X (8,2) FC3-6 HBP	X (4,0) X (1,2) X HR BB	X (0,0) X (3,H) X F9			X (0,3) X (1,2) X K	X (0,3) X (3,H) X K	3	1	0	1	1	2	3																						
Bill Voss L OBP: 0.248, SLG: 0.232	(1,7) (4,9)		X (0,0) X (1,2) X FC3-6 SH2-3	X (0,0) X (1,H) X HR	X (0,3) X (0,0) X K			X (0,0) X (2,0) X 4-3	X (0,0) X (6,3) X WP 1B	5	2	2	4	0	1	2																						
Ken Berry R OBP: 0.291, SLG: 0.361	(1,8)		X (0,0) X (1,2) X SH2-3	X (0,0) X (3,H) X 1B	X (0,0) X (1,2) X FC6 1B			X (4,0) X (1,2) X FC6-4 BB	X (0,0) X (1,3) X 6-3	3	0	2	1	1	0	1																						
Tommy John R OBP: 0.189, SLG: 0.297	(1,1)		X (0,0) X (3,H) X 1-3	X (0,0) X (3,H) X F7	X (0,0) X (1,2) X FC6			X (0,0) X (1,2) X FC6-4	X (0,0) X (3,H) X 1B 1B	5	0	1	1	0	0	4																						
Inning Stats	R: 1 E: 0 K: 0 S: 4	H: 1 LOB: 0 BB: 0 P: 4	R: 1 E: 0 K: 0 S: 4	H: 1 LOB: 1 BB: 0 P: 5	R: 5 E: 0 K: 1 S: 8	H: 3 LOB: 1 BB: 2 P: 17	R: 2 E: 0 K: 1 S: 8	H: 3 LOB: 2 BB: 0 P: 8	R: 0 E: 0 K: 2 S: 6	H: 1 LOB: 1 BB: 0 P: 6	R: 0 E: 0 K: 1 S: 5	H: 0 LOB: 1 BB: 1 P: 9	R: 2 E: 0 K: 2 S: 9	H: 2 LOB: 1 BB: 1 P: 13	R: 1 E: 0 K: 0 S: 6	H: 4 LOB: 2 BB: 0 P: 6		1B: 12 2B: 3 3B: 0 HR: 1	SF: 0 SAC: 1 DP: 1 HBP: 2	WP: 3 PB: 0 SB: 4 CS: 0	PA: 48																	
PITCHER	IP	WLS	BF	H	R	ER	SO	BB	IBB	HBP	BLK	WP	HR	S	P	ERA	WHIP	PITCHER	IP	WLS	BF	H	R	ER	SO	BB	IBB	HBP	BLK	WP	HR	S	P	ERA	WHIP			
Joe Sparna R ERA: 3.92	(1,1)	2.2	L	15	3	6	6	1	2	0	2	0	0	0	13	23	20.25	1.875																				
Dennis Ribant R ERA: 1.99	(3,1)	0.1	3	2	1	1	0	0	0	0	0	0	0	1	3	3	27.00	6.000																				
Jim Rooker L ERA: 9.0	(4,1)	2.0	10	4	2	2	2	0	0	0	0	0	0	0	14	14	9.00	2.000																				
John Wyatt R ERA: 3.33	(6,1)	3.0	14	3	2	2	5	2	0	0	0	2	0	22	30	6.00	1.667																					
Daryl Patterson R ERA: 2.13	(9,1)	1.0	6	4	1	1	0	0	0	0	0	1	0	6	6	9.00	4.000																					
Batter	1	2	3	4	5	6	7	8	9	AB	R	H	RBI	BB	SO	LOB	BOTTOM																					
Dick McAuliffe L OBP: 0.339, SLG: 0.410 Tom Matchick L OBP: 0.260, SLG: 0.247	(1,4) X (8,4) 1-3		X (0,0) X (8,4) 3-1		X (0,0) X (0,0) X F7			X (0,0) X (1,2) X 1B		3	0	0	0	0	0	0	Chicago White Sox @ Detroit Tigers Tiger Stadium, Detroit, MI Sun Jun 30 1968, 4:33 AM EDT Att: 45,114 - Unknown																					
Dick Tracewski R OBP: 0.255, SLG: 0.264	(1,5) X (8,7) G6-4-3 1B		X (0,0) X (8,7) F8		X (0,0) X (2,0) X 6-3			X (0,0) X (3,0) X F8		4	0	1	0	0	0	2																						
Mickey Stanley R OBP: 0.306, SLG: 0.367	(1,8) X (8,7) G6-4-3		X (0,0) X (8,7) F9		X (0,0) X (6,3) X 6-3			X (0,0) X (2,0) X 4-3		4	0	0	0	0	0	1																						
Bill Freehan R OBP: 0.358, SLG: 0.427	(1,3) (4,2)		X (0,0) X (4,2) 5-3 1B		X (0,0) X (3,0) X E5 FC6-4			X (0,0) X (2,0) X 6-3	X (0,0) X (2,0) X F9	3	0	1	0	0	0	0																						
Lenny Green L OBP: 0.400, SLG: 0.250	(8,7) (8,2)		X (0,0) X (8,2) 5-3		X (0,0) X (1,2) X FC6-4			X (0,0) X (2,0) X F2	X (0,0) X (3,0) X F7	1	0	0	0	0	0	0																						
Willie Horton R OBP: 0.364, SLG: 0.573 Wayne Comer R OBP: 0.150, SLG: 0.211	(1,7) (5,7) (8,2)		X (0,0) X (5,7) 5-3		X (0,0) X (1,2) X FC6-4			X (0,0) X (2,0) X F7		2	0	0	0	0	0	0																						
Jim Price R OBP: 0.288, SLG: 0.274 Norm Cash L OBP: 0.293, SLG: 0.401	(1,2) (4,3)		X (0,0) X (4,3) 6-3		X (0,0) X (1,2) X FC5-4 1B			X (0,3) X (3,0) X K		1	0	0	0	0	0	1																						
Jim Northrup L OBP: 0.310, SLG: 0.394	(1,9)		X (0,3) X (9,1) K		X (0,3) X (6,3) X K			X (0,0) X (1,3) X 1-3		3	0	0	0	0	2	2																						
Ray Oyler R OBP: 0.231, SLG: 0.223	(1,6)		X (0,0) X (6,1) F8		X (0,0) X (2,0) X F7			X (0,0) X (1,2) X 1B 1B		3	0	1	0	0	0	1																						
Joe Sparna R OBP: 0.263, SLG: 0.263 Dennis Ribant R OBP: 0.333, SLG: 0.200 Jim Rooker L OBP: 0.288, SLG: 0.200 John Wyatt R OBP: 0.288, SLG: 0.274 Earl Wilson R OBP: 0.288, SLG: 0.420 Daryl Patterson L OBP: 0.288, SLG: 0.420	(1,1) (3,1) (4,1) (8,1) (8,FR) (9,1)		X (0,3) X (9,1) K		X (0,0) X (1,2) X FC5-4			X (0,3) X (2,0) X K		0	0	0	0	0	0	0																						
Inning Stats	R: 0 E: 0 K: 0 S: 3	H: 1 LOB: 0 BB: 0 P: 3	R: 0 E: 0 K: 1 S: 6	H: 1 LOB: 1 BB: 0 P: 6	R: 0 E: 0 K: 1 S: 5	H: 0 LOB: 0 BB: 0 P: 5	R: 0 E: 1 K: 0 S: 4	H: 0 LOB: 1 BB: 0 P: 4	R: 0 E: 0 K: 1 S: 6	H: 1 LOB: 1 BB: 0 P: 6	R: 0 E: 0 K: 0 S: 3	H: 0 LOB: 0 BB: 0 P: 3	R: 0 E: 0 K: 1 S: 5	H: 0 LOB: 0 BB: 0 P: 5	R: 0 E: 0 K: 1 S: 7	H: 2 LOB: 2 BB: 0 P: 7	R: 0 E: 0 K: 0 S: 3	H: 0 LOB: 0 BB: 0 P: 3	1B: 5 2B: 0 3B: 0 HR: 0	SF: 0 SAC: 0 DP: 1 HBP: 0	WP: 0 PB: 0 SB: 0 CS: 0	PA: 32																
PITCHER	IP	WLS	BF	H	R	ER	SO	BB	IBB	HBP	BLK	WP	HR	S	P	ERA	WHIP	PITCHER	IP	WLS	BF	H	R	ER	SO	BB	IBB	HBP	BLK	WP	HR	S	P	ERA	WHIP			
Tommy John L ERA: 1.54	(1,1)	9.0	W	32	5	0	0	5	0	0	0	0	0	42	42	0.00	0.556																					

AB	41
R	12
H	16
RBI	11
BB	4
SO	8
LOB	23



AB	32
R	0
H	5
RBI	0
BB	0
SO	5
LOB	11





Batter	1	2	3	4	5	6	7	8	9	AB	R	H	RBI	BB	SO	LOB	TOP					
Vic Davallio, L (1.8) OBP: 0.251, SLG: 0.318	L3-1				L5-3			K		4	0	1	0	0	1	0	California Angels @ Detroit Tigers Tiger Stadium, Detroit, MI Mon Jul 01 1968, 7:05 PM EDT Att: 24,659 - Unknown					
Jim Fregosi, R (1.6) OBP: 0.361, SLG: 0.433			K							3	0	2	0	0	1							
Rick Reichardt, R (1.7) OBP: 0.331, SLG: 0.413			K							4	0	0	0	0	3	4						
Bubba Morton, R (1.9) OBP: 0.337, SLG: 0.303	F8									4	0	0	0	0	1	3						
Chuck Hinton, R (1.3) OBP: 0.233, SLG: 0.336		L1-3								4	0	0	0	0	2	1						
Bobby Knoop, R (1.4) OBP: 0.275, SLG: 0.294										4	1	2	1	0	2	0						
Buck Rodgers, S (1.2) OBP: 0.260, SLG: 0.249										4	0	0	0	0	1	1						
Aurelio Rodriguez, R (1.5) OBP: 0.197, SLG: 0.162										3	0	0	0	0	1	1						
George Brunet, R (1.1) OBP: 0.212, SLG: 0.161										3	0	0	0	0	2	1						
Minnie Rojas, R (8.1) OBP: 0.100, SLG: 0.100										0	0	0	0	0	0	0						
<b>Inning Stats</b>	R: 0 E: 0 K: 1 S: 6	H: 1 LOB: 1 BB: 0 P: 6	R: 0 E: 0 K: 0 S: 4	H: 1 LOB: 1 BB: 0 P: 4	R: 0 E: 0 K: 3 S: 10	H: 1 LOB: 1 BB: 0 P: 10	R: 1 E: 0 K: 2 S: 8	H: 1 LOB: 0 BB: 0 P: 8	R: 0 E: 0 K: 1 S: 7	H: 0 LOB: 0 BB: 0 P: 7	R: 0 E: 0 K: 1 S: 6	H: 1 LOB: 1 BB: 0 P: 6	R: 0 E: 1 K: 1 S: 6	H: 0 LOB: 1 BB: 0 P: 6	R: 0 E: 0 K: 1 S: 5	H: 0 LOB: 1 BB: 0 P: 6	R: 0 E: 0 K: 3 S: 9	H: 0 LOB: 0 BB: 0 P: 9	1B: 3 2B: 1 3B: 0 HR: 1	SF: 0 SAC: 0 DP: 0 HBP: 1	WP: 0 PB: 0 SB: 0 CS: 0	PA: 34
<b>PITCHER</b> Mickey Lolich, L (1.1) ERA: 2.78	IP: 9.0 WLS: W BF: 34 H: 5 R: 1 ER: 1 SO: 14 BB: 0 IBB: 0 HBP: 1 BLK: 0 WP: 0 HR: 1 S: 61 P: 62 ERA: 1.00 WHIP: 0.556															<b>PITCHER</b>						

Batter	1	2	3	4	5	6	7	8	9	AB	R	H	RBI	BB	SO	LOB	BOTTOM			
Dick McAuliffe, L (1.4) OBP: 0.334, SLG: 0.404	4-3									4	0	0	0	0	1	2	California Angels @ Detroit Tigers Tiger Stadium, Detroit, MI Mon Jul 01 1968, 7:05 PM EDT Att: 24,659 - Unknown			
Dick Tracewski, R (1.5) OBP: 0.255, SLG: 0.303										4	1	1	1	0	0	1				
Mickey Stanley, R (1.8) OBP: 0.305, SLG: 0.373										4	1	1	0	0	0	0				
Al Kaline, R (1.3) OBP: 0.372, SLG: 0.381										3	1	1	1	1	0	1				
Norm Cash, L (9.3) OBP: 0.293, SLG: 0.401										0	0	0	0	0	0	0				
Willie Horton, R (1.7) OBP: 0.358, SLG: 0.563										4	0	0	0	0	2	2				
Bill Freehan, R (1.2) OBP: 0.360, SLG: 0.452										4	2	2	3	0	0	1				
Jim Northrup, L (1.9) OBP: 0.309, SLG: 0.399										4	0	1	0	0	0	1				
Ray Oyler, R (1.6) OBP: 0.243, SLG: 0.223										0	0	0	0	3	0	0				
Mickey Lolich, S (1.1) OBP: 0.231, SLG: 0.147										3	0	0	0	0	2	4				
<b>Inning Stats</b>	R: 0 E: 1 K: 0 S: 4	H: 0 LOB: 1 BB: 0 P: 4	R: 0 E: 0 K: 0 S: 4	H: 1 LOB: 2 BB: 1 P: 8	R: 0 E: 0 K: 0 S: 3	H: 0 LOB: 0 BB: 0 P: 3	R: 1 E: 0 K: 1 S: 6	H: 1 LOB: 0 BB: 0 P: 6	R: 0 E: 0 K: 1 S: 5	H: 0 LOB: 1 BB: 1 P: 9	R: 1 E: 0 K: 0 S: 5	H: 2 LOB: 1 BB: 0 P: 5	R: 0 E: 0 K: 2 S: 6	H: 0 LOB: 1 BB: 1 P: 10	R: 3 E: 0 K: 1 S: 7	H: 2 LOB: 0 BB: 1 P: 11	1B: 1 2B: 1 3B: 2 HR: 3	SF: 0 SAC: 0 DP: 1 HBP: 0	WP: 0 PB: 0 SB: 0 CS: 1	PA: 34
<b>PITCHER</b> George Brunet, L (1.1) ERA: 3.15	IP: 7.1 WLS: L BF: 31 H: 5 R: 4 ER: 4 SO: 4 BB: 4 IBB: 0 HBP: 0 BLK: 0 WP: 0 HR: 2 S: 35 P: 51 ERA: 4.91 WHIP: 1.227															<b>PITCHER</b>				
Minnie Rojas, R (8.1) ERA: 3.62	IP: 0.2 WLS: L BF: 3 H: 1 R: 1 ER: 1 SO: 1 BB: 0 IBB: 0 HBP: 0 BLK: 0 WP: 0 HR: 1 S: 5 P: 5 ERA: 13.50 WHIP: 1.500															<b>PITCHER</b>				



Batter	1	2	3	4	5	6	7	8	9	AB	R	H	RBI	BB	SO	LOB	TOP					
Vic Davallo, L (1, 8) OBP: 0.247, SLG: 0.313	0-3 K		0-3 K		0-0 F8			0-3 K		4	0	0	0	0	3	2	California Angels @ Detroit Tigers Tiger Stadium, Detroit, MI Tue Jul 02 1968, 7:05 PM EDT Att: 17,892 - Unknown					
Jim Fregosi, R (1, 6) OBP: 0.359, SLG: 0.441	0-3 K		0-0 F8		0-0 1-3			0-0 HR		4	1	1	1	0	1	2						
Don Mincher, L (1, 3) OBP: 0.314, SLG: 0.332	0-0 F7		0-3 K		0-0 F8			0-0 P5		4	0	0	0	0	1	0						
Roger Repoz, L (1, 9) OBP: 0.331, SLG: 0.408		0-0 4-3 1B		0-0 G5-4-3 1B		0-0 P4		0-0 F9		4	0	2	0	0	0	0						
Rick Reichardt, R (1, 7) OBP: 0.330, SLG: 0.410		0-0 4-3 1B		0-0 G5-4-3 1B		0-3 K			0-0 6-3	4	0	1	0	0	1	1						
Tom Satriano, L (1, 5) OBP: 0.333, SLG: 0.370 Aurelio Rodriguez, R (7, PR) OBP: 0.197, SLG: 0.182 Bubba Morton, R (9, PH) OBP: 0.333, SLG: 0.299		0-0 4-3		0-0 P6				0-0 1B	0-0 F9	3	0	1	0	0	0	2						
Buck Rodgers, S (1, 2) OBP: 0.259, SLG: 0.249		0-3 K			0-0 FC1-5 1B			0-0 F9	0-0 3-1	4	0	1	0	0	1	3						
Bobby Knoop, R (1, 4) OBP: 0.279, SLG: 0.295		4-0 IBB			0-0 FC1-5 1B			0-3 K		2	0	1	0	1	1	1						
Tom Murphy, R (1, 1) Ed Kirkpatrick, L (7, PH) OBP: 0.362, SLG: 0.350 Larry Sherry, R (7, 1) Clyde Wright, R (8, 1) OBP: 0.250, SLG: 0.267		0-3 K			0-0 FC1-5			0-0 4-3		2	0	0	0	0	1	5						
<b>Inning Stats</b>	R: 0 E: 0 K: 2 S: 7	H: 0 LOB: 0 BB: 0 P: 7	R: 0 E: 0 K: 2 S: 9	H: 2 LOB: 3 BB: 1 P: 13	R: 0 E: 0 K: 2 S: 7	H: 0 LOB: 0 BB: 0 P: 7	R: 0 E: 0 K: 0 S: 3	H: 1 LOB: 0 BB: 0 P: 3	R: 0 E: 0 K: 0 S: 5	H: 2 LOB: 2 BB: 0 P: 5	R: 0 E: 0 K: 1 S: 5	H: 0 LOB: 0 BB: 0 P: 5	R: 0 E: 0 K: 1 S: 6	H: 1 LOB: 1 BB: 0 P: 6	R: 1 E: 0 K: 1 S: 6	H: 1 LOB: 0 BB: 0 P: 6		R: 0 E: 0 K: 0 S: 3	H: 0 LOB: 0 BB: 0 P: 3	1B: 6 2B: 0 3B: 0 HR: 1	SF: 0 SAC: 0 DP: 1 HBP: 0	WP: 0 PB: 0 SB: 0 CS: 0
<b>PITCHER</b> Earl Wilson, R (1, 1) ERA: 2.93	IP: 9.0 WLS: W BF: 34 H: 7 R: 1 ER: 1 SO: 9 BB: 0 IBB: 1 HBP: 0 BLK: 0 WP: 0 HR: 1 S: 51 P: 55 ERA: 1.00 WHIP: 0.778															<b>PITCHER</b>						

Batter	1	2	3	4	5	6	7	8	9	AB	R	H	RBI	BB	SO	LOB	BOTTOM			
Dick McAuliffe, L (1, 4) OBP: 0.333, SLG: 0.400	0-0 F7		0-0 G3		0-0 F8			4-0 G1-6-3 BB		3	0	0	0	1	0	1	California Angels @ Detroit Tigers Tiger Stadium, Detroit, MI Tue Jul 02 1968, 7:05 PM EDT Att: 17,892 - Unknown			
Mickey Stanley, R (1, 8) OBP: 0.301, SLG: 0.367	0-0 G3		0-0 6-3		0-3 K			0-0 F7		4	0	0	0	0	1	2				
Jim Northrup, L (1, 9) OBP: 0.309, SLG: 0.401	0-0 WP 1B		0-0 F7				0-0 4-3	0-0 G1-6-3		4	1	1	0	0	0	1				
Norm Cash, L (1, 3) OBP: 0.294, SLG: 0.396	4-0 WP 1B				0-0 F3		0-0 4-3			2	1	0	0	1	0	0				
Willie Horton, R (1, 7) OBP: 0.358, SLG: 0.560	0-0 1H 2H 1B				0-0 P4		0-0 5-3			3	0	1	2	0	0	0				
Bill Freehan, R (1, 2) OBP: 0.360, SLG: 0.450	0-0 L6				0-0 1B		0-3 K			3	0	1	0	0	1	1				
Tom Matchick, L (1, 6) OBP: 0.263, SLG: 0.289 Ray Oyler, R (8, 6) OBP: 0.243, SLG: 0.223			0-0 F7		0-0 F9			0-0 HR		3	1	1	1	0	0	1				
Dick Tracewski, R (1, 5) OBP: 0.261, SLG: 0.304			0-0 F2		0-0 SH1-4 1B			0-0 P4		3	0	1	0	0	0	0				
Earl Wilson, R (1, 1) OBP: 0.227, SLG: 0.409			0-0 F9		0-0 SH1-4			0-3 K		2	0	0	0	0	1	0				
<b>Inning Stats</b>	R: 2 E: 0 K: 0 S: 5	H: 2 LOB: 1 BB: 1 P: 9	R: 0 E: 0 K: 0 S: 3	H: 0 LOB: 0 BB: 0 P: 3	R: 0 E: 0 K: 0 S: 3	H: 0 LOB: 0 BB: 0 P: 3	R: 0 E: 0 K: 0 S: 4	H: 1 LOB: 1 BB: 0 P: 4	R: 0 E: 0 K: 1 S: 6	H: 1 LOB: 1 BB: 0 P: 6	R: 0 E: 0 K: 0 S: 3	H: 0 LOB: 0 BB: 0 P: 3	R: 1 E: 0 K: 2 S: 8	H: 1 LOB: 0 BB: 0 P: 8	R: 0 E: 0 K: 0 S: 2	H: 0 LOB: 0 BB: 1 P: 6		1B: 3 2B: 1 3B: 0 HR: 1	SF: 0 SAC: 1 DP: 1 HBP: 0	WP: 1 PB: 0 SB: 0 CS: 0
<b>PITCHER</b> Tom Murphy, R (1, 1) ERA: 2.34 Larry Sherry, R (7, 1) ERA: 6.75 Clyde Wright, L (8, 1) ERA: 4.58	IP: 6.0 WLS: L BF: 23 H: 4 R: 2 ER: 2 SO: 1 BB: 1 IBB: 0 HBP: 0 BLK: 0 WP: 1 HR: 0 S: 24 P: 28 ERA: 3.00 WHIP: 0.833															<b>PITCHER</b>				





Batter	1	2	3	4	5	6	7	8	9	AB	R	H	RBI	BB	SO	LOB	TOP		
Vic Davallilo, L OBP: 0.243, SLG: 0.308 Clyde Wright, R OBP: 0.250, SLG: 0.267	L6		F7		F2		F8			4	0	0	0	0	0	3			
Jim Fregosi, R OBP: 0.356, SLG: 0.439	K		P6			WP E 1B		P3		4	1	1	0	0	1	1			
Roger Repoz, L OBP: 0.325, SLG: 0.400	K			P4		K		K		4	0	0	0	0	3	1			
Don Mincher, L OBP: 0.309, SLG: 0.326		3-1		F2		E3		F8		4	0	0	0	0	0	0			
Rick Reichardt, R OBP: 0.329, SLG: 0.406		G3 BB		F8		F7		K		3	0	0	0	1	1	1			
Tom Satriano, L OBP: 0.331, SLG: 0.362		G3			2B BB	K		4-3		3	0	0	0	1	1	2			
Buck Rodgers, S OBP: 0.257, SLG: 0.246 Chuck Hinton, R OBP: 0.230, SLG: 0.331	K				K		F9	K		2	0	0	0	0	2	2			
Bobby Knoop, R OBP: 0.287, SLG: 0.321			SH3-4 1B							3	1	3	1	0	0	0			
Jim McGlothlin, R OBP: 0.105, SLG: 0.105 Marty Pattin, R OBP: 0.354, SLG: 0.341			SH3-4			4-3				1	0	0	0	0	1	2			
<b>Inning Stats</b>	R: 0 E: 0 K: 2 S: 7	H: 0 LOB: 0 BB: 0 P: 7	R: 0 E: 0 K: 1 S: 5	H: 0 LOB: 1 BB: 1 P: 9	R: 0 E: 0 K: 0 S: 4	H: 1 LOB: 1 BB: 0 P: 4	R: 0 E: 0 K: 0 S: 3	H: 0 LOB: 0 BB: 0 P: 3	R: 1 E: 0 K: 2 S: 9	H: 1 LOB: 2 BB: 1 P: 12	R: 1 E: 0 K: 0 S: 4	H: 1 LOB: 0 BB: 0 P: 4	R: 0 E: 0 K: 1 S: 5	H: 0 LOB: 0 BB: 0 P: 5	R: 0 E: 0 K: 2 S: 7	H: 0 LOB: 0 BB: 0 P: 7	1B: 2 2B: 1 3B: 0 HR: 1	SF: 0 SAC: 1 DP: 0 HBP: 0	WP: 1 PA: 34
<b>PITCHER</b> Denny McLain, R ERA: 1.99	IP: 9.0 WLS: W BF: 34 H: 4 R: 2 ER: 1 SO: 10 BB: 2 IBB: 0 HBP: 0 BLK: 0 WP: 1 HR: 1 S: 52 P: 60 ERA: 1.00 WHIP: 0.667															<b>PITCHER</b>			

California Angels @ Detroit Tigers  
Tiger Stadium, Detroit, MI  
Wed Jul 03 1968, 7:05 PM EDT  
Att: 23,109 - Unknown

AB	31
R	2
H	4
RBI	1
BB	2
SO	10
LOB	12



Batter	1	2	3	4	5	6	7	8	9	AB	R	H	RBI	BB	SO	LOB	BOTTOM		
Dick McAuliffe, L OBP: 0.332, SLG: 0.396	4-3		FC5-4			SH1-4 HR BB	4-3			3	1	0	0	1	0	1			
Mickey Stanley, R OBP: 0.301, SLG: 0.364			K			SH1-4	5-3			2	0	0	0	1	1	1			
Jim Northrup, L OBP: 0.305, SLG: 0.395					F7	K	K			4	0	0	0	0	2	2			
Norm Cash, L OBP: 0.293, SLG: 0.411	K				K			F3		4	1	1	2	0	2	1			
Willie Horton, R OBP: 0.360, SLG: 0.572		F8			K					4	2	2	1	0	1	0			
Bill Freehan, R OBP: 0.365, SLG: 0.459		F9				CS 1B	FC2 2B			4	0	3	1	0	0	0			
Tom Matchick, L OBP: 0.265, SLG: 0.282 Ray Oyler, R OBP: 0.242, SLG: 0.222			3-1			K	BB IBB	K		2	0	0	0	1	1	1			
Dick Tracewski, R OBP: 0.272, SLG: 0.341			P4					5-3		3	1	1	1	1	0	1			
Denny McLain, R OBP: 0.192, SLG: 0.192						HR	FC2			3	0	1	0	0	0	3			
<b>Inning Stats</b>	R: 0 E: 0 K: 1 S: 5	H: 0 LOB: 1 BB: 1 P: 9	R: 0 E: 0 K: 0 S: 3	H: 0 LOB: 0 BB: 0 P: 3	R: 0 E: 0 K: 1 S: 6	H: 1 LOB: 1 BB: 0 P: 6	R: 0 E: 0 K: 2 S: 7	H: 0 LOB: 0 BB: 0 P: 7	R: 1 E: 0 K: 1 S: 6	H: 2 LOB: 0 BB: 0 P: 6	R: 3 E: 0 K: 1 S: 8	H: 3 LOB: 3 BB: 3 P: 20	R: 0 E: 0 K: 1 S: 5	H: 0 LOB: 0 BB: 0 P: 5	R: 1 E: 0 K: 1 S: 7	H: 2 LOB: 1 BB: 0 P: 7	1B: 4 2B: 1 3B: 0 HR: 3	SF: 0 SAC: 1 DP: 0 HBP: 0	WP: 0 PA: 35
<b>PITCHER</b> Jim McGlothlin, R ERA: 2.99 Marty Pattin, R ERA: 3.18 Clyde Wright, L ERA: 4.57	IP: 5.2 WLS: L BF: 24 H: 6 R: 4 ER: 4 SO: 6 BB: 2 IBB: 0 HBP: 0 BLK: 0 WP: 0 HR: 2 S: 34 P: 42 ERA: 6.35 WHIP: 1.412															<b>PITCHER</b>			

California Angels @ Detroit Tigers  
Tiger Stadium, Detroit, MI  
Wed Jul 03 1968, 7:05 PM EDT  
Att: 23,109 - Unknown

AB	30
R	5
H	8
RBI	5
BB	4
SO	8
LOB	11





Batter	1	2	3	4	5	6	7	8	9	AB	R	H	RBI	BB	SO	LOB	TOP										
Ed Kirkpatrick, L OBP: 0.358, SLG: 0.333 (1, 9)	P4	4-3			2B		F9		HR	4	2	1	0	1	0	1	California Angels @ Detroit Tigers Tiger Stadium, Detroit, MI Thu Jul 04 1968, 4:33 AM EDT Att: 18,186 - Unknown										
Jim Fregosi, R OBP: 0.382, SLG: 0.459 (1, 6)	K	F9			2B		F9		HR	5	3	3	2	0	1	1											
Roger Repoz, L OBP: 0.339, SLG: 0.373 Chuck Hinton, R OBP: 0.228, SLG: 0.329 (9, PH)	4-3		E6		2B		F9		P4	4	0	1	2	0	0	1											
Don Mincher, L OBP: 0.311, SLG: 0.355 (1, 3)			F9		K				4-3	5	2	2	3	0	1	2											
Rick Reichardt, R OBP: 0.323, SLG: 0.398 (1, 7)	K	K			K		F8		P4	5	0	0	0	0	3	2											
Bobby Knoop, R OBP: 0.291, SLG: 0.324 (1, 4)		2B			4-3				F8	4	1	2	0	0	0	1											
Tom Satriano, L OBP: 0.286, SLG: 0.373 Aurelio Rodriguez, R OBP: 0.197, SLG: 0.182 Minnie Rojas, R OBP: 0.100, SLG: 0.100 (8, PR)		1B			F8		6-3			4	1	2	1	0	0	1											
Woodie Held, R OBP: 0.222, SLG: 0.128 (1, 5)		E			F9		5-3		F3	3	1	0	0	1	0	2											
Sammy Ellis, L OBP: 0.086, SLG: 0.059 Tom Burmeister, L OBP: 0.000, SLG: 0.000 Marty Pattin, R OBP: 0.000, SLG: 0.000 Larry Sherry, R OBP: 0.000, SLG: 0.000 Andy Messersmith, R OBP: 0.000, SLG: 0.000 Vic Davallo, L OBP: 0.000, SLG: 0.000 (8, PH)		2B					K		4-3	1	0	0	0	0	0	0											
Inning Stats	R: 0 E: 0 K: 1 S: 5	H: 0 LOB: 0 BB: 0 P: 5	R: 4 E: 1 K: 1 S: 9	H: 3 LOB: 1 BB: 1 P: 13	R: 0 E: 1 K: 1 S: 5	H: 0 LOB: 1 BB: 0 P: 5	R: 0 E: 0 K: 1 S: 6	H: 1 LOB: 1 BB: 0 P: 6	R: 2 E: 0 K: 2 S: 10	H: 3 LOB: 1 BB: 0 P: 10	R: 0 E: 0 K: 1 S: 5	H: 0 LOB: 0 BB: 0 P: 5	R: 2 E: 0 K: 0 S: 5	H: 2 LOB: 0 BB: 0 P: 5	R: 0 E: 0 K: 0 S: 4	H: 1 LOB: 1 BB: 0 P: 4		R: 2 E: 0 K: 0 S: 4	H: 1 LOB: 0 BB: 1 P: 8	1B: 4 2B: 5 3B: 0 HR: 3	SF: 0 SAC: 0 DP: 1 HBP: 0	WP: 0 PB: 0 SB: 0 CS: 1	PA: 41				
PITCHER	IP	WLS	BF	H	R	ER	SO	BB	IBB	HBP	BLK	WP	HR	S	P	ERA	WHIP										
Joe Sparma, R ERA: 4.03 (1, 1)	1.1		8	3	4	2	2	1	0	0	0	0	1	11	15	13.50	3.000										
Dennis Ribant, R ERA: 1.51 (2, 1)	0.2	W	3	0	0	0	0	0	0	0	0	0	0	3	3	0.00	0.000										
John Wyatt, R ERA: 3.76 (3, 1)	2.0		10	4	2	2	2	0	0	0	0	0	0	14	14	9.00	2.000										
Fred Lasher, R ERA: 3.34 (5, 1)	4.0		17	4	4	4	3	1	0	0	0	0	2	22	26	9.00	1.250										
John Hiller, L ERA: 1.53 (9, 1)	1.0	S	3	0	0	0	0	0	0	0	0	0	0	3	3	0.00	0.000										

Batter	1	2	3	4	5	6	7	8	9	AB	R	H	RBI	BB	SO	LOB	BOTTOM										
Dick McAuliffe, L OBP: 0.330, SLG: 0.396 (1, 4)	F8	S	F7		K		L4			5	1	1	2	0	1	0	California Angels @ Detroit Tigers Tiger Stadium, Detroit, MI Thu Jul 04 1968, 4:33 AM EDT Att: 18,186 - Unknown										
Mickey Stanley, R OBP: 0.306, SLG: 0.374 (1, 8)	E	3B	F9		6-3				HR	4	2	2	1	1	0	0											
Jim Northrup, L OBP: 0.309, SLG: 0.427 (1, 9)	F9	HR	P4						3B	5	3	3	5	0	0	1											
Norm Cash, L OBP: 0.303, SLG: 0.453 Ray Oyler, R OBP: 0.241, SLG: 0.220 (7, 6)	F3	HR							HR	4	2	3	3	0	0	1											
Willie Horton, R OBP: 0.357, SLG: 0.577 (1, 7)		6-3							HR	1	0	1	1	0	1	1											
Bill Freehan, R OBP: 0.385, SLG: 0.467 (1, 2)		HR								4	1	1	1	1	1	0											
Tom Matchick, L OBP: 0.276, SLG: 0.293 (7, 3)		HR								4	1	2	0	0	1	2											
Dick Tracewski, R OBP: 0.281, SLG: 0.341 (1, 5)		HR								3	1	1	0	1	0	2											
Joe Sparma, R ERA: 3.69 Dennis Ribant, R ERA: 4.97 Gates Brown, R OBP: 0.333, SLG: 0.200 John Wyatt, R OBP: 0.000, SLG: 0.000 Fred Lasher, R ERA: 4.13 John Hiller, R OBP: 0.107, SLG: 0.167 (8, PH)		HR								0	0	0	0	0	0	0											
Inning Stats	R: 0 E: 1 K: 0 S: 3	H: 0 LOB: 1 BB: 1 P: 7	R: 9 E: 0 K: 0 S: 12	H: 9 LOB: 2 BB: 2 P: 20	R: 0 E: 0 K: 2 S: 8	H: 1 LOB: 2 BB: 1 P: 12	R: 0 E: 0 K: 1 S: 5	H: 0 LOB: 0 BB: 0 P: 5	R: 2 E: 0 K: 0 S: 5	H: 2 LOB: 0 BB: 0 P: 5	R: 0 E: 0 K: 0 S: 3	H: 0 LOB: 0 BB: 0 P: 3	R: 2 E: 0 K: 1 S: 7	H: 2 LOB: 0 BB: 0 P: 7	1B: 5 2B: 1 3B: 2 HR: 6	SF: 0 SAC: 0 DP: 0 HBP: 0		WP: 0 PB: 0 SB: 1 CS: 0	PA: 42								
PITCHER	IP	WLS	BF	H	R	ER	SO	BB	IBB	HBP	BLK	WP	HR	S	P	ERA	WHIP										
Sammy Ellis, R ERA: 3.69 (1, 1)	1.1		9	3	4	4	0	2	0	0	0	0	0	1	1	18.00	3.750										
Tom Burmeister, L ERA: 4.97 (2, 1)	0.0	L	1	1	0	0	0	0	0	0	0	0	0	1	1	18.00	2.000										
Marty Pattin, R ERA: 4.13 (2, 1)	0.0		3	3	4	4	0	0	0	0	0	0	1	3	3	18.00	2.000										
Larry Sherry, R ERA: 10.8 (2, 1)	0.1		4	2	1	1	0	1	0	0	0	0	1	3	7	27.00	9.000										
Andy Messersmith, R ERA: 9.06 (2, 1)	5.1		20	3	2	2	3	1	0	0	0	0	2	25	29	3.38	0.750										

AB	39
R	10
H	11
RBI	8
BB	2
SO	7
LOB	13






Batter	1	2	3	4	5	6	7	8	9	AB	R	H	RBI	BB	SO	LOB	TOP								
Bert Campaneris, R OBP: 0.311, SLG: 0.319	4-0 CS BB		0-0 L9			0-0 HR 1B	0-0 6-3			3	1	1	0	1	0	0									
Ted Kubiak, S OBP: 0.353, SLG: 0.371	0-3 K			0-0 1B		0-0 F2	0-0 L8			4	0	1	0	0	1	3									
Danny Cater, R OBP: 0.335, SLG: 0.372	0-3 K			0-3 K		0-0 HR		0-0 F8		4	1	1	3	0	2	1									
Sal Bando, R OBP: 0.288, SLG: 0.322		0-0 5-3		0-0 L7		0-0 E5 BB 1B		0-3 K		4	0	0	0	0	1	1									
Joe Rudi, R OBP: 0.237, SLG: 0.229		0-0 5-3		0-0 F8		0-0 BB 1B		0-3 K		4	0	1	0	0	1	1									
Rick Monday, L OBP: 0.409, SLG: 0.429		0-0 5-3			0-3 K	4-0 BB		0-0 1B		3	1	1	0	1	1	0									
Reggie Jackson, L OBP: 0.341, SLG: 0.412			0-0 HR		0-3 K	0-3 K		0-3 K		4	1	1	1	0	3	4									
Dave Duncan, R OBP: 0.269, SLG: 0.290			0-0 F2		0-0 F7	0-3 K		0-0 BB 1B		2	0	0	0	0	0	0									
Floyd Robinson, L OBP: 0.299, SLG: 0.380										1	0	0	0	0	1	3									
Diego Segui, R OBP: 0.210, SLG: 0.162								0-0 BB 1B		1	0	1	1	0	0	0									
Caffish Hunter, R OBP: 0.310, SLG: 0.452			0-3 K					0-0 G6-4-3		1	0	0	0	0	1	0									
Paul Lindblad, L OBP: 0.375, SLG: 0.500								0-0 G6-4-3		0	0	0	0	0	0	0									
Ken Sanders, R OBP: 0.469, SLG: 0.292								0-0 1B		0	0	0	0	0	0	0									
Dick Green, R OBP: 0.469, SLG: 0.292								0-0 HR 1B		1	1	1	0	0	0	0									
Phil Roof, R OBP: 0.147, SLG: 0.235								0-0 1B		2	0	0	0	0	1										
<b>Inning Stats</b>	R: 0 E: 0 K: 2 S: 6	H: 0 LOB: 0 BB: 1 P: 10	R: 0 E: 0 K: 0 S: 3	H: 0 LOB: 0 BB: 0 P: 3	R: 1 E: 0 K: 1 S: 6	H: 1 LOB: 0 BB: 0 P: 6	R: 0 E: 0 K: 1 S: 6	H: 1 LOB: 1 BB: 0 P: 6	R: 0 E: 0 K: 2 S: 7	H: 0 LOB: 0 BB: 0 P: 7	R: 3 E: 1 K: 2 S: 12	H: 4 LOB: 3 BB: 1 P: 16	R: 0 E: 0 K: 0 S: 3	H: 0 LOB: 0 BB: 0 P: 3	R: 0 E: 0 K: 2 S: 7	H: 0 LOB: 0 BB: 0 P: 7	R: 1 E: 0 K: 1 S: 6	H: 2 LOB: 0 BB: 0 P: 6	1B: 5 2B: 0 3B: 1 HR: 2	SF: 0 SAC: 0 DP: 1 HBP: 0	WP: 0 PB: 0 SB: 0 CS: 1	PA: 36			
<b>PITCHER</b>	IP WLS BF H R ER SO BB IBB HBP BLK WP HR S P ERA WHIP	5.1 W 23 6 4 4 6 1 0 0 0 0 2 34 38 6.75 1.312	3.2 S 13 2 1 1 5 1 0 0 0 0 0 22 26 2.46 0.818																						

**Oakland Athletics @ Detroit Tigers**  
Tiger Stadium, Detroit, MI  
Fri Jul 05 1968, 7:05 PM EDT  
Att: 24,434 - Unknown

AB 34  
R 5  
H 8  
RBI 5  
BB 2  
SO 11  
LOB 14



Batter	1	2	3	4	5	6	7	8	9	AB	R	H	RBI	BB	SO	LOB	BOTTOM									
Dick McAuliffe, L OBP: 0.332, SLG: 0.395	0-0 1B 1B	0-0 6-3		4-0 BB		0-0 6-3				3	1	1	0	1	0	0										
Mickey Stanley, R OBP: 0.306, SLG: 0.372	0-0 HR 1B		0-0 6-3	0-0 1-3		0-0 6-3				4	1	1	0	0	0	3										
Jim Northrup, L OBP: 0.309, SLG: 0.428	0-0 F5		0-0 F7		0-0 HR 2B		0-3 K			4	1	1	0	0	1	2										
Norm Cash, L OBP: 0.302, SLG: 0.449	0-0 HR 1B		0-0 F6		0-3 K		0-3 K			4	1	1	1	0	2	1										
Willie Horton, R OBP: 0.359, SLG: 0.574	0-0 F5			0-0 HBP 1B 1B	4-0 HR BB		0-0 L8			3	2	1	0	1	0	2										
Bill Freehan, R OBP: 0.370, SLG: 0.491	0-0 HR			1-0 1B HBP	0-0 HR			0-0 5-3		3	2	2	6	0	0	0										
Tom Matchick, L OBP: 0.264, SLG: 0.279	0-0 1-3			0-0 F4	0-0 F7			0-0 1-3		4	0	0	0	0	0	2										
Ray Oyler, R OBP: 0.241, SLG: 0.220										0	0	0	0	0	0	0										
Don Wert, R OBP: 0.283, SLG: 0.349		0-3 K		0-0 BB 1B	0-3 K			4-0 BB		3	0	1	1	1	2	0										
Mickey Lolich, S OBP: 0.220, SLG: 0.139		0-0 F8		0-0 F9		0-0 6-3		0-0 F3		2	0	0	0	0	0	2										
Pat Dobson, R OBP: 0.214, SLG: 0.154										2	0	0	0	0	0	1										
<b>Inning Stats</b>	R: 4 E: 0 K: 0 S: 7	H: 4 LOB: 0 BB: 0 P: 7	R: 0 E: 0 K: 1 S: 5	H: 0 LOB: 0 BB: 0 P: 5	R: 0 E: 0 K: 0 S: 3	H: 0 LOB: 0 BB: 0 P: 3	R: 1 E: 0 K: 0 S: 5	H: 2 LOB: 3 BB: 1 P: 10	R: 3 E: 0 K: 2 S: 9	H: 2 LOB: 0 BB: 1 P: 13	R: 0 E: 0 K: 0 S: 3	H: 0 LOB: 0 BB: 0 P: 3	R: 0 E: 0 K: 2 S: 7	H: 0 LOB: 0 BB: 0 P: 7	R: 0 E: 0 K: 0 S: 3	H: 0 LOB: 1 BB: 1 P: 7	R: 0 E: 0 K: 1 S: 6	H: 2 LOB: 0 BB: 0 P: 6	1B: 5 2B: 1 3B: 0 HR: 2	SF: 0 SAC: 0 DP: 0 HBP: 1	WP: 0 PB: 0 SB: 0 CS: 0	PA: 36				
<b>PITCHER</b>	IP WLS BF H R ER SO BB IBB HBP BLK WP HR S P ERA WHIP	3.1 L 17 6 5 5 1 0 0 0 0 0 1 18 19 13.50 1.800	1.0 5 1 1 1 1 1 0 0 0 0 0 0 6 10 9.00 2.000	0.2 4 1 2 2 1 1 0 0 0 0 0 1 5 9 27.00 3.000	6.1 3.0 10 0 0 0 2 1 0 0 0 0 0 13 17 0.00 0.333																					

**Oakland Athletics @ Detroit Tigers**  
Tiger Stadium, Detroit, MI  
Fri Jul 05 1968, 7:05 PM EDT  
Att: 24,434 - Unknown

AB 32  
R 8  
H 8  
RBI 8  
BB 3  
SO 5  
LOB 13





Batter	1	2	3	4	5	6	7	8	9	AB	R	H	RBI	BB	SO	LOB	TOP					
Bert Campaneris, R OBP: 0.307, SLG: 0.314	F4	K		4-3			L8		K	5	0	0	0	0	2	0						
John Donaldson, L OBP: 0.300, SLG: 0.271	1B			L8			6-3		BB	3	2	2	0	2	0	0						
Rick Monday, L OBP: 0.413, SLG: 0.431	5-3			4-3	1B		6-3		1-3	4	2	2	1	1	0	2						
Sal Bando, R OBP: 0.288, SLG: 0.322	5-3			FC	4-3		4-3			4	0	1	1	0	0	3						
Reggie Jackson, L OBP: 0.343, SLG: 0.414	S			K			G4-3		K	4	0	2	2	0	2	2						
Jim Gosger, L OBP: 0.224, SLG: 0.169	1B			4-3			G4-3		3-4	3	0	1	0	1	0	3						
Ray Webster, L OBP: 0.259, SLG: 0.328	F8			IBB					3-4	3	0	0	0	1	1	3						
Dave Duncan, R OBP: 0.256, SLG: 0.274				F4	FC		K		6-3	4	0	0	0	0	1	4						
Chuck Dobson, R OBP: 0.186, SLG: 0.233	F5			1-3			1-3		4-3	4	0	0	0	0	0	0						
<b>Inning Stats</b>	R: 2 E: 0 K: 0 S: 6	H: 3 LOB: 2 BB: 1 P: 10	R: 0 E: 0 K: 1 S: 5	H: 0 LOB: 0 BB: 0 P: 5	R: 1 E: 0 K: 1 S: 7	H: 2 LOB: 2 BB: 2 P: 15	R: 0 E: 0 K: 0 S: 3	H: 0 LOB: 0 BB: 0 P: 3	R: 1 E: 1 K: 0 S: 4	H: 2 LOB: 0 BB: 0 P: 4	R: 0 E: 0 K: 2 S: 7	H: 0 LOB: 0 BB: 0 P: 7	R: 0 E: 0 K: 0 S: 3	H: 0 LOB: 1 BB: 1 P: 7	R: 0 E: 0 K: 1 S: 6	H: 1 LOB: 1 BB: 0 P: 6	R: 0 E: 0 K: 1 S: 5	H: 0 LOB: 1 BB: 1 P: 9	1B: 7 2B: 0 3B: 1 HR: 0	SF: 0 SAC: 0 DP: 1 HBP: 0	WP: 0 PB: 0 SB: 1 CS: 0	PA: 39
<b>PITCHER</b>	IP	WLS	BF	H	R	ER	SO	BB	IBB	HBP	BLK	WP	HR	S	P	ERA	WHIP					
Earl Wilson, R ERA: 3.05	(1, 1)	4.1	L	23	7	4	3	2	2	1	0	0	0	24	36	6.23	2.077					
Jim Rooker, L ERA: 3.95	(5, 1)	2.2		8	0	0	0	2	1	0	0	0	0	11	15	0.00	0.375					
John Wyatt, R ERA: 3.49	(8, 1)	2.0		8	1	0	0	2	1	0	0	0	0	11	15	0.00	1.000					

Oakland Athletics @ Detroit Tigers  
Tiger Stadium, Detroit, MI  
Sat Jul 06 1968, 4:33 AM EDT  
Att: 26,008 - Unknown

AB	34
R	4
H	8
RBI	4
BB	5
SO	6
LOB	17



Batter	1	2	3	4	5	6	7	8	9	AB	R	H	RBI	BB	SO	LOB	BOTTOM						
Dick McAuliffe, L OBP: 0.331, SLG: 0.397	K			L4				F8		4	0	1	0	0	1	0							
Mickey Stanley, R OBP: 0.305, SLG: 0.368	6-3			6-3			FC4-6	F9		3	0	0	0	1	0	0							
Jim Northrup, L OBP: 0.311, SLG: 0.432	2B			K			FC4-6	2B		4	1	2	0	0	1	2							
Norm Cash, L OBP: 0.300, SLG: 0.450	F6			F4			5-3	2B		4	0	1	1	0	0	1							
Willie Horton, R OBP: 0.354, SLG: 0.565				G3			K	F3		4	0	0	0	0	1	1							
Bill Freehan, R OBP: 0.372, SLG: 0.493				2B			L8	F3		3	0	1	0	1	0	0							
Tom Matchick, L OBP: 0.283, SLG: 0.278				F8			L9	K		4	0	1	0	0	1	1							
Don Wert, R OBP: 0.278, SLG: 0.344				F5			L4	F9		4	0	0	0	0	1	2							
Earl Wilson, R OBP: 0.222, SLG: 0.400	(1, 1)			K			K			1	0	0	0	0	1	2							
Jim Rooker, R ERA: 3.95	(5, 1)							F6		1	0	0	0	0	1	0							
Gates Brown, L OBP: 0.417, SLG: 0.563	(7, PH)									1	0	0	0	0	0	0							
John Wyatt, R ERA: 3.49	(8, 1)									0	0	0	0	0	0	0							
<b>Inning Stats</b>	R: 0 E: 0 K: 1 S: 6	H: 1 LOB: 1 BB: 0 P: 6	R: 0 E: 0 K: 1 S: 6	H: 1 LOB: 2 BB: 1 P: 10	R: 0 E: 0 K: 1 S: 5	H: 0 LOB: 0 BB: 0 P: 5	R: 0 E: 0 K: 0 S: 4	H: 1 LOB: 1 BB: 0 P: 4	R: 0 E: 0 K: 1 S: 6	H: 1 LOB: 2 BB: 1 P: 10	R: 0 E: 0 K: 1 S: 5	H: 0 LOB: 0 BB: 0 P: 5	R: 0 E: 0 K: 0 S: 3	H: 0 LOB: 0 BB: 0 P: 3	R: 1 E: 0 K: 0 S: 5	H: 2 LOB: 1 BB: 0 P: 5	R: 0 E: 0 K: 2 S: 7	H: 0 LOB: 0 BB: 0 P: 7	1B: 2 2B: 4 3B: 0 HR: 0	SF: 0 SAC: 0 DP: 0 HBP: 0	WP: 1 PB: 0 SB: 0 CS: 0	PA: 35	
<b>PITCHER</b>	IP	WLS	BF	H	R	ER	SO	BB	IBB	HBP	BLK	WP	HR	S	P	ERA	WHIP						
Chuck Dobson, R ERA: 2.38	(1, 1)	9.0	W	35	6	1	1	7	2	0	0	0	1	0	47	55	1.00	0.889					

Oakland Athletics @ Detroit Tigers  
Tiger Stadium, Detroit, MI  
Sat Jul 06 1968, 4:33 AM EDT  
Att: 26,008 - Unknown

AB	33
R	1
H	6
RBI	1
BB	2
SO	7
LOB	9





Batter	1	2	3	4	5	6	7	8	9	AB	R	H	RBI	BB	SO	LOB	TOP				
<b>Bert Campaneris, R</b> OBP: 0.303, SLG: 0.311 (1, 6)	0-0 4-3			0-0 F3		0-3 K		0-0 F7		4	0	0	0	0	1	0	Oakland Athletics @ Detroit Tigers Tiger Stadium, Detroit, MI Sun Jul 07 1968, 4:33 AM EDT Unknown				
<b>John Donaldson, L</b> OBP: 0.293, SLG: 0.272 (1, 4)	0-0 4-3			0-0 HR 1B		4-0 3B BB		0-0 F5		3	2	1	0	1	0	0					
<b>Rick Monday, L</b> OBP: 0.410, SLG: 0.437 (1, 8)	0-3 K			0-0 F7		0-0 1-H 3B			0-0 4-3	4	0	1	1	0	1	1					
<b>Sal Bando, R</b> OBP: 0.290, SLG: 0.333 (1, 5)		0-0 F9		0-0 1-H HR		0-0 F4			0-0 CS 1B	4	1	2	2	0	0	1					
<b>Reggie Jackson, L</b> OBP: 0.342, SLG: 0.422 (1, 9)		0-0 5-3		0-0 HR		0-0 F3			0-0 4-3 1-2	4	1	1	1	0	0	2					
<b>Jim Gosger, L</b> OBP: 0.216, SLG: 0.163 (1, 7)		0-0 1-3		0-3 K						3	0	0	0	0	1	0					
<b>Ray Webster, L</b> OBP: 0.295, SLG: 0.322 (1, 3)			0-0 4-3		0-3 K					3	0	0	0	0	1	0					
<b>Dave Duncan, R</b> OBP: 0.247, SLG: 0.263 (1, 2)			0-0 6-3		0-3 K					3	0	0	0	0	2	0					
<b>Lew Krausse, R</b> OBP: 0.243, SLG: 0.235 <b>Ed Sprague, R</b> (9, 1)			0-3 K		0-3 K			0-3 K		3	0	0	0	0	3	0					
			0-0 K		0-3 K					0	0	0	0	0	0	0					
<b>Inning Stats</b>	R: 0 E: 0 K: 1 S: 5	H: 0 LOB: 0 BB: 0 P: 5	R: 0 E: 0 K: 0 S: 3	H: 0 LOB: 0 BB: 0 P: 3	R: 0 E: 0 K: 1 S: 5	H: 0 LOB: 0 BB: 0 P: 5	R: 3 E: 0 K: 1 S: 8	H: 3 LOB: 0 BB: 0 P: 8	R: 0 E: 0 K: 3 S: 9	H: 0 LOB: 0 BB: 0 P: 9	R: 1 E: 0 K: 1 S: 6	H: 1 LOB: 1 BB: 1 P: 10	R: 0 E: 0 K: 1 S: 5	H: 0 LOB: 0 BB: 0 P: 5	R: 0 E: 0 K: 0 S: 3	H: 1 LOB: 0 BB: 0 P: 3	1B: 2 2B: 0 3B: 1 HR: 2	SF: 0 SAC: 0 DP: 0 HBP: 0	WP: 0 PB: 0 SB: 0 CS: 1	PA: 32	
<b>PITCHER</b> <b>Denny McLain, R</b> ERA: 2.09 (1, 1)	IP 9.0	WLS W	BF 32	H 5	R 4	ER 4	SO 9	BB 1	IBB 0	HBP 0	BLK 0	WP 0	HR 2	S 49	P 53	ERA 4.00	WHIP 0.667				

Batter	1	2	3	4	5	6	7	8	9	AB	R	H	RBI	BB	SO	LOB	BOTTOM				
<b>Dick McAuliffe, L</b> OBP: 0.333, SLG: 0.412 (1, 4)	0-0 E3 1B 3B			0-0 HR				0-0 F9		4	2	2	1	0	0	0	Oakland Athletics @ Detroit Tigers Tiger Stadium, Detroit, MI Sun Jul 07 1968, 4:33 AM EDT Unknown				
<b>Mickey Stanley, R</b> OBP: 0.304, SLG: 0.366 (1, 8)	0-0 1-2 3B 1B			0-3 K				0-0 F8		4	1	1	0	0	1	1					
<b>Jim Northrup, L</b> OBP: 0.310, SLG: 0.436 (1, 9)	0-0 1-H 2-H SF8 3B			0-0 L5				0-0 F5		4	1	1	2	0	0	1					
<b>Norm Cash, L</b> OBP: 0.295, SLG: 0.443 (1, 3)	0-0 SF8			0-0 F7					0-0 L4	3	0	0	1	0	0	0					
<b>Willie Horton, R</b> OBP: 0.356, SLG: 0.575 (1, 7)	0-3 K			0-0 FC 1B				0-3 K		4	1	2	1	0	2	0					
<b>Bill Freehan, R</b> OBP: 0.388, SLG: 0.487 (1, 2)	0-0 F6			0-0 F9				0-0 F6		3	0	0	0	0	0	1					
<b>Tom Matchick, L</b> OBP: 0.255, SLG: 0.269 (1, 6)		0-0 F7		0-0 F7				0-0 F2		3	0	0	0	0	0	1					
<b>Don Wert, R</b> OBP: 0.275, SLG: 0.340 (1, 5)		0-0 5-3		0-0 FC 1-2				0-0 4-3		3	0	0	0	0	0	1					
<b>Denny McLain, R</b> OBP: 0.182, SLG: 0.182 (1, 1)		0-3 K		0-3 K				0-3 K		3	0	0	0	0	3	0					
<b>Inning Stats</b>	R: 3 E: 1 K: 1 S: 8	H: 2 LOB: 0 BB: 0 P: 8	R: 0 E: 0 K: 1 S: 5	H: 0 LOB: 0 BB: 0 P: 5	R: 1 E: 0 K: 1 S: 6	H: 1 LOB: 0 BB: 0 P: 6	R: 0 E: 0 K: 0 S: 4	H: 1 LOB: 1 BB: 0 P: 4	R: 0 E: 0 K: 1 S: 6	H: 1 LOB: 1 BB: 0 P: 6	R: 0 E: 0 K: 1 S: 5	H: 0 LOB: 0 BB: 0 P: 5	R: 0 E: 0 K: 0 S: 3	H: 0 LOB: 0 BB: 0 P: 3	R: 1 E: 0 K: 0 S: 2	H: 1 LOB: 0 BB: 0 P: 2	1B: 2 2B: 1 3B: 1 HR: 2	SF: 1 SAC: 0 DP: 0 HBP: 0	WP: 0 PB: 0 SB: 0 CS: 0	PA: 32	
<b>PITCHER</b> <b>Lew Krausse, R</b> ERA: 2.78 <b>Ed Sprague, R</b> ERA: 2.03 (9, 1)	IP 8.1	WLS L	BF 31	H 5	R 4	ER 3	SO 6	BB 0	IBB 0	HBP 0	BLK 0	WP 0	HR 1	S 43	P 43	ERA 3.24	WHIP 0.600				

AB	31
R	4
H	5
RBI	4
BB	1
SO	9
LOB	4





Batter	1	2	3	4	5	6	7	8	9	AB	R	H	RBI	BB	SO	LOB	TOP											
<b>Bert Campaneris, R</b> OBP: 0.299, SLG: 0.306 (1, 6)	0-3 K		0-3 K		0-0 5-3		0-0 E4		0-0 F9	5	0	0	0	0	2	4	<b>Oakland Athletics @ Detroit Tigers</b> Tiger Stadium, Detroit, MI Sun Jul 07 1968, 7:05 PM EDT Att: 36,685 - Unknown											
<b>John Donaldson, L</b> OBP: 0.305, SLG: 0.276 (1, 4)	0-3 K		0-0 FC4-6 1B		4-0 BB		0-3 K		0-0 1B 2B	4	1	1	1	1	2	3												
<b>Rick Monday, L</b> OBP: 0.406, SLG: 0.431 (1, 8)	0-0 L7		0-0 1B		0-0 4-3		0-3 K		0-0 1-3	5	0	1	0	0	1	5												
<b>Sal Bando, R</b> OBP: 0.298, SLG: 0.359 (1, 5)		0-0 HR	0-0 4-3			0-0 G5-3 1B		0-0 HR	0-0 1B	5	2	4	4	0	0	2												
<b>Reggie Jackson, L</b> OBP: 0.343, SLG: 0.430 (1, 9)		0-0 HR		0-0 3-1		4-0 G5-3 BB		0-0 F8	0-0 K	4	1	1	1	1	1	1												
<b>Danny Cater, R</b> OBP: 0.333, SLG: 0.366 (1, 3)		0-0 5-3			4-0 BB		0-0 G5-3		0-0 F9	3	0	0	0	1	0	2												
<b>Jim Gosger, L</b> OBP: 0.211, SLG: 0.159 (6, PH)		0-0 L6			0-0 F7		0-3 K			2	0	0	0	0	0	1												
<b>Joe Rudi, R</b> OBP: 0.233, SLG: 0.225 (6, 7)		0-0 L6			0-0 F7		0-3 K			2	0	0	0	0	2	1												
<b>Phil Roof, R</b> OBP: 0.158, SLG: 0.237 (1, 2)	0-3 K				0-0 F8			0-0 L7	0-0 2B 1B	4	1	1	0	0	1	1												
<b>Jim Nash, R</b> ERA: 2.01 <b>Paul Lindblad, L</b> ERA: 1.61 <b>Ray Webster, L</b> ERA: 1.61 <b>Diego Segui, R</b> ERA: 2.01 <b>Blue Moon Odom, R</b> ERA: 2.38 <b>Jack Aker, R</b> ERA: 3.45			4-0 FC4-6 BB		0-0 F7		0-0 E 1B		4-0 2B 1B BB	0	0	0	0	0	0	0												
<b>Inning Stats</b>	R: 0 E: 0 K: 2 S: 7	H: 0 LOB: 0 BB: 0 P: 7	R: 2 E: 0 K: 1 S: 7	H: 2 LOB: 0 BB: 0 P: 7	R: 0 E: 0 K: 1 S: 6	H: 1 LOB: 2 BB: 1 P: 10	R: 0 E: 0 K: 0 S: 3	H: 0 LOB: 1 BB: 1 P: 7	R: 0 E: 0 K: 0 S: 3	H: 1 LOB: 2 BB: 1 P: 9	R: 0 E: 1 K: 2 S: 9	H: 1 LOB: 2 BB: 0 P: 9	R: 1 E: 0 K: 1 S: 6	H: 1 LOB: 0 BB: 0 P: 6	R: 3 E: 0 K: 1 S: 8	H: 3 LOB: 1 BB: 1 P: 12	1B: 5 2B: 1 3B: 0 HR: 3	SF: 0 SAC: 0 DP: 1 HBP: 0	WP: 0 PB: 0 SB: 0 CS: 0	PA: 41								
<b>PITCHER</b>	IP	WLS	BF	H	R	ER	SO	BB	IBB	HBP	BLK	WP	HR	S	P	ERA	WHIP											
<b>Joe Sparna, R</b> ERA: 4.01 <b>John Hiller, L</b> ERA: 2.51 <b>Fred Lasher, R</b> ERA: 3.34 <b>Mickey Lolich, L</b> ERA: 2.94	(1, 1)	5.0	W	23	4	2	2	4	4	0	0	0	0	2	27	43	3.60	1.600										
	(6, 1)	3.2		16	4	4	4	4	1	0	0	0	0	1	23	27	9.82	1.364										
	(9, 1)	0.0	S	1	1	0	0	0	0	0	0	0	0	1	1		∞	∞										
	(9, 1)	0.1	S	1	0	0	0	1	0	0	0	0	0	0	3	3	0.00	0.000										

AB	36
R	6
H	9
RBI	6
BB	5
SO	9
LOB	20



Batter	1	2	3	4	5	6	7	8	9	AB	R	H	RBI	BB	SO	LOB	BOTTOM										
<b>Dick McAuliffe, L</b> OBP: 0.334, SLG: 0.418 (1, 4)	0-0 HR	0-0 FC4-6 1B		0-0 F5		0-0 5-3		0-0 FC6-5 2B		5	1	2	1	0	0	1	<b>Oakland Athletics @ Detroit Tigers</b> Tiger Stadium, Detroit, MI Sun Jul 07 1968, 7:05 PM EDT Att: 36,685 - Unknown										
<b>Jim Northrup, L</b> OBP: 0.312, SLG: 0.434 (1, 8)	0-0 L7	0-0 F8		0-0 E S 1B		4-0 2B BB		0-0 FC6-5 L5-4-3		4	1	1	0	1	0	3											
<b>Al Kaline, R</b> OBP: 0.373, SLG: 0.403 (1, 9)	0-0 HR	0-0 1B		0-0 L6-3		0-0 L6		0-0 L5-4-3		5	1	2	2	0	0	3											
<b>Norm Cash, L</b> OBP: 0.303, SLG: 0.452 (1, 3)	4-0 BB	0-3 K			0-0 2B 1B	0-0 2B				3	1	2	1	1	1	2											
<b>Willie Horton, R</b> OBP: 0.358, SLG: 0.586 <b>Mickey Stanley, R</b> OBP: 0.304, SLG: 0.366 (7, PR)	0-0 L7		0-3 K		0-0 1H 2B		0-0 1B 3B			4	0	2	1	0	1	1											
<b>Bill Freehan, R</b> OBP: 0.370, SLG: 0.484 (1, 2)	0-0 F9		4-0 BB		0-3 K		4-0 G6-4-3 1B BB			2	0	0	0	2	1	2											
<b>Tom Matchick, L</b> OBP: 0.265, SLG: 0.289 <b>Ray Oyler, R</b> OBP: 0.241, SLG: 0.220 (8, 6)		0-0 1B 2B		0-0 F8		0-0 F8		0-0 G6-4-3 1B		4	1	2	1	0	0	2											
<b>Don Wert, R</b> OBP: 0.279, SLG: 0.340 (1, 5)		0-0 1B FC4-6 1B		0-0 6-3		4-0 IBB		0-0 G6-4-3		0	0	0	0	0	0	0											
<b>Joe Sparna, R</b> OBP: 0.073, SLG: 0.073 <b>John Hiller, R</b> OBP: 0.091, SLG: 0.091 <b>Fred Lasher, R</b> OBP: 0.167, SLG: 0.167 <b>Mickey Lolich, S</b> OBP: 0.220, SLG: 0.139 (9, 1)		0-0 1B		0-0 5-3		0-3 K		0-3 K		3	0	1	0	0	1	2											
<b>Inning Stats</b>	R: 2 E: 0 K: 0 S: 5	H: 2 LOB: 1 BB: 1 P: 9	R: 2 E: 0 K: 1 S: 9	H: 4 LOB: 2 BB: 0 P: 9	R: 0 E: 0 K: 1 S: 5	H: 0 LOB: 1 BB: 1 P: 9	R: 0 E: 0 K: 0 S: 4	H: 1 LOB: 0 BB: 0 P: 4	R: 1 E: 0 K: 2 S: 9	H: 2 LOB: 2 BB: 1 P: 13	R: 1 E: 0 K: 0 S: 3	H: 1 LOB: 1 BB: 1 P: 7	R: 1 E: 0 K: 1 S: 6	H: 2 LOB: 1 BB: 1 P: 10	R: 0 E: 0 K: 0 S: 3	H: 1 LOB: 0 BB: 0 P: 3		1B: 6 2B: 5 3B: 1 HR: 1	SF: 0 SAC: 0 DP: 2 HBP: 0	WP: 0 PB: 0 SB: 1 CS: 0	PA: 39						
<b>PITCHER</b>	IP	WLS	BF	H	R	ER	SO	BB	IBB	HBP	BLK	WP	HR	S	P	ERA	WHIP										
<b>Jim Nash, R</b> ERA: 2.01 <b>Paul Lindblad, L</b> ERA: 1.61 <b>Diego Segui, R</b> ERA: 2.01 <b>Blue Moon Odom, R</b> ERA: 2.38 <b>Jack Aker, R</b> ERA: 3.45	(1, 1)	1.2	L	12	6	4	4	0	1	0	0	0	0	3	3	0.00	0.000										
	(3, 1)	2.0		8	1	0	0	1	1	0	0	0	0	9	13	0.00	1.000										
	(5, 1)	2.0		10	3	2	2	2	1	1	0	0	0	12	20	9.00	2.000										
	(7, 1)	2.0		8	3	1	1	1	1	0	0	0	0	9	13	4.50	2.000										

AB	34
R	7
H	13
RBI	7
BB	5
SO	5
LOB	21






Batter	1	2	3	4	5	6	7	8	9	AB	R	H	RBI	BB	SO	LOB	TOP						
Dick McAuliffe, L (1,4) OBP: 0.333, SLG: 0.426	0-0 4-3		0-3 K		0-0 HR		0-0 FC3-6			4	1	1	1	0	1	4							
Mickey Stanley, R (1,8) OBP: 0.304, SLG: 0.375	0-3 K		0-0 HR		0-0 F4		0-0 6-3			4	1	1	3	0	1	2							
Jim Northrup, L (1,9) OBP: 0.308, SLG: 0.428	0-0 F6		0-0 F4				0-0 F7		0-0 4-3	4	0	0	0	0	0	0							
Norm Cash, L (1,3) OBP: 0.269, SLG: 0.447		0-3 K		1-0 HBP		0-0 F7		4-0 FC1-4 BB		2	0	0	0	0	1	0							
Al Kaline, R (8, PH) OBP: 0.376, SLG: 0.403										0	0	0	0	1	0	0							
Willie Horton, R (1,7) OBP: 0.357, SLG: 0.581	0-0 4-3		0-0 F9		0-0 HBP		0-0 1B		0-0 FC1-4 BB	4	0	1	0	0	0	2							
Bill Freehan, R (1,2) OBP: 0.365, SLG: 0.477	0-3 K		0-3 K		0-0 K		0-0 F8		0-0 F8	4	0	0	0	0	2	3							
Tom Matchick, L (1,6) OBP: 0.269, SLG: 0.286			1-0 2B HR HBP		0-0 4-3		0-0 FC3-6 BB 1B		0-0 1-3	1	1	0	0	0	0	1	AB 32						
Ray Oyler, R (4,6) OBP: 0.244, SLG: 0.224										2	0	1	0	0	0	0	R 4						
Don Wert, R (1,5) OBP: 0.285, SLG: 0.347			0-0 HR 2B		0-0 5-3		4-0 FC3-6 BB		0-0 CS 1B	3	1	2	0	1	0	0	H 6						
Mickey Lolich, S (1,1) OBP: 0.205, SLG: 0.128			0-3 K		0-3 K		0-0 F8		0-3 K	3	0	0	0	0	2	4	RBI 4						
Pat Dobson, R (7,1) OBP: 0.214, SLG: 0.154										0	0	0	0	0	0	0	BB 2						
Dick Tracewski, R (9, PH) OBP: 0.278, SLG: 0.337										1	0	0	0	1	1	1	SO 8						
John Hiller, R (9,1) OBP: 0.091, SLG: 0.091										0	0	0	0	0	0	0	LOB 17						
<b>Inning Stats</b>	R: 0 E: 0 K: 1 S: 5	H: 0 LOB: 0 BB: 0 P: 5	R: 0 E: 0 K: 2 S: 7	H: 0 LOB: 0 BB: 7	R: 3 E: 0 K: 2 S: 9	H: 2 LOB: 0 BB: 0 P: 10	R: 0 E: 0 K: 1 S: 5	H: 0 LOB: 1 BB: 0 P: 6	R: 1 E: 0 K: 0 S: 6	H: 1 LOB: 0 BB: 0 P: 6	R: 0 E: 0 K: 0 S: 4	H: 1 LOB: 1 BB: 0 P: 4	R: 0 E: 0 K: 0 S: 4	H: 1 LOB: 2 BB: 1 P: 8	R: 0 E: 0 K: 0 S: 3	H: 0 LOB: 1 BB: 1 P: 7	R: 0 E: 0 K: 1 S: 5	H: 1 LOB: 1 BB: 0 P: 5	1B: 3 2B: 2 3B: 0 HR: 2	SF: 0 SAC: 0 DP: 1 HBP: 2	WP: 0 PB: 0 SB: 0 CS: 1	PA: 36	
<b>PITCHER</b>	IP WLS BF H R ER SO BB IBB HBP BLK WP HR S P ERA WHIP	IP WLS BF H R ER SO BB IBB HBP BLK WP HR S P ERA WHIP	IP WLS BF H R ER SO BB IBB HBP BLK WP HR S P ERA WHIP	IP WLS BF H R ER SO BB IBB HBP BLK WP HR S P ERA WHIP	IP WLS BF H R ER SO BB IBB HBP BLK WP HR S P ERA WHIP	IP WLS BF H R ER SO BB IBB HBP BLK WP HR S P ERA WHIP	IP WLS BF H R ER SO BB IBB HBP BLK WP HR S P ERA WHIP	IP WLS BF H R ER SO BB IBB HBP BLK WP HR S P ERA WHIP	IP WLS BF H R ER SO BB IBB HBP BLK WP HR S P ERA WHIP	IP WLS BF H R ER SO BB IBB HBP BLK WP HR S P ERA WHIP	IP WLS BF H R ER SO BB IBB HBP BLK WP HR S P ERA WHIP	IP WLS BF H R ER SO BB IBB HBP BLK WP HR S P ERA WHIP	IP WLS BF H R ER SO BB IBB HBP BLK WP HR S P ERA WHIP	IP WLS BF H R ER SO BB IBB HBP BLK WP HR S P ERA WHIP	IP WLS BF H R ER SO BB IBB HBP BLK WP HR S P ERA WHIP	IP WLS BF H R ER SO BB IBB HBP BLK WP HR S P ERA WHIP	IP WLS BF H R ER SO BB IBB HBP BLK WP HR S P ERA WHIP	IP WLS BF H R ER SO BB IBB HBP BLK WP HR S P ERA WHIP	IP WLS BF H R ER SO BB IBB HBP BLK WP HR S P ERA WHIP	IP WLS BF H R ER SO BB IBB HBP BLK WP HR S P ERA WHIP	IP WLS BF H R ER SO BB IBB HBP BLK WP HR S P ERA WHIP	IP WLS BF H R ER SO BB IBB HBP BLK WP HR S P ERA WHIP	IP WLS BF H R ER SO BB IBB HBP BLK WP HR S P ERA WHIP

Detroit Tigers @ Minnesota Twins  
Metropolitan Stadium, Bloomington, MI  
Thu Jul 11 1968, 8:05 PM EDT  
Att: 25,330 - Unknown - 84 F


AB 32  
R 4  
H 6  
RBI 4  
BB 2  
SO 8  
LOB 17




Batter	1	2	3	4	5	6	7	8	9	AB	R	H	RBI	BB	SO	LOB	BOTTOM						
Cesar Tovar, R (1,7) OBP: 0.311, SLG: 0.373	0-0 HR		0-0 6-3		0-0 F7		0-0 F8		0-0 1B	5	1	2	1	0	0	4							
Rod Carew, L (1,4) OBP: 0.325, SLG: 0.362	0-0 1B		0-0 5-3		0-0 F7		0-0 1B		0-0 1B	5	0	3	3	0	0	1							
Tony Oliva, L (1,9) OBP: 0.333, SLG: 0.471	0-3 K		4-0 BB		0-0 1-3		0-0 1B			2	0	0	0	2	1	1							
Bob Allison, R (1,3) OBP: 0.312, SLG: 0.393	0-0 1B		0-0 F7		0-0 F9		0-3 K			4	0	1	0	0	1	4							
Ron Perranoski, L (8,1) OBP: 0.185, SLG: 0.233										0	0	0	0	0	0	0							
Ted Uhlhaender, L (1,8) OBP: 0.309, SLG: 0.412	0-3 K		0-0 5-3		0-0 F8		0-3 K			4	0	0	0	0	2	1							
Frank Quilici, R (1,5) OBP: 0.360, SLG: 0.442		0-3 K		0-3 K		0-0 BB 1B	0-3 K			4	1	1	0	0	3	0							
Rick Renick, R (1,6) OBP: 0.250, SLG: 1.000		0-0 HR		0-0 5-3		0-0 F7	0-0 L6-3			4	1	1	1	0	0	1							
John Roseboro, L (1,2) OBP: 0.272, SLG: 0.249		0-3 K		0-3 K		4-0 K			0-0 L9	1	0	0	0	0	1	0							
Frank Kostro, R (5, PH) OBP: 0.185, SLG: 0.233										1	0	0	0	0	1	0							
Bruce Look, L (6,2) OBP: 0.407, SLG: 0.327										1	1	0	0	1	0	0							
Dean Chance, R (1,1) OBP: 0.102, SLG: 0.054		0-3 K		0-3 K		4-0 1B			4-0 1B	1	0	0	0	0	1	0							
Rich Rollins, R (5, PH) OBP: 0.285, SLG: 0.300										0	0	0	0	0	1	0							
Jim Perry, S (5,1) OBP: 0.195, SLG: 0.192										0	0	0	0	0	0	0							
Ron Clark, R (7, PH) OBP: 0.225, SLG: 0.192										0	0	0	0	0	0	0							
Rich Reese, L (7, PH) OBP: 0.241, SLG: 0.289										0	1	0	0	0	0	0							
<b>Inning Stats</b>	R: 1 E: 0 K: 2 S: 9	H: 3 LOB: 1 BB: 0 P: 9	R: 1 E: 0 K: 3 S: 10	H: 1 LOB: 0 BB: 0 P: 10	R: 0 E: 0 K: 0 S: 3	H: 0 LOB: 1 BB: 1 P: 7	R: 0 E: 0 K: 1 S: 5	H: 0 LOB: 0 BB: 0 P: 5	R: 0 E: 0 K: 1 S: 5	H: 0 LOB: 1 BB: 1 P: 9	R: 0 E: 0 K: 0 S: 3	H: 0 LOB: 0 BB: 0 P: 3	R: 2 E: 0 K: 1 S: 7	H: 2 LOB: 3 BB: 3 P: 19	R: 0 E: 0 K: 2 S: 7	H: 0 LOB: 0 BB: 0 P: 7	R: 1 E: 0 K: 0 S: 3	H: 2 LOB: 2 BB: 1 P: 7	1B: 6 2B: 0 3B: 0 HR: 2	SF: 0 SAC: 0 DP: 0 HBP: 0	WP: 0 PB: 0 SB: 0 CS: 0	PA: 38	
<b>PITCHER</b>	IP WLS BF H R ER SO BB IBB HBP BLK WP HR S P ERA WHIP	IP WLS BF H R ER SO BB IBB HBP BLK WP HR S P ERA WHIP	IP WLS BF H R ER SO BB IBB HBP BLK WP HR S P ERA WHIP	IP WLS BF H R ER SO BB IBB HBP BLK WP HR S P ERA WHIP	IP WLS BF H R ER SO BB IBB HBP BLK WP HR S P ERA WHIP	IP WLS BF H R ER SO BB IBB HBP BLK WP HR S P ERA WHIP	IP WLS BF H R ER SO BB IBB HBP BLK WP HR S P ERA WHIP	IP WLS BF H R ER SO BB IBB HBP BLK WP HR S P ERA WHIP	IP WLS BF H R ER SO BB IBB HBP BLK WP HR S P ERA WHIP	IP WLS BF H R ER SO BB IBB HBP BLK WP HR S P ERA WHIP	IP WLS BF H R ER SO BB IBB HBP BLK WP HR S P ERA WHIP	IP WLS BF H R ER SO BB IBB HBP BLK WP HR S P ERA WHIP	IP WLS BF H R ER SO BB IBB HBP BLK WP HR S P ERA WHIP	IP WLS BF H R ER SO BB IBB HBP BLK WP HR S P ERA WHIP	IP WLS BF H R ER SO BB IBB HBP BLK WP HR S P ERA WHIP	IP WLS BF H R ER SO BB IBB HBP BLK WP HR S P ERA WHIP	IP WLS BF H R ER SO BB IBB HBP BLK WP HR S P ERA WHIP	IP WLS BF H R ER SO BB IBB HBP BLK WP HR S P ERA WHIP	IP WLS BF H R ER SO BB IBB HBP BLK WP HR S P ERA WHIP	IP WLS BF H R ER SO BB IBB HBP BLK WP HR S P ERA WHIP	IP WLS BF H R ER SO BB IBB HBP BLK WP HR S P ERA WHIP	IP WLS BF H R ER SO BB IBB HBP BLK WP HR S P ERA WHIP	IP WLS BF H R ER SO BB IBB HBP BLK WP HR S P ERA WHIP


Detroit Tigers @ Minnesota Twins  
Metropolitan Stadium, Bloomington, MI  
Thu Jul 11 1968, 8:05 PM EDT  
Att: 25,330 - Unknown - 84 F

AB 32  
R 5  
H 8  
RBI 5  
BB 6  
SO 10  
LOB 12





Batter	1	2	3	4	5	6	7	8	9	AB	R	H	RBI	BB	SO	LOB	TOP					
Dick McAuliffe, L (1,4) OBP: 0.337, SLG: 0.430	F2					F9			SH5-3 BB	4	0	2	1	1	0	1	<b>Detroit Tigers @ Minnesota Twins</b> Metropolitan Stadium, Bloomington, MI Fri Jul 12 1968, 8:05 PM EDT Att: 27,342 - Unknown - 77 F  <b>AB 36</b> <b>R 5</b> <b>H 12</b> <b>RBI 5</b> <b>BB 3</b> <b>SO 3</b> <b>LOB 18</b> 					
Mickey Stanley, R (1,8) OBP: 0.303, SLG: 0.373	5-3	F8			4-3				SH5-3	4	1	1	0	0	0	2						
Al Kaline, R (1,3) OBP: 0.383, SLG: 0.401	1B BB			L4	FC6-2				1B CS 1B	3	1	1	1	2	0	1						
Bill Freehan, R (1,2) OBP: 0.366, SLG: 0.476	1B 1B			F3	F8				5-3	5	0	2	0	0	0	3						
Willie Horton, R (1,7) OBP: 0.359, SLG: 0.580	1B 1-2 2-H			5-3			HR 1B		K	4	1	2	1	0	1	2						
Don Wert, R (1,5) OBP: 0.288, SLG: 0.361	F5				1B		HR		6-3	4	1	2	2	0	0	3						
Jim Northrup, L (1,9) OBP: 0.307, SLG: 0.426					K				F6	4	0	1	0	0	1	1						
Ray Oyler, R (1,6) OBP: 0.244, SLG: 0.224					F7				4-3	4	1	1	0	0	0	1						
Denny McLain, R (1,1) OBP: 0.169, SLG: 0.169					K				6-3	4	0	0	0	0	1	4						
<b>Inning Stats</b>	R: 1 E: 0 K: 0 S: 5	H: 2 LOB: 2 BB: 1 P: 9	R: 1 E: 0 K: 0 S: 5	H: 3 LOB: 1 BB: 0 P: 5	R: 0 E: 0 K: 2 S: 3	H: 0 LOB: 0 BB: 0 P: 3	R: 0 E: 0 K: 2 S: 8	H: 1 LOB: 1 BB: 0 P: 8	R: 0 E: 0 K: 0 S: 4	H: 1 LOB: 1 BB: 0 P: 4	R: 2 E: 1 K: 0 S: 6	H: 2 LOB: 1 BB: 0 P: 6	R: 1 E: 0 K: 1 S: 7	H: 3 LOB: 1 BB: 0 P: 7	R: 0 E: 0 K: 0 S: 3	H: 0 LOB: 0 BB: 0 P: 3	R: 0 E: 0 K: 0 S: 2	H: 0 LOB: 1 BB: 2 P: 10	1B: 10 2B: 3 3B: 0 HR: 1	SF: 0 SAC: 1 DP: 2 HBP: 0	WP: 0 PB: 0 SB: 1 CS: 2	PA: 40
<b>PITCHER</b>	IP WLS BF H R ER SO BB IBB HBP BLK WP HR S P ERA WHIP	6.0 L 28 9 4 4 2 1 0 0 0 0 1 31 35 6.00 1.667	1.0 5 3 1 1 1 0 0 0 0 0 0 0 7 7 9.00 3.000	2.0 7 0 0 0 0 1 1 0 0 0 0 0 5 13 0.00 0.500	<b>PITCHER</b>										IP WLS BF H R ER SO BB IBB HBP BLK WP HR S P ERA WHIP							
Jim Kaat, L (1,1) ERA: 2.4											6.0 L 28 9 4 4 2 1 0 0 0 0 1 31 35 6.00 1.667											
Bob Miller, R (7,1) ERA: 4.18											1.0 5 3 1 1 1 0 0 0 0 0 0 0 7 7 9.00 3.000											
Al Worthington, R (8,1) ERA: 1.68											2.0 7 0 0 0 0 1 1 0 0 0 0 0 5 13 0.00 0.500											

Batter	1	2	3	4	5	6	7	8	9	AB	R	H	RBI	BB	SO	LOB	BOTTOM					
Cesar Tovar, R (1,7) OBP: 0.307, SLG: 0.368	L8		L4-3			L1-3			F6	4	0	0	0	0	0	0	<b>Detroit Tigers @ Minnesota Twins</b> Metropolitan Stadium, Bloomington, MI Fri Jul 12 1968, 8:05 PM EDT Att: 27,342 - Unknown - 77 F  <b>AB 29</b> <b>R 1</b> <b>H 3</b> <b>RBI 0</b> <b>BB 4</b> <b>SO 5</b> <b>LOB 12</b> 					
Rod Carew, L (1,4) OBP: 0.328, SLG: 0.367					L7				L1-3	3	0	1	0	1	0	0						
Tony Oliva, L (1,9) OBP: 0.332, SLG: 0.466					L8				F8	3	0	0	0	1	1	2						
Rich Reese, L (1,3) OBP: 0.237, SLG: 0.276					K				F6	4	0	0	0	0	1	2						
Ted Uhlhaender, L (1,8) OBP: 0.311, SLG: 0.411					L3-1				L1-3	3	1	1	0	1	0	0						
Frank Quilici, R (1,5) OBP: 0.356, SLG: 0.425					F9				F8	3	0	0	0	1	0	1						
Rick Renick, R (1,6) OBP: 0.286, SLG: 0.714					K				E5	3	0	1	0	0	1	1						
Bruce Look, L (1,2) OBP: 0.387, SLG: 0.308					L4-3				L7	3	0	0	0	0	1	4						
Jim Kaat, L (1,1) OBP: 0.114, SLG: 0.114					L4-3				F9	1	0	0	0	0	1	0						
Jim Holt, L (6,PH) OBP: 0.270, SLG: 0.278					K				F9	1	0	0	0	0	0	0						
Bob Miller, R (7,1) ERA: 4.18					K				F9	0	0	0	0	0	0	0						
John Roseboro, L (7,PH) OBP: 0.271, SLG: 0.248					K				F9	0	0	0	0	0	0	2						
Al Worthington, R (8,1) ERA: 1.68					K				F9	0	0	0	0	0	0	0						
<b>Inning Stats</b>	R: 0 E: 0 K: 1 S: 6	H: 1 LOB: 1 BB: 0 P: 6	R: 0 E: 0 K: 1 S: 5	H: 0 LOB: 0 BB: 0 P: 5	R: 0 E: 0 K: 1 S: 2	H: 0 LOB: 0 BB: 1 P: 6	R: 0 E: 0 K: 0 S: 6	H: 0 LOB: 2 BB: 0 P: 6	R: 0 E: 0 K: 1 S: 5	H: 0 LOB: 1 BB: 1 P: 9	R: 1 E: 1 K: 0 S: 4	H: 0 LOB: 2 BB: 2 P: 12	R: 0 E: 0 K: 0 S: 3	H: 0 LOB: 0 BB: 0 P: 3	R: 0 E: 0 K: 0 S: 3	H: 0 LOB: 0 BB: 0 P: 3	R: 0 E: 0 K: 0 S: 2	H: 0 LOB: 0 BB: 0 P: 3	1B: 2 2B: 2 3B: 0 HR: 0	SF: 0 SAC: 0 DP: 2 HBP: 0	WP: 0 PB: 0 SB: 0 CS: 0	PA: 33
<b>PITCHER</b>	IP WLS BF H R ER SO BB IBB HBP BLK WP HR S P ERA WHIP	9.0 W 33 3 1 0 5 4 0 0 0 0 0 39 55 0.00 0.778	<b>PITCHER</b>										IP WLS BF H R ER SO BB IBB HBP BLK WP HR S P ERA WHIP									
Denny McLain, R (1,1) ERA: 1.99											9.0 W 33 3 1 0 5 4 0 0 0 0 0 39 55 0.00 0.778											



Batter	1	2	3	4	5	6	7	8	9	10	11	12	13	14	AB	R	H	RBI	BB	SO	LOB	TOP				
Dick McAuliffe, L OBP: 0.336, SLG: 0.430 (1, 4)			G3		K				4-3		F2		K		7	1	2	1	0	2	2					
Mickey Stanley, R OBP: 0.306, SLG: 0.386 (1, 8)					F8		FC6-2-5-6		E	1B	F9		K		6	1	2	2	1	1	3					
Jim Northrup, L OBP: 0.307, SLG: 0.426 (1, 9)	G3		K		4-3		K		E8		6-3				7	1	2	0	0	2	3					
Norm Cash, L OBP: 0.300, SLG: 0.440 Al Kaline, R OBP: 0.391, SLG: 0.403 (8, PH) (8, 3)	K		F8			3-1								FC2	3	0	0	0	0	0	1	1				
Willie Horton, R OBP: 0.360, SLG: 0.584 (1, 7)	F6				E5		HR				K		F8		5	1	1	1	2	1	4					
Bill Freehan, R OBP: 0.355, SLG: 0.465 (1, 2)		G3			FC4-6		6-3		K		K		5-3		7	0	0	0	0	2	9					
Don Wert, R OBP: 0.285, SLG: 0.353 (1, 5)					F9		F9		K		6-3		L3		6	0	0	0	1	1	6					
Ray Cyler, R OBP: 0.243, SLG: 0.223 Tom Matchick, L OBP: 0.267, SLG: 0.283 Dick Tracewski, R OBP: 0.276, SLG: 0.337 (13, PH) (13, 6)		4-3			K				F7		K		F9		5	0	1	1	0	2	2					
Joe Sparna, R OBP: 0.114 Pat Dobson, R OBP: 0.154 John Hiller, L OBP: 0.146 Fred Lasher, R OBP: 0.145 Gates Brown, L OBP: 0.145 Dennis Ribant, R OBP: 0.145 John Wyatt, R OBP: 0.145 (15, 11) (15, 11) (15, 11) (15, 11) (15, 11) (15, 11) (15, 11)		K					E5		K		6-3				3	1	1	0	0	1	1					
<b>Inning Stats</b>	R: 2 E: 0 K: 1 S: 7	H: 2 LOB: 0 BB: 7	R: 0 E: 0 K: 1 S: 5	H: 0 LOB: 1 BB: 1 P: 9	R: 0 E: 0 K: 1 S: 6	H: 1 LOB: 1 BB: 0 P: 6	R: 0 E: 0 K: 1 S: 6	H: 1 LOB: 1 BB: 0 P: 6	R: 1 E: 0 K: 0 S: 4	H: 1 LOB: 0 BB: 0 P: 4	R: 1 E: 1 K: 1 S: 11	H: 2 LOB: 2 BB: 1 P: 15	R: 0 E: 0 K: 2 S: 8	H: 1 LOB: 3 BB: 0 P: 16	R: 0 E: 0 K: 1 S: 5	H: 0 LOB: 0 BB: 0 P: 5	R: 0 E: 0 K: 0 S: 3	H: 0 LOB: 1 BB: 1 P: 7	R: 0 E: 0 K: 2 S: 8	H: 1 LOB: 1 BB: 0 P: 8	R: 1 E: 1 K: 0 S: 4	H: 1 LOB: 1 BB: 1 P: 8	1B: 5 2B: 4 3B: 0 HR: 2	SF: 0 SAC: 0 DP: 0 HBP: 0	WP: 0 PB: 0 SB: 0 CS: 1	PA: 61

PITCHER	IP	WLS	BF	H	R	ER	SO	BB	IBB	HBP	BLK	WP	HR	S	P	ERA	WHIP
Dave Boswell, R ERA: 3.24	7.0		30	6	4	3	6	0	0	0	0	0	0	1	5	3.24	1.000
Ron Ferranowski, L ERA: 2.05	0.0		2	1	1	1	0	1	0	0	0	0	0	1	5	2.05	1.000
Bob Miller, R ERA: 4.01	1.0		4	1	0	0	3	0	0	0	0	0	0	10	4.01	1.000	
Al Worthington, R ERA: 1.61	2.0		9	1	0	0	3	1	1	0	0	0	0	13	21	1.61	1.000
Dean Chance, R ERA: 2.75	3.0		11	1	0	0	2	1	0	0	0	0	0	14	18	2.75	0.667

PITCHER	IP	WLS	BF	H	R	ER	SO	BB	IBB	HBP	BLK	WP	HR	S	P	ERA	WHIP
Jim Roland, L ERA: 2.73	14.1	1.0	55	11	7	5	10	0	0	0	0	0	0	8	18	2.73	1.000

Batter	1	2	3	4	5	6	7	8	9	10	11	12	13	14	AB	R	H	RBI	BB	SO	LOB	BOTTOM				
Cesar Tovar, R OBP: 0.310, SLG: 0.365 (1, 5)					6-3			K		L4-3			F3		5	1	1	0	1	1	4					
Ted Uhlenselder, L OBP: 0.308, SLG: 0.405 (1, 8)	4-3		F7		L7			L4-3		L4-3			F7		7	0	1	0	0	0	5					
Tony Oliva, L OBP: 0.340, SLG: 0.481 (1, 9)			G3						F9						6	2	3	2	2	0	2					
Bob Allison, R OBP: 0.312, SLG: 0.387 (1, 7)	K		F2		F3			1B	1B	K		F9		6	2	1	0	1	1	2	3					
Rich Reese, L OBP: 0.240, SLG: 0.270 Frank Kostro, R OBP: 0.225, SLG: 0.273 (8, PH) (9, 3)			G3			G3				L3				2	0	0	0	1	0	1						
Frank Quilici, R OBP: 0.361, SLG: 0.437 (1, 4)	F5		F2				G5-4-3			L5-3		K		K	7	1	3	0	0	2	5					
Rick Renick, R OBP: 0.231, SLG: 0.462 Rod Carew, L OBP: 0.326, SLG: 0.365 (14, PH)		K			K		G5-4-3			L5-3		L5-3		L3	6	0	1	2	0	2	2					
John Roseboro, L OBP: 0.278, SLG: 0.246 (1, 2)	4-3				F8			FC3-6		L3-1		L4-3			5	0	1	0	2	0	2					
Dennis Ribant, R ERA: 2.31					K2-3		G3-6-3			L3-1			K		2	0	1	0	0	1	0					
<b>Inning Stats</b>	R: 2 E: 0 K: 1 S: 6	H: 1 LOB: 2 BB: 2 P: 14	R: 0 E: 0 K: 1 S: 7	H: 2 LOB: 2 BB: 0 P: 7	R: 0 E: 0 K: 0 S: 4	H: 1 LOB: 1 BB: 0 P: 4	R: 0 E: 0 K: 2 S: 7	H: 0 LOB: 0 BB: 0 P: 7	R: 0 E: 0 K: 0 S: 3	H: 1 LOB: 1 BB: 1 P: 7	R: 0 E: 0 K: 0 S: 4	H: 0 LOB: 0 BB: 1 P: 5	R: 3 E: 1 K: 1 S: 10	H: 4 LOB: 2 BB: 0 P: 10	R: 0 E: 0 K: 1 S: 5	H: 0 LOB: 0 BB: 1 P: 5	R: 0 E: 0 K: 0 S: 3	H: 1 LOB: 2 BB: 1 P: 7	R: 0 E: 0 K: 1 S: 5	H: 0 LOB: 0 BB: 0 P: 5	R: 0 E: 0 K: 1 S: 5	H: 0 LOB: 3 BB: 3 P: 18	1B: 11 2B: 2 3B: 0 HR: 1	SF: 0 SAC: 1 DP: 2 HBP: 1	WP: 1 PB: 0 SB: 0 CS: 0	PA: 63

PITCHER	IP	WLS	BF	H	R	ER	SO	BB	IBB	HBP	BLK	WP	HR	S	P	ERA	WHIP
Joe Sparna, R ERA: 3.97	6.0		25	5	2	2	4	3	0	0	0	0	0	3	42	3.97	1.333
Pat Dobson, R ERA: 1.46	0.2		4	2	0	0	0	0	0	1	0	0	0	3	4	0.00	3.000
John Hiller, L ERA: 3.09	0.1		3	2	2	2	0	0	0	0	0	0	0	3	3	54.00	6.000
Fred Lasher, R ERA: 3.12	5.0		21	4	1	1	3	1	1	0	0	0	0	25	33	1.80	1.000
Dennis Ribant, R ERA: 2.31	1.0	L	6	1	2	2	1	1	0	0	0	0	0	7	11	18.00	2.000

**Detroit Tigers @ Minnesota Twins**  
Metropolitan Stadium, Bloomington, MI  
Sat Jul 13 1968, 8:05 PM EDT  
Att: 26,079 - Unknown

AB	55
R	6
H	11
RBI	5
BB	6
SO	14
LOB	34

**Detroit Tigers @ Minnesota Twins**  
Metropolitan Stadium, Bloomington, MI  
Sat Jul 13 1968, 8:05 PM EDT  
Att: 26,079 - Unknown

AB	53
R	7
H	14
RBI	7
BB	8
SO	9
LOB	30



Batter	1	2	3	4	5	6	7	8	9	AB	R	H	RBI	BB	SO	LOB	TOP					
Dick McAuliffe, L (1.4)	F9		1B		K		P4			4	0	1	0	0	1	3	<b>Detroit Tigers @ California Angels</b> Anaheim Stadium, Anaheim, CA Sun Jul 14 1968, 6:33 AM EDT Att: 19,971 - Unknown					
Mickey Stanley, R (1.8)	4-3		1B		G6-4-3		F9			4	0	2	0	0	0	3						
Jim Northrup, L (1.9)	4-3		G3				4-3			4	0	0	0	0	0	3						
Norm Cash, L (1.3)	F9				F9		HR			3	2	1	1	0	0	1						
Willie Horton, R (1.7)		F3			K		K			4	0	1	1	0	2	0						
Bill Freehan, R (1.2)	P2						F7			4	0	1	0	0	0	1						
Don Wert, R (1.5)					F4		HR			4	1	1	1	0	2	1						
Ray Oyler, R (1.6)					K		F7			3	0	0	0	1	1	0						
Earl Wilson, R (1.1)					6-3					1	0	0	0	0	0	0						
Daryl Patterson, L (4.1)										0	0	0	0	0	0	0						
Gates Brown, L (5. Ph)										0	0	1	0	0	0	0						
Jon Warden, L (5.1)										0	0	0	0	0	0	0						
Wayne Comer, R (7. Ph)										0	0	0	0	1	0	0						
John Wyatt, R (7.1)										0	0	0	0	0	0	0						
Jim Price, R (9. Ph)										1	0	0	0	0	0	0						
<b>Inning Stats</b>	R: 0 E: 0 K: 0 S: 4	H: 1 LOB: 1 BB: 0 P: 4	R: 0 E: 0 K: 1 S: 5	H: 0 LOB: 0 BB: 0 P: 5	R: 0 E: 0 K: 1 S: 7	H: 2 LOB: 2 BB: 0 P: 7	R: 0 E: 0 K: 1 S: 6	H: 1 LOB: 1 BB: 0 P: 6	R: 0 E: 0 K: 1 S: 5	H: 1 LOB: 0 BB: 1 P: 9	R: 1 E: 0 K: 0 S: 6	H: 1 LOB: 0 BB: 0 P: 6	R: 1 E: 0 K: 0 S: 4	H: 1 LOB: 1 BB: 1 P: 8	R: 1 E: 0 K: 0 S: 3	H: 1 LOB: 0 BB: 0 P: 4	R: 0 E: 0 K: 1 S: 5	H: 0 LOB: 0 BB: 0 P: 5	1B: 4 2B: 3 3B: 0 HR: 2	SF: 0 SAC: 0 DP: 2 HBP: 1	WP: 0 PB: 0 SB: 0 CS: 0	PA: 36
<b>PITCHER</b>	IP WLS BF H R ER SO BB IBB HBP BLK WP HR S P ERA WHIP																					
Sammy Ellis, R (1.1)	6.1 W 27 7 2 2 5 2 0 0 0 0 2 35 43 2.84 1.421																					
Clyde Wright, L (7.1)	1.0 5 1 1 1 0 0 0 1 0 0 0 4 5 9.00 1.000																					
Bobby Locke, R (8.1)	1.2 S 4 0 0 0 1 0 0 0 0 0 0 6 6 0.00 0.000																					

Batter	1	2	3	4	5	6	7	8	9	AB	R	H	RBI	BB	SO	LOB	BOTTOM					
Vic Davallo, L (1.8)	HR		SH3 1B 2B		4-3		G4-6-3			4	2	2	1	0	0	2	<b>Detroit Tigers @ California Angels</b> Anaheim Stadium, Anaheim, CA Sun Jul 14 1968, 6:33 AM EDT Att: 19,971 - Unknown					
Jim Fregosi, R (1.6)	CS BB		SH3		K					2	1	1	0	1	1	0						
Don Mincher, L (1.3)	F8		G3-6-3 1B		5-3					3	0	1	1	0	0	1						
Ed Kirkpatrick, L (1.9)	E3 HR		G3-6-3		4-3					3	1	0	1	0	0	1						
Rick Reichardt, R (1.7)	1-H HR				G3					4	2	2	2	0	0	0						
Tom Satriano, L (1.5)	F8				E9 1B					3	1	1	0	0	0	0						
Bobby Knoop, R (1.4)			CS 1B		L5-3 1B		6-3			3	0	2	2	0	0	0						
Buck Rodgers, S (1.2)		K			L5-3		1B PB HBP			2	0	0	0	0	1	2						
Sammy Ellis, L (1.1)					6-3					2	0	0	0	0	1	0						
Clyde Wright, R (7.1)										1	0	1	0	0	0	0						
Bobby Locke, R (8.1)							G4-6-3 1B			0	0	0	0	0	0	0						
<b>Inning Stats</b>	R: 3 E: 1 K: 0 S: 5	H: 2 LOB: 0 BB: 1 P: 9	R: 0 E: 0 K: 2 S: 7	H: 1 LOB: 0 BB: 0 P: 7	R: 1 E: 0 K: 0 S: 4	H: 2 LOB: 0 BB: 0 P: 4	R: 2 E: 1 K: 0 S: 5	H: 3 LOB: 0 BB: 0 P: 5	R: 0 E: 0 K: 1 S: 5	H: 0 LOB: 0 BB: 0 P: 5	R: 0 E: 0 K: 0 S: 3	H: 0 LOB: 0 BB: 0 P: 3	R: 0 E: 0 K: 0 S: 3	H: 1 LOB: 1 BB: 0 P: 4	R: 1 E: 0 K: 0 S: 4	H: 1 LOB: 0 BB: 0 P: 4	R: 0 E: 0 K: 1 S: 5	H: 0 LOB: 0 BB: 0 P: 5	1B: 6 2B: 4 3B: 0 HR: 2	SF: 0 SAC: 3 DP: 4 HBP: 1	WP: 0 PB: 1 SB: 0 CS: 2	PA: 32
<b>PITCHER</b>	IP WLS BF H R ER SO BB IBB HBP BLK WP HR S P ERA WHIP																					
Earl Wilson, R (1.1)	3.0 L 15 7 6 3 2 1 0 0 0 0 0 2 18 22 9.00 2.667																					
Daryl Patterson, R (4.1)	1.0 3 1 0 0 0 0 0 0 0 0 0 3 3 0.00 1.000																					
Jon Warden, L (5.1)	2.0 6 0 0 0 1 0 0 0 0 0 0 8 8 0.00 0.000																					
John Wyatt, R (7.1)	2.0 8 2 1 0 0 0 0 0 1 0 0 0 7 8 0.00 1.000																					

AB 33  
R 3  
H 8  
RBI 3  
BB 2  
SO 6  
LOB 12



AB 27  
R 7  
H 10  
RBI 7  
BB 1  
SO 3  
LOB 6





Batter	1	2	3	4	5	6	7	8	9	AB	R	H	RBI	BB	SO	LOB	TOP					
Dick McAuliffe, L (1,4) OBP: 0.334, SLG: 0.424	G3		F9			FC6-4 BB		G3		3	0	0	0	1	0	0	<b>Detroit Tigers @ California Angels</b> Anaheim Stadium, Anaheim, CA Mon Jul 15 1968, 10:05 PM EDT Att: 22,098 - Unknown					
Mickey Stanley, R (1,8) OBP: 0.304, SLG: 0.386	6-3		5-3			FC6-4 1B 1-2		4-3		4	0	0	0	0	0	1						
Al Kaline, R (1,3) OBP: 0.399, SLG: 0.412	1B			1B		K		1B		4	0	3	0	0	1	1						
Bill Freehan, R (1,2) OBP: 0.356, SLG: 0.459	F7			K		FC6-4 1B		F8		4	0	1	0	0	1	3						
Willie Horton, R (1,7) OBP: 0.354, SLG: 0.574		P3		F8		FC6-4 1B 1-2		F9		4	0	0	0	0	0	3						
Don Wert, R (1,5) OBP: 0.281, SLG: 0.357		P6		P5			E5 FC5-4	F8		4	0	0	0	0	0	1						
Jim Northrup, L (1,9) OBP: 0.306, SLG: 0.420					F8		L9		FC BB	3	0	1	0	1	0	1						
Dick Tracewski, R (1,6) OBP: 0.267, SLG: 0.322					K		P4		FC 1-2	4	0	0	0	0	1	3						
Mickey Lolich, S (1,1) OBP: 0.196, SLG: 0.122			F7				FC5-4			2	0	0	0	0	0	0						
Jim Price, R (7,PH) OBP: 0.262, SLG: 0.267					F9					1	0	0	0	0	0	1						
Daryl Patterson, L (7,1) OBP: 0.267, SLG: 0.267										0	0	0	0	0	0	0						
<b>Inning Stats</b>	R: 0 E: 0 K: 0 S: 4	H: 1 LOB: 1 BB: 0 P: 4	R: 0 E: 0 K: 0 S: 4	H: 1 LOB: 1 BB: 0 P: 4	R: 0 E: 0 K: 0 S: 3	H: 0 LOB: 0 BB: 0 P: 3	R: 0 E: 0 K: 1 S: 6	H: 1 LOB: 1 BB: 0 P: 6	R: 0 E: 0 K: 1 S: 5	H: 0 LOB: 0 BB: 0 P: 5	R: 0 E: 0 K: 1 S: 6	H: 1 LOB: 2 BB: 1 P: 10	R: 0 E: 1 K: 0 S: 4	H: 0 LOB: 1 BB: 0 P: 4	R: 0 E: 0 K: 0 S: 4	H: 1 LOB: 1 BB: 0 P: 4	R: 0 E: 0 K: 0 S: 3	H: 0 LOB: 1 BB: 1 P: 7	1B: 5 2B: 0 3B: 0 HR: 0	SF: 0 SAC: 0 DP: 0 HBP: 0	WP: 0 PB: 0 SB: 0 CS: 0	PA: 35
<b>PITCHER</b> George Brunet, L (1,1) ERA: 2.62	IP: 9.0 WLS: W BF: 35 H: 5 R: 0 ER: 0 SO: 3 BB: 2 IBB: 0 HBP: 0 BLK: 0 WP: 0 HR: 0 S: 39 P: 47 ERA: 0.00 WHIP: 0.778											<b>PITCHER</b>	IP: 9.0 WLS: W BF: 35 H: 5 R: 0 ER: 0 SO: 3 BB: 2 IBB: 0 HBP: 0 BLK: 0 WP: 0 HR: 0 S: 39 P: 47 ERA: 0.00 WHIP: 0.778									

AB	33
R	0
H	5
RBI	0
BB	2
SO	3
LOB	14



Batter	1	2	3	4	5	6	7	8	9	AB	R	H	RBI	BB	SO	LOB	BOTTOM			
Vic Davallo, L (1,8) OBP: 0.257, SLG: 0.348	F7		HR		L1-3			L4-3		4	1	1	0	0	0	0	<b>Detroit Tigers @ California Angels</b> Anaheim Stadium, Anaheim, CA Mon Jul 15 1968, 10:05 PM EDT Att: 22,098 - Unknown			
Jim Fregosi, R (1,6) OBP: 0.345, SLG: 0.437	P4		HR		L7			K		4	1	1	2	0	1	0				
Rick Reichardt, R (1,7) OBP: 0.322, SLG: 0.399	BB		P4			L6-3				2	0	0	0	1	0	0				
Bubba Morton, R (1,9) OBP: 0.320, SLG: 0.289	F3				L5-3			L5-3		3	0	0	0	0	0	1				
Roger Repoz, L (8,9) OBP: 0.307, SLG: 0.377						L5-3				0	0	0	0	0	0	0				
Bobby Knoop, R (1,4) OBP: 0.291, SLG: 0.318		L6-3		L4-3		K				3	0	0	0	0	1	0				
Chuck Hinton, R (1,3) OBP: 0.222, SLG: 0.327		K		L3 HR		L5-3				3	1	0	0	0	1	0				
Aurelio Rodriguez, R (1,5) OBP: 0.231, SLG: 0.250		K		HR		L4-3				3	1	1	2	0	1	0				
Buck Rodgers, S (1,2) OBP: 0.255, SLG: 0.246			L6-3		K			L3-1		3	0	0	0	0	1	0				
George Brunet, R (1,1) OBP: 0.200, SLG: 0.135			F9		K			L5-3		3	0	0	0	0	1	0				
<b>Inning Stats</b>	R: 0 E: 0 K: 0 S: 3	H: 0 LOB: 1 BB: 1 P: 7	R: 0 E: 0 K: 2 S: 7	H: 0 LOB: 0 BB: 0 P: 7	R: 2 E: 0 K: 0 S: 5	H: 2 LOB: 0 BB: 0 P: 5	R: 2 E: 1 K: 1 S: 7	H: 1 LOB: 0 BB: 0 P: 7	R: 0 E: 0 K: 1 S: 5	H: 0 LOB: 0 BB: 0 P: 5	R: 0 E: 0 K: 1 S: 5	H: 0 LOB: 0 BB: 0 P: 5	R: 0 E: 0 K: 1 S: 3	H: 0 LOB: 0 BB: 0 P: 3	R: 0 E: 0 K: 1 S: 5	H: 0 LOB: 0 BB: 0 P: 5	1B: 0 2B: 1 3B: 0 HR: 2	SF: 0 SAC: 0 DP: 0 HBP: 0	WP: 0 PB: 0 SB: 0 CS: 0	PA: 29
<b>PITCHER</b> Mickey Lolich, L (1,1) ERA: 3.07	IP: 6.0 WLS: L BF: 23 H: 3 R: 4 ER: 2 SO: 5 BB: 1 IBB: 0 HBP: 0 BLK: 0 WP: 1 HR: 2 S: 32 P: 36 ERA: 3.00 WHIP: 0.667											<b>PITCHER</b> Daryl Patterson, R (7,1) ERA: 1.91	IP: 2.0 WLS: 6 BF: 6 H: 0 R: 0 ER: 0 SO: 1 BB: 0 IBB: 0 HBP: 0 BLK: 0 WP: 0 HR: 0 S: 8 P: 8 ERA: 0.00 WHIP: 0.000							

AB	28
R	4
H	3
RBI	4
BB	1
SO	6
LOB	1





Batter	1	2	3	4	5	6	7	8	9	AB	R	H	RBI	BB	SO	LOB	TOP					
Dick McAuliffe, L (1,4)										4	1	0	0	1	1	0	Detroit Tigers @ Oakland Athletics Oakland-Alameda County Coliseum, Oakland, CA Tue Jul 16 1968, 7:05 PM PDT Att: 15,587 - Unknown					
Mickey Stanley, R (1,8)										5	0	2	1	0	0	1						
Jim Northrup, L (1,9)										2	1	1	0	2	0	0						
Al Kaline, R (1,3)										4	1	1	1	0	2	4						
Willie Horton, R (1,7)										3	1	2	0	1	1	2						
Wayne Comer, R (7,7)										0	0	0	0	0	0	0						
Bill Freehan, R (1,2)										2	0	1	1	2	0	1						
Tom Matchick, L (1,6)										4	0	2	1	0	2	3						
Ray Oyler, R (8,6)										0	0	0	0	0	0	0						
Don Wert, R (1,5)										3	0	0	0	1	1	3						
Denny McLain, R (1,1)										4	0	0	0	0	1	4						
<b>Inning Stats</b>	R: 1 E: 1 K: 1 S: 5	H: 1 LOB: 1 BB: 1 P: 9	R: 1 E: 0 K: 1 S: 6	H: 2 LOB: 1 BB: 1 P: 10	R: 0 E: 0 K: 0 S: 3	H: 0 LOB: 0 BB: 0 P: 3	R: 1 E: 0 K: 0 S: 5	H: 3 LOB: 1 BB: 0 P: 5	R: 0 E: 0 K: 1 S: 5	H: 0 LOB: 0 BB: 0 P: 5	R: 1 E: 0 K: 2 S: 9	H: 2 LOB: 2 BB: 2 P: 17	R: 0 E: 1 K: 1 S: 6	H: 1 LOB: 2 BB: 1 P: 10	R: 0 E: 0 K: 1 S: 4	H: 0 LOB: 0 BB: 1 P: 8	R: 0 E: 0 K: 1 S: 4	H: 0 LOB: 0 BB: 1 P: 8	1B: 6 2B: 4 3B: 0 HR: 1	SF: 0 SAC: 0 DP: 3 HBP: 0	WP: 1 PB: 0 CS: 2	PA: 38
<b>PITCHER</b>	IP WLS BF H R ER SO BB IBB HBP BLK WP HR S P ERA WHIP																					
Chuck Dobson, R (1,1)	5.1 L 24 8 4 3 4 2 1 0 0 0 1 29 41 5.06 1.875																					
Diego Segui, R (6,1)	2.2 11 1 0 0 3 2 1 0 0 1 0 14 26 0.00 1.125																					
Ken Sanders, R (9,1)	1.0 3 0 0 0 1 1 0 0 0 0 0 4 8 0.00 1.000																					

Batter	1	2	3	4	5	6	7	8	9	AB	R	H	RBI	BB	SO	LOB	BOTTOM					
John Donaldson, L (1,4)										4	0	0	0	0	0	0	Detroit Tigers @ Oakland Athletics Oakland-Alameda County Coliseum, Oakland, CA Tue Jul 16 1968, 7:05 PM PDT Att: 15,587 - Unknown					
Danny Cater, R (1,3)										4	0	2	0	0	1	0						
Rick Monday, L (1,8)										4	0	2	0	0	1	1						
Sal Bando, R (1,5)										4	0	2	0	0	1	3						
Reggie Jackson, L (1,9)										4	0	1	0	0	2	4						
Joe Rudi, R (1,7)										4	0	0	0	0	0	3						
Dave Duncan, R (1,2)										3	0	0	0	0	1	1						
Ted Kubiak, S (1,6)										3	0	0	0	0	1	1						
Chuck Dobson, R (1,1)										2	0	1	0	0	1	0						
Diego Segui, R (6,1)										0	0	0	0	0	0	0						
Jim Gosger, L (8,PH)										1	0	0	0	0	0	0						
Ken Sanders, R (9,1)										0	0	0	0	0	0	0						
<b>Inning Stats</b>	R: 0 E: 0 K: 0 S: 4	H: 2 LOB: 1 BB: 0 P: 4	R: 0 E: 0 K: 1 S: 6	H: 1 LOB: 0 BB: 0 P: 6	R: 0 E: 0 K: 2 S: 7	H: 0 LOB: 0 BB: 0 P: 7	R: 0 E: 0 K: 1 S: 6	H: 1 LOB: 1 BB: 0 P: 6	R: 0 E: 0 K: 1 S: 5	H: 1 LOB: 0 BB: 0 P: 5	R: 0 E: 0 K: 2 S: 9	H: 2 LOB: 2 BB: 0 P: 9	R: 0 E: 0 K: 0 S: 3	H: 0 LOB: 0 BB: 0 P: 3	R: 0 E: 0 K: 0 S: 3	H: 0 LOB: 0 BB: 0 P: 3	R: 0 E: 0 K: 1 S: 6	H: 1 LOB: 1 BB: 0 P: 6	1B: 6 2B: 2 3B: 0 HR: 0	SF: 0 SAC: 0 DP: 1 HBP: 0	WP: 0 PB: 0 CS: 1	PA: 34
<b>PITCHER</b>	IP WLS BF H R ER SO BB IBB HBP BLK WP HR S P ERA WHIP																					
Denny McLain, R (1,1)	9.0 W 33 8 0 0 8 0 0 0 0 0 0 49 49 0.00 0.889																					

AB	31
R	4
H	9
RBI	4
BB	7
SO	8
LOB	18





Batter	1	2	3	4	5	6	7	8	9	AB	R	H	RBI	BB	SO	LOB	TOP				
Dick McAuliffe, L (1.4)	0-0 4-3	0-0 F3					0-3 K		0-0 1B 2B	4	0	1	0	0	1	1	Detroit Tigers @ Oakland Athletics Oakland-Alameda County Coliseum, Oakland, CA Wed Jul 17 1968, 7:05 PM PDT Att: 12,130 - Unknown <a href="http://livebaseballscorecards.com">livebaseballscorecards.com</a>				
Mickey Stanley, R (1.8)	0-0 F3		0-0 6-3			0-0 F8		0-0 2H 1B	4	0	1	0	0	0	0						
Jim Northrup, L (1.9)	4-0 BB		0-0 1B			0-0 F8		0-0 F8	3	0	1	0	1	0	0						
Al Kaline, R (1.3)	0-0 L3		0-0 L7			4-0 BB		4-0 BB	2	0	0	0	2	0	2						
Willie Horton, R (1.7)		0-0 HR	0-3 K			0-0 F9		0-0 F7	4	1	1	1	0	1	3						
Bill Freehan, R (1.2)	4-0 1B BB		0-0 L8			0-3 K		0-0 F4	3	1	0	0	1	1	2						
Tom Matchick, L (1.6)	0-0 3-4		0-0 1B			0-0 F5		0-0 4-3	4	0	1	0	0	0	2						
Don Wert, R (1.5)	0-0 F3		0-0 F7			0-0 L9		0-0 5-3	4	0	0	0	0	0	2						
Joe Sparma, R (1.1)	0-0 Jon Warden, S (2.1)		0-0 F7			0-0 4-3		0-0 4-3	1	0	1	1	0	0	0						
Norm Cash, L (7. PH)	0-0 Pat Dobson, R (7.1)		0-0 F7						1	0	0	0	0	0	1						
Gates Brown, L (9. PH)	2H 1B								1	0	0	0	0	0	0						
Inning Stats	R: 0 E: 0 K: 0 S: 3	H: 0 LOB: 1 BB: 1 P: 7	R: 2 E: 0 K: 0 S: 5	H: 2 LOB: 1 BB: 1 P: 9	R: 0 E: 0 K: 1 S: 6	H: 1 LOB: 1 BB: 0 P: 6	R: 0 E: 0 K: 0 S: 4	H: 1 LOB: 1 BB: 0 P: 4	R: 0 E: 0 K: 1 S: 5	H: 0 LOB: 0 BB: 1 P: 5	R: 0 E: 0 K: 0 S: 4	H: 2 LOB: 2 BB: 0 P: 4	R: 0 E: 0 K: 0 S: 3	H: 0 LOB: 1 BB: 1 P: 7	R: 0 E: 0 K: 0 S: 3	H: 0 LOB: 0 BB: 0 P: 3		1B: 4 2B: 1 3B: 0 HR: 1	SF: 0 SAC: 0 DP: 0 HBP: 0	WP: 0 PB: 0 SB: 0 CS: 0	PA: 36
PITCHER Cattfish Hunter, R (1.1) ERA: 3.93	IP: 9.0 WLS: W BF: 36 H: 6 R: 2 ER: 2 SO: 3 BB: 4 IBB: 0 HBP: 0 BLK: 0 WP: 0 HR: 1 S: 38 P: 54 ERA: 2.00 WHIP: 1.11															PITCHER					

Batter	1	2	3	4	5	6	7	8	9	AB	R	H	RBI	BB	SO	LOB	BOTTOM				
John Donaldson, L (1.4)	0-0 HR	0-0 L6-3		0-0 L6-4-3			0-0 L4-3-6-3			4	1	2	1	0	0	2	Detroit Tigers @ Oakland Athletics Oakland-Alameda County Coliseum, Oakland, CA Wed Jul 17 1968, 7:05 PM PDT Att: 12,130 - Unknown <a href="http://livebaseballscorecards.com">livebaseballscorecards.com</a>				
Danny Cater, R (1.3)	0-0 F9	0-0 L6-3				0-0 L6-3		0-0 F8	4	0	0	0	0	0	3						
Rick Monday, L (1.8)	0-0 1H HR	4-0 FC BB				0-0 F7		0-0 L4-3	3	1	1	2	1	0	0						
Sal Bando, R (1.5)	0-0 2B	0-0 FC				0-0 L9		0-0 L7	4	0	1	0	0	0	3						
Reggie Jackson, L (1.9)	0-3 K		0-3 K			0-0 L6-3			3	0	0	0	0	2	1						
Joe Rudi, R (1.7)	0-3 K		0-0 F7			0-0 L6-3			3	0	0	0	0	1	1						
Jim Gosger, L (7.7)									0	0	0	0	0	0	0						
Dave Duncan, R (1.2)		0-0 1B 1B		0-0 F9		0-0 F8			3	1	1	0	0	0	0						
Ted Kubiak, S (1.6)		0-0 L6-3 1B 1B		0-3 K		0-0 F6			3	0	1	0	0	1	0						
Cattfish Hunter, R (1.1)		0-0 L3		0-0 L3		0-0 1B			3	0	1	0	0	0	2						
Inning Stats	R: 2 E: 0 K: 2 S: 10	H: 3 LOB: 1 BB: 0 P: 10	R: 1 E: 0 K: 0 S: 6	H: 3 LOB: 3 BB: 1 P: 10	R: 0 E: 0 K: 1 S: 5	H: 0 LOB: 0 BB: 0 P: 5	R: 0 E: 0 K: 1 S: 5	H: 0 LOB: 0 BB: 0 P: 5	R: 0 E: 0 K: 0 S: 3	H: 0 LOB: 0 BB: 0 P: 3	R: 0 E: 0 K: 0 S: 3	H: 1 LOB: 0 BB: 0 P: 3	R: 0 E: 0 K: 0 S: 3	H: 0 LOB: 0 BB: 0 P: 3	R: 0 E: 0 K: 0 S: 3	H: 0 LOB: 0 BB: 0 P: 3		1B: 5 2B: 1 3B: 0 HR: 1	SF: 0 SAC: 0 DP: 2 HBP: 0	WP: 0 PB: 0 SB: 0 CS: 0	PA: 31
PITCHER Joe Sparma, R (1.1) ERA: 4.14	IP: 1.0 WLS: L BF: 8 H: 5 R: 3 ER: 3 SO: 2 BB: 1 IBB: 0 HBP: 0 BLK: 0 WP: 0 HR: 1 S: 12 P: 12 ERA: 27.00 WHIP: 5.000															PITCHER					
Jon Warden, L (2.1) ERA: 3.47	IP: 5.0 WLS: W BF: 17 H: 1 R: 0 ER: 0 SO: 2 BB: 1 IBB: 0 HBP: 0 BLK: 0 WP: 0 HR: 0 S: 20 P: 24 ERA: 0.00 WHIP: 0.400															PITCHER					
Pat Dobson, R (7.1) ERA: 1.41	IP: 2.0 WLS: W BF: 6 H: 1 R: 0 ER: 0 SO: 0 BB: 0 IBB: 0 HBP: 0 BLK: 0 WP: 0 HR: 0 S: 6 P: 6 ERA: 0.00 WHIP: 0.500															PITCHER					



Batter	1	2	3	4	5	6	7	8	9	AB	R	H	RBI	BB	SO	LOB	TOP								
Dick McAuliffe, L (1,4) OBP: 0.333, SLG: 0.423										4	1	2	0	0	1	0									
Mickey Stanley, R (1,8) OBP: 0.304, SLG: 0.386										4	0	1	1	0	0	1									
Jim Northrup, L (1,9) OBP: 0.312, SLG: 0.422										3	1	1	1	0	1	1									
Norm Cash, L (1,3) OBP: 0.301, SLG: 0.444										3	0	0	0	1	0	2									
Willie Horton, R (1,7) OBP: 0.357, SLG: 0.576										4	0	1	0	0	0	2									
Bill Freehan, R (1,2) OBP: 0.355, SLG: 0.450										3	0	0	1	0	0	0									
Tom Matchick, L (1,6) OBP: 0.265, SLG: 0.279										4	0	0	0	0	1	1									
Ray Oyler, R (9,6) OBP: 0.243, SLG: 0.220										0	0	0	0	0	0	0									
Don Wert, R (1,5) OBP: 0.276, SLG: 0.347										4	1	1	0	0	0	1									
Earl Wilson, R (1,1) OBP: 0.204, SLG: 0.367										3	0	0	0	0	2	1									
<b>Inning Stats</b>	R: 0 E: 0 K: 0 S: 4	H: 1 LOB: 2 BB: 1 P: 8	R: 0 E: 0 K: 0 S: 3	H: 0 LOB: 0 BB: 0 P: 3	R: 0 E: 0 K: 0 S: 3	H: 0 LOB: 0 BB: 0 P: 3	R: 1 E: 0 K: 1 S: 7	H: 2 LOB: 1 BB: 0 P: 7	R: 2 E: 0 K: 1 S: 8	H: 3 LOB: 1 BB: 0 P: 8	R: 0 E: 0 K: 0 S: 3	H: 0 LOB: 0 BB: 0 P: 3	R: 0 E: 0 K: 2 S: 7	H: 0 LOB: 0 BB: 0 P: 7	R: 0 E: 0 K: 1 S: 5	H: 0 LOB: 0 BB: 0 P: 5	R: 0 E: 1 K: 0 S: 4	H: 0 LOB: 1 BB: 0 P: 4	1B: 5 2B: 1 3B: 0 HR: 0	SF: 2 SAC: 0 DP: 0 HBP: 0	WP: 0 PB: 2 SB: 0 CS: 0	PA: 35			
<b>PITCHER</b>	IP	WLS	BF	H	R	ER	SO	BB	IBB	HBP	BLK	WP	HR	S	P	ERA	WHIP								
Lew Krausse, R (1,1) ERA: 2.96	5.0	L	22	6	3	3	2	1	0	0	0	0	0	25	29	5.40	1.400								
Diego Segui, R (6,1) ERA: 2.11	3.0		9	0	0	0	3	0	0	0	0	0	0	15	15	0.00	0.000								
Ed Sprague, R (9,1) ERA: 2.18	1.0		4	0	0	0	0	0	0	0	0	0	0	4	4	0.00	0.000								

Detroit Tigers @ Oakland Athletics  
Oakland-Alameda County Coliseum, Oakland, CA  
Thu Jul 18 1968, 3:33 AM PDT  
Att: 11,856 - Unknown

AB 32  
R 3  
H 6  
RBI 3  
BB 1  
SO 5  
LOB 9



Batter	1	2	3	4	5	6	7	8	9	AB	R	H	RBI	BB	SO	LOB	BOTTOM								
John Donaldson, L (1,4) OBP: 0.316, SLG: 0.287										4	0	1	0	0	0	1									
Danny Cater, R (1,3) OBP: 0.333, SLG: 0.372										4	0	0	1	0	0	2									
Rick Monday, L (1,8) OBP: 0.405, SLG: 0.441										4	0	1	0	0	1	1									
Sal Bando, R (1,5) OBP: 0.303, SLG: 0.362										4	0	0	0	0	0	2									
Reggie Jackson, L (1,9) OBP: 0.344, SLG: 0.456										4	0	1	0	0	1	1									
Joe Rudi, R (1,7) OBP: 0.248, SLG: 0.261										4	0	1	0	0	0	2									
Dave Duncan, R (1,2) OBP: 0.259, SLG: 0.288										4	0	0	0	0	2	3									
Ted Kubiak, S (1,6) OBP: 0.321, SLG: 0.333										2	0	0	0	0	0	0									
Floyd Robinson, L (7, PH) OBP: 0.277, SLG: 0.351										1	0	0	0	0	0	1									
Bert Campaneris, R (8,6) OBP: 0.289, SLG: 0.299										1	0	0	0	0	0	1									
Lew Krausse, R (1,1) OBP: 0.225, SLG: 0.216										1	0	0	0	0	1	0									
Jim Gosger, L (5, PH) OBP: 0.216, SLG: 0.172										1	0	1	0	0	0	0									
Diego Segui, R (6,1) OBP: 0.258, SLG: 0.324										0	0	0	0	0	0	0									
Ray Webster, L (8, PH) OBP: 0.258, SLG: 0.324										1	1	1	0	0	0	0									
Ed Sprague, R (9,1) ERA: 2.18										0	0	0	0	0	0	0									
<b>Inning Stats</b>	R: 0 E: 0 K: 1 S: 5	H: 0 LOB: 0 BB: 0 P: 5	R: 0 E: 1 K: 0 S: 4	H: 0 LOB: 1 BB: 0 P: 4	R: 0 E: 1 K: 1 S: 6	H: 0 LOB: 1 BB: 0 P: 6	R: 0 E: 0 K: 1 S: 6	H: 1 LOB: 0 BB: 0 P: 6	R: 0 E: 0 K: 0 S: 4	H: 1 LOB: 1 BB: 0 P: 4	R: 0 E: 0 K: 0 S: 3	H: 0 LOB: 0 BB: 0 P: 3	R: 0 E: 0 K: 1 S: 6	H: 1 LOB: 1 BB: 0 P: 6	R: 0 E: 0 K: 0 S: 5	H: 2 LOB: 1 BB: 0 P: 5	R: 0 E: 0 K: 1 S: 6	H: 1 LOB: 1 BB: 0 P: 6	1B: 3 2B: 3 3B: 0 HR: 0	SF: 0 SAC: 0 DP: 0 HBP: 0	WP: 0 PB: 0 SB: 0 CS: 0	PA: 35			
<b>PITCHER</b>	IP	WLS	BF	H	R	ER	SO	BB	IBB	HBP	BLK	WP	HR	S	P	ERA	WHIP								
Earl Wilson, R (1,1) ERA: 3.05	9.0	W	35	6	1	1	5	0	0	0	0	0	0	45	45	1.00	0.667								

Detroit Tigers @ Oakland Athletics  
Oakland-Alameda County Coliseum, Oakland, CA  
Thu Jul 18 1968, 3:33 AM PDT  
Att: 11,856 - Unknown

AB 35  
R 1  
H 6  
RBI 1  
BB 0  
SO 5  
LOB 14





Batter	1	2	3	4	5	6	7	8	9	AB	R	H	RBI	BB	SO	LOB	TOP																
Don Buford, S OBP: 0.348, SLG: 0.428 Dave May, L OBP: 0.237, SLG: 0.186	L4-3		HR 1B	L6-3		1-2 2-H 1B		SH5-3 2B	5 0	1 0	3 0	1 0	0 0	0 0	0 0	0 0																	
Mark Belanger, R OBP: 0.224, SLG: 0.219	L6-3		F2		P4	F8		SH5-3	4	0	0	0	0	0	0	3																	
Frank Robinson, R OBP: 0.367, SLG: 0.416	BB		HR 1-H		L5-3		K	P4	4	1	1	2	1	1	1	1																	
Boog Powell, L OBP: 0.352, SLG: 0.425	BB		K		P5		1B BB	FC4-6 IBB	2	0	0	0	3	1	0																		
Brooks Robinson, R OBP: 0.294, SLG: 0.397	P4		BB 1B			1B SF9 2B	L6-4-3 1B	FC4-6 1-2	5	1	3	0	0	0	4																		
Davey Johnson, R OBP: 0.346, SLG: 0.372		K	FC5-4 BB			1B SF9	L6-4-3		3	1	1	0	1	1	2																		
Paul Blair, R OBP: 0.267, SLG: 0.272			FC5-4 1-2			SF9		6-3	3	0	1	1	0	0	2																		
Andy Etchebarren, R OBP: 0.325, SLG: 0.433	L6-3			L8		F3		4-3	4	0	0	0	0	0	2																		
Wally Bunker, R OBP: 0.300, SLG: 0.125 Eddie Watt, R									2	0	0	0	1	2	1																		
John O'Donoghue, R Moe Drabowsky, R OBP: 0.500, SLG: 0.500						1B BB		K	0	0	0	0	0	0	0																		
<b>Inning Stats</b>	R: 0 E: 1 K: 0 S: 3	H: 0 LOB: 2 BB: 2 P: 11	R: 0 E: 0 K: 2 S: 8	H: 1 LOB: 1 BB: 0 P: 8	R: 2 E: 0 K: 1 S: 8	H: 3 LOB: 2 BB: 1 P: 12	R: 0 E: 0 K: 1 S: 5	H: 0 LOB: 0 BB: 0 P: 5	R: 0 E: 0 K: 0 S: 3	H: 0 LOB: 0 BB: 0 P: 3	R: 2 E: 0 K: 0 S: 6	H: 3 LOB: 2 BB: 1 P: 10	R: 0 E: 0 K: 1 S: 5	H: 1 LOB: 1 BB: 1 P: 9	R: 0 E: 0 K: 1 S: 5	H: 0 LOB: 0 BB: 0 P: 5	R: 0 E: 0 K: 0 S: 4	H: 1 LOB: 2 BB: 1 P: 8	1B: 5 2B: 3 3B: 0 HR: 1	SF: 1 SAC: 1 DP: 1 HBP: 0	WP: 0 PA: 41 PB: 0 SB: 0 CS: 0												
<b>PITCHER</b>	IP WLS BF H R ER SO BB IBB HBP BLK WP HR S P ERA WHIP																																
Mickey Lolich, L ERA: 3.22	5.0	24	6	4	4	4	3	0	0	0	0	0	1	29	41	7.20	1.800																
Fred Lasher, R ERA: 3.03	1.0	5	1	0	0	0	1	0	0	0	0	0	0	4	8	0.00	2.000																
Daryl Patterson, R ERA: 1.78	2.0	7	1	0	0	2	1	0	0	0	0	0	0	10	14	0.00	1.000																
Pat Dobson, R ERA: 1.39	1.0	W	5	1	0	0	0	1	0	0	0	0	0	4	8	0.00	1.000																

Baltimore Orioles @ Detroit Tigers  
Tiger Stadium, Detroit, MI  
Fri Jul 19 1968, 7:05 PM EDT  
Att: 53,208 - Unknown

AB	33
R	4
H	9
RBI	4
BB	6
SO	6
LOB	15



Batter	1	2	3	4	5	6	7	8	9	AB	R	H	RBI	BB	SO	LOB	BOTTOM															
Dick McAuliffe, L OBP: 0.332, SLG: 0.430	P2		F2			HR 1-H		F3		4	1	1	2	0	0	1																
Mickey Stanley, R OBP: 0.301, SLG: 0.381	F9			F9		F9		K		4	0	0	0	0	1	1																
Jim Northrup, L OBP: 0.314, SLG: 0.423	F7			4-3		WP 1B			FC5-6 BB FC5-4 1B	4	1	2	0	0	0	0																
Al Kaline, R OBP: 0.395, SLG: 0.414		F7		F5		K			FC5-6 BB FC5-6 BB	3	0	0	0	1	1	1																
Willie Horton, R OBP: 0.358, SLG: 0.574 Wayne Comer, R OBP: 0.190, SLG: 0.211 Norm Cash, L OBP: 0.298, SLG: 0.440					F8		K		FC5-6 FC5-4	1	0	0	0	1	0	0																
Bill Freehan, R OBP: 0.351, SLG: 0.445					F7		5-3		FC5-4 HR	4	1	0	1	0	1	2																
Tom Matchick, L OBP: 0.284, SLG: 0.304					G3		P6		HR	4	1	1	2	0	0	1																
Don Wert, R OBP: 0.280, SLG: 0.346				F2		HR BB				1	1	0	0	2	0	0																
Mickey Lolich, S OBP: 0.191, SLG: 0.119 Fred Lasher, R OBP: 0.142, SLG: 0.142 Gates Brown, L OBP: 0.425, SLG: 0.656 Daryl Patterson, L Jim Price, R OBP: 0.269, SLG: 0.263 Pat Dobson, R OBP: 0.214, SLG: 0.154					4-1					1	0	0	0	0	0	0																
<b>Inning Stats</b>	R: 0 E: 0 K: 0 S: 3	H: 0 LOB: 0 BB: 0 P: 3	R: 0 E: 0 K: 1 S: 5	H: 0 LOB: 1 BB: 1 P: 9	R: 0 E: 0 K: 0 S: 3	H: 0 LOB: 0 BB: 0 P: 3	R: 0 E: 0 K: 0 S: 3	H: 0 LOB: 0 BB: 0 P: 3	R: 2 E: 0 K: 2 S: 9	H: 2 LOB: 1 BB: 1 P: 13	R: 0 E: 0 K: 1 S: 5	H: 0 LOB: 0 BB: 0 P: 5	R: 0 E: 0 K: 2 S: 7	H: 0 LOB: 1 BB: 1 P: 11	R: 3 E: 0 K: 0 S: 4	H: 2 LOB: 0 BB: 1 P: 8	1B: 2 2B: 0 3B: 0 HR: 2	SF: 0 SAC: 0 DP: 0 HBP: 0	WP: 1 PA: 34 PB: 0 SB: 0 CS: 0													
<b>PITCHER</b>	IP WLS BF H R ER SO BB IBB HBP BLK WP HR S P ERA WHIP																															
Wally Bunker, R ERA: 3.07	5.1	19	1	2	2	2	2	0	0	0	1	0	18	26	6.75	1.500																
Eddie Watt, R ERA: 2.45	2.2	12	2	2	2	4	2	0	0	0	0	0	0	0	0	0																
John O'Donoghue, L ERA: 5.4	0.1	1	0	0	0	0	0	0	0	0	0	0	1	1	0.00	0.000																
Moe Drabowsky, R ERA: 1.78	0.1	L	2	1	1	1	0	0	0	0	0	1	2	2	27.00	3.000																

Baltimore Orioles @ Detroit Tigers  
Tiger Stadium, Detroit, MI  
Fri Jul 19 1968, 7:05 PM EDT  
Att: 53,208 - Unknown

AB	30
R	5
H	4
RBI	5
BB	4
SO	6
LOB	10





Batter	1	2	3	4	5	6	7	8	9	AB	R	H	RBI	BB	SO	LOB	TOP					
Don Buford, S (1,8) OBP: 0.353, SLG: 0.439 Paul Blair, R (7,8) OBP: 0.266, SLG: 0.271										3	1	1	0	1	1	0	<p><b>Baltimore Orioles @ Detroit Tigers</b> Tiger Stadium, Detroit, MI Sat Jul 20 1968, 4:33 AM EDT Att: 31,748 - Unknown</p>					
Mark Belanger, R (1,6) OBP: 0.221, SLG: 0.216										4	0	0	0	0	2	1						
Frank Robinson, R (1,9) OBP: 0.373, SLG: 0.431										2	2	1	2	1	1	0						
Boog Powell, L (1,3) OBP: 0.351, SLG: 0.422										4	0	1	0	0	0	1						
Curt Blefary, L (1,7) OBP: 0.300, SLG: 0.310										2	0	0	1	1	0	0						
Brooks Robinson, R (1,5) OBP: 0.301, SLG: 0.401										2	0	2	0	2	0	0						
Davey Johnson, R (1,4) OBP: 0.342, SLG: 0.367										4	0	0	0	0	0	5						
Andy Etchebarren, R (1,2) OBP: 0.324, SLG: 0.429										4	1	1	0	0	2	1						
Dave McNally, R (1,1) OBP: 0.106, SLG: 0.093 Gene Brabender, R (7,1) OBP: 0.167, SLG: 0.304 Eddie Watt, R (8,1) John O'Donoghue, R (9,1)										3	1	1	2	0	2	1						
<b>Inning Stats</b>	R: 0 E: 0 K: 1 S: 5	H: 0 LOB: 1 BB: 0 P: 6	R: 0 E: 0 K: 0 S: 3	H: 1 LOB: 0 BB: 0 P: 3	R: 0 E: 0 K: 2 S: 7	H: 1 LOB: 0 BB: 0 P: 7	R: 1 E: 0 K: 0 S: 4	H: 1 LOB: 2 BB: 2 P: 12	R: 4 E: 1 K: 1 S: 8	H: 3 LOB: 0 BB: 1 P: 12	R: 0 E: 0 K: 2 S: 8	H: 1 LOB: 1 BB: 0 P: 8	R: 0 E: 0 K: 2 S: 7	H: 0 LOB: 0 BB: 0 P: 7	R: 0 E: 0 K: 0 S: 2	H: 0 LOB: 1 BB: 2 P: 10		R: 0 E: 0 K: 0 S: 3	H: 0 LOB: 0 BB: 0 P: 3	1B: 4 2B: 0 3B: 1 HR: 2	SF: 1 SAC: 0 DP: 1 HBP: 1	WP: 0 PB: 0 SB: 1 CS: 2
<b>PITCHER</b>	IP WLS BF H R ER SO BB IBB HBP BLK WP HR S P ERA WHIP																					
Denny McLain, R (1,1) ERA: 2.08 Jon Warden, L (5,1) ERA: 3.24 John Wyatt, R (7,1) ERA: 3.0 Dennis Ribant, R (9,1) ERA: 2.22	4.1 L 21 6 5 5 4 3 0 1 0 0 0 2 25 38 10.38 2.077																					

Batter	1	2	3	4	5	6	7	8	9	AB	R	H	RBI	BB	SO	LOB	BOTTOM			
Dick McAuliffe, L (1,4) OBP: 0.332, SLG: 0.428										4	1	1	0	0	1	2	<p><b>Baltimore Orioles @ Detroit Tigers</b> Tiger Stadium, Detroit, MI Sat Jul 20 1968, 4:33 AM EDT Att: 31,748 - Unknown</p>			
Mickey Stanley, R (1,8) OBP: 0.303, SLG: 0.385										4	1	2	2	0	0	1				
Al Kaline, R (1,3) OBP: 0.392, SLG: 0.410										4	0	1	1	0	0	1				
Bill Freehan, R (1,2) OBP: 0.350, SLG: 0.441										3	0	0	0	1	0	0				
Willie Horton, R (1,7) OBP: 0.359, SLG: 0.572										3	0	1	0	0	0	0				
Don Wert, R (1,5) OBP: 0.277, SLG: 0.342 Norm Cash, L (9, PH) OBP: 0.297, SLG: 0.438										3	0	0	0	0	1	3				
Jim Northrup, L (1,9) OBP: 0.313, SLG: 0.421										4	0	1	0	0	0	3				
Ray Oyler, R (1,6) OBP: 0.240, SLG: 0.217 Tom Matchick, L (8, PH) OBP: 0.266, SLG: 0.308										2	0	0	0	0	1	0				
Denny McLain, R (1,1) OBP: 0.106, SLG: 0.093 Jon Warden, S (5, PH) Wayne Comer, R (7,1) John Wyatt, R (7,1) Gates Brown, L (8, PH) Dennis Ribant, R (9,1) OBP: 0.333, SLG: 0.290										1	0	0	0	0	1	0				
<b>Inning Stats</b>	R: 0 E: 0 K: 0 S: 3	H: 0 LOB: 0 BB: 0 P: 3	R: 0 E: 0 K: 0 S: 3	H: 0 LOB: 0 BB: 0 P: 3	R: 0 E: 0 K: 2 S: 7	H: 0 LOB: 0 BB: 0 P: 7	R: 0 E: 0 K: 0 S: 3	H: 1 LOB: 0 BB: 0 P: 3	R: 0 E: 0 K: 0 S: 3	H: 0 LOB: 0 BB: 0 P: 3	R: 1 E: 0 K: 2 S: 9	H: 2 LOB: 3 BB: 1 P: 14	R: 2 E: 0 K: 0 S: 4	H: 2 LOB: 0 BB: 1 P: 8	R: 0 E: 0 K: 0 S: 5	H: 2 LOB: 2 BB: 0 P: 5		1B: 6 2B: 1 3B: 0 HR: 0	SF: 0 SAC: 0 DP: 2 HBP: 1	WP: 0 PB: 0 SB: 0 CS: 0
<b>PITCHER</b>	IP WLS BF H R ER SO BB IBB HBP BLK WP HR S P ERA WHIP																			
Dave McNally, L (1,1) ERA: 2.07 Gene Brabender, R (7,1) ERA: 3.72 Eddie Watt, R (8,1) ERA: 2.4 John O'Donoghue, L (9,1) ERA: 5.19	6.1 W 22 6 2 2 2 1 1 0 1 0 0 0 7 12 18.00 3.000																			

AB	30
R	5
H	7
RBI	5
BB	5
SO	8
LOB	9





Batter	1	2	3	4	5	6	7	8	9	AB	R	H	RBI	BB	SO	LOB	TOP		
Don Buford, S OBP: 0.345, SLG: 0.428 Paul Blair, R OBP: 0.268, SLG: 0.271	(1, 8) K		(3) 3-1		(3) K		(3) F8		(3) IBB	4	0	0	0	0	2	0			
Mark Belanger, R OBP: 0.221, SLG: 0.219	(1, 6) K			(1) 1B 2B		(1) K		(1) F8	(3) F2	5	1	1	0	0	2	3			
Frank Robinson, R OBP: 0.376, SLG: 0.438	(1, 9) K			(2) FC4-6 1B		(2) 1B 2B		(2) 5-3		4	1	2	1	0	1	0			
Boog Powell, L OBP: 0.350, SLG: 0.420	(1, 3)	(1) F8		(1) F7		(1) FC4-6 1B		(3) 6-3		4	0	1	1	0	0	1			
Curt Blefary, L OBP: 0.299, SLG: 0.320	(1, 7)	(2) K		(2) FC4-6 BB		(2) F7			(2) HR	4	1	1	1	0	1	2			
Brooks Robinson, R OBP: 0.301, SLG: 0.397	(1, 5)	(3) 5-3		(3) BB		(3) FC4-6			(3) E3 1B	3	0	0	0	1	0	1			
Davey Johnson, R OBP: 0.347, SLG: 0.383	(1, 4)		(3) 2B 1B	(3) K			(1) HR		(1) 3-1 1B	4	2	3	1	0	1	2			
Larry Haney, R OBP: 0.400, SLG: 0.600	(1, 2)		(1) B1-6 2B		(1) F7		(1) F3		(1) 3-1	4	0	1	1	0	0	2			
Jim Hardin, R OBP: 0.077, SLG: 0.115	(1, 1)		(2) B1-6		(2) 6-3		(2) 1-3		(2) K	4	0	0	0	0	1	3			
<b>Inning Stats</b>	R: 0 E: 0 K: 3 S: 9	H: 0 LOB: 0 BB: 0 P: 9	R: 0 E: 0 K: 1 S: 5	H: 0 LOB: 0 BB: 0 P: 5	R: 1 E: 0 K: 0 S: 4	H: 2 LOB: 0 BB: 0 P: 4	R: 1 E: 0 K: 1 S: 7	H: 2 LOB: 2 BB: 1 P: 11	R: 0 E: 0 K: 1 S: 5	H: 0 LOB: 0 BB: 0 P: 5	R: 1 E: 0 K: 0 S: 4	H: 1 LOB: 1 BB: 0 P: 4	R: 0 E: 0 K: 0 S: 3	H: 0 LOB: 0 BB: 0 P: 3	R: 1 E: 1 K: 1 S: 8	H: 2 LOB: 3 BB: 1 P: 12	1B: 4 2B: 4 3B: 0 HR: 2	SF: 0 SAC: 0 DP: 1 HBP: 0	WP: 0 PA: 38 PB: 0 SB: 0 CS: 0
<b>PITCHER</b>	IP WLS BF H R ER SO BB IBB HBP BLK WP HR S P ERA WHIP																		
Earl Wilson, R ERA: 3.18	(1, 1) 6.0 L 25 7 4 4 7 1 0 0 0 0 0 1 38 42 6.00 1.333																		
Daryl Patterson, R ERA: 1.72	(7, 1) 1.0 3 0 0 0 0 0 0 0 0 0 0 0 3 3 0.00 0.000																		
Jon Warden, L ERA: 3.46	(8, 1) 1.0 6 2 1 1 0 0 0 0 0 0 0 0 1 6 9.00 2.000																		
Fred Lasher, R ERA: 2.95	(9, 1) 1.0 4 0 0 0 1 0 0 1 0 0 0 0 0 5 9 0.00 0.000																		

Baltimore Orioles @ Detroit Tigers  
Tiger Stadium, Detroit, MI  
Sun Jul 21 1968, 4:33 AM EDT  
Unknown

AB 36  
R 5  
H 9  
RBI 5  
BB 2  
SO 8  
LOB 14



Batter	1	2	3	4	5	6	7	8	9	AB	R	H	RBI	BB	SO	LOB	BOTTOM		
Dick McAuliffe, L OBP: 0.328, SLG: 0.423	(1, 4) F7		(2) P3		(3) 3-1		(3) P6			4	0	0	0	0	0	2			
Mickey Stanley, R OBP: 0.300, SLG: 0.381	(1, 8) K		(3) K			(1) 6-3		(1) K		4	0	0	0	0	3	1			
Jim Northrup, L OBP: 0.313, SLG: 0.422	(1, 9) 4-3			(1) K		(2) 2B		(2) K		4	0	1	0	0	2	0			
Norm Cash, L OBP: 0.296, SLG: 0.431	(1, 3)	(1) P5		(2) F8		(2) BB		(3) E3 FC6-4		3	0	0	0	1	0	0			
Willie Horton, R OBP: 0.355, SLG: 0.564	(1, 7)	(2) 5-3		(3) P4		(2) F7		(3) FC6-4		4	0	0	0	0	0	3			
Bill Freehan, R OBP: 0.352, SLG: 0.444	(1, 2)	(2) 2B			(1) HR 1B		(3) F7		(1) F8	4	1	2	0	0	0	2			
Tom Matchick, L OBP: 0.276, SLG: 0.355	(1, 6)	(3) 3-1			(1) HR		(1) F8		(2) 3B	4	1	2	2	0	0	1			
Don Wert, R OBP: 0.274, SLG: 0.338	(1, 5)		(1) 4-3		(1) K		(2) 1-3		(2) 5-3	4	0	0	0	0	1	1			
Earl Wilson, R OBP: 0.218, SLG: 0.373	(1, 1)				(2) P6				(3) K	2	0	1	0	0	0	0			
Daryl Patterson, L ERA: 1.72	(7, 1)									0	0	0	0	0	0	0			
Gates Brown, L OBP: 0.445, SLG: 0.895	(7, PH)									1	0	1	0	0	0	0			
Jon Warden, L ERA: 3.46	(8, 1)									0	0	0	0	0	0	0			
Fred Lasher, R ERA: 2.95	(9, 1)									0	0	0	0	0	0	0			
Al Kaline, R OBP: 0.300, SLG: 0.407	(9, PH)									1	0	0	0	0	1	1			
<b>Inning Stats</b>	R: 0 E: 0 K: 1 S: 5	H: 0 LOB: 0 BB: 0 P: 5	R: 0 E: 0 K: 0 S: 4	H: 1 LOB: 1 BB: 0 P: 4	R: 0 E: 0 K: 1 S: 6	H: 1 LOB: 1 BB: 0 P: 6	R: 0 E: 0 K: 1 S: 5	H: 0 LOB: 0 BB: 0 P: 5	R: 2 E: 0 K: 1 S: 7	H: 2 LOB: 0 BB: 0 P: 7	R: 0 E: 0 K: 0 S: 4	H: 1 LOB: 2 BB: 1 P: 8	R: 0 E: 1 K: 2 S: 8	H: 0 LOB: 1 BB: 0 P: 8	R: 0 E: 0 K: 1 S: 6	H: 1 LOB: 1 BB: 0 P: 6	1B: 2 2B: 3 3B: 1 HR: 1	SF: 0 SAC: 0 DP: 0 HBP: 0	WP: 0 PA: 36 PB: 0 SB: 0 CS: 0
<b>PITCHER</b>	IP WLS BF H R ER SO BB IBB HBP BLK WP HR S P ERA WHIP																		
Jim Hardin, R ERA: 2.13	(1, 1) 9.0 W 36 7 2 2 7 1 0 0 0 0 0 1 49 53 2.00 0.889																		

Baltimore Orioles @ Detroit Tigers  
Tiger Stadium, Detroit, MI  
Sun Jul 21 1968, 4:33 AM EDT  
Unknown

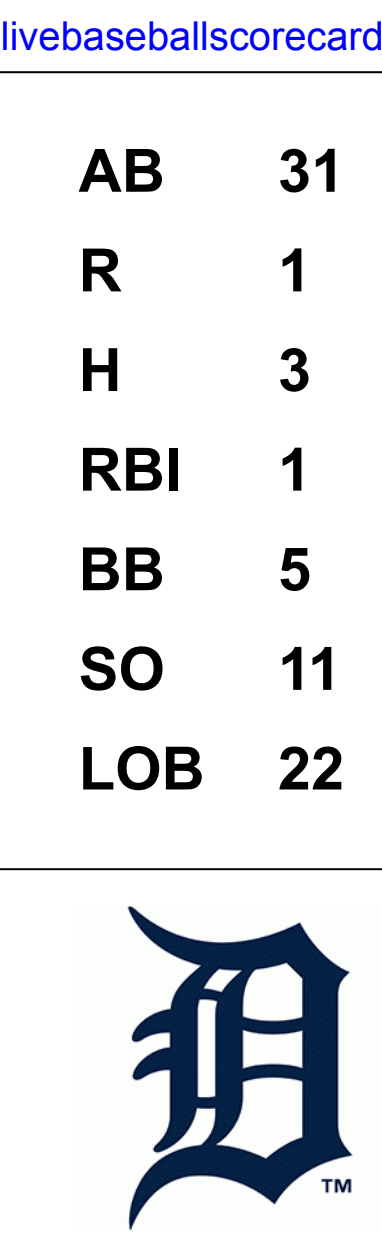
AB 35  
R 2  
H 7  
RBI 2  
BB 1  
SO 7  
LOB 11





Batter	1	2	3	4	5	6	7	8	9	AB	R	H	RBI	BB	SO	LOB	TOP
<b>Don Buford, S</b> (1, 8) <small>OBP: 0.348, SLG: 0.429</small> <b>Paul Blair, R</b> (7, 8) <small>OBP: 0.267, SLG: 0.270</small>	F9		F9 SH1-3 1B	1-3 1B			K		K	4	0	2	0	0	1	0	<b>Baltimore Orioles @ Detroit Tigers</b> Tiger Stadium, Detroit, MI Sun Jul 21 1968, 4:38 AM EDT Att: 48,568 - Unknown
<b>Mark Belanger, R</b> (1, 6) <small>OBP: 0.221, SLG: 0.220</small>	L7		SH1-3 1-2	F8		1-3				4	0	1	0	0	0	2	
<b>Frank Robinson, R</b> (1, 9) <small>OBP: 0.373, SLG: 0.431</small> <b>Dave May, L</b> (9, 9) <small>OBP: 0.237, SLG: 0.186</small>	F9		S BB	L7			6-3			3	0	0	0	1	0	2	
<b>Boog Powell, L</b> (1, 3) <small>OBP: 0.349, SLG: 0.427</small>		HR	F9 2-3		F8				3-1	4	1	1	1	0	0	2	
<b>Curt Blefary, L</b> (1, 7) <small>OBP: 0.296, SLG: 0.316</small>	4-3		6-3 1-2		F9				F8	4	0	0	0	0	0	2	
<b>Brooks Robinson, R</b> (1, 5) <small>OBP: 0.306, SLG: 0.407</small>	2B 1B			2B 2B	5-3				2B	4	2	3	0	0	0	0	
<b>Davey Johnson, R</b> (1, 4) <small>OBP: 0.349, SLG: 0.392</small>	1B 1-H		SH1 2-H	1B 2B	L5				P4	4	1	2	2	0	0	1	
<b>Andy Etchebarren, R</b> (1, 2) <small>OBP: 0.330, SLG: 0.433</small>	K		SH1 2-3			B3-4 1B			1B 1B	3	0	2	0	0	1	1	
<b>Tom Phoebus, R</b> (1, 1) <small>OBP: 0.157, SLG: 0.143</small> <b>Gene Brabender, R</b> (6, 1) <small>OBP: 0.160, SLG: 0.292</small>	F9		1B 3-H	1B WP	B3-4 1-2				K	3	0	1	1	0	0	2	
<b>Inning Stats</b>	R: 0 E: 0 K: 0 S: 3	H: 0 LOB: 0 BB: 0 P: 3	R: 2 E: 0 K: 1 S: 8	H: 3 LOB: 1 BB: 0 P: 8	R: 0 E: 0 K: 0 S: 4	H: 1 LOB: 2 BB: 1 P: 8	R: 2 E: 0 K: 0 S: 7	H: 4 LOB: 2 BB: 0 P: 7	R: 0 E: 0 K: 0 S: 3	H: 1 LOB: 0 BB: 0 P: 3	R: 0 E: 0 K: 1 S: 5	H: 0 LOB: 0 BB: 0 P: 5	R: 0 E: 0 K: 0 S: 4	H: 1 LOB: 1 BB: 0 P: 4	R: 0 E: 0 K: 2 S: 8	H: 2 LOB: 2 BB: 0 P: 8	
<b>PITCHER</b>	IP WLS BF H R ER SO BB IBB HBP BLK WP HR S P ERA WHIP	IP WLS BF H R ER SO BB IBB HBP BLK WP HR S P ERA WHIP	IP WLS BF H R ER SO BB IBB HBP BLK WP HR S P ERA WHIP	IP WLS BF H R ER SO BB IBB HBP BLK WP HR S P ERA WHIP	IP WLS BF H R ER SO BB IBB HBP BLK WP HR S P ERA WHIP	IP WLS BF H R ER SO BB IBB HBP BLK WP HR S P ERA WHIP	IP WLS BF H R ER SO BB IBB HBP BLK WP HR S P ERA WHIP	IP WLS BF H R ER SO BB IBB HBP BLK WP HR S P ERA WHIP	IP WLS BF H R ER SO BB IBB HBP BLK WP HR S P ERA WHIP	IP WLS BF H R ER SO BB IBB HBP BLK WP HR S P ERA WHIP	IP WLS BF H R ER SO BB IBB HBP BLK WP HR S P ERA WHIP	IP WLS BF H R ER SO BB IBB HBP BLK WP HR S P ERA WHIP	IP WLS BF H R ER SO BB IBB HBP BLK WP HR S P ERA WHIP	IP WLS BF H R ER SO BB IBB HBP BLK WP HR S P ERA WHIP	IP WLS BF H R ER SO BB IBB HBP BLK WP HR S P ERA WHIP	IP WLS BF H R ER SO BB IBB HBP BLK WP HR S P ERA WHIP	
<b>Pat Dobson, R</b> (1, 1) <small>ERA: 1.63</small> <b>John Hiller, L</b> (3, 1) <small>ERA: 3.45</small> <b>John Wyatt, R</b> (4, 1) <small>ERA: 2.97</small> <b>Joe Sparma, R</b> (4, 1) <small>ERA: 4.06</small> <b>Daryl Patterson, R</b> (7, 1) <small>ERA: 1.57</small>	2.1 L 12 4 2 2 1 1 0 0 0 0 1 13 17 7.71 2.143	0.2 4 2 2 2 0 0 0 0 0 0 0 0 4 4 27.00 3.000	0.1 3 2 0 0 0 0 0 0 0 0 0 1 0 3 0.00 6.000	2.2 8 1 0 0 0 0 0 0 0 0 0 0 8 8 0.00 0.375	3.0 11 3 0 0 3 0 0 0 0 0 0 0 17 17 0.00 1.000												
<b>Dick McAuliffe, L</b> (1, 4) <small>OBP: 0.328, SLG: 0.422</small> <b>Dick Tracewski, R</b> (5, 4) <small>OBP: 0.267, SLG: 0.322</small> <b>Gates Brown, L</b> (6, PH) <small>OBP: 0.442, SLG: 0.579</small> <b>Daryl Patterson, L</b> (7, 1) <small>OBP: 0.174, SLG: 0.190</small> <b>Wayne Comer, R</b> (9, PH) <small>OBP: 0.174, SLG: 0.190</small>	WP E FC 1B	K		P6			F8		F3	3	1	1	0	0	1	2	<b>Baltimore Orioles @ Detroit Tigers</b> Tiger Stadium, Detroit, MI Sun Jul 21 1968, 4:38 AM EDT Att: 48,568 - Unknown
<b>Mickey Stanley, R</b> (1, 8) <small>OBP: 0.299, SLG: 0.377</small>	E6 FC WP 1-2			4-3					K	3	0	0	0	1	1	1	
<b>Jim Northrup, L</b> (1, 9) <small>OBP: 0.312, SLG: 0.418</small>	FC BB 1-2 2-3	6-3		K			6-3			3	0	0	0	1	1	2	
<b>Al Kaline, R</b> (1, 7) <small>OBP: 0.382, SLG: 0.398</small>	L5		L5	L7			K		K	4	0	0	0	0	1	3	
<b>Norm Cash, L</b> (1, 3) <small>OBP: 0.291, SLG: 0.423</small>	FC 1-2 2-3 3-H		K	4-1			K		K	4	0	0	1	0	2	2	
<b>Tom Matchick, L</b> (1, 6) <small>OBP: 0.275, SLG: 0.360</small> <small>(7, 4)</small>	K		K				F9			4	0	1	0	0	2	3	
<b>Don Wert, R</b> (1, 5) <small>OBP: 0.274, SLG: 0.334</small>	K			F5			BB 2B		F8	3	0	0	0	1	1	3	
<b>Jim Price, R</b> (1, 2) <small>OBP: 0.264, SLG: 0.269</small> <b>Willie Horton, R</b> (6, PH) <small>OBP: 0.257, SLG: 0.564</small> <b>Ray Oyler, R</b> (7, 6) <small>OBP: 0.239, SLG: 0.216</small>		E7 SH2-4 1B		F7			BB BB		K	2	0	1	0	0	0	0	
<b>Pat Dobson, R</b> (1, 1) <small>OBP: 0.274, SLG: 0.154</small> <b>John Hiller, L</b> (3, 1) <small>ERA: 3.45</small> <b>John Wyatt, R</b> (4, 1) <small>ERA: 2.97</small> <b>Joe Sparma, R</b> (4, 1) <small>ERA: 4.06</small> <b>Bill Freshman, R</b> (5, PH) <small>OBP: 0.150, SLG: 0.442</small> <small>(7, 2)</small>		SH2-4					BB BB		K	0	0	0	0	0	0	0	
<b>Inning Stats</b>	R: 1 E: 1 K: 2 S: 10	H: 1 LOB: 3 BB: 1 P: 14	R: 0 E: 1 K: 1 S: 6	H: 1 LOB: 2 BB: 1 P: 10	R: 0 E: 0 K: 2 S: 7	H: 0 LOB: 0 BB: 0 P: 7	R: 0 E: 0 K: 0 S: 3	H: 0 LOB: 1 BB: 1 P: 7	R: 0 E: 0 K: 0 S: 5	H: 0 LOB: 0 BB: 0 P: 5	R: 0 E: 0 K: 2 S: 7	H: 1 LOB: 2 BB: 2 P: 12	R: 0 E: 0 K: 2 S: 7	H: 0 LOB: 0 BB: 0 P: 7	R: 0 E: 0 K: 1 S: 5	H: 0 LOB: 0 BB: 0 P: 5	
<b>PITCHER</b>	IP WLS BF H R ER SO BB IBB HBP BLK WP HR S P ERA WHIP	IP WLS BF H R ER SO BB IBB HBP BLK WP HR S P ERA WHIP	IP WLS BF H R ER SO BB IBB HBP BLK WP HR S P ERA WHIP	IP WLS BF H R ER SO BB IBB HBP BLK WP HR S P ERA WHIP	IP WLS BF H R ER SO BB IBB HBP BLK WP HR S P ERA WHIP	IP WLS BF H R ER SO BB IBB HBP BLK WP HR S P ERA WHIP	IP WLS BF H R ER SO BB IBB HBP BLK WP HR S P ERA WHIP	IP WLS BF H R ER SO BB IBB HBP BLK WP HR S P ERA WHIP	IP WLS BF H R ER SO BB IBB HBP BLK WP HR S P ERA WHIP	IP WLS BF H R ER SO BB IBB HBP BLK WP HR S P ERA WHIP	IP WLS BF H R ER SO BB IBB HBP BLK WP HR S P ERA WHIP	IP WLS BF H R ER SO BB IBB HBP BLK WP HR S P ERA WHIP	IP WLS BF H R ER SO BB IBB HBP BLK WP HR S P ERA WHIP	IP WLS BF H R ER SO BB IBB HBP BLK WP HR S P ERA WHIP	IP WLS BF H R ER SO BB IBB HBP BLK WP HR S P ERA WHIP	IP WLS BF H R ER SO BB IBB HBP BLK WP HR S P ERA WHIP	
<b>Tom Phoebus, R</b> (1, 1) <small>ERA: 2.05</small> <b>Gene Brabender, R</b> (6, 1) <small>ERA: 3.54</small>	5.1 W 26 3 0 0 5 5 0 0 0 0 0 33 53 0.00 1.500	3.2 S 11 0 0 0 5 0 0 0 0 0 0 21 21 0.00 0.000															

AB 35  
R 4  
H 12  
RBI 4  
BB 1  
SO 4  
LOB 14





Batter	1	2	3	4	5	6	7	8	9	AB	R	H	RBI	BB	SO	LOB	TOP				
Dick McAuliffe, L (1,4) OBP: 0.327, SLG: 0.418	G3	F7			K			P6		4	0	0	0	1	1	2					
Mickey Stanley, R (1,8) OBP: 0.301, SLG: 0.376	E 1B BB		5-3		BB 1B		F9		6-3	4	1	1	0	1	0	1					
Jim Northrup, L (1,9) OBP: 0.313, SLG: 0.419	E3 1B 1-2 1B		1B BB BB		F7		4-3		1B 2B	4	2	1	0	1	0	3					
Al Kaline, R (1,3) OBP: 0.397, SLG: 0.405	1B 1-3 2-H		1B BB		BB			SH1-4 1B BB	4-3 1B	2	2	2	2	3	0	0					
Willie Horton, R (1,7) OBP: 0.353, SLG: 0.557	K		L8		K			SH1-4 1-2	4-3 1-2	4	0	0	0	0	2	7					
Bill Freehan, R (1,2) OBP: 0.356, SLG: 0.444	1B 2-H 3-H		1B 2-3		5-3			1B BB	1B IBB	3	1	2	2	2	0	0					
Tom Matchick, L (1,6) OBP: 0.269, SLG: 0.352	K		L8		K			1B 1-2 2-H	6-3	3	0	0	0	0	2	1					
Jim Price, R (8, PH) OBP: 0.273, SLG: 0.278										1	0	1	1	0	0	0					
Dick Tracewski, R (8, PR) OBP: 0.265, SLG: 0.319										1	0	0	0	0	0	2					
Don Wert, R (1,5) OBP: 0.271, SLG: 0.331		P4			P4			P5		3	0	0	0	0	0	0					
Norm Cash, L (8, PH) OBP: 0.290, SLG: 0.421										1	0	0	0	0	0	2					
Ray Oyler, R (8, 6) OBP: 0.239, SLG: 0.216										0	0	0	0	0	0	0					
Denny McLain, R (1,1) OBP: 0.149, SLG: 0.149		F7			F3			6-3		3	0	0	0	0	0	0					
Gates Brown, L (8, PH) OBP: 0.455, SLG: 0.590										1	0	1	1	0	0	0					
Pat Dobson, R (8, 1) OBP: 0.214, SLG: 0.154										0	0	0	0	0	0	0					
Jon Warden, S (8, 1)										0	0	0	0	0	0	0					
<b>Inning Stats</b>	R: 3 E: 1 K: 2 S: 10	H: 2 LOB: 1 BB: 1 P: 14	R: 0 E: 0 K: 0 S: 3	H: 0 LOB: 0 BB: 0 P: 3	R: 0 E: 0 K: 0 S: 3	H: 1 LOB: 2 BB: 2 P: 11	R: 0 E: 0 K: 0 S: 3	H: 0 LOB: 0 BB: 0 P: 3	R: 0 E: 0 K: 1 S: 5	H: 0 LOB: 0 BB: 0 P: 5	R: 0 E: 0 K: 0 S: 3	H: 0 LOB: 1 BB: 1 P: 7	R: 2 E: 0 K: 0 S: 5	H: 2 LOB: 2 BB: 2 P: 13	R: 1 E: 0 K: 0 S: 5	H: 2 LOB: 2 BB: 1 P: 9	1B: 7 2B: 1 3B: 0 HR: 0	SF: 0 SAC: 1 DP: 0 HBP: 0	WP: 0 PB: 0 SB: 0 CS: 0	PA: 43	
<b>PITCHER</b>	IP WLS BF H R ER SO BB IBB HBP BLK WP HR S P ERA WHIP	IP WLS BF H R ER SO BB IBB HBP BLK WP HR S P ERA WHIP	IP WLS BF H R ER SO BB IBB HBP BLK WP HR S P ERA WHIP	IP WLS BF H R ER SO BB IBB HBP BLK WP HR S P ERA WHIP	IP WLS BF H R ER SO BB IBB HBP BLK WP HR S P ERA WHIP	IP WLS BF H R ER SO BB IBB HBP BLK WP HR S P ERA WHIP	IP WLS BF H R ER SO BB IBB HBP BLK WP HR S P ERA WHIP	IP WLS BF H R ER SO BB IBB HBP BLK WP HR S P ERA WHIP	IP WLS BF H R ER SO BB IBB HBP BLK WP HR S P ERA WHIP	IP WLS BF H R ER SO BB IBB HBP BLK WP HR S P ERA WHIP	IP WLS BF H R ER SO BB IBB HBP BLK WP HR S P ERA WHIP	IP WLS BF H R ER SO BB IBB HBP BLK WP HR S P ERA WHIP	IP WLS BF H R ER SO BB IBB HBP BLK WP HR S P ERA WHIP	IP WLS BF H R ER SO BB IBB HBP BLK WP HR S P ERA WHIP	IP WLS BF H R ER SO BB IBB HBP BLK WP HR S P ERA WHIP	IP WLS BF H R ER SO BB IBB HBP BLK WP HR S P ERA WHIP	IP WLS BF H R ER SO BB IBB HBP BLK WP HR S P ERA WHIP	IP WLS BF H R ER SO BB IBB HBP BLK WP HR S P ERA WHIP	IP WLS BF H R ER SO BB IBB HBP BLK WP HR S P ERA WHIP	IP WLS BF H R ER SO BB IBB HBP BLK WP HR S P ERA WHIP	IP WLS BF H R ER SO BB IBB HBP BLK WP HR S P ERA WHIP

Detroit Tigers @ Washington Senators  
 D.C. Stadium, Washington, DC  
 Tue Jul 23 1968, 7:05 PM EDT  
 Att: 12,368 - Unknown

AB	34
R	6
H	8
RBI	6
BB	8
SO	5
LOB	18



Batter	1	2	3	4	5	6	7	8	9	AB	R	H	RBI	BB	SO	LOB	BOTTOM					
Del Unser, L (1,8) OBP: 0.291, SLG: 0.298	L6-3		F7		K		L3	L1-3		5	0	0	0	0	1	4						
Cap Peterson, R (1,9) OBP: 0.290, SLG: 0.316	F9		F9			L5-3	BB WP 1B		L6-3	5	0	1	0	0	0	1						
Mike Epstein, L (1,3) OBP: 0.295, SLG: 0.316	L6-3			K		2B 1B HBP	K		1B BB	3	1	0	0	1	2	1						
Frank Howard, R (1,7) OBP: 0.343, SLG: 0.586				K		1B 1B 2B			L6-4-3 1B	3	2	2	1	1	1	0						
Hank Allen, R (7, PR) OBP: 0.217, SLG: 0.217				K		1-3 1B 2B			1-2 1B	1	0	1	0	0	0	0						
Ken McMullen, R (1,5) OBP: 0.330, SLG: 0.387		F9		K		1B 1B			L6-4-3	4	1	1	1	1	1	2						
Bernie Allen, L (1,4) OBP: 0.298, SLG: 0.357		K			SH1-4 1B BB	1-2 1-2-3 1B	P4			3	0	1	1	1	1	3						
Paul Casanova, R (1,2) OBP: 0.194, SLG: 0.222	F8					SH1-4 1-2 1B		FC1-6 BB		3	0	2	1	1	0	0						
Ron Hansen, R (1,6) OBP: 0.280, SLG: 0.309			SH2-3 1B		K	1-2 2-3 BB		FC1-6 1-2		3	0	1	0	1	1	3						
Camilo Pascual, R (1,1) OBP: 0.150, SLG: 0.150			SH2-3		SH1-4					0	0	0	0	0	0	0						
Phil Ortega, R (3,1) OBP: 0.280, SLG: 0.227										1	0	0	0	0	0	3						
Barry Moore, L (8, 1) OBP: 0.143, SLG: 0.143										0	0	0	0	0	0	0						
Dave Baldwin, R (8, 1) OBP: 0.067, SLG: 0.067										0	0	0	0	0	0	0						
Bob Humphreys, R (8, 1) OBP: 0.301, SLG: 0.315										0	0	0	0	0	0	0						
Billy Bryan, L (8, PH) OBP: 0.207, SLG: 0.111										1	0	0	0	0	1	1						
Dennis Higgins, R (9, 1) ERA: 3.8										0	0	0	0	0	0	0						
<b>Inning Stats</b>	R: 0 E: 0 K: 0 S: 3	H: 0 LOB: 0 BB: 0 P: 3	R: 1 E: 0 K: 1 S: 6	H: 1 LOB: 0 BB: 0 P: 6	R: 0 E: 0 K: 0 S: 4	H: 1 LOB: 1 BB: 0 P: 4	R: 0 E: 0 K: 3 S: 9	H: 0 LOB: 0 BB: 0 P: 9	R: 0 E: 0 K: 2 S: 8	H: 1 LOB: 2 BB: 1 P: 12	R: 3 E: 0 K: 0 S: 6	H: 4 LOB: 3 BB: 1 P: 11	R: 0 E: 0 K: 1 S: 6	H: 1 LOB: 1 BB: 1 P: 14	R: 0 E: 0 K: 1 S: 5	H: 0 LOB: 1 BB: 1 P: 9	R: 0 E: 0 K: 0 S: 3	H: 1 LOB: 1 BB: 1 P: 7	1B: 7 2B: 1 3B: 0 HR: 1	SF: 0 SAC: 2 DP: 2 HBP: 1	WP: 1 PB: 0 SB: 0 CS: 0	PA: 41
<b>PITCHER</b>	IP WLS BF H R ER SO BB IBB HBP BLK WP HR S P ERA WHIP	IP WLS BF H R ER SO BB IBB HBP BLK WP HR S P ERA WHIP	IP WLS BF H R ER SO BB IBB HBP BLK WP HR S P ERA WHIP	IP WLS BF H R ER SO BB IBB HBP BLK WP HR S P ERA WHIP	IP WLS BF H R ER SO BB IBB HBP BLK WP HR S P ERA WHIP	IP WLS BF H R ER SO BB IBB HBP BLK WP HR S P ERA WHIP	IP WLS BF H R ER SO BB IBB HBP BLK WP HR S P ERA WHIP	IP WLS BF H R ER SO BB IBB HBP BLK WP HR S P ERA WHIP	IP WLS BF H R ER SO BB IBB HBP BLK WP HR S P ERA WHIP	IP WLS BF H R ER SO BB IBB HBP BLK WP HR S P ERA WHIP	IP WLS BF H R ER SO BB IBB HBP BLK WP HR S P ERA WHIP	IP WLS BF H R ER SO BB IBB HBP BLK WP HR S P ERA WHIP	IP WLS BF H R ER SO BB IBB HBP BLK WP HR S P ERA WHIP	IP WLS BF H R ER SO BB IBB HBP BLK WP HR S P ERA WHIP	IP WLS BF H R ER SO BB IBB HBP BLK WP HR S P ERA WHIP	IP WLS BF H R ER SO BB IBB HBP BLK WP HR S P ERA WHIP	IP WLS BF H R ER SO BB IBB HBP BLK WP HR S P ERA WHIP	IP WLS BF H R ER SO BB IBB HBP BLK WP HR S P ERA WHIP	IP WLS BF H R ER SO BB IBB HBP BLK WP HR S P ERA WHIP	IP WLS BF H R ER SO BB IBB HBP BLK WP HR S P ERA WHIP	IP WLS BF H R ER SO BB IBB HBP BLK WP HR S P ERA WHIP	

Detroit Tigers @ Washington Senators  
 D.C. Stadium, Washington, DC  
 Tue Jul 23 1968, 7:05 PM EDT  
 Att: 12,368 - Unknown

AB	32
R	4
H	9
RBI	4
BB	6
SO	8
LOB	18





Batter	1	2	3	4	5	6	7	8	9	AB	R	H	RBI	BB	SO	LOB	TOP			
Dick McAuliffe, L (1.4) OBP: 0.326, SLG: 0.414	4-0 2B 4-3 BB		0-0 1-3		0-0 4-3			0-0 3-1		3	1	0	0	1	0	0	<b>Detroit Tigers @ Washington Senators</b> D.C. Stadium, Washington, DC Wed Jul 24 1968, 7:05 PM EDT Att: 7,065 - Unknown			
Mickey Stanley, R (1.8) OBP: 0.395, SLG: 0.383	0-0 4-3 1B 2B		0-0 2B 1B		0-0 FC3-6 1B			0-0 F9		4	1	3	0	0	0	0				
Jim Northrup, L (1.9) OBP: 0.312, SLG: 0.420	0-0 4-3		0-0 1-3 2B		0-0 FC3-6 1B 1-2			0-3 K		4	0	1	1	0	1	2				
Al Kaline, R (1.3) OBP: 0.404, SLG: 0.409	0-0 E7 1B		0-0 L5-3		0-0 FC6-4 1B			4-0 FC5 1B BB		3	0	2	1	1	0	2				
Willie Horton, R (1.7) OBP: 0.352, SLG: 0.553	0-0 5-3			0-0 5-3		0-0 F8		0-0 FC5 1B BB		4	1	1	0	0	0	3				
Bill Freehan, R (1.2) OBP: 0.355, SLG: 0.440		4-0 G6-4-3 BB		0-0 F7		0-0 FC6-4 1-2		0-0 FC5 1B 1-2 2-3		3	0	0	0	1	0	4				
Tom Matchick, L (1.6) OBP: 0.261, SLG: 0.341		0-0 P4		0-3 K			0-0 6-3		0-0 F5		4	0	0	0	0	1		3		
Don Wert, R (1.5) OBP: 0.269, SLG: 0.328		0-0 G6-4-3			0-3 K		0-0 4-3		0-0 1-3 2-H 1B		3	0	0	0	0	1		1		
Gates Brown, L (9. PH) OBP: 0.497, SLG: 0.600										1	0	1	1	0	0	0				
Mickey Lolich, S (1.1) OBP: 0.188, SLG: 0.115										1	0	0	0	0	0	0				
John Wyatt, K (4.1)										0	0	0	0	0	0	0				
Wayne Comer, R (5. PH)										0	0	0	0	0	0	0				
Fred Lasher, R (5.1)										0	0	0	0	0	0	0				
Dick Tracewski, R (7. PH)										0	0	0	0	0	0	0				
John Hiller, R (7.1)										0	0	0	0	0	0	0				
Norm Cash, L (9. PH) OBP: 0.268, SLG: 0.419										1	0	0	0	0	0	2				
<b>Inning Stats</b>	R: 2 E: 1 K: 0 S: 4	H: 2 LOB: 1 BB: 1 P: 8	R: 0 E: 0 K: 0 S: 2	H: 0 LOB: 0 BB: 1 P: 6	R: 0 E: 0 K: 1 S: 5	H: 2 LOB: 2 BB: 0 P: 5	R: 0 E: 0 K: 1 S: 5	H: 0 LOB: 0 BB: 0 P: 5	R: 0 E: 1 K: 0 S: 5	H: 2 LOB: 2 BB: 0 P: 5	R: 0 E: 0 K: 0 S: 3	H: 0 LOB: 0 BB: 0 P: 3	R: 0 E: 0 K: 1 S: 5	H: 0 LOB: 0 BB: 1 P: 5	R: 1 E: 0 K: 0 S: 5	H: 2 LOB: 2 BB: 1 P: 9	1B: 6 2B: 2 3B: 0 HR: 0	SF: 0 SAC: 0 DP: 1 HBP: 0	WP: 0 PB: 0 SB: 0 CS: 0	PA: 36
<b>PITCHER</b>	IP WLS BF H R ER SO BB IBB HBP BLK WP HR S P ERA WHIP																			
Jim Hannan, R (1.1) ERA: 3.29	8.0 W 32 7 3 3 3 3 0 0 0 0 0 0 35 47 3.38 1.250																			
Dick Bosman, R (9.1) ERA: 3.59	0.2 S 3 1 0 0 0 0 0 0 0 0 0 0 3 3 0.00 1.500																			
Barry Moore, L (9.1) ERA: 4.66	0.1 S 1 0 0 0 0 0 0 0 0 0 0 0 1 1 0.00 0.000																			

AB 33  
R 3  
H 8  
RBI 3  
BB 3  
SO 3  
LOB 17



Batter	1	2	3	4	5	6	7	8	9	AB	R	H	RBI	BB	SO	LOB	BOTTOM			
Del Unser, L (1.8) OBP: 0.293, SLG: 0.297	0-0 L4-3		4-0 1B HR BB	0-0 BB 1B		0-3 K		0-0 F9		4	2	1	0	1	1	0	<b>Detroit Tigers @ Washington Senators</b> D.C. Stadium, Washington, DC Wed Jul 24 1968, 7:05 PM EDT Att: 7,065 - Unknown			
Cap Peterson, R (1.9) OBP: 0.287, SLG: 0.307	0-0 L5-3		0-0 F8	4-0 1B BB			0-0 F7	0-0 L2-3		4	0	0	0	1	0	1				
Hank Allen, R (1.7) OBP: 0.333, SLG: 0.444	0-0 1B 3B		0-0 1-2 HR 1B	0-0 1-2 2-H 1B			0-0 BB BB 2B			4	3	4	1	0	0	0				
Ken McMullen, R (1.5) OBP: 0.334, SLG: 0.399	0-0 1B		0-0 1-1 2-H HR	0-3 K			4-0 BB BB BB			3	1	2	4	1	1	2				
Mike Epstein, L (1.3) OBP: 0.294, SLG: 0.312	0-3 K		0-3 K		0-0 L6-3		4-0 BB BB			3	0	0	0	1	2	1				
Gary Holman, L (8.3) OBP: 0.407, SLG: 0.417							1-2 2-3 BB			0	0	0	0	0	0	0				
Paul Casanova, R (1.2) OBP: 0.196, SLG: 0.222		0-0 F9	0-0 1B		0-0 F9		0-0 P6			4	0	1	0	0	0	3				
Bernie Allen, L (1.4) OBP: 0.297, SLG: 0.352		0-0 L4-3	0-0 F7		0-0 G1		4-0 1-2 2-3 3-H BB			3	0	0	1	1	0	1				
Ron Hansen, R (1.6) OBP: 0.280, SLG: 0.308		0-0 1B		0-0 F2		0-0 F6	0-0 L3			4	0	1	0	0	0	3				
Jim Hannan, R (1.1) OBP: 0.095, SLG: 0.095		0-3 K		0-3 K		0-3 K		0-3 K		4	0	0	0	0	4	1				
Dick Bosman, R (9.1) ERA: 2.94										0	0	0	0	0	0	0				
Barry Moore, L (9.1) OBP: 0.143, SLG: 0.143										0	0	0	0	0	0	0				
<b>Inning Stats</b>	R: 1 E: 0 K: 1 S: 7	H: 2 LOB: 1 BB: 0 P: 7	R: 0 E: 0 K: 1 S: 6	H: 1 LOB: 0 BB: 0 P: 6	R: 3 E: 0 K: 1 S: 8	H: 3 LOB: 1 BB: 1 P: 12	R: 1 E: 0 K: 2 S: 9	H: 2 LOB: 2 BB: 1 P: 13	R: 0 E: 0 K: 0 S: 3	H: 0 LOB: 0 BB: 0 P: 3	R: 0 E: 0 K: 2 S: 7	H: 0 LOB: 0 BB: 0 P: 7	R: 1 E: 0 K: 0 S: 4	H: 1 LOB: 3 BB: 3 P: 16	R: 0 E: 0 K: 1 S: 5	H: 0 LOB: 0 BB: 0 P: 5	1B: 6 2B: 1 3B: 1 HR: 1	SF: 0 SAC: 0 DP: 0 HBP: 0	WP: 0 PB: 0 SB: 0 CS: 0	PA: 38
<b>PITCHER</b>	IP WLS BF H R ER SO BB IBB HBP BLK WP HR S P ERA WHIP																			
Mickey Lolich, L (1.1) ERA: 3.45	3.2 L 20 7 5 5 4 2 0 0 0 0 0 0 26 34 12.27 2.455																			
John Wyatt, R (4.1) ERA: 2.94	0.1 2 1 0 0 1 0 0 0 0 0 0 0 4 4 0.00 3.000																			
Fred Lasher, R (5.1) ERA: 2.79	2.0 6 0 0 0 2 0 0 0 0 0 0 0 10 10 0.00 0.000																			
John Hiller, L (7.1) ERA: 3.5	2.0 10 1 1 1 1 3 0 0 0 0 0 0 9 21 4.50 2.000																			

AB 33  
R 6  
H 9  
RBI 6  
BB 5  
SO 8  
LOB 12










Batter	1	2	3	4	5	6	7	8	9	AB	R	H	RBI	BB	SO	LOB	TOP								
Dick McAuliffe, L (1.4) OBP: 0.333, SLG: 0.418	4-0 CS BB		0-0 G3		0-0 1-3 2-H 1B			0-0 SH1-3 FC5 2B	4-0 IBB	3	1	2	1	2	0	0									
Mickey Stanley, R (1.8) OBP: 0.302, SLG: 0.377	0-0 F9			0-0 4-3	0-0 6-3			0-0 SH1-3	0-3 K	4	0	0	0	0	1	5									
Jim Northrup, L (1.9) OBP: 0.314, SLG: 0.434	0-0 3-1			0-3 K		0-0 3-1		0-0 FC5 1B		4	1	0	1	0	1	0									
Al Kaline, R (1.3) OBP: 0.400, SLG: 0.401		0-0 L1-3		0-0 L4		0-0 L6		0-0 3-H 2-H 1B		4	0	1	1	0	0	0									
Willie Horton, R (1.7) OBP: 0.350, SLG: 0.552		0-0 1B			0-0 1B 2B	0-0 6-3		0-3 K		4	1	2	0	0	1	1									
Bill Freehan, R (1.2) OBP: 0.356, SLG: 0.441	0-0 F9			0-0 F9	0-0 FC1-5 2-H 1B		0-0 4-3 2B	0-0 F9		4	0	2	1	0	0	2									
Don Wert, R (1.5) OBP: 0.269, SLG: 0.325	0-0 F8			4-0 1-2 1B FC1-5 BB		0-0 4-3		0-0 4-3 SH3-4 1B		3	1	1	0	1	0	2									
Ray Oyler, R (1.6) OBP: 0.236, SLG: 0.213			0-0 5-3		0-0 FC1-5 1B 2-3		0-0 P6	0-0 SH3-4		3	0	0	0	0	0	3									
Earl Wilson, R (1.1) OBP: 0.208, SLG: 0.358			0-0 6-3		0-3 K		0-3 K		0-0 4-3	2	0	0	0	0	1	2									
Jon Warden, S (6.1)										0	0	0	0	0	0	0									
Daryl Patterson, L (6.1)										2	0	0	0	0	1	2									
<b>Inning Stats</b>	R: 0 E: 0 K: 0 S: 2	H: 0 LOB: 0 BB: 1 P: 6	R: 0 E: 0 K: 0 S: 4	H: 1 LOB: 1 BB: 0 P: 4	R: 0 E: 0 K: 0 S: 3	H: 0 LOB: 0 BB: 0 P: 3	R: 0 E: 0 K: 1 S: 5	H: 0 LOB: 0 BB: 0 P: 5	R: 2 E: 0 K: 1 S: 8	H: 3 LOB: 2 BB: 1 P: 12	R: 0 E: 0 K: 0 S: 3	H: 0 LOB: 1 BB: 0 P: 3	R: 0 E: 0 K: 1 S: 6	H: 1 LOB: 1 BB: 0 P: 6	R: 2 E: 1 K: 1 S: 8	H: 2 LOB: 1 BB: 0 P: 8	R: 0 E: 0 K: 1 S: 6	H: 1 LOB: 2 BB: 1 P: 10	1B: 5 2B: 3 3B: 0 HR: 0	SF: 0 SAC: 2 DP: 0 HBP: 0	WP: 1 PB: 0 SB: 0 CS: 1	PA: 38			
<b>PITCHER</b>	IP	WLS	BF	H	R	ER	SO	BB	IBB	HBP	BLK	WP	HR	S	P	ERA	WHIP								
Jim Hardin, R (1.1) ERA: 2.16	7.0	L	27	5	2	2	3	2	0	0	0	1	0	31	39	2.57	1.000								
Eddie Watt, R (8.1) ERA: 2.52	0.1		4	2	2	1	0	0	0	0	0	0	0	4	4	27.00	6.000								
Gene Brabender, R (8.1) ERA: 3.46	1.2		7	1	0	0	2	0	1	0	0	0	0	10	14	0.00	0.600								

**Detroit Tigers @ Baltimore Orioles**  
**Memorial Stadium, Baltimore, MD**  
 Fri Jul 26 1968, 7:05 PM EDT  
 Att: 35,627 - Unknown


**AB 33**  
**R 4**  
**H 8**  
**RBI 4**  
**BB 3**  
**SO 5**  
**LOB 17**



Batter	1	2	3	4	5	6	7	8	9	AB	R	H	RBI	BB	SO	LOB	BOTTOM								
Don Buford, S (1.8) OBP: 0.364, SLG: 0.462	0-0 1B		0-0 L3		0-0 P4		0-3 K			4	0	1	0	0	1	2									
Mark Belanger, R (1.6) OBP: 0.230, SLG: 0.227	0-3 K		0-0 F7			0-0 1B BB 1B	0-3 K			4	0	1	0	0	2	2									
Frank Robinson, R (1.9) OBP: 0.368, SLG: 0.408	0-0 L3		0-3 K			4-0 1-2 BB 1B		0-0 L4-3		3	0	0	0	1	1	1									
Boog Powell, L (1.3) OBP: 0.362, SLG: 0.459	0-3 K			0-0 L3 1B		0-0 1-2 2-3 1B		0-0 HR		4	1	3	1	0	1	1									
Eliot Hendricks, L (1.2) OBP: 0.359, SLG: 0.618		0-0 L4-3		0-0 L3		0-3 K		0-0 P6		2	0	0	0	0	0	1									
Curt Motton, R (6. PH) OBP: 0.333, SLG: 0.348										0	0	0	0	0	0	0									
Fred Valentine, S (6. PH) OBP: 0.299, SLG: 0.381										1	0	0	0	0	1	3									
Andy Etchebarren, R (7.2) OBP: 0.324, SLG: 0.423										1	0	0	0	0	0	0									
Brooks Robinson, R (1.5) OBP: 0.297, SLG: 0.403	0-0 F9		0-0 L5-3			0-3 K		0-0 P6		4	0	0	0	0	1	3									
Davey Johnson, R (1.4) OBP: 0.346, SLG: 0.399		0-0 PB 1B			0-0 SH1-4 1B	0-3 K			0-0 F3	4	0	2	0	0	1	3									
Curt Blefary, L (1.7) OBP: 0.302, SLG: 0.316	4-0 1-2 IBB				0-0 F2		0-0 F9		0-0 P4	3	0	0	0	1	0	1									
Jim Hardin, R (1.1) OBP: 0.075, SLG: 0.113		0-3 K			0-0 SH1-4		4-0 BB		0-0 P6	1	0	0	0	0	1	2									
Dave May, L (7. PH) OBP: 0.238, SLG: 0.180										0	0	0	0	1	0	0									
Eddie Watt, R (8.1) ERA: 2.52										0	0	0	0	0	0	0									
Gene Brabender, R (8.1) OBP: 0.154, SLG: 0.280										0	0	0	0	0	0	0									
Paul Blair, R (9. PH) OBP: 0.266, SLG: 0.268										1	0	0	0	0	0	0									
<b>Inning Stats</b>	R: 0 E: 0 K: 2 S: 8	H: 1 LOB: 1 BB: 0 P: 8	R: 0 E: 0 K: 1 S: 6	H: 1 LOB: 2 BB: 1 P: 10	R: 0 E: 0 K: 1 S: 5	H: 0 LOB: 0 BB: 0 P: 5	R: 0 E: 0 K: 0 S: 3	H: 1 LOB: 0 BB: 0 P: 3	R: 0 E: 0 K: 0 S: 4	H: 1 LOB: 1 BB: 0 P: 4	R: 0 E: 0 K: 3 S: 11	H: 2 LOB: 3 BB: 1 P: 15	R: 0 E: 0 K: 2 S: 7	H: 0 LOB: 1 BB: 1 P: 11	R: 1 E: 0 K: 0 S: 4	H: 1 LOB: 0 BB: 0 P: 4	R: 0 E: 0 K: 0 S: 3	H: 0 LOB: 0 BB: 0 P: 3	1B: 6 2B: 1 3B: 0 HR: 1	SF: 0 SAC: 1 DP: 1 HBP: 0	WP: 0 PB: 1 SB: 0 CS: 0	PA: 36			
<b>PITCHER</b>	IP	WLS	BF	H	R	ER	SO	BB	IBB	HBP	BLK	WP	HR	S	P	ERA	WHIP								
Earl Wilson, R (1.1) ERA: 3.07	5.0	W	20	5	0	0	4	0	1	0	0	0	0	27	31	0.00	1.000								
Jon Warden, L (6.1) ERA: 3.25	0.0		2	1	0	0	0	1	0	0	0	0	0	1	5	∞	∞								
Daryl Patterson, R (6.1) ERA: 1.64	4.0	S	14	1	1	1	5	1	0	0	0	0	1	23	27	2.25	0.500								

**Detroit Tigers @ Baltimore Orioles**  
**Memorial Stadium, Baltimore, MD**  
 Fri Jul 26 1968, 7:05 PM EDT  
 Att: 35,627 - Unknown

**AB 32**  
**R 1**  
**H 7**  
**RBI 1**  
**BB 3**  
**SO 9**  
**LOB 19**






Batter	1	2	3	4	5	6	7	8	9	AB	R	H	RBI	BB	SO	LOB	TOP								
Dick McAuliffe, L OBP: 0.337, SLG: 0.427	0-3 K		0-0 FC4-6 1B	4-0 BB		0-0 HR		0-3 K		4	1	2	2	1	2	0									
Jim Northrup, L OBP: 0.312, SLG: 0.431	0-3 K		0-0 FC4-6 L5-4-3	0-0 F8		0-3 K			0-0 HR	5	1	1	0	0	2	5									
Al Kaline, R OBP: 0.400, SLG: 0.414	4-0 BB		0-0 L5-4-3		0-0 L9			0-3 K		4	1	1	2	1	1	2									
Mickey Stanley, R OBP: 0.302, SLG: 0.377	0-3 BB								0-0 HR	0	0	0	0	0	0	0									
Norm Cash, L OBP: 0.299, SLG: 0.437	0-3 K			0-0 HR	1B				0-0 WP HR	5	2	4	0	0	1	1									
Willie Horton, R OBP: 0.354, SLG: 0.571		0-0 F8		0-0 HR	1B				0-0 HR	5	2	3	4	0	0	1									
Bill Freehan, R OBP: 0.359, SLG: 0.440		0-0 6-3		0-0 BB	1B				0-0 HBP	3	0	1	0	1	1	1									
Don Wert, R OBP: 0.268, SLG: 0.332		0-0 4-3		0-0 P4	G5-3				0-0 L5	5	1	1	1	0	0	5									
Ray Oyler, R OBP: 0.235, SLG: 0.208			4-0 BB	0-0 F7		0-0 B3		0-0 P3	0-0 G6-4-3	4	1	0	0	1	0	2									
Denny McLain, R OBP: 0.169, SLG: 0.169			0-0 FC4-6 1B	0-0 BB		0-3 K		0-3 K		4	0	2	0	0	2	0									
<b>Inning Stats</b>	R: 0 E: 0 K: 3 S: 9	H: 0 LOB: 1 BB: 1 P: 13	R: 0 E: 0 K: 0 S: 3	H: 0 LOB: 0 BB: 0 P: 3	R: 1 E: 0 K: 0 S: 4	H: 2 LOB: 1 BB: 1 P: 8	R: 2 E: 0 K: 0 S: 7	H: 4 LOB: 3 BB: 1 P: 11	R: 0 E: 0 K: 2 S: 8	H: 2 LOB: 2 BB: 1 P: 8	R: 1 E: 0 K: 2 S: 8	H: 1 LOB: 0 BB: 0 P: 8	R: 0 E: 0 K: 2 S: 8	H: 1 LOB: 1 BB: 0 P: 8	R: 1 E: 0 K: 2 S: 8	H: 1 LOB: 0 BB: 0 P: 8	R: 4 E: 0 K: 0 S: 6	H: 4 LOB: 1 BB: 0 P: 7	1B: 8 2B: 2 3B: 0 HR: 5	SF: 0 SAC: 0 DP: 3 HBP: 1	WP: 1 PB: 0 SB: 1 CS: 1	PA: 44			
<b>PITCHER</b>	IP	WLS	BF	H	R	ER	SO	BB	IBB	HBP	BLK	WP	HR	S	P	ERA	WHIP								
Tom Phoebus, R ERA: 2.19	3.0	L	15	5	3	3	3	2	0	0	0	0	1	19	27	9.00	2.333								
John O'Donoghue, L ERA: 4.99	1.1		8	3	0	0	0	1	0	0	0	0	0	7	11	0.00	3.000								
Eddie Watt, R ERA: 2.61	1.2		6	1	1	1	2	1	0	0	0	0	1	9	13	5.40	1.200								
Gene Brabender, R ERA: 3.7	2.0		11	5	5	4	4	0	0	0	0	0	2	19	19	18.00	2.500								
John Morris, L ERA: 2.45	1.0		4	1	0	0	0	0	0	1	0	1	1	3	4	0.00	1.000								

**Detroit Tigers @ Baltimore Orioles**  
**Memorial Stadium, Baltimore, MD**  
 Sat Jul 27 1968, 7:05 PM EDT  
 Att: 45,729 - Unknown


AB 39  
 R 9  
 H 15  
 RBI 9  
 BB 4  
 SO 9  
 LOB 17



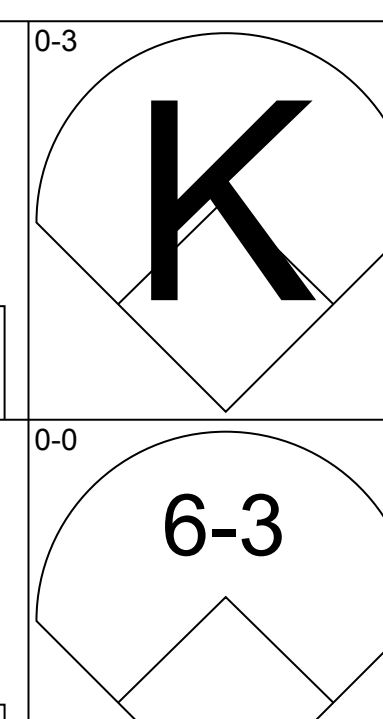
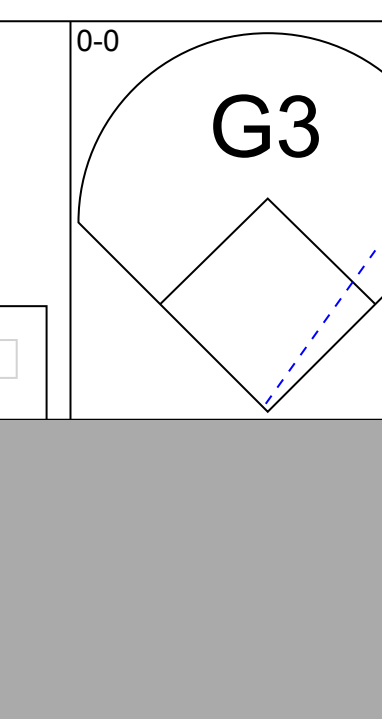
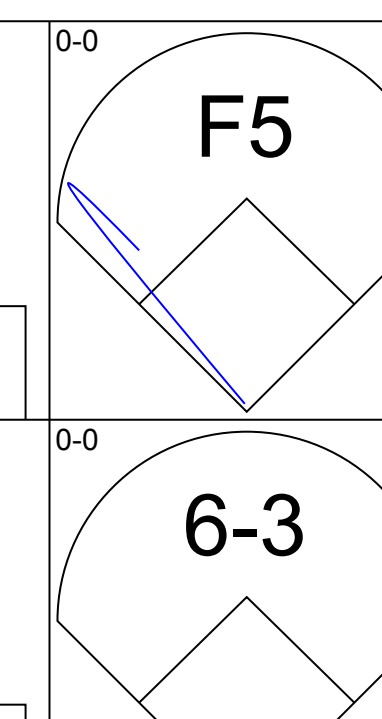
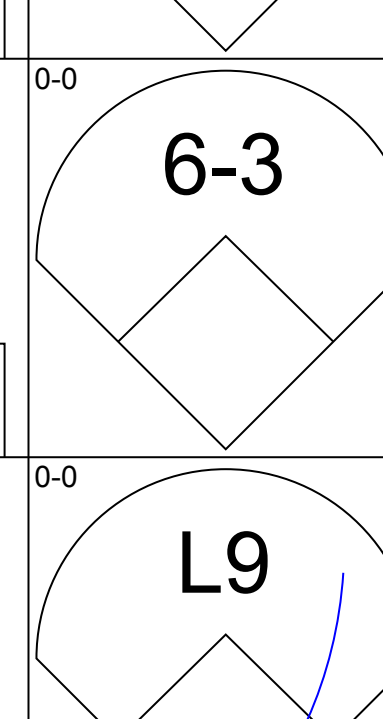

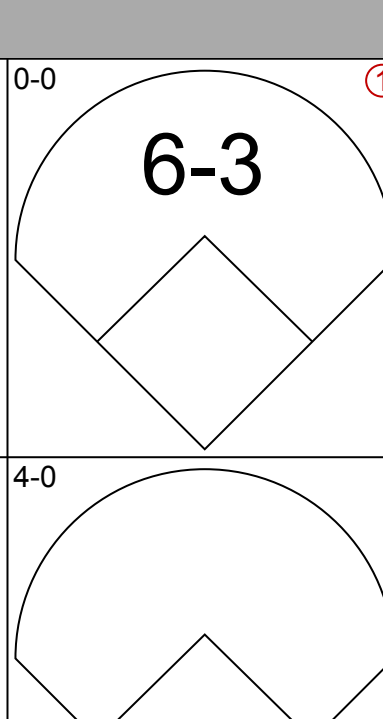
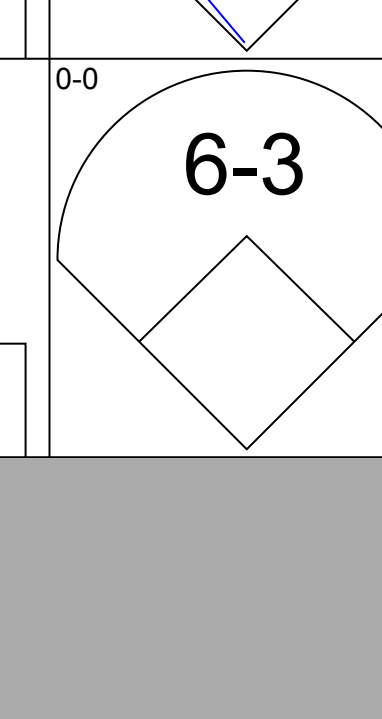
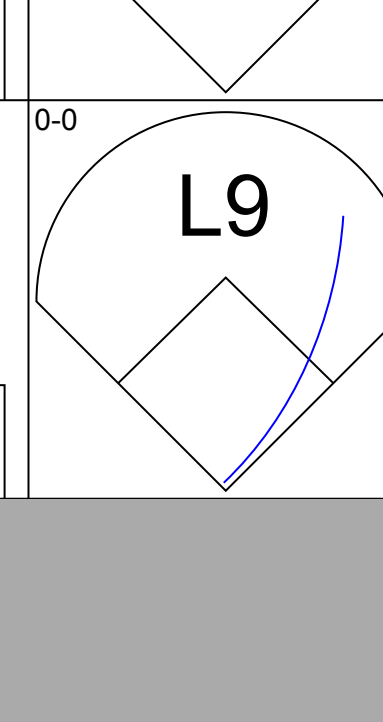
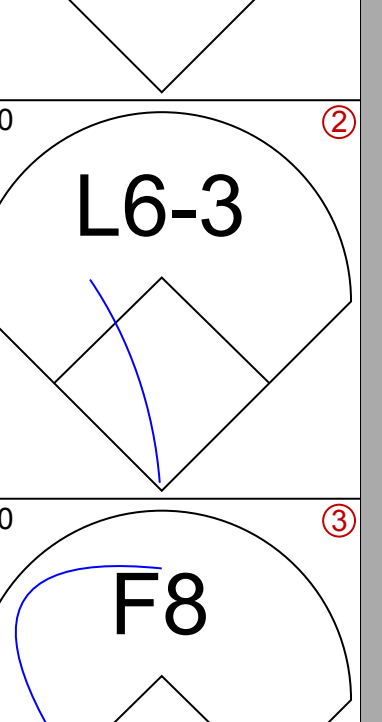
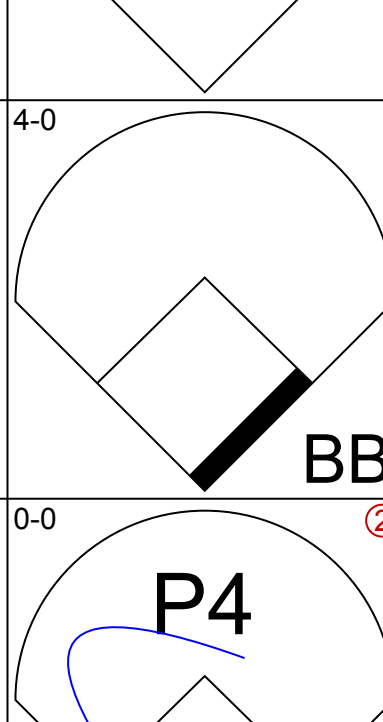
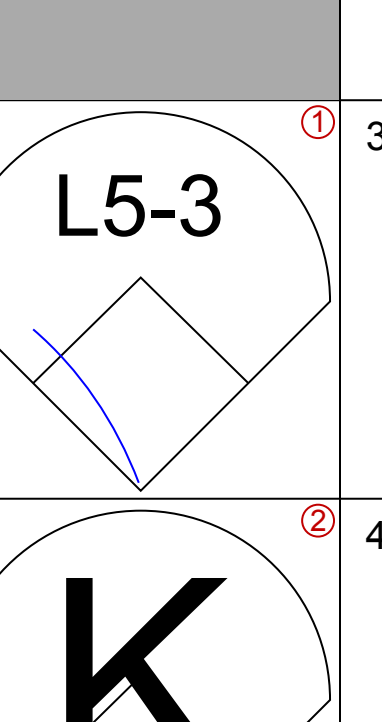
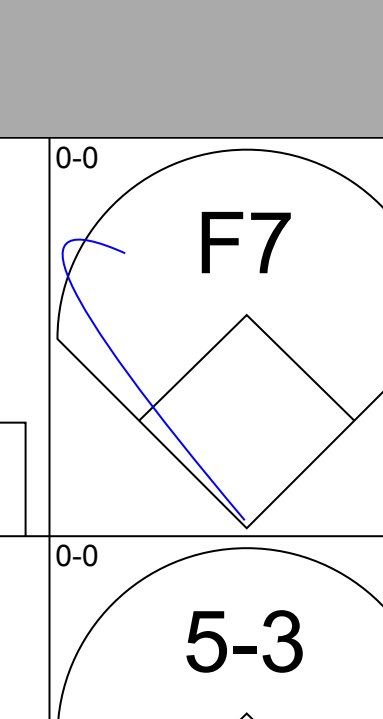
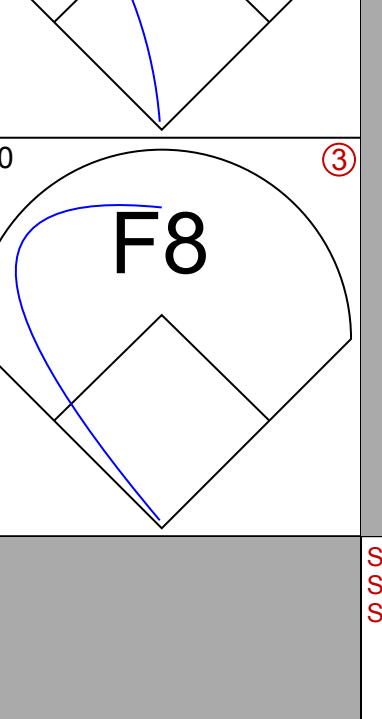
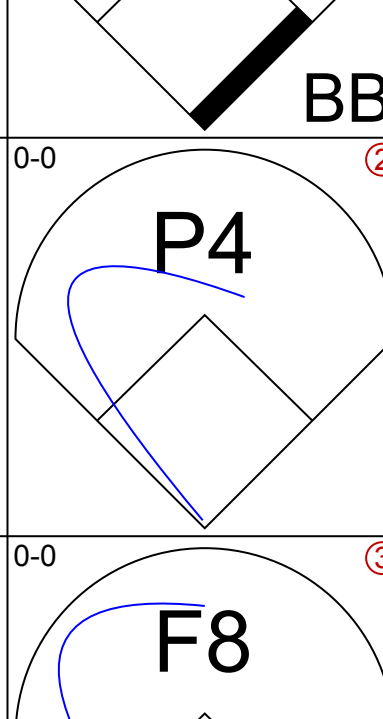
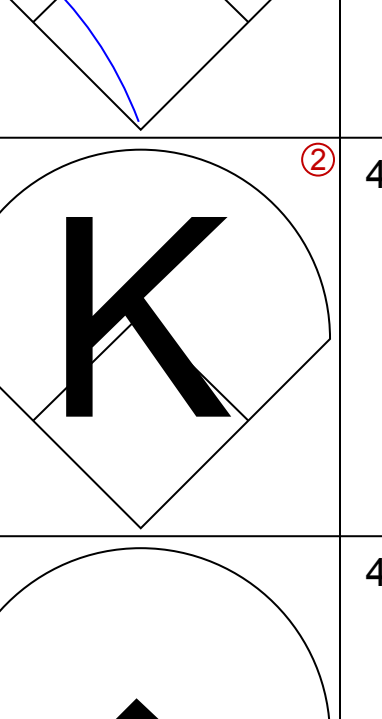
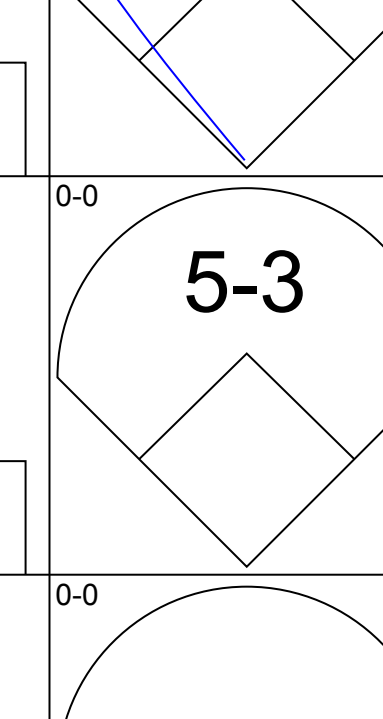
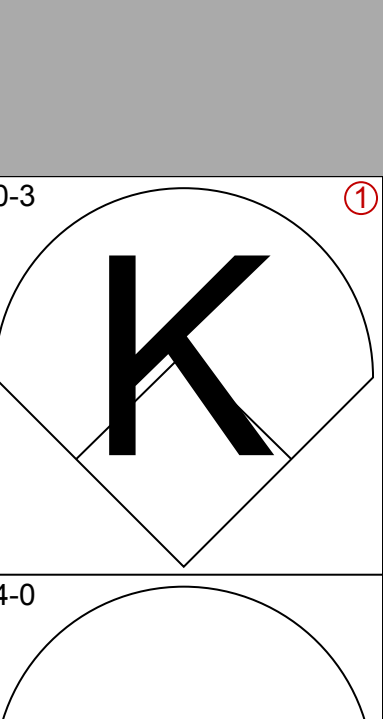
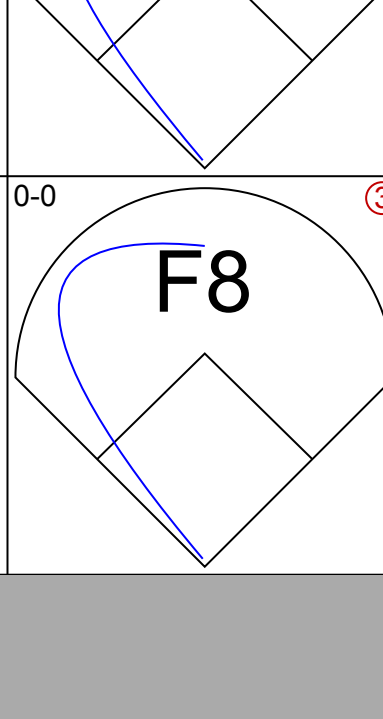
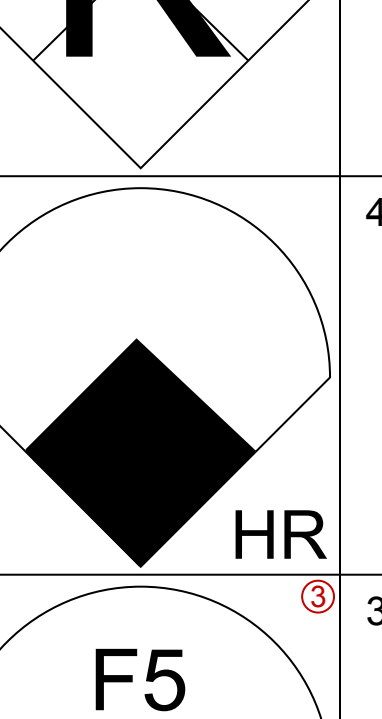
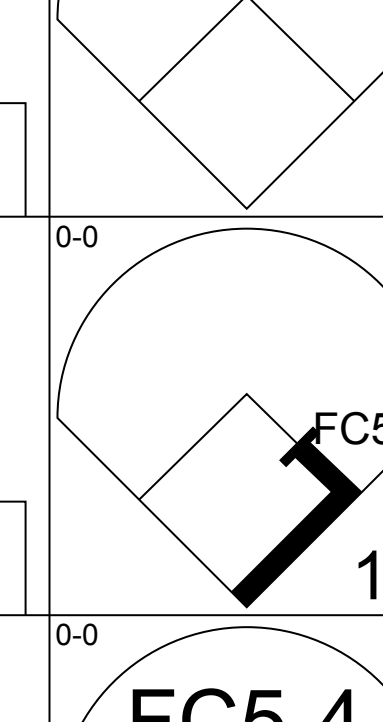
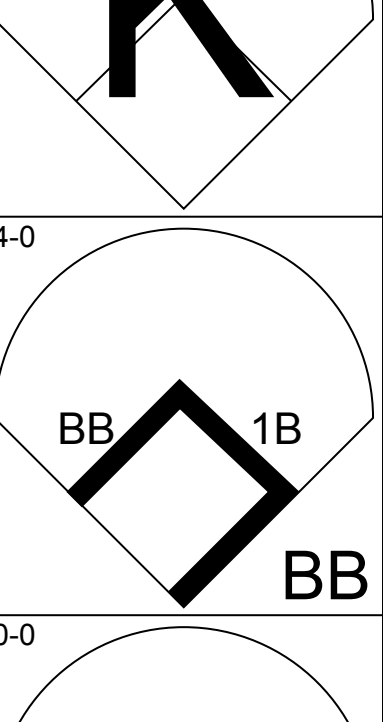
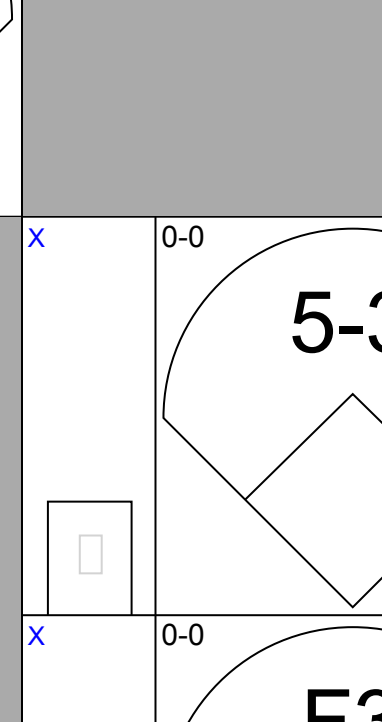
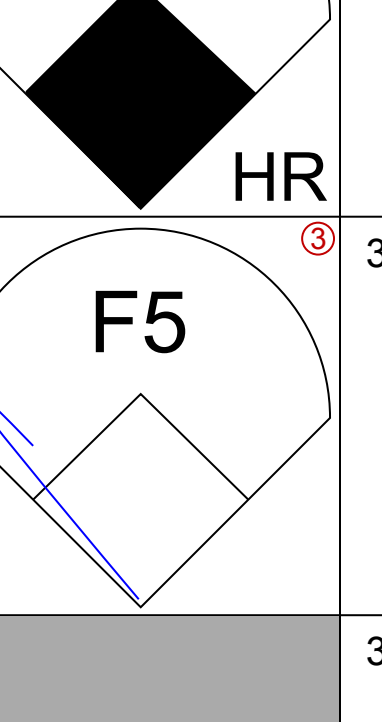
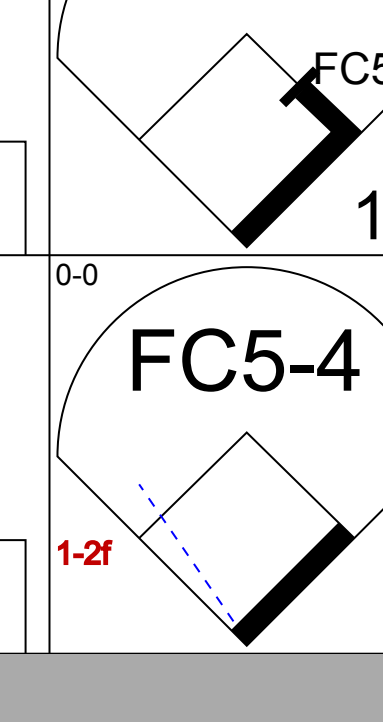
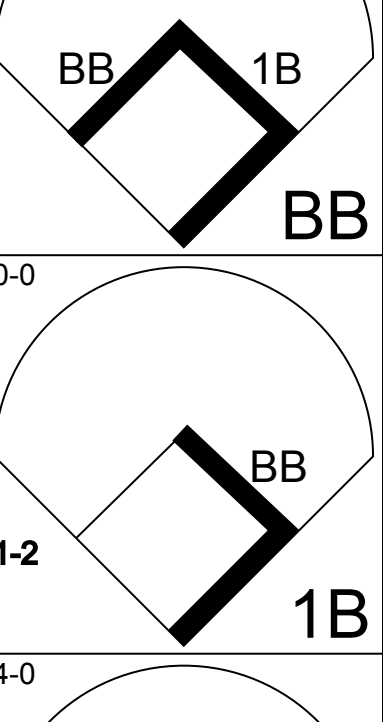
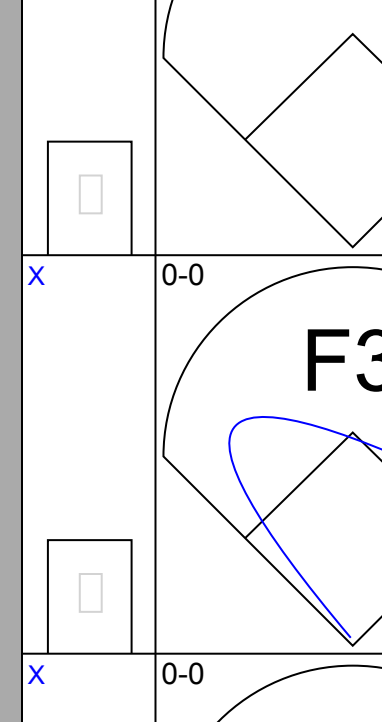

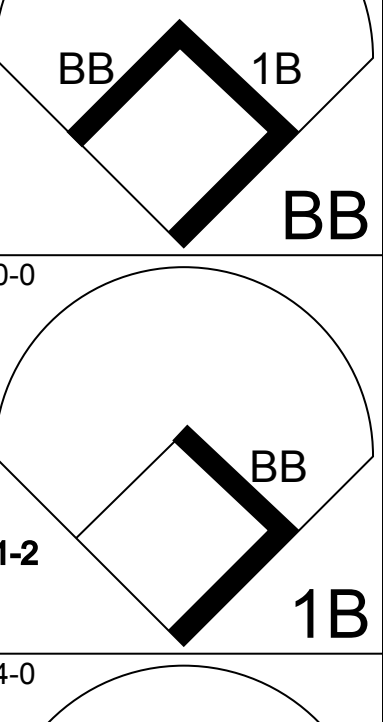
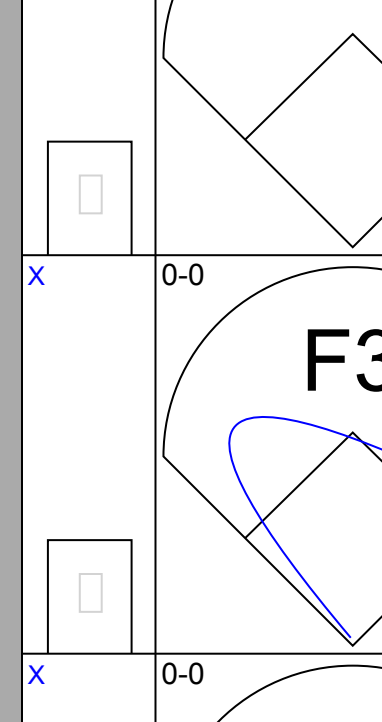
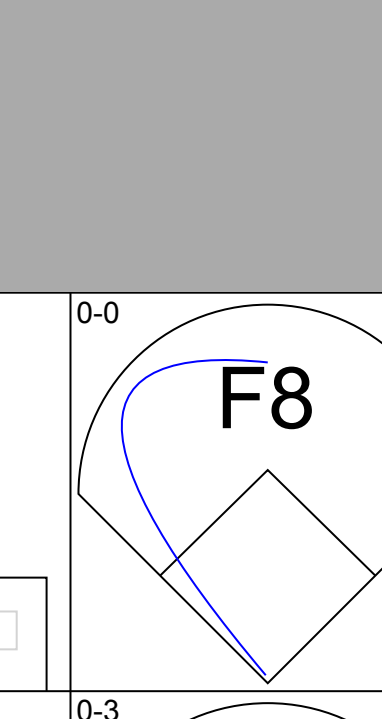
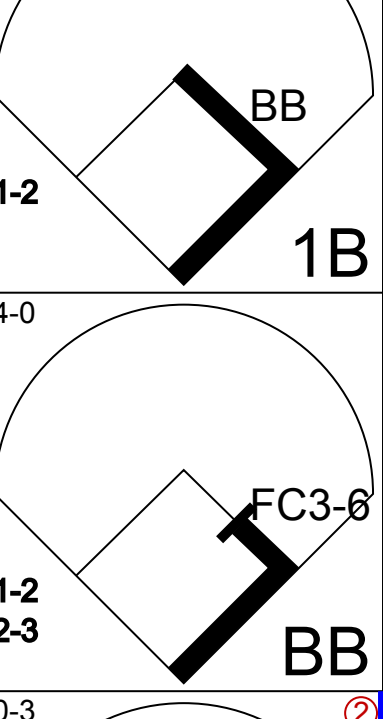

Batter	1	2	3	4	5	6	7	8	9	AB	R	H	RBI	BB	SO	LOB	BOTTOM								
Don Buford, S OBP: 0.397, SLG: 0.451	0-0 3-1		0-0 P3			0-0 L9		0-0 F8		4	0	0	0	0	0	1									
Mark Belanger, R OBP: 0.228, SLG: 0.225	0-0 4-3		0-0 F7			0-0 F8			0-0 P6	2	0	0	0	0	0	0									
Fred Valentine, S OBP: 0.297, SLG: 0.379										1	0	0	0	0	0	0									
Gene Brabender, R OBP: 0.154, SLG: 0.280										0	0	0	0	0	0	0									
John Morris, R OBP: 0.354, SLG: 0.607										1	0	0	0	0	0	0									
Elrod Hendricks, L OBP: 0.370, SLG: 0.412	0-0 2B			0-0 P4		0-0 P6			4-0 FC6-4 BB	3	0	1	0	1	0	0									
Boog Powell, L OBP: 0.358, SLG: 0.454	0-3 K			0-0 1-3		0-0 F7			0-0 F9	4	0	0	0	0	1	2									
Brooks Robinson, R OBP: 0.297, SLG: 0.401			0-0 P4		0-0 L9				0-0 FC6-4	4	0	1	0	0	0	1									
Davey Johnson, R OBP: 0.342, SLG: 0.395			0-3 K			0-0 F8			0-0 F7	3	0	0	0	0	1	1									
Curt Blefary, L OBP: 0.303, SLG: 0.314		4-0 BB				0-3 K			0-0 F8	2	0	0	0	1	1	0									
Andy Etchebarren, R OBP: 0.319, SLG: 0.416		0-3 K				0-3 K			0-0 1-3	3	0	0	0	0	2	1									
Tom Phoebus, R OBP: 0.154, SLG: 0.140			0-3 K						0-0 1B	1	0	0	0	0	1	0									
John O'Donoghue, R OBP: 0.243, SLG: 0.187						0-3 K				0	0	0	0	0	0	0									
Dave May, L OBP: 0.243, SLG: 0.187										2	0	1	0	0	1	0									
<b>Inning Stats</b>	R: 0 E: 0 K: 1 S: 6	H: 1 LOB: 0 BB: 0 P: 6	R: 0 E: 0 K: 2 S: 7	H: 0 LOB: 1 BB: 1 P: 11	R: 0 E: 0 K: 1 S: 5	H: 0 LOB: 0 BB: 0 P: 5	R: 0 E: 0 K: 0 S: 3	H: 0 LOB: 0 BB: 0 P: 3	R: 0 E: 0 K: 2 S: 7	H: 0 LOB: 0 BB: 0 P: 7	R: 0 E: 0 K: 1 S: 5	H: 0 LOB: 0 BB: 0 P: 5	R: 0 E: 0 K: 0 S: 4	H: 1 LOB: 1 BB: 0 P: 4	R: 0 E: 0 K: 0 S: 4	H: 1 LOB: 1 BB: 0 P: 4	R: 0 E: 0 K: 0 S: 3	H: 0 LOB: 1 BB: 1 P: 7	1B: 2 2B: 1 3B: 0 HR: 0	SF: 0 SAC: 0 DP: 0 HBP: 0	WP: 0 PB: 0 SB: 1 CS: 0	PA: 32			
<b>PITCHER</b>	IP	WLS	BF	H	R	ER	SO	BB	IBB	HBP	BLK	WP	HR	S	P	ERA	WHIP								
Denny McLain, R ERA: 2.1	9.0	W	32	3	0	0	7	2	0	0	0	0	0	44	52	0.00	0.556								

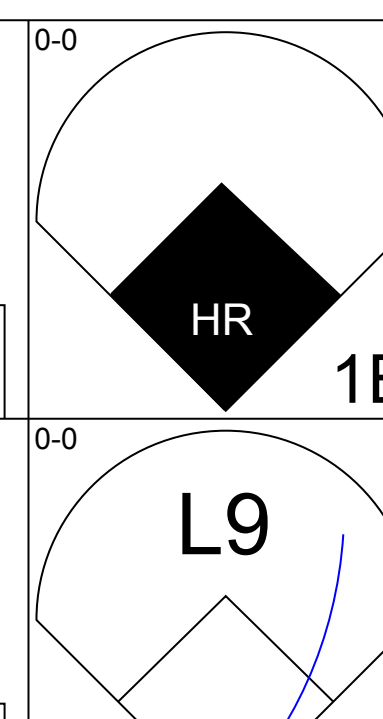
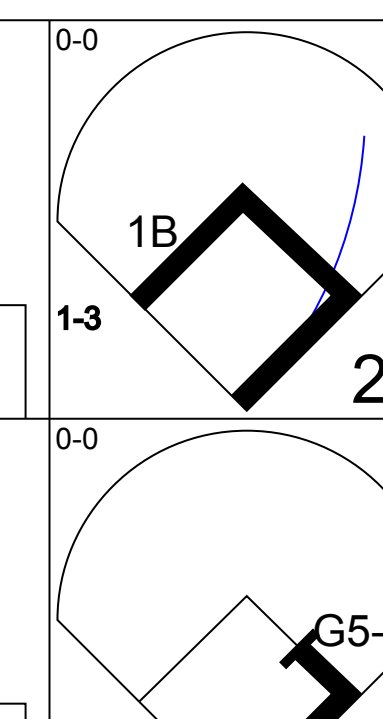
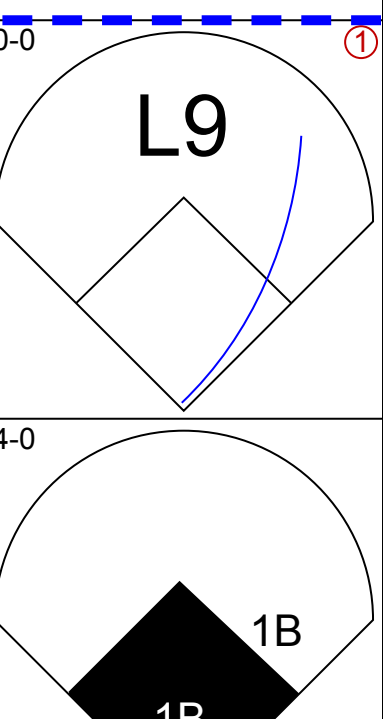
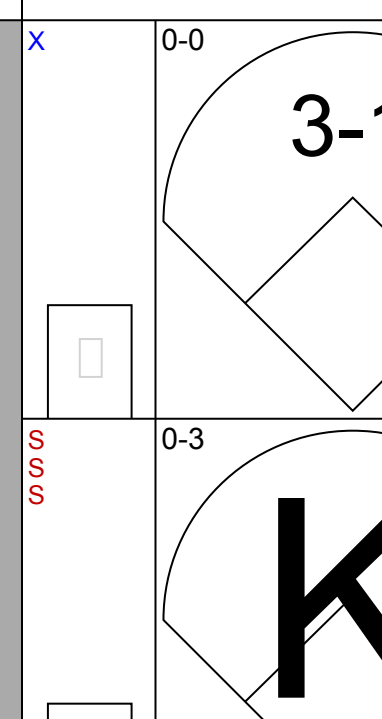
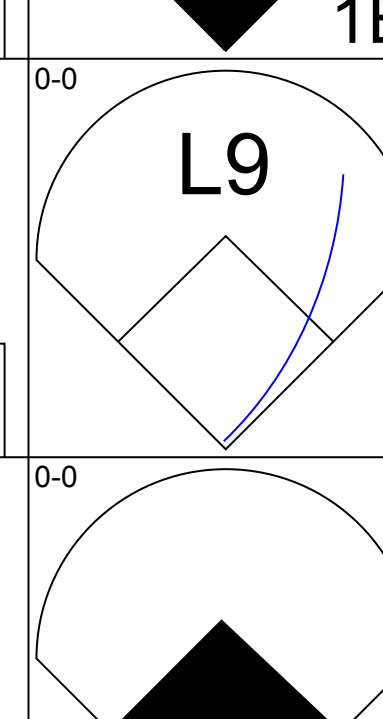
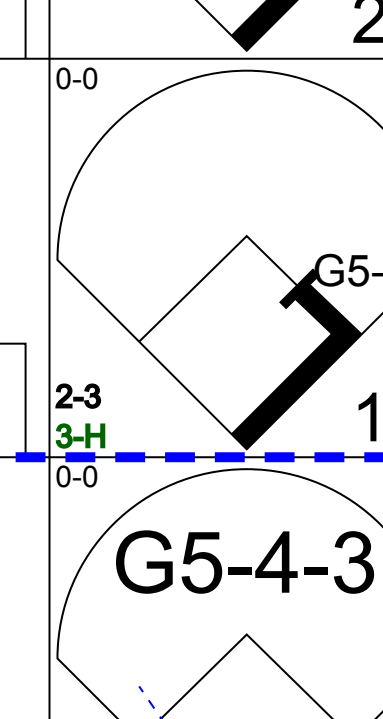
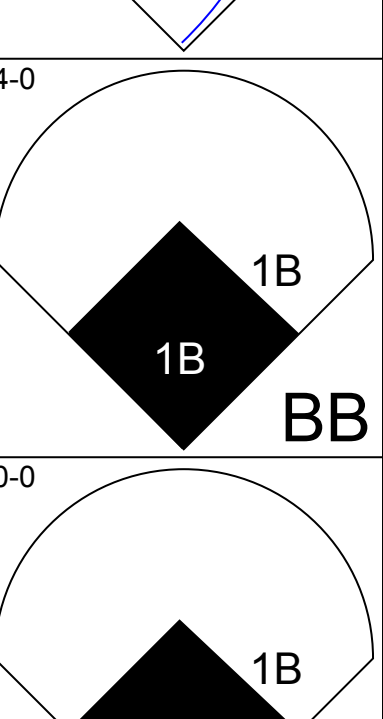
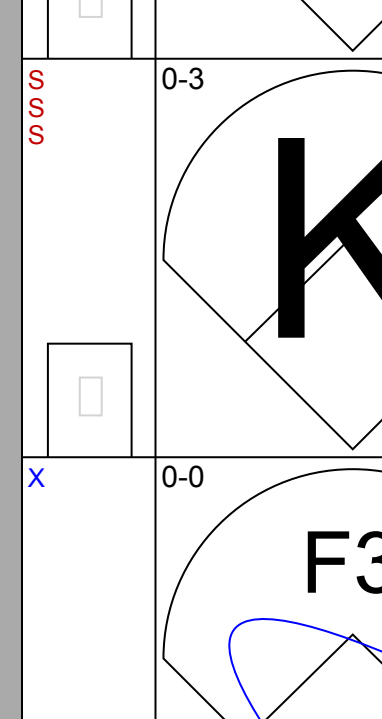
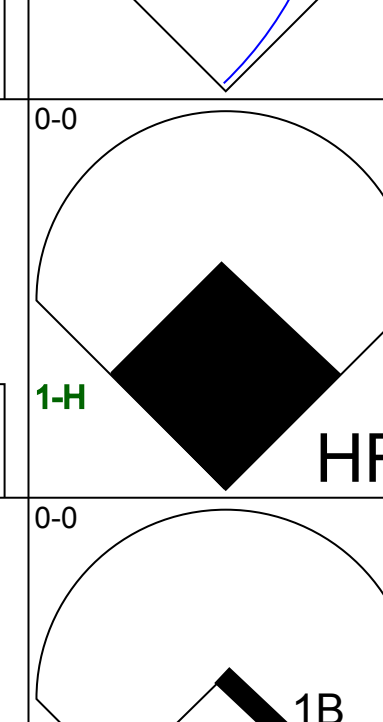
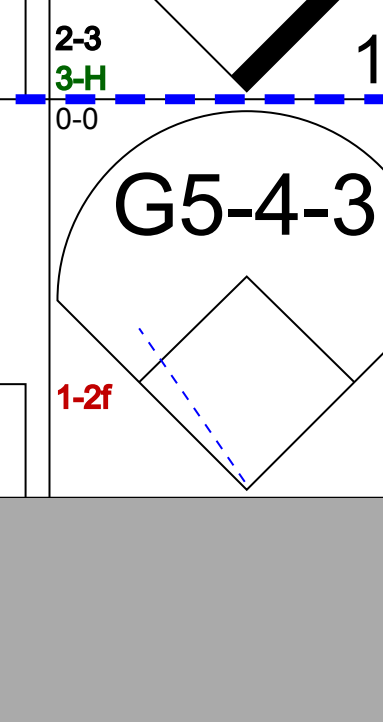
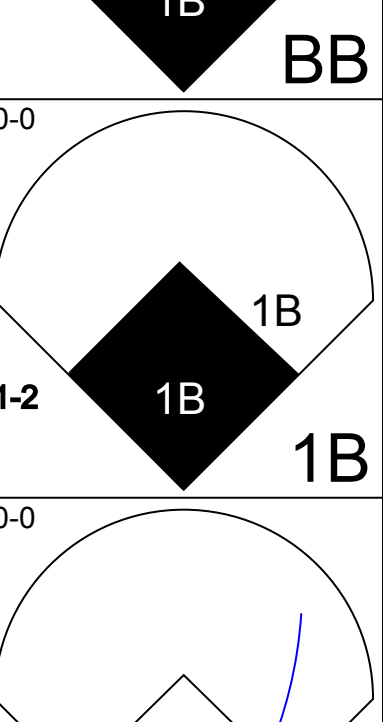
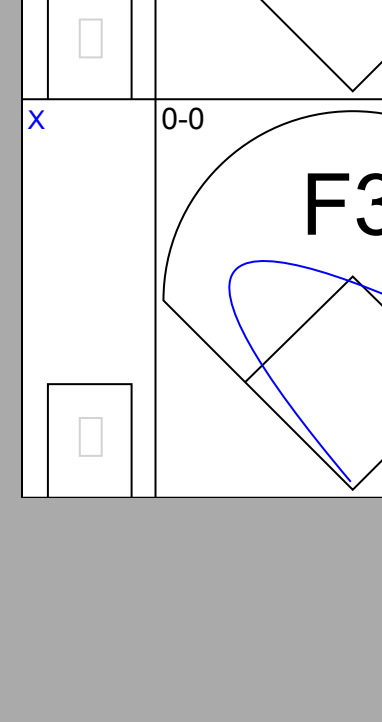
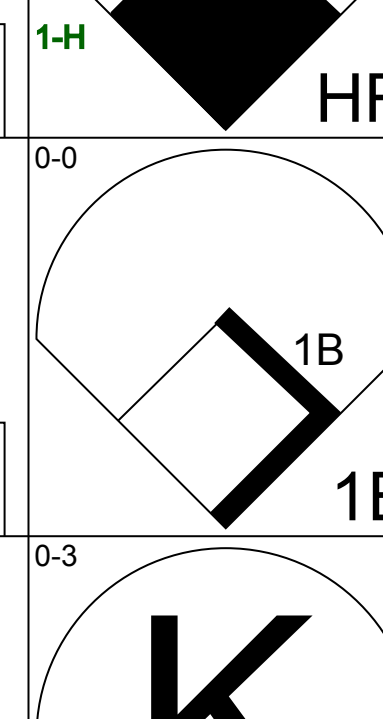
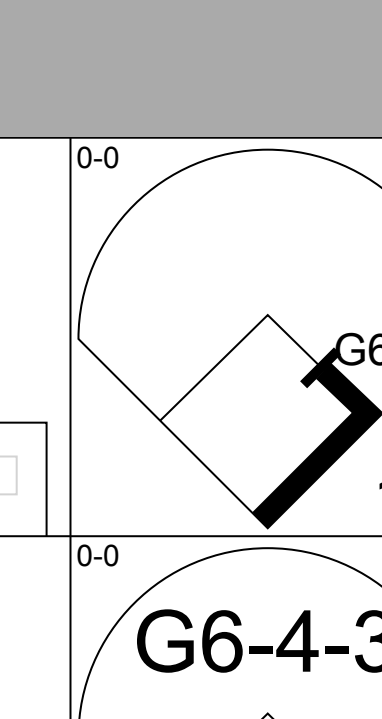
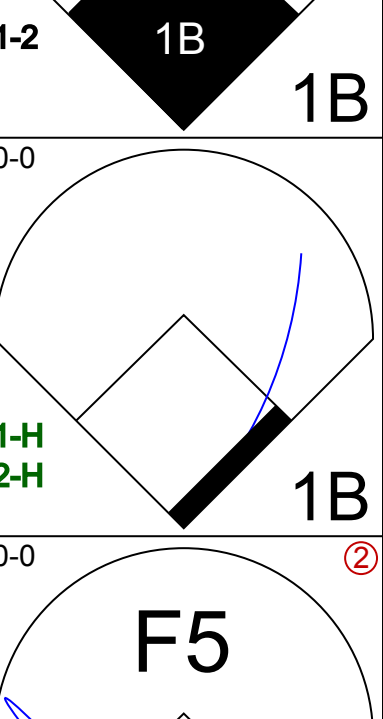
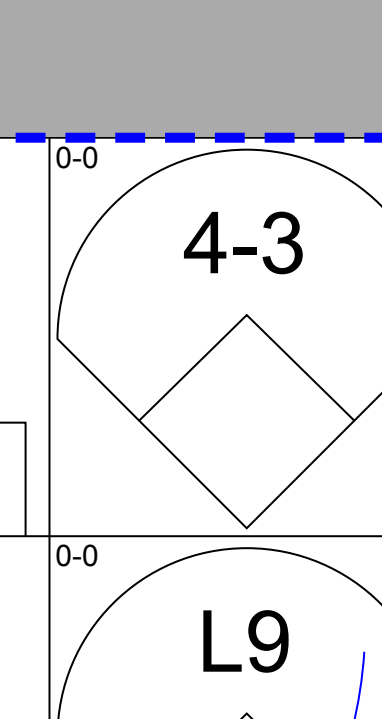
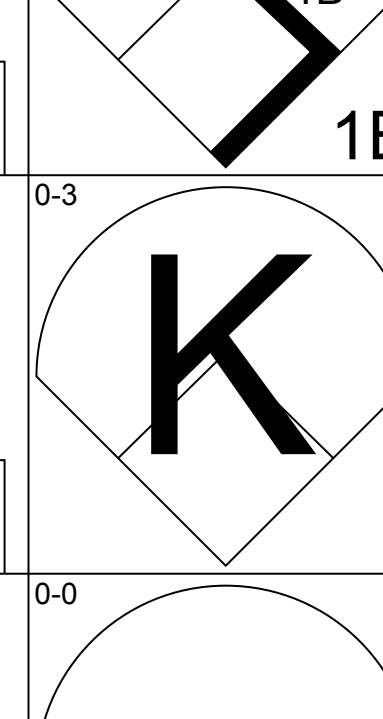
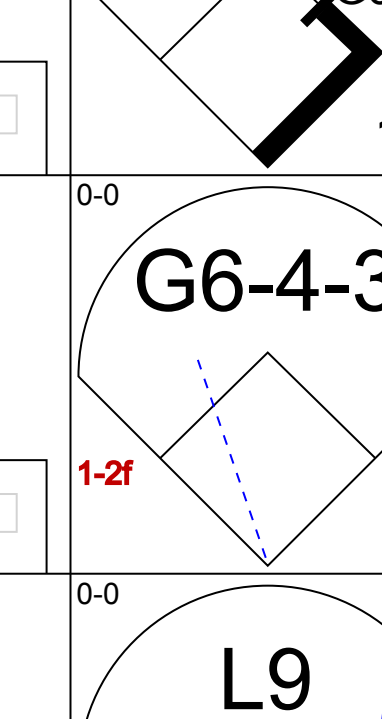
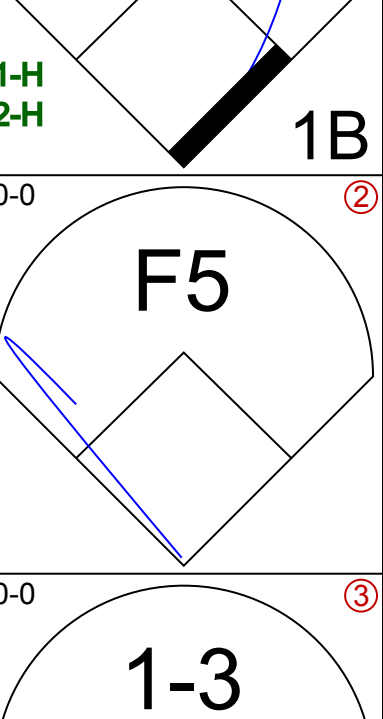
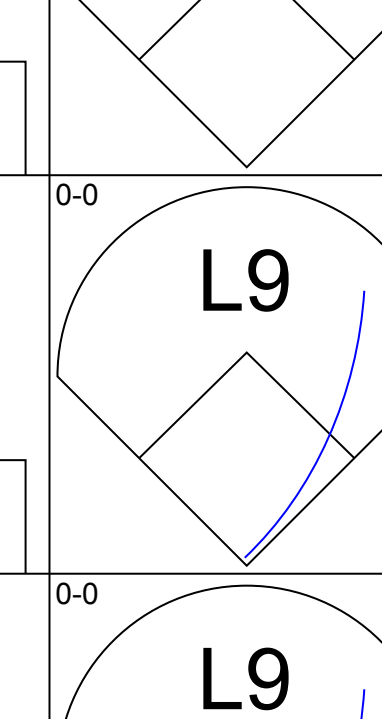
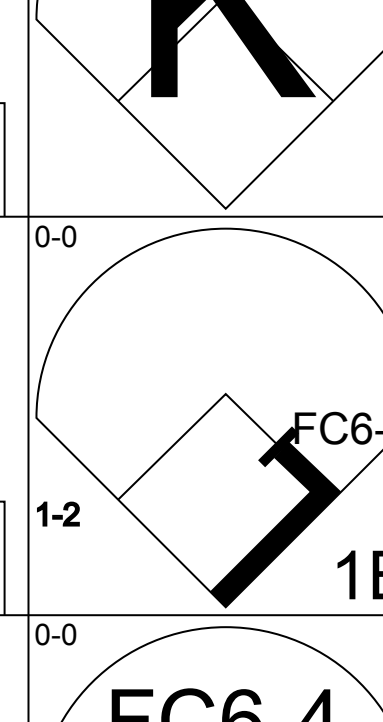
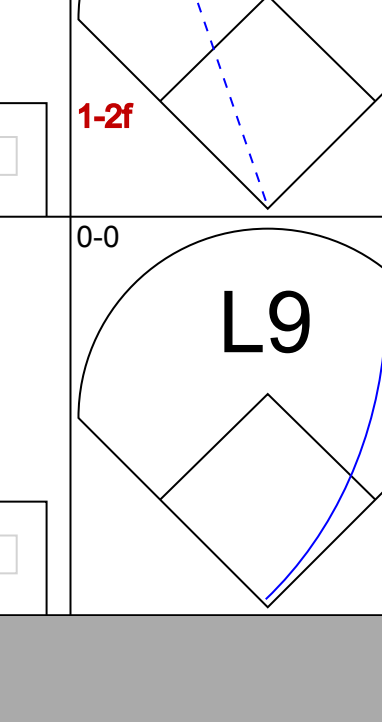
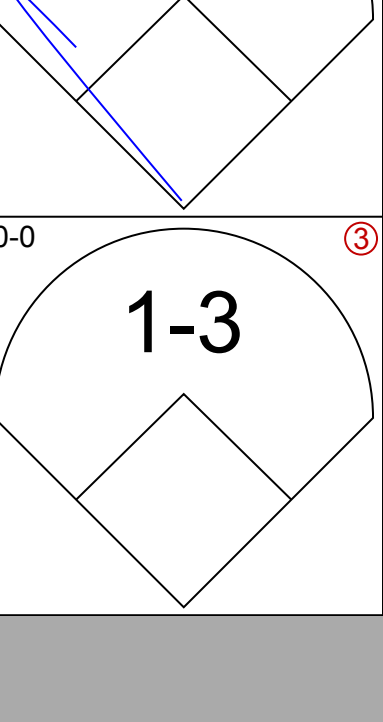
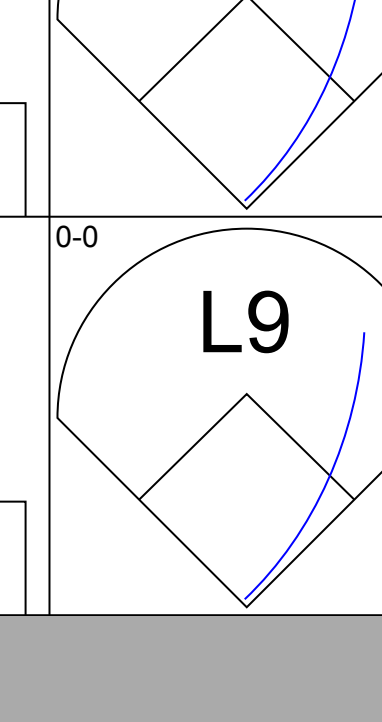
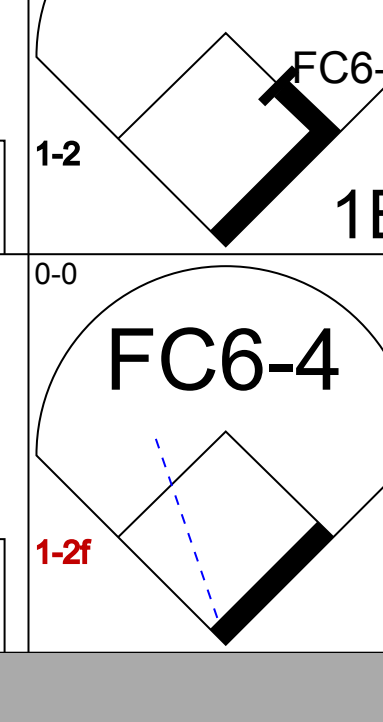
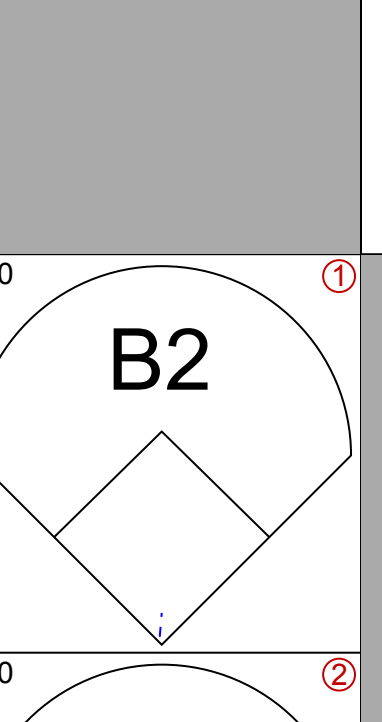
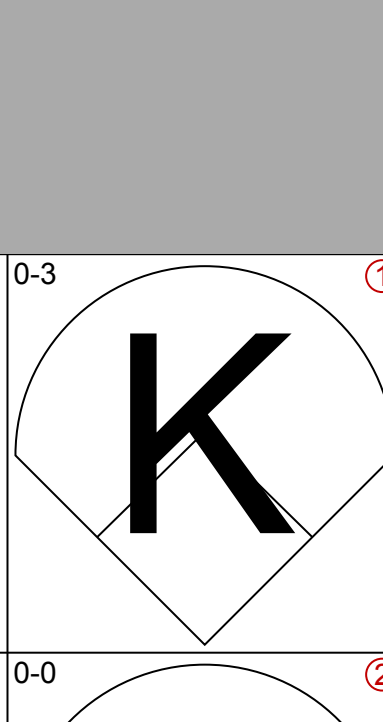

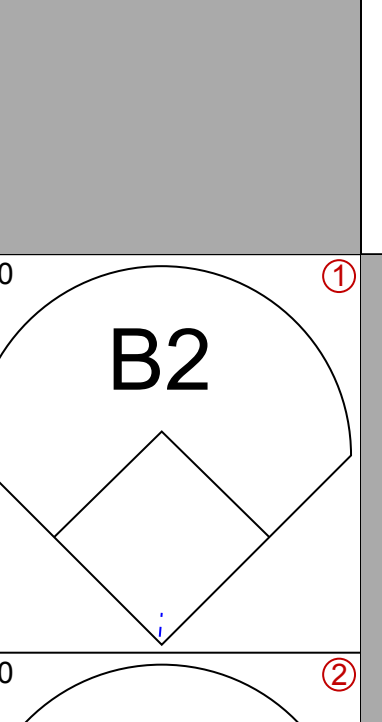
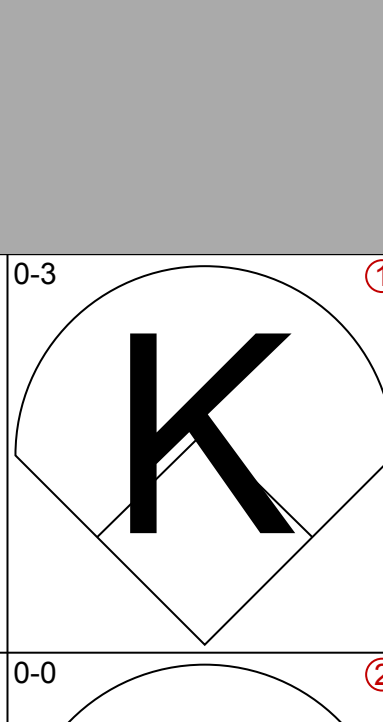
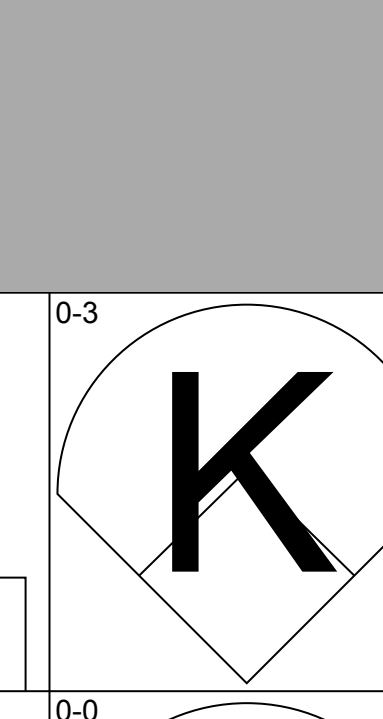
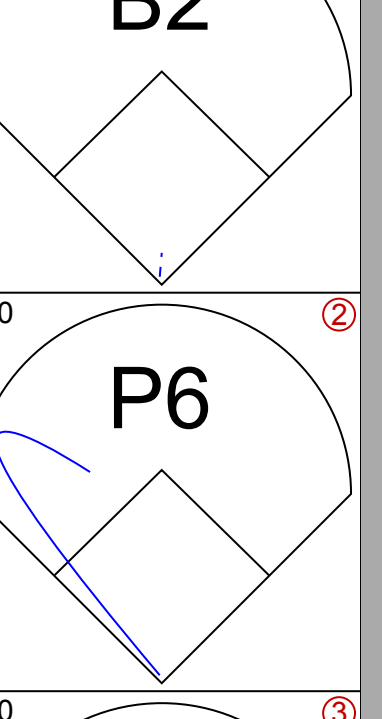
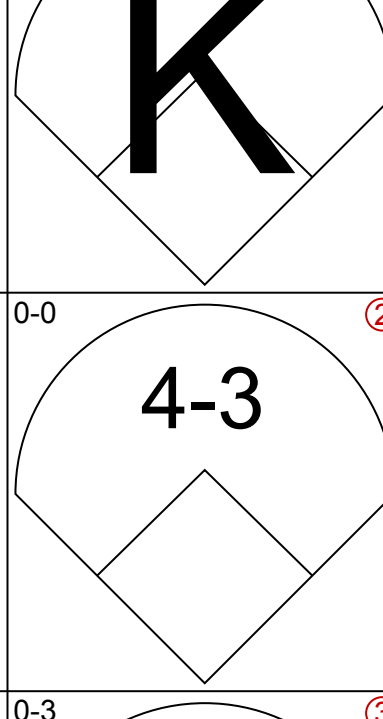
**Detroit Tigers @ Baltimore Orioles**  
**Memorial Stadium, Baltimore, MD**  
 Sat Jul 27 1968, 7:05 PM EDT  
 Att: 45,729 - Unknown

AB 30  
 R 0  
 H 3  
 RBI 0  
 BB 2  
 SO 7  
 LOB 6





Batter	1	2	3	4	5	6	7	8	9	AB	R	H	RBI	BB	SO	LOB	TOP					
Dick McAuliffe, L OBP: 0.333, SLG: 0.423										4	0	0	0	0	1	3	Detroit Tigers @ Baltimore Orioles Memorial Stadium, Baltimore, MD Sun Jul 28 1968, 7:05 PM EDT Att: 25,872 - Unknown					
Mickey Stanley, R OBP: 0.298, SLG: 0.373										4	0	0	0	0	0	0						
Al Kaline, R OBP: 0.397, SLG: 0.407										3	0	0	0	1	0	0						
Bill Freehan, R OBP: 0.356, SLG: 0.435										4	0	0	0	0	1	1						
Willie Horton, R OBP: 0.353, SLG: 0.577										4	1	1	1	0	1	1						
Don Wert, R OBP: 0.271, SLG: 0.332										3	0	1	0	1	0	0						
Jim Price, R OBP: 0.275, SLG: 0.280										3	0	1	0	0	0	1						
Ray Oyler, R OBP: 0.235, SLG: 0.208										0	0	0	0	0	0	0						
Dick Tracewski, R OBP: 0.294, SLG: 0.309										2	0	0	0	1	0	0						
Mickey Lolich, S OBP: 0.188, SLG: 0.115										0	0	0	0	0	0	0						
John Wyatt, R OBP: 0.333, SLG: 0.333										1	0	0	0	0	1	0						
Dave Campbell, R OBP: 0.156, SLG: 0.174										1	0	0	0	0	1	3						
Don McMahon, R OBP: 0.156, SLG: 0.174										0	0	0	0	0	0	0						
Wayne Comer, R OBP: 0.156, SLG: 0.174										1	0	0	0	0	0	0						
Pat Dobson, R OBP: 0.156, SLG: 0.156										0	0	0	0	0	0	0						
<b>Inning Stats</b>	R: 0 E: 0 K: 1 S: 5	H: 0 LOB: 0 BB: 0 P: 5	R: 0 E: 0 K: 0 S: 4	H: 1 LOB: 1 BB: 0 P: 4	R: 0 E: 0 K: 1 S: 5	H: 0 LOB: 0 BB: 0 P: 5	R: 0 E: 0 K: 0 S: 3	H: 0 LOB: 0 BB: 0 P: 3	R: 0 E: 0 K: 2 S: 8	H: 1 LOB: 3 BB: 2 P: 16	R: 0 E: 0 K: 0 S: 3	H: 0 LOB: 1 BB: 1 P: 7	R: 0 E: 0 K: 0 S: 3	H: 0 LOB: 0 BB: 0 P: 3	R: 0 E: 0 K: 0 S: 3	H: 0 LOB: 0 BB: 0 P: 3	R: 1 E: 0 K: 1 S: 6	H: 1 LOB: 0 BB: 0 P: 6	1B: 2 2B: 0 3B: 0 HR: 1	SF: 0 SAC: 0 DP: 0 HBP: 0	WP: 0 PB: 0 SB: 0 CS: 0	PA: 33
<b>PITCHER</b> Dave McNally, L ERA: 1.9	IP: 9.0 WLS: W BF: 33 H: 3 R: 1 ER: 1 SO: 5 BB: 3 IBB: 0 HBP: 0 BLK: 0 WP: 0 HR: 1 S: 40 P: 52 ERA: 1.00 WHIP: 0.667															<b>PITCHER</b>						

Batter	1	2	3	4	5	6	7	8	9	AB	R	H	RBI	BB	SO	LOB	BOTTOM					
Don Buford, S OBP: 0.360, SLG: 0.458										4	1	2	0	0	0	0	Detroit Tigers @ Baltimore Orioles Memorial Stadium, Baltimore, MD Sun Jul 28 1968, 7:05 PM EDT Att: 25,872 - Unknown					
Mark Belanger, R OBP: 0.232, SLG: 0.226										3	1	1	1	1	1	1						
Frank Robinson, R OBP: 0.372, SLG: 0.426										4	2	2	2	0	0	2						
Boog Powell, L OBP: 0.362, SLG: 0.457										4	0	3	2	0	0	0						
Brooks Robinson, R OBP: 0.294, SLG: 0.397										4	0	0	0	0	1	3						
Davey Johnson, R OBP: 0.341, SLG: 0.393										4	0	1	0	0	0	1						
Paul Blair, R OBP: 0.263, SLG: 0.265										3	0	0	0	0	1	2						
Andy Etchebarren, R OBP: 0.314, SLG: 0.408										3	0	0	0	0	1	0						
Dave McNally, R OBP: 0.113, SLG: 0.102										3	1	1	0	0	1	0						
<b>Inning Stats</b>	R: 2 E: 0 K: 1 S: 9	H: 4 LOB: 2 BB: 0 P: 9	R: 1 E: 0 K: 1 S: 7	H: 3 LOB: 1 BB: 0 P: 7	R: 0 E: 0 K: 0 S: 3	H: 1 LOB: 0 BB: 0 P: 3	R: 0 E: 0 K: 0 S: 3	H: 0 LOB: 0 BB: 0 P: 3	R: 2 E: 0 K: 0 S: 5	H: 2 LOB: 1 BB: 1 P: 9	R: 0 E: 0 K: 2 S: 7	H: 0 LOB: 0 BB: 0 P: 7	R: 0 E: 0 K: 1 S: 5	H: 0 LOB: 0 BB: 0 P: 5	R: 0 E: 0 K: 0 S: 3	H: 0 LOB: 0 BB: 0 P: 3		R: 0 E: 0 K: 0 S: 3	H: 0 LOB: 0 BB: 0 P: 3	1B: 8 2B: 1 3B: 0 HR: 1	SF: 0 SAC: 0 DP: 2 HBP: 0	WP: 0 PB: 0 SB: 0 CS: 0
<b>PITCHER</b> Mickey Lolich, L ERA: 3.61	IP: 1.1 WLS: L BF: 11 H: 7 R: 3 ER: 3 SO: 2 BB: 0 IBB: 0 HBP: 0 BLK: 0 WP: 0 HR: 1 S: 15 P: 15 ERA: 20.25 WHIP: 5.250															<b>PITCHER</b>						
John Wyatt, R ERA: 2.72	IP: 2.2 WLS: W BF: 7 H: 1 R: 0 ER: 0 SO: 0 BB: 0 IBB: 0 HBP: 0 BLK: 0 WP: 0 HR: 0 S: 7 P: 7 ERA: 0.00 WHIP: 0.375															<b>PITCHER</b>						
Don McMahon, R ERA: 2.2	IP: 3.0 WLS: W BF: 12 H: 2 R: 2 ER: 2 SO: 3 BB: 1 IBB: 0 HBP: 0 BLK: 0 WP: 0 HR: 0 S: 17 P: 21 ERA: 6.00 WHIP: 1.000															<b>PITCHER</b>						
Pat Dobson, R ERA: 1.6	IP: 1.0 WLS: W BF: 3 H: 0 R: 0 ER: 0 SO: 0 BB: 0 IBB: 0 HBP: 0 BLK: 0 WP: 0 HR: 0 S: 3 P: 3 ERA: 0.00 WHIP: 0.000															<b>PITCHER</b>						

AB	30
R	1
H	3
RBI	1
BB	3
SO	5
LOB	9




AB	32
R	5
H	10
RBI	5
BB	1
SO	5
LOB	9






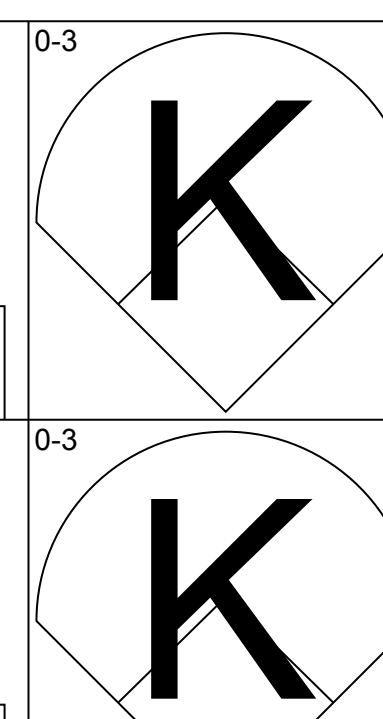
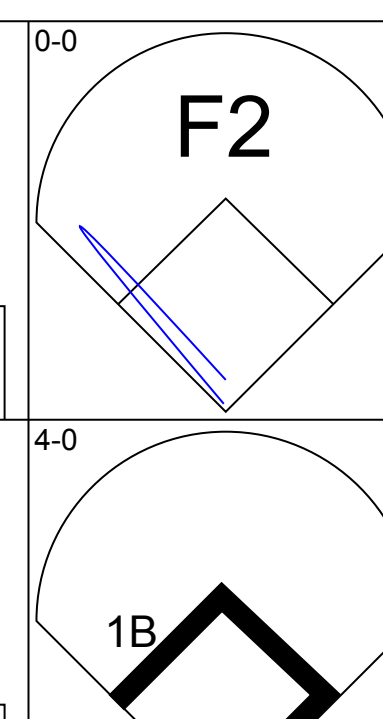
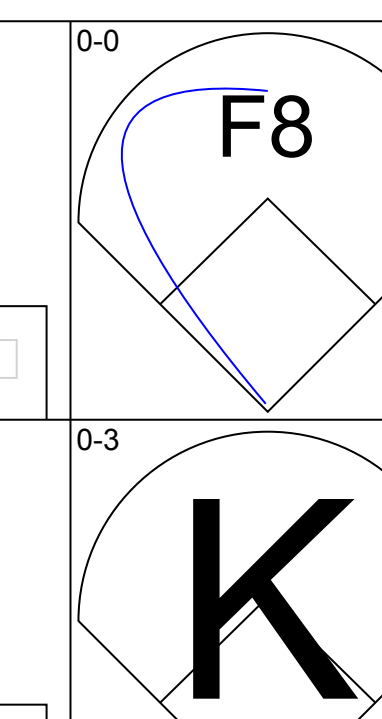
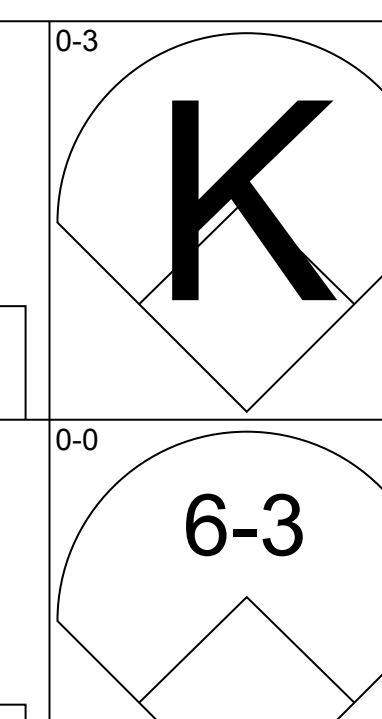
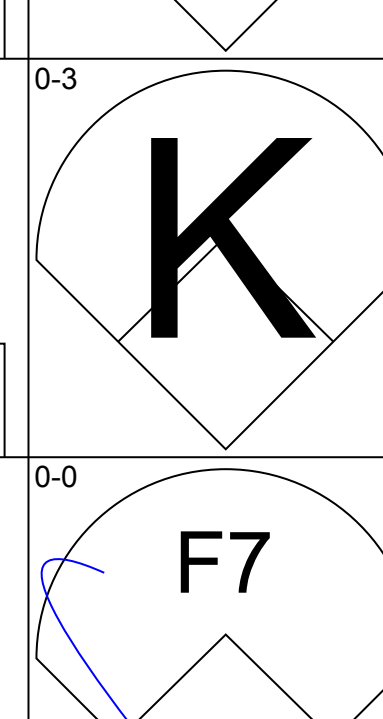
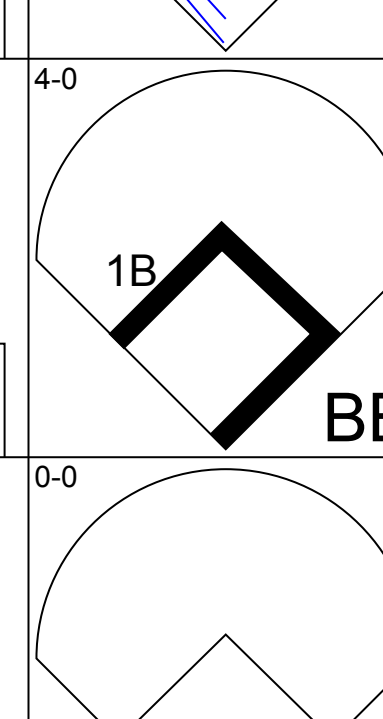
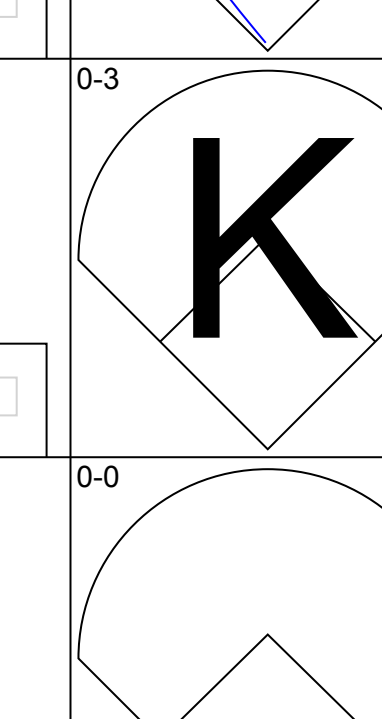
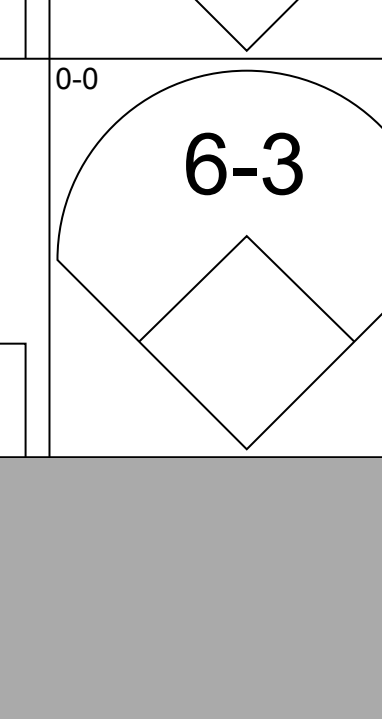
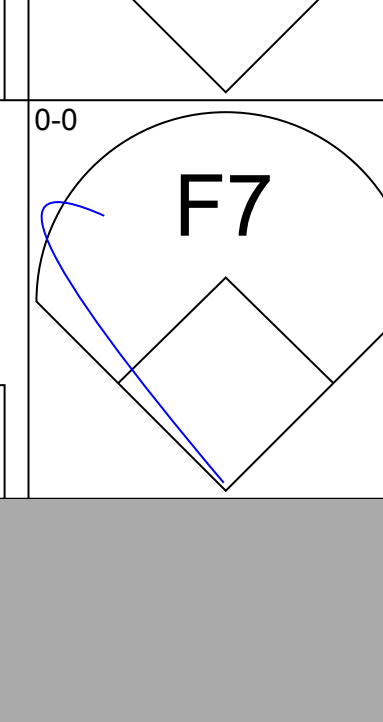
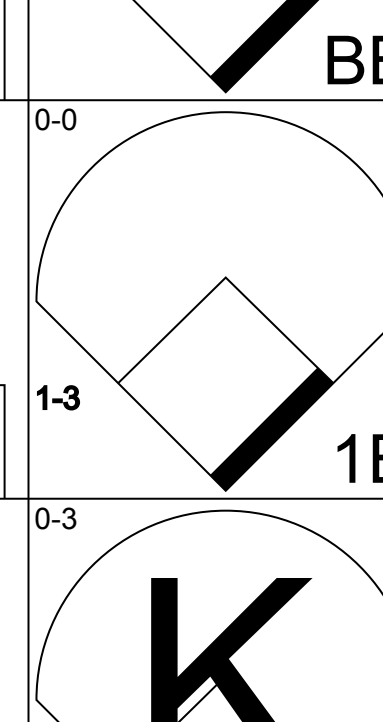
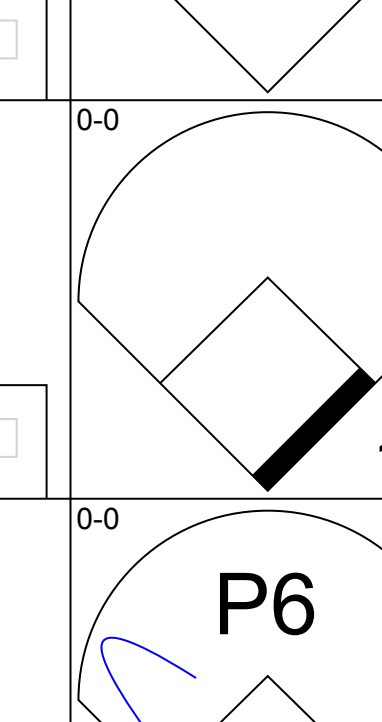
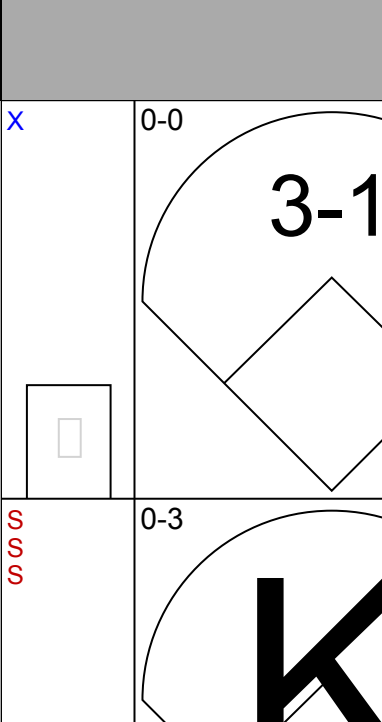
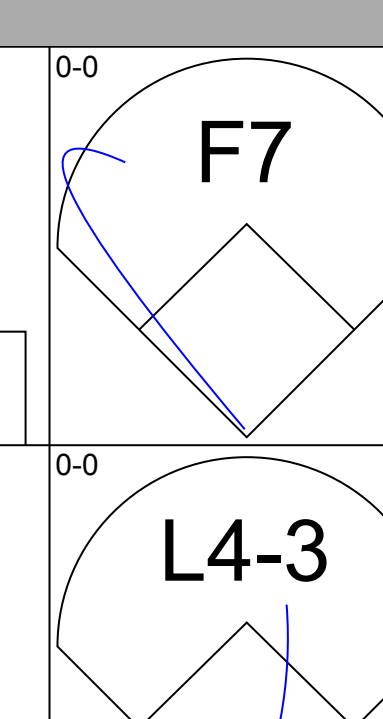
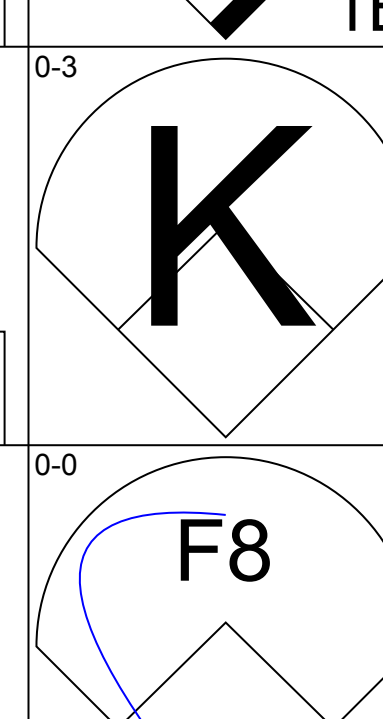
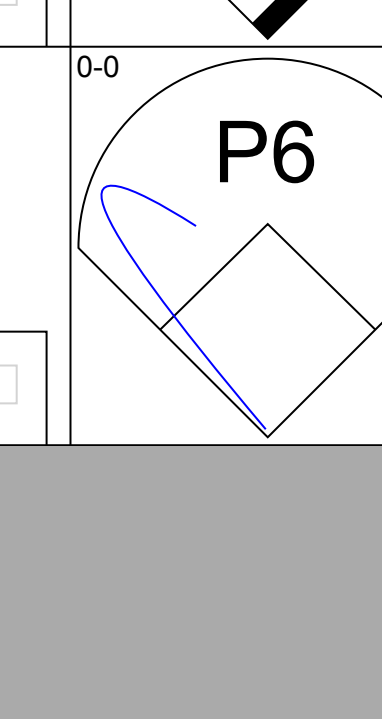
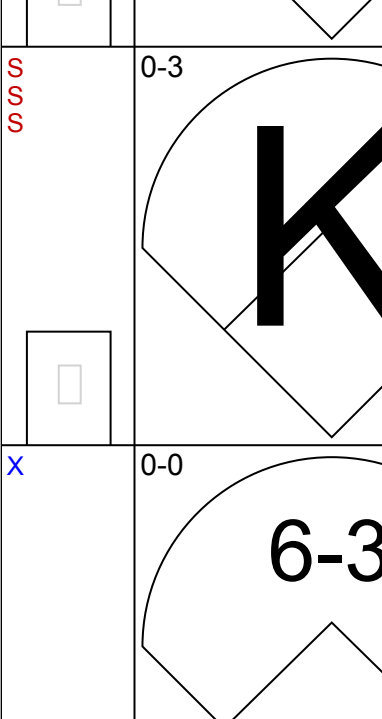
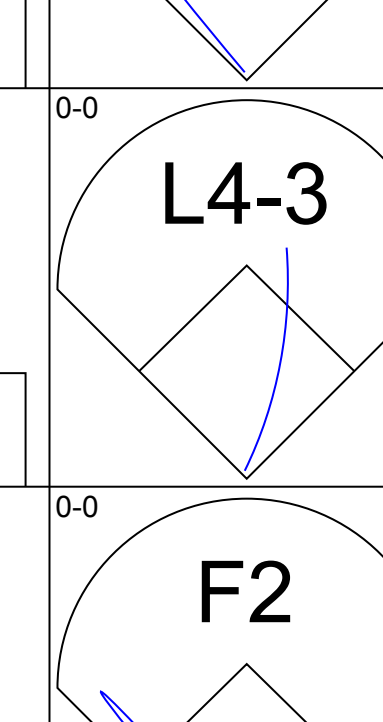
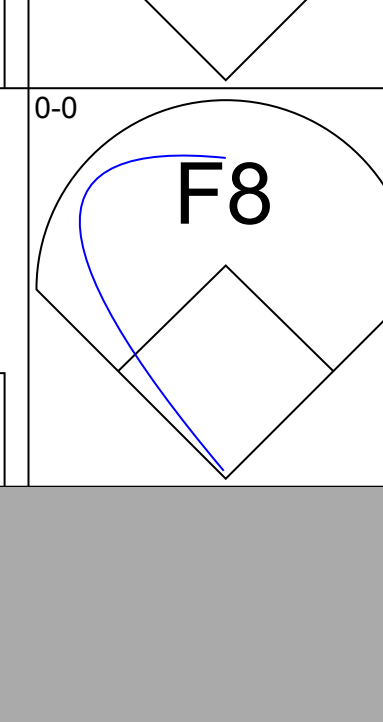
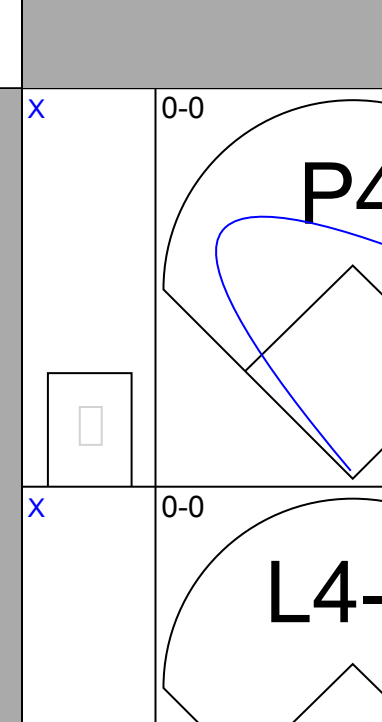
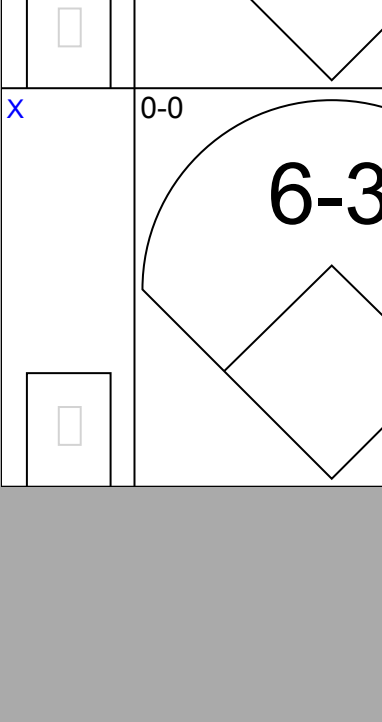
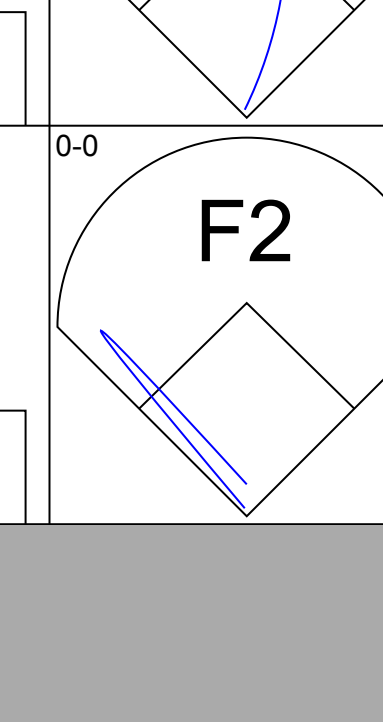
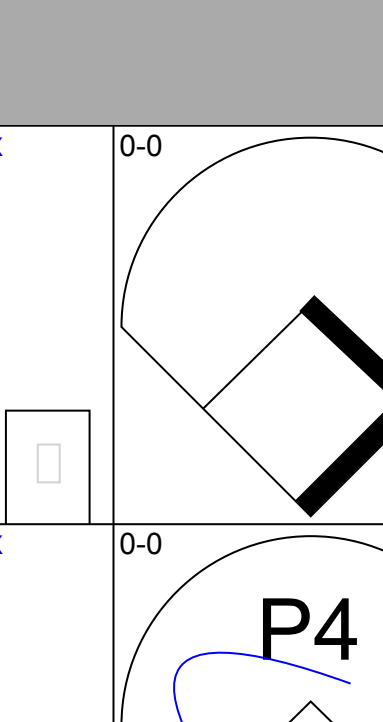
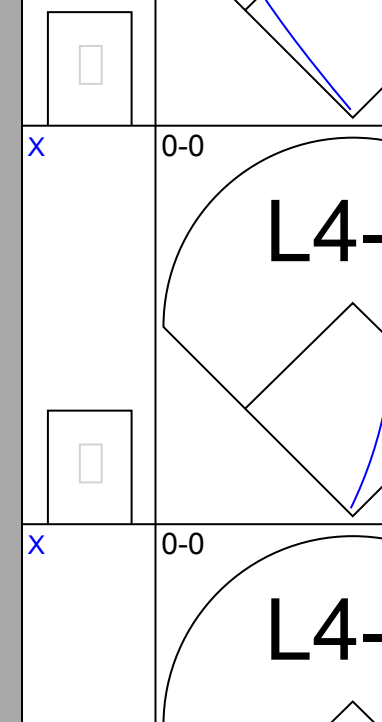
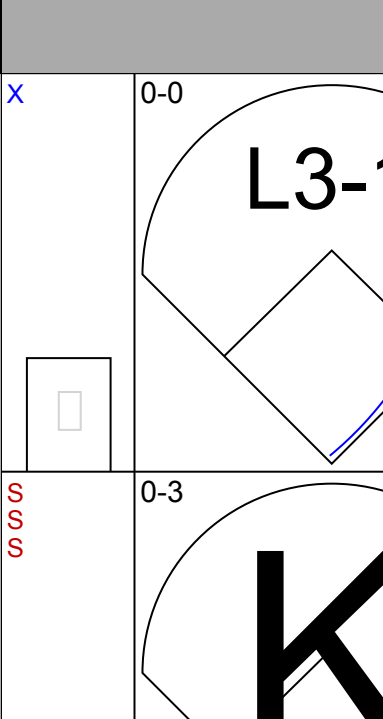
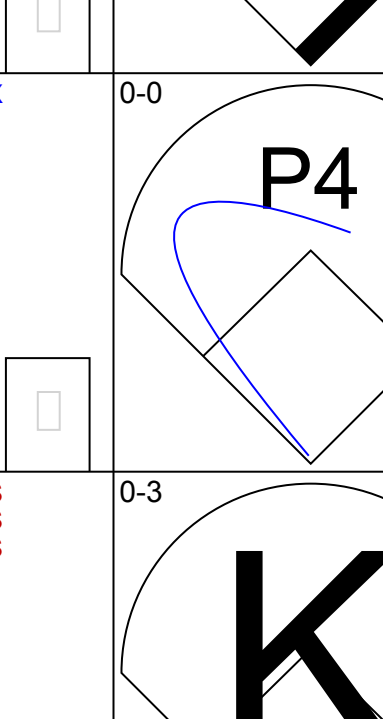
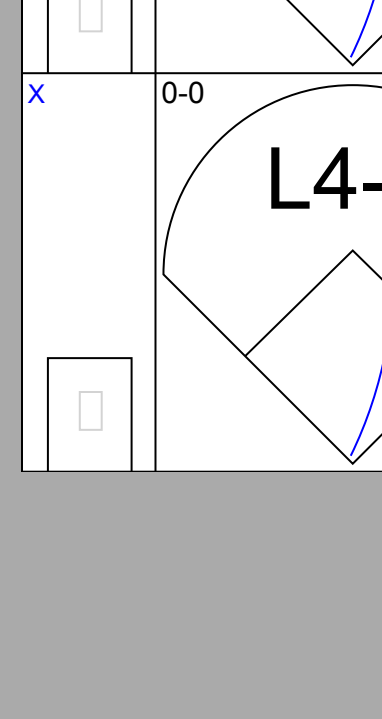
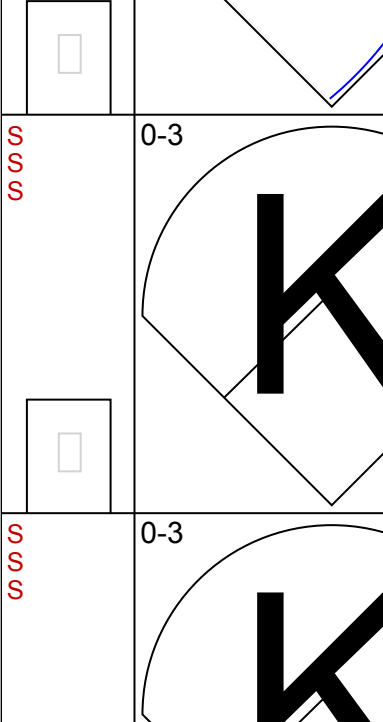
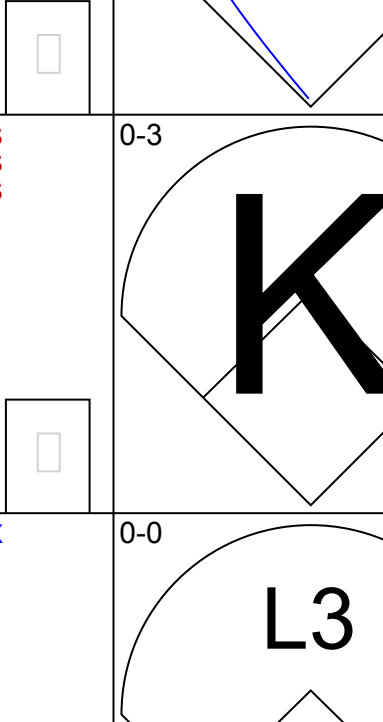
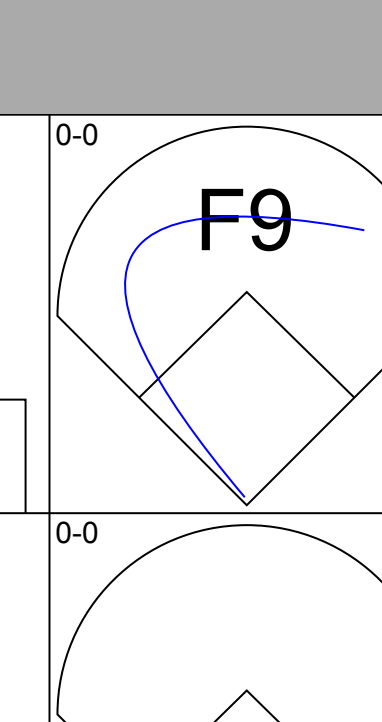
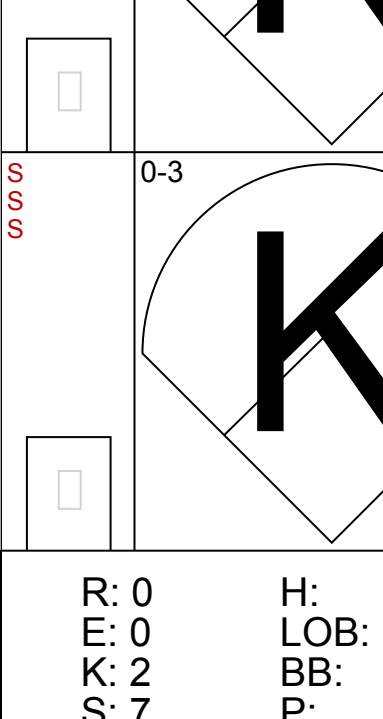
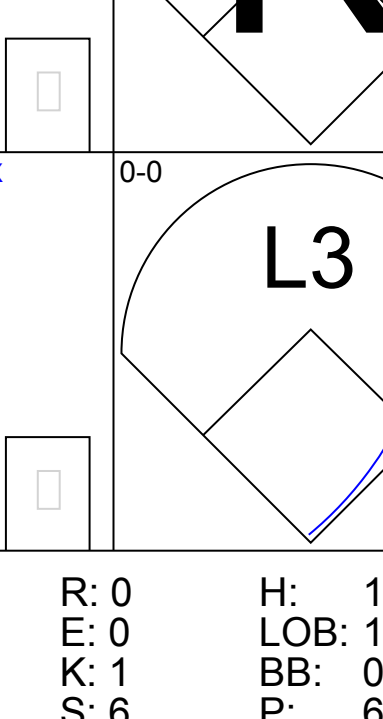
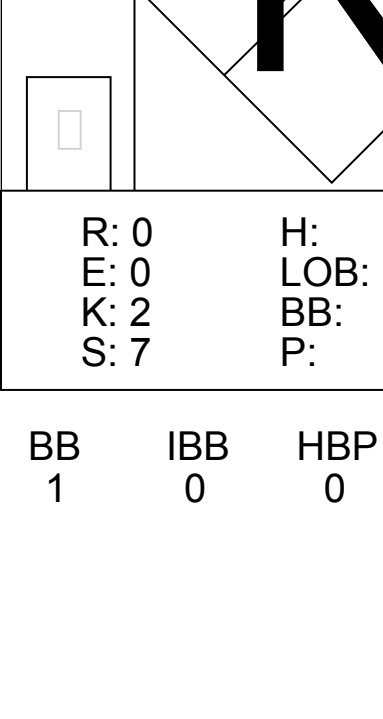
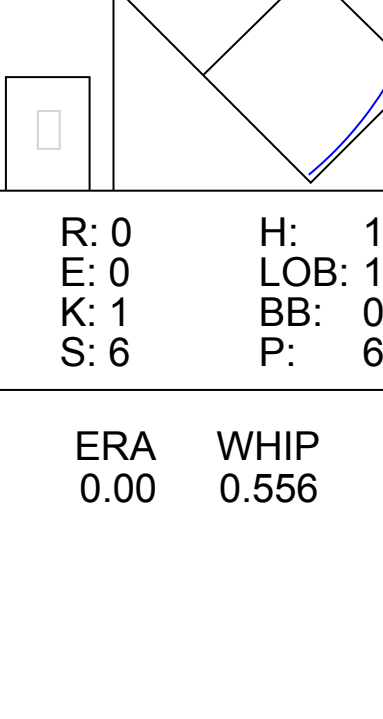
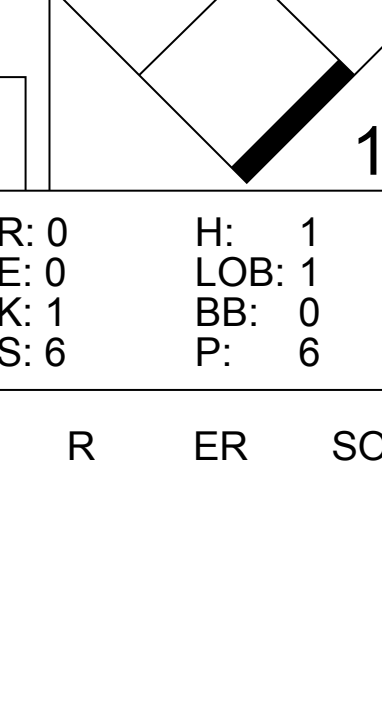




Batter	1	2	3	4	5	6	7	8	9	AB	R	H	RBI	BB	SO	LOB	TOP										
Horace Clarke, S OBP: 0.257, SLG: 0.268	(1,4) X FC4-6 BB		X F7			X 5-3		X F8		3	0	0	0	1	0	1	<p>New York Yankees @ Detroit Tigers</p> <p>Tiger Stadium, Detroit, MI</p> <p>Tue Jul 30 1968, 7:05 PM EDT</p> <p>Att: 33,308 - Unknown - 70 F</p>										
Roy White, S OBP: 0.356, SLG: 0.419	(1,7) X FC4-6			X F8		X 4-3		X F8		4	0	0	0	0	0	2											
Mickey Mantle, S OBP: 0.397, SLG: 0.387	(1,3) X F5			X L9			X K		X BB	3	0	0	0	1	1												
Joe Pepitone, L OBP: 0.322, SLG: 0.464	(1,8) X G3			X L9			X 1B		X F7	4	0	1	0	0	0	2											
Rocky Colavito, R OBP: 0.301, SLG: 0.348	(1,9) X F7				X F8		X K		X L9	4	0	0	0	0	1	2											
Tom Tresh, S OBP: 0.306, SLG: 0.344	(1,6) X L9				X G3		X BB		X K	3	0	0	0	1	1												
Jake Gibbs, L OBP: 0.291, SLG: 0.300	(1,2) X 6-3				X 1B		X F8			3	0	1	0	0	0	2											
Bobby Cox, R OBP: 0.291, SLG: 0.304	(1,5) X 5-3				X K		X K			3	0	0	0	0	2	1											
Mel Stottlemyre, R ERA: 2.9	(1,1) X F8			X K		X L9		X 1B		1	0	0	0	0	1	0	<p>AB 30</p> <p>R 0</p> <p>H 3</p> <p>RBI 0</p> <p>BB 3</p> <p>SO 6</p> <p>LOB 12</p> 										
Dick Howser, R ERA: 2.9	(5, PH)									1	0	0	0	0	0	0											
Fred Talbot, R ERA: 3.47	(6, PH)									0	0	0	0	0	0	0											
Charley Smith, R ERA: 4.49	(8, PH)									1	0	1	0	0	0	0											
Gene Michael, S ERA: 4.1	(8, PH)									0	0	0	0	0	0	0											
Dooley Womack, L ERA: 4.1	(8, PH)									0	0	0	0	0	0	0											
Inning Stats	R: 0 E: 0 K: 0 S: 3	H: 0 LOB: 1 BB: 1 P: 7	R: 0 E: 0 K: 0 S: 3	H: 0 LOB: 0 BB: 0 P: 3	R: 0 E: 0 K: 1 S: 5	H: 0 LOB: 0 BB: 0 P: 5	R: 0 E: 0 K: 0 S: 3	H: 0 LOB: 1 BB: 0 P: 3	R: 0 E: 0 K: 1 S: 6	H: 1 LOB: 1 BB: 0 P: 6	R: 0 E: 0 K: 0 S: 3	H: 0 LOB: 0 BB: 0 P: 3	R: 0 E: 0 K: 2 S: 8	H: 1 LOB: 2 BB: 1 P: 12	R: 0 E: 0 K: 1 S: 6	H: 1 LOB: 1 BB: 0 P: 6		R: 0 E: 0 K: 1 S: 5	H: 0 LOB: 1 BB: 1 P: 9	1B: 3 2B: 0 3B: 0 HR: 0	SF: 0 SAC: 0 DP: 0 HBP: 0	WP: 0 PA: 33 PB: 0 SB: 0 CS: 0					
PITCHER	IP	WLS	BF	H	R	ER	SO	BB	IBB	HBP	BLK	WP	HR	S	P	ERA		WHIP									
Earl Wilson, R ERA: 2.9	(1,1)	8.0	W	30	3	0	5	3	0	0	0	0	0	37	49	0.00	0.750										
Daryl Patterson, R ERA: 1.6	(9,1)	1.0	S	3	0	0	1	0	0	0	0	0	0	5	5	0.00	0.000										

Batter	1	2	3	4	5	6	7	8	9	AB	R	H	RBI	BB	SO	LOB	BOTTOM											
Dick McAuliffe, L OBP: 0.337, SLG: 0.427	(1,4) X F8		X HR	X 1B 2B BB		X 1B BB		X K		3	2	1	1	2	1	0	<p>New York Yankees @ Detroit Tigers</p> <p>Tiger Stadium, Detroit, MI</p> <p>Tue Jul 30 1968, 7:05 PM EDT</p> <p>Att: 33,308 - Unknown - 70 F</p>											
Jim Northrup, L OBP: 0.317, SLG: 0.439	(1,8) X F7		X L1-3 2B	X 1-2 2B 1B		X 1-2 1B		X 4-3		5	0	3	0	0	0	0												
Al Kaline, R OBP: 0.400, SLG: 0.412	(1,9) X 1B		X L1-3	X 1-2 2B 1B		X K		X L5-3		5	0	2	2	0	1	3												
Norm Cash, L OBP: 0.298, SLG: 0.448	(1,3) X 1-3		X L4	X 1-2 2B 3B		X F7		X F8		4	1	1	0	0	0	4												
Willie Horton, R OBP: 0.356, SLG: 0.575	(1,7) X 4-3 2B		X HBP	X 4-3 3-1 BB		X F8				2	0	1	0	1	0	2												
Bill Freehan, R OBP: 0.361, SLG: 0.437	(1,2) X 4-3		X K	X 3-1		X 2B				4	0	1	0	0	1	5												
Don Wert, R OBP: 0.273, SLG: 0.329	(1,5) X 1-3		X 5-3	X 4-3 IBB		X K				3	0	0	0	1	1	2												
Dick Tracewski, R OBP: 0.259, SLG: 0.293	(1,6) X K		X 1B 2B BB	X 1-2 2B BB		X K				3	1	0	1	1	2	4												
Earl Wilson, R OBP: 0.211, SLG: 0.404	(1,1) X HR		X K	X 4-3		X K				4	1	1	1	0	2	4	<p>AB 33</p> <p>R 5</p> <p>H 10</p> <p>RBI 5</p> <p>BB 5</p> <p>SO 8</p> <p>LOB 24</p> 											
Daryl Patterson, L ERA: 1.6	(9,1)									0	0	0	0	0	0	0												
Inning Stats	R: 0 E: 0 K: 0 S: 4	H: 1 LOB: 1 BB: 0 P: 4	R: 0 E: 0 K: 1 S: 6	H: 1 LOB: 0 BB: 0 P: 6	R: 2 E: 0 K: 1 S: 8	H: 3 LOB: 2 BB: 0 P: 9	R: 2 E: 0 K: 1 S: 6	H: 2 LOB: 2 BB: 2 P: 14	R: 1 E: 0 K: 0 S: 4	H: 1 LOB: 2 BB: 2 P: 12	R: 0 E: 0 K: 1 S: 6	H: 1 LOB: 1 BB: 1 P: 10	R: 0 E: 0 K: 3 S: 10	H: 1 LOB: 1 BB: 0 P: 10	R: 0 E: 0 K: 1 S: 5	H: 0 LOB: 0 BB: 0 P: 5		1B: 3 2B: 5 3B: 0 HR: 2	SF: 0 SAC: 0 DP: 0 HBP: 1	WP: 0 PA: 39 PB: 0 SB: 0 CS: 0								
PITCHER	IP	WLS	BF	H	R	ER	SO	BB	IBB	HBP	BLK	WP	HR	S	P	ERA		WHIP										
Mel Stottlemyre, R ERA: 2.45	(1,1)	5.0	L	27	8	5	3	3	1	1	0	0	0	28	45	9.00		2.200										
Fred Talbot, R ERA: 3.47	(6,1)	2.0		9	2	0	4	1	0	0	0	0	0	16	20	0.00		1.500										
Dooley Womack, R ERA: 4.1	(8,1)	1.0		3	0	0	1	0	0	0	0	0	0	5	5	0.00		0.000										

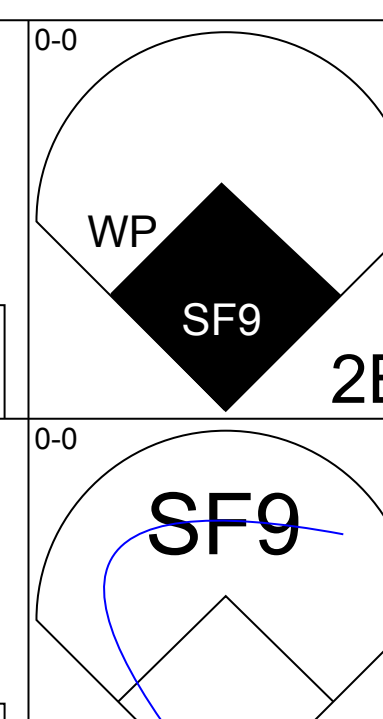
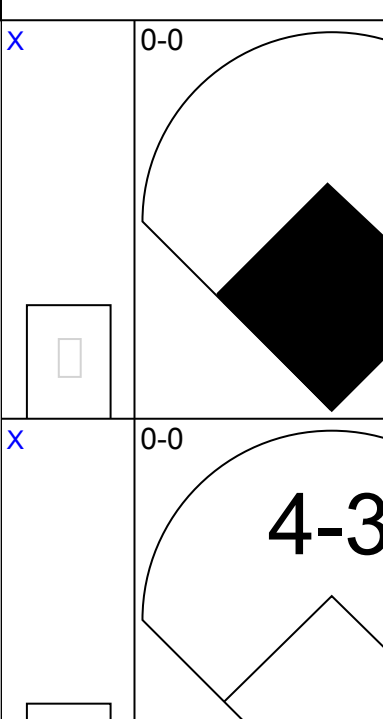
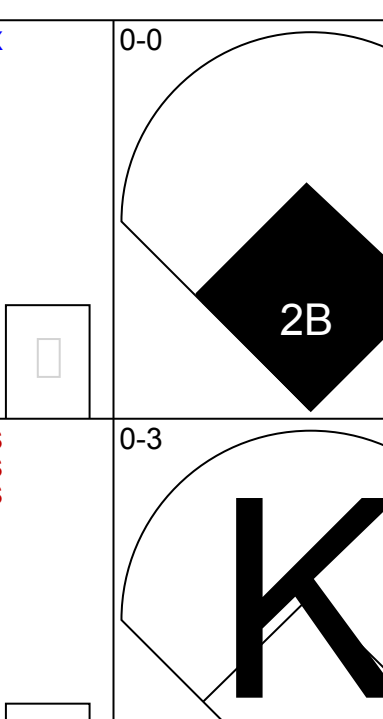
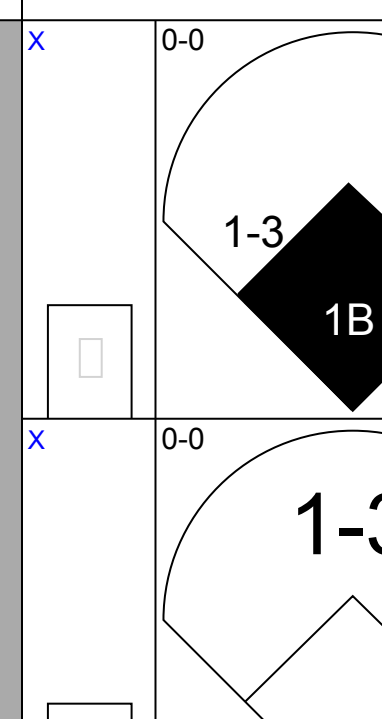
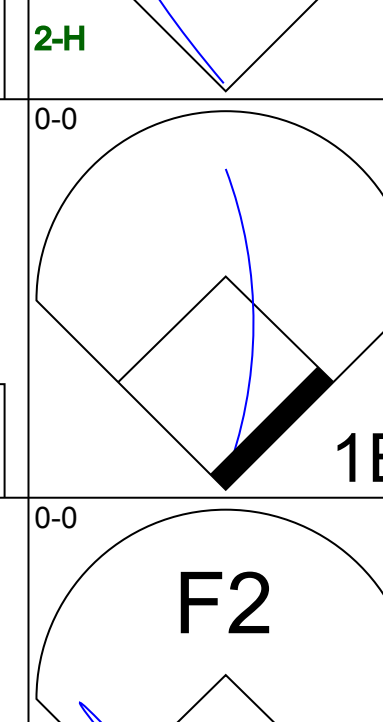
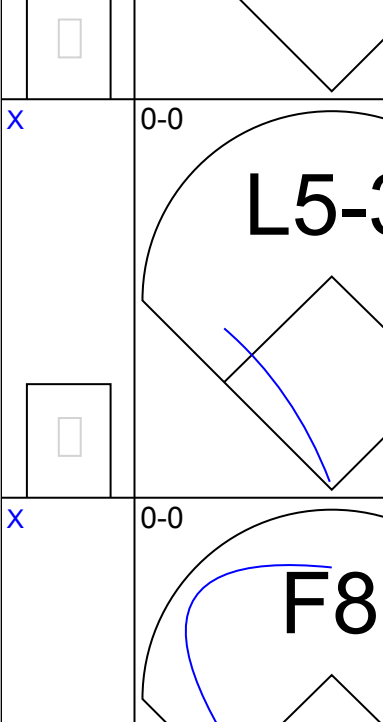
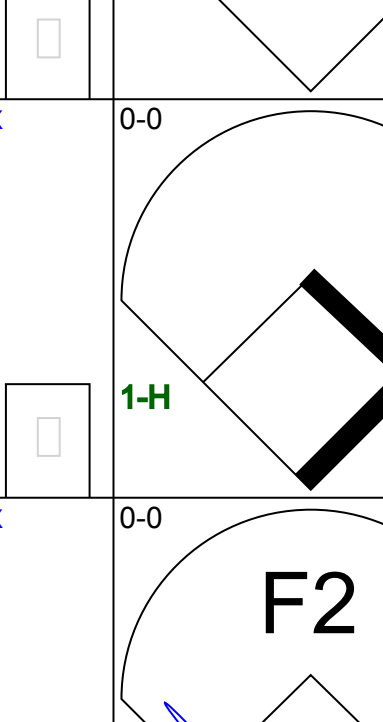
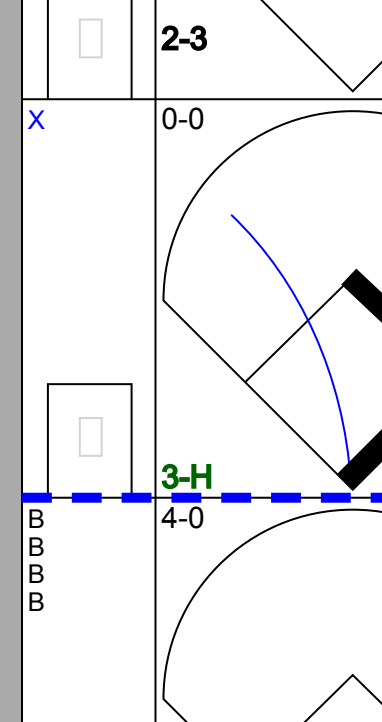
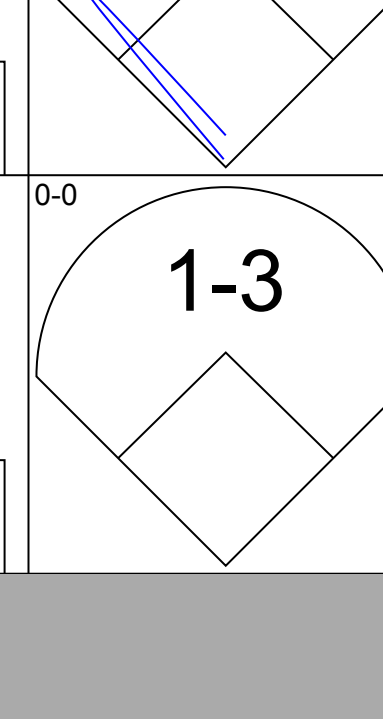

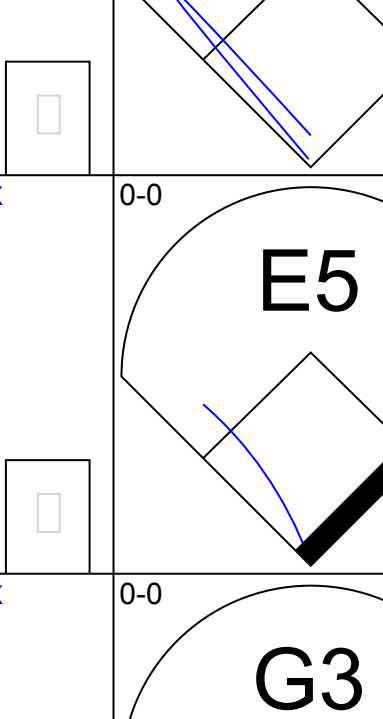
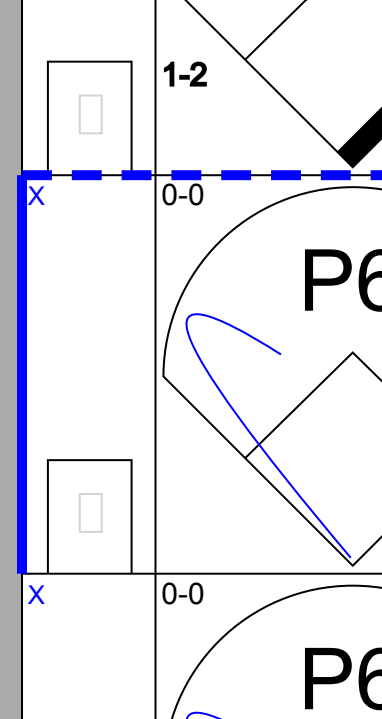


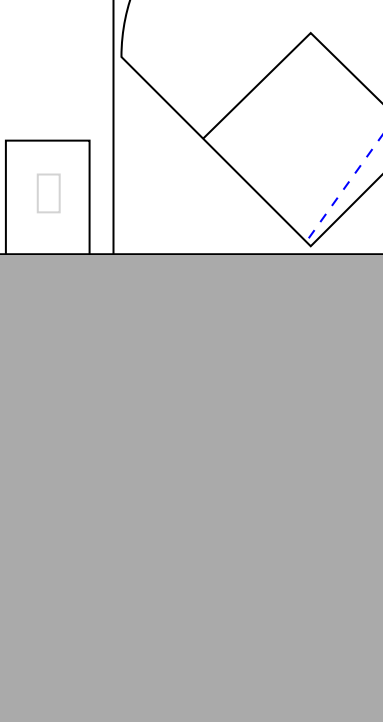
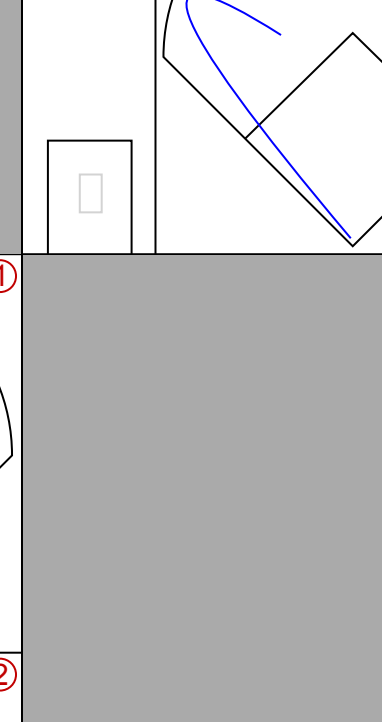

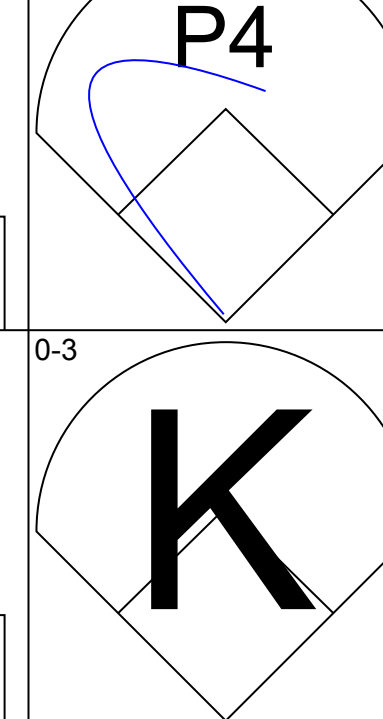


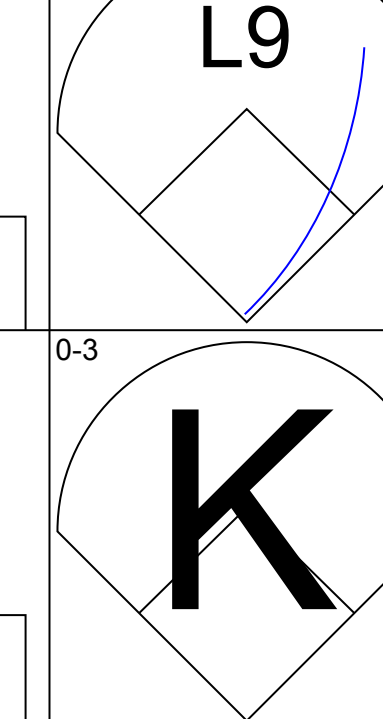

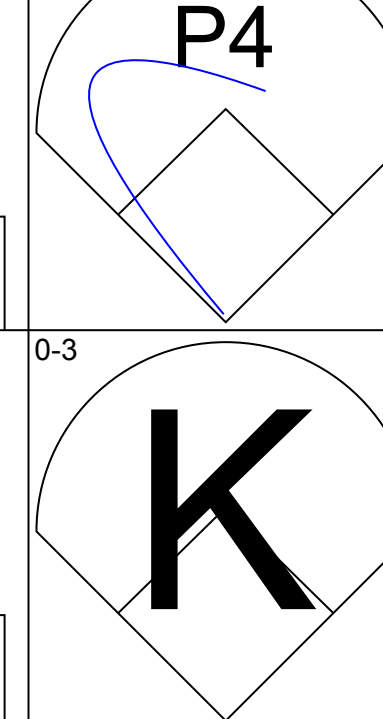


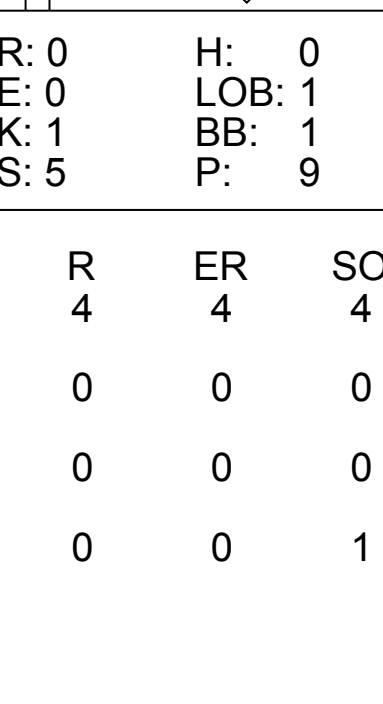
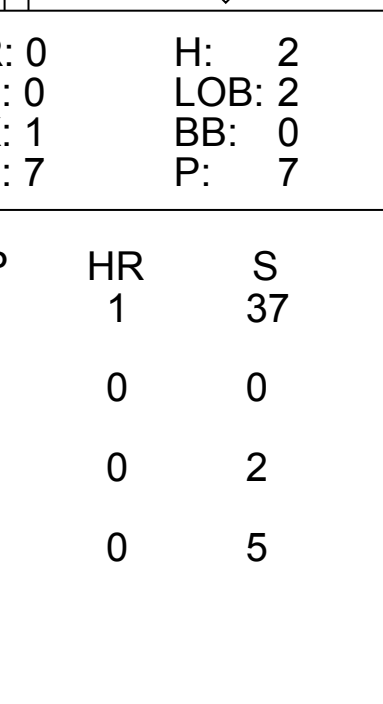
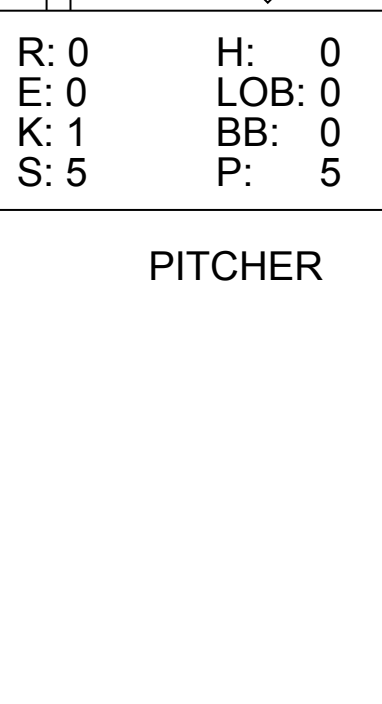
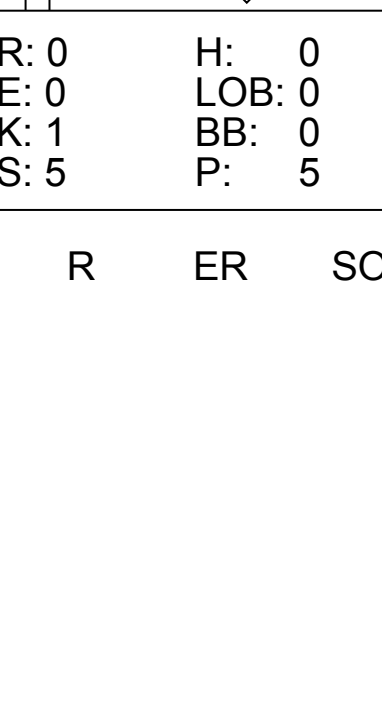


Batter	1	2	3	4	5	6	7	8	9	AB	R	H	RBI	BB	SO	LOB	TOP			
Del Unser, L (1, 8) OBP: 0.297, SLG: 0.293										4	0	0	0	0	2	1				
Gary Holman, L (1, 9) OBP: 0.373, SLG: 0.333										3	0	0	0	1	2	1				
Mike Epstein, L (1, 3) OBP: 0.305, SLG: 0.313										4	0	2	0	0	0	0				
Frank Howard, R (1, 7) OBP: 0.344, SLG: 0.586										4	0	0	0	0	2	3				
Ken McMullen, R (1, 5) OBP: 0.338, SLG: 0.401										4	0	0	0	0	0	2				
Bernie Allen, L (1, 4) OBP: 0.293, SLG: 0.341										3	0	1	0	0	0	0				
Jim French, L (1, 2) OBP: 0.253, SLG: 0.250										3	0	0	0	0	0	1				
Ron Hansen, R (1, 6) OBP: 0.275, SLG: 0.304										2	0	0	0	0	2	1				
Hank Allen, R (8, PH) OBP: 0.293, SLG: 0.342										1	0	0	0	0	0	0				
Frank Bertaina, L (1, 1) OBP: 0.200, SLG: 0.158										2	0	0	0	0	1	1				
Dennis Higgins, R (7, 1) OBP: 0.182, SLG: 0.182										0	0	0	0	0	0	0				
Barry Moore, L (7, 1) OBP: 0.143, SLG: 0.143										0	0	0	0	0	0	0				
Cap Peterson, R (8, PH) OBP: 0.302, SLG: 0.308										1	0	1	0	0	0	0				
Dick Bosman, R (8, 1) OBP: 0.240, SLG: 0.292										0	0	0	0	0	0	0				
<b>Inning Stats</b>	R: 0 E: 0 K: 2 S: 7	H: 0 LOB: 0 BB: 0 P: 7	R: 0 E: 0 K: 0 S: 3	H: 0 LOB: 0 BB: 0 P: 3	R: 0 E: 0 K: 2 S: 7	H: 0 LOB: 0 BB: 0 P: 7	R: 0 E: 0 K: 1 S: 6	H: 1 LOB: 2 BB: 1 P: 10	R: 0 E: 0 K: 1 S: 6	H: 1 LOB: 1 BB: 0 P: 6	R: 0 E: 0 K: 0 S: 3	H: 0 LOB: 0 BB: 0 P: 3	R: 0 E: 0 K: 1 S: 6	H: 1 LOB: 1 BB: 0 P: 6	R: 0 E: 0 K: 1 S: 5	H: 0 LOB: 0 BB: 0 P: 5	1B: 3 2B: 1 3B: 0 HR: 0	SF: 0 SAC: 0 DP: 0 HBP: 0	WP: 0 PB: 0 CS: 0	PA: 32
<b>PITCHER</b> Denny McLain, R (1, 1) ERA: 2.01	IP: 9.0 WLS: W BF: 32 H: 4 R: 0 ER: 0 SO: 9 BB: 1 IBB: 0 HBP: 0 BLK: 0 WP: 0 HR: 0 S: 49 P: 53 ERA: 0.00 WHIP: 0.556															<b>PITCHER</b>				

Washington Senators @ Detroit Tigers  
Tiger Stadium, Detroit, MI  
Wed Jul 31 1968, 7:05 PM EDT  
Att: 37,453 - Unknown

AB 31  
R 0  
H 4  
RBI 0  
BB 1  
SO 9  
LOB 10



Batter	1	2	3	4	5	6	7	8	9	AB	R	H	RBI	BB	SO	LOB	BOTTOM			
Dick McAuliffe, L (1, 4) OBP: 0.343, SLG: 0.446										4	4	4	1	0	0	0				
Mickey Stanley, R (1, 8) OBP: 0.294, SLG: 0.366										3	0	0	1	0	1	2				
Al Kaline, R (1, 3) OBP: 0.406, SLG: 0.424										4	0	3	2	0	0	0				
Bill Freehan, R (1, 2) OBP: 0.360, SLG: 0.433										3	0	0	0	1	0	2				
Willie Horton, R (1, 7) OBP: 0.353, SLG: 0.570										3	0	0	0	0	0	2				
Wayne Comer, R (6, 7) OBP: 0.160, SLG: 0.174										0	0	0	0	0	0	0				
Norm Cash, L (7, PH) OBP: 0.296, SLG: 0.446										1	0	0	0	0	0	2				
Jim Northrup, L (1, 9) OBP: 0.316, SLG: 0.438										3	0	1	0	1	0	4				
Don Wert, R (1, 5) OBP: 0.273, SLG: 0.328										4	0	1	0	0	1	1				
Dick Tracewski, R (1, 6) OBP: 0.250, SLG: 0.282										4	0	0	0	0	0	3				
Denny McLain, R (1, 1) OBP: 0.160, SLG: 0.160										4	0	0	0	0	3	3				
<b>Inning Stats</b>	R: 1 E: 0 K: 0 S: 5	H: 2 LOB: 1 BB: 0 P: 5	R: 0 E: 0 K: 1 S: 5	H: 0 LOB: 1 BB: 1 P: 9	R: 1 E: 0 K: 0 S: 4	H: 1 LOB: 0 BB: 0 P: 4	R: 0 E: 0 K: 1 S: 7	H: 2 LOB: 0 BB: 0 P: 7	R: 1 E: 1 K: 1 S: 8	H: 2 LOB: 2 BB: 0 P: 8	R: 0 E: 0 K: 0 S: 5	H: 0 LOB: 0 BB: 0 P: 5	R: 1 E: 0 K: 0 S: 5	H: 2 LOB: 2 BB: 1 P: 9	R: 0 E: 0 K: 1 S: 5	H: 0 LOB: 0 BB: 0 P: 5	1B: 5 2B: 3 3B: 0 HR: 1	SF: 1 SAC: 0 DP: 0 HBP: 0	WP: 1 PB: 0 CS: 0	PA: 36
<b>PITCHER</b> Frank Bertaina, L (1, 1) ERA: 6.22	IP: 0.0 WLS: L BF: 30 H: 9 R: 4 ER: 4 SO: 4 BB: 1 IBB: 4 HBP: 4 BLK: 4 WP: 1 HR: 1 S: 37 P: 41 ERA: 5.68 WHIP: 1.579															<b>PITCHER</b>				
Dennis Higgins, R (7, 1) ERA: 3.67	0.0	1	0	0	0	0	1	0	0	0	0	0	0	4						
Barry Moore, L (7, 1) ERA: 4.58	0.2	2	0	0	0	0	0	0	0	0	0	2	2	0.00	0.000					
Dick Bosman, R (8, 1) ERA: 3.57	1.0	3	0	0	0	1	0	0	0	0	0	5	5	0.00	0.000					

Washington Senators @ Detroit Tigers  
Tiger Stadium, Detroit, MI  
Wed Jul 31 1968, 7:05 PM EDT  
Att: 37,453 - Unknown

AB 33  
R 4  
H 9  
RBI 4  
BB 2  
SO 5  
LOB 19





Batter	1	2	3	4	5	6	7	8	9	AB R H RBI BB SO LOB	TOP									
Del Unser, L OBP: 0.300, SLG: 0.295 (1, 8)	0-0 6-3 HR 1B		0-0 L9	4-0 BB BB	0-0 BB 1B		0-3 K			4 1 2 1 1 1 0	<p>Washington Senators @ Detroit Tigers</p> <p>Tiger Stadium, Detroit, MI</p> <p>Thu Aug 01 1968, 7:05 PM EDT</p> <p>Att: 18,278 - Unknown</p>									
Cap Peterson, R OBP: 0.299, SLG: 0.299 (1, 9)	0-0 6-3 1-2		0-0 5-3	4-0 FC4 BB	0-0 2-3 3-H 1B			0-0 6-3		4 0 0 0 1 0 3										
Mike Epstein, L OBP: 0.310, SLG: 0.324 (1, 3)	0-0 2-H HR		4-0 BB	0-0 F8	4-0 1-2 BB			0-3 K		3 1 1 2 2 1 2										
Frank Howard, R OBP: 0.340, SLG: 0.578 Gene Martin, L (8, 7)	0-0 P3		0-0 5-3	0-0 FC4	0-0 L9			0-0 F8		5 0 0 0 0 0 6 0 0 0 0 0 0 0										
Ken McMullen, R OBP: 0.341, SLG: 0.403 Hank Allen, R OBP: 0.250, SLG: 0.325 (5, PR) (5, 5)	0-0 1-3			0-0 1B HR 1B	0-0 6-3 1B			0-0 L9	0-0 1-3	3 1 2 0 0 0 0 2 1 0 0 0 0 0										
Paul Casanova, R OBP: 0.201, SLG: 0.221 (1, 2)		0-0 P4		0-0 BB 1B	0-0 6-3			0-0 6-3	0-0 L9	5 1 1 0 0 0 1										
Bernie Allen, L OBP: 0.295, SLG: 0.353 (1, 4)		0-0 F8		4-0 1-2 HR BB	0-0 2-H HR			0-0 F7	0-0 3-1	4 2 1 2 1 0 0										
Ron Hansen, R OBP: 0.281, SLG: 0.316 (1, 6)		4-0 FC6-4 BB		0-0 1-H 2-H 3-H HR	4-0 SH 1B BB		0-3 K			2 2 1 4 2 1 0										
Joe Coleman, R OBP: 0.213, SLG: 0.222 (1, 1)		0-0 FC6-4		0-0 1-3	0-0 SH 1B		0-3 K			3 0 0 0 0 1 1										
<b>Inning Stats</b>	R: 2 E: 0 K: 0 S: 5	H: 2 LOB: 0 BB: 0 P: 5	R: 0 E: 0 K: 0 S: 3	H: 0 LOB: 1 BB: 1 P: 7	R: 0 E: 0 K: 0 S: 3	H: 0 LOB: 1 BB: 1 P: 7	R: 4 E: 0 K: 0 S: 6	H: 3 LOB: 2 BB: 3 P: 18	R: 3 E: 0 K: 0 S: 7	H: 3 LOB: 3 BB: 2 P: 15		R: 0 E: 0 K: 3 S: 9	H: 0 LOB: 0 BB: 0 P: 9	R: 0 E: 0 K: 1 S: 5	H: 0 LOB: 0 BB: 0 P: 5	R: 0 E: 0 K: 0 S: 3	H: 0 LOB: 0 BB: 0 P: 3	1B: 5 2B: 0 3B: 0 HR: 3	SF: 0 SAC: 1 DP: 0 HBP: 0	WP: 0 PB: 0 SB: 0 CS: 0
<b>PITCHER</b>	IP WLS BF H R ER SO BB IBB HBP BLK WP HR S P ERA WHIP											<b>PITCHER</b>	IP WLS BF H R ER SO BB IBB HBP BLK WP HR S P ERA WHIP							
Pat Dobson, R ERA: 2.34 (1, 1)	3.1 L 19 5 6 6 0 4 0 0 0 0 0 2 15 31 16.20 2.700																			
Jon Warden, L ERA: 3.94 (4, 1)	1.0 9 3 3 3 0 2 0 0 0 0 0 1 7 15 27.00 5.000																			
Don McMahon, R ERA: 2.49 (5, 1)	0.2 3 0 0 0 0 1 0 0 0 0 0 0 2 6 0.00 1.500																			
John Wyatt, R ERA: 2.58 (6, 1)	2.0 6 0 0 0 3 0 0 0 0 0 0 0 12 12 0.00 0.000																			
John Hiller, L ERA: 3.22 (8, 1)	2.0 6 0 0 0 1 0 0 0 0 0 0 0 8 8 0.00 0.000																			

Batter	1	2	3	4	5	6	7	8	9	AB R H RBI BB SO LOB	BOTTOM											
Dick McAuliffe, L OBP: 0.342, SLG: 0.444 (1, 4)	0-0 3-1		0-0 3B 1B		0-0 F8			0-3 K		4 1 1 0 0 1 0	<p>Washington Senators @ Detroit Tigers</p> <p>Tiger Stadium, Detroit, MI</p> <p>Thu Aug 01 1968, 7:05 PM EDT</p> <p>Att: 18,278 - Unknown</p>											
Jim Northrup, L OBP: 0.322, SLG: 0.449 (1, 8)	0-0 1B		0-0 1-H 3B		0-0 F8			0-0 WP L4-3 2B		4 1 3 1 0 0 0												
Al Kaline, R OBP: 0.399, SLG: 0.416 (1, 9)	0-0 L7		0-3 K2-3		0-3 K			0-0 L4-3		4 0 0 1 0 2 2												
Norm Cash, L OBP: 0.304, SLG: 0.463 (1, 3)	0-0 F2			0-0 G6-4-3 1B		0-0 HR		4-0 2-H BB		3 1 2 1 1 0 1												
Willie Horton, R OBP: 0.354, SLG: 0.569 (1, 7)		0-0 F8		0-0 G6-4-3 1-2 1B		0-0 WP 1B		0-3 K		4 0 2 0 0 1 1												
Don Wert, R OBP: 0.270, SLG: 0.324 (1, 5)		0-0 5-3		0-0 G6-4-3 1-2 2-3 1-2		0-3 K		0-0 F9		4 0 0 0 0 1 3												
Jim Price, R OBP: 0.260, SLG: 0.264 (1, 2)		0-0 F9		0-0 F3			0-0 5-3		0-0 5-3	4 0 0 0 0 0 1												
Dick Tracewski, R OBP: 0.242, SLG: 0.271 (1, 6)			0-0 5-3		0-0 P6			0-0 F7		4 0 0 0 0 0 0												
Pat Dobson, R OBP: 0.206, SLG: 0.143 (4, 1)			0-0 F8		0-3 K			0-3 K		1 0 1 0 0 0 0 1 0 0 0 0 0 0 0 0 1 0 0 0 0 1 0 0 0 0 0 0 0 0												
<b>Inning Stats</b>	R: 0 E: 0 K: 0 S: 4	H: 1 LOB: 0 BB: 0 P: 4	R: 0 E: 0 K: 0 S: 3	H: 0 LOB: 0 BB: 0 P: 3	R: 1 E: 0 K: 1 S: 7	H: 2 LOB: 1 BB: 0 P: 7	R: 0 E: 0 K: 0 S: 4	H: 2 LOB: 1 BB: 0 P: 4	R: 0 E: 0 K: 1 S: 5	H: 0 LOB: 0 BB: 0 P: 5		R: 1 E: 0 K: 2 S: 9	H: 2 LOB: 1 BB: 0 P: 9	R: 0 E: 0 K: 1 S: 5	H: 0 LOB: 0 BB: 0 P: 5	R: 1 E: 0 K: 2 S: 8	H: 1 LOB: 1 BB: 1 P: 12	R: 0 E: 0 K: 0 S: 3	H: 0 LOB: 0 BB: 0 P: 3	1B: 5 2B: 1 3B: 1 HR: 1	SF: 0 SAC: 0 DP: 1 HBP: 0	WP: 2 PB: 0 SB: 0 CS: 0
<b>PITCHER</b>	IP WLS BF H R ER SO BB IBB HBP BLK WP HR S P ERA WHIP											<b>PITCHER</b>	IP WLS BF H R ER SO BB IBB HBP BLK WP HR S P ERA WHIP									
Joe Coleman, R ERA: 3.45 (1, 1)	9.0 W 35 8 3 3 7 1 0 0 0 2 1 48 52 3.00 1.000																					









Batter	1	2	3	4	5	6	7	8	9	AB	R	H	RBI	BB	SO	LOB	TOP			
Dick McAuliffe, L (1,4) OBP: 0.343, SLG: 0.442 (8,6)	WP 1B		4-3			4-3		F8		4	0	1	0	0	0	1				
Jim Northrup, L (1,8) OBP: 0.321, SLG: 0.443	K 1-2		4-3			BB		4-3		3	0	0	0	1	1	2				
Al Kaline, R (1,9) OBP: 0.390, SLG: 0.405	K			L4-3		L6			F6	4	0	0	0	0	1	2				
Willie Horton, R (1,7) OBP: 0.355, SLG: 0.563	G3			6-3			G5-4-3 BB 1B		5-3	4	0	1	0	0	0	1				
Norm Cash, L (1,3) OBP: 0.303, SLG: 0.457		K		G3			G5-4-3 BB 1-2		K	3	0	0	0	1	2	0				
Bill Freehan, R (1,2) OBP: 0.381, SLG: 0.436					6-3		G5-4-3 BB 1-2 2-3			3	0	1	0	0	0	2				
Don Wert, R (1,5) OBP: 0.267, SLG: 0.321					5-3			F8		3	0	0	0	0	0	2				
Dick Tracewski, R (1,6) OBP: 0.230, SLG: 0.257 (8, PH)								F6		2	0	0	0	0	2	1				
Mickey Stanley, R (8, PH) OBP: 0.295, SLG: 0.363										1	0	0	0	0	0	0				
Dave Campbell, R (8,4)										0	0	0	0	0	0	0				
Earl Wilson, R (1,1) OBP: 0.227, SLG: 0.397 (3,1)										1	0	0	0	0	1	0				
John Wyatt, L (3,1)										0	0	0	0	0	0	0				
Wayne Comer, R (6, PH) OBP: 0.145, SLG: 0.187 (8,1)										1	0	0	0	0	1	0				
Pat Dobson, R (8,1) OBP: 0.226, SLG: 0.443 (8, PH)										0	0	0	0	0	0	0				
Gates Brown, L (8, PH) OBP: 0.482, SLG: 0.995 (8,1)										1	0	1	0	0	0	0				
Jon Warden, S (8,1)										0	0	0	0	0	0	0				
<b>Inning Stats</b>	R: 0 E: 0 K: 2 S: 8	H: 1 LOB: 1 BB: 0 P: 8	R: 0 E: 0 K: 2 S: 8	H: 1 LOB: 1 BB: 0 P: 8	R: 0 E: 0 K: 1 S: 5	H: 0 LOB: 0 BB: 0 P: 5	R: 0 E: 0 K: 0 S: 3	H: 0 LOB: 0 BB: 0 P: 3	R: 0 E: 0 K: 1 S: 5	H: 0 LOB: 1 BB: 1 P: 9	R: 0 E: 0 K: 0 S: 3	H: 1 LOB: 1 BB: 1 P: 7	R: 0 E: 0 K: 0 S: 4	H: 1 LOB: 1 BB: 0 P: 4	R: 0 E: 0 K: 1 S: 5	H: 0 LOB: 0 BB: 0 P: 5	1B: 4 2B: 0 3B: 0 HR: 0	SF: 0 SAC: 0 DP: 1 HBP: 0	WP: 1 PB: 0 SB: 0 CS: 0	PA: 32
<b>PITCHER</b> Dean Chance, R (1,1) ERA: 2.4	IP: 9.0 WLS: W BF: 32 H: 4 R: 0 ER: 0 SO: 8 BB: 2 IBB: 0 HBP: 0 BLK: 0 WP: 1 HR: 0 S: 46 P: 54 ERA: 0.00 WHIP: 0.667															<b>PITCHER</b>	IP: 9.0 WLS: W BF: 32 H: 4 R: 0 ER: 0 SO: 8 BB: 2 IBB: 0 HBP: 0 BLK: 0 WP: 1 HR: 0 S: 46 P: 54 ERA: 0.00 WHIP: 0.667			

Detroit Tigers @ Minnesota Twins  
Metropolitan Stadium, Bloomington, MI  
Sat Aug 03 1968, 4:33 AM EDT  
Att: 22,828 - Unknown - 84 F

AB 30  
R 0  
H 4  
RBI 0  
BB 2  
SO 8  
LOB 11



Batter	1	2	3	4	5	6	7	8	9	AB	R	H	RBI	BB	SO	LOB	BOTTOM			
Cesar Tovar, R (1,9) OBP: 0.321, SLG: 0.365 (9,5)	S 3B 1B		6-3					F8		4	1	2	1	0	0	1				
Rich Reese, L (1,3) OBP: 0.307, SLG: 0.376	H 3B			2B			L7			4	1	2	1	0	0	1				
Ted Uhlhaender, L (1,8) OBP: 0.330, SLG: 0.419	F5			L9			G3			4	0	0	0	0	0	2				
Bob Allison, R (1,7) OBP: 0.338, SLG: 0.459	FC5-2-5 3H			5-3			5-3			3	0	0	0	1	0	2				
John Roseboro, L (1,2) OBP: 0.314, SLG: 0.322	G3								L9	4	0	2	1	0	0	2				
Rich Rollins, R (1,5) OBP: 0.286, SLG: 0.355									L9	4	1	1	0	0	0	3				
Jim Holt, L (9,9) OBP: 0.222, SLG: 0.246									L9	0	0	0	0	0	0	0				
Ron Clark, R (1,6) OBP: 0.284, SLG: 0.288										4	1	2	1	0	0	1				
Frank Quilici, R (1,4) OBP: 0.324, SLG: 0.366										3	0	0	0	0	1	2				
Dean Chance, R (1,1) OBP: 0.109, SLG: 0.066										3	0	0	0	0	2	2				
<b>Inning Stats</b>	R: 1 E: 0 K: 0 S: 5	H: 2 LOB: 1 BB: 0 P: 5	R: 1 E: 0 K: 0 S: 5	H: 2 LOB: 1 BB: 0 P: 5	R: 1 E: 0 K: 2 S: 9	H: 2 LOB: 1 BB: 0 P: 9	R: 0 E: 0 K: 0 S: 4	H: 1 LOB: 1 BB: 0 P: 4	R: 0 E: 0 K: 1 S: 5	H: 0 LOB: 0 BB: 0 P: 5	R: 0 E: 0 K: 0 S: 3	H: 0 LOB: 0 BB: 0 P: 3	R: 0 E: 0 K: 0 S: 3	H: 0 LOB: 1 BB: 1 P: 7	R: 0 E: 0 K: 0 S: 3	H: 0 LOB: 1 BB: 1 P: 7	1B: 5 2B: 2 3B: 2 HR: 0	SF: 0 SAC: 0 DP: 0 HBP: 0	WP: 0 PB: 0 SB: 2 CS: 0	PA: 34
<b>PITCHER</b> Earl Wilson, R (1,1) ERA: 3.03 John Wyatt, L (3,1) ERA: 2.66 Pat Dobson, R (6,1) ERA: 2.27 Jon Warden, L (8,1) ERA: 3.82	IP: 2.2 WLS: L BF: 14 H: 6 R: 3 ER: 3 SO: 3 BB: 0 IBB: 0 HBP: 0 BLK: 0 WP: 0 HR: 0 S: 14 P: 14 ERA: 10.12 WHIP: 2.250															<b>PITCHER</b>	IP: 2.2 WLS: L BF: 14 H: 6 R: 3 ER: 3 SO: 3 BB: 0 IBB: 0 HBP: 0 BLK: 0 WP: 0 HR: 0 S: 14 P: 14 ERA: 10.12 WHIP: 2.250			

Detroit Tigers @ Minnesota Twins  
Metropolitan Stadium, Bloomington, MI  
Sat Aug 03 1968, 4:33 AM EDT  
Att: 22,828 - Unknown - 84 F

AB 33  
R 4  
H 9  
RBI 4  
BB 1  
SO 3  
LOB 16





Batter	1	2	3	4	5	6	7	8	9	AB	R	H	RBI	BB	SO	LOB	TOP					
Dick McAuliffe, L (1, 4) OBP: 0.342, SLG: 0.446	0-3 K		0-0 F9		0-0 4-3			0-0 SF7 3B		4	1	1	0	0	1	1						
Mickey Stanley, R (1, 8) OBP: 0.297, SLG: 0.370	0-0 6-3			0-0 1B 3B	0-0 1B			0-0 F3		4	1	2	0	0	0	1						
Al Kaline, R (1, 3) OBP: 0.388, SLG: 0.401	0-0 L4-3			1-0 1B HBP	0-0 L5-3			0-0 SF7		2	0	0	1	0	0	1						
Willie Horton, R (1, 7) OBP: 0.351, SLG: 0.557		0-0 5-3		0-3 K		0-0 F9		0-0 F8		4	0	0	0	0	1	2						
Bill Freehan, R (1, 2) OBP: 0.360, SLG: 0.434		0-0 F9		0-0 FC 1B		0-0 6-3			0-0 L6		4	0	1	1	0	0						
Jim Northrup, L (1, 9) OBP: 0.316, SLG: 0.439		0-0 6-3		0-0 FC		0-0 F7			0-0 5-3		4	0	0	0	0	2						
Don Wert, R (1, 5) OBP: 0.267, SLG: 0.318			0-0 5-3	0-0 F3			0-0 L9		4-0 BB		3	0	0	0	1	0	3					
Dick Tracewski, R (1, 6) OBP: 0.231, SLG: 0.256			0-0 SH3-4 1B	0-3 K			0-0 L7		0-3 K		4	0	1	0	0	2	4					
Denny McLain, R (1, 1) OBP: 0.156, SLG: 0.156			0-0 SH3-4		0-0 F7		0-3 K				2	0	0	0	0	1	0					
<b>Inning Stats</b>	R: 0 E: 0 K: 1 S: 5	H: 0 LOB: 0 BB: 0 P: 5	R: 0 E: 0 K: 0 S: 3	H: 0 LOB: 0 BB: 0 P: 3	R: 0 E: 0 K: 0 S: 4	H: 1 LOB: 1 BB: 0 P: 4	R: 1 E: 0 K: 2 S: 10	H: 2 LOB: 3 BB: 0 P: 11	R: 0 E: 0 K: 0 S: 4	H: 1 LOB: 1 BB: 0 P: 4	R: 0 E: 0 K: 0 S: 3	H: 0 LOB: 0 BB: 0 P: 3	R: 0 E: 0 K: 1 S: 5	H: 0 LOB: 0 BB: 0 P: 5	R: 1 E: 0 K: 0 S: 4	H: 1 LOB: 1 BB: 1 P: 4	R: 0 E: 0 K: 1 S: 5	H: 0 LOB: 1 BB: 1 P: 9	1B: 3 2B: 0 3B: 2 HR: 0	SF: 1 SAC: 1 DP: 0 HBP: 1	WP: 0 PB: 0 SB: 0 CS: 0	PA: 35
<b>PITCHER</b>	IP	WLS	BF	H	R	ER	SO	BB	IBB	HBP	BLK	WP	HR	S	P	ERA	WHIP					
Jim Kaat, L (1, 1) ERA: 2.96	8.0	L	31	5	2	2	4	0	0	1	0	0	0	38	39	2.25	0.625					
Ron Perranoski, L (9, 1) ERA: 2.61	1.0		4	0	0	0	1	1	0	0	0	0	0	5	9	0.00	1.000					

Detroit Tigers @ Minnesota Twins  
Metropolitan Stadium, Bloomington, MI  
Sun Aug 04 1968, 4:33 AM EDT  
Att: 28,911 - Unknown - 83 F

AB 31  
R 2  
H 5  
RBI 2  
BB 1  
SO 5  
LOB 14



Batter	1	2	3	4	5	6	7	8	9	AB	R	H	RBI	BB	SO	LOB	BOTTOM					
Cesar Tovar, R (1, 9) OBP: 0.321, SLG: 0.364	0-0 F6		0-0 1B		0-0 L6-3			0-0 F4		4	0	1	0	0	0	1						
Rich Reese, L (1, 3) OBP: 0.306, SLG: 0.379	0-0 2B		0-0 F6			0-3 K		0-0 L3 1B		4	0	1	0	0	1	2						
Ted Uhlhaender, L (1, 8) OBP: 0.332, SLG: 0.418	0-0 F6		0-0 F6			4-0 L6-4-3 BB		0-0 1-2 3-H 1B		3	0	1	1	1	0	2						
Bob Allison, R (1, 7) OBP: 0.336, SLG: 0.455	4-0 BB			0-0 L6-3		0-0 L6-4-3		0-3 K		3	0	0	0	1	1	3						
Ron Perranoski, L (9, 1) ERA: 2.61						1-2				0	0	0	0	0	0	0						
John Roseboro, L (1, 2) OBP: 0.309, SLG: 0.317	0-0 F6			0-0 L9			0-0 F8		0-0 F9		4	0	0	0	0	2						
Rich Rollins, R (1, 5) OBP: 0.292, SLG: 0.354		0-0 L5-4-3 1B		4-0 BB			0-0 L1-3		0-0 L6-3		3	0	1	0	1	0						
Ron Clark, R (1, 6) OBP: 0.264, SLG: 0.286		0-0 F8		0-0 L5-3			0-3 K		0-0 1B		4	0	1	0	0	1	2					
Frank Quilici, R (1, 4) OBP: 0.324, SLG: 0.361			0-0 L5-4-3					4-0 FC6-4 BB		2	0	0	0	1	0	1						
Tony Oliva, L (9, PH) OBP: 0.359, SLG: 0.512	1-2				0-0 F2			0-0 L6-3		1	0	0	0	0	0	1						
Jim Kaat, L (1, 1) OBP: 0.120, SLG: 0.102			0-0 F2		0-3 K			0-0 FC6-4 1B		2	0	0	0	0	1	0						
Frank Kostro, R (8, PH) OBP: 0.255, SLG: 0.273								1-2		1	1	0	0	0	0	1						
<b>Inning Stats</b>	R: 0 E: 0 K: 0 S: 4	H: 1 LOB: 2 BB: 1 P: 8	R: 0 E: 0 K: 0 S: 3	H: 1 LOB: 0 BB: 0 P: 3	R: 0 E: 0 K: 0 S: 4	H: 1 LOB: 1 BB: 0 P: 4	R: 0 E: 0 K: 0 S: 3	H: 0 LOB: 1 BB: 1 P: 7	R: 0 E: 0 K: 1 S: 5	H: 0 LOB: 0 BB: 0 P: 5	R: 0 E: 0 K: 1 S: 4	H: 0 LOB: 0 BB: 1 P: 8	R: 0 E: 0 K: 1 S: 5	H: 0 LOB: 0 BB: 0 P: 5	R: 1 E: 1 K: 1 S: 7	H: 1 LOB: 2 BB: 1 P: 11	R: 0 E: 0 K: 0 S: 4	H: 1 LOB: 1 BB: 0 P: 4	1B: 4 2B: 1 3B: 0 HR: 0	SF: 0 SAC: 0 DP: 2 HBP: 0	WP: 0 PB: 0 SB: 0 CS: 0	PA: 35
<b>PITCHER</b>	IP	WLS	BF	H	R	ER	SO	BB	IBB	HBP	BLK	WP	HR	S	P	ERA	WHIP					
Denny McLain, R (1, 1) ERA: 1.93	9.0	W	35	5	1	0	4	4	0	0	0	0	0	39	55	0.00	1.000					

Detroit Tigers @ Minnesota Twins  
Metropolitan Stadium, Bloomington, MI  
Sun Aug 04 1968, 4:33 AM EDT  
Att: 28,911 - Unknown - 83 F

AB 31  
R 1  
H 5  
RBI 1  
BB 4  
SO 4  
LOB 15





Batter	1	2	3	4	5	6	7	8	9	10	11	12	13	14	15	16	17	AB	R	H	RBI	BB	SO	LOB	TOP									
Jose Cardenal, R OBP: 0.284, SLG: 0.343	K				FC6			P2			F3		L4					7	0	2	1	0	1	3	<b>Cleveland Indians @ Detroit Tigers</b> Tiger Stadium, Detroit, MI Tue Aug 06 1968, 7:05 PM EDT Unknown									
Chico Salmon, R OBP: 0.297, SLG: 0.298	K		L4			F3		F3			P6		K					7	0	0	0	0	2	3										
Lou Johnson, R OBP: 0.298, SLG: 0.395	K			4-3		5-3			F8					5-3				7	0	1	0	0	1	1										
Tony Horton, R OBP: 0.313, SLG: 0.424																																		
Billy Harris, L OBP: 0.266, SLG: 0.338	K			F8																														
Duke Sims, L OBP: 0.376, SLG: 0.419																																		
Joe Azcue, R OBP: 0.357, SLG: 0.357																																		
Jimmie Hall, L OBP: 0.280, SLG: 0.281	K			6-3																														
Larry Brown, R OBP: 0.296, SLG: 0.315																																		
Russ Snyder, L OBP: 0.326, SLG: 0.333																																		
Max Alvis, R OBP: 0.287, SLG: 0.334	K																																	
Tommy Harper, R OBP: 0.288, SLG: 0.386																																		
Vern Fuller, R OBP: 0.327, SLG: 0.276																																		
Luis Tiant, R OBP: 0.370, SLG: 0.514																																		
Lou Brock, R OBP: 0.350, SLG: 0.511																																		
Vicente Romo, R ERA: 1.14																																		
Eddie Fisher, R ERA: 3.4																																		
Mike Paul, L ERA: 4.17																																		
<b>Inning Stats</b>	R: 0 E: 0 K: 3 S: 9	H: 0 LOB: 0 BB: 0 P: 9	R: 0 E: 0 K: 3 S: 9	H: 0 LOB: 0 BB: 0 P: 9	R: 1 E: 0 K: 0 S: 5	H: 2 LOB: 1 BB: 0 P: 5	R: 0 E: 0 K: 0 S: 3	H: 0 LOB: 0 BB: 0 P: 3	R: 0 E: 0 K: 0 S: 4	H: 1 LOB: 2 BB: 0 P: 8	R: 0 E: 0 K: 0 S: 3	H: 0 LOB: 0 BB: 0 P: 3	R: 0 E: 0 K: 0 S: 5	H: 0 LOB: 0 BB: 0 P: 5	R: 0 E: 0 K: 2 S: 7	H: 0 LOB: 0 BB: 0 P: 7	R: 0 E: 0 K: 1 S: 5	H: 0 LOB: 0 BB: 0 P: 5	R: 0 E: 0 K: 0 S: 4	H: 1 LOB: 1 BB: 1 P: 8	R: 0 E: 0 K: 0 S: 3	H: 0 LOB: 0 BB: 0 P: 5	R: 0 E: 0 K: 2 S: 7	H: 0 LOB: 0 BB: 0 P: 3	R: 0 E: 0 K: 2 S: 7	H: 1 LOB: 1 BB: 1 P: 11	R: 0 E: 0 K: 0 S: 4	H: 1 LOB: 1 BB: 0 P: 4	R: 0 E: 0 K: 1 S: 5	H: 0 LOB: 0 BB: 0 P: 5	1B: 7 2B: 1 3B: 0 HR: 0	SF: 0 SAC: 1 DP: 1 HBP: 0	WP: 2 PB: 0 SB: 1 CS: 1	PA: 61
<b>PITCHER</b>	IP: 1.1 WLS: 0 BF: 29 H: 4 R: 1 ER: 1 SO: 6 BB: 1 IBB: 1 HBP: 0 BLK: 0 WP: 0 HR: 0 S: 40 P: 44 ERA: 1.12 WHIP: 0.625	IP: 17.1 WLS: 10 BF: 73 H: 17 R: 0 ER: 0 SO: 1 BB: 0 IBB: 0 HBP: 0 BLK: 0 WP: 0 HR: 0 S: 5 P: 5 ERA: 0.00 WHIP: 0.000																																
John Hiller, L ERA: 2.33																																		
Daryl Patterson, R ERA: 1.48																																		
Pat Dobson, R ERA: 2.18																																		
Don McMahon, R ERA: 2.04																																		
Mickey Lolich, L ERA: 3.75																																		

Batter	1	2	3	4	5	6	7	8	9	10	11	12	13	14	15	16	17	AB	R	H	RBI	BB	SO	LOB	BOTTOM												
Dick McAuliffe, L OBP: 0.343, SLG: 0.448																									<b>Cleveland Indians @ Detroit Tigers</b> Tiger Stadium, Detroit, MI Tue Aug 06 1968, 7:05 PM EDT Unknown												
Jim Northrup, L OBP: 0.322, SLG: 0.444	K																																				
Al Kaline, R OBP: 0.382, SLG: 0.390	K																																				
Norm Cash, L OBP: 0.299, SLG: 0.445																																					
Willie Horton, R OBP: 0.350, SLG: 0.551																																					
Bill Freehan, R OBP: 0.356, SLG: 0.427																																					
Don Wert, R OBP: 0.266, SLG: 0.323																																					
Dick Tracewski, R OBP: 0.228, SLG: 0.250																																					
John Hiller, L ERA: 2.33																																					
Vicente Romo, R ERA: 1.14																																					
Eddie Fisher, R ERA: 3.4																																					
Mike Paul, L ERA: 4.17																																					
<b>Inning Stats</b>	R: 0 E: 0 K: 2 S: 7	H: 1 LOB: 0 BB: 0 P: 7	R: 0 E: 0 K: 1 S: 5	H: 0 LOB: 0 BB: 0 P: 5	R: 0 E: 0 K: 1 S: 5	H: 0 LOB: 0 BB: 0 P: 5	R: 0 E: 0 K: 0 S: 4	H: 0 LOB: 1 BB: 0 P: 4	R: 0 E: 0 K: 1 S: 6	H: 1 LOB: 1 BB: 0 P: 6	R: 0 E: 0 K: 1 S: 5	H: 0 LOB: 0 BB: 0 P: 5	R: 0 E: 0 K: 0 S: 4	H: 0 LOB: 0 BB: 0 P: 4	R: 0 E: 0 K: 1 S: 5	H: 1 LOB: 1 BB: 1 P: 9	R: 0 E: 0 K: 0 S: 3	H: 0 LOB: 0 BB: 0 P: 3	R: 0 E: 0 K: 1 S: 5	H: 0 LOB: 0 BB: 0 P: 3	R: 0 E: 0 K: 0 S: 4	H: 0 LOB: 0 BB: 0 P: 4	R: 0 E: 0 K: 1 S: 5	H: 0 LOB: 0 BB: 0 P: 3		R: 0 E: 0 K: 0 S: 3	H: 1 LOB: 1 BB: 1 P: 8	R: 0 E: 0 K: 2 S: 9	H: 1 LOB: 3 BB: 0 P: 13	R: 0 E: 0 K: 0 S: 3	H: 2 LOB: 2 BB: 1 P: 4	R: 1 E: 0 K: 0 S: 3	H: 2 LOB: 2 BB: 0 P: 4	1B: 8 2B: 2 3B: 0 HR: 1	SF: 0 SAC: 0 DP: 1 HBP: 1	WP: 1 PB: 0 SB: 0 CS: 1	PA: 62
<b>PITCHER</b>	IP: 1.1 WLS: 0 BF: 31 H: 4 R: 1 ER: 1 SO: 7 BB: 0 IBB: 0 HBP: 0 BLK: 0 WP: 0 HR: 1 S: 45 P: 45 ERA: 1.00 WHIP: 0.444	IP: 10.1 WLS: 10 BF: 40 H: 10 R: 0 ER: 0 SO: 11 BB: 0 IBB: 0 HBP: 0 BLK: 0 WP: 0 HR: 0 S: 15 P: 15 ERA: 0.00 WHIP: 0.333	IP: 13.1 WLS: 7 BF: 51 H: 13 R: 0 ER: 0 SO: 7 BB: 0 IBB: 0 HBP: 0 BLK: 0 WP: 0 HR: 0 S: 20 P: 25 ERA: 3.86 WHIP: 2.143																																		
Luis Tiant, R ERA: 1.48																																					
Vicente Romo, R ERA: 1.14																																					
Eddie Fisher, R ERA: 3.4																																					
Mike Paul, L ERA: 4.17																																					



Batter	1	2	3	4	5	6	7	8	9	AB	R	H	RBI	BB	SO	LOB	TOP						
Russ Snyder, L (1,8) OBP: 0.329, SLG: 0.336										4	0	2	0	0	0	1	<b>Cleveland Indians @ Detroit Tigers</b> Tiger Stadium, Detroit, MI Tue Aug 06 1968, Postponed Att: 48,413 - Unknown						
Lee Mays, L (1,7) OBP: 0.330, SLG: 0.422										4	0	1	0	0	0	3							
Lou Johnson, R (1,9) OBP: 0.294, SLG: 0.390										4	1	0	0	0	0	1							
Duke Sims, L (1,2) OBP: 0.377, SLG: 0.419										3	1	1	0	1	0	0							
Tony Horton, R (1,3) OBP: 0.312, SLG: 0.420										3	0	0	0	0	0	1							
Lou Klimchuck, L (1,5) OBP: 0.231, SLG: 0.167										3	0	1	2	0	0	1							
Eddie Fisher, R (6,1)										0	0	0	0	0	0	0							
Jose Cardenal, R (9, PH) OBP: 0.298, SLG: 0.345										1	0	1	0	0	0	0							
Billy Harris, L (1,4) OBP: 0.296, SLG: 0.348										1	0	1	0	0	0	0							
Joe Azcue, R (4, PH) OBP: 0.326, SLG: 0.356										1	0	0	0	0	0	2							
Vern Fuller, R (4,4) OBP: 0.324, SLG: 0.273										2	0	0	0	0	0	1							
Larry Brown, R (1,6) OBP: 0.293, SLG: 0.312										3	0	0	0	0	1	3							
Jimmie Hall, L (9, PH) OBP: 0.269, SLG: 0.279										1	0	0	0	0	0	1							
Stan Williams, R (1,1) OBP: 0.256, SLG: 0.194										2	0	0	0	0	0	1							
Chico Salmon, R (6,5) OBP: 0.261, SLG: 0.301										1	0	1	0	0	0	0							
<b>Inning Stats</b>	R: 0 E: 0 K: 0 S: 3	H: 1 LOB: 0 BB: 0 P: 3	R: 0 E: 0 K: 0 S: 3	H: 0 LOB: 0 BB: 0 P: 3	R: 0 E: 0 K: 0 S: 4	H: 1 LOB: 1 BB: 0 P: 4	R: 2 E: 0 K: 0 S: 5	H: 2 LOB: 2 BB: 1 P: 10	R: 0 E: 0 K: 0 S: 3	H: 0 LOB: 0 BB: 0 P: 3	R: 0 E: 0 K: 1 S: 4	H: 1 LOB: 1 BB: 0 P: 4	R: 0 E: 0 K: 1 S: 7	H: 2 LOB: 2 BB: 0 P: 7	R: 0 E: 0 K: 1 S: 5	H: 0 LOB: 0 BB: 0 P: 5	R: 0 E: 0 K: 0 S: 3	H: 1 LOB: 0 BB: 0 P: 3	1B: 8 2B: 0 3B: 0 HR: 0	SF: 0 SAC: 0 DP: 2 HBP: 1	WP: 0 PB: 0 SB: 0 CS: 0	PA: 35	
<b>PITCHER</b>	IP WLS BF H R ER SO BB IBB HBP BLK WP HR S P ERA WHIP																						
Joe Sparma, R (1,1) ERA: 4.14	3.1	15	4	2	2	0	1	0	1	0	0	0	0	0	0	13	18	5.40	1.500				
Mickey Lolich, L (4,1) ERA: 3.89	2.2	W	9	1	0	0	0	0	0	0	0	0	0	0	9	9	0.00	0.375					
John Wyatt, R (7,1) ERA: 2.42	3.0	S	11	3	0	0	2	0	0	0	0	0	0	0	15	15	0.00	1.000					

Batter	1	2	3	4	5	6	7	8	9	AB	R	H	RBI	BB	SO	LOB	BOTTOM					
Dick McAuliffe, L (1,4) OBP: 0.343, SLG: 0.446										4	0	1	0	0	1	1	<b>Cleveland Indians @ Detroit Tigers</b> Tiger Stadium, Detroit, MI Tue Aug 06 1968, Postponed Att: 48,413 - Unknown					
Mickey Stanley, R (1,8) OBP: 0.298, SLG: 0.369										3	0	1	0	1	1							
Jim Northrup, L (1,9) OBP: 0.322, SLG: 0.442										4	0	1	0	0	2	3						
Gates Brown, L (1,7) OBP: 0.451, SLG: 0.587										3	1	1	0	0	1	2						
John Wyatt, R (7,1)										1	0	0	0	0	1	0						
Norm Cash, L (1,3) OBP: 0.301, SLG: 0.458										4	1	2	1	0	0	0						
Don Wert, R (1,5) OBP: 0.285, SLG: 0.322										4	1	1	1	0	1	0						
Jim Price, R (1,2) OBP: 0.253, SLG: 0.256										2	0	0	0	0	1	0						
Bill Freehan, R (6, PH) OBP: 0.357, SLG: 0.426										1	1	0	0	1	0	0						
Dick Tracewski, R (1,6) OBP: 0.227, SLG: 0.250										4	1	1	0	0	0	3						
Joe Sparma, R (1,1) OBP: 0.113, SLG: 0.115										1	0	0	0	0	1	1						
Mickey Lolich, S (4,1) OBP: 0.194, SLG: 0.114										1	0	0	0	0	0	0						
Al Kaline, R (6, PH) OBP: 0.383, SLG: 0.395										2	0	1	2	0	0	1						
<b>Inning Stats</b>	R: 0 E: 0 K: 2 S: 8	H: 1 LOB: 1 BB: 0 P: 8	R: 1 E: 0 K: 2 S: 9	H: 2 LOB: 1 BB: 0 P: 9	R: 0 E: 0 K: 1 S: 6	H: 1 LOB: 1 BB: 0 P: 6	R: 0 E: 0 K: 1 S: 5	H: 0 LOB: 0 BB: 0 P: 5	R: 0 E: 0 K: 1 S: 6	H: 1 LOB: 2 BB: 1 P: 10	R: 4 E: 0 K: 0 S: 7	H: 4 LOB: 1 BB: 1 P: 11	R: 0 E: 0 K: 2 S: 7	H: 0 LOB: 0 BB: 0 P: 7	R: 0 E: 1 K: 0 S: 4	H: 0 LOB: 1 BB: 0 P: 4	1B: 6 2B: 2 3B: 0 HR: 1	SF: 0 SAC: 0 DP: 0 HBP: 0	WP: 1 PB: 0 SB: 1 CS: 0	PA: 36		
<b>PITCHER</b>	IP WLS BF H R ER SO BB IBB HBP BLK WP HR S P ERA WHIP																					
Stan Williams, R (1,1) ERA: 2.75	5.1	L	27	9	5	7	2	0	0	0	0	0	0	1	39	47	8.44	2.062				
Eddie Fisher, R (6,1) ERA: 3.23	2.2		9	0	0	0	0	0	0	0	0	0	0	1	13	13	0.00	0.000				



Batter	1	2	3	4	5	6	7	8	9	AB	R	H	RBI	BB	SO	LOB	TOP				
Jose Cardenal, R (1.8) OBP: 0.291, SLG: 0.348	L9		S							4	0	3	1	1	0	0	<b>Cleveland Indians @ Detroit Tigers</b> Tiger Stadium, Detroit, MI Wed Aug 07 1968, 7:05 PM EDT Att: 30,402 - Unknown				
Russ Snyder, L (1.9) OBP: 0.323, SLG: 0.329	K		F7		5-3		FC4-6		K	5	0	0	0	0	2	7					
Lee Maye, L (1.7) OBP: 0.328, SLG: 0.418			F7							4	0	1	0	0	0	5					
Mike Paul, L (7.1) OBP: 0.250, SLG: 0.143					G3					0	0	0	0	0	0	0					
Tony Horton, R (1.3) OBP: 0.309, SLG: 0.414	F4		5-3							4	0	0	0	0	0	2					
Duke Sims, L (1.2) OBP: 0.375, SLG: 0.414										3	0	0	0	1	2	0					
Chico Salmon, R (1.5) OBP: 0.280, SLG: 0.300										4	0	1	0	0	0	1					
Vern Fuller, R (8.4) OBP: 0.324, SLG: 0.273										0	0	0	0	0	0	0					
Billy Harris, L (1.4) OBP: 0.307, SLG: 0.357										4	1	2	0	0	0	1					
Larry Brown, R (1.6) OBP: 0.295, SLG: 0.317										4	0	2	0	0	0	2					
Sam McDowell, L (1.1) Eddie Fisher, R (1.1) Lou Kimchok, L (5. Ph) Hal Kurtz, R (5.1) Jimmie Hall, L (7. Ph)										0	0	0	0	0	0	0	<b>C</b>				
										1	0	0	0	0	0	1					
										1	0	0	0	0	0	0					
										1	0	0	0	0	0	2					
<b>Inning Stats</b>	R: 0 E: 0 K: 1 S: 6	H: 1 LOB: 1 BB: 0 P: 6	R: 0 E: 0 K: 0 S: 4	H: 1 LOB: 2 BB: 1 P: 8	R: 0 E: 0 K: 0 S: 4	H: 1 LOB: 1 BB: 0 P: 4	R: 0 E: 0 K: 1 S: 5	H: 1 LOB: 0 BB: 0 P: 5	R: 0 E: 0 K: 0 S: 4	H: 0 LOB: 0 BB: 0 P: 8	R: 0 E: 0 K: 0 S: 3	H: 0 LOB: 0 BB: 0 P: 3	R: 1 E: 0 K: 0 S: 6	H: 3 LOB: 2 BB: 0 P: 6	R: 0 E: 0 K: 1 S: 5	H: 0 LOB: 0 BB: 0 P: 5	R: 0 E: 0 K: 1 S: 6	H: 1 LOB: 2 BB: 1 P: 10	1B: 8 2B: 1 3B: 0 HR: 0	SF: 0 SAC: 0 DP: 1 HBP: 0	WP: 0 PA: 38 CS: 0
<b>PITCHER</b>	IP WLS BF H R ER SO BB IBB HBP BLK WP HR S P ERA WHIP																				
Earl Wilson, R (1.1) ERA: 2.97	6.0 W 25 6 1 1 2 2 0 0 0 0 0 27 35 1.50 1.333																				
Daryl Patterson, R (7.1) ERA: 1.35	3.0 S 13 3 0 0 2 1 0 0 0 0 0 16 20 0.00 1.333																				

Batter	1	2	3	4	5	6	7	8	9	AB	R	H	RBI	BB	SO	LOB	BOTTOM		
Mickey Stanley, R (1.8) OBP: 0.302, SLG: 0.371										3	1	2	0	1	0	0	<b>Cleveland Indians @ Detroit Tigers</b> Tiger Stadium, Detroit, MI Wed Aug 07 1968, 7:05 PM EDT Att: 30,402 - Unknown		
Dick Tracewski, R (1.6) OBP: 0.228, SLG: 0.244										3	1	0	0	1	1	2			
Al Kaline, R (1.9) OBP: 0.384, SLG: 0.397										4	1	2	1	0	0	1			
Bill Freehan, R (1.3) OBP: 0.356, SLG: 0.427										4	0	1	2	0	0	1			
Willie Horton, R (1.7) OBP: 0.352, SLG: 0.559										4	1	2	1	0	1	1			
Don Wert, R (1.5) OBP: 0.285, SLG: 0.319										3	1	0	0	1	0	2			
Jim Price, R (1.2) OBP: 0.252, SLG: 0.255										4	0	1	0	0	1	2			
Dave Campbell, R (1.4) OBP: 0.125, SLG: 0.500										4	1	1	2	0	0	1			
Dick McAuliffe, L (9.4) OBP: 0.343, SLG: 0.446										0	0	0	0	0	0	0			
Earl Wilson, R (1.1) OBP: 0.200, SLG: 0.383										2	0	0	0	0	1	0			
Daryl Patterson, L (7.1) ERA: 4.6										2	0	0	0	0	2	0			
<b>Inning Stats</b>	R: 3 E: 0 K: 1 S: 8	H: 3 LOB: 1 BB: 1 P: 12	R: 0 E: 0 K: 1 S: 6	H: 1 LOB: 0 BB: 0 P: 6	R: 0 E: 0 K: 0 S: 4	H: 1 LOB: 1 BB: 0 P: 4	R: 0 E: 0 K: 0 S: 3	H: 0 LOB: 0 BB: 0 P: 3	R: 0 E: 0 K: 1 S: 6	H: 1 LOB: 1 BB: 0 P: 4	R: 0 E: 0 K: 2 S: 7	H: 0 LOB: 1 BB: 1 P: 11	R: 3 E: 0 K: 1 S: 7	H: 2 LOB: 0 BB: 1 P: 11	R: 0 E: 0 K: 1 S: 7	H: 0 LOB: 0 BB: 0 P: 11	1B: 6 2B: 1 3B: 0 HR: 2	SF: 0 SAC: 0 DP: 0 HBP: 0	WP: 0 PA: 36 CS: 0
<b>PITCHER</b>	IP WLS BF H R ER SO BB IBB HBP BLK WP HR S P ERA WHIP																		
Sam McDowell, L (1.1) ERA: 1.72	0.0 L 2 2 2 2 0 0 0 0 0 0 0 20 20 2.25 1.000																		
Eddie Fisher, R (5.1) ERA: 3.16	4.0 16 4 1 1 2 0 0 0 0 0 0 20 20 2.25 1.000																		
Hal Kurtz, R (5.1) ERA: 4.28	2.0 8 2 0 0 1 0 0 0 0 0 0 10 10 0.00 1.000																		
Mike Paul, L (7.1) ERA: 4.6	2.0 10 2 3 3 3 2 0 0 0 0 0 2 14 22 13.50 2.000																		



Batter	1	2	3	4	5	6	7	8	9	AB	R	H	RBI	BB	SO	LOB	TOP			
Jose Cardenal, R OBP: 0.296, SLG: 0.353	0-0 1B		0-0 6-3		4-0 S BB			0-0 FC5 2B		3	0	2	0	1	0	0	Cleveland Indians @ Detroit Tigers Tiger Stadium, Detroit, MI Thu Aug 08 1968, 7:05 PM EDT Att: 23,904 - Unknown			
Russ Snyder, L OBP: 0.321, SLG: 0.327	0-0 6-3		0-0 1B		4-0 1-3			0-0 F8		4	0	1	0	0	0	2				
Jimmie Hall, L OBP: 0.286, SLG: 0.272	0-3 K		0-0 F8		0-0 P5			0-0 6-3		4	0	0	0	0	1	3				
Tony Horton, R OBP: 0.314, SLG: 0.420		0-0 1B		0-0 3-1 SF9 2B		0-0 L9		4-0 BB		3	1	2	0	1	0	0				
Joe Azcue, R OBP: 0.325, SLG: 0.354		0-0 1B		0-0 3-1 2-3		0-0 F3		0-0 FC5 2-3f		4	0	1	0	0	0	3				
Billy Harris, L OBP: 0.308, SLG: 0.347		0-0 F2		4-0 FC5-4 BB		0-0 F5				2	0	0	0	1	0	2				
Max Alvis, R OBP: 0.296, SLG: 0.333		0-0 F2								1	0	0	0	0	0	0				
Lou Klimchok, L OBP: 0.176, SLG: 0.133		0-0 L9		0-0 SF9		0-0 F8				2	0	0	1	0	0	2				
Lou Johnson, R OBP: 0.293, SLG: 0.389		0-0 L9		0-0 SF9		0-0 F8				1	0	0	0	0	0	0				
Larry Brown, R OBP: 0.293, SLG: 0.314		0-0 P4		0-0 FC5-4 1-2f		0-0 L6				3	0	0	0	0	0	3				
Chico Salmon, R OBP: 0.263, SLG: 0.300		0-0 P4								0	0	0	0	0	0	0				
Sonny Siebert, R OBP: 0.194, SLG: 0.203			0-0 1-3		0-3 K					1	0	0	0	0	0	0				
Tommy Harper, R OBP: 0.286, SLG: 0.384										1	0	0	0	0	1	0				
Hal Kurtz, R OBP: 0.286, SLG: 0.384										1	0	0	0	0	0	0				
Lee Maye, L OBP: 0.326, SLG: 0.416										1	0	0	0	0	0	1				
<b>Inning Stats</b>	R: 0 E: 0 K: 1 S: 5	H: 1 LOB: 0 BB: 0 P: 5	R: 0 E: 0 K: 0 S: 5	H: 2 LOB: 2 BB: 0 P: 5	R: 0 E: 0 K: 0 S: 4	H: 1 LOB: 1 BB: 0 P: 4	R: 1 E: 0 K: 0 S: 4	H: 1 LOB: 1 BB: 1 P: 8	R: 0 E: 0 K: 1 S: 3	H: 0 LOB: 0 BB: 0 P: 3	R: 0 E: 0 K: 0 S: 3	H: 0 LOB: 0 BB: 0 P: 3	R: 0 E: 0 K: 0 S: 4	H: 1 LOB: 2 BB: 1 P: 8	R: 0 E: 0 K: 0 S: 3	H: 0 LOB: 1 BB: 0 P: 4	1B: 4 2B: 2 3B: 0 HR: 0	SF: 1 SAC: 0 DP: 0 HBP: 1	WP: 0 PB: 0 SB: 1 CS: 0	PA: 36
<b>PITCHER</b> Denny McLain, R ERA: 1.9	IP: 9.0 WLS: W BF: 36 H: 6 R: 1 ER: 1 SO: 2 BB: 3 IBB: 0 HBP: 1 BLK: 0 WP: 0 HR: 0 S: 36 P: 49 ERA: 1.00 WHIP: 1.000																			

Batter	1	2	3	4	5	6	7	8	9	AB	R	H	RBI	BB	SO	LOB	BOTTOM			
Dick McAuliffe, L OBP: 0.343, SLG: 0.448	0-0 4-3		0-0 1B		0-0 4-3		0-0 4-3		0-0 6-3 2B		5	1	2	2	0	0	1			
Dave Campbell, R OBP: 0.125, SLG: 0.500			2H 1B							0	0	0	0	0	0	0				
Jim Northrup, L OBP: 0.322, SLG: 0.440	0-0 F9		0-0 1B		0-0 4-3		0-0 F7		4-0 6-3 BB		4	1	1	0	1	0	1			
Al Kaline, R OBP: 0.386, SLG: 0.399	0-0 L7		0-0 SF9		0-0 1B		0-0 L8		0-0 6-3		4	1	2	2	0	0	0			
Mickey Stanley, R OBP: 0.302, SLG: 0.370			1-3 3H HR		1-3 2H 1B				1-2 2-3		1	0	0	0	0	2				
Norm Cash, L OBP: 0.310, SLG: 0.461		0-3 K	4-0 HR		0-0 FC6-4 1B						3	2	2	0	2	1				
Willie Horton, R OBP: 0.351, SLG: 0.560		0-0 1-3	0-0 SF9		0-0 FC6-4 1B						3	0	1	1	0	0				
Wayne Comer, R OBP: 0.143, SLG: 0.154			2-3 3H		1-2f						1	1	0	0	0	3				
Bill Freehan, R OBP: 0.361, SLG: 0.444		4-0 BB	0-0 HR		0-0 5-3		4-0 1B		0-0 HR		3	3	2	4	2	0				
Don Wert, R OBP: 0.266, SLG: 0.321		0-3 K	0-0 1B		0-0 E5		0-0 E		0-0 6-3		5	1	2	2	0	1				
Dick Tracewski, R OBP: 0.233, SLG: 0.250			0-0 1B		0-0 6-3		0-0 E5		0-0 6-3		5	2	2	0	0	1				
Denny McLain, R OBP: 0.160, SLG: 0.173			0-0 SH1-4		0-0 K		0-0 5-3		0-0 G6-4-3		4	1	1	1	0	1				
<b>Inning Stats</b>	R: 0 E: 0 K: 0 S: 3	H: 0 LOB: 0 BB: 0 P: 3	R: 0 E: 0 K: 2 S: 7	H: 0 LOB: 1 BB: 1 P: 11	R: 6 E: 0 K: 1 S: 11	H: 6 LOB: 1 BB: 1 P: 15	R: 1 E: 0 K: 0 S: 6	H: 3 LOB: 2 BB: 0 P: 6	R: 0 E: 1 K: 1 S: 6	H: 0 LOB: 1 BB: 0 P: 6	R: 0 E: 0 K: 0 S: 3	H: 0 LOB: 0 BB: 0 P: 3	R: 5 E: 1 K: 0 S: 8	H: 4 LOB: 3 BB: 3 P: 20	R: 1 E: 0 K: 0 S: 4	H: 2 LOB: 0 BB: 0 P: 4	1B: 10 2B: 3 3B: 0 HR: 2	SF: 1 SAC: 1 DP: 1 HBP: 0	WP: 0 PB: 0 SB: 0 CS: 0	PA: 45
<b>PITCHER</b> Sonny Siebert, R ERA: 3.03	IP: 4.0 WLS: L BF: 23 H: 9 R: 7 ER: 7 SO: 7 BB: 1 IBB: 1 HBP: 0 BLK: 0 WP: 0 HR: 1 S: 27 P: 35 ERA: 15.75 WHIP: 2.500																			
Hal Kurtz, R ERA: 5.02	IP: 4.0 WLS: L BF: 22 H: 6 R: 6 ER: 5 SO: 1 BB: 1 IBB: 2 HBP: 0 BLK: 0 WP: 0 HR: 1 S: 21 P: 33 ERA: 11.25 WHIP: 1.750																			

AB	31
R	1
H	6
RBI	1
BB	3
SO	2
LOB	16





Batter	1	2	3	4	5	6	7	8	9	AB	R	H	RBI	BB	SO	LOB	TOP					
Mike Andrews, R (1,4) OBP: 0.376, SLG: 0.359										5	0	1	0	0	0	1						
Dalton Jones, L (1,3) OBP: 0.265, SLG: 0.294										3	1	1	1	1	1	1						
Carl Yastrzemski, L (1,7) OBP: 0.419, SLG: 0.465										3	1	1	0	1	0	2						
Ken Harrelson, R (1,9) OBP: 0.369, SLG: 0.576										4	0	0	0	0	2	4						
Reggie Smith, S (1,8) OBP: 0.353, SLG: 0.416										3	1	1	0	1	0	0						
Joe Foy, R (1,5) OBP: 0.337, SLG: 0.330										4	1	1	4	0	0	1						
Jerry Adair, R (1,6) OBP: 0.288, SLG: 0.302										4	0	1	0	0	0	0						
Russ Nixon, L (1,2) OBP: 0.186, SLG: 0.161										4	0	0	0	0	2	2						
Juan Pizarro, L (1,1) OBP: 0.227, SLG: 0.300 (7, PH)										2	1	1	0	0	0	0						
Jose Tartabull, L (7, PH) OBP: 0.290, SLG: 0.317										1	0	0	0	0	1	2						
Lee Stange, R (7,1) OBP: 0.231, SLG: 0.167										1	0	0	0	0	1	0						
<b>Inning Stats</b>	R: 0 E: 0 K: 2 S: 8	H: 1 LOB: 1 BB: 0 P: 8	R: 0 E: 0 K: 0 S: 3	H: 0 LOB: 0 BB: 0 P: 3	R: 1 E: 0 K: 0 S: 5	H: 2 LOB: 1 BB: 0 P: 5	R: 0 E: 0 K: 1 S: 5	H: 0 LOB: 0 BB: 0 P: 5	R: 0 E: 0 K: 0 S: 3	H: 0 LOB: 0 BB: 0 P: 5	R: 0 E: 0 K: 0 S: 3	H: 2 LOB: 2 BB: 1 P: 7	R: 0 E: 0 K: 2 S: 9	H: 2 LOB: 2 BB: 0 P: 9	R: 4 E: 0 K: 0 S: 5	H: 2 LOB: 0 BB: 2 P: 13	R: 0 E: 0 K: 2 S: 7	H: 0 LOB: 0 BB: 0 P: 7	1B: 2 2B: 4 3B: 0 HR: 1	SF: 0 SAC: 0 DP: 0 HBP: 0	WP: 1 PB: 0 SB: 0 CS: 0	PA: 37
<b>PITCHER</b>	IP WLS BF H R ER SO BB IBB HBP BLK WP HR S P ERA WHIP																					
Pat Dobson, R (1,1) ERA: 2.32	7.1 L 30 6 3 3 5 2 0 0 0 0 1 0 38 46 3.68 1.091																					
John Wyatt, R (8,1) ERA: 2.79	0.2 4 1 2 2 0 0 1 0 0 0 1 3 7 27.00 1.500																					
Don McMahon, R (9,1) ERA: 2.2	1.0 3 0 0 0 2 0 0 0 0 0 0 7 7 0.00 0.000																					

**Boston Red Sox @ Detroit Tigers**  
Tiger Stadium, Detroit, MI  
Fri Aug 09 1968, 7:05 PM EDT  
Att: 41,674 - Unknown - 85 F

AB 34  
R 5  
H 7  
RBI 5  
BB 3  
SO 7  
LOB 13



Batter	1	2	3	4	5	6	7	8	9	AB	R	H	RBI	BB	SO	LOB	BOTTOM					
Dick McAuliffe, L (1,4) OBP: 0.345, SLG: 0.449 (9,6)										3	0	1	0	1	1	0						
Mickey Stanley, R (1,8) OBP: 0.302, SLG: 0.378										3	1	1	1	0	1	1						
Al Kaline, R (1,3) OBP: 0.380, SLG: 0.392										4	0	0	0	0	0	2						
Bill Freehan, R (1,2) OBP: 0.358, SLG: 0.440										4	0	0	0	0	0	2						
Willie Horton, R (1,7) OBP: 0.347, SLG: 0.554										4	0	0	0	0	1	0						
Jim Northrup, L (1,9) OBP: 0.320, SLG: 0.436										4	0	0	0	0	1	0						
Don Wert, R (1,5) OBP: 0.264, SLG: 0.318										3	0	0	0	0	1	0						
Dick Tracewski, R (1,6) OBP: 0.237, SLG: 0.275										2	1	1	1	0	0	0						
Norm Cash, L (8, PH) OBP: 0.300, SLG: 0.459										1	0	0	0	0	0	0						
Dave Campbell, R (9,4) OBP: 0.125, SLG: 0.500										0	0	0	0	0	0	0						
Pat Dobson, R (1,1) OBP: 0.176, SLG: 0.125										2	0	0	0	0	0	0						
John Wyatt, R (8,1) ERA: 2.79										0	0	0	0	0	0	0						
Gates Brown, L (8, PH) OBP: 0.462, SLG: 0.660										1	1	1	1	0	0	0						
Don McMahon, R (9,1) OBP: 0.200, SLG: 0.200										0	0	0	0	0	0	0						
<b>Inning Stats</b>	R: 0 E: 1 K: 1 S: 6	H: 0 LOB: 1 BB: 0 P: 6	R: 0 E: 0 K: 1 S: 5	H: 0 LOB: 0 BB: 0 P: 5	R: 0 E: 0 K: 1 S: 5	H: 0 LOB: 0 BB: 0 P: 5	R: 1 E: 0 K: 1 S: 6	H: 1 LOB: 0 BB: 0 P: 6	R: 1 E: 0 K: 0 S: 4	H: 1 LOB: 0 BB: 0 P: 4	R: 0 E: 0 K: 0 S: 3	H: 0 LOB: 1 BB: 1 P: 7	R: 0 E: 0 K: 1 S: 5	H: 0 LOB: 0 BB: 0 P: 5	R: 1 E: 0 K: 0 S: 5	H: 2 LOB: 1 BB: 0 P: 5	R: 0 E: 0 K: 0 S: 3	H: 0 LOB: 0 BB: 0 P: 3	1B: 0 2B: 1 3B: 0 HR: 3	SF: 0 SAC: 1 DP: 0 HBP: 0	WP: 0 PB: 0 SB: 0 CS: 0	PA: 33
<b>PITCHER</b>	IP WLS BF H R ER SO BB IBB HBP BLK WP HR S P ERA WHIP																					
Juan Pizarro, L (1,1) ERA: 3.76	6.0 22 2 2 2 4 1 0 0 0 0 1 29 33 3.00 0.500																					
Lee Stange, R (7,1) ERA: 4.65	3.0 W 11 2 1 1 1 0 0 0 0 0 1 13 13 3.00 0.667																					

**Boston Red Sox @ Detroit Tigers**  
Tiger Stadium, Detroit, MI  
Fri Aug 09 1968, 7:05 PM EDT  
Att: 41,674 - Unknown - 85 F

AB 31  
R 3  
H 4  
RBI 3  
BB 1  
SO 5  
LOB 5





Batter	1	2	3	4	5	6	7	8	9	AB	R	H	RBI	BB	SO	LOB	TOP										
Mike Andrews, R OBP: 0.376, SLG: 0.356	F3		5-3														3 1 0 0 2 1 0										
Dalton Jones, L OBP: 0.288, SLG: 0.301	F7		BB 1B														5 1 2 1 0 1 1										
Carl Yastrzemski, L OBP: 0.424, SLG: 0.465	1-3		1B BB														2 0 1 0 3 0 0										
Ken Harrelson, R OBP: 0.367, SLG: 0.573																	4 0 1 2 0 2 3										
Reggie Smith, S OBP: 0.350, SLG: 0.412	F7		CS 1B														4 0 0 0 0 0 2										
Joe Foy, R OBP: 0.339, SLG: 0.332	HBP 1B																4 0 2 0 0 2 0										
Rico Petrocelli, R OBP: 0.293, SLG: 0.379																	3 0 0 0 0 0 2										
Russ Nixon, L OBP: 0.177, SLG: 0.153	F5																3 0 0 0 0 0 2										
George Scott, R OBP: 0.242, SLG: 0.251																	1 0 0 0 0 1 2										
Russ Gibson, R OBP: 0.212, SLG: 0.262																	0 0 0 0 0 0 0										
Dave Morehead, R OBP: 0.214, SLG: 0.154																	1 1 0 0 0 1 0										
Lee Stange, R OBP: 0.286, SLG: 0.300																	1 0 0 0 0 0 0										
Sparky Lyle, L OBP: 0.286, SLG: 0.300																	0 0 0 0 0 0 0										
Jerry Adair, R OBP: 0.286, SLG: 0.300																	1 0 0 0 0 0 2										
Bill Landis, L OBP: 0.286, SLG: 0.300																	0 0 0 0 0 0 0										
<b>Inning Stats</b>	R: 0 E: 0 K: 0 S: 3	H: 0 LOB: 0 BB: 0 P: 3	R: 0 E: 0 K: 1 S: 6	H: 1 LOB: 2 BB: 0 P: 7	R: 1 E: 0 K: 1 S: 6	H: 2 LOB: 1 BB: 1 P: 10	R: 0 E: 0 K: 1 S: 5	H: 0 LOB: 0 BB: 0 P: 5	R: 2 E: 0 K: 0 S: 4	H: 1 LOB: 2 BB: 2 P: 13	R: 0 E: 0 K: 0 S: 5	H: 0 LOB: 2 BB: 0 P: 5	R: 0 E: 0 K: 0 S: 3	H: 0 LOB: 2 BB: 2 P: 11	R: 0 E: 1 K: 1 S: 7	H: 1 LOB: 2 BB: 0 P: 7	R: 0 E: 0 K: 3 S: 10	H: 1 LOB: 1 BB: 0 P: 10	1B: 5 2B: 1 3B: 0 HR: 0	SF: 1 SAC: 0 DP: 0 HBP: 2	WP: 1 PB: 0 SB: 1 CS: 1	PA: 41					
<b>PITCHER</b>	IP	WLS	BF	H	R	ER	SO	BB	IBB	HBP	BLK	WP	HR	S	P	ERA	WHIP										
Daryl Patterson, R ERA: 1.8	4.1		20	4	3	3	3	2	0	2	0	0	0	22	32	6.23	1.385										
John Hiller, L ERA: 2.9	0.0		1	0	0	0	0	1	0	0	0	0	0	0	4	∞	∞										
Don McMahon, R ERA: 2.17	0.2		2	0	0	0	0	0	0	0	0	0	0	2	2	0.00	0.000										
Fred Lasher, R ERA: 2.66	2.0		8	0	0	0	1	2	0	0	0	1	0	8	16	0.00	1.000										
John Wyatt, R ERA: 2.79	0.1		3	1	0	0	0	0	0	0	0	0	0	3	3	0.00	3.000										

**Boston Red Sox @ Detroit Tigers**  
Tiger Stadium, Detroit, MI  
Sat Aug 10 1968, 4:33 AM EDT  
Att: 27,964 - Unknown - 70 F

AB 32  
R 3  
H 6  
RBI 3  
BB 5  
SO 8  
LOB 14



Batter	1	2	3	4	5	6	7	8	9	AB	R	H	RBI	BB	SO	LOB	BOTTOM										
Dick McAuliffe, L OBP: 0.346, SLG: 0.451	PB 4-3 2B		CS BB														3 1 1 0 1 1 2										
Mickey Stanley, R OBP: 0.304, SLG: 0.379	6-3		F8														4 1 2 1 0 0 2										
Jim Northrup, L OBP: 0.317, SLG: 0.431	4-3																4 0 0 1 0 1 2										
Norm Cash, L OBP: 0.316, SLG: 0.476	4-3																4 1 3 1 0 0 0										
Willie Horton, R OBP: 0.349, SLG: 0.552																	3 0 1 0 1 0 1										
Bill Freehan, R OBP: 0.355, SLG: 0.436																	3 0 0 1 0 0 2										
Don Wert, R OBP: 0.264, SLG: 0.317																	4 0 1 0 0 0 2										
Dick Tracewski, R OBP: 0.245, SLG: 0.273																	1 1 0 0 2 0 1										
<b>Inning Stats</b>	R: 1 E: 0 K: 0 S: 4	H: 1 LOB: 0 BB: 0 P: 4	R: 0 E: 0 K: 0 S: 4	H: 1 LOB: 0 BB: 0 P: 4	R: 0 E: 0 K: 1 S: 4	H: 0 LOB: 0 BB: 1 P: 8	R: 0 E: 0 K: 0 S: 4	H: 1 LOB: 1 BB: 0 P: 4	R: 0 E: 0 K: 1 S: 5	H: 0 LOB: 1 BB: 1 P: 9	R: 1 E: 1 K: 0 S: 5	H: 2 LOB: 2 BB: 1 P: 9	R: 1 E: 0 K: 3 S: 10	H: 1 LOB: 1 BB: 1 P: 14	R: 1 E: 0 K: 0 S: 4	H: 2 LOB: 0 BB: 0 P: 4	1B: 6 2B: 1 3B: 0 HR: 1	SF: 1 SAC: 0 DP: 0 HBP: 0	WP: 2 PB: 1 SB: 0 CS: 2	PA: 34							
<b>PITCHER</b>	IP	WLS	BF	H	R	ER	SO	BB	IBB	HBP	BLK	WP	HR	S	P	ERA	WHIP										
Dave Morehead, R ERA: 1.61	5.1		23	5	2	1	2	3	0	0	0	0	0	24	36	1.69	1.500										
Lee Stange, R ERA: 4.72	0.2		3	0	1	1	0	1	0	0	0	0	0	2	6	13.50	1.500										
Sparky Lyle, L ERA: 2.9	1.0		4	1	0	0	3	0	0	0	0	1	0	10	10	0.00	1.000										
Bill Landis, L ERA: 3.27	1.0	L	4	2	1	1	0	0	0	0	0	0	1	4	4	9.00	2.000										

**Boston Red Sox @ Detroit Tigers**  
Tiger Stadium, Detroit, MI  
Sat Aug 10 1968, 4:33 AM EDT  
Att: 27,964 - Unknown - 70 F

AB 29  
R 4  
H 8  
RBI 4  
BB 4  
SO 5  
LOB 14






Batter	1	2	3	4	5	6	7	8	9	10	11	12	13	14	AB	R	H	RBI	BB	SO	LOB	TOP	
Mike Andrews, R OBP: 0.382, SLG: 0.359 (1.4)															5	1	3	0	2	0	2		
Dalton Jones, L OBP: 0.268, SLG: 0.315 George Scott, R OBP: 0.240, SLG: 0.249 (10, PH)															4	1	1	2	0	1	5		
Carl Yastrzemski, L OBP: 0.417, SLG: 0.456 (1.7)															7	0	0	0	0	2	5		
Ken Harellson, R OBP: 0.369, SLG: 0.570 (1.9)															5	1	2	0	1	0	0		
Reggie Smith, S OBP: 0.348, SLG: 0.409 Jose Tenabull, L OBP: 0.294, SLG: 0.318 (6, 8)															3	0	0	0	0	0	1		
Joe Foy, R OBP: 0.341, SLG: 0.339 (1.5)															4	1	1	2	2	1	1		
Jerry Adair, R OBP: 0.273, SLG: 0.287 (1.6)															6	0	0	0	0	2	3		
Russ Nixon, L OBP: 0.197, SLG: 0.148 Gary Waslewski, R OBP: 0.080, SLG: 0.042 Russ Gibson, R OBP: 0.216, SLG: 0.260 (9, PR)															2	0	0	0	2	0	0		
Jim Lonborg, R OBP: 0.353, SLG: 0.588 Sparky Lyle, L OBP: 0.293, SLG: 0.378 Rico Petrocelli, R OBP: 0.293, SLG: 0.378 Lee Stange, R OBP: 0.214, SLG: 0.154 (13, PH)															3	0	1	0	0	2	1		
<b>Inning Stats</b>	R: 4 E: 0 K: 1 S: 8	H: 3 LOB: 0 BB: 1 P: 12	R: 0 E: 0 K: 3 S: 10	H: 1 LOB: 2 BB: 1 P: 14	R: 0 E: 0 K: 1 S: 5	H: 0 LOB: 1 BB: 1 P: 9	R: 0 E: 0 K: 1 S: 3	H: 1 LOB: 1 BB: 0 P: 7	R: 0 E: 0 K: 0 S: 3	H: 0 LOB: 0 BB: 0 P: 3	R: 0 E: 0 K: 1 S: 3	H: 0 LOB: 1 BB: 1 P: 13	R: 0 E: 0 K: 0 S: 3	H: 1 LOB: 3 BB: 2 P: 4	R: 0 E: 0 K: 1 S: 5	H: 0 LOB: 0 BB: 0 P: 5	R: 0 E: 0 K: 1 S: 5	H: 0 LOB: 0 BB: 0 P: 5	1B: 6 2B: 1 3B: 0 HR: 2	SF: 0 SAC: 2 DP: 2 HBP: 0	WP: 0 PB: 0 SB: 1 CS: 1	PA: 57	
<b>PITCHER</b>	IP ERA WLS BF H R ER SO BB IBB HBP BLK WP HR S P ERA WHIP	Earl Wilson, R ERA: 3.19 Joe Sparna, R ERA: 4.07 Jon Warden, L ERA: 3.62 Don Nicholson, R ERA: 2.1 Fred Lasher, R ERA: 2.53	10.1 3.53	5.0 5.0	20 20	2 2	0 0	0 0	0 0	4 4	25 25	37 37	0.00 0.00	0.600 0.600									

Boston Red Sox @ Detroit Tigers  
Tiger Stadium, Detroit, MI  
Sun Aug 11 1968, 4:33 AM EDT  
Unknown - 65 F


AB 47  
R 9  
H 9  
RBI 4  
BB 8  
SO 11  
LOB 23



Batter	1	2	3	4	5	6	7	8	9	10	11	12	13	14	AB	R	H	RBI	BB	SO	LOB	BOTTOM		
Dick McAuliffe, L OBP: 0.346, SLG: 0.448 (1.4)															5	1	1	0	1	1	1			
Mickey Stanley, R OBP: 0.307, SLG: 0.381 (1.8)															6	0	3	0	0	0	2			
Jim Northrup, L OBP: 0.313, SLG: 0.426 (1.9)															5	0	0	1	0	2	4			
Norm Cash, L OBP: 0.312, SLG: 0.470 Al Kaline, R OBP: 0.375, SLG: 0.386 (8, PH)															3	0	0	0	0	2	2			
Willie Horton, R OBP: 0.344, SLG: 0.543 (1.7)															6	1	0	0	0	1	1			
Bill Freehan, R OBP: 0.354, SLG: 0.441 (1.2)															5	1	1	1	1	1	1			
Don Wert, R OBP: 0.265, SLG: 0.323 (1.5)															6	0	2	1	0	1	0			
Dick Tracewski, R OBP: 0.236, SLG: 0.262 (1.6)															6	0	0	0	0	3	3			
<b>Inning Stats</b>	R: 0 E: 0 K: 2 S: 8	H: 1 LOB: 1 BB: 0 P: 8	R: 0 E: 0 K: 1 S: 6	H: 1 LOB: 1 BB: 1 P: 10	R: 1 E: 0 K: 1 S: 7	H: 2 LOB: 1 BB: 0 P: 7	R: 0 E: 0 K: 1 S: 5	H: 0 LOB: 0 BB: 0 P: 5	R: 0 E: 0 K: 0 S: 3	H: 1 LOB: 1 BB: 1 P: 9	R: 1 E: 0 K: 1 S: 6	H: 1 LOB: 1 BB: 1 P: 10	R: 0 E: 0 K: 2 S: 5	H: 0 LOB: 0 BB: 0 P: 5	R: 0 E: 0 K: 1 S: 5	H: 1 LOB: 1 BB: 0 P: 8	R: 0 E: 0 K: 0 S: 3	H: 0 LOB: 0 BB: 0 P: 3	R: 1 E: 0 K: 0 S: 3	H: 1 LOB: 0 BB: 0 P: 3	1B: 5 2B: 0 3B: 1 HR: 3	SF: 1 SAC: 0 DP: 0 HBP: 0	WP: 0 PB: 0 SB: 0 CS: 0	PA: 54
<b>PITCHER</b>	IP ERA WLS BF H R ER SO BB IBB HBP BLK WP HR S P ERA WHIP	Jim Lonborg, R ERA: 3.89 Sparky Lyle, L ERA: 2.6 Lee Stange, R ERA: 4.73	11.1 4.26	27 4.26	6 4.26	3 1.263	6 0	2 0	3 0	6 0	8 0	1 0	0 0	0 0	0 0	36 40	0.00 0.529	0.600						

Boston Red Sox @ Detroit Tigers  
Tiger Stadium, Detroit, MI  
Sun Aug 11 1968, 4:33 AM EDT  
Unknown - 65 F

AB 50  
R 9  
H 9  
RBI 5  
BB 3  
SO 14  
LOB 16





Batter	1	2	3	4	5	6	7	8	9	AB	R	H	RBI	BB	SO	LOB	TOP										
Mike Andrews, R (1,4) OBP: 0.380, SLG: 0.357	F8			3-1		F8		5-3		5	0	1	1	0	0	0											
Joe Foy, R (1,5) OBP: 0.338, SLG: 0.335	5-3			K		6-3		K		4	0	0	0	0	2	0											
Carl Yastrzemski, L (1,7) OBP: 0.419, SLG: 0.455	K			1B				F8		3	0	1	0	1	1	0											
Ken Harrelson, R (1,9) OBP: 0.371, SLG: 0.568				1B				HR		3	1	1	0	1	1	1											
Reggie Smith, S (1,8) OBP: 0.349, SLG: 0.425	F8			1B						4	2	2	3	0	0	2											
Rico Petrocelli, R (1,6) OBP: 0.289, SLG: 0.374	K									4	0	0	0	0	2	0											
George Scott, R (1,3) OBP: 0.247, SLG: 0.251										2	1	1	0	2	0	0											
Russ Gibson, R (1,2) OBP: 0.225, SLG: 0.275										4	1	2	1	0	0	1											
Gary Bell, R (1,1) OBP: 0.222, SLG: 0.295										4	0	0	0	0	1	4											
Bill Landis, L (9,1)										0	0	0	0	0	0	0											
Jerry Stephenson, L (9,1) OBP: 0.333, SLG: 0.286										0	0	0	0	0	0	0											
Sparky Lyle, L (9,1)										0	0	0	0	0	0	0											
<b>Inning Stats</b>	R: 0 E: 0 K: 1 S: 5	H: 0 LOB: 0 BB: 0 P: 5	R: 0 E: 0 K: 1 S: 5	H: 0 LOB: 0 BB: 0 P: 5	R: 0 E: 0 K: 0 S: 3	H: 1 LOB: 0 BB: 0 P: 3	R: 0 E: 0 K: 1 S: 7	H: 2 LOB: 2 BB: 0 P: 7	R: 0 E: 0 K: 0 S: 3	H: 0 LOB: 0 BB: 0 P: 3	R: 2 E: 0 K: 1 S: 7	H: 2 LOB: 2 BB: 2 P: 15	R: 0 E: 0 K: 2 S: 7	H: 0 LOB: 1 BB: 1 P: 11	R: 3 E: 0 K: 0 S: 5	H: 3 LOB: 1 BB: 1 P: 9	1B: 5 2B: 1 3B: 0 HR: 2	SF: 0 SAC: 0 DP: 1 HBP: 0	WP: 1 PA: 37 PB: 0 SB: 0 CS: 0								
<b>PITCHER</b>	IP	WLS	BF	H	R	ER	SO	BB	IBB	HBP	BLK	WP	HR	S	P	ERA	WHIP										
John Hiller, L (1,1) ERA: 2.88	6.2		26	5	2	2	5	2	0	0	0	0	1	34	42	2.70	1.050										
Don McMahon, R (7,1) ERA: 2.09	0.1		1	0	0	0	0	0	0	0	0	0	0	1	1	0.00	0.000										
John Wyatt, R (8,1) ERA: 2.89	1.0		5	1	1	1	2	1	0	0	0	0	1	8	12	9.00	2.000										
Jon Warden, L (9,1) ERA: 4.05	1.0	W	5	2	2	2	0	1	0	0	0	0	0	4	8	18.00	3.000										

**Boston Red Sox @ Detroit Tigers**  
Tiger Stadium, Detroit, MI  
Sun Aug 11, 1968, 4:38 AM EDT  
Att: 49,087 - Unknown - 65 F

AB 33  
R 5  
H 8  
RBI 5  
BB 4  
SO 7  
LOB 8





Batter	1	2	3	4	5	6	7	8	9	AB	R	H	RBI	BB	SO	LOB	BOTTOM										
Dick McAuliffe, L (1,4) OBP: 0.346, SLG: 0.446	3-1							K		4	1	1	1	1	1	1											
Mickey Stanley, R (1,8) OBP: 0.308, SLG: 0.381	F4									5	2	2	1	0	0	2											
Al Kaline, R (1,9) OBP: 0.375, SLG: 0.386	L6-3									5	0	2	1	0	0	2											
Gates Brown, L (1,7) OBP: 0.483, SLG: 0.712										4	1	2	1	1	0	1											
Norm Cash, L (1,3) OBP: 0.318, SLG: 0.475										4	0	3	2	0	0	1											
Don Wert, R (1,5) OBP: 0.285, SLG: 0.322	K									4	0	1	0	0	2	4											
Jim Price, R (1,2) OBP: 0.259, SLG: 0.255										3	1	1	0	1	0	2											
Dick Tracewski, R (1,6) OBP: 0.239, SLG: 0.260										1	0	0	0	1	1	2											
Jim Northrup, L (7, PH) OBP: 0.212, SLG: 0.425										1	0	0	0	0	0	1											
Ray Oyler, R (8,6) OBP: 0.235, SLG: 0.208										0	0	0	0	0	0	0											
Wayne Comer, R (9, PH) OBP: 0.161, SLG: 0.276										1	0	0	0	0	0	1											
John Hiller, R (1,1) OBP: 0.283, SLG: 0.263										2	0	0	0	0	0	1											
Don McMahon, R (7,1) ERA: 3.49										0	0	0	0	0	0	0											
Willie Horton, R (7, PH) OBP: 0.206, SLG: 0.200										1	0	0	0	0	0	1											
John Wyatt, R (8,1) OBP: 0.343, SLG: 0.542										0	0	0	0	0	0	0											
Jon Warden, S (9,1) OBP: 0.356, SLG: 0.442										0	0	0	0	0	0	0											
<b>Inning Stats</b>	R: 0 E: 0 K: 0 S: 3	H: 2 LOB: 2 BB: 0 P: 9	R: 0 E: 0 K: 2 S: 9	H: 2 LOB: 0 BB: 0 P: 9	R: 0 E: 0 K: 0 S: 3	H: 0 LOB: 1 BB: 1 P: 7	R: 0 E: 0 K: 0 S: 4	H: 2 LOB: 1 BB: 0 P: 4	R: 0 E: 0 K: 0 S: 3	H: 0 LOB: 0 BB: 1 P: 7	R: 0 E: 0 K: 0 S: 3	H: 1 LOB: 0 BB: 0 P: 3	R: 0 E: 0 K: 1 S: 6	H: 1 LOB: 1 BB: 0 P: 6	R: 2 E: 0 K: 2 S: 9	H: 2 LOB: 1 BB: 1 P: 13	R: 4 E: 0 K: 0 S: 6	H: 5 LOB: 2 BB: 1 P: 10	1B: 13 2B: 1 3B: 0 HR: 0	SF: 0 SAC: 0 DP: 2 HBP: 0	WP: 0 PA: 40 PB: 0 SB: 1 CS: 0						
<b>PITCHER</b>	IP	WLS	BF	H	R	ER	SO	BB	IBB	HBP	BLK	WP	HR	S	P	ERA	WHIP										
Gary Bell, R (1,1) ERA: 3.49	8.1		36	9	4	4	5	4	0	0	0	0	0	42	58	4.32	1.560										
Bill Landis, L (9,1) ERA: 3.48	0.0		1	1	0	0	0	0	0	0	0	0	0	1	1	*	*										
Jerry Stephenson, R (9,1) ERA: 5.77	0.0	L	2	2	1	1	0	0	0	0	0	0	0	2	2	*	*										
Sparky Lyle, L (9,1) ERA: 2.6	0.0		1	1	1	1	0	0	0	0	0	0	0	1	1	*	*										

**Boston Red Sox @ Detroit Tigers**  
Tiger Stadium, Detroit, MI  
Sun Aug 11, 1968, 4:38 AM EDT  
Att: 49,087 - Unknown - 65 F

AB 36  
R 6  
H 13  
RBI 6  
BB 4  
SO 5  
LOB 19





Batter	1	2	3	4	5	6	7	8	9	AB	R	H	RBI	BB	SO	LOB	TOP											
Dick McAuliffe, L (1,4)	F5		F9														<b>Detroit Tigers @ Cleveland Indians</b> Cleveland Municipal Stadium, Cleveland, OH Mon Aug 12 1968, 7:05 PM EDT Att: 15,919 - Unknown											
Mickey Stanley, R (1,8)	F7		G3																									
Jim Northrup, L (1,9)	E5			6-3	P6																							
Norm Cash, L (1,3)	F8			G3																								
Willie Horton, R (1,7)																												
Bill Freahan, R (1,2)	F8																											
Don Wert, R (1,5)																												
Dick Tracewski, R (1,6)																												
Denny McLain, R (1,1)																	<b>AB 29</b> <b>R 6</b> <b>H 7</b> <b>RBI 6</b> <b>BB 6</b> <b>SO 1</b> <b>LOB 10</b> 											
<b>Inning Stats</b>	R: 0 E: 1 K: 0 S: 4	H: 0 LOB: 1 BB: 0 P: 4	R: 0 E: 0 K: 1 S: 6	H: 1 LOB: 1 BB: 0 P: 6	R: 0 E: 0 K: 0 S: 3	H: 0 LOB: 0 BB: 0 P: 3	R: 0 E: 0 K: 0 S: 3	H: 0 LOB: 1 BB: 1 P: 7	R: 1 E: 0 K: 0 S: 4	H: 1 LOB: 2 BB: 2 P: 12	R: 1 E: 0 K: 0 S: 3	H: 0 LOB: 1 BB: 2 P: 11	R: 0 E: 0 K: 0 S: 4	H: 2 LOB: 1 BB: 0 P: 4	R: 3 E: 2 K: 0 S: 5	H: 2 LOB: 0 BB: 1 P: 9		1B: 5 2B: 2 3B: 0 HR: 1	SF: 3 SAC: 2 DP: 1 HBP: 0	WP: 1 PB: 0 SB: 0 CS: 1	PA: 40							
<b>PITCHER</b>	IP	WLS	BF	H	R	ER	SO	BB	IBB	HBP	BLK	WP	HR	S	P	ERA		WHIP										
Vicente Romo, R (1,1)	6.0	L	25	3	2	2	1	2	1	0	0	0	1	24	36	3.00		0.833										
Hal Kirtz, R (7,1)	0.1		2	0	1	1	0	1	0	0	0	0	0	1	5	27.00		3.000										
Mike Paul, L (7,1)	0.0		1	0	0	0	0	1	0	0	0	0	0	4		∞		∞										
Eddie Fisher, R (7,1)	0.2		2	0	0	0	0	0	0	0	0	0	0	2	2	0.00		0.000										
Steve Hargan, R (8,1)	2.0		10	4	3	1	0	1	0	0	0	0	0	9	13	4.50		2.500										
<b>Batter</b>	<b>1</b>	<b>2</b>	<b>3</b>	<b>4</b>	<b>5</b>	<b>6</b>	<b>7</b>	<b>8</b>	<b>9</b>	<b>AB</b>	<b>R</b>	<b>H</b>	<b>RBI</b>	<b>BB</b>	<b>SO</b>	<b>LOB</b>	<b>BOTTOM</b>											
Jose Cardenal, R (1,8)	6-3		F8														<b>Detroit Tigers @ Cleveland Indians</b> Cleveland Municipal Stadium, Cleveland, OH Mon Aug 12 1968, 7:05 PM EDT Att: 15,919 - Unknown											
Russ Snyder, L (1,9)	F8			6-3																								
Lee Mays, L (1,7)	E6																											
Tony Horton, R (1,3)	K																											
Joe Azcue, R (1,2)																												
Steve Hargan, R (8,1)																												
Chico Salmon, R (9,PH)																												
Billy Harris, L (1,4)																												
Max Alvis, R (1,5)																	<b>AB 32</b> <b>R 3</b> <b>H 5</b> <b>RBI 3</b> <b>BB 1</b> <b>SO 5</b> <b>LOB 8</b> 											
Larry Brown, R (1,6)																												
Jimmie Hall, L (8,PH)																												
Vern Fuller, R (9,6)																												
Vicente Romo, R (1,1)																												
Lou Johnson, R (6,PH)																												
Hal Kirtz, R (7,1)																												
Mike Paul, L (7,1)																												
Eddie Fisher, R (7,1)																												
Duke Sims, L (8,2)																												
<b>Inning Stats</b>	R: 0 E: 1 K: 1 S: 6	H: 0 LOB: 1 BB: 0 P: 6	R: 0 E: 0 K: 1 S: 5	H: 0 LOB: 0 BB: 0 P: 5	R: 0 E: 0 K: 1 S: 5	H: 0 LOB: 0 BB: 0 P: 5	R: 1 E: 0 K: 0 S: 4	H: 1 LOB: 0 BB: 0 P: 4	R: 0 E: 0 K: 0 S: 3	H: 0 LOB: 0 BB: 0 P: 3	R: 0 E: 0 K: 0 S: 3	H: 0 LOB: 0 BB: 0 P: 3	R: 0 E: 0 K: 0 S: 5	H: 2 LOB: 2 BB: 0 P: 5	R: 2 E: 0 K: 1 S: 6	H: 1 LOB: 0 BB: 1 P: 10	1B: 3 2B: 0 3B: 0 HR: 2	SF: 0 SAC: 0 DP: 1 HBP: 0	WP: 0 PB: 0 SB: 0 CS: 0	PA: 33								
<b>PITCHER</b>	IP	WLS	BF	H	R	ER	SO	BB	IBB	HBP	BLK	WP	HR	S	P	ERA	WHIP											
Denny McLain, R (1,1)	9.0	W	33	5	3	3	5	1	0	0	0	0	2	42	46	3.00	0.667											



Batter	1	2	3	4	5	6	7	8	9	AB	R	H	RBI	BB	SO	LOB	TOP						
Dick McAuliffe, L (1,4) OBP: 0.346, SLG: 0.440										4	0	0	0	0	1	1	Detroit Tigers @ Cleveland Indians Cleveland Municipal Stadium, Cleveland, OH Tue Aug 13 1968, 7:05 PM EDT Att: 16,319 - Unknown						
Mickey Stanley, R (1,8) OBP: 0.306, SLG: 0.385										4	0	1	0	0	2	1							
Ray Oyler, R (8,6) OBP: 0.235, SLG: 0.208										0	0	0	0	0	0	0							
Jim Northrup, L (1,9) OBP: 0.308, SLG: 0.419										4	0	0	0	0	1	1							
Norm Cash, L (1,3) OBP: 0.315, SLG: 0.479										4	0	1	0	0	0	1							
Willie Horton, R (1,7) OBP: 0.346, SLG: 0.541										3	0	0	0	1	1	1							
Bill Freehan, R (1,2) OBP: 0.355, SLG: 0.438										2	0	0	0	1	0	1							
Don Wert, R (1,5) OBP: 0.265, SLG: 0.318										2	0	0	0	1	0	2							
Dick Tracewski, R (1,6) OBP: 0.243, SLG: 0.258										2	0	0	0	0	2	2							
Al Kaline, R (8, PH) OBP: 0.376, SLG: 0.388										1	0	1	0	0	0	0							
Pat Dobson, R (1,1) OBP: 0.158, SLG: 0.111										2	0	0	0	0	1	1							
Gates Brown, L (8, PH) OBP: 0.475, SLG: 0.698										1	0	0	0	0	0	1							
John Hillier, R (8,1) OBP: 0.063, SLG: 0.063										0	0	0	0	0	0	0							
Don McMahon, R (8,1) OBP: 0.200, SLG: 0.200										0	0	0	0	0	0	0							
<b>Inning Stats</b>	R: 0 E: 0 K: 2 S: 8	H: 1 LOB: 1 BB: 0 P: 8	R: 0 E: 0 K: 1 S: 5	H: 0 LOB: 1 BB: 1 P: 9	R: 0 E: 0 K: 2 S: 7	H: 0 LOB: 0 BB: 0 P: 7	R: 0 E: 0 K: 1 S: 5	H: 0 LOB: 0 BB: 0 P: 5	R: 0 E: 0 K: 1 S: 5	H: 0 LOB: 1 BB: 1 P: 9	R: 0 E: 0 K: 0 S: 3	H: 1 LOB: 1 BB: 1 P: 7	R: 0 E: 0 K: 0 S: 4	H: 1 LOB: 1 BB: 0 P: 4	R: 0 E: 0 K: 0 S: 3	H: 0 LOB: 0 BB: 0 P: 3	1B: 2 2B: 0 3B: 1 HR: 0	SF: 0 SAC: 0 DP: 1 HBP: 0	WP: 0 PB: 0 SB: 0 CS: 0	PA: 32			
<b>PITCHER</b> Sonny Siebert, R (1,1) ERA: 2.89	IP: 9.0 WLS: W BF: 32	H: 3 R: 0 ER: 0	SO: 8	BB: 3	IBB: 0	HBP: 0	BLK: 0	WP: 0	HR: 0	S: 45	P: 57	ERA: 0.00	WHIP: 0.667										

Batter	1	2	3	4	5	6	7	8	9	AB	R	H	RBI	BB	SO	LOB	BOTTOM							
Russ Snyder, L (1,8) OBP: 0.321, SLG: 0.321										4	0	0	0	0	1	3	Detroit Tigers @ Cleveland Indians Cleveland Municipal Stadium, Cleveland, OH Tue Aug 13 1968, 7:05 PM EDT Att: 16,319 - Unknown							
Lee Maye, L (1,9) OBP: 0.323, SLG: 0.403										3	0	0	0	0	0	0								
Tommy Harper, R (8,9) OBP: 0.289, SLG: 0.389										1	0	1	0	0	0	0								
Jimmie Hall, L (1,7) OBP: 0.262, SLG: 0.269										3	0	1	0	0	0	0								
Jose Cardenal, R (8,8) OBP: 0.295, SLG: 0.349										1	0	0	0	0	1									
Tony Horton, R (1,3) OBP: 0.310, SLG: 0.426										3	1	1	0	0	1	1								
Duke Sims, L (1,2) OBP: 0.373, SLG: 0.411										3	0	1	0	0	1	1								
Billy Harris, L (1,4) OBP: 0.291, SLG: 0.325										3	0	0	0	0	2									
Max Alvis, R (1,5) OBP: 0.301, SLG: 0.332										2	0	0	0	1	0	0								
Larry Brown, R (1,6) OBP: 0.298, SLG: 0.321										3	0	1	1	0	0	0								
Sonny Siebert, R (1,1) OBP: 0.186, SLG: 0.194										3	0	0	0	3	3									
<b>Inning Stats</b>	R: 0 E: 0 K: 0 S: 3	H: 0 LOB: 0 BB: 0 P: 3	R: 1 E: 0 K: 1 S: 8	H: 3 LOB: 3 BB: 1 P: 12	R: 0 E: 0 K: 2 S: 8	H: 1 LOB: 1 BB: 0 P: 8	R: 0 E: 0 K: 0 S: 3	H: 0 LOB: 0 BB: 0 P: 3	R: 0 E: 0 K: 0 S: 3	H: 0 LOB: 0 BB: 0 P: 3	R: 0 E: 0 K: 1 S: 6	H: 1 LOB: 1 BB: 0 P: 6	R: 0 E: 0 K: 0 S: 3	H: 0 LOB: 0 BB: 0 P: 3	R: 0 E: 0 K: 1 S: 6	H: 1 LOB: 1 BB: 0 P: 6	1B: 3 2B: 1 3B: 1 HR: 0	SF: 0 SAC: 0 DP: 0 HBP: 0	WP: 0 PB: 0 SB: 0 CS: 0	PA: 30				
<b>PITCHER</b> Pat Dobson, R (1,1) ERA: 2.23	IP: 7.0 WLS: L	BF: 26	H: 4 R: 1 ER: 1	SO: 5	BB: 4	IBB: 1	HBP: 0	BLK: 0	WP: 0	HR: 0	S: 35	P: 39	ERA: 1.29	WHIP: 0.571										
John Hillier, L (8,1) ERA: 2.95	IP: 0.2	WLS: 3	H: 1 R: 0 ER: 0	SO: 1	BB: 0	IBB: 0	HBP: 0	BLK: 0	WP: 0	HR: 0	S: 5	P: 5	ERA: 0.00	WHIP: 1.500										
Don McMahon, R (8,1) ERA: 2.08	IP: 0.1	WLS: 1	H: 0 R: 0 ER: 0	SO: 0	BB: 0	IBB: 0	HBP: 0	BLK: 0	WP: 0	HR: 0	S: 1	P: 1	ERA: 0.00	WHIP: 0.000										



Batter	1	2	3	4	5	6	7	8	9	AB	R	H	RBI	BB	SO	LOB	TOP			
Dick McAuliffe, L (1,4) OBP: 0.343, SLG: 0.436										4	0	0	0	0	2	0	<b>Detroit Tigers @ Cleveland Indians</b> Cleveland Municipal Stadium, Cleveland, OH Wed Aug 14 1968, 7:05 PM EDT Att: 17,312 - Unknown			
Mickey Stanley, R (1,8) OBP: 0.303, SLG: 0.381										4	0	0	0	0	2	0				
Al Kaline, R (1,9) OBP: 0.379, SLG: 0.394										4	1	2	0	0	2	0				
Gates Brown, L (1,7) OBP: 0.257, SLG: 0.679										3	1	1	1	0	0	1				
Wayne Comer, R (6,7) OBP: 0.156, SLG: 0.267										1	0	0	0	0	1	0				
Norm Cash, L (1,3) OBP: 0.318, SLG: 0.487										4	0	2	1	0	0	0				
Bill Freehan, R (1,2) OBP: 0.354, SLG: 0.444										4	1	1	1	0	2	3				
Tom Matchick, L (1,6) OBP: 0.257, SLG: 0.333										3	0	0	0	0	2	0				
Ray Oyler, R (9,6) OBP: 0.235, SLG: 0.208										0	0	0	0	0	0	0				
Don Wert, R (1,5) OBP: 0.266, SLG: 0.318										3	0	1	0	0	0	0				
Joe Sparma, R (1,1) OBP: 0.109, SLG: 0.111										1	0	0	0	0	1	0				
Mickey Lolich, S (4,1) OBP: 0.173, SLG: 0.106										2	0	0	0	0	1	1				
<b>Inning Stats</b>	R: 0 E: 0 K: 2 S: 7	H: 0 LOB: 0 BB: 0 P: 7	R: 1 E: 0 K: 0 S: 4	H: 1 LOB: 0 BB: 0 P: 4	R: 0 E: 0 K: 2 S: 7	H: 0 LOB: 0 BB: 0 P: 7	R: 0 E: 0 K: 1 S: 5	H: 1 LOB: 0 BB: 0 P: 5	R: 2 E: 0 K: 2 S: 8	H: 3 LOB: 1 BB: 0 P: 8	R: 0 E: 0 K: 2 S: 7	H: 0 LOB: 0 BB: 0 P: 7	R: 0 E: 0 K: 2 S: 7	H: 0 LOB: 0 BB: 0 P: 7	R: 0 E: 0 K: 2 S: 7	H: 0 LOB: 0 BB: 0 P: 7	1B: 4 2B: 2 3B: 1 HR: 1	SF: 0 SAC: 0 DP: 1 HBP: 0	WP: 0 PB: 0 SB: 0 CS: 0	PA: 33
<b>PITCHER</b>	IP WLS BF H R ER SO BB IBB HBP BLK WP HR S P ERA WHIP																			
Luis Tiant, R (1,1) ERA: 1.54	7.0 L 27 7 3 3 9 0 0 0 0 0 1 45 45 3.86 1.000																			
Horacio Pina, R (8,1) ERA:	2.0 6 0 0 0 4 0 0 0 0 0 0 0 14 14 0.00 0.000																			

Batter	1	2	3	4	5	6	7	8	9	AB	R	H	RBI	BB	SO	LOB	BOTTOM					
Russ Snyder, L (1,8) OBP: 0.315, SLG: 0.314										5	0	0	0	0	3	1	<b>Detroit Tigers @ Cleveland Indians</b> Cleveland Municipal Stadium, Cleveland, OH Wed Aug 14 1968, 7:05 PM EDT Att: 17,312 - Unknown					
Lee Maye, L (1,9) OBP: 0.332, SLG: 0.404										2	0	1	0	2	1	0						
Jimmie Hall, L (1,7) OBP: 0.280, SLG: 0.266										2	0	0	0	0	0	3						
Lou Johnson, R (5, PH) OBP: 0.290, SLG: 0.373										0	0	0	0	1	0	0						
Tony Horton, R (1,3) OBP: 0.306, SLG: 0.421										4	0	0	0	0	1	4						
Joe Azcue, R (1,2) OBP: 0.325, SLG: 0.351										4	0	2	0	0	0	0						
Max Alvis, R (1,5) OBP: 0.306, SLG: 0.333										2	0	1	0	2	0	0						
Billy Harris, L (1,4) OBP: 0.287, SLG: 0.321										1	0	0	0	0	1	1						
Chico Salmon, R (4, PH) OBP: 0.258, SLG: 0.292										1	0	0	0	0	1	2						
Vern Fuller, R (5,4) OBP: 0.327, SLG: 0.272										2	0	1	0	0	0	2						
Larry Brown, R (1,6) OBP: 0.298, SLG: 0.320										4	0	1	0	0	0	3						
Luis Tiant, R (1,1) OBP: 0.082, SLG: 0.096										2	0	0	0	0	1	1						
Tommy Harper, R (7, PH) OBP: 0.288, SLG: 0.388										1	0	0	0	0	1	0						
Horacio Pina, R (8,1) OBP: 0.295, SLG: 0.348										0	0	0	0	0	0	0						
Jose Cardenal, R (9, PH) OBP: 0.295, SLG: 0.348										1	0	0	0	0	0	0						
<b>Inning Stats</b>	R: 0 E: 0 K: 1 S: 5	H: 0 LOB: 1 BB: 1 P: 9	R: 0 E: 0 K: 1 S: 5	H: 1 LOB: 1 BB: 0 P: 5	R: 0 E: 0 K: 1 S: 6	H: 1 LOB: 2 BB: 1 P: 10	R: 0 E: 0 K: 2 S: 8	H: 1 LOB: 2 BB: 1 P: 12	R: 0 E: 0 K: 1 S: 6	H: 1 LOB: 2 BB: 1 P: 10	R: 0 E: 0 K: 0 S: 4	H: 1 LOB: 1 BB: 0 P: 4	R: 0 E: 0 K: 3 S: 9	H: 0 LOB: 0 BB: 0 P: 9	R: 0 E: 0 K: 0 S: 3	H: 1 LOB: 2 BB: 1 P: 8	R: 0 E: 0 K: 0 S: 3	H: 0 LOB: 0 BB: 0 P: 3	1B: 6 2B: 1 3B: 0 HR: 0	SF: 0 SAC: 0 DP: 2 HBP: 1	WP: 0 PB: 0 SB: 0 CS: 0	PA: 37
<b>PITCHER</b>	IP WLS BF H R ER SO BB IBB HBP BLK WP HR S P ERA WHIP																					
Joe Sparma, R (1,1) ERA: 3.98	3.1 15 3 0 0 4 3 0 0 0 0 0 0 20 32 0.00 1.800																					
Mickey Lolich, L (4,1) ERA: 3.4	5.2 W 22 3 0 0 5 2 0 1 0 0 0 0 29 38 0.00 0.882																					



Batter	1	2	3	4	5	6	7	8	9	AB	R	H	RBI	BB	SO	LOB	TOP			
Dick McAuliffe, L (1.4) OBP: 0.344, SLG: 0.442	F2		HR 2B		4-3			WP 3B	4-3	5	2	2	0	0	0	0				
Mickey Stanley, R (1.8) OBP: 0.303, SLG: 0.380	5-3		6-3			1-3		BB 1B		4	1	1	0	0	0	1				
Al Kaline, R (1.9) OBP: 0.384, SLG: 0.407	L4		HR			G6-4-3 BB		3-H 4-0 1B BB		2	1	1	2	2	0	0				
Norm Cash, L (1.3) OBP: 0.317, SLG: 0.483		F8	4-1			G6-4-3 BB		1B		4	0	1	1	0	0	1				
Willie Horton, R (1.7) OBP: 0.345, SLG: 0.537	F4			K				F7		3	0	0	0	1	1	0				
Bill Freehan, R (1.2) OBP: 0.357, SLG: 0.443		BB HBP		G6-3 HBP				F7		1	0	0	0	0	0	3				
Tom Matchick, L (1.6) Ray Oyler, R (7.6) Gates Brown, L (8. PH) Dick Tracewski, R (8.6) OBP: 0.235, SLG: 0.208 OBP: 0.460, SLG: 0.667 OBP: 0.243, SLG: 0.258		FC6-4 BB		G6-3				F8	5-3	2	0	0	0	1	0	2				
Don Wert, R (1.5) OBP: 0.263, SLG: 0.315		FC6-4		6-3				K		4	0	0	0	0	1	3				
Denny McLain, R (1.1) OBP: 0.149, SLG: 0.161			6-3					K	1-3	4	0	0	0	0	2	0				
<b>Inning Stats</b>	R: 0 E: 0 K: 0 S: 3	H: 0 LOB: 0 BB: 0 P: 3	R: 0 E: 0 K: 0 S: 3	H: 0 LOB: 2 BB: 1 P: 8	R: 2 E: 0 K: 0 S: 5	H: 2 LOB: 0 BB: 0 P: 5	R: 0 E: 0 K: 1 S: 4	H: 0 LOB: 0 BB: 0 P: 5	R: 0 E: 0 K: 1 S: 5	H: 0 LOB: 1 BB: 0 P: 6	R: 0 E: 0 K: 1 S: 5	H: 0 LOB: 1 BB: 0 P: 6	R: 2 E: 0 K: 1 S: 8	H: 3 LOB: 2 BB: 2 P: 16	R: 0 E: 0 K: 0 S: 3	H: 0 LOB: 0 BB: 0 P: 3	1B: 2 2B: 1 3B: 1 HR: 1	SF: 0 SAC: 0 DP: 2 HBP: 3	WP: 1 PB: 0 CS: 0	PA: 37
<b>PITCHER</b>	IP	WLS	BF	H	R	ER	SO	BB	IBB	HBP	BLK	WP	HR	S	P	ERA	WHIP			
Jim Lonborg, R (1.1) ERA: 3.7	7.0	L	26	2	2	2	3	2	0	3	0	0	1	27	38	2.57	0.571			
Sparky Lyle, L (8.1) ERA: 2.79	0.1		6	3	2	2	1	1	1	0	0	1	0	6	14	54.00	12.000			
Lee Stange, R (8.1) ERA: 4.64	1.2		5	0	0	0	0	0	0	0	0	0	0	5	5	0.00	0.000			

**Detroit Tigers @ Boston Red Sox**  
Fenway Park, Boston, MA  
Fri Aug 16 1968, 3:33 AM EDT  
Att: 35,323 - Unknown - 77 F

AB 30  
R 4  
H 5  
RBI 3  
BB 4  
SO 4  
LOB 13



Batter	1	2	3	4	5	6	7	8	9	AB	R	H	RBI	BB	SO	LOB	BOTTOM					
Mike Andrews, R (1.4) OBP: 0.386, SLG: 0.363	5-3		5-3			E2 1B		L7		4	0	1	0	0	0	1						
Dalton Jones, L (1.3) OBP: 0.270, SLG: 0.313	K2-3		F2			K		K		4	0	0	0	0	3	3						
Carl Yastrzemski, L (1.7) OBP: 0.416, SLG: 0.449		FC6-4 1B		4-3		K		6-3		4	0	1	0	0	1	2						
Ken Harrelson, R (1.9) OBP: 0.371, SLG: 0.582		FC6-4		K		K			L6	4	0	0	0	0	2	3						
Rico Petrocelli, R (1.6) OBP: 0.295, SLG: 0.386		F5		K				L3 1B		4	0	1	0	0	2	0						
Reggie Smith, S (1.8) OBP: 0.338, SLG: 0.410		6-3				G3		L3		4	0	0	0	0	0	1						
Joe Foy, R (1.5) OBP: 0.345, SLG: 0.332		CS BB				F7		2B 1B		2	0	1	0	1	0	0						
Russ Nixon, L (1.2) OBP: 0.220, SLG: 0.173 Gary Waslewski, R (7. PR) Russ Gibson, R (8.2) OBP: 0.236, SLG: 0.292		CS		4-3		K			2B	3	0	1	0	0	1	0						
Jim Lonborg, R (1.1) OBP: 0.421, SLG: 0.684 Jose Tartabull, L (7. PH) Sparky Lyle, L (8.1) Lee Stange, R (8.1) OBP: 0.214, SLG: 0.154								F4		2	0	2	0	0	0	0						
<b>Inning Stats</b>	R: 0 E: 0 K: 1 S: 6	H: 1 LOB: 1 BB: 0 P: 6	R: 0 E: 0 K: 0 S: 2	H: 0 LOB: 0 BB: 1 P: 6	R: 0 E: 0 K: 0 S: 4	H: 1 LOB: 1 BB: 0 P: 4	R: 0 E: 0 K: 2 S: 7	H: 0 LOB: 0 BB: 0 P: 7	R: 0 E: 0 K: 1 S: 5	H: 0 LOB: 0 BB: 0 P: 5	R: 0 E: 0 K: 3 S: 11	H: 2 LOB: 2 BB: 0 P: 11	R: 0 E: 0 K: 0 S: 5	H: 3 LOB: 2 BB: 0 P: 5	R: 0 E: 0 K: 1 S: 5	H: 0 LOB: 0 BB: 0 P: 5	R: 0 E: 0 K: 1 S: 5	H: 0 LOB: 0 BB: 0 P: 5	1B: 5 2B: 3 3B: 0 HR: 0	SF: 0 SAC: 0 DP: 1 HBP: 0	WP: 0 PB: 0 CS: 1	PA: 34
<b>PITCHER</b>	IP	WLS	BF	H	R	ER	SO	BB	IBB	HBP	BLK	WP	HR	S	P	ERA	WHIP					
Denny McLain, R (1.1) ERA: 1.87	9.0	W	33	7	0	0	9	1	0	0	0	0	0	50	54	0.00	0.889					

**Detroit Tigers @ Boston Red Sox**  
Fenway Park, Boston, MA  
Fri Aug 16 1968, 3:33 AM EDT  
Att: 35,323 - Unknown - 77 F

AB 32  
R 0  
H 7  
RBI 0  
BB 1  
SO 9  
LOB 12





Batter	1	2	3	4	5	6	7	8	9	10	11	AB	R	H	RBI	BB	SO	LOB	TOP			
Dick McAuliffe, L OBP: 0.342, SLG: 0.445	(1,4) 0-3 K		(1,4) 0-0 F5	(1,4) 0-0 HR		(1,4) 0-3 K	(1,4) 0-0 F9			(1,4) 0-0 4-3		6	1	1	2	0	2	3				
Mickey Stanley, R OBP: 0.309, SLG: 0.382	(1,8) 0-0 F8		(1,8) 1-0 1B	(1,8) 0-0 1B		(1,8) 0-0 1B		(1,8) 0-0 E 1B		(1,8) 0-0 F9		5	3	3	1	0	0	0				
Al Kaline, R OBP: 0.387, SLG: 0.405	(1,9) 4-0 HR		(1,9) 0-0 1B	(1,9) 0-0 L4		(1,9) 1-0 1B		(1,9) 0-0 L2		(1,9) 0-0 L5-3		4	2	1	0	1	0	2				
Norm Cash, L OBP: 0.327, SLG: 0.502	(1,3) 0-0 HR		(1,3) 0-0 1B	(1,3) 0-0 G3		(1,3) 0-0 1B		(1,3) 0-0 1B			(1,3) 0-0 G5-4-3	6	1	5	5	0	0	1				
Willie Horton, R OBP: 0.345, SLG: 0.534	(1,7) 0-0 1B		(1,7) 0-0 1B	(1,7) 0-0 1B		(1,7) 0-0 6-3	(1,7) 0-0 F4		(1,7) 0-0 K		(1,7) 0-0 G5-4-3	6	0	2	1	0	1	4				
Bill Freehan, R OBP: 0.337, SLG: 0.447	(1,2) 0-0 F6		(1,2) 0-3 K	(1,2) 0-0 1B		(1,2) 0-0 L4	(1,2) 0-0 BB		(1,2) 0-0 F7		(1,2) 0-0 HR	5	1	1	1	1	1	4				
Tom Matchick, L OBP: 0.250, SLG: 0.317		(1,6) 0-0 4-3	(1,6) 0-0 F6	(1,6) 0-0 6-3		(1,6) 0-0 F7	(1,6) 0-0 1-3			(1,6) 0-0 5-3		5	0	0	0	0	0	3				
Ray Oyler, R OBP: 0.234, SLG: 0.207		(9,6) 0-0 4-3	(9,6) 0-0 F6	(9,6) 0-0 6-3		(9,6) 0-0 F7	(9,6) 0-0 1-3			(9,6) 0-0 5-3		1	0	0	0	0	0	0				
Don Wert, R OBP: 0.263, SLG: 0.316	(1,5) 0-0 6-3		(1,5) 0-0 6-3	(1,5) 0-0 F8		(1,5) 0-0 1B	(1,5) 0-0 F8		(1,5) 0-0 F8			5	1	1	0	0	0	1				
Pat Dobson, R ERA: 3.85	(1,1) 0-0 6-3		(1,1) 0-0 6-3	(1,1) 0-0 HR		(1,1) 0-0 1-4	(1,1) 0-0 5-3					3	1	1	0	0	0	1				
Fred Lasher, R ERA: 2.93	(6,1) 0-0 6-3		(6,1) 0-0 6-3	(6,1) 0-0 HR		(6,1) 0-0 1-4	(6,1) 0-0 5-3					0	0	0	0	0	0	0				
Daryl Patterson, R ERA: 1.98	(6,1) 0-0 6-3		(6,1) 0-0 6-3	(6,1) 0-0 HR		(6,1) 0-0 1-4	(6,1) 0-0 5-3					0	0	0	0	0	0	0				
John Hiller, L ERA: 2.84	(6,1) 0-0 6-3		(6,1) 0-0 6-3	(6,1) 0-0 HR		(6,1) 0-0 1-4	(6,1) 0-0 5-3					0	0	0	0	0	0	0				
Don McMahon, R ERA: 2.08	(7,1) 0-0 6-3		(7,1) 0-0 6-3	(7,1) 0-0 HR		(7,1) 0-0 1-4	(7,1) 0-0 5-3					0	0	0	0	0	0	0				
John Wyatt, R ERA: 2.87	(11,1) 0-0 6-3		(11,1) 0-0 6-3	(11,1) 0-0 HR		(11,1) 0-0 1-4	(11,1) 0-0 5-3					0	0	0	0	0	0	0				
Inning Stats	R: 2 E: 0 K: 1 S: 7	H: 2 LOB: 1 BB: 1 P: 11	R: 0 E: 0 K: 0 S: 3	H: 0 LOB: 0 BB: 0 P: 3	R: 2 E: 0 K: 1 S: 8	H: 3 LOB: 2 BB: 0 P: 9	R: 2 E: 0 K: 0 S: 6	H: 3 LOB: 1 BB: 0 P: 6	R: 0 E: 0 K: 0 S: 3	H: 0 LOB: 0 BB: 0 P: 3	R: 1 E: 1 K: 1 S: 7	H: 2 LOB: 1 BB: 0 P: 7	R: 0 E: 0 K: 0 S: 3	H: 0 LOB: 0 BB: 0 P: 3	R: 0 E: 0 K: 0 S: 3	H: 0 LOB: 0 BB: 0 P: 3	R: 1 E: 0 K: 0 S: 4	H: 2 LOB: 0 BB: 0 P: 4	1B: 11 2B: 1 3B: 0 HR: 3	SF: 0 SAC: 1 DP: 1 HBP: 2	WP: 0 PB: 0 SB: 0 CS: 0	PA: 52
PITCHER	IP WLS BF H R ER SO BB IBB HBP BLK WP HR S P ERA WHIP	IP WLS BF H R ER SO BB IBB HBP BLK WP HR S P ERA WHIP	IP WLS BF H R ER SO BB IBB HBP BLK WP HR S P ERA WHIP	IP WLS BF H R ER SO BB IBB HBP BLK WP HR S P ERA WHIP	IP WLS BF H R ER SO BB IBB HBP BLK WP HR S P ERA WHIP	IP WLS BF H R ER SO BB IBB HBP BLK WP HR S P ERA WHIP	IP WLS BF H R ER SO BB IBB HBP BLK WP HR S P ERA WHIP	IP WLS BF H R ER SO BB IBB HBP BLK WP HR S P ERA WHIP	IP WLS BF H R ER SO BB IBB HBP BLK WP HR S P ERA WHIP	IP WLS BF H R ER SO BB IBB HBP BLK WP HR S P ERA WHIP	IP WLS BF H R ER SO BB IBB HBP BLK WP HR S P ERA WHIP	IP WLS BF H R ER SO BB IBB HBP BLK WP HR S P ERA WHIP	IP WLS BF H R ER SO BB IBB HBP BLK WP HR S P ERA WHIP	IP WLS BF H R ER SO BB IBB HBP BLK WP HR S P ERA WHIP	IP WLS BF H R ER SO BB IBB HBP BLK WP HR S P ERA WHIP	IP WLS BF H R ER SO BB IBB HBP BLK WP HR S P ERA WHIP	IP WLS BF H R ER SO BB IBB HBP BLK WP HR S P ERA WHIP	IP WLS BF H R ER SO BB IBB HBP BLK WP HR S P ERA WHIP	IP WLS BF H R ER SO BB IBB HBP BLK WP HR S P ERA WHIP			

Detroit Tigers @ Boston Red Sox  
Fenway Park, Boston, MA  
Sat Aug 17 1968, 3:33 AM EDT  
Att: 28,778 - Unknown - 89 F

AB 47  
R 10  
H 15  
RBI 10  
BB 3  
SO 4  
LOB 19



Batter	1	2	3	4	5	6	7	8	9	10	11	AB	R	H	RBI	BB	SO	LOB	BOTTOM			
Mike Andrews, R OBP: 0.388, SLG: 0.374	(1,4) 0-0 HR		(1,4) 0-0 G3-6-3	(1,4) 0-0 1B		(1,4) 0-3 K	(1,4) 0-0 2B		(1,4) 0-0 SH1-3		(1,4) 0-0 6-3	5	2	3	3	0	1	1				
Dalton Jones, L OBP: 0.273, SLG: 0.319	(1,3) 0-0 1-3		(1,3) 0-0 G3-6-3	(1,3) 0-0 1B		(1,3) 0-0 1B	(1,3) 0-0 1B		(1,3) 0-0 K		(1,3) 0-0 6-3	5	1	2	2	0	1	2				
Jerry Adair, R OBP: 0.270, SLG: 0.283	(11, PH)		(11, PH) 0-0 1-2	(11, PH) 0-0 2B		(11, PH) 0-0 1B	(11, PH) 0-0 2B		(11, PH) 0-0 K		(11, PH) 0-0 6-3	1	0	0	0	0	0	0				
Carl Yastrzemski, L OBP: 0.413, SLG: 0.444	(1,7) 0-0 F5		(1,7) 0-0 E5	(1,7) 0-0 G1		(1,7) 0-0 4-3	(1,7) 0-0 G3		(1,7) 0-0 G3		(1,7) 0-0 1B	6	0	1	0	0	0	2				
Ken Harrelson, R OBP: 0.373, SLG: 0.589	(1,9) 0-3 K		(1,9) 0-0 F8	(1,9) 0-0 F8		(1,9) 0-0 1B	(1,9) 0-0 6-3		(1,9) 0-0 HR		(1,9) 0-0 1B	6	2	3	2	0	1	1				
Rico Petrocelli, R OBP: 0.298, SLG: 0.394		(1,6) 0-0 1B	(1,6) 0-0 F3	(1,6) 0-0 1B		(1,6) 0-0 1B	(1,6) 0-0 3B		(1,6) 0-0 F8		(1,6) 0-0 F8	6	1	3	0	0	0	3				
Reggie Smith, S OBP: 0.336, SLG: 0.406	(1,8) 0-0 F7		(1,8) 0-0 4-1	(1,8) 0-0 1B		(1,8) 0-0 1B	(1,8) 0-0 K		(1,8) 0-0 4-3		(1,8) 0-0 4-3	4	1	0	0	1	1	3				
Joe Foy, R OBP: 0.341, SLG: 0.327	(1,5) 0-0 L9		(1,5) 0-0 6-3	(1,5) 0-0 K		(1,5) 0-0 K	(1,5) 0-0 4-3		(1,5) 0-0 4-3		(1,5) 0-0 2-3	5	0	0	0	0	1	5				
Russ Nixon, L OBP: 0.218, SLG: 0.175	(1,2) 0-3 K		(1,2) 0-0 4-3	(1,2) 0-0 1B		(1,2) 0-0 1B	(1,2) 0-0 6-3		(1,2) 0-0 6-3		(1,2) 0-0 6-3	5	1	1	2	0	1	1				
Ray Culp, R ERA: 3.85	(1,1) 0-0 6-3		(1,1) 0-0 6-3	(1,1) 0-0 HR		(1,1) 0-0 1-4	(1,1) 0-0 5-3					3	1	1	0	0	0	1				
Fred Lasher, R ERA: 2.93	(6,1) 0-0 6-3		(6,1) 0-0 6-3	(6,1) 0-0 HR		(6,1) 0-0 1-4	(6,1) 0-0 5-3					0	0	0	0	0	0	0				
Daryl Patterson, R ERA: 1.98	(6,1) 0-0 6-3		(6,1) 0-0 6-3	(6,1) 0-0 HR		(6,1) 0-0 1-4	(6,1) 0-0 5-3					0	0	0	0	0	0	0				
John Hiller, L ERA: 2.84	(6,1) 0-0 6-3		(6,1) 0-0 6-3	(6,1) 0-0 HR		(6,1) 0-0 1-4	(6,1) 0-0 5-3					0	0	0	0	0	0	0				
Don McMahon, R ERA: 2.08	(7,1) 0-0 6-3		(7,1) 0-0 6-3	(7,1) 0-0 HR		(7,1) 0-0 1-4	(7,1) 0-0 5-3					0	0	0	0	0	0	0				
John Wyatt, L ERA: 2.87	(11,1) 0-0 6-3		(11,1) 0-0 6-3	(11,1) 0-0 HR		(11,1) 0-0 1-4	(11,1) 0-0 5-3					0	0	0	0	0	0	0				
Inning Stats	R: 1 E: 0 K: 1 S: 6	H: 1 LOB: 0 BB: 0 P: 6	R: 0 E: 0 K: 1 S: 6	H: 1 LOB: 1 BB: 0 P: 6	R: 0 E: 0 K: 1 S: 5	H: 1 LOB: 0 BB: 0 P: 5	R: 0 E: 1 K: 0 S: 4	H: 0 LOB: 1 BB: 0 P: 4	R: 0 E: 0 K: 1 S: 5	H: 0 LOB: 0 BB: 0 P: 9	R: 1 E: 0 K: 0 S: 4	H: 1 LOB: 1 BB: 1 P: 9	R: 0 E: 0 K: 0 S: 5	H: 0 LOB: 0 BB: 0 P: 4	R: 0 E: 0 K: 1 S: 5	H: 0 LOB: 0 BB: 0 P: 5	R: 0 E: 0 K: 0 S: 5	H: 2 LOB: 2 BB: 0 P: 5	1B: 9 2B: 1 3B: 1 HR: 2	SF: 0 SAC: 1 DP: 1 HBP: 0	WP: 0 PB: 0 SB: 0 CS: 0	PA: 50
PITCHER	IP WLS BF H R ER SO BB IBB HBP BLK WP HR S P ERA WHIP	IP WLS BF H R ER SO BB IBB HBP BLK WP HR S P ERA WHIP	IP WLS BF H R ER SO BB IBB HBP BLK WP HR S P ERA WHIP	IP WLS BF H R ER SO BB IBB HBP BLK WP HR S P ERA WHIP	IP WLS BF H R ER SO BB IBB HBP BLK WP HR S P ERA WHIP	IP WLS BF H R ER SO BB IBB HBP BLK WP HR S P ERA WHIP	IP WLS BF H R ER SO BB IBB HBP BLK WP HR S P ERA WHIP	IP WLS BF H R ER SO BB IBB HBP BLK WP HR S P ERA WHIP	IP WLS BF H R ER SO BB IBB HBP BLK WP HR S P ERA WHIP	IP WLS BF H R ER SO BB IBB HBP BLK WP HR S P ERA WHIP	IP WLS BF H R ER SO BB IBB HBP BLK WP HR S P ERA WHIP	IP WLS BF H R ER SO BB IBB HBP BLK WP HR S P ERA WHIP	IP WLS BF H R ER SO BB IBB HBP BLK WP HR S P ERA WHIP	IP WLS BF H R ER SO BB IBB HBP BLK WP HR S P ERA WHIP	IP WLS BF H R ER SO BB IBB HBP BLK WP HR S P ERA WHIP	IP WLS BF H R ER SO BB IBB HBP BLK WP HR S P ERA WHIP	IP WLS BF H R ER SO BB IBB HBP BLK WP HR S P ERA WHIP	IP WLS BF H R ER SO BB IBB HBP BLK WP HR S P ERA WHIP	IP WLS BF H R ER SO BB IBB HBP BLK WP HR S P ERA WHIP			

Detroit Tigers @ Boston Red Sox  
Fenway Park, Boston, MA  
Sat Aug 17 1968, 3:33 AM EDT  
Att: 28,778 - Unknown - 89 F

AB 45  
R 9  
H 13  
RBI 9  
BB 4  
SO 8  
LOB 18






Batter	1	2	3	4	5	6	7	8	9	AB	R	H	RBI	BB	SO	LOB	TOP					
Dick McAuliffe, L (1,4) OBP: 0.341, SLG: 0.443	0-3 K		0-0 F6			0-0 4-3 1B		0-3 K		4	0	1	0	0	2	0						
Mickey Stanley, R (1,8) OBP: 0.307, SLG: 0.381	0-3 K			0-0 6-3		0-0 4-3 1B		0-0 G3		4	0	1	0	0	1	0						
Al Kaline, R (1,9) OBP: 0.382, SLG: 0.398	0-0 L6-3			0-3 K		0-0 L5		0-0 L8		4	0	0	0	0	1	2						
Norm Cash, L (1,3)		0-0 F6		0-3 K		0-0 4-3			0-0 F4	4	0	0	0	0	1	2						
Willie Horton, R (1,7) OBP: 0.344, SLG: 0.538		0-0 F6			0-0 HR	0-0 4-3			0-0 F3	4	1	1	1	0	0	2						
Bill Freehan, R (1,2) OBP: 0.358, SLG: 0.446		4-0 FC6-4 BB			0-0 F9		0-0 G3 SH1-3 1B		0-3 K	3	0	1	0	1	1	0						
Don Wert, R (1,5) OBP: 0.261, SLG: 0.314		0-0 FC6-4			0-0 F8		0-0 SH1-3			2	0	0	0	0	0	1						
Dick Tracewski, R (1,6) OBP: 0.244, SLG: 0.255			0-0 F8		4-0 BB		0-0 G3			2	0	0	0	1	0	1						
Earl Wilson, R (1,1) OBP: 0.190, SLG: 0.365			0-3 K2-3		0-3 K		0-0 F8			3	0	0	0	0	2	2						
Daryl Patterson, L (7,1)										0	0	0	0	0	0	0						
<b>Inning Stats</b>	R: 0 E: 0 K: 2 S: 7	H: 0 LOB: 0 BB: 0 P: 7	R: 0 E: 0 K: 0 S: 3	H: 0 LOB: 1 BB: 1 P: 7	R: 0 E: 0 K: 1 S: 5	H: 0 LOB: 0 BB: 0 P: 5	R: 0 E: 0 K: 2 S: 7	H: 0 LOB: 0 BB: 0 P: 7	R: 1 E: 0 K: 1 S: 6	H: 1 LOB: 1 BB: 1 P: 10	R: 0 E: 0 K: 0 S: 5	H: 2 LOB: 2 BB: 0 P: 5	R: 0 E: 0 K: 0 S: 4	H: 1 LOB: 1 BB: 0 P: 4	R: 0 E: 0 K: 1 S: 5	H: 0 LOB: 0 BB: 0 P: 5	R: 0 E: 0 K: 1 S: 5	H: 0 LOB: 0 BB: 0 P: 5	1B: 3 2B: 0 3B: 0 HR: 1	SF: 0 SAC: 1 DP: 0 HBP: 0	WP: 0 PB: 0 SB: 0 CS: 0	PA: 33
<b>PITCHER</b> Juan Pizarro, L (1,1) ERA: 3.4	IP: 9.0 WLS: W BF: 33 H: 4 R: 1 ER: 1 SO: 8 BB: 2 IBB: 0 HBP: 0 BLK: 0 WP: 0 HR: 1 S: 47 P: 55 ERA: 1.00 WHIP: 0.667															<b>PITCHER</b>	IP: 9.0 WLS: W BF: 33 H: 4 R: 1 ER: 1 SO: 8 BB: 2 IBB: 0 HBP: 0 BLK: 0 WP: 0 HR: 1 S: 47 P: 55 ERA: 1.00 WHIP: 0.667					

**Detroit Tigers @ Boston Red Sox**  
Fenway Park, Boston, MA  
Sun Aug 18 1968, 3:33 AM EDT  
Att: 31,428 - Unknown - 70 F


**AB 30**  
**R 1**  
**H 4**  
**RBI 1**  
**BB 2**  
**SO 8**  
**LOB 10**



Batter	1	2	3	4	5	6	7	8	9	AB	R	H	RBI	BB	SO	LOB	BOTTOM			
Mike Andrews, R (1,4) OBP: 0.390, SLG: 0.373	0-3 K		0-0 SH1-3		4-0 FC4-6 BB		4-0 HR BB			1	1	0	0	2	1	0				
Dalton Jones, L (1,3) OBP: 0.273, SLG: 0.331	0-3 K		0-3 K		0-3 K		0-0 HR			4	1	1	2	0	3	3				
George Scott, R (8,3) OBP: 0.248, SLG: 0.247							1-H HR			0	0	0	0	0	0	0				
Carl Yastrzemski, L (1,7) OBP: 0.416, SLG: 0.448	0-0 1B		0-0 1B		0-0 FC4-6		0-0 1B			4	0	3	1	0	0	2				
Ken Harrelson, R (1,9) OBP: 0.371, SLG: 0.585	0-0 1B		0-3 K		0-0 F4		0-0 F2			4	0	1	0	0	1	2				
Rico Petrocelli, R (1,6) OBP: 0.295, SLG: 0.389	0-3 K			0-0 F8		0-0 F5		0-0 4-3		4	0	0	0	0	1	2				
Reggie Smith, S (1,8) OBP: 0.335, SLG: 0.405		0-0 L9		0-0 3-1		0-0 G3		0-0 6-3-5 1B		4	0	1	0	0	0	0				
Joe Foy, R (1,5) OBP: 0.340, SLG: 0.329		0-0 F4		0-0 5-3			0-0 SH3 SH4-3 2B	0-0 6-3-5		4	1	1	0	0	0	1				
Russ Gibson, R (1,2) OBP: 0.240, SLG: 0.295		0-3 K			0-0 SH2-4 1B		0-0 SH3			2	0	1	0	0	1	0				
Juan Pizarro, L (1,1) OBP: 0.231, SLG: 0.261			4-0 SH1-3 1B BB		0-0 SH2-4		0-0 SH4-3			0	1	0	1	1	0	0				
<b>Inning Stats</b>	R: 0 E: 0 K: 3 S: 11	H: 2 LOB: 2 BB: 0 P: 11	R: 0 E: 0 K: 1 S: 5	H: 0 LOB: 0 BB: 0 P: 5	R: 1 E: 0 K: 2 S: 8	H: 1 LOB: 1 BB: 1 P: 12	R: 0 E: 0 K: 0 S: 3	H: 0 LOB: 0 BB: 0 P: 3	R: 0 E: 0 K: 0 S: 3	H: 0 LOB: 0 BB: 0 P: 3	R: 3 E: 0 K: 0 S: 6	H: 3 LOB: 1 BB: 1 P: 10	R: 0 E: 0 K: 0 S: 3	H: 1 LOB: 0 BB: 0 P: 3	R: 0 E: 0 K: 0 S: 3	H: 0 LOB: 0 BB: 0 P: 3	1B: 6 2B: 2 3B: 0 HR: 1	SF: 0 SAC: 4 DP: 1 HBP: 0	WP: 0 PB: 0 SB: 1 CS: 0	PA: 34
<b>PITCHER</b> Earl Wilson, R (1,1) ERA: 3.28	IP: 6.2 WLS: L BF: 30 H: 7 R: 4 ER: 4 SO: 7 BB: 3 IBB: 0 HBP: 0 BLK: 0 WP: 0 HR: 1 S: 41 P: 53 ERA: 5.40 WHIP: 1.500															<b>PITCHER</b> Daryl Patterson, R (7,1) ERA: 1.93	IP: 1.1 WLS: 4 BF: 1 H: 0 R: 0 ER: 0 SO: 0 BB: 0 IBB: 0 HBP: 0 BLK: 0 WP: 0 HR: 4 S: 4 P: 4 ERA: 0.00 WHIP: 0.750			

**Detroit Tigers @ Boston Red Sox**  
Fenway Park, Boston, MA  
Sun Aug 18 1968, 3:33 AM EDT  
Att: 31,428 - Unknown - 70 F

**AB 27**  
**R 4**  
**H 8**  
**RBI 4**  
**BB 3**  
**SO 7**  
**LOB 10**





Batter	1	2	3	4	5	6	7	8	9	AB	R	H	RBI	BB	SO	LOB	TOP			
Luis Aparicio, R OBP: 0.309, SLG: 0.346 (1, 6)	6-3		F6			5-3		6-3		4	0	0	0	0	0	0				
Tom McCraw, L OBP: 0.306, SLG: 0.398 (1, 3)	K			F2		F9		F9		4	0	0	0	0	1	0				
Tommy Davis, R OBP: 0.277, SLG: 0.332 (1, 7)	F8			F8		K		F2		4	0	0	0	0	1	0				
Duane Josephson, R OBP: 0.290, SLG: 0.361 (1, 2)		BB		K			E5	K		3	0	0	0	1	2	0				
Ron Hansen, R OBP: 0.290, SLG: 0.327 (1, 5)		F8			E BB 1B		F3			3	0	1	0	0	0	2				
Buddy Bradford, R OBP: 0.257, SLG: 0.304 (1, 9)	K				L4 E 1-2 BB		F9			2	0	0	0	1	1	2				
Ken Berry, R OBP: 0.284, SLG: 0.340 (1, 8)	K				E6 1-2 2-3		5-3			3	0	0	0	0	1	4				
Sandy Alomar Sr., S OBP: 0.299, SLG: 0.285 (1, 4)			6-3		L4 2-3			F8		3	0	0	0	0	0	3				
Jack Fisher, R OBP: 0.167, SLG: 0.171 Wal Williams, R OBP: 0.221, SLG: 0.241 Danny Lazar, L OBP: 0.277 Dennis Ribant, R OBP: 0.266, SLG: 0.111 Hoyt Wilhelm, R OBP: 0.156 Dick Kenworthy, R OBP: 0.246, SLG: 0.229 Wilbur Wood, L OBP: 0.231, SLG: 0.118 (1, 1) (5, PH) (5, L) (6, L) (7, L) (8, PH) (8, L)			K		F9			F4		1	0	0	0	0	1	0				
<b>Inning Stats</b>	R: 0 E: 0 K: 1 S: 5	H: 0 LOB: 0 BB: 0 P: 5	R: 0 E: 0 K: 2 S: 7	H: 0 LOB: 1 BB: 1 P: 11	R: 0 E: 0 K: 1 S: 5	H: 0 LOB: 0 BB: 0 P: 5	R: 0 E: 0 K: 1 S: 5	H: 0 LOB: 0 BB: 0 P: 5	R: 0 E: 1 K: 0 S: 4	H: 1 LOB: 2 BB: 1 P: 8	R: 0 E: 0 K: 1 S: 5	H: 0 LOB: 1 BB: 0 P: 4	R: 0 E: 0 K: 0 S: 3	H: 0 LOB: 0 BB: 0 P: 3	R: 0 E: 0 K: 1 S: 5	H: 0 LOB: 0 BB: 0 P: 5	1B: 1 2B: 1 3B: 0 HR: 0	SF: 0 SAC: 0 DP: 1 HBP: 0	WP: 0 PB: 0 CS: 0	PA: 31
<b>PITCHER</b> John Hiller, L ERA: 2.5 (1, 1)	IP: 9.0 WLS: W BF: 31 H: 1 R: 0 ER: 0 SO: 7 BB: 2 IBB: 0 HBP: 0 BLK: 0 WP: 0 HR: 0 S: 43 P: 51 ERA: 0.00 WHIP: 0.333																			

Chicago White Sox @ Detroit Tigers  
Tiger Stadium, Detroit, MI  
Tue Aug 20 1968, 7:05 PM EDT  
Unknown

AB	29
R	0
H	1
RBI	0
BB	2
SO	7
LOB	13



Batter	1	2	3	4	5	6	7	8	9	AB	R	H	RBI	BB	SO	LOB	BOTTOM			
Dick McAuliffe, L OBP: 0.338, SLG: 0.440 (1, 4)	K		F8		3-1		F3			4	0	0	0	0	1	4				
Mickey Stanley, R OBP: 0.309, SLG: 0.382 (1, 8)	K			1B 1B		F8		1B		4	1	2	2	0	1	0				
Jim Northrup, L OBP: 0.308, SLG: 0.417 (1, 9)	3-1			1B 1B G4-6-3		G3		G3		4	1	1	0	0	0	2				
Gates Brown, L OBP: 0.478, SLG: 0.717 Wayne Comer, R OBP: 0.182, SLG: 0.290 (1, 7) (8, 7)		HR		1B G4-6-3		6-3		1B FC6-4		3	1	2	2	0	0	0				
Norm Cash, L OBP: 0.325, SLG: 0.495 (1, 3)		1B		G4-6-3			4-3	1B FC6-4		4	0	2	0	0	0	1				
Bill Freehan, R OBP: 0.357, SLG: 0.444 (1, 2)	4-3			3-1			1B 1B	F6		4	1	1	0	0	0	3				
Tom Matchick, L OBP: 0.232, SLG: 0.324 Ray Oyler, R OBP: 0.233, SLG: 0.206 (1, 6) (8, 6)	4-3						FC4 1B BB	FC6-4 PB		3	1	1	0	0	0	1				
Don Wert, R OBP: 0.261, SLG: 0.312 (1, 5)			5-3				1B 1B	4-3		3	1	0	0	1	0	2				
John Hiller, R OBP: 0.105, SLG: 0.105 (1, 1)	K						1B 1B			3	0	1	1	0	2	1				
<b>Inning Stats</b>	R: 0 E: 0 K: 2 S: 7	H: 2 LOB: 0 BB: 0 P: 4	R: 0 E: 0 K: 1 S: 5	H: 0 LOB: 0 BB: 0 P: 5	R: 2 E: 0 K: 0 S: 5	H: 3 LOB: 0 BB: 0 P: 5	R: 0 E: 0 K: 1 S: 6	H: 1 LOB: 1 BB: 0 P: 6	R: 0 E: 0 K: 0 S: 3	H: 0 LOB: 0 BB: 0 P: 3	R: 3 E: 1 K: 0 S: 7	H: 3 LOB: 2 BB: 1 P: 11	R: 1 E: 0 K: 0 S: 5	H: 2 LOB: 1 BB: 0 P: 5	R: 1 E: 0 K: 0 S: 5	H: 2 LOB: 1 BB: 0 P: 5	1B: 9 2B: 2 3B: 0 HR: 1	SF: 0 SAC: 0 DP: 2 HBP: 0	WP: 0 PB: 1 CS: 0	PA: 35
<b>PITCHER</b> Jack Fisher, R ERA: 2.97 Danny Lazar, L ERA: 2.77 Dennis Ribant, R ERA: 3.92 Hoyt Wilhelm, R ERA: 1.56 Wilbur Wood, L ERA: 1.9 (1, 1) (5, L) (6, L) (7, L) (8, L)	IP: 4.0 WLS: L BF: 15 H: 5 R: 3 ER: 3 SO: 3 BB: 0 IBB: 0 HBP: 0 BLK: 0 WP: 0 HR: 1 S: 21 P: 21 ERA: 6.75 WHIP: 1.250																			

Chicago White Sox @ Detroit Tigers  
Tiger Stadium, Detroit, MI  
Tue Aug 20 1968, 7:05 PM EDT  
Unknown

AB	34
R	7
H	11
RBI	6
BB	1
SO	4
LOB	15





Batter	1	2	3	4	5	6	7	8	9	AB	R	H	RBI	BB	SO	LOB	TOP								
Luis Aparicio, R OBP: 0.308, SLG: 0.344 (1, 6)	F7		F5	F7		1B HR 1B		L9		5	1	1	0	0	0	3	Chicago White Sox @ Detroit Tigers Tiger Stadium, Detroit, MI Tue Aug 20 1968, 7:05 PM EDT Att: 48,814 - Unknown								
Sandy Alomar Sr., S OBP: 0.306, SLG: 0.292 (1, 4)	F8		1-3			1B HR 1B				5	1	3	1	0	0	0									
Pete Ward, L OBP: 0.355, SLG: 0.378 Ron Hansen, R OBP: 0.289, SLG: 0.326 (1, 5) (6, 5)	E9		K		K			K		4	2	2	4	0	2	1									
Tom McCraw, L OBP: 0.305, SLG: 0.394 (1, 3)	F6			2B 1B BB	F7	5-3			G3	4	1	0	0	1	0	1									
Tommy Davis, R OBP: 0.276, SLG: 0.331 (1, 7)		6-3		F8	F7			4-3		5	0	1	0	0	0	2									
Ken Berry, R OBP: 0.286, SLG: 0.343 (1, 8)	L9			1B 2B		E6 SH2-4 1B		6-3		5	3	2	0	0	0	0									
Buddy Bradford, R OBP: 0.257, SLG: 0.298 (1, 9)	F8			1B IBB		SH2-4		K		3	0	0	0	1	1	3									
Jerry McNertney, R OBP: 0.331, SLG: 0.310 (1, 2)						1B HR 1B		L9 4-3 1B		4	2	4	4	1	0	0									
Gary Peters, L OBP: 0.279, SLG: 0.361 (1, 1)	K			F6		F6		4-3	3-1	5	0	0	0	0	1	8									
<b>Inning Stats</b>	R: 1 E: 1 K: 0 S: 4	H: 1 LOB: 0 BB: 0 P: 4	R: 1 E: 1 K: 1 S: 7	H: 1 LOB: 1 BB: 0 P: 7	R: 0 E: 0 K: 1 S: 5	H: 0 LOB: 0 BB: 0 P: 5	R: 2 E: 0 K: 0 S: 5	H: 2 LOB: 2 BB: 2 P: 13	R: 0 E: 0 K: 1 S: 6	H: 1 LOB: 1 BB: 0 P: 6	R: 5 E: 1 K: 0 S: 8	H: 4 LOB: 0 BB: 0 P: 8	R: 0 E: 0 K: 1 S: 5	H: 0 LOB: 0 BB: 0 P: 5	R: 1 E: 0 K: 1 S: 7	H: 2 LOB: 1 BB: 0 P: 7	R: 0 E: 0 K: 0 S: 5	H: 2 LOB: 3 BB: 1 P: 9	1B: 9 2B: 3 3B: 0 HR: 1	SF: 0 SAC: 1 DP: 0 HBP: 0	WP: 0 PB: 0 SB: 1 CS: 0	PA: 45			
<b>PITCHER</b>	IP	WLS	BF	H	R	ER	SO	BB	IBB	HBP	BLK	WP	HR	S	P	ERA	WHIP								
Denny McLain, R ERA: 1.9 (1, 1)	5.2	L	30	9	9	2	3	1	1	0	0	0	1	34	42	3.18	1.765								
Fred Lasher, R ERA: 2.98 (6, 1)	2.1		9	2	1	1	2	0	0	0	0	0	0	13	13	3.86	0.857								
John Wyatt, R ERA: 2.81 (9, 1)	1.0		6	2	0	0	0	1	0	0	0	0	0	5	9	0.00	3.000								


Batter	1	2	3	4	5	6	7	8	9	AB	R	H	RBI	BB	SO	LOB	BOTTOM								
Mickey Stanley, R OBP: 0.308, SLG: 0.379 (1, 8)	F9			2B BB	F8			1-3		3	1	0	0	1	0	1	Chicago White Sox @ Detroit Tigers Tiger Stadium, Detroit, MI Tue Aug 20 1968, 7:05 PM EDT Att: 48,814 - Unknown								
Dick Tracewski, R OBP: 0.244, SLG: 0.261 (1, 4)	K			2B		5-3		F3		4	1	1	1	0	1	0									
Al Kaline, R OBP: 0.377, SLG: 0.392 (1, 9)	K			L6-3		L6-3		L8		4	0	0	0	0	1	1									
Willie Horton, R OBP: 0.345, SLG: 0.541 (1, 7)		F7			2B			F8		4	0	2	1	0	0	0									
Norm Cash, L OBP: 0.324, SLG: 0.490 (1, 3)		6-3		G3		F3				3	0	0	0	1	0	2									
Don Wert, R OBP: 0.261, SLG: 0.311 (1, 5)		F6		F4			G6-4-3 1B	F5		4	0	1	0	0	0	2									
Jim Price, R OBP: 0.261, SLG: 0.250 (1, 2)			F7		SH3-4 BB	F7				2	0	0	0	1	0	1									
Ray Oyler, R OBP: 0.231, SLG: 0.204 Wayne Comer, R OBP: 0.176, SLG: 0.281 Tom Matchick, L OBP: 0.252, SLG: 0.324 (1, 6) (7, PH) (8, 6)			K		K		G6-4-3			2	0	0	0	0	2	1									
Denny McLain, R OBP: 0.148, SLG: 0.159 Fred Lasher, R OBP: 0.143, SLG: 0.143 Earl Wilson, R OBP: 0.188, SLG: 0.359 John Wyatt, R (9, 1)			K		SH3-4			K		1	0	0	0	0	0	0									
<b>Inning Stats</b>	R: 0 E: 0 K: 2 S: 7	H: 0 LOB: 0 BB: 0 P: 7	R: 0 E: 0 K: 0 S: 3	H: 0 LOB: 0 BB: 0 P: 3	R: 0 E: 0 K: 2 S: 7	H: 0 LOB: 0 BB: 0 P: 7	R: 2 E: 0 K: 0 S: 5	H: 2 LOB: 1 BB: 1 P: 9	R: 0 E: 0 K: 1 S: 5	H: 0 LOB: 1 BB: 1 P: 9	R: 0 E: 0 K: 0 S: 4	H: 1 LOB: 0 BB: 0 P: 4	R: 0 E: 0 K: 0 S: 3	H: 1 LOB: 0 BB: 0 P: 3	R: 0 E: 0 K: 1 S: 5	H: 0 LOB: 0 BB: 0 P: 5	R: 0 E: 0 K: 0 S: 3	H: 0 LOB: 1 BB: 1 P: 7	1B: 2 2B: 2 3B: 0 HR: 0	SF: 0 SAC: 1 DP: 1 HBP: 0	WP: 0 PB: 0 SB: 0 CS: 0	PA: 33			
<b>PITCHER</b>	IP	WLS	BF	H	R	ER	SO	BB	IBB	HBP	BLK	WP	HR	S	P	ERA	WHIP								
Gary Peters, L ERA: 3.41 (1, 1)	9.0	W	33	4	2	2	6	3	0	0	0	0	0	42	54	2.00	0.778								



Batter	1	2	3	4	5	6	7	8	9	10	AB	R	H	RBI	BB	SO	LOB	TOP								
Luis Aparicio, R OBP: 0.309, SLG: 0.349 (1, 6)	0-0 1B G6-4-3 2B		0-0 5-3		0-0 6-3		0-0 F4		0-0 K	0-0 2B	5	1	2	0	0	0	0									
Sandy Alomar Sr., S OBP: 0.307, SLG: 0.294 (1, 4)	0-0 S6-4-3 HBP 1B		0-0 K		0-3 K		0-0 6-3		0-3 K	0-3 K	5	0	2	0	0	2	1									
Pete Ward, L OBP: 0.354, SLG: 0.375 (1, 5)	1-0 G6-4-3 HBP		0-3 K		0-0 F8		0-0 F8		0-3 K		3	0	0	0	0	2	1									
Tom McCraw, L OBP: 0.302, SLG: 0.390 (1, 3)	0-0 G6-4-3		0-0 F9		0-0 F8		0-0 F8		0-3 K		4	0	0	0	0	1	3									
Tommy Davis, R OBP: 0.276, SLG: 0.330 (1, 7)	0-0 3-1		0-0 F8		0-0 F8		0-3 K		0-0 E 1B		4	0	1	0	0	1	1									
Ken Berry, R OBP: 0.285, SLG: 0.341 (1, 8)		4-0 BB	0-0 F7		0-0 F7		0-3 K		0-0 E6		3	0	0	0	1	1	1									
Buddy Bradford, R OBP: 0.253, SLG: 0.293 (1, 9)		0-3 K	0-0 F3		0-0 F8		0-0 F8		0-3 K		3	0	0	0	0	1	1									
Leon Wagner, L OBP: 0.345, SLG: 0.333 (9, PH)											1	0	0	0	0	1	2									
Wilbur Wood, R OBP: 0.211, SLG: 0.118 (9, 1)											0	0	0	0	0	0	0									
Jerry McNertney, R OBP: 0.328, SLG: 0.333 (1, 2)		0-0 F7	0-0 HR		0-0 6-3		0-0 6-3		0-3 K		4	1	1	1	0	1	1									
Cisco Carlos, R OBP: 0.111, SLG: 0.040 Bob Locker, S Woodie Held, R OBP: 0.247, SLG: 0.163 (1, 1) (6, 1) (9, 9)		0-3 K	0-0 4-3		0-0 K		0-3 K		0-0 5-3		2	0	0	0	0	1	1									
											1	0	0	0	0	1	0									
											1	0	0	0	0	0	0									
<b>Inning Stats</b>	R: 1 E: 0 K: 0 S: 4	H: 2 LOB: 1 BB: 0 P: 5	R: 0 E: 0 K: 2 S: 7	H: 0 LOB: 1 BB: 1 P: 11	R: 0 E: 0 K: 1 S: 6	H: 1 LOB: 1 BB: 0 P: 6	R: 0 E: 0 K: 0 S: 3	H: 0 LOB: 0 BB: 0 P: 3	R: 1 E: 0 K: 1 S: 6	H: 1 LOB: 0 BB: 0 P: 6	R: 0 E: 0 K: 1 S: 5	H: 0 LOB: 0 BB: 0 P: 5	R: 0 E: 0 K: 1 S: 5	H: 0 LOB: 0 BB: 0 P: 5	R: 0 E: 1 K: 3 S: 11	H: 1 LOB: 2 BB: 0 P: 11	R: 0 E: 0 K: 2 S: 8	H: 1 LOB: 1 BB: 0 P: 8	1B: 3 2B: 2 3B: 0 HR: 1	SF: 0 SAC: 0 DP: 1 HBP: 1	WP: 0 PA: 38 PB: 0 SB: 1 CS: 0					
<b>PITCHER</b>	IP 8.0	WLS 29	H 4	R 2	ER 2	SO 7	BB 1	IBB 0	HBP 1	BLK 0	WP 0	HR 1	S 41	P 46	ERA 2.25	WHIP 0.625										
Pat Dobson, R ERA: 2.57 Daryl Patterson, R ERA: 1.86 (1, 1) (9, 1)	2.0 W 9	2 0 0 5	0 0 0 0	0 0 0 0	0 0 0 0	0 0 19 19	0.00 1.000																			

Chicago White Sox @ Detroit Tigers  
Tiger Stadium, Detroit, MI  
Wed Aug 21 1968, 7:05 PM EDT  
Att: 29,540 - Unknown

AB 36  
R 2  
H 6  
RBI 1  
BB 1  
SO 12  
LOB 12



Batter	1	2	3	4	5	6	7	8	9	10	AB	R	H	RBI	BB	SO	LOB	BOTTOM								
Dick McAuliffe, L OBP: 0.338, SLG: 0.437 (1, 4)	4-0 CS BB		0-3 K		0-3 K		0-0 F8		0-0 F8		3	0	0	0	1	2	2									
Mickey Stanley, R OBP: 0.310, SLG: 0.387 (1, 8)	0-0 G6-3 1B		0-0 6-3		0-0 F6		0-0 F6		0-0 HR		4	1	2	1	0	0	2									
Jim Northrup, L OBP: 0.307, SLG: 0.416 (1, 9)	0-0 G6-3		0-0 S 1B		0-0 4-3		0-0 4-3		0-0 4-3		4	1	1	0	0	0	1									
Gates Brown, L OBP: 0.471, SLG: 0.730 Willie Horton, R OBP: 0.345, SLG: 0.539 (1, 7) (9, PH) (10, 7)		0-0 4-3	0-0 F8		0-0 F8		0-0 K		0-3 K FC4-6		3	0	1	0	0	0	1									
Norm Cash, L OBP: 0.320, SLG: 0.483 (1, 3)		0-0 F7	0-0 3-1		0-0 3-1		0-3 K 3B		0-0 F8		4	0	0	0	0	1	3									
Bill Freehan, R OBP: 0.356, SLG: 0.443 (1, 2)		0-0 4-3	0-0 FC6-4 1B		0-0 K		0-3 K		0-0 F7		4	0	1	1	0	1	1									
Tom Matchick, L OBP: 0.245, SLG: 0.316 (1, 6)			0-0 1-3		0-0 FC6-4		0-0 F9		0-0 FC4-6		4	0	0	0	0	0	2									
Don Wert, R OBP: 0.261, SLG: 0.313 (1, 5)			0-0 1B		0-0 F8		0-0 F5		0-0 F7		4	0	1	0	0	0	0									
Pat Dobson, R OBP: 0.208, SLG: 0.174 Al Kaline, R OBP: 0.375, SLG: 0.391 Daryl Patterson, L Jim Price, R OBP: 0.268, SLG: 0.287 (1, 1) (8, PH) (9, 1) (10, PH)			0-0 2B		0-0 K		0-0 L4		0-0 HR		2	0	1	0	0	1	0									
			0-0 1B		0-0 K						1	0	0	0	0	0	0									
			2-3								1	1	1	1	0	0	0									
<b>Inning Stats</b>	R: 0 E: 0 K: 0 S: 2	H: 1 LOB: 0 BB: 1 P: 6	R: 0 E: 0 K: 0 S: 3	H: 0 LOB: 0 BB: 0 P: 3	R: 0 E: 0 K: 1 S: 7	H: 2 LOB: 2 BB: 0 P: 7	R: 1 E: 0 K: 0 S: 5	H: 2 LOB: 1 BB: 0 P: 5	R: 0 E: 0 K: 2 S: 7	H: 0 LOB: 0 BB: 0 P: 7	R: 0 E: 0 K: 1 S: 6	H: 1 LOB: 1 BB: 0 P: 6	R: 0 E: 0 K: 1 S: 5	H: 0 LOB: 0 BB: 0 P: 5	R: 1 E: 0 K: 0 S: 4	H: 1 LOB: 0 BB: 0 P: 4	R: 0 E: 0 K: 1 S: 6	H: 0 LOB: 1 BB: 0 P: 6	R: 1 E: 0 K: 0 S: 2	H: 1 LOB: 0 BB: 0 P: 2	1B: 4 2B: 1 3B: 1 HR: 2	SF: 0 SAC: 0 DP: 1 HBP: 0	WP: 0 PA: 36 PB: 1 SB: 1 CS: 1			
<b>PITCHER</b>	IP 5.2	WLS 22	H 6	R 1	ER 1	SO 3	BB 1	IBB 0	HBP 0	BLK 0	WP 0	HR 0	S 27	P 31	ERA 1.59	WHIP 1.235										
Cisco Carlos, R ERA: 3.88 Bob Locker, R ERA: 2.15 Wilbur Wood, L ERA: 1.95 (1, 1) (6, 1) (9, 1)	2.1 L 6	1 1 1 1	2 0 0 0	0 0 0 0	0 0 0 0	0 0 1 8	12 12 8 8	3.86 0.429 6.75 0.750																		

Chicago White Sox @ Detroit Tigers  
Tiger Stadium, Detroit, MI  
Wed Aug 21 1968, 7:05 PM EDT  
Att: 29,540 - Unknown

AB 35  
R 3  
H 8  
RBI 3  
BB 1  
SO 6  
LOB 12





Batter	1	2	3	4	5	6	7	8	9	AB	R	H	RBI	BB	SO	LOB	TOP			
Luis Aparicio, R OBP: 0.312, SLG: 0.352 (1, 6)										4	0	3	0	0	0	0	Chicago White Sox @ Detroit Tigers Tiger Stadium, Detroit, MI Thu Aug 22 1968, 7:05 PM EDT Att: 25,931 - Unknown			
Sandy Alomar Sr., S OBP: 0.307, SLG: 0.294 (1, 4)										3	0	1	0	0	0	1				
Walt Williams, R OBP: 0.225, SLG: 0.256 Tom McCraw, L OBP: 0.304, SLG: 0.390 (6, PH) (8, 3)										3	1	1	0	0	0	2				
Tommy Davis, R OBP: 0.276, SLG: 0.337 (1, 3) (8, 7)										4	1	1	2	0	1	5				
Ken Berry, R OBP: 0.283, SLG: 0.337 (1, 8)										4	0	0	0	0	2	0				
Pete Ward, L OBP: 0.350, SLG: 0.370 (1, 5)										4	0	0	0	0	2	0				
Buddy Bradford, R OBP: 0.249, SLG: 0.288 Ron Hansen, R OBP: 0.291, SLG: 0.326 Joe Horlen, R OBP: 0.096, SLG: 0.078 (9, PH) (9, PR)										3	0	0	0	0	2	0				
Jerry McNertney, R OBP: 0.319, SLG: 0.322 (1, 2)										4	0	0	0	0	2	1				
Tommy John, R OBP: 0.194, SLG: 0.258 Dennis Ribant, R OBP: 0.182, SLG: 0.100 Hoyt Wilhelm, R OBP: 0.153, SLG: 0.100 Bob Locker, S OBP: 0.143, SLG: 0.100 Leon Wagner, L OBP: 0.143, SLG: 0.100 Wilbur Wood, L OBP: 0.143, SLG: 0.100 (1, 1) (3, 1) (6, 1) (7, 1) (8, PH) (8, 1)										1	0	0	0	0	0	0				
<b>Inning Stats</b>	R: 0 E: 0 K: 0 S: 4	H: 1 LOB: 1 BB: 0 P: 4	R: 0 E: 0 K: 1 S: 5	H: 0 LOB: 0 BB: 0 P: 5	R: 0 E: 0 K: 1 S: 5	H: 0 LOB: 0 BB: 0 P: 5	R: 2 E: 0 K: 1 S: 7	H: 2 LOB: 0 BB: 0 P: 7	R: 0 E: 0 K: 2 S: 6	H: 1 LOB: 1 BB: 0 P: 6	R: 0 E: 0 K: 2 S: 7	H: 0 LOB: 0 BB: 0 P: 7	R: 0 E: 0 K: 2 S: 6	H: 2 LOB: 3 BB: 1 P: 9	R: 0 E: 0 K: 1 S: 5	H: 0 LOB: 1 BB: 1 P: 9		1B: 4 2B: 1 3B: 0 HR: 1	SF: 0 SAC: 1 DP: 0 HBP: 0	WP: 0 PB: 0 CS: 0
<b>PITCHER</b>	IP WLS BF H R ER SO BB IBB HBP BLK WP HR S P ERA WHIP																			
Mickey Lolich, L ERA: 3.37 Don McMahon, R ERA: 2.03 (1, 1) (8, 1)	7.0 W 25 4 2 2 8 0 0 0 0 0 1 41 41 2.57 0.571																			

Batter	1	2	3	4	5	6	7	8	9	AB	R	H	RBI	BB	SO	LOB	BOTTOM			
Dick McAuliffe, L OBP: 0.340, SLG: 0.438 Ray Oyler, R OBP: 0.229, SLG: 0.202 (1, 4) (3, PR) (4, 6)										1	1	1	0	1	0	0	Chicago White Sox @ Detroit Tigers Tiger Stadium, Detroit, MI Thu Aug 22 1968, 7:05 PM EDT Att: 25,931 - Unknown			
Mickey Stanley, R OBP: 0.309, SLG: 0.386 (1, 8)										4	0	1	1	0	1	2				
Al Kaline, R OBP: 0.380, SLG: 0.405 (1, 9)										3	1	2	1	1	0	1				
Willie Horton, R OBP: 0.346, SLG: 0.546 (1, 7)										4	1	2	2	0	0	2				
Bill Freehan, R OBP: 0.356, SLG: 0.441 (1, 3)										4	0	1	0	0	1	2				
Don Wert, R OBP: 0.285, SLG: 0.317 (1, 5)										4	0	3	0	0	1	0				
Jim Price, R OBP: 0.259, SLG: 0.276 (1, 2)										4	0	0	0	0	0	4				
Dick Tracewski, R OBP: 0.240, SLG: 0.256 (1, 6) (4, 4)										3	0	0	0	0	1	3				
Mickey Lolich, S OBP: 0.182, SLG: 0.120 Don McMahon, R OBP: 0.167, SLG: 0.167 (1, 1) (8, 1)										3	1	1	0	0	1	0				
<b>Inning Stats</b>	R: 1 E: 0 K: 2 S: 9	H: 3 LOB: 2 BB: 0 P: 9	R: 0 E: 0 K: 1 S: 5	H: 0 LOB: 0 BB: 0 P: 5	R: 0 E: 0 K: 1 S: 5	H: 0 LOB: 1 BB: 1 P: 9	R: 0 E: 0 K: 1 S: 7	H: 2 LOB: 2 BB: 0 P: 7	R: 0 E: 0 K: 1 S: 5	H: 0 LOB: 0 BB: 0 P: 5	R: 2 E: 0 K: 0 S: 6	H: 3 LOB: 1 BB: 0 P: 6	R: 1 E: 0 K: 1 S: 6	H: 2 LOB: 1 BB: 1 P: 10	R: 0 E: 0 K: 0 S: 3	H: 1 LOB: 0 BB: 0 P: 3		1B: 9 2B: 1 3B: 0 HR: 2	SF: 0 SAC: 0 DP: 3 HBP: 0	WP: 0 PB: 1 CS: 1
<b>PITCHER</b>	IP WLS BF H R ER SO BB IBB HBP BLK WP HR S P ERA WHIP																			
Tommy John, L ERA: 1.98 Dennis Ribant, R ERA: 4.1 Hoyt Wilhelm, R ERA: 1.53 Bob Locker, R ERA: 2.13 Wilbur Wood, L ERA: 1.94 (1, 1) (3, 1) (6, 1) (7, 1) (8, 1)	2.1 10 3 1 1 4 1 0 0 0 0 0 2 16 16 6.75 1.500																			



Batter	1	2	3	4	5	6	7	8	9	AB	R	H	RBI	BB	SO	LOB	TOP			
Mickey Stanley, R OBP: 0.307, SLG: 0.383 (1, 8)	0-0 6-3		0-0 F4		0-0 F8			0-0 F8		4	0	0	0	0	0	1	<b>Detroit Tigers @ New York Yankees</b> Yankee Stadium, Bronx, NY Fri Aug 23 1968, 7:05 PM EDT Unknown - 81 F			
Dick Tracewski, R OBP: 0.235, SLG: 0.250 (1, 4)	0-3 K		0-0 FC6-4		0-0 5-3			0-0 F4		4	0	0	0	0	1					
Al Kaline, R OBP: 0.382, SLG: 0.404 (1, 9)	4-0 BB		0-0 L5-3		0-0 F3			0-0 1B		3	0	1	0	1	0					
Norm Cash, L OBP: 0.319, SLG: 0.480 (1, 3)	0-3 K		0-0 F9		0-0 K			0-0 1B		4	0	1	0	0	2					
Willie Horton, R OBP: 0.345, SLG: 0.543 (1, 7)		0-0 1B	0-0 F7		0-0 F8			0-0 FC6-4		4	0	1	0	0	2					
Bill Freehan, R OBP: 0.357, SLG: 0.440 (1, 2)	0-0 F9		0-0 BB		0-0 BB			0-0 F4		3	0	1	0	1	0					
Don Wert, R OBP: 0.263, SLG: 0.314 (1, 5)	0-0 F9		0-3 K		0-0 K			0-0 1-3		4	0	0	0	0	2					
Ray Oyler, R OBP: 0.227, SLG: 0.200 (7, PH)	0-0 F6		0-0 F6		0-0 FC4-6			0-3 K		2	0	0	0	0	0					
Gates Brown, L OBP: 0.465, SLG: 0.719 Daryl Patterson, L Wayne Comer, R OBP: 0.171, SLG: 0.273 (9, PH)	0-0 F6		0-0 FC6-4		0-0 K			0-0 K		1	0	0	0	0	0					
Earl Wilson, R OBP: 0.212, SLG: 0.424 John Wyatt, R Jim Northrup, L OBP: 0.307, SLG: 0.415 (7, 8)	0-0 FC6-4		0-0 1B		0-0 HR			0-3 K		2	1	2	1	0	0					
<b>Inning Stats</b>	R: 0 E: 0 K: 2 S: 7	H: 0 LOB: 1 BB: 1 P: 11	R: 0 E: 0 K: 0 S: 4	H: 1 LOB: 1 BB: 0 P: 4	R: 0 E: 0 K: 0 S: 4	H: 1 LOB: 1 BB: 0 P: 4	R: 0 E: 0 K: 1 S: 5	H: 0 LOB: 0 BB: 0 P: 9	R: 1 E: 0 K: 0 S: 4	H: 1 LOB: 0 BB: 0 P: 4	R: 0 E: 0 K: 2 S: 5	H: 1 LOB: 1 BB: 0 P: 8	R: 0 E: 0 K: 0 S: 5	H: 2 LOB: 2 BB: 0 P: 5	R: 0 E: 0 K: 1 S: 5	H: 0 LOB: 0 BB: 0 P: 5	1B: 5 2B: 0 3B: 0 HR: 1	SF: 0 SAC: 0 DP: 0 HBP: 0	WP: 0 PB: 0 SB: 0 CS: 0	PA: 35
<b>PITCHER</b> Stan Bahnsen, R ERA: 2.01 (1, 1)	IP: 9.0 WLS: W BF: 35 H: 6 R: 1 ER: 1 SO: 7 BB: 2 IBB: 0 HBP: 0 BLK: 0 WP: 0 HR: 1 S: 47 P: 55 ERA: 1.00 WHIP: 0.889															<b>PITCHER</b>				

Batter	1	2	3	4	5	6	7	8	9	AB	R	H	RBI	BB	SO	LOB	BOTTOM			
Horace Clarke, S OBP: 0.247, SLG: 0.253 (1, 4)	0-3 K		0-0 F5		0-0 1-6-3			0-0 1-3		4	0	0	0	0	1	0	<b>Detroit Tigers @ New York Yankees</b> Yankee Stadium, Bronx, NY Fri Aug 23 1968, 7:05 PM EDT Unknown - 81 F			
Jake Gibbs, L OBP: 0.284, SLG: 0.284 (1, 2)	0-0 CS		0-3 K		0-0 3-1			0-0 3-1		4	0	1	0	0	1	0				
Mickey Mantle, S OBP: 0.390, SLG: 0.404 (1, 3)	0-0 F7		0-0 5-3		4-0 1-6-3			0-3 K		3	0	0	0	1	1	1				
Roy White, S OBP: 0.349, SLG: 0.398 (1, 7)		0-0 F5		0-0 L9		0-0 L9				3	0	0	0	0	0	1				
Joe Pepitone, L OBP: 0.312, SLG: 0.427 (1, 8)		0-0 HR		4-0 1B		0-0 1-6-3		0-0 1-2		2	1	1	0	1	0	1				
Tom Tresh, S OBP: 0.298, SLG: 0.325 (1, 6)		0-0 HR		0-3 K		0-3 K				3	1	1	2	0	2	2				
Rocky Colavito, R OBP: 0.310, SLG: 0.348 (1, 9)		0-0 L9		0-0 1-2		0-0 6-3				3	0	1	0	0	0	0				
Bobby Cox, R OBP: 0.299, SLG: 0.311 (1, 5)		0-0 2B		0-0 F7		0-0 F8				3	0	1	0	0	0	2				
Stan Bahnsen, R OBP: 0.108, SLG: 0.050 (1, 1)	0-3 K		0-0 K		0-3 L9					3	0	0	0	0	2	1				
<b>Inning Stats</b>	R: 0 E: 0 K: 1 S: 5	H: 1 LOB: 0 BB: 0 P: 5	R: 2 E: 0 K: 1 S: 8	H: 3 LOB: 0 BB: 0 P: 8	R: 0 E: 0 K: 1 S: 5	H: 0 LOB: 0 BB: 0 P: 5	R: 0 E: 0 K: 1 S: 6	H: 1 LOB: 2 BB: 1 P: 10	R: 0 E: 0 K: 1 S: 5	H: 0 LOB: 0 BB: 0 P: 5	R: 0 E: 0 K: 1 S: 5	H: 0 LOB: 1 BB: 1 P: 9	R: 0 E: 0 K: 0 S: 3	H: 0 LOB: 0 BB: 0 P: 3	R: 0 E: 0 K: 1 S: 5	H: 0 LOB: 0 BB: 0 P: 5		1B: 3 2B: 1 3B: 0 HR: 1	SF: 0 SAC: 0 DP: 0 HBP: 0	WP: 0 PB: 0 SB: 0 CS: 1
<b>PITCHER</b> Earl Wilson, R ERA: 3.28 John Wyatt, R ERA: 2.79 Daryl Patterson, R ERA: 1.79 (6, 1) (7, 1)	IP: 0.1 WLS: L BF: 1 H: 0 R: 0 ER: 0 SO: 1 BB: 0 IBB: 0 HBP: 0 BLK: 0 WP: 0 HR: 0 S: 3 P: 3 ERA: 0.00 WHIP: 0.000															<b>PITCHER</b>				

AB	33
R	1
H	6
RBI	1
BB	2
SO	7
LOB	13



AB	28
R	2
H	5
RBI	2
BB	2
SO	7
LOB	8










Batter	1	2	3	4	5	6	7	8	9	AB	R	H	RBI	BB	SO	LOB	TOP			
Tom Matchick, L (1,4) OBP: 0.239, SLG: 0.308 (8,6)	0-0 4-3		0-0 F7			0-0 6-3		0-0 G3		4	0	0	0	0	0	1				
Mickey Stanley, R (1,8) OBP: 0.307, SLG: 0.380 (8,4)	4-0 7-6-3 BB			0-0 F4		0-0 6-3			0-0 F8	3	0	0	0	1	0	0				
Jim Northrup, L (1,9) OBP: 0.303, SLG: 0.408 (8,8)	0-0 7-6-3 1-2			0-0 F7		0-0 6-3			0-0 G1-6-3 1B	4	0	1	0	0	0	1				
Norm Cash, L (1,3) OBP: 0.326, SLG: 0.479		4-0 G6-4-3 BB		0-0 FC5-4 1B			0-0 3-1		0-0 G1-6-3 1-2	3	0	1	0	1	0	1				
Willie Horton, R (1,7) OBP: 0.343, SLG: 0.544		0-0 G6-4-3 1-2		0-0 FC5-4 1-2			0-0 HR			3	1	1	1	0	0	2				
Bill Freehan, R (1,2) OBP: 0.353, SLG: 0.433		0-0 F3			0-0 F6		0-0 5-3			3	0	0	0	0	0	0				
Don Wert, R (1,5) OBP: 0.260, SLG: 0.309			0-0 5-3		0-0 FC6-4 1B		0-0 5-3			3	0	1	0	0	0	0				
Dick Tracewski, R (1,6) OBP: 0.238, SLG: 0.249 (8,PH)			4-0 SH3-4 BB		0-0 FC6-4 FC3-4 1-2		0-0 L7			1	0	0	0	1	0	1				
Al Kaline, R (8,PH) OBP: 0.382, SLG: 0.404 (8,9)					0-0 FC3-4 1-2					1	0	0	0	0	0	0				
Denny McLain, R (1,1) OBP: 0.146, SLG: 0.157 (8,PH)			0-0 SH3-4		0-0 FC3-4 1-2			0-0 F5		1	0	0	0	0	0	1				
Gates Brown, L (8,PH) OBP: 0.453, SLG: 0.691 John Wyatt, R (8,1)										1	0	0	0	0	0	0				
										0	0	0	0	0	0	0				
<b>Inning Stats</b>	R: 0 E: 0 K: 0 S: 2	H: 0 LOB: 0 BB: 1 P: 6	R: 0 E: 0 K: 0 S: 2	H: 0 LOB: 0 BB: 1 P: 6	R: 0 E: 0 K: 0 S: 3	H: 0 LOB: 1 BB: 1 P: 7	R: 0 E: 0 K: 0 S: 4	H: 1 LOB: 1 BB: 0 P: 4	R: 0 E: 0 K: 0 S: 3	H: 0 LOB: 0 BB: 0 P: 3	R: 1 E: 0 K: 0 S: 4	H: 1 LOB: 0 BB: 0 P: 4	R: 0 E: 0 K: 0 S: 3	H: 0 LOB: 0 BB: 0 P: 3	R: 0 E: 0 K: 0 S: 3	H: 1 LOB: 0 BB: 0 P: 3	1B: 3 2B: 1 3B: 0 HR: 1	SF: 0 SAC: 1 DP: 3 HBP: 0	WP: 0 PB: 0 SB: 0 CS: 0	PA: 31
<b>PITCHER</b> Mel Stottlemyre, R (1,1) ERA: 2.49	IP: 9.0 WLS: W BF: 31 H: 4 R: 1 ER: 1 SO: 0 BB: 3 IBB: 0 HBP: 0 BLK: 0 WP: 0 HR: 1 S: 28 P: 40 ERA: 1.00 WHIP: 0.778															<b>PITCHER</b>	IP: 9.0 WLS: W BF: 31 H: 4 R: 1 ER: 1 SO: 0 BB: 3 IBB: 0 HBP: 0 BLK: 0 WP: 0 HR: 1 S: 28 P: 40 ERA: 1.00 WHIP: 0.778			

Detroit Tigers @ New York Yankees  
Yankee Stadium, Bronx, NY  
Sat Aug 24 1968, 3:33 AM EDT  
Att: 28,840 - Overcast - 81 F


AB	27
R	1
H	4
RBI	1
BB	3
SO	0
LOB	7



Batter	1	2	3	4	5	6	7	8	9	AB	R	H	RBI	BB	SO	LOB	BOTTOM			
Horace Clarke, S (1,4) OBP: 0.249, SLG: 0.253	0-0 HR 1B		0-0 F3		0-0 4-3			0-0 F2		4	1	1	0	0	0	0				
Jake Gibbs, L (1,2) OBP: 0.283, SLG: 0.287	0-0 F3		0-0 6-3			0-0 3-1				3	0	0	0	0	1					
Mickey Mantle, S (1,3) OBP: 0.391, SLG: 0.405	0-3 K 1-2			0-0 FC4-6 1B		0-0 F7				3	0	1	0	0	1	1				
Roy White, S (1,7) OBP: 0.346, SLG: 0.407	0-0 2H HR			0-0 FC4-6 1B 1-2		0-0 1-3				3	1	1	2	0	0	1				
Joe Pepitone, L (1,8) OBP: 0.309, SLG: 0.419	0-0 F8			0-0 1-3 1B			0-0 3-1			3	0	1	0	0	0	0				
Tom Tresh, S (1,6) OBP: 0.298, SLG: 0.324		0-0 G6-4-3 1B		0-3 K		0-0 F6				3	0	1	0	0	1	2				
Rocky Colavito, R (1,9) OBP: 0.304, SLG: 0.339		0-3 K		0-0 5-3		0-3 K				3	0	0	0	0	2	3				
Bobby Cox, R (1,5) OBP: 0.293, SLG: 0.304		0-0 G6-4-3 1-2			0-0 F8			0-0 F8		3	0	0	0	0	0	1				
Mel Stottlemyre, R (1,1) OBP: 0.210, SLG: 0.164			0-3 K		0-3 K			0-0 6-3		3	0	0	0	0	2	0				
<b>Inning Stats</b>	R: 2 E: 0 K: 1 S: 7	H: 2 LOB: 0 BB: 0 P: 7	R: 0 E: 0 K: 1 S: 5	H: 1 LOB: 0 BB: 0 P: 5	R: 0 E: 0 K: 1 S: 5	H: 0 LOB: 0 BB: 0 P: 5	R: 0 E: 0 K: 1 S: 7	H: 2 LOB: 2 BB: 0 P: 7	R: 0 E: 0 K: 1 S: 5	H: 0 LOB: 0 BB: 0 P: 5	R: 0 E: 0 K: 0 S: 3	H: 0 LOB: 0 BB: 0 P: 3	R: 0 E: 0 K: 1 S: 5	H: 0 LOB: 0 BB: 0 P: 5	R: 0 E: 0 K: 0 S: 3	H: 0 LOB: 0 BB: 0 P: 3	1B: 4 2B: 0 3B: 0 HR: 1	SF: 0 SAC: 0 DP: 1 HBP: 0	WP: 0 PB: 0 SB: 1 CS: 0	PA: 28
<b>PITCHER</b> Denny McLain, R (1,1) ERA: 1.91 John Wyatt, R (8,1) ERA: 2.74	IP: 7.0 WLS: L BF: 25 H: 5 R: 2 ER: 2 SO: 6 BB: 0 IBB: 0 HBP: 0 BLK: 0 WP: 0 HR: 1 S: 37 P: 37 ERA: 2.57 WHIP: 0.714															<b>PITCHER</b>	IP: 7.0 WLS: L BF: 25 H: 5 R: 2 ER: 2 SO: 6 BB: 0 IBB: 0 HBP: 0 BLK: 0 WP: 0 HR: 1 S: 37 P: 37 ERA: 2.57 WHIP: 0.714			

Detroit Tigers @ New York Yankees  
Yankee Stadium, Bronx, NY  
Sat Aug 24 1968, 3:33 AM EDT  
Att: 28,840 - Overcast - 81 F

AB	28
R	2
H	5
RBI	2
BB	0
SO	6
LOB	9













Batter	1	2	3	4	5	6	7	8	9	AB	R	H	RBI	BB	SO	LOB	TOP		
Tom Matchick, L (1,4) OBP: 0.239, SLG: 0.298	E1 G6-4-3	3-1			F9		6-3		HBP	4	0	0	0	0	0	4			
Mickey Stanley, R (1,8) OBP: 0.309, SLG: 0.379	G6-4-3 1-2		F8		F9			SH3-4 1B	F9	5	1	1	0	0	0	2			
Jim Northrup, L (1,9) OBP: 0.303, SLG: 0.410	4-3		G3				G1-6-3 1B	SH3-4		3	0	1	0	0	0	0			
Willie Horton, R (1,7) OBP: 0.347, SLG: 0.543		1B 1B			F3			F3		4	0	2	0	0	0	2			
Norm Cash, L (1,3) OBP: 0.329, SLG: 0.479		BB HBP 1B	F8		G1-6-3 1-2			2B 1B		4	1	2	1	0	0	2			
Bill Freehan, R (1,2) OBP: 0.356, SLG: 0.436		HBP BB 1-2			6-3		1B			3	1	2	0	1	0	0			
Don Wert, R (1,5) OBP: 0.257, SLG: 0.302		HBP BB 1-2 2-3	F8		F8		F7	4-3		3	0	0	0	1	0	3			
Dick Tracewski, R (1,6) OBP: 0.244, SLG: 0.261		K	F8		F8		K		K	4	0	0	0	0	3	4			
Earl Wilson, R (1,1) OBP: 0.229, SLG: 0.420		1-2 2-3 3-H HBP			K		K		K	3	0	1	2	0	2	0			
<b>Inning Stats</b>	R: 0 E: 1 K: 0 S: 3	H: 0 LOB: 0 BB: 0 P: 3	R: 1 E: 0 K: 1 S: 6	H: 2 LOB: 3 BB: 2 P: 15	R: 0 E: 0 K: 0 S: 4	H: 1 LOB: 1 BB: 0 P: 4	R: 0 E: 0 K: 0 S: 3	H: 0 LOB: 0 BB: 0 P: 3	R: 0 E: 0 K: 1 S: 5	H: 1 LOB: 1 BB: 0 P: 3	R: 1 E: 0 K: 1 S: 7	H: 2 LOB: 1 BB: 0 P: 7	R: 1 E: 0 K: 2 S: 6	H: 3 LOB: 3 BB: 0 P: 6	R: 0 E: 0 K: 2 S: 7	H: 0 LOB: 1 BB: 0 P: 8	1B: 7 2B: 2 3B: 0 HR: 0	SF: 0 SAC: 1 DP: 2 HBP: 2	WP: 0 PA: 38 CS: 0
<b>PITCHER</b>	IP WLS BF H R ER SO BB IBB HBP BLK WP HR S P ERA WHIP																		
Cisco Carlos, R (1,1) ERA: 3.8	7.0 L 28 6 2 2 3 2 0 1 0 0 0 31 40 2.57 1.143																		
Wilbur Wood, L (8,1) ERA: 1.95	2.0 10 3 1 1 2 0 0 1 0 0 0 13 14 4.50 1.500																		

**Detroit Tigers @ Chicago White Sox**  
 Milwaukee County Stadium, Milwaukee, WI  
 Mon Aug 26 1968, 8:05 PM EDT  
 Att: 42,808 - Unknown

AB 33  
 R 3  
 H 9  
 RBI 3  
 BB 2  
 SO 5  
 LOB 17




Batter	1	2	3	4	5	6	7	8	9	AB	R	H	RBI	BB	SO	LOB	BOTTOM				
Luis Aparicio, R (1,6) OBP: 0.306, SLG: 0.344	K		F9		F7			6-3		4	0	0	0	0	1	2					
Sandy Alomar Sr., S (1,4) OBP: 0.317, SLG: 0.301	G4-6-3 1B		K			FC4-6 1B		F7		4	0	2	0	0	1	1					
Leon Wagner, L (1,7) OBP: 0.338, SLG: 0.325	G4-6-3 1-2				F9	FC4-6 WP 1-2		F9		4	0	0	0	0	0	2					
Pete Ward, L (1,5) OBP: 0.357, SLG: 0.372		K		BB	K	1-2		F9		3	0	0	0	1	2	1					
Duane Josephson, R (1,2) OBP: 0.289, SLG: 0.356		1B	K		F8			F8		4	0	1	0	0	1	2					
Tom McCraw, L (1,3) OBP: 0.298, SLG: 0.381		F8		4-3				F9		4	0	0	0	0	0	2					
Walt Williams, R (1,9) OBP: 0.245, SLG: 0.257		6-3			E1 FC3-6			1B		3	0	1	0	0	0	1					
Ken Berry, R (1,8) OBP: 0.283, SLG: 0.336			E9 FC1-5 1B		F4			G6-4-3 1B		3	0	2	0	0	0	1					
Cisco Carlos, R (1,1) OBP: 0.103, SLG: 0.037			FC1-5		FC3-6			G6-4-3		2	0	0	0	0	0	2					
Jerry McNertney, R (7,PH) OBP: 0.313, SLG: 0.315										1	0	0	0	0	0	2					
Wilbur Wood, R (8,1) OBP: 0.211, SLG: 0.118								G6-4-3 1-2		0	0	0	0	0	0	0					
<b>Inning Stats</b>	R: 0 E: 0 K: 1 S: 5	H: 1 LOB: 0 BB: 0 P: 5	R: 0 E: 0 K: 1 S: 6	H: 1 LOB: 1 BB: 0 P: 6	R: 0 E: 0 K: 1 S: 6	H: 1 LOB: 1 BB: 0 P: 6	R: 0 E: 0 K: 1 S: 5	H: 0 LOB: 1 BB: 1 P: 9	R: 0 E: 1 K: 0 S: 4	H: 0 LOB: 1 BB: 0 P: 4	R: 0 E: 0 K: 1 S: 6	H: 1 LOB: 1 BB: 0 P: 6	R: 0 E: 0 K: 0 S: 4	H: 2 LOB: 1 BB: 0 P: 4	R: 0 E: 0 K: 0 S: 3	H: 0 LOB: 0 BB: 0 P: 3	R: 0 E: 0 K: 0 S: 3	H: 0 LOB: 0 BB: 0 P: 3	1B: 6 2B: 0 3B: 0 HR: 0	SF: 0 SAC: 0 DP: 2 HBP: 0	WP: 1 PA: 33 CS: 0
<b>PITCHER</b>	IP WLS BF H R ER SO BB IBB HBP BLK WP HR S P ERA WHIP																				
Earl Wilson, R (1,1) ERA: 3.11	9.0 W 33 6 0 0 5 1 0 0 0 1 0 42 46 0.00 0.778																				


**Detroit Tigers @ Chicago White Sox**  
 Milwaukee County Stadium, Milwaukee, WI  
 Mon Aug 26 1968, 8:05 PM EDT  
 Att: 42,808 - Unknown

AB 32  
 R 0  
 H 6  
 RBI 0  
 BB 1  
 SO 5  
 LOB 16





Batter	1	2	3	4	5	6	7	8	9	AB	R	H	RBI	BB	SO	LOB	TOP										
Tom Matchick, L (1.4) OBP: 0.239, SLG: 0.297	0-0 3-1		0-3 K			0-0 F5			0-0 SH BB G1-2-3 1B	4	0	1	0	0	1	0	<p><b>Detroit Tigers @ Chicago White Sox</b> Comiskey Park, Chicago, IL Tue Aug 27 1968, 8:05 PM EDT Att: 10,656 - Unknown</p> <p>livebaseballscores.com</p> <p>AB 29 R 1 H 4 RBI 1 BB 1 SO 4 LOB 10</p> 										
Mickey Stanley, R (1.8) OBP: 0.308, SLG: 0.377	0-0 3-1			0-0 F3		0-0 F7			4-0 G1-2-3 SH 1-2 BB	3	0	0	0	1	0	0											
Jim Northrup, L (1.9) OBP: 0.303, SLG: 0.409	0-0 6-3			0-0 F7					0-0 SH G1-2-3	3	0	1	0	0	0	0											
Willie Horton, R (1.7) OBP: 0.346, SLG: 0.540		0-0 3-6 1B		0-0 F8		0-3 K			0-0 G1-2-3 1-2 2-3 3-H	4	0	1	0	0	1	4											
Norm Cash, L (1.3) OBP: 0.328, SLG: 0.486		0-0 3-6 1-2			0-0 HR				0-0 6-3	4	1	1	1	0	0	4											
Bill Freehan, R (1.2) OBP: 0.356, SLG: 0.434		1-0 HBP			0-0 F7				0-0 F6	2	0	0	0	0	0	1											
Don Wert, R (1.5) OBP: 0.255, SLG: 0.300			0-3 K		0-0 F7				0-0 F8	3	0	0	0	0	1	1											
Dick Tracewski, R (1.6) OBP: 0.240, SLG: 0.257			0-3 K		0-0 F6				0-0 F6	3	0	0	0	0	1	0											
John Hiller, R (1.1) OBP: 0.083, SLG: 0.083			0-0 6-3			0-0 1-3			0-0 5-3	3	0	0	0	0	0	0											
Daryl Patterson, L (9.1)										0	0	0	0	0	0	0											
<b>Inning Stats</b>	R: 0 E: 0 K: 0 S: 3	H: 0 LOB: 0 BB: 0 P: 3	R: 0 E: 0 K: 1 S: 5	H: 1 LOB: 1 BB: 0 P: 6	R: 0 E: 0 K: 2 S: 7	H: 0 LOB: 0 BB: 0 P: 7	R: 0 E: 0 K: 0 S: 3	H: 0 LOB: 0 BB: 0 P: 3	R: 1 E: 0 K: 0 S: 4	H: 1 LOB: 0 BB: 0 P: 4	R: 0 E: 0 K: 0 S: 3	H: 0 LOB: 0 BB: 0 P: 3	R: 0 E: 0 K: 1 S: 6	H: 1 LOB: 1 BB: 0 P: 6	R: 0 E: 0 K: 0 S: 3	H: 0 LOB: 0 BB: 0 P: 3	R: 0 E: 0 K: 0 S: 4	H: 1 LOB: 2 BB: 1 P: 8	1B: 3 2B: 1 3B: 0 HR: 1	SF: 0 SAC: 1 DP: 2 HBP: 1	WP: 0 PB: 0 CS: 0	PA: 32					
<b>PITCHER</b>	IP	WLS	BF	H	R	ER	SO	BB	IBB	HBP	BLK	WP	HR	S	P	ERA	WHIP	<b>PITCHER</b>									
Jack Fisher, R (1.1) ERA: 2.81	8.0		29	4	1	1	4	1	0	1	0	0	1	35	40	1.12	0.625										
Wilbur Wood, L (9.1) ERA: 1.93	1.0	W	3	0	0	0	0	0	0	0	0	0	0	3	3	0.00	0.000										

Batter	1	2	3	4	5	6	7	8	9	AB	R	H	RBI	BB	SO	LOB	BOTTOM										
Luis Aparicio, R (1.6) OBP: 0.306, SLG: 0.344	0-0 2B 1B		0-0 1-3		0-0 6-3		0-0 5-3		0-0 E4 2H 1B	5	0	2	0	0	0	0	<p><b>Detroit Tigers @ Chicago White Sox</b> Comiskey Park, Chicago, IL Tue Aug 27 1968, 8:05 PM EDT Att: 10,656 - Unknown</p> <p>livebaseballscores.com</p> <p>AB 34 R 2 H 12 RBI 1 BB 2 SO 2 LOB 15</p> 										
Sandy Alomar Sr., S (1.4) OBP: 0.323, SLG: 0.315	0-0 1-2 2B		0-0 1B		0-0 2B		0-0 4-3			4	1	3	0	0	0	0											
Tommy Davis, R (1.7) OBP: 0.282, SLG: 0.338	0-0 F8		0-0 1-2 1B		0-0 2H 1B				0-0 FC6-4 1B	4	0	3	1	0	0	1											
Duane Josephson, R (1.2) OBP: 0.286, SLG: 0.352	0-0 1-3		0-0 1-3		0-3 K				0-0 FC6-4 1B 1-2	4	0	0	0	0	1	5											
Pete Ward, L (1.5) OBP: 0.356, SLG: 0.368		4-0 L4 1B BB		0-0 1-3		0-0 4-3			0-3 K	3	0	0	0	1	1	1											
Walt Williams, R (1.9) OBP: 0.264, SLG: 0.276		0-0 FC5-4 1B		0-0 4-3 1B		0-0 6-3			0-0 1-2 1B	4	0	3	0	0	0	0											
Tom McCraw, L (1.3) OBP: 0.297, SLG: 0.379		0-0 L4 2-3		0-0 4-3 1-2 1B		0-0 4-3 PB 1B			0-0 F8	4	0	1	0	0	0	5											
Buddy Bradford, R (1.8) OBP: 0.249, SLG: 0.283		0-0 FC5-4 1-2		0-0 6-3		0-0 5-3 1-2			4-0 SH1-4 E BB	3	1	0	0	1	0	3											
Jack Fisher, R (1.1) OBP: 0.143, SLG: 0.146			0-0 5-3		0-0 F3				0-0 SH1-4	3	0	0	0	0	0	0											
Wilbur Wood, R (9.1) OBP: 0.211, SLG: 0.118									0-0 SH1-4	0	0	0	0	0	0	0											
Jerry McNertney, R (9.2) OBP: 0.313, SLG: 0.315									1-2	0	0	0	0	0	0	0											
<b>Inning Stats</b>	R: 0 E: 0 K: 0 S: 4	H: 2 LOB: 1 BB: 0 P: 4	R: 0 E: 0 K: 0 S: 3	H: 1 LOB: 1 BB: 1 P: 7	R: 0 E: 0 K: 0 S: 5	H: 2 LOB: 2 BB: 0 P: 5	R: 0 E: 0 K: 0 S: 4	H: 1 LOB: 1 BB: 0 P: 4	R: 1 E: 0 K: 1 S: 7	H: 2 LOB: 1 BB: 0 P: 7	R: 0 E: 0 K: 0 S: 4	H: 1 LOB: 0 BB: 0 P: 4	R: 0 E: 0 K: 1 S: 7	H: 2 LOB: 2 BB: 0 P: 7	R: 0 E: 0 K: 1 S: 3	H: 0 LOB: 0 BB: 0 P: 3	R: 0 E: 0 K: 1 S: 7	H: 2 LOB: 2 BB: 0 P: 7	R: 1 E: 1 K: 0 S: 2	H: 1 LOB: 1 BB: 1 P: 6	1B: 10 2B: 3 3B: 0 HR: 0	SF: 0 SAC: 1 DP: 1 HBP: 0	WP: 0 PB: 1 CS: 0	PA: 37			
<b>PITCHER</b>	IP	WLS	BF	H	R	ER	SO	BB	IBB	HBP	BLK	WP	HR	S	P	ERA	WHIP	<b>PITCHER</b>									
John Hiller, L (1.1) ERA: 2.12	8.1	L	36	11	2	1	2	2	0	0	0	0	0	38	46	1.08	1.560										
Daryl Patterson, R (9.1) ERA: 1.91	0.0		1	1	0	0	0	0	0	0	0	0	0	1	1	∞	∞										



Batter	1	2	3	4	5	6	7	8	9	AB	R	H	RBI	BB	SO	LOB	TOP			
Vic Davallo, L (1,8) OBP: 0.289, SLG: 0.360	F2		FC4-6		F8			4-3		4	0	0	0	0	0	2	California Angels @ Detroit Tigers Tiger Stadium, Detroit, MI Wed Aug 28 1968, 7:05 PM EDT Att: 35,740 - Unknown			
Jim Fregosi, R (1,6) OBP: 0.325, SLG: 0.382	F9		8-4-3			K		F3		4	0	0	0	0	1					
Don Mincher, L (1,3) OBP: 0.315, SLG: 0.377	BB			HR		F8		F3		3	1	1	1	1	0					
Rick Reichardt, R (1,7) OBP: 0.326, SLG: 0.416	K			6-3					6-3	4	0	1	0	0	1					
Ed Kirkpatrick, L (1,9) OBP: 0.343, SLG: 0.286		F9		4-3				F3		4	0	1	0	0	0					
Bobby Knoop, R (1,4) OBP: 0.314, SLG: 0.338				P3						4	0	2	0	0	1	2				
Buck Rodgers, S (1,2) OBP: 0.236, SLG: 0.220						K				2	0	0	0	0	2	1				
Chuck Hinton, R (7, PH) OBP: 0.254, SLG: 0.341										1	0	0	0	0	1	0				
Roger Repoz, L (9, PH) OBP: 0.307, SLG: 0.374										1	0	0	0	0	1	1				
Chuck Cottier, R (1,5) OBP: 0.158, SLG: 0.243										2	0	0	0	0	2	1				
Winston Llenas, R (7, PH) OBP: 0.211, SLG: 0.171										1	0	0	0	0	1	0				
Bobby Locke, R (7, 1)										0	0	0	0	0	0	0				
Tom Burgmeier, L (1, 1)										0	0	0	0	1	0	0				
Marty Pattin, R (3, 1) OBP: 0.125, SLG: 0.125										1	0	1	0	0	0	0				
Tom Egan, R (7, PH) OBP: 0.240, SLG: 0.217				FC4-6						1	0	0	0	0	1	0				
Tom Egan, R (7, 2)				BB						1	0	0	0	0	1	0				
<b>Inning Stats</b>	R: 0 E: 0 K: 1 S: 5	H: 0 LOB: 1 BB: 1 P: 9	R: 0 E: 0 K: 2 S: 8	H: 1 LOB: 1 BB: 0 P: 8	R: 0 E: 0 K: 0 S: 2	H: 0 LOB: 0 BB: 1 P: 6	R: 1 E: 0 K: 0 S: 4	H: 1 LOB: 0 BB: 0 P: 4	R: 0 E: 0 K: 2 S: 8	H: 2 LOB: 2 BB: 0 P: 9	R: 0 E: 0 K: 3 S: 9	H: 0 LOB: 0 BB: 0 P: 9	R: 0 E: 0 K: 0 S: 3	H: 0 LOB: 0 BB: 0 P: 3	R: 0 E: 0 K: 1 S: 6	H: 1 LOB: 1 BB: 0 P: 6	1B: 4 2B: 2 3B: 0 HR: 1	SF: 0 SAC: 0 DP: 1 HBP: 0	WP: 0 PB: 0 SB: 0 CS: 0	PA: 34
<b>PITCHER</b> Denny McLain, R (1, 1) ERA: 1.88	IP: 9.0 WLS: W BF: 34 H: 6 R: 1 ER: 1 SO: 11 BB: 2 IBB: 0 HBP: 0 BLK: 0 WP: 0 HR: 1 S: 54 P: 62 ERA: 1.00 WHIP: 0.889															<b>PITCHER</b>				

Batter	1	2	3	4	5	6	7	8	9	AB	R	H	RBI	BB	SO	LOB	BOTTOM			
Dick McAuliffe, L (1,4) OBP: 0.340, SLG: 0.435	G1-4-3				P6			4-3		3	0	0	0	1	1	1	California Angels @ Detroit Tigers Tiger Stadium, Detroit, MI Wed Aug 28 1968, 7:05 PM EDT Att: 35,740 - Unknown			
Dick Tracewski, R (1,5) OBP: 0.241, SLG: 0.253	K				6-3			P4		3	0	0	0	1	1	1				
Mickey Stanley, R (1,8) OBP: 0.308, SLG: 0.376	G1-4-3				K2-6-2					4	0	1	0	0	1	2				
Willie Horton, R (1,7) OBP: 0.349, SLG: 0.542		HR						F8		4	2	3	0	0	0	1				
Bill Freehan, R (1,3) OBP: 0.357, SLG: 0.440		HR								3	2	1	2	0	2	1				
Jim Northrup, L (1,9) OBP: 0.306, SLG: 0.421										4	2	3	3	0	0	0				
Jim Price, R (1,2) OBP: 0.258, SLG: 0.267										4	0	2	1	0	1	1				
Ray Oyler, R (1,6) OBP: 0.220, SLG: 0.193										3	0	0	0	0	2	2				
Denny McLain, R (1, 1) OBP: 0.141, SLG: 0.152										3	0	0	0	0	2	2				
<b>Inning Stats</b>	R: 0 E: 0 K: 1 S: 4	H: 0 LOB: 0 BB: 1 P: 8	R: 3 E: 0 K: 1 S: 9	H: 4 LOB: 1 BB: 0 P: 9	R: 0 E: 0 K: 2 S: 7	H: 1 LOB: 1 BB: 1 P: 11	R: 0 E: 0 K: 3 S: 10	H: 1 LOB: 1 BB: 0 P: 10	R: 0 E: 0 K: 0 S: 4	H: 1 LOB: 1 BB: 0 P: 4	R: 0 E: 0 K: 2 S: 8	H: 1 LOB: 1 BB: 0 P: 8	R: 0 E: 0 K: 1 S: 5	H: 0 LOB: 0 BB: 0 P: 5	R: 3 E: 0 K: 0 S: 5	H: 2 LOB: 2 BB: 0 P: 6		1B: 7 2B: 2 3B: 0 HR: 2	SF: 0 SAC: 1 DP: 2 HBP: 1	WP: 0 PB: 0 SB: 0 CS: 0
<b>PITCHER</b> Tom Burgmeier, L (1, 1) ERA: 4.65	IP: 2.0 WLS: L BF: 10 H: 4 R: 3 ER: 3 SO: 2 BB: 1 IBB: 0 HBP: 0 BLK: 0 WP: 0 HR: 1 S: 13 P: 17 ERA: 13.50 WHIP: 2.500															<b>PITCHER</b>				
Marty Pattin, R (3, 1) ERA: 3.63	IP: 4.0 WLS: L BF: 16 H: 4 R: 0 ER: 0 SO: 7 BB: 1 IBB: 0 HBP: 0 BLK: 0 WP: 0 HR: 0 S: 29 P: 33 ERA: 0.00 WHIP: 1.250															<b>PITCHER</b>				
Bobby Locke, R (7, 1) ERA: 6.53	IP: 2.0 WLS: L BF: 9 H: 2 R: 3 ER: 3 SO: 1 BB: 0 IBB: 0 HBP: 1 BLK: 0 WP: 0 HR: 1 S: 10 P: 11 ERA: 13.50 WHIP: 1.000															<b>PITCHER</b>				

AB	32
R	1
H	6
RBI	1
BB	2
SO	11
LOB	9





Batter	1	2	3	4	5	6	7	8	9	AB	R	H	RBI	BB	SO	LOB	TOP			
Vic Davallio, L (1.8) OBP: 0.289, SLG: 0.359										4	0	1	0	0	1	0				
Jim Fregosi, R (1.6) OBP: 0.326, SLG: 0.382										3	0	1	0	1	0	0				
Rick Reichardt, R (1.7) OBP: 0.323, SLG: 0.412										4	0	0	0	0	3	3				
Bubba Morton, R (1.9) OBP: 0.342, SLG: 0.326										4	0	0	0	0	0	3				
Bobby Knoop, R (1.4) OBP: 0.312, SLG: 0.336										3	0	0	0	0	2	2				
Chuck Hinton, R (1.3) OBP: 0.251, SLG: 0.337										3	0	0	0	0	3	0				
Tom Egan, R (1.2) OBP: 0.214, SLG: 0.192										3	0	0	0	0	0	0				
Chuck Cottier, R (1.5) OBP: 0.171, SLG: 0.275										3	0	1	0	0	1	0				
George Brunet, R (1.1) OBP: 0.134, SLG: 0.094										2	0	0	0	0	1	1				
Winston Llenas, R (8, PH) OBP: 0.205, SLG: 0.167										1	0	0	0	0	1	0				
Clyde Wright, R (8, 1) OBP: 0.267, SLG: 0.286										0	0	0	0	0	0	0				
<b>Inning Stats</b>	R: 0 E: 1 K: 2 S: 9	H: 2 LOB: 2 BB: 0 P: 9	R: 0 E: 0 K: 1 S: 6	H: 1 LOB: 1 BB: 0 P: 6	R: 0 E: 0 K: 0 S: 3	H: 0 LOB: 1 BB: 1 P: 7	R: 0 E: 0 K: 2 S: 7	H: 0 LOB: 0 BB: 0 P: 7	R: 0 E: 0 K: 1 S: 5	H: 0 LOB: 0 BB: 0 P: 5	R: 0 E: 0 K: 1 S: 5	H: 0 LOB: 0 BB: 0 P: 5	R: 0 E: 0 K: 2 S: 7	H: 0 LOB: 0 BB: 0 P: 7	R: 0 E: 0 K: 1 S: 5	H: 0 LOB: 0 BB: 0 P: 5	1B: 2 2B: 1 3B: 0 HR: 0	SF: 0 SAC: 0 DP: 0 HBP: 0	WP: 0 PB: 0 SB: 1 CS: 0	PA: 31
<b>PITCHER</b>	IP WLS BF H R ER SO BB IBB HBP BLK WP HR S P ERA WHIP																			
Mickey Lolich, L (1.1) ERA: 3.39	9.0 W 31 3 0 0 12 1 0 0 0 0 0 0 54 58 0.00 0.444																			

California Angels @ Detroit Tigers  
Tiger Stadium, Detroit, MI  
Thu Aug 29 1968, 4:33 AM EDT  
Att: 23,964 - Unknown

AB	30
R	0
H	3
RBI	0
BB	1
SO	12
LOB	9



Batter	1	2	3	4	5	6	7	8	9	AB	R	H	RBI	BB	SO	LOB	BOTTOM	
Dick McAuliffe, L (1.4) OBP: 0.339, SLG: 0.433										4	0	1	0	0	1	0		
Dick Tracewski, R (1.5) OBP: 0.245, SLG: 0.250										2	1	0	0	2	0	1		
Mickey Stanley, R (1.8) OBP: 0.307, SLG: 0.375										4	0	1	0	0	1	2		
Willie Horton, R (1.7) OBP: 0.350, SLG: 0.548										4	1	2	2	0	0	1		
Bill Freehan, R (1.3) OBP: 0.356, SLG: 0.438										4	0	1	0	0	0	0		
Jim Northrup, L (1.9) OBP: 0.304, SLG: 0.417										4	0	0	0	0	0	4		
Jim Price, R (1.2) OBP: 0.252, SLG: 0.261										3	0	0	0	0	1	1		
Ray Oyler, R (1.6) OBP: 0.217, SLG: 0.190										3	0	0	0	0	1	1		
Mickey Lolich, S (1.1) OBP: 0.183, SLG: 0.111										3	0	0	0	0	0	0		
<b>Inning Stats</b>	R: 0 E: 1 K: 1 S: 6	H: 0 LOB: 1 BB: 0 P: 6	R: 0 E: 1 K: 1 S: 6	H: 0 LOB: 1 BB: 0 P: 6	R: 0 E: 0 K: 0 S: 3	H: 0 LOB: 1 BB: 1 P: 7	R: 1 E: 0 K: 0 S: 4	H: 1 LOB: 0 BB: 0 P: 4	R: 0 E: 0 K: 1 S: 5	H: 0 LOB: 0 BB: 0 P: 5	R: 0 E: 0 K: 1 S: 5	H: 0 LOB: 0 BB: 0 P: 5	R: 1 E: 0 K: 0 S: 6	H: 3 LOB: 3 BB: 1 P: 10	1B: 4 2B: 0 3B: 0 HR: 1	SF: 0 SAC: 0 DP: 0 HBP: 0	WP: 1 PB: 1 SB: 0 CS: 0	PA: 33
<b>PITCHER</b>	IP WLS BF H R ER SO BB IBB HBP BLK WP HR S P ERA WHIP																	
George Brunet, L (1.1) ERA: 2.67	7.0 L 26 2 1 1 4 1 0 0 0 0 0 0 33 37 1.29 0.429																	
Clyde Wright, L (8, 1) ERA: 3.75	1.0 7 3 1 1 0 1 0 0 0 0 0 0 6 10 9.00 4.000																	

California Angels @ Detroit Tigers  
Tiger Stadium, Detroit, MI  
Thu Aug 29 1968, 4:33 AM EDT  
Att: 23,964 - Unknown

AB	31
R	2
H	5
RBI	2
BB	2
SO	4
LOB	10





Batter	1	2	3	4	5	6	7	8	9	AB	R	H	RBI	BB	SO	LOB	TOP				
Don Buford, S OBP: 0.372, SLG: 0.471 (1, 8)										4	1	1	1	0	1	1	<p>Baltimore Orioles @ Detroit Tigers Tiger Stadium, Detroit, MI Fri Aug 30 1968, 7:05 PM EDT Att: 53,575 - Unknown</p>				
Curt Blefary, L OBP: 0.299, SLG: 0.320 (1, 7)										4	0	0	0	0	1	0					
Frank Robinson, R OBP: 0.379, SLG: 0.441 (1, 9)										4	0	2	0	0	0	0					
Boog Powell, L OBP: 0.333, SLG: 0.414 (1, 3)										4	0	0	0	0	1	2					
Brooks Robinson, R OBP: 0.298, SLG: 0.392 (1, 5)										4	0	0	0	0	2	1					
Elrod Hendricks, L OBP: 0.328, SLG: 0.467 (1, 2)										2	0	0	0	1	1	0					
Davey Johnson, R OBP: 0.327, SLG: 0.375 (1, 4)										3	0	0	0	0	1	1					
Mark Belanger, R OBP: 0.268, SLG: 0.249 (8, PH)										2	0	0	0	0	1	1					
Dave May, L OBP: 0.277, SLG: 0.234 (8, 8)										1	0	0	0	0	0	0					
Tom Phoebus, R OBP: 0.203, SLG: 0.242 (3, 1)										1	0	0	0	0	0	0					
Gene Braden, R OBP: 0.114, SLG: 0.212 (6, PH)										0	0	0	0	0	0	0					
Fred Valentine, R OBP: 0.276, SLG: 0.344 (6, 1)										0	0	0	0	0	0	0					
John Morris, L OBP: 0.101, SLG: 0.133 (8, 1)										0	0	0	0	0	0	0					
Merv Rettenmund, R OBP: 0.100, SLG: 0.100 (8, PH)										0	0	0	0	0	0	0					
Dave Leonhard, R OBP: 0.101, SLG: 0.133 (8, 1)										0	0	0	0	0	0	0					
<b>Inning Stats</b>	R: 0 E: 0 K: 2 S: 7	H: 0 LOB: 0 BB: 0 P: 7	R: 0 E: 0 K: 2 S: 7	H: 0 LOB: 0 BB: 0 P: 7	R: 0 E: 0 K: 0 S: 3	H: 0 LOB: 0 BB: 0 P: 3	R: 0 E: 0 K: 0 S: 4	H: 1 LOB: 1 BB: 0 P: 4	R: 0 E: 0 K: 3 S: 9	H: 0 LOB: 1 BB: 1 P: 13	R: 1 E: 0 K: 1 S: 6	H: 1 LOB: 0 BB: 0 P: 6	R: 0 E: 0 K: 1 S: 5	H: 0 LOB: 0 BB: 0 P: 5	R: 0 E: 0 K: 0 S: 4	H: 1 LOB: 1 BB: 0 P: 4	R: 0 E: 0 K: 0 S: 4	H: 1 LOB: 1 BB: 0 P: 4	1B: 2 2B: 1 3B: 0 HR: 1	SF: 0 SAC: 0 DP: 0 HBP: 0	WP: 0 PA: 32 PB: 0 SB: 0 CS: 0
<b>PITCHER</b> Earl Wilson, R ERA: 3.01 (1, 1)	IP: 9.0 WLS: W BF: 32 H: 4 R: 1 ER: 1 SO: 9 BB: 1 IBB: 0 HBP: 0 BLK: 0 WP: 0 HR: 1 S: 49 P: 53 ERA: 1.00 WHIP: 0.556															<b>PITCHER</b> Earl Wilson, R ERA: 3.01 (1, 1)	IP: 9.0 WLS: W BF: 32 H: 4 R: 1 ER: 1 SO: 9 BB: 1 IBB: 0 HBP: 0 BLK: 0 WP: 0 HR: 1 S: 49 P: 53 ERA: 1.00 WHIP: 0.556				

AB 31  
R 1  
H 4  
RBI 1  
BB 1  
SO 9  
LOB 6



Batter	1	2	3	4	5	6	7	8	9	AB	R	H	RBI	BB	SO	LOB	BOTTOM		
Dick McAuliffe, L OBP: 0.341, SLG: 0.433 (1, 4)										3	1	1	0	2	2	2	<p>Baltimore Orioles @ Detroit Tigers Tiger Stadium, Detroit, MI Fri Aug 30 1968, 7:05 PM EDT Att: 53,575 - Unknown</p>		
Mickey Stanley, R OBP: 0.305, SLG: 0.372 (1, 8)										4	0	0	0	0	0	4			
Jim Northrup, L OBP: 0.307, SLG: 0.421 (1, 9)										5	1	3	1	0	1	0			
Willie Horton, R OBP: 0.353, SLG: 0.547 (1, 7)										3	1	1	0	2	0	1			
Norm Cash, L OBP: 0.330, SLG: 0.488 (1, 3)										3	1	1	1	1	2	1			
Bill Freehan, R OBP: 0.357, SLG: 0.440 (1, 2)										3	2	1	1	0	1	3			
Tom Matchick, L OBP: 0.245, SLG: 0.297 (1, 6)										3	2	1	0	1	0	2			
Ray Oyler, R OBP: 0.217, SLG: 0.190 (8, 6)										0	0	0	0	0	0	0			
Don Wert, R OBP: 0.255, SLG: 0.299 (1, 5)										4	0	1	2	0	0	2			
Earl Wilson, R OBP: 0.243, SLG: 0.466 (1, 1)										4	1	2	4	0	1	0			
<b>Inning Stats</b>	R: 0 E: 0 K: 0 S: 3	H: 1 LOB: 1 BB: 1 P: 7	R: 3 E: 0 K: 2 S: 9	H: 2 LOB: 0 BB: 0 P: 10	R: 5 E: 0 K: 1 S: 10	H: 5 LOB: 2 BB: 2 P: 18	R: 0 E: 0 K: 0 S: 4	H: 1 LOB: 2 BB: 1 P: 8	R: 0 E: 0 K: 3 S: 9	H: 0 LOB: 1 BB: 1 P: 13	R: 0 E: 0 K: 1 S: 5	H: 0 LOB: 0 BB: 0 P: 5	R: 1 E: 0 K: 0 S: 4	H: 2 LOB: 0 BB: 0 P: 4	R: 0 E: 0 K: 0 S: 4	H: 1 LOB: 1 BB: 0 P: 4	1B: 7 2B: 3 3B: 0 HR: 1	SF: 0 SAC: 1 DP: 1 HBP: 1	WP: 0 PA: 40 PB: 0 SB: 0 CS: 0
<b>PITCHER</b> Tom Phoebus, R ERA: 2.69 (1, 1)	IP: 2.1 WLS: L BF: 14 H: 4 R: 2 ER: 2 SO: 1 BB: 2 IBB: 1 HBP: 0 BLK: 0 WP: 0 HR: 1 S: 15 P: 24 ERA: 23.14 WHIP: 3.000															<b>PITCHER</b> Tom Phoebus, R ERA: 2.69 (1, 1)	IP: 2.1 WLS: L BF: 14 H: 4 R: 2 ER: 2 SO: 1 BB: 2 IBB: 1 HBP: 0 BLK: 0 WP: 0 HR: 1 S: 15 P: 24 ERA: 23.14 WHIP: 3.000		
<b>PITCHER</b> Gene Braden, R ERA: 3.21 (3, 1)	IP: 2.2 WLS: L BF: 15 H: 4 R: 2 ER: 2 SO: 1 BB: 2 IBB: 1 HBP: 0 BLK: 0 WP: 0 HR: 1 S: 14 P: 26 ERA: 6.75 WHIP: 2.250															<b>PITCHER</b> Gene Braden, R ERA: 3.21 (3, 1)	IP: 2.2 WLS: L BF: 15 H: 4 R: 2 ER: 2 SO: 1 BB: 2 IBB: 1 HBP: 0 BLK: 0 WP: 0 HR: 1 S: 14 P: 26 ERA: 6.75 WHIP: 2.250		
<b>PITCHER</b> John Morris, L ERA: 2.77 (6, 1)	IP: 2.0 WLS: L BF: 7 H: 0 R: 0 ER: 0 SO: 4 BB: 1 IBB: 0 HBP: 0 BLK: 0 WP: 0 HR: 0 S: 14 P: 18 ERA: 0.00 WHIP: 0.500															<b>PITCHER</b> John Morris, L ERA: 2.77 (6, 1)	IP: 2.0 WLS: L BF: 7 H: 0 R: 0 ER: 0 SO: 4 BB: 1 IBB: 0 HBP: 0 BLK: 0 WP: 0 HR: 0 S: 14 P: 18 ERA: 0.00 WHIP: 0.500		
<b>PITCHER</b> Dave Leonhard, R ERA: 3.15 (8, 1)	IP: 1.0 WLS: L BF: 4 H: 2 R: 1 ER: 1 SO: 0 BB: 0 IBB: 0 HBP: 0 BLK: 0 WP: 0 HR: 0 S: 4 P: 4 ERA: 9.00 WHIP: 2.000															<b>PITCHER</b> Dave Leonhard, R ERA: 3.15 (8, 1)	IP: 1.0 WLS: L BF: 4 H: 2 R: 1 ER: 1 SO: 0 BB: 0 IBB: 0 HBP: 0 BLK: 0 WP: 0 HR: 0 S: 4 P: 4 ERA: 9.00 WHIP: 2.000		

AB 32  
R 9  
H 11  
RBI 9  
BB 6  
SO 7  
LOB 15





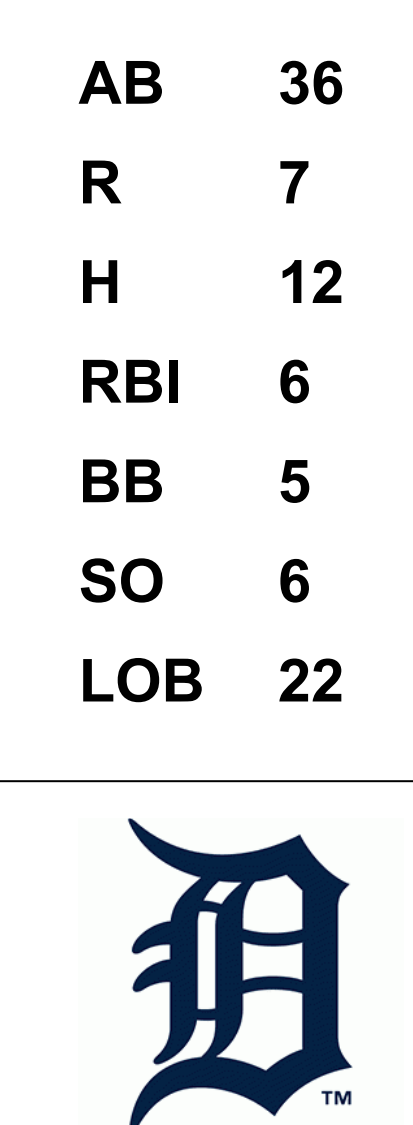




Batter	1	2	3	4	5	6	7	8	9	AB	R	H	RBI	BB	SO	LOB	TOP			
<b>Don Buford, S</b> OBP: 0.370, SLG: 0.464 (1,4)										3	2	1	0	1	0	0	<b>Baltimore Orioles @ Detroit Tigers</b> Tiger Stadium, Detroit, MI Sun Sep 01 1968, 4:33 AM EDT Att. 411,698 - Cloudy			
<b>Curt Blefary, L</b> OBP: 0.303, SLG: 0.330 (1,7)										3	1	2	2	1	0	0				
<b>Frank Robinson, R</b> OBP: 0.382, SLG: 0.443 (1,9)										4	0	1	1	0	2	1				
<b>Boog Powell, L</b> OBP: 0.336, SLG: 0.415 (1,3)										4	0	1	0	0	1	2				
<b>Brooks Robinson, R</b> OBP: 0.295, SLG: 0.388 (1,5)										4	0	1	0	0	0	1				
<b>Davey Johnson, R</b> OBP: 0.322, SLG: 0.368 (1,6)										4	0	0	0	0	1	1				
<b>Paul Blair, R</b> OBP: 0.276, SLG: 0.322 (1,8)										3	0	1	0	0	1	0				
<b>Larry Haney, R</b> OBP: 0.212, SLG: 0.318 (1,2)										1	0	0	0	0	1	0				
<b>Eliot Hendricks, L</b> OBP: 0.324, SLG: 0.459 (4, PH)										2	0	0	0	0	1	1				
<b>Jim Hardin, R</b> OBP: 0.082, SLG: 0.123 (1,1)										1	0	0	0	0	0	0				
<b>Wally Bunker, R</b> OBP: 0.200, SLG: 0.111 (2,1)										0	0	0	0	0	0	0				
<b>Pete Richert, L</b> OBP: 0.200, SLG: 0.300 (2,1)										1	0	0	0	0	1	0				
<b>Dave May, L</b> OBP: 0.275, SLG: 0.232 (7, PH)										1	0	0	0	0	1	0				
<b>Eddie Watt, R</b> OBP: 0.275, SLG: 0.232 (7,1)										0	0	0	0	0	0	0				
<b>Inning Stats</b>	R: 2 E: 0 K: 1 S: 8	H: 3 LOB: 1 BB: 0 P: 8	R: 0 E: 0 K: 2 S: 7	H: 0 LOB: 0 BB: 0 P: 7	R: 1 E: 0 K: 0 S: 3	H: 2 LOB: 0 BB: 1 P: 7	R: 0 E: 0 K: 1 S: 6	H: 1 LOB: 1 BB: 0 P: 6	R: 0 E: 0 K: 1 S: 5	H: 0 LOB: 0 BB: 1 P: 11	R: 0 E: 0 K: 1 S: 5	H: 0 LOB: 0 BB: 0 P: 5	R: 0 E: 0 K: 1 S: 5	H: 0 LOB: 0 BB: 0 P: 5	R: 0 E: 0 K: 0 S: 3	H: 1 LOB: 0 BB: 0 P: 3	1B: 6 2B: 0 3B: 1 HR: 1	SF: 0 SAC: 0 DP: 1 HBP: 0	WP: 0 PB: 0 SB: 0 CS: 0	PA: 33
<b>PITCHER</b> <b>Denny McLain, R</b> ERA: 1.92 (1,1)	IP: 9.0 WLS: W BF: 33 H: 7 R: 3 ER: 3 SO: 9 BB: 2 IBB: 0 HBP: 0 BLK: 0 WP: 0 HR: 1 S: 49 P: 57 ERA: 3.00 WHIP: 1.000															<b>PITCHER</b>				

Batter	1	2	3	4	5	6	7	8	9	AB	R	H	RBI	BB	SO	LOB	BOTTOM				
<b>Dick McAuliffe, L</b> OBP: 0.343, SLG: 0.435 (1,4)										3	3	1	0	2	1	2	<b>Baltimore Orioles @ Detroit Tigers</b> Tiger Stadium, Detroit, MI Sun Sep 01 1968, 4:33 AM EDT Att. 411,698 - Cloudy				
<b>Mickey Stanley, R</b> OBP: 0.306, SLG: 0.371 (1,8)										5	1	3	1	0	0	1					
<b>Jim Northrup, L</b> OBP: 0.309, SLG: 0.428 (1,9)										5	2	3	3	0	0	3					
<b>Willie Horton, R</b> OBP: 0.355, SLG: 0.544 (1,7)										4	0	1	1	1	1	4					
<b>Norm Cash, L</b> OBP: 0.331, SLG: 0.485 (1,3)										4	0	1	0	0	1	3					
<b>Bill Freehan, R</b> OBP: 0.357, SLG: 0.436 (1,2)										4	0	1	1	1	1	1					
<b>Tom Matchick, L</b> OBP: 0.250, SLG: 0.298 (1,6)										3	0	1	0	1	1	3					
<b>Ray Oyler, R</b> OBP: 0.216, SLG: 0.190 (7,6)										1	0	0	0	0	1	1					
<b>Don Wert, R</b> OBP: 0.253, SLG: 0.296 (1,5)										4	1	1	0	0	0	4					
<b>Denny McLain, R</b> OBP: 0.137, SLG: 0.147 (1,1)										3	0	0	0	0	0	0					
<b>Inning Stats</b>	R: 2 E: 0 K: 1 S: 8	H: 3 LOB: 3 BB: 2 P: 16	R: 2 E: 0 K: 0 S: 4	H: 1 LOB: 3 BB: 3 P: 17	R: 1 E: 1 K: 1 S: 8	H: 2 LOB: 2 BB: 0 P: 8	R: 0 E: 0 K: 1 S: 6	H: 1 LOB: 1 BB: 0 P: 6	R: 1 E: 0 K: 1 S: 8	H: 3 LOB: 2 BB: 0 P: 8	R: 0 E: 0 K: 1 S: 5	H: 0 LOB: 0 BB: 0 P: 5	R: 0 E: 0 K: 0 S: 3	H: 0 LOB: 0 BB: 0 P: 3	R: 1 E: 0 K: 1 S: 7	H: 2 LOB: 1 BB: 0 P: 7		1B: 10 2B: 1 3B: 0 HR: 1	SF: 0 SAC: 1 DP: 0 HBP: 1	WP: 3 PB: 0 SB: 0 CS: 0	PA: 43
<b>PITCHER</b> <b>Jim Hardin, R</b> ERA: 2.5 (1,1)	IP: 1.2 WLS: L BF: 13 H: 4 R: 4 ER: 4 SO: 4 BB: 4 IBB: 0 HBP: 0 BLK: 0 WP: 2 HR: 1 S: 11 P: 27 ERA: 21.60 WHIP: 4.800															<b>PITCHER</b>					
<b>Wally Bunker, R</b> ERA: 2.77 (2,1)	0.0 WLS: 2 BF: 2 H: 0 R: 0 ER: 0 SO: 0 BB: 1 IBB: 0 HBP: 1 BLK: 0 WP: 0 HR: 0 S: 5 P: 5 ERA: ∞ WHIP: ∞																				
<b>Pete Richert, L</b> ERA: 3.38 (2,1)	4.1 WLS: 20 BF: 6 H: 2 R: 2 ER: 2 SO: 4 BB: 0 IBB: 0 HBP: 0 BLK: 0 WP: 0 HR: 0 S: 28 P: 28 ERA: 4.15 WHIP: 1.385																				
<b>Eddie Watt, R</b> ERA: 2.26 (7,1)	2.0 WLS: 8 BF: 2 H: 1 R: 1 ER: 1 SO: 1 BB: 0 IBB: 0 HBP: 0 BLK: 0 WP: 0 HR: 0 S: 10 P: 10 ERA: 4.50 WHIP: 1.000																				

AB 31  
R 3  
H 7  
RBI 3  
BB 2  
SO 9  
LOB 6





Batter	1	2	3	4	5	6	7	8	9	AB	R	H	RBI	BB	SO	LOB	TOP					
Dick McAuliffe, L (1,4) OBP: 0.341, SLG: 0.431	F6		F2		F3			L9		4	0	0	0	0	0	3	<p>Detroit Tigers @ Oakland Athletics Oakland-Alameda County Coliseum, Oakland, CA</p> <p>Mon Sep 02 1968, 3:33 AM PDT Unknown</p>					
Mickey Stanley, R (1,8) OBP: 0.303, SLG: 0.368	L8			K		F3		5-3		4	0	0	0	0	1	0						
Jim Northrup, L (1,9) OBP: 0.308, SLG: 0.427				K		L9			F6	4	0	1	0	0	1	0						
Willie Horton, R (1,7) OBP: 0.352, SLG: 0.539	K			K		K			K	4	0	0	0	0	4	1						
Norm Cash, L (1,3) OBP: 0.330, SLG: 0.482		K				1B			F5	4	0	1	0	0	1	0						
Bill Freehan, R (1,2) OBP: 0.358, SLG: 0.438		L9				1B				3	0	2	0	0	0	0						
Tom Matchick, L (1,6) OBP: 0.246, SLG: 0.293						1B				3	0	0	0	0	1	3						
Don Wert, R (1,5) OBP: 0.254, SLG: 0.295						IBB			F4	2	0	0	0	1	0	1						
Mickey Lolich, S (1,1) OBP: 0.177, SLG: 0.107										2	0	0	0	0	1	3						
Daryl Patterson, L (5,1) Eddie Mathews, L (8,PH) Fred Lasher, R (8,1) OBP: 0.250, SLG: 0.432 OBP: 0.111, SLG: 0.111			G3					K		0	0	0	0	0	0	0						
										1	0	0	0	0	1	0						
										0	0	0	0	0	0	0						
<b>Inning Stats</b>	R: 0 E: 0 K: 1 S: 6	H: 1 LOB: 1 BB: 0 P: 6	R: 0 E: 0 K: 2 S: 7	H: 0 LOB: 0 BB: 0 P: 7	R: 0 E: 0 K: 0 S: 3	H: 0 LOB: 0 BB: 0 P: 3	R: 0 E: 0 K: 3 S: 9	H: 0 LOB: 0 BB: 0 P: 9	R: 0 E: 0 K: 1 S: 7	H: 2 LOB: 3 BB: 1 P: 11	R: 0 E: 0 K: 1 S: 5	H: 0 LOB: 0 BB: 0 P: 5	R: 0 E: 0 K: 0 S: 4	H: 1 LOB: 1 BB: 0 P: 4	R: 0 E: 0 K: 1 S: 5	H: 0 LOB: 0 BB: 0 P: 5	R: 0 E: 0 K: 1 S: 5	H: 0 LOB: 0 BB: 0 P: 5	1B: 4 2B: 0 3B: 0 HR: 0	SF: 0 SAC: 0 DP: 0 HBP: 0	WP: 0 PB: 0 SB: 0 CS: 0	PA: 32
<b>PITCHER</b> Jim Nash, R (1,1) ERA: 2.4	IP: 9.0 WLS: W BF: 32 H: 4 R: 0 ER: 0 SO: 10 BB: 0 IBB: 1 HBP: 0 BLK: 0 WP: 0 HR: 0 S: 51 P: 55 ERA: 0.00 WHIP: 0.444											<b>PITCHER</b>	IP: 9.0 WLS: W BF: 32 H: 4 R: 0 ER: 0 SO: 10 BB: 0 IBB: 1 HBP: 0 BLK: 0 WP: 0 HR: 0 S: 51 P: 55 ERA: 0.00 WHIP: 0.444									

AB	31
R	0
H	4
RBI	0
BB	1
SO	10
LOB	11



Batter	1	2	3	4	5	6	7	8	9	AB	R	H	RBI	BB	SO	LOB	BOTTOM			
Bert Campaneris, R (1,6) OBP: 0.334, SLG: 0.357	4-3		F9					F8		4	1	1	1	0	0	1	<p>Detroit Tigers @ Oakland Athletics Oakland-Alameda County Coliseum, Oakland, CA</p> <p>Mon Sep 02 1968, 3:33 AM PDT Unknown</p>			
Reggie Jackson, L (1,8) OBP: 0.324, SLG: 0.477	F9			K		K				4	1	1	0	0	2	2				
Danny Cater, R (1,3) OBP: 0.327, SLG: 0.373										4	0	2	2	0	1	1				
Sal Bando, R (1,5) OBP: 0.322, SLG: 0.371										3	0	0	0	1	1	1				
Mike Hershberger, R (1,9) OBP: 0.309, SLG: 0.353										4	0	2	0	0	1	0				
Dave Duncan, R (1,2) OBP: 0.271, SLG: 0.324										4	0	1	0	0	2	3				
Joe Rudi, R (1,7) OBP: 0.225, SLG: 0.229										2	1	1	0	0	0	0				
Rick Monday, L (6,8) OBP: 0.373, SLG: 0.406										1	0	0	0	0	1	1				
John Donaldson, L (1,4) OBP: 0.306, SLG: 0.277										2	1	1	0	1	0	0				
Jim Nash, R (1,1) OBP: 0.078, SLG: 0.159										1	0	0	0	0	1	0				
<b>Inning Stats</b>	R: 0 E: 0 K: 1 S: 5	H: 0 LOB: 0 BB: 0 P: 5	R: 0 E: 0 K: 3 S: 9	H: 0 LOB: 0 BB: 0 P: 9	R: 0 E: 0 K: 0 S: 4	H: 1 LOB: 1 BB: 0 P: 4	R: 0 E: 0 K: 1 S: 6	H: 2 LOB: 2 BB: 1 P: 10	R: 0 E: 0 K: 1 S: 8	H: 3 LOB: 1 BB: 1 P: 12	R: 0 E: 0 K: 1 S: 5	H: 1 LOB: 0 BB: 0 P: 5	R: 0 E: 0 K: 1 S: 5	H: 0 LOB: 0 BB: 0 P: 5	R: 1 E: 1 K: 1 S: 7	H: 2 LOB: 1 BB: 0 P: 7	1B: 8 2B: 1 3B: 0 HR: 0	SF: 0 SAC: 2 DP: 0 HBP: 0	WP: 2 PB: 0 SB: 0 CS: 2	PA: 33
<b>PITCHER</b> Mickey Lolich, L (1,1) ERA: 3.45 Daryl Patterson, R (5,1) ERA: 1.92 Fred Lasher, R (8,1) ERA: 3.33	IP: 4.2 WLS: L BF: 21 H: 6 R: 3 ER: 3 SO: 6 BB: 2 IBB: 0 HBP: 0 BLK: 0 WP: 1 HR: 0 S: 31 P: 39 ERA: 5.79 WHIP: 1.714											<b>PITCHER</b>	IP: 4.2 WLS: L BF: 21 H: 6 R: 3 ER: 3 SO: 6 BB: 2 IBB: 0 HBP: 0 BLK: 0 WP: 1 HR: 0 S: 31 P: 39 ERA: 5.79 WHIP: 1.714							





Batter	1	2	3	4	5	6	7	8	9	10	AB	R	H	RBI	BB	SO	LOB		
Dick McAuliffe, L OBP: 0.341, SLG: 0.432 (1, 4)	3-1		4-3 1B	BB			F9		F3		4	1	1	2	1	0	0		
Mickey Stanley, R OBP: 0.302, SLG: 0.366 (1, 8)	L7		4-3	F9-2			6-3				5	0	1	0	0	0	4		
Jim Northrup, L OBP: 0.311, SLG: 0.431 (1, 9)			WP	1B					F5		5	0	3	1	0	0	1		
Norm Cash, L OBP: 0.328, SLG: 0.476 (1, 3)	2B		4-3	L7			L9				4	0	0	0	1	1	2		
Willie Horton, R OBP: 0.348, SLG: 0.533 (1, 7)	F6		F7						F4		5	0	0	0	0	1	3		
Bill Freshan, R OBP: 0.361, SLG: 0.446 (1, 2)		5-3		SH	BB		F6		E7		5	2	3	1	0	0	0		
Eddie Mathews, L OBP: 0.238, SLG: 0.410 Don Wert, R OBP: 0.254, SLG: 0.295 (1, 5) (4, 5)	L8		F8	1B					F9		2	0	0	0	0	0	1		
Tom Matchick, L OBP: 0.246, SLG: 0.288 Ray Oyler, R OBP: 0.216, SLG: 0.190 (1, 6) (8, 6)	K		F9-2	BB	SH		K		5-3		3	0	0	0	1	2	2		
Joe Sparna, R OBP: 0.128, SLG: 0.125 Bob Christian, R OBP: 0.163, SLG: 0.167 Don McMahon, R OBP: 0.163, SLG: 0.167 John Hillier, L OBP: 0.163, SLG: 0.167 Roy Face, R OBP: 0.163, SLG: 0.167 Gates Brown, L OBP: 0.163, SLG: 0.167 Pat Dobson, R OBP: 0.222, SLG: 0.160 (1, 11) (8, PH) (8, 1) (8, 1) (8, 1) (8, PH) (8, 1)			E9	SH	BB		F3		F8		1	1	1	0	0	0	0		
<b>Inning Stats</b>	R: 0 E: 0 K: 0 S: 4	H: 1 LOB: 2 BB: 1 P: 8	R: 0 E: 0 K: 1 S: 5	H: 0 LOB: 0 BB: 0 P: 5	R: 2 E: 1 K: 0 S: 6	H: 3 LOB: 1 BB: 0 P: 6	R: 0 E: 0 K: 1 S: 5	H: 0 LOB: 0 BB: 0 P: 5	R: 0 E: 0 K: 1 S: 6	H: 1 LOB: 1 BB: 0 P: 6	R: 0 E: 0 K: 0 S: 4	H: 1 LOB: 1 BB: 0 P: 4	R: 0 E: 0 K: 0 S: 6	H: 1 LOB: 1 BB: 0 P: 6	R: 1 E: 0 K: 1 S: 6	H: 1 LOB: 0 BB: 0 P: 6	1B: 7 2B: 3 3B: 0 HR: 1	SF: 0 SAC: 1 DP: 1 HBP: 0	WP: 2 PA: 43
<b>PITCHER</b>	IP WLS BF H R ER SO BB IBB HBP BLK WP HR S P ERA WHIP	IP WLS BF H R ER SO BB IBB HBP BLK WP HR S P ERA WHIP	IP WLS BF H R ER SO BB IBB HBP BLK WP HR S P ERA WHIP	IP WLS BF H R ER SO BB IBB HBP BLK WP HR S P ERA WHIP	IP WLS BF H R ER SO BB IBB HBP BLK WP HR S P ERA WHIP	IP WLS BF H R ER SO BB IBB HBP BLK WP HR S P ERA WHIP	IP WLS BF H R ER SO BB IBB HBP BLK WP HR S P ERA WHIP	IP WLS BF H R ER SO BB IBB HBP BLK WP HR S P ERA WHIP	IP WLS BF H R ER SO BB IBB HBP BLK WP HR S P ERA WHIP	IP WLS BF H R ER SO BB IBB HBP BLK WP HR S P ERA WHIP	IP WLS BF H R ER SO BB IBB HBP BLK WP HR S P ERA WHIP	IP WLS BF H R ER SO BB IBB HBP BLK WP HR S P ERA WHIP	IP WLS BF H R ER SO BB IBB HBP BLK WP HR S P ERA WHIP	IP WLS BF H R ER SO BB IBB HBP BLK WP HR S P ERA WHIP	IP WLS BF H R ER SO BB IBB HBP BLK WP HR S P ERA WHIP	IP WLS BF H R ER SO BB IBB HBP BLK WP HR S P ERA WHIP	IP WLS BF H R ER SO BB IBB HBP BLK WP HR S P ERA WHIP	IP WLS BF H R ER SO BB IBB HBP BLK WP HR S P ERA WHIP	IP WLS BF H R ER SO BB IBB HBP BLK WP HR S P ERA WHIP

**TOP**

**Detroit Tigers @ Oakland Athletics**  
Oakland-Alameda County Coliseum, Oakland, CA

Mon Sep 02 1968, 3:38 AM PDT  
Att: 20,464 - Unknown

AB	39
R	4
H	10
RBI	4
BB	3
SO	4
LOB	15

Batter	1	2	3	4	5	6	7	8	9	10	AB	R	H	RBI	BB	SO	LOB				
Bert Campaneris, R OBP: 0.336, SLG: 0.366 (1, 6)	1B	6-3			HR			1B	F7		5	3	3	1	0	0	3				
Reggie Jackson, L OBP: 0.322, SLG: 0.474 (1, 9)	L8		F7		1-3			1B			5	0	1	0	0	0	1				
Danny Cater, R OBP: 0.330, SLG: 0.374 (1, 3)			5-3				L5				4	0	2	2	1	0	0				
Sal Bando, R OBP: 0.319, SLG: 0.367 (1, 5)	F7		5-3				F9		F7		5	0	0	0	0	0	4				
Rick Monday, L OBP: 0.371, SLG: 0.402 (1, 8)	K			K			F8				4	0	0	0	1	3	2				
Jim Paolaroni, R OBP: 0.330, SLG: 0.361 (1, 2)			F5		5-3			F3			4	0	0	0	0	1	3				
John Donaldson, L OBP: 0.309, SLG: 0.278 Allan Lewis, S OBP: 0.500, SLG: 0.333 Jack Aker, R OBP: 0.143, SLG: 0.143 Jim Gosger, L OBP: 0.244, SLG: 0.193 Diego Segui, R OBP: 0.274, SLG: 0.362 (1, 4) (7, PR) (8, 1) (9, PH) (10, 1) (1, 7)				4-3					1-3		2	0	1	0	1	0	0				
<b>Inning Stats</b>	R: 1 E: 0 K: 1 S: 7	H: 2 LOB: 1 BB: 7 P: 7	R: 0 E: 0 K: 1 S: 6	H: 1 LOB: 2 BB: 1 P: 10	R: 0 E: 0 K: 0 S: 3	H: 0 LOB: 0 BB: 0 P: 3	R: 0 E: 0 K: 0 S: 5	H: 0 LOB: 0 BB: 0 P: 5	R: 1 E: 0 K: 0 S: 4	H: 2 LOB: 0 BB: 0 P: 4	R: 0 E: 0 K: 0 S: 3	H: 1 LOB: 1 BB: 0 P: 3	R: 1 E: 0 K: 2 S: 10	H: 3 LOB: 3 BB: 1 P: 14	R: 0 E: 0 K: 0 S: 3	H: 0 LOB: 1 BB: 1 P: 7	R: 0 E: 0 K: 1 S: 5	H: 0 LOB: 1 BB: 1 P: 9	1B: 7 2B: 1 3B: 0 HR: 1	SF: 0 SAC: 0 DP: 1 HBP: 0	WP: 0 PA: 41
<b>PITCHER</b>	IP WLS BF H R ER SO BB IBB HBP BLK WP HR S P ERA WHIP	IP WLS BF H R ER SO BB IBB HBP BLK WP HR S P ERA WHIP	IP WLS BF H R ER SO BB IBB HBP BLK WP HR S P ERA WHIP	IP WLS BF H R ER SO BB IBB HBP BLK WP HR S P ERA WHIP	IP WLS BF H R ER SO BB IBB HBP BLK WP HR S P ERA WHIP	IP WLS BF H R ER SO BB IBB HBP BLK WP HR S P ERA WHIP	IP WLS BF H R ER SO BB IBB HBP BLK WP HR S P ERA WHIP	IP WLS BF H R ER SO BB IBB HBP BLK WP HR S P ERA WHIP	IP WLS BF H R ER SO BB IBB HBP BLK WP HR S P ERA WHIP	IP WLS BF H R ER SO BB IBB HBP BLK WP HR S P ERA WHIP	IP WLS BF H R ER SO BB IBB HBP BLK WP HR S P ERA WHIP	IP WLS BF H R ER SO BB IBB HBP BLK WP HR S P ERA WHIP	IP WLS BF H R ER SO BB IBB HBP BLK WP HR S P ERA WHIP	IP WLS BF H R ER SO BB IBB HBP BLK WP HR S P ERA WHIP	IP WLS BF H R ER SO BB IBB HBP BLK WP HR S P ERA WHIP	IP WLS BF H R ER SO BB IBB HBP BLK WP HR S P ERA WHIP	IP WLS BF H R ER SO BB IBB HBP BLK WP HR S P ERA WHIP	IP WLS BF H R ER SO BB IBB HBP BLK WP HR S P ERA WHIP	IP WLS BF H R ER SO BB IBB HBP BLK WP HR S P ERA WHIP		

**BOTTOM**

**Detroit Tigers @ Oakland Athletics**  
Oakland-Alameda County Coliseum, Oakland, CA

Mon Sep 02 1968, 3:38 AM PDT  
Att: 20,464 - Unknown

AB	37
R	3
H	9
RBI	3
BB	4
SO	6
LOB	17



Batter	1	2	3	4	5	6	7	8	9	AB	R	H	RBI	BB	SO	LOB	TOP										
Dick McAuliffe, L (1.4) OBP: 0.342, SLG: 0.430	G3		K				5-3		BB 1B	4	1	1	0	1	1	1	<b>Detroit Tigers @ Oakland Athletics</b> Oakland-Alameda County Coliseum, Oakland, CA Tue Sep 03 1968, 7:05 PM PDT Att: 5,955 - Unknown <a href="http://livebaseballscorecards.com">livebaseballscorecards.com</a>										
Mickey Stanley, R (1.8) OBP: 0.395, SLG: 0.369	F7		2B				F2		1B FC BB	4	1	2	1	1	0	0											
Jim Northrup, L (1.9) OBP: 0.312, SLG: 0.430	4-3		3-1				F8		1B FC WP 1B	5	1	2	2	0	0	4											
Norm Cash, L (1.3) OBP: 0.324, SLG: 0.469		F7					F3		L9 FC 1B	5	0	0	1	0	0	2											
Willie Horton, R (1.7) OBP: 0.349, SLG: 0.532		K					F3		E4 F8	5	0	2	0	0	1	1											
Bill Freehan, R (1.2) OBP: 0.363, SLG: 0.445							K		K 1B	3	0	1	0	2	2	2											
Tom Matchick, L (1.6) Ray Oyler, R (8.6) OBP: 0.215, SLG: 0.189	F2						G4-6-3		G3 K	4	0	1	0	0	0	5											
Don Wert, R (1.5) Eddie Mathews, L (9, PH) Dick Tracewski, R (9, FR) OBP: 0.245, SLG: 0.250			2B				SH2-3		BB 1B BB	2	1	1	0	0	1	0											
Earl Wilson, R (1.1) Roy Face, R (8, 1) Gates Brown, L (9, PH) Pat Dobson, R (9, 1) OBP: 0.222, SLG: 0.160			K				K		F4	3	1	1	1	0	2	2											
<b>Inning Stats</b>	R: 0 E: 0 K: 0 S: 3	H: 0 LOB: 0 BB: 0 P: 3	R: 0 E: 0 K: 1 S: 5	H: 0 LOB: 1 BB: 1 P: 9	R: 1 E: 0 K: 2 S: 9	H: 2 LOB: 1 BB: 0 P: 9	R: 0 E: 0 K: 1 S: 5	H: 0 LOB: 0 BB: 0 P: 5	R: 0 E: 0 K: 1 S: 7	H: 2 LOB: 3 BB: 1 P: 11	R: 0 E: 0 K: 0 S: 3	H: 1 LOB: 1 BB: 1 P: 7	R: 1 E: 0 K: 1 S: 6	H: 1 LOB: 0 BB: 0 P: 6	R: 0 E: 1 K: 1 S: 7	H: 2 LOB: 2 BB: 0 P: 7		R: 4 E: 0 K: 1 S: 9	H: 3 LOB: 2 BB: 2 P: 17	1B: 8 2B: 2 3B: 0 HR: 1	SF: 0 SAC: 1 DP: 1 HBP: 0	WP: 1 PB: 0 CS: 0	PA: 43				
<b>PITCHER</b>	IP	WLS	BF	H	R	ER	SO	BB	IBB	HBP	BLK	WP	HR	S	P	ERA	WHIP										
Catfish Hunter, R (1.1) ERA: 3.58	7.1		32	8	2	2	6	2	1	0	0	0	1	41	53	2.46	1.364										
Jack Aker, R (8, 1) ERA: 3.91	0.2		2	0	0	0	1	0	0	0	0	0	0	4	4	0.00	0.000										
Ed Sprague, R (9, 1) ERA: 2.75	0.1	L	4	1	3	3	0	2	0	0	0	0	0	2	10	81.00	9.000										
Warren Bogle, L (9, 1) ERA: 4.95	0.0		2	1	0	0	0	0	0	0	0	0	0	2	2	∞	∞										
Lew Krausse, R (9, 1) ERA: 3.04	0.2		3	1	1	1	1	0	0	0	0	1	0	5	5	13.50	1.500										

Batter	1	2	3	4	5	6	7	8	9	AB	R	H	RBI	BB	SO	LOB	BOTTOM										
Bert Campaneris, R (1.6) OBP: 0.334, SLG: 0.364	F7		L7				6-3		K	4	0	0	0	0	1	2	<b>Detroit Tigers @ Oakland Athletics</b> Oakland-Alameda County Coliseum, Oakland, CA Tue Sep 03 1968, 7:05 PM PDT Att: 5,955 - Unknown <a href="http://livebaseballscorecards.com">livebaseballscorecards.com</a>										
Reggie Jackson, L (1.9) OBP: 0.320, SLG: 0.470	F6		F2				K		K	4	0	0	0	0	2	2											
Danny Cater, R (1.3) Allan Lewis, S (6, PR) Ed Sprague, R (9, 1) Warren Bogle, L (9, 1) Lew Krausse, R (9, 1) Sal Bando, R (1.5) OBP: 0.324, SLG: 0.370			K				L8		6-3	4	0	1	1	0	1	0											
Joe Keough, L (1.7) Jim Gosger, L (9, 7) OBP: 0.244, SLG: 0.193		FC2-6					L8		6-3	0	1	0	0	0	0	0											
Rick Monday, L (1.8) OBP: 0.368, SLG: 0.399							L8		6-3	0	0	0	0	0	0	0											
Dave Duncan, R (1.2) OBP: 0.266, SLG: 0.317							L8		6-3	2	1	2	0	2	0	0											
John Donaldson, L (1.4) OBP: 0.308, SLG: 0.278							L8		6-3	4	0	2	1	0	0	2											
Catfish Hunter, R (1.1) Jack Aker, R (8, 1) Ray Webster, L (6, PH) Pat Dobson, R (9, 3) OBP: 0.254, SLG: 0.323							L8		6-3	0	0	0	0	0	0	0											
Rick Monday, L (1.8) OBP: 0.368, SLG: 0.399							L8		6-3	4	0	0	0	0	1	3											
Dave Duncan, R (1.2) OBP: 0.266, SLG: 0.317							L8		6-3	4	0	0	0	0	3	3											
<b>Inning Stats</b>	R: 0 E: 0 K: 1 S: 5	H: 0 LOB: 0 BB: 0 P: 5	R: 0 E: 0 K: 2 S: 8	H: 1 LOB: 1 BB: 0 P: 8	R: 0 E: 0 K: 0 S: 4	H: 1 LOB: 1 BB: 0 P: 4	R: 0 E: 0 K: 1 S: 7	H: 2 LOB: 2 BB: 0 P: 7	R: 0 E: 0 K: 0 S: 3	H: 0 LOB: 0 BB: 0 P: 3	R: 0 E: 0 K: 1 S: 5	H: 0 LOB: 1 BB: 1 P: 9	R: 0 E: 0 K: 0 S: 3	H: 0 LOB: 0 BB: 0 P: 3	R: 3 E: 1 K: 2 S: 9	H: 3 LOB: 1 BB: 1 P: 13	R: 0 E: 0 K: 1 S: 5	H: 0 LOB: 0 BB: 0 P: 5	1B: 6 2B: 1 3B: 0 HR: 0	SF: 0 SAC: 1 DP: 0 HBP: 0	WP: 0 PB: 0 CS: 0	PA: 35					
<b>PITCHER</b>	IP	WLS	BF	H	R	ER	SO	BB	IBB	HBP	BLK	WP	HR	S	P	ERA	WHIP										
Earl Wilson, R (1.1) ERA: 2.98	7.2		31	6	3	2	7	2	0	0	0	0	0	43	51	2.35	1.043										
Roy Face, R (8, 1) ERA: 2.55	0.1		1	1	0	0	0	0	0	0	0	0	0	1	1	0.00	3.000										
Pat Dobson, R (9, 1) ERA: 2.75	1.0	W	3	0	0	0	1	0	0	0	0	0	0	5	5	0.00	0.000										



Batter	1	2	3	4	5	6	7	8	9	AB	R	H	RBI	BB	SO	LOB	TOP										
Dick McAuliffe, L (1,4) OBP: 0.342, SLG: 0.430	0-0 3-1 1B		0-0 4-3			0-0 1B		0-0 L9	0-0 G3	5	1	2	0	0	0	0											
Mickey Stanley, R (1,8) OBP: 0.306, SLG: 0.369	0-0 3-1		0-0 4-3			0-0 1B		4-0 1B		3	2	1	0	1	0	1											
Jim Northrup, L (1,9) OBP: 0.315, SLG: 0.433	0-0 2H		0-0 4-3			0-0 1B		0-0 1B	0-0 1B	4	1	3	1	0	0	0											
Norm Cash, L (1,3) OBP: 0.321, SLG: 0.466	0-0 G3-6-3			0-0 L9		0-0 SF8		4-0 BB	1-2 1B	2	0	0	1	0	0	1											
Al Kaline, R (8, PH) OBP: 0.390, SLG: 0.414	1-2					3-H		1-2 1B	1-2 1B	0	0	0	0	1	0	0											
Willie Horton, R (1,7) OBP: 0.348, SLG: 0.529		0-3 K		0-0 F8				0-0 BB	1-2 1B	4	0	1	1	0	1	1											
Wayne Comer, R (8,7) OBP: 0.184, SLG: 0.278								1-2 1B		0	0	0	0	0	0	0											
Bill Freehan, R (1,2) OBP: 0.364, SLG: 0.444		0-0 1B		0-0 F4				4-0 BB	1-2 1B	3	0	1	1	1	0	0											
Tom Matchick, L (1,6) OBP: 0.443, SLG: 0.281					0-0 4-3			0-0 BB		4	0	0	0	0	0	4											
Pat Dobson, R (8,1) OBP: 0.222, SLG: 0.160								0-0 BB		0	0	0	0	0	0	0											
Don Wert, R (1,5) OBP: 0.255, SLG: 0.298		0-0 1B		0-0 6-3				0-0 BB		4	0	1	0	0	0	0											
John Hiller, R (1,1) OBP: 0.074, SLG: 0.074		0-3 K		0-3 K				0-0 4-3	0-0 F6	2	0	0	0	0	2	2											
Gates Brown, L (8, PH) OBP: 0.443, SLG: 0.681										1	0	0	0	0	0	0											
Ray Oyler, R (8,6) OBP: 0.214, SLG: 0.188										1	0	0	0	0	0	0											
<b>Inning Stats</b>	R: 1 E: 0 K: 0 S: 4	H: 2 LOB: 0 BB: 0 P: 4	R: 0 E: 0 K: 2 S: 9	H: 2 LOB: 2 BB: 0 P: 9	R: 0 E: 0 K: 0 S: 3	H: 0 LOB: 0 BB: 0 P: 3	R: 0 E: 0 K: 1 S: 5	H: 0 LOB: 0 BB: 0 P: 5	R: 1 E: 0 K: 0 S: 5	H: 3 LOB: 1 BB: 0 P: 5	R: 0 E: 0 K: 0 S: 3	H: 0 LOB: 0 BB: 0 P: 3	R: 2 E: 0 K: 0 S: 5	H: 2 LOB: 3 BB: 3 P: 17	R: 0 E: 0 K: 0 S: 3	H: 0 LOB: 0 BB: 0 P: 3	1B: 9 2B: 0 3B: 0 HR: 0	SF: 1 SAC: 0 DP: 1 HBP: 0	WP: 0 PB: 0 SB: 0 CS: 0	PA: 37							
<b>PITCHER</b>	IP	WLS	BF	H	R	ER	SO	BB	IBB	HBP	BLK	WP	HR	S	P	ERA	WHIP										
Chuck Dobson, R (1,1) ERA: 2.88	7.2	L	30	8	4	4	3	1	0	0	0	0	0	35	39	4.70	1.174										
Paul Lindblad, L (8,1) ERA: 2.47	0.0		1	0	0	0	0	0	1	0	0	0	0	4	4	∞	∞										
Jack Aker, R (8,1) ERA: 3.84	1.1		6	1	0	0	0	1	0	0	0	0	0	5	9	0.00	1.500										

Detroit Tigers @ Oakland Athletics  
Oakland-Alameda County Coliseum, Oakland, CA

AB 33  
R 4  
H 9  
RBI 4  
BB 3  
SO 3  
LOB 9



Wed Sep 04 1968, 7:05 PM PDT  
Att: 3,388 - Unknown

Batter	1	2	3	4	5	6	7	8	9	AB	R	H	RBI	BB	SO	LOB	BOTTOM										
Bert Campaneris, R (1,6) OBP: 0.331, SLG: 0.361	0-0 6-3				0-0 G3		0-0 F4		0-3 K	5	0	0	0	0	1	5											
Reggie Jackson, L (1,8) OBP: 0.318, SLG: 0.466	0-3 K		0-3 K		0-0 G3		0-3 K			4	0	0	0	0	3	1											
Danny Cater, R (1,3) OBP: 0.329, SLG: 0.370	0-0 5-3		4-0 FC6-4 1B		0-0 F9			0-0 L9		3	0	0	0	1	0	0											
Sal Bando, R (1,5) OBP: 0.325, SLG: 0.372		0-0 1B	0-0 FC6-4 1B		0-0 F9		0-0 F7			4	1	2	0	0	0	0											
Mike Hershberger, R (1,9) OBP: 0.317, SLG: 0.376		0-0 4-3 1B	0-0 FC6-4 1B		0-0 HR			0-0 1B		4	1	3	1	0	0	2											
Joe Rudi, R (1,7) OBP: 0.227, SLG: 0.231		0-0 4-3 1B	0-0 F4		0-0 F9		0-3 K			3	0	1	1	0	0	2											
Rick Monday, L (8, PH) OBP: 0.368, SLG: 0.398		1-2 1B								1	0	0	0	0	1	1											
John Donaldson, L (1,4) OBP: 0.305, SLG: 0.275		0-0 4-3		0-0 F4		0-0 F9			0-3 K	4	0	0	0	0	1	2											
Dave Duncan, R (1,2) OBP: 0.267, SLG: 0.314		4-0 1B		0-3 K		0-0 1-3		0-3 K		2	0	0	0	1	1	0											
Ray Webster, L (8, PH) OBP: 0.252, SLG: 0.321										1	0	0	0	0	1	0											
Chuck Dobson, R (1,1) OBP: 0.182, SLG: 0.212		0-3 K		0-0 F4				4-0 BB		3	0	1	0	0	1	3											
Paul Lindblad, L (8,1) OBP: 0.375, SLG: 0.500										0	0	0	0	0	0	0											
Jack Aker, R (8,1) OBP: 0.143, SLG: 0.143										0	0	0	0	0	0	0											
Joe Keough, L (8, PH) OBP: 0.295, SLG: 0.370										0	0	0	0	1	0	0											
<b>Inning Stats</b>	R: 0 E: 0 K: 1 S: 5	H: 0 LOB: 0 BB: 0 P: 5	R: 1 E: 0 K: 1 S: 8	H: 3 LOB: 3 BB: 1 P: 12	R: 0 E: 0 K: 1 S: 6	H: 1 LOB: 2 BB: 1 P: 10	R: 0 E: 0 K: 1 S: 5	H: 0 LOB: 0 BB: 0 P: 5	R: 0 E: 0 K: 0 S: 3	H: 0 LOB: 0 BB: 0 P: 3	R: 1 E: 0 K: 0 S: 4	H: 1 LOB: 1 BB: 0 P: 4	R: 0 E: 0 K: 1 S: 6	H: 1 LOB: 1 BB: 0 P: 6	R: 0 E: 0 K: 3 S: 9	H: 0 LOB: 1 BB: 1 P: 13	1B: 5 2B: 1 3B: 0 HR: 1	SF: 0 SAC: 0 DP: 0 HBP: 0	WP: 0 PB: 0 SB: 0 CS: 0	PA: 37							
<b>PITCHER</b>	IP	WLS	BF	H	R	ER	SO	BB	IBB	HBP	BLK	WP	HR	S	P	ERA	WHIP										
John Hiller, L (1,1) ERA: 2.42	7.0	W	29	8	2	2	5	1	1	0	0	0	0	15	19	0.00	1.000										
Pat Dobson, R (8,1) ERA: 2.7	2.0	S	8	1	0	0	4	1	0	0	0	0	0	15	19	0.00	1.000										

Detroit Tigers @ Oakland Athletics  
Oakland-Alameda County Coliseum, Oakland, CA

AB 34  
R 2  
H 7  
RBI 2  
BB 3  
SO 9  
LOB 16



Wed Sep 04 1968, 7:05 PM PDT  
Att: 3,388 - Unknown



Batter	1	2	3	4	5	6	7	8	9	AB	R	H	RBI	BB	SO	LOB	TOP			
<b>Cesar Tovar, R</b> OBP: 0.327, SLG: 0.374 (1, 8)										4	1	3	1	0	0	1	<b>Minnesota Twins @ Detroit Tigers</b> Tiger Stadium, Detroit, MI Fri Sep 06 1968, 4:33 AM EDT Att: 42,269 - Unknown			
<b>Rich Reese, L</b> OBP: 0.310, SLG: 0.360 (1, 3)										4	0	2	0	0	0	2				
<b>Rich Rollins, R</b> OBP: 0.299, SLG: 0.376 (1, 5)										4	0	1	1	0	1	3				
<b>Bob Allison, R</b> OBP: 0.333, SLG: 0.454 (1, 7)										4	0	0	0	0	1	4				
<b>Graig Nettles, L</b> OBP: 0.300, SLG: 0.700 (1, 9)										4	1	1	1	0	2	2				
<b>John Roseboro, L</b> OBP: 0.294, SLG: 0.301 (1, 2)										3	0	0	0	1	2	0				
<b>Rick Renick, R</b> OBP: 0.259, SLG: 0.349 <b>Harmon Killebrew, R</b> OBP: 0.347, SLG: 0.403 (9, PH)										3	0	0	0	0	3	1				
<b>Frank Quilici, R</b> OBP: 0.303, SLG: 0.336 (1, 4)										4	1	1	0	0	1	1				
<b>Jim Kaat, L</b> OBP: 0.176, SLG: 0.194 (4, 1)										1	0	0	0	0	1	1				
<b>Inning Stats</b>	R: 0 E: 0 K: 0 S: 4	H: 1 LOB: 1 BB: 0 P: 4	R: 1 E: 0 K: 3 S: 10	H: 1 LOB: 1 BB: 1 P: 14	R: 0 E: 0 K: 1 S: 6	H: 1 LOB: 1 BB: 0 P: 6	R: 0 E: 0 K: 2 S: 7	H: 0 LOB: 2 BB: 0 P: 7	R: 2 E: 1 K: 0 S: 7	H: 4 LOB: 2 BB: 0 P: 7	R: 0 E: 0 K: 2 S: 4	H: 2 LOB: 1 BB: 0 P: 4	R: 0 E: 0 K: 3 S: 9	H: 0 LOB: 0 BB: 0 P: 9	R: 0 E: 0 K: 1 S: 5	H: 0 LOB: 0 BB: 0 P: 5		1B: 6 2B: 2 3B: 1 HR: 1	SF: 0 SAC: 0 DP: 1 HBP: 0	WP: 0 PB: 1 SB: 2 CS: 0
<b>PITCHER</b> <b>Denny McLain, R</b> ERA: 1.95 (1, 1)	IP: 9.0 WLS: W BF: 36 H: 9 R: 3 ER: 3 SO: 12 BB: 1 IBB: 0 HBP: 0 BLK: 0 WP: 0 HR: 1 S: 59 P: 63 ERA: 3.00 WHIP: 1.111															<b>PITCHER</b> IP: WLS: BF: H: R: ER: SO: BB: IBB: HBP: BLK: WP: HR: S: P: ERA: WHIP				

AB	35
R	3
H	9
RBI	3
BB	1
SO	12
LOB	16



Batter	1	2	3	4	5	6	7	8	9	AB	R	H	RBI	BB	SO	LOB	BOTTOM			
<b>Dick McAuliffe, L</b> OBP: 0.343, SLG: 0.429 (1, 4)										4	1	1	0	1	2	1	<b>Minnesota Twins @ Detroit Tigers</b> Tiger Stadium, Detroit, MI Fri Sep 06 1968, 4:33 AM EDT Att: 42,269 - Unknown			
<b>Mickey Stanley, R</b> OBP: 0.308, SLG: 0.370 (1, 8)										4	2	2	0	0	0	2				
<b>Al Kaline, R</b> OBP: 0.391, SLG: 0.413 <b>Norm Cash, L</b> OBP: 0.321, SLG: 0.466 (7, PR)										3	1	1	1	1	0	0				
<b>Willie Horton, R</b> OBP: 0.349, SLG: 0.538 (1, 7)										4	1	2	5	0	0	0				
<b>Bill Freehan, R</b> OBP: 0.363, SLG: 0.443 (1, 2)										4	1	1	0	0	1	2				
<b>Jim Northrup, L</b> OBP: 0.316, SLG: 0.435 (1, 9)										4	1	2	0	0	0	2				
<b>Don Wert, R</b> OBP: 0.257, SLG: 0.299 (1, 5)										4	0	2	1	0	0	1				
<b>Dick Tracewski, R</b> OBP: 0.242, SLG: 0.246 (1, 6)										3	0	0	1	0	1	2				
<b>Denny McLain, R</b> OBP: 0.133, SLG: 0.143 (1, 1)										3	0	0	0	0	1	2				
<b>Inning Stats</b>	R: 4 E: 0 K: 0 S: 7	H: 4 LOB: 0 BB: 0 P: 7	R: 0 E: 0 K: 1 S: 5	H: 0 LOB: 0 BB: 0 P: 5	R: 0 E: 0 K: 0 S: 3	H: 0 LOB: 0 BB: 0 P: 3	R: 2 E: 0 K: 0 S: 6	H: 3 LOB: 2 BB: 1 P: 10	R: 0 E: 0 K: 1 S: 5	H: 0 LOB: 0 BB: 0 P: 5	R: 0 E: 0 K: 1 S: 6	H: 1 LOB: 1 BB: 0 P: 6	R: 2 E: 1 K: 1 S: 7	H: 2 LOB: 2 BB: 1 P: 11	R: 0 E: 0 K: 1 S: 6	H: 1 LOB: 1 BB: 0 P: 6		1B: 8 2B: 2 3B: 0 HR: 1	SF: 0 SAC: 2 DP: 0 HBP: 0	WP: 1 PB: 0 SB: 0 CS: 0
<b>PITCHER</b> <b>Jim Kaat, L</b> ERA: 2.96 <b>Dave Boswell, R</b> ERA: 3.14 <b>Bob Miller, R</b> ERA: 3.03 <b>Ron Perranoski, L</b> ERA: 3.24	IP: 3.0 WLS: L BF: 16 H: 7 R: 6 ER: 6 SO: 1 BB: 0 IBB: 0 HBP: 0 BLK: 0 WP: 0 HR: 1 S: 18 P: 18 ERA: 18.00 WHIP: 2.333															<b>PITCHER</b> IP: WLS: BF: H: R: ER: SO: BB: IBB: HBP: BLK: WP: HR: S: P: ERA: WHIP				





Batter	1	2	3	4	5	6	7	8	9	AB	R	H	RBI	BB	SO	LOB	TOP			
<b>Cesar Tovar, R</b> OBP: 0.327, SLG: 0.373 (1, 8)	F7		5-3			6-3		1B		4	0	1	0	0	0	1				
<b>Rich Reese, L</b> OBP: 0.309, SLG: 0.356 (1, 3)	6-3			CS BB		3-1		3-1		3	0	0	0	1	0	1				
<b>Graig Nettles, L</b> OBP: 0.357, SLG: 1.071 (1, 9) <b>Frank Kostro, R</b> OBP: 0.225, SLG: 0.253 (9, 7)	F4			1-2 K		HR		HR		4	2	2	2	0	1	1				
<b>Bob Allison, R</b> OBP: 0.332, SLG: 0.450 (1, 7) <b>Jim Holt, L</b> OBP: 0.242, SLG: 0.261 (9, 9)	L5			BB		K		K		3	0	0	0	1	2	0				
<b>Rich Rollins, R</b> OBP: 0.293, SLG: 0.368 (1, 5) <b>Rick Renick, R</b> OBP: 0.258, SLG: 0.349 (9, 6)	L8			BB		F8		F8		4	0	0	0	0	0	1				
<b>Ron Clark, R</b> OBP: 0.267, SLG: 0.254 (1, 6) (9, 5)	F7					1-3 1B		1B		3	0	2	0	1	0	0				
<b>Bruce Look, L</b> OBP: 0.357, SLG: 0.295 (1, 2)			K			1-3 1-2		F7		4	0	0	0	0	1	3				
<b>Frank Quilici, R</b> OBP: 0.303, SLG: 0.336 (1, 4)				SH1-4 1B		F9		1-3		3	0	1	0	0	0	1				
<b>Jim Perry, S</b> OBP: 0.171, SLG: 0.325 (1, 1) <b>Harmon Killebrew, R</b> OBP: 0.346, SLG: 0.402 (8, PH) <b>Al Worthington, R</b> (8, 1)			SH1-4			K		F7		1	0	0	0	0	1	1				
<b>Inning Stats</b>	R: 0 E: 0 K: 0 S: 3	H: 0 LOB: 0 BB: 0 P: 3	R: 0 E: 0 K: 0 S: 3	H: 0 LOB: 0 BB: 0 P: 3	R: 0 E: 0 K: 1 S: 6	H: 1 LOB: 1 BB: 0 P: 6	R: 0 E: 0 K: 1 S: 4	H: 0 LOB: 1 BB: 2 P: 12	R: 0 E: 0 K: 1 S: 6	H: 1 LOB: 3 BB: 0 P: 6	R: 0 E: 0 K: 0 S: 2	H: 0 LOB: 0 BB: 1 P: 6	R: 0 E: 0 K: 0 S: 4	H: 1 LOB: 1 BB: 0 P: 4	R: 1 E: 0 K: 1 S: 7	H: 2 LOB: 1 BB: 0 P: 7	1B: 4 2B: 1 3B: 0 HR: 2	SF: 0 SAC: 1 DP: 2 HBP: 0	WP: 0 PB: 0 SB: 1 CS: 1	PA: 34
<b>PITCHER</b> <b>Pat Dobson, R</b> ERA: 2.65 (1, 1)	IP: 9.0 WLS: L BF: 34 H: 6 R: 2 ER: 2 SO: 5 BB: 3 IBB: 0 HBP: 0 BLK: 0 WP: 0 HR: 2 S: 41 P: 53 ERA: 2.00 WHIP: 1.000											<b>PITCHER</b> <b>Pat Dobson, R</b> ERA: 2.65 (1, 1)	IP: 9.0 WLS: L BF: 34 H: 6 R: 2 ER: 2 SO: 5 BB: 3 IBB: 0 HBP: 0 BLK: 0 WP: 0 HR: 2 S: 41 P: 53 ERA: 2.00 WHIP: 1.000							

Minnesota Twins @ Detroit Tigers  
Tiger Stadium, Detroit, MI  
Sat Sep 07 1968, 4:33 AM EDT  
Att: 35,814 - Unknown

AB	30
R	2
H	6
RBI	2
BB	3
SO	5
LOB	9



Batter	1	2	3	4	5	6	7	8	9	AB	R	H	RBI	BB	SO	LOB	BOTTOM					
<b>Dick McAuliffe, L</b> OBP: 0.345, SLG: 0.428 (1, 4)	PB 1B L6-5 BB		1B			F7		E9		3	0	1	0	2	0	0						
<b>Mickey Stanley, R</b> OBP: 0.310, SLG: 0.372 (1, 8)	1B PB 1-2 1B		1B			BB 1B		FC1-5-6 IBB		5	0	3	0	0	0	2						
<b>Jim Northrup, L</b> OBP: 0.317, SLG: 0.434 (1, 9)	L6-5 1-2 2-H		F5			BB 1B		1-2 IBB		4	0	1	0	1	0	5						
<b>Willie Horton, R</b> OBP: 0.350, SLG: 0.536 (1, 7)	2-3 1B		K			1-2 2-3 BB		F9		3	0	1	0	1	1	4						
<b>Norm Cash, L</b> OBP: 0.318, SLG: 0.461 (1, 3)	L8			4-3		F8		G3		4	0	0	0	0	5							
<b>Bill Freehan, R</b> OBP: 0.382, SLG: 0.441 (1, 2)		F2		F3		K		1B		4	0	1	0	0	1	0						
<b>Tom Matchick, L</b> OBP: 0.237, SLG: 0.276 (1, 6)		4-3		K		F7		F3		4	0	0	0	0	1	1						
<b>Don Wert, R</b> OBP: 0.257, SLG: 0.305 (1, 5)		6-3				HR		F9		4	1	1	1	0	0	1						
<b>Pat Dobson, R</b> OBP: 0.200, SLG: 0.143 (1, 1) <b>Gates Brown, L</b> OBP: 0.438, SLG: 0.671 (9, PH)			K			5-3		F9		3	0	0	0	0	1	0						
<b>Inning Stats</b>	R: 0 E: 0 K: 0 S: 4	H: 2 LOB: 2 BB: 1 P: 8	R: 0 E: 0 K: 0 S: 3	H: 0 LOB: 0 BB: 0 P: 3	R: 0 E: 0 K: 2 S: 9	H: 2 LOB: 2 BB: 0 P: 9	R: 0 E: 0 K: 1 S: 5	H: 0 LOB: 0 BB: 0 P: 5	R: 1 E: 0 K: 0 S: 6	H: 3 LOB: 3 BB: 1 P: 10	R: 0 E: 0 K: 1 S: 5	H: 0 LOB: 0 BB: 0 P: 5	R: 0 E: 1 K: 0 S: 4	H: 0 LOB: 2 BB: 1 P: 8	R: 0 E: 0 K: 0 S: 4	H: 1 LOB: 1 BB: 0 P: 4	R: 0 E: 0 K: 0 S: 3	H: 0 LOB: 1 BB: 1 P: 7	1B: 7 2B: 1 3B: 0 HR: 1	SF: 0 SAC: 0 DP: 1 HBP: 0	WP: 0 PB: 1 SB: 0 CS: 0	PA: 39
<b>PITCHER</b> <b>Jim Perry, R</b> ERA: 2.52 (1, 1) <b>Al Worthington, R</b> ERA: 2.65 (8, 1)	IP: 7.0 WLS: W BF: 31 H: 7 R: 1 ER: 1 SO: 7 BB: 2 IBB: 1 HBP: 0 BLK: 0 WP: 0 HR: 1 S: 36 P: 48 ERA: 1.29 WHIP: 1.286											<b>PITCHER</b> <b>Pat Dobson, R</b> ERA: 2.65 (1, 1)	IP: 9.0 WLS: L BF: 34 H: 6 R: 2 ER: 2 SO: 5 BB: 3 IBB: 0 HBP: 0 BLK: 0 WP: 0 HR: 2 S: 41 P: 53 ERA: 2.00 WHIP: 1.000									

Minnesota Twins @ Detroit Tigers  
Tiger Stadium, Detroit, MI  
Sat Sep 07 1968, 4:33 AM EDT  
Att: 35,814 - Unknown

AB	35
R	1
H	8
RBI	1
BB	4
SO	4
LOB	18





Batter	1	2	3	4	5	6	7	8	9	AB	R	H	RBI	BB	SO	LOB	TOP					
<b>Cesar Tovar, R</b> OBP: 0.326, SLG: 0.373 (1, 8)										4	1	1	0	0	1	0	<b>Minnesota Twins @ Detroit Tigers</b> Tiger Stadium, Detroit, MI Sun Sep 08 1968, 4:33 AM EDT Att: 27,777 - Unknown					
<b>Frank Kostro, R</b> OBP: 0.236, SLG: 0.266 (1, 7)										4	1	2	0	0	1	0						
<b>Graig Nettles, L</b> OBP: 0.333, SLG: 1.056 <b>Jim Holt, L</b> OBP: 0.242, SLG: 0.261 (1, 9) (8, 9)										4	1	1	3	0	1	1						
<b>Bob Allison, R</b> OBP: 0.329, SLG: 0.446 (1, 3)										4	0	0	0	0	0	1						
<b>Rich Rollins, R</b> OBP: 0.292, SLG: 0.365 <b>Rick Renick, R</b> OBP: 0.258, SLG: 0.349 (1, 5) (9, 6)										4	0	1	0	0	1	0						
<b>Ron Clark, R</b> OBP: 0.262, SLG: 0.249 (1, 6) (9, 5)										4	0	0	0	0	0	2						
<b>Bruce Look, L</b> OBP: 0.348, SLG: 0.286 (1, 2)										3	0	0	0	0	1	1						
<b>Frank Quilici, R</b> OBP: 0.299, SLG: 0.332 (1, 4)										3	0	0	0	0	1	1						
<b>Dean Chance, R</b> OBP: 0.091, SLG: 0.059 (1, 1)										3	0	0	0	0	3	0						
<b>Inning Stats</b>	R: 0 E: 0 K: 1 S: 6	H: 1 LOB: 1 BB: 0 P: 6	R: 0 E: 0 K: 2 S: 7	H: 0 LOB: 0 BB: 0 P: 7	R: 0 E: 0 K: 1 S: 7	H: 0 LOB: 0 BB: 0 P: 7	R: 0 E: 0 K: 1 S: 5	H: 0 LOB: 1 BB: 0 P: 5	R: 0 E: 0 K: 1 S: 6	H: 1 LOB: 1 BB: 0 P: 6	R: 3 E: 1 K: 1 S: 9	H: 3 LOB: 1 BB: 0 P: 9	R: 0 E: 0 K: 1 S: 5	H: 0 LOB: 0 BB: 0 P: 5	R: 0 E: 0 K: 0 S: 3	H: 0 LOB: 0 BB: 0 P: 3		R: 0 E: 0 K: 0 S: 3	H: 0 LOB: 0 BB: 0 P: 3	1B: 4 2B: 0 3B: 0 HR: 1	SF: 0 SAC: 0 DP: 0 HBP: 0	WP: 1 PB: 0 SB: 0 CS: 0
<b>PITCHER</b> <b>Earl Wilson, R</b> ERA: 2.98 (1, 1)	IP: 9.0 WLS: L BF: 33	H: 5 R: 3 ER: 3 SO: 9	BB: 0 IBB: 0 HBP: 0 BLK: 0	WP: 1 HR: 1 S: 51 P: 51	ERA: 3.00 WHIP: 0.556											IP: 9.0 WLS: W BF: 33	H: 6 R: 1 ER: 1 SO: 7	BB: 1 IBB: 0 HBP: 0 BLK: 0	WP: 0 HR: 1 S: 46 P: 50	ERA: 1.00 WHIP: 0.778		

AB	33
R	3
H	5
RBI	3
BB	0
SO	9
LOB	6



Batter	1	2	3	4	5	6	7	8	9	AB	R	H	RBI	BB	SO	LOB	BOTTOM					
<b>Dick McAuliffe, L</b> OBP: 0.344, SLG: 0.425 (1, 4)										3	0	0	0	1	2	3	<b>Minnesota Twins @ Detroit Tigers</b> Tiger Stadium, Detroit, MI Sun Sep 08 1968, 4:33 AM EDT Att: 27,777 - Unknown					
<b>Mickey Stanley, R</b> OBP: 0.308, SLG: 0.369 (1, 8)										4	0	0	0	0	0	2						
<b>Jim Northrup, L</b> OBP: 0.315, SLG: 0.431 (1, 9)										4	0	0	0	0	1	1						
<b>Norm Cash, L</b> OBP: 0.320, SLG: 0.461 (1, 3)										4	0	2	0	0	0	1						
<b>Gates Brown, L</b> OBP: 0.429, SLG: 0.688 (1, 7)										4	1	1	1	0	0	2						
<b>Eddie Mathews, L</b> OBP: 0.295, SLG: 0.395 (1, 5)										4	0	1	0	0	1	1						
<b>Bill Freehan, R</b> OBP: 0.360, SLG: 0.439 (1, 2)										3	0	0	0	0	1	1						
<b>Tom Matchick, L</b> OBP: 0.238, SLG: 0.276 (1, 6)										3	0	1	0	0	0	1						
<b>Earl Wilson, R</b> OBP: 0.247, SLG: 0.488 (1, 1)										3	0	1	0	0	2	1						
<b>Inning Stats</b>	R: 0 E: 0 K: 2 S: 7	H: 0 LOB: 0 BB: 0 P: 7	R: 0 E: 0 K: 0 S: 3	H: 1 LOB: 0 BB: 0 P: 3	R: 0 E: 0 K: 1 S: 5	H: 0 LOB: 0 BB: 0 P: 5	R: 0 E: 0 K: 0 S: 3	H: 0 LOB: 1 BB: 1 P: 7	R: 1 E: 0 K: 1 S: 8	H: 3 LOB: 2 BB: 0 P: 8	R: 0 E: 0 K: 0 S: 3	H: 0 LOB: 0 BB: 0 P: 3	R: 0 E: 0 K: 0 S: 3	H: 0 LOB: 0 BB: 0 P: 3	R: 0 E: 0 K: 2 S: 8	H: 1 LOB: 1 BB: 0 P: 8		R: 0 E: 0 K: 1 S: 6	H: 1 LOB: 1 BB: 0 P: 6	1B: 5 2B: 1 3B: 0 HR: 1	SF: 0 SAC: 0 DP: 1 HBP: 0	WP: 0 PB: 0 SB: 0 CS: 0
<b>PITCHER</b> <b>Dean Chance, R</b> ERA: 2.46 (1, 1)	IP: 9.0 WLS: W BF: 33	H: 6 R: 1 ER: 1 SO: 7	BB: 1 IBB: 0 HBP: 0 BLK: 0	WP: 0 HR: 1 S: 46 P: 50	ERA: 1.00 WHIP: 0.778											IP: 9.0 WLS: W BF: 33	H: 6 R: 1 ER: 1 SO: 7	BB: 1 IBB: 0 HBP: 0 BLK: 0	WP: 0 HR: 1 S: 46 P: 50	ERA: 1.00 WHIP: 0.778		





Batter	1	2	3	4	5	6	7	8	9	AB R H RBI BB SO LOB	TOP							
Dick McAuliffe, L (1.4)	G1		K		G3		G3			4 0 0 0 0 1 1	<b>Detroit Tigers @ California Angels</b> Anaheim Stadium, Anaheim, CA Mon Sep 09 1968, 10:05 PM EDT Att: 10,299 - Unknown							
Mickey Stanley, R (1.8)	1B		HR		CS		F8			4 2 3 1 0 0 0								
Al Kaline, R (1.3)	HR		HR		CS	L6-3	L8			4 2 2 2 0 0 0								
Willie Horton, R (1.7)	1B		1-4-3		6-3		1B			4 1 2 2 0 0 0								
Bill Freehan, R (1.2)	P6		6-3		P6		F7			4 0 0 0 0 0 1								
Jim Northrup, L (1.9)	F3				F7		4-3			4 0 0 0 0 1 0								
Don Wert, R (1.5)			F7		L7		2B			4 1 1 0 0 0 0								
Dick Tracewski, R (1.6)	6-3		6-3		6-3		K			4 0 1 0 0 1 1								
Mickey Lolich, S (1.1)	F8				6-3		1B			4 0 1 1 0 1 1								
<b>Inning Stats</b>	R: 3 E: 0 K: 0 S: 6	H: 3 LOB: 0 BB: 0 P: 6	R: 0 E: 0 K: 0 S: 3	H: 0 LOB: 0 BB: 0 P: 3	R: 2 E: 0 K: 1 S: 7	H: 2 LOB: 0 BB: 0 P: 7	R: 0 E: 0 K: 0 S: 3	H: 0 LOB: 0 BB: 0 P: 3	R: 0 E: 0 K: 0 S: 3	H: 1 LOB: 0 BB: 0 P: 3	R: 0 E: 0 K: 1 S: 4	H: 1 LOB: 1 BB: 0 P: 4	R: 0 E: 0 K: 2 S: 8	H: 1 LOB: 1 BB: 0 P: 8	1B: 5 2B: 2 3B: 0 HR: 3	SF: 0 SAC: 0 DP: 0 HBP: 0	WP: 0 PB: 0 SB: 0 CS: 1	PA: 37
<b>PITCHER</b>	IP WLS BF H R ER SO BB IBB HBP BLK WP HR S P ERA WHIP															ERA WHIP		
Dennis Bennett, L (1.1)	2.1 L 12 5 5 5 1 0 0 0 0 0 0 3 14 14 19.29 2.143																	
Sammy Ellis, R (3.1)	3.2 11 1 0 0 0 0 0 0 0 0 0 0 11 11 0.00 0.273																	
Steve Kealey, R (7.1)	2.0 9 3 1 1 1 0 0 0 0 0 0 0 11 11 4.50 1.500																	
Bobby Locke, R (9.1)	1.0 4 1 0 0 2 0 0 0 0 0 0 0 8 8 0.00 1.000																	


Batter	1	2	3	4	5	6	7	8	9	AB R H RBI BB SO LOB	BOTTOM							
Jarvis Tatum, R (1.8)	L5-3		K		L6-3		F9			4 0 0 0 0 1 1	<b>Detroit Tigers @ California Angels</b> Anaheim Stadium, Anaheim, CA Mon Sep 09 1968, 10:05 PM EDT Att: 10,299 - Unknown							
Jim Fregosi, R (1.6)	BB		K		L8		K			3 0 0 0 1 2 1								
Rick Reichardt, R (1.7)	F7		L5-3		F9		L8			4 0 0 0 0 0 1								
Bubba Morton, R (1.9)	L7		K		L6-3		L6-3			3 0 0 0 0 1 1								
Jim Spencer, L (1.3)	L3		L2-3		K		K			3 0 0 0 0 1 0								
Bobby Knoop, R (1.4)	K		L5-3		L6-3		L6-3			3 0 0 0 0 1 0								
Tom Satriono, L (1.2)	P5		F7		L6-3		2B			3 0 1 0 0 0 0								
Jay Johnstone, L (6. PR)										0 0 0 0 0 0 0								
Buck Rodgers, S (9.2)										0 0 0 0 0 0 0								
Aurelio Rodriguez, R (1.5)			SH1-4		L4-3		K			3 0 1 0 0 1 1								
Dennis Bennett, L (1.1)			SH1-4		L8		F8			0 0 0 0 0 0 0								
Sammy Ellis, L (3.1)										0 0 0 0 0 0 0								
Winston Llerenas, R (6. PR)										1 0 0 0 0 0 0								
Steve Kealey, R (7.1)										0 0 0 0 0 0 0								
Chuck Hinton, R (8. PR)										1 0 0 0 0 0 1								
Bobby Locke, R (9.1)										0 0 0 0 0 0 0								
<b>Inning Stats</b>	R: 0 E: 0 K: 0 S: 3	H: 0 LOB: 1 BB: 1 P: 7	R: 0 E: 0 K: 1 S: 5	H: 0 LOB: 0 BB: 0 P: 5	R: 0 E: 0 K: 2 S: 8	H: 1 LOB: 1 BB: 0 P: 8	R: 0 E: 0 K: 1 S: 5	H: 0 LOB: 0 BB: 0 P: 5	R: 0 E: 0 K: 1 S: 6	H: 0 LOB: 0 BB: 0 P: 6	R: 0 E: 0 K: 1 S: 5	H: 0 LOB: 0 BB: 0 P: 5	R: 0 E: 0 K: 1 S: 5	H: 0 LOB: 0 BB: 0 P: 5	1B: 1 2B: 1 3B: 0 HR: 0	SF: 0 SAC: 1 DP: 0 HBP: 0	WP: 0 PB: 0 SB: 0 CS: 0	PA: 30
<b>PITCHER</b>	IP WLS BF H R ER SO BB IBB HBP BLK WP HR S P ERA WHIP															ERA WHIP		
Mickey Lolich, L (1.1)	9.0 W 30 2 0 0 7 1 0 0 0 0 0 0 43 47 0.00 0.333																	



Batter	1	2	3	4	5	6	7	8	9	AB	R	H	RBI	BB	SO	LOB	TOP			
Dick McAuliffe, L OBP: 0.342, SLG: 0.421 (1, 4)										4	0	1	2	1	0	2				
Mickey Stanley, R OBP: 0.312, SLG: 0.379 (1, 8)										4	1	1	0	1	3	1				
Jim Northrup, L OBP: 0.313, SLG: 0.431 (1, 9)										5	1	2	1	0	0	2				
Willie Horton, R OBP: 0.354, SLG: 0.541 (1, 7)										3	1	1	1	2	0	1				
Norm Cash, L OBP: 0.321, SLG: 0.460 (1, 3)										5	0	2	0	0	0	2				
Bill Freehan, R OBP: 0.360, SLG: 0.438 (1, 2)										4	1	2	1	1	1	0				
Tom Matchick, L OBP: 0.235, SLG: 0.272 Ray Oyler, R OBP: 0.213, SLG: 0.187 (1, 6) (8, 6)										3	1	0	0	0	0	2				
Don Wert, R OBP: 0.255, SLG: 0.302 (1, 5)										4	1	0	0	0	1	3				
Denny McLain, R OBP: 0.157, SLG: 0.186 (1, 1)										4	1	3	2	0	1	0				
<b>Inning Stats</b>	R: 1 E: 0 K: 1 S: 7	H: 2 LOB: 1 BB: 0 P: 7	R: 0 E: 0 K: 1 S: 5	H: 0 LOB: 0 BB: 0 P: 5	R: 1 E: 0 K: 1 S: 6	H: 2 LOB: 0 BB: 0 P: 6	R: 4 E: 1 K: 1 S: 9	H: 3 LOB: 1 BB: 1 P: 13	R: 0 E: 0 K: 1 S: 4	H: 1 LOB: 2 BB: 1 P: 8	R: 0 E: 0 K: 1 S: 5	H: 0 LOB: 0 BB: 0 P: 5	R: 0 E: 0 K: 0 S: 4	H: 1 LOB: 1 BB: 0 P: 4	R: 1 E: 0 K: 0 S: 4	H: 2 LOB: 2 BB: 2 P: 12	1B: 8 2B: 4 3B: 1 HR: 0	SF: 0 SAC: 1 DP: 1 HBP: 0	WP: 0 PB: 0 CS: 0	PA: 43
<b>PITCHER</b>	IP WLS BF H R ER SO BB IBB HBP BLK WP HR S P ERA WHIP																			
Andy Messersmith, R ERA: 2.09 (1, 1)	3.0 L 15 6 5 4 3 1 1 0 0 0 0 0 0 20 24 12.00 2.333																			
Tom Burgmeier, L ERA: 4.71 (4, 1)	2.0 10 2 1 0 1 1 0 0 0 0 0 0 6 11 15 0.00 1.500																			
Bill Harrelson, R ERA: 3.94 (6, 1)	1.0 5 1 0 0 1 1 0 0 0 0 0 0 6 10 0.00 2.000																			
Steve Kealey, R ERA: 3.86 (7, 1)	2.2 11 3 1 1 1 1 0 0 0 0 0 0 12 16 3.38 1.500																			
Bobby Locke, R ERA: 6.09 (9, 1)	0.1 2 0 0 0 0 1 0 0 0 0 0 0 1 5 0.00 3.000																			

Detroit Tigers @ California Angels  
Anaheim Stadium, Anaheim, CA  
Tue Sep 10 1968, 10:05 PM EDT  
Att: 22,618 - Unknown


AB 37  
R 7  
H 12  
RBI 7  
BB 5  
SO 6  
LOB 15



Batter	1	2	3	4	5	6	7	8	9	AB	R	H	RBI	BB	SO	LOB	BOTTOM					
Vic Davallilo, L OBP: 0.303, SLG: 0.358 (1, 9)										4	0	1	0	0	0	1						
Jim Fregosi, R OBP: 0.321, SLG: 0.372 (1, 6)										4	0	1	0	0	0	2						
Jay Johnstone, L OBP: 0.309, SLG: 0.328 (1, 8)										4	0	2	0	0	1	0						
Rick Reichardt, R OBP: 0.328, SLG: 0.414 (1, 7)										4	1	1	1	0	1	2						
Jim Spencer, L OBP: 0.200, SLG: 0.143 (1, 3)										3	0	0	0	1	3	0						
Tom Satriano, L OBP: 0.338, SLG: 0.372 (1, 2)										4	1	1	1	0	0	3						
Bobby Knoop, R OBP: 0.303, SLG: 0.332 (1, 4)										4	0	1	0	0	2	3						
Aurelio Rodriguez, R OBP: 0.313, SLG: 0.349 (1, 5)										4	0	1	0	0	2	1						
Andy Messersmith, R Ed Kirkpatrick, L Bill Harrelson, S Jarvis Tatum, R Steve Kealey, R Bobby Locke, R Roger Repoz, L (1, 1) (4, 1) (5, PH) (6, PH) (7, 1) (9, 1) (9, PH)	R: 0 E: 0 K: 0 S: 3	H: 0 LOB: 0 BB: 0 P: 3	R: 0 E: 0 K: 1 S: 5	H: 0 LOB: 0 BB: 0 P: 5	R: 0 E: 0 K: 2 S: 8	H: 1 LOB: 1 BB: 0 P: 8	R: 0 E: 0 K: 2 S: 9	H: 2 LOB: 3 BB: 1 P: 13	R: 0 E: 0 K: 1 S: 7	H: 3 LOB: 2 BB: 0 P: 7	R: 2 E: 0 K: 2 S: 10	H: 3 LOB: 1 BB: 0 P: 10	R: 0 E: 0 K: 1 S: 5	H: 0 LOB: 0 BB: 0 P: 5	R: 0 E: 0 K: 1 S: 5	H: 0 LOB: 0 BB: 0 P: 5	R: 0 E: 0 K: 2 S: 7	H: 0 LOB: 0 BB: 0 P: 7	1B: 7 2B: 0 3B: 0 HR: 2	SF: 0 SAC: 0 DP: 0 HBP: 0	WP: 0 PB: 0 CS: 0	PA: 36
<b>PITCHER</b>	IP WLS BF H R ER SO BB IBB HBP BLK WP HR S P ERA WHIP																					
Denny McLain, R ERA: 1.95 (1, 1)	9.0 W 36 9 2 2 12 1 0 0 0 0 0 2 59 63 2.00 1.111																					

Detroit Tigers @ California Angels  
Anaheim Stadium, Anaheim, CA  
Tue Sep 10 1968, 10:05 PM EDT  
Att: 22,618 - Unknown

AB 35  
R 2  
H 9  
RBI 2  
BB 1  
SO 12  
LOB 14






Batter	1	2	3	4	5	6	7	8	9	AB	R	H	RBI	BB	SO	LOB	TOP						
Dick McAuliffe, L (1,4) OBP: 0.345, SLG: 0.421	P3							G3									4 0 2 2 1 0 0						
Mickey Stanley, R (1,8) OBP: 0.309, SLG: 0.376	F9	SF8	G3					F8									4 0 0 1 0 0 4						
Al Kaline, R (1,3) OBP: 0.390, SLG: 0.421	L9	L8						L6-3									5 0 1 0 0 0 2						
Willie Horton, R (1,7) OBP: 0.354, SLG: 0.552								1-3									5 2 2 2 0 0 2						
Bill Freehan, R (1,2) OBP: 0.362, SLG: 0.444		HR	HR					F8									4 3 2 1 1 0 0						
Jim Northrup, L (1,9) OBP: 0.316, SLG: 0.431		1B	1B														4 1 2 0 1 0 1						
Don Wert, R (1,5) OBP: 0.258, SLG: 0.307		1B	2B					P6									5 1 3 2 0 0 2						
Dick Tracewski, R (1,6) OBP: 0.247, SLG: 0.244		1B	SF8					1B									2 1 0 0 2 1 3						
John Hiller, R (1,1) OBP: 0.065, SLG: 0.065	F9							K									4 0 0 0 0 2 8						
<b>Inning Stats</b>	R: 0 E: 0 K: 0 S: 3	H: 0 LOB: 0 BB: 0 P: 3	R: 5 E: 0 K: 0 S: 8	H: 5 LOB: 1 BB: 1 P: 12	R: 2 E: 1 K: 1 S: 8	H: 3 LOB: 3 BB: 2 P: 16	R: 0 E: 0 K: 0 S: 3	H: 0 LOB: 0 BB: 0 P: 3	R: 0 E: 0 K: 2 S: 8	H: 1 LOB: 1 BB: 0 P: 8	R: 0 E: 0 K: 0 S: 4	H: 1 LOB: 1 BB: 0 P: 4	R: 1 E: 1 K: 0 S: 4	H: 1 LOB: 1 BB: 1 P: 8	R: 0 E: 0 K: 0 S: 4	H: 1 LOB: 1 BB: 0 P: 4	R: 0 E: 0 K: 0 S: 2	H: 0 LOB: 0 BB: 1 P: 6	1B: 8 2B: 1 3B: 0 HR: 3	SF: 1 SAC: 0 DP: 2 HBP: 0	WP: 0 PB: 0 SB: 0 CS: 0	PA: 43	
<b>PITCHER</b>	IP	WLS	BF	H	R	ER	SO	BB	IBB	HBP	BLK	WP	HR	S	P	ERA	WHIP					ERA	WHIP
George Brunet, L (1,1) ERA: 2.84	1.1	L	10	5	5	5	0	1	0	0	0	0	1	9	13	33.75	4.500					0.00	1.000
Bill Harellson, R (2,1) ERA: 4.36	1.0		7	3	2	2	0	1	0	0	0	0	2	6	10	18.00	4.000						
Sammy Ellis, R (3,1) ERA: 4.19	2.2		10	1	0	0	3	1	0	0	0	0	0	15	19	0.00	0.750						
Marty Pattin, R (6,1) ERA: 3.22	1.0		4	1	0	0	0	0	0	0	0	0	0	4	4	0.00	1.000						
Clyde Wright, L (7,1) ERA: 3.79	2.0		9	2	1	0	0	1	0	0	0	0	0	8	12	0.00	1.500						

Detroit Tigers @ California Angels  
Anaheim Stadium, Anaheim, CA  
Wed Sep 11 1968, 10:05 PM EDT  
Att: 9,261 - Unknown


AB 37  
R 8  
H 12  
RBI 8  
BB 5  
SO 3  
LOB 22



Batter	1	2	3	4	5	6	7	8	9	AB	R	H	RBI	BB	SO	LOB	BOTTOM						
Jarvis Tatum, R (1,8) OBP: 0.056, SLG: 0.056	F9		L5-3					F8									5 0 0 0 0 0 0						
Jim Fregosi, R (1,6) OBP: 0.318, SLG: 0.368	L8		F9					L9									5 0 0 0 0 0 0						
Rick Reichardt, R (1,7) OBP: 0.333, SLG: 0.429			K														4 2 3 2 1 1 0						
Bubba Morton, R (1,9) OBP: 0.345, SLG: 0.333																	5 0 3 0 0 0 1						
Jim Spencer, L (1,3) OBP: 0.211, SLG: 0.167	F7																4 0 1 0 0 0 3						
Bobby Knoop, R (1,4) OBP: 0.304, SLG: 0.331			K														1 0 0 0 1 1 0						
Chuck Cottier, R (4,FR) OBP: 0.169, SLG: 0.259																	2 0 0 0 0 1 2						
Tom Satriano, L (1,2) OBP: 0.337, SLG: 0.370			L3-1														4 0 1 0 0 1 4						
Aurelio Rodriguez, R (1,5) OBP: 0.322, SLG: 0.354																	3 0 2 0 1 0 2						
George Brunet, R (1,1) ERA: 2.84																	0 0 0 0 0 0 0						
Bill Harellson, R (2,1) ERA: 4.36																	0 0 0 0 0 0 0						
Sammy Ellis, R (3,1) ERA: 4.19																	0 0 0 0 0 0 0						
Marty Pattin, R (6,1) ERA: 3.22																	0 0 0 0 0 0 0						
Clyde Wright, L (7,1) ERA: 3.79																	0 0 0 0 0 0 0						
<b>Inning Stats</b>	R: 0 E: 0 K: 0 S: 4	H: 1 LOB: 2 BB: 1 P: 8	R: 0 E: 0 K: 2 S: 8	H: 1 LOB: 1 BB: 0 P: 8	R: 0 E: 0 K: 1 S: 6	H: 0 LOB: 0 BB: 1 P: 10	R: 0 E: 0 K: 1 S: 6	H: 1 LOB: 2 BB: 1 P: 10	R: 0 E: 0 K: 0 S: 3	H: 0 LOB: 0 BB: 0 P: 3	R: 1 E: 0 K: 1 S: 8	H: 3 LOB: 3 BB: 1 P: 12	R: 1 E: 0 K: 0 S: 4	H: 1 LOB: 0 BB: 0 P: 4	R: 0 E: 0 K: 1 S: 7	H: 2 LOB: 2 BB: 0 P: 7	R: 0 E: 0 K: 0 S: 4	H: 1 LOB: 1 BB: 0 P: 4	1B: 7 2B: 1 3B: 0 HR: 2	SF: 0 SAC: 0 DP: 0 HBP: 0	WP: 0 PB: 0 SB: 0 CS: 0	PA: 40	
<b>PITCHER</b>	IP	WLS	BF	H	R	ER	SO	BB	IBB	HBP	BLK	WP	HR	S	P	ERA	WHIP					ERA	WHIP
John Hiller, L (1,1) ERA: 2.39	9.0	W	40	10	2	2	6	3	0	0	0	0	2	49	61	2.00	1.444						

Detroit Tigers @ California Angels  
Anaheim Stadium, Anaheim, CA  
Wed Sep 11 1968, 10:05 PM EDT  
Att: 9,261 - Unknown

AB 37  
R 2  
H 10  
RBI 2  
BB 3  
SO 6  
LOB 18









Batter	1	2	3	4	5	6	7	8	9	AB	R	H	RBI	BB	SO	LOB	TOP			
Bert Campaneris, R (1, 6) OBP: 0.334, SLG: 0.366	F4		K					F9		4	0	1	1	0	1	1	<b>Oakland Athletics @ Detroit Tigers</b> Tiger Stadium, Detroit, MI Sat Sep 14 1968, 4:33 AM EDT Att: 33,688 - Unknown			
Rick Monday, L (1, 8) OBP: 0.361, SLG: 0.388	K		K		4-3					4	0	1	0	0	2	2				
Danny Cater, R (1, 3) OBP: 0.339, SLG: 0.387								L9-3		4	1	2	0	0	0	1				
Sal Bando, R (1, 5) OBP: 0.320, SLG: 0.367	F4							L9-3		3	0	0	0	0	0	1				
Reggie Jackson, L (1, 9)										4	2	3	0	1	0					
Dick Green, R (1, 4) OBP: 0.330, SLG: 0.354										4	0	0	0	0	2	0				
Joe Keough, L (1, 7) OBP: 0.274, SLG: 0.337										3	0	0	0	0	1	0				
Jim Gosger, L (7, 7) OBP: 0.253, SLG: 0.199										0	0	0	0	0	0	0				
Dave Duncan, R (1, 2) OBP: 0.268, SLG: 0.308										2	1	0	0	1	2	0				
Chuck Dobson, R (1, 1) OBP: 0.200, SLG: 0.243										1	0	0	0	0	0	0				
Jack Aker, R (4, 1) OBP: 0.143, SLG: 0.143										0	0	0	0	0	0	0				
Paul Lindblad, L (4, 1) OBP: 0.375, SLG: 0.500										0	0	0	0	0	0	0				
John Donaldson, L (5, PH) OBP: 0.306, SLG: 0.273										0	0	0	0	0	0	0				
Diego Segui, R (5, 1)										1	0	0	0	0	1	0				
<b>Inning Stats</b>	R: 0 E: 0 K: 1 S: 6	H: 1 LOB: 1 BB: 0 P: 6	R: 0 E: 0 K: 1 S: 5	H: 0 LOB: 0 BB: 0 P: 5	R: 0 E: 1 K: 3 S: 10	H: 0 LOB: 1 BB: 0 P: 10	R: 2 E: 0 K: 0 S: 5	H: 2 LOB: 2 BB: 0 P: 5	R: 1 E: 0 K: 1 S: 3	H: 1 LOB: 0 BB: 1 P: 7	R: 0 E: 0 K: 2 S: 7	H: 0 LOB: 0 BB: 0 P: 7	R: 0 E: 0 K: 0 S: 3	H: 1 LOB: 0 BB: 0 P: 3	R: 0 E: 0 K: 2 S: 7	H: 0 LOB: 0 BB: 0 P: 7	1B: 4 2B: 1 3B: 0 HR: 2	SF: 0 SAC: 2 DP: 1 HBP: 0	WP: 0 PB: 0 SB: 0 CS: 1	PA: 33
<b>PITCHER</b> Denny McLain, R (1, 1) ERA: 2.01	IP: 9.0 WLS: W BF: 33 H: 6 R: 4 ER: 4 SO: 10 BB: 1 IBB: 0 HBP: 0 BLK: 0 WP: 0 HR: 2 S: 52 P: 56 ERA: 4.00 WHIP: 0.778															<b>PITCHER</b>				

Batter	1	2	3	4	5	6	7	8	9	AB	R	H	RBI	BB	SO	LOB	BOTTOM														
Dick McAuliffe, L (1, 4) OBP: 0.343, SLG: 0.424	K									5	0	1	0	0	2	4	<b>Oakland Athletics @ Detroit Tigers</b> Tiger Stadium, Detroit, MI Sat Sep 14 1968, 4:33 AM EDT Att: 33,688 - Unknown														
Mickey Stanley, R (1, 8) OBP: 0.310, SLG: 0.376	4-3									5	1	2	0	0	1	0															
Jim Northrup, L (1, 9) OBP: 0.317, SLG: 0.429	K									4	1	0	0	1	1	2															
Willie Horton, R (1, 7) OBP: 0.355, SLG: 0.549										5	1	2	1	0	1	0															
Norm Cash, L (1, 3) OBP: 0.320, SLG: 0.465										4	1	2	3	0	0	0															
Bill Freehan, R (1, 2) OBP: 0.363, SLG: 0.445										3	0	1	0	1	1	1															
Tom Matchick, L (1, 6) OBP: 0.235, SLG: 0.272										4	0	1	0	0	0	2															
Don Wert, R (1, 5) OBP: 0.259, SLG: 0.306										2	0	0	0	1	0	2															
Gates Brown, L (8, PH) OBP: 0.424, SLG: 0.679										1	0	0	0	0	0	2															
Dick Tracewski, R (9, 5) OBP: 0.244, SLG: 0.240										0	0	0	0	0	0	0															
Denny McLain, R (1, 1) OBP: 0.163, SLG: 0.184										1	0	0	0	1	0	0															
Al Kaline, R (9, PH) OBP: 0.391, SLG: 0.421										0	1	0	0	1	0	0															
<b>Inning Stats</b>	R: 0 E: 0 K: 2 S: 7	H: 0 LOB: 0 BB: 0 P: 7	R: 0 E: 0 K: 2 S: 7	H: 0 LOB: 0 BB: 0 P: 7	R: 0 E: 0 K: 0 S: 3	H: 1 LOB: 2 BB: 1 P: 7	R: 3 E: 1 K: 1 S: 9	H: 3 LOB: 3 BB: 2 P: 17	R: 0 E: 0 K: 1 S: 5	H: 0 LOB: 0 BB: 0 P: 5	R: 0 E: 0 K: 0 S: 4	H: 1 LOB: 1 BB: 0 P: 4	R: 0 E: 0 K: 0 S: 4	H: 1 LOB: 1 BB: 0 P: 4	R: 0 E: 0 K: 0 S: 4	H: 1 LOB: 2 BB: 1 P: 8	R: 2 E: 1 K: 0 S: 4	H: 2 LOB: 2 BB: 1 P: 8	1B: 8 2B: 0 3B: 0 HR: 1	SF: 0 SAC: 1 DP: 0 HBP: 0	WP: 1 PB: 0 SB: 0 CS: 0	PA: 40									
<b>PITCHER</b> Chuck Dobson, R (1, 1) ERA: 2.98	IP: 3.2 WLS: 1 BF: 17 H: 4 R: 3 ER: 3 SO: 4 BB: 2 IBB: 0 HBP: 0 BLK: 0 WP: 1 HR: 1 S: 23 P: 31 ERA: 7.36 WHIP: 1.636															<b>PITCHER</b>															
Jack Aker, R (4, 1) ERA: 3.7	0.0	1	0	0	0	0	1	0	0	0	4	∞	∞																		
Paul Lindblad, L (4, 1) ERA: 2.45	0.1	1	0	0	0	1	0	0	0	0	3	3	0.00	0.000																	
Diego Segui, R (5, 1) ERA: 2.42	4.1	L	21	5	2	1	1	2	0	0	0	0	0	0	29	2.08	1.615														





Batter	1	2	3	4	5	6	7	8	9	AB	R	H	RBI	BB	SO	LOB	TOP			
Bert Campaneris, R OBP: 0.332, SLG: 0.364 Allan Lewis, S OBP: 0.400, SLG: 0.250	0-0 4-3		0-0 5-3			0-0 5-3		0-0 4-3		3	0	0	0	0	0	1	<p>Oakland Athletics @ Detroit Tigers</p> <p>Tiger Stadium, Detroit, MI</p> <p>Sun Sep 15 1968, 4:33 AM EDT</p> <p>Att: 23,260 - Unknown</p>			
Reggie Jackson, L OBP: 0.320, SLG: 0.465 Ed Sprague, R Warren Bogle, L	0-3 K		0-3 K		0-3 K	4-0 1B BB		0-3 K		2	0	0	0	1	2	0				
Danny Cater, R OBP: 0.338, SLG: 0.386	0-0 F9		0-0 6-3		0-0 6-3	1-2 1B		0-3 K		4	0	1	0	0	1	0				
Sal Bando, R OBP: 0.318, SLG: 0.365		0-3 K		0-3 K		0-0 L7		0-0 5-3		4	0	0	0	0	2	2				
Dick Green, R OBP: 0.323, SLG: 0.345	0-0 F4		0-0 K		0-3 K		0-0 F2		0-3 K	4	0	0	0	0	2	0				
Mike Hershberger, R OBP: 0.335, SLG: 0.400	0-3 K				4-0 BB		0-0 FC 1B			2	0	1	0	1	1	0				
Joe Rudi, R OBP: 0.229, SLG: 0.233			0-0 1B		0-3 K		0-0 F3			3	0	1	0	0	1	2				
Dave Duncan, R OBP: 0.264, SLG: 0.304			0-3 K		0-0 6-3		0-0 FC			3	0	0	0	0	1	3				
Lew Krausse, R OBP: 0.237, SLG: 0.259 Rollie Fingers, R George Lauzerique, R Ted Kubiak, S			0-3 K			0-0 F3		0-0 L7		1	0	0	0	0	1	1				
										0	0	0	0	0	0	0				
										2	0	0	0	0	0	0				
<b>Inning Stats</b>	R: 0 E: 0 K: 1 S: 5	H: 0 LOB: 0 BB: 0 P: 5	R: 0 E: 0 K: 2 S: 7	H: 0 LOB: 0 BB: 0 P: 7	R: 0 E: 0 K: 2 S: 8	H: 1 LOB: 1 BB: 0 P: 8	R: 0 E: 0 K: 2 S: 7	H: 0 LOB: 1 BB: 0 P: 11	R: 0 E: 0 K: 0 S: 4	H: 1 LOB: 2 BB: 1 P: 8	R: 0 E: 0 K: 1 S: 5	H: 0 LOB: 0 BB: 0 P: 5	R: 0 E: 0 K: 2 S: 7	H: 0 LOB: 0 BB: 0 P: 7	R: 0 E: 0 K: 1 S: 7	H: 0 LOB: 0 BB: 0 P: 7	1B: 3 2B: 0 3B: 0 HR: 0	SF: 0 SAC: 0 DP: 0 HBP: 0	WP: 0 PB: 0 SB: 0 CS: 0	PA: 32
<b>PITCHER</b> Mickey Lolich, L ERA: 3.15	IP: 9.0 WLS: W BF: 32 H: 3 R: 0 ER: 0 SO: 12 BB: 2 IBB: 0 HBP: 0 BLK: 0 WP: 0 HR: 0 S: 54 P: 62 ERA: 0.00 WHIP: 0.556															<b>PITCHER</b>				

AB	30
R	0
H	3
RBI	0
BB	2
SO	12
LOB	9



Batter	1	2	3	4	5	6	7	8	9	AB	R	H	RBI	BB	SO	LOB	BOTTOM			
Dick McAuliffe, L OBP: 0.345, SLG: 0.424 Dick Tracewski, R OBP: 0.244, SLG: 0.240	0-3 K			0-0 1B	0-0 F8	0-0 1-2 2H 1B				4	0	2	2	1	1	1	<p>Oakland Athletics @ Detroit Tigers</p> <p>Tiger Stadium, Detroit, MI</p> <p>Sun Sep 15 1968, 4:33 AM EDT</p> <p>Att: 23,260 - Unknown</p>			
Mickey Stanley, R OBP: 0.311, SLG: 0.374	4-0 HR BB	0-0 L9		1-0 WP 4-3 HBP	0-0 F8	0-3 K				3	1	0	0	1	1	5				
Jim Northrup, L OBP: 0.319, SLG: 0.441	0-0 1H HR		4-0 G6-4-3 BB	0-0 4-3 1-2		0-0 HR	0-0 G3			4	2	2	3	1	0	1				
Willie Horton, R OBP: 0.356, SLG: 0.555 Wayne Comer, R OBP: 0.179, SLG: 0.270	0-0 HR		0-0 G6-4-3 1-2	0-0 6-3 2-3		0-0 WP 1B SF9 1B	0-0 6-3			4	1	2	1	0	0	2				
Norm Cash, L OBP: 0.324, SLG: 0.468	0-0 L9		0-0 HR 2B		4-0 PB HR BB	0-0 WP 1B 1B	0-3 K			4	3	2	0	1	1	0				
Bill Freehan, R OBP: 0.364, SLG: 0.458 Gates Brown, L OBP: 0.430, SLG: 0.679 Jim Price, R OBP: 0.237, SLG: 0.260	0-0 5-3		0-0 HR		0-0 HR 1H	4-0 1-2 2-3 1B BB		0-3 K		3	2	2	4	0	0	0				
Tom Matchick, L OBP: 0.243, SLG: 0.287		0-0 FC5-4 1B	4-0 BB		0-0 WP 3B	0-0 SF9	0-3 K			3	1	2	1	1	1	0				
Don Wert, R OBP: 0.260, SLG: 0.306		0-0 FC5-4 SH5-4 1-2	0-0 5-3		4-0 SH1-3 BB	0-0 F6		0-0 1B		4	0	1	0	1	0	4				
Mickey Lolich, S OBP: 0.203, SLG: 0.175		0-0 SH5-4 1-2		0-0 1B 2B	0-0 SH1-3 1-2	0-0 1B		0-3 K		3	1	2	1	0	1	1				
<b>Inning Stats</b>	R: 3 E: 0 K: 1 S: 7	H: 2 LOB: 1 BB: 1 P: 11	R: 0 E: 0 K: 0 S: 4	H: 1 LOB: 1 BB: 1 P: 8	R: 2 E: 0 K: 0 S: 4	H: 2 LOB: 2 BB: 2 P: 12	R: 1 E: 0 K: 0 S: 4	H: 2 LOB: 1 BB: 0 P: 5	R: 3 E: 0 K: 0 S: 5	H: 2 LOB: 1 BB: 2 P: 13	R: 4 E: 0 K: 1 S: 10	H: 5 LOB: 2 BB: 1 P: 14	R: 0 E: 0 K: 1 S: 5	H: 0 LOB: 0 BB: 0 P: 5	R: 0 E: 0 K: 3 S: 10	H: 1 LOB: 1 BB: 0 P: 10		1B: 7 2B: 2 3B: 1 HR: 5	SF: 1 SAC: 2 DP: 1 HBP: 1	WP: 3 PB: 1 SB: 0 CS: 0
<b>PITCHER</b> Lew Krausse, R ERA: 3.28 Rollie Fingers, R ERA: 27.0 George Lauzerique, R Ed Sprague, R ERA: 3.28 Warren Bogle, L ERA: 4.3	IP: 2.2 WLS: L BF: 16 H: 5 R: 5 ER: 5 SO: 1 BB: 5 IBB: 0 HBP: 0 BLK: 0 WP: 1 HR: 1 S: 14 P: 30 ERA: 16.88 WHIP: 3.000															<b>PITCHER</b>				

AB	34
R	13
H	15
RBI	12
BB	7
SO	6
LOB	14





Batter	1	2	3	4	5	6	7	8	9	AB	R	H	RBI	BB	SO	LOB	TOP					
Horace Clarke, S OBP: 0.259, SLG: 0.258	FC5-4 1B		FC5-4 1B		FC5-4 1-2			G6-4-3 1B		4	0	3	0	0	0	1	<b>New York Yankees @ Detroit Tigers</b> Tiger Stadium, Detroit, MI Mon Sep 16 1968, 7:05 PM EDT Att: 28,354 - Unknown - 76 F					
Tom Tresh, S OBP: 0.310, SLG: 0.323 Gene Michael, S OBP: 0.222, SLG: 0.254	FC5-4 G4-6-3 1-2		K				5-3	G6-4-3 1-2		1	0	0	0	0	0	1						
Mickey Mantle, S OBP: 0.388, SLG: 0.393 Tony Solaita, L OBP: 0.222, SLG: 0.254	G4-6-3 1-2							K		3	1	2	0	0	0	1						
Roy White, S OBP: 0.357, SLG: 0.431		F4								4	0	1	0	0	0	1						
Bill Robinson, R OBP: 0.300, SLG: 0.384		L7								3	0	1	1	0	0	0						
Andy Kosco, R OBP: 0.286, SLG: 0.368		F4								4	0	0	0	0	0	2						
Frank Fernandez, R OBP: 0.331, SLG: 0.333			F7							3	0	0	0	0	2	0						
Mike Ferraro, R OBP: 0.167, SLG: 0.171			FC4 1B							3	0	1	0	0	2	0						
Joe Verbanic, R OBP: 0.120, SLG: 0.083 Steve Barber, L OBP: 0.178, SLG: 0.051 Dooley Womack, L OBP: 0.200, SLG: 0.200 Dick Howser, R OBP: 0.322, SLG: 0.181 Fred Talbot, R OBP: 0.167, SLG: 0.294			FC4 1B							0	0	0	0	0	0	0						
<b>Inning Stats</b>	R: 0 E: 0 K: 0 S: 3	H: 1 LOB: 0 BB: 0 P: 3	R: 0 E: 0 K: 0 S: 3	H: 0 LOB: 0 BB: 0 P: 3	R: 0 E: 0 K: 1 S: 7	H: 2 LOB: 2 BB: 0 P: 7	R: 0 E: 0 K: 0 S: 4	H: 2 LOB: 1 BB: 0 P: 4	R: 0 E: 0 K: 2 S: 7	H: 0 LOB: 1 BB: 1 P: 11	R: 1 E: 0 K: 0 S: 5	H: 2 LOB: 1 BB: 0 P: 5	R: 0 E: 0 K: 3 S: 9	H: 0 LOB: 0 BB: 0 P: 9	R: 0 E: 0 K: 1 S: 5	H: 1 LOB: 0 BB: 0 P: 5		R: 0 E: 0 K: 0 S: 3	H: 0 LOB: 0 BB: 0 P: 3	1B: 6 2B: 1 3B: 1 HR: 0	SF: 1 SAC: 0 DP: 3 HBP: 0	WP: 0 PB: 0 SB: 0 CS: 0
<b>PITCHER</b> John Hiller, L ERA: 2.29	IP: 9.0 WLS: W BF: 33 H: 8 R: 1 ER: 1 SO: 7 BB: 1 IBB: 0 HBP: 0 BLK: 0 WP: 0 HR: 0 S: 46 P: 50 ERA: 1.00 WHIP: 1.000											<b>PITCHER</b>	IP: 9.0 WLS: W BF: 33 H: 8 R: 1 ER: 1 SO: 7 BB: 1 IBB: 0 HBP: 0 BLK: 0 WP: 0 HR: 0 S: 46 P: 50 ERA: 1.00 WHIP: 1.000									

Batter	1	2	3	4	5	6	7	8	9	AB	R	H	RBI	BB	SO	LOB	BOTTOM			
Dick McAuliffe, L OBP: 0.347, SLG: 0.425	FC5 1B	HBP BB WP	L6		F5					4	2	2	0	1	0	0	<b>New York Yankees @ Detroit Tigers</b> Tiger Stadium, Detroit, MI Mon Sep 16 1968, 7:05 PM EDT Att: 28,354 - Unknown - 76 F			
Mickey Stanley, R OBP: 0.312, SLG: 0.372	FC5 1B	WP HBP BB	1B		4-3					3	2	0	0	2	0	3				
Jim Northrup, L OBP: 0.323, SLG: 0.442	BB 1B	WP HR HBP	F8							3	2	2	1	1	0	1				
Willie Horton, R OBP: 0.356, SLG: 0.552 Wayne Comer, R OBP: 0.179, SLG: 0.270	PB 1B	K			G5-4-3 BB					4	1	1	0	1	2	4				
Norm Cash, L OBP: 0.327, SLG: 0.481	1B PB	HR	4-3							5	1	3	5	0	0	3				
Bill Freehan, R OBP: 0.384, SLG: 0.457	1B	1B FC6-4			F7					5	1	2	1	0	0	2				
Tom Matchick, L OBP: 0.248, SLG: 0.291	K	FC6-4 1B								4	0	2	0	0	1	2				
Don Wert, R OBP: 0.260, SLG: 0.305	F7	FC6-4			G6-4-3					4	0	1	1	0	0	4				
John Hiller, R OBP: 0.057, SLG: 0.057	4-3	F6			G3					4	0	0	0	0	0	4				
<b>Inning Stats</b>	R: 4 E: 0 K: 1 S: 10	H: 4 LOB: 2 BB: 1 P: 14	R: 5 E: 0 K: 1 S: 8	H: 3 LOB: 1 BB: 2 P: 17	R: 0 E: 0 K: 0 S: 4	H: 1 LOB: 0 BB: 1 P: 8	R: 0 E: 0 K: 0 S: 3	H: 1 LOB: 0 BB: 0 P: 3	R: 0 E: 0 K: 0 S: 3	H: 0 LOB: 0 BB: 0 P: 3	R: 0 E: 0 K: 0 S: 3	H: 1 LOB: 1 BB: 1 P: 7	R: 0 E: 0 K: 0 S: 5	H: 2 LOB: 2 BB: 0 P: 5	R: 0 E: 0 K: 1 S: 6	H: 1 LOB: 1 BB: 0 P: 6		1B: 11 2B: 1 3B: 0 HR: 1	SF: 0 SAC: 0 DP: 2 HBP: 1	WP: 3 PB: 1 SB: 0 CS: 0
<b>PITCHER</b> Joe Verbanic, R ERA: 2.93 Steve Barber, L ERA: 3.23 Dooley Womack, R ERA: 3.07 Fred Talbot, R ERA: 3.26	IP: 0.0 WLS: L BF: 6 H: 4 R: 4 ER: 4 SO: 4 BB: 2 IBB: 0 HBP: 1 BLK: 0 WP: 1 HR: 0 S: 5 P: 9 ERA: 33.75 WHIP: 3.750											<b>PITCHER</b>	IP: 0.0 WLS: L BF: 6 H: 4 R: 4 ER: 4 SO: 4 BB: 2 IBB: 0 HBP: 1 BLK: 0 WP: 1 HR: 0 S: 5 P: 9 ERA: 33.75 WHIP: 3.750							





Batter	1	2	3	4	5	6	7	8	9	AB	R	H	RBI	BB	SO	LOB	TOP			
<b>Horace Clarke, S</b> OBP: 0.259, SLG: 0.258 (1,4)										4	0	1	0	0	0	2				
<b>Jake Gibbs, L</b> OBP: 0.283, SLG: 0.289 (1,2)										4	0	1	1	0	0	1				
<b>Mickey Mantle, S</b> OBP: 0.387, SLG: 0.392 (1,3)										4	0	1	0	0	1	1				
<b>Roy White, S</b> OBP: 0.355, SLG: 0.429 (1,7)										3	0	0	0	0	0	2				
<b>Joe Pepitone, L</b> OBP: 0.307, SLG: 0.399 (1,8)										3	0	0	0	0	0	0				
<b>Bill Robinson, R</b> OBP: 0.301, SLG: 0.384 (1,9)										3	0	1	0	0	0	0				
<b>Mike Ferraro, R</b> OBP: 0.160, SLG: 0.165 (1,5)										3	0	0	0	0	0	1				
<b>Gene Michael, S</b> OBP: 0.218, SLG: 0.250 (9, PH)										2	0	0	0	0	0	0				
<b>Charley Smith, R</b> OBP: 0.292, SLG: 0.358 (9, PH)										1	0	1	0	0	0	0				
<b>Dick Howser, R</b> OBP: 0.322, SLG: 0.181 (9, PH)										0	1	0	0	0	0	0				
<b>Ruben Amaro, R</b> OBP: 0.280, SLG: 0.146 (9,6)										0	0	0	0	0	0	0				
<b>Stan Bahnsen, R</b> OBP: 0.125, SLG: 0.055 (9, PH)										1	0	0	0	1	0	0				
<b>Steve Whitaker, L</b> OBP: 0.224, SLG: 0.153 (9, PH)										1	0	0	0	0	1	1				
<b>Steve Hamilton, L</b> OBP: 0.224, SLG: 0.153 (9,1)										0	0	0	0	0	0	0				
<b>Lindy McDaniel, L</b> OBP: 0.224, SLG: 0.153 (9,1)										0	0	0	0	0	0	0				
<b>Inning Stats</b>	R: 0 E: 0 K: 0 S: 4	H: 2 LOB: 1 BB: 0 P: 4	R: 0 E: 0 K: 0 S: 3	H: 0 LOB: 0 BB: 0 P: 3	R: 0 E: 0 K: 0 S: 3	H: 0 LOB: 0 BB: 0 P: 3	R: 0 E: 0 K: 0 S: 3	H: 0 LOB: 0 BB: 0 P: 3	R: 0 E: 0 K: 0 S: 2	H: 0 LOB: 0 BB: 1 P: 6	R: 0 E: 0 K: 0 S: 3	H: 0 LOB: 0 BB: 0 P: 3	R: 0 E: 0 K: 0 S: 3	H: 1 LOB: 0 BB: 0 P: 3	R: 1 E: 0 K: 2 S: 9	H: 2 LOB: 1 BB: 0 P: 9	1B: 5 2B: 0 3B: 0 HR: 0	SF: 0 SAC: 0 DP: 1 HBP: 0	WP: 0 PB: 0 SB: 0 CS: 2	PA: 31
<b>PITCHER</b> <b>Joe Sparna, R</b> ERA: 3.75 (1,1)	IP: 9.0 WLS: W BF: 30	H: 5 R: 1 ER: 1 SO: 2	BB: 1 IBB: 0 HBP: 0 BLK: 0	WP: 0 HR: 0 S: 33 P: 37	ERA: 1.00 WHIP: 0.667															

**New York Yankees @ Detroit Tigers**  
Tiger Stadium, Detroit, MI  
Tue Sep 17 1968, 7:05 PM EDT  
Att. 46,512 - Overcast - 71 F

AB 29  
R 1  
H 5  
RBI 1  
BB 1  
SO 2  
LOB 8



Batter	1	2	3	4	5	6	7	8	9	AB	R	H	RBI	BB	SO	LOB	BOTTOM			
<b>Dick McAuliffe, L</b> OBP: 0.348, SLG: 0.424 (1,4)										3	0	1	0	1	1	1				
<b>Mickey Stanley, R</b> OBP: 0.310, SLG: 0.369 (1,8)										4	0	0	0	0	0	2				
<b>Jim Northrup, L</b> OBP: 0.324, SLG: 0.442 (1,9)										3	0	1	0	1	1	0				
<b>Willie Horton, R</b> OBP: 0.353, SLG: 0.548 (1,7)										4	0	0	0	0	2	2				
<b>Norm Cash, L</b> OBP: 0.329, SLG: 0.483 (1,3)										3	0	2	0	0	0	1				
<b>Al Kaline, R</b> OBP: 0.393, SLG: 0.421 (9, PH)										0	1	0	0	1	0	0				
<b>Bill Freehan, R</b> OBP: 0.386, SLG: 0.458 (1,2)										3	1	2	0	0	0	1				
<b>Tom Matchick, L</b> OBP: 0.245, SLG: 0.287 (1,6)										3	0	0	0	0	1	3				
<b>Ray Oyler, R</b> OBP: 0.213, SLG: 0.187 (8,6)										0	0	0	0	0	0	0				
<b>Jim Price, R</b> OBP: 0.257, SLG: 0.260 (9, PH)										0	0	0	0	0	0	0				
<b>Gates Brown, L</b> OBP: 0.437, SLG: 0.679 (9, PH)										0	0	0	0	1	0	0				
<b>Don Wert, R</b> OBP: 0.260, SLG: 0.305 (1,5)										4	0	1	1	0	0	1				
<b>Joe Sparna, R</b> OBP: 0.133, SLG: 0.136 (1,1)										3	0	1	1	0	0	0				
<b>Inning Stats</b>	R: 0 E: 0 K: 0 S: 3	H: 1 LOB: 0 BB: 0 P: 3	R: 0 E: 0 K: 2 S: 8	H: 1 LOB: 0 BB: 0 P: 8	R: 0 E: 0 K: 0 S: 3	H: 0 LOB: 0 BB: 0 P: 3	R: 0 E: 0 K: 1 S: 5	H: 0 LOB: 1 BB: 1 P: 9	R: 1 E: 0 K: 1 S: 7	H: 2 LOB: 1 BB: 0 P: 7	R: 0 E: 0 K: 0 S: 3	H: 1 LOB: 1 BB: 0 P: 3	R: 0 E: 0 K: 0 S: 3	H: 0 LOB: 1 BB: 1 P: 7	R: 1 E: 0 K: 1 S: 6	H: 2 LOB: 3 BB: 2 P: 14	1B: 8 2B: 1 3B: 0 HR: 0	SF: 0 SAC: 1 DP: 2 HBP: 0	WP: 0 PB: 0 SB: 0 CS: 0	PA: 35
<b>PITCHER</b> <b>Stan Bahnsen, R</b> ERA: 2.0 (1,1)	IP: 8.0 WLS: L BF: 4	H: 1 R: 1 ER: 1 SO: 1	BB: 1 IBB: 0 HBP: 0 BLK: 0	WP: 0 HR: 0 S: 5 P: 9	ERA: 13.50 WHIP: 3.000															
<b>Steve Hamilton, L</b> ERA: 2.17 (9,1)	IP: 0.2 WLS: L BF: 4	H: 1 R: 1 ER: 1 SO: 1	BB: 1 IBB: 0 HBP: 0 BLK: 0	WP: 0 HR: 0 S: 5 P: 9	ERA: 13.50 WHIP: 3.000															
<b>Lindy McDaniel, R</b> ERA: 3.44 (9,1)	IP: 0.0 WLS: L BF: 2	H: 1 R: 0 ER: 0 SO: 0	BB: 1 IBB: 0 HBP: 0 BLK: 0	WP: 0 HR: 0 S: 5 P: 9	ERA: 13.50 WHIP: 3.000															

**New York Yankees @ Detroit Tigers**  
Tiger Stadium, Detroit, MI  
Tue Sep 17 1968, 7:05 PM EDT  
Att. 46,512 - Overcast - 71 F

AB 30  
R 2  
H 8  
RBI 2  
BB 4  
SO 5  
LOB 11





Batter	1	2	3	4	5	6	7	8	9	AB	R	H	RBI	BB	SO	LOB	TOP			
<b>Horace Clarke, S</b> OBP: 0.258, SLG: 0.258 (1,4)	F8		F2			3-1	G3		1B	5	0	1	0	0	0	0	<b>New York Yankees @ Detroit Tigers</b> Tiger Stadium, Detroit, MI Thu Sep 19 1968, 4:33 AM EDT Att: 9,063 - Unknown			
<b>Jake Gibbs, L</b> OBP: 0.282, SLG: 0.290 (1,2)	F7			K		1B FC1-2		F5	F9	5	0	1	0	0	1	2				
<b>Mickey Mantle, S</b> OBP: 0.392, SLG: 0.402 (1,3)	1B			FC6-4 BB		FC1-2 BB		HR		2	2	2	1	2	0	0				
<b>Joe Pepitone, L</b> OBP: 0.308, SLG: 0.400 (1,8)	K			L9		BB FC1-2		1B		4	0	2	0	0	1	2				
<b>Bill Robinson, R</b> OBP: 0.297, SLG: 0.379 (1,7)		K		FC6-4		FC1-2 BB		F7		4	0	0	0	0	1	5				
<b>Tom Tresh, S</b> OBP: 0.310, SLG: 0.321 (1,6)	3-1				K		BB		3-1	3	0	0	1	1	1	1				
<b>Andy Kosco, R</b> OBP: 0.283, SLG: 0.365 (1,9)	1-3				F6		L9		F3	4	0	0	0	0	0	3				
<b>Mike Ferraro, R</b> OBP: 0.176, SLG: 0.181 (1,5)			K			1B		K	1B	4	0	2	0	0	2	0				
<b>Mel Stottlemyre, R</b> OBP: 0.200, SLG: 0.172 (1,1)			5-3			L9		F6	K	2	0	0	0	0	0	1				
<b>Dick Howser, R</b> OBP: 0.320, SLG: 0.179 (7, PH)										1	0	0	0	0	0	0				
<b>Dooley Womack, L</b> OBP: 0.200, SLG: 0.200 (7,1)										0	0	0	0	0	0	0				
<b>Charley Smith, R</b> OBP: 0.288, SLG: 0.353 (9, PH)										1	0	0	0	0	1	1				
<b>Inning Stats</b>	R: 0 E: 0 K: 1 S: 6	H: 1 LOB: 1 BB: 0 P: 6	R: 0 E: 0 K: 1 S: 5	H: 0 LOB: 0 BB: 0 P: 5	R: 0 E: 0 K: 1 S: 5	H: 0 LOB: 1 BB: 1 P: 9	R: 0 E: 0 K: 1 S: 6	H: 1 LOB: 1 BB: 0 P: 6	R: 1 E: 0 K: 0 S: 5	H: 2 LOB: 3 BB: 2 P: 13	R: 0 E: 0 K: 1 S: 5	H: 0 LOB: 0 BB: 0 P: 5	R: 1 E: 0 K: 0 S: 5	H: 2 LOB: 1 BB: 0 P: 5	R: 0 E: 0 K: 1 S: 7	H: 2 LOB: 2 BB: 0 P: 7	1B: 6 2B: 1 3B: 0 HR: 1	SF: 0 SAC: 0 DP: 0 HBP: 0	WP: 0 PB: 0 SB: 0 CS: 0	PA: 38
<b>PITCHER</b> <b>Denny McLain, R</b> ERA: 2.01 (1,1)	IP: 9.0 WLS: W BF: 38 H: 8 R: 2 ER: 2 SO: 7 BB: 3 IBB: 0 HBP: 0 BLK: 0 WP: 0 HR: 1 S: 49 P: 61 ERA: 2.00 WHIP: 1.222															<b>PITCHER</b>				

Batter	1	2	3	4	5	6	7	8	9	AB	R	H	RBI	BB	SO	LOB	BOTTOM			
<b>Dick McAuliffe, L</b> OBP: 0.347, SLG: 0.421 (1,4)	3-1		K			F3		2B 1B BB	F9	4	1	0	0	1	1	0	<b>New York Yankees @ Detroit Tigers</b> Tiger Stadium, Detroit, MI Thu Sep 19 1968, 4:33 AM EDT Att: 9,063 - Unknown			
<b>Mickey Stanley, R</b> OBP: 0.311, SLG: 0.369 (8,8)	1B		5-3			HR BB		F8		3	1	1	0	1	0	1				
<b>Al Kaline, R</b> OBP: 0.394, SLG: 0.425 (1,9)	1B			L6-3		L7		1B 2B		4	1	2	0	0	0	1				
<b>Ray Oyler, R</b> OBP: 0.213, SLG: 0.187 (8,6)	1B				L6-3		1B 2B			0	0	0	0	0	0	0				
<b>Gates Brown, L</b> OBP: 0.422, SLG: 0.654 (1,7)	4-3			K		F9		BB WP 1B		3	0	0	0	0	1	2				
<b>Wayne Comer, R</b> OBP: 0.200, SLG: 0.289 (7,7)					K		2H 3H		1B	1	0	1	2	0	0	0				
<b>Norm Cash, L</b> OBP: 0.336, SLG: 0.503 (1,3)		G6-3 1B		HR		1H HR		1B IBB		3	2	3	3	1	0	0				
<b>Jim Northrup, L</b> OBP: 0.327, SLG: 0.445 (1,8)	G6-3			1B		1B 2B		1B BB		3	1	2	0	1	0	1				
<b>Eddie Mathews, L</b> OBP: 0.280, SLG: 0.490 (1,5)		BB		4-3		2H 1B		1-3		2	0	1	1	1	0	1				
<b>Don Wert, R</b> OBP: 0.260, SLG: 0.304 (6, PR) (7,5)					4-3		1B			1	0	0	0	0	0	3				
<b>Jim Price, R</b> OBP: 0.250, SLG: 0.252 (1,2)	F6				5-3		4-3		K	4	0	0	0	0	1	2				
<b>Denny McLain, R</b> OBP: 0.157, SLG: 0.178 (1,1)			1-3		K		K		5-3	4	0	0	0	0	2	0				
<b>Inning Stats</b>	R: 0 E: 0 K: 0 S: 4	H: 2 LOB: 1 BB: 0 P: 4	R: 0 E: 0 K: 0 S: 3	H: 1 LOB: 1 BB: 1 P: 7	R: 0 E: 0 K: 1 S: 5	H: 0 LOB: 0 BB: 0 P: 5	R: 1 E: 0 K: 1 S: 7	H: 2 LOB: 1 BB: 0 P: 7	R: 0 E: 0 K: 1 S: 5	H: 0 LOB: 0 BB: 0 P: 5	R: 3 E: 0 K: 0 S: 6	H: 3 LOB: 1 BB: 1 P: 10	R: 2 E: 0 K: 1 S: 7	H: 2 LOB: 3 BB: 3 P: 19	R: 0 E: 0 K: 1 S: 5	H: 0 LOB: 0 BB: 0 P: 5	1B: 6 2B: 2 3B: 0 HR: 2	SF: 0 SAC: 0 DP: 1 HBP: 0	WP: 1 PB: 0 SB: 0 CS: 0	PA: 37
<b>PITCHER</b> <b>Mel Stottlemyre, R</b> ERA: 2.53 (1,1)	IP: 6.0 WLS: L BF: 26 H: 8 R: 4 ER: 4 SO: 3 BB: 2 IBB: 0 HBP: 0 BLK: 0 WP: 0 HR: 2 S: 30 P: 38 ERA: 6.00 WHIP: 1.667															<b>PITCHER</b>				
<b>Dooley Womack, R</b> ERA: 3.26 (7,1)	IP: 2.0 WLS: 11 BF: 2 H: 2 R: 2 ER: 2 SO: 2 BB: 2 IBB: 1 HBP: 0 BLK: 0 WP: 1 HR: 0 S: 12 P: 24 ERA: 9.00 WHIP: 2.000															<b>PITCHER</b>				





Batter	1	2	3	4	5	6	7	8	9	AB	R	H	RBI	BB	SO	LOB	TOP	
Dick McAuliffe, L (1.4) OBP: 0.347, SLG: 0.420	F8		L9				G6-4-3 BB	4-3		4	0	1	0	1	0	1	<b>Detroit Tigers @ Washington Senators</b> D.C. Stadium, Washington, DC Fri Sep 20 1968, 7:05 PM EDT Att: 5,929 - Unknown	
Wayne Comer, R (1.7) OBP: 0.178, SLG: 0.256	5-3		F8				G6-4-3 1-2		F2	5	0	0	0	0	1	2		
Al Kaline, R (1.9) OBP: 0.403, SLG: 0.446	BB 1B			2B BB			HR 1B	HR	2B	4	2	4	1	1	0	0		
Norm Cash, L (1.3) OBP: 0.336, SLG: 0.500	1-2 BB			P4			L6	HR PB 1B	F7	4	1	1	0	1	0	3		
Jim Northrup, L (1.8) OBP: 0.328, SLG: 0.455	1-3			F8			HR 1-H	HR 1-H	F9	5	2	2	4	0	0	4		
Tom Matchick, L (1.6) OBP: 0.245, SLG: 0.291		4-3		1-3 2B			K	K		4	0	1	0	0	2	0		
Don Wert, R (1.5) OBP: 0.260, SLG: 0.304		5-3		K2-3				K		4	0	1	0	0	2	2		
Jim Price, R (1.2) OBP: 0.250, SLG: 0.275		5-3			5-3		L7	HR		4	1	1	1	0	0	1		
Mickey Lolich, S (1.1) OBP: 0.194, SLG: 0.167			F9		K			K		3	0	0	0	0	2	0		
Gates Brown, L (8, PH) OBP: 0.429, SLG: 0.671										1	0	1	0	0	0	0		
Pat Dobson, R (8, 1) OBP: 0.200, SLG: 0.143								2B		0	0	0	0	0	0	0		
<b>Inning Stats</b>	R: 0 E: 0 K: 0 S: 4	H: 1 LOB: 2 BB: 1 P: 8	R: 0 E: 0 K: 0 S: 3	H: 0 LOB: 0 BB: 0 P: 3	R: 0 E: 0 K: 1 S: 3	H: 1 LOB: 2 BB: 1 P: 10	R: 0 E: 0 K: 2 S: 8	H: 3 LOB: 1 BB: 0 P: 8	R: 0 E: 0 K: 1 S: 4	H: 0 LOB: 1 BB: 1 P: 8	R: 4 E: 0 K: 2 S: 12	H: 5 LOB: 1 BB: 0 P: 12	R: 0 E: 0 K: 0 S: 4	H: 1 LOB: 1 BB: 0 P: 4	1B: 5 2B: 3 3B: 0 HR: 4	SF: 0 SAC: 0 DP: 1 HBP: 0	WP: 0 PB: 1 SB: 0 CS: 0	PA: 41
<b>PITCHER</b>	IP WLS BF H R ER SO BB IBB HBP BLK WP HR S P ERA WHIP																	
Jim Hannan, R (1.1) ERA: 2.96	6.1	28	6	2	2	5	3	0	0	0	0	0	0	1	35	47	2.84	1.421
Bob Humphreys, R (7.1) ERA: 3.59	1.1	L 8	5	4	4	2	0	0	0	0	0	0	0	3	12	12	27.00	3.750
Steve Jones, L (8.1) ERA: 7.56	1.1	5	1	0	0	0	0	0	0	0	0	0	0	5	5	0.00	0.750	


Batter	1	2	3	4	5	6	7	8	9	AB	R	H	RBI	BB	SO	LOB	BOTTOM					
Del Unser, L (1.8) OBP: 0.283, SLG: 0.280	1-3		SF7 2H 3B		BB BB 1B		L9		K	5	2	2	1	0	1	1	<b>Detroit Tigers @ Washington Senators</b> D.C. Stadium, Washington, DC Fri Sep 20 1968, 7:05 PM EDT Att: 5,929 - Unknown					
Dick Billings, R (1.7) OBP: 0.250, SLG: 0.400	K		SF7 3H		BB BB BB		BB BB		1B	2	0	1	1	2	1	0						
Brant Aleya, R (1.9) OBP: 0.366, SLG: 0.432			K		BB BB		F8		K	3	0	0	0	1	2	1						
Mike Epstein, L (9, PH) OBP: 0.336, SLG: 0.352			K		1-2 2-3 BB				K	1	0	0	0	0	1	2						
Frank Howard, R (1.3) OBP: 0.338, SLG: 0.556		K		HBP BB	K		1-2 BB		L9	3	0	0	0	2	2	5						
Ken McMullen, R (1.5) OBP: 0.318, SLG: 0.385		P3		K	1-2 2-3 H BB		P5			3	0	0	1	1	1	3						
Paul Casanova, R (1.2) OBP: 0.198, SLG: 0.244										2	0	0	0	1	1	4						
Jim French, L (8, PH) OBP: 0.293, SLG: 0.270		FC6-4 BB		F8	K				3-1	1	0	0	0	0	0	0						
Tim Cullen, R (1.4) OBP: 0.327		FC6-4					F8		4-3	2	0	0	0	0	0	1						
Bernie Allen, L (8, PH) OBP: 0.298, SLG: 0.330		1-2							4-3	1	0	0	0	0	0	0						
Ed Brinkman, R (1.6) OBP: 0.264, SLG: 0.206									4-3	3	1	1	0	0	1	2						
Ed Stroud, L (8, PH) OBP: 0.288, SLG: 0.350			SH1-4 3B		4-3		K		4-3	1	0	0	0	0	0	0						
Jim Hannan, R (1.1) OBP: 0.120, SLG: 0.064										2	0	0	0	0	1	0						
Bob Humphreys, R (7.1) OBP: 0.400, SLG: 0.400			SH1-4		K		5-3			0	0	0	0	0	0	0						
Steve Jones, L (8.1) OBP: 0.355, SLG: 0.354									1B BB	0	0	0	0	0	0	0						
<b>Inning Stats</b>	R: 0 E: 0 K: 2 S: 7	H: 0 LOB: 0 BB: 0 P: 7	R: 0 E: 0 K: 1 S: 5	H: 0 LOB: 1 BB: 1 P: 9	R: 2 E: 0 K: 1 S: 7	H: 2 LOB: 0 BB: 0 P: 7	R: 0 E: 0 K: 1 S: 5	H: 0 LOB: 2 BB: 1 P: 10	R: 1 E: 0 K: 3 S: 10	H: 1 LOB: 3 BB: 3 P: 22	R: 0 E: 0 K: 1 S: 5	H: 0 LOB: 0 BB: 0 P: 5	R: 0 E: 0 K: 0 S: 3	H: 0 LOB: 2 BB: 2 P: 11	R: 0 E: 0 K: 0 S: 3	H: 0 LOB: 0 BB: 0 P: 3	R: 0 E: 0 K: 2 S: 8	H: 1 LOB: 2 BB: 1 P: 12	1B: 3 2B: 0 3B: 1 HR: 0	SF: 1 SAC: 1 DP: 0 HBP: 1	WP: 0 PB: 0 SB: 0 CS: 0	PA: 40
<b>PITCHER</b>	IP WLS BF H R ER SO BB IBB HBP BLK WP HR S P ERA WHIP																					
Mickey Lolich, L (1.1) ERA: 3.17	7.0	32	3	3	3	9	7	0	0	0	0	0	0	42	71	3.86	1.429					
Pat Dobson, R (8.1) ERA: 2.6	2.0	S 8	1	0	0	2	1	0	0	0	0	0	0	11	15	0.00	1.000					



Batter	1	2	3	4	5	6	7	8	9	AB	R	H	RBI	BB	SO	LOB	TOP		
Dick McAuliffe, L (1,4) OBP: 0.348, SLG: 0.419 Dick Tracewski, R (7,4) OBP: 0.243, SLG: 0.239	P4		1B BB	P5			1B 1B	1-3		3	1	1	0	1	0	3			
Mickey Stanley, R (1,8) OBP: 0.313, SLG: 0.371	1B S 1B		1-3 1B	F9			F8 1B 1B	6-3		5	1	3	0	0	0	3			
Al Kaline, R (1,9) OBP: 0.403, SLG: 0.446	1-3 1B		L4		L5-3		1-2 S 1B	F5		5	0	2	1	0	0	1			
Norm Cash, L (1,3) OBP: 0.337, SLG: 0.499	K			1B 1B	F2		F8	1B		5	1	2	0	0	1	3			
Jim Northrup, L (1,7) OBP: 0.327, SLG: 0.453	5-3			1-3 1B E 1B	L3		K			5	1	1	0	0	1	4			
Eddie Mathews, L (1,5) OBP: 0.276, SLG: 0.388 Ray Oyler, R (7,6) OBP: 0.213, SLG: 0.187		K		E9 BB 1-3 3-H 1B		F8	4-3			4	0	1	1	0	1	2			
Bill Freehan, R (1,2) OBP: 0.276, SLG: 0.456 Jim Price, R (6,2) OBP: 0.248, SLG: 0.273		6-3		6-3		5-3		P4		3	0	0	0	0	0	1			
Tom Matchick, L (1,6) OBP: 0.247, SLG: 0.290 Don Wert, R (4, PR) OBP: 0.260, SLG: 0.305		F7		HBB HBP				F9		1	0	0	0	0	0	0			
Earl Wilson, R (1,1) OBP: 0.253, SLG: 0.506 Joe Sparma, R (6,1) OBP: 0.148, SLG: 0.150				K	1-2 2-3 BB	6-3				2	0	0	0	1	1	1			
<b>Inning Stats</b>	R: 1 E: 0 K: 1 S: 7	H: 2 LOB: 1 BB: 0 P: 7	R: 0 E: 0 K: 1 S: 5	H: 0 LOB: 0 BB: 0 P: 5	R: 0 E: 0 K: 1 S: 5	H: 1 LOB: 1 BB: 1 P: 9	R: 2 E: 1 K: 0 S: 6	H: 3 LOB: 3 BB: 1 P: 11	R: 0 E: 0 K: 0 S: 4	H: 1 LOB: 1 BB: 0 P: 4	R: 1 E: 0 K: 1 S: 8	H: 3 LOB: 2 BB: 0 P: 8	R: 0 E: 0 K: 0 S: 4	H: 1 LOB: 1 BB: 0 P: 4	R: 0 E: 0 K: 0 S: 4	H: 1 LOB: 1 BB: 0 P: 4	1B: 12 2B: 0 3B: 0 HR: 0	SF: 0 SAC: 0 DP: 0 HBP: 1	WP: 0 PA: 41
<b>PITCHER</b>	IP WLS BF H R ER SO BB IBB HBP BLK WP HR S P ERA WHIP																		
Joe Coleman, R (1,1) ERA: 3.36	3.1	18	6	3	3	3	2	0	1	0	0	0	0	0	21	30	8.10	2.400	
Dick Bosman, R (4,1) ERA: 3.93	1.2	5	0	0	0	0	0	0	0	0	0	0	0	5	5	0.00	0.000		
Casey Cox, R (6,1) ERA: 1.5	2.0	L 10	4	1	1	1	0	0	0	0	0	0	0	12	12	4.50	2.000		
Dennis Higgins, R (8,1) ERA: 3.2	2.0	8	2	0	0	0	0	0	0	0	0	0	0	8	8	0.00	1.000		

**Detroit Tigers @ Washington Senators**  
D.C. Stadium, Washington, DC  
Sat Sep 21 1968, 3:33 AM EDT  
Att: 4,075 - Unknown


AB	38
R	4
H	12
RBI	2
BB	2
SO	4
LOB	19



Batter	1	2	3	4	5	6	7	8	9	AB	R	H	RBI	BB	SO	LOB	BOTTOM				
Del Unser, L (1,8) OBP: 0.283, SLG: 0.278	L4 S BB		P6		4-3		P6		2-3	4	0	0	0	1	0	2					
Ed Stroud, L (1,9) OBP: 0.286, SLG: 0.385	E BB		3-1		F8		F5		F7	4	0	0	0	1	0	2					
Dick Billings, R (1,5) OBP: 0.333, SLG: 0.222	L4		K		1-3		1-3		K2-3	4	0	0	0	0	2	2					
Frank Howard, R (1,7) OBP: 0.339, SLG: 0.561	6-3			1B WP 1B		HR		K		4	2	2	1	0	1	1					
Mike Epstein, L (1,3) OBP: 0.340, SLG: 0.364				P6		1B		1B		4	1	3	1	0	0	1					
Bernie Allen, L (1,4) OBP: 0.303, SLG: 0.338			SH3	WP	1-3 1B		F8		1B	4	0	3	0	0	0	1					
Jim French, L (1,2) OBP: 0.288, SLG: 0.265		SH3		F3		L4		L9		3	0	0	0	0	0	5					
Tim Cullen, R (1,6) OBP: 0.297, SLG: 0.325 Brant Alyea, R (4, PH) OBP: 0.304, SLG: 0.429 Ed Brinkman, R (5,6) OBP: 0.264, SLG: 0.206 Ken McMullen, R (7, PH) OBP: 0.318, SLG: 0.384		K		5-3			SH5-3 BB		L9	1	0	0	0	0	1	1					
Joe Coleman, R (1,1) OBP: 0.156, SLG: 0.154 Dick Bosman, R (4,1) OBP: 0.233, SLG: 0.276 Cap Peterson, R (5, PH) OBP: 0.226, SLG: 0.271 Casey Cox, R (6,1) OBP: 0.264, SLG: 0.206 Frank Coggins, R (7, PH) OBP: 0.306, SLG: 0.322 Dennis Higgins, R (8,1) OBP: 0.306, SLG: 0.413 Gary Holman, L (9, PH) OBP: 0.190, SLG: 0.354		K			5-3		SH5-3		2-3 BB	1	0	0	0	0	1	1					
<b>Inning Stats</b>	R: 0 E: 1 K: 0 S: 2	H: 0 LOB: 1 BB: 2 P: 10	R: 1 E: 0 K: 2 S: 9	H: 2 LOB: 1 BB: 0 P: 9	R: 0 E: 0 K: 1 S: 5	H: 0 LOB: 0 BB: 0 P: 5	R: 1 E: 0 K: 0 S: 5	H: 2 LOB: 1 BB: 0 P: 5	R: 0 E: 0 K: 0 S: 3	H: 0 LOB: 0 BB: 0 P: 3	R: 1 E: 0 K: 0 S: 5	H: 2 LOB: 1 BB: 0 P: 5	R: 0 E: 0 K: 0 S: 3	H: 0 LOB: 1 BB: 1 P: 7	R: 0 E: 0 K: 2 S: 9	H: 2 LOB: 2 BB: 0 P: 9	R: 0 E: 0 K: 0 S: 3	H: 0 LOB: 1 BB: 1 P: 7	1B: 5 2B: 2 3B: 0 HR: 2	SF: 0 SAC: 2 DP: 1 HBP: 0	WP: 1 PA: 38
<b>PITCHER</b>	IP WLS BF H R ER SO BB IBB HBP BLK WP HR S P ERA WHIP																				
Earl Wilson, R (1,1) ERA: 2.87	5.0	20	4	2	2	3	2	0	0	0	0	0	0	1	24	32	3.60	1.200			
Joe Sparma, R (6,1) ERA: 3.71	4.0	W 18	4	1	1	2	2	0	0	0	0	0	0	1	20	28	2.25	1.500			

**Detroit Tigers @ Washington Senators**  
D.C. Stadium, Washington, DC  
Sat Sep 21 1968, 3:33 AM EDT  
Att: 4,075 - Unknown

AB	32
R	3
H	8
RBI	2
BB	4
SO	5
LOB	17





Batter	1	2	3	4	5	6	7	8	9	AB	R	H	RBI	BB	SO	LOB	TOP			
Dick McAuliffe, L (1,4) OBP: 0.346, SLG: 0.417 Ray Oyler, R (6,6) OBP: 0.213, SLG: 0.186	0-0 5-3		0-0 F8			0-0 F9		0-3 K		3	0	0	0	0	0	1				
Mickey Stanley, R (1,8) OBP: 0.311, SLG: 0.369	0-0 F8			0-3 K		0-0 5-3			0-3 K	4	0	0	0	0	2	0				
Al Kaline, R (1,9) OBP: 0.402, SLG: 0.443 Don McMahon, R (7,1) OBP: 0.167, SLG: 0.167 Eddie Mathews, L (9, FH) OBP: 0.273, SLG: 0.380	0-0 L6			0-0 L7			4-0 BB		0-0 F8	2	0	0	0	1	0	0				
Norm Cash, L (1,3) OBP: 0.336, SLG: 0.496 Bob Christian, R (5,3) OBP: 0.233, SLG: 0.667		0-0 1-3		0-0 F7			0-0 P5		0-0 2B	2	0	0	0	0	0	0				
Jim Northrup, L (1,7) OBP: 0.326, SLG: 0.451 Wayne Comer, R (5,7) OBP: 0.170, SLG: 0.244		0-0 P4			0-0 E3 1B		0-0 F7		0-0 3-1	2	0	0	0	0	0	2				
Bill Freehan, R (1,2) OBP: 0.384, SLG: 0.455 Jim Price, R (7,2) OBP: 0.248, SLG: 0.273		0-0 P4			0-0 1B		0-0 P6			3	0	1	0	0	0	1				
Don Wert, R (1,5) OBP: 0.259, SLG: 0.303			0-0 1-3		0-0 4-3			0-0 F9		3	0	0	0	0	0	1				
Dick Tracewski, R (1,6) OBP: 0.239, SLG: 0.236			0-0 5-3		0-0 F8			0-0 F5		3	0	0	0	0	0	1				
John Hiller, R (1,1) OBP: 0.083, SLG: 0.083 Daryl Patterson, L (4,1) Gates Brown, L (7,3) OBP: 0.435, SLG: 0.675							0-3 K		0-0 1B	1	0	1	0	0	0	0				
										1	0	0	0	0	1	0				
										1	0	1	0	0	0	0				
<b>Inning Stats</b>	R: 0 E: 0 K: 0 S: 3	H: 0 LOB: 0 BB: 0 P: 3	R: 0 E: 0 K: 0 S: 3	H: 0 LOB: 0 BB: 0 P: 3	R: 0 E: 0 K: 0 S: 4	H: 1 LOB: 1 BB: 0 P: 4	R: 0 E: 0 K: 1 S: 5	H: 0 LOB: 0 BB: 0 P: 5	R: 0 E: 0 K: 1 S: 5	H: 0 LOB: 0 BB: 0 P: 5	R: 0 E: 0 K: 0 S: 3	H: 0 LOB: 1 BB: 1 P: 7	R: 0 E: 0 K: 1 S: 6	H: 1 LOB: 1 BB: 0 P: 6	R: 0 E: 0 K: 1 S: 6	H: 1 LOB: 1 BB: 0 P: 6	1B: 3 2B: 1 3B: 0 HR: 0	SF: 0 SAC: 0 DP: 0 HBP: 0	WP: 0 PB: 0 SB: 0 CS: 0	PA: 32
<b>PITCHER</b> Camilo Pascual, R (1,1) ERA: 2.74	IP: 9.0 WLS: W BF: 32 H: 4 R: 0 ER: 0 SO: 4 BB: 1 IBB: 0 HBP: 0 BLK: 0 WP: 0 HR: 0 S: 39 P: 43 ERA: 0.00 WHIP: 0.556															<b>PITCHER</b>	IP: WLS: BF: H: R: ER: SO: BB: IBB: HBP: BLK: WP: HR: S: P: ERA: WHIP:			

Detroit Tigers @ Washington Senators  
 D.C. Stadium, Washington, DC  
 Sun Sep 22 1968, 3:33 AM EDT  
 Att: 7,327 - Unknown

AB 31  
 R 0  
 H 4  
 RBI 0  
 BB 1  
 SO 4  
 LOB 8



Batter	1	2	3	4	5	6	7	8	9	AB	R	H	RBI	BB	SO	LOB	BOTTOM			
Del Unser, L (1,8) OBP: 0.285, SLG: 0.280	0-0 HR	4-0 G1-4-3 BB		0-0 1-3		0-0 BB 1B				3	1	2	0	1	0	1				
Dick Billings, R (1,7) OBP: 0.375, SLG: 0.500	0-0 HR	0-0 G1-4-3			0-3 K	4-0 BB 1B		1-2 BB		3	1	1	2	1	1	1				
Ken McMullen, R (1,5) OBP: 0.319, SLG: 0.383	4-0 BB WP BB		0-0 6-3		4-0 1B HR BB	0-0 F7				2	2	0	0	2	0	2				
Frank Howard, R (1,3) OBP: 0.340, SLG: 0.560 Gary Holman, L (9,3) OBP: 0.362, SLG: 0.354	0-0 BB 1B		0-0 6-3		0-0 HR 1B		0-3 K			4	1	2	0	0	1	0				
Brant Aylea, R (1,9) OBP: 0.309, SLG: 0.462	0-3 K		0-0 2B		0-0 HR		0-3 K			4	1	2	3	0	2	2				
Hank Allen, R (1,4) OBP: 0.281, SLG: 0.286	0-0 L7		0-0 F7		0-0 4-3		0-0 5-3			4	0	0	0	0	0	3				
Paul Casanova, R (1,2) OBP: 0.199, SLG: 0.241	4-0 BB			0-0 P6	0-0 6-3		0-0 F3			3	0	0	0	1	0	0				
Ed Brinkman, R (1,6) OBP: 0.259, SLG: 0.202	0-0 5-3			0-0 6-3		0-0 4-3		0-0 P6		4	0	0	0	0	0	2				
Camilo Pascual, R (1,1) OBP: 0.185, SLG: 0.175		0-0 P6		4-0 BB		0-0 F8		0-0 4-3		3	0	0	0	1	0	0				
<b>Inning Stats</b>	R: 3 E: 0 K: 1 S: 8	H: 3 LOB: 2 BB: 2 P: 16	R: 0 E: 0 K: 0 S: 2	H: 0 LOB: 0 BB: 1 P: 6	R: 0 E: 0 K: 0 S: 4	H: 1 LOB: 1 BB: 0 P: 4	R: 0 E: 0 K: 0 S: 3	H: 0 LOB: 1 BB: 1 P: 7	R: 3 E: 0 K: 1 S: 7	H: 2 LOB: 0 BB: 1 P: 11	R: 0 E: 0 K: 0 S: 4	H: 1 LOB: 2 BB: 1 P: 8	R: 0 E: 0 K: 2 S: 7	H: 0 LOB: 0 BB: 0 P: 7	R: 0 E: 0 K: 0 S: 3	H: 0 LOB: 0 BB: 0 P: 3	1B: 4 2B: 1 3B: 0 HR: 2	SF: 0 SAC: 0 DP: 1 HBP: 0	WP: 1 PB: 0 SB: 0 CS: 0	PA: 36
<b>PITCHER</b> John Hiller, L (1,1) ERA: 2.45 Daryl Patterson, R (4,1) ERA: 2.25 Don McMahon, R (7,1) ERA: 1.85	IP: 3.0 WLS: L BF: 15 H: 4 R: 3 ER: 3 SO: 1 BB: 3 IBB: 0 HBP: 0 BLK: 0 WP: 1 HR: 1 S: 14 P: 26 ERA: 9.00 WHIP: 2.333															<b>PITCHER</b>	IP: WLS: BF: H: R: ER: SO: BB: IBB: HBP: BLK: WP: HR: S: P: ERA: WHIP:			

Detroit Tigers @ Washington Senators  
 D.C. Stadium, Washington, DC  
 Sun Sep 22 1968, 3:33 AM EDT  
 Att: 7,327 - Unknown

AB 30  
 R 6  
 H 7  
 RBI 5  
 BB 6  
 SO 4  
 LOB 11





Batter	1	2	3	4	5	6	7	8	9	AB	R	H	RBI	BB	SO	LOB	TOP										
Dick McAuliffe, L (1,4) OBP: 0.346, SLG: 0.416	0-0 4-3		0-0 F6			0-0 5-3 1B		0-3 K		4	0	1	0	0	1	2											
Mickey Stanley, R (1,6) OBP: 0.309, SLG: 0.366	0-3 K			0-0 6-3		0-0 5-3		0-0 FC G3		4	0	0	1	0	1	2											
Jim Northrup, L (1,8) OBP: 0.325, SLG: 0.449	0-0 6-3			4-0 WP BB		0-0 F8		0-0 G3		3	0	0	0	1	0	3											
Al Kaline, R (1,9) OBP: 0.401, SLG: 0.438		0-0 L6-3		0-0 L8			0-0 L7	4-0 IBB		3	0	0	0	1	0	1											
Norm Cash, L (1,3) OBP: 0.333, SLG: 0.491		0-0 F8		0-3 K			0-0 G3	0-0 4-3		4	0	0	0	0	1	4											
Gates Brown, L (1,7) Wayne Comer, R (8, PH) OBP: 0.442, SLG: 0.686 OBP: 0.167, SLG: 0.239		0-0 E6 2B			0-0 4-3		0-0 1B		0-0 1-3	3	0	2	0	0	0	0											
Bill Freehan, R (1,2) OBP: 0.362, SLG: 0.452		0-0 L5			0-0 F8		0-0 F3		0-0 F9	4	0	0	0	0	0	2											
Don Wert, R (1,5) OBP: 0.259, SLG: 0.303			0-3 K		0-0 F8			0-0 1B FC 1B	0-0 6-3	4	1	1	0	0	1	0											
Denny McLain, R (1,1) Eddie Mathews, L (8, PH) Dick Tracewski, R (8, PR) Pat Dobson, R (8,1) OBP: 0.155, SLG: 0.174 OBP: 0.296, SLG: 0.392 OBP: 0.239, SLG: 0.236 OBP: 0.200, SLG: 0.143			0-0 F8			0-3 K		0-0 G3 E 1B		2	0	0	0	0	1	0											
<b>Inning Stats</b>	R: 0 E: 0 K: 1 S: 5	H: 0 LOB: 0 BB: 0 P: 5	R: 0 E: 1 K: 0 S: 4	H: 1 LOB: 1 BB: 0 P: 4	R: 0 E: 0 K: 1 S: 5	H: 0 LOB: 0 BB: 0 P: 5	R: 0 E: 0 K: 1 S: 5	H: 0 LOB: 1 BB: 1 P: 9	R: 0 E: 0 K: 0 S: 3	H: 0 LOB: 0 BB: 0 P: 3	R: 0 E: 0 K: 1 S: 6	H: 1 LOB: 1 BB: 0 P: 6	R: 0 E: 0 K: 0 S: 4	H: 1 LOB: 1 BB: 0 P: 4	R: 1 E: 1 K: 1 S: 8	H: 2 LOB: 3 BB: 1 P: 12	R: 0 E: 0 K: 0 S: 3	H: 0 LOB: 0 BB: 0 P: 3	1B: 4 2B: 1 3B: 0 HR: 0	SF: 0 SAC: 0 DP: 0 HBP: 0	WP: 1 PB: 0 SB: 0 CS: 0	PA: 35					
<b>PITCHER</b>	IP	WLS	BF	H	R	ER	SO	BB	IBB	HBP	BLK	WP	HR	S	P	ERA	WHIP										
Roger Nelson, R (1,1) ERA: 2.57	7.0	W	27	5	1	1	4	1	0	0	0	1	0	34	38	1.29	0.857										
Pete Richert, L (8,1) ERA: 3.47	2.0	S	8	0	0	0	1	0	1	0	0	0	0	9	13	0.00	0.000										

**Detroit Tigers @ Baltimore Orioles**  
**Memorial Stadium, Baltimore, MD**  
 Mon Sep 23 1968, 7:05 PM EDT  
 Att: 7,559 - Unknown

AB	33
R	1
H	5
RBI	1
BB	2
SO	5
LOB	14



Batter	1	2	3	4	5	6	7	8	9	AB	R	H	RBI	BB	SO	LOB	BOTTOM										
Don Buford, S (1,8) Paul Blair, R (8,8) OBP: 0.373, SLG: 0.446 OBP: 0.278, SLG: 0.320	4-0 FC3-6 BB		0-0 S 5-2 1B		0-0 G3		0-0 2H 1B			3	0	2	1	1	0	1											
Mike Fiore, L (1,7) Merv Rettenmund, R (8,7) OBP: 0.412, SLG: 0.463	0-0 FC3-6 1B		0-0 F7		0-3 K		0-3 K			4	1	0	0	0	2	4											
Frank Robinson, R (1,9) OBP: 0.389, SLG: 0.444	0-3 K		4-0 BB		0-0 K		0-0 1-3			3	0	0	0	1	2	2											
Boog Powell, L (1,3) OBP: 0.337, SLG: 0.411	0-0 2H 1B		0-0 5-2		0-0 3-1		0-0 6-3			4	0	1	1	0	0	2											
Brooks Robinson, R (1,5) OBP: 0.300, SLG: 0.413	0-0 1-3			0-0 G3		0-0 3B		0-0 E6 FC6-4		4	0	1	0	0	0	1											
Curt Blefary, L (1,2) OBP: 0.302, SLG: 0.324		0-0 3-1		0-0 1-3		4-0 FC6-4 BB		0-0 F7		3	0	0	0	1	0	1											
Davey Johnson, R (1,4) OBP: 0.310, SLG: 0.363		0-0 L9		0-0 L9		0-0 FC6-4		0-0 FC6-4		4	0	0	0	0	0	3											
Mark Belanger, R (1,6) OBP: 0.270, SLG: 0.247		4-0 BB		0-0 F4		4-0 SH1-3 1B BB				1	1	0	0	2	0	0											
Roger Nelson, R (1,1) Pete Richert, L (8,1) OBP: 0.188, SLG: 0.071 OBP: 0.200, SLG: 0.300		0-0 4-3		0-0 E9		0-0 SH1-3				2	0	1	0	0	0	1											
<b>Inning Stats</b>	R: 1 E: 1 K: 1 S: 6	H: 1 LOB: 1 BB: 1 P: 10	R: 0 E: 0 K: 0 S: 3	H: 0 LOB: 1 BB: 1 P: 7	R: 0 E: 0 K: 0 S: 3	H: 0 LOB: 0 BB: 0 P: 3	R: 0 E: 1 K: 1 S: 6	H: 1 LOB: 2 BB: 1 P: 10	R: 1 E: 0 K: 1 S: 6	H: 1 LOB: 1 BB: 1 P: 10	R: 0 E: 1 K: 0 S: 4	H: 0 LOB: 1 BB: 0 P: 4	R: 0 E: 0 K: 0 S: 3	H: 0 LOB: 0 BB: 0 P: 3	1B: 4 2B: 1 3B: 1 HR: 0	SF: 0 SAC: 1 DP: 1 HBP: 0	WP: 0 PB: 0 SB: 2 CS: 0	PA: 34									
<b>PITCHER</b>	IP	WLS	BF	H	R	ER	SO	BB	IBB	HBP	BLK	WP	HR	S	P	ERA	WHIP										
Denny McLain, R (1,1) ERA: 2.0	7.0	L	30	5	2	1	4	5	0	0	0	0	0	33	53	1.29	1.429										
Pat Dobson, R (8,1) ERA: 2.99	1.0		4	0	0	0	0	0	0	0	0	0	0	4	4	0.00	0.000										

**Detroit Tigers @ Baltimore Orioles**  
**Memorial Stadium, Baltimore, MD**  
 Mon Sep 23 1968, 7:05 PM EDT  
 Att: 7,559 - Unknown

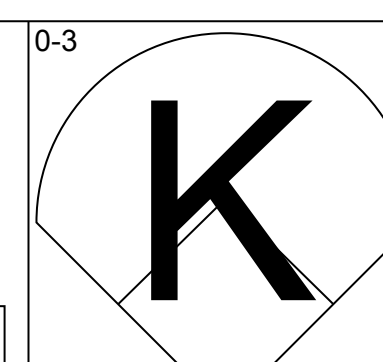
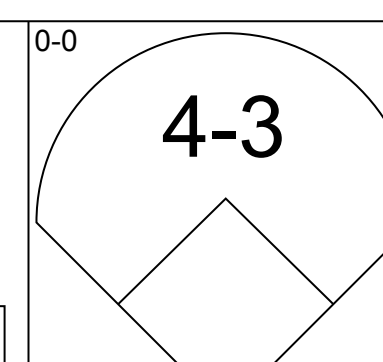
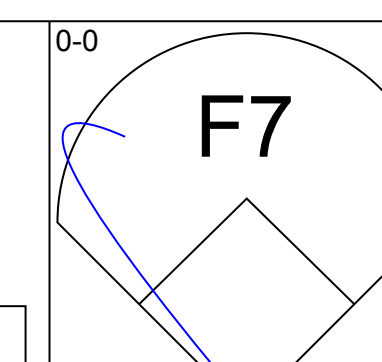
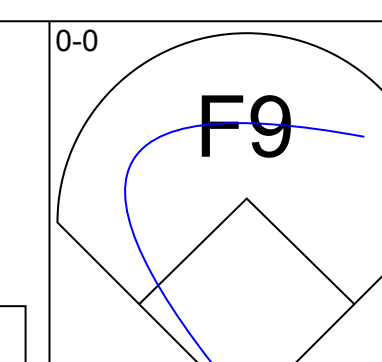
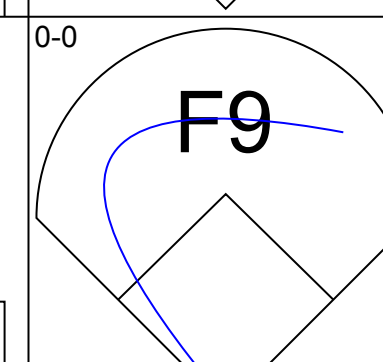
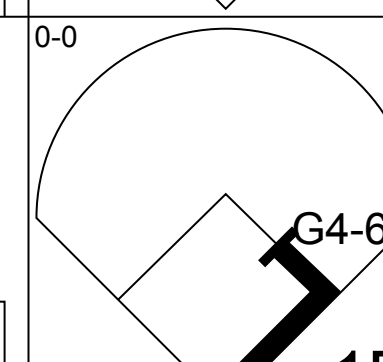
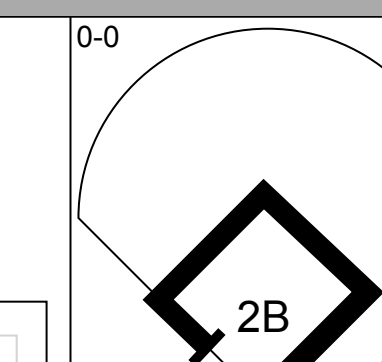
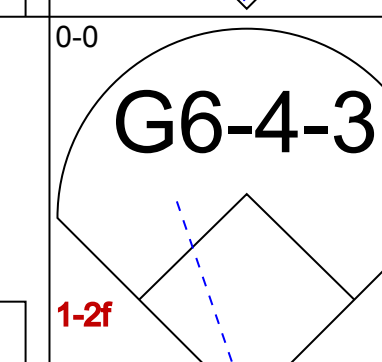
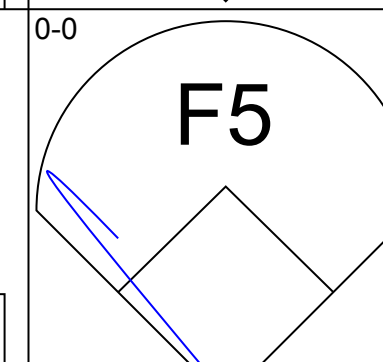
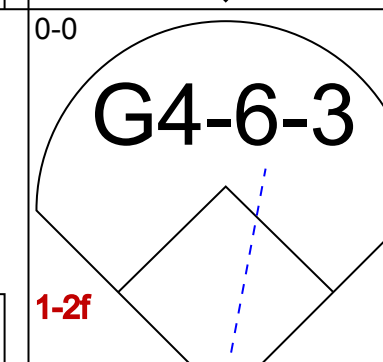
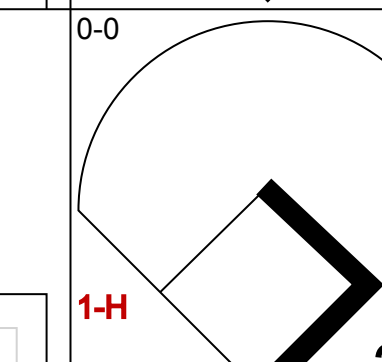
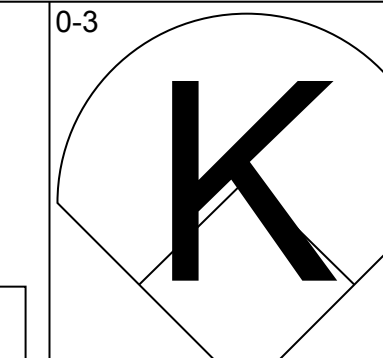
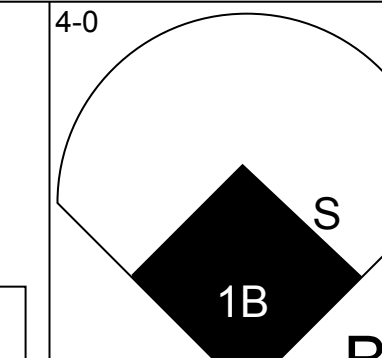
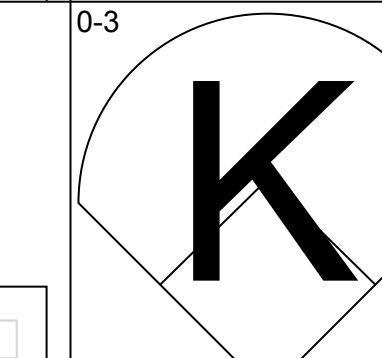
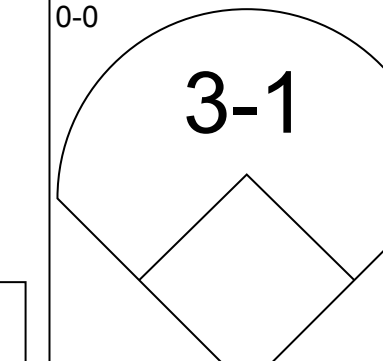
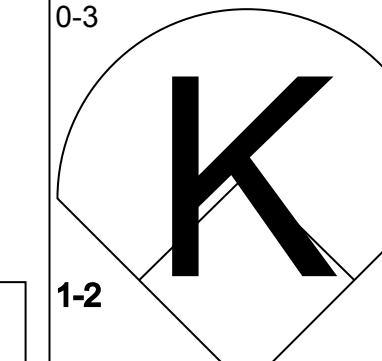
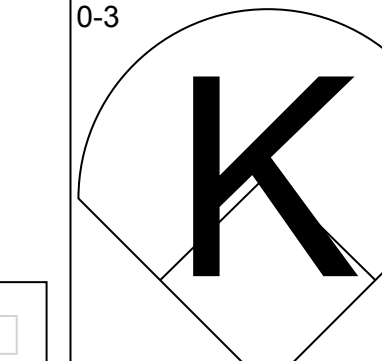
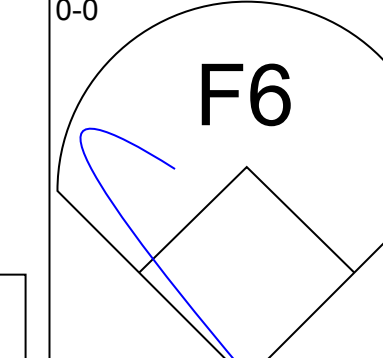
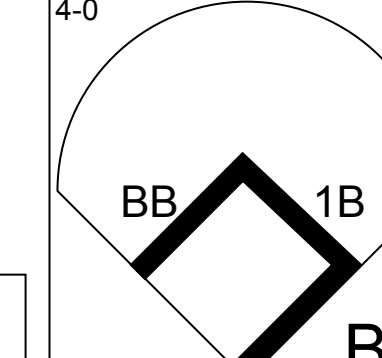
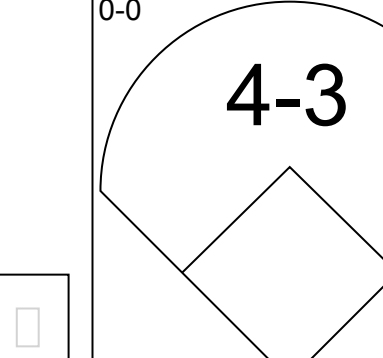
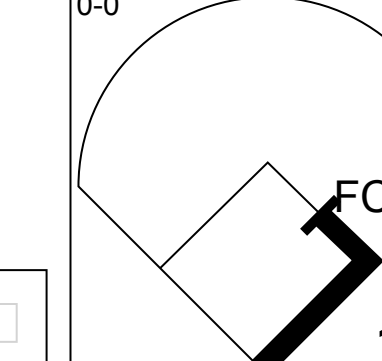
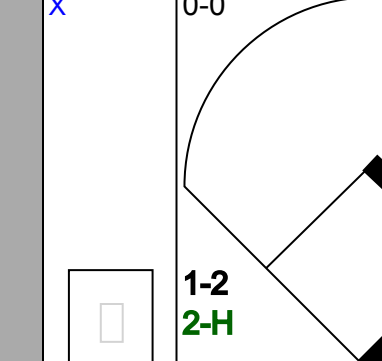
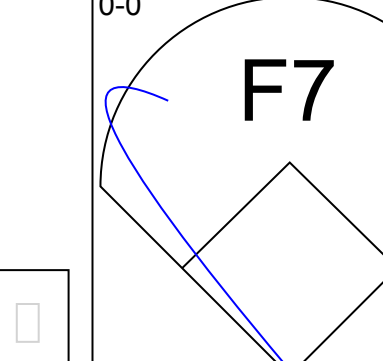
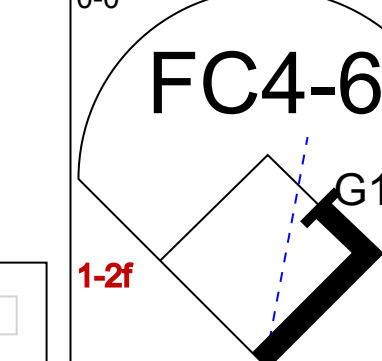
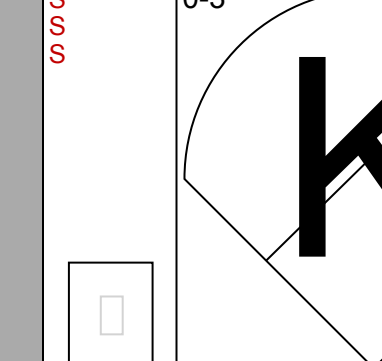
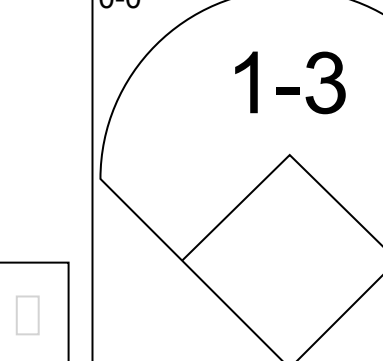
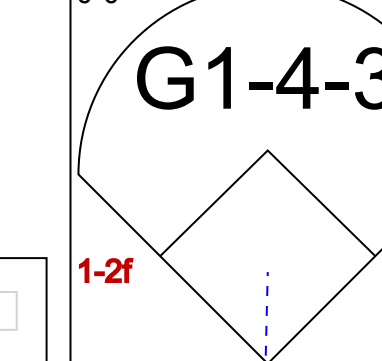
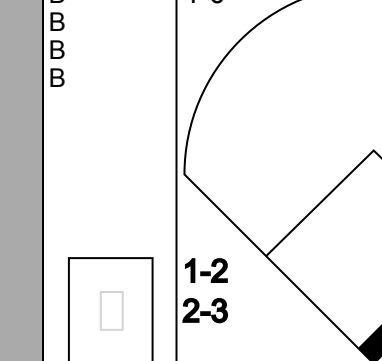
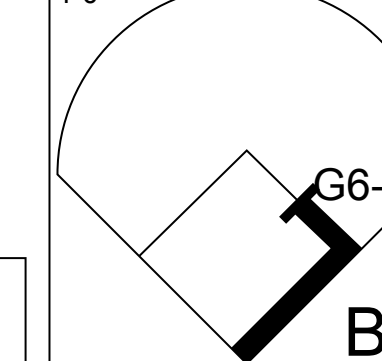
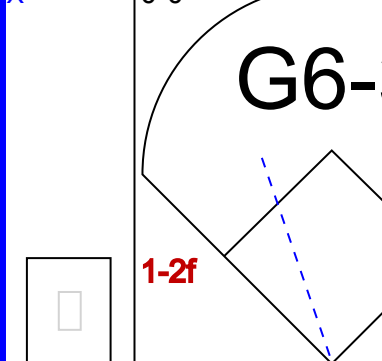
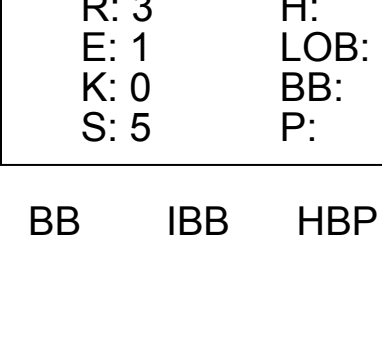
AB	28
R	2
H	5
RBI	2
BB	5
SO	4
LOB	15







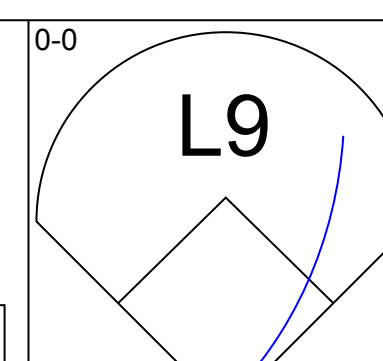
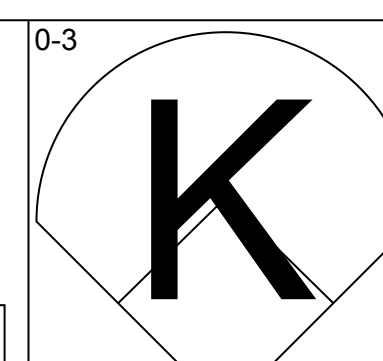
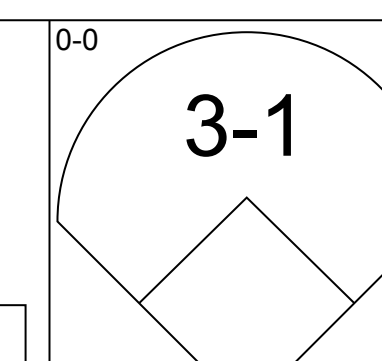
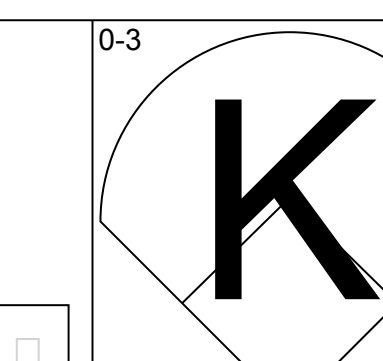
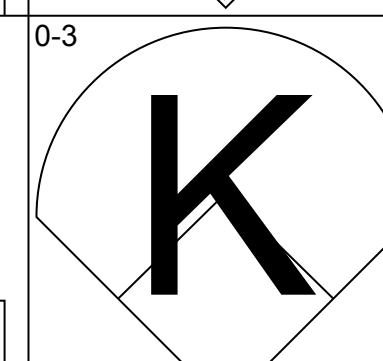
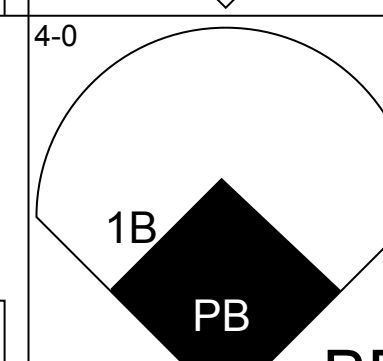
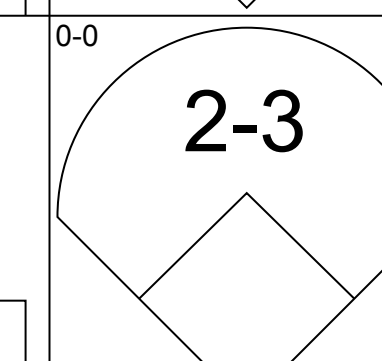
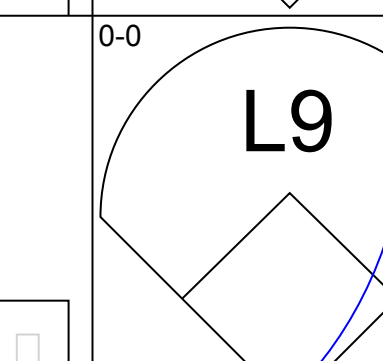
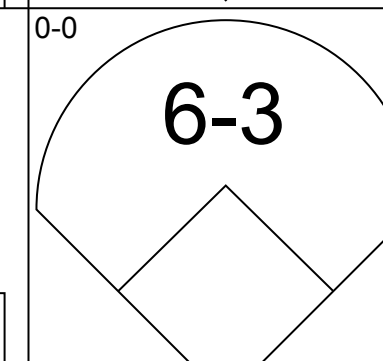
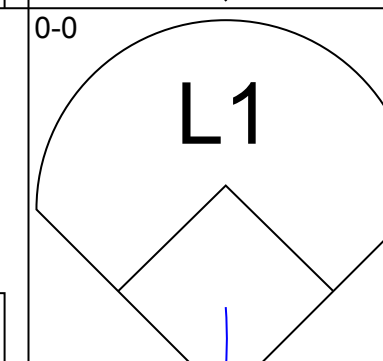

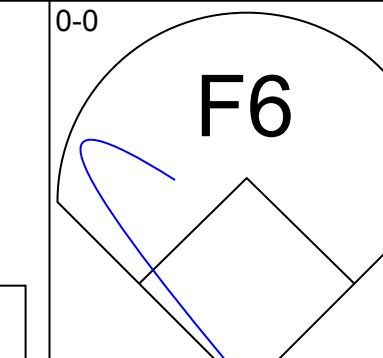
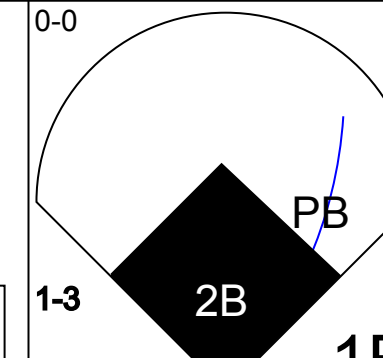

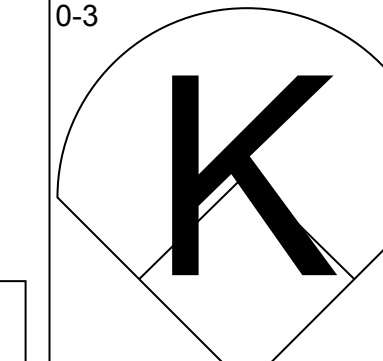
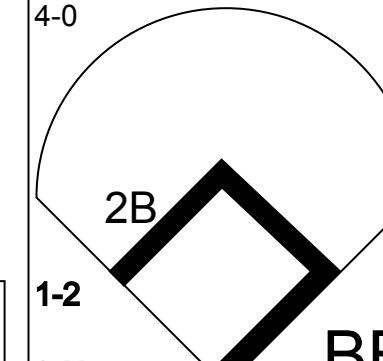

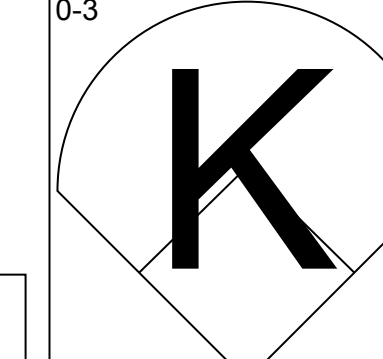
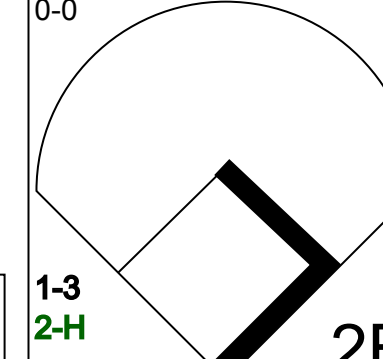

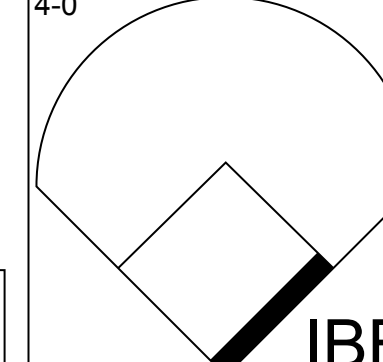
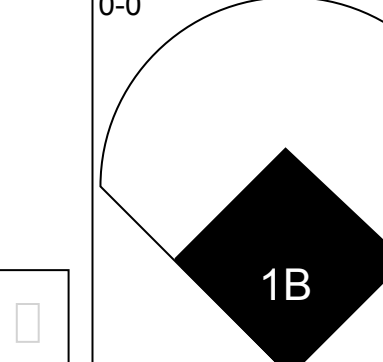
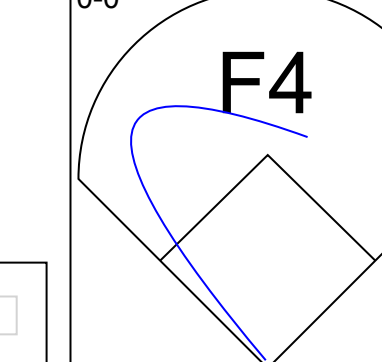
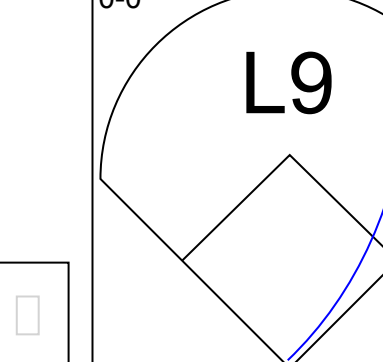

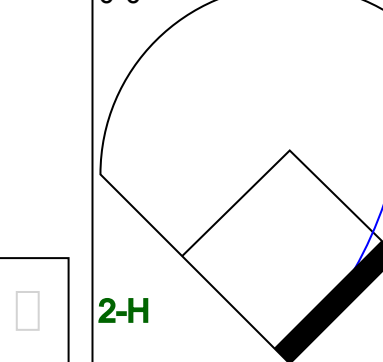
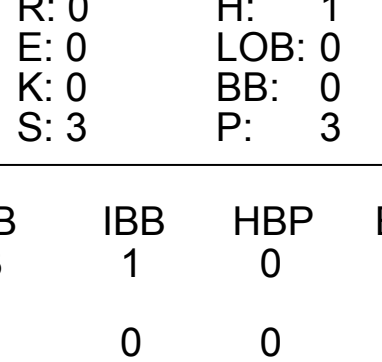
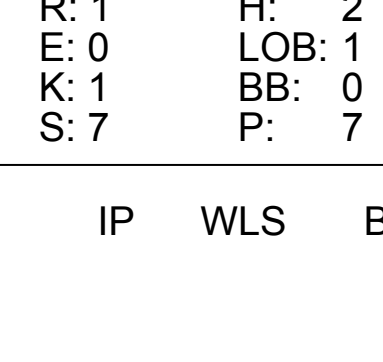




Batter	1	2	3	4	5	6	7	8	9	AB	R	H	RBI	BB	SO	LOB	TOP			
Dick McAuliffe, L (1,4) OBP: 0.347, SLG: 0.415										4	0	0	0	0	1	4				
Mickey Stanley, R (1,6) OBP: 0.313, SLG: 0.367										4	0	2	0	0	0	1				
Jim Northrup, L (1,8) OBP: 0.325, SLG: 0.449										4	1	2	0	0	0	1				
Al Kaline, R (1,9) OBP: 0.395, SLG: 0.430										3	1	0	0	1	2	2				
Norm Cash, L (1,3) OBP: 0.327, SLG: 0.481										4	1	0	0	0	2	3				
Gates Brown, L (1,7) Wayne Comer, R (9,7) OBP: 0.441, SLG: 0.692 OBP: 0.163, SLG: 0.234										3	1	1	3	1	0	0				
Bill Freehan, R (1,2) OBP: 0.366, SLG: 0.459										3	0	2	1	0	0	0				
Don Wert, R (1,5) OBP: 0.261, SLG: 0.302										3	0	0	0	1	1	3				
Earl Wilson, R (1,1) Tom Matchick, L (8, PH) Don McMahon, R (8,1) OBP: 0.258, SLG: 0.500 OBP: 0.259, SLG: 0.290 OBP: 0.143, SLG: 0.143										1	0	0	0	1	0	1				
										0	0	0	0	1	0	0				
										1	0	0	0	0	0	2				
<b>Inning Stats</b>	R: 0 E: 0 K: 1 S: 5	H: 0 LOB: 0 BB: 0 P: 5	R: 0 E: 0 K: 1 S: 5	H: 0 LOB: 0 BB: 0 P: 5	R: 0 E: 0 K: 0 S: 3	H: 1 LOB: 0 BB: 0 P: 3	R: 0 E: 0 K: 0 S: 3	H: 1 LOB: 0 BB: 0 P: 3	R: 1 E: 0 K: 2 S: 8	H: 1 LOB: 3 BB: 3 P: 20	R: 0 E: 0 K: 0 S: 3	H: 0 LOB: 0 BB: 0 P: 3	R: 0 E: 0 K: 0 S: 2	H: 0 LOB: 0 BB: 1 P: 6	R: 3 E: 1 K: 0 S: 5	H: 2 LOB: 1 BB: 1 P: 10	1B: 5 2B: 1 3B: 0 HR: 1	SF: 0 SAC: 0 DP: 4 HBP: 1	WP: 0 PB: 0 SB: 1 CS: 0	PA: 36
<b>PITCHER</b>	IP WLS BF H R ER SO BB IBB HBP BLK WP HR S P ERA WHIP																			
Tom Phoebus, R (1,1) ERA: 2.62	8.1 L 34 7 4 3 6 4 0 1 0 0 1 41 58 3.24 1.320																			
Eddie Watt, R (9,1) ERA: 2.27	0.2 2 0 0 0 0 1 0 0 0 0 0 0 1 5 0.00 1.500																			

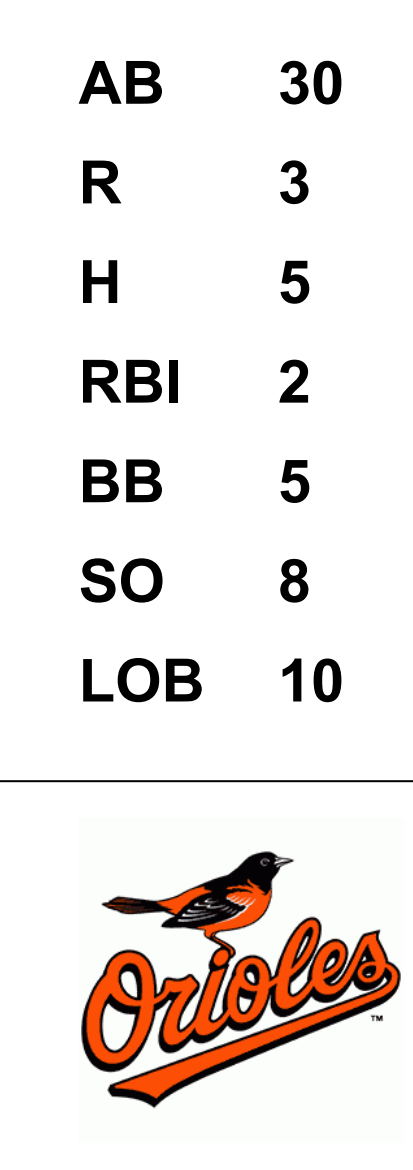
Detroit Tigers @ Baltimore Orioles  
 Memorial Stadium, Baltimore, MD  
 Wed Sep 25 1968, 7:05 PM EDT  
 Att: 6,344 - Unknown

AB	30
R	4
H	7
RBI	4
BB	5
SO	6
LOB	17

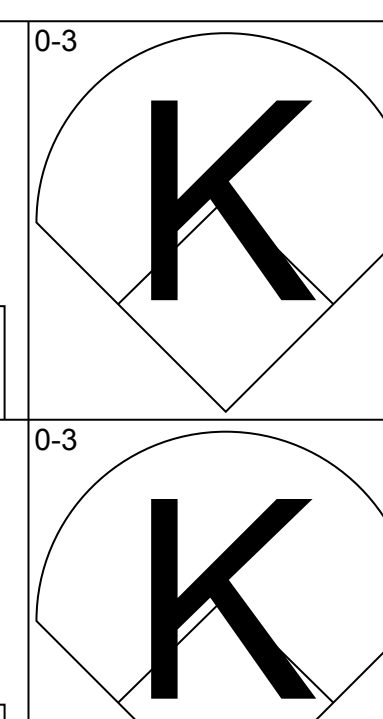
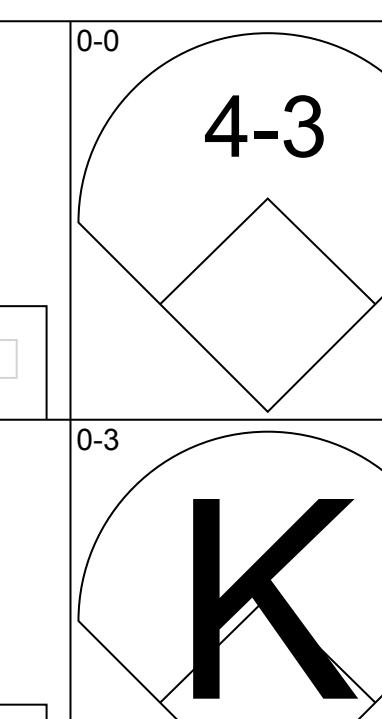
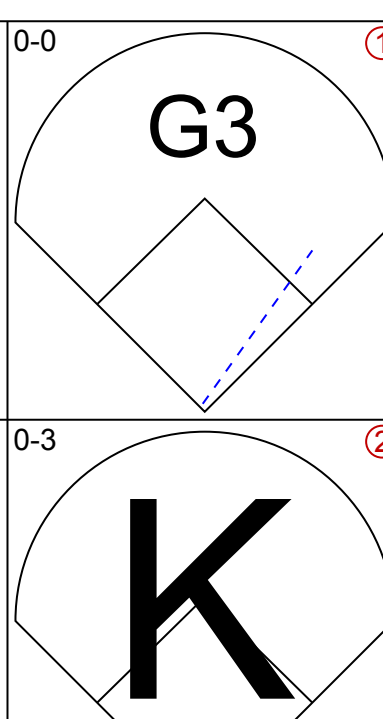
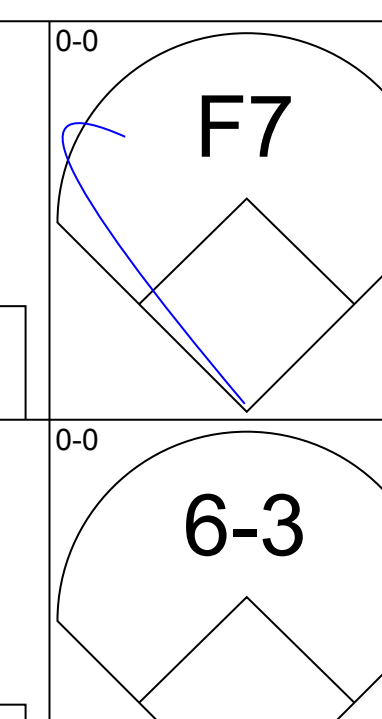
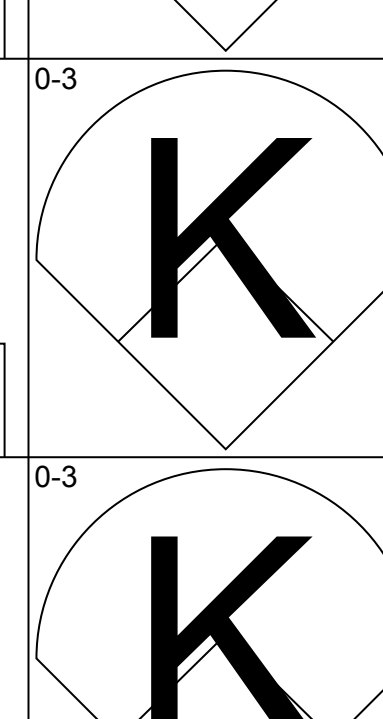
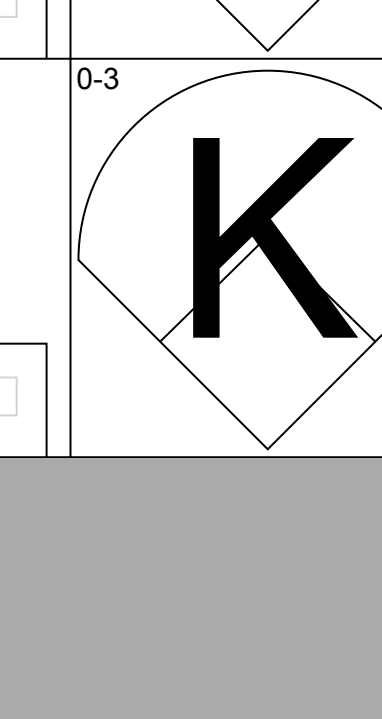
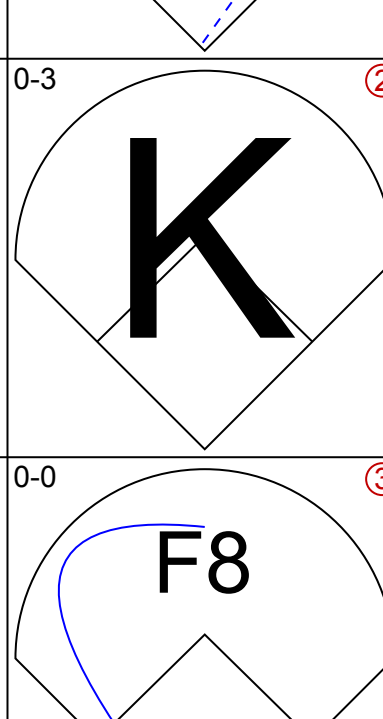
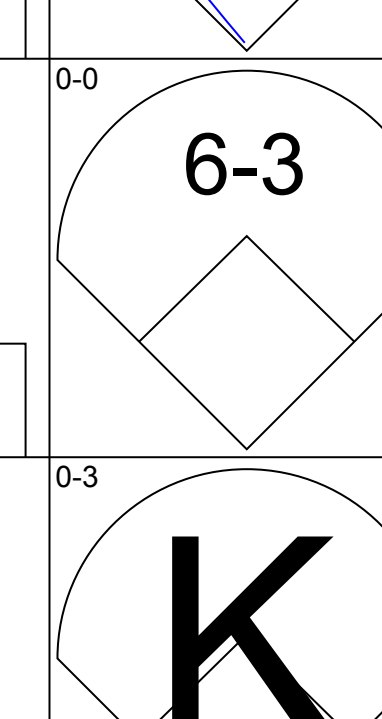
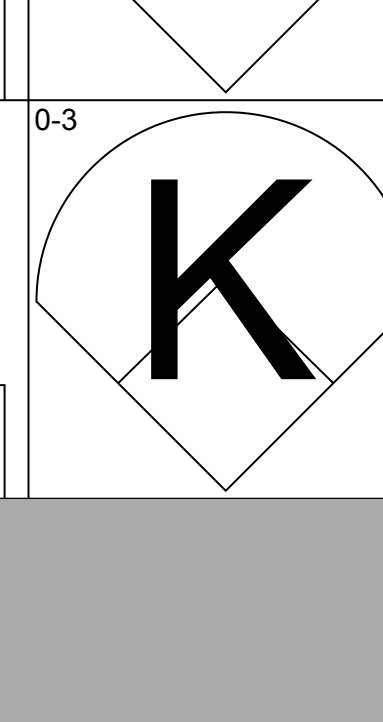
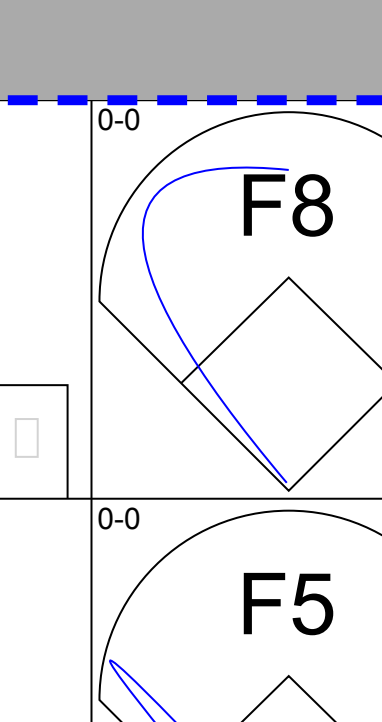
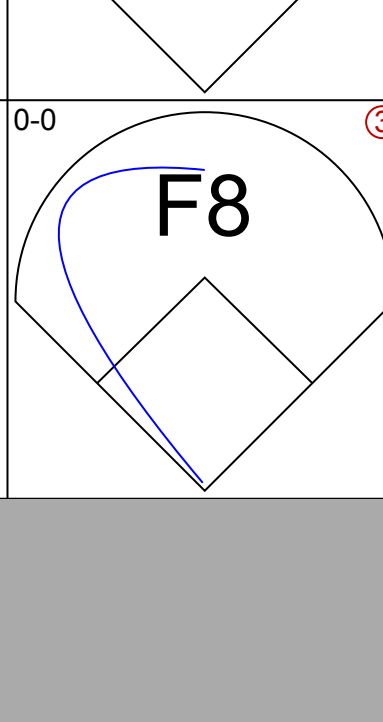
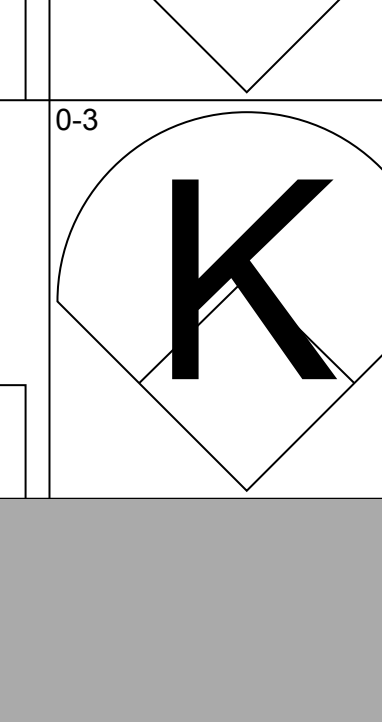
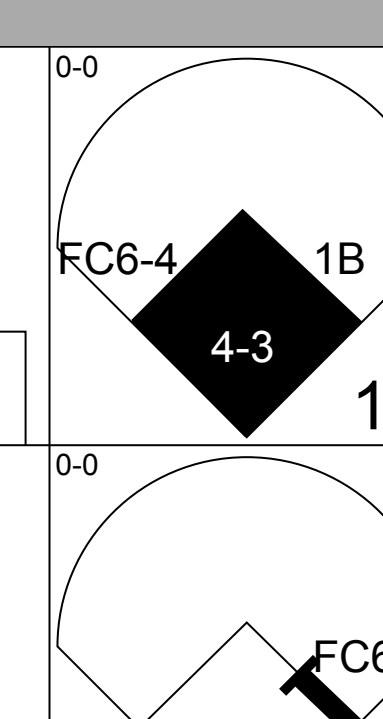
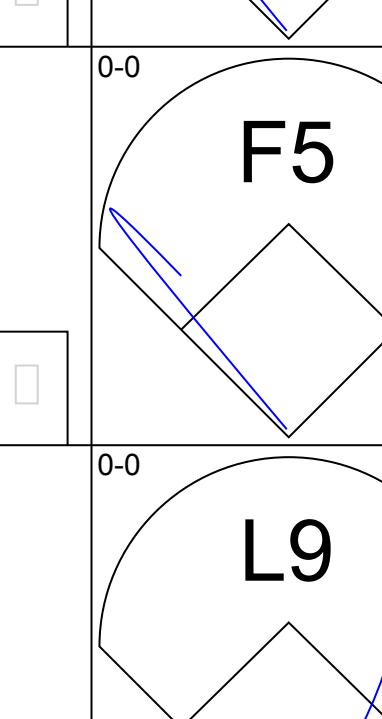
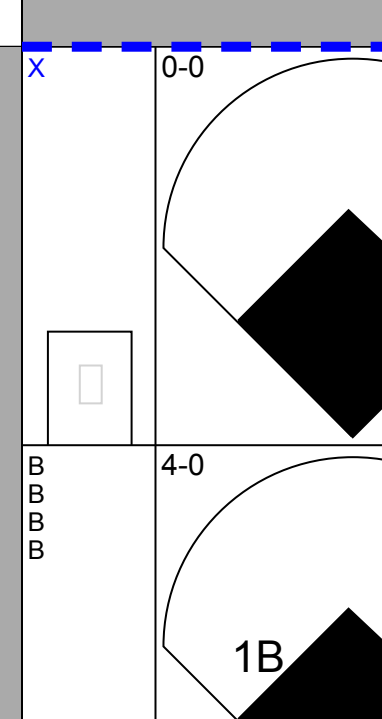
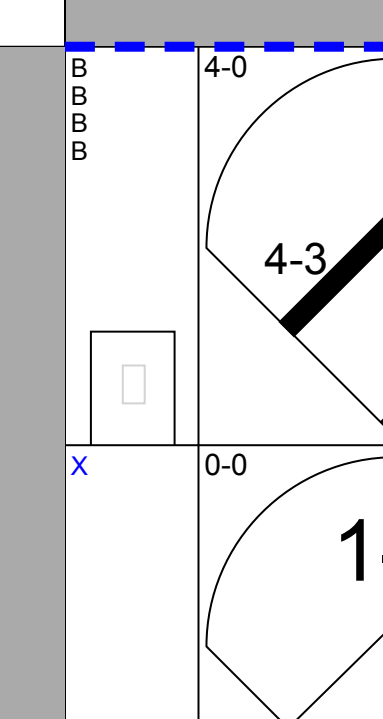
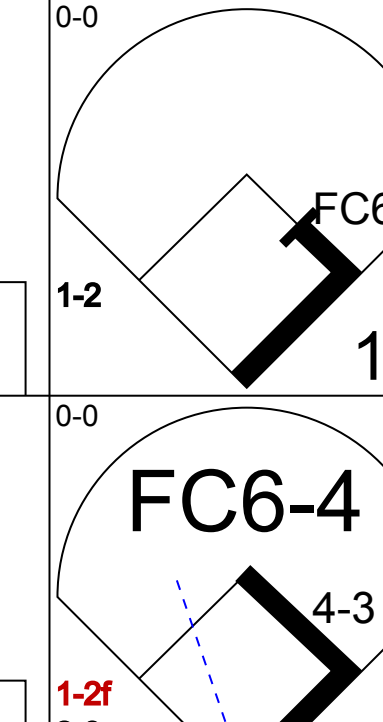
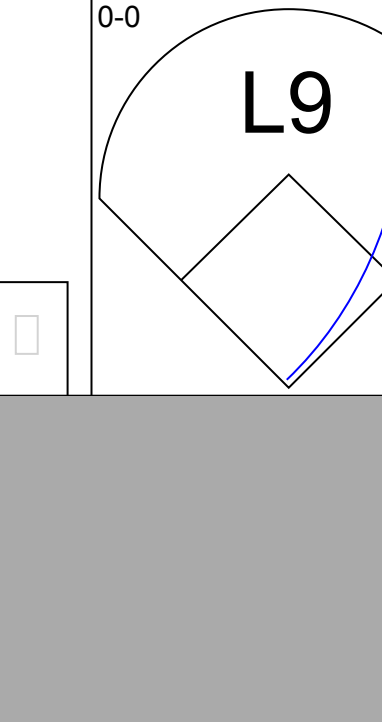
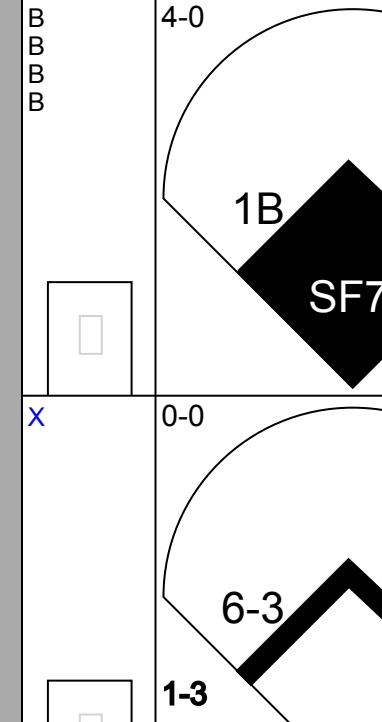
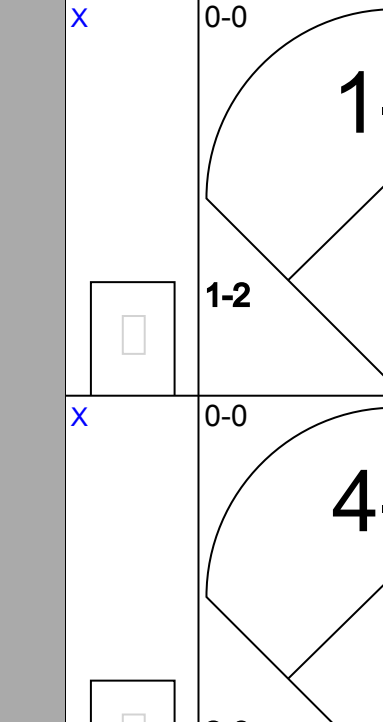
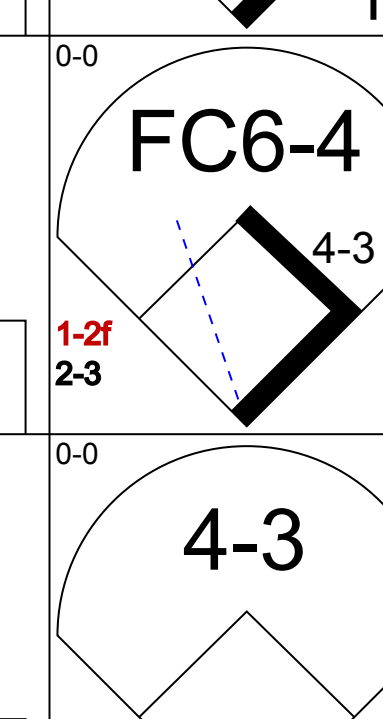
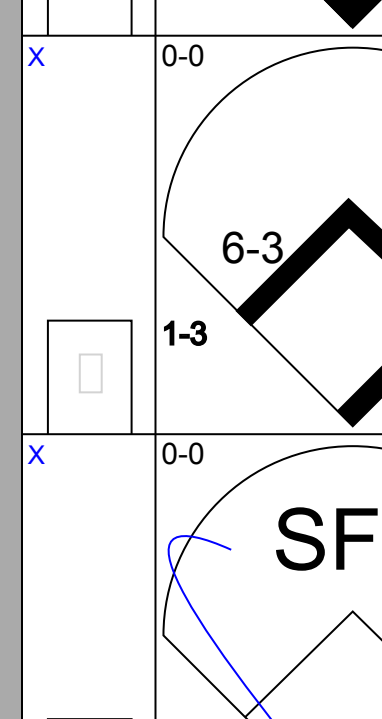
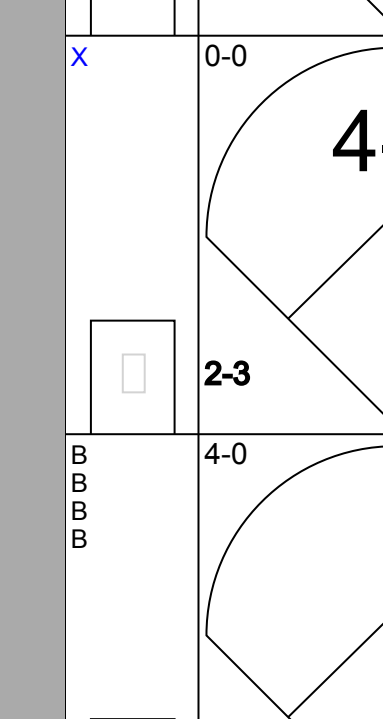
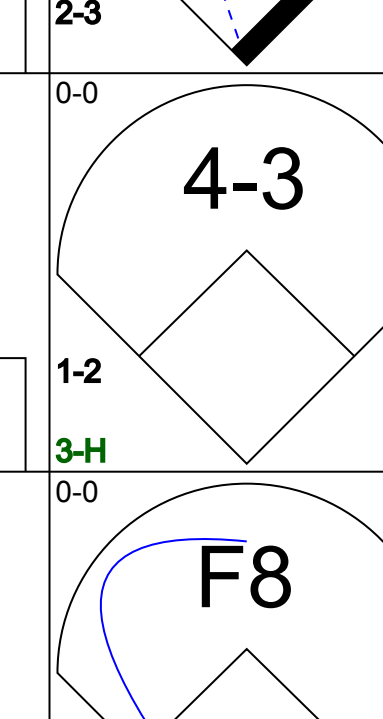
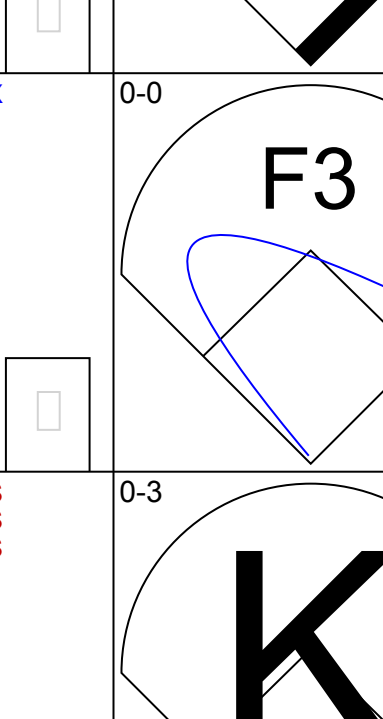
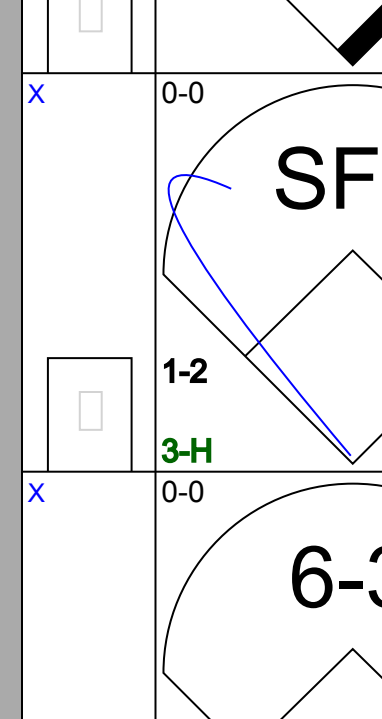
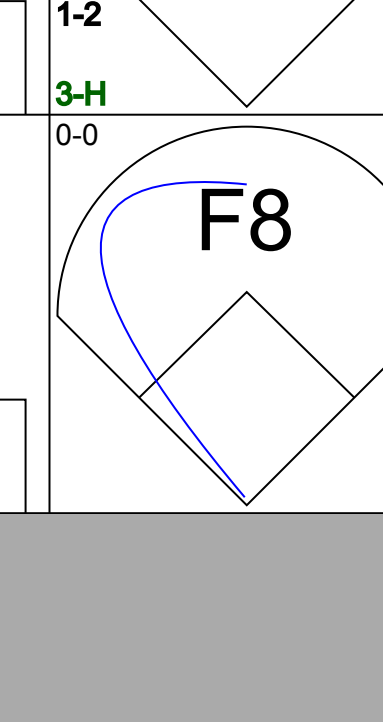
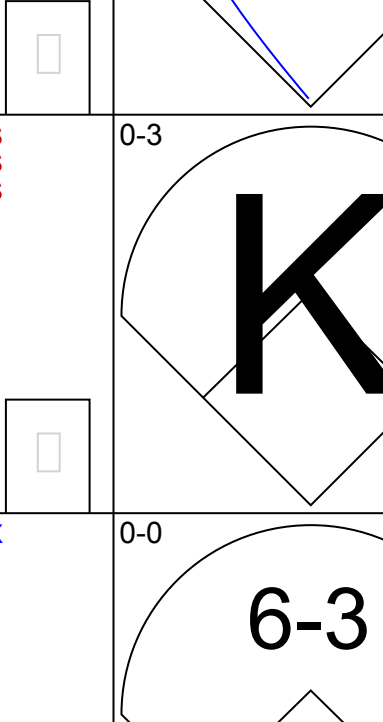
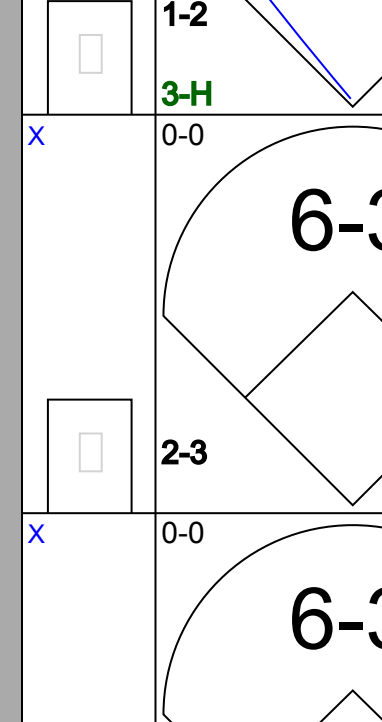
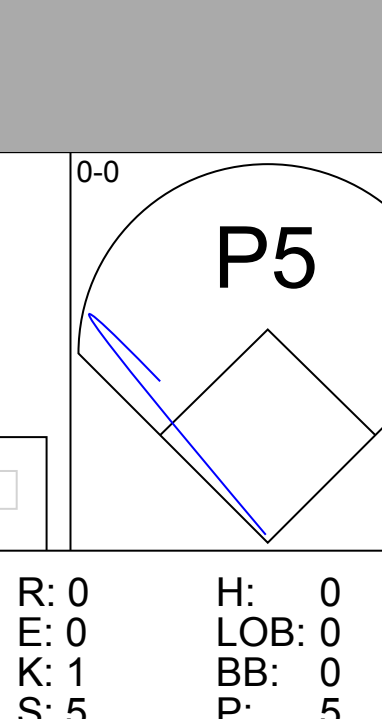
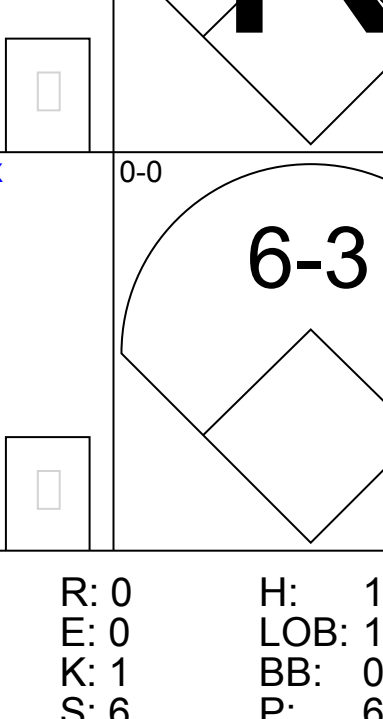
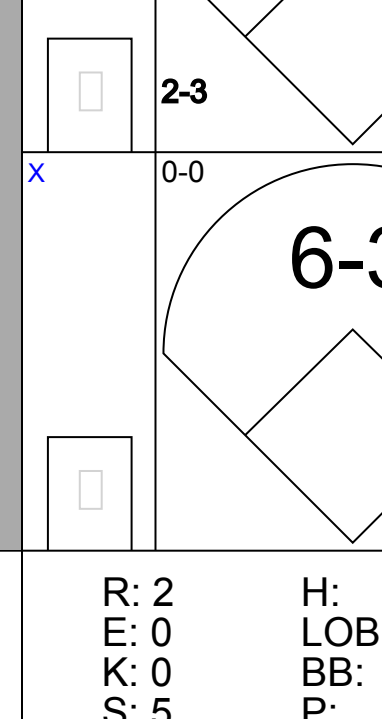


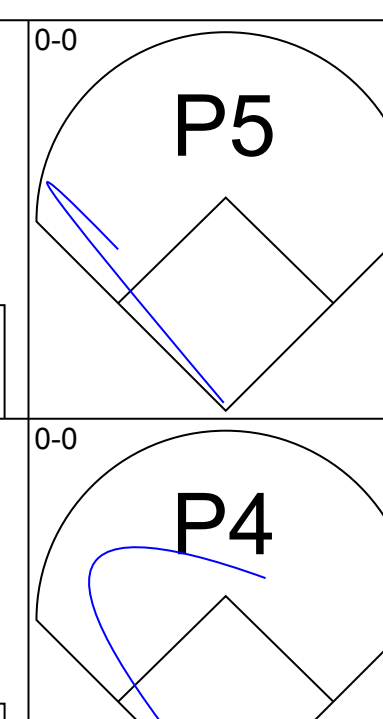
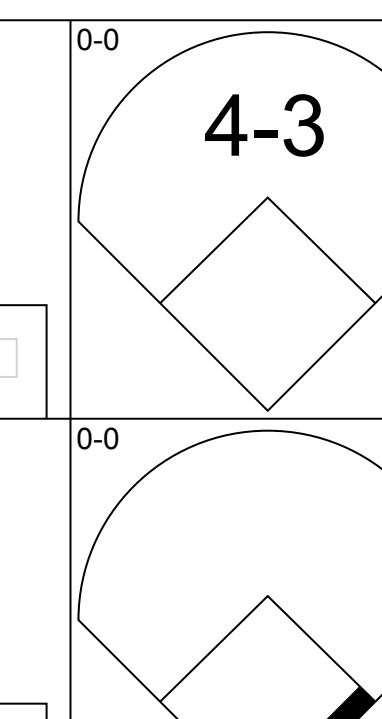
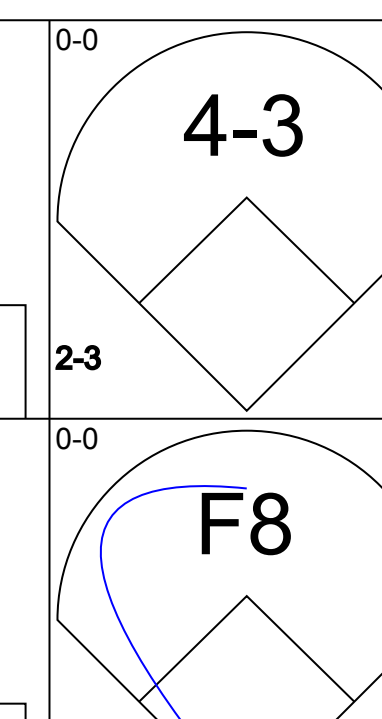
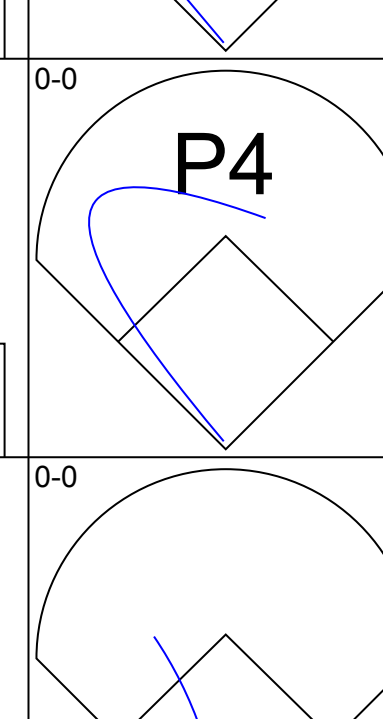
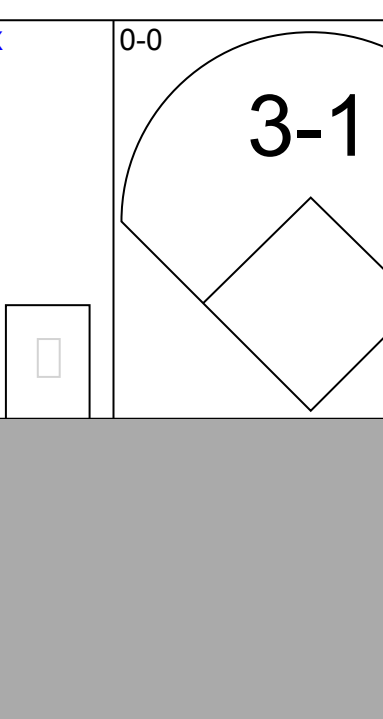
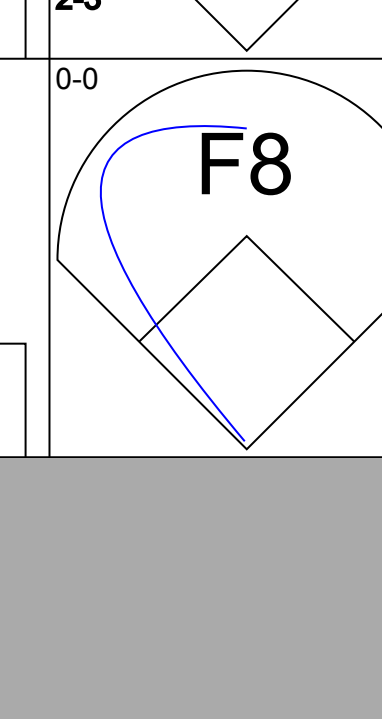
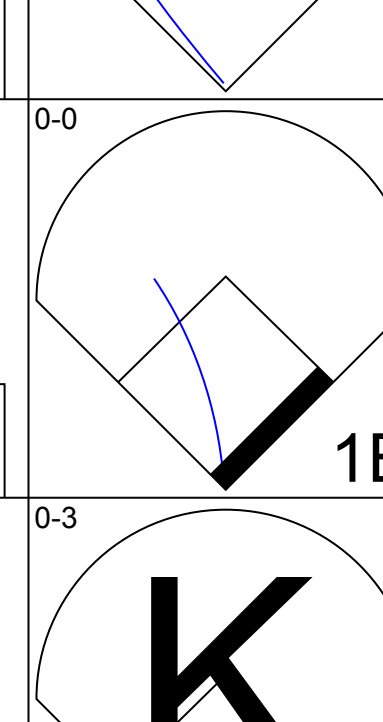
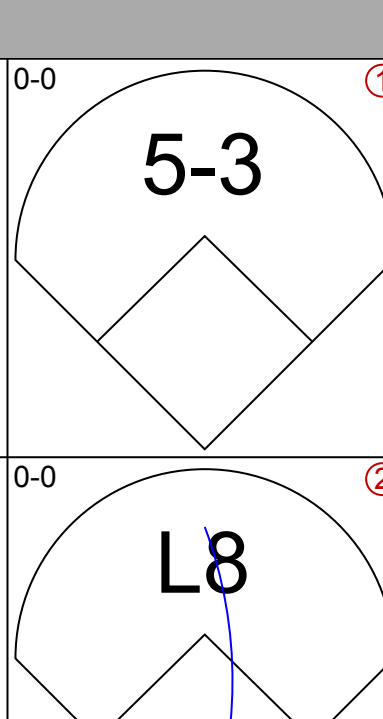

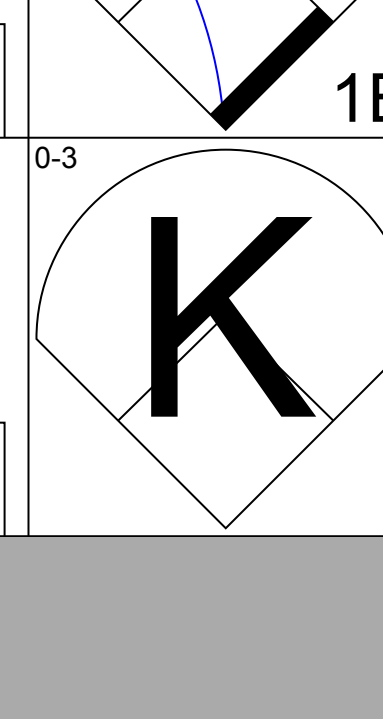
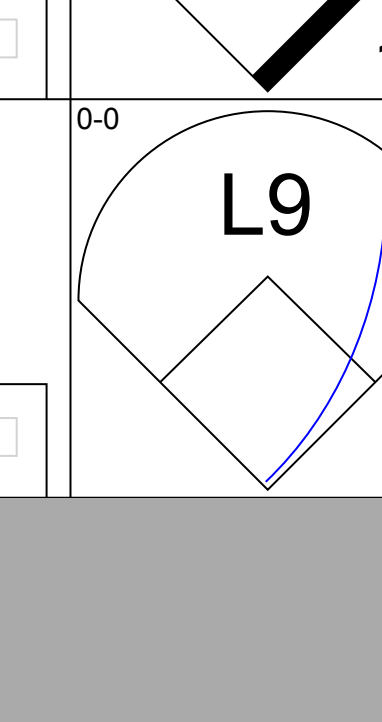
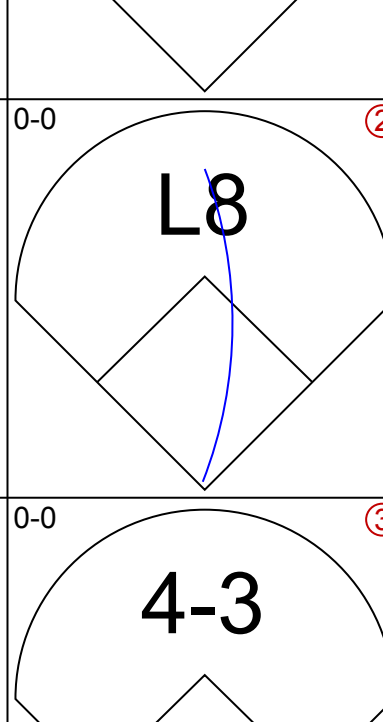
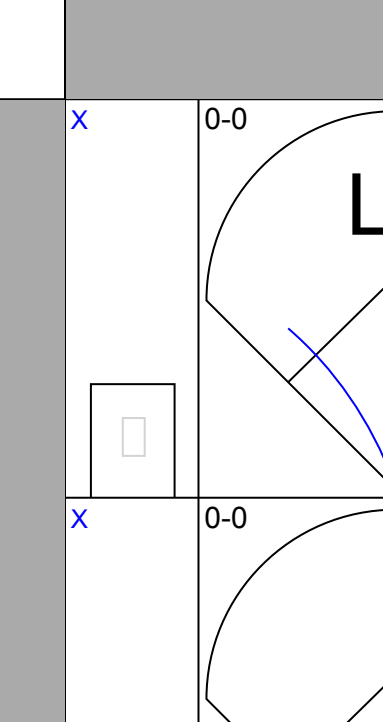

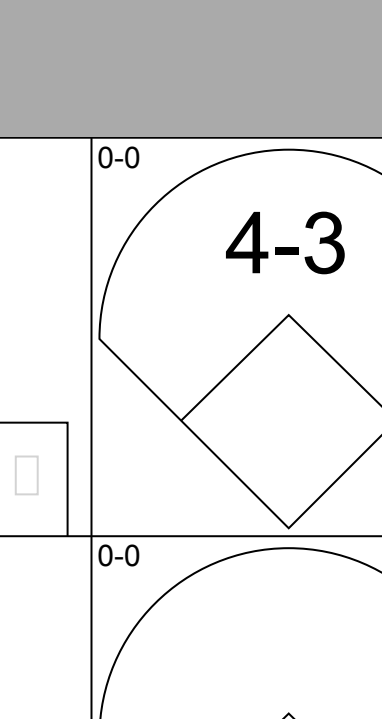
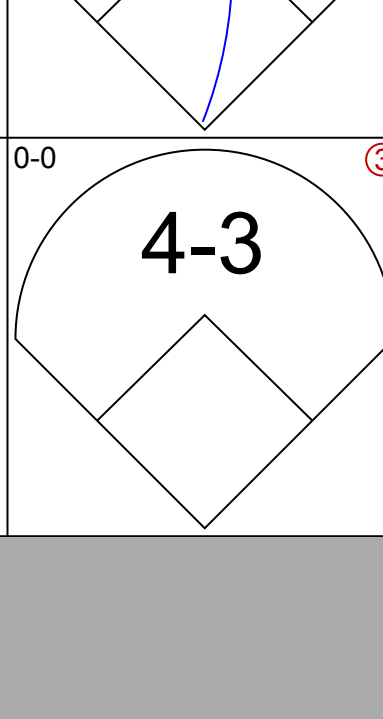
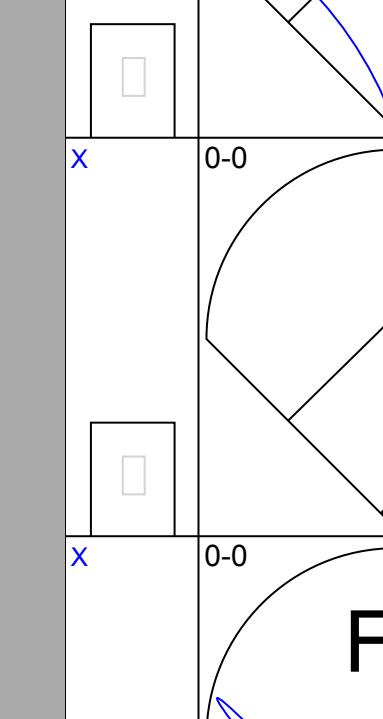
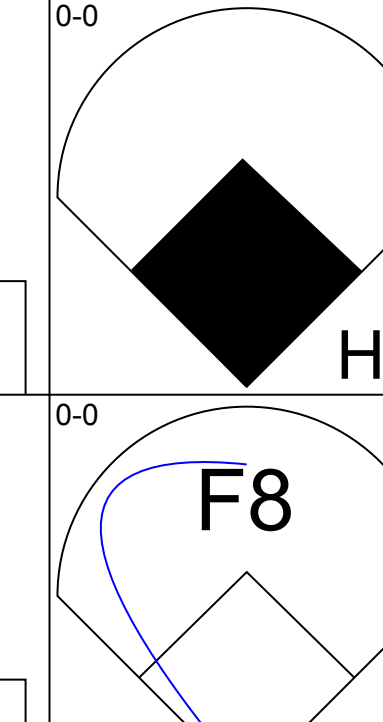
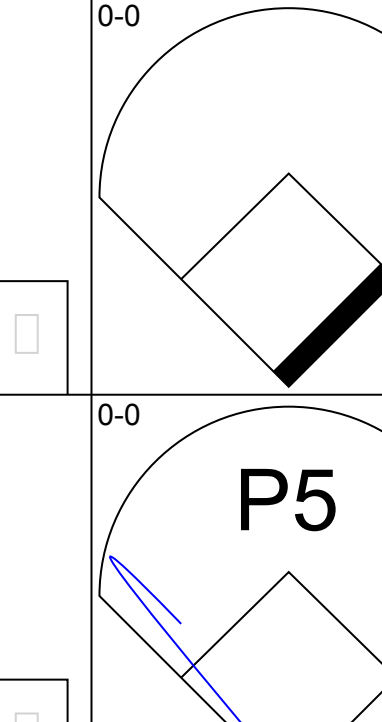
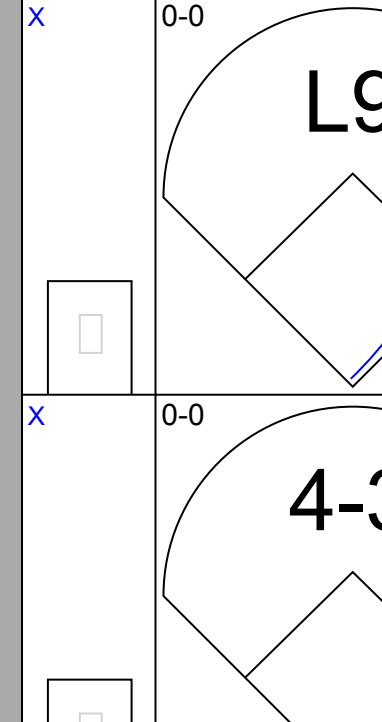
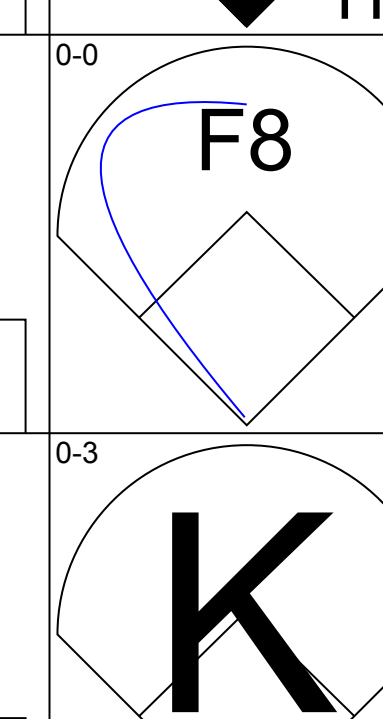
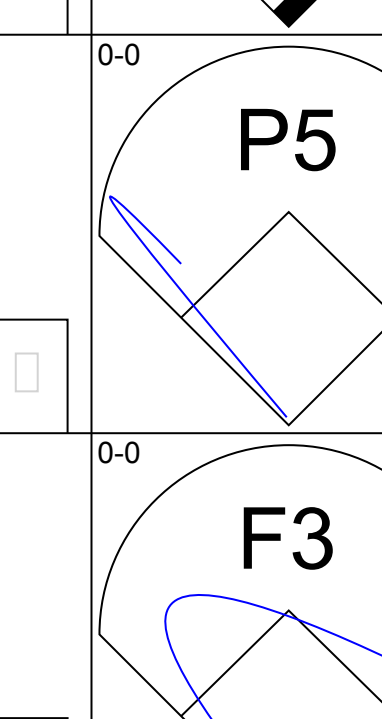
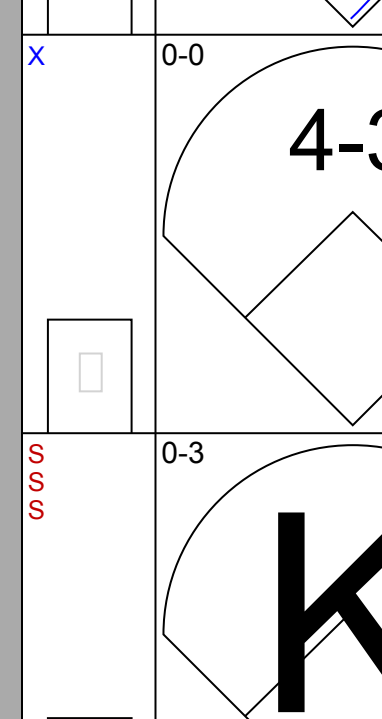
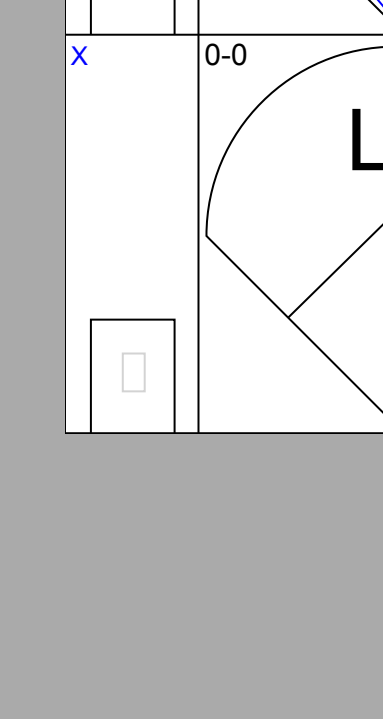
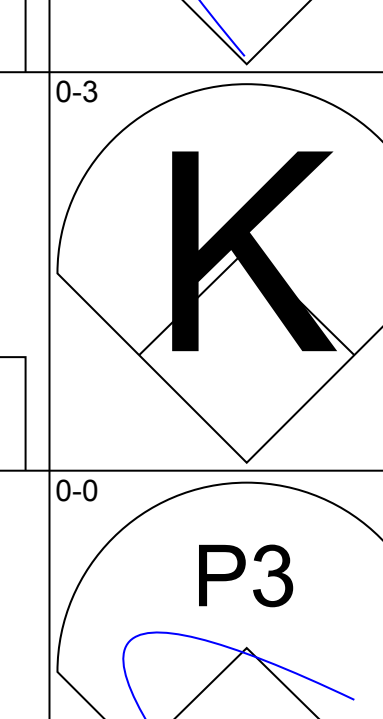
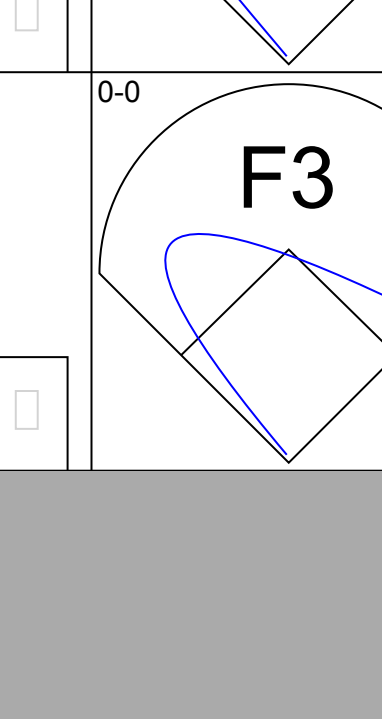
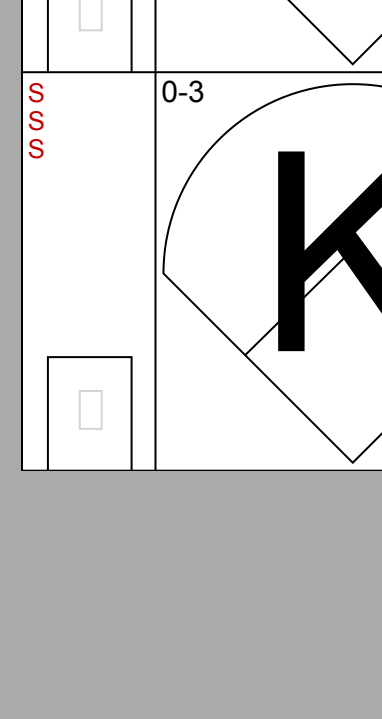
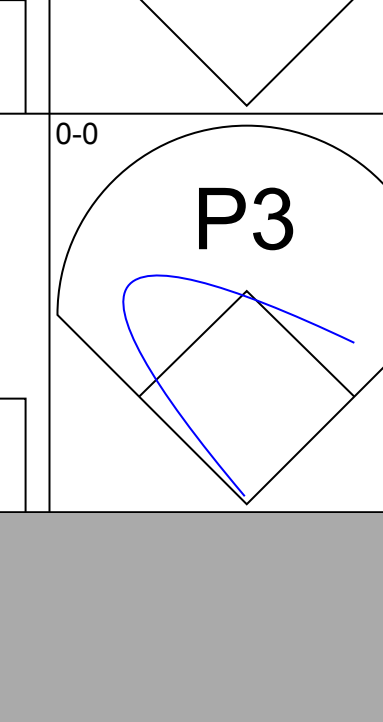
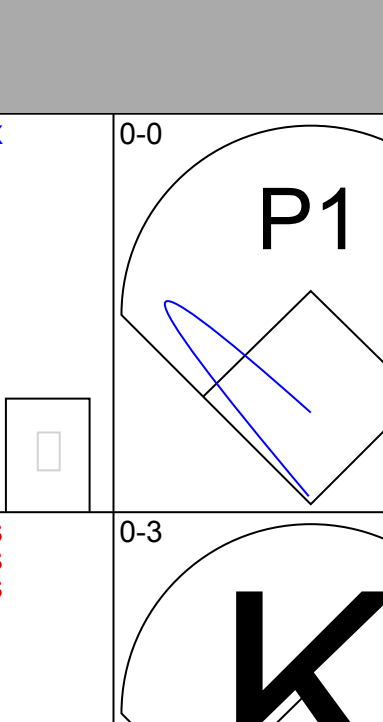
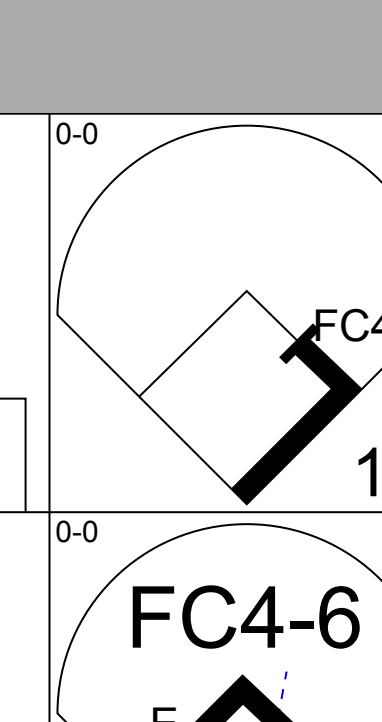
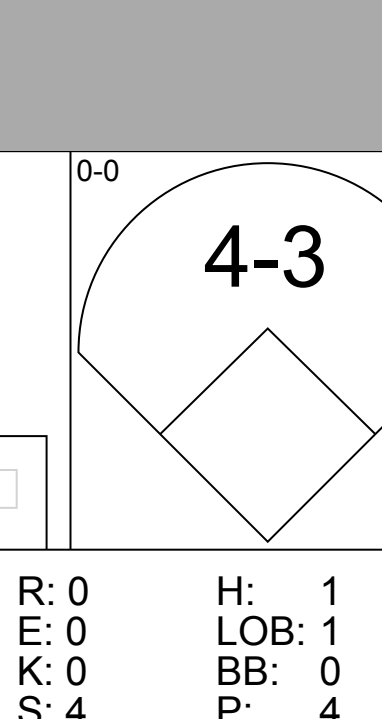
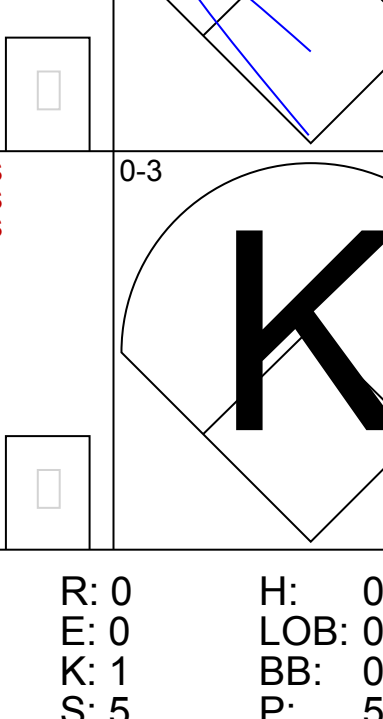
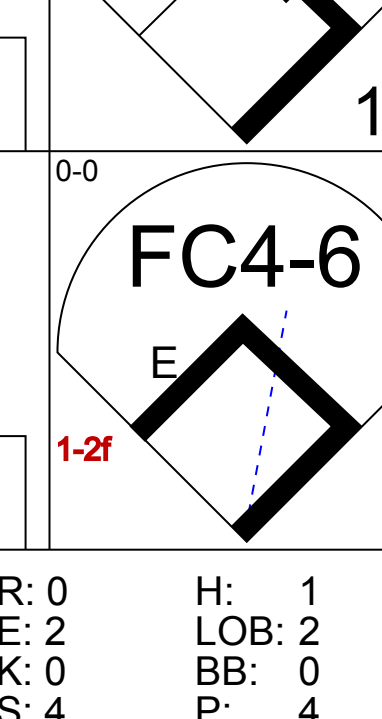
Batter	1	2	3	4	5	6	7	8	9	AB	R	H	RBI	BB	SO	LOB	BOTTOM					
Don Buford, S (1,4) OBP: 0.368, SLG: 0.439										4	0	0	0	0	2	1						
Mike Fiore, L (1,3) OBP: 0.299, SLG: 0.412										3	1	0	0	1	1	1						
Brooks Robinson, R (1,5) OBP: 0.299, SLG: 0.412										4	0	0	0	0	0	1						
Eliot Hendricks, L (1,2) OBP: 0.292, SLG: 0.391										4	1	1	0	0	1	0						
Merv Rettenmund, R (1,8) OBP: 0.468, SLG: 0.491										1	0	0	0	3	1	0						
Curt Motton, R (1,7) OBP: 0.298, SLG: 0.346										4	0	1	1	0	1	1						
Dave May, L (1,9) OBP: 0.283, SLG: 0.262										4	0	1	1	0	1	1						
Dave May, L (1,9) OBP: 0.283, SLG: 0.262										3	1	2	0	1	0	0						
Bobby Floyd, R (1,6) OBP: 0.338, SLG: 0.411										3	0	0	0	0	1	5						
Boog Powell, L (9, PH) OBP: 0.338, SLG: 0.411										1	0	0	0	0	1	0						
Tom Phoebus, R (1,1) ERA: 2.9										3	0	1	1	0	0	1						
Eddie Watt, R (9,1) ERA: 1.6										0	0	0	0	0	0	0						
<b>Inning Stats</b>	R: 0 E: 0 K: 1 S: 5	H: 0 LOB: 0 BB: 0 P: 5	R: 0 E: 0 K: 2 S: 7	H: 0 LOB: 0 BB: 0 P: 7	R: 0 E: 0 K: 0 S: 3	H: 1 LOB: 0 BB: 0 P: 3	R: 2 E: 0 K: 2 S: 9	H: 2 LOB: 3 BB: 3 P: 21	R: 0 E: 0 K: 0 S: 3	H: 0 LOB: 0 BB: 0 P: 3	R: 0 E: 0 K: 1 S: 5	H: 0 LOB: 1 BB: 1 P: 9	R: 1 E: 0 K: 1 S: 7	H: 2 LOB: 1 BB: 0 P: 7	R: 0 E: 0 K: 0 S: 2	H: 0 LOB: 0 BB: 1 P: 6	R: 0 E: 0 K: 1 S: 5	H: 0 LOB: 0 BB: 0 P: 5	1B: 3 2B: 2 3B: 0 HR: 0	SF: 0 SAC: 0 DP: 1 HBP: 0	WP: 0 PB: 1 SB: 0 CS: 1	PA: 36
<b>PITCHER</b>	IP WLS BF H R ER SO BB IBB HBP BLK WP HR S P ERA WHIP																					
Earl Wilson, R (1,1) ERA: 2.9	7.0 W 29 5 3 3 7 3 1 0 0 0 0 39 55 3.86 1.143																					
Don McMahon, R (8,1) ERA: 1.6	2.0 W 6 0 0 0 1 1 0 0 0 0 0 0 7 11 0.00 0.500																					

Detroit Tigers @ Baltimore Orioles  
 Memorial Stadium, Baltimore, MD  
 Wed Sep 25 1968, 7:05 PM EDT  
 Att: 6,344 - Unknown





Batter	1	2	3	4	5	6	7	8	9	AB	R	H	RBI	BB	SO	LOB	TOP				
<b>Ed Stroud, L</b> OBP: 0.286, SLG: 0.379 (1, 8)										4	0	0	0	0	1	0	<b>Washington Senators @ Detroit Tigers</b> Tiger Stadium, Detroit, MI Fri Sep 27 1968, 7:05 PM EDT Att: 26,361 - Unknown				
<b>Dick Billings, R</b> OBP: 0.314, SLG: 0.345 (1, 7)										4	0	0	0	0	3	0					
<b>Brant Alyea, R</b> OBP: 0.308, SLG: 0.466 (1, 9)										4	0	0	0	0	2	0					
<b>Frank Howard, R</b> OBP: 0.339, SLG: 0.556 (9, PR) <b>Gary Holman, L</b> OBP: 0.375, SLG: 0.361 (9, 3)										3	2	2	1	1	0	0					
<b>Ken McMullen, R</b> OBP: 0.328, SLG: 0.386 (1, 5)										3	1	1	0	1	0	1					
<b>Bernie Allen, L</b> OBP: 0.303, SLG: 0.346 (1, 4)										4	0	2	0	0	0	4					
<b>Jim French, L</b> OBP: 0.283, SLG: 0.248 (1, 2)										2	0	0	2	1	0	2					
<b>Tim Cullen, R</b> OBP: 0.293, SLG: 0.314 (1, 6)										4	0	0	0	0	1	5					
<b>Joe Coleman, R</b> OBP: 0.153, SLG: 0.157 (1, 1)										3	0	0	0	0	0	2					
<b>Inning Stats</b>	R: 0 E: 0 K: 3 S: 9	H: 0 LOB: 0 BB: 0 P: 9	R: 1 E: 0 K: 0 S: 5	H: 2 LOB: 1 BB: 0 P: 5	R: 0 E: 0 K: 1 S: 5	H: 0 LOB: 0 BB: 0 P: 5	R: 0 E: 0 K: 0 S: 3	H: 0 LOB: 0 BB: 0 P: 3	R: 0 E: 0 K: 1 S: 6	H: 1 LOB: 1 BB: 0 P: 6	R: 0 E: 0 K: 1 S: 5	H: 0 LOB: 0 BB: 0 P: 5	R: 2 E: 0 K: 0 S: 5	H: 2 LOB: 1 BB: 1 P: 9	R: 0 E: 0 K: 1 S: 5	H: 0 LOB: 0 BB: 2 P: 11		1B: 3 2B: 0 3B: 1 HR: 1	SF: 1 SAC: 0 DP: 0 HBP: 0	WP: 0 PB: 0 CS: 0	PA: 35
<b>PITCHER</b>	IP	WLS	BF	H	R	ER	SO	BB	IBB	HBP	BLK	WP	HR	S	P	ERA	WHIP				
<b>Joe Sparna, R</b> ERA: 3.7 (1, 1)	3.0		11	2	1	1	4	0	0	0	0	0	0	19	19	3.00	0.667				
<b>John Hiller, L</b> ERA: 2.39 (4, 1)	3.0		10	1	0	0	2	0	0	0	0	0	0	14	14	0.00	0.333				
<b>Pat Dobson, R</b> ERA: 2.69 (7, 1)	2.0	L	9	2	2	2	1	1	0	0	0	0	1	10	14	9.00	1.500				
<b>Daryl Patterson, R</b> ERA: 2.12 (9, 1)	1.0		5	0	0	0	0	2	0	0	0	0	0	3	11	0.00	2.000				

Batter	1	2	3	4	5	6	7	8	9	AB	R	H	RBI	BB	SO	LOB	BOTTOM					
<b>Dick McAuliffe, L</b> OBP: 0.346, SLG: 0.413 (1, 4)										3	0	0	0	0	0	0	<b>Washington Senators @ Detroit Tigers</b> Tiger Stadium, Detroit, MI Fri Sep 27 1968, 7:05 PM EDT Att: 26,361 - Unknown					
<b>Tom Matchick, L</b> OBP: 0.249, SLG: 0.288 (6, 4)										1	0	0	0	0	1							
<b>Mickey Stanley, R</b> OBP: 0.313, SLG: 0.366 (1, 6)										4	0	1	0	0	0	2						
<b>Al Kaline, R</b> OBP: 0.393, SLG: 0.428 (1, 9)										4	0	1	0	0	0	1						
<b>Willie Horton, R</b> OBP: 0.353, SLG: 0.548 (1, 7)										4	0	1	0	0	1	1						
<b>Norm Cash, L</b> OBP: 0.328, SLG: 0.489 (1, 3)										4	1	2	1	0	0	1						
<b>Jim Northrup, L</b> OBP: 0.323, SLG: 0.446 (1, 8)										4	0	0	0	0	0	2						
<b>Bill Freehan, R</b> OBP: 0.364, SLG: 0.456 (1, 2)										3	0	0	0	0	2	1						
<b>Jim Price, R</b> OBP: 0.253, SLG: 0.273 (8, 2)										0	0	0	0	0	0	0						
<b>Don Wert, R</b> OBP: 0.261, SLG: 0.302 (1, 5)										3	0	1	0	0	0	0						
<b>Joe Sparna, R</b> OBP: 0.148, SLG: 0.150 (3, PR) <b>Gates Brown, L</b> OBP: 0.437, SLG: 0.685 (4, 1) <b>John Hiller, L</b> OBP: 0.345, SLG: 0.443 (7, 1) <b>Pat Dobson, R</b> OBP: 0.328, SLG: 0.365 (8, PR) <b>Eddie Mathews, R</b> OBP: 0.328, SLG: 0.226 (8, PR) <b>Dick Tracewski, R</b> OBP: 0.228, SLG: 0.226 (9, 1) <b>Daryl Patterson, L</b> OBP: 0.228, SLG: 0.226 (9, 1)										0	0	0	0	0	0	0						
<b>Inning Stats</b>	R: 0 E: 0 K: 1 S: 6	H: 1 LOB: 1 BB: 0 P: 6	R: 1 E: 0 K: 1 S: 6	H: 1 LOB: 0 BB: 0 P: 6	R: 0 E: 0 K: 0 S: 4	H: 1 LOB: 1 BB: 0 P: 4	R: 0 E: 0 K: 0 S: 4	H: 1 LOB: 0 BB: 0 P: 4	R: 0 E: 0 K: 1 S: 5	H: 0 LOB: 0 BB: 0 P: 5	R: 0 E: 0 K: 0 S: 3	H: 0 LOB: 0 BB: 0 P: 3	R: 0 E: 2 K: 1 S: 5	H: 0 LOB: 2 BB: 1 P: 5	R: 0 E: 0 K: 0 S: 4	H: 1 LOB: 2 BB: 0 P: 4	R: 0 E: 0 K: 0 S: 4	H: 1 LOB: 1 BB: 0 P: 4	1B: 4 2B: 1 3B: 0 HR: 1	SF: 0 SAC: 0 DP: 0 HBP: 0	WP: 0 PB: 0 CS: 0	PA: 33
<b>PITCHER</b>	IP	WLS	BF	H	R	ER	SO	BB	IBB	HBP	BLK	WP	HR	S	P	ERA	WHIP					
<b>Joe Coleman, R</b> ERA: 3.27 (1, 1)	9.0	W	33	6	1	1	4	0	0	0	0	0	1	41	41	1.00	0.667					



Batter	1	2	3	4	5	6	7	8	9	AB	R	H	RBI	BB	SO	LOB	TOP										
Del Unser, L OBP: 0.283, SLG: 0.278 (1, 8)	3-1		FC6-4			6-3			FC1-6 1B	4	0	1	0	0	0	1											
Ed Stroud, L OBP: 0.285, SLG: 0.377 (1, 9)	1B		F3			K			FC1-6 WP 3B	4	1	1	0	0	1	2											
Mike Epstein, L OBP: 0.339, SLG: 0.367 (1, 3)	L9				G3				1B 3B	4	1	1	1	0	0	1											
Frank Howard, R OBP: 0.339, SLG: 0.553 (9, PR)	K				6-3				1B IBB	3	0	0	0	1	1	1											
Frank Coggins, S OBP: 0.215, SLG: 0.222 (9, 4)										0	0	0	0	0	0	0											
Ken McMullen, R OBP: 0.326, SLG: 0.383 (8, 6)		L9			6-3				K	4	0	0	0	0	1	2											
Bernie Allen, L OBP: 0.301, SLG: 0.343 (8, PH)		F8								3	0	0	0	0	0	0											
Hank Allen, R OBP: 0.265, SLG: 0.289 (9, 5)						P6			1B	1	0	1	1	0	0	0											
Jim French, L OBP: 0.277, SLG: 0.242 (1, 2)		L9				K			4-3 3-H	4	0	0	0	0	1	2											
Tim Cullen, R OBP: 0.291, SLG: 0.312 (1, 6)					6-3					2	0	0	0	0	0	0											
Gary Holman, L OBP: 0.391, SLG: 0.369 (8, PH)						5-3				1	0	1	0	0	0	0											
Dick Billings, R OBP: 0.314, SLG: 0.345 (9, 7)									WP 1B	0	0	0	0	0	0	0											
Camilo Pascual, R OBP: 0.194, SLG: 0.185 (8, PH)										2	0	1	0	0	1	1											
Brant Alyea, R OBP: 0.306, SLG: 0.463 (8, PH)										1	0	0	0	0	1	1											
Bob Humphreys, R OBP: 0.400, SLG: 0.400 (8, 1)						K			K 1-2	0	0	0	0	0	0	0											
<b>Inning Stats</b>	R: 0 E: 0 K: 1 S: 6	H: 1 LOB: 1 BB: 0 P: 6	R: 0 E: 0 K: 0 S: 3	H: 0 LOB: 0 BB: 0 P: 3	R: 0 E: 0 K: 0 S: 4	H: 1 LOB: 1 BB: 0 P: 4	R: 0 E: 0 K: 0 S: 3	H: 0 LOB: 0 BB: 0 P: 3	R: 0 E: 0 K: 1 S: 5	H: 0 LOB: 0 BB: 0 P: 5	R: 0 E: 0 K: 0 S: 3	H: 0 LOB: 0 BB: 0 P: 3	R: 0 E: 0 K: 1 S: 6	H: 1 LOB: 1 BB: 0 P: 6	R: 2 E: 0 K: 1 S: 8	H: 3 LOB: 2 BB: 1 P: 12	1B: 5 2B: 0 3B: 1 HR: 0	SF: 0 SAC: 0 DP: 0 HBP: 0	WP: 2 PB: 0 CS: 0	PA: 34							
<b>PITCHER</b>	IP	WLS	BF	H	R	ER	SO	BB	IBB	HBP	BLK	WP	HR	S	P	ERA	WHIP										
Denny McLain, R ERA: 1.96 (1, 1)	7.0		23	2	0	0	4	0	0	0	0	0	0	31	31	0.00	0.286										
Don McMahon, R ERA: 1.96 (8, 1)	1.2	L	9	3	2	2	2	0	1	0	0	2	0	12	16	10.80	1.800										
Jon Warden, L ERA: 3.62 (9, 1)	0.1		2	1	0	0	0	0	0	0	0	0	0	2	2	0.00	3.000										

Washington Senators @ Detroit Tigers  
Tiger Stadium, Detroit, MI  
Sat Sep 28 1968, 4:33 AM EDT  
Att: 18,393 - Unknown

AB 33  
R 2  
H 6  
RBI 2  
BB 1  
SO 6  
LOB 10



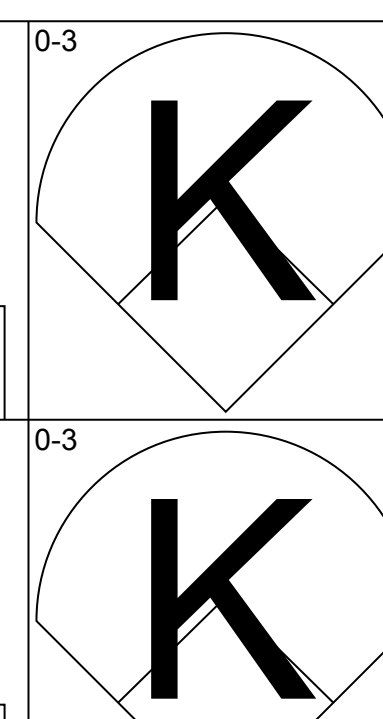
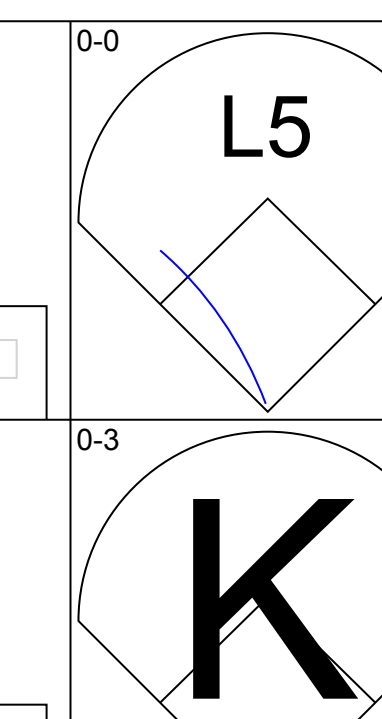
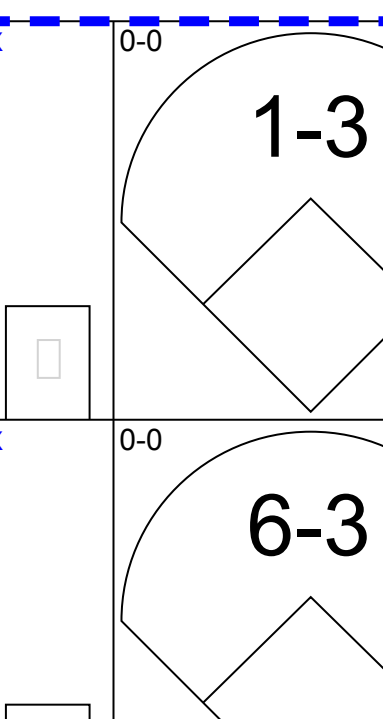
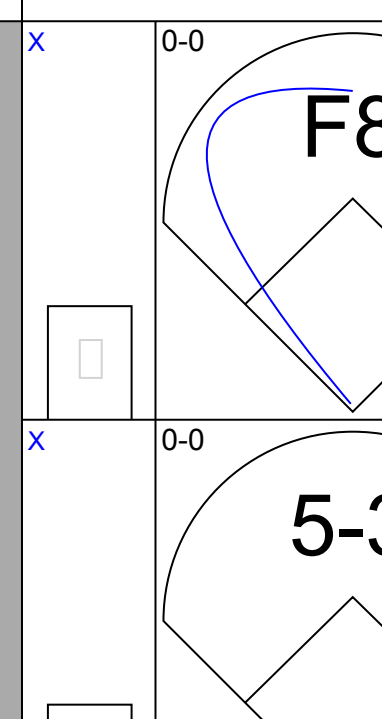
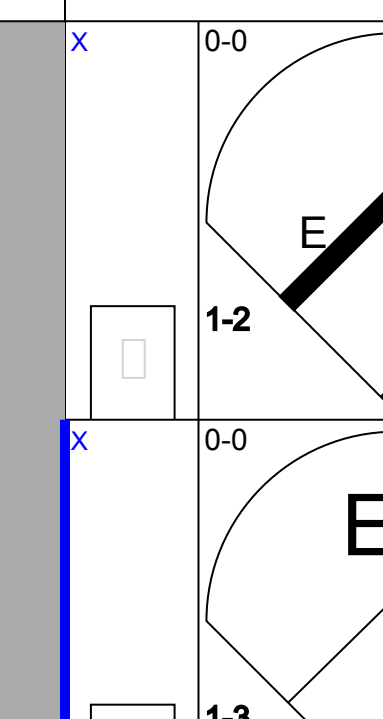
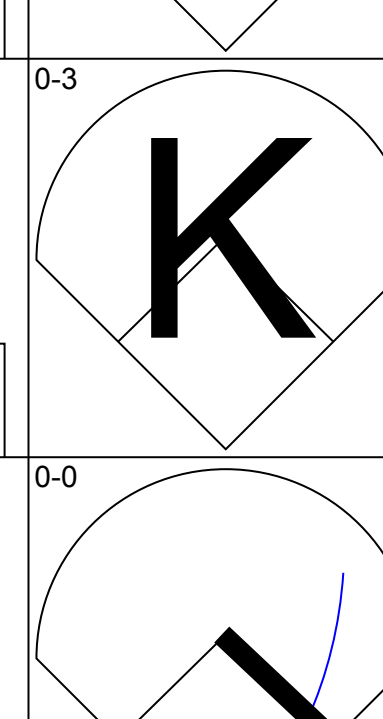
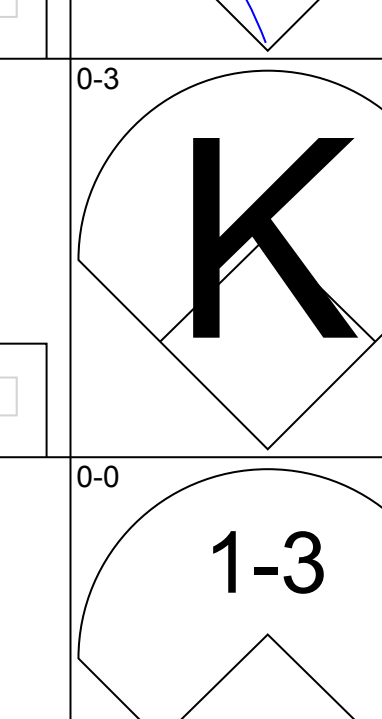
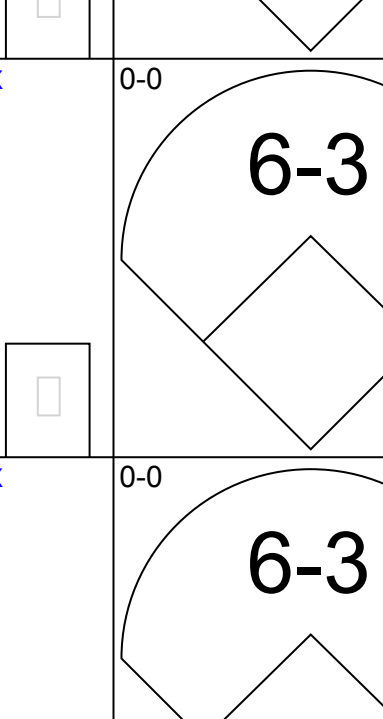
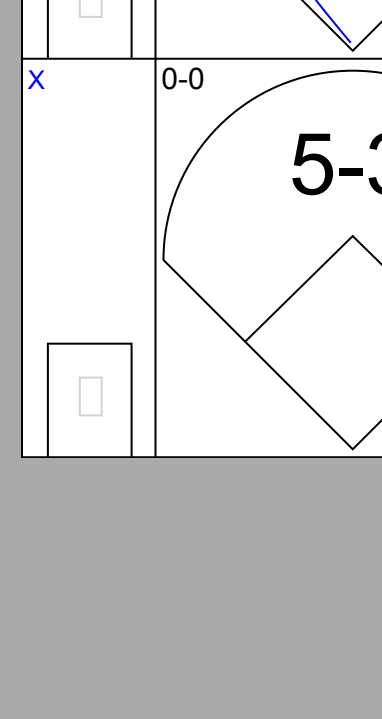
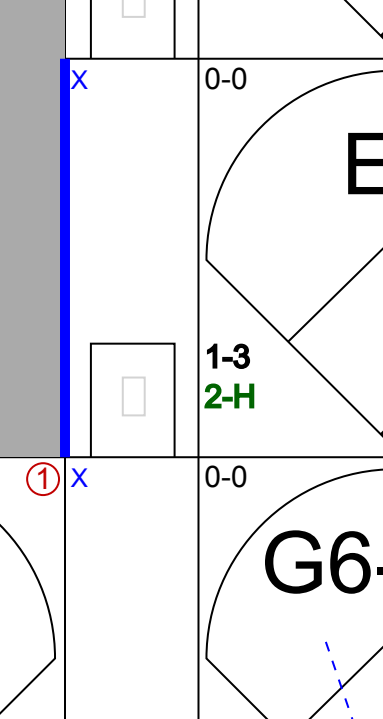
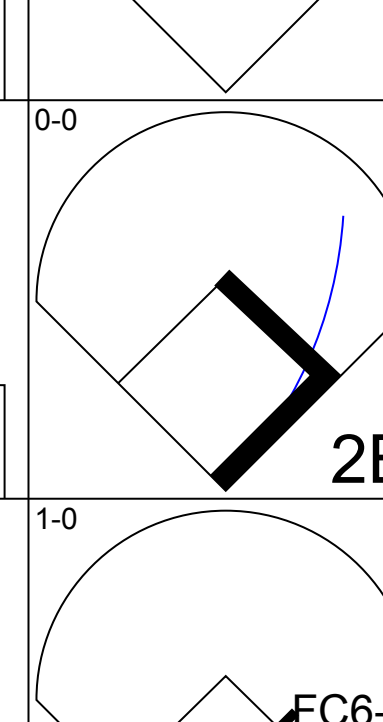
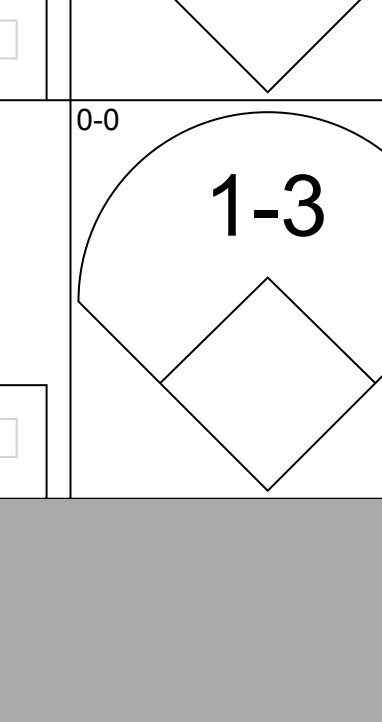
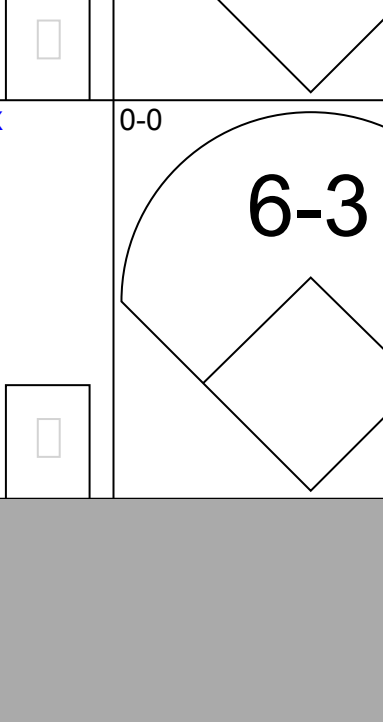
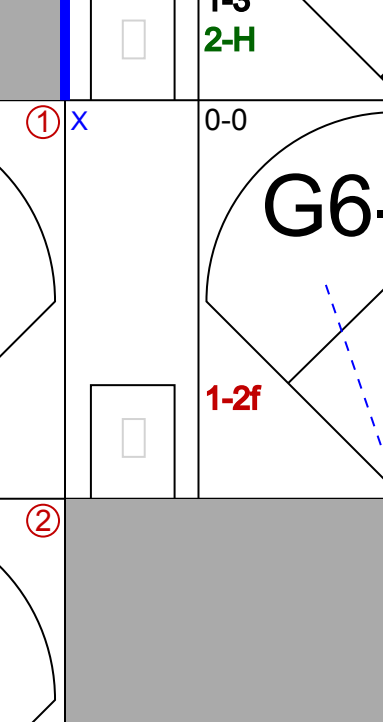
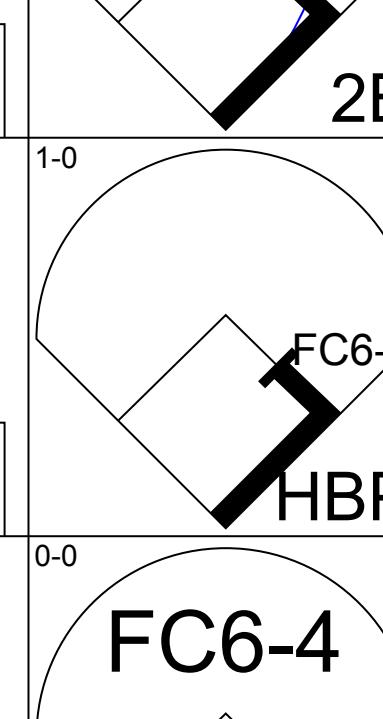


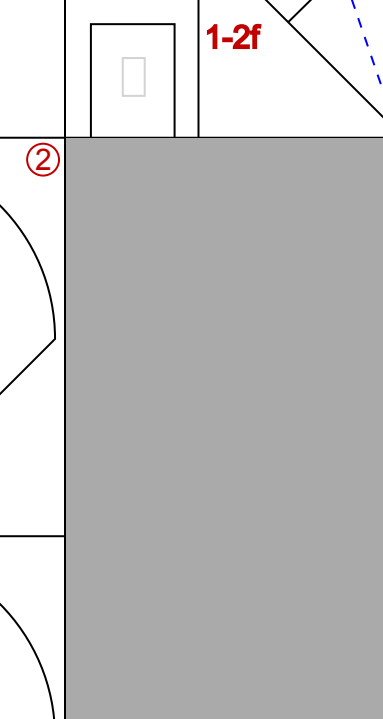
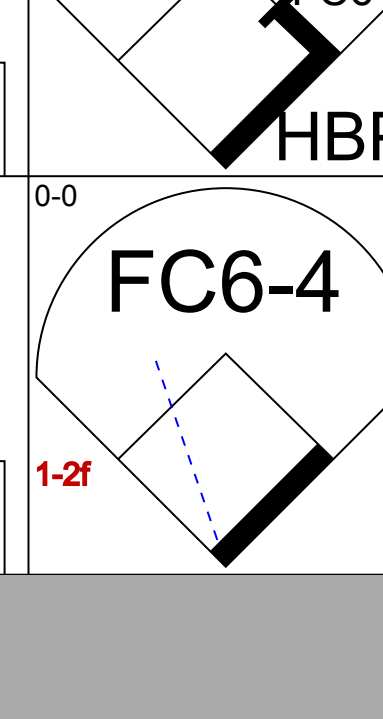


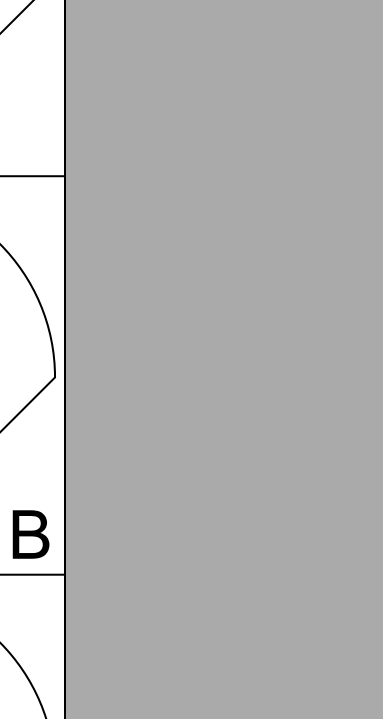
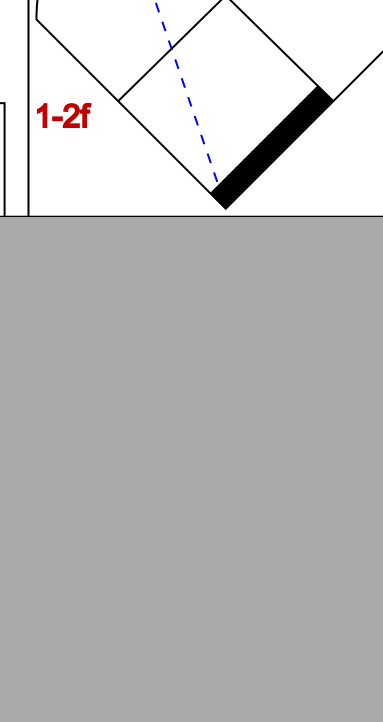
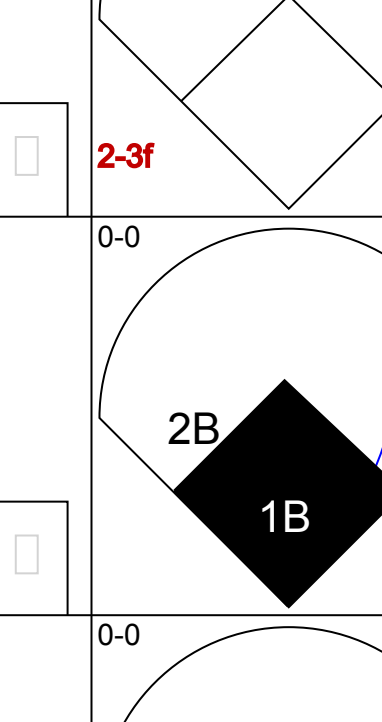

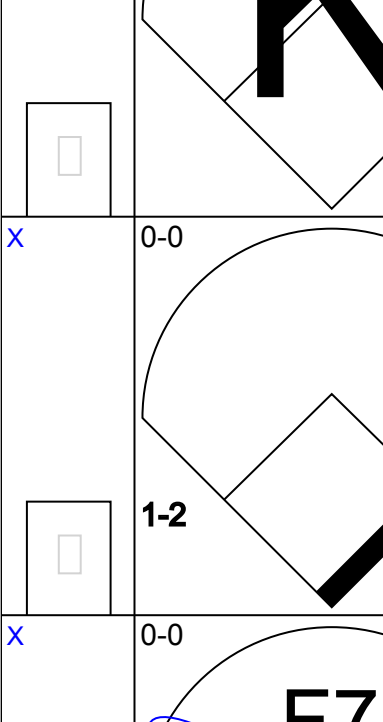
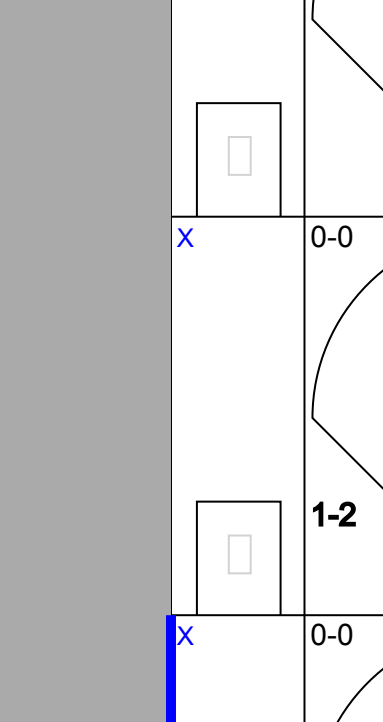

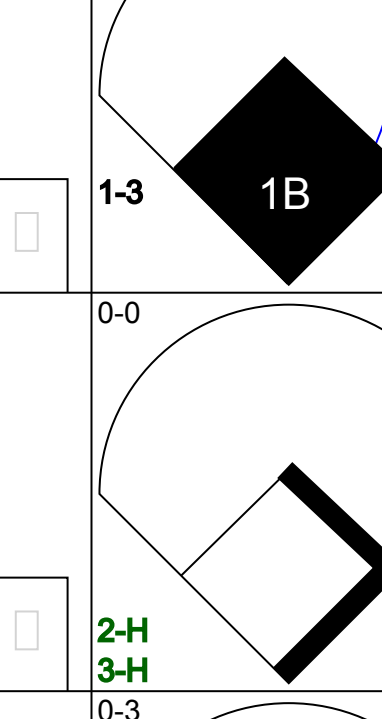

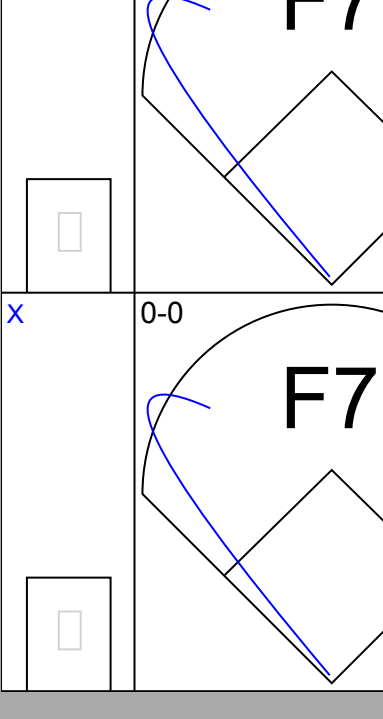
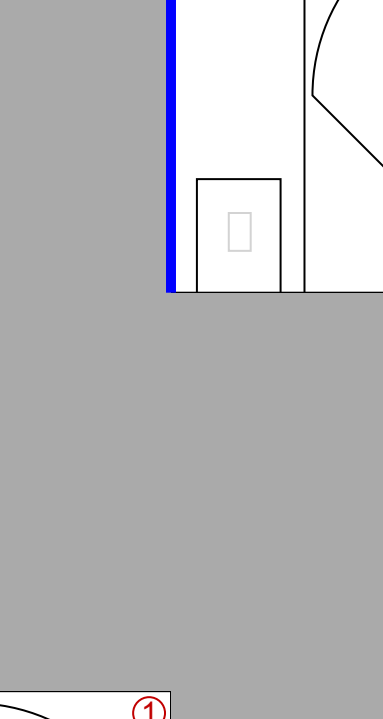
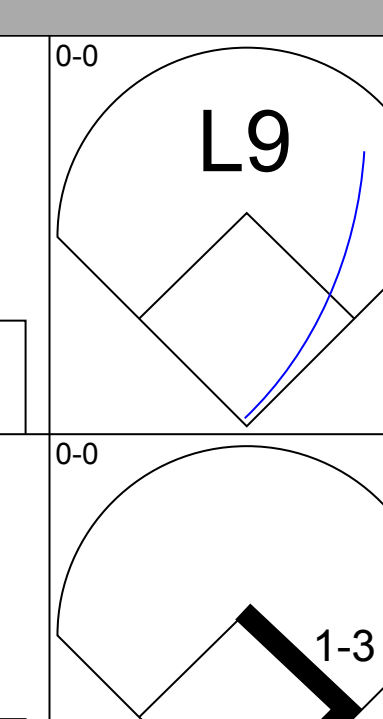
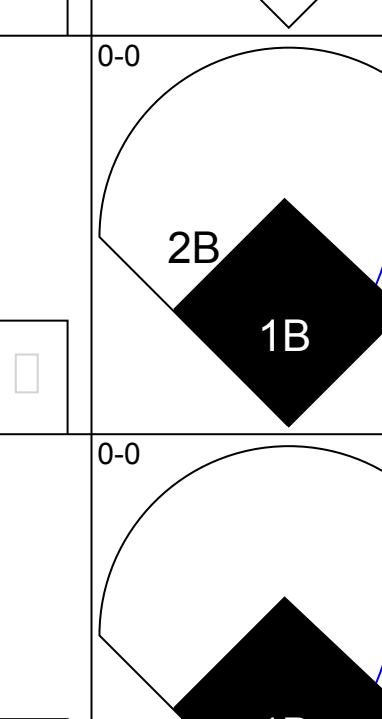

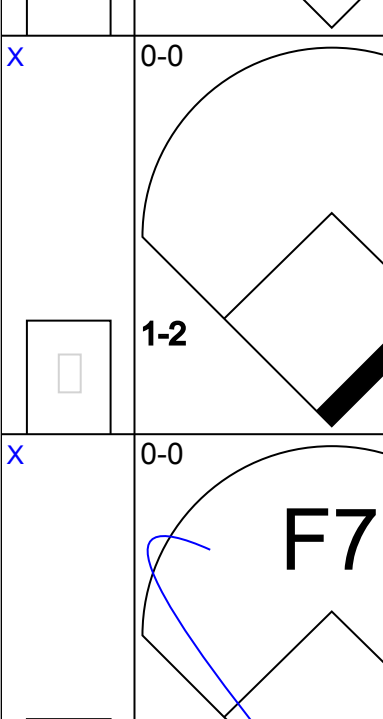
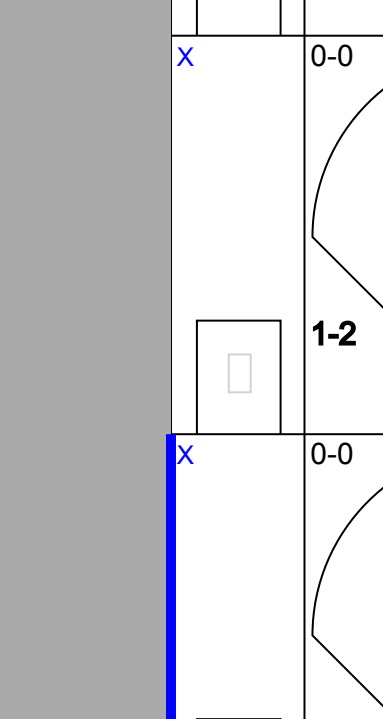
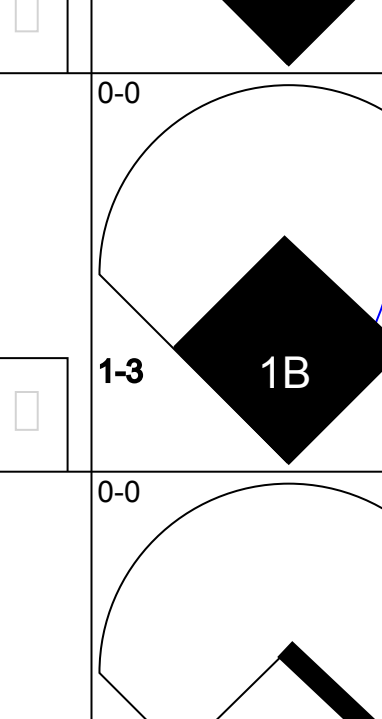

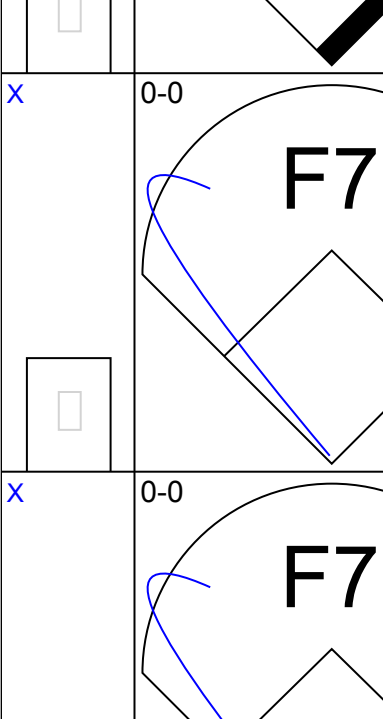
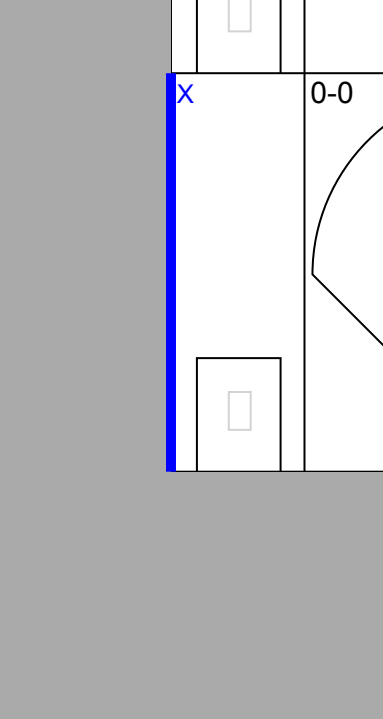
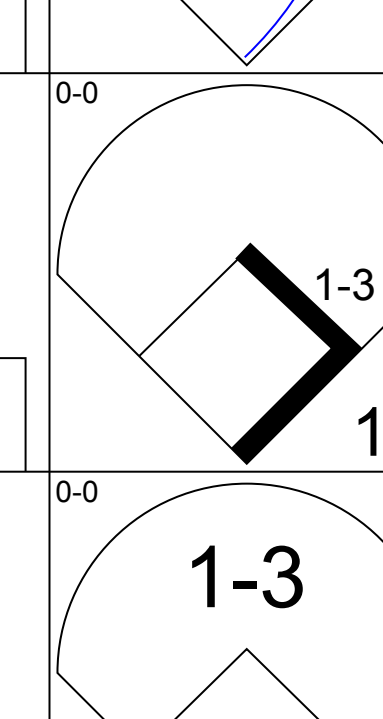
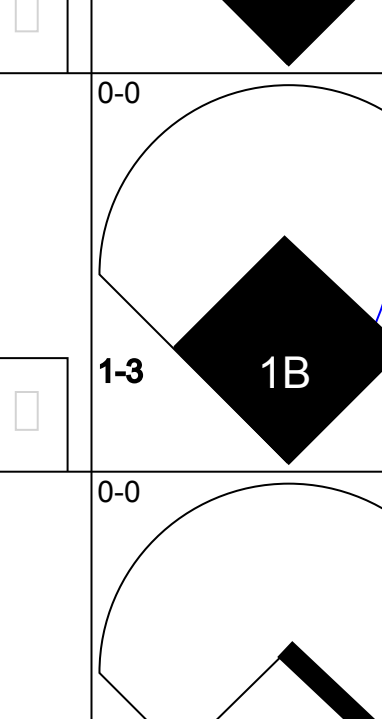

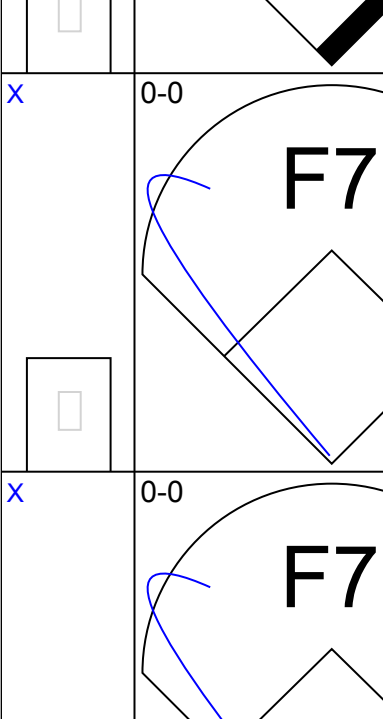
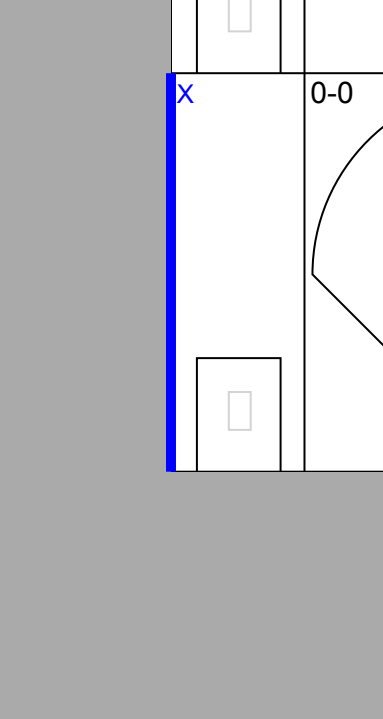
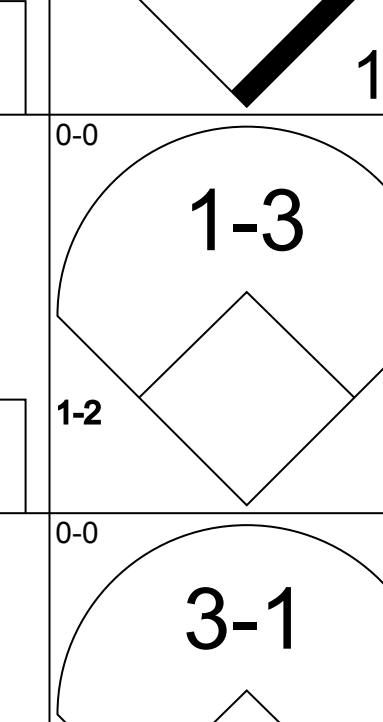
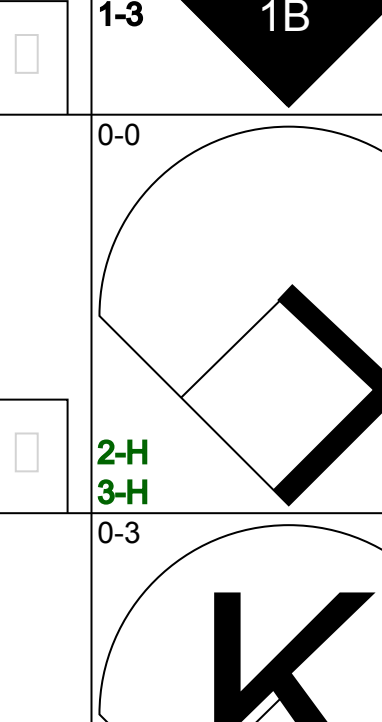

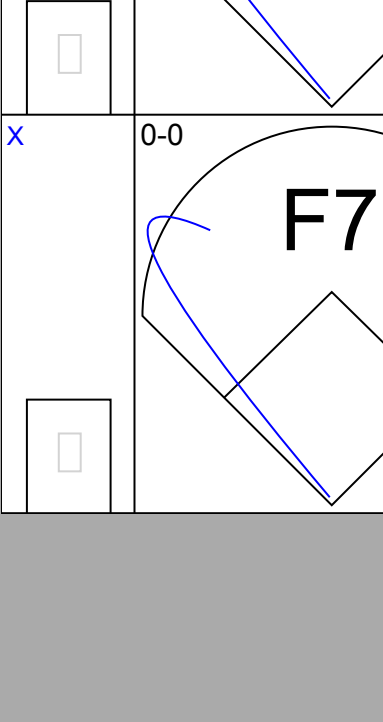
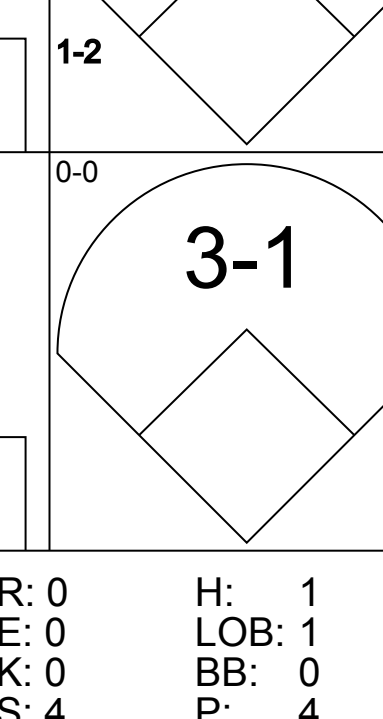
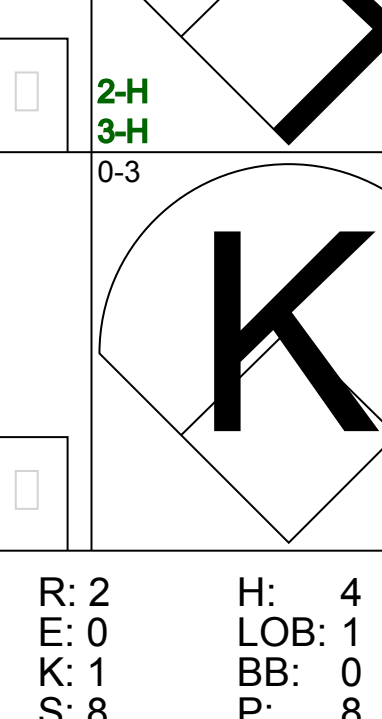


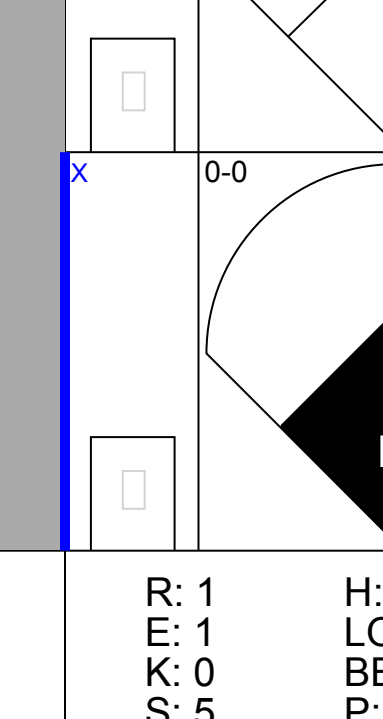
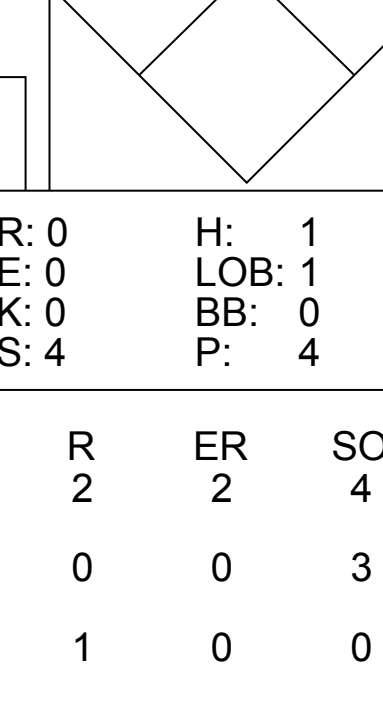
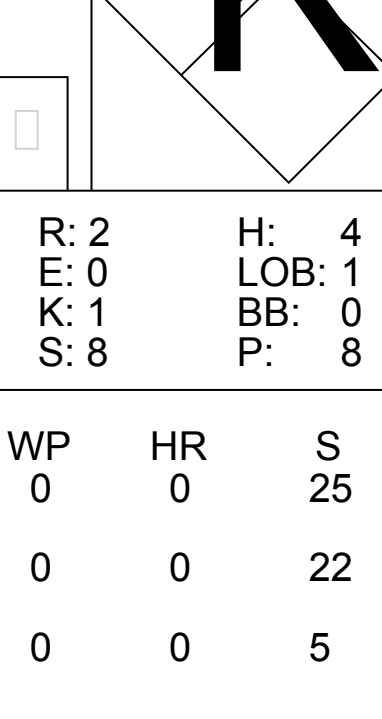
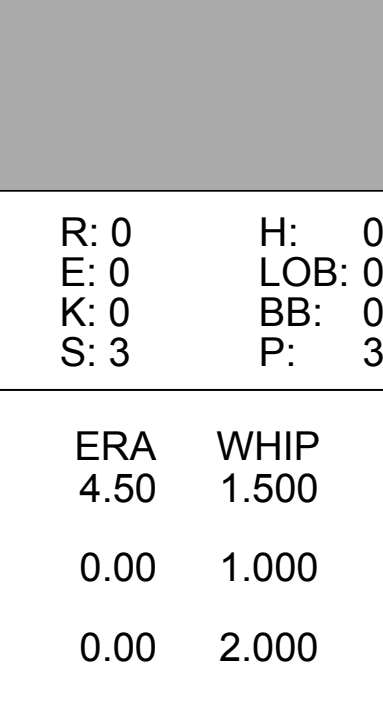
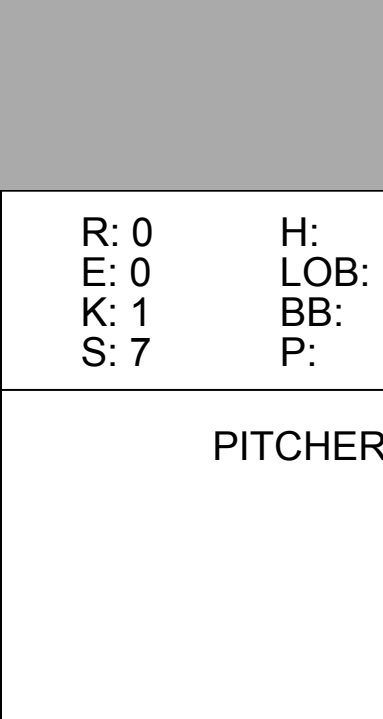
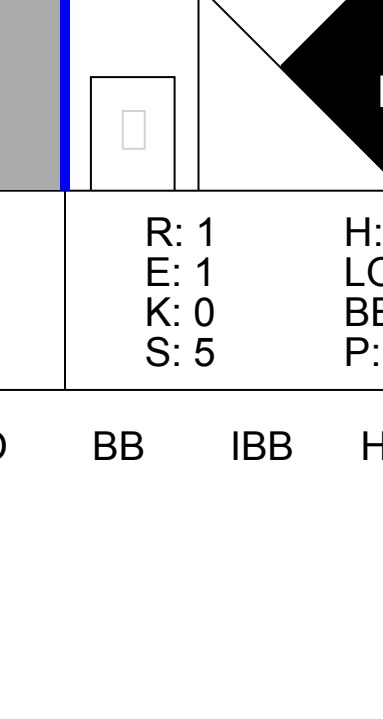
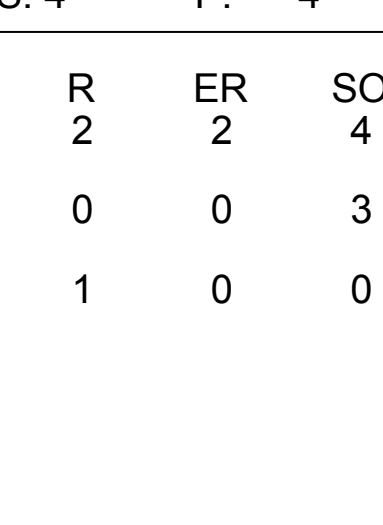
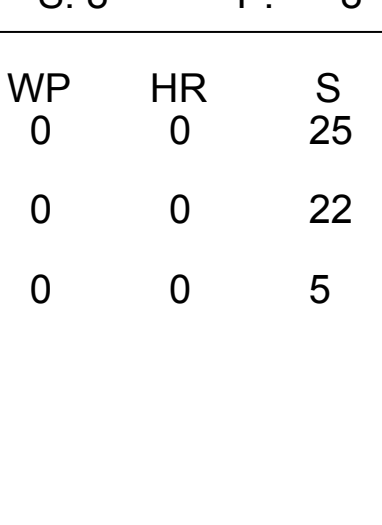
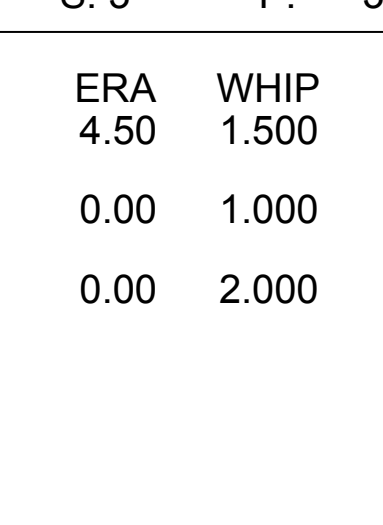


Batter	1	2	3	4	5	6	7	8	9	AB	R	H	RBI	BB	SO	LOB	BOTTOM										
Tom Matchick, L OBP: 0.248, SLG: 0.286 (1, 4)	CS 1B		K		FC6-4		K		5-3	5	0	1	0	0	2	4											
Mickey Stanley, R OBP: 0.312, SLG: 0.365 (1, 6)	5-3				5-3		F8			4	0	1	1	0	0	1											
Al Kaline, R OBP: 0.392, SLG: 0.425 (1, 9)	L4-3				F4		FC3-6 1B		K	4	0	1	0	0	1	2											
Willie Horton, R OBP: 0.352, SLG: 0.545 (1, 7)		K			E7 FC5 1B		FC3-6 1B		F9	4	0	1	0	0	1	0											
Norm Cash, L OBP: 0.327, SLG: 0.486 (1, 3)		G3					FC3-6		F7	4	0	1	0	0	0	2											
Jim Northrup, L OBP: 0.323, SLG: 0.446 (1, 8)		4-3			FC5		K		PB 2B	4	0	1	0	0	1	4											
Bill Freehan, R OBP: 0.363, SLG: 0.454 (1, 2)					F6		F5		SH2-4 1B BB	3	1	0	0	1	0	1											
Don Wert, R OBP: 0.260, SLG: 0.301 (1, 5)					5-3		L6		K2-3	3	0	0	0	0	1	0											
Denny McLain, R OBP: 0.170, SLG: 0.189 (1, 1)									F5	2	0	2	0	0	0	0											
Gates Brown, L OBP: 0.442, SLG: 0.685 (7, PH)										0	0	0	0	1	0	0											
Don McMahon, R OBP: 0.143, SLG: 0.143 (8, 1)										0	0	0	0	0	0	0											
Jon Warden, S OBP: 0.345, SLG: 0.412 (9, PH)										1	0	0	0	0	0	0											
<b>Inning Stats</b>	R: 0 E: 0 K: 0 S: 3	H: 1 LOB: 0 BB: 0 P: 3	R: 0 E: 0 K: 1 S: 5	H: 0 LOB: 0 BB: 0 P: 5	R: 0 E: 0 K: 1 S: 6	H: 1 LOB: 1 BB: 0 P: 6	R: 0 E: 1 K: 0 S: 5	H: 1 LOB: 2 BB: 0 P: 5	R: 0 E: 0 K: 0 S: 4	H: 1 LOB: 1 BB: 0 P: 4	R: 0 E: 0 K: 1 S: 7	H: 2 LOB: 2 BB: 0 P: 7	R: 1 E: 0 K: 2 S: 8	H: 1 LOB: 2 BB: 2 P: 16	R: 0 E: 0 K: 0 S: 4	H: 1 LOB: 1 BB: 0 P: 4	R: 0 E: 0 K: 1 S: 5	H: 0 LOB: 0 BB: 0 P: 5	1B: 7 2B: 1 3B: 0 HR: 0	SF: 0 SAC: 1 DP: 0 HBP: 0	WP: 0 PB: 1 CS: 1	PA: 37					
<b>PITCHER</b>	IP	WLS	BF	H	R	ER	SO	BB	IBB	HBP	BLK	WP	HR	S	P	ERA	WHIP										
Camilo Pascual, R ERA: 2.69 (1, 1)	7.0		30	7	1	1	5	1	0	0	0	0	0	9	9	0.00	0.500										
Bob Humphreys, R ERA: 3.69 (8, 1)	2.0	W	7	1	0	0	1	0	0	0	0	0	0	9	9	0.00	0.500										

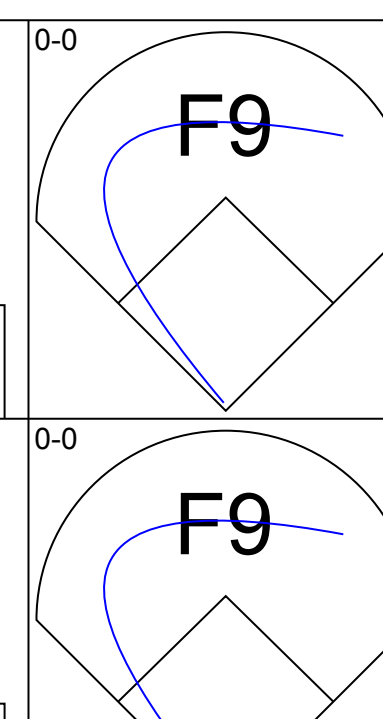
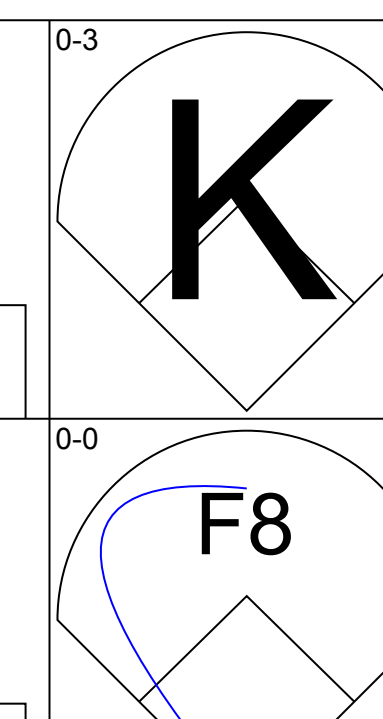
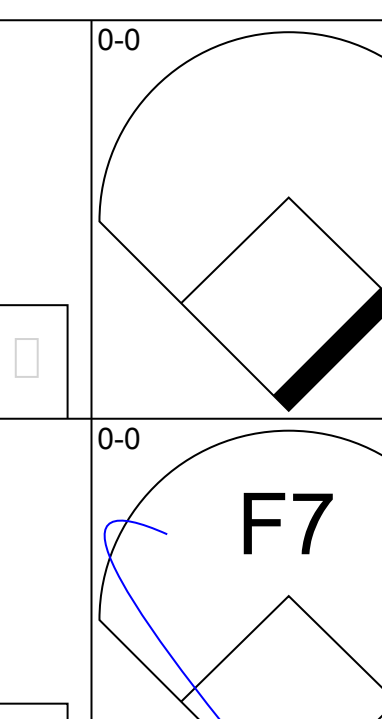
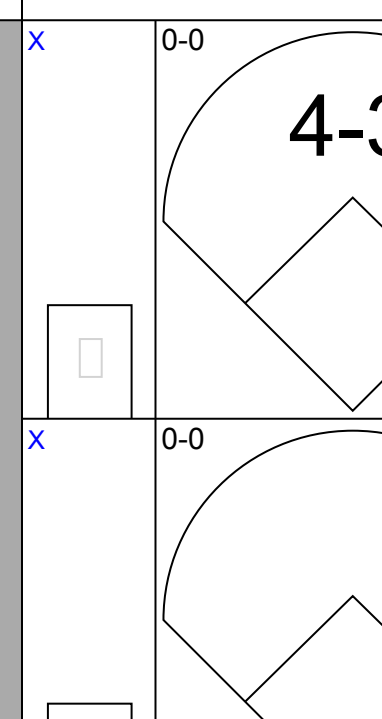
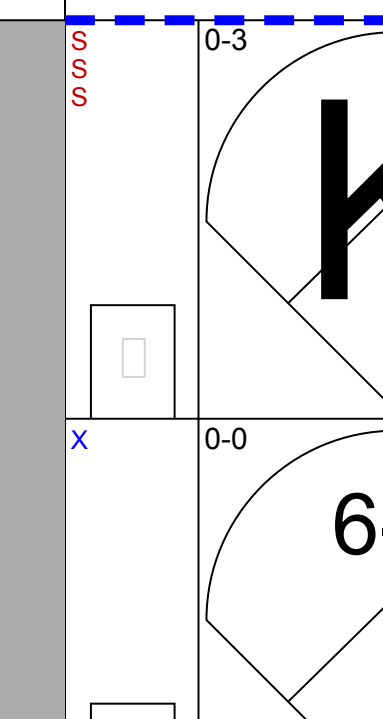
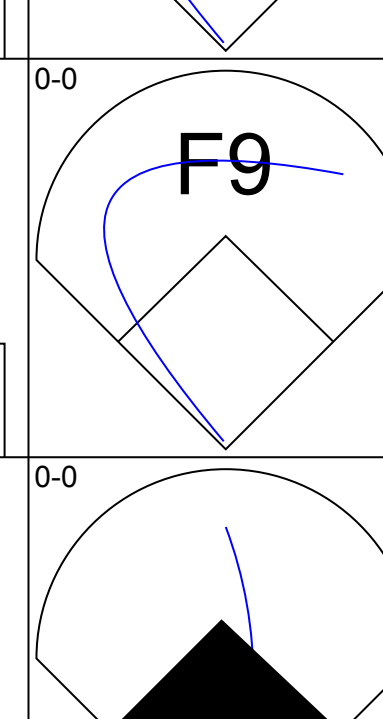
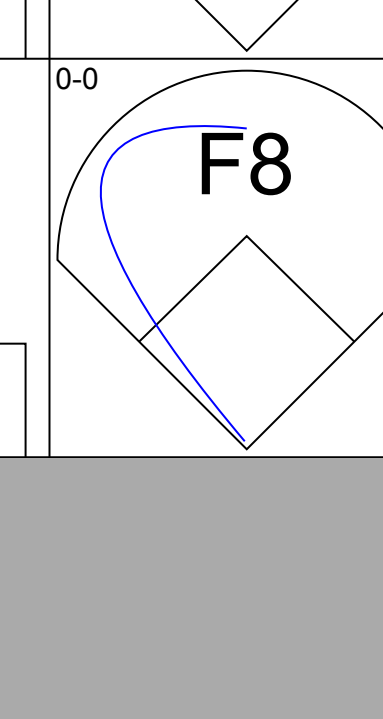
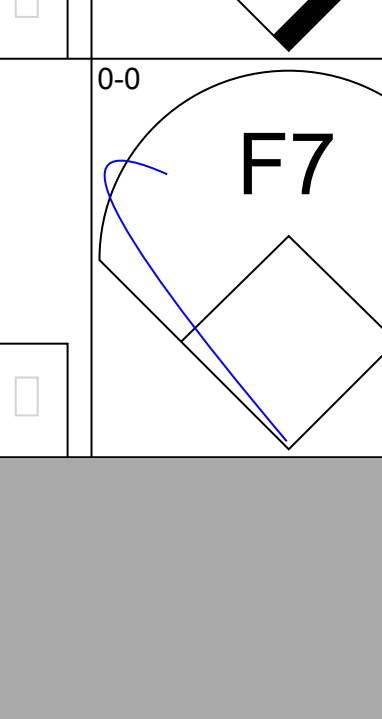
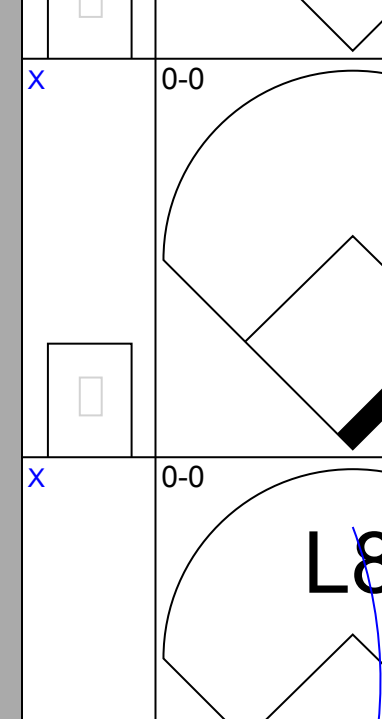
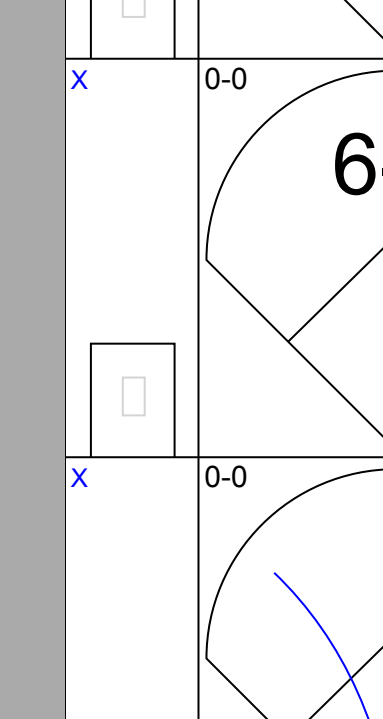
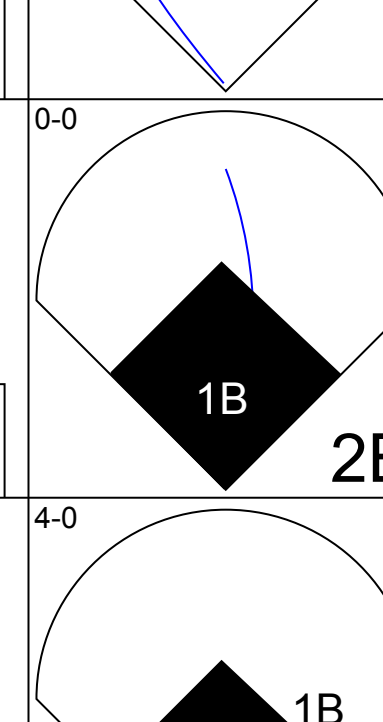
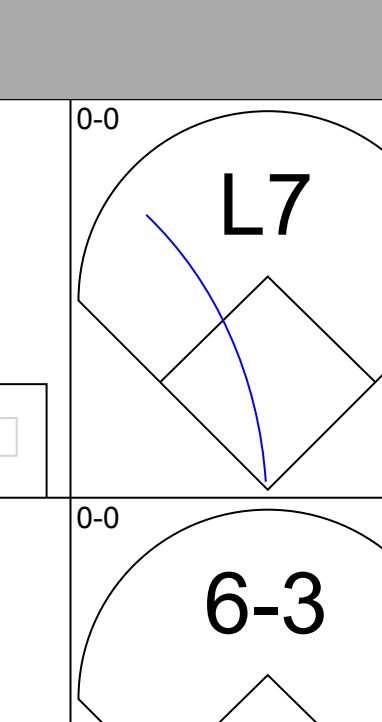
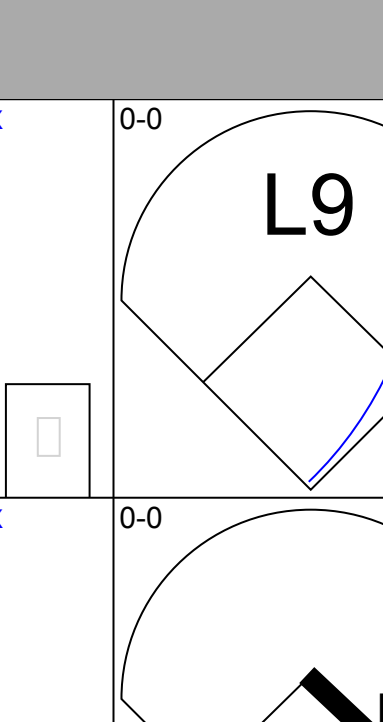
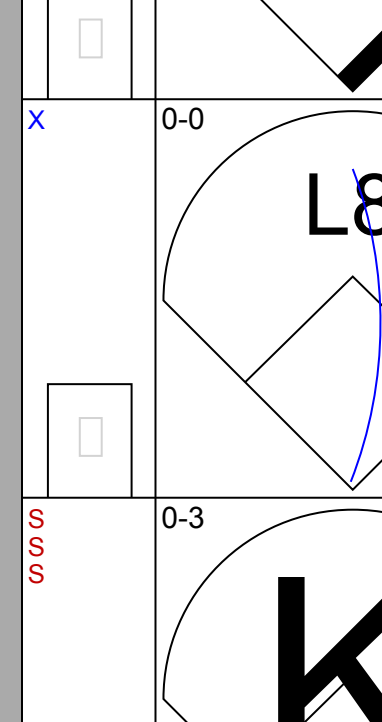
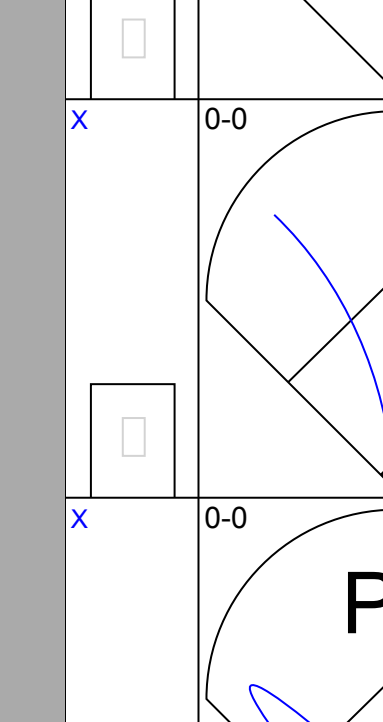
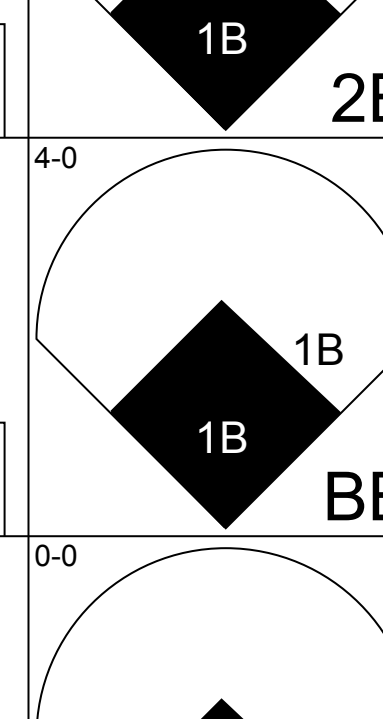

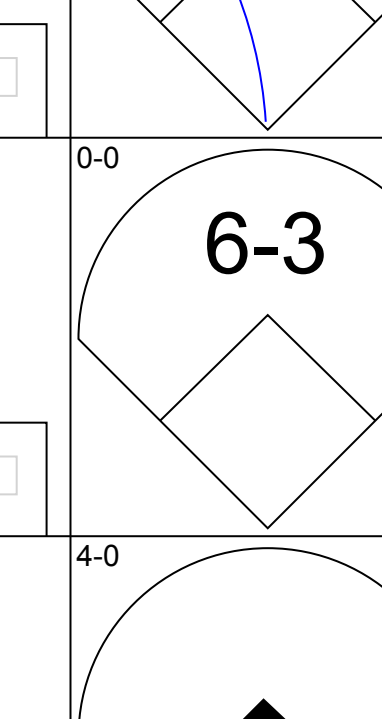
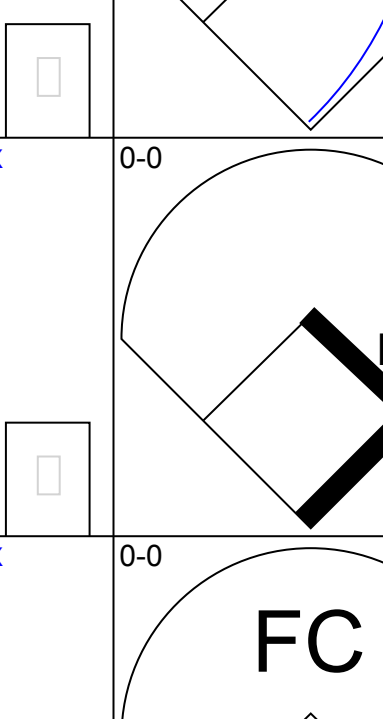
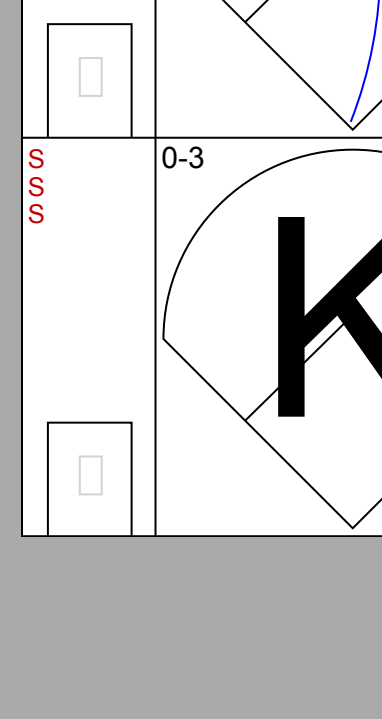
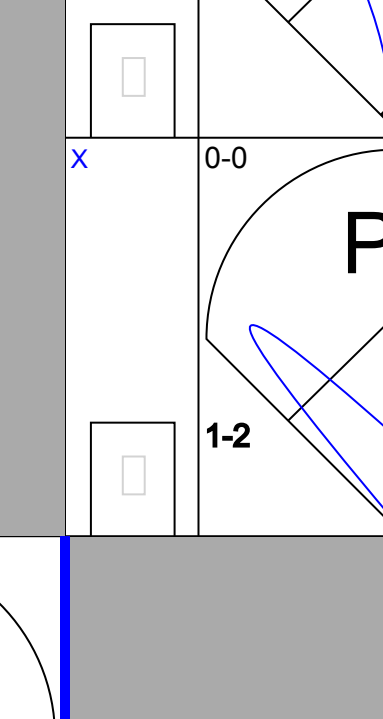
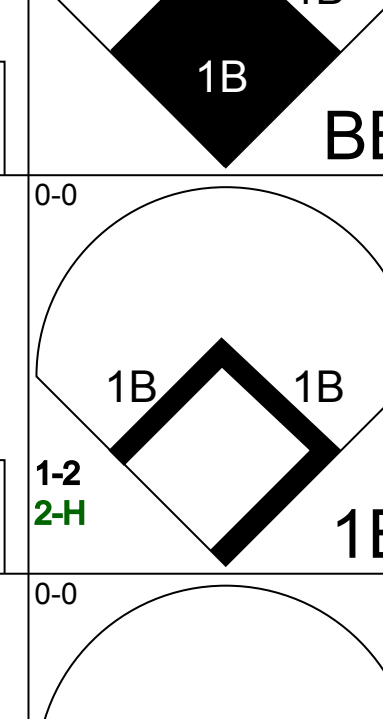

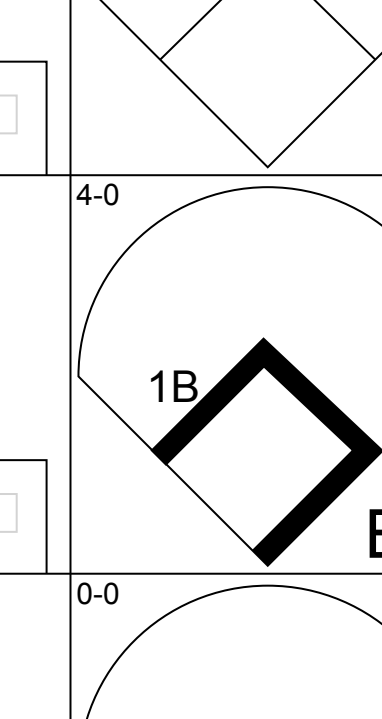

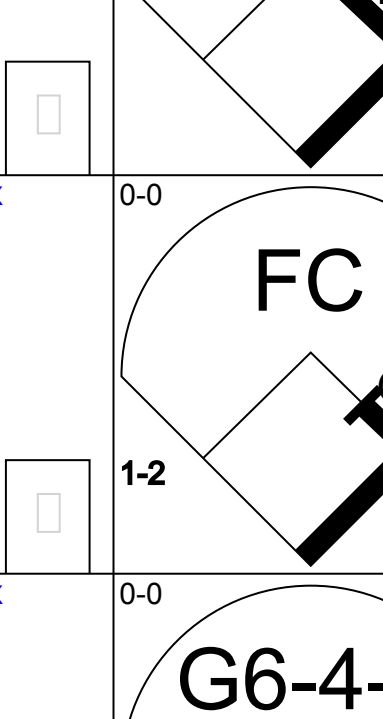

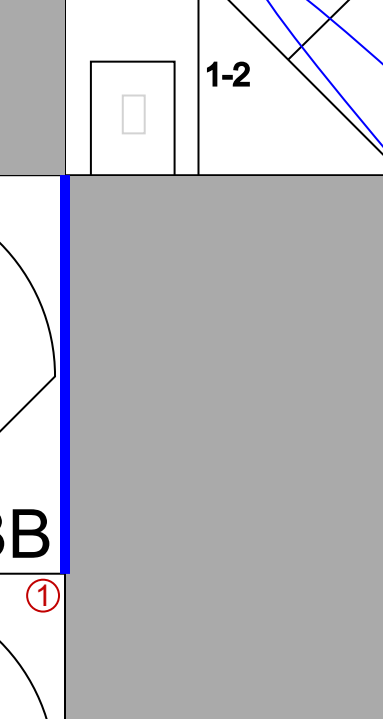
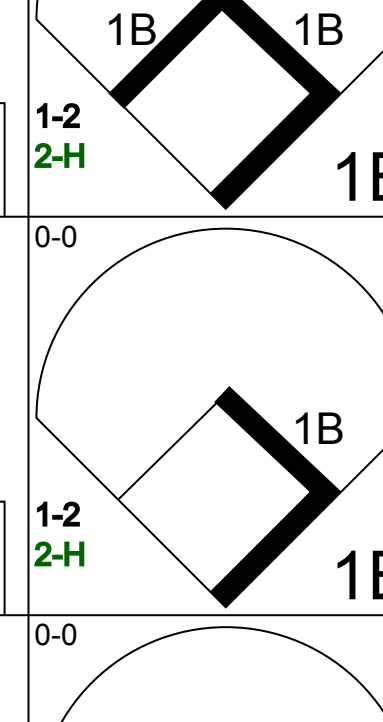

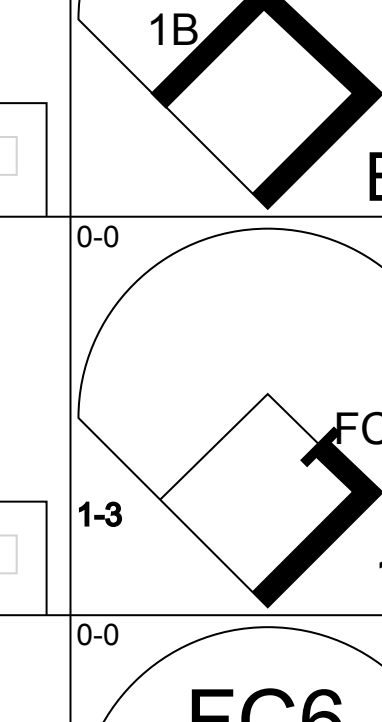

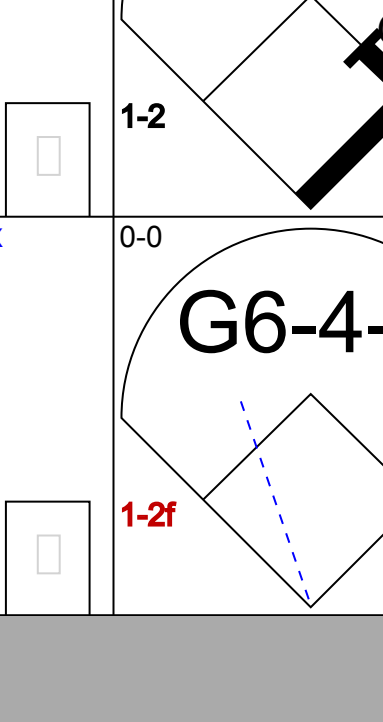

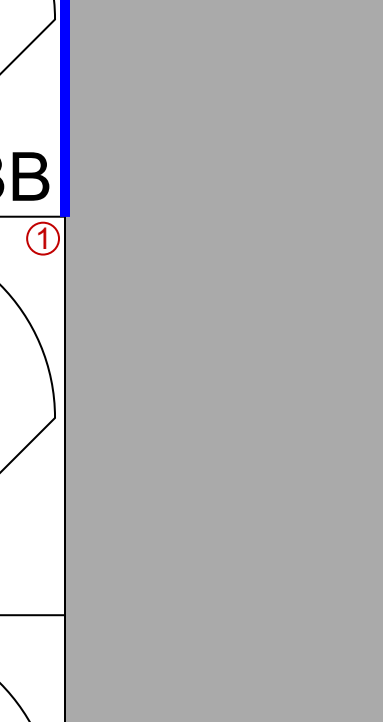
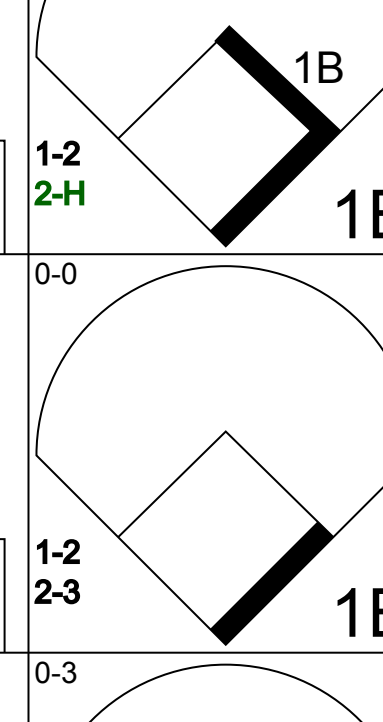

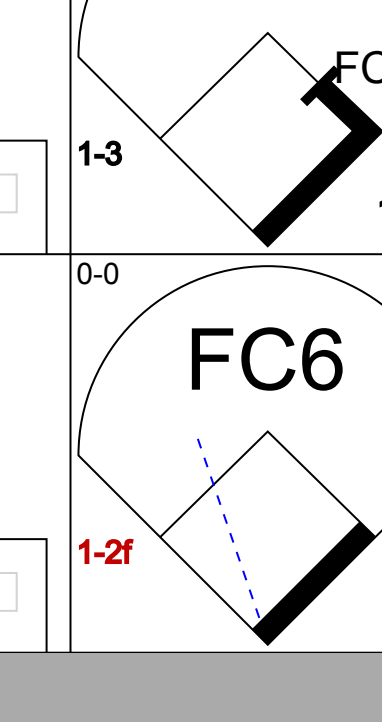

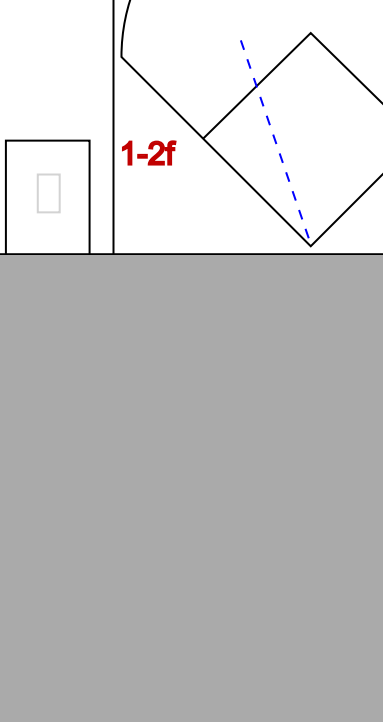

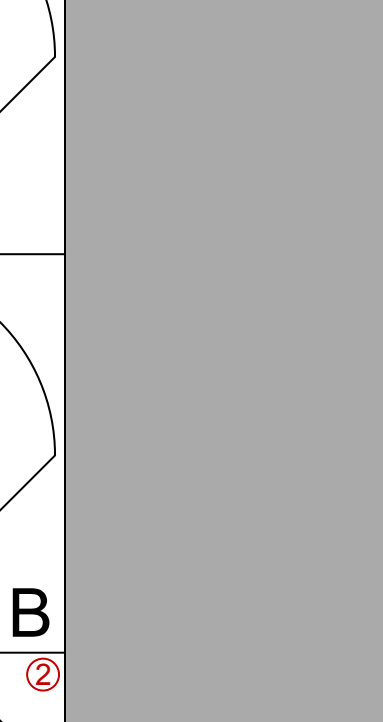
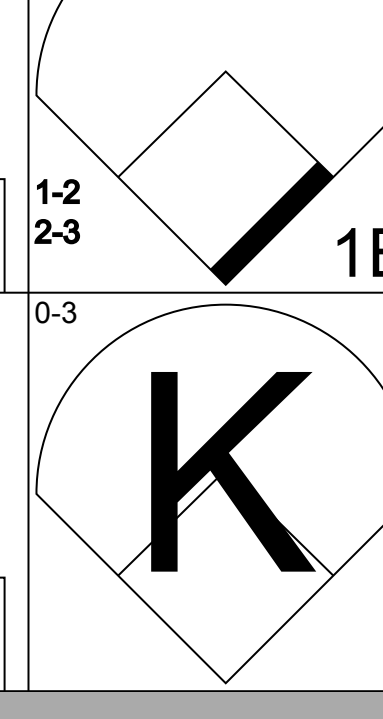

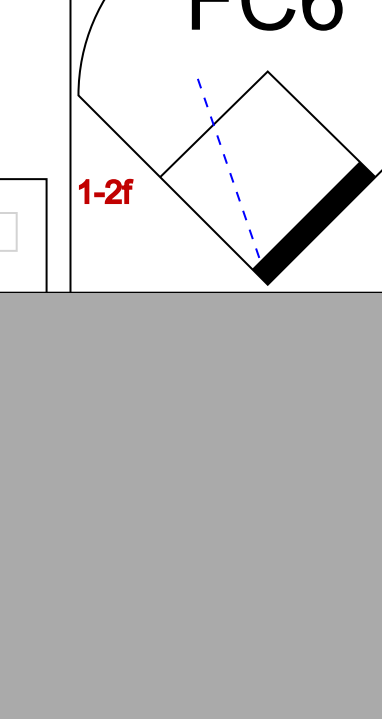
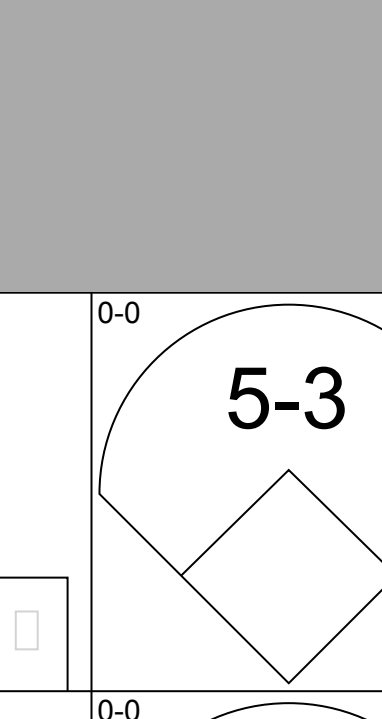


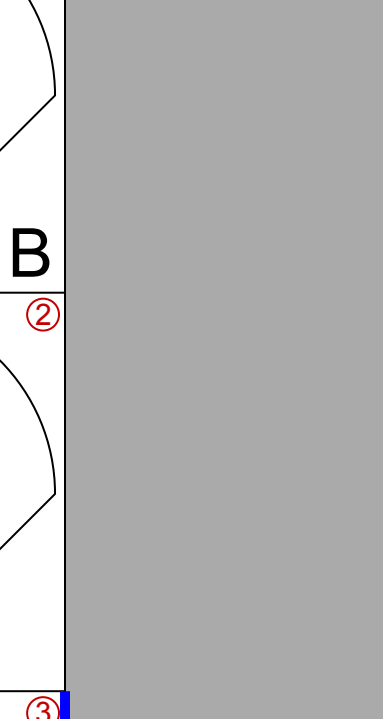
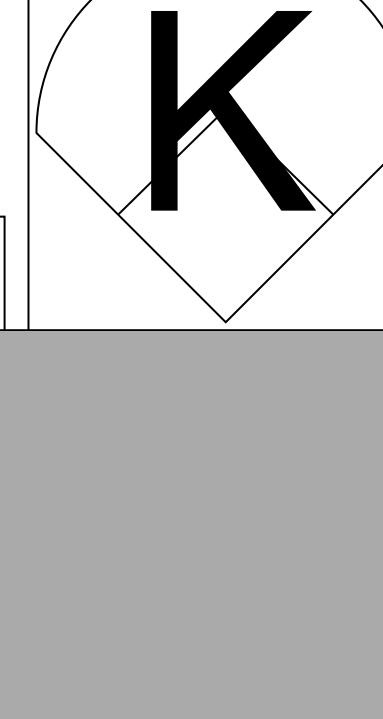
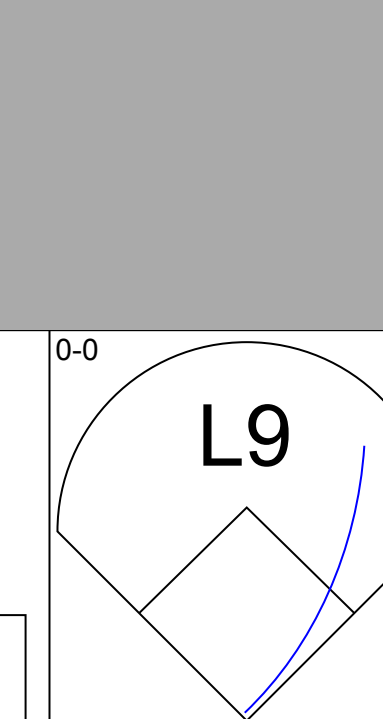

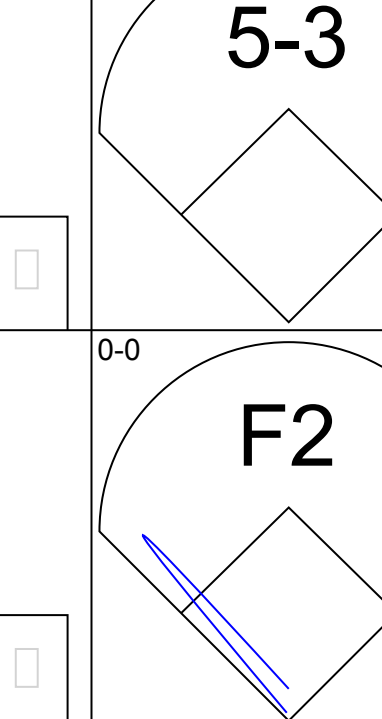

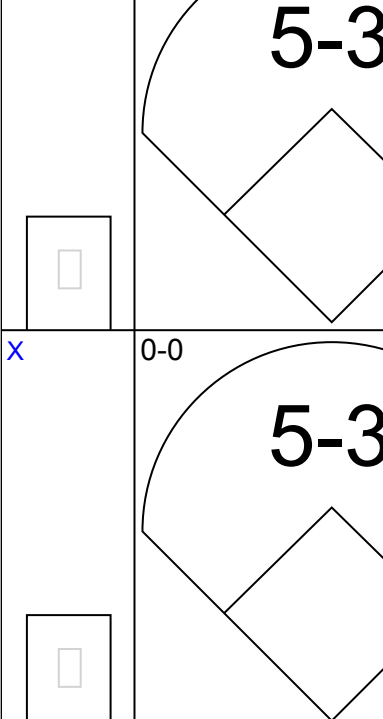
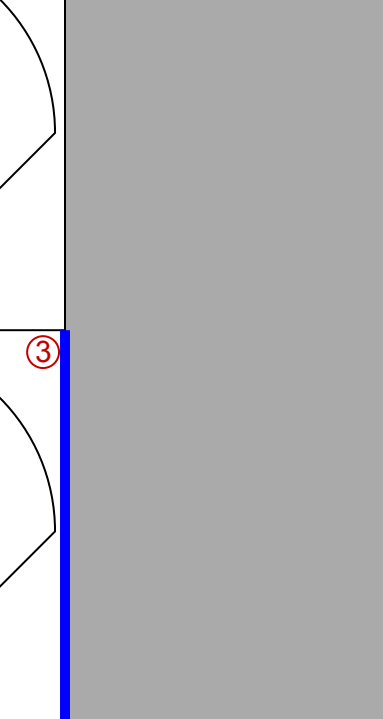
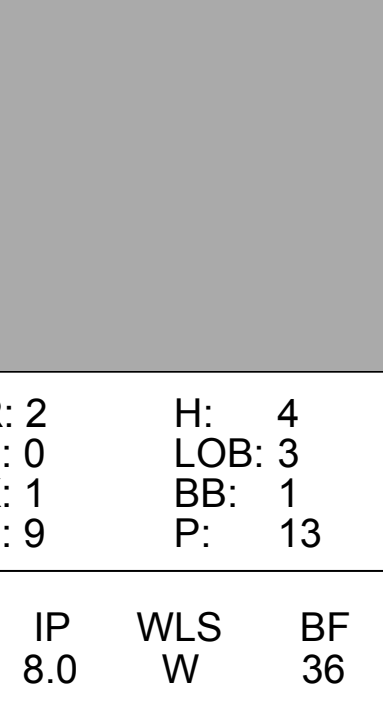
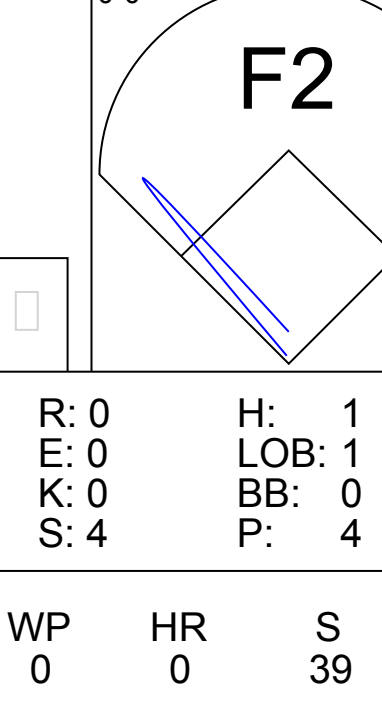
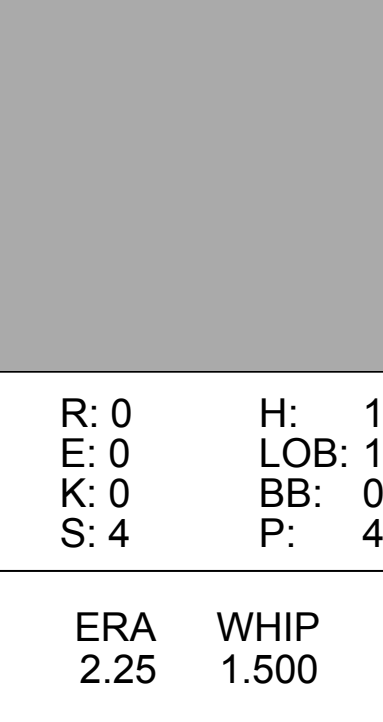
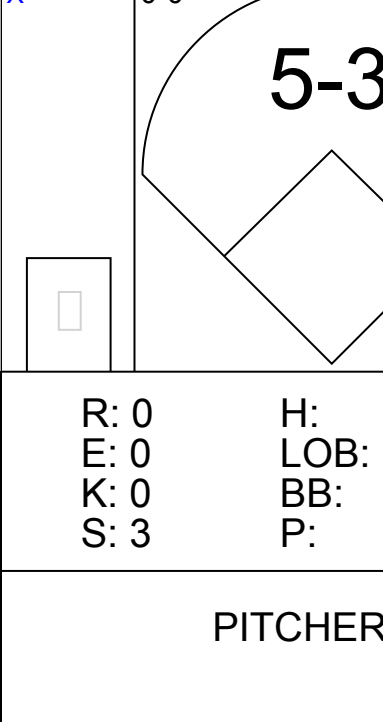
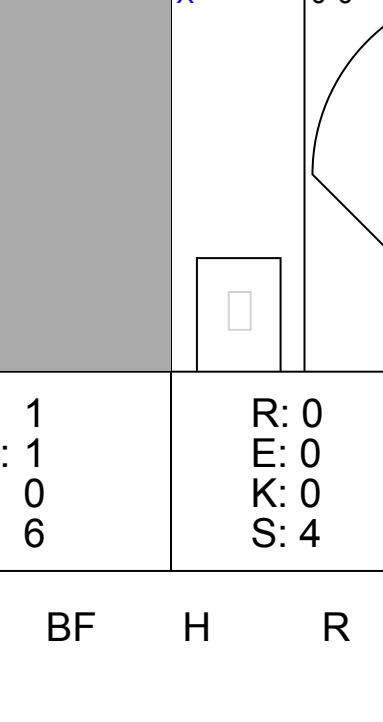
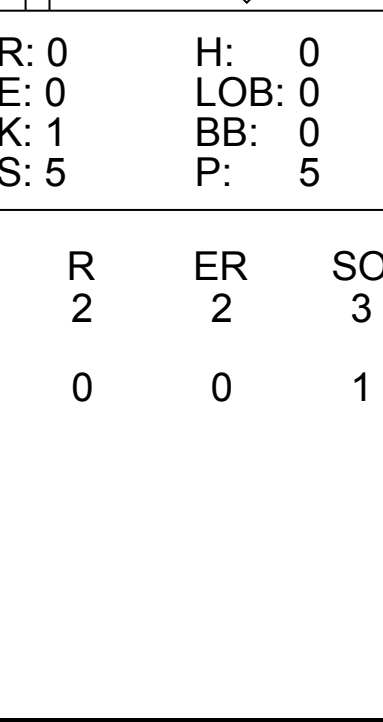
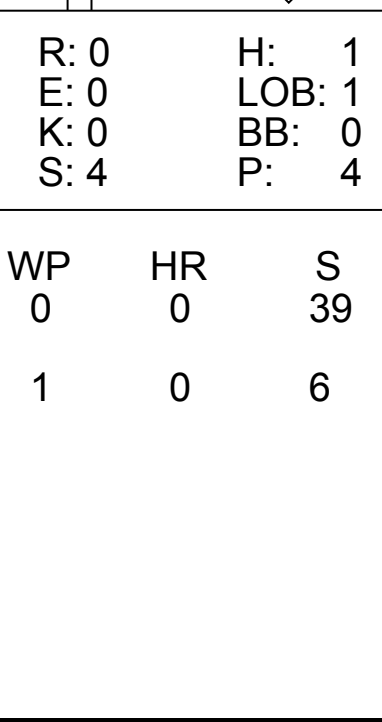
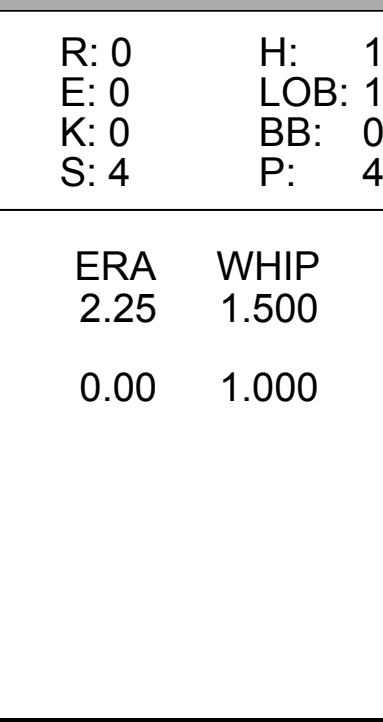
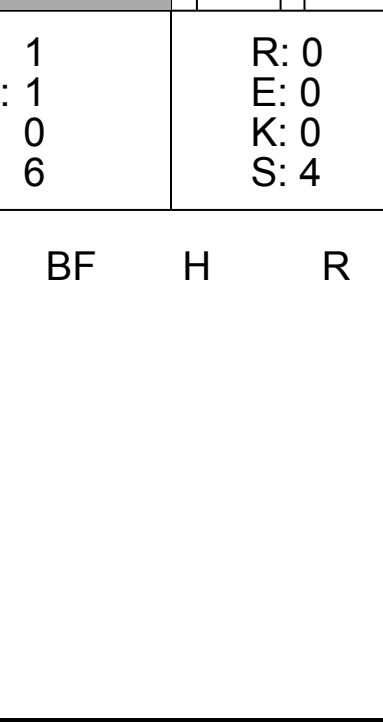
Washington Senators @ Detroit Tigers  
Tiger Stadium, Detroit, MI  
Sat Sep 28 1968, 4:33 AM EDT  
Att: 18,393 - Unknown

AB 34  
R 1  
H 8  
RBI 1  
BB 2  
SO 6  
LOB 14






Batter	1	2	3	4	5	6	7	8	9	AB	R	H	RBI	BB	SO	LOB	TOP										
<b>Del Unser, L</b> OBP: 0.282, SLG: 0.277 (1, 8)										5	0	1	0	0	1	0	<b>Washington Senators @ Detroit Tigers</b> Tiger Stadium, Detroit, MI Sun Sep 29 1968, 4:33 AM EDT Att: 24,198 - Unknown										
<b>Dick Billings, R</b> OBP: 0.282, SLG: 0.303 (1, 7)										4	0	0	0	0	2	0											
<b>Ed Stroud, L</b> OBP: 0.284, SLG: 0.376 (9, PH) (9, 7)										1	0	0	0	0	0	1											
<b>Frank Howard, R</b> OBP: 0.338, SLG: 0.552 (1, 3)										5	0	1	0	0	1	2											
<b>Dennis Higgins, R</b> OBP: 0.188, SLG: 0.133 (9, 1)										0	0	0	0	0	0	0											
<b>Brant Aleya, R</b> OBP: 0.317, SLG: 0.473 (1, 9)										3	0	2	0	0	1	0											
<b>Ken McMullen, R</b> OBP: 0.326, SLG: 0.382 (1, 5) (8, 6)										4	0	1	0	0	1	4											
<b>Paul Casanova, R</b> OBP: 0.210, SLG: 0.252 (1, 2)										4	1	3	0	0	0	0											
<b>Tim Cullen, R</b> OBP: 0.320, SLG: 0.320 (1, 6)										3	1	2	0	0	0	2											
<b>Mike Epstein, L</b> OBP: 0.338, SLG: 0.366 (8, PH) (8, 5)										1	0	0	0	0	0	2											
<b>Hank Allen, R</b> OBP: 0.265, SLG: 0.289 (8, 5)										0	0	0	0	0	0	0											
<b>Frank Coggins, S</b> OBP: 0.215, SLG: 0.222 (1, 4)										4	0	1	2	0	0	3											
<b>Barry Moore, L</b> OBP: 0.094, SLG: 0.097 (1, 1)										3	0	0	0	0	1	2											
<b>Gary Holman, L</b> OBP: 0.388, SLG: 0.376 (9, PH) (9, 3)										1	1	1	0	0	0	0											
<b>Inning Stats</b>	R: 0 E: 0 K: 2 S: 8	H: 1 LOB: 2 BB: 0 P: 9	R: 0 E: 0 K: 0 S: 4	H: 1 LOB: 1 BB: 0 P: 4	R: 0 E: 0 K: 1 S: 5	H: 0 LOB: 0 BB: 0 P: 5	R: 2 E: 0 K: 1 S: 8	H: 4 LOB: 1 BB: 0 P: 8	R: 0 E: 0 K: 0 S: 3	H: 0 LOB: 0 BB: 0 P: 3	R: 0 E: 0 K: 1 S: 7	H: 2 LOB: 2 BB: 0 P: 7	R: 0 E: 0 K: 0 S: 3	H: 0 LOB: 0 BB: 0 P: 3	R: 0 E: 0 K: 2 S: 9	H: 2 LOB: 2 BB: 0 P: 9	R: 1 E: 1 K: 0 S: 5	H: 2 LOB: 1 BB: 0 P: 5	1B: 9 2B: 4 3B: 0 HR: 0	SF: 0 SAC: 0 DP: 2 HBP: 1	WP: 0 PB: 0 SB: 0 CS: 0	PA: 39					
<b>PITCHER</b>	IP	WLS	BF	H	R	ER	SO	BB	IBB	HBP	BLK	WP	HR	S	P	ERA	WHIP										
<b>Mickey Lolich, L</b> ERA: 3.19 (1, 1)	4.0		18	6	2	2	4	0	0	1	0	0	0	25	26	4.50	1.500										
<b>Earl Wilson, R</b> ERA: 2.55 (5, 1)	4.0		16	4	0	0	3	0	0	0	0	0	0	22	22	0.00	1.000										
<b>Pat Dobson, R</b> ERA: 2.66 (9, 1)	1.0	L	5	2	1	0	0	0	0	0	0	0	0	5	5	0.00	2.000										

Batter	1	2	3	4	5	6	7	8	9	AB	R	H	RBI	BB	SO	LOB	BOTTOM										
<b>Dick McAuliffe, L</b> OBP: 0.344, SLG: 0.411 (1, 4)										5	0	1	0	0	2	0	<b>Washington Senators @ Detroit Tigers</b> Tiger Stadium, Detroit, MI Sun Sep 29 1968, 4:33 AM EDT Att: 24,198 - Unknown										
<b>Mickey Stanley, R</b> OBP: 0.311, SLG: 0.364 (1, 6)										5	0	1	0	0	0	1											
<b>Al Kaline, R</b> OBP: 0.392, SLG: 0.428 (1, 9)										5	1	2	0	0	0	1											
<b>Willie Horton, R</b> OBP: 0.352, SLG: 0.543 (1, 7)										4	1	1	0	1	1	2											
<b>Bill Freehan, R</b> OBP: 0.366, SLG: 0.454 (1, 2)										2	0	1	1	2	0	1											
<b>Bob Christian, R</b> OBP: 0.333, SLG: 0.667 (8, PR) (9, 2)										0	0	0	0	0	0	0											
<b>Jim Price, R</b> OBP: 0.253, SLG: 0.273 (9, 2)										0	0	0	0	0	0	0											
<b>Norm Cash, L</b> OBP: 0.325, SLG: 0.487 (1, 3)										4	0	2	1	0	0	3											
<b>Jim Northrup, L</b> OBP: 0.324, SLG: 0.447 (1, 8)										4	0	2	0	0	0	2											
<b>Don Wert, R</b> OBP: 0.258, SLG: 0.299 (1, 5)										4	0	0	0	0	1	5											
<b>Mickey Lolich, S</b> OBP: 0.184, SLG: 0.157 (1, 1)										1	0	0	0	0	0	0											
<b>Wayne Comer, R</b> OBP: 0.160, SLG: 0.229 (4, PH) (5, 1)										1	0	0	0	0	0	0											
<b>Earl Wilson, R</b> OBP: 0.253, SLG: 0.489 (9, 1)										2	0	0	0	0	0	2											
<b>Pat Dobson, R</b> OBP: 0.200, SLG: 0.143 (9, 1)										0	0	0	0	0	0	0											
<b>Inning Stats</b>	R: 2 E: 0 K: 1 S: 9	H: 4 LOB: 3 BB: 1 P: 13	R: 0 E: 0 K: 1 S: 5	H: 0 LOB: 0 BB: 0 P: 5	R: 0 E: 0 K: 0 S: 4	H: 1 LOB: 2 BB: 1 P: 8	R: 0 E: 0 K: 0 S: 4	H: 1 LOB: 1 BB: 0 P: 4	R: 0 E: 0 K: 0 S: 3	H: 0 LOB: 0 BB: 0 P: 3	R: 0 E: 0 K: 1 S: 6	H: 1 LOB: 1 BB: 0 P: 6	R: 0 E: 0 K: 0 S: 4	H: 1 LOB: 2 BB: 1 P: 8	R: 0 E: 0 K: 1 S: 6	H: 1 LOB: 1 BB: 0 P: 6	1B: 9 2B: 1 3B: 0 HR: 0	SF: 0 SAC: 0 DP: 1 HBP: 0	WP: 1 PB: 0 SB: 0 CS: 0	PA: 40							
<b>PITCHER</b>	IP	WLS	BF	H	R	ER	SO	BB	IBB	HBP	BLK	WP	HR	S	P	ERA	WHIP										
<b>Barry Moore, L</b> ERA: 3.37 (1, 1)	1.0	S	4	1	0	0	1	3	0	0	0	0	0	39	51	2.25	1.500										
<b>Dennis Higgins, R</b> ERA: 3.25 (9, 1)	1.0		4	1	0	0	1	0	0	0	0	1	0	6	6	0.00	1.000										

AB	38
R	3
H	12
RBI	2
BB	0
SO	7
LOB	16



AB	37
R	2
H	10
RBI	2
BB	3
SO	4
LOB	17





Batter	1	2	3	4	5	6	7	8	9	AB	R	H	RBI	BB	SO	LOB	TOP
Dick McAuliffe, L (1,4) OBP: 0.250, SLG: 0.250										4	0	1	0	0	1	1	<b>Detroit Tigers @ St. Louis Cardinals</b> Busch Stadium, St. Louis, MO Wed Oct 02 1968, 3:33 AM CDT Att: 54,692 - Unknown
Mickey Stanley, R (1,6) OBP: 0.500, SLG: 0.500										4	0	2	0	0	1	1	
Al Kaline, R (1,9) OBP: 0.250, SLG: 0.500										4	0	1	0	0	3	2	
Norm Cash, L (1,3)										4	0	0	0	0	3	3	
Willie Horton, R (1,7)										4	0	0	0	0	2	1	
Jim Northrup, L (1,8)										3	0	0	0	0	2	0	
Bill Freehan, R (1,2)										2	0	0	0	1	2	0	
Don Wert, R (1,5) OBP: 0.500, SLG: 0.500										2	0	1	0	0	1	1	
Eddie Mathews, L (8,PH)										1	0	0	0	0	1	0	
Dick Tracewski, R (8,5)										0	0	0	0	0	0	0	
Denny McLain, R (1,1)										1	0	0	0	0	1	1	
Tom Matchick, L (6,PH)										1	0	0	0	0	0	0	
Pat Dobson, R (6,1)										0	0	0	0	0	0	0	
Gates Brown, L (8,PH)										1	0	0	0	0	0	0	
Don McMahon, R (8,1)										0	0	0	0	0	0	0	
<b>Inning Stats</b>	R: 0 H: 1 E: 0 LOB: 0 K: 2 S: 7	H: 0 R: 0 ER: 0 SO: 9 BB: 0 P: 7	H: 1 R: 0 ER: 0 SO: 8 BB: 1 P: 8	H: 0 R: 0 ER: 0 SO: 5 BB: 0 P: 5	H: 0 R: 0 ER: 0 SO: 9 BB: 1 P: 9	H: 2 R: 0 ER: 0 SO: 9 BB: 2 P: 9	H: 0 R: 0 ER: 0 SO: 7 BB: 0 P: 7	H: 0 R: 0 ER: 0 SO: 5 BB: 0 P: 5	H: 1 R: 0 ER: 0 SO: 10 BB: 1 P: 10	1B: 4 2B: 1 3B: 0 HR: 0	SF: 0 SAC: 0 DP: 0 HBP: 0	WP: 0 PB: 0 SB: 0 CS: 1	PA: 32				
<b>PITCHER</b> Bob Gibson, R (1,1) ERA:	IP: 9.0 WLS: W BF: 32 H: 5 R: 0 ER: 0 SO: 17 BB: 1 IBB: 0 HBP: 0 BLK: 0 WP: 0 HR: 0 S: 65 P: 69 ERA: 0.00 WHIP: 0.667																

Batter	1	2	3	4	5	6	7	8	9	AB	R	H	RBI	BB	SO	LOB	BOTTOM
Lou Brock, L (1,7) OBP: 0.250, SLG: 1.000										4	1	1	1	0	0	1	<b>Detroit Tigers @ St. Louis Cardinals</b> Busch Stadium, St. Louis, MO Wed Oct 02 1968, 3:33 AM CDT Att: 54,692 - Unknown
Curt Flood, R (1,8) OBP: 0.250, SLG: 0.250										4	0	1	0	0	0	1	
Roger Maris, L (1,9)										3	1	0	0	1	0	1	
Orlando Cepeda, R (1,3)										4	0	0	0	0	0	2	
Tim McCarver, L (1,2) OBP: 0.500, SLG: 1.000										3	1	1	0	1	0	0	
Mike Shannon, R (1,5) OBP: 0.500, SLG: 0.500										4	1	2	1	0	1	1	
Julian Javier, R (1,4) OBP: 0.500, SLG: 0.333										3	0	1	2	1	1	2	
Daf Maxvill, R (1,6)										2	0	0	0	1	0	1	
Bob Gibson, R (1,1)										2	0	0	0	0	1	1	
<b>Inning Stats</b>	R: 0 H: 0 E: 0 LOB: 0 K: 0 S: 3	H: 1 R: 0 ER: 0 SO: 8 BB: 0 P: 8	H: 0 R: 0 ER: 0 SO: 7 BB: 1 P: 7	H: 2 R: 3 ER: 1 SO: 7 BB: 2 P: 15	H: 0 R: 0 ER: 1 SO: 4 BB: 0 P: 4	H: 0 R: 0 ER: 0 SO: 6 BB: 1 P: 6	H: 2 R: 1 ER: 0 SO: 5 BB: 0 P: 5	H: 1 R: 0 ER: 0 SO: 4 BB: 0 P: 4	1B: 4 2B: 0 3B: 1 HR: 1	SF: 0 SAC: 1 DP: 0 HBP: 0	WP: 0 PB: 0 SB: 3 CS: 1	PA: 35					
<b>PITCHER</b> Denny McLain, R (1,1) ERA: 3.6	IP: 5.0 WLS: L BF: 22 H: 3 R: 3 ER: 2 SO: 3 BB: 3 IBB: 0 HBP: 0 BLK: 0 WP: 0 HR: 0 S: 25 P: 37 ERA: 3.60 WHIP: 1.200																
<b>PITCHER</b> Pat Dobson, R (6,1) ERA: 4.5	IP: 2.0 WLS: L BF: 8 H: 2 R: 1 ER: 1 SO: 0 BB: 1 IBB: 0 HBP: 0 BLK: 0 WP: 0 HR: 1 S: 7 P: 11 ERA: 4.50 WHIP: 1.500																
<b>PITCHER</b> Don McMahon, R (8,1) ERA:	IP: 1.0 WLS: L BF: 4 H: 1 R: 0 ER: 0 SO: 0 BB: 0 IBB: 0 HBP: 0 BLK: 0 WP: 0 HR: 0 S: 4 P: 4 ERA: 0.00 WHIP: 1.000																



Batter	1	2	3	4	5	6	7	8	9	AB	R	H	RBI	BB	SO	LOB	TOP								
Dick McAuliffe, L OBP: 0.400, SLG: 0.333 (1,4)	G3		6-3			FC5-4 1B		G4-6-3 BB	F9	5	0	2	2	1	0	3									
Mickey Stanley, R OBP: 0.333, SLG: 0.333 (1,6) (7,8)	F9					K		G4-6-3 BB		5	0	1	0	0	1	6									
Al Kaline, R OBP: 0.333, SLG: 0.444 (1,9)	L6-3		F2		FC5-4					5	2	2	0	0	0	3									
Norm Cash, L OBP: 0.333, SLG: 0.667 (1,3)		F5								5	2	3	1	0	0	1									
Willie Horton, R OBP: 0.375, SLG: 0.714 Ray Oyler, R (7,6)										3	2	2	1	1	0	1									
Jim Northrup, L OBP: 0.125, SLG: 0.125 (7,7)										5	1	1	0	0	1	5									
Bill Freehan, R (1,2)										4	0	0	0	1	2	4									
Don Wert, R OBP: 0.571, SLG: 0.250 (1,5)			P4							2	0	0	1	3	1	0									
Mickey Lolich, S OBP: 0.600, SLG: 1.250 (1,1)										4	1	2	2	1	1	4									
<b>Inning Stats</b>	R: 0 E: 0 K: 0 S: 3	H: 0 LOB: 0 BB: 0 P: 3	R: 1 E: 0 K: 1 S: 6	H: 1 LOB: 0 BB: 0 P: 6	R: 1 E: 0 K: 0 S: 5	H: 2 LOB: 1 BB: 0 P: 5	R: 0 E: 0 K: 0 S: 4	H: 1 LOB: 1 BB: 0 P: 4	R: 0 E: 0 K: 1 S: 6	H: 1 LOB: 2 BB: 1 P: 10	R: 3 E: 0 K: 1 S: 9	H: 4 LOB: 1 BB: 1 P: 13	R: 1 E: 0 K: 1 S: 6	H: 2 LOB: 1 BB: 1 P: 10	R: 0 E: 0 K: 1 S: 5	H: 1 LOB: 1 BB: 1 P: 9	R: 2 E: 1 K: 1 S: 7	H: 1 LOB: 3 BB: 3 P: 19	1B: 10 2B: 0 3B: 0 HR: 3	SF: 0 SAC: 1 DP: 2 HBP: 0	WP: 0 PB: 0 SB: 0 CS: 0	PA: 46			
<b>PITCHER</b>	IP	WLS	BF	H	R	ER	SO	BB	IBB	HBP	BLK	WP	HR	S	P	ERA	WHIP								
Nelson Briles, R ERA: 7.2 (1,1)	5.0	L	23	7	4	4	2	1	0	0	0	0	3	26	30	7.20	1.600								
Steve Carlton, L ERA: 19.0 (6,1)	1.0		8	4	2	2	1	1	0	0	0	0	0	9	13	18.00	5.000								
Ron Willis, R ERA: (7,1)	2.0		7	1	0	0	2	2	0	0	0	0	0	9	17	0.00	1.500								
Joe Hoerner, L ERA: (9,1)	1.0		8	1	2	0	1	2	1	0	0	0	0	7	19	0.00	3.000								

Detroit Tigers @ St. Louis Cardinals  
Busch Stadium, St. Louis, MO  
Thu Oct 03 1968, 3:33 AM CDT  
Att: 54,692 - Unknown

AB	38
R	8
H	13
RBI	7
BB	7
SO	6
LOB	27



Batter	1	2	3	4	5	6	7	8	9	AB	R	H	RBI	BB	SO	LOB	BOTTOM								
Lou Brock, L OBP: 0.375, SLG: 0.714 (1,7)	K		K			1B S BB		S 1B		3	1	1	0	1	2	0									
Julian Javier, R OBP: 0.500, SLG: 0.429 (1,4)			E6 1B			K		5-3		4	0	2	0	0	1	2									
Curt Flood, R OBP: 0.375, SLG: 0.286 (1,8)			4-3			1B		K		3	0	1	0	1	1	2									
Orlando Cepeda, R OBP: 0.250, SLG: 0.250 (1,3)	F9				6-3					4	0	2	1	0	0	2									
Mike Shannon, R OBP: 0.250, SLG: 0.250 (1,5)	F9				4-3			G6-4-3		4	0	0	0	0	1	5									
Tim McCarver, L OBP: 0.250, SLG: 0.429 (1,2)		B2-3			4-3					4	0	0	0	0	0	1									
Ron Davis, R (1,9)		K				F8		L7		4	0	0	0	0	1	1									
Daf Maxvill, R (1,6)		F8				6-3		K		3	0	0	0	0	1	0									
Nelson Briles, R (1,1)						K				2	0	0	0	0	2	0									
Steve Carlton, L (6,1)										0	0	0	0	0	0	0									
Ron Willis, R (7,1)										0	0	0	0	0	0	0									
Phil Gagliano, R (8,PH)										1	0	0	0	0	0	0									
Joe Hoerner, R (9,1)										0	0	0	0	0	0	0									
<b>Inning Stats</b>	R: 0 E: 0 K: 1 S: 6	H: 1 LOB: 2 BB: 1 P: 10	R: 0 E: 0 K: 1 S: 5	H: 0 LOB: 0 BB: 0 P: 5	R: 0 E: 0 K: 2 S: 8	H: 1 LOB: 1 BB: 0 P: 8	R: 0 E: 0 K: 0 S: 3	H: 0 LOB: 0 BB: 0 P: 3	R: 0 E: 0 K: 1 S: 5	H: 0 LOB: 0 BB: 0 P: 5	R: 1 E: 0 K: 1 S: 6	H: 2 LOB: 1 BB: 1 P: 10	R: 0 E: 0 K: 1 S: 5	H: 0 LOB: 0 BB: 0 P: 5	R: 0 E: 0 K: 1 S: 6	H: 1 LOB: 1 BB: 0 P: 6	R: 0 E: 0 K: 1 S: 6	H: 1 LOB: 1 BB: 0 P: 6	1B: 6 2B: 0 3B: 0 HR: 0	SF: 0 SAC: 0 DP: 1 HBP: 0	WP: 0 PB: 0 SB: 2 CS: 0	PA: 34			
<b>PITCHER</b>	IP	WLS	BF	H	R	ER	SO	BB	IBB	HBP	BLK	WP	HR	S	P	ERA	WHIP								
Mickey Lolich, L ERA: 1.0 (1,1)	9.0	W	34	6	1	1	9	2	0	0	0	0	0	50	58	1.00	0.889								

Detroit Tigers @ St. Louis Cardinals  
Busch Stadium, St. Louis, MO  
Thu Oct 03 1968, 3:33 AM CDT  
Att: 54,692 - Unknown

AB	32
R	1
H	6
RBI	1
BB	2
SO	9
LOB	13





Batter	1	2	3	4	5	6	7	8	9	AB	R	H	RBI	BB	SO	LOB	TOP								
<b>Lou Brock, L</b> OBP: 0.538, SLG: 0.727	4-0 CS S BB		0-0 S 1B		0-0 S 2B 1B	0-3 K		0-0 1-2 S 1B		4	1	3	0	1	1	0									
<b>Curt Flood, R</b> OBP: 0.462, SLG: 0.455	4-0 S BB		0-0 F3		0-0 1-H HR 2B		0-0 2B HR 1B	0-0 L9		4	2	2	1	1	0	3									
<b>Roger Maris, L</b> OBP: 0.444, SLG: 0.333	0-3 K		4-0 S BB		4-0 HR BB		0-0 1-3 HR 2B	0-0 G3-1		3	2	1	0	2	1	4									
<b>Orlando Cepeda, R</b> OBP: 0.231, SLG: 0.462	0-0 6-3		0-0 F8		0-0 F2		0-0 2H 3H HR	0-0 F8		5	1	1	3	0	0	5									
<b>Tim McCarver, L</b> OBP: 0.308, SLG: 0.667		0-0 F8		0-0 CS BB 1B	0-0 1-H 2H HR		0-0 P5	0-0 5-3		5	1	2	3	0	0	0									
<b>Mike Shannon, R</b> OBP: 0.385, SLG: 0.333		0-0 G1-3		4-0 CS BB 1-2 BB	0-0 1B		0-0 5-3	0-0 BB 1B 1B		4	0	2	0	1	0	0									
<b>Julian Javier, R</b> OBP: 0.462, SLG: 0.364		4-0 S BB		0-3 K	0-0 F8		0-0 F8	0-0 S BB 1-2 1B		4	0	1	0	1	1	3									
<b>Dal Maxvill, R</b> (1,6)		0-0 F7		0-0 G1-3		0-0 4-3		0-0 F8 1-2 2-3 BB		4	0	0	0	1	0	2									
<b>Ray Washburn, R</b> (1,1)			0-0 6-3		0-3 K	0-0 L9		0-0 1B 1B		3	0	0	0	0	1	0									
<b>Joe Hoerner, R</b> OBP: 0.500, SLG: 0.500			6-3					K		2	0	1	0	0	1	3									
<b>Inning Stats</b>	R: 0 E: 0 K: 1 S: 4	H: 0 LOB: 1 BB: 2 P: 12	R: 0 E: 0 K: 0 S: 3	H: 0 LOB: 1 BB: 1 P: 7	R: 0 E: 0 K: 0 S: 4	H: 1 LOB: 2 BB: 1 P: 8	R: 0 E: 0 K: 1 S: 5	H: 1 LOB: 1 BB: 1 P: 9	R: 4 E: 0 K: 1 S: 9	H: 4 LOB: 1 BB: 1 P: 13	R: 0 E: 0 K: 1 S: 5	H: 0 LOB: 0 BB: 0 P: 5	R: 3 E: 0 K: 0 S: 6	H: 3 LOB: 0 BB: 0 P: 6	R: 0 E: 0 K: 0 S: 5	H: 2 LOB: 2 BB: 0 P: 5	R: 0 E: 0 K: 1 S: 7	H: 2 LOB: 3 BB: 1 P: 11	1B: 9 2B: 4 3B: 0 HR: 2	SF: 0 SAC: 0 DP: 2 HBP: 0	WP: 0 PB: 0 SB: 3 CS: 3	PA: 45			
<b>PITCHER</b>	IP	WLS	BF	H	R	ER	SO	BB	IBB	HBP	BLK	WP	HR	S	P	ERA	WHIP								
<b>Earl Wilson, R</b> ERA: 6.23	4.1	L	21	4	3	3	3	6	0	0	0	0	0	21	45	6.23	2.308								
<b>Pat Dobson, R</b> ERA: 6.75	0.2		4	2	1	1	0	0	0	0	0	0	1	4	4	13.50	3.000								
<b>Don McMahon, R</b> ERA: 13.5	1.0		6	3	3	3	1	0	0	0	0	0	1	8	8	27.00	3.000								
<b>Daryl Patterson, R</b> ERA:	1.0		3	0	0	0	0	0	0	0	0	0	0	3	3	0.00	0.000								
<b>John Hillier, L</b> ERA:	2.0		11	4	0	0	1	1	0	0	0	0	0	12	16	0.00	2.500								

St. Louis Cardinals @ Detroit Tigers  
Tiger Stadium, Detroit, MI  
Sat Oct 05 1968, 4:33 AM EDT  
Att: 53,634 - Unknown

AB 38  
R 7  
H 13  
RBI 7  
BB 7  
SO 5  
LOB 20



Batter	1	2	3	4	5	6	7	8	9	AB	R	H	RBI	BB	SO	LOB	BOTTOM								
<b>Dick McAuliffe, L</b> OBP: 0.429, SLG: 0.615	0-0 G3		0-0 HR 4-3 1B		0-0 HR		0-0 P4			4	2	2	1	0	0	1									
<b>Mickey Stanley, R</b> OBP: 0.308, SLG: 0.250	0-0 4-3		0-0 4-3 1-2		0-0 G1-3		4-0 FC4-6 BB			3	0	0	0	1	0	1									
<b>Al Kaline, R</b> OBP: 0.308, SLG: 0.615	0-0 L7		0-0 2H HR		0-0 L6-3		0-0 FC4-6 1-2			4	1	1	2	0	0	2									
<b>Norm Cash, L</b> OBP: 0.308, SLG: 0.500		0-0 P6	0-0 4-3		4-0 BB BB		0-3 K			3	0	0	0	1	1	0									
<b>Willie Horton, R</b> OBP: 0.417, SLG: 0.556		4-0 BB BB		0-0 5-3		4-0 1-2 BB		0-3 K		2	0	0	0	2	1	0									
<b>Jim Northrup, L</b> OBP: 0.083, SLG: 0.083		0-0 F9		0-0 F7		0-0 P4		0-0 G3		4	0	0	0	0	0	3									
<b>Bill Freehan, R</b> (1,2)		4-0 1-2 BB		0-0 F7		0-0 F7		0-0 F7		3	0	0	0	1	0	2									
<b>Don Wert, R</b> OBP: 0.364, SLG: 0.125		0-3 K		0-0 4-3		0-0 F9		0-0 6-3		4	0	0	0	0	1	2									
<b>Earl Wilson, R</b> ERA: 6.23			0-3 K		0-3 K		0-0 BB 1B		0-0 F7		1	0	0	0	0	1	0								
<b>Pat Dobson, R</b> ERA: 6.75										0	0	0	0	0	0	0	0								
<b>Tom Matchick, L</b> (5,PH)										0	0	0	0	0	0	1	0								
<b>Don McMahon, R</b> (6,1)										0	0	0	0	0	0	0	0								
<b>Daryl Patterson, R</b> (7,1)										0	0	0	0	0	0	0	0								
<b>Wayne Comer, R</b> OBP: 1.000, SLG: 1.000										1	0	1	0	0	0	0	0								
<b>John Hillier, R</b> (8,1)										0	0	0	0	0	0	0	0								
<b>Jim Price, R</b> (9,PH)										1	0	0	0	0	0	0	0								
<b>Inning Stats</b>	R: 0 E: 0 K: 0 S: 3	H: 0 LOB: 0 BB: 0 P: 3	R: 0 E: 0 K: 1 S: 5	H: 0 LOB: 2 BB: 2 P: 13	R: 2 E: 0 K: 1 S: 7	H: 2 LOB: 0 BB: 0 P: 7	R: 0 E: 0 K: 0 S: 3	H: 0 LOB: 0 BB: 0 P: 3	R: 1 E: 0 K: 1 S: 6	H: 1 LOB: 0 BB: 0 P: 6	R: 0 E: 0 K: 0 S: 3	H: 0 LOB: 2 BB: 2 P: 11	R: 0 E: 0 K: 0 S: 4	H: 1 LOB: 2 BB: 1 P: 8	R: 0 E: 0 K: 2 S: 7	H: 0 LOB: 0 BB: 0 P: 7	R: 0 E: 0 K: 0 S: 3	H: 0 LOB: 0 BB: 0 P: 3	1B: 2 2B: 0 3B: 0 HR: 2	SF: 0 SAC: 0 DP: 0 HBP: 0	WP: 0 PB: 0 SB: 0 CS: 0	PA: 36			
<b>PITCHER</b>	IP	WLS	BF	H	R	ER	SO	BB	IBB	HBP	BLK	WP	HR	S	P	ERA	WHIP								
<b>Ray Washburn, R</b> ERA: 5.06	5.1	W	23	3	3	3	3	4	0	0	0	0	2	25	41	5.06	1.312								
<b>Joe Hoerner, L</b> ERA:	3.2	S	13	1	0	0	2	1	0	0	0	0	0	16	20	0.00	0.545								

St. Louis Cardinals @ Detroit Tigers  
Tiger Stadium, Detroit, MI  
Sat Oct 05 1968, 4:33 AM EDT  
Att: 53,634 - Unknown

AB 31  
R 3  
H 4  
RBI 3  
BB 5  
SO 5  
LOB 11









Batter	1	2	3	4	5	6	7	8	9	AB	R	H	RBI	BB	SO	LOB	TOP								
Lou Brock, L OBP: 0.565, SLG: 1.048 (1, 7)										5	1	3	0	0	0	3									
Julian Javier, R OBP: 0.500, SLG: 0.474 (1, 4)										4	0	2	0	0	0	2									
Curt Flood, R OBP: 0.364, SLG: 0.350 (1, 8)										4	1	1	1	1	0	2									
Orlando Cepeda, R OBP: 0.273, SLG: 0.524 (1, 3)										4	1	1	2	0	1	1									
Mike Shannon, R OBP: 0.318, SLG: 0.333 (1, 5)										4	0	0	0	0	1	1									
Tim McCarver, L OBP: 0.405, SLG: 0.700 (1, 2)										3	0	1	0	1	1	0									
Ron Davis, R Phil Gagliano, R (9, PH)										3	0	0	0	0	1	2	AB 35								
Dal Maxvill, R Ed Spiezio, R Dick Schofield, S (9, PH)										3	0	0	0	0	1	2	R 3								
Nelson Briles, R Joe Hoerner, R Ron Willis, R Roger Maris, L (9, PH)										2	0	0	0	0	2	0	H 9								
										0	0	0	0	0	0	0	RBI 3								
										1	0	0	0	0	0	0	BB 1								
										1	0	0	0	0	1	2	SO 8								
										0	0	0	0	0	0	0	LOB 16								
										1	0	0	0	0	1	2									
<b>Inning Stats</b>	R: 3 E: 0 K: 1 S: 8	H: 3 LOB: 0 BB: 0 P: 8	R: 0 E: 0 K: 1 S: 5	H: 0 LOB: 0 BB: 0 P: 5	R: 0 E: 0 K: 0 S: 3	H: 1 LOB: 0 BB: 0 P: 3	R: 0 E: 1 K: 2 S: 8	H: 0 LOB: 2 BB: 1 P: 12	R: 0 E: 0 K: 1 S: 6	H: 2 LOB: 1 BB: 0 P: 6	R: 0 E: 0 K: 0 S: 3	H: 0 LOB: 0 BB: 0 P: 3	R: 0 E: 0 K: 1 S: 5	H: 0 LOB: 1 BB: 0 P: 6	R: 0 E: 0 K: 1 S: 6	H: 1 LOB: 1 BB: 0 P: 6	R: 0 E: 0 K: 1 S: 7	H: 2 LOB: 2 BB: 0 P: 7	1B: 6 2B: 2 3B: 0 HR: 1	SF: 0 SAC: 0 DP: 0 HBP: 1	WP: 0 PB: 0 SB: 1 CS: 1	PA: 37			
<b>PITCHER</b> Mickey Lolich, L ERA: 2.0 (1, 1)	IP: 9.0 WLS: W BF: 37 H: 9 R: 3 ER: 3 SO: 8 BB: 1 IBB: 0 HBP: 1 BLK: 0 WP: 0 HR: 1 S: 51 P: 56 ERA: 3.00 WHIP: 1.111																								

St. Louis Cardinals @ Detroit Tigers  
Tiger Stadium, Detroit, MI  
Mon Oct 07 1968, 4:33 AM EDT  
Att: 53,634 - Unknown

AB 35  
R 3  
H 9  
RBI 3  
BB 1  
SO 8  
LOB 16



Batter	1	2	3	4	5	6	7	8	9	AB	R	H	RBI	BB	SO	LOB	BOTTOM								
Dick McAuliffe, L OBP: 0.318, SLG: 0.429 (1, 4)										4	1	1	0	0	1	1									
Mickey Stanley, R OBP: 0.286, SLG: 0.316 (8, 8)										3	2	1	0	1	0	0									
Al Kaline, R OBP: 0.381, SLG: 0.619 (1, 9)										4	0	2	2	0	1	1									
Norm Cash, L OBP: 0.381, SLG: 0.500 (1, 3)										2	0	2	2	1	0	0									
Willie Horton, R Ray Oyler, R (8, 6)										4	1	1	0	0	0	5									
Jim Northrup, L OBP: 0.200, SLG: 0.316 (8, 7)										3	0	1	1	1	0	2									
Bill Freehan, R (1, 2)										4	0	0	0	0	1	4	AB 31								
Don Wert, R OBP: 0.333, SLG: 0.091 (1, 5)										3	0	0	0	1	1	0	R 5								
Mickey Lolich, S OBP: 0.444, SLG: 0.750 (1, 1)										4	1	1	0	0	2	1	H 9								
										1	0	0	0	0	0	0	RBI 5								
										0	0	0	0	0	0	0	BB 4								
										0	0	0	0	0	0	0	SO 6								
										0	0	0	0	0	0	0	LOB 14								
<b>Inning Stats</b>	R: 0 E: 0 K: 1 S: 5	H: 0 LOB: 0 BB: 0 P: 5	R: 0 E: 0 K: 0 S: 3	H: 1 LOB: 0 BB: 0 P: 3	R: 0 E: 0 K: 1 S: 5	H: 0 LOB: 1 BB: 1 P: 9	R: 2 E: 0 K: 0 S: 6	H: 3 LOB: 1 BB: 0 P: 6	R: 0 E: 0 K: 2 S: 7	H: 0 LOB: 0 BB: 0 P: 7	R: 0 E: 0 K: 0 S: 4	H: 1 LOB: 3 BB: 2 P: 12	R: 3 E: 0 K: 1 S: 9	H: 4 LOB: 2 BB: 1 P: 13	R: 0 E: 0 K: 1 S: 5	H: 0 LOB: 0 BB: 0 P: 5	1B: 7 2B: 0 3B: 2 HR: 0	SF: 1 SAC: 0 DP: 1 HBP: 0	WP: 0 PB: 0 SB: 0 CS: 0	PA: 36					
<b>PITCHER</b> Nelson Briles, R ERA: 5.56 Joe Hoerner, L ERA: 3.95 Ron Willis, R ERA:	IP: 6.1 WLS: L BF: 4 H: 3 R: 2 ER: 2 SO: 3 BB: 1 IBB: 0 HBP: 0 BLK: 0 WP: 0 HR: 0 S: 34 P: 46 ERA: 4.26 WHIP: 1.263																								

St. Louis Cardinals @ Detroit Tigers  
Tiger Stadium, Detroit, MI  
Mon Oct 07 1968, 4:33 AM EDT  
Att: 53,634 - Unknown

AB 31  
R 5  
H 9  
RBI 5  
BB 4  
SO 6  
LOB 14





Batter	1	2	3	4	5	6	7	8	9	AB	R	H	RBI	BB	SO	LOB	TOP			
Dick McAuliffe, L (1,4) OBP: 0.370, SLG: 0.391	K		BB		K		G6-4-3 BB			2	2	0	0	3	2	0	<b>Detroit Tigers @ St. Louis Cardinals</b> Busch Stadium, St. Louis, MO Wed Oct 09 1968, 3:33 AM CDT Att: 54,692 - Unknown			
Mickey Stanley, R (1,6) OBP: 0.289, SLG: 0.292	F9		BB		6-3		G6-4-3			5	2	1	0	0	0	4				
Al Kaline, R (1,9) OBP: 0.462, SLG: 0.760	K		BB		HR			G3 HBP		4	3	3	4	0	1	0				
Norm Cash, L (1,3)		2B BB			1B			G3		4	2	3	2	1	0	1				
Willie Horton, R (1,7) OBP: 0.440, SLG: 0.579			BB		1B					3	2	2	2	1	0	1				
Ray Oyler, R (8,6)			BB		P6			G1-6-3 HBP		0	0	0	0	0	0	0				
Jim Northrup, L (1,8) OBP: 0.240, SLG: 0.458	K		HR					G1-6-3		5	1	2	4	0	1	5				
Bill Freehan, R (1,2) OBP: 0.208, SLG: 0.050	E7		BB		5-3		F9		P6	4	0	1	1	1	0	1				
Don Wert, R (1,5) OBP: 0.350, SLG: 0.071			BB		P6		F3		P5	3	1	0	0	1	0	1				
Denny McLain, R (1,1)	G6-4-3		SH5-4		K				K	4	0	0	0	0	3	2				
<b>Inning Stats</b>	R: 0 E: 0 K: 2 S: 7	H: 0 LOB: 0 BB: 0 P: 7	R: 2 E: 1 K: 1 S: 6	H: 2 LOB: 1 BB: 2 P: 14	R: 10 E: 0 K: 0 S: 10	H: 7 LOB: 2 BB: 4 P: 27	R: 0 E: 0 K: 1 S: 5	H: 0 LOB: 0 BB: 0 P: 5	R: 1 E: 0 K: 0 S: 3	H: 2 LOB: 1 BB: 0 P: 3	R: 0 E: 0 K: 1 S: 4	H: 0 LOB: 0 BB: 1 P: 8	R: 0 E: 0 K: 0 S: 2	H: 0 LOB: 1 BB: 0 P: 4	R: 0 E: 0 K: 1 S: 5	H: 0 LOB: 0 BB: 0 P: 5	1B: 9 2B: 1 3B: 0 HR: 2	SF: 0 SAC: 1 DP: 3 HBP: 3	WP: 0 PB: 0 SB: 0 CS: 0	PA: 45
<b>PITCHER</b>	IP WLS BF H R ER SO	IP WLS BF H R ER SO	IP WLS BF H R ER SO	IP WLS BF H R ER SO	IP WLS BF H R ER SO	IP WLS BF H R ER SO	IP WLS BF H R ER SO	IP WLS BF H R ER SO	IP WLS BF H R ER SO	IP WLS BF H R ER SO	IP WLS BF H R ER SO	IP WLS BF H R ER SO	IP WLS BF H R ER SO	IP WLS BF H R ER SO	IP WLS BF H R ER SO	IP WLS BF H R ER SO	ERA WHIP	ERA WHIP		
Ray Washburn, R (1,1) ERA: 9.82	2.0	L	12	4	5	5	3	3	0	0	0	0	0	0	0	0	0	22.50	3.500	
Larry Jaster, L (3,1)	0.0		3	2	3	3	0	1	0	0	0	0	0	1	2	6	∞	∞		
Ron Willis, R (3,1)	0.2	6	1	2	2	0	1	1	1	0	0	0	0	0	3	12	27.00	3.000		
Dick Hughes, R (3,1)	0.1	3	2	2	2	0	0	0	0	0	0	0	0	0	3	3	54.00	6.000		
Steve Carlton, L (4,1) ERA: 6.75	3.0		11	3	1	1	2	0	0	0	0	0	0	0	1	15	3.00	1.000		

Batter	1	2	3	4	5	6	7	8	9	AB	R	H	RBI	BB	SO	LOB	BOTTOM			
Lou Brock, L (1,7) OBP: 0.519, SLG: 0.920	G1-3		L9			1B		K		4	0	1	0	0	1	1	<b>Detroit Tigers @ St. Louis Cardinals</b> Busch Stadium, St. Louis, MO Wed Oct 09 1968, 3:33 AM CDT Att: 54,692 - Unknown			
Curt Flood, R (1,8) OBP: 0.308, SLG: 0.292	L6				P4	K		L9		4	0	0	0	0	1	1				
Roger Maris, L (1,9) OBP: 0.316, SLG: 0.250	5-3				1B					4	1	2	0	0	0	1				
Orlando Cepeda, R (1,3) OBP: 0.308, SLG: 0.520					P6			L9		4	0	2	0	0	0	1				
Tim McCarver, L (1,2) OBP: 0.385, SLG: 0.625					K			L9		4	0	1	0	0	1	4				
Mike Shannon, R (1,5) OBP: 0.308, SLG: 0.320					K			E6 1B		4	0	1	0	0	1	3				
Julian Javier, R (1,4) OBP: 0.462, SLG: 0.435					L9			5-3		4	0	1	1	0	0	2				
Dal Maxvill, R (1,6)					F8			L9		4	0	0	0	0	1	4				
<b>Inning Stats</b>	R: 0 E: 0 K: 0 S: 3	H: 0 LOB: 0 BB: 0 P: 3	R: 0 E: 0 K: 0 S: 3	H: 1 LOB: 0 BB: 0 P: 3	R: 0 E: 0 K: 0 S: 4	H: 1 LOB: 1 BB: 0 P: 4	R: 0 E: 0 K: 1 S: 6	H: 1 LOB: 1 BB: 0 P: 6	R: 0 E: 0 K: 2 S: 8	H: 1 LOB: 1 BB: 0 P: 8	R: 0 E: 1 K: 0 S: 5	H: 2 LOB: 2 BB: 0 P: 5	R: 0 E: 0 K: 2 S: 7	H: 0 LOB: 0 BB: 0 P: 7	R: 1 E: 0 K: 1 S: 8	H: 3 LOB: 2 BB: 0 P: 8	1B: 9 2B: 0 3B: 0 HR: 0	SF: 0 SAC: 0 DP: 1 HBP: 0	WP: 0 PB: 0 SB: 0 CS: 0	PA: 35
<b>PITCHER</b>	IP WLS BF H R ER SO	IP WLS BF H R ER SO	IP WLS BF H R ER SO	IP WLS BF H R ER SO	IP WLS BF H R ER SO	IP WLS BF H R ER SO	IP WLS BF H R ER SO	IP WLS BF H R ER SO	IP WLS BF H R ER SO	IP WLS BF H R ER SO	IP WLS BF H R ER SO	IP WLS BF H R ER SO	IP WLS BF H R ER SO	IP WLS BF H R ER SO	IP WLS BF H R ER SO	IP WLS BF H R ER SO	ERA WHIP	ERA WHIP		
Denny McLain, R (1,1) ERA: 3.24	9.0	W	35	9	1	1	7	0	0	0	0	0	0	0	0	0	1.00	1.000		



Batter	1	2	3	4	5	6	7	8	9	AB	R	H	RBI	BB	SO	LOB	TOP		
Dick McAuliffe, L (1,4) OBP: 0.323, SLG: 0.333	F3			F9		F8		4-3		4	0	0	0	0	0	0			
Mickey Stanley, R (1,6) OBP: 0.297, SLG: 0.286	L1			1B			K	6-3		4	0	1	0	0	1	0			
Al Kaline, R (1,9) OBP: 0.400, SLG: 0.655	K			K			L5-3	L4		4	0	0	0	0	2	1			
Norm Cash, L (1,3) OBP: 0.433, SLG: 0.500		F9		5-3			1B 3B	F9		4	1	1	0	0	0	1			
Willie Horton, R (1,7) OBP: 0.448, SLG: 0.565 Dick Tracewski, R (9, PR) Ray Oyler, R (9, 6)	K			P4			1-2 3B	1B 1B		4	1	2	0	0	1	0			
Jim Northrup, L (1,8) OBP: 0.276, SLG: 0.536	K			P5			1-2 3B	1B		4	1	2	2	0	1	0			
Bill Freehan, R (1,2) OBP: 0.214, SLG: 0.125			F8		F7		1-2 2B	1B		4	0	1	1	0	0	2			
Don Wert, R (1,5) OBP: 0.375, SLG: 0.118			K			F8		1-2 3B		3	0	1	1	1	1	0			
Mickey Lolich, S (1,1) OBP: 0.308, SLG: 0.500			K			4-3	K	P4		4	0	0	0	0	2	4			
<b>Inning Stats</b>	R: 0 E: 0 K: 1 S: 5	H: 0 LOB: 0 BB: 0 P: 5	R: 0 E: 0 K: 2 S: 7	H: 0 LOB: 0 BB: 0 P: 7	R: 0 E: 0 K: 2 S: 7	H: 0 LOB: 0 BB: 0 P: 7	R: 0 E: 0 K: 1 S: 6	H: 1 LOB: 1 BB: 0 P: 6	R: 0 E: 0 K: 0 S: 3	H: 0 LOB: 0 BB: 0 P: 3	R: 3 E: 0 K: 2 S: 11	H: 4 LOB: 2 BB: 1 P: 15	R: 0 E: 0 K: 0 S: 3	H: 0 LOB: 0 BB: 0 P: 3	R: 1 E: 0 K: 0 S: 6	H: 3 LOB: 2 BB: 0 P: 6	1B: 6 2B: 1 3B: 1 HR: 0	SF: 0 SAC: 0 DP: 0 HBP: 0	WP: 0 PA: 36 PB: 0 SB: 0 CS: 0
<b>PITCHER</b> Bob Gibson, R (1,1) ERA: 1.67	IP: 9.0 WLS: L BF: 36 H: 8 R: 4 ER: 4 SO: 8 BB: 0 IBB: 1 HBP: 0 BLK: 0 WP: 0 HR: 0 S: 51 P: 55 ERA: 4.00 WHIP: 0.889																		

Detroit Tigers @ St. Louis Cardinals  
 Busch Stadium, St. Louis, MO  
 Thu Oct 10 1968, 3:33 AM CDT  
 Att: 54,692 - Unknown

AB	35
R	4
H	8
RBI	4
BB	1
SO	8
LOB	8



Batter	1	2	3	4	5	6	7	8	9	AB	R	H	RBI	BB	SO	LOB	BOTTOM				
Lou Brock, L (1,7) OBP: 0.516, SLG: 0.857	4-3		4-3			L6 1B		BB		3	0	1	0	1	0	0					
Julian Javier, R (1,4) OBP: 0.400, SLG: 0.370	F8		5-3			L6 1-2		B5-3		4	0	0	0	0	0	2					
Curt Flood, R (1,8) OBP: 0.333, SLG: 0.321	S 1B			6-3		PO 1B		L6		4	0	2	0	0	0	0					
Orlando Cepeda, R (1,3) OBP: 0.300, SLG: 0.464	1-2 BB			5-3		PO	K	F2		3	0	0	0	1	1	0					
Mike Shannon, R (1,5) OBP: 0.300, SLG: 0.414	F9			K		1-2	E8	HR		4	1	1	1	0	1	2					
Tim McCarver, L (1,2) OBP: 0.400, SLG: 0.593		G6-3 BB				L9	L9	F2		3	0	1	0	1	0	1					
Roger Maris, L (1,9) OBP: 0.273, SLG: 0.211		G6-3 1-2				P6	P6			3	0	0	0	0	1	3					
Dal Maxvill, R (1,6) Phil Gagliano, R (8, PH) Dick Schofield, S (9, 6)		5-3						5-3		2	0	0	0	0	0	1					
Bob Gibson, R (1,1) OBP: 0.222, SLG: 0.500			5-3			P4		K		3	0	0	0	0	1	1					
<b>Inning Stats</b>	R: 0 E: 0 K: 0 S: 4	H: 1 LOB: 2 BB: 1 P: 8	R: 0 E: 0 K: 0 S: 2	H: 0 LOB: 0 BB: 1 P: 6	R: 0 E: 0 K: 0 S: 3	H: 0 LOB: 0 BB: 0 P: 3	R: 0 E: 0 K: 1 S: 5	H: 0 LOB: 0 BB: 0 P: 5	R: 0 E: 0 K: 0 S: 6	H: 1 LOB: 1 BB: 0 P: 6	R: 0 E: 0 K: 0 S: 3	H: 2 LOB: 0 BB: 0 P: 3	R: 0 E: 1 K: 1 S: 6	H: 0 LOB: 1 BB: 0 P: 6	R: 0 E: 0 K: 1 S: 5	H: 0 LOB: 1 BB: 1 P: 9	R: 1 E: 0 K: 0 S: 4	H: 1 LOB: 0 BB: 0 P: 4	1B: 4 2B: 0 3B: 0 HR: 1	SF: 0 SAC: 0 DP: 1 HBP: 0	WP: 0 PA: 34 PB: 0 SB: 1 CS: 0
<b>PITCHER</b> Mickey Lolich, L (1,1) ERA: 1.67	IP: 9.0 WLS: W BF: 33 H: 5 R: 1 ER: 1 SO: 4 BB: 3 IBB: 0 HBP: 0 BLK: 0 WP: 0 HR: 1 S: 38 P: 50 ERA: 1.00 WHIP: 0.889																				

Detroit Tigers @ St. Louis Cardinals  
 Busch Stadium, St. Louis, MO  
 Thu Oct 10 1968, 3:33 AM CDT  
 Att: 54,692 - Unknown

AB	30
R	1
H	5
RBI	1
BB	3
SO	4
LOB	10

