Detroit Tigers - 1971

Batter	1	2	3	4	5	6	7	8	9	AB	R	H	RBI	BB	SO	LOB
Larry Brown, R (1, 6) OBP: 0.500, SLG: 0.333	G5-4-3 1B			BBBB 4-0 6-3 3B BB	F8			F8		3	1	1	0	1	0	1
Graig Nettles, L (1, 5) OBP: 0.500, SLG: 0.750	F9			6-3 1-2		G6-4-3 1B		2B		4	0	2	0	0	0	2
Roy Foster, R (1, 7) OBP: 0.250, SLG: 0.750	G5-4-3 1-2f			2-H 3B		P6		F8		4	0	1	1	0	0	3
Ray Fosse, R (1, 2)		K		K		G6-4-3 1-2f			F3	4	0	0	0	0	2	2
Ken Harrelson, R (1, 3)		K		L9			E3 FC5-4		K	4	0	0	0	0	2	1
Eddie Leon, R (1, 4)		L4			5-3		K		6-3	4	0	0	0	0	1	1
Ted Ford, R (1, 9)			6-3		K		K			3	0	0	0	0	2	1
Buddy Bradford, R (1, 8) OBP: 0.333, SLG: 1.000			6-3		1B 3B		FC5-4 1-2f			3	1	1	0	0	0	1
Steve Hargan, R (1, 1) Chuck Machemehl, R (3, 1) Steve Dunning, R (4, 1) Gomer Hodge, S (5, PH) OBP: 1.000, SLG: 1.000 Camilo Pascual, R (5, 1) Lou Camilli, S (8, PH) Ray Lamb, R (8, 1) Rick Austin, R (8, 1)			K	3-H 1B				F7		1 0 0 1 0 1 0 0	0 0 0 0 0 0 0 0	0 0 0 1 0 0 0 0	0 0 0 1 0 0 0 0	1 0 0 0 0 0 0 0	0 0 0 0 0 0 0 0	0 0 0 0 0 0 0 0
Inning Stats	R: 0 E: 0 K: 0 S: 3 H: 1 LOB: 0 BB: 0 P: 3	R: 0 E: 0 K: 2 S: 7 H: 0 LOB: 0 BB: 0 P: 7	R: 0 E: 0 K: 1 S: 5 H: 0 LOB: 0 BB: 0 P: 5	R: 1 E: 0 K: 1 S: 6 H: 1 LOB: 1 BB: 1 P: 10	R: 1 E: 0 K: 1 S: 7 H: 2 LOB: 1 BB: 0 P: 7	R: 0 E: 0 K: 0 S: 3 H: 1 LOB: 0 BB: 0 P: 3	R: 0 E: 1 K: 2 S: 8 H: 0 LOB: 1 BB: 0 P: 8	R: 0 E: 0 K: 0 S: 4 H: 1 LOB: 1 BB: 0 P: 4	R: 0 E: 0 K: 1 S: 5 H: 0 LOB: 0 BB: 0 P: 5	1B: 3 2B: 1 3B: 2 HR: 0	SF: 0 SAC: 0 DP: 2 HBP: 0					

PITCHER		IP	WLS	BF	H	R	ER	SO	BB	IBB	HBP	BLK	WP	HR	S	P	ERA	WHIP
Mickey Lolich, L ERA: 2.0	(1, 1)	9.0	W	33	6	2	2	8	1	0	0	0	0	0	48	52	2.00	0.778

PITCHER		IP	WLS	BF	H	R	ER	SO	BB	IBB	HBP	BLK	WP	HR	S	P	ERA	WHIP

TOP

Cleveland Indians @ Detroit Tigers

Tiger Stadium, Detroit, MI

Tue Apr 06 1971, 3:33 AM EST

Att. 54,089 - Unknown - 46 F

livebaseballscorecards.com

AB	32
R	2
H	6
RBI	2
BB	1
SO	8
LOB	12

1B: 3	SF: 0	WP: 0	PA: 33
2B: 1	SAC: 0	PB: 0	
3B: 2	DP: 2	SB: 0	
HR: 0	HBP: 0	CS: 0	

Batter	1	2	3	4	5	6	7	8	9	AB	R	H	RBI	BB	SO	LOB
Dick McAuliffe, L (1, 4) OBP: 0.800, SLG: 0.500	L5-3 1B	1-2 BB		BB 3B BB		3-1		S BB		2	1	1	0	3	0	0
Al Kaline, R (1, 9) OBP: 0.400, SLG: 0.250	L5-3 1-2	L8		1-2 3B BB		CS 1B		K 1-2		4	1	1	0	1	1	5
Jim Northrup, L (1, 3) OBP: 0.400, SLG: 0.750	F8		2B BLK BB	1-H 2-H 1B 3B		1-3 1-2		4-3		4	2	1	2	1	0	4
Willie Horton, R (1, 7) OBP: 0.500, SLG: 0.750	6-3		BLK 1-3 SF8 2B	CS 3-H 1B			P4			4	1	2	1	0	0	1
Aurelio Rodriguez, R (1, 5)		1B FC4 HBP	F2	1-2 K			K			3	1	0	0	0	2	3
Bill Freehan, R (1, 2) OBP: 0.500, SLG: 0.333		1-3 FC4 1B	SF8 BLK IBB	K			F8			3	0	1	0	1	1	0
Mickey Stanley, R (1, 8) OBP: 0.500, SLG: 0.333		FC4 6-3 1B 1-2f 3-H	1-2 2-3 3-H IBB	F7				1B WP 1B		3	2	1	1	1	0	1
Ed Brinkman, R (1, 6) OBP: 0.250, SLG: 0.333		6-3 1-2	SF8 2-3 3-H	6-3				SH5-4 WP 1-3 1B		3	0	1	1	0	0	1
Mickey Lolich, S (1, 1) OBP: 0.333, SLG: 0.333		BB 2-H 1B	1-3	F8				SH5-4 1-3 3-H		3	0	1	1	0	0	2
Inning Stats	R: 0 H: 1 E: 0 LOB: 1 K: 0 BB: 0 S: 4 P: 4	R: 2 H: 2 E: 0 LOB: 2 K: 0 BB: 1 S: 5 P: 10	R: 2 H: 1 E: 0 LOB: 2 K: 0 BB: 3 S: 4 P: 16	R: 3 H: 2 E: 0 LOB: 0 K: 2 BB: 2 S: 8 P: 16	R: 0 H: 0 E: 0 LOB: 0 K: 0 BB: 0 S: 3 P: 3	R: 0 H: 1 E: 0 LOB: 0 K: 0 BB: 0 S: 3 P: 3	R: 0 H: 0 E: 0 LOB: 0 K: 1 BB: 0 S: 5 P: 5	R: 1 H: 2 E: 0 LOB: 2 K: 1 BB: 1 S: 7 P: 11		1B: 7 SF: 1 2B: 1 SAC: 1 3B: 1 DP: 0 HR: 0 HBP: 1						

BOTTOM

Cleveland Indians @ Detroit Tigers

Tiger Stadium, Detroit, MI

Tue Apr 06 1971, 3:33 AM EST

Att. 54,089 - Unknown - 46 F

livebaseballscorecards.com

AB	29
R	8
H	9
RBI	6
BB	7
SO	4
LOB	17

PITCHER		IP	WLS	BF	H	R	ER	SO	BB	IBB	HBP	BLK	WP	HR	S	P	ERA	WHIP
Steve Hargan, R ERA: 18.0	(1, 1)	2.0	L	13	4	4	4	0	2	0	1	0	0	0	10	19	18.00	3.000
Chuck Machemehl, R ERA: 27.0	(3, 1)	1.0		9	2	3	3	0	2	2	0	1	0	0	5	21	27.00	4.000
Steve Dunning, R ERA:	(4, 1)	1.0		2	0	0	0	2	0	0	0	0	0	0	6	6	0.00	0.000
Camilo Pascual, R ERA:	(5, 1)	3.0		9	1	0	0	1	0	0	0	0	0	0	11	11	0.00	0.333
Ray Lamb, R ERA: 13.5	(8, 1)	0.2		5	2	1	1	1	1	0	0	0	1	0	6	10	13.50	4.500

PITCHER		IP	WLS	BF	H	R	ER	SO	BB	IBB	HBP	BLK	WP	HR	S	P	ERA	WHIP
Rick Austin, L ERA:	(8, 1)	0.1		1	0	0	0	0	0	0	0	0	0	0	1	1	0.00	0.000

WP: 1 PA: 39
PB: 0
SB: 1
CS: 2

Batter	1	2	3	4	5	6	7	8	9	AB	R	H	RBI	BB	SO	LOB
Dick McAuliffe, L (1, 4) OBP: 0.600, SLG: 0.333	BBBB 4-0 E BB BB	x 0-0 ①② F8 1-2		x 0-0 ③ P6			x 0-0 1B		x 0-0 ② P6	4	1	1	0	1	0	2
Al Kaline, R (1, 9) OBP: 0.500, SLG: 0.286	BBBB 4-0 E 1-2 4-3 BB	BBBB 4-0 1B BB			x 0-0 G6-4-3 1B		x 0-0 ② L6		x 0-0 ③ L5-3	3	1	1	0	2	0	1
Jim Northrup, L (1, 3) OBP: 0.444, SLG: 0.625	x 0-0 E9 4-3 1-3 2-H 1B	x 0-0 1-2 3-H 1B			x 0-0 ① F8		x 0-0 ③ L9			4	0	2	2	0	0	2
Willie Horton, R (1, 7) OBP: 0.250, SLG: 0.375	x 0-0 ① 5-3	x 0-0 ③ F8			x 0-0 ②③ G6-4-3 1-2f			x 0-0 ① P4		4	0	0	0	0	0	5
Aurelio Rodriguez, R (1, 5) OBP: 0.375, SLG: 0.714	x 0-0 ② 4-3 2-3 3-H		x 0-0 ① 5-3			x 0-0 HR		x 0-0 1B 1B		4	1	2	2	0	0	1
Bill Freehan, R (1, 2) OBP: 0.375, SLG: 0.286	x 0-0 ③ F8		x 0-0 ② P6			x 0-0 ① F9		x 0-0 1-3 1B		4	0	1	0	0	0	1
Mickey Stanley, R (1, 8) OBP: 0.375, SLG: 0.286		x 0-0 1B 1B 1B	x 0-0 ③ P6			x 0-0 ② F9		SSS 0-3 ② K		4	1	1	0	0	1	2
Ed Brinkman, R (1, 6) OBP: 0.250, SLG: 0.286		x 0-0 1B 1-2 1B 1B		x 0-0 ① F7		x 0-0 ③ P6		x 0-0 ③ P3		4	1	1	0	0	0	2
Joe Niekro, R (1, 1) OBP: 0.333, SLG: 0.333		x 0-0 F8 1-3 2-H 1B		x 0-0 ② 4-3			x 0-0 ① 6-3		x 0-0 ① F7	3	0	1	1	0	0	0
Jim Foor, L (8, 1)										0	0	0	0	0	0	0
Tom Timmermann, R (8, 1)										0	0	0	0	0	0	0
Dalton Jones, L (9, PH)										1	0	0	0	0	0	0

Inning Stats	1	2	3	4	5	6	7	8	9
	R: 2 E: 1 K: 0 S: 4	H: 1 LOB: 1 BB: 2 P: 12	R: 2 E: 0 K: 0 S: 6	H: 4 LOB: 2 BB: 1 P: 10	R: 0 E: 0 K: 0 S: 3	H: 0 LOB: 0 BB: 0 P: 3	R: 0 E: 0 K: 0 S: 3	H: 0 LOB: 0 BB: 0 P: 3	R: 0 E: 0 K: 0 S: 3	H: 1 LOB: 0 BB: 0 P: 3	R: 1 E: 0 K: 0 S: 4	H: 1 LOB: 0 BB: 0 P: 4	R: 0 E: 0 K: 0 S: 4	H: 1 LOB: 1 BB: 0 P: 4	R: 0 E: 0 K: 1 S: 7	H: 2 LOB: 2 BB: 0 P: 7	R: 0 E: 0 K: 0 S: 3	H: 0 LOB: 0 BB: 0 P: 3

PITCHER		IP	WLS	BF	H	R	ER	SO	BB	IBB	HBP	BLK	WP	HR	S	P	ERA	WHIP
Mike Cuellar, L ERA: 5.14	(1, 1)	7.0		30	8	5	4	0	3	0	0	0	0	1	27	39	5.14	1.571
Dick Hall, R ERA:	(8, 1)	2.0	W	8	2	0	0	1	0	0	0	0	0	0	10	10	0.00	1.000

PITCHER		IP	WLS	BF	H	R	ER	SO	BB	IBB	HBP	BLK	WP	HR	S	P	ERA	WHIP

TOP

Detroit Tigers @ Baltimore Orioles

Memorial Stadium, Baltimore, MD

Fri Apr 09 1971, 6:05 PM EST

Att. 9,442 - Unknown

livebaseballscorecards.com

AB	35
R	5
H	10
RBI	5
BB	3
SO	1
LOB	16

1B: 9	SF: 0	WP: 0	PA: 38
2B: 0	SAC: 0	PB: 0	
3B: 0	DP: 1	SB: 0	
HR: 1	HBP: 0	CS: 0	

Detroit Tigers @ Baltimore Orioles

Memorial Stadium, Baltimore, MD

Fri Apr 09 1971, 6:05 PM EST

Att. 9,442 - Unknown

BOTTOM

Batter	1	2	3	4	5	6	7	8	9	AB	R	H	RBI	BB	SO	LOB
Don Buford, S (1, 7)	5-3		3B BB		F7		K			3	1	0	0	1	1	0
Paul Blair, R (1, 8) OBP: 0.375, SLG: 0.625	F8		1-H 3B		3-1		1-3			4	0	1	1	0	0	0
Frank Robinson, R (1, 9) OBP: 0.375, SLG: 0.500	4-3		5-3			E 1B HR 1B		F8		4	1	1	0	0	0	1
Boog Powell, L (1, 3) OBP: 0.375, SLG: 0.875		P6		HR		F5		BB 4-3 2B		4	2	2	1	0	0	1
Brooks Robinson, R (1, 5) OBP: 0.250, SLG: 0.143		F7		5-3		1-2 E HR 1B		4-3 BB IBB		3	1	1	0	1	0	0
Elrod Hendricks, L (1, 2) OBP: 0.429, SLG: 0.333 Merv Rettenmund, R (8, PH) Andy Etchebarren, R (9, 2)		BB FC6		L6-4 1B 1B		F7 1-2 2-3		4-3 1-2 2-3 BB		2 0 0	0 0 0	1 0 0	0 0 0	1 1 0	0 0 0	2 0 0
Davey Johnson, R (1, 4) OBP: 0.429, SLG: 0.857		FC6 1-2f		1-2 1B		2-H 3-H HR		4-3 1-2 2-3 3-H		4	1	2	4	0	0	3
Mark Belanger, R (1, 6)			K	L6-4 2-3		1-3		K		4	0	0	0	0	2	4
Mike Cuellar, L (1, 1) Tom Shopay, L (7, PH) Dick Hall, R (8, 1)			K		K		F8			2 1 0	0 0 0	0 0 0	0 0 0	0 0 0	2 0 0	0 0 0
Inning Stats	R: 0 E: 0 K: 0 S: 3 H: 0 LOB: 0 BB: 0 P: 3	R: 0 E: 0 K: 0 S: 3 H: 0 LOB: 1 BB: 1 P: 7	R: 1 E: 0 K: 2 S: 8 H: 1 LOB: 1 BB: 1 P: 12	R: 1 E: 0 K: 0 S: 5 H: 3 LOB: 1 BB: 0 P: 5	R: 0 E: 0 K: 1 S: 5 H: 0 LOB: 0 BB: 0 P: 5	R: 3 E: 1 K: 0 S: 6 H: 3 LOB: 0 BB: 0 P: 6	R: 0 E: 0 K: 1 S: 5 H: 0 LOB: 0 BB: 0 P: 5	R: 1 E: 0 K: 1 S: 6 H: 1 LOB: 2 BB: 2 P: 14		1B: 4 2B: 2 3B: 1 HR: 2	SF: 0 SAC: 0 DP: 1 HBP: 0						

PITCHER		IP	WLS	BF	H	R	ER	SO	BB	IBB	HBP	BLK	WP	HR	S	P	ERA	WHIP
Joe Niekro, R ERA: 7.36	(1, 1)	7.1	L	32	8	6	6	4	2	1	0	0	0	2	37	49	7.36	1.364
Jim Foor, L ERA:	(8, 1)	0.0		1	0	0	0	0	1	0	0	0	0	0	0	4	∞	∞
Tom Timmermann, R ERA:	(8, 1)	0.2		2	0	0	0	1	0	0	0	0	0	0	4	4	0.00	0.000

PITCHER	IP	WLS	BF	H	R	ER	SO	BB	IBB	HBP	BLK	WP	HR	S	P	ERA	WHIP

livebaseballscorecards.com

AB	31
R	6
H	8
RBI	6
BB	4
SO	5
LOB	11

WP: 0	PA: 35		
PB: 0			
SB: 0			
CS: 0			

Detroit Tigers @ Baltimore Orioles

Memorial Stadium, Baltimore, MD

Sat Apr 10 1971, 3:33 AM EST

Att. 5,274 - Unknown

TOP

Batter	1	2	3	4	5	6	7	8	9	AB	R	H	RBI	BB	SO	LOB
Ed Brinkman, R (1, 6) OBP: 0.308, SLG: 0.273	PB 1B		E FC6-5 BB	1-3			6-3		F9	4	1	1	0	1	0	1
Dick McAuliffe, L (1, 4) OBP: 0.571, SLG: 0.500	F5 1-2		E9 FC6-5 1-3 1B		4-3		2B			4	0	2	0	0	0	1
Willie Horton, R (1, 7) OBP: 0.167, SLG: 0.250	P4		FC6-5 1B 2-3 3-H		5-3		P4			4	0	0	1	0	0	3
Jim Northrup, L (1, 3) OBP: 0.462, SLG: 0.545	BB		F7		1B		P6			3	0	1	0	1	0	2
Al Kaline, R (1, 9) OBP: 0.500, SLG: 0.364	L8		FC6-4 1-2 1B		K			FC5-4 1B		4	0	2	0	0	1	3
Bill Freehan, R (1, 2) OBP: 0.250, SLG: 0.182		F8	FC6-4 1-2f			F9		FC5-4 CS 1-2f		4	0	0	0	0	0	3
Aurelio Rodriguez, R (1, 5) OBP: 0.250, SLG: 0.455		E1 1-3		6-3		F7		K 1-2		4	0	0	0	0	1	1
Mickey Stanley, R (1, 8) OBP: 0.333, SLG: 0.364		1-3 2-3		F9		2B			F9	4	0	1	0	0	0	1
Mickey Lolich, S (1, 1) OBP: 0.286, SLG: 0.167		F9		BB		P4			K	3	0	0	0	1	1	2
Inning Stats	R: 0 E: 0 K: 0 S: 4 H: 1 LOB: 2 BB: 1 P: 8	R: 0 E: 1 K: 0 S: 4 H: 0 LOB: 1 BB: 0 P: 4	R: 1 E: 1 K: 0 S: 5 H: 2 LOB: 2 BB: 1 P: 9	R: 0 E: 0 K: 0 S: 3 H: 0 LOB: 1 BB: 1 P: 7	R: 0 E: 0 K: 1 S: 6 H: 1 LOB: 1 BB: 0 P: 6	R: 0 E: 0 K: 0 S: 4 H: 1 LOB: 1 BB: 0 P: 4	R: 0 E: 0 K: 0 S: 4 H: 1 LOB: 1 BB: 0 P: 4	R: 0 E: 0 K: 1 S: 5 H: 1 LOB: 0 BB: 0 P: 5	R: 0 E: 0 K: 1 S: 5 H: 0 LOB: 0 BB: 0 P: 5	1B: 5 2B: 2 3B: 0 HR: 0 SF: 0 SAC: 0 DP: 0 HBP: 0						

livebaseballscorecards.com

AB	34
R	1
H	7
RBI	1
BB	3
SO	3
LOB	17

WP: 0 PB: 1 SB: 0 CS: 1 PA: 37

PITCHER	IP	WLS	BF	H	R	ER	SO	BB	IBB	HBP	BLK	WP	HR	S	P	ERA	WHIP
Jim Palmer, R (1, 1) ERA: 1.0	9.0	W	37	7	1	1	3	3	0	0	0	0	0	40	52	1.00	1.111

PITCHER	IP	WLS	BF	H	R	ER	SO	BB	IBB	HBP	BLK	WP	HR	S	P	ERA	WHIP

BOTTOM

Detroit Tigers @ Baltimore Orioles

Memorial Stadium, Baltimore, MD

Sat Apr 10 1971, 3:33 AM EST

Att. 5,274 - Unknown

Batter	1	2	3	4	5	6	7	8	9	AB	R	H	RBI	BB	SO	LOB
Merv Rettenmund, R (1, 7) OBP: 0.556, SLG: 0.200	BBBB 4-0 G3 SH1-3 BB		x 0-0 2-H 1B			x 0-0 ① 4-3		x 0-0 ② F4		3	0	1	1	1	0	0
Mark Belanger, R (1, 6) OBP: 0.182, SLG: 0.100	x 0-0 ① SH1-3 1-2		x 0-0 ② F8			x 0-0 G4-6-3 1B		x 0-0 ③ 1-3		3	0	1	0	0	0	1
Boog Powell, L (1, 3) OBP: 0.250, SLG: 0.583	x 0-0 ② G3 2-3		x 0-0 ③ L9			x 0-0 ②③ G4-6-3 1-2f			x 0-0 ① 4-3	4	0	0	0	0	0	3
Frank Robinson, R (1, 9) OBP: 0.417, SLG: 0.500	x 0-0 ③ 6-3			SSS 0-3 ① K			x 0-0 1B 1B		x 0-0 1B 1B 1B	4	1	2	0	0	1	1
Paul Blair, R (1, 8) OBP: 0.250, SLG: 0.417		x 0-0 ① P4		x 0-0 ② 6-3			x 0-0 ① P4		x 0-0 ② F8	4	0	0	0	0	0	2
Brooks Robinson, R (1, 5) OBP: 0.333, SLG: 0.273		x 0-0 ② 6-3		x 0-0 ③ P4			x 0-0 FC6-4 1-3 1B		x 0-0 1B 1-2 1B	4	0	2	0	0	0	0
Davey Johnson, R (1, 4) OBP: 0.364, SLG: 0.636		x 0-0 ③ F8			x 0-0 ① 6-3		x 0-0 ② F3		x 0-0 1-2 2-H 1B	4	0	1	1	0	0	2
Andy Etchebarren, R (1, 2)			BBBB 4-0 SH1-4 1B BB		x 0-0 ② 6-3		x 0-0 ③ FC6-4 1-2f			2	1	0	0	1	0	2
Jim Palmer, R (1, 1)			x 0-0 ① SH1-4 1-2		SSS 0-3 ③ K			x 0-0 ① B5-3		2	0	0	0	0	1	0
Inning Stats	R: 0 H: 0 E: 0 LOB: 1 K: 0 BB: 1 S: 3 P: 7	R: 0 H: 0 E: 0 LOB: 0 K: 0 BB: 0 S: 3 P: 3	R: 1 H: 1 E: 0 LOB: 1 K: 0 BB: 1 S: 4 P: 8	R: 0 H: 0 E: 0 LOB: 0 K: 1 BB: 0 S: 5 P: 5	R: 0 H: 0 E: 0 LOB: 0 K: 1 BB: 0 S: 5 P: 5	R: 0 H: 1 E: 0 LOB: 0 K: 0 BB: 0 S: 3 P: 3	R: 0 H: 2 E: 0 LOB: 2 K: 0 BB: 0 S: 5 P: 5	R: 0 H: 0 E: 0 LOB: 0 K: 0 BB: 0 S: 3 P: 3	R: 1 H: 3 E: 0 LOB: 2 K: 0 BB: 0 S: 5 P: 5	1B: 7 SF: 0 2B: 0 SAC: 2 3B: 0 DP: 1 HR: 0 HBP: 0						WP: 0 PA: 34 PB: 0 SB: 0 CS: 0	

livebaseballscorecards.com

	AB	30
	R	2
	H	7
	RBI	2
	BB	2
	SO	2
	LOB	11

PITCHER	IP	WLS	BF	H	R	ER	SO	BB	IBB	HBP	BLK	WP	HR	S	P	ERA	WHIP
Mickey Lolich, L (1, 1) ERA: 2.04	8.2	L	34	7	2	2	2	2	0	0	0	0	0	36	44	2.08	1.038

PITCHER	IP	WLS	BF	H	R	ER	SO	BB	IBB	HBP	BLK	WP	HR	S	P	ERA	WHIP

Detroit Tigers @ Baltimore Orioles

Memorial Stadium, Baltimore, MD

Sun Apr 11 1971, 3:33 AM EST

Unknown

TOP

livebaseballscorecards.com

Batter	1	2	3	4	5	6	7	8	9	10	11	AB	R	H	RBI	BB	SO	LOB
Dick McAuliffe, L (1, 4) OBP: 0.526, SLG: 0.467	0-0 BB 2B 1B		0-0 F7		0-0 BB 1-2 1B			0-0 3-1	0-3 K			5	1	2	0	0	1	2
Al Kaline, R (1, 9) OBP: 0.526, SLG: 0.357	4-0 1-2 2B BB		0-0 L1-3		4-0 G6-3 1-2 2-3 BB			0-0 L1-3		0-0 FC1-4 1B		3	1	1	0	2	0	0
Jim Northrup, L (1, 3) OBP: 0.444, SLG: 0.563	0-0 1-H 2-H SH1-3 2B		0-0 F8		0-0 G6-3 1-2f			0-0 1B		0-0 F2		5	1	2	2	0	0	4
Willie Horton, R (1, 7) OBP: 0.176, SLG: 0.188	0-3 K			0-0 5-3		4-0 CS BB		0-0 5-3		0-0 FC1-4 FC6-4 1-2f		4	0	0	0	1	1	3
Aurelio Rodriguez, R (1, 5) OBP: 0.250, SLG: 0.400	0-0 SH1-3 2-H			0-0 1-3		0-3 K 1-2			0-0 4-3 PB E 1B	0-0 FC6-4 1-2f		4	1	1	1	0	1	2
Bill Freehan, R (1, 2) OBP: 0.294, SLG: 0.400	0-0 F7			4-0 BB		0-0 5-3			0-0 4-3 1-3		0-0 HR	4	1	1	1	1	0	1
Mickey Stanley, R (1, 8) OBP: 0.294, SLG: 0.313		0-3 K		0-0 5-3			0-0 L4-6 SH1-4 1B		0-0 E5 SH3-4 3-H		0-0 F4	5	0	1	0	0	1	1
Ed Brinkman, R (1, 6) OBP: 0.353, SLG: 0.333		0-0 5-3			0-0 FC2-6 1B		0-0 SH1-4 1-2		0-0 SH3-4 1B		0-0 F7	4	0	2	0	0	0	0
Dean Chance, R (1, 1) Gates Brown, L (7, PH) Daryl Patterson, L (7, 1) Tom Timmermann, R (7, 1) Fred Scherman, L (11, 1)		0-3 K			0-0 FC2-6 BB 1B 1-2f		0-0 L4-6 2-3		0-0 SH3-4 1-2 2-3		0-0 5-3	2 1 0 1 0	0 0 0 0 0	0 0 0 0 0	0 0 0 0 0	1 0 0 0 0	1 1 0 0 0	1 1 0 0 0
Inning Stats	R: 3 E: 0 K: 1 S: 7 / H: 2 LOB: 0 BB: 1 P: 11	R: 0 E: 0 K: 2 S: 7 / H: 0 LOB: 0 BB: 0 P: 7	R: 0 E: 0 K: 0 S: 3 / H: 0 LOB: 0 BB: 0 P: 3	R: 0 E: 0 K: 0 S: 3 / H: 0 LOB: 1 BB: 1 P: 7	R: 0 E: 0 K: 0 S: 4 / H: 2 LOB: 2 BB: 1 P: 8	R: 0 E: 0 K: 1 S: 4 / H: 0 LOB: 0 BB: 1 P: 8	R: 0 E: 0 K: 0 S: 3 / H: 1 LOB: 0 BB: 0 P: 3	R: 0 E: 0 K: 0 S: 4 / H: 1 LOB: 1 BB: 0 P: 4	R: 1 E: 1 K: 1 S: 8 / H: 2 LOB: 2 BB: 0 P: 8	R: 0 E: 0 K: 0 S: 4 / H: 1 LOB: 1 BB: 0 P: 4	R: 1 E: 0 K: 0 S: 4 / H: 1 LOB: 0 BB: 0 P: 4							

	AB	38
	R	5
	H	10
	RBI	4
	BB	4
	SO	5
	LOB	15

	1B: 8	SF: 0	WP: 0	PA: 45
	2B: 2	SAC: 3	PB: 1	
	3B: 0	DP: 2	SB: 0	
	HR: 1	HBP: 0	CS: 1	

PITCHER		IP	WLS	BF	H	R	ER	SO	BB	IBB	HBP	BLK	WP	HR	S	P	ERA	WHIP
Pat Dobson, R ERA: 3.38	(1, 1)	8.0		31	6	3	3	4	4	0	0	0	0	0	35	51	3.38	1.250
Eddie Watt, R ERA:	(9, 1)	0.2		5	2	1	0	0	0	0	0	0	0	0	5	5	0.00	3.000
Pete Richert, L ERA: 3.86	(9, 1)	2.1	L	9	2	1	1	1	0	0	0	0	0	1	11	11	3.86	0.857

PITCHER		IP	WLS	BF	H	R	ER	SO	BB	IBB	HBP	BLK	WP	HR	S	P	ERA	WHIP

Batter	1	2	3	4	5	6	7	8	9	10	11	AB	R	H	RBI	BB	SO	LOB
Don Buford, S (1, 7) OBP: 0.500, SLG: 0.556	E1 1B	P5			4-3 3-1 2B		SH3-4 1B		4-3 WP 1B 1B		L8	6	2	4	0	0	0	3
Chico Salmon, R (1, 4)	B1-3		F8		4-3 2-3		SH3-4 1-2		K 1-2		E6 FC4-6 2-3	5	0	0	0	0	1	4
Boog Powell, L (1, 3) OBP: 0.222, SLG: 0.412	K		4-3		3-1 3-H		G4-6-3 BB		4-3 2-3		FC4-6 1-2f	5	0	0	1	1	1	4
Merv Rettenmund, R (1, 9) OBP: 0.429, SLG: 0.200	K		6-3		K		G4-6-3 1-2f		CS 1B 3-H			5	0	1	1	0	2	3
Paul Blair, R (1, 8) OBP: 0.176, SLG: 0.294		G3		K		K		6-3	CS 1-2	3-1		5	0	0	0	0	2	0
Brooks Robinson, R (1, 5) OBP: 0.471, SLG: 0.688	HR	BB 1B				FC4-6 1B		4-3 1B 2B		P4		5	2	4	1	0	0	0
Elrod Hendricks, L (1, 2) OBP: 0.333, SLG: 0.200	1B BB	F8				FC4-6 1B 1-2f		4-3 2-3		L9		4	0	0	0	1	0	3
Mark Belanger, R (1, 6) OBP: 0.357, SLG: 0.250	1-3 1B	4-3 1-2 BB				1-2 1B		FC6-4 3-H 1B			E SH1-3 1B	2	0	2	0	1	0	0
Tom Shopay, L (8, PH) OBP: 0.500, SLG: 0.500												1	0	1	1	0	0	0
Jerry Davanon, R (9, 6) OBP: 1.000, SLG: 1.000												1	0	1	0	0	0	0
Pat Dobson, R (1, 1)	K	5-3				5-3		FC6-4 1-2f			SH1-3 1-2	3	0	0	0	0	1	6
Frank Robinson, R (8, PH) OBP: 0.385, SLG: 0.462												1	0	0	0	0	0	1
Eddie Watt, R (9, 1)												0	0	0	0	0	0	0
Pete Richert, L (9, 1)												0	0	0	0	0	0	0
Curt Motton, R (11, PH)												0	0	0	0	0	0	0
Inning Stats	R: 0 H: 1 E: 1 LOB: 1 K: 2 BB: 0 S: 8 P: 8	R: 1 H: 2 E: 0 LOB: 2 K: 1 BB: 1 S: 7 P: 11	R: 0 H: 0 E: 0 LOB: 0 K: 0 BB: 0 S: 3 P: 3	R: 0 H: 1 E: 0 LOB: 2 K: 1 BB: 1 S: 6 P: 10	R: 1 H: 1 E: 0 LOB: 0 K: 1 BB: 0 S: 6 P: 6	R: 0 H: 2 E: 0 LOB: 2 K: 1 BB: 0 S: 7 P: 7	R: 0 H: 1 E: 0 LOB: 1 K: 0 BB: 1 S: 3 P: 7	R: 1 H: 2 E: 0 LOB: 1 K: 0 BB: 0 S: 5 P: 5	R: 1 H: 2 E: 0 LOB: 0 K: 1 BB: 0 S: 6 P: 6	R: 0 H: 0 E: 0 LOB: 0 K: 0 BB: 0 S: 3 P: 3	R: 0 H: 1 E: 1 LOB: 2 K: 0 BB: 0 S: 5 P: 5	1B: 10 SF: 0 2B: 2 SAC: 2 3B: 0 DP: 1 HR: 1 HBP: 0						

PITCHER	IP	WLS	BF	H	R	ER	SO	BB	IBB	HBP	BLK	WP	HR	S	P	ERA	WHIP
Dean Chance, R (1, 1) ERA: 3.0	6.0		27	7	2	2	6	2	0	0	0	0	1	37	45	3.00	1.500
Daryl Patterson, R (7, 1) ERA:	0.1		3	1	0	0	0	1	0	0	0	0	0	2	6	0.00	6.000
Tom Timmermann, R (7, 1) ERA: 3.6	4.1	W	17	5	2	2	1	0	0	0	0	1	0	19	19	4.15	1.154
Fred Scherman, L (11, 1) ERA:	0.1	S	1	0	0	0	0	0	0	0	0	0	0	1	1	0.00	0.000

PITCHER	IP	WLS	BF	H	R	ER	SO	BB	IBB	HBP	BLK	WP	HR	S	P	ERA	WHIP

BOTTOM

Detroit Tigers @ Baltimore Orioles

Memorial Stadium, Baltimore, MD

Sun Apr 11 1971, 3:33 AM EST

Unknown

livebaseballscorecards.com

AB	43
R	4
H	13
RBI	4
BB	3
SO	7
LOB	24

WP: 1 PA: 49
PB: 0
SB: 0
CS: 1

Batter	1	2	3	4	5	6	7	8	9	AB	R	H	RBI	BB	SO	LOB
Mickey Stanley, R (1, 8) OBP: 0.238, SLG: 0.250	5-3		F8			FC5-4 1-2f 3B			5-3	4	1	0	0	0	0	1
Dick McAuliffe, L (1, 4) OBP: 0.478, SLG: 0.526	F8			F7		1-H 3B			3-1	4	0	1	1	0	0	0
Al Kaline, R (1, 9) OBP: 0.478, SLG: 0.333	K			L9		L6			HBP 2B 1B	4	1	1	0	0	1	1
Willie Horton, R (1, 7) OBP: 0.238, SLG: 0.211		F8		F9			G1-6-3 1B		1-2 2B HBP	3	1	1	0	0	0	0
Jim Northrup, L (1, 3) OBP: 0.409, SLG: 0.550		1-3			4-3		G1-6-3 1-2f		1B 1-H 2-H 2B	4	0	1	2	0	0	1
Aurelio Rodriguez, R (1, 5) OBP: 0.300, SLG: 0.421		1B			6-3		F7		FC5-4 2-3 1B	4	0	2	0	0	0	0
Ed Brinkman, R (1, 6) OBP: 0.286, SLG: 0.263		P6			5-3			5-3	FC5-4 1-2f	4	0	0	0	0	0	3
Jim Price, R (1, 2) OBP: 0.333, SLG: 0.333			F9			FC5-4 1B		6-3		3	0	1	0	0	0	0
Mike Kilkenny, R (1, 1) Daryl Patterson, L (2, 1) Ike Brown, R (3, PH) Dave Boswell, R (3, 1) Jim Hannan, R (3, 1) Cesar Gutierrez, R (6, PH) Fred Scherman, L (6, 1) Bill Freehan, R (6, PH) OBP: 0.375, SLG: 0.375 Jim Foor, L (8, 1)			F9			F8		L8		0 0 0 0 0 0 0 0 0 0 0 0 0 0 1 0 0 0 0 0 0 0 0 0 0 0 0 0 0 0 0 0 0 0 0 1 0 0 0 0 0 1 0 0 0 0 0 0 0 1 0 0 0 0 0 0 0 0 0 0 0 0 0						
Inning Stats	R: 0 E: 0 K: 1 S: 5 H: 0 LOB: 0 BB: 0 P: 5	R: 0 E: 0 K: 0 S: 4 H: 1 LOB: 1 BB: 0 P: 4	R: 0 E: 0 K: 0 S: 3 H: 0 LOB: 0 BB: 0 P: 3	R: 0 E: 0 K: 0 S: 3 H: 0 LOB: 0 BB: 0 P: 3	R: 0 E: 0 K: 0 S: 3 H: 0 LOB: 0 BB: 0 P: 3	R: 1 E: 0 K: 0 S: 5 H: 2 LOB: 1 BB: 0 P: 5	R: 0 E: 0 K: 0 S: 3 H: 1 LOB: 0 BB: 0 P: 3	R: 0 E: 0 K: 0 S: 3 H: 0 LOB: 0 BB: 0 P: 3	R: 2 E: 0 K: 0 S: 6 H: 3 LOB: 2 BB: 0 P: 7	1B: 5 2B: 1 3B: 1 HR: 0 SF: 0 SAC: 0 DP: 1 HBP: 1						

PITCHER	IP	WLS	BF	H	R	ER	SO	BB	IBB	HBP	BLK	WP	HR	S	P	ERA	WHIP
Dave McNally, L (1, 1) ERA: 2.5	9.0	W	34	7	3	3	1	0	0	1	0	0	0	35	36	3.00	0.778

PITCHER	IP	WLS	BF	H	R	ER	SO	BB	IBB	HBP	BLK	WP	HR	S	P	ERA	WHIP

TOP

Detroit Tigers @ Baltimore Orioles

Memorial Stadium, Baltimore, MD

Sun Apr 11 1971, 6:05 PM EST
Att. 18,624 - Unknown

livebaseballscorecards.com

AB	33
R	3
H	7
RBI	3
BB	0
SO	1
LOB	7

| | | | | | |

Batter	1	2	3	4	5	6	7	8	9	AB	R	H	RBI	BB	SO	LOB
Don Buford, S (1, 7) OBP: 0.533, SLG: 0.643	3B 2B	1B 1B 1-2		G3 S 1B		F7	F8			5	2	3	0	0	0	0
Davey Johnson, R (1, 4) OBP: 0.467, SLG: 0.786	4-3 3B 2-H	1B 1B 1-2 2-H		F3 1-2		PB 1-3 E HBP H		K SSS		3	3	2	2	0	0	1
Paul Blair, R (7, 8) OBP: 0.167, SLG: 0.278										1	0	0	0	0	1	0
Boog Powell, L (1, 3) OBP: 0.261, SLG: 0.381	4-3 3-H	1B 1B 1B 1-3 2-H		G3 2-3		1-3 1-2		BB BB 1B BB BBBB		4	1	1	2	1	0	2
Frank Robinson, R (1, 9) OBP: 0.471, SLG: 0.467	HBP H	1B 1-2 3-H		BB BBBB		E5 BB 1B 2-H		BB 1B BB BBBB 1-2		2	1	1	1	1	0	0
Jerry Davanon, R (7, 4) OBP: 1.000, SLG: 1.000										0	1	0	0	1	0	0
Merv Rettenmund, R (1, 8) OBP: 0.526, SLG: 0.250	L9	1B 1-2 2-3		BB BBBB 1-2		1B BB BBBB 1-2		1B BB BBBB 1-2 2-3		2	0	1	0	3	0	1
(7, 9)																
Brooks Robinson, R (1, 5) OBP: 0.409, SLG: 0.571	F3	L9		F8		1B 1-2 2-H		K SSS		5	0	1	1	0	1	10
Andy Etchebarren, R (1, 2) OBP: 0.250, SLG: 0.143		K L9 SSS			K L6 SSS			1B 1-3 2-H 3-H		5	0	1	2	0	2	2
Mark Belanger, R (1, 6) OBP: 0.316, SLG: 0.235		1B 1B 1B 1-3			L1		K SSS	F8		5	1	1	0	0	1	2
Dave McNally, R (1, 1) OBP: 0.250, SLG: 0.250		K L6 SSS			1-3		K SSS			4	0	0	0	0	2	1
Inning Stats	R: 2 E: 0 K: 0 S: 5 H: 2 LOB: 1 BB: 0 P: 6	R: 3 E: 0 K: 2 S: 13 H: 6 LOB: 3 BB: 0 P: 13	R: 0 E: 0 K: 0 S: 3 H: 0 LOB: 0 BB: 0 P: 3	R: 0 E: 0 K: 0 S: 4 H: 1 LOB: 3 BB: 2 P: 12	R: 0 E: 0 K: 1 S: 5 H: 0 LOB: 0 BB: 0 P: 5	R: 2 E: 1 K: 0 S: 5 H: 1 LOB: 2 BB: 1 P: 10	R: 0 E: 0 K: 2 S: 7 H: 0 LOB: 0 BB: 0 P: 7	R: 2 E: 0 K: 2 S: 8 H: 1 LOB: 2 BB: 3 P: 20		1B: 9 2B: 1 3B: 1 HR: 0 SF: 0 SAC: 0 DP: 0 HBP: 2						

PITCHER		IP	WLS	BF	H	R	ER	SO	BB	IBB	HBP	BLK	WP	HR	S	P	ERA	WHIP
Mike Kilkenny, L ERA: 27.0	(1, 1)	1.2	L	12	6	5	5	2	0	0	1	0	0	0	15	16	27.00	3.600
Daryl Patterson, R ERA:	(2, 1)	0.1		3	2	0	0	0	0	0	0	0	0	0	3	3	0.00	6.000
Dave Boswell, R ERA:	(3, 1)	2.0		9	1	0	0	0	2	0	0	0	0	0	7	15	0.00	1.500
Jim Hannan, R ERA:	(5, 1)	1.0		3	0	0	0	1	0	0	0	0	0	0	5	5	0.00	0.000
Fred Scherman, L ERA:	(6, 1)	2.0		10	1	2	0	2	1	0	1	0	0	0	12	17	0.00	1.000

PITCHER		IP	WLS	BF	H	R	ER	SO	BB	IBB	HBP	BLK	WP	HR	S	P	ERA	WHIP
Jim Foor, L ERA: 18.0	(8, 1)	1.0		7	1	2	2	2	3	0	0	0	0	0	8	20	18.00	4.000

BOTTOM

Detroit Tigers @ Baltimore Orioles

Memorial Stadium, Baltimore, MD

Sun Apr 11 1971, 6:05 PM EST

Att. 18,624 - Unknown

livebaseballscorecards.com

AB	36
R	9
H	11
RBI	8
BB	6
SO	7
LOB	19

Detroit Tigers @ New York Yankees

Yankee Stadium, Bronx, NY

Tue Apr 13 1971, 3:33 AM EST

Att. 34,745 - Unknown - 67 F

livebaseballscorecards.com

Batter	1	2	3	4	5	6	7	8	9	AB	R	H	RBI	BB	SO	LOB
Dick McAuliffe, L (1, 4) OBP: 0.393, SLG: 0.417	G3		3-1		F8		3-1 3-H		F9	5	0	0	1	0	0	2
Al Kaline, R (1, 9) OBP: 0.481, SLG: 0.364	L9		1B		1-2 1B		L5-3			4	0	2	0	0	0	0
Jim Northrup, L (1, 8) OBP: 0.385, SLG: 0.500	CS 1B		6-3		F8			S S S K		4	0	1	0	0	1	3
Gates Brown, L (1, 7)	CS 1-2	G2		4-3		F9		4-3		4	0	0	0	0	0	0
Norm Cash, L (1, 3) OBP: 0.750, SLG: 1.750		S S S K		FC5-4 1B		HR		2B		4	1	3	1	0	1	0
Bill Freehan, R (1, 2) OBP: 0.273, SLG: 0.350		1B 1B		FC5-4 1B 1-2f CS		6-3		L8		4	0	1	0	0	0	2
Aurelio Rodriguez, R (1, 5) OBP: 0.333, SLG: 0.435		FC4-6 1-3 1B		1-3 1B		6-3			5-3	4	0	2	0	0	0	0
Ed Brinkman, R (1, 6) OBP: 0.292, SLG: 0.238 Willie Horton, R (9, PH) OBP: 0.227, SLG: 0.200	FC4-6 1-2f		CS 3-H	B B B B 1B BB			6-3		F4	2 1	0 0	0 0	0 0	1 0	0 0	2 0
Joe Niekro, R (1, 1) OBP: 0.200, SLG: 0.200 Mike Kilkenny, R (6, 1) Daryl Patterson, L (6, 1) Kevin Collins, L (7, PH) OBP: 1.000, SLG: 3.000 Jim Hannan, R (7, 1) Tom Timmermann, R (7, 1) Dalton Jones, L (9, PH) OBP: 0.500, SLG: 0.500			S S S K		S S S K		3-1 3B		1B	2 0 0 1 0 0 0 1	0 0 0 1 0 0 0 0	0 0 0 1 0 0 0 1	0 0 0 0 0 0 0 0	0 0 0 0 0 0 0 0	2 0 0 0 0 0 0 0	1 0 0 0 0 0 0 0

Inning Stats	1	2	3	4	5	6	7	8	9
	R: 0 E: 0 K: 0 S: 3	R: 0 E: 0 K: 1 S: 7	R: 0 E: 0 K: 1 S: 6	R: 0 E: 0 K: 0 S: 4	R: 0 E: 0 K: 1 S: 6	R: 1 E: 0 K: 0 S: 4	R: 1 E: 0 K: 0 S: 4	R: 0 E: 0 K: 1 S: 6	R: 0 E: 0 K: 0 S: 4
	H: 1 LOB: 0 BB: 0 P: 3	H: 2 LOB: 2 BB: 0 P: 7	H: 1 LOB: 1 BB: 0 P: 6	H: 2 LOB: 1 BB: 0 P: 4	H: 1 LOB: 2 BB: 1 P: 10	H: 1 LOB: 0 BB: 0 P: 4	H: 1 LOB: 0 BB: 0 P: 4	H: 1 LOB: 1 BB: 0 P: 6	H: 1 LOB: 1 BB: 0 P: 4

1B: 8	SF: 0
2B: 1	SAC: 0
3B: 1	DP: 0
HR: 1	HBP: 0

WP: 0	PA: 39
PB: 0	
SB: 0	
CS: 2	

AB	36
R	2
H	11
RBI	2
BB	1
SO	4
LOB	10

PITCHER	IP	WLS	BF	H	R	ER	SO	BB	IBB	HBP	BLK	WP	HR	S	P	ERA	WHIP
Stan Bahnsen, R (1, 1) ERA: 2.25	9.0	W	37	11	2	2	4	1	0	0	0	0	1	44	48	2.00	1.333

PITCHER	IP	WLS	BF	H	R	ER	SO	BB	IBB	HBP	BLK	WP	HR	S	P	ERA	WHIP

Detroit Tigers @ New York Yankees

Yankee Stadium, Bronx, NY

Tue Apr 13 1971, 3:33 AM EST
Att. 34,745 - Unknown - 67 F

BOTTOM

Batter	1	2	3	4	5	6	7	8	9	AB	R	H	RBI	BB	SO	LOB
Horace Clarke, S (1, 4) OBP: 0.481, SLG: 0.478	4-3		CS 1B		BBB G6-4-3 BB		SF7 1-3 2B			3	0	2	0	1	0	0
Thurman Munson, R (1, 2) OBP: 0.143, SLG: 0.105	4-3		CS 1-2	F7	G6-4-3 1-2f		SF7 2-3 3-H			3	0	0	1	0	0	2
Roy White, S (1, 7) OBP: 0.308, SLG: 0.522	E6			HR		BBB L9 BB BLK BB	F5			3	2	1	1	1	0	1
Bobby Murcer, L (1, 8) OBP: 0.320, SLG: 0.318	4-3			BBB S 1B BB		BBB BLK 1-2 BB		SSS K		2	1	0	0	2	1	1
Danny Cater, R (1, 3) OBP: 0.280, SLG: 0.250		4-3		G1-6-3 1-H 1B		L9 2-3		L9		4	0	1	1	0	0	2
Curt Blefary, L (1, 9) OBP: 0.222, SLG: 0.556 Ron Woods, R (6, PH) (7, 9) OBP: 0.500, SLG: 0.333		3-1		G1-6-3 1-2f		F8		L9		2 2	0 0	0 0	0 0	0 0	0 0	1 2
Jerry Kenney, L (1, 5) OBP: 0.316, SLG: 0.278		F8			FC5-4 1B	SSS K 1-2 3-H				3	0	1	0	0	1	1
Gene Michael, S (1, 6) OBP: 0.300, SLG: 0.368			4-3		FC5-4 WP 1-2f 3B		BBBB FC1-6 BB			2	1	0	0	1	0	1
Stan Bahnsen, R (1, 1) OBP: 0.200, SLG: 0.600			F8		1-H 3B		FC1-6 2B 1-2f SF7			3	1	1	1	0	0	1
Inning Stats	R: 0 E: 1 K: 0 S: 4 H: 0 LOB: 1 BB: 0 P: 4	R: 0 E: 0 K: 0 S: 3 H: 0 LOB: 0 BB: 0 P: 3	R: 0 E: 0 K: 0 S: 3 H: 1 LOB: 0 BB: 0 P: 3	R: 2 E: 0 K: 0 S: 4 H: 2 LOB: 0 BB: 1 P: 8	R: 1 E: 0 K: 0 S: 4 H: 2 LOB: 1 BB: 1 P: 8	R: 1 E: 0 K: 1 S: 5 H: 0 LOB: 1 BB: 2 P: 13	R: 1 E: 0 K: 0 S: 4 H: 1 LOB: 1 BB: 1 P: 8	R: 0 E: 0 K: 1 S: 5 H: 0 LOB: 0 BB: 0 P: 5		1B: 3 2B: 1 3B: 1 HR: 1	SF: 1 SAC: 0 DP: 2 HBP: 0					

livebaseballscorecards.com

AB	27
R	5
H	6
RBI	4
BB	5
SO	2
LOB	12

WP: 1 PB: 0 SB: 1 CS: 1 PA: 34

PITCHER		IP	WLS	BF	H	R	ER	SO	BB	IBB	HBP	BLK	WP	HR	S	P	ERA	WHIP
Joe Niekro, R ERA: 7.3	(1, 1)	5.0	L	21	5	4	4	0	3	0	0	0	1	1	18	30	7.20	1.600
Mike Kilkenny, L ERA: 22.5	(6, 1)	0.1		2	0	0	0	0	1	0	0	0	0	0	1	5	0.00	3.000
Daryl Patterson, R ERA:	(6, 1)	0.2		2	0	0	0	1	0	0	0	1	0	0	4	4	0.00	0.000
Jim Hannan, R ERA: 6.75	(7, 1)	0.1		3	1	1	1	0	1	0	0	0	0	0	2	6	27.00	6.000
Tom Timmermann, R ERA: 2.7	(7, 1)	1.2		5	0	0	0	1	0	0	0	0	0	0	7	7	0.00	0.000

PITCHER	IP	WLS	BF	H	R	ER	SO	BB	IBB	HBP	BLK	WP	HR	S	P	ERA	WHIP

Batter	1	2	3	4	5	6	7	8	9	AB	R	H	RBI	BB	SO	LOB
Mickey Stanley, R (1, 8) OBP: 0.269, SLG: 0.280	FC5-4 1B	FC5 2-3f			FC4-6 1B		E4 FC3-6	FC6-4 1-2f		5	0	2	0	0	0	3
Jim Northrup, L (1, 3) OBP: 0.355, SLG: 0.429	FC5-4 1B 1-2f		4-3		FC4-6 1B 1B 1-2f		FC3-6 BB 1-2f		BBBB 2B WP BB	4	2	0	0	1	0	3
Al Kaline, R (1, 9) OBP: 0.563, SLG: 0.538	1B 1-2		2B		1B 1-3		BBBB FC6-4 BB 1-2		WP 2B 1-3	4	1	4	0	1	0	0
Willie Horton, R (1, 7) OBP: 0.185, SLG: 0.160	L7		6-3		SSS K		F7		5-3 2-3 3-H	5	0	0	0	0	1	8
Aurelio Rodriguez, R (1, 5) OBP: 0.345, SLG: 0.464	F8		2B 2-H		1B 1-2 3-H		FC6-4 1-2f		SSS K	5	0	2	2	0	1	5
Bill Freehan, R (1, 2) OBP: 0.259, SLG: 0.360		2B FC5	F3		6-3			F8	SSS K	5	0	1	0	0	1	4
Dick McAuliffe, L (1, 4) OBP: 0.438, SLG: 0.556		F6		G5-6-3 1B		BBBB FC6-4 BB		HR		3	1	2	1	1	0	1
Ed Brinkman, R (1, 6) OBP: 0.286, SLG: 0.240		6-3		G5-6-3 1-2f		FC6-4 G1-6-3 1-2f		FC6-4 1B		4	0	1	0	0	0	3
Mickey Lolich, S (1, 1) OBP: 0.333, SLG: 0.143		BBBB BB	1-3			G1-6-3 1-2f		F6		1	0	0	0	1	0	0
Ike Brown, R (6, PH)										1	0	0	0	0	0	1
Tom Timmermann, R (6, 1)										0	0	0	0	0	0	0
Fred Scherman, L (6, 1)										0	0	0	0	0	0	0
Cesar Gutierrez, R (8, PH)										1	0	0	0	0	0	1
Mike Kilkenny, R (8, 1)										0	0	0	0	0	0	0
Daryl Patterson, L (8, 1)										0	0	0	0	0	0	0
Inning Stats	R: 0 E: 0 K: 0 S: 5 H: 2 LOB: 2 BB: 0 P: 5	R: 0 E: 0 K: 0 S: 4 H: 1 LOB: 2 BB: 1 P: 8	R: 1 E: 0 K: 0 S: 5 H: 2 LOB: 1 BB: 0 P: 5	R: 0 E: 0 K: 0 S: 3 H: 1 LOB: 0 BB: 0 P: 3	R: 1 E: 0 K: 1 S: 8 H: 3 LOB: 2 BB: 0 P: 8	R: 0 E: 0 K: 0 S: 2 H: 0 LOB: 0 BB: 1 P: 6	R: 0 E: 1 K: 0 S: 4 H: 0 LOB: 2 BB: 1 P: 8	R: 1 E: 0 K: 0 S: 5 H: 2 LOB: 1 BB: 0 P: 5	R: 1 E: 0 K: 2 S: 8 H: 1 LOB: 1 BB: 1 P: 12	1B: 7 2B: 4 3B: 0 HR: 1	SF: 0 SAC: 0 DP: 2 HBP: 0					

PITCHER	IP	WLS	BF	H	R	ER	SO	BB	IBB	HBP	BLK	WP	HR	S	P	ERA	WHIP
Fritz Peterson, L (1, 1) ERA: 4.5	8.0	W	39	12	4	4	1	4	0	0	0	0	1	37	53	4.50	2.000
Jack Aker, R (9, 1) ERA: 3.38	1.0	S	3	0	0	0	2	0	0	0	0	1	0	7	7	0.00	0.000

PITCHER	IP	WLS	BF	H	R	ER	SO	BB	IBB	HBP	BLK	WP	HR	S	P	ERA	WHIP

TOP

Detroit Tigers @ New York Yankees

Yankee Stadium, Bronx, NY

Wed Apr 14 1971, 3:33 AM EST
Att. 11,745 - Unknown - 53 F

livebaseballscorecards.com

AB	38
R	4
H	12
RBI	3
BB	4
SO	3
LOB	29

WP: 1	PA: 42		
PB: 0			
SB: 0			
CS: 0			

BOTTOM

Batter	1	2	3	4	5	6	7	8	9	AB	R	H	RBI	BB	SO	LOB
Horace Clarke, S (1, 4) OBP: 0.438, SLG: 0.429	5-3		L5	FC6 1-2f		G5-3 2-3f		L3 2-H 3-H 1B		5	0	1	2	0	0	5
Felipe Alou, R (1, 9) OBP: 0.231, SLG: 0.538	6-3			HR	5-3		6-3	L3 1-2		5	1	1	1	0	0	1
Thurman Munson, R (1, 2) OBP: 0.120, SLG: 0.087	B1-3			F7	6-3		5-3			4	0	0	0	0	0	0
Roy White, S (1, 7) OBP: 0.367, SLG: 0.538		F8-4 BB 1B		2B SF8 1B	5-3		BBBB FC6-4 BB			3	1	2	0	1	0	0
Danny Cater, R (1, 5) OBP: 0.276, SLG: 0.286 (7, 3)		F8		SF8 1-3 1B 2B		L9	FC6-4 1-2f			4	1	1	0	0	0	2
John Ellis, R (1, 3) OBP: 0.571, SLG: 0.333 Jerry Kenney, L (6, PR) OBP: 0.350, SLG: 0.278 (7, 5)	BBBB 1-2 BB			SF8 2-3 3-H		BBBB BB BB BB BB		BBBB 1B E BB		0 0	0 2	0 0	1 0	2 1	0 0	0 0
Bobby Murcer, L (1, 8) OBP: 0.379, SLG: 0.333	F8-4 2-3			BBBB 1B 1B BB		BBBB BB BB 1-2 BB		E 1-3 1B 1B		2	2	1	0	2	0	2
Gene Michael, S (1, 6) OBP: 0.375, SLG: 0.409			B5	1B 1-2 3-H 1B		BBBB G5-3 BB 1-2 2-3 BB		E7 1-3 1B 3-H 1B		3	1	2	2	1	0	0
Fritz Peterson, S (1, 1) OBP: 0.333, SLG: 0.200 Jack Aker, R (9, 1)			1-3	FC6 1-3 2-H 1B		BBBB 1-2 2-3 3-H BB		SSS K		3 0	0 0	1 0	2 0	1 0	1 0	2 0
Inning Stats	R: 0 E: 0 K: 0 S: 3 H: 0 LOB: 0 BB: 0 P: 3	R: 0 E: 0 K: 0 S: 3 H: 1 LOB: 1 BB: 1 P: 7	R: 0 E: 0 K: 0 S: 3 H: 0 LOB: 0 BB: 0 P: 3	R: 4 E: 0 K: 0 S: 8 H: 5 LOB: 2 BB: 1 P: 12	R: 0 E: 0 K: 0 S: 3 H: 0 LOB: 0 BB: 0 P: 3	R: 1 E: 0 K: 0 S: 2 H: 0 LOB: 2 BB: 4 P: 18	R: 0 E: 0 K: 0 S: 3 H: 0 LOB: 1 BB: 1 P: 7	R: 3 E: 1 K: 1 S: 7 H: 3 LOB: 0 BB: 1 P: 11		1B: 7 2B: 3 3B: 0 HR: 1 SF: 1 SAC: 0 DP: 3 HBP: 0						

PITCHER		IP	WLS	BF	H	R	ER	SO	BB	IBB	HBP	BLK	WP	HR	S	P	ERA	WHIP
Mickey Lolich, L ERA: 3.18	(1, 1)	5.0	L	22	6	4	4	0	2	0	0	0	0	1	20	28	7.20	1.600
Tom Timmermann, R ERA: 3.86	(6, 1)	0.1		4	0	1	1	0	3	0	0	0	0	0	1	13	27.00	9.000
Fred Scherman, L ERA:	(6, 1)	1.2		6	0	0	0	0	2	0	0	0	0	0	4	12	0.00	1.200
Mike Kilkenny, L ERA: 31.5	(8, 1)	0.0		3	2	3	2	0	1	0	0	0	0	0	2	6	∞	∞
Daryl Patterson, R ERA:	(8, 1)	1.0		3	1	0	0	1	0	0	0	0	0	0	5	5	0.00	1.000

PITCHER	IP	WLS	BF	H	R	ER	SO	BB	IBB	HBP	BLK	WP	HR	S	P	ERA	WHIP

Detroit Tigers @ New York Yankees

Yankee Stadium, Bronx, NY

Wed Apr 14 1971, 3:33 AM EST

Att. 11,745 - Unknown - 53 F

livebaseballscorecards.com

AB	29
R	8
H	9
RBI	8
BB	8
SO	1
LOB	12

WP: 0 PA: 38
PB: 0
SB: 0
CS: 0

Batter	1	2	3	4	5	6	7	8	9	AB	R	H	RBI	BB	SO	LOB
Dick McAuliffe, L (1, 4) OBP: 0.378, SLG: 0.469	L4		K		K		5-3		4-3	5	0	0	0	0	2	7
Al Kaline, R (1, 9) OBP: 0.528, SLG: 0.533	L9			K G1-6-3	K			4-3 SF8 2B		4	1	1	0	0	2	0
Jim Northrup, L (1, 7) OBP: 0.314, SLG: 0.375	G3			G1-6-3 1-2f	G3			4-3 2-3		4	0	0	0	0	0	2
Norm Cash, L (1, 3) OBP: 0.375, SLG: 1.000		G3		F8	6-3			SF8 3-H		3	0	0	1	0	0	0
Bill Freehan, R (1, 2) OBP: 0.290, SLG: 0.448		F4			FC1-6 2B		1B 2B	F9		4	1	2	0	0	0	0
Aurelio Rodriguez, R (1, 5) OBP: 0.364, SLG: 0.469		K			FC1-6 PB S 2-3		4-3 2-H 1B		SH3-4 1B	4	1	2	1	0	1	1
Mickey Stanley, R (1, 8) OBP: 0.276, SLG: 0.259			F7		4-0 HBP 1-3 BB		4-3 2-3		SH3-4 1-2	2	0	0	0	1	0	1
Ed Brinkman, R (1, 6) OBP: 0.344, SLG: 0.259			BB		1-0 1-2 HBP		F4		1B 2-H	2	0	1	1	1	0	1
Dean Chance, R (1, 1) Kevin Collins, L (5, PH) Fred Scherman, L (8, 1) Tom Timmermann, R (6, 1) Dalton Jones, L (7, PH) OBP: 0.667, SLG: 0.500 Mike Kilkenny, R (7, 1) Daryl Patterson, L (7, 1) Jim Foor, L (7, 1) Jim Hannan, R (7, 1)			K		K		BB		5-3	1 1 0 0 0 0 0 0 1	0 0 0 0 0 0 0 0 0	0 0 0 0 1 0 0 0 0	0 1 0 0 0 0 0 0 0	1 1 0 0 0 0 0 0 0	1 3 0 0 0 0 0 0 1
Inning Stats	R: 0 E: 0 K: 0 S: 3 H: 0 LOB: 0 BB: 0 P: 3	R: 0 E: 0 K: 1 S: 5 H: 0 LOB: 0 BB: 0 P: 5	R: 0 E: 0 K: 2 S: 7 H: 0 LOB: 1 BB: 1 P: 11	R: 0 E: 1 K: 1 S: 5 H: 0 LOB: 0 BB: 0 P: 5	R: 0 E: 0 K: 2 S: 8 H: 1 LOB: 3 BB: 1 P: 13	R: 0 E: 0 K: 1 S: 5 H: 0 LOB: 0 BB: 0 P: 5	R: 1 E: 0 K: 0 S: 5 H: 2 LOB: 2 BB: 1 P: 9	R: 1 E: 0 K: 0 S: 4 H: 1 LOB: 0 BB: 0 P: 4	R: 1 E: 0 K: 0 S: 5 H: 2 LOB: 1 BB: 0 P: 5	1B: 3 2B: 3 3B: 0 HR: 0 SF: 1 SAC: 1 DP: 1 HBP: 1						

Detroit Tigers @ New York Yankees

Yankee Stadium, Bronx, NY

Thu Apr 15 1971, 3:33 AM EST

Att. 10,425 - Unknown - 52 F

TOP

livebaseballscorecards.com

AB	31
R	3
H	6
RBI	3
BB	3
SO	7
LOB	17

WP: 0 PB: 1 SB: 1 CS: 0 PA: 37

PITCHER		IP	WLS	BF	H	R	ER	SO	BB	IBB	HBP	BLK	WP	HR	S	P	ERA	WHIP
Mel Stottlemyre, R ERA: 1.06	(1, 1)	8.0		32	4	2	2	7	3	0	1	0	0	0	42	55	2.25	0.875
Lindy McDaniel, R ERA: 6.75	(9, 1)	1.0	L	5	2	1	1	0	0	0	0	0	0	0	5	5	9.00	2.000

PITCHER	IP	WLS	BF	H	R	ER	SO	BB	IBB	HBP	BLK	WP	HR	S	P	ERA	WHIP

Batter	1	2	3	4	5	6	7	8	9	AB	R	H	RBI	BB	SO	LOB
Horace Clarke, S (1, 4) OBP: 0.459, SLG: 0.419	1-6-3 1-3 1B		4-3		L5		FC6-5 S BB	FC6-4 BB		3	0	1	0	2	0	0
Felipe Alou, R (1, 9) (5, 7) OBP: 0.222, SLG: 0.611	1-3 1-2		1-3		HR		FC6-5 1B S 1B 1-3	FC6-4 1-2f		5	2	1	1	0	0	5
Roy White, S (1, 7) OBP: 0.375, SLG: 0.519 Curt Blefary, L (4, PR) (5, 9) OBP: 0.364, SLG: 0.600 Ron Woods, R (8, 9) OBP: 0.444, SLG: 0.286	1-6-3 2-3			1B FC5-2 HBP	2B BB		1B 1-3 1B		5-3	1 1 1	0 0 0	0 1 0	0 0 0	0 1 0	0 0 0	1 0 0
Bobby Murcer, L (1, 8) OBP: 0.441, SLG: 0.429	1-4-3			L9 FC5-2 1-3 1B	1-3 2B		G6-4-3 1-3 3-H 1B		1B BB	4	0	3	1	1	0	1
Danny Cater, R (1, 3) OBP: 0.324, SLG: 0.313		F8-4 G3 1B		FC5-2 BB 1-2 3-H	IBB		G6-4-3 1-2f		G5-4-3 1-3 1B	4	0	2	0	1	0	4
Jake Gibbs, L (1, 2) OBP: 0.125, SLG: 0.250 Thurman Munson, R (5, PH) (6, 2) OBP: 0.143, SLG: 0.080		G3 1-2		L9 2-3	F6			E HBP	G5-4-3 1-2f	2 2	0 0	0 0	0 0	0 0	0 0	3 5
Jerry Kenney, L (1, 5) OBP: 0.375, SLG: 0.250		BB		1-2 BB		F8		F7		2	0	0	0	2	0	1
Gene Michael, S (1, 6) OBP: 0.321, SLG: 0.346		F8-4 2-3		L8		4-3		E6 S 1-3		4	0	0	0	0	0	6
Mel Stottlemyre, R (1, 1) OBP: 0.143, SLG: 0.143 Frank Tepedino, L (8, PH) Lindy McDaniel, R (9, 1)			6-3		K	4-3		F5 1-2		3 1 0	0 0 0	0 0 0	0 0 0	1 0 0	0 0 0	0 2 0
Inning Stats	R: 0 H: 1 E: 0 LOB: 1 K: 0 BB: 0 S: 4 P: 4	R: 0 H: 1 E: 0 LOB: 1 K: 0 BB: 1 S: 3 P: 7	R: 0 H: 0 E: 0 LOB: 0 K: 0 BB: 0 S: 3 P: 3	R: 0 H: 1 E: 0 LOB: 3 K: 0 BB: 1 S: 4 P: 9	R: 1 H: 2 E: 0 LOB: 3 K: 1 BB: 2 S: 7 P: 15	R: 0 H: 0 E: 0 LOB: 0 K: 0 BB: 0 S: 3 P: 3	R: 1 H: 2 E: 0 LOB: 1 K: 0 BB: 1 S: 4 P: 8	R: 0 H: 0 E: 1 LOB: 3 K: 0 BB: 1 S: 4 P: 9	R: 0 H: 1 E: 0 LOB: 1 K: 0 BB: 1 S: 3 P: 7	1B: 6 SF: 0 2B: 2 SAC: 0 3B: 0 DP: 3 HR: 1 HBP: 2						WP: 0 PA: 42 PB: 0 SB: 3 CS: 0

PITCHER		IP	WLS	BF	H	R	ER	SO	BB	IBB	HBP	BLK	WP	HR	S	P	ERA	WHIP
Dean Chance, R ERA: 1.8	(1, 1)	4.0		17	3	0	0	0	2	0	1	0	0	0	14	23	0.00	1.250
Fred Scherman, L ERA: 1.93	(5, 1)	0.2		6	2	1	1	1	1	1	0	0	0	1	6	14	13.50	4.500
Tom Timmermann, R ERA: 3.24	(5, 1)	1.1		4	0	0	0	0	0	0	0	0	0	0	4	4	0.00	0.000
Mike Kilkenny, L ERA: 36.0	(7, 1)	0.0		1	0	1	1	0	1	0	0	0	0	0	0	4	∞	∞
Daryl Patterson, R ERA:	(7, 1)	0.1		2	1	0	0	0	0	0	0	0	0	0	2	2	0.00	3.000

PITCHER		IP	WLS	BF	H	R	ER	SO	BB	IBB	HBP	BLK	WP	HR	S	P	ERA	WHIP
Jim Foor, L ERA: 18.0	(7, 1)	0.0		1	1	0	0	0	0	0	0	0	0	0	1	1	∞	∞
Jim Hannan, R ERA: 2.25	(7, 1)	2.2	W	11	1	0	0	0	2	0	1	0	0	0	8	17	0.00	1.125

BOTTOM

Detroit Tigers @ New York Yankees

Yankee Stadium, Bronx, NY

Thu Apr 15 1971, 3:33 AM EST
Att. 10,425 - Unknown - 52 F

livebaseballscorecards.com

AB	33
R	2
H	8
RBI	2
BB	7
SO	1
LOB	28

Boston Red Sox @ Detroit Tigers

Tiger Stadium, Detroit, MI

Fri Apr 16 1971, 3:33 AM EST

Att. 14,963 - Unknown

TOP

Batter	1	2	3	4	5	6	7	8	9	AB	R	H	RBI	BB	SO	LOB
Luis Aparicio, R (1, 6) OBP: 0.324, SLG: 0.485	5-3		G5-4-3 1-2f	4-3			5-3	SH BB 1-2 2-3 3-H		4	0	0	1	0	0	3
Reggie Smith, S (1, 9) OBP: 0.324, SLG: 0.441	4-3		BB 1B		HR		1B 1B	SF8 3-H		4	1	3	2	0	0	0
Carl Yastrzemski, L (1, 7) OBP: 0.429, SLG: 0.536	1-3		1-2 BB		G5-4-3 BB		1-2 1B	1-2 2-3 BB		2	0	1	0	3	0	0
Rico Petrocelli, R (1, 5) OBP: 0.417, SLG: 0.370		F6	L6		G5-4-3 1-2f		K	F8		5	0	0	0	0	1	8
George Scott, R (1, 3) OBP: 0.343, SLG: 0.355		1-3		6-3	6-3		F8		FC6-4 1B	5	0	1	0	0	0	2
Duane Josephson, R (1, 2) OBP: 0.394, SLG: 0.429		S 1B BB		E8 FC5-4 1B		K		FC1-5 1B BB	F3	3	2	1	0	2	1	1
Billy Conigliaro, R (1, 8) OBP: 0.324, SLG: 0.357		1-H 1B		FC5-4 BB BB		1B		BB FC1-5 1-2 SH 1B	K	4	1	3	1	1	1	1
Doug Griffin, R (1, 4) OBP: 0.276, SLG: 0.208		L8		FC5-4 1-2 BB		F4		FC1-5 SH BB SF8 1-2 2-3f	FC6-4 1-2f	4	1	0	0	1	0	5
Gary Peters, L (1, 1) OBP: 0.429, SLG: 0.333			G5-4-3 1B	FC5-4 1-2f 2-3 3-H		L8		BB SH 1-2 2-3 BB		3	0	1	1	1	0	3
Ken Tatum, R (9, 1)										0	0	0	0	0	0	0
Sparky Lyle, L (9, 1)										0	0	0	0	0	0	0

Inning Stats	1	2	3	4	5	6	7	8	9
	R: 0 E: 0 K: 0 S: 3	H: 0 LOB: 0 BB: 0 P: 3	R: 1 E: 0 K: 0 S: 4	H: 1 LOB: 1 BB: 1 P: 8	R: 0 E: 0 K: 0 S: 4	H: 2 LOB: 2 BB: 1 P: 8	R: 1 E: 1 K: 0 S: 4	H: 1 LOB: 2 BB: 2 P: 12	R: 1 E: 0 K: 0 S: 3	H: 1 LOB: 0 BB: 1 P: 7
	R: 0 E: 0 K: 1 S: 6	H: 1 LOB: 1 BB: 0 P: 6	R: 0 E: 0 K: 1 S: 7	H: 2 LOB: 2 BB: 0 P: 7	R: 2 E: 1 K: 0 S: 5	H: 1 LOB: 3 BB: 3 P: 17	R: 0 E: 0 K: 1 S: 6	H: 1 LOB: 1 BB: 0 P: 6	1B: 9 2B: 0 3B: 0 HR: 1	SF: 1 SAC: 1 DP: 2 HBP: 0	WP: 0 PB: 0 SB: 1 CS: 0	PA: 44

PITCHER		IP	WLS	BF	H	R	ER	SO	BB	IBB	HBP	BLK	WP	HR	S	P	ERA	WHIP
Joe Niekro, R ERA: 6.38	(1, 1)	6.0	L	27	6	3	3	1	5	0	0	0	0	1	24	44	4.50	1.833
Bill Zepp, R ERA: 5.4	(7, 1)	1.2		11	3	2	1	1	2	0	0	0	0	0	11	19	5.40	3.000
Fred Scherman, L ERA: 1.8	(8, 1)	0.1		2	0	0	0	0	1	0	0	0	0	0	1	5	0.00	3.000
Daryl Patterson, R ERA:	(9, 1)	1.0		4	1	0	0	1	0	0	0	0	0	0	6	6	0.00	1.000

PITCHER	IP	WLS	BF	H	R	ER	SO	BB	IBB	HBP	BLK	WP	HR	S	P	ERA	WHIP

AB	34
R	5
H	10
RBI	5
BB	8
SO	3
LOB	23

livebaseballscorecards.com

Boston Red Sox @ Detroit Tigers

Tiger Stadium, Detroit, MI

Fri Apr 16 1971, 3:33 AM EST

Att. 14,963 - Unknown

BOTTOM

Batter	1	2	3	4	5	6	7	8	9	AB	R	H	RBI	BB	SO	LOB
Ed Brinkman, R (1, 6) OBP: 0.306, SLG: 0.226	5-3		F8			5-3		1-3		4	0	0	0	0	0	0
Jim Northrup, L (1, 3) OBP: 0.282, SLG: 0.333	4-3			G3		5-3			F6	4	0	0	0	0	0	0
Al Kaline, R (1, 9) OBP: 0.550, SLG: 0.588	1B			G6-4-3 1B		L5-3			1B 1B 2B	4	1	3	0	0	0	0
Willie Horton, R (1, 7) OBP: 0.194, SLG: 0.172	F3			G6-4-3 1-2f			F7		2-3 1B	4	0	1	0	0	0	2
Bill Freehan, R (1, 2) OBP: 0.314, SLG: 0.485 Kevin Collins, L (9, PR) OBP: 0.500, SLG: 1.500		F2			F7		2B		1-2 3-H 1B	4 0	0 0	2 0	1 0	0 0	0 0	0 0
Aurelio Rodriguez, R (1, 5) OBP: 0.324, SLG: 0.417		F4			L4		K		K	4	0	0	0	0	2	3
Dick McAuliffe, L (1, 4) OBP: 0.341, SLG: 0.417		4-3			G3		K		F6	4	0	0	0	0	1	3
Mickey Stanley, R (1, 8) OBP: 0.281, SLG: 0.267			6-3			HR 1B		6-3		3	1	1	0	0	0	0
Joe Niekro, R (1, 1) OBP: 0.167, SLG: 0.167 Ike Brown, R (6, PH) OBP: 0.333, SLG: 1.333 Bill Zepp, R (7, 1) Fred Scherman, L (8, 1) Cesar Gutierrez, R (8, PH) Daryl Patterson, L (9, 1)			K			1-H HR		F3		1 1 0 0 1 0	0 1 0 0 0 0	0 1 0 0 0 0	0 2 0 0 0 0	1 0 0 0 0 0	0 0 0 0 0 0	0 0 0 0 0 0
Inning Stats	R: 0 E: 0 K: 0 S: 4 H: 1 LOB: 1 BB: 0 P: 4	R: 0 E: 0 K: 0 S: 3 H: 0 LOB: 0 BB: 0 P: 3	R: 0 E: 0 K: 1 S: 5 H: 0 LOB: 0 BB: 0 P: 5	R: 0 E: 0 K: 0 S: 3 H: 1 LOB: 0 BB: 0 P: 3	R: 0 E: 0 K: 0 S: 3 H: 0 LOB: 0 BB: 0 P: 3	R: 2 E: 0 K: 2 S: 5 H: 2 LOB: 0 BB: 0 P: 5	R: 0 E: 0 K: 2 S: 8 H: 1 LOB: 1 BB: 0 P: 8	R: 0 E: 0 K: 0 S: 3 H: 0 LOB: 0 BB: 0 P: 3	R: 1 E: 0 K: 1 S: 8 H: 3 LOB: 2 BB: 0 P: 8	1B: 5 2B: 2 3B: 0 HR: 1	SF: 0 SAC: 0 DP: 1 HBP: 0						

PITCHER		IP	WLS	BF	H	R	ER	SO	BB	IBB	HBP	BLK	WP	HR	S	P	ERA	WHIP
Gary Peters, L ERA: 4.6	(1, 1)	8.1	W	31	7	3	3	3	0	0	0	0	0	1	37	37	3.24	0.840
Ken Tatum, R ERA: 5.4	(9, 1)	0.1		2	1	0	0	1	0	0	0	0	0	0	4	4	0.00	3.000
Sparky Lyle, L ERA:	(9, 1)	0.1	S	1	0	0	0	0	0	0	0	0	0	0	1	1	0.00	0.000

PITCHER	IP	WLS	BF	H	R	ER	SO	BB	IBB	HBP	BLK	WP	HR	S	P	ERA	WHIP

AB	34
R	3
H	8
RBI	3
BB	0
SO	4
LOB	8

WP: 0	PB: 0	SB: 0	CS: 0
PA: 34			

livebaseballscorecards.com

Boston Red Sox @ Detroit Tigers

Tiger Stadium, Detroit, MI

Sat Apr 17 1971, 3:33 AM EST

Att. 15,758 - Unknown

livebaseballscorecards.com

TOP

Batter	1	2	3	4	5	6	7	8	9	10	AB	R	H	RBI	BB	SO	LOB
Luis Aparicio, R (1, 6) OBP: 0.326, SLG: 0.447	F4	1B 1B 1B 3-H	F7		F7		5-3		BBB 4-0 G1-6-3 1-2 BB		5	1	1	1	1	0	3
Reggie Smith, S (1, 9) OBP: 0.372, SLG: 0.474	1B 2B	1B 1B 1B 1-3		BBBB 4-0 1-3 1B BB	4-3		III 4-0 IBB		x 0-0 G1-6-3 1-2f		4	3	2	0	2	0	3
Carl Yastrzemski, L (1, 7) OBP: 0.462, SLG: 0.548 George Thomas, R (6, 7)	E 1B 1B 2-H	1B 1B 1B 1-3 3-H		1-3 1-2		BBBB 4-0 E 1B BB	SSS 0-3 K			6-3	3 2	3 0	2 0	2 0	1 0	0 1	1 2
Rico Petrocelli, R (1, 5) OBP: 0.452, SLG: 0.387	E8 1B 1B 1-H	1B 1B 1-2 3-H		BBBB 4-0 1B BB	SSS 0-3 K			BBB 4-0 BB		F7	4	1	2	1	2	1	1
George Scott, R (1, 3) OBP: 0.366, SLG: 0.378	BB 1B 3-H	WP 1B 1-3 2-H		BB 1B 1-3 2-H		E5 1B 1-3		SSS 0-3 K		6-3	6	0	3	3	0	1	2
Duane Josephson, R (1, 2) OBP: 0.432, SLG: 0.433 Joe Lahoud, L (8, PH) OBP: 0.667, SLG: 0.500 Don Pavletich, R (8, 2) OBP: 0.667, SLG: 0.500	BBBB 4-0 G5-4-3 1-2 BB	SSS 0-3 K 1-2		BBBB 4-0 G6-4-3 1-2 BB		0-0 G1-4-3 1-3 3-H 1B		0-0 L9			2 1 0	0 0 0	1 0 0	1 0 0	2 0 0	1 0 0	1 1 0
Billy Conigliaro, R (1, 8) OBP: 0.308, SLG: 0.313	G5-4-3 1-2f		BBBB 4-0 BB	G6-4-3 1-2f		G1-4-3 1-2f		L4			4	0	0	0	1	0	8
Doug Griffin, R (1, 4) OBP: 0.324, SLG: 0.286		SH3-4 1B 2B	F7		SH1-3 1B		H 1-0 SH2-4 HBP		0-0 6-3		4	1	2	0	0	0	1
Ray Culp, R (1, 1) OBP: 0.250, SLG: 0.250 Bobby Bolin, R (7, 1) Mike Fiore, L (9, PH) Bill Lee, L (9, 1) Ken Tatum, R (9, 1)		SH3-4 2-3	SSS 0-3 K		SH1-3 1-2		SH2-4 1-2		E3 BB		1 0 1 0 0	0 0 0 0 0	0 0 0 0 0	0 0 0 0 0	1 0 0 0 0	1 0 0 0 0	1 0 0 0 0
Inning Stats	R: 3 H: 4 E: 1 LOB: 1 K: 0 BB: 1 S: 6 P: 10	R: 4 H: 6 E: 0 LOB: 1 K: 1 BB: 0 S: 10 P: 10	R: 0 H: 0 E: 0 LOB: 1 K: 1 BB: 1 S: 5 P: 9	R: 1 H: 1 E: 0 LOB: 2 K: 0 BB: 3 S: 3 P: 15	R: 0 H: 1 E: 0 LOB: 1 K: 0 BB: 0 S: 4 P: 4	R: 1 H: 1 E: 1 LOB: 1 K: 1 BB: 1 S: 6 P: 10	R: 0 H: 0 E: 0 LOB: 2 K: 1 BB: 1 S: 5 P: 10	R: 0 H: 0 E: 0 LOB: 1 K: 1 BB: 1 S: 5 P: 9	R: 0 H: 0 E: 1 LOB: 1 K: 0 BB: 1 S: 3 P: 7	R: 0 H: 0 E: 0 LOB: 0 K: 0 BB: 0 S: 3 P: 3	1B: 11 SF: 0 2B: 2 SAC: 3 3B: 0 DP: 4 HR: 0 HBP: 1						

AB	37
R	9
H	13
RBI	8
BB	9
SO	5
LOB	24

WP: 1 PA: 50
PB: 0
SB: 0
CS: 0

PITCHER	IP	WLS	BF	H	R	ER	SO	BB	IBB	HBP	BLK	WP	HR	S	P	ERA	WHIP
Mickey Lolich, L (1, 1) ERA: 4.88	1.1		11	7	6	5	0	1	0	0	0	0	0	10	14	33.75	6.000
Fred Scherman, L (2, 1) ERA: 3.6	0.0		2	2	0	0	0	0	0	0	0	0	0	2	2	∞	∞
Daryl Patterson, R (2, 1) ERA:	0.2		2	1	1	1	1	0	0	0	0	1	0	4	4	13.50	1.500
Dave Boswell, R (3, 1) ERA: 2.7	1.1		7	0	1	1	1	3	0	0	0	0	0	6	18	6.75	2.250
Jim Hannan, R (4, 1) ERA: 2.7	2.2		12	3	1	1	1	2	0	0	0	0	0	12	20	3.38	1.875
Tom Timmermann, R (7, 1) ERA: 2.19	4.0	W	16	0	0	0	2	2	1	1	0	0	0	16	29	0.00	0.500

Boston Red Sox @ Detroit Tigers

Tiger Stadium, Detroit, MI

Sat Apr 17 1971, 3:33 AM EST

Att. 15,758 - Unknown

livebaseballscorecards.com

Batter	1	2	3	4	5	6	7	8	9	10	AB	R	H	RBI	BB	SO	LOB
Dick McAuliffe, L (1, 4) OBP: 0.340, SLG: 0.390	BBBB 4-0 L5-3 BB		x 0-0 BB 1B 1B	x 0-0 ② F3		x 0-0 ② F8		x 0-0 ② F6		x 0-0 ① B5 1-3	5	1	1	0	1	0	1
Al Kaline, R (1, 9) OBP: 0.522, SLG: 0.526	x 0-0 ① ② L5-3 1-2		BBBB 4-0 1B HR 1-2 BB	x 0-0 ③ L6-3		x 0-0 ③ L8		SSS 0-3 ③ K		4-0 1B IBB IBB	4	1	0	0	2	1	1
Jim Northrup, L (1, 8) (10, 3) OBP: 0.311, SLG: 0.415	x 0-0 E1 1B		x 0-0 BB 1-3 2-H HR 1B		x 0-0 ① F5		x 0-0 HR		x 0-0 ① G3	4-0 1B 1-2 IBB	5	3	2	2	1	0	0
Norm Cash, L (1, 3) Cesar Gutierrez, R (9, PR) Mickey Stanley, R (10, 8) OBP: 0.538, SLG: 1.182 OBP: 0.273, SLG: 0.258	x 0-0 FC6 3-H 1B		BBBB 4-0 1-2 HR BB		x 0-0 ② G3		x 0-0 HR		x 0-0 1B FC6-2 1B	x 0-0 ② F4	4 0 1	2 0 0	3 0 0	2 0 0	1 0 0	0 0 0	0 0 3
Willie Horton, R (1, 7) OBP: 0.297, SLG: 0.457	x 0-0 ③ FC6 1-2f		x 0-0 1-H 2-H 3-H HR		x 0-0 BB BB 1B		x 0-0 HR		x 0-0 FC6-2 IBB 1-3 1B	x 0-0 1-2 2-3 3-H 1B	6	2	5	6	0	0	1
Aurelio Rodriguez, R (1, 5) OBP: 0.333, SLG: 0.385		x 0-0 ① 4-3	x 0-0 ① F7		BBBB 4-0 BB 1-2 BB		x 0-0 ① F2		4-0 FC6-2 1-2 IBB		3	0	0	0	2	0	0
Bill Freehan, R (1, 2) Gates Brown, L (9, PH) Jim Price, R (10, 2) OBP: 0.333, SLG: 0.472 OBP: 0.333, SLG: 0.333		x 0-0 FC6-4 1B	x 0-0 ② L8		BBBB 4-0 1-2 2-3 BB		x 0-0 ② 6-3		x 0-0 ② FC6-2 1-2 2-3 3-Hf		3 1 0	0 0 0	1 0 0	0 0 0	1 0 0	0 0 0	0 3 0
Ed Brinkman, R (1, 6) OBP: 0.268, SLG: 0.194		x 0-0 ② FC6-4 1-2f	SSS 0-3 ③ K		SSS 0-3 ③ K		x 0-0 ③ 1-3		x 0-0 ③ F8		5	0	0	0	0	2	7
Mickey Lolich, S (1, 1) OBP: 0.333, SLG: 0.143 Fred Scherman, L (2, 1) Daryl Patterson, L (2, 1) Kevin Collins, L (2, PH) OBP: 0.333, SLG: 1.000 Dave Boswell, R (3, 1) Jim Hannan, R (4, 1) Dalton Jones, L (6, PH) OBP: 0.500, SLG: 0.333 Tom Timmermann, R (7, 1)		x 0-0 ③ F3		x 0-0 ① 2-3		x 0-0 ① 2-3		x 0-0 ① P3		BBBB 4-0 E 1B BB	0 0 0 1 0 1 1 1	0 0 0 0 0 0 0 1	0 0 0 0 0 0 0 1	0 0 0 0 0 0 0 0	0 0 0 0 0 0 0 0	0 0 0 0 0 0 0 0	0 0 0 1 0 0 0 0
Inning Stats	R: 1 H: 1 E: 1 LOB: 1 K: 0 BB: 1 S: 4 P: 8	R: 0 H: 1 E: 0 LOB: 1 K: 0 BB: 0 S: 4 P: 4	R: 5 H: 3 E: 0 LOB: 0 K: 1 BB: 2 S: 8 P: 16	R: 0 H: 0 E: 0 LOB: 0 K: 0 BB: 0 S: 3 P: 3	R: 0 H: 1 E: 0 LOB: 3 K: 1 BB: 2 S: 6 P: 14	R: 0 H: 0 E: 0 LOB: 0 K: 0 BB: 0 S: 3 P: 3	R: 3 H: 3 E: 0 LOB: 0 K: 0 BB: 0 S: 6 P: 6	R: 0 H: 0 E: 0 LOB: 0 K: 1 BB: 0 S: 5 P: 5	R: 0 H: 2 E: 0 LOB: 3 K: 0 BB: 1 S: 5 P: 9	R: 1 H: 1 E: 1 LOB: 3 K: 0 BB: 3 S: 3 P: 15	1B: 8 SF: 0 2B: 1 SAC: 0 3B: 0 DP: 1 HR: 4 HBP: 0						

BOTTOM			
AB	**41**		
R	**10**		
H	**12**		
RBI	**10**		
BB	**9**		
SO	**3**		
LOB	**17**		

WP: 0 PA: 50
PB: 0
SB: 0
CS: 0

PITCHER		IP	WLS	BF	H	R	ER	SO	BB	IBB	HBP	BLK	WP	HR	S	P	ERA	WHIP
Ray Culp, R ERA: 5.32	(1, 1)	6.0		31	8	8	7	2	5	0	0	0	0	3	30	50	10.50	2.167
Bobby Bolin, R ERA: 12.0	(7, 1)	2.0		7	1	1	1	1	0	0	0	0	0	1	9	9	4.50	0.500
Bill Lee, L ERA:	(9, 1)	0.1		3	2	0	0	0	0	0	0	0	0	0	3	3	0.00	6.000
Ken Tatum, R ERA: 5.79	(9, 1)	1.1	L	9	1	1	1	0	1	3	0	0	0	0	5	21	6.75	1.500

PITCHER		IP	WLS	BF	H	R	ER	SO	BB	IBB	HBP	BLK	WP	HR	S	P	ERA	WHIP

Batter	1	2	3	4	5	6	7	8	9	AB	R	H	RBI	BB	SO	LOB
Luis Aparicio, R (1, 6) OBP: 0.298, SLG: 0.405	F8		6-3			F4		6-3		4	0	0	0	0	0	0
Reggie Smith, S (1, 9) OBP: 0.362, SLG: 0.452	G3 1B		L7			G3			3-1	4	0	1	0	0	0	0
Carl Yastrzemski, L (1, 7) OBP: 0.465, SLG: 0.618	G3 1-2			HR		BB			1-3	3	1	1	1	1	0	1
Rico Petrocelli, R (1, 5) OBP: 0.413, SLG: 0.343	K			F5		6-3			K	4	0	0	0	0	2	2
George Scott, R (1, 3) OBP: 0.341, SLG: 0.350		5-3		L9			6-3			3	0	0	0	0	0	0
Duane Josephson, R (1, 2) OBP: 0.400, SLG: 0.394		K		4-3			6-3			3	0	0	0	0	1	0
Billy Conigliaro, R (1, 8) OBP: 0.310, SLG: 0.314		S 1B	K			G3				3	0	1	0	0	1	0
Doug Griffin, R (1, 4) OBP: 0.297, SLG: 0.258		5-3 1-2		L4				F7		3	0	0	0	0	0	1
Sonny Siebert, R (1, 1) OBP: 0.200, SLG: 0.444			K	F7				6-3		3	0	0	0	0	1	0
Inning Stats	R: 0 E: 0 K: 1 S: 6 H: 1 LOB: 1 BB: 0 P: 6	R: 0 E: 0 K: 1 S: 6 H: 1 LOB: 1 BB: 0 P: 6	R: 0 E: 0 K: 1 S: 5 H: 0 LOB: 0 BB: 0 P: 5	R: 1 E: 0 K: 0 S: 4 H: 1 LOB: 0 BB: 0 P: 4	R: 0 E: 0 K: 1 S: 5 H: 0 LOB: 0 BB: 0 P: 5	R: 0 E: 0 K: 0 S: 3 H: 0 LOB: 1 BB: 1 P: 7	R: 0 E: 0 K: 0 S: 3 H: 0 LOB: 0 BB: 0 P: 3	R: 0 E: 0 K: 0 S: 3 H: 0 LOB: 0 BB: 0 P: 3	R: 0 E: 0 K: 1 S: 5 H: 0 LOB: 0 BB: 0 P: 5	1B: 2 2B: 0 3B: 0 HR: 1	SF: 0 SAC: 0 DP: 0 HBP: 0					

PITCHER		IP	WLS	BF	H	R	ER	SO	BB	IBB	HBP	BLK	WP	HR	S	P	ERA	WHIP
Dean Chance, R ERA: 1.5	(1, 1)	8.0	L	28	3	1	1	4	1	0	0	0	0	1	35	39	1.12	0.500
Bill Zepp, R ERA: 3.38	(9, 1)	1.0		3	0	0	0	1	0	0	0	0	0	0	5	5	0.00	0.000

PITCHER		IP	WLS	BF	H	R	ER	SO	BB	IBB	HBP	BLK	WP	HR	S	P	ERA	WHIP

TOP

Boston Red Sox @ Detroit Tigers

Tiger Stadium, Detroit, MI

Sun Apr 18 1971, 3:33 AM EST

Att. 19,606 - Unknown

livebaseballscorecards.com

AB	30
R	1
H	3
RBI	1
BB	1
SO	5
LOB	4

PA: 31

WP: 0
PB: 0
SB: 1
CS: 0

Boston Red Sox @ Detroit Tigers

Tiger Stadium, Detroit, MI

Sun Apr 18 1971, 3:33 AM EST

Att. 19,606 - Unknown

BOTTOM

Batter	1	2	3	4	5	6	7	8	9	AB	R	H	RBI	BB	SO	LOB
Dick McAuliffe, L (1, 4) OBP: 0.314, SLG: 0.356	S S S 0-3 ① K		x 0-0 ① F6			x 0-0 ① 4-3		x 0-0 ① ② L4-3 1-2		4	0	0	0	0	1	1
Al Kaline, R (1, 9) OBP: 0.480, SLG: 0.476	x 0-0 ② L6-3		S S S 0-3 ② K			x 0-0 ② L5-3		x 0-0 ③ L5-3		4	0	0	0	0	1	1
Jim Northrup, L (1, 8) OBP: 0.347, SLG: 0.432	B B B B 4-0 BB BB		x 0-0 ③ 4-3			x 0-0 1B			x 0-0 1B	3	0	2	0	1	0	0
Norm Cash, L (1, 3) OBP: 0.471, SLG: 0.929	B B B B 4-0 1-2 BB			x 0-0 ① F9		x 0-0 ③ 4-1			x 0-0 ① F8	3	0	0	0	1	0	2
Willie Horton, R (1, 7) OBP: 0.268, SLG: 0.410	x 0-0 ③ F3			x 0-0 ② F6			x 0-0 ① 6-3		S S S 0-3 ② K	4	0	0	0	0	1	3
Aurelio Rodriguez, R (1, 5) OBP: 0.311, SLG: 0.357 Gates Brown, L (9, PH)		x 0-0 ① F6		x 0-0 ③ F2			x 0-0 ② 6-3		S S S 0-3 ③ K	3 1	0 0	0 0	0 0	0 0	0 1	0 1
Bill Freehan, R (1, 2) OBP: 0.357, SLG: 0.487		x 0-0 S 1B			x 0-0 ① F5		x 0-0 1B			3	0	2	0	0	0	0
Ed Brinkman, R (1, 6) OBP: 0.250, SLG: 0.179		x 0-0 ② 6-3 1-2			x 0-0 ② F2		x 0-0 ③ 5-3			3	0	0	0	0	0	2
Dean Chance, R (1, 1) Dalton Jones, L (8, PH) OBP: 0.600, SLG: 0.500 Cesar Gutierrez, R (8, PR) Bill Zepp, R (9, 1)		x 0-0 ③ F9			S S S 0-3 ③ K			x 0-0 L4-3 1B		2 1 0 0	0 0 0 0	0 1 0 0	0 0 0 0	1 0 0 0	1 0 0 0	1 0 0 0
Inning Stats	R: 0 H: 0 E: 0 LOB: 2 K: 1 BB: 2 S: 5 P: 13	R: 0 H: 1 E: 0 LOB: 1 K: 0 BB: 0 S: 4 P: 4	R: 0 H: 0 E: 0 LOB: 0 K: 1 BB: 0 S: 5 P: 5	R: 0 H: 0 E: 0 LOB: 0 K: 0 BB: 0 S: 3 P: 3	R: 0 H: 0 E: 0 LOB: 0 K: 1 BB: 0 S: 5 P: 5	R: 0 H: 1 E: 0 LOB: 1 K: 0 BB: 0 S: 4 P: 4	R: 0 H: 1 E: 0 LOB: 1 K: 0 BB: 0 S: 4 P: 4	R: 0 H: 1 E: 0 LOB: 1 K: 0 BB: 0 S: 3 P: 3	R: 0 H: 1 E: 0 LOB: 1 K: 2 BB: 0 S: 8 P: 8	1B: 5 SF: 0 2B: 1 SAC: 0 3B: 0 DP: 1 HR: 0 HBP: 0						

PITCHER	IP	WLS	BF	H	R	ER	SO	BB	IBB	HBP	BLK	WP	HR	S	P	ERA	WHIP
Sonny Siebert, R (1, 1) ERA: 0.37	9.0	W	33	5	0	0	5	2	0	0	0	0	0	41	49	0.00	0.778

PITCHER	IP	WLS	BF	H	R	ER	SO	BB	IBB	HBP	BLK	WP	HR	S	P	ERA	WHIP

livebaseballscorecards.com

AB	31
R	0
H	5
RBI	0
BB	2
SO	5
LOB	11

WP: 0 PA: 33
PB: 0
SB: 1
CS: 0

Baltimore Orioles @ Detroit Tigers

Tiger Stadium, Detroit, MI

Tue Apr 20 1971, 6:05 PM EST

Att. 18,509 - Unknown

TOP

livebaseballscorecards.com

Batter	1	2	3	4	5	6	7	8	9	AB	R	H	RBI	BB	SO	LOB
Don Buford, S (1, 7) OBP: 0.541, SLG: 0.700	BB, BB, 1B	K		F8			1B, G3, 1B	2B, BB	4-3	5	2	2	1	1	1	4
Paul Blair, R (1, 8) OBP: 0.298, SLG: 0.341	F7	4-3		L9			G3, 1B	FC1-6, 2B		5	0	2	3	0	0	1
Boog Powell, L (1, 3) OBP: 0.365, SLG: 0.452	BB	6-3		K			G3, 1B	FC1-6, BB, 1B		4	0	0	1	1	1	2
Frank Robinson, R (1, 9) OBP: 0.457, SLG: 0.436	P4	BB		L9			6-3	1B, BB		3	0	0	0	2	0	3
Elrod Hendricks, L (1, 2) OBP: 0.300, SLG: 0.269	BB	G3				2B	P6	FC1-6, 1B		3	0	1	0	1	0	2
Chico Salmon, R (8, PH) OBP: 0.167, SLG: 0.167										1	0	1	0	0	0	0
Tom Dukes, R (8, 1)										0	0	0	0	0	0	0
Pete Richert, L (9, 1)										0	0	0	0	0	0	0
Brooks Robinson, R (1, 5) OBP: 0.340, SLG: 0.396	F8			1B, BB		6-3		HBP, 1B, 1B	F3	4	1	1	0	1	0	6
Davey Johnson, R (1, 4) OBP: 0.372, SLG: 0.512		6-3		L9		6-3		HBP, BB, 1B	4-3, SH5-4, 1B	5	1	2	0	0	0	2
Mark Belanger, R (1, 6) OBP: 0.348, SLG: 0.282		E6		1B		BB		BB, HBP, 2B, 1B	SH5-4	3	1	2	0	1	0	0
Jim Palmer, R (1, 1) OBP: 0.125, SLG: 0.125		K		K		L1		BB, 2B, HBP	4-3	2	0	0	0	0	2	3
Tom Shopay, L (6, PH) OBP: 0.250, SLG: 0.250										1	0	0	0	0	0	2
Grant Jackson, S (6, 1)										0	0	0	0	0	0	0
Merv Rettenmund, R (8, PH) OBP: 0.483, SLG: 0.250										0	1	0	1	0	0	0
Clay Dalrymple, L (8, 2)										1	0	0	0	0	0	1

	AB	37
	R	6
	H	11
	RBI	6
	BB	7
	SO	4
	LOB	26

Inning Stats	1	2	3	4	5	6	7	8	9	1B: 9	SF: 0	WP: 0	PA: 46
R	0	0	0	0	0	0	1	5	0	2B: 2	SAC: 1	PB: 0	
E	0	1	0	0	0	0	0	0	0	3B: 0	DP: 0	SB: 0	
K	0	2	0	1	1	0	0	0	0	HR: 0	HBP: 1	CS: 0	
S	4	8	3	6	5	4	5	7	4				
LOB	3	1	1	2	0	2	2	2	1				
BB	2	0	1	1	0	1	0	2	0				
P	12	8	7	10	5	8	5	16	4				
H	1	0	0	1	0	1	2	5	1				

PITCHER		IP	WLS	BF	H	R	ER	SO	BB	IBB	HBP	BLK	WP	HR	S	P	ERA	WHIP
Joe Niekro, R ERA: 6.04	(1, 1)	7.0		35	8	4	4	4	5	0	0	0	0	0	38	58	5.14	1.857
Bill Zepp, R ERA: 10.13	(8, 1)	0.0		2	0	0	0	0	1	0	1	0	0	0	0	5	∞	∞
Fred Scherman, L ERA: 3.38	(8, 1)	0.1		3	1	2	2	0	1	0	0	0	0	0	2	6	54.00	6.000
Tom Timmermann, R ERA: 1.93	(8, 1)	1.2	W	6	2	0	0	0	0	0	0	0	0	0	6	6	0.00	1.200

PITCHER		IP	WLS	BF	H	R	ER	SO	BB	IBB	HBP	BLK	WP	HR	S	P	ERA	WHIP

Baltimore Orioles @ Detroit Tigers

Tiger Stadium, Detroit, MI

Tue Apr 20 1971, 6:05 PM EST

Att. 18,509 - Unknown

BOTTOM

Batter	1	2	3	4	5	6	7	8	9	AB	R	H	RBI	BB	SO	LOB
Dick McAuliffe, L (1, 4) OBP: 0.321, SLG: 0.367	4-3		K		E, HR, 1-3, 2B	P6			BB, L8, 1B	4	2	1	0	1	1	2
Al Kaline, R (1, 9) OBP: 0.455, SLG: 0.435	L9		L9		FC6, HR, 2-3, 3-H	IBB			L8, 1-2	4	1	0	0	1	0	2
Jim Northrup, L (1, 8) (8, 7) OBP: 0.389, SLG: 0.521	BB			S, BB, 6-3, 1B	1-H, 3-H, HR	K			2-H, 1B	4	2	3	4	1	1	3
Willie Horton, R (1, 7) OBP: 0.244, SLG: 0.372	P5			K	F9		5-3			4	0	0	0	0	1	2
Mickey Stanley, R (8, 8) OBP: 0.273, SLG: 0.258										0	0	0	0	0	0	0
Norm Cash, L (1, 3) OBP: 0.476, SLG: 0.813		HBP, 4-3		S, 1-2, BB	G3		K			2	0	0	0	1	1	0
Bill Freehan, R (1, 2) OBP: 0.348, SLG: 0.535		F9		6-3, 1-2, 2-H	HR		P3			4	1	1	2	0	0	2
Aurelio Rodriguez, R (1, 5) OBP: 0.306, SLG: 0.348		4-3, 1-2		F7	SH1-4, 1B, 1B			5-3		4	0	1	0	0	0	2
Ed Brinkman, R (1, 6) OBP: 0.250, SLG: 0.186		F9			6-3	SH1-4, 1-2, 1B		B2-3		4	0	1	0	0	0	1
Joe Niekro, R (1, 1) OBP: 0.250, SLG: 0.143			P3		2B, E, BB	SH1-4, 1-2, 2-3		K		1	1	0	0	1	0	0
Bill Zepp, R (8, 1)										0	0	0	0	0	0	0
Fred Scherman, L (8, 1)										0	0	0	0	0	0	0
Tom Timmermann, R (8, 1)										1	0	0	0	0	1	0
Inning Stats	R: 0 E: 0 K: 0 S: 3 H: 0 LOB: 1 BB: 1 P: 7	R: 0 E: 0 K: 0 S: 3 H: 0 LOB: 1 BB: 0 P: 4	R: 0 E: 0 K: 1 S: 5 H: 0 LOB: 0 BB: 0 P: 5	R: 1 E: 0 K: 1 S: 6 H: 1 LOB: 1 BB: 1 P: 10	R: 4 E: 1 K: 0 S: 6 H: 2 LOB: 0 BB: 1 P: 10	R: 1 E: 0 K: 1 S: 8 H: 3 LOB: 3 BB: 1 P: 12	R: 0 E: 0 K: 1 S: 5 H: 0 LOB: 0 BB: 0 P: 5	R: 0 E: 0 K: 1 S: 5 H: 0 LOB: 0 BB: 0 P: 5	R: 1 E: 0 K: 0 S: 2 H: 1 LOB: 1 BB: 1 P: 6	1B: 4 2B: 1 3B: 0 HR: 2 SF: 0 SAC: 1 DP: 0 HBP: 1						

livebaseballscorecards.com

AB	32
R	7
H	7
RBI	6
BB	5
SO	5
LOB	14

WP: 0 PB: 0 SB: 2 CS: 0 PA: 39

PITCHER		IP	WLS	BF	H	R	ER	SO	BB	IBB	HBP	BLK	WP	HR	S	P	ERA	WHIP
Jim Palmer, R ERA: 3.52	(1, 1)	5.0		23	3	5	4	2	3	0	1	0	0	1	23	36	7.20	1.200
Grant Jackson, L ERA: 4.5	(6, 1)	2.0		10	3	1	1	2	0	1	0	0	0	1	13	17	4.50	1.500
Tom Dukes, R ERA: 4.5	(8, 1)	1.1	L	5	0	1	1	1	1	0	0	0	0	0	6	10	6.75	0.750
Pete Richert, L ERA: 5.4	(9, 1)	0.0		1	1	0	0	0	0	0	0	0	0	0	1	1	∞	∞

PITCHER	IP	WLS	BF	H	R	ER	SO	BB	IBB	HBP	BLK	WP	HR	S	P	ERA	WHIP

Baltimore Orioles @ Detroit Tigers

Tiger Stadium, Detroit, MI

Wed Apr 21 1971, 6:05 PM EST

Att. 14,800 - Unknown

TOP

livebaseballscorecards.com

Batter	1	2	3	4	5	6	7	8	9	AB	R	H	RBI	BB	SO	LOB
Mark Belanger, R (1, 6) OBP: 0.327, SLG: 0.262	P4		F8		F5			5-3		3	0	0	0	0	0	0
Chico Salmon, R (8, PH) OBP: 0.143, SLG: 0.143 (8, 6)										1	0	0	0	0	0	0
Paul Blair, R (1, 8) OBP: 0.333, SLG: 0.375	1B		E7 1B			1B		K		4	0	3	0	0	1	0
Frank Robinson, R (1, 9) OBP: 0.420, SLG: 0.395	F8		K			L8			1-3	4	0	0	0	0	1	3
Boog Powell, L (1, 3) OBP: 0.339, SLG: 0.413	P5			4-3		L8			F8	4	0	0	0	0	0	2
Merv Rettenmund, R (1, 7) OBP: 0.455, SLG: 0.217		F8		FC5-4 BB		L8			G3	3	0	0	0	1	0	1
Brooks Robinson, R (1, 5) OBP: 0.321, SLG: 0.373		K		FC5-4 1-2f			F8			3	0	0	0	0	1	1
Davey Johnson, R (1, 4) OBP: 0.370, SLG: 0.500		1B		K			K			3	0	1	0	0	2	1
Andy Etchebarren, R (1, 2) OBP: 0.316, SLG: 0.412			HR	K			K			3	1	1	1	0	2	0
Pat Dobson, R (1, 1)			6-3	K				K		2	0	0	0	0	1	0
Grant Jackson, S (6, 1)										0	0	0	0	0	0	0
Don Buford, S (8, PH) OBP: 0.526, SLG: 0.677										1	0	0	0	0	1	0
Jim Hardin, R (8, 1)										0	0	0	0	0	0	0
Pete Richert, L (8, 1)										0	0	0	0	0	0	0

Inning Stats										
	R: 0	H: 1	R: 0	H: 1	R: 1	H: 2	R: 0	H: 0	R: 0	H: 1
	E: 0	LOB: 1	E: 0	LOB: 1	E: 1	LOB: 1	E: 0	LOB: 1	E: 0	LOB: 0
	K: 0	BB: 0	K: 1	BB: 0	K: 1	BB: 0	K: 2	BB: 0	K: 0	BB: 0
	S: 4	P: 4	S: 5	P: 5	S: 7	P: 7	S: 7	P: 7	S: 4	P: 4

Inning Stats										
	R: 0	H: 0	R: 0	H: 0	R: 0	H: 0	R: 0	H: 0	1B: 4	SF: 0
	E: 0	LOB: 0	E: 0	LOB: 1	E: 0	LOB: 0	E: 0	LOB: 0	2B: 0	SAC: 0
	K: 2	BB: 0	K: 0	BB: 0	K: 2	BB: 0	K: 0	BB: 0	3B: 0	DP: 0
	S: 7	P: 7	S: 3	P: 3					HR: 1	HBP: 0

	AB	31
	R	1
	H	5
	RBI	1
	BB	1
	SO	9
	LOB	8

WP: 0 PB: 0 SB: 0 CS: 0 PA: 32

PITCHER	IP	WLS	BF	H	R	ER	SO	BB	IBB	HBP	BLK	WP	HR	S	P	ERA	WHIP
Mickey Lolich, L (1, 1) ERA: 3.82	9.0	W	32	5	1	1	9	1	0	0	0	0	1	49	53	1.00	0.667

PITCHER	IP	WLS	BF	H	R	ER	SO	BB	IBB	HBP	BLK	WP	HR	S	P	ERA	WHIP

Baltimore Orioles @ Detroit Tigers

Tiger Stadium, Detroit, MI

Wed Apr 21 1971, 6:05 PM EST

Att. 14,800 - Unknown

livebaseballscorecards.com

BOTTOM

Batter	1	2	3	4	5	6	7	8	9	AB	R	H	RBI	BB	SO	LOB
Dick McAuliffe, L (1, 4) OBP: 0.295, SLG: 0.333	G3		P4		E6 4-3 2B	P3		F9		5	1	0	0	0	0	4
Gates Brown, L (1, 7) OBP: 0.100, SLG: 0.100	L7		0-0 S 2B 1B		4-3 2-3		4-3			3	1	1	0	0	0	1
Ike Brown, R (7, PH) OBP: 0.250, SLG: 1.000										1	0	0	0	0	0	0
Mickey Stanley, R (8, 8) OBP: 0.273, SLG: 0.258										0	0	0	0	0	0	0
Jim Northrup, L (1, 8) OBP: 0.414, SLG: 0.635	HR		1-H 2B		3-H 1B 2B		S S S K			4	2	3	3	0	1	0
(8, 7)																
Al Kaline, R (1, 9) OBP: 0.458, SLG: 0.429	B B B B BB		L6-3		2-H 1B		F2			3	0	1	1	1	0	1
Norm Cash, L (1, 3) OBP: 0.480, SLG: 0.722	S S S K			B B B B G3 BB	4-3			B B B B FC6-4 SH1-3 1B BB		2	1	0	0	2	1	2
Bill Freehan, R (1, 2) OBP: 0.347, SLG: 0.522		F9		S S S K		6-4-3 1B		SH1-3 1-2		3	0	1	0	0	1	1
Aurelio Rodriguez, R (1, 5) OBP: 0.302, SLG: 0.327		5-3		G3 1-2		6-4-3 1-2		FC6-4 IBB		3	0	0	0	1	0	2
Ed Brinkman, R (1, 6) OBP: 0.250, SLG: 0.174		5-3		P4		B B B B BB		FC6-4 1B 1-2f 2-3		3	0	0	0	1	0	3
Mickey Lolich, S (1, 1) OBP: 0.308, SLG: 0.182			S S S K		S S S K	S S S K		1-3 3-H 1B		4	0	1	1	0	3	2
Inning Stats	R: 1 H: 1 E: 0 LOB: 1 K: 1 BB: 1 S: 6 P: 10	R: 0 H: 0 E: 0 LOB: 0 K: 0 BB: 0 S: 3 P: 3	R: 1 H: 2 E: 0 LOB: 1 K: 1 BB: 0 S: 7 P: 7	R: 0 H: 0 E: 0 LOB: 1 K: 1 BB: 1 S: 5 P: 9	R: 2 H: 2 E: 1 LOB: 1 K: 1 BB: 0 S: 8 P: 8	R: 0 H: 1 E: 0 LOB: 2 K: 1 BB: 1 S: 6 P: 10	R: 0 H: 0 E: 0 LOB: 0 K: 1 BB: 0 S: 5 P: 5	R: 1 H: 1 E: 0 LOB: 2 K: 0 BB: 2 S: 4 P: 12		1B: 4 SF: 0 2B: 2 SAC: 1 3B: 0 DP: 0 HR: 1 HBP: 0						

PITCHER		IP	WLS	BF	H	R	ER	SO	BB	IBB	HBP	BLK	WP	HR	S	P	ERA	WHIP
Pat Dobson, R ERA: 2.42	(1, 1)	5.1	L	26	6	4	2	4	3	0	0	0	0	1	31	43	3.38	1.688
Grant Jackson, L ERA: 2.45	(6, 1)	1.2		5	0	0	0	2	0	0	0	0	0	0	9	9	0.00	0.000
Jim Hardin, R ERA: 13.5	(8, 1)	0.2		5	1	1	1	0	1	1	0	0	0	0	3	11	13.50	3.000
Pete Richert, L ERA: 4.91	(8, 1)	0.1		1	0	0	0	0	0	0	0	0	0	0	1	1	0.00	0.000

PITCHER	IP	WLS	BF	H	R	ER	SO	BB	IBB	HBP	BLK	WP	HR	S	P	ERA	WHIP

AB	31
R	5
H	7
RBI	5
BB	5
SO	6
LOB	16

WP: 0 PA: 37
PB: 0
SB: 1
CS: 0

Batter	1	2	3	4	5	6	7	8	9	AB	R	H	RBI	BB	SO	LOB
Dick McAuliffe, L (1, 4) OBP: 0.273, SLG: 0.305	3-1		K		K		3-1 1-2		L9	5	0	0	0	0	2	2
Gates Brown, L (1, 7) OBP: 0.143, SLG: 0.143	4-3		S 2B 1B		F8			1-3		4	1	1	0	0	0	0
Jim Northrup, L (1, 8) OBP: 0.419, SLG: 0.636	S BB		1-H 2B		L7			F7		3	0	1	1	1	0	0
Al Kaline, R (1, 9) OBP: 0.460, SLG: 0.412	1-2 BB		K			G6-4-3 BB		L6		2	0	0	0	2	1	1
Norm Cash, L (1, 3) OBP: 0.414, SLG: 0.591	3-1			F9		F8		F8		4	0	0	0	0	0	4
Bill Freehan, R (1, 2) OBP: 0.358, SLG: 0.571		5-3		1B BB		G6-4-3 1-2f			HR	3	1	1	1	1	0	1
Aurelio Rodriguez, R (1, 5) OBP: 0.316, SLG: 0.340		K		S 1-3 1B			5-3		1B	4	0	2	0	0	1	0
Ed Brinkman, R (1, 6) OBP: 0.232, SLG: 0.160		5-3		F7 1-2			6-3		F8	4	0	0	0	0	0	3
Dean Chance, R (1, 1) Fred Scherman, L (5, 1) Dalton Jones, L (7, PH) OBP: 0.667, SLG: 0.600 Bill Zepp, R (7, 1) Jim Hannan, R (7, 1) Kevin Collins, L (9, PH) OBP: 0.250, SLG: 0.750			K	L9			PB 1B		K	2 0 1 0 0 1	0 0 0 0 0 0	0 0 1 0 0 0	0 0 0 0 0 0	0 0 0 0 0 1	1 0 0 0 0 0	2 0 0 0 0 1

Inning Stats	1	2	3	4	5	6	7	8	9
	R: 0 E: 0 K: 0 S: 3	H: 0 LOB: 2 BB: 2 P: 11	R: 0 E: 0 K: 1 S: 5	H: 0 LOB: 0 BB: 0 P: 5	R: 1 E: 0 K: 3 S: 11	H: 2 LOB: 1 BB: 0 P: 11	R: 0 E: 0 K: 1 S: 5	H: 0 LOB: 0 BB: 0 P: 5	R: 0 E: 0 K: 0 S: 2	H: 0 LOB: 0 BB: 1 P: 6	R: 0 E: 0 K: 0 S: 4	H: 1 LOB: 1 BB: 0 P: 4	R: 0 E: 1 K: 0 S: 4	H: 0 LOB: 1 BB: 0 P: 4	R: 1 E: 0 K: 1 S: 7	H: 2 LOB: 1 BB: 0 P: 7

1B: 4	SF: 0	WP: 0	PA: 37
2B: 1	SAC: 0	PB: 1	
3B: 0	DP: 1	SB: 3	
HR: 1	HBP: 0	CS: 0	

PITCHER	IP	WLS	BF	H	R	ER	SO	BB	IBB	HBP	BLK	WP	HR	S	P	ERA	WHIP
Diego Segui, R (1, 1) ERA: 2.25	9.0	W	37	6	2	2	6	4	0	0	0	0	1	45	61	2.00	1.111

PITCHER	IP	WLS	BF	H	R	ER	SO	BB	IBB	HBP	BLK	WP	HR	S	P	ERA	WHIP

TOP

Detroit Tigers @ Oakland Athletics

Oakland-Alameda County Coliseum, Oakland, CA

Fri Apr 23 1971, 6:05 PM PST

Att. 7,071 - Unknown

livebaseballscorecards.com

AB	33
R	2
H	6
RBI	2
BB	4
SO	6
LOB	14

Detroit Tigers @ Oakland Athletics

Oakland-Alameda County Coliseum, Oakland, CA

Fri Apr 23 1971, 6:05 PM PST

Att. 7,071 - Unknown

livebaseballscorecards.com

BOTTOM

Batter	1	2	3	4	5	6	7	8	9	AB	R	H	RBI	BB	SO	LOB
Bert Campaneris, R (1, 6) OBP: 0.207, SLG: 0.205	PB SH2-3 1B 1B	L9		K			1-3	6-3		5	1	1	0	0	1	2
Joe Rudi, R (1, 7) OBP: 0.342, SLG: 0.453	SH2-3 1-2	K			E5 1B 1B		2B BB	6-3		3	2	1	0	1	1	2
Reggie Jackson, L (1, 9) OBP: 0.241, SLG: 0.390	FC6-4 2-H 1B		G3		F6		2B 1-H 2B	K		5	1	2	2	0	1	1
Don Mincher, L (1, 3) OBP: 0.365, SLG: 0.387	K		2B		CS BB 2-H 1B		6-3			4	0	2	1	0	1	2
Sal Bando, R (1, 5) OBP: 0.423, SLG: 0.613	FC6-4 1-2f		K		BB 1-2		1B 2-H 2B			3	1	1	1	1	1	2
Rick Monday, L (1, 8) OBP: 0.419, SLG: 0.500		G3	IBB		K 2-3		HR 1B IBB			2	1	0	0	2	1	2
Dave Duncan, R (1, 2) OBP: 0.356, SLG: 0.370		1B E 1B 1B	F8				G6-4-3 1B	HR 1-2 2-H 1B		4	2	3	1	0	0	2
Dick Green, R (1, 4) OBP: 0.352, SLG: 0.393		E 1-2 1B		L6			G6-4-3 1-2f	HR 1-H 2-H		4	1	2	3	0	0	1
Diego Segui, R (1, 1) OBP: 0.154, SLG: 0.385		E2 1-3 2-H 1B		K			K	K		4	0	1	0	0	3	0
Inning Stats	R: 1 E: 0 K: 1 S: 7 H: 2 LOB: 1 BB: 0 P: 7	R: 1 E: 1 K: 1 S: 8 H: 3 LOB: 2 BB: 0 P: 8	R: 0 E: 0 K: 1 S: 6 H: 1 LOB: 2 BB: 1 P: 10	R: 0 E: 0 K: 2 S: 7 H: 0 LOB: 0 BB: 0 P: 7	R: 1 E: 1 K: 1 S: 6 H: 2 LOB: 2 BB: 1 P: 10	R: 0 E: 0 K: 1 S: 5 H: 1 LOB: 0 BB: 0 P: 5	R: 6 E: 0 K: 1 S: 9 H: 4 LOB: 0 BB: 2 P: 17	R: 0 E: 0 K: 1 S: 5 H: 0 LOB: 0 BB: 0 P: 5		1B: 9 2B: 4 3B: 0 HR: 1 SF: 0 SAC: 1 DP: 2 HBP: 0						

	AB	34
	R	9
	H	13
	RBI	8
	BB	4
	SO	9
	LOB	14

WP: 0 PB: 1 SB: 0 CS: 1 PA: 39

PITCHER		IP	WLS	BF	H	R	ER	SO	BB	IBB	HBP	BLK	WP	HR	S	P	ERA	WHIP
Dean Chance, R ERA: 1.61	(1, 1)	4.1	L	23	8	3	1	5	1	1	0	0	0	0	31	39	2.08	2.077
Fred Scherman, L ERA: 2.57	(5, 1)	1.2		4	1	0	0	2	0	0	0	0	0	0	8	8	0.00	0.600
Bill Zepp, R ERA: 18.9	(7, 1)	0.2		6	2	4	4	0	1	1	0	0	0	0	4	12	54.00	4.500
Jim Hannan, R ERA: 4.5	(7, 1)	1.1		6	2	2	2	2	0	0	0	0	0	1	10	10	13.50	1.500

PITCHER	IP	WLS	BF	H	R	ER	SO	BB	IBB	HBP	BLK	WP	HR	S	P	ERA	WHIP

Detroit Tigers @ Oakland Athletics

Oakland-Alameda County Coliseum, Oakland, CA

Sat Apr 24 1971, 3:33 AM PST

Att. 7,815 - Unknown

livebaseballscorecards.com

TOP

Batter	1	2	3	4	5	6	7	8	9	AB	R	H	RBI	BB	SO	LOB
Aurelio Rodriguez, R (1, 5) OBP: 0.295, SLG: 0.316	K	K			F9		FC5-4 1-2f			4	0	0	0	0	2	2
Al Kaline, R (1, 9) OBP: 0.433, SLG: 0.382	K		L1-3		L6-3			L8		4	0	0	0	0	1	0
Jim Northrup, L (1, 8) OBP: 0.409, SLG: 0.627	2B		F6			L3		F6		4	0	1	0	0	0	0
Willie Horton, R (1, 7) OBP: 0.224, SLG: 0.340	K		K			K		1-3		4	0	0	0	0	3	1
Norm Cash, L (1, 3) OBP: 0.424, SLG: 0.680		1B E BB		HR		F4			F4	3	2	1	1	1	0	0
Dick McAuliffe, L (1, 4) OBP: 0.286, SLG: 0.333		E 5-3 1-3 1B		K			1B 2B		L3	4	2	2	0	0	1	0
Jim Price, R (1, 2) OBP: 0.167, SLG: 0.167 Gates Brown, L (9, PH) OBP: 0.133, SLG: 0.133		E6 5-3 1-3 3-H		F4			F2		F8	3 1	0 0	0 0	1 0	0 0	0 0	2 0
Ed Brinkman, R (1, 6) OBP: 0.220, SLG: 0.151		5-3 1-2 3-H		F9			K			3	0	0	1	0	1	2
Joe Coleman, R (1, 1) Tom Timmermann, R (6, 1) Fred Scherman, L (6, 1) Dalton Jones, L (7, PH) OBP: 0.714, SLG: 0.667 Joe Niekro, R (7, 1) OBP: 0.250, SLG: 0.143		K			4-3		FC5-4 2-H 1B			2 0 0 1 0	0 0 0 0 0	0 0 0 1 0	0 0 0 1 0	0 0 0 0 0	1 0 0 0 0	1 0 0 0 0
Inning Stats	R: 0 E: 0 K: 3 S: 10 H: 1 LOB: 1 BB: 0 P: 10	R: 2 E: 1 K: 2 S: 9 H: 1 LOB: 1 BB: 1 P: 13	R: 0 E: 0 K: 1 S: 5 H: 0 LOB: 0 BB: 0 P: 5	R: 1 E: 0 K: 1 S: 6 H: 1 LOB: 0 BB: 0 P: 6	R: 0 E: 0 K: 0 S: 3 H: 0 LOB: 0 BB: 0 P: 3	R: 0 E: 0 K: 1 S: 5 H: 0 LOB: 0 BB: 0 P: 5	R: 1 E: 0 K: 1 S: 7 H: 2 LOB: 1 BB: 0 P: 7	R: 0 E: 0 K: 0 S: 3 H: 0 LOB: 0 BB: 0 P: 3	R: 0 E: 0 K: 0 S: 3 H: 0 LOB: 0 BB: 0 P: 3	1B: 2 2B: 2 3B: 0 HR: 1	SF: 0 SAC: 0 DP: 0 HBP: 0	WP: 0 PB: 0 SB: 0 CS: 0	PA: 34				

	AB	33
	R	4
	H	5
	RBI	4
	BB	1
	SO	9
	LOB	8

PITCHER	IP	WLS	BF	H	R	ER	SO	BB	IBB	HBP	BLK	WP	HR	S	P	ERA	WHIP
Catfish Hunter, R (1, 1) ERA: 4.65	9.0	W	34	5	4	3	9	1	0	0	0	0	1	51	55	3.00	0.667

PITCHER	IP	WLS	BF	H	R	ER	SO	BB	IBB	HBP	BLK	WP	HR	S	P	ERA	WHIP

Batter	1	2	3	4	5	6	7	8	9	AB	R	H	RBI	BB	SO	LOB
Bert Campaneris, R (1, 6) OBP: 0.198, SLG: 0.195	6-3		6-3	F3		SH3-4 1-2	G3			4	0	0	0	0	0	4
Joe Rudi, R (1, 7) OBP: 0.333, SLG: 0.435	WP 4-3 1B		K		F5	F7		6-3		5	0	1	0	0	1	1
Reggie Jackson, L (1, 9) OBP: 0.250, SLG: 0.390	4-3 1-2		1B 1B		K	1B 2-H 1B		L5		5	0	2	1	0	1	1
Don Mincher, L (1, 3) OBP: 0.380, SLG: 0.394	BB 2-3		1B 1-2		F6	1B 1-2		1-3		4	0	2	0	1	0	0
Sal Bando, R (1, 5) OBP: 0.415, SLG: 0.585	K		F3			HR BB F4				3	1	0	0	1	1	6
Rick Monday, L (1, 8) OBP: 0.424, SLG: 0.481		5-3		K		BB HR 1-2 BB	1B SH1-4 BB			2	1	0	0	2	1	0
Dave Duncan, R (1, 2) OBP: 0.371, SLG: 0.393		5-3		1B 2B		HR 1-2 2-3 BB	SH1-4 1-2			2	1	1	0	1	0	0
Dick Green, R (1, 4) OBP: 0.373, SLG: 0.444		FC6-4 BB		1B BB		HR 1-H 2-H 3-H	6-3			2	1	1	4	2	0	1
Catfish Hunter, R (1, 1) OBP: 0.385, SLG: 0.385		FC6-4 1-2f		1B 1-2 2-H		SH3-4 1B	1B 2-3			4	1	3	0	0	0	1
Inning Stats	R: 0 H: 1 E: 0 LOB: 2 K: 1 BB: 1 S: 6 P: 10	R: 0 H: 0 E: 0 LOB: 1 K: 0 BB: 1 S: 3 P: 7	R: 0 H: 2 E: 0 LOB: 2 K: 1 BB: 0 S: 7 P: 7	R: 0 H: 2 E: 0 LOB: 2 K: 1 BB: 1 S: 6 P: 10	R: 0 H: 0 E: 0 LOB: 0 K: 1 BB: 0 S: 5 P: 5	R: 5 H: 4 E: 0 LOB: 2 K: 0 BB: 3 S: 7 P: 19	R: 0 H: 1 E: 0 LOB: 2 K: 0 BB: 1 S: 4 P: 8	R: 0 H: 0 E: 0 LOB: 0 K: 0 BB: 0 S: 3 P: 3		1B: 8 SF: 0 2B: 1 SAC: 2 3B: 0 DP: 0 HR: 1 HBP: 0						

BOTTOM

Detroit Tigers @ Oakland Athletics

Oakland-Alameda County Coliseum, Oakland, CA

Sat Apr 24 1971, 3:33 AM PST

Att. 7,815 - Unknown

livebaseballscorecards.com

AB	31
R	5
H	10
RBI	5
BB	7
SO	4
LOB	14

PITCHER		IP	WLS	BF	H	R	ER	SO	BB	IBB	HBP	BLK	WP	HR	S	P	ERA	WHIP
Joe Coleman, R ERA: 3.6	(1, 1)	5.0		24	5	2	2	4	5	0	0	0	1	0	27	47	3.60	2.000
Tom Timmermann, R ERA: 3.68	(6, 1)	0.2	L	6	3	3	3	0	1	0	0	0	0	1	5	9	40.50	6.000
Fred Scherman, L ERA: 2.45	(6, 1)	0.1		2	1	0	0	0	0	0	0	0	0	0	2	2	0.00	3.000
Joe Niekro, R ERA: 5.6	(7, 1)	2.0		8	1	0	0	0	1	0	0	0	0	0	7	11	0.00	1.000

PITCHER	IP	WLS	BF	H	R	ER	SO	BB	IBB	HBP	BLK	WP	HR	S	P	ERA	WHIP

Detroit Tigers @ Oakland Athletics

Oakland-Alameda County Coliseum, Oakland, CA

Sun Apr 25 1971, 3:33 AM PDT

Att. 10,677 - Unknown

TOP

livebaseballscorecards.com

Batter	1	2	3	4	5	6	7	8	9	AB	R	H	RBI	BB	SO	LOB
Dick McAuliffe, L (1, 4) OBP: 0.307, SLG: 0.403	K	BB 1B 1-2		HR 1-H 2-H	2B 1-H 2-H			F7		4	1	2	5	1	1	0
Mickey Stanley, R (1, 8) OBP: 0.316, SLG: 0.306	BB 1B	1B 1-2 2-H		F5	L8			G6-3 1B		5	0	3	1	0	0	1
Jim Northrup, L (1, 9) OBP: 0.408, SLG: 0.603	BB 1-2	F8		3-1		1B CS 1B		G6-3 1-2f		4	1	1	0	1	0	3
Willie Horton, R (1, 7) OBP: 0.241, SLG: 0.404	F8	K			HR	CS 1-3 1B			K	5	1	2	1	0	2	2
Norm Cash, L (1, 3) OBP: 0.395, SLG: 0.600	F8	F2			K	K 1-2 3-H			1B	5	0	1	0	0	2	3
Bill Freehan, R (1, 2) OBP: 0.379, SLG: 0.630		HR	K		1B SH1-3	F7			1B 1-2	5	2	3	1	0	1	0
Aurelio Rodriguez, R (1, 5) OBP: 0.288, SLG: 0.306		1-3	K		2B SH1-3 1-3	5-3			F7	5	1	1	0	0	1	2
Ed Brinkman, R (1, 6) OBP: 0.238, SLG: 0.161		BB 1B 1B	HR 1B BB		SH1-3 1-2 3-H	F3			F4	3	2	1	1	1	0	2
Mickey Lolich, S (1, 1) OBP: 0.353, SLG: 0.214		K		HR 1-2 1B	2B BB	4-3				3	2	1	0	1	1	1
Fred Scherman, L (8, 1)										0	0	0	0	0	0	0

Inning Stats																					
	R: 0	H: 1	R: 2	H: 3	R: 0	H: 0	R: 3	H: 2	R: 4	H: 4	R: 1	H: 2	R: 0	H: 0	R: 0	H: 1	R: 0	H: 2	1B: 11	SF: 0	WP: 0	PA: 44
	E: 0	LOB: 2	E: 0	LOB: 2	E: 0	LOB: 0	E: 0	LOB: 0	E: 0	LOB: 1	E: 0	LOB: 0	E: 0	LOB: 0	E: 0	LOB: 0	E: 0	LOB: 2	2B: 1	SAC: 1	PB: 0	
	K: 1	BB: 1	K: 1	BB: 1	K: 2	BB: 0	K: 1	BB: 1	K: 1	BB: 1	K: 1	BB: 0	K: 0	BB: 0	K: 0	BB: 0	K: 0	BB: 0	3B: 0	DP: 1	SB: 0	
	S: 6	P: 10	S: 8	P: 12	S: 7	P: 7	S: 7	P: 11	S: 9	P: 13	S: 6	P: 6	S: 3	P: 3	S: 3	P: 3	S: 7	P: 7	HR: 3	HBP: 0	CS: 2	

PITCHER		IP	WLS	BF	H	R	ER	SO	BB	IBB	HBP	BLK	WP	HR	S	P	ERA	WHIP
Rollie Fingers, R (1, 1) ERA: 4.97		4.1	L	24	8	7	7	6	3	0	0	0	0	3	33	45	14.54	2.538
Marcel Lachemann, R (5, 1) ERA: 54.0		0.1		4	2	2	2	0	1	0	0	0	0	0	3	7	54.00	9.000
Ron Klimkowski, R (5, 1) ERA:		0.1		1	0	0	0	0	0	0	0	0	0	0	1	1	0.00	0.000
Jim Roland, L (6, 1) ERA: 5.91		3.0		10	3	1	1	1	0	0	0	0	0	0	12	12	3.00	1.000
Rob Gardner, L (9, 1) ERA: 1.5		1.0		5	2	0	0	1	0	0	0	0	0	0	7	7	0.00	2.000

PITCHER	IP	WLS	BF	H	R	ER	SO	BB	IBB	HBP	BLK	WP	HR	S	P	ERA	WHIP

AB	39
R	10
H	15
RBI	9
BB	4
SO	8
LOB	14

Batter	1	2	3	4	5	6	7	8	9	AB	R	H	RBI	BB	SO	LOB
Bert Campaneris, R (1, 6) OBP: 0.200, SLG: 0.209	F8		1-H 1B 2B			F6		5-3		4	1	1	1	0	0	0
Joe Rudi, R (1, 7) OBP: 0.341, SLG: 0.431	L6		2-H 1B			BB			F7	3	0	1	1	1	0	0
Reggie Jackson, L (1, 9) OBP: 0.239, SLG: 0.372	F7		K			F7			K	4	0	0	0	0	2	1
Don Mincher, L (1, 3) OBP: 0.373, SLG: 0.377		BB		3-1		F6			1-3	3	0	0	0	1	0	1
Sal Bando, R (1, 5) OBP: 0.400, SLG: 0.559		K		5-3			6-3			3	0	0	0	0	1	1
Rick Monday, L (1, 8) OBP: 0.406, SLG: 0.455		K		K			K			3	0	0	0	0	3	1
Dave Duncan, R (1, 2) OBP: 0.359, SLG: 0.379		K			F5		K			2	0	0	0	0	1	1
Frank Fernandez, R (6, 2)										1	0	0	0	0	1	0
Dick Green, R (1, 4) OBP: 0.359, SLG: 0.424			L7		F3			F7		3	0	0	0	0	0	0
Rob Gardner, R (9, 1) OBP: 0.500, SLG: 0.500										0	0	0	0	0	0	0
Rollie Fingers, R (1, 1) OBP: 0.222, SLG: 0.222			2B 1B		F9			4-1		1	1	1	0	0	0	0
Marcel Lachemann, R (5, 1)										0	0	0	0	0	0	0
Ron Klimkowski, R (5, 1)										0	0	0	0	0	0	0
Angel Mangual, R (5, PH) OBP: 0.274, SLG: 0.250										1	0	0	0	0	0	0
Jim Roland, R (6, 1)										0	0	0	0	0	0	0
Tony La Russa, R (8, PH) (9, 4)										1	0	0	0	0	0	0
Inning Stats	R: 0 E: 0 K: 0 S: 3 H: 0 LOB: 0 BB: 0 P: 3	R: 0 E: 0 K: 3 S: 9 H: 0 LOB: 1 BB: 1 P: 13	R: 2 E: 0 K: 1 S: 7 H: 3 LOB: 0 BB: 0 P: 7	R: 0 E: 0 K: 1 S: 5 H: 0 LOB: 0 BB: 0 P: 5	R: 0 E: 0 K: 0 S: 3 H: 0 LOB: 0 BB: 0 P: 3	R: 0 E: 0 K: 0 S: 3 H: 0 LOB: 1 BB: 1 P: 7	R: 0 E: 0 K: 2 S: 7 H: 0 LOB: 0 BB: 0 P: 7	R: 0 E: 0 K: 0 S: 3 H: 0 LOB: 0 BB: 0 P: 3	R: 0 E: 0 K: 1 S: 5 H: 0 LOB: 0 BB: 0 P: 5	1B: 2 2B: 1 3B: 0 HR: 0 SF: 0 SAC: 0 DP: 0 HBP: 0						

PITCHER		IP	WLS	BF	H	R	ER	SO	BB	IBB	HBP	BLK	WP	HR	S	P	ERA	WHIP
Mickey Lolich, L ERA: 3.6	(1, 1)	7.0	W	25	3	2	2	7	2	0	0	0	0	0	37	45	2.57	0.714
Fred Scherman, L ERA: 1.93	(8, 1)	2.0	S	6	0	0	0	1	0	0	0	0	0	0	8	8	0.00	0.000

PITCHER	IP	WLS	BF	H	R	ER	SO	BB	IBB	HBP	BLK	WP	HR	S	P	ERA	WHIP

BOTTOM

Detroit Tigers @ Oakland Athletics

Oakland-Alameda County Coliseum, Oakland, CA

Sun Apr 25 1971, 3:33 AM PDT

Att. 10,677 - Unknown

livebaseballscorecards.com

AB	29
R	2
H	3
RBI	2
BB	2
SO	8
LOB	5

Detroit Tigers @ Kansas City Royals

Municipal Stadium, Kansas City, MO

Mon Apr 26 1971, 8:05 PM EDT

Att. 6,424 - Unknown - 77 F

TOP

livebaseballscorecards.com

Batter	1	2	3	4	5	6	7	8	9	AB	R	H	RBI	BB	SO	LOB
Mickey Stanley, R (1, 8) OBP: 0.279, SLG: 0.268	S S S 0-3 ① K		x 0-0 ① 5-3 1-2	x 0-0 ② F4			x 0-0 ① 5-3	S S S 0-3 ③ K		5	0	0	0	0	2	6
Jim Northrup, L (1, 3) OBP: 0.408, SLG: 0.582	x 0-0 ② 6-3		B B B B 4-0 1B E BB	x 0-0 ③ 3-1			x 0-0 ② F7		x 0-0 BB S 1B 1B	4	2	1	0	1	0	2
Al Kaline, R (1, 9) OBP: 0.444, SLG: 0.379	B B B B 4-0 BB		x 0-0 E9 2B 1-H 2-H 1B		x 0-0 ① L9		B B B B 4-0 BB		x 0-0 ① L9 1-2	3	1	1	1	2	0	1
Willie Horton, R (1, 7) OBP: 0.254, SLG: 0.439	S S S 0-3 ③ K		x 0-0 1B 3-H 2B		x 0-0 2B		x 0-0 ③ F1		S S S 0-3 ② K	5	1	2	1	0	2	3
Bill Freehan, R (1, 2) OBP: 0.397, SLG: 0.621		S S S 0-3 ① K	x 0-0 G6-4-3 2-H 1B		x 0-0 ② F3			x 0-0 HBP G3 1B	B B B B 4-0 BB 1B BB	4	1	2	1	1	1	1
Aurelio Rodriguez, R (1, 5) OBP: 0.296, SLG: 0.318		x 0-0 WP 4-3 2B	x 0-0 ② ③ G6-4-3 1-2f		x 0-0 ③ F7			x 0-0 ① G3 1-2	B B B B 4-0 1B 1-2 2-3 2B BB	4	2	1	0	1	0	3
Dick McAuliffe, L (1, 4) OBP: 0.313, SLG: 0.394		x 0-0 ② 4-3 2-H	x 0-0 ① G3	S S S 0-3 ① K		I I I 4-0 HBP IBB	x 0-0 1-2 2-H 3-H 2B 1B		4	0	1	3	1	1	0
Ed Brinkman, R (1, 6) OBP: 0.265, SLG: 0.200		x 0-0 ③ G3	x 0-0 1B 1B	x 0-0 ② 6-3		H 1-0 1-2 2-3 HBP	x 0-0 ③ 1-H 2-H 2B		4	0	2	1	0	0	0
Joe Niekro, R (1, 1) OBP: 0.333, SLG: 0.200 Bill Zepp, R (9, 1)		B B B B 4-0 5-3 1B BB	x 0-0 ③ F8		x 0-0 ② F9			3	1	1	0	1	0	3
		x 0-0 1-2 1B						0	0	0	0	0	0	0

Inning Stats	1	2	3	4	5	6	7	8	9
	R: 0 E: 0 K: 2 S: 7	H: 0 LOB: 1 BB: 1 P: 11	R: 1 E: 0 K: 1 S: 6	H: 1 LOB: 0 BB: 0 P: 6	R: 4 E: 1 K: 0 S: 5	H: 3 LOB: 0 BB: 2 P: 13	R: 0 E: 0 K: 0 S: 5	H: 2 LOB: 2 BB: 0 P: 5	R: 0 E: 0 K: 0 S: 4	H: 1 LOB: 1 BB: 0 P: 4
	R: 0 E: 0 K: 1 S: 5	H: 0 LOB: 0 BB: 0 P: 5	R: 0 E: 0 K: 0 S: 3	H: 0 LOB: 1 BB: 1 P: 7	R: 0 E: 0 K: 1 S: 6	H: 1 LOB: 3 BB: 1 P: 11	R: 3 E: 0 K: 1 S: 7	H: 3 LOB: 2 BB: 2 P: 15	1B: 7 2B: 4 3B: 0 HR: 0	SF: 0 SAC: 0 DP: 1 HBP: 1	WP: 1 PB: 0 SB: 1 CS: 0	PA: 44

	AB	36
	R	8
	H	11
	RBI	7
	BB	7
	SO	6
	LOB	19

PITCHER		IP	WLS	BF	H	R	ER	SO	BB	IBB	HBP	BLK	WP	HR	S	P	ERA	WHIP
Jim Rooker, L ERA: 12.0	(1, 1)	2.1	L	14	4	5	5	3	3	0	0	0	1	0	17	29	19.29	3.000
Al Fitzmorris, R ERA: 5.4	(3, 1)	4.2		17	3	0	0	1	1	0	0	0	0	0	18	22	0.00	0.857
Jim York, R ERA: 6.43	(8, 1)	1.2		11	2	3	3	2	2	1	1	0	0	0	11	24	16.20	2.400
Tom Burgmeier, L ERA: 0.82	(9, 1)	0.1		2	2	0	0	0	0	0	0	0	0	0	2	2	0.00	6.000

PITCHER		IP	WLS	BF	H	R	ER	SO	BB	IBB	HBP	BLK	WP	HR	S	P	ERA	WHIP

BOTTOM

Detroit Tigers @ Kansas City Royals

Municipal Stadium, Kansas City, MO

Mon Apr 26 1971, 8:05 PM EDT

Att. 6,424 - Unknown - 77 F

livebaseballscorecards.com

Batter	1	2	3	4	5	6	7	8	9	AB	R	H	RBI	BB	SO	LOB
Freddie Patek, R (1, 6) OBP: 0.315, SLG: 0.313	F8 BB 1B	5-3			1-3		F8		1-3	5	0	1	0	0	0	3
Cookie Rojas, R (1, 4) OBP: 0.395, SLG: 0.444	G4-6-3 BB 1-2		K			1B 2B BB		F8		2	1	0	0	2	1	0
Amos Otis, R (1, 8) OBP: 0.348, SLG: 0.403	F8 2-3		F7			2B 1B 1-2		F4		4	1	1	0	0	0	2
Ed Kirkpatrick, L (1, 7) OBP: 0.333, SLG: 0.392	G4-6-3 1-2f		F8			1B 2B 1-H 2-H		BB 1B		4	0	2	2	0	0	2
Bob Oliver, R (1, 3) OBP: 0.270, SLG: 0.366		1-3		F7		K		FC6-4 BB 1-2		3	0	0	0	1	1	1
Paul Schaal, R (1, 5) OBP: 0.427, SLG: 0.476		1B 2B 1B		4-3		G4-6-3 2-3		FC6-4 1-2f		4	1	2	0	0	0	2
Joe Keough, L (1, 9) OBP: 0.286, SLG: 0.269		2B 1B 1-3		4-3		G4-6-3 1-2f			G4-6-3 1B	4	0	2	0	0	0	2
Dennis Paepke, R (1, 2) OBP: 0.318, SLG: 0.381		2B 1-3 3-H			6-3		K		G4-6-3 1-2	4	0	2	1	0	1	0
Jim Rooker, R (1, 1) Al Fitzmorris, S (3, 1) OBP: 0.286, SLG: 0.286 Gail Hopkins, L (7, PH) Jim York, R (8, 1) Tom Burgmeier, L (9, 1) OBP: 0.500, SLG: 0.500 Lou Piniella, R (9, PH) OBP: 0.280, SLG: 0.239		K			K		F8		G4-6-3 1-2f 2-3	1 1 1 0 0 1	0 0 0 0 0 0	0 0 0 0 0 0	0 0 0 0 0 0	0 1 0 0 0 0	1 0 0 0 0 0	2 0 0 0 0 2
Inning Stats	R: 0 H: 1 E: 0 LOB: 1 K: 0 BB: 1 S: 3 P: 7	R: 1 H: 3 E: 0 LOB: 2 K: 1 BB: 0 S: 8 P: 8	R: 0 H: 0 E: 0 LOB: 0 K: 1 BB: 0 S: 5 P: 5	R: 0 H: 0 E: 0 LOB: 0 K: 0 BB: 0 S: 3 P: 3	R: 0 H: 0 E: 0 LOB: 0 K: 1 BB: 0 S: 5 P: 5	R: 2 H: 3 E: 0 LOB: 1 K: 1 BB: 1 S: 7 P: 11	R: 0 H: 0 E: 0 LOB: 0 K: 1 BB: 0 S: 5 P: 5	R: 0 H: 1 E: 0 LOB: 2 K: 0 BB: 1 S: 4 P: 8	R: 0 H: 2 E: 0 LOB: 1 K: 0 BB: 0 S: 4 P: 4	1B: 8 2B: 2 3B: 0 HR: 0	SF: 0 SAC: 0 DP: 3 HBP: 0		WP: 0 PB: 0 SB: 0 CS: 0	PA: 37			

PITCHER		IP	WLS	BF	H	R	ER	SO	BB	IBB	HBP	BLK	WP	HR	S	P	ERA	WHIP
Joe Niekro, R ERA: 5.09	(1, 1)	8.0	W	35	10	3	3	5	3	0	0	0	0	0	42	54	3.38	1.625
Bill Zepp, R ERA: 14.54	(9, 1)	1.0	S	2	0	0	0	0	0	0	0	0	0	0	2	2	0.00	0.000

PITCHER	IP	WLS	BF	H	R	ER	SO	BB	IBB	HBP	BLK	WP	HR	S	P	ERA	WHIP

AB	34
R	3
H	10
RBI	3
BB	3
SO	5
LOB	16

Detroit Tigers @ Kansas City Royals

Municipal Stadium, Kansas City, MO

Tue Apr 27 1971, 8:05 PM EDT

Att. 6,275 - Unknown

TOP

livebaseballscorecards.com

Batter	1	2	3	4	5	6	7	8	9	AB	R	H	RBI	BB	SO	LOB
Dick McAuliffe, L (1, 4) OBP: 0.310, SLG: 0.387	G3		1B 2-H 1B		F7			F5		4	0	1	1	0	0	1
Al Kaline, R (1, 9) OBP: 0.434, SLG: 0.371	K		BB 1-3 1B			L5-3		FC5-4 1-2f		4	0	1	0	0	1	1
Jim Northrup, L (1, 8) OBP: 0.413, SLG: 0.565	1-3		BB 1-2 BB			BB		4-3		2	0	0	0	2	0	1
Willie Horton, R (1, 7) OBP: 0.238, SLG: 0.410		F7	F3			F3			5-3	4	0	0	0	0	0	4
Norm Cash, L (1, 3) OBP: 0.381, SLG: 0.618		4-3		FC8-2 3B		F9			F6	4	0	1	0	0	0	1
Bill Freehan, R (1, 2) OBP: 0.388, SLG: 0.590		K		5-3			5-3		BB 1B	3	0	0	0	1	1	1
Aurelio Rodriguez, R (1, 5) OBP: 0.293, SLG: 0.314			5-3	FC8-2 3-H			K		1B 1-3	4	0	1	0	0	1	1
Ed Brinkman, R (1, 6) OBP: 0.264, SLG: 0.203			1B WP SH1-4		5-3		K		F3	4	1	1	0	0	1	2
Dean Chance, R (1, 1) Daryl Patterson, L (7, 1) Dalton Jones, L (8, PH) OBP: 0.750, SLG: 0.714 Dave Boswell, R (8, 1)			SH1-4 1-2		K			FC5-4 1B		1 0 1 0	0 0 0 0	0 0 1 0	0 0 0 0	0 0 0 0	1 0 0 0	0 0 0 0
Inning Stats	R: 0 E: 0 K: 1 S: 5 H: 0 LOB: 0 BB: 0 P: 5	R: 0 E: 0 K: 1 S: 5 H: 0 LOB: 0 BB: 0 P: 5	R: 1 E: 0 K: 0 S: 6 H: 3 LOB: 3 BB: 1 P: 10	R: 0 E: 0 K: 0 S: 3 H: 1 LOB: 0 BB: 0 P: 3	R: 0 E: 0 K: 1 S: 5 H: 0 LOB: 0 BB: 0 P: 5	R: 0 E: 0 K: 0 S: 3 H: 0 LOB: 1 BB: 1 P: 7	R: 0 E: 0 K: 2 S: 7 H: 0 LOB: 0 BB: 0 P: 7	R: 0 E: 0 K: 0 S: 4 H: 1 LOB: 1 BB: 0 P: 4	R: 0 E: 0 K: 0 S: 4 H: 1 LOB: 2 BB: 1 P: 8	1B: 5 2B: 1 3B: 1 HR: 0 SF: 0 SAC: 1 DP: 1 HBP: 0						

	AB	31
	R	1
	H	6
	RBI	1
	BB	3
	SO	5
	LOB	12

WP: 1 PA: 35
PB: 0
SB: 0
CS: 0

PITCHER	IP	WLS	BF	H	R	ER	SO	BB	IBB	HBP	BLK	WP	HR	S	P	ERA	WHIP
Bruce Dal Canton, R (1, 1) ERA: 3.25	9.0	W	35	6	1	1	5	3	0	0	0	1	0	42	54	1.00	1.000

PITCHER	IP	WLS	BF	H	R	ER	SO	BB	IBB	HBP	BLK	WP	HR	S	P	ERA	WHIP

Detroit Tigers @ Kansas City Royals

Municipal Stadium, Kansas City, MO

Tue Apr 27 1971, 8:05 PM EDT

Att. 6,275 - Unknown

BOTTOM

Batter	1	2	3	4	5	6	7	8	9	AB	R	H	RBI	BB	SO	LOB
Freddie Patek, R (1, 6) OBP: 0.309, SLG: 0.306	F8	FC6-4 1-2f 2-3 3-H			FC1-4 1B	K	6-3			5	0	1	0	0	1	6
Cookie Rojas, R (1, 4) OBP: 0.384, SLG: 0.429	1-3	5-3			FC1-4 1B 1-2f	FC5-4 1-2f		BB 1B 1B		5	1	1	0	0	0	6
Amos Otis, R (1, 8) OBP: 0.365, SLG: 0.455	S 1B		F3		K		HR	1B SF7 1-2 BB		4	2	2	1	1	1	1
Ed Kirkpatrick, L (1, 2) OBP: 0.354, SLG: 0.411	K 1-2		FC6-4 1B		1-3 1B		3B 1B	K		5	1	3	0	0	2	3
Bob Oliver, R (1, 3) OBP: 0.278, SLG: 0.368		BB HBP 1B 1B	F8		4-3		K 1-3 2-H	PB 1B		5	1	2	1	0	1	4
Lou Piniella, R (1, 7) OBP: 0.288, SLG: 0.282		HBP BB FC5-2 1-2 1B	FC6-4 1-2f			E5 FC4-6	BLK 1-H 3B	SF7 1-2 3-H		4	1	2	2	0	0	1
Joe Keough, L (1, 9) OBP: 0.295, SLG: 0.255		FC5-2 HBP FC6-4 1-2 2-3 BB		4-3		FC4-6 SH BB 1-2f	BLK 1B BB	K		3	2	0	0	2	1	2
Paul Schaal, R (1, 5) OBP: 0.443, SLG: 0.477		FC6-4 FC5-2 1-2 2-3 3-H HBP		L7		SH 1-2 BB	SH1-4 1-H 3-H 1B			2	0	1	2	1	0	0
Bruce Dal Canton, R (1, 1)		FC5-2 FC6-4 1-2 2-3 3-Hf		K		SH FC5-4 1-2 2-3	SH1-4 1-2			2	0	0	0	0	1	3

Inning Stats										
	R: 0 E: 0 K: 1 S: 6	H: 1 LOB: 1 BB: 0 P: 6	R: 2 E: 1 K: 0 S: 5	H: 2 LOB: 2 BB: 1 P: 10	R: 0 E: 0 K: 0 S: 4	H: 1 LOB: 1 BB: 0 P: 4	R: 0 E: 0 K: 1 S: 5	H: 0 LOB: 0 BB: 0 P: 5	R: 0 E: 0 K: 1 S: 7	H: 2 LOB: 2 BB: 0 P: 7
	R: 0 E: 1 K: 1 S: 7	H: 0 LOB: 3 BB: 1 P: 11	R: 4 E: 0 K: 1 S: 9	H: 4 LOB: 1 BB: 1 P: 13	R: 2 E: 0 K: 2 S: 9	H: 2 LOB: 1 BB: 1 P: 13				

PITCHER		IP	WLS	BF	H	R	ER	SO	BB	IBB	HBP	BLK	WP	HR	S	P	ERA	WHIP	PITCHER	IP	WLS	BF	H	R	ER	SO	BB	IBB	HBP	BLK	WP	HR	S	P	ERA	WHIP
Dean Chance, R ERA: 2.51	(1, 1)	6.1	L	33	9	5	4	5	2	0	1	0	0	1	40	49	5.68	1.737																	
Daryl Patterson, R ERA: 1.8	(7, 1)	0.2		4	1	1	1	0	1	0	0	1	0	0	3	7	13.50	3.000																	
Dave Boswell, R ERA: 6.23	(8, 1)	1.0		6	2	2	2	2	1	0	0	0	0	0	9	13	18.00	3.000																	

AB	35
R	8
H	12
RBI	6
BB	4
SO	7
LOB	26

1B: 10	SF: 1	WP: 0	PA: 43
2B: 0	SAC: 2	PB: 1	
3B: 1	DP: 0	SB: 1	
HR: 1	HBP: 1	CS: 0	

livebaseballscorecards.com

Batter	1	2	3	4	5	6	7	8	9	10	AB	R	H	RBI	BB	SO	LOB
Dick McAuliffe, L (1, 4) OBP: 0.303, SLG: 0.380	4-3		4-3			4-3		1B 1-2		SF9 3-H	4	0	1	1	0	0	0
Aurelio Rodriguez, R (1, 5) OBP: 0.300, SLG: 0.333	F9			F7		2B		1B 1-2 2-H		K SSS	5	0	2	1	0	1	1
Jim Northrup, L (1, 8) OBP: 0.405, SLG: 0.548	F8			L1-6-3 1B		6-3		F8			4	0	1	0	0	0	3
Al Kaline, R (1, 9) OBP: 0.425, SLG: 0.354		K SSS		L1-6-3 1-2			F2		CS BB BBBB		3	0	0	0	1	1	1
Willie Horton, R (1, 7) OBP: 0.224, SLG: 0.385		6-3			5-3		K SSS		1-3 1-2		4	0	0	0	0	1	1
Norm Cash, L (1, 3) OBP: 0.370, SLG: 0.579		1B			6-3		6-3		K SSS		4	0	1	0	0	1	0
Bill Freehan, R (1, 2) OBP: 0.394, SLG: 0.578		F8			1B			1-3		SF9 1B BBBB	3	1	1	0	1	0	1
Ed Brinkman, R (1, 6) OBP: 0.263, SLG: 0.206			6-3		F9			5-3		1B 1-3	4	0	1	0	0	0	1
Mickey Lolich, S (1, 1) OBP: 0.333, SLG: 0.222			K SSS			K SSS		1B 1B		K SSS	4	1	1	0	0	3	2
Inning Stats	R: 0 E: 0 K: 0 S: 3 H: 0 LOB: 0 BB: 0 P: 3	R: 0 E: 0 K: 1 S: 6 H: 1 LOB: 1 BB: 0 P: 6	R: 0 E: 0 K: 1 S: 5 H: 0 LOB: 0 BB: 0 P: 5	R: 0 E: 0 K: 0 S: 3 H: 1 LOB: 0 BB: 0 P: 3	R: 0 E: 0 K: 0 S: 4 H: 1 LOB: 1 BB: 0 P: 4	R: 0 E: 0 K: 1 S: 6 H: 1 LOB: 1 BB: 0 P: 6	R: 0 E: 0 K: 1 S: 5 H: 0 LOB: 0 BB: 0 P: 5	R: 1 E: 0 K: 0 S: 6 H: 3 LOB: 2 BB: 0 P: 6	R: 0 E: 0 K: 1 S: 4 H: 0 LOB: 0 BB: 1 P: 8	R: 1 E: 0 K: 2 S: 8 H: 1 LOB: 1 BB: 1 P: 12	1B: 7 2B: 1 3B: 0 HR: 0 SF: 1 SAC: 0 DP: 1 HBP: 0						

PITCHER	IP	WLS	BF	H	R	ER	SO	BB	IBB	HBP	BLK	WP	HR	S	P	ERA	WHIP
Dick Drago, R (1, 1) ERA: 1.83	8.0		30	7	1	1	4	0	0	0	0	0	0	38	38	1.12	0.875
Ted Abernathy, R (9, 1) ERA: 0.75	2.0	L	8	1	1	1	3	2	0	0	0	0	0	12	20	4.50	1.500

PITCHER	IP	WLS	BF	H	R	ER	SO	BB	IBB	HBP	BLK	WP	HR	S	P	ERA	WHIP

TOP

Detroit Tigers @ Kansas City Royals

Municipal Stadium, Kansas City, MO

Wed Apr 28 1971, 8:05 PM EDT
Att. 7,006 - Unknown - 62 F

livebaseballscorecards.com

AB	35
R	2
H	8
RBI	2
BB	2
SO	7
LOB	10

1B: 7 SF: 1
2B: 1 SAC: 0
3B: 0 DP: 1
HR: 0 HBP: 0

WP: 0 PA: 38
PB: 0
SB: 0
CS: 1

Batter	1	2	3	4	5	6	7	8	9	10	AB	R	H	RBI	BB	SO	LOB
Freddie Patek, R (1, 6) OBP: 0.313, SLG: 0.311	6-3		K		L9			1B		1-2 1B	5	1	2	0	0	1	3
Cookie Rojas, R (1, 4) OBP: 0.374, SLG: 0.415	F8		5-3			6-3		FC5 1-3 1B		F2	5	0	1	0	0	0	4
Amos Otis, R (1, 8) OBP: 0.367, SLG: 0.451	L9			L9		K		1-2 3-H 1B		1-2 2-3 1B	5	0	2	1	0	1	0
Lou Piniella, R (1, 7) OBP: 0.271, SLG: 0.263		L9		F5		6-3		FC5 2-3f		K	5	0	0	0	0	1	5
Bob Oliver, R (1, 3) OBP: 0.274, SLG: 0.358		F8		1B			6-3		F3	L9	5	0	1	0	0	0	3
Carl Taylor, R (1, 9) OBP: 0.250, SLG: 0.154		5-3		K			CS 1B		K		4	0	1	0	0	2	1
Paul Schaal, R (1, 5) OBP: 0.458, SLG: 0.485			1B 1B		1-3 BB		K 1-2		1B		3	0	2	0	1	1	1
Ed Kirkpatrick, L (1, 2) OBP: 0.348, SLG: 0.400			SH1-3 1-3 1B		1-3 1-2			B1-3	K		4	0	1	0	0	1	2
Dick Drago, R (1, 1) OBP: 0.273, SLG: 0.111			SH1-3 1-2		K			4-3		1B 1B BB	1	0	0	0	0	1	1
Dennis Paepke, R (8, PH) OBP: 0.304, SLG: 0.364											1	0	0	0	0	0	0
Ted Abernathy, R (9, 1)											0	0	0	0	0	0	0
Bobby Knoop, R (10, PH) OBP: 0.400, SLG: 0.500											0	0	0	0	1	0	0
Inning Stats	R: 0 H: 0 E: 0 LOB: 0 K: 0 BB: 0 S: 3 P: 3	R: 0 H: 0 E: 0 LOB: 0 K: 0 BB: 0 S: 3 P: 3	R: 0 H: 2 E: 0 LOB: 2 K: 1 BB: 0 S: 7 P: 7	R: 0 H: 1 E: 0 LOB: 1 K: 1 BB: 0 S: 6 P: 6	R: 0 H: 0 E: 0 LOB: 1 K: 1 BB: 1 S: 5 P: 9	R: 0 H: 0 E: 0 LOB: 0 K: 1 BB: 0 S: 5 P: 5	R: 0 H: 1 E: 0 LOB: 0 K: 1 BB: 0 S: 5 P: 5	R: 1 H: 3 E: 0 LOB: 2 K: 0 BB: 0 S: 6 P: 6	R: 0 H: 1 E: 0 LOB: 1 K: 2 BB: 0 S: 8 P: 8	R: 0 H: 2 E: 0 LOB: 3 K: 1 BB: 1 S: 7 P: 11	1B: 10 SF: 0 2B: 0 SAC: 1 3B: 0 DP: 0 HR: 0 HBP: 0						

PITCHER	IP	WLS	BF	H	R	ER	SO	BB	IBB	HBP	BLK	WP	HR	S	P	ERA	WHIP
Mickey Lolich, L (1, 1) ERA: 3.06	10.0	W	41	10	1	1	8	2	0	0	0	0	0	55	63	0.90	1.200

PITCHER	IP	WLS	BF	H	R	ER	SO	BB	IBB	HBP	BLK	WP	HR	S	P	ERA	WHIP

BOTTOM

Detroit Tigers @ Kansas City Royals

Municipal Stadium, Kansas City, MO

Wed Apr 28 1971, 8:05 PM EDT
Att. 7,006 - Unknown - 62 F

livebaseballscorecards.com

AB	38
R	1
H	10
RBI	1
BB	2
SO	8
LOB	20

WP: 0 PA: 41
PB: 0
SB: 0
CS: 1

Detroit Tigers @ California Angels

Anaheim Stadium, Anaheim, CA

Fri Apr 30 1971, 10:05 PM EDT

Att. 42,651 - Unknown

TOP

livebaseballscorecards.com

Batter	1	2	3	4	5	6	7	8	9	AB	R	H	RBI	BB	SO	LOB
Mickey Stanley, R (1, 8) OBP: 0.313, SLG: 0.326	1B 2B	F8 ①			E6 1B 1B	1B FC4-6 1B		F9 ①		5	3	3	0	0	0	0
Jim Northrup, L (1, 3) OBP: 0.416, SLG: 0.545	BB HR 1B 2-H	F7 ②			1B 1B BB	FC4-6 1B 1-3		F8 ②		4	2	2	1	1	0	0
Al Kaline, R (1, 9) OBP: 0.424, SLG: 0.348	HR BB 1-2	L7 ③			1B 1B 1-3 2-H	FC4-6 1-2f 3-H		K ③		4	1	1	2	1	1	1
Willie Horton, R (1, 7) OBP: 0.222, SLG: 0.414	HR 1-H 2-H	F9 ①			K ①	K			K ①	5	1	1	3	0	3	3
Bill Freehan, R (1, 2) OBP: 0.395, SLG: 0.580	2B	P6 ②			HBP 1B 1-3 3-H		K ①		6-3 ②	5	0	2	1	0	1	0
Aurelio Rodriguez, R (1, 5) OBP: 0.306, SLG: 0.329	K ①	F9 ③			HBP 1-2		BB 1B		6-3 ③	4	0	1	0	0	1	1
Dick McAuliffe, L (1, 4) OBP: 0.301, SLG: 0.366	BB			4-3 ①	P3 ②		P3 ②			3	0	0	0	1	0	4
Ed Brinkman, R (1, 6) OBP: 0.263, SLG: 0.197	P6 ②			P6 ②	F9 ③		BB 1-2			3	0	0	0	1	0	5
Joe Coleman, R (1, 1) Fred Scherman, L (8, 1) Bill Zepp, R (8, 1)	K ③			F9 ③		K ①	K ③			4 0 0	0 0 0	0 0 0	0 0 0	0 0 0	3 0 0	4 0 0
Inning Stats	R: 4 E: 0 K: 2 S: 11 H: 4 LOB: 2 BB: 2 P: 19	R: 0 E: 0 K: 0 S: 3 H: 0 LOB: 0 BB: 0 P: 3	R: 0 E: 0 K: 0 S: 3 H: 0 LOB: 0 BB: 0 P: 3	R: 0 E: 0 K: 0 S: 3 H: 0 LOB: 0 BB: 0 P: 3	R: 2 E: 1 K: 1 S: 8 H: 3 LOB: 3 BB: 1 P: 13	R: 1 E: 0 K: 2 S: 9 H: 2 LOB: 1 BB: 0 P: 9	R: 0 E: 0 K: 2 S: 8 H: 1 LOB: 2 BB: 1 P: 12	R: 0 E: 0 K: 1 S: 5 H: 0 LOB: 0 BB: 0 P: 5	R: 0 E: 0 K: 1 S: 5 H: 0 LOB: 0 BB: 0 P: 5	1B: 7 2B: 2 3B: 0 HR: 1 SF: 0 SAC: 0 DP: 0 HBP: 1	WP: 0 PB: 0 SB: 0 CS: 0 PA: 42					

	AB	37
	R	7
	H	10
	RBI	7
	BB	4
	SO	9
	LOB	18

PITCHER		IP	WLS	BF	H	R	ER	SO	BB	IBB	HBP	BLK	WP	HR	S	P	ERA	WHIP
Rudy May, L ERA: 2.67	(1, 1)	4.0	L	20	5	6	6	2	3	0	0	0	0	1	21	33	13.50	2.000
Mel Queen, R ERA: 1.64	(5, 1)	3.0		16	5	1	1	5	1	0	1	0	0	0	24	29	3.00	2.000
Billy Wynne, R ERA: 4.91	(8, 1)	1.0		3	0	0	0	1	0	0	0	0	0	0	5	5	0.00	0.000
Dave LaRoche, L ERA:	(9, 1)	1.0		3	0	0	0	1	0	0	0	0	0	0	5	5	0.00	0.000

PITCHER	IP	WLS	BF	H	R	ER	SO	BB	IBB	HBP	BLK	WP	HR	S	P	ERA	WHIP

Detroit Tigers @ California Angels

Anaheim Stadium, Anaheim, CA

Fri Apr 30 1971, 10:05 PM EDT

Att. 42,651 - Unknown

BOTTOM

Batter	1	2	3	4	5	6	7	8	9	AB	R	H	RBI	BB	SO	LOB
Sandy Alomar Sr., S (1, 4) OBP: 0.252, SLG: 0.274	BBBB 4-0 BB		x 0-0 ① G3		x 0-0 ② F8		x 0-0 ③ 5-3		SSS 0-3 ① K	4	0	0	0	1	1	1
Jim Spencer, L (1, 3) OBP: 0.297, SLG: 0.372	x 0-0 ① P4		x 0-0 ② 4-3		x 0-0 ③ L9			x 0-0 ① L9	BBBB 4-0 BB	4	0	0	0	1	0	1
Alex Johnson, R (1, 7) OBP: 0.313, SLG: 0.340	SSS 0-3 ② K		x 0-0 ③ 6-3			SSS 0-3 ① K		x 0-0 BB 1B 1B	SSS 0-3 ② K	5	1	1	0	0	3	2
Roger Repoz, L (1, 9) OBP: 0.548, SLG: 0.619	BBBB 4-0 1-2 BB			x 0-0 ① G3		x 0-0 G3 2B		BBBB 4-0 1-2 1B 2B BB	BBBB 4-0 1-2 FC6-4 BB	2	1	1	0	3	0	0
Jim Fregosi, R (1, 6) OBP: 0.317, SLG: 0.288 Giraldo Ruiz, S (6, 5) OBP: 0.375, SLG: 0.286 Ken McMullen, R (9, PH) OBP: 0.299, SLG: 0.372	SSS 0-3 ③ K			x 0-0 1B 1B		x 0-0 ② G3 2-3		SSS 0-3 ② K	x 0-0 ③ FC6-4 1-2f	2 2 1	0 0 0	1 0 0	0 0 0	0 0 0	1 1 0	2 3 2
Tony Gonzalez, L (1, 8) OBP: 0.474, SLG: 0.467		x 0-0 ① 6-3		x 0-0 1-3 1B		x 0-0 ③ 4-3		x 0-0 1-2 2-H 2B 1B		4	1	2	1	0	0	1
Syd O'Brien, R (1, 5) OBP: 0.286, SLG: 0.421 (6, 6)		x 0-0 1B		x 0-0 ② F2			x 0-0 ① 6-3	x 0-0 1-H 2-H 1B 2B		4	1	2	2	0	0	2
Jerry Moses, R (1, 2) OBP: 0.234, SLG: 0.339 John Stephenson, L (4, PH) (5, 2) Billy Cowan, R (8, PH) OBP: 0.286, SLG: 0.286 Jeff Torborg, R (9, 2) OBP: 0.071, SLG: 0.077		x 0-0 ② F8		SSS 0-3 ③ K			x 0-0 ② F5	x 0-0 2-H 1B		1 2 1 0	0 0 0 0	0 0 1 0	0 0 1 0	0 1 0 0	0 2 0 0	1 2 0 0
Rudy May, L (1, 1) Mel Queen, L (5, 1) Ken Berry, R (7, PH) OBP: 0.203, SLG: 0.175 Billy Wynne, L (8, 1) Tony Conigliaro, R (8, PH) OBP: 0.256, SLG: 0.405 Dave LaRoche, L (9, 1) OBP: 0.500, SLG: 0.500		SSS 0-3 ③ K			x 0-0 ① 4-3		BBBB 4-0 BB	x 0-0 ③ P3		1 1 0 0 1 0	0 0 0 0 0 0	0 0 0 0 0 0	0 0 1 0 0 0	0 0 0 0 0 0	1 0 0 0 0 0	1 0 0 0 1 0
Inning Stats	R: 0 E: 0 K: 2 S: 7 H: 0 LOB: 2 BB: 2 P: 15	R: 0 E: 0 K: 1 S: 6 H: 1 LOB: 1 BB: 0 P: 6	R: 0 E: 0 K: 0 S: 3 H: 0 LOB: 0 BB: 0 P: 3	R: 0 E: 0 K: 1 S: 7 H: 2 LOB: 2 BB: 0 P: 7	R: 0 E: 0 K: 0 S: 3 H: 0 LOB: 0 BB: 0 P: 3	R: 0 E: 0 K: 1 S: 6 H: 1 LOB: 1 BB: 0 P: 6	R: 0 E: 0 K: 0 S: 3 H: 0 LOB: 1 BB: 1 P: 7	R: 4 E: 0 K: 1 S: 9 H: 4 LOB: 1 BB: 1 P: 13	R: 0 E: 0 K: 2 S: 7 H: 0 LOB: 2 BB: 2 P: 15	1B: 6 2B: 2 3B: 0 HR: 0	SF: 0 SAC: 0 DP: 0 HBP: 0			WP: 0 PB: 0 SB: 0 CS: 0	PA: 41		

livebaseballscorecards.com

	AB	35
	R	4
	H	8
	RBI	4
	BB	6
	SO	8
	LOB	19

PITCHER		IP	WLS	BF	H	R	ER	SO	BB	IBB	HBP	BLK	WP	HR	S	P	ERA	WHIP
Joe Coleman, R ERA: 4.26	(1, 1)	7.2	W	34	7	4	4	6	4	0	0	0	0	0	42	58	4.70	1.435
Fred Scherman, L ERA: 1.93	(8, 1)	0.0		1	1	0	0	0	0	0	0	0	0	0	1	1	∞	∞
Bill Zepp, R ERA: 11.12	(8, 1)	1.1	S	6	0	0	0	2	2	0	0	0	0	0	8	16	0.00	1.500

PITCHER		IP	WLS	BF	H	R	ER	SO	BB	IBB	HBP	BLK	WP	HR	S	P	ERA	WHIP

Detroit Tigers @ California Angels

Anaheim Stadium, Anaheim, CA

Sat May 01 1971, 10:05 PM EDT

Att. 12,838 - Unknown

TOP

livebaseballscorecards.com

Batter	1	2	3	4	5	6	7	8	9	AB	R	H	RBI	BB	SO	LOB
Dick McAuliffe, L (1, 4) OBP: 0.289, SLG: 0.349	4-3		F3			L3		K		4	0	0	0	0	1	1
Cesar Gutierrez, R (8, 4)										0	0	0	0	0	0	0
Al Kaline, R (1, 9) OBP: 0.420, SLG: 0.338	L7		L8			FC4-6 HBP		6-3 1-2		2	0	0	0	0	0	0
Mickey Stanley, R (6, PR) OBP: 0.306, SLG: 0.319										1	0	0	0	0	0	1
(6, 8)																
Jim Northrup, L (1, 8) OBP: 0.419, SLG: 0.538	BB			4-3		FC4-6 BB 1-2f		1B 2-H		3	0	1	1	1	0	1
(6, 9)																
Willie Horton, R (1, 7) OBP: 0.240, SLG: 0.417	F9			E6 6-3 1B		BB 1-2		K		2	0	1	0	1	0	2
Dalton Jones, L (8, PH) OBP: 0.667, SLG: 0.625										1	0	0	0	0	1	1
(8, 5)																
Norm Cash, L (1, 3) OBP: 0.340, SLG: 0.524	K			6-3 2-3		F7			P4	4	0	0	0	0	1	5
Bill Freehan, R (1, 2) OBP: 0.380, SLG: 0.556		4-3		K			5-3		1B 2B	3	0	0	0	0	1	1
Jim Price, R (7, 2) OBP: 0.286, SLG: 0.429										1	0	1	0	0	0	0
Aurelio Rodriguez, R (1, 5) OBP: 0.295, SLG: 0.317		L6			5-3		F7	K		3	0	0	0	0	0	0
Tom Timmermann, R (8, 1)										0	0	0	0	0	0	0
Ike Brown, R (9, PH) OBP: 0.200, SLG: 0.800										1	0	0	0	0	1	1
Ed Brinkman, R (1, 6) OBP: 0.262, SLG: 0.200		F7			6-3		K		1B	4	0	1	0	0	1	0
Dean Chance, R (1, 1)			1-3		K			BB 6-3 1B	F8	0	0	0	0	0	0	0
Bill Denehy, S (2, 1)										1	0	0	0	0	0	0
Kevin Collins, L (5, PH) OBP: 0.200, SLG: 0.600										1	0	0	0	0	1	0
Jim Hannan, R (5, 1)										0	0	0	0	0	0	0
Daryl Patterson, L (7, 1)										0	0	0	0	0	0	0
Gates Brown, L (8, PH) OBP: 0.176, SLG: 0.125										1	1	0	0	1	0	2
(8, 7)																
Inning Stats	R: 0 E: 1 K: 1 S: 6 H: 0 LOB: 2 BB: 1 P: 10	R: 0 E: 0 K: 0 S: 3 H: 0 LOB: 0 BB: 0 P: 3	R: 0 E: 0 K: 0 S: 3 H: 0 LOB: 0 BB: 0 P: 3	R: 0 E: 1 K: 1 S: 6 H: 1 LOB: 1 BB: 0 P: 6	R: 0 E: 0 K: 1 S: 5 H: 0 LOB: 0 BB: 0 P: 5	R: 0 E: 0 K: 0 S: 3 H: 0 LOB: 2 BB: 1 P: 8	R: 0 E: 0 K: 1 S: 5 H: 0 LOB: 0 BB: 0 P: 5	R: 1 E: 0 K: 2 S: 8 H: 1 LOB: 1 BB: 1 P: 12	R: 0 E: 0 K: 1 S: 7 H: 2 LOB: 2 BB: 0 P: 7	1B: 3 2B: 1 3B: 0 HR: 0 SF: 0 SAC: 0 DP: 0 HBP: 1	WP: 0 PB: 0 SB: 0 CS: 0 PA: 36					

PITCHER	IP	WLS	BF	H	R	ER	SO	BB	IBB	HBP	BLK	WP	HR	S	P	ERA	WHIP
Andy Messersmith, R (1, 1) ERA: 2.23	9.0	W	36	4	1	1	7	3	0	1	0	0	0	46	59	1.00	0.778

PITCHER	IP	WLS	BF	H	R	ER	SO	BB	IBB	HBP	BLK	WP	HR	S	P	ERA	WHIP

AB	32
R	1
H	4
RBI	1
BB	3
SO	7
LOB	15

Batter	1	2	3	4	5	6	7	8	9	AB	R	H	RBI	BB	SO	LOB
Sandy Alomar Sr., S (1, 4) OBP: 0.250, SLG: 0.263	6-3	E6 2-H 3-H		4-3		1-3		BBB 4-0 FC3-6 BB		4	1	0	0	1	0	0
Jim Spencer, L (1, 3) OBP: 0.302, SLG: 0.386	4-3	0-0 1-H 2B		0-0 G6-3 1B			0-0 F8	0-0 FC3-6 G6-4-3 1-2f		5	1	2	1	0	0	1
Alex Johnson, R (1, 7) OBP: 0.327, SLG: 0.364	1B	0-0 BB 2-H 2B		0-0 G6-3 1-2f			0-0 2B 1B	0-0 G6-4-3 1-2f		5	1	3	1	0	0	2
Tony Conigliaro, R (1, 9) OBP: 0.308, SLG: 0.415 Ken Berry, R (8, 8) OBP: 0.203, SLG: 0.175	F8	BBBB 4-0 BB BB			0-0 5-3		0-0 1-H 3-1 2B			3 0	1 0	1 0	1 0	1 0	0 0	1 0
Roger Repoz, L (1, 8) OBP: 0.571, SLG: 0.591 (8, 9)	4-0 1B 2B BB 1-2 2-3 BB				BBBB 4-0 FC6-4 BB		0-0 3-1 3-H			1	1	0	1	3	0	0
Ken McMullen, R (1, 5) OBP: 0.286, SLG: 0.354	0-3 K	0-0 F8			0-0 FC6-4 WP 1-2f		0-0 E5 HBP 2B			4	1	0	0	0	1	5
Syd O'Brien, R (1, 6) OBP: 0.320, SLG: 0.409	0-0 2B 1-2 E 1B	0-0 F7			0-0 6-3 1-2		1-0 1-2 2B HBP			3	2	1	0	0	0	1
John Stephenson, L (1, 2) OBP: 0.167, SLG: 0.364	0-0 1-3 2-H E 2B	0-0 G3				0-0 F9	0-0 1-H 2-H 2B			4	1	2	3	0	0	0
Andy Messersmith, R (1, 1) OBP: 0.143, SLG: 0.357	SSS 0-3 K	0-0 P4				0-0 P4	0-0 F9			4	0	0	0	0	1	3
Inning Stats	R: 0 E: 0 K: 0 S: 4 H: 1 LOB: 1 BB: 0 P: 4	R: 5 E: 1 K: 2 S: 12 H: 4 LOB: 3 BB: 3 P: 24	R: 0 E: 0 K: 0 S: 3 H: 0 LOB: 0 BB: 0 P: 3	R: 0 E: 0 K: 0 S: 3 H: 1 LOB: 0 BB: 0 P: 3	R: 0 E: 0 K: 0 S: 3 H: 0 LOB: 1 BB: 1 P: 7	R: 0 E: 0 K: 0 S: 3 H: 0 LOB: 0 BB: 0 P: 3	R: 4 E: 1 K: 0 S: 7 H: 3 LOB: 1 BB: 0 P: 8	R: 0 E: 0 K: 0 S: 2 H: 0 LOB: 0 BB: 1 P: 6		1B: 4 2B: 5 3B: 0 HR: 0 SF: 0 SAC: 0 DP: 2 HBP: 1					WP: 1 PB: 0 SB: 0 CS: 0 PA: 39	

PITCHER		IP	WLS	BF	H	R	ER	SO	BB	IBB	HBP	BLK	WP	HR	S	P	ERA	WHIP
Dean Chance, R ERA: 2.67	(1, 1)	1.2	L	11	4	5	1	2	1	0	0	0	0	0	14	18	5.40	3.000
Bill Denehy, R ERA:	(2, 1)	2.1		10	2	0	0	0	2	0	0	0	0	0	8	16	0.00	1.714
Jim Hannan, R ERA: 3.6	(5, 1)	2.0		7	0	0	0	0	1	0	0	0	1	0	6	10	0.00	0.500
Daryl Patterson, R ERA: 4.5	(7, 1)	1.0		8	3	4	2	0	0	0	1	0	0	0	7	8	18.00	3.000
Tom Timmermann, R ERA: 3.45	(8, 1)	1.0		3	0	0	0	0	1	0	0	0	0	0	2	6	0.00	1.000

PITCHER	IP	WLS	BF	H	R	ER	SO	BB	IBB	HBP	BLK	WP	HR	S	P	ERA	WHIP

BOTTOM

Detroit Tigers @ California Angels

Anaheim Stadium, Anaheim, CA

Sat May 01 1971, 10:05 PM EDT

Att. 12,838 - Unknown

livebaseballscorecards.com

AB	33
R	9
H	9
RBI	7
BB	5
SO	2
LOB	13

Detroit Tigers @ California Angels

Anaheim Stadium, Anaheim, CA

Sun May 02 1971, 6:33 AM EDT

Att. 11,815 - Unknown

TOP

livebaseballscorecards.com

Batter	1	2	3	4	5	6	7	8	9	AB	R	H	RBI	BB	SO	LOB
Mickey Stanley, R (1, 8) OBP: 0.296, SLG: 0.308	6-3	1-2 2-3 3-H 1B			F8	4-3			F8	5	0	1	1	0	0	3
Jim Northrup, L (1, 3) OBP: 0.429, SLG: 0.553	PB S 1B	1-3			CS 2B		F7		1-2 FC6-4 1B	5	0	3	0	0	0	2
Al Kaline, R (1, 9) OBP: 0.409, SLG: 0.320	L6 1-3		L9		B B B B 2-3 BB		L5-3		1-2f	4	0	0	0	1	0	3
Willie Horton, R (1, 7) OBP: 0.253, SLG: 0.453	B B B B BB		HR		F8		F5			3	1	1	1	1	0	1
Bill Freehan, R (1, 2) OBP: 0.366, SLG: 0.533	6-3		F9			F8		F9		3	0	0	0	0	0	2
Jim Price, R (6, 2) OBP: 0.250, SLG: 0.375										1	0	0	0	0	0	0
Aurelio Rodriguez, R (1, 5) OBP: 0.293, SLG: 0.306		6-3	5-3			F9		B B B B G4-6-3 BB		3	0	0	0	1	0	0
Dick McAuliffe, L (1, 4) OBP: 0.297, SLG: 0.356		BB 1B 1B 1B		4-3		2B 1B		G4-6-3 1-2f		4	2	2	0	0	0	1
Ed Brinkman, R (1, 6) OBP: 0.276, SLG: 0.231		CS BB 1-2 1B		F8		1B 1-H 2B			S S S K	3	0	2	1	0	0	0
Dalton Jones, L (9, PH) OBP: 0.600, SLG: 0.556										1	0	0	0	0	1	0
Mickey Lolich, S (1, 1) OBP: 0.375, SLG: 0.250		B B B B 1B 1-2 2-3 BB		S S S K		2-3 1B			1B 1B	2	0	1	0	1	1	0
Bill Zepp, R (6, 1)										0	0	0	0	0	0	0
Fred Scherman, L (7, 1)										0	0	0	0	0	0	0
Gates Brown, L (9, PH) OBP: 0.222, SLG: 0.176										1	0	1	0	0	0	0

Inning Stats	1	2	3	4	5	6	7	8	9
	R: 0 E: 0 K: 0 S: 4	H: 1 LOB: 2 BB: 1 P: 8	R: 1 E: 0 K: 0 S: 5	H: 3 LOB: 2 BB: 1 P: 9	R: 1 E: 0 K: 0 S: 4	H: 1 LOB: 0 BB: 0 P: 4	R: 0 E: 0 K: 1 S: 5	H: 0 LOB: 0 BB: 0 P: 5	R: 0 E: 0 K: 0 S: 3	H: 1 LOB: 1 BB: 1 P: 7
	R: 1 E: 0 K: 0 S: 6	H: 3 LOB: 2 BB: 0 P: 6	R: 0 E: 0 K: 0 S: 3	H: 0 LOB: 0 BB: 0 P: 3	R: 0 E: 0 K: 0 S: 2	H: 0 LOB: 0 BB: 1 P: 6	R: 0 E: 0 K: 1 S: 7	H: 2 LOB: 2 BB: 0 P: 7		

	AB	35
	R	3
	H	11
	RBI	3
	BB	4
	SO	2
	LOB	12

	1B: 8	SF: 0	WP: 0	PA: 39
	2B: 2	SAC: 0	PB: 1	
	3B: 0	DP: 1	SB: 1	
	HR: 1	HBP: 0	CS: 2	

PITCHER		IP	WLS	BF	H	R	ER	SO	BB	IBB	HBP	BLK	WP	HR	S	P	ERA	WHIP
Clyde Wright, L ERA: 3.71	(1, 1)	5.2		26	8	3	3	1	3	0	0	0	0	1	25	37	4.76	1.941
Eddie Fisher, R ERA: 1.96	(6, 1)	1.1	W	5	1	0	0	0	0	0	0	0	0	0	5	5	0.00	0.750
Lloyd Allen, R ERA: 3.75	(8, 1)	2.0	S	8	2	0	0	1	1	0	0	0	0	0	9	13	0.00	1.500

PITCHER		IP	WLS	BF	H	R	ER	SO	BB	IBB	HBP	BLK	WP	HR	S	P	ERA	WHIP

BOTTOM

Detroit Tigers @ California Angels

Anaheim Stadium, Anaheim, CA

Sun May 02 1971, 6:33 AM EDT

Att. 11,815 - Unknown

Batter	1	2	3	4	5	6	7	8	9	AB	R	H	RBI	BB	SO	LOB
Sandy Alomar Sr., S (1, 4) OBP: 0.259, SLG: 0.265	1-3		L6		BB		2-H 1B			3	0	1	1	1	0	0
Jim Spencer, L (1, 3) OBP: 0.290, SLG: 0.368	3-1		4-3		F8		6-3			4	0	0	0	0	0	4
Alex Johnson, R (1, 7) OBP: 0.324, SLG: 0.359	P6			F8		G5-3 1B 1B		F8		4	0	1	0	0	0	0
Tony Conigliaro, R (1, 9) OBP: 0.316, SLG: 0.412 Roger Repoz, L (9, 9) OBP: 0.571, SLG: 0.591		5-3		BB		1-2 G5-3 1B 1B		1-3		3 0	1 0	1 0	0 0	1 0	0 0	0 0
Ken McMullen, R (1, 5) OBP: 0.274, SLG: 0.337		K		F8		G5-3 1-2 2-3f		F8		4	0	0	0	0	1	3
Syd O'Brien, R (1, 6) OBP: 0.357, SLG: 0.480		HR 2B		P4		2-H 1B				3	1	2	1	0	0	1
Jerry Moses, R (1, 2) OBP: 0.254, SLG: 0.400 Giraldo Ruiz, S (7, PR) OBP: 0.375, SLG: 0.286 John Stephenson, L (8, 2) OBP: 0.167, SLG: 0.364		2-H HR			L3		FC5-6 1B			3 0 0	1 0 0	2 0 0	2 0 0	0 0 0	0 0 0	0 0 0
Ken Berry, R (1, 8) OBP: 0.209, SLG: 0.200		L6			2B		FC5-6 G3 1B 1-2f			3	1	1	0	0	0	1
Clyde Wright, R (1, 1) Eddie Fisher, R (6, 1) Tony Gonzalez, L (7, PH) OBP: 0.450, SLG: 0.438 Lloyd Allen, R (8, 1)			L9		K		G3 1-2			2 0 1 0	0 0 0 0	0 0 0 0	0 0 0 0	0 0 0 0	1 0 1 0	1 0 1 0
Inning Stats	R: 0 H: 0 E: 0 LOB: 0 K: 0 BB: 0 S: 3 P: 3	R: 2 H: 2 E: 0 LOB: 0 K: 1 BB: 0 S: 7 P: 7	R: 0 H: 0 E: 0 LOB: 0 K: 0 BB: 0 S: 3 P: 3	R: 0 H: 0 E: 0 LOB: 1 K: 0 BB: 1 S: 3 P: 7	R: 0 H: 1 E: 0 LOB: 2 K: 1 BB: 1 S: 6 P: 10	R: 1 H: 3 E: 0 LOB: 1 K: 0 BB: 0 S: 4 P: 4	R: 1 H: 2 E: 0 LOB: 2 K: 0 BB: 0 S: 5 P: 5	R: 0 H: 0 E: 0 LOB: 0 K: 0 BB: 0 S: 3 P: 3		1B: 5 SF: 0 2B: 2 SAC: 0 3B: 0 DP: 1 HR: 1 HBP: 0						

livebaseballscorecards.com

AB	30
R	4
H	8
RBI	4
BB	2
SO	2
LOB	11

WP: 0 PA: 32
PB: 0
SB: 0
CS: 0

PITCHER		IP	WLS	BF	H	R	ER	SO	BB	IBB	HBP	BLK	WP	HR	S	P	ERA	WHIP
Mickey Lolich, L ERA: 3.27	(1, 1)	5.0		22	5	3	3	2	2	0	0	0	0	1	24	32	5.40	1.400
Bill Zepp, R ERA: 9.82	(6, 1)	1.2	L	6	3	1	1	0	0	0	0	0	0	0	6	6	5.40	1.800
Fred Scherman, L ERA: 1.69	(7, 1)	1.1		4	0	0	0	0	0	0	0	0	0	0	4	4	0.00	0.000

PITCHER	IP	WLS	BF	H	R	ER	SO	BB	IBB	HBP	BLK	WP	HR	S	P	ERA	WHIP

Oakland Athletics @ Detroit Tigers

Tiger Stadium, Detroit, MI

Tue May 04 1971, 7:05 PM EDT

Att. 10,121 - Unknown

TOP

livebaseballscorecards.com

Batter	1	2	3	4	5	6	7	8	9	AB	R	H	RBI	BB	SO	LOB
Bert Campaneris, R (1, 6) OBP: 0.238, SLG: 0.263	F5	4-3			CS 2B 2-H		K		F7	5	0	1	1	0	1	5
Joe Rudi, R (1, 7) OBP: 0.325, SLG: 0.406	K		3-1		K 2-3			L8		4	0	0	0	0	2	1
Reggie Jackson, L (1, 9) OBP: 0.300, SLG: 0.404	HR		K			F5		F3		4	1	1	1	0	1	0
Don Mincher, L (1, 3) OBP: 0.376, SLG: 0.400	6-3		F7			K		1B		4	0	1	0	0	1	0
Sal Bando, R (1, 5) OBP: 0.385, SLG: 0.475		E BB		5-3		5-3		K		3	1	0	0	1	1	1
Rick Monday, L (1, 8) OBP: 0.372, SLG: 0.382		E4		F8			F6		F8	3	1	0	0	0	0	0
Angel Mangual, R (9, PH) OBP: 0.269, SLG: 0.391 (9, 8)		1-H SF9								1	0	0	0	0	0	0
Dave Duncan, R (1, 2) OBP: 0.322, SLG: 0.346		BB FC5-4		5-3			BB SH5-4 WP		2B 1B	2	0	1	0	2	0	0
Tony La Russa, R (9, PR)										0	1	0	0	0	0	0
Gene Tenace, R (9, 2) OBP: 0.476, SLG: 0.412										0	0	0	0	0	0	0
Dick Green, R (1, 4) OBP: 0.348, SLG: 0.383		SF9 3-H			G2 2B 1B		BB SH5-4 1-2		4-3 2B 1-H	2	1	2	2	1	0	0
Rollie Fingers, R (1, 1) OBP: 0.214, SLG: 0.214		FC5-4 1-2f			G2 1-2		SH5-4 1-2 2-3		4-3 2-3	2	0	0	0	0	0	2
Paul Lindblad, L (7, 1) OBP: 0.333, SLG: 0.333										0	0	0	0	0	0	0
Bob Locker, S (8, 1)										0	0	0	0	0	0	0
Tommy Davis, R (9, PH) OBP: 0.360, SLG: 0.429										1	0	0	0	0	0	2
Jim Roland, R (9, 1)										0	0	0	0	0	0	0
Inning Stats	R: 1 E: 0 K: 1 S: 6 H: 1 LOB: 0 BB: 0 P: 6	R: 2 E: 1 K: 0 S: 4 H: 0 LOB: 1 BB: 2 P: 12	R: 0 E: 0 K: 1 S: 5 H: 0 LOB: 0 BB: 0 P: 5	R: 0 E: 0 K: 0 S: 3 H: 0 LOB: 0 BB: 0 P: 3	R: 1 E: 0 K: 1 S: 6 H: 2 LOB: 1 BB: 0 P: 6	R: 0 E: 0 K: 1 S: 5 H: 0 LOB: 0 BB: 0 P: 5	R: 0 E: 0 K: 1 S: 5 H: 0 LOB: 2 BB: 2 P: 13	R: 0 E: 0 K: 1 S: 6 H: 1 LOB: 1 BB: 0 P: 6	R: 1 E: 0 K: 0 S: 5 H: 2 LOB: 2 BB: 0 P: 5	1B: 3 2B: 3 3B: 0 HR: 1 SF: 1 SAC: 1 DP: 1 HBP: 0						

AB	31
R	5
H	6
RBI	4
BB	4
SO	6
LOB	11

WP: 1 PB: 0 SB: 0 CS: 1 PA: 37

PITCHER		IP	WLS	BF	H	R	ER	SO	BB	IBB	HBP	BLK	WP	HR	S	P	ERA	WHIP
Joe Coleman, R ERA: 3.66	(1, 1)	7.0		28	3	4	2	5	4	0	0	0	1	1	34	50	2.57	1.000
Fred Scherman, L ERA: 2.25	(8, 1)	1.1		7	3	1	1	1	0	0	0	0	0	0	9	9	6.75	2.250
Tom Timmermann, R ERA: 3.31	(9, 1)	0.2	W	2	0	0	0	0	0	0	0	0	0	0	2	2	0.00	0.000

PITCHER	IP	WLS	BF	H	R	ER	SO	BB	IBB	HBP	BLK	WP	HR	S	P	ERA	WHIP

Oakland Athletics @ Detroit Tigers

Tiger Stadium, Detroit, MI

Tue May 04 1971, 7:05 PM EDT

Att. 10,121 - Unknown

livebaseballscorecards.com

BOTTOM

Batter	1	2	3	4	5	6	7	8	9	AB	R	H	RBI	BB	SO	LOB
Dick McAuliffe, L (1, 4) OBP: 0.292, SLG: 0.340	WP, 1B, HBP	K			4-3		K		K	4	1	0	0	0	3	1
Al Kaline, R (1, 9) OBP: 0.418, SLG: 0.321	K, 1-2	K				FC6-4, BB		2B, 1B	E, BB	3	2	1	0	2	2	1
Jim Northrup, L (1, 8) OBP: 0.437, SLG: 0.567	S, 1B, 2-H	F6				K		1B, 1B, 1-3	E9, 1-H	5	2	3	1	0	1	1
Willie Horton, R (1, 7) OBP: 0.253, SLG: 0.443	K, 1-2	K				F7		1B, 2-3, 3-H		4	0	1	1	0	2	2
Norm Cash, L (1, 3) OBP: 0.370, SLG: 0.533	1B, IBB			L6, 1B		FC6-4, 1-2f		1-2, 3-H, 1B		3	0	2	1	1	0	1
Aurelio Rodriguez, R (1, 5) OBP: 0.302, SLG: 0.348	1-3, 2-H, 1B			F7				HR	F7	4	1	2	2	0	0	3
Jim Price, R (1, 2) OBP: 0.167, SLG: 0.250	F6			L6, 1-2			F8	K		4	0	0	0	0	1	5
Ed Brinkman, R (1, 6) OBP: 0.264, SLG: 0.220		5-3			5-3		E6	F7		4	0	0	0	0	0	2
Joe Coleman, R (1, 1) Dalton Jones, L (7, PH) OBP: 0.545, SLG: 0.500 Fred Scherman, L (8, 1) Tom Timmermann, R (9, 1) Ike Brown, R (9, PH) OBP: 0.167, SLG: 0.667		K			1-6-3		F7		L9	2 1 0 0 1	0 0 0 0 0	0 0 0 0 0	0 0 0 0 0	0 0 0 0 0	1 0 0 0 0	0 1 0 0 0
Inning Stats	R: 2 E: 0 K: 2 S: 9 H: 2 LOB: 2 BB: 1 P: 14	R: 0 E: 0 K: 2 S: 7 H: 0 LOB: 0 BB: 0 P: 7	R: 0 E: 0 K: 2 S: 7 H: 0 LOB: 0 BB: 0 P: 7	R: 0 E: 0 K: 0 S: 3 H: 1 LOB: 0 BB: 0 P: 3	R: 0 E: 0 K: 0 S: 3 H: 0 LOB: 0 BB: 0 P: 3	R: 0 E: 0 K: 1 S: 5 H: 0 LOB: 1 BB: 1 P: 9	R: 1 E: 1 K: 1 S: 7 H: 1 LOB: 1 BB: 0 P: 7	R: 2 E: 0 K: 1 S: 9 H: 4 LOB: 2 BB: 0 P: 9	R: 1 E: 1 K: 1 S: 5 H: 1 LOB: 1 BB: 1 P: 9	1B: 7 2B: 2 3B: 0 HR: 1 SF: 0 SAC: 0 DP: 1 HBP: 1	WP: 1 PB: 0 SB: 1 CS: 0 PA: 39					

AB	**35**																	
R	**6**																	
H	**9**																	
RBI	**5**																	
BB	**3**																	
SO	**10**																	
LOB	**17**																	

PITCHER		IP	WLS	BF	H	R	ER	SO	BB	IBB	HBP	BLK	WP	HR	S	P	ERA	WHIP
Rollie Fingers, R ERA: 4.06	(1, 1)	6.1		26	4	3	3	7	1	1	1	0	1	1	37	46	4.26	0.789
Paul Lindblad, L ERA: 3.94	(7, 1)	0.2		4	2	2	2	1	0	0	0	0	0	0	6	6	27.00	3.000
Bob Locker, R ERA: 3.6	(8, 1)	1.0		5	2	0	0	1	0	0	0	0	0	0	7	7	0.00	2.000
Jim Roland, L ERA: 5.56	(9, 1)	0.2	L	4	1	1	0	1	1	0	0	0	0	0	5	9	0.00	3.000

PITCHER	IP	WLS	BF	H	R	ER	SO	BB	IBB	HBP	BLK	WP	HR	S	P	ERA	WHIP

Oakland Athletics @ Detroit Tigers

Tiger Stadium, Detroit, MI

Wed May 05 1971, 7:05 PM EDT

Att. 13,131 - Unknown

TOP

livebaseballscorecards.com

Batter	1	2	3	4	5	6	7	8	9	AB	R	H	RBI	BB	SO	LOB
Bert Campaneris, R (1, 6) OBP: 0.236, SLG: 0.260	F6		F3		S 1B 1B 2-3		5-3		G6-4-3 1-2f	5	1	1	0	0	0	1
Joe Rudi, R (1, 7) OBP: 0.331, SLG: 0.419	5-3		5-3		1B E 1B 1-H 3-H		2B			4	1	2	2	0	0	0
Reggie Jackson, L (1, 9) OBP: 0.313, SLG: 0.410	BB WP S			S 1B 1B	E5 1-H SH1-3 1B		4-3			3	2	2	0	1	0	1
Don Mincher, L (1, 3) OBP: 0.375, SLG: 0.391	BB WP 1-2			F5 1-2	SH1-3 3-H			4-3		2	0	0	1	1	0	1
Sal Bando, R (1, 5) OBP: 0.381, SLG: 0.466	6-3 1-2 2-3			1B 1B 2-H	L9			K		4	0	1	1	0	1	2
Rick Monday, L (1, 8) OBP: 0.378, SLG: 0.388		4-3		G6-4-3 1-3 1B		6-3		1B		4	0	2	0	0	0	0
Dave Duncan, R (1, 2) OBP: 0.309, SLG: 0.329		6-3		G6-4-3 1-2f		4-3		F4		4	0	0	0	0	0	3
Dick Green, R (1, 4) OBP: 0.345, SLG: 0.371		1-3			H 1B SH3-4 1B HBP	F7			K	3	1	0	0	0	1	0
Vida Blue, S (1, 1) OBP: 0.227, SLG: 0.238			K	SH3-4 1-2			K		BB G6-4-3	2	0	0	0	1	2	0

	AB	31
	R	5
	H	8
	RBI	4
	BB	3
	SO	4
	LOB	8

Inning Stats										
	R: 0 E: 0 K: 0 S: 3	H: 0 LOB: 2 BB: 2 P: 11	R: 0 E: 0 K: 0 S: 3	H: 0 LOB: 0 BB: 0 P: 3	R: 0 E: 0 K: 1 S: 5	H: 0 LOB: 0 BB: 0 P: 5	R: 1 E: 0 K: 0 S: 5	H: 3 LOB: 1 BB: 0 P: 5	R: 4 E: 1 K: 0 S: 6	H: 3 LOB: 0 BB: 0 P: 7
	R: 0 E: 0 K: 0 S: 3	H: 0 LOB: 0 BB: 0 P: 3	R: 0 E: 0 K: 1 S: 6	H: 1 LOB: 1 BB: 0 P: 6	R: 0 E: 0 K: 1 S: 6	H: 1 LOB: 1 BB: 0 P: 6	R: 0 E: 0 K: 1 S: 4	H: 0 LOB: 0 BB: 1 P: 8	1B: 7 2B: 1 3B: 0 HR: 0	SF: 0 SAC: 2 DP: 2 HBP: 1
	WP: 1 PB: 0 SB: 3 CS: 0	PA: 37								

PITCHER		IP	WLS	BF	H	R	ER	SO	BB	IBB	HBP	BLK	WP	HR	S	P	ERA	WHIP
Dean Chance, R ERA: 3.38	(1, 1)	4.1	L	20	5	4	4	1	2	0	1	0	1	0	19	28	8.31	1.615
Fred Scherman, L ERA: 2.13	(5, 1)	0.2		3	1	1	0	0	0	0	0	0	0	0	3	3	0.00	1.500
Joe Niekro, R ERA: 4.82	(6, 1)	2.0		7	1	0	0	1	0	0	0	0	0	0	9	9	0.00	0.500
Bill Denehy, R ERA:	(8, 1)	2.0		7	1	0	0	2	1	0	0	0	0	0	10	14	0.00	1.000

PITCHER		IP	WLS	BF	H	R	ER	SO	BB	IBB	HBP	BLK	WP	HR	S	P	ERA	WHIP

Oakland Athletics @ Detroit Tigers

Tiger Stadium, Detroit, MI

Wed May 05 1971, 7:05 PM EDT

Att. 13,131 - Unknown

BOTTOM

Batter	1	2	3	4	5	6	7	8	9	AB	R	H	RBI	BB	SO	LOB
Mickey Stanley, R (1, 8) OBP: 0.310, SLG: 0.309	BBBB 4-0 WP BB		x 0-0 ② F9		x 0-0 1B			x 0-0 ① F6		3	0	1	0	1	0	0
Jim Northrup, L (1, 3) OBP: 0.430, SLG: 0.553	x 0-0 ① F7 1-2		x 0-0 ③ 1B		x 0-0 ③ F8			x 0-0 ② F5		4	0	1	0	0	0	2
Al Kaline, R (1, 9) OBP: 0.422, SLG: 0.313	BBBB 4-0 BB			BBBB 4-0 BB		SSS 0-3 ① K		SSS 0-3 ③ K		2	0	0	0	2	2	0
Willie Horton, R (1, 7) OBP: 0.264, SLG: 0.439	SSS 0-3 ② K			BBBB 4-0 1-2 BB		x 0-0 FC6-4 1B			SSS 0-3 ① K	3	0	1	0	1	2	2
Bill Freehan, R (1, 2) OBP: 0.349, SLG: 0.506	SSS 0-3 ③ K			SSS 0-3 ① K		x 0-0 ② FC6-4 1-2f			x 0-0 ② F8	4	0	0	0	0	2	5
Aurelio Rodriguez, R (1, 5) OBP: 0.290, SLG: 0.333		x 0-0 ① F4		SSS 0-3 ② K		x 0-0 ③ F6			x 0-0 ③ F3	4	0	0	0	0	1	3
Dick McAuliffe, L (1, 4) OBP: 0.284, SLG: 0.330		x 0-0 ② 6-3		SSS 0-3 ③ K			SSS 0-3 ① K			3	0	0	0	0	2	2
Ed Brinkman, R (1, 6) OBP: 0.266, SLG: 0.224		x 0-0 ③ 1B			SSS 0-3 ① K		x 0-0 ② F7			3	0	1	0	0	1	0
Dean Chance, R (1, 1) Fred Scherman, L (5, 1) Norm Cash, L (5, PH) OBP: 0.364, SLG: 0.522 Joe Niekro, R (6, 1) OBP: 0.333, SLG: 0.200 Kevin Collins, L (7, PH) OBP: 0.167, SLG: 0.500 Bill Denehy, S (8, 1)			SSS 0-3 ① K		x 0-0 ② F5		x 0-0 ③ F6			1 0 1 0 1 0 0	0 0 0 0 0 0 0	0 0 0 0 0 0 0	0 0 0 0 0 0 0	0 0 0 0 0 0 0	1 0 0 0 0 0 0	0 0 0 0 0 0 0
Inning Stats	R: 0 H: 0 E: 0 LOB: 2 K: 2 BB: 2 S: 7 P: 15	R: 0 H: 1 E: 0 LOB: 1 K: 0 BB: 0 S: 3 P: 3	R: 0 H: 1 E: 0 LOB: 1 K: 1 BB: 0 S: 5 P: 5	R: 0 H: 0 E: 0 LOB: 2 K: 3 BB: 2 S: 9 P: 17	R: 0 H: 1 E: 0 LOB: 1 K: 1 BB: 0 S: 6 P: 6	R: 0 H: 1 E: 0 LOB: 1 K: 1 BB: 0 S: 6 P: 6	R: 0 H: 0 E: 0 LOB: 0 K: 1 BB: 0 S: 5 P: 5	R: 0 H: 0 E: 0 LOB: 0 K: 1 BB: 0 S: 5 P: 5	R: 0 H: 0 E: 0 LOB: 0 K: 1 BB: 0 S: 5 P: 5							

livebaseballscorecards.com

AB	29
R	0
H	4
RBI	0
BB	4
SO	11
LOB	14

PITCHER		IP	WLS	BF	H	R	ER	SO	BB	IBB	HBP	BLK	WP	HR	S	P	ERA	WHIP	PITCHER	IP	WLS	BF	H	R	ER	SO	BB	IBB	HBP	BLK	WP	HR	S	P	ERA	WHIP
Vida Blue, L ERA: 1.02	(1, 1)	9.0	W	33	4	0	0	11	4	0	0	0	1	0	51	67	0.00	0.889																	

1B: 4	SF: 0	WP: 1	PA: 33
2B: 0	SAC: 0	PB: 0	
3B: 0	DP: 0	SB: 0	
HR: 0	HBP: 0	CS: 0	

Batter	1	2	3	4	5	6	7	8	9	AB	R	H	RBI	BB	SO	LOB
Freddie Patek, R (1, 6) OBP: 0.313, SLG: 0.304	6-3		K		1-3		FC6-4 1B	L8		5	1	1	0	0	1	3
Cookie Rojas, R (1, 4) OBP: 0.397, SLG: 0.448	WP 1B		F9		1B		FC6-4 1B		BB	4	0	3	0	1	0	0
Amos Otis, R (1, 8) OBP: 0.343, SLG: 0.432	K		S 1B		F9		FC6-4		K	5	0	1	1	0	2	4
Bob Oliver, R (1, 3) OBP: 0.248, SLG: 0.330	K		K		F8		K		K	5	0	0	0	0	4	5
Carl Taylor, R (1, 7) OBP: 0.343, SLG: 0.250		6-3		6-3		4-3		F8	K	5	0	0	0	0	1	1
Paul Schaal, R (1, 5) OBP: 0.472, SLG: 0.500		BB BB		S 1B		FC6-4 BB		2B 1B		2	0	2	0	2	0	0
Dennis Paepke, R (1, 9) OBP: 0.321, SLG: 0.385		BB BB		K BB		FC6-4		1-3 2B		3	0	1	0	1	1	2
Ed Kirkpatrick, L (1, 2) OBP: 0.312, SLG: 0.337 Bobby Knoop, R (8, PH) OBP: 0.429, SLG: 0.400 Ted Abernathy, R (8, 1)		K		BB		F8		BB		2 0 0	0 0 0	0 0 0	0 0 0	1 1 0	1 0 0	3 0 0
Mike Hedlund, R (1, 1) OBP: 0.125, SLG: 0.067 Tom Burgmeier, L (7, 1) OBP: 0.333, SLG: 0.333 Jerry May, R (8, PH) OBP: 0.367, SLG: 0.481 (8, 2)		1-3		K			K	K		3 0 1	0 0 0	0 0 0	0 0 0	0 0 0	2 0 1	4 0 3
Inning Stats	R: 0 E: 0 K: 2 S: 8 H: 1 LOB: 1 BB: 0 P: 8	R: 0 E: 0 K: 1 S: 5 H: 0 LOB: 2 BB: 2 P: 13	R: 0 E: 0 K: 2 S: 8 H: 1 LOB: 1 BB: 0 P: 8	R: 0 E: 0 K: 2 S: 8 H: 1 LOB: 2 BB: 1 P: 12	R: 0 E: 0 K: 0 S: 4 H: 1 LOB: 1 BB: 0 P: 4	R: 0 E: 0 K: 0 S: 3 H: 0 LOB: 1 BB: 1 P: 7	R: 1 E: 0 K: 2 S: 9 H: 2 LOB: 1 BB: 0 P: 9	R: 0 E: 0 K: 1 S: 7 H: 2 LOB: 3 BB: 1 P: 11	R: 0 E: 0 K: 3 S: 9 H: 0 LOB: 1 BB: 1 P: 13	1B: 7 2B: 1 3B: 0 HR: 0 SF: 0 SAC: 0 DP: 0 HBP: 0						

TOP

Kansas City Royals @ Detroit Tigers

Tiger Stadium, Detroit, MI

Fri May 07 1971, 7:05 PM EDT

Att. 13,973 - Unknown - 60 F

livebaseballscorecards.com

AB	35
R	1
H	8
RBI	1
BB	6
SO	13
LOB	25

WP: 1 PB: 0 SB: 2 CS: 0

PA: 41

PITCHER	IP	WLS	BF	H	R	ER	SO	BB	IBB	HBP	BLK	WP	HR	S	P	ERA	WHIP
Mickey Lolich, L (1, 1) ERA: 2.95	9.0	W	41	8	1	1	13	6	0	0	0	1	0	61	85	1.00	1.556

PITCHER	IP	WLS	BF	H	R	ER	SO	BB	IBB	HBP	BLK	WP	HR	S	P	ERA	WHIP

Batter	1	2	3	4	5	6	7	8	9	AB	R	H	RBI	BB	SO	LOB
Dick McAuliffe, L (1, 4) OBP: 0.292, SLG: 0.366	F9 ①		E6 1-2 1B		F8 ①		HR			4	1	2	1	0	0	0
Aurelio Rodriguez, R (1, 5) OBP: 0.288, SLG: 0.330	5-3 ②		E6 ① 1-3 2-3		6-3 ②		PB S B1-5 1B			4	0	1	0	0	0	2
Jim Northrup, L (1, 9) OBP: 0.414, SLG: 0.531	4-3 ③		F8 ②		E5		L3 ① 1-3			4	0	0	0	0	0	3
Norm Cash, L (1, 3) OBP: 0.356, SLG: 0.490		BBBB WP 1B BB	F4 ③		F8 ③		B1-5 ②③ 3-Hf			3	0	0	0	1	0	4
Willie Horton, R (1, 7) OBP: 0.264, SLG: 0.424		L9 ①		BBBB K2-5-2 1B BB		F9 ①		3-1 ①		3	0	0	0	1	0	1
Bill Freehan, R (1, 2) OBP: 0.356, SLG: 0.506		WP 1-2 1B		1B 1-2 1B		6-3 ②		SSS K ②		4	0	2	0	0	1	0
Mickey Stanley, R (1, 8) OBP: 0.306, SLG: 0.293		BBBB G6-4-3 1-2 2-3 BB		SSS K2-5-2 ①② 2-2		SSS K ③		5-3 ③		3	0	0	0	1	2	2
Ed Brinkman, R (1, 6) OBP: 0.278, SLG: 0.250		G6-4-3 ②③ 1-2f		1B 1-2			SH 2B			3	1	2	0	0	0	3
Mickey Lolich, S (1, 1) OBP: 0.385, SLG: 0.273			E 1B	SSS K ③			SH 2-H			2	1	1	0	0	1	2
Inning Stats	R: 0 H: 0 E: 0 LOB: 0 K: 0 BB: 0 S: 3 P: 3	R: 0 H: 1 E: 0 LOB: 2 K: 0 BB: 2 S: 3 P: 11	R: 0 H: 2 E: 1 LOB: 2 K: 0 BB: 0 S: 5 P: 5	R: 0 H: 2 E: 0 LOB: 2 K: 2 BB: 1 S: 8 P: 12	R: 0 H: 0 E: 1 LOB: 1 K: 0 BB: 0 S: 4 P: 4	R: 0 H: 0 E: 0 LOB: 0 K: 1 BB: 0 S: 5 P: 5	R: 3 H: 3 E: 1 LOB: 0 K: 0 BB: 0 S: 6 P: 6	R: 0 H: 0 E: 0 LOB: 0 K: 1 BB: 0 S: 5 P: 5		1B: 6 SF: 0 2B: 3 SAC: 1 3B: 0 DP: 3 HR: 1 HBP: 0						

BOTTOM

Kansas City Royals @ Detroit Tigers

Tiger Stadium, Detroit, MI

Fri May 07 1971, 7:05 PM EDT

Att. 13,973 - Unknown - 60 F

livebaseballscorecards.com

AB	30
R	3
H	8
RBI	1
BB	3
SO	4
LOB	17

WP: 1 PA: 34
PB: 1
SB: 1
CS: 0

PITCHER		IP	WLS	BF	H	R	ER	SO	BB	IBB	HBP	BLK	WP	HR	S	P	ERA	WHIP
Mike Hedlund, R ERA: 2.45	(1, 1)	6.0	L	28	7	3	3	3	3	0	0	0	1	1	31	43	4.50	1.667
Tom Burgmeier, L ERA: 1.02	(7, 1)	1.0		3	1	0	0	0	0	0	0	0	0	0	3	3	0.00	1.000
Ted Abernathy, R ERA: 0.63	(8, 1)	1.0		3	0	0	0	1	0	0	0	0	0	0	5	5	0.00	0.000

PITCHER	IP	WLS	BF	H	R	ER	SO	BB	IBB	HBP	BLK	WP	HR	S	P	ERA	WHIP

Kansas City Royals @ Detroit Tigers

Tiger Stadium, Detroit, MI

Sat May 08 1971, 4:33 AM EDT

Att. 15,441 - Unknown

TOP

livebaseballscorecards.com

Batter	1	2	3	4	5	6	7	8	9	AB	R	H	RBI	BB	SO	LOB
Freddie Patek, R (1, 6) OBP: 0.318, SLG: 0.311	G6-3 1B			4-3		B1 1-2		G4-6-3 1B 1-2 2-3		4	0	2	0	0	0	1
Joe Keough, L (1, 9) OBP: 0.289, SLG: 0.246	G6-3 1-2f			4-3		4-3 2-3		G4-6-3 1-2f		3	0	0	0	0	0	2
Dennis Paepke, R (8, PH) OBP: 0.310, SLG: 0.370 (8, 9)										1	0	0	0	0	0	3
Amos Otis, R (1, 8) OBP: 0.330, SLG: 0.414	6-3			F5		F8			6-3	4	0	0	0	0	0	1
Ed Kirkpatrick, L (1, 2) OBP: 0.309, SLG: 0.326		L8			BBBB 1B BB		3-1		3-1	3	0	0	0	1	0	0
Cookie Rojas, R (1, 4) OBP: 0.392, SLG: 0.440		1-3			1B 1-2 1B 1B		F8		SSS K	4	1	1	0	0	1	0
Paul Schaal, R (1, 5) OBP: 0.468, SLG: 0.494		5-3			1B 1-3 1B		4-3			3	0	1	0	0	0	0
Bob Oliver, R (1, 3) OBP: 0.259, SLG: 0.339			5-3		G4-3 1-2 3-H 1B			1B 1B 1B		3	0	2	1	0	0	0
Carl Taylor, R (1, 7) OBP: 0.316, SLG: 0.226			6-3		G4-3 1-2f			SSS K		3	0	0	0	0	1	3
Wally Bunker, R (1, 1)			SSS K			BBBB 4-3 E BB		1-2 1B 1B		1	0	0	0	1	1	0
Gail Hopkins, L (8, PH) OBP: 0.357, SLG: 0.182										1	0	1	0	0	0	0
Mike McCormick, L (8, 1)										0	0	0	0	0	0	0

	AB	30
	R	1
	H	7
	RBI	1
	BB	2
	SO	3
	LOB	10

Inning Stats										
	R: 0 H: 1 E: 0 LOB: 0 K: 0 BB: 0 S: 3 P: 3	R: 0 H: 0 E: 0 LOB: 0 K: 0 BB: 0 S: 3 P: 3	R: 0 H: 0 E: 0 LOB: 0 K: 1 BB: 0 S: 5 P: 5	R: 0 H: 0 E: 0 LOB: 0 K: 0 BB: 0 S: 3 P: 3	R: 1 H: 3 E: 0 LOB: 1 K: 0 BB: 1 S: 4 P: 8	R: 0 H: 0 E: 1 LOB: 1 K: 0 BB: 1 S: 3 P: 7	R: 0 H: 0 E: 0 LOB: 0 K: 0 BB: 0 S: 3 P: 3	R: 0 H: 3 E: 0 LOB: 2 K: 1 BB: 0 S: 7 P: 7	R: 0 H: 0 E: 0 LOB: 0 K: 1 BB: 0 S: 5 P: 5	1B: 7 SF: 0 2B: 0 SAC: 0 3B: 0 DP: 3 HR: 0 HBP: 0	WP: 0 PA: 32 PB: 0 SB: 0 CS: 0

PITCHER		IP	WLS	BF	H	R	ER	SO	BB	IBB	HBP	BLK	WP	HR	S	P	ERA	WHIP
Joe Coleman, R ERA: 3.0	(1, 1)	7.1	W	28	7	1	1	2	2	0	0	0	0	0	30	38	1.23	1.227
Fred Scherman, L ERA: 1.88	(8, 1)	1.2	S	4	0	0	0	1	0	0	0	0	0	0	6	6	0.00	0.000

PITCHER	IP	WLS	BF	H	R	ER	SO	BB	IBB	HBP	BLK	WP	HR	S	P	ERA	WHIP

Batter	1	2	3	4	5	6	7	8	9	AB	R	H	RBI	BB	SO	LOB
Dick McAuliffe, L (1, 4) OBP: 0.282, SLG: 0.352	L8		F6		4-3 2-3			F9		4	0	0	0	0	0	3
Aurelio Rodriguez, R (1, 5) OBP: 0.287, SLG: 0.327	6-3		K SSS		6-3			G3 1B		4	0	1	0	0	1	3
Jim Northrup, L (1, 9) OBP: 0.400, SLG: 0.510	4-3			4-3		F9		G3 1-2		4	0	0	0	0	0	1
Norm Cash, L (1, 3) OBP: 0.365, SLG: 0.604		4-3		HR		HR		G3		4	2	2	2	0	0	1
Willie Horton, R (1, 7) OBP: 0.255, SLG: 0.409		6-3		F6		5-3				3	0	0	0	0	0	0
Bill Freehan, R (1, 2) OBP: 0.355, SLG: 0.500		F8		1B		5-3				3	0	1	0	0	0	0
Mickey Stanley, R (1, 8) OBP: 0.308, SLG: 0.295			1B 1B	F9			6-3			3	0	1	0	0	0	1
Ed Brinkman, R (1, 6) OBP: 0.290, SLG: 0.275			1-3 1B		4-3 2B		SSS K			3	0	2	0	0	1	0
Joe Coleman, R (1, 1) Fred Scherman, L (8, 1)			F4		SSS K		1-3			3 0	0 0	0 0	0 0	0 0	1 0	3 0
Inning Stats	R: 0 E: 0 K: 0 S: 3 H: 0 LOB: 0 BB: 0 P: 3	R: 0 E: 0 K: 0 S: 3 H: 0 LOB: 0 BB: 0 P: 3	R: 0 E: 0 K: 1 S: 7 H: 2 LOB: 2 BB: 0 P: 7	R: 1 E: 0 K: 0 S: 5 H: 2 LOB: 1 BB: 0 P: 5	R: 0 E: 0 K: 1 S: 6 H: 1 LOB: 1 BB: 0 P: 6	R: 1 E: 0 K: 0 S: 4 H: 1 LOB: 0 BB: 0 P: 4	R: 0 E: 0 K: 1 S: 5 H: 0 LOB: 0 BB: 0 P: 5	R: 0 E: 0 K: 0 S: 4 H: 1 LOB: 1 BB: 0 P: 4		1B: 4 2B: 1 3B: 0 HR: 2 SF: 0 SAC: 0 DP: 0 HBP: 0						

PITCHER		IP	WLS	BF	H	R	ER	SO	BB	IBB	HBP	BLK	WP	HR	S	P	ERA	WHIP
Wally Bunker, R ERA: 4.28	(1, 1)	7.0	L	27	6	2	2	3	0	0	0	0	0	2	33	33	2.57	0.857
Mike McCormick, L ERA:	(8, 1)	1.0		4	1	0	0	0	0	0	0	0	0	0	4	4	0.00	1.000

PITCHER		IP	WLS	BF	H	R	ER	SO	BB	IBB	HBP	BLK	WP	HR	S	P	ERA	WHIP

BOTTOM

Kansas City Royals @ Detroit Tigers

Tiger Stadium, Detroit, MI

Sat May 08 1971, 4:33 AM EDT

Att. 15,441 - Unknown

livebaseballscorecards.com

AB	31
R	2
H	7
RBI	2
BB	0
SO	3
LOB	12

Kansas City Royals @ Detroit Tigers

Tiger Stadium, Detroit, MI

Sun May 09 1971, 4:33 AM EDT

Att. 25,570 - Unknown - 70 F

TOP

livebaseballscorecards.com

Batter	1	2	3	4	5	6	7	8	9	AB	R	H	RBI	BB	SO	LOB
Freddie Patek, R (1, 6) OBP: 0.316, SLG: 0.309	F4	G6-3 1-2 1B		SH1-4 1-2 2-3		K	F3			4	0	1	0	0	1	2
Joe Keough, L (1, 7) OBP: 0.296, SLG: 0.236	BB 1B 3B BB	G6-3 1-2f		FC5-4 BB		F9		L8		3	1	0	0	2	0	2
Amos Otis, R (1, 8) OBP: 0.333, SLG: 0.423	BB 1-2 3B 1B		6-3	FC5-4 1-2f 2-3 3-H		2B		L8		5	1	2	1	0	0	2
Ed Kirkpatrick, L (1, 2) OBP: 0.324, SLG: 0.337	1-2 2-3 3B BB		2B	6-3		6-3		BB		3	1	1	0	2	0	3
Gail Hopkins, L (1, 3) OBP: 0.368, SLG: 0.563	1-H 2-H 3-H 3B		F9		4-3		HR	4-3		5	1	2	4	0	0	2
Cookie Rojas, R (1, 4) OBP: 0.392, SLG: 0.434	5-3		F8		WP BB		FC6-4 1B		5-3	4	0	1	0	1	0	2
Paul Schaal, R (1, 5) OBP: 0.465, SLG: 0.478	L8			2B BB	K 1-2		FC6-4 WP 1-2f		S BB	3	1	0	0	2	1	3
Bob Oliver, R (1, 9) OBP: 0.265, SLG: 0.345		6-3		SH1-4 1-H FC5-4 2B	IBB		5-3 1-2		K 1-2	4	1	1	1	1	1	2
Ken Wright, R (1, 1) Jim York, R (5, 1) Tom Burgmeier, L (6, 1) OBP: 0.400, SLG: 0.250		1B 1B		FC5-4 SH1-4 BB	K		BB		K	2 0 1	0 0 0	1 0 0	0 0 0	1 0 1	1 0 1	2 0 1

	AB	34
	R	6
	H	9
	RBI	6
	BB	10
	SO	5
	LOB	21

Inning Stats	1	2	3	4	5	6	7	8	9
	R: 3 E: 0 K: 0 S: 5	H: 2 LOB: 1 BB: 2 P: 13	R: 0 E: 0 K: 0 S: 4	H: 2 LOB: 1 BB: 0 P: 4	R: 0 E: 0 K: 0 S: 4	H: 1 LOB: 1 BB: 0 P: 4	R: 2 E: 0 K: 0 S: 4	H: 1 LOB: 2 BB: 3 P: 16	R: 0 E: 0 K: 2 S: 7	H: 0 LOB: 2 BB: 2 P: 15	R: 0 E: 0 K: 1 S: 6	H: 1 LOB: 1 BB: 0 P: 6	R: 1 E: 0 K: 0 S: 5	H: 2 LOB: 2 BB: 1 P: 9	R: 0 E: 0 K: 0 S: 3	H: 0 LOB: 1 BB: 1 P: 7	R: 0 E: 0 K: 2 S: 7	H: 0 LOB: 1 BB: 1 P: 11

	1B: 4	SF: 0
	2B: 3	SAC: 1
	3B: 1	DP: 1
	HR: 1	HBP: 0

	WP: 2	PA: 45
	PB: 0	
	SB: 1	
	CS: 0	

PITCHER		IP	WLS	BF	H	R	ER	SO	BB	IBB	HBP	BLK	WP	HR	S	P	ERA	WHIP
Joe Niekro, R ERA: 5.58	(1, 1)	3.0	L	17	6	5	5	0	3	0	0	0	0	0	14	26	15.00	3.000
Bill Denehy, R ERA:	(4, 1)	1.0		5	0	0	0	0	2	0	0	0	0	0	3	11	0.00	2.000
Bill Zepp, R ERA: 7.71	(5, 1)	2.0		9	1	0	0	3	1	1	0	0	1	0	13	21	0.00	1.000
Daryl Patterson, R ERA: 4.5	(7, 1)	2.0		10	2	1	1	0	2	0	0	0	1	1	8	16	4.50	2.000
Jim Hannan, R ERA: 3.27	(9, 1)	1.0		4	0	0	0	2	1	0	0	0	0	0	7	11	0.00	1.000

PITCHER		IP	WLS	BF	H	R	ER	SO	BB	IBB	HBP	BLK	WP	HR	S	P	ERA	WHIP

Kansas City Royals @ Detroit Tigers

Tiger Stadium, Detroit, MI

Sun May 09 1971, 4:33 AM EDT

Att. 25,570 - Unknown - 70 F

livebaseballscorecards.com

BOTTOM

Batter	1	2	3	4	5	6	7	8	9	AB	R	H	RBI	BB	SO	LOB
Dick McAuliffe, L (1, 4) OBP: 0.270, SLG: 0.336	4-3	F8		K		L8 1-2			4-3	5	0	0	0	0	1	3
Aurelio Rodriguez, R (1, 5) OBP: 0.292, SLG: 0.324	BB BB 1B		F7		5-3	FC6 BB			L6	4	0	1	0	1	0	0
Jim Northrup, L (1, 9) OBP: 0.408, SLG: 0.505	BB 1-2 BB		BB 1B		HR BB	FC6 1-2f			1-3	3	1	1	0	2	0	2
Norm Cash, L (1, 3) OBP: 0.373, SLG: 0.643	F8		1-2 BB		1-H HR		3-1			3	1	1	2	1	0	2
Willie Horton, R (1, 7) OBP: 0.265, SLG: 0.407	1-2 2-3 BB		K		WP 1B		6-3			3	0	1	0	1	1	2
Bill Freehan, R (1, 2) OBP: 0.340, SLG: 0.478	K		F8		K 1-2		F3			4	0	0	0	0	2	6
Mickey Stanley, R (1, 8) OBP: 0.304, SLG: 0.292		6-3		1B	F7			K		4	0	1	0	0	1	1
Ed Brinkman, R (1, 6) OBP: 0.279, SLG: 0.263		E6		F8		5-3		K		4	0	0	0	0	1	1
Joe Niekro, R (1, 1) OBP: 0.308, SLG: 0.182 Bill Denehy, S (4, 1) Kevin Collins, L (4, PH) OBP: 0.143, SLG: 0.429 Bill Zepp, R (5, 1) Gates Brown, L (6, PH) OBP: 0.263, SLG: 0.222 Daryl Patterson, L (7, 1) Ike Brown, R (8, PH) OBP: 0.143, SLG: 0.571 Jim Hannan, R (9, 1)		K		L4		PB 1B		K		1 0 1 0 1 0 1 0	0 0 0 0 0 0 0 0	0 0 0 0 0 0 0 0	0 0 0 0 0 0 0 0	1 0 0 0 0 0 0 0	1 0 1 0 0 0 0 0	1 0 1 0 0 0 0 0
Inning Stats	R: 0 E: 0 K: 1 S: 6 H: 1 LOB: 3 BB: 2 P: 14	R: 0 E: 1 K: 1 S: 6 H: 0 LOB: 1 BB: 0 P: 6	R: 0 E: 0 K: 1 S: 6 H: 1 LOB: 2 BB: 1 P: 10	R: 0 E: 0 K: 1 S: 6 H: 1 LOB: 1 BB: 0 P: 6	R: 2 E: 0 K: 1 S: 7 H: 2 LOB: 1 BB: 1 P: 11	R: 0 E: 0 K: 0 S: 4 H: 1 LOB: 2 BB: 1 P: 8	R: 0 E: 0 K: 0 S: 3 H: 0 LOB: 0 BB: 0 P: 3	R: 0 E: 0 K: 3 S: 9 H: 0 LOB: 0 BB: 0 P: 9	R: 0 E: 0 K: 0 S: 3 H: 0 LOB: 0 BB: 0 P: 3							

AB	34
R	2
H	6
RBI	2
BB	5
SO	8
LOB	19

1B: 5 SF: 0
2B: 0 SAC: 0
3B: 0 DP: 0
HR: 1 HBP: 0

WP: 1 PA: 39
PB: 1
SB: 0
CS: 0

PITCHER		IP	WLS	BF	H	R	ER	SO	BB	IBB	HBP	BLK	WP	HR	S	P	ERA	WHIP
Ken Wright, R ERA: 3.43	(1, 1)	4.1		23	5	2	2	4	4	0	0	0	0	1	27	43	4.15	2.077
Jim York, R ERA: 4.91	(5, 1)	1.1		6	1	0	0	1	1	0	0	0	1	0	7	11	0.00	1.500
Tom Burgmeier, L ERA: 0.86	(6, 1)	3.1	W	10	0	0	0	3	0	0	0	0	0	0	16	16	0.00	0.000

PITCHER	IP	WLS	BF	H	R	ER	SO	BB	IBB	HBP	BLK	WP	HR	S	P	ERA	WHIP

California Angels @ Detroit Tigers

Tiger Stadium, Detroit, MI

Mon May 10 1971, 7:05 PM EDT

Att. 15,215 - Unknown

TOP

livebaseballscorecards.com

Batter	1	2	3	4	5	6	7	8	9	AB	R	H	RBI	BB	SO	LOB
Sandy Alomar Sr., S (1, 4) OBP: 0.250, SLG: 0.248	F7		K2-3		BB			F9	FC6-4 1-2f	4	0	0	0	1	1	3
Jim Spencer, L (1, 3) OBP: 0.267, SLG: 0.345	F7		G6-3 1B		L4			1-3		4	0	1	0	0	0	2
Alex Johnson, R (1, 7) OBP: 0.283, SLG: 0.308	5-3		G6-3 1-2f			1-6-3		F9		4	0	0	0	0	0	1
Tony Conigliaro, R (1, 9) OBP: 0.331, SLG: 0.406		FC5-4 1B	K			5-3			BB 1B 1B	4	1	2	0	0	1	0
Roger Repoz, L (1, 8) OBP: 0.509, SLG: 0.600		F8	G5-4-3 1B			HR			P3	4	1	2	1	0	0	2
Ken McMullen, R (1, 5) OBP: 0.306, SLG: 0.364		FC5-4 BB 1B 1-2f	G5-4-3 1-2f			F7			BB 1B 1-2 BB	3	0	0	0	1	0	2
John Stephenson, L (1, 2) OBP: 0.414, SLG: 0.519 Jerry Moses, R (9, PH) OBP: 0.221, SLG: 0.347		BB 1B 1-2			4-3		P6		K	3	0	1	0	0	0	0
										1	0	0	0	0	1	2
Syd O'Brien, R (1, 6) OBP: 0.296, SLG: 0.460		BB 1-2 2-3			K		4-3		BB 1B 1-2 2-H	3	0	1	1	1	1	0
Andy Messersmith, R (1, 1) OBP: 0.167, SLG: 0.294 Mel Queen, L (6, 1) Ken Berry, R (7, PH) OBP: 0.218, SLG: 0.243 Archie Reynolds, R (7, 1) Billy Cowan, R (9, PH) OBP: 0.300, SLG: 0.222		K			BB		P3		FC6-4 1-2 2-3 BB	1	0	0	0	1	1	3
										0	0	0	0	0	0	0
										1	0	0	0	0	0	0
										0	0	0	0	0	0	0
										0	0	0	0	1	0	0

	AB	32
	R	2
	H	7
	RBI	2
	BB	5
	SO	5
	LOB	15

Inning Stats										
	R: 0 E: 0 K: 0 S: 3	H: 0 LOB: 0 BB: 0 P: 3	R: 0 E: 0 K: 1 S: 7	H: 2 LOB: 3 BB: 1 P: 11	R: 0 E: 0 K: 1 S: 5	H: 1 LOB: 0 BB: 0 P: 5	R: 0 E: 0 K: 1 S: 5	H: 1 LOB: 0 BB: 0 P: 5	R: 0 E: 0 K: 1 S: 5	H: 0 LOB: 2 BB: 2 P: 13
	R: 1 E: 0 K: 0 S: 4	H: 1 LOB: 0 BB: 0 P: 4	R: 0 E: 0 K: 0 S: 3	H: 0 LOB: 0 BB: 0 P: 3	R: 0 E: 0 K: 0 S: 3	H: 0 LOB: 0 BB: 0 P: 3	R: 1 E: 0 K: 1 S: 7	H: 2 LOB: 3 BB: 2 P: 15	1B: 6 2B: 0 3B: 0 HR: 1	SF: 0 SAC: 0 DP: 2 HBP: 0
	WP: 0 PB: 0 SB: 0 CS: 0	PA: 37								

PITCHER		IP	WLS	BF	H	R	ER	SO	BB	IBB	HBP	BLK	WP	HR	S	P	ERA	WHIP
Dean Chance, R ERA: 2.97	(1, 1)	4.2		19	4	0	0	4	3	0	0	0	0	0	24	36	0.00	1.500
Fred Scherman, L ERA: 2.45	(5, 1)	4.0	W	16	3	2	2	1	1	0	0	0	0	1	17	21	4.50	1.000
Tom Timmermann, R ERA: 3.24	(9, 1)	0.1	S	2	0	0	0	0	1	0	0	0	0	0	1	5	0.00	3.000

PITCHER	IP	WLS	BF	H	R	ER	SO	BB	IBB	HBP	BLK	WP	HR	S	P	ERA	WHIP

California Angels @ Detroit Tigers

Tiger Stadium, Detroit, MI

Mon May 10 1971, 7:05 PM EDT

Att. 15,215 - Unknown

livebaseballscorecards.com

BOTTOM

Batter	1	2	3	4	5	6	7	8	9	AB	R	H	RBI	BB	SO	LOB
Dick McAuliffe, L (1, 4) OBP: 0.270, SLG: 0.360	F9		F9		HR	4-3				4	1	1	1	0	0	3
Aurelio Rodriguez, R (1, 5) OBP: 0.282, SLG: 0.312	F8		K		5-3		K			4	0	0	0	0	2	0
Jim Northrup, L (1, 8) (7, 9) OBP: 0.411, SLG: 0.505	E WP 1B		1B			F7	F7			4	1	2	0	0	0	0
Norm Cash, L (1, 3) OBP: 0.380, SLG: 0.644	E WP 1-3 BB		G3			1B 1B 2B	P6			3	2	1	0	1	0	1
Dalton Jones, L (1, 9) (7, 7) OBP: 0.467, SLG: 0.429	K 1-H 3-H			K		1B WP 2-3 1B		F7		4	1	1	0	0	2	0
Gates Brown, L (1, 7) OBP: 0.273, SLG: 0.238	G3			K		WP BB 1-3 3-H 1B		4-3		3	0	1	1	0	1	1
Mickey Stanley, R (7, 8) OBP: 0.300, SLG: 0.288										1	0	0	0	0	0	0
Bill Freehan, R (1, 2) OBP: 0.347, SLG: 0.467		6-3		K		WP 1-2 BB		BB		2	0	0	0	2	1	0
Ed Brinkman, R (1, 6) OBP: 0.278, SLG: 0.255		F8			6-3	WP 1-2 2-3 3-H BB		F9		3	0	0	0	1	0	1
Dean Chance, R (1, 1)		K			K	K				1	0	0	0	0	1	0
Fred Scherman, L (5, 1)										2	0	0	0	0	2	3
Tom Timmermann, R (9, 1)										0	0	0	0	0	0	0
Inning Stats	R: 2 E: 1 K: 1 S: 7 H: 1 LOB: 1 BB: 1 P: 11	R: 0 E: 0 K: 1 S: 5 H: 0 LOB: 0 BB: 0 P: 5	R: 0 E: 0 K: 1 S: 6 H: 1 LOB: 1 BB: 0 P: 6	R: 0 E: 0 K: 3 S: 9 H: 0 LOB: 0 BB: 0 P: 9	R: 1 E: 0 K: 1 S: 6 H: 1 LOB: 0 BB: 0 P: 6	R: 2 E: 0 K: 1 S: 8 H: 3 LOB: 3 BB: 2 P: 16	R: 0 E: 0 K: 1 S: 5 H: 0 LOB: 0 BB: 0 P: 5	R: 0 E: 0 K: 0 S: 3 H: 0 LOB: 1 BB: 1 P: 7		1B: 4 2B: 1 3B: 0 HR: 1	SF: 0 SAC: 0 DP: 0 HBP: 0						

	AB	31
	R	5
	H	6
	RBI	2
	BB	4
	SO	9
	LOB	9

WP: 3 PB: 0 SB: 0 CS: 0 PA: 35

PITCHER		IP	WLS	BF	H	R	ER	SO	BB	IBB	HBP	BLK	WP	HR	S	P	ERA	WHIP
Andy Messersmith, R ERA: 2.86	(1, 1)	5.1	L	25	6	5	4	7	2	0	0	0	1	1	37	45	6.75	1.500
Mel Queen, R ERA: 1.13	(6, 1)	0.2		3	0	0	0	1	1	0	0	0	1	0	4	8	0.00	1.500
Archie Reynolds, R ERA:	(7, 1)	2.0		7	0	0	0	1	1	0	0	0	0	0	8	12	0.00	0.500

PITCHER	IP	WLS	BF	H	R	ER	SO	BB	IBB	HBP	BLK	WP	HR	S	P	ERA	WHIP

Batter	1	2	3	4	5	6	7	8	9	AB	R	H	RBI	BB	SO	LOB
Sandy Alomar Sr., S (1, 4) OBP: 0.248, SLG: 0.246	F8		4-3		G5-4-3 1-2f		6-3 S 2-H 1B		F8	5	0	1	1	0	0	1
Syd O'Brien, R (1, 6) OBP: 0.288, SLG: 0.436	K		1B		4-3		6-3 1-3		K	5	0	1	0	0	2	1
Alex Johnson, R (1, 7) OBP: 0.280, SLG: 0.299	L9		L4			F8	K		BB	4	0	0	0	1	1	2
Billy Cowan, R (1, 3) OBP: 0.308, SLG: 0.250		E5 FC6-4		E S SF9 1B		5-3		P3	4-3	3	1	1	0	0	0	0
Jim Spencer, L (6, 3) OBP: 0.263, SLG: 0.339										2	0	0	0	0	0	1
Ken McMullen, R (1, 5) OBP: 0.313, SLG: 0.389		F8		F3 1-3		1B 1B HBP		HR		3	2	1	1	0	0	2
Roger Repoz, L (1, 9) OBP: 0.508, SLG: 0.595		K		SF9 3-H		1B 1-2 1B		1B BB		2	0	1	1	1	1	1
Jerry Moses, R (1, 2) OBP: 0.247, SLG: 0.380		FC6-4 1-2f		2B		1-3 2-H 1B		FC6-4 1-2 1B		4	0	3	1	0	0	1
Ken Berry, R (1, 8) OBP: 0.232, SLG: 0.311			HR	K		1B 2B		F8		4	2	2	1	0	1	3
Clyde Wright, R (1, 1) OBP: 0.125, SLG: 0.087			K	G5-4-3 1B			K	FC6-4 1-2f		4	0	1	0	0	2	3
Inning Stats	R: 0 H: 0 E: 0 LOB: 0 K: 1 BB: 0 S: 5 P: 5	R: 0 H: 0 E: 1 LOB: 1 K: 1 BB: 0 S: 6 P: 6	R: 1 H: 2 E: 0 LOB: 1 K: 1 BB: 0 S: 7 P: 7	R: 1 H: 2 E: 0 LOB: 1 K: 1 BB: 0 S: 7 P: 7	R: 0 H: 1 E: 0 LOB: 0 K: 0 BB: 0 S: 3 P: 3	R: 1 H: 2 E: 0 LOB: 2 K: 0 BB: 0 S: 4 P: 5	R: 1 H: 2 E: 0 LOB: 1 K: 2 BB: 0 S: 9 P: 9	R: 1 H: 2 E: 0 LOB: 2 K: 0 BB: 1 S: 5 P: 9	R: 0 H: 0 E: 0 LOB: 1 K: 1 BB: 1 S: 5 P: 9	1B: 7 SF: 1 2B: 2 SAC: 0 3B: 0 DP: 1 HR: 2 HBP: 1						

TOP

California Angels @ Detroit Tigers

Tiger Stadium, Detroit, MI

Tue May 11 1971, 7:05 PM EDT

Att. 8,275 - Unknown

livebaseballscorecards.com

AB	36
R	5
H	11
RBI	5
BB	2
SO	7
LOB	15

WP: 0	PA: 40
PB: 0	
SB: 2	
CS: 0	

PITCHER		IP	WLS	BF	H	R	ER	SO	BB	IBB	HBP	BLK	WP	HR	S	P	ERA	WHIP
Mickey Lolich, L ERA: 3.2	(1, 1)	6.1	L	28	9	4	4	5	0	0	1	0	0	1	37	38	5.68	1.421
Bill Denehy, R ERA: 1.29	(7, 1)	1.2		8	2	1	1	1	1	0	0	0	0	1	9	13	5.40	1.800
Daryl Patterson, R ERA: 4.0	(9, 1)	1.0		4	0	0	0	1	1	0	0	0	0	0	5	9	0.00	1.000

PITCHER	IP	WLS	BF	H	R	ER	SO	BB	IBB	HBP	BLK	WP	HR	S	P	ERA	WHIP

BOTTOM

California Angels @ Detroit Tigers

Tiger Stadium, Detroit, MI

Tue May 11 1971, 7:05 PM EDT

Att. 8,275 - Unknown

livebaseballscorecards.com

Batter	1	2	3	4	5	6	7	8	9	AB	R	H	RBI	BB	SO	LOB
Mickey Stanley, R (1, 8) OBP: 0.311, SLG: 0.300	E6 L6-4-3 1B		E S 1B			5-3		F8		4	0	2	0	0	0	1
Norm Cash, L (1, 3) OBP: 0.387, SLG: 0.629	BBBB L6-4-3 BB		4-3 1-3			F9		1-3 1B		3	0	1	0	1	0	1
Al Kaline, R (1, 9) OBP: 0.415, SLG: 0.310	L6-4-3 1-2 2-3			L8		1B		L8		4	0	1	0	0	0	4
Jim Northrup, L (1, 7) OBP: 0.406, SLG: 0.496	P6			1B		SSS K			4-3	4	0	1	0	0	1	2
Aurelio Rodriguez, R (1, 5) OBP: 0.289, SLG: 0.319		F8		P6			G4-6-3 1B		1B	4	0	2	0	0	0	1
Bill Freehan, R (1, 2) OBP: 0.333, SLG: 0.448		F8		F9			SSS K		F9	4	0	0	0	0	1	3
Dick McAuliffe, L (1, 4) OBP: 0.262, SLG: 0.347		F9	SSS K				G4-6-3 1-2f		P6	4	0	0	0	0	1	2
Ed Brinkman, R (1, 6) OBP: 0.270, SLG: 0.248			P4	6-3				5-3		3	0	0	0	0	0	0
Mickey Lolich, S (1, 1) OBP: 0.357, SLG: 0.250 Bill Denehy, S (7, 1) Ike Brown, R (8, PH) OBP: 0.250, SLG: 0.625 Daryl Patterson, L (9, 1)			SSS K	F9				1B 1B		2 0 1 0	0 0 0 0	0 0 1 0	0 0 0 0	0 0 0 0	1 0 0 0	0 0 0 0
Inning Stats	R: 0 H: 1 E: 1 LOB: 1 K: 0 BB: 1 S: 3 P: 7	R: 0 H: 0 E: 0 LOB: 0 K: 0 BB: 0 S: 3 P: 3	R: 0 H: 1 E: 0 LOB: 1 K: 1 BB: 0 S: 6 P: 6	R: 0 H: 1 E: 0 LOB: 1 K: 0 BB: 0 S: 4 P: 4	R: 0 H: 0 E: 0 LOB: 0 K: 1 BB: 0 S: 5 P: 5	R: 0 H: 1 E: 0 LOB: 1 K: 1 BB: 0 S: 6 P: 6	R: 0 H: 1 E: 0 LOB: 0 K: 1 BB: 0 S: 5 P: 5	R: 0 H: 2 E: 0 LOB: 2 K: 0 BB: 0 S: 5 P: 5	R: 0 H: 1 E: 0 LOB: 1 K: 0 BB: 0 S: 4 P: 4	1B: 8 2B: 0 3B: 0 HR: 0	SF: 0 SAC: 0 DP: 2 HBP: 0					

	AB	33
	R	0
	H	8
	RBI	0
	BB	1
	SO	4
	LOB	14

PITCHER		IP	WLS	BF	H	R	ER	SO	BB	IBB	HBP	BLK	WP	HR	S	P	ERA	WHIP
Clyde Wright, L ERA: 3.06	(1, 1)	9.0	W	34	8	0	0	4	1	0	0	0	0	0	41	45	0.00	1.000

PITCHER	IP	WLS	BF	H	R	ER	SO	BB	IBB	HBP	BLK	WP	HR	S	P	ERA	WHIP

California Angels @ Detroit Tigers

Tiger Stadium, Detroit, MI

Wed May 12 1971, 7:05 PM EDT

Att. 7,908 - Unknown

livebaseballscorecards.com

Batter	1	2	3	4	5	6	7	8	9	AB	R	H	RBI	BB	SO	LOB
Sandy Alomar Sr., S (1, 4) OBP: 0.248, SLG: 0.246	0-0 E S 1B		0-3 K			0-0 4-3		0-0 4-3		4	0	1	0	0	1	1
Jim Spencer, L (1, 3) OBP: 0.255, SLG: 0.328	0-3 K 1-3		0-0 F5			0-0 L9		0-0 4-3		4	0	0	0	0	1	2
Eddie Fisher, R (8, 1)										0	0	0	0	0	0	0
Alex Johnson, R (1, 7) OBP: 0.279, SLG: 0.298	0-3 K		0-3 K			0-3 K			0-0 BB 1B	4	0	1	0	0	3	2
Roger Repoz, L (1, 9) OBP: 0.508, SLG: 0.578 (8, 3)	0-3 K			0-0 G5-4-3 1B			0-0 L9		4-0 G4-6-3 1-2 BB	3	0	1	0	1	1	1
Ken McMullen, R (1, 5) OBP: 0.311, SLG: 0.393		0-3 K		0-0 G5-4-3 1-2f			0-0 1B 2B		0-0 F7	4	1	1	0	0	1	3
John Stephenson, L (1, 2) OBP: 0.394, SLG: 0.484		0-0 G3		0-0 G3			0-0 1B 1B		0-0 G4-6-3 1-2f	4	0	1	0	0	0	2
Syd O'Brien, R (1, 6) OBP: 0.306, SLG: 0.448		0-0 E7 1B			0-0 5-3		0-0 G6-4-3 1-2 2-H 1B			3	0	2	1	0	0	0
Ken Berry, R (1, 8) OBP: 0.224, SLG: 0.299		0-0 4-3			0-0 F8		0-0 G6-4-3 1-2f			3	0	0	0	0	0	3
Rudy May, L (1, 1) OBP: 0.154, SLG: 0.154			0-0 1B		0-0 6-3			0-0 4-3		2	0	1	0	0	0	0
Archie Reynolds, R (6, 1)										0	0	0	0	0	0	0
Tony Gonzalez, L (8, PH) OBP: 0.385, SLG: 0.364 (8, 9)										1	0	0	0	0	0	0

Inning Stats	1	2	3	4	5	6	7	8	9	AB	R	H	RBI	BB	SO	LOB
	R: 0 E: 0 K: 3 S: 10	R: 0 E: 1 K: 1 S: 6	R: 0 E: 0 K: 2 S: 8	R: 0 E: 0 K: 0 S: 3	R: 0 E: 0 K: 0 S: 3	R: 0 E: 0 K: 1 S: 5	R: 1 E: 0 K: 0 S: 5	R: 0 E: 0 K: 0 S: 3	R: 0 E: 0 K: 0 S: 3	1B: 7 2B: 1 3B: 0 HR: 0	SF: 0 SAC: 0 DP: 3 HBP: 0	WP: 0 PB: 0 SB: 1 CS: 0	PA: 33			

PITCHER	IP	WLS	BF	H	R	ER	SO	BB	IBB	HBP	BLK	WP	HR	S	P	ERA	WHIP
Joe Coleman, R (1, 1) ERA: 2.5	9.0	W	33	8	1	1	7	1	0	0	0	0	0	46	50	1.00	1.000

PITCHER	IP	WLS	BF	H	R	ER	SO	BB	IBB	HBP	BLK	WP	HR	S	P	ERA	WHIP

Batter	1	2	3	4	5	6	7	8	9	AB	R	H	RBI	BB	SO	LOB
Mickey Stanley, R (1, 8) OBP: 0.295, SLG: 0.284	F9		K		F3		4-3			4	0	0	0	0	1	0
Jim Northrup, L (1, 3) OBP: 0.394, SLG: 0.479	P5		K		4-3		6-3			4	0	0	0	0	1	0
Willie Horton, R (1, 7) OBP: 0.265, SLG: 0.400	E 1B, 1B		K		K		L4			4	1	1	0	0	2	0
Al Kaline, R (1, 9) OBP: 0.436, SLG: 0.337	E5, 1-H, 1B			HR, BB	1B, 2B			2B, SF8, BB		2	3	2	0	2	0	0
Aurelio Rodriguez, R (1, 5) OBP: 0.296, SLG: 0.333	F7			HR, 1-3, 1B	F8			SF8, SF8, 1-3, 2B		4	2	2	0	0	0	2
Ike Brown, R (1, 4) OBP: 0.417, SLG: 1.000		5-3, 1B		1-H, 3-H, HR	1B, 1B, 2-3, 1B			SF8, 2-3, 3-H		3	2	3	4	0	0	0
Jim Price, R (1, 2) OBP: 0.188, SLG: 0.267		F7	F9		1B, 1-2, 3-H, 1B			SF8, 3-H		3	0	1	2	0	0	1
Ed Brinkman, R (1, 6) OBP: 0.270, SLG: 0.248		5-3, 1-2	F9		G5-4-3, 1-2, 2-H, 1B			K		4	0	1	1	0	1	1
Joe Coleman, R (1, 1)		L4	K		G5-4-3, 1-2f					3	0	0	0	0	1	3
Inning Stats	R: 1 E: 1 K: 0 S: 5 / H: 2 LOB: 1 BB: 0 P: 5	R: 0 E: 0 K: 0 S: 4 / H: 1 LOB: 1 BB: 0 P: 4	R: 0 E: 0 K: 3 S: 9 / H: 0 LOB: 0 BB: 0 P: 9	R: 3 E: 0 K: 1 S: 7 / H: 2 LOB: 0 BB: 1 P: 11	R: 0 E: 0 K: 1 S: 5 / H: 0 LOB: 0 BB: 0 P: 5	R: 2 E: 0 K: 0 S: 6 / H: 4 LOB: 1 BB: 0 P: 6	R: 0 E: 0 K: 0 S: 3 / H: 0 LOB: 0 BB: 0 P: 3	R: 2 E: 0 K: 1 S: 6 / H: 1 LOB: 0 BB: 1 P: 10		1B: 7 2B: 2 3B: 0 HR: 1		SF: 2 SAC: 0 DP: 1 HBP: 0				

BOTTOM

California Angels @ Detroit Tigers

Tiger Stadium, Detroit, MI

Wed May 12 1971, 7:05 PM EDT

Att. 7,908 - Unknown

livebaseballscorecards.com

AB	31
R	8
H	10
RBI	7
BB	2
SO	6
LOB	7

WP: 0 PB: 0 SB: 0 CS: 0 PA: 35

PITCHER		IP	WLS	BF	H	R	ER	SO	BB	IBB	HBP	BLK	WP	HR	S	P	ERA	WHIP
Rudy May, L ERA: 3.12	(1, 1)	5.1	L	23	6	5	4	5	1	0	0	0	0	1	32	36	6.75	1.312
Archie Reynolds, R ERA: 1.59	(6, 1)	1.2		7	3	1	1	0	0	0	0	0	0	0	7	7	5.40	1.800
Eddie Fisher, R ERA: 2.38	(8, 1)	1.0		5	1	2	2	1	1	0	0	0	0	0	6	10	18.00	2.000

PITCHER	IP	WLS	BF	H	R	ER	SO	BB	IBB	HBP	BLK	WP	HR	S	P	ERA	WHIP

Detroit Tigers @ Washington Senators

Robert F. Kennedy Memorial Stadium, Washington, DC

Fri May 14 1971, 7:05 PM EDT

Att. 18,694 - Unknown

livebaseballscorecards.com

TOP

Batter	1	2	3	4	5	6	7	8	9	AB	R	H	RBI	BB	SO	LOB
Dick McAuliffe, L (1, 4) OBP: 0.259, SLG: 0.350	4-3		K			2B		L8	K	5	0	1	0	0	2	3
Aurelio Rodriguez, R (1, 5) OBP: 0.292, SLG: 0.322	6-3		F7			K		HBP	FC6-4	4	0	0	0	0	1	4
Jim Northrup, L (1, 8) OBP: 0.390, SLG: 0.479	2B			F8		K		L7		4	0	1	0	0	1	4
Al Kaline, R (1, 9) OBP: 0.430, SLG: 0.333	K			CS 1B		F3		L8		4	0	1	0	0	1	5
Norm Cash, L (1, 3) OBP: 0.392, SLG: 0.636		P4		K 1-2			2B		1B E 1B 1B	4	1	2	0	0	1	1
Willie Horton, R (1, 7) OBP: 0.264, SLG: 0.388		L7			F9		G5-3 BB		E8 1B 1-2 1B	3	1	0	0	1	0	1
Jim Price, R (1, 2) OBP: 0.200, SLG: 0.222		BB			L6		F9		F9	3	0	0	0	1	0	4
Ed Brinkman, R (1, 6) OBP: 0.263, SLG: 0.241 Kevin Collins, L (9, PH) OBP: 0.250, SLG: 0.500 Cesar Gutierrez, R (9, 6)		F5			P4		G5-3 1-2f		1B 1-2 2-3 1B	3 1 0	0 0 0	0 1 0	0 0 0	0 0 0	0 0 0	3 0 0
Bill Zepp, R (1, 1) Dalton Jones, L (6, PH) OBP: 0.500, SLG: 0.467 Fred Scherman, L (6, 1) Gates Brown, L (8, PH) OBP: 0.304, SLG: 0.238 Tom Timmermann, R (8, 1) Ike Brown, R (9, PH) OBP: 0.462, SLG: 1.000 Daryl Patterson, L (9, 1) Mike Kilkenny, R (9, 1)			K			2B 1B		HBP BB	FC6-4 1-2 2-H 3-H 1B	1 1 0 0 0 1 0 0 0	0 0 0 0 0 0 0 0 0	0 1 0 0 0 2 0 0 0	0 0 0 0 0 0 0 0 0	1 0 0 1 0 0 0 0 0	0 0 0 0 0 0 0 0 0	0 0 0 0 0 0 0 0 0
Inning Stats	R: 0 E: 0 K: 1 S: 6 H: 1 LOB: 1 BB: 0 P: 6	R: 0 E: 0 K: 0 S: 3 H: 0 LOB: 1 BB: 1 P: 7	R: 0 E: 0 K: 2 S: 7 H: 0 LOB: 0 BB: 0 P: 7	R: 0 E: 0 K: 1 S: 5 H: 1 LOB: 1 BB: 0 P: 5	R: 0 E: 0 K: 0 S: 3 H: 0 LOB: 0 BB: 0 P: 3	R: 0 E: 0 K: 2 S: 9 H: 2 LOB: 2 BB: 0 P: 9	R: 0 E: 0 K: 0 S: 3 H: 1 LOB: 1 BB: 1 P: 7	R: 0 E: 0 K: 0 S: 3 H: 0 LOB: 2 BB: 1 P: 8	R: 2 E: 1 K: 1 S: 9 H: 3 LOB: 2 BB: 0 P: 9	1B: 5 2B: 4 3B: 0 HR: 0	SF: 0 SAC: 0 DP: 2 HBP: 1					

	AB	34
	R	2
	H	8
	RBI	2
	BB	3
	SO	7
	LOB	25

WP: 0 PB: 0 SB: 0 CS: 1 PA: 38

PITCHER		IP	WLS	BF	H	R	ER	SO	BB	IBB	HBP	BLK	WP	HR	S	P	ERA	WHIP
Denny McLain, R ERA: 3.44	(1, 1)	9.0	W	38	8	2	1	7	3	0	1	0	0	0	48	61	1.00	1.222

PITCHER		IP	WLS	BF	H	R	ER	SO	BB	IBB	HBP	BLK	WP	HR	S	P	ERA	WHIP

Batter	1	2	3	4	5	6	7	8	9	AB	R	H	RBI	BB	SO	LOB
Del Unser, L (1, 8) OBP: 0.381, SLG: 0.523	F7		G4-6-3 HBP		6-3 3B		G4-3 1B		IBB	3	1	2	0	1	0	0
Jim French, L (1, 2) OBP: 0.271, SLG: 0.195 Paul Casanova, R (9, PH) OBP: 0.293, SLG: 0.408	K		G4-6-3 1-2f		F8		K		SF8 3-H	4 0	0 0	0 0	0 1	0 0	2 0	3 0
Tom McCraw, L (1, 9) OBP: 0.312, SLG: 0.479 Elliott Maddox, R (7, PH) OBP: 0.288, SLG: 0.200 (8, 9)	3-1		2B		6-3 3-H		G4-3 1-2f			3 1	0 0	1 0	1 0	0 0	0 0	0 1
Frank Howard, R (1, 7) OBP: 0.349, SLG: 0.429 (9, 3)		HR	4-3		2B			P4		4	1	2	1	0	0	1
Don Mincher, L (1, 3) OBP: 0.403, SLG: 0.431 Dick Billings, R (8, PR) OBP: 0.235, SLG: 0.250 (9, 7)	1B 1B			FC6-4 1B	FC5-4 IBB			2B		3 0	0 0	3 0	0 0	1 0	0 0	0 0
Joe Foy, R (1, 5) OBP: 0.302, SLG: 0.264	F7			FC6-4 FC5-4 1-2f	FC5-4 1-2f			5-3		4	0	0	0	0	0	5
Tim Cullen, R (1, 4) OBP: 0.228, SLG: 0.233	P6			FC5-4 BB 1-2f		5-3		F3		4	0	0	0	0	0	3
Toby Harrah, R (1, 6) OBP: 0.320, SLG: 0.294	1-2 1B			B B B B 1-2 BB		CS 1B			4-3 SF8 2B	3	1	3	0	1	0	0
Denny McLain, R (1, 1) OBP: 0.105, SLG: 0.211 Richie Scheinblum, S (9, PH) OBP: 0.273, SLG: 0.213	K		K	K	1-2 K				2-3 4-3	3 1	0 0	0 0	0 0	0 0	3 0	5 1
Inning Stats	R: 0 E: 0 K: 1 S: 5 H: 0 LOB: 0 BB: 0 P: 5	R: 1 E: 0 K: 1 S: 8 H: 3 LOB: 2 BB: 0 P: 8	R: 0 E: 0 K: 0 S: 3 H: 1 LOB: 1 BB: 0 P: 4	R: 0 E: 0 K: 1 S: 6 H: 1 LOB: 2 BB: 1 P: 10	R: 1 E: 0 K: 0 S: 5 H: 2 LOB: 2 BB: 1 P: 9	R: 0 E: 0 K: 1 S: 5 H: 1 LOB: 0 BB: 0 P: 5	R: 0 E: 0 K: 1 S: 5 H: 1 LOB: 0 BB: 0 P: 5	R: 0 E: 0 K: 0 S: 4 H: 1 LOB: 1 BB: 0 P: 4	R: 1 E: 0 K: 0 S: 3 H: 1 LOB: 1 BB: 1 P: 7	1B: 5 2B: 4 3B: 1 HR: 1	SF: 1 SAC: 0 DP: 2 HBP: 1					

PITCHER		IP	WLS	BF	H	R	ER	SO	BB	IBB	HBP	BLK	WP	HR	S	P	ERA	WHIP
Bill Zepp, R ERA: 6.28	(1, 1)	5.0		24	7	2	2	3	1	1	1	0	0	1	27	36	3.60	1.600
Fred Scherman, L ERA: 2.21	(6, 1)	2.0		6	2	0	0	2	0	0	0	0	0	0	10	10	0.00	1.000
Tom Timmermann, R ERA: 3.06	(8, 1)	1.0		4	1	0	0	0	0	0	0	0	0	0	4	4	0.00	1.000
Daryl Patterson, R ERA: 4.82	(9, 1)	0.1	L	3	1	1	1	0	0	1	0	0	0	0	2	6	27.00	3.000
Mike Kilkenny, L ERA: 30.86	(9, 1)	0.1		1	0	0	0	0	0	0	0	0	0	0	1	1	0.00	0.000

PITCHER	IP	WLS	BF	H	R	ER	SO	BB	IBB	HBP	BLK	WP	HR	S	P	ERA	WHIP

BOTTOM

Detroit Tigers @ Washington Senators

Robert F. Kennedy Memorial Stadium, Washington, DC

Fri May 14 1971, 7:05 PM EDT

Att. 18,694 - Unknown

livebaseballscorecards.com

AB	33
R	3
H	11
RBI	3
BB	3
SO	5
LOB	19

WP: 0 PB: 0 SB: 0 CS: 1 PA: 38

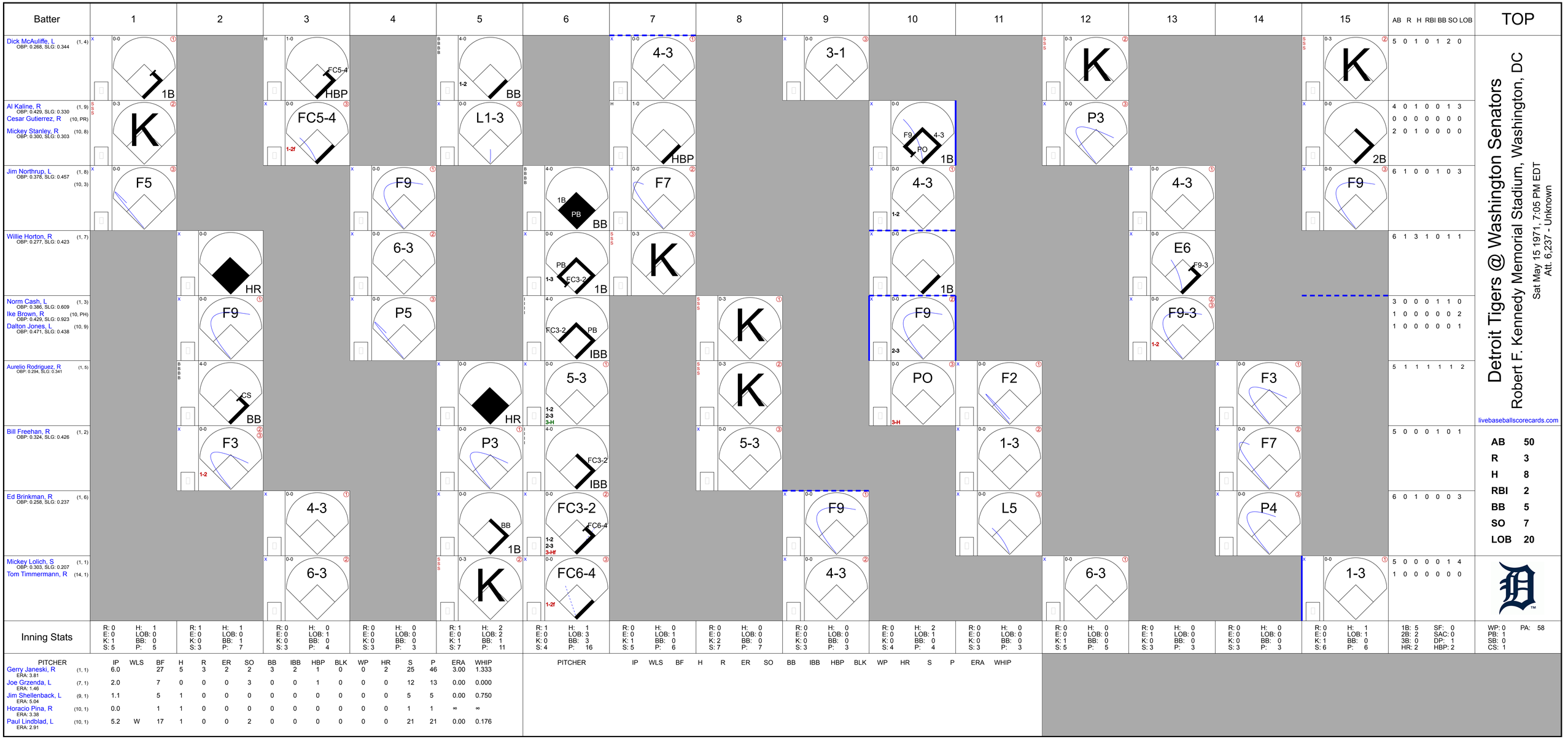
Batter
1
2
3
4
5
6
7
8
9
10
11
12
13
14
15
AB R H RBI BB SO LOB
TOP
Dick McAuliffe, L (1, 4) OBP: 0.268, SLG: 0.344
1B
Al Kaline, R (1, 9) OBP: 0.429, SLG: 0.330
Cesar Gutierrez, R (10, PR)
Mickey Stanley, R (10, 8) OBP: 0.300, SLG: 0.303
K
FC5-4
HBP
L1-3
4-3
HBP
3-1
K
P3
F9 4-3 PO 1B
K
2B
5 0 1 0 1 2 0
4 0 1 0 0 1 3
0 0 0 0 0 0 0
2 0 1 0 0 0 0
Jim Northrup, L (1, 8) (10, 3) OBP: 0.378, SLG: 0.457
F5
F9
1B PB BB
F7
4-3
4-3
F9
6 1 0 0 1 0 3
Willie Horton, R (1, 7) OBP: 0.277, SLG: 0.423
HR
6-3
PB FC3-2 1B
K
1B
E6 F9-3
6 1 3 1 0 1 1
Norm Cash, L (1, 3) OBP: 0.386, SLG: 0.609
Ike Brown, R (10, PH) OBP: 0.429, SLG: 0.923
Dalton Jones, L (10, 9) OBP: 0.471, SLG: 0.438
F9
P5
FC3-2 PB IBB
K
F9
F9-3
3 0 0 0 1 1 0
1 0 0 0 0 0 2
1 0 0 0 0 0 1
Aurelio Rodriguez, R (1, 5) OBP: 0.294, SLG: 0.341
CS BB
HR
5-3
K
PO
F2
F3
5 1 1 1 1 1 2
Bill Freehan, R (1, 2) OBP: 0.324, SLG: 0.426
F3
P3
FC3-2 IBB
5-3
1-3
F7
5 0 0 0 1 0 1
Ed Brinkman, R (1, 6) OBP: 0.258, SLG: 0.237
4-3
BB 1B
FC3-2 FC6-4
F9
L5
P4
6 0 1 0 0 0 3
Mickey Lolich, S (1, 1) OBP: 0.303, SLG: 0.207
Tom Timmermann, R (14, 1)
6-3
K
FC6-4
4-3
6-3
1-3
5 0 0 0 0 1 4
1 0 0 0 0 0 0
Detroit Tigers @ Washington Senators
Robert F. Kennedy Memorial Stadium, Washington, DC
Sat May 15 1971, 7:05 PM EDT
Att. 6,237 - Unknown
livebaseballscorecards.com
AB 50
R 3
H 8
RBI 2
BB 5
SO 7
LOB 20
Inning Stats
R: 0 H: 1 E: 0 LOB: 0 K: 1 BB: 0 S: 5 P: 5
R: 1 H: 1 E: 0 LOB: 0 K: 0 BB: 1 S: 3 P: 7
R: 0 H: 0 E: 0 LOB: 1 K: 0 BB: 0 S: 3 P: 4
R: 0 H: 0 E: 0 LOB: 0 K: 0 BB: 0 S: 3 P: 3
R: 1 H: 2 E: 0 LOB: 2 K: 1 BB: 1 S: 7 P: 11
R: 1 H: 1 E: 0 LOB: 3 K: 0 BB: 3 S: 4 P: 16
R: 0 H: 0 E: 0 LOB: 1 K: 1 BB: 0 S: 5 P: 6
R: 0 H: 0 E: 0 LOB: 0 K: 2 BB: 0 S: 7 P: 7
R: 0 H: 0 E: 0 LOB: 0 K: 0 BB: 0 S: 3 P: 3
R: 0 H: 2 E: 0 LOB: 1 K: 0 BB: 0 S: 4 P: 4
R: 0 H: 0 E: 0 LOB: 0 K: 0 BB: 0 S: 3 P: 3
R: 0 H: 0 E: 0 LOB: 0 K: 1 BB: 0 S: 5 P: 5
R: 0 H: 0 E: 1 LOB: 0 K: 0 BB: 0 S: 3 P: 3
R: 0 H: 0 E: 0 LOB: 0 K: 0 BB: 0 S: 3 P: 3
R: 0 H: 1 E: 0 LOB: 1 K: 1 BB: 0 S: 6 P: 6
1B: 5 SF: 0 2B: 2 SAC: 0 3B: 0 DP: 1 HR: 2 HBP: 2
WP: 0 PA: 58 PB: 1 SB: 0 CS: 1
PITCHER IP WLS BF H R ER SO BB IBB HBP BLK WP HR S P ERA WHIP
Gerry Janeski, R (1, 1) ERA: 3.81 6.0 27 5 3 2 2 3 2 1 0 0 2 25 46 3.00 1.333
Joe Grzenda, L (7, 1) ERA: 1.46 2.0 7 0 0 0 3 0 0 1 0 0 0 12 13 0.00 0.000
Jim Shellenback, L (9, 1) ERA: 5.04 1.1 5 1 0 0 0 0 0 0 0 0 0 5 5 0.00 0.750
Horacio Pina, R (10, 1) ERA: 3.38 0.0 1 1 0 0 0 0 0 0 0 0 0 1 1 ∞ ∞
Paul Lindblad, L (10, 1) ERA: 2.91 5.2 W 17 1 0 0 2 0 0 0 0 0 0 21 21 0.00 0.176
PITCHER IP WLS BF H R ER SO BB IBB HBP BLK WP HR S P ERA WHIP
TOP

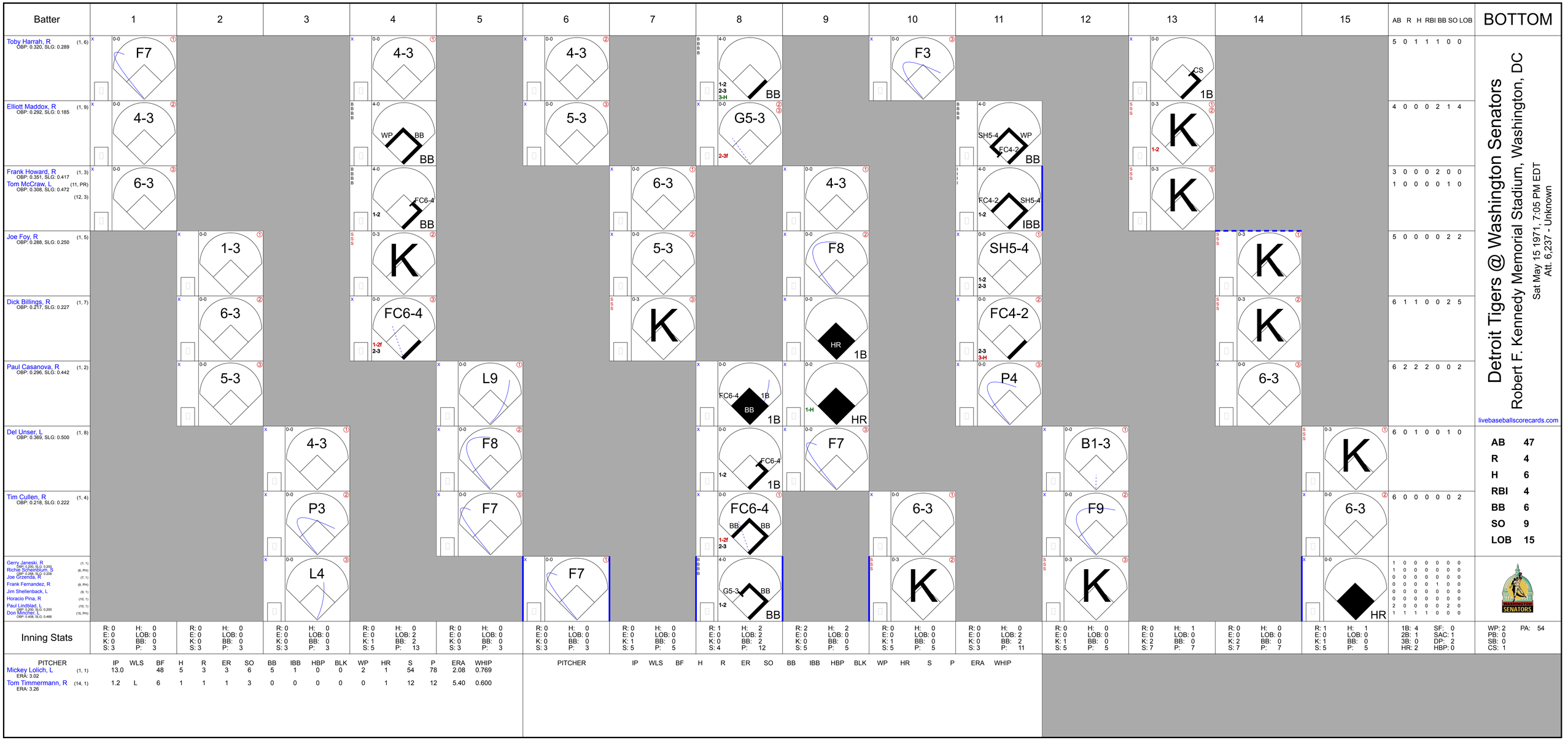
Batter
1
2
3
4
5
6
7
8
9
10
11
12
13
14
15
AB R H RBI BB SO LOB
BOTTOM
Toby Harrah, R (1, 6)
OBP: 0.320, SLG: 0.289
F7
4-3
4-3
4-3
F3
CS 1B
5 0 1 1 1 0 0
Elliott Maddox, R (1, 9)
OBP: 0.292, SLG: 0.185
4-3
WP BB
BB
G5-3
SH5-4 WP
FC4-2
BB
K
1-2
4 0 0 0 2 1 4
Frank Howard, R (1, 3)
OBP: 0.351, SLG: 0.417
6-3
FC6-4
1-2
BB
6-3
4-3
FC4-2 SH5-4
1-2
IBB
K
3 0 0 0 2 0 0
Tom McCraw, L (11, PR) (12, 3)
OBP: 0.308, SLG: 0.472
1 0 0 0 0 1 0
Joe Foy, R (1, 5)
OBP: 0.288, SLG: 0.250
1-3
K
5-3
F8
SH5-4
1-2
2-3
K
5 0 0 0 0 2 2
Dick Billings, R (1, 7)
OBP: 0.217, SLG: 0.227
6-3
FC6-4
1-2f
2-3
K
HR
1B
FC4-2
2-3
3-H
K
6 1 1 0 0 2 5
Paul Casanova, R (1, 2)
OBP: 0.296, SLG: 0.442
5-3
L9
FC6-4
1B
BB
1B
1-H
HR
P4
6-3
6 2 2 2 0 0 2
Del Unser, L (1, 8)
OBP: 0.369, SLG: 0.500
4-3
F8
FC6-4
1-2
1B
F7
B1-3
K
6 0 1 0 0 1 0
Tim Cullen, R (1, 4)
OBP: 0.218, SLG: 0.222
P3
F7
FC6-4
BB
BB
1-2f
2-3
6-3
F9
6-3
6 0 0 0 0 0 2
Gerry Janeski, R (1, 1)
OBP: 0.200, SLG: 0.200
Richie Scheinblum, S (6, PH)
OBP: 0.286, SLG: 0.208
Joe Grzenda, R (7, 1)
Frank Fernandez, R (8, PH)
Jim Shellenback, L (9, 1)
Horacio Pina, R (10, 1)
Paul Lindblad, L (10, 1)
OBP: 0.200, SLG: 0.200
Don Mincher, L (15, PH)
OBP: 0.438, SLG: 0.466
L4
F7
G5-3
BB
1-2
BB
K
K
HR
1 0 0 0 0 0 0
1 0 0 0 0 0 0
0 0 0 0 0 0 0
0 0 0 0 1 0 0
0 0 0 0 0 0 0
0 0 0 0 0 0 0
2 0 0 0 0 2 0
1 1 1 1 0 0 0
Detroit Tigers @ Washington Senators
Robert F. Kennedy Memorial Stadium, Washington, DC
Sat May 15 1971, 7:05 PM EDT
Att. 6,237 - Unknown
livebaseballscorecards.com
AB 47
R 4
H 6
RBI 4
BB 6
SO 9
LOB 15
Inning Stats
R: 0 H: 0 E: 0 LOB: 0 K: 0 BB: 0 S: 3 P: 3
R: 0 H: 0 E: 0 LOB: 0 K: 0 BB: 0 S: 3 P: 3
R: 0 H: 0 E: 0 LOB: 0 K: 0 BB: 0 S: 3 P: 3
R: 0 H: 0 E: 0 LOB: 2 K: 1 BB: 2 S: 5 P: 13
R: 0 H: 0 E: 0 LOB: 0 K: 0 BB: 0 S: 3 P: 3
R: 0 H: 0 E: 0 LOB: 0 K: 0 BB: 0 S: 3 P: 3
R: 0 H: 0 E: 0 LOB: 0 K: 1 BB: 0 S: 5 P: 5
R: 1 H: 2 E: 0 LOB: 2 K: 0 BB: 2 S: 4 P: 12
R: 2 H: 2 E: 0 LOB: 0 K: 0 BB: 0 S: 5 P: 5
R: 0 H: 0 E: 0 LOB: 0 K: 1 BB: 0 S: 5 P: 5
R: 0 H: 0 E: 0 LOB: 2 K: 0 BB: 2 S: 3 P: 11
R: 0 H: 0 E: 0 LOB: 0 K: 1 BB: 0 S: 5 P: 5
R: 0 H: 1 E: 0 LOB: 0 K: 2 BB: 0 S: 7 P: 7
R: 0 H: 0 E: 0 LOB: 0 K: 2 BB: 0 S: 7 P: 7
R: 1 H: 1 E: 0 LOB: 0 K: 1 BB: 0 S: 5 P: 5
1B: 4 2B: 1 3B: 0 HR: 2
SF: 0 SAC: 1 DP: 2 HBP: 0
WP: 2 PB: 0 SB: 0 CS: 1
PA: 54
PITCHER IP WLS BF H R ER SO BB IBB HBP BLK WP HR S P ERA WHIP
Mickey Lolich, L (1, 1) ERA: 3.02 13.0 48 5 3 3 6 5 1 0 0 2 1 54 78 2.08 0.769
Tom Timmermann, R (14, 1) ERA: 3.26 1.2 L 6 1 1 1 3 0 0 0 0 0 1 12 12 5.40 0.600
PITCHER IP WLS BF H R ER SO BB IBB HBP BLK WP HR S P ERA WHIP

Detroit Tigers @ Washington Senators

Robert F. Kennedy Memorial Stadium, Washington, DC

Sun May 16 1971, 3:33 AM EDT

Att. 7,293 - Unknown

TOP

livebaseballscorecards.com

Batter	1	2	3	4	5	6	7	8	9	AB	R	H	RBI	BB	SO	LOB
Aurelio Rodriguez, R (1, 5) OBP: 0.298, SLG: 0.341	1B	FC5-4 1-2f		SF7 3-H		1-2 IBB		L8		3	0	1	1	1	0	3
Dick McAuliffe, L (1, 4) OBP: 0.259, SLG: 0.331	F8		F9	F8		3-1		P6		5	0	0	0	0	0	6
Willie Horton, R (1, 7) OBP: 0.274, SLG: 0.413	F8		F3	5-3			1B	K2-3		5	0	1	0	0	1	4
Jim Northrup, L (1, 9) OBP: 0.378, SLG: 0.446	F7		1B 2B BB		K		F5		2B FC4 BB	3	1	0	0	2	1	2
Norm Cash, L (1, 3) OBP: 0.386, SLG: 0.635		HR	2B 1-3 1B		K		K		K	5	1	2	1	0	3	2
Bill Freehan, R (1, 2) OBP: 0.328, SLG: 0.443		F9	1-3 3-H 2B		F8		F7		FC4 1-3 2B	5	0	2	1	0	0	1
Mickey Stanley, R (1, 8) OBP: 0.306, SLG: 0.383		HR	6-3			6-3		HR	FC4 2-3 3-H	5	2	2	2	0	0	4
Ed Brinkman, R (1, 6) OBP: 0.271, SLG: 0.239		6-3		E SF7 1B		F7		BB	IBB	3	1	1	0	2	0	0
Joe Coleman, R (1, 1) OBP: 0.158, SLG: 0.111		FC5-4 1B		E1 1-3		WP 1B		1-2 BB	4-3	4	0	2	0	1	0	4
Inning Stats	R: 0 E: 0 K: 0 S: 4 H: 1 LOB: 1 BB: 0 P: 4	R: 2 E: 0 K: 0 S: 6 H: 3 LOB: 1 BB: 0 P: 6	R: 1 E: 0 K: 0 S: 5 H: 2 LOB: 2 BB: 1 P: 9	R: 1 E: 1 K: 0 S: 5 H: 1 LOB: 1 BB: 0 P: 5	R: 0 E: 0 K: 2 S: 7 H: 0 LOB: 0 BB: 0 P: 7	R: 0 E: 0 K: 0 S: 4 H: 1 LOB: 2 BB: 1 P: 8	R: 0 E: 0 K: 1 S: 6 H: 1 LOB: 1 BB: 0 P: 6	R: 1 E: 0 K: 1 S: 6 H: 1 LOB: 2 BB: 2 P: 14	R: 0 E: 0 K: 1 S: 6 H: 1 LOB: 3 BB: 2 P: 14	1B: 6 2B: 2 3B: 0 HR: 3 SF: 1 SAC: 0 DP: 0 HBP: 0	WP: 1 PB: 0 SB: 0 CS: 0 PA: 45					

	AB	38
	R	5
	H	11
	RBI	5
	BB	6
	SO	5
	LOB	26

PITCHER		IP	WLS	BF	H	R	ER	SO	BB	IBB	HBP	BLK	WP	HR	S	P	ERA	WHIP
Casey Cox, R ERA: 3.71	(1, 1)	3.1		19	7	4	3	0	1	0	0	0	0	2	18	22	8.10	2.400
Jim Shellenback, L ERA: 4.94	(4, 1)	0.2		2	0	0	0	0	0	0	0	0	0	0	2	2	0.00	0.000
Denny Riddleberger, L ERA: 7.36	(5, 1)	3.0	L	13	3	1	1	3	0	1	0	0	1	1	18	22	3.00	1.000
Horacio Pina, R ERA: 2.93	(8, 1)	2.0		11	1	0	0	2	3	1	0	0	0	0	11	27	0.00	2.000

PITCHER	IP	WLS	BF	H	R	ER	SO	BB	IBB	HBP	BLK	WP	HR	S	P	ERA	WHIP

BOTTOM

Detroit Tigers @ Washington Senators

Robert F. Kennedy Memorial Stadium, Washington, DC

Sun May 16 1971, 3:33 AM EDT

Att. 7,293 - Unknown

livebaseballscorecards.com

Batter	1	2	3	4	5	6	7	8	9	AB	R	H	RBI	BB	SO	LOB
Toby Harrah, R (1, 6) OBP: 0.315, SLG: 0.284	1-3		P3		3B 1B		F7		F8 1-2	5	1	1	0	0	0	1
Del Unser, L (1, 8) OBP: 0.364, SLG: 0.510	E6 1B S		L3		1-H 1B 3B		K			4	1	1	1	0	1	0
Tom McCraw, L (1, 9) OBP: 0.293, SLG: 0.447	K		F2		P6		F8			4	0	0	0	0	1	2
Frank Howard, R (1, 7) OBP: 0.363, SLG: 0.454	BB 1-3 1B			HR	1B 3-H 1B			K		4	1	3	2	0	1	0
Don Mincher, L (1, 3) OBP: 0.419, SLG: 0.472	1-2 BB			1B 1B 1B	G4-6-3 1-3 1B			F7		3	1	2	0	1	0	0
Joe Foy, R (1, 5) OBP: 0.287, SLG: 0.250	P4			1B 1-2 1B	G4-6-3 1-2f			6-3		4	0	1	0	0	0	5
Paul Casanova, R (1, 2) OBP: 0.294, SLG: 0.432		4-3		1-3 2-H 1B		F2			F3	4	0	1	1	0	0	0
Tim Cullen, R (1, 4) OBP: 0.213, SLG: 0.217		5-3		6-3		K			P4	3	0	0	0	0	1	1
Richie Scheinblum, S (9, PH) OBP: 0.263, SLG: 0.204										1	0	0	0	0	0	0
Casey Cox, R (1, 1) OBP: 0.143, SLG: 0.077		K		3-1		K			S 1B	1	0	0	0	0	1	0
Jim Shellenback, L (4, 1)										0	0	0	0	0	0	0
Bernie Allen, L (4, PH) OBP: 0.328, SLG: 0.436										1	0	0	0	0	0	1
Denny Riddleberger, R (5, 1)										1	0	0	0	0	1	0
Horacio Pina, R (8, 1)										0	0	0	0	0	0	0
Dick Billings, R (9, PH) OBP: 0.250, SLG: 0.261										1	0	1	0	0	0	0

Inning Stats	1	2	3	4	5	6	7	8	9
	R: 0 H: 1 E: 1 LOB: 3 K: 1 BB: 1 S: 7 P: 11	R: 0 H: 0 E: 0 LOB: 0 K: 1 BB: 0 S: 5 P: 5	R: 0 H: 0 E: 0 LOB: 0 K: 0 BB: 0 S: 3 P: 3	R: 2 H: 4 E: 0 LOB: 1 K: 0 BB: 0 S: 6 P: 6	R: 2 H: 4 E: 0 LOB: 1 K: 0 BB: 0 S: 6 P: 6	R: 0 H: 0 E: 0 LOB: 0 K: 2 BB: 0 S: 7 P: 7	R: 0 H: 0 E: 0 LOB: 0 K: 1 BB: 0 S: 5 P: 5	R: 0 H: 0 E: 0 LOB: 0 K: 1 BB: 0 S: 5 P: 5	R: 0 H: 1 E: 0 LOB: 1 K: 0 BB: 0 S: 4 P: 4

1B: 8	SF: 0
2B: 0	SAC: 0
3B: 1	DP: 1
HR: 1	HBP: 0

WP: 0	PA: 37
PB: 0	
SB: 2	
CS: 0	

AB	36
R	4
H	10
RBI	4
BB	1
SO	6
LOB	10

PITCHER	IP	WLS	BF	H	R	ER	SO	BB	IBB	HBP	BLK	WP	HR	S	P	ERA	WHIP
Joe Coleman, R (1, 1) ERA: 2.8	9.0	W	37	10	4	4	6	1	0	0	0	0	1	48	52	4.00	1.222

PITCHER	IP	WLS	BF	H	R	ER	SO	BB	IBB	HBP	BLK	WP	HR	S	P	ERA	WHIP

Batter	1	2	3	4	5	6	7	8	9	AB	R	H	RBI	BB	SO	LOB
Mickey Stanley, R (1, 8) OBP: 0.289, SLG: 0.360	L8		5-3		F8		E5		L6	5	0	0	0	0	0	2
Dick McAuliffe, L (1, 4) OBP: 0.270, SLG: 0.331	K			HR 1B	1B BB		F2		FC5-2 IBB	3	1	1	0	2	1	1
Willie Horton, R (1, 7) OBP: 0.279, SLG: 0.439	K			1-H HR	1-3 1B		L7		FC5-2 1-2 2-3 3-Hf	5	1	2	2	0	1	4
Jim Northrup, L (1, 9) (8, 3) OBP: 0.373, SLG: 0.437		4-3		FC6-4 1B	G3			G3	F5	5	0	1	0	0	0	5
Norm Cash, L (1, 3) OBP: 0.391, SLG: 0.636 Cesar Gutierrez, R (8, PR) Al Kaline, R (8, 9) OBP: 0.429, SLG: 0.330		BB		K	4-3			2B		3 0 0	0 0 0	1 0 0	0 0 0	1 0 0	1 0 0	1 0 0
Bill Freehan, R (1, 2) OBP: 0.333, SLG: 0.445		K		FC6-4 1-2 1B	1B			6-3		4	0	2	0	0	1	2
Aurelio Rodriguez, R (1, 5) OBP: 0.290, SLG: 0.331		K		FC6-4 1-2f 2-3	F4			4-3		4	0	0	0	0	1	5
Ed Brinkman, R (1, 6) OBP: 0.265, SLG: 0.233 Gates Brown, L (9, PH) OBP: 0.333, SLG: 0.273			F5	1-3	F2				2B FC5-2 1B	3 1	0 0	0 1	0 0	0 0	0 0	3 0
Dean Chance, R (1, 1) Dalton Jones, L (7, PH) OBP: 0.444, SLG: 0.412 Tom Timmermann, R (7, 1) Kevin Collins, L (9, PH) OBP: 0.333, SLG: 0.667			K		B1-3		G3		FC5-2 1-3 2B	2 1 0 1	0 0 0 0	0 0 0 1	0 0 0 0	0 0 0 0	1 0 0 0	0 0 0 0
Inning Stats	R: 0 E: 0 K: 2 S: 7 H: 0 LOB: 0 BB: 0 P: 7	R: 0 E: 0 K: 2 S: 7 H: 0 LOB: 1 BB: 1 P: 11	R: 0 E: 0 K: 1 S: 5 H: 0 LOB: 0 BB: 0 P: 5	R: 2 E: 0 K: 1 S: 9 H: 4 LOB: 2 BB: 0 P: 9	R: 0 E: 0 K: 0 S: 4 H: 1 LOB: 2 BB: 1 P: 8	R: 0 E: 0 K: 0 S: 4 H: 1 LOB: 1 BB: 0 P: 4	R: 0 E: 1 K: 0 S: 4 H: 0 LOB: 1 BB: 0 P: 4	R: 0 E: 0 K: 0 S: 4 H: 1 LOB: 1 BB: 0 P: 4	R: 0 E: 0 K: 0 S: 5 H: 2 LOB: 3 BB: 1 P: 9	1B: 6 2B: 2 3B: 0 HR: 1 SF: 0 SAC: 0 DP: 0 HBP: 0						

WP: 0 PA: 40
PB: 0
SB: 0
CS: 0

Detroit Tigers @ Boston Red Sox

Fenway Park, Boston, MA

Mon May 17 1971, 7:05 PM EDT

Att. 14,001 - Unknown

TOP

livebaseballscorecards.com

AB	37
R	2
H	9
RBI	2
BB	3
SO	6
LOB	23

PITCHER		IP	WLS	BF	H	R	ER	SO	BB	IBB	HBP	BLK	WP	HR	S	P	ERA	WHIP
Ray Culp, R ERA: 4.17	(1, 1)	7.1	W	32	7	2	2	6	2	0	0	0	0	1	42	50	2.46	1.227
Ken Tatum, R ERA: 2.5	(8, 1)	1.1		7	2	0	0	0	0	1	0	0	0	0	6	10	0.00	1.500
Sparky Lyle, L ERA: 1.35	(9, 1)	0.1	S	1	0	0	0	0	0	0	0	0	0	0	1	1	0.00	0.000

PITCHER	IP	WLS	BF	H	R	ER	SO	BB	IBB	HBP	BLK	WP	HR	S	P	ERA	WHIP

Detroit Tigers @ Boston Red Sox

Fenway Park, Boston, MA

Mon May 17 1971, 7:05 PM EDT

Att. 14,001 - Unknown

BOTTOM

Batter	1	2	3	4	5	6	7	8	9	AB	R	H	RBI	BB	SO	LOB
Luis Aparicio, R (1, 6) OBP: 0.267, SLG: 0.344	0-0 BB FC6-4-5 2B	0-0 F4			0-0 F8 BB 2B 1B	0-3 K		0-0 FC6-4 1-2f		5	2	2	0	0	1	5
Reggie Smith, S (1, 9) OBP: 0.389, SLG: 0.500	4-0 FC6-4-5 BB BB		0-0 4-3		4-0 1-2 2B BB		4-0 S BB			1	1	0	0	3	0	0
Carl Yastrzemski, L (1, 7) OBP: 0.468, SLG: 0.537	4-0 FC6-4-5 1-2 2-3 BB		4-0 CS BB		0-3 K		0-0 F8			2	0	0	0	2	1	3
Rico Petrocelli, R (1, 5) OBP: 0.365, SLG: 0.343	0-0 FC6-4-5 1-2 2-3 3-H		4-0 BLK 1-2 BB		0-0 F8 2-3		0-3 K			3	0	0	1	1	1	5
George Scott, R (1, 3) OBP: 0.371, SLG: 0.455	0-0 5-3		0-3 K 1-2		0-0 1-H 3-H 2B		0-0 L8 1-2			4	0	1	2	0	1	3
Billy Conigliaro, R (1, 8) OBP: 0.339, SLG: 0.441		0-0 2B	0-3 K		0-0 5-3			0-0 5-3		4	0	1	0	0	1	1
Duane Josephson, R (1, 2) OBP: 0.297, SLG: 0.389		0-0 F7	0-3 K			0-0 5-3		0-0 6-3		4	0	0	0	0	1	1
Doug Griffin, R (1, 4) OBP: 0.336, SLG: 0.349		0-0 1B	0-0 2B			0-0 E5 S		0-0 E6 1B		4	0	3	0	0	0	0
Ray Culp, R (1, 1) OBP: 0.105, SLG: 0.105		0-3 K	0-0 1-3			0-3 K 1-2		4-0 FC6-4 BB		3	0	0	0	0	2	4
Ken Tatum, R (8, 1)										0	0	0	0	1	0	0
Sparky Lyle, L (9, 1)										0	0	0	0	0	0	0

Inning Stats	1	2	3	4	5	6	7	8	9
	R: 1 H: 1 E: 0 LOB: 1 K: 0 BB: 2 S: 3 P: 11	R: 0 H: 2 E: 0 LOB: 2 K: 1 BB: 0 S: 7 P: 7	R: 0 H: 0 E: 0 LOB: 1 K: 1 BB: 2 S: 4 P: 12	R: 0 H: 1 E: 0 LOB: 1 K: 2 BB: 0 S: 8 P: 8	R: 2 H: 2 E: 0 LOB: 1 K: 1 BB: 1 S: 7 P: 11	R: 0 H: 0 E: 1 LOB: 1 K: 2 BB: 0 S: 8 P: 8	R: 0 H: 0 E: 0 LOB: 1 K: 1 BB: 1 S: 5 P: 9	R: 0 H: 1 E: 1 LOB: 2 K: 0 BB: 1 S: 4 P: 8	

1B: 3 SF: 0
2B: 5 SAC: 0
3B: 0 DP: 1
HR: 0 HBP: 0

WP: 0 PA: 37
PB: 0
SB: 2
CS: 1

PITCHER	IP	WLS	BF	H	R	ER	SO	BB	IBB	HBP	BLK	WP	HR	S	P	ERA	WHIP
Dean Chance, R (1, 1) ERA: 3.18	6.0	L	28	6	3	3	7	5	0	0	1	0	0	37	57	4.50	1.833
Tom Timmermann, R (7, 1) ERA: 2.95	2.0		9	1	0	0	1	2	0	0	0	0	0	9	17	0.00	1.500

PITCHER	IP	WLS	BF	H	R	ER	SO	BB	IBB	HBP	BLK	WP	HR	S	P	ERA	WHIP

AB	30
R	3
H	7
RBI	3
BB	7
SO	8
LOB	22

livebaseballscorecards.com

Batter	1	2	3	4	5	6	7	8	9	AB	R	H	RBI	BB	SO	LOB
Ike Brown, R (1, 4) OBP: 0.529, SLG: 0.933	B B B B 4-0 G6-4-3 BB			x 0-0 1B 1B		x 0-0 1B 2B 1B		x 0-0 ① F9		2	1	2	0	1	0	0
Bill Denehy, S (6, 1)										0	0	0	0	0	0	0
Tom Timmermann, R (7, 1)										0	0	0	0	0	0	0
Dalton Jones, L (8, PH) OBP: 0.421, SLG: 0.389										1	0	0	0	0	0	0
Joe Niekro, R (8, 1) OBP: 0.308, SLG: 0.182										0	0	0	0	0	0	0
Mickey Stanley, R (1, 8) OBP: 0.298, SLG: 0.367	S S S 0-3 ① K			x 0-0 ① CS 1-2 1B		x 0-0 2B 1-2 2B 1B		x 0-0 ② 2-3		4	1	2	0	0	1	1
Willie Horton, R (1, 7) OBP: 0.278, SLG: 0.441	x 0-0 ② ③ G6-4-3 1-2f			x 0-0 ② ③ 5-3 1-2		x 0-0 2B 1-3 2-H 2B		x 0-0 ③ 4-3		4	1	1	1	0	0	2
Al Kaline, R (1, 9) OBP: 0.431, SLG: 0.340		x 0-0 ① L7			x 0-0 ① L8	x 0-0 2-H 3-H 2B			B B B B 4-0 3-1 BB	3	0	1	2	1	0	0
Jim Northrup, L (1, 3) OBP: 0.369, SLG: 0.428		x 0-0 ② F7			S S S 0-3 ② K	4-0 IBB			x 0-0 ① 3-1 1-2	3	0	0	0	1	1	1
Bill Freehan, R (1, 2) OBP: 0.331, SLG: 0.447		x 0-0 ③ F9			x 0-0 2B	x 0-0 ③ F4			x 0-0 ② 4-3	4	0	1	0	0	0	3
Aurelio Rodriguez, R (1, 5) OBP: 0.282, SLG: 0.321			x 0-0 ① F8		S S S 0-3 ③ K		x 0-0 ① 6-3		x 0-0 ③ F7	4	0	0	0	0	1	2
Ed Brinkman, R (1, 6) OBP: 0.259, SLG: 0.228			x 0-0 ② 6-3			x 0-0 ① F3	S S S 0-3 ② K			3	0	0	0	0	1	0
Bill Zepp, R (1, 1)			x 0-0 ③ 4-3			x 0-0 ② F8	S S S 0-3 ③ K			1	0	0	0	0	0	0
Cesar Gutierrez, R (6, PH)										1	0	0	0	0	0	0
Dick McAuliffe, L (6, 4) OBP: 0.268, SLG: 0.328										1	0	0	0	0	1	0
Inning Stats	R: 0 E: 0 K: 1 S: 4 H: 0 LOB: 0 BB: 1 P: 8	R: 0 E: 0 K: 0 S: 3 H: 0 LOB: 0 BB: 0 P: 3	R: 0 E: 0 K: 0 S: 3 H: 0 LOB: 0 BB: 0 P: 3	R: 0 E: 0 K: 0 S: 3 H: 2 LOB: 0 BB: 0 P: 3	R: 0 E: 0 K: 2 S: 8 H: 1 LOB: 1 BB: 0 P: 8	R: 3 E: 0 K: 0 S: 7 H: 4 LOB: 2 BB: 1 P: 11	R: 0 E: 0 K: 2 S: 7 H: 0 LOB: 0 BB: 0 P: 7	R: 0 E: 0 K: 0 S: 3 H: 0 LOB: 0 BB: 0 P: 3	R: 0 E: 0 K: 0 S: 3 H: 0 LOB: 1 BB: 1 P: 7	1B: 4 2B: 3 3B: 0 HR: 0	SF: 0 SAC: 0 DP: 1 HBP: 0						

TOP

Detroit Tigers @ Boston Red Sox

Fenway Park, Boston, MA

Tue May 18 1971, 7:05 PM EDT

Att. 13,021 - Unknown

livebaseballscorecards.com

AB	31
R	3
H	7
RBI	3
BB	3
SO	5
LOB	9

PITCHER		IP	WLS	BF	H	R	ER	SO	BB	IBB	HBP	BLK	WP	HR	S	P	ERA	WHIP
Gary Peters, L ERA: 4.64	(1, 1)	5.2		21	6	3	3	3	1	0	0	0	0	0	26	30	4.76	1.235
Bobby Bolin, R ERA: 4.38	(6, 1)	0.1		3	1	0	0	0	0	1	0	0	0	0	2	6	0.00	3.000
Jim Lonborg, R ERA:	(7, 1)	3.0	W	10	0	0	0	2	1	0	0	0	0	0	13	17	0.00	0.333

PITCHER		IP	WLS	BF	H	R	ER	SO	BB	IBB	HBP	BLK	WP	HR	S	P	ERA	WHIP

Batter	1	2	3	4	5	6	7	8	9	AB	R	H	RBI	BB	SO	LOB
Luis Aparicio, R (1, 6) OBP: 0.257, SLG: 0.331	1-3		K		L9		6-3	L9		5	0	0	0	0	1	2
Reggie Smith, S (1, 9) OBP: 0.399, SLG: 0.508	E4 FC5 1B		F7		BB 1B 2-H		2B HR 1B			4	1	3	1	0	0	0
Carl Yastrzemski, L (1, 7) OBP: 0.469, SLG: 0.545	FC FC5 1B			1-3	BB 1-2		1-3 HR 2B			4	1	2	0	0	0	1
Rico Petrocelli, R (1, 5) OBP: 0.376, SLG: 0.387	FC5 1B 1-2 2-3f			1B 2B	FC5-4 1-2 2-3		2-H 3-H HR			3	2	2	3	1	0	2
George Scott, R (1, 3) OBP: 0.367, SLG: 0.447	1-2 2-H 1B			5-3	FC5-4 1-2f		5-3			4	0	1	0	0	0	4
Billy Conigliaro, R (1, 8) OBP: 0.336, SLG: 0.435		L9		2-H 1B		K	F3			4	0	1	1	0	1	0
Duane Josephson, R (1, 2) OBP: 0.287, SLG: 0.375		F3		F6		F8		F3		4	0	0	0	0	0	1
Doug Griffin, R (1, 4) OBP: 0.341, SLG: 0.349		6-3			SH3 1B BB	E6 1B		1-3		3	1	1	0	1	0	0
Gary Peters, L (1, 1) OBP: 0.318, SLG: 0.333 Bobby Bolin, R (6, 1) Joe Lahoud, L (6, PH) OBP: 0.400, SLG: 0.381 Jim Lonborg, R (7, 1) OBP: 1.000, SLG: 1.000			4-3		SH3 1-2	G3		1B		1 0 1 1	0 0 0 0	0 0 0 1	0 0 0 0	0 0 0 0	0 0 0 0	0 0 1 0
Inning Stats	R: 0 E: 1 K: 0 S: 5 H: 2 LOB: 2 BB: 0 P: 5	R: 0 E: 0 K: 0 S: 3 H: 0 LOB: 0 BB: 0 P: 3	R: 0 E: 0 K: 1 S: 5 H: 0 LOB: 0 BB: 0 P: 5	R: 1 E: 0 K: 0 S: 5 H: 2 LOB: 1 BB: 0 P: 5	R: 1 E: 0 K: 0 S: 5 H: 2 LOB: 3 BB: 2 P: 13	R: 0 E: 1 K: 1 S: 6 H: 1 LOB: 1 BB: 0 P: 6	R: 3 E: 0 K: 0 S: 6 H: 3 LOB: 0 BB: 0 P: 6	R: 0 E: 0 K: 0 S: 4 H: 1 LOB: 1 BB: 0 P: 4		1B: 8 2B: 2 3B: 0 HR: 1 SF: 0 SAC: 1 DP: 0 HBP: 0						

PITCHER		IP	WLS	BF	H	R	ER	SO	BB	IBB	HBP	BLK	WP	HR	S	P	ERA	WHIP
Bill Zepp, R ERA: 5.59	(1, 1)	5.0		23	6	2	2	1	2	0	0	0	0	0	23	31	3.60	1.600
Bill Denehy, R ERA: 3.24	(6, 1)	1.1	L	7	3	2	2	1	0	0	0	0	0	0	9	9	13.50	2.250
Tom Timmermann, R ERA: 3.27	(7, 1)	0.2		3	1	1	1	0	0	0	0	0	0	1	3	3	13.50	1.500
Joe Niekro, R ERA: 5.44	(8, 1)	1.0		4	1	0	0	0	0	0	0	0	0	0	4	4	0.00	1.000

PITCHER	IP	WLS	BF	H	R	ER	SO	BB	IBB	HBP	BLK	WP	HR	S	P	ERA	WHIP

BOTTOM

Detroit Tigers @ Boston Red Sox

Fenway Park, Boston, MA

Tue May 18 1971, 7:05 PM EDT

Att. 13,021 - Unknown

livebaseballscorecards.com

AB	34
R	5
H	11
RBI	5
BB	2
SO	2
LOB	11

WP: 0 PA: 37
PB: 0
SB: 0
CS: 0

TOP

Detroit Tigers @ Cleveland Indians

Cleveland Municipal Stadium, Cleveland, OH

Wed May 19 1971, 7:05 PM EDT
Att. 4,284 - Unknown - 83 F

livebaseballscorecards.com

Batter	1	2	3	4	5	6	7	8	9	AB	R	H	RBI	BB	SO	LOB
Dick McAuliffe, L (1, 4) OBP: 0.270, SLG: 0.357	4-3		1-3	1-3 2-H 3-H 2B	CS 3-H	K		1-H HR	F9	6	1	2	4	0	1	0
Al Kaline, R (1, 9) OBP: 0.457, SLG: 0.420	BB 1B 1B		HR	IBB		HR		2B BB	BB	3	4	3	2	3	0	0
Jim Northrup, L (1, 8) (6, 7) OBP: 0.374, SLG: 0.430	1-2 1B BB		4-3	4-3		FC5-4 BB		6-3 1-H 1B 2B	P5	4	1	1	1	2	0	4
Willie Horton, R (1, 7) OBP: 0.277, SLG: 0.430 Mickey Stanley, R (6, 8) OBP: 0.292, SLG: 0.359	F8		F8		SH2-3 1B BB	FC5-4 1-2f		6-3 2-3	K	3 2	1 0	0 0	0 0	1 0	0 1	3 2
Norm Cash, L (1, 3) OBP: 0.396, SLG: 0.625	1-H 2-H 1B			4-1	SH2-3 1-2	K		1B SF9 BB		3	1	1	1	1	1	1
Dalton Jones, L (1, 5) OBP: 0.455, SLG: 0.571 Aurelio Rodriguez, R (6, 5) OBP: 0.285, SLG: 0.324		HR		P6	BB HBP 2-H CS 1B		F8	BB 1-3 3-H 1B		3 2	1 0	2 1	2 1	0 0	0 0	0 0
Bill Freehan, R (1, 2) OBP: 0.336, SLG: 0.440 Jim Price, R (8, PH) OBP: 0.238, SLG: 0.222 (8, 2)	P5			BB 1B 2B BB	BB 1-2 HBP		P3	1-2 BB		2 0	1 0	0 0	0 0	1 1	0 0	0 0
Ed Brinkman, R (1, 6) OBP: 0.257, SLG: 0.228	6-3			BB 1-2 2B 1B	F8		F8	SF9 3-H		4	1	1	1	0	0	2
Mickey Lolich, S (1, 1) OBP: 0.333, SLG: 0.200 Kevin Collins, L (8, PH) OBP: 0.364, SLG: 0.636 Bill Denehy, S (8, 1)	K			2B 1-2 2-3 BB	1-2 2-3 BB			HR 1B F9		1 2 0	0 1 0	0 1 0	0 0 0	2 0 0	1 0 0	0 2 0
Inning Stats	R: 1 E: 0 K: 0 S: 4 H: 2 LOB: 2 BB: 1 P: 8	R: 1 E: 0 K: 1 S: 6 H: 1 LOB: 0 BB: 0 P: 6	R: 1 E: 0 K: 0 S: 4 H: 1 LOB: 0 BB: 0 P: 4	R: 2 E: 0 K: 0 S: 5 H: 2 LOB: 3 BB: 3 P: 17	R: 1 E: 0 K: 0 S: 3 H: 1 LOB: 2 BB: 2 P: 12	R: 1 E: 0 K: 2 S: 8 H: 1 LOB: 1 BB: 1 P: 12	R: 0 E: 0 K: 0 S: 3 H: 0 LOB: 0 BB: 0 P: 3	R: 5 E: 0 K: 0 S: 7 H: 4 LOB: 2 BB: 3 P: 19	R: 0 E: 0 K: 1 S: 5 H: 0 LOB: 1 BB: 1 P: 9	1B: 6 2B: 2 3B: 0 HR: 4	SF: 1 SAC: 1 DP: 0 HBP: 1					

AB	35
R	12
H	12
RBI	12
BB	11
SO	4
LOB	14

WP: 0 PB: 0 SB: 0 CS: 1 PA: 50

PITCHER		IP	WLS	BF	H	R	ER	SO	BB	IBB	HBP	BLK	WP	HR	S	P	ERA	WHIP
Ray Lamb, R ERA: 2.23	(1, 1)	3.2	L	18	5	5	5	1	3	0	0	0	0	2	17	29	12.27	2.182
Rick Austin, L ERA: 3.46	(4, 1)	2.1		14	3	2	2	2	3	1	1	0	0	1	13	30	7.71	2.571
Steve Mingori, L ERA: 1.46	(7, 1)	1.0		3	0	0	0	0	0	0	0	0	0	0	3	3	0.00	0.000
Vince Colbert, R ERA: 5.61	(8, 1)	0.1		6	3	5	5	0	2	0	0	0	0	1	4	12	135.00	15.000
Phil Hennigan, R ERA:	(8, 1)	1.2		8	1	0	0	1	2	0	0	0	0	0	8	16	0.00	1.800

PITCHER		IP	WLS	BF	H	R	ER	SO	BB	IBB	HBP	BLK	WP	HR	S	P	ERA	WHIP

Detroit Tigers @ Cleveland Indians

Cleveland Municipal Stadium, Cleveland, OH

Wed May 19 1971, 7:05 PM EDT

Att. 4,284 - Unknown - 83 F

BOTTOM

livebaseballscorecards.com

Batter	1	2	3	4	5	6	7	8	9	AB	R	H	RBI	BB	SO	LOB
Ted Ford, R (1, 8) OBP: 0.267, SLG: 0.324	F8	P3		1B		K			5-3	5	0	1	0	0	1	2
Graig Nettles, L (1, 5) OBP: 0.338, SLG: 0.328	2B 1B		E BB 1B	1-3			F7		FC6-4 1B	5	0	3	0	0	0	1
Roy Foster, R (1, 9) OBP: 0.263, SLG: 0.431	1-3 2B		F7		6-3		FC6-4 1B		FC6-4 1-2f	5	0	2	0	0	0	2
Ray Fosse, R (1, 2) OBP: 0.333, SLG: 0.367 Phil Hennigan, R (8, 1)	BBBB BB		L9		5-3		FC6-4 FC6-4 1-2f			3 0	0 0	0 0	0 0	1 0	0 0	2 0
Ken Harrelson, R (1, 3) OBP: 0.280, SLG: 0.275	F8		BBBB E 1-2 BB		F8		FC6-4 1-2f			3	0	0	0	1	0	4
Chuck Hinton, R (1, 7) OBP: 0.324, SLG: 0.324	F8		E6 1-2 2-3			F8		6-3		4	0	0	0	0	0	5
Eddie Leon, R (1, 4) OBP: 0.299, SLG: 0.333		BBBB BB	4-3			HR		4-3		3	1	1	1	1	0	3
Lou Camilli, S (1, 6) OBP: 0.176, SLG: 0.125		L9		4-3		E5		3-1		4	0	0	0	0	0	1
Ray Lamb, R (1, 1) Rick Austin, R (4, 1) Gomer Hodge, S (6, PH) OBP: 0.323, SLG: 0.308 Steve Mingori, L (7, 1) Vince Colbert, R (8, 1) Ken Suarez, R (8, 2) OBP: 0.286, SLG: 0.385		SSS K		SSS K		SSS K			F7	1 1 1 0 0 1	0 0 0 0 0 0	0 0 0 0 0 0	0 0 0 0 0 0	1 1 1 0 0 0	1 0 1 0 0 0	1 0 1 0 0 0
Inning Stats	R: 0 E: 0 K: 0 S: 5 H: 2 LOB: 3 BB: 1 P: 9	R: 0 E: 0 K: 1 S: 5 H: 0 LOB: 1 BB: 1 P: 9	R: 0 E: 1 K: 0 S: 5 H: 1 LOB: 3 BB: 1 P: 9	R: 0 E: 0 K: 1 S: 6 H: 1 LOB: 1 BB: 0 P: 6	R: 0 E: 0 K: 0 S: 3 H: 0 LOB: 0 BB: 0 P: 3	R: 1 E: 1 K: 2 S: 9 H: 1 LOB: 1 BB: 0 P: 9	R: 0 E: 0 K: 0 S: 4 H: 1 LOB: 1 BB: 0 P: 4	R: 0 E: 0 K: 0 S: 3 H: 0 LOB: 0 BB: 0 P: 3	R: 0 E: 0 K: 0 S: 4 H: 1 LOB: 1 BB: 0 P: 4	1B: 5 2B: 1 3B: 0 HR: 1	SF: 0 SAC: 0 DP: 0 HBP: 0			WP: 0 PB: 0 SB: 0 CS: 0	PA: 39		

	AB	36
	R	1
	H	7
	RBI	1
	BB	3
	SO	4
	LOB	22

PITCHER		IP	WLS	BF	H	R	ER	SO	BB	IBB	HBP	BLK	WP	HR	S	P	ERA	WHIP
Mickey Lolich, L ERA: 2.89	(1, 1)	7.0	W	32	6	1	1	4	3	0	0	0	0	1	37	49	1.29	1.286
Bill Denehy, R ERA: 2.61	(8, 1)	2.0	S	7	1	0	0	0	0	0	0	0	0	0	7	7	0.00	0.500

PITCHER	IP	WLS	BF	H	R	ER	SO	BB	IBB	HBP	BLK	WP	HR	S	P	ERA	WHIP

Batter	1	2	3	4	5	6	7	8	9	10	11	AB	R	H	RBI	BB	SO	LOB
Dick McAuliffe, L (1, 4) OBP: 0.268, SLG: 0.351	K		L5-4-3 1B			P6	F9			2-3		5	0	1	0	0	1	1
Al Kaline, R (1, 9) OBP: 0.455, SLG: 0.413	S 1B 1B		L5-4-3 1-2			L5-3		BB		K		4	1	1	0	1	1	1
Jim Northrup, L (1, 8) (11, 7) OBP: 0.381, SLG: 0.432	1-H 1B		4-3			1B		K			HR BB	4	1	2	1	1	1	1
Willie Horton, R (1, 7) OBP: 0.274, SLG: 0.444	F8			F5		P6		F8			1-H HR	5	1	1	2	0	0	3
Mickey Stanley, R (11, 8) OBP: 0.292, SLG: 0.359												0	0	0	0	0	0	0
Norm Cash, L (1, 3) OBP: 0.386, SLG: 0.635	K			F8			HR	F9			K	5	1	1	1	0	2	2
Dalton Jones, L (1, 5) OBP: 0.400, SLG: 0.500		P5		F9			F3		6-3		1-3	3	0	0	0	0	0	0
Aurelio Rodriguez, R (7, 5) OBP: 0.281, SLG: 0.319												2	0	0	0	0	0	0
Bill Freehan, R (1, 2) OBP: 0.346, SLG: 0.446		FC4 1B			F9		CS 1B		F8		1B	5	0	3	0	0	0	0
Ed Brinkman, R (1, 6) OBP: 0.255, SLG: 0.227		K			6-3		1-2 2B 1B		K		P4	5	1	1	0	0	2	2
Joe Coleman, R (1, 1) OBP: 0.182, SLG: 0.190		FC4 1-2f			K		1-H 2B			K		3	0	1	1	0	1	1
Tom Timmermann, R (9, 1)												0	0	0	0	0	0	0
Fred Scherman, L (9, 1)												1	0	0	0	0	1	0
Inning Stats	R: 1 E: 0 K: 2 S: 9 H: 2 LOB: 1 BB: 0 P: 9	R: 0 E: 0 K: 1 S: 6 H: 1 LOB: 1 BB: 0 P: 6	R: 0 E: 0 K: 0 S: 3 H: 1 LOB: 0 BB: 0 P: 3	R: 0 E: 0 K: 0 S: 3 H: 0 LOB: 0 BB: 0 P: 3	R: 0 E: 0 K: 1 S: 5 H: 0 LOB: 0 BB: 0 P: 5	R: 0 E: 0 K: 0 S: 4 H: 1 LOB: 1 BB: 0 P: 4	R: 2 E: 0 K: 0 S: 6 H: 4 LOB: 1 BB: 0 P: 6	R: 0 E: 0 K: 1 S: 5 H: 0 LOB: 1 BB: 1 P: 9	R: 0 E: 0 K: 1 S: 5 H: 0 LOB: 0 BB: 0 P: 5	R: 0 E: 0 K: 2 S: 7 H: 0 LOB: 0 BB: 0 P: 7	R: 2 E: 0 K: 1 S: 7 H: 2 LOB: 1 BB: 1 P: 11	1B: 8 2B: 1 3B: 0 HR: 2	SF: 0 SAC: 0 DP: 1 HBP: 0	WP: 0 PB: 0 SB: 1 CS: 1	PA: 44			

PITCHER		IP	WLS	BF	H	R	ER	SO	BB	IBB	HBP	BLK	WP	HR	S	P	ERA	WHIP
Alan Foster, R ERA: 3.67	(1, 1)	7.0		28	9	3	3	4	0	0	0	0	0	1	36	36	3.86	1.286
Phil Hennigan, R ERA:	(8, 1)	2.0		7	0	0	0	2	1	0	0	0	0	0	10	14	0.00	0.500
Steve Mingori, L ERA: 2.51	(10, 1)	2.0	L	9	2	2	2	3	1	0	0	0	0	1	14	18	9.00	1.500

PITCHER IP WLS BF H R ER SO BB IBB HBP BLK WP HR S P ERA WHIP

TOP

Detroit Tigers @ Cleveland Indians

Cleveland Municipal Stadium, Cleveland, OH

Thu May 20 1971, 7:05 PM EDT

Att. 3,311 - Unknown - 72 F

livebaseballscorecards.com

AB	42
R	5
H	11
RBI	5
BB	2
SO	9
LOB	11

Batter	1	2	3	4	5	6	7	8	9	10	11	AB	R	H	RBI	BB	SO	LOB
Ted Ford, R (1, 9) OBP: 0.259, SLG: 0.312	L5		6-3		K		L9		1B 1-2 2-H		FC5-4 1-2f	6	0	1	1	0	1	3
Vada Pinson, L (1, 8) OBP: 0.282, SLG: 0.318	4-3			K		HR		P5	K			5	1	1	1	0	2	2
Graig Nettles, L (1, 5) OBP: 0.327, SLG: 0.314	L9			G3		L9		F8		4-3		5	0	0	0	0	0	0
Ray Fosse, R (1, 2) OBP: 0.336, SLG: 0.376		E5		F8		FC5 2B		FC5-4 1B		6-3		5	0	2	0	0	0	0
Roy Foster, R (1, 7) OBP: 0.272, SLG: 0.421		K			1B 1B	K		FC5-4 1-2f		BB		4	1	1	0	1	2	3
Ken Harrelson, R (1, 3) OBP: 0.295, SLG: 0.286 Vince Colbert, R (9, PR) Steve Mingori, L (10, 1)		K			1B 1-2	BB			B1-6-4 1B	K		3 0 1	0 0 0	2 0 0	0 0 0	1 0 0	1 0 1	1 0 1
Eddie Leon, R (1, 4) OBP: 0.294, SLG: 0.326		4-3			1B 1-2 2-H	FC5 2-3f			B1-6-4 1-2f		3-1	5	0	1	1	0	0	4
Lou Camilli, S (1, 6) OBP: 0.167, SLG: 0.118 Ted Uhlaender, L (5, PH) OBP: 0.325, SLG: 0.333 Fred Stanley, R (6, 6)			L9		K		4-3		BB 1B		4-3	1 1 2	0 0 1	0 0 0	0 0 0	0 1 1	0 2 0	0 2 0
Alan Foster, R (1, 1) OBP: 0.143, SLG: 0.167 Gomer Hodge, S (7, PH) OBP: 0.313, SLG: 0.296 Phil Hennigan, R (8, 1) Chuck Hinton, R (9, PH) OBP: 0.359, SLG: 0.343 (10, 3)			P6		K		5-3		1B 1-2		FC5-4 1B	2 1 0 1	0 0 0 0	0 0 0 1	0 0 0 0	1 0 0 1	2 0 0 0	2 0 0 0
Inning Stats	R: 0 E: 0 K: 0 S: 3 H: 0 LOB: 0 BB: 0 P: 3	R: 0 E: 1 K: 2 S: 8 H: 0 LOB: 1 BB: 0 P: 8	R: 0 E: 0 K: 0 S: 3 H: 0 LOB: 0 BB: 0 P: 3	R: 0 E: 0 K: 1 S: 5 H: 0 LOB: 0 BB: 0 P: 5	R: 1 E: 0 K: 3 S: 12 H: 3 LOB: 2 BB: 0 P: 12	R: 1 E: 0 K: 1 S: 7 H: 2 LOB: 2 BB: 1 P: 11	R: 0 E: 0 K: 0 S: 3 H: 0 LOB: 0 BB: 0 P: 3	R: 0 E: 0 K: 0 S: 4 H: 1 LOB: 1 BB: 0 P: 4	R: 1 E: 0 K: 1 S: 6 H: 2 LOB: 2 BB: 2 P: 14	R: 0 E: 0 K: 1 S: 5 H: 0 LOB: 1 BB: 1 P: 9	R: 0 E: 0 K: 0 S: 4 H: 1 LOB: 1 BB: 0 P: 4	1B: 7 2B: 1 3B: 0 HR: 1 SF: 0 SAC: 0 DP: 1 HBP: 0			WP: 0 PB: 0 SB: 0 CS: 0	PA: 46		

PITCHER		IP	WLS	BF	H	R	ER	SO	BB	IBB	HBP	BLK	WP	HR	S	P	ERA	WHIP
Joe Coleman, R ERA: 2.85	(1, 1)	8.2		36	7	3	3	7	3	0	0	0	0	1	47	59	3.12	1.154
Tom Timmermann, R ERA: 3.27	(9, 1)	0.0		1	1	0	0	0	0	0	0	0	0	0	1	1	∞	∞
Fred Scherman, L ERA: 1.99	(9, 1)	2.1	W	9	1	0	0	2	1	0	0	0	0	0	12	16	0.00	0.857

PITCHER	IP	WLS	BF	H	R	ER	SO	BB	IBB	HBP	BLK	WP	HR	S	P	ERA	WHIP

BOTTOM

Detroit Tigers @ Cleveland Indians

Cleveland Municipal Stadium, Cleveland, OH

Thu May 20 1971, 7:05 PM EDT

Att. 3,311 - Unknown - 72 F

livebaseballscorecards.com

AB	42
R	3
H	9
RBI	3
BB	4
SO	9
LOB	18

Batter	1	2	3	4	5	6	7	8	9	AB	R	H	RBI	BB	SO	LOB
Del Unser, L (1, 8) OBP: 0.342, SLG: 0.464	4-3		BB		1B			P5		3	0	1	0	1	0	1
Bernie Allen, L (1, 5) OBP: 0.340, SLG: 0.435 (7, 4)	FC1-6 1B		K		P4			P6		4	0	1	0	0	1	3
Don Mincher, L (1, 3) OBP: 0.411, SLG: 0.470	FC1-6 BB 1B		F7			G5-4-3		BB		2	0	0	0	2	0	2
Elliott Maddox, R (8, PR) OBP: 0.314, SLG: 0.193 (8, 7)										0	0	0	0	0	0	0
Frank Howard, R (1, 7) OBP: 0.375, SLG: 0.450 (8, 3)	BB 1B		P4			G5-4-3		FC5-4		3	0	1	0	1	0	2
Larry Biittner, L (1, 9) OBP: 0.250, SLG: 0.143	BB			4-3		K		FC5-4		2	0	0	0	1	1	0
Dick Billings, R (8, PH) OBP: 0.219, SLG: 0.226 (8, 9)										1	0	0	0	0	0	3
Paul Casanova, R (1, 2) OBP: 0.277, SLG: 0.417	1-6-3			5-3			L6		K	4	0	0	0	0	1	3
Toby Harrah, R (1, 6) OBP: 0.296, SLG: 0.270		P6		6-3			K		K	3	0	0	0	0	1	0
Don Wert, R (9, PH) OBP: 0.167, SLG: 0.136										1	0	0	0	0	1	0
Tim Cullen, R (1, 4) OBP: 0.204, SLG: 0.201		P4			4-3		3-1		K	2	0	0	0	0	0	0
Tom McCraw, L (7, PH) OBP: 0.295, SLG: 0.476										1	0	0	0	0	0	0
Paul Lindblad, L (7, 1) OBP: 0.200, SLG: 0.200										0	0	0	0	0	0	0
Frank Fernandez, R (9, PH)										1	0	0	0	0	1	0
Gerry Janeski, R (1, 1) OBP: 0.143, SLG: 0.143		K			K			BB S BB		2	0	0	0	0	2	0
Joe Grzenda, R (6, 1)										0	0	0	0	0	0	0
Joe Foy, R (7, 5) OBP: 0.320, SLG: 0.252										0	0	0	0	1	0	0

TOP

Washington Senators @ Detroit Tigers

Tiger Stadium, Detroit, MI

Fri May 21 1971, 7:05 PM EDT

Att. 25,833 - Unknown

livebaseballscorecards.com

AB	29
R	0
H	3
RBI	0
BB	6
SO	8
LOB	14

Inning Stats	1	2	3	4	5	6	7	8	9
	R: 0 E: 0 K: 0 S: 5	H: 2 LOB: 3 BB: 1 P: 9	R: 0 E: 0 K: 1 S: 5	H: 0 LOB: 0 BB: 0 P: 5	R: 0 E: 0 K: 1 S: 5	H: 0 LOB: 1 BB: 1 P: 9	R: 0 E: 0 K: 0 S: 3	H: 0 LOB: 0 BB: 0 P: 3	R: 0 E: 0 K: 1 S: 6	H: 1 LOB: 1 BB: 0 P: 6	R: 0 E: 0 K: 1 S: 4	H: 0 LOB: 0 BB: 1 P: 8	R: 0 E: 0 K: 1 S: 5	H: 0 LOB: 0 BB: 0 P: 5	R: 0 E: 0 K: 0 S: 3	H: 0 LOB: 3 BB: 3 P: 15	R: 0 E: 0 K: 3 S: 9	H: 0 LOB: 0 BB: 0 P: 9

1B: 3	SF: 0	WP: 0	PA: 35
2B: 0	SAC: 0	PB: 0	
3B: 0	DP: 1	SB: 1	
HR: 0	HBP: 0	CS: 0	

PITCHER		IP	WLS	BF	H	R	ER	SO	BB	IBB	HBP	BLK	WP	HR	S	P	ERA	WHIP
Dean Chance, R ERA: 2.72	(1, 1)	7.2	W	31	3	0	0	5	6	0	0	0	0	0	35	59	0.00	1.174
Fred Scherman, L ERA: 1.88	(8, 1)	1.1	S	4	0	0	0	3	0	0	0	0	0	0	10	10	0.00	0.000

PITCHER	IP	WLS	BF	H	R	ER	SO	BB	IBB	HBP	BLK	WP	HR	S	P	ERA	WHIP

Batter	1	2	3	4	5	6	7	8	9	AB	R	H	RBI	BB	SO	LOB
Dick McAuliffe, L (1, 4) OBP: 0.274, SLG: 0.347	4-3		HBP			G3		BB		2	0	0	0	1	0	0
Aurelio Rodriguez, R (1, 5) OBP: 0.274, SLG: 0.310	5-3		5-3			P6		P2		4	0	0	0	0	0	2
Jim Northrup, L (1, 8) (8, 9) OBP: 0.384, SLG: 0.430	FC6-4 1B			P6		1B BB		F8		3	0	1	0	1	0	1
Willie Horton, R (1, 7) OBP: 0.275, SLG: 0.442	FC6-4 1-2f			5-3		1-2 1B				3	0	1	0	0	0	1
Norm Cash, L (1, 3) OBP: 0.385, SLG: 0.621		BB G6-4-3		G3		F8				2	0	0	0	1	0	2
Dalton Jones, L (1, 9) OBP: 0.429, SLG: 0.556 Mickey Stanley, R (8, 8) OBP: 0.292, SLG: 0.359		K			4-3 2B		CS 1B			3 0	1 0	2 0	0 0	0 0	1 0	1 0
Bill Freehan, R (1, 2) OBP: 0.338, SLG: 0.435		G6-4-3 1-2f			4-3 2-3		K 1-2			3	0	0	0	0	1	3
Ed Brinkman, R (1, 6) OBP: 0.257, SLG: 0.237			F9		2B 3-H		F2			3	0	1	1	0	0	0
Dean Chance, R (1, 1) Fred Scherman, L (8, 1)			K		K			4-3		2 1	0 0	0 0	0 0	0 0	2 0	0 0
Inning Stats	R: 0 E: 0 K: 0 S: 4 H: 1 LOB: 1 BB: 0 P: 4	R: 0 E: 0 K: 1 S: 4 H: 0 LOB: 0 BB: 1 P: 8	R: 0 E: 0 K: 1 S: 5 H: 0 LOB: 1 BB: 0 P: 6	R: 0 E: 0 K: 0 S: 3 H: 0 LOB: 0 BB: 0 P: 3	R: 1 E: 0 K: 1 S: 6 H: 2 LOB: 0 BB: 0 P: 6	R: 0 E: 0 K: 0 S: 4 H: 1 LOB: 2 BB: 1 P: 8	R: 0 E: 0 K: 1 S: 5 H: 1 LOB: 0 BB: 0 P: 5	R: 0 E: 0 K: 0 S: 3 H: 0 LOB: 1 BB: 1 P: 7		1B: 3 2B: 2 3B: 0 HR: 0 SF: 0 SAC: 0 DP: 1 HBP: 1						

PITCHER		IP	WLS	BF	H	R	ER	SO	BB	IBB	HBP	BLK	WP	HR	S	P	ERA	WHIP
Gerry Janeski, R ERA: 3.57	(1, 1)	5.2	L	22	4	1	1	3	2	0	1	0	0	0	25	34	1.59	1.059
Joe Grzenda, L ERA: 1.42	(6, 1)	0.1		1	0	0	0	0	0	0	0	0	0	0	1	1	0.00	0.000
Paul Lindblad, L ERA: 2.66	(7, 1)	2.0		7	1	0	0	1	1	0	0	0	0	0	8	12	0.00	1.000

PITCHER	IP	WLS	BF	H	R	ER	SO	BB	IBB	HBP	BLK	WP	HR	S	P	ERA	WHIP

BOTTOM

Washington Senators @ Detroit Tigers

Tiger Stadium, Detroit, MI

Fri May 21 1971, 7:05 PM EDT

Att. 25,833 - Unknown

livebaseballscorecards.com

AB	26
R	1
H	5
RBI	1
BB	3
SO	4
LOB	10

Batter	1	2	3	4	5	6	7	8	9	AB	R	H	RBI	BB	SO	LOB
Del Unser, L (1, 8) OBP: 0.352, SLG: 0.460	BBBB 4-0 3-4-1 2B BB		x 0-0 ① F7		x 0-0 ②③ G4-6-3 1-2f		BBBB 4-0 1B BB		x 0-0 1B	3	1	1	0	2	0	2
Bernie Allen, L (1, 5) OBP: 0.333, SLG: 0.420	x 0-0 ① 3-4-1 1-2		x 0-0 ② F3			x 0-0 ① F9	x 0-0 1B 1-2		SSS 0-3 ② K	4	0	1	0	0	0	2
Frank Fernandez, R (9, PH)										1	0	0	0	0	1	1
Don Mincher, L (1, 3) OBP: 0.404, SLG: 0.458	SSS 0-3 ② K		x 0-0 ③ 4-3			x 0-0 HBP 1B 1B	x 0-0 ③ 4-1		x 0-0 ③ P4	5	0	1	0	0	1	5
Frank Howard, R (1, 7) OBP: 0.385, SLG: 0.474	x 0-0 2-H 2B			x 0-0 G3 2B		x 0-0 HBP 1-2 1B		SSS 0-3 ① K		4	0	3	1	0	1	0
Larry Biittner, L (1, 9) OBP: 0.250, SLG: 0.100	x 0-0 ③ 4-3			x 0-0 ① L8		x 0-0 ② F7		BBBB 4-0 HBP BB		3	0	0	0	1	0	4
Paul Casanova, R (1, 2) OBP: 0.286, SLG: 0.414		x 0-0 FC6-4 1B		x 0-0 ② G3 2-3		H 1-0 1-2 2-3 HBP		x 0-0 ② F9		3	0	1	0	0	0	2
Toby Harrah, R (1, 6) OBP: 0.291, SLG: 0.265		x 0-0 ①		x 0-0 ③		x 0-0 ③		H 1-0		2	0	0	0	0	0	2
Tom McCraw, L (6, PH) OBP: 0.292, SLG: 0.470		FC6-4 CS 1-2f		6-3		P6		1-2 HBP		1	0	0	0	0	0	3
Don Wert, R (6, 6) OBP: 0.200, SLG: 0.136										0	0	0	0	0	0	0
Tim Cullen, R (1, 4) OBP: 0.201, SLG: 0.199		SSS 0-3 ②③ K 1-2			x 0-0 ① F5		SSS 0-3 ① K	SSS 0-3 ③ K		2	0	0	0	0	1	1
Joe Foy, R (7, PH) OBP: 0.315, SLG: 0.248										2	0	0	0	0	2	2
(7, 4)																
Dick Bosman, R (1, 1) OBP: 0.261, SLG: 0.150			x 0-0 1B		x 0-0 G4-6-3 1B		x 0-0 ② 6-3		x 0-0 ① F8	2	0	2	0	0	0	0
Dick Billings, R (7, PH) OBP: 0.212, SLG: 0.219										1	0	0	0	0	0	0
Joe Grzenda, R (7, 1)										0	0	0	0	0	0	0
Elliott Maddox, R (9, PH) OBP: 0.310, SLG: 0.190										1	0	0	0	0	0	0
Inning Stats	R: 1 H: 1 E: 0 LOB: 1 K: 1 BB: 1 S: 6 P: 10	R: 0 H: 1 E: 0 LOB: 0 K: 1 BB: 0 S: 5 P: 5	R: 0 H: 1 E: 0 LOB: 1 K: 0 BB: 0 S: 4 P: 4	R: 0 H: 1 E: 0 LOB: 1 K: 0 BB: 0 S: 4 P: 4	R: 0 H: 1 E: 0 LOB: 0 K: 0 BB: 0 S: 3 P: 3	R: 0 H: 2 E: 0 LOB: 3 K: 0 BB: 0 S: 5 P: 6	R: 0 H: 1 E: 0 LOB: 2 K: 1 BB: 1 S: 6 P: 10	R: 0 H: 0 E: 0 LOB: 2 K: 2 BB: 1 S: 7 P: 12	R: 0 H: 1 E: 0 LOB: 1 K: 1 BB: 0 S: 6 P: 6	1B: 7 SF: 0 2B: 2 SAC: 0 3B: 0 DP: 1 HR: 0 HBP: 2						

PITCHER		IP	WLS	BF	H	R	ER	SO	BB	IBB	HBP	BLK	WP	HR	S	P	ERA	WHIP
Bill Zepp, R ERA: 4.5	(1, 1)	6.2	W	29	8	1	1	3	2	0	1	0	0	0	32	41	1.35	1.500
Fred Scherman, L ERA: 1.85	(7, 1)	0.1		1	0	0	0	0	0	0	0	0	0	0	1	1	0.00	0.000
Bill Denehy, R ERA: 2.31	(8, 1)	1.1		7	1	0	0	2	1	0	1	0	0	0	9	14	0.00	1.500
Mike Kilkenny, L ERA: 24.0	(9, 1)	0.2	S	2	0	0	0	1	0	0	0	0	0	0	4	4	0.00	0.000

PITCHER	IP	WLS	BF	H	R	ER	SO	BB	IBB	HBP	BLK	WP	HR	S	P	ERA	WHIP

TOP

Washington Senators @ Detroit Tigers

Tiger Stadium, Detroit, MI

Sat May 22 1971, 4:33 AM EDT

Att. 24,342 - Unknown

livebaseballscorecards.com

AB	34
R	1
H	9
RBI	1
BB	3
SO	6
LOB	24

WP: 0 PA: 39
PB: 0
SB: 0
CS: 1

BOTTOM

Washington Senators @ Detroit Tigers

Tiger Stadium, Detroit, MI

Sat May 22 1971, 4:33 AM EDT

Att. 24,342 - Unknown

livebaseballscorecards.com

Batter	1	2	3	4	5	6	7	8	9	AB	R	H	RBI	BB	SO	LOB
Dick McAuliffe, L (1, 4) OBP: 0.273, SLG: 0.357	S S S 0-3 K ①		x 0-0 SF9 3B		x 0-0 6-3 ②			S S S 0-3 K ②		4	1	1	0	0	2	0
Aurelio Rodriguez, R (1, 5) OBP: 0.273, SLG: 0.329	x 0-0 HR		x 0-0 E5 SF9 BB		x 0-0 P4 ③			x 0-0 F9 ③		4	1	1	1	0	0	1
Jim Northrup, L (1, 8) (8, 9) OBP: 0.389, SLG: 0.450	x 0-0 HR		B B B 4-0 SF9 1-2 BB			x 0-0 4-3 ①				2	1	1	1	1	0	0
Willie Horton, R (1, 7) OBP: 0.270, SLG: 0.435	x 0-0 F9 ②		x 0-0 SF9 ② 1-2 2-3 3-H			x 0-0 F2 ②				2	0	0	1	0	0	0
Norm Cash, L (1, 3) OBP: 0.374, SLG: 0.600	S S S 0-3 K ③		x 0-0 F8 ③			S S S 0-3 K ③				3	0	0	0	0	2	2
Dalton Jones, L (1, 9) OBP: 0.387, SLG: 0.500 Bill Denehy, S (8, 1) Mike Kilkenny, R (9, 1)		x 0-0 F9 ①		x 0-0 F8 ①			x 0-0 4-3 ①			3 0 0	0 0 0	0 0 0	0 0 0	0 0 0	0 0 0	0 0 0
Bill Freehan, R (1, 2) OBP: 0.338, SLG: 0.429		B B B 4-0 CS BB		x 0-0 5-3 ②			x 0-0 1-3 ②			2	0	0	0	1	0	0
Ed Brinkman, R (1, 6) OBP: 0.252, SLG: 0.232		x 0-0 6-3 ② ③ 1-2		x 0-0 1-3 ③			S S S 0-3 K ③			3	0	0	0	0	1	1
Bill Zepp, R (1, 1) Fred Scherman, L (7, 1) Mickey Stanley, R (8, 8) OBP: 0.289, SLG: 0.355			x 0-0 1-3 ①		S S S 0-3 K ①			S S S 0-3 K ①		2 0 1	0 0 0	0 0 0	0 0 0	0 0 0	1 0 1	0 0 0
Inning Stats	R: 2 H: 2 E: 0 LOB: 0 K: 2 BB: 0 S: 9 P: 9	R: 0 H: 0 E: 0 LOB: 0 K: 0 BB: 1 S: 2 P: 6	R: 1 H: 1 E: 1 LOB: 2 K: 0 BB: 1 S: 5 P: 9	R: 0 H: 0 E: 0 LOB: 0 K: 0 BB: 0 S: 3 P: 3	R: 0 H: 0 E: 0 LOB: 0 K: 1 BB: 0 S: 5 P: 5	R: 0 H: 0 E: 0 LOB: 0 K: 1 BB: 0 S: 5 P: 5	R: 0 H: 0 E: 0 LOB: 0 K: 1 BB: 0 S: 5 P: 5	R: 0 H: 0 E: 0 LOB: 0 K: 2 BB: 0 S: 7 P: 7		1B: 0 SF: 1 2B: 0 SAC: 0 3B: 1 DP: 0 HR: 2 HBP: 0						

	AB	26
	R	3
	H	3
	RBI	3
	BB	2
	SO	7
	LOB	4

WP: 0 PA: 29
PB: 0
SB: 0
CS: 1

PITCHER		IP	WLS	BF	H	R	ER	SO	BB	IBB	HBP	BLK	WP	HR	S	P	ERA	WHIP
Dick Bosman, R ERA: 3.99	(1, 1)	6.0	L	23	3	3	2	4	2	0	0	0	0	2	29	37	3.00	0.833
Joe Grzenda, L ERA: 1.23	(7, 1)	2.0		6	0	0	0	3	0	0	0	0	0	0	12	12	0.00	0.000

PITCHER		IP	WLS	BF	H	R	ER	SO	BB	IBB	HBP	BLK	WP	HR	S	P	ERA	WHIP

Batter	1	2	3	4	5	6	7	8	9	AB	R	H	RBI	BB	SO	LOB
Del Unser, L (1, 8) OBP: 0.349, SLG: 0.448	S S S 0-3 ① K		B B B B 4-0 1-2 BB		S S S 0-3 ③ K			x 0-0 ② F7		3	0	0	0	1	2	0
Elliott Maddox, R (1, 7) OBP: 0.293, SLG: 0.177	S S S 0-3 ② K		x 0-0 ② L9			x 0-0 ① L9		x 0-0 ③ F8		4	0	0	0	0	1	2
Frank Howard, R (1, 3) OBP: 0.381, SLG: 0.468	x 0-0 ③ 5-3		x 0-0 ③ 1-3			x 0-0 1B			x 0-0 ① P4	4	0	1	0	0	0	2
Joe Foy, R (1, 5) OBP: 0.321, SLG: 0.259		x 0-0 6-3 2B		B B B B 4-0 BB		S S S 0-3 ② K			x 0-0 ② F8	3	0	1	0	1	1	1
Dick Billings, R (1, 9) OBP: 0.189, SLG: 0.194		x 0-0 ① 6-3 2-3		S S S 0-3 ① K		S S S 0-3 ③ K			S S S 0-3 ③ K	4	0	0	0	0	3	3
Paul Casanova, R (1, 2) OBP: 0.278, SLG: 0.402		x 0-0 ② L9		S S S 0-3 ② K			x 0-0 ① F3			3	0	0	0	0	1	2
Toby Harrah, R (1, 6) OBP: 0.292, SLG: 0.267		S S S 0-3 ③ K		S S S 0-3 ③ K			x 0-0 G6-4-3 1B			3	0	1	0	0	2	2
Tim Cullen, R (1, 4) OBP: 0.204, SLG: 0.201			x 0-0 WP 1B		x 0-0 ① L7		x 0-0 ② ③ G6-4-3 1-2f			3	0	1	0	0	0	1
Denny McLain, R (1, 1) OBP: 0.130, SLG: 0.182 Don Wert, R (8, PH) OBP: 0.192, SLG: 0.130 Denny Riddleberger, R (8, 1)			x 0-0 ① P1		x 0-0 ② F8			x 0-0 ① P3		2 1 0	0 0 0	0 0 0	0 0 0	0 0 0	0 0 0	1 0 0
Inning Stats	R: 0 E: 0 K: 2 S: 7 H: 0 LOB: 0 BB: 0 P: 7	R: 0 E: 0 K: 1 S: 6 H: 1 LOB: 1 BB: 0 P: 6	R: 0 E: 0 K: 0 S: 4 H: 1 LOB: 2 BB: 1 P: 8	R: 0 E: 0 K: 3 S: 9 H: 0 LOB: 1 BB: 1 P: 13	R: 0 E: 0 K: 1 S: 5 H: 0 LOB: 0 BB: 0 P: 5	R: 0 E: 0 K: 2 S: 8 H: 1 LOB: 1 BB: 0 P: 8	R: 0 E: 0 K: 0 S: 3 H: 1 LOB: 0 BB: 0 P: 3	R: 0 E: 0 K: 0 S: 3 H: 0 LOB: 0 BB: 0 P: 3	R: 0 E: 0 K: 1 S: 5 H: 0 LOB: 0 BB: 0 P: 5	1B: 3 2B: 1 3B: 0 HR: 0	SF: 0 SAC: 0 DP: 1 HBP: 0					

PITCHER	IP	WLS	BF	H	R	ER	SO	BB	IBB	HBP	BLK	WP	HR	S	P	ERA	WHIP
Mickey Lolich, L (1, 1) ERA: 2.63	9.0	W	32	4	0	0	10	2	0	0	0	1	0	50	58	0.00	0.667

PITCHER	IP	WLS	BF	H	R	ER	SO	BB	IBB	HBP	BLK	WP	HR	S	P	ERA	WHIP

TOP

Washington Senators @ Detroit Tigers

Tiger Stadium, Detroit, MI

Sun May 23 1971, 4:33 AM EDT

Unknown

livebaseballscorecards.com

AB	30
R	0
H	4
RBI	0
BB	2
SO	10
LOB	14

WP: 1 PB: 0 SB: 0 CS: 0 PA: 32

Batter	1	2	3	4	5	6	7	8	9	AB	R	H	RBI	BB	SO	LOB
Dick McAuliffe, L (1, 4) OBP: 0.273, SLG: 0.361	F8		K			K		S SF7 2B		4	1	1	0	0	2	1
Al Kaline, R (1, 9) OBP: 0.449, SLG: 0.439	K2-3		2-H HR			L9		SF7 2-H		3	1	1	3	0	1	0
Jim Northrup, L (1, 8) OBP: 0.380, SLG: 0.439	4-3		K			3-1		6-3		4	0	0	0	0	1	0
Willie Horton, R (1, 7) OBP: 0.276, SLG: 0.444		F8		L5-3 1B			HR 2B	K		4	1	2	0	0	1	0
Norm Cash, L (1, 3) OBP: 0.373, SLG: 0.624		G3		F7			2-H HR			3	1	1	2	0	0	1
Bill Freehan, R (1, 2) OBP: 0.338, SLG: 0.426		FC6-4 1B		L5-3 1-2			F8			3	0	1	0	0	0	1
Aurelio Rodriguez, R (1, 5) OBP: 0.268, SLG: 0.322		FC6-4 1-2f			6-3		4-3			3	0	0	0	0	0	1
Ed Brinkman, R (1, 6) OBP: 0.260, SLG: 0.241			SH1-4 HR 1B		1-3		FC6-4 1B			3	1	2	0	0	0	0
Mickey Lolich, S (1, 1) OBP: 0.316, SLG: 0.188			SH1-4 1-2		K		FC6-4 1-2f			2	0	0	0	0	1	1
Inning Stats	R: 0 H: 0 E: 0 LOB: 0 K: 1 BB: 0 S: 5 P: 5	R: 0 H: 1 E: 0 LOB: 1 K: 0 BB: 0 S: 4 P: 4	R: 2 H: 2 E: 0 LOB: 0 K: 2 BB: 0 S: 9 P: 9	R: 0 H: 1 E: 0 LOB: 0 K: 0 BB: 0 S: 3 P: 3	R: 0 H: 0 E: 0 LOB: 0 K: 1 BB: 0 S: 5 P: 5	R: 0 H: 0 E: 0 LOB: 0 K: 1 BB: 0 S: 5 P: 5	R: 2 H: 3 E: 0 LOB: 1 K: 0 BB: 0 S: 6 P: 6	R: 1 H: 1 E: 0 LOB: 0 K: 1 BB: 0 S: 6 P: 6		1B: 4 SF: 1 2B: 3 SAC: 1 3B: 0 DP: 1 HR: 2 HBP: 0						

PITCHER		IP	WLS	BF	H	R	ER	SO	BB	IBB	HBP	BLK	WP	HR	S	P	ERA	WHIP
Denny McLain, R ERA: 4.09	(1, 1)	7.0	L	27	7	4	4	5	0	0	0	0	0	2	37	37	5.14	1.000
Denny Riddleberger, L ERA: 6.0	(8, 1)	1.0		4	1	1	1	1	0	0	0	0	0	0	6	6	9.00	1.000

PITCHER		IP	WLS	BF	H	R	ER	SO	BB	IBB	HBP	BLK	WP	HR	S	P	ERA	WHIP

BOTTOM

Washington Senators @ Detroit Tigers

Tiger Stadium, Detroit, MI

Sun May 23 1971, 4:33 AM EDT

Unknown

livebaseballscorecards.com

AB	29
R	5
H	8
RBI	5
BB	0
SO	6
LOB	5

Batter	1	2	3	4	5	6	7	8	9	AB	R	H	RBI	BB	SO	LOB
Del Unser, L (1, 8) OBP: 0.343, SLG: 0.438	x 0-0 ① 6-3		x 0-0 ② F7		x 0-0 ② FC4-6 FC6-4 1-2f		x 0-0 ③ WP 1B		x 0-0 ③ 4-3	5	0	1	0	0	0	2
Elliott Maddox, R (1, 7) OBP: 0.291, SLG: 0.197	S S S 0-3 ② K		x 0-0 1-3 2B		x 0-0 ③ FC6-4 1-2f		x 0-0 ③ F9 1-2			4	0	1	0	0	1	2
Frank Howard, R (1, 3) OBP: 0.378, SLG: 0.469	S S S 0-3 ③ K		S S S 0-3 ③ K			x 0-0 2B		x 0-0 ① 6-3		4	0	1	0	0	2	2
Frank Fernandez, R (1, 9)		S S S 0-3 ① K		B B B 4-0 FC1-4 BB		x 0-0 ① 5-3		x 0-0 ② F7		3	0	0	0	1	1	1
Joe Foy, R (1, 5) OBP: 0.333, SLG: 0.257		B B B B 4-0 BB		x 0-0 ① FC1-4 FC6-4 1-2f		B B B B 4-0 FC6-4 BB		B B B B 4-0 1B BB		1	0	0	0	3	0	1
Paul Casanova, R (1, 2) OBP: 0.277, SLG: 0.396		S S S 0-3 ② K		x 0-0 ② F8		x 0-0 ② F8		x 0-0 1-2 1B		4	0	1	0	0	1	4
Toby Harrah, R (1, 6) OBP: 0.284, SLG: 0.258		x 0-0 ③ L3		x 0-0 ③ FC6-4 1-2f		x 0-0 ③ FC6-4 1-2f		x 0-0 ③ G3		4	0	0	0	0	0	6
Tim Cullen, R (1, 4) OBP: 0.213, SLG: 0.205 Bernie Allen, L (9, PH) OBP: 0.327, SLG: 0.412			B B B B 4-0 2B BB		x 0-0 ① 6-3		x 0-0 G4-6-3 1B		S S S 0-3 ① K	2 1	0 0	1 0	0 0	1 0	0 1	0 0
Mike Thompson, R (1, 1) OBP: 0.250, SLG: 0.250 Jim Shellenback, L (5, 1) Larry Biittner, L (7, PH) OBP: 0.231, SLG: 0.091 Denny Riddleberger, R (7, 1) Don Mincher, L (9, PH) OBP: 0.401, SLG: 0.455			S S S 0-3 ① K		x 0-0 FC4-6 1B		x 0-0 ① ② G4-6-3 1-2f		x 0-0 ② F2	2 0 1 0 1	0 0 0 0 0	1 0 0 0 0	0 0 0 0 0	0 0 0 0 0	1 0 0 0 0	1 0 1 0 0
Inning Stats	R: 0 H: 0 E: 0 LOB: 0 K: 2 BB: 0 S: 7 P: 7	R: 0 H: 0 E: 0 LOB: 1 K: 2 BB: 1 S: 7 P: 11	R: 0 H: 1 E: 0 LOB: 2 K: 2 BB: 1 S: 8 P: 12	R: 0 H: 0 E: 0 LOB: 1 K: 0 BB: 1 S: 3 P: 7	R: 0 H: 1 E: 0 LOB: 1 K: 0 BB: 0 S: 4 P: 4	R: 0 H: 1 E: 0 LOB: 2 K: 0 BB: 1 S: 4 P: 8	R: 0 H: 2 E: 0 LOB: 1 K: 0 BB: 0 S: 4 P: 4	R: 0 H: 1 E: 0 LOB: 2 K: 0 BB: 1 S: 4 P: 8	R: 0 H: 0 E: 0 LOB: 0 K: 1 BB: 0 S: 5 P: 5	1B: 4 SF: 0 2B: 2 SAC: 0 3B: 0 DP: 1 HR: 0 HBP: 0						

PITCHER		IP	WLS	BF	H	R	ER	SO	BB	IBB	HBP	BLK	WP	HR	S	P	ERA	WHIP
Les Cain, L ERA:	(1, 1)	6.0	W	25	3	0	0	6	4	0	0	0	0	0	33	49	0.00	1.167
Joe Niekro, R ERA: 5.08	(7, 1)	3.0	S	12	3	0	0	1	1	0	0	0	1	0	13	17	0.00	1.333

PITCHER	IP	WLS	BF	H	R	ER	SO	BB	IBB	HBP	BLK	WP	HR	S	P	ERA	WHIP

TOP

Washington Senators @ Detroit Tigers

Tiger Stadium, Detroit, MI

Sun May 23 1971, 4:38 AM EDT

Att. 53,337 - Unknown

livebaseballscorecards.com

AB	32
R	0
H	6
RBI	0
BB	5
SO	7
LOB	20

1B: 4	SF: 0	WP: 1	PA: 37
2B: 2	SAC: 0	PB: 0	
3B: 0	DP: 1	SB: 0	
HR: 0	HBP: 0	CS: 0	

Batter	1	2	3	4	5	6	7	8	9	AB	R	H	RBI	BB	SO	LOB
Dick McAuliffe, L (1, 4) OBP: 0.276, SLG: 0.358	4-3		P6		2B HR BB 1-2	6-3		F8-3 1B 2-H 3-H		4	1	1	2	1	0	1
Aurelio Rodriguez, R (1, 5) OBP: 0.260, SLG: 0.312	5-3		K		F7		F8	F8-3 1-2		5	0	0	0	0	1	4
Jim Northrup, L (1, 8) (6, 9) OBP: 0.377, SLG: 0.440	6-3			1-3	HR 2B 1-3 2-H		4-3			4	1	1	1	0	0	0
Willie Horton, R (1, 7) OBP: 0.282, SLG: 0.464		6-3		K	HR IBB		HR			3	2	1	1	1	1	0
Norm Cash, L (1, 3) OBP: 0.386, SLG: 0.701		2B		HR	HR 1-H 2-H 3-H		5-3			4	2	3	5	0	0	0
Dalton Jones, L (1, 9) OBP: 0.441, SLG: 0.625 Mickey Stanley, R (6, 8) OBP: 0.296, SLG: 0.362		G6-3 BB	HR		1B 1B			FC2-5 BB 1B		2 1	1 0	2 1	1 0	1 0	0 0	0 0
Jim Price, R (1, 2) OBP: 0.280, SLG: 0.238		G6-3 1-2f	P6		1-3 1B			FC2-5 2B BB 1-2		3	1	1	0	1	0	2
Ed Brinkman, R (1, 6) OBP: 0.259, SLG: 0.236			BB		L7	F9		FC2-5 2B 1B 1-2 2-3f		3	1	0	0	1	0	2
Les Cain, L (1, 1) Al Kaline, R (6, PH) OBP: 0.446, SLG: 0.435 Joe Niekro, R (7, 1) OBP: 0.357, SLG: 0.333			F5		BB 2B BB	K		1B 2B 1-3 2-H		1 1 1	1 0 1	0 0 1	0 0 1	1 0 0	0 1 0	1 0 0
Inning Stats	R: 0 E: 0 K: 0 S: 3 H: 0 LOB: 0 BB: 0 P: 3	R: 0 E: 0 K: 0 S: 3 H: 1 LOB: 1 BB: 1 P: 7	R: 0 E: 0 K: 1 S: 5 H: 0 LOB: 1 BB: 1 P: 9	R: 2 E: 0 K: 1 S: 7 H: 2 LOB: 0 BB: 0 P: 7	R: 5 E: 0 K: 0 S: 6 H: 4 LOB: 2 BB: 3 P: 18	R: 0 E: 0 K: 1 S: 5 H: 0 LOB: 0 BB: 0 P: 5	R: 1 E: 0 K: 0 S: 4 H: 1 LOB: 0 BB: 0 P: 4	R: 3 E: 0 K: 0 S: 5 H: 3 LOB: 0 BB: 1 P: 9		1B: 4 2B: 4 3B: 0 HR: 4	SF: 0 SAC: 0 DP: 2 HBP: 0					

BOTTOM

Washington Senators @ Detroit Tigers

Tiger Stadium, Detroit, MI

Sun May 23 1971, 4:38 AM EDT

Att. 53,337 - Unknown

livebaseballscorecards.com

AB	32
R	11
H	11
RBI	11
BB	6
SO	3
LOB	10

WP: 0 PB: 0 SB: 0 CS: 0 PA: 38

PITCHER		IP	WLS	BF	H	R	ER	SO	BB	IBB	HBP	BLK	WP	HR	S	P	ERA	WHIP
Mike Thompson, R ERA: 5.4	(1, 1)	4.2	L	22	4	6	6	2	4	1	0	0	0	2	21	41	11.57	1.714
Jim Shellenback, L ERA: 4.96	(5, 1)	1.1		6	3	1	1	1	0	0	0	0	0	1	8	8	6.75	2.250
Denny Riddleberger, L ERA: 7.41	(7, 1)	2.0		10	4	4	4	0	1	0	0	0	0	1	9	13	18.00	2.500

PITCHER		IP	WLS	BF	H	R	ER	SO	BB	IBB	HBP	BLK	WP	HR	S	P	ERA	WHIP

New York Yankees @ Detroit Tigers

Tiger Stadium, Detroit, MI

Tue May 25 1971, 7:05 PM EDT

Att. 10,842 - Overcast - 55 F

TOP

livebaseballscorecards.com

Batter	1	2	3	4	5	6	7	8	9	AB	R	H	RBI	BB	SO	LOB
Horace Clarke, S (1, 4) OBP: 0.367, SLG: 0.331	4-3		BB, BB, 1B	G6-4-3 1-2f		F7		6-3		5	0	1	0	0	0	5
Thurman Munson, R (1, 2) OBP: 0.339, SLG: 0.340	K		BB 1-2	FC5-4, 1B			K	F3		4	0	1	0	1	2	0
Roy White, S (1, 7) OBP: 0.377, SLG: 0.515	HBP		BB 1-2 2-3		L9		1B, FC5, 1B	1B		3	1	2	0	1	0	1
Bobby Murcer, L (1, 8) OBP: 0.469, SLG: 0.580	6-3		L9		F5		1B, FC5, SF8 1-3, 1B	F4		5	1	1	0	0	0	6
Danny Cater, R (1, 3) (7, 5) OBP: 0.253, SLG: 0.281		L9		FC5-4, 1B	FC5-4 1-2f		FC5 SF8, 1B 1-2 3-H		6-3	5	0	1	1	0	0	2
Felipe Alou, R (1, 9) OBP: 0.311, SLG: 0.377		F8		FC5-4 1B, 1B 1-2f		F4	SF8 1-2 2-3, 1B		5-3	5	1	1	0	0	0	1
Jerry Kenney, L (1, 5) OBP: 0.312, SLG: 0.218		6-3		BB, 1B 1-3, 1B	F7	SF8 1-2 2-3 3-H			6-3	3	0	1	0	0	0	0
Ron Hansen, R (7, PH) (7, 6) OBP: 0.289, SLG: 0.273										1	0	0	1	0	0	0
Gene Michael, S (1, 6) OBP: 0.348, SLG: 0.277			1-3	BB 1-2 3-H, 1B	2B, HBP	IBB				2	0	1	1	0	0	0
Frank Baker, L (6, PR) (6, 6) OBP: 0.333, SLG: 0.364										0	1	0	0	0	0	0
John Ellis, R (7, PH) (7, 3) OBP: 0.548, SLG: 0.462										0	0	0	0	1	0	0
Stan Bahnsen, R (1, 1) OBP: 0.125, SLG: 0.250			K	G6-4-3 1-2 2-3, BB	1-H, 2B	F7				1	0	0	0	0	1	0
Jake Gibbs, L (4, PH) OBP: 0.216, SLG: 0.265										0	0	0	0	1	0	0
Mike Kekich, R (4, 1) OBP: 0.222, SLG: 0.222										0	0	0	0	0	0	0
Jim Lyttle, L (6, PH) OBP: 0.214, SLG: 0.393										1	0	1	1	0	0	0
Gary Waslewski, R (6, 1)										0	0	0	0	0	0	0
Ron Woods, R (7, PH) OBP: 0.259, SLG: 0.200										1	0	0	0	0	0	3
Lindy McDaniel, R (7, 1) OBP: 0.333, SLG: 0.333										0	0	0	0	0	0	0
Jack Aker, R (7, 1)										0	0	0	0	0	0	0

	AB	36
	R	4
	H	10
	RBI	4
	BB	4
	SO	3
	LOB	18

Inning Stats	1	2	3	4	5	6	7	8	9
	R: 0 E: 0 K: 1 S: 5	R: 0 E: 0 K: 0 S: 3	R: 0 E: 0 K: 1 S: 6	R: 1 E: 0 K: 0 S: 5	R: 0 E: 0 K: 0 S: 4	R: 1 E: 0 K: 0 S: 4	R: 2 E: 0 K: 1 S: 9	R: 0 E: 0 K: 0 S: 4	R: 0 E: 0 K: 0 S: 3
	H: 0 LOB: 1 BB: 0 P: 6	H: 0 LOB: 0 BB: 0 P: 3	H: 1 LOB: 3 BB: 2 P: 14	H: 3 LOB: 2 BB: 1 P: 9	H: 1 LOB: 1 BB: 0 P: 4	H: 1 LOB: 2 BB: 0 P: 5	H: 3 LOB: 3 BB: 1 P: 13	H: 1 LOB: 1 BB: 0 P: 4	H: 0 LOB: 0 BB: 0 P: 3

	1B: 9	SF: 1	WP: 0	PA: 43
	2B: 1	SAC: 0	PB: 0	
	3B: 0	DP: 1	SB: 0	
	HR: 0	HBP: 2	CS: 0	

PITCHER		IP	WLS	BF	H	R	ER	SO	BB	IBB	HBP	BLK	WP	HR	S	P	ERA	WHIP
Joe Coleman, R ERA: 3.15	(1, 1)	6.1		33	9	4	4	3	3	0	2	0	0	0	34	48	5.68	1.895
Fred Scherman, L ERA: 1.67	(7, 1)	2.2	W	10	1	0	0	0	0	1	0	0	0	0	9	13	0.00	0.375

PITCHER		IP	WLS	BF	H	R	ER	SO	BB	IBB	HBP	BLK	WP	HR	S	P	ERA	WHIP

New York Yankees @ Detroit Tigers

Tiger Stadium, Detroit, MI

Tue May 25 1971, 7:05 PM EDT

Att. 10,842 - Overcast - 55 F

livebaseballscorecards.com

BOTTOM

Batter	1	2	3	4	5	6	7	8	9	AB	R	H	RBI	BB	SO	LOB
Dick McAuliffe, L (1, 4) OBP: 0.269, SLG: 0.347	2-3	FC4-6 1-2f		F4		3-1		F8		5	0	0	0	0	0	3
Al Kaline, R (1, 9) OBP: 0.444, SLG: 0.429	BBBB G3-6-3 BB		L3	FC5-4 1-2f			1B 1B 1B	L6-3		4	1	1	0	1	0	2
Jim Northrup, L (1, 8) (9, 7) OBP: 0.372, SLG: 0.433	G3-6-3 1-2f		SSS K		G3		1B FC3 1-2 1B	6-3		5	1	1	0	0	1	1
Willie Horton, R (1, 7) OBP: 0.294, SLG: 0.475 Mickey Stanley, R (9, 8) OBP: 0.296, SLG: 0.362		1B 2B	BB 1B		BBBB CS BB		F9			3 0	1 0	2 0	0 0	1 0	0 0	2 0
Norm Cash, L (1, 3) OBP: 0.407, SLG: 0.707	3B 2-H 1B		BBBB 1-2 BB		BBBB BB 1-2 BB		FC3 1-3 2-H 1B			2	2	2	2	2	0	0
Bill Freehan, R (1, 2) OBP: 0.345, SLG: 0.443 Gates Brown, L (7, PH) OBP: 0.320, SLG: 0.261 Jim Price, R (8, 2) OBP: 0.280, SLG: 0.238	E 1-H 3B	F7			BBBB 1-2 BB		FC3 1B 1B 1-2 3-H			2 1 0	1 1 0	1 0 0	1 1 0	1 0 0	0 0 0	2 1 0
Aurelio Rodriguez, R (1, 5) OBP: 0.260, SLG: 0.311	4-3			F8	L9		1B 1-3 2-H 1B			4	0	1	1	0	0	3
Ed Brinkman, R (1, 6) OBP: 0.272, SLG: 0.257	E1 1B 3-H 1B			2B		5-3	2-H 3-H 1B			4	0	3	2	0	0	0
Joe Coleman, R (1, 1) OBP: 0.240, SLG: 0.217 Fred Scherman, L (7, 1)	FC4-6 2-3 1B			BBBB FC5-4 BB		4-1	G3			2 1	0 0	1 0	0 0	1 0	0 0	0 1
Inning Stats	R: 0 H: 0 E: 0 LOB: 0 K: 0 BB: 1 S: 2 P: 6	R: 3 H: 5 E: 1 LOB: 1 K: 0 BB: 0 S: 7 P: 7	R: 0 H: 1 E: 0 LOB: 2 K: 1 BB: 1 S: 6 P: 10	R: 0 H: 1 E: 0 LOB: 2 K: 0 BB: 1 S: 4 P: 8	R: 0 H: 0 E: 0 LOB: 2 K: 0 BB: 3 S: 2 P: 14	R: 0 H: 0 E: 0 LOB: 0 K: 0 BB: 0 S: 3 P: 3	R: 4 H: 5 E: 0 LOB: 1 K: 0 BB: 0 S: 8 P: 8	R: 0 H: 0 E: 0 LOB: 0 K: 0 BB: 0 S: 3 P: 3		1B: 9 SF: 0 2B: 2 SAC: 0 3B: 1 DP: 1 HR: 0 HBP: 0						

	AB	33
	R	7
	H	12
	RBI	7
	BB	6
	SO	1
	LOB	15

WP: 0 PA: 39
PB: 0
SB: 0
CS: 1

PITCHER		IP	WLS	BF	H	R	ER	SO	BB	IBB	HBP	BLK	WP	HR	S	P	ERA	WHIP
Stan Bahnsen, R ERA: 5.05	(1, 1)	3.0		15	6	3	3	1	2	0	0	0	0	0	15	23	9.00	2.667
Mike Kekich, L ERA: 5.28	(4, 1)	2.0		10	1	0	0	0	4	0	0	0	0	0	6	22	0.00	2.500
Gary Waslewski, R ERA: 3.48	(6, 1)	1.0		3	0	0	0	0	0	0	0	0	0	0	3	3	0.00	0.000
Lindy McDaniel, R ERA: 6.14	(7, 1)	0.1	L	4	3	3	3	0	0	0	0	0	0	0	4	4	81.00	9.000
Jack Aker, R ERA: 2.11	(7, 1)	1.2		7	2	1	1	0	0	0	0	0	0	0	7	7	5.40	1.200

PITCHER	IP	WLS	BF	H	R	ER	SO	BB	IBB	HBP	BLK	WP	HR	S	P	ERA	WHIP

Batter	1	2	3	4	5	6	7	8	9	AB	R	H	RBI	BB	SO	LOB
Horace Clarke, S (1, 4) OBP: 0.359, SLG: 0.323	5-3		6-3			5-3		F7		4	0	0	0	0	0	1
Thurman Munson, R (1, 2) OBP: 0.353, SLG: 0.343	BB			FC5-4 1B		5-3		1-2 2B BB		2	1	1	0	2	0	0
Roy White, S (1, 7) OBP: 0.380, SLG: 0.518	L7			FC5-4 P6-4 1B 1-2f			FC6-4 1B BB	1-H 2-H 2B		3	0	1	2	1	0	2
Bobby Murcer, L (1, 8) OBP: 0.464, SLG: 0.571	4-3			1-2 1B			F8	L9		4	0	1	0	0	0	3
John Ellis, R (1, 3) OBP: 0.533, SLG: 0.448		K		P6-4 2-3f			FC6-4 1B 1-2		K	3	0	1	0	0	1	2
Jerry Kenney, L (8, 5) OBP: 0.309, SLG: 0.215										1	0	0	0	0	1	0
Felipe Alou, R (1, 9) OBP: 0.302, SLG: 0.365		F4			F8		FC6-4 1-2f 2-3		G3	4	0	0	0	0	0	2
Danny Cater, R (1, 5) OBP: 0.253, SLG: 0.280 (8, 3)		L9			F8		L9		1B	4	0	1	0	0	0	2
Gene Michael, S (1, 6) OBP: 0.346, SLG: 0.270			L9		F7			S 2B BB	5-3	3	1	0	0	1	0	1
Mel Stottlemyre, R (1, 1) OBP: 0.296, SLG: 0.250			K			F3		B2		3	0	0	0	0	1	1
Inning Stats	R: 0 E: 0 K: 0 S: 3 H: 0 LOB: 1 BB: 1 P: 7	R: 0 E: 0 K: 1 S: 5 H: 0 LOB: 0 BB: 0 P: 5	R: 0 E: 0 K: 1 S: 5 H: 0 LOB: 0 BB: 0 P: 5	R: 0 E: 0 K: 0 S: 4 H: 2 LOB: 1 BB: 0 P: 4	R: 0 E: 0 K: 0 S: 3 H: 0 LOB: 0 BB: 0 P: 3	R: 0 E: 0 K: 0 S: 3 H: 0 LOB: 0 BB: 0 P: 3	R: 0 E: 0 K: 0 S: 4 H: 1 LOB: 2 BB: 1 P: 8	R: 2 E: 0 K: 0 S: 4 H: 1 LOB: 1 BB: 2 P: 12	R: 0 E: 0 K: 1 S: 6 H: 1 LOB: 1 BB: 0 P: 6	1B: 4 2B: 2 3B: 0 HR: 0 SF: 0 SAC: 0 DP: 1 HBP: 0							

PITCHER		IP	WLS	BF	H	R	ER	SO	BB	IBB	HBP	BLK	WP	HR	S	P	ERA	WHIP
Mike Kilkenny, L ERA: 8.44	(1, 1)	7.2	L	30	4	2	2	2	4	0	0	0	0	0	30	46	2.35	1.043
Fred Scherman, L ERA: 1.59	(8, 1)	1.1		5	1	0	0	1	0	0	0	0	0	0	7	7	0.00	0.750

PITCHER	IP	WLS	BF	H	R	ER	SO	BB	IBB	HBP	BLK	WP	HR	S	P	ERA	WHIP

TOP

New York Yankees @ Detroit Tigers

Tiger Stadium, Detroit, MI

Wed May 26 1971, 7:05 PM EDT

Att. 11,565 - Overcast - 51 F

AB	31
R	2
H	5
RBI	2
BB	4
SO	3
LOB	14

1B: 4	SF: 0	WP: 0	PA: 35
2B: 2	SAC: 0	PB: 0	
3B: 0	DP: 1	SB: 1	
HR: 0	HBP: 0	CS: 0	

livebaseballscorecards.com

New York Yankees @ Detroit Tigers

Tiger Stadium, Detroit, MI

Wed May 26 1971, 7:05 PM EDT

Att. 11,565 - Overcast - 51 F

livebaseballscorecards.com

BOTTOM

Batter	1	2	3	4	5	6	7	8	9	AB	R	H	RBI	BB	SO	LOB
Dick McAuliffe, L (1, 4) OBP: 0.263, SLG: 0.339	F7		4-3		L7		4-3			4	0	0	0	0	0	2
Al Kaline, R (1, 9) OBP: 0.446, SLG: 0.426	FC6-4 HBP		L6-3		1-3 2-H 1B		K			3	0	1	1	0	1	0
Jim Northrup, L (1, 8) OBP: 0.365, SLG: 0.423	F6			4-3	K			G3		4	0	0	0	0	1	3
Willie Horton, R (1, 7) OBP: 0.293, SLG: 0.476	FC6-4 1-2f			K		FC6-4 2B		5-3		4	0	1	0	0	1	1
Norm Cash, L (1, 3) OBP: 0.410, SLG: 0.706		6-3		2B		FC6-4 BB		F9		3	0	1	0	1	0	0
Bill Freehan, R (1, 2) OBP: 0.345, SLG: 0.440		E5 1B 1B		6-3		L8			F8	3	0	1	0	0	0	3
Gates Brown, L (9, PH) OBP: 0.308, SLG: 0.250										1	0	0	0	0	0	0
Aurelio Rodriguez, R (1, 5) OBP: 0.261, SLG: 0.311		5-3			SH 1B 1B	FC6-4 1-2f 2-3			1-3	3	1	1	0	0	0	3
Dalton Jones, L (9, PH) OBP: 0.429, SLG: 0.606										1	0	0	0	0	0	0
Ed Brinkman, R (1, 6) OBP: 0.273, SLG: 0.258		2-H 1B			F8	F7			K	3	0	1	0	0	0	3
Kevin Collins, L (9, PH) OBP: 0.333, SLG: 0.583										1	0	0	0	0	1	0
Mike Kilkenny, R (1, 1)			K		SH 1B 1-2		K			2	0	0	0	0	2	0
Fred Scherman, L (8, 1)										0	0	0	0	0	0	0
Inning Stats	R: 0 E: 0 K: 0 S: 3 H: 0 LOB: 1 BB: 0 P: 4	R: 0 E: 1 K: 0 S: 4 H: 2 LOB: 2 BB: 0 P: 4	R: 0 E: 0 K: 1 S: 5 H: 0 LOB: 0 BB: 0 P: 5	R: 0 E: 0 K: 1 S: 6 H: 1 LOB: 1 BB: 0 P: 6	R: 1 E: 0 K: 1 S: 8 H: 2 LOB: 2 BB: 0 P: 8	R: 0 E: 0 K: 0 S: 4 H: 1 LOB: 2 BB: 1 P: 8	R: 0 E: 0 K: 2 S: 7 H: 0 LOB: 0 BB: 0 P: 7	R: 0 E: 0 K: 0 S: 3 H: 0 LOB: 0 BB: 0 P: 3	R: 0 E: 0 K: 1 S: 5 H: 0 LOB: 0 BB: 0 P: 5	1B: 4 2B: 2 3B: 0 HR: 0	SF: 0 SAC: 1 DP: 0 HBP: 1			WP: 0 PB: 0 SB: 0 CS: 0	PA: 35			

	AB	32
	R	1
	H	6
	RBI	1
	BB	1
	SO	6
	LOB	15

PITCHER	IP	WLS	BF	H	R	ER	SO	BB	IBB	HBP	BLK	WP	HR	S	P	ERA	WHIP
Mel Stottlemyre, R (1, 1) ERA: 2.58	9.0	W	35	6	1	1	6	1	0	1	0	0	0	45	50	1.00	0.778

PITCHER	IP	WLS	BF	H	R	ER	SO	BB	IBB	HBP	BLK	WP	HR	S	P	ERA	WHIP

New York Yankees @ Detroit Tigers

Tiger Stadium, Detroit, MI

Thu May 27 1971, 7:05 PM EDT

Att. 14,518 - Unknown - 55 F

TOP

livebaseballscorecards.com

Batter	1	2	3	4	5	6	7	8	9	AB	R	H	RBI	BB	SO	LOB
Horace Clarke, S (1, 4) OBP: 0.355, SLG: 0.320	CS 1B		5-3		FC1-6 HBP 1-2f		6-3		6-3 1-2 2-3 3-H	5	0	1	1	0	0	5
Thurman Munson, R (1, 2) OBP: 0.347, SLG: 0.330	K		K		FC6-4 HBP 1-2			F4	L8	4	0	0	0	0	2	5
Roy White, S (1, 7) OBP: 0.371, SLG: 0.504	L7			K	FC6-4 1-2f			F4		4	0	0	0	0	1	3
Bobby Murcer, L (1, 8) OBP: 0.464, SLG: 0.587	CS 1-2	K		HR		F8		BB		3	1	1	1	1	1	0
John Ellis, R (1, 3) OBP: 0.510, SLG: 0.515		K		HR		L9		5-3		4	1	1	1	0	1	1
Felipe Alou, R (1, 9) OBP: 0.308, SLG: 0.369		1B		F6		F3			1B 1B 6-3 1B	4	1	2	0	0	0	0
Danny Cater, R (1, 5) OBP: 0.247, SLG: 0.274		F8		L9			L9		F9	4	0	0	0	0	0	2
Gene Michael, S (1, 6) OBP: 0.357, SLG: 0.288			SH1-4 BB		1-3			2B	6-3 1B 1-2 1B	3	0	2	0	1	0	0
Fritz Peterson, S (1, 1)			SH1-4 1-2		FC1-6 BB		K		6-3 1-2 2-3 1B	0	0	0	0	1	0	0
Ron Woods, R (7, PH) OBP: 0.250, SLG: 0.192										1	0	0	0	0	1	1
Gary Waslewski, R (7, 1)										0	0	0	0	0	0	0
Ron Hansen, R (9, PH) OBP: 0.308, SLG: 0.294										1	0	1	0	0	0	0
Jerry Kenney, L (9, PR) OBP: 0.309, SLG: 0.215										0	0	0	0	0	0	0
Inning Stats	R: 0 E: 0 K: 1 S: 5 H: 1 LOB: 0 BB: 0 P: 5	R: 0 E: 0 K: 2 S: 8 H: 1 LOB: 1 BB: 0 P: 8	R: 0 E: 0 K: 1 S: 5 H: 0 LOB: 1 BB: 1 P: 9	R: 2 E: 0 K: 1 S: 7 H: 2 LOB: 0 BB: 0 P: 7	R: 0 E: 0 K: 0 S: 3 H: 0 LOB: 2 BB: 1 P: 8	R: 0 E: 0 K: 0 S: 3 H: 0 LOB: 0 BB: 0 P: 3	R: 0 E: 0 K: 1 S: 6 H: 1 LOB: 1 BB: 0 P: 6	R: 0 E: 0 K: 0 S: 3 H: 0 LOB: 1 BB: 1 P: 7	R: 1 E: 0 K: 0 S: 6 H: 3 LOB: 3 BB: 0 P: 6	1B: 5 2B: 1 3B: 0 HR: 2	SF: 0 SAC: 1 DP: 0 HBP: 1						

AB	33
R	3
H	8
RBI	3
BB	3
SO	6
LOB	17

WP: 0 PB: 0 SB: 0 CS: 1 PA: 39

PITCHER	IP	WLS	BF	H	R	ER	SO	BB	IBB	HBP	BLK	WP	HR	S	P	ERA	WHIP
Mickey Lolich, L (1, 1) ERA: 2.66	9.0	W	38	8	3	3	6	3	0	1	0	0	2	46	59	3.00	1.222

PITCHER	IP	WLS	BF	H	R	ER	SO	BB	IBB	HBP	BLK	WP	HR	S	P	ERA	WHIP

BOTTOM

New York Yankees @ Detroit Tigers

Tiger Stadium, Detroit, MI

Thu May 27 1971, 7:05 PM EDT

Att. 14,518 - Unknown - 55 F

Batter	1	2	3	4	5	6	7	8	9	AB	R	H	RBI	BB	SO	LOB
Ike Brown, R (1, 4) OBP: 0.476, SLG: 0.778	5-3		F7			BB	F9			3	1	0	0	1	0	2
Aurelio Rodriguez, R (1, 5) OBP: 0.261, SLG: 0.310	5-3		K			1-3	F3			4	1	1	0	0	1	2
Al Kaline, R (1, 9) OBP: 0.447, SLG: 0.429	K			G6-4-3		1-3 3-H		L8		4	1	2	1	0	1	0
Willie Horton, R (1, 7) OBP: 0.298, SLG: 0.497		HR		G6-4-3 1-2f		1-2 3-H		6-3		4	1	2	2	0	0	1
Bill Freehan, R (1, 2) OBP: 0.342, SLG: 0.435		F7		6-3		FC6-4 1-2 2-H		K		4	0	1	1	0	1	0
Norm Cash, L (1, 3) OBP: 0.400, SLG: 0.686		K	G3			K				3	0	0	0	0	2	2
Mickey Stanley, R (1, 8) OBP: 0.287, SLG: 0.351		6-3	6-3			FC6-4 1-2f				3	0	0	0	0	0	2
Ed Brinkman, R (1, 6) OBP: 0.268, SLG: 0.253			5-3		F4		4-3			3	0	0	0	0	0	0
Mickey Lolich, S (1, 1) OBP: 0.341, SLG: 0.182			BB			K	BB			1	0	0	0	2	1	0
Inning Stats	R: 0 E: 0 K: 1 S: 5 H: 0 LOB: 0 BB: 0 P: 5	R: 1 E: 0 K: 1 S: 6 H: 1 LOB: 0 BB: 0 P: 6	R: 0 E: 0 K: 1 S: 5 H: 0 LOB: 1 BB: 1 P: 9	R: 0 E: 0 K: 0 S: 3 H: 1 LOB: 0 BB: 0 P: 3	R: 0 E: 0 K: 0 S: 3 H: 0 LOB: 0 BB: 0 P: 3	R: 3 E: 0 K: 2 S: 11 H: 4 LOB: 2 BB: 1 P: 15	R: 0 E: 0 K: 0 S: 3 H: 0 LOB: 1 BB: 1 P: 7	R: 0 E: 0 K: 1 S: 5 H: 0 LOB: 0 BB: 0 P: 5		1B: 5 2B: 0 3B: 0 HR: 1 SF: 0 SAC: 0 DP: 1 HBP: 0						

livebaseballscorecards.com

AB	29
R	4
H	6
RBI	4
BB	3
SO	6
LOB	9

WP: 0 PB: 0 SB: 0 CS: 0 PA: 32

PITCHER		IP	WLS	BF	H	R	ER	SO	BB	IBB	HBP	BLK	WP	HR	S	P	ERA	WHIP
Fritz Peterson, L ERA: 4.35	(1, 1)	6.0	L	25	6	4	4	5	2	0	0	0	0	1	33	41	6.00	1.333
Gary Waslewski, R ERA: 3.18	(7, 1)	2.0		7	0	0	0	1	1	0	0	0	0	0	8	12	0.00	0.500

PITCHER	IP	WLS	BF	H	R	ER	SO	BB	IBB	HBP	BLK	WP	HR	S	P	ERA	WHIP

Detroit Tigers @ Milwaukee Brewers

Milwaukee County Stadium, Milwaukee, WI

Fri May 28 1971, 8:05 PM EDT

Att. 7,389 - Unknown - 57 F

TOP

livebaseballscorecards.com

Batter	1	2	3	4	5	6	7	8	9	AB	R	H	RBI	BB	SO	LOB
Dick McAuliffe, L (1, 4) OBP: 0.267, SLG: 0.349	B B B B 4-0 E 1B FC3-2 BB		x 0-0 1-H 1B 3B		x 0-0 ② 6-3		x 0-0 ③ G3		x 0-0 ③ 4-3	4	1	1	1	1	0	1
Al Kaline, R (1, 9) OBP: 0.455, SLG: 0.434	x 0-0 E8 FC3-2 1-3 CS 1B		S S S 0-3 ② K		B B B B 4-0 BB BB			x 0-0 G5-4-3 1B		3	0	2	0	1	1	1
Jim Northrup, L (1, 8) OBP: 0.367, SLG: 0.421	x 0-0 ① FC3-2 CS 2-3 3-H		x 0-0 1B WP 3-H 1B		B B B B 4-0 1-2 BB			x 0-0 ① F9		3	1	1	1	1	0	3
Willie Horton, R (1, 7) OBP: 0.297, SLG: 0.490	S S S 0-3 ② ③ K 1-2 3-H		x 0-0 E 1-2 1B		x 0-0 ③ P4			x 0-0 ② ③ G5-4-3 1-2f		4	1	1	0	0	1	5
Norm Cash, L (1, 3) OBP: 0.395, SLG: 0.667		x 0-0 ① L3	S S S 0-3 ③ K 1-H 2-H			x 0-0 ① G3			H 1-0 E 2B HBP	3	1	0	0	0	1	0
Bill Freehan, R (1, 2) OBP: 0.333, SLG: 0.423		x 0-0 ② L7		x 0-0 ① F8		S S S 0-3 ② K			x 0-0 E2 2B 1-3 1B	4	1	0	0	0	1	1
Aurelio Rodriguez, R (1, 5) OBP: 0.261, SLG: 0.314		S S S 0-3 ③ K	S S S 0-3 ② K			x 0-0 ③ F9			x 0-0 1-3 3-H 1B 2B	4	0	1	1	0	2	0
Ed Brinkman, R (1, 6) OBP: 0.267, SLG: 0.253			x 0-0 3B 1B	x 0-0 ③ F3			x 0-0 ① P6		x 0-0 ① F3	4	1	1	0	0	0	2
Les Cain, L (1, 1) Bill Denehy, S (7, 1) Fred Scherman, L (7, 1) OBP: 0.167, SLG: 0.167			S S S 0-3 ① K		S S S 0-3 ① K		S S S 0-3 ② K		x 0-0 ② 2-H 3-H 1B	3 0 1	0 0 0	0 0 1	0 0 1	0 0 0	3 0 0	1 0 0
Inning Stats	R: 0 E: 1 K: 1 S: 5 H: 1 LOB: 1 BB: 1 P: 9	R: 0 E: 0 K: 1 S: 5 H: 0 LOB: 0 BB: 0 P: 5	R: 4 E: 0 K: 3 S: 13 H: 4 LOB: 0 BB: 0 P: 13	R: 0 E: 0 K: 1 S: 5 H: 0 LOB: 0 BB: 0 P: 5	R: 0 E: 0 K: 1 S: 5 H: 0 LOB: 2 BB: 2 P: 13	R: 0 E: 0 K: 1 S: 5 H: 0 LOB: 0 BB: 0 P: 5	R: 0 E: 0 K: 1 S: 5 H: 0 LOB: 0 BB: 0 P: 5	R: 0 E: 0 K: 0 S: 3 H: 1 LOB: 0 BB: 0 P: 3	R: 2 E: 1 K: 0 S: 5 H: 2 LOB: 1 BB: 0 P: 6	1B: 6 2B: 1 3B: 1 HR: 0 SF: 0 SAC: 0 DP: 1 HBP: 1						

	AB	33
	R	6
	H	8
	RBI	4
	BB	3
	SO	9
	LOB	14

WP: 2 PA: 37
PB: 0
SB: 0
CS: 2

PITCHER		IP	WLS	BF	H	R	ER	SO	BB	IBB	HBP	BLK	WP	HR	S	P	ERA	WHIP
Bill Parsons, R ERA: 1.99	(1, 1)	7.0	L	28	5	4	3	9	3	0	0	0	1	0	43	55	3.86	1.143
Ken Sanders, R ERA: 2.84	(8, 1)	2.0		9	3	2	1	0	0	0	1	0	0	0	8	9	4.50	1.500

PITCHER	IP	WLS	BF	H	R	ER	SO	BB	IBB	HBP	BLK	WP	HR	S	P	ERA	WHIP

Batter	1	2	3	4	5	6	7	8	9	AB	R	H	RBI	BB	SO	LOB
Tommy Harper, R (1, 5) OBP: 0.264, SLG: 0.268	6-3		P4		K		BB		4-3	4	0	0	0	1	1	2
Ron Theobald, R (1, 4) OBP: 0.413, SLG: 0.375	F8			G5-4-3 BB		5-3	G3		L9	2	0	0	0	1	0	0
Ted Kubiak, S (7, PH) OBP: 0.274, SLG: 0.257 (8, 4)										2	0	0	0	0	0	3
Al Yates, R (1, 9) OBP: 0.286, SLG: 0.286	K			P5		K		BB 1B	1B	4	1	1	0	0	2	1
Danny Walton, R (1, 7) OBP: 0.313, SLG: 0.383		K		G5-4-3 1-2f		2B		K		4	0	1	0	0	2	2
Roberto Pena, R (1, 3) OBP: 0.250, SLG: 0.286		K			P4	5-3		1B BB 1-2		3	0	0	0	1	1	1
Mike Hegan, L (8, PR) OBP: 0.361, SLG: 0.380 (9, 3)										0	0	0	0	0	0	0
Dave May, L (1, 8) OBP: 0.354, SLG: 0.414		G3			HR 2B		K	L6		4	1	1	0	0	1	2
Phil Roof, R (1, 2) OBP: 0.286, SLG: 0.282			L6-3 BB		HR 2-H		BB 1B	1B 1-2 2-H		3	1	3	3	1	0	0
Rick Auerbach, R (1, 6) OBP: 0.265, SLG: 0.226			L6-3 1-2		6-3		F5	L8		4	0	0	0	0	0	4
Bill Parsons, R (1, 1) OBP: 0.238, SLG: 0.211			BB		1B		BB 1-2		4-3	1	0	1	0	1	0	0
Andy Kosco, R (7, PH) OBP: 0.293, SLG: 0.306										1	0	1	0	0	0	0
Ken Sanders, R (8, 1)										0	0	0	0	0	0	0
John Briggs, L (9, PH) OBP: 0.350, SLG: 0.422										1	0	0	0	0	0	0
Inning Stats	R: 0 E: 0 K: 1 S: 5 H: 0 LOB: 0 BB: 0 P: 5	R: 0 E: 0 K: 2 S: 7 H: 0 LOB: 0 BB: 0 P: 7	R: 0 E: 0 K: 0 S: 2 H: 0 LOB: 1 BB: 2 P: 10	R: 0 E: 0 K: 0 S: 2 H: 0 LOB: 0 BB: 1 P: 6	R: 2 E: 0 K: 1 S: 8 H: 3 LOB: 1 BB: 0 P: 8	R: 0 E: 0 K: 1 S: 6 H: 1 LOB: 1 BB: 0 P: 6	R: 0 E: 0 K: 1 S: 7 H: 2 LOB: 3 BB: 1 P: 11	R: 1 E: 0 K: 1 S: 7 H: 2 LOB: 2 BB: 1 P: 11	R: 0 E: 0 K: 0 S: 3 H: 0 LOB: 0 BB: 0 P: 3	1B: 5 2B: 3 3B: 0 HR: 1	SF: 0 SAC: 0 DP: 2 HBP: 0						

PITCHER		IP	WLS	BF	H	R	ER	SO	BB	IBB	HBP	BLK	WP	HR	S	P	ERA	WHIP
Les Cain, L ERA: 1.42	(1, 1)	6.2	W	27	6	2	2	6	3	0	0	0	0	1	36	48	2.70	1.350
Bill Denehy, R ERA: 2.31	(7, 1)	0.0		1	0	0	0	0	1	0	0	0	0	0	0	4	∞	∞
Fred Scherman, L ERA: 1.76	(7, 1)	2.1	S	10	2	1	1	1	1	0	0	0	0	0	11	15	3.86	1.286

PITCHER	IP	WLS	BF	H	R	ER	SO	BB	IBB	HBP	BLK	WP	HR	S	P	ERA	WHIP

BOTTOM

Detroit Tigers @ Milwaukee Brewers

Milwaukee County Stadium, Milwaukee, WI

Fri May 28 1971, 8:05 PM EDT

Att. 7,389 - Unknown - 57 F

livebaseballscorecards.com

AB	33
R	3
H	8
RBI	3
BB	5
SO	7
LOB	15

Detroit Tigers @ Milwaukee Brewers

Milwaukee County Stadium, Milwaukee, WI

Sat May 29 1971, 4:33 AM EDT
Att. 10,514 - Unknown - 70 F

TOP

livebaseballscorecards.com

Batter	1	2	3	4	5	6	7	8	9	AB	R	H	RBI	BB	SO	LOB
Dick McAuliffe, L (1, 4) OBP: 0.261, SLG: 0.341	G3			K	3-1		4-3			4	0	0	0	0	1	2
Al Kaline, R (1, 9) OBP: 0.456, SLG: 0.435	L5-3			1B		G3		F7		2	0	1	0	0	0	0
Dalton Jones, L (4, 9) OBP: 0.405, SLG: 0.571										2	0	0	0	0	0	0
Jim Northrup, L (1, 8) OBP: 0.367, SLG: 0.420	F8			1-2 1B		L7		F8		3	0	1	0	0	0	0
Mickey Stanley, R (6, 8) OBP: 0.284, SLG: 0.347										1	0	0	0	0	0	0
Willie Horton, R (1, 7) OBP: 0.293, SLG: 0.484		F7		F7		BBB BB		4-3		2	0	0	0	0	0	2
Bill Denehy, S (5, 1)										0	0	0	0	1	0	0
Tom Timmermann, R (7, 1)										0	0	0	0	0	0	0
Les Cain, L (8, PH)										1	0	0	0	0	0	0
Bill Zepp, R (8, 1)										0	0	0	0	0	0	0
Norm Cash, L (1, 3) OBP: 0.383, SLG: 0.643		F9		K		F5			SSS K	4	0	0	0	0	2	3
Bill Freehan, R (1, 2) OBP: 0.329, SLG: 0.417		F8			5-3		6-3		E5	2	0	0	0	0	0	0
Jim Price, R (5, 2) OBP: 0.259, SLG: 0.217										2	0	0	0	0	0	0
Aurelio Rodriguez, R (1, 5) OBP: 0.258, SLG: 0.310			SSS K		F7		FC5-4 1B		F7	2	0	0	0	0	1	0
Kevin Collins, L (5, 5) OBP: 0.357, SLG: 0.571										2	0	1	0	0	0	1
Ed Brinkman, R (1, 6) OBP: 0.270, SLG: 0.252		6-3			BBB 2B BB		FC5-4 1-2f E		SSS K	1	0	0	0	1	0	0
Cesar Gutierrez, R (5, 6)										2	1	0	0	0	1	2
Joe Coleman, R (1, 1) OBP: 0.231, SLG: 0.208		5-3			1-3 2B		E4 1-H 3B			1	0	0	0	0	0	0
Mike Kilkenny, R (3, 1)										0	0	0	0	0	0	0
Gates Brown, L (5, PH) OBP: 0.357, SLG: 0.423										2	1	2	1	0	0	0
(5, 7)																

	AB	33
	R	2
	H	5
	RBI	1
	BB	2
	SO	5
	LOB	10

Inning Stats																																		
	R: 0	H: 0		R: 0	H: 0		R: 0	H: 0		R: 0	H: 2		R: 0	H: 1		R: 0	H: 0		R: 2	H: 2		R: 0	H: 0		R: 0	H: 0		1B: 3	SF: 0		WP: 0	PA: 35	
	E: 0	LOB: 0		E: 0	LOB: 0		E: 0	LOB: 0		E: 0	LOB: 2		E: 0	LOB: 2		E: 0	LOB: 1		E: 1	LOB: 0		E: 0	LOB: 0		E: 1	LOB: 1		2B: 1	SAC: 0		PB: 0		
	K: 0	BB: 0		K: 0	BB: 0		K: 1	BB: 0		K: 2	BB: 0		K: 0	BB: 1		K: 0	BB: 1		K: 0	BB: 1		K: 0	BB: 0		K: 2	BB: 0		3B: 1	DP: 0		SB: 0		
	S: 3	P: 3		S: 3	P: 3		S: 5	P: 5		S: 9	P: 9		S: 4	P: 8		S: 3	P: 7		S: 5	P: 5		S: 3	P: 3		S: 8	P: 8		HR: 0	HBP: 0		CS: 0		

PITCHER		IP	WLS	BF	H	R	ER	SO	BB	IBB	HBP	BLK	WP	HR	S	P	ERA	WHIP
Lew Krausse, R ERA: 3.23	(1, 1)	9.0	W	35	5	2	1	5	2	0	0	0	0	0	43	51	1.00	0.778

PITCHER	IP	WLS	BF	H	R	ER	SO	BB	IBB	HBP	BLK	WP	HR	S	P	ERA	WHIP

Batter	1	2	3	4	5	6	7	8	9	AB	R	H	RBI	BB	SO	LOB
Tommy Harper, R (1, 5) OBP: 0.268, SLG: 0.272	0-0 1B S FC4-6 1B	0-0 ③ 1-3	0-0 FC4-6 2-H 1B		0-0 ② FC5-4 1-2f			0-0 ① 5-3		5	1	2	1	0	0	3
Ron Theobald, R (1, 4) OBP: 0.412, SLG: 0.378	0-0 FC4-6 1-3 1B	0-0 1B 1B 0-0 ③ FC4-6 1-2f			0-0 ③ 5-3			0-0 ② 6-3		5	1	2	0	0	0	2
Dave May, L (1, 8) OBP: 0.349, SLG: 0.406	0-0 ① FC4-6 CS 1-2f 3-H	0-0 1B 1-2 1B	0-0 ① F9			0-0 ① 3-1		0-0 ③ F7		5	1	1	1	0	0	1
Bill Voss, L (1, 9) OBP: 0.336, SLG: 0.407	0-0 ② 1-2 2B	0-0 1B 1-3 2-H 1B	B B B 4-0 HR BB			0-0 E4 F8 1B				3	2	3	1	1	0	0
John Briggs, L (1, 7) OBP: 0.346, SLG: 0.415	0-0 ③ 4-3	0-0 1B 1-3 3-H 1B	S S S 0-3 ② K			0-0 ② F8 2-3				4	1	1	1	0	1	3
Mike Hegan, L (1, 3) OBP: 0.373, SLG: 0.417		0-0 SH2-4 BB 1B	B B B 4-0 1B WP BB	0-0 1-H HR		0-0 ③ G3				3	2	2	2	1	0	1
Ellie Rodriguez, R (1, 2) OBP: 0.389, SLG: 0.378		B B B 4-0 SH2-4 1-2 BB	0-0 WP 1B 1-3 2-H 3-H 1B	0-0 ③ F7			0-0 ① 6-3			3	1	1	2	1	0	0
Rick Auerbach, R (1, 6) OBP: 0.255, SLG: 0.216		S S S 0-3 ① K	0-0 ① F5 1-2 3-H		0-0 ① F8		0-0 ② 6-3			4	0	0	0	0	1	3
Lew Krausse, R (1, 1)		0-0 ② SH2-4 1-2 2-3	0-0 ② F7		B B B 4-0 FC5-4 BB		0-0 ③ P6			2	0	0	0	1	0	1
Inning Stats	R: 1 H: 3 E: 0 LOB: 1 K: 0 BB: 0 S: 5 P: 5	R: 0 H: 1 E: 0 LOB: 2 K: 1 BB: 1 S: 6 P: 10	R: 6 H: 6 E: 0 LOB: 1 K: 0 BB: 1 S: 9 P: 13	R: 2 H: 1 E: 0 LOB: 0 K: 1 BB: 1 S: 6 P: 10	R: 0 H: 0 E: 0 LOB: 1 K: 0 BB: 1 S: 3 P: 7	R: 0 H: 1 E: 1 LOB: 1 K: 0 BB: 0 S: 4 P: 4	R: 0 H: 0 E: 0 LOB: 0 K: 0 BB: 0 S: 3 P: 3	R: 0 H: 0 E: 0 LOB: 0 K: 0 BB: 0 S: 3 P: 3		1B: 10 SF: 0 2B: 1 SAC: 1 3B: 0 DP: 0 HR: 1 HBP: 0						WP: 1 PA: 39 PB: 0 SB: 1 CS: 1

BOTTOM

Detroit Tigers @ Milwaukee Brewers

Milwaukee County Stadium, Milwaukee, WI

Sat May 29 1971, 4:33 AM EDT

Att. 10,514 - Unknown - 70 F

livebaseballscorecards.com

AB	34
R	9
H	12
RBI	8
BB	4
SO	2
LOB	14

PITCHER		IP	WLS	BF	H	R	ER	SO	BB	IBB	HBP	BLK	WP	HR	S	P	ERA	WHIP
Joe Coleman, R ERA: 3.77	(1, 1)	2.0	L	14	8	5	5	1	1	0	0	0	0	0	15	19	22.50	4.500
Mike Kilkenny, L ERA: 9.95	(3, 1)	2.0		11	3	4	4	1	2	0	0	0	1	1	11	19	18.00	2.500
Bill Denehy, R ERA: 1.98	(5, 1)	2.0		8	1	0	0	0	1	0	0	0	0	0	7	11	0.00	1.000
Tom Timmermann, R ERA: 3.13	(7, 1)	1.0		3	0	0	0	0	0	0	0	0	0	0	3	3	0.00	0.000
Bill Zepp, R ERA: 4.33	(8, 1)	1.0		3	0	0	0	0	0	0	0	0	0	0	3	3	0.00	0.000

PITCHER	IP	WLS	BF	H	R	ER	SO	BB	IBB	HBP	BLK	WP	HR	S	P	ERA	WHIP

Detroit Tigers @ Milwaukee Brewers

Milwaukee County Stadium, Milwaukee, WI

Sun May 30 1971, 4:33 AM EDT

Att. 13,743 - Sunny - 76 F

TOP

livebaseballscorecards.com

Batter	1	2	3	4	5	6	7	8	9	AB	R	H	RBI	BB	SO	LOB
Ike Brown, R (1, 4) OBP: 0.400, SLG: 0.636	F8		F3		5-3		F7		E FC4 1-3 2-H HR 1B	4	0	0	0	0	0	1
Dick McAuliffe, L (7, 4) OBP: 0.265, SLG: 0.344										1	1	1	1	0	0	0
Jim Northrup, L (1, 3) OBP: 0.363, SLG: 0.419	FC6-5 2B		4-3		E4 2B 2-3		4-3		FC4 1-3 HR 3-H	5	2	1	0	0	0	2
(9, 7)																
Al Kaline, R (1, 9) OBP: 0.454, SLG: 0.461	FC6-5 HR 2-3		F5		SF8 3-H		FC6-4 1B		HR 2-H 3-H	4	2	2	4	0	0	1
Willie Horton, R (1, 7) OBP: 0.308, SLG: 0.519	HR 1-H			1B 5-3 1B	2B 1-H		FC6-4 1-2f		G6-4-3 1B	5	1	4	3	0	0	1
Cesar Gutierrez, R (9, PR)										0	0	0	0	0	0	0
Norm Cash, L (9, 3) OBP: 0.383, SLG: 0.643										0	0	0	0	0	0	0
Bill Freehan, R (1, 2) OBP: 0.331, SLG: 0.416	5-3			5-3 1-2	6-3			CS 1B	G6-4-3 1-2 1B	5	0	2	0	0	0	2
Aurelio Rodriguez, R (1, 5) OBP: 0.262, SLG: 0.313		G1-4-3 1B		K		CS 1B		L4 1-2	G6-4-3 1-2f 2-3	5	0	2	0	0	1	4
Mickey Stanley, R (1, 8) OBP: 0.280, SLG: 0.340		G1-4-3 1-2f		1B 2-3		F7		1-3	K	5	0	1	0	0	1	4
Ed Brinkman, R (1, 6) OBP: 0.281, SLG: 0.255		1B		5-3		BB 1-2			SH 1B BB	2	1	1	0	2	0	2
Dean Chance, R (1, 1)		1-3				4-3			SH 1B 1-2 FC4	1	0	0	0	0	0	1
Bill Zepp, R (2, 1)										0	0	0	0	0	0	0
Dalton Jones, L (5, PH) OBP: 0.421, SLG: 0.611					E SF8 2B					1	1	1	0	0	0	0
Joe Niekro, R (5, 1) OBP: 0.333, SLG: 0.308										1	0	0	0	0	0	1
Fred Scherman, L (8, 1) OBP: 0.167, SLG: 0.167										0	1	0	0	0	0	0
Inning Stats	R: 2 E: 0 K: 0 S: 5 H: 2 LOB: 0 BB: 0 P: 5	R: 0 E: 0 K: 0 S: 4 H: 2 LOB: 1 BB: 0 P: 4	R: 0 E: 0 K: 0 S: 3 H: 0 LOB: 0 BB: 0 P: 3	R: 0 E: 0 K: 1 S: 7 H: 2 LOB: 2 BB: 0 P: 7	R: 2 E: 1 K: 0 S: 6 H: 2 LOB: 1 BB: 0 P: 6	R: 0 E: 0 K: 0 S: 3 H: 1 LOB: 1 BB: 1 P: 7	R: 0 E: 0 K: 0 S: 4 H: 1 LOB: 1 BB: 0 P: 4	R: 0 E: 0 K: 0 S: 3 H: 1 LOB: 0 BB: 0 P: 3	R: 5 E: 1 K: 1 S: 10 H: 4 LOB: 2 BB: 1 P: 14	1B: 10 2B: 3 3B: 0 HR: 2 SF: 1 SAC: 1 DP: 2 HBP: 0	WP: 0 PB: 0 SB: 0 CS: 2 PA: 43					

	AB	39
	R	9
	H	15
	RBI	8
	BB	2
	SO	2
	LOB	19

PITCHER		IP	WLS	BF	H	R	ER	SO	BB	IBB	HBP	BLK	WP	HR	S	P	ERA	WHIP
John Morris, L ERA: 2.25	(1, 1)	4.2		22	8	4	2	1	0	0	0	0	0	1	24	24	3.86	1.714
Jim Hannan, R ERA: 3.38	(5, 1)	2.1		9	2	0	0	0	1	0	0	0	0	0	8	12	0.00	1.286
Ken Sanders, R ERA: 2.76	(8, 1)	1.0		3	1	0	0	0	0	0	0	0	0	0	3	3	0.00	1.000
Marcelino Lopez, L ERA: 4.01	(9, 1)	0.0	L	4	1	4	4	0	1	0	0	0	0	0	3	7	∞	∞
Larry Bearnarth, R ERA: 18.0	(9, 1)	0.0		3	3	1	1	0	0	0	0	0	0	1	3	3	∞	∞

PITCHER		IP	WLS	BF	H	R	ER	SO	BB	IBB	HBP	BLK	WP	HR	S	P	ERA	WHIP
Dick Ellsworth, L ERA: 3.52	(9, 1)	1.0		2	0	0	0	1	0	0	0	0	0	0	4	4	0.00	0.000

BOTTOM

Detroit Tigers @ Milwaukee Brewers

Milwaukee County Stadium, Milwaukee, WI

Sun May 30 1971, 4:33 AM EDT

Att. 13,743 - Sunny - 76 F

livebaseballscorecards.com

Batter	1	2	3	4	5	6	7	8	9	AB	R	H	RBI	BB	SO	LOB
Tommy Harper, R (1, 5) (8, 4) OBP: 0.272, SLG: 0.267	BBBB 4-0 S E BB	BBBB 4-0 L5-3 BB		x 0-0 ③ 5-3			x 0-0 ② L9	x 0-0 ③ F7		3	1	0	0	2	0	3
Ron Theobald, R (1, 4) OBP: 0.436, SLG: 0.383	BBBB 4-0 WP E 1-2 3-1 BB	x 0-0 ②③ L5-3 1-2			BBBB 4-0 2-3 BB		x 0-0 1B 1B		BBBB 4-0 G1-6-3 BB	2	1	1	0	2	0	2
Danny Walton, R (8, 5) OBP: 0.324, SLG: 0.383										0	0	0	0	1	0	0
Dave May, L (1, 8) OBP: 0.350, SLG: 0.401	BBBB 4-0 3-1 WP 1-2 2-H BB		x 0-0 ① P6		x 0-0 ① 2-3 1-2		x 0-0 1-3 1B		x 0-0 ①② G1-6-3 1-2f	4	0	1	0	1	0	2
Bill Voss, L (1, 9) OBP: 0.331, SLG: 0.423	x 0-0 ① 3-1 1-3 2-H		x 0-0 ② L9		SSS 0-3 ② K		x 0-0 ③ G3		x 0-0 HR	5	1	1	2	0	1	4
John Briggs, L (1, 7) OBP: 0.339, SLG: 0.398	x 0-0 ② G3		x 0-0 ③ F7		x 0-0 ③ L9			BBBB 4-0 1B SH3-4 1B BB	SSS 0-3 ③ K	4	1	0	0	1	1	2
Mike Hegan, L (1, 3) OBP: 0.372, SLG: 0.410	IIII 4-0 IBB			SSS 0-3 ① K		SSS 0-3 ① K		x 0-0 ① SH3-4 1-2		2	0	0	0	1	2	0
Ellie Rodriguez, R (1, 2) OBP: 0.364, SLG: 0.385	x 0-0 ③ P6			x 0-0 E8 SF8 2B		SSS 0-3 ② K		x 0-0 ② F3		4	1	1	0	0	1	3
Rick Auerbach, R (1, 6) OBP: 0.266, SLG: 0.214		H 1-0 SH3-4 HBP		BBBB 4-0 SF8 S BB		x 0-0 ③ 1-3		x 0-0 1B 2-3 1B		1	0	0	0	1	0	0
Roberto Pena, R (8, PH) OBP: 0.260, SLG: 0.296										1	0	1	0	0	0	0
(9, 6)																
John Morris, R (1, 1) Jim Hannan, R (6, 1) Ted Kubiak, S (7, PH) OBP: 0.219, SLG: 0.255 Ken Sanders, R (8, 1) Floyd Wicker, L (8, PH) OBP: 0.261, SLG: 0.125 Andy Kosco, R (8, PH) OBP: 0.261, SLG: 0.315 Marcelino Lopez, R (9, 1) OBP: 0.000, SLG: 0.000 Larry Bearnarth, R (9, 1) Dick Ellsworth, L (9, 1)		x 0-0 ① SH3-4 1-2		x 0-0 ② SF8 1-3 3-H			x 0-0 ① 4-3	x 0-0 1B 1-2 3-H		0	0	0	1	0	0	0
										0	0	0	0	0	0	0
										1	0	0	0	0	0	0
										0	0	0	0	0	0	0
										0	0	0	0	0	0	0
										1	0	1	1	0	0	0
										0	0	0	0	0	0	0
										0	0	0	0	0	0	0
										0	0	0	0	0	0	0

	AB	28
	R	5
	H	6
	RBI	4
	BB	9
	SO	5
	LOB	16

Inning Stats	1	2	3	4	5	6	7	8	9
	R: 2 H: 0 E: 1 LOB: 2 K: 0 BB: 4 S: 3 P: 19	R: 0 H: 0 E: 0 LOB: 1 K: 0 BB: 1 S: 2 P: 7	R: 0 H: 0 E: 0 LOB: 0 K: 0 BB: 0 S: 3 P: 3	R: 1 H: 1 E: 1 LOB: 1 K: 1 BB: 1 S: 6 P: 10	R: 0 H: 0 E: 0 LOB: 1 K: 1 BB: 1 S: 5 P: 9	R: 0 H: 0 E: 0 LOB: 0 K: 2 BB: 0 S: 7 P: 7	R: 0 H: 2 E: 0 LOB: 2 K: 0 BB: 0 S: 5 P: 5	R: 1 H: 2 E: 0 LOB: 2 K: 0 BB: 1 S: 5 P: 9	R: 1 H: 1 E: 0 LOB: 0 K: 1 BB: 1 S: 5 P: 9

	1B: 4	SF: 1	WP: 1	PA: 41
	2B: 2	SAC: 2	PB: 0	
	3B: 0	DP: 2	SB: 2	
	HR: 1	HBP: 1	CS: 0	

PITCHER		IP	WLS	BF	H	R	ER	SO	BB	IBB	HBP	BLK	WP	HR	S	P	ERA	WHIP
Dean Chance, R ERA: 2.98	(1, 1)	1.1		9	0	2	2	0	3	1	1	0	1	0	4	21	13.50	2.250
Bill Zepp, R ERA: 3.94	(2, 1)	2.2		10	1	1	0	1	2	0	0	0	0	0	10	18	0.00	1.125
Joe Niekro, R ERA: 4.88	(5, 1)	3.2		16	3	1	1	3	2	0	0	0	0	0	20	28	2.46	1.364
Fred Scherman, L ERA: 1.97	(8, 1)	1.1	W	6	2	1	1	1	1	0	0	0	0	1	7	11	6.75	2.250

PITCHER	IP	WLS	BF	H	R	ER	SO	BB	IBB	HBP	BLK	WP	HR	S	P	ERA	WHIP

Batter	1	2	3	4	5	6	7	8	9	AB	R	H	RBI	BB	SO	LOB
Ike Brown, R (1, 4) OBP: 0.379, SLG: 0.560	S S S 0-3 ① K		x 0-0 ① F8		B B B B 4-0 BB			S S S 0-3 ① K		3	0	0	0	1	2	0
Jim Northrup, L (1, 3) OBP: 0.356, SLG: 0.410	x 0-0 ② 3-1		x 0-0 ② 5-3		x 0-0 ③ F9			x 0-0 ② 6-3		4	0	0	0	0	0	2
Al Kaline, R (1, 9) OBP: 0.443, SLG: 0.447	x 0-0 ③ L4		x 0-0 ③ L3			x 0-0 ① L8		x 0-0 ③ L7		4	0	0	0	0	0	0
Willie Horton, R (1, 7) OBP: 0.307, SLG: 0.512		x 0-0 2B 1B		x 0-0 ① F8		x 0-0 ② L6			x 0-0 ① F7	4	1	1	0	0	0	0
Bill Freehan, R (1, 2) OBP: 0.329, SLG: 0.418		x 0-0 ① 1-H 2B		x 0-0 ② L5		x 0-0 ③ 4-3			x 0-0 ② F9	4	0	1	1	0	0	0
Aurelio Rodriguez, R (1, 5) OBP: 0.267, SLG: 0.333		x 0-0 5-3 1B 1B		x 0-0 ③ F7			x 0-0 ① 4-3		x 0-0 HR	4	1	2	1	0	0	0
Mickey Stanley, R (1, 8) OBP: 0.306, SLG: 0.364		x 0-0 1-2 5-3 1B			x 0-0 SH1 1B		x 0-0 1B		x 0-0 1B	4	0	4	0	0	0	0
Ed Brinkman, R (1, 6) OBP: 0.275, SLG: 0.248		x 0-0 ② 1-2 2-3 5-3			x 0-0 ① F7		x 0-0 ② F4		x 0-0 ③ F6	4	0	0	0	0	0	5
Mickey Lolich, S (1, 1) OBP: 0.326, SLG: 0.171		S S S 0-3 ③ K			x 0-0 ② 1-2 SH1		S S S 0-3 ③ K			2	0	0	0	0	2	3
Inning Stats	R: 0 E: 0 K: 1 S: 5 H: 0 LOB: 0 BB: 0 P: 5	R: 1 E: 0 K: 1 S: 8 H: 4 LOB: 2 BB: 0 P: 8	R: 0 E: 0 K: 0 S: 3 H: 0 LOB: 0 BB: 0 P: 3	R: 0 E: 0 K: 0 S: 3 H: 0 LOB: 0 BB: 0 P: 3	R: 0 E: 0 K: 0 S: 4 H: 1 LOB: 2 BB: 1 P: 8	R: 0 E: 0 K: 0 S: 3 H: 0 LOB: 0 BB: 0 P: 3	R: 0 E: 0 K: 1 S: 6 H: 1 LOB: 1 BB: 0 P: 6	R: 0 E: 0 K: 1 S: 5 H: 0 LOB: 0 BB: 0 P: 5	R: 1 E: 0 K: 0 S: 5 H: 2 LOB: 1 BB: 0 P: 5	1B: 6 2B: 1 3B: 0 HR: 1	SF: 0 SAC: 1 DP: 0 HBP: 0						

TOP

Detroit Tigers @ Minnesota Twins

Metropolitan Stadium, Bloomington , MI

Mon May 31 1971, 4:33 AM EDT

Att. 20,643 - Cloudy - 60 F

livebaseballscorecards.com

AB	33
R	2
H	8
RBI	2
BB	1
SO	4
LOB	10

WP: 0 PB: 0 SB: 0 CS: 0 PA: 35

PITCHER	IP	WLS	BF	H	R	ER	SO	BB	IBB	HBP	BLK	WP	HR	S	P	ERA	WHIP
Jim Kaat, L (1, 1) ERA: 2.9	9.0	W	35	8	2	2	4	1	0	0	0	0	1	42	46	2.00	1.000

PITCHER	IP	WLS	BF	H	R	ER	SO	BB	IBB	HBP	BLK	WP	HR	S	P	ERA	WHIP

BOTTOM

Detroit Tigers @ Minnesota Twins

Metropolitan Stadium, Bloomington , MI

Mon May 31 1971, 4:33 AM EDT

Att. 20,643 - Cloudy - 60 F

livebaseballscorecards.com

Batter	1	2	3	4	5	6	7	8	9	AB	R	H	RBI	BB	SO	LOB
Cesar Tovar, R (1, 8) (8, 7) OBP: 0.374, SLG: 0.386	F8	K			6-3			HR 1B 1B		4	1	1	0	0	1	2
Rod Carew, L (1, 4) OBP: 0.254, SLG: 0.317	5-3	5-3			1-3			HR 1-2 1B		4	1	1	0	0	0	2
Harmon Killebrew, R (1, 3) OBP: 0.381, SLG: 0.500 Rich Reese, L (9, 3) OBP: 0.234, SLG: 0.176	F4		F8			F6		HR 1-H 2-H		4 0	1 0	1 0	3 0	0 0	0 0	0 0
Tony Oliva, L (1, 9) OBP: 0.405, SLG: 0.654		5-3	6-3			F4		K		4	0	0	0	0	1	0
Leo Cardenas, R (1, 6) OBP: 0.365, SLG: 0.453		2B BB BB	6-3			K		4-3		3	1	0	0	1	1	0
Brant Alyea, R (1, 7) OBP: 0.337, SLG: 0.337 Jim Holt, L (8, 8) OBP: 0.318, SLG: 0.387		2B 1B 1-2 BB		6-3			L9	6-3		2 1	1 0	0 0	0 0	1 0	0 0	0 0
Steve Braun, L (1, 5) OBP: 0.392, SLG: 0.443		1B 1B 1-3 2-H 2B		F2			K			3	1	1	1	0	1	0
George Mitterwald, R (1, 2) OBP: 0.354, SLG: 0.388		1B 2-3 3-H 1B		K			BB			2	0	1	1	1	1	0
Jim Kaat, L (1, 1) OBP: 0.194, SLG: 0.258		1-2 3-H 1B			L9		K			3	0	1	1	0	1	1
Inning Stats	R: 0 E: 0 K: 0 S: 3 H: 0 LOB: 0 BB: 0 P: 3	R: 3 E: 0 K: 1 S: 8 H: 3 LOB: 2 BB: 2 P: 16	R: 0 E: 0 K: 0 S: 3 H: 0 LOB: 0 BB: 0 P: 3	R: 0 E: 0 K: 1 S: 5 H: 0 LOB: 0 BB: 0 P: 5	R: 0 E: 0 K: 0 S: 3 H: 0 LOB: 0 BB: 0 P: 3	R: 0 E: 0 K: 1 S: 5 H: 0 LOB: 0 BB: 0 P: 5	R: 0 E: 0 K: 2 S: 7 H: 0 LOB: 1 BB: 1 P: 11	R: 3 E: 0 K: 1 S: 8 H: 3 LOB: 0 BB: 0 P: 8		1B: 4 2B: 1 3B: 0 HR: 1	SF: 0 SAC: 0 DP: 0 HBP: 0						

	AB	30
	R	6
	H	6
	RBI	6
	BB	3
	SO	6
	LOB	5

WP: 0 PB: 0 SB: 0 CS: 0 PA: 33

PITCHER	IP	WLS	BF	H	R	ER	SO	BB	IBB	HBP	BLK	WP	HR	S	P	ERA	WHIP
Mickey Lolich, L (1, 1) ERA: 2.94	8.0	L	33	6	6	6	6	3	0	0	0	0	1	42	54	6.75	1.125

PITCHER	IP	WLS	BF	H	R	ER	SO	BB	IBB	HBP	BLK	WP	HR	S	P	ERA	WHIP

Batter	1	2	3	4	5	6	7	8	9	AB	R	H	RBI	BB	SO	LOB
Dick McAuliffe, L (1, 4) OBP: 0.265, SLG: 0.342	0-0 4-3 L8 1B		0-0 ① F9		0-0 ③ F5			SSS 0-3 ② K		4	0	1	0	0	1	0
Al Kaline, R (1, 9) OBP: 0.444, SLG: 0.449	0-0 ① L8 1-2		0-0 1B			0-0 ① L3		0-0 1B		4	0	2	0	0	0	1
Jim Northrup, L (1, 8) OBP: 0.349, SLG: 0.401	0-0 ② 4-3 2-3		0-0 ② F2			0-0 ② F4		SSS 0-3 ③ K		4	0	0	0	0	1	3
Willie Horton, R (1, 7) OBP: 0.300, SLG: 0.500	SSS 0-3 ③ K		0-0 ③ F9			SSS 0-3 ③ K			0-0 ① 6-3	4	0	0	0	0	2	2
Norm Cash, L (1, 3) OBP: 0.372, SLG: 0.621		0-0 ① 4-3		0-0 ① F5			0-0 ① F2		0-0 ② G3	4	0	0	0	0	0	0
Bill Freehan, R (1, 2) OBP: 0.327, SLG: 0.414		0-0 CS 1B		0-0 ② L4			0-0 ② 4-3		0-0 ③ F3	4	0	1	0	0	0	0
Aurelio Rodriguez, R (1, 5) OBP: 0.273, SLG: 0.332		BBB 4-0 ② 3B 1-2 BB		0-0 ③ 5-3			BBB 4-0 FC6 BB			1	1	0	0	2	0	0
Ed Brinkman, R (1, 6) OBP: 0.276, SLG: 0.262		0-0 1-H 3B			0-0 ① 1-3		0-0 ③ FC6 1-2f			3	0	1	1	0	0	1
Les Cain, L (1, 1) Fred Scherman, L (8, 1) OBP: 0.167, SLG: 0.167		0-0 ③ F8			SSS 0-3 ② K			SSS 0-3 ① K		3 0	0 0	0 0	0 0	0 0	2 0	1 0
Inning Stats	R: 0 E: 0 K: 1 S: 6 H: 1 LOB: 1 BB: 0 P: 6	R: 1 E: 0 K: 0 S: 4 H: 2 LOB: 1 BB: 1 P: 8	R: 0 E: 0 K: 0 S: 4 H: 1 LOB: 1 BB: 0 P: 4	R: 0 E: 0 K: 0 S: 3 H: 0 LOB: 0 BB: 0 P: 3	R: 0 E: 0 K: 1 S: 5 H: 0 LOB: 0 BB: 0 P: 5	R: 0 E: 0 K: 1 S: 5 H: 0 LOB: 0 BB: 0 P: 5	R: 0 E: 0 K: 0 S: 3 H: 0 LOB: 1 BB: 1 P: 7	R: 0 E: 0 K: 3 S: 10 H: 1 LOB: 1 BB: 0 P: 10	R: 0 E: 0 K: 0 S: 3 H: 0 LOB: 0 BB: 0 P: 3	1B: 4 2B: 0 3B: 1 HR: 0 SF: 0 SAC: 0 DP: 0 HBP: 0						

PITCHER	IP	WLS	BF	H	R	ER	SO	BB	IBB	HBP	BLK	WP	HR	S	P	ERA	WHIP
Jim Perry, R (1, 1) ERA: 4.16	9.0	W	33	5	1	1	6	2	0	0	0	0	0	43	51	1.00	0.778

PITCHER	IP	WLS	BF	H	R	ER	SO	BB	IBB	HBP	BLK	WP	HR	S	P	ERA	WHIP

TOP

Detroit Tigers @ Minnesota Twins

Metropolitan Stadium, Bloomington , MI

Tue Jun 01 1971, 8:05 PM EDT

Att. 10,980 - Unknown - 59 F

livebaseballscorecards.com

AB	31
R	1
H	5
RBI	1
BB	2
SO	6
LOB	8

PA: 33

WP: 0
PB: 0
SB: 0
CS: 1

BOTTOM

Detroit Tigers @ Minnesota Twins

Metropolitan Stadium, Bloomington , MI

Tue Jun 01 1971, 8:05 PM EDT

Att. 10,980 - Unknown - 59 F

Batter	1	2	3	4	5	6	7	8	9	AB	R	H	RBI	BB	SO	LOB
Cesar Tovar, R (1, 8) (8, 7) OBP: 0.377, SLG: 0.388	K		G4-6-3 1B			BB FC1-5 G4-3 1B 1-2		E5 BB BB 1-2 FC3-2		4	1	2	0	0	1	1
Rod Carew, L (1, 4) OBP: 0.254, SLG: 0.311	4-3		G4-6-3 1-2f			FC1-5 BB 1-2 2-3f		FC3-2 BB BB 1-2 2-3		3	1	0	0	1	0	3
Harmon Killebrew, R (1, 3) OBP: 0.388, SLG: 0.497 Rich Reese, L (8, PR) (9, 3) OBP: 0.234, SLG: 0.176	FC5 1B BB			L5		G4-3 BB 1-2 2-3		BB FC3-2 BB 1-2 2-3 3-H		1 0	0 0	0 0	1 0	3 0	0 0	0 0
Tony Oliva, L (1, 9) OBP: 0.401, SLG: 0.645	1-2 1B			3-1		G4-3 1-2f 3-H		FC3-2 FC5 BB 1-2 2-3 3-Hf		4	0	1	0	0	0	5
Leo Cardenas, R (1, 6) OBP: 0.363, SLG: 0.446	FC5 2-3f			K			2-3	1-2 BB 2-3 3-H		3	0	0	1	1	1	2
Brant Alyea, R (1, 7) OBP: 0.327, SLG: 0.326 Jim Holt, L (8, 8) OBP: 0.315, SLG: 0.384		K			F8		5-3	FC5 2-3f		3 1	0 0	0 0	0 0	0 0	1 0	0 3
Steve Braun, L (1, 5) OBP: 0.381, SLG: 0.429		K			K		4-3			3	0	0	0	0	2	0
George Mitterwald, R (1, 2) OBP: 0.347, SLG: 0.379		5-3			K			F3		3	0	0	0	0	1	0
Jim Perry, S (1, 1) OBP: 0.333, SLG: 0.241			4-3			E6 FC1-5 1B		BB E BB 1B		3	1	1	0	0	0	0
Inning Stats	R: 0 E: 0 K: 1 S: 6 H: 1 LOB: 2 BB: 1 P: 10	R: 0 E: 0 K: 2 S: 7 H: 0 LOB: 0 BB: 0 P: 7	R: 0 E: 0 K: 0 S: 3 H: 1 LOB: 0 BB: 0 P: 3	R: 0 E: 0 K: 1 S: 5 H: 0 LOB: 0 BB: 0 P: 5	R: 0 E: 0 K: 2 S: 7 H: 0 LOB: 0 BB: 0 P: 7	R: 1 E: 1 K: 0 S: 4 H: 1 LOB: 1 BB: 1 P: 8	R: 0 E: 0 K: 0 S: 3 H: 0 LOB: 0 BB: 0 P: 3	R: 2 E: 1 K: 0 S: 5 H: 1 LOB: 3 BB: 3 P: 17		1B: 4 2B: 0 3B: 0 HR: 0 SF: 0 SAC: 0 DP: 2 HBP: 0						

livebaseballscorecards.com

AB	28
R	3
H	4
RBI	2
BB	5
SO	6
LOB	14

WP: 0 PB: 0 SB: 0 CS: 0 PA: 33

PITCHER		IP	WLS	BF	H	R	ER	SO	BB	IBB	HBP	BLK	WP	HR	S	P	ERA	WHIP
Les Cain, L ERA: 0.89	(1, 1)	7.2	L	32	4	3	0	6	5	0	0	0	0	0	39	59	0.00	1.174
Fred Scherman, L ERA: 1.95	(8, 1)	0.1		1	0	0	0	0	0	0	0	0	0	0	1	1	0.00	0.000

PITCHER	IP	WLS	BF	H	R	ER	SO	BB	IBB	HBP	BLK	WP	HR	S	P	ERA	WHIP

Batter	1	2	3	4	5	6	7	8	9	AB	R	H	RBI	BB	SO	LOB
Dick McAuliffe, L (1, 4) OBP: 0.263, SLG: 0.354	L4	1-3		HR	K			F5		5	1	1	1	0	1	1
Aurelio Rodriguez, R (1, 5) OBP: 0.286, SLG: 0.351	WP 1B 2B	F9		2B SF9 1B		G6-3 2B		BBBB 4-0 BB		4	2	3	0	1	0	0
Al Kaline, R (1, 9) OBP: 0.443, SLG: 0.450	L5-3 2-3		L5	SF9 1-3 2B		BBBB 4-0 G6-3 BB		SSS 0-3 K		4	0	1	0	1	1	2
Norm Cash, L (1, 3) OBP: 0.380, SLG: 0.625 Cesar Gutierrez, R (9, PR) Dalton Jones, L (9, 3) OBP: 0.421, SLG: 0.611	1B 1B 3-H 1B		3-1 1B 1B	SF9 2-3 3-H		G6-3 1-2f 2-3			WP 1B	4 0 0	1 0 0	3 0 0	2 0 0	0 0 0	0 0 0	2 0 0
Willie Horton, R (1, 7) OBP: 0.308, SLG: 0.500	1B 1-2 1B		3-1 1-2 1B	6-3		5-3			BBBB 4-0 F9-3 1-2 BB	4	0	2	0	1	0	2
Jim Northrup, L (1, 8) OBP: 0.352, SLG: 0.408 Mickey Stanley, R (7, 8) OBP: 0.304, SLG: 0.361	1-3 2-H 1B		3-1 1-2 2-3		1B E 2B		4-3		F9-3 1-2	4 1	1 0	2 0	1 0	0 0	0 0	2 2
Bill Freehan, R (1, 2) OBP: 0.341, SLG: 0.415	4-0 FC6 IBB		4-0 IBB		G6-4-3 E 2-3 1B		F2		4-0 IBB	2	0	1	0	3	0	0
Ed Brinkman, R (1, 6) OBP: 0.268, SLG: 0.254	FC6 1-2f		F8	E4 G6-4-3 1-2 3-H			F4		F4	5	0	0	1	0	0	9
Joe Coleman, R (1, 1) OBP: 0.200, SLG: 0.179 Fred Scherman, L (8, 1) OBP: 0.167, SLG: 0.167		4-3		SSS K	G6-4-3 1-2f 2-3			SSS K		4 0	0 0	0 0	0 0	0 0	2 0	2 0
Inning Stats	R: 2 E: 0 K: 0 S: 7 H: 4 LOB: 3 BB: 1 P: 11	R: 0 E: 0 K: 0 S: 3 H: 0 LOB: 0 BB: 0 P: 3	R: 0 E: 0 K: 0 S: 5 H: 2 LOB: 3 BB: 1 P: 9	R: 2 E: 0 K: 1 S: 8 H: 3 LOB: 1 BB: 0 P: 8	R: 1 E: 1 K: 1 S: 7 H: 2 LOB: 1 BB: 0 P: 7	R: 0 E: 0 K: 0 S: 3 H: 1 LOB: 1 BB: 1 P: 7	R: 0 E: 0 K: 0 S: 3 H: 0 LOB: 0 BB: 0 P: 3	R: 0 E: 0 K: 2 S: 7 H: 0 LOB: 1 BB: 1 P: 11	R: 0 E: 0 K: 0 S: 3 H: 1 LOB: 2 BB: 2 P: 11	1B: 8 2B: 5 3B: 0 HR: 1 SF: 1 SAC: 0 DP: 3 HBP: 0						

PITCHER	IP	WLS	BF	H	R	ER	SO	BB	IBB	HBP	BLK	WP	HR	S	P	ERA	WHIP
Pete Hamm, R (1, 1) ERA: 5.4	0.2	L	7	4	2	2	0	0	1	0	0	1	0	6	10	27.00	6.000
Ray Corbin, R (1, 1) ERA: 3.18	2.2		14	5	2	2	1	0	1	0	0	0	1	15	19	6.75	1.875
Jim Strickland, L (4, 1) ERA:	2.2		11	3	1	0	1	1	0	0	0	0	0	12	16	0.00	1.500
Stan Williams, R (7, 1) ERA: 3.53	2.0		7	0	0	0	2	1	0	0	0	0	0	10	14	0.00	0.500
Tom Hall, L (9, 1) ERA: 3.45	1.0		5	1	0	0	0	1	1	0	0	1	0	3	11	0.00	2.000

PITCHER	IP	WLS	BF	H	R	ER	SO	BB	IBB	HBP	BLK	WP	HR	S	P	ERA	WHIP

TOP

Detroit Tigers @ Minnesota Twins

Metropolitan Stadium, Bloomington , MI

Wed Jun 02 1971, 8:05 PM EDT

Att. 13,800 - Unknown - 72 F

livebaseballscorecards.com

AB	37
R	5
H	13
RBI	5
BB	6
SO	4
LOB	22

WP: 2 PA: 44
PB: 0
SB: 0
CS: 0

BOTTOM

Detroit Tigers @ Minnesota Twins

Metropolitan Stadium, Bloomington , MI

Wed Jun 02 1971, 8:05 PM EDT

Att. 13,800 - Unknown - 72 F

Batter	1	2	3	4	5	6	7	8	9	AB	R	H	RBI	BB	SO	LOB
Cesar Tovar, R (1, 7) OBP: 0.374, SLG: 0.390	6-3		F3			1B 2B		FC4 1B 1B 1-2f 2-3		4	2	1	0	0	0	3
Rod Carew, L (1, 4) OBP: 0.259, SLG: 0.316	F8			6-3		2-H 1B		1B 1B 1B 1-2 3-H		4	1	2	2	0	0	0
Tony Oliva, L (1, 9) OBP: 0.403, SLG: 0.653	F7			3B		L9		1B 1B 1-3 2-H		4	0	2	1	0	0	1
Harmon Killebrew, R (1, 3) (9, 5) OBP: 0.380, SLG: 0.486		K		K		5-3		F6		4	0	0	0	0	2	4
Jim Holt, L (1, 8) OBP: 0.313, SLG: 0.380		K		K			F5	1B 1-3 3-H		4	0	1	1	0	2	1
Steve Braun, L (1, 5) OBP: 0.367, SLG: 0.411 Tom Hall, L (9, 1) OBP: 0.350, SLG: 0.368	6-3				K		4-3	5-3		4 0	0 0	0 0	0 0	0 0	1 0	2 0
Leo Cardenas, R (1, 6) OBP: 0.361, SLG: 0.441			SH3-4 1B		F4		F8		1-6-3	4	0	1	0	0	0	0
George Mitterwald, R (1, 2) OBP: 0.344, SLG: 0.375			K		L9			FC4 1B 1B 1B	6-3	4	1	1	0	0	1	1
Pete Hamm, R (1, 1) Ray Corbin, R (1, 1) OBP: 0.200, SLG: 0.200 Jim Strickland, L (4, 1) Jim Nettles, L (6, PH) OBP: 0.417, SLG: 0.545 Stan Williams, R (7, 1) Rich Reese, L (8, PH) OBP: 0.241, SLG: 0.184 (9, 3) Brant Alyea, R (9, PH) OBP: 0.324, SLG: 0.322			SH3-4 1-2			K		FC4 1B 1-2	5-3	0 0 0 1 0 1 0	0 0 0 0 0 0 0	0 0 0 0 0 0 0	0 0 0 0 0 0 0	0 0 0 1 0 0 0	0 0 0 0 0 0 0	0 0 0 0 0 0 0
Inning Stats	R: 0 H: 0 E: 0 LOB: 0 K: 0 BB: 0 S: 3 P: 3	R: 0 H: 0 E: 0 LOB: 0 K: 2 BB: 0 S: 7 P: 7	R: 0 H: 1 E: 0 LOB: 1 K: 1 BB: 0 S: 6 P: 6	R: 0 H: 1 E: 0 LOB: 1 K: 2 BB: 0 S: 8 P: 8	R: 0 H: 0 E: 0 LOB: 0 K: 1 BB: 0 S: 5 P: 5	R: 1 H: 2 E: 0 LOB: 1 K: 1 BB: 0 S: 7 P: 7	R: 0 H: 0 E: 0 LOB: 0 K: 0 BB: 0 S: 3 P: 3	R: 3 H: 5 E: 0 LOB: 2 K: 0 BB: 0 S: 8 P: 8	R: 0 H: 0 E: 0 LOB: 0 K: 0 BB: 0 S: 3 P: 3	1B: 7 2B: 1 3B: 1 HR: 0	SF: 0 SAC: 1 DP: 0 HBP: 0		WP: 0 PB: 0 SB: 0 CS: 0	PA: 36			

livebaseballscorecards.com

AB	35
R	4
H	9
RBI	4
BB	0
SO	7
LOB	12

PITCHER		IP	WLS	BF	H	R	ER	SO	BB	IBB	HBP	BLK	WP	HR	S	P	ERA	WHIP
Joe Coleman, R ERA: 3.88	(1, 1)	7.2	W	32	9	4	4	7	0	0	0	0	0	0	46	46	4.70	1.174
Fred Scherman, L ERA: 1.87	(8, 1)	1.1	S	4	0	0	0	0	0	0	0	0	0	0	4	4	0.00	0.000

PITCHER	IP	WLS	BF	H	R	ER	SO	BB	IBB	HBP	BLK	WP	HR	S	P	ERA	WHIP

Detroit Tigers @ Chicago White Sox

Comiskey Park, Chicago, IL

Fri Jun 04 1971, 8:05 PM EDT

Att. 17,168 - Unknown

TOP

livebaseballscorecards.com

Batter	1	2	3	4	5	6	7	8	9	AB	R	H	RBI	BB	SO	LOB
Ike Brown, R (1, 4) (1, 5) OBP: 0.382, SLG: 0.633	HR	P4			PB E 1B		6-3		K2-3	5	2	2	1	0	1	1
Aurelio Rodriguez, R (1, 5) OBP: 0.289, SLG: 0.365 Dick McAuliffe, L (1, 4) OBP: 0.264, SLG: 0.351	3B		F8		P6 1-2		FC5-4 BB			1 2	0 0	1 0	0 0	0 1	0 0	0 1
Al Kaline, R (1, 9) OBP: 0.444, SLG: 0.444	FC4-6 1B BB		L9		FC5-4 BB		FC5-4 1-2f			2	0	0	0	2	0	1
Willie Horton, R (1, 7) OBP: 0.312, SLG: 0.500	FC4-6 1-2 1B		1B		FC5-4 1-2f 2-H			F2		4	0	2	0	0	0	1
Bill Freehan, R (1, 2) OBP: 0.333, SLG: 0.405	FC4-6 1-2f 2-3		P3		F8			F7		4	0	0	0	0	0	4
Norm Cash, L (1, 3) OBP: 0.384, SLG: 0.618	K			FC5-4 1B		F9		FC6-4 BB		3	0	1	0	1	1	2
Mickey Stanley, R (1, 8) OBP: 0.293, SLG: 0.348		F9		FC5-4 1-2f		K		FC6-4 1-2f		4	0	0	0	0	1	2
Ed Brinkman, R (1, 6) OBP: 0.268, SLG: 0.254		SH3 1B		K		F9			1-3	4	0	1	0	0	1	1
Mickey Lolich, S (1, 1) OBP: 0.311, SLG: 0.162 Tom Timmermann, R (8, 1) Dalton Jones, L (9, PH) OBP: 0.410, SLG: 0.595		SH3 1-2		P1			K		P3	2 0 1	0 0 0	0 0 0	0 0 0	0 0 0	1 0 0	1 0 0

	AB	32
	R	2
	H	7
	RBI	1
	BB	4
	SO	5
	LOB	14

Inning Stats																		
	R: 1	H: 3	R: 0	H: 1	R: 0	H: 1	R: 0	H: 1	R: 1	H: 1	R: 0	H: 0	R: 0	H: 0	R: 0	H: 0	1B: 5	SF: 0	WP: 0	PA: 37
	E: 0	LOB: 2	E: 0	LOB: 1	E: 0	LOB: 1	E: 0	LOB: 1	E: 1	LOB: 1	E: 0	LOB: 0	E: 0	LOB: 1	E: 0	LOB: 0	2B: 0	SAC: 1	PB: 1	
	K: 1	BB: 1	K: 0	BB: 0	K: 0	BB: 0	K: 1	BB: 0	K: 0	BB: 1	K: 1	BB: 0	K: 1	BB: 1	E: 0	BB: 0	3B: 1	DP: 0	SB: 0	
	S: 7	P: 11	S: 4	P: 4	S: 4	P: 4	S: 6	P: 6	S: 4	P: 8	S: 5	P: 5	S: 5	P: 9	S: 3	P: 7	K: 1	HBP: 0	CS: 0	
															S: 5	P: 5	HR: 1			

PITCHER	IP	WLS	BF	H	R	ER	SO	BB	IBB	HBP	BLK	WP	HR	S	P	ERA	WHIP
Wilbur Wood, L (1, 1) ERA: 1.95	9.0	W	37	7	2	1	5	4	0	0	0	0	1	43	59	1.00	1.222

PITCHER	IP	WLS	BF	H	R	ER	SO	BB	IBB	HBP	BLK	WP	HR	S	P	ERA	WHIP

Detroit Tigers @ Chicago White Sox

Comiskey Park, Chicago, IL

Fri Jun 04 1971, 8:05 PM EDT

Att. 17,168 - Unknown

livebaseballscorecards.com

Batter	1	2	3	4	5	6	7	8	9	AB	R	H	RBI	BB	SO	LOB
Luis Alvarado, R (1, 6) OBP: 0.242, SLG: 0.250	0-0 CS 1B	0-3 K		0-3 K			0-0 F8	0-0 FC5-4 1-2f		5	0	1	0	0	2	4
Mike Hershberger, R (1, 8) OBP: 0.442, SLG: 0.381	0-3 K		0-0 1B 1B 1B		0-0 L9		4-0 HBP BB			3	1	1	0	1	1	1
Mike Andrews, R (1, 4) OBP: 0.369, SLG: 0.391	4-0 BB 1B 1B 1-2 BB		0-0 1B 1-2 1B		0-3 K		1-0 FC4 1-2 HBP			2	1	1	0	1	1	0
Bill Melton, R (1, 5) OBP: 0.369, SLG: 0.464	0-0 BB 1B 1-2 1B		0-0 F7		0-0 F8		0-0 FC4 1-2f			4	1	1	0	0	0	4
Rich McKinney, R (1, 9) OBP: 0.417, SLG: 0.417 Ed Stroud, L (8, PR) (9, 9) OBP: 0.230, SLG: 0.250	4-0 1B 1-2 2-3 BB		0-0 F8			0-0 1B		4-0 S 1B BB		2 0	0 0	1 0	0 0	2 0	0 0	2 0
Carlos May, L (1, 3) OBP: 0.366, SLG: 0.389	0-0 FC5-4 1B 1-3 2-H 3-H		0-0 1B 1-3 2-H			0-3 K		0-0 S 1B 1-2		4	0	3	3	0	1	1
Walt Williams, R (1, 7) OBP: 0.304, SLG: 0.344 Jay Johnstone, L (9, 7) OBP: 0.326, SLG: 0.365	0-0 FC5-4 1-2f			0-0 2B		0-3 K		0-0 F8		4 0	0 0	1 0	0 0	0 0	1 0	5 0
Ed Herrmann, L (1, 2) OBP: 0.347, SLG: 0.423		0-0 P3		0-3 K		0-0 F8		0-3 K 1-2 2-3		4	0	0	0	0	2	3
Wilbur Wood, R (1, 1) OBP: 0.125, SLG: 0.045		0-0 G3		4-0 BB			0-3 K	4-0 FC5-4 BB		2	0	0	0	2	1	0
Inning Stats	R: 2 E: 0 K: 1 S: 7 H: 3 LOB: 2 BB: 2 P: 15	R: 0 E: 0 K: 1 S: 5 H: 0 LOB: 0 BB: 0 P: 5	R: 1 E: 0 K: 0 S: 5 H: 3 LOB: 2 BB: 0 P: 5	R: 0 E: 0 K: 2 S: 7 H: 1 LOB: 1 BB: 1 P: 11	R: 0 E: 0 K: 1 S: 5 H: 0 LOB: 0 BB: 0 P: 5	R: 0 E: 0 K: 2 S: 8 H: 1 LOB: 1 BB: 0 P: 8	R: 0 E: 0 K: 1 S: 5 H: 0 LOB: 2 BB: 1 P: 10	R: 0 E: 0 K: 1 S: 6 H: 1 LOB: 3 BB: 2 P: 14		1B: 8 2B: 1 3B: 0 HR: 0	SF: 0 SAC: 0 DP: 0 HBP: 1			WP: 0 PB: 0 SB: 2 CS: 1	PA: 37		

PITCHER		IP	WLS	BF	H	R	ER	SO	BB	IBB	HBP	BLK	WP	HR	S	P	ERA	WHIP
Mickey Lolich, L ERA: 2.98	(1, 1)	7.2	L	36	9	3	3	9	6	0	1	0	0	0	47	72	3.52	1.957
Tom Timmermann, R ERA: 3.09	(8, 1)	0.1		1	0	0	0	0	0	0	0	0	0	0	1	1	0.00	0.000

PITCHER	IP	WLS	BF	H	R	ER	SO	BB	IBB	HBP	BLK	WP	HR	S	P	ERA	WHIP

AB	30
R	3
H	9
RBI	3
BB	6
SO	9
LOB	20

Detroit Tigers @ Chicago White Sox

Comiskey Park, Chicago, IL

Sat Jun 05 1971, 4:33 AM EDT

Att. 23,075 - Unknown

TOP

Batter	1	2	3	4	5	6	7	8	9	AB	R	H	RBI	BB	SO	LOB
Mickey Stanley, R (1, 8) OBP: 0.287, SLG: 0.347	5-3		E1 E 1B 1-3	1-3 2-3	2B 1-3 3-H		FC3-6 1-2f		F6	6	1	1	1	0	0	4
Cesar Gutierrez, R (1, 4)	5-3		E6 6-3 1B 1-2 1B 3-H	6-3	BB B B B B		F8		K S S S	3	1	0	1	0	0	2
Dick McAuliffe, L (5, PH) OBP: 0.265, SLG: 0.347 (5, 4)										2	0	0	0	1	1	2
Al Kaline, R (1, 9) OBP: 0.449, SLG: 0.445	1B		6-3 1B 1-2 2-H 1B	BB B B B B	L7			L7		4	1	2	1	1	0	3
Willie Horton, R (1, 7) OBP: 0.314, SLG: 0.503	F4		F8	FC5-4 1-2 3-H 1B		1B 2B		K S S S		5	0	2	1	0	1	3
Ike Brown, R (1, 5) OBP: 0.385, SLG: 0.686		5-3	6-3 1-2 2-3	FC5-4 1-2f		G4-6-3 2-3 1B			HR	5	1	2	1	0	0	4
Bill Freehan, R (1, 2) OBP: 0.341, SLG: 0.407		6-3	1B IBB		F9 1B 2B 1B	L4			1B	4	1	2	0	1	0	2
Norm Cash, L (1, 3) OBP: 0.391, SLG: 0.617		1B	FC5-4 1-3 2-H 3-H 1B		2B 1-2 1B	G4-6-3 1-2f		K S S S		5	0	3	2	0	1	3
Ed Brinkman, R (1, 6) OBP: 0.271, SLG: 0.258		K S S S	FC5-4 1-2f		K S S S		E1 1B		SH1-4 1B	5	0	2	0	0	2	5
Les Cain, L (1, 1) OBP: 0.154, SLG: 0.167			E4 E E	1-3 1B 2B	F9 2-3		E1 FC3-6 1-3		SH1-4 1-2	4	2	1	0	0	0	3
Bill Zepp, R (7, 1)										0	0	0	0	0	0	0
Fred Scherman, L (7, 1) OBP: 0.167, SLG: 0.167										0	0	0	0	0	0	0
Inning Stats	R: 0 E: 0 K: 0 S: 4 H: 1 LOB: 1 BB: 0 P: 4	R: 0 E: 0 K: 1 S: 6 H: 1 LOB: 1 BB: 0 P: 6	R: 4 E: 3 K: 0 S: 8 H: 2 LOB: 2 BB: 1 P: 12	R: 1 E: 0 K: 0 S: 5 H: 2 LOB: 2 BB: 1 P: 9	R: 1 E: 0 K: 1 S: 8 H: 3 LOB: 3 BB: 1 P: 12	R: 0 E: 0 K: 0 S: 4 H: 2 LOB: 1 BB: 0 P: 4	R: 0 E: 1 K: 0 S: 4 H: 1 LOB: 1 BB: 0 P: 4	R: 1 E: 0 K: 2 S: 9 H: 2 LOB: 1 BB: 0 P: 9	R: 0 E: 0 K: 1 S: 6 H: 1 LOB: 1 BB: 0 P: 6	1B: 11 2B: 3 3B: 0 HR: 1 SF: 0 SAC: 1 DP: 1 HBP: 0							

	AB	43
	R	7
	H	15
	RBI	7
	BB	3
	SO	5
	LOB	31

WP: 0 PB: 0 SB: 0 CS: 0 PA: 47

livebaseballscorecards.com

PITCHER		IP	WLS	BF	H	R	ER	SO	BB	IBB	HBP	BLK	WP	HR	S	P	ERA	WHIP
Tommy John, L ERA: 5.02	(1, 1)	4.2	L	28	9	6	2	2	1	1	0	0	0	0	30	38	3.86	2.143
Bart Johnson, R ERA: 4.13	(5, 1)	2.1		10	3	0	0	0	1	0	0	0	0	0	9	13	0.00	1.714
Steve Kealey, R ERA: 4.5	(8, 1)	2.0		9	3	1	1	3	0	0	0	0	0	1	15	15	4.50	1.500

PITCHER		IP	WLS	BF	H	R	ER	SO	BB	IBB	HBP	BLK	WP	HR	S	P	ERA	WHIP

Batter	1	2	3	4	5	6	7	8	9	AB	R	H	RBI	BB	SO	LOB
Lee Richard, R (1, 8) (8, 6) OBP: 0.285, SLG: 0.276	L9		FC5-4 1-2f			F7	K			4	0	0	0	0	1	4
Mike Hershberger, R (1, 9) (8, 8) OBP: 0.429, SLG: 0.356	K		F7			L6		G5-4-3 HBP		3	0	0	0	0	1	1
Mike Andrews, R (1, 4) OBP: 0.366, SLG: 0.383	G3			L9			1B 1B BB	G5-4-3 1-2f		3	1	0	0	1	0	1
Bill Melton, R (1, 5) OBP: 0.361, SLG: 0.452		K		6-3			F8	F8		4	0	0	0	0	1	1
Tom Egan, R (1, 2) OBP: 0.360, SLG: 0.578		K		F7			1B SF7 1B 1-3		L9	4	1	1	0	0	1	0
Carlos May, L (1, 3) OBP: 0.369, SLG: 0.388		1-3			G1-4-3 BB		1B 1B 1-3 3-H		3-1	3	0	1	1	1	0	0
Walt Williams, R (1, 7) (8, 9) OBP: 0.301, SLG: 0.343			E5 1B 1B		G1-4-3 1-2f		SF7 3-H		F7	3	1	1	1	0	0	1
Luis Alvarado, R (1, 6) OBP: 0.234, SLG: 0.242			F8		K		HBP 1B 1-3			2	0	0	0	0	1	1
Lee Maye, L (7, PH) OBP: 0.407, SLG: 0.409										1	0	1	0	0	0	0
Steve Kealey, R (8, 1)										0	0	0	0	0	0	0
Tommy John, R (1, 1) OBP: 0.133, SLG: 0.133			FC5-4 2-H 1B			F3	1B HBP 1-2			1	0	1	1	0	0	0
Bart Johnson, R (5, 1) OBP: 0.194, SLG: 0.226										1	0	0	0	0	0	0
Ed Stroud, L (7, PH) OBP: 0.230, SLG: 0.250										0	0	0	0	0	0	0
Rick Reichardt, R (7, PH) (8, 7) OBP: 0.340, SLG: 0.462										0	0	0	0	0	0	0
Inning Stats	R: 0 E: 0 K: 1 S: 5 H: 0 LOB: 0 BB: 0 P: 5	R: 0 E: 0 K: 2 S: 7 H: 0 LOB: 0 BB: 0 P: 7	R: 1 E: 1 K: 0 S: 5 H: 2 LOB: 1 BB: 0 P: 5	R: 0 E: 0 K: 0 S: 3 H: 0 LOB: 0 BB: 0 P: 3	R: 0 E: 0 K: 1 S: 4 H: 0 LOB: 0 BB: 1 P: 8	R: 0 E: 0 K: 0 S: 3 H: 0 LOB: 0 BB: 0 P: 3	R: 2 E: 0 K: 1 S: 8 H: 3 LOB: 3 BB: 1 P: 13	R: 0 E: 0 K: 0 S: 2 H: 0 LOB: 0 BB: 0 P: 3	R: 0 E: 0 K: 0 S: 3 H: 0 LOB: 0 BB: 0 P: 3	1B: 5 2B: 0 3B: 0 HR: 0	SF: 1 SAC: 0 DP: 2 HBP: 2						

BOTTOM

Detroit Tigers @ Chicago White Sox

Comiskey Park, Chicago, IL

Sat Jun 05 1971, 4:33 AM EDT

Att. 23,075 - Unknown

livebaseballscorecards.com

AB	29
R	3
H	5
RBI	3
BB	2
SO	5
LOB	9

PITCHER		IP	WLS	BF	H	R	ER	SO	BB	IBB	HBP	BLK	WP	HR	S	P	ERA	WHIP
Les Cain, L ERA: 1.35	(1, 1)	6.1	W	24	4	3	2	4	2	0	0	0	0	0	30	38	2.84	0.947
Bill Zepp, R ERA: 3.9	(7, 1)	0.1		2	1	0	0	0	0	0	0	0	0	0	2	2	0.00	3.000
Fred Scherman, L ERA: 1.75	(7, 1)	2.1	S	8	0	0	0	1	0	0	2	0	0	0	8	10	0.00	0.000

PITCHER	IP	WLS	BF	H	R	ER	SO	BB	IBB	HBP	BLK	WP	HR	S	P	ERA	WHIP

Detroit Tigers @ Chicago White Sox

Comiskey Park, Chicago, IL

Sun Jun 06 1971, 4:33 AM EDT

Att. 25,356 - Unknown

TOP

livebaseballscorecards.com

Batter	1	2	3	4	5	6	7	8	9	AB	R	H	RBI	BB	SO	LOB
Dick McAuliffe, L (1, 4) OBP: 0.269, SLG: 0.365	HR		4-3			1B		G4-6-3 1-2f		4	1	2	1	0	0	1
Al Kaline, R (1, 9) OBP: 0.455, SLG: 0.456	BB G5-4-3			2B		L3			1B G4-6-3	3	0	2	0	1	0	1
Dalton Jones, L (1, 5) OBP: 0.372, SLG: 0.537	F5			F2		B5			G4-6-3 1-2f	4	0	0	0	0	0	4
Willie Horton, R (1, 7) OBP: 0.313, SLG: 0.497	G5-4-3 1-2f			F7		F3			1B 1B 1B	4	1	1	0	0	0	3
Norm Cash, L (1, 3) OBP: 0.387, SLG: 0.606		K		4-3			K		1B 1B 1B 1-2	4	0	1	0	0	2	1
Bill Freehan, R (1, 2) OBP: 0.344, SLG: 0.409		F8			F7		G6-4-3 1B		1B 1B 1-2 2-H	4	0	2	1	0	0	0
Mickey Stanley, R (1, 8) OBP: 0.286, SLG: 0.344		4-3			6-3		G6-4-3 1-2f		1B 1-2 2-3	4	0	1	0	0	0	1
Ed Brinkman, R (1, 6) OBP: 0.274, SLG: 0.266 Cesar Gutierrez, R (7, 6)			6-3		2B			E3 FC6-4	F5	2 2	0 0	1 0	0 0	0 0	0 0	0 3
Joe Coleman, R (1, 1) OBP: 0.200, SLG: 0.179 Mike Kilkenny, R (1, 1) Kevin Collins, L (5, PH) OBP: 0.333, SLG: 0.533 Joe Niekro, R (5, 1) OBP: 0.333, SLG: 0.308 Gates Brown, L (8, PH) OBP: 0.345, SLG: 0.407 Bill Denehy, S (8, 1)			K		K			FC6-4 1-2f G4-6-3		0 1 1 0 1 0	0 0 0 0 0 0	0 0 0 0 0 0	0 0 0 0 0 0	0 1 1 0 0 0	0 0 1 0 0 0	0 0 1 0 1 0
Inning Stats	R: 1 E: 0 K: 0 S: 3 H: 1 LOB: 0 BB: 1 P: 7	R: 0 E: 0 K: 1 S: 5 H: 0 LOB: 0 BB: 0 P: 5	R: 0 E: 0 K: 1 S: 5 H: 0 LOB: 0 BB: 0 P: 5	R: 0 E: 0 K: 0 S: 4 H: 1 LOB: 1 BB: 0 P: 4	R: 0 E: 0 K: 1 S: 6 H: 1 LOB: 1 BB: 0 P: 6	R: 0 E: 0 K: 0 S: 4 H: 1 LOB: 1 BB: 0 P: 4	R: 0 E: 0 K: 1 S: 5 H: 1 LOB: 0 BB: 0 P: 5	R: 0 E: 1 K: 0 S: 3 H: 0 LOB: 0 BB: 0 P: 3	R: 1 E: 0 K: 0 S: 7 H: 5 LOB: 3 BB: 0 P: 7	1B: 7 2B: 2 3B: 0 HR: 1 SF: 0 SAC: 0 DP: 4 HBP: 0						

	AB	34
	R	2
	H	10
	RBI	2
	BB	1
	SO	4
	LOB	16

PITCHER	IP	WLS	BF	H	R	ER	SO	BB	IBB	HBP	BLK	WP	HR	S	P	ERA	WHIP
Tom Bradley, R (1, 1) ERA: 1.67	8.2	W	33	9	2	2	4	1	0	0	0	0	1	40	44	2.08	1.154
Steve Kealey, R (9, 1) ERA: 4.44	0.1	S	2	1	0	0	0	0	0	0	0	0	0	2	2	0.00	3.000

PITCHER	IP	WLS	BF	H	R	ER	SO	BB	IBB	HBP	BLK	WP	HR	S	P	ERA	WHIP

BOTTOM

Detroit Tigers @ Chicago White Sox

Comiskey Park, Chicago, IL

Sun Jun 06 1971, 4:33 AM EDT

Att. 25,356 - Unknown

livebaseballscorecards.com

Batter	1	2	3	4	5	6	7	8	9	AB	R	H	RBI	BB	SO	LOB
Lee Richard, R (1, 6) OBP: 0.294, SLG: 0.282	E1 BB FC3-6 1B	BBB 3B BB		F8 ①		FC5-4 1B		F2 ②		4	2	2	0	1	0	1
Ed Stroud, L (1, 8) (3, 9) OBP: 0.248, SLG: 0.281	BBBB FC3-6 BB 2B BB	 1-H 3B		F8 ②		FC5-4 ③ 1-2f		 1-2 1B		4	1	2	1	1	0	1
Carlos May, L (1, 3) OBP: 0.365, SLG: 0.380	BBBB FC3-6 1-2 2-3 BB	4-3 ②		L9 ③			F6 ① HR	F7 ③		4	0	0	0	1	0	3
Bill Melton, R (1, 5) OBP: 0.364, SLG: 0.469	F4 ① 1B	IIII IBB			F2 ①					3	1	1	1	1	0	3
Lee Maye, L (1, 9) OBP: 0.393, SLG: 0.391 Mike Hershberger, R (2, PH) OBP: 0.407, SLG: 0.333 (3, 8)	FC3-6 ② 1-2f 2-3 3-H 2B	F8 ③			L1 ②		F7 ②			1 3	1 0	0 0	1 0	0 0	0 0	2 2
Tom Egan, R (1, 2) OBP: 0.370, SLG: 0.592	HR 1-H 3-H 2B		6-3 ①		1-3 ③		1B			4	1	2	2	0	0	0
Jay Johnstone, L (1, 7) OBP: 0.331, SLG: 0.415	HR 2-H		G3 ②			HR	F4 ③			4	2	2	3	0	0	1
Luis Alvarado, R (1, 4) OBP: 0.235, SLG: 0.258	5-3 ③		2B			6-3 ①		F7 ①		4	0	1	0	0	0	0
Tom Bradley, R (1, 1) OBP: 0.121, SLG: 0.094 Steve Kealey, R (9, 1)		4-3 ①	F6 ③			SSS K ②		1B 1B		4 0	0 0	1 0	0 0	0 0	1 0	1 0
Inning Stats	R: 5 H: 3 E: 1 LOB: 0 K: 0 BB: 2 S: 6 P: 14	R: 1 H: 1 E: 0 LOB: 2 K: 0 BB: 2 S: 4 P: 12	R: 0 H: 1 E: 0 LOB: 1 K: 0 BB: 0 S: 4 P: 4	R: 0 H: 0 E: 0 LOB: 0 K: 0 BB: 0 S: 3 P: 3	R: 0 H: 0 E: 0 LOB: 0 K: 0 BB: 0 S: 3 P: 3	R: 1 H: 2 E: 0 LOB: 1 K: 1 BB: 0 S: 7 P: 7	R: 1 H: 2 E: 0 LOB: 1 K: 0 BB: 0 S: 5 P: 5	R: 0 H: 2 E: 0 LOB: 2 K: 0 BB: 0 S: 5 P: 5		1B: 5 SF: 0 2B: 2 SAC: 0 3B: 1 DP: 0 HR: 3 HBP: 0						

	AB	35
	R	8
	H	11
	RBI	8
	BB	4
	SO	1
	LOB	14

PITCHER		IP	WLS	BF	H	R	ER	SO	BB	IBB	HBP	BLK	WP	HR	S	P	ERA	WHIP
Joe Coleman, R ERA: 4.48	(1, 1)	0.2	L	7	3	5	5	0	2	0	0	0	0	1	5	13	67.50	7.500
Mike Kilkenny, L ERA: 8.44	(1, 1)	3.1		14	2	1	1	0	1	1	0	0	0	0	12	20	2.70	0.900
Joe Niekro, R ERA: 4.94	(5, 1)	3.0		13	4	2	2	1	0	0	0	0	0	2	15	15	6.00	1.333
Bill Denehy, R ERA: 1.84	(8, 1)	1.0		5	2	0	0	0	0	0	0	0	0	0	5	5	0.00	2.000

PITCHER	IP	WLS	BF	H	R	ER	SO	BB	IBB	HBP	BLK	WP	HR	S	P	ERA	WHIP

Batter	1	2	3	4	5	6	7	8	9	AB	R	H	RBI	BB	SO	LOB
Ron Theobald, R (1, 4) OBP: 0.394, SLG: 0.393	x 0-0 HR		x 0-0 ② L9		x 0-0 ② SF7 3-H		x 0-0 ③ 4-3			3	1	1	2	0	0	1
Bill Voss, L (1, 9) OBP: 0.338, SLG: 0.426	S S S 0-3 ① K		S S S 0-3 ③ K		x 0-0 ③ F8			x 0-0 CS 1B		4	0	1	0	0	2	1
Roberto Pena, R (1, 5) OBP: 0.255, SLG: 0.295	S S S 0-3 ② K2-3			x 0-0 L9 SF8 2B		x 0-0 FC5-4 1B		x 0-0 ①② 4-3 1-2		4	1	2	0	0	1	1
Andy Kosco, R (1, 3) OBP: 0.320, SLG: 0.352	x 0-0 1B			x 0-0 ① L9 2-3		x 0-0 ① F8		S S S 0-3 ③ K		4	0	1	0	0	1	2
Al Yates, R (1, 7) OBP: 0.214, SLG: 0.333	x 0-0 ③ P3			x 0-0 ② SF8 3-H		x 0-0 ② F8			x 0-0 ① F8	3	0	0	1	0	0	2
Phil Roof, R (1, 2) OBP: 0.282, SLG: 0.269		x 0-0 ① 4-3		x 0-0 ③ 6-3		x 0-0 ③ FC5-4 1-2f			B B B B 4-0 4-3 BB	3	0	0	0	1	0	1
Dave May, L (1, 8) OBP: 0.346, SLG: 0.370		x 0-0 ② 5-3			x 0-0 1B SF7 1B		x 0-0 ① F7		x 0-0 ② 4-3 1-2	4	1	1	0	0	0	1
Bob Heise, R (1, 6) OBP: 0.100, SLG: 0.150		x 0-0 ③ 5-3			x 0-0 S 1-3 1B		x 0-0 2B		x 0-0 ③ 4-3	4	0	2	0	0	0	1
Bill Parsons, R (1, 1) OBP: 0.240, SLG: 0.182			S S S 0-3 ① K		S S S 0-3 ① K 1-2		x 0-0 ② 1-3			2	0	0	0	0	2	2
Jim Hannan, R (5, 1)										0	0	0	0	0	0	0
John Morris, R (5, 1)										0	0	0	0	0	0	0
Tommy Harper, R (7, PH) OBP: 0.273, SLG: 0.253										1	0	0	0	0	0	1
Ken Sanders, R (7, 1)										0	0	0	0	0	0	0

Milwaukee Brewers @ Detroit Tigers

Tiger Stadium, Detroit, MI

Tue Jun 08 1971, 7:05 PM EDT

Att. 11,296 - Unknown

TOP

livebaseballscorecards.com

	AB	32
	R	3
	H	8
	RBI	3
	BB	1
	SO	6
	LOB	13

Inning Stats	1	2	3	4	5	6	7	8	9
	R: 1 E: 0 K: 2 S: 9	H: 2 LOB: 1 BB: 0 P: 9	R: 0 E: 0 K: 0 S: 3	H: 0 LOB: 0 BB: 0 P: 3	R: 0 E: 0 K: 2 S: 7	H: 0 LOB: 0 BB: 0 P: 7	R: 1 E: 0 K: 0 S: 4	H: 1 LOB: 0 BB: 0 P: 4	R: 1 E: 0 K: 1 S: 7	H: 2 LOB: 1 BB: 0 P: 7	R: 0 E: 0 K: 0 S: 4	H: 1 LOB: 1 BB: 0 P: 4	R: 0 E: 0 K: 0 S: 4	H: 1 LOB: 1 BB: 0 P: 4	R: 0 E: 0 K: 1 S: 5	H: 1 LOB: 0 BB: 0 P: 5	R: 0 E: 0 K: 0 S: 3	H: 0 LOB: 1 BB: 1 P: 7

	1B: 5	SF: 2	WP: 0	PA: 35
	2B: 2	SAC: 0	PB: 0	
	3B: 0	DP: 0	SB: 1	
	HR: 1	HBP: 0	CS: 1	

PITCHER	IP	WLS	BF	H	R	ER	SO	BB	IBB	HBP	BLK	WP	HR	S	P	ERA	WHIP
Mickey Lolich, L (1, 1) ERA: 2.98	9.0	W	35	8	3	3	6	1	0	0	0	0	1	46	50	3.00	1.000

PITCHER	IP	WLS	BF	H	R	ER	SO	BB	IBB	HBP	BLK	WP	HR	S	P	ERA	WHIP

BOTTOM

Milwaukee Brewers @ Detroit Tigers

Tiger Stadium, Detroit, MI

Tue Jun 08 1971, 7:05 PM EDT

Att. 11,296 - Unknown

Batter	1	2	3	4	5	6	7	8	9	AB	R	H	RBI	BB	SO	LOB
Dick McAuliffe, L (1, 4) OBP: 0.272, SLG: 0.371	P5	3-1		1B	4-3			BB, 2B		5	0	2	1	0	0	2
Al Kaline, R (1, 9) OBP: 0.464, SLG: 0.453	2B, BB		FC5-4, BB	K		FC1-6, BB		HR, BB		1	1	0	0	4	1	1
Dalton Jones, L (1, 5) OBP: 0.354, SLG: 0.565	F9		K		F7	FC1-6		E6, BB		5	1	1	2	0	1	3
Willie Horton, R (1, 7) OBP: 0.315, SLG: 0.505	2B		FC5-4, BB		1B, 3B, 2B	K		1B, BB		5	2	2	0	0	1	2
Norm Cash, L (1, 3) OBP: 0.400, SLG: 0.604	IBB		BB		BB, 3B, 1B	K		1B, BB		2	1	1	0	3	1	1
Bill Freehan, R (1, 2) OBP: 0.345, SLG: 0.406	K		F8		3B, BB		P4	K, 1B		4	1	1	1	1	1	5
Mickey Stanley, R (1, 8) OBP: 0.305, SLG: 0.386		F9, 2B		G6-3, 1B, 1B	SH5-4, 3B		G4-6-3, 1B	K		5	2	4	3	0	1	2
Ed Brinkman, R (1, 6) OBP: 0.275, SLG: 0.267		F9		G6-3, 1B	SH5-4		G4-6-3			3	0	1	1	0	0	2
Mickey Lolich, S (1, 1) OBP: 0.306, SLG: 0.150		L4		G6-3	WP, BB			K		3	0	0	0	1	1	3
Inning Stats	R: 0 E: 0 K: 1 S: 6 H: 1 LOB: 3 BB: 2 P: 14	R: 0 E: 0 K: 0 S: 4 H: 1 LOB: 1 BB: 0 P: 4	R: 0 E: 0 K: 1 S: 5 H: 0 LOB: 2 BB: 2 P: 13	R: 1 E: 0 K: 1 S: 7 H: 3 LOB: 1 BB: 0 P: 7	R: 4 E: 0 K: 0 S: 6 H: 3 LOB: 1 BB: 2 P: 14	R: 0 E: 0 K: 2 S: 7 H: 0 LOB: 1 BB: 1 P: 11	R: 0 E: 0 K: 0 S: 3 H: 1 LOB: 0 BB: 0 P: 3	R: 3 E: 1 K: 2 S: 10 H: 3 LOB: 2 BB: 2 P: 18		1B: 6 2B: 4 3B: 1 HR: 1 SF: 0 SAC: 1 DP: 2 HBP: 0						

livebaseballscorecards.com

AB	33
R	8
H	12
RBI	8
BB	9
SO	7
LOB	21

PITCHER		IP	WLS	BF	H	R	ER	SO	BB	IBB	HBP	BLK	WP	HR	S	P	ERA	WHIP
Bill Parsons, R ERA: 2.38	(1, 1)	4.1	L	25	8	5	5	3	4	1	0	0	0	0	26	46	10.38	2.769
Jim Hannan, R ERA: 3.97	(5, 1)	0.1		2	0	0	0	0	1	0	0	0	0	0	1	5	0.00	3.000
John Morris, L ERA: 3.21	(5, 1)	1.1		5	0	0	0	2	1	0	0	0	1	0	8	12	0.00	0.750
Ken Sanders, R ERA: 2.55	(7, 1)	2.0		11	4	3	2	2	2	0	0	0	0	1	13	21	9.00	3.000

PITCHER		IP	WLS	BF	H	R	ER	SO	BB	IBB	HBP	BLK	WP	HR	S	P	ERA	WHIP

Milwaukee Brewers @ Detroit Tigers

Tiger Stadium, Detroit, MI

Wed Jun 09 1971, 7:05 PM EDT

Att. 12,070 - Unknown

TOP

livebaseballscorecards.com

Batter	1	2	3	4	5	6	7	8	9	AB	R	H	RBI	BB	SO	LOB
Ron Theobald, R (1, 4) OBP: 0.371, SLG: 0.367	6-3		L4			F3		K		4	0	0	0	0	1	1
Bill Voss, L (1, 9) OBP: 0.329, SLG: 0.414	F8			K		E3		F2		4	0	0	0	0	1	0
Roberto Pena, R (1, 5) (7, 6) (7, 5) OBP: 0.245, SLG: 0.283	L9			K2-3		F3			F2	4	0	0	0	0	1	1
Andy Kosco, R (1, 3) OBP: 0.317, SLG: 0.341		F3		BB		F7			K	3	0	0	0	1	1	1
Ellie Rodriguez, R (1, 2) OBP: 0.386, SLG: 0.354		G6-4-3 BB		P4			FC6-4 1B		FC5-4 BB	2	0	1	0	2	0	1
Al Yates, R (1, 7) OBP: 0.219, SLG: 0.323		G6-4-3 1-2f			FC5-9-2 1B		F7		FC5-4 1-2f	4	0	1	0	0	0	3
Dave May, L (1, 8) OBP: 0.346, SLG: 0.370			K2-3		1-2 FC5-9-2 1B		K			3	0	1	0	0	2	1
Bob Heise, R (1, 6) OBP: 0.136, SLG: 0.182			1B		F7		FC6-4 1-2f			2	0	1	0	0	0	2
Tommy Harper, R (7, PH) (7, 5) OBP: 0.272, SLG: 0.251										1	0	0	0	0	0	1
Ken Sanders, R (7, 1)										0	0	0	0	0	0	0
Lew Krausse, R (1, 1)			K		FC5-9-2 1-H 2-3f			6-3		2	0	0	0	0	1	3
Ted Kubiak, S (7, 6) OBP: 0.301, SLG: 0.286										1	0	0	0	0	0	0

	AB	30
	R	0
	H	4
	RBI	0
	BB	3
	SO	7
	LOB	14

Inning Stats	1	2	3	4	5	6	7	8	9
	R: 0 E: 0 K: 0 S: 3	H: 0 LOB: 0 BB: 0 P: 3	R: 0 E: 0 K: 0 S: 2	H: 0 LOB: 0 BB: 1 P: 6	R: 0 E: 0 K: 2 S: 8	H: 1 LOB: 1 BB: 0 P: 8	R: 0 E: 0 K: 2 S: 7	H: 0 LOB: 1 BB: 1 P: 11	R: 0 E: 1 K: 0 S: 4	H: 2 LOB: 2 BB: 0 P: 4
	R: 0 E: 1 K: 0 S: 4	H: 0 LOB: 1 BB: 0 P: 4	R: 0 E: 0 K: 1 S: 6	H: 1 LOB: 1 BB: 0 P: 6	R: 0 E: 0 K: 1 S: 5	H: 0 LOB: 0 BB: 0 P: 5	R: 0 E: 0 K: 1 S: 5	H: 0 LOB: 1 BB: 1 P: 9	1B: 4 2B: 0 3B: 0 HR: 0	SF: 0 SAC: 0 DP: 1 HBP: 0	WP: 0 PB: 0 SB: 0 CS: 0	PA: 33

PITCHER	IP	WLS	BF	H	R	ER	SO	BB	IBB	HBP	BLK	WP	HR	S	P	ERA	WHIP
Les Cain, L (1, 1) ERA: 1.01	9.0	W	33	4	0	0	7	3	0	0	0	0	0	44	56	0.00	0.778

PITCHER	IP	WLS	BF	H	R	ER	SO	BB	IBB	HBP	BLK	WP	HR	S	P	ERA	WHIP

Milwaukee Brewers @ Detroit Tigers

Tiger Stadium, Detroit, MI

Wed Jun 09 1971, 7:05 PM EDT

Att. 12,070 - Unknown

livebaseballscorecards.com

BOTTOM

Batter	1	2	3	4	5	6	7	8	9	AB	R	H	RBI	BB	SO	LOB
Dick McAuliffe, L (1, 4) OBP: 0.272, SLG: 0.366	F8	K		4-3		BB		SH1-4		3	0	0	0	1	1	2
Al Kaline, R (1, 9) OBP: 0.462, SLG: 0.452	HR	1B		L5-3		L9		FC6-5		5	1	2	0	0	0	4
Dalton Jones, L (1, 5) OBP: 0.358, SLG: 0.569	F7	3-1			1B	F7		2B		5	0	2	0	0	0	5
Willie Horton, R (1, 7) OBP: 0.317, SLG: 0.500	HBP		5-3		K		G3	F3		4	1	1	0	0	1	3
Norm Cash, L (1, 3) OBP: 0.396, SLG: 0.616	HR		F8		F8		G3			4	1	1	3	0	0	2
Mickey Stanley, R (1, 8) OBP: 0.326, SLG: 0.395	BB		2B		1-3 1B		IBB			2	0	2	0	2	0	0
Bill Freehan, R (1, 2) OBP: 0.345, SLG: 0.410	FC5-4		1-H 2B		P6		P6			3	0	1	0	0	0	3
Gates Brown, L (7, PH) OBP: 0.333, SLG: 0.393										1	0	0	0	0	0	2
Jim Price, R (8, 2) OBP: 0.259, SLG: 0.217										0	0	0	0	0	0	0
Ed Brinkman, R (1, 6) OBP: 0.279, SLG: 0.272		5-3		4-3 SH1-4		BB	F7			4	0	2	0	0	0	2
Les Cain, L (1, 1) OBP: 0.250, SLG: 0.267		1B		SH1-4		P3		FC6-5 SH1-4		3	0	2	0	0	0	1
Inning Stats	R: 3 E: 0 K: 0 S: 5 H: 2 LOB: 1 BB: 1 P: 10	R: 0 E: 0 K: 1 S: 7 H: 2 LOB: 2 BB: 0 P: 7	R: 0 E: 0 K: 0 S: 4 H: 2 LOB: 2 BB: 0 P: 4	R: 0 E: 0 K: 0 S: 4 H: 1 LOB: 1 BB: 0 P: 4	R: 0 E: 0 K: 1 S: 7 H: 2 LOB: 2 BB: 0 P: 7	R: 0 E: 0 K: 0 S: 4 H: 1 LOB: 2 BB: 1 P: 8	R: 0 E: 0 K: 0 S: 4 H: 1 LOB: 2 BB: 1 P: 8	R: 0 E: 0 K: 0 S: 5 H: 2 LOB: 2 BB: 0 P: 5		1B: 10 2B: 2 3B: 0 HR: 1 SF: 0 SAC: 2 DP: 0 HBP: 1							

	AB	34
	R	3
	H	13
	RBI	3
	BB	3
	SO	2
	LOB	24

WP: 0 PB: 0 SB: 0 CS: 0 PA: 40

PITCHER		IP	WLS	BF	H	R	ER	SO	BB	IBB	HBP	BLK	WP	HR	S	P	ERA	WHIP
Lew Krausse, R ERA: 3.24	(1, 1)	6.1	L	33	11	3	3	2	2	1	1	0	0	1	33	46	4.26	2.053
Ken Sanders, R ERA: 2.45	(7, 1)	1.2		7	2	0	0	0	0	0	0	0	0	0	7	7	0.00	1.200

PITCHER	IP	WLS	BF	H	R	ER	SO	BB	IBB	HBP	BLK	WP	HR	S	P	ERA	WHIP

Batter	1	2	3	4	5	6	7	8	9	AB	R	H	RBI	BB	SO	LOB
Ron Theobald, R (1, 4) OBP: 0.378, SLG: 0.365	B B B B 4-0 WP BB		x 0-0 ② FC5-4 1-2f		x 0-0 ③ 1-3			x 0-0 1B		3	0	1	0	1	0	1
Frank Tepedino, L (1, 3) John Morris, R (8, 1) Ken Sanders, R (8, 1)	x 0-0 ① 5-3 1-2		x 0-0 ③ 4-3			x 0-0 ① 3-1		x 0-0 ② F8		4 0 0	0 0 0	0 0 0	0 0 0	0 0 0	0 0 0	3 0 0
John Briggs, L (1, 7) OBP: 0.372, SLG: 0.473	x 0-0 ② 6-3			x 0-0 HR 2B		x 0-0 1B		S S S 0-3 ③ K		4	1	2	0	0	1	2
Bill Voss, L (1, 9) OBP: 0.327, SLG: 0.430	x 0-0 ③ 3-1			x 0-0 2-H HR		x 0-0 ② L9			x 0-0 ① 4-3	4	1	1	2	0	0	2
Dave May, L (1, 8) OBP: 0.339, SLG: 0.361		x 0-0 ① 3-1		x 0-0 ① G3		S S S 0-3 ③ K			S S S 0-3 ② K2-3	4	0	0	0	0	2	1
Ellie Rodriguez, R (1, 2) OBP: 0.373, SLG: 0.340		S S S 0-3 ② K		x 0-0 ② F8			S S S 0-3 ① K		x 0-0 ③ 6-3	4	0	0	0	0	2	0
Tommy Harper, R (1, 5) OBP: 0.268, SLG: 0.247		S S S 0-3 ③ K		x 0-0 ③ L9			x 0-0 ② F8			3	0	0	0	0	1	0
Bob Heise, R (1, 6) OBP: 0.160, SLG: 0.200			x 0-0 FC5-4 1B		x 0-0 ① L9		x 0-0 ③ 6-3			3	0	1	0	0	0	0
Skip Lockwood, R (1, 1) OBP: 0.240, SLG: 0.136 Marcelino Lopez, R (6, 1) OBP: 0.333, SLG: 0.333 Jim Hannan, R (6, 1) Mike Hegan, L (8, PH) OBP: 0.358, SLG: 0.372 (8, 3)			S S S 0-3 ① K		x 0-0 ② F8			x 0-0 ① F7		2 0 0 1	0 0 0 0	0 0 0 0	0 0 0 0	1 0 0 0	1 0 0 0	1 0 0 0
Inning Stats	R: 0 E: 0 K: 0 S: 3 H: 0 LOB: 1 BB: 1 P: 7	R: 0 E: 0 K: 2 S: 7 H: 0 LOB: 0 BB: 0 P: 7	R: 0 E: 0 K: 1 S: 6 H: 1 LOB: 1 BB: 0 P: 6	R: 2 E: 0 K: 0 S: 5 H: 2 LOB: 0 BB: 0 P: 5	R: 0 E: 0 K: 0 S: 3 H: 0 LOB: 0 BB: 0 P: 3	R: 0 E: 0 K: 1 S: 6 H: 1 LOB: 1 BB: 0 P: 6	R: 0 E: 0 K: 1 S: 5 H: 0 LOB: 0 BB: 0 P: 5	R: 0 E: 0 K: 1 S: 6 H: 1 LOB: 1 BB: 0 P: 6	R: 0 E: 0 K: 1 S: 5 H: 0 LOB: 0 BB: 0 P: 5	1B: 3 2B: 1 3B: 0 HR: 1	SF: 0 SAC: 0 DP: 0 HBP: 0			WP: 1 PB: 0 SB: 0 CS: 0	PA: 33		

PITCHER		IP	WLS	BF	H	R	ER	SO	BB	IBB	HBP	BLK	WP	HR	S	P	ERA	WHIP
Joe Coleman, R ERA: 4.2	(1, 1)	9.0	W	33	5	2	2	7	1	0	0	0	1	1	46	50	2.00	0.667

PITCHER	IP	WLS	BF	H	R	ER	SO	BB	IBB	HBP	BLK	WP	HR	S	P	ERA	WHIP

TOP

Milwaukee Brewers @ Detroit Tigers

Tiger Stadium, Detroit, MI

Thu Jun 10 1971, 7:05 PM EDT

Att. 10,962 - Unknown

livebaseballscorecards.com

AB	32
R	2
H	5
RBI	2
BB	1
SO	7
LOB	10

BOTTOM

Milwaukee Brewers @ Detroit Tigers

Tiger Stadium, Detroit, MI

Thu Jun 10 1971, 7:05 PM EDT

Att. 10,962 - Unknown

livebaseballscorecards.com

Batter	1	2	3	4	5	6	7	8	9	AB	R	H	RBI	BB	SO	LOB
Dick McAuliffe, L (1, 4) OBP: 0.270, SLG: 0.359	F8		F2		5-3	BB		FC6-5		4	0	0	0	1	0	1
Al Kaline, R (1, 9) OBP: 0.471, SLG: 0.452	WP BB		WP BB		1B	K		IBB		2	0	1	0	3	1	3
Dalton Jones, L (1, 5) OBP: 0.333, SLG: 0.527	4-3		F7		F7		3-1	F8		4	0	0	0	0	0	3
Ike Brown, R (8, PH) OBP: 0.385, SLG: 0.686										0	0	0	0	0	0	0
Gates Brown, L (8, PH) OBP: 0.323, SLG: 0.379										1	0	0	0	0	0	2
Cesar Gutierrez, R (9, 5)										0	0	0	0	0	0	0
Willie Horton, R (1, 7) OBP: 0.316, SLG: 0.492	P6		F9			HR BB	F9			3	1	0	0	1	0	2
Norm Cash, L (1, 3) OBP: 0.399, SLG: 0.641		F8		K		HR	2B			4	1	2	2	0	1	0
Mickey Stanley, R (1, 8) OBP: 0.331, SLG: 0.394		3B 1B		6-3		E6 FC6-5 SH3	BB			3	1	1	0	1	0	0
Bill Freehan, R (1, 2) OBP: 0.350, SLG: 0.425		1-H 3B		1B		SH3	4-3			3	0	2	1	0	0	2
Ed Brinkman, R (1, 6) OBP: 0.278, SLG: 0.272		F7		F2		FC6-5 BB BB		FC6-5 SH2-4 1B		4	0	1	0	0	0	3
Joe Coleman, R (1, 1) OBP: 0.212, SLG: 0.167		L4			4-3	BB		SH2-4		2	0	0	0	1	0	1
Inning Stats	R: 0 E: 0 K: 0 S: 3 H: 0 LOB: 1 BB: 1 P: 7	R: 1 E: 0 K: 0 S: 5 H: 2 LOB: 1 BB: 0 P: 5	R: 0 E: 0 K: 0 S: 3 H: 0 LOB: 1 BB: 1 P: 7	R: 0 E: 0 K: 1 S: 6 H: 1 LOB: 1 BB: 0 P: 6	R: 0 E: 0 K: 0 S: 4 H: 1 LOB: 1 BB: 0 P: 4	R: 2 E: 1 K: 1 S: 7 H: 1 LOB: 3 BB: 3 P: 19	R: 0 E: 0 K: 0 S: 4 H: 1 LOB: 2 BB: 1 P: 8	R: 0 E: 0 K: 0 S: 4 H: 1 LOB: 2 BB: 1 P: 8		1B: 4 2B: 1 3B: 1 HR: 1	SF: 0 SAC: 2 DP: 0 HBP: 0						

AB	30
R	3
H	7
RBI	3
BB	7
SO	2
LOB	17

WP: 2 PB: 0 SB: 0 CS: 0 PA: 39

PITCHER		IP	WLS	BF	H	R	ER	SO	BB	IBB	HBP	BLK	WP	HR	S	P	ERA	WHIP
Skip Lockwood, R ERA: 3.04	(1, 1)	5.2	L	27	5	3	3	1	4	0	0	0	2	1	25	41	4.76	1.588
Marcelino Lopez, L ERA: 4.01	(6, 1)	0.0		1	0	0	0	0	1	0	0	0	0	0	0	4	∞	∞
Jim Hannan, R ERA: 3.75	(6, 1)	1.1		6	1	0	0	1	1	0	0	0	0	0	7	11	0.00	1.500
John Morris, L ERA: 3.07	(8, 1)	0.2		4	1	0	0	0	0	1	0	0	0	0	3	7	0.00	1.500
Ken Sanders, R ERA: 2.44	(8, 1)	0.1		1	0	0	0	0	0	0	0	0	0	0	1	1	0.00	0.000

PITCHER	IP	WLS	BF	H	R	ER	SO	BB	IBB	HBP	BLK	WP	HR	S	P	ERA	WHIP

Minnesota Twins @ Detroit Tigers

Tiger Stadium, Detroit, MI

Fri Jun 11 1971, 7:05 PM EDT

Att. 33,733 - Unknown - 77 F

livebaseballscorecards.com

TOP

Batter	1	2	3	4	5	6	7	8	9	AB	R	H	RBI	BB	SO	LOB
Cesar Tovar, R (1, 8) OBP: 0.365, SLG: 0.372	L7		G3 S 1B		P6		P4			4	0	1	0	0	0	0
Rod Carew, L (1, 4) OBP: 0.255, SLG: 0.296	K		F7 1-2		F8		F7			4	0	0	0	0	1	1
Tom Hall, L (7, 1) OBP: 0.350, SLG: 0.368										0	0	0	0	0	0	0
Harmon Killebrew, R (1, 3) OBP: 0.372, SLG: 0.470	6-3		BBBB G3 BB		1B			5-3		3	0	1	0	1	0	0
Tony Oliva, L (1, 9) OBP: 0.404, SLG: 0.645		SSS K	G3 1-2 2-3		4-3			6-3		4	0	0	0	0	1	3
Leo Cardenas, R (1, 6) OBP: 0.349, SLG: 0.436		F8	F8			P6		F8		4	0	0	0	0	0	2
Brant Alyea, R (1, 7) OBP: 0.321, SLG: 0.312		BBBB 1B 1B BB		1-3		6-3			SSS K	3	1	0	0	1	1	0
George Mitterwald, R (1, 2) OBP: 0.349, SLG: 0.363				F8					H G5-4-3 HBP	3	0	2	0	0	0	0
Tom Tischinski, R (7, 2) OBP: 0.200, SLG: 0.286										0	0	0	0	0	0	0
Jim Kaat, L (9, PR) OBP: 0.194, SLG: 0.250		1B 1-2 1B				1B				0	0	0	0	0	0	0
Danny Thompson, R (1, 5) OBP: 0.296, SLG: 0.250		1-2 2-H 1B		1B	4-3				G5-4-3 1-2f	4	0	2	1	0	0	2
Bert Blyleven, R (1, 1) OBP: 0.103, SLG: 0.079		1-3	SSS K				F2			2	0	0	0	0	1	3
Steve Braun, L (7, PH) OBP: 0.341, SLG: 0.369										1	0	0	0	0	0	0
(7, 4)																

	AB	32
	R	1
	H	6
	RBI	1
	BB	2
	SO	4
	LOB	11

Inning Stats																																		
	R: 0	H: 0		R: 1	H: 2		R: 0	H: 1		R: 0	H: 1		R: 0	H: 1		R: 0	H: 0		R: 0	H: 0		R: 0	H: 0		1B: 6	SF: 0		WP: 0	PA: 35					
	E: 0	LOB: 0		E: 0	LOB: 2		E: 0	LOB: 2		E: 0	LOB: 1		E: 0	LOB: 1		E: 0	LOB: 0		E: 0	LOB: 0		E: 0	LOB: 1		2B: 0	SAC: 0		PB: 0						
	K: 1	BB: 0		K: 1	BB: 1		K: 0	BB: 1		K: 1	BB: 0		K: 0	BB: 0		K: 0	BB: 0		K: 0	BB: 0		K: 1	BB: 0		3B: 0	DP: 1		SB: 1						
	S: 5	P: 5		S: 7	P: 11		S: 4	P: 8		S: 6	P: 6		S: 4	P: 4		S: 4	P: 4		S: 3	P: 3		S: 3	P: 3		S: 4	P: 5		HR: 0	HBP: 1		CS: 0			

PITCHER		IP	W/L/S	BF	H	R	ER	SO	BB	IBB	HBP	BLK	WP	HR	S	P	ERA	WHIP
Mike Kilkenny, L	(1, 1)	9.0	W	35	6	1	1	4	2	0	1	0	0	0	40	49	1.00	0.889
ERA: 5.76																		

PITCHER	IP	W/L/S	BF	H	R	ER	SO	BB	IBB	HBP	BLK	WP	HR	S	P	ERA	WHIP

Batter	1	2	3	4	5	6	7	8	9	AB	R	H	RBI	BB	SO	LOB
Dick McAuliffe, L (1, 4) OBP: 0.270, SLG: 0.371	S S S 0-3 K ①		x 0-0 F3 ②		x 0-0 HR			x 0-0 F2 ①		4	1	1	1	0	1	0
Al Kaline, R (1, 9) OBP: 0.471, SLG: 0.447	x 0-0 L6-3 ②		B B B B 4-0 E BB		x 0-0 L8 ②			B B B B 4-0 1B BB		2	1	0	0	2	0	0
Dalton Jones, L (1, 5) OBP: 0.333, SLG: 0.534 Cesar Gutierrez, R (6, 5) OBP: 0.083, SLG: 0.083	S S S 0-3 K ③		x 0-0 E7 1-H 2B 2B		S S S 0-3 K ③			x 0-0 1-2 1B		3 1	1 0	1 1	1 0	0 0	2 0	0 0
Willie Horton, R (1, 7) OBP: 0.319, SLG: 0.512		x 0-0 HR	x 0-0 3-H 2B			S S S 0-3 K ①		x 0-0 F3 ②		4	1	2	2	0	1	2
Norm Cash, L (1, 3) OBP: 0.390, SLG: 0.623		S S S 0-3 K ①	x 0-0 1-3 ③			S S S 0-3 K ②		x 0-0 3-1 ③		4	0	0	0	0	2	3
Mickey Stanley, R (1, 8) OBP: 0.331, SLG: 0.393		x 0-0 E 1B	x 0-0 6-3 ①			x 0-0 1-3 ③				3	0	1	0	0	0	0
Bill Freehan, R (1, 2) OBP: 0.345, SLG: 0.418		x 0-0 L4 1-2 ②	x 0-0 4-3 ②				S S S 0-3 K ①			3	0	0	0	0	1	1
Ed Brinkman, R (1, 6) OBP: 0.274, SLG: 0.268		S S S 0-3 K ③	x 0-0 F8 ③				x 0-0 4-3 ②			3	0	0	0	0	1	1
Mike Kilkenny, R (1, 1)			S S S 0-3 K ①		x 0-0 1-3 ①		S S S 0-3 K ③			3	0	0	0	0	2	0
Inning Stats	R: 0 E: 0 K: 2 S: 7 H: 0 LOB: 0 BB: 0 P: 7	R: 1 E: 1 K: 2 S: 9 H: 2 LOB: 1 BB: 0 P: 9	R: 2 E: 1 K: 1 S: 7 H: 2 LOB: 1 BB: 1 P: 11	R: 0 E: 0 K: 0 S: 3 H: 0 LOB: 0 BB: 0 P: 3	R: 1 E: 0 K: 1 S: 6 H: 1 LOB: 0 BB: 0 P: 6	R: 0 E: 0 K: 2 S: 7 H: 0 LOB: 0 BB: 0 P: 7	R: 0 E: 0 K: 2 S: 7 H: 0 LOB: 0 BB: 0 P: 7	R: 0 E: 0 K: 0 S: 4 H: 1 LOB: 2 BB: 1 P: 8		1B: 2 2B: 2 3B: 0 HR: 2		SF: 0 SAC: 0 DP: 0 HBP: 0				

BOTTOM

Minnesota Twins @ Detroit Tigers

Tiger Stadium, Detroit, MI

Fri Jun 11 1971, 7:05 PM EDT

Att. 33,733 - Unknown - 77 F

livebaseballscorecards.com

AB	30
R	4
H	6
RBI	4
BB	2
SO	10
LOB	7

WP: 0 PB: 0 SB: 0 CS: 0 PA: 32

PITCHER		IP	WLS	BF	H	R	ER	SO	BB	IBB	HBP	BLK	WP	HR	S	P	ERA	WHIP
Bert Blyleven, R ERA: 2.77	(1, 1)	6.0	L	24	5	4	4	8	1	0	0	0	0	2	39	43	6.00	1.000
Tom Hall, L ERA: 3.38	(7, 1)	2.0		8	1	0	0	2	1	0	0	0	0	0	11	15	0.00	1.000

PITCHER	IP	WLS	BF	H	R	ER	SO	BB	IBB	HBP	BLK	WP	HR	S	P	ERA	WHIP

Minnesota Twins @ Detroit Tigers

Tiger Stadium, Detroit, MI

Sat Jun 12 1971, 4:33 AM EDT

Att. 27,497 - Unknown - 81 F

TOP

livebaseballscorecards.com

Batter	1	2	3	4	5	6	7	8	9	AB	R	H	RBI	BB	SO	LOB
Cesar Tovar, R (1, 8) (6, 7) (9, 8) OBP: 0.373, SLG: 0.381	1B		F8			HR	1-2 1B		1B 1-2 2-H	5	1	4	1	0	0	0
Rod Carew, L (1, 4) OBP: 0.255, SLG: 0.291	F8		BBBB BB			SSS K	1-3		BB 1-3 2-H	3	0	0	0	1	1	4
Tom Hall, L (7, 1) OBP: 0.350, SLG: 0.368										0	0	0	0	0	0	0
Rich Reese, L (9, PH) (9, 7) OBP: 0.238, SLG: 0.215										1	0	1	1	0	0	0
Harmon Killebrew, R (1, 3) OBP: 0.373, SLG: 0.466	1-3 1B		SSS K			P4		SSS K	BBBB 1-2 BB	4	0	1	0	1	2	2
Tony Oliva, L (1, 9) OBP: 0.399, SLG: 0.649	P6			F8		1-H HR		F2	P4	5	1	1	2	0	0	5
Leo Cardenas, R (1, 6) OBP: 0.348, SLG: 0.447	L7			L9		HR		5-3		4	1	1	1	0	0	2
Brant Alyea, R (1, 7) OBP: 0.313, SLG: 0.302		SSS K		6-3		SSS K			SSS K	3	0	0	0	0	2	0
Jim Holt, L (6, 8) OBP: 0.299, SLG: 0.383										0	0	0	0	0	0	0
Rick Renick, R (9, PH) OBP: 0.355, SLG: 0.320										1	0	0	0	0	1	0
Jim Perry, S (9, 1) OBP: 0.343, SLG: 0.258										0	0	0	0	0	0	0
Tom Tischinski, R (1, 2) OBP: 0.211, SLG: 0.278		L8			G4-6-3 1B		F2		L9	4	0	1	0	0	0	0
Danny Thompson, R (1, 5) OBP: 0.290, SLG: 0.250		L8			1-2f G4-6-3		P6		BB 1B	4	1	1	0	0	0	1
Stan Williams, R (1, 1)			6-3		SSS K		1B		BBBB 1-2 1B BB	1	0	0	0	0	0	0
George Mitterwald, R (5, PH) OBP: 0.347, SLG: 0.361										1	0	0	0	0	1	0
Ron Perranoski, L (5, 1)										0	0	0	0	0	0	0
Ray Corbin, R (6, 1) OBP: 0.167, SLG: 0.167										0	0	0	0	0	0	0
Steve Braun, L (7, PH) (7, 4) OBP: 0.352, SLG: 0.375										1	1	1	0	1	0	0
Inning Stats	R: 0 E: 0 K: 0 S: 5 H: 2 LOB: 2 BB: 0 P: 5	R: 0 E: 0 K: 1 S: 5 H: 0 LOB: 0 BB: 0 P: 5	R: 0 E: 0 K: 1 S: 5 H: 0 LOB: 1 BB: 1 P: 9	R: 0 E: 0 K: 0 S: 3 H: 0 LOB: 0 BB: 0 P: 3	R: 0 E: 0 K: 1 S: 5 H: 1 LOB: 0 BB: 0 P: 5	R: 3 E: 0 K: 2 S: 10 H: 3 LOB: 0 BB: 0 P: 10	R: 0 E: 0 K: 0 S: 5 H: 2 LOB: 2 BB: 0 P: 5	R: 0 E: 0 K: 1 S: 5 H: 0 LOB: 0 BB: 0 P: 5	R: 2 E: 0 K: 1 S: 8 H: 3 LOB: 3 BB: 2 P: 16	1B: 9 2B: 0 3B: 0 HR: 2 SF: 0 SAC: 0 DP: 1 HBP: 0							

	AB	37
	R	5
	H	11
	RBI	5
	BB	3
	SO	7
	LOB	14

WP: 0 PB: 0 SB: 0 CS: 0 PA: 40

PITCHER		IP	WLS	BF	H	R	ER	SO	BB	IBB	HBP	BLK	WP	HR	S	P	ERA	WHIP
Mickey Lolich, L ERA: 3.11	(1, 1)	8.2	L	36	9	5	5	7	2	0	0	0	0	2	48	56	5.19	1.269
Fred Scherman, L ERA: 1.73	(9, 1)	0.1		4	2	0	0	0	1	0	0	0	0	0	3	7	0.00	9.000

PITCHER	IP	WLS	BF	H	R	ER	SO	BB	IBB	HBP	BLK	WP	HR	S	P	ERA	WHIP

Minnesota Twins @ Detroit Tigers

Tiger Stadium, Detroit, MI

Sat Jun 12 1971, 4:33 AM EDT

Att. 27,497 - Unknown - 81 F

BOTTOM

Batter	1	2	3	4	5	6	7	8	9	AB	R	H	RBI	BB	SO	LOB
Dick McAuliffe, L (1, 4) OBP: 0.273, SLG: 0.372	1-3		G3 1B		K		1B 1B		P6	5	0	2	0	0	1	0
Al Kaline, R (1, 9) OBP: 0.465, SLG: 0.439	L5		L9		L7		1-2 1B		K	5	0	1	0	0	1	1
Dalton Jones, L (1, 5) OBP: 0.323, SLG: 0.517	4-1		G3 1-2			BBBB 4-0 BB 1B BB	F9			2	0	0	0	0	0	1
Ike Brown, R (6, PH) OBP: 0.390, SLG: 0.667										1	1	0	0	1	0	2
(7, 5)																
Cesar Gutierrez, R (9, 5) OBP: 0.083, SLG: 0.083										0	0	0	0	0	0	0
Willie Horton, R (1, 7) OBP: 0.323, SLG: 0.507		BBBB 4-0 HR BB	SSS 0-3 K			BBBB 4-0 1B 1-2 BB	P4			2	1	0	0	2	1	3
Norm Cash, L (1, 3) OBP: 0.386, SLG: 0.633		1-H HR		F3		F7		F9		4	1	1	2	0	0	2
Mickey Stanley, R (1, 8) OBP: 0.336, SLG: 0.396		F8		F8		FC3-6 1-2 2-H 1B		1B		4	0	2	1	0	0	0
Bill Freehan, R (1, 2) OBP: 0.348, SLG: 0.436		HR		1B		F7		F2		4	1	2	1	0	0	3
Ed Brinkman, R (1, 6) OBP: 0.269, SLG: 0.262		F8		SSS 0-3 K		FC3-6 1-2f		5-3		4	0	0	0	0	1	4
Mickey Lolich, S (1, 1) OBP: 0.288, SLG: 0.140		SSS 0-3 K			SSS 0-3 K		SSS 0-3 K		4-3	3	0	0	0	0	3	0
Fred Scherman, L (9, 1) OBP: 0.167, SLG: 0.167										0	0	0	0	0	0	0
Gates Brown, L (9, PH) OBP: 0.313, SLG: 0.367										1	0	0	0	0	0	0
Inning Stats	R: 0 E: 0 K: 0 S: 3 H: 0 LOB: 0 BB: 0 P: 3	R: 3 E: 0 K: 1 S: 7 H: 2 LOB: 0 BB: 1 P: 11	R: 0 E: 0 K: 1 S: 6 H: 1 LOB: 1 BB: 0 P: 6	R: 0 E: 0 K: 1 S: 6 H: 1 LOB: 1 BB: 0 P: 6	R: 0 E: 0 K: 2 S: 7 H: 0 LOB: 0 BB: 0 P: 7	R: 1 E: 0 K: 0 S: 4 H: 1 LOB: 2 BB: 2 P: 12	R: 0 E: 0 K: 1 S: 7 H: 2 LOB: 2 BB: 0 P: 7	R: 0 E: 0 K: 0 S: 4 H: 1 LOB: 1 BB: 0 P: 4	R: 0 E: 0 K: 1 S: 5 H: 0 LOB: 0 BB: 0 P: 5	1B: 6 2B: 0 3B: 0 HR: 2	SF: 0 SAC: 0 DP: 0 HBP: 0						

livebaseballscorecards.com

AB	35
R	4
H	8
RBI	4
BB	3
SO	7
LOB	16

PITCHER	IP	WLS	BF	H	R	ER	SO	BB	IBB	HBP	BLK	WP	HR	S	P	ERA	WHIP
Stan Williams, R (1, 1) ERA: 3.67	4.0		17	4	3	3	3	1	0	0	0	0	2	22	26	6.75	1.250
Ron Perranoski, L (5, 1) ERA: 7.0	1.1		7	1	1	1	2	2	0	0	0	0	0	9	17	6.75	2.250
Ray Corbin, R (6, 1) ERA: 3.86	0.2		2	0	0	0	0	0	0	0	0	0	0	2	2	0.00	0.000
Tom Hall, L (7, 1) ERA: 3.27	2.0	W	9	3	0	0	1	0	0	0	0	0	0	11	11	0.00	1.500
Jim Perry, R (9, 1) ERA: 4.44	1.0	S	3	0	0	0	1	0	0	0	0	0	0	5	5	0.00	0.000

PITCHER	IP	WLS	BF	H	R	ER	SO	BB	IBB	HBP	BLK	WP	HR	S	P	ERA	WHIP

Batter	1	2	3	4	5	6	7	8	9	AB	R	H	RBI	BB	SO	LOB
Cesar Tovar, R (1, 8) OBP: 0.377, SLG: 0.388	6-3		FC6-5 2B		G4-6-3 1B		G5-3 BB		FC6-4 1-2f 3-H	4	0	2	1	1	0	1
Rod Carew, L (1, 4) OBP: 0.258, SLG: 0.287	WP S SF9 BB		FC6-5 BB 2-3		G4-6-3 1-2f		G5-3 1-2 BB		G3-6-4-3 1-2f	3	1	0	0	2	0	3
Harmon Killebrew, R (1, 3) OBP: 0.379, SLG: 0.463	1-3 BB		1-2 BB			1B 2B BB	G5-3 1-2 2-3f			1	1	0	0	3	0	2
Tony Oliva, L (1, 9) OBP: 0.396, SLG: 0.644	SF9 3-H		L9			1-2 2B 1B	1-3			3	1	1	1	0	0	3
Leo Cardenas, R (1, 6) OBP: 0.350, SLG: 0.452	P3			1B		1-H 2-H 2B		1-3		4	0	2	2	0	0	1
Rich Reese, L (1, 7) OBP: 0.231, SLG: 0.208		3-1		F8		F3		L9		4	0	0	0	0	0	2
Tom Tischinski, R (1, 2) OBP: 0.200, SLG: 0.263 Paul Ratliff, L (4, PH) OBP: 0.207, SLG: 0.385 (4, 2) Brant Alyea, R (6, PH) OBP: 0.310, SLG: 0.299 Ron Perranoski, L (6, 1) Rick Renick, R (8, PH) OBP: 0.344, SLG: 0.308 Jim Strickland, L (8, 1)		6-3		K		K		P2		1 1 1 0 1 0	0 0 0 0 0 0	0 0 0 0 0 0	0 0 0 0 0 0	0 1 1 0 1 0	0 1 1 0 0 0	0 1 1 0 0 0
Danny Thompson, R (1, 5) OBP: 0.286, SLG: 0.250		6-3		L5		F7			1B FC6-4 1B	4	1	1	0	0	0	2
Jim Kaat, L (1, 1) OBP: 0.194, SLG: 0.250 Ray Corbin, R (1, 1) OBP: 0.143, SLG: 0.143 Charlie Manuel, L (5, PH) OBP: 0.188, SLG: 0.200 Pete Hamm, R (5, 1) George Mitterwald, R (6, 2) OBP: 0.354, SLG: 0.389			P5		K		HR		FC6-4 1-3 1B	0 1 1 0 2	0 0 0 0 1	0 0 0 0 2	0 0 0 0 1	0 0 1 0 0	0 0 0 0 0	0 0 0 0 0
Inning Stats	R: 1 H: 0 E: 0 LOB: 1 K: 0 BB: 2 S: 3 P: 11	R: 0 H: 0 E: 0 LOB: 0 K: 0 BB: 0 S: 3 P: 3	R: 0 H: 1 E: 0 LOB: 2 K: 0 BB: 1 S: 4 P: 8	R: 0 H: 1 E: 0 LOB: 1 K: 1 BB: 0 S: 6 P: 6	R: 0 H: 1 E: 0 LOB: 0 K: 1 BB: 0 S: 5 P: 5	R: 2 H: 2 E: 0 LOB: 1 K: 1 BB: 1 S: 7 P: 11	R: 1 H: 1 E: 0 LOB: 1 K: 0 BB: 2 S: 3 P: 11	R: 0 H: 0 E: 0 LOB: 0 K: 0 BB: 0 S: 3 P: 3	R: 1 H: 2 E: 0 LOB: 0 K: 0 BB: 0 S: 4 P: 4	1B: 5 SF: 1 2B: 2 SAC: 0 3B: 0 DP: 3 HR: 1 HBP: 0					WP: 1 PA: 38 PB: 0 SB: 1 CS: 0	

PITCHER		IP	WLS	BF	H	R	ER	SO	BB	IBB	HBP	BLK	WP	HR	S	P	ERA	WHIP
Les Cain, L ERA: 1.25	(1, 1)	0.1		2	0	1	1	0	1	0	0	0	0	0	1	5	27.00	3.000
Dean Chance, R ERA: 3.05	(1, 1)	4.2	W	21	5	2	2	2	3	0	0	0	1	0	22	34	3.86	1.714
Fred Scherman, L ERA: 2.01	(6, 1)	4.0	S	15	3	2	2	1	2	0	0	0	0	1	15	23	4.50	1.250

PITCHER	IP	WLS	BF	H	R	ER	SO	BB	IBB	HBP	BLK	WP	HR	S	P	ERA	WHIP

Minnesota Twins @ Detroit Tigers

Tiger Stadium, Detroit, MI

Sun Jun 13 1971, 4:33 AM EDT

Att. 52,178 - Cloudy - 78 F

TOP

livebaseballscorecards.com

AB	31
R	5
H	8
RBI	5
BB	6
SO	3
LOB	16

Batter	1	2	3	4	5	6	7	8	9	AB	R	H	RBI	BB	SO	LOB
Mickey Stanley, R (1, 8) OBP: 0.338, SLG: 0.396	FC6-4 1B 1B	FC6-4 1B		F9 ②		G5-3 ②③ 2-3f		5-3 ③		5	1	2	0	0	0	2
Tony Taylor, R (1, 4) OBP: 0.306, SLG: 0.315	FC6-4 1-2 1B	FC6-4 ① L6-4-3 1-2f		CS 1B			1B HR 1B			4	1	3	0	0	0	1
Al Kaline, R (1, 9) OBP: 0.465, SLG: 0.440	FC6-4 ① 1B 2B 1-2f 2-3	L6-4-3 ②③ 1-2		CS ③ 1-2	2B 1B		HR 1-2 1B			4	3	2	0	0	0	3
Willie Horton, R (1, 7) OBP: 0.330, SLG: 0.531	2B 2B 1-2 3-H 1B		F2 ① HR		1-H 2B		1-H 2-H HR			4	2	3	5	0	0	0
Ike Brown, R (1, 5) OBP: 0.422, SLG: 0.775 Cesar Gutierrez, R (7, PR) OBP: 0.083, SLG: 0.083 (8, 5)	2B 1-3 2-H 2B		6-3 ②		6-3 ②		FC1-4-6 1B			4 0	2 0	3 0	2 0	0 0	0 0	0 0
Bill Freehan, R (1, 2) OBP: 0.346, SLG: 0.438	F8 2-H 3-H 2B		6-3 ②		P4 ③		FC1-4-6 ① 1-2f			4	0	1	2	0	0	1
Norm Cash, L (1, 3) OBP: 0.389, SLG: 0.625	IBB	BB				F5 ①	G3-6-4-3 ②③ 1-2f			2	0	0	0	2	0	1
Ed Brinkman, R (1, 6) OBP: 0.269, SLG: 0.262	F8 ② 2-3	K ③				G5-3 1B 1B		1-3 ①		4	0	1	0	0	1	3
Les Cain, L (1, 1) OBP: 0.250, SLG: 0.267 Dean Chance, R (1, 1) Fred Scherman, L (6, 1) OBP: 0.250, SLG: 0.250	K ③			K ①		1-2 1B		3-1 ②		0 2 2	0 0 0	0 0 1	0 0 0	0 0 0	0 2 0	0 2 0
Inning Stats	R: 4 E: 0 K: 1 S: 10 H: 5 LOB: 2 BB: 1 P: 14	R: 0 E: 0 K: 0 S: 3 H: 1 LOB: 0 BB: 0 P: 3	R: 1 E: 0 K: 1 S: 6 H: 1 LOB: 1 BB: 1 P: 10	R: 0 E: 0 K: 1 S: 5 H: 1 LOB: 0 BB: 0 P: 5	R: 1 E: 0 K: 0 S: 4 H: 2 LOB: 0 BB: 0 P: 4	R: 0 E: 0 K: 0 S: 4 H: 2 LOB: 1 BB: 0 P: 4	R: 3 E: 0 K: 0 S: 6 H: 4 LOB: 1 BB: 0 P: 6	R: 0 E: 0 K: 0 S: 3 H: 0 LOB: 0 BB: 0 P: 3		1B: 11 2B: 3 3B: 0 HR: 2 SF: 0 SAC: 0 DP: 3 HBP: 0						

PITCHER	IP	WLS	BF	H	R	ER	SO	BB	IBB	HBP	BLK	WP	HR	S	P	ERA	WHIP
Jim Kaat, L (1, 1) ERA: 3.41	0.1	L	5	4	4	4	0	0	0	0	0	0	0	5	5	108.00	12.000
Ray Corbin, R (1, 1) ERA: 3.72	3.2		15	4	1	1	3	1	1	0	0	0	1	19	27	2.46	1.364
Pete Hamm, R (5, 1) ERA: 6.65	1.0		4	2	1	1	0	0	0	0	0	0	0	4	4	9.00	2.000
Ron Perranoski, L (6, 1) ERA: 7.45	2.0		10	6	3	3	0	0	0	0	0	0	1	10	10	13.50	3.000
Jim Strickland, L (8, 1) ERA:	1.0		3	0	0	0	0	0	0	0	0	0	0	3	3	0.00	0.000

PITCHER	IP	WLS	BF	H	R	ER	SO	BB	IBB	HBP	BLK	WP	HR	S	P	ERA	WHIP

Minnesota Twins @ Detroit Tigers

Tiger Stadium, Detroit, MI

Sun Jun 13 1971, 4:33 AM EDT

Att. 52,178 - Cloudy - 78 F

BOTTOM

livebaseballscorecards.com

AB	35
R	9
H	16
RBI	9
BB	2
SO	3
LOB	13

WP: 0 PA: 38
PB: 0
SB: 0
CS: 1

Batter	1	2	3	4	5	6	7	8	9	10	AB	R	H	RBI	BB	SO	LOB
Ed Stroud, L (1, 8) OBP: 0.260, SLG: 0.282	FC6-4 HR 1B 1B	G3			P6		1B 1B		K		5	1	2	0	0	1	1
Mike Andrews, R (1, 4) Rich Morales, R (7, PR) OBP: 0.407, SLG: 0.375 (7, 4) (8, 6) OBP: 0.374, SLG: 0.383	FC6-4 1-2 1B	K			BB		1-3 1B		F2		3 1	0 0	2 0	0 0	1 0	1 0	1 0
Carlos May, L (1, 3) OBP: 0.355, SLG: 0.360	FC6-4 HR 1-2f 2-3		G5-4-3 BB		K		4-3		1-3		4	1	0	0	1	1	5
Bill Melton, R (1, 5) OBP: 0.349, SLG: 0.468	HR 1-H 3-H		F8			FC3-6 BB		L9		6-3	4	1	1	3	1	0	1
Rick Reichardt, R (1, 7) OBP: 0.344, SLG: 0.488	1B		G5-4-3 1-2f			F8		2B 1B		5-3	5	0	2	0	0	0	2
Jay Johnstone, L (1, 9) OBP: 0.329, SLG: 0.396	F7			F5		FC3-6 1-2f		1-3 2B		1B	5	0	2	0	0	0	2
Tom Egan, R (1, 2) OBP: 0.369, SLG: 0.605	F8			F7		K		FC6-4 BB		F7	4	0	0	0	1	1	3
Luis Alvarado, R (1, 6) OBP: 0.237, SLG: 0.278 Lee Maye, L (8, PH) OBP: 0.344, SLG: 0.333 Rich McKinney, R (8, PH) OBP: 0.387, SLG: 0.383 (8, 4)		3B		K			F2 1B	F3			3 0 1	0 0 0	1 0 0	0 0 0	0 0 0	1 0 3	0 0 3
Tom Bradley, R (1, 1) OBP: 0.114, SLG: 0.088 Terry Forster, L (6, 1) Bart Johnson, R (6, 1) OBP: 0.182, SLG: 0.212 Mike Hershberger, R (8, PH) OBP: 0.414, SLG: 0.321 Vicente Romo, R (8, 1) Don Eddy, R (10, 1) Steve Kealey, R (10, 1)		1-3			K		L9	FC6-4 1-2f			2 0 1 1 0 0 0	0 0 0 0 0 0 0	0 0 0 0 0 0 0	0 0 0 0 0 0 0	1 0 0 0 0 0 0	1 0 0 3 0 0 0	1 0 0 0 0 0 0
Inning Stats	R: 3 H: 4 E: 0 LOB: 1 K: 0 BB: 0 S: 7 P: 7	R: 0 H: 1 E: 0 LOB: 1 K: 1 BB: 0 S: 6 P: 6	R: 0 H: 0 E: 0 LOB: 0 K: 0 BB: 1 S: 2 P: 6	R: 0 H: 0 E: 0 LOB: 0 K: 1 BB: 0 S: 5 P: 5	R: 0 H: 0 E: 0 LOB: 1 K: 2 BB: 1 S: 7 P: 11	R: 0 H: 0 E: 0 LOB: 1 K: 1 BB: 1 S: 5 P: 9	R: 0 H: 2 E: 0 LOB: 2 K: 0 BB: 0 S: 5 P: 5	R: 0 H: 2 E: 0 LOB: 3 K: 0 BB: 1 S: 5 P: 9	R: 0 H: 0 E: 0 LOB: 0 K: 1 BB: 0 S: 5 P: 5	R: 0 H: 1 E: 0 LOB: 1 K: 0 BB: 0 S: 4 P: 4	1B: 7 SF: 0 2B: 1 SAC: 0 3B: 1 DP: 1 HR: 1 HBP: 0						

PITCHER		IP	WLS	BF	H	R	ER	SO	BB	IBB	HBP	BLK	WP	HR	S	P	ERA	WHIP
Joe Coleman, R ERA: 4.22	(1, 1)	6.0		25	5	3	3	5	3	0	0	0	0	1	32	44	4.50	1.333
Bill Zepp, R ERA: 3.73	(7, 1)	1.1		9	4	0	0	0	1	0	0	0	0	0	8	12	0.00	3.750
Fred Scherman, L ERA: 1.88	(8, 1)	2.2	W	9	1	0	0	1	0	0	0	0	0	0	11	11	0.00	0.375

PITCHER	IP	WLS	BF	H	R	ER	SO	BB	IBB	HBP	BLK	WP	HR	S	P	ERA	WHIP

TOP

Chicago White Sox @ Detroit Tigers

Tiger Stadium, Detroit, MI

Mon Jun 14 1971, 7:05 PM EDT

Att. 25,495 - Unknown

livebaseballscorecards.com

AB	39
R	3
H	10
RBI	3
BB	4
SO	6
LOB	22

WP: 0 PA: 43
PB: 0
SB: 0
CS: 0

Batter	1	2	3	4	5	6	7	8	9	10	AB	R	H	RBI	BB	SO	LOB
Dick McAuliffe, L (1, 4) OBP: 0.272, SLG: 0.369	G3		K		K	1B		K		BB 2B 1-2	4	0	1	1	0	2	0
Bill Zepp, R (7, 1)											0	0	0	0	0	0	0
Fred Scherman, L (8, 1) OBP: 0.222, SLG: 0.222											1	0	0	0	0	1	2
Gates Brown, L (10, PH) OBP: 0.313, SLG: 0.367											0	0	0	0	0	0	0
Ike Brown, R (10, PH) OBP: 0.435, SLG: 0.775											0	0	0	0	1	0	0
Jim Northrup, L (1, 9) OBP: 0.361, SLG: 0.428	1B 2B		FC5-4 1B		1B SF8 2B	1B 1-2		4-3		2B 1-3 2-H	3	2	3	0	0	0	0
Tony Taylor, R (6, PH) OBP: 0.315, SLG: 0.333 (7, 4)											3	0	2	1	0	0	2
Dalton Jones, L (1, 5) OBP: 0.323, SLG: 0.508	K		FC5-4 BB 1-2f		1B 1B 2-3	K			5-3		3	0	1	0	0	1	2
Aurelio Rodriguez, R (6, PH) OBP: 0.286, SLG: 0.361 (7, 5)											2	0	0	0	0	1	2
Willie Horton, R (1, 7) OBP: 0.332, SLG: 0.529	BB 1B 2-H		BB 1-2		SF8 3-H		K		5-3		3	0	1	2	1	1	0
Norm Cash, L (1, 3) OBP: 0.400, SLG: 0.623	BB 1-2		F8		FC6-4 1B 1-3		G6-4-3 BB		BB		2	0	1	0	3	0	2
Bill Freehan, R (1, 2) OBP: 0.343, SLG: 0.431	5-3			1B	FC6-4 1-2f		G6-4-3 1-2f		K		5	0	1	0	0	1	6
Mickey Stanley, R (1, 8) OBP: 0.333, SLG: 0.385		K		L4		K		BB SH1-4		4-3	4	0	0	0	1	2	1
Ed Brinkman, R (1, 6) OBP: 0.269, SLG: 0.267		1-3		P4		1B 2B		SH1-4 1-2		F8	4	1	1	0	0	0	1
Joe Coleman, R (1, 1) OBP: 0.200, SLG: 0.156		K		K		K		IBB		BB 2B BB	2	0	0	0	0	2	1
Al Kaline, R (6, PH) OBP: 0.468, SLG: 0.438 (7, 9)											1	1	0	0	2	1	1
Inning Stats	R: 1 E: 0 K: 1 S: 7 H: 2 LOB: 2 BB: 1 P: 11	R: 0 E: 0 K: 2 S: 7 H: 0 LOB: 0 BB: 0 P: 7	R: 0 E: 0 K: 1 S: 6 H: 1 LOB: 2 BB: 1 P: 10	R: 0 E: 0 K: 1 S: 6 H: 1 LOB: 1 BB: 0 P: 6	R: 1 E: 0 K: 1 S: 8 H: 3 LOB: 2 BB: 0 P: 8	R: 1 E: 0 K: 3 S: 12 H: 3 LOB: 2 BB: 0 P: 12	R: 0 E: 0 K: 1 S: 4 H: 0 LOB: 0 BB: 1 P: 8	R: 0 E: 0 K: 1 S: 5 H: 0 LOB: 2 BB: 2 P: 13	R: 0 E: 0 K: 1 S: 5 H: 0 LOB: 1 BB: 1 P: 9	R: 1 E: 0 K: 0 S: 3 H: 1 LOB: 2 BB: 2 P: 11	1B: 7 2B: 4 3B: 0 HR: 0 SF: 1 SAC: 1 DP: 1 HBP: 0						

PITCHER		IP	WLS	BF	H	R	ER	SO	BB	IBB	HBP	BLK	WP	HR	S	P	ERA	WHIP
Tom Bradley, R ERA: 2.26	(1, 1)	5.2		28	9	3	3	8	2	0	0	0	0	0	42	50	4.76	1.941
Terry Forster, L ERA: 2.11	(6, 1)	0.0		1	1	0	0	0	0	0	0	0	0	0	1	1	∞	∞
Bart Johnson, R ERA: 3.98	(6, 1)	1.1		4	0	0	0	2	1	0	0	0	0	0	7	11	0.00	0.750
Vicente Romo, R ERA: 4.2	(8, 1)	2.2	L	12	0	1	1	2	3	1	0	0	0	0	12	28	3.38	1.125
Don Eddy, L ERA: 3.18	(10, 1)	0.0		1	0	0	0	0	1	0	0	0	0	0	0	4	∞	∞

PITCHER		IP	WLS	BF	H	R	ER	SO	BB	IBB	HBP	BLK	WP	HR	S	P	ERA	WHIP
Steve Kealey, R ERA: 5.72	(10, 1)	0.0		1	1	0	0	0	0	0	0	0	0	0	1	1	∞	∞

BOTTOM

Chicago White Sox @ Detroit Tigers

Tiger Stadium, Detroit, MI

Mon Jun 14 1971, 7:05 PM EDT

Att. 25,495 - Unknown

livebaseballscorecards.com

AB	37
R	4
H	11
RBI	4
BB	8
SO	12
LOB	20

WP: 0 PA: 47
PB: 0
SB: 0
CS: 0

Batter	1	2	3	4	5	6	7	8	9	AB	R	H	RBI	BB	SO	LOB
Walt Williams, R (1, 9) OBP: 0.306, SLG: 0.342	1-3			K		E HR 1B			6-3	5	1	1	0	0	1	2
Jay Johnstone, L (9, 9) OBP: 0.329, SLG: 0.396						F7				0	0	0	0	0	0	0
Mike Hershberger, R (1, 8) OBP: 0.427, SLG: 0.383	K			HR		E HR 1B	F9		FC6-4 BB	4	2	2	1	1	1	0
Rick Reichardt, R (1, 7) OBP: 0.340, SLG: 0.480	K			6-3		E6 HR	FC5-4 BB 1B		F9	5	1	1	0	0	1	3
Bill Melton, R (1, 5) OBP: 0.355, SLG: 0.484		K		FC5-4 1B		HR	FC5-4-2 BB		FC6-4	4	1	2	4	1	1	1
Rich McKinney, R (1, 4) OBP: 0.382, SLG: 0.408		K		FC5-4		HR	FC5-4-2			4	1	1	1	0	1	3
Carlos May, L (1, 3) OBP: 0.350, SLG: 0.353		6-3			K	F8		G2		4	0	0	0	0	1	0
Tom Egan, R (1, 2) OBP: 0.375, SLG: 0.595			5-3		BB	2B 1B		F7		3	0	1	0	1	0	0
Luis Alvarado, R (1, 6) OBP: 0.247, SLG: 0.309			F9		F9	1-3 2B		2B		4	0	2	0	0	0	1
Joe Horlen, R (1, 1)			1-3		K	P6		G3		4	0	0	0	0	1	4
Inning Stats	R: 0 E: 0 K: 2 S: 7 H: 0 LOB: 0 BB: 0 P: 7	R: 0 E: 0 K: 2 S: 7 H: 0 LOB: 0 BB: 0 P: 7	R: 0 E: 0 K: 0 S: 3 H: 0 LOB: 0 BB: 0 P: 3	R: 1 E: 0 K: 1 S: 7 H: 2 LOB: 1 BB: 0 P: 7	R: 0 E: 0 K: 2 S: 7 H: 0 LOB: 1 BB: 1 P: 11	R: 5 E: 1 K: 0 S: 10 H: 6 LOB: 2 BB: 0 P: 10	R: 0 E: 0 K: 0 S: 3 H: 1 LOB: 1 BB: 1 P: 7	R: 0 E: 0 K: 0 S: 4 H: 1 LOB: 1 BB: 0 P: 4	R: 0 E: 0 K: 0 S: 3 H: 0 LOB: 1 BB: 1 P: 7	1B: 5 2B: 3 3B: 0 HR: 3	SF: 0 SAC: 0 DP: 1 HBP: 0						

TOP

Chicago White Sox @ Detroit Tigers

Tiger Stadium, Detroit, MI

Tue Jun 15 1971, 7:05 PM EDT

Att. 18,143 - Unknown

livebaseballscorecards.com

AB	37
R	6
H	10
RBI	6
BB	3
SO	7
LOB	14

WP: 0 PB: 0 SB: 0 CS: 0 PA: 40

PITCHER		IP	WLS	BF	H	R	ER	SO	BB	IBB	HBP	BLK	WP	HR	S	P	ERA	WHIP
Mike Kilkenny, L ERA: 6.23	(1, 1)	5.1	L	25	7	6	5	7	1	0	0	0	0	3	38	42	8.44	1.500
Bill Denehy, R ERA: 1.76	(6, 1)	0.2		3	1	0	0	0	0	0	0	0	0	0	3	3	0.00	1.500
Joe Niekro, R ERA: 4.75	(7, 1)	2.0		8	2	0	0	0	1	0	0	0	0	0	7	11	0.00	1.500
Tom Timmermann, R ERA: 2.96	(9, 1)	1.0		4	0	0	0	0	1	0	0	0	0	0	3	7	0.00	1.000

PITCHER	IP	WLS	BF	H	R	ER	SO	BB	IBB	HBP	BLK	WP	HR	S	P	ERA	WHIP

Batter	1	2	3	4	5	6	7	8	9	AB	R	H	RBI	BB	SO	LOB
Dick McAuliffe, L (1, 4) OBP: 0.268, SLG: 0.363	F5			F5		K		F8		4	0	0	0	0	1	2
Mickey Stanley, R (1, 8) OBP: 0.338, SLG: 0.388	G4-6-3 1B			K			2B 1B		1-3	4	1	2	0	0	1	0
Jim Northrup, L (1, 9) OBP: 0.359, SLG: 0.424	G4-6-3 1-2f			4-3			K		1B	4	0	1	0	0	1	2
Willie Horton, R (1, 7) OBP: 0.335, SLG: 0.533		CS 1B			F9		1-H 2B		F9	4	0	2	1	0	0	1
Norm Cash, L (1, 3) OBP: 0.392, SLG: 0.608		K			F3		K		4-3	4	0	0	0	0	2	3
Dalton Jones, L (1, 5) OBP: 0.309, SLG: 0.485		F7			F7		4-3			3	0	0	0	0	0	2
Bill Freehan, R (1, 2) OBP: 0.342, SLG: 0.430		CS 1-2		G6-4-3 1B		P3		F7		3	0	1	0	0	0	0
Ed Brinkman, R (1, 6) OBP: 0.266, SLG: 0.264				G6-4-3 1-2f		5-3		6-3		2	0	0	0	0	0	1
Ike Brown, R (8, PH) OBP: 0.426, SLG: 0.756										1	0	0	0	0	0	0
Cesar Gutierrez, R (9, 6) OBP: 0.083, SLG: 0.083										0	0	0	0	0	0	0
Mike Kilkenny, R (1, 1)										1	0	0	0	0	0	0
Bill Denehy, S (6, 1)										0	0	0	0	0	0	0
Aurelio Rodriguez, R (6, PH) OBP: 0.290, SLG: 0.365										1	0	1	0	0	0	0
Joe Niekro, R (7, 1) OBP: 0.333, SLG: 0.308										0	0	0	0	0	0	0
Gates Brown, L (8, PH) OBP: 0.333, SLG: 0.452										1	0	1	0	0	0	0
Tom Timmermann, R (9, 1)						1B		3B		0	0	0	0	0	0	0
Inning Stats	R: 0 E: 0 K: 0 S: 3 H: 1 LOB: 0 BB: 0 P: 3	R: 0 E: 0 K: 1 S: 5 H: 1 LOB: 0 BB: 0 P: 5	R: 0 E: 0 K: 0 S: 3 H: 1 LOB: 0 BB: 0 P: 3	R: 0 E: 0 K: 1 S: 5 H: 0 LOB: 0 BB: 0 P: 5	R: 0 E: 0 K: 0 S: 3 H: 0 LOB: 0 BB: 0 P: 3	R: 0 E: 0 K: 1 S: 6 H: 1 LOB: 1 BB: 0 P: 6	R: 1 E: 0 K: 2 S: 9 H: 2 LOB: 1 BB: 0 P: 9	R: 0 E: 0 K: 0 S: 4 H: 1 LOB: 1 BB: 0 P: 4	R: 0 E: 0 K: 0 S: 4 H: 1 LOB: 1 BB: 0 P: 4	1B: 6 2B: 1 3B: 1 HR: 0 SF: 0 SAC: 0 DP: 2 HBP: 0						

PITCHER	IP	WLS	BF	H	R	ER	SO	BB	IBB	HBP	BLK	WP	HR	S	P	ERA	WHIP
Joe Horlen, R (1, 1) ERA: 3.9	9.0	W	32	8	1	1	5	0	0	0	0	0	0	42	42	1.00	0.889

PITCHER	IP	WLS	BF	H	R	ER	SO	BB	IBB	HBP	BLK	WP	HR	S	P	ERA	WHIP

BOTTOM

Chicago White Sox @ Detroit Tigers

Tiger Stadium, Detroit, MI

Tue Jun 15 1971, 7:05 PM EDT

Att. 18,143 - Unknown

livebaseballscorecards.com

AB	32
R	1
H	8
RBI	1
BB	0
SO	5
LOB	11

Batter	1	2	3	4	5	6	7	8	9	AB	R	H	RBI	BB	SO	LOB
Walt Williams, R (1, 9) OBP: 0.311, SLG: 0.357	6-3		1-2 1B 3-H		L5		K		2B	5	0	2	1	0	1	0
Mike Hershberger, R (1, 8) OBP: 0.410, SLG: 0.365	F7		F7		5-3		4-3		F9	3	0	0	0	0	0	2
Ed Stroud, L (5, 8) OBP: 0.258, SLG: 0.280										1	0	0	0	0	0	0
Lee Richard, R (9, PH) OBP: 0.280, SLG: 0.268										1	0	0	0	0	0	1
Rick Reichardt, R (1, 7) OBP: 0.339, SLG: 0.492	1-3		P4		HR		4-3			4	1	1	1	0	0	2
Bill Melton, R (1, 5) OBP: 0.362, SLG: 0.510		F8		HR	E 1B			F8 SF8 2B		4	2	3	1	0	0	0
Rich Morales, R (8, 5) OBP: 0.407, SLG: 0.375					1B					0	0	0	0	0	0	0
Rich McKinney, R (1, 4) OBP: 0.386, SLG: 0.412		P4		FC6-4 1B	E5 1-3 1B			F8 2-3		4	0	2	0	0	0	1
Carlos May, L (1, 3) OBP: 0.344, SLG: 0.348		4-3		FC6-4 S 1-2f 2B	4-3			SF8 3-H		3	1	0	1	0	0	3
Tom Egan, R (1, 2) OBP: 0.370, SLG: 0.578			6-3	K 1-2		G6-4-3 1B		F7		4	0	1	0	0	1	1
Luis Alvarado, R (1, 6) OBP: 0.257, SLG: 0.327			1B 1B 1B	2-H 2B		G6-4-3 1-2f			L8	4	1	2	1	0	0	1
Terry Forster, L (1, 1)										0	0	0	0	0	0	0
Bart Johnson, R (1, 1) OBP: 0.194, SLG: 0.222										3	0	1	0	0	1	1
Vicente Romo, R (8, 1)										0	0	0	0	0	0	0
Don Eddy, R (8, 1)										0	0	0	0	0	0	0
Steve Kealey, R (8, 1)										0	0	0	0	0	0	0
Mike Andrews, R (9, PH) OBP: 0.372, SLG: 0.381			1B 1-3 1B	K		4-3			P6	1	0	0	0	0	0	0
Inning Stats	R: 0 E: 0 K: 0 S: 3 H: 0 LOB: 0 BB: 0 P: 3	R: 0 E: 0 K: 0 S: 3 H: 0 LOB: 0 BB: 0 P: 3	R: 1 E: 0 K: 0 S: 6 H: 3 LOB: 2 BB: 0 P: 6	R: 2 E: 0 K: 2 S: 10 H: 3 LOB: 1 BB: 0 P: 10	R: 1 E: 1 K: 0 S: 6 H: 3 LOB: 2 BB: 0 P: 6	R: 0 E: 0 K: 0 S: 3 H: 1 LOB: 0 BB: 0 P: 3	R: 0 E: 0 K: 1 S: 5 H: 0 LOB: 0 BB: 0 P: 5	R: 1 E: 0 K: 0 S: 4 H: 1 LOB: 0 BB: 0 P: 4	R: 0 E: 0 K: 0 S: 4 H: 1 LOB: 1 BB: 0 P: 4	1B: 7 2B: 3 3B: 0 HR: 2 SF: 1 SAC: 0 DP: 1 HBP: 0							

PITCHER		IP	WLS	BF	H	R	ER	SO	BB	IBB	HBP	BLK	WP	HR	S	P	ERA	WHIP
Mickey Lolich, L ERA: 3.25	(1, 1)	8.0	W	34	11	5	5	3	0	0	0	0	0	2	40	40	5.62	1.375
Fred Scherman, L ERA: 1.84	(9, 1)	1.0	S	4	1	0	0	0	0	0	0	0	0	0	4	4	0.00	1.000

PITCHER	IP	WLS	BF	H	R	ER	SO	BB	IBB	HBP	BLK	WP	HR	S	P	ERA	WHIP

Chicago White Sox @ Detroit Tigers

Tiger Stadium, Detroit, MI

Wed Jun 16 1971, 7:05 PM EDT

Att. 18,799 - Unknown

TOP

AB	37
R	5
H	12
RBI	5
BB	0
SO	3
LOB	12

WP	0
PB	0
SB	1
CS	0
PA	38

livebaseballscorecards.com

Chicago White Sox @ Detroit Tigers

Tiger Stadium, Detroit, MI

Wed Jun 16 1971, 7:05 PM EDT

Att. 18,799 - Unknown

BOTTOM

livebaseballscorecards.com

Batter	1	2	3	4	5	6	7	8	9	AB	R	H	RBI	BB	SO	LOB
Aurelio Rodriguez, R (1, 5) OBP: 0.294, SLG: 0.367	0-0 2B E 1B	0-3 ① K		0-0 1B		0-0 ③ F8		0-0 ② SH3-4 1-2 2-3 3-H		4	1	2	1	0	1	0
Tony Taylor, R (1, 4) OBP: 0.310, SLG: 0.336	0-0 E2 HR 1-H 2B	0-3 ② K		0-0 ③ G3			0-0 ① 4-3	0-0 ③ P3		5	1	1	0	0	1	4
Al Kaline, R (1, 9) OBP: 0.473, SLG: 0.480 (9, 8)	0-0 3-H HR	0-0 2B			0-0 SF9 3B		0-0 ② L3			4	2	3	2	0	0	0
Willie Horton, R (1, 7) OBP: 0.329, SLG: 0.525 (9, 9)	0-0 ① F2	0-0 ③ 6-3			0-0 ① SF9 3-H		0-3 ③ K			3	0	0	1	0	1	1
Ike Brown, R (1, 3) OBP: 0.449, SLG: 0.762 Norm Cash, L (5, PH) OBP: 0.398, SLG: 0.608 (6, 3) Cesar Gutierrez, R (8, PR) OBP: 0.083, SLG: 0.083 Fred Scherman, L (9, 1) OBP: 0.222, SLG: 0.222	BBBB 4-0 1B BB	0-0 CS 1B			BBBB 4-0 BB			BBBB 4-0 1B 1B SF8 BB		1 0 0 0	0 0 1 0	1 0 0 0	0 0 0 0	1 2 0 0	0 0 0 0	0 0 0 0
Bill Freehan, R (1, 2) OBP: 0.342, SLG: 0.429 Gates Brown, L (8, PH) OBP: 0.353, SLG: 0.469 (9, 7)	0-0 1-3 BB 1B	0-0 ① ② 1-2 5-3			0-0 ② F7			0-0 BB 1B 1-2 SH3-4 1B		3 1	0 1	1 1	0 0	0 0	0 0	2 0
Mickey Stanley, R (1, 8) OBP: 0.337, SLG: 0.383 Jim Northrup, L (8, PH) OBP: 0.362, SLG: 0.427 (9, 3)	BBBB 4-0 1-2 BB	0-3 ③ K			SSS 0-3 ③ K			0-0 SH3-4 BB 1-2 2-3 1B		2 1	0 0	0 1	0 0	1 0	2 0	1 0
Ed Brinkman, R (1, 6) OBP: 0.262, SLG: 0.260	SSS 0-3 ② K			0-0 ① 6-3		0-0 ① G3		0-0 ① SF8 3-H		3	0	0	1	0	1	3
Mickey Lolich, S (1, 1) OBP: 0.273, SLG: 0.130 Jim Price, R (8, PH) OBP: 0.286, SLG: 0.217 (9, 2)	SSS 0-3 ③ K			SSS 0-3 ② K		SSS 0-3 ② K		BBBB 4-0 SH3-4 1-2 2-3 BB		3 0	0 0	0 0	0 0	0 1	3 0	3 0
Inning Stats	R: 3 H: 4 E: 1 LOB: 3 K: 2 BB: 2 S: 11 P: 19	R: 0 H: 1 E: 0 LOB: 1 K: 2 BB: 0 S: 8 P: 8	R: 0 H: 1 E: 0 LOB: 0 K: 1 BB: 0 S: 5 P: 5	R: 0 H: 1 E: 0 LOB: 1 K: 1 BB: 0 S: 6 P: 6	R: 1 H: 1 E: 0 LOB: 1 K: 1 BB: 1 S: 6 P: 10	R: 0 H: 0 E: 0 LOB: 0 K: 1 BB: 0 S: 5 P: 5	R: 0 H: 0 E: 0 LOB: 0 K: 1 BB: 0 S: 5 P: 5	R: 2 H: 2 E: 0 LOB: 3 K: 0 BB: 2 S: 5 P: 13		1B: 6 2B: 2 3B: 1 HR: 1	SF: 2 SAC: 1 DP: 0 HBP: 0			WP: 0 PB: 0 SB: 0 CS: 1	PA: 38		

PITCHER		IP	WLS	BF	H	R	ER	SO	BB	IBB	HBP	BLK	WP	HR	S	P	ERA	WHIP
Terry Forster, L ERA: 2.91	(1, 1)	0.1		5	3	3	2	0	1	0	0	0	0	1	4	8	54.00	12.000
Bart Johnson, R ERA: 3.88	(1, 1)	6.2		27	5	2	2	9	3	0	0	0	0	0	42	54	2.70	1.200
Vicente Romo, R ERA: 4.5	(8, 1)	0.0	L	1	1	0	0	0	0	0	0	0	0	0	1	1	∞	∞
Don Eddy, L ERA: 3.12	(8, 1)	0.1		2	1	0	0	0	0	0	0	0	0	0	2	2	0.00	3.000
Steve Kealey, R ERA: 5.59	(8, 1)	0.2		3	0	1	1	0	1	0	0	0	0	0	2	6	13.50	1.500

PITCHER	IP	WLS	BF	H	R	ER	SO	BB	IBB	HBP	BLK	WP	HR	S	P	ERA	WHIP

AB	30
R	6
H	10
RBI	5
BB	5
SO	9
LOB	14

Detroit Tigers @ Cleveland Indians

Cleveland Municipal Stadium, Cleveland, OH

Thu Jun 17 1971, 7:05 PM EDT

Att. 6,732 - Unknown - 72 F

livebaseballscorecards.com

TOP

Batter	1	2	3	4	5	6	7	8	9	AB	R	H	RBI	BB	SO	LOB
Aurelio Rodriguez, R (1, 5) OBP: 0.292, SLG: 0.363	F7		F3		BB, 1B 2-H		P4	4-3		5	0	1	1	0	0	2
Tony Taylor, R (1, 4) OBP: 0.313, SLG: 0.328	4-3			G6-4-3, BB BBBB	BB 1-2 BBBB		L9		4-3	3	0	0	0	2	0	0
Al Kaline, R (1, 9) OBP: 0.472, SLG: 0.472	L5-3			G6-4-3 1-2 BB BBBB	F9		BB BBBB		K SSS	3	0	0	0	2	1	2
Willie Horton, R (1, 7) OBP: 0.326, SLG: 0.516		G4-6-3 HBP H		G6-4-3 1-2f 2-3		1-3	F8		6-3	4	0	0	0	0	0	3
Ike Brown, R (1, 3) OBP: 0.442, SLG: 0.727 Norm Cash, L (7, 3) OBP: 0.401, SLG: 0.623	G4-6-3 1-2f			K SSS		2B SF8 BB BBBB		2B 3B		2 1	1 1	0 1	0 0	1 0	1 0	2 0
Bill Freehan, R (1, 2) OBP: 0.354, SLG: 0.447	1B				FC5-4 HBP H	1-3 2B		3-H 2B		3	0	3	1	0	0	0
Mickey Stanley, R (1, 8) OBP: 0.335, SLG: 0.376	F8				FC5-4 E 1-2f 1B	IBB		F8		3	1	0	0	1	0	3
Ed Brinkman, R (1, 6) OBP: 0.262, SLG: 0.258			5-3		E1 1B 1-3	SF8 3-H		BB BBBB		2	0	0	1	1	0	1
Les Cain, L (1, 1) OBP: 0.263, SLG: 0.278 Tom Timmermann, R (6, 1) Fred Scherman, L (8, 1) OBP: 0.222, SLG: 0.222			K SSS		1B 1-3 3-H	K SSS		K SSS		3 1 0	1 0 0	1 0 0	1 0 0	0 0 0	2 1 0	2 2 0
Inning Stats	R: 0 E: 0 K: 0 S: 3 H: 0 LOB: 0 BB: 0 P: 3	R: 0 E: 0 K: 0 S: 3 H: 1 LOB: 1 BB: 0 P: 4	R: 0 E: 0 K: 1 S: 5 H: 0 LOB: 0 BB: 0 P: 5	R: 0 E: 0 K: 1 S: 4 H: 0 LOB: 1 BB: 2 P: 12	R: 2 E: 1 K: 0 S: 5 H: 2 LOB: 2 BB: 1 P: 10	R: 1 E: 0 K: 1 S: 6 H: 1 LOB: 2 BB: 2 P: 14	R: 0 E: 0 K: 0 S: 3 H: 0 LOB: 1 BB: 1 P: 7	R: 1 E: 0 K: 1 S: 7 H: 2 LOB: 2 BB: 1 P: 11	R: 0 E: 0 K: 1 S: 5 H: 0 LOB: 0 BB: 0 P: 5	1B: 3 2B: 2 3B: 1 HR: 0 SF: 1 SAC: 0 DP: 2 HBP: 2						

	AB	30
	R	4
	H	6
	RBI	4
	BB	7
	SO	5
	LOB	17

WP: 0 PB: 0 SB: 0 CS: 0 PA: 40

PITCHER		IP	WLS	BF	H	R	ER	SO	BB	IBB	HBP	BLK	WP	HR	S	P	ERA	WHIP
Sam McDowell, L ERA: 2.91	(1, 1)	6.0	L	27	4	3	2	3	4	1	2	0	0	0	26	48	3.00	1.333
Phil Hennigan, R ERA: 1.61	(7, 1)	2.0		10	2	1	1	1	2	0	0	0	0	0	10	18	4.50	2.000
Ed Farmer, R ERA:	(9, 1)	1.0		3	0	0	0	1	0	0	0	0	0	0	5	5	0.00	0.000

PITCHER		IP	WLS	BF	H	R	ER	SO	BB	IBB	HBP	BLK	WP	HR	S	P	ERA	WHIP

BOTTOM

Detroit Tigers @ Cleveland Indians

Cleveland Municipal Stadium, Cleveland, OH

Thu Jun 17 1971, 7:05 PM EDT

Att. 6,732 - Unknown - 72 F

Batter	1	2	3	4	5	6	7	8	9	AB	R	H	RBI	BB	SO	LOB
Graig Nettles, L (1, 5) OBP: 0.365, SLG: 0.417	G4-6-3 1B		L1-3 1B		4-3 1-2		G6-4-3 BB	K		4	0	2	0	1	1	1
Eddie Leon, R (1, 4) OBP: 0.335, SLG: 0.330	K		L1-3 1-2		1B 2-3		G6-4-3 1-2f		L9	5	0	1	0	0	1	3
Ray Fosse, R (1, 2) OBP: 0.327, SLG: 0.386	G4-6-3 1-2f			F8	P6		1B 2B		F8	5	1	1	0	0	0	3
Chris Chambliss, L (1, 3) OBP: 0.395, SLG: 0.507		FC1-4 1B 1B		G3		BB 1B 1B	FC5-4 2-H 1B		6-3	5	0	3	1	0	0	0
Roy Foster, R (1, 7) OBP: 0.318, SLG: 0.453		K		FC5 BB BB		BB 1-2 1B	FC5-4 1-2f			3	0	1	0	1	1	2
Ken Harrelson, R (1, 9) OBP: 0.302, SLG: 0.310 Ted Uhlaender, L (6, PH) OBP: 0.338, SLG: 0.336 (7, 8)		FC1-4 1-2 1B		1-2 BB		F7		2B BB		1 1	0 1	1 0	0 0	1 1	0 0	0 2
Ted Ford, R (1, 8) OBP: 0.250, SLG: 0.286 Frank Baker, L (6, PH) OBP: 0.261, SLG: 0.429 (7, 9)		FC1-4 1-2f 2-3		FC5 2-3f		FC6-4 1-2 2-3 BB		3-1 6-3 1-H 2B		2 1	0 1	0 1	0 1	0 1	0 0	4 0
Jack Heidemann, R (1, 6) OBP: 0.243, SLG: 0.194 Gomer Hodge, S (6, PH) OBP: 0.318, SLG: 0.333 Phil Hennigan, R (7, 1) Vada Pinson, L (8, PH) OBP: 0.309, SLG: 0.384 Ed Farmer, R (9, 1)		5-3			1B 4-3 BB	K		3-1 2-3		1 1 0 1 0	0 0 0 0 0	0 0 0 0 0	0 0 0 0 0	1 0 0 0 0	0 1 0 0 0	2 3 0 1 0
Sam McDowell, L (1, 1) OBP: 0.220, SLG: 0.200 Chuck Hinton, R (6, PH) OBP: 0.339, SLG: 0.347 Fred Stanley, R (7, 6) OBP: 0.432, SLG: 0.160			K		K	FC6-4 1-2f		6-3 3-H		2 1 1	0 0 0	0 0 0	0 0 1	0 0 0	2 0 0	1 3 0
Inning Stats	R: 0 H: 1 E: 0 LOB: 0 K: 1 BB: 0 S: 5 P: 5	R: 0 H: 2 E: 0 LOB: 2 K: 1 BB: 0 S: 7 P: 7	R: 0 H: 1 E: 0 LOB: 0 K: 1 BB: 0 S: 5 P: 5	R: 0 H: 0 E: 0 LOB: 2 K: 0 BB: 2 S: 3 P: 11	R: 0 H: 1 E: 0 LOB: 2 K: 1 BB: 1 S: 6 P: 10	R: 0 H: 2 E: 0 LOB: 3 K: 1 BB: 1 S: 7 P: 11	R: 1 H: 2 E: 0 LOB: 1 K: 0 BB: 1 S: 4 P: 8	R: 2 H: 1 E: 0 LOB: 0 K: 1 BB: 1 S: 6 P: 10	R: 0 H: 0 E: 0 LOB: 0 K: 0 BB: 0 S: 3 P: 3	1B: 8 2B: 3 3B: 0 HR: 0	SF: 0 SAC: 0 DP: 3 HBP: 0						

livebaseballscorecards.com

AB	34
R	3
H	10
RBI	3
BB	6
SO	6
LOB	25

PITCHER	IP	WLS	BF	H	R	ER	SO	BB	IBB	HBP	BLK	WP	HR	S	P	ERA	WHIP
Les Cain, L (1, 1) ERA: 1.1	5.0	W	22	6	0	0	4	3	0	0	0	0	0	27	39	0.00	1.800
Tom Timmermann, R (6, 1) ERA: 3.76	2.0		12	4	3	3	1	3	0	0	0	0	0	11	23	13.50	3.500
Fred Scherman, L (8, 1) ERA: 1.76	2.0	S	6	0	0	0	1	0	0	0	0	0	0	8	8	0.00	0.000

PITCHER	IP	WLS	BF	H	R	ER	SO	BB	IBB	HBP	BLK	WP	HR	S	P	ERA	WHIP

Detroit Tigers @ Cleveland Indians

Cleveland Municipal Stadium, Cleveland, OH

Fri Jun 18 1971, 7:05 PM EDT
Att. 12,084 - Unknown - 80 F

TOP

livebaseballscorecards.com

Batter	1	2	3	4	5	6	7	8	9	AB	R	H	RBI	BB	SO	LOB
Dick McAuliffe, L (1, 4) OBP: 0.264, SLG: 0.357	4-3		F9 2-3		4-3		G3 1-2 2-3			4	0	0	0	0	0	4
Aurelio Rodriguez, R (1, 5) OBP: 0.291, SLG: 0.358	5-3		6-3			BBBB 4-0 BB HBP FC5-2 BB	SSS 0-3 K			3	0	0	0	1	1	3
Jim Northrup, L (1, 9) (6, 3) (8, 7) OBP: 0.360, SLG: 0.421	E3			F9		H 1-0 FC5-2 BB 1-2 HBP		F7		3	0	0	0	0	0	0
Willie Horton, R (1, 7) OBP: 0.329, SLG: 0.511	F8			BBBB 4-0 BB BB		BBBB 4-0 FC5-2 1-2 2-3 BB		F7		2	0	0	0	2	0	1
Norm Cash, L (1, 3) OBP: 0.402, SLG: 0.619 Al Kaline, R (6, PH) OBP: 0.468, SLG: 0.466 (6, 9)		L4		BBBB 4-0 G5-4-3 1-2 BB		FC5-2 G4-6-3 1-2 2-3 3-Hf		L6-3		1 2	0 0	0 0	0 0	1 0	0 0	0 3
Bill Freehan, R (1, 2) OBP: 0.355, SLG: 0.444 Gates Brown, L (6, PH) OBP: 0.343, SLG: 0.455 Jim Price, R (6, 2) OBP: 0.276, SLG: 0.208		H 1-0 G6-4-3 HBP		G5-4-3 1-2f		G4-6-3 1-2f			5-3	1 1 1	0 0 0	0 0 0	0 0 0	0 0 0	0 0 0	2 3 0
Mickey Stanley, R (1, 8) OBP: 0.339, SLG: 0.385		G6-4-3 1-2f			2B		4-3		G5-4-3 1B	4	0	2	0	0	0	1
Ed Brinkman, R (1, 6) OBP: 0.266, SLG: 0.259			PB SH3-4 1B		F9		G3 1B HBP		G5-4-3 1-2f	3	0	1	0	0	0	2
Joe Coleman, R (1, 1) OBP: 0.194, SLG: 0.152 Cesar Gutierrez, R (7, PH) OBP: 0.154, SLG: 0.154 Bill Denehy, S (7, 1) Dalton Jones, L (8, 3) OBP: 0.309, SLG: 0.485 Tom Timmermann, R (8, 1)			SH3-4 1-2		F3		G3 1-2 1B			1 1 0 0 0	0 0 0 0 0	0 1 0 0 0	0 0 0 0 0	0 0 0 0 0	0 0 0 0 0	1 0 0 0 0
Inning Stats	R: 0 E: 1 K: 0 S: 4 H: 0 LOB: 1 BB: 0 P: 4	R: 0 E: 0 K: 0 S: 2 H: 0 LOB: 0 BB: 0 P: 3	R: 0 E: 0 K: 0 S: 4 H: 1 LOB: 1 BB: 0 P: 4	R: 0 E: 0 K: 0 S: 2 H: 0 LOB: 1 BB: 2 P: 10	R: 0 E: 0 K: 0 S: 4 H: 1 LOB: 1 BB: 0 P: 4	R: 0 E: 0 K: 0 S: 2 H: 0 LOB: 2 BB: 2 P: 11	R: 0 E: 0 K: 1 S: 6 H: 1 LOB: 2 BB: 0 P: 7	R: 0 E: 0 K: 0 S: 3 H: 0 LOB: 0 BB: 0 P: 3	R: 0 E: 0 K: 0 S: 3 H: 1 LOB: 0 BB: 0 P: 3	1B: 3 2B: 1 3B: 0 HR: 0	SF: 0 SAC: 1 DP: 4 HBP: 3			WP: 0 PB: 1 SB: 0 CS: 0	PA: 35		

	AB	27
	R	0
	H	4
	RBI	0
	BB	4
	SO	1
	LOB	20

PITCHER		IP	WLS	BF	H	R	ER	SO	BB	IBB	HBP	BLK	WP	HR	S	P	ERA	WHIP
Rich Hand, R ERA: 5.33	(1, 1)	5.0	W	19	2	0	0	0	2	0	1	0	0	0	16	25	0.00	0.800
Ed Farmer, R ERA:	(6, 1)	0.0		2	0	0	0	0	1	0	1	0	0	0	0	5	∞	∞
Steve Mingori, L ERA: 2.77	(6, 1)	0.0		1	0	0	0	0	1	0	0	0	0	0	0	4	∞	∞
Vince Colbert, R ERA: 4.35	(6, 1)	4.0	S	13	2	0	0	1	0	0	1	0	0	0	14	15	0.00	0.500

PITCHER		IP	WLS	BF	H	R	ER	SO	BB	IBB	HBP	BLK	WP	HR	S	P	ERA	WHIP

BOTTOM

Detroit Tigers @ Cleveland Indians

Cleveland Municipal Stadium, Cleveland, OH

Fri Jun 18 1971, 7:05 PM EDT

Att. 12,084 - Unknown - 80 F

livebaseballscorecards.com

Batter	1	2	3	4	5	6	7	8	9	AB	R	H	RBI	BB	SO	LOB
Graig Nettles, L (1, 5) OBP: 0.371, SLG: 0.425	5-3			1B 3B 2B	BBB 1-2 BB		E8 1-H 3-H 1B			3	1	2	1	1	0	0
Vada Pinson, L (1, 9) OBP: 0.303, SLG: 0.377	G3			F7	G3		F8			4	0	0	0	0	0	4
Ray Fosse, R (1, 2) OBP: 0.329, SLG: 0.386	6-3			2-3 3B 1B	SSS K			H HR HBP		3	1	1	0	0	1	0
Ted Ford, R (8, PR) OBP: 0.250, SLG: 0.286										0	1	0	0	0	0	0
Ken Suarez, R (9, 2) OBP: 0.294, SLG: 0.333										0	0	0	0	0	0	0
Chris Chambliss, L (1, 3) OBP: 0.413, SLG: 0.581		F7		1-H SF8 3B		BBB G4-6-3 BB		1-H HR		3	2	2	4	1	0	0
Frank Baker, L (1, 7) OBP: 0.259, SLG: 0.391		G3		SF8 3-H		G4-6-3 1-2f		BBBB BB		2	0	0	1	1	0	1
Ted Uhlaender, L (1, 8) OBP: 0.329, SLG: 0.326		F8		4-3			F8	P6		4	0	0	0	0	0	1
Eddie Leon, R (1, 4) OBP: 0.338, SLG: 0.333			F9		BB 1B		1B 1B	SSS K		4	1	2	0	0	1	1
Jack Heidemann, R (1, 6) OBP: 0.234, SLG: 0.186			6-3		SSS K		L9	SSS K		4	0	0	0	0	2	3
Rich Hand, R (1, 1)			SSS K		SSS K		1-3 E 1B			1	0	0	0	0	1	0
Gomer Hodge, S (5, PH) OBP: 0.311, SLG: 0.325										1	0	0	0	0	1	1
Ed Farmer, R (6, 1)										0	0	0	0	0	0	0
Steve Mingori, L (6, 1) OBP: 0.500, SLG: 0.500										0	0	0	0	0	0	0
Vince Colbert, R (6, 1) OBP: 0.167, SLG: 0.167										1	1	1	0	0	0	0
Inning Stats	R: 0 H: 0 E: 0 LOB: 0 K: 0 BB: 0 S: 3 P: 3	R: 0 H: 0 E: 0 LOB: 0 K: 0 BB: 0 S: 3 P: 3	R: 0 H: 0 E: 0 LOB: 0 K: 1 BB: 0 S: 5 P: 5	R: 3 H: 3 E: 0 LOB: 0 K: 0 BB: 0 S: 6 P: 6	R: 0 H: 1 E: 0 LOB: 2 K: 2 BB: 1 S: 8 P: 12	R: 0 H: 0 E: 0 LOB: 0 K: 1 BB: 1 S: 4 P: 8	R: 2 H: 3 E: 1 LOB: 1 K: 0 BB: 0 S: 6 P: 6	R: 2 H: 1 E: 0 LOB: 1 K: 2 BB: 1 S: 8 P: 13		1B: 5 SF: 1 2B: 1 SAC: 0 3B: 1 DP: 1 HR: 1 HBP: 1						

AB	30
R	7
H	8
RBI	6
BB	3
SO	6
LOB	11

WP: 0 PA: 35
PB: 0
SB: 0
CS: 0

PITCHER		IP	WLS	BF	H	R	ER	SO	BB	IBB	HBP	BLK	WP	HR	S	P	ERA	WHIP
Joe Coleman, R ERA: 4.24	(1, 1)	6.0	L	23	4	3	3	4	2	0	0	0	0	0	29	37	4.50	1.000
Bill Denehy, R ERA: 2.76	(7, 1)	1.0		7	3	3	2	0	0	0	1	0	0	0	6	7	18.00	3.000
Tom Timmermann, R ERA: 3.95	(8, 1)	1.0		5	1	1	1	2	1	0	0	0	0	1	8	12	9.00	2.000

PITCHER	IP	WLS	BF	H	R	ER	SO	BB	IBB	HBP	BLK	WP	HR	S	P	ERA	WHIP

TOP

Detroit Tigers @ Cleveland Indians

Cleveland Municipal Stadium, Cleveland, OH

Sat Jun 19 1971, 3:33 AM EDT
Att. 13,818 - Unknown - 79 F

livebaseballscorecards.com

Batter	1	2	3	4	5	6	7	8	9	AB	R	H	RBI	BB	SO	LOB
Aurelio Rodriguez, R (1, 5) OBP: 0.290, SLG: 0.370	4-3	F2			E5 1B 1-3 E		HR			4	2	1	1	0	0	3
Jim Northrup, L (1, 9) OBP: 0.362, SLG: 0.420	BB 1B BB		1-3		E8 1-H 3-H 1B		4-3			3	1	1	1	1	0	0
Willie Horton, R (1, 7) OBP: 0.328, SLG: 0.504	1B 1-2 BB		F3		K			F8		3	0	0	0	1	1	1
Norm Cash, L (1, 3) OBP: 0.404, SLG: 0.634	G5-4-3 1-3 2-H 1B		P6		3-1			HR		4	1	2	2	0	0	1
Bill Freehan, R (1, 2) OBP: 0.349, SLG: 0.436	G5-4-3 1-2f			L6		F5		F8		4	0	0	0	0	0	2
Dick McAuliffe, L (1, 4) OBP: 0.264, SLG: 0.352		FC4-6 1B BB		3-1		P5		F5		3	0	0	0	1	0	0
Mickey Stanley, R (1, 8) OBP: 0.337, SLG: 0.382		FC4-6 1-2 1B		6-3		6-3			4-3	4	0	1	0	0	0	0
Ed Brinkman, R (1, 6) OBP: 0.261, SLG: 0.254		F9			5-3		5-3		6-3	4	0	0	0	0	0	2
Dean Chance, R (1, 1)		FC4-6 1-2f 2-3			E WP 1B		6-3		F9	0	0	0	0	0	0	0
Dalton Jones, L (2, PH) OBP: 0.304, SLG: 0.478										1	0	0	0	0	0	2
Mike Kilkenny, R (2, 1)										0	0	0	0	0	0	0
Joe Niekro, R (3, 1) OBP: 0.333, SLG: 0.313										3	1	1	0	0	0	0
Fred Scherman, L (9, 1) OBP: 0.222, SLG: 0.222										0	0	0	0	0	0	0

Inning Stats	1	2	3	4	5	6	7	8	9
	R: 1 H: 1 E: 0 LOB: 1 K: 0 BB: 2 S: 3 P: 11	R: 0 H: 1 E: 0 LOB: 2 K: 0 BB: 1 S: 4 P: 8	R: 0 H: 0 E: 0 LOB: 0 K: 0 BB: 0 S: 3 P: 3	R: 0 H: 0 E: 0 LOB: 0 K: 0 BB: 0 S: 3 P: 3	R: 2 H: 2 E: 2 LOB: 1 K: 1 BB: 0 S: 8 P: 8	R: 0 H: 0 E: 0 LOB: 0 K: 0 BB: 0 S: 3 P: 3	R: 1 H: 1 E: 0 LOB: 0 K: 0 BB: 0 S: 4 P: 4	R: 1 H: 1 E: 0 LOB: 0 K: 0 BB: 0 S: 4 P: 4	R: 0 H: 0 E: 0 LOB: 0 K: 0 BB: 0 S: 3 P: 3

AB	33
R	5
H	6
RBI	4
BB	3
SO	1
LOB	11

1B: 4	SF: 0
2B: 0	SAC: 0
3B: 0	DP: 1
HR: 2	HBP: 0

WP: 1	PA: 36
PB: 0	
SB: 0	
CS: 0	

PITCHER	IP	WLS	BF	H	R	ER	SO	BB	IBB	HBP	BLK	WP	HR	S	P	ERA	WHIP
Alan Foster, R (1, 1) ERA: 3.23	8.0	L	33	6	5	3	1	3	0	0	0	1	2	32	44	3.38	1.125
Phil Hennigan, R (9, 1) ERA: 1.54	1.0		3	0	0	0	0	0	0	0	0	0	0	3	3	0.00	0.000

PITCHER	IP	WLS	BF	H	R	ER	SO	BB	IBB	HBP	BLK	WP	HR	S	P	ERA	WHIP

BOTTOM

Detroit Tigers @ Cleveland Indians

Cleveland Municipal Stadium, Cleveland, OH

Sat Jun 19 1971, 3:33 AM EDT

Att. 13,818 - Unknown - 79 F

livebaseballscorecards.com

Batter	1	2	3	4	5	6	7	8	9	AB	R	H	RBI	BB	SO	LOB
Graig Nettles, L (1, 5) OBP: 0.368, SLG: 0.434	HR	G3		F8		6-3		F8		5	1	1	1	0	0	0
Vada Pinson, L (1, 9) OBP: 0.314, SLG: 0.401	HR	1B		G3 1B		FC6-4 1B			F8	5	1	4	1	0	0	0
Ted Uhlaender, L (1, 8) OBP: 0.319, SLG: 0.315	1-3	F8		G3 1-2		FC6-4 1-2f			6-3	5	0	0	0	0	0	3
Chris Chambliss, L (1, 3) OBP: 0.424, SLG: 0.577	S 1B 1B		K	FC6-4 BB		K			FC6-4 1B	4	1	2	0	1	2	1
Frank Baker, L (1, 7) OBP: 0.258, SLG: 0.346 Chuck Hinton, R (9, PH) OBP: 0.333, SLG: 0.340	K 1-2		BB BB BB	FC6-4 1-2f			3-1		FC6-4 1-2f	3 1	0 0	0 0	0 0	1 0	1 0	3 1
Eddie Leon, R (1, 4) OBP: 0.341, SLG: 0.333	BB 1B 2-H	P4			FC4-6 HBP		4-3			3	0	1	1	0	0	1
Ken Suarez, R (1, 2) OBP: 0.333, SLG: 0.294	BB 1-2		BB 1-2		F8		1-3			2	0	0	0	2	0	1
Jack Heidemann, R (1, 6) OBP: 0.237, SLG: 0.183 Ted Ford, R (8, PH) OBP: 0.248, SLG: 0.284 Phil Hennigan, R (9, 1)	F8		BB 1-2 2-3		FC4-6 1-2f			F3		2 1 0	0 0 0	0 0 0	0 0 0	1 0 0	0 0 0	3 0 0
Alan Foster, R (1, 1) OBP: 0.111, SLG: 0.120 Roy Foster, R (8, PH) OBP: 0.316, SLG: 0.450 Fred Stanley, R (9, 6) OBP: 0.432, SLG: 0.160		4-3	F8		K			5-3		3 1 0	0 0 0	0 0 0	0 0 0	0 0 0	1 0 0	4 0 0
Inning Stats	R: 3 H: 4 E: 0 LOB: 2 K: 1 BB: 1 S: 9 P: 13	R: 0 H: 1 E: 0 LOB: 1 K: 0 BB: 0 S: 4 P: 4	R: 0 H: 0 E: 0 LOB: 3 K: 1 BB: 3 S: 5 P: 17	R: 0 H: 1 E: 0 LOB: 2 K: 0 BB: 1 S: 4 P: 8	R: 0 H: 0 E: 0 LOB: 1 K: 1 BB: 0 S: 5 P: 6	R: 0 H: 1 E: 0 LOB: 1 K: 1 BB: 0 S: 6 P: 6	R: 0 H: 0 E: 0 LOB: 0 K: 0 BB: 0 S: 3 P: 3	R: 0 H: 0 E: 0 LOB: 0 K: 0 BB: 0 S: 3 P: 3	R: 0 H: 1 E: 0 LOB: 1 K: 0 BB: 0 S: 4 P: 4	1B: 6 2B: 0 3B: 0 HR: 2	SF: 0 SAC: 0 DP: 0 HBP: 1						

	AB	35
	R	3
	H	8
	RBI	3
	BB	5
	SO	4
	LOB	17

PITCHER	IP	WLS	BF	H	R	ER	SO	BB	IBB	HBP	BLK	WP	HR	S	P	ERA	WHIP
Dean Chance, R (1, 1) ERA: 3.45	1.0		8	4	3	3	1	1	0	0	0	0	2	9	13	27.00	5.000
Mike Kilkenny, L (2, 1) ERA: 5.91	1.2		9	1	0	0	1	3	0	0	0	0	0	8	20	0.00	2.400
Joe Niekro, R (3, 1) ERA: 4.27	6.0	W	23	3	0	0	2	1	0	1	0	0	0	25	30	0.00	0.667
Fred Scherman, L (9, 1) ERA: 1.75	0.1	S	1	0	0	0	0	0	0	0	0	0	0	1	1	0.00	0.000

PITCHER	IP	WLS	BF	H	R	ER	SO	BB	IBB	HBP	BLK	WP	HR	S	P	ERA	WHIP

WP: 0 PB: 0 SB: 1 CS: 0 PA: 41

Detroit Tigers @ Cleveland Indians

Cleveland Municipal Stadium, Cleveland, OH

Sun Jun 20 1971, 3:33 AM EDT

Unknown - 81 F

TOP

livebaseballscorecards.com

Batter	1	2	3	4	5	6	7	8	9	10	11	AB	R	H	RBI	BB	SO	LOB
Aurelio Rodriguez, R (1, 5) OBP: 0.297, SLG: 0.387	HR		BB		6-3		K		1B			4	2	2	1	1	1	0
Jim Northrup, L (1, 9) (8, 3) OBP: 0.363, SLG: 0.438	K		HR		1-3			SF8 2B	1-3			5	2	2	3	0	1	1
Willie Horton, R (1, 7) OBP: 0.329, SLG: 0.502	6-3		1B			F7		SF8 1B		1-3		5	0	2	0	0	0	0
Norm Cash, L (1, 3) OBP: 0.403, SLG: 0.629	4-1		F9			BB 1B		L4		L7		3	0	1	0	0	0	1
Al Kaline, R (8, PH) (8, 9) OBP: 0.464, SLG: 0.461												2	0	0	0	0	0	2
Dick McAuliffe, L (1, 4) OBP: 0.261, SLG: 0.347		F8	P4			F8		SF8		4-3		3	0	0	0	0	0	2
Ike Brown, R (8, PH) OBP: 0.434, SLG: 0.727												0	0	0	1	0	0	0
Tony Taylor, R (8, 4) OBP: 0.311, SLG: 0.325												1	0	0	0	0	0	0
Bill Freehan, R (1, 2) OBP: 0.349, SLG: 0.432		F9		F9		BB		K			L6-4 HBP	2	0	0	0	1	0	0
Dalton Jones, L (8, PH) OBP: 0.300, SLG: 0.471												1	0	0	0	0	1	1
Jim Price, R (8, 2) OBP: 0.300, SLG: 0.208												0	0	0	0	0	0	0
Mickey Stanley, R (1, 8) OBP: 0.330, SLG: 0.373		F9		6-3		F8			1-3		SH3-4	4	0	0	0	0	0	2
Ed Brinkman, R (1, 6) OBP: 0.256, SLG: 0.249			F7	F7			F8		F7		L6-4	5	0	0	0	0	0	1
Mickey Lolich, S (1, 1) OBP: 0.276, SLG: 0.125			HBP		P4		K		HR			2	1	0	0	0	1	0
Gates Brown, L (9, PH) OBP: 0.361, SLG: 0.559												1	1	1	1	0	0	0
Fred Scherman, L (9, 1) OBP: 0.222, SLG: 0.222												0	0	0	0	0	0	0
Inning Stats	R: 1 E: 0 K: 1 S: 6 H: 1 LOB: 0 BB: 0 P: 6	R: 0 E: 0 K: 0 S: 3 H: 0 LOB: 0 BB: 0 P: 3	R: 3 E: 0 K: 0 S: 5 H: 2 LOB: 1 BB: 1 P: 10	R: 0 E: 0 K: 0 S: 3 H: 0 LOB: 0 BB: 0 P: 3	R: 0 E: 0 K: 0 S: 3 H: 0 LOB: 0 BB: 0 P: 3	R: 0 E: 0 K: 0 S: 4 H: 1 LOB: 2 BB: 1 P: 8	R: 0 E: 0 K: 2 S: 7 H: 0 LOB: 0 BB: 0 P: 7	R: 1 E: 0 K: 1 S: 7 H: 2 LOB: 1 BB: 0 P: 7	R: 1 E: 0 K: 0 S: 5 H: 2 LOB: 1 BB: 0 P: 5	R: 0 E: 0 K: 0 S: 3 H: 0 LOB: 0 BB: 0 P: 3	R: 0 E: 0 K: 0 S: 2 H: 0 LOB: 0 BB: 0 P: 3							

PITCHER		IP	WLS	BF	H	R	ER	SO	BB	IBB	HBP	BLK	WP	HR	S	P	ERA	WHIP
Steve Dunning, R	(1, 1)	7.0		30	6	5	5	3	2	0	1	0	0	2	33	42	6.43	1.143
ERA: 3.86																		
Steve Mingori, L	(8, 1)	0.2		2	0	0	0	0	0	0	0	0	0	0	2	2	0.00	0.000
ERA: 2.7																		
Phil Hennigan, R	(8, 1)	1.0		3	0	0	0	1	0	0	0	0	0	0	5	5	0.00	0.000
ERA: 1.48																		
Rick Austin, L	(9, 1)	0.1		3	2	1	1	0	0	0	0	0	0	1	3	3	27.00	6.000
ERA: 3.68																		
Vince Colbert, R	(10, 1)	2.0	W	6	0	0	0	0	0	0	1	0	0	0	5	6	0.00	0.000
ERA: 4.15																		

PITCHER		IP	WLS	BF	H	R	ER	SO	BB	IBB	HBP	BLK	WP	HR	S	P	ERA	WHIP

AB	38
R	6
H	8
RBI	6
BB	2
SO	4
LOB	10

1B: 4	SF: 1	WP: 0	PA: 44
2B: 2	SAC: 1	PB: 0	
3B: 0	DP: 1	SB: 0	
HR: 3	HBP: 2	CS: 0	

Detroit Tigers @ Cleveland Indians

Cleveland Municipal Stadium, Cleveland, OH

Sun Jun 20 1971, 3:33 AM EDT

Unknown - 81 F

livebaseballscorecards.com

BOTTOM

Batter	1	2	3	4	5	6	7	8	9	10	11	AB	R	H	RBI	BB	SO	LOB
Graig Nettles, L (1, 5) OBP: 0.365, SLG: 0.429	0-0 HR BB 1B	0-3 K		0-3 K			0-0 4-3		0-0 P5 1-2			5	1	1	0	0	2	2
Eddie Leon, R (1, 4) OBP: 0.343, SLG: 0.328	4-0 HR 1-2 BB	0-3 K			0-0 F8		0-3 K		4-0 BB BB			3	1	0	0	2	2	0
Roy Foster, R (1, 9) OBP: 0.325, SLG: 0.493	0-0 HR 1-H 2-H	0-3 K			0-0 F7			0-0 HR	4-0 BB 1-2 2-3			4	2	2	4	1	1	0
Chris Chambliss, L (1, 3) OBP: 0.411, SLG: 0.549 Vince Colbert, R (10, 1) OBP: 0.167, SLG: 0.167	1-0 FC6-5 1-3 HBP		0-3 K		0-3 K			0-0 F7	0-0 L5			4 0	0 0	0 0	0 0	0 0	2 0	3 0
Ken Harrelson, R (1, 7) OBP: 0.301, SLG: 0.304 Ted Uhlaender, L (8, PR) OBP: 0.317, SLG: 0.313 (9, 7)	0-0 1-3 1-2		0-0 F2			0-0 5-3		4-0 FC4-6 BB		0-0 6-3		3 1	0 0	0 0	0 0	1 0	0 0	1 0
Ted Ford, R (1, 8) OBP: 0.248, SLG: 0.283 Vada Pinson, L (9, 8) OBP: 0.317, SLG: 0.408	0-0 FC6-5 2B 2-3		0-0 L5			0-0 E5 1B 1B		0-0 L6		0-0 2B		4 1	2 0	1 1	0 0	0 0	0 0	2 0
Jack Heidemann, R (1, 6) OBP: 0.244, SLG: 0.202	0-0 1-H 2B			0-0 6-3		0-0 CS 2-H 1B		0-0 FC4-6 1-2f		0-0 6-3		5	0	2	2	0	0	2
Ken Suarez, R (1, 2) OBP: 0.346, SLG: 0.286	4-0 BB			0-0 1B		0-3 K 1-2			0-0 L5	0-0 P5		4	0	1	0	1	1	2
Steve Dunning, R (1, 1) OBP: 0.182, SLG: 0.281 Steve Mingori, L (8, 1) OBP: 1.000, SLG: 0.500 Phil Hennigan, R (8, 1) Rick Austin, R (9, 1) Chuck Hinton, R (9, PH) OBP: 0.356, SLG: 0.412 (10, 3)	0-3 K			0-3 K			0-3 K		4-0 BB PB BB		0-0 HR	3 0 0 0 1	0 0 0 0 1	0 0 0 0 1	0 0 0 0 1	0 0 0 0 1	3 0 0 0 0	3 0 0 0 0
Inning Stats	R: 4 H: 3 E: 0 LOB: 2 K: 1 BB: 2 S: 8 P: 17	R: 0 H: 0 E: 0 LOB: 0 K: 3 BB: 0 S: 9 P: 9	R: 0 H: 0 E: 0 LOB: 0 K: 1 BB: 0 S: 5 P: 5	R: 0 H: 1 E: 0 LOB: 1 K: 2 BB: 0 S: 8 P: 8	R: 0 H: 0 E: 0 LOB: 0 K: 1 BB: 0 S: 5 P: 5	R: 1 H: 2 E: 1 LOB: 1 K: 1 BB: 0 S: 6 P: 6	R: 0 H: 0 E: 0 LOB: 0 K: 2 BB: 0 S: 7 P: 7	R: 1 H: 1 E: 0 LOB: 1 K: 0 BB: 1 S: 4 P: 8	R: 0 H: 0 E: 0 LOB: 3 K: 0 BB: 3 S: 3 P: 15	R: 0 H: 1 E: 0 LOB: 1 K: 0 BB: 0 S: 4 P: 4	R: 1 H: 1 E: 0 LOB: 0 K: 0 BB: 0 S: 1 P: 1	1B: 4 SF: 0 2B: 3 SAC: 0 3B: 0 DP: 1 HR: 3 HBP: 1			WP: 0 PA: 45 PB: 1 SB: 0 CS: 1			

PITCHER		IP	WLS	BF	H	R	ER	SO	BB	IBB	HBP	BLK	WP	HR	S	P	ERA	WHIP
Mickey Lolich, L ERA: 3.37	(1, 1)	8.0		34	7	6	5	11	3	0	1	0	0	2	52	65	5.62	1.250
Fred Scherman, L ERA: 1.86	(9, 1)	2.0	L	11	2	1	1	0	3	0	0	0	0	1	8	20	4.50	2.500

PITCHER	IP	WLS	BF	H	R	ER	SO	BB	IBB	HBP	BLK	WP	HR	S	P	ERA	WHIP

AB	38
R	7
H	9
RBI	7
BB	6
SO	11
LOB	15

Detroit Tigers @ New York Yankees

Yankee Stadium, Bronx, NY

Tue Jun 22 1971, 3:33 AM EDT

Unknown - 82 F

TOP

livebaseballscorecards.com

Batter	1	2	3	4	5	6	7	8	9	AB	R	H	RBI	BB	SO	LOB
Mickey Stanley, R (1, 8) OBP: 0.332, SLG: 0.379	6-3	K			5-3		L7		HR 1-H	3	0	0	0	0	1	1
Dick McAuliffe, L (7, PH) OBP: 0.265, SLG: 0.362										2	1	1	2	0	0	1
(7, 4)																
Tony Taylor, R (1, 4) OBP: 0.307, SLG: 0.320	B2-3		K		5-3		1B 1-3		BB 2B L5-3	4	0	1	0	0	1	0
Dean Chance, R (7, 1)										0	0	0	0	0	0	0
Ike Brown, R (9, PH) OBP: 0.436, SLG: 0.711										0	1	0	0	1	0	0
(9, 9)																
Norm Cash, L (1, 3) OBP: 0.416, SLG: 0.653	BB 1B 1B		HR		BB		4-3		2B L5-3 1-3	3	3	2	1	2	0	2
Willie Horton, R (1, 7) OBP: 0.340, SLG: 0.504	1B 1-2		L6-4-3		F5			1B	IBB L5-3	4	1	3	0	1	0	1
(7, 9)																
(9, 7)																
Al Kaline, R (1, 9) OBP: 0.461, SLG: 0.449	1B 1-2 2-H		L6-4-3 1-2			BB FC4-6		F3	L5-3 1-2 2-3 3-H	4	0	1	2	1	0	4
(7, 8)																
Aurelio Rodriguez, R (1, 5) OBP: 0.292, SLG: 0.374	F6			1B 3-1 5-3		FC4-6 CS 1-2f		K	IBB	4	0	1	0	1	1	4
Bill Freehan, R (1, 2) OBP: 0.342, SLG: 0.422		F2		5-3 1-2		K		K	IBB 1-3 2-H 3-H	3	0	0	0	0	1	2
Jim Northrup, L (8, PH) OBP: 0.361, SLG: 0.436										1	0	0	0	0	1	1
Jim Price, R (8, 2) OBP: 0.389, SLG: 0.448										1	0	1	2	0	0	0
Ed Brinkman, R (1, 6) OBP: 0.265, SLG: 0.249		1B		3-1 2-3		CS 1-2	1B	F8	F9	2	0	1	0	0	0	1
Dalton Jones, L (7, PH) OBP: 0.311, SLG: 0.514										1	0	1	0	0	0	0
Cesar Gutierrez, R (7, PR) OBP: 0.133, SLG: 0.133										2	0	0	0	0	0	2
(7, 6)																
Les Cain, L (1, 1) OBP: 0.238, SLG: 0.250		L9		K			F8		HR 1B	2	0	0	0	0	1	2
Joe Niekro, R (5, 1) OBP: 0.333, SLG: 0.313										0	0	0	0	0	0	0
Gates Brown, L (7, PH) OBP: 0.405, SLG: 0.590										2	1	1	0	0	0	1
(7, 7)																
Fred Scherman, L (9, 1) OBP: 0.222, SLG: 0.222										0	0	0	0	0	0	0

AB	38	1B: 10	SF: 0	WP: 0	PA: 45
R	7	2B: 1	SAC: 0	PB: 0	
H	13	3B: 0	DP: 1	SB: 0	
RBI	7	HR: 2	HBP: 0	CS: 1	
BB	6				
SO	6				
LOB	22				

Inning Stats	1	2	3	4	5	6	7	8	9
	R: 1 E: 0 K: 0 S: 5	H: 2 LOB: 2 BB: 1 P: 9	R: 0 E: 0 K: 1 S: 6	H: 1 LOB: 1 BB: 0 P: 6	R: 1 E: 0 K: 1 S: 6	H: 2 LOB: 0 BB: 0 P: 6	R: 0 E: 0 K: 1 S: 6	H: 1 LOB: 1 BB: 0 P: 6	R: 0 E: 0 K: 0 S: 3	H: 0 LOB: 1 BB: 1 P: 7	R: 0 E: 0 K: 1 S: 4	H: 0 LOB: 0 BB: 1 P: 8	R: 0 E: 0 K: 0 S: 5	H: 2 LOB: 2 BB: 0 P: 5	R: 0 E: 0 K: 2 S: 8	H: 1 LOB: 1 BB: 0 P: 8	R: 5 E: 0 K: 0 S: 7	H: 4 LOB: 2 BB: 3 P: 19

PITCHER		IP	WLS	BF	H	R	ER	SO	BB	IBB	HBP	BLK	WP	HR	S	P	ERA	WHIP
Mel Stottlemyre, R ERA: 2.93	(1, 1)	8.1	L	38	11	5	5	6	4	0	0	0	0	2	46	62	5.40	1.800
Gary Jones, L ERA: 4.91	(9, 1)	0.0		1	1	0	0	0	0	0	0	0	0	0	1	1	∞	∞
Lindy McDaniel, R ERA: 6.42	(9, 1)	0.2		5	1	2	2	0	0	2	0	0	0	0	3	11	27.00	1.500

PITCHER	IP	WLS	BF	H	R	ER	SO	BB	IBB	HBP	BLK	WP	HR	S	P	ERA	WHIP

Batter	1	2	3	4	5	6	7	8	9	AB	R	H	RBI	BB	SO	LOB
Horace Clarke, S (1, 4) OBP: 0.349, SLG: 0.347	K		L7		6-3 2-3		F6		6-3	5	0	0	0	0	1	1
Thurman Munson, R (1, 2) OBP: 0.353, SLG: 0.377	F8		5-3		1B 2B 3-H		1B			4	1	2	1	0	0	0
Bobby Murcer, L (1, 8) OBP: 0.455, SLG: 0.564	F2			G5-4-3 BB WP BB	1B IBB		L8			2	1	0	0	2	0	1
Felipe Alou, R (1, 7) OBP: 0.302, SLG: 0.353		BB BB		G5-4-3 1-2 BB	1B 1-2 2-H			6-3		2	0	1	1	2	0	0
Danny Cater, R (1, 5) (6, 3) OBP: 0.272, SLG: 0.304		BB 1-2		G5-4-3 1-2f 2-3	L9			4-3		3	0	0	0	1	0	4
John Ellis, R (1, 3) OBP: 0.355, SLG: 0.390 Jerry Kenney, L (6, 5) OBP: 0.329, SLG: 0.301	K			HBP 3-H		K		L8		1 2	0 0	0 0	0 0	0 0	1 1	2 0
Danny Walton, R (1, 9) OBP: 0.261, SLG: 0.338 Jim Lyttle, L (6, 9) OBP: 0.207, SLG: 0.286 Ron Woods, R (9, PH) OBP: 0.333, SLG: 0.375	K			F4		F2			HR	2 1 1	0 0 1	0 0 1	0 0 1	0 0 0	1 0 0	3 0 0
Gene Michael, S (1, 6) OBP: 0.330, SLG: 0.272	L5				6-3 SH1-4 2B BB	L7			K	3	1	0	0	1	1	2
Mel Stottlemyre, R (1, 1) OBP: 0.250, SLG: 0.200 Gary Jones, L (9, 1) Lindy McDaniel, R (9, 1) OBP: 0.250, SLG: 0.250 Ron Hansen, R (9, PH) OBP: 0.283, SLG: 0.268			1-3		SH1-4 1-2		F4		F2	2 0 0 1	0 0 0 0	0 0 0 0	0 0 0 0	0 0 0 0	0 0 0 0	0 0 0 0
Inning Stats	R: 0 E: 0 K: 1 S: 5 H: 0 LOB: 0 BB: 0 P: 5	R: 0 E: 0 K: 2 S: 7 H: 0 LOB: 2 BB: 2 P: 15	R: 0 E: 0 K: 0 S: 3 H: 0 LOB: 0 BB: 0 P: 3	R: 1 E: 0 K: 0 S: 2 H: 0 LOB: 1 BB: 2 P: 11	R: 2 E: 0 K: 0 S: 5 H: 2 LOB: 2 BB: 2 P: 13	R: 0 E: 0 K: 1 S: 5 H: 0 LOB: 0 BB: 0 P: 5	R: 0 E: 0 K: 0 S: 4 H: 1 LOB: 1 BB: 0 P: 4	R: 0 E: 0 K: 0 S: 3 H: 0 LOB: 0 BB: 0 P: 3	R: 1 E: 0 K: 1 S: 6 H: 1 LOB: 0 BB: 0 P: 6	1B: 2 2B: 1 3B: 0 HR: 1	SF: 0 SAC: 1 DP: 1 HBP: 1						

BOTTOM

Detroit Tigers @ New York Yankees

Yankee Stadium, Bronx, NY

Tue Jun 22 1971, 3:33 AM EDT

Unknown - 82 F

livebaseballscorecards.com

AB	29
R	4
H	4
RBI	3
BB	6
SO	5
LOB	13

WP: 1 PB: 0 SB: 0 CS: 0 PA: 37

PITCHER		IP	WLS	BF	H	R	ER	SO	BB	IBB	HBP	BLK	WP	HR	S	P	ERA	WHIP
Les Cain, L ERA: 1.4	(1, 1)	4.0		17	0	2	2	3	5	0	1	0	1	0	17	38	4.50	1.250
Joe Niekro, R ERA: 4.28	(5, 1)	2.0		9	2	1	1	1	0	1	0	0	0	0	10	14	4.50	1.000
Dean Chance, R ERA: 3.34	(7, 1)	2.0	W	7	1	0	0	0	0	0	0	0	0	0	7	7	0.00	0.500
Fred Scherman, L ERA: 1.99	(9, 1)	1.0	S	4	1	1	1	1	0	0	0	0	0	1	6	6	9.00	1.000

PITCHER	IP	WLS	BF	H	R	ER	SO	BB	IBB	HBP	BLK	WP	HR	S	P	ERA	WHIP

Batter	1	2	3	4	5	6	7	8	9	AB	R	H	RBI	BB	SO	LOB
Dick McAuliffe, L (1, 4) OBP: 0.265, SLG: 0.360	F6		4-3			G6-4-3 1B		F9		4	0	1	0	0	0	0
Aurelio Rodriguez, R (1, 5) OBP: 0.291, SLG: 0.372	F9			F7		G6-4-3 1-2f			1B 1B	4	0	1	0	0	0	1
Norm Cash, L (1, 3) OBP: 0.413, SLG: 0.642	L8			BBBB 4-0 1B BB		F5			F8	3	0	0	0	1	0	1
Willie Horton, R (1, 9) OBP: 0.338, SLG: 0.500		5-3		F8			G1-6-3 1B		F8	4	0	1	0	0	0	2
Gates Brown, L (1, 7) OBP: 0.457, SLG: 0.628		G6-4-3 1B		1-2 1B			1-2 G1-6-3 1B		1-3 1B	4	0	4	0	0	0	0
Jim Price, R (1, 2) OBP: 0.368, SLG: 0.419 Bill Freehan, R (6, 2) OBP: 0.339, SLG: 0.418		G6-4-3 1-2f		F9			G1-6-3 1-2f 2-3		F3	2 2	0 0	0 0	0 0	0 0	0 0	3 4
Mickey Stanley, R (1, 8) OBP: 0.332, SLG: 0.379			WP SF8 1B	F9			F8			3	1	1	0	0	0	1
Ed Brinkman, R (1, 6) OBP: 0.263, SLG: 0.248 Jim Northrup, L (8, PH) OBP: 0.360, SLG: 0.434 Cesar Gutierrez, R (8, 6) OBP: 0.133, SLG: 0.133			SF8 1-H	SSS K				F7		1 1 0	0 0 0	0 0 0	1 0 0	0 0 0	1 0 0	0 0 0
Joe Coleman, R (1, 1) OBP: 0.184, SLG: 0.143 Dalton Jones, L (8, PH) OBP: 0.307, SLG: 0.507 Tom Timmermann, R (8, 1)			1-6-3		1-3			SSS K		2 1 0	0 0 0	0 0 0	0 0 0	0 1 0	0 0 0	0 0 0
Inning Stats	R: 0 E: 0 K: 0 S: 3 H: 0 LOB: 0 BB: 0 P: 3	R: 0 E: 0 K: 0 S: 3 H: 1 LOB: 0 BB: 0 P: 3	R: 1 E: 0 K: 0 S: 4 H: 1 LOB: 0 BB: 0 P: 4	R: 0 E: 0 K: 0 S: 4 H: 1 LOB: 2 BB: 1 P: 8	R: 0 E: 0 K: 1 S: 5 H: 0 LOB: 0 BB: 0 P: 5	R: 0 E: 0 K: 0 S: 3 H: 1 LOB: 0 BB: 0 P: 3	R: 0 E: 0 K: 0 S: 4 H: 2 LOB: 1 BB: 0 P: 4	R: 0 E: 0 K: 1 S: 5 H: 0 LOB: 0 BB: 0 P: 5	R: 0 E: 0 K: 0 S: 5 H: 2 LOB: 2 BB: 0 P: 5	1B: 8 2B: 0 3B: 0 HR: 0 SF: 1 SAC: 0 DP: 3 HBP: 0						

TOP

Detroit Tigers @ New York Yankees

Yankee Stadium, Bronx, NY

Tue Jun 22 1971, 3:38 AM EDT

Att. 14,902 - Unknown - 85 F

livebaseballscorecards.com

AB	31
R	1
H	8
RBI	1
BB	1
SO	2
LOB	12

WP: 2 PB: 0 SB: 0 CS: 0 PA: 33

PITCHER		IP	WLS	BF	H	R	ER	SO	BB	IBB	HBP	BLK	WP	HR	S	P	ERA	WHIP
Stan Bahnsen, R ERA: 3.07	(1, 1)	9.0	W	33	8	1	1	2	1	0	0	0	1	0	36	40	1.00	1.000

PITCHER	IP	WLS	BF	H	R	ER	SO	BB	IBB	HBP	BLK	WP	HR	S	P	ERA	WHIP

Batter	1	2	3	4	5	6	7	8	9	AB	R	H	RBI	BB	SO	LOB
Horace Clarke, S (1, 4) OBP: 0.347, SLG: 0.346	3-1		WP S 1B		L9		G3			4	0	1	0	0	0	1
Jerry Kenney, L (1, 5) OBP: 0.333, SLG: 0.309	1B 2B		K		FC4-6 PB 1-2f		BB BBBB			3	1	1	0	1	1	2
Bobby Murcer, L (1, 8) OBP: 0.459, SLG: 0.563	S 1B 2-H 1B		K		IBB 1-2		FC4 1-2 BB BBBB			2	1	1	1	2	1	1
Felipe Alou, R (1, 7) OBP: 0.301, SLG: 0.348	K		BB 1-3 BBBB		F3		FC4 1-2f			3	0	0	0	1	1	5
Jake Gibbs, L (1, 2) OBP: 0.278, SLG: 0.286	1-H 1B		L9			1B		1B		4	0	3	1	0	0	2
Danny Cater, R (1, 3) OBP: 0.268, SLG: 0.299	L8			6-3		F6		F4		4	0	0	0	0	0	3
Jim Lyttle, L (1, 9) OBP: 0.194, SLG: 0.267		4-3		K		F7		K		4	0	0	0	0	2	2
Frank Baker, L (1, 6) OBP: 0.314, SLG: 0.185		K		6-3		4-3		K		4	0	0	0	0	2	2
Stan Bahnsen, R (1, 1) OBP: 0.171, SLG: 0.235		K			FC4-6 1B		K			3	0	1	0	0	2	0
Inning Stats	R: 2 E: 0 K: 1 S: 8 H: 3 LOB: 1 BB: 0 P: 8	R: 0 E: 0 K: 2 S: 7 H: 0 LOB: 0 BB: 0 P: 7	R: 0 E: 0 K: 2 S: 8 H: 1 LOB: 2 BB: 1 P: 12	R: 0 E: 0 K: 1 S: 5 H: 0 LOB: 0 BB: 0 P: 5	R: 0 E: 0 K: 0 S: 4 H: 1 LOB: 2 BB: 1 P: 8	R: 0 E: 0 K: 0 S: 4 H: 1 LOB: 1 BB: 0 P: 4	R: 0 E: 0 K: 1 S: 5 H: 0 LOB: 2 BB: 2 P: 13	R: 0 E: 0 K: 2 S: 8 H: 1 LOB: 1 BB: 0 P: 8		1B: 6 2B: 1 3B: 0 HR: 0 SF: 0 SAC: 0 DP: 0 HBP: 0						

PITCHER	IP	WLS	BF	H	R	ER	SO	BB	IBB	HBP	BLK	WP	HR	S	P	ERA	WHIP
Joe Coleman, R (1, 1) ERA: 4.09	7.0	L	31	6	2	2	7	3	1	0	0	1	0	41	57	2.57	1.286
Tom Timmermann, R (8, 1) ERA: 3.86	1.0		4	1	0	0	2	0	0	0	0	0	0	8	8	0.00	1.000

PITCHER	IP	WLS	BF	H	R	ER	SO	BB	IBB	HBP	BLK	WP	HR	S	P	ERA	WHIP

BOTTOM

Detroit Tigers @ New York Yankees

Yankee Stadium, Bronx, NY

Tue Jun 22 1971, 3:38 AM EDT
Att. 14,902 - Unknown - 85 F

livebaseballscorecards.com

AB	31
R	2
H	7
RBI	2
BB	4
SO	9
LOB	18

WP: 1 PB: 1 SB: 2 CS: 0
PA: 35

Batter	1	2	3	4	5	6	7	8	9	10	11	12	13	AB	R	H	RBI	BB	SO	LOB
Aurelio Rodriguez, R (1, 5) OBP: 0.290, SLG: 0.374	F2		6-3 2B		K			K	HR 1-H 2-H		BB			4	0	1	0	0	2	0
Gates Brown, L (9, PH) OBP: 0.468, SLG: 0.705														1	1	1	3	0	0	0
Bill Denehy, S (9, 1)														0	0	0	0	1	0	0
Fred Scherman, L (12, 1) OBP: 0.222, SLG: 0.222														0	0	0	0	0	0	0
Tony Taylor, R (1, 4) OBP: 0.306, SLG: 0.313	4-3		6-3 2-3			6-3		1B BB	L4-6-3 BB		BB			3	0	0	0	1	0	1
Dick McAuliffe, L (9, PH) OBP: 0.270, SLG: 0.360											1-2 BB			0	0	0	0	2	0	0
(9, 4)																				
Al Kaline, R (1, 9) OBP: 0.458, SLG: 0.443	K		L6-3			FC6-4 1B BB		G6-4-3 1B 1-2	L4-6-3 1-2		K			5	0	1	0	1	2	4
Willie Horton, R (1, 7) OBP: 0.342, SLG: 0.504		2B		6-3		FC6-4 1B 1-2		G6-4-3 1-2f		4-3 WP FC1-2-6-2 1B		K		6	0	3	0	0	1	2
Ike Brown, R (1, 3) OBP: 0.424, SLG: 0.673	6-3			K		FC6-4 1-2f 2-3			WP 1B 1B	K 1-2		1-3		4	1	1	0	0	1	3
Norm Cash, L (10, PH) OBP: 0.409, SLG: 0.635														2	0	0	0	0	1	1
(10, 3)																				
Bill Freehan, R (1, 2) OBP: 0.337, SLG: 0.415	F8			1B		F7			F8	4-3 2-3		K		4	0	1	0	0	0	4
Dalton Jones, L (10, PH) OBP: 0.303, SLG: 0.500														1	0	0	0	0	0	1
Gene Lamont, L (10, 2)														1	0	0	0	0	1	0
Mickey Stanley, R (1, 8) OBP: 0.332, SLG: 0.374	IBB			F8			K		1B 1-H 1B	FC1-2-5-2 3-H			6-3	5	1	1	1	1	1	2
Ed Brinkman, R (1, 6) OBP: 0.264, SLG: 0.247	K				6-3		L7		1B HR 1-2 1B		L4-3 BB		5-3	5	1	1	0	1	1	2
Mike Kilkenny, R (1, 1)					K2-3		K2-3		HR 1-2 2-H 1B		L4-3 1-2		4-3	3	0	0	0	0	2	0
Tom Timmermann, R (7, 1)														0	0	0	0	0	0	0
Cesar Gutierrez, R (9, PH) OBP: 0.167, SLG: 0.167			F4											3	1	1	1	0	0	1
(9, 5)																				

Inning Stats														
	R: 0 E: 0 K: 1 S: 5	H: 0 LOB: 0 BB: 0 P: 5	R: 0 E: 0 K: 1 S: 6	H: 1 LOB: 2 BB: 1 P: 10	R: 0 E: 0 K: 0 S: 4	H: 1 LOB: 1 BB: 0 P: 4	R: 0 E: 0 K: 1 S: 6	H: 1 LOB: 1 BB: 0 P: 6	R: 0 E: 0 K: 2 S: 7	H: 0 LOB: 0 BB: 0 P: 7	R: 0 E: 0 K: 0 S: 4	H: 1 LOB: 2 BB: 1 P: 8	R: 0 E: 0 K: 2 S: 7	H: 0 LOB: 0 BB: 0 P: 7
	R: 0 E: 0 K: 1 S: 5	H: 1 LOB: 1 BB: 1 P: 9	R: 5 E: 0 K: 0 S: 7	H: 5 LOB: 0 BB: 1 P: 11	R: 0 E: 0 K: 1 S: 6	H: 1 LOB: 1 BB: 0 P: 6	R: 0 E: 0 K: 1 S: 4	H: 0 LOB: 2 BB: 3 P: 16	R: 0 E: 0 K: 2 S: 7	H: 0 LOB: 0 BB: 0 P: 7	R: 0 E: 0 K: 0 S: 3	H: 0 LOB: 0 BB: 0 P: 3	1B: 8 2B: 3 3B: 0 HR: 1	SF: 0 SAC: 0 DP: 3 HBP: 0

PITCHER		IP	WLS	BF	H	R	ER	SO	BB	IBB	HBP	BLK	WP	HR	S	P	ERA	WHIP
Fritz Peterson, L ERA: 3.69	(1, 1)	8.1		36	9	4	4	8	2	1	0	0	1	0	49	61	4.32	1.320
Jack Aker, R ERA: 2.43	(9, 1)	0.2		4	2	1	1	0	1	0	0	0	0	1	3	7	13.50	4.500
Lindy McDaniel, R ERA: 5.73	(10, 1)	4.0	W	14	0	0	0	4	3	0	0	0	1	0	19	31	0.00	0.750

PITCHER	IP	WLS	BF	H	R	ER	SO	BB	IBB	HBP	BLK	WP	HR	S	P	ERA	WHIP

TOP

Detroit Tigers @ New York Yankees

Yankee Stadium, Bronx, NY

Wed Jun 23 1971, 7:05 PM EDT

Att. 11,949 - Unknown - 73 F

livebaseballscorecards.com

AB	47
R	5
H	11
RBI	5
BB	7
SO	12
LOB	21

WP: 2	PA: 54		
PB: 0			
SB: 0			
CS: 0			

Batter	1	2	3	4	5	6	7	8	9	10	11	12	13	AB	R	H	RBI	BB	SO	LOB
Horace Clarke, S (1, 4) OBP: 0.347, SLG: 0.343	F4		BB			G3	1B		F8		L9			5	0	1	1	1	0	0
Thurman Munson, R (1, 2) OBP: 0.343, SLG: 0.365	F6		L9			5-3	L9		5-3		L9			6	0	0	0	0	0	4
Bobby Murcer, L (1, 8) OBP: 0.453, SLG: 0.551	4-3			K		G3		L3	3-1			BB		5	0	0	0	1	1	0
Felipe Alou, R (1, 7) OBP: 0.298, SLG: 0.343		L8		4-3			1B	5-3		K		B5		6	1	1	0	0	1	1
Danny Cater, R (1, 5) OBP: 0.269, SLG: 0.308 (8, 3)		6-3		5-3			3B	1B		F3		FC6		6	2	2	1	0	0	1
John Ellis, R (1, 3) OBP: 0.355, SLG: 0.398		L9			F7		2B	BB		BB		G6-4-3		3	0	1	1	0	0	0
Jerry Kenney, L (7, PR) OBP: 0.342, SLG: 0.314 (8, 5)							1B	1B		1B				1	1	1	0	1	0	0
Ron Hansen, R (12, PH) OBP: 0.277, SLG: 0.262 (13, 5)							2B	BB						1	0	0	0	0	0	2
Danny Walton, R (1, 9) OBP: 0.264, SLG: 0.337			F7		5-3		1B	1B					F6	3	0	1	1	0	0	0
Jim Lyttle, L (7, PR) OBP: 0.215, SLG: 0.274 (8, 9)								BB		BB				2	1	1	1	1	0	0
Gene Michael, S (1, 6) OBP: 0.339, SLG: 0.292			1B		BB		1-3	BB		K			HR	4	1	2	1	2	1	4
Fritz Peterson, S (1, 1) OBP: 0.189, SLG: 0.063			SH2-4		F7		K	K				F7		3	0	0	0	0	2	6
Jack Aker, R (9, 1)														0	0	0	0	0	0	0
Lindy McDaniel, R (10, 1) OBP: 0.200, SLG: 0.200														1	0	0	0	0	0	0
Inning Stats	R: 0 E: 0 K: 0 S: 3 H: 0 LOB: 0 BB: 0 P: 3	R: 0 E: 0 K: 0 S: 3 H: 0 LOB: 0 BB: 0 P: 3	R: 0 E: 0 K: 0 S: 4 H: 1 LOB: 2 BB: 1 P: 8	R: 0 E: 0 K: 1 S: 5 H: 0 LOB: 0 BB: 0 P: 5	R: 0 E: 0 K: 0 S: 3 H: 0 LOB: 1 BB: 1 P: 7	R: 0 E: 0 K: 0 S: 3 H: 0 LOB: 0 BB: 0 P: 3	R: 4 E: 0 K: 1 S: 10 H: 5 LOB: 2 BB: 0 P: 10	R: 1 E: 0 K: 1 S: 7 H: 2 LOB: 3 BB: 2 P: 15	R: 0 E: 0 K: 0 S: 3 H: 0 LOB: 0 BB: 0 P: 3	R: 0 E: 0 K: 2 S: 8 H: 1 LOB: 2 BB: 1 P: 12	R: 0 E: 0 K: 0 S: 3 H: 0 LOB: 0 BB: 0 P: 3	R: 0 E: 0 K: 0 S: 3 H: 0 LOB: 1 BB: 1 P: 7	R: 1 E: 0 K: 0 S: 2 H: 1 LOB: 0 BB: 0 P: 2	1B: 7 2B: 1 3B: 1 HR: 1 SF: 0 SAC: 1 DP: 1 HBP: 0	WP: 1 PB: 0 SB: 0 CS: 0 PA: 53						

PITCHER		IP	WLS	BF	H	R	ER	SO	BB	IBB	HBP	BLK	WP	HR	S	P	ERA	WHIP
Mike Kilkenny, L ERA: 5.4	(1, 1)	6.0		24	4	3	3	1	2	0	0	0	1	0	24	32	4.50	1.000
Tom Timmermann, R ERA: 4.18	(7, 1)	2.0		12	4	2	2	2	2	0	0	0	0	0	14	22	9.00	3.000
Bill Denehy, R ERA: 2.78	(9, 1)	3.1		14	1	0	0	2	2	0	0	0	0	0	16	24	0.00	0.900
Fred Scherman, L ERA: 2.13	(12, 1)	1.0	L	3	1	1	1	0	0	0	0	0	0	1	3	3	9.00	1.000

PITCHER	IP	WLS	BF	H	R	ER	SO	BB	IBB	HBP	BLK	WP	HR	S	P	ERA	WHIP

BOTTOM

Detroit Tigers @ New York Yankees

Yankee Stadium, Bronx, NY

Wed Jun 23 1971, 7:05 PM EDT

Att. 11,949 - Unknown - 73 F

livebaseballscorecards.com

AB	46
R	6
H	10
RBI	6
BB	6
SO	5
LOB	18

Cleveland Indians @ Detroit Tigers

Tiger Stadium, Detroit, MI

Thu Jun 24 1971, 7:05 PM EDT

Att. 17,900 - Unknown

TOP

livebaseballscorecards.com

Batter	1	2	3	4	5	6	7	8	9	AB	R	H	RBI	BB	SO	LOB
Graig Nettles, L (1, 5) OBP: 0.355, SLG: 0.413	K		P5		K		K		K	5	0	0	0	0	4	5
Eddie Leon, R (1, 6) OBP: 0.345, SLG: 0.328	1B			5-3	BB		F8			3	0	1	0	1	0	2
Roy Foster, R (1, 9) OBP: 0.339, SLG: 0.484	F9			1B BB	K			F7		3	0	0	0	1	1	4
Chris Chambliss, L (1, 3) OBP: 0.396, SLG: 0.520	K			K		K		K		4	0	0	0	0	4	2
Ray Fosse, R (1, 2) OBP: 0.333, SLG: 0.388		G6-4-3 1B		1B		P6		1B		4	0	3	0	0	0	0
Chuck Hinton, R (1, 7) OBP: 0.338, SLG: 0.419		K		F7		F9		F8		4	0	0	0	0	1	4
Kurt Bevacqua, R (1, 4) OBP: 0.385, SLG: 0.462		G6-4-3 1-2f			SH1-4 1B 1B		FC5-4 1B		F2	4	0	2	0	0	0	1
Ted Ford, R (1, 8) OBP: 0.239, SLG: 0.270			5-3		SH1-4 1-2 1B		FC5-4 1-2f 1B		E6 PB	4	0	1	0	0	0	1
Alan Foster, R (1, 1) OBP: 0.107, SLG: 0.115			K		SH1-4 1-2 2-3		1-2 1B		F8 1-2	1	0	0	0	0	1	0
Gomer Hodge, S (7, PH) OBP: 0.326, SLG: 0.341										1	0	1	0	0	0	0
Vince Colbert, R (7, 1) OBP: 0.167, SLG: 0.167										0	0	0	0	0	0	0
Frank Baker, L (9, PH) OBP: 0.250, SLG: 0.410										1	0	0	0	0	0	1

	AB	34
	R	0
	H	8
	RBI	0
	BB	2
	SO	11
	LOB	20

Inning Stats	1	2	3	4	5	6	7	8	9
	R: 0 E: 0 K: 2 S: 8	H: 1 LOB: 1 BB: 0 P: 8	R: 0 E: 0 K: 1 S: 5	H: 1 LOB: 0 BB: 0 P: 5	R: 0 E: 0 K: 1 S: 5	H: 0 LOB: 0 BB: 0 P: 5	R: 0 E: 0 K: 1 S: 6	H: 1 LOB: 2 BB: 1 P: 10	R: 0 E: 0 K: 2 S: 9	H: 2 LOB: 3 BB: 1 P: 13
	R: 0 E: 0 K: 1 S: 5	H: 0 LOB: 0 BB: 0 P: 5	R: 0 E: 0 K: 1 S: 7	H: 2 LOB: 2 BB: 0 P: 7	R: 0 E: 0 K: 1 S: 6	H: 1 LOB: 1 BB: 0 P: 6	R: 0 E: 1 K: 1 S: 6	H: 0 LOB: 1 BB: 0 P: 6	1B: 8 2B: 0 3B: 0 HR: 0	SF: 0 SAC: 1 DP: 1 HBP: 0

	WP: 0	PA: 37
	PB: 1	
	SB: 0	
	CS: 0	

PITCHER	IP	WLS	BF	H	R	ER	SO	BB	IBB	HBP	BLK	WP	HR	S	P	ERA	WHIP
Mickey Lolich, L (1, 1) ERA: 3.19	9.0	W	37	8	0	0	11	2	0	0	0	0	0	57	65	0.00	1.111

PITCHER	IP	WLS	BF	H	R	ER	SO	BB	IBB	HBP	BLK	WP	HR	S	P	ERA	WHIP

Cleveland Indians @ Detroit Tigers

Tiger Stadium, Detroit, MI

Thu Jun 24 1971, 7:05 PM EDT

Att. 17,900 - Unknown

BOTTOM

Batter	1	2	3	4	5	6	7	8	9	AB	R	H	RBI	BB	SO	LOB
Dick McAuliffe, L (1, 4) OBP: 0.273, SLG: 0.363	0-0 SF9 1B		0-3 K		0-0 P4		0-0 S 2-H 1B			4	1	2	1	0	1	1
Mickey Stanley, R (1, 8) OBP: 0.340, SLG: 0.392	0-0 1-3 1B			0-0 WP 1B		0-0 3B	0-0 F9 1-2			4	0	3	0	0	0	1
Norm Cash, L (1, 3) OBP: 0.402, SLG: 0.624	0-0 SF9 3-H			0-0 F3 1-2		0-0 4-3		0-0 F8		3	0	0	1	0	0	2
Willie Horton, R (1, 9) OBP: 0.337, SLG: 0.496	0-0 F8			0-0 5-3		0-0 6-3		0-0 6-3		4	0	0	0	0	0	2
Gates Brown, L (1, 7) OBP: 0.451, SLG: 0.660		0-0 4-3		4-0 FC4 IBB		0-0 F9		0-0 F8		3	0	0	0	1	0	1
Aurelio Rodriguez, R (1, 5) OBP: 0.291, SLG: 0.378		0-0 6-3		0-0 FC4 1-2f			0-0 1B 2B			3	1	1	0	0	0	2
Gene Lamont, L (1, 2) OBP: 0.250, SLG: 0.250		0-0 3-1			0-3 K		0-0 SH3-4 1B 2-H 1B			3	1	1	1	0	1	0
Cesar Gutierrez, R (1, 6) OBP: 0.143, SLG: 0.143			0-0 4-3		0-3 K		0-3 K			3	0	0	0	0	2	1
Mickey Lolich, S (1, 1) OBP: 0.283, SLG: 0.140			0-3 K		0-0 1B		0-0 SH3-4 1-2			2	0	1	0	0	1	0
Inning Stats	R: 1 H: 2 E: 0 LOB: 0 K: 0 BB: 0 S: 4 P: 4	R: 0 H: 0 E: 0 LOB: 0 K: 0 BB: 0 S: 3 P: 3	R: 0 H: 0 E: 0 LOB: 0 K: 2 BB: 0 S: 7 P: 7	R: 0 H: 1 E: 0 LOB: 2 K: 0 BB: 1 S: 4 P: 8	R: 0 H: 1 E: 0 LOB: 1 K: 2 BB: 0 S: 8 P: 8	R: 0 H: 1 E: 0 LOB: 1 K: 0 BB: 0 S: 4 P: 4	R: 2 H: 3 E: 0 LOB: 1 K: 1 BB: 0 S: 8 P: 8	R: 0 H: 0 E: 0 LOB: 0 K: 0 BB: 0 S: 3 P: 3		1B: 6 SF: 1 2B: 1 SAC: 1 3B: 1 DP: 0 HR: 0 HBP: 0						

livebaseballscorecards.com

AB	29
R	3
H	8
RBI	3
BB	1
SO	5
LOB	10

WP: 1 PA: 32
PB: 0
SB: 1
CS: 0

PITCHER		IP	WLS	BF	H	R	ER	SO	BB	IBB	HBP	BLK	WP	HR	S	P	ERA	WHIP
Alan Foster, R ERA: 3.12	(1, 1)	6.0	L	23	5	1	1	4	0	1	0	0	1	0	30	34	1.50	0.833
Vince Colbert, R ERA: 4.37	(7, 1)	2.0		9	3	2	2	1	0	0	0	0	0	0	11	11	9.00	1.500

PITCHER	IP	WLS	BF	H	R	ER	SO	BB	IBB	HBP	BLK	WP	HR	S	P	ERA	WHIP

Cleveland Indians @ Detroit Tigers

Tiger Stadium, Detroit, MI

Fri Jun 25 1971, 4:33 AM EDT

Att. 24,714 - Unknown

TOP

livebaseballscorecards.com

Batter	1	2	3	4	5	6	7	8	9	AB	R	H	RBI	BB	SO	LOB
Kurt Bevacqua, R (1, 4) OBP: 0.278, SLG: 0.333	F9	F7		P6		FC5-2 1-2 3-H			L9	5	0	0	0	0	0	5
Graig Nettles, L (1, 5) OBP: 0.353, SLG: 0.407	K		P5	4-3		G3			BB	4	0	0	0	1	1	4
Ray Fosse, R (1, 2) OBP: 0.338, SLG: 0.390	HBP BB 1B		E S BB		6-3		G6-3 1B		4-3	4	0	2	0	1	0	1
Chris Chambliss, L (1, 3) OBP: 0.391, SLG: 0.505	HBP 1-2 BB		K 1-3		6-3		G6-3 1-2f			3	0	0	0	1	1	2
Roy Foster, R (1, 9) OBP: 0.343, SLG: 0.478	1-2 2-3 HBP		IBB		K		K			2	0	0	0	1	2	0
Vada Pinson, L (1, 8) OBP: 0.316, SLG: 0.395	P4		K			SH1-4 BB 1B 1B		F8		4	1	1	0	0	1	5
Ted Ford, R (1, 7) OBP: 0.252, SLG: 0.280		SH2-3 BB		2B		1B SH1-4 1-2 FC5-2 BB		F9		2	0	1	0	2	0	0
Eddie Leon, R (1, 6) OBP: 0.345, SLG: 0.325		K		BB		SH1-4 1-2 2-3		F9		2	0	0	0	1	1	1
Steve Dunning, R (1, 1) OBP: 0.200, SLG: 0.294 Steve Mingori, L (7, 1) OBP: 0.500, SLG: 0.500 Phil Hennigan, R (8, 1) Chuck Hinton, R (9, PH) OBP: 0.333, SLG: 0.413		SH2-3 1-2		K		FC5-2 2-3 3-H 1B			P4	2 0 0 1	0 0 0 0	1 0 0 0	1 0 0 0	0 0 0 0	1 0 0 0	2 0 0 0
Inning Stats	R: 0 E: 0 K: 1 S: 6 H: 1 LOB: 3 BB: 1 P: 11	R: 0 E: 0 K: 1 S: 5 H: 0 LOB: 1 BB: 1 P: 9	R: 0 E: 0 K: 2 S: 7 H: 0 LOB: 2 BB: 2 P: 15	R: 0 E: 0 K: 1 S: 6 H: 1 LOB: 2 BB: 1 P: 10	R: 0 E: 0 K: 1 S: 5 H: 0 LOB: 0 BB: 0 P: 5	R: 1 E: 0 K: 0 S: 5 H: 2 LOB: 2 BB: 1 P: 9	R: 0 E: 0 K: 1 S: 5 H: 1 LOB: 0 BB: 0 P: 5	R: 0 E: 0 K: 0 S: 3 H: 0 LOB: 0 BB: 0 P: 3	R: 0 E: 0 K: 0 S: 3 H: 0 LOB: 1 BB: 1 P: 7	1B: 4 2B: 1 3B: 0 HR: 0 SF: 0 SAC: 2 DP: 1 HBP: 1						

	AB	29
	R	1
	H	5
	RBI	1
	BB	7
	SO	7
	LOB	20

WP: 0 PB: 0 SB: 1 CS: 0 PA: 39

PITCHER	IP	WLS	BF	H	R	ER	SO	BB	IBB	HBP	BLK	WP	HR	S	P	ERA	WHIP
Bill Gilbreth, L (1, 1) ERA: 1.0	9.0	W	39	5	1	1	7	6	1	1	0	0	0	45	74	1.00	1.222

PITCHER	IP	WLS	BF	H	R	ER	SO	BB	IBB	HBP	BLK	WP	HR	S	P	ERA	WHIP

Cleveland Indians @ Detroit Tigers

Tiger Stadium, Detroit, MI

Fri Jun 25 1971, 4:33 AM EDT

Att. 24,714 - Unknown

BOTTOM

Batter	1	2	3	4	5	6	7	8	9	AB	R	H	RBI	BB	SO	LOB
Dick McAuliffe, L (1, 4) OBP: 0.274, SLG: 0.362	CS 1B		G3		G3		F2			3	0	1	0	0	0	1
Tony Taylor, R (7, PH) OBP: 0.303, SLG: 0.311 (8, 4)										1	0	0	0	0	0	3
Mickey Stanley, R (1, 8) OBP: 0.338, SLG: 0.389	5-3 1-2			5-3		F8	1-3 2-H 3-H 1B			4	0	1	2	0	0	1
Norm Cash, L (1, 3) OBP: 0.395, SLG: 0.611	G3			F8		F9		K		4	0	0	0	0	1	0
Willie Horton, R (1, 9) OBP: 0.339, SLG: 0.512 (9, 7)		F8		HR		5-3		HR 2B		4	2	2	1	0	0	0
Gates Brown, L (1, 7) OBP: 0.481, SLG: 0.673		1B		FC5-4 1B			BBBB CS BB	2-H HR		2	0	2	0	1	0	0
Al Kaline, R (8, PH) OBP: 0.460, SLG: 0.461 (9, 9)										1	1	1	2	0	0	0
Aurelio Rodriguez, R (1, 5) OBP: 0.294, SLG: 0.388		K		FC5-4 1-2f			1-2 SH 3B	1B 1B		4	1	2	0	0	1	2
Gene Lamont, L (1, 2) OBP: 0.167, SLG: 0.167		K			K		BBBB 1B SH 1B BB	F8		2	0	0	0	0	2	1
Jim Northrup, L (7, PH) OBP: 0.363, SLG: 0.434										0	1	0	0	1	0	0
Bill Freehan, R (8, 2) OBP: 0.336, SLG: 0.413										1	0	0	0	0	0	1
Cesar Gutierrez, R (1, 6) OBP: 0.167, SLG: 0.167			4-3		4-3		SH 1B 1B 1-2 3-H	1-3 1B		3	1	1	1	0	0	0
Bill Gilbreth, L (1, 1) OBP: 0.500, SLG: 0.500			K		1B		1B 1-2 2-3 1B	L1		4	0	2	0	0	1	2
Inning Stats	R: 0 H: 1 E: 0 LOB: 0 K: 0 BB: 0 S: 3 P: 3	R: 0 H: 1 E: 0 LOB: 1 K: 2 BB: 0 S: 8 P: 8	R: 0 H: 0 E: 0 LOB: 0 K: 1 BB: 0 S: 5 P: 5	R: 1 H: 2 E: 0 LOB: 1 K: 0 BB: 0 S: 5 P: 5	R: 0 H: 1 E: 0 LOB: 1 K: 1 BB: 0 S: 6 P: 6	R: 0 H: 0 E: 0 LOB: 0 K: 0 BB: 0 S: 3 P: 3	R: 3 H: 3 E: 0 LOB: 2 K: 0 BB: 2 S: 5 P: 13	R: 2 H: 4 E: 0 LOB: 2 K: 1 BB: 0 S: 9 P: 9		1B: 8 SF: 0 2B: 1 SAC: 1 3B: 1 DP: 0 HR: 2 HBP: 0						

livebaseballscorecards.com

AB	33
R	6
H	12
RBI	6
BB	2
SO	5
LOB	11

WP: 0 PA: 36
PB: 0
SB: 0
CS: 2

PITCHER		IP	WLS	BF	H	R	ER	SO	BB	IBB	HBP	BLK	WP	HR	S	P	ERA	WHIP
Steve Dunning, R ERA: 3.98	(1, 1)	6.1	L	27	7	4	4	4	2	0	0	0	0	1	33	41	5.68	1.421
Steve Mingori, L ERA: 2.79	(7, 1)	1.0		4	2	1	1	1	0	0	0	0	0	0	6	6	9.00	2.000
Phil Hennigan, R ERA: 1.82	(8, 1)	0.2		5	3	1	1	0	0	0	0	0	0	1	5	5	13.50	4.500

PITCHER	IP	WLS	BF	H	R	ER	SO	BB	IBB	HBP	BLK	WP	HR	S	P	ERA	WHIP

Batter	1	2	3	4	5	6	7	8	9	AB	R	H	RBI	BB	SO	LOB
Graig Nettles, L (1, 5) OBP: 0.348, SLG: 0.401	F7		F8		FC4-6 1-2f			K		4	0	0	0	0	1	2
Vada Pinson, L (1, 8) OBP: 0.315, SLG: 0.392	F7			F9		1B E 1B		P1		4	0	1	0	0	0	0
Ray Fosse, R (1, 2) OBP: 0.333, SLG: 0.384	6-3			E9		F8		6-3		4	0	0	0	0	0	1
Chris Chambliss, L (1, 3) OBP: 0.387, SLG: 0.491		BBBB 4-3 BB		P6		E5 1-2			F7	3	0	0	0	1	0	2
Ted Uhlaender, L (1, 7) OBP: 0.316, SLG: 0.315		4-3 1-2		F8		1-2 2-3 1B			FC4-6 1B	4	0	2	0	0	0	2
Frank Baker, L (1, 9) OBP: 0.229, SLG: 0.372		F7			K	4-3			FC4-6 1-2f	4	0	0	0	0	1	4
Kurt Bevacqua, R (1, 4) OBP: 0.273, SLG: 0.318		K			FC6-4 1B		L5		K	4	0	1	0	0	2	2
Eddie Leon, R (1, 6) OBP: 0.341, SLG: 0.320 Jack Heidemann, R (7, 6) OBP: 0.231, SLG: 0.202			4-3		FC6-4 1B 1-2f		6-3			3 0	0 0	0 0	0 0	0 0	0 0	1 0
Steve Hargan, R (1, 1) OBP: 0.133, SLG: 0.133			6-3		FC4-6 1-2 1B		K			3	0	1	0	0	1	0
Inning Stats	R: 0 H: 0 E: 0 LOB: 0 K: 0 BB: 0 S: 3 P: 3	R: 0 H: 0 E: 0 LOB: 1 K: 1 BB: 1 S: 5 P: 9	R: 0 H: 0 E: 0 LOB: 0 K: 0 BB: 0 S: 3 P: 3	R: 0 H: 0 E: 1 LOB: 1 K: 0 BB: 0 S: 4 P: 4	R: 0 H: 2 E: 0 LOB: 2 K: 1 BB: 0 S: 7 P: 7	R: 0 H: 2 E: 1 LOB: 2 K: 0 BB: 0 S: 5 P: 5	R: 0 H: 0 E: 0 LOB: 0 K: 1 BB: 0 S: 5 P: 5	R: 0 H: 0 E: 0 LOB: 0 K: 1 BB: 0 S: 5 P: 5	R: 0 H: 1 E: 0 LOB: 1 K: 1 BB: 0 S: 6 P: 6	1B: 5 SF: 0 2B: 0 SAC: 0 3B: 0 DP: 0 HR: 0 HBP: 0						

TOP

Cleveland Indians @ Detroit Tigers

Tiger Stadium, Detroit, MI

Sat Jun 26 1971, 7:05 PM EDT

Att. 34,447 - Unknown

livebaseballscorecards.com

AB	33
R	0
H	5
RBI	0
BB	1
SO	5
LOB	14

PITCHER		IP	WLS	BF	H	R	ER	SO	BB	IBB	HBP	BLK	WP	HR	S	P	ERA	WHIP
Joe Coleman, R ERA: 3.75	(1, 1)	9.0	W	34	5	0	0	5	1	0	0	0	0	0	43	47	0.00	0.667

PITCHER	IP	WLS	BF	H	R	ER	SO	BB	IBB	HBP	BLK	WP	HR	S	P	ERA	WHIP

Cleveland Indians @ Detroit Tigers

Tiger Stadium, Detroit, MI

Sat Jun 26 1971, 7:05 PM EDT

Att. 34,447 - Unknown

BOTTOM

Batter	1	2	3	4	5	6	7	8	9	AB	R	H	RBI	BB	SO	LOB
Dick McAuliffe, L (1, 4) OBP: 0.274, SLG: 0.358	P6		F7		BB			4-3		3	0	0	0	1	0	1
Jim Northrup, L (1, 8) OBP: 0.361, SLG: 0.431	4-3		6-3		P6			1B		4	0	1	0	0	0	2
Norm Cash, L (1, 3) OBP: 0.396, SLG: 0.606	K			BB 1B E		G4-3 1B		G3		3	1	1	0	1	1	1
Willie Horton, R (1, 9) OBP: 0.339, SLG: 0.510 (5, 7)		4-3 4-3 1B		L6		G4-3 1-2f				3	0	1	0	0	0	2
Gates Brown, L (1, 7) OBP: 0.482, SLG: 0.667		4-3 1-2		FC3-6 1-2 1B		1B				2	0	1	0	0	0	1
Al Kaline, R (4, PR) (5, 9) OBP: 0.462, SLG: 0.464										1	0	1	0	0	0	0
Aurelio Rodriguez, R (1, 5) OBP: 0.291, SLG: 0.383		4-3 2-3		FC3-6 1-2f 2-H			5-3			3	0	0	0	0	0	2
Gene Lamont, L (1, 2) OBP: 0.111, SLG: 0.111		4-3		4-3			P6			3	0	0	0	0	0	3
Cesar Gutierrez, R (1, 6) OBP: 0.185, SLG: 0.185			SH5-4 1B		F7		4-3			3	0	1	0	0	0	0
Ed Brinkman, R (9, 6) OBP: 0.264, SLG: 0.247										0	0	0	0	0	0	0
Joe Coleman, R (1, 1) OBP: 0.175, SLG: 0.135			SH5-4 1-2		K			F9		2	0	0	0	0	1	0
Inning Stats	R: 0 E: 0 K: 1 S: 5 H: 0 LOB: 0 BB: 0 P: 5	R: 0 E: 0 K: 0 S: 4 H: 1 LOB: 1 BB: 0 P: 4	R: 0 E: 0 K: 0 S: 4 H: 1 LOB: 1 BB: 0 P: 4	R: 1 E: 1 K: 0 S: 4 H: 1 LOB: 2 BB: 1 P: 8	R: 0 E: 0 K: 1 S: 5 H: 0 LOB: 1 BB: 1 P: 9	R: 0 E: 0 K: 0 S: 3 H: 2 LOB: 1 BB: 0 P: 3	R: 0 E: 0 K: 0 S: 3 H: 0 LOB: 0 BB: 0 P: 3	R: 0 E: 0 K: 0 S: 4 H: 1 LOB: 1 BB: 0 P: 4		1B: 6 2B: 0 3B: 0 HR: 0 SF: 0 SAC: 1 DP: 1 HBP: 0						

PITCHER	IP	WLS	BF	H	R	ER	SO	BB	IBB	HBP	BLK	WP	HR	S	P	ERA	WHIP
Steve Hargan, R (1, 1) ERA: 5.83	8.0	L	30	6	1	0	2	2	0	0	0	0	0	32	40	0.00	1.000

PITCHER	IP	WLS	BF	H	R	ER	SO	BB	IBB	HBP	BLK	WP	HR	S	P	ERA	WHIP

livebaseballscorecards.com

AB	27
R	1
H	6
RBI	0
BB	2
SO	2
LOB	12

WP: 0 PA: 30
PB: 0
SB: 0
CS: 0

Cleveland Indians @ Detroit Tigers

Tiger Stadium, Detroit, MI

Sun Jun 27 1971, 4:33 AM EDT

Att. 21,734 - Unknown

TOP

livebaseballscorecards.com

Batter	1	2	3	4	5	6	7	8	9	AB	R	H	RBI	BB	SO	LOB
Graig Nettles, L (1, 5) OBP: 0.349, SLG: 0.398	4-3		G3		S 1B 1-3		BBB 4-0 CS BB		F8	4	0	1	0	1	0	1
Vada Pinson, L (1, 8) OBP: 0.310, SLG: 0.386	F7			1-3	G3 1-3 3-H		CS 1-2	L9		4	0	0	0	0	0	1
Roy Foster, R (1, 9) OBP: 0.352, SLG: 0.488	1B			1B 2B		5-3		BBBB 4-0 WP S BB		3	1	2	0	1	0	0
Ray Fosse, R (1, 2) OBP: 0.332, SLG: 0.382	SSS 0-3 K			2-H 1B		5-3		P6 1-3		4	0	1	1	0	1	2
Ted Ford, R (1, 7) OBP: 0.253, SLG: 0.281 Frank Baker, L (8, PH) OBP: 0.245, SLG: 0.372 (8, 7)		L5		SSS 0-3 K		2B 1B		FC6-4 IBB		3 0	1 0	1 0	0 0	0 1	1 0	1 0
Chris Chambliss, L (1, 3) OBP: 0.382, SLG: 0.491		F8		SSS 0-3 K		1-H 2B		FC6-4 1-2f		4	0	1	1	0	1	3
Kurt Bevacqua, R (1, 4) OBP: 0.231, SLG: 0.269		F8			F3	6-3			P3	4	0	0	0	0	0	1
Jack Heidemann, R (1, 6) OBP: 0.232, SLG: 0.197			L5		BBB 4-0 1B E BB		6-3		L9	3	1	0	0	1	0	0
Sam McDowell, L (1, 1) OBP: 0.250, SLG: 0.234			L9		P6		SSS 0-3 K		1B	4	0	1	0	0	1	1

	AB	33
	R	3
	H	7
	RBI	2
	BB	4
	SO	4
	LOB	10

Inning Stats									
	R: 0 E: 0 K: 1 S: 6	H: 1 LOB: 1 BB: 0 P: 6	R: 0 E: 0 K: 0 S: 3	H: 0 LOB: 0 BB: 0 P: 3	R: 0 E: 0 K: 0 S: 3	H: 0 LOB: 0 BB: 0 P: 3	R: 1 E: 0 K: 2 S: 9	H: 2 LOB: 1 BB: 0 P: 9	R: 1 E: 0 K: 0 S: 4	H: 1 LOB: 1 BB: 1 P: 8
	R: 1 E: 0 K: 0 S: 5	H: 2 LOB: 1 BB: 0 P: 5	R: 0 E: 0 K: 1 S: 4	H: 0 LOB: 0 BB: 1 P: 8	R: 0 E: 0 K: 0 S: 3	H: 0 LOB: 2 BB: 2 P: 11	R: 0 E: 0 K: 0 S: 4	H: 1 LOB: 1 BB: 0 P: 4	1B: 5 2B: 2 3B: 0 HR: 0	SF: 0 SAC: 0 DP: 0 HBP: 0
	WP: 1 PB: 0 SB: 3 CS: 1	PA: 38								

PITCHER		IP	WLS	BF	H	R	ER	SO	BB	IBB	HBP	BLK	WP	HR	S	P	ERA	WHIP
Mike Kilkenny, L ERA: 5.12	(1, 1)	5.2	L	24	6	3	2	3	1	0	0	0	0	0	29	33	3.18	1.235
Dean Chance, R ERA: 3.23	(6, 1)	2.0		8	0	0	0	1	2	1	0	0	1	0	7	19	0.00	1.000
Fred Scherman, L ERA: 2.12	(8, 1)	0.1		1	0	0	0	0	0	0	0	0	0	0	1	1	0.00	0.000
Bill Denehy, R ERA: 2.66	(9, 1)	1.0		4	1	0	0	0	0	0	0	0	0	0	4	4	0.00	1.000

PITCHER	IP	WLS	BF	H	R	ER	SO	BB	IBB	HBP	BLK	WP	HR	S	P	ERA	WHIP

Cleveland Indians @ Detroit Tigers

Tiger Stadium, Detroit, MI

Sun Jun 27 1971, 4:33 AM EDT

Att. 21,734 - Unknown

livebaseballscorecards.com

Batter	1	2	3	4	5	6	7	8	9	AB	R	H	RBI	BB	SO	LOB
Aurelio Rodriguez, R (1, 5) OBP: 0.286, SLG: 0.377	5-3		K		L7			F9		4	0	0	0	0	1	1
Tony Taylor, R (1, 4) OBP: 0.295, SLG: 0.301	P3		E3			5-3		5-3		4	0	0	0	0	0	0
Al Kaline, R (1, 9) OBP: 0.463, SLG: 0.480	FC6-4 1B		K			HR			F3	4	1	2	1	0	1	1
Willie Horton, R (1, 7) OBP: 0.338, SLG: 0.506	FC6-4 1-2f			K		K			FC5-4 1B	4	0	1	0	0	2	1
Bill Freehan, R (1, 2) OBP: 0.331, SLG: 0.406		F8		P6		L6			F8	4	0	0	0	0	0	1
Ike Brown, R (1, 3) OBP: 0.397, SLG: 0.623		6-3		K			F9		FC5-4 1-2f	4	0	0	0	0	1	1
Mickey Stanley, R (1, 8) OBP: 0.338, SLG: 0.389		1B			F3		P6			3	0	1	0	0	0	0
Ed Brinkman, R (1, 6) OBP: 0.265, SLG: 0.245		F7			BB		K			2	0	0	0	1	1	1
Mike Kilkenny, R (1, 1)			K		K			L4		2	0	0	0	0	2	1
Dean Chance, R (6, 1)										0	0	0	0	0	0	0
Fred Scherman, L (8, 1) OBP: 0.222, SLG: 0.222										0	0	0	0	0	0	0
Dalton Jones, L (8, PH) OBP: 0.299, SLG: 0.493										1	0	0	0	0	0	0
Bill Denehy, S (9, 1)										0	0	0	0	0	0	0

Inning Stats	1	2	3	4	5	6	7	8	9		
	R: 0 H: 1	R: 0 H: 1	R: 0 H: 0	R: 0 H: 0	R: 0 H: 0	R: 1 H: 1	R: 0 H: 0	R: 0 H: 0	R: 0 H: 1	1B: 3 SF: 0	WP: 0 PA: 33
	E: 0 LOB: 1	E: 0 LOB: 1	E: 1 LOB: 1	E: 0 LOB: 0	E: 0 LOB: 1	E: 0 LOB: 0	E: 0 LOB: 0	E: 0 LOB: 0	E: 0 LOB: 1	2B: 0 SAC: 0	PB: 0
	K: 0 BB: 0	K: 0 BB: 0	K: 3 BB: 0	K: 2 BB: 0	K: 1 BB: 1	K: 1 BB: 0	K: 1 BB: 0	K: 0 BB: 0	K: 0 BB: 0	3B: 0 DP: 0	SB: 0
	S: 4 P: 4	S: 4 P: 4	S: 10 P: 10	S: 7 P: 7	S: 5 P: 9	S: 6 P: 6	S: 5 P: 5	S: 3 P: 3	S: 4 P: 4	HR: 1 HBP: 0	CS: 0

PITCHER	IP	WLS	BF	H	R	ER	SO	BB	IBB	HBP	BLK	WP	HR	S	P	ERA	WHIP
Sam McDowell, L (1, 1) ERA: 2.76	9.0	W	33	4	1	1	8	1	0	0	0	0	1	48	52	1.00	0.556

PITCHER	IP	WLS	BF	H	R	ER	SO	BB	IBB	HBP	BLK	WP	HR	S	P	ERA	WHIP

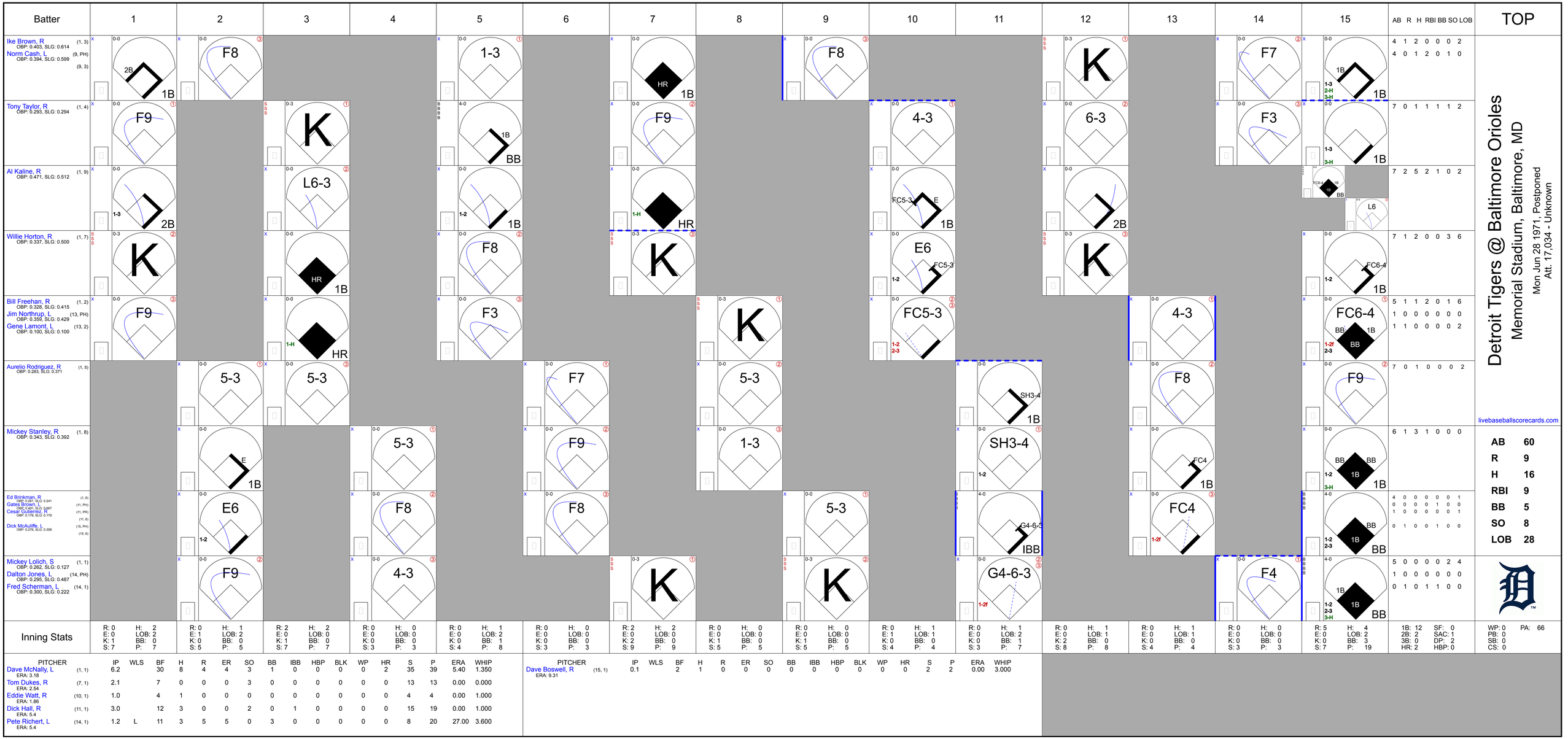
Batter
1
2
3
4
5
6
7
8
9
10
11
12
13
14
15
AB R H RBI BB SO LOB
TOP
Ike Brown, R (1, 3)
OBP: 0.403, SLG: 0.614
Norm Cash, L (9, PH)
OBP: 0.394, SLG: 0.599 (9, 3)
Tony Taylor, R (1, 4)
OBP: 0.293, SLG: 0.294
Al Kaline, R (1, 9)
OBP: 0.471, SLG: 0.512
Willie Horton, R (1, 7)
OBP: 0.337, SLG: 0.500
Bill Freehan, R (1, 2)
OBP: 0.328, SLG: 0.415
Jim Northrup, L (13, PH)
OBP: 0.359, SLG: 0.429
Gene Lamont, L (13, 2)
OBP: 0.100, SLG: 0.100
Aurelio Rodriguez, R (1, 5)
OBP: 0.283, SLG: 0.371
Mickey Stanley, R (1, 8)
OBP: 0.343, SLG: 0.392
Ed Brinkman, R (1, 6)
OBP: 0.261, SLG: 0.241
Gates Brown, L (11, PH)
OBP: 0.491, SLG: 0.667
Cesar Gutierrez, R (11, PR)
OBP: 0.179, SLG: 0.179
(11, 6)
Dick McAuliffe, L (15, PH)
OBP: 0.276, SLG: 0.358
(15, 6)
Mickey Lolich, S (1, 1)
OBP: 0.262, SLG: 0.127
Dalton Jones, L (14, PH)
OBP: 0.295, SLG: 0.457
Fred Scherman, L (14, 1)
OBP: 0.300, SLG: 0.222
Inning Stats
PITCHER IP WLS BF H R ER SO BB IBB HBP BLK WP HR S P ERA WHIP
Dave McNally, L (1, 1) 6.2 30 8 4 4 3 1 0 0 0 0 2 35 39 5.40 1.350
ERA: 3.18
Tom Dukes, R (7, 1) 2.1 7 0 0 0 3 0 0 0 0 0 0 13 13 0.00 0.000
ERA: 2.54
Eddie Watt, R (10, 1) 1.0 4 1 0 0 0 0 0 0 0 0 0 4 4 0.00 1.000
ERA: 1.86
Dick Hall, R (11, 1) 3.0 12 3 0 0 2 0 1 0 0 0 0 15 19 0.00 1.000
ERA: 5.4
Pete Richert, L (14, 1) 1.2 L 11 3 5 5 0 3 0 0 0 0 0 8 20 27.00 3.600
ERA: 5.4
PITCHER IP WLS BF H R ER SO BB IBB HBP BLK WP HR S P ERA WHIP
Dave Boswell, R (15, 1) 0.1 2 1 0 0 0 0 0 0 0 0 0 0 2 2 0.00 3.000
ERA: 9.31
Detroit Tigers @ Baltimore Orioles
Memorial Stadium, Baltimore, MD
Mon Jun 28 1971, Postponed
Att. 17,034 - Unknown
livebaseballscorecards.com
AB 60
R 9
H 16
RBI 9
BB 5
SO 8
LOB 28
1B: 12 SF: 0
2B: 2 SAC: 1
3B: 0 DP: 2
HR: 2 HBP: 0
WP: 0 PA: 66
PB: 0
SB: 0
CS: 0

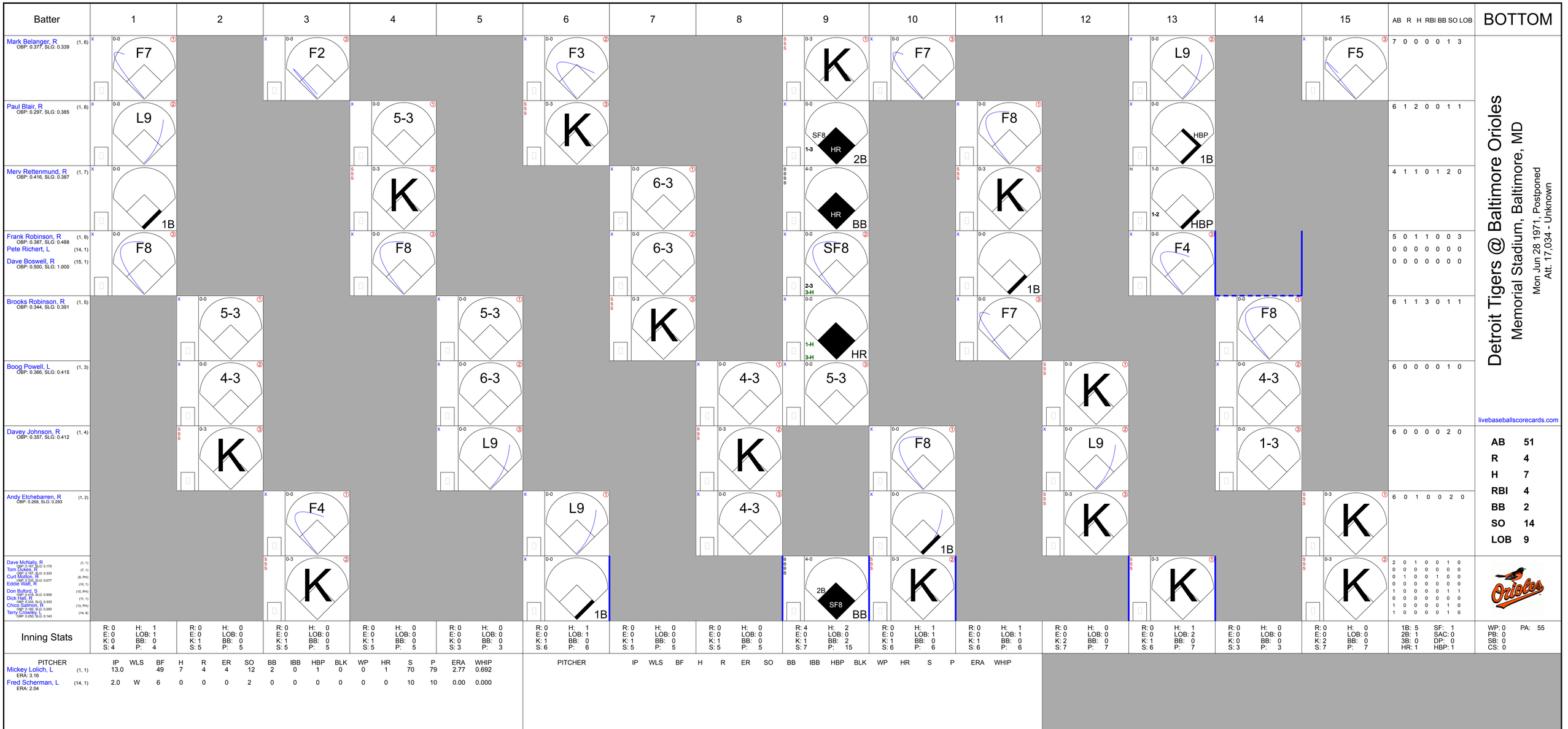
Batter
1
2
3
4
5
6
7
8
9
10
11
12
13
14
15
AB R H RBI BB SO LOB
BOTTOM
Mark Belanger, R (1, 6)
OBP: 0.377, SLG: 0.339
7 0 0 0 0 1 3
Paul Blair, R (1, 8)
OBP: 0.297, SLG: 0.385
6 1 2 0 0 1 1
Merv Rettenmund, R (1, 7)
OBP: 0.416, SLG: 0.387
4 1 1 0 1 2 0
Frank Robinson, R (1, 9)
OBP: 0.387, SLG: 0.488
Pete Richert, L (14, 1)
Dave Boswell, R (15, 1)
OBP: 0.500, SLG: 1.000
5 0 1 1 0 0 3
0 0 0 0 0 0 0
0 0 0 0 0 0 0
Brooks Robinson, R (1, 5)
OBP: 0.344, SLG: 0.391
6 1 1 3 0 1 1
Boog Powell, L (1, 3)
OBP: 0.366, SLG: 0.415
6 0 0 0 0 1 0
Davey Johnson, R (1, 4)
OBP: 0.357, SLG: 0.412
6 0 0 0 0 2 0
Andy Etchebarren, R (1, 2)
OBP: 0.268, SLG: 0.293
6 0 1 0 0 2 0
Dave McNally, R (1, 1)
OBP: 0.167, SLG: 0.170
Tom Dukes, R (7, 1)
OBP: 0.167, SLG: 0.333
Curt Motton, R (9, PH)
OBP: 0.333, SLG: 0.077
Eddie Watt, R (10, 1)
Don Buford, S (10, PH)
OBP: 0.419, SLG: 0.509
Dick Hall, R (11, 1)
OBP: 0.286, SLG: 0.333
Chico Salmon, S (13, PH)
OBP: 0.182, SLG: 0.250
Terry Crowley, L (14, 9)
OBP: 0.250, SLG: 0.143
2 0 1 0 0 1 0
0 0 0 0 0 0 0
0 1 0 0 1 0 0
0 0 0 0 0 0 0
1 0 0 0 0 1 1
0 0 0 0 0 0 0
1 0 0 0 0 1 0
1 0 0 0 0 1 0
Detroit Tigers @ Baltimore Orioles
Memorial Stadium, Baltimore, MD
Mon Jun 28 1971, Postponed
Att. 17,034 - Unknown
livebaseballscorecards.com
AB 51
R 4
H 7
RBI 4
BB 2
SO 14
LOB 9
Inning Stats
R: 0 H: 1 E: 0 LOB: 1 K: 0 BB: 0 S: 4 P: 4
R: 0 H: 0 E: 0 LOB: 0 K: 1 BB: 0 S: 5 P: 5
R: 0 H: 0 E: 0 LOB: 0 K: 1 BB: 0 S: 5 P: 5
R: 0 H: 0 E: 0 LOB: 0 K: 1 BB: 0 S: 5 P: 5
R: 0 H: 0 E: 0 LOB: 0 K: 0 BB: 0 S: 3 P: 3
R: 0 H: 1 E: 0 LOB: 1 K: 1 BB: 0 S: 6 P: 6
R: 0 H: 0 E: 0 LOB: 0 K: 1 BB: 0 S: 5 P: 5
R: 0 H: 0 E: 0 LOB: 0 K: 1 BB: 0 S: 5 P: 5
R: 4 H: 2 E: 0 LOB: 0 K: 1 BB: 2 S: 7 P: 15
R: 0 H: 1 E: 0 LOB: 1 K: 1 BB: 0 S: 6 P: 6
R: 0 H: 1 E: 0 LOB: 1 K: 1 BB: 0 S: 6 P: 6
R: 0 H: 0 E: 0 LOB: 0 K: 2 BB: 0 S: 7 P: 7
R: 0 H: 1 E: 0 LOB: 2 K: 1 BB: 0 S: 6 P: 7
R: 0 H: 0 E: 0 LOB: 0 K: 0 BB: 0 S: 3 P: 3
R: 0 H: 0 E: 0 LOB: 0 K: 2 BB: 0 S: 7 P: 7
1B: 5 SF: 1 2B: 1 SAC: 0 3B: 0 DP: 0 HR: 1 HBP: 1
WP: 0 PA: 55 PB: 0 SB: 0 CS: 0
PITCHER IP WLS BF H R ER SO BB IBB HBP BLK WP HR S P ERA WHIP
Mickey Lolich, L (1, 1) ERA: 3.16 13.0 49 7 4 4 12 2 0 1 0 0 0 0 70 79 2.77 0.692
Fred Scherman, L (14, 1) ERA: 2.04 2.0 W 6 0 0 0 2 0 0 0 0 0 0 0 10 10 0.00 0.000
PITCHER IP WLS BF H R ER SO BB IBB HBP BLK WP HR S P ERA WHIP

Detroit Tigers @ Baltimore Orioles

Memorial Stadium, Baltimore, MD

Tue Jun 29 1971, 7:05 PM EDT

Att. 21,299 - Unknown

TOP

livebaseballscorecards.com

Batter	1	2	3	4	5	6	7	8	9	AB	R	H	RBI	BB	SO	LOB
Dick McAuliffe, L (1, 4) (6, 6) OBP: 0.275, SLG: 0.355	K	4-3		K			1B	G4-6-3 1-2f		5	1	1	0	0	2	3
Aurelio Rodriguez, R (1, 5) OBP: 0.286, SLG: 0.373 Tony Taylor, R (8, 5) OBP: 0.291, SLG: 0.292	FC6-4 E 1B		5-3		5-3		1B 1-2		F9	4	0	2	0	0	0	0
										1	0	0	0	0	0	0
Gates Brown, L (1, 7) OBP: 0.483, SLG: 0.654 Dalton Jones, L (1, PR) (1, 9) OBP: 0.293, SLG: 0.475 (8, 7)	E4 FC6-4 1-2		F4		1-3		F9		1B HR	1	0	0	0	0	0	1
										4	1	1	0	0	0	2
Willie Horton, R (1, 9) OBP: 0.339, SLG: 0.500 (1, 7) Bill Denehy, S (8, 1) Bill Freehan, R (9, PH) OBP: 0.331, SLG: 0.417	FC6-4 BB 1-2f 2-3		1B		F8		BB 1-3 2-H		HR 1-2	4	0	2	1	0	0	2
										0	0	0	0	0	0	0
										1	1	1	0	0	0	0
Norm Cash, L (1, 3) OBP: 0.398, SLG: 0.612	BB 1-2		1B 1-2			HR	K		K	4	1	2	1	1	2	4
Jim Northrup, L (1, 8) (8, 9) OBP: 0.364, SLG: 0.457	4-3		F7			HR	BB 1-2		HR 1-H 2-H	4	2	2	4	1	0	5
Gene Lamont, L (1, 2) OBP: 0.067, SLG: 0.067		4-3		F9		K	3-1		4-3	5	0	0	0	0	1	3
Ed Brinkman, R (1, 6) OBP: 0.265, SLG: 0.247 Dean Chance, R (6, 1) Mickey Stanley, R (8, PH) OBP: 0.341, SLG: 0.390 (8, 8)		2B	BB			1-3		K		2	0	1	0	1	0	0
										0	0	0	0	0	0	0
										1	0	0	0	0	1	0
Les Cain, L (1, 1) OBP: 0.227, SLG: 0.238 Joe Niekro, R (3, 1) OBP: 0.316, SLG: 0.294 Chuck Seelbach, R (5, 1) Ike Brown, R (6, PH) OBP: 0.406, SLG: 0.603 (6, 4)		F8		K		6-3		G4-6-3 BB		1	0	0	0	0	0	1
										1	0	0	0	0	1	1
										0	0	0	0	0	0	0
										1	0	0	0	1	0	0

Inning Stats	1	2	3	4	5	6	7	8	9
R	0	0	0	0	0	2	1	0	3
E	1	0	0	0	0	0	0	0	0
K	1	0	0	2	0	1	1	1	1
S	7	4	5	7	3	7	8	4	8
H	1	1	2	0	0	2	3	0	3
LOB	3	1	2	1	0	0	3	0	3
BB	1	0	0	1	0	0	1	1	0
P	11	4	5	11	3	7	12	8	8

	AB	39
	R	6
	H	12
	RBI	6
	BB	4
	SO	7
	LOB	22

	1B	8	SF	0	WP	0	PA	43
	2B	1	SAC	0	PB	0		
	3B	0	DP	1	SB	0		
	HR	3	HBP	0	CS	0		

PITCHER	IP	WLS	BF	H	R	ER	SO	BB	IBB	HBP	BLK	WP	HR	S	P	ERA	WHIP
Pat Dobson, R (1, 1) ERA: 3.53	9.0	W	43	12	6	6	7	4	0	0	0	0	3	53	69	6.00	1.778

PITCHER	IP	WLS	BF	H	R	ER	SO	BB	IBB	HBP	BLK	WP	HR	S	P	ERA	WHIP

Detroit Tigers @ Baltimore Orioles

Memorial Stadium, Baltimore, MD

Tue Jun 29 1971, 7:05 PM EDT

Att. 21,299 - Unknown

BOTTOM

Batter	1	2	3	4	5	6	7	8	9	AB	R	H	RBI	BB	SO	LOB
Don Buford, S (1, 7) OBP: 0.424, SLG: 0.518	BBBB 4-0 WP BB BB	x 0-0 ② F4	BBBB 4-0 1-2 BB		x 0-0 ② F6	x 0-0 BB 1B 1B	x 0-0 1-H 2-H 3B			4	1	2	2	2	0	0
Paul Blair, R (1, 8)	SSS 0-3 ① K	x 0-0 ③ 5-3	x 0-0 ③ F4		x 0-0 2B 1B	x 0-0 ② SSS F6	 0-3 ③ K			6	1	1	0	0	2	5
Merv Rettenmund, R (1, 9) OBP: 0.427, SLG: 0.397	BBBB 4-0 WP 1-2 BB		BBBB 4-0 HBP HR BB	SSS 0-3 ① K	x 0-0 1-H 2B 2B	BBBB 4-0 1B 1-2 BB		x 0-0 E 1B		3	3	2	1	3	1	0
Frank Robinson, R (1, 3) OBP: 0.395, SLG: 0.502 Boog Powell, L (7, 3) OBP: 0.368, SLG: 0.422	x 0-0 ② F9 1-2 2-3		H 1-0 1-2 HR HBP	x 0-0 1B 2B	x 0-0 HBP 2-H PB 2B	x 0-0 1-3 2-H 1B		x 0-0 E2 1-H 2B		4 1	3 0	3 1	2 1	0 0	0 0	2 0
Brooks Robinson, R (1, 5) OBP: 0.347, SLG: 0.399	x 0-0 ③ 6-3		x 0-0 1-H 2-H HR	BBB 4-0 1B BB	BBB 4-0 PB HBP BB	SSS 0-3 ③ K		x 0-0 ① F4		4	1	1	3	2	1	5
Davey Johnson, R (1, 4) OBP: 0.366, SLG: 0.419 Jerry Davanon, R (5, PR) OBP: 0.611, SLG: 0.462 (6, 4)		x 0-0 BB HR 1B	x 0-0 FC6-4 1B	x 0-0 1-2 2-H 1B	H 1-0 PB 1-2 2-3 HBP		x 0-0 1B 3B 1B	x 0-0 ② 5-3		3 2	1 1	3 1	1 0	0 0	0 0	0 1
Mark Belanger, R (1, 6) OBP: 0.376, SLG: 0.333	BBBB 4-0 1-2 HR BB	x 0-0 ① FC6-4 5-3 1-2f 1B	x 0-0 ② F4	BBBB 4-0 1-2 2-3 3-H BB		SSS 0-3 ① K	x 0-0 ③ F7			4	2	0	0	2	1	5
Andy Etchebarren, R (1, 2) OBP: 0.265, SLG: 0.320	x 0-0 1-H 2-H HR	x 0-0 ② 5-3 1-2	SSS 0-3 ③ K	x 0-0 ③ L5		SSS 0-3 ② K				5	1	1	3	0	2	7
Pat Dobson, R (1, 1) OBP: 0.209, SLG: 0.171	SSS 0-3 ① K	x 0-0 2-H BB 1B			x 0-0 ① F4	x 0-0 ① 4-3	x 0-0 1-2 3B 1B			5	1	2	1	0	1	0
Inning Stats	R: 0 E: 0 K: 1 S: 5 H: 0 LOB: 2 BB: 2 P: 13	R: 3 E: 0 K: 1 S: 7 H: 2 LOB: 0 BB: 1 P: 11	R: 4 E: 0 K: 0 S: 6 H: 3 LOB: 2 BB: 2 P: 15	R: 1 E: 0 K: 2 S: 9 H: 2 LOB: 2 BB: 1 P: 13	R: 3 E: 0 K: 0 S: 6 H: 3 LOB: 3 BB: 2 P: 15	R: 1 E: 0 K: 1 S: 7 H: 2 LOB: 2 BB: 1 P: 11	R: 2 E: 0 K: 3 S: 12 H: 3 LOB: 1 BB: 0 P: 12	R: 1 E: 1 K: 0 S: 5 H: 2 LOB: 1 BB: 0 P: 5		1B: 10 2B: 4 3B: 1 HR: 2 SF: 0 SAC: 0 DP: 0 HBP: 2					WP: 1 PB: 1 SB: 0 CS: 0 PA: 52	

livebaseballscorecards.com

	AB	41
	R	15
	H	17
	RBI	14
	BB	9
	SO	8
	LOB	25

PITCHER		IP	WLS	BF	H	R	ER	SO	BB	IBB	HBP	BLK	WP	HR	S	P	ERA	WHIP
Les Cain, L ERA: 2.49	(1, 1)	2.0	L	14	3	6	6	2	4	0	1	0	1	2	13	30	27.00	3.500
Joe Niekro, R ERA: 4.81	(3, 1)	2.2		17	7	5	5	2	2	0	0	0	0	0	19	27	16.88	3.375
Chuck Seelbach, R ERA:	(5, 1)	0.1		4	0	0	0	0	2	0	1	0	0	0	1	10	0.00	6.000
Dean Chance, R ERA: 3.55	(6, 1)	2.0		12	5	3	3	4	1	0	0	0	0	0	19	23	13.50	3.000
Bill Denehy, R ERA: 2.92	(8, 1)	1.0		5	2	1	1	0	0	0	0	0	0	0	5	5	9.00	2.000

PITCHER	IP	WLS	BF	H	R	ER	SO	BB	IBB	HBP	BLK	WP	HR	S	P	ERA	WHIP

Batter	1	2	3	4	5	6	7	8	9	AB	R	H	RBI	BB	SO	LOB
John Kennedy, R (1, 4) OBP: 0.396, SLG: 0.488	F8		5-3		4-3		FC4 1B	K		5	0	1	0	0	1	3
Luis Aparicio, R (1, 6) OBP: 0.252, SLG: 0.275	BB		6-3			2B HR BB	FC4 1-2f		4-3 S BB	2	1	0	0	3	0	1
Reggie Smith, S (1, 8) OBP: 0.358, SLG: 0.502 Billy Conigliaro, R (8, 8) OBP: 0.328, SLG: 0.487	L9			F8		1-3 HR 2B	K		1-2 4-3 BB	4 0	1 0	1 0	0 0	0 1	1 0	2 0
Carl Yastrzemski, L (1, 7) OBP: 0.425, SLG: 0.470	K			HR 1B		2-H 3-H HR		BB 1B	1-2 2-3 4-3	5	2	3	3	0	1	3
Rico Petrocelli, R (1, 5) OBP: 0.354, SLG: 0.421		K	K	K		F8		1-2 BB 1B BB	L9	4	1	0	0	1	2	3
George Scott, R (1, 3) OBP: 0.319, SLG: 0.419		L9		1-H HR		F6		L9	K	5	1	1	2	0	1	3
Joe Lahoud, L (1, 9) OBP: 0.382, SLG: 0.507		1B	K			E BB		1B 1B 1-2 BB		2	0	1	0	2	1	0
Bob Montgomery, R (1, 2) OBP: 0.380, SLG: 0.333		5-3			L9	1-2 L9		1-2 2-H 1B		4	0	1	1	0	0	2
Gary Peters, L (1, 1) OBP: 0.309, SLG: 0.365 Bobby Bolin, R (9, 1) OBP: 0.500, SLG: 0.500			L9		F8		4-3	1-2 2-3 1B		4 0	0 0	1 0	0 0	0 0	0 0	0 0
Inning Stats	R: 0 E: 0 K: 1 S: 5 H: 0 LOB: 1 BB: 1 P: 9	R: 0 E: 0 K: 1 S: 6 H: 1 LOB: 1 BB: 0 P: 6	R: 0 E: 0 K: 0 S: 3 H: 0 LOB: 0 BB: 0 P: 3	R: 2 E: 0 K: 2 S: 9 H: 2 LOB: 0 BB: 0 P: 9	R: 0 E: 0 K: 0 S: 3 H: 0 LOB: 0 BB: 0 P: 3	R: 3 E: 1 K: 0 S: 5 H: 2 LOB: 1 BB: 2 P: 13	R: 0 E: 0 K: 1 S: 6 H: 1 LOB: 1 BB: 0 P: 6	R: 1 E: 0 K: 1 S: 7 H: 3 LOB: 3 BB: 2 P: 15	R: 0 E: 0 K: 1 S: 5 H: 0 LOB: 2 BB: 2 P: 13	1B: 6 2B: 1 3B: 0 HR: 2 SF: 0 SAC: 0 DP: 0 HBP: 0						

PITCHER		IP	WLS	BF	H	R	ER	SO	BB	IBB	HBP	BLK	WP	HR	S	P	ERA	WHIP
Joe Coleman, R ERA: 3.98	(1, 1)	5.0	L	22	5	5	5	4	2	0	0	0	0	2	28	36	9.00	1.400
Dean Chance, R ERA: 3.44	(6, 1)	2.0		8	1	0	0	1	1	0	0	0	0	0	9	13	0.00	1.000
Mike Kilkenny, L ERA: 5.24	(8, 1)	0.2		6	3	1	1	0	2	0	0	0	0	0	4	12	13.50	7.500
Bill Denehy, R ERA: 2.77	(8, 1)	1.1		6	0	0	0	2	2	0	0	0	0	0	8	16	0.00	1.500

PITCHER	IP	WLS	BF	H	R	ER	SO	BB	IBB	HBP	BLK	WP	HR	S	P	ERA	WHIP

Boston Red Sox @ Detroit Tigers

Tiger Stadium, Detroit, MI

Wed Jun 30 1971, 7:05 PM EDT

Att. 20,528 - Unknown

TOP

livebaseballscorecards.com

AB	35
R	6
H	9
RBI	6
BB	7
SO	7
LOB	17

WP: 0 PB: 0 SB: 1 CS: 0 PA: 42

Boston Red Sox @ Detroit Tigers

Tiger Stadium, Detroit, MI

Wed Jun 30 1971, 7:05 PM EDT

Att. 20,528 - Unknown

BOTTOM

Batter	1	2	3	4	5	6	7	8	9	AB	R	H	RBI	BB	SO	LOB
Ike Brown, R (1, 3) OBP: 0.378, SLG: 0.556	S S S 0-3 K ①	x 0-0 4-3 ③		x 0-0 6-3 ③			x 0-0 6-3 ②		S S S 0-3 K ①	5	0	0	0	0	2	5
Tony Taylor, R (1, 4) OBP: 0.294, SLG: 0.302	x 0-0 1-3 ②		x 0-0 F9 HR 2B		x 0-0 6-3 ①		x 0-0 6-3 ③		x 0-0 4-3-6-3-4 1-2 2-3 1B	5	1	2	0	0	0	0
Al Kaline, R (1, 9) OBP: 0.470, SLG: 0.505	B B B B 4-0 1B BB		x 0-0 F3 ①		S S S 0-3 K ②			B B B 4-0 1B BB	x 0-0 L4-3-6-3-4 ② ③ 1-2 2-H 3-H	3	0	0	0	2	1	2
Willie Horton, R (1, 7) OBP: 0.341, SLG: 0.500	x 0-0 1-2 1B		x 0-0 F9 ② 2-3		x 0-0 4-3 ③			x 0-0 1-2 1B		4	0	2	0	0	0	1
Bill Freehan, R (1, 2) OBP: 0.330, SLG: 0.427	x 0-0 F8 ③		x 0-0 3-H HR			x 0-0 F9 ①		x 0-0 F9 ①		4	1	1	2	0	0	4
Aurelio Rodriguez, R (1, 5) OBP: 0.285, SLG: 0.375		x 0-0 F8 ①	x 0-0 5-3 ③			x 0-0 6-3 2B		x 0-0 F4 ②		4	0	1	0	0	0	2
Mickey Stanley, R (1, 8) OBP: 0.340, SLG: 0.387		x 0-0 1B FC3-2 1B		x 0-0 F8 ①		x 0-0 6-3 ② 2-3		x 0-0 L5 ③		4	0	1	0	0	0	3
Ed Brinkman, R (1, 6) OBP: 0.272, SLG: 0.255		x 0-0 FC3-2 1-3 1B		x 0-0 SH1-4 1B		x 0-0 F2 ③			x 0-0 1B 1B L4-3-6-3-4 1B	4	1	3	0	0	0	1
Joe Coleman, R (1, 1) OBP: 0.171, SLG: 0.132 Dean Chance, R (6, 1) Dalton Jones, L (7, PH) OBP: 0.289, SLG: 0.469 Mike Kilkenny, R (8, 1) Bill Denehy, S (8, 1) Jim Northrup, L (9, PH) OBP: 0.367, SLG: 0.459		x 0-0 FC3-2 ② 1-2 3-H		x 0-0 SH1-4 ② 1-2			0-0 0-0 0-3 K ①		x 0-0 1B 1-2 L4-3-6-3-4 1B	1 0 1 0 0 0 1	0 0 0 0 0 0 1	0 0 0 0 0 0 0	0 0 0 0 0 0 0	0 0 1 0 0 0 0	0 0 0 0 0 0 0	2 0 0 0 0 0 0
Inning Stats	R: 0 H: 1 E: 0 LOB: 2 K: 1 BB: 1 S: 6 P: 10	R: 0 H: 2 E: 0 LOB: 2 K: 0 BB: 0 S: 5 P: 5	R: 2 H: 2 E: 0 LOB: 0 K: 0 BB: 0 S: 5 P: 5	R: 0 H: 1 E: 0 LOB: 1 K: 0 BB: 0 S: 4 P: 4	R: 0 H: 0 E: 0 LOB: 0 K: 1 BB: 0 S: 5 P: 5	R: 0 H: 1 E: 0 LOB: 1 K: 0 BB: 0 S: 4 P: 4	R: 0 H: 0 E: 0 LOB: 0 K: 1 BB: 0 S: 5 P: 5	R: 0 H: 1 E: 0 LOB: 2 K: 0 BB: 1 S: 4 P: 8	R: 2 H: 3 E: 0 LOB: 0 K: 1 BB: 0 S: 7 P: 7	1B: 8 SF: 0 2B: 2 SAC: 1 3B: 0 DP: 1 HR: 1 HBP: 0						

livebaseballscorecards.com

AB	36
R	4
H	11
RBI	2
BB	2
SO	4
LOB	20

PITCHER		IP	WLS	BF	H	R	ER	SO	BB	IBB	HBP	BLK	WP	HR	S	P	ERA	WHIP
Gary Peters, L ERA: 4.74	(1, 1)	8.1	W	38	11	4	4	4	2	0	0	0	0	1	44	52	4.32	1.560
Bobby Bolin, R ERA: 3.03	(9, 1)	0.2	S	1	0	0	0	0	0	0	0	0	0	0	1	1	0.00	0.000

PITCHER	IP	WLS	BF	H	R	ER	SO	BB	IBB	HBP	BLK	WP	HR	S	P	ERA	WHIP

Batter	1	2	3	4	5	6	7	8	9	AB	R	H	RBI	BB	SO	LOB
John Kennedy, R (1, 4) (9, 6) OBP: 0.396, SLG: 0.483	1-3		FC5, SH1-3, 1-2, 1B		4-3, 1-3		FC6-4, E, 1B	F6		5	0	2	0	0	0	2
Luis Aparicio, R (1, 6) OBP: 0.256, SLG: 0.275	L9		SH1-3, 1-2, 2-3		3-H, 1B		E1, FC6-4, 1-2		H, 1-0, 1B, HR, HBP	3	0	1	1	0	0	1
Buddy Hunter, R (9, PR) (9, 4)										0	1	0	0	0	0	0
Reggie Smith, S (1, 9) OBP: 0.356, SLG: 0.497	6-3		5-3		F3		FC6-4, G4-6-3, 1-2f, 2-3		1-2, HR, 1B	5	1	1	0	0	0	5
Carl Yastrzemski, L (1, 7) OBP: 0.421, SLG: 0.462		L8	BB		L9		G4-6-3, 1-2f		S, S, S, 0-3, K	4	0	0	0	1	1	5
Rico Petrocelli, R (1, 5) OBP: 0.355, SLG: 0.436		HR, 2B	FC5, 2-3f			F7		5-3	1-H, 2-H, HR	5	2	2	3	0	0	3
George Scott, R (1, 3) OBP: 0.323, SLG: 0.429		2-H, HR		S, S, S, 0-3, K		B, B, B, B, BB	1-2, BB	B, B, B, B, 2B, 6-3, BB	F3	3	2	1	2	2	1	1
Billy Conigliaro, R (1, 8) OBP: 0.337, SLG: 0.493		B, B, B, B, G6-4-3, BB		G6-4-3, 1B		B, B, B, B, 1-2, BB		1-3, 1B, 2B	F4	3	1	2	0	2	0	1
Bob Montgomery, R (1, 2) OBP: 0.352, SLG: 0.306		G6-4-3, 1-2f		G6-4-3, 1-2f		S, S, S, K		6-3, 3-H		4	0	0	1	0	1	5
Sonny Siebert, R (1, 1) OBP: 0.296, SLG: 0.565			SH1-3, 1B		4-3, WP, 1B	4-3		2-H, 1B		2	1	2	0	0	0	0
Mike Fiore, L (6, PH) OBP: 0.257, SLG: 0.103										1	0	0	0	0	0	2
Ken Brett, L (6, 1) OBP: 0.222, SLG: 0.222										0	0	0	0	0	0	0
Phil Gagliano, R (8, PH) OBP: 0.643, SLG: 0.667										1	0	1	1	0	0	0
Ken Tatum, R (8, 1) OBP: 0.600, SLG: 0.333										0	0	0	0	0	0	0
Bill Lee, L (8, 1) OBP: 0.222, SLG: 0.222										0	0	0	0	0	0	0
Inning Stats	R: 0 E: 0 K: 0 S: 3 H: 0 LOB: 0 BB: 0 P: 3	R: 2 E: 0 K: 0 S: 4 H: 2 LOB: 0 BB: 1 P: 8	R: 0 E: 0 K: 0 S: 5 H: 2 LOB: 3 BB: 1 P: 9	R: 0 E: 0 K: 1 S: 5 H: 1 LOB: 0 BB: 0 P: 5	R: 1 E: 0 K: 0 S: 5 H: 2 LOB: 1 BB: 0 P: 5	R: 0 E: 0 K: 1 S: 5 H: 0 LOB: 2 BB: 2 P: 13	R: 0 E: 1 K: 0 S: 4 H: 1 LOB: 1 BB: 0 P: 4	R: 2 E: 0 K: 0 S: 5 H: 2 LOB: 1 BB: 1 P: 9	R: 3 E: 0 K: 1 S: 7 H: 2 LOB: 1 BB: 0 P: 8	1B: 8 2B: 2 3B: 0 HR: 2 SF: 0 SAC: 1 DP: 3 HBP: 1							

PITCHER		IP	WLS	BF	H	R	ER	SO	BB	IBB	HBP	BLK	WP	HR	S	P	ERA	WHIP
Bill Gilbreth, L ERA: 2.51	(1, 1)	5.1		24	7	3	3	1	3	0	0	0	1	1	23	35	5.06	1.875
Dean Chance, R ERA: 3.41	(6, 1)	0.2		5	1	0	0	1	1	0	0	0	0	0	6	10	0.00	3.000
Fred Scherman, L ERA: 2.73	(7, 1)	3.0	L	14	4	5	5	1	1	0	1	0	0	1	14	19	15.00	1.667

PITCHER	IP	WLS	BF	H	R	ER	SO	BB	IBB	HBP	BLK	WP	HR	S	P	ERA	WHIP

TOP

Boston Red Sox @ Detroit Tigers

Tiger Stadium, Detroit, MI

Thu Jul 01 1971, 7:05 PM EDT

Att. 16,961 - Unknown

livebaseballscorecards.com

AB	36
R	8
H	12
RBI	8
BB	5
SO	3
LOB	25

WP: 1 PB: 0 SB: 0 CS: 0 PA: 43

Boston Red Sox @ Detroit Tigers

Tiger Stadium, Detroit, MI

Thu Jul 01 1971, 7:05 PM EDT

Att. 16,961 - Unknown

BOTTOM

Batter	1	2	3	4	5	6	7	8	9	AB	R	H	RBI	BB	SO	LOB
Dick McAuliffe, L (1, 4) OBP: 0.274, SLG: 0.352	F6	G3		E1 L5-4-3		K		1B 1-2 2-H 1B		5	0	1	1	0	1	0
Al Kaline, R (1, 9) OBP: 0.473, SLG: 0.509	2B 2B	BBBB 4-0 BB		L5-4-3 1-2		L7		1-2 2-H 1B		4	1	2	1	1	0	1
Jim Northrup, L (1, 8) (7, 7) OBP: 0.367, SLG: 0.463	1B 2-H 2B	4-3		1B			F4	3-1		5	1	2	1	0	0	3
Willie Horton, R (1, 7) OBP: 0.338, SLG: 0.495 Mickey Stanley, R (7, 8) OBP: 0.336, SLG: 0.383	K	F8	5-3				F4		K	3 2	0 0	0 0	0 0	0 0	1 1	2 0
Norm Cash, L (1, 3) OBP: 0.398, SLG: 0.612	1B 2-H 1B	3-1			4-3 SF9 2B		K		K	5	2	2	1	0	2	0
Aurelio Rodriguez, R (1, 5) OBP: 0.291, SLG: 0.383	FC5-6 1B 1-2 1B	1B 2B		4-3 2-3				K	FC6-4 1B	5	1	3	0	0	1	1
Bill Freehan, R (1, 2) OBP: 0.335, SLG: 0.430	1-2 2-H 1B	E 2-H 1B		SF9 3-H				FC6-4 BB	1-2f FC6-4	3	0	2	3	1	0	1
Ed Brinkman, R (1, 6) OBP: 0.269, SLG: 0.251	FC5-6 2-3f	E6 1-2		6-3				1B 1-2f FC6-4 1B		4	1	0	0	0	0	4
Bill Gilbreth, L (1, 1) OBP: 0.333, SLG: 0.333 Dean Chance, R (6, 1) Fred Scherman, L (7, 1) OBP: 0.364, SLG: 0.300		K	K			K		1B 1-2 1B		2 1 1	0 0 1	0 0 1	0 0 0	0 0 0	2 1 0	2 0 0
Inning Stats	R: 3 E: 0 K: 1 S: 10 H: 5 LOB: 2 BB: 0 P: 10	R: 0 E: 0 K: 1 S: 5 H: 0 LOB: 1 BB: 1 P: 9	R: 1 E: 1 K: 1 S: 8 H: 2 LOB: 2 BB: 0 P: 8	R: 0 E: 1 K: 0 S: 4 H: 1 LOB: 1 BB: 0 P: 4	R: 1 E: 0 K: 0 S: 4 H: 1 LOB: 0 BB: 0 P: 4	R: 0 E: 0 K: 2 S: 7 H: 0 LOB: 0 BB: 0 P: 7	R: 0 E: 0 K: 1 S: 5 H: 0 LOB: 0 BB: 0 P: 5	R: 2 E: 0 K: 1 S: 8 H: 3 LOB: 2 BB: 1 P: 12	R: 0 E: 0 K: 2 S: 8 H: 1 LOB: 1 BB: 0 P: 8	1B: 9 2B: 4 3B: 0 HR: 0 SF: 1 SAC: 0 DP: 1 HBP: 0						

livebaseballscorecards.com

AB	40
R	7
H	13
RBI	7
BB	2
SO	9
LOB	14

PITCHER	IP	WLS	BF	H	R	ER	SO	BB	IBB	HBP	BLK	WP	HR	S	P	ERA	WHIP
Sonny Siebert, R (1, 1) ERA: 2.84	5.0		26	9	5	5	3	1	0	0	0	0	0	31	35	9.00	2.000
Ken Brett, L (6, 1) ERA: 3.32	2.0		6	0	0	0	3	0	0	0	0	0	0	12	12	0.00	0.000
Ken Tatum, R (8, 1) ERA: 4.03	0.2		6	3	2	2	1	1	0	0	0	0	0	7	11	27.00	6.000
Bill Lee, L (8, 1) ERA: 3.18	1.1	W	5	1	0	0	2	0	0	0	0	0	0	9	9	0.00	0.750

PITCHER	IP	WLS	BF	H	R	ER	SO	BB	IBB	HBP	BLK	WP	HR	S	P	ERA	WHIP

Baltimore Orioles @ Detroit Tigers

Tiger Stadium, Detroit, MI

Fri Jul 02 1971, 7:05 PM EDT

Att. 37,829 - Unknown

TOP

livebaseballscorecards.com

Batter	1	2	3	4	5	6	7	8	9	AB	R	H	RBI	BB	SO	LOB
Merv Rettenmund, R (1, 7) OBP: 0.432, SLG: 0.391	6-3		4-3			FC5 BB BB		G5-4-3 2-H 1B		3	0	1	1	1	0	0
Paul Blair, R (1, 8) OBP: 0.284, SLG: 0.363	L5		L7			F2		B3		4	0	0	0	0	0	3
Brooks Robinson, R (1, 5) OBP: 0.339, SLG: 0.387	BB			L9		K		G5-4-3 1-2f		3	0	0	0	1	1	3
Frank Robinson, R (1, 9) OBP: 0.400, SLG: 0.507	F7			5-3		1-2 2-3 BB			BB	2	0	0	0	2	0	1
Davey Johnson, R (1, 4) OBP: 0.362, SLG: 0.411		K		K		FC5 2-3f			K	2	0	0	0	0	2	0
Curt Motton, R (6, PH) OBP: 0.316, SLG: 0.071										1	0	0	0	0	0	3
Jerry Davanon, R (6, 4) OBP: 0.484, SLG: 0.440										1	0	0	0	0	1	1
Boog Powell, L (1, 3) OBP: 0.365, SLG: 0.415		1B			4-3		4-3		F5	4	0	1	0	0	0	1
Mark Belanger, R (1, 6) OBP: 0.372, SLG: 0.331		F4			G6-4-3 1B		L5		F4	4	0	1	0	0	0	2
Andy Etchebarren, R (1, 2) OBP: 0.257, SLG: 0.308		F8			G6-4-3 1-2f		K			3	0	0	0	0	1	2
Dave McNally, R (1, 1) OBP: 0.180, SLG: 0.204			K			BB 2B		1B 2B		2	0	1	0	0	1	0
Don Buford, S (8, PH) OBP: 0.437, SLG: 0.537										1	1	1	0	0	0	0
Tom Dukes, R (8, 1) OBP: 0.167, SLG: 0.333										0	0	0	0	0	0	0
Eddie Watt, R (8, 1)										0	0	0	0	0	0	0

	AB	30
	R	1
	H	5
	RBI	1
	BB	4
	SO	6
	LOB	16

Inning Stats	1	2	3	4	5	6	7	8	9
	R: 0 E: 0 K: 0 S: 3	H: 0 LOB: 1 BB: 1 P: 7	R: 0 E: 0 K: 1 S: 6	H: 1 LOB: 1 BB: 0 P: 6	R: 0 E: 0 K: 1 S: 5	H: 0 LOB: 0 BB: 0 P: 5	R: 0 E: 0 K: 0 S: 3	H: 1 LOB: 0 BB: 0 P: 3	R: 0 E: 0 K: 1 S: 6	H: 1 LOB: 3 BB: 2 P: 14	R: 0 E: 0 K: 1 S: 5	H: 0 LOB: 0 BB: 0 P: 5	R: 1 E: 0 K: 0 S: 4	H: 2 LOB: 0 BB: 0 P: 4	R: 0 E: 0 K: 1 S: 5	H: 0 LOB: 1 BB: 1 P: 9

	1B: 3	SF: 0	WP: 0	PA: 34
	2B: 2	SAC: 0	PB: 0	
	3B: 0	DP: 2	SB: 0	
	HR: 0	HBP: 0	CS: 0	

PITCHER	IP	WLS	BF	H	R	ER	SO	BB	IBB	HBP	BLK	WP	HR	S	P	ERA	WHIP
Mickey Lolich, L (1, 1) ERA: 3.05	9.0	W	34	5	1	1	6	4	0	0	0	0	0	42	58	1.00	1.000

PITCHER	IP	WLS	BF	H	R	ER	SO	BB	IBB	HBP	BLK	WP	HR	S	P	ERA	WHIP

Baltimore Orioles @ Detroit Tigers

Tiger Stadium, Detroit, MI

Fri Jul 02 1971, 7:05 PM EDT

Att. 37,829 - Unknown

BOTTOM

Batter	1	2	3	4	5	6	7	8	9	AB	R	H	RBI	BB	SO	LOB
Aurelio Rodriguez, R (1, 5) OBP: 0.294, SLG: 0.388	6-3			6-3		2B 1B		2B 2B		4	2	2	0	0	0	0
Tony Taylor, R (1, 4) OBP: 0.305, SLG: 0.327	K			1B		FC5 1-H 2B		F3 WP 2-H 2B		4	1	3	2	0	1	0
Al Kaline, R (1, 9) OBP: 0.469, SLG: 0.502	F3			L5-3		BB		F3 2-3		3	0	0	0	1	0	1
Willie Horton, R (1, 7) OBP: 0.337, SLG: 0.489		4-3			6-3	FC5 2-3f		WP IBB		3	0	0	0	1	0	2
Norm Cash, L (9, 3) OBP: 0.398, SLG: 0.612										0	0	0	0	0	0	0
Bill Freehan, R (1, 2) OBP: 0.337, SLG: 0.439		K			3B		FC3-6 1B	F8		4	0	2	0	0	1	2
Jim Northrup, L (1, 3) OBP: 0.365, SLG: 0.457 (9, 7)		4-3			F8		FC3-6 1B 1-2f	1-2 3-H IBB		3	0	0	0	1	0	2
Mickey Stanley, R (1, 8) OBP: 0.335, SLG: 0.381			4-3		F8		1B	F7		4	0	1	0	0	0	3
Ed Brinkman, R (1, 6) OBP: 0.266, SLG: 0.248			1-3			5-3	F7			3	0	0	0	0	0	2
Mickey Lolich, S (1, 1) OBP: 0.250, SLG: 0.121			K			K	P1			3	0	0	0	0	2	2
Inning Stats	R: 0 H: 0 E: 0 LOB: 0 K: 1 BB: 0 S: 5 P: 5	R: 0 H: 0 E: 0 LOB: 0 K: 1 BB: 0 S: 5 P: 5	R: 0 H: 0 E: 0 LOB: 0 K: 1 BB: 0 S: 5 P: 5	R: 0 H: 1 E: 0 LOB: 0 K: 0 BB: 0 S: 3 P: 3	R: 0 H: 1 E: 0 LOB: 1 K: 0 BB: 0 S: 4 P: 4	R: 1 H: 2 E: 0 LOB: 2 K: 1 BB: 1 S: 7 P: 11	R: 0 H: 2 E: 0 LOB: 2 K: 0 BB: 0 S: 5 P: 5	R: 2 H: 2 E: 0 LOB: 2 K: 0 BB: 2 S: 5 P: 13		1B: 4 SF: 0 2B: 3 SAC: 0 3B: 1 DP: 0 HR: 0 HBP: 0						

livebaseballscorecards.com

AB	31
R	3
H	8
RBI	2
BB	3
SO	4
LOB	14

WP: 1 PA: 34
PB: 0
SB: 0
CS: 0

PITCHER		IP	WLS	BF	H	R	ER	SO	BB	IBB	HBP	BLK	WP	HR	S	P	ERA	WHIP
Dave McNally, L ERA: 3.09	(1, 1)	7.0		27	6	1	1	4	1	0	0	0	0	0	34	38	1.29	1.000
Tom Dukes, R ERA: 3.1	(8, 1)	0.1	L	4	2	2	2	0	0	1	0	0	0	0	3	7	54.00	6.000
Eddie Watt, R ERA: 2.05	(8, 1)	0.2		3	0	0	0	0	0	1	0	0	1	0	2	6	0.00	0.000

PITCHER		IP	WLS	BF	H	R	ER	SO	BB	IBB	HBP	BLK	WP	HR	S	P	ERA	WHIP

Baltimore Orioles @ Detroit Tigers

Tiger Stadium, Detroit, MI

Sat Jul 03 1971, 4:33 AM EDT

Att. 18,091 - Unknown

TOP

livebaseballscorecards.com

Batter	1	2	3	4	5	6	7	8	9	AB	R	H	RBI	BB	SO	LOB
Don Buford, S (1, 7) OBP: 0.437, SLG: 0.530	F6		BB	K			IBB		6-3	3	1	0	0	2	1	0
Mark Belanger, R (1, 6) OBP: 0.375, SLG: 0.337	2B		BB	K			G6-4-3		F8	4	1	2	1	1	1	0
Frank Robinson, R (1, 3) (8, 9) OBP: 0.396, SLG: 0.498	1-3		F4	K			G6-4-3		BB	4	1	0	0	1	1	5
Brooks Robinson, R (1, 5) OBP: 0.343, SLG: 0.391	K		2B	L9				BB	1B	4	2	2	1	1	1	1
Merv Rettenmund, R (1, 9) (8, 8) OBP: 0.439, SLG: 0.417		HR	BB	F8				2B	1B	4	2	3	2	1	0	0
Paul Blair, R (1, 8) OBP: 0.294, SLG: 0.374		G5-4-3	2B	CS				2B	L9	2	0	2	4	2	0	0
Davey Johnson, R (8, PR) OBP: 0.362, SLG: 0.411										0	0	0	0	0	0	0
Boog Powell, L (8, 3) OBP: 0.363, SLG: 0.414										1	0	0	0	0	0	2
Andy Etchebarren, R (1, 2) OBP: 0.257, SLG: 0.299		K	F7			F7		G4-6-3		3	0	0	0	1	1	4
Jerry Davanon, R (1, 4) OBP: 0.457, SLG: 0.414		G5-4-3		6-3			SH3	L9		4	1	1	0	0	0	3
Pat Dobson, R (1, 1) OBP: 0.196, SLG: 0.159			F5	6-3			SH3	G4-6-3		3	0	0	0	0	0	2

AB	32
R	8
H	10
RBI	8
BB	9
SO	5
LOB	17

Inning Stats	1	2	3	4	5	6	7	8	9
	R: 0 E: 0 K: 1 S: 6	H: 1 LOB: 1 BB: 0 P: 6	R: 1 E: 0 K: 1 S: 5	H: 1 LOB: 0 BB: 1 P: 9	R: 3 E: 0 K: 0 S: 5	H: 2 LOB: 2 BB: 3 P: 17	R: 0 E: 0 K: 1 S: 5	H: 0 LOB: 0 BB: 0 P: 5	R: 0 E: 0 K: 2 S: 7	H: 0 LOB: 0 BB: 0 P: 7
	R: 0 E: 0 K: 0 S: 2	H: 0 LOB: 0 BB: 1 P: 6	R: 1 E: 0 K: 0 S: 4	H: 2 LOB: 1 BB: 1 P: 8	R: 2 E: 0 K: 0 S: 4	H: 2 LOB: 1 BB: 2 P: 12	R: 1 E: 0 K: 0 S: 5	H: 2 LOB: 2 BB: 1 P: 9		

1B: 4 2B: 5 3B: 0 HR: 1	SF: 0 SAC: 1 DP: 3 HBP: 0	WP: 0 PB: 0 SB: 1 CS: 1	PA: 42
---	---	---	---

PITCHER		IP	WLS	BF	H	R	ER	SO	BB	IBB	HBP	BLK	WP	HR	S	P	ERA	WHIP
Les Cain, L ERA: 3.08	(1, 1)	2.2	L	14	3	4	4	2	4	0	0	0	0	1	14	30	13.50	2.625
Dean Chance, R ERA: 3.25	(3, 1)	3.1		11	1	0	0	3	1	0	0	0	0	0	16	20	0.00	0.600
Joe Niekro, R ERA: 4.92	(7, 1)	0.1		4	2	1	1	0	0	1	0	0	0	0	3	7	27.00	6.000
Bill Denehy, R ERA: 3.38	(7, 1)	0.2		4	2	2	2	0	1	0	0	0	0	0	3	7	27.00	4.500
Chuck Seelbach, R ERA:	(8, 1)	1.0		3	0	0	0	0	1	0	0	0	0	0	2	6	0.00	1.000

PITCHER		IP	WLS	BF	H	R	ER	SO	BB	IBB	HBP	BLK	WP	HR	S	P	ERA	WHIP
Mike Kilkenny, L ERA: 5.32	(9, 1)	1.0		6	2	1	1	0	1	0	0	0	0	0	5	9	9.00	3.000

Baltimore Orioles @ Detroit Tigers

Tiger Stadium, Detroit, MI

Sat Jul 03 1971, 4:33 AM EDT

Att. 18,091 - Unknown

BOTTOM

Batter	1	2	3	4	5	6	7	8	9	AB	R	H	RBI	BB	SO	LOB
Dick McAuliffe, L (1, 4) OBP: 0.270, SLG: 0.347	G3			K		F6		4-3		4	0	0	0	0	1	2
Al Kaline, R (1, 9) OBP: 0.463, SLG: 0.493	L9			L6-3		K			L5-3	4	0	0	0	0	1	0
Jim Northrup, L (1, 8) OBP: 0.367, SLG: 0.468	K			BB			1-3		HR	3	1	1	1	1	1	0
Willie Horton, R (1, 7) OBP: 0.335, SLG: 0.486		F8		K			5-3		FC5, 1B	4	0	1	0	0	1	1
Norm Cash, L (1, 3) OBP: 0.396, SLG: 0.605		K			F8		K		1-2	4	0	1	0	0	2	0
Aurelio Rodriguez, R (1, 5) OBP: 0.293, SLG: 0.386 (7, 6)		K			1B			F7	F8	4	0	1	0	0	1	2
Bill Freehan, R (1, 2) OBP: 0.336, SLG: 0.434		K			F2			4-1, 1B	FC5 2-3f	3	0	0	0	1	1	3
Ed Brinkman, R (1, 6) OBP: 0.264, SLG: 0.246 Joe Niekro, R (7, 1) OBP: 0.316, SLG: 0.294 Bill Denehy, S (7, 1) Chuck Seelbach, R (8, 1) Dalton Jones, L (8, PH) OBP: 0.298, SLG: 0.476 Mike Kilkenny, R (9, 1)		K			F4			4-1 1-2		2 0 0 0 1 0	0 0 0 0 0 0	0 0 0 0 1 0	0 0 0 0 0 0	0 0 0 0 0 0	1 0 0 0 0 0	1 0 0 0 0 0
Les Cain, L (1, 1) OBP: 0.227, SLG: 0.238 Dean Chance, R (3, 1) Kevin Collins, L (6, PH) OBP: 0.294, SLG: 0.471 (7, 5)		K				4-3		4-1 1-2 2-3		0 1 2	0 0 0	0 0 0	0 0 0	0 1 0	0 0 0	0 0 2
Inning Stats	R: 0 E: 0 K: 1 S: 5 H: 0 LOB: 0 BB: 0 P: 5	R: 0 E: 0 K: 2 S: 7 H: 0 LOB: 0 BB: 0 P: 7	R: 0 E: 0 K: 3 S: 9 H: 0 LOB: 0 BB: 0 P: 9	R: 0 E: 0 K: 2 S: 7 H: 0 LOB: 1 BB: 1 P: 11	R: 0 E: 0 K: 0 S: 4 H: 1 LOB: 1 BB: 0 P: 4	R: 0 E: 0 K: 1 S: 5 H: 0 LOB: 0 BB: 0 P: 5	R: 0 E: 0 K: 1 S: 5 H: 0 LOB: 0 BB: 0 P: 5	R: 0 E: 0 K: 0 S: 4 H: 1 LOB: 2 BB: 1 P: 8	R: 1 E: 0 K: 0 S: 6 H: 3 LOB: 2 BB: 0 P: 6	1B: 4 2B: 0 3B: 0 HR: 1 SF: 0 SAC: 0 DP: 0 HBP: 0						

	AB	32
	R	1
	H	5
	RBI	1
	BB	2
	SO	10
	LOB	11

livebaseballscorecards.com

PITCHER		IP	WLS	BF	H	R	ER	SO	BB	IBB	HBP	BLK	WP	HR	S	P	ERA	WHIP
Pat Dobson, R ERA: 3.36	(1, 1)	9.0	W	34	5	1	1	10	2	0	0	0	0	1	52	60	1.00	0.778

PITCHER	IP	WLS	BF	H	R	ER	SO	BB	IBB	HBP	BLK	WP	HR	S	P	ERA	WHIP

Baltimore Orioles @ Detroit Tigers

Tiger Stadium, Detroit, MI

Sun Jul 04 1971, 4:33 AM EDT

Att. 23,410 - Unknown

TOP

livebaseballscorecards.com

Batter	1	2	3	4	5	6	7	8	9	AB	R	H	RBI	BB	SO	LOB
Don Buford, S (1, 7) OBP: 0.439, SLG: 0.525	BBBB 4-0 HR BB	IIII 4-0 2-3 HBP IBB			H 1-0 CS 1B HBP		X 0-0 ② F3		X 0-0 ③ F2	2	1	0	0	2	0	0
Mark Belanger, R (1, 6) OBP: 0.377, SLG: 0.337	SSS 0-3 ① K	H 1-0 1-2 HBP			X 0-0 1-2 1B		SSS 0-3 ③ K			3	0	1	0	0	2	1
Boog Powell, L (1, 3) OBP: 0.365, SLG: 0.427	X 0-0 1-H HR	X 0-0 ③ 4-3			X 0-0 ①② F5 2-3			X 0-0 1B 1B		4	1	2	2	0	0	5
Brooks Robinson, R (1, 5) OBP: 0.339, SLG: 0.386	X 0-0 ② 5-3		SSS 0-3 ① K		X 0-0 ③ F4			X 0-0 ① F8		4	0	0	0	0	1	2
Elrod Hendricks, L (1, 2) OBP: 0.355, SLG: 0.409	BBBB 4-0 BB		X 0-0 ② G3			X 0-0 HR		X 0-0 1-3 SH1-3 1B		3	1	2	1	1	0	0
Merv Rettenmund, R (1, 8) (8, 9) OBP: 0.434, SLG: 0.411	X 0-0 ③ 4-3		X 0-0 ③ L9			X 0-0 ① F8		X 0-0 ② SH1-3 1-2		3	0	0	0	0	0	1
Terry Crowley, L (1, 9) OBP: 0.250, SLG: 0.143		X 0-0 ① F8		X 0-0 ① 4-3		X 0-0 ② G3		X 0-0 ③ G3		4	0	0	0	0	0	2
Paul Blair, R (8, 8) OBP: 0.294, SLG: 0.374										0	0	0	0	0	0	0
Jerry Davanon, R (1, 4) OBP: 0.436, SLG: 0.394		X 0-0 BLK SH1-4 1B		X 0-0 ② F8		SSS 0-3 ③ K			X 0-0 ① 5-3	4	0	1	0	0	1	0
Mike Cuellar, L (1, 1) OBP: 0.098, SLG: 0.119		X 0-0 ② SH1-4 1-2		SSS 0-3 ③ K			X 0-0 ① 3-4-1		SSS 0-3 ② K	3	0	0	0	0	2	0

| | | | | | | | | | |

Baltimore Orioles @ Detroit Tigers

Tiger Stadium, Detroit, MI

Sun Jul 04 1971, 4:33 AM EDT

Att. 23,410 - Unknown

BOTTOM

Batter	1	2	3	4	5	6	7	8	9	AB	R	H	RBI	BB	SO	LOB
Aurelio Rodriguez, R (1, 5) OBP: 0.293, SLG: 0.388	5-3		5-3			1B 2B		F8		4	1	1	0	0	0	1
Tony Taylor, R (1, 4) OBP: 0.310, SLG: 0.331	F8		2-3 1B			2-H 1B		F7		4	0	2	1	0	0	0
Al Kaline, R (1, 9) OBP: 0.456, SLG: 0.484	L5-3		F2			L6-3		L9		4	0	0	0	0	0	3
Willie Horton, R (1, 7) OBP: 0.338, SLG: 0.484		G4-6-3 1B		F3		BBBB BB			F8	3	0	1	0	1	0	0
Bill Freehan, R (1, 2) OBP: 0.335, SLG: 0.443		G4-6-3 1-2f		6-3		F8			HR	4	1	1	1	0	0	3
Mickey Stanley, R (1, 8) OBP: 0.333, SLG: 0.376		BBBB BB		F2		5-3			F7	3	0	0	0	1	0	2
Jim Northrup, L (1, 3) OBP: 0.362, SLG: 0.460		F8			P1		F8		SSS K	4	0	0	0	0	1	1
Ed Brinkman, R (1, 6) OBP: 0.261, SLG: 0.243			F7		1-3		F8			3	0	0	0	0	0	0
Joe Coleman, R (1, 1) OBP: 0.182, SLG: 0.171			1B 2B		6-3		1-3			3	0	1	0	0	0	0
Inning Stats	R: 0 H: 0 E: 0 LOB: 0 K: 0 BB: 0 S: 3 P: 3	R: 0 H: 1 E: 0 LOB: 1 K: 0 BB: 1 S: 3 P: 7	R: 0 H: 2 E: 0 LOB: 2 K: 0 BB: 0 S: 5 P: 5	R: 0 H: 0 E: 0 LOB: 0 K: 0 BB: 0 S: 3 P: 3	R: 0 H: 0 E: 0 LOB: 0 K: 0 BB: 0 S: 3 P: 3	R: 1 H: 2 E: 0 LOB: 2 K: 0 BB: 1 S: 5 P: 9	R: 0 H: 0 E: 0 LOB: 0 K: 0 BB: 0 S: 3 P: 3	R: 0 H: 0 E: 0 LOB: 0 K: 0 BB: 0 S: 3 P: 3	R: 1 H: 1 E: 0 LOB: 0 K: 1 BB: 0 S: 6 P: 6	1B: 3 SF: 0 2B: 2 SAC: 0 3B: 0 DP: 1 HR: 1 HBP: 0						

livebaseballscorecards.com

AB	32
R	2
H	6
RBI	2
BB	2
SO	1
LOB	10

WP: 0 PA: 34
PB: 0
SB: 0
CS: 0

PITCHER		IP	WLS	BF	H	R	ER	SO	BB	IBB	HBP	BLK	WP	HR	S	P	ERA	WHIP
Mike Cuellar, L ERA: 2.93	(1, 1)	9.0	W	34	6	2	2	1	2	0	0	0	0	1	34	42	2.00	0.889

PITCHER	IP	WLS	BF	H	R	ER	SO	BB	IBB	HBP	BLK	WP	HR	S	P	ERA	WHIP

Batter	1	2	3	4	5	6	7	8	9	AB	R	H	RBI	BB	SO	LOB
Horace Clarke, S (1, 4) OBP: 0.332, SLG: 0.314	5-3		2-H 1B	F2		5-3		G6-4-3 1-2f		5	0	1	1	0	0	3
Thurman Munson, R (1, 2) OBP: 0.341, SLG: 0.367	L9		K		E 1B 1B	F4			L8	5	1	1	0	0	1	1
Bobby Murcer, L (1, 8) OBP: 0.447, SLG: 0.577	F7		K		F3	FC6-4 1B			6-3	5	0	1	0	0	1	2
Roy White, S (1, 7) OBP: 0.372, SLG: 0.512		K		HR	E3 1B 1-2 1B	FC6-4 1-2f			6-3	5	2	1	1	0	1	2
Felipe Alou, R (1, 3) OBP: 0.301, SLG: 0.375		1B		1B E 1B	F9		5-3			4	1	2	0	0	0	2
Ron Swoboda, R (1, 9) OBP: 0.397, SLG: 0.396		F8		E 1-3 1B	1-H 2-H HR 1B		K			4	1	2	2	0	1	1
Ron Hansen, R (1, 5) OBP: 0.206, SLG: 0.238		F8		F9	1-H HR		L8			4	1	1	2	0	0	3
Gene Michael, S (1, 6) OBP: 0.337, SLG: 0.310			1B 2B	E4 1-2 3-H	E4			G6-4-3 1B		4	1	2	0	0	0	1
Stan Bahnsen, R (1, 1) OBP: 0.175, SLG: 0.236 Jim Hardin, R (2, 1) Len Boehmer, R (4, PH) Gary Jones, L (4, 1) Jerry Kenney, L (5, PH) OBP: 0.273, SLG: 0.333 Gary Waslewski, R (5, 1) Jack Aker, R (7, 1) Ron Blomberg, L (8, PH) OBP: 0.400, SLG: 0.500 Lindy McDaniel, R (8, 1) OBP: 0.000, SLG: 0.000		6-3	F3	F5				K		0 0 0 0 0 0 0 1 0 0 0 0 0 1 1 0 0 0 0 0 2 0 0 0 0 0 0 0 1 0 0 0 0 0 1 0 0 0 0 0 0 0 0 0 0 0 0 0 0 1 0 0 0 0 1 1 0 0 0 0 0 0 0						
Inning Stats	R: 0 E: 0 K: 0 S: 3 H: 0 LOB: 0 BB: 0 P: 3	R: 0 E: 0 K: 1 S: 6 H: 1 LOB: 1 BB: 0 P: 6	R: 1 E: 0 K: 2 S: 9 H: 2 LOB: 0 BB: 0 P: 9	R: 2 E: 1 K: 0 S: 7 H: 3 LOB: 2 BB: 0 P: 7	R: 4 E: 2 K: 0 S: 8 H: 3 LOB: 1 BB: 0 P: 8	R: 0 E: 0 K: 0 S: 4 H: 1 LOB: 1 BB: 0 P: 4	R: 0 E: 0 K: 1 S: 5 H: 0 LOB: 0 BB: 0 P: 5	R: 0 E: 0 K: 1 S: 5 H: 1 LOB: 0 BB: 0 P: 5	R: 0 E: 0 K: 0 S: 3 H: 0 LOB: 0 BB: 0 P: 3	1B: 8 2B: 1 3B: 0 HR: 2	SF: 0 SAC: 0 DP: 1 HBP: 0						

PITCHER	IP	WLS	BF	H	R	ER	SO	BB	IBB	HBP	BLK	WP	HR	S	P	ERA	WHIP
Mickey Lolich, L (1, 1) ERA: 3.01	9.0	W	40	11	7	2	5	0	0	0	0	0	2	50	50	2.00	1.222

PITCHER	IP	WLS	BF	H	R	ER	SO	BB	IBB	HBP	BLK	WP	HR	S	P	ERA	WHIP

TOP

New York Yankees @ Detroit Tigers

Tiger Stadium, Detroit, MI

Tue Jul 06 1971, 7:05 PM EDT

Att. 16,382 - Unknown - 80 F

livebaseballscorecards.com

AB	40
R	7
H	11
RBI	6
BB	0
SO	5
LOB	20

BOTTOM

New York Yankees @ Detroit Tigers

Tiger Stadium, Detroit, MI

Tue Jul 06 1971, 7:05 PM EDT

Att. 16,382 - Unknown - 80 F

Batter	1	2	3	4	5	6	7	8	9	AB	R	H	RBI	BB	SO	LOB
Dalton Jones, L (1, 7) OBP: 0.303, SLG: 0.483 Mickey Stanley, R (9, 8) OBP: 0.333, SLG: 0.376	3-1	HR 1B 1-2		HR 2B 1-3		B3		4-3		5	2	2	0	0	0	0
										0	0	0	0	0	0	0
Aurelio Rodriguez, R (1, 5) OBP: 0.288, SLG: 0.381	1-3	P4		5-3		K S S S		F9		5	0	0	0	0	1	4
Norm Cash, L (1, 3) OBP: 0.396, SLG: 0.629	F8	HR 1-H 2-H		HR 2-H 3-H		F4		3-1		5	2	2	6	0	0	0
Willie Horton, R (1, 9) OBP: 0.340, SLG: 0.488 (9, 7)		6-3 F8		2B			FC3-6 FC 1B 1B			4	1	2	0	0	0	0
Jim Northrup, L (1, 8) OBP: 0.364, SLG: 0.469 (9, 9)		1B 3B	4-3	F6			FC3-6 1-2 1B			4	1	2	0	0	0	1
Dick McAuliffe, L (1, 4) OBP: 0.270, SLG: 0.343		1B 3B BB B B B B	4-3	1-3			FC3-6 FC 1B 1-2f 2-3			3	2	0	0	1	0	3
Bill Freehan, R (1, 2) OBP: 0.338, SLG: 0.449		1B 3B 1-2 3-H	PO 2B		F7		FC 1-3 3-H			4	1	2	2	0	0	1
Ed Brinkman, R (1, 6) OBP: 0.268, SLG: 0.256		SH 3B 1-H 2-H	IBB		F9		1B 3-H			3	1	2	3	1	0	0
Mickey Lolich, S (1, 1) OBP: 0.254, SLG: 0.117		SH 1B HR 3-H	PO 2-3	2B HR BB B B B B	K S S S		F4			2	2	0	1	1	1	1
Inning Stats	R: 0 E: 0 K: 0 S: 3 H: 0 LOB: 0 BB: 0 P: 3	R: 7 E: 1 K: 0 S: 9 H: 5 LOB: 0 BB: 1 P: 13	R: 0 E: 0 K: 0 S: 3 H: 1 LOB: 1 BB: 1 P: 7	R: 3 E: 0 K: 0 S: 6 H: 3 LOB: 1 BB: 1 P: 10	R: 0 E: 0 K: 1 S: 5 H: 0 LOB: 0 BB: 0 P: 5	R: 0 E: 0 K: 1 S: 5 H: 0 LOB: 0 BB: 0 P: 5	R: 2 E: 1 K: 0 S: 6 H: 3 LOB: 1 BB: 0 P: 6	R: 0 E: 0 K: 0 S: 3 H: 0 LOB: 0 BB: 0 P: 3		1B: 5 2B: 3 3B: 2 HR: 2 SF: 0 SAC: 2 DP: 0 HBP: 0						

livebaseballscorecards.com

AB	35
R	12
H	12
RBI	12
BB	3
SO	2
LOB	10

WP: 0 PB: 0 SB: 0 CS: 0 PA: 40

PITCHER		IP	WLS	BF	H	R	ER	SO	BB	IBB	HBP	BLK	WP	HR	S	P	ERA	WHIP
Stan Bahnsen, R ERA: 3.04	(1, 1)	1.2	L	12	5	7	4	0	1	0	0	0	0	1	11	15	21.60	3.600
Jim Hardin, R ERA: 4.3	(2, 1)	1.1		5	1	0	0	0	0	1	0	0	0	0	4	8	0.00	0.750
Gary Jones, L ERA: 9.0	(4, 1)	1.0		7	3	3	3	0	1	0	0	0	0	1	6	10	27.00	4.000
Gary Waslewski, R ERA: 3.28	(5, 1)	2.1		9	2	2	2	2	0	0	0	0	0	0	13	13	7.71	0.857
Jack Aker, R ERA: 2.36	(7, 1)	0.2		3	1	0	0	0	0	0	0	0	0	0	3	3	0.00	1.500

PITCHER		IP	WLS	BF	H	R	ER	SO	BB	IBB	HBP	BLK	WP	HR	S	P	ERA	WHIP
Lindy McDaniel, R ERA: 6.64	(8, 1)	1.0		3	0	0	0	0	0	0	0	0	0	0	3	3	0.00	0.000

Batter	1	2	3	4	5	6	7	8	9	10	11	AB	R	H	RBI	BB	SO	LOB
Horace Clarke, S (1, 4) OBP: 0.334, SLG: 0.320	F8	G6-4-3, 1B		2B			4-3		F8		BB, 2B, 1B	6	1	3	0	0	0	1
Thurman Munson, R (1, 2) OBP: 0.345, SLG: 0.367	2B, 1B	G6-4-3 1-2f		5-3			6-3			2B, 1B	1-2, 2B, BB	5	2	2	0	1	0	2
Bobby Murcer, L (1, 8) OBP: 0.454, SLG: 0.592	1B, 1-H, FC4-6, 2B	S, 1B			FC4-6, BB			G3		1-3, 2B	1-H, 2-H, 2B	5	1	4	3	1	0	0
Roy White, S (1, 7) OBP: 0.374, SLG: 0.508	FC4-6, 1B, 1B, BB	K 1-2			FC4-6 1-2f			1B		IBB	5-3	4	1	1	0	2	1	3
Felipe Alou, R (1, 3) OBP: 0.300, SLG: 0.371	FC4-6, 1B 1-2 2-3		4-3		FC4-6, CS 1-2f			L9		L9		5	0	1	0	0	0	5
Ron Swoboda, R (1, 9) OBP: 0.397, SLG: 0.396 Ron Blomberg, L (1, PH) OBP: 0.417, SLG: 0.463 (1, 9)	FC4-6, 1B, 1B 1-2f 2-3 3-H		4-3		CS 1-2	L3		K		F4		0 5	0 0	0 0	0 1	0 0	0 1	0 6
Gene Michael, S (1, 6) OBP: 0.338, SLG: 0.312	1B 1-2 3-H, 1B		F7			3-4-1			1-3, 1B	F8		5	0	2	1	0	0	3
Jerry Kenney, L (1, 5) OBP: 0.373, SLG: 0.304	1-2 2-3, 1B			4-3			6-3		1-3 1-2		5-3	5	0	1	0	0	0	1
Fritz Peterson, S (1, 1) OBP: 0.174, SLG: 0.050 Mike Kekich, R (7, 1) OBP: 0.222, SLG: 0.222	4-3			K			K		2-H, 1B		F6	3 2	0 0	0 1	0 0	0 0	2 0	3 0
Inning Stats	R: 3 E: 0 K: 0 S: 8 H: 5 LOB: 3 BB: 1 P: 12	R: 0 E: 0 K: 1 S: 6 H: 2 LOB: 1 BB: 0 P: 6	R: 0 E: 0 K: 0 S: 3 H: 0 LOB: 0 BB: 0 P: 3	R: 0 E: 0 K: 1 S: 6 H: 1 LOB: 1 BB: 0 P: 6	R: 0 E: 0 K: 0 S: 2 H: 0 LOB: 0 BB: 1 P: 6	R: 0 E: 0 K: 0 S: 3 H: 0 LOB: 0 BB: 0 P: 3	R: 0 E: 0 K: 1 S: 5 H: 0 LOB: 0 BB: 0 P: 5	R: 0 E: 0 K: 1 S: 6 H: 1 LOB: 1 BB: 0 P: 6	R: 0 E: 0 K: 0 S: 4 H: 2 LOB: 1 BB: 0 P: 4	R: 0 E: 0 K: 0 S: 5 H: 2 LOB: 3 BB: 1 P: 9	R: 2 E: 0 K: 0 S: 5 H: 2 LOB: 1 BB: 1 P: 9	1B: 11 2B: 4 3B: 0 HR: 0	SF: 0 SAC: 0 DP: 1 HBP: 0	WP: 0 PB: 0 SB: 1 CS: 1	PA: 50			

PITCHER		IP	WLS	BF	H	R	ER	SO	BB	IBB	HBP	BLK	WP	HR	S	P	ERA	WHIP
Mike Kilkenny, L ERA: 5.85	(1, 1)	0.1		5	3	3	3	0	1	0	0	0	0	0	4	8	81.00	12.000
Dean Chance, R ERA: 3.05	(1, 1)	4.2		18	5	0	0	2	1	0	0	0	0	0	21	25	0.00	1.286
Tom Timmermann, R ERA: 3.93	(6, 1)	2.0		6	0	0	0	1	0	0	0	0	0	0	8	8	0.00	0.000
Fred Scherman, L ERA: 2.64	(8, 1)	2.0		11	5	0	0	1	0	1	0	0	0	0	12	16	0.00	2.500
Bill Denehy, R ERA: 3.81	(10, 1)	1.2	L	8	2	2	2	0	1	0	0	0	0	0	7	11	10.80	1.800

PITCHER		IP	WLS	BF	H	R	ER	SO	BB	IBB	HBP	BLK	WP	HR	S	P	ERA	WHIP
Joe Niekro, R ERA: 4.9	(11, 1)	0.1		1	0	0	0	0	0	0	0	0	0	0	1	1	0.00	0.000

TOP

New York Yankees @ Detroit Tigers

Tiger Stadium, Detroit, MI

Wed Jul 07 1971, 7:05 PM EDT

Att. 18,204 - Unknown

livebaseballscorecards.com

AB	45
R	5
H	15
RBI	5
BB	4
SO	4
LOB	24

Batter	1	2	3	4	5	6	7	8	9	10	11	AB	R	H	RBI	BB	SO	LOB
Aurelio Rodriguez, R (1, 5) OBP: 0.283, SLG: 0.374	5-3		5-3			P6	F7			F7		5	0	0	0	0	0	2
Tony Taylor, R (1, 4) OBP: 0.307, SLG: 0.323	4-3		4-3			F9		BBB 6-3 BB		4-3		4	0	0	0	1	0	0
Al Kaline, R (1, 9) OBP: 0.452, SLG: 0.478	L8			L7		L6-3		L7		HBP BB 1B		5	0	1	0	0	0	1
Willie Horton, R (1, 7) OBP: 0.340, SLG: 0.483		F9		F8			BBBB 4-0 HR BB	1-2 6-3		BBBB 4-0 1-2 HBP BB		3	1	0	0	2	0	1
Bill Freehan, R (1, 2) OBP: 0.346, SLG: 0.475		HR		F8			1-H HR	4-0 IBB		H 1-0 1-2 2-3 HBP		3	2	2	3	1	0	0
Norm Cash, L (1, 3) OBP: 0.396, SLG: 0.623		1B			F9		BB 1B	0-0 6-3		0-0 F5		5	0	2	0	0	0	5
Mickey Stanley, R (1, 8) OBP: 0.335, SLG: 0.373		F8		BBBB 4-0 BB			L7	SSS 0-3 K		G4-6-3 1B		4	0	1	0	1	1	2
Ed Brinkman, R (1, 6) OBP: 0.267, SLG: 0.252		L4			L8		BBBB 4-0 1-2 BB	5-3		F3		4	0	0	0	1	0	3
Mike Kilkenny, R (1, 1) Dean Chance, R (1, 1) Cesar Gutierrez, R (5, PH) OBP: 0.172, SLG: 0.172 Tom Timmermann, R (8, 1) Ike Brown, R (7, PH) Fred Scherman, LHP (8, 1) OBP: 0.333, SLG: 0.333 Bill Denehy, S (10, 1) Joe Niekro, R (11, 1) OBP: 0.000, SLG: 0.000 Dalton Jones, L (11, PH) OBP: 0.000, SLG: 0.000			SSS 0-3 K		4-3		SSS 0-3 K	F8		0-0 G4-6-3 1-2f		0 0 0 0 0 0 0 1 0 0 0 0 1 0 1 0 0 0 0 0 1 0 0 0 0 0 0 0 1 0 0 0 0 1 2 1 0 0 0 0 0 0 0 0 0 0 0 0 0 0 0 0 0 0 0 0 1 0 0 0 0 0 1							
Inning Stats	R: 0 H: 0 E: 0 LOB: 0 K: 0 BB: 0 S: 3 P: 3	R: 1 H: 2 E: 0 LOB: 1 K: 0 BB: 0 S: 5 P: 5	R: 0 H: 0 E: 0 LOB: 0 K: 1 BB: 0 S: 5 P: 5	R: 0 H: 0 E: 0 LOB: 0 K: 0 BB: 0 S: 3 P: 3	R: 0 H: 0 E: 0 LOB: 1 K: 0 BB: 1 S: 3 P: 7	R: 0 H: 0 E: 0 LOB: 0 K: 0 BB: 0 S: 3 P: 3	R: 2 H: 2 E: 0 LOB: 2 K: 1 BB: 2 S: 7 P: 15	R: 0 H: 0 E: 0 LOB: 2 K: 0 BB: 2 S: 3 P: 11	R: 0 H: 0 E: 0 LOB: 0 K: 1 BB: 0 S: 5 P: 5	R: 0 H: 1 E: 0 LOB: 3 K: 0 BB: 1 S: 4 P: 9	R: 0 H: 1 E: 0 LOB: 0 K: 0 BB: 0 S: 3 P: 3	1B: 4 SF: 0 2B: 0 SAC: 0 3B: 0 DP: 1 HR: 2 HBP: 1						

PITCHER		IP	WLS	BF	H	R	ER	SO	BB	IBB	HBP	BLK	WP	HR	S	P	ERA	WHIP
Fritz Peterson, L ERA: 3.5	(1, 1)	6.0		23	3	3	3	1	2	0	0	0	0	2	23	31	4.50	0.833
Mike Kekich, L ERA: 4.15	(7, 1)	5.0	W	22	3	0	0	2	3	1	1	0	0	0	21	38	0.00	1.200

PITCHER	IP	WLS	BF	H	R	ER	SO	BB	IBB	HBP	BLK	WP	HR	S	P	ERA	WHIP

BOTTOM

New York Yankees @ Detroit Tigers

Tiger Stadium, Detroit, MI

Wed Jul 07 1971, 7:05 PM EDT

Att. 18,204 - Unknown

livebaseballscorecards.com

AB	38
R	3
H	6
RBI	3
BB	6
SO	3
LOB	18

WP: 0	PA: 45
PB: 0	
SB: 0	
CS: 0	

Batter	1	2	3	4	5	6	7	8	9	AB	R	H	RBI	BB	SO	LOB
Horace Clarke, S (1, 4) OBP: 0.331, SLG: 0.316	6-3		6-3			P4		F8		4	0	0	0	0	0	0
Thurman Munson, R (1, 2) OBP: 0.347, SLG: 0.383	1B			5-3		HR			F4	4	1	2	1	0	0	0
Bobby Murcer, L (1, 8) OBP: 0.449, SLG: 0.584	F8			F3		F8			4-3	4	0	0	0	0	0	1
Roy White, S (1, 7) OBP: 0.369, SLG: 0.500	F8			5-3		F8			6-3	4	0	0	0	0	0	1
Felipe Alou, R (1, 3) OBP: 0.300, SLG: 0.371		F8			BB 1B		F9			3	0	1	0	0	0	0
Ron Swoboda, R (1, 9) OBP: 0.403, SLG: 0.393		B B B B 4-0 G6-4-3 BB			B B B B 4-0 1-2 BB		0-0 1-3			1	0	0	0	2	0	0
Gene Michael, S (1, 6) OBP: 0.334, SLG: 0.308		0-0 G6-4-3 1-2f			L7		F7			3	0	0	0	0	0	3
Jerry Kenney, L (1, 5) OBP: 0.368, SLG: 0.299			6-3		F8			S S S K		3	0	0	0	0	1	2
Steve Kline, R (1, 1) OBP: 0.227, SLG: 0.195			S S S K		S S S K			6-3		2	0	0	0	0	2	2
Ron Hansen, R (8, PH) OBP: 0.203, SLG: 0.234										1	0	0	0	0	0	0
Lindy McDaniel, R (8, 1) OBP: 0.200, SLG: 0.200										0	0	0	0	0	0	0
Inning Stats	R: 0 E: 0 K: 0 S: 4 H: 1 LOB: 1 BB: 0 P: 4	R: 0 E: 0 K: 0 S: 2 H: 0 LOB: 0 BB: 1 P: 6	R: 0 E: 0 K: 1 S: 5 H: 0 LOB: 0 BB: 0 P: 5	R: 0 E: 0 K: 0 S: 3 H: 0 LOB: 0 BB: 0 P: 3	R: 0 E: 0 K: 1 S: 6 H: 1 LOB: 2 BB: 1 P: 10	R: 1 E: 0 K: 0 S: 4 H: 1 LOB: 0 BB: 0 P: 4	R: 0 E: 0 K: 0 S: 3 H: 0 LOB: 0 BB: 0 P: 3	R: 0 E: 0 K: 1 S: 5 H: 0 LOB: 0 BB: 0 P: 5	R: 0 E: 0 K: 0 S: 3 H: 0 LOB: 0 BB: 0 P: 3	1B: 2 2B: 0 3B: 0 HR: 1 SF: 0 SAC: 0 DP: 1 HBP: 0						

PITCHER	IP	WLS	BF	H	R	ER	SO	BB	IBB	HBP	BLK	WP	HR	S	P	ERA	WHIP
Bill Gilbreth, L (1, 1) ERA: 1.93	9.0	W	31	3	1	1	3	2	0	0	0	0	1	35	43	1.00	0.556

PITCHER	IP	WLS	BF	H	R	ER	SO	BB	IBB	HBP	BLK	WP	HR	S	P	ERA	WHIP

New York Yankees @ Detroit Tigers

Tiger Stadium, Detroit, MI

Thu Jul 08 1971, 7:05 PM EDT

Att. 27,859 - Unknown

TOP

livebaseballscorecards.com

AB	29
R	1
H	3
RBI	1
BB	2
SO	3
LOB	9

PA: 31

WP: 0
PB: 0
SB: 0
CS: 0

Batter	1	2	3	4	5	6	7	8	9	AB	R	H	RBI	BB	SO	LOB
Dalton Jones, L (1, 7) OBP: 0.287, SLG: 0.457	6-3	6-3			G3	F7				4	0	0	0	0	0	1
Aurelio Rodriguez, R (1, 5) OBP: 0.282, SLG: 0.372	1B 2B 1B		F8		L1-3		5-3			4	1	1	0	0	0	0
Norm Cash, L (1, 3) OBP: 0.398, SLG: 0.621	2B 1-2 FC5-4 1B		F8		1B 1B		4-3			4	1	2	0	0	0	0
Willie Horton, R (1, 9) OBP: 0.343, SLG: 0.488 Mickey Stanley, R (2, 8) OBP: 0.339, SLG: 0.377	FC5-4 1-3 2-H 2B		1B		BB 1-3 1B		4-3			1 3	0 0	1 2	1 0	0 0	0 0	0 0
Jim Northrup, L (1, 8) (2, 9) OBP: 0.370, SLG: 0.469	FC5-4 IBB		4-3		B B B B FC5-4 1-2 BB			1B		2	0	1	0	2	0	1
Bill Freehan, R (1, 2) OBP: 0.345, SLG: 0.483	FC5-4 1-2f 2-3 3-H			HR	FC5-4 1-2f			F7		4	1	1	2	0	0	5
Dick McAuliffe, L (1, 4) OBP: 0.266, SLG: 0.338	4-3			P6		F2		K		4	0	0	0	0	1	2
Ed Brinkman, R (1, 6) OBP: 0.267, SLG: 0.253		F7		6-3		WP 1B				3	0	1	0	0	0	0
Bill Gilbreth, L (1, 1) OBP: 0.222, SLG: 0.222		K		K		K 1-2				3	0	0	0	0	3	1
Inning Stats	R: 2 E: 0 K: 0 S: 6 H: 3 LOB: 2 BB: 1 P: 10	R: 0 E: 0 K: 1 S: 5 H: 0 LOB: 0 BB: 0 P: 5	R: 0 E: 0 K: 0 S: 4 H: 1 LOB: 1 BB: 0 P: 4	R: 1 E: 0 K: 1 S: 6 H: 1 LOB: 0 BB: 0 P: 6	R: 0 E: 0 K: 0 S: 5 H: 2 LOB: 3 BB: 1 P: 9	R: 0 E: 0 K: 1 S: 6 H: 1 LOB: 1 BB: 0 P: 6	R: 0 E: 0 K: 0 S: 3 H: 0 LOB: 0 BB: 0 P: 3	R: 0 E: 0 K: 1 S: 5 H: 1 LOB: 0 BB: 0 P: 5		1B: 7 2B: 1 3B: 0 HR: 1 SF: 0 SAC: 0 DP: 0 HBP: 0				WP: 1 PB: 0 SB: 0 CS: 0 PA: 34		

PITCHER		IP	WLS	BF	H	R	ER	SO	BB	IBB	HBP	BLK	WP	HR	S	P	ERA	WHIP
Steve Kline, R ERA: 3.28	(1, 1)	7.0	L	31	8	3	3	3	1	1	0	0	1	1	35	43	3.86	1.286
Lindy McDaniel, R ERA: 6.49	(8, 1)	1.0		3	1	0	0	1	0	0	0	0	0	0	5	5	0.00	1.000

PITCHER	IP	WLS	BF	H	R	ER	SO	BB	IBB	HBP	BLK	WP	HR	S	P	ERA	WHIP

BOTTOM

New York Yankees @ Detroit Tigers

Tiger Stadium, Detroit, MI

Thu Jul 08 1971, 7:05 PM EDT

Att. 27,859 - Unknown

livebaseballscorecards.com

AB	32
R	3
H	9
RBI	3
BB	2
SO	4
LOB	10

Detroit Tigers @ Washington Senators

Robert F. Kennedy Memorial Stadium, Washington, DC

Fri Jul 09 1971, 7:05 PM EDT

Att. 12,800 - Unknown

livebaseballscorecards.com

TOP

Batter	1	2	3	4	5	6	7	8	9	10	11	AB	R	H	RBI	BB	SO	LOB
Dalton Jones, L (1, 7) OBP: 0.293, SLG: 0.448	WP S 1B		HBP	K			K		F8			4	0	1	0	0	2	2
Mickey Stanley, R (9, 8) OBP: 0.339, SLG: 0.377												0	0	0	0	0	0	0
Al Kaline, R (1, 9) OBP: 0.447, SLG: 0.472	L8		L5-4-3 1-2		L3		1B			L8		5	0	1	0	0	0	2
Norm Cash, L (1, 3) OBP: 0.394, SLG: 0.610	F8		BB HBP		F8		F5			K		4	0	0	0	0	1	2
Bill Freehan, R (1, 2) OBP: 0.349, SLG: 0.485	WP 1-2 HBP		FC6 1-2 BB		F8			WP 2B		P6		3	0	1	0	1	0	0
Jim Northrup, L (1, 8) OBP: 0.367, SLG: 0.464	P6 1-2 2-3		FC6 1-2f			K		P5			F9 WP SH1-4 1B	5	1	1	0	0	1	5
Aurelio Rodriguez, R (1, 5) OBP: 0.284, SLG: 0.371		5-3 1B		F2		K		F2 2-3			SH1-4 1-2 BB	4	0	1	0	1	1	1
Dick McAuliffe, L (1, 4) OBP: 0.268, SLG: 0.337		P6		WP 1B		BB		K			F9 2-3	4	0	1	0	1	1	4
Ed Brinkman, R (1, 6) OBP: 0.264, SLG: 0.249		5-3 1-2		F7 1-2		6-3			L6		SH1-4 1-2 3-H	4	0	0	1	0	0	3
Joe Coleman, R (1, 1) OBP: 0.188, SLG: 0.159		K		BB			L3		4-3		K	3	0	0	0	1	1	1
Kevin Collins, L (11, PH) OBP: 0.278, SLG: 0.444												1	0	0	0	0	1	1
Fred Scherman, L (11, 1) OBP: 0.333, SLG: 0.273												0	0	0	0	0	0	0
Inning Stats	R: 0 E: 0 K: 0 S: 4 H: 1 LOB: 2 BB: 0 P: 5	R: 0 E: 0 K: 1 S: 6 H: 1 LOB: 1 BB: 0 P: 6	R: 0 E: 0 K: 0 S: 2 H: 0 LOB: 2 BB: 1 P: 8	R: 0 E: 0 K: 1 S: 6 H: 1 LOB: 2 BB: 1 P: 10	R: 0 E: 0 K: 0 S: 3 H: 0 LOB: 0 BB: 0 P: 3	R: 0 E: 0 K: 2 S: 7 H: 0 LOB: 1 BB: 1 P: 11	R: 0 E: 0 K: 1 S: 6 H: 1 LOB: 1 BB: 0 P: 6	R: 0 E: 0 K: 1 S: 6 H: 1 LOB: 1 BB: 0 P: 6	R: 0 E: 0 K: 0 S: 3 H: 0 LOB: 0 BB: 0 P: 3	R: 0 E: 0 K: 1 S: 5 H: 0 LOB: 0 BB: 0 P: 5	R: 1 E: 0 K: 1 S: 6 H: 1 LOB: 1 BB: 1 P: 10	1B: 5 2B: 1 3B: 0 HR: 0 SF: 0 SAC: 1 DP: 1 HBP: 3						

PITCHER	IP	WLS	BF	H	R	ER	SO	BB	IBB	HBP	BLK	WP	HR	S	P	ERA	WHIP
Pete Broberg, R (1, 1) ERA: 3.62	9.0		37	5	0	0	6	3	0	3	0	3	0	43	58	0.00	0.889
Casey Cox, R (10, 1) ERA: 3.28	2.0	L	8	1	1	1	2	1	0	0	0	1	0	11	15	4.50	1.000

PITCHER	IP	WLS	BF	H	R	ER	SO	BB	IBB	HBP	BLK	WP	HR	S	P	ERA	WHIP

AB	37
R	1
H	6
RBI	1
BB	4
SO	8
LOB	21

WP: 4 PB: 0 SB: 1 CS: 0 PA: 45

Batter	1	2	3	4	5	6	7	8	9	10	11	AB	R	H	RBI	BB	SO	LOB
Del Unser, L (1, 8) OBP: 0.351, SLG: 0.396	G1-6-3 1B		6-3		K			F8			SH1-3 BB	4	0	1	0	1	1	1
Toby Harrah, R (1, 6) OBP: 0.311, SLG: 0.314	G1-6-3 1-2f		6-3		K			L9			SH1-3 1-2	4	0	0	0	0	1	2
Don Mincher, L (1, 3) OBP: 0.404, SLG: 0.430	1B BB		1B			F7			6-3		K	4	0	1	0	1	1	1
Frank Howard, R (1, 7) OBP: 0.369, SLG: 0.494 Elliott Maddox, R (9, PR) OBP: 0.283, SLG: 0.229 (10, 7)	1B		F8			L9			FC4-6 BB		BB	3 0	0 0	1 0	0 0	1 0	0 0	1 0
Larry Bittner, L (1, 9) OBP: 0.319, SLG: 0.274 Davey Nelson, R (11, PH) OBP: 0.356, SLG: 0.512	F8			F8		K			FC4-6 1-2f		L9	4 1	0 0	0 0	0 0	0 0	1 0	3 2
Bernie Allen, L (1, 5) OBP: 0.324, SLG: 0.369		G3		CS 1B			F7		4-3			4	0	1	0	0	0	1
Dick Billings, R (1, 2) OBP: 0.279, SLG: 0.338		HBP		K 1-2			L9			6-3		3	0	0	0	0	1	1
Lenny Randle, S (1, 4) OBP: 0.302, SLG: 0.322		F2			SH3-4 BB		K			1-3		3	0	0	0	1	1	1
Pete Broberg, R (1, 1) Casey Cox, R (10, 1) OBP: 0.130, SLG: 0.091		K			SH3-4 1-2			K		K		2 1	0 0	0 0	0 0	0 0	2 1	1 0
Inning Stats	R: 0 E: 0 K: 0 S: 4 H: 2 LOB: 2 BB: 1 P: 8	R: 0 E: 0 K: 1 S: 5 H: 0 LOB: 1 BB: 0 P: 6	R: 0 E: 0 K: 0 S: 4 H: 1 LOB: 1 BB: 0 P: 4	R: 0 E: 0 K: 1 S: 5 H: 1 LOB: 0 BB: 0 P: 5	R: 0 E: 0 K: 2 S: 7 H: 0 LOB: 1 BB: 1 P: 11	R: 0 E: 0 K: 1 S: 5 H: 0 LOB: 0 BB: 0 P: 5	R: 0 E: 0 K: 1 S: 5 H: 0 LOB: 0 BB: 0 P: 5	R: 0 E: 0 K: 1 S: 5 H: 0 LOB: 0 BB: 0 P: 5	R: 0 E: 0 K: 0 S: 3 H: 0 LOB: 1 BB: 1 P: 7	R: 0 E: 0 K: 1 S: 5 H: 0 LOB: 0 BB: 0 P: 5	R: 0 E: 0 K: 1 S: 5 H: 0 LOB: 2 BB: 2 P: 13	1B: 4 2B: 0 3B: 0 HR: 0 SF: 0 SAC: 2 DP: 1 HBP: 1						

PITCHER	IP	WLS	BF	H	R	ER	SO	BB	IBB	HBP	BLK	WP	HR	S	P	ERA	WHIP
Joe Coleman, R (1, 1) ERA: 3.61	10.0	W	36	4	0	0	8	3	0	1	0	0	0	48	61	0.00	0.700
Fred Scherman, L (11, 1) ERA: 2.59	1.0	S	5	0	0	0	1	2	0	0	0	0	0	5	13	0.00	2.000

PITCHER	IP	WLS	BF	H	R	ER	SO	BB	IBB	HBP	BLK	WP	HR	S	P	ERA	WHIP

BOTTOM

Detroit Tigers @ Washington Senators

Robert F. Kennedy Memorial Stadium, Washington, DC

Fri Jul 09 1971, 7:05 PM EDT

Att. 12,800 - Unknown

livebaseballscorecards.com

AB	33
R	0
H	4
RBI	0
BB	5
SO	9
LOB	14

WP: 0 PB: 0 SB: 0 CS: 1 PA: 41

Detroit Tigers @ Washington Senators

Robert F. Kennedy Memorial Stadium, Washington, DC

Sat Jul 10 1971, 7:05 PM EDT

Att. 11,536 - Unknown

livebaseballscorecards.com

TOP

Batter	1	2	3	4	5	6	7	8	9	AB	R	H	RBI	BB	SO	LOB
Dalton Jones, L (1, 7) OBP: 0.282, SLG: 0.430	3-1		FC4-6 1B SF7 1-2f 2-H	L3			4-3		5-3	4	1	0	0	0	0	3
Mickey Stanley, R (7, 8) OBP: 0.338, SLG: 0.376										1	0	0	0	0	0	0
Al Kaline, R (1, 9) OBP: 0.445, SLG: 0.468	L4		2-3 1B		L6		K			4	0	1	0	0	1	0
Jim Northrup, L (1, 8) OBP: 0.372, SLG: 0.478	FC6-4 BB		SF7 3-H		HR		BB			1	1	1	2	2	0	0
(7, 7)																
Bill Freehan, R (1, 2) OBP: 0.344, SLG: 0.478	FC6-4 1-2f		1-3		F8		F8			4	0	0	0	0	0	3
Norm Cash, L (1, 3) OBP: 0.388, SLG: 0.599		4-3		F9	F4			5-3		4	0	0	0	0	0	0
Aurelio Rodriguez, R (1, 5) OBP: 0.284, SLG: 0.379		5-3		HR		6-3		K		4	1	1	1	0	1	0
Dick McAuliffe, L (1, 4) OBP: 0.268, SLG: 0.333		4-3		BB BB		F8		F9		3	0	0	0	1	0	0
Ed Brinkman, R (1, 6) OBP: 0.270, SLG: 0.257			E 2B	1-2 BB		1B			K	3	1	2	0	1	1	0
Mickey Lolich, S (1, 1) OBP: 0.253, SLG: 0.125			FC4-6 1B	F9		G3			1-3	4	0	1	0	0	0	3

Inning Stats	1	2	3	4	5	6	7	8	9
R:	0	0	2	1	1	0	0	0	0
E:	0	0	1	0	0	0	0	0	0
K:	0	0	0	0	0	0	1	1	1
S:	3	3	6	4	4	4	5	5	5
H:	0	0	3	1	1	1	0	0	0
LOB:	1	0	1	2	1	1	1	0	0
BB:	1	0	0	2	0	0	1	0	0
P:	7	3	6	12	4	4	9	5	5

1B:	3
2B:	1
3B:	0
HR:	2
SF:	1
SAC:	0
DP:	0
HBP:	0
WP:	0
PB:	0
SB:	0
CS:	0
PA:	37

AB	32
R	4
H	6
RBI	3
BB	4
SO	3
LOB	9

PITCHER		IP	WLS	BF	H	R	ER	SO	BB	IBB	HBP	BLK	WP	HR	S	P	ERA	WHIP
Denny McLain, R ERA: 4.47	(1, 1)	5.0	L	23	5	4	3	0	3	0	0	0	0	2	20	32	5.40	1.600
Jim Shellenback, L ERA: 3.51	(6, 1)	2.0		8	1	0	0	1	1	0	0	0	0	0	9	13	0.00	1.000
Joe Grzenda, L ERA: 1.37	(8, 1)	2.0		6	0	0	0	2	0	0	0	0	0	0	10	10	0.00	0.000

PITCHER	IP	WLS	BF	H	R	ER	SO	BB	IBB	HBP	BLK	WP	HR	S	P	ERA	WHIP

Batter	1	2	3	4	5	6	7	8	9	AB	R	H	RBI	BB	SO	LOB
Davey Nelson, R (1, 5) OBP: 0.340, SLG: 0.479	F7	L9			FC1-6 1B		5-3		FC6-4 1-2f	5	0	1	0	0	0	2
Lenny Randle, S (1, 4) OBP: 0.310, SLG: 0.330	HR 1B		L9		FC1-6 G2 1-2f		1B			4	1	2	0	0	0	1
Frank Howard, R (1, 3) OBP: 0.370, SLG: 0.503	1-H HR		1B		G2 1-2		F7			4	1	2	2	0	0	2
Dick Billings, R (1, 7) OBP: 0.271, SLG: 0.328	K		F8		K			P4		4	0	0	0	0	2	2
Elliott Maddox, R (1, 8) OBP: 0.293, SLG: 0.237	1B		1-2 FC5-4 1B			BBBB S BB		F3		3	0	2	0	1	0	0
Paul Casanova, R (1, 2) OBP: 0.223, SLG: 0.289	F7		FC5-4 1-2f			P6		K		4	0	0	0	0	1	4
Del Unser, L (1, 9) OBP: 0.353, SLG: 0.398		1B		F3		K 1-2			FC6-4 1B	4	0	2	0	0	1	1
Toby Harrah, R (1, 6) OBP: 0.306, SLG: 0.309		F2		5-3		K			FC6-4 FC6-4 1-2f	4	0	0	0	0	1	3
Denny McLain, R (1, 1) OBP: 0.105, SLG: 0.135 Jim Shellenback, L (6, 1) OBP: 0.158, SLG: 0.158 Tom McCraw, L (7, PH) OBP: 0.286, SLG: 0.410 Joe Grzenda, R (8, 1) Don Mincher, L (9, PH) OBP: 0.403, SLG: 0.429		F8		F8			K		K	2 0 1 0 1	0 0 0 0 0	0 0 0 0 0	0 0 0 0 0	0 0 1 0 1	0 0 0 0 1	1 0 0 0 1
Inning Stats	R: 2 E: 0 K: 1 S: 8 H: 3 LOB: 1 BB: 0 P: 8	R: 0 E: 0 K: 0 S: 4 H: 1 LOB: 1 BB: 0 P: 4	R: 0 E: 0 K: 0 S: 5 H: 2 LOB: 2 BB: 0 P: 5	R: 0 E: 0 K: 0 S: 3 H: 0 LOB: 0 BB: 0 P: 3	R: 0 E: 0 K: 1 S: 6 H: 1 LOB: 1 BB: 0 P: 6	R: 0 E: 0 K: 2 S: 7 H: 0 LOB: 1 BB: 1 P: 11	R: 0 E: 0 K: 1 S: 6 H: 1 LOB: 1 BB: 0 P: 6	R: 0 E: 0 K: 1 S: 5 H: 0 LOB: 0 BB: 0 P: 5	R: 0 E: 0 K: 1 S: 6 H: 1 LOB: 1 BB: 0 P: 6	1B: 8 2B: 0 3B: 0 HR: 1	SF: 0 SAC: 0 DP: 0 HBP: 0						

PITCHER	IP	WLS	BF	H	R	ER	SO	BB	IBB	HBP	BLK	WP	HR	S	P	ERA	WHIP
Mickey Lolich, L (1, 1) ERA: 2.96	9.0	W	37	9	2	2	7	1	0	0	0	0	1	50	54	2.00	1.111

PITCHER	IP	WLS	BF	H	R	ER	SO	BB	IBB	HBP	BLK	WP	HR	S	P	ERA	WHIP

BOTTOM

Detroit Tigers @ Washington Senators

Robert F. Kennedy Memorial Stadium, Washington, DC

Sat Jul 10 1971, 7:05 PM EDT

Att. 11,536 - Unknown

livebaseballscorecards.com

AB	36
R	2
H	9
RBI	2
BB	1
SO	7
LOB	17

WP: 0 PB: 0 SB: 1 CS: 0 PA: 37

Batter	1	2	3	4	5	6	7	8	9	10	AB	R	H	RBI	BB	SO	LOB
Dalton Jones, L (1, 7) OBP: 0.290, SLG: 0.433	x 0-0 1B		x 0-0 CS 1B			x 0-0 ② F8	x 0-0 ③ F8		x 0-0 FC6-4 1B		4	0	2	0	0	0	1
Tom Timmermann, R (7, 1) OBP: 0.250, SLG: 0.143											1	0	1	0	0	0	0
Al Kaline, R (1, 9) OBP: 0.441, SLG: 0.461	S S S 0-3 ① K		0-0 ③ CS 1-2	x 0-0 ① L8		B B B 4-0 BB 1B BB		x 0-0 ① L4	x 0-0 ③ FC6-4 1-2f		4	0	0	0	1	1	2
Jim Northrup, L (1, 8) OBP: 0.372, SLG: 0.474 (7, 7)	x 0-0 ② F7			B B B 4-0 L5-3 BB		x 0-0 BB 1-2 1B		x 0-0 ② F9		x 0-0 ① F8	4	0	1	0	1	0	1
Bill Freehan, R (1, 2) OBP: 0.345, SLG: 0.478	S S S 0-3 ③ K			x 0-0 ② ③ L5-3 1-2		B B B 4-0 1-2 2-3 BB		x 0-0 HR 2B		x 0-0 ② P4	4	1	1	0	1	1	2
Norm Cash, L (1, 3) OBP: 0.388, SLG: 0.608		x 0-0 ① P6			x 0-0 1B	S S S 0-3 ③ K		x 0-0 2-H HR		x 0-0 ③ G3	5	1	2	2	0	1	3
Aurelio Rodriquez, R (1, 5) OBP: 0.283, SLG: 0.377		S S S 0-3 ② K			x 0-0 ① F9		x 0-0 E5 FC1-6 6-3	x 0-0 1B			4	0	1	0	0	1	1
Dick McAuliffe, L (1, 4) OBP: 0.266, SLG: 0.331		x 0-0 ③ G3			S S S 0-3 ② K		x 0-0 ① 6-3 1-2	x 0-0 ③ F9			2	0	0	0	0	1	1
Tony Taylor, R (7, PH) OBP: 0.303, SLG: 0.319 (7, 4)											2	0	0	0	0	0	2
Ed Brinkman, R (1, 6) OBP: 0.267, SLG: 0.254			x 0-0 ① F5		x 0-0 ③ 6-3		x 0-0 ② FC1-6 2B 2-3		x 0-0 ① 1-3		4	1	0	0	0	0	2
Dean Chance, R (1, 1)			S S S 0-3 ② K			x 0-0 ① 5-3	x 0-0 1-H 2B		x 0-0 ② G3		1	0	0	0	0	1	0
Tim Hosley, R (6, PH)											1	0	0	0	0	0	0
Bill Gilbreth, L (6, 1) OBP: 0.222, SLG: 0.222											0	0	0	0	0	0	0
Mickey Stanley, R (7, PH) OBP: 0.339, SLG: 0.381 (7, 8)											2	0	1	1	0	0	0
Inning Stats	R: 0 E: 0 K: 2 S: 8 / H: 1 LOB: 1 BB: 0 P: 8	R: 0 E: 0 K: 1 S: 5 / H: 0 LOB: 0 BB: 0 P: 5	R: 0 E: 0 K: 1 S: 5 / H: 1 LOB: 0 BB: 0 P: 5	R: 0 E: 0 K: 0 S: 2 / H: 0 LOB: 0 BB: 1 P: 6	R: 0 E: 0 K: 1 S: 6 / H: 1 LOB: 1 BB: 0 P: 6	R: 0 E: 0 K: 1 S: 6 / H: 1 LOB: 3 BB: 2 P: 14	R: 1 E: 1 K: 0 S: 5 / H: 1 LOB: 1 BB: 0 P: 5	R: 2 E: 0 K: 0 S: 6 / H: 3 LOB: 1 BB: 0 P: 6	R: 0 E: 0 K: 0 S: 4 / H: 1 LOB: 1 BB: 0 P: 4	R: 0 E: 0 K: 0 S: 3 / H: 0 LOB: 0 BB: 0 P: 3							

PITCHER		IP	WLS	BF	H	R	ER	SO	BB	IBB	HBP	BLK	WP	HR	S	P	ERA	WHIP
Bill Gogolewski, R ERA: 2.65	(1, 1)	5.2		22	4	0	0	5	3	0	0	0	0	0	29	41	0.00	1.235
Paul Lindblad, L ERA: 2.83	(6, 1)	2.1		12	4	3	2	1	0	0	0	0	0	1	14	14	7.71	1.714
Casey Cox, R ERA: 3.22	(9, 1)	1.2		6	1	0	0	0	0	0	0	0	0	0	6	6	0.00	0.600
Denny Riddleberger, L ERA: 4.6	(10, 1)	0.1	W	1	0	0	0	0	0	0	0	0	0	0	1	1	0.00	0.000

PITCHER	IP	WLS	BF	H	R	ER	SO	BB	IBB	HBP	BLK	WP	HR	S	P	ERA	WHIP

TOP

Detroit Tigers @ Washington Senators

Robert F. Kennedy Memorial Stadium, Washington, DC

Sun Jul 11 1971, 3:33 AM EDT
Att. 10,674 - Unknown

livebaseballscorecards.com

AB	38
R	3
H	9
RBI	3
BB	3
SO	6
LOB	15

1B: 6	SF: 0	WP: 0	PA: 42
2B: 3	SAC: 0	PB: 0	
3B: 0	DP: 1	SB: 0	
HR: 1	HBP: 0	CS: 1	

Batter	1	2	3	4	5	6	7	8	9	10	AB	R	H	RBI	BB	SO	LOB
Del Unser, L (1, 8) (6, 9) OBP: 0.354, SLG: 0.396	3-1		BB 2B FC4-2		E1 SF7 1B		F7			F8	4	1	1	0	1	0	0
Lenny Randle, S (1, 4) OBP: 0.314, SLG: 0.358	E 4-1 2B		FC4-2 1B 1-3 2-H 2B		SF7 3-H		K			K	4	1	2	2	0	2	0
Don Mincher, L (1, 3) OBP: 0.404, SLG: 0.430 Tom McCraw, L (8, PR) OBP: 0.291, SLG: 0.431 (9, 7)	4-1 2-H		FC4-2 1B 2-3 3-H		G6-4-3 1B			G5-4-3 1B		1B 3B	4 1	0 1	2 1	0 0	0 0	0 0	3 0
Frank Howard, R (1, 7) (9, 3) OBP: 0.370, SLG: 0.500	K		1B 1-2 3-H		G6-4-3 1-2f			G5-4-3 1-2f		1B BB IBB	4	0	1	1	1	1	2
Larry Biittner, L (1, 9) OBP: 0.314, SLG: 0.269 Elliott Maddox, R (6, 8) OBP: 0.294, SLG: 0.234	1-3	1-3				F7		5-3		1B 1-2 BB	2 2	0 0	0 0	0 0	0 1	0 0	2 1
Bernie Allen, L (1, 5) OBP: 0.327, SLG: 0.366 Davey Nelson, R (6, 5) OBP: 0.340, SLG: 0.471		BB FC6-4		K		1-3	1-3		1-3	1B 1-2 2-3 3-H	1 3	0 0	0 1	0 1	1 0	1 0	0 0
Dick Billings, R (1, 2) OBP: 0.277, SLG: 0.324	FC6-4 1-2f			BB FC6-4		HBP			K		2	0	0	0	1	1	1
Toby Harrah, R (1, 6) OBP: 0.309, SLG: 0.309			1B 2B SH1-3	FC6-4 1-2f		F7			BB		3	1	1	0	1	0	2
Bill Gogolewski, L (1, 1) OBP: 0.200, SLG: 0.200 Paul Lindblad, L (6, 1) OBP: 0.267, SLG: 0.400 Casey Cox, R (9, 1) OBP: 0.125, SLG: 0.087 Denny Riddleberger, R (10, 1)			SH1-3 1-2	K			F8		K		1 1 1 0	0 0 0 0	0 0 0 0	0 0 0 0	0 0 1 0	1 0 1 0	1 0 1 0

Inning Stats	1	2	3	4	5	6	7	8	9	10
	R: 0 E: 1 K: 0 S: 3	H: 1 LOB: 1 BB: 0 P: 3	R: 0 E: 0 K: 1 S: 5	H: 0 LOB: 1 BB: 1 P: 9	R: 2 E: 0 K: 0 S: 6	H: 3 LOB: 2 BB: 1 P: 10	R: 0 E: 0 K: 2 S: 7	H: 0 LOB: 1 BB: 1 P: 11	R: 1 E: 1 K: 0 S: 4	H: 2 LOB: 0 BB: 0 P: 4
	R: 0 E: 0 K: 0 S: 3	H: 0 LOB: 1 BB: 0 P: 4	R: 0 E: 0 K: 1 S: 5	H: 0 LOB: 0 BB: 0 P: 5	R: 0 E: 0 K: 3 S: 3	H: 1 LOB: 1 BB: 0 P: 3	R: 0 E: 0 K: 2 S: 7	H: 0 LOB: 1 BB: 1 P: 11	R: 1 E: 0 K: 1 S: 6	H: 2 LOB: 3 BB: 2 P: 14

	1B: 6	SF: 1	WP: 0	PA: 42
	2B: 2	SAC: 1	PB: 0	
	3B: 1	DP: 2	SB: 0	
	HR: 0	HBP: 1	CS: 0	

PITCHER		IP	WLS	BF	H	R	ER	SO	BB	IBB	HBP	BLK	WP	HR	S	P	ERA	WHIP
Dean Chance, R ERA: 3.09	(1, 1)	5.0		22	6	3	2	3	3	0	0	0	0	0	25	37	3.60	1.800
Bill Gilbreth, L ERA: 1.85	(6, 1)	1.0		4	0	0	0	0	0	0	1	0	0	0	3	4	0.00	0.000
Tom Timmermann, R ERA: 3.79	(7, 1)	3.2	L	16	3	1	1	4	2	1	0	0	0	0	21	33	2.46	1.364

PITCHER		IP	WLS	BF	H	R	ER	SO	BB	IBB	HBP	BLK	WP	HR	S	P	ERA	WHIP

BOTTOM

Detroit Tigers @ Washington Senators

Robert F. Kennedy Memorial Stadium, Washington, DC

Sun Jul 11 1971, 3:33 AM EDT

Att. 10,674 - Unknown

livebaseballscorecards.com

AB	33
R	4
H	9
RBI	4
BB	6
SO	7
LOB	13

Detroit Tigers @ Oakland Athletics

Oakland-Alameda County Coliseum, Oakland, CA

Thu Jul 15 1971, 7:05 PM PDT

Att. 5,979 - Unknown

TOP

livebaseballscorecards.com

Batter	1	2	3	4	5	6	7	8	9	AB	R	H	RBI	BB	SO	LOB
Aurelio Rodriguez, R (1, 5) OBP: 0.285, SLG: 0.378	F9		BB, 1B, 2-H: 1B	P6		F9		1-2: 2B, 1B		5	2	2	1	0	0	2
Al Kaline, R (1, 9) OBP: 0.443, SLG: 0.457	BB		E, 1B, 1-2: BB		L6-3	IBB		K		2	0	0	0	3	1	2
Jim Northrup, L (1, 8) (8, 7) OBP: 0.373, SLG: 0.477	F9		F5		BB, 1B: 1B	4-3		1-H, 2-H: 1B, 2B		5	2	2	2	0	0	5
Willie Horton, R (1, 7) OBP: 0.349, SLG: 0.490 Mickey Stanley, R (8, 8) OBP: 0.339, SLG: 0.381	K	E8, 1-3, 2-H: 1B			1B, 1-2: BB		2B, E: BB	2-H: 1B		3 0	1 0	2 0	2 0	2 0	1 0	1 0
Norm Cash, L (1, 3) OBP: 0.388, SLG: 0.602		K	IBB		1-2, 2-H: 1B	F7		F9		4	0	1	1	1	1	2
Bill Freehan, R (1, 2) OBP: 0.346, SLG: 0.478		CS, BB	L1		F7	E7, 1-H: 2B		F7		4	0	1	0	1	0	6
Dick McAuliffe, L (1, 4) OBP: 0.262, SLG: 0.325		K, 1-2	F8	G3		4-3		4-3		5	0	0	0	0	1	4
Ed Brinkman, R (1, 6) OBP: 0.274, SLG: 0.259 Dalton Jones, L (7, PH) OBP: 0.287, SLG: 0.429 Cesar Gutierrez, R (7, 6) OBP: 0.167, SLG: 0.167			SH1-4, 1B: 1B	BB	SH5-4, 1B: 1B	F8		P4		2 1 1	1 0 0	2 0 0	0 0 0	1 0 0	0 0 0	0 1 0
Mickey Lolich, S (1, 1) OBP: 0.250, SLG: 0.123 Kevin Collins, L (8, PH) OBP: 0.316, SLG: 0.474 Tom Timmermann, R (8, 1) OBP: 0.222, SLG: 0.125			SH1-4, 1-2	K	SH5-4, 1-2			1B, 2B: 1B	K	1 1 1	0 1 0	0 1 0	0 0 0	1 0 1	1 0 0	1 0 0

	AB	35
	R	7
	H	11
	RBI	6
	BB	8
	SO	6
	LOB	24

Inning Stats	1	2	3	4	5	6	7	8	9	1B: 9	SF: 0	WP: 0	PA: 45
	R: 0 E: 0 K: 1 S: 5	R: 0 E: 0 K: 2 S: 6	R: 2 E: 1 K: 0 S: 6	R: 0 E: 0 K: 1 S: 5	R: 1 E: 0 K: 0 S: 5	R: 0 E: 0 K: 0 S: 4	R: 1 E: 1 K: 0 S: 4	R: 3 E: 0 K: 1 S: 9	R: 0 E: 0 K: 1 S: 5	2B: 3 3B: 0 HR: 0	SAC: 2 DP: 1 HBP: 0	PB: 0 SB: 0 CS: 1	
	H: 0 LOB: 1 BB: 1 P: 9	H: 0 LOB: 1 BB: 1 P: 10	H: 3 LOB: 3 BB: 2 P: 14	H: 0 LOB: 1 BB: 1 P: 9	H: 2 LOB: 2 BB: 1 P: 9	H: 1 LOB: 1 BB: 1 P: 8	H: 1 LOB: 1 BB: 1 P: 8	H: 4 LOB: 1 BB: 0 P: 9	H: 0 LOB: 0 BB: 0 P: 5				

PITCHER		IP	WLS	BF	H	R	ER	SO	BB	IBB	HBP	BLK	WP	HR	S	P	ERA	WHIP
Chuck Dobson, R ERA: 3.19	(1, 1)	4.1		23	5	3	3	4	5	1	0	0	0	0	25	49	6.23	2.308
Bob Locker, R ERA: 3.59	(5, 1)	0.2		2	0	0	0	0	0	0	0	0	0	0	2	2	0.00	0.000
Jim Roland, L ERA: 3.38	(6, 1)	1.0		5	1	0	0	0	0	1	0	0	0	0	4	8	0.00	1.000
Rollie Fingers, R ERA: 2.74	(7, 1)	2.0		12	5	4	3	1	1	0	0	0	0	0	13	17	13.50	3.000
Darold Knowles, L ERA: 4.7	(9, 1)	1.0	W	3	0	0	0	1	0	0	0	0	0	0	5	5	0.00	0.000

PITCHER		IP	WLS	BF	H	R	ER	SO	BB	IBB	HBP	BLK	WP	HR	S	P	ERA	WHIP

BOTTOM

Detroit Tigers @ Oakland Athletics

Oakland-Alameda County Coliseum, Oakland, CA

Thu Jul 15 1971, 7:05 PM PDT

Att. 5,979 - Unknown

livebaseballscorecards.com

Batter	1	2	3	4	5	6	7	8	9	AB	R	H	RBI	BB	SO	LOB
Larry Brown, R (1, 6) OBP: 0.270, SLG: 0.264	6-3		6-3		BB 1B 2-3	1B 1B 1-2 2-H 3-H		4-3		5	0	2	2	0	0	0
Joe Rudi, R (1, 9) OBP: 0.299, SLG: 0.416	E6 1B		P4		SF9 3-H	1B 1-3 2-H		F7		3	0	1	2	0	0	0
Rollie Fingers, R (7, 1) OBP: 0.222, SLG: 0.192										0	0	0	0	0	0	0
Curt Blefary, L (8, PH) OBP: 0.338, SLG: 0.403										1	0	0	0	0	0	0
Darold Knowles, L (9, 1) OBP: 0.250, SLG: 0.250										0	0	0	0	0	0	0
Reggie Jackson, L (1, 8) OBP: 0.364, SLG: 0.500	K		4-3		BB 1-2	1-3			K	4	0	0	0	1	2	3
(7, 9)																
Tommy Davis, R (1, 7) OBP: 0.363, SLG: 0.412	1B 1-3			K	G3		5-3		HR	4	0	1	0	0	1	2
Rick Monday, L (8, 8) OBP: 0.343, SLG: 0.390										1	1	1	1	0	0	0
Sal Bando, R (1, 5) OBP: 0.372, SLG: 0.420	6-3			L7		BB 1B CS	L9		3-1	4	0	0	0	1	0	2
Mike Epstein, L (1, 3) OBP: 0.372, SLG: 0.475		F5		P6		1B 1B CS 1-3	E 1B		BB 1B 1B	4	1	2	0	1	0	0
Blue Moon Odom, R (9, PR)										0	1	0	0	0	0	0
Dave Duncan, R (1, 2) OBP: 0.301, SLG: 0.434		BB			E 1B	L6	E5 1-2		1B 1-H	4	2	2	1	1	0	3
Dick Green, R (1, 4) OBP: 0.328, SLG: 0.375		F3			K	IBB 1B 1-2 3-H	F2		1B 2-H	4	1	1	1	1	1	4
Chuck Dobson, R (1, 1) OBP: 0.278, SLG: 0.400		5-3			E7 1B SF9 1-H	1B 1B 1-2 2-3		6-3		1	0	0	0	0	0	1
Bob Locker, S (5, 1)										0	0	0	0	0	0	0
Gene Tenace, R (5, PH) OBP: 0.389, SLG: 0.351										1	1	1	0	0	0	0
Jim Roland, R (6, 1)										0	0	0	0	0	0	0
George Hendrick, R (6, PH) OBP: 0.333, SLG: 0.444										2	1	1	0	0	0	0
(7, 8)																
(8, 7)																

Inning Stats	1	2	3	4	5	6	7	8	9
	R: 0 E: 1 K: 1 S: 7	H: 1 LOB: 2 BB: 0 P: 7	R: 0 E: 0 K: 0 S: 3	H: 0 LOB: 1 BB: 1 P: 7	R: 0 E: 0 K: 0 S: 3	H: 0 LOB: 0 BB: 0 P: 3	R: 0 E: 0 K: 1 S: 5	H: 0 LOB: 0 BB: 0 P: 5	R: 2 E: 1 K: 1 S: 8	H: 3 LOB: 2 BB: 1 P: 12	R: 3 E: 0 K: 0 S: 6	H: 4 LOB: 2 BB: 2 P: 14	R: 0 E: 1 K: 0 S: 5	H: 1 LOB: 2 BB: 0 P: 5	R: 0 E: 0 K: 0 S: 3	H: 0 LOB: 0 BB: 0 P: 3	R: 3 E: 0 K: 1 S: 7	H: 3 LOB: 1 BB: 1 P: 11

1B: 11	SF: 1
2B: 0	SAC: 0
3B: 0	DP: 0
HR: 1	HBP: 0

WP: 0	PA: 44
PB: 0	
SB: 0	
CS: 2	

AB	38
R	8
H	12
RBI	7
BB	5
SO	4
LOB	15

PITCHER	IP	WLS	BF	H	R	ER	SO	BB	IBB	HBP	BLK	WP	HR	S	P	ERA	WHIP
Mickey Lolich, L (1, 1) ERA: 3.03	7.0		35	9	5	4	3	3	1	0	0	0	0	37	53	5.14	1.714
Tom Timmermann, R (8, 1) ERA: 4.31	1.2	L	9	3	3	3	1	1	0	0	0	0	1	10	14	16.20	2.400

PITCHER	IP	WLS	BF	H	R	ER	SO	BB	IBB	HBP	BLK	WP	HR	S	P	ERA	WHIP

Detroit Tigers @ Oakland Athletics

Oakland-Alameda County Coliseum, Oakland, CA

Fri Jul 16 1971, 7:05 PM PDT

Att. 24,434 - Unknown

livebaseballscorecards.com

Batter	1	2	3	4	5	6	7	8	9	AB	R	H	RBI	BB	SO	LOB
Aurelio Rodriguez, R (1, 5) OBP: 0.282, SLG: 0.373	0-3 K		0-3 K			0-3 K			0-0 F7	4	0	0	0	0	3	1
Tony Taylor, R (1, 4) OBP: 0.302, SLG: 0.317	0-0 3-1			0-0 1B		0-0 G6-4-3 1-2f			0-0 F9	4	0	1	0	0	0	1
Al Kaline, R (1, 9) OBP: 0.446, SLG: 0.455	4-0 BB			0-0 L4			4-0 G6-4-3 BB			1	0	0	0	2	0	1
Willie Horton, R (1, 7) OBP: 0.346, SLG: 0.485	0-3 K			0-3 K			0-0 G6-4-3 1-2f			3	0	0	0	0	2	3
Bill Freehan, R (1, 2) OBP: 0.343, SLG: 0.473		0-0 F9		0-0 L7			0-0 6-3			3	0	0	0	0	0	1
Ike Brown, R (1, 3) OBP: 0.359, SLG: 0.522		0-0 3-4-1			0-3 K			0-3 K		3	0	0	0	0	2	0
Mickey Stanley, R (1, 8) OBP: 0.335, SLG: 0.376		0-0 P4			0-0 6-3			0-3 K		3	0	0	0	0	1	0
Ed Brinkman, R (1, 6) OBP: 0.271, SLG: 0.256			0-0 6-3		0-3 K			0-0 6-3		3	0	0	0	0	1	0
Les Cain, L (1, 1) OBP: 0.217, SLG: 0.227			0-0 F3			4-0 G6-4-3 BB			0-0 L9	1	0	0	0	0	0	0
Jim Price, R (6, PH) OBP: 0.385, SLG: 0.419										0	0	0	0	1	0	0
Bill Denehy, S (6, 1)										0	0	0	0	0	0	0
Cesar Gutierrez, R (9, PH) OBP: 0.161, SLG: 0.161										1	0	0	0	0	0	0

Inning Stats	1	2	3	4	5	6	7	8	9	1B	SF	WP	PA
	R: 0 H: 0 E: 0 LOB: 1 K: 2 BB: 1 S: 7 P: 11	R: 0 H: 0 E: 0 LOB: 0 K: 0 BB: 0 S: 3 P: 3	R: 0 H: 0 E: 0 LOB: 0 K: 1 BB: 0 S: 5 P: 5	R: 0 H: 1 E: 0 LOB: 1 K: 1 BB: 0 S: 6 P: 6	R: 0 H: 0 E: 0 LOB: 0 K: 2 BB: 0 S: 7 P: 7	R: 0 H: 0 E: 0 LOB: 0 K: 1 BB: 1 S: 4 P: 8	R: 0 H: 0 E: 0 LOB: 0 K: 0 BB: 1 S: 2 P: 6	R: 0 H: 0 E: 0 LOB: 0 K: 2 BB: 0 S: 7 P: 7	R: 0 H: 0 E: 0 LOB: 0 K: 0 BB: 0 S: 3 P: 3	1B: 1 2B: 0 3B: 0 HR: 0	SF: 0 SAC: 0 DP: 2 HBP: 0	WP: 0 PB: 0 SB: 0 CS: 0	PA: 29

PITCHER	IP	WLS	BF	H	R	ER	SO	BB	IBB	HBP	BLK	WP	HR	S	P	ERA	WHIP
Vida Blue, L (1, 1) ERA: 1.35	9.0	W	29	1	0	0	9	3	0	0	0	0	0	44	56	0.00	0.444

PITCHER	IP	WLS	BF	H	R	ER	SO	BB	IBB	HBP	BLK	WP	HR	S	P	ERA	WHIP

AB	26
R	0
H	1
RBI	0
BB	3
SO	9
LOB	7

Detroit Tigers @ Oakland Athletics

Oakland-Alameda County Coliseum, Oakland, CA

Fri Jul 16 1971, 7:05 PM PDT

Att. 24,434 - Unknown

livebaseballscorecards.com

BOTTOM

Batter	1	2	3	4	5	6	7	8	9	AB	R	H	RBI	BB	SO	LOB
Larry Brown, R (1, 6) OBP: 0.277, SLG: 0.260	BBBB 4-0 2B HBP BB	x 0-0 ② P2		BBBB 4-0 BB			x 0-0 ① 6-3			2	1	0	0	2	0	0
Joe Rudi, R (1, 9) (8, 7) OBP: 0.299, SLG: 0.417	x 0-0 HBP 1-3 2B 2B	x 0-0 ③ F8		x 0-0 ③ 1-3			x 0-0 ② 6-3			4	1	1	0	0	0	1
Tommy Davis, R (1, 7) OBP: 0.367, SLG: 0.405 Rick Monday, L (8, 8) OBP: 0.343, SLG: 0.390	BBBB 4-0 HBP 2B BB		BBBB 4-0 FC5-4 BB		SSS 0-3 ① K		x 0-0 ③ G1			2 0	1 0	0 0	0 0	2 0	1 0	0 0
Sal Bando, R (1, 5) OBP: 0.373, SLG: 0.417	H 1-0 1-2 2-3 3-H 2B HBP	x 0-0 ① FC5-4 1B 1-2f			BBBB 4-0 BB			x 0-0 ① 6-3		2	1	0	1	1	0	1
Mike Epstein, L (1, 3) OBP: 0.370, SLG: 0.469 Mike Hegan, L (9, 3) OBP: 0.354, SLG: 0.364	SSS 0-3 ① K	x 0-0 ② F7			x 0-0 ② F8			BBBB 4-0 BB		3 0	0 0	0 0	0 0	1 0	1 0	5 0
George Hendrick, R (1, 8) (8, 9) OBP: 0.364, SLG: 0.500	x 0-0 1-H 2-H 3-H 2B	x 0-0 1-2 1B			SSS 0-3 ③ K			x 0-0 ② P4		4	0	2	3	0	1	2
Dave Duncan, R (1, 2) OBP: 0.300, SLG: 0.429	BBBB 4-0 G4-6-3 BB		SSS 0-3 ③ K			x 0-0 ① 5-3		SSS 0-3 ③ K		3	0	0	0	1	2	3
Dick Green, R (1, 4) OBP: 0.325, SLG: 0.371	x 0-0 ② ③ G4-6-3 1-2f			x 0-0 ① L9		x 0-0 ② F8				3	0	0	0	0	0	2
Vida Blue, S (1, 1) OBP: 0.147, SLG: 0.109		SSS 0-3 ① K		SSS 0-3 ② K		x 0-0 ③ F8				3	0	0	0	0	2	0
Inning Stats	R: 4 H: 2 E: 0 LOB: 1 K: 1 BB: 3 S: 6 P: 19	R: 0 H: 0 E: 0 LOB: 0 K: 1 BB: 0 S: 5 P: 5	R: 0 H: 1 E: 0 LOB: 2 K: 1 BB: 1 S: 6 P: 10	R: 0 H: 0 E: 0 LOB: 1 K: 1 BB: 1 S: 5 P: 9	R: 0 H: 0 E: 0 LOB: 1 K: 2 BB: 1 S: 7 P: 11	R: 0 H: 0 E: 0 LOB: 0 K: 0 BB: 0 S: 3 P: 3	R: 0 H: 0 E: 0 LOB: 0 K: 0 BB: 0 S: 3 P: 3	R: 0 H: 0 E: 0 LOB: 1 K: 1 BB: 1 S: 5 P: 9		1B: 1 2B: 2 3B: 0 HR: 0	SF: 0 SAC: 0 DP: 1 HBP: 1			WP: 0 PB: 0 SB: 0 CS: 0	PA: 34	

	AB	26
	R	4
	H	3
	RBI	4
	BB	7
	SO	7
	LOB	14

PITCHER		IP	WLS	BF	H	R	ER	SO	BB	IBB	HBP	BLK	WP	HR	S	P	ERA	WHIP
Les Cain, L ERA: 3.46	(1, 1)	5.0	L	24	3	4	4	6	6	0	1	0	0	0	29	54	7.20	1.800
Bill Denehy, R ERA: 3.45	(6, 1)	3.0		10	0	0	0	1	1	0	0	0	0	0	11	15	0.00	0.333

PITCHER	IP	WLS	BF	H	R	ER	SO	BB	IBB	HBP	BLK	WP	HR	S	P	ERA	WHIP

Detroit Tigers @ Oakland Athletics

Oakland-Alameda County Coliseum, Oakland, CA

Sat Jul 17 1971, 3:33 AM PDT

Att. 15,039 - Unknown

TOP

livebaseballscorecards.com

Batter	1	2	3	4	5	6	7	8	9	AB	R	H	RBI	BB	SO	LOB
Dalton Jones, L (1, 7) OBP: 0.286, SLG: 0.422	K		BB, 1B		F3			F6		4	0	1	0	0	1	1
Al Kaline, R (8, 9) OBP: 0.446, SLG: 0.455										0	0	0	0	0	0	0
Aurelio Rodriguez, R (1, 5) OBP: 0.281, SLG: 0.371	K		P6		G6-4-3, 1-2f			G6-4-3, 1B		4	0	1	0	0	1	2
Jim Northrup, L (1, 8) OBP: 0.378, SLG: 0.490 (6, 3)	HR		BB, 1-2			1B		G6-4-3, 1-2f		3	1	2	1	1	0	1
Willie Horton, R (1, 9) OBP: 0.342, SLG: 0.479 (8, 7)	L7		5-3			K			L8	4	0	0	0	0	1	3
Norm Cash, L (1, 3) OBP: 0.388, SLG: 0.598		PB, 1B		K		K			FC6-4, 1B	3	0	1	0	0	2	1
Mickey Stanley, R (6, 8) OBP: 0.338, SLG: 0.379										1	0	1	0	0	0	0
Bill Freehan, R (1, 2) OBP: 0.342, SLG: 0.481		K, 1-2		HR		K			F8	4	1	1	1	0	2	3
Dick McAuliffe, L (1, 4) OBP: 0.260, SLG: 0.322		F5		6-3			L7		FC6-4, 1-2f	3	0	0	0	0	0	1
Tony Taylor, R (9, PH) (9, 4) OBP: 0.301, SLG: 0.315										1	0	0	0	0	0	1
Ed Brinkman, R (1, 6) OBP: 0.269, SLG: 0.253		K		5-3			L8			3	0	0	0	0	1	1
Joe Coleman, R (1, 1) OBP: 0.196, SLG: 0.170			F8		G6-4-3, 1B		K			3	0	1	0	0	1	0

	AB	33
	R	2
	H	8
	RBI	2
	BB	1
	SO	9
	LOB	14

Inning Stats	1	2	3	4	5	6	7	8	9
	R: 1 E: 0 K: 2 S: 8	R: 0 E: 0 K: 2 S: 8	R: 0 E: 0 K: 0 S: 4	R: 1 E: 0 K: 1 S: 6	R: 0 E: 0 K: 0 S: 3	R: 0 E: 0 K: 3 S: 10	R: 0 E: 0 K: 1 S: 5	R: 0 E: 0 K: 0 S: 3	R: 0 E: 0 K: 0 S: 4
	H: 1 LOB: 0 BB: 0 P: 8	H: 1 LOB: 1 BB: 0 P: 8	H: 1 LOB: 2 BB: 1 P: 8	H: 1 LOB: 0 BB: 0 P: 6	H: 1 LOB: 0 BB: 0 P: 3	H: 1 LOB: 1 BB: 0 P: 10	H: 0 LOB: 0 BB: 0 P: 5	H: 1 LOB: 0 BB: 0 P: 3	H: 1 LOB: 1 BB: 0 P: 4

	1B	6	SF	0	WP	0	PA	34
	2B	0	SAC	0	PB	1		
	3B	0	DP	2	SB	0		
	HR	2	HBP	0	CS	0		

PITCHER		IP	WLS	BF	H	R	ER	SO	BB	IBB	HBP	BLK	WP	HR	S	P	ERA	WHIP
Catfish Hunter, R ERA: 3.49	(1, 1)	7.0	L	27	6	2	2	9	1	0	0	0	0	2	44	48	2.57	1.000
Darold Knowles, L ERA: 4.46	(8, 1)	2.0		7	2	0	0	0	0	0	0	0	0	0	7	7	0.00	1.000

PITCHER	IP	WLS	BF	H	R	ER	SO	BB	IBB	HBP	BLK	WP	HR	S	P	ERA	WHIP

BOTTOM

Detroit Tigers @ Oakland Athletics

Oakland-Alameda County Coliseum, Oakland, CA

Sat Jul 17 1971, 3:33 AM PDT

Att. 15,039 - Unknown

livebaseballscorecards.com

Batter	1	2	3	4	5	6	7	8	9	AB	R	H	RBI	BB	SO	LOB
Larry Brown, R (1, 6) OBP: 0.276, SLG: 0.259	K		5-3		1-2 1B		F5		P6	4	0	1	0	0	1	0
Gene Tenace, R (9, PH) OBP: 0.384, SLG: 0.345										1	0	0	0	0	0	1
Joe Rudi, R (1, 7) OBP: 0.296, SLG: 0.412	K		F9		K		4-3			4	0	0	0	0	2	2
George Hendrick, R (1, 9) OBP: 0.346, SLG: 0.462	4-3			FC6-5 1B 1B	K			5-3		4	0	1	0	0	1	2
Mike Epstein, L (1, 3) OBP: 0.375, SLG: 0.471		2B SF8 1B		1-2 1B		BBB SH3-4 BB		P6		3	1	2	0	1	0	0
Sal Bando, R (1, 5) OBP: 0.373, SLG: 0.415		P4		K		1-2 SH3-4		BBBB BB		2	0	0	0	1	1	3
Rick Monday, L (1, 8) OBP: 0.342, SLG: 0.392		1-3 2B		K		K		F8		4	0	1	0	0	2	4
Dave Duncan, R (1, 2) OBP: 0.300, SLG: 0.425		SF8 3-H		FC6-5 2-3f		BBBB BB			K	2	0	0	1	1	1	2
Dick Green, R (1, 4) OBP: 0.323, SLG: 0.369		K			4-3	3-1			F3	2	0	0	0	0	1	1
Curt Blefary, L (6, PH) OBP: 0.333, SLG: 0.397										1	0	0	0	0	0	2
Tony La Russa, R (7, 4)										0	0	0	0	0	0	0
Reggie Jackson, L (9, PH) OBP: 0.363, SLG: 0.498										1	0	0	0	0	0	0
Catfish Hunter, R (1, 1) OBP: 0.361, SLG: 0.390			F7		1B 1B		K		1B	2	0	1	0	0	0	0
Steve Hovley, L (7, PH) OBP: 0.324, SLG: 0.200										1	0	0	0	0	1	0
Darold Knowles, L (8, 1) OBP: 0.250, SLG: 0.250										0	0	0	0	0	0	0
Tommy Davis, R (9, PH) OBP: 0.372, SLG: 0.410										1	0	1	0	0	0	0

Inning Stats	1	2	3	4	5	6	7	8	9
	R: 0 H: 0 E: 0 LOB: 0 K: 2 BB: 0 S: 7 P: 7	R: 1 H: 2 E: 0 LOB: 1 K: 1 BB: 0 S: 7 P: 7	R: 0 H: 0 E: 0 LOB: 0 K: 0 BB: 0 S: 3 P: 3	R: 0 H: 2 E: 0 LOB: 2 K: 2 BB: 0 S: 9 P: 9	R: 0 H: 2 E: 0 LOB: 2 K: 2 BB: 0 S: 9 P: 9	R: 0 H: 0 E: 0 LOB: 2 K: 1 BB: 2 S: 5 P: 13	R: 0 H: 0 E: 0 LOB: 0 K: 1 BB: 0 S: 5 P: 5	R: 0 H: 0 E: 0 LOB: 1 K: 0 BB: 1 S: 3 P: 7	R: 0 H: 1 E: 0 LOB: 1 K: 1 BB: 0 S: 6 P: 6

1B: 6	SF: 1	WP: 0 PA: 37
2B: 1	SAC: 1	PB: 0
3B: 0	DP: 0	SB: 0
HR: 0	HBP: 0	CS: 0

AB	32
R	1
H	7
RBI	1
BB	3
SO	10
LOB	17

PITCHER	IP	WLS	BF	H	R	ER	SO	BB	IBB	HBP	BLK	WP	HR	S	P	ERA	WHIP
Joe Coleman, R (1, 1) ERA: 3.45	9.0	W	37	7	1	1	10	3	0	0	0	0	0	54	66	1.00	1.111

PITCHER	IP	WLS	BF	H	R	ER	SO	BB	IBB	HBP	BLK	WP	HR	S	P	ERA	WHIP

Batter	1	2	3	4	5	6	7	8	9	AB	R	H	RBI	BB	SO	LOB
Aurelio Rodriguez, R (1, 5) OBP: 0.283, SLG: 0.378	G3 2B	F7		G6-4-3 1-2f			1-H 2B 2B		L5	5	1	2	1	0	0	4
Tony Taylor, R (1, 4) OBP: 0.294, SLG: 0.308	G3 2-3		L8		L1		6-3			4	0	0	0	0	0	2
Willie Horton, R (1, 7) OBP: 0.344, SLG: 0.486	1-3		2B		F8		2-H 2B			4	0	2	1	0	0	1
Al Kaline, R (1, 9) OBP: 0.443, SLG: 0.449	BB BB		L9		L5-3		L6			3	0	0	0	1	0	2
Bill Freehan, R (1, 2) OBP: 0.344, SLG: 0.477	1-2 BB		P4			BB G6-4-3 BB		F8		2	0	0	0	2	0	1
Mickey Stanley, R (1, 8) OBP: 0.332, SLG: 0.372	1-3			F8		F8		1-3		4	0	0	0	0	0	4
Ike Brown, R (1, 3) OBP: 0.358, SLG: 0.507		K		BB 1B BB		G6-4-3 1-2f		4-3		2	0	0	0	1	1	1
Jim Northrup, L (8, PH) OBP: 0.377, SLG: 0.489 (8, 3)										1	0	0	0	0	0	0
Ed Brinkman, R (1, 6) OBP: 0.275, SLG: 0.261		FC1-6 1B		BB 1-2 1B			2B 1B		L3 1B	3	1	3	0	0	0	0
Kevin Collins, L (9, PH) OBP: 0.350, SLG: 0.500										1	0	1	0	0	0	0
Bill Gilbreth, L (1, 1) OBP: 0.200, SLG: 0.200		FC1-6 1-2f		G6-4-3 1-2 2-3 BB			P3		L3 1-2	1	0	0	0	0	0	1
Tom Timmermann, R (2, 1) OBP: 0.222, SLG: 0.125										0	0	0	0	0	0	0
Bill Denehy, S (2, 1)										0	0	0	0	0	0	0
Dalton Jones, L (4, PH) OBP: 0.292, SLG: 0.422										0	0	0	1	0	0	0
Mike Kilkenny, R (4, 1)										0	0	0	0	0	0	0
Jim Price, R (7, PH) OBP: 0.375, SLG: 0.406										1	0	0	0	0	0	1
Dean Chance, R (7, 1)										0	0	0	0	0	0	0
Norm Cash, L (9, PH) OBP: 0.387, SLG: 0.596										1	0	0	0	0	0	1
Inning Stats	R: 0 E: 0 K: 0 S: 4 H: 1 LOB: 3 BB: 2 P: 12	R: 0 E: 0 K: 1 S: 6 H: 1 LOB: 1 BB: 0 P: 6	R: 0 E: 0 K: 0 S: 4 H: 1 LOB: 1 BB: 0 P: 4	R: 0 E: 0 K: 0 S: 3 H: 1 LOB: 2 BB: 2 P: 11	R: 0 E: 0 K: 0 S: 3 H: 0 LOB: 0 BB: 0 P: 3	R: 0 E: 0 K: 0 S: 2 H: 0 LOB: 0 BB: 1 P: 6	R: 2 E: 0 K: 0 S: 6 H: 3 LOB: 1 BB: 0 P: 6	R: 0 E: 0 K: 0 S: 3 H: 0 LOB: 0 BB: 0 P: 3	R: 0 E: 0 K: 0 S: 3 H: 1 LOB: 0 BB: 0 P: 3	1B: 4 2B: 5 3B: 0 HR: 0	SF: 0 SAC: 0 DP: 3 HBP: 0					

PITCHER	IP	WLS	BF	H	R	ER	SO	BB	IBB	HBP	BLK	WP	HR	S	P	ERA	WHIP
Paul Splittorff, L (1, 1) ERA: 2.29	7.0	W	31	7	2	2	1	5	0	0	0	0	0	28	48	2.57	1.714
Ted Abernathy, R (8, 1) ERA: 2.12	2.0	S	6	1	0	0	0	0	0	0	0	0	0	6	6	0.00	0.500

PITCHER	IP	WLS	BF	H	R	ER	SO	BB	IBB	HBP	BLK	WP	HR	S	P	ERA	WHIP

TOP

Detroit Tigers @ Kansas City Royals

Municipal Stadium, Kansas City, MO

Sun Jul 18 1971, 4:33 AM EDT

Overcast - 83 F

livebaseballscorecards.com

AB	32
R	2
H	8
RBI	2
BB	5
SO	1
LOB	18

WP: 0 PA: 37
PB: 0
SB: 0
CS: 0

BOTTOM

Detroit Tigers @ Kansas City Royals

Municipal Stadium, Kansas City, MO

Sun Jul 18 1971, 4:33 AM EDT

Overcast - 83 F

livebaseballscorecards.com

Batter	1	2	3	4	5	6	7	8	9	AB	R	H	RBI	BB	SO	LOB
Freddie Patek, R (1, 6) OBP: 0.322, SLG: 0.358	BBBB 4-0 FC3-6 BB	x 0-0 SH 1B 1B 1-2 2-3	x 0-0 ③ F5			x 0-0 HR		x 0-0 ③ L9		2	2	1	1	1	0	2
Bobby Floyd, R (8, PH) OBP: 0.278, SLG: 0.133 (9, 6)										1	0	0	0	0	0	0
Paul Schaal, R (1, 5) OBP: 0.412, SLG: 0.418	x 0-0 ① FC3-6 BB 1B 1-2f	x 0-0 ① SF8 3-H		x 0-0 ① L1		x 0-0 ① 1-3				3	1	0	1	0	0	1
Amos Otis, R (1, 8) OBP: 0.365, SLG: 0.520	BBBB 4-0 1B HR 1-2 BB	x 0-0 1B 1B 1-2 2-3		SSS 0-3 ② K		x 0-0 ② L7				3	1	1	0	1	1	0
Cookie Rojas, R (1, 4) OBP: 0.367, SLG: 0.438	x 0-0 HR 1-2 2-H 1B	x 0-0 ② 1-3 2-H 3-H 1B		x 0-0 ③ F8		x 0-0 ③ P4				4	1	2	3	0	0	0
Bobby Knoop, R (7, 4) OBP: 0.283, SLG: 0.220										0	0	0	0	0	0	0
Lou Piniella, R (1, 7) OBP: 0.300, SLG: 0.338	x 0-0 HR 1-H 2-H	x 0-0 ③ L8			x 0-0 BB 1B		x 0-0 ① 5-3			4	1	2	3	0	0	1
Bob Oliver, R (1, 3) OBP: 0.273, SLG: 0.310	x 0-0 ② 1-3		x 0-0 ① F8		x 0-0 ① F8		x 0-0 ② 4-3			4	0	0	0	0	0	1
Ed Kirkpatrick, L (1, 9) OBP: 0.315, SLG: 0.364	x 0-0 ③ 3-1		BBBB 4-0 1B BB		SSS 0-3 ② K		x 0-0 ③ F3			3	0	0	0	1	1	1
Jerry May, R (1, 2) OBP: 0.326, SLG: 0.331		BBBB 4-0 SH BB SF8 BB	x 0-0 SH1-3 1-3 1B		BBBB 4-0 1-2 BB			SSS 0-3 ① K		2	1	1	0	2	1	0
Paul Splittorff, L (1, 1) OBP: 0.150, SLG: 0.056		BBBB 4-0 1B SH 1-2 1B BB	x 0-0 ② SH1-3 1-2		x 0-0 ③ F7			SSS 0-3 ② K		1	1	0	0	1	0	2
Ted Abernathy, R (8, 1)										1	0	0	0	0	1	0
Inning Stats	R: 4 H: 2 E: 0 LOB: 0 K: 0 BB: 2 S: 5 P: 13	R: 3 H: 2 E: 0 LOB: 1 K: 0 BB: 2 S: 5 P: 13	R: 0 H: 1 E: 0 LOB: 2 K: 0 BB: 1 S: 4 P: 8	R: 0 H: 0 E: 0 LOB: 0 K: 1 BB: 0 S: 5 P: 5	R: 0 H: 1 E: 0 LOB: 2 K: 1 BB: 1 S: 6 P: 10	R: 1 H: 1 E: 0 LOB: 0 K: 0 BB: 0 S: 4 P: 4	R: 0 H: 0 E: 0 LOB: 0 K: 0 BB: 0 S: 3 P: 3	R: 0 H: 0 E: 0 LOB: 0 K: 2 BB: 0 S: 7 P: 7		1B: 5 SF: 1 2B: 0 SAC: 2 3B: 0 DP: 0 HR: 2 HBP: 0						

AB	28
R	8
H	7
RBI	8
BB	6
SO	4
LOB	8

PITCHER		IP	WLS	BF	H	R	ER	SO	BB	IBB	HBP	BLK	WP	HR	S	P	ERA	WHIP
Bill Gilbreth, L ERA: 3.91	(1, 1)	1.0	L	9	2	6	6	0	4	0	0	0	0	1	5	21	54.00	6.000
Tom Timmermann, R ERA: 4.54	(2, 1)	0.0		1	0	0	0	0	0	0	0	0	0	0	1	1	∞	∞
Bill Denehy, R ERA: 3.24	(2, 1)	2.0		9	3	1	1	0	1	0	0	0	0	0	8	12	4.50	2.000
Mike Kilkenny, L ERA: 5.68	(4, 1)	3.0		12	2	1	1	2	1	0	0	0	0	1	15	19	3.00	1.000
Dean Chance, R ERA: 3.01	(7, 1)	2.0		6	0	0	0	2	0	0	0	0	0	0	10	10	0.00	0.000

PITCHER	IP	WLS	BF	H	R	ER	SO	BB	IBB	HBP	BLK	WP	HR	S	P	ERA	WHIP

WP: 0 PA: 37
PB: 0
SB: 0
CS: 0

Batter	1	2	3	4	5	6	7	8	9	10	AB	R	H	RBI	BB	SO	LOB
Mickey Stanley, R (1, 8) OBP: 0.325, SLG: 0.364	6-3		F8		4-3 2-3		F8			F5	5	0	0	0	0	0	1
Jim Northrup, L (1, 9) OBP: 0.378, SLG: 0.489	1-3 1B 1B		F8		BB 1B 3-H			6-3			4	1	2	1	0	0	0
Willie Horton, R (1, 7) OBP: 0.346, SLG: 0.487	1-3 1-2			2B	BBBB BB 1-2			P4			3	0	1	0	1	0	1
Bill Freehan, R (1, 2) OBP: 0.343, SLG: 0.474	2-H 1B			L7	F9			P2			4	0	1	1	0	0	3
Aurelio Rodriguez, R (1, 5) OBP: 0.280, SLG: 0.373	F6			5-3		F7			SSS K		4	0	0	0	0	1	2
Tony Taylor, R (1, 4) OBP: 0.288, SLG: 0.301		1-3		5-3		6-3			L6		4	0	0	0	0	0	1
Norm Cash, L (1, 3) OBP: 0.385, SLG: 0.602		F7			HR	F2			SSS K		4	1	1	1	0	1	0
Ed Brinkman, R (1, 6) OBP: 0.275, SLG: 0.258		SSS K			BBBB 4-3 SH1-4 1B BB		G3			F2	3	1	0	0	1	1	0
Joe Niekro, R (1, 1) OBP: 0.286, SLG: 0.263			SSS K		SH1-4 1-2		SSS K			SSS K	2	0	0	0	0	2	0
Fred Scherman, L (8, 1) OBP: 0.308, SLG: 0.250											1	0	0	0	0	1	0
Inning Stats	R: 1 E: 0 K: 0 S: 5 H: 2 LOB: 1 BB: 0 P: 5	R: 0 E: 0 K: 1 S: 5 H: 0 LOB: 0 BB: 0 P: 5	R: 0 E: 0 K: 1 S: 5 H: 0 LOB: 0 BB: 0 P: 5	R: 0 E: 0 K: 0 S: 4 H: 1 LOB: 1 BB: 0 P: 4	R: 2 E: 0 K: 0 S: 5 H: 2 LOB: 2 BB: 2 P: 13	R: 0 E: 0 K: 0 S: 3 H: 0 LOB: 0 BB: 0 P: 3	R: 0 E: 0 K: 1 S: 5 H: 0 LOB: 0 BB: 0 P: 5	R: 0 E: 0 K: 0 S: 3 H: 0 LOB: 0 BB: 0 P: 3	R: 0 E: 0 K: 2 S: 7 H: 0 LOB: 0 BB: 0 P: 7	R: 0 E: 0 K: 1 S: 5 H: 0 LOB: 0 BB: 0 P: 5	1B: 3 2B: 1 3B: 0 HR: 1 SF: 0 SAC: 1 DP: 0 HBP: 0						

PITCHER		IP	WLS	BF	H	R	ER	SO	BB	IBB	HBP	BLK	WP	HR	S	P	ERA	WHIP
Bill Butler, L ERA: 3.52	(1, 1)	4.2		20	5	3	3	2	1	0	0	0	0	0	23	27	5.79	1.286
Jim York, R ERA: 3.09	(5, 1)	5.1	W	17	0	0	0	4	1	0	0	0	0	0	24	28	0.00	0.188

PITCHER	IP	WLS	BF	H	R	ER	SO	BB	IBB	HBP	BLK	WP	HR	S	P	ERA	WHIP

TOP

Detroit Tigers @ Kansas City Royals

Municipal Stadium, Kansas City, MO

Sun Jul 18 1971, 4:38 AM EDT

Att. 26,182 - Unknown

livebaseballscorecards.com

AB	34
R	3
H	5
RBI	3
BB	2
SO	6
LOB	8

PA: 37

WP: 0 PB: 0 SB: 0 CS: 0

Batter	1	2	3	4	5	6	7	8	9	10	AB	R	H	RBI	BB	SO	LOB
Freddie Patek, R (1, 6) OBP: 0.318, SLG: 0.353	5-3	F7			6-3		F9		6-3		5	0	0	0	0	0	2
Paul Schaal, R (1, 5) OBP: 0.409, SLG: 0.414	F8		1B		6-3		6-3		F9		5	0	1	0	0	0	1
Amos Otis, R (1, 8) OBP: 0.365, SLG: 0.520	5-3		L8		5-3			SH5-3 2B		BBBB FC5-6 BB	4	0	1	0	1	0	1
Ed Kirkpatrick, L (1, 9) OBP: 0.311, SLG: 0.358		SSS K	F8			P6		SH5-3 2-3		FC5-6 1B 1-2f 1B	4	1	0	0	0	1	2
Cookie Rojas, R (1, 4) OBP: 0.370, SLG: 0.438		BB 1B 1B	F9			1-3		BB IBB		1B 1-3 1B	4	1	2	0	1	0	1
Gail Hopkins, L (1, 3) OBP: 0.391, SLG: 0.486		BBBB 1B 3B 1-2 BB						F5		2-3 3-H 1B	4	1	3	1	1	0	2
Lou Piniella, R (1, 7) OBP: 0.303, SLG: 0.338		3B 1-3 2-H 1B				6-3		BBBB 1-2 BB			3	1	1	1	1	0	2
Jerry May, R (1, 2) OBP: 0.325, SLG: 0.341		1-H 3-H 3B					F8	5-3			4	0	1	2	0	0	4
Bill Butler, L (1, 1) OBP: 0.111, SLG: 0.111 Jim York, R (5, 1) OBP: 0.250, SLG: 0.286		SSS K					2B		F3		2 2	0 0	0 1	0 0	0 0	2 0	2 0
Inning Stats	R: 0 E: 0 K: 0 S: 3 H: 0 LOB: 0 BB: 0 P: 3	R: 3 E: 0 K: 2 S: 10 H: 3 LOB: 1 BB: 1 P: 14	R: 0 E: 0 K: 0 S: 4 H: 1 LOB: 1 BB: 0 P: 4	R: 0 E: 0 K: 1 S: 6 H: 1 LOB: 1 BB: 0 P: 6	R: 0 E: 0 K: 0 S: 3 H: 0 LOB: 0 BB: 0 P: 3	R: 0 E: 0 K: 0 S: 4 H: 1 LOB: 1 BB: 0 P: 4	R: 0 E: 0 K: 0 S: 4 H: 1 LOB: 1 BB: 0 P: 4	R: 0 E: 0 K: 0 S: 4 H: 1 LOB: 3 BB: 2 P: 12	R: 0 E: 0 K: 0 S: 3 H: 0 LOB: 0 BB: 0 P: 3	R: 1 E: 0 K: 0 S: 3 H: 2 LOB: 2 BB: 1 P: 7	1B: 6 2B: 3 3B: 1 HR: 0 SF: 0 SAC: 1 DP: 0 HBP: 0						

PITCHER		IP	WLS	BF	H	R	ER	SO	BB	IBB	HBP	BLK	WP	HR	S	P	ERA	WHIP
Joe Niekro, R ERA: 4.79	(1, 1)	7.0		30	8	3	3	3	1	0	0	0	0	0	35	39	3.86	1.286
Fred Scherman, L ERA: 2.64	(8, 1)	2.1	L	12	2	1	1	0	2	1	0	0	0	0	9	21	3.86	1.714

PITCHER		IP	WLS	BF	H	R	ER	SO	BB	IBB	HBP	BLK	WP	HR	S	P	ERA	WHIP

BOTTOM

Detroit Tigers @ Kansas City Royals

Municipal Stadium, Kansas City, MO

Sun Jul 18 1971, 4:38 AM EDT

Att. 26,182 - Unknown

livebaseballscorecards.com

AB	37
R	4
H	10
RBI	4
BB	4
SO	3
LOB	17

WP: 0 PB: 0 SB: 0 CS: 0 PA: 42

Batter	1	2	3	4	5	6	7	8	9	AB	R	H	RBI	BB	SO	LOB
Aurelio Rodriguez, R (1, 5) OBP: 0.279, SLG: 0.369	F5		6-3		5-3		BB		F9	4	0	0	0	1	0	0
Tony Taylor, R (1, 4) OBP: 0.287, SLG: 0.296	F9			BB	6-3		F4			3	1	0	0	1	0	1
Al Kaline, R (1, 9) OBP: 0.447, SLG: 0.458	L8			1B		2B	1B			4	2	3	0	0	0	0
Willie Horton, R (1, 7) OBP: 0.345, SLG: 0.484		4-3		1B		L7	1-3			4	1	1	1	0	0	3
Bill Freehan, R (1, 2) OBP: 0.348, SLG: 0.481		2B 1B		G4-6-3		2B		4-3		4	1	3	2	0	0	0
Norm Cash, L (1, 3) OBP: 0.386, SLG: 0.599		K		G4-6-3		HBP		K		3	0	1	1	0	2	1
Mickey Stanley, R (1, 8) OBP: 0.324, SLG: 0.367		2B		G4-6-3		F7		6-3		4	0	1	0	0	0	3
Ed Brinkman, R (1, 6) OBP: 0.272, SLG: 0.255		5-3		6-3		K			6-3	4	0	0	0	0	1	2
Mickey Lolich, S (1, 1) OBP: 0.238, SLG: 0.116		K			4-3		K		K	4	0	0	0	0	3	0
Inning Stats	R: 0 E: 0 K: 0 S: 3 H: 0 LOB: 0 BB: 0 P: 3	R: 0 E: 0 K: 1 S: 6 H: 2 LOB: 2 BB: 0 P: 6	R: 0 E: 0 K: 1 S: 5 H: 0 LOB: 0 BB: 0 P: 5	R: 4 E: 0 K: 0 S: 6 H: 4 LOB: 0 BB: 1 P: 10	R: 0 E: 0 K: 0 S: 3 H: 0 LOB: 0 BB: 0 P: 3	R: 1 E: 0 K: 1 S: 7 H: 2 LOB: 2 BB: 0 P: 8	R: 0 E: 0 K: 1 S: 6 H: 1 LOB: 2 BB: 1 P: 10	R: 0 E: 0 K: 1 S: 5 H: 0 LOB: 0 BB: 0 P: 5	R: 0 E: 0 K: 1 S: 5 H: 0 LOB: 0 BB: 0 P: 5	1B: 6 2B: 3 3B: 0 HR: 0 SF: 0 SAC: 0 DP: 1 HBP: 1						

PITCHER		IP	WLS	BF	H	R	ER	SO	BB	IBB	HBP	BLK	WP	HR	S	P	ERA	WHIP
Jim Rooker, L ERA: 5.51	(1, 1)	5.1	L	24	8	5	5	2	1	0	1	0	0	0	26	31	8.44	1.688
Roger Nelson, R ERA: 5.68	(6, 1)	1.2		7	1	0	0	2	1	0	0	0	0	0	10	14	0.00	1.200
Ted Abernathy, R ERA: 2.03	(8, 1)	2.0		6	0	0	0	2	0	0	0	0	0	0	10	10	0.00	0.000

PITCHER	IP	WLS	BF	H	R	ER	SO	BB	IBB	HBP	BLK	WP	HR	S	P	ERA	WHIP

TOP

Detroit Tigers @ Kansas City Royals

Municipal Stadium, Kansas City, MO

Mon Jul 19 1971, 8:05 PM EDT

Att. 9,831 - Unknown - 77 F

livebaseballscorecards.com

AB	34
R	5
H	9
RBI	4
BB	2
SO	6
LOB	10

PA: 37

WP: 0
PB: 0
SB: 0
CS: 0

BOTTOM

Detroit Tigers @ Kansas City Royals

Municipal Stadium, Kansas City, MO

Mon Jul 19 1971, 8:05 PM EDT

Att. 9,831 - Unknown - 77 F

livebaseballscorecards.com

Batter	1	2	3	4	5	6	7	8	9	AB	R	H	RBI	BB	SO	LOB
Freddie Patek, R (1, 6) OBP: 0.317, SLG: 0.352	5-3		P6			1B SF9 1B		L7		4	1	1	0	0	0	1
Paul Schaal, R (1, 5) OBP: 0.410, SLG: 0.419	G3		L7			1-3 1B		2B		4	0	2	0	0	0	1
Amos Otis, R (1, 8) OBP: 0.361, SLG: 0.515	K			F3		SF9 3-H		K		3	0	0	1	0	2	1
Cookie Rojas, R (1, 4) OBP: 0.366, SLG: 0.433		K		F7		F7		P4		4	0	0	0	0	1	2
Lou Piniella, R (1, 7) OBP: 0.307, SLG: 0.345		S 1B		2B		6-3			L9	4	0	2	0	0	0	1
Bob Oliver, R (1, 3) OBP: 0.276, SLG: 0.322		K 1-2		F8			1B		3B	4	1	2	0	0	1	2
Ed Kirkpatrick, L (1, 9) OBP: 0.306, SLG: 0.353		K	K				F7		F2	4	0	0	0	0	2	3
Jerry May, R (1, 2) OBP: 0.323, SLG: 0.351			4-3		6-3	F7			3B 3-H	4	0	1	1	0	0	1
Jim Rooker, R (1, 1)			BB		K	F3			5-3	1	0	0	0	1	1	0
Roger Nelson, R (6, 1)										0	0	0	0	0	0	0
Bobby Knoop, R (7, PH) OBP: 0.277, SLG: 0.214										1	0	0	0	0	0	1
Ted Abernathy, R (8, 1)										0	0	0	0	0	0	0
Chuck Harrison, R (9, PH) OBP: 0.207, SLG: 0.192										1	0	0	0	0	0	1

	AB	34
	R	2
	H	8
	RBI	2
	BB	1
	SO	7
	LOB	14

Inning Stats	1	2	3	4	5	6	7	8	9
	R: 0 H: 0 E: 0 LOB: 0 K: 1 BB: 0 S: 5 P: 5	R: 0 H: 1 E: 0 LOB: 1 K: 3 BB: 0 S: 10 P: 10	R: 0 H: 0 E: 0 LOB: 1 K: 0 BB: 1 S: 3 P: 7	R: 0 H: 1 E: 0 LOB: 1 K: 0 BB: 0 S: 4 P: 4	R: 0 H: 0 E: 0 LOB: 0 K: 2 BB: 0 S: 7 P: 7	R: 1 H: 2 E: 0 LOB: 1 K: 0 BB: 0 S: 5 P: 5	R: 0 H: 1 E: 0 LOB: 1 K: 0 BB: 0 S: 4 P: 4	R: 0 H: 1 E: 0 LOB: 1 K: 1 BB: 0 S: 6 P: 6	R: 1 H: 2 E: 0 LOB: 1 K: 0 BB: 0 S: 5 P: 5

	1B: 4	SF: 1	WP: 0	PA: 36
	2B: 2	SAC: 0	PB: 0	
	3B: 2	DP: 0	SB: 1	
	HR: 0	HBP: 0	CS: 0	

PITCHER		IP	WLS	BF	H	R	ER	SO	BB	IBB	HBP	BLK	WP	HR	S	P	ERA	WHIP
Mickey Lolich, L ERA: 2.99	(1, 1)	9.0	W	36	8	2	2	7	1	0	0	0	0	0	49	53	2.00	1.000

PITCHER	IP	WLS	BF	H	R	ER	SO	BB	IBB	HBP	BLK	WP	HR	S	P	ERA	WHIP

Batter	1	2	3	4	5	6	7	8	9	AB	R	H	RBI	BB	SO	LOB
Dick McAuliffe, L (1, 4) OBP: 0.257, SLG: 0.318	4-3		K			4-3		P4		4	0	0	0	0	1	1
Aurelio Rodriguez, R (1, 5) OBP: 0.281, SLG: 0.370	FC5-4 1B		FC3-6 CS 1-2f			1B			F8	4	0	2	0	0	0	1
Jim Northrup, L (1, 8) OBP: 0.373, SLG: 0.481	F7		CS 1-2	F9		F9			F7	4	0	0	0	0	0	2
Willie Horton, R (1, 9) OBP: 0.341, SLG: 0.478	FC5-4 1-2f			K			F9		4-6-3	4	0	0	0	0	1	1
Norm Cash, L (1, 3) OBP: 0.389, SLG: 0.597		BB FC5-4		F7			BB			1	0	0	0	2	0	0
Dalton Jones, L (1, 7) OBP: 0.284, SLG: 0.411		FC5-4 1-2f			3-1		F9			3	0	0	0	0	0	2
Bill Freehan, R (1, 2) OBP: 0.344, SLG: 0.477		K			1-3		P5			3	0	0	0	0	1	2
Ed Brinkman, R (1, 6) OBP: 0.269, SLG: 0.252		P6			6-3			5-3		3	0	0	0	0	0	1
Les Cain, L (1, 1) OBP: 0.231, SLG: 0.240			FC3-6 1B			K		K		3	0	1	0	0	2	0
Inning Stats	R: 0 E: 0 K: 0 S: 4 H: 1 LOB: 1 BB: 0 P: 4	R: 0 E: 0 K: 1 S: 5 H: 0 LOB: 1 BB: 1 P: 9	R: 0 E: 0 K: 1 S: 5 H: 1 LOB: 0 BB: 0 P: 5	R: 0 E: 0 K: 1 S: 5 H: 0 LOB: 0 BB: 0 P: 5	R: 0 E: 0 K: 0 S: 3 H: 0 LOB: 0 BB: 0 P: 3	R: 0 E: 0 K: 1 S: 6 H: 1 LOB: 1 BB: 0 P: 6	R: 0 E: 0 K: 0 S: 3 H: 0 LOB: 1 BB: 1 P: 7	R: 0 E: 0 K: 1 S: 5 H: 0 LOB: 0 BB: 0 P: 5	R: 0 E: 0 K: 0 S: 3 H: 0 LOB: 0 BB: 0 P: 3	1B: 3 2B: 0 3B: 0 HR: 0	SF: 0 SAC: 0 DP: 0 HBP: 0						

PITCHER	IP	WLS	BF	H	R	ER	SO	BB	IBB	HBP	BLK	WP	HR	S	P	ERA	WHIP
Andy Messersmith, R (1, 1) ERA: 3.49	9.0	W	31	3	0	0	5	2	0	0	0	0	0	39	47	0.00	0.556

PITCHER	IP	WLS	BF	H	R	ER	SO	BB	IBB	HBP	BLK	WP	HR	S	P	ERA	WHIP

TOP

Detroit Tigers @ California Angels

Anaheim Stadium, Anaheim, CA

Tue Jul 20 1971, 10:05 PM EDT

Att. 10,669 - Unknown

livebaseballscorecards.com

AB	29
R	0
H	3
RBI	0
BB	2
SO	5
LOB	10

WP: 0 PB: 0 SB: 0 CS: 1 PA: 32

BOTTOM

Detroit Tigers @ California Angels

Anaheim Stadium, Anaheim, CA

Tue Jul 20 1971, 10:05 PM EDT

Att. 10,669 - Unknown

Batter	1	2	3	4	5	6	7	8	9	AB	R	H	RBI	BB	SO	LOB
Sandy Alomar Sr., S (1, 4) OBP: 0.298, SLG: 0.305	F9		1B		L1			4-3		4	0	1	0	0	0	1
Mickey Rivers, L (1, 8) (9, 9) OBP: 0.311, SLG: 0.352	4-3		G3			S 1B		K		4	0	1	0	0	1	1
Ken McMullen, R (1, 5) OBP: 0.315, SLG: 0.402	P4			L6		K 1-2		1B 2B 1B		4	1	1	0	0	1	1
Billy Cowan, R (1, 7) OBP: 0.333, SLG: 0.449		FC5-4 1B		BB		P6		1-2 2B 1B		3	1	2	0	1	0	1
Ken Berry, R (9, 8) OBP: 0.276, SLG: 0.322										0	0	0	0	0	0	0
Tommie Reynolds, R (1, 9) (9, 7) OBP: 0.385, SLG: 0.364		F7		P6		6-3		1-H 2-H 2B		4	0	1	2	0	0	3
Jim Spencer, L (1, 3) OBP: 0.290, SLG: 0.378		F9		F8			L3	G3		4	0	0	0	0	0	3
Jerry Moses, R (1, 2) OBP: 0.247, SLG: 0.361		FC5-4 1-2f			BB FC5-6		3B			2	0	1	0	1	0	1
Syd O'Brien, R (1, 6) OBP: 0.251, SLG: 0.316			6-3		F9		6-3			3	0	0	0	0	0	2
Andy Messersmith, R (1, 1) OBP: 0.204, SLG: 0.216			K		FC5-6 1-2f		P3			3	0	0	0	0	1	2
Inning Stats	R: 0 H: 0 E: 0 LOB: 0 K: 0 BB: 0 S: 3 P: 3	R: 0 H: 1 E: 0 LOB: 1 K: 0 BB: 0 S: 4 P: 4	R: 0 H: 1 E: 0 LOB: 1 K: 1 BB: 0 S: 6 P: 6	R: 0 H: 0 E: 0 LOB: 1 K: 0 BB: 1 S: 3 P: 7	R: 0 H: 0 E: 0 LOB: 1 K: 0 BB: 1 S: 3 P: 7	R: 0 H: 1 E: 0 LOB: 1 K: 1 BB: 0 S: 6 P: 6	R: 0 H: 1 E: 0 LOB: 1 K: 0 BB: 0 S: 4 P: 4	R: 2 H: 3 E: 0 LOB: 1 K: 1 BB: 0 S: 8 P: 8		1B: 5 SF: 0 2B: 1 SAC: 0 3B: 1 DP: 0 HR: 0 HBP: 0						

livebaseballscorecards.com

AB	31
R	2
H	7
RBI	2
BB	2
SO	3
LOB	15

WP: 0 PA: 33
PB: 0
SB: 1
CS: 0

PITCHER	IP	WLS	BF	H	R	ER	SO	BB	IBB	HBP	BLK	WP	HR	S	P	ERA	WHIP
Les Cain, L (1, 1) ERA: 3.3	8.0	L	33	7	2	2	3	2	0	0	0	0	0	37	45	2.25	1.125

PITCHER	IP	WLS	BF	H	R	ER	SO	BB	IBB	HBP	BLK	WP	HR	S	P	ERA	WHIP

Batter	1	2	3	4	5	6	7	8	9	10	11	AB	R	H	RBI	BB	SO	LOB
Mickey Stanley, R (1, 8) OBP: 0.326, SLG: 0.376	5-3		1B 3B 2-H		1B			F2		1-3		5	1	2	1	0	0	0
Tony Taylor, R (1, 4) OBP: 0.290, SLG: 0.299	6-3		FC5-4 1B 3-H		F8			4-3			SH3-4 1B 1B	5	1	2	1	0	0	1
Al Kaline, R (1, 9) OBP: 0.444, SLG: 0.455	L9		FC5-4 1-2f			1B		L5-3			SH3-4 1-2	4	0	1	0	0	0	1
Willie Horton, R (1, 7) OBP: 0.342, SLG: 0.475 Cesar Gutierrez, R (11, PR) OBP: 0.161, SLG: 0.161 Jim Northrup, L (11, 7) OBP: 0.373, SLG: 0.481		G5-4-3 1B		P4		F8			6-3		1B 1B IBB	4 0 0	0 1 0	1 0 0	0 0 0	1 0 0	0 0 0	1 0 0
Bill Freehan, R (1, 2) OBP: 0.348, SLG: 0.477		G5-4-3 1-2f		21-4-6-3 1B		F9			BB		1-3 1B 2-H	4	1	2	1	1	0	2
Aurelio Rodriguez, R (1, 5) OBP: 0.280, SLG: 0.366		L6		G1-4-6-3 1-2f		F8			K		1B IBB	4	0	0	0	1	1	3
Norm Cash, L (1, 3) OBP: 0.386, SLG: 0.601			F9		HR		K		F8		F5	5	1	1	1	0	1	4
Ed Brinkman, R (1, 6) OBP: 0.271, SLG: 0.258			3B 2B		F8		F8			1-3	FC6 1B 1-3 2-H 3-H	5	1	2	2	0	0	0
Joe Coleman, R (1, 1) OBP: 0.179, SLG: 0.154 Fred Scherman, L (11, 1) OBP: 0.308, SLG: 0.250			3-1		K		K			2-3	FC6 1-2f	5 0	0 0	0 0	0 0	0 0	2 0	3 0
Inning Stats	R: 0 E: 0 K: 0 S: 3 H: 0 LOB: 0 BB: 0 P: 3	R: 0 E: 0 K: 0 S: 3 H: 1 LOB: 0 BB: 0 P: 3	R: 2 E: 0 K: 0 S: 6 H: 3 LOB: 1 BB: 0 P: 6	R: 0 E: 0 K: 0 S: 3 H: 1 LOB: 0 BB: 0 P: 3	R: 1 E: 0 K: 1 S: 7 H: 2 LOB: 1 BB: 0 P: 7	R: 0 E: 0 K: 0 S: 4 H: 1 LOB: 1 BB: 0 P: 4	R: 0 E: 0 K: 2 S: 7 H: 0 LOB: 0 BB: 0 P: 7	R: 0 E: 0 K: 0 S: 3 H: 0 LOB: 0 BB: 0 P: 3	R: 0 E: 0 K: 1 S: 5 H: 0 LOB: 1 BB: 1 P: 9	R: 0 E: 0 K: 0 S: 3 H: 0 LOB: 0 BB: 0 P: 3	R: 3 E: 0 K: 0 S: 6 H: 3 LOB: 2 BB: 2 P: 14	1B: 8 2B: 1 3B: 1 HR: 1 SF: 0 SAC: 1 DP: 2 HBP: 0						

PITCHER		IP	WLS	BF	H	R	ER	SO	BB	IBB	HBP	BLK	WP	HR	S	P	ERA	WHIP
Clyde Wright, L ERA: 3.39	(1, 1)	10.1	L	41	10	6	6	4	1	1	0	0	0	1	47	55	5.23	1.065
Dave LaRoche, L ERA: 2.12	(11, 1)	0.2		4	1	0	0	0	0	1	0	0	0	0	3	7	0.00	1.500

PITCHER		IP	WLS	BF	H	R	ER	SO	BB	IBB	HBP	BLK	WP	HR	S	P	ERA	WHIP

TOP

Detroit Tigers @ California Angels

Anaheim Stadium, Anaheim, CA

Wed Jul 21 1971, 10:05 PM EDT

Unknown

livebaseballscorecards.com

AB	41
R	6
H	11
RBI	6
BB	3
SO	4
LOB	15

PA: 45

WP: 0 PB: 0 SB: 0 CS: 0

Detroit Tigers @ California Angels

Anaheim Stadium, Anaheim, CA

Wed Jul 21 1971, 10:05 PM EDT

Unknown

BOTTOM

livebaseballscorecards.com

Batter	1	2	3	4	5	6	7	8	9	10	11	AB	R	H	RBI	BB	SO	LOB
Sandy Alomar Sr., S (1, 4) OBP: 0.300, SLG: 0.304	BBBB 4-0 2B 1B BB	x 0-0 1-3 ③			x 0-0 G3 1B		x 0-0 G3 ③		SSS 0-3 K ③			4	1	1	0	1	1	3
Mickey Rivers, L (1, 8) OBP: 0.316, SLG: 0.347	x 0-0 1-2 2B 1B	x 0-0 4-3 ①			x 0-0 G3 ② 1-2			BBBB 4-0 SH3-4 BB		x 0-0 L3 ①		4	1	1	0	1	0	1
Tony Gonzalez, L (1, 7) OBP: 0.327, SLG: 0.326	x 0-0 L9 1-H 2-H 2B	SSS 0-3 K ②			x 0-0 L6 ③			x 0-0 SH3-4 ① 1-2		x 0-0 F7 ②		4	0	1	2	0	1	1
John Stephenson, L (1, 2) OBP: 0.300, SLG: 0.354	x 0-0 L9 ① 2-3	x 0-0 1B				x 0-0 F8 ①		x 0-0 F8 ②		x 0-0 4-3 ③		5	0	1	0	0	0	2
Ken McMullen, R (1, 5) OBP: 0.314, SLG: 0.399	x 0-0 4-3 ②	SSS 0-3 K ③				x 0-0 P4 ②		x 0-0 P4 ③			x 0-0 G6-4-3 1B	5	0	1	0	0	1	3
Jim Spencer, L (1, 3) OBP: 0.288, SLG: 0.385	x 0-0 L9 ③		SSS 0-3 K ①			x 0-0 HR			x 0-0 L9 ①		x 0-0 F3 ①	5	1	1	1	0	1	2
Roger Repoz, L (1, 9) OBP: 0.369, SLG: 0.344 Tommie Reynolds, R (11, PH) OBP: 0.357, SLG: 0.333		BBBB 4-0 SH3-4 BB	x 0-0 L3 ②			x 0-0 L9 ③			SSS 0-3 K ②		x 0-0 G6-4-3 ②③ 1-2f	3 1	0 0	0 0	0 0	1 0	1 0	0 1
Bruce Christensen, L (1, 6) OBP: 0.300, SLG: 0.125		SSS 0-3 K ①	x 0-0 4-3 ③				x 0-0 G3 ①		BBBB 4-0 1B BB			3	0	0	0	1	1	1
Clyde Wright, R (1, 1) OBP: 0.259, SLG: 0.283 Dave LaRoche, L (11, 1) OBP: 0.222, SLG: 0.125		x 0-0 SH3-4 ② 1-2			x 0-0 F4 ①		SSS 0-3 K ②		x 0-0 1-3 1B			3 0	0 0	1 0	0 0	0 0	1 0	0 0
Inning Stats	R: 2 E: 0 K: 0 S: 5 H: 2 LOB: 1 BB: 1 P: 9	R: 0 E: 0 K: 1 S: 5 H: 0 LOB: 1 BB: 1 P: 9	R: 0 E: 0 K: 2 S: 8 H: 1 LOB: 1 BB: 0 P: 8	R: 0 E: 0 K: 1 S: 5 H: 0 LOB: 0 BB: 0 P: 5	R: 0 E: 0 K: 0 S: 4 H: 1 LOB: 1 BB: 0 P: 4	R: 1 E: 0 K: 0 S: 4 H: 1 LOB: 0 BB: 0 P: 4	R: 0 E: 0 K: 1 S: 5 H: 0 LOB: 0 BB: 0 P: 5	R: 0 E: 0 K: 0 S: 3 H: 0 LOB: 0 BB: 1 P: 7	R: 0 E: 0 K: 2 S: 8 H: 1 LOB: 2 BB: 1 P: 12	R: 0 E: 0 K: 0 S: 3 H: 0 LOB: 0 BB: 0 P: 3	R: 0 E: 0 K: 0 S: 3 H: 1 LOB: 0 BB: 0 P: 3	1B: 5 2B: 1 3B: 0 HR: 1	SF: 0 SAC: 2 DP: 1 HBP: 0					

AB	37
R	3
H	7
RBI	3
BB	4
SO	7
LOB	14

WP: 0 PB: 0 SB: 0 CS: 0 PA: 43

PITCHER	IP	WLS	BF	H	R	ER	SO	BB	IBB	HBP	BLK	WP	HR	S	P	ERA	WHIP
Joe Coleman, R (1, 1) ERA: 3.4	10.0	W	41	7	3	3	7	4	0	0	0	0	1	51	67	2.70	1.100
Fred Scherman, L (11, 1) ERA: 2.6	1.0	S	2	0	0	0	0	0	0	0	0	0	0	2	2	0.00	0.000

PITCHER	IP	WLS	BF	H	R	ER	SO	BB	IBB	HBP	BLK	WP	HR	S	P	ERA	WHIP

Detroit Tigers @ California Angels

Anaheim Stadium, Anaheim, CA

Wed Jul 21 1971, 10:05 PM EDT

Att. 30,054 - Unknown

TOP

livebaseballscorecards.com

Batter	1	2	3	4	5	6	7	8	9	AB	R	H	RBI	BB	SO	LOB
Dalton Jones, L (1, 7) OBP: 0.298, SLG: 0.409	BBBB 4-0 G4-6-3 BB		x 0-0 1B		SSS 0-3 ③ K		SSS 0-3 ① K		BBBB 4-0 1-2 BB	3	0	1	0	2	2	0
Al Kaline, R (9, 9) OBP: 0.444, SLG: 0.455										0	0	0	0	0	0	0
Aurelio Rodriguez, R (1, 5) OBP: 0.276, SLG: 0.361	x 0-0 ① F9		x 0-0 ② P6			x 0-0 ① 6-3	x 0-0 ② 6-3		SSS 0-3 ③ K	5	0	0	0	0	1	4
Jim Northrup, L (1, 9) OBP: 0.372, SLG: 0.478	x 0-0 ②③ G4-6-3 1-2f		x 0-0 ③ F7			x 0-0 1B 1B 1B	x 0-0 ③ F8			4	1	1	0	0	0	2
(9, 7)																
Norm Cash, L (1, 3) OBP: 0.384, SLG: 0.595		x 0-0 ① F8		x 0-0 ① 4-3		x 0-0 BB 1B E 1-3 1B		x 0-0 ① G3		4	1	1	0	0	0	0
Bill Freehan, R (1, 2) OBP: 0.353, SLG: 0.490		x 0-0 WP 1B		x 0-0 HR		x 0-0 BB E 1-2 3-H 1B		x 0-0 ② F8		4	2	3	2	0	0	0
Dick McAuliffe, L (1, 4) OBP: 0.260, SLG: 0.316		BBBB 4-0 FC6-4 1-2 BB		x 0-0 ② G3		BBBB 4-0 E 1B 1-2 2-3 BB		SSS 0-3 ③ K		2	1	0	0	2	1	0
Mickey Stanley, R (1, 8) OBP: 0.321, SLG: 0.369		SSS 0-3 ② K		x 0-0 ③ 5-3		x 0-0 E1 1B 1B 1-3 2-H 3-H			SSS 0-3 ① K	4	1	0	1	0	2	3
Ed Brinkman, R (1, 6) OBP: 0.271, SLG: 0.258	x 0-0 ③ FC6-4 1-2f				x 0-0 ① 1-3	x 0-0 ② 1B 1-H 3-H			SSS 0-3 ② K	4	0	1	2	0	1	2
Dean Chance, R (1, 1)			SSS 0-3 ① K2-3		SSS 0-3 ② K	x 0-0 ③ 4-3			x 0-0 BB 1B	0	0	0	0	0	0	0
Bill Gilbreth, L (1, 1) OBP: 0.182, SLG: 0.182										1	0	0	0	0	1	0
Mike Kilkenny, R (3, 1)										0	0	0	0	0	0	0
Tom Timmermann, R (4, 1) OBP: 0.200, SLG: 0.111										1	0	0	0	0	1	0
Fred Scherman, L (5, 1) OBP: 0.333, SLG: 0.286										2	0	1	0	0	0	0
Inning Stats	R: 0 E: 0 K: 0 S: 2 — H: 0 LOB: 0 BB: 1 P: 6	R: 0 E: 0 K: 1 S: 6 — H: 1 LOB: 2 BB: 1 P: 10	R: 0 E: 0 K: 1 S: 6 — H: 1 LOB: 1 BB: 0 P: 6	R: 1 E: 0 K: 0 S: 4 — H: 1 LOB: 0 BB: 0 P: 4	R: 0 E: 0 K: 2 S: 7 — H: 0 LOB: 0 BB: 0 P: 7	R: 5 E: 1 K: 0 S: 7 — H: 4 LOB: 0 BB: 1 P: 11	R: 0 E: 0 K: 1 S: 5 — H: 0 LOB: 0 BB: 0 P: 5	R: 0 E: 0 K: 1 S: 5 — H: 0 LOB: 0 BB: 0 P: 5	R: 0 E: 0 K: 3 S: 10 — H: 1 LOB: 2 BB: 1 P: 14	1B: 7 2B: 0 3B: 0 HR: 1 — SF: 0 SAC: 0 DP: 1 HBP: 0						

	AB	34
	R	6
	H	8
	RBI	5
	BB	4
	SO	9
	LOB	11

WP: 1 PB: 0 SB: 0 CS: 0 — PA: 38

PITCHER		IP	WLS	BF	H	R	ER	SO	BB	IBB	HBP	BLK	WP	HR	S	P	ERA	WHIP
Tom Murphy, R ERA: 4.24	(1, 1)	5.1		24	6	5	5	4	3	0	0	0	1	1	29	41	8.44	1.688
Lloyd Allen, R ERA: 3.25	(6, 1)	1.2		6	1	1	0	1	0	0	0	0	0	0	8	8	0.00	0.600
Eddie Fisher, R ERA: 1.82	(8, 1)	2.0	W	8	1	0	0	4	1	0	0	0	0	0	15	19	0.00	1.000

PITCHER	IP	WLS	BF	H	R	ER	SO	BB	IBB	HBP	BLK	WP	HR	S	P	ERA	WHIP

Detroit Tigers @ California Angels

Anaheim Stadium, Anaheim, CA

Wed Jul 21 1971, 10:05 PM EDT

Att. 30,054 - Unknown

BOTTOM

Batter	1	2	3	4	5	6	7	8	9	AB	R	H	RBI	BB	SO	LOB
Sandy Alomar Sr., S (1, 4) OBP: 0.302, SLG: 0.306	F7	FC6-2 1-2 SH1-4 BB		1B WP 2B	FC1-6 1B 1-2f		F8		1-2 IBB	4	1	1	0	2	0	2
Mickey Rivers, L (1, 8) OBP: 0.337, SLG: 0.359	1B 1B BB	SH1-4 1-2 2-3		WP WP 2-3 1B	1-3 1B		4-3		SF9 3-H	3	1	2	0	1	0	1
Eddie Fisher, R (8, 1)										0	0	0	0	0	0	0
Ken Berry, R (9, PH) OBP: 0.275, SLG: 0.322										0	0	0	1	0	0	0
Tony Gonzalez, L (1, 7) OBP: 0.324, SLG: 0.322	1B 1-2 1B	FC6-2 2-3 3-H		L4 1-2 3-H	5-3			L6		5	1	1	0	0	0	5
(8, 8)																
John Stephenson, L (1, 2) OBP: 0.297, SLG: 0.350	1B 1-3 2-H 1B	6-3		1-3		4-3		P4		5	1	1	1	0	0	3
Ken McMullen, R (1, 5) OBP: 0.320, SLG: 0.402	1B 1-2 3-H 1B	1B 1B 1B		WP IBB		6-3		BB		3	1	2	1	2	0	0
Jim Spencer, L (1, 3) OBP: 0.293, SLG: 0.386	1-3 2-H 1B	FC5-6 1B 1-3 1B		1-2 2-3 BB		4-3		F8		4	0	2	1	1	0	1
Roger Repoz, L (1, 9) OBP: 0.367, SLG: 0.342	K	FC5-6 1-2 3-H 1B		F9			FC5-6 1B		1-3	1	0	0	0	0	1	2
Tommie Reynolds, R (3, PH) OBP: 0.389, SLG: 0.375										4	0	2	1	0	0	3
(4, 9)																
Bruce Christensen, L (1, 6) OBP: 0.286, SLG: 0.167	F8	FC5-6 G6-4-3 1-2f 2-3			FC1-6 1B		FC5-6 1-2f 2B		1B SF9 1B	4	1	1	0	0	0	5
Syd O'Brien, R (9, PH) OBP: 0.254, SLG: 0.319										1	1	1	0	0	0	0
Tom Murphy, R (1, 1) OBP: 0.173, SLG: 0.200		SH1-4 BB FC6-2 BB		G6-4-3 1-2f	K		1-H 2B		IBB 1-3 1B	2	0	0	0	1	1	3
Lloyd Allen, R (6, 1) OBP: 0.222, SLG: 0.556										0	0	0	0	0	0	0
Billy Cowan, R (7, PH) OBP: 0.349, SLG: 0.475										2	0	2	1	0	0	0
(8, 7)																
Inning Stats	R: 3 E: 0 K: 1 S: 9 H: 4 LOB: 2 BB: 1 P: 13	R: 0 E: 0 K: 0 S: 3 H: 0 LOB: 2 BB: 2 P: 11	R: 1 E: 0 K: 0 S: 5 H: 3 LOB: 1 BB: 0 P: 5	R: 1 E: 0 K: 0 S: 5 H: 2 LOB: 3 BB: 2 P: 13	R: 0 E: 0 K: 1 S: 7 H: 2 LOB: 2 BB: 0 P: 7	R: 0 E: 0 K: 0 S: 3 H: 0 LOB: 0 BB: 0 P: 3	R: 1 E: 0 K: 0 S: 5 H: 2 LOB: 1 BB: 0 P: 5	R: 0 E: 0 K: 0 S: 3 H: 0 LOB: 1 BB: 1 P: 7	R: 1 E: 0 K: 0 S: 4 H: 2 LOB: 2 BB: 1 P: 8	1B: 13 2B: 2 3B: 0 HR: 0 SF: 1 SAC: 1 DP: 1 HBP: 0							

AB	38
R	7
H	15
RBI	6
BB	7
SO	2
LOB	25

WP: 2 PB: 0 SB: 0 CS: 0 PA: 47

livebaseballscorecards.com

PITCHER		IP	WLS	BF	H	R	ER	SO	BB	IBB	HBP	BLK	WP	HR	S	P	ERA	WHIP
Dean Chance, R ERA: 3.32	(1, 1)	0.1		5	3	3	3	0	1	0	0	0	0	0	4	8	81.00	12.000
Bill Gilbreth, L ERA: 4.0	(1, 1)	1.2		11	4	1	1	1	2	0	0	0	0	0	11	19	5.40	3.600
Mike Kilkenny, L ERA: 5.68	(3, 1)	1.2		8	2	1	1	0	1	1	0	0	2	0	6	14	5.40	1.800
Tom Timmermann, R ERA: 4.43	(4, 1)	1.0		5	2	0	0	1	0	0	0	0	0	0	7	7	0.00	2.000
Fred Scherman, L ERA: 2.71	(5, 1)	4.0	L	18	4	2	2	0	1	1	0	0	0	0	16	24	4.50	1.250

PITCHER	IP	WLS	BF	H	R	ER	SO	BB	IBB	HBP	BLK	WP	HR	S	P	ERA	WHIP

Oakland Athletics @ Detroit Tigers

Tiger Stadium, Detroit, MI

Fri Jul 23 1971, 7:05 PM EDT

Att. 34,444 - Unknown

TOP

livebaseballscorecards.com

Batter	1	2	3	4	5	6	7	8	9	AB	R	H	RBI	BB	SO	LOB
Bert Campaneris, R (1, 6) OBP: 0.288, SLG: 0.341	F7		K		1B	1B	F8			5	0	2	0	0	1	2
George Hendrick, R (1, 8) (7, 7) OBP: 0.282, SLG: 0.385	2B		6-3		K	3-1	F5			5	0	1	0	0	1	7
Reggie Jackson, L (1, 9) OBP: 0.359, SLG: 0.491	L9		FC6-4 1B		P5		F3	G3		5	0	1	0	0	0	3
Tommy Davis, R (1, 7) OBP: 0.374, SLG: 0.410	K		FC6-4			4-3	HR 1B	4-3		4	1	1	0	0	1	2
Rick Monday, L (7, 8) OBP: 0.349, SLG: 0.406			1-2f							1	0	0	0	0	0	0
Sal Bando, R (1, 5) OBP: 0.369, SLG: 0.431		5-3		K		1B 1B	1-H HR	HR		5	3	3	3	0	1	0
Mike Epstein, L (1, 3) OBP: 0.382, SLG: 0.473		L9		L9		K	BB BB E BB	K		4	1	0	0	1	2	1
Mike Hegan, L (8, 3) OBP: 0.360, SLG: 0.373										0	0	0	0	0	0	0
Gene Tenace, R (1, 2) OBP: 0.388, SLG: 0.333		K		L9		E 1B 1B	BB E BB		K	4	2	1	0	1	2	0
Dick Green, R (1, 4) OBP: 0.328, SLG: 0.362			HR 1B		F8	E8 1B 1B	E BB		K	4	1	2	1	1	1	0
Catfish Hunter, R (1, 1) OBP: 0.385, SLG: 0.460			1-H HR		1B 1B	1B 1B	E4		K	4	1	3	4	0	0	1
Rollie Fingers, R (7, 1) OBP: 0.214, SLG: 0.185										1	0	0	0	0	1	0
Inning Stats	R: 0 E: 0 K: 1 S: 6 H: 1 LOB: 1 BB: 0 P: 6	R: 0 E: 0 K: 1 S: 5 H: 0 LOB: 0 BB: 0 P: 5	R: 2 E: 0 K: 1 S: 8 H: 3 LOB: 1 BB: 0 P: 8	R: 0 E: 0 K: 1 S: 5 H: 0 LOB: 0 BB: 0 P: 5	R: 0 E: 0 K: 1 S: 7 H: 2 LOB: 2 BB: 0 P: 7	R: 2 E: 1 K: 1 S: 10 H: 5 LOB: 3 BB: 0 P: 10	R: 4 E: 1 K: 0 S: 6 H: 2 LOB: 2 BB: 3 P: 18	R: 1 E: 0 K: 1 S: 6 H: 1 LOB: 0 BB: 0 P: 6	R: 0 E: 0 K: 3 S: 9 H: 0 LOB: 0 BB: 0 P: 9	1B: 10 2B: 1 3B: 0 HR: 3 SF: 0 SAC: 0 DP: 0 HBP: 0	WP: 0 PB: 0 SB: 0 CS: 0 PA: 45					

	AB	42
	R	9
	H	14
	RBI	8
	BB	3
	SO	10
	LOB	16

PITCHER		IP	WLS	BF	H	R	ER	SO	BB	IBB	HBP	BLK	WP	HR	S	P	ERA	WHIP
Mickey Lolich, L ERA: 3.14	(1, 1)	6.1	L	32	13	6	6	6	0	0	0	0	0	2	44	44	8.53	2.053
Fred Scherman, L ERA: 2.85	(7, 1)	0.0		2	0	0	0	0	2	0	0	0	0	0	0	8	∞	∞
Tom Timmermann, R ERA: 4.35	(7, 1)	0.2		4	0	2	1	0	1	0	0	0	0	0	3	7	13.50	1.500
Mike Kilkenny, L ERA: 5.63	(8, 1)	2.0		7	1	1	1	4	0	0	0	0	0	1	15	15	4.50	0.500

PITCHER	IP	WLS	BF	H	R	ER	SO	BB	IBB	HBP	BLK	WP	HR	S	P	ERA	WHIP

Oakland Athletics @ Detroit Tigers

Tiger Stadium, Detroit, MI

Fri Jul 23 1971, 7:05 PM EDT

Att. 34,444 - Unknown

BOTTOM

Batter	1	2	3	4	5	6	7	8	9	AB	R	H	RBI	BB	SO	LOB
Aurelio Rodriguez, R (1, 5) OBP: 0.275, SLG: 0.367	HR	F2			F2		K		6-3	5	1	1	1	0	1	1
Al Kaline, R (1, 9) OBP: 0.442, SLG: 0.452	G5-4-3 1B 1B		K		K		L4			4	1	1	0	0	2	0
Norm Cash, L (1, 3) OBP: 0.382, SLG: 0.590	G5-4-3 1-2		F3		P6			K		4	0	1	0	0	1	0
Willie Horton, R (1, 7) OBP: 0.338, SLG: 0.470	G5-4-3 1-2f 2-3		K			F8		K		4	0	0	0	0	2	2
Jim Northrup, L (1, 8) OBP: 0.373, SLG: 0.482	1B 3-H			F7		F7		2B		4	0	2	1	0	0	0
Bill Freehan, R (1, 2) OBP: 0.349, SLG: 0.484	F7			F8		L8		F8		4	0	0	0	0	0	2
Dick McAuliffe, L (1, 4) OBP: 0.265, SLG: 0.327		K 1B BB		HR BB			F8		HR	2	2	1	1	2	0	0
Ed Brinkman, R (1, 6) OBP: 0.276, SLG: 0.274		1-2 1B		1-H HR			HR 1B		6-3	4	2	3	2	0	0	0
Mickey Lolich, S (1, 1) OBP: 0.232, SLG: 0.113 Fred Scherman, L (7, 1) OBP: 0.333, SLG: 0.286 Tom Timmermann, R (7, 1) OBP: 0.200, SLG: 0.111 Kevin Collins, L (7, PH) OBP: 0.381, SLG: 0.667 Mike Kilkenny, R (8, 1) Dalton Jones, L (9, PH) OBP: 0.295, SLG: 0.405		K 2-3		L8			1-H HR		P4	2 0 0 1 0 1	0 0 0 1 0 0	0 0 0 1 0 1	0 0 0 1 0 0	0 0 0 0 0 0	1 0 0 0 0 0	2 0 0 0 0 0
Inning Stats	R: 2 E: 0 K: 0 S: 6 H: 4 LOB: 1 BB: 0 P: 6	R: 0 E: 0 K: 1 S: 5 H: 1 LOB: 1 BB: 1 P: 9	R: 0 E: 0 K: 2 S: 7 H: 0 LOB: 0 BB: 0 P: 7	R: 2 E: 0 K: 0 S: 4 H: 1 LOB: 0 BB: 1 P: 8	R: 0 E: 0 K: 1 S: 5 H: 0 LOB: 0 BB: 0 P: 5	R: 0 E: 0 K: 0 S: 3 H: 0 LOB: 0 BB: 0 P: 3	R: 2 E: 0 K: 1 S: 7 H: 2 LOB: 0 BB: 0 P: 7	R: 0 E: 0 K: 2 S: 8 H: 1 LOB: 1 BB: 0 P: 8	R: 1 E: 0 K: 0 S: 4 H: 1 LOB: 0 BB: 0 P: 4	1B: 5 2B: 1 3B: 0 HR: 4 SF: 0 SAC: 0 DP: 1 HBP: 0						

livebaseballscorecards.com

AB	35
R	7
H	10
RBI	7
BB	2
SO	7
LOB	7

PITCHER		IP	WLS	BF	H	R	ER	SO	BB	IBB	HBP	BLK	WP	HR	S	P	ERA	WHIP
Catfish Hunter, R ERA: 3.69	(1, 1)	6.1	W	27	8	6	6	4	2	0	0	0	0	3	33	41	8.53	1.579
Rollie Fingers, R ERA: 2.72	(7, 1)	2.2	S	10	2	1	1	3	0	0	0	0	0	1	16	16	3.38	0.750

PITCHER	IP	WLS	BF	H	R	ER	SO	BB	IBB	HBP	BLK	WP	HR	S	P	ERA	WHIP

Oakland Athletics @ Detroit Tigers

Tiger Stadium, Detroit, MI

Sat Jul 24 1971, 4:33 AM EDT

Att. 33,089 - Unknown

TOP

livebaseballscorecards.com

Batter	1	2	3	4	5	6	7	8	9	AB	R	H	RBI	BB	SO	LOB
Bert Campaneris, R (1, 6) OBP: 0.287, SLG: 0.337	L4	BBBB 1B BB 1-2 2-3		L8		FC1-4 1-2f			SSS K	4	0	0	0	1	1	1
George Hendrick, R (1, 8) (7, 7) OBP: 0.295, SLG: 0.409	4-3	FC5-4 1B 1-2 2-H 3-H			1B 2B	F7			5-3	5	1	2	2	0	0	1
Reggie Jackson, L (1, 9) OBP: 0.360, SLG: 0.488	BB HR HBP	P6			BB 1B 1B 2-H	SSS K			SSS K	4	2	1	1	0	2	3
Tommy Davis, R (1, 7) OBP: 0.377, SLG: 0.409 Rick Monday, L (7, 8) OBP: 0.349, SLG: 0.406	BBBB 1-2 HR BB	FC5-4 1-2f			F8		G3-6-3 1B			3 0	1 0	1 0	0 0	1 0	0 0	3 0
Sal Bando, R (1, 5) OBP: 0.368, SLG: 0.438	1-H 2-H HR		6-3		F7		L6			4	1	1	3	0	0	2
Mike Epstein, L (1, 3) OBP: 0.380, SLG: 0.468 Mike Hegan, L (7, 3) OBP: 0.360, SLG: 0.373	F8		4-3		BBBB 1B 1-2 BB		G3-6-3 1-2f			3 0	0 0	0 0	0 0	1 0	0 0	1 0
Gene Tenace, R (1, 2) OBP: 0.393, SLG: 0.343		BB BB 1B 1B	L5		1-2 2-H 1B			P4		4	1	2	1	0	0	0
Dick Green, R (1, 4) OBP: 0.327, SLG: 0.359 Tony La Russa, R (8, 4)	BBBB BB 1B 1-2 BB			6-3	F9			4-3		3 0	1 0	0 0	0 0	1 0	0 0	2 0
Blue Moon Odom, R (1, 1) OBP: 0.074, SLG: 0.185 Rollie Fingers, R (9, 1) OBP: 0.214, SLG: 0.185	SSS K			6-3		FC1-4 1B		SSS K		4 0	0 0	1 0	0 0	0 0	2 0	2 0

	AB	R	H	RBI	BB	SO	LOB
	34	7	8	7	4	5	15

Inning Stats																		
	R: 3	H: 1	R: 2	H: 2	R: 0	H: 0	R: 0	H: 0	R: 2	H: 3	R: 0	H: 1	R: 0	H: 1	R: 0	H: 0	R: 0	H: 0
	E: 0	LOB: 0	E: 0	LOB: 2	E: 0	LOB: 0	E: 0	LOB: 0	E: 0	LOB: 2	E: 0	LOB: 1	E: 0	LOB: 0	E: 0	LOB: 0	E: 0	LOB: 0
	K: 0	BB: 1	K: 1	BB: 2	K: 0	BB: 0	K: 0	BB: 0	K: 0	BB: 1	K: 1	BB: 0	K: 0	BB: 0	K: 1	BB: 0	K: 2	BB: 0
	S: 4	P: 9	S: 7	P: 15	S: 3	P: 3	S: 3	P: 3	S: 6	P: 10	S: 6	P: 6	S: 3	P: 3	S: 5	P: 5	S: 7	P: 7

	1B: 6	SF: 0
	2B: 1	SAC: 0
	3B: 0	DP: 1
	HR: 1	HBP: 1

	WP: 0	PA: 39
	PB: 0	
	SB: 0	
	CS: 0	

PITCHER		IP	WLS	BF	H	R	ER	SO	BB	IBB	HBP	BLK	WP	HR	S	P	ERA	WHIP
Les Cain, L ERA: 3.92	(1, 1)	1.2	L	12	3	5	5	1	3	0	1	0	0	1	10	23	27.00	3.600
Dean Chance, R ERA: 3.27	(2, 1)	1.1		4	0	0	0	0	0	0	0	0	0	0	4	4	0.00	0.000
Joe Niekro, R ERA: 4.91	(4, 1)	2.0		10	3	2	2	0	1	0	0	0	0	0	9	13	9.00	2.000
Tom Timmermann, R ERA: 4.06	(6, 1)	3.0		10	2	0	0	2	0	0	0	0	0	0	14	14	0.00	0.667
Mike Kilkenny, L ERA: 5.53	(9, 1)	1.0		3	0	0	0	2	0	0	0	0	0	0	7	7	0.00	0.000

PITCHER		IP	WLS	BF	H	R	ER	SO	BB	IBB	HBP	BLK	WP	HR	S	P	ERA	WHIP

Oakland Athletics @ Detroit Tigers

Tiger Stadium, Detroit, MI

Sat Jul 24 1971, 4:33 AM EDT

Att. 33,089 - Unknown

BOTTOM

Batter	1	2	3	4	5	6	7	8	9	AB	R	H	RBI	BB	SO	LOB
Aurelio Rodriguez, R (1, 5) OBP: 0.272, SLG: 0.363	F9		K		K			F7		4	0	0	0	0	2	1
Jim Northrup, L (1, 8) OBP: 0.372, SLG: 0.479	6-3		G4-3 1-2f			6-3			BB SF3 1B	4	1	1	0	0	0	1
Gates Brown, L (1, 7) OBP: 0.484, SLG: 0.643	F9			4-3		L4-3 1B			BB 1-2 1B	4	0	2	0	0	0	0
Willie Horton, R (1, 9) OBP: 0.337, SLG: 0.467		F8		1B 1B		L4-3 1-2			K	4	1	1	0	0	1	3
Norm Cash, L (1, 3) OBP: 0.387, SLG: 0.591		FC5-4 1B		1B 1-2 1B			F2		BB 1-2 2-3	3	0	2	0	1	0	0
Bill Freehan, R (1, 2) OBP: 0.348, SLG: 0.482		FC5-4 1B 1-2f		G3-6-3 1-3 2-H 1B			K		SF3 3-H	3	0	1	2	0	1	1
Dick McAuliffe, L (1, 4) OBP: 0.265, SLG: 0.326		1-3 1B		G3-6-3 1-2f			3-1		3-1	4	0	1	0	0	0	4
Ed Brinkman, R (1, 6) OBP: 0.277, SLG: 0.272		F7			G1-6-3 BB			F7		2	0	0	0	1	0	2
Les Cain, L (1, 1) OBP: 0.231, SLG: 0.240			G4-3 BB		G1-6-3 1-2f			F7		0	0	0	0	0	0	0
Dean Chance, R (2, 1)										0	0	0	0	0	0	0
Ike Brown, R (3, PH) OBP: 0.366, SLG: 0.507										0	0	0	0	1	0	0
Joe Niekro, R (4, 1) OBP: 0.286, SLG: 0.263										0	0	0	0	0	0	0
Kevin Collins, L (5, PH) OBP: 0.364, SLG: 0.636										1	0	0	0	0	0	1
Tom Timmermann, R (6, 1) OBP: 0.200, SLG: 0.111										0	0	0	0	0	0	0
Dalton Jones, L (8, PH) OBP: 0.293, SLG: 0.402										1	0	0	0	0	0	0
Mike Kilkenny, R (9, 1)										0	0	0	0	0	0	0
Inning Stats	R: 0 E: 0 K: 0 S: 3 H: 0 LOB: 0 BB: 0 P: 3	R: 0 E: 0 K: 0 S: 5 H: 2 LOB: 2 BB: 0 P: 5	R: 0 E: 0 K: 1 S: 4 H: 0 LOB: 0 BB: 1 P: 8	R: 1 E: 0 K: 0 S: 5 H: 3 LOB: 1 BB: 0 P: 5	R: 0 E: 0 K: 1 S: 4 H: 0 LOB: 0 BB: 1 P: 8	R: 0 E: 0 K: 0 S: 3 H: 1 LOB: 0 BB: 0 P: 3	R: 0 E: 0 K: 1 S: 5 H: 0 LOB: 0 BB: 0 P: 5	R: 0 E: 0 K: 0 S: 3 H: 0 LOB: 0 BB: 0 P: 3	R: 1 E: 0 K: 1 S: 7 H: 2 LOB: 2 BB: 1 P: 11	1B: 8 2B: 1 3B: 0 HR: 0	SF: 1 SAC: 0 DP: 4 HBP: 0						

PITCHER	IP	WLS	BF	H	R	ER	SO	BB	IBB	HBP	BLK	WP	HR	S	P	ERA	WHIP
Blue Moon Odom, R (1, 1) ERA: 3.11	8.1	W	32	8	2	2	4	3	0	0	0	0	0	37	49	2.16	1.320
Rollie Fingers, R (9, 1) ERA: 2.7	0.2	S	2	0	0	0	0	0	0	0	0	0	0	2	2	0.00	0.000

PITCHER	IP	WLS	BF	H	R	ER	SO	BB	IBB	HBP	BLK	WP	HR	S	P	ERA	WHIP

livebaseballscorecards.com

AB	30
R	2
H	8
RBI	2
BB	3
SO	4
LOB	13

WP: 0 PA: 34
PB: 0
SB: 0
CS: 0

Oakland Athletics @ Detroit Tigers

Tiger Stadium, Detroit, MI

Sun Jul 25 1971, 4:33 AM EDT

Unknown

TOP

livebaseballscorecards.com

Batter	1	2	3	4	5	6	7	8	9	AB	R	H	RBI	BB	SO	LOB
Bert Campaneris, R (1, 6) OBP: 0.287, SLG: 0.339	S S S 0-3 ① K		x 0-0 ② F8		S S S 0-3 ③ K			x 0-0 1B 1-3 2-H SF8 2B		4	1	1	1	0	2	1
Curt Blefary, L (1, 2) OBP: 0.333, SLG: 0.432	x 0-0 ② L8		x 0-0 HR			x 0-0 ① 3-1		x 0-0 2-3 3-H 1B		4	1	2	2	0	0	0
Reggie Jackson, L (1, 9) OBP: 0.356, SLG: 0.484	x 0-0 ③ P6		x 0-0 ③ F7			x 0-0 ② 4-3		x 0-0 ① SF8 3-H		3	0	0	1	0	0	0
Mike Epstein, L (1, 3) OBP: 0.376, SLG: 0.461 Ron Klimkowski, R (8, 1) OBP: 0.500, SLG: 0.333		x 0-0 ① 3-1		S S S 0-3 ① K		S S S 0-3 ③ K		x 0-0 ② F8		4 0	0 0	0 0	0 0	0 0	2 0	1 0
Sal Bando, R (1, 5) OBP: 0.369, SLG: 0.437		x 0-0 1B 1B		B B B B 4-0 G6-4-3 BB			x 0-0 ① 5-3	S S S 0-3 ③ K		3	0	1	0	1	1	1
Tommy Davis, R (1, 7) OBP: 0.374, SLG: 0.404		x 0-0 1-2 1B		x 0-0 ② ③ G6-4-3 1-2f			x 0-0 ② 5-3		S S S 0-3 ① K	4	0	1	0	0	1	1
Rick Monday, L (1, 8) OBP: 0.344, SLG: 0.398		x 0-0 ② P5			x 0-0 ① G3		x 0-0 ③ F8		x 0-0 ② 4-3	4	0	0	0	0	0	2
Dick Green, R (1, 4) OBP: 0.329, SLG: 0.361		x 0-0 ③ F7			x 0-0 1B			x 0-0 BB 2B 1B	x 0-0 ③ F8	4	1	2	0	0	0	2
Chuck Dobson, R (1, 1) OBP: 0.268, SLG: 0.385 Jim Roland, R (4, 1) Steve Hovley, L (5, PH) OBP: 0.314, SLG: 0.192 Bob Locker, S (5, 1) Darold Knowles, L (6, 1) OBP: 0.250, SLG: 0.250 Mike Hegan, L (8, PH) OBP: 0.364, SLG: 0.373 (8, 3)			S S S 0-3 ① K		S S S 0-3 ② K			B B B B 4-0 2B 1-2 1B BB		1 0 1 0 0 0	0 0 0 0 0 1	0 0 0 0 0 0	0 0 0 0 0 0	1 0 0 0 0 1	0 0 1 0 0 0	0 0 1 0 0 0

	AB	32
	R	4
	H	7
	RBI	4
	BB	2
	SO	8
	LOB	9

Inning Stats	1	2	3	4	5	6	7	8	9	1B: 5	SF: 1	WP: 0	PA: 35
	R: 0 E: 0 K: 1 S: 5 H: 0 LOB: 0 BB: 0 P: 5	R: 0 E: 0 K: 0 S: 5 H: 2 LOB: 2 BB: 0 P: 5	R: 1 E: 0 K: 1 S: 6 H: 1 LOB: 0 BB: 0 P: 6	R: 0 E: 0 K: 1 S: 4 H: 0 LOB: 0 BB: 1 P: 8	R: 0 E: 0 K: 2 S: 8 H: 1 LOB: 1 BB: 0 P: 8	R: 0 E: 0 K: 1 S: 5 H: 0 LOB: 0 BB: 0 P: 5	R: 0 E: 0 K: 0 S: 3 H: 0 LOB: 0 BB: 0 P: 3	R: 3 E: 0 K: 1 S: 8 H: 3 LOB: 1 BB: 1 P: 12	R: 0 E: 0 K: 1 S: 5 H: 0 LOB: 0 BB: 0 P: 5	2B: 1 3B: 0 HR: 1	SAC: 0 DP: 1 HBP: 0	PB: 0 SB: 0 CS: 0	

PITCHER		IP	WLS	BF	H	R	ER	SO	BB	IBB	HBP	BLK	WP	HR	S	P	ERA	WHIP
Joe Coleman, R ERA: 3.43	(1, 1)	9.0	W	35	7	4	4	8	2	0	0	0	0	1	49	57	4.00	1.000

PITCHER	IP	WLS	BF	H	R	ER	SO	BB	IBB	HBP	BLK	WP	HR	S	P	ERA	WHIP

Batter	1	2	3	4	5	6	7	8	9	AB	R	H	RBI	BB	SO	LOB
Aurelio Rodriguez, R (1, 5) OBP: 0.279, SLG: 0.373	FC6 1B		1B	BB BB		5-3		1B 3B		4	1	3	0	1	0	1
Gates Brown, L (1, 7) OBP: 0.477, SLG: 0.621	L8		P5	1-2 2-3 3-H BB		IBB		L5 1B IBB		2	0	0	1	1	0	2
Al Kaline, R (6, PH) (7, 9) OBP: 0.442, SLG: 0.450										1	0	0	0	1	0	1
Norm Cash, L (1, 3) OBP: 0.384, SLG: 0.582	P4		F8	K		K		FC5 1B 1-2 IBB		4	0	0	0	1	2	7
Willie Horton, R (1, 9) OBP: 0.333, SLG: 0.462	FC6 1-2f			L8	6-3		F9	F3		4	0	0	0	0	0	1
Mickey Stanley, R (7, 7) (8, 8) OBP: 0.319, SLG: 0.368										1	0	0	0	0	0	3
Jim Northrup, L (1, 8) OBP: 0.372, SLG: 0.477		6-3		1B 1B	P6		6-3	1-2 2-3 3-H 1B		5	1	2	1	0	0	0
Bill Freehan, R (1, 2) OBP: 0.351, SLG: 0.481		S BB		1B 1-2 2B 1B	5-3		HR HBP	FC5 2-3f		3	2	1	0	1	0	3
Tony Taylor, R (1, 4) OBP: 0.299, SLG: 0.324		1-3 1-2		2B BB 1-2 2-H 1B		1B PB 1B	1-H HR			4	3	3	3	0	0	1
Ed Brinkman, R (1, 6) OBP: 0.279, SLG: 0.278		5-3		BB 1-3 2-H 2B		PB 1-3 1B	5-3			4	0	2	1	0	0	1
Joe Coleman, R (1, 1) OBP: 0.167, SLG: 0.143			4-3	K		F8 1-2 3-H		F8		4	0	0	0	0	1	3
Inning Stats	R: 0 E: 0 K: 0 S: 4 H: 1 LOB: 1 BB: 0 P: 4	R: 0 E: 0 K: 0 S: 3 H: 0 LOB: 1 BB: 1 P: 7	R: 0 E: 0 K: 0 S: 4 H: 1 LOB: 1 BB: 0 P: 4	R: 3 E: 0 K: 2 S: 11 H: 4 LOB: 3 BB: 2 P: 19	R: 0 E: 0 K: 0 S: 3 H: 0 LOB: 0 BB: 0 P: 3	R: 1 E: 0 K: 1 S: 7 H: 2 LOB: 2 BB: 1 P: 11	R: 2 E: 0 K: 0 S: 4 H: 1 LOB: 0 BB: 0 P: 5	R: 1 E: 1 K: 0 S: 6 H: 2 LOB: 3 BB: 1 P: 10		1B: 8 2B: 1 3B: 1 HR: 1 SF: 0 SAC: 0 DP: 0 HBP: 1					

PITCHER		IP	WLS	BF	H	R	ER	SO	BB	IBB	HBP	BLK	WP	HR	S	P	ERA	WHIP
Chuck Dobson, R ERA: 3.25	(1, 1)	3.2	L	20	6	3	3	1	3	0	0	0	0	0	19	31	7.36	2.455
Jim Roland, L ERA: 3.03	(4, 1)	0.1		1	0	0	0	1	0	0	0	0	0	0	3	3	0.00	0.000
Bob Locker, R ERA: 3.8	(5, 1)	1.2		7	2	1	0	0	0	0	0	0	0	0	7	7	0.00	1.200
Darold Knowles, L ERA: 4.53	(6, 1)	1.1		7	1	2	2	1	0	1	1	0	0	1	7	12	13.50	0.750
Ron Klimkowski, R ERA: 5.26	(8, 1)	1.0		7	2	1	0	0	0	1	0	0	0	0	6	10	0.00	2.000

PITCHER	IP	WLS	BF	H	R	ER	SO	BB	IBB	HBP	BLK	WP	HR	S	P	ERA	WHIP

BOTTOM

Oakland Athletics @ Detroit Tigers

Tiger Stadium, Detroit, MI

Sun Jul 25 1971, 4:33 AM EDT

Unknown

livebaseballscorecards.com

AB	36
R	7
H	11
RBI	6
BB	5
SO	3
LOB	23

WP: 0 PA: 42
PB: 1
SB: 1
CS: 0

Oakland Athletics @ Detroit Tigers

Tiger Stadium, Detroit, MI

Sun Jul 25 1971, 4:38 AM EDT

Att. 53,565 - Unknown

TOP

livebaseballscorecards.com

Batter	1	2	3	4	5	6	7	8	9	AB	R	H	RBI	BB	SO	LOB
Bert Campaneris, R (1, 6) OBP: 0.283, SLG: 0.334	6-3		K	E5 1-2 2-3		F7		6-3		5	0	0	0	0	1	3
Rick Monday, L (1, 8) OBP: 0.341, SLG: 0.394	F8		L9	K		F3		5-3		2	0	0	0	0	0	1
Tommy Davis, R (4, PH) OBP: 0.367, SLG: 0.396 (4, 7)										3	0	0	0	0	1	3
Steve Hovley, L (8, 7) OBP: 0.314, SLG: 0.192										0	0	0	0	0	0	0
Reggie Jackson, L (1, 9) OBP: 0.359, SLG: 0.485	5-3		1-2 2B 1B	4-3		CS 1B		1B		5	1	3	0	0	0	3
Mike Epstein, L (1, 3) OBP: 0.379, SLG: 0.467		G3	1B 1-H 2-H 2B		1B 1B 1B 1B	CS 1-2	SH1-3 BB E 1B	F7		5	2	3	2	0	0	1
Mike Hegan, L (8, 3) OBP: 0.364, SLG: 0.373										0	0	0	0	0	0	0
Sal Bando, R (1, 5) OBP: 0.374, SLG: 0.449		HR	2-3 1B		1-2 1B 1B 1B		B B B B 4-0 SH1-3 1-2 E5 BB		P3	4	2	3	1	1	0	0
George Hendrick, R (1, 7) OBP: 0.313, SLG: 0.417 (4, 8)	L9		F8		L7-4 1B 1-2 2-3 1B		SH1-3 1-2 2-3		E5 1B	4	0	2	0	0	0	2
Gene Tenace, R (1, 2) OBP: 0.404, SLG: 0.352	B B B B 4-0 BB			E S 1B	1-2 2-H 3-H 1B		4-3		S S S 0-3 K	4	0	2	2	1	1	3
Dick Green, R (1, 4) OBP: 0.330, SLG: 0.357	G3			K 1-2	L7-4 2-3		B B B B 4-0 E5 BB		I I I I 4-0 IBB	3	0	0	0	2	1	4
Vida Blue, S (1, 1) OBP: 0.173, SLG: 0.129			1B 2B 1B	H 1-0 E HBP						2	1	1	0	0	1	1
Curt Blefary, L (7, PH) OBP: 0.333, SLG: 0.432										0	0	0	0	0	0	0
Larry Brown, R (7, PH) OBP: 0.258, SLG: 0.237										1	0	0	0	0	0	2
Rollie Fingers, R (7, 1) OBP: 0.207, SLG: 0.179							1-2 2-H 3-H E5			1	0	0	0	0	1	2

	AB	39
	R	6
	H	14
	RBI	5
	BB	4
	SO	6
	LOB	25

Inning Stats										
	R: 0 E: 0 K: 0 S: 3	H: 0 LOB: 0 BB: 0 P: 3	R: 1 E: 0 K: 0 S: 4	H: 1 LOB: 1 BB: 1 P: 8	R: 2 E: 0 K: 1 S: 9	H: 4 LOB: 2 BB: 0 P: 9	R: 0 E: 1 K: 2 S: 9	H: 1 LOB: 3 BB: 0 P: 10	R: 2 E: 0 K: 1 S: 8	H: 4 LOB: 1 BB: 0 P: 8
	R: 0 E: 0 K: 0 S: 3	H: 1 LOB: 0 BB: 0 P: 3	R: 1 E: 1 K: 0 S: 4	H: 1 LOB: 2 BB: 2 P: 12	R: 0 E: 0 K: 0 S: 4	H: 1 LOB: 1 BB: 0 P: 4	R: 0 E: 1 K: 2 S: 8	H: 1 LOB: 2 BB: 1 P: 12		

1B: 12	SF: 0	WP: 0	PA: 46
2B: 2	SAC: 1	PB: 0	
3B: 0	DP: 1	SB: 1	
HR: 1	HBP: 1	CS: 1	

PITCHER		IP	WLS	BF	H	R	ER	SO	BB	IBB	HBP	BLK	WP	HR	S	P	ERA	WHIP
Bill Denehy, R ERA: 3.68	(1, 1)	3.1	L	19	6	3	3	2	1	0	1	0	0	1	21	26	8.10	2.100
Mike Kilkenny, L ERA: 5.79	(4, 1)	0.2		5	3	2	2	1	0	0	0	0	0	0	7	7	27.00	4.500
Tom Timmermann, R ERA: 3.97	(5, 1)	1.0		3	1	0	0	1	0	0	0	0	0	0	5	5	0.00	1.000
Bill Gilbreth, L ERA: 3.86	(6, 1)	1.0		5	2	1	0	0	1	0	0	0	0	0	4	8	0.00	3.000
Joe Niekro, R ERA: 4.86	(7, 1)	0.2		3	0	0	0	0	1	0	0	0	0	0	2	6	0.00	1.500

PITCHER		IP	WLS	BF	H	R	ER	SO	BB	IBB	HBP	BLK	WP	HR	S	P	ERA	WHIP
Fred Scherman, L ERA: 2.79	(7, 1)	1.1		5	1	0	0	0	0	0	0	0	0	0	5	5	0.00	0.750
Dean Chance, R ERA: 3.23	(9, 1)	1.0		5	1	0	0	2	0	1	0	0	0	0	8	12	0.00	1.000

Oakland Athletics @ Detroit Tigers

Tiger Stadium, Detroit, MI

Sun Jul 25 1971, 4:38 AM EDT

Att. 53,565 - Unknown

livebaseballscorecards.com

Batter	1	2	3	4	5	6	7	8	9	AB	R	H	RBI	BB	SO	LOB
Aurelio Rodriguez, R (1, 5) OBP: 0.282, SLG: 0.375	0-0 F9 E 2B	4-0 BBBB 1-2 2-3 BB			0-0 L7			0-0 FC5-4 1-2f BB		3	1	1	0	1	0	1
Tony Taylor, R (1, 4) OBP: 0.298, SLG: 0.319	0-0 F9 2-3	0-3 SSS K			0-0 6-3			4-0 BBBB 1-2 FC6-4 BB		3	0	0	0	1	1	4
Al Kaline, R (1, 9) OBP: 0.437, SLG: 0.443	0-0 L6 3-H		0-3 SSS K			0-0 F7		0-0 L7		4	0	0	0	0	1	2
Willie Horton, R (1, 7) OBP: 0.330, SLG: 0.456	0-3 SSS K		0-0 6-3			0-3 SSS K2-3		0-0 FC6-4 1-2f		4	0	0	0	0	2	3
Bill Freehan, R (1, 2) OBP: 0.347, SLG: 0.475	0-0 F8		0-0 5-3			0-0 F7			0-0 6-3	4	0	0	0	0	0	1
Mickey Stanley, R (1, 8) OBP: 0.317, SLG: 0.365 Jim Northrup, L (7, PH) OBP: 0.373, SLG: 0.476 (8, 8)		0-0 F3		0-0 F3			0-0 4-3		4-0 BBBB 3-1 1B BB	2 1	0 0	0 0	0 0	0 1	0 0	0 0
Ike Brown, R (1, 3) OBP: 0.357, SLG: 0.493 Norm Cash, L (7, PH) OBP: 0.385, SLG: 0.581 (8, 3)		0-3 SSS K		0-3 SSS K			0-0 2-3		0-0 1-2 3-1 1B	2 2	0 0	0 1	0 0	0 0	2 0	0 0
Ed Brinkman, R (1, 6) OBP: 0.280, SLG: 0.276 Gates Brown, L (9, PH) OBP: 0.470, SLG: 0.610		4-0 BBBB BB BB BB		0-0 P6			0-0 P4		0-0 3-1 1-2 2-3	2 1	0 0	0 0	0 0	1 0	0 0	0 2
Bill Denehy, S (1, 1) Mike Kilkenny, R (4, 1) Tom Timmermann, R (6, 1) OBP: 0.200, SLG: 0.171 Kevin Collins, L (5, PH) OBP: 0.444, SLG: 0.600 Bill Gilbreth, L (6, 1) OBP: 0.000, SLG: 0.182 Joe Niekro, R (7, 1) OBP: 1.000, SLG: 0.263 Fred Scherman, L (7, 1) OBP: 0.333, SLG: 0.286 Dalton Jones, L (8, PH) OBP: 0.000, SLG: 0.407 Dean Chance, R (8, 1) Dick McAuliffe, L (9, PH) OBP: 0.266, SLG: 0.325		4-0 BBBB BB 1-2 BB			0-0 P5			0-0 FC5-4 1B	0-0 4-3	0 0 0 1 0 0 0 0 1 1	0 0 0 0 0 0 0 0 0 0	0 0 0 0 0 0 0 0 0 0	1 0 0 0 0 0 0 0 0 0	0 0 0 0 0 0 0 0 0 0	0 0 0 0 0 0 0 0 0 0	0 0 0 0 0 0 0 0 0 2
Inning Stats	R: 1 E: 1 K: 1 S: 7 H: 1 LOB: 1 BB: 0 P: 7	R: 0 E: 0 K: 2 S: 7 H: 0 LOB: 3 BB: 3 P: 19	R: 0 E: 0 K: 1 S: 5 H: 0 LOB: 0 BB: 0 P: 5	R: 0 E: 0 K: 1 S: 5 H: 0 LOB: 0 BB: 0 P: 5	R: 0 E: 0 K: 0 S: 3 H: 0 LOB: 0 BB: 0 P: 3	R: 0 E: 0 K: 1 S: 5 H: 0 LOB: 0 BB: 0 P: 5	R: 0 E: 0 K: 0 S: 3 H: 0 LOB: 0 BB: 0 P: 3	R: 0 E: 0 K: 0 S: 4 H: 1 LOB: 2 BB: 1 P: 8	R: 0 E: 0 K: 0 S: 4 H: 1 LOB: 2 BB: 1 P: 8	1B: 2 2B: 1 3B: 0 HR: 0	SF: 0 SAC: 0 DP: 0 HBP: 0						

PITCHER		IP	WLS	BF	H	R	ER	SO	BB	IBB	HBP	BLK	WP	HR	S	P	ERA	WHIP
Vida Blue, L ERA: 1.37	(1, 1)	6.0	W	23	1	1	0	6	3	0	0	0	0	0	32	44	0.00	0.667
Rollie Fingers, R ERA: 2.62	(7, 1)	3.0	S	13	2	0	0	0	2	0	0	0	0	0	11	19	0.00	1.333

PITCHER	IP	WLS	BF	H	R	ER	SO	BB	IBB	HBP	BLK	WP	HR	S	P	ERA	WHIP

AB	31
R	1
H	3
RBI	0
BB	5
SO	6
LOB	15

WP: 0 PB: 0 SB: 0 CS: 0 PA: 36

Batter	1	2	3	4	5	6	7	8	9	10	11	AB	R	H	RBI	BB	SO	LOB
Freddie Patek, R (1, 6) OBP: 0.317, SLG: 0.358	SF8 3B	F8			G1-4-3 1-2f		1B		SH1-3 1-2			4	1	2	0	0	0	2
Paul Schaal, R (1, 5) OBP: 0.393, SLG: 0.395	SF8 3-H	5-3			L7		K		F8			4	0	0	1	0	1	2
Amos Otis, R (1, 8) OBP: 0.366, SLG: 0.510	1B S 1B	K			6-3		S 1B		K			5	0	2	0	0	2	0
Cookie Rojas, R (1, 4) OBP: 0.364, SLG: 0.433	K 1-2	K		5-3	F9		K 1-2					5	0	0	0	0	3	2
Lou Piniella, R (1, 7) OBP: 0.301, SLG: 0.364	1B 2-3		K	F8		L8			F7			5	0	1	0	0	2	1
Bob Oliver, R (1, 9) (9, 3) OBP: 0.273, SLG: 0.310	L9	6-3			F3	5-3					K	5	0	0	0	0	0	3
Gail Hopkins, L (1, 3) OBP: 0.399, SLG: 0.482		F9		1B	3-1		F8				K	4	0	1	0	0	0	0
Ted Abernathy, R (9, 1)												0	0	0	0	0	0	0
Jim York, R (9, 1) OBP: 0.231, SLG: 0.500												1	0	0	0	0	1	0
Dennis Paepke, R (1, 2) OBP: 0.277, SLG: 0.352		FC1-6 1B		F8	E6 HR		HR				K	5	2	2	1	0	1	1
Mike Hedlund, R (1, 1) OBP: 0.222, SLG: 0.500 Jim Rooker, R (3, 1) Roger Nelson, R (3, 1) Bobby Knoop, R (8, PH) OBP: 0.000, SLG: 0.000 Al Fitzmorris, S (8, 1) OBP: 0.000, SLG: 0.000 Chuck Harrison, R (7, PH) OBP: 0.238, SLG: 0.524 Tom Burgmeier, L (7, 1) OBP: 0.000, SLG: 0.000 Ed Kirkpatrick, C (9, PH) OBP: 0.310, SLG: 0.347 (9, 9)	FC1-6 1-2f		G1-4-3 BB			1-H HR		SH1-3 1B				1 0 0 0 0 1 1 0 1	0 0 0 0 0 1 1 0 0	0 0 0 0 0 2 1 0 0	0 0 0 1 0 0 0 0 0	0 0 0 0 0 0 0 0 0	0 0 0 0 0 0 0 0 0	1 0 0 0 0 0 0 0 0
Inning Stats	R: 1 E: 0 K: 1 S: 8 H: 3 LOB: 2 BB: 0 P: 8	R: 0 E: 0 K: 0 S: 4 H: 1 LOB: 1 BB: 0 P: 4	R: 0 E: 0 K: 2 S: 7 H: 0 LOB: 0 BB: 0 P: 7	R: 0 E: 0 K: 1 S: 6 H: 1 LOB: 1 BB: 0 P: 6	R: 0 E: 0 K: 0 S: 2 H: 0 LOB: 0 BB: 1 P: 6	R: 0 E: 0 K: 0 S: 3 H: 0 LOB: 0 BB: 0 P: 3	R: 2 E: 1 K: 1 S: 8 H: 2 LOB: 1 BB: 0 P: 8	R: 0 E: 0 K: 1 S: 6 H: 1 LOB: 1 BB: 0 P: 6	R: 1 E: 0 K: 0 S: 5 H: 2 LOB: 1 BB: 0 P: 5	R: 0 E: 0 K: 2 S: 7 H: 0 LOB: 0 BB: 0 P: 7	R: 0 E: 0 K: 2 S: 7 H: 0 LOB: 0 BB: 0 P: 7	1B: 7 2B: 0 3B: 1 HR: 2 SF: 1 SAC: 1 DP: 1 HBP: 0			WP: 0 PB: 0 SB: 2 CS: 0	PA: 44		

PITCHER		IP	WLS	BF	H	R	ER	SO	BB	IBB	HBP	BLK	WP	HR	S	P	ERA	WHIP
Mickey Lolich, L ERA: 3.08	(1, 1)	11.0	W	44	10	4	2	10	1	0	0	0	0	2	63	67	1.64	1.000

PITCHER	IP	WLS	BF	H	R	ER	SO	BB	IBB	HBP	BLK	WP	HR	S	P	ERA	WHIP

TOP

Kansas City Royals @ Detroit Tigers

Tiger Stadium, Detroit, MI

Tue Jul 27 1971, 7:05 PM EDT

Att. 18,718 - Unknown - 72 F

livebaseballscorecards.com

AB	41
R	4
H	10
RBI	4
BB	1
SO	10
LOB	12

Batter	1	2	3	4	5	6	7	8	9	10	11	AB	R	H	RBI	BB	SO	LOB
Dick McAuliffe, L (1, 4) OBP: 0.274, SLG: 0.341	HR		BB 1B WP	F8			E 2B		WP IBB		BB 1-2 2-3 IBB	3	2	2	1	3	0	0
Aurelio Rodriguez, R (1, 5) OBP: 0.280, SLG: 0.370	4-3		F8		F8		E5 2-3		K 1-2 2-3		BB	5	0	0	1	1	1	4
Gates Brown, L (1, 7) OBP: 0.478, SLG: 0.613 Mickey Stanley, R (7, PH) OBP: 0.315, SLG: 0.362 (8, 8)	1B 1B		BB WP 1-3 1B		1-3		F8		F7			3 2	1 0	2 0	0 0	0 0	0 0	0 4
Willie Horton, R (1, 9) OBP: 0.333, SLG: 0.457 (8, 7)	1-2 1B		WP 1-2 1B BB		P4			G1-6-3 1B		K		4	1	2	0	1	1	0
Norm Cash, L (1, 3) OBP: 0.382, SLG: 0.573	F8		K 1-3 2-H 3-H			K		G1-6-3 1-2f		G4-6-3 BB		4	0	0	0	1	2	4
Jim Northrup, L (1, 8) OBP: 0.373, SLG: 0.473 (8, 9)	1-3		1B 3-H			6-3		HBP		G4-6-3 1-2f		4	0	1	1	0	0	3
Jim Price, R (1, 2) OBP: 0.356, SLG: 0.378 Tony Taylor, R (11, PR) OBP: 0.298, SLG: 0.319	E5 FC6-4		F6			6-3		F8			WP SH1-4 BB 1B	5 0	0 1	1 0	0 0	0 0	0 0	2 0
Ed Brinkman, R (1, 6) OBP: 0.279, SLG: 0.276	FC6-4 G2-6-4 1-2f			6-3			F7		WP SH2-4 1B		SH1-4 1-2	4	0	1	0	0	0	1
Mickey Lolich, S (1, 1) OBP: 0.224, SLG: 0.108 Dalton Jones, L (11, PH) OBP: 0.304, SLG: 0.407	G2-6-4 1-2f			F8			1-3		SH2-4 1-2		BB WP IBB	3 0	0 0	0 0	0 0	0 1	0 0	1 0
Inning Stats	R: 1 H: 3 E: 0 LOB: 2 K: 0 BB: 0 S: 6 P: 6	R: 0 H: 0 E: 1 LOB: 0 K: 0 BB: 0 S: 3 P: 3	R: 3 H: 2 E: 0 LOB: 1 K: 1 BB: 2 S: 7 P: 15	R: 0 H: 0 E: 0 LOB: 0 K: 0 BB: 0 S: 3 P: 3	R: 0 H: 0 E: 0 LOB: 0 K: 0 BB: 0 S: 3 P: 3	R: 0 H: 0 E: 0 LOB: 0 K: 1 BB: 0 S: 5 P: 5	R: 0 H: 1 E: 1 LOB: 2 K: 0 BB: 0 S: 5 P: 5	R: 0 H: 1 E: 0 LOB: 1 K: 0 BB: 0 S: 3 P: 4	R: 0 H: 1 E: 0 LOB: 2 K: 1 BB: 1 S: 6 P: 10	R: 0 H: 0 E: 0 LOB: 0 K: 1 BB: 1 S: 4 P: 8	R: 1 H: 1 E: 0 LOB: 3 K: 0 BB: 3 S: 2 P: 14	1B: 7 SF: 0 2B: 1 SAC: 2 3B: 0 DP: 3 HR: 1 HBP: 1						

PITCHER		IP	WLS	BF	H	R	ER	SO	BB	IBB	HBP	BLK	WP	HR	S	P	ERA	WHIP
Mike Hedlund, R ERA: 3.17	(1, 1)	2.1		13	4	4	4	0	2	0	0	0	0	1	11	19	15.43	2.571
Jim Rooker, L ERA: 5.5	(3, 1)	0.1		2	1	0	0	1	0	0	0	0	1	0	4	4	0.00	3.000
Roger Nelson, R ERA: 4.7	(3, 1)	1.1		4	0	0	0	0	0	0	0	0	0	0	4	4	0.00	0.000
Al Fitzmorris, R ERA: 4.62	(5, 1)	2.0		6	0	0	0	1	0	0	0	0	0	0	8	8	0.00	0.000
Tom Burgmeier, L ERA: 1.39	(7, 1)	2.0		9	2	0	0	0	0	0	1	0	0	0	8	9	0.00	1.000

PITCHER		IP	WLS	BF	H	R	ER	SO	BB	IBB	HBP	BLK	WP	HR	S	P	ERA	WHIP
Ted Abernathy, R ERA: 1.89	(9, 1)	0.1		3	1	0	0	0	0	1	0	0	0	0	2	6	0.00	3.000
Jim York, R ERA: 2.7	(9, 1)	2.0	L	10	1	1	1	2	2	2	0	0	2	0	10	26	4.50	1.500

BOTTOM

Kansas City Royals @ Detroit Tigers

Tiger Stadium, Detroit, MI

Tue Jul 27 1971, 7:05 PM EDT

Att. 18,718 - Unknown - 72 F

livebaseballscorecards.com

AB	37
R	5
H	9
RBI	3
BB	7
SO	4
LOB	19

WP: 4 PA: 47
PB: 0
SB: 0
CS: 0

Batter	1	2	3	4	5	6	7	8	9	AB	R	H	RBI	BB	SO	LOB
Freddie Patek, R (1, 6) OBP: 0.323, SLG: 0.359	K	FC5-4 1-2 2-3 3-H BB		1-3 2-H 1B		S BB			4-3 1B BB	2	1	1	2	3	1	0
Paul Schaal, R (1, 5) OBP: 0.388, SLG: 0.390	P4	FC5-4 1-2f			K	1-2 K			4-3 1-2	5	0	0	0	0	2	5
Amos Otis, R (1, 8) OBP: 0.367, SLG: 0.507	S BB		K	P6		F3			1B 5-3 2-H 1B	4	1	1	1	1	1	0
Cookie Rojas, R (1, 4) OBP: 0.362, SLG: 0.429	F8 1-2		4-3		K	K			5-3 1-3 1B	5	0	1	0	0	2	1
Lou Piniella, R (1, 7) OBP: 0.300, SLG: 0.360		FC6-4 1B	F8			K 1B HR	5-3		5-3 1-2 3-H	5	1	1	1	0	1	1
Bob Oliver, R (1, 9) OBP: 0.275, SLG: 0.312		FC6-4 WP 1B 1-2f BB		K		1-2 HR 1B		6-3 1B	6-3	5	2	2	0	0	1	2
Chuck Harrison, R (1, 3) OBP: 0.250, SLG: 0.308		BB WP 1-2 1B		FC1-5 1B 1B		1-H 2-H HR		L8		4	1	3	3	0	0	1
Ed Kirkpatrick, L (1, 2) OBP: 0.309, SLG: 0.346		K		FC1-5 1-2 1B		4-3		6-3 1-2		4	1	1	0	0	1	3
Paul Splittorff, L (1, 1) OBP: 0.125, SLG: 0.045		K BB 1-2 2-3		FC1-5 1B 1-2 2-3f		6-3		K		3	0	0	0	0	1	4
Ted Abernathy, R (7, 1)										1	0	0	0	0	1	1
Jim York, R (9, 1) OBP: 0.231, SLG: 0.500										0	0	0	0	0	0	0
Inning Stats	R: 0 E: 0 K: 1 S: 5 H: 0 LOB: 1 BB: 1 P: 9	R: 1 E: 0 K: 2 S: 10 H: 2 LOB: 3 BB: 1 P: 14	R: 0 E: 0 K: 1 S: 5 H: 0 LOB: 0 BB: 0 P: 5	R: 1 E: 0 K: 1 S: 7 H: 3 LOB: 2 BB: 0 P: 7	R: 0 E: 0 K: 2 S: 7 H: 0 LOB: 0 BB: 0 P: 7	R: 3 E: 0 K: 2 S: 10 H: 2 LOB: 1 BB: 1 P: 14	R: 0 E: 0 K: 1 S: 5 H: 0 LOB: 0 BB: 0 P: 5	R: 0 E: 0 K: 1 S: 6 H: 1 LOB: 1 BB: 0 P: 6	R: 2 E: 0 K: 0 S: 5 H: 2 LOB: 1 BB: 1 P: 9	1B: 9 2B: 0 3B: 0 HR: 1 SF: 0 SAC: 0 DP: 0 HBP: 0						

PITCHER	IP	WLS	BF	H	R	ER	SO	BB	IBB	HBP	BLK	WP	HR	S	P	ERA	WHIP
Les Cain, L (1, 1) ERA: 4.04	7.0		32	7	5	4	10	3	0	0	0	1	1	49	61	5.14	1.429
Dean Chance, R (8, 1) ERA: 3.36	2.0	W	10	3	2	2	1	1	0	0	0	0	0	11	15	9.00	2.000

PITCHER	IP	WLS	BF	H	R	ER	SO	BB	IBB	HBP	BLK	WP	HR	S	P	ERA	WHIP

TOP

Kansas City Royals @ Detroit Tigers

Tiger Stadium, Detroit, MI

Wed Jul 28 1971, 7:05 PM EDT

Att. 10,928 - Unknown - 62 F

livebaseballscorecards.com

AB	38
R	7
H	10
RBI	7
BB	4
SO	11
LOB	18

1B: 9 SF: 0
2B: 0 SAC: 0
3B: 0 DP: 0
HR: 1 HBP: 0

WP: 1 PA: 42
PB: 1
SB: 2
CS: 0

Batter	1	2	3	4	5	6	7	8	9	AB	R	H	RBI	BB	SO	LOB
Aurelio Rodriguez, R (1, 5) OBP: 0.278, SLG: 0.367 Gates Brown, L (7, PH) OBP: 0.493, SLG: 0.667 (8, 7)	P4		K		P4		SF7 BB 1-2 HBP		1-H HR	3 1	0 1	0 1	0 2	0 0	1 0	0 0
Tony Taylor, R (1, 4) OBP: 0.303, SLG: 0.340 Dalton Jones, L (7, PH) OBP: 0.315, SLG: 0.407 (8, 5) Joe Niekro, R (9, PR) OBP: 0.286, SLG: 0.263	E S FC4-6 1B		HR		L9		BB 1-2 2-3 3-H		HR BB	3 0 0	2 0 1	2 0 0	1 1 0	0 2 0	0 0 0	0 0 0
Al Kaline, R (1, 9) OBP: 0.437, SLG: 0.453	FC4-6 1-3 BB		K		L8		SF7 2-3 3-H		1-H HR	3	1	1	3	1	1	0
Willie Horton, R (1, 7) OBP: 0.332, SLG: 0.454 Dean Chance, R (8, 1)	FC4-6 BB 1-2f 3-H		F8			G3-6-1 1B	K			4 0	0 0	1 0	1 0	0 0	1 0	3 0
Bill Freehan, R (1, 2) OBP: 0.346, SLG: 0.471	1-2 BB			K		L6		5-3		3	0	0	0	1	1	1
Norm Cash, L (1, 3) OBP: 0.380, SLG: 0.568	L8			FC6-4 1B		G3-6-1 1-2f		4-3		4	0	1	0	0	0	3
Mickey Stanley, R (1, 8) OBP: 0.319, SLG: 0.366 Jim Northrup, L (8, PH) OBP: 0.372, SLG: 0.471 (9, 8)		CS 1B		FC6-4 1-2f BB			1B BB 1B	4-3		3 1	1 0	2 0	0 0	0 0	0 0	1 0
Ed Brinkman, R (1, 6) OBP: 0.280, SLG: 0.274 Dick McAuliffe, L (9, PH) OBP: 0.276, SLG: 0.343		4-3 1-2		BB 1-2			F9		HR 1B	2 1	0 1	0 1	0 0	1 0	0 0	2 0
Les Cain, L (1, 1) OBP: 0.214, SLG: 0.222 Ike Brown, R (7, PH) OBP: 0.365, SLG: 0.500 (8, 4) Kevin Collins, L (9, PH) OBP: 0.333, SLG: 0.583		K		K			BB HBP 1-3 SF7 1B		F8	2 1 1	0 1 0	0 1 0	0 0 0	0 0 0	2 0 0	2 0 1
Inning Stats	R: 1 E: 0 K: 0 S: 4 H: 1 LOB: 2 BB: 2 P: 12	R: 0 E: 0 K: 1 S: 5 H: 1 LOB: 0 BB: 0 P: 5	R: 1 E: 0 K: 2 S: 8 H: 1 LOB: 0 BB: 0 P: 8	R: 0 E: 0 K: 2 S: 8 H: 1 LOB: 2 BB: 1 P: 12	R: 0 E: 0 K: 0 S: 3 H: 0 LOB: 0 BB: 0 P: 3	R: 0 E: 0 K: 0 S: 3 H: 1 LOB: 0 BB: 0 P: 3	R: 2 E: 0 K: 1 S: 7 H: 2 LOB: 2 BB: 1 P: 12	R: 0 E: 0 K: 0 S: 3 H: 0 LOB: 0 BB: 0 P: 3	R: 4 E: 0 K: 0 S: 4 H: 3 LOB: 1 BB: 1 P: 8	1B: 7 2B: 0 3B: 0 HR: 3	SF: 1 SAC: 0 DP: 1 HBP: 1					

PITCHER		IP	WLS	BF	H	R	ER	SO	BB	IBB	HBP	BLK	WP	HR	S	P	ERA	WHIP
Paul Splittorff, L ERA: 2.62	(1, 1)	6.1		27	7	4	3	5	3	0	0	0	0	1	34	46	4.26	1.579
Ted Abernathy, R ERA: 2.32	(7, 1)	2.0		11	2	3	3	1	2	0	1	0	0	1	10	19	13.50	2.000
Jim York, R ERA: 2.84	(9, 1)	0.0	L	1	1	1	1	0	0	0	0	0	0	1	1	1	∞	∞

PITCHER	IP	WLS	BF	H	R	ER	SO	BB	IBB	HBP	BLK	WP	HR	S	P	ERA	WHIP

BOTTOM

Kansas City Royals @ Detroit Tigers

Tiger Stadium, Detroit, MI

Wed Jul 28 1971, 7:05 PM EDT

Att. 10,928 - Unknown - 62 F

livebaseballscorecards.com

AB	32
R	8
H	10
RBI	8
BB	5
SO	6
LOB	13

WP: 0	PB: 0	SB: 1	CS: 1
PA: 39			

Batter	1	2	3	4	5	6	7	8	9	AB	R	H	RBI	BB	SO	LOB
Freddie Patek, R (1, 6) OBP: 0.326, SLG: 0.371	F3		K	1B 2B 1-H 3-H		HR 1-H			CS BB BBBB	4	2	2	4	1	1	0
Joe Keough, L (1, 9) OBP: 0.332, SLG: 0.302	1B		2B	1B 2-H		1-3			4-3 1-2	5	0	3	1	0	0	1
Amos Otis, R (1, 8) OBP: 0.365, SLG: 0.503	F7		K	L9		F3			WP 1B 1B	5	1	1	0	0	1	3
Gail Hopkins, L (1, 3) OBP: 0.400, SLG: 0.478 Bob Oliver, R (4, 3) OBP: 0.276, SLG: 0.312	F8			1B BB 1B BBBB	F8		1-3		1B 1-H	1 3	1 0	0 1	0 1	1 0	0 0	1 0
Lou Piniella, R (1, 7) OBP: 0.305, SLG: 0.369		G3 2B 1B		1B SF8 1B 1-2	L9		4-3-6 1B		L9	5	2	3	0	0	0	1
Cookie Rojas, R (1, 4) OBP: 0.363, SLG: 0.430		G3 2-3		SF8 2B 1B 1-3 2-H	FC6-4 1B		4-3-6 1-3f			4	1	2	1	0	0	2
Paul Schaal, R (1, 5) OBP: 0.387, SLG: 0.388		G3-6-3 1B 3-H		F2	FC6-4 1-2f			E3 FC3-6		4	0	1	1	0	0	3
Ed Kirkpatrick, L (1, 2) OBP: 0.308, SLG: 0.342		G3-6-3 1-2f		2B IBB		F2		FC3-6 CS 1-2f		3	1	0	0	1	0	2
Bill Butler, L (1, 1) OBP: 0.091, SLG: 0.100 Roger Nelson, R (5, 1) Ted Abernathy, R (9, 1) Tom Burgmeier, L (9, 1) OBP: 0.308, SLG: 0.333		K	SF8 2-3 3-H			HR BB BBBB		K 1-2		1 1 0 0	0 1 0 0	0 0 0 0	1 1 0 0	0 1 0 0	1 1 0 0	0 1 0 0
Inning Stats	R: 0 H: 1 E: 0 LOB: 1 K: 0 BB: 0 S: 4 P: 4	R: 1 H: 2 E: 0 LOB: 0 K: 0 BB: 0 S: 4 P: 4	R: 0 H: 1 E: 0 LOB: 1 K: 3 BB: 0 S: 10 P: 10	R: 5 H: 4 E: 0 LOB: 1 K: 0 BB: 2 S: 7 P: 15	R: 0 H: 1 E: 0 LOB: 1 K: 0 BB: 0 S: 4 P: 4	R: 2 H: 1 E: 0 LOB: 0 K: 0 BB: 1 S: 4 P: 8	R: 0 H: 1 E: 0 LOB: 0 K: 0 BB: 0 S: 3 P: 3	R: 0 H: 0 E: 1 LOB: 1 K: 1 BB: 0 S: 5 P: 5	R: 1 H: 2 E: 0 LOB: 1 K: 0 BB: 1 S: 4 P: 8	1B: 9 SF: 1 2B: 5 SAC: 0 3B: 0 DP: 3 HR: 1 HBP: 0						WP: 1 PA: 41 PB: 0 SB: 0 CS: 2

TOP

Kansas City Royals @ Detroit Tigers

Tiger Stadium, Detroit, MI

Thu Jul 29 1971, 7:05 PM EDT

Att. 23,207 - Unknown - 74 F

livebaseballscorecards.com

AB	36
R	9
H	13
RBI	9
BB	4
SO	4
LOB	14

PITCHER		IP	WLS	BF	H	R	ER	SO	BB	IBB	HBP	BLK	WP	HR	S	P	ERA	WHIP
Joe Coleman, R ERA: 3.68	(1, 1)	3.2		19	7	6	6	3	1	1	0	0	0	0	23	31	14.73	2.182
Mike Kilkenny, L ERA: 5.75	(4, 1)	0.1		2	1	0	0	0	0	0	0	0	0	0	2	2	0.00	3.000
Bill Denehy, R ERA: 3.96	(5, 1)	2.0		9	2	2	2	0	1	0	0	0	0	1	8	12	9.00	1.500
Tom Timmermann, R ERA: 3.8	(7, 1)	2.0		6	1	0	0	1	0	0	0	0	0	0	8	8	0.00	0.500
Dean Chance, R ERA: 3.36	(9, 1)	0.0		1	0	1	1	0	1	0	0	0	0	0	0	4	∞	∞

PITCHER		IP	WLS	BF	H	R	ER	SO	BB	IBB	HBP	BLK	WP	HR	S	P	ERA	WHIP
Fred Scherman, L ERA: 2.88	(9, 1)	1.0	W	4	2	0	0	0	0	0	0	0	1	0	4	4	0.00	2.000

Batter	1	2	3	4	5	6	7	8	9	AB	R	H	RBI	BB	SO	LOB
Aurelio Rodriguez, R (1, 5) OBP: 0.277, SLG: 0.373	HR	7-2 3-Hf		F8		K			F7	5	1	1	1	0	1	5
Tony Taylor, R (1, 4) OBP: 0.302, SLG: 0.338	S 1B		L9		F9	F9			BB 1B HBP 1B	4	0	1	0	0	0	0
Gates Brown, L (9, PH) OBP: 0.500, SLG: 0.672										1	1	1	0	0	0	0
Al Kaline, R (1, 9) OBP: 0.436, SLG: 0.450	L9 1-2		K		1B 1B HR BB		L5-3		HBP BB 1-2 1B 1B	4	2	1	0	1	1	1
Willie Horton, R (1, 7) OBP: 0.336, SLG: 0.455	F7		FC5-4 1B		1B 1-2 HR 1B		P4		4-0 HBP 1-2 2-3 1B BB	4	2	2	0	1	0	1
Bill Freehan, R (1, 2) OBP: 0.344, SLG: 0.466	P6		FC5-4 1-2f		1-2 2-3 HR 1B		F3		K	5	1	1	0	0	1	5
Norm Cash, L (1, 3) OBP: 0.384, SLG: 0.578		E8 1B 7-2 1B		K	1-H 2-H 3-H HR			5-3	BB 1B HBP 1-2 2-3 3-H HBP	4	2	2	5	0	1	0
Mickey Stanley, R (1, 8) OBP: 0.322, SLG: 0.367		BB 2-3 1B		CI BB	1-3			F3	HBP BB 1-2 2-H 3-H 1B	2	0	1	0	1	0	0
Jim Northrup, L (8, PH) OBP: 0.373, SLG: 0.471										2	0	1	2	0	0	0
(9, 8)																
Ed Brinkman, R (1, 6) OBP: 0.280, SLG: 0.272				F8	F8			HR	HBP 1-2 2-3 BB	2	0	0	0	1	0	1
Dick McAuliffe, L (8, PH) OBP: 0.280, SLG: 0.355										1	1	1	1	1	0	0
(9, 6)																
Joe Coleman, R (1, 1) OBP: 0.143, SLG: 0.143 Mike Kilkenny, R (4, 1) Jim Price, R (4, PH) OBP: 0.308, SLG: 0.378 Bill Denehy, S (5, 1) Dalton Jones, L (5, PH) OBP: 0.333, SLG: 0.400 Tom Timmermann, R (7, 1) OBP: 0.200, SLG: 0.171 Kevin Collins, L (8, PH) OBP: 0.320, SLG: 0.560 Dean Chance, R (9, 1) Fred Scherman, L (9, 1) OBP: 0.375, SLG: 0.286	K			CI 1-2		K		K	HBP 1-2 2-3 3-H	1 0 0 0 1 0 1 0 0	0 0 0 0 0 0 0 0 0	0 0 0 0 0 0 0 0 0	0 0 0 0 0 0 0 0 1	0 0 0 0 0 0 1 1 0	1 0 0 0 1 0 0 0 0	3 0 0 0 0 0 0 0 0
Inning Stats	R: 1 E: 0 K: 0 S: 5 H: 2 LOB: 1 BB: 0 P: 5	R: 0 E: 1 K: 1 S: 6 H: 2 LOB: 2 BB: 1 P: 10	R: 0 E: 0 K: 1 S: 6 H: 1 LOB: 1 BB: 0 P: 6	R: 0 E: 1 K: 1 S: 6 H: 0 LOB: 2 BB: 1 P: 10	R: 4 E: 0 K: 0 S: 6 H: 3 LOB: 0 BB: 1 P: 10	R: 0 E: 0 K: 2 S: 7 H: 0 LOB: 0 BB: 0 P: 7	R: 0 E: 0 K: 0 S: 3 H: 0 LOB: 0 BB: 0 P: 3	R: 1 E: 0 K: 1 S: 6 H: 1 LOB: 0 BB: 0 P: 6	R: 4 E: 0 K: 1 S: 7 H: 3 LOB: 3 BB: 2 P: 17	1B: 9 2B: 1 3B: 0 HR: 3 SF: 0 SAC: 0 DP: 1 HBP: 2	WP: 0 PB: 0 SB: 1 CS: 0 PA: 45					

PITCHER		IP	WLS	BF	H	R	ER	SO	BB	IBB	HBP	BLK	WP	HR	S	P	ERA	WHIP
Bill Butler, L ERA: 4.76	(1, 1)	4.1		24	8	5	5	3	3	0	0	0	0	2	27	39	10.38	2.538
Roger Nelson, R ERA: 5.4	(5, 1)	4.0		15	3	3	3	3	0	0	0	0	0	1	21	21	6.75	0.750
Ted Abernathy, R ERA: 2.47	(9, 1)	0.1		2	0	0	0	1	1	0	0	0	0	0	3	7	0.00	3.000
Tom Burgmeier, L ERA: 1.54	(9, 1)	0.0	L	4	1	2	2	0	1	0	2	0	0	0	1	7	∞	∞

PITCHER	IP	WLS	BF	H	R	ER	SO	BB	IBB	HBP	BLK	WP	HR	S	P	ERA	WHIP

BOTTOM

Kansas City Royals @ Detroit Tigers

Tiger Stadium, Detroit, MI

Thu Jul 29 1971, 7:05 PM EDT

Att. 23,207 - Unknown - 74 F

livebaseballscorecards.com

AB	37
R	10
H	12
RBI	10
BB	5
SO	7
LOB	16

California Angels @ Detroit Tigers

Tiger Stadium, Detroit, MI

Fri Jul 30 1971, 7:05 PM EDT

Att. 19,410 - Unknown

TOP

livebaseballscorecards.com

Batter	1	2	3	4	5	6	7	8	9	AB	R	H	RBI	BB	SO	LOB
Sandy Alomar Sr., S (1, 4) OBP: 0.311, SLG: 0.322	F2	F8			SH1-3 1B		F8		K	5	0	1	0	0	1	1
Mickey Rivers, L (1, 8) OBP: 0.316, SLG: 0.319	F8	1-3 1B			SH1-3 1-2		BBBBB FC6-4 BB		F7	3	0	1	0	1	0	0
Tony Gonzalez, L (1, 7) OBP: 0.338, SLG: 0.347	FC6-4 1B	4-3			E1 G6-4-3		FC6-4 1-2f			4	0	1	0	0	0	4
Ken McMullen, R (1, 5) OBP: 0.315, SLG: 0.411	FC6-4 1-2f		P4		G6-4-3 1-2f			E3 FC1-6		4	0	0	0	0	0	3
John Stephenson, L (1, 2) OBP: 0.294, SLG: 0.356		1B HR 1B	3-1			SSS K		FC1-6 1B 1-2f		4	1	1	0	0	1	1
Jim Spencer, L (1, 3) OBP: 0.307, SLG: 0.406		1-3 HR 1B	SSS K			2B		P4		4	1	2	0	0	1	1
Roger Repoz, L (1, 9) OBP: 0.378, SLG: 0.357		1-H 3-H HR		SSS K		F9		1-2 1B		4	1	2	3	0	1	1
Bruce Christensen, L (1, 6) OBP: 0.375, SLG: 0.286		1B 1B		4-3		F7		4-3		4	0	1	0	0	0	3
Andy Messersmith, R (1, 1) OBP: 0.217, SLG: 0.246 Dave LaRoche, L (8, 1) OBP: 0.222, SLG: 0.125 Billy Cowan, R (9, PH) OBP: 0.337, SLG: 0.474		K		K			6-3		P6	3 0 1	0 0 0	0 0 0	0 0 0	0 0 0	2 0 0	1 0 0
Inning Stats	R: 0 E: 0 K: 0 S: 4 H: 1 LOB: 1 BB: 0 P: 4	R: 3 E: 0 K: 1 S: 10 H: 5 LOB: 2 BB: 0 P: 10	R: 0 E: 0 K: 1 S: 5 H: 0 LOB: 0 BB: 0 P: 5	R: 0 E: 0 K: 2 S: 7 H: 0 LOB: 0 BB: 0 P: 7	R: 0 E: 1 K: 0 S: 4 H: 1 LOB: 1 BB: 0 P: 4	R: 0 E: 0 K: 1 S: 6 H: 1 LOB: 1 BB: 0 P: 6	R: 0 E: 0 K: 0 S: 3 H: 0 LOB: 1 BB: 1 P: 7	R: 0 E: 1 K: 0 S: 5 H: 1 LOB: 2 BB: 0 P: 5	R: 0 E: 0 K: 1 S: 5 H: 0 LOB: 0 BB: 0 P: 5	1B: 7 2B: 1 3B: 0 HR: 1 SF: 0 SAC: 1 DP: 1 HBP: 0						

	AB	36
	R	3
	H	9
	RBI	3
	BB	1
	SO	6
	LOB	15

WP: 0 PB: 0 SB: 0 CS: 0 PA: 38

PITCHER		IP	WLS	BF	H	R	ER	SO	BB	IBB	HBP	BLK	WP	HR	S	P	ERA	WHIP
Joe Niekro, R ERA: 5.11	(1, 1)	1.2		11	6	3	3	1	0	0	0	0	0	1	13	13	16.20	3.600
Mike Kilkenny, L ERA: 5.34	(2, 1)	4.1		15	2	0	0	4	0	0	0	0	0	0	23	23	0.00	0.462
Fred Scherman, L ERA: 2.8	(7, 1)	2.0	W	9	1	0	0	0	1	0	0	0	0	0	8	12	0.00	1.000
Tom Timmermann, R ERA: 3.72	(9, 1)	1.0	S	3	0	0	0	1	0	0	0	0	0	0	5	5	0.00	0.000

PITCHER	IP	WLS	BF	H	R	ER	SO	BB	IBB	HBP	BLK	WP	HR	S	P	ERA	WHIP

California Angels @ Detroit Tigers

Tiger Stadium, Detroit, MI

Fri Jul 30 1971, 7:05 PM EDT

Att. 19,410 - Unknown

BOTTOM

Batter	1	2	3	4	5	6	7	8	9	AB	R	H	RBI	BB	SO	LOB
Dick McAuliffe, L (1, 4) (9, 6) OBP: 0.283, SLG: 0.354	8-4 1B			P5		F8		BBBB 4-0 1-2 2B BB		3	1	1	0	1	0	0
Aurelio Rodriguez, R (1, 5) OBP: 0.277, SLG: 0.373	8-4 1-2f			SSS K		1B		1-H 2-H 3-H 2B		3	0	1	0	0	1	1
Fred Scherman, L (7, 1) OBP: 0.375, SLG: 0.286										0	0	0	0	0	0	0
Dalton Jones, L (8, PH) OBP: 0.313, SLG: 0.403										0	0	0	0	0	0	0
Tony Taylor, R (8, PH) (9, 4) OBP: 0.306, SLG: 0.347										1	0	1	3	0	0	0
Gates Brown, L (1, 7) OBP: 0.487, SLG: 0.691	SSS K			HR		SSS K		SSS K		4	1	1	1	0	3	1
Tom Timmermann, R (9, 1) OBP: 0.200, SLG: 0.111										0	0	0	0	0	0	0
Willie Horton, R (1, 9) OBP: 0.336, SLG: 0.457		L4		1-3			3-1 F5-2 2B			3	0	1	0	0	0	0
Mickey Stanley, R (9, 8) OBP: 0.322, SLG: 0.367										0	0	0	0	0	0	0
Norm Cash, L (1, 3) OBP: 0.380, SLG: 0.572		F8			F7		3-1 2-3			3	0	0	0	0	0	1
Jim Northrup, L (1, 8) (9, 7) OBP: 0.370, SLG: 0.466		4-3			P4		F5-2 3-H			3	0	0	0	0	0	1
Bill Freehan, R (1, 2) OBP: 0.347, SLG: 0.468			P6		1B			FC4-6 1B 2B 1B		3	1	2	0	0	0	0
Ed Brinkman, R (1, 6) OBP: 0.279, SLG: 0.271			5-3		SSS K			1-2 FC4-6 1B		2	0	0	0	0	1	1
Al Kaline, R (8, PH) (9, 9) OBP: 0.438, SLG: 0.452										1	0	1	0	0	0	0
Joe Niekro, R (1, 1) OBP: 0.286, SLG: 0.263			SSS K			F7		1-2f 2-3 FC4-6 BB 2B		0	0	0	0	0	0	0
Mike Kilkenny, R (2, 1)										1	0	0	0	0	1	0
Kevin Collins, L (6, PH) (7, 5) OBP: 0.296, SLG: 0.519										2	1	0	0	0	0	2
Inning Stats	R: 0 E: 0 K: 1 S: 5 H: 1 LOB: 0 BB: 0 P: 5	R: 0 E: 0 K: 0 S: 3 H: 0 LOB: 0 BB: 0 P: 3	R: 0 E: 0 K: 1 S: 5 H: 0 LOB: 0 BB: 0 P: 5	R: 1 E: 0 K: 1 S: 6 H: 1 LOB: 0 BB: 0 P: 6	R: 0 E: 0 K: 1 S: 6 H: 1 LOB: 1 BB: 0 P: 6	R: 0 E: 0 K: 1 S: 6 H: 1 LOB: 1 BB: 0 P: 6	R: 0 E: 0 K: 0 S: 3 H: 1 LOB: 0 BB: 0 P: 3	R: 3 E: 0 K: 1 S: 7 H: 3 LOB: 0 BB: 1 P: 11		1B: 5 2B: 4 3B: 0 HR: 1	SF: 0 SAC: 0 DP: 2 HBP: 0						

livebaseballscorecards.com

AB	29
R	4
H	8
RBI	4
BB	1
SO	6
LOB	7

WP: 0 PA: 30
PB: 0
SB: 0
CS: 0

PITCHER		IP	WLS	BF	H	R	ER	SO	BB	IBB	HBP	BLK	WP	HR	S	P	ERA	WHIP
Andy Messersmith, R ERA: 3.47	(1, 1)	7.1	L	28	7	4	4	5	1	0	0	0	0	1	37	41	4.91	1.091
Dave LaRoche, L ERA: 2.09	(8, 1)	0.2		2	1	0	0	1	0	0	0	0	0	0	4	4	0.00	1.500

PITCHER		IP	WLS	BF	H	R	ER	SO	BB	IBB	HBP	BLK	WP	HR	S	P	ERA	WHIP

Batter	1	2	3	4	5	6	7	8	9	10	11	12	AB	R	H	RBI	BB	SO	LOB
Sandy Alomar Sr., S (1, 4) OBP: 0.310, SLG: 0.322	P6			P2		1-H 1B 2B		F8		1-3			5	1	1	1	0	0	0
Ken Berry, R (1, 8) OBP: 0.261, SLG: 0.303	4-3			K		2-H 1B		F3			5-3		5	0	1	1	0	1	0
Ken McMullen, R (1, 5) OBP: 0.312, SLG: 0.406	L9			K		P5			F8		K		5	0	0	0	0	2	1
Billy Cowan, R (1, 7) OBP: 0.330, SLG: 0.460 Mickey Rivers, L (12, 7) OBP: 0.316, SLG: 0.319		5-3			K		P3		1B 1B		L9		5 0	0 0	1 0	0 0	0 0	1 0	0 0
Tommie Reynolds, R (1, 9) OBP: 0.286, SLG: 0.250 Roger Repoz, L (12, 9) OBP: 0.378, SLG: 0.357		K			6-3		1B 1B		1-2 1B			4-3	5 0	0 0	2 0	0 0	0 0	1 0	0 0
Jim Spencer, L (1, 3) OBP: 0.303, SLG: 0.400		K			K		F8		F8			K	5	0	0	0	0	3	3
Syd O'Brien, R (1, 6) OBP: 0.260, SLG: 0.322			6-3	K		1-2 1B		F8				2B 1B	5	1	2	0	0	1	2
Jerry Moses, R (1, 2) OBP: 0.262, SLG: 0.377			K		2B 1B		K			K		1-H 2B	5	1	2	1	0	3	2
Clyde Wright, R (1, 1) OBP: 0.242, SLG: 0.250 Lloyd Allen, R (12, 1) OBP: 0.273, SLG: 0.545			K		L9		F3			K		F8	5 0	0 0	0 0	0 0	0 0	2 0	2 0
Inning Stats	R: 0 E: 0 K: 0 S: 3 H: 0 LOB: 0 BB: 0 P: 3	R: 0 E: 0 K: 2 S: 7 H: 0 LOB: 0 BB: 0 P: 7	R: 0 E: 0 K: 2 S: 7 H: 0 LOB: 0 BB: 0 P: 7	R: 0 E: 0 K: 2 S: 7 H: 0 LOB: 0 BB: 0 P: 7	R: 0 E: 0 K: 2 S: 7 H: 0 LOB: 0 BB: 0 P: 7	R: 2 E: 0 K: 1 S: 8 H: 3 LOB: 1 BB: 0 P: 8	R: 0 E: 0 K: 1 S: 7 H: 2 LOB: 2 BB: 0 P: 7	R: 0 E: 0 K: 0 S: 3 H: 0 LOB: 0 BB: 0 P: 3	R: 0 E: 0 K: 0 S: 5 H: 2 LOB: 2 BB: 0 P: 5	R: 0 E: 0 K: 2 S: 7 H: 0 LOB: 0 BB: 0 P: 7	R: 0 E: 0 K: 1 S: 5 H: 0 LOB: 0 BB: 0 P: 5	R: 1 E: 0 K: 1 S: 7 H: 2 LOB: 1 BB: 0 P: 7	1B: 7 2B: 2 3B: 0 HR: 0 SF: 0 SAC: 0 DP: 0 HBP: 0	WP: 0 PB: 0 SB: 0 CS: 0 PA: 45					

PITCHER	IP	WLS	BF	H	R	ER	SO	BB	IBB	HBP	BLK	WP	HR	S	P	ERA	WHIP
Mickey Lolich, L (1, 1) ERA: 3.04	12.0	L	45	9	3	3	14	0	0	0	0	0	0	73	73	2.25	0.750

PITCHER	IP	WLS	BF	H	R	ER	SO	BB	IBB	HBP	BLK	WP	HR	S	P	ERA	WHIP

California Angels @ Detroit Tigers

Tiger Stadium, Detroit, MI

Sat Jul 31 1971, 4:33 AM EDT

Att. 13,853 - Unknown

TOP

livebaseballscorecards.com

AB	45
R	3
H	9
RBI	3
BB	0
SO	14
LOB	10

Batter	1	2	3	4	5	6	7	8	9	10	11	12	AB	R	H	RBI	BB	SO	LOB
Aurelio Rodriguez, R (1, 5) OBP: 0.277, SLG: 0.371 Gates Brown, L (12, PH) OBP: 0.494, SLG: 0.691	P5	L5			F3			SH1-4		FC4-6 1B		BBBB 4-0 1-3 BB	4 0	0 0	1 0	0 0	0 1	0 0	3 0
Tony Taylor, R (1, 4) OBP: 0.297, SLG: 0.337	1-3		G3		4-3			L5		FC4-6 1-2f		B3-5 3-Hf	6	0	0	0	0	0	4
Al Kaline, R (1, 9) OBP: 0.434, SLG: 0.448	F3		L6-3			L6-3		2-3 1B		L9			5	0	1	0	0	0	1
Willie Horton, R (1, 7) OBP: 0.339, SLG: 0.474		HR	IHR			6-3		F3			BBBB BB		4	2	2	2	1	0	2
Bill Freehan, R (1, 2) OBP: 0.345, SLG: 0.463		BBBBB 4-0 BB 3-1 BB	L4			L6			F9		F2		4	0	0	0	1	0	1
Norm Cash, L (1, 3) OBP: 0.378, SLG: 0.566		3-1 1-2					4-3		P6		F7		5	0	1	0	0	0	2
Mickey Stanley, R (1, 8) OBP: 0.320, SLG: 0.361		F9				G5-4-3 1-2f	4-3		BBBB BB		F3		4	0	0	0	1	0	3
Ed Brinkman, R (1, 6) OBP: 0.278, SLG: 0.268		IIII BB IBB				1-3	P4		F9			6-3	4	0	0	0	1	0	1
Mickey Lolich, S (1, 1) OBP: 0.236, SLG: 0.105 Ike Brown, R (12, PH) OBP: 0.372, SLG: 0.507		BBBB 4-0 1-2 2-3 BB			F8			BBB 4-0 1B SH1-4 BB		SSS 0-3 K		0-0 BLK WP B3-5 1B	2 1	0 0	0 1	0 0	2 0	1 0	0 0
Inning Stats	R: 0 H: 0 E: 0 LOB: 0 K: 0 BB: 0 S: 3 P: 3	R: 1 H: 1 E: 0 LOB: 3 K: 0 BB: 3 S: 4 P: 16	R: 1 H: 1 E: 0 LOB: 0 K: 0 BB: 0 S: 4 P: 4	R: 0 H: 1 E: 0 LOB: 0 K: 0 BB: 0 S: 3 P: 3	R: 0 H: 0 E: 0 LOB: 0 K: 0 BB: 0 S: 3 P: 3	R: 0 H: 0 E: 0 LOB: 0 K: 0 BB: 0 S: 3 P: 3	R: 0 H: 0 E: 0 LOB: 0 K: 0 BB: 0 S: 3 P: 3	R: 0 H: 1 E: 0 LOB: 2 K: 0 BB: 1 S: 4 P: 8	R: 0 H: 0 E: 0 LOB: 1 K: 0 BB: 1 S: 3 P: 7	R: 0 H: 1 E: 0 LOB: 1 K: 1 BB: 0 S: 6 P: 6	R: 0 H: 0 E: 0 LOB: 1 K: 0 BB: 1 S: 3 P: 7	R: 0 H: 1 E: 0 LOB: 1 K: 0 BB: 1 S: 3 P: 7	1B: 4 2B: 1 3B: 0 HR: 2	SF: 0 SAC: 1 DP: 2 HBP: 0						

PITCHER	IP	WLS	BF	H	R	ER	SO	BB	IBB	HBP	BLK	WP	HR	S	P	ERA	WHIP
Clyde Wright, L (1, 1) ERA: 3.28	11.1	W	45	6	2	2	1	5	1	0	0	0	1	41	65	1.59	0.971
Lloyd Allen, R (12, 1) ERA: 2.95	0.2	S	2	0	0	0	0	1	0	0	1	1	0	1	5	0.00	1.500

PITCHER	IP	WLS	BF	H	R	ER	SO	BB	IBB	HBP	BLK	WP	HR	S	P	ERA	WHIP

BOTTOM

California Angels @ Detroit Tigers

Tiger Stadium, Detroit, MI

Sat Jul 31 1971, 4:33 AM EDT

Att. 13,853 - Unknown

livebaseballscorecards.com

AB	39
R	2
H	6
RBI	2
BB	7
SO	1
LOB	17

WP: 1 PA: 47
PB: 0
SB: 0
CS: 0

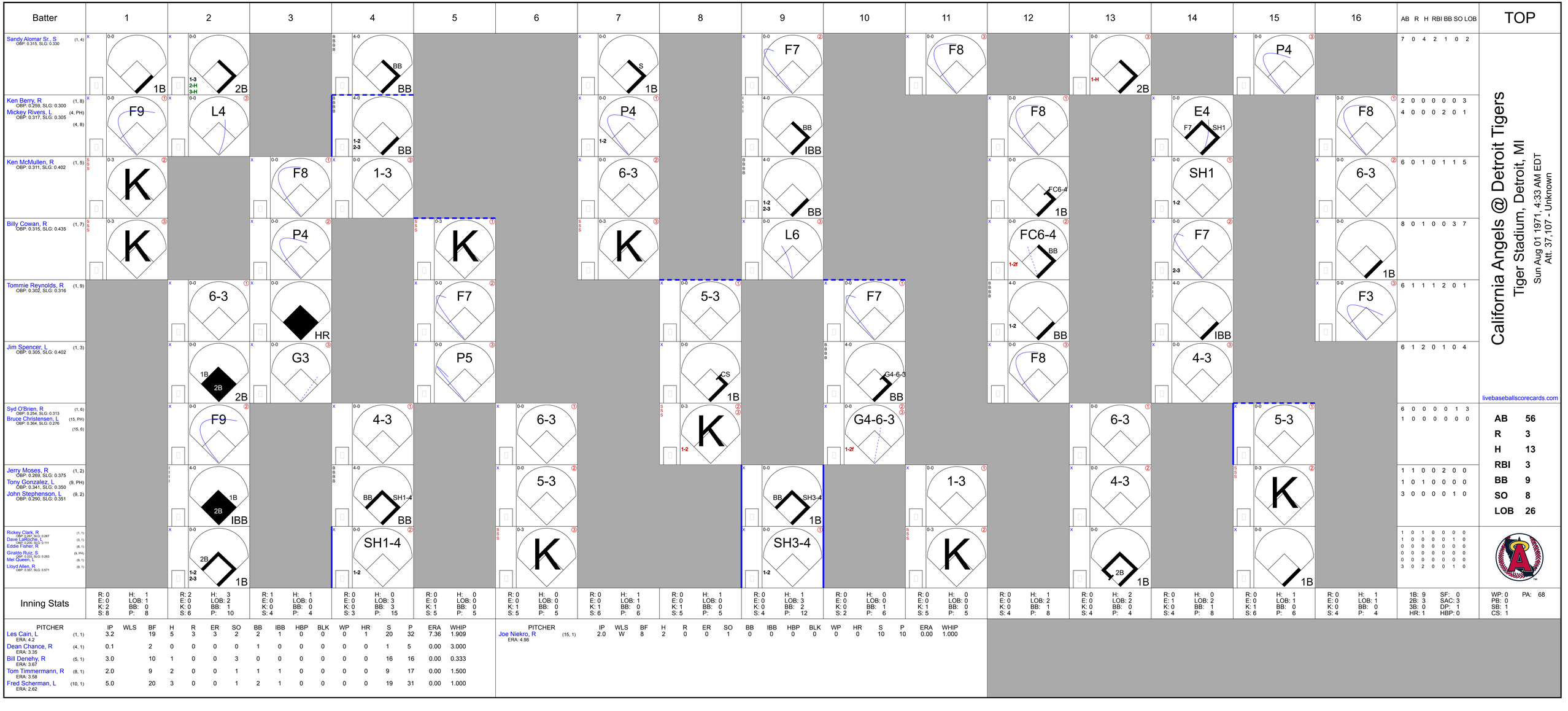
Batter
1
2
3
4
5
6
7
8
9
10
11
12
13
14
15
16
AB R H RBI BB SO LOB
TOP
Sandy Alomar Sr., S (1, 4)
OBP: 0.315, SLG: 0.330
7 0 4 2 1 0 2
Ken Berry, R (1, 8)
OBP: 0.259, SLG: 0.300
Mickey Rivers, L (4, PH) (4, 8)
OBP: 0.317, SLG: 0.305
2 0 0 0 0 0 3
4 0 0 0 2 0 1
Ken McMullen, R (1, 5)
OBP: 0.311, SLG: 0.402
6 0 1 0 1 1 5
Billy Cowan, R (1, 7)
OBP: 0.315, SLG: 0.435
8 0 1 0 0 3 7
Tommie Reynolds, R (1, 9)
OBP: 0.302, SLG: 0.316
6 1 1 1 2 0 1
Jim Spencer, L (1, 3)
OBP: 0.305, SLG: 0.402
6 1 2 0 1 0 4
Syd O'Brien, R (1, 6)
OBP: 0.254, SLG: 0.313
Bruce Christensen, L (15, PH) (15, 6)
OBP: 0.364, SLG: 0.276
6 0 0 0 0 1 3
1 0 0 0 0 0 0
Jerry Moses, R (1, 2)
OBP: 0.269, SLG: 0.375
Tony Gonzalez, L (9, PH)
OBP: 0.341, SLG: 0.350
John Stephenson, L (9, 2)
OBP: 0.290, SLG: 0.351
1 1 0 0 2 0 0
1 0 1 0 0 0 0
3 0 0 0 0 1 0
Rickey Clark, R (1, 1)
OBP: 0.267, SLG: 0.267
Dave LaRoche, L (3, 1)
OBP: 0.200, SLG: 0.111
Eddie Fisher, R (8, 1)
Giraldo Ruiz, S (9, PH)
OBP: 0.333, SLG: 0.263
Mel Queen, L (9, 1)
Lloyd Allen, R (9, 1)
OBP: 0.357, SLG: 0.571
1 0 1 0 0 0 0
1 0 0 0 0 1 0
0 0 0 0 0 0 0
0 0 0 0 0 0 0
0 0 0 0 0 0 0
3 0 2 0 0 1 0
Inning Stats
R: 0 E: 0 K: 2 S: 8 H: 1 LOB: 1 BB: 0 P: 8
R: 2 E: 0 K: 0 S: 6 H: 3 LOB: 2 BB: 1 P: 10
R: 1 E: 0 K: 0 S: 4 H: 1 LOB: 0 BB: 0 P: 4
R: 0 E: 0 K: 0 S: 3 H: 0 LOB: 3 BB: 3 P: 15
R: 0 E: 0 K: 1 S: 5 H: 0 LOB: 0 BB: 0 P: 5
R: 0 E: 0 K: 1 S: 5 H: 0 LOB: 0 BB: 0 P: 5
R: 0 E: 0 K: 1 S: 6 H: 1 LOB: 1 BB: 0 P: 6
R: 0 E: 0 K: 1 S: 5 H: 1 LOB: 0 BB: 0 P: 5
R: 0 E: 0 K: 0 S: 4 H: 1 LOB: 3 BB: 2 P: 12
R: 0 E: 0 K: 0 S: 2 H: 0 LOB: 0 BB: 1 P: 6
R: 0 E: 0 K: 1 S: 5 H: 0 LOB: 0 BB: 0 P: 5
R: 0 E: 0 K: 0 S: 4 H: 1 LOB: 2 BB: 1 P: 8
R: 0 E: 0 K: 0 S: 4 H: 2 LOB: 2 BB: 0 P: 4
R: 0 E: 1 K: 0 S: 4 H: 0 LOB: 2 BB: 1 P: 8
R: 0 E: 0 K: 1 S: 6 H: 1 LOB: 1 BB: 0 P: 6
R: 0 E: 0 K: 0 S: 4 H: 1 LOB: 1 BB: 0 P: 4
1B: 9 2B: 3 3B: 0 HR: 1
SF: 0 SAC: 3 DP: 1 HBP: 0
WP: 0 PB: 0 SB: 1 CS: 1
PA: 68
AB 56
R 3
H 13
RBI 3
BB 9
SO 8
LOB 26
PITCHER IP WLS BF H R ER SO BB IBB HBP BLK WP HR S P ERA WHIP
Les Cain, L (1, 1) ERA: 4.2 3.2 19 5 3 3 2 2 1 0 0 0 0 1 20 32 7.36 1.909
Dean Chance, R (4, 1) ERA: 3.35 0.1 2 0 0 0 0 1 0 0 0 0 0 0 1 5 0.00 3.000
Bill Denehy, R (5, 1) ERA: 3.67 3.0 10 1 0 0 3 0 0 0 0 0 0 0 16 16 0.00 0.333
Tom Timmermann, R (8, 1) ERA: 3.58 2.0 9 2 0 0 1 1 1 0 0 0 0 0 9 17 0.00 1.500
Fred Scherman, L (10, 1) ERA: 2.62 5.0 20 3 0 0 1 2 1 0 0 0 0 0 19 31 0.00 1.000
PITCHER IP WLS BF H R ER SO BB IBB HBP BLK WP HR S P ERA WHIP
Joe Niekro, R (15, 1) ERA: 4.98 2.0 W 8 2 0 0 1 0 0 0 0 0 0 0 10 10 0.00 1.000
California Angels @ Detroit Tigers
Tiger Stadium, Detroit, MI
Sun Aug 01 1971, 4:33 AM EDT
Att. 37,107 - Unknown
livebaseballscorecards.com

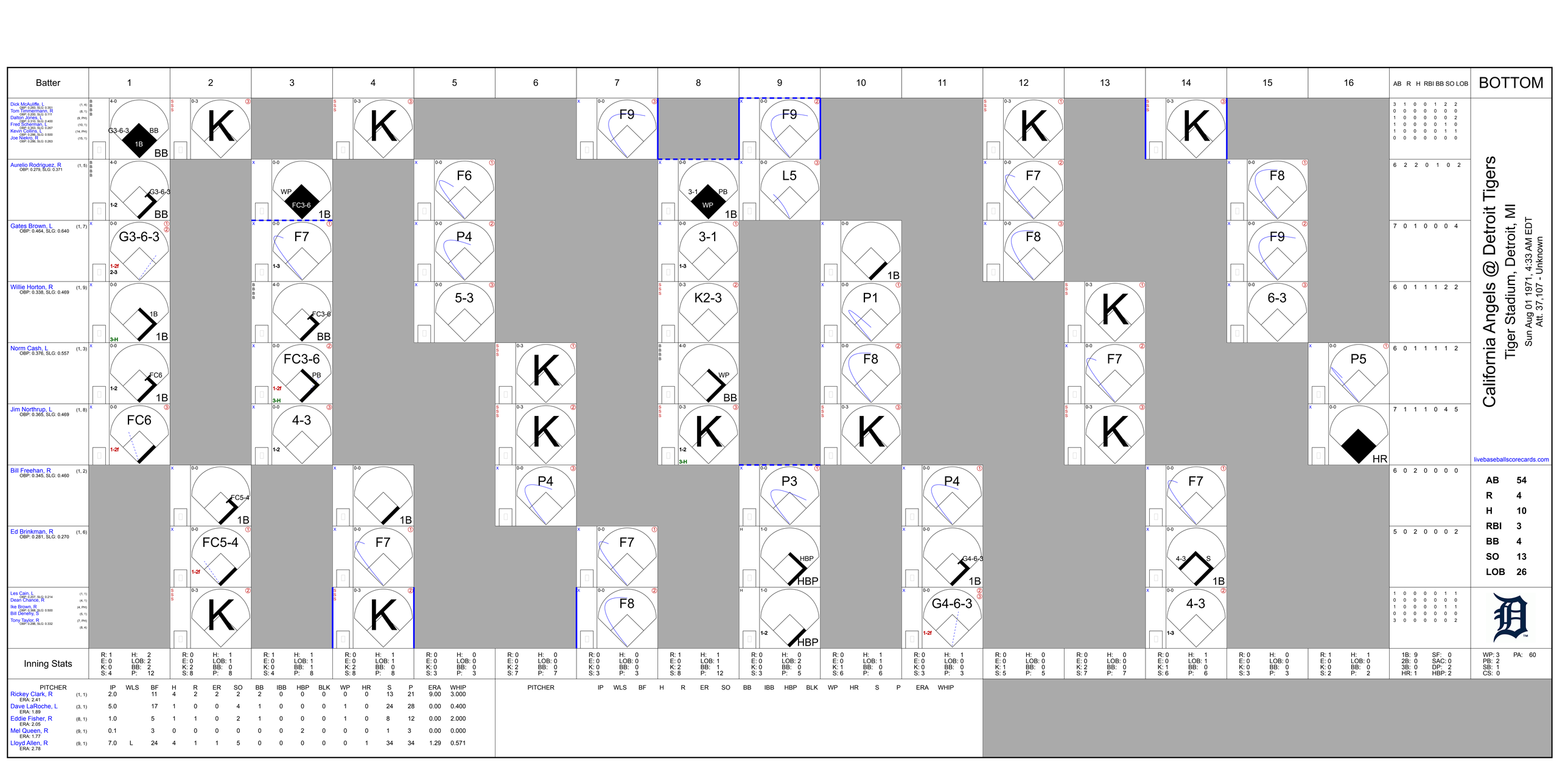
BOTTOM
California Angels @ Detroit Tigers
Tiger Stadium, Detroit, MI
Sun Aug 01 1971, 4:33 AM EDT
Att. 37,107 - Unknown
livebaseballscorecards.com
AB 54
R 4
H 10
RBI 3
BB 4
SO 13
LOB 26
Batter
1
2
3
4
5
6
7
8
9
10
11
12
13
14
15
16
AB R H RBI BB SO LOB
Dick McAuliffe, L OBP: 0.283, SLG: 0.361 (1, 4)
Tom Timmermann, R OBP: 0.000, SLG: 0.111 (8, 1)
Dalton Jones, L OBP: 0.310, SLG: 0.400 (9, PH)
Fred Scherman, L OBP: 0.000, SLG: 0.267 (10, 1)
Kevin Collins, L OBP: 0.286, SLG: 0.500 (14, PH)
Joe Niekro, R OBP: 0.286, SLG: 0.263 (15, 1)
Aurelio Rodriguez, R (1, 5) OBP: 0.279, SLG: 0.371
Gates Brown, L (1, 7) OBP: 0.464, SLG: 0.640
Willie Horton, R (1, 9) OBP: 0.338, SLG: 0.469
Norm Cash, L (1, 3) OBP: 0.376, SLG: 0.557
Jim Northrup, L (1, 8) OBP: 0.365, SLG: 0.469
Bill Freehan, R (1, 2) OBP: 0.345, SLG: 0.460
Ed Brinkman, R (1, 6) OBP: 0.281, SLG: 0.270
Les Cain, L OBP: 0.207, SLG: 0.214 (1, 1)
Dean Chance, R (4, 1)
Ike Brown, R OBP: 0.500, SLG: 0.500 (4, PH)
Bill Denehy, L (5, 1)
Tony Taylor, R OBP: 0.296, SLG: 0.332 (7, PH)
(8, 4)
Inning Stats
PITCHER IP WLS BF H R ER SO BB IBB HBP BLK WP HR S P ERA WHIP
Rickey Clark, R (1, 1) ERA: 2.41 2.0 11 4 2 2 2 2 0 0 0 0 0 13 21 9.00 3.000
Dave LaRoche, L (3, 1) ERA: 1.89 5.0 17 1 0 0 4 1 0 0 0 1 0 24 28 0.00 0.400
Eddie Fisher, R (8, 1) ERA: 2.05 1.0 5 1 1 0 2 1 0 0 0 1 0 8 12 0.00 2.000
Mel Queen, R (9, 1) ERA: 1.77 0.1 3 0 0 0 0 0 0 2 0 0 0 1 3 0.00 0.000
Lloyd Allen, R (9, 1) ERA: 2.78 7.0 L 24 4 1 1 5 0 0 0 0 0 1 34 34 1.29 0.571
PITCHER IP WLS BF H R ER SO BB IBB HBP BLK WP HR S P ERA WHIP
1B: 9 SF: 0 PA: 60
2B: 0 SAC: 0
3B: 0 DP: 2
HR: 1 HBP: 2
WP: 3
PB: 2
SB: 1
CS: 0

Batter	1	2	3	4	5	6	7	8	9	AB	R	H	RBI	BB	SO	LOB
Del Unser, L (1, 8) OBP: 0.348, SLG: 0.380	F9		E3 1B 2B		BB E		4-3	BB FC4		3	1	0	0	2	0	0
Davey Nelson, R (1, 5) (7, 4) OBP: 0.314, SLG: 0.395	K		2B 5-3 1B 1-2		E3 1-2		5-3 1B BB	FC4 S 1-2f		4	2	1	0	1	1	2
Don Mincher, L (1, 3) OBP: 0.415, SLG: 0.447	K		2B 1-3 2-H		K		5-3 1B BB 1-2	F8 1-2		4	1	1	1	1	2	3
Frank Howard, R (1, 7) OBP: 0.382, SLG: 0.505		4-3 BB	5-3 3-H		K		5-3 1-2 2-3		K	4	0	0	1	1	2	5
Larry Biittner, L (1, 9) OBP: 0.335, SLG: 0.307		4-3 1-2	K			P6	HR BB 1B 2-H 3-H		5-3 HBP	4	1	1	2	0	1	2
Dick Billings, R (1, 2) OBP: 0.300, SLG: 0.353		K		6-3		1B BB	HR BB 1-2		5-3 1-2	3	1	0	0	2	1	2
Bernie Allen, L (1, 4) OBP: 0.345, SLG: 0.376		4-0 BB		3-1		L9	HR 1-H 2-H		L9	2	0	0	0	1	0	1
Jeff Burroughs, R (7, PH) OBP: 0.350, SLG: 0.412										1	1	1	3	0	0	0
Casey Cox, R (7, 1) OBP: 0.115, SLG: 0.080										0	0	0	0	0	0	0
Joe Grzenda, R (7, 1) OBP: 0.333, SLG: 0.333										0	0	0	0	0	0	0
Paul Casanova, R (9, PH) OBP: 0.223, SLG: 0.282										1	0	0	0	0	0	1
Tim Cullen, R (1, 6) OBP: 0.249, SLG: 0.249		K		F8		L9 1-2	L9			4	0	1	0	0	1	2
Pete Broberg, R (1, 1) Horacio Pina, R (1, 1) Lenny Randle, S (3, PH) OBP: 0.347, SLG: 0.347 Jackie Brown, R (9, 1) OBP: 0.154, SLG: 0.154 Toby Harrah, R (5, PH) OBP: 0.286, SLG: 0.286 Jim Shellenback, L (6, 1) OBP: 0.000, SLG: 0.000 Tom McCraw, L (6, PH) OBP: 0.261, SLG: 0.418 Mike Thompson, R (6, 1) OBP: 0.167, SLG: 0.167 Elliott Maddox, R (7, 5) OBP: 0.400, SLG: 0.240			K		6-3	L9		1-3		0 0 1 0 1 0 0 1 0 1	0 0 0 0 0 0 0 0 0 0	0 0 0 0 0 0 0 0 0 0	0 0 0 1 0 0 0 0 0 0	0 0 1 0 0 0 0 0 0 0	0 0 0 0 0 0 0 2 0 0	0 0 0 0 0 0 0 0 0 0
Inning Stats	R: 0 E: 0 K: 2 S: 7 H: 0 LOB: 0 BB: 0 P: 7	R: 0 E: 0 K: 2 S: 7 H: 0 LOB: 2 BB: 2 P: 15	R: 2 E: 1 K: 2 S: 10 H: 2 LOB: 1 BB: 0 P: 10	R: 0 E: 0 K: 0 S: 3 H: 0 LOB: 0 BB: 0 P: 3	R: 0 E: 1 K: 2 S: 8 H: 0 LOB: 2 BB: 1 P: 12	R: 0 E: 0 K: 0 S: 4 H: 1 LOB: 2 BB: 1 P: 8	R: 5 E: 0 K: 0 S: 5 H: 2 LOB: 0 BB: 3 P: 17	R: 0 E: 0 K: 0 S: 3 H: 0 LOB: 1 BB: 1 P: 7	R: 0 E: 0 K: 1 S: 5 H: 0 LOB: 1 BB: 0 P: 6	1B: 3 2B: 1 3B: 0 HR: 1 SF: 0 SAC: 0 DP: 0 HBP: 1						WP: 0 PB: 0 SB: 1 CS: 0 PA: 43

PITCHER		IP	WLS	BF	H	R	ER	SO	BB	IBB	HBP	BLK	WP	HR	S	P	ERA	WHIP
Joe Coleman, R ERA: 3.75	(1, 1)	6.2		33	4	6	4	8	7	0	0	0	0	0	42	70	5.40	1.650
Ron Perranoski, L ERA: 7.12	(7, 1)	0.1		2	1	1	1	0	0	0	0	0	0	1	2	2	27.00	3.000
Tom Timmermann, R ERA: 3.44	(8, 1)	2.0	W	8	0	0	0	1	1	0	1	0	0	0	8	13	0.00	0.500

PITCHER	IP	WLS	BF	H	R	ER	SO	BB	IBB	HBP	BLK	WP	HR	S	P	ERA	WHIP

TOP

Washington Senators @ Detroit Tigers

Tiger Stadium, Detroit, MI

Mon Aug 02 1971, 7:05 PM EDT

Att. 12,423 - Unknown

livebaseballscorecards.com

AB	34
R	7
H	5
RBI	7
BB	8
SO	9
LOB	20

Batter	1	2	3	4	5	6	7	8	9	AB	R	H	RBI	BB	SO	LOB
Dick McAuliffe, L (1, 4) OBP: 0.281, SLG: 0.347 Tom Timmermann, R (8, 1) OBP: 0.200, SLG: 0.111	BBB 4-0 1B BB x 0-0 ③ F8			SSS 0-3 ① K	x 0-0 ③ F8		x 0-0 ③ 4-3			4	1	0	0	1	1	5
										0	0	0	0	0	0	0
Aurelio Rodriguez, R (1, 5) OBP: 0.278, SLG: 0.369	x 0-0 ① L8	SSS 0-3 ① K		x 0-0 ② 6-3		SSS 0-3 ① K		x 0-0 1B 1B 1B		5	0	1	0	0	2	1
Gates Brown, L (1, 7) OBP: 0.471, SLG: 0.636 Al Kaline, R (5, 9) OBP: 0.432, SLG: 0.444	x 0-0 E 1B 1-3 1B 1B	SSS 0-3 ② K		BBB 4-0 HR BB		x 0-0 ② L4-3		x 0-0 ① L2		2	2	1	0	1	1	0
										2	0	0	0	0	0	1
Willie Horton, R (1, 9) OBP: 0.344, SLG: 0.481 (5, 7)	x 0-0 E4 BB 1B 1-3 1B 3-H 1B	x 0-0 E S 1B		x 0-0 1-H HR		SSS 0-3 ③ K		x 0-0 1B 1-3 1B 1B		5	3	4	3	0	1	0
Norm Cash, L (1, 3) OBP: 0.378, SLG: 0.559 Mickey Stanley, R (2, 8) OBP: 0.330, SLG: 0.364	x 0-0 BB 1B 1-2 3-H 1B	BBB 4-0 FC6 1-3 BB		BBB 4-0 BB			BBB 4-0 2B BB	x 0-0 ② 1B PB 1-2 3-H 1B		1	1	1	1	0	0	0
										1	2	1	0	3	0	0
Jim Northrup, L (1, 8) OBP: 0.369, SLG: 0.472 (2, 3)	BBB 4-0 1B 1B 1-2 2-3 BB	x 0-0 ③ FC6 1-2f		x 0-0 ③ 3-1			x 0-0 1-H 2B	x 0-0 1-3 2-H PB 1B		4	2	2	2	1	0	3
Bill Freehan, R (1, 2) OBP: 0.343, SLG: 0.457	x 0-0 1B 1-3 2-H 3-H 1B	x 0-0 ① 5-3		x 0-0 ① F9			x 0-0 ① F9	x 0-0 ③ 6-3 2-H 3-H		5	0	1	2	0	0	1
Ed Brinkman, R (1, 6) OBP: 0.284, SLG: 0.272	x 0-0 2-3 3-H 1B	SSS 0-3 ② K		x 0-0 FC1-6 1B			x 0-0 ② F3			4	0	2	1	0	1	1
Joe Coleman, R (1, 1) OBP: 0.156, SLG: 0.133 Ron Perranoski, L (7, 1) Dalton Jones, L (7, PH) OBP: 0.310, SLG: 0.400 Tony Taylor, R (7, PH) OBP: 0.300, SLG: 0.332 (8, 4)	SSS 0-3 ② K	x 0-0 ③ 5-3		x 0-0 ② FC1-6 1-2f			4-0 IBB			3	0	0	0	0	1	3
										0	0	0	0	0	0	0
										0	0	0	0	0	0	0
										0	0	0	0	1	0	0
Inning Stats	R: 5 E: 1 K: 1 S: 10 H: 5 LOB: 2 BB: 2 P: 18	R: 0 E: 0 K: 2 S: 8 H: 1 LOB: 2 BB: 1 P: 12	R: 0 E: 0 K: 1 S: 5 H: 0 LOB: 0 BB: 0 P: 5	R: 2 E: 0 K: 1 S: 6 H: 1 LOB: 1 BB: 2 P: 14	R: 0 E: 0 K: 0 S: 4 H: 1 LOB: 1 BB: 0 P: 4	R: 0 E: 0 K: 2 S: 7 H: 0 LOB: 0 BB: 0 P: 7	R: 1 E: 0 K: 0 S: 4 H: 1 LOB: 2 BB: 2 P: 12	R: 3 E: 0 K: 0 S: 6 H: 4 LOB: 0 BB: 0 P: 6		1B: 11 2B: 1 3B: 0 HR: 1 SF: 0 SAC: 0 DP: 0 HBP: 0				WP: 0 PB: 2 SB: 1 CS: 0 PA: 43		

PITCHER		IP	WLS	BF	H	R	ER	SO	BB	IBB	HBP	BLK	WP	HR	S	P	ERA	WHIP
Pete Broberg, R ERA: 3.88	(1, 1)	0.1		7	4	5	5	0	2	0	0	0	0	0	5	13	135.00	18.000
Horacio Pina, R ERA: 2.98	(1, 1)	1.2		8	2	0	0	3	1	0	0	0	0	0	13	17	0.00	1.800
Jackie Brown, R ERA: 5.36	(3, 1)	2.0		9	1	2	2	2	2	0	0	0	0	1	11	19	9.00	1.500
Jim Shellenback, L ERA: 3.43	(5, 1)	1.0		4	1	0	0	0	0	0	0	0	0	0	4	4	0.00	1.000
Mike Thompson, R ERA: 3.8	(6, 1)	1.0		3	0	0	0	2	0	0	0	0	0	0	7	7	0.00	0.000

PITCHER		IP	WLS	BF	H	R	ER	SO	BB	IBB	HBP	BLK	WP	HR	S	P	ERA	WHIP
Casey Cox, R ERA: 3.09	(7, 1)	0.2	L	4	1	1	1	0	1	0	0	0	0	0	3	7	13.50	3.000
Joe Grzenda, L ERA: 2.22	(7, 1)	1.1		8	4	3	1	0	0	1	0	0	0	0	7	11	6.75	3.000

BOTTOM

Washington Senators @ Detroit Tigers

Tiger Stadium, Detroit, MI

Mon Aug 02 1971, 7:05 PM EDT

Att. 12,423 - Unknown

livebaseballscorecards.com

AB	36
R	11
H	13
RBI	9
BB	7
SO	7
LOB	15

Washington Senators @ Detroit Tigers

Tiger Stadium, Detroit, MI

Tue Aug 03 1971, 7:05 PM EDT

Att. 22,171 - Unknown

TOP

livebaseballscorecards.com

Batter	1	2	3	4	5	6	7	8	9	AB	R	H	RBI	BB	SO	LOB
Del Unser, L (1, 8) (9, 9) OBP: 0.344, SLG: 0.375	4-3	K			5-3			F2	FC5-6 1B S FC5-2 1-2f 2-3	5	0	0	0	0	1	4
Davey Nelson, R (1, 5) OBP: 0.324, SLG: 0.398	BB FC1-6-4		6-3		6-3			CS 1B	BB FC5-2 1-3 3-H 1B	4	0	2	1	1	0	0
Don Mincher, L (1, 3) OBP: 0.412, SLG: 0.441	FC1-6-4 BB 1-2f		3-1		4-3			BB 1-2 BB	FC5-2 BB 1-2 3-H	4	0	0	0	1	0	3
Elliott Maddox, R (9, PR) (9, 8) OBP: 0.300, SLG: 0.246										0	0	0	0	0	0	0
Frank Howard, R (1, 7) OBP: 0.387, SLG: 0.513	BB 1-2		HR			L8		FC6-4 BB 1-2	BB 1-2 2-3	2	1	1	1	3	0	0
Lenny Randle, S (9, PR) OBP: 0.313, SLG: 0.347										0	0	0	0	0	0	0
Casey Cox, R (9, 1) OBP: 0.115, SLG: 0.080										0	0	0	0	0	0	0
Dick Billings, R (1, 2) OBP: 0.293, SLG: 0.344	F8		5-3			L3		FC6-4 1-2f	K	5	0	0	0	0	1	7
Bernie Allen, L (1, 4) OBP: 0.349, SLG: 0.375	BB 1B			P4		6-3			1B 2B	3	0	1	0	1	0	0
Toby Harrah, R (9, PR) (9, 6) OBP: 0.298, SLG: 0.284										0	1	0	0	0	0	0
Tom McCraw, L (1, 9) (9, 3) OBP: 0.288, SLG: 0.427	1B 1-2			F5			K		1B E 2B 1-3	4	1	2	0	0	1	0
Tim Cullen, R (1, 6) (9, 4) OBP: 0.252, SLG: 0.256	P1			2B			6-3		FC5-6 E 1B 2-3 3-H 1B	4	1	2	1	0	0	2
Denny McLain, R (1, 1) OBP: 0.098, SLG: 0.125	K			4-3			L9		E5 FC5-6 1-2 3-H	3	0	0	0	0	1	3
Jeff Burroughs, R (9, PH) (9, 7) OBP: 0.333, SLG: 0.389										1	0	0	1	0	0	1

	AB	35
	R	4
	H	8
	RBI	4
	BB	6
	SO	4
	LOB	20

Inning Stats	1	2	3	4	5	6	7	8	9
	R: 0 E: 0 K: 0 S: 3	H: 0 LOB: 2 BB: 2 P: 11	R: 0 E: 0 K: 2 S: 8	H: 1 LOB: 2 BB: 1 P: 12	R: 1 E: 0 K: 0 S: 4	H: 1 LOB: 0 BB: 0 P: 4	R: 0 E: 0 K: 0 S: 4	H: 1 LOB: 1 BB: 0 P: 4	R: 0 E: 0 K: 0 S: 3	H: 0 LOB: 0 BB: 0 P: 3	R: 0 E: 0 K: 0 S: 3	H: 0 LOB: 0 BB: 0 P: 3	R: 0 E: 0 K: 1 S: 5	H: 0 LOB: 0 BB: 0 P: 5	R: 0 E: 0 K: 0 S: 3	H: 1 LOB: 2 BB: 2 P: 11	R: 3 E: 1 K: 1 S: 10	H: 4 LOB: 3 BB: 1 P: 14

	1B: 5	SF: 0	WP: 0	PA: 41
	2B: 2	SAC: 0	PB: 0	
	3B: 0	DP: 0	SB: 1	
	HR: 1	HBP: 0	CS: 1	

PITCHER		IP	WLS	BF	H	R	ER	SO	BB	IBB	HBP	BLK	WP	HR	S	P	ERA	WHIP
Joe Niekro, R ERA: 4.83	(1, 1)	8.0	L	34	6	4	4	3	5	0	0	0	0	1	35	55	4.50	1.375
Tom Timmermann, R ERA: 3.61	(9, 1)	0.0		2	1	0	0	0	0	0	0	0	0	0	2	2	∞	∞
Fred Scherman, L ERA: 2.59	(9, 1)	0.2		4	1	0	0	0	1	0	0	0	0	0	3	7	0.00	3.000
Dean Chance, R ERA: 3.34	(9, 1)	0.1		1	0	0	0	1	0	0	0	0	0	0	3	3	0.00	0.000

PITCHER		IP	WLS	BF	H	R	ER	SO	BB	IBB	HBP	BLK	WP	HR	S	P	ERA	WHIP

Batter	1	2	3	4	5	6	7	8	9	AB	R	H	RBI	BB	SO	LOB
Dick McAuliffe, L (1, 4) OBP: 0.280, SLG: 0.348	L9		F5		E 2-H 2B		F7		G3	5	0	1	1	0	0	3
Al Kaline, R (1, 9) OBP: 0.427, SLG: 0.438	F3			L9	L6 2-3			L5-3		4	0	0	0	0	0	1
Gates Brown, L (1, 7) OBP: 0.462, SLG: 0.617	K			G1	4-3			1B		4	0	1	0	0	1	2
Jim Northrup, L (1, 3) OBP: 0.370, SLG: 0.476		F7		1B 2B		1B		F8		4	1	2	0	0	0	1
Bill Freehan, R (1, 2) OBP: 0.344, SLG: 0.456		BBBB 4-3 PB BB		2-H 1B		F8		F8		3	0	1	1	1	0	1
Kevin Collins, L (1, 5) OBP: 0.258, SLG: 0.452		4-3 1-3		SSS K		P6			F7	3	0	0	0	0	1	2
Aurelio Rodriguez, R (8, 5) OBP: 0.278, SLG: 0.368										1	0	0	0	0	0	0
Mickey Stanley, R (1, 8) OBP: 0.325, SLG: 0.358		P6			6-3		1-3		6-3	4	0	0	0	0	0	1
Ed Brinkman, R (1, 6) OBP: 0.286, SLG: 0.274			6-3		BBBB 4-0 SH1-4 2B BB		SH3-4 1B		1B 1B	2	1	1	0	1	0	0
Dalton Jones, L (9, PH) OBP: 0.315, SLG: 0.405										1	0	1	0	0	0	0
Joe Niekro, R (1, 1) OBP: 0.273, SLG: 0.250			4-3		SH1-4 1-2		SH3-4 1-2		1-3 1B	1	0	0	0	0	0	0
Tom Timmermann, R (9, 1) OBP: 0.200, SLG: 0.111										0	0	0	0	0	0	0
Fred Scherman, L (9, 1) OBP: 0.353, SLG: 0.267										0	0	0	0	0	0	0
Dean Chance, R (9, 1)										0	0	0	0	0	0	0
Norm Cash, L (9, PH) OBP: 0.379, SLG: 0.560										1	0	1	0	0	0	0
Ike Brown, R (9, PR) OBP: 0.368, SLG: 0.500										0	0	0	0	0	0	0
Inning Stats	R: 0 E: 0 K: 1 S: 5 H: 0 LOB: 0 BB: 0 P: 5	R: 0 E: 0 K: 0 S: 3 H: 0 LOB: 1 BB: 1 P: 7	R: 0 E: 0 K: 0 S: 3 H: 0 LOB: 0 BB: 0 P: 3	R: 1 E: 0 K: 1 S: 7 H: 2 LOB: 1 BB: 0 P: 7	R: 1 E: 1 K: 0 S: 5 H: 1 LOB: 2 BB: 1 P: 9	R: 0 E: 0 K: 0 S: 3 H: 1 LOB: 0 BB: 0 P: 3	R: 0 E: 0 K: 0 S: 4 H: 1 LOB: 1 BB: 0 P: 4	R: 0 E: 0 K: 0 S: 4 H: 1 LOB: 1 BB: 0 P: 4	R: 0 E: 0 K: 0 S: 5 H: 2 LOB: 2 BB: 0 P: 5	1B: 6 2B: 2 3B: 0 HR: 0	SF: 0 SAC: 2 DP: 0 HBP: 0						

PITCHER	IP	WLS	BF	H	R	ER	SO	BB	IBB	HBP	BLK	WP	HR	S	P	ERA	WHIP
Denny McLain, R (1, 1) ERA: 4.35	8.0	W	32	6	2	2	2	2	0	0	0	0	0	34	42	2.25	1.000
Casey Cox, R (9, 1) ERA: 3.06	1.0	S	5	2	0	0	0	0	0	0	0	0	0	5	5	0.00	2.000

PITCHER	IP	WLS	BF	H	R	ER	SO	BB	IBB	HBP	BLK	WP	HR	S	P	ERA	WHIP

BOTTOM

Washington Senators @ Detroit Tigers

Tiger Stadium, Detroit, MI

Tue Aug 03 1971, 7:05 PM EDT

Att. 22,171 - Unknown

livebaseballscorecards.com

AB	33
R	2
H	8
RBI	2
BB	2
SO	2
LOB	11

1B: 6	SF: 0	WP: 0	PA: 37
2B: 2	SAC: 2	PB: 1	
3B: 0	DP: 0	SB: 0	
HR: 0	HBP: 0	CS: 0	

Batter	1	2	3	4	5	6	7	8	9	AB	R	H	RBI	BB	SO	LOB
Davey Nelson, R (1, 5) OBP: 0.336, SLG: 0.409	L4-3 WP 1B		S 1B		K ①		1B			4	0	3	0	0	1	0
Toby Harrah, R (1, 6) OBP: 0.294, SLG: 0.280	L4-3 ① 1-3		K ②		L6-3 ②		L5-3 ③			4	0	0	0	0	1	3
Frank Howard, R (1, 3) OBP: 0.385, SLG: 0.509	L6-4-3 BB		K ③ 1-2		F8 ③			L5-3 ①		3	0	0	0	1	1	1
Dick Billings, R (1, 9) OBP: 0.293, SLG: 0.347	L6-4-3 ② ③ 1-2			E 1B 2B		K ①		K ②		4	1	1	0	0	2	2
Jeff Burroughs, R (1, 7) OBP: 0.320, SLG: 0.409		K ①		E4 SH1-3 1B 2-3		2B		L3 ③		4	0	1	0	0	1	1
Paul Casanova, R (1, 2) OBP: 0.223, SLG: 0.281		K ②		SH1-3 1-2 3-H 1B		F7 ②			L6-3 ①	4	0	1	1	0	1	1
Del Unser, L (1, 8) OBP: 0.344, SLG: 0.375		S 1B		SH1-3 ① 1-2 2-3		K ③			F8 ②	3	0	1	0	0	1	1
Tim Cullen, R (1, 4) OBP: 0.249, SLG: 0.252		K ③ 1-2		K ②			K ①		K ③	4	0	0	0	0	4	3
Dick Bosman, R (1, 1) OBP: 0.226, SLG: 0.130			K ①	K ③			F8 ②			3	0	0	0	0	2	2
Inning Stats	R: 0 H: 1 E: 0 LOB: 1 K: 0 BB: 1 S: 3 P: 7	R: 0 H: 1 E: 0 LOB: 1 K: 3 BB: 0 S: 10 P: 10	R: 0 H: 1 E: 0 LOB: 1 K: 3 BB: 0 S: 10 P: 10	R: 1 H: 2 E: 1 LOB: 2 K: 2 BB: 0 S: 10 P: 10	R: 0 H: 0 E: 0 LOB: 0 K: 1 BB: 0 S: 5 P: 5	R: 0 H: 1 E: 0 LOB: 1 K: 2 BB: 0 S: 8 P: 8	R: 0 H: 1 E: 0 LOB: 1 K: 1 BB: 0 S: 6 P: 6	R: 0 H: 0 E: 0 LOB: 0 K: 1 BB: 0 S: 5 P: 5	R: 0 H: 0 E: 0 LOB: 0 K: 1 BB: 0 S: 5 P: 5	1B: 5 SF: 0 2B: 2 SAC: 1 3B: 0 DP: 1 HR: 0 HBP: 0						

TOP

Washington Senators @ Detroit Tigers

Tiger Stadium, Detroit, MI

Wed Aug 04 1971, 7:05 PM EDT

Att. 30,410 - Unknown

livebaseballscorecards.com

AB	33
R	1
H	7
RBI	1
BB	1
SO	14
LOB	14

WP: 1 PA: 35
PB: 0
SB: 2
CS: 0

PITCHER	IP	WLS	BF	H	R	ER	SO	BB	IBB	HBP	BLK	WP	HR	S	P	ERA	WHIP
Mickey Lolich, L (1, 1) ERA: 2.97	9.0	W	35	7	1	1	14	1	0	0	0	1	0	62	66	1.00	0.889

PITCHER	IP	WLS	BF	H	R	ER	SO	BB	IBB	HBP	BLK	WP	HR	S	P	ERA	WHIP

BOTTOM

Washington Senators @ Detroit Tigers

Tiger Stadium, Detroit, MI

Wed Aug 04 1971, 7:05 PM EDT

Att. 30,410 - Unknown

livebaseballscorecards.com

Batter	1	2	3	4	5	6	7	8	9	AB	R	H	RBI	BB	SO	LOB
Dick McAuliffe, L (1, 4) OBP: 0.277, SLG: 0.343	4-3		4-3		3-1			P4		4	0	0	0	0	0	0
Al Kaline, R (1, 3) OBP: 0.432, SLG: 0.460	1B 3B		HR			G4-6-3 HBP				2	2	2	1	0	0	0
Gates Brown, L (1, 7) OBP: 0.447, SLG: 0.595	G3		3-1			G4-6-3 1-2f				3	0	0	0	0	0	2
Willie Horton, R (1, 9) OBP: 0.344, SLG: 0.480	1B 3-H 1B		F8			4-3				3	0	1	1	0	0	0
Jim Northrup, L (1, 8) OBP: 0.373, SLG: 0.476	1-2 1B			F8			BBBBB G4-6-3 BB			2	0	1	0	1	0	0
Aurelio Rodriguez, R (1, 5) OBP: 0.276, SLG: 0.365	F8			6-3			G4-6-3 1-2f			3	0	0	0	0	0	3
Jim Price, R (1, 2) OBP: 0.333, SLG: 0.350		F9		5-3			F7			3	0	0	0	0	0	0
Ed Brinkman, R (1, 6) OBP: 0.284, SLG: 0.271		F9			5-3			1-3		3	0	0	0	0	0	0
Mickey Lolich, S (1, 1) OBP: 0.228, SLG: 0.101		SSS K			SSS K			SSS K		3	0	0	0	0	3	0
Inning Stats	R: 1 E: 0 K: 0 S: 6 H: 3 LOB: 2 BB: 0 P: 6	R: 0 E: 0 K: 1 S: 5 H: 0 LOB: 0 BB: 0 P: 5	R: 1 E: 0 K: 0 S: 4 H: 1 LOB: 0 BB: 0 P: 4	R: 0 E: 0 K: 0 S: 3 H: 0 LOB: 0 BB: 0 P: 3	R: 0 E: 0 K: 1 S: 5 H: 0 LOB: 0 BB: 0 P: 5	R: 0 E: 0 K: 0 S: 2 H: 0 LOB: 0 BB: 0 P: 3	R: 0 E: 0 K: 0 S: 2 H: 0 LOB: 0 BB: 1 P: 6	R: 0 E: 0 K: 1 S: 5 H: 0 LOB: 0 BB: 0 P: 5		1B: 2 2B: 0 3B: 1 HR: 1	SF: 0 SAC: 0 DP: 2 HBP: 1						

	AB	26
	R	2
	H	4
	RBI	2
	BB	1
	SO	3
	LOB	5

WP: 0 PA: 28
PB: 0
SB: 0
CS: 0

PITCHER	IP	WLS	BF	H	R	ER	SO	BB	IBB	HBP	BLK	WP	HR	S	P	ERA	WHIP
Dick Bosman, R (1, 1) ERA: 3.87	8.0	L	28	4	2	2	3	1	0	1	0	0	1	32	37	2.25	0.625

PITCHER	IP	WLS	BF	H	R	ER	SO	BB	IBB	HBP	BLK	WP	HR	S	P	ERA	WHIP

Batter	1	2	3	4	5	6	7	8	9	AB	R	H	RBI	BB	SO	LOB
Aurelio Rodriguez, R (1, 5) OBP: 0.282, SLG: 0.374	x 0-0 L9 2B		B B B B 4-0 1B 1B BB		x 0-0 1B 1-2 1B		x 0-0 2B		x 0-0 ① 3-1	4	1	3	0	1	0	0
Tony Taylor, R (1, 4) OBP: 0.302, SLG: 0.330	x 0-0 ① 6-3		S S S 0-3 ② K		x 0-0 1-2 2-3 1B		x 0-0 ② L8		B B B B 4-0 2B 1B BB	4	1	1	0	1	1	3
Al Kaline, R (1, 9) OBP: 0.431, SLG: 0.462	x 0-0 ② L9 2-3		x 0-0 1B 1-2 1B		x 0-0 ② L4		x 0-0 ③ L7		x 0-0 1-3 1B 2B	5	1	2	0	0	0	5
Willie Horton, R (1, 7) OBP: 0.347, SLG: 0.489	x 0-0 ③ 4-3		x 0-0 ③ 1-3 2-H 1B		x 0-0 ③ L9			x 0-0 HR	x 0-0 FC4 BB 2-H 3-H 1B	5	1	3	4	0	0	4
Bill Freehan, R (1, 2) OBP: 0.348, SLG: 0.455		x 0-0 1B 1B		x 0-0 ① F9		x 0-0 ① F8		B B B B 4-0 PB BB	B B B B 4-0 FC4 1-2 BB	3	0	1	0	2	0	0
Mickey Stanley, R (1, 8) OBP: 0.321, SLG: 0.353 Jim Northrup, L (9, PH) OBP: 0.372, SLG: 0.475		x 0-0 ① F6		x 0-0 ② 5-3		x 0-0 ② F4		x 0-0 ① F7 1-2	x 0-0 ② FC4 FC6-4 1-2f 2-3	4 1	0 0	0 0	0 0	0 0	0 0	2 2
Ike Brown, R (1, 3) OBP: 0.380, SLG: 0.494		x 0-0 G6-4-3 1-2 1B		x 0-0 ③ 6-3		B B B B 4-0 BB		I I I I 4-0 IBB	x 0-0 ③ FC6-4 1-2f	3	0	1	0	2	0	2
Ed Brinkman, R (1, 6) OBP: 0.284, SLG: 0.271		x 0-0 ② ③ G6-4-3 1-2f			x 0-0 FC2-6 1B	x 0-0 ③ 1-3		x 0-0 ② F9		4	0	1	0	0	0	5
Les Cain, L (1, 1) OBP: 0.182, SLG: 0.188 Fred Scherman, L (8, 1) OBP: 0.353, SLG: 0.267 Dean Chance, R (8, 1)			S S S 0-3 ① K		x 0-0 ① FC2-6 1B 1B 1-2f		x 0-0 ① G3	S S S 0-3 ③ K		4 0 0	0 0 0	0 0 0	0 0 0	2 0 0	0 0 0	3 0 0
Inning Stats	R: 0 H: 1 E: 0 LOB: 1 K: 0 BB: 0 S: 4 P: 4	R: 0 H: 2 E: 0 LOB: 1 K: 0 BB: 0 S: 4 P: 4	R: 1 H: 2 E: 0 LOB: 2 K: 2 BB: 1 S: 8 P: 12	R: 0 H: 0 E: 0 LOB: 0 K: 0 BB: 0 S: 3 P: 3	R: 0 H: 3 E: 0 LOB: 3 K: 0 BB: 0 S: 6 P: 6	R: 0 H: 0 E: 0 LOB: 1 K: 0 BB: 1 S: 3 P: 7	R: 0 H: 1 E: 0 LOB: 1 K: 0 BB: 0 S: 4 P: 4	R: 1 H: 1 E: 0 LOB: 2 K: 1 BB: 2 S: 6 P: 14	R: 2 H: 2 E: 0 LOB: 2 K: 0 BB: 2 S: 5 P: 13	1B: 8 2B: 3 3B: 0 HR: 1	SF: 0 SAC: 0 DP: 1 HBP: 0						

PITCHER		IP	WLS	BF	H	R	ER	SO	BB	IBB	HBP	BLK	WP	HR	S	P	ERA	WHIP
Gary Peters, L ERA: 4.55	(1, 1)	8.1	W	39	11	4	4	3	4	1	0	0	0	1	40	60	4.32	1.800
Bobby Bolin, R ERA: 3.98	(9, 1)	0.0		2	1	0	0	0	1	0	0	0	0	0	1	5	∞	∞
Sparky Lyle, L ERA: 2.66	(9, 1)	0.2	S	2	0	0	0	0	0	0	0	0	0	0	2	2	0.00	0.000

PITCHER	IP	WLS	BF	H	R	ER	SO	BB	IBB	HBP	BLK	WP	HR	S	P	ERA	WHIP

TOP

Detroit Tigers @ Boston Red Sox

Fenway Park, Boston, MA

Thu Aug 05 1971, 7:05 PM EDT

Att. 27,778 - Unknown

livebaseballscorecards.com

AB	37
R	4
H	12
RBI	4
BB	6
SO	3
LOB	26

PA:	43
WP:	0
PB:	1
SB:	0
CS:	0

Detroit Tigers @ Boston Red Sox

Fenway Park, Boston, MA

Thu Aug 05 1971, 7:05 PM EDT

Att. 27,778 - Unknown

BOTTOM

Batter	1	2	3	4	5	6	7	8	9	AB	R	H	RBI	BB	SO	LOB
Doug Griffin, R (1, 4) OBP: 0.296, SLG: 0.316	F6		L7		K			HR		4	1	1	1	0	1	2
Luis Aparicio, R (1, 6) OBP: 0.281, SLG: 0.283	6-3			1B 2B		4-3		WP BB E 1B		4	1	2	0	0	0	0
Reggie Smith, S (1, 9) OBP: 0.371, SLG: 0.519	G3			L7		G5-3 BB 1B		1-2 WP E BB		3	1	1	0	1	0	1
Carl Yastrzemski, L (1, 7) OBP: 0.397, SLG: 0.426		F6		1B CS BB		1-2 BB		1-2 2-3 K		2	0	0	0	2	1	2
Rico Petrocelli, R (1, 5) OBP: 0.357, SLG: 0.467		S BB		1-3 2-H 1B		2-3f G5-3		E 2B BB		2	1	1	0	2	0	2
George Scott, R (1, 3) OBP: 0.317, SLG: 0.431		1-2 K		3-H CS	L8		5-3	1-3 2-H 3-H E8 2B 1B		4	1	1	2	0	1	1
Billy Conigliaro, R (1, 8) OBP: 0.321, SLG: 0.453		K			K		1B	5-3		4	0	1	0	0	2	3
Bob Montgomery, R (1, 2) OBP: 0.328, SLG: 0.415			K		1B		F8	2-H 3-H 2B		4	0	2	2	0	1	1
Gary Peters, L (1, 1) OBP: 0.278, SLG: 0.320			F8		1-2 1B		K	K		4	0	1	0	0	2	2
Bobby Bolin, R (9, 1) OBP: 0.333, SLG: 0.333										0	0	0	0	0	0	0
Sparky Lyle, L (9, 1) OBP: 1.000, SLG: 1.000										0	0	0	0	0	0	0
Inning Stats	R: 0 E: 0 K: 0 S: 3 H: 0 LOB: 0 BB: 0 P: 3	R: 0 E: 0 K: 2 S: 7 H: 0 LOB: 1 BB: 1 P: 11	R: 0 E: 0 K: 1 S: 5 H: 0 LOB: 0 BB: 0 P: 5	R: 0 E: 0 K: 0 S: 3 H: 2 LOB: 1 BB: 1 P: 7	R: 0 E: 0 K: 2 S: 9 H: 2 LOB: 2 BB: 0 P: 9	R: 0 E: 0 K: 0 S: 3 H: 1 LOB: 1 BB: 1 P: 7	R: 0 E: 0 K: 1 S: 6 H: 1 LOB: 1 BB: 0 P: 6	R: 5 E: 1 K: 2 S: 11 H: 4 LOB: 1 BB: 2 P: 19		1B: 7 2B: 2 3B: 0 HR: 1 SF: 0 SAC: 0 DP: 1 HBP: 0						

livebaseballscorecards.com

AB	31
R	5
H	10
RBI	5
BB	5
SO	8
LOB	14

WP: 1 PA: 37
PB: 0
SB: 1
CS: 1

PITCHER		IP	WLS	BF	H	R	ER	SO	BB	IBB	HBP	BLK	WP	HR	S	P	ERA	WHIP
Les Cain, L ERA: 4.17	(1, 1)	7.0	L	30	8	3	3	6	4	0	0	0	0	1	38	54	3.86	1.714
Fred Scherman, L ERA: 2.82	(8, 1)	0.1		3	1	0	0	1	1	0	0	0	1	0	4	8	0.00	6.000
Dean Chance, R ERA: 3.31	(8, 1)	0.2		3	1	2	2	1	0	0	0	0	0	0	5	5	27.00	1.500

PITCHER	IP	WLS	BF	H	R	ER	SO	BB	IBB	HBP	BLK	WP	HR	S	P	ERA	WHIP

Detroit Tigers @ Boston Red Sox
Fenway Park, Boston, MA
Fri Aug 06 1971, 7:05 PM EDT
Att. 32,108 - Unknown

livebaseballscorecards.com

Batter	1	2	3	4	5	6	7	8	9	AB	R	H	RBI	BB	SO	LOB
Dick McAuliffe, L (1, 4) OBP: 0.274, SLG: 0.339	F5		F6		G3		L9		CS 3-H	4	0	0	0	0	0	0
Al Kaline, R (1, 9) OBP: 0.429, SLG: 0.459	K		1B		L5-3			L9		4	0	1	0	0	1	0
Willie Horton, R (1, 7) OBP: 0.346, SLG: 0.487	F5		F8		1-3			HR 1B		4	1	1	0	0	0	1
Norm Cash, L (1, 3) OBP: 0.381, SLG: 0.568		F9		BBBB 1B 1B BB		F8		HR 1-H		3	1	1	2	1	0	0
Jim Northrup, L (1, 8) OBP: 0.376, SLG: 0.476		BBBB 4-3 BB BB		1B 1-2 1B		FC5-4 1B		4-3		3	0	2	0	1	0	0
Bill Freehan, R (1, 2) OBP: 0.349, SLG: 0.454		BBBB 4-3 1-2 BB		1B 1-2 2-3		F9		SSS K		3	0	1	0	1	1	1
Aurelio Rodriguez, R (1, 5) OBP: 0.282, SLG: 0.375		4-3 1-2 2-3		SSS K		FC5-4 1-2f			FC1-6-4-2 2B	4	0	1	0	0	1	6
Ed Brinkman, R (1, 6) OBP: 0.281, SLG: 0.268		6-3		F2			F9		FC1-6-4-2 F9 CS 2-3	4	0	0	0	0	0	6
Joe Coleman, R (1, 1) OBP: 0.147, SLG: 0.125			SSS K	L8			SSS K		F9 2-3	4	0	0	0	0	2	4

TOP	
AB	33
R	2
H	7
RBI	2
BB	3
SO	5
LOB	18

Inning Stats	1	2	3	4	5	6	7	8	9
	R: 0 E: 0 K: 1 S: 5	H: 0 LOB: 0 BB: 0 P: 5	R: 0 E: 0 K: 0 S: 3	H: 0 LOB: 2 BB: 2 P: 11	R: 0 E: 0 K: 1 S: 6	H: 1 LOB: 1 BB: 0 P: 6	R: 0 E: 0 K: 1 S: 7	H: 2 LOB: 3 BB: 1 P: 11	R: 0 E: 0 K: 0 S: 3	H: 0 LOB: 0 BB: 0 P: 3
	R: 0 E: 0 K: 0 S: 4	H: 1 LOB: 1 BB: 0 P: 4	R: 0 E: 0 K: 1 S: 5	H: 0 LOB: 0 BB: 0 P: 5	R: 2 E: 0 K: 1 S: 7	H: 2 LOB: 0 BB: 0 P: 7	R: 0 E: 0 K: 0 S: 3	H: 1 LOB: 0 BB: 0 P: 3	1B: 5 2B: 1 3B: 0 HR: 1	SF: 0 SAC: 0 DP: 0 HBP: 0
									WP: 0 PB: 0 SB: 0 CS: 1	PA: 37

PITCHER		IP	WLS	BF	H	R	ER	SO	BB	IBB	HBP	BLK	WP	HR	S	P	ERA	WHIP
Ray Culp, R ERA: 3.17	(1, 1)	8.0	L	33	6	2	2	5	3	0	0	0	0	1	40	52	2.25	1.125
Bill Lee, L ERA: 2.33	(9, 1)	1.0		3	1	0	0	0	0	0	0	0	0	0	3	3	0.00	1.000

PITCHER		IP	WLS	BF	H	R	ER	SO	BB	IBB	HBP	BLK	WP	HR	S	P	ERA	WHIP

Batter	1	2	3	4	5	6	7	8	9	AB	R	H	RBI	BB	SO	LOB
Doug Griffin, R (1, 4) OBP: 0.292, SLG: 0.312	F6		K			K			F4	4	0	0	0	0	2	1
Luis Aparicio, R (1, 6) OBP: 0.281, SLG: 0.283	L5			K		1B			G3	4	0	1	0	0	1	0
Reggie Smith, S (1, 8) OBP: 0.370, SLG: 0.517	1B			K		K			G3	4	0	1	0	0	2	1
Carl Yastrzemski, L (1, 7) OBP: 0.396, SLG: 0.423		G6-4-3 BB		K			K			2	0	0	0	1	2	0
Rico Petrocelli, R (1, 5) OBP: 0.354, SLG: 0.464		G6-4-3 1-2f			F8		F6			3	0	0	0	0	0	1
George Scott, R (1, 3) OBP: 0.320, SLG: 0.431		CS BB			1B		L9			2	0	1	0	1	0	0
Joe Lahoud, L (1, 9) OBP: 0.337, SLG: 0.455		CS 1-2	F2		L9			F4		3	0	0	0	0	0	1
Bob Montgomery, R (1, 2) OBP: 0.328, SLG: 0.413			SH3-4 1B		L9			5-3		3	0	1	0	0	0	1
Ray Culp, R (1, 1) OBP: 0.228, SLG: 0.154			SH3-4 1-2			K		K		1	0	0	0	0	1	0
Mike Fiore, L (8, PH) OBP: 0.255, SLG: 0.125										1	0	0	0	0	1	0
Bill Lee, L (9, 1) OBP: 0.300, SLG: 0.263										0	0	0	0	0	0	0
Inning Stats	R: 0 E: 0 K: 0 S: 3 H: 1 LOB: 1 BB: 0 P: 3	R: 0 E: 0 K: 0 S: 1 H: 0 LOB: 0 BB: 2 P: 9	R: 0 E: 0 K: 1 S: 6 H: 1 LOB: 1 BB: 0 P: 6	R: 0 E: 0 K: 3 S: 9 H: 0 LOB: 0 BB: 0 P: 9	R: 0 E: 0 K: 0 S: 4 H: 1 LOB: 1 BB: 0 P: 4	R: 0 E: 0 K: 3 S: 10 H: 1 LOB: 1 BB: 0 P: 10	R: 0 E: 0 K: 1 S: 5 H: 0 LOB: 0 BB: 0 P: 5	R: 0 E: 0 K: 1 S: 5 H: 0 LOB: 0 BB: 0 P: 5	R: 0 E: 0 K: 0 S: 3 H: 0 LOB: 0 BB: 0 P: 3	1B: 4 2B: 0 3B: 0 HR: 0 SF: 0 SAC: 1 DP: 1 HBP: 0						

PITCHER	IP	WLS	BF	H	R	ER	SO	BB	IBB	HBP	BLK	WP	HR	S	P	ERA	WHIP
Joe Coleman, R (1, 1) ERA: 3.56	9.0	W	30	4	0	0	9	2	0	0	0	0	0	46	54	0.00	0.667

PITCHER	IP	WLS	BF	H	R	ER	SO	BB	IBB	HBP	BLK	WP	HR	S	P	ERA	WHIP

BOTTOM

Detroit Tigers @ Boston Red Sox

Fenway Park, Boston, MA

Fri Aug 06 1971, 7:05 PM EDT

Att. 32,108 - Unknown

livebaseballscorecards.com

AB	27
R	0
H	4
RBI	0
BB	2
SO	9
LOB	5

WP: 0 PA: 31
PB: 0
SB: 0
CS: 1

Detroit Tigers @ Boston Red Sox

Fenway Park, Boston, MA

Sat Aug 07 1971, 3:33 AM EDT

Att. 25,857 - Unknown

TOP

livebaseballscorecards.com

Batter	1	2	3	4	5	6	7	8	9	AB	R	H	RBI	BB	SO	LOB
Dick McAuliffe, L (1, 4) OBP: 0.283, SLG: 0.356	BBBB 4-0 FC3-6 BB		x 0-0 HR		x 0-0 E4 FC4-6 BB	x 0-0 E8 E 1B 1-H 2-H 3-H	x 0-0 2B 1-H 2-H 3-H		BBBB 4-0 FC3-6 1B 1-2 BB	4	2	3	6	2	0	0
Gates Brown, L (1, 7) OBP: 0.454, SLG: 0.628 Al Kaline, R (6, PH) OBP: 0.429, SLG: 0.458 (6, 9)	x 0-0 ① FC3-6 1-2f		x 0-0 HR		BBBB 4-0 FC4-6 1-2 BB	x 0-0 L6 1B 3-H	x 0-0 ③ L3		x 0-0 FC3-6 1B 1-2 2-H	2 3	1 0	1 1	1 1	1 0	0 0	1 1
Willie Horton, R (1, 9) OBP: 0.343, SLG: 0.482 (6, 7)	SSS 0-3 ② K		x 0-0 ② F9		x 0-0 ② FC4-6 1-2f 2-3	x 0-0 1B 1-2		x 0-0 ① F8	x 0-0 ① F7	6	0	1	0	0	1	5
Norm Cash, L (1, 3) OBP: 0.377, SLG: 0.570	SSS 0-3 ③ K		x 0-0 ③ F8		x 0-0 ③ F3	SSS 0-3 ③ K		x 0-0 HR	x 0-0 ② FC3-6 1-2f 2-3	6	1	1	1	0	2	7
Jim Northrup, L (1, 8) OBP: 0.378, SLG: 0.474 Mickey Stanley, R (9, 8) OBP: 0.321, SLG: 0.353		x 0-0 ① 1-3		x 0-0 ① F8		BBBB 4-0 1B BB 1B BB	x 0-0 E 1B 2B 1B	BBBB 4-0 1B 1B BB	x 0-0 ③ L8	4 0	3 0	1 0	0 0	2 0	0 0	2 0
Bill Freehan, R (1, 2) OBP: 0.352, SLG: 0.454		x 0-0 ② F9		x 0-0 ② L9		BBBB 4-0 1B 1B 1-2 BB	x 0-0 E7 2B 1B 1-3	x 0-0 1B 1B 1-2		4	2	2	0	1	0	0
Aurelio Rodriguez, R (1, 5) OBP: 0.283, SLG: 0.380		x 0-0 3B		x 0-0 FC5-4 1B		x 0-0 ① L8	SSS 0-3 ① K	x 0-0 ② F8		5	0	2	0	0	1	6
Ed Brinkman, R (1, 6) OBP: 0.285, SLG: 0.270	SSS 0-3 ③ K		x 0-0 ③ FC5-4 1-2f			x 0-0 1B E 1B 1-2 2-3	4-0 2B IBB	x 0-0 ③ 1-3 2-H 1B		4	2	2	1	1	1	2
Joe Niekro, R (1, 1) OBP: 0.250, SLG: 0.227 Dalton Jones, L (6, PH) OBP: 0.313, SLG: 0.402 Tom Timmermann, R (6, 1) OBP: 0.167, SLG: 0.091 Fred Scherman, L (9, 1) OBP: 0.353, SLG: 0.267		SSS 0-3 ① K			x 0-0 ① 5-3	x 0-0 ② F6	SSS 0-3 ② K		x 0-0 E6 BB 1B	2 1 2 0	0 0 1 0	0 0 0 0	0 0 0 0	0 0 1 0	1 0 3 0	0 3 3 0

	AB	43
	R	12
	H	14
	RBI	10
	BB	7
	SO	7
	LOB	30

Inning Stats	1	2	3	4	5	6	7	8	9	1B: 9	SF: 0	WP: 0	PA: 50
R:	0	0	2	0	0	4	3	2	1	2B: 1	SAC: 0	PB: 0	
E:	0	0	0	0	1	2	1	0	1	3B: 1	DP: 0	SB: 0	
K:	2	1	1	0	0	1	2	0	0	HR: 3	HBP: 0	CS: 0	
S:	7	6	7	4	4	9	10	5	5				
H:	0	1	2	1	0	3	3	3	1				
LOB:	1	1	0	0	2	2	1	2	1				
BB:	1	0	0	0	1	2	1	1	1				
P:	11	6	7	4	8	17	14	9	9				

PITCHER		IP	WLS	BF	H	R	ER	SO	BB	IBB	HBP	BLK	WP	HR	S	P	ERA	WHIP
Sonny Siebert, R ERA: 3.12	(1, 1)	5.0	L	23	4	3	3	4	3	0	0	0	0	2	28	40	5.40	1.400
Cal Koonce, R ERA: 4.74	(6, 1)	0.2		5	2	2	1	0	1	0	0	0	0	0	4	8	13.50	4.500
Ken Brett, L ERA: 4.14	(6, 1)	1.0		9	4	4	3	3	0	1	0	0	0	0	14	18	27.00	4.000
Ken Tatum, R ERA: 3.98	(7, 1)	2.1		13	4	3	2	0	2	0	0	0	0	1	11	19	7.71	2.571

PITCHER	IP	WLS	BF	H	R	ER	SO	BB	IBB	HBP	BLK	WP	HR	S	P	ERA	WHIP

Batter	1	2	3	4	5	6	7	8	9	AB	R	H	RBI	BB	SO	LOB
Doug Griffin, R (1, 4) OBP: 0.291, SLG: 0.310	6-3		4-3		1-2 2-H 1B		4-3		G5-4-3 1-2f	5	0	1	1	0	0	1
Luis Aparicio, R (1, 6) OBP: 0.279, SLG: 0.285	5-3			5-3	F4			6-3	1B 2B	5	1	1	0	0	0	2
Reggie Smith, S (1, 8) OBP: 0.370, SLG: 0.515	F4			6-3		1B 1B		F5	2-H 1B 1B	5	1	2	1	0	0	0
Carl Yastrzemski, L (1, 7) OBP: 0.397, SLG: 0.422		4-3		L7		L9		BBBB HR 1B BB	1-2 1B	4	1	1	0	1	0	1
Rico Petrocelli, R (1, 5) OBP: 0.355, SLG: 0.463		6-3			F3	L7		1-2 HR 1B	1-2 2-H 1B	5	1	2	1	0	0	1
George Scott, R (1, 3) OBP: 0.323, SLG: 0.441		F9			1B 1B 1B	1-2 1B		1-H 2-H HR	L9	5	2	3	3	0	0	2
Joe Lahoud, L (1, 9) OBP: 0.342, SLG: 0.464 Ken Tatum, R (7, 1) OBP: 0.500, SLG: 0.333			F8 SF7 2B		1-3 1B 1B	SSS K		FC6-4 1B		3 1	2 0	2 1	0 0	0 0	1 0	2 0
Bob Montgomery, R (1, 2) OBP: 0.319, SLG: 0.400			F8 2-3		F4		F5	FC6-4 1-2f		4	0	0	0	0	0	4
Sonny Siebert, R (1, 1) OBP: 0.262, SLG: 0.452 Cal Koonce, R (6, 1) Ken Brett, L (6, 1) OBP: 0.222, SLG: 0.222 Billy Conigliaro, R (7, 9) OBP: 0.322, SLG: 0.453			SF7 3-H		1-2 3-H 1B		SSS K		G5-4-3 1B	1 0 0 2	0 0 0 0	1 0 0 1	2 0 0 0	0 0 0 1	0 0 0 0	0 0 0 0
Inning Stats	R: 0 E: 0 K: 0 S: 3 H: 0 LOB: 0 BB: 0 P: 3	R: 0 E: 0 K: 0 S: 3 H: 0 LOB: 0 BB: 0 P: 3	R: 1 E: 0 K: 0 S: 4 H: 1 LOB: 0 BB: 0 P: 4	R: 0 E: 0 K: 0 S: 3 H: 0 LOB: 0 BB: 0 P: 3	R: 2 E: 0 K: 0 S: 7 H: 4 LOB: 2 BB: 0 P: 7	R: 0 E: 0 K: 1 S: 7 H: 2 LOB: 2 BB: 0 P: 7	R: 0 E: 0 K: 1 S: 5 H: 0 LOB: 0 BB: 0 P: 5	R: 3 E: 0 K: 0 S: 6 H: 3 LOB: 1 BB: 1 P: 10	R: 2 E: 0 K: 0 S: 7 H: 5 LOB: 2 BB: 0 P: 7	1B: 12 2B: 2 3B: 0 HR: 1 SF: 1 SAC: 0 DP: 1 HBP: 0				WP: 0 PB: 0 SB: 0 CS: 0		PA: 42

PITCHER		IP	WLS	BF	H	R	ER	SO	BB	IBB	HBP	BLK	WP	HR	S	P	ERA	WHIP
Joe Niekro, R ERA: 4.86	(1, 1)	5.0	W	20	5	3	3	0	0	0	0	0	0	0	20	20	5.40	1.000
Tom Timmermann, R ERA: 4.18	(6, 1)	3.2		19	8	5	5	2	1	0	0	0	0	1	22	26	12.27	2.455
Fred Scherman, L ERA: 2.81	(9, 1)	0.1	S	3	2	0	0	0	0	0	0	0	0	0	3	3	0.00	6.000

PITCHER	IP	WLS	BF	H	R	ER	SO	BB	IBB	HBP	BLK	WP	HR	S	P	ERA	WHIP

BOTTOM

Detroit Tigers @ Boston Red Sox

Fenway Park, Boston, MA

Sat Aug 07 1971, 3:33 AM EDT

Att. 25,857 - Unknown

livebaseballscorecards.com

AB	40
R	8
H	15
RBI	8
BB	1
SO	2
LOB	13

Detroit Tigers @ Boston Red Sox

Fenway Park, Boston, MA

Sun Aug 08 1971, 3:33 AM EDT

Att. 32,146 - Unknown

TOP

livebaseballscorecards.com

Batter	1	2	3	4	5	6	7	8	9	AB	R	H	RBI	BB	SO	LOB
Dick McAuliffe, L (1, 4) OBP: 0.282, SLG: 0.354	G3	F6		G3		1B HR 1B	3-1			5	1	1	0	0	0	4
Gates Brown, L (1, 7) OBP: 0.444, SLG: 0.614	F4	F3		2-H 3-H 2B		1-2 HR 1B		H 1-0 HBP		2	0	0	0	0	0	1
Al Kaline, R (4, PH) (4, 9) OBP: 0.433, SLG: 0.465										2	1	2	2	0	0	0
Willie Horton, R (1, 9) (4, 7) OBP: 0.346, SLG: 0.490	BB 1B		F8			1-H 2-H HR		F8		4	1	2	3	1	0	1
Mickey Stanley, R (8, 8) OBP: 0.321, SLG: 0.353				IBB						0	0	0	0	0	0	0
Norm Cash, L (1, 3) OBP: 0.375, SLG: 0.563	1-2 BB		K	K		3-1		F4		4	0	0	0	1	2	3
Jim Northrup, L (1, 8) (8, 7) OBP: 0.375, SLG: 0.468	F7		K		K	FC5-4 BB		4-3		4	0	0	0	1	2	3
Bill Freehan, R (1, 2) OBP: 0.355, SLG: 0.459		HR 1B		1B 2B	1B	FC5-4			K	5	2	3	0	0	1	1
Aurelio Rodriguez, R (1, 5) OBP: 0.284, SLG: 0.388		1-H HR		SH2-4 1B 2-H 2B 1B	F4		4-3		5-3	5	2	2	3	0	0	1
Ed Brinkman, R (1, 6) OBP: 0.289, SLG: 0.278		2B		1-2 SH2-4 2B 1B	F9		SH1-4 1B		6-3	5	1	3	0	0	0	1
Mickey Lolich, S (1, 1) OBP: 0.223, SLG: 0.099		K		SH2-4 1-2 2-3		K	1-2 SH1-4			2	0	0	0	0	2	1

| | | | | | | | | | |

BOTTOM

Batter	1	2	3	4	5	6	7	8	9	AB	R	H	RBI	BB	SO	LOB
Doug Griffin, R (1, 4) OBP: 0.294, SLG: 0.313	x 0-0 L8 BB SF 1B		x 0-0 F2 ①			x 0-0 L5-3 1B		S S S 0-3 K ①	S S S 0-3 K ③	3	1	2	0	0	0	0
Ken Brett, L (8, 1) OBP: 0.222, SLG: 0.222										0	0	0	0	0	0	0
Don Pavletich, R (8, PH) OBP: 0.387, SLG: 0.423										1	0	0	0	0	1	0
Sparky Lyle, L (9, 1) OBP: 1.000, SLG: 1.000										0	0	0	0	0	0	0
Bob Montgomery, R (9, PH) OBP: 0.317, SLG: 0.397										1	0	0	0	0	1	2
John Kennedy, R (1, 6) OBP: 0.329, SLG: 0.422	B B B B 4-0 5-3 SF 1-2 BB		x 0-0 6-3 ②			x 0-0 ① ② L5-3 1-2		x 0-0 L5 ②		3	0	0	0	1	0	1
Reggie Smith, S (1, 8) OBP: 0.371, SLG: 0.516	x 0-0 L8 ① 2-3		x 0-0 F5 ③			x 0-0 2B		B B B B 4-0 BB		3	0	1	0	1	0	2
Carl Yastrzemski, L (1, 7) OBP: 0.393, SLG: 0.418	x 0-0 SF 5-3 1-2 3-H			x 0-0 6-3 ①		S S S 0-3 K ③		S S S 0-3 K ③		3	0	0	1	0	2	2
Rico Petrocelli, R (1, 5) OBP: 0.352, SLG: 0.458	x 0-0 5-3 ② 1-2 2-3			x 0-0 F4 ②			S S S 0-3 K ①		x 0-0 L7 ①	4	0	0	0	0	1	2
George Scott, R (1, 3) OBP: 0.322, SLG: 0.439	x 0-0 F9 ③			S S S 0-3 K ③			x 0-0 L9 ②		x 0-0 1B 2B 1B	4	1	1	0	0	1	2
Billy Conigliaro, R (1, 9) OBP: 0.325, SLG: 0.454		S S S 0-3 K ①			x 0-0 G6-3 1B		x 0-0 2B 1B		x 0-0 F8 ②	4	0	2	0	0	1	1
Duane Josephson, R (1, 2) OBP: 0.295, SLG: 0.386		B B B B 4-0 G5-4-3 BB			x 0-0 ① ② G6-3 1-2f		x 0-0 1-3 2B		x 0-0 2B 1-2 1B	3	0	2	0	1	0	1
Luis Tiant, R (1, 1) OBP: 0.143, SLG: 0.214 Bill Lee, L (4, 1) OBP: 0.300, SLG: 0.263 Luis Aparicio, R (5, PH) OBP: 0.279, SLG: 0.284 Cal Koonce, R (6, 1) Phil Gagliano, R (7, PH) OBP: 0.447, SLG: 0.450 (8, 4)		x 0-0 ② ③ G5-4-3 1-2f			x 0-0 6-3 ③		x 0-0 F2 ③		x 0-0 1-3 2-H 2B	1 0 1 0 2	0 0 0 0 0	0 0 0 0 1	0 0 0 0 0	0 0 0 0 0	0 0 0 0 0	1 0 0 0 2
Inning Stats	R: 1 H: 1 E: 1 LOB: 2 K: 0 BB: 1 S: 5 P: 9	R: 0 H: 0 E: 0 LOB: 0 K: 1 BB: 1 S: 4 P: 8	R: 0 H: 0 E: 0 LOB: 0 K: 0 BB: 0 S: 3 P: 3	R: 0 H: 0 E: 0 LOB: 0 K: 1 BB: 0 S: 5 P: 5	R: 0 H: 1 E: 0 LOB: 0 K: 0 BB: 0 S: 3 P: 3	R: 0 H: 2 E: 0 LOB: 1 K: 1 BB: 0 S: 6 P: 6	R: 0 H: 2 E: 0 LOB: 2 K: 1 BB: 0 S: 7 P: 7	R: 0 H: 0 E: 0 LOB: 1 K: 2 BB: 1 S: 7 P: 11	R: 1 H: 3 E: 0 LOB: 2 K: 1 BB: 0 S: 8 P: 8	1B: 6 SF: 1 2B: 4 SAC: 0 3B: 0 DP: 3 HR: 0 HBP: 0						

PITCHER	IP	WLS	BF	H	R	ER	SO	BB	IBB	HBP	BLK	WP	HR	S	P	ERA	WHIP
Mickey Lolich, L (1, 1) ERA: 2.93	9.0	W	37	9	2	2	7	3	0	0	0	0	0	48	60	2.00	1.333

PITCHER	IP	WLS	BF	H	R	ER	SO	BB	IBB	HBP	BLK	WP	HR	S	P	ERA	WHIP

Detroit Tigers @ Boston Red Sox

Fenway Park, Boston, MA

Sun Aug 08 1971, 3:33 AM EDT

Att. 32,146 - Unknown

livebaseballscorecards.com

AB	33
R	2
H	9
RBI	2
BB	3
SO	7
LOB	16

WP: 0 PA: 37
PB: 0
SB: 0
CS: 0

Detroit Tigers @ Boston Red Sox

Fenway Park, Boston, MA

Mon Aug 09 1971, 3:33 AM EDT

Att. 20,116 - Unknown

TOP

livebaseballscorecards.com

Batter	1	2	3	4	5	6	7	8	9	AB	R	H	RBI	BB	SO	LOB
Dick McAuliffe, L (1, 4) OBP: 0.284, SLG: 0.353	F6	1B 2B HBP	F9			L5-4-3 1B		K 1-2	5-3	3	1	1	0	0	0	0
Ike Brown, R (8, PH) OBP: 0.372, SLG: 0.481 (8, 3)										2	0	0	0	0	1	2
Gates Brown, L (1, 7) OBP: 0.455, SLG: 0.618	HR BB	1-3 2B 1B		K		L5-4-3 1-2		L7 2-3		1	2	1	0	1	0	0
Al Kaline, R (2, 9) OBP: 0.430, SLG: 0.460										3	0	0	0	0	1	2
Willie Horton, R (1, 9) OBP: 0.352, SLG: 0.510	1-H HR	1-H 3-H 1B 2B		K			HR	1B IBB		4	3	3	5	1	1	0
(2, 7)																
Norm Cash, L (1, 3) OBP: 0.373, SLG: 0.559	6-3	2-H 1B		F5			F9	1-2 3-H 1B		4	0	1	1	0	0	0
Tony Taylor, R (8, PH) OBP: 0.305, SLG: 0.333 (8, 4)										1	0	1	1	0	0	0
Jim Northrup, L (1, 8) OBP: 0.373, SLG: 0.467	2B	4-3			F7		4-3	K		5	0	1	0	0	1	3
Tom Timmermann, R (8, 1) OBP: 0.167, SLG: 0.091										0	0	0	0	0	0	0
Ron Perranoski, L (8, 1)										0	0	0	0	0	0	0
Bill Freehan, R (1, 2) OBP: 0.361, SLG: 0.486	HBP		HR		L7		HR		HR	4	3	3	3	0	0	0
Aurelio Rodriguez, R (1, 5) OBP: 0.288, SLG: 0.400	L6		HR		1B		2B		K	5	1	3	1	0	1	2
Ed Brinkman, R (1, 6) OBP: 0.285, SLG: 0.274		6-3	K		L8		6-3		F8	5	0	0	0	0	1	2
Les Cain, L (1, 1) OBP: 0.171, SLG: 0.176		G3	K			F8		L7 E 1B 1B	1B	2	0	0	0	0	1	0
Dean Chance, R (4, 1)										0	0	0	0	0	0	0
Fred Scherman, L (4, 1) OBP: 0.353, SLG: 0.267										0	0	0	0	0	0	0
Dalton Jones, L (6, PH) OBP: 0.311, SLG: 0.398										1	0	0	0	0	0	0
Bill Denehy, S (6, 1)										0	0	0	0	0	0	0
Mickey Stanley, R (8, PH) OBP: 0.325, SLG: 0.358 (8, 8)										2	1	2	0	0	0	0
Inning Stats	R: 2 E: 0 K: 0 S: 5 H: 2 LOB: 2 BB: 1 P: 10	R: 3 E: 0 K: 0 S: 6 H: 3 LOB: 1 BB: 0 P: 7	R: 2 E: 0 K: 2 S: 9 H: 2 LOB: 0 BB: 0 P: 9	R: 0 E: 0 K: 2 S: 7 H: 0 LOB: 0 BB: 0 P: 7	R: 0 E: 0 K: 0 S: 4 H: 1 LOB: 1 BB: 0 P: 4	R: 0 E: 0 K: 0 S: 3 H: 1 LOB: 0 BB: 0 P: 3	R: 2 E: 0 K: 0 S: 6 H: 3 LOB: 1 BB: 0 P: 6	R: 1 E: 1 K: 2 S: 9 H: 2 LOB: 2 BB: 1 P: 13	R: 1 E: 0 K: 1 S: 7 H: 2 LOB: 1 BB: 0 P: 7	1B: 7 2B: 3 3B: 0 HR: 6 SF: 0 SAC: 0 DP: 1 HBP: 2							

AB	42
R	11
H	16
RBI	11
BB	2
SO	7
LOB	11

WP: 0 PB: 0 SB: 0 CS: 0 PA: 46

PITCHER		IP	WLS	BF	H	R	ER	SO	BB	IBB	HBP	BLK	WP	HR	S	P	ERA	WHIP
Jim Lonborg, R ERA: 4.63	(1, 1)	2.0		15	6	6	6	0	1	0	2	0	0	2	12	18	27.00	3.500
Bobby Bolin, R ERA: 4.13	(3, 1)	4.2		19	6	3	3	4	0	0	0	0	0	3	27	27	5.79	1.286
Bill Lee, L ERA: 2.25	(7, 1)	1.0		6	2	1	0	1	0	1	0	0	0	0	7	11	0.00	2.000
Sparky Lyle, L ERA: 2.72	(8, 1)	1.1	W	6	2	1	1	2	0	0	0	0	0	1	10	10	6.75	1.500

PITCHER	IP	WLS	BF	H	R	ER	SO	BB	IBB	HBP	BLK	WP	HR	S	P	ERA	WHIP

Detroit Tigers @ Boston Red Sox

Fenway Park, Boston, MA

Mon Aug 09 1971, 3:33 AM EDT

Att. 20,116 - Unknown

BOTTOM

Batter	1	2	3	4	5	6	7	8	9	AB	R	H	RBI	BB	SO	LOB
Doug Griffin, R (1, 4) OBP: 0.299, SLG: 0.318	5-3		5-3	1B	FC6-4			4-3 SH1-3		5	1	3	0	0	0	0
Luis Aparicio, R (1, 6) OBP: 0.278, SLG: 0.283	F8		6-3	S	FC6-4			SH1-3		4	1	1	0	0	0	2
Reggie Smith, S (1, 8) OBP: 0.371, SLG: 0.514	1-3		F7	1B		FC4-6 HBP		4-3		4	1	1	2	0	0	1
Carl Yastrzemski, L (1, 7) OBP: 0.393, SLG: 0.416		K		PB HR BB 3B		FC4-6		F7		4	3	1	0	1	1	2
George Scott, R (1, 3) OBP: 0.327, SLG: 0.448		1B 4-3		PB HR 3B		E7			F8	5	2	4	2	0	0	0
Billy Conigliaro, R (1, 9) OBP: 0.322, SLG: 0.449		4-3		K L8		5-3			2B	5	0	1	0	0	1	4
John Kennedy, R (1, 5) OBP: 0.339, SLG: 0.433		2B		HR			K		2B	4	3	3	0	1	1	0
Bob Montgomery, R (1, 2) OBP: 0.327, SLG: 0.430		2B		HR	FC4-6		L9		IBB	4	1	2	6	1	0	1
Jim Lonborg, R (1, 1) OBP: 0.229, SLG: 0.156		K		L9	2-3		4-3		1B	1	0	0	0	0	1	1
Bobby Bolin, R (3, 1) OBP: 0.273, SLG: 0.273										2	0	0	0	0	0	1
Bill Lee, L (7, 1) OBP: 0.286, SLG: 0.250										1	0	0	0	0	0	0
Sparky Lyle, L (8, 1) OBP: 1.000, SLG: 1.000										0	0	0	0	0	0	0
Rico Petrocelli, R (9, PH) OBP: 0.353, SLG: 0.459										1	0	1	1	0	0	0
Inning Stats	R: 0 E: 0 K: 0 S: 3 H: 0 LOB: 0 BB: 0 P: 3	R: 2 E: 0 K: 2 S: 10 H: 3 LOB: 1 BB: 0 P: 10	R: 0 E: 0 K: 0 S: 3 H: 0 LOB: 0 BB: 0 P: 3	R: 8 E: 0 K: 1 S: 12 H: 7 LOB: 1 BB: 2 P: 20	R: 0 E: 0 K: 0 S: 5 H: 2 LOB: 2 BB: 0 P: 5	R: 1 E: 1 K: 0 S: 3 H: 1 LOB: 0 BB: 0 P: 4	R: 0 E: 0 K: 1 S: 5 H: 0 LOB: 0 BB: 0 P: 5	R: 0 E: 0 K: 0 S: 4 H: 1 LOB: 1 BB: 0 P: 4	R: 1 E: 0 K: 0 S: 4 H: 3 LOB: 2 BB: 1 P: 8	1B: 13 2B: 2 3B: 1 HR: 1	SF: 0 SAC: 1 DP: 0 HBP: 1					

livebaseballscorecards.com

AB	40
R	12
H	17
RBI	11
BB	3
SO	4
LOB	12

WP: 0 PB: 1 SB: 1 CS: 0 PA: 45

PITCHER		IP	WLS	BF	H	R	ER	SO	BB	IBB	HBP	BLK	WP	HR	S	P	ERA	WHIP
Les Cain, L ERA: 4.73	(1, 1)	3.2		19	6	7	7	3	2	0	0	0	0	1	23	31	17.18	2.182
Dean Chance, R ERA: 3.51	(4, 1)	0.0		2	2	1	1	0	0	0	0	0	0	0	2	2	∞	∞
Fred Scherman, L ERA: 2.87	(4, 1)	1.1		8	4	2	2	0	0	0	0	0	0	0	8	8	13.50	3.000
Bill Denehy, R ERA: 3.5	(6, 1)	2.0		7	1	1	0	1	0	0	1	0	0	0	8	9	0.00	0.500
Tom Timmermann, R ERA: 4.13	(8, 1)	0.2		3	1	0	0	0	0	0	0	0	0	0	3	3	0.00	1.500

PITCHER		IP	WLS	BF	H	R	ER	SO	BB	IBB	HBP	BLK	WP	HR	S	P	ERA	WHIP
Ron Perranoski, L ERA: 7.16	(8, 1)	1.0	L	6	3	1	1	0	0	1	0	0	0	0	5	9	9.00	3.000

Detroit Tigers @ Milwaukee Brewers

Milwaukee County Stadium, Milwaukee, WI

Tue Aug 10 1971, 8:05 PM EDT
Att. 7,129 - Unknown - 72 F

TOP

livebaseballscorecards.com

Batter	1	2	3	4	5	6	7	8	9	AB	R	H	RBI	BB	SO	LOB
Dick McAuliffe, L (1, 4) OBP: 0.291, SLG: 0.372	BBBB 4-0 BB, 1B, SF7 BB		0-0 HR	0-0 WP, 2-H 1B		0-0 SF9, 2-H 3B		0-0 ① 4-3		4	3	3	3	1	0	0
Al Kaline, R (1, 9) OBP: 0.427, SLG: 0.458	0-0 BB, 1-2 1B		0-0 ① L5-3	0-0 ② F2, 1-2		0-0 ② SF9, 3-H		0-0 ② L8		4	0	1	1	0	0	1
Jim Northrup, L (1, 8) (7, 7) OBP: 0.371, SLG: 0.461	BBBB 4-0 1-2, 2-3 BB		0-0 ② F8	0-0 ③ 3-1		0-0 ③ P5		0-0 ③ L7		4	0	0	0	1	0	1
Willie Horton, R (1, 7) OBP: 0.353, SLG: 0.509 Mickey Stanley, R (7, 8) OBP: 0.328, SLG: 0.358	0-0 ① P6		0-0 1B, HR 1B		0-0 ① 6-3		BBBB 4-0 1B, 1B BB		BBBB 4-0 HR BB	3 0	2 1	1 0	0 0	1 1	0 0	3 0
Norm Cash, L (1, 3) OBP: 0.376, SLG: 0.571	0-0 ② SF7, 3-H		0-0 1-2 HR 1B		SSS 0-3 ② K		x 0-0 BB, 1-3 1B 1B		x 0-0 1-H HR	4	3	3	3	0	1	0
Bill Freehan, R (1, 2) OBP: 0.364, SLG: 0.493	0-0 ③ F2		0-0 1-H, 2-H HR		BBBB 4-0 FC5-4 BB		BBBB 4-0 1B, 1-2 BB		SSS 0-3 ① K	3	1	1	3	2	1	2
Aurelio Rodriguez, R (1, 5) OBP: 0.285, SLG: 0.395		x 0-0 ① 5-3	x 0-0 ③ 6-3		x 0-0 ③ FC5-4, 1-2f		x 0-0 ① F3		x 0-0 ② 1-3	5	0	0	0	0	0	4
Ed Brinkman, R (1, 6) OBP: 0.289, SLG: 0.281		x 0-0 ② 1-3		0-0 SH3, 1B 1B		x 0-0 3B 2B	x 0-0 G4-6-3, 1-2, 2-H, 3-H 1B		x 0-0 ③ F8	5	2	3	2	0	0	0
Joe Coleman, R (1, 1) OBP: 0.141, SLG: 0.119		SSS 0-3 ③ K		x 0-0 ① SH3, 1-2		SSS 0-3 ① K	x 0-0 ②③ G4-6-3, 1-2f			3	0	0	0	0	2	3

	AB	35
	R	12
	H	12
	RBI	12
	BB	6
	SO	4
	LOB	14

Inning Stats																				
	R: 1	H: 1	R: 0	H: 0	R: 4	H: 4	R: 1	H: 2	R: 0	H: 0	R: 2	H: 2	R: 2	H: 2	R: 0	H: 0	R: 2	H: 1	1B: 7	SF: 2	WP: 1	PA: 44
	E: 0	LOB: 2	E: 0	LOB: 0	E: 0	LOB: 0	E: 0	LOB: 1	E: 0	LOB: 1	E: 0	LOB: 0	E: 0	LOB: 1	E: 0	LOB: 0	E: 0	LOB: 0	2B: 1	SAC: 1	PB: 0	
	K: 0	BB: 2	K: 1	BB: 0	K: 0	BB: 0	K: 0	BB: 0	K: 1	BB: 1	K: 1	BB: 0	K: 0	BB: 2	K: 0	BB: 0	K: 1	BB: 1	3B: 1	DP: 1	SB: 0	
	S: 4	P: 12	S: 5	P: 5	S: 7	P: 7	S: 5	P: 9	S: 5	P: 9	S: 7	P: 7	S: 4	P: 12	S: 3	P: 3	S: 6	P: 10	HR: 3	HBP: 0	CS: 0	

PITCHER		IP	WLS	BF	H	R	ER	SO	BB	IBB	HBP	BLK	WP	HR	S	P	ERA	WHIP
Bill Parsons, R ERA: 2.81	(1, 1)	5.0	L	25	7	6	6	2	3	0	0	0	1	2	26	38	10.80	2.000
Floyd Weaver, R ERA: 7.47	(6, 1)	1.0		7	3	4	4	1	1	0	0	0	0	0	8	12	36.00	4.000
Lew Krausse, R ERA: 3.21	(7, 1)	1.0		4	1	0	0	0	1	0	0	0	0	0	3	7	0.00	2.000
Jim Hannan, R ERA: 4.75	(8, 1)	2.0		8	1	2	2	1	1	0	0	0	0	1	9	13	9.00	1.000

PITCHER		IP	WLS	BF	H	R	ER	SO	BB	IBB	HBP	BLK	WP	HR	S	P	ERA	WHIP

BOTTOM

Detroit Tigers @ Milwaukee Brewers

Milwaukee County Stadium, Milwaukee, WI

Tue Aug 10 1971, 8:05 PM EDT

Att. 7,129 - Unknown - 72 F

livebaseballscorecards.com

Batter	1	2	3	4	5	6	7	8	9	AB	R	H	RBI	BB	SO	LOB
Tommy Harper, R (1, 7) OBP: 0.326, SLG: 0.393	SH1-3 4-3 2B		1B		WP BB		1B 1-2 BB 1B		FC5-4 1B	4	2	4	0	1	0	0
Ron Theobald, R (1, 4) OBP: 0.350, SLG: 0.331	SH1-3 2-3		P4		K 1-2 2-3		BB BB 1-3 2-H 1B		FC5-4 FC3-6 1-2f	4	0	1	1	0	1	4
John Briggs, L (1, 3) OBP: 0.390, SLG: 0.463	4-3 3-H			K	K	BB 1-2 BB			FC3-6 FC6-4 1-2f	4	0	0	1	1	2	1
Jose Cardenal, R (1, 8) OBP: 0.307, SLG: 0.375	L9			5-3		PB BB	BB 1-2 2-3 3-H BB		FC6-4 1-2f	3	0	0	1	2	0	1
Dave May, L (1, 9) OBP: 0.356, SLG: 0.445 Bobby Mitchell, R (7, 9) OBP: 0.257, SLG: 0.438 Jim Hannan, R (8, 1)		L4-3 BB		E3 WP		F2 1-2	K			2 1 0	0 0 0	0 0 0	0 0 0	1 0 0	0 1 0	1 3 0
Tom Matchick, L (1, 5) OBP: 0.258, SLG: 0.179	L4-3 1-2			K 1-2		L8		K		4	0	0	0	0	2	3
Ellie Rodriguez, R (1, 2) OBP: 0.271, SLG: 0.207 Paul Ratliff, L (7, PH) OBP: 0.207, SLG: 0.363 (8, 2)	1-3				K		K	BB 1B		2 1	0 0	0 0	0 0	0 1	1 1	0 0
Bob Heise, R (1, 6) OBP: 0.261, SLG: 0.291		L7			WP 2B		1B 1B 1B	G4-6-3 1-2 1B		4	1	3	0	0	0	0
Bill Parsons, R (1, 1) OBP: 0.189, SLG: 0.188 Frank Tepedino, L (5, PH) OBP: 0.222, SLG: 0.276 Floyd Weaver, R (6, 1) Lew Krausse, R (7, 1) Bill Voss, L (7, PH) OBP: 0.308, SLG: 0.380 (8, 9)			K		K		K	G4-6-3 1-2f		1 1 0 0 2	0 0 0 0 0	0 0 0 0 0	0 0 0 0 0	0 1 0 0 1	1 1 0 0 3	0 1 0 0 3
Inning Stats	R: 1 H: 1 E: 0 LOB: 0 K: 0 BB: 0 S: 4 P: 4	R: 0 H: 0 E: 0 LOB: 0 K: 0 BB: 1 S: 2 P: 6	R: 0 H: 1 E: 0 LOB: 1 K: 1 BB: 0 S: 6 P: 6	R: 0 H: 0 E: 1 LOB: 1 K: 2 BB: 0 S: 8 P: 8	R: 0 H: 1 E: 0 LOB: 2 K: 3 BB: 1 S: 10 P: 14	R: 0 H: 0 E: 0 LOB: 1 K: 1 BB: 1 S: 5 P: 9	R: 2 H: 3 E: 0 LOB: 3 K: 3 BB: 2 S: 12 P: 20	R: 0 H: 1 E: 0 LOB: 1 K: 1 BB: 1 S: 5 P: 9	R: 0 H: 1 E: 0 LOB: 1 K: 0 BB: 0 S: 4 P: 4	1B: 6 2B: 3 3B: 0 HR: 0	SF: 0 SAC: 1 DP: 2 HBP: 0					

	AB	33
	R	3
	H	8
	RBI	3
	BB	6
	SO	11
	LOB	17

PITCHER	IP	WLS	BF	H	R	ER	SO	BB	IBB	HBP	BLK	WP	HR	S	P	ERA	WHIP
Joe Coleman, R (1, 1) ERA: 3.54	9.0	W	40	8	3	3	11	6	0	0	0	2	0	56	80	3.00	1.556

PITCHER	IP	WLS	BF	H	R	ER	SO	BB	IBB	HBP	BLK	WP	HR	S	P	ERA	WHIP

WP: 2 PA: 40
PB: 1
SB: 0
CS: 0

Batter	1	2	3	4	5	6	7	8	9	AB	R	H	RBI	BB	SO	LOB
Dick McAuliffe, L (1, 4) OBP: 0.290, SLG: 0.369	BBBB 4-0 G6-4-3 BB			x 0-0 ① L4		x 0-0 ③ F8		x 0-0 ② 3-1		3	0	0	0	1	0	1
Gates Brown, L (1, 7) OBP: 0.457, SLG: 0.613 Fred Scherman, L (8, 1) OBP: 0.353, SLG: 0.267	x 0-0 ① F8			x 0-0 G6-4-3 1B			x 0-0 BB 1B 1B 1B	x 0-0 ③ 2-3		4 0	1 0	2 0	0 0	0 0	0 0	1 0
Willie Horton, R (1, 9) OBP: 0.354, SLG: 0.509 (8, 7)	x 0-0 ②③ G6-4-3 1-2f			x 0-0 ②③ G6-4-3 1-2f			x 0-0 BB 1B 1-2 1B		x 0-0 1B	4	1	2	0	0	0	2
Norm Cash, L (1, 3) OBP: 0.375, SLG: 0.567		x 0-0 ① L3			x 0-0 G4-6-3 1B		SSS 0-3 ① K		x 0-0 ① P4	4	0	1	0	0	1	3
Bill Freehan, R (1, 2) OBP: 0.363, SLG: 0.489		SSS 0-3 ② K			x 0-0 ① F7		BBBB 4-0 1B 1-2 2-3 BB		x 0-0 ② F9	3	0	0	0	1	1	2
Jim Northrup, L (1, 8) OBP: 0.370, SLG: 0.459 (8, 9)		SSS 0-3 ③ K			x 0-0 ②③ G4-6-3 1-2f		x 0-0 1-2 2-H 3-H 1B		x 0-0 ③ 3-1	4	0	1	2	0	1	2
Aurelio Rodriguez, R (1, 5) OBP: 0.283, SLG: 0.392			SSS 0-3 ① K			x 0-0 ① 6-3	SSS 0-3 ② K			3	0	0	0	0	2	2
Ed Brinkman, R (1, 6) OBP: 0.289, SLG: 0.279			x 0-0 ② 5-3			BBBB 4-0 BB	x 0-0 ③ F8			2	0	0	0	1	0	2
Joe Niekro, R (1, 1) OBP: 0.231, SLG: 0.208 Dalton Jones, L (8, PH) OBP: 0.308, SLG: 0.395 Mickey Stanley, R (8, 8) OBP: 0.328, SLG: 0.358			x 0-0 ③ F3			x 0-0 ② F4		SSS 0-3 ① K		2 1 0	0 0 0	0 0 0	0 0 0	0 0 0	0 1 0	1 0 0
Inning Stats	R: 0 E: 0 K: 0 S: 2 H: 0 LOB: 0 BB: 1 P: 6	R: 0 E: 0 K: 2 S: 7 H: 0 LOB: 0 BB: 0 P: 7	R: 0 E: 0 K: 1 S: 5 H: 0 LOB: 0 BB: 0 P: 5	R: 0 E: 0 K: 0 S: 3 H: 1 LOB: 0 BB: 0 P: 3	R: 0 E: 0 K: 0 S: 3 H: 1 LOB: 0 BB: 0 P: 3	R: 0 E: 0 K: 0 S: 3 H: 0 LOB: 1 BB: 1 P: 7	R: 2 E: 0 K: 2 S: 10 H: 3 LOB: 2 BB: 1 P: 14	R: 0 E: 0 K: 1 S: 5 H: 0 LOB: 0 BB: 0 P: 5	R: 0 E: 0 K: 0 S: 4 H: 1 LOB: 1 BB: 0 P: 4	1B: 6 2B: 0 3B: 0 HR: 0 SF: 0 SAC: 0 DP: 3 HBP: 0						

PITCHER		IP	WLS	BF	H	R	ER	SO	BB	IBB	HBP	BLK	WP	HR	S	P	ERA	WHIP
Skip Lockwood, R ERA: 2.88	(1, 1)	7.0	L	26	5	2	2	5	3	0	0	0	0	0	33	45	2.57	1.143
Ken Sanders, R ERA: 2.06	(8, 1)	2.0		7	1	0	0	1	0	0	0	0	0	0	9	9	0.00	0.500

PITCHER	IP	WLS	BF	H	R	ER	SO	BB	IBB	HBP	BLK	WP	HR	S	P	ERA	WHIP

TOP

Detroit Tigers @ Milwaukee Brewers

Milwaukee County Stadium, Milwaukee, WI

Wed Aug 11 1971, 8:05 PM EDT

Att. 8,558 - Unknown

livebaseballscorecards.com

AB	30
R	2
H	6
RBI	2
BB	3
SO	6
LOB	16

WP: 0 PB: 0 SB: 0 CS: 0 PA: 33

Batter	1	2	3	4	5	6	7	8	9	AB	R	H	RBI	BB	SO	LOB
Tommy Harper, R (1, 7) OBP: 0.326, SLG: 0.390	B B B B 4-0 4-3 S BB		x 0-0 ② 6-3		x 0-0 ③ 6-3		S S S 0-3 ② K			3	0	0	0	1	1	2
Ron Theobald, R (1, 4) OBP: 0.345, SLG: 0.325	S S S 0-3 ① K 1-2		x 0-0 ③ 5-3			x 0-0 ① 5-3	x 0-0 ③ 5-3			4	0	0	0	0	1	3
John Briggs, L (1, 3) OBP: 0.385, SLG: 0.456	x 0-0 ② 4-3 2-3			x 0-0 ① 6-3		x 0-0 ② F7		x 0-0 ① 1-3		4	0	0	0	0	0	1
Jose Cardenal, R (1, 8) OBP: 0.309, SLG: 0.374	x 0-0 ③ 5-3			x 0-0 1B 1B		B B B B 4-0 1B BB		x 0-0 ② 6-3		3	0	1	0	1	0	1
Dave May, L (1, 9) OBP: 0.355, SLG: 0.443		x 0-0 ① 3-1		x 0-0 ② F8		x 0-0 S 1-3 1B	S S S 0-3 ③ K			4	0	1	0	0	1	1
Tom Matchick, L (1, 5) OBP: 0.265, SLG: 0.194 Andy Kosco, R (9, PH) OBP: 0.285, SLG: 0.321		x 0-0 ② L8		x 0-0 1-3 1B		x 0-0 ③ 4-3 1-2			x 0-0 ① 1-3	3 1	0 0	1 0	0 0	0 0	0 0	2 0
Ellie Rodriguez, R (1, 2) OBP: 0.271, SLG: 0.208		x 0-0 ③ 6-3		x 0-0 ③ F3			x 0-0 ① 5-3		x 0-0 1B	4	0	1	0	0	0	2
Bob Heise, R (1, 6) OBP: 0.272, SLG: 0.300			x 0-0 ① 1B		x 0-0 ① 6-3		x 0-0 1B 1B		x 0-0 ② F8	4	0	2	0	0	0	1
Skip Lockwood, R (1, 1) OBP: 0.188, SLG: 0.205 Bill Voss, L (7, PH) OBP: 0.311, SLG: 0.383 Bobby Mitchell, R (7, PR) OBP: 0.257, SLG: 0.438 Ken Sanders, R (8, 1) Roberto Pena, R (9, PH) OBP: 0.282, SLG: 0.347			x 0-0 HR		x 0-0 ② 6-3		x 0-0 1-3 1B		x 0-0 ③ F9	2 1 0 0 1	1 0 0 0 0	1 1 0 0 0	1 0 0 0 0	0 0 0 0 0	0 0 0 0 0	0 0 0 0 1
Inning Stats	R: 0 H: 0 E: 0 LOB: 1 K: 1 BB: 1 S: 5 P: 9	R: 0 H: 0 E: 0 LOB: 0 K: 0 BB: 0 S: 3 P: 3	R: 1 H: 2 E: 0 LOB: 0 K: 0 BB: 0 S: 4 P: 4	R: 0 H: 2 E: 0 LOB: 2 K: 0 BB: 0 S: 5 P: 5	R: 0 H: 0 E: 0 LOB: 0 K: 0 BB: 0 S: 3 P: 3	R: 0 H: 1 E: 0 LOB: 2 K: 0 BB: 1 S: 4 P: 8	R: 0 H: 2 E: 0 LOB: 2 K: 1 BB: 0 S: 7 P: 7	R: 0 H: 0 E: 0 LOB: 0 K: 1 BB: 0 S: 5 P: 5	R: 0 H: 1 E: 0 LOB: 1 K: 0 BB: 0 S: 4 P: 4	1B: 7 2B: 0 3B: 0 HR: 1	SF: 0 SAC: 0 DP: 0 HBP: 0						

PITCHER	IP	WLS	BF	H	R	ER	SO	BB	IBB	HBP	BLK	WP	HR	S	P	ERA	WHIP
Joe Niekro, R (1, 1) ERA: 4.61	7.0	W	29	7	1	1	2	2	0	0	0	0	1	31	39	1.29	1.286
Fred Scherman, L (8, 1) ERA: 2.8	2.0	S	7	1	0	0	1	0	0	0	0	0	0	9	9	0.00	0.500

PITCHER	IP	WLS	BF	H	R	ER	SO	BB	IBB	HBP	BLK	WP	HR	S	P	ERA	WHIP

BOTTOM

Detroit Tigers @ Milwaukee Brewers

Milwaukee County Stadium, Milwaukee, WI

Wed Aug 11 1971, 8:05 PM EDT

Att. 8,558 - Unknown

livebaseballscorecards.com

AB	34
R	1
H	8
RBI	1
BB	2
SO	3
LOB	14

WP: 0		PA: 36
PB: 0		
SB: 2		
CS: 0		

Batter	1	2	3	4	5	6	7	8	9	AB	R	H	RBI	BB	SO	LOB
Dick McAuliffe, L (1, 4) OBP: 0.294, SLG: 0.370	P6		G3		E SF8 1B 1-2		E4 1B 1B		FC1-6 HBP	4	1	2	0	0	0	0
Gates Brown, L (1, 7) OBP: 0.468, SLG: 0.619	K		G5-4-3 1B		E9 1B 1-3 2-H		2-3 1B		FC1-6 1B 1-2f	4	0	3	0	0	1	0
Mickey Stanley, R (8, 8) OBP: 0.327, SLG: 0.356										1	0	0	0	0	0	1
Willie Horton, R (1, 9) OBP: 0.350, SLG: 0.504	5-3		G5-4-3 1-2f		SF8 3-H		F8		K	4	0	0	1	0	1	4
Norm Cash, L (1, 3) OBP: 0.375, SLG: 0.563		P6		FC6-4 BB	K			L9	1-2 1B	4	0	1	0	1	1	1
Jim Northrup, L (1, 8) OBP: 0.370, SLG: 0.458		2B 1B		FC6-4 1-2f		E3 CS		3B 1B	F7	5	1	2	0	0	0	3
Bill Freehan, R (8, 9) OBP: 0.366, SLG: 0.499		1-3 2B		G6-4-3 IBB		K 1-2		1-H 1B 3B		3	1	2	1	1	1	1
Aurelio Rodriguez, R (1, 5) OBP: 0.283, SLG: 0.391		L1		G6-4-3 1-2f		F9		3-H 1B		4	0	1	1	0	0	4
Ed Brinkman, R (1, 6) OBP: 0.289, SLG: 0.277		IBB			6-3		5-3	F9		3	0	0	0	1	0	1
Mickey Lolich, S (1, 1) OBP: 0.224, SLG: 0.095		K			1B 1B E BB		L4	K		3	1	0	0	1	2	4
Inning Stats	R: 0 H: 0 E: 0 LOB: 0 K: 1 BB: 0 S: 5 P: 5	R: 0 H: 2 E: 0 LOB: 3 K: 1 BB: 1 S: 7 P: 11	R: 0 H: 1 E: 0 LOB: 0 K: 0 BB: 0 S: 3 P: 3	R: 0 H: 0 E: 1 LOB: 1 K: 0 BB: 2 S: 2 P: 10	R: 2 H: 2 E: 1 LOB: 1 K: 1 BB: 1 S: 7 P: 11	R: 0 H: 0 E: 1 LOB: 0 K: 1 BB: 0 S: 5 P: 5	R: 0 H: 2 E: 1 LOB: 2 K: 0 BB: 0 S: 5 P: 5	R: 2 H: 3 E: 0 LOB: 1 K: 1 BB: 0 S: 8 P: 8	R: 0 H: 1 E: 0 LOB: 2 K: 1 BB: 0 S: 6 P: 7	1B: 9 SF: 1 2B: 2 SAC: 0 3B: 1 DP: 3 HR: 0 HBP: 1						

TOP

Detroit Tigers @ Milwaukee Brewers

Milwaukee County Stadium, Milwaukee, WI

Thu Aug 12 1971, 4:33 AM EDT
Att. 11,549 - Unknown - 76 F

livebaseballscorecards.com

AB	35
R	4
H	11
RBI	3
BB	4
SO	6
LOB	19

WP: 0 PA: 41
PB: 0
SB: 0
CS: 1

PITCHER	IP	WLS	BF	H	R	ER	SO	BB	IBB	HBP	BLK	WP	HR	S	P	ERA	WHIP
Marty Pattin, R (1, 1) ERA: 2.98	8.0	L	36	10	4	3	5	2	2	0	0	0	0	42	58	3.38	1.500
Ken Sanders, R (9, 1) ERA: 2.04	1.0		5	1	0	0	1	0	0	1	0	0	0	6	7	0.00	1.000

PITCHER	IP	WLS	BF	H	R	ER	SO	BB	IBB	HBP	BLK	WP	HR	S	P	ERA	WHIP

BOTTOM

Batter	1	2	3	4	5	6	7	8	9	AB	R	H	RBI	BB	SO	LOB
Tommy Harper, R (1, 7) OBP: 0.326, SLG: 0.388	P6			BB SH1-3	5-3			1B		2	1	0	0	1	0	0
Andy Kosco, R (8, PH) (9, 9) OBP: 0.288, SLG: 0.324				2B				1B		1	1	1	0	0	0	0
Ron Theobald, R (1, 4) OBP: 0.348, SLG: 0.329	L8			SH1-3 1-2		FC6-4 1B		1B 1-2		3	0	2	0	0	0	0
John Briggs, L (1, 3) (9, 7) OBP: 0.386, SLG: 0.461	F7			1B 2-H		P6		FC5-4 1-3 2-H		4	1	2	2	0	0	1
Jose Cardenal, R (1, 8) OBP: 0.309, SLG: 0.373		P1		BB S 2-H		FC6-4 1-2f		K		4	0	1	1	0	1	3
Bobby Mitchell, R (1, 9) OBP: 0.256, SLG: 0.400		K		BB 1-2		K 1-2		FC5-4 1-2f		3	0	0	0	1	2	3
Ken Sanders, R (9, 1)										0	0	0	0	0	0	0
Roberto Pena, R (1, 5) OBP: 0.281, SLG: 0.342		6-3		G4-6-3 1-2 2-3 BB			5-3		F9	3	0	0	0	1	0	0
(9, 3)																
Ellie Rodriguez, R (1, 2) OBP: 0.267, SLG: 0.204			5-3	G4-6-3 1-2f			K		P4	4	0	0	0	0	1	3
Bob Heise, R (1, 6) OBP: 0.260, SLG: 0.287			F8		6-3		F3		P6	4	0	0	0	0	0	0
Marty Pattin, R (1, 1) OBP: 0.197, SLG: 0.150			K		L6			6-3		2	0	0	0	0	1	0
Dick Schofield, S (8, PH) (9, 5) OBP: 0.325, SLG: 0.269										1	0	0	0	0	0	0
Inning Stats	R: 0 E: 0 K: 0 S: 3 H: 0 LOB: 0 BB: 0 P: 3	R: 0 E: 0 K: 1 S: 5 H: 0 LOB: 0 BB: 0 P: 5	R: 0 E: 0 K: 1 S: 5 H: 0 LOB: 0 BB: 0 P: 5	R: 2 E: 0 K: 0 S: 4 H: 2 LOB: 2 BB: 3 P: 16	R: 0 E: 0 K: 0 S: 3 H: 0 LOB: 0 BB: 0 P: 3	R: 0 E: 0 K: 1 S: 6 H: 1 LOB: 1 BB: 0 P: 6	R: 0 E: 0 K: 1 S: 5 H: 0 LOB: 0 BB: 0 P: 5	R: 1 E: 0 K: 1 S: 8 H: 3 LOB: 2 BB: 0 P: 8	R: 0 E: 0 K: 0 S: 3 H: 0 LOB: 0 BB: 0 P: 3	1B: 5 2B: 1 3B: 0 HR: 0 SF: 0 SAC: 1 DP: 1 HBP: 0				WP: 0 PB: 0 SB: 2 CS: 0	PA: 35	

PITCHER	IP	WLS	BF	H	R	ER	SO	BB	IBB	HBP	BLK	WP	HR	S	P	ERA	WHIP
Mickey Lolich, L (1, 1) ERA: 2.94	9.0	W	35	6	3	3	5	3	0	0	0	0	0	42	54	3.00	1.000

PITCHER	IP	WLS	BF	H	R	ER	SO	BB	IBB	HBP	BLK	WP	HR	S	P	ERA	WHIP

Detroit Tigers @ Milwaukee Brewers

Milwaukee County Stadium, Milwaukee, WI

Thu Aug 12 1971, 4:33 AM EDT

Att. 11,549 - Unknown - 76 F

livebaseballscorecards.com

AB	31
R	3
H	6
RBI	3
BB	3
SO	5
LOB	10

Batter	1	2	3	4	5	6	7	8	9	AB	R	H	RBI	BB	SO	LOB
Dick McAuliffe, L (1, 4) OBP: 0.293, SLG: 0.366	BBBB 4-0 1B 1B BB		x 0-0 ① 3-1		x 0-0 ① 4-3		x 0-0 ① F8		x 0-0 ② F2	4	1	0	0	1	0	1
Gates Brown, L (1, 7) OBP: 0.469, SLG: 0.614 Mickey Stanley, R (7, 8) OBP: 0.329, SLG: 0.362	x 0-0 FC5-4 1B 1-3 1B		x 0-0 ② 4-3		x 0-0 1B 1B		x 0-0 ② 4-3		x 0-0 2-H 2B	4 1	0 0	2 1	0 1	0 0	0 0	0 0
Willie Horton, R (1, 9) OBP: 0.353, SLG: 0.514 (7, 7)	x 0-0 ① P3		x 0-0 HR		x 0-0 1-2 1B		x 0-0 2B		SSS 0-3 ③ K	5	1	3	1	0	1	3
Norm Cash, L (1, 3) OBP: 0.377, SLG: 0.561 Al Kaline, R (9, 9) OBP: 0.427, SLG: 0.458	x 0-0 FC5-4 1-2 3-H 1B		BBBB 4-0 BB		SSS 0-3 ② K		x 0-0 ③ 3-1			3 0	0 0	1 0	1 0	1 0	1 0	3 0
Jim Northrup, L (1, 8) OBP: 0.366, SLG: 0.453 (7, 9) (9, 3)	x 0-0 ② FC5-4 1-2f 2-3		x 0-0 ③ G3		x 0-0 ③ 6-3			SSS 0-3 ① K		4	0	0	0	0	1	5
Bill Freehan, R (1, 2) OBP: 0.365, SLG: 0.496	x 0-0 ③ 5-3			x 0-0 1B	x 0-0 ① P4			x 0-0 ② G3		4	0	1	0	0	0	2
Aurelio Rodriguez, R (1, 5) OBP: 0.284, SLG: 0.393		BBBB 4-0 G6-4-3 BB		x 0-0 ① L9	x 0-0 1B 2B			x 0-0 ③ 4-3		3	0	1	0	1	0	1
Ed Brinkman, R (1, 6) OBP: 0.291, SLG: 0.279		x 0-0 ① ② G6-4-3 1-2f		SSS 0-3 ② K	x 0-0 ② 2-H 1B				x 0-0 PB 2B 1B	4	1	2	0	0	1	2
Les Cain, L (1, 1) OBP: 0.154, SLG: 0.158 Tom Timmermann, R (9, 1) OBP: 0.167, SLG: 0.091 Fred Scherman, L (9, 1) OBP: 0.353, SLG: 0.267		SSS 0-3 ③ K		x 0-0 ③ P6	SSS 0-3 ③ K				x 0-0 ① F2 1-2	4 0 0	0 0 0	0 0 0	0 0 0	0 0 0	2 0 0	3 0 0
Inning Stats	R: 1 E: 0 K: 0 S: 5 H: 2 LOB: 2 BB: 1 P: 9	R: 0 E: 0 K: 1 S: 4 H: 0 LOB: 0 BB: 1 P: 8	R: 1 E: 0 K: 0 S: 4 H: 1 LOB: 1 BB: 1 P: 8	R: 0 E: 0 K: 1 S: 6 H: 1 LOB: 1 BB: 0 P: 6	R: 0 E: 0 K: 1 S: 7 H: 2 LOB: 2 BB: 0 P: 7	R: 0 E: 0 K: 1 S: 6 H: 2 LOB: 1 BB: 0 P: 6	R: 0 E: 0 K: 0 S: 4 H: 1 LOB: 1 BB: 0 P: 4	R: 0 E: 0 K: 1 S: 5 H: 0 LOB: 0 BB: 0 P: 5	R: 1 E: 0 K: 1 S: 7 H: 2 LOB: 1 BB: 0 P: 7	1B: 7 2B: 3 3B: 0 HR: 1	SF: 0 SAC: 0 DP: 1 HBP: 0					

PITCHER	IP	WLS	BF	H	R	ER	SO	BB	IBB	HBP	BLK	WP	HR	S	P	ERA	WHIP
Bert Blyleven, R (1, 1) ERA: 3.14	9.0	W	39	11	3	2	6	3	0	0	0	0	1	48	60	2.00	1.556

PITCHER	IP	WLS	BF	H	R	ER	SO	BB	IBB	HBP	BLK	WP	HR	S	P	ERA	WHIP

TOP

Detroit Tigers @ Minnesota Twins

Metropolitan Stadium, Bloomington , MI

Fri Aug 13 1971, 8:05 PM EDT

Att. 20,361 - Unknown - 75 F

livebaseballscorecards.com

AB	36
R	3
H	11
RBI	3
BB	3
SO	6
LOB	20

BOTTOM

Detroit Tigers @ Minnesota Twins

Metropolitan Stadium, Bloomington , MI

Fri Aug 13 1971, 8:05 PM EDT

Att. 20,361 - Unknown - 75 F

Batter	1	2	3	4	5	6	7	8	9	AB	R	H	RBI	BB	SO	LOB
Cesar Tovar, R (1, 7) OBP: 0.353, SLG: 0.357	F9		F9		E5 BB		1-3		BB 1B 2-3 1B	5	1	1	0	0	0	2
Rod Carew, L (1, 4) OBP: 0.328, SLG: 0.354	4-3		2B		K		BB 2-H 1B		1B 1-2 BB	4	0	2	1	1	1	2
Harmon Killebrew, R (1, 3) OBP: 0.380, SLG: 0.413	K		G6-4-3 BB		1-2 2-3 BB		1-2 BB		1-3 2-H 3-H 1B	2	0	1	2	3	1	0
Tony Oliva, L (1, 9) OBP: 0.384, SLG: 0.601		K	G6-4-3 1-2f		1-3		F8			4	0	0	0	0	1	7
Leo Cardenas, R (1, 6) OBP: 0.343, SLG: 0.454		1B 3B		F8		P3		1-3		4	1	1	0	0	0	0
Steve Braun, L (1, 5) OBP: 0.355, SLG: 0.339		1B BB		K		K		G6-4-3 BB		2	0	0	0	2	2	0
Phil Roof, R (1, 2) OBP: 0.261, SLG: 0.262		1-2 3-H 1B		4-3		5-3		G6-4-3 1-2f		4	0	1	1	0	0	1
Jim Holt, L (1, 8) OBP: 0.293, SLG: 0.325		K			BB SH3-4 1B		SH3-4 1B		1B 2B	4	2	3	0	0	1	2
Bert Blyleven, R (1, 1) OBP: 0.109, SLG: 0.095		K			SH3-4 1-2		SH3-4 1-2		K	1	0	0	0	0	1	2
Danny Thompson, R (9, PH) OBP: 0.340, SLG: 0.298										1	0	0	0	0	1	1
Inning Stats	R: 0 E: 0 K: 1 S: 5 H: 0 LOB: 0 BB: 0 P: 5	R: 1 E: 0 K: 3 S: 11 H: 2 LOB: 2 BB: 1 P: 15	R: 0 E: 0 K: 0 S: 3 H: 1 LOB: 1 BB: 1 P: 7	R: 0 E: 0 K: 1 S: 5 H: 0 LOB: 0 BB: 0 P: 5	R: 0 E: 1 K: 1 S: 7 H: 1 LOB: 3 BB: 1 P: 11	R: 0 E: 0 K: 1 S: 5 H: 0 LOB: 0 BB: 0 P: 5	R: 1 E: 0 K: 0 S: 5 H: 2 LOB: 2 BB: 1 P: 9	R: 0 E: 0 K: 0 S: 2 H: 0 LOB: 0 BB: 1 P: 6	R: 2 E: 0 K: 1 S: 6 H: 3 LOB: 2 BB: 1 P: 10	1B: 6 2B: 2 3B: 1 HR: 0 SF: 0 SAC: 2 DP: 2 HBP: 0						

livebaseballscorecards.com

AB	31
R	4
H	9
RBI	4
BB	6
SO	8
LOB	17

WP: 0 PB: 0 SB: 0 CS: 0 PA: 39

PITCHER		IP	WLS	BF	H	R	ER	SO	BB	IBB	HBP	BLK	WP	HR	S	P	ERA	WHIP
Les Cain, L ERA: 4.6	(1, 1)	8.1		36	7	3	3	8	5	0	0	0	0	0	47	67	3.24	1.440
Tom Timmermann, R ERA: 4.29	(9, 1)	0.0	L	1	1	0	0	0	0	0	0	0	0	0	1	1	∞	∞
Fred Scherman, L ERA: 2.8	(9, 1)	0.0		2	1	1	1	0	1	0	0	0	0	0	1	5	∞	∞

PITCHER	IP	WLS	BF	H	R	ER	SO	BB	IBB	HBP	BLK	WP	HR	S	P	ERA	WHIP

Batter	1	2	3	4	5	6	7	8	9	AB	R	H	RBI	BB	SO	LOB
Dick McAuliffe, L (1, 4) OBP: 0.294, SLG: 0.367	3B 1B		L9		G4-6-3 1-2f		FC6-4 2-H 1B		F8	5	1	2	1	0	0	2
Al Kaline, R (1, 9) OBP: 0.425, SLG: 0.455	L7		HBP 1B			L6-3	FC6-4 1-2f			4	0	1	0	0	0	2
Willie Horton, R (1, 7) OBP: 0.357, SLG: 0.519	1-H 3B		1-2 HBP			5-3		PB HBP		2	0	1	1	0	0	0
Jim Northrup, L (1, 3) OBP: 0.363, SLG: 0.448	G3		F5			4-3		1-2 P4		4	0	0	0	0	0	4
Bill Freehan, R (1, 2) OBP: 0.366, SLG: 0.495	6-3			BBBB G6-4-3 BB			E FC6-2 1B	5-3		3	0	1	0	1	0	2
Aurelio Rodriguez, R (1, 5) OBP: 0.283, SLG: 0.390 Gates Brown, L (8, PH) OBP: 0.465, SLG: 0.608 Tony Taylor, R (8, 5) OBP: 0.305, SLG: 0.333		F4		G6-4-3 1-2f			E4 FC6-2 1-3 1B	4-3		3 1 0	1 0 0	0 0 0	0 0 0	0 0 0	0 0 0	2 1 0
Mickey Stanley, R (1, 8) OBP: 0.324, SLG: 0.357		SSS K		P5			FC6-2 1B 1-2 3-H SF9		F7	4	1	0	0	0	1	2
Ed Brinkman, R (1, 6) OBP: 0.293, SLG: 0.280		6-3			F3		SF9 1-3 2-H 1B		BBBB BB	3	1	1	1	1	0	0
Joe Coleman, R (1, 1) OBP: 0.149, SLG: 0.130 Fred Scherman, L (7, 1) OBP: 0.353, SLG: 0.267 Tom Timmermann, R (7, 1) OBP: 0.167, SLG: 0.091 Ron Perranoski, L (7, 1) Dalton Jones, L (9, PH) OBP: 0.306, SLG: 0.392			SSS K		G4-6-3 1B		SF9 1-2 3-H		L9	2 0 0 0 1	0 0 0 0 0	1 0 0 0 0	1 0 0 0 0	0 0 0 0 0	1 0 0 0 0	0 0 0 0 1
Inning Stats	R: 1 H: 2 E: 0 LOB: 1 K: 0 BB: 0 S: 5 P: 5	R: 0 H: 0 E: 0 LOB: 0 K: 1 BB: 0 S: 5 P: 5	R: 0 H: 1 E: 0 LOB: 2 K: 1 BB: 0 S: 6 P: 7	R: 0 H: 0 E: 0 LOB: 0 K: 0 BB: 1 S: 2 P: 6	R: 0 H: 1 E: 0 LOB: 0 K: 0 BB: 0 S: 3 P: 3	R: 0 H: 0 E: 0 LOB: 0 K: 0 BB: 0 S: 3 P: 3	R: 3 H: 3 E: 1 LOB: 1 K: 0 BB: 0 S: 7 P: 7	R: 0 H: 0 E: 0 LOB: 1 K: 0 BB: 0 S: 3 P: 4	R: 0 H: 0 E: 0 LOB: 1 K: 0 BB: 1 S: 3 P: 7	1B: 6 SF: 1 2B: 0 SAC: 0 3B: 1 DP: 2 HR: 0 HBP: 2						WP: 0 PA: 37 PB: 1 SB: 0 CS: 0

TOP

Detroit Tigers @ Minnesota Twins

Metropolitan Stadium, Bloomington , MI

Sat Aug 14 1971, 4:33 AM EDT

Att. 19,246 - Unknown - 74 F

livebaseballscorecards.com

AB	32
R	4
H	7
RBI	4
BB	2
SO	2
LOB	16

PITCHER		IP	WLS	BF	H	R	ER	SO	BB	IBB	HBP	BLK	WP	HR	S	P	ERA	WHIP
Steve Luebber, R ERA: 5.12	(1, 1)	6.2		28	7	4	1	2	1	0	1	0	0	0	30	35	1.35	1.200
Hal Haydel, R ERA: 6.11	(7, 1)	0.1	W	1	0	0	0	0	0	0	0	0	0	0	1	1	0.00	0.000
Stan Williams, R ERA: 3.89	(8, 1)	2.0	S	8	0	0	0	0	1	0	1	0	0	0	6	11	0.00	0.500

PITCHER	IP	WLS	BF	H	R	ER	SO	BB	IBB	HBP	BLK	WP	HR	S	P	ERA	WHIP

Detroit Tigers @ Minnesota Twins

Metropolitan Stadium, Bloomington , MI

Sat Aug 14 1971, 4:33 AM EDT

Att. 19,246 - Unknown - 74 F

BOTTOM

livebaseballscorecards.com

Batter	1	2	3	4	5	6	7	8	9	AB	R	H	RBI	BB	SO	LOB
Cesar Tovar, R (1, 7) OBP: 0.351, SLG: 0.355	F8		L7			6-3	1-2, 3-H, 1B	6-3		5	0	1	1	0	0	0
Rod Carew, L (1, 4) OBP: 0.328, SLG: 0.352	6-3		BBBB, G3, BB			L6	L6			3	0	0	0	1	0	2
Tony Oliva, L (1, 9) OBP: 0.383, SLG: 0.597 Jim Nettles, L (9, 8) OBP: 0.299, SLG: 0.427	6-3			L8			1B, F6			4 0	1 0	1 0	0 0	0 0	0 0	3 0
Rich Reese, L (1, 3) OBP: 0.261, SLG: 0.330		FC6-5, S, 1B		G3, 1-2			1B, 1-3, 1B	F2		4	1	2	0	0	0	1
Leo Cardenas, R (1, 6) OBP: 0.345, SLG: 0.455		SSS, K, 1-2		SSS, K			2B, 1-3, 3-H, 1B	SH1-4, E, 1B, 1B		4	2	2	1	0	2	2
Jim Holt, L (1, 8) OBP: 0.293, SLG: 0.327 (9, 9)		FC6-5, 2-3			4-3		2B, 1-3, 3-H, 2B	E1, SH1-4, 1-2, 1B		4	2	1	1	0	0	2
Steve Braun, L (1, 5) OBP: 0.353, SLG: 0.336 Danny Thompson, R (7, PH) OBP: 0.352, SLG: 0.333 Stan Williams, R (8, 1)		6-3			L8		SH3, 1B, 2-H, 3-H, 2B	SH1-4, 1-2, 2-3		2 1 0	0 1 0	0 1 0	0 2 0	0 0 0	0 0 0	1 0 0
George Mitterwald, R (1, 2) OBP: 0.315, SLG: 0.388			SSS, K		SSS, K		SH3, 2-3	HR, 2-H, 3-H, 1B		3	1	1	2	0	2	0
Steve Luebber, R (1, 1) Hal Haydel, R (7, 1) Harmon Killebrew, R (7, PH) OBP: 0.383, SLG: 0.423 (8, 5)			2-3			L4	BBBB, 1B, BB		HR, 1-H	2 0 1	0 0 1	0 0 1	0 0 2	0 0 1	0 0 0	0 0 0
Inning Stats	R: 0 E: 0 K: 0 S: 3 H: 0 LOB: 0 BB: 0 P: 3	R: 0 E: 0 K: 1 S: 6 H: 1 LOB: 1 BB: 0 P: 6	R: 0 E: 0 K: 1 S: 5 H: 0 LOB: 0 BB: 0 P: 5	R: 0 E: 0 K: 1 S: 5 H: 0 LOB: 1 BB: 1 P: 9	R: 0 E: 0 K: 1 S: 5 H: 0 LOB: 0 BB: 0 P: 5	R: 0 E: 0 K: 0 S: 3 H: 0 LOB: 0 BB: 0 P: 3	R: 5 E: 0 K: 0 S: 9 H: 6 LOB: 2 BB: 1 P: 13	R: 4 E: 1 K: 0 S: 7 H: 3 LOB: 0 BB: 0 P: 7		1B: 7 2B: 2 3B: 0 HR: 1	SF: 0 SAC: 2 DP: 0 HBP: 0			WP: 0 PB: 0 SB: 1 CS: 0	PA: 37		

	AB	33
	R	9
	H	10
	RBI	9
	BB	2
	SO	4
	LOB	11

PITCHER		IP	WLS	BF	H	R	ER	SO	BB	IBB	HBP	BLK	WP	HR	S	P	ERA	WHIP
Joe Coleman, R ERA: 3.61	(1, 1)	6.0		24	5	4	4	4	1	0	0	0	0	0	31	35	6.00	1.000
Fred Scherman, L ERA: 2.9	(7, 1)	0.1	L	2	1	0	0	0	0	0	0	0	0	0	2	2	0.00	3.000
Tom Timmermann, R ERA: 4.29	(7, 1)	0.0		2	1	1	1	0	1	0	0	0	0	0	1	5	∞	∞
Ron Perranoski, L ERA: 6.9	(7, 1)	1.2		9	3	4	0	0	0	0	0	0	0	1	9	9	0.00	1.800

PITCHER		IP	WLS	BF	H	R	ER	SO	BB	IBB	HBP	BLK	WP	HR	S	P	ERA	WHIP

Detroit Tigers @ Minnesota Twins

Metropolitan Stadium, Bloomington , MI

Sun Aug 15 1971, 4:33 AM EDT

Att. 20,761 - Unknown - 76 F

TOP

livebaseballscorecards.com

Batter	1	2	3	4	5	6	7	8	9	AB	R	H	RBI	BB	SO	LOB
Aurelio Rodriguez, R (1, 5) OBP: 0.286, SLG: 0.394	F3			K		1B BB	1-3 2B		S SH1-4 1B	4	2	2	0	1	1	0
Dick McAuliffe, L (1, 4) OBP: 0.294, SLG: 0.366	F7			L9		1-3 1B	6-3		SH1-4 1-2	1	0	0	0	0	0	0
Tony Taylor, R (1, 4) OBP: 0.305, SLG: 0.333										3	1	1	0	0	0	2
Al Kaline, R (1, 9) OBP: 0.425, SLG: 0.452	L5-3			F2		K	BB		FC6-4 2-H 1B	4	0	1	1	1	1	2
Willie Horton, R (1, 7) OBP: 0.355, SLG: 0.514		F7			F8	1B HR IBB	K		FC6-4 PB 1-2f	4	1	0	0	1	1	4
Bill Freehan, R (1, 2) OBP: 0.362, SLG: 0.488		P4			5-3	F9	1-3		F8 1-2	5	0	0	0	0	0	7
Jim Northrup, L (1, 3) OBP: 0.364, SLG: 0.447		G3			3B BB	1-3 2-H 3-H HR 1B		3-1		3	2	1	2	1	0	0
Mickey Stanley, R (1, 8) OBP: 0.324, SLG: 0.357			F9		1-H 3B	1-H 3-H HR		HBP		0	0	0	0	0	0	0
Gates Brown, L (1, 7) OBP: 0.475, SLG: 0.657										3	1	2	4	0	0	0
Ed Brinkman, R (1, 6) OBP: 0.293, SLG: 0.278			6-3		IBB	F7		F8		3	0	0	0	1	0	1
Mike Kilkenny, R (1, 1) OBP: 0.063, SLG: 0.063			K		4-3		2B 1B	K		3	0	1	0	0	1	2
Bill Denehy, S (7, 1)										0	0	0	0	0	0	0
Fred Scherman, L (7, 1) OBP: 0.333, SLG: 0.250										1	0	0	0	0	1	1
Inning Stats	R: 0 E: 0 K: 0 S: 3 H: 0 LOB: 0 BB: 0 P: 3	R: 0 E: 0 K: 0 S: 3 H: 0 LOB: 0 BB: 0 P: 3	R: 0 E: 0 K: 1 S: 5 H: 0 LOB: 0 BB: 0 P: 5	R: 0 E: 0 K: 1 S: 5 H: 0 LOB: 0 BB: 0 P: 5	R: 1 E: 0 K: 0 S: 4 H: 1 LOB: 2 BB: 2 P: 12	R: 5 E: 0 K: 1 S: 8 H: 3 LOB: 0 BB: 2 P: 16	R: 0 E: 0 K: 1 S: 7 H: 2 LOB: 3 BB: 1 P: 11	R: 0 E: 0 K: 1 S: 5 H: 0 LOB: 1 BB: 0 P: 6	R: 1 E: 0 K: 0 S: 5 H: 2 LOB: 1 BB: 0 P: 5	1B: 5 2B: 1 3B: 1 HR: 1	SF: 0 SAC: 1 DP: 0 HBP: 1						

	AB	34
	R	7
	H	8
	RBI	7
	BB	5
	SO	5
	LOB	19

WP: 0 PB: 1 SB: 1 CS: 0 PA: 41

PITCHER	IP	WLS	BF	H	R	ER	SO	BB	IBB	HBP	BLK	WP	HR	S	P	ERA	WHIP
Jim Perry, R (1, 1) ERA: 4.27	6.0	L	28	6	6	6	3	2	2	0	0	0	1	30	46	9.00	1.333
Bob Gebhard, R (7, 1) ERA: 2.7	1.0		4	0	0	0	1	1	0	0	0	0	0	5	9	0.00	1.000
Jim Strickland, L (8, 1) ERA: 1.8	1.0		4	0	0	0	1	0	0	1	0	0	0	5	6	0.00	0.000
Hal Haydel, R (9, 1) ERA: 6.27	1.0		5	2	1	1	0	0	0	0	0	0	0	5	5	9.00	2.000

PITCHER	IP	WLS	BF	H	R	ER	SO	BB	IBB	HBP	BLK	WP	HR	S	P	ERA	WHIP

BOTTOM

Detroit Tigers @ Minnesota Twins

Metropolitan Stadium, Bloomington , MI

Sun Aug 15 1971, 4:33 AM EDT

Att. 20,761 - Unknown - 76 F

Batter	1	2	3	4	5	6	7	8	9	AB	R	H	RBI	BB	SO	LOB
Cesar Tovar, R (1, 7) (8, 8) OBP: 0.350, SLG: 0.353	x 0-0 ① P4		x 0-0 ③ L5-3		x 0-0 1B 2-H 1B		x 0-0 ① P4		x 0-0 ① L8	5	0	1	1	0	0	3
Rod Carew, L (1, 4) OBP: 0.330, SLG: 0.353	x 0-0 ② L4-3			B B B B 4-0 L6-3 S BB	x 0-0 1-3 1B		x 0-0 1-2 2-3 3-H 2B 1B		x 0-0 ② L5-3	4	1	2	1	1	0	0
Harmon Killebrew, R (1, 5) (8, 3) OBP: 0.383, SLG: 0.424	B B B B 4-0 BB			x 0-0 ① F8 1-2	S S S 0-3 ③ K		x 0-0 1-H 2-H 3-H 2B		x 0-0 ③ L6-3	4	0	1	3	1	1	3
Tony Oliva, L (1, 9) OBP: 0.379, SLG: 0.591	S S S 0-3 ③ K			x 0-0 ② L6-3 2-3		x 0-0 ① F3	x 0-0 ② L4-3			4	0	0	0	0	1	3
Leo Cardenas, R (1, 6) OBP: 0.346, SLG: 0.453		x 0-0 ① L5		I I I 4-0 S IBB		x 0-0 ② L5-3	B B B B 4-0 BB			2	0	0	0	2	0	0
Rich Reese, L (1, 3) OBP: 0.262, SLG: 0.327 George Mitterwald, R (7, PH) OBP: 0.314, SLG: 0.387 Steve Braun, L (8, 5) OBP: 0.353, SLG: 0.336		B B B 4-0 L4-3 BB		x 0-0 ③ L1-3 1-2		x 0-0 ③ L1-3	S S S 0-3 ③ K			2	0	0	0	1	0	2
										1	0	0	0	0	1	2
										0	0	0	0	0	0	0
Phil Roof, R (1, 2) OBP: 0.267, SLG: 0.264		x 0-0 ② ③ L4-3 1-2			x 0-0 SH2-4 1B 1B		B B B B 4-0 BB 1B 1B		x 0-0 ① L5-3	3	2	1	0	1	0	1
Jim Holt, L (1, 8) OBP: 0.291, SLG: 0.325 George Thomas, R (7, PH) OBP: 0.257, SLG: 0.188 (8, 7)			x 0-0 ① L1-3		x 0-0 ① F8		x 0-0 1B BB 1-2 2B 1B	B B B B 4-0 L6-4-3 BB		2	0	0	0	0	0	1
										1	1	1	0	1	0	0
Jim Perry, S (1, 1) OBP: 0.257, SLG: 0.191 Bob Gebhard, R (7, 1) Danny Thompson, R (7, PH) OBP: 0.364, SLG: 0.333 Jim Strickland, L (8, 1) Brant Alyea, R (8, PH) OBP: 0.280, SLG: 0.255 Hal Haydel, R (9, 1)			x 0-0 ② F8		x 0-0 ② SH2-4 1-2		B B B B 4-0 1B 2B BB 1-2 2-3	x 0-0 ② ③ L6-4-3 1-2		1	0	0	0	0	0	0
										0	0	0	0	0	0	0
										0	1	0	0	1	0	0
										0	0	0	0	0	0	0
										1	0	0	0	0	0	1
										0	0	0	0	0	0	0

livebaseballscorecards.com

AB	30
R	5
H	6
RBI	5
BB	8
SO	3
LOB	16

Inning Stats	1	2	3	4	5	6	7	8	9
	R: 0 H: 0	R: 0 H: 0	R: 0 H: 0	R: 0 H: 0	R: 1 H: 3	R: 0 H: 0	R: 4 H: 3	R: 0 H: 0	R: 0 H: 0
	E: 0 LOB: 1	E: 0 LOB: 0	E: 0 LOB: 0	E: 0 LOB: 2	E: 0 LOB: 2	E: 0 LOB: 0	E: 0 LOB: 2	E: 0 LOB: 0	E: 0 LOB: 0
	K: 1 BB: 1	K: 0 BB: 1	K: 0 BB: 0	K: 0 BB: 2	K: 1 BB: 0	K: 0 BB: 0	K: 1 BB: 3	K: 0 BB: 1	K: 0 BB: 0
	S: 5 P: 9	S: 2 P: 6	S: 3 P: 3	S: 3 P: 11	S: 8 P: 8	S: 3 P: 3	S: 8 P: 20	S: 2 P: 6	S: 3 P: 3

1B: 5	SF: 0	WP: 0 PA: 39
2B: 1	SAC: 1	PB: 0
3B: 0	DP: 2	SB: 2
HR: 0	HBP: 0	CS: 0

PITCHER		IP	WLS	BF	H	R	ER	SO	BB	IBB	HBP	BLK	WP	HR	S	P	ERA	WHIP
Mike Kilkenny, L ERA: 5.4	(1, 1)	6.0	W	27	4	4	4	2	5	1	0	0	0	0	25	49	6.00	1.500
Bill Denehy, R ERA: 3.68	(7, 1)	0.1		3	2	1	1	0	0	0	0	0	0	0	3	3	27.00	6.000
Fred Scherman, L ERA: 2.81	(7, 1)	2.2	S	9	0	0	0	1	2	0	0	0	0	0	9	17	0.00	0.750

PITCHER	IP	WLS	BF	H	R	ER	SO	BB	IBB	HBP	BLK	WP	HR	S	P	ERA	WHIP

Batter	1	2	3	4	5	6	7	8	9	AB	R	H	RBI	BB	SO	LOB
Aurelio Rodriguez, R (1, 5) OBP: 0.285, SLG: 0.394	SSS 0-3 ① K		x 0-0 ② 6-3	x 0-0 ② F7		SSS 0-3 ③ K		x 0-0 1-3 2B		5	0	1	0	0	2	0
Tony Taylor, R (1, 4) OBP: 0.307, SLG: 0.335	x 0-0 L6-4-3 1B		x 0-0 HBP 1B 1B	x 0-0 ③ 5-3			SSS 0-3 ① K	x 0-0 ② 4-3		5	1	2	0	0	1	2
Al Kaline, R (1, 9) (3, 3) OBP: 0.424, SLG: 0.450	x 0-0 ② ③ L6-4-3 1-2		H 1-0 1B 1B 1-2 HBP		x 0-0 ① L8		x 0-0 BB E 1B	SSS 0-3 ③ K		4	1	1	0	0	1	3
Willie Horton, R (1, 7) OBP: 0.353, SLG: 0.511		x 0-0 ① L6	x 0-0 1B 1B 1-2 2-H 1B		x 0-0 ② F9		SSS 0-3 ② K		x 0-0 ① 5-3	5	1	1	1	0	1	1
Bill Freehan, R (1, 2) OBP: 0.367, SLG: 0.488		BBBB 4-0 5-3 1B BB	x 0-0 1B E 1-2 2-H 1B		BBBB 4-0 BB BB		BBBB 4-0 BB 1-2 BB		x 0-0 ② F9	2	2	1	1	3	0	0
Mickey Stanley, R (1, 8) Gates Brown, L (9, PH) OBP: 0.330, SLG: 0.358 OBP: 0.471, SLG: 0.651		x 0-0 ② 5-3 1-2	x 0-0 E8 1-H 2-H 1B		BBBB 4-0 1-2 BB		BBBB 4-0 1-2 2-3 BB		SSS 0-3 ③ K	2 1	0 0	1 0	1 0	2 0	0 1	1 0
Ike Brown, R (1, 3) Jim Northrup, L (3, PH) (3, 9) OBP: 0.379, SLG: 0.488 OBP: 0.364, SLG: 0.444		x 0-0 2-H 1B	4-0 IBB	x 0-0 ③ F6		x 0-0 ③ F2				1 2	0 0	1 0	1 0	0 1	0 0	0 5
Ed Brinkman, R (1, 6) OBP: 0.290, SLG: 0.275		x 0-0 ③ 6-3	x 0-0 ③ F5			x 0-0 ① 6-3		x 0-0 ① F6		4	0	0	0	0	0	3
Mickey Lolich, S (1, 1) OBP: 0.225, SLG: 0.092			SSS 0-3 ① K	x 0-0 ① 4-3		x 0-0 ② G3		BBBB 4-0 2B BB		3	0	0	0	1	1	0
Inning Stats	R: 0 E: 0 K: 1 S: 5 H: 1 LOB: 0 BB: 0 P: 5	R: 1 E: 0 K: 0 S: 4 H: 1 LOB: 1 BB: 1 P: 8	R: 4 E: 1 K: 1 S: 9 H: 4 LOB: 2 BB: 1 P: 14	R: 0 E: 0 K: 0 S: 3 H: 0 LOB: 0 BB: 0 P: 3	R: 0 E: 0 K: 0 S: 3 H: 0 LOB: 2 BB: 2 P: 11	R: 0 E: 0 K: 1 S: 5 H: 0 LOB: 0 BB: 0 P: 5	R: 0 E: 1 K: 2 S: 8 H: 1 LOB: 3 BB: 2 P: 16	R: 0 E: 0 K: 1 S: 6 H: 1 LOB: 2 BB: 1 P: 10	R: 0 E: 0 K: 1 S: 5 H: 0 LOB: 0 BB: 0 P: 5	1B: 7 2B: 1 3B: 0 HR: 0 SF: 0 SAC: 0 DP: 1 HBP: 1						

PITCHER		IP	WLS	BF	H	R	ER	SO	BB	IBB	HBP	BLK	WP	HR	S	P	ERA	WHIP
Tommy John, L ERA: 3.41	(1, 1)	2.2		15	6	5	4	2	1	0	1	0	0	0	17	22	13.50	2.625
Vicente Romo, R ERA: 4.03	(3, 1)	4.0		18	1	0	0	3	4	1	0	0	0	0	19	39	0.00	1.250
Rich Hinton, L ERA: 1.62	(7, 1)	0.1		1	0	0	0	0	0	0	0	0	0	0	1	1	0.00	0.000
Steve Kealey, R ERA: 4.07	(8, 1)	0.1		3	1	0	0	0	1	0	0	0	0	0	2	6	0.00	6.000
Bart Johnson, R ERA: 3.14	(8, 1)	1.2	W	5	0	0	0	2	0	0	0	0	0	0	9	9	0.00	0.000

PITCHER	IP	WLS	BF	H	R	ER	SO	BB	IBB	HBP	BLK	WP	HR	S	P	ERA	WHIP

TOP

Detroit Tigers @ Chicago White Sox

Comiskey Park, Chicago, IL

Tue Aug 17 1971, 8:05 PM EDT

Unknown

livebaseballscorecards.com

AB	34
R	5
H	8
RBI	4
BB	7
SO	7
LOB	15

PA: 42

WP: 0
PB: 0
SB: 0
CS: 0

Detroit Tigers @ Chicago White Sox

Comiskey Park, Chicago, IL

Tue Aug 17 1971, 8:05 PM EDT

Unknown

BOTTOM

Batter	1	2	3	4	5	6	7	8	9	AB	R	H	RBI	BB	SO	LOB
Walt Williams, R (1, 9) OBP: 0.357, SLG: 0.445	F3		L6-3, SF8, 1-H, 2B		K		F4	K		5	1	1	1	0	2	3
Mike Hershberger, R (1, 8) OBP: 0.371, SLG: 0.312	2B		L6-3, 2-3		K		F6			4	0	1	0	0	1	2
Mike Andrews, R (1, 3) OBP: 0.383, SLG: 0.395	K		SF8, 3-H		F4			L7		3	0	0	1	0	1	2
Bill Melton, R (1, 5) OBP: 0.359, SLG: 0.526	BB		1B			F9		HR, 1B		3	1	2	0	1	0	0
Rick Reichardt, R (1, 7) OBP: 0.350, SLG: 0.455	K		F8			K		HR, 1-2		4	1	1	0	0	2	3
Steve Huntz, S (1, 4) OBP: 0.351, SLG: 0.600		K		F9		HR		HR, 1-H, 2-H		4	2	2	4	0	1	0
Tom Egan, R (1, 2) OBP: 0.332, SLG: 0.441		K		K		1B		F2		4	0	1	0	0	2	0
Rich Morales, R (1, 6) OBP: 0.326, SLG: 0.291		F7		F8		K		1B, BB		3	0	0	0	1	1	1
Tommy John, R (1, 1) OBP: 0.164, SLG: 0.115			2B, 1B		1B		L6-3	1-3, 1B		0	0	0	0	0	0	0
Vicente Romo, R (3, 1) OBP: 0.400, SLG: 0.333										2	1	2	0	0	0	0
Rich Hinton, L (7, 1)										0	0	0	0	0	0	0
Luis Alvarado, R (7, PH) OBP: 0.215, SLG: 0.260										1	0	0	0	0	0	0
Steve Kealey, R (8, 1) OBP: 0.143, SLG: 0.143										0	0	0	0	0	0	0
Bart Johnson, R (8, 1) OBP: 0.227, SLG: 0.250										1	0	1	0	0	0	0

livebaseballscorecards.com

	AB	34
	R	6
	H	11
	RBI	6
	BB	2
	SO	10
	LOB	11

Inning Stats	1	2	3	4	5	6	7	8	9
	R: 0 H: 1 E: 0 LOB: 2 K: 2 BB: 1 S: 8 P: 12	R: 0 H: 0 E: 0 LOB: 0 K: 2 BB: 0 S: 7 P: 7	R: 2 H: 3 E: 0 LOB: 1 K: 0 BB: 0 S: 6 P: 6	R: 0 H: 0 E: 0 LOB: 0 K: 1 BB: 0 S: 5 P: 5	R: 0 H: 1 E: 0 LOB: 1 K: 2 BB: 0 S: 8 P: 8	R: 1 H: 2 E: 0 LOB: 1 K: 2 BB: 0 S: 9 P: 9	R: 0 H: 0 E: 0 LOB: 0 K: 0 BB: 0 S: 3 P: 3	R: 3 H: 4 E: 0 LOB: 2 K: 1 BB: 1 S: 9 P: 13	

1B: 7	SF: 1	WP: 0	PA: 37
2B: 2	SAC: 0	PB: 0	
3B: 0	DP: 0	SB: 0	
HR: 2	HBP: 0	CS: 0	

PITCHER	IP	WLS	BF	H	R	ER	SO	BB	IBB	HBP	BLK	WP	HR	S	P	ERA	WHIP
Mickey Lolich, L (1, 1) ERA: 3.04	8.0	L	37	11	6	6	10	2	0	0	0	0	2	55	63	6.75	1.625

PITCHER	IP	WLS	BF	H	R	ER	SO	BB	IBB	HBP	BLK	WP	HR	S	P	ERA	WHIP

Detroit Tigers @ Chicago White Sox

Comiskey Park, Chicago, IL

Tue Aug 17 1971, 8:05 PM EDT

Att. 17,887 - Unknown

TOP

livebaseballscorecards.com

Batter	1	2	3	4	5	6	7	8	9	AB	R	H	RBI	BB	SO	LOB
Dick McAuliffe, L (1, 4) OBP: 0.291, SLG: 0.362	F2			F8		F9			4-3	4	0	0	0	0	0	1
Gates Brown, L (1, 7) OBP: 0.463, SLG: 0.633	F6			4-3			F5		BB	3	0	0	0	1	0	0
Willie Horton, R (1, 9) OBP: 0.352, SLG: 0.510	4-3			1-4-3			3-1 2B		K	4	0	1	0	0	1	1
Norm Cash, L (1, 3) OBP: 0.375, SLG: 0.557		4-3			G4-6-3 1B		3-1 2-3		K	4	0	1	0	0	1	2
Jim Northrup, L (1, 8) OBP: 0.361, SLG: 0.440		3-1			F7		4-3			3	0	0	0	0	0	2
Aurelio Rodriguez, R (1, 5) OBP: 0.285, SLG: 0.400		6-3			G4-6-3 1-2f			HR		3	1	1	1	0	0	1
Jim Price, R (1, 2) OBP: 0.314, SLG: 0.326			K2-3			1-3		5-3		3	0	0	0	0	1	0
Ed Brinkman, R (1, 6) OBP: 0.290, SLG: 0.275			F3			1B		5-3		3	0	1	0	0	0	0
Les Cain, L (1, 1) OBP: 0.146, SLG: 0.150			K			F7		K		2	0	0	0	0	1	1
Dalton Jones, L (8, PH) OBP: 0.304, SLG: 0.389										1	0	0	0	0	1	0
Bill Denehy, S (8, 1)										0	0	0	0	0	0	0

Inning Stats	1	2	3	4	5	6	7	8	9
R	0	0	0	0	0	0	0	1	0
E	0	0	0	0	0	0	0	0	0
K	0	0	2	0	0	0	0	1	2
S	3	3	7	3	3	4	4	6	7
H	0	0	0	0	1	1	1	1	0
LOB	0	0	0	0	0	1	1	0	1
BB	0	0	0	0	0	0	0	0	1
P	3	3	7	3	3	4	4	6	11

1B	2
2B	1
3B	0
HR	1
SF	0
SAC	0
DP	1
HBP	0

WP	0
PB	0
SB	0
CS	0
PA	31

AB	30
R	1
H	4
RBI	1
BB	1
SO	5
LOB	8

PITCHER		IP	WLS	BF	H	R	ER	SO	BB	IBB	HBP	BLK	WP	HR	S	P	ERA	WHIP
Joe Horlen, R ERA: 3.57	(1, 1)	7.0	W	24	4	1	1	2	0	0	0	0	0	1	28	28	1.29	0.571
Tom Bradley, R ERA: 2.82	(8, 1)	2.0	S	7	0	0	0	3	1	0	0	0	0	0	12	16	0.00	0.500

PITCHER	IP	WLS	BF	H	R	ER	SO	BB	IBB	HBP	BLK	WP	HR	S	P	ERA	WHIP

Batter	1	2	3	4	5	6	7	8	9	AB	R	H	RBI	BB	SO	LOB
Walt Williams, R (1, 9) OBP: 0.356, SLG: 0.453	L1			HR	K			F8		4	1	1	1	0	1	1
Jay Johnstone, L (1, 8) OBP: 0.340, SLG: 0.400	6-3			K		4-3		HR BB		3	1	0	0	1	1	0
Mike Andrews, R (1, 3) OBP: 0.386, SLG: 0.407	F9			1B BB		1B 1B		1-H HR		3	1	2	2	1	0	0
Bill Melton, R (1, 5) OBP: 0.361, SLG: 0.526		K		G6-4-3 1-2 1B		1-3 1B		K		4	0	2	0	0	2	0
Rick Reichardt, R (1, 7) OBP: 0.347, SLG: 0.450		4-3		G6-4-3 1-2f		K		F9		4	0	0	0	0	1	4
Steve Huntz, S (1, 4) OBP: 0.350, SLG: 0.605		K			1-3 WP 2B	K				3	1	1	0	0	2	2
Tom Egan, R (1, 2) OBP: 0.328, SLG: 0.435			K		1-3 2-3		5-3			3	0	0	0	0	1	1
Rich Morales, R (1, 6) OBP: 0.326, SLG: 0.288			CS BB		F7 3-H		F8			2	0	0	0	1	0	0
Joe Horlen, R (1, 1) OBP: 0.108, SLG: 0.111 Tom Bradley, R (8, 1) OBP: 0.114, SLG: 0.145			F7 1-2		1B		P4			3 0	0 0	1 0	0 0	0 0	0 0	1 0
Inning Stats	R: 0 E: 0 K: 0 S: 3 H: 0 LOB: 0 BB: 0 P: 3	R: 0 E: 0 K: 2 S: 7 H: 0 LOB: 0 BB: 0 P: 7	R: 0 E: 0 K: 1 S: 4 H: 0 LOB: 0 BB: 1 P: 8	R: 1 E: 0 K: 1 S: 6 H: 2 LOB: 1 BB: 1 P: 10	R: 1 E: 0 K: 1 S: 7 H: 2 LOB: 1 BB: 0 P: 7	R: 0 E: 0 K: 2 S: 9 H: 2 LOB: 2 BB: 0 P: 9	R: 0 E: 0 K: 0 S: 3 H: 0 LOB: 0 BB: 0 P: 3	R: 2 E: 0 K: 1 S: 6 H: 1 LOB: 0 BB: 1 P: 10		1B: 4 2B: 1 3B: 0 HR: 2 SF: 0 SAC: 0 DP: 1 HBP: 0						

PITCHER		IP	WLS	BF	H	R	ER	SO	BB	IBB	HBP	BLK	WP	HR	S	P	ERA	WHIP
Les Cain, L ERA: 4.46	(1, 1)	7.0	L	27	6	2	2	7	2	0	0	0	1	1	39	47	2.57	1.143
Bill Denehy, R ERA: 4.0	(8, 1)	1.0		5	1	2	2	1	1	0	0	0	0	1	6	10	18.00	2.000

PITCHER	IP	WLS	BF	H	R	ER	SO	BB	IBB	HBP	BLK	WP	HR	S	P	ERA	WHIP

BOTTOM

Detroit Tigers @ Chicago White Sox

Comiskey Park, Chicago, IL

Tue Aug 17 1971, 8:05 PM EDT

Att. 17,887 - Unknown

livebaseballscorecards.com

AB	29
R	4
H	7
RBI	3
BB	3
SO	8
LOB	9

Detroit Tigers @ Chicago White Sox

Comiskey Park, Chicago, IL

Wed Aug 18 1971, 8:05 PM EDT

Att. 14,059 - Unknown

TOP

livebaseballscorecards.com

Batter	1	2	3	4	5	6	7	8	9	AB	R	H	RBI	BB	SO	LOB
Aurelio Rodriguez, R (1, 5) OBP: 0.283, SLG: 0.396	L6	6-3			K		FC6-4 1-2f			4	0	0	0	0	1	1
Tony Taylor, R (1, 4) OBP: 0.310, SLG: 0.335	HBP FC 1B BB		1B		6-3			F9		3	1	1	0	1	0	0
Al Kaline, R (1, 9) OBP: 0.423, SLG: 0.447	FC 1B HBP 1-2		K			1B		L5		4	0	1	0	0	1	1
Willie Horton, R (1, 7) OBP: 0.351, SLG: 0.507	1B HBP 1-2 2-3		K			F8		K		3	0	0	0	0	2	0
Bill Freehan, R (1, 2) OBP: 0.368, SLG: 0.489	1B 1-2 2-3 3-H			F8		K2-3			G6-3 BB 1B	4	0	2	1	0	1	0
Mickey Stanley, R (1, 8) OBP: 0.336, SLG: 0.368	K			1B			1B 3B		G6-3 BB 1-2	3	1	2	0	1	1	3
Ike Brown, R (1, 3) OBP: 0.364, SLG: 0.464	F7			F9			K2-3		G6-3 1-2f 2-3	4	0	0	0	0	1	7
Ed Brinkman, R (1, 6) OBP: 0.288, SLG: 0.273 Norm Cash, L (9, PH) OBP: 0.374, SLG: 0.555		K		5-3			L5		K	3 1	0 0	0 0	0 0	0 0	1 1	2 1
Joe Coleman, R (1, 1) OBP: 0.145, SLG: 0.127 Tom Timmermann, R (6, 1) OBP: 0.167, SLG: 0.091 Jim Northrup, L (7, PH) OBP: 0.363, SLG: 0.442 Ron Perranoski, L (7, 1)		L9			F9		FC6-4 3-H			2 0 1 0	0 0 0 0	0 0 1 0	0 0 1 0	0 0 0 0	0 0 0 0	0 0 0 0
Inning Stats	R: 1 E: 0 K: 1 S: 7 H: 1 LOB: 3 BB: 1 P: 12	R: 0 E: 0 K: 1 S: 5 H: 0 LOB: 0 BB: 0 P: 5	R: 0 E: 0 K: 2 S: 7 H: 1 LOB: 0 BB: 0 P: 7	R: 0 E: 0 K: 0 S: 4 H: 1 LOB: 1 BB: 0 P: 4	R: 0 E: 0 K: 1 S: 5 H: 0 LOB: 0 BB: 0 P: 5	R: 0 E: 0 K: 1 S: 5 H: 1 LOB: 0 BB: 0 P: 5	R: 1 E: 0 K: 1 S: 7 H: 2 LOB: 1 BB: 0 P: 7	R: 0 E: 0 K: 1 S: 5 H: 0 LOB: 0 BB: 0 P: 5	R: 0 E: 0 K: 1 S: 5 H: 1 LOB: 1 BB: 1 P: 9	1B: 6 2B: 0 3B: 1 HR: 0 SF: 0 SAC: 0 DP: 1 HBP: 1						

| | | | | | |

BOTTOM

Detroit Tigers @ Chicago White Sox

Comiskey Park, Chicago, IL

Wed Aug 18 1971, 8:05 PM EDT

Att. 14,059 - Unknown

livebaseballscorecards.com

Batter	1	2	3	4	5	6	7	8	9	AB	R	H	RBI	BB	SO	LOB
Walt Williams, R (1, 7) OBP: 0.354, SLG: 0.448	BBBB 4-0 1B CS BB		SSS 0-3 ② K		x 0-0 ③ F3	x 0-0 ③ 1-3				3	0	0	0	1	1	4
Pat Kelly, L (1, 9) OBP: 0.422, SLG: 0.439	SSS 0-3 ① K		x 0-0 2-H 2B			BBBB 4-0 1B E BB	x 0-0 ① 4-3			3	1	1	1	1	1	1
Mike Andrews, R (1, 3) OBP: 0.390, SLG: 0.410	x 0-0 1-3 1B		x 0-0 ③ 6-3			x 0-0 E7 1-H HR 1B	BBBB 4-0 BB			3	1	2	0	1	0	1
Bill Melton, R (1, 5) OBP: 0.362, SLG: 0.533	SSS 0-3 ②③ K 3-H			x 0-0 1B		x 0-0 2-H HR	x 0-0 ② L9			4	1	2	2	0	1	3
Steve Huntz, S (1, 4) OBP: 0.318, SLG: 0.548		x 0-0 ① F5		x 0-0 ① F4		x 0-0 ① 4-3	x 0-0 ③ L9			4	0	0	0	0	0	2
Jay Johnstone, L (1, 8) OBP: 0.338, SLG: 0.398		x 0-0 ② 4-3		SSS 0-3 ② K		x 0-0 1B 1B		x 0-0 ① 4-3		4	0	1	0	0	1	1
Ed Herrmann, L (1, 2) OBP: 0.316, SLG: 0.363		x 0-0 ③ F3		SSS 0-3 ③ K		x 0-0 BB 1-3 1B		x 0-0 ② F8		4	0	1	0	0	1	1
Rich Morales, R (1, 6) OBP: 0.328, SLG: 0.290 Carlos May, L (6, PH) OBP: 0.368, SLG: 0.379 Luis Alvarado, R (7, 6) OBP: 0.214, SLG: 0.259			x 0-0 SH1-4 2B 1B		SSS 0-3 ① K	BBBB 4-0 1-2 BB		x 0-0 ③ 5-3		2 0 1	1 0 0	1 0 0	0 0 0	0 1 0	1 0 0	0 0 0
Wilbur Wood, R (1, 1) OBP: 0.132, SLG: 0.043			x 0-0 ① SH1-4 1-2		SSS 0-3 ② K	SSS 0-3 ② K				2	0	0	0	0	2	3
Inning Stats	R: 0 E: 0 K: 2 S: 7 H: 1 LOB: 2 BB: 1 P: 11	R: 0 E: 0 K: 0 S: 3 H: 0 LOB: 0 BB: 0 P: 3	R: 1 E: 0 K: 1 S: 7 H: 2 LOB: 1 BB: 0 P: 7	R: 0 E: 0 K: 2 S: 8 H: 1 LOB: 1 BB: 0 P: 8	R: 0 E: 0 K: 2 S: 7 H: 0 LOB: 0 BB: 0 P: 7	R: 3 E: 1 K: 1 S: 9 H: 4 LOB: 3 BB: 2 P: 17	R: 0 E: 0 K: 0 S: 3 H: 0 LOB: 1 BB: 1 P: 7	R: 0 E: 0 K: 0 S: 3 H: 0 LOB: 0 BB: 0 P: 3		1B: 6 2B: 2 3B: 0 HR: 1 SF: 0 SAC: 1 DP: 1 HBP: 0				WP: 0 PB: 0 SB: 0 CS: 1 PA: 35	

PITCHER	IP	WLS	BF	H	R	ER	SO	BB	IBB	HBP	BLK	WP	HR	S	P	ERA	WHIP
Joe Coleman, R (1, 1) ERA: 3.7	5.1	L	25	8	4	4	7	2	0	0	0	0	1	37	45	6.75	1.875
Tom Timmermann, R (6, 1) ERA: 4.24	0.2		3	0	0	0	1	1	0	0	0	0	0	4	8	0.00	1.500
Ron Perranoski, L (7, 1) ERA: 6.61	2.0		7	0	0	0	0	1	0	0	0	0	0	6	10	0.00	0.500

PITCHER	IP	WLS	BF	H	R	ER	SO	BB	IBB	HBP	BLK	WP	HR	S	P	ERA	WHIP

AB	30
R	4
H	8
RBI	3
BB	4
SO	8
LOB	16

Milwaukee Brewers @ Detroit Tigers

Tiger Stadium, Detroit, MI

Fri Aug 20 1971, 7:05 PM EDT

Att. 20,510 - Unknown

TOP

Batter	1	2	3	4	5	6	7	8	9	AB	R	H	RBI	BB	SO	LOB
Tommy Harper, R (1, 7) OBP: 0.329, SLG: 0.388	CS 1B		E7 1B		L8			HR	K	5	1	3	1	0	1	2
Ron Theobald, R (1, 4) OBP: 0.339, SLG: 0.318	1-3 1-2		BB			5-3		6-3		3	0	0	0	1	0	1
John Briggs, L (1, 3) OBP: 0.377, SLG: 0.448	1-3		F7			2-3		P5		4	0	0	0	0	0	2
Jose Cardenal, R (1, 8) OBP: 0.306, SLG: 0.367		2B		L7		F8		K		4	0	1	0	0	1	0
Dave May, L (1, 9) OBP: 0.356, SLG: 0.440		K		L9			SH1-4 1B		4-3	4	0	1	0	0	1	1
Andy Kosco, R (1, 5) OBP: 0.301, SLG: 0.349		6-3		1B			1-2 SH1-4 1B		BB 1B	4	1	3	0	0	0	1
Ellie Rodriguez, R (1, 2) OBP: 0.287, SLG: 0.233		1-3		1-3			SH1-4 1-2 2-3		K	2	0	0	0	0	0	2
Bill Voss, L (9, PH) OBP: 0.309, SLG: 0.380										0	0	0	0	0	0	0
Bobby Mitchell, R (9, PH) OBP: 0.294, SLG: 0.400										1	0	0	0	0	1	1
Bob Heise, R (1, 6) OBP: 0.270, SLG: 0.297			4-3		3-1		1-3		1B 1-2 BB	3	0	0	0	0	0	2
Roberto Pena, R (9, PH) OBP: 0.287, SLG: 0.341										0	0	0	0	1	0	0
Marcelino Lopez, R (9, PR) OBP: 0.067, SLG: 0.067										0	0	0	0	0	0	0
Bill Parsons, R (1, 1) OBP: 0.203, SLG: 0.208			6-3		K		K		1-2 2-H 1B	3	0	0	0	0	2	2
John Morris, R (7, 1) OBP: 0.167, SLG: 0.200										0	0	0	0	0	0	0
Ken Sanders, R (8, 1)										0	0	0	0	0	0	0
Dick Schofield, S (9, PH) OBP: 0.333, SLG: 0.279										1	0	1	1	0	0	0
Inning Stats	R: 0 E: 0 K: 0 S: 3 H: 1 LOB: 0 BB: 0 P: 3	R: 0 E: 0 K: 1 S: 6 H: 1 LOB: 1 BB: 0 P: 6	R: 0 E: 1 K: 0 S: 4 H: 1 LOB: 2 BB: 1 P: 8	R: 0 E: 0 K: 0 S: 4 H: 1 LOB: 1 BB: 0 P: 4	R: 0 E: 0 K: 1 S: 5 H: 0 LOB: 0 BB: 0 P: 5	R: 0 E: 0 K: 0 S: 3 H: 0 LOB: 0 BB: 0 P: 3	R: 0 E: 0 K: 1 S: 7 H: 2 LOB: 2 BB: 0 P: 7	R: 1 E: 0 K: 1 S: 6 H: 1 LOB: 0 BB: 0 P: 6	R: 1 E: 0 K: 2 S: 9 H: 2 LOB: 2 BB: 1 P: 13	1B: 7 2B: 1 3B: 0 HR: 1 SF: 0 SAC: 1 DP: 0 HBP: 0	WP: 0 PB: 0 SB: 0 CS: 1 PA: 37					

PITCHER		IP	WLS	BF	H	R	ER	SO	BB	IBB	HBP	BLK	WP	HR	S	P	ERA	WHIP
Joe Niekro, R ERA: 4.42	(1, 1)	8.1	W	33	8	2	2	4	1	0	0	0	0	1	40	44	2.16	1.080
Fred Scherman, L ERA: 2.8	(9, 1)	0.1		3	1	0	0	1	1	0	0	0	0	0	4	8	0.00	6.000
Tom Timmermann, R ERA: 4.21	(9, 1)	0.1	S	1	0	0	0	1	0	0	0	0	0	0	3	3	0.00	0.000

PITCHER	IP	WLS	BF	H	R	ER	SO	BB	IBB	HBP	BLK	WP	HR	S	P	ERA	WHIP

AB	34
R	2
H	9
RBI	2
BB	2
SO	6
LOB	14

livebaseballscorecards.com

Milwaukee Brewers @ Detroit Tigers

Tiger Stadium, Detroit, MI

Fri Aug 20 1971, 7:05 PM EDT

Att. 20,510 - Unknown

BOTTOM

Batter	1	2	3	4	5	6	7	8	9	AB	R	H	RBI	BB	SO	LOB
Dick McAuliffe, L (1, 4) OBP: 0.290, SLG: 0.361	F9			G3			1B HR 1B	FC6-4 BB 1-2f 2-3		4	1	1	0	0	0	2
Jim Northrup, L (1, 7) OBP: 0.364, SLG: 0.441	F8			4-3			1-3 HR 1B	BBBB 4-0 1-2 BB		3	1	1	0	1	0	0
Al Kaline, R (1, 9) OBP: 0.421, SLG: 0.454	L4			L3-1			1-H 3-H HR	L6-3		4	1	1	3	0	0	3
Norm Cash, L (1, 3) OBP: 0.374, SLG: 0.553		F2			3-1		G6-3 1B			3	0	1	0	0	0	0
Bill Freehan, R (1, 2) OBP: 0.368, SLG: 0.486		F9			H 1-0 G6-4-3 HBP		1-2f			2	0	0	0	0	0	1
Aurelio Rodriguez, R (1, 5) OBP: 0.281, SLG: 0.394		5-3			G6-4-3 1-2f		SSS K			3	0	0	0	0	1	1
Mickey Stanley, R (1, 8) OBP: 0.332, SLG: 0.365			F9			4-3		SSS K		3	0	0	0	0	1	0
Ed Brinkman, R (1, 6) OBP: 0.289, SLG: 0.274			6-3			6-3		FC6-4 SH 1B		3	0	1	0	0	0	0
Joe Niekro, R (1, 1) OBP: 0.214, SLG: 0.192 Fred Scherman, L (9, 1) OBP: 0.333, SLG: 0.250 Tom Timmermann, R (9, 1) OBP: 0.167, SLG: 0.091			G3			SSS K		SH FC6-4 1-2		2 0 0	0 0 0	0 0 0	0 0 0	0 0 0	1 0 0	0 0 0
Inning Stats	R: 0 E: 0 K: 0 S: 3 H: 0 LOB: 0 BB: 0 P: 3	R: 0 E: 0 K: 0 S: 3 H: 0 LOB: 0 BB: 0 P: 3	R: 0 E: 0 K: 0 S: 3 H: 0 LOB: 0 BB: 0 P: 3	R: 0 E: 0 K: 0 S: 3 H: 0 LOB: 0 BB: 0 P: 3	R: 0 E: 0 K: 0 S: 2 H: 0 LOB: 0 BB: 0 P: 3	R: 0 E: 0 K: 1 S: 5 H: 0 LOB: 0 BB: 0 P: 5	R: 3 E: 0 K: 1 S: 8 H: 4 LOB: 0 BB: 0 P: 8	R: 0 E: 1 K: 1 S: 7 H: 1 LOB: 3 BB: 1 P: 11		1B: 4 2B: 0 3B: 0 HR: 1 SF: 0 SAC: 1 DP: 2 HBP: 1				WP: 0 PB: 0 SB: 0 CS: 0 PA: 30	

livebaseballscorecards.com

	AB	27
	R	3
	H	5
	RBI	3
	BB	1
	SO	3
	LOB	7

PITCHER		IP	WLS	BF	H	R	ER	SO	BB	IBB	HBP	BLK	WP	HR	S	P	ERA	WHIP
Bill Parsons, R ERA: 2.87	(1, 1)	6.0	L	22	4	3	3	1	0	0	1	0	0	1	23	24	4.50	0.667
John Morris, L ERA: 3.2	(7, 1)	1.2		7	1	0	0	2	1	0	0	0	0	0	10	14	0.00	1.200
Ken Sanders, R ERA: 2.04	(8, 1)	0.1		1	0	0	0	0	0	0	0	0	0	0	1	1	0.00	0.000

PITCHER		IP	WLS	BF	H	R	ER	SO	BB	IBB	HBP	BLK	WP	HR	S	P	ERA	WHIP

Batter	1	2	3	4	5	6	7	8	9	AB	R	H	RBI	BB	SO	LOB
Tommy Harper, R (1, 7) OBP: 0.328, SLG: 0.386	L7	BB			K			L9		3	0	0	0	1	1	0
Ron Theobald, R (1, 4) OBP: 0.338, SLG: 0.317	HR 1B	FC5 2-3f			L8			F8		4	1	1	0	0	0	3
Jose Cardenal, R (1, 8) OBP: 0.303, SLG: 0.363	F8		F7			6-3		K		4	0	0	0	0	1	1
Andy Kosco, R (1, 5) OBP: 0.305, SLG: 0.367	1-H HR		F3			K			HBP 1B	4	1	2	2	0	1	0
John Briggs, L (1, 3) OBP: 0.372, SLG: 0.442	F2		6-3			K			P3	4	0	0	0	0	1	1
Bobby Mitchell, R (1, 9) OBP: 0.291, SLG: 0.388		K		F8			1B		F8	4	0	1	0	0	1	1
Ellie Rodriguez, R (1, 2) OBP: 0.290, SLG: 0.234		2B 1B		6-3			K		1-2 HBP	3	0	1	0	0	1	1
Bob Heise, R (1, 6) OBP: 0.270, SLG: 0.303		FC5 1-3 2B		K			F9		K	4	0	1	0	0	2	3
Skip Lockwood, R (1, 1) OBP: 0.176, SLG: 0.191		F3			K		L8			1	0	0	0	0	0	2
Lew Krausse, R (3, 1) OBP: 0.057, SLG: 0.029										1	0	0	0	0	1	0
Roberto Pena, R (7, PH) OBP: 0.286, SLG: 0.339										1	0	0	0	0	0	1
John Morris, R (7, 1) OBP: 0.167, SLG: 0.200										0	0	0	0	0	0	0
Floyd Weaver, R (7, 1)										0	0	0	0	0	0	0
Inning Stats	R: 2 E: 0 K: 0 S: 5 H: 2 LOB: 0 BB: 0 P: 5	R: 0 E: 0 K: 1 S: 7 H: 2 LOB: 3 BB: 1 P: 11	R: 0 E: 0 K: 0 S: 3 H: 0 LOB: 0 BB: 0 P: 3	R: 0 E: 0 K: 1 S: 5 H: 0 LOB: 0 BB: 0 P: 5	R: 0 E: 0 K: 2 S: 7 H: 0 LOB: 0 BB: 0 P: 7	R: 0 E: 0 K: 2 S: 7 H: 0 LOB: 0 BB: 0 P: 7	R: 0 E: 0 K: 1 S: 6 H: 1 LOB: 1 BB: 0 P: 6	R: 0 E: 0 K: 1 S: 5 H: 0 LOB: 0 BB: 0 P: 5	R: 0 E: 0 K: 1 S: 6 H: 1 LOB: 2 BB: 0 P: 7	1B: 4 2B: 1 3B: 0 HR: 1 SF: 0 SAC: 0 DP: 0 HBP: 1						

PITCHER	IP	WLS	BF	H	R	ER	SO	BB	IBB	HBP	BLK	WP	HR	S	P	ERA	WHIP
Mickey Lolich, L (1, 1) ERA: 3.01	9.0	W	35	6	2	2	9	1	0	1	0	0	1	51	56	2.00	0.778

PITCHER	IP	WLS	BF	H	R	ER	SO	BB	IBB	HBP	BLK	WP	HR	S	P	ERA	WHIP

TOP

Milwaukee Brewers @ Detroit Tigers

Tiger Stadium, Detroit, MI

Sat Aug 21 1971, 4:33 AM EDT
Att. 29,929 - Unknown

livebaseballscorecards.com

AB	33
R	2
H	6
RBI	2
BB	1
SO	9
LOB	13

Batter	1	2	3	4	5	6	7	8	9	AB	R	H	RBI	BB	SO	LOB
Dick McAuliffe, L (1, 4) OBP: 0.295, SLG: 0.375	F7		1-H, 2-H, HR	2-H, 1B			1B, 1B, 2B			4	2	3	4	0	0	0
Jim Northrup, L (1, 8) (6, 7) OBP: 0.363, SLG: 0.439	6-3		S, BB, FC1-5-2, 1B	3-1			SSS, K			4	0	1	0	0	1	2
Al Kaline, R (1, 9) OBP: 0.422, SLG: 0.451	L9		BBBB, FC1-5-2, S, 1-2, BB		L9		IIII, 1B, 1B, IBB			2	1	0	0	2	0	0
Norm Cash, L (1, 3) OBP: 0.373, SLG: 0.550		SSS, K	SSS, K, 1-2, 2-3		4-3		1B, 1-2, 2-3, 1B			4	0	1	0	0	2	2
Gates Brown, L (1, 7) OBP: 0.452, SLG: 0.616 Mickey Stanley, R (6, 8) OBP: 0.331, SLG: 0.363		P3	FC1-5-2, 2-3, 3-H		4-3		F3			3 1	0 0	0 0	0 0	0 0	0 0	2 3
Bill Freehan, R (1, 2) OBP: 0.367, SLG: 0.484		P6	P6			SSS, K	1-3, 2-H, 3-H, 1B			4	0	1	2	0	1	2
Aurelio Rodriguez, R (1, 5) OBP: 0.281, SLG: 0.397			1B, 3B	F7		E6		SSS, K		4	1	1	0	0	1	0
Ed Brinkman, R (1, 6) OBP: 0.288, SLG: 0.274			BB, HR, 3-H, 1B	E6, SH1-4, 1B		SSS, K		6-3		4	2	1	1	0	1	1
Mickey Lolich, S (1, 1) OBP: 0.229, SLG: 0.090			BBBB, 1-2, HR, BB	SH1-4, 1-2		F9		6-3		2	1	0	0	1	0	1
Inning Stats	R: 0 E: 0 K: 0 S: 3 H: 0 LOB: 0 BB: 0 P: 3	R: 0 E: 0 K: 1 S: 5 H: 0 LOB: 0 BB: 0 P: 5	R: 4 E: 0 K: 1 S: 9 H: 4 LOB: 2 BB: 2 P: 17	R: 1 E: 1 K: 0 S: 5 H: 1 LOB: 1 BB: 0 P: 5	R: 0 E: 0 K: 0 S: 3 H: 0 LOB: 0 BB: 0 P: 3	R: 0 E: 1 K: 2 S: 8 H: 0 LOB: 1 BB: 0 P: 8	R: 2 E: 0 K: 1 S: 7 H: 3 LOB: 2 BB: 1 P: 11	R: 0 E: 0 K: 1 S: 5 H: 0 LOB: 0 BB: 0 P: 5		1B: 5 2B: 1 3B: 1 HR: 1 SF: 0 SAC: 1 DP: 0 HBP: 0						

PITCHER	IP	WLS	BF	H	R	ER	SO	BB	IBB	HBP	BLK	WP	HR	S	P	ERA	WHIP
Skip Lockwood, R (1, 1) ERA: 3.11	2.0	L	12	4	4	4	1	2	0	0	0	0	1	12	20	18.00	3.000
Lew Krausse, R (3, 1) ERA: 3.04	4.0		15	1	1	0	3	0	0	0	0	0	0	21	21	0.00	0.250
John Morris, L (7, 1) ERA: 3.49	0.1		4	2	2	2	1	0	1	0	0	0	0	5	9	54.00	6.000
Floyd Weaver, R (7, 1) ERA: 6.27	1.2		5	1	0	0	1	0	0	0	0	0	0	7	7	0.00	0.600

PITCHER	IP	WLS	BF	H	R	ER	SO	BB	IBB	HBP	BLK	WP	HR	S	P	ERA	WHIP

BOTTOM

Milwaukee Brewers @ Detroit Tigers

Tiger Stadium, Detroit, MI

Sat Aug 21 1971, 4:33 AM EDT

Att. 29,929 - Unknown

livebaseballscorecards.com

AB	32
R	7
H	8
RBI	7
BB	3
SO	6
LOB	13

WP: 0 PA: 36
PB: 0
SB: 2
CS: 0

Milwaukee Brewers @ Detroit Tigers

Tiger Stadium, Detroit, MI

Sun Aug 22 1971, 4:33 AM EDT

Att. 15,766 - Unknown

TOP

livebaseballscorecards.com

Batter	1	2	3	4	5	6	7	8	9	AB	R	H	RBI	BB	SO	LOB
Tommy Harper, R (1, 7) OBP: 0.328, SLG: 0.387	K		P6			1B FC4-6 2B		4-3		4	1	1	0	0	1	0
Ron Theobald, R (1, 4) OBP: 0.340, SLG: 0.318	PB S SF7 BB		5-3			FC4-6 FC4 2-3 1B		6-3		3	1	1	0	1	0	0
John Briggs, L (1, 3) OBP: 0.371, SLG: 0.437	1-3 BB		K			K		K		3	0	0	0	1	3	2
Roberto Pena, R (8, 3) OBP: 0.286, SLG: 0.339										0	0	0	0	0	0	0
Jose Cardenal, R (1, 8) OBP: 0.302, SLG: 0.363	SF7 3-H			F3		FC4 FC4-6 1-2			6-3 S 1B	3	0	1	1	0	0	2
Dave May, L (1, 9) OBP: 0.353, SLG: 0.435	F3			K		FC4-6 1-2f 2-3 3-H			6-3 1-3	4	0	0	1	0	1	4
Andy Kosco, R (1, 5) OBP: 0.305, SLG: 0.366		FC5 1B 1B		L9		K			K	3	0	1	0	0	1	2
Tom Matchick, L (7, 5) OBP: 0.313, SLG: 0.356										1	0	0	0	0	1	1
Ellie Rodriguez, R (1, 2) OBP: 0.289, SLG: 0.234		FC5 1-2 1B			5-3		6-3		4-3	4	0	1	0	0	0	1
Bob Heise, R (1, 6) OBP: 0.264, SLG: 0.296		FC5 G4-6-3 1-2 2-3f			F3		K			3	0	0	0	0	1	2
Marty Pattin, R (1, 1) OBP: 0.183, SLG: 0.138		G4-6-3 1-2f			6-3		K			3	0	0	0	0	1	2
Ken Sanders, R (7, 1)										0	0	0	0	0	0	0

	AB	31
	R	2
	H	5
	RBI	2
	BB	2
	SO	9
	LOB	16

Inning Stats	1	2	3	4	5	6	7	8	9
	R: 1 E: 0 K: 1 S: 5	R: 0 E: 0 K: 0 S: 4	R: 0 E: 0 K: 1 S: 5	R: 0 E: 0 K: 1 S: 5	R: 0 E: 0 K: 0 S: 3	R: 1 E: 0 K: 2 S: 10	R: 0 E: 0 K: 2 S: 7	R: 0 E: 0 K: 1 S: 5	R: 0 E: 0 K: 1 S: 6
	H: 0 LOB: 1 BB: 2 P: 13	H: 2 LOB: 1 BB: 0 P: 4	H: 0 LOB: 0 BB: 0 P: 5	H: 0 LOB: 0 BB: 0 P: 5	H: 0 LOB: 0 BB: 0 P: 3	H: 2 LOB: 2 BB: 0 P: 10	H: 0 LOB: 0 BB: 0 P: 7	H: 0 LOB: 0 BB: 0 P: 5	H: 1 LOB: 1 BB: 0 P: 6

	1B: 4	SF: 1	WP: 0	PA: 34
	2B: 1	SAC: 0	PB: 1	
	3B: 0	DP: 1	SB: 2	
	HR: 0	HBP: 0	CS: 0	

PITCHER	IP	WLS	BF	H	R	ER	SO	BB	IBB	HBP	BLK	WP	HR	S	P	ERA	WHIP
Joe Coleman, R (1, 1) ERA: 3.58	9.0	L	34	5	2	1	9	2	0	0	0	0	0	50	58	1.00	0.778

PITCHER	IP	WLS	BF	H	R	ER	SO	BB	IBB	HBP	BLK	WP	HR	S	P	ERA	WHIP

Milwaukee Brewers @ Detroit Tigers

Tiger Stadium, Detroit, MI

Sun Aug 22 1971, 4:33 AM EDT

Att. 15,766 - Unknown

livebaseballscorecards.com

BOTTOM

Batter	1	2	3	4	5	6	7	8	9	AB	R	H	RBI	BB	SO	LOB
Dick McAuliffe, L (1, 4) OBP: 0.294, SLG: 0.377	F7		4-3 2B		F9		G3			4	0	1	0	0	0	1
Jim Northrup, L (1, 8) OBP: 0.362, SLG: 0.437	1B 1B		4-3 2-3		G3			F5		4	0	1	0	0	0	1
Al Kaline, R (1, 9) OBP: 0.420, SLG: 0.452	L9		L5			4-3 2B		L8		4	0	1	0	0	0	2
Norm Cash, L (1, 3) OBP: 0.374, SLG: 0.549	1-2 1B		SSS K			3-1		1B		4	0	2	0	0	1	2
Gates Brown, L (1, 7) OBP: 0.446, SLG: 0.629	4-3			HR		4-3 2-3		F5		4	1	1	1	0	0	4
Bill Freehan, R (1, 2) OBP: 0.364, SLG: 0.479		5-3		P4	SSS K				F8	4	0	0	0	0	1	1
Aurelio Rodriguez, R (1, 5) OBP: 0.280, SLG: 0.396 Dalton Jones, L (3, 5) OBP: 0.297, SLG: 0.380		E6 CS 1B	SSS K				F9		F8	1 3	0 0	0 0	0 0	0 0	0 1	0 0
Ed Brinkman, R (1, 6) OBP: 0.290, SLG: 0.276		CS 1-2 1B		F2					SSS K	4	0	2	0	0	1	0
Joe Coleman, R (1, 1) OBP: 0.139, SLG: 0.122		SSS K 1-2 2-3			SSS K		SSS K			3	0	0	0	0	3	3
Inning Stats	R: 0 E: 0 K: 0 S: 5 H: 2 LOB: 2 BB: 0 P: 5	R: 0 E: 1 K: 1 S: 6 H: 1 LOB: 1 BB: 0 P: 6	R: 0 E: 0 K: 1 S: 6 H: 1 LOB: 1 BB: 0 P: 6	R: 1 E: 0 K: 1 S: 6 H: 1 LOB: 0 BB: 0 P: 6	R: 0 E: 0 K: 1 S: 5 H: 0 LOB: 0 BB: 0 P: 5	R: 0 E: 0 K: 1 S: 6 H: 1 LOB: 1 BB: 0 P: 6	R: 0 E: 0 K: 1 S: 6 H: 1 LOB: 1 BB: 0 P: 6	R: 0 E: 0 K: 0 S: 4 H: 1 LOB: 1 BB: 0 P: 4	R: 0 E: 0 K: 1 S: 5 H: 0 LOB: 0 BB: 0 P: 5	1B: 5 2B: 2 3B: 0 HR: 1 SF: 0 SAC: 0 DP: 0 HBP: 0						

	AB	35
	R	1
	H	8
	RBI	1
	BB	0
	SO	7
	LOB	14

PITCHER		IP	WLS	BF	H	R	ER	SO	BB	IBB	HBP	BLK	WP	HR	S	P	ERA	WHIP
Marty Pattin, R ERA: 2.91	(1, 1)	6.1	W	26	7	1	1	5	0	0	0	0	0	1	36	36	1.42	1.105
Ken Sanders, R ERA: 1.98	(7, 1)	2.2	S	9	1	0	0	2	0	0	0	0	0	0	13	13	0.00	0.375

PITCHER	IP	WLS	BF	H	R	ER	SO	BB	IBB	HBP	BLK	WP	HR	S	P	ERA	WHIP

Minnesota Twins @ Detroit Tigers

Tiger Stadium, Detroit, MI

Mon Aug 23 1971, 7:05 PM EDT

Att. 27,576 - Unknown - 62 F

TOP

livebaseballscorecards.com

Batter	1	2	3	4	5	6	7	8	9	AB	R	H	RBI	BB	SO	LOB
Cesar Tovar, R (1, 8) (8, 7) OBP: 0.357, SLG: 0.368	L6	S BB			1B 1B		L9		F7	4	0	1	0	1	0	0
Rod Carew, L (1, 4) OBP: 0.331, SLG: 0.357	BB BB HBP 1B	K 1-2			G6-4-3 1-2 1B		K			4	1	2	0	0	2	1
Harmon Killebrew, R (1, 5) OBP: 0.375, SLG: 0.410	HBP BB 1-2 BB		5-3		G6-4-3 1-2f			K		3	0	0	0	1	1	2
Tony Oliva, L (1, 9) OBP: 0.384, SLG: 0.588	K		6-3			P6		BB		3	0	0	0	1	1	2
Leo Cardenas, R (1, 6) OBP: 0.341, SLG: 0.445	HBP 1-2 2-3 BB		L9			BLK 1B 1B		1-2 BB		2	1	1	0	2	0	0
Brant Alyea, R (1, 7) OBP: 0.276, SLG: 0.247 Jim Nettles, L (8, 8) OBP: 0.306, SLG: 0.413	1-2 2-3 3-H HBP			F3		K 1-2		K		3 0	0 0	0 0	1 0	0 0	2 0	3 0
George Mitterwald, R (1, 2) OBP: 0.311, SLG: 0.383	K			6-3		S 2-H 1B		K		4	0	1	1	0	2	5
Rich Reese, L (1, 3) OBP: 0.256, SLG: 0.318 Danny Thompson, R (9, PH) OBP: 0.351, SLG: 0.320		4-3		K		L9 1-2			K	3 1	0 0	0 0	0 0	0 0	1 1	1 0
Steve Luebber, R (1, 1) OBP: 0.067, SLG: 0.067 George Thomas, R (7, PH) OBP: 0.268, SLG: 0.211 Jim Strickland, L (7, 1) Phil Roof, R (9, PH) OBP: 0.268, SLG: 0.271		K2-3			K		L9		K	2 1 0 1	0 0 0 0	0 0 0 0	0 0 0 0	0 0 0 0	2 0 0 1	0 0 0 0
Inning Stats	R: 1 E: 0 K: 2 S: 8 H: 1 LOB: 3 BB: 2 P: 17	R: 0 E: 0 K: 2 S: 7 H: 0 LOB: 1 BB: 1 P: 11	R: 0 E: 0 K: 0 S: 3 H: 0 LOB: 0 BB: 0 P: 3	R: 0 E: 0 K: 1 S: 5 H: 0 LOB: 0 BB: 0 P: 5	R: 0 E: 0 K: 1 S: 6 H: 2 LOB: 1 BB: 0 P: 6	R: 1 E: 0 K: 1 S: 7 H: 2 LOB: 1 BB: 0 P: 7	R: 0 E: 0 K: 1 S: 5 H: 0 LOB: 0 BB: 0 P: 5	R: 0 E: 0 K: 3 S: 9 H: 0 LOB: 2 BB: 2 P: 17	R: 0 E: 0 K: 2 S: 7 H: 0 LOB: 0 BB: 0 P: 7	1B: 5 2B: 0 3B: 0 HR: 0	SF: 0 SAC: 0 DP: 1 HBP: 1						

	AB	31
	R	2
	H	5
	RBI	2
	BB	5
	SO	13
	LOB	14

WP: 0 PB: 0 SB: 2 CS: 0 PA: 37

PITCHER	IP	WLS	BF	H	R	ER	SO	BB	IBB	HBP	BLK	WP	HR	S	P	ERA	WHIP
Les Cain, L (1, 1) ERA: 4.25	9.0	W	37	5	2	2	13	5	0	1	1	0	0	57	78	2.00	1.111

PITCHER	IP	WLS	BF	H	R	ER	SO	BB	IBB	HBP	BLK	WP	HR	S	P	ERA	WHIP

Batter	1	2	3	4	5	6	7	8	9	AB	R	H	RBI	BB	SO	LOB
Dick McAuliffe, L (1, 4) OBP: 0.296, SLG: 0.388	P4		HR		2B		F9			4	2	2	3	0	0	1
Al Kaline, R (1, 9) OBP: 0.421, SLG: 0.449	F5		BB		L9		IBB			2	0	0	0	2	0	1
Gates Brown, L (1, 7) OBP: 0.444, SLG: 0.622	F8		P6		1B		L3			3	0	1	1	0	0	1
Mickey Stanley, R (7, 8) OBP: 0.330, SLG: 0.362										1	0	0	0	0	0	2
Norm Cash, L (1, 3) OBP: 0.370, SLG: 0.543		4-3	F8		G3			K		4	0	0	0	0	1	2
Jim Northrup, L (1, 8) OBP: 0.361, SLG: 0.435 (7, 7)		F8		K		K		G6-4-3 1B		4	0	1	0	0	2	0
Bill Freehan, R (1, 2) OBP: 0.363, SLG: 0.475		4-3		6-3		G4-6-3 BB		G6-4-3		3	0	0	0	1	0	1
Aurelio Rodriguez, R (1, 5) OBP: 0.283, SLG: 0.397			HBP HR 1B	FC5-4 BB		G4-6-3				2	1	1	0	1	0	1
Ed Brinkman, R (1, 6) OBP: 0.292, SLG: 0.275			HBP	FC5-4			F9 SH2-4 BB			1	1	0	0	1	0	1
Les Cain, L (1, 1) OBP: 0.140, SLG: 0.143			F2		L4		SH2-4			2	0	0	0	0	0	2
Inning Stats	R: 0 H: 0 E: 0 LOB: 0 K: 0 BB: 0 S: 3 P: 3	R: 0 H: 0 E: 0 LOB: 0 K: 0 BB: 0 S: 3 P: 3	R: 3 H: 2 E: 0 LOB: 1 K: 0 BB: 1 S: 5 P: 10	R: 0 H: 0 E: 0 LOB: 1 K: 1 BB: 1 S: 5 P: 9	R: 1 H: 2 E: 0 LOB: 1 K: 0 BB: 0 S: 5 P: 5	R: 0 H: 0 E: 0 LOB: 0 K: 1 BB: 1 S: 4 P: 8	R: 0 H: 0 E: 0 LOB: 2 K: 0 BB: 2 S: 3 P: 11	R: 0 H: 1 E: 0 LOB: 0 K: 1 BB: 0 S: 5 P: 5		1B: 3 SF: 0 2B: 1 SAC: 1 3B: 0 DP: 2 HR: 1 HBP: 1						

PITCHER		IP	WLS	BF	H	R	ER	SO	BB	IBB	HBP	BLK	WP	HR	S	P	ERA	WHIP
Steve Luebber, R ERA: 4.7	(1, 1)	6.0	L	25	4	4	4	2	3	0	1	0	0	1	25	38	6.00	1.167
Jim Strickland, L ERA: 1.5	(7, 1)	2.0		8	1	0	0	1	1	1	0	0	0	0	8	16	0.00	1.000

PITCHER	IP	WLS	BF	H	R	ER	SO	BB	IBB	HBP	BLK	WP	HR	S	P	ERA	WHIP

BOTTOM

Minnesota Twins @ Detroit Tigers

Tiger Stadium, Detroit, MI

Mon Aug 23 1971, 7:05 PM EDT

Att. 27,576 - Unknown - 62 F

livebaseballscorecards.com

AB	26
R	4
H	5
RBI	4
BB	5
SO	3
LOB	12

WP: 0 PA: 33
PB: 0
SB: 0
CS: 0

Minnesota Twins @ Detroit Tigers

Tiger Stadium, Detroit, MI

Tue Aug 24 1971, 7:05 PM EDT

Att. 17,058 - Unknown - 70 F

livebaseballscorecards.com

TOP

Batter	1	2	3	4	5	6	7	8	9	AB	R	H	RBI	BB	SO	LOB
Cesar Tovar, R (1, 7) OBP: 0.356, SLG: 0.369	4-3	FC4 1-2f			6-3		2-H 2B			4	0	1	1	0	0	2
Rod Carew, L (1, 4) OBP: 0.334, SLG: 0.360	FC6-4 1B		G5-4-3 1B		G4-3 1B		1-3			4	0	3	0	0	0	1
Tony Oliva, L (1, 9) OBP: 0.380, SLG: 0.582	FC6-4 BB 1-2f		G5-4-3 1-2f		G4-3 1-2f			4-3		4	0	0	0	0	0	3
Harmon Killebrew, R (1, 5) OBP: 0.376, SLG: 0.408	BBBB 1-2 BB		F8			F8		BBBB L3 BB		2	0	0	0	2	0	0
Rich Reese, L (1, 3) OBP: 0.256, SLG: 0.318	L9			2B SF8 1B		L9		L3 1-2		4	1	1	0	0	0	3
Leo Cardenas, R (1, 6) OBP: 0.343, SLG: 0.448		4-3		SF8 SF8 1-3 2B		F8			FC4-6 1B	4	1	2	0	0	0	0
Jim Nettles, L (1, 8) OBP: 0.304, SLG: 0.411		1B 1B		SF8 2-3 3-H			F7		FC4-6 CS 1-2f	3	0	1	1	0	0	1
George Mitterwald, R (1, 2) OBP: 0.311, SLG: 0.383 Phil Roof, R (9, 2) OBP: 0.268, SLG: 0.271		FC4 1-2 1B		SF8 3-H			E5 2B		K 1-2	3 0	1 0	1 0	1 0	0 0	1 0	1 0
Jim Perry, S (1, 1) OBP: 0.253, SLG: 0.192		P6		P5			1-3			3	0	0	0	0	0	3

	AB	31
	R	3
	H	9
	RBI	3
	BB	2
	SO	1
	LOB	14

Inning Stats	1	2	3	4	5	6	7	8	9	1B: 7	SF: 2	WP: 0	PA: 35
R:	0	0	0	2	0	0	1	0	0	2B: 3	SAC: 0	PB: 0	
E:	0	0	0	0	0	0	1	0	0	3B: 0	DP: 3	SB: 0	
K:	0	0	0	0	0	0	0	0	1	HR: 0	HBP: 0	CS: 1	
S:	4	5	3	5	3	3	5	2	5				
H:	1	2	1	2	1	0	1	0	1				
LOB:	2	2	0	0	0	0	1	0	0				
BB:	1	0	0	0	0	0	0	1	0				
P:	8	5	3	5	3	3	5	6	5				

PITCHER		IP	WLS	BF	H	R	ER	SO	BB	IBB	HBP	BLK	WP	HR	S	P	ERA	WHIP
Joe Niekro, R ERA: 4.31	(1, 1)	6.2	L	28	8	3	2	0	1	0	0	0	0	0	27	31	2.70	1.350
Fred Scherman, L ERA: 2.75	(7, 1)	1.1		4	0	0	0	0	1	0	0	0	0	0	3	7	0.00	0.750
Tom Timmermann, R ERA: 4.14	(9, 1)	1.0		3	1	0	0	1	0	0	0	0	0	0	5	5	0.00	1.000

PITCHER	IP	WLS	BF	H	R	ER	SO	BB	IBB	HBP	BLK	WP	HR	S	P	ERA	WHIP

Minnesota Twins @ Detroit Tigers

Tiger Stadium, Detroit, MI

Tue Aug 24 1971, 7:05 PM EDT

Att. 17,058 - Unknown - 70 F

BOTTOM

Batter	1	2	3	4	5	6	7	8	9	AB	R	H	RBI	BB	SO	LOB
Dick McAuliffe, L (1, 4) (9, 6) OBP: 0.293, SLG: 0.384	K		L9			F9			4-3	4	0	0	0	0	1	0
Al Kaline, R (1, 9) OBP: 0.419, SLG: 0.456	HR		L1-3			K			L8	4	1	1	1	0	1	0
Gates Brown, L (1, 7) OBP: 0.438, SLG: 0.610	BB, 1B			4-3		F7			G3	4	0	1	0	0	0	0
Norm Cash, L (1, 3) OBP: 0.370, SLG: 0.540	BBBB, G4-6-3, 1-2, BB			P4			K			2	0	0	0	1	1	0
Jim Northrup, L (1, 8) OBP: 0.360, SLG: 0.434	G4-6-3, 1-2f			E9, 1B			P4			3	0	1	0	0	0	2
Bill Freehan, R (1, 2) OBP: 0.361, SLG: 0.472		F7		F8			P4			3	0	0	0	0	0	1
Aurelio Rodriguez, R (1, 5) OBP: 0.283, SLG: 0.396		P4			5-3			G3-6-3, 1B		3	0	1	0	0	0	0
Ed Brinkman, R (1, 6) OBP: 0.291, SLG: 0.274		F3			6-3			K		2	0	0	0	0	0	0
Kevin Collins, L (8, PH) OBP: 0.250, SLG: 0.438										1	0	0	0	0	1	1
(9, 4)																
Joe Niekro, R (1, 1) OBP: 0.200, SLG: 0.179			F8		F9			G3-6-3, 1-2f		2	0	0	0	0	0	0
Fred Scherman, L (7, 1) OBP: 0.333, SLG: 0.250										0	0	0	0	0	0	0
Dalton Jones, L (8, PH) OBP: 0.295, SLG: 0.377										1	0	0	0	0	0	1
Tom Timmermann, R (9, 1) OBP: 0.167, SLG: 0.091										0	0	0	0	0	0	0
Inning Stats	R: 1 E: 0 K: 1 S: 6 H: 2 LOB: 1 BB: 1 P: 10	R: 0 E: 0 K: 0 S: 3 H: 0 LOB: 0 BB: 0 P: 3	R: 0 E: 0 K: 0 S: 3 H: 0 LOB: 0 BB: 0 P: 3	R: 0 E: 1 K: 0 S: 4 H: 1 LOB: 1 BB: 0 P: 4	R: 0 E: 0 K: 0 S: 3 H: 0 LOB: 0 BB: 0 P: 3	R: 0 E: 0 K: 1 S: 5 H: 0 LOB: 0 BB: 0 P: 5	R: 0 E: 0 K: 1 S: 5 H: 0 LOB: 0 BB: 0 P: 5	R: 0 E: 0 K: 1 S: 5 H: 1 LOB: 0 BB: 0 P: 5	R: 0 E: 0 K: 0 S: 3 H: 0 LOB: 0 BB: 0 P: 3	1B: 3 2B: 0 3B: 0 HR: 1	SF: 0 SAC: 0 DP: 2 HBP: 0						

PITCHER	IP	WLS	BF	H	R	ER	SO	BB	IBB	HBP	BLK	WP	HR	S	P	ERA	WHIP
Jim Perry, R (1, 1) ERA: 4.21	9.0	W	30	4	1	1	4	1	0	0	0	0	1	37	41	1.00	0.556

PITCHER	IP	WLS	BF	H	R	ER	SO	BB	IBB	HBP	BLK	WP	HR	S	P	ERA	WHIP

AB	29
R	1
H	4
RBI	1
BB	1
SO	4
LOB	5

livebaseballscorecards.com

Batter	1	2	3	4	5	6	7	8	9	AB	R	H	RBI	BB	SO	LOB
Cesar Tovar, R (1, 5) OBP: 0.356, SLG: 0.369	0-0 FC5-2 1B 1B 1B	0-0 P4 ③			0-0 FC6-4 1B		0-0 F8 ②		0-0 P3 ③	5	0	2	0	0	0	3
Rod Carew, L (1, 4) OBP: 0.335, SLG: 0.361	0-0 FC5-2 1B 1-2 1B		0-0 HR 1B		0-0 FC6-4 CS ① 1-2f		0-0 6-3 ③			4	1	2	0	0	0	1
Harmon Killebrew, R (1, 3) OBP: 0.379, SLG: 0.418	0-0 FC5-2 1B 1-2 2-3		0-0 HR 1-H		B B B B 4-0 BB ② 1-2			0-0 5-3 ①		3	1	2	2	1	0	0
Tony Oliva, L (1, 9) OBP: 0.379, SLG: 0.579	S S S 0-3 K ①		0-0 F5 ①		0-0 P4 ③			0-0 G5-4-3 1B		4	0	1	0	0	1	4
Leo Cardenas, R (1, 6) OBP: 0.340, SLG: 0.444	0-0 FC5-2 ② 1-2 2-3 3-Hf		0-0 6-3 ②			S S S 0-3 K ①		0-0 G5-4-3 ② ③ 1-2f		4	0	0	0	0	1	4
George Mitterwald, R (1, 2) OBP: 0.310, SLG: 0.381	S S S 0-3 K ③		S S S 0-3 K ③			0-0 5-3 ②			0-0 BB 1B	4	0	1	0	0	2	3
George Thomas, R (1, 7) OBP: 0.289, SLG: 0.200		0-0 5-3 ①		0-0 L9 ①		B B B B 4-0 BB			B B B B 4-0 1-2 BB	2	0	0	0	2	0	0
Jim Nettles, L (1, 8) OBP: 0.302, SLG: 0.400		B B B B 4-0 BB		0-0 F8 ②		0-0 F8 ③			S S S 0-3 K ①	3	0	0	0	1	1	3
Jim Kaat, L (1, 1) OBP: 0.218, SLG: 0.237 Danny Thompson, R (7, PH) OBP: 0.345, SLG: 0.314 Ray Corbin, R (7, 1) OBP: 0.267, SLG: 0.241 Jim Strickland, L (8, 1) Bob Gebhard, R (8, 1) Brant Alyea, R (9, PH) OBP: 0.275, SLG: 0.245		0-0 F2 ②		0-0 4-3 ③			0-0 L9 ①		0-0 P6 ②	2 1 0 0 0 1	0 0 0 0 0 0	0 0 0 0 0 0	0 0 0 0 0 0	0 0 0 0 0 0	0 0 0 0 0 0	1 0 0 0 0 2

TOP

Minnesota Twins @ Detroit Tigers

Tiger Stadium, Detroit, MI

Wed Aug 25 1971, 7:05 PM EDT

Att. 19,011 - Unknown - 73 F

livebaseballscorecards.com

AB	33
R	2
H	8
RBI	2
BB	4
SO	5
LOB	21

Inning Stats	1	2	3	4	5	6	7	8	9	1B	SF	WP	PA
R	0	0	2	0	0	0	0	0	0	7	0	0	37
E	0	0	0	0	0	0	0	0	0	2B: 0	SAC: 0	PB: 0	
K	2	0	1	0	0	1	0	0	1	3B: 0	DP: 1	SB: 0	
S	10	3	7	3	3	5	3	3	6	HR: 1	HBP: 0	CS: 1	
H	3	0	2	0	1	0	0	1	1				
LOB	3	1	0	1	1	1	0	0	2				
BB	0	1	0	0	1	1	0	0	1				
P	10	7	7	3	7	9	3	3	10				

PITCHER	IP	WLS	BF	H	R	ER	SO	BB	IBB	HBP	BLK	WP	HR	S	P	ERA	WHIP
Mickey Lolich, L (1, 1) ERA: 2.98	9.0	W	37	8	2	2	5	4	0	0	0	0	1	43	59	2.00	1.333

PITCHER	IP	WLS	BF	H	R	ER	SO	BB	IBB	HBP	BLK	WP	HR	S	P	ERA	WHIP

Batter	1	2	3	4	5	6	7	8	9	AB	R	H	RBI	BB	SO	LOB
Aurelio Rodriguez, R (1, 5) OBP: 0.285, SLG: 0.397	HR 1B		K2-3			CS 1B	5-3			4	1	2	0	0	1	1
Tony Taylor, R (1, 4) OBP: 0.309, SLG: 0.333	F4		S 1B			6-3	4-3			4	0	1	0	0	0	3
Al Kaline, R (1, 9) OBP: 0.422, SLG: 0.466	HR		L5			2B BB		1B BB 1B		3	3	2	2	1	0	1
Willie Horton, R (1, 7) OBP: 0.353, SLG: 0.506	K			1-3		2B 1B		BB 1B FC5-2 BB		3	1	1	0	1	1	0
Jim Northrup, L (8, PR) (9, 7) OBP: 0.360, SLG: 0.434										0	0	0	0	0	0	0
Bill Freehan, R (1, 2) OBP: 0.362, SLG: 0.475	P4			6-3		2B		FC5-2 BB 1B		4	0	2	2	0	0	0
Ike Brown, R (1, 3) OBP: 0.353, SLG: 0.448		P4		K		6-3		FC5-2 BB		3	0	0	0	0	1	1
Norm Cash, L (8, 3) OBP: 0.372, SLG: 0.540										0	0	0	1	1	0	0
Mickey Stanley, R (1, 8) OBP: 0.329, SLG: 0.361		G6-4-3 1B			F9		E6 2B	K		4	1	1	0	0	1	3
Ed Brinkman, R (1, 6) OBP: 0.289, SLG: 0.271		G6-4-3			F8		K	FC5-2		4	0	0	0	0	1	5
Mickey Lolich, S (1, 1) OBP: 0.229, SLG: 0.108			K		1-3		2B	K		4	0	1	1	0	2	3
Inning Stats	R: 2 E: 0 K: 1 S: 7 H: 2 LOB: 0 BB: 0 P: 7	R: 0 E: 0 K: 0 S: 3 H: 1 LOB: 0 BB: 0 P: 3	R: 0 E: 0 K: 2 S: 8 H: 1 LOB: 1 BB: 0 P: 8	R: 0 E: 0 K: 1 S: 5 H: 0 LOB: 0 BB: 0 P: 5	R: 0 E: 0 K: 0 S: 3 H: 0 LOB: 0 BB: 0 P: 3	R: 2 E: 0 K: 0 S: 5 H: 3 LOB: 1 BB: 1 P: 9	R: 1 E: 1 K: 1 S: 7 H: 1 LOB: 1 BB: 0 P: 7	R: 1 E: 0 K: 2 S: 9 H: 2 LOB: 3 BB: 2 P: 17		1B: 7 2B: 2 3B: 0 HR: 1	SF: 0 SAC: 0 DP: 1 HBP: 0			WP: 0 PB: 0 SB: 1 CS: 1	PA: 36		

PITCHER		IP	WLS	BF	H	R	ER	SO	BB	IBB	HBP	BLK	WP	HR	S	P	ERA	WHIP
Jim Kaat, L ERA: 3.59	(1, 1)	6.0	L	24	7	4	4	4	1	0	0	0	0	1	31	35	6.00	1.333
Ray Corbin, R ERA: 3.95	(7, 1)	1.0		8	3	2	1	1	1	0	0	0	0	0	9	13	9.00	4.000
Jim Strickland, L ERA: 1.5	(8, 1)	0.0		1	0	0	0	0	1	0	0	0	0	0	0	4	∞	∞
Bob Gebhard, R ERA: 2.08	(8, 1)	1.0		3	0	0	0	2	0	0	0	0	0	0	7	7	0.00	0.000

PITCHER	IP	WLS	BF	H	R	ER	SO	BB	IBB	HBP	BLK	WP	HR	S	P	ERA	WHIP

BOTTOM

Minnesota Twins @ Detroit Tigers

Tiger Stadium, Detroit, MI

Wed Aug 25 1971, 7:05 PM EDT

Att. 19,011 - Unknown - 73 F

livebaseballscorecards.com

AB	33
R	6
H	10
RBI	6
BB	3
SO	7
LOB	17

Chicago White Sox @ Detroit Tigers

Tiger Stadium, Detroit, MI

Fri Aug 27 1971, 7:05 PM EDT

Att. 14,903 - Unknown

TOP

livebaseballscorecards.com

Batter	1	2	3	4	5	6	7	8	9	AB	R	H	RBI	BB	SO	LOB
Pat Kelly, L (1, 9) OBP: 0.417, SLG: 0.438	F8		BB 1B 1-2 BB		4-3		L9			3	0	0	0	1	0	1
Jay Johnstone, L (1, 8) OBP: 0.344, SLG: 0.435	L6-4 1B BB		K		F5			HR		3	1	1	1	1	1	2
Rich McKinney, R (1, 4) OBP: 0.349, SLG: 0.427	1-2 1B		BB 1-2 2-H 1B		F6			K		4	0	2	1	0	1	0
Bill Melton, R (1, 5) OBP: 0.355, SLG: 0.520	L6-4 2-3		BB 1-2 2-3			K		5-3		3	0	0	0	1	1	2
Carlos May, L (1, 3) OBP: 0.372, SLG: 0.383		5-3	1-3			K		K		4	0	0	0	0	2	3
Rick Reichardt, R (1, 7) OBP: 0.342, SLG: 0.438		K		6-3		K			F8	4	0	0	0	0	2	0
Steve Huntz, S (1, 6) OBP: 0.268, SLG: 0.388		F6		4-1			4-3		F7	4	0	0	0	0	0	0
Ed Herrmann, L (1, 2) OBP: 0.336, SLG: 0.365			FC1-6 1B	1B			BB		F8	3	0	2	0	1	0	0
Rich Hinton, L (1, 1)			FC1-6 S 1-2f 1B	K			L9			1	1	0	0	0	0	1
Vicente Romo, R (3, 1) OBP: 0.364, SLG: 0.300										1	0	0	0	0	1	1
Mike Hershberger, R (7, PH) OBP: 0.371, SLG: 0.312										1	0	0	0	0	0	1
Steve Kealey, R (7, 1) OBP: 0.143, SLG: 0.143										0	0	0	0	0	0	0

Inning Stats	1	2	3	4	5	6	7	8	9
R:	0	0	1	0	0	0	0	1	0
E:	0	0	0	0	0	0	0	0	0
K:	0	1	1	1	0	3	3	2	3
S:	3	5	7	6	3	9	3	8	3
H:	1	0	2	1	0	0	0	1	0
LOB:	1	0	3	0	0	0	1	0	0
BB:	1	0	2	0	0	0	1	0	0
P:	7	5	15	6	3	9	7	8	3

AB	31
R	2
H	5
RBI	2
BB	4
SO	8
LOB	11

PITCHER		IP	W	L	S	BF	H	R	ER	SO	BB	IBB	HBP	BLK	WP	HR		P	ERA	WHIP	PITCHER		IP	W	L	S	BF	H	R	ER	SO	BB	IBB	HBP	BLK	WP	HR		P	ERA	WHIP
Joe Coleman, R (1, 1) ERA: 3.51		9.0	W			35	5	2	2	8	4	0	0	0	0	1		63	2.00	1.000																				

BOTTOM

Chicago White Sox @ Detroit Tigers

Tiger Stadium, Detroit, MI

Fri Aug 27 1971, 7:05 PM EDT

Att. 14,903 - Unknown

livebaseballscorecards.com

Batter	1	2	3	4	5	6	7	8	9	AB	R	H	RBI	BB	SO	LOB
Aurelio Rodriguez, R (1, 5) OBP: 0.287, SLG: 0.397	G1-4-3 1B		BBBB 4-0 1B E BB	x 0-0 ③ 5-3			x 0-0 ① 5-3			3	1	1	0	1	0	1
Tony Taylor, R (1, 4) OBP: 0.312, SLG: 0.336	0-0 ① ② G1-4-3 1-2f		0-0 E3 2B 1-H 2-H 1B		0-0 ① 6-3		0-0 E5 1B			4	1	2	1	0	0	1
Al Kaline, R (1, 9) OBP: 0.423, SLG: 0.470	0-0 1B		0-0 ② 2-H 2B		0-0 ② L5		S S S 0-3 ② K			4	0	2	1	0	1	1
Willie Horton, R (1, 7) OBP: 0.353, SLG: 0.505 Jim Northrup, L (3, PR) (4, 7) OBP: 0.361, SLG: 0.433	0-0 ③ F6		H 1-0 2B HBP		BBBB 4-0 1B BB		0-0 ③ F8			1 1	0 0	0 0	0 0	0 1	0 0	1 1
Bill Freehan, R (1, 2) OBP: 0.363, SLG: 0.477		0-0 ① L5	0-0 1-3 2B	0-0 FC6-4 1-2 1B				0-0 ① F8		4	0	2	0	0	0	0
Mickey Stanley, R (1, 8) OBP: 0.328, SLG: 0.369		0-0 ② F8	0-0 ③ 6-3	0-0 ③ FC6-4 1-2f				0-0 HR		4	1	1	1	0	0	5
Ike Brown, R (1, 3) OBP: 0.350, SLG: 0.443 Norm Cash, L (4, 3) OBP: 0.371, SLG: 0.538	0-0 ③ 1-3			0-0 ① F7	S S S 0-3 ① K			0-0 G6-3 1B		1 3	0 0	0 1	0 0	0 0	0 1	0 0
Ed Brinkman, R (1, 6) OBP: 0.291, SLG: 0.273			0-0 SH3-4 1B 1B	0-0 1B	0-0 ② 5-3			0-0 ② ③ G6-3 1-2f		4	1	2	0	0	0	1
Joe Coleman, R (1, 1) OBP: 0.136, SLG: 0.118			0-0 ① S S S SH3-4 1-2	S S S 0-3 ② K	S S S 0-3 ③ K					2	0	0	0	0	2	1

Inning Stats	1	2	3	4	5	6	7	8	9
	R: 0 H: 2 E: 0 LOB: 1 K: 0 BB: 0 S: 4 P: 4	R: 0 H: 0 E: 0 LOB: 0 K: 0 BB: 0 S: 3 P: 3	R: 3 H: 4 E: 1 LOB: 3 K: 0 BB: 1 S: 6 P: 11	R: 0 H: 1 E: 0 LOB: 1 K: 1 BB: 0 S: 6 P: 6	R: 0 H: 1 E: 0 LOB: 2 K: 0 BB: 1 S: 4 P: 8	R: 0 H: 0 E: 0 LOB: 0 K: 2 BB: 0 S: 7 P: 7	R: 0 H: 1 E: 1 LOB: 1 K: 1 BB: 0 S: 6 P: 6	R: 1 H: 2 E: 0 LOB: 0 K: 0 BB: 0 S: 4 P: 4	

	AB	
	R	4
	H	11
	RBI	3
	BB	2
	SO	4
	LOB	12

	1B: 8	SF: 0	WP: 0	PA: 35
	2B: 2	SAC: 1	PB: 0	
	3B: 0	DP: 2	SB: 0	
	HR: 1	HBP: 1	CS: 0	

PITCHER		IP	WLS	BF	H	R	ER	SO	BB	IBB	HBP	BLK	WP	HR	S	P	ERA	WHIP
Rich Hinton, L ERA: 2.79	(1, 1)	2.2	L	13	5	3	3	0	1	0	1	0	0	0	11	16	10.12	2.250
Vicente Romo, R ERA: 3.78	(3, 1)	3.1		14	3	0	0	3	1	0	0	0	0	0	19	23	0.00	1.200
Steve Kealey, R ERA: 4.04	(7, 1)	2.0		8	3	1	1	1	0	0	0	0	0	1	10	10	4.50	1.500

PITCHER		IP	WLS	BF	H	R	ER	SO	BB	IBB	HBP	BLK	WP	HR	S	P	ERA	WHIP

Chicago White Sox @ Detroit Tigers

Tiger Stadium, Detroit, MI

Sat Aug 28 1971, 4:33 AM EDT

Att. 11,417 - Unknown

TOP

livebaseballscorecards.com

Batter	1	2	3	4	5	6	7	8	9	AB	R	H	RBI	BB	SO	LOB
Walt Williams, R (1, 9) (8, 7) OBP: 0.352, SLG: 0.448	SSS 0-3 ① K	x 0-0 ③ F4		BBBB 4-0 FC5-4 1-2 BB		x 0-0 1-H 2-H 1B		x 0-0 ② F7		4	0	1	2	1	1	3
Mike Hershberger, R (1, 8) OBP: 0.368, SLG: 0.310	x 0-0 ② 3-1		x 0-0 S 1B	x 0-0 ③ FC5-4 1-2f		x 0-0 ③ L6		x 0-0 ③ L9		4	0	1	0	0	0	3
Jay Johnstone, L (8, PH) OBP: 0.343, SLG: 0.434										1	0	0	0	0	0	2
Vicente Romo, R (8, 1) OBP: 0.364, SLG: 0.300										0	0	0	0	0	0	0
Rich McKinney, R (1, 4) OBP: 0.350, SLG: 0.424	x 0-0 BB 1B 1B		x 0-0 ① F4 1-2		x 0-0 ① 5-3		BBBB 4-0 G5-4-3 BB		x 0-0 ① 6-3	4	1	1	0	1	0	1
Bill Melton, R (1, 5) OBP: 0.356, SLG: 0.517	BBBB 4-0 1B 1-2 BB		SSS 0-3 ② K		SSS 0-3 ② K		x 0-0 ①② G5-4-3 1-2f		x 0-0 G6-4-3 1B	4	0	1	0	1	2	2
Rick Reichardt, R (1, 7) (8, 8) OBP: 0.343, SLG: 0.436	x 0-0 FC6-4 1-2 2-H 1B		x 0-0 ③ 6-3		x 0-0 ③ F9		BBBB 4-0 BB		x 0-0 ②③ G6-4-3 1-2f	4	0	1	1	1	0	2
Mike Andrews, R (1, 3) OBP: 0.399, SLG: 0.435	x 0-0 ③ FC6-4 1-2f			x 0-0 1B 2B		x 0-0 ① F5	x 0-0 ③ F6			4	1	1	0	0	0	3
Tom Egan, R (1, 2) OBP: 0.322, SLG: 0.420		SSS 0-3 ① K		x 0-0 BB 2-H 1B		x 0-0 E3 1B 1B		x 0-0 ① 1-3		4	1	1	1	0	1	0
Luis Alvarado, R (1, 6) OBP: 0.230, SLG: 0.267	x 0-0 ② 6-3		x 0-0 ① F8		x 0-0 1B 1B 1-2 1B		BBBB 4-0 1B BB		3	1	1	0	0	0	1
Pat Kelly, L (8, PH) OBP: 0.421, SLG: 0.438										0	0	0	0	1	0	0
(8, 9)																
Tom Bradley, R (1, 1) OBP: 0.128, SLG: 0.156	x 0-0 1B		SSS 0-3 ② K		x 0-0 ② F9			x 0-0 1-2 1B		2	0	1	0	0	1	1
Steve Huntz, S (6, PH) OBP: 0.264, SLG: 0.382										1	0	0	0	0	0	2
Bart Johnson, R (6, 1) OBP: 0.222, SLG: 0.244										0	0	0	0	0	0	0
Steve Kealey, R (7, 1) OBP: 0.143, SLG: 0.143										0	0	0	0	0	0	0
Carlos May, L (8, PH) OBP: 0.373, SLG: 0.385										1	0	1	0	0	0	0
Rich Morales, R (8, 6) OBP: 0.323, SLG: 0.285										0	0	0	0	0	0	0
Inning Stats	R: 1 E: 0 K: 1 S: 7 H: 2 LOB: 2 BB: 1 P: 11	R: 0 E: 0 K: 1 S: 6 H: 1 LOB: 1 BB: 0 P: 6	R: 0 E: 0 K: 1 S: 6 H: 1 LOB: 1 BB: 0 P: 6	R: 1 E: 0 K: 1 S: 7 H: 2 LOB: 2 BB: 1 P: 11	R: 0 E: 0 K: 1 S: 5 H: 0 LOB: 0 BB: 0 P: 5	R: 2 E: 1 K: 0 S: 6 H: 2 LOB: 1 BB: 0 P: 6	R: 0 E: 0 K: 0 S: 2 H: 0 LOB: 1 BB: 2 P: 10	R: 0 E: 0 K: 0 S: 4 H: 1 LOB: 2 BB: 1 P: 8	R: 0 E: 0 K: 0 S: 3 H: 1 LOB: 0 BB: 0 P: 3	1B: 9 2B: 1 3B: 0 HR: 0	SF: 0 SAC: 0 DP: 2 HBP: 0						

AB	36
R	4
H	10
RBI	4
BB	5
SO	5
LOB	20

WP: 0 PB: 0 SB: 1 CS: 0 PA: 41

PITCHER		IP	WLS	BF	H	R	ER	SO	BB	IBB	HBP	BLK	WP	HR	S	P	ERA	WHIP
Les Cain, L ERA: 4.15	(1, 1)	7.0	W	33	8	4	2	5	4	0	0	0	0	0	39	55	2.57	1.714
Tom Timmermann, R ERA: 4.1	(8, 1)	0.2		4	1	0	0	0	1	0	0	0	0	0	3	7	0.00	3.000
Fred Scherman, L ERA: 2.71	(8, 1)	1.1	S	4	1	0	0	0	0	0	0	0	0	0	4	4	0.00	0.750

PITCHER	IP	WLS	BF	H	R	ER	SO	BB	IBB	HBP	BLK	WP	HR	S	P	ERA	WHIP

BOTTOM

Chicago White Sox @ Detroit Tigers

Tiger Stadium, Detroit, MI

Sat Aug 28 1971, 4:33 AM EDT

Att. 11,417 - Unknown

livebaseballscorecards.com

Batter	1	2	3	4	5	6	7	8	9	AB	R	H	RBI	BB	SO	LOB
Dick McAuliffe, L (1, 4) OBP: 0.295, SLG: 0.383	F8		1B 1B 1-2 1B		3-1		BB BB FC3-2 1-2 BB	6-3		4	1	1	0	1	0	1
Aurelio Rodriguez, R (1, 5) OBP: 0.288, SLG: 0.397	1B 1B		1B 1-2 2-H 1B		K		F9			4	0	2	1	0	1	2
Gates Brown, L (1, 7) OBP: 0.447, SLG: 0.611 Tom Timmermann, R (8, 1) OBP: 0.167, SLG: 0.091 Fred Scherman, L (8, 1) OBP: 0.333, SLG: 0.250	F5		1-3 2-H 1B		S 1B		BB E 1-2 2-3 BB			3 0 0	1 0 0	2 0 0	1 0 0	1 0 0	0 0 0	1 0 0
Norm Cash, L (1, 3) OBP: 0.375, SLG: 0.538	FC6-4 1-2 1B		L5-3 BB		L3 1-2		E 1-2 2-3 3-H BB			2	0	1	1	2	0	1
Jim Northrup, L (1, 9) (8, 7) OBP: 0.358, SLG: 0.429	FC6-4 1-2f		L5-3 1-2			F7	FC3-2 1-3 2-H 3-Hf			4	0	0	0	0	0	6
Bill Freehan, R (1, 2) OBP: 0.360, SLG: 0.473		4-3		F7		F7	F3			4	0	0	0	0	0	2
Mickey Stanley, R (1, 8) OBP: 0.327, SLG: 0.368		K		6-3		1B		L7		4	0	1	0	0	1	0
Ed Brinkman, R (1, 6) OBP: 0.288, SLG: 0.271		K		F8		K		K		4	0	0	0	0	3	1
Les Cain, L (1, 1) OBP: 0.178, SLG: 0.250 Dalton Jones, L (7, PH) OBP: 0.300, SLG: 0.377 Al Kaline, R (8, 9) OBP: 0.424, SLG: 0.470			1B 1B 1B		HR		BB BB BB BB	BB		2 0 0	2 1 0	2 0 0	1 0 0	0 1 0	0 0 0	0 0 0
Inning Stats	R: 0 E: 0 K: 0 S: 5 H: 2 LOB: 2 BB: 0 P: 5	R: 0 E: 0 K: 2 S: 7 H: 0 LOB: 0 BB: 0 P: 7	R: 2 E: 0 K: 0 S: 5 H: 4 LOB: 1 BB: 1 P: 9	R: 0 E: 0 K: 0 S: 3 H: 0 LOB: 0 BB: 0 P: 3	R: 1 E: 0 K: 1 S: 7 H: 2 LOB: 1 BB: 0 P: 7	R: 0 E: 0 K: 1 S: 6 H: 1 LOB: 1 BB: 0 P: 6	R: 2 E: 1 K: 0 S: 3 H: 0 LOB: 2 BB: 4 P: 19	R: 0 E: 0 K: 1 S: 5 H: 0 LOB: 1 BB: 1 P: 9		1B: 8 2B: 1 3B: 0 HR: 1 SF: 0 SAC: 0 DP: 1 HBP: 0				WP: 0 PB: 0 SB: 1 CS: 0 PA: 37		

	AB	31
	R	5
	H	9
	RBI	4
	BB	6
	SO	5
	LOB	14

PITCHER		IP	WLS	BF	H	R	ER	SO	BB	IBB	HBP	BLK	WP	HR	S	P	ERA	WHIP
Tom Bradley, R ERA: 2.77	(1, 1)	5.0		22	8	3	3	3	1	0	0	0	0	1	27	31	5.40	1.800
Bart Johnson, R ERA: 3.08	(6, 1)	1.1	L	9	1	2	1	1	4	0	0	0	0	0	7	23	6.75	3.750
Steve Kealey, R ERA: 3.99	(7, 1)	0.2		2	0	0	0	0	0	0	0	0	0	0	2	2	0.00	0.000
Vicente Romo, R ERA: 3.72	(8, 1)	1.0		4	0	0	0	1	1	0	0	0	0	0	5	9	0.00	1.000

PITCHER		IP	WLS	BF	H	R	ER	SO	BB	IBB	HBP	BLK	WP	HR	S	P	ERA	WHIP

Chicago White Sox @ Detroit Tigers

Tiger Stadium, Detroit, MI

Sun Aug 29 1971, 4:33 AM EDT

Att. 20,822 - Unknown

TOP

Batter	1	2	3	4	5	6	7	8	9	AB	R	H	RBI	BB	SO	LOB
Walt Williams, R (1, 9) OBP: 0.350, SLG: 0.444	1B F7		1-3		6-3			K		5	1	1	0	0	1	6
Mike Hershberger, R (1, 8) OBP: 0.363, SLG: 0.313	F7	L8		2B		F6		F7		5	0	1	0	0	0	2
Rich McKinney, R (1, 4) OBP: 0.344, SLG: 0.417	L9	5-3		K		F7		K		5	0	0	0	0	2	3
Bill Melton, R (1, 5) OBP: 0.358, SLG: 0.517	1B HR 1-2 BB	1B		F8		F2			1-3 1B	4	1	2	0	1	0	1
Rick Reichardt, R (1, 7) OBP: 0.346, SLG: 0.438	HR 1-3 2-H	K		F8			CS		1-3 1-2	5	1	3	1	0	1	2
Mike Andrews, R (1, 3) OBP: 0.402, SLG: 0.443	HR 1-H 3-H		1B BB		HR BB		5-3 1-2		K	3	2	1	3	2	1	3
Ed Herrmann, L (1, 2) OBP: 0.341, SLG: 0.378	BB 1B BB		L9		1-H HR		BB		1-3 1-2 2-3	3	1	1	2	2	0	3
Luis Alvarado, R (1, 6) OBP: 0.234, SLG: 0.270	BB 1-2 1B		1-2 1B		F4		L6		F7	5	0	2	0	0	0	3
Wilbur Wood, R (1, 1) OBP: 0.143, SLG: 0.053	1-2 2-3 BB		B5		K			1B		3	0	1	0	1	1	2
Inning Stats	R: 4 E: 0 K: 0 S: 7 H: 4 LOB: 3 BB: 3 P: 19	R: 0 E: 0 K: 1 S: 6 H: 1 LOB: 1 BB: 0 P: 6	R: 0 E: 0 K: 0 S: 4 H: 1 LOB: 2 BB: 1 P: 8	R: 0 E: 0 K: 1 S: 6 H: 1 LOB: 1 BB: 0 P: 6	R: 2 E: 0 K: 1 S: 6 H: 1 LOB: 0 BB: 1 P: 10	R: 0 E: 0 K: 0 S: 3 H: 0 LOB: 0 BB: 0 P: 3	R: 0 E: 0 K: 0 S: 3 H: 1 LOB: 1 BB: 1 P: 7	R: 0 E: 0 K: 2 S: 8 H: 1 LOB: 1 BB: 0 P: 8	R: 0 E: 0 K: 1 S: 7 H: 2 LOB: 2 BB: 0 P: 7							

AB	38	
R	6	
H	12	
RBI	6	
BB	6	
SO	6	
LOB	25	

1B: 9	SF: 0	WP: 0	PA: 44
2B: 1	SAC: 0	PB: 0	
3B: 0	DP: 0	SB: 0	
HR: 2	HBP: 0	CS: 1	

PITCHER		IP	WLS	BF	H	R	ER	SO	BB	IBB	HBP	BLK	WP	HR	S	P	ERA	WHIP
Mickey Lolich, L ERA: 3.11	(1, 1)	5.0	L	28	8	6	6	3	5	0	0	0	0	2	29	49	10.80	2.600
Jack Whillock, R ERA:	(6, 1)	3.0		11	2	0	0	2	1	0	0	0	0	0	14	18	0.00	1.000
Tom Timmermann, R ERA: 4.03	(9, 1)	1.0		5	2	0	0	1	0	0	0	0	0	0	7	7	0.00	2.000

PITCHER	IP	WLS	BF	H	R	ER	SO	BB	IBB	HBP	BLK	WP	HR	S	P	ERA	WHIP

livebaseballscorecards.com

Batter	1	2	3	4	5	6	7	8	9	AB	R	H	RBI	BB	SO	LOB
Aurelio Rodriguez, R (1, 5) OBP: 0.286, SLG: 0.394	4-3		K		5-3			5-3		4	0	0	0	0	1	1
Tony Taylor, R (1, 4) OBP: 0.307, SLG: 0.331	1-3			K		4-3		1-3		4	0	0	0	0	1	0
Al Kaline, R (1, 9) OBP: 0.425, SLG: 0.479	L7			HR		F2			FC6-4, 1B	4	1	2	1	0	0	0
Bill Freehan, R (1, 2) OBP: 0.357, SLG: 0.468		K2-3		E3		F8			FC6-4, FC3-6, 1-2f	4	0	0	0	0	1	1
Norm Cash, L (1, 3) OBP: 0.374, SLG: 0.533		K		F7			BB		FC3-6, 1-2f	3	0	0	0	1	1	2
Jim Northrup, L (1, 7) OBP: 0.355, SLG: 0.424		4-3		4-3			F9		K	4	0	0	0	0	1	3
Mickey Stanley, R (1, 8) OBP: 0.324, SLG: 0.364			K		K		F7			3	0	0	0	0	2	1
Ed Brinkman, R (1, 6) OBP: 0.286, SLG: 0.269			6-3		F6		F6			3	0	0	0	0	0	1
Mickey Lolich, S (1, 1) OBP: 0.236, SLG: 0.128			2B		HR			F8		1	0	1	0	0	0	0
Ike Brown, R (5, PH) OBP: 0.356, SLG: 0.483										1	1	1	1	0	0	0
Jack Whillock, R (6, 1)										0	0	0	0	0	0	0
Dalton Jones, L (8, PH) OBP: 0.298, SLG: 0.374										1	0	0	0	0	0	0
Tom Timmermann, R (9, 1) OBP: 0.167, SLG: 0.091										0	0	0	0	0	0	0
Inning Stats	R: 0 E: 0 K: 0 S: 3 H: 0 LOB: 0 BB: 0 P: 3	R: 0 E: 0 K: 2 S: 7 H: 0 LOB: 0 BB: 0 P: 7	R: 0 E: 0 K: 2 S: 8 H: 1 LOB: 1 BB: 0 P: 8	R: 1 E: 1 K: 1 S: 7 H: 1 LOB: 1 BB: 0 P: 7	R: 1 E: 0 K: 1 S: 6 H: 1 LOB: 0 BB: 0 P: 6	R: 0 E: 0 K: 0 S: 3 H: 0 LOB: 0 BB: 0 P: 3	R: 0 E: 0 K: 0 S: 3 H: 0 LOB: 1 BB: 1 P: 7	R: 0 E: 0 K: 0 S: 3 H: 0 LOB: 0 BB: 0 P: 3	R: 0 E: 0 K: 1 S: 6 H: 1 LOB: 1 BB: 0 P: 6	1B: 1 2B: 1 3B: 0 HR: 2 SF: 0 SAC: 0 DP: 0 HBP: 0						

PITCHER	IP	WLS	BF	H	R	ER	SO	BB	IBB	HBP	BLK	WP	HR	S	P	ERA	WHIP
Wilbur Wood, L (1, 1) ERA: 2.14	9.0	W	33	4	2	2	7	1	0	0	0	0	2	46	50	2.00	0.556

PITCHER	IP	WLS	BF	H	R	ER	SO	BB	IBB	HBP	BLK	WP	HR	S	P	ERA	WHIP

BOTTOM

Chicago White Sox @ Detroit Tigers

Tiger Stadium, Detroit, MI

Sun Aug 29 1971, 4:33 AM EDT

Att. 20,822 - Unknown

livebaseballscorecards.com

AB	32
R	2
H	4
RBI	2
BB	1
SO	7
LOB	9

PA: 33

Cleveland Indians @ Detroit Tigers

Tiger Stadium, Detroit, MI

Tue Aug 31 1971, 7:05 PM EDT

Unknown

TOP

livebaseballscorecards.com

Batter	1	2	3	4	5	6	7	8	9	AB	R	H	RBI	BB	SO	LOB
Ted Uhlaender, L (1, 7) OBP: 0.344, SLG: 0.344	L9		FC3-6 CS 1-2f			G3		4-3		4	0	0	0	0	0	1
Vada Pinson, L (1, 8) OBP: 0.290, SLG: 0.376	F5		BBBB 4-0 CS 1-2 BB			SSS 0-3 K			4-3	3	0	0	0	1	1	0
Roy Foster, R (1, 9) OBP: 0.311, SLG: 0.434	HR		CS 1-2	5-3		SSS 0-3 K			5-3	4	1	1	1	0	1	0
Graig Nettles, L (1, 5) OBP: 0.372, SLG: 0.451	BBBB 4-0 BB			SSS 0-3 K			F8		F2	3	0	0	0	1	1	0
Chris Chambliss, L (1, 3) OBP: 0.366, SLG: 0.426	F7			0-0 1B			1-3			3	0	1	0	0	0	1
Ray Fosse, R (1, 2) OBP: 0.311, SLG: 0.356		F2		6-3			FC6-4 1B			3	0	1	0	0	0	1
Eddie Leon, R (1, 4) OBP: 0.313, SLG: 0.324		F3			4-3		FC6-4 1-2f			3	0	0	0	0	0	1
Fred Stanley, R (1, 6) OBP: 0.386, SLG: 0.278		F3			L9			BBBB 4-0 G4-3 BB		2	0	0	0	1	0	0
Ed Farmer, R (1, 1) OBP: 0.143, SLG: 0.077			FC3-6 1B		6-3			0-0 G4-3 1-2f		2	0	1	0	0	0	0
Mark Ballinger, R (5, 1) OBP: 0.200, SLG: 0.200										0	0	0	0	0	0	0
Frank Baker, L (8, PH) OBP: 0.264, SLG: 0.314										1	0	0	0	0	0	1
Phil Hennigan, R (8, 1)										0	0	0	0	0	0	0
Inning Stats	R: 1 E: 0 K: 0 S: 4 H: 1 LOB: 1 BB: 1 P: 8	R: 0 E: 0 K: 0 S: 3 H: 0 LOB: 0 BB: 0 P: 3	R: 0 E: 0 K: 0 S: 2 H: 1 LOB: 0 BB: 1 P: 6	R: 0 E: 0 K: 1 S: 6 H: 1 LOB: 1 BB: 0 P: 6	R: 0 E: 0 K: 0 S: 3 H: 0 LOB: 0 BB: 0 P: 3	R: 0 E: 0 K: 2 S: 7 H: 0 LOB: 0 BB: 0 P: 7	R: 0 E: 0 K: 0 S: 4 H: 1 LOB: 1 BB: 0 P: 4	R: 0 E: 0 K: 0 S: 2 H: 0 LOB: 0 BB: 1 P: 6	R: 0 E: 0 K: 0 S: 3 H: 0 LOB: 0 BB: 0 P: 3	1B: 3 2B: 0 3B: 0 HR: 1 SF: 0 SAC: 0 DP: 1 HBP: 0						

	AB	28
	R	1
	H	4
	RBI	1
	BB	3
	SO	3
	LOB	5

WP: 0 PB: 0 SB: 0 CS: 2 PA: 32

PITCHER	IP	WLS	BF	H	R	ER	SO	BB	IBB	HBP	BLK	WP	HR	S	P	ERA	WHIP
Joe Coleman, R (1, 1) ERA: 3.41	9.0	W	31	4	1	1	3	3	0	0	0	0	1	34	46	1.00	0.778

PITCHER	IP	WLS	BF	H	R	ER	SO	BB	IBB	HBP	BLK	WP	HR	S	P	ERA	WHIP

Cleveland Indians @ Detroit Tigers

Tiger Stadium, Detroit, MI

Tue Aug 31 1971, 7:05 PM EDT

Unknown

BOTTOM

Batter	1	2	3	4	5	6	7	8	9	AB	R	H	RBI	BB	SO	LOB
Dick McAuliffe, L (1, 4) OBP: 0.300, SLG: 0.394	FC1-6 1B		1-3 1B		HR		BB E WP 1B	F7 ②		4	2	3	1	1	0	1
Aurelio Rodriguez, R (1, 5) OBP: 0.283, SLG: 0.390	FC1-6 1B SF9 1-2f ①		P4 ①		P6 ①		F8 1-2 ① SSS	K ③		5	1	0	0	0	1	5
Gates Brown, L (1, 7) Mickey Stanley, R (8, 8) OBP: 0.455, SLG: 0.612 OBP: 0.324, SLG: 0.364	FC4-6 1-3 1B		F4 ②		HR 1B		BBBB 4-0 E 1B BB			3 0	2 0	2 0	0 0	1 0	0 0	2 0
Al Kaline, R (1, 9) OBP: 0.421, SLG: 0.474	SF9 3-H ②		L8 ③		K ② SSS		L6 1B FC3-2 1-2 2-3			3	0	0	1	0	1	5
Norm Cash, L (1, 3) OBP: 0.377, SLG: 0.544	FC4-6 1-2f ③			1B 1B	HR 1-H		FC3-2 1B 1-3 2-H 3-H			4	1	3	4	0	0	1
Jim Northrup, L (1, 8) (8, 7) OBP: 0.351, SLG: 0.420		4-3 ①	F5 ①	1-3 ③			FC3-2 1-2 3-H ②			4	0	0	0	0	0	3
Bill Freehan, R (1, 2) OBP: 0.354, SLG: 0.464		6-3 ②	F8 ②			6-3 ①	L7 ③			4	0	0	0	0	0	3
Ed Brinkman, R (1, 6) OBP: 0.288, SLG: 0.271		5-3 ③	1-2 1B			F7 ②		SH1-4 1B		4	0	2	0	0	0	0
Joe Coleman, R (1, 1) OBP: 0.143, SLG: 0.115			BBBB 4-0 1B BB	4-3 ③		K ③ SSS		SH1-4 1-2 ①		2	0	0	0	1	1	2
Inning Stats	R: 1 E: 0 K: 0 S: 5 H: 2 LOB: 1 BB: 0 P: 5	R: 0 E: 0 K: 0 S: 3 H: 0 LOB: 0 BB: 0 P: 3	R: 0 E: 0 K: 0 S: 4 H: 1 LOB: 2 BB: 1 P: 8	R: 0 E: 0 K: 0 S: 5 H: 2 LOB: 2 BB: 0 P: 5	R: 3 E: 0 K: 1 S: 8 H: 3 LOB: 0 BB: 0 P: 8	R: 0 E: 0 K: 1 S: 5 H: 0 LOB: 0 BB: 0 P: 5	R: 2 E: 1 K: 0 S: 5 H: 1 LOB: 2 BB: 2 P: 13	R: 0 E: 0 K: 1 S: 6 H: 1 LOB: 1 BB: 0 P: 6		1B: 8 2B: 0 3B: 0 HR: 2	SF: 1 SAC: 1 DP: 0 HBP: 0					

	AB	33
	R	6
	H	10
	RBI	6
	BB	3
	SO	3
	LOB	22

WP: 1 PB: 0 SB: 0 CS: 0 PA: 38

PITCHER		IP	WLS	BF	H	R	ER	SO	BB	IBB	HBP	BLK	WP	HR	S	P	ERA	WHIP
Ed Farmer, R ERA: 2.88	(1, 1)	4.2	L	23	8	4	4	1	1	0	0	0	0	2	24	28	7.71	1.929
Mark Ballinger, R ERA: 3.22	(5, 1)	2.1		11	1	2	1	1	2	0	0	0	1	0	11	19	3.86	1.286
Phil Hennigan, R ERA: 4.09	(8, 1)	1.0		4	1	0	0	1	0	0	0	0	0	0	6	6	0.00	1.000

PITCHER	IP	WLS	BF	H	R	ER	SO	BB	IBB	HBP	BLK	WP	HR	S	P	ERA	WHIP

livebaseballscorecards.com

Batter	1	2	3	4	5	6	7	8	9	AB	R	H	RBI	BB	SO	LOB
Ted Uhlaender, L (1, 7) OBP: 0.342, SLG: 0.342	P6		P5	5-3		SH2-4 1B		4-3 1-2		5	0	1	0	0	0	1
Vada Pinson, L (1, 8) OBP: 0.291, SLG: 0.376	4-3		BB E S 2B	HR G3 1B		SH2-4 1-2		G3 2-3		3	2	1	0	1	0	1
Roy Foster, R (1, 9) OBP: 0.312, SLG: 0.437	1B		HR 1-H 2B	G3 1-2		F9		K		5	1	2	1	0	1	3
Graig Nettles, L (1, 5) OBP: 0.372, SLG: 0.456	K		HR 2-H	HR HBP		F8			1-3	4	2	1	2	0	1	2
Chris Chambliss, L (1, 3) OBP: 0.367, SLG: 0.435		4-3	1B 4-3 1B	1-H 2-H HR			F8		K	5	1	2	3	0	1	0
John Lowenstein, L (1, 4) OBP: 0.266, SLG: 0.328		4-3 1B	4-3 1-2	K			4-3		CS 1B	5	0	2	0	0	1	1
Ken Suarez, R (1, 2) OBP: 0.307, SLG: 0.274		4-3 1-2	BB 1B		F7		HBP		CS 1-2	2	0	0	0	1	0	1
Fred Stanley, R (1, 6) OBP: 0.390, SLG: 0.280		BB	FC6-4 1-2 2-3 1B		K		1-3			3	0	1	0	1	1	1
Vince Colbert, R (1, 1) OBP: 0.118, SLG: 0.176		F8	FC6-4 1-2f		K			G3 4-3 1B		3	0	0	0	0	1	5
Alan Foster, R (7, 1) OBP: 0.067, SLG: 0.070										0	0	0	0	0	0	0
Chuck Hinton, R (8, PH) OBP: 0.324, SLG: 0.417										1	0	1	0	0	0	0
Sam McDowell, L (8, 1) OBP: 0.197, SLG: 0.185										0	0	0	0	0	0	0
Inning Stats	R: 0 E: 0 K: 1 S: 6 H: 1 LOB: 1 BB: 0 P: 6	R: 0 E: 0 K: 0 S: 4 H: 1 LOB: 2 BB: 1 P: 8	R: 3 E: 0 K: 0 S: 7 H: 4 LOB: 3 BB: 2 P: 15	R: 3 E: 0 K: 1 S: 7 H: 2 LOB: 0 BB: 0 P: 8	R: 0 E: 0 K: 2 S: 7 H: 0 LOB: 0 BB: 0 P: 7	R: 0 E: 0 K: 0 S: 4 H: 1 LOB: 1 BB: 0 P: 4	R: 0 E: 0 K: 0 S: 3 H: 0 LOB: 1 BB: 0 P: 4	R: 0 E: 0 K: 1 S: 6 H: 1 LOB: 1 BB: 0 P: 6	R: 0 E: 0 K: 1 S: 5 H: 1 LOB: 0 BB: 0 P: 5	1B: 8 2B: 1 3B: 0 HR: 2 SF: 0 SAC: 1 DP: 0 HBP: 2						

PITCHER	IP	WLS	BF	H	R	ER	SO	BB	IBB	HBP	BLK	WP	HR	S	P	ERA	WHIP
Joe Niekro, R (1, 1) ERA: 4.63	4.0	L	24	8	6	6	2	3	0	1	0	0	2	24	37	13.50	2.750
Bill Denehy, R (5, 1) ERA: 3.91	1.0		3	0	0	0	2	0	0	0	0	0	0	7	7	0.00	0.000
Ron Perranoski, L (6, 1) ERA: 6.22	3.0		12	2	0	0	1	0	0	1	0	0	0	13	14	0.00	0.667
Fred Scherman, L (9, 1) ERA: 2.68	1.0		3	1	0	0	1	0	0	0	0	0	0	5	5	0.00	1.000

PITCHER	IP	WLS	BF	H	R	ER	SO	BB	IBB	HBP	BLK	WP	HR	S	P	ERA	WHIP

TOP

Cleveland Indians @ Detroit Tigers

Tiger Stadium, Detroit, MI

Tue Aug 31 1971, 7:05 PM EDT

Att. 27,209 - Unknown

livebaseballscorecards.com

AB	36
R	6
H	11
RBI	6
BB	3
SO	6
LOB	15

Cleveland Indians @ Detroit Tigers

Tiger Stadium, Detroit, MI

Tue Aug 31 1971, 7:05 PM EDT

Att. 27,209 - Unknown

BOTTOM

Batter	1	2	3	4	5	6	7	8	9	AB	R	H	RBI	BB	SO	LOB
Dick McAuliffe, L (1, 4) OBP: 0.302, SLG: 0.394 Aurelio Rodriguez, R (8, PH) OBP: 0.283, SLG: 0.389 (9, 5)	0-0: 4-3, 1B, 1B	4-0: BB		0-0: P5 ②		0-0: L8 ①		0-3: K ②		3 1	0 0	1 0	0 0	1 0	0 1	0 0
Tony Taylor, R (1, 5) OBP: 0.309, SLG: 0.332 (9, 4)	0-0: 4-3, 1-2, 1B	0-0: 1-3 ③		0-3: K ③		0-0: 6-3 ②		0-0: BB, 1B		5	0	2	0	0	1	2
Gates Brown, L (1, 7) OBP: 0.450, SLG: 0.602 Al Kaline, R (8, PH) OBP: 0.422, SLG: 0.474 (9, 9)	0-0: 4-3 ①, 1-2, 2-3		0-0: 1B, 1B, 1B		0-3: K ①	0-3: K ③		4-0: 1-2, BB		4 0	1 0	1 0	0 0	0 1	2 0	2 0
Norm Cash, L (1, 3) OBP: 0.378, SLG: 0.542	0-0: P5 ②		0-0: 1B, 1-2, 1B		0-0: 1B, BB, SF8, 1B		0-0: 6-3 ①	0-0: G3 ③		5	1	2	0	0	0	4
Jim Northrup, L (1, 9) (9, 7) OBP: 0.354, SLG: 0.419	4-0: FC5-4, IBB		0-0: FC5-4, 1-2, 2-H, 1B		4-0: WP, 1B, 1-2, BB		0-0: 6-3 ②		0-3: K ①	3	0	1	1	2	1	0
Jim Price, R (1, 2) OBP: 0.321, SLG: 0.333	0-0: FC5-4 ③, 1-2f		0-0: F8 ①		0-0: WP, 1-2, 2-3, 1B		0-0: 1B, E, 1B		0-3: K ②	5	1	2	0	0	1	5
Mickey Stanley, R (1, 8) OBP: 0.328, SLG: 0.369		0-0: FC5-4, 1B	0-3: K ②		0-0: SF8 ②, 3-H		0-0: E, 1-2, 1B	0-0: WP, 1B		4	0	3	1	0	1	2
Ed Brinkman, R (1, 6) OBP: 0.287, SLG: 0.269		0-0: FC5-4 ①, SH1, 1-2f	0-0: FC5-4 ③, 1-2f		4-0: 1-2, 2-3, BB		0-0: 5-3 ③, 1-3, 2-H	0-0: 4-3 ③, 1-2		4	0	0	0	1	0	5
Joe Niekro, R (1, 1) OBP: 0.200, SLG: 0.179 Kevin Collins, L (4, PH) OBP: 0.242, SLG: 0.424 Bill Denehy, S (5, 1) Dalton Jones, L (5, PH) OBP: 0.296, SLG: 0.371 Ron Perranoski, L (6, 1) Bill Freehan, R (8, PH) OBP: 0.353, SLG: 0.463 Fred Scherman, L (9, 1) OBP: 0.333, SLG: 0.250	0-0: SH1 ②, 1-2			0-0: F7 ①	0-0: 5-3 ③			0-0: F3 ①		0 1 0 1 0 1 0	0 0 0 0 0 0 0	0 0 0 0 0 0 0	0 0 0 0 0 0 0	0 0 0 0 0 0 0	0 0 0 0 0 0 0	0 0 0 3 0 0 0

Inning Stats	1	2	3	4	5	6	7	8	9
	R: 0 E: 0 K: 0 S: 5	H: 2 LOB: 3 BB: 1 P: 9	R: 0 E: 0 K: 0 S: 4	H: 1 LOB: 2 BB: 1 P: 8	R: 1 E: 0 K: 1 S: 8	H: 3 LOB: 2 BB: 0 P: 8	R: 0 E: 0 K: 1 S: 5	H: 0 LOB: 0 BB: 0 P: 5	R: 1 E: 0 K: 1 S: 7	H: 2 LOB: 3 BB: 2 P: 15	R: 0 E: 0 K: 1 S: 5	H: 0 LOB: 0 BB: 0 P: 5	R: 1 E: 1 K: 0 S: 5	H: 2 LOB: 1 BB: 0 P: 5	R: 0 E: 0 K: 1 S: 6	H: 1 LOB: 2 BB: 1 P: 10	R: 0 E: 0 K: 2 S: 8	H: 1 LOB: 1 BB: 0 P: 8

1B: 12	SF: 1	WP: 2
2B: 0	SAC: 1	PB: 0
3B: 0	DP: 0	SB: 0
HR: 0	HBP: 0	CS: 0

PA: 44

livebaseballscorecards.com

AB	37
R	3
H	12
RBI	2
BB	5
SO	7
LOB	23

PITCHER		IP	WLS	BF	H	R	ER	SO	BB	IBB	HBP	BLK	WP	HR	S	P	ERA	WHIP
Vince Colbert, R ERA: 4.29	(1, 1)	6.2	W	34	10	3	2	4	3	1	0	0	1	0	38	54	2.70	1.950
Alan Foster, R ERA: 4.16	(7, 1)	0.1		1	0	0	0	0	0	0	0	0	0	0	1	1	0.00	0.000
Sam McDowell, L ERA: 3.07	(8, 1)	2.0	S	9	2	0	0	3	1	0	0	0	1	0	14	18	0.00	1.500

PITCHER	IP	WLS	BF	H	R	ER	SO	BB	IBB	HBP	BLK	WP	HR	S	P	ERA	WHIP

Cleveland Indians @ Detroit Tigers

Tiger Stadium, Detroit, MI

Wed Sep 01 1971, 7:05 PM EDT

Att. 8,455 - Unknown

TOP

livebaseballscorecards.com

Batter	1	2	3	4	5	6	7	8	9	AB	R	H	RBI	BB	SO	LOB
Ted Uhlaender, L (1, 8) OBP: 0.339, SLG: 0.339	P5		P4		4-3		SF8 3-H			3	0	0	1	0	0	1
Eddie Leon, R (1, 4) OBP: 0.312, SLG: 0.321	BB		F8			L9	L9			3	0	0	0	1	0	2
Roy Foster, R (1, 9) OBP: 0.313, SLG: 0.445	F8			HR		5-3		6-3		3	1	1	1	0	0	1
Gomer Hodge, S (6, 5) OBP: 0.271, SLG: 0.254										1	0	0	0	0	0	0
Chuck Hinton, R (1, 7) OBP: 0.329, SLG: 0.420	F7			L9		1B		1B		4	0	2	0	0	0	1
John Lowenstein, L (8, PR) OBP: 0.266, SLG: 0.328 (8, 7)										0	0	0	0	0	0	0
Ray Fosse, R (1, 3) OBP: 0.313, SLG: 0.360		G6-4-3 1B		2B		F3		K		4	0	2	0	0	1	2
Kurt Bevacqua, R (1, 5) OBP: 0.208, SLG: 0.280 (6, 9)		G6-4-3 1-2f		6-3			HR	F7		4	1	1	1	0	0	3
Ken Suarez, R (1, 2) OBP: 0.305, SLG: 0.266		5-3		F3			BB 1B SF8		5-3	3	1	0	0	1	0	1
Fred Stanley, R (1, 6) OBP: 0.394, SLG: 0.282			SH1-4 BB		K		1-3 1B		L9	3	0	1	0	1	1	0
Mike Paul, L (1, 1) OBP: 0.111, SLG: 0.059			SH1-4 1-2		F7		K		6-3	1	0	0	0	0	0	0
Chris Chambliss, L (7, PH) OBP: 0.366, SLG: 0.433										1	0	0	0	0	1	2
Steve Hargan, R (7, 1) OBP: 0.069, SLG: 0.069										0	0	0	0	0	0	0
Phil Hennigan, R (8, 1)										0	0	0	0	0	0	0
Vada Pinson, L (9, PH) OBP: 0.291, SLG: 0.375										1	0	0	0	0	0	0
Inning Stats	R: 0 E: 0 K: 0 S: 3 H: 0 LOB: 1 BB: 1 P: 7	R: 0 E: 0 K: 0 S: 3 H: 1 LOB: 0 BB: 0 P: 3	R: 0 E: 0 K: 0 S: 3 H: 0 LOB: 1 BB: 1 P: 7	R: 1 E: 0 K: 0 S: 5 H: 2 LOB: 1 BB: 0 P: 5	R: 0 E: 0 K: 1 S: 5 H: 0 LOB: 0 BB: 0 P: 5	R: 0 E: 0 K: 0 S: 4 H: 1 LOB: 1 BB: 0 P: 4	R: 2 E: 0 K: 1 S: 7 H: 2 LOB: 1 BB: 1 P: 11	R: 0 E: 0 K: 1 S: 6 H: 1 LOB: 1 BB: 0 P: 6	R: 0 E: 0 K: 0 S: 3 H: 0 LOB: 0 BB: 0 P: 3	1B: 4 2B: 1 3B: 0 HR: 2 SF: 1 SAC: 1 DP: 1 HBP: 0						

AB	31
R	3
H	7
RBI	3
BB	3
SO	3
LOB	13

WP: 0 PB: 0 SB: 0 CS: 0 PA: 36

PITCHER		IP	WLS	BF	H	R	ER	SO	BB	IBB	HBP	BLK	WP	HR	S	P	ERA	WHIP
Les Cain, L ERA: 4.1	(1, 1)	8.0	W	33	7	3	3	3	3	0	0	0	0	2	36	48	3.38	1.250
Fred Scherman, L ERA: 2.65	(9, 1)	1.0	S	3	0	0	0	0	0	0	0	0	0	0	3	3	0.00	0.000

PITCHER		IP	WLS	BF	H	R	ER	SO	BB	IBB	HBP	BLK	WP	HR	S	P	ERA	WHIP

Batter	1	2	3	4	5	6	7	8	9	AB	R	H	RBI	BB	SO	LOB
Aurelio Rodriguez, R (1, 5) OBP: 0.282, SLG: 0.388	K		9-3 1B		P4			4-3		4	0	1	0	0	1	0
Tony Taylor, R (1, 4) OBP: 0.316, SLG: 0.340	L6-4-3 1B		9-3 1-2f			L9 1B 2B		1B BB		3	1	2	0	1	0	1
Al Kaline, R (1, 9) OBP: 0.421, SLG: 0.472	L6-4-3 1-2		L8			L9 2-3		1-3 1B		4	0	1	0	0	0	2
Bill Freehan, R (1, 2) OBP: 0.354, SLG: 0.466		1B HR 2B		F3		3-H 1B		K		4	1	2	1	0	1	2
Norm Cash, L (1, 3) OBP: 0.376, SLG: 0.539		2-3 HR 1B		P5		F8		F9		4	1	1	0	0	0	3
Ike Brown, R (1, 7) OBP: 0.364, SLG: 0.522		1-H 3-H HR		1B		K				3	1	2	3	0	1	1
Mickey Stanley, R (1, 8) OBP: 0.325, SLG: 0.365		F9		F9			L4			3	0	0	0	0	0	1
Ed Brinkman, R (1, 6) OBP: 0.285, SLG: 0.267		K			K		6-3			3	0	0	0	0	2	0
Les Cain, L (1, 1) OBP: 0.167, SLG: 0.234		K			F9		6-3			3	0	0	0	0	1	0
Fred Scherman, L (9, 1) OBP: 0.333, SLG: 0.250										0	0	0	0	0	0	0
Inning Stats	R: 0 E: 0 K: 1 S: 5 H: 1 LOB: 0 BB: 0 P: 5	R: 3 E: 0 K: 2 S: 10 H: 3 LOB: 0 BB: 0 P: 10	R: 0 E: 0 K: 0 S: 3 H: 1 LOB: 0 BB: 0 P: 3	R: 0 E: 0 K: 0 S: 4 H: 1 LOB: 1 BB: 0 P: 4	R: 0 E: 0 K: 1 S: 5 H: 0 LOB: 0 BB: 0 P: 5	R: 1 E: 0 K: 1 S: 7 H: 2 LOB: 1 BB: 0 P: 7	R: 0 E: 0 K: 0 S: 3 H: 0 LOB: 0 BB: 0 P: 3	R: 0 E: 0 K: 1 S: 6 H: 1 LOB: 2 BB: 1 P: 10		1B: 6 2B: 3 3B: 0 HR: 1 SF: 0 SAC: 0 DP: 2 HBP: 0						

PITCHER		IP	WLS	BF	H	R	ER	SO	BB	IBB	HBP	BLK	WP	HR	S	P	ERA	WHIP
Mike Paul, L ERA: 5.9	(1, 1)	6.0	L	24	8	4	4	5	0	0	0	0	0	1	34	34	6.00	1.333
Steve Hargan, R ERA: 7.27	(7, 1)	1.1		6	1	0	0	0	1	0	0	0	0	0	5	9	0.00	1.500
Phil Hennigan, R ERA: 4.05	(8, 1)	0.2		2	0	0	0	1	0	0	0	0	0	0	4	4	0.00	0.000

PITCHER	IP	WLS	BF	H	R	ER	SO	BB	IBB	HBP	BLK	WP	HR	S	P	ERA	WHIP

BOTTOM

Cleveland Indians @ Detroit Tigers

Tiger Stadium, Detroit, MI

Wed Sep 01 1971, 7:05 PM EDT

Att. 8,455 - Unknown

livebaseballscorecards.com

AB	31
R	4
H	9
RBI	4
BB	1
SO	6
LOB	10

Cleveland Indians @ Detroit Tigers

Tiger Stadium, Detroit, MI

Thu Sep 02 1971, 7:05 PM EDT

Att. 15,500 - Unknown

TOP

livebaseballscorecards.com

Batter	1	2	3	4	5	6	7	8	9	AB	R	H	RBI	BB	SO	LOB
Ted Uhlaender, L (1, 8) OBP: 0.338, SLG: 0.338	L9		FC6-4 S 1-2f			1B		F8		4	0	1	0	0	0	1
Eddie Leon, R (1, 4) OBP: 0.312, SLG: 0.320	1B		K 1-2			F3		L5		4	0	1	0	0	1	2
Chuck Hinton, R (1, 7) OBP: 0.320, SLG: 0.407	F8			L9		F8			F8	4	0	0	0	0	0	2
Ray Fosse, R (1, 3) OBP: 0.313, SLG: 0.359	L9			L5		1-2 1B			F8	4	0	1	0	0	0	1
Kurt Bevacqua, R (1, 9) OBP: 0.218, SLG: 0.298		K		2B		F8			1B	4	0	2	0	0	1	2
Gomer Hodge, S (1, 5) OBP: 0.257, SLG: 0.239		F8		L6			5-3		F8	4	0	0	0	0	0	2
Ken Suarez, R (1, 2) OBP: 0.299, SLG: 0.259		P4			K		L9			3	0	0	0	0	1	0
Fred Stanley, R (1, 6) OBP: 0.384, SLG: 0.273			K		4-3		5-3			3	0	0	0	0	1	0
Steve Dunning, R (1, 1) OBP: 0.222, SLG: 0.260			FC6-4 1B		K			K		2	0	1	0	0	1	0
Alan Foster, R (5, 1) OBP: 0.067, SLG: 0.070										0	0	0	0	0	0	0
John Lowenstein, L (8, PH) OBP: 0.264, SLG: 0.325										1	0	0	0	0	1	0
Mark Ballinger, R (8, 1) OBP: 0.200, SLG: 0.200										0	0	0	0	0	0	0
Inning Stats	R: 0 E: 0 K: 0 S: 4 H: 1 LOB: 1 BB: 0 P: 4	R: 0 E: 0 K: 1 S: 5 H: 0 LOB: 0 BB: 0 P: 5	R: 0 E: 0 K: 2 S: 8 H: 1 LOB: 1 BB: 0 P: 8	R: 0 E: 0 K: 0 S: 4 H: 1 LOB: 1 BB: 0 P: 4	R: 0 E: 0 K: 2 S: 7 H: 0 LOB: 0 BB: 0 P: 7	R: 0 E: 0 K: 0 S: 5 H: 2 LOB: 2 BB: 0 P: 5	R: 0 E: 0 K: 0 S: 3 H: 0 LOB: 0 BB: 0 P: 3	R: 0 E: 0 K: 1 S: 5 H: 0 LOB: 0 BB: 0 P: 5	R: 0 E: 0 K: 0 S: 4 H: 1 LOB: 1 BB: 0 P: 4	1B: 5 2B: 1 3B: 0 HR: 0 SF: 0 SAC: 0 DP: 0 HBP: 0	WP: 0 PB: 0 SB: 1 CS: 0 PA: 33					

	AB	33
	R	0
	H	6
	RBI	0
	BB	0
	SO	6
	LOB	10

PITCHER	IP	WLS	BF	H	R	ER	SO	BB	IBB	HBP	BLK	WP	HR	S	P	ERA	WHIP
Mickey Lolich, L (1, 1) ERA: 3.02	9.0	W	33	6	0	0	6	0	0	0	0	0	0	45	45	0.00	0.667

PITCHER	IP	WLS	BF	H	R	ER	SO	BB	IBB	HBP	BLK	WP	HR	S	P	ERA	WHIP

Cleveland Indians @ Detroit Tigers

Tiger Stadium, Detroit, MI

Thu Sep 02 1971, 7:05 PM EDT

Att. 15,500 - Unknown

livebaseballscorecards.com

BOTTOM

Batter	1	2	3	4	5	6	7	8	9	AB	R	H	RBI	BB	SO	LOB
Dick McAuliffe, L (1, 4) OBP: 0.299, SLG: 0.389	4-3	P5		L8		F8		4-3		5	0	0	0	0	0	2
Al Kaline, R (1, 9) OBP: 0.424, SLG: 0.475	BB		BB		L6-3		1B E 2B	K		2	2	1	0	2	0	0
Ike Brown, R (8, 7) OBP: 0.361, SLG: 0.516										1	0	0	0	0	1	0
Gates Brown, L (1, 7) OBP: 0.458, SLG: 0.603	BB		4-3		1B 1B		E SF8 1B			3	2	2	0	1	0	1
Mickey Stanley, R (8, 8) OBP: 0.325, SLG: 0.365										0	0	0	0	0	0	0
Norm Cash, L (1, 3) OBP: 0.380, SLG: 0.545	BB		SF7 3B		P5		E9 SF8 1B 1B			3	2	2	2	1	0	1
Jim Northrup, L (1, 8) OBP: 0.355, SLG: 0.420	4-1		SF7		1B 1B		1B IBB			2	0	1	1	1	0	2
(8, 9)																
Bill Freehan, R (1, 2) OBP: 0.356, SLG: 0.474		F9	HR		FC6-4 1B		SF8			3	1	2	3	0	0	0
Aurelio Rodriguez, R (1, 5) OBP: 0.282, SLG: 0.387		F8	F3		FC6-4		G5-4-3 1B			4	0	1	1	0	0	2
Ed Brinkman, R (1, 6) OBP: 0.287, SLG: 0.269		BB 1B		G2-6-4 1B		K	G5-4-3			4	0	2	0	0	1	2
Mickey Lolich, S (1, 1) OBP: 0.237, SLG: 0.124		BB		G2-6-4		K		K		3	0	0	0	1	2	1
Inning Stats	R: 0 E: 0 K: 0 S: 2 H: 0 LOB: 2 BB: 3 P: 14	R: 0 E: 0 K: 0 S: 4 H: 1 LOB: 2 BB: 1 P: 8	R: 3 E: 0 K: 0 S: 5 H: 2 LOB: 0 BB: 1 P: 9	R: 0 E: 0 K: 0 S: 3 H: 1 LOB: 0 BB: 0 P: 3	R: 1 E: 0 K: 0 S: 6 H: 3 LOB: 2 BB: 0 P: 6	R: 0 E: 0 K: 2 S: 7 H: 0 LOB: 0 BB: 0 P: 7	R: 3 E: 1 K: 0 S: 6 H: 4 LOB: 1 BB: 1 P: 10	R: 0 E: 0 K: 2 S: 7 H: 0 LOB: 0 BB: 0 P: 7		1B: 8 2B: 1 3B: 1 HR: 1	SF: 2 SAC: 0 DP: 2 HBP: 0						

	AB	30
	R	7
	H	11
	RBI	7
	BB	6
	SO	4
	LOB	11

WP: 1 PB: 0 SB: 1 CS: 2 PA: 38

PITCHER		IP	WLS	BF	H	R	ER	SO	BB	IBB	HBP	BLK	WP	HR	S	P	ERA	WHIP
Steve Dunning, R ERA: 4.67	(1, 1)	4.2	L	24	7	4	4	0	5	0	0	0	1	1	19	39	7.71	2.571
Alan Foster, R ERA: 4.27	(5, 1)	2.1		11	4	3	3	2	0	1	0	0	0	0	14	18	11.57	1.714
Mark Ballinger, R ERA: 3.09	(8, 1)	1.0		3	0	0	0	2	0	0	0	0	0	0	7	7	0.00	0.000

PITCHER	IP	WLS	BF	H	R	ER	SO	BB	IBB	HBP	BLK	WP	HR	S	P	ERA	WHIP

Detroit Tigers @ New York Yankees

Yankee Stadium, Bronx, NY

Fri Sep 03 1971, 7:05 PM EDT

Att. 11,353 - Unknown - 78 F

TOP

livebaseballscorecards.com

Batter	1	2	3	4	5	6	7	8	9	AB	R	H	RBI	BB	SO	LOB
Aurelio Rodriguez, R (1, 5) OBP: 0.282, SLG: 0.386	5-3			L5		1B	5-3			4	1	1	0	0	0	1
Tony Taylor, R (1, 4) OBP: 0.315, SLG: 0.339	F7			F7		1-2 1B		6-3		4	0	1	0	0	0	0
Al Kaline, R (1, 9) OBP: 0.424, SLG: 0.475	L5-3			1B		1-3 2-H 1B		L7		4	0	2	1	0	0	0
Bill Freehan, R (1, 2) OBP: 0.355, SLG: 0.474		F8		6-3		K		HR 2B		4	1	1	0	0	1	3
Norm Cash, L (1, 3) OBP: 0.379, SLG: 0.550		F9			K	K		2-H HR		4	1	1	2	0	2	2
Ike Brown, R (1, 7) OBP: 0.348, SLG: 0.495		4-3			6-3	5-3		K		4	0	0	0	0	1	2
Jim Northrup, L (8, 7) OBP: 0.355, SLG: 0.420										0	0	0	0	0	0	0
Mickey Stanley, R (1, 8) OBP: 0.327, SLG: 0.365			5-3-6 1B		BB		F8		K	3	0	1	0	1	1	0
Ed Brinkman, R (1, 6) OBP: 0.289, SLG: 0.273			5-3-6 1-3f		1-2 1B		3-1 2B		6-3	4	0	2	0	0	0	1
Mike Kilkenny, R (1, 1) OBP: 0.050, SLG: 0.050			K		K		3-1 2-3		L8	4	0	0	0	0	2	3
Inning Stats	R: 0 E: 0 K: 0 S: 3 H: 0 LOB: 0 BB: 0 P: 3	R: 0 E: 0 K: 0 S: 3 H: 0 LOB: 0 BB: 0 P: 3	R: 0 E: 0 K: 1 S: 5 H: 1 LOB: 0 BB: 0 P: 5	R: 0 E: 0 K: 0 S: 4 H: 1 LOB: 1 BB: 0 P: 4	R: 0 E: 0 K: 2 S: 8 H: 1 LOB: 2 BB: 1 P: 12	R: 1 E: 0 K: 2 S: 10 H: 3 LOB: 2 BB: 0 P: 10	R: 0 E: 0 K: 0 S: 4 H: 1 LOB: 1 BB: 0 P: 4	R: 2 E: 0 K: 1 S: 7 H: 2 LOB: 0 BB: 0 P: 7	R: 0 E: 0 K: 1 S: 5 H: 0 LOB: 0 BB: 0 P: 5	1B: 6 2B: 3 3B: 0 HR: 1 SF: 0 SAC: 0 DP: 1 HBP: 0						

	AB	35
	R	3
	H	9
	RBI	3
	BB	1
	SO	7
	LOB	12

WP: 0 PA: 36
PB: 0
SB: 0
CS: 0

PITCHER	IP	WLS	BF	H	R	ER	SO	BB	IBB	HBP	BLK	WP	HR	S	P	ERA	WHIP
Fritz Peterson, L (1, 1) ERA: 2.97	9.0	L	36	9	3	3	7	1	0	0	0	0	1	49	53	3.00	1.111

PITCHER	IP	WLS	BF	H	R	ER	SO	BB	IBB	HBP	BLK	WP	HR	S	P	ERA	WHIP

BOTTOM

Detroit Tigers @ New York Yankees

Yankee Stadium, Bronx, NY

Fri Sep 03 1971, 7:05 PM EDT

Att. 11,353 - Unknown - 78 F

livebaseballscorecards.com

Batter	1	2	3	4	5	6	7	8	9	AB	R	H	RBI	BB	SO	LOB
Horace Clarke, S (1, 4) OBP: 0.319, SLG: 0.311	5-3		6-3		6-3			4-3 6-3 2B		4	1	1	0	0	0	0
Thurman Munson, R (1, 2) OBP: 0.339, SLG: 0.377	BB 1B		K		4-3			4-3 2-3		3	0	0	0	1	1	1
Bobby Murcer, L (1, 8) OBP: 0.418, SLG: 0.531	FC6-4 1-3 1B		4-1			K		6-3 3-H		4	0	1	1	0	1	0
Roy White, S (1, 7) OBP: 0.379, SLG: 0.460	K			F3		FC6-4 BB		FC5-4 1B		3	0	1	0	1	1	2
Felipe Alou, R (1, 9) OBP: 0.323, SLG: 0.397	FC6-4 1-2f			E 1B		FC6-4 FC5-4 1-2f		FC5-4 1-2f		4	0	1	0	0	0	4
Danny Cater, R (1, 5) OBP: 0.303, SLG: 0.361		6-3		E7 G5-3 1-3 1B		FC5-4 1-2f			F8	4	0	1	0	0	0	1
John Ellis, R (1, 3) OBP: 0.323, SLG: 0.349		BB FC1-4		BB			F8		L7	2	0	0	0	2	0	0
Gene Michael, S (1, 6) OBP: 0.313, SLG: 0.298		FC1-4 1-2f		G5-3 2-3f			5-3		FC5-4 1B	4	0	1	0	0	0	4
Fritz Peterson, S (1, 1) OBP: 0.143, SLG: 0.086 Ron Hansen, R (9, PH) OBP: 0.245, SLG: 0.259		K			L6		5-3		FC5-4 1-2f	3 1	0 0	0 0	0 0	0 0	1 0	1 1
Inning Stats	R: 0 H: 1 E: 0 LOB: 2 K: 1 BB: 1 S: 6 P: 10	R: 0 H: 0 E: 0 LOB: 1 K: 1 BB: 1 S: 5 P: 9	R: 0 H: 0 E: 0 LOB: 0 K: 1 BB: 0 S: 5 P: 5	R: 0 H: 2 E: 1 LOB: 2 K: 0 BB: 1 S: 4 P: 8	R: 0 H: 0 E: 0 LOB: 0 K: 0 BB: 0 S: 3 P: 3	R: 0 H: 0 E: 0 LOB: 1 K: 1 BB: 1 S: 5 P: 9	R: 0 H: 0 E: 0 LOB: 0 K: 0 BB: 0 S: 3 P: 3	R: 1 H: 2 E: 0 LOB: 1 K: 0 BB: 0 S: 5 P: 5	R: 0 H: 1 E: 0 LOB: 1 K: 0 BB: 0 S: 4 P: 4	1B: 5 SF: 0 2B: 1 SAC: 0 3B: 0 DP: 1 HR: 0 HBP: 0						WP: 0 PA: 36 PB: 0 SB: 0 CS: 0	

	AB	32
	R	1
	H	6
	RBI	1
	BB	4
	SO	4
	LOB	14

PITCHER	IP	WLS	BF	H	R	ER	SO	BB	IBB	HBP	BLK	WP	HR	S	P	ERA	WHIP
Mike Kilkenny, L (1, 1) ERA: 4.88	9.0	W	36	6	1	1	4	4	0	0	0	0	0	40	56	1.00	1.111

PITCHER	IP	WLS	BF	H	R	ER	SO	BB	IBB	HBP	BLK	WP	HR	S	P	ERA	WHIP

Batter	1	2	3	4	5	6	7	8	9	AB	R	H	RBI	BB	SO	LOB
Aurelio Rodriguez, R (1, 5) OBP: 0.281, SLG: 0.384	S S S 0-3 ① K		x 0-0 ① FC5-4 1-3 1-2f	x 0-0 ③ 6-3			x 0-0 1B 1B 1B		S S S 0-3 ① K	5	1	1	0	0	2	1
Tony Taylor, R (1, 4) OBP: 0.313, SLG: 0.336	S S S 0-3 ② K		x 0-0 ② 1-3 1-2		x 0-0 ① 4-3		x 0-0 1B HR 1B 1-2		x 0-0 ② F7	5	1	1	0	0	1	1
Al Kaline, R (1, 9) OBP: 0.425, SLG: 0.474 Marvin Lane, R (7, 7)	S S S 0-3 ③ K		I I I 4-0 IBB		S S S 0-3 ② K		x 0-0 HR 1B 1-3 2-H		x 0-0 ③ P4	3 1	1 0	1 0	1 0	1 0	2 0	0 0
Norm Cash, L (1, 3) OBP: 0.382, SLG: 0.567		H 1-0 SH 1B SF8-3-5 HBP	x 0-0 ③ 5-3		x 0-0 HR		x 0-0 HR 1-H 3-H			3	3	2	4	0	0	2
Jim Price, R (1, 2) OBP: 0.333, SLG: 0.346		x 0-0 SF8-3-5 SH 1B 1-2		x 0-0 BB HR 1B	x 0-0 ③ F3		x 0-0 ② P3			4	1	2	0	0	0	0
Ike Brown, R (1, 7) OBP: 0.354, SLG: 0.495 Jim Northrup, L (6, PH) (6, 7) (7, 9) OBP: 0.354, SLG: 0.418		x 0-0 SH SF8-3-5 1-2 2-3	B B B B 4-0 HR BB 1-2			x 0-0 ① 3-1	x 0-0 ③ P3			0 2	1 0	0 0	0 0	1 0	0 0	0 0
Mickey Stanley, R (1, 8) OBP: 0.327, SLG: 0.374		x 0-0 ① ② SF8-3-5 1-2 2-3 3-H	x 0-0 HR 1-H 2-H			x 0-0 ② F8		x 0-0 ① 6-3		3	1	1	4	0	0	0
Ed Brinkman, R (1, 6) OBP: 0.287, SLG: 0.271		x 0-0 ③ 1-3	S S S 0-3 ① K			x 0-0 ③ L6		x 0-0 ② F7		4	0	0	0	0	1	1
Joe Coleman, R (1, 1) OBP: 0.148, SLG: 0.122			x 0-0 FC5-4 1B	x 0-0 ② 4-3			x 0-0 ① 3-1	S S S 0-3 ③ K		4	0	1	0	0	1	0
Inning Stats	R: 0 H: 0 E: 0 LOB: 0 K: 3 BB: 0 S: 9 P: 9	R: 1 H: 1 E: 1 LOB: 1 K: 0 BB: 0 S: 4 P: 5	R: 0 H: 1 E: 0 LOB: 2 K: 0 BB: 1 S: 4 P: 8	R: 3 H: 2 E: 0 LOB: 0 K: 1 BB: 1 S: 7 P: 11	R: 1 H: 1 E: 0 LOB: 0 K: 1 BB: 0 S: 6 P: 6	R: 0 H: 0 E: 0 LOB: 0 K: 0 BB: 0 S: 3 P: 3	R: 4 H: 4 E: 0 LOB: 0 K: 0 BB: 0 S: 7 P: 7	R: 0 H: 0 E: 0 LOB: 0 K: 1 BB: 0 S: 5 P: 5	R: 0 H: 0 E: 0 LOB: 0 K: 1 BB: 0 S: 5 P: 5	1B: 6 SF: 1 2B: 1 SAC: 1 3B: 0 DP: 1 HR: 3 HBP: 1						

TOP

Detroit Tigers @ New York Yankees

Yankee Stadium, Bronx, NY

Sat Sep 04 1971, 3:33 AM EDT

Att. 9,315 - Sunny - 86 F

livebaseballscorecards.com

AB	34
R	9
H	9
RBI	9
BB	2
SO	7
LOB	5

WP: 0 PA: 39
PB: 0
SB: 0
CS: 0

PITCHER		IP	WLS	BF	H	R	ER	SO	BB	IBB	HBP	BLK	WP	HR	S	P	ERA	WHIP
Al Closter, L ERA: 3.6	(1, 1)	5.0	L	23	5	5	5	5	1	1	1	0	0	2	30	39	9.00	1.200
Jim Hardin, R ERA: 5.03	(6, 1)	3.0		13	4	4	4	1	0	0	0	0	0	1	15	15	12.00	1.333
Terry Ley, L ERA: 1.5	(9, 1)	1.0		3	0	0	0	1	0	0	0	0	0	0	5	5	0.00	0.000

PITCHER	IP	WLS	BF	H	R	ER	SO	BB	IBB	HBP	BLK	WP	HR	S	P	ERA	WHIP

BOTTOM

Detroit Tigers @ New York Yankees

Yankee Stadium, Bronx, NY

Sat Sep 04 1971, 3:33 AM EDT

Att. 9,315 - Sunny - 86 F

livebaseballscorecards.com

Batter	1	2	3	4	5	6	7	8	9	AB	R	H	RBI	BB	SO	LOB
Jerry Kenney, L (1, 5) OBP: 0.360, SLG: 0.301	0-0 S E 1B		0-0 ① 1-3			0-0 ① 4-3		0-0 ③ 4-3		4	1	1	0	0	0	1
Jake Gibbs, L (1, 2) OBP: 0.256, SLG: 0.300	0-0 ① F7 1-H		0-0 ② L9			0-0 ② F7			H 1-0 FC3-6 1B HBP	3	0	0	0	0	0	0
Bobby Murcer, L (1, 8) OBP: 0.417, SLG: 0.529	S S S 0-3 ② K		S S S 0-3 ③ K			0-0 ③ 4-3			0-0 FC3-6 1-2 1B	4	0	1	0	0	2	0
Roy White, S (1, 7) OBP: 0.378, SLG: 0.458	0-0 S 1B			0-0 ① L9			0-0 ① F7		0-0 ① FC3-6 S 1-2f 2-3	4	0	1	0	0	0	2
Ron Blomberg, L (1, 9) OBP: 0.363, SLG: 0.487	0-0 ③ F8 1-2			0-0 ② F8			0-0 ② F8		0-0 ② 1-3 1-2	4	0	0	0	0	0	3
Danny Cater, R (1, 3) OBP: 0.302, SLG: 0.360		0-0 CS 1B		0-0 ③ 6-3			0-0 ③ 5-3		0-0 ③ F9	4	0	1	0	0	0	2
Horace Clarke, S (1, 4) OBP: 0.319, SLG: 0.310		S S S 0-3 ① ② K 1-2			B B B 4-0 FC6-4 BB			0-0 ① 6-3		2	0	0	0	1	1	1
Frank Baker, L (1, 6) OBP: 0.271, SLG: 0.140		B B B B 4-0 BB			0-0 ① FC6-4 G5-4-3 1-2f			0-0 1B		2	0	1	0	1	0	1
Al Closer, L (1, 1)		0-0 ③ 1-3			0-0 ② ③ G5-4-3 1-2f			S S S 0-3 ② K		1	0	0	0	0	0	1
Jim Lyttle, L (5, PH) OBP: 0.250, SLG: 0.280										1	0	0	0	0	0	1
Jim Hardin, R (6, 1)										0	0	0	0	0	0	0
Thurman Munson, R (8, PH) OBP: 0.339, SLG: 0.376										1	0	0	0	0	1	1
Terry Ley, L (9, 1)										0	0	0	0	0	0	0
Inning Stats	R: 1 E: 1 K: 1 S: 7 H: 2 LOB: 1 BB: 0 P: 7	R: 0 E: 0 K: 1 S: 5 H: 1 LOB: 1 BB: 1 P: 9	R: 0 E: 0 K: 1 S: 5 H: 0 LOB: 0 BB: 0 P: 5	R: 0 E: 0 K: 0 S: 3 H: 0 LOB: 0 BB: 0 P: 3	R: 0 E: 0 K: 0 S: 2 H: 0 LOB: 0 BB: 1 P: 6	R: 0 E: 0 K: 0 S: 3 H: 0 LOB: 0 BB: 0 P: 3	R: 0 E: 0 K: 0 S: 3 H: 0 LOB: 0 BB: 0 P: 3	R: 0 E: 0 K: 1 S: 6 H: 1 LOB: 1 BB: 0 P: 6	R: 0 E: 0 K: 0 S: 4 H: 1 LOB: 2 BB: 0 P: 5	1B: 5 2B: 1 3B: 0 HR: 0	SF: 0 SAC: 0 DP: 2 HBP: 1						

	AB	30
	R	1
	H	5
	RBI	0
	BB	2
	SO	4
	LOB	13

WP: 0 PB: 0 SB: 3 CS: 1 PA: 33

PITCHER	IP	WLS	BF	H	R	ER	SO	BB	IBB	HBP	BLK	WP	HR	S	P	ERA	WHIP
Joe Coleman, R (1, 1) ERA: 3.28	9.0	W	33	5	1	0	4	2	0	1	0	0	0	38	47	0.00	0.778

PITCHER	IP	WLS	BF	H	R	ER	SO	BB	IBB	HBP	BLK	WP	HR	S	P	ERA	WHIP

Detroit Tigers @ New York Yankees

Yankee Stadium, Bronx, NY

Sun Sep 05 1971, 3:33 AM EDT

Att. 12,366 - Sunny - 88 F

TOP

livebaseballscorecards.com

Batter	1	2	3	4	5	6	7	8	9	AB	R	H	RBI	BB	SO	LOB
Aurelio Rodriguez, R (1, 5) OBP: 0.280, SLG: 0.382	5-3	F5			6-3		FC6-4 1-2f	L4-3 SH3 1B		5	1	1	0	0	0	2
Tony Taylor, R (1, 4) OBP: 0.315, SLG: 0.344	BB S 1B		F7		4-3		1-H 1B 3B	SH3 1-2		3	2	1	1	1	0	0
Al Kaline, R (1, 9) OBP: 0.427, SLG: 0.473	BB 1B 1-2		S 1B		L7		BB 1B 2B	L4-3 2-3		3	1	1	0	2	0	1
Norm Cash, L (1, 3) OBP: 0.382, SLG: 0.564	FC6-4 1-3 2-H 1B		F9			F7	1-2 2B 3-H 1B	4-3		5	1	2	2	0	0	2
Tim Hosley, R (1, 2) Jim Price, R (5, 2) OBP: 0.328, SLG: 0.340 Gates Brown, L (7, PH) OBP: 0.452, SLG: 0.594 (7, 7)	F4		F3 1-2			F7	L9		S S S K	2 1 2	0 0 0	0 0 0	0 0 0	0 0 0	0 0 1	3 0 2
Mickey Stanley, R (1, 8) OBP: 0.327, SLG: 0.374 Jim Northrup, L (7, PH) OBP: 0.354, SLG: 0.420 (7, 8)	FC6-4 1-2f			5-3		1B 1B	E 1-H 2-H 2B		3-1	3 2	0 0	1 1	0 2	0 0	0 0	2 0
Marvin Lane, R (1, 7) OBP: 0.250, SLG: 0.250 Dick McAuliffe, L (7, PH) OBP: 0.300, SLG: 0.388 (7, 6)		5-3		F9		1-2 1B	BB E		G3	3 1	0 0	1 0	0 0	0 1	0 0	0 0
Ed Brinkman, R (1, 6) OBP: 0.289, SLG: 0.274 Dalton Jones, L (7, PH) OBP: 0.294, SLG: 0.368 Gene Lamont, L (7, 2) OBP: 0.067, SLG: 0.067		BB 1-3 WP		2B		F8	1-2 2-3			2 1 0	0 0 0	1 0 0	0 0 0	1 0 0	0 0 0	2 2 0
Les Cain, L (1, 1) OBP: 0.160, SLG: 0.224 Tom Timmermann, R (5, 1) OBP: 0.167, SLG: 0.091 Ron Perranoski, L (5, 1) Cesar Gutierrez, R (7, PH) OBP: 0.188, SLG: 0.188 Kevin Collins, L (7, PH) OBP: 0.235, SLG: 0.412 Fred Scherman, L (7, 1) OBP: 0.333, SLG: 0.250		1-3 1-3		F2			FC6-4 1B F8			2 0 0 1 1 0	0 0 0 0 0 0	0 0 0 1 0 0	0 0 0 0 0 0	0 0 0 0 0 0	0 0 0 0 3 0	2 0 0 0 0 0

	AB	37
	R	5
	H	10
	RBI	5
	BB	5
	SO	1
	LOB	21

Inning Stats																						
	R: 1	H: 1	R: 0	H: 0	R: 0	H: 1	R: 0	H: 1	R: 0	H: 0	R: 0	H: 2	R: 4	H: 4	R: 0	H: 1	R: 0	H: 0	1B: 7	SF: 0	WP: 1	PA: 43
	E: 0	LOB: 2	E: 0	LOB: 1	E: 0	LOB: 1	E: 0	LOB: 1	E: 0	LOB: 0	E: 0	LOB: 2	E: 1	LOB: 3	E: 0	LOB: 1	E: 0	LOB: 0	2B: 2	SAC: 1	PB: 0	
	K: 0	BB: 2	K: 0	BB: 1	K: 0	BB: 0	K: 0	BB: 0	K: 0	BB: 0	K: 0	BB: 0	K: 0	BB: 2	K: 0	BB: 0	K: 1	BB: 0	3B: 1	DP: 0	SB: 2	
	S: 4	P: 12	S: 3	P: 7	S: 4	P: 4	S: 3	P: 3	S: 4	P: 4	S: 5	P: 5	S: 8	P: 16	S: 4	P: 4	S: 5	P: 5	HR: 0	HBP: 0	CS: 0	

PITCHER		IP	WLS	BF	H	R	ER	SO	BB	IBB	HBP	BLK	WP	HR	S	P	ERA	WHIP
Mike Kekich, L ERA: 3.61	(1, 1)	6.1	W	29	7	3	3	0	3	0	0	0	1	0	26	38	4.26	1.579
Lindy McDaniel, R ERA: 5.05	(7, 1)	0.1		4	2	2	2	0	1	0	0	0	0	0	3	7	54.00	9.000
Jack Aker, R ERA: 2.57	(7, 1)	2.1	S	10	1	0	0	1	1	0	0	0	0	0	11	15	0.00	0.857

PITCHER	IP	WLS	BF	H	R	ER	SO	BB	IBB	HBP	BLK	WP	HR	S	P	ERA	WHIP

BOTTOM

Detroit Tigers @ New York Yankees

Yankee Stadium, Bronx, NY

Sun Sep 05 1971, 3:33 AM EDT

Att. 12,366 - Sunny - 88 F

livebaseballscorecards.com

Batter	1	2	3	4	5	6	7	8	9	AB	R	H	RBI	BB	SO	LOB
Horace Clarke, S (1, 4) OBP: 0.321, SLG: 0.311	BBBB 4-0 L9 SF8 BB		x 0-0 2B WP 1B	x 0-0 2-H FC6-4 1B		x 0-0 ② 4-3		x 0-0 ③ F8		4	2	2	1	1	0	1
Thurman Munson, R (1, 2) OBP: 0.340, SLG: 0.378	BBBB 4-0 1-2 BB		x 0-0 WP 1-3 E 2B	x 0-0 ③ FC6-4 1-2f		SSS 0-3 ③ K				3	1	1	0	1	1	1
Bobby Murcer, L (1, 8) OBP: 0.419, SLG: 0.531	x 0-0 ① L9 2-3		BBBB 4-0 E 2-3 3-H BB		BBBB 4-0 S 1B BB		x 0-0 2B			2	1	1	0	2	0	2
Roy White, S (1, 7) OBP: 0.375, SLG: 0.455	x 0-0 ② SF8 3-H		x 0-0 ① P4		SSS 0-3 ① K 1-2		x 0-0 ① L9			3	0	0	1	0	1	4
Felipe Alou, R (1, 3) OBP: 0.324, SLG: 0.396	SSS 0-3 ③ K		x 0-0 ② L7 1-2 3-H		x 0-0 1B SF7 2-H 1B		BBBB 4-0 G4-3 BB			3	1	1	1	1	1	2
Danny Cater, R (1, 5) OBP: 0.304, SLG: 0.361		x 0-0 1B	x 0-0 ③ 5-3		x 0-0 FC6-4 2-3 1B		x 0-0 ② ③ G4-3 1-2f			4	0	2	0	0	0	3
Ron Swoboda, R (1, 9) OBP: 0.384, SLG: 0.350 Ron Blomberg, L (5, PH) OBP: 0.365, SLG: 0.490 (6, 9)		x 0-0 ① F8		BBBB 4-0 FC5-6 BB	x 0-0 ② SF7 3-H			x 0-0 CS 1B		1 1	0 0	0 1	0 1	1 0	0 0	1 0
Gene Michael, S (1, 6) OBP: 0.312, SLG: 0.295		x 0-0 ② F7		x 0-0 ① FC5-6 SH3-4 1-2f 1B	x 0-0 ③ FC6-4 1-2f			BBBB 4-0 ① SH5-4 1-2 BB		3	1	0	0	1	0	3
Mike Kekich, R (1, 1) OBP: 0.195, SLG: 0.154 Lindy McDaniel, R (7, 1) OBP: 0.111, SLG: 0.111 Jack Aker, R (7, 1)		SSS 0-3 ③ K		x 0-0 ② SH3-4 1-2		x 0-0 ① 4-3		x 0-0 ② SH5-4 1-2		2 0 0	0 0 0	0 0 0	0 0 0	0 0 0	1 0 0	1 0 0
Inning Stats	R: 1 H: 0 E: 0 LOB: 1 K: 1 BB: 2 S: 5 P: 13	R: 0 H: 1 E: 0 LOB: 1 K: 1 BB: 0 S: 6 P: 6	R: 2 H: 2 E: 1 LOB: 1 K: 0 BB: 1 S: 5 P: 9	R: 1 H: 1 E: 0 LOB: 1 K: 0 BB: 1 S: 4 P: 8	R: 2 H: 2 E: 0 LOB: 1 K: 1 BB: 1 S: 7 P: 11	R: 0 H: 0 E: 0 LOB: 0 K: 1 BB: 0 S: 5 P: 5	R: 0 H: 1 E: 0 LOB: 1 K: 0 BB: 1 S: 3 P: 7	R: 0 H: 1 E: 0 LOB: 1 K: 0 BB: 1 S: 3 P: 7		1B: 6 2B: 2 3B: 0 HR: 0	SF: 2 SAC: 2 DP: 1 HBP: 0			WP: 1 PB: 0 SB: 1 CS: 1	PA: 37	

	AB	26
	R	6
	H	8
	RBI	4
	BB	7
	SO	4
	LOB	18

PITCHER		IP	WLS	BF	H	R	ER	SO	BB	IBB	HBP	BLK	WP	HR	S	P	ERA	WHIP
Les Cain, L ERA: 4.33	(1, 1)	4.0	L	21	4	5	5	2	5	0	0	0	1	0	20	40	11.25	2.250
Tom Timmermann, R ERA: 4.15	(5, 1)	0.1		3	2	0	0	1	0	0	0	0	0	0	5	5	0.00	6.000
Ron Perranoski, L ERA: 6.02	(5, 1)	1.2		5	0	1	1	1	0	0	0	0	0	0	7	7	5.40	0.000
Fred Scherman, L ERA: 2.59	(7, 1)	2.0		8	2	0	0	0	2	0	0	0	0	0	6	14	0.00	2.000

PITCHER		IP	WLS	BF	H	R	ER	SO	BB	IBB	HBP	BLK	WP	HR	S	P	ERA	WHIP

Batter	1	2	3	4	5	6	7	8	9	AB	R	H	RBI	BB	SO	LOB
Dick McAuliffe, L (1, 4) OBP: 0.297, SLG: 0.384	F8		4-3 2-3		K		3-1			4	0	0	0	0	1	4
Aurelio Rodriguez, R (1, 5) OBP: 0.280, SLG: 0.385	G3 3B		F8		FC6-4 1-2f			F8		4	1	1	0	0	0	3
Gates Brown, L (1, 7) OBP: 0.440, SLG: 0.577	G3 3-H			4-3		P6		L9		4	0	0	1	0	0	0
Norm Cash, L (1, 3) OBP: 0.379, SLG: 0.559	K			F8		F8		P4		4	0	0	0	0	1	0
Bill Freehan, R (1, 2) OBP: 0.356, SLG: 0.477		1-3		F9		1B			3B 2B	4	1	2	0	0	0	0
Jim Northrup, L (1, 9) OBP: 0.351, SLG: 0.416		K			F7	F7			F7	4	0	0	0	0	1	2
Mickey Stanley, R (1, 8) OBP: 0.331, SLG: 0.385		4-3			E6 1B SH 1B		6-3 1B		CS 2-H 3B	4	1	3	1	0	0	0
Ed Brinkman, R (1, 6) OBP: 0.290, SLG: 0.274			E6 4-3 SH2		SH 2-3 1B		6-3 1-2		CS HBP	3	0	1	0	0	0	1
Mickey Lolich, S (1, 1) OBP: 0.233, SLG: 0.121			SH2 1-2		SH FC6-4 1-2 3-H		K 1-2		K 1-2 3-H	2	0	0	1	0	2	3
Inning Stats	R: 1 E: 0 K: 1 S: 6 H: 1 LOB: 0 BB: 0 P: 6	R: 0 E: 0 K: 1 S: 5 H: 0 LOB: 0 BB: 0 P: 5	R: 0 E: 1 K: 0 S: 4 H: 0 LOB: 1 BB: 0 P: 4	R: 0 E: 0 K: 0 S: 3 H: 0 LOB: 0 BB: 0 P: 3	R: 1 E: 1 K: 1 S: 8 H: 2 LOB: 2 BB: 0 P: 8	R: 0 E: 0 K: 0 S: 4 H: 1 LOB: 1 BB: 0 P: 4	R: 0 E: 0 K: 1 S: 6 H: 1 LOB: 1 BB: 0 P: 6	R: 0 E: 0 K: 0 S: 3 H: 0 LOB: 0 BB: 0 P: 3	R: 1 E: 0 K: 1 S: 6 H: 2 LOB: 1 BB: 0 P: 7	1B: 4 2B: 1 3B: 2 HR: 0 SF: 0 SAC: 2 DP: 0 HBP: 1	WP: 0 PB: 0 SB: 0 CS: 2 PA: 36					

PITCHER		IP	WLS	BF	H	R	ER	SO	BB	IBB	HBP	BLK	WP	HR	S	P	ERA	WHIP
Bill Gogolewski, R ERA: 2.66	(1, 1)	8.0	L	31	5	2	1	4	0	0	0	0	0	0	39	39	1.12	0.625
Casey Cox, R ERA: 3.64	(9, 1)	1.0		5	2	1	1	1	0	0	1	0	0	0	6	7	9.00	2.000

PITCHER	IP	WLS	BF	H	R	ER	SO	BB	IBB	HBP	BLK	WP	HR	S	P	ERA	WHIP

TOP

Detroit Tigers @ Washington Senators

Robert F. Kennedy Memorial Stadium, Washington, DC

Mon Sep 06 1971, 3:33 AM EDT

Att. 7,348 - Unknown

livebaseballscorecards.com

AB	33
R	3
H	7
RBI	3
BB	0
SO	5
LOB	13

Batter	1	2	3	4	5	6	7	8	9	AB	R	H	RBI	BB	SO	LOB
Del Unser, L (1, 9) OBP: 0.338, SLG: 0.371	F3			K		BB		F8		3	0	0	0	1	1	0
Davey Nelson, R (1, 5) OBP: 0.312, SLG: 0.368	F8			6-3		FC6-4			F8	4	0	1	0	0	0	0
Frank Howard, R (1, 3) OBP: 0.372, SLG: 0.476	F9			1B		F8			6-3	4	0	1	0	0	0	1
Dick Billings, R (1, 7) OBP: 0.277, SLG: 0.333		F9		K		FC6-4			6-3	4	0	0	0	0	1	2
Elliott Maddox, R (1, 8) OBP: 0.342, SLG: 0.275		G6-4-3			1B		F9			3	0	2	0	0	0	0
Paul Casanova, R (1, 2) OBP: 0.231, SLG: 0.278		G6-4-3			F7		G1-6-3			3	0	1	0	0	0	2
Toby Harrah, R (1, 6) OBP: 0.289, SLG: 0.272			F9		S		G1-6-3			3	0	1	0	0	0	1
Tim Cullen, R (1, 4) OBP: 0.246, SLG: 0.264			K		F7			F7		3	0	0	0	0	1	2
Bill Gogolewski, L (1, 1) OBP: 0.222, SLG: 0.160			F7		K			K		2	0	0	0	0	1	2
Lenny Randle, S (8, PH) OBP: 0.299, SLG: 0.299										1	0	0	0	0	1	0
Casey Cox, R (9, 1) OBP: 0.115, SLG: 0.080										0	0	0	0	0	0	0
Inning Stats	R: 0 E: 0 K: 0 S: 3 H: 0 LOB: 0 BB: 0 P: 3	R: 0 E: 0 K: 0 S: 3 H: 1 LOB: 0 BB: 0 P: 3	R: 0 E: 0 K: 1 S: 5 H: 0 LOB: 0 BB: 0 P: 5	R: 0 E: 0 K: 2 S: 8 H: 1 LOB: 1 BB: 0 P: 8	R: 0 E: 0 K: 1 S: 7 H: 2 LOB: 2 BB: 0 P: 7	R: 0 E: 0 K: 0 S: 3 H: 1 LOB: 1 BB: 1 P: 7	R: 0 E: 0 K: 0 S: 3 H: 1 LOB: 0 BB: 0 P: 3	R: 0 E: 0 K: 1 S: 5 H: 0 LOB: 0 BB: 0 P: 5	R: 0 E: 0 K: 0 S: 3 H: 0 LOB: 0 BB: 0 P: 3	1B: 6 2B: 0 3B: 0 HR: 0	SF: 0 SAC: 0 DP: 2 HBP: 0			WP: 0 PB: 0 SB: 1 CS: 0		PA: 31	

PITCHER	IP	WLS	BF	H	R	ER	SO	BB	IBB	HBP	BLK	WP	HR	S	P	ERA	WHIP
Mickey Lolich, L (1, 1) ERA: 2.94	9.0	W	31	6	0	0	5	1	0	0	0	0	0	40	44	0.00	0.778

PITCHER	IP	WLS	BF	H	R	ER	SO	BB	IBB	HBP	BLK	WP	HR	S	P	ERA	WHIP

BOTTOM

Detroit Tigers @ Washington Senators

Robert F. Kennedy Memorial Stadium, Washington, DC

Mon Sep 06 1971, 3:33 AM EDT

Att. 7,348 - Unknown

livebaseballscorecards.com

AB	30
R	0
H	6
RBI	0
BB	1
SO	5
LOB	10

Batter	1	2	3	4	5	6	7	8	9	10	11	AB	R	H	RBI	BB	SO	LOB
Dick McAuliffe, L (1, 4) OBP: 0.300, SLG: 0.384	BBBB 4-0 BB BB	x 0-0 ② F9			x 0-0 ② 4-3		x 0-0 1-2 1B		BBBB 4-0 BB			3	0	1	0	2	0	2
Aurelio Rodriguez, R (1, 5) OBP: 0.278, SLG: 0.381	x 0-0 ① F8	x 0-0 ③ FC6-4 1-2f			x 0-0 ③ P4		x 0-0 ③ F9		SSS 0-3 ③ K			5	0	0	0	0	1	6
Gates Brown, L (1, 7) OBP: 0.432, SLG: 0.566 Cesar Gutierrez, R (7, 6) OBP: 0.176, SLG: 0.176	x 0-0 ② P5		x 0-0 ① 4-3			SSS 0-3 ① K		x 0-0 ① F7		x 0-0 ① F7		3 2	0 0	0 0	0 0	1 0	1 0	1 0
Norm Cash, L (1, 3) OBP: 0.379, SLG: 0.556	BBBB 4-0 1-2 BB		SSS 0-3 ② K			x 0-0 ② F9		x 0-0 1B 1B		x 0-0 ② F9		4	0	1	0	1	1	0
Bill Freehan, R (1, 2) OBP: 0.352, SLG: 0.471	x 0-0 ③ F9		x 0-0 ③ 5-3			x 0-0 ③ F9		x 0-0 ② F8		SSS 0-3 ③ K		5	0	0	0	0	1	3
Jim Northrup, L (1, 9) OBP: 0.358, SLG: 0.440 (7, 7)		x 0-0 HR		x 0-0 CS S 1B			x 0-0 1B SF8 2B	x 0-0 1-2 1B			x 0-0 HR	5	3	5	2	0	0	0
Mickey Stanley, R (1, 8) OBP: 0.332, SLG: 0.385		x 0-0 BB 1B		SSS 0-3 ① K 1-2			x 0-0 FC1-6 2-3 1B	x 0-0 ③ F8			x 0-0 ① 1-3	5	0	2	0	0	1	3
Ed Brinkman, R (1, 6) OBP: 0.289, SLG: 0.273 Dalton Jones, L (7, PH) OBP: 0.294, SLG: 0.368 Al Kaline, R (7, PH) OBP: 0.424, SLG: 0.470 (7, 9)	SSS 0-3 ① K	SSS 0-3 ②③ K 2-3					x 0-0 ① SF8 3-H		x 0-0 ① L5-3		x 0-0 ② L9	2 0 2	0 0 0	0 0 0	0 0 0	2 0 1	2 0 0	2 0 0
Joe Coleman, R (1, 1) OBP: 0.152, SLG: 0.118 Fred Scherman, L (10, 1) OBP: 0.316, SLG: 0.235	BBBB 4-0 1-2 FC6-4 BB		SSS 0-3 ① K			x 0-0 ② FC1-6 1-2f 1B			SSS 0-3 ② K		SSS 0-3 ③ K	3 1	0 0	0 0	0 0	1 0	2 1	1 0
Inning Stats	R: 0 E: 0 K: 0 S: 3 H: 0 LOB: 2 BB: 2 P: 11	R: 1 E: 0 K: 1 S: 7 H: 2 LOB: 2 BB: 1 P: 11	R: 0 E: 0 K: 1 S: 5 H: 0 LOB: 0 BB: 0 P: 5	R: 0 E: 0 K: 2 S: 7 H: 1 LOB: 0 BB: 0 P: 7	R: 0 E: 0 K: 1 S: 5 H: 0 LOB: 0 BB: 0 P: 5	R: 0 E: 0 K: 1 S: 5 H: 0 LOB: 0 BB: 0 P: 5	R: 1 E: 0 K: 0 S: 6 H: 3 LOB: 2 BB: 0 P: 6	R: 0 E: 0 K: 0 S: 5 H: 2 LOB: 2 BB: 0 P: 5	R: 0 E: 0 K: 2 S: 7 H: 0 LOB: 1 BB: 1 P: 11	R: 0 E: 0 K: 1 S: 5 H: 0 LOB: 0 BB: 0 P: 5	R: 1 E: 0 K: 1 S: 6 H: 1 LOB: 0 BB: 0 P: 6	1B: 6 2B: 1 3B: 0 HR: 2	SF: 1 SAC: 0 DP: 0 HBP: 0		WP: 0 PB: 0 SB: 1 CS: 1	PA: 45		

PITCHER		IP	WLS	BF	H	R	ER	SO	BB	IBB	HBP	BLK	WP	HR	S	P	ERA	WHIP
Mike Thompson, R ERA: 4.67	(1, 1)	6.0		25	5	2	2	6	3	0	0	0	0	1	34	46	3.00	1.333
Joe Grzenda, L ERA: 2.2	(7, 1)	1.0		4	1	0	0	0	0	0	0	0	0	0	4	4	0.00	1.000
Paul Lindblad, L ERA: 2.92	(8, 1)	4.0	L	16	3	1	1	4	1	0	0	0	0	1	23	27	2.25	1.000

PITCHER		IP	WLS	BF	H	R	ER	SO	BB	IBB	HBP	BLK	WP	HR	S	P	ERA	WHIP

TOP

Detroit Tigers @ Washington Senators

Robert F. Kennedy Memorial Stadium, Washington, DC

Tue Sep 07 1971, 7:05 PM EDT

Att. 2,369 - Unknown

livebaseballscorecards.com

AB	40
R	3
H	9
RBI	3
BB	4
SO	10
LOB	18

Batter	1	2	3	4	5	6	7	8	9	10	11	AB	R	H	RBI	BB	SO	LOB
Del Unser, L (1, 8) (10, 9) OBP: 0.336, SLG: 0.371	K		1B 2B		K			K		4-3		5	1	1	0	0	3	0
Davey Nelson, R (1, 5) OBP: 0.310, SLG: 0.365	F7		2B SF8 2-H		6-3			6-3			K	5	1	1	1	0	1	0
Don Mincher, L (1, 3) OBP: 0.395, SLG: 0.443	K		SF8 1-3			F5		K			F5	5	0	1	0	0	2	0
Tom McCraw, L (1, 9) (10, 7) OBP: 0.274, SLG: 0.374		F3	SF8 2-3 3-H			4-3			K		1-3	4	0	0	1	0	1	0
Larry Bittner, L (1, 7) OBP: 0.333, SLG: 0.314		3-1	3-1			F2			4-3			4	0	1	0	0	0	1
Toby Harrah, R (9, PR) (10, 6) OBP: 0.289, SLG: 0.272									2B			0	0	0	0	0	0	0
Bernie Allen, L (1, 4) OBP: 0.365, SLG: 0.368		2B		G4-6-3			1B FC5-2		4-3			3	0	3	0	0	0	0
Lenny Randle, S (7, PR) (8, 4) OBP: 0.299, SLG: 0.299				1B			1B		2-3			0	0	0	0	0	0	0
Elliott Maddox, R (9, PH) (10, 8) OBP: 0.341, SLG: 0.274												1	0	0	0	0	0	1
Dick Billings, R (1, 2) OBP: 0.280, SLG: 0.333		BB		G4-6-3 1-2f			FC5-2 1-3 1B		5-3			3	0	1	0	1	0	3
Tim Cullen, R (1, 6) (10, 4) OBP: 0.243, SLG: 0.261		P5		P4			FC5-2 G5-4-3 1-2 3-H			K		4	0	0	0	0	1	4
Mike Thompson, R (1, 1) OBP: 0.211, SLG: 0.063			K		K					6-3		2	0	0	0	0	2	0
Joe Grzenda, R (7, 1) OBP: 0.250, SLG: 0.250												0	0	0	0	0	0	0
Frank Howard, R (7, PH) OBP: 0.372, SLG: 0.476							G5-4-3 1-2f					1	0	0	0	0	0	2
Paul Lindblad, L (8, 1) OBP: 0.190, SLG: 0.286												1	0	0	0	0	0	0
Inning Stats	R: 0 E: 0 K: 2 S: 7 H: 0 LOB: 0 BB: 0 P: 7	R: 0 E: 0 K: 0 S: 4 H: 1 LOB: 2 BB: 1 P: 8	R: 2 E: 0 K: 1 S: 8 H: 3 LOB: 1 BB: 0 P: 8	R: 0 E: 0 K: 0 S: 3 H: 1 LOB: 0 BB: 0 P: 3	R: 0 E: 0 K: 2 S: 7 H: 0 LOB: 0 BB: 0 P: 7	R: 0 E: 0 K: 0 S: 3 H: 0 LOB: 0 BB: 0 P: 3	R: 0 E: 0 K: 0 S: 4 H: 2 LOB: 2 BB: 0 P: 4	R: 0 E: 0 K: 2 S: 7 H: 0 LOB: 0 BB: 0 P: 7	R: 0 E: 0 K: 1 S: 6 H: 1 LOB: 2 BB: 0 P: 6	R: 0 E: 0 K: 1 S: 5 H: 0 LOB: 0 BB: 0 P: 5	R: 0 E: 0 K: 1 S: 5 H: 0 LOB: 0 BB: 0 P: 5							

PITCHER		IP	WLS	BF	H	R	ER	SO	BB	IBB	HBP	BLK	WP	HR	S	P	ERA	WHIP
Joe Coleman, R ERA: 3.24	(1, 1)	9.0		34	8	2	2	8	1	0	0	0	0	0	49	53	2.00	1.000
Fred Scherman, L ERA: 2.53	(10, 1)	2.0	W	6	0	0	0	2	0	0	0	0	0	0	10	10	0.00	0.000

PITCHER	IP	WLS	BF	H	R	ER	SO	BB	IBB	HBP	BLK	WP	HR	S	P	ERA	WHIP

BOTTOM

Detroit Tigers @ Washington Senators

Robert F. Kennedy Memorial Stadium, Washington, DC

Tue Sep 07 1971, 7:05 PM EDT

Att. 2,369 - Unknown

livebaseballscorecards.com

AB	38
R	2
H	8
RBI	2
BB	1
SO	10
LOB	11

1B: 4	SF: 1	WP: 0	PA: 40
2B: 4	SAC: 0	PB: 0	
3B: 0	DP: 2	SB: 0	
HR: 0	HBP: 0	CS: 0	

Detroit Tigers @ Washington Senators

Robert F. Kennedy Memorial Stadium, Washington, DC

Wed Sep 08 1971, 7:05 PM EDT

Att. 2,973 - Unknown

TOP

livebaseballscorecards.com

Batter	1	2	3	4	5	6	7	8	9	AB	R	H	RBI	BB	SO	LOB
Dick McAuliffe, L (1, 4) OBP: 0.297, SLG: 0.379	F9	G6-3 1-2f		F2			K2-3		K	5	0	0	0	0	2	3
Aurelio Rodriguez, R (1, 5) OBP: 0.277, SLG: 0.385	P6		HR		P4		K		F8	5	1	1	1	0	1	0
Gates Brown, L (1, 7) OBP: 0.446, SLG: 0.589	HR		BB F8 S 1B		BB			FC3-6 BB		1	2	1	1	3	0	0
Norm Cash, L (1, 3) OBP: 0.378, SLG: 0.553	FC6-4 1B		F2		P5			FC3-6 1-2f HR		4	1	1	0	0	0	3
Bill Freehan, R (1, 2) OBP: 0.352, SLG: 0.476	FC6-4 1-2f		F8 1-3		F9			1-H HR		4	1	1	2	0	0	3
Jim Northrup, L (1, 9) OBP: 0.360, SLG: 0.440		1B 1B BB	3-H 1B			3-1		4-3		3	0	1	1	1	0	0
Mickey Stanley, R (1, 8) OBP: 0.334, SLG: 0.386		F8	5-3			G6-4-3 1B		1B		4	0	2	0	0	0	2
Ed Brinkman, R (1, 6) OBP: 0.289, SLG: 0.273		1B 1-2 1B		F8		G6-4-3 1-2f		K		4	0	1	0	0	1	2
Mike Kilkenny, R (1, 1) OBP: 0.087, SLG: 0.087							K		1-3	3	0	1	0	0	1	0
Jack Whillock, R (8, 1)		G6-3 1-2 2-3 1B		3-1						1	0	0	0	0	0	0
Inning Stats	R: 1 E: 0 K: 0 S: 5 H: 2 LOB: 1 BB: 0 P: 5	R: 0 E: 0 K: 0 S: 4 H: 2 LOB: 2 BB: 1 P: 8	R: 2 E: 0 K: 0 S: 5 H: 2 LOB: 1 BB: 1 P: 9	R: 0 E: 0 K: 0 S: 3 H: 0 LOB: 0 BB: 0 P: 3	R: 0 E: 0 K: 0 S: 3 H: 0 LOB: 1 BB: 1 P: 7	R: 0 E: 0 K: 0 S: 3 H: 1 LOB: 0 BB: 0 P: 3	R: 0 E: 0 K: 3 S: 9 H: 0 LOB: 0 BB: 0 P: 9	R: 2 E: 0 K: 1 S: 7 H: 2 LOB: 1 BB: 1 P: 11	R: 0 E: 0 K: 1 S: 5 H: 0 LOB: 0 BB: 0 P: 5	1B: 6 2B: 0 3B: 0 HR: 3 SF: 0 SAC: 0 DP: 2 HBP: 0						

	AB	34
	R	5
	H	9
	RBI	5
	BB	4
	SO	5
	LOB	13

WP: 0 PB: 0 SB: 1 CS: 0 PA: 38

PITCHER	IP	WLS	BF	H	R	ER	SO	BB	IBB	HBP	BLK	WP	HR	S	P	ERA	WHIP
Pete Broberg, R (1, 1) ERA: 3.09	7.2	L	34	9	5	5	3	4	0	0	0	0	3	36	52	5.87	1.696
Horacio Pina, R (8, 1) ERA: 3.58	0.1		1	0	0	0	1	0	0	0	0	0	0	3	3	0.00	0.000
Joe Grzenda, L (9, 1) ERA: 2.16	1.0		3	0	0	0	1	0	0	0	0	0	0	5	5	0.00	0.000

PITCHER	IP	WLS	BF	H	R	ER	SO	BB	IBB	HBP	BLK	WP	HR	S	P	ERA	WHIP

BOTTOM

Batter	1	2	3	4	5	6	7	8	9	AB	R	H	RBI	BB	SO	LOB
Del Unser, L (1, 9) OBP: 0.333, SLG: 0.367	6-3		6-3		6-3	4-3			6-3	5	0	0	0	0	0	1
Davey Nelson, R (1, 5) OBP: 0.308, SLG: 0.362	E1 F9 1B		F2		BB 1B		F7		6-3	5	2	1	0	0	0	0
Frank Howard, R (1, 3) OBP: 0.372, SLG: 0.473	F9 2-3		BBBB 4-0 FC6-4 BB		BBBB 4-0 1B 1-2 BB		6-3		SSS 0-3 K	3	0	0	0	2	1	1
Dick Billings, R (1, 7) OBP: 0.279, SLG: 0.332	1B 3-H 1B		FC6-4 1-2f		SSS 0-3 K		F7			4	0	1	1	0	1	3
Elliott Maddox, R (1, 8) OBP: 0.343, SLG: 0.278	1-2 1B			SSS 0-3 K	FC6-4 1-3 2-H 1B			1-3		4	0	2	1	0	1	0
Paul Casanova, R (1, 2) OBP: 0.234, SLG: 0.289	4-3			BBBB 4-0 1B BB	FC6-4 1-2f			HR		3	1	1	1	1	0	4
Bernie Allen, L (1, 4) OBP: 0.363, SLG: 0.366		4-3		1-3 1B		4-3		P5		4	0	1	0	0	0	0
Tim Cullen, R (1, 6) OBP: 0.246, SLG: 0.263		5-3		F7		FC3-6 1B		1B		4	0	2	0	0	0	2
Pete Broberg, R (1, 1) OBP: 0.105, SLG: 0.108		SSS 0-3 K		F9		1-2f FC3-6		SSS 0-3 K		3	0	0	0	0	1	3
Horacio Pina, R (8, 1)										0	0	0	0	0	0	0
Jeff Burroughs, R (8, PH) OBP: 0.348, SLG: 0.424										1	0	0	0	0	1	1
Joe Grzenda, R (9, 1) OBP: 0.250, SLG: 0.250										0	0	0	0	0	0	0
Inning Stats	R: 1 E: 1 K: 0 S: 6 H: 2 LOB: 2 BB: 0 P: 6		R: 0 E: 0 K: 1 S: 5 H: 0 LOB: 0 BB: 0 P: 5	R: 0 E: 0 K: 0 S: 3 H: 0 LOB: 1 BB: 1 P: 7	R: 0 E: 0 K: 1 S: 6 H: 1 LOB: 2 BB: 1 P: 10	R: 1 E: 0 K: 1 S: 7 H: 2 LOB: 2 BB: 1 P: 11	R: 0 E: 0 K: 0 S: 4 H: 1 LOB: 1 BB: 0 P: 4	R: 0 E: 0 K: 0 S: 3 H: 0 LOB: 0 BB: 0 P: 3	R: 1 E: 0 K: 1 S: 7 H: 2 LOB: 1 BB: 0 P: 7	R: 0 E: 0 K: 1 S: 5 H: 0 LOB: 0 BB: 0 P: 5	1B: 7 2B: 0 3B: 0 HR: 1	SF: 0 SAC: 0 DP: 0 HBP: 0						

PITCHER	IP	WLS	BF	H	R	ER	SO	BB	IBB	HBP	BLK	WP	HR	S	P	ERA	WHIP
Mike Kilkenny, L (1, 1) ERA: 4.64	7.2	W	35	8	3	2	3	3	0	0	0	0	1	38	50	2.35	1.435
Jack Whillock, R (8, 1) ERA:	1.1	S	4	0	0	0	2	0	0	0	0	0	0	8	8	0.00	0.000

PITCHER	IP	WLS	BF	H	R	ER	SO	BB	IBB	HBP	BLK	WP	HR	S	P	ERA	WHIP

Detroit Tigers @ Washington Senators

Robert F. Kennedy Memorial Stadium, Washington, DC

Wed Sep 08 1971, 7:05 PM EDT

Att. 2,973 - Unknown

livebaseballscorecards.com

AB	36
R	3
H	8
RBI	3
BB	3
SO	5
LOB	15

WP: 0 PB: 0 SB: 0 CS: 0 PA: 39

Boston Red Sox @ Detroit Tigers

Tiger Stadium, Detroit, MI

Thu Sep 09 1971, 7:05 PM EDT

Att. 13,775 - Unknown

TOP

livebaseballscorecards.com

Batter	1	2	3	4	5	6	7	8	9	AB	R	H	RBI	BB	SO	LOB
Doug Griffin, R (1, 4) OBP: 0.297, SLG: 0.334	F9	1-3 2-H 1B			4-3		G4-3 1-2f	1B BB		4	2	1	1	1	0	1
Luis Aparicio, R (1, 6) OBP: 0.283, SLG: 0.299	HR	2-H 3-H 1B			5-3			BB 1B; 1-3 2-H 3-H 1B		5	2	4	5	0	0	0
Carl Yastrzemski, L (1, 7) OBP: 0.387, SLG: 0.404 Rick Miller, L (9, 7) OBP: 0.500, SLG: 1.000	BB F8	F7			L5			1B 2B BB; 1-2 3-H 1B		3 0	1 0	1 0	1 0	2 0	0 0	1 0
Reggie Smith, S (1, 8) OBP: 0.360, SLG: 0.501	F8 1-2		F4			F8		K	1-3	5	0	0	0	0	1	5
Rico Petrocelli, R (1, 5) OBP: 0.342, SLG: 0.429	K		K			F4		2B 1-3 2-H 1B	F8	5	1	1	1	0	2	1
George Scott, R (1, 3) OBP: 0.319, SLG: 0.448		1B 1B	6-3			L8		1-3 3-H 2B	6-3	5	2	2	1	0	0	0
Billy Conigliaro, R (1, 9) OBP: 0.318, SLG: 0.446		F6		6-3			HR	WP 1B 2-H 3-H 1B	BB	4	2	2	3	1	0	1
Duane Josephson, R (1, 2) OBP: 0.302, SLG: 0.399		1B 1-2 1B		6-3			K	WP 1-2 1B	F9	5	2	2	0	0	1	1
Jim Lonborg, R (1, 1) OBP: 0.208, SLG: 0.156		K		L6			G4-3 1B	F9 1-2 2-3		4	0	1	0	0	1	4
Inning Stats	R: 1 H: 1 E: 0 LOB: 1 K: 1 BB: 1 S: 6 P: 10	R: 3 H: 4 E: 0 LOB: 1 K: 1 BB: 0 S: 9 P: 9	R: 0 H: 0 E: 0 LOB: 0 K: 1 BB: 0 S: 5 P: 5	R: 0 H: 0 E: 0 LOB: 0 K: 0 BB: 0 S: 3 P: 3	R: 0 H: 0 E: 0 LOB: 0 K: 0 BB: 0 S: 3 P: 3	R: 0 H: 0 E: 0 LOB: 0 K: 0 BB: 0 S: 3 P: 3	R: 1 H: 2 E: 0 LOB: 0 K: 1 BB: 0 S: 6 P: 6	R: 7 H: 7 E: 0 LOB: 2 K: 1 BB: 2 S: 12 P: 20	R: 0 H: 0 E: 0 LOB: 1 K: 0 BB: 1 S: 3 P: 7	1B: 11 SF: 0 2B: 1 SAC: 0 3B: 0 DP: 1 HR: 2 HBP: 0						

	AB	40
	R	12
	H	14
	RBI	12
	BB	4
	SO	5
	LOB	14

WP: 1 PA: 44
PB: 0
SB: 0
CS: 0

PITCHER		IP	WLS	BF	H	R	ER	SO	BB	IBB	HBP	BLK	WP	HR	S	P	ERA	WHIP
Bill Gilbreth, L ERA: 4.85	(1, 1)	1.2		11	5	4	4	2	1	0	0	0	0	1	14	18	21.60	3.600
Joe Niekro, R ERA: 4.5	(2, 1)	5.1		17	2	1	1	2	0	0	0	0	0	1	21	21	1.69	0.375
Jack Whillock, R ERA: 7.71	(8, 1)	0.1	L	5	3	4	4	1	1	0	0	0	0	0	6	10	108.00	12.000
Chuck Seelbach, R ERA: 13.5	(8, 1)	0.0		2	2	0	0	0	0	0	0	0	0	0	2	2	∞	∞
Bill Denehy, R ERA: 3.97	(8, 1)	1.2		9	2	3	3	0	2	0	0	0	1	0	7	15	16.20	2.400

PITCHER	IP	WLS	BF	H	R	ER	SO	BB	IBB	HBP	BLK	WP	HR	S	P	ERA	WHIP

Boston Red Sox @ Detroit Tigers

Tiger Stadium, Detroit, MI

Thu Sep 09 1971, 7:05 PM EDT

Att. 13,775 - Unknown

BOTTOM

Batter	1	2	3	4	5	6	7	8	9	AB	R	H	RBI	BB	SO	LOB
Dick McAuliffe, L (1, 4) OBP: 0.296, SLG: 0.382	S S S 0-3 ① K	x 0-0 ② 4-3			x 0-0 1B 3B		x 0-0 F9 ①		x 0-0 ③ F8	5	1	1	0	0	1	0
Aurelio Rodriguez, R (1, 5) OBP: 0.278, SLG: 0.390	x 0-0 ② 5-3	x 0-0 ③ 6-3			x 0-0 FC4-6 3-H 1B		x 0-0 1-3 3B			4	1	2	1	0	0	0
Gates Brown, L (1, 7) OBP: 0.441, SLG: 0.577	B B B B 4-0 1B E 1B BB		x 0-0 ① F7		x 0-0 ② FC4-6 1-2f		x 0-0 ② 1-3 3-H			3	1	0	1	1	0	1
Norm Cash, L (1, 3) OBP: 0.377, SLG: 0.550	x 0-0 E 1B 1-2 1B 1B		S S S 0-3 ② K		x 0-0 ③ G3		x 0-0 ③ F4			4	1	1	0	0	1	1
Bill Freehan, R (1, 2) OBP: 0.353, SLG: 0.475	x 0-0 E 1B 1-2 2-3 1B		x 0-0 ③ 5-3			H 1-0 FC6-4 HBP		x 0-0 ① 5-3		3	1	1	0	0	0	0
Jim Northrup, L (1, 9) OBP: 0.357, SLG: 0.435	x 0-0 E6 1B 1-2 2-3 3-H			x 0-0 ① F7		x 0-0 ① F5		x 0-0 ② F8		4	0	0	0	0	0	3
Mickey Stanley, R (1, 8) OBP: 0.336, SLG: 0.388	x 0-0 1-2 2-H 3-H 1B			x 0-0 L5-3 1B		x 0-0 ② FC6-4 1-2f		x 0-0 ③ F8		4	0	2	2	0	0	1
Ed Brinkman, R (1, 6) OBP: 0.287, SLG: 0.271 John Young, L (9, PH)	x 0-0 ③ F7			x 0-0 ② ③ L5-3 1-2		x 0-0 ③ F9			x 0-0 ① 5-3	3 1	0 0	0 0	0 0	0 0	0 0	4 0
Bill Gilbreth, L (1, 1) OBP: 0.182, SLG: 0.182 Joe Niekro, R (2, 1) OBP: 0.188, SLG: 0.167 Dalton Jones, L (7, PH) OBP: 0.299, SLG: 0.396 Jack Whillock, R (8, 1) Chuck Seelbach, R (8, 1) Bill Denehy, S (8, 1) Kevin Collins, L (9, PH) OBP: 0.229, SLG: 0.400		x 0-0 ① L8			x 0-0 ① F4		x 0-0 HR		x 0-0 ② F7	0 2 1 0 0 0 0 1	0 0 1 0 0 0 0 0	0 0 1 0 0 0 0 0	0 0 1 0 0 0 0 0	0 0 0 0 0 0 0 0	0 0 0 0 0 0 0 0	0 0 0 0 0 0 0 0
Inning Stats	R: 3 H: 3 E: 1 LOB: 2 K: 1 BB: 1 S: 9 P: 13	R: 0 H: 0 E: 0 LOB: 0 K: 0 BB: 0 S: 3 P: 3	R: 0 H: 0 E: 0 LOB: 0 K: 1 BB: 0 S: 5 P: 5	R: 0 H: 1 E: 0 LOB: 0 K: 0 BB: 0 S: 3 P: 3	R: 1 H: 2 E: 0 LOB: 1 K: 0 BB: 0 S: 5 P: 5	R: 0 H: 0 E: 0 LOB: 1 K: 0 BB: 0 S: 3 P: 4	R: 2 H: 2 E: 0 LOB: 0 K: 0 BB: 0 S: 5 P: 5	R: 0 H: 0 E: 0 LOB: 0 K: 0 BB: 0 S: 3 P: 3	R: 0 H: 0 E: 0 LOB: 0 K: 0 BB: 0 S: 3 P: 3	1B: 5 2B: 1 3B: 2 HR: 1	SF: 0 SAC: 0 DP: 1 HBP: 1			WP: 0 PB: 0 SB: 0 CS: 0	PA: 37		

livebaseballscorecards.com

AB	35
R	6
H	8
RBI	5
BB	1
SO	2
LOB	10

PITCHER		IP	WLS	BF	H	R	ER	SO	BB	IBB	HBP	BLK	WP	HR	S	P	ERA	WHIP
Jim Lonborg, R ERA: 4.41	(1, 1)	9.0	W	37	8	6	3	2	1	0	1	0	0	1	39	44	3.00	1.000

PITCHER	IP	WLS	BF	H	R	ER	SO	BB	IBB	HBP	BLK	WP	HR	S	P	ERA	WHIP

Boston Red Sox @ Detroit Tigers

Tiger Stadium, Detroit, MI

Fri Sep 10 1971, 7:05 PM EDT

Att. 18,251 - Unknown

TOP

livebaseballscorecards.com

Batter	1	2	3	4	5	6	7	8	9	AB	R	H	RBI	BB	SO	LOB
Doug Griffin, R (1, 4) OBP: 0.295, SLG: 0.331	1-3	FC6-4 1-2f			F8		6-3			4	0	0	0	0	0	1
Luis Aparicio, R (1, 6) OBP: 0.286, SLG: 0.305	5-3		FC4 1B		2B		G3-6-3 1B			4	0	3	0	0	0	0
Carl Yastrzemski, L (1, 7) OBP: 0.385, SLG: 0.401	G3		FC4 8-4 1-2f		3-1		G3-6-3 1-2f			4	0	0	0	0	0	3
Reggie Smith, S (1, 8) OBP: 0.359, SLG: 0.503		F5	8-4 1-2f			2B 3B		4-3		4	1	1	0	0	0	1
Rico Petrocelli, R (1, 5) OBP: 0.343, SLG: 0.438		HR		K		3B 2B 3-H		L7		4	2	2	2	0	1	0
George Scott, R (1, 3) OBP: 0.320, SLG: 0.452		E5 HR 1B		6-3		2-H 3B		6-3		4	1	2	1	0	0	0
Billy Conigliaro, R (1, 9) OBP: 0.318, SLG: 0.452		2-H HR		5-3		K			6-3	4	1	1	2	0	1	1
Duane Josephson, R (1, 2) OBP: 0.301, SLG: 0.407		6-3			HR	K			4-3	4	1	1	1	0	1	1
Gary Peters, L (1, 1) OBP: 0.296, SLG: 0.413		FC6-4 HBP			L9	K			K	3	0	0	0	0	2	1
Inning Stats	R: 0 E: 0 K: 0 S: 3 H: 0 LOB: 0 BB: 0 P: 3	R: 3 E: 1 K: 0 S: 6 H: 3 LOB: 1 BB: 0 P: 7	R: 0 E: 0 K: 0 S: 3 H: 1 LOB: 0 BB: 0 P: 3	R: 0 E: 0 K: 1 S: 5 H: 0 LOB: 0 BB: 0 P: 5	R: 1 E: 0 K: 0 S: 5 H: 2 LOB: 1 BB: 0 P: 5	R: 2 E: 0 K: 3 S: 12 H: 3 LOB: 1 BB: 0 P: 12	R: 0 E: 0 K: 0 S: 3 H: 1 LOB: 0 BB: 0 P: 3	R: 0 E: 0 K: 0 S: 3 H: 0 LOB: 0 BB: 0 P: 3	R: 0 E: 0 K: 1 S: 5 H: 0 LOB: 0 BB: 0 P: 5	1B: 3 2B: 3 3B: 2 HR: 3 SF: 0 SAC: 0 DP: 2 HBP: 1						

	AB	35
	R	6
	H	10
	RBI	6
	BB	0
	SO	5
	LOB	8

WP: 0 PB: 0 SB: 0 CS: 0 PA: 36

PITCHER		IP	WLS	BF	H	R	ER	SO	BB	IBB	HBP	BLK	WP	HR	S	P	ERA	WHIP
Mickey Lolich, L ERA: 3.05	(1, 1)	5.0	L	24	9	6	6	1	0	0	1	0	0	3	25	26	10.80	1.800
Tom Timmermann, R ERA: 4.09	(6, 1)	1.0		3	0	0	0	3	0	0	0	0	0	0	9	9	0.00	0.000
Jack Whillock, R ERA: 5.4	(7, 1)	2.0		6	1	0	0	0	0	0	0	0	0	0	6	6	0.00	0.500
Ron Perranoski, L ERA: 5.91	(9, 1)	1.0		3	0	0	0	1	0	0	0	0	0	0	5	5	0.00	0.000

PITCHER	IP	WLS	BF	H	R	ER	SO	BB	IBB	HBP	BLK	WP	HR	S	P	ERA	WHIP

Boston Red Sox @ Detroit Tigers

Tiger Stadium, Detroit, MI

Fri Sep 10 1971, 7:05 PM EDT

Att. 18,251 - Unknown

BOTTOM

Batter	1	2	3	4	5	6	7	8	9	AB	R	H	RBI	BB	SO	LOB
Aurelio Rodriguez, R (1, 5) OBP: 0.278, SLG: 0.389	S S S 0-3 K ①		x 0-0 F6 ③			x 0-0 FC6 1B		x 0-0 L7 ②		4	0	1	0	0	1	1
Tony Taylor, R (1, 4) OBP: 0.311, SLG: 0.338	x 0-0 4-3 ②			x 0-0 P4 ①		x 0-0 FC6 1-2f ②		x 0-0 5-3 ③		4	0	0	0	0	0	1
Al Kaline, R (1, 9) OBP: 0.421, SLG: 0.465	x 0-0 L7 ③			x 0-0 L8 ②		x 0-0 L6 ③			x 0-0 L5-3 ①	4	0	0	0	0	0	1
Bill Freehan, R (1, 2) OBP: 0.350, SLG: 0.471		x 0-0 5-3 ①		S S S 0-3 K ③			x 0-0 F9 ①		x 0-0 6-3 ②	4	0	0	0	0	1	0
Ike Brown, R (1, 7) OBP: 0.368, SLG: 0.525		x 0-0 6-3 ②			B B B B 4-0 FC6-4 BB		B B B B 4-0 BB BB		x 0-0 HR	2	1	1	1	2	0	0
Norm Cash, L (1, 3) OBP: 0.376, SLG: 0.545		x 0-0 F8 ③			x 0-0 F8 ①		B B B B 4-0 1-2 BB		x 0-0 G3 ③	3	0	0	0	1	0	1
Mickey Stanley, R (1, 8) OBP: 0.336, SLG: 0.387			x 0-0 SH5-4 1B		x 0-0 FC6-4 1-2f ②		x 0-0 L3 ②			3	0	1	0	0	0	3
Ed Brinkman, R (1, 6) OBP: 0.286, SLG: 0.269			x 0-0 F7 ①		x 0-0 F8 ③		x 0-0 1-3 ③			3	0	0	0	0	0	4
Mickey Lolich, S (1, 1) OBP: 0.233, SLG: 0.121 Tom Timmermann, R (6, 1) OBP: 0.167, SLG: 0.091 Tim Hosley, R (6, PH) Jack Whillock, R (7, 1) Marvin Lane, R (8, PH) OBP: 0.200, SLG: 0.200 Ron Perranoski, L (9, 1)			x 0-0 SH5-4 1-2 ②			x 0-0 F8 ①		x 0-0 6-3 ①		0 0 1 0 1 0	0 0 0 0 0 0	0 0 0 0 0 0	0 0 0 0 0 0	0 0 0 0 0 0	0 0 0 0 0 0	0 0 0 0 0 0
Inning Stats	R: 0 H: 0 E: 0 LOB: 0 K: 1 BB: 0 S: 5 P: 5	R: 0 H: 0 E: 0 LOB: 0 K: 0 BB: 0 S: 3 P: 3	R: 0 H: 1 E: 0 LOB: 1 K: 0 BB: 0 S: 4 P: 4	R: 0 H: 0 E: 0 LOB: 0 K: 1 BB: 0 S: 5 P: 5	R: 0 H: 0 E: 0 LOB: 1 K: 0 BB: 1 S: 3 P: 7	R: 0 H: 1 E: 0 LOB: 1 K: 0 BB: 0 S: 4 P: 4	R: 0 H: 0 E: 0 LOB: 2 K: 0 BB: 2 S: 3 P: 11	R: 0 H: 0 E: 0 LOB: 0 K: 0 BB: 0 S: 3 P: 3	R: 1 H: 1 E: 0 LOB: 0 K: 0 BB: 0 S: 4 P: 4	1B: 2 2B: 0 3B: 0 HR: 1	SF: 0 SAC: 1 DP: 0 HBP: 0						

livebaseballscorecards.com

AB	29
R	1
H	3
RBI	1
BB	3
SO	2
LOB	11

WP: 0 PA: 33
PB: 0
SB: 0
CS: 0

PITCHER		IP	WLS	BF	H	R	ER	SO	BB	IBB	HBP	BLK	WP	HR	S	P	ERA	WHIP
Gary Peters, L ERA: 4.45	(1, 1)	9.0	W	33	3	1	1	2	3	0	0	0	0	1	34	46	1.00	0.667

PITCHER	IP	WLS	BF	H	R	ER	SO	BB	IBB	HBP	BLK	WP	HR	S	P	ERA	WHIP

Boston Red Sox @ Detroit Tigers

Tiger Stadium, Detroit, MI

Sat Sep 11 1971, 4:33 AM EDT

Att. 14,694 - Unknown

livebaseballscorecards.com

Batter	1	2	3	4	5	6	7	8	9	AB	R	H	RBI	BB	SO	LOB
Doug Griffin, R (1, 4) OBP: 0.294, SLG: 0.329	1-3		HBP			5-3		P4		3	0	0	0	0	0	1
Luis Aparicio, R (1, 6) OBP: 0.284, SLG: 0.303	6-3		6-3 1-2			F9		K		4	0	0	0	0	1	2
Carl Yastrzemski, L (1, 7) OBP: 0.384, SLG: 0.400	K			F7		P6			SH1-3 1B 1B	4	0	1	0	0	1	0
Reggie Smith, S (1, 8) OBP: 0.358, SLG: 0.501		6-3		K			K		SH1-3 1-2 1B	4	0	1	0	0	2	0
Rico Petrocelli, R (1, 5) OBP: 0.341, SLG: 0.435		5-3		F7			6-3		SH1-3 1-2 2-3	3	0	0	0	0	0	0
George Scott, R (1, 3) OBP: 0.319, SLG: 0.450		K			K		BB		L9	3	0	0	0	1	2	2
Billy Conigliaro, R (1, 9) OBP: 0.318, SLG: 0.450		K			BB		K		5-3	2	0	0	0	1	2	2
Joe Lahoud, L (9, PH) OBP: 0.331, SLG: 0.439										1	0	0	0	0	0	2
Bob Montgomery, R (1, 2) OBP: 0.309, SLG: 0.354			6-3		K			1B		2	0	0	0	0	1	1
Cecil Cooper, L (8, PH) OBP: 0.500, SLG: 0.500										1	0	1	0	0	0	0
Bill Lee, L (8, 1) OBP: 0.261, SLG: 0.227										0	0	0	0	0	0	0
Ray Culp, R (1, 1) OBP: 0.197, SLG: 0.123			K		K			L6		2	0	0	0	0	2	1
Ben Oglivie, L (8, PH) OBP: 0.300, SLG: 0.300										1	0	0	0	0	0	1
Carlton Fisk, R (8, 2)										0	0	0	0	0	0	0

	AB	R	H	RBI	BB	SO	LOB
Inning Stats	R: 0 E: 0 K: 1 S: 5	H: 0 LOB: 0 BB: 0 P: 5	R: 0 E: 0 K: 2 S: 8	H: 0 LOB: 1 BB: 0 P: 8	R: 0 E: 0 K: 1 S: 5	H: 0 LOB: 1 BB: 0 P: 6	R: 0 E: 0 K: 1 S: 5	H: 0 LOB: 0 BB: 0 P: 5	R: 0 E: 0 K: 3 S: 9	H: 0 LOB: 1 BB: 1 P: 13	R: 0 E: 0 K: 0 S: 3	H: 0 LOB: 0 BB: 0 P: 3	R: 0 E: 0 K: 2 S: 7	H: 0 LOB: 1 BB: 1 P: 11	R: 0 E: 0 K: 1 S: 6	H: 1 LOB: 1 BB: 0 P: 6	R: 0 E: 0 K: 0 S: 5	H: 2 LOB: 2 BB: 0 P: 5

	AB	R	H	RBI	BB	SO	LOB
Inning Stats	1B: 3 2B: 0 3B: 0 HR: 0	SF: 0 SAC: 1 DP: 0 HBP: 1	WP: 0 PB: 1 SB: 1 CS: 0	PA: 34			

PITCHER	IP	WLS	BF	H	R	ER	SO	BB	IBB	HBP	BLK	WP	HR	S	P	ERA	WHIP
Joe Coleman, R (1, 1) ERA: 3.12	9.0	W	34	3	0	0	11	2	0	1	0	0	0	53	62	0.00	0.556

PITCHER	IP	WLS	BF	H	R	ER	SO	BB	IBB	HBP	BLK	WP	HR	S	P	ERA	WHIP

Batter	1	2	3	4	5	6	7	8	9	AB	R	H	RBI	BB	SO	LOB
Dick McAuliffe, L (1, 4) OBP: 0.298, SLG: 0.383	5-3		FC4 1B		1B			4-3		4	0	2	0	0	0	0
Aurelio Rodriguez, R (1, 5) OBP: 0.278, SLG: 0.388	F8		FC4 1-2f		F6			FC6-4 1B		4	0	1	0	0	0	2
Gates Brown, L (1, 7) OBP: 0.439, SLG: 0.592 Al Kaline, R (8, PH) (9, 9) OBP: 0.420, SLG: 0.464	K			HR		F2		FC6-4 CS 1-2f		3 1	1 0	1 0	1 0	0 0	1 0	0 1
Norm Cash, L (1, 3) OBP: 0.376, SLG: 0.543		L8		P3		BB		L 1-2		3	0	0	0	1	0	1
Bill Freehan, R (1, 2) OBP: 0.348, SLG: 0.468		F2		F2		F8				3	0	0	0	0	0	1
Jim Northrup, L (1, 9) (9, 7) OBP: 0.358, SLG: 0.436		FC6-4 1B		E BB		L7				2	0	1	0	1	0	1
Mickey Stanley, R (1, 8) OBP: 0.333, SLG: 0.384		FC6-4 1-2f		6-3 1-2				F8		3	0	0	0	0	0	2
Ed Brinkman, R (1, 6) OBP: 0.286, SLG: 0.270			F3		1-3			1B		3	0	1	0	0	0	0
Joe Coleman, R (1, 1) OBP: 0.147, SLG: 0.114			4-3		G3			L6		3	0	0	0	0	0	0
Inning Stats	R: 0 E: 0 K: 1 S: 5 H: 0 LOB: 0 BB: 0 P: 5	R: 0 E: 0 K: 0 S: 4 H: 1 LOB: 1 BB: 0 P: 4	R: 0 E: 0 K: 0 S: 4 H: 1 LOB: 1 BB: 0 P: 4	R: 1 E: 1 K: 0 S: 4 H: 1 LOB: 1 BB: 1 P: 8	R: 0 E: 0 K: 0 S: 4 H: 1 LOB: 1 BB: 0 P: 4	R: 0 E: 0 K: 0 S: 3 H: 0 LOB: 1 BB: 1 P: 7	R: 0 E: 0 K: 0 S: 3 H: 1 LOB: 0 BB: 0 P: 3	R: 0 E: 0 K: 0 S: 3 H: 1 LOB: 0 BB: 0 P: 3		1B: 5 2B: 0 3B: 0 HR: 1 SF: 0 SAC: 0 DP: 0 HBP: 0				WP: 0 PB: 0 SB: 0 CS: 1	PA: 31	

PITCHER		IP	WLS	BF	H	R	ER	SO	BB	IBB	HBP	BLK	WP	HR	S	P	ERA	WHIP
Ray Culp, R ERA: 3.49	(1, 1)	7.0	L	27	5	1	1	1	2	0	0	0	0	1	27	35	1.29	1.000
Bill Lee, L ERA: 2.63	(8, 1)	1.0		4	1	0	0	0	0	0	0	0	0	0	3	3	0.00	1.000

PITCHER		IP	WLS	BF	H	R	ER	SO	BB	IBB	HBP	BLK	WP	HR	S	P	ERA	WHIP

Boston Red Sox @ Detroit Tigers

Tiger Stadium, Detroit, MI

Sat Sep 11 1971, 4:33 AM EDT

Att. 14,694 - Unknown

livebaseballscorecards.com

AB	29
R	1
H	6
RBI	1
BB	2
SO	1
LOB	8

Batter	1	2	3	4	5	6	7	8	9	AB	R	H	RBI	BB	SO	LOB
Doug Griffin, R (1, 4) OBP: 0.292, SLG: 0.325	F7		5-3		F8			6-3		4	0	0	0	0	0	1
Luis Aparicio, R (1, 6) OBP: 0.284, SLG: 0.301	5-3			G5-4-3 BB	1-3			F7		3	0	0	0	1	0	1
Billy Conigliaro, R (1, 9) OBP: 0.314, SLG: 0.444	K			G5-4-3 1-2f		F4			4-3	4	0	0	0	0	1	1
Reggie Smith, S (1, 8) OBP: 0.361, SLG: 0.500		6-3		BB 1B BB		G6-4-3 BB			BB	1	1	0	0	3	0	0
Rico Petrocelli, R (1, 5) OBP: 0.341, SLG: 0.433		F8		1B 1-2 BB		G6-4-3 1-2f			K	3	0	0	0	1	1	2
George Scott, R (1, 3) OBP: 0.321, SLG: 0.449		1-3		1-3 2-H 1B			K		1-2 BB	3	0	1	1	1	1	0
Phil Gagliano, R (1, 7) OBP: 0.417, SLG: 0.383			5-3	K			L9		F6	1	0	0	0	0	0	0
Ben Oglivie, L (4, PH) OBP: 0.231, SLG: 0.231 (4, 7)										3	0	0	0	0	1	4
Duane Josephson, R (1, 2) OBP: 0.301, SLG: 0.407			HR		FC5-6 1B		K			0	0	0	0	0	0	0
Carlton Fisk, R (1, 2) OBP: 0.200, SLG: 0.500										3	1	2	1	0	1	0
John Curtis, L (1, 1)			K		FC5-6 WP 1-2f			F6		2	0	0	0	0	1	1
Joe Lahoud, L (8, PH) OBP: 0.330, SLG: 0.437										1	0	0	0	0	0	0
Sparky Lyle, L (8, 1) OBP: 1.000, SLG: 1.000										0	0	0	0	0	0	0
Inning Stats	R: 0 E: 0 K: 1 S: 5 H: 0 LOB: 0 BB: 0 P: 5	R: 0 E: 0 K: 0 S: 3 H: 0 LOB: 0 BB: 0 P: 3	R: 1 E: 0 K: 1 S: 6 H: 1 LOB: 0 BB: 0 P: 6	R: 1 E: 0 K: 1 S: 5 H: 1 LOB: 2 BB: 3 P: 17	R: 0 E: 0 K: 0 S: 4 H: 1 LOB: 1 BB: 0 P: 4	R: 0 E: 0 K: 0 S: 2 H: 0 LOB: 0 BB: 1 P: 6	R: 0 E: 0 K: 2 S: 7 H: 0 LOB: 0 BB: 0 P: 7	R: 0 E: 0 K: 0 S: 3 H: 0 LOB: 0 BB: 0 P: 3	R: 0 E: 0 K: 1 S: 5 H: 0 LOB: 2 BB: 2 P: 13	1B: 2 2B: 0 3B: 0 HR: 1	SF: 0 SAC: 0 DP: 2 HBP: 0						

PITCHER	IP	WLS	BF	H	R	ER	SO	BB	IBB	HBP	BLK	WP	HR	S	P	ERA	WHIP
Les Cain, L (1, 1) ERA: 4.34	3.2		15	2	2	2	2	3	0	0	0	0	1	16	28	4.91	1.364
Tom Timmermann, R (4, 1) ERA: 3.76	5.1	W	19	1	0	0	4	3	0	0	0	1	0	24	36	0.00	0.750

PITCHER	IP	WLS	BF	H	R	ER	SO	BB	IBB	HBP	BLK	WP	HR	S	P	ERA	WHIP

Boston Red Sox @ Detroit Tigers

Tiger Stadium, Detroit, MI

Sun Sep 12 1971, 4:33 AM EDT

Att. 12,612 - Unknown

AB	28
R	2
H	3
RBI	2
BB	6
SO	6
LOB	10

1B:	2
2B:	0
3B:	0
HR:	1
SF:	0
SAC:	0
DP:	2
HBP:	0
WP:	1
PA:	34
PB:	0
SB:	0
CS:	0

livebaseballscorecards.com

Batter	1	2	3	4	5	6	7	8	9	AB	R	H	RBI	BB	SO	LOB
Aurelio Rodriguez, R (1, 5) OBP: 0.276, SLG: 0.385	P3		F9	K			5-3			4	0	0	0	0	1	3
Tony Taylor, R (1, 4) OBP: 0.321, SLG: 0.360	1B		IHR		HR		S			4	2	4	1	0	0	0
Al Kaline, R (1, 9) OBP: 0.420, SLG: 0.472	1-2 1B		L8		1-H HR		L8			4	1	2	2	0	0	1
Bill Freehan, R (1, 2) OBP: 0.347, SLG: 0.465	L9		L8		L7		IBB			3	0	0	0	1	0	2
Norm Cash, L (1, 3) OBP: 0.372, SLG: 0.538	L4			F9	G3		G3			4	0	0	0	0	0	4
Ike Brown, R (1, 7) OBP: 0.364, SLG: 0.510		K		1B BB	5-3			1-3		3	0	0	0	1	1	0
Mickey Stanley, R (1, 8) OBP: 0.338, SLG: 0.388		FC4-6 1B		1-2 1B		G4-3 1B		4-3		4	0	3	0	0	0	0
Ed Brinkman, R (1, 6) OBP: 0.288, SLG: 0.270		FC4-6 1-2f		1-2 2-3 1B		G4-3 1-2f		BB		3	0	1	0	1	0	2
Les Cain, L (1, 1) OBP: 0.157, SLG: 0.220		K		K		K		F9		1	0	0	0	0	1	1
Tom Timmermann, R (4, 1) OBP: 0.133, SLG: 0.071										3	0	0	0	0	2	4
Inning Stats	R: 0 H: 2 E: 0 LOB: 2 K: 0 BB: 0 S: 5 P: 5	R: 0 H: 1 E: 0 LOB: 1 K: 2 BB: 0 S: 8 P: 8	R: 1 H: 1 E: 0 LOB: 0 K: 0 BB: 0 S: 4 P: 4	R: 0 H: 2 E: 0 LOB: 3 K: 2 BB: 1 S: 9 P: 13	R: 2 H: 2 E: 0 LOB: 0 K: 0 BB: 0 S: 5 P: 5	R: 0 H: 1 E: 0 LOB: 0 K: 1 BB: 0 S: 5 P: 5	R: 0 H: 1 E: 0 LOB: 2 K: 0 BB: 1 S: 4 P: 8	R: 0 H: 0 E: 0 LOB: 1 K: 0 BB: 1 S: 3 P: 7		1B: 8 SF: 0 2B: 0 SAC: 0 3B: 0 DP: 1 HR: 2 HBP: 0						

PITCHER	IP	WLS	BF	H	R	ER	SO	BB	IBB	HBP	BLK	WP	HR	S	P	ERA	WHIP
John Curtis, L (1, 1) ERA: 3.77	7.0	L	32	10	3	3	5	1	1	0	0	0	1	40	48	3.86	1.571
Sparky Lyle, L (8, 1) ERA: 2.72	1.0		4	0	0	0	0	1	0	0	0	0	0	3	7	0.00	1.000

PITCHER	IP	WLS	BF	H	R	ER	SO	BB	IBB	HBP	BLK	WP	HR	S	P	ERA	WHIP

BOTTOM

Boston Red Sox @ Detroit Tigers

Tiger Stadium, Detroit, MI

Sun Sep 12 1971, 4:33 AM EDT

Att. 12,612 - Unknown

livebaseballscorecards.com

AB	33
R	3
H	10
RBI	3
BB	3
SO	5
LOB	17

Batter	1	2	3	4	5	6	7	8	9	AB	R	H	RBI	BB	SO	LOB
Mickey Stanley, R (1, 8) OBP: 0.340, SLG: 0.398	5-3		K			G6-4-3 1B			HR	4	1	2	1	0	1	0
Tony Taylor, R (1, 4) OBP: 0.316, SLG: 0.354	F8		6-3			G6-4-3 1-2f			1-3	4	0	0	0	0	0	1
Al Kaline, R (1, 9) OBP: 0.420, SLG: 0.471	FC6-4 1B		L7				L8		F7	3	0	1	0	0	0	0
Ron Perranoski, L (7, 1)										0	0	0	0	0	0	0
Jim Price, R (9, PH) OBP: 0.323, SLG: 0.333										1	0	0	0	0	0	0
Bill Freehan, R (1, 2) OBP: 0.346, SLG: 0.463	FC6-4 1-2f		F3				BBBB BB		BB 1B	2	0	0	0	0	0	1
Bill Denehy, S (6, 1)										0	0	0	0	0	0	0
Bill Gilbreth, L (6, 1) OBP: 0.182, SLG: 0.182										0	0	0	0	0	0	0
Marvin Lane, R (7, PH) OBP: 0.429, SLG: 0.333										1	0	1	0	1	0	0
(7, 9)																
Norm Cash, L (1, 3) OBP: 0.371, SLG: 0.534		F2			3-1		SSS K		BBBB 1-2 BB	3	0	0	0	1	1	1
Aurelio Rodriguez, R (1, 5) OBP: 0.274, SLG: 0.382		F9			SSS K		F8		SSS K	4	0	0	0	0	2	3
Ike Brown, R (1, 7) OBP: 0.363, SLG: 0.500		L9			BBBB FC6-4 BB			F8		2	0	0	0	1	0	0
Ed Brinkman, R (1, 6) OBP: 0.288, SLG: 0.271			F7		FC6-4 1-2f			G6-3 1B		3	0	1	0	0	0	1
Mike Kilkenny, R (1, 1) OBP: 0.083, SLG: 0.083			1-3			P3		G6-3 1-2f		1	0	0	0	0	0	0
Chuck Seelbach, R (3, 1)										0	0	0	0	0	0	0
Tim Hosley, R (6, PH)										2	0	0	0	0	0	1
(6, 2)																

TOP

Detroit Tigers @ Baltimore Orioles

Memorial Stadium, Baltimore, MD

Mon Sep 13 1971, 7:05 PM EDT

Unknown

livebaseballscorecards.com

AB	30
R	1
H	5
RBI	1
BB	3
SO	4
LOB	8

Inning Stats	1	2	3	4	5	6	7	8	9
R	0	0	0	0	0	0	0	0	1
E	0	0	0	0	0	0	0	0	0
K	0	0	1	0	1	0	1	0	1
S	4	3	5	3	5	3	5	3	7
H	1	0	0	0	0	1	0	1	2
LOB	1	0	0	0	1	0	1	0	2
BB	0	0	0	0	1	0	1	0	1
P	4	3	5	3	9	3	9	3	11

PITCHER		IP	WLS	BF	H	R	ER	SO	BB	IBB	HBP	BLK	WP	HR	S	P	ERA	WHIP	PITCHER		IP	WLS	BF	H	R	ER	SO	BB	IBB	HBP	BLK	WP	HR	S	P	ERA	WHIP
Dave McNally, L (1, 1) ERA: 2.85		9.0	W	33	5	1	1	4	3	0	0	0	0	1	38	50	1.00	0.889																			

1B	4
2B	0
3B	0
HR	1
SF	0
SAC	0
DP	2
HBP	0

WP	0
PB	0
SB	0
CS	0
PA	33

BOTTOM

Detroit Tigers @ Baltimore Orioles

Memorial Stadium, Baltimore, MD

Mon Sep 13 1971, 7:05 PM EDT

Unknown

Batter	1	2	3	4	5	6	7	8	9	AB	R	H	RBI	BB	SO	LOB
Paul Blair, R (1, 8) OBP: 0.303, SLG: 0.387	HR 2B	FC5 2-3		CS BB		2B BB BB	1B 1B 1B			3	3	2	0	2	0	1
Mark Belanger, R (1, 6) OBP: 0.370, SLG: 0.328	1-3		F8	S 1-2 BB		K	1B 1-2 1B			4	0	1	0	1	1	2
Merv Rettenmund, R (1, 7) (7, 9) OBP: 0.429, SLG: 0.456	HR BB		BB 1B 1B BB	1-2 BB		BB 1-3 BB 2B	K			2	3	1	0	3	1	2
Frank Robinson, R (1, 9) OBP: 0.383, SLG: 0.505	1-H 2-H HR		BB 1-2 1B 1B	P4		FC BB BB	1-3 2-H 1B			4	2	2	3	0	0	4
Tom Shopay, L (6, PR) (7, 7) OBP: 0.254, SLG: 0.233										1	0	1	1	0	0	0
Brooks Robinson, R (1, 5) OBP: 0.342, SLG: 0.397	5-3		F3		HR	K	K			5	1	1	1	0	2	7
Boog Powell, L (1, 3) OBP: 0.378, SLG: 0.436	K		1B 1-2 2-3 BB		FC6-4 BB	BB 1-2 2-3 3-H BB		F9		2	0	0	1	3	1	0
Davey Johnson, R (1, 4) OBP: 0.360, SLG: 0.454		FC1-4 BB	FC5-4 1-2 2-H 3-H 1B		F7	FC6-4 1-2 2-3 3-H BB		F7		3	0	1	3	2	0	1
Andy Etchebarren, R (1, 2) OBP: 0.325, SLG: 0.439		FC1-4 FC5 SH1-4 1-2f	FC5-4 1-2f		FC6-4 FC6-4 1-2f	FC6-4 1-2f		F8		5	0	0	0	0	0	7
Dave McNally, R (1, 1) OBP: 0.211, SLG: 0.309		SH1-4 1-2		K	FC6-4 1-2f		K			3	0	0	0	0	2	1
Inning Stats	R: 3 E: 0 K: 1 S: 7 H: 2 LOB: 0 BB: 1 P: 11	R: 0 E: 0 K: 0 S: 3 H: 0 LOB: 1 BB: 1 P: 7	R: 2 E: 0 K: 0 S: 5 H: 2 LOB: 2 BB: 2 P: 13	R: 0 E: 0 K: 1 S: 4 H: 0 LOB: 2 BB: 3 P: 16	R: 1 E: 0 K: 0 S: 4 H: 1 LOB: 1 BB: 1 P: 8	R: 2 E: 0 K: 2 S: 9 H: 1 LOB: 3 BB: 3 P: 21	R: 1 E: 0 K: 3 S: 12 H: 3 LOB: 2 BB: 0 P: 12	R: 0 E: 0 K: 0 S: 3 H: 0 LOB: 0 BB: 0 P: 3		1B: 5 2B: 2 3B: 0 HR: 2	SF: 0 SAC: 1 DP: 0 HBP: 0					

livebaseballscorecards.com

AB	32
R	9
H	9
RBI	9
BB	11
SO	7
LOB	25

WP: 0 PB: 0 SB: 1 CS: 1 PA: 44

PITCHER		IP	WLS	BF	H	R	ER	SO	BB	IBB	HBP	BLK	WP	HR	S	P	ERA	WHIP
Mike Kilkenny, L ERA: 5.02	(1, 1)	2.2	L	16	4	5	5	1	4	0	0	0	0	1	14	30	16.88	3.000
Chuck Seelbach, R ERA: 7.36	(3, 1)	2.1		11	1	1	1	1	4	0	0	0	0	1	9	25	3.86	2.143
Bill Denehy, R ERA: 4.28	(6, 1)	0.2		7	1	2	2	2	3	0	0	0	0	0	8	20	27.00	6.000
Bill Gilbreth, L ERA: 4.8	(6, 1)	0.1		1	0	0	0	0	0	0	0	0	0	0	1	1	0.00	0.000
Ron Perranoski, L ERA: 5.86	(7, 1)	2.0		9	3	1	1	3	0	0	0	0	0	0	15	15	4.50	1.500

PITCHER	IP	WLS	BF	H	R	ER	SO	BB	IBB	HBP	BLK	WP	HR	S	P	ERA	WHIP

Detroit Tigers @ Baltimore Orioles

Memorial Stadium, Baltimore, MD

Mon Sep 13 1971, 7:05 PM EDT

Att. 13,292 - Unknown

TOP

livebaseballscorecards.com

Batter	1	2	3	4	5	6	7	8	9	AB	R	H	RBI	BB	SO	LOB
Dick McAuliffe, L (1, 4) OBP: 0.296, SLG: 0.380	6-3	K	K		1B		K		F9	6	0	1	1	0	3	4
Aurelio Rodriguez, R (1, 5) OBP: 0.275, SLG: 0.383	HR 1B	5-3		F7	1-3			BB 1B 2B	K	6	2	2	0	0	1	3
Gates Brown, L (1, 7) OBP: 0.438, SLG: 0.605	HR		P4	4-3		1B		K		5	1	2	2	0	1	1
Marvin Lane, R (8, 7) OBP: 0.429, SLG: 0.333										0	0	0	0	0	0	0
Norm Cash, L (1, 3) OBP: 0.372, SLG: 0.534	1B 2B		E 1B	F8		F9		FC BB 1B		5	3	2	0	0	0	2
Bill Freehan, R (1, 2) OBP: 0.348, SLG: 0.464	PB 1B		E 1B 1B		1B 1B	F9		F9		5	2	3	1	0	0	3
Jim Northrup, L (1, 9) OBP: 0.357, SLG: 0.432	K	K	K		K	F8		1B BB		4	0	0	0	1	3	5
Mickey Stanley, R (1, 8) OBP: 0.340, SLG: 0.398	5-3		E4 1B 1B		1B 1B		4-3			5	2	2	2	0	0	2
Ed Brinkman, R (1, 6) OBP: 0.291, SLG: 0.276		2B	1B 1B		1B 1B		F9	K		5	0	3	2	0	1	2
Joe Niekro, R (1, 1) OBP: 0.188, SLG: 0.167		K			P5		BB		F8	0	0	0	0	0	0	0
Fred Scherman, L (1, 1) OBP: 0.333, SLG: 0.238			1B							4	0	1	1	1	1	3
Inning Stats	R: 3 E: 0 K: 1 S: 9 H: 4 LOB: 1 BB: 0 P: 9	R: 0 E: 0 K: 2 S: 8 H: 1 LOB: 1 BB: 0 P: 8	R: 3 E: 1 K: 2 S: 12 H: 4 LOB: 2 BB: 0 P: 12	R: 0 E: 0 K: 0 S: 3 H: 0 LOB: 0 BB: 0 P: 3	R: 2 E: 0 K: 1 S: 9 H: 4 LOB: 2 BB: 0 P: 9	R: 0 E: 0 K: 0 S: 4 H: 1 LOB: 1 BB: 0 P: 4	R: 0 E: 0 K: 1 S: 5 H: 0 LOB: 1 BB: 1 P: 9	R: 2 E: 0 K: 2 S: 10 H: 2 LOB: 2 BB: 1 P: 14	R: 0 E: 0 K: 1 S: 5 H: 0 LOB: 0 BB: 0 P: 5	1B: 12 2B: 3 3B: 0 HR: 1 SF: 0 SAC: 0 DP: 0 HBP: 0							

	AB	45
	R	10
	H	16
	RBI	9
	BB	2
	SO	10
	LOB	25

WP: 0 PB: 1 SB: 0 CS: 0 PA: 47

PITCHER	IP	WLS	BF	H	R	ER	SO	BB	IBB	HBP	BLK	WP	HR	S	P	ERA	WHIP
Pat Dobson, R (1, 1) ERA: 3.01	2.2	L	17	8	6	3	4	0	0	0	0	0	1	25	25	10.12	3.000
Grant Jackson, L (3, 1) ERA: 3.44	1.1		5	1	0	0	1	0	0	0	0	0	0	7	7	0.00	0.750
Tom Dukes, R (5, 1) ERA: 3.82	0.2		6	4	2	2	1	0	0	0	0	0	0	8	8	27.00	6.000
Dave Boswell, R ERA: 4.82	4.1		19	3	2	2	4	2	0	0	0	0	0	25	33	4.15	1.154

PITCHER	IP	WLS	BF	H	R	ER	SO	BB	IBB	HBP	BLK	WP	HR	S	P	ERA	WHIP

BOTTOM

Detroit Tigers @ Baltimore Orioles

Memorial Stadium, Baltimore, MD

Mon Sep 13 1971, 7:05 PM EDT

Att. 13,292 - Unknown

Batter	1	2	3	4	5	6	7	8	9	AB	R	H	RBI	BB	SO	LOB
Don Buford, S (1, 7) OBP: 0.420, SLG: 0.493 Curt Motton, R (3, PR) (4, 7) OBP: 0.291, SLG: 0.383	F9 2B		2B 5-3 2B		5-3 1B 1B		F7		1B 2B	2 3	0 2	2 2	0 0	0 0	0 0	0 0
Merv Rettenmund, R (1, 8) OBP: 0.431, SLG: 0.459	BBBB F9 BB		2-3 2B		1-2 5-3 1B		1-3		F8	4	0	2	0	1	0	1
Boog Powell, L (1, 3) OBP: 0.376, SLG: 0.432	F9 1-2 2-3		5-3 3-H		F8		1-3		HR 1B 2-H	5	1	1	2	0	0	5
Frank Robinson, R (1, 9) OBP: 0.383, SLG: 0.510	BBBB BB		6-3		5-3 1-2 2-3			F8	HR 1-H	4	1	1	2	1	0	4
Elrod Hendricks, L (1, 2) OBP: 0.324, SLG: 0.363 Andy Etchebarren, R (5, PH) (6, 2) OBP: 0.325, SLG: 0.434	SSS K		P4		BBBB BB			P5	SSS K	2 2	0 0	0 0	0 0	0 1	1 1	5 0
Brooks Robinson, R (1, 5) OBP: 0.343, SLG: 0.399	F9			BBBB 4-3 1-3 BB	F8			1B 2B		3	1	1	0	1	0	6
Davey Johnson, R (1, 4) OBP: 0.359, SLG: 0.452		F8		1-3 1-2	F8			2-H 1B		4	0	1	1	0	0	1
Mark Belanger, R (1, 6) OBP: 0.367, SLG: 0.325		5-3		4-3 2-3	F8			F9		4	0	0	0	0	0	2
Pat Dobson, R (1, 1) OBP: 0.145, SLG: 0.113 Grant Jackson, S (3, 1) OBP: 0.143, SLG: 0.250 Chico Salmon, R (4, PH) OBP: 0.197, SLG: 0.275 Tom Dukes, R (5, 1) OBP: 0.143, SLG: 0.286 Dave Boswell, R (5, 1) OBP: 0.200, SLG: 0.400 Paul Blair, R (9, PH) OBP: 0.302, SLG: 0.386		F8		F7	SSS K				P4	1 0 1 0 1 1	0 0 0 0 0 0	0 0 0 0 0 0	0 0 0 0 0 0	0 0 0 0 0 0	0 0 1 0 1 0	0 0 1 0 0 0
Inning Stats	R: 0 E: 0 K: 1 S: 6 H: 1 LOB: 3 BB: 2 P: 14	R: 0 E: 0 K: 0 S: 3 H: 0 LOB: 0 BB: 0 P: 3	R: 1 E: 0 K: 0 S: 5 H: 2 LOB: 2 BB: 0 P: 5	R: 0 E: 0 K: 0 S: 3 H: 0 LOB: 1 BB: 1 P: 7	R: 0 E: 0 K: 0 S: 5 H: 2 LOB: 3 BB: 1 P: 9	R: 0 E: 0 K: 1 S: 5 H: 0 LOB: 0 BB: 0 P: 5	R: 0 E: 0 K: 0 S: 3 H: 0 LOB: 0 BB: 0 P: 3	R: 1 E: 0 K: 0 S: 5 H: 2 LOB: 1 BB: 0 P: 5	R: 3 E: 0 K: 1 S: 8 H: 3 LOB: 0 BB: 0 P: 8	1B: 4 2B: 5 3B: 0 HR: 1	SF: 0 SAC: 0 DP: 0 HBP: 0						

	AB	37
	R	5
	H	10
	RBI	5
	BB	4
	SO	3
	LOB	25

WP: 0 PB: 0 SB: 0 CS: 0 PA: 41

livebaseballscorecards.com

PITCHER		IP	WLS	BF	H	R	ER	SO	BB	IBB	HBP	BLK	WP	HR	S	P	ERA	WHIP
Joe Niekro, R ERA: 4.49	(1, 1)	0.1		4	1	0	0	0	2	0	0	0	0	0	2	10	0.00	9.000
Fred Scherman, L ERA: 2.76	(1, 1)	8.2	W	37	9	5	5	3	2	0	0	0	0	1	41	49	5.19	1.269

PITCHER	IP	WLS	BF	H	R	ER	SO	BB	IBB	HBP	BLK	WP	HR	S	P	ERA	WHIP

Batter	1	2	3	4	5	6	7	8	9	AB	R	H	RBI	BB	SO	LOB
Dick McAuliffe, L (1, 4) OBP: 0.293, SLG: 0.376	F7		F5		FC6-4 1-2f		F9		K	5	0	0	0	0	1	2
Aurelio Rodriguez, R (1, 5) OBP: 0.278, SLG: 0.389	5-3		1-3 2B			1B 1B	1B 2B		F7	5	2	3	0	0	0	0
Gates Brown, L (1, 7) OBP: 0.445, SLG: 0.609	1B		F6			1-3 HR 1B	2-H CS 1B			4	1	3	1	0	0	2
Al Kaline, R (7, 9) OBP: 0.420, SLG: 0.471										0	0	0	0	0	0	0
Norm Cash, L (1, 3) OBP: 0.371, SLG: 0.532	4-3			F9		1-2 HR 3-H 1B	S S S K 1-2			4	1	1	1	0	1	2
Bill Freehan, R (1, 2) OBP: 0.349, SLG: 0.470		F8		6-3		1-H 2-H HR		B B B B G4-3 BB		3	1	1	3	1	0	0
Jim Northrup, L (1, 9) OBP: 0.354, SLG: 0.428 (7, 7)		6-3		S S S K		2-3		G4-3 1-2f		4	0	0	0	0	1	1
Mickey Stanley, R (1, 8) OBP: 0.339, SLG: 0.404		6-3			1-3	F3		HR		4	1	1	1	0	0	0
Ed Brinkman, R (1, 6) OBP: 0.290, SLG: 0.276			F8		G3	FC6-4 1B		F8		4	0	1	0	0	0	0
Mickey Lolich, S (1, 1) OBP: 0.242, SLG: 0.136			2B 1B		FC6-4 1B	1-2f FC6-4			5-3	4	0	2	0	0	0	1
Inning Stats	R: 0 E: 0 K: 0 S: 4 H: 1 LOB: 1 BB: 0 P: 4	R: 0 E: 0 K: 0 S: 3 H: 0 LOB: 0 BB: 0 P: 3	R: 0 E: 0 K: 0 S: 5 H: 2 LOB: 2 BB: 0 P: 5	R: 0 E: 0 K: 1 S: 5 H: 0 LOB: 0 BB: 0 P: 5	R: 0 E: 0 K: 0 S: 4 H: 1 LOB: 1 BB: 0 P: 4	R: 4 E: 0 K: 0 S: 8 H: 5 LOB: 1 BB: 0 P: 8	R: 1 E: 0 K: 1 S: 6 H: 2 LOB: 1 BB: 0 P: 6	R: 1 E: 0 K: 0 S: 3 H: 1 LOB: 0 BB: 1 P: 7	R: 0 E: 0 K: 1 S: 5 H: 0 LOB: 0 BB: 0 P: 5	1B: 8 2B: 3 3B: 0 HR: 2 SF: 0 SAC: 0 DP: 2 HBP: 0						

PITCHER		IP	WLS	BF	H	R	ER	SO	BB	IBB	HBP	BLK	WP	HR	S	P	ERA	WHIP
Jim Palmer, R ERA: 2.84	(1, 1)	6.1	L	30	11	5	5	1	0	0	0	0	0	1	32	32	7.11	1.737
Grant Jackson, L ERA: 3.49	(7, 1)	1.2		5	1	1	1	1	1	0	0	0	0	1	6	10	5.40	1.200
Pete Richert, L ERA: 4.11	(9, 1)	1.0		3	0	0	0	1	0	0	0	0	0	0	5	5	0.00	0.000

PITCHER	IP	WLS	BF	H	R	ER	SO	BB	IBB	HBP	BLK	WP	HR	S	P	ERA	WHIP

TOP

Detroit Tigers @ Baltimore Orioles

Memorial Stadium, Baltimore, MD

Tue Sep 14 1971, 7:05 PM EDT

Att. 11,605 - Unknown

livebaseballscorecards.com

AB	37
R	6
H	12
RBI	6
BB	1
SO	3
LOB	8

Detroit Tigers @ Baltimore Orioles

Memorial Stadium, Baltimore, MD

Tue Sep 14 1971, 7:05 PM EDT

Att. 11,605 - Unknown

BOTTOM

Batter	1	2	3	4	5	6	7	8	9	AB	R	H	RBI	BB	SO	LOB
Paul Blair, R (1, 8) OBP: 0.304, SLG: 0.391	6-3		3B		CS, 1B 2-H			K		4	0	2	1	0	1	0
Mark Belanger, R (1, 6) OBP: 0.364, SLG: 0.322	F3		F9		CS 1-2	F8		E5		4	0	0	0	0	0	1
Merv Rettenmund, R (1, 7) OBP: 0.429, SLG: 0.457	6-3			S, 1B		6-3		6-3		4	0	1	0	0	0	1
Frank Robinson, R (1, 9) OBP: 0.382, SLG: 0.506		F9		K 1-2		F7			FC6-4, BB	3	0	0	0	1	1	1
Brooks Robinson, R (1, 5) OBP: 0.343, SLG: 0.398		1B		F8			F7		FC6-4 1-2f	4	0	1	0	0	0	2
Boog Powell, L (1, 3) OBP: 0.373, SLG: 0.428		K		K			4-3		K	4	0	0	0	0	3	3
Davey Johnson, R (1, 4) OBP: 0.359, SLG: 0.450		K			K		1B		K	4	0	1	0	0	3	2
Andy Etchebarren, R (1, 2) OBP: 0.325, SLG: 0.432			F4		SH1-4, 1B 1B		L9			3	1	1	0	0	0	1
Jim Palmer, R (1, 1) OBP: 0.234, SLG: 0.209 Grant Jackson, S (7, 1) OBP: 0.143, SLG: 0.250 Curt Motton, R (8, PH) OBP: 0.286, SLG: 0.375 Pete Richert, L (9, 1)			F8		SH1-4 1-2			K		1 0 1 0	0 0 0 0	0 0 0 0	0 0 0 0	0 0 1 0	0 0 0 0	0 0 0 0

livebaseballscorecards.com

	AB	32
	R	1
	H	6
	RBI	1
	BB	1
	SO	9
	LOB	11

Inning Stats	1	2	3	4	5	6	7	8	9	1B: 5	SF: 0	WP: 0	PA: 35
	R: 0 E: 0 K: 0 S: 3 H: 0 LOB: 0 BB: 0 P: 3	R: 0 E: 0 K: 2 S: 8 H: 1 LOB: 1 BB: 0 P: 8	R: 0 E: 0 K: 0 S: 4 H: 1 LOB: 1 BB: 0 P: 4	R: 0 E: 0 K: 2 S: 8 H: 1 LOB: 1 BB: 0 P: 8	R: 1 E: 0 K: 1 S: 6 H: 2 LOB: 0 BB: 0 P: 6	R: 0 E: 0 K: 0 S: 3 H: 0 LOB: 0 BB: 0 P: 3	R: 0 E: 0 K: 0 S: 4 H: 1 LOB: 1 BB: 0 P: 4	R: 0 E: 1 K: 2 S: 8 H: 0 LOB: 1 BB: 0 P: 8	R: 0 E: 0 K: 2 S: 7 H: 0 LOB: 1 BB: 1 P: 11	2B: 0 3B: 1 HR: 0	SAC: 1 DP: 0 HBP: 0	PB: 0 SB: 1 CS: 1	

PITCHER	IP	WLS	BF	H	R	ER	SO	BB	IBB	HBP	BLK	WP	HR	S	P	ERA	WHIP
Mickey Lolich, L (1, 1) ERA: 3.0	9.0	W	34	6	1	1	9	1	0	0	0	0	0	51	55	1.00	0.778

PITCHER	IP	WLS	BF	H	R	ER	SO	BB	IBB	HBP	BLK	WP	HR	S	P	ERA	WHIP

Washington Senators @ Detroit Tigers

Tiger Stadium, Detroit, MI

Wed Sep 15 1971, 7:05 PM EDT

Att. 8,066 - Unknown

TOP

livebaseballscorecards.com

Batter	1	2	3	4	5	6	7	8	9	AB	R	H	RBI	BB	SO	LOB
Del Unser, L (1, 8) OBP: 0.329, SLG: 0.365	4-3	P6			HR		K		5-3	5	1	1	1	0	1	0
Davey Nelson, R (1, 5) OBP: 0.312, SLG: 0.357	2B		BB		4-3		1B			3	1	2	0	1	0	0
Don Mincher, L (1, 3) OBP: 0.386, SLG: 0.433	K		4-3 1-2		3-1		1-3			4	0	0	0	0	1	3
Frank Howard, R (1, 7) OBP: 0.365, SLG: 0.464	BB 2-H		K 2-3			K		K		4	0	1	1	0	3	1
Bernie Allen, L (1, 4) OBP: 0.362, SLG: 0.371	BB		6-3			K		FC5-4		3	0	1	0	1	1	1
Toby Harrah, R (8, PR) (8, 6) OBP: 0.297, SLG: 0.281								1B		0	0	0	0	0	0	0
Dick Billings, R (1, 2) OBP: 0.282, SLG: 0.338	BB 1-2 2-3			K		1B		K		3	0	1	0	1	2	1
Jeff Burroughs, R (1, 9) OBP: 0.342, SLG: 0.407	K			F9		1B 1-2		FC5-4 1-2f		4	0	1	0	0	1	4
Tim Cullen, R (1, 6) (8, 4) OBP: 0.249, SLG: 0.259		F9		4-3		K			K	4	0	0	0	0	2	2
Denny McLain, R (1, 1) OBP: 0.155, SLG: 0.164		K			K		F8		K	2	0	0	0	0	2	0
Tom McCraw, L (7, PH) OBP: 0.280, SLG: 0.383										1	0	0	0	0	0	0
Joe Grzenda, R (7, 1) OBP: 0.250, SLG: 0.250										0	0	0	0	0	0	0
Larry Biittner, L (9, PH) OBP: 0.326, SLG: 0.299										1	0	0	0	0	1	0

	AB	34
	R	2
	H	7
	RBI	2
	BB	3
	SO	14
	LOB	12

Inning Stats	1	2	3	4	5	6	7	8	9
	R: 1 E: 0 K: 2 S: 9	R: 0 E: 0 K: 1 S: 5	R: 0 E: 0 K: 1 S: 5	R: 0 E: 0 K: 1 S: 5	R: 1 E: 0 K: 1 S: 6	R: 0 E: 0 K: 3 S: 11	R: 0 E: 0 K: 1 S: 6	R: 0 E: 0 K: 2 S: 8	R: 0 E: 0 K: 2 S: 7
	H: 2 LOB: 3 BB: 2 P: 17	H: 0 LOB: 0 BB: 0 P: 5	H: 0 LOB: 1 BB: 1 P: 9	H: 0 LOB: 0 BB: 0 P: 5	H: 1 LOB: 0 BB: 0 P: 6	H: 2 LOB: 2 BB: 0 P: 11	H: 1 LOB: 1 BB: 0 P: 6	H: 1 LOB: 1 BB: 0 P: 8	H: 0 LOB: 0 BB: 0 P: 7

| | | | | | | | | | |

BOTTOM

Washington Senators @ Detroit Tigers

Tiger Stadium, Detroit, MI

Wed Sep 15 1971, 7:05 PM EDT

Att. 8,066 - Unknown

livebaseballscorecards.com

Batter	1	2	3	4	5	6	7	8	9	AB	R	H	RBI	BB	SO	LOB
Dick McAuliffe, L (1, 4) OBP: 0.293, SLG: 0.377	F7		F9 2-3		1B BB 2B		K			4	1	1	0	0	1	1
Aurelio Rodriguez, R (1, 5) OBP: 0.279, SLG: 0.395	HR		P3		BB BB G1-2-3 2-3 1B		K			4	1	2	1	0	1	1
Gates Brown, L (1, 7) OBP: 0.443, SLG: 0.601	F7			4-3	BB 1-2 BB		K			2	0	0	0	1	0	0
Al Kaline, R (7, PH) (8, 9) OBP: 0.419, SLG: 0.470										1	0	0	0	0	1	0
Norm Cash, L (1, 3) OBP: 0.372, SLG: 0.529	K			FC4-6 BB 1B BB	1-2 2-3 3-H BB			F8		2	1	0	1	2	1	0
Bill Freehan, R (1, 2) OBP: 0.351, SLG: 0.468		F8		FC4-6 1-2 BB	G1-2-3 3-Hf			G4-3 BB		2	0	0	0	2	0	3
Jim Northrup, L (1, 9) (8, 7) OBP: 0.353, SLG: 0.433		P4		FC4-6 1B 1-2f 2-3		HR		G4-3 1-2f		4	1	1	1	0	0	3
Mickey Stanley, R (1, 8) OBP: 0.339, SLG: 0.404		6-3		1B 1-2 3-H		6-3				3	0	1	1	0	0	0
Ed Brinkman, R (1, 6) OBP: 0.291, SLG: 0.276			F9 SH2-4 1B	K		1-3				3	0	1	0	0	1	2
Joe Coleman, R (1, 1) OBP: 0.144, SLG: 0.111			SH2-4 1-2		K	K				2	0	0	0	0	2	0
Inning Stats	R: 1 H: 1 E: 0 LOB: 0 K: 1 BB: 0 S: 6 P: 6	R: 0 H: 0 E: 0 LOB: 0 K: 0 BB: 0 S: 3 P: 3	R: 0 H: 1 E: 0 LOB: 1 K: 0 BB: 0 S: 4 P: 4	R: 1 H: 1 E: 0 LOB: 2 K: 1 BB: 2 S: 6 P: 14	R: 1 H: 2 E: 0 LOB: 2 K: 1 BB: 2 S: 6 P: 14	R: 1 H: 1 E: 0 LOB: 0 K: 1 BB: 0 S: 6 P: 6	R: 0 H: 0 E: 0 LOB: 0 K: 3 BB: 0 S: 9 P: 9	R: 0 H: 0 E: 0 LOB: 0 K: 0 BB: 1 S: 2 P: 6		1B: 3 SF: 0 2B: 1 SAC: 1 3B: 0 DP: 2 HR: 2 HBP: 0						WP: 0 PA: 33 PB: 0 SB: 0 CS: 0

	AB	27
	R	4
	H	6
	RBI	4
	BB	5
	SO	7
	LOB	10

PITCHER		IP	WLS	BF	H	R	ER	SO	BB	IBB	HBP	BLK	WP	HR	S	P	ERA	WHIP
Denny McLain, R ERA: 4.24	(1, 1)	6.0	L	27	6	4	4	4	4	0	0	0	0	2	31	47	6.00	1.667
Joe Grzenda, L ERA: 2.23	(7, 1)	2.0		6	0	0	0	3	1	0	0	0	0	0	11	15	0.00	0.500

PITCHER	IP	WLS	BF	H	R	ER	SO	BB	IBB	HBP	BLK	WP	HR	S	P	ERA	WHIP

Batter	1	2	3	4	5	6	7	8	9	AB	R	H	RBI	BB	SO	LOB
Del Unser, L (1, 9) OBP: 0.329, SLG: 0.363	F8		HBP, BB		E3		FC5-6, G6-4-3 1-2f 2-3			3	0	0	0	1	0	2
Davey Nelson, R (1, 5) OBP: 0.311, SLG: 0.354	F7		1-2 HBP		F9		G6-4-3 1-2f			3	0	0	0	0	0	3
Frank Howard, R (1, 3) OBP: 0.364, SLG: 0.462	5-3		4-3			FC6-4, WP 1B		K		4	0	1	0	0	1	2
Dick Billings, R (1, 2) OBP: 0.282, SLG: 0.340		6-3		2B		L7		5-3		4	0	1	0	0	0	1
Jeff Burroughs, R (1, 7) OBP: 0.346, SLG: 0.428		HR		G6-4-3 BB		FC6-4 BB 1-3		K		3	1	1	1	1	1	1
Elliott Maddox, R (1, 8) OBP: 0.347, SLG: 0.271		P6	K			BB 1-2			4-3 1B	3	0	1	0	1	1	2
Toby Harrah, R (1, 6) OBP: 0.294, SLG: 0.278		F7		G6-4-3 1-2f		F8			4-3 1-2	4	0	0	0	0	0	5
Lenny Randle, S (1, 4) OBP: 0.291, SLG: 0.288			5-3		F7		FC5-6, SH BB		L7	3	0	0	0	1	0	1
Dick Bosman, R (1, 1) OBP: 0.197, SLG: 0.118			K	K			SH, FC5-6 1-2		F2	2	0	0	0	0	2	0
Paul Casanova, R (9, PH) OBP: 0.234, SLG: 0.285										1	0	0	0	0	0	1
Inning Stats	R: 0 E: 0 K: 0 S: 3 H: 0 LOB: 0 BB: 0 P: 3	R: 1 E: 0 K: 0 S: 4 H: 1 LOB: 0 BB: 0 P: 4	R: 0 E: 0 K: 1 S: 5 H: 0 LOB: 2 BB: 1 P: 10	R: 0 E: 0 K: 1 S: 5 H: 1 LOB: 1 BB: 1 P: 9	R: 0 E: 1 K: 1 S: 6 H: 0 LOB: 1 BB: 0 P: 6	R: 0 E: 0 K: 0 S: 4 H: 1 LOB: 2 BB: 1 P: 8	R: 0 E: 1 K: 0 S: 3 H: 0 LOB: 1 BB: 1 P: 7	R: 0 E: 0 K: 2 S: 7 H: 0 LOB: 0 BB: 0 P: 7	R: 0 E: 0 K: 0 S: 4 H: 1 LOB: 1 BB: 0 P: 4	1B: 2 2B: 1 3B: 0 HR: 1 SF: 0 SAC: 1 DP: 2 HBP: 1	WP: 1 PB: 0 SB: 0 CS: 0 PA: 36					

PITCHER		IP	WLS	BF	H	R	ER	SO	BB	IBB	HBP	BLK	WP	HR	S	P	ERA	WHIP
Les Cain, L ERA: 4.22	(1, 1)	6.0	W	25	3	1	1	3	3	0	1	0	1	1	27	40	1.50	1.000
Jack Whillock, R ERA: 5.4	(7, 1)	0.0		2	0	0	0	0	1	0	0	0	0	0	1	5	∞	∞
Ron Perranoski, L ERA: 5.55	(7, 1)	3.0	S	9	1	0	0	2	0	0	0	0	0	0	13	13	0.00	0.333

PITCHER	IP	WLS	BF	H	R	ER	SO	BB	IBB	HBP	BLK	WP	HR	S	P	ERA	WHIP

TOP

Washington Senators @ Detroit Tigers

Tiger Stadium, Detroit, MI

Thu Sep 16 1971, 4:33 AM EDT

Att. 4,621 - Unknown

livebaseballscorecards.com

AB	30
R	1
H	4
RBI	1
BB	4
SO	5
LOB	18

Washington Senators @ Detroit Tigers

Tiger Stadium, Detroit, MI

Thu Sep 16 1971, 4:33 AM EDT

Att. 4,621 - Unknown

livebaseballscorecards.com

Batter	1	2	3	4	5	6	7	8	9	AB	R	H	RBI	BB	SO	LOB
Dick McAuliffe, L (1, 4) OBP: 0.296, SLG: 0.381	L9		3-1		4-3 1B 2B 1-3		1B S SF9 1B	1B 1B		5	2	3	0	0	0	0
Aurelio Rodriguez, R (1, 5) OBP: 0.282, SLG: 0.400	4-3 2B		5-3		SF8 3-H		SF9 G3 1-3 1B	FC6 1-2 1B		4	0	3	1	0	0	0
Gates Brown, L (1, 7) OBP: 0.437, SLG: 0.589	4-3 2-3		1B		4-3 2-3		G3 1-2	FC6 1-2f		5	0	1	0	0	0	6
Al Kaline, R (9, 9) OBP: 0.419, SLG: 0.470										0	0	0	0	0	0	0
Norm Cash, L (1, 3) OBP: 0.373, SLG: 0.528	3-1		F8		BB 1B 3-H		SF9 IBB			3	0	1	1	1	0	2
Bill Freehan, R (1, 2) OBP: 0.352, SLG: 0.468		F9		FC6-4 BB 1B	BB BB BB 4-0 1-2 BB		SF9 1-2 2-3 3-H			2	0	1	1	1	0	0
Jim Northrup, L (1, 9) OBP: 0.356, SLG: 0.435 (9, 7)		4-3 2B		FC6-4 1-2 BB	F8		IBB			2	0	1	0	2	0	2
Mickey Stanley, R (1, 8) OBP: 0.336, SLG: 0.399		4-3 2-3		FC6-4 G6-4-3 1-2f 2-3		K	K			4	0	0	0	0	2	6
Ed Brinkman, R (1, 6) OBP: 0.290, SLG: 0.275		BB BB BB 4-0 BB		G6-4-3 1-2f		5-3		5-3		3	0	0	0	1	0	2
Les Cain, L (1, 1) OBP: 0.167, SLG: 0.226		F8			2B SF8 1B	4-3		4-3		3	1	1	0	0	0	2
Jack Whillock, R (7, 1)										0	0	0	0	0	0	0
Ron Perranoski, L (7, 1)										1	0	0	0	0	0	0
Inning Stats	R: 0 E: 0 K: 0 S: 4 H: 1 LOB: 1 BB: 0 P: 4	R: 0 E: 0 K: 0 S: 4 H: 1 LOB: 2 BB: 1 P: 8	R: 0 E: 0 K: 0 S: 4 H: 1 LOB: 1 BB: 0 P: 4	R: 0 E: 0 K: 0 S: 3 H: 1 LOB: 1 BB: 1 P: 7	R: 2 E: 0 K: 0 S: 6 H: 3 LOB: 2 BB: 1 P: 10	R: 0 E: 0 K: 1 S: 5 H: 0 LOB: 0 BB: 0 P: 5	R: 1 E: 0 K: 1 S: 7 H: 2 LOB: 3 BB: 2 P: 15	R: 0 E: 0 K: 0 S: 5 H: 2 LOB: 2 BB: 0 P: 5		1B: 8 2B: 3 3B: 0 HR: 0 SF: 2 SAC: 0 DP: 1 HBP: 0					WP: 0 PB: 0 SB: 1 CS: 0 PA: 39

PITCHER	IP	WLS	BF	H	R	ER	SO	BB	IBB	HBP	BLK	WP	HR	S	P	ERA	WHIP
Dick Bosman, R (1, 1) ERA: 3.7	8.0	L	39	11	3	3	2	3	2	0	0	0	0	38	58	3.38	1.750

PITCHER	IP	WLS	BF	H	R	ER	SO	BB	IBB	HBP	BLK	WP	HR	S	P	ERA	WHIP

AB	32
R	3
H	11
RBI	3
BB	5
SO	2
LOB	20

Batter	1	2	3	4	5	6	7	8	9	AB	R	H	RBI	BB	SO	LOB
Don Buford, S (1, 7) OBP: 0.419, SLG: 0.491	L9			1B 2B 1B	F7		G3		1-2 1B	5	1	2	0	0	0	1
Tom Shopay, L (1, 9) OBP: 0.269, SLG: 0.250	F7			1-2 2B 1B	F8			BB 1B SF7 1B	G3	4	2	2	0	0	0	0
Curt Motton, R (9, PH) OBP: 0.281, SLG: 0.367										1	0	0	0	0	0	2
Boog Powell, L (1, 3) OBP: 0.374, SLG: 0.427	4-3			3-1 1B 2B 1-H 2-H		G5-4-3 HBP		BB 1B 1-2		3	1	2	2	0	0	0
Merv Rettenmund, R (1, 8) OBP: 0.429, SLG: 0.452		BBBB FC6-4 BB		3-1 2-3		G5-4-3 1-2f		G6-4-3 1-2 2-3 BB		2	0	0	0	2	0	2
Elrod Hendricks, L (1, 2) OBP: 0.326, SLG: 0.366		FC6-4 G6-4-3 1-2f		BBBB FC5-4 1B BB		2B		SF7 3-H		2	0	1	0	1	0	1
Frank Robinson, R (8, PH) OBP: 0.383, SLG: 0.512										0	0	0	1	0	0	0
Dave Boswell, R (8, 1) OBP: 0.200, SLG: 0.400										0	0	0	0	0	0	0
Brooks Robinson, R (1, 5) OBP: 0.344, SLG: 0.409		G6-4-3 1-2f		FC5-4 1-2 3-H 1B		6-3		G6-4-3 1-2f		4	0	1	1	0	0	4
Davey Johnson, R (1, 4) OBP: 0.354, SLG: 0.442			F8	FC5-4 1-2f 2-3			5-3		F8	4	0	0	0	0	0	2
Mark Belanger, R (1, 6) OBP: 0.364, SLG: 0.321			F8	5-3			F8		1B	4	0	1	0	0	0	2
Dave McNally, R (1, 1) OBP: 0.208, SLG: 0.304			SSS K		SSS K		2B		L9	1	0	0	0	0	1	0
Dick Hall, R (4, 1) OBP: 0.400, SLG: 0.600										2	0	1	0	0	1	0
Tom Dukes, R (7, 1) OBP: 0.143, SLG: 0.286										0	0	0	0	0	0	0
Grant Jackson, S (7, 1) OBP: 0.143, SLG: 0.250										0	0	0	0	0	0	0
Andy Etchebarren, R (8, 2) OBP: 0.327, SLG: 0.447										1	0	0	0	0	0	1
Inning Stats	R: 0 E: 0 K: 0 S: 3 H: 0 LOB: 0 BB: 0 P: 3	R: 0 E: 0 K: 0 S: 2 H: 0 LOB: 0 BB: 1 P: 6	R: 0 E: 0 K: 1 S: 5 H: 0 LOB: 0 BB: 0 P: 5	R: 3 E: 0 K: 0 S: 7 H: 4 LOB: 2 BB: 1 P: 11	R: 0 E: 0 K: 1 S: 5 H: 0 LOB: 0 BB: 0 P: 5	R: 0 E: 0 K: 0 S: 3 H: 1 LOB: 1 BB: 0 P: 4	R: 0 E: 0 K: 0 S: 4 H: 1 LOB: 1 BB: 0 P: 4	R: 1 E: 0 K: 0 S: 4 H: 2 LOB: 1 BB: 1 P: 8	R: 0 E: 0 K: 0 S: 5 H: 2 LOB: 2 BB: 0 P: 5	1B: 7 2B: 3 3B: 0 HR: 0 SF: 1 SAC: 0 DP: 3 HBP: 1						

PITCHER		IP	WLS	BF	H	R	ER	SO	BB	IBB	HBP	BLK	WP	HR	S	P	ERA	WHIP
Tom Timmermann, R ERA: 3.89	(1, 1)	7.0	W	31	8	4	4	2	3	0	1	0	0	0	31	44	5.14	1.571
Ron Perranoski, L ERA: 5.37	(8, 1)	2.0	S	7	2	0	0	0	0	0	0	0	0	0	7	7	0.00	1.000

PITCHER	IP	WLS	BF	H	R	ER	SO	BB	IBB	HBP	BLK	WP	HR	S	P	ERA	WHIP

TOP

Baltimore Orioles @ Detroit Tigers

Tiger Stadium, Detroit, MI

Fri Sep 17 1971, 7:05 PM EDT

Unknown

livebaseballscorecards.com

AB	33
R	4
H	10
RBI	4
BB	3
SO	2
LOB	15

WP: 0	PA: 38
PB: 0	
SB: 0	
CS: 0	

Baltimore Orioles @ Detroit Tigers

Tiger Stadium, Detroit, MI

Fri Sep 17 1971, 7:05 PM EDT

Unknown

livebaseballscorecards.com

BOTTOM

Batter	1	2	3	4	5	6	7	8	9	AB	R	H	RBI	BB	SO	LOB
Tony Taylor, R (1, 4) OBP: 0.321, SLG: 0.370	F9			1B 3B	FC5-4 1B		1B 2B	5-3		5	2	3	0	0	0	0
Aurelio Rodriguez, R (1, 5) OBP: 0.282, SLG: 0.399	F9			L5	F3		BB 1B 1B 1B			4	1	1	0	0	0	2
Al Kaline, R (1, 9) OBP: 0.420, SLG: 0.469	L5-3			BB 1B HBP	1-2f FC5-4		1-2 2-H BB 1B 1B			3	2	1	1	0	0	1
Bill Freehan, R (1, 2) OBP: 0.353, SLG: 0.466		F7		1-2 1B HR BB	F4		1-2 2-3 1B BB			2	1	0	0	2	0	1
Norm Cash, L (1, 3) OBP: 0.372, SLG: 0.525		3-1		1-2 2-H 3-H HR 1B		3-1	K			4	1	1	2	0	1	3
Mickey Stanley, R (1, 8) OBP: 0.338, SLG: 0.409		6-3		1-H 2-H HR		L9	1-2 2-H 3-H 1B			4	1	2	5	0	0	0
Ike Brown, R (1, 7) OBP: 0.360, SLG: 0.495 Jim Northrup, L (4, PH) (5, 7) OBP: 0.358, SLG: 0.444			F3	1B		HR	F3			1 3	0 1	0 2	0 1	0 0	0 0	0 2
Ed Brinkman, R (1, 6) OBP: 0.290, SLG: 0.274			F4	F6		5-3		CS 1B		4	0	1	0	0	0	1
Tom Timmermann, R (1, 1) OBP: 0.111, SLG: 0.059 Ron Perranoski, L (8, 1)			3-1	K			4-3	1-2 K		3 1	0 0	0 0	0 0	0 0	1 1	1 1
Inning Stats	R: 0 E: 0 K: 0 S: 3 H: 0 LOB: 0 BB: 0 P: 3	R: 0 E: 0 K: 0 S: 3 H: 0 LOB: 0 BB: 0 P: 3	R: 0 E: 0 K: 0 S: 3 H: 0 LOB: 0 BB: 0 P: 3	R: 5 E: 0 K: 1 S: 9 H: 4 LOB: 1 BB: 1 P: 14	R: 0 E: 0 K: 0 S: 4 H: 1 LOB: 1 BB: 0 P: 4	R: 1 E: 0 K: 0 S: 4 H: 1 LOB: 0 BB: 0 P: 4	R: 3 E: 0 K: 1 S: 9 H: 4 LOB: 2 BB: 1 P: 13	R: 0 E: 0 K: 1 S: 5 H: 1 LOB: 0 BB: 0 P: 5		1B: 7 2B: 1 3B: 1 HR: 2 SF: 0 SAC: 0 DP: 0 HBP: 1						

	AB	34
	R	9
	H	11
	RBI	9
	BB	2
	SO	3
	LOB	12

WP: 0 PB: 0 SB: 0 CS: 1 PA: 37

PITCHER		IP	WLS	BF	H	R	ER	SO	BB	IBB	HBP	BLK	WP	HR	S	P	ERA	WHIP
Dave McNally, L ERA: 3.02	(1, 1)	3.1	L	15	3	5	5	0	1	0	1	0	0	1	13	18	13.50	1.200
Dick Hall, R ERA: 5.1	(4, 1)	3.0		15	6	4	4	1	0	0	0	0	0	1	17	17	12.00	2.000
Tom Dukes, R ERA: 3.82	(7, 1)	0.0		1	0	0	0	0	1	0	0	0	0	0	0	4	∞	∞
Grant Jackson, L ERA: 3.45	(7, 1)	0.2		3	1	0	0	1	0	0	0	0	0	0	5	5	0.00	1.500
Dave Boswell, R ERA: 4.66	(8, 1)	1.0		3	1	0	0	1	0	0	0	0	0	0	5	5	0.00	1.000

PITCHER	IP	WLS	BF	H	R	ER	SO	BB	IBB	HBP	BLK	WP	HR	S	P	ERA	WHIP

Baltimore Orioles @ Detroit Tigers

Tiger Stadium, Detroit, MI

Fri Sep 17 1971, 7:05 PM EDT

Att. 29,458 - Unknown

TOP

livebaseballscorecards.com

Batter	1	2	3	4	5	6	7	8	9	AB	R	H	RBI	BB	SO	LOB
Paul Blair, R (1, 8) OBP: 0.302, SLG: 0.389	F9		2B		F9		BB 1B 1-2		F7	5	0	2	0	0	0	1
Merv Rettenmund, R (1, 9) OBP: 0.426, SLG: 0.448	F8		F5		F5		F8			4	0	0	0	0	0	3
Frank Robinson, R (1, 3) OBP: 0.384, SLG: 0.518	F7			HR	6-3		BB 1-2 2-3			3	1	1	1	1	0	0
Brooks Robinson, R (1, 5) OBP: 0.342, SLG: 0.406		L3		F2		F9	F7			4	0	0	0	0	0	3
Curt Motton, R (1, 7) OBP: 0.295, SLG: 0.353		BB FC4-6		BB 2B		F7		5-3		2	1	0	0	2	0	0
Davey Johnson, R (1, 4) OBP: 0.353, SLG: 0.446		F4		F4		HR		K		4	1	1	1	0	1	2
Andy Etchebarren, R (1, 2) OBP: 0.326, SLG: 0.448		FC4-6 1-2f		2B 1-H		F6		5-3		4	0	1	1	0	0	1
Mark Belanger, R (1, 6) OBP: 0.365, SLG: 0.320 Jerry Davanon, R (9, PR) OBP: 0.338, SLG: 0.281			F3 IBB				F4		G6-4-3 HBP	2 0	0 0	0 0	0 0	1 0	0 0	0 0
Dave Leonhard, R (1, 1) OBP: 0.294, SLG: 0.294 Pete Richert, L (7, 1) Chico Salmon, R (9, PH) OBP: 0.194, SLG: 0.271			K	K			BB 1B		G6-4-3 1-2f	3 0 1	0 0 0	1 0 0	0 0 0	0 0 0	2 0 0	2 0 1
Inning Stats	R: 0 E: 0 K: 0 S: 3 H: 0 LOB: 0 BB: 0 P: 3	R: 0 E: 0 K: 0 S: 3 H: 0 LOB: 1 BB: 1 P: 7	R: 0 E: 0 K: 1 S: 6 H: 1 LOB: 1 BB: 0 P: 6	R: 2 E: 0 K: 1 S: 7 H: 2 LOB: 2 BB: 2 P: 15	R: 0 E: 0 K: 0 S: 3 H: 0 LOB: 0 BB: 0 P: 3	R: 1 E: 0 K: 0 S: 4 H: 1 LOB: 0 BB: 0 P: 4	R: 0 E: 0 K: 0 S: 5 H: 2 LOB: 3 BB: 1 P: 9	R: 0 E: 0 K: 1 S: 5 H: 0 LOB: 0 BB: 0 P: 5	R: 0 E: 0 K: 0 S: 2 H: 0 LOB: 1 BB: 0 P: 3	1B: 2 2B: 2 3B: 0 HR: 2 SF: 0 SAC: 0 DP: 1 HBP: 1						

AB	32
R	3
H	6
RBI	3
BB	4
SO	3
LOB	13

PITCHER	IP	W/L/S	BF	H	R	ER	SO	BB	IBB	HBP	BLK	WP	HR	S	P	ERA	WHIP
Fred Scherman, L (1, 1) ERA: 2.78	9.0	W	37	6	3	3	3	3	1	1	0	0	2	38	55	3.00	1.000

PITCHER	IP	W/L/S	BF	H	R	ER	SO	BB	IBB	HBP	BLK	WP	HR	S	P	ERA	WHIP

Baltimore Orioles @ Detroit Tigers

Tiger Stadium, Detroit, MI

Fri Sep 17 1971, 7:05 PM EDT

Att. 29,458 - Unknown

livebaseballscorecards.com

Batter	1	2	3	4	5	6	7	8	9	AB	R	H	RBI	BB	SO	LOB
Dick McAuliffe, L (1, 4) OBP: 0.299, SLG: 0.389	BBBB 4-0 G5-4-3 BB		x 0-0 1B 1B	x 0-0 ③ FC4-6 1-2f			x 0-0 HR	SSS 0-3 ③ K		4	1	2	1	1	1	3
Aurelio Rodriguez, R (1, 5) OBP: 0.283, SLG: 0.399	x 0-0 ①② G5-4-3 1-2f		x 0-0 1-3 1B		x 0-0 ① F8		x 0-0 1B 1B			4	0	2	0	0	0	1
Gates Brown, L (1, 7) OBP: 0.433, SLG: 0.581 Al Kaline, R (8, 9) OBP: 0.420, SLG: 0.469	x 0-0 ③ 4-1		x 0-0 ③ F8		x 0-0 ② 4-3		x 0-0 1-2 1B			4 0	0 0	1 0	0 0	0 0	0 0	2 0
Norm Cash, L (1, 3) OBP: 0.371, SLG: 0.523		x 0-0 ① F5		x 0-0 HR 1B	x 0-0 ③ F7		x 0-0 ③ 6-3			4	1	1	0	0	0	2
Bill Freehan, R (1, 2) OBP: 0.352, SLG: 0.464		x 0-0 ② F8		x 0-0 1-2 HR 1B		x 0-0 ① 6-3		x 0-0 ① 6-3		4	1	1	0	0	0	0
Jim Northrup, L (1, 9) OBP: 0.361, SLG: 0.455 (8, 7)	BBBB 4-0 BB		x 0-0 1-H 2-H HR			x 0-0 ② 4-3		x 0-0 1B E 2B		3	2	2	3	1	0	0
Mickey Stanley, R (1, 8) OBP: 0.337, SLG: 0.405	SSS 0-3 ③ K		x 0-0 ① 6-3			x 0-0 ③ F8		III 4-0 1B E IBB		3	0	0	0	1	1	1
Ed Brinkman, R (1, 6) OBP: 0.292, SLG: 0.276			x 0-0 ① P1	x 0-0 FC4-6 1B			SSS 0-3 ① K	x 0-0 ② E2 1-3 2-H 1B		4	0	2	0	0	1	0
Fred Scherman, L (1, 1) OBP: 0.321, SLG: 0.208			x 0-0 ② 4-3	x 0-0 ② B3			x 0-0 ② 3-1	BBBB 4-0 BB		3	0	0	0	1	0	1
Inning Stats	R: 0 H: 0 E: 0 LOB: 0 K: 0 BB: 1 S: 2 P: 6	R: 0 H: 0 E: 0 LOB: 1 K: 1 BB: 1 S: 5 P: 9	R: 0 H: 2 E: 0 LOB: 2 K: 0 BB: 0 S: 5 P: 5	R: 3 H: 4 E: 0 LOB: 1 K: 0 BB: 0 S: 7 P: 7	R: 0 H: 0 E: 0 LOB: 0 K: 0 BB: 0 S: 3 P: 3	R: 0 H: 0 E: 0 LOB: 0 K: 0 BB: 0 S: 3 P: 3	R: 1 H: 3 E: 0 LOB: 2 K: 1 BB: 0 S: 8 P: 8	R: 1 H: 2 E: 1 LOB: 2 K: 1 BB: 2 S: 6 P: 14		1B: 8 SF: 0 2B: 1 SAC: 0 3B: 0 DP: 1 HR: 2 HBP: 0						

PITCHER		IP	WLS	BF	H	R	ER	SO	BB	IBB	HBP	BLK	WP	HR	S	P	ERA	WHIP
Dave Leonhard, R ERA: 2.32	(1, 1)	6.2	L	30	9	4	4	2	2	0	0	0	0	2	32	40	5.40	1.650
Pete Richert, L ERA: 3.94	(7, 1)	1.1		7	2	1	0	1	1	1	0	0	0	0	7	15	0.00	2.250

PITCHER	IP	WLS	BF	H	R	ER	SO	BB	IBB	HBP	BLK	WP	HR	S	P	ERA	WHIP

AB	33
R	5
H	11
RBI	4
BB	4
SO	3
LOB	10

WP: 0 PB: 0 SB: 0 CS: 0 PA: 37

Batter	1	2	3	4	5	6	7	8	9	AB	R	H	RBI	BB	SO	LOB
Don Buford, S (1, 7) OBP: 0.416, SLG: 0.487	SSS 0-3 ① K		x 0-0 ② FC4 2B 1-2f			SSS 0-3 ① K		x 0-0 ② 6-3		4	0	0	0	0	2	1
Pete Richert, L (8, 1)										0	0	0	0	0	0	0
Eddie Watt, R (8, 1)										0	0	0	0	0	0	0
Paul Blair, R (1, 8) OBP: 0.304, SLG: 0.394	x 0-0 2B		x 0-0 1-3 2B			SSS 0-3 ② K		x 0-0 ③ 5-3		4	0	2	0	0	1	0
Frank Robinson, R (1, 3) OBP: 0.383, SLG: 0.514	SSS 0-3 ② K		x 0-0 ③ 6-3			x 0-0 ③ F8			BBBB 4-0 1B BB	3	0	0	0	1	1	3
Merv Rettenmund, R (1, 9) OBP: 0.424, SLG: 0.447	x 0-0 ③ 6-3			x 0-0 CS 1B			x 0-0 ① 6-3		SSS 0-3 ① K	4	0	1	0	0	1	2
Brooks Robinson, R (1, 5) OBP: 0.341, SLG: 0.407		x 0-0 ① F3		x 0-0 ① ② F8 1-2			x 0-0 2B		x 0-0 ② F3	4	0	1	0	0	0	2
Davey Johnson, R (1, 4) OBP: 0.353, SLG: 0.445		SSS 0-3 ② K		x 0-0 ③ F3			x 0-0 ② 5-3		x 0-0 1-2 1B	4	0	1	0	0	1	1
Andy Etchebarren, R (1, 2) OBP: 0.320, SLG: 0.439		SSS 0-3 ③ K			x 0-0 ① 4-3		x 0-0 ③ F8		x 0-0 ③ F7	4	0	0	0	0	1	3
Jerry Davanon, R (1, 6) OBP: 0.342, SLG: 0.277			BBBB 4-0 FC4 BB		SSS 0-3 ② K			SSS 0-3 ① K		1	0	0	0	1	1	0
Chico Salmon, R (8, PH) OBP: 0.192, SLG: 0.268										1	0	0	0	0	1	0
(8, 6)																
Jim Palmer, R (1, 1) OBP: 0.229, SLG: 0.204			SSS 0-3 ① K		x 0-0 ③ F9			x 0-0 HR		2	0	0	0	0	1	1
Curt Motton, R (8, PH) OBP: 0.306, SLG: 0.423										1	1	1	1	0	0	0
(8, 7)																
Inning Stats	R: 0 E: 0 K: 2 S: 8 H: 1 LOB: 1 BB: 0 P: 8	R: 0 E: 0 K: 2 S: 7 H: 0 LOB: 0 BB: 0 P: 7	R: 0 E: 0 K: 1 S: 6 H: 1 LOB: 2 BB: 1 P: 10	R: 0 E: 0 K: 0 S: 3 H: 1 LOB: 0 BB: 0 P: 3	R: 0 E: 0 K: 1 S: 5 H: 0 LOB: 0 BB: 0 P: 5	R: 0 E: 0 K: 2 S: 7 H: 0 LOB: 0 BB: 0 P: 7	R: 0 E: 0 K: 0 S: 4 H: 1 LOB: 1 BB: 0 P: 4	R: 1 E: 0 K: 1 S: 6 H: 1 LOB: 0 BB: 0 P: 6	R: 0 E: 0 K: 1 S: 6 H: 1 LOB: 2 BB: 1 P: 10	1B: 2 2B: 3 3B: 0 HR: 1 SF: 0 SAC: 0 DP: 0 HBP: 0	WP: 0 PB: 0 SB: 0 CS: 1 PA: 34					

PITCHER	IP	WLS	BF	H	R	ER	SO	BB	IBB	HBP	BLK	WP	HR	S	P	ERA	WHIP
Mickey Lolich, L (1, 1) ERA: 2.95	9.0	W	34	6	1	1	10	2	0	0	0	0	1	52	60	1.00	0.889

PITCHER	IP	WLS	BF	H	R	ER	SO	BB	IBB	HBP	BLK	WP	HR	S	P	ERA	WHIP

TOP

Baltimore Orioles @ Detroit Tigers

Tiger Stadium, Detroit, MI

Sat Sep 18 1971, 4:33 AM EDT

Att. 17,237 - Unknown

livebaseballscorecards.com

AB	32
R	1
H	6
RBI	1
BB	2
SO	10
LOB	13

Batter	1	2	3	4	5	6	7	8	9	AB	R	H	RBI	BB	SO	LOB
Dick McAuliffe, L (1, 4) OBP: 0.297, SLG: 0.386	F2		F9	F7			G4-6-3 1-2f			4	0	0	0	0	0	3
Aurelio Rodriguez, R (1, 5) OBP: 0.286, SLG: 0.404	1B 1B		5-3		G4-3 1B			L7-4 2B		4	0	3	0	0	0	0
Gates Brown, L (1, 7) OBP: 0.431, SLG: 0.577	1-3 1B		SSS K		G4-3 1-2f			SSS K		3	0	1	0	0	1	1
Al Kaline, R (8, PH) OBP: 0.419, SLG: 0.468										1	0	0	0	0	1	1
(9, 9)																
Norm Cash, L (1, 3) OBP: 0.370, SLG: 0.519	F6			F9	SSS K			H HBP		3	0	0	0	0	1	1
Bill Freehan, R (1, 2) OBP: 0.351, SLG: 0.462		5-3		FC5-4 1B		F7		L7-4 2-3		4	0	1	0	0	0	2
Jim Northrup, L (1, 9) OBP: 0.361, SLG: 0.452		BBB 1-3 BB		FC5-4 2B 1-2f 1B		SSS K				2	1	0	0	1	1	1
(9, 7)																
Mickey Stanley, R (1, 8) OBP: 0.337, SLG: 0.407		1-3 1-2		1-3 1B 2B		5-3				3	1	1	0	0	0	1
Ed Brinkman, R (1, 6) OBP: 0.294, SLG: 0.276		H HBP		1B IBP			F3			1	0	0	0	1	0	0
Mickey Lolich, S (1, 1) OBP: 0.252, SLG: 0.151		SSS K		1-2 2-H 3-H 1B			G4-6-3 1B			3	0	2	2	0	1	2
Inning Stats	R: 0 E: 0 K: 0 S: 4 H: 2 LOB: 1 BB: 0 P: 4	R: 0 E: 0 K: 1 S: 5 H: 0 LOB: 2 BB: 1 P: 10	R: 0 E: 0 K: 1 S: 5 H: 0 LOB: 0 BB: 0 P: 5	R: 2 E: 0 K: 0 S: 6 H: 3 LOB: 2 BB: 1 P: 10	R: 0 E: 0 K: 1 S: 5 H: 1 LOB: 0 BB: 0 P: 5	R: 0 E: 0 K: 1 S: 5 H: 0 LOB: 0 BB: 0 P: 5	R: 0 E: 0 K: 0 S: 3 H: 1 LOB: 0 BB: 0 P: 3	R: 0 E: 0 K: 1 S: 5 H: 1 LOB: 1 BB: 0 P: 6		1B: 6 2B: 3 3B: 0 HR: 0	SF: 0 SAC: 0 DP: 3 HBP: 2					

PITCHER	IP	WLS	BF	H	R	ER	SO	BB	IBB	HBP	BLK	WP	HR	S	P	ERA	WHIP
Jim Palmer, R (1, 1) ERA: 2.83	7.0	L	28	7	2	2	4	1	1	1	0	0	0	33	42	2.57	1.143
Pete Richert, L (8, 1) ERA: 3.9	0.1		3	1	0	0	1	0	0	1	0	0	0	4	5	0.00	3.000
Eddie Watt, R (8, 1) ERA: 2.02	0.2		1	0	0	0	0	0	0	0	0	0	0	1	1	0.00	0.000

PITCHER	IP	WLS	BF	H	R	ER	SO	BB	IBB	HBP	BLK	WP	HR	S	P	ERA	WHIP

BOTTOM

Baltimore Orioles @ Detroit Tigers

Tiger Stadium, Detroit, MI

Sat Sep 18 1971, 4:33 AM EDT

Att. 17,237 - Unknown

livebaseballscorecards.com

AB	28
R	2
H	8
RBI	2
BB	2
SO	5
LOB	12

1B: 6 2B: 3 3B: 0 HR: 0 SF: 0 SAC: 0 DP: 3 HBP: 2

WP: 0 PB: 0 SB: 0 CS: 0 PA: 32

Baltimore Orioles @ Detroit Tigers

Tiger Stadium, Detroit, MI

Sun Sep 19 1971, 4:33 AM EDT

Att. 26,099 - Unknown

TOP

Batter	1	2	3	4	5	6	7	8	9	AB	R	H	RBI	BB	SO	LOB
Don Buford, S (1, 7) OBP: 0.418, SLG: 0.489	5-3	F8			1B BB	2B		1B BB	1-2 BB	4	1	2	0	1	0	3
Paul Blair, R (8, PR) OBP: 0.305, SLG: 0.394 (8, 8)										0	1	0	0	1	0	0
Bobby Grich, R (1, 6) OBP: 0.667, SLG: 0.600	1B		S 1B		WP 1B 1-2 1B BB	K		1B 1-2 2-3 3-H 1B	K	5	1	3	1	1	2	3
Frank Robinson, R (1, 9) OBP: 0.382, SLG: 0.511	K		K 1-2		1B WP 1-2 2-H FC5-2-5 1B		K	1-3 2-H 3-H 1B	K	6	0	2	3	0	4	4
Boog Powell, L (1, 3) OBP: 0.372, SLG: 0.424	3-1		F8		1-3 2-H FC5-2-5 1B		4-3	3-1		5	0	1	1	0	0	4
Merv Rettenmund, R (1, 8) (8, 7) OBP: 0.422, SLG: 0.444		1B FC3-2 1B	6-3		FC5-2-5 1-2 3-H		K		F3	5	0	1	0	0	1	3
Brooks Robinson, R (1, 5) OBP: 0.342, SLG: 0.412		K		BB 1B	L9			F8	HR	5	1	2	1	0	1	3
Davey Johnson, R (1, 4) OBP: 0.355, SLG: 0.448		1B FC3-2 1-3 1B		F5	5-3			1B 1B 2B	2B 1B	5	2	3	0	0	0	3
Elrod Hendricks, L (1, 2) OBP: 0.330, SLG: 0.371		FC3-2 1B 1-2 3-H		G4-3 1-2 BB		L9		1B SH5-3 1B 2-3 1B	1-H 1B 2B	4	2	2	1	1	0	2
Mike Cuellar, L (1, 1) OBP: 0.117, SLG: 0.139		1-2 2-3 1B		G4-3 1-2f		6-3		SH5-3 1-2	BB 2-H 1B	4	0	2	1	0	0	2
Inning Stats	R: 0 E: 0 K: 1 S: 6 H: 1 LOB: 1 BB: 0 P: 6	R: 0 E: 0 K: 1 S: 8 H: 3 LOB: 3 BB: 0 P: 8	R: 0 E: 0 K: 1 S: 6 H: 1 LOB: 1 BB: 0 P: 6	R: 0 E: 0 K: 0 S: 3 H: 1 LOB: 1 BB: 1 P: 7	R: 2 E: 0 K: 0 S: 6 H: 3 LOB: 2 BB: 1 P: 10	R: 0 E: 0 K: 1 S: 6 H: 1 LOB: 1 BB: 0 P: 6	R: 0 E: 0 K: 2 S: 7 H: 0 LOB: 0 BB: 0 P: 7	R: 3 E: 0 K: 0 S: 7 H: 4 LOB: 2 BB: 1 P: 11	R: 3 E: 0 K: 2 S: 11 H: 4 LOB: 2 BB: 1 P: 15	1B: 14 2B: 3 3B: 0 HR: 1 SF: 0 SAC: 1 DP: 1 HBP: 0						

	AB	43
	R	8
	H	18
	RBI	8
	BB	4
	SO	8
	LOB	27

WP: 1 PB: 0 SB: 1 CS: 0 PA: 48

livebaseballscorecards.com

PITCHER		IP	WLS	BF	H	R	ER	SO	BB	IBB	HBP	BLK	WP	HR	S	P	ERA	WHIP
Joe Coleman, R ERA: 3.1	(1, 1)	7.1	L	34	11	3	3	6	2	0	0	0	1	0	44	52	3.68	1.773
Ron Perranoski, L ERA: 5.64	(8, 1)	0.1		3	1	0	0	0	1	0	0	0	0	0	2	6	0.00	6.000
Jack Whillock, R ERA: 5.4	(8, 1)	0.0		2	2	2	2	0	0	0	0	0	0	0	2	2	∞	∞
Mike Kilkenny, L ERA: 5.0	(8, 1)	0.1		1	0	0	0	0	0	0	0	0	0	0	1	1	0.00	0.000
Chuck Seelbach, R ERA: 13.5	(9, 1)	0.1		4	3	3	3	0	0	0	0	0	0	1	4	4	81.00	9.000

PITCHER		IP	WLS	BF	H	R	ER	SO	BB	IBB	HBP	BLK	WP	HR	S	P	ERA	WHIP
Bill Denehy, R ERA: 4.22	(9, 1)	0.2		4	1	0	0	2	1	0	0	0	0	0	7	11	0.00	3.000

Baltimore Orioles @ Detroit Tigers

Tiger Stadium, Detroit, MI

Sun Sep 19 1971, 4:33 AM EDT

Att. 26,099 - Unknown

livebaseballscorecards.com

BOTTOM

Batter	1	2	3	4	5	6	7	8	9	AB	R	H	RBI	BB	SO	LOB
Tony Taylor, R (1, 4) OBP: 0.317, SLG: 0.365	6-3		5-3			1-3		F8		4	0	0	0	0	0	0
Aurelio Rodriguez, R (1, 5) OBP: 0.286, SLG: 0.402	5-3			5-3		1B		F3		4	0	1	0	0	0	0
Al Kaline, R (1, 9) OBP: 0.421, SLG: 0.468	BB			BB		L5			FC6-4, SF8, 1B	2	1	1	0	2	0	1
Bill Freehan, R (1, 2) OBP: 0.352, SLG: 0.463	F7			L6		1-2			1-2, FC6-4	4	0	2	0	0	0	2
Jim Northrup, L (1, 7) OBP: 0.358, SLG: 0.448		F7		4-3		4-3			1-2f, 2-3, FC6-4	4	0	0	0	0	0	5
Mickey Stanley, R (1, 8) OBP: 0.333, SLG: 0.404		6-3			6-3		K		3-H, SF8	3	0	0	1	0	1	0
Ike Brown, R (1, 3) OBP: 0.349, SLG: 0.477		F8			E5		6-3		1-2f, FC6-4	4	0	0	0	0	0	1
Ed Brinkman, R (1, 6) OBP: 0.292, SLG: 0.274			F2		F7		6-3			3	0	0	0	0	0	1
Joe Coleman, R (1, 1) OBP: 0.141, SLG: 0.109			K		K			K		2	0	0	0	0	2	1
Ron Perranoski, L (8, 1)										0	0	0	0	0	0	0
Jack Whillock, R (8, 1)										0	0	0	0	0	0	0
Mike Kilkenny, R (8, 1) OBP: 0.083, SLG: 0.083										0	0	0	0	0	0	0
Marvin Lane, R (8, PH) OBP: 0.375, SLG: 0.286										1	0	0	0	0	1	0
Chuck Seelbach, R (9, 1)										0	0	0	0	0	0	0
Bill Denehy, S (9, 1)										0	0	0	0	0	0	0
Inning Stats	R: 0 E: 0 K: 0 S: 3 H: 0 LOB: 1 BB: 1 P: 7	R: 0 E: 0 K: 0 S: 3 H: 0 LOB: 0 BB: 0 P: 3	R: 0 E: 0 K: 1 S: 5 H: 0 LOB: 0 BB: 0 P: 5	R: 0 E: 0 K: 0 S: 3 H: 0 LOB: 1 BB: 1 P: 7	R: 0 E: 1 K: 1 S: 6 H: 0 LOB: 1 BB: 0 P: 6	R: 0 E: 0 K: 0 S: 5 H: 2 LOB: 2 BB: 0 P: 5	R: 0 E: 0 K: 1 S: 5 H: 0 LOB: 0 BB: 0 P: 5	R: 0 E: 0 K: 1 S: 5 H: 0 LOB: 0 BB: 0 P: 5	R: 1 E: 0 K: 0 S: 5 H: 2 LOB: 1 BB: 0 P: 5	1B: 4 2B: 0 3B: 0 HR: 0 SF: 1 SAC: 0 DP: 0 HBP: 0	WP: 0 PB: 0 SB: 0 CS: 0 PA: 34					

	AB	31
	R	1
	H	4
	RBI	1
	BB	2
	SO	4
	LOB	11

PITCHER		IP	WLS	BF	H	R	ER	SO	BB	IBB	HBP	BLK	WP	HR	S	P	ERA	WHIP
Mike Cuellar, L ERA: 3.09	(1, 1)	9.0	W	34	4	1	1	4	2	0	0	0	0	0	40	48	1.00	0.667

PITCHER	IP	WLS	BF	H	R	ER	SO	BB	IBB	HBP	BLK	WP	HR	S	P	ERA	WHIP

Batter	1	2	3	4	5	6	7	8	9	10	AB	R	H	RBI	BB	SO	LOB
Dick McAuliffe, L (1, 4) (9, 6) OBP: 0.294, SLG: 0.381	G3			L9		F8		FC4-6 1-2f 2-3	F9		5	0	0	0	0	0	4
Aurelio Rodriguez, R (1, 5) OBP: 0.287, SLG: 0.404	K			F7			BB 1B 1B	F3		2B	5	0	2	0	0	1	2
Gates Brown, L (1, 7) OBP: 0.421, SLG: 0.561	4-3			F3			K	F4		F7	5	0	0	0	0	1	4
Al Kaline, R (1, 9) OBP: 0.419, SLG: 0.464		L6			F2		BB 1-2 1B		L5-3	K	5	0	1	0	0	1	1
Bill Freehan, R (1, 2) OBP: 0.354, SLG: 0.463		F9			G5-3 BB 1B		BB 1-2 2-3		FC1-6 1B 1B	F1	4	1	2	0	1	0	1
Jim Northrup, L (1, 3) OBP: 0.359, SLG: 0.448		F8			BB 1-2		K		FC1-6 1-2 1B		3	0	1	0	1	1	3
Mickey Stanley, R (1, 8) OBP: 0.330, SLG: 0.400			6-3		G5-3 2-3f		F7		FC1-6 1B 1-2f 2-3 1B		4	1	0	0	0	0	7
Ed Brinkman, R (1, 6) OBP: 0.292, SLG: 0.273 Kevin Collins, L (9, PH) OBP: 0.250, SLG: 0.417 Jack Whillock, R (9, 1)			4-3			F4		FC4-6 BB 1B	1B 1-3 3-H 1B		2 1 0	0 0 0	0 1 0	0 1 0	1 0 0	0 0 0	0 0 0
Tom Timmermann, R (1, 1) OBP: 0.100, SLG: 0.053 Dalton Jones, L (8, PH) OBP: 0.303, SLG: 0.400 Cesar Gutierrez, R (8, PR) OBP: 0.176, SLG: 0.176 Fred Scherman, L (8, 1) OBP: 0.321, SLG: 0.208 Tony Taylor, R (9, PH) OBP: 0.319, SLG: 0.367 (9, 4)			K2-3			K		FC4-6 1-2 1B	1B 1-3 3-H 1B		2 1 0 0 1	0 0 0 0 0	0 1 0 0 1	0 0 0 0 0	2 0 0 0 0	0 0 0 0 0	0 0 0 0 0
Inning Stats	R: 0 H: 0 E: 0 LOB: 0 K: 1 BB: 0 S: 5 P: 5	R: 0 H: 0 E: 0 LOB: 0 K: 0 BB: 0 S: 3 P: 3	R: 0 H: 0 E: 0 LOB: 0 K: 1 BB: 0 S: 5 P: 5	R: 0 H: 0 E: 0 LOB: 0 K: 0 BB: 0 S: 3 P: 3	R: 0 H: 1 E: 0 LOB: 1 K: 0 BB: 1 S: 3 P: 7	R: 0 H: 0 E: 0 LOB: 0 K: 1 BB: 0 S: 5 P: 5	R: 0 H: 2 E: 0 LOB: 3 K: 2 BB: 1 S: 9 P: 13	R: 0 H: 1 E: 0 LOB: 2 K: 0 BB: 1 S: 4 P: 8	R: 2 H: 4 E: 0 LOB: 2 K: 0 BB: 0 S: 7 P: 7	R: 0 H: 1 E: 0 LOB: 1 K: 1 BB: 0 S: 6 P: 6	1B: 8 SF: 0 2B: 1 SAC: 0 3B: 0 DP: 1 HR: 0 HBP: 0						

PITCHER		IP	WLS	BF	H	R	ER	SO	BB	IBB	HBP	BLK	WP	HR	S	P	ERA	WHIP
Jim Lonborg, R ERA: 4.31	(1, 1)	10.0	W	41	9	2	2	6	3	0	0	0	0	0	50	62	1.80	1.200

PITCHER	IP	WLS	BF	H	R	ER	SO	BB	IBB	HBP	BLK	WP	HR	S	P	ERA	WHIP

TOP

Detroit Tigers @ Boston Red Sox

Fenway Park, Boston, MA

Tue Sep 21 1971, 7:05 PM EDT

Att. 11,323 - Unknown

livebaseballscorecards.com

AB	38
R	2
H	9
RBI	2
BB	3
SO	6
LOB	22

WP: 0 PA: 41
PB: 0
SB: 0
CS: 0

Batter	1	2	3	4	5	6	7	8	9	10	AB	R	H	RBI	BB	SO	LOB
Doug Griffin, R (1, 4) OBP: 0.294, SLG: 0.322	F4		1B 1-2		FC5-4 1-2f		F4			SH3-4 1-2	4	0	1	0	0	0	2
Luis Aparicio, R (1, 6) OBP: 0.284, SLG: 0.302	5-3		G4-6-3 1-2 2-3			G3	G3			1B 2-H	5	0	2	1	0	0	1
Carl Yastrzemski, L (1, 7) OBP: 0.382, SLG: 0.396	F2		G4-6-3 1-2f			1B 2B		6-3			4	1	1	0	0	0	3
Reggie Smith, S (1, 8) OBP: 0.356, SLG: 0.492		L9		4-3		K S S S		K S S S			4	0	0	0	0	2	1
Rico Petrocelli, R (1, 5) OBP: 0.350, SLG: 0.453		1B		5-3		2B 1-3		F4			4	1	2	0	0	0	0
George Scott, R (1, 3) OBP: 0.321, SLG: 0.449		K S S S		5-3		1B 2-H 3-H			6-3		4	0	1	2	0	1	1
Joe Lahoud, L (1, 9) OBP: 0.330, SLG: 0.438		4-3			K S S S	F4			K S S S		4	0	0	0	0	2	2
Duane Josephson, R (1, 2) OBP: 0.297, SLG: 0.401			L8		F8		L9		F8		4	0	0	0	0	0	0
Jim Lonborg, R (1, 1) OBP: 0.245, SLG: 0.184			1B 1B		E4 FC5-4		1B			SH3-4 1B	3	0	2	0	0	0	0
Cecil Cooper, L (10, PH) OBP: 0.424, SLG: 0.464											1	1	1	0	0	0	0
Inning Stats	R: 0 E: 0 K: 0 S: 3 H: 0 LOB: 0 BB: 0 P: 3	R: 0 E: 0 K: 1 S: 6 H: 1 LOB: 1 BB: 0 P: 6	R: 0 E: 0 K: 0 S: 5 H: 3 LOB: 2 BB: 0 P: 5	R: 0 E: 0 K: 0 S: 3 H: 0 LOB: 0 BB: 0 P: 3	R: 0 E: 1 K: 1 S: 6 H: 0 LOB: 1 BB: 0 P: 6	R: 2 E: 0 K: 1 S: 8 H: 3 LOB: 1 BB: 0 P: 8	R: 0 E: 0 K: 0 S: 4 H: 1 LOB: 1 BB: 0 P: 4	R: 0 E: 0 K: 1 S: 5 H: 0 LOB: 0 BB: 0 P: 5	R: 0 E: 0 K: 1 S: 5 H: 0 LOB: 0 BB: 0 P: 5	R: 1 E: 0 K: 0 S: 3 H: 2 LOB: 1 BB: 0 P: 3	1B: 9 2B: 1 3B: 0 HR: 0 SF: 0 SAC: 1 DP: 1 HBP: 0						

PITCHER		IP	WLS	BF	H	R	ER	SO	BB	IBB	HBP	BLK	WP	HR	S	P	ERA	WHIP
Tom Timmermann, R ERA: 3.78	(1, 1)	7.0		29	8	2	2	3	0	0	0	0	0	0	35	35	2.57	1.143
Fred Scherman, L ERA: 2.76	(8, 1)	1.0		3	0	0	0	1	0	0	0	0	0	0	5	5	0.00	0.000
Jack Whillock, R ERA: 5.63	(9, 1)	1.1	L	6	2	1	1	1	0	0	0	0	0	0	8	8	6.75	1.500

PITCHER	IP	WLS	BF	H	R	ER	SO	BB	IBB	HBP	BLK	WP	HR	S	P	ERA	WHIP

BOTTOM

Detroit Tigers @ Boston Red Sox

Fenway Park, Boston, MA

Tue Sep 21 1971, 7:05 PM EDT

Att. 11,323 - Unknown

livebaseballscorecards.com

AB	37
R	3
H	10
RBI	3
BB	0
SO	5
LOB	10

WP: 0 PA: 38
PB: 0
SB: 0
CS: 0

Detroit Tigers @ Boston Red Sox

Fenway Park, Boston, MA

Wed Sep 22 1971, 7:05 PM EDT

Att. 10,554 - Unknown

TOP

livebaseballscorecards.com

Batter	1	2	3	4	5	6	7	8	9	AB	R	H	RBI	BB	SO	LOB
Dick McAuliffe, L (1, 4) OBP: 0.295, SLG: 0.380	F9		F7			1B 1B 1B	BBB G4-3 1-2 BB		3-1	4	1	1	0	1	0	0
Aurelio Rodriguez, R (1, 5) OBP: 0.287, SLG: 0.403	F8		F8			4-3 1B SF7 1-3 1B	G4-3 1-2f			4	1	1	0	0	0	2
Al Kaline, R (1, 9) OBP: 0.418, SLG: 0.462	L5			L6		4-3 1-2 3-H 1B		L5-3		4	0	1	1	0	0	0
Gates Brown, L (1, 7) OBP: 0.417, SLG: 0.552		E3 E WP		BBB 6-3 BB		4-3 1-2 2-3		F9		3	0	0	0	1	0	2
Bill Freehan, R (1, 2) OBP: 0.356, SLG: 0.464		SSS K 1-2		6-3 1-2		BBBB BB		2B		3	0	1	0	1	1	2
Jim Northrup, L (1, 3) OBP: 0.359, SLG: 0.446		SSS K		4-3		SF7 3-H		IBB		2	0	0	1	1	1	2
Mickey Stanley, R (1, 8) OBP: 0.327, SLG: 0.396		E6 2-3			5-3	F8		F8		4	0	0	0	0	0	5
Ed Brinkman, R (1, 6) OBP: 0.291, SLG: 0.271 Dalton Jones, L (9, PH) OBP: 0.301, SLG: 0.397		F9			6-3		F9		F8	3 1	0 0	0 0	0 0	0 0	0 0	2 0
Mickey Lolich, S (1, 1) OBP: 0.254, SLG: 0.156 Kevin Collins, L (9, PH) OBP: 0.243, SLG: 0.405			G3		4-3		BB 1B		SSS K	3 1	0 0	1 0	0 0	0 0	0 1	0 0
Inning Stats	R: 0 E: 0 K: 0 S: 3 H: 0 LOB: 0 BB: 0 P: 3	R: 0 E: 2 K: 2 S: 9 H: 0 LOB: 2 BB: 0 P: 9	R: 0 E: 0 K: 0 S: 3 H: 0 LOB: 0 BB: 0 P: 3	R: 0 E: 0 K: 0 S: 3 H: 0 LOB: 1 BB: 1 P: 7	R: 0 E: 0 K: 0 S: 3 H: 0 LOB: 0 BB: 0 P: 3	R: 2 E: 0 K: 0 S: 6 H: 3 LOB: 2 BB: 1 P: 10	R: 0 E: 0 K: 0 S: 3 H: 1 LOB: 1 BB: 1 P: 7	R: 0 E: 0 K: 0 S: 4 H: 1 LOB: 2 BB: 1 P: 8	R: 0 E: 0 K: 1 S: 5 H: 0 LOB: 0 BB: 0 P: 5	1B: 4 2B: 1 3B: 0 HR: 0 SF: 1 SAC: 0 DP: 1 HBP: 0						

	AB	32
	R	2
	H	5
	RBI	2
	BB	4
	SO	3
	LOB	15

WP: 1 PA: 37
PB: 0
SB: 0
CS: 0

PITCHER		IP	WLS	BF	H	R	ER	SO	BB	IBB	HBP	BLK	WP	HR	S	P	ERA	WHIP
Mike Garman, R ERA: 5.4	(1, 1)	8.0	W	34	5	2	2	2	3	1	0	0	1	0	34	50	2.25	1.000
Ken Tatum, R ERA: 4.19	(9, 1)	1.0	S	3	0	0	0	1	0	0	0	0	0	0	5	5	0.00	0.000

PITCHER	IP	WLS	BF	H	R	ER	SO	BB	IBB	HBP	BLK	WP	HR	S	P	ERA	WHIP

Batter	1	2	3	4	5	6	7	8	9	AB	R	H	RBI	BB	SO	LOB
Doug Griffin, R (1, 4) OBP: 0.292, SLG: 0.319	K			6-3		F8 1-2		FC6-4 1-2f 2-3 3-H		4	1	0	1	0	1	3
Luis Aparicio, R (1, 6) OBP: 0.284, SLG: 0.303	5-3			L9		K		F8 1-H 3-H		4	0	1	2	0	1	1
Carl Yastrzemski, L (1, 7) OBP: 0.381, SLG: 0.394	1-3			6-3			BB	F8 2-3		3	0	0	0	1	0	2
Reggie Smith, S (1, 8) OBP: 0.354, SLG: 0.489		4-3			5-3		F8	K		4	0	0	0	0	1	4
Rico Petrocelli, R (1, 5) OBP: 0.350, SLG: 0.454		F8			G5-3 2B		F3			3	0	1	0	0	0	1
George Scott, R (1, 3) OBP: 0.321, SLG: 0.448		5-3			1B		F8			3	0	1	0	0	0	1
Billy Conigliaro, R (1, 9) OBP: 0.310, SLG: 0.436			K		G5-3 2-3f			SH 1B FC6-4 1B		3	1	1	0	0	1	2
Duane Josephson, R (1, 2) OBP: 0.298, SLG: 0.401			6-3			F8		FC6-4 SH 1-2 2B 1B		3	0	1	0	0	0	0
Juan Beniquez, R (8, PR) OBP: 0.297, SLG: 0.314										0	0	0	0	0	0	0
Rick Miller, L (8, PR) OBP: 0.474, SLG: 0.714										0	1	0	0	0	0	0
Bob Montgomery, R (9, 2) OBP: 0.300, SLG: 0.341										0	0	0	0	0	0	0
Mike Garman, R (1, 1) OBP: 0.250, SLG: 0.250			6-3			E 1B		SH FC6-4 1-2 2-3		2	0	1	0	0	0	0
Phil Gagliano, R (8, PH) OBP: 0.411, SLG: 0.377										0	0	0	0	0	0	0
Ken Tatum, R (9, 1) OBP: 0.417, SLG: 0.600										0	0	0	0	0	0	0
Inning Stats	R: 0 E: 0 K: 1 S: 5 H: 0 LOB: 0 BB: 0 P: 5	R: 0 E: 0 K: 0 S: 3 H: 0 LOB: 0 BB: 0 P: 3	R: 0 E: 0 K: 1 S: 5 H: 0 LOB: 0 BB: 0 P: 5	R: 0 E: 0 K: 0 S: 3 H: 0 LOB: 0 BB: 0 P: 3	R: 0 E: 0 K: 0 S: 4 H: 2 LOB: 1 BB: 0 P: 4	R: 0 E: 1 K: 1 S: 6 H: 1 LOB: 1 BB: 0 P: 6	R: 0 E: 0 K: 0 S: 3 H: 0 LOB: 1 BB: 1 P: 7	R: 3 E: 0 K: 1 S: 9 H: 3 LOB: 3 BB: 0 P: 9		1B: 4 2B: 2 3B: 0 HR: 0 SF: 0 SAC: 1 DP: 1 HBP: 0						

PITCHER	IP	WLS	BF	H	R	ER	SO	BB	IBB	HBP	BLK	WP	HR	S	P	ERA	WHIP
Mickey Lolich, L (1, 1) ERA: 2.96	8.0	L	31	6	3	3	4	1	0	0	0	0	0	38	42	3.38	0.875

PITCHER	IP	WLS	BF	H	R	ER	SO	BB	IBB	HBP	BLK	WP	HR	S	P	ERA	WHIP

BOTTOM

Detroit Tigers @ Boston Red Sox

Fenway Park, Boston, MA

Wed Sep 22 1971, 7:05 PM EDT

Att. 10,554 - Unknown

livebaseballscorecards.com

AB	29
R	3
H	6
RBI	3
BB	1
SO	4
LOB	14

New York Yankees @ Detroit Tigers

Tiger Stadium, Detroit, MI

Fri Sep 24 1971, 7:05 PM EDT

Att. 11,037 - Unknown - 60 F

TOP

livebaseballscorecards.com

Batter	1	2	3	4	5	6	7	8	9	AB	R	H	RBI	BB	SO	LOB
Horace Clarke, S (1, 4) OBP: 0.317, SLG: 0.312	FC4-6 1B		BB 1B	1-3		FC4-6 1-2f		FC6-4 1-2f		5	1	2	0	0	0	2
Thurman Munson, R (1, 2) OBP: 0.338, SLG: 0.375	L7		K	1B			F8		P4	5	0	1	0	0	1	2
Bobby Murcer, L (1, 8) OBP: 0.425, SLG: 0.542	FC4-6 CS 1-2f		BB 1B 2B 1-2 BB	K			1B		P5	4	1	1	0	1	1	2
Roy White, S (1, 7) OBP: 0.382, SLG: 0.456	CS 1-2	1B	BB 2B 1-2 2-H		L9		1-2 1B		L7	5	1	3	1	0	0	0
Ron Blomberg, L (1, 9) OBP: 0.366, SLG: 0.482		1-2 1B	2B 1B 1-2 2-3 BB		K		F7			3	1	1	0	1	1	2
John Ellis, R (1, 3) OBP: 0.312, SLG: 0.333		F3	1B 1-3 2-H 3-H 2B		5-3		5-3			4	1	1	2	0	0	4
Ron Hansen, R (1, 5) OBP: 0.263, SLG: 0.288		K	1B 2-H 3-H			6-3		K		4	0	1	2	0	2	2
Frank Baker, L (1, 6) OBP: 0.289, SLG: 0.176		F7	4-3			F7		E6 FC6-4		4	0	0	0	0	0	3
Mel Stottlemyre, R (1, 1) OBP: 0.219, SLG: 0.222			K	F4		FC4-6 1B		K		3	0	1	0	0	1	0
Al Closter, L (7, 1)										0	0	0	0	0	0	0
Rusty Torres, S (8, PH) OBP: 0.143, SLG: 0.143										1	0	0	0	0	1	1
Rob Gardner, R (8, 1) OBP: 0.500, SLG: 0.500										0	0	0	0	0	0	0
Inning Stats	R: 0 E: 0 K: 0 S: 3 H: 1 LOB: 0 BB: 0 P: 3	R: 0 E: 0 K: 1 S: 7 H: 2 LOB: 2 BB: 0 P: 7	R: 5 E: 0 K: 2 S: 11 H: 4 LOB: 1 BB: 2 P: 19	R: 0 E: 0 K: 1 S: 6 H: 1 LOB: 1 BB: 0 P: 6	R: 0 E: 0 K: 1 S: 5 H: 0 LOB: 0 BB: 0 P: 5	R: 0 E: 0 K: 0 S: 4 H: 1 LOB: 1 BB: 0 P: 4	R: 0 E: 0 K: 0 S: 5 H: 2 LOB: 2 BB: 0 P: 5	R: 0 E: 1 K: 2 S: 8 H: 0 LOB: 1 BB: 0 P: 8	R: 0 E: 0 K: 0 S: 3 H: 0 LOB: 0 BB: 0 P: 3	1B: 10 2B: 1 3B: 0 HR: 0 SF: 0 SAC: 0 DP: 0 HBP: 0						

	AB	38
	R	5
	H	11
	RBI	5
	BB	2
	SO	7
	LOB	18

WP: 0 PB: 0 SB: 0 CS: 1 PA: 41

PITCHER		IP	WLS	BF	H	R	ER	SO	BB	IBB	HBP	BLK	WP	HR	S	P	ERA	WHIP
Joe Coleman, R ERA: 3.18	(1, 1)	7.0	W	33	11	5	5	5	2	0	0	0	0	0	41	49	6.43	1.857
Fred Scherman, L ERA: 2.71	(8, 1)	2.0	S	7	0	0	0	2	0	0	0	0	0	0	11	11	0.00	0.000

PITCHER	IP	WLS	BF	H	R	ER	SO	BB	IBB	HBP	BLK	WP	HR	S	P	ERA	WHIP

Batter	1	2	3	4	5	6	7	8	9	AB	R	H	RBI	BB	SO	LOB
Dick McAuliffe, L (1, 4) OBP: 0.295, SLG: 0.385	F7		1-H 3B			F4	1B 1B 1B 2-3	BB		2	0	1	1	0	0	0
Dalton Jones, L (4, 4) OBP: 0.304, SLG: 0.399										2	1	1	0	0	0	0
Ike Brown, R (8, 3) OBP: 0.354, SLG: 0.477										0	0	0	0	1	0	0
Aurelio Rodriguez, R (1, 5) OBP: 0.288, SLG: 0.405	K		K			2B	1B 2B 1B 1-2 3-H	2-3 K		5	1	2	1	0	3	3
Gates Brown, L (1, 7) OBP: 0.414, SLG: 0.545	L6			1-4-3		F3	2B 2B 1B 1-3 2-H			4	1	1	1	0	0	1
Fred Scherman, L (8, 1) OBP: 0.321, SLG: 0.208										0	0	0	0	0	0	0
Al Kaline, R (1, 9) OBP: 0.419, SLG: 0.465		L7		1B		L9	2B 2B 1-3 3-H			4	1	2	1	0	0	1
Jim Northrup, L (1, 8) OBP: 0.358, SLG: 0.446 (8, 7)		F5		F6			F7 2B 2-H 3-H			4	0	1	2	0	0	1
Bill Freehan, R (1, 2) OBP: 0.355, SLG: 0.463		F9		F1			1B FC6-4 1B E5 2-3			4	1	1	0	0	0	2
Norm Cash, L (1, 3) OBP: 0.370, SLG: 0.518			G3		L7		FC6-4 1-3 1B L8			3	0	1	0	0	0	0
Tony Taylor, R (7, PH) OBP: 0.318, SLG: 0.366 (8, 4)										1	0	0	0	0	0	2
Ed Brinkman, R (1, 6) OBP: 0.292, SLG: 0.275			FC4 1B		F8		FC6-4 1-2f 2B 3-H	CS 2B		4	1	2	1	0	0	1
Joe Coleman, R (1, 1) OBP: 0.139, SLG: 0.106			FC4 1-2f 3B		1-3		1B 1B 2B 1-H	F7		2	1	0	0	0	0	1
Kevin Collins, L (7, PH) OBP: 0.263, SLG: 0.447										1	1	1	1	0	0	0
Mickey Stanley, R (8, 8) OBP: 0.326, SLG: 0.395										1	0	0	0	0	0	1
Inning Stats	R: 0 E: 0 K: 1 S: 5 H: 0 LOB: 0 BB: 0 P: 5	R: 0 E: 0 K: 0 S: 3 H: 0 LOB: 0 BB: 0 P: 3	R: 1 E: 0 K: 1 S: 7 H: 2 LOB: 1 BB: 0 P: 7	R: 0 E: 0 K: 0 S: 4 H: 1 LOB: 1 BB: 0 P: 4	R: 0 E: 0 K: 0 S: 3 H: 0 LOB: 0 BB: 0 P: 3	R: 0 E: 0 K: 0 S: 4 H: 1 LOB: 1 BB: 0 P: 4	R: 7 E: 1 K: 0 S: 12 H: 8 LOB: 2 BB: 0 P: 12	R: 0 E: 0 K: 1 S: 5 H: 1 LOB: 1 BB: 1 P: 9		1B: 7 2B: 5 3B: 1 HR: 0 SF: 0 SAC: 0 DP: 0 HBP: 0						

PITCHER		IP	WLS	BF	H	R	ER	SO	BB	IBB	HBP	BLK	WP	HR	S	P	ERA	WHIP
Mel Stottlemyre, R ERA: 2.9	(1, 1)	6.2	L	31	11	8	8	2	0	0	0	0	0	0	35	35	10.80	1.650
Al Closter, L ERA: 5.08	(7, 1)	0.1		3	1	0	0	0	0	0	0	0	0	0	3	3	0.00	3.000
Rob Gardner, L ERA: 2.53	(8, 1)	1.0		4	1	0	0	1	1	0	0	0	0	0	5	9	0.00	2.000

PITCHER		IP	WLS	BF	H	R	ER	SO	BB	IBB	HBP	BLK	WP	HR	S	P	ERA	WHIP

BOTTOM

New York Yankees @ Detroit Tigers

Tiger Stadium, Detroit, MI

Fri Sep 24 1971, 7:05 PM EDT

Att. 11,037 - Unknown - 60 F

livebaseballscorecards.com

AB	37
R	8
H	13
RBI	8
BB	1
SO	3
LOB	13

Batter	1	2	3	4	5	6	7	8	9	AB	R	H	RBI	BB	SO	LOB
Horace Clarke, S (1, 4) OBP: 0.319, SLG: 0.317	0-0 1B 3B	0-0 BB 1B 1-2 1B		0-0 L7 ①		0-0 L7 ③		0-0 1-2 1B		5	2	3	0	0	0	1
Thurman Munson, R (1, 2) OBP: 0.337, SLG: 0.372	B B B B 4-0 FC6-4 1B 1B BB	0-0 F7 ①		0-0 5-3 ②			S S S 0-3 K ①	0-0 5-3 ③		4	1	0	0	1	1	4
Bobby Murcer, L (1, 8) OBP: 0.427, SLG: 0.542	0-0 FC6-4 1-2 3-H 1B	0-0 F7 ②		0-0 F7 ③			0-0 1B 1B		0-0 FC6-5 1B 1B	5	0	3	1	0	0	2
Roy White, S (1, 7) OBP: 0.384, SLG: 0.456	0-0 FC6-4 ① BB 1B SF7 1-2f 2-3 B B B	4-0 1B 1B 1-2 2-3 BB			S S S 0-3 K ①		0-0 1-2 1B		0-0 G3 FC6-5 1-2 2B 1B	4	2	2	0	1	1	2
John Ellis, R (1, 3) OBP: 0.314, SLG: 0.335	0-0 SF7 BB 1-2 3-H 1B	0-0 1-3 2-H 3-H 1B			0-0 F7 ②		S S S 0-3 K ②		0-0 FC6-5 ① G3 1-2 2-3f 2B	5	1	2	3	0	1	4
Ron Swoboda, R (1, 9) OBP: 0.389, SLG: 0.361 Ron Blomberg, L (7, PH) OBP: 0.363, SLG: 0.477 (7, 9)	B B B B 4-0 SF7 1-2 2-3 BB	S S S 0-3 K ③			0-0 5-3 ③		0-0 4-3 ③		0-0 G3 ② 1-2 2-3	2 2	0 0	0 0	0 0	1 0	1 0	2 4
Ron Hansen, R (1, 5) OBP: 0.268, SLG: 0.297	0-0 SF7 ② 1-2 2-3 3-H		0-0 L5-3 ①			0-0 1-3 ①		B B B B 4-0 1B BB	0-0 2-H 3-H 2B	3	0	1	3	1	0	0
Gene Michael, S (1, 6) OBP: 0.299, SLG: 0.277	0-0 F4 ③		S S S 0-3 K ②			0-0 2B		0-0 F5 ①	0-0 1-3 ③	5	0	1	0	0	1	4
Mike Kekich, R (1, 1) OBP: 0.192, SLG: 0.160 Roger Hambright, R (3, 1) OBP: 0.500, SLG: 0.500 Rusty Torres, S (6, PH) OBP: 0.125, SLG: 0.125 Lindy McDaniel, R (6, 1) OBP: 0.111, SLG: 0.111 Felipe Alou, R (8, PH) OBP: 0.331, SLG: 0.409 Terry Ley, L (8, 1)		0-0 BB 1B 1B 1B	0-0 L4-3 ③			S S S 0-3 K ②		0-0 F9 ②		2 0 1 0 1 0	1 0 0 0 0 0	1 0 0 0 0 0	0 0 0 0 0 0	0 0 1 0 0 0	0 0 1 0 0 0	0 0 1 0 1 0
Inning Stats	R: 3 H: 3 E: 0 LOB: 2 K: 0 BB: 2 S: 6 P: 14	R: 2 H: 3 E: 0 LOB: 2 K: 1 BB: 1 S: 8 P: 12	R: 0 H: 0 E: 0 LOB: 0 K: 1 BB: 0 S: 5 P: 5	R: 0 H: 0 E: 0 LOB: 0 K: 0 BB: 0 S: 3 P: 3	R: 0 H: 0 E: 0 LOB: 0 K: 1 BB: 0 S: 5 P: 5	R: 0 H: 1 E: 0 LOB: 1 K: 1 BB: 0 S: 6 P: 6	R: 0 H: 2 E: 0 LOB: 2 K: 2 BB: 0 S: 9 P: 9	R: 0 H: 1 E: 0 LOB: 2 K: 0 BB: 1 S: 4 P: 8	R: 2 H: 3 E: 0 LOB: 1 K: 0 BB: 0 S: 6 P: 6	1B: 10 SF: 1 2B: 2 SAC: 0 3B: 1 DP: 0 HR: 0 HBP: 0						

PITCHER		IP	WLS	BF	H	R	ER	SO	BB	IBB	HBP	BLK	WP	HR	S	P	ERA	WHIP
Les Cain, L ERA: 4.35	(1, 1)	6.0	W	28	7	5	5	4	3	0	0	0	0	0	33	45	7.50	1.667
Tom Timmermann, R ERA: 3.86	(7, 1)	3.0	S	16	6	2	2	2	1	0	0	0	0	0	19	23	6.00	2.333

PITCHER	IP	WLS	BF	H	R	ER	SO	BB	IBB	HBP	BLK	WP	HR	S	P	ERA	WHIP

TOP

New York Yankees @ Detroit Tigers

Tiger Stadium, Detroit, MI

Sat Sep 25 1971, 4:33 AM EDT

Att. 12,164 - Overcast - 60 F

livebaseballscorecards.com

AB	39
R	7
H	13
RBI	7
BB	4
SO	6
LOB	25

WP: 0 PA: 44
PB: 0
SB: 0
CS: 0

New York Yankees @ Detroit Tigers

Tiger Stadium, Detroit, MI

Sat Sep 25 1971, 4:33 AM EDT

Att. 12,164 - Overcast - 60 F

livebaseballscorecards.com

BOTTOM

Batter	1	2	3	4	5	6	7	8	9	AB	R	H	RBI	BB	SO	LOB
Tony Taylor, R (1, 4) OBP: 0.319, SLG: 0.370	F9		1B	6-3		2-H 2B		F3		5	1	2	1	0	0	1
Aurelio Rodriguez, R (1, 5) OBP: 0.288, SLG: 0.404	6-3		1-2 HR	F9		F5		IBB		4	1	1	0	1	0	1
Al Kaline, R (1, 3) OBP: 0.417, SLG: 0.463	L9		L8		SF9	4-3		1-2 2-H 1B		2	0	0	0	0	0	2
John Young, L (4, 3) OBP: 0.500, SLG: 0.750					2B					3	1	2	1	0	0	1
Willie Horton, R (1, 7) OBP: 0.357, SLG: 0.508		HR 1B	1-3 2-H HR 1B		FC4-6		1B	K		3	2	3	1	0	0	0
Kevin Collins, L (5, PR) (6, 7) OBP: 0.275, SLG: 0.450					2-3 1B					2	0	1	0	0	1	2
Tim Hosley, R (1, 2) OBP: 0.200, SLG: 0.800		1-H HR	1-H 3-H HR		K		F7			4	2	2	5	0	1	3
Mickey Stanley, R (1, 8) OBP: 0.328, SLG: 0.399		4-3 4-3 2B	1B		SF9 3-H		F9			3	1	2	1	0	0	1
Marvin Lane, R (1, 9) OBP: 0.250, SLG: 0.182		4-3 2-3	K		FC4-6 1-2f		K			4	0	0	0	0	2	4
Cesar Gutierrez, R (1, 6) OBP: 0.211, SLG: 0.189		4-3 3-H	F9			4-3 2B 1B		SH1-4 1B HBP		3	2	1	1	0	0	1
Les Cain, L (1, 1) OBP: 0.161, SLG: 0.218		K		K		4-3 1-2		SH1-4 1-2		2	0	0	0	0	2	0
Gates Brown, L (6, PH) OBP: 0.412, SLG: 0.543										1	0	0	0	0	0	1
Tom Timmermann, R (7, 1) OBP: 0.100, SLG: 0.053										0	0	0	0	0	0	0
Inning Stats	R: 0 E: 0 K: 0 S: 3 H: 0 LOB: 0 BB: 0 P: 3	R: 3 E: 0 K: 1 S: 8 H: 3 LOB: 0 BB: 0 P: 8	R: 4 E: 0 K: 1 S: 10 H: 5 LOB: 1 BB: 0 P: 10	R: 0 E: 0 K: 1 S: 5 H: 0 LOB: 0 BB: 0 P: 5	R: 1 E: 0 K: 1 S: 7 H: 2 LOB: 1 BB: 0 P: 7	R: 1 E: 0 K: 0 S: 5 H: 2 LOB: 1 BB: 0 P: 5	R: 0 E: 0 K: 1 S: 6 H: 1 LOB: 1 BB: 0 P: 6	R: 1 E: 0 K: 1 S: 6 H: 1 LOB: 2 BB: 1 P: 11		1B: 9 2B: 3 3B: 0 HR: 2	SF: 1 SAC: 1 DP: 0 HBP: 1					

	AB	36
	R	10
	H	14
	RBI	10
	BB	1
	SO	6
	LOB	17

WP: 0 PB: 0 SB: 0 CS: 0 PA: 40

PITCHER		IP	WLS	BF	H	R	ER	SO	BB	IBB	HBP	BLK	WP	HR	S	P	ERA	WHIP
Mike Kekich, L ERA: 4.04	(1, 1)	2.1	L	14	7	7	7	1	0	0	0	0	0	2	16	16	27.00	3.000
Roger Hambright, R ERA: 4.39	(3, 1)	2.2		11	3	1	1	3	0	0	0	0	0	0	17	17	3.38	1.125
Lindy McDaniel, R ERA: 5.04	(6, 1)	2.0		9	3	1	1	1	0	0	0	0	0	0	11	11	4.50	1.500
Terry Ley, L ERA: 5.0	(8, 1)	1.0		6	1	1	1	1	0	1	1	0	0	0	6	11	9.00	1.000

PITCHER		IP	WLS	BF	H	R	ER	SO	BB	IBB	HBP	BLK	WP	HR	S	P	ERA	WHIP

New York Yankees @ Detroit Tigers

Tiger Stadium, Detroit, MI

Sun Sep 26 1971, 4:33 AM EDT

Att. 9,514 - Overcast - 60 F

TOP

livebaseballscorecards.com

Batter	1	2	3	4	5	6	7	8	9	AB	R	H	RBI	BB	SO	LOB
Horace Clarke, S (1, 4) OBP: 0.320, SLG: 0.317	F2		FC5-4 WP HR 1-2f		2B BB		K		1B	4	1	1	0	1	1	1
Rusty Torres, S (1, 8) OBP: 0.385, SLG: 0.769	1B		HR 1-H		2B 1-3		2B		6-3	5	1	4	2	0	0	1
Thurman Munson, R (1, 2) OBP: 0.334, SLG: 0.369	F8		F3		K		K			4	0	0	0	0	2	4
Roy White, S (1, 7) OBP: 0.385, SLG: 0.462	K			F8 1B		HR		F7		4	1	2	1	0	1	1
John Ellis, R (1, 3) OBP: 0.317, SLG: 0.338		K		F8 1-2		FC5-4 1B		5-3 1B		4	0	2	0	0	1	1
Ron Swoboda, R (1, 9) OBP: 0.383, SLG: 0.354		K		K		F3		5-3 1-2		4	0	0	0	0	2	3
Ron Hansen, R (1, 5) OBP: 0.260, SLG: 0.288		6-3		P4		K		K		4	0	0	0	0	2	3
Gene Michael, S (1, 6) OBP: 0.297, SLG: 0.275			L8		F4	FC5-4 1-2f			K	4	0	0	0	0	1	1
Fritz Peterson, S (1, 1) OBP: 0.141, SLG: 0.094			FC5-4 1B		5-3		5-3		L5	4	0	1	0	0	0	0
Inning Stats	R: 0 E: 0 K: 1 S: 6 H: 1 LOB: 1 BB: 0 P: 6	R: 0 E: 0 K: 2 S: 7 H: 0 LOB: 0 BB: 0 P: 7	R: 2 E: 0 K: 0 S: 5 H: 2 LOB: 0 BB: 0 P: 5	R: 0 E: 0 K: 1 S: 6 H: 1 LOB: 1 BB: 0 P: 6	R: 0 E: 0 K: 1 S: 6 H: 1 LOB: 2 BB: 1 P: 10	R: 1 E: 0 K: 1 S: 7 H: 2 LOB: 1 BB: 0 P: 7	R: 0 E: 0 K: 2 S: 8 H: 1 LOB: 1 BB: 0 P: 8	R: 0 E: 0 K: 1 S: 6 H: 1 LOB: 1 BB: 0 P: 6	R: 0 E: 0 K: 1 S: 6 H: 1 LOB: 1 BB: 0 P: 6	1B: 6 2B: 2 3B: 0 HR: 2	SF: 0 SAC: 0 DP: 0 HBP: 0						

	AB	37
	R	3
	H	10
	RBI	3
	BB	1
	SO	10
	LOB	15

WP: 1 PB: 0 SB: 0 CS: 0 PA: 38

PITCHER	IP	WLS	BF	H	R	ER	SO	BB	IBB	HBP	BLK	WP	HR	S	P	ERA	WHIP
Mickey Lolich, L (1, 1) ERA: 2.96	9.0	L	38	10	3	3	10	1	0	0	0	1	2	57	61	3.00	1.222

PITCHER	IP	WLS	BF	H	R	ER	SO	BB	IBB	HBP	BLK	WP	HR	S	P	ERA	WHIP

Batter	1	2	3	4	5	6	7	8	9	AB	R	H	RBI	BB	SO	LOB
Tony Taylor, R (1, 4) OBP: 0.318, SLG: 0.372	F9 WP 2B		F9		4-3			K		4	1	1	0	0	1	0
Aurelio Rodriguez, R (1, 5) OBP: 0.288, SLG: 0.403	F9 2-3		1-3			L9			G5-4-3 1B	4	0	1	0	0	0	1
Willie Horton, R (1, 7) OBP: 0.354, SLG: 0.503	F3		F9			K2-3			G5-4-3 1-2f	4	0	0	0	0	1	2
Bill Freehan, R (1, 2) OBP: 0.352, SLG: 0.459	6-3 3-H			5-3		L5			K	4	0	0	0	0	1	0
Mickey Stanley, R (1, 8) OBP: 0.330, SLG: 0.407		1B FC6-4 2B		2B			4-3			3	1	2	0	0	0	0
Ike Brown, R (1, 3) OBP: 0.359, SLG: 0.482		FC6-4 2-3 1B		6-3			6-3			1	0	1	0	0	0	0
Tim Hosley, R (4, PH) OBP: 0.167, SLG: 0.667										2	0	0	0	0	0	1
(5, 3)																
Marvin Lane, R (1, 9) OBP: 0.200, SLG: 0.143		FC6-4 1B 1-2f 3-H		F3			F8			3	0	0	1	0	0	2
Ed Brinkman, R (1, 6) OBP: 0.293, SLG: 0.276		1-2 1B			3-1			L8		2	0	1	0	0	0	0
Al Kaline, R (8, PH) OBP: 0.416, SLG: 0.462										1	0	0	0	0	0	0
Cesar Gutierrez, R (9, 6) OBP: 0.211, SLG: 0.189										0	0	0	0	0	0	0
Mickey Lolich, S (1, 1) OBP: 0.248, SLG: 0.152		K			F9			1-3		3	0	0	0	0	1	1
Inning Stats	R: 1 E: 0 K: 0 S: 4 H: 1 LOB: 0 BB: 0 P: 4	R: 1 E: 0 K: 1 S: 7 H: 3 LOB: 1 BB: 0 P: 7	R: 0 E: 0 K: 0 S: 3 H: 0 LOB: 0 BB: 0 P: 3	R: 0 E: 0 K: 0 S: 4 H: 1 LOB: 1 BB: 0 P: 4	R: 0 E: 0 K: 0 S: 3 H: 0 LOB: 0 BB: 0 P: 3	R: 0 E: 0 K: 1 S: 5 H: 0 LOB: 0 BB: 0 P: 5	R: 0 E: 0 K: 0 S: 3 H: 0 LOB: 0 BB: 0 P: 3	R: 0 E: 0 K: 1 S: 5 H: 0 LOB: 0 BB: 0 P: 5	R: 0 E: 0 K: 1 S: 5 H: 1 LOB: 0 BB: 0 P: 5	1B: 3 2B: 3 3B: 0 HR: 0	SF: 0 SAC: 0 DP: 1 HBP: 0					

PITCHER	IP	WLS	BF	H	R	ER	SO	BB	IBB	HBP	BLK	WP	HR	S	P	ERA	WHIP
Fritz Peterson, L (1, 1) ERA: 3.05	9.0	W	31	6	2	2	4	0	0	0	0	1	0	39	39	2.00	0.667

PITCHER	IP	WLS	BF	H	R	ER	SO	BB	IBB	HBP	BLK	WP	HR	S	P	ERA	WHIP

BOTTOM

New York Yankees @ Detroit Tigers

Tiger Stadium, Detroit, MI

Sun Sep 26 1971, 4:33 AM EDT

Att. 9,514 - Overcast - 60 F

livebaseballscorecards.com

AB	31
R	2
H	6
RBI	1
BB	0
SO	4
LOB	7

Detroit Tigers @ Cleveland Indians

Cleveland Municipal Stadium, Cleveland, OH

Tue Sep 28 1971, 7:05 PM EDT

Att. 2,266 - Unknown - 83 F

livebaseballscorecards.com

Batter	1	2	3	4	5	6	7	8	9	AB	R	H	RBI	BB	SO	LOB
Dick McAuliffe, L (1, 4) OBP: 0.293, SLG: 0.382	F8		4-3 1-3		G3 2-3		F9			4	0	0	0	0	0	2
Aurelio Rodriguez, R (1, 5) OBP: 0.286, SLG: 0.400	6-3		5-3		K			F7		4	0	0	0	0	1	2
Gates Brown, L (1, 7) OBP: 0.411, SLG: 0.555	HR			4-3		4-3		K		3	1	1	1	0	0	0
Mickey Stanley, R (8, PH) OBP: 0.329, SLG: 0.406 (8, 8)										1	0	0	0	0	1	0
Willie Horton, R (1, 9) OBP: 0.352, SLG: 0.499 (8, 7)	F9			5-3		5-3		K		4	0	0	0	0	1	0
Norm Cash, L (1, 3) OBP: 0.373, SLG: 0.533		G5-4-3 1B		HR		HR			P4	4	2	3	2	0	0	0
Bill Freehan, R (1, 2) OBP: 0.353, SLG: 0.465		G5-4-3 1-2f		HR		1B			F7	4	1	2	1	0	0	1
Jim Northrup, L (1, 8) (8, 9) OBP: 0.355, SLG: 0.442		4-3		F7		4-3			K	4	0	0	0	0	1	1
Ed Brinkman, R (1, 6) OBP: 0.293, SLG: 0.276			F7		G3 SH5-4 1B		L7			3	0	1	0	0	0	0
Joe Coleman, R (1, 1) OBP: 0.146, SLG: 0.115			4-3 WP 1B		SH5-4 1-2		K			2	0	1	0	0	1	0
Inning Stats	R: 1 E: 0 K: 0 S: 4 H: 1 LOB: 0 BB: 0 P: 4	R: 0 E: 0 K: 0 S: 3 H: 1 LOB: 0 BB: 0 P: 3	R: 0 E: 0 K: 0 S: 4 H: 1 LOB: 0 BB: 0 P: 4	R: 2 E: 0 K: 0 S: 5 H: 2 LOB: 0 BB: 0 P: 5	R: 0 E: 0 K: 1 S: 6 H: 1 LOB: 1 BB: 0 P: 6	R: 1 E: 0 K: 0 S: 5 H: 2 LOB: 1 BB: 0 P: 5	R: 0 E: 0 K: 1 S: 5 H: 0 LOB: 0 BB: 0 P: 5	R: 0 E: 0 K: 2 S: 7 H: 0 LOB: 0 BB: 0 P: 7	R: 0 E: 0 K: 1 S: 5 H: 0 LOB: 0 BB: 0 P: 5	1B: 4 2B: 0 3B: 0 HR: 4 SF: 0 SAC: 1 DP: 1 HBP: 0						

TOP	
AB	33
R	4
H	8
RBI	4
BB	0
SO	5
LOB	6

WP: 1 PB: 0 SB: 0 CS: 0 PA: 34

PITCHER		IP	WLS	BF	H	R	ER	SO	BB	IBB	HBP	BLK	WP	HR	S	P	ERA	WHIP
Steve Hargan, R ERA: 6.19	(1, 1)	6.0	L	25	8	4	4	1	0	0	0	0	1	4	27	27	6.00	1.333
Ray Lamb, R ERA: 3.35	(7, 1)	1.0		3	0	0	0	1	0	0	0	0	0	0	5	5	0.00	0.000
Steve Mingori, L ERA: 1.43	(8, 1)	2.0		6	0	0	0	3	0	0	0	0	0	0	12	12	0.00	0.000

PITCHER	IP	WLS	BF	H	R	ER	SO	BB	IBB	HBP	BLK	WP	HR	S	P	ERA	WHIP

BOTTOM

Detroit Tigers @ Cleveland Indians

Cleveland Municipal Stadium, Cleveland, OH

Tue Sep 28 1971, 7:05 PM EDT

Att. 2,266 - Unknown - 83 F

livebaseballscorecards.com

Batter	1	2	3	4	5	6	7	8	9	AB	R	H	RBI	BB	SO	LOB
Ted Uhlaender, L (1, 9) OBP: 0.338, SLG: 0.352	6-3		K			F7 2B	F9			4	0	1	0	0	1	2
Vada Pinson, L (1, 8) OBP: 0.294, SLG: 0.376	F7		1-4-3			P6		F8		4	0	0	0	0	0	1
Ray Fosse, R (1, 2) OBP: 0.327, SLG: 0.396	F7			L6		F7 2-3		G3-6-3 1B		4	0	1	0	0	0	1
Graig Nettles, L (1, 5) OBP: 0.350, SLG: 0.436		1B 1B		G3		BB		G3-6-3 1-2f		3	0	1	0	1	0	1
Chris Chambliss, L (1, 3) OBP: 0.345, SLG: 0.412		1-2 1B		2B		4-3			HR 2B	4	1	3	0	0	0	2
Roy Foster, R (1, 7) OBP: 0.315, SLG: 0.443		K		L7			1B 1B		2-H HR	4	1	2	2	0	1	3
Lou Camilli, S (1, 4) OBP: 0.279, SLG: 0.231		K			3-1		1-2 1B		K	4	0	1	0	0	2	2
Fred Stanley, R (1, 6) OBP: 0.355, SLG: 0.299		4-3			F9		K		F8	4	0	0	0	0	1	4
Steve Hargan, R (1, 1) OBP: 0.063, SLG: 0.063 Ray Lamb, R (7, 1) OBP: 0.130, SLG: 0.091 Chuck Hinton, R (7, PH) OBP: 0.317, SLG: 0.374 Steve Mingori, L (8, 1) OBP: 0.500, SLG: 0.500 Frank Baker, L (9, PH) OBP: 0.262, SLG: 0.304			K		5-3		K		4-3	2 0 1 0 1	0 0 0 0 0	0 0 0 0 0	0 0 0 0 0	1 0 1 0 0	0 0 2 0 0	0 0 0 0 0
Inning Stats	R: 0 E: 0 K: 0 S: 3 H: 0 LOB: 0 BB: 0 P: 3	R: 0 E: 0 K: 2 S: 9 H: 2 LOB: 2 BB: 0 P: 9	R: 0 E: 0 K: 2 S: 7 H: 0 LOB: 0 BB: 0 P: 7	R: 0 E: 0 K: 0 S: 4 H: 1 LOB: 1 BB: 0 P: 4	R: 0 E: 0 K: 0 S: 3 H: 0 LOB: 0 BB: 0 P: 3	R: 0 E: 0 K: 0 S: 4 H: 1 LOB: 2 BB: 1 P: 8	R: 0 E: 0 K: 2 S: 9 H: 2 LOB: 2 BB: 0 P: 9	R: 0 E: 0 K: 0 S: 3 H: 1 LOB: 0 BB: 0 P: 3	R: 2 E: 0 K: 1 S: 7 H: 2 LOB: 0 BB: 0 P: 7	1B: 5 2B: 3 3B: 0 HR: 1	SF: 0 SAC: 0 DP: 1 HBP: 0						

	AB	35
	R	2
	H	9
	RBI	2
	BB	1
	SO	7
	LOB	18

PITCHER	IP	WLS	BF	H	R	ER	SO	BB	IBB	HBP	BLK	WP	HR	S	P	ERA	WHIP
Joe Coleman, R (1, 1) ERA: 3.15	9.0	W	36	9	2	2	7	1	0	0	0	0	1	49	53	2.00	1.111

PITCHER	IP	WLS	BF	H	R	ER	SO	BB	IBB	HBP	BLK	WP	HR	S	P	ERA	WHIP

WP: 0 PB: 0 SB: 0 CS: 0 PA: 36

Batter	1	2	3	4	5	6	7	8	9	AB	R	H	RBI	BB	SO	LOB
Aurelio Rodriguez, R (1, 5) OBP: 0.289, SLG: 0.376	1-3		6-3		6-3	P6		F9	F9	6	0	0	0	0	0	3
Gates Brown, L (1, 7) OBP: 0.400, SLG: 0.595	PB, 2B		BB, 1B		4-3	2-H, 1B		L7	F9	3	1	2	1	1	0	0
Bill Freehan, R (8, PH) (8, 7) OBP: 0.346, SLG: 0.428										2	0	0	0	0	0	2
Al Kaline, R (1, 8) (7, 3) OBP: 0.462, SLG: 0.454	K, 2-H		F3		L9	BB		BB, 2B		3	1	0	0	2	1	1
Norm Cash, L (1, 3) OBP: 0.407, SLG: 0.629	P4		FC6, 1-3, 1B			HR, 1B; K		2B, 1-2, BB		3	1	2	0	0	0	1
Willie Horton, R (6, PH) (6, 9) OBP: 0.331, SLG: 0.500										1	0	0	0	1	1	2
Dalton Jones, L (1, 9) (6, 3) OBP: 0.301, SLG: 0.507	F8		FC6, 1-2f			1-H, HR	G3, 1B	1-3, 2-H, 2B		3	1	1	2	0	0	3
Mickey Stanley, R (7, PH) (7, 8) OBP: 0.337, SLG: 0.386										2	0	2	1	0	0	0
Dick McAuliffe, L (1, 4) OBP: 0.263, SLG: 0.349		G5-4-3, 1B		P3		HR, 1B	G3, 1-2	K		5	1	2	0	0	1	3
Jim Price, R (1, 2) OBP: 0.371, SLG: 0.429		G5-4-3, 1-2f		WP, 1B		1-H, HR	IBB	2B		4	1	3	2	1	0	1
Ed Brinkman, R (1, 6) OBP: 0.263, SLG: 0.247		BB		K, 1-2		SH3-4, 1B, BB	F9	BB		2	1	0	0	3	1	3
Bill Zepp, R (1, 1)		K		G3		SH3-4, 1-2	F9		K	0	0	0	0	0	0	0
Joe Coleman, R (1, 1) OBP: 0.194, SLG: 0.152										0	0	0	0	0	0	0
Ike Brown, R (2, PH) OBP: 0.426, SLG: 0.711										1	0	0	0	0	1	1
Mike Kilkenny, R (2, 1)										0	0	0	0	0	0	0
Tony Taylor, R (4, PH) OBP: 0.309, SLG: 0.323										1	0	0	0	0	0	1
Bill Denehy, S (4, 1)										1	0	0	0	0	0	2
Fred Scherman, L (7, 1) OBP: 0.222, SLG: 0.222										0	0	0	0	0	0	0
Tom Timmermann, R (7, 1)										1	0	0	0	0	1	2
Inning Stats	R: 1 E: 0 K: 1 S: 7 / H: 1 LOB: 1 BB: 0 P: 7	R: 0 E: 0 K: 1 S: 5 / H: 1 LOB: 1 BB: 1 P: 9	R: 0 E: 0 K: 0 S: 4 / H: 1 LOB: 2 BB: 1 P: 8	R: 0 E: 0 K: 1 S: 6 / H: 1 LOB: 1 BB: 0 P: 6	R: 0 E: 0 K: 0 S: 3 / H: 0 LOB: 0 BB: 0 P: 3	R: 5 E: 0 K: 1 S: 10 / H: 5 LOB: 2 BB: 2 P: 18	R: 0 E: 0 K: 0 S: 4 / H: 1 LOB: 2 BB: 1 P: 8	R: 1 E: 0 K: 1 S: 6 / H: 1 LOB: 2 BB: 2 P: 14	R: 0 E: 0 K: 1 S: 6 / H: 1 LOB: 2 BB: 1 P: 10	1B: 7 2B: 3 3B: 0 HR: 2	SF: 0 SAC: 1 DP: 1 HBP: 0						

PITCHER		IP	WLS	BF	H	R	ER	SO	BB	IBB	HBP	BLK	WP	HR	S	P	ERA	WHIP
Ed Farmer, R ERA: 4.7	(1, 1)	5.0		25	8	5	4	3	2	0	0	0	1	2	29	37	7.20	2.000
Phil Hennigan, R ERA: 1.8	(6, 1)	0.2		5	1	1	1	0	2	0	0	0	0	0	3	11	13.50	4.500
Steve Mingori, L ERA: 2.57	(6, 1)	1.1		6	1	0	0	1	0	1	0	0	0	0	7	11	0.00	0.750
Sam McDowell, L ERA: 2.94	(8, 1)	2.0	W	11	2	1	1	2	3	0	0	0	0	0	12	24	4.50	2.500

PITCHER	IP	WLS	BF	H	R	ER	SO	BB	IBB	HBP	BLK	WP	HR	S	P	ERA	WHIP

TOP

Detroit Tigers @ Cleveland Indians

Cleveland Municipal Stadium, Cleveland, OH

Tue Sep 28 1971, 3:33 AM EDT
Att. 50,669 - Unknown - 83 F

livebaseballscorecards.com

AB	38
R	7
H	12
RBI	6
BB	8
SO	6
LOB	25

WP: 1	PA: 47		
PB: 2			
SB: 0			
CS: 0			

BOTTOM

Detroit Tigers @ Cleveland Indians

Cleveland Municipal Stadium, Cleveland, OH

Tue Sep 28 1971, 3:33 AM EDT

Att. 50,669 - Unknown - 83 F

livebaseballscorecards.com

Batter	1	2	3	4	5	6	7	8	9	AB	R	H	RBI	BB	SO	LOB
Graig Nettles, L (1, 5) OBP: 0.365, SLG: 0.432	1B 2B 1B	F7		F9			1B 1B 2B 1-H		F9	5	2	2	1	0	0	1
Vada Pinson, L (1, 8) (8, 9) (8, 8) OBP: 0.319, SLG: 0.408	L6	F9			3-1		1B 1B 2-3		2B 1B	5	1	2	0	0	0	1
Ted Uhlaender, L (1, 7) (8, 8) (8, 7) OBP: 0.319, SLG: 0.322	2B 3B 1B 1-3		G3		G3		F8		1-H 2B	5	1	2	1	0	0	2
Chris Chambliss, L (1, 3) OBP: 0.436, SLG: 0.576	3B 2B 1-3 3-H		1B		BB B B B		L1-4-3 1B 1-2 3-H			3	1	3	2	1	0	0
Frank Baker, L (1, 9) OBP: 0.265, SLG: 0.414 Ted Ford, R (7, PH) OBP: 0.247, SLG: 0.281 Sam McDowell, L (8, 1) OBP: 0.220, SLG: 0.200	HR 3B 2-H 3-H	F7			K S S S		L1-4-3 1-2			3 1 0	1 0 0	1 0 0	2 0 0	0 0 0	1 0 0	2 2 0
Chuck Hinton, R (1, 2) OBP: 0.355, SLG: 0.463 Ken Suarez, R (8, 2) OBP: 0.370, SLG: 0.286 Kurt Bevacqua, R (8, PR) Lou Camilli, S (9, 6) OBP: 0.167, SLG: 0.091	HR 3-H	K S S S			P4			SH1-4 BB B B B B FC5-4-5-4		3 0 0 0	1 0 0 0	1 0 0 0	2 0 0 0	0 1 0 0	1 0 0 0	1 0 0 0
Eddie Leon, R (1, 4) OBP: 0.342, SLG: 0.328	6-3			SH1-4 1B	K S S S			SH1-4 1-2		3	0	1	0	0	1	0
Jack Heidemann, R (1, 6) OBP: 0.238, SLG: 0.196 Fred Stanley, R (8, 6) OBP: 0.432, SLG: 0.160 Ray Fosse, R (8, PH) (9, 2) OBP: 0.328, SLG: 0.384	L8			K S S S	L8			FC5-4-5-4 2-3		3 0 1	0 0 0	0 0 0	0 0 0	0 0 0	1 0 0	1 0 2
Ed Farmer, R (1, 1) Phil Hennigan, R (6, 1) Steve Mingori, L (6, 1) OBP: 0.500, SLG: 0.500 Roy Foster, R (7, PH) (8, 7) OBP: 0.329, SLG: 0.493 John Lowenstein, L (8, 9) OBP: 0.270, SLG: 0.348		K S S S		SH1-4 1-2			2B BB B B B B	L4-3		1 0 0 0 1	0 0 0 1 0	0 0 0 0 0	0 0 0 0 0	0 0 0 1 0	1 0 0 0 0	0 0 0 0 1
Inning Stats	R: 5 H: 5 E: 0 LOB: 0 K: 0 BB: 0 S: 8 P: 8	R: 0 H: 0 E: 0 LOB: 0 K: 1 BB: 0 S: 5 P: 5	R: 0 H: 1 E: 0 LOB: 1 K: 1 BB: 0 S: 6 P: 6	R: 0 H: 1 E: 0 LOB: 1 K: 1 BB: 0 S: 6 P: 6	R: 0 H: 0 E: 0 LOB: 1 K: 1 BB: 1 S: 5 P: 9	R: 0 H: 0 E: 0 LOB: 0 K: 1 BB: 0 S: 5 P: 5	R: 2 H: 3 E: 0 LOB: 1 K: 0 BB: 1 S: 5 P: 9	R: 0 H: 0 E: 0 LOB: 1 K: 0 BB: 1 S: 3 P: 7	R: 1 H: 2 E: 0 LOB: 1 K: 0 BB: 0 S: 3 P: 3	1B: 7 2B: 3 3B: 1 HR: 1	SF: 0 SAC: 2 DP: 1 HBP: 0			WP: 0 PB: 0 SB: 0 CS: 0		PA: 39	

	AB	34
	R	8
	H	12
	RBI	8
	BB	3
	SO	5
	LOB	13

PITCHER		IP	WLS	BF	H	R	ER	SO	BB	IBB	HBP	BLK	WP	HR	S	P	ERA	WHIP
Bill Zepp, R ERA: 5.12	(1, 1)	0.1		6	5	5	5	0	0	0	0	0	0	1	6	6	135.00	15.000
Joe Coleman, R ERA: 4.21	(1, 1)	0.2		2	0	0	0	0	0	0	0	0	0	0	2	2	0.00	0.000
Mike Kilkenny, L ERA: 5.56	(2, 1)	2.0		7	1	0	0	2	0	0	0	0	0	0	11	11	0.00	0.500
Bill Denehy, R ERA: 3.26	(4, 1)	3.0		13	2	2	2	3	2	0	0	0	0	0	17	25	6.00	1.333
Fred Scherman, L ERA: 1.85	(7, 1)	0.1		3	2	0	0	0	0	0	0	0	0	0	3	3	0.00	6.000

PITCHER		IP	WLS	BF	H	R	ER	SO	BB	IBB	HBP	BLK	WP	HR	S	P	ERA	WHIP
Tom Timmermann, R ERA: 3.99	(7, 1)	2.0	L	8	2	1	1	0	1	0	0	0	0	0	7	11	4.50	1.500

Detroit Tigers @ Cleveland Indians

Cleveland Municipal Stadium, Cleveland, OH

Wed Sep 29 1971, 7:05 PM EDT
Att. 2,596 - Unknown - 75 F

Batter	1	2	3	4	5	6	7	8	9	AB	R	H	RBI	BB	SO	LOB
Norm Cash, L (1, 3) OBP: 0.372, SLG: 0.531	x 0-0 F8 ①		x 0-0 6-3 ②		x 0-0 G3 4-3 1B		x 0-0 G3 ③			4	0	1	0	0	0	0
Aurelio Rodriguez, R (1, 5) OBP: 0.288, SLG: 0.401	x 0-0 FC5-4 1B		SSS 0-3 K ③		x 0-0 4-3 1-2 ①			x 0-0 G3-6-3 1B		4	0	2	0	0	1	1
Gates Brown, L (1, 7) OBP: 0.408, SLG: 0.549	x 0-0 F7 ②			x 0-0 3-1 1B 1B	x 0-0 G3 2-3 ②			x 0-0 G3-6-3 1-2f ① ②		4	1	1	0	0	0	3
Willie Horton, R (1, 9) OBP: 0.349, SLG: 0.496	x 0-0 FC5-4 1-2f ③			x 0-0 3-1 1-2 ①	x 0-0 4-3 ③			x 0-0 1-3 ③		3	0	0	0	0	0	3
Kevin Collins, L (5, 9) OBP: 0.268, SLG: 0.439										1	0	0	0	0	0	0
Dick McAuliffe, L (1, 4) OBP: 0.293, SLG: 0.379		x 0-0 6-3 ①		BBBB 4-0 FC6-4 1B BB		x 0-0 G3 ①			x 0-0 4-3 ①	3	0	0	0	1	0	0
Tim Hosley, R (1, 2) OBP: 0.188, SLG: 0.563		x 0-0 1-3 ②		x 0-0 FC6-4 1-2 2-H 1B		x 0-0 5-3 ②			x 0-0 F8 ②	4	0	1	1	0	0	0
Mickey Stanley, R (1, 8) OBP: 0.329, SLG: 0.404		x 0-0 1B		x 0-0 FC6-4 BB 1-2f 2-3 ②		x 0-0 F3 ③			SSS 0-3 K ③	4	0	1	0	0	1	2
Ed Brinkman, R (1, 6) OBP: 0.293, SLG: 0.275		SSS 0-3 K ③		BBBB 4-0 1-2 BB			x 0-0 6-3 ①			2	0	0	0	1	1	1
Mickey Lolich, S (1, 1) OBP: 0.242, SLG: 0.148			x 0-0 1-3 ①	SSS 0-3 K ③			x 0-0 4-3 ②			3	0	0	0	0	1	3

Inning Stats	1	2	3	4	5	6	7	8	9	AB	R	H	RBI	BB	SO	LOB
	R: 0 E: 0 K: 0 S: 4	H: 1 LOB: 1 BB: 0 P: 4	R: 0 E: 0 K: 1 S: 6	H: 1 LOB: 1 BB: 0 P: 6	R: 0 E: 0 K: 1 S: 5	H: 0 LOB: 0 BB: 0 P: 5	R: 1 E: 0 K: 1 S: 7	H: 2 LOB: 3 BB: 2 P: 15	R: 0 E: 0 K: 0 S: 4	H: 1 LOB: 1 BB: 0 P: 4	R: 0 E: 0 K: 0 S: 3	H: 0 LOB: 0 BB: 0 P: 3	R: 0 E: 0 K: 0 S: 3	H: 0 LOB: 0 BB: 0 P: 3	R: 0 E: 0 K: 0 S: 3	H: 1 LOB: 0 BB: 0 P: 3	R: 0 E: 0 K: 1 S: 5	H: 0 LOB: 0 BB: 0 P: 5

1B: 6	SF: 0	WP: 0	PA: 34														
2B: 0	SAC: 0	PB: 0															
3B: 0	DP: 1	SB: 0															
HR: 0	HBP: 0	CS: 0															

PITCHER		IP	WLS	BF	H	R	ER	SO	BB	IBB	HBP	BLK	WP	HR	S	P	ERA	WHIP
Vince Colbert, R (1, 1) ERA: 3.97		9.0	W	34	6	1	1	4	2	0	0	0	0	0	40	48	1.00	0.889

PITCHER	IP	WLS	BF	H	R	ER	SO	BB	IBB	HBP	BLK	WP	HR	S	P	ERA	WHIP

TOP

AB	32
R	1
H	6
RBI	1
BB	2
SO	4
LOB	13

livebaseballscorecards.com

Detroit Tigers @ Cleveland Indians

Cleveland Municipal Stadium, Cleveland, OH

Wed Sep 29 1971, 7:05 PM EDT

Att. 2,596 - Unknown - 75 F

livebaseballscorecards.com

BOTTOM

Batter	1	2	3	4	5	6	7	8	9	AB	R	H	RBI	BB	SO	LOB
Ted Ford, R (1, 8) OBP: 0.229, SLG: 0.255	E SF8 1B		5-3	L1			F7			4	1	1	0	0	0	1
Kurt Bevacqua, R (1, 9) John Lowenstein, L (9, 9) OBP: 0.222, SLG: 0.307 OBP: 0.269, SLG: 0.307	E6 WP 1-3		K		F9		5-3			4 0	0 0	0 0	0 0	0 0	1 0	1 0
Roy Foster, R (1, 7) Frank Baker, L (9, 7) OBP: 0.314, SLG: 0.439 OBP: 0.262, SLG: 0.304	P4 1-2		BB 1B BB		F8		F3			3 0	1 0	0 0	0 0	1 0	0 0	2 0
Ray Fosse, R (1, 2) OBP: 0.328, SLG: 0.396	SF8 3-H		1B 1-2 BB		1B			K		2	0	1	1	1	1	0
Graig Nettles, L (1, 5) OBP: 0.350, SLG: 0.435	F9		1-3 2-H 1B		4-3			F9		4	0	1	1	0	0	2
Chris Chambliss, L (1, 3) OBP: 0.342, SLG: 0.408		F8	K			4-3		K		4	0	0	0	0	2	2
Lou Camilli, S (1, 4) OBP: 0.270, SLG: 0.222		6-3		K		K				3	0	0	0	0	2	0
Fred Stanley, R (1, 6) OBP: 0.361, SLG: 0.302		1B		L3		BB				2	0	1	0	1	0	0
Vince Colbert, R (1, 1) OBP: 0.194, SLG: 0.172		K		BB		4-3				2	0	0	0	1	1	2
Inning Stats	R: 1 E: 1 K: 0 S: 5 H: 1 LOB: 1 BB: 0 P: 5	R: 0 E: 0 K: 1 S: 6 H: 1 LOB: 1 BB: 0 P: 6	R: 1 E: 0 K: 2 S: 8 H: 1 LOB: 2 BB: 2 P: 16	R: 0 E: 0 K: 1 S: 5 H: 0 LOB: 1 BB: 1 P: 9	R: 0 E: 0 K: 0 S: 4 H: 1 LOB: 1 BB: 0 P: 4	R: 0 E: 0 K: 1 S: 5 H: 0 LOB: 1 BB: 1 P: 9	R: 0 E: 0 K: 0 S: 3 H: 0 LOB: 0 BB: 0 P: 3	R: 0 E: 0 K: 2 S: 7 H: 0 LOB: 0 BB: 0 P: 7		1B: 4 2B: 0 3B: 0 HR: 0	SF: 1 SAC: 0 DP: 0 HBP: 0						

	AB	28
	R	2
	H	4
	RBI	2
	BB	4
	SO	7
	LOB	10

WP: 1 PB: 0 SB: 0 CS: 0 PA: 33

PITCHER	IP	WLS	BF	H	R	ER	SO	BB	IBB	HBP	BLK	WP	HR	S	P	ERA	WHIP
Mickey Lolich, L (1, 1) ERA: 2.92	8.0	L	33	4	2	1	7	4	0	0	0	1	0	43	59	1.12	1.000

PITCHER	IP	WLS	BF	H	R	ER	SO	BB	IBB	HBP	BLK	WP	HR	S	P	ERA	WHIP