

# Detroit Tigers - 1971

Batter	1	2	3	4	5	6	7	8	9	AB	R	H	RBI	BB	SO	LOB	TOP					
Larry Brown, R OBP: 0.500, SLG: 0.333										3	1	1	0	1	0	1	Cleveland Indians @ Detroit Tigers Tiger Stadium, Detroit, MI Tue Apr 06 1971, 3:33 AM EST Att: 54,089 - Unknown - 46 F					
Graig Nettles, L OBP: 0.500, SLG: 0.750										4	0	2	0	0	0	2						
Roy Foster, R OBP: 0.250, SLG: 0.750										4	0	1	1	0	0	3						
Ray Fosse, R										4	0	0	0	0	2	2						
Ken Harrelson, R										4	0	0	0	0	2	1						
Eddie Leon, R										4	0	0	0	0	1	1						
Ted Ford, R										3	0	0	0	0	2	1						
Buddy Bradford, R OBP: 0.333, SLG: 1.000										3	1	1	0	0	0	1						
Steve Hargan, R Chuck Machedehl, R Steve Dunning, R Gomer Hodge, S Camilo Pascual, R Lou Camilli, S Ray Lamb, R Rick Austin, R										1	0	0	0	0	0	1						
<b>Inning Stats</b>	R: 0 E: 0 K: 0 S: 3	H: 1 LOB: 0 BB: 0 P: 3	R: 0 E: 0 K: 2 S: 7	H: 0 LOB: 0 BB: 0 P: 7	R: 0 E: 0 K: 1 S: 5	H: 0 LOB: 0 BB: 0 P: 5	R: 1 E: 0 K: 1 S: 6	H: 1 LOB: 1 BB: 1 P: 10	R: 1 E: 0 K: 1 S: 7	H: 2 LOB: 1 BB: 0 P: 7	R: 0 E: 0 K: 0 S: 3	H: 1 LOB: 0 BB: 0 P: 3	R: 0 E: 1 K: 2 S: 8	H: 0 LOB: 1 BB: 0 P: 8	R: 0 E: 0 K: 0 S: 4	H: 1 LOB: 1 BB: 0 P: 4		R: 0 E: 0 K: 1 S: 5	H: 0 LOB: 0 BB: 0 P: 5	1B: 3 2B: 1 3B: 2 HR: 0	SF: 0 SAC: 0 DP: 2 HBP: 0	WP: 0 PB: 0 SB: 0 CS: 0
<b>PITCHER</b> Mickey Lolich, L ERA: 2.0	IP: 9.0 WLS: W BF: 33 H: 6 R: 2 ER: 2 SO: 8 BB: 1 IBB: 0 HBP: 0 BLK: 0 WP: 0 HR: 0 S: 48 P: 52 ERA: 2.00 WHIP: 0.778															<b>PITCHER</b> Rick Austin, L ERA: 8.1	IP: 0.1 WLS: 1 BF: 1 H: 0 R: 0 ER: 0 SO: 0 BB: 0 IBB: 0 HBP: 0 BLK: 0 WP: 0 HR: 0 S: 1 P: 1 ERA: 0.00 WHIP: 0.000					

AB	32
R	2
H	6
RBI	2
BB	1
SO	8
LOB	12



Batter	1	2	3	4	5	6	7	8	9	AB	R	H	RBI	BB	SO	LOB	BOTTOM			
Dick McAuliffe, L OBP: 0.800, SLG: 0.500										2	1	1	0	3	0	0	Cleveland Indians @ Detroit Tigers Tiger Stadium, Detroit, MI Tue Apr 06 1971, 3:33 AM EST Att: 54,089 - Unknown - 46 F			
Al Kaline, R OBP: 0.400, SLG: 0.250										4	1	1	0	1	1	5				
Jim Northrup, L OBP: 0.400, SLG: 0.750										4	2	1	2	1	0	4				
Willie Horton, R OBP: 0.500, SLG: 0.750										4	1	2	1	0	0	1				
Aurelio Rodriguez, R										3	1	0	0	0	2	3				
Bill Freehan, R OBP: 0.500, SLG: 0.333										3	0	1	0	1	1	0				
Mickey Stanley, R OBP: 0.500, SLG: 0.333										3	2	1	1	1	0	1				
Ed Brinkman, R OBP: 0.250, SLG: 0.333										3	0	1	1	0	0	1				
Mickey Lolich, S OBP: 0.333, SLG: 0.333										3	0	1	1	0	0	2				
<b>Inning Stats</b>	R: 0 E: 0 K: 0 S: 4	H: 1 LOB: 1 BB: 0 P: 4	R: 2 E: 0 K: 0 S: 5	H: 2 LOB: 1 BB: 1 P: 10	R: 2 E: 0 K: 0 S: 4	H: 1 LOB: 2 BB: 3 P: 16	R: 3 E: 0 K: 2 S: 8	H: 2 LOB: 0 BB: 2 P: 16	R: 0 E: 0 K: 0 S: 3	H: 0 LOB: 0 BB: 0 P: 3	R: 0 E: 0 K: 0 S: 3	H: 1 LOB: 0 BB: 0 P: 3	R: 0 E: 0 K: 1 S: 5	H: 0 LOB: 0 BB: 0 P: 5	R: 1 E: 0 K: 1 S: 7	H: 2 LOB: 2 BB: 1 P: 11		1B: 7 2B: 1 3B: 1 HR: 0	SF: 1 SAC: 1 DP: 0 HBP: 1	WP: 1 PB: 0 SB: 1 CS: 2
<b>PITCHER</b> Steve Hargan, R ERA: 18.0 Chuck Machedehl, R ERA: 27.0 Steve Dunning, R ERA: Camilo Pascual, R ERA: Ray Lamb, R ERA: 13.5	IP: 2.0 WLS: L BF: 13 H: 4 R: 4 ER: 4 SO: 4 BB: 2 IBB: 0 HBP: 1 BLK: 0 WP: 0 HR: 0 S: 10 P: 19 ERA: 18.00 WHIP: 3.000															<b>PITCHER</b> Rick Austin, L ERA: 8.1	IP: 0.1 WLS: 1 BF: 1 H: 0 R: 0 ER: 0 SO: 0 BB: 0 IBB: 0 HBP: 0 BLK: 0 WP: 0 HR: 0 S: 1 P: 1 ERA: 0.00 WHIP: 0.000			





Batter	1	2	3	4	5	6	7	8	9	AB	R	H	RBI	BB	SO	LOB	TOP		
Dick McAuliffe, L (1.4) OBP: 0.600, SLG: 0.333										4	1	1	0	1	0	2			
Al Kaline, R (1.9) OBP: 0.500, SLG: 0.286										3	1	1	0	2	0	1			
Jim Northrup, L (1.3) OBP: 0.444, SLG: 0.625										4	0	2	2	0	0	2			
Willie Horton, R (1.7) OBP: 0.250, SLG: 0.375										4	0	0	0	0	0	5			
Aurelio Rodriguez, R (1.5) OBP: 0.375, SLG: 0.714										4	1	2	2	0	0	1			
Bill Freehan, R (1.2) OBP: 0.375, SLG: 0.286										4	0	1	0	0	0	1			
Mickey Stanley, R (1.8) OBP: 0.375, SLG: 0.286										4	1	1	0	0	1	2			
Ed Brinkman, R (1.6) OBP: 0.250, SLG: 0.286										4	1	1	0	0	0	2			
Joe Niekro, R (1.1) OBP: 0.333, SLG: 0.333										3	0	1	1	0	0	0			
Jim Foor, L (8.1)										0	0	0	0	0	0	0			
Tom Timmermann, R (8.1)										0	0	0	0	0	0	0			
Dalton Jones, L (9, PH)										1	0	0	0	0	0	0			
<b>Inning Stats</b>	R: 2 E: 1 K: 0 S: 4	H: 1 LOB: 1 BB: 2 P: 12	R: 2 E: 0 K: 0 S: 6	H: 4 LOB: 2 BB: 1 P: 10	R: 0 E: 0 K: 0 S: 3	H: 0 LOB: 0 BB: 0 P: 3	R: 0 E: 0 K: 0 S: 3	H: 0 LOB: 0 BB: 0 P: 3	R: 0 E: 0 K: 0 S: 4	H: 1 LOB: 0 BB: 0 P: 4	R: 0 E: 0 K: 0 S: 4	H: 1 LOB: 1 BB: 0 P: 4	R: 0 E: 0 K: 1 S: 7	H: 2 LOB: 2 BB: 0 P: 7	R: 0 E: 0 K: 0 S: 3	H: 0 LOB: 0 BB: 0 P: 3	1B: 9 2B: 0 3B: 0 HR: 1	SF: 0 SAC: 0 DP: 1 HBP: 0	WP: 0 PA: 38 PB: 0 SB: 0 CS: 0
<b>PITCHER</b>	IP WLS BF H R ER SO BB IBB HBP BLK WP HR S P ERA WHIP																		
Mike Cuellar, L (1.1) ERA: 5.14	7.0	30	8	5	4	0	3	0	0	0	0	0	0	1	27	39	5.14	1.571	
Dick Hall, R (8.1) ERA:	2.0	W	8	2	0	0	1	0	0	0	0	0	0	0	10	10	0.00	1.000	

**Detroit Tigers @ Baltimore Orioles**  
**Memorial Stadium, Baltimore, MD**  
 Fri Apr 09 1971, 6:05 PM EST  
 Att: 9,442 - Unknown

AB 35  
 R 5  
 H 10  
 RBI 5  
 BB 3  
 SO 1  
 LOB 16

Batter	1	2	3	4	5	6	7	8	9	AB	R	H	RBI	BB	SO	LOB	BOTTOM		
Don Buford, S (1.7)										3	1	0	0	1	1	0			
Paul Blair, R (1.8) OBP: 0.375, SLG: 0.625										4	0	1	1	0	0	0			
Frank Robinson, R (1.9) OBP: 0.375, SLG: 0.500										4	1	1	0	0	0	1			
Boog Powell, L (1.3) OBP: 0.375, SLG: 0.875										4	2	2	1	0	0	1			
Brooks Robinson, R (1.5) OBP: 0.250, SLG: 0.143										3	1	1	0	1	0	0			
Eliot Handricks, L (1.2) OBP: 0.429, SLG: 0.333										2	0	1	0	1	0	2			
Merv Rettenmund, R (8, PH)										0	0	0	0	1	0	0			
Andy Etchebarren, R (9.2)										0	0	0	0	0	0	0			
Davey Johnson, R (1.4) OBP: 0.429, SLG: 0.857										4	1	2	4	0	0	3			
Mark Belanger, R (1.6)										4	0	0	0	0	2	4			
Mike Cuellar, L (1.1)										2	0	0	0	0	2	0			
Tom Shopay, L (7, PH)										1	0	0	0	0	0	0			
Dick Hall, R (8.1)										0	0	0	0	0	0	0			
<b>Inning Stats</b>	R: 0 E: 0 K: 0 S: 3	H: 0 LOB: 0 BB: 0 P: 3	R: 0 E: 0 K: 0 S: 3	H: 0 LOB: 1 BB: 1 P: 7	R: 1 E: 0 K: 2 S: 8	H: 1 LOB: 1 BB: 1 P: 12	R: 1 E: 0 K: 0 S: 5	H: 3 LOB: 1 BB: 0 P: 5	R: 0 E: 0 K: 1 S: 5	H: 0 LOB: 0 BB: 0 P: 5	R: 3 E: 1 K: 0 S: 6	H: 3 LOB: 0 BB: 0 P: 6	R: 0 E: 0 K: 1 S: 5	H: 0 LOB: 0 BB: 0 P: 5	R: 1 E: 0 K: 1 S: 6	H: 1 LOB: 2 BB: 2 P: 14	1B: 4 2B: 2 3B: 1 HR: 2	SF: 0 SAC: 0 DP: 1 HBP: 0	WP: 0 PA: 35 PB: 0 SB: 0 CS: 0
<b>PITCHER</b>	IP WLS BF H R ER SO BB IBB HBP BLK WP HR S P ERA WHIP																		
Joe Niekro, R (1.1) ERA: 7.36	7.1	L	32	8	6	6	4	2	1	0	0	0	0	0	0	4	7.36	1.364	
Jim Foor, L (8.1) ERA:	0.0		1	0	0	0	0	1	0	0	0	0	0	0	0	4	∞	∞	
Tom Timmermann, R (8.1) ERA:	0.2		2	0	0	0	1	0	0	0	0	0	0	0	4	4	0.00	0.000	

**Detroit Tigers @ Baltimore Orioles**  
**Memorial Stadium, Baltimore, MD**  
 Fri Apr 09 1971, 6:05 PM EST  
 Att: 9,442 - Unknown

AB 31  
 R 6  
 H 8  
 RBI 6  
 BB 4  
 SO 5  
 LOB 11



Batter	1	2	3	4	5	6	7	8	9	AB	R	H	RBI	BB	SO	LOB	TOP			
Ed Brinkman, R (1.6)										4	1	1	0	1	0	1				
Dick McAuliffe, L (1.4)										4	0	2	0	0	0	1				
Willie Horton, R (1.7)										4	0	0	1	0	0	3				
Jim Northrup, L (1.3)										3	0	1	0	1	0	2				
Al Kaline, R (1.9)										4	0	2	0	0	1	3				
Bill Freehan, R (1.2)										4	0	0	0	0	0	3				
Aurelio Rodriguez, R (1.5)										4	0	0	0	0	1	1				
Mickey Stanley, R (1.8)										4	0	1	0	0	0	1				
Mickey Lolich, S (1.1)										3	0	0	0	1	1	2				
<b>Inning Stats</b>	R: 0 E: 0 K: 0 S: 4	H: 1 LOB: 2 BB: 1 P: 8	R: 0 E: 1 K: 0 S: 4	H: 0 LOB: 1 BB: 0 P: 4	R: 1 E: 1 K: 0 S: 5	H: 2 LOB: 2 BB: 1 P: 9	R: 0 E: 0 K: 0 S: 3	H: 0 LOB: 1 BB: 1 P: 7	R: 0 E: 0 K: 0 S: 6	H: 1 LOB: 1 BB: 0 P: 6	R: 0 E: 0 K: 0 S: 4	H: 1 LOB: 1 BB: 0 P: 4	R: 0 E: 0 K: 1 S: 5	H: 1 LOB: 0 BB: 0 P: 5	R: 0 E: 0 K: 1 S: 5	H: 0 LOB: 0 BB: 0 P: 5	1B: 5 2B: 2 3B: 0 HR: 0	SF: 0 SAC: 0 DP: 0 HBP: 0	WP: 0 PB: 1 SB: 0 CS: 1	PA: 37
<b>PITCHER</b> Jim Palmer, R (1.1) ERA: 1.0	IP: 9.0 WLS: W BF: 37 H: 7 R: 1 ER: 1 SO: 3 BB: 3 IBB: 0 HBP: 0 BLK: 0 WP: 0 HR: 0 S: 40 P: 52 ERA: 1.00 WHIP: 1.111																			

**Detroit Tigers @ Baltimore Orioles**  
**Memorial Stadium, Baltimore, MD**  
 Sat Apr 10 1971, 3:33 AM EST  
 Att: 5,274 - Unknown

AB	34
R	1
H	7
RBI	1
BB	3
SO	3
LOB	17



Batter	1	2	3	4	5	6	7	8	9	AB	R	H	RBI	BB	SO	LOB	BOTTOM			
Merv Rettenmund, R (1.7)										3	0	1	1	1	0	0				
Mark Belanger, R (1.6)										3	0	1	0	0	0	1				
Boog Powell, L (1.3)										4	0	0	0	0	0	3				
Frank Robinson, R (1.9)										4	1	2	0	0	1	1				
Paul Blair, R (1.8)										4	0	0	0	0	0	2				
Brooks Robinson, R (1.5)										4	0	2	0	0	0	0				
Davey Johnson, R (1.4)										4	0	1	1	0	0	2				
Andy Etchebarren, R (1.2)										2	1	0	0	1	0	2				
Jim Palmer, R (1.1)										2	0	0	0	0	1	0				
<b>Inning Stats</b>	R: 0 E: 0 K: 0 S: 3	H: 0 LOB: 1 BB: 1 P: 7	R: 0 E: 0 K: 0 S: 3	H: 0 LOB: 0 BB: 0 P: 3	R: 1 E: 0 K: 0 S: 4	H: 1 LOB: 1 BB: 1 P: 8	R: 0 E: 0 K: 1 S: 5	H: 0 LOB: 0 BB: 0 P: 5	R: 0 E: 0 K: 0 S: 3	H: 1 LOB: 2 BB: 0 P: 3	R: 0 E: 0 K: 0 S: 5	H: 2 LOB: 2 BB: 0 P: 5	R: 0 E: 0 K: 0 S: 3	H: 0 LOB: 0 BB: 0 P: 3	R: 1 E: 0 K: 0 S: 5	H: 3 LOB: 2 BB: 0 P: 5	1B: 7 2B: 0 3B: 0 HR: 0	SF: 0 SAC: 2 DP: 1 HBP: 0	WP: 0 PB: 0 SB: 0 CS: 0	PA: 34
<b>PITCHER</b> Mickey Lolich, L (1.1) ERA: 2.04	IP: 8.2 WLS: L BF: 34 H: 7 R: 2 ER: 2 SO: 2 BB: 2 IBB: 0 HBP: 0 BLK: 0 WP: 0 HR: 0 S: 36 P: 44 ERA: 2.08 WHIP: 1.038																			

**Detroit Tigers @ Baltimore Orioles**  
**Memorial Stadium, Baltimore, MD**  
 Sat Apr 10 1971, 3:33 AM EST  
 Att: 5,274 - Unknown

AB	30
R	2
H	7
RBI	2
BB	2
SO	2
LOB	11









Batter	1	2	3	4	5	6	7	8	9	AB	R	H	RBI	BB	SO	LOB	TOP		
Mickey Stanley, R OBP: 0.238, SLG: 0.250	5-3		F8			FC5-4 3B		5-3	4 1 0 0 0 0 1										
Dick McAuliffe, L OBP: 0.478, SLG: 0.526	F8			F7		3B		3-1	4 0 1 1 0 0 0										
Al Kaline, R OBP: 0.478, SLG: 0.333	K			L9		L6		HBP 2B 1B	4 1 1 0 0 0 1 1										
Willie Horton, R OBP: 0.238, SLG: 0.211		F8		F9			G1-6-3 1B	1-2 2B HBP	3 1 1 0 0 0 0										
Jim Northrup, L OBP: 0.409, SLG: 0.550	1-3				4-3		G1-6-3 1-2	1B 2B	4 0 1 2 0 0 1										
Aurelio Rodriguez, R OBP: 0.300, SLG: 0.421					6-3		F7	FC5-4 1B	4 0 2 0 0 0 0										
Ed Brinkman, R OBP: 0.286, SLG: 0.263	1B				5-3			5-3 FC5-4 1-2	4 0 0 0 0 0 3										
Jim Price, R OBP: 0.333, SLG: 0.333			F9			FC5-4 1B		6-3	3 0 1 0 0 0 0										
Mike Kilkenny, R Daryl Patterson, L Ike Brown, R Dave Boswell, R Jim Hannan, R Fred Scherman, L Bill Fitchman, L			F9			F8		L8											
<b>Inning Stats</b>	R: 0 E: 0 K: 1 S: 5	H: 0 LOB: 0 BB: 0 P: 5	R: 0 E: 0 K: 0 S: 4	H: 1 LOB: 1 BB: 0 P: 4	R: 0 E: 0 K: 0 S: 3	H: 0 LOB: 0 BB: 0 P: 3	R: 0 E: 0 K: 0 S: 3	H: 0 LOB: 0 BB: 0 P: 3	R: 1 E: 0 K: 0 S: 5	H: 2 LOB: 1 BB: 0 P: 5	R: 0 E: 0 K: 0 S: 3	H: 1 LOB: 0 BB: 0 P: 3	R: 0 E: 0 K: 0 S: 3	H: 0 LOB: 0 BB: 0 P: 3	R: 2 E: 0 K: 0 S: 6	H: 3 LOB: 2 BB: 0 P: 7	1B: 5 2B: 1 3B: 1 HR: 0	SF: 0 SAC: 0 DP: 1 HBP: 1	WP: 0 PA: 34 PB: 0 SB: 0 CS: 0
<b>PITCHER</b> Dave McNally, L ERA: 2.5	IP: 9.0 WLS: W BF: 34 H: 7 R: 3 ER: 3 SO: 1 BB: 0 IBB: 0 HBP: 1 BLK: 0 WP: 0 HR: 0 S: 35 P: 36 ERA: 3.00 WHIP: 0.778																		

**Detroit Tigers @ Baltimore Orioles**  
 Memorial Stadium, Baltimore, MD  
 Sun Apr 11 1971, 6:05 PM EST  
 Att: 18,624 - Unknown

AB	33
R	3
H	7
RBI	3
BB	0
SO	1
LOB	7



Batter	1	2	3	4	5	6	7	8	9	AB	R	H	RBI	BB	SO	LOB	BOTTOM									
Don Buford, S OBP: 0.533, SLG: 0.643	3B 2B	1B 1B		G3 S 1B		F7 F8			5 2 3 0 0 0 0																	
Davey Johnson, R OBP: 0.467, SLG: 0.786	4-3 2H	1B 1B		F3		PB E 1-3 HBP		K	3 3 2 2 0 0 1																	
Paul Blair, R OBP: 0.167, SLG: 0.278	3B	1B 1B		4-3		1-3 HBP		BB BB 1B BB	1 0 0 0 0 1 0																	
Boog Powell, L OBP: 0.261, SLG: 0.381	4-3	1B 1B		G3		1-3		BB BB 1B BB	4 1 1 2 1 0 2																	
Frank Robinson, R OBP: 0.471, SLG: 0.467	3H	1B 1B		2-3		E5 BB 1B		BB BB 1B BB	2 1 1 1 1 0 0																	
Jerry Davanon, R OBP: 1.000, SLG: 1.000	HBP	1B 1B		BB BB		2H 1B		1-2 BB BB	0 1 0 0 1 0 0																	
Merv Rettenmund, R OBP: 0.526, SLG: 0.250	L9	1B 1B		BB BB		1B BB		1B BB	2 0 1 0 3 0 1																	
Brooks Robinson, R OBP: 0.409, SLG: 0.571	F3	L9		F8		1-2 2H 1B		K	5 0 1 1 0 1 10																	
Andy Etchebarren, R OBP: 0.250, SLG: 0.143		K	L9		K	L6		1-3 2H 3H 1B	5 0 1 2 0 2 2																	
Mark Belanger, R OBP: 0.316, SLG: 0.235		1B 1B	1-3		L1		K	F8	5 1 1 0 0 1 2																	
Dave McNally, R OBP: 0.250, SLG: 0.250		K	L6		1-3		K		4 0 0 0 0 2 1																	
<b>Inning Stats</b>	R: 2 E: 0 K: 0 S: 5	H: 2 LOB: 1 BB: 0 P: 6	R: 3 E: 0 K: 2 S: 13	H: 6 LOB: 3 BB: 0 P: 13	R: 0 E: 0 K: 0 S: 3	H: 0 LOB: 0 BB: 0 P: 3	R: 0 E: 0 K: 0 S: 4	H: 1 LOB: 3 BB: 2 P: 12	R: 0 E: 0 K: 1 S: 5	H: 0 LOB: 0 BB: 0 P: 5	R: 2 E: 1 K: 0 S: 5	H: 1 LOB: 2 BB: 1 P: 10	R: 0 E: 0 K: 2 S: 7	H: 0 LOB: 0 BB: 0 P: 7	R: 2 E: 0 K: 2 S: 8	H: 1 LOB: 2 BB: 3 P: 20	1B: 9 2B: 1 3B: 1 HR: 0	SF: 0 SAC: 0 DP: 0 HBP: 2	WP: 0 PA: 44 PB: 1 SB: 1 CS: 0							
<b>PITCHER</b> Mike Kilkenny, L ERA: 27.0	IP: 1.2 WLS: L BF: 12 H: 6 R: 5 ER: 5 SO: 2 BB: 0 IBB: 0 HBP: 1 BLK: 0 WP: 0 HR: 0 S: 15 P: 16 ERA: 27.00 WHIP: 3.600																									
<b>PITCHER</b> Jim Foor, L ERA: 18.0	IP: 8.1 WLS: L BF: 7 H: 1 R: 2 ER: 2 SO: 2 BB: 3 IBB: 0 HBP: 0 BLK: 0 WP: 0 HR: 0 S: 8 P: 20 ERA: 18.00 WHIP: 4.000																									
Daryl Patterson, R ERA:	(2, 1)	0.1	3	2	0	0	0	0	0	0	3	3	0.00	6.000												
Dave Boswell, R ERA:	(3, 1)	2.0	9	1	0	0	0	2	0	0	7	15	0.00	1.500												
Jim Hannan, R ERA:	(5, 1)	1.0	3	0	0	0	1	0	0	0	5	5	0.00	0.000												
Fred Scherman, L ERA:	(6, 1)	2.0	10	1	2	0	2	1	0	1	0	12	0.00	1.000												

**Detroit Tigers @ Baltimore Orioles**  
 Memorial Stadium, Baltimore, MD  
 Sun Apr 11 1971, 6:05 PM EST  
 Att: 18,624 - Unknown

AB	36
R	9
H	11
RBI	8
BB	6
SO	7
LOB	19






Batter	1	2	3	4	5	6	7	8	9	AB	R	H	RBI	BB	SO	LOB	TOP				
Dick McAuliffe, L (1.4)	G3		3-1		F8		3-1		F9	5	0	0	1	0	0	2					
Al Kaline, R (1.9)	L9						L5-3			4	0	2	0	0	0	0					
Jim Northrup, L (1.8)			6-3		F8				K	4	0	1	0	0	1	3					
Gates Brown, L (1.7)	CS	G2		4-3			F9		4-3	4	0	0	0	0	0	0					
Norm Cash, L (1.3)										4	1	3	1	0	1	0					
Bill Freehan, R (1.2)										4	0	1	0	0	0	2					
Aurelio Rodriguez, R (1.5)										4	0	2	0	0	0	0					
Ed Brinkman, R (1.6)										2	0	0	0	1	0	2					
Willie Horton, R (9, PH)										1	0	0	0	0	0	0					
Joe Niekro, R (6.1)										2	0	0	0	0	2	1					
Mike Kilkenny, L (6.1)										0	0	0	0	0	0	0					
Daryl Patterson, L (6.1)										0	0	0	0	0	0	0					
Kevin Collins, L (7, PH)										1	1	1	0	0	0	0					
Jim Hannan, R (7.1)										0	0	0	0	0	0	0					
Tom Timmermann, R (7.1)										0	0	0	0	0	0	0					
Dalton Jones, L (9, PH)										1	0	1	0	0	0	0					
<b>Inning Stats</b>	R: 0 E: 0 K: 0 S: 3	H: 1 LOB: 0 BB: 0 P: 3	R: 0 E: 0 K: 1 S: 7	H: 2 LOB: 2 BB: 0 P: 7	R: 0 E: 0 K: 1 S: 6	H: 1 LOB: 1 BB: 0 P: 6	R: 0 E: 0 K: 0 S: 4	H: 2 LOB: 1 BB: 0 P: 4	R: 0 E: 0 K: 1 S: 6	H: 1 LOB: 2 BB: 1 P: 10	R: 1 E: 0 K: 0 S: 4	H: 1 LOB: 0 BB: 0 P: 4	R: 1 E: 0 K: 0 S: 4	H: 1 LOB: 0 BB: 0 P: 4	R: 0 E: 0 K: 1 S: 6	H: 1 LOB: 1 BB: 0 P: 6	R: 0 E: 0 K: 0 S: 4	H: 1 LOB: 1 BB: 0 P: 4	1B: 8 2B: 1 3B: 1 HR: 1	SF: 0 SAC: 0 DP: 0 HBP: 0	WP: 0 PA: 39
<b>PITCHER</b> Stan Bahnsen, R (1.1) ERA: 2.25	IP: 9.0 WLS: W BF: 37 H: 11 R: 2 ER: 2 SO: 4 BB: 1 IBB: 0 HBP: 0 BLK: 0 WP: 0 HR: 1 S: 44 P: 48 ERA: 2.00 WHIP: 1.333															<b>PITCHER</b>					

**Detroit Tigers @ New York Yankees**  
Yankee Stadium, Bronx, NY  
Tue Apr 13 1971, 3:33 AM EST  
Att: 34,745 - Unknown - 67 F


AB 36  
R 2  
H 11  
RBI 2  
BB 1  
SO 4  
LOB 10



Batter	1	2	3	4	5	6	7	8	9	AB	R	H	RBI	BB	SO	LOB	BOTTOM		
Horace Clarke, S (1.4)	4-3									3	0	2	0	1	0	0			
Thurman Munson, R (1.2)	4-3									3	0	0	1	0	0	2			
Roy White, S (1.7)	E6									3	2	1	1	1	0	1			
Bobby Murcer, L (1.8)	4-3									2	1	0	0	2	1	1			
Danny Cater, R (1.3)										4	0	1	1	0	0	2			
Curt Blefary, L (1.9)										2	0	0	0	0	0	1			
Ron Woods, R (6, PH) (7.9)										2	0	0	0	0	0	2			
Jerry Kenney, L (1.5)										3	0	1	0	0	1	1			
Gene Michael, S (1.6)										2	1	0	0	1	0	1			
Stan Bahnsen, R (1.1)										3	1	1	1	0	0	1			
<b>Inning Stats</b>	R: 0 E: 1 K: 0 S: 4	H: 0 LOB: 1 BB: 0 P: 4	R: 0 E: 0 K: 0 S: 3	H: 0 LOB: 0 BB: 0 P: 3	R: 0 E: 0 K: 0 S: 3	H: 1 LOB: 0 BB: 0 P: 3	R: 2 E: 0 K: 0 S: 4	H: 2 LOB: 0 BB: 1 P: 8	R: 1 E: 0 K: 0 S: 4	H: 2 LOB: 1 BB: 1 P: 8	R: 1 E: 0 K: 1 S: 5	H: 0 LOB: 1 BB: 2 P: 13	R: 1 E: 0 K: 0 S: 4	H: 1 LOB: 1 BB: 1 P: 8	R: 0 E: 0 K: 1 S: 5	H: 0 LOB: 0 BB: 0 P: 5	1B: 3 2B: 1 3B: 1 HR: 1	SF: 1 SAC: 0 DP: 2 HBP: 0	WP: 1 PA: 34
<b>PITCHER</b> Joe Niekro, R (1.1) ERA: 7.3	IP: 5.0 WLS: L BF: 21 H: 5 R: 4 ER: 4 SO: 4 BB: 3 IBB: 0 HBP: 0 BLK: 0 WP: 1 HR: 1 S: 18 P: 30 ERA: 7.20 WHIP: 1.600															<b>PITCHER</b>			
Mike Kilkenny, L (6.1)	0.1	2	0	0	0	0	1	0	0	0	1	5	0.00	3.000					
Daryl Patterson, R (6.1)	0.2	2	0	0	0	1	0	0	0	1	0	4	0.00	0.000					
Jim Hannan, R (7.1)	0.1	3	1	1	1	0	1	0	0	0	0	2	27.00	6.000					
Tom Timmermann, R (7.1)	1.2	5	0	0	0	1	0	0	0	0	0	7	0.00	0.000					

**Detroit Tigers @ New York Yankees**  
Yankee Stadium, Bronx, NY  
Tue Apr 13 1971, 3:33 AM EST  
Att: 34,745 - Unknown - 67 F

AB 27  
R 5  
H 6  
RBI 4  
BB 5  
SO 2  
LOB 12






Batter	1	2	3	4	5	6	7	8	9	AB	R	H	RBI	BB	SO	LOB	TOP					
Mickey Stanley, R OBP: 0.289, SLG: 0.280 (1, 8)										5	0	2	0	0	0	3						
Jim Northrup, L OBP: 0.355, SLG: 0.429 (1, 3)										4	2	0	0	1	0	3						
Al Kaline, R OBP: 0.563, SLG: 0.538 (1, 9)										4	1	4	0	1	0	0						
Willie Horton, R OBP: 0.185, SLG: 0.160 (1, 7)										5	0	0	0	0	1	8						
Aurelio Rodriguez, R OBP: 0.345, SLG: 0.464 (1, 5)										5	0	2	2	0	1	5						
Bill Freehan, R OBP: 0.259, SLG: 0.360 (1, 2)										5	0	1	0	0	1	4						
Dick McAuliffe, L OBP: 0.438, SLG: 0.556 (1, 4)										3	1	2	1	1	0	1						
Ed Brinkman, R OBP: 0.286, SLG: 0.240 (1, 6)										4	0	1	0	0	0	3						
Mickey Lolich, S Ike Brown, R Tom Timmermann, R Fred Scherman, L Cesar Gutierrez, R Mike Kilkenny, R Daryl Patterson, L (1, 1) (5, PH) (5, 1) (5, 1) (5, PH) (5, 1) (5, 1)										1	0	0	0	1	0	0						
<b>Inning Stats</b>	R: 0 E: 0 K: 0 S: 5	H: 2 LOB: 2 BB: 0 P: 5	R: 0 E: 0 K: 0 S: 4	H: 1 LOB: 2 BB: 1 P: 8	R: 1 E: 0 K: 0 S: 5	H: 2 LOB: 1 BB: 0 P: 5	R: 0 E: 0 K: 0 S: 3	H: 1 LOB: 0 BB: 0 P: 3	R: 1 E: 0 K: 1 S: 8	H: 3 LOB: 2 BB: 0 P: 8	R: 0 E: 0 K: 0 S: 2	H: 0 LOB: 0 BB: 1 P: 6	R: 0 E: 1 K: 0 S: 4	H: 0 LOB: 2 BB: 1 P: 8	R: 1 E: 0 K: 0 S: 5	H: 2 LOB: 1 BB: 0 P: 5	R: 1 E: 0 K: 2 S: 8	H: 1 LOB: 1 BB: 1 P: 12	1B: 7 2B: 4 3B: 0 HR: 1	SF: 0 SAC: 0 DP: 2 HBP: 0	WP: 1 PB: 0 SB: 0 CS: 0	PA: 42
<b>PITCHER</b>	IP WLS BF H R ER SO BB IBB HBP BLK WP HR S P ERA WHIP																					
Fritz Peterson, L ERA: 4.5 Jack Aker, R ERA: 3.38 (1, 1) (9, 1)	8.0 W 39 12 4 4 1 4 0 0 0 0 1 0 7 7 4.50 2.000																					

Detroit Tigers @ New York Yankees  
Yankee Stadium, Bronx, NY  
Wed Apr 14 1971, 3:33 AM EST  
Att: 11,745 - Unknown - 53 F


AB	38
R	4
H	12
RBI	3
BB	4
SO	3
LOB	29



Batter	1	2	3	4	5	6	7	8	9	AB	R	H	RBI	BB	SO	LOB	BOTTOM			
Horace Clarke, S OBP: 0.438, SLG: 0.429 (1, 4)										5	0	1	2	0	0	5				
Felipe Alou, R OBP: 0.231, SLG: 0.538 (1, 9)										5	1	1	1	0	0	1				
Thurman Munson, R OBP: 0.120, SLG: 0.087 (1, 2)										4	0	0	0	0	0	0				
Roy White, S OBP: 0.367, SLG: 0.538 (1, 7)										3	1	2	0	1	0	0				
Danny Cater, R OBP: 0.276, SLG: 0.286 (7, 3) (1, 5)										4	1	1	0	0	0	2				
John Ellis, R OBP: 0.571, SLG: 0.333 Jerry Kenney, L OBP: 0.350, SLG: 0.278 (6, FR) (7, 5)										0	0	0	1	2	0	0				
Bobby Murcer, L OBP: 0.379, SLG: 0.333 (1, 8)										2	2	1	0	2	0	2				
Gene Michael, S OBP: 0.375, SLG: 0.409 (1, 6)										3	1	2	2	1	0	0				
Fritz Peterson, S OBP: 0.333, SLG: 0.200 Jack Aker, R (1, 1) (9, 1)										3	0	1	2	1	1	2				
<b>Inning Stats</b>	R: 0 E: 0 K: 0 S: 3	H: 0 LOB: 0 BB: 0 P: 3	R: 0 E: 0 K: 0 S: 3	H: 1 LOB: 1 BB: 1 P: 7	R: 0 E: 0 K: 0 S: 3	H: 0 LOB: 0 BB: 0 P: 3	R: 4 E: 0 K: 0 S: 8	H: 5 LOB: 2 BB: 1 P: 12	R: 0 E: 0 K: 0 S: 3	H: 0 LOB: 0 BB: 0 P: 3	R: 1 E: 0 K: 0 S: 2	H: 0 LOB: 4 BB: 4 P: 18	R: 0 E: 0 K: 0 S: 3	H: 0 LOB: 1 BB: 1 P: 7	R: 3 E: 1 K: 1 S: 7	H: 3 LOB: 0 BB: 1 P: 11	1B: 7 2B: 3 3B: 0 HR: 1	SF: 1 SAC: 0 DP: 3 HBP: 0	WP: 0 PB: 0 SB: 0 CS: 0	PA: 38
<b>PITCHER</b>	IP WLS BF H R ER SO BB IBB HBP BLK WP HR S P ERA WHIP																			
Mickey Lolich, L ERA: 3.18 Tom Timmermann, R ERA: 3.85 Fred Scherman, L ERA: Mike Kilkenny, L ERA: 31.5 Daryl Patterson, R ERA: (1, 1) (6, 1) (6, 1) (8, 1) (8, 1) (8, 1)	5.0 L 22 6 4 4 0 3 0 0 0 0 0 0 1 13 7.20 1.600																			

Detroit Tigers @ New York Yankees  
Yankee Stadium, Bronx, NY  
Wed Apr 14 1971, 3:33 AM EST  
Att: 11,745 - Unknown - 53 F

AB	29
R	8
H	9
RBI	8
BB	8
SO	1
LOB	12





Batter	1	2	3	4	5	6	7	8	9	AB	R	H	RBI	BB	SO	LOB	TOP										
Dick McAuliffe, L (1.4)	L4		K		K		5-3		4-3	5	0	0	0	0	2	7											
Al Kaline, R (1.9)	L9			K		K		SF8		4	1	1	0	0	2	0											
Jim Northrup, L (1.7)	G3			G1-6-3		G3		4-3		4	0	0	0	0	2												
Norm Cash, L (1.3)		G3		F8		6-3		SF8		3	0	0	1	0	0												
Bill Freehan, R (1.2)	F4							F9		4	1	2	0	0	0												
Aurelio Rodriguez, R (1.5)	K				FC1-6					4	1	2	1	0	1												
Mickey Stanley, R (1.8)			F7		HBP		4-3		SH3-4	2	0	0	0	1	0	1											
Ed Brinkman, R (1.6)							F4			2	0	1	1	1	0	1											
Dean Chance, R (1.1)			K						5-3	1	0	0	0	0	1	1											
Inning Stats	R: 0 E: 0 K: 0 S: 3	H: 0 LOB: 0 BB: 0 P: 3	R: 0 E: 0 K: 1 S: 5	H: 0 LOB: 0 BB: 0 P: 5	R: 0 E: 0 K: 2 S: 7	H: 0 LOB: 1 BB: 1 P: 11	R: 0 E: 1 K: 1 S: 5	H: 0 LOB: 0 BB: 0 P: 5	R: 0 E: 0 K: 2 S: 8	H: 1 LOB: 3 BB: 1 P: 13	R: 0 E: 0 K: 1 S: 5	H: 0 LOB: 0 BB: 0 P: 5	R: 1 E: 0 K: 0 S: 5	H: 2 LOB: 2 BB: 1 P: 9	R: 1 E: 0 K: 0 S: 4	H: 1 LOB: 0 BB: 0 P: 4	R: 1 E: 0 K: 0 S: 5	H: 2 LOB: 1 BB: 0 P: 5	1B: 3 2B: 3 3B: 0 HR: 0	SF: 1 SAC: 1 DP: 1 HBP: 1	WP: 0 PA: 37 PB: 1 SB: 1 CS: 0						
PITCHER	IP	WLS	BF	H	R	ER	SO	BB	IBB	HBP	BLK	WP	HR	S	P	ERA	WHIP										
Mel Stottlemyre, R (1.1)	8.0		32	4	2	2	7	3	0	1	0	0	0	42	55	2.25	0.875										
Lindy McDaniel, R (9.1)	1.0	L	5	2	1	1	0	0	0	0	0	0	0	5	5	9.00	2.000										

**Detroit Tigers @ New York Yankees**  
 Yankee Stadium, Bronx, NY  
 Thu Apr 15 1971, 3:33 AM EST  
 Att: 10,425 - Unknown - 52 F

AB 31  
 R 3  
 H 6  
 RBI 3  
 BB 3  
 SO 7  
 LOB 17



Batter	1	2	3	4	5	6	7	8	9	AB	R	H	RBI	BB	SO	LOB	BOTTOM										
Horace Clarke, S (1.4)	1-6-3		4-3		L5		FC6-5		FC6-4	3	0	1	0	2	0	0											
Felipe Alou, R (1.9)	1-3		1-3				FC6-5		FC6-4	5	2	1	1	0	0	5											
Roy White, S (1.7)	1-6-3								5-3	1	0	0	0	0	0	1											
Curt Blefary, L (4. PR)										1	0	1	0	1	0	0											
Ron Woods, R (8.9)										1	0	0	0	0	0	0											
Bobby Murcer, L (1.8)	1-4-3									4	0	3	1	1	0	1											
Danny Cater, R (1.3)										4	0	2	0	1	0	4											
Jake Gibbs, L (1.2)										2	0	0	0	0	0	3											
Thurman Munson, R (5. PH)										2	0	0	0	0	0	5											
Jerry Kenney, L (1.5)										2	0	0	0	2	0	1											
Gene Michael, S (1.6)										4	0	0	0	0	0	6											
Mel Stottlemyre, R (1.1)										3	0	0	0	0	1	0											
Frank Tepedino, L (8. PH)										1	0	0	0	0	0	2											
Lindy McDaniel, R (9.1)										0	0	0	0	0	0	0											
Inning Stats	R: 0 E: 0 K: 0 S: 4	H: 1 LOB: 1 BB: 0 P: 4	R: 0 E: 0 K: 0 S: 3	H: 1 LOB: 1 BB: 1 P: 7	R: 0 E: 0 K: 0 S: 3	H: 0 LOB: 0 BB: 0 P: 3	R: 0 E: 0 K: 0 S: 4	H: 1 LOB: 3 BB: 1 P: 9	R: 1 E: 0 K: 1 S: 7	H: 2 LOB: 2 BB: 2 P: 15	R: 0 E: 0 K: 0 S: 3	H: 0 LOB: 0 BB: 0 P: 3	R: 1 E: 0 K: 0 S: 4	H: 2 LOB: 1 BB: 1 P: 8	R: 0 E: 1 K: 0 S: 4	H: 0 LOB: 3 BB: 1 P: 9	R: 0 E: 0 K: 0 S: 3	H: 1 LOB: 1 BB: 1 P: 7	1B: 6 2B: 2 3B: 0 HR: 1	SF: 0 SAC: 0 DP: 3 HBP: 2	WP: 0 PA: 42 PB: 0 SB: 3 CS: 0						
PITCHER	IP	WLS	BF	H	R	ER	SO	BB	IBB	HBP	BLK	WP	HR	S	P	ERA	WHIP										
Dean Chance, R (1.1)	4.0		17	3	0	0	0	2	0	1	0	0	0	14	23	0.00	1.250										
Fred Scherman, L (5.1)	0.2		6	2	1	1	1	1	1	0	0	0	1	6	14	13.50	4.500										
Tom Timmermann, R (5.1)	1.1		4	0	0	0	0	0	0	0	0	0	0	4	4	0.00	0.000										
Mike Kilkenny, L (7.1)	0.0		1	0	1	1	0	1	0	0	0	0	0	0	4	∞	∞										
Daryl Patterson, R (7.1)	0.1		2	1	0	0	0	0	0	0	0	0	0	2	2	0.00	3.000										
PITCHER	IP	WLS	BF	H	R	ER	SO	BB	IBB	HBP	BLK	WP	HR	S	P	ERA	WHIP										
Jim Foor, L (7.1)	0.0															∞	∞										
Jim Hannan, R (7.1)	2.2	W	11	1	0	0	0	2	0	1	0	0	0	8	17	0.00	1.125										

**Detroit Tigers @ New York Yankees**  
 Yankee Stadium, Bronx, NY  
 Thu Apr 15 1971, 3:33 AM EST  
 Att: 10,425 - Unknown - 52 F

AB 33  
 R 2  
 H 8  
 RBI 2  
 BB 7  
 SO 1  
 LOB 28





Batter	1	2	3	4	5	6	7	8	9	AB	R	H	RBI	BB	SO	LOB	TOP				
Luis Aparicio, R (1, 6) OBP: 0.324, SLG: 0.485	5-3		G5-4-3	4-3			5-3	SH		4	0	0	1	0	0	3	<b>Boston Red Sox @ Detroit Tigers</b> Tiger Stadium, Detroit, MI Fri Apr 16 1971, 3:33 AM EST Att: 14,963 - Unknown				
Reggie Smith, S (1, 9) OBP: 0.324, SLG: 0.441	4-3		BB 1B		HR		1B	SF8		4	1	3	2	0	0	0					
Carl Yastrzemski, L (1, 7) OBP: 0.429, SLG: 0.536	1-3		BB		BB		1B			2	0	1	0	3	0	0					
Rico Petrocelli, R (1, 5) OBP: 0.417, SLG: 0.370		F6	L6		G5-4-3		K	F8		5	0	0	0	0	1	8					
George Scott, R (1, 3) OBP: 0.343, SLG: 0.355	1-3			6-3	6-3		F8			5	0	1	0	0	0	2					
Duane Josephson, R (1, 2) OBP: 0.394, SLG: 0.429		S 1B BB		E8 FC5-4		K		FC1-5 1B BB	F3	3	2	1	0	2	1	1					
Billy Conigliaro, R (1, 8) OBP: 0.324, SLG: 0.357				FC5-4 BB				BB FC1-5 SH 1B	K	4	1	3	1	1	1	1					
Doug Griffin, R (1, 4) OBP: 0.276, SLG: 0.208		L8		FC5-4 BB		F4		FC1-5 SH BB SF8	FC6-4	4	1	0	0	1	0	5					
Gary Peters, L (1, 1) OBP: 0.429, SLG: 0.333						L8		BB SH BB		3	0	1	1	1	0	3					
Ken Tatum, R (9, 1)										0	0	0	0	0	0	0					
Sparky Lyle, L (9, 1)										0	0	0	0	0	0	0					
<b>Inning Stats</b>	R: 0 E: 0 K: 0 S: 3	H: 0 LOB: 0 BB: 0 P: 3	R: 1 E: 0 K: 0 S: 4	H: 1 LOB: 1 BB: 1 P: 8	R: 0 E: 0 K: 0 S: 4	H: 2 LOB: 2 BB: 1 P: 8	R: 1 E: 1 K: 0 S: 4	H: 1 LOB: 2 BB: 2 P: 12	R: 1 E: 0 K: 0 S: 3	H: 1 LOB: 0 BB: 1 P: 7	R: 0 E: 0 K: 1 S: 6	H: 1 LOB: 1 BB: 0 P: 6	R: 0 E: 0 K: 1 S: 7	H: 2 LOB: 2 BB: 0 P: 7	R: 2 E: 1 K: 0 S: 5	H: 1 LOB: 3 BB: 3 P: 17	R: 0 E: 0 K: 1 S: 6	H: 1 LOB: 1 BB: 0 P: 6	1B: 9 2B: 0 3B: 0 HR: 1	SF: 1 SAC: 1 DP: 2 HBP: 0	WP: 0 PA: 44 PB: 0 SB: 1 CS: 0
<b>PITCHER</b>	IP WLS BF H R ER SO BB IBB HBP BLK WP HR S P ERA WHIP	IP WLS BF H R ER SO BB IBB HBP BLK WP HR S P ERA WHIP	IP WLS BF H R ER SO BB IBB HBP BLK WP HR S P ERA WHIP	IP WLS BF H R ER SO BB IBB HBP BLK WP HR S P ERA WHIP	IP WLS BF H R ER SO BB IBB HBP BLK WP HR S P ERA WHIP	IP WLS BF H R ER SO BB IBB HBP BLK WP HR S P ERA WHIP	IP WLS BF H R ER SO BB IBB HBP BLK WP HR S P ERA WHIP	IP WLS BF H R ER SO BB IBB HBP BLK WP HR S P ERA WHIP	IP WLS BF H R ER SO BB IBB HBP BLK WP HR S P ERA WHIP	IP WLS BF H R ER SO BB IBB HBP BLK WP HR S P ERA WHIP	IP WLS BF H R ER SO BB IBB HBP BLK WP HR S P ERA WHIP	IP WLS BF H R ER SO BB IBB HBP BLK WP HR S P ERA WHIP	IP WLS BF H R ER SO BB IBB HBP BLK WP HR S P ERA WHIP	IP WLS BF H R ER SO BB IBB HBP BLK WP HR S P ERA WHIP	IP WLS BF H R ER SO BB IBB HBP BLK WP HR S P ERA WHIP	IP WLS BF H R ER SO BB IBB HBP BLK WP HR S P ERA WHIP					
Joe Niekro, R (1, 1) ERA: 6.38	6.0	L	27	6	3	3	1	5	0	0	0	0	0	0	0	0	4.50	1.833			
Bill Zepp, R (7, 1) ERA: 5.4	1.2	11	3	2	1	1	2	0	0	0	0	0	0	0	1	19	5.40	3.000			
Fred Scherman, L (8, 1) ERA: 1.8	0.1	2	0	0	0	0	1	0	0	0	0	0	0	1	5	0.00	3.000				
Daryl Patterson, R (9, 1) ERA:	1.0	4	1	0	0	0	1	0	0	0	0	0	0	0	6	6	0.00	1.000			

AB 34  
R 5  
H 10  
RBI 5  
BB 8  
SO 3  
LOB 23



Batter	1	2	3	4	5	6	7	8	9	AB	R	H	RBI	BB	SO	LOB	BOTTOM		
Ed Brinkman, R (1, 6) OBP: 0.306, SLG: 0.226	5-3		F8			5-3		1-3		4	0	0	0	0	0	0	<b>Boston Red Sox @ Detroit Tigers</b> Tiger Stadium, Detroit, MI Fri Apr 16 1971, 3:33 AM EST Att: 14,963 - Unknown		
Jim Northrup, L (1, 3) OBP: 0.282, SLG: 0.333	4-3			G3		5-3			F6	4	0	0	0	0	0	0			
Al Kaline, R (1, 9) OBP: 0.550, SLG: 0.588				G6-4-3 1B		L5-3			1B 2B	4	1	3	0	0	0	0			
Willie Horton, R (1, 7) OBP: 0.194, SLG: 0.172	F3			G6-4-3		F7			1B	4	0	1	0	0	0	2			
Bill Freehan, R (1, 2) OBP: 0.314, SLG: 0.485		F2			F7				2B	4	0	2	1	0	0	0			
Kevin Collins, L (9, PR) OBP: 0.500, SLG: 1.500									1B	0	0	0	0	0	0	0			
Aurelio Rodriguez, R (1, 5) OBP: 0.324, SLG: 0.417		F4			L4		K		K	4	0	0	0	0	2	3			
Dick McAuliffe, L (1, 4) OBP: 0.341, SLG: 0.417		4-3			G3		K		F6	4	0	0	0	0	1	3			
Mickey Stanley, R (1, 8) OBP: 0.281, SLG: 0.267					6-3		HR 1B		6-3	3	1	1	0	0	0	0			
Joe Niekro, R (1, 1) ERA: 4.6	8.1	W	31	7	3	3	3	0	0	0	0	0	0	0	0	0	3.24	0.840	
Ken Tatum, R (9, 1) ERA: 5.4	0.1	S	1	0	0	0	0	0	0	0	0	4	4	0	0	0.00	3.000		
Sparky Lyle, L (9, 1) ERA:	0.1	S	1	0	0	0	0	0	0	0	0	1	1	0	0	0.00	0.000		
<b>Inning Stats</b>	R: 0 E: 0 K: 0 S: 4	H: 1 LOB: 1 BB: 0 P: 4	R: 0 E: 0 K: 0 S: 3	H: 0 LOB: 0 BB: 0 P: 3	R: 0 E: 0 K: 1 S: 5	H: 0 LOB: 0 BB: 0 P: 5	R: 0 E: 0 K: 0 S: 3	H: 1 LOB: 0 BB: 0 P: 3	R: 0 E: 0 K: 0 S: 5	H: 2 LOB: 0 BB: 0 P: 5	R: 0 E: 0 K: 2 S: 8	H: 1 LOB: 1 BB: 0 P: 8	R: 0 E: 0 K: 0 S: 3	H: 0 LOB: 0 BB: 0 P: 3	R: 1 E: 0 K: 1 S: 8	H: 3 LOB: 2 BB: 0 P: 8	1B: 5 2B: 2 3B: 0 HR: 1	SF: 0 SAC: 0 DP: 1 HBP: 0	WP: 0 PA: 34 PB: 0 SB: 0 CS: 0
<b>PITCHER</b>	IP WLS BF H R ER SO BB IBB HBP BLK WP HR S P ERA WHIP	IP WLS BF H R ER SO BB IBB HBP BLK WP HR S P ERA WHIP	IP WLS BF H R ER SO BB IBB HBP BLK WP HR S P ERA WHIP	IP WLS BF H R ER SO BB IBB HBP BLK WP HR S P ERA WHIP	IP WLS BF H R ER SO BB IBB HBP BLK WP HR S P ERA WHIP	IP WLS BF H R ER SO BB IBB HBP BLK WP HR S P ERA WHIP	IP WLS BF H R ER SO BB IBB HBP BLK WP HR S P ERA WHIP	IP WLS BF H R ER SO BB IBB HBP BLK WP HR S P ERA WHIP	IP WLS BF H R ER SO BB IBB HBP BLK WP HR S P ERA WHIP	IP WLS BF H R ER SO BB IBB HBP BLK WP HR S P ERA WHIP	IP WLS BF H R ER SO BB IBB HBP BLK WP HR S P ERA WHIP	IP WLS BF H R ER SO BB IBB HBP BLK WP HR S P ERA WHIP	IP WLS BF H R ER SO BB IBB HBP BLK WP HR S P ERA WHIP	IP WLS BF H R ER SO BB IBB HBP BLK WP HR S P ERA WHIP	IP WLS BF H R ER SO BB IBB HBP BLK WP HR S P ERA WHIP	IP WLS BF H R ER SO BB IBB HBP BLK WP HR S P ERA WHIP			

AB 34  
R 3  
H 8  
RBI 3  
BB 0  
SO 4  
LOB 8





Batter	1	2	3	4	5	6	7	8	9	10	AB	R	H	RBI	BB	SO	LOB	TOP		
Luis Aparicio, R OBP: 0.326, SLG: 0.447 (1, 6)	F4	1B 1B	F7		F7		5-3		G1-6-3 BB		5	1	1	1	1	0	3	<b>Boston Red Sox @ Detroit Tigers</b> Tiger Stadium, Detroit, MI Sat Apr 17 1971, 3:33 AM EST Att: 15,758 - Unknown		
Reggie Smith, S OBP: 0.372, SLG: 0.474 (1, 9)	1B	1B 1B		1-3 BB	4-3				G1-6-3		4	3	2	0	2	0	3			
Carl Yastrzemski, L OBP: 0.462, SLG: 0.544 George Thomas, R (6, 7)	1B E	1B	1-3 1B	1-3 BB		E 1B BB	K			6-3	3	3	2	2	1	0	1			
Rico Petrocelli, R OBP: 0.452, SLG: 0.387 (1, 5)	E8 1B	1B	1-2 1B	1B BB		K				F7	4	1	2	1	2	1	1			
George Scott, R OBP: 0.366, SLG: 0.376 (1, 3)	BB	WP 1B	1-3 2-H	1-3 1B		E5 1B	K			6-3	6	0	3	3	0	1	2			
Duane Josephson, R OBP: 0.432, SLG: 0.433 Joe Lahoud, L OBP: 0.667, SLG: 0.500 Don Pavletich, R OBP: 0.667, SLG: 0.500 (8, PH)	3-H 1B	1-2 1B	1-2 K	1-3 2-H 1B			L9				2	0	1	1	2	1	1			
Billy Conigliaro, R OBP: 0.308, SLG: 0.313 (1, 8)	G5-4-3			G6-4-3		G1-4-3					1	0	0	0	0	0	1			
Doug Griffin, R OBP: 0.324, SLG: 0.286 (1, 4)		SH3-4 1B 2B	F7		SH1-3 1B					6-3	4	1	2	0	0	0	1			
Ray Culp, R OBP: 0.250, SLG: 0.250 Bobby Bolin, R (7, 1)		SH3-4		K		SH1-3				E3	1	0	0	0	0	0	1			
Mike Fiore, L (9, PH)						SH2-4				BB	0	0	0	0	0	0	0			
Bill Lee, L (9, 1)		2-3			1-2						0	0	0	0	0	0	0			
Ken Tatum, R (9, 1)											0	0	0	0	0	0	0			
<b>Inning Stats</b>	R: 3 E: 1 K: 0 S: 6	H: 4 LOB: 1 BB: 1 P: 10	R: 4 E: 0 K: 1 S: 10	H: 6 LOB: 1 BB: 0 P: 10	R: 0 E: 0 K: 1 S: 5	H: 0 LOB: 1 BB: 1 P: 9	R: 1 E: 0 K: 0 S: 3	H: 1 LOB: 2 BB: 3 P: 15	R: 0 E: 0 K: 1 S: 5	H: 0 LOB: 2 BB: 1 P: 10	R: 0 E: 0 K: 1 S: 5	H: 0 LOB: 1 BB: 1 P: 9	R: 0 E: 1 K: 0 S: 3	H: 0 LOB: 1 BB: 1 P: 7	R: 0 E: 0 K: 0 S: 3	H: 0 LOB: 0 BB: 0 P: 3	1B: 11 2B: 2 3B: 0 HR: 0	SF: 0 SAC: 3 DP: 4 HBP: 1	WP: 1 PB: 0 SB: 0 CS: 0	PA: 50
<b>PITCHER</b>	IP WLS BF H R ER SO	IP WLS BF H R ER SO	IP WLS BF H R ER SO	IP WLS BF H R ER SO	IP WLS BF H R ER SO	IP WLS BF H R ER SO	IP WLS BF H R ER SO	IP WLS BF H R ER SO	IP WLS BF H R ER SO	IP WLS BF H R ER SO	IP WLS BF H R ER SO	IP WLS BF H R ER SO	IP WLS BF H R ER SO	IP WLS BF H R ER SO	IP WLS BF H R ER SO	IP WLS BF H R ER SO	ERA WHIP	ERA WHIP		
Mickey Lolich, L ERA: 4.88 (1, 1)	1.1	0.0	0.2	1.1	1.1	4.0	0.0	0.0	0.0	0.0	33.75	6.000								
Fred Scherman, L ERA: 3.6 (2, 1)	0.0	2.2	0.2	2.1	1.1	2.19	0.0	0.0	0.0	0.0	13.50	1.500								
Daryl Patterson, R ERA: (2, 1)	0.2	2.1	1.1	1.1	1.1	0.0	0.0	0.0	0.0	0.0	6.75	2.250								
Dave Boswell, R ERA: 2.7 (3, 1)	1.1	7.0	1.1	1.1	1.1	0.0	0.0	0.0	0.0	0.0	12.00	1.875								
Jim Hannan, R ERA: 2.7 (4, 1)	2.2	12.3	2.2	12.3	1.1	0.0	0.0	0.0	0.0	0.0	3.38	1.875								

**Boston Red Sox @ Detroit Tigers**  
 Tiger Stadium, Detroit, MI  
 Sat Apr 17 1971, 3:33 AM EST  
 Att: 15,758 - Unknown

AB	37
R	9
H	13
RBI	8
BB	9
SO	5
LOB	24



Batter	1	2	3	4	5	6	7	8	9	10	AB	R	H	RBI	BB	SO	LOB	BOTTOM		
Dick McAuliffe, L OBP: 0.340, SLG: 0.390 (1, 4)	L5-3 BB		1B BB	F3		F8		F6		B5	5	1	1	0	1	0	1	<b>Boston Red Sox @ Detroit Tigers</b> Tiger Stadium, Detroit, MI Sat Apr 17 1971, 3:33 AM EST Att: 15,758 - Unknown		
Al Kaline, R OBP: 0.522, SLG: 0.526 (1, 9)	L5-3		1B HR BB	L6-3		L8		K		1B IBB IBB	4	1	0	0	2	1	1			
Jim Northrup, L OBP: 0.311, SLG: 0.415 (10, 3)	E1 1B		1-3 2-H HR 1B		F5		HR			G3	5	3	2	2	1	0	0			
Norm Cash, L OBP: 0.536, SLG: 1.182 Cesar Gutierrez, R (9, PR)			1-2 HR BB		G3		HR			F4	4	2	3	2	1	0	0			
Mickey Stanley, R OBP: 0.273, SLG: 0.258 (10, 8)	FC6 1B		1-2 HR BB				HR			FC6-2 1B	1	0	0	0	0	0	3			
Willie Horton, R OBP: 0.297, SLG: 0.457 (1, 7)	FC6		1-2 HR		BB BB 1B		HR			FC6-2 IBB 1B	6	2	5	6	0	0	1			
Aurelio Rodriguez, R OBP: 0.353, SLG: 0.365 (1, 5)			1-2 2-3 3-H HR		1-2 BB BB		HR			FC6-2 IBB 1B	3	0	0	0	2	0	0			
Bill Freehan, R OBP: 0.333, SLG: 0.472 Gates Brown, L (9, PH)			1-2 HR BB		1-2 BB BB		HR			FC6-2 IBB	3	0	1	0	1	0	0			
Jim Price, R OBP: 0.333, SLG: 0.333 (10, 2)			FC6-4 1B		1-2 3 BB		HR			FC6-2	1	0	0	0	0	0	3			
Ed Brinkman, R OBP: 0.268, SLG: 0.194 (1, 6)			FC6-4 1B		1-2 3 BB		HR			F8	5	0	0	0	0	2	7			
Mickey Lolich, S OBP: 0.333, SLG: 0.143 Fred Scherman, L ERA: 3.6 (2, 1)	6.0	2.0	0.1	3.1	1.1	4.0	0.0	0.0	0.0	0.0	10.50	2.167								
Daryl Patterson, L ERA: (2, 1)	0.1	7.1	0.1	7.1	1.1	0.0	0.0	0.0	0.0	0.0	4.50	0.500								
Kevin Collins, L ERA: 12.0 (2, PH)	0.1	3.2	0.1	3.2	0.0	0.0	0.0	0.0	0.0	0.0	0.00	6.000								
Dave Boswell, R (3, 1)	1.1	9.1	1.1	9.1	1.1	0.0	0.0	0.0	0.0	0.0	6.75	1.500								
Jim Hannan, R (4, 1)	2.2	12.3	2.2	12.3	1.1	0.0	0.0	0.0	0.0	0.0	3.38	1.875								
Dalton Jones, L OBP: 0.269, SLG: 0.333 Tom Timmermann, R (7, 1)	4.0	2.0	0.2	2.1	1.1	2.19	0.0	0.0	0.0	0.0	13.50	1.500								
<b>PITCHER</b>	IP WLS BF H R ER SO	IP WLS BF H R ER SO	IP WLS BF H R ER SO	IP WLS BF H R ER SO	IP WLS BF H R ER SO	IP WLS BF H R ER SO	IP WLS BF H R ER SO	IP WLS BF H R ER SO	IP WLS BF H R ER SO	IP WLS BF H R ER SO	IP WLS BF H R ER SO	IP WLS BF H R ER SO	IP WLS BF H R ER SO	IP WLS BF H R ER SO	IP WLS BF H R ER SO	IP WLS BF H R ER SO	ERA WHIP	ERA WHIP		
Ray Culp, R ERA: 5.32 (7, 1)	6.0	2.0	0.1	3.1	1.1	4.0	0.0	0.0	0.0	0.0	10.50	2.167								
Bobby Bolin, R ERA: 12.0 (9, 1)	0.1	7.1	0.1	7.1	1.1	0.0	0.0	0.0	0.0	0.0	4.50	0.500								
Bill Lee, L ERA: (9, 1)	0.1	3.2	0.1	3.2	0.0	0.0	0.0	0.0	0.0	0.0	0.00	6.000								
Ken Tatum, R ERA: 5.79 (9, 1)	1.1	9.1	1.1	9.1	1.1	0.0	0.0	0.0	0.0	0.0	6.75	1.500								
<b>Inning Stats</b>	R: 1 E: 1 K: 0 S: 4	H: 1 LOB: 1 BB: 1 P: 8	R: 0 E: 0 K: 0 S: 4	H: 1 LOB: 1 BB: 0 P: 4	R: 5 E: 0 K: 1 S: 8	H: 3 LOB: 0 BB: 2 P: 16	R: 0 E: 0 K: 0 S: 3	H: 0 LOB: 0 BB: 0 P: 3	R: 0 E: 0 K: 1 S: 6	H: 0 LOB: 0 BB: 0 P: 6	R: 0 E: 0 K: 1 S: 5	H: 0 LOB: 0 BB: 0 P: 5	R: 0 E: 0 K: 0 S: 5	H: 2 LOB: 3 BB: 1 P: 9	R: 1 E: 1 K: 0 S: 3	H: 1 LOB: 3 BB: 3 P: 15	1B: 8 2B: 1 3B: 0 HR: 4	SF: 0 SAC: 0 DP: 0 HBP: 0	WP: 0 PB: 0 SB: 0 CS: 0	PA: 50
<b>PITCHER</b>	IP WLS BF H R ER SO	IP WLS BF H R ER SO	IP WLS BF H R ER SO	IP WLS BF H R ER SO	IP WLS BF H R ER SO	IP WLS BF H R ER SO	IP WLS BF H R ER SO	IP WLS BF H R ER SO	IP WLS BF H R ER SO	IP WLS BF H R ER SO	IP WLS BF H R ER SO	IP WLS BF H R ER SO	IP WLS BF H R ER SO	IP WLS BF H R ER SO	IP WLS BF H R ER SO	IP WLS BF H R ER SO	ERA WHIP	ERA WHIP		
Ray Culp, R ERA: 5.32 (7, 1)	6.0	2.0	0.1	3.1	1.1	4.0	0.0	0.0	0.0	0.0	10.50	2.167								
Bobby Bolin, R ERA: 12.0 (9, 1)	0.1	7.1	0.1	7.1	1.1	0.0	0.0	0.0	0.0	0.0	4.50	0.500								
Bill Lee, L ERA: (9, 1)	0.1	3.2	0.1	3.2	0.0	0.0	0.0	0.0	0.0	0.0	0.00	6.000								
Ken Tatum, R ERA: 5.79 (9, 1)	1.1	9.1	1.1	9.1	1.1	0.0	0.0	0.0	0.0	0.0	6.75	1.500								

**Boston Red Sox @ Detroit Tigers**  
 Tiger Stadium, Detroit, MI  
 Sat Apr 17 1971, 3:33 AM EST  
 Att: 15,758 - Unknown

AB	41
R	10
H	12
RBI	10
BB	9
SO	3
LOB	17





Batter	1	2	3	4	5	6	7	8	9	AB	R	H	RBI	BB	SO	LOB	TOP			
Luis Aparicio, R (1, 6) OBP: 0.298, SLG: 0.405	F8		6-3			F4		6-3		4	0	0	0	0	0	0	<b>Boston Red Sox @ Detroit Tigers</b> Tiger Stadium, Detroit, MI Sun Apr 18 1971, 3:33 AM EST Att: 19,606 - Unknown			
Reggie Smith, S (1, 9) OBP: 0.382, SLG: 0.452	G3		L7			G3		3-1		4	0	1	0	0	0	0				
Carl Yastrzemski, L (1, 7) OBP: 0.465, SLG: 0.618	G3					HR		1-3		3	1	1	1	1	0	1				
Rico Petrocelli, R (1, 5) OBP: 0.413, SLG: 0.343	K					F5		K		4	0	0	0	0	2	2				
George Scott, R (1, 3) OBP: 0.341, SLG: 0.350						L9		6-3		3	0	0	0	0	0	0				
Duane Josephson, R (1, 2) OBP: 0.400, SLG: 0.394						4-3		6-3		3	0	0	0	0	1	0				
Billy Conigliaro, R (1, 8) OBP: 0.310, SLG: 0.314						K		G3		3	0	1	0	0	1	0				
Doug Griffin, R (1, 4) OBP: 0.297, SLG: 0.258						L4		F7		3	0	0	0	0	0	1				
Sonny Siebert, R (1, 1) OBP: 0.200, SLG: 0.444						F7		6-3		3	0	0	0	0	1	0				
<b>Inning Stats</b>	R: 0 E: 0 K: 1 S: 6	H: 1 LOB: 1 BB: 0 P: 6	R: 0 E: 0 K: 1 S: 6	H: 1 LOB: 1 BB: 0 P: 6	R: 0 E: 0 K: 1 S: 5	H: 0 LOB: 0 BB: 0 P: 5	R: 1 E: 0 K: 0 S: 4	H: 1 LOB: 0 BB: 0 P: 4	R: 0 E: 0 K: 1 S: 5	H: 0 LOB: 0 BB: 1 P: 5	R: 0 E: 0 K: 0 S: 3	H: 0 LOB: 0 BB: 0 P: 3	R: 0 E: 0 K: 0 S: 3	H: 0 LOB: 0 BB: 0 P: 3	R: 0 E: 0 K: 1 S: 5	H: 0 LOB: 0 BB: 0 P: 5	1B: 2 2B: 0 3B: 0 HR: 1	SF: 0 SAC: 0 DP: 0 HBP: 0	WP: 0 PB: 0 SB: 1 CS: 0	PA: 31
<b>PITCHER</b>	IP WLS BF H R ER SO BB IBB HBP BLK WP HR S P ERA WHIP	8.0 L 28 3 1 1 4 1 0 0 0 0 1 35 39 1.12 0.500	1.0 3 0 0 0 1 0 0 0 0 0 0 0 5 5 0.00 0.000	<b>PITCHER</b>																
Dean Chance, R (1, 1) ERA: 1.5																				
Bill Zepp, R (9, 1) ERA: 3.38																				

Batter	1	2	3	4	5	6	7	8	9	AB	R	H	RBI	BB	SO	LOB	BOTTOM			
Dick McAuliffe, L (1, 4) OBP: 0.314, SLG: 0.356	K		F6			4-3		L4-3		4	0	0	0	0	1	1	<b>Boston Red Sox @ Detroit Tigers</b> Tiger Stadium, Detroit, MI Sun Apr 18 1971, 3:33 AM EST Att: 19,606 - Unknown			
Al Kaline, R (1, 9) OBP: 0.480, SLG: 0.476	L6-3		K			L5-3		L5-3		4	0	0	0	0	1	1				
Jim Northrup, L (1, 8) OBP: 0.347, SLG: 0.432			4-3					1B		3	0	2	0	1	0	0				
Norm Cash, L (1, 3) OBP: 0.471, SLG: 0.929						F9		4-1		3	0	0	0	1	0	2				
Willie Horton, R (1, 7) OBP: 0.268, SLG: 0.410						F6		6-3		4	0	0	0	0	1	3				
Aurelio Rodriguez, R (1, 5) OBP: 0.331, SLG: 0.357						F2		6-3		3	0	0	0	0	0	0				
Gates Brown, L (9, PH)								K		1	0	0	0	0	1	1				
Bill Freehan, R (1, 2) OBP: 0.357, SLG: 0.487						F5		1B		3	0	2	0	0	0	0				
Ed Brinkman, R (1, 6) OBP: 0.250, SLG: 0.179						F2		5-3		3	0	0	0	0	0	2				
Dean Chance, R (1, 1)										2	0	0	0	0	1	1				
Dalton Jones, L (8, PH)										1	0	1	0	0	0	0				
Cesar Gutierrez, R (8, PR)										0	0	0	0	0	0	0				
Bill Zepp, R (9, 1)								L4-3		0	0	0	0	0	0	0				
<b>Inning Stats</b>	R: 0 E: 0 K: 1 S: 5	H: 0 LOB: 2 BB: 2 P: 13	R: 0 E: 0 K: 0 S: 4	H: 1 LOB: 1 BB: 0 P: 4	R: 0 E: 0 K: 1 S: 5	H: 0 LOB: 0 BB: 0 P: 5	R: 0 E: 0 K: 0 S: 3	H: 0 LOB: 0 BB: 0 P: 3	R: 0 E: 0 K: 1 S: 5	H: 0 LOB: 0 BB: 0 P: 5	R: 0 E: 0 K: 0 S: 4	H: 1 LOB: 1 BB: 0 P: 4	R: 0 E: 0 K: 0 S: 4	H: 1 LOB: 1 BB: 0 P: 4	R: 0 E: 0 K: 2 S: 8	H: 1 LOB: 1 BB: 0 P: 8	1B: 5 2B: 1 3B: 0 HR: 0	SF: 0 SAC: 0 DP: 1 HBP: 0	WP: 0 PB: 0 SB: 1 CS: 0	PA: 33
<b>PITCHER</b>	IP WLS BF H R ER SO BB IBB HBP BLK WP HR S P ERA WHIP	9.0 W 33 5 0 0 5 2 0 0 0 0 0 41 49 0.00 0.778	<b>PITCHER</b>																	
Sonny Siebert, R (1, 1) ERA: 0.37																				



Batter	1	2	3	4	5	6	7	8	9	AB	R	H	RBI	BB	SO	LOB	TOP								
Don Buford, S OBP: 0.541, SLG: 0.700 (1, 7)										5	2	2	1	1	1	4									
Paul Blair, R OBP: 0.298, SLG: 0.341 (1, 8)										5	0	2	3	0	0	1									
Boog Powell, L OBP: 0.365, SLG: 0.452 (1, 3)										4	0	0	1	1	1	2									
Frank Robinson, R OBP: 0.457, SLG: 0.436 (1, 9)										3	0	0	0	2	0	3									
Eliot Hendricks, L OBP: 0.300, SLG: 0.269 Chico Salmon, R OBP: 0.167, SLG: 0.167 Tom Dukes, R Pete Richert, L (1, 2) (8, PH) (8, 1) (9, 1)										3	0	1	0	1	0	2									
Brooks Robinson, R OBP: 0.340, SLG: 0.396 (1, 5)										4	1	1	0	1	0	6									
Davey Johnson, R OBP: 0.372, SLG: 0.512 (1, 4)										5	1	2	0	0	0	2									
Mark Belanger, R OBP: 0.348, SLG: 0.282 (1, 6)										3	1	2	0	1	0	0									
Jim Palmer, R OBP: 0.125, SLG: 0.125 Tom Shopay, L OBP: 0.250, SLG: 0.250 Grant Jackson, S Merv Rettenmund, R OBP: 0.483, SLG: 0.250 Clay Dalrymple, L (1, 1) (6, PH) (6, 1) (8, PH) (8, 2)										2	0	0	0	0	2	3									
<b>Inning Stats</b>	R: 0 E: 0 K: 0 S: 4	H: 1 LOB: 3 BB: 2 P: 12	R: 0 E: 1 K: 2 S: 8	H: 0 LOB: 1 BB: 0 P: 8	R: 0 E: 0 K: 1 S: 3	H: 0 LOB: 1 BB: 1 P: 7	R: 0 E: 0 K: 1 S: 6	H: 1 LOB: 2 BB: 1 P: 10	R: 0 E: 0 K: 0 S: 5	H: 0 LOB: 0 BB: 0 P: 5	R: 0 E: 0 K: 1 S: 4	H: 1 LOB: 2 BB: 1 P: 8	R: 1 E: 0 K: 0 S: 5	H: 2 LOB: 1 BB: 0 P: 5	R: 5 E: 0 K: 0 S: 7	H: 5 LOB: 2 BB: 2 P: 16	R: 0 E: 0 K: 0 S: 4	H: 1 LOB: 1 BB: 0 P: 4	1B: 9 2B: 2 3B: 0 HR: 0	SF: 0 SAC: 1 DP: 0 HBP: 1	WP: 0 PB: 0 SB: 0 CS: 0	PA: 46			
<b>PITCHER</b>	IP	WLS	BF	H	R	ER	SO	BB	IBB	HBP	BLK	WP	HR	S	P	ERA	WHIP								
Joe Niekro, R ERA: 6.04 Bill Zepp, R ERA: 10.13 Fred Scherman, L ERA: 3.38 Tom Timmermann, R ERA: 1.93	(1, 1) (8, 1) (8, 1) (8, 1)	7.0 0.0 0.1 1.2	35 2 3 6	8 0 1 2	4 0 2 0	4 0 2 0	4 0 0 0	5 1 0 0	0 0 0 0	0 0 0 0	0 0 0 0	0 0 0 0	0 0 0 0	0 0 2 6	58 5 6 6	5.14 ∞ 6.000 0.00	1.857 ∞ 6.000 1.200								

Baltimore Orioles @ Detroit Tigers  
Tiger Stadium, Detroit, MI  
Tue Apr 20 1971, 6:05 PM EST  
Att: 18,509 - Unknown

AB 37  
R 6  
H 11  
RBI 6  
BB 7  
SO 4  
LOB 26



Batter	1	2	3	4	5	6	7	8	9	AB	R	H	RBI	BB	SO	LOB	BOTTOM								
Dick McAuliffe, L OBP: 0.321, SLG: 0.367 (1, 4)										4	2	1	0	1	1	2									
Al Kaline, R OBP: 0.455, SLG: 0.435 (1, 9)										4	1	0	0	1	0	2									
Jim Northrup, L OBP: 0.389, SLG: 0.521 (1, 8) (8, 7)										4	2	3	4	1	1	3									
Willie Horton, R OBP: 0.244, SLG: 0.372 Mickey Stanley, R OBP: 0.275, SLG: 0.258 (1, 7) (8, 8)										4	0	0	0	0	1	2									
Norm Cash, L OBP: 0.476, SLG: 0.813 (1, 3)										2	0	0	0	1	1	0									
Bill Freehan, R OBP: 0.348, SLG: 0.535 (1, 2)										4	1	1	2	0	0	2									
Aurelio Rodriguez, R OBP: 0.306, SLG: 0.348 (1, 5)										4	0	1	0	0	0	2									
Ed Brinkman, R OBP: 0.250, SLG: 0.186 (1, 6)										4	0	1	0	0	0	1									
Joe Niekro, R OBP: 0.250, SLG: 0.143 Bill Zepp, R Fred Scherman, L Tom Timmermann, R (1, 1) (8, 1) (8, 1) (8, 1)										1	1	0	0	1	0	0									
<b>Inning Stats</b>	R: 0 E: 0 K: 0 S: 3	H: 0 LOB: 1 BB: 1 P: 7	R: 0 E: 0 K: 0 S: 3	H: 0 LOB: 0 BB: 0 P: 4	R: 0 E: 0 K: 1 S: 5	H: 0 LOB: 0 BB: 0 P: 5	R: 1 E: 0 K: 1 S: 6	H: 1 LOB: 1 BB: 1 P: 10	R: 4 E: 1 K: 0 S: 6	H: 2 LOB: 3 BB: 1 P: 10	R: 1 E: 0 K: 1 S: 8	H: 3 LOB: 3 BB: 1 P: 12	R: 0 E: 0 K: 1 S: 5	H: 0 LOB: 0 BB: 0 P: 5	R: 0 E: 0 K: 1 S: 5	H: 0 LOB: 0 BB: 0 P: 5	R: 1 E: 0 K: 0 S: 2	H: 1 LOB: 1 BB: 1 P: 6	1B: 4 2B: 1 3B: 0 HR: 2	SF: 0 SAC: 1 DP: 0 HBP: 1	WP: 0 PB: 0 SB: 2 CS: 0	PA: 39			
<b>PITCHER</b>	IP	WLS	BF	H	R	ER	SO	BB	IBB	HBP	BLK	WP	HR	S	P	ERA	WHIP								
Jim Palmer, R ERA: 3.52 Grant Jackson, L ERA: 4.5 Tom Dukes, R ERA: 4.5 Pete Richert, L ERA: 5.4	(1, 1) (6, 1) (8, 1) (9, 1)	5.0 2.0 1.1 0.0	23 10 5 1	3 1 0 1	1 1 1 0	4 1 1 0	2 2 1 0	3 0 0 0	0 1 0 0	0 0 0 0	0 0 0 0	0 0 0 0	0 0 0 0	0 1 6 1	23 17 10 1	4.50 6.75 ∞	1.500 0.750 ∞								

Baltimore Orioles @ Detroit Tigers  
Tiger Stadium, Detroit, MI  
Tue Apr 20 1971, 6:05 PM EST  
Att: 18,509 - Unknown

AB 32  
R 7  
H 7  
RBI 6  
BB 5  
SO 5  
LOB 14






Batter	1	2	3	4	5	6	7	8	9	AB	R	H	RBI	BB	SO	LOB	TOP			
Mark Belanger, R OBP: 0.327, SLG: 0.262 Chico Salmon, R OBP: 0.143, SLG: 0.143 (8, 6)	P4		F8		F5			5-3		3	0	0	0	0	0	0				
Paul Blair, R OBP: 0.333, SLG: 0.375 (1, 8)	1B		E7					K		4	0	3	0	0	1	0				
Frank Robinson, R OBP: 0.420, SLG: 0.395 (1, 9)	F8		K					L8		4	0	0	0	0	1	3				
Boog Powell, L OBP: 0.339, SLG: 0.413 (1, 3)	P5				4-3			L8		4	0	0	0	0	0	2				
Merv Rettenmund, R OBP: 0.455, SLG: 0.217 (1, 7)		F8		FC5-4 BB				L8		3	0	0	0	1	0	1				
Brooks Robinson, R OBP: 0.321, SLG: 0.373 (1, 5)	K			FC5-4 1-2				F8		3	0	0	0	0	1	1				
Davey Johnson, R OBP: 0.370, SLG: 0.500 (1, 4)	1B			K				K		3	0	1	0	0	2	1				
Andy Etchebarren, R OBP: 0.316, SLG: 0.412 (1, 2)				HR				K		3	1	1	1	0	2	0				
Pat Dobson, R OBP: 0.526, SLG: 0.677 Don Buford, S OBP: 0.526, SLG: 0.677 Jim Hardin, R OBP: 0.273, SLG: 0.258 Pete Richert, L OBP: 0.316, SLG: 0.412 (8, 1)	6-3							K		2	0	0	0	0	1	0				
<b>Inning Stats</b>	R: 0 E: 0 K: 0 S: 4	H: 1 LOB: 1 BB: 0 P: 4	R: 0 E: 0 K: 1 S: 5	H: 1 LOB: 1 BB: 0 P: 5	R: 1 E: 1 K: 1 S: 7	H: 2 LOB: 1 BB: 0 P: 7	R: 0 E: 0 K: 1 S: 5	H: 0 LOB: 1 BB: 1 P: 9	R: 0 E: 0 K: 2 S: 7	H: 1 LOB: 1 BB: 0 P: 7	R: 0 E: 0 K: 2 S: 7	H: 0 LOB: 0 BB: 0 P: 7	R: 0 E: 0 K: 2 S: 7	H: 0 LOB: 0 BB: 0 P: 7	R: 0 E: 0 K: 0 S: 3	H: 0 LOB: 0 BB: 0 P: 3	1B: 4 2B: 0 3B: 0 HR: 1	SF: 0 SAC: 0 DP: 0 HBP: 0	WP: 0 PB: 0 SB: 0 CS: 0	PA: 32
<b>PITCHER</b> Mickey Lolich, L ERA: 3.82 (1, 1)	IP: 9.0 WLS: W BF: 32 H: 5 R: 1 ER: 1 SO: 9 BB: 1 IBB: 0 HBP: 0 BLK: 0 WP: 0 HR: 1 S: 49 P: 53 ERA: 1.00 WHIP: 0.667															<b>PITCHER</b> Mickey Lolich, L ERA: 3.82 (1, 1)	IP: 9.0 WLS: W BF: 32 H: 5 R: 1 ER: 1 SO: 9 BB: 1 IBB: 0 HBP: 0 BLK: 0 WP: 0 HR: 1 S: 49 P: 53 ERA: 1.00 WHIP: 0.667			

**Baltimore Orioles @ Detroit Tigers**  
Tiger Stadium, Detroit, MI  
Wed Apr 21 1971, 6:05 PM EST  
Att: 14,800 - Unknown


AB 31  
R 1  
H 5  
RBI 1  
BB 1  
SO 9  
LOB 8



Batter	1	2	3	4	5	6	7	8	9	AB	R	H	RBI	BB	SO	LOB	BOTTOM			
Dick McAuliffe, L OBP: 0.295, SLG: 0.333 (1, 4)	G3		P4		E6 4-3 2B	P3		F9		5	1	0	0	0	0	4				
Gates Brown, L OBP: 0.100, SLG: 0.100 Ike Brown, R OBP: 0.250, SLG: 1.000 Mickey Stanley, R OBP: 0.273, SLG: 0.258 (8, 8)	L7		S 2B 1B		4-3 2-3	4-3				3	1	1	0	0	0	1				
Jim Northrup, L OBP: 0.414, SLG: 0.635 (8, 7)	HR		1-H 2B		2B 3-H	K				4	2	3	3	0	1	0				
Al Kaline, R OBP: 0.458, SLG: 0.429 (1, 9)	BB		L6-3		2H 1B	F2				3	0	1	1	1	0	1				
Norm Cash, L OBP: 0.480, SLG: 0.722 (1, 3)	K			G3 BB	4-3			FC6-4 SH1-3 1B BB		2	1	0	0	2	1	2				
Bill Freehan, R OBP: 0.347, SLG: 0.522 (1, 2)		F9		K		6-4-3 1B		SH1-3 1-2		3	0	1	0	0	1	1				
Aurelio Rodriguez, R OBP: 0.302, SLG: 0.327 (1, 5)	5-3			G3 1-2		6-4-3		FC6-4 IBB		3	0	0	0	1	0	2				
Ed Brinkman, R OBP: 0.250, SLG: 0.174 (1, 6)	5-3			P4		BB		FC6-4 1B 1-2 2-3		3	0	0	0	1	0	3				
Mickey Lolich, S OBP: 0.308, SLG: 0.182 (1, 1)			K		K		K	1-3 3-H 1B		4	0	1	1	0	3	2				
<b>Inning Stats</b>	R: 1 E: 0 K: 1 S: 6	H: 1 LOB: 1 BB: 1 P: 10	R: 0 E: 0 K: 0 S: 3	H: 0 LOB: 0 BB: 0 P: 3	R: 1 E: 0 K: 1 S: 7	H: 2 LOB: 1 BB: 0 P: 7	R: 0 E: 0 K: 1 S: 5	H: 0 LOB: 1 BB: 1 P: 9	R: 2 E: 1 K: 1 S: 8	H: 2 LOB: 1 BB: 0 P: 8	R: 0 E: 0 K: 1 S: 6	H: 1 LOB: 2 BB: 1 P: 10	R: 0 E: 0 K: 1 S: 5	H: 0 LOB: 0 BB: 0 P: 5	R: 1 E: 0 K: 0 S: 4	H: 1 LOB: 2 BB: 2 P: 12	1B: 4 2B: 2 3B: 0 HR: 1	SF: 0 SAC: 1 DP: 0 HBP: 0	WP: 0 PB: 0 SB: 1 CS: 0	PA: 37
<b>PITCHER</b> Pat Dobson, R ERA: 2.42 Grant Jackson, L ERA: 2.45 Jim Hardin, R ERA: 13.5 Pete Richert, L ERA: 4.91 (8, 1)	IP: 5.1 WLS: L BF: 26 H: 6 R: 4 ER: 2 SO: 4 BB: 3 IBB: 0 HBP: 0 BLK: 0 WP: 0 HR: 1 S: 31 P: 43 ERA: 3.38 WHIP: 1.688															<b>PITCHER</b> Mickey Lolich, L ERA: 3.82 (1, 1)	IP: 9.0 WLS: W BF: 32 H: 5 R: 1 ER: 1 SO: 9 BB: 1 IBB: 0 HBP: 0 BLK: 0 WP: 0 HR: 1 S: 49 P: 53 ERA: 1.00 WHIP: 0.667			

**Baltimore Orioles @ Detroit Tigers**  
Tiger Stadium, Detroit, MI  
Wed Apr 21 1971, 6:05 PM EST  
Att: 14,800 - Unknown

AB 31  
R 5  
H 7  
RBI 5  
BB 5  
SO 6  
LOB 16






Batter	1	2	3	4	5	6	7	8	9	AB	R	H	RBI	BB	SO	LOB	TOP					
Dick McAuliffe, L (1.4) OBP: 0.273, SLG: 0.305	3-1		K		K		3-1		L9	5	0	0	0	0	2	2						
Gates Brown, L (1.7) OBP: 0.143, SLG: 0.143	4-3		S 2B 1B		F8		1-3			4	1	1	0	0	0	0						
Jim Northrup, L (1.8) OBP: 0.419, SLG: 0.636	S BB		S 2B		L7		F7			3	0	1	1	1	0	0						
Al Kaline, R (1.9) OBP: 0.460, SLG: 0.412	1-2 BB		K		G6-4-3 BB		L6			2	0	0	0	2	1	1						
Norm Cash, L (1.3) OBP: 0.414, SLG: 0.591	3-1				F9		F8		F8	4	0	0	0	0	0	4						
Bill Freehan, R (1.2) OBP: 0.358, SLG: 0.571		5-3		1B BB		G6-4-3 1-2			HR	3	1	1	1	1	0	1						
Aurelio Rodriguez, R (1.5) OBP: 0.316, SLG: 0.340		K					5-3			4	0	2	0	0	1	0						
Ed Brinkman, R (1.6) OBP: 0.232, SLG: 0.160		5-3			F7		6-3		F8	4	0	0	0	0	0	3						
Dean Chance, R (1.1) Fred Scherman, L (5.1) Dalton Jones, L (7.1) Bill Zepp, R (7.1) Jim Hannan, R (7.1) Kevin Collins, L (8.1)				K	L9				K	2	0	0	0	0	1	2						
<b>Inning Stats</b>	R: 0 E: 0 K: 0 S: 3	H: 0 LOB: 2 BB: 2 P: 11	R: 0 E: 0 K: 1 S: 5	H: 0 LOB: 0 BB: 0 P: 5	R: 1 E: 0 K: 3 S: 11	H: 2 LOB: 1 BB: 0 P: 11	R: 0 E: 0 K: 0 S: 4	H: 1 LOB: 2 BB: 1 P: 8	R: 0 E: 0 K: 1 S: 5	H: 0 LOB: 0 BB: 1 P: 5	R: 0 E: 0 K: 0 S: 2	H: 0 LOB: 0 BB: 1 P: 6	R: 0 E: 1 K: 0 S: 4	H: 1 LOB: 0 BB: 0 P: 4	R: 0 E: 1 K: 0 S: 4	H: 0 LOB: 1 BB: 0 P: 4	R: 1 E: 0 K: 1 S: 7	H: 2 LOB: 1 BB: 0 P: 7	1B: 4 2B: 1 3B: 0 HR: 1	SF: 0 SAC: 0 DP: 1 HBP: 0	WP: 0 PB: 1 SB: 3 CS: 0	PA: 37
<b>PITCHER</b> Diego Segui, R (1.1) ERA: 2.25	IP: 9.0 WLS: W BF: 37 H: 6 R: 2 ER: 2 SO: 6 BB: 4 IBB: 0 HBP: 0 BLK: 0 WP: 0 HR: 1 S: 45 P: 61 ERA: 2.00 WHIP: 1.111															<b>PITCHER</b>						

Detroit Tigers @ Oakland Athletics  
Oakland-Alameda County Coliseum, Oakland, CA  
Fri Apr 23 1971, 6:05 PM PST  
Att: 7,071 - Unknown


AB	33
R	2
H	6
RBI	2
BB	4
SO	6
LOB	14



Batter	1	2	3	4	5	6	7	8	9	AB	R	H	RBI	BB	SO	LOB	BOTTOM			
Bert Campaneris, R (1.6) OBP: 0.207, SLG: 0.205	PB SH2-3 1B	L9		K			1-3	6-3		5	1	1	0	0	1	2				
Joe Rudi, R (1.7) OBP: 0.342, SLG: 0.453	SH2-3 1-2	K			E5 1B		2B BB	6-3		3	2	1	0	1	1	2				
Reggie Jackson, L (1.9) OBP: 0.241, SLG: 0.390	FC6-4 2H 1B		G3		F6		1H 2B	K		5	1	2	2	0	1	1				
Don Mincher, L (1.3) OBP: 0.365, SLG: 0.387	K				CS BB 1B		6-3			4	0	2	1	0	1	2				
Sal Bando, R (1.5) OBP: 0.423, SLG: 0.613	FC6-4 1-2		K		2H BB		1B 2B			3	1	1	1	1	1	2				
Rick Monday, L (1.8) OBP: 0.418, SLG: 0.500		G3		IBB	K		HR 1B IBB			2	1	0	0	2	1	2				
Dave Duncan, R (1.2) OBP: 0.356, SLG: 0.370		1B 1B E 1B		F8		G6-4-3 1B	1-2 2H HR 1B			4	2	3	1	0	0	2				
Dick Green, R (1.4) OBP: 0.352, SLG: 0.393		E 1-2 1B		L6		G6-4-3 1-2	1H 2H HR			4	1	2	3	0	0	1				
Diego Segui, R (1.1) OBP: 0.154, SLG: 0.385		E2 1-3 2H 1B		K		K	K			4	0	1	0	0	3	0				
<b>Inning Stats</b>	R: 1 E: 0 K: 1 S: 7	H: 2 LOB: 1 BB: 0 P: 7	R: 1 E: 1 K: 1 S: 8	H: 3 LOB: 0 BB: 0 P: 8	R: 0 E: 0 K: 1 S: 6	H: 1 LOB: 2 BB: 1 P: 10	R: 0 E: 0 K: 2 S: 7	H: 0 LOB: 0 BB: 0 P: 7	R: 1 E: 1 K: 1 S: 6	H: 2 LOB: 2 BB: 1 P: 10	R: 0 E: 0 K: 1 S: 5	H: 1 LOB: 0 BB: 0 P: 5	R: 6 E: 0 K: 1 S: 9	H: 4 LOB: 0 BB: 2 P: 17	R: 0 E: 0 K: 1 S: 5	H: 0 LOB: 0 BB: 0 P: 5	1B: 9 2B: 4 3B: 0 HR: 1	SF: 0 SAC: 1 DP: 2 HBP: 0	WP: 0 PB: 1 SB: 0 CS: 1	PA: 39
<b>PITCHER</b> Dean Chance, R (1.1) ERA: 1.61 Fred Scherman, L (5.1) ERA: 2.57 Bill Zepp, R (7.1) ERA: 18.9 Jim Hannan, R (7.1) ERA: 4.5	IP: 4.1 WLS: L BF: 23 H: 8 R: 3 ER: 3 SO: 1 BB: 1 IBB: 0 HBP: 0 BLK: 0 WP: 0 HR: 0 S: 31 P: 39 ERA: 2.08 WHIP: 2.077															<b>PITCHER</b>				

Detroit Tigers @ Oakland Athletics  
Oakland-Alameda County Coliseum, Oakland, CA  
Fri Apr 23 1971, 6:05 PM PST  
Att: 7,071 - Unknown

AB	34
R	9
H	13
RBI	8
BB	4
SO	9
LOB	14






Batter	1	2	3	4	5	6	7	8	9	AB	R	H	RBI	BB	SO	LOB	TOP					
Aurelio Rodriguez, R (1.5) OBP: 0.295, SLG: 0.316	K	K			F9		FC5-4			4	0	0	0	0	2	2						
Al Kaline, R (1.9) OBP: 0.433, SLG: 0.382	K		L1-3		L6-3			L8		4	0	0	0	0	1	0						
Jim Northrup, L (1.8) OBP: 0.409, SLG: 0.627	2B		F6		L3		F6			4	0	1	0	0	0	0						
Willie Horton, R (1.7) OBP: 0.224, SLG: 0.340	K		K		K		1-3			4	0	0	0	0	3	1						
Norm Cash, L (1.3) OBP: 0.424, SLG: 0.680		1B E BB		HR	F4			F4		3	2	1	1	1	0	0						
Dick McAuliffe, L (1.4) OBP: 0.286, SLG: 0.333		E 5-3 1B		K			1B 2B		L3	4	2	2	0	0	1	0						
Jim Price, R (1.2) OBP: 0.167, SLG: 0.167 (9, PH) Gates Brown, L (6, PH) OBP: 0.133, SLG: 0.133		E6 5-3 1-3 3-H		F4			F2		F8	3	0	0	1	0	0	2						
Ed Brinkman, R (1.6) OBP: 0.220, SLG: 0.151		5-3 1-2 3-H		F9			K			3	0	0	1	0	1	2						
Joe Coleman, R (1.1) Tom Timmermann, R (6.1) Fred Scherman, L (6.1) Dalton Jones, L (7, PH) OBP: 0.714, SLG: 0.667 Joe Niekro, R (7.1) OBP: 0.250, SLG: 0.143		K		4-3			FC5-4 2-H 1B			2	0	0	0	0	1	1						
<b>Inning Stats</b>	R: 0 E: 0 K: 3 S: 10	H: 1 LOB: 1 BB: 0 P: 10	R: 2 E: 1 K: 2 S: 9	H: 1 LOB: 1 BB: 1 P: 13	R: 0 E: 0 K: 1 S: 5	H: 0 LOB: 0 BB: 0 P: 5	R: 1 E: 0 K: 1 S: 6	H: 1 LOB: 0 BB: 0 P: 6	R: 0 E: 0 K: 0 S: 3	H: 0 LOB: 0 BB: 0 P: 3	R: 0 E: 0 K: 1 S: 5	H: 0 LOB: 0 BB: 0 P: 5	R: 1 E: 0 K: 1 S: 7	H: 2 LOB: 1 BB: 0 P: 7	R: 0 E: 0 K: 0 S: 3	H: 0 LOB: 0 BB: 0 P: 3	R: 0 E: 0 K: 0 S: 3	H: 0 LOB: 0 BB: 0 P: 3	1B: 2 2B: 2 3B: 0 HR: 1	SF: 0 SAC: 0 DP: 0 HBP: 0	WP: 0 PB: 0 SB: 0 CS: 0	PA: 34
<b>PITCHER</b> Cattfish Hunter, R (1.1) ERA: 4.65	IP: 9.0 WLS: W BF: 34 H: 5 R: 4 ER: 3 SO: 9 BB: 1 IBB: 0 HBP: 0 BLK: 0 WP: 0 HR: 1 S: 51 P: 55 ERA: 3.00 WHIP: 0.667															<b>PITCHER</b>	IP: 9.0 WLS: W BF: 34 H: 5 R: 4 ER: 3 SO: 9 BB: 1 IBB: 0 HBP: 0 BLK: 0 WP: 0 HR: 1 S: 51 P: 55 ERA: 3.00 WHIP: 0.667					

Detroit Tigers @ Oakland Athletics  
Oakland-Alameda County Coliseum, Oakland, CA  
Sat Apr 24 1971, 3:33 AM PST  
Att: 7,815 - Unknown


AB 33  
R 4  
H 5  
RBI 4  
BB 1  
SO 9  
LOB 8



Batter	1	2	3	4	5	6	7	8	9	AB	R	H	RBI	BB	SO	LOB	BOTTOM			
Bert Campaneris, R (1.6) OBP: 0.198, SLG: 0.195	6-3		6-3	F3		SH3-4	G3			4	0	0	0	0	0	4				
Joe Rudi, R (1.7) OBP: 0.333, SLG: 0.435	WP 4-3 1B		K		F5	F7		6-3		5	0	1	0	0	1	1				
Reggie Jackson, L (1.9) OBP: 0.250, SLG: 0.390	4-3 1-2		1B 1B		K	1B 1B		L5		5	0	2	1	0	1	1				
Don Mincher, L (1.3) OBP: 0.380, SLG: 0.394	2-3 BB		1-2 1B		F6	1-2 1B		1-3		4	0	2	0	1	0	0				
Sal Bando, R (1.5) OBP: 0.415, SLG: 0.585	K		F3			HR BB	F4			3	1	0	0	1	1	6				
Rick Monday, L (1.8) OBP: 0.424, SLG: 0.481		5-3		K		BB HR BB	1B SH1-4 BB			2	1	0	0	2	1	0				
Dave Duncan, R (1.2) OBP: 0.371, SLG: 0.393		5-3		1B 2B		HR BB	SH1-4			2	1	1	0	1	0	0				
Dick Green, R (1.4) OBP: 0.373, SLG: 0.444		FC6-4 BB		1B BB		HR	6-3			2	1	1	4	2	0	1				
Cattfish Hunter, R (1.1) OBP: 0.385, SLG: 0.385		FC6-4 1-2		1-2 2-H 1B		SH3-4 1B 1B	2-3 1B			4	1	3	0	0	0	1				
<b>Inning Stats</b>	R: 0 E: 0 K: 1 S: 6	H: 1 LOB: 2 BB: 1 P: 10	R: 0 E: 0 K: 0 S: 3	H: 0 LOB: 1 BB: 1 P: 7	R: 0 E: 0 K: 1 S: 7	H: 2 LOB: 2 BB: 0 P: 7	R: 0 E: 0 K: 1 S: 6	H: 2 LOB: 2 BB: 1 P: 10	R: 0 E: 0 K: 0 S: 5	H: 0 LOB: 0 BB: 0 P: 5	R: 5 E: 0 K: 0 S: 7	H: 4 LOB: 3 BB: 3 P: 19	R: 0 E: 0 K: 0 S: 4	H: 1 LOB: 2 BB: 1 P: 8	R: 0 E: 0 K: 0 S: 3	H: 0 LOB: 0 BB: 0 P: 3	1B: 8 2B: 1 3B: 0 HR: 1	SF: 0 SAC: 2 DP: 0 HBP: 0	WP: 1 PB: 0 SB: 0 CS: 0	PA: 40
<b>PITCHER</b> Joe Coleman, R (1.1) ERA: 3.6 Tom Timmermann, R (6.1) ERA: 3.68 Fred Scherman, L (6.1) ERA: 2.45 Joe Niekro, R (7.1) ERA: 5.6	IP: 5.0 WLS: L BF: 6 H: 3 R: 3 ER: 3 SO: 4 BB: 1 IBB: 0 HBP: 0 BLK: 0 WP: 0 HR: 1 S: 27 P: 47 ERA: 3.60 WHIP: 2.000															<b>PITCHER</b>	IP: 5.0 WLS: L BF: 6 H: 3 R: 3 ER: 3 SO: 4 BB: 1 IBB: 0 HBP: 0 BLK: 0 WP: 0 HR: 1 S: 27 P: 47 ERA: 3.60 WHIP: 2.000			

Detroit Tigers @ Oakland Athletics  
Oakland-Alameda County Coliseum, Oakland, CA  
Sat Apr 24 1971, 3:33 AM PST  
Att: 7,815 - Unknown

AB 31  
R 5  
H 10  
RBI 5  
BB 7  
SO 4  
LOB 14














Batter	1	2	3	4	5	6	7	8	9	AB	R	H	RBI	BB	SO	LOB	TOP					
Dick McAuliffe, L (1.4)	G3		1B		F7			F5		4	0	1	1	0	0	1						
Al Kaline, R (1.9)	K		1B			L5-3		FC5-4		4	0	1	0	0	1	1						
Jim Northrup, L (1.8)	1-3		1B					4-3		2	0	0	0	2	0	1						
Willie Horton, R (1.7)		F7	F3						5-3	4	0	0	0	0	0	4						
Norm Cash, L (1.3)	4-3			FC8-2				F6		4	0	1	0	0	0	1						
Bill Freehan, R (1.2)	K			5-3				1B		3	0	0	0	1	1	1						
Aurelio Rodriguez, R (1.5)			5-3	FC8-2			K			4	0	1	0	0	1	1						
Ed Brinkman, R (1.6)			1B	5-3			K		F3	4	1	1	0	0	1	2						
Dean Chance, R (1.1)			SH1-4							1	0	0	0	0	1	0						
Daryl Patterson, L (7.1)					K					0	0	0	0	0	0	0						
Dalton Jones, L (8. PH)										1	0	1	0	0	0	0						
Dave Boswell, R (8.1)										0	0	0	0	0	0	0						
<b>Inning Stats</b>	R: 0 E: 0 K: 1 S: 5	H: 0 LOB: 0 BB: 0 P: 5	R: 0 E: 0 K: 1 S: 5	H: 0 LOB: 0 BB: 0 P: 5	R: 1 E: 0 K: 0 S: 6	H: 3 LOB: 3 BB: 1 P: 10	R: 0 E: 0 K: 0 S: 3	H: 1 LOB: 0 BB: 0 P: 3	R: 0 E: 0 K: 1 S: 5	H: 0 LOB: 0 BB: 0 P: 5	R: 0 E: 0 K: 0 S: 3	H: 0 LOB: 1 BB: 1 P: 7	R: 0 E: 0 K: 2 S: 7	H: 0 LOB: 0 BB: 0 P: 7	R: 0 E: 0 K: 0 S: 4	H: 1 LOB: 2 BB: 1 P: 4	R: 0 E: 0 K: 0 S: 4	H: 1 LOB: 2 BB: 1 P: 8	1B: 5 2B: 1 3B: 1 HR: 0	SF: 0 SAC: 1 DP: 1 HBP: 0	WP: 1 PB: 0 SB: 0 CS: 0	PA: 35
<b>PITCHER</b> Bruce Dal Canton, R (1.1) ERA: 3.25	IP: 9.0 WLS: W BF: 35 H: 6 R: 1 ER: 1 SO: 5 BB: 3 IBB: 0 HBP: 0 BLK: 0 WP: 1 HR: 0 S: 42 P: 54 ERA: 1.00 WHIP: 1.000											<b>PITCHER</b>	IP: 9.0 WLS: W BF: 35 H: 6 R: 1 ER: 1 SO: 5 BB: 3 IBB: 0 HBP: 0 BLK: 0 WP: 1 HR: 0 S: 42 P: 54 ERA: 1.00 WHIP: 1.000									

Detroit Tigers @ Kansas City Royals  
Municipal Stadium, Kansas City, MO  
Tue Apr 27 1971, 8:05 PM EDT  
Att: 6,275 - Unknown


AB	31
R	1
H	6
RBI	1
BB	3
SO	5
LOB	12



Batter	1	2	3	4	5	6	7	8	9	AB	R	H	RBI	BB	SO	LOB	BOTTOM			
Freddie Patek, R (1.6)	F8	FC6-4			FC1-4	K	6-3			5	0	1	0	0	1	6				
Cookie Rojas, R (1.4)	1-3	5-3			FC1-4	FC5-4		BB		5	1	1	0	0	0	6				
Amos Otis, R (1.8)	1B		F3		K		HR	1B	SF7	4	2	2	1	1	1	1				
Ed Kirkpatrick, L (1.2)	K		FC6-4		1B		3B	1B	K	5	1	3	0	0	2	3				
Bob Oliver, R (1.3)		BB	F8		4-3		K	PB	1B	5	1	2	1	0	1	4				
Lou Piniella, R (1.7)		HBP	FC6-4			E5	BLK	SF7		4	1	2	2	0	0	1				
Joe Keough, L (1.9)		FC5-2		4-3		FC4-6	BLK	K		3	2	0	0	2	1	2				
Paul Schaaf, R (1.5)		FC6-4	FC5-2	L7		SH	SH1-4			2	0	1	2	1	0	0				
Bruce Dal Canton, R (1.1)		FC5-2		K		SH	SH1-4			2	0	0	0	0	1	3				
<b>Inning Stats</b>	R: 0 E: 0 K: 1 S: 6	H: 1 LOB: 1 BB: 0 P: 6	R: 2 E: 1 K: 0 S: 5	H: 2 LOB: 2 BB: 1 P: 10	R: 0 E: 0 K: 0 S: 4	H: 1 LOB: 1 BB: 0 P: 4	R: 0 E: 0 K: 1 S: 7	H: 0 LOB: 0 BB: 0 P: 5	R: 0 E: 0 K: 1 S: 7	H: 2 LOB: 2 BB: 0 P: 7	R: 0 E: 0 K: 1 S: 7	H: 0 LOB: 3 BB: 1 P: 11	R: 4 E: 0 K: 1 S: 9	H: 4 LOB: 1 BB: 1 P: 13	R: 2 E: 0 K: 2 S: 9	H: 2 LOB: 1 BB: 1 P: 13	1B: 10 2B: 0 3B: 1 HR: 1	SF: 1 SAC: 2 DP: 0 HBP: 1	WP: 0 PB: 1 SB: 1 CS: 0	PA: 43
<b>PITCHER</b> Dean Chance, R (1.1) ERA: 2.51	IP: 6.1 WLS: L BF: 33 H: 9 R: 5 ER: 4 SO: 5 BB: 2 IBB: 1 HBP: 0 BLK: 0 WP: 0 HR: 1 S: 40 P: 49 ERA: 5.68 WHIP: 1.737											<b>PITCHER</b>	IP: 6.1 WLS: L BF: 33 H: 9 R: 5 ER: 4 SO: 5 BB: 2 IBB: 1 HBP: 0 BLK: 0 WP: 0 HR: 1 S: 40 P: 49 ERA: 5.68 WHIP: 1.737							
Daryl Patterson, R (7.1) ERA: 1.5	0.2	4	1	1	1	0	1	0	0	3	7	13.50	3.000							
Dave Boswell, R (8.1) ERA: 6.23	1.0	6	2	2	2	2	1	0	0	9	13	18.00	3.000							

Detroit Tigers @ Kansas City Royals  
Municipal Stadium, Kansas City, MO  
Tue Apr 27 1971, 8:05 PM EDT  
Att: 6,275 - Unknown

AB	35
R	8
H	12
RBI	6
BB	4
SO	7
LOB	26






Batter	1	2	3	4	5	6	7	8	9	10	AB	R	H	RBI	BB	SO	LOB	TOP									
Dick McAuliffe, L OBP: 0.303, SLG: 0.380 (1.4)	0-0 4-3		0-0 4-3			0-0 4-3		0-0 1B 1B		0-0 SF9	4	0	1	1	0	0	0										
Aurelio Rodriguez, R OBP: 0.300, SLG: 0.333 (1.5)	0-0 F9			0-0 F7		0-0 2B		0-0 1B 1B		0-0 K 3-H 0-3	5	0	2	1	0	1	1										
Jim Northrup, L OBP: 0.405, SLG: 0.548 (1.8)	0-0 F8			0-0 L1-6-3 1B		0-0 6-3		0-0 F8			4	0	1	0	0	0	3										
Al Kaline, R OBP: 0.425, SLG: 0.354 (1.9)		0-3 K		0-0 L1-6-3				0-0 F2		4-0 CS BB	3	0	0	0	1	1	1										
Willie Horton, R OBP: 0.224, SLG: 0.385 (1.7)	0-0 6-3				0-0 5-3			0-3 K		0-0 1-3	4	0	0	0	0	1	1										
Norm Cash, L OBP: 0.370, SLG: 0.579 (1.3)	0-0 1B				0-0 6-3			0-0 6-3		0-3 K	4	0	1	0	0	1	0										
Bill Freehan, R OBP: 0.394, SLG: 0.578 (1.2)	0-0 F8				0-0 1B			0-0 1-3		4-0 1B SF9 BB	3	1	1	0	1	0	1										
Ed Brinkman, R OBP: 0.263, SLG: 0.206 (1.6)			0-0 6-3		0-0 F9			0-0 5-3		0-0 1-3 1B	4	0	1	0	0	0	1										
Mickey Lolich, S OBP: 0.333, SLG: 0.222 (1.1)			0-3 K			0-3 K		0-0 1B 1B		0-3 K	4	1	1	0	0	3	2										
<b>Inning Stats</b>	R: 0 E: 0 K: 0 S: 3	H: 0 LOB: 0 BB: 0 P: 3	R: 0 E: 0 K: 1 S: 6	H: 1 LOB: 1 BB: 0 P: 6	R: 0 E: 0 K: 1 S: 5	H: 0 LOB: 0 BB: 0 P: 5	R: 0 E: 0 K: 0 S: 3	H: 1 LOB: 0 BB: 0 P: 3	R: 0 E: 0 K: 1 S: 4	H: 1 LOB: 1 BB: 0 P: 6	R: 0 E: 0 K: 1 S: 5	H: 0 LOB: 0 BB: 0 P: 5	R: 1 E: 0 K: 0 S: 6	H: 3 LOB: 2 BB: 0 P: 6	R: 0 E: 0 K: 1 S: 4	H: 0 LOB: 0 BB: 1 P: 8	R: 1 E: 0 K: 2 S: 8	H: 1 LOB: 1 BB: 1 P: 12	1B: 7 2B: 1 3B: 0 HR: 0	SF: 1 SAC: 0 DP: 1 HBP: 0	WP: 0 PA: 38 PB: 0 SB: 0 CS: 1						
<b>PITCHER</b>	IP 8.0	WLS 30	BF 7	H 1	R 1	ER 1	SO 4	BB 0	IBB 0	HBP 0	BLK 0	WP 0	HR 0	S 38	P 38	ERA 1.12	WHIP 0.875										
Dick Drago, R ERA: 1.83 (1.1)																											
Ted Abernathy, R ERA: 0.75 (9.1)	IP 2.0	WLS L	BF 8	H 1	R 1	ER 1	SO 3	BB 2	IBB 0	HBP 0	BLK 0	WP 0	HR 0	S 12	P 20	ERA 4.50	WHIP 1.500										

Detroit Tigers @ Kansas City Royals  
Municipal Stadium, Kansas City, MO  
Wed Apr 28 1971, 8:05 PM EDT  
Att: 7,006 - Unknown - 62 F


AB	35
R	2
H	8
RBI	2
BB	2
SO	7
LOB	10



Batter	1	2	3	4	5	6	7	8	9	10	AB	R	H	RBI	BB	SO	LOB	BOTTOM									
Freddie Patek, R OBP: 0.313, SLG: 0.311 (1.6)	0-0 6-3		0-3 K		0-0 L9			0-0 1B 1B		0-0 1B 1B	5	1	2	0	0	1	3										
Cookie Rojas, R OBP: 0.374, SLG: 0.415 (1.4)	0-0 F8		0-0 5-3			0-0 6-3		0-0 FC5 1B 1B		0-0 F2	5	0	1	0	0	0	4										
Amos Otis, R OBP: 0.367, SLG: 0.451 (1.8)	0-0 L9			0-0 L9		0-3 K		0-0 1B 1B		0-0 1-2 2-3 1B	5	0	2	1	0	1	0										
Lou Piniella, R OBP: 0.271, SLG: 0.263 (1.7)		0-0 L9		0-0 F5		0-0 6-3		0-0 FC5 2-3F		0-3 K	5	0	0	0	0	1	5										
Bob Oliver, R OBP: 0.274, SLG: 0.356 (1.3)	0-0 F8			0-0 1B		0-0 6-3		0-0 F3		0-0 L9	5	0	1	0	0	0	3										
Carl Taylor, R OBP: 0.250, SLG: 0.154 (1.9)	0-0 5-3			0-3 K			0-0 CS 1B		0-3 K		4	0	1	0	0	2	1										
Paul Schaaf, R OBP: 0.458, SLG: 0.485 (1.5)			0-0 1B 1B		4-0 1-3 BB		0-3 K 1-2		0-0 1B		3	0	2	0	1	1	1										
Ed Kirkpatrick, L OBP: 0.348, SLG: 0.400 (1.2)			0-0 SH1-3 1B		0-0 1-3		0-0 B1-3		0-3 K		4	0	1	0	0	1	2										
Dick Drago, R OBP: 0.273, SLG: 0.111 (1.1)			0-0 SH1-3		0-3 K		0-0 4-3		4-0 1B 1B BB		1	0	0	0	0	1	1										
Dennis Paepke, R OBP: 0.304, SLG: 0.364 (8, PH)											1	0	0	0	0	0	0										
Ted Abernathy, R (9.1)											0	0	0	0	0	0	0										
Bobby Knoop, R OBP: 0.400, SLG: 0.500 (10, PH)											0	0	0	0	1	0	0										
<b>Inning Stats</b>	R: 0 E: 0 K: 0 S: 3	H: 0 LOB: 0 BB: 0 P: 3	R: 0 E: 0 K: 0 S: 3	H: 0 LOB: 0 BB: 0 P: 3	R: 0 E: 0 K: 1 S: 7	H: 2 LOB: 2 BB: 0 P: 7	R: 0 E: 0 K: 1 S: 6	H: 1 LOB: 1 BB: 0 P: 6	R: 0 E: 0 K: 1 S: 5	H: 0 LOB: 0 BB: 0 P: 5	R: 0 E: 0 K: 1 S: 5	H: 1 LOB: 0 BB: 0 P: 5	R: 1 E: 0 K: 0 S: 6	H: 3 LOB: 2 BB: 0 P: 6	R: 0 E: 0 K: 2 S: 8	H: 1 LOB: 1 BB: 0 P: 8	R: 0 E: 0 K: 1 S: 7	H: 2 LOB: 3 BB: 1 P: 11	1B: 10 2B: 0 3B: 0 HR: 0	SF: 0 SAC: 1 DP: 0 HBP: 0	WP: 0 PA: 41 PB: 0 SB: 0 CS: 1						
<b>PITCHER</b>	IP 10.0	WLS W	BF 41	H 10	R 1	ER 1	SO 8	BB 2	IBB 0	HBP 0	BLK 0	WP 0	HR 0	S 55	P 63	ERA 0.90	WHIP 1.200										
Mickey Lolich, L ERA: 3.06 (1.1)																											

Detroit Tigers @ Kansas City Royals  
Municipal Stadium, Kansas City, MO  
Wed Apr 28 1971, 8:05 PM EDT  
Att: 7,006 - Unknown - 62 F

AB	38
R	1
H	10
RBI	1
BB	2
SO	8
LOB	20





Batter	1	2	3	4	5	6	7	8	9	AB	R	H	RBI	BB	SO	LOB	TOP			
Mickey Stanley, R OBP: 0.313, SLG: 0.326										5	3	3	0	0	0	0				
Jim Northrup, L OBP: 0.416, SLG: 0.545										4	2	2	1	1	0	0				
Al Kaline, R OBP: 0.424, SLG: 0.348										4	1	1	2	1	1	1				
Willie Horton, R OBP: 0.222, SLG: 0.414										5	1	1	3	0	3	3				
Bill Freehan, R OBP: 0.395, SLG: 0.580										5	0	2	1	0	1	0				
Aurelio Rodriguez, R OBP: 0.326, SLG: 0.329										4	0	1	0	0	1	1				
Dick McAuliffe, L OBP: 0.301, SLG: 0.366										3	0	0	0	1	0	4				
Ed Brinkman, R OBP: 0.263, SLG: 0.197										3	0	0	0	1	0	5				
Joe Coleman, R										4	0	0	0	0	3	4				
Fred Scherman, L										0	0	0	0	0	0	0				
Bill Zepp, R										0	0	0	0	0	0	0				
<b>Inning Stats</b>	R: 4 E: 0 K: 2 S: 11	H: 4 LOB: 2 BB: 2 P: 19	R: 0 E: 0 K: 0 S: 3	H: 0 LOB: 0 BB: 0 P: 3	R: 0 E: 0 K: 0 S: 3	H: 0 LOB: 0 BB: 0 P: 3	R: 2 E: 1 K: 1 S: 8	H: 3 LOB: 3 BB: 1 P: 13	R: 1 E: 0 K: 2 S: 9	H: 2 LOB: 1 BB: 0 P: 9	R: 0 E: 0 K: 2 S: 8	H: 1 LOB: 2 BB: 1 P: 12	R: 0 E: 0 K: 1 S: 5	H: 0 LOB: 0 BB: 0 P: 5	R: 0 E: 0 K: 1 S: 5	H: 0 LOB: 0 BB: 0 P: 5	1B: 7 2B: 2 3B: 0 HR: 1	SF: 0 SAC: 0 DP: 0 HBP: 1	WP: 0 PB: 0 SB: 0 CS: 0	PA: 42
<b>PITCHER</b>	IP WLS BF H R ER SO BB IBB HBP BLK WP HR S P ERA WHIP																			
Rudy May, L ERA: 2.67	(1, 1) 4.0 L 20 5 6 6 2 3 0 0 0 0 0 1 21 33 13.50 2.000																			
Mel Queen, R ERA: 1.64	(5, 1) 3.0 16 5 1 1 5 1 0 0 1 0 0 0 24 29 3.00 2.000																			
Billy Wynne, R ERA: 4.91	(8, 1) 1.0 3 0 0 0 1 0 0 0 0 0 0 0 5 5 0.00 0.000																			
Dave LaRoche, L ERA:	(9, 1) 1.0 3 0 0 0 1 0 0 0 0 0 0 0 5 5 0.00 0.000																			

Detroit Tigers @ California Angels  
Anaheim Stadium, Anaheim, CA  
Fri Apr 30 1971, 10:05 PM EDT  
Att: 42,651 - Unknown

AB 37  
R 7  
H 10  
RBI 7  
BB 4  
SO 9  
LOB 18



Batter	1	2	3	4	5	6	7	8	9	AB	R	H	RBI	BB	SO	LOB	BOTTOM					
Sandy Alomar Sr., S OBP: 0.252, SLG: 0.274										4	0	0	0	1	1	1						
Jim Spencer, L OBP: 0.297, SLG: 0.372										4	0	0	0	1	0	1						
Alex Johnson, R OBP: 0.313, SLG: 0.340										5	1	1	0	0	3	2						
Roger Repoz, L OBP: 0.548, SLG: 0.619										2	1	1	0	3	0	0						
Jim Fregosi, R OBP: 0.317, SLG: 0.288										2	0	1	0	0	1	2						
Giraldo Ruiz, S OBP: 0.375, SLG: 0.286										2	0	0	0	0	1	3						
Ken McMullen, R OBP: 0.299, SLG: 0.372										1	0	0	0	0	0	2						
Tony Gonzalez, L OBP: 0.474, SLG: 0.467										4	1	2	1	0	0	1						
Syd O'Brien, R OBP: 0.286, SLG: 0.421										4	1	2	2	0	0	2						
Jerry Moses, R OBP: 0.234, SLG: 0.339										1	0	0	0	0	0	1						
John Stephenson, L OBP: 0.071, SLG: 0.077										2	0	0	0	0	1	2						
Billy Cowan, R OBP: 0.286, SLG: 0.286										1	0	1	1	0	0	0						
Jeff Torborg, R OBP: 0.071, SLG: 0.077										0	0	0	0	0	0	0						
Rudy May, L ERA: 4.26	(1, 1) 7.2 W 34 7 4 4 6 4 0 0 0 0 0 0 42 58 4.70 1.435																					
Fred Scherman, L ERA: 1.93	(8, 1) 0.0 1 1 0 0 0 0 0 0 0 0 0 0 1 1 0.00 0.000																					
Bill Zepp, R ERA: 11.12	(8, 1) 1.1 S 6 0 0 0 0 2 2 0 0 0 0 0 0 8 16 0.00 1.500																					
<b>Inning Stats</b>	R: 0 E: 0 K: 2 S: 7	H: 0 LOB: 2 BB: 2 P: 15	R: 0 E: 0 K: 1 S: 6	H: 1 LOB: 1 BB: 0 P: 6	R: 0 E: 0 K: 0 S: 3	H: 0 LOB: 0 BB: 0 P: 3	R: 0 E: 0 K: 1 S: 7	H: 2 LOB: 2 BB: 0 P: 7	R: 0 E: 0 K: 0 S: 3	H: 0 LOB: 0 BB: 0 P: 3	R: 0 E: 0 K: 1 S: 6	H: 1 LOB: 1 BB: 0 P: 6	R: 0 E: 0 K: 0 S: 3	H: 0 LOB: 1 BB: 1 P: 7	R: 4 E: 0 K: 1 S: 9	H: 4 LOB: 1 BB: 1 P: 13	R: 0 E: 0 K: 2 S: 7	H: 0 LOB: 2 BB: 2 P: 15	1B: 6 2B: 2 3B: 0 HR: 0	SF: 0 SAC: 0 DP: 0 HBP: 0	WP: 0 PB: 0 SB: 0 CS: 0	PA: 41
<b>PITCHER</b>	IP WLS BF H R ER SO BB IBB HBP BLK WP HR S P ERA WHIP																					
Joe Coleman, R ERA: 4.26	(1, 1) 7.2 W 34 7 4 4 6 4 0 0 0 0 0 0 42 58 4.70 1.435																					
Fred Scherman, L ERA: 1.93	(8, 1) 0.0 1 1 0 0 0 0 0 0 0 0 0 0 1 1 0.00 0.000																					
Bill Zepp, R ERA: 11.12	(8, 1) 1.1 S 6 0 0 0 0 2 2 0 0 0 0 0 0 8 16 0.00 1.500																					

Detroit Tigers @ California Angels  
Anaheim Stadium, Anaheim, CA  
Fri Apr 30 1971, 10:05 PM EDT  
Att: 42,651 - Unknown

AB 35  
R 4  
H 8  
RBI 4  
BB 6  
SO 8  
LOB 19






Batter	1	2	3	4	5	6	7	8	9	AB	R	H	RBI	BB	SO	LOB	TOP
Dick McAuliffe, L (1,4) OBP: 0.289, SLG: 0.349 Cesar Gutierrez, R (8,4)	0-0 4-3		0-0 F3			0-0 L3		0-3 K		4	0	0	0	0	1	1	
Al Kaline, R (1,9) OBP: 0.420, SLG: 0.338 Mickey Stanley, R (6, PR) (6, 8)	0-0 L7		0-0 L8			1-0 FC4-6 HBP		0-0 6-3		2	0	0	0	0	0	0	
Jim Northrup, L (1,8) OBP: 0.419, SLG: 0.538 (6, 9)	4-0 BB			0-0 4-3		0-0 FC4-6 BB 1-2		0-0 2-H 1B		3	0	1	1	1	0	1	
Willie Horton, R (1,7) OBP: 0.240, SLG: 0.417 Dalton Jones, L (8, PH) (8, 5)	0-0 F9			0-0 E6 6-3 1B		4-0 1-2 BB		0-3 K		2	0	1	0	1	0	2	
Norm Cash, L (1,3) OBP: 0.340, SLG: 0.524	0-3 K			0-0 6-3		0-0 F7			0-0 P4	4	0	0	0	0	1	5	
Bill Freehan, R (1,2) OBP: 0.380, SLG: 0.556 Jim Price, R (7,2) OBP: 0.286, SLG: 0.429		0-0 4-3		0-3 K			0-0 5-3		0-0 1B 2B	3	0	0	0	0	1	1	
Aurelio Rodriguez, R (1,5) OBP: 0.259, SLG: 0.317 Tom Timmermann, R (8,1)		0-0 L6			0-0 5-3		0-0 F7		0-3 K	3	0	0	0	0	0	0	
Ike Brown, R (9, PH) OBP: 0.200, SLG: 0.800										1	0	0	0	0	1	1	
Ed Brinkman, R (1,6) OBP: 0.262, SLG: 0.200		0-0 F7			0-0 6-3		0-3 K		0-0 1B	4	0	1	0	0	1	0	
Dean Chance, R (1,1) Bill Denehy, S (2,1) Kevin Collins, L (5, PH) OBP: 0.200, SLG: 0.800 Jim Hannan, R (5,1) Daryl Patterson, L (7,1) Gates Brown, L (8, PH) (8, 7)			0-0 1-3		0-3 K			4-0 6-3 1B BB	0-0 F8	0	0	0	0	0	0	0	
<b>Inning Stats</b>	R: 0 E: 1 K: 1 S: 6	H: 0 LOB: 2 BB: 1 P: 10	R: 0 E: 0 K: 0 S: 3	H: 0 LOB: 0 BB: 0 P: 3	R: 0 E: 0 K: 1 S: 3	H: 1 LOB: 1 BB: 0 P: 6	R: 0 E: 0 K: 1 S: 5	H: 0 LOB: 0 BB: 1 P: 5	R: 0 E: 0 K: 0 S: 3	H: 0 LOB: 2 BB: 1 P: 8	R: 0 E: 0 K: 1 S: 8	H: 1 LOB: 1 BB: 0 P: 12	R: 0 E: 0 K: 1 S: 7	H: 2 LOB: 2 BB: 0 P: 7	1B: 3 2B: 1 3B: 0 HR: 0	SF: 0 SAC: 0 DP: 0 HBP: 1	WP: 0 PA: 36 PB: 0 SB: 0 CS: 0
<b>PITCHER</b> Andy Messersmith, R (1,1) ERA: 2.23	IP: 9.0 WLS: W BF: 36 H: 4 R: 1 ER: 1 SO: 7 BB: 3 IBB: 0 HBP: 1 BLK: 0 WP: 0 HR: 0 S: 46 P: 59 ERA: 1.00 WHIP: 0.778																

Detroit Tigers @ California Angels  
Anaheim Stadium, Anaheim, CA  
Sat May 01 1971, 10:05 PM EDT  
Att: 12,838 - Unknown


AB 32  
R 1  
H 4  
RBI 1  
BB 3  
SO 7  
LOB 15



Batter	1	2	3	4	5	6	7	8	9	AB	R	H	RBI	BB	SO	LOB	BOTTOM		
Sandy Alomar Sr., S (1,4) OBP: 0.250, SLG: 0.263	0-0 6-3	0-0 E6 2B		0-0 4-3		0-0 1-3		4-0 FC3-6 BB		4	1	0	0	1	0	0			
Jim Spencer, L (1,3) OBP: 0.302, SLG: 0.386	0-0 4-3	0-0 2B 1-H		0-0 G6-3 1B		0-0 F8		0-0 FC3-6 G6-4-3		5	1	2	1	0	0	1			
Alex Johnson, R (1,7) OBP: 0.327, SLG: 0.364	0-0 1B	0-0 BB 2B 2-H		0-0 G6-3 1-2		0-0 2B 1B		0-0 G6-4-3 1-2		5	1	3	1	0	0	2			
Tony Conigliaro, R (1,9) OBP: 0.308, SLG: 0.415 Ken Berry, R (8,8) OBP: 0.203, SLG: 0.175	0-0 F8	4-0 BB BB		0-0 5-3		0-0 3-1 2B		0-0 3-1 2B		3	1	1	1	1	0	1			
Roger Repoz, L (1,8) OBP: 0.571, SLG: 0.591 (8, 9)		4-0 BB BB		4-0 FC6-4 BB		0-0 3-1 2B		0-0 E5 HBP 2B		1	1	0	1	3	0	0			
Ken McMullen, R (1,5) OBP: 0.286, SLG: 0.354		0-0 K		0-0 FC6-4 WP 1-2		0-0 E5 HBP 2B		0-0 2B HBP		4	1	0	0	0	1	5			
Syd O'Brien, R (1,6) OBP: 0.320, SLG: 0.409		0-0 2B 1-2 1B		0-0 F7		0-0 6-3		1-0 2B HBP		3	2	1	0	0	0	1			
John Stephenson, L (1,2) OBP: 0.167, SLG: 0.364		0-0 E 1-3 2H 2B		0-0 G3		0-0 F9		0-0 2B		4	1	2	3	0	0	0			
Andy Messersmith, R (1,1) OBP: 0.143, SLG: 0.357		0-3 K		0-0 P4		0-0 P4		0-0 F9		4	0	0	0	0	1	3			
<b>Inning Stats</b>	R: 0 E: 0 K: 0 S: 4	H: 1 LOB: 1 BB: 0 P: 4	R: 5 E: 1 K: 2 S: 12	H: 4 LOB: 3 BB: 3 P: 24	R: 0 E: 0 K: 0 S: 3	H: 0 LOB: 0 BB: 0 P: 3	R: 0 E: 0 K: 0 S: 3	H: 1 LOB: 0 BB: 0 P: 3	R: 0 E: 0 K: 0 S: 3	H: 0 LOB: 0 BB: 1 P: 7	R: 0 E: 0 K: 0 S: 3	H: 0 LOB: 0 BB: 0 P: 3	R: 4 E: 1 K: 0 S: 7	H: 3 LOB: 1 BB: 0 P: 8	R: 0 E: 0 K: 0 S: 2	H: 0 LOB: 0 BB: 1 P: 6	1B: 4 2B: 5 3B: 0 HR: 0	SF: 0 SAC: 0 DP: 2 HBP: 1	WP: 1 PA: 39 PB: 0 SB: 0 CS: 0
<b>PITCHER</b> Dean Chance, R (1,1) ERA: 2.67 Bill Denehy, R (2,1) ERA: 3.6 Jim Hannan, R (5,1) ERA: 3.6 Daryl Patterson, R (7,1) ERA: 4.5 Tom Timmermann, R (8,1) ERA: 3.45	IP: 1.2 WLS: L BF: 11 H: 4 R: 5 ER: 1 SO: 2 BB: 1 IBB: 0 HBP: 0 BLK: 0 WP: 0 HR: 0 S: 14 P: 18 ERA: 5.40 WHIP: 3.000																		

Detroit Tigers @ California Angels  
Anaheim Stadium, Anaheim, CA  
Sat May 01 1971, 10:05 PM EDT  
Att: 12,838 - Unknown

AB 33  
R 9  
H 9  
RBI 7  
BB 5  
SO 2  
LOB 13









Batter	1	2	3	4	5	6	7	8	9	AB	R	H	RBI	BB	SO	LOB	TOP								
Bert Campaneris, R OBP: 0.238, SLG: 0.263	F5	4-3					K		F7	5	0	1	1	0	1	5									
Joe Rudi, R OBP: 0.325, SLG: 0.406	K		3-1				K		L8	4	0	0	0	0	2	1									
Reggie Jackson, L OBP: 0.300, SLG: 0.404	HR		K				F5		F3	4	1	1	1	0	1	0									
Don Mincher, L OBP: 0.376, SLG: 0.400	6-3		F7				K		1B	4	0	1	0	0	1	0									
Sal Bando, R OBP: 0.385, SLG: 0.475					5-3		5-3		K	3	1	0	0	1	1	1									
Rick Monday, L OBP: 0.372, SLG: 0.382										3	1	0	0	0	0	0									
Angel Mangual, R OBP: 0.269, SLG: 0.391		E4 SF9			F8				F8	1	0	0	0	0	0	0									
Dave Duncan, R OBP: 0.322, SLG: 0.346										2	0	1	0	2	0	0									
Tony La Russa, R OBP: 0.269, SLG: 0.391										0	1	0	0	0	0	0									
Gene Tenace, R OBP: 0.476, SLG: 0.412										0	0	0	0	0	0	0									
Dick Green, R OBP: 0.348, SLG: 0.383										2	1	2	2	1	0	0									
Rollie Fingers, R OBP: 0.214, SLG: 0.214										2	0	0	0	0	0	2									
Paul Lindblad, L OBP: 0.333, SLG: 0.333										0	0	0	0	0	0	0									
Bob Locker, S OBP: 0.360, SLG: 0.429										0	0	0	0	0	0	0									
Tommy Davis, R OBP: 0.360, SLG: 0.429										1	0	0	0	0	0	2									
Jim Roland, R ERA: 3.31										0	0	0	0	0	0	0									
<b>Inning Stats</b>	R: 1 E: 0 K: 1 S: 6	H: 1 LOB: 0 BB: 0 P: 6	R: 2 E: 1 K: 0 S: 4	H: 0 LOB: 1 BB: 2 P: 12	R: 0 E: 0 K: 1 S: 5	H: 0 LOB: 0 BB: 0 P: 5	R: 0 E: 0 K: 0 S: 3	H: 0 LOB: 0 BB: 0 P: 3	R: 1 E: 0 K: 1 S: 6	H: 2 LOB: 1 BB: 0 P: 6	R: 0 E: 0 K: 1 S: 5	H: 0 LOB: 0 BB: 0 P: 5	R: 0 E: 0 K: 1 S: 5	H: 0 LOB: 2 BB: 2 P: 13	R: 0 E: 0 K: 1 S: 6	H: 1 LOB: 1 BB: 0 P: 6	R: 1 E: 0 K: 0 S: 5	H: 2 LOB: 2 BB: 0 P: 5	1B: 3 2B: 3 3B: 0 HR: 1	SF: 1 SAC: 1 DP: 1 HBP: 0	WP: 1 PB: 0 SB: 0 CS: 1	PA: 37			
<b>PITCHER</b>	IP	WLS	BF	H	R	ER	SO	BB	IBB	HBP	BLK	WP	HR	S	P	ERA	WHIP								
Joe Coleman, R ERA: 3.66	7.0		28	3	4	2	5	4	0	0	0	1	1	34	50	2.57	1.000								
Fred Scherman, L ERA: 2.25	1.1		7	3	1	1	1	0	0	0	0	0	0	9	9	6.75	2.250								
Tom Timmermann, R ERA: 3.31	0.2	W	2	0	0	0	0	0	0	0	0	0	0	2	2	0.00	0.000								

Oakland Athletics @ Detroit Tigers  
Tiger Stadium, Detroit, MI  
Tue May 04 1971, 7:05 PM EDT  
Att: 10,121 - Unknown

AB	31
R	5
H	6
RBI	4
BB	4
SO	6
LOB	11



Batter	1	2	3	4	5	6	7	8	9	AB	R	H	RBI	BB	SO	LOB	BOTTOM								
Dick McAuliffe, L OBP: 0.292, SLG: 0.340	WP 1B HBP	K			4-3		K		K	4	1	0	0	0	3	1									
Al Kaline, R OBP: 0.418, SLG: 0.321	K		K							3	2	1	0	2	2	1									
Jim Northrup, L OBP: 0.437, SLG: 0.567	S 1B		F6				K		E9	5	2	3	1	0	1	1									
Willie Horton, R OBP: 0.253, SLG: 0.443	K		K				F7			4	0	1	1	0	2	2									
Norm Cash, L OBP: 0.370, SLG: 0.533	1B IBB						FC6-4			3	0	2	1	1	0	1									
Aurelio Rodriguez, R OBP: 0.302, SLG: 0.348							F7		F7	4	1	2	2	0	0	3									
Jim Price, R OBP: 0.167, SLG: 0.250	F6				L6					4	0	0	0	0	1	5									
Ed Brinkman, R OBP: 0.264, SLG: 0.220										4	0	0	0	0	0	2									
Joe Coleman, R ERA: 4.06										2	0	0	0	0	1	0									
Dalton Jones, L OBP: 0.545, SLG: 0.500										1	0	0	0	0	0	1									
Fred Scherman, L ERA: 3.6										0	0	0	0	0	0	0									
Tom Timmermann, R ERA: 3.6										0	0	0	0	0	0	0									
Ike Brown, R OBP: 0.167, SLG: 0.667										1	0	0	0	0	0	0									
<b>Inning Stats</b>	R: 2 E: 0 K: 2 S: 9	H: 2 LOB: 2 BB: 1 P: 14	R: 0 E: 0 K: 2 S: 7	H: 0 LOB: 0 BB: 0 P: 7	R: 0 E: 0 K: 2 S: 7	H: 0 LOB: 0 BB: 0 P: 7	R: 0 E: 0 K: 0 S: 3	H: 1 LOB: 0 BB: 0 P: 3	R: 0 E: 0 K: 0 S: 3	H: 0 LOB: 0 BB: 0 P: 3	R: 0 E: 0 K: 1 S: 5	H: 0 LOB: 1 BB: 1 P: 9	R: 1 E: 1 K: 1 S: 7	H: 1 LOB: 1 BB: 0 P: 7	R: 2 E: 0 K: 1 S: 9	H: 4 LOB: 2 BB: 0 P: 9	R: 1 E: 1 K: 1 S: 5	H: 1 LOB: 1 BB: 1 P: 9	1B: 7 2B: 2 3B: 0 HR: 1	SF: 0 SAC: 0 DP: 1 HBP: 1	WP: 1 PB: 0 SB: 1 CS: 0	PA: 39			
<b>PITCHER</b>	IP	WLS	BF	H	R	ER	SO	BB	IBB	HBP	BLK	WP	HR	S	P	ERA	WHIP								
Rollie Fingers, R ERA: 4.06	6.1		26	4	3	3	7	1	1	0	0	1	1	37	46	4.26	0.789								
Paul Lindblad, L ERA: 3.94	0.2		4	2	2	2	1	0	0	0	0	0	0	6	6	27.00	3.000								
Bob Locker, R ERA: 3.6	1.0		5	2	0	0	1	0	0	0	0	0	0	7	7	0.00	2.000								
Jim Roland, L ERA: 5.56	0.2	L	4	1	1	0	1	1	0	0	0	0	0	5	9	0.00	3.000								

Oakland Athletics @ Detroit Tigers  
Tiger Stadium, Detroit, MI  
Tue May 04 1971, 7:05 PM EDT  
Att: 10,121 - Unknown

AB	35
R	6
H	9
RBI	5
BB	3
SO	10
LOB	17





Batter	1	2	3	4	5	6	7	8	9	AB	R	H	RBI	BB	SO	LOB	TOP					
Bert Campaneris, R OBP: 0.236, SLG: 0.260 (1, 6)	F6		F3				5-3		G6-4-3	5	1	1	0	0	0	1						
Joe Rudi, R OBP: 0.331, SLG: 0.419 (1, 7)	5-3		5-3							4	1	2	2	0	0	0						
Reggie Jackson, L OBP: 0.313, SLG: 0.410 (1, 9)	WP						4-3			3	2	2	0	1	0	1						
Don Mincher, L OBP: 0.375, SLG: 0.391 (1, 3)	WP						4-3			2	0	0	1	1	0	1						
Sal Bando, R OBP: 0.381, SLG: 0.466 (1, 5)	6-3									4	0	1	1	0	1	2						
Rick Monday, L OBP: 0.378, SLG: 0.388 (1, 8)										4	0	2	0	0	0	0						
Dave Duncan, R OBP: 0.309, SLG: 0.329 (1, 2)	6-3									4	0	0	0	0	0	3						
Dick Green, R OBP: 0.345, SLG: 0.371 (1, 4)	1-3									3	1	0	0	0	1	0						
Vida Blue, S OBP: 0.227, SLG: 0.238 (1, 1)			K							2	0	0	0	1	2	0						
<b>Inning Stats</b>	R: 0 E: 0 K: 0 S: 3	H: 0 LOB: 2 BB: 2 P: 11	R: 0 E: 0 K: 0 S: 3	H: 0 LOB: 0 BB: 0 P: 3	R: 0 E: 0 K: 1 S: 5	H: 0 LOB: 0 BB: 0 P: 5	R: 1 E: 0 K: 0 S: 5	H: 3 LOB: 1 BB: 0 P: 5	R: 4 E: 1 K: 0 S: 6	H: 3 LOB: 0 BB: 0 P: 7	R: 0 E: 0 K: 0 S: 3	H: 0 LOB: 0 BB: 0 P: 3	R: 0 E: 0 K: 1 S: 6	H: 1 LOB: 1 BB: 0 P: 6	R: 0 E: 0 K: 1 S: 6	H: 1 LOB: 1 BB: 0 P: 6	R: 0 E: 0 K: 1 S: 4	H: 0 LOB: 0 BB: 1 P: 8	1B: 7 2B: 1 3B: 0 HR: 0	SF: 0 SAC: 2 DP: 2 HBP: 1	WP: 1 PB: 0 SB: 3 CS: 0	PA: 37
<b>PITCHER</b>	IP	WLS	BF	H	R	ER	SO	BB	IBB	HBP	BLK	WP	HR	S	P	ERA	WHIP					
Dean Chance, R ERA: 3.38 (1, 1)	4.1	L	20	5	4	4	1	2	0	1	0	1	0	19	28	8.31	1.615					
Fred Scherman, L ERA: 2.13 (5, 1)	0.2		3	1	1	0	0	0	0	0	0	0	0	3	3	0.00	1.500					
Joe Niekro, R ERA: 4.82 (6, 1)	2.0		7	1	0	0	1	0	0	0	0	0	0	9	9	0.00	0.500					
Bill Denehy, R ERA: (8, 1)	2.0		7	1	0	0	2	1	0	0	0	0	0	10	14	0.00	1.000					

**Oakland Athletics @ Detroit Tigers**  
Tiger Stadium, Detroit, MI  
Wed May 05 1971, 7:05 PM EDT  
Att: 13,131 - Unknown


AB 31  
R 5  
H 8  
RBI 4  
BB 3  
SO 4  
LOB 8



Batter	1	2	3	4	5	6	7	8	9	AB	R	H	RBI	BB	SO	LOB	BOTTOM					
Mickey Stanley, R OBP: 0.310, SLG: 0.309 (1, 8)	WP		F9					F6		3	0	1	0	1	0	0						
Jim Northrup, L OBP: 0.430, SLG: 0.553 (1, 3)	F7							F5		4	0	1	0	0	0	2						
Al Kaline, R OBP: 0.422, SLG: 0.313 (1, 9)								K		2	0	0	0	2	2	0						
Willie Horton, R OBP: 0.264, SLG: 0.439 (1, 7)	K							K		3	0	1	0	1	2	2						
Bill Freehan, R OBP: 0.349, SLG: 0.506 (1, 2)	K							F8		4	0	0	0	0	2	5						
Aurelio Rodriguez, R OBP: 0.290, SLG: 0.333 (1, 5)	F4							F6		4	0	0	0	0	1	3						
Dick McAuliffe, L OBP: 0.284, SLG: 0.330 (1, 4)	6-3							K		3	0	0	0	0	2	2						
Ed Brinkman, R OBP: 0.266, SLG: 0.224 (1, 6)								K		3	0	1	0	0	1	0						
Dean Chance, R Fred Scherman, L Norm Cash, L Joe Niekro, R Kevin Collins, L Bill Denehy, S (1, 1) (5, 1) (6, 1) (7, 1) (8, 1)			K					F5		1	0	0	0	0	1	0						
<b>Inning Stats</b>	R: 0 E: 0 K: 2 S: 7	H: 0 LOB: 2 BB: 2 P: 15	R: 0 E: 0 K: 0 S: 3	H: 1 LOB: 1 BB: 0 P: 3	R: 0 E: 0 K: 1 S: 5	H: 1 LOB: 1 BB: 0 P: 5	R: 0 E: 0 K: 3 S: 9	H: 0 LOB: 2 BB: 2 P: 17	R: 0 E: 0 K: 1 S: 6	H: 1 LOB: 1 BB: 0 P: 6	R: 0 E: 0 K: 1 S: 6	H: 1 LOB: 1 BB: 0 P: 6	R: 0 E: 0 K: 1 S: 5	H: 0 LOB: 0 BB: 0 P: 5	R: 0 E: 0 K: 1 S: 5	H: 0 LOB: 0 BB: 0 P: 5	R: 0 E: 0 K: 1 S: 5	H: 0 LOB: 0 BB: 0 P: 5	1B: 4 2B: 0 3B: 0 HR: 0	SF: 0 SAC: 0 DP: 0 HBP: 0	WP: 1 PB: 0 SB: 0 CS: 0	PA: 33
<b>PITCHER</b>	IP	WLS	BF	H	R	ER	SO	BB	IBB	HBP	BLK	WP	HR	S	P	ERA	WHIP					
Vida Blue, L ERA: 1.02 (1, 1)	9.0	W	33	4	0	0	11	4	0	0	0	1	0	51	67	0.00	0.889					

**Oakland Athletics @ Detroit Tigers**  
Tiger Stadium, Detroit, MI  
Wed May 05 1971, 7:05 PM EDT  
Att: 13,131 - Unknown

AB 29  
R 0  
H 4  
RBI 0  
BB 4  
SO 11  
LOB 14





Batter	1	2	3	4	5	6	7	8	9	AB	R	H	RBI	BB	SO	LOB	TOP			
Freddie Patek, R OBP: 0.313, SLG: 0.304 (1, 6)	0-0 6-3		0-3 K		0-0 1-3		0-0 1B FC6-4	0-0 L8		5	1	1	0	0	1	3				
Cookie Rojas, R OBP: 0.397, SLG: 0.448 (1, 4)	0-0 WP 1B		0-0 F9		0-0 1B		0-0 1-3 1B FC6-4	4-0 BB		4	0	3	0	1	0	0				
Amos Otis, R OBP: 0.343, SLG: 0.432 (1, 8)	0-3 K 1-2		0-0 S 1B		0-0 F9		0-0 FC6-4 1-2 3-H	0-3 K	0-3 K	5	0	1	1	0	2	4				
Bob Oliver, R OBP: 0.248, SLG: 0.330 (1, 3)	0-3 K		0-3 K 1-2		0-0 F8		0-0 K	0-3 K	0-3 K	5	0	0	0	0	4	5				
Carl Taylor, R OBP: 0.343, SLG: 0.250 (1, 7)		0-0 6-3		0-0 6-3		0-0 4-3		0-0 F8	0-3 K	5	0	0	0	0	1	1				
Paul Schaaf, R OBP: 0.472, SLG: 0.500 (1, 5)		4-0 BB BB		0-0 S 1B		4-0 FC6-4 BB		0-0 2B 1B		2	0	2	0	2	0	0				
Dennis Paepke, R OBP: 0.321, SLG: 0.385 (1, 9)		4-0 BB BB		0-3 K 1-2		0-0 FC6-4 1-2		0-0 2B	1-3 2B	3	0	1	0	1	1	2				
Ed Kirkpatrick, L OBP: 0.312, SLG: 0.337 (8, PH)		0-3 K		4-0 BB		0-0 F8		4-0 BB		2	0	0	0	1	1	3				
Bobby Knoop, R OBP: 0.429, SLG: 0.400 (8, PH)		0-3 K		0-0 BB		0-0 F8		0-0 BB		0	0	0	0	1	0	0				
Ted Abernathy, R (8, 1)		0-0 1-3		0-3 K		0-3 K		0-3 K	0-3 K	3	0	0	0	0	2	4				
Mike Hedlund, R OBP: 0.125, SLG: 0.067 (7, 1)		0-0 1-3		0-3 K		0-3 K		0-3 K	0-3 K	0	0	0	0	0	0	0				
Tom Burgmeier, L OBP: 0.333, SLG: 0.333 (8, PH)		0-0 1-3		0-3 K		0-3 K		0-3 K	0-3 K	1	0	0	0	0	1	3				
Jerry May, R OBP: 0.367, SLG: 0.481 (8, 2)		0-0 1-3		0-3 K		0-3 K		0-3 K	0-3 K	0	0	0	0	0	0	0				
<b>Inning Stats</b>	R: 0 E: 0 K: 2 S: 8	H: 1 LOB: 1 BB: 0 P: 8	R: 0 E: 0 K: 1 S: 5	H: 0 LOB: 2 BB: 2 P: 13	R: 0 E: 0 K: 2 S: 8	H: 1 LOB: 1 BB: 0 P: 8	R: 0 E: 0 K: 2 S: 8	H: 1 LOB: 2 BB: 1 P: 12	R: 0 E: 0 K: 0 S: 4	H: 0 LOB: 1 BB: 1 P: 7	R: 1 E: 0 K: 2 S: 9	H: 2 LOB: 1 BB: 0 P: 9	R: 0 E: 0 K: 1 S: 7	H: 2 LOB: 3 BB: 1 P: 11	R: 0 E: 0 K: 3 S: 9	H: 0 LOB: 1 BB: 1 P: 13	1B: 7 2B: 1 3B: 0 HR: 0	SF: 0 SAC: 0 DP: 0 HBP: 0	WP: 1 PB: 0 SB: 2 CS: 0	PA: 41
<b>PITCHER</b> Mickey Lolich, L ERA: 2.95 (1, 1)	IP: 9.0 WLS: W BF: 41 H: 8 R: 1 ER: 1 SO: 13 BB: 6 IBB: 0 HBP: 0 BLK: 0 WP: 1 HR: 0 S: 61 P: 85 ERA: 1.00 WHIP: 1.556															<b>PITCHER</b>				

Kansas City Royals @ Detroit Tigers  
Tiger Stadium, Detroit, MI  
Fri May 07 1971, 7:05 PM EDT  
Att: 13,973 - Unknown - 60 F

AB	35
R	1
H	8
RBI	1
BB	6
SO	13
LOB	25



Batter	1	2	3	4	5	6	7	8	9	AB	R	H	RBI	BB	SO	LOB	BOTTOM			
Dick McAuliffe, L OBP: 0.292, SLG: 0.366 (1, 4)	0-0 F9		0-0 E6 1-2 1B		0-0 F8		0-0 HR			4	1	2	1	0	0	0				
Aurelio Rodriguez, R OBP: 0.286, SLG: 0.330 (1, 5)	0-0 5-3		0-0 E6 1-3 2-3		0-0 6-3		0-0 PB B1-5 1B			4	0	1	0	0	0	2				
Jim Northrup, L OBP: 0.414, SLG: 0.531 (1, 9)	0-0 4-3		0-0 F8		0-0 E5		0-0 L3 1-3			4	0	0	0	0	0	3				
Norm Cash, L OBP: 0.356, SLG: 0.490 (1, 3)		4-0 WP 1B BB	0-0 F4		0-0 F8		0-0 B1-5 3-H			3	0	0	0	1	0	4				
Willie Horton, R OBP: 0.264, SLG: 0.424 (1, 7)		0-0 L9		4-0 K2-5-2 1B BB		0-0 F9		0-0 3-1		3	0	0	0	1	0	1				
Bill Freehan, R OBP: 0.356, SLG: 0.506 (1, 2)		0-0 WP 1-2 1B		0-0 1B 1-2 1B		0-0 6-3		0-3 K		4	0	2	0	0	1	0				
Mickey Stanley, R OBP: 0.306, SLG: 0.293 (1, 8)		4-0 G6-4-3 1-2 2-3 BB		0-3 K2-5-2 2-2		0-3 K		0-0 5-3		3	0	0	0	1	2	2				
Ed Brinkman, R OBP: 0.278, SLG: 0.250 (1, 6)		0-0 G6-4-3 1-2		0-0 1B 1-2 1B		0-0 SH 2B				3	1	2	0	0	0	3				
Mickey Lolich, S OBP: 0.385, SLG: 0.273 (1, 1)			0-0 E 1B 1B		0-3 K		0-0 SH 2B			2	1	1	0	0	1	2				
<b>Inning Stats</b>	R: 0 E: 0 K: 0 S: 3	H: 0 LOB: 0 BB: 0 P: 3	R: 0 E: 0 K: 0 S: 3	H: 1 LOB: 2 BB: 2 P: 11	R: 0 E: 1 K: 0 S: 5	H: 2 LOB: 2 BB: 0 P: 5	R: 0 E: 0 K: 2 S: 8	H: 2 LOB: 2 BB: 1 P: 12	R: 0 E: 0 K: 0 S: 4	H: 0 LOB: 1 BB: 0 P: 4	R: 0 E: 0 K: 1 S: 5	H: 0 LOB: 0 BB: 0 P: 5	R: 3 E: 1 K: 0 S: 6	H: 3 LOB: 0 BB: 0 P: 6	R: 0 E: 0 K: 1 S: 5	H: 0 LOB: 0 BB: 0 P: 5	1B: 6 2B: 3 3B: 0 HR: 1	SF: 0 SAC: 1 DP: 3 HBP: 0	WP: 1 PB: 1 SB: 1 CS: 0	PA: 34
<b>PITCHER</b> Mike Hedlund, R ERA: 2.45 (1, 1)	IP: 6.0 WLS: L BF: 28 H: 7 R: 3 ER: 3 SO: 3 BB: 3 IBB: 0 HBP: 0 BLK: 0 WP: 1 HR: 1 S: 31 P: 43 ERA: 4.50 WHIP: 1.667															<b>PITCHER</b>				
Tom Burgmeier, L ERA: 1.02 (7, 1)	IP: 1.0 WLS: 3 BF: 1 H: 0 R: 0 ER: 0 SO: 0 BB: 0 IBB: 0 HBP: 0 BLK: 0 WP: 0 HR: 0 S: 3 P: 3 ERA: 0.00 WHIP: 1.000															<b>PITCHER</b>				
Ted Abernathy, R ERA: 0.63 (8, 1)	IP: 1.0 WLS: 3 BF: 0 H: 0 R: 0 ER: 0 SO: 1 BB: 0 IBB: 0 HBP: 0 BLK: 0 WP: 0 HR: 0 S: 5 P: 5 ERA: 0.00 WHIP: 0.000															<b>PITCHER</b>				

Kansas City Royals @ Detroit Tigers  
Tiger Stadium, Detroit, MI  
Fri May 07 1971, 7:05 PM EDT  
Att: 13,973 - Unknown - 60 F

AB	30
R	3
H	8
RBI	1
BB	3
SO	4
LOB	17





Batter	1	2	3	4	5	6	7	8	9	AB	R	H	RBI	BB	SO	LOB	TOP								
Freddie Patek, R (1,6) OBP: 0.318, SLG: 0.311										4	0	2	0	0	0	1									
Joe Keough, L (1,9) OBP: 0.289, SLG: 0.246										3	0	0	0	0	0	2									
Dennis Paepke, R (8,PH) OBP: 0.310, SLG: 0.370										1	0	0	0	0	0	3									
Amos Otis, R (1,8) OBP: 0.330, SLG: 0.414										4	0	0	0	0	0	1									
Ed Kirkpatrick, L (1,2) OBP: 0.309, SLG: 0.326										3	0	0	0	1	0	0									
Cookie Rojas, R (1,4) OBP: 0.392, SLG: 0.440										4	1	1	0	0	1	0									
Paul Schaaf, R (1,5) OBP: 0.488, SLG: 0.494										3	0	1	0	0	0	0									
Bob Oliver, R (1,3) OBP: 0.259, SLG: 0.339										3	0	2	1	0	0	0									
Carl Taylor, R (1,7) OBP: 0.316, SLG: 0.226										3	0	0	0	0	1	3									
Wally Bunker, R (1,1) Gail Hopkins, L (8,PH) Mike McCormick, L (8,1)										1	0	0	0	1	1	0									
										1	0	1	0	0	0	0									
										0	0	0	0	0	0	0									
<b>Inning Stats</b>	R: 0 E: 0 K: 0 S: 3	H: 1 LOB: 0 BB: 0 P: 3	R: 0 E: 0 K: 0 S: 3	H: 0 LOB: 0 BB: 0 P: 3	R: 0 E: 0 K: 1 S: 5	H: 0 LOB: 0 BB: 0 P: 5	R: 0 E: 0 K: 0 S: 3	H: 0 LOB: 0 BB: 0 P: 3	R: 1 E: 0 K: 0 S: 4	H: 3 LOB: 1 BB: 1 P: 8	R: 0 E: 1 K: 0 S: 3	H: 0 LOB: 1 BB: 1 P: 7	R: 0 E: 0 K: 0 S: 3	H: 0 LOB: 0 BB: 0 P: 3	R: 0 E: 0 K: 1 S: 7	H: 3 LOB: 2 BB: 0 P: 7	R: 0 E: 0 K: 1 S: 5	H: 0 LOB: 0 BB: 0 P: 5	1B: 7 2B: 0 3B: 0 HR: 0	SF: 0 SAC: 0 DP: 3 HBP: 0	WP: 0 PB: 0 SB: 0 CS: 0	PA: 32			
<b>PITCHER</b>	IP	WLS	BF	H	R	ER	SO	BB	IBB	HBP	BLK	WP	HR	S	P	ERA	WHIP								
Joe Coleman, R (1,1) ERA: 3.0	7.1	W	28	7	1	1	2	2	0	0	0	0	0	30	38	1.23	1.227								
Fred Scherman, L (8,1) ERA: 1.88	1.2	S	4	0	0	0	1	0	0	0	0	0	0	6	6	0.00	0.000								

Kansas City Royals @ Detroit Tigers  
Tiger Stadium, Detroit, MI  
Sat May 08 1971, 4:33 AM EDT  
Att: 15,441 - Unknown

AB 30  
R 1  
H 7  
RBI 1  
BB 2  
SO 3  
LOB 10

Batter	1	2	3	4	5	6	7	8	9	AB	R	H	RBI	BB	SO	LOB	BOTTOM								
Dick McAuliffe, L (1,4) OBP: 0.282, SLG: 0.352										4	0	0	0	0	0	3									
Aurelio Rodriguez, R (1,5) OBP: 0.287, SLG: 0.327										4	0	1	0	0	1	3									
Jim Northrup, L (1,9) OBP: 0.406, SLG: 0.510										4	0	0	0	0	0	1									
Norm Cash, L (1,3) OBP: 0.365, SLG: 0.604										4	2	2	2	0	0	1									
Willie Horton, R (1,7) OBP: 0.255, SLG: 0.409										3	0	0	0	0	0	0									
Bill Freehan, R (1,2) OBP: 0.385, SLG: 0.500										3	0	1	0	0	0	0									
Mickey Stanley, R (1,8) OBP: 0.308, SLG: 0.295										3	0	1	0	0	0	1									
Ed Brinkman, R (1,6) OBP: 0.290, SLG: 0.275										3	0	2	0	0	1	0									
Joe Coleman, R (1,1) Fred Scherman, L (8,1)										3	0	0	0	0	1	3									
										0	0	0	0	0	0	0									
<b>Inning Stats</b>	R: 0 E: 0 K: 0 S: 3	H: 0 LOB: 0 BB: 0 P: 3	R: 0 E: 0 K: 0 S: 3	H: 0 LOB: 0 BB: 0 P: 3	R: 0 E: 0 K: 1 S: 7	H: 2 LOB: 2 BB: 0 P: 7	R: 1 E: 0 K: 0 S: 5	H: 2 LOB: 1 BB: 0 P: 5	R: 0 E: 0 K: 1 S: 6	H: 1 LOB: 1 BB: 0 P: 6	R: 1 E: 0 K: 0 S: 4	H: 1 LOB: 0 BB: 0 P: 4	R: 0 E: 0 K: 1 S: 5	H: 0 LOB: 0 BB: 0 P: 5	R: 0 E: 0 K: 0 S: 4	H: 1 LOB: 1 BB: 0 P: 4	R: 0 E: 0 K: 0 S: 3	H: 0 LOB: 0 BB: 0 P: 4	1B: 4 2B: 1 3B: 0 HR: 2	SF: 0 SAC: 0 DP: 0 HBP: 0	WP: 0 PB: 0 SB: 0 CS: 0	PA: 31			
<b>PITCHER</b>	IP	WLS	BF	H	R	ER	SO	BB	IBB	HBP	BLK	WP	HR	S	P	ERA	WHIP								
Wally Bunker, R (1,1) ERA: 4.28	7.0	L	27	6	2	2	3	6	0	0	0	0	2	33	33	2.57	0.857								
Mike McCormick, L (8,1) ERA:	1.0		4	1	0	0	0	0	0	0	0	0	0	4	4	0.00	1.000								

Kansas City Royals @ Detroit Tigers  
Tiger Stadium, Detroit, MI  
Sat May 08 1971, 4:33 AM EDT  
Att: 15,441 - Unknown

AB 31  
R 2  
H 7  
RBI 2  
BB 0  
SO 3  
LOB 12







Batter	1	2	3	4	5	6	7	8	9	AB	R	H	RBI	BB	SO	LOB	TOP										
Sandy Alomar Sr. S OBP: 0.250, SLG: 0.248 (1.4)	F7		K2-3					F9	FC6-4	4	0	0	0	1	1	3											
Jim Spencer L OBP: 0.267, SLG: 0.345 (1.3)	F7				L4			1-3		4	0	1	0	0	0	2											
Alex Johnson R OBP: 0.283, SLG: 0.308 (1.7)	5-3		G6-3					F9		4	0	0	0	0	0	1											
Tony Conigliaro R OBP: 0.331, SLG: 0.406 (1.9)										4	1	2	0	0	1	0											
Roger Repoz L OBP: 0.509, SLG: 0.600 (1.8)	F8							P3		4	1	2	1	0	0	2											
Ken McMullen R OBP: 0.306, SLG: 0.364 (1.5)										3	0	0	0	1	0	2											
John Stephenson L OBP: 0.214, SLG: 0.519 (9, PH) Jerry Moses R OBP: 0.221, SLG: 0.347 (9, PH)										3	0	1	0	0	0	0											
Syd O'Brien R OBP: 0.296, SLG: 0.460 (1.6)										3	0	1	1	1	1	0											
Andy Messersmith R OBP: 0.167, SLG: 0.294 (6, 1) Mel Queen L (7, PH) Ken Berry R OBP: 0.218, SLG: 0.243 Archie Reynolds R (7, 1) Billy Cowan R OBP: 0.300, SLG: 0.222 (9, PH)										1	0	0	0	1	1	3											
<b>Inning Stats</b>	R: 0 E: 0 K: 0 S: 3	H: 0 LOB: 0 BB: 0 P: 3	R: 0 E: 0 K: 1 S: 7	H: 2 LOB: 3 BB: 1 P: 11	R: 0 E: 0 K: 1 S: 5	H: 1 LOB: 0 BB: 0 P: 5	R: 0 E: 0 K: 1 S: 5	H: 1 LOB: 0 BB: 0 P: 5	R: 0 E: 0 K: 1 S: 5	H: 0 LOB: 2 BB: 2 P: 13	R: 1 E: 0 K: 0 S: 4	H: 1 LOB: 0 BB: 0 P: 4	R: 0 E: 0 K: 0 S: 3	H: 0 LOB: 0 BB: 0 P: 3	R: 0 E: 0 K: 0 S: 3	H: 0 LOB: 0 BB: 0 P: 3	R: 1 E: 0 K: 1 S: 7	H: 2 LOB: 3 BB: 2 P: 15	1B: 6 2B: 0 3B: 0 HR: 1	SF: 0 SAC: 0 DP: 2 HBP: 0	WP: 0 PB: 0 SB: 0 CS: 0	PA: 37					
<b>PITCHER</b>	IP	WLS	BF	H	R	ER	SO	BB	IBB	HBP	BLK	WP	HR	S	P	ERA	WHIP										
Dean Chance R ERA: 2.97 (1.1)	4.2		19	4	0	0	4	3	0	0	0	0	0	24	36	0.00	1.500										
Fred Scherman L ERA: 2.45 (5.1)	4.0	W	16	3	2	2	1	1	0	0	0	0	1	17	21	4.50	1.000										
Tom Timmermann R ERA: 3.24 (9.1)	0.1	S	2	0	0	0	0	1	0	0	0	0	0	1	5	0.00	3.000										

California Angels @ Detroit Tigers  
Tiger Stadium, Detroit, MI  
Mon May 10 1971, 7:05 PM EDT  
Att: 15,215 - Unknown

AB 32  
R 2  
H 7  
RBI 2  
BB 5  
SO 5  
LOB 15



Batter	1	2	3	4	5	6	7	8	9	AB	R	H	RBI	BB	SO	LOB	BOTTOM										
Dick McAuliffe L OBP: 0.270, SLG: 0.360 (1.4)	F9		F9							4	1	1	1	0	0	3											
Aurelio Rodriguez R OBP: 0.262, SLG: 0.312 (1.5)	F8		K							4	0	0	0	0	2	0											
Jim Northrup L OBP: 0.411, SLG: 0.505 (7, 9)										4	1	2	0	0	0	0											
Norm Cash L OBP: 0.380, SLG: 0.644 (1.3)										3	2	1	0	1	0	1											
Dalton Jones L OBP: 0.467, SLG: 0.429 (7, 7)										4	1	1	0	0	2	0											
Gates Brown L OBP: 0.273, SLG: 0.238 Mickey Stanley R OBP: 0.300, SLG: 0.288 (7, 8)										3	0	1	1	0	1	1											
Bill Freehan R OBP: 0.347, SLG: 0.467 (1.2)										2	0	0	0	2	1	0											
Ed Brinkman R OBP: 0.278, SLG: 0.255 (1.6)										3	0	0	0	1	0	1											
Dean Chance R (1.1) Fred Scherman L (5.1) Tom Timmermann R (9.1)										1	0	0	0	0	1	0											
<b>Inning Stats</b>	R: 2 E: 1 K: 1 S: 7	H: 1 LOB: 1 BB: 1 P: 11	R: 0 E: 0 K: 1 S: 6	H: 0 LOB: 0 BB: 0 P: 5	R: 0 E: 0 K: 3 S: 9	H: 0 LOB: 0 BB: 0 P: 9	R: 1 E: 0 K: 1 S: 6	H: 1 LOB: 0 BB: 0 P: 6	R: 2 E: 0 K: 1 S: 8	H: 3 LOB: 3 BB: 2 P: 16	R: 0 E: 0 K: 1 S: 5	H: 0 LOB: 0 BB: 0 P: 5	R: 0 E: 0 K: 0 S: 3	H: 0 LOB: 1 BB: 1 P: 7	R: 0 E: 0 K: 0 S: 3	H: 0 LOB: 0 BB: 0 P: 7	1B: 4 2B: 1 3B: 0 HR: 1	SF: 0 SAC: 0 DP: 0 HBP: 0	WP: 3 PB: 0 SB: 0 CS: 0	PA: 35							
<b>PITCHER</b>	IP	WLS	BF	H	R	ER	SO	BB	IBB	HBP	BLK	WP	HR	S	P	ERA	WHIP										
Andy Messersmith R ERA: 2.86 (1.1)	5.1	L	25	6	5	4	7	2	0	0	0	1	1	37	45	6.75	1.500										
Mel Queen R ERA: 1.13 (6.1)	0.2		3	0	0	0	1	1	0	0	0	1	0	4	8	0.00	1.500										
Archie Reynolds R ERA: (7.1)	2.0		7	0	0	0	1	1	0	0	0	0	0	8	12	0.00	0.500										

California Angels @ Detroit Tigers  
Tiger Stadium, Detroit, MI  
Mon May 10 1971, 7:05 PM EDT  
Att: 15,215 - Unknown

AB 31  
R 5  
H 6  
RBI 2  
BB 4  
SO 9  
LOB 9





Batter	1	2	3	4	5	6	7	8	9	AB	R	H	RBI	BB	SO	LOB	TOP					
Sandy Alomar Sr. S OBP: 0.249, SLG: 0.246 (1.4)	F8		4-3		G5-4-3		6-3 S 1B		F8	5	0	1	1	0	0	1						
Syd O'Brien R OBP: 0.288, SLG: 0.436 (1.6)	K				4-3		6-3		K	5	0	1	0	0	2	1						
Alex Johnson R OBP: 0.280, SLG: 0.299 (1.7)	L9		L4				F8			4	0	0	0	1	1	2						
Billy Cowan R OBP: 0.308, SLG: 0.250 Jim Spencer L OBP: 0.293, SLG: 0.339 (6.3)		E5 FC6-4			E S SF9 1B		5-3		P3	3	1	1	0	0	0	0						
Ken McMullen R OBP: 0.313, SLG: 0.389 (1.5)	F8				F3		1B HBP			3	2	1	1	0	0	2						
Roger Repoz L OBP: 0.508, SLG: 0.595 (1.9)	K				SF9		1B 1-2		HR	2	0	1	1	1	1	1						
Jerry Moses R OBP: 0.247, SLG: 0.380 (1.2)		FC6-4					1B 1-2			4	0	3	1	0	0	1						
Ken Berry R OBP: 0.232, SLG: 0.311 (1.8)							1B 1-3 2-H		F8	4	2	2	1	0	1	3						
Clyde Wright R OBP: 0.125, SLG: 0.087 (1.1)							1B G5-4-3		FC6-4	4	0	1	0	0	2	3						
<b>Inning Stats</b>	R: 0 E: 0 K: 1 S: 5	H: 0 LOB: 0 BB: 0 P: 5	R: 0 E: 1 K: 1 S: 6	H: 0 LOB: 1 BB: 0 P: 6	R: 1 E: 0 K: 1 S: 7	H: 2 LOB: 1 BB: 0 P: 7	R: 1 E: 0 K: 1 S: 7	H: 2 LOB: 1 BB: 0 P: 7	R: 0 E: 0 K: 0 S: 3	H: 1 LOB: 0 BB: 0 P: 3	R: 1 E: 0 K: 0 S: 4	H: 2 LOB: 2 BB: 0 P: 5	R: 1 E: 0 K: 2 S: 9	H: 2 LOB: 1 BB: 0 P: 9	R: 1 E: 0 K: 0 S: 5	H: 2 LOB: 2 BB: 1 P: 9	R: 0 E: 0 K: 1 S: 5	H: 0 LOB: 1 BB: 1 P: 9	1B: 7 2B: 2 3B: 0 HR: 2	SF: 1 SAC: 0 DP: 1 HBP: 1	WP: 0 PB: 0 SB: 2 CS: 0	PA: 40
<b>PITCHER</b>	IP	WLS	BF	H	R	ER	SO	BB	IBB	HBP	BLK	WP	HR	S	P	ERA	WHIP					
Mickey Lolich L ERA: 3.2 (1.1)	6.1	L	28	9	4	4	5	0	0	1	0	0	1	37	38	5.68	1.421					
Bill Denehy R ERA: 1.29 (7.1)	1.2		8	2	1	1	1	1	0	0	0	0	1	9	13	5.40	1.800					
Daryl Patterson R ERA: 4.0 (9.1)	1.0		4	0	0	0	1	1	0	0	0	0	0	5	9	0.00	1.000					

California Angels @ Detroit Tigers  
Tiger Stadium, Detroit, MI  
Tue May 11 1971, 7:05 PM EDT  
Att: 8,275 - Unknown

AB	36
R	5
H	11
RBI	5
BB	2
SO	7
LOB	15



Batter	1	2	3	4	5	6	7	8	9	AB	R	H	RBI	BB	SO	LOB	BOTTOM				
Mickey Stanley R OBP: 0.311, SLG: 0.300 (1.8)	E6 L6-4-3 1B		E S 1B			5-3		F8		4	0	2	0	0	0	1					
Norm Cash L OBP: 0.387, SLG: 0.629 (1.3)	L6-4-3 BB		4-3			F9				3	0	1	0	1	0	1					
Al Kaline R OBP: 0.415, SLG: 0.310 (1.9)	L6-4-3 1-2 2-3				L8		1B		L8	4	0	1	0	0	0	4					
Jim Northrup L OBP: 0.406, SLG: 0.496 (1.7)	P6					K			4-3	4	0	1	0	0	1	2					
Aurelio Rodriguez R OBP: 0.289, SLG: 0.319 (1.5)		F8			P6		G4-6-3 1B			4	0	2	0	0	0	1					
Bill Freehan R OBP: 0.333, SLG: 0.448 (1.2)		F8			F9		K		F9	4	0	0	0	0	1	3					
Dick McAuliffe L OBP: 0.262, SLG: 0.347 (1.4)		F9				K		G4-6-3 1-2	P6	4	0	0	0	0	1	2					
Ed Brinkman R OBP: 0.270, SLG: 0.248 (1.6)					P4		6-3		5-3	3	0	0	0	0	0	0					
Mickey Lolich S OBP: 0.357, SLG: 0.250 Bill Denehy S (7.1)					K		F9			2	0	0	0	0	1	0					
Ike Brown R OBP: 0.250, SLG: 0.625 Daryl Patterson L (9.1)								1B		1	0	1	0	0	0	0					
<b>Inning Stats</b>	R: 0 E: 1 K: 0 S: 3	H: 1 LOB: 1 BB: 1 P: 7	R: 0 E: 0 K: 0 S: 3	H: 0 LOB: 0 BB: 0 P: 3	R: 0 E: 0 K: 1 S: 6	H: 1 LOB: 1 BB: 0 P: 6	R: 0 E: 0 K: 0 S: 4	H: 1 LOB: 1 BB: 0 P: 4	R: 0 E: 0 K: 1 S: 5	H: 1 LOB: 0 BB: 0 P: 5	R: 0 E: 0 K: 1 S: 6	H: 1 LOB: 1 BB: 0 P: 6	R: 0 E: 0 K: 1 S: 5	H: 2 LOB: 2 BB: 0 P: 5	R: 0 E: 0 K: 0 S: 5	H: 1 LOB: 1 BB: 0 P: 4	1B: 8 2B: 0 3B: 0 HR: 0	SF: 0 SAC: 0 DP: 2 HBP: 0	WP: 0 PB: 0 SB: 1 CS: 0	PA: 34	
<b>PITCHER</b>	IP	WLS	BF	H	R	ER	SO	BB	IBB	HBP	BLK	WP	HR	S	P	ERA	WHIP				
Clyde Wright L ERA: 3.06 (1.1)	9.0	W	34	8	0	0	4	1	0	0	0	0	0	41	45	0.00	1.000				

California Angels @ Detroit Tigers  
Tiger Stadium, Detroit, MI  
Tue May 11 1971, 7:05 PM EDT  
Att: 8,275 - Unknown

AB	33
R	0
H	8
RBI	0
BB	1
SO	4
LOB	14







Batter	1	2	3	4	5	6	7	8	9	AB	R	H	RBI	BB	SO	LOB	TOP			
Sandy Alomar Sr. S OBP: 0.248, SLG: 0.246 (1, 4)										4	0	1	0	0	1	1	<b>California Angels @ Detroit Tigers</b> Tiger Stadium, Detroit, MI Wed May 12 1971, 7:05 PM EDT Att: 7,908 - Unknown			
Jim Spencer L OBP: 0.255, SLG: 0.328 Eddie Fisher, R (8, 1)										4	0	0	0	0	1	2				
Alex Johnson, R OBP: 0.279, SLG: 0.298 (1, 7)										4	0	1	0	0	3	2				
Roger Repoz, L OBP: 0.508, SLG: 0.578 (8, 3)										3	0	1	0	1	1	1				
Ken McMullen, R OBP: 0.311, SLG: 0.393 (1, 5)										4	1	1	0	0	1	3				
John Stephenson L OBP: 0.394, SLG: 0.484 (1, 2)										4	0	1	0	0	0	2				
Syd O'Brien, R OBP: 0.306, SLG: 0.448 (1, 6)										3	0	2	1	0	0	0				
Ken Berry, R OBP: 0.224, SLG: 0.299 (1, 8)										3	0	0	0	0	0	3				
Rudy May L OBP: 0.154, SLG: 0.154 Archie Reynolds, R (6, 1)										2	0	1	0	0	0	0				
Tony Gonzalez, L OBP: 0.385, SLG: 0.364 (8, PH) (8, 9)										0	0	0	0	0	0	0				
<b>Inning Stats</b>	R: 0 E: 0 K: 3 S: 10	H: 1 LOB: 1 BB: 0 P: 10	R: 0 E: 1 K: 1 S: 6	H: 1 LOB: 1 BB: 0 P: 6	R: 0 E: 0 K: 2 S: 8	H: 1 LOB: 0 BB: 0 P: 8	R: 0 E: 0 K: 0 S: 3	H: 0 LOB: 0 BB: 0 P: 3	R: 0 E: 0 K: 1 S: 5	H: 0 LOB: 0 BB: 0 P: 5	R: 1 E: 0 K: 0 S: 5	H: 3 LOB: 1 BB: 0 P: 5	R: 0 E: 0 K: 0 S: 3	H: 0 LOB: 0 BB: 0 P: 3	R: 0 E: 0 K: 0 S: 3	H: 1 LOB: 1 BB: 1 P: 7	1B: 7 2B: 1 3B: 0 HR: 0	SF: 0 SAC: 0 DP: 3 HBP: 0	WP: 0 PB: 0 SB: 1 CS: 0	PA: 33
<b>PITCHER</b> Joe Coleman, R ERA: 2.5 (1, 1)	IP: 9.0 WLS: W BF: 33 H: 8 R: 1 ER: 1 SO: 7 BB: 1 IBB: 0 HBP: 0 BLK: 0 WP: 0 HR: 0 S: 46 P: 50 ERA: 1.00 WHIP: 1.000															<b>PITCHER</b>				

Batter	1	2	3	4	5	6	7	8	9	AB	R	H	RBI	BB	SO	LOB	BOTTOM			
Mickey Stanley, R OBP: 0.295, SLG: 0.284 (1, 8)										4	0	0	0	0	1	0	<b>California Angels @ Detroit Tigers</b> Tiger Stadium, Detroit, MI Wed May 12 1971, 7:05 PM EDT Att: 7,908 - Unknown			
Jim Northrup, L OBP: 0.394, SLG: 0.479 (1, 3)										4	0	0	0	0	1	0				
Willie Horton, R OBP: 0.265, SLG: 0.400 (1, 7)										4	1	1	0	0	2	0				
Al Kaline, R OBP: 0.436, SLG: 0.337 (1, 9)										2	3	2	0	2	0	0				
Aurelio Rodriguez, R OBP: 0.296, SLG: 0.333 (1, 5)										4	2	2	0	0	0	2				
Ike Brown, R OBP: 0.417, SLG: 1.000 (1, 4)										3	2	3	4	0	0	0				
Jim Price, R OBP: 0.188, SLG: 0.267 (1, 2)										3	0	1	2	0	0	1				
Ed Brinkman, R OBP: 0.270, SLG: 0.248 (1, 6)										4	0	1	1	0	1	1				
Joe Coleman, R (1, 1)										3	0	0	0	0	1	3				
<b>Inning Stats</b>	R: 1 E: 1 K: 0 S: 5	H: 2 LOB: 1 BB: 0 P: 5	R: 0 E: 0 K: 0 S: 4	H: 1 LOB: 1 BB: 0 P: 4	R: 0 E: 0 K: 3 S: 9	H: 0 LOB: 0 BB: 0 P: 9	R: 3 E: 0 K: 1 S: 7	H: 2 LOB: 0 BB: 1 P: 11	R: 0 E: 0 K: 1 S: 5	H: 0 LOB: 0 BB: 0 P: 5	R: 2 E: 0 K: 0 S: 6	H: 4 LOB: 1 BB: 0 P: 6	R: 0 E: 0 K: 0 S: 3	H: 0 LOB: 0 BB: 0 P: 3	R: 2 E: 0 K: 1 S: 6	H: 1 LOB: 0 BB: 1 P: 10		1B: 7 2B: 2 3B: 0 HR: 1	SF: 2 SAC: 0 DP: 1 HBP: 0	WP: 0 PB: 0 SB: 0 CS: 0
<b>PITCHER</b> Rudy May, L ERA: 3.12 Archie Reynolds, R ERA: 1.59 Eddie Fisher, R ERA: 2.38 (1, 1)	IP: 5.1 WLS: L BF: 23 H: 6 R: 5 ER: 4 SO: 5 BB: 1 IBB: 0 HBP: 0 BLK: 0 WP: 0 HR: 1 S: 32 P: 36 ERA: 6.75 WHIP: 1.312															<b>PITCHER</b>				



Batter	1	2	3	4	5	6	7	8	9	AB	R	H	RBI	BB	SO	LOB	TOP											
Dick McAuliffe, L (1, 4) OBP: 0.259, SLG: 0.350	4-3		K					L8	K	5	0	1	0	0	2	3	Detroit Tigers @ Washington Senators Robert F. Kennedy Memorial Stadium, Washington, DC Fri May 14 1971, 7:05 PM EDT Att: 18,694 - Unknown  livebaseballscorecards.com  AB 34 R 2 H 8 RBI 2 BB 3 SO 7 LOB 25  											
Aurelio Rodriguez, R (1, 5) OBP: 0.262, SLG: 0.322	6-3		F7					HBP	FC6-4	4	0	0	0	0	1	4												
Jim Northrup, L (1, 8) OBP: 0.390, SLG: 0.479					F8			L7		4	0	1	0	0	1	4												
Al Kaline, R (1, 9) OBP: 0.430, SLG: 0.333								L8		4	0	1	0	0	1	5												
Norm Cash, L (1, 3) OBP: 0.392, SLG: 0.636										4	1	2	0	0	1	1												
Willie Horton, R (1, 7) OBP: 0.284, SLG: 0.388										3	1	0	0	1	0	1												
Jim Price, R (1, 2) OBP: 0.200, SLG: 0.222										3	0	0	0	1	0	4												
Ed Brinkman, R (1, 6) OBP: 0.263, SLG: 0.241 (9, PH) Kevin Collins, L (9, PH) Cesar Gutierrez, R (9, 6)										3	0	0	0	0	0	3												
Bill Zepp, R (1, 1) Dalton Jones, L (6, PH) Fred Scherman, L (6, 1) Gates Brown, L (6, PH) Tom Timmermann, R (6, 1) Ike Brown, R (6, PH) Daryl Patterson, L (6, 1) Mike Kilkeny, R (6, 1)										1	0	0	0	0	1	0												
Inning Stats	R: 0 E: 0 K: 1 S: 6	H: 1 LOB: 1 BB: 0 P: 6	R: 0 E: 0 K: 0 S: 3	H: 0 LOB: 1 BB: 1 P: 7	R: 0 E: 0 K: 2 S: 7	H: 0 LOB: 0 BB: 0 P: 7	R: 0 E: 0 K: 1 S: 5	H: 1 LOB: 1 BB: 0 P: 5	R: 0 E: 0 K: 0 S: 3	H: 0 LOB: 2 BB: 0 P: 3	R: 0 E: 0 K: 2 S: 9	H: 2 LOB: 2 BB: 0 P: 9	R: 0 E: 0 K: 0 S: 3	H: 1 LOB: 1 BB: 1 P: 7	R: 0 E: 0 K: 0 S: 3	H: 0 LOB: 2 BB: 1 P: 8		R: 2 E: 1 K: 1 S: 9	H: 3 LOB: 2 BB: 0 P: 9	1B: 5 2B: 4 3B: 0 HR: 0	SF: 0 SAC: 0 DP: 2 HBP: 1	WP: 0 PB: 0 SB: 0 CS: 1	PA: 38					
PITCHER	IP	WLS	BF	H	R	ER	SO	BB	IBB	HBP	BLK	WP	HR	S	P	ERA		WHIP										
Denny McLain, R (1, 1) ERA: 3.44	9.0	W	38	8	2	1	7	3	0	1	0	0	0	48	61	1.00		1.222										

Batter	1	2	3	4	5	6	7	8	9	AB	R	H	RBI	BB	SO	LOB	BOTTOM											
Del Unser, L (1, 8) OBP: 0.381, SLG: 0.523	F7									3	1	2	0	1	0	0	Detroit Tigers @ Washington Senators Robert F. Kennedy Memorial Stadium, Washington, DC Fri May 14 1971, 7:05 PM EDT Att: 18,694 - Unknown  livebaseballscorecards.com  AB 33 R 3 H 11 RBI 3 BB 3 SO 5 LOB 19  											
Jim French, L (1, 2) OBP: 0.271, SLG: 0.195 (9, PH) Paul Casanova, R (9, PH) OBP: 0.293, SLG: 0.408										4	0	0	0	0	2	3												
Tom McCraw, L (1, 9) OBP: 0.312, SLG: 0.479 (7, PH) Elliott Maddox, R (7, PH) OBP: 0.288, SLG: 0.200 (8, 9)										3	0	1	1	0	0	0												
Frank Howard, R (1, 7) OBP: 0.349, SLG: 0.429 (9, 3)										4	1	2	1	0	0	1												
Don Mincher, L (1, 3) OBP: 0.403, SLG: 0.431 (8, PR) Dick Billings, R (8, PR) OBP: 0.235, SLG: 0.250 (9, 7)										3	0	3	0	1	0	0												
Joe Foy, R (1, 5) OBP: 0.302, SLG: 0.264										4	0	0	0	0	0	5												
Tim Cullen, R (1, 4) OBP: 0.228, SLG: 0.233										4	0	0	0	0	0	3												
Toby Harrah, R (1, 6) OBP: 0.320, SLG: 0.294										3	1	3	0	1	0	0												
Denny McLain, R (1, 1) OBP: 0.105, SLG: 0.211 (9, PH) Riche Scheinblum, S (9, PH) OBP: 0.273, SLG: 0.213										3	0	0	0	0	3	5												
Inning Stats	R: 0 E: 0 K: 1 S: 5	H: 0 LOB: 0 BB: 0 P: 5	R: 1 E: 0 K: 1 S: 8	H: 3 LOB: 2 BB: 0 P: 8	R: 0 E: 0 K: 0 S: 3	H: 1 LOB: 1 BB: 0 P: 4	R: 0 E: 0 K: 1 S: 6	H: 1 LOB: 2 BB: 1 P: 10	R: 1 E: 0 K: 0 S: 5	H: 2 LOB: 2 BB: 1 P: 9	R: 0 E: 0 K: 1 S: 5	H: 1 LOB: 0 BB: 0 P: 5	R: 0 E: 0 K: 0 S: 4	H: 1 LOB: 1 BB: 0 P: 4	R: 0 E: 0 K: 0 S: 4	H: 1 LOB: 1 BB: 0 P: 4		R: 1 E: 0 K: 0 S: 3	H: 1 LOB: 1 BB: 1 P: 7	1B: 5 2B: 4 3B: 1 HR: 1	SF: 1 SAC: 0 DP: 2 HBP: 1	WP: 0 PB: 0 SB: 0 CS: 1	PA: 38					
PITCHER	IP	WLS	BF	H	R	ER	SO	BB	IBB	HBP	BLK	WP	HR	S	P	ERA		WHIP										
Bill Zepp, R (1, 1) ERA: 6.28	5.0		24	7	2	2	3	1	0	1	0	0	0	10	10	0.00		1.600										
Fred Scherman, L (6, 1) ERA: 2.21	2.0		6	2	0	0	2	0	0	0	0	0	0	10	10	0.00		1.000										
Tom Timmermann, R (8, 1) ERA: 3.06	1.0		4	1	0	0	0	0	0	0	0	0	0	4	4	0.00		1.000										
Daryl Patterson, R (9, 1) ERA: 4.82	0.1	L	3	1	1	1	0	0	1	0	0	0	0	2	6	27.00		3.000										
Mike Kilkeny, L (9, 1) ERA: 30.86	0.1		1	0	0	0	0	0	0	0	0	0	0	1	1	0.00	0.000											



Batter	1	2	3	4	5	6	7	8	9	10	11	12	13	14	15	AB	R	H	RBI	BB	SO	LOB	TOP					
Dick McAuliffe, L OBP: 0.268, SLG: 0.344 (1.4)																5	0	1	0	1	2	0						
Al Kaline, R OBP: 0.429, SLG: 0.330 (10. PFR)																4	0	1	0	0	1	3						
Mickey Stanley, R OBP: 0.300, SLG: 0.303 (10.8)																2	0	1	0	0	0							
Jim Northrup, L OBP: 0.378, SLG: 0.457 (10.3)																6	1	0	0	1	0	3						
Willie Horton, R OBP: 0.277, SLG: 0.423 (1.7)																	6	1	3	1	0	1	1					
Norm Cash, L OBP: 0.386, SLG: 0.609 (10. PFR)																	3	0	0	0	1	1	0					
Ike Brown, R OBP: 0.429, SLG: 0.923 (10.9)																	1	0	0	0	0	2						
Dalton Jones, L OBP: 0.471, SLG: 0.438 (10.9)																	1	0	0	0	0	0	1					
Aurelio Rodriguez, R OBP: 0.294, SLG: 0.341 (1.5)																5	1	1	1	1	1	2						
Bill Freehan, R OBP: 0.324, SLG: 0.426 (1.2)																5	0	0	0	1	0	1						
Ed Brinkman, R OBP: 0.268, SLG: 0.237 (1.6)																6	0	1	0	0	0	3						
Mickey Lolich, S OBP: 0.303, SLG: 0.207 (14.1)																	5	0	0	0	0	1	4					
Tom Timmermann, R (14.1)																1	0	0	0	0	0	0						
<b>Inning Stats</b>	R: 0 E: 0 K: 1 S: 5	H: 1 LOB: 0 BB: 0 P: 5	R: 1 E: 0 K: 0 S: 3	H: 1 LOB: 0 BB: 1 P: 7	R: 0 E: 0 K: 0 S: 3	H: 0 LOB: 1 BB: 0 P: 4	R: 0 E: 0 K: 0 S: 3	H: 0 LOB: 0 BB: 0 P: 3	R: 1 E: 0 K: 1 S: 7	H: 2 LOB: 2 BB: 1 P: 11	R: 0 E: 0 K: 0 S: 4	H: 0 LOB: 3 BB: 3 P: 16	R: 0 E: 0 K: 1 S: 5	H: 0 LOB: 1 BB: 0 P: 6	R: 0 E: 0 K: 2 S: 7	H: 0 LOB: 0 BB: 0 P: 3	R: 0 E: 0 K: 0 S: 3	H: 0 LOB: 0 BB: 0 P: 3	R: 0 E: 1 K: 0 S: 3	H: 0 LOB: 0 BB: 0 P: 3	R: 0 E: 0 K: 0 S: 3	H: 0 LOB: 0 BB: 0 P: 3	R: 0 E: 0 K: 1 S: 6	H: 1 LOB: 1 BB: 0 P: 6	1B: 5 2B: 2 3B: 0 HR: 2	SF: 0 SAC: 0 DP: 1 HBP: 2	WP: 0 PB: 0 CS: 1	PA: 58

PITCHER	IP	WLS	BF	H	R	ER	SO	BB	IBB	HBP	BLK	WP	HR	S	P	ERA	WHIP
Gerry Janeski, R ERA: 3.81 (1.1)	6.0		27	5	3	2	2	3	0	0	0	0	0	25	46	3.00	1.333
Joe Grzenda, L ERA: 1.46 (7.1)	2.0		7	0	0	0	3	0	0	1	0	0	0	12	13	0.00	0.000
Jim Shellenback, L ERA: 5.04 (9.1)	1.1		5	1	0	0	0	0	0	0	0	0	0	5	5	0.00	0.750
Horacio Pina, R ERA: 3.38 (10.1)	0.0		1	1	0	0	0	0	0	0	0	0	0	1	1	-	-
Paul Lindblad, L ERA: 2.91 (10.1)	5.2	W	17	1	0	0	2	0	0	0	0	0	0	21	21	0.00	0.176

Batter	1	2	3	4	5	6	7	8	9	10	11	12	13	14	15	AB	R	H	RBI	BB	SO	LOB	BOTTOM					
Toby Harrah, R OBP: 0.320, SLG: 0.289 (1.6)																5	0	1	1	1	0	0						
Elliott Maddox, R OBP: 0.292, SLG: 0.185 (1.9)																4	0	0	0	2	1	4						
Frank Howard, R OBP: 0.391, SLG: 0.417 (1.3)																3	0	0	0	2	0	0						
Tom McCraw, L OBP: 0.308, SLG: 0.472 (12.3)																1	0	0	0	0	1	0						
Joe Ely, R OBP: 0.288, SLG: 0.250 (1.5)																5	0	0	0	0	2	2						
Dick Billings, R OBP: 0.217, SLG: 0.227 (1.7)																6	1	1	0	0	2	5						
Paul Casanova, R OBP: 0.296, SLG: 0.442 (1.2)																6	2	2	2	0	0	2						
Del Unser, L OBP: 0.309, SLG: 0.500 (1.8)																6	0	1	0	0	1	0						
Tim O'Brien, R OBP: 0.219, SLG: 0.222 (1.4)																6	0	0	0	0	0	2						
Gerry Janeski, R ERA: 3.81 (1.1)																1	0	0	0	0	0	0						
Joe Grzenda, L ERA: 1.46 (7.1)																1	0	0	0	0	0	0						
Frank Fernandez, L ERA: 5.04 (9.1)																0	0	0	0	0	0	0						
Jim Shellenback, L ERA: 5.04 (9.1)																0	0	0	0	0	0	0						
Horacio Pina, R ERA: 3.38 (10.1)																0	0	0	0	0	0	0						
Paul Lindblad, L ERA: 2.91 (10.1)																2	0	0	0	0	0	2						
Don Williams, L ERA: 2.91 (10.1)																1	1	1	0	0	0	0						
<b>Inning Stats</b>	R: 0 E: 0 K: 0 S: 3	H: 0 LOB: 0 BB: 0 P: 3	R: 0 E: 0 K: 0 S: 3	H: 0 LOB: 0 BB: 0 P: 3	R: 0 E: 0 K: 0 S: 3	H: 0 LOB: 0 BB: 0 P: 3	R: 0 E: 0 K: 0 S: 3	H: 0 LOB: 2 BB: 2 P: 13	R: 0 E: 0 K: 0 S: 3	H: 0 LOB: 0 BB: 0 P: 3	R: 0 E: 0 K: 1 S: 4	H: 0 LOB: 2 BB: 2 P: 12	R: 0 E: 0 K: 0 S: 3	H: 0 LOB: 2 BB: 2 P: 11	R: 0 E: 0 K: 1 S: 7	H: 1 LOB: 0 BB: 0 P: 7	R: 0 E: 0 K: 2 S: 7	H: 0 LOB: 0 BB: 0 P: 7	R: 0 E: 0 K: 1 S: 5	H: 0 LOB: 0 BB: 0 P: 5	R: 0 E: 0 K: 2 S: 5	H: 0 LOB: 0 BB: 0 P: 5	R: 1 E: 0 K: 1 S: 5	H: 1 LOB: 0 BB: 0 P: 5	1B: 4 2B: 1 3B: 0 HR: 2	SF: 0 SAC: 1 DP: 2 HBP: 0	WP: 2 PB: 0 CS: 1	PA: 54

PITCHER	IP	WLS	BF	H	R	ER	SO	BB	IBB	HBP	BLK	WP	HR	S	P	ERA	WHIP
Mickey Lolich, L ERA: 3.02 (1.1)	13.0		48	5	3	3	6	5	1	0	0	0	0	54	78	2.08	0.769
Tom Timmermann, R ERA: 3.28 (14.1)	1.2	L	6	1	1	1	3	0	0	0	0	0	1	12	12	5.40	0.600

**AB 50**  
**R 3**  
**H 8**  
**RBI 2**  
**BB 5**  
**SO 7**  
**LOB 20**

**AB 47**  
**R 4**  
**H 6**  
**RBI 4**  
**BB 9**  
**SO 15**  
**LOB 15**



**Detroit Tigers @ Washington Senators**  
**Robert F. Kennedy Memorial Stadium, Washington, DC**  
 Sat May 15 1971, 7:05 PM EDT  
 Att: 6,237 - Unknown

livebaseballscorecards.com








Batter	1	2	3	4	5	6	7	8	9	AB	R	H	RBI	BB	SO	LOB	TOP			
Mickey Stanley, R (1, 8) OBP: 0.289, SLG: 0.360	L8		5-3		F8		E5		L6	5	0	0	0	0	0	2				
Dick McAuliffe, L (1, 4) OBP: 0.270, SLG: 0.331	K			HR	1B		F2		FC5-2 IBB	3	1	1	0	2	1	1				
Willie Horton, R (1, 7) OBP: 0.279, SLG: 0.439	K			HR	1B		L7		FC5-2 1-2 2-3 3-H	5	1	2	2	0	1	4				
Jim Northrup, L (1, 9) OBP: 0.373, SLG: 0.437		4-3			FC6-4 1B		G3		F5	5	0	1	0	0	0	5				
Norm Cash, L (1, 3) OBP: 0.391, SLG: 0.636 Cesar Gutierrez, R (8, PR)					K		4-3			3	0	1	0	1	1	1				
Al Kaline, R (8, 9) OBP: 0.429, SLG: 0.330					K					0	0	0	0	0	0	0				
Bill Freehan, R (1, 2) OBP: 0.333, SLG: 0.445		BB			FC6-4 1B				2B	4	0	2	0	0	1	2				
Aurelio Rodriguez, R (1, 5) OBP: 0.290, SLG: 0.331					FC6-4 1-2 2-3		F4		4-3	4	0	0	0	0	1	5				
Ed Brinkman, R (1, 6) OBP: 0.265, SLG: 0.233 Gates Brown, L (9, PH) OBP: 0.333, SLG: 0.273					F5		1-3		F2	3	0	0	0	0	0	3				
Dean Chance, R (1, 1) Dalton Jones, L (7, PH) OBP: 0.444, SLG: 0.412 Tom Timmermann, R (7, 1) Kevin Collins, L (9, PH) OBP: 0.333, SLG: 0.667					K		B1-3		G3	2	0	0	0	0	1	0				
									FC5-2 1-3 2B	1	0	0	0	0	0	0				
<b>Inning Stats</b>	R: 0 E: 0 K: 2 S: 7	H: 0 LOB: 0 BB: 0 P: 7	R: 0 E: 0 K: 2 S: 7	H: 0 LOB: 1 BB: 1 P: 11	R: 0 E: 0 K: 1 S: 5	H: 0 LOB: 0 BB: 0 P: 5	R: 2 E: 0 K: 1 S: 9	H: 4 LOB: 2 BB: 0 P: 9	R: 0 E: 0 K: 0 S: 4	H: 1 LOB: 1 BB: 0 P: 8	R: 0 E: 0 K: 0 S: 4	H: 0 LOB: 1 BB: 0 P: 4	R: 0 E: 0 K: 0 S: 4	H: 1 LOB: 1 BB: 0 P: 4	R: 0 E: 0 K: 0 S: 5	H: 2 LOB: 3 BB: 1 P: 9	1B: 6 2B: 2 3B: 0 HR: 1	SF: 0 SAC: 0 DP: 0 HBP: 0	WP: 0 PB: 0 SB: 0 CS: 0	PA: 40
<b>PITCHER</b>	IP	WLS	BF	H	R	ER	SO	BB	IBB	HBP	BLK	WP	HR	S	P	ERA	WHIP			
Ray Culp, R (1, 1) ERA: 4.17	7.1	W	32	7	2	2	6	2	0	0	0	0	1	42	50	2.46	1.227			
Ken Tatum, R (8, 1) ERA: 2.5	1.1		7	2	0	0	0	0	1	0	0	0	0	6	10	0.00	1.500			
Sparky Lyle, L (9, 1) ERA: 1.35	0.1	S	1	0	0	0	0	0	0	0	0	0	0	1	1	0.00	0.000			

**Detroit Tigers @ Boston Red Sox**  
Fenway Park, Boston, MA  
Mon May 17 1971, 7:05 PM EDT  
Att: 14,001 - Unknown


**AB 37**  
**R 2**  
**H 9**  
**RBI 2**  
**BB 3**  
**SO 6**  
**LOB 23**



Batter	1	2	3	4	5	6	7	8	9	AB	R	H	RBI	BB	SO	LOB	BOTTOM			
Luis Aparicio, R (1, 6) OBP: 0.267, SLG: 0.344	BB FC6-4-5 2B				F8 BB 2B		K		FC6-4 1-2	5	2	2	0	0	1	5				
Reggie Smith, S (1, 9) OBP: 0.389, SLG: 0.500	FC6-4 BB		4-3		1-2 2B BB		S BB			1	1	0	0	3	0	0				
Carl Yastrzemski, L (1, 7) OBP: 0.469, SLG: 0.537	1-2 2-3 BB				K		F8			2	0	0	0	2	1	3				
Rico Petrocelli, R (1, 5) OBP: 0.365, SLG: 0.343	FC6-4-5				F8		K			3	0	0	1	1	1	5				
George Scott, R (1, 3) OBP: 0.371, SLG: 0.455	5-3				1-2 1-H 3-H 2B		L8			4	0	1	2	0	1	3				
Billy Conigliaro, R (1, 8) OBP: 0.339, SLG: 0.441					K		5-3			4	0	1	0	0	1	1				
Duane Josephson, R (1, 2) OBP: 0.297, SLG: 0.389					K		5-3			4	0	0	0	0	1	1				
Doug Griffin, R (1, 4) OBP: 0.336, SLG: 0.349					2B		E5		E6	4	0	3	0	0	0	0				
Ray Culp, R (1, 1) OBP: 0.105, SLG: 0.105 Ken Tatum, R (8, 1) Sparky Lyle, L (9, 1)					1B		K		FC6-4 BB	3	0	0	0	0	2	4				
					1-3		K			0	0	0	0	1	0	0				
										0	0	0	0	0	0	0				
<b>Inning Stats</b>	R: 1 E: 0 K: 0 S: 3	H: 1 LOB: 1 BB: 2 P: 11	R: 0 E: 0 K: 1 S: 7	H: 2 LOB: 2 BB: 0 P: 7	R: 0 E: 0 K: 1 S: 4	H: 0 LOB: 1 BB: 2 P: 12	R: 0 E: 0 K: 2 S: 8	H: 1 LOB: 1 BB: 0 P: 8	R: 2 E: 0 K: 1 S: 7	H: 2 LOB: 1 BB: 1 P: 11	R: 0 E: 1 K: 2 S: 8	H: 0 LOB: 1 BB: 0 P: 8	R: 0 E: 0 K: 1 S: 5	H: 0 LOB: 1 BB: 1 P: 9	R: 0 E: 1 K: 0 S: 4	H: 1 LOB: 2 BB: 1 P: 8	1B: 3 2B: 5 3B: 0 HR: 0	SF: 0 SAC: 0 DP: 1 HBP: 0	WP: 0 PB: 0 SB: 2 CS: 1	PA: 37
<b>PITCHER</b>	IP	WLS	BF	H	R	ER	SO	BB	IBB	HBP	BLK	WP	HR	S	P	ERA	WHIP			
Dean Chance, R (1, 1) ERA: 3.18	6.0	L	28	6	3	3	7	5	0	0	1	0	0	37	57	4.50	1.833			
Tom Timmermann, R (7, 1) ERA: 2.95	2.0		9	1	0	0	1	2	0	0	0	0	0	9	17	0.00	1.500			

**Detroit Tigers @ Boston Red Sox**  
Fenway Park, Boston, MA  
Mon May 17 1971, 7:05 PM EDT  
Att: 14,001 - Unknown

**AB 30**  
**R 3**  
**H 7**  
**RBI 3**  
**BB 7**  
**SO 8**  
**LOB 22**









Batter	1	2	3	4	5	6	7	8	9	AB	R	H	RBI	BB	SO	LOB	TOP			
Dick McAuliffe, L OBP: 0.270, SLG: 0.357	4-3		1-3	2B	CS	K		HR	F9	6	1	2	4	0	1	0	<b>Detroit Tigers @ Cleveland Indians</b> Cleveland Municipal Stadium, Cleveland, OH Wed May 19 1971, 7:05 PM EDT Att. 4,284 - Unknown - 83 F			
Al Kaline, R OBP: 0.457, SLG: 0.420	BB 1B		HR	IBB		HR		2B BB		3	4	3	2	3	0					
Jim Northrup, L OBP: 0.374, SLG: 0.430	1B BB		4-3	4-3		FC5-4 BB		6-3 1B 2B	P5	4	1	1	1	2	0	4				
Willie Horton, R OBP: 0.277, SLG: 0.430	F8		F8		SH2-3 1B BB	FC5-4		6-3	K	3	1	0	0	1	0	3				
Mickey Stanley, R OBP: 0.292, SLG: 0.359	F8					1-2		2-3	K	2	0	0	0	0	1	2				
Norm Cash, L OBP: 0.396, SLG: 0.625	1B			4-1	SH2-3	K		1B SF9 BB		3	1	1	1	1	1	1				
Delton Jones, L OBP: 0.455, SLG: 0.571				P6						3	1	2	2	0	0	0				
Aurelio Rodriguez, R OBP: 0.285, SLG: 0.324	HR			BB HBP CS 1B				1-3 3-H 1B		2	0	1	1	0	0	0				
Bill Freehan, R OBP: 0.238, SLG: 0.222	P5		BB 1B 2B BB	1-2 HBP				1-2 BB		2	1	0	0	1	0	0				
Jim Price, R OBP: 0.238, SLG: 0.222								1-2 BB		0	0	0	0	1	0	0				
Ed Brinkman, R OBP: 0.257, SLG: 0.228	6-3			BB 2B 1B	F8			F8	SF9	4	1	1	1	0	0	2				
Mickey Lolich, S OBP: 0.333, SLG: 0.200				BB 2B 1B				3-H HR 1B		1	0	0	0	2	1	0				
Kevin Collins, L OBP: 0.364, SLG: 0.636	K			1-2 2-3 BB					F9	2	1	1	0	0	0	2				
Bill Denehy, S OBP: 0.364, SLG: 0.636					1-2 2-3 BB					0	0	0	0	0	0	0				
<b>Inning Stats</b>	R: 1 E: 0 K: 0 S: 4	H: 2 LOB: 2 BB: 1 P: 8	R: 1 E: 0 K: 1 S: 6	H: 1 LOB: 0 BB: 0 P: 6	R: 1 E: 0 K: 0 S: 4	H: 1 LOB: 0 BB: 0 P: 4	R: 2 E: 0 K: 0 S: 5	H: 2 LOB: 3 BB: 3 P: 17	R: 1 E: 0 K: 0 S: 3	H: 1 LOB: 2 BB: 2 P: 12	R: 0 E: 0 K: 0 S: 3	H: 0 LOB: 0 BB: 0 P: 3	R: 5 E: 0 K: 0 S: 7	H: 4 LOB: 2 BB: 3 P: 19	R: 0 E: 0 K: 1 S: 5	H: 0 LOB: 1 BB: 1 P: 9	1B: 6 2B: 2 3B: 0 HR: 4	SF: 1 SAC: 1 DP: 0 HBP: 1	WP: 0 PB: 0 SB: 0 CS: 1	PA: 50
<b>PITCHER</b>	IP WLS BF H R ER SO BB IBB HBP BLK WP HR S P ERA WHIP	IP WLS BF H R ER SO BB IBB HBP BLK WP HR S P ERA WHIP	IP WLS BF H R ER SO BB IBB HBP BLK WP HR S P ERA WHIP	IP WLS BF H R ER SO BB IBB HBP BLK WP HR S P ERA WHIP	IP WLS BF H R ER SO BB IBB HBP BLK WP HR S P ERA WHIP	IP WLS BF H R ER SO BB IBB HBP BLK WP HR S P ERA WHIP	IP WLS BF H R ER SO BB IBB HBP BLK WP HR S P ERA WHIP	IP WLS BF H R ER SO BB IBB HBP BLK WP HR S P ERA WHIP	IP WLS BF H R ER SO BB IBB HBP BLK WP HR S P ERA WHIP	IP WLS BF H R ER SO BB IBB HBP BLK WP HR S P ERA WHIP	IP WLS BF H R ER SO BB IBB HBP BLK WP HR S P ERA WHIP	IP WLS BF H R ER SO BB IBB HBP BLK WP HR S P ERA WHIP	IP WLS BF H R ER SO BB IBB HBP BLK WP HR S P ERA WHIP	IP WLS BF H R ER SO BB IBB HBP BLK WP HR S P ERA WHIP	IP WLS BF H R ER SO BB IBB HBP BLK WP HR S P ERA WHIP	IP WLS BF H R ER SO BB IBB HBP BLK WP HR S P ERA WHIP	IP WLS BF H R ER SO BB IBB HBP BLK WP HR S P ERA WHIP			
Ray Lamb, R ERA: 2.23	3.2	18	5	5	5	1	3	0	0	0	0	0	0	0	0	0	12.27	2.182		
Rick Austin, L ERA: 3.45	2.1	14	3	2	2	2	3	1	1	0	0	1	13	30	7.71	2.571				
Steve Mingo, L ERA: 1.46	1.0	3	0	0	0	0	0	0	0	0	0	0	1	3	3	0.00	0.000			
Vince Colbert, R ERA: 5.61	0.1	6	3	5	5	0	2	0	0	0	0	1	4	12	135.00	15.000				
Phil Hennigan, R ERA:	1.2	8	1	0	0	1	2	0	0	0	0	0	0	8	16	0.00	1.800			

Batter	1	2	3	4	5	6	7	8	9	AB	R	H	RBI	BB	SO	LOB	BOTTOM					
Ted Ford, R OBP: 0.267, SLG: 0.324	F8	P3		1B		K			5-3	5	0	1	0	0	1	2	<b>Detroit Tigers @ Cleveland Indians</b> Cleveland Municipal Stadium, Cleveland, OH Wed May 19 1971, 7:05 PM EDT Att. 4,284 - Unknown - 83 F					
Graig Nettles, L OBP: 0.338, SLG: 0.328	2B 1B		E BB 1B	1-3		F7		FC6-4 1B		5	0	3	0	0	0	1						
Roy Foster, R OBP: 0.263, SLG: 0.431	1-3 2B		F7		6-3			FC6-4 1B	FC6-4	5	0	2	0	0	0	2						
Ray Fosse, R OBP: 0.333, SLG: 0.367	BB		L9		5-3			FC6-4 FC6-4		3	0	0	0	1	0	2						
Phil Hennigan, R ERA:								1-2 FC6-4		0	0	0	0	0	0	0						
Ken Harrelson, R OBP: 0.280, SLG: 0.275	F8		F8	E BB	F8			FC6-4		3	0	0	0	1	0	4						
Chuck Hinton, R OBP: 0.324, SLG: 0.324	F8		E6			F8		6-3		4	0	0	0	0	0	5						
Eddie Leon, R OBP: 0.299, SLG: 0.333		4-0 BB	4-3			HR		4-3		3	1	1	1	1	0	3						
Lou Camilli, S OBP: 0.176, SLG: 0.125		L9		4-3		E5		3-1		4	0	0	0	0	0	1						
Ray Lamb, R ERA: 2.23										1	0	0	0	0	1	1						
Rick Austin, L ERA: 3.45										1	0	0	0	0	1	0						
Gomer Hodge, S OBP: 0.227, SLG: 0.308										1	0	0	0	0	0	1						
Steve Mingo, L ERA: 1.46										0	0	0	0	0	0	0						
Vince Colbert, R ERA: 5.61										0	0	0	0	0	0	0						
Ken Suarez, R OBP: 0.266, SLG: 0.305										1	0	0	0	0	0	0						
<b>Inning Stats</b>	R: 0 E: 0 K: 0 S: 5	H: 2 LOB: 3 BB: 1 P: 9	R: 0 E: 0 K: 1 S: 5	H: 0 LOB: 1 BB: 1 P: 9	R: 0 E: 1 K: 0 S: 5	H: 1 LOB: 3 BB: 1 P: 9	R: 0 E: 0 K: 1 S: 6	H: 1 LOB: 1 BB: 0 P: 6	R: 0 E: 0 K: 0 S: 3	H: 0 LOB: 0 BB: 0 P: 3	R: 1 E: 1 K: 2 S: 9	H: 1 LOB: 1 BB: 0 P: 9	R: 0 E: 0 K: 0 S: 4	H: 1 LOB: 1 BB: 0 P: 4	R: 0 E: 0 K: 0 S: 3	H: 0 LOB: 0 BB: 0 P: 3	R: 0 E: 0 K: 0 S: 4	H: 1 LOB: 1 BB: 0 P: 4	1B: 5 2B: 1 3B: 0 HR: 1	SF: 0 SAC: 0 DP: 0 HBP: 0	WP: 0 PB: 0 SB: 0 CS: 0	PA: 39
<b>PITCHER</b>	IP WLS BF H R ER SO BB IBB HBP BLK WP HR S P ERA WHIP	IP WLS BF H R ER SO BB IBB HBP BLK WP HR S P ERA WHIP	IP WLS BF H R ER SO BB IBB HBP BLK WP HR S P ERA WHIP	IP WLS BF H R ER SO BB IBB HBP BLK WP HR S P ERA WHIP	IP WLS BF H R ER SO BB IBB HBP BLK WP HR S P ERA WHIP	IP WLS BF H R ER SO BB IBB HBP BLK WP HR S P ERA WHIP	IP WLS BF H R ER SO BB IBB HBP BLK WP HR S P ERA WHIP	IP WLS BF H R ER SO BB IBB HBP BLK WP HR S P ERA WHIP	IP WLS BF H R ER SO BB IBB HBP BLK WP HR S P ERA WHIP	IP WLS BF H R ER SO BB IBB HBP BLK WP HR S P ERA WHIP	IP WLS BF H R ER SO BB IBB HBP BLK WP HR S P ERA WHIP	IP WLS BF H R ER SO BB IBB HBP BLK WP HR S P ERA WHIP	IP WLS BF H R ER SO BB IBB HBP BLK WP HR S P ERA WHIP	IP WLS BF H R ER SO BB IBB HBP BLK WP HR S P ERA WHIP	IP WLS BF H R ER SO BB IBB HBP BLK WP HR S P ERA WHIP	IP WLS BF H R ER SO BB IBB HBP BLK WP HR S P ERA WHIP	IP WLS BF H R ER SO BB IBB HBP BLK WP HR S P ERA WHIP					
Mickey Lolich, L ERA: 2.89	1.1	32	6	1	1	4	3	0	0	0	0	0	0	0	0	0	1.29	1.286				
Bill Denehy, R ERA: 2.61	2.0	7	1	0	0	0	0	0	0	0	0	0	7	7	0.00	0.500						












Batter	1	2	3	4	5	6	7	8	9	AB	R	H	RBI	BB	SO	LOB	TOP										
Del Unser, L OBP: 0.352, SLG: 0.460 (1, 8)										3	1	1	0	2	0	2	<p>Washington Senators @ Detroit Tigers</p> <p>Tiger Stadium, Detroit, MI</p> <p>Sat May 22 1971, 4:33 AM EDT</p> <p>Att: 24,342 - Unknown</p>										
Bernie Allen, L OBP: 0.333, SLG: 0.420 Frank Fernandez, R (9, PH)										4	0	1	0	0	0	2											
Don Mincher, L OBP: 0.404, SLG: 0.458 (1, 3)										5	0	1	0	0	1	5											
Frank Howard, R OBP: 0.385, SLG: 0.474 (1, 7)										4	0	3	1	0	1	0											
Larry Bittner, L OBP: 0.250, SLG: 0.100 (1, 9)										3	0	0	0	1	0	4											
Paul Casanova, R OBP: 0.286, SLG: 0.414 (1, 2)										3	0	1	0	0	0	2											
Toby Harrah, R OBP: 0.291, SLG: 0.265 Tom McCraw, L OBP: 0.292, SLG: 0.470 Don Wert, R OBP: 0.200, SLG: 0.136 (6, PH)										2	0	0	0	0	0	2											
Tim Cullen, R OBP: 0.201, SLG: 0.199 Joe Foy, R OBP: 0.315, SLG: 0.248 (7, PH)										2	0	0	0	0	1	1											
Dick Bosman, R OBP: 0.261, SLG: 0.150 Dick Billings, R OBP: 0.212, SLG: 0.219 Joe Grzenda, R (7, PH)										2	0	2	0	0	0	0											
Elliott Maddox, R OBP: 0.310, SLG: 0.190 (9, PH)										1	0	0	0	0	0	0											
<b>Inning Stats</b>	R: 1 E: 0 K: 1 S: 6	H: 1 LOB: 1 BB: 1 P: 10	R: 0 E: 0 K: 1 S: 5	H: 1 LOB: 0 BB: 0 P: 5	R: 0 E: 0 K: 0 S: 4	H: 1 LOB: 1 BB: 0 P: 4	R: 0 E: 0 K: 0 S: 4	H: 1 LOB: 0 BB: 0 P: 3	R: 0 E: 0 K: 0 S: 5	H: 2 LOB: 3 BB: 0 P: 6	R: 0 E: 0 K: 1 S: 6	H: 1 LOB: 2 BB: 1 P: 10	R: 0 E: 0 K: 2 S: 7	H: 0 LOB: 2 BB: 1 P: 12	R: 0 E: 0 K: 1 S: 6	H: 1 LOB: 1 BB: 0 P: 6	1B: 7 2B: 2 3B: 0 HR: 0	SF: 0 SAC: 0 DP: 1 HBP: 2	WP: 0 PB: 0 SB: 0 CS: 1	PA: 39							
<b>PITCHER</b>	IP	WLS	BF	H	R	ER	SO	BB	IBB	HBP	BLK	WP	HR	S	P	ERA	WHIP										
Bill Zepp, R ERA: 4.5 (1, 1)	6.2	W	29	8	1	1	3	2	0	1	0	0	0	32	41	1.35	1.500										
Fred Scherman, L ERA: 1.95 (7, 1)	0.1		1	0	0	0	0	0	0	0	0	0	0	1	1	0.00	0.000										
Bill Denehy, R ERA: 2.31 (8, 1)	1.1	S	2	0	0	0	2	1	0	1	0	0	0	9	14	0.00	1.500										
Mike Kilkenny, L ERA: 24.0 (9, 1)	0.2	S	2	0	0	0	1	0	0	0	0	0	0	4	4	0.00	0.000										

Batter	1	2	3	4	5	6	7	8	9	AB	R	H	RBI	BB	SO	LOB	BOTTOM										
Dick McAuliffe, L OBP: 0.273, SLG: 0.357 (1, 4)										4	1	1	0	0	2	0	<p>Washington Senators @ Detroit Tigers</p> <p>Tiger Stadium, Detroit, MI</p> <p>Sat May 22 1971, 4:33 AM EDT</p> <p>Att: 24,342 - Unknown</p>										
Aurelio Rodriguez, R OBP: 0.273, SLG: 0.329 (1, 5)										4	1	1	1	0	0	1											
Jim Northrup, L OBP: 0.389, SLG: 0.450 (8, 9)										2	1	1	1	1	0	0											
Willie Horton, R OBP: 0.270, SLG: 0.435 (1, 7)										2	0	0	1	0	0	0											
Norm Cash, L OBP: 0.374, SLG: 0.600 (1, 3)										3	0	0	0	0	2	2											
Dalton Jones, L OBP: 0.387, SLG: 0.500 Bill Denehy, S Mike Kilkenny, R (8, 1)										3	0	0	0	0	0	0											
Bill Freehan, R OBP: 0.338, SLG: 0.429 (1, 2)										2	0	0	0	1	0	0											
Ed Brinkman, R OBP: 0.252, SLG: 0.232 (1, 6)										3	0	0	0	0	1	1											
Bill Zepp, R Fred Scherman, L Mickey Stanley, R OBP: 0.289, SLG: 0.355 (8, 8)										2	0	0	0	0	1	0											
<b>Inning Stats</b>	R: 2 E: 0 K: 2 S: 9	H: 2 LOB: 0 BB: 0 P: 9	R: 0 E: 0 K: 0 S: 2	H: 0 LOB: 0 BB: 1 P: 6	R: 1 E: 1 K: 0 S: 5	H: 1 LOB: 2 BB: 1 P: 9	R: 0 E: 0 K: 0 S: 3	H: 0 LOB: 0 BB: 0 P: 3	R: 0 E: 0 K: 1 S: 5	H: 0 LOB: 0 BB: 0 P: 5	R: 0 E: 0 K: 1 S: 5	H: 0 LOB: 0 BB: 0 P: 5	R: 0 E: 0 K: 2 S: 7	H: 0 LOB: 0 BB: 0 P: 7	R: 0 E: 0 K: 2 S: 7	H: 0 LOB: 0 BB: 0 P: 7		1B: 0 2B: 0 3B: 1 HR: 2	SF: 1 SAC: 0 DP: 0 HBP: 0	WP: 0 PB: 0 SB: 0 CS: 1	PA: 29						
<b>PITCHER</b>	IP	WLS	BF	H	R	ER	SO	BB	IBB	HBP	BLK	WP	HR	S	P	ERA	WHIP										
Dick Bosman, R ERA: 3.99 Joe Grzenda, L ERA: 1.23 (7, 1)	6.0	L	23	3	3	2	4	2	0	0	0	0	0	29	37	3.00	0.833										

AB	34
R	1
H	9
RBI	1
BB	3
SO	6
LOB	24





Batter	1	2	3	4	5	6	7	8	9	AB	R	H	RBI	BB	SO	LOB	TOP		
<b>Del Unser, L</b> (1, 8) OBP: 0.349, SLG: 0.448	0-3 K		4-0 BB		0-3 K			0-0 F7		3	0	0	0	1	2	0	<b>Washington Senators @ Detroit Tigers</b> Tiger Stadium, Detroit, MI Sun May 23 1971, 4:33 AM EDT Unknown		
<b>Elliott Maddox, R</b> (1, 7) OBP: 0.293, SLG: 0.177	0-3 K		0-0 L9			0-0 L9		0-0 F8		4	0	0	0	0	1	2			
<b>Frank Howard, R</b> (1, 3) OBP: 0.381, SLG: 0.468	0-0 5-3		0-0 1-3			0-0 1B			0-0 P4	4	0	1	0	0	0	2			
<b>Joe Foy, R</b> (1, 5) OBP: 0.321, SLG: 0.259		0-0 6-3 2B		4-0 BB		0-3 K		0-0 F8		3	0	1	0	1	1	1			
<b>Dick Billings, R</b> (1, 9) OBP: 0.189, SLG: 0.194	0-0 6-3		0-3 K		0-3 K			0-3 K		4	0	0	0	0	3	3			
<b>Paul Casanova, R</b> (1, 2) OBP: 0.278, SLG: 0.402	0-0 L9		0-3 K			0-0 F3				3	0	0	0	0	1	2			
<b>Toby Harrah, R</b> (1, 6) OBP: 0.292, SLG: 0.267	0-3 K		0-3 K			0-0 G6-4-3 1B				3	0	1	0	0	2	2			
<b>Tim Cullen, R</b> (1, 4) OBP: 0.204, SLG: 0.201		0-0 WP 1B		0-0 L7		0-0 G6-4-3 1-2				3	0	1	0	0	0	1			
<b>Denny McLain, R</b> (1, 1) OBP: 0.130, SLG: 0.182		0-0 P1		0-0 F8				0-0 P3		2	0	0	0	0	0	1			
<b>Don Wert, R</b> (8, PH) OBP: 0.152, SLG: 0.130										1	0	0	0	0	0	0			
<b>Denny Riddleberger, R</b> (8, 1)										0	0	0	0	0	0	0			
<b>Inning Stats</b>	R: 0 E: 0 K: 2 S: 7	H: 0 LOB: 0 BB: 0 P: 7	R: 0 E: 0 K: 1 S: 6	H: 1 LOB: 1 BB: 0 P: 6	R: 0 E: 0 K: 3 S: 4	H: 1 LOB: 2 BB: 1 P: 8	R: 0 E: 0 K: 3 S: 9	H: 0 LOB: 1 BB: 1 P: 13	R: 0 E: 0 K: 1 S: 5	H: 0 LOB: 0 BB: 0 P: 5	R: 0 E: 0 K: 0 S: 3	H: 1 LOB: 0 BB: 0 P: 8	R: 0 E: 0 K: 0 S: 3	H: 1 LOB: 0 BB: 0 P: 3	R: 0 E: 0 K: 1 S: 5	H: 0 LOB: 0 BB: 0 P: 5	1B: 3 2B: 1 3B: 0 HR: 0	SF: 0 SAC: 0 DP: 1 HBP: 0	WP: 1 PA: 32 CS: 0
<b>PITCHER</b>	IP	WLS	BF	H	R	ER	SO	BB	IBB	HBP	BLK	WP	HR	S	P	ERA	WHIP		
<b>Mickey Lolich, L</b> (1, 1) ERA: 2.63	9.0	W	32	4	0	0	10	2	0	0	0	1	0	50	58	0.00	0.667		

Batter	1	2	3	4	5	6	7	8	9	AB	R	H	RBI	BB	SO	LOB	BOTTOM		
<b>Dick McAuliffe, L</b> (1, 4) OBP: 0.273, SLG: 0.361	0-0 F8		0-3 K			0-3 K		0-0 S SF7 2B		4	1	1	0	0	2	1	<b>Washington Senators @ Detroit Tigers</b> Tiger Stadium, Detroit, MI Sun May 23 1971, 4:33 AM EDT Unknown		
<b>Al Kaline, R</b> (1, 9) OBP: 0.449, SLG: 0.439	0-3 K2-3		0-0 HR			0-0 L9		0-0 SF7		3	1	1	3	0	1	0			
<b>Jim Northrup, L</b> (1, 8) OBP: 0.380, SLG: 0.439	0-0 4-3		0-3 K			0-0 3-1		0-0 6-3		4	0	0	0	0	1	0			
<b>Willie Horton, R</b> (1, 7) OBP: 0.276, SLG: 0.444		0-0 F8		0-0 L5-3 1B		0-0 HR 2B		0-3 K		4	1	2	0	0	1	0			
<b>Norm Cash, L</b> (1, 3) OBP: 0.373, SLG: 0.624		0-0 G3		0-0 F7		0-0 HR				3	1	1	2	0	0	1			
<b>Bill Freehan, R</b> (1, 2) OBP: 0.338, SLG: 0.426		0-0 FC6-4 1B		0-0 L5-3 1-2		0-0 F8				3	0	1	0	0	0	1			
<b>Aurelio Rodriguez, R</b> (1, 5) OBP: 0.269, SLG: 0.322		0-0 FC6-4 1-2		0-0 6-3		0-0 4-3				3	0	0	0	0	0	1			
<b>Ed Brinkman, R</b> (1, 6) OBP: 0.260, SLG: 0.241			0-0 SH1-4 HR 1B		0-0 1-3		0-0 FC6-4 1B			3	1	2	0	0	0	0			
<b>Mickey Lolich, S</b> (1, 1) ERA: 6.0			0-0 SH1-4 1-2		0-3 K		0-0 FC6-4 1-2			2	0	0	0	0	1	1			
<b>Inning Stats</b>	R: 0 E: 0 K: 1 S: 5	H: 0 LOB: 0 BB: 0 P: 5	R: 0 E: 0 K: 0 S: 4	H: 1 LOB: 1 BB: 0 P: 4	R: 2 E: 0 K: 2 S: 9	H: 2 LOB: 0 BB: 0 P: 9	R: 0 E: 0 K: 0 S: 3	H: 1 LOB: 0 BB: 0 P: 3	R: 0 E: 0 K: 1 S: 5	H: 0 LOB: 0 BB: 0 P: 5	R: 2 E: 0 K: 0 S: 6	H: 3 LOB: 1 BB: 0 P: 6	R: 1 E: 0 K: 1 S: 6	H: 1 LOB: 0 BB: 0 P: 6	1B: 4 2B: 3 3B: 0 HR: 2	SF: 1 SAC: 1 DP: 1 HBP: 0	WP: 0 PA: 31 CS: 0		
<b>PITCHER</b>	IP	WLS	BF	H	R	ER	SO	BB	IBB	HBP	BLK	WP	HR	S	P	ERA	WHIP		
<b>Denny McLain, R</b> (1, 1)	7.0	L	27	7	4	4	5	0	0	0	0	0	0	6	6	9.00	1.000		
<b>Denny Riddleberger, L</b> (8, 1)	1.0		4	1	1	1	1	0	0	0	0	0	0	6	6	9.00	1.000		



Batter	1	2	3	4	5	6	7	8	9	AB	R	H	RBI	BB	SO	LOB	TOP					
<b>Del Unser, L</b> OBP: 0.343, SLG: 0.438 (1.8)	0-0 6-3		0-0 F7		0-0 FC4-6		0-0 WP 1B		0-0 4-3	5	0	1	0	0	0	2						
<b>Elliott Maddox, R</b> OBP: 0.291, SLG: 0.197 (1.7)	0-3 K		0-0 2B		0-0 FC6-4		0-0 F9			4	0	1	0	0	1	2						
<b>Frank Howard, R</b> OBP: 0.378, SLG: 0.469 (1.3)	0-3 K		0-3 K							4	0	1	0	0	2	2						
<b>Frank Fernandez, R</b> (1.9)		0-3 K		4-0 FC1-4 BB		0-0 5-3		0-0 F7		3	0	0	0	1	1	1						
<b>Joe Foy, R</b> OBP: 0.333, SLG: 0.257 (1.5)		4-0 BB		0-0 FC1-4 FC6-4		4-0 FC6-4 BB		4-0 1B BB		1	0	0	0	3	0	1						
<b>Paul Casanova, R</b> OBP: 0.277, SLG: 0.396 (1.2)	0-3 K		0-0 F8		0-0 F8		0-0 F8		0-0 1B	4	0	1	0	0	1	4						
<b>Toby Harrah, R</b> OBP: 0.284, SLG: 0.258 (1.6)	0-0 L3		0-0 FC6-4		0-0 FC6-4		0-0 FC6-4		0-0 G3	4	0	0	0	0	0	6						
<b>Tim Cullen, R</b> OBP: 0.213, SLG: 0.205 (1.4)			4-0 2B BB		0-0 6-3		0-0 G4-6-3 1B		0-3 K	2	0	1	0	1	0	0						
<b>Bernie Allen, L</b> OBP: 0.327, SLG: 0.412 (9, PH)			0-3 K		0-0 FC4-6 1B		0-0 G4-6-3		0-0 F2	1	0	0	0	0	1	0						
<b>Mike Thompson, R</b> OBP: 0.250, SLG: 0.250 (1.1)			0-3 K							2	0	1	0	0	1	1						
<b>Jim Shellenback, L</b> (5.1)										0	0	0	0	0	0	0						
<b>Larry Bittner, L</b> OBP: 0.231, SLG: 0.091 (7, PH)										1	0	0	0	0	0	1						
<b>Denny Riddleberger, R</b> (7.1)										0	0	0	0	0	0	0						
<b>Don Mincher, L</b> OBP: 0.491, SLG: 0.455 (9, PH)										1	0	0	0	0	0	0						
<b>Inning Stats</b>	R: 0 E: 0 K: 2 S: 7	H: 0 LOB: 0 BB: 0 P: 7	R: 0 E: 0 K: 2 S: 7	H: 0 LOB: 1 BB: 1 P: 11	R: 0 E: 0 K: 2 S: 8	H: 1 LOB: 2 BB: 1 P: 12	R: 0 E: 0 K: 0 S: 3	H: 0 LOB: 1 BB: 1 P: 7	R: 0 E: 0 K: 0 S: 4	H: 1 LOB: 1 BB: 0 P: 4	R: 0 E: 0 K: 0 S: 4	H: 1 LOB: 2 BB: 1 P: 8	R: 0 E: 0 K: 0 S: 4	H: 2 LOB: 1 BB: 0 P: 4	R: 0 E: 0 K: 0 S: 4	H: 1 LOB: 0 BB: 1 P: 8	R: 0 E: 0 K: 1 S: 5	H: 0 LOB: 0 BB: 0 P: 5	1B: 4 2B: 2 3B: 0 HR: 0	SF: 0 SAC: 0 DP: 1 HBP: 0	WP: 1 PB: 0 SB: 0 CS: 0	PA: 37
<b>PITCHER</b>	IP	WLS	BF	H	R	ER	SO	BB	IBB	HBP	BLK	WP	HR	S	P	ERA	WHIP					
<b>Les Cain, L</b> ERA: 5.08 (1.1)	6.0	W	25	3	0	0	6	4	0	0	0	0	0	33	49	0.00	1.167					
<b>Joe Niekro, R</b> ERA: 5.08 (7.1)	3.0	S	12	3	0	0	1	1	0	0	0	1	0	13	17	0.00	1.333					

Washington Senators @ Detroit Tigers  
Tiger Stadium, Detroit, MI  
Sun May 23 1971, 4:38 AM EDT  
Att: 53,337 - Unknown

AB 32  
R 0  
H 6  
RBI 0  
BB 5  
SO 7  
LOB 20



Batter	1	2	3	4	5	6	7	8	9	AB	R	H	RBI	BB	SO	LOB	BOTTOM				
<b>Dick McAuliffe, L</b> OBP: 0.276, SLG: 0.358 (1.4)	0-0 4-3		0-0 P6		4-0 2B HR BB		0-0 6-3		0-0 F8-3 1B	4	1	1	2	1	0	1					
<b>Aurelio Rodriguez, R</b> OBP: 0.260, SLG: 0.312 (1.5)	0-0 5-3		0-3 K		0-0 F7		0-0 F8		0-0 F8-3 1B	5	0	0	0	0	1	4					
<b>Jim Northrup, L</b> OBP: 0.377, SLG: 0.440 (1.8)	0-0 6-3				0-0 1-3 2H HR 2B		0-0 4-3			4	1	1	1	0	0	0					
<b>Willie Horton, R</b> OBP: 0.282, SLG: 0.464 (1.7)		0-0 6-3		0-3 K		4-0 HR IBB		0-0 HR		3	2	1	1	1	1	0					
<b>Norm Cash, L</b> OBP: 0.386, SLG: 0.701 (1.3)		0-0 2B		0-0 HR		0-0 HR		0-0 5-3		4	2	3	5	0	0	0					
<b>Dalton Jones, L</b> OBP: 0.441, SLG: 0.625 (1.9)		4-0 2B		0-0 HR		0-0 HR		0-0 FC2-5 BB 1B		2	1	2	1	1	0	0					
<b>Mickey Stanley, R</b> OBP: 0.296, SLG: 0.362 (6.8)		0-0 BB		0-0 HR		0-0 1B		0-0 FC2-5 BB 1B		1	0	1	0	0	0	0					
<b>Jim Price, R</b> OBP: 0.280, SLG: 0.238 (1.2)		0-0 G6-3		0-0 P6		0-0 1B		4-0 FC2-5 BB 1B		3	1	1	0	1	0	2					
<b>Ed Brinkman, R</b> OBP: 0.259, SLG: 0.236 (1.6)				4-0 BB		0-0 L7		0-0 FC2-5 2B 1B		3	1	0	0	1	0	2					
<b>Les Cain, L</b> (1.1)				0-0 F5		4-0 2B BB		0-0 1B 2B		1	1	0	0	1	0	1					
<b>Al Kaline, R</b> OBP: 0.448, SLG: 0.435 (6, PH)						0-3 K		0-0 1B		1	0	0	0	0	1	0					
<b>Joe Niekro, R</b> OBP: 0.357, SLG: 0.333 (7.1)						0-0 2B BB		0-0 1B		1	1	1	1	0	0	0					
<b>Inning Stats</b>	R: 0 E: 0 K: 0 S: 3	H: 0 LOB: 0 BB: 0 P: 3	R: 0 E: 0 K: 0 S: 3	H: 1 LOB: 1 BB: 1 P: 7	R: 0 E: 0 K: 1 S: 5	H: 0 LOB: 1 BB: 1 P: 9	R: 2 E: 0 K: 1 S: 7	H: 2 LOB: 0 BB: 0 P: 7	R: 5 E: 0 K: 0 S: 6	H: 4 LOB: 2 BB: 3 P: 18	R: 0 E: 0 K: 1 S: 5	H: 0 LOB: 0 BB: 0 P: 5	R: 1 E: 0 K: 0 S: 4	H: 1 LOB: 0 BB: 0 P: 4	R: 3 E: 0 K: 0 S: 5	H: 3 LOB: 0 BB: 1 P: 9	1B: 4 2B: 4 3B: 0 HR: 4	SF: 0 SAC: 0 DP: 2 HBP: 0	WP: 0 PB: 0 SB: 0 CS: 0	PA: 38	
<b>PITCHER</b>	IP	WLS	BF	H	R	ER	SO	BB	IBB	HBP	BLK	WP	HR	S	P	ERA	WHIP				
<b>Mike Thompson, R</b> ERA: 5.4 (1.1)	4.2	L	22	4	6	6	2	4	1	0	0	0	2	21	41	11.57	1.714				
<b>Jim Shellenback, L</b> ERA: 4.96 (5.1)	1.1		6	3	1	1	1	0	0	0	0	0	1	8	8	6.75	2.250				
<b>Denny Riddleberger, L</b> ERA: 7.41 (7.1)	2.0		10	4	4	4	0	1	0	0	0	0	1	9	13	18.00	2.500				

Washington Senators @ Detroit Tigers  
Tiger Stadium, Detroit, MI  
Sun May 23 1971, 4:38 AM EDT  
Att: 53,337 - Unknown

AB 32  
R 11  
H 11  
RBI 11  
BB 6  
SO 3  
LOB 10





Batter	1	2	3	4	5	6	7	8	9	AB	R	H	RBI	BB	SO	LOB	TOP										
<b>Horace Clarke, S</b> OBP: 0.367, SLG: 0.331 (1, 4)	4-3		BB BB 1B	G6-4-3		F7		6-3		5	0	1	0	0	0	5	<b>New York Yankees @ Detroit Tigers</b> Tiger Stadium, Detroit, MI Tue May 25 1971, 7:05 PM EDT Att: 10,842 - Overcast - 55 F										
<b>Thurman Munson, R</b> OBP: 0.339, SLG: 0.340 (1, 2)	K		BB BB 1-2	FC5-4		K		F3		4	0	1	0	1	2	0											
<b>Roy White, S</b> OBP: 0.377, SLG: 0.515 (1, 7)	HBP		BB BB 1-2 2-3	L9		L9		1B FC5		3	1	2	0	1	0	1											
<b>Bobby Murcer, L</b> OBP: 0.469, SLG: 0.580 (1, 8)	6-3		L9	F5		1B SF8		F4		5	1	1	0	0	0	6											
<b>Danny Cater, R</b> OBP: 0.253, SLG: 0.281 (1, 3) (7, 5)	L9		FC5-4	FC5-4		FC5		6-3		5	0	1	1	0	0	2											
<b>Felipe Alou, R</b> OBP: 0.311, SLG: 0.377 (1, 9)	F8		1B 1-2	FC5-4		F4		5-3		5	1	1	0	0	0	1											
<b>Jerry Kenney, L</b> OBP: 0.312, SLG: 0.218 (7, PH) <b>Ron Hansen, R</b> OBP: 0.289, SLG: 0.273 (7, 6)	6-3		BB BB 1-3	F7		SF8		6-3		3	0	1	0	0	0	0											
<b>Gene Michael, S</b> OBP: 0.348, SLG: 0.277 (6, PR) <b>Frank Baker, L</b> OBP: 0.333, SLG: 0.364 (6, 6)	1-3		BB 1-2	HBP		IBB				2	0	1	1	0	0	0											
<b>John Ellis, R</b> OBP: 0.548, SLG: 0.462 (7, PH) (7, 3)	K		BB BB 1-2 2-3	F7		F7				0	0	0	0	1	0	0											
<b>Stan Bahnsen, R</b> OBP: 0.125, SLG: 0.250 (4, PH) <b>Mike Kekich, L</b> OBP: 0.222, SLG: 0.222 (6, PH) <b>Jim Lyle, R</b> OBP: 0.319, SLG: 0.328 <b>Gary Waslewski, R</b> OBP: 0.295, SLG: 0.290 <b>Ron Woods, R</b> OBP: 0.295, SLG: 0.290 <b>Lindy McDaniel, R</b> OBP: 0.333, SLG: 0.333 <b>Jack Aker, R</b> (7, 1)	K		G6-4-3	BB		F7				1	0	0	0	0	1	0											
<b>Inning Stats</b>	R: 0 E: 0 K: 1 S: 5	H: 0 LOB: 1 BB: 0 P: 6	R: 0 E: 0 K: 0 S: 3	H: 0 LOB: 0 BB: 0 P: 3	R: 0 E: 0 K: 1 S: 6	H: 1 LOB: 3 BB: 2 P: 14	R: 1 E: 0 K: 0 S: 5	H: 3 LOB: 2 BB: 1 P: 9	R: 0 E: 0 K: 0 S: 4	H: 1 LOB: 1 BB: 0 P: 4	R: 1 E: 0 K: 0 S: 4	H: 1 LOB: 2 BB: 0 P: 5	R: 2 E: 0 K: 1 S: 9	H: 3 LOB: 3 BB: 1 P: 13	R: 0 E: 0 K: 0 S: 4	H: 1 LOB: 1 BB: 0 P: 4	R: 0 E: 0 K: 0 S: 3	H: 0 LOB: 0 BB: 0 P: 3	1B: 9 2B: 1 3B: 0 HR: 0	SF: 1 SAC: 0 DP: 1 HBP: 2	WP: 0 PB: 0 SB: 0 CS: 0	PA: 43					
<b>PITCHER</b>	IP	WLS	BF	H	R	ER	SO	BB	IBB	HBP	BLK	WP	HR	S	P	ERA	WHIP										
<b>Joe Coleman, R</b> ERA: 3.15 <b>Fred Scherman, L</b> ERA: 1.67	(1, 1) (7, 1)	6.1 W	33 10	9 1	4 0	4 0	3 0	3 0	0 1	2 0	0 0	0 0	0 0	34 9	48 13	5.68 0.00	1.895 0.375										

Batter	1	2	3	4	5	6	7	8	9	AB	R	H	RBI	BB	SO	LOB	BOTTOM										
<b>Dick McAuliffe, L</b> OBP: 0.269, SLG: 0.347 (1, 4)	2-3	FC4-6		F4		3-1		F8		5	0	0	0	0	0	3	<b>New York Yankees @ Detroit Tigers</b> Tiger Stadium, Detroit, MI Tue May 25 1971, 7:05 PM EDT Att: 10,842 - Overcast - 55 F										
<b>Al Kaline, R</b> OBP: 0.444, SLG: 0.429 (1, 9)	G3-6-3 BB		L3	FC5-4		1B 1B		L6-3		4	1	1	0	1	0	2											
<b>Jim Northrup, L</b> OBP: 0.372, SLG: 0.433 (1, 8) (9, 7)	G3-6-3		K			G3		6-3		5	1	1	0	0	1	1											
<b>Willie Horton, R</b> OBP: 0.294, SLG: 0.475 <b>Mickey Stanley, R</b> OBP: 0.296, SLG: 0.362 (1, 7) (9, 8)	1B 2B		BB 1B			CS BB		F9		3	1	2	0	1	0	2											
<b>Norm Cash, L</b> OBP: 0.407, SLG: 0.707 (1, 3)	2H 3B 1B		BB 1-2	BB		BB BB		FC3 1B 1B		2	2	2	2	2	0	0											
<b>Bill Freehan, R</b> OBP: 0.345, SLG: 0.443 <b>Gates Brown, L</b> OBP: 0.320, SLG: 0.261 <b>Jim Price, R</b> OBP: 0.290, SLG: 0.238 (1, 2) (7, PH) (8, 2)	1H E 3B		F7			BB BB		FC3 1B 1B		2	1	1	1	1	0	2											
<b>Aurelio Rodriguez, R</b> OBP: 0.260, SLG: 0.311 (1, 5)	4-3		F8			L9		1B 1B		4	0	1	1	0	0	3											
<b>Ed Brinkman, R</b> OBP: 0.272, SLG: 0.257 (1, 6)	E1 1B					5-3		1B 1B		4	0	3	2	0	0	0											
<b>Joe Coleman, R</b> OBP: 0.240, SLG: 0.217 <b>Fred Scherman, L</b> (7, 1)	3H 1B		FC4-6			4-1		G3		2	0	1	0	1	0	0											
<b>Inning Stats</b>	R: 0 E: 0 K: 0 S: 2	H: 0 LOB: 1 BB: 1 P: 6	R: 3 E: 1 K: 0 S: 7	H: 5 LOB: 1 BB: 0 P: 7	R: 0 E: 0 K: 1 S: 6	H: 1 LOB: 2 BB: 1 P: 10	R: 0 E: 0 K: 0 S: 4	H: 1 LOB: 2 BB: 1 P: 8	R: 0 E: 0 K: 0 S: 3	H: 0 LOB: 0 BB: 0 P: 3	R: 4 E: 0 K: 0 S: 8	H: 5 LOB: 1 BB: 0 P: 8	R: 0 E: 0 K: 0 S: 3	H: 0 LOB: 0 BB: 0 P: 3	1B: 9 2B: 2 3B: 1 HR: 0	SF: 0 SAC: 0 DP: 1 HBP: 0		WP: 0 PB: 0 SB: 0 CS: 1	PA: 39								
<b>PITCHER</b>	IP	WLS	BF	H	R	ER	SO	BB	IBB	HBP	BLK	WP	HR	S	P	ERA	WHIP										
<b>Stan Bahnsen, R</b> ERA: 5.05 <b>Mike Kekich, L</b> ERA: 5.09 <b>Gary Waslewski, R</b> ERA: 3.48 <b>Lindy McDaniel, R</b> ERA: 6.14 <b>Jack Aker, R</b> ERA: 2.11	(1, 1) (4, 1) (6, 1) (7, 1) (7, 1)	3.0 2.0 1.0 0.1 1.2	15 10 3 4 7	6 1 0 3 2	3 0 0 3 1	3 0 0 3 1	0 0 0 0 0	2 4 0 0 0	0 0 0 0 0	0 0 0 0 0	0 0 0 0 0	0 0 0 0 0	0 0 0 0 0	0 0 0 4 7	15 6 3 4 7	9.00 0.00 0.00 81.00 5.40	2.667 2.500 0.000 9.000 1.200										









Batter	1	2	3	4	5	6	7	8	9	AB	R	H	RBI	BB	SO	LOB	TOP			
Horace Clarke, S (1,4) OBP: 0.355, SLG: 0.320	0-0 CS 1B		0-0 5-3		0-0 FC1-6 HBP		0-0 6-3		0-0 6-3	5	0	1	1	0	0	5	<p><b>New York Yankees @ Detroit Tigers</b> Tiger Stadium, Detroit, MI Thu May 27 1971, 7:05 PM EDT Att: 14,518 - Unknown - 55 F</p> <p>livebaseballscorecards.com</p>			
Thurman Munson, R (1,2) OBP: 0.347, SLG: 0.330	0-3 K		0-3 K		1-0 FC6-4 HBP		0-0 F4		0-0 L8	4	0	0	0	0	2	5				
Roy White, S (1,7) OBP: 0.371, SLG: 0.504	0-0 L7			0-3 K	0-0 FC6-4		0-0 F4			4	0	0	0	0	1	3				
Bobby Murcer, L (1,8) OBP: 0.464, SLG: 0.587	0-0 CS 1-2	0-3 K		0-0 HR		0-0 F8		4-0 BB		3	1	1	1	1	1	0				
John Ellis, R (1,3)		0-3 K		0-0 HR		0-0 L9		0-0 5-3		4	1	1	1	0	1	1				
Felipe Alou, R (1,9) OBP: 0.308, SLG: 0.369		0-0 1B		0-0 F6		0-0 F3			0-0 1B 6-3 1B	4	1	2	0	0	0	0				
Danny Cater, R (1,5) OBP: 0.247, SLG: 0.274		0-0 F8		0-0 L9			0-0 L9		0-0 F9	4	0	0	0	0	0	2				
Gene Michael, S (1,6) OBP: 0.357, SLG: 0.288			4-0 SH1-4 BB		0-0 1-3		0-0 2B		0-0 6-3 1B 1-2 1B	3	0	2	0	1	0	0				
Fritz Peterson, S (1,1) OBP: 0.217, SLG: 0.100			0-0 SH1-4		4-0 FC1-6 BB				0-0 6-3 1B 1-2 2-3 1B	0	0	0	0	1	0	0				
Ron Woods, R (7, PH) OBP: 0.250, SLG: 0.192										1	0	0	0	0	1	1				
Gary Waslewski, R (7, 1) OBP: 0.308, SLG: 0.294										0	0	0	0	0	0	0				
Ron Hansen, R (9, PH) OBP: 0.308, SLG: 0.294										1	0	1	0	0	0	0				
Jerry Kenney, L (9, PR) OBP: 0.309, SLG: 0.215										0	0	0	0	0	0	0				
<b>Inning Stats</b>	R: 0 E: 0 K: 1 S: 5	H: 1 LOB: 0 BB: 0 P: 5	R: 0 E: 0 K: 2 S: 8	H: 1 LOB: 1 BB: 0 P: 8	R: 0 E: 0 K: 1 S: 5	H: 0 LOB: 1 BB: 1 P: 9	R: 2 E: 0 K: 1 S: 7	H: 2 LOB: 0 BB: 0 P: 7	R: 0 E: 0 K: 0 S: 3	H: 0 LOB: 2 BB: 1 P: 8	R: 0 E: 0 K: 1 S: 6	H: 1 LOB: 1 BB: 0 P: 6	R: 0 E: 0 K: 0 S: 3	H: 0 LOB: 1 BB: 1 P: 7	R: 1 E: 0 K: 0 S: 6	H: 3 LOB: 3 BB: 0 P: 6	1B: 5 2B: 1 3B: 0 HR: 2	SF: 0 SAC: 1 DP: 0 HBP: 1	WP: 0 PB: 0 SB: 0 CS: 1	PA: 39
<b>PITCHER</b> Mickey Lolich, L (1,1) ERA: 2.66	IP: 9.0 WLS: W BF: 38 H: 8 R: 3 ER: 3 SO: 6 BB: 3 IBB: 0 HBP: 1 BLK: 0 WP: 0 HR: 2 S: 46 P: 59 ERA: 3.00 WHIP: 1.222															<b>PITCHER</b>				

Batter	1	2	3	4	5	6	7	8	9	AB	R	H	RBI	BB	SO	LOB	BOTTOM			
Ike Brown, R (1,4) OBP: 0.476, SLG: 0.778	0-0 5-3		0-0 F7			4-0 1B 1B BB	0-0 F9			3	1	0	0	1	0	2	<p><b>New York Yankees @ Detroit Tigers</b> Tiger Stadium, Detroit, MI Thu May 27 1971, 7:05 PM EDT Att: 14,518 - Unknown - 55 F</p> <p>livebaseballscorecards.com</p>			
Aurelio Rodriguez, R (1,5) OBP: 0.261, SLG: 0.310	0-0 5-3		0-3 K			0-0 1B 1-3 1B	0-0 F3			4	1	1	0	0	1	2				
Al Kaline, R (1,9) OBP: 0.447, SLG: 0.429	0-3 K			0-0 G6-4-3 1B		0-0 1B 1B 3-H	0-0 L8			4	1	2	1	0	1	0				
Willie Horton, R (1,7) OBP: 0.298, SLG: 0.497		0-0 HR		0-0 G6-4-3 1-2		0-0 1B 1B 3-H	0-0 6-3			4	1	2	2	0	0	1				
Bill Freehan, R (1,2) OBP: 0.342, SLG: 0.435		0-0 F7		0-0 6-3		0-0 1B 1-2 2-H	0-0 K			4	0	1	1	0	1	0				
Norm Cash, L (1,3) OBP: 0.400, SLG: 0.686		0-3 K			0-0 G3	0-3 K				3	0	0	0	0	2	2				
Mickey Stanley, R (1,8) OBP: 0.287, SLG: 0.351		0-0 6-3			0-0 6-3	0-0 FC6-4 1-2				3	0	0	0	0	0	2				
Ed Brinkman, R (1,6) OBP: 0.268, SLG: 0.253			0-0 5-3		0-0 F4		0-0 4-3			3	0	0	0	0	0	0				
Mickey Lolich, S (1,1) OBP: 0.341, SLG: 0.182			4-0 BB			0-3 K				1	0	0	0	2	1	0				
<b>Inning Stats</b>	R: 0 E: 0 K: 1 S: 5	H: 0 LOB: 0 BB: 0 P: 5	R: 1 E: 0 K: 1 S: 6	H: 1 LOB: 0 BB: 0 P: 6	R: 0 E: 0 K: 1 S: 5	H: 0 LOB: 1 BB: 1 P: 9	R: 0 E: 0 K: 0 S: 3	H: 1 LOB: 0 BB: 0 P: 3	R: 0 E: 0 K: 0 S: 3	H: 0 LOB: 0 BB: 0 P: 3	R: 3 E: 0 K: 2 S: 11	H: 4 LOB: 2 BB: 1 P: 15	R: 0 E: 0 K: 0 S: 3	H: 0 LOB: 1 BB: 1 P: 7	R: 0 E: 0 K: 1 S: 5	H: 0 LOB: 0 BB: 0 P: 5		1B: 5 2B: 0 3B: 0 HR: 1	SF: 0 SAC: 0 DP: 1 HBP: 0	WP: 0 PB: 0 SB: 0 CS: 0
<b>PITCHER</b> Fritz Peterson, L (1,1) ERA: 4.35	IP: 6.0 WLS: L BF: 25 H: 6 R: 4 ER: 4 SO: 5 BB: 2 IBB: 0 HBP: 0 BLK: 0 WP: 0 HR: 1 S: 33 P: 41 ERA: 6.00 WHIP: 1.333															<b>PITCHER</b>				
Gary Waslewski, R (7, 1) ERA: 3.18	IP: 2.0 WLS: 7 BF: 7 H: 0 R: 0 ER: 0 SO: 1 BB: 1 IBB: 0 HBP: 0 BLK: 0 WP: 0 HR: 0 S: 8 P: 12 ERA: 0.00 WHIP: 0.500															<b>PITCHER</b>				



Batter	1	2	3	4	5	6	7	8	9	AB	R	H	RBI	BB	SO	LOB	TOP		
Dick McAuliffe, L (1,4) OBP: 0.267, SLG: 0.349										4	1	1	1	1	0	1	<b>Detroit Tigers @ Milwaukee Brewers</b> Milwaukee County Stadium, Milwaukee, WI Fri May 28 1971, 8:05 PM EDT Att. 7,389 - Unknown - 57 F		
Al Kaline, R (1,9) OBP: 0.455, SLG: 0.434										3	0	2	0	1	1				
Jim Northrup, L (1,8) OBP: 0.367, SLG: 0.421										3	1	1	1	1	0	3			
Willie Horton, R (1,7) OBP: 0.297, SLG: 0.490										4	1	1	0	0	1	5			
Norm Cash, L (1,3) OBP: 0.395, SLG: 0.667										3	1	0	0	0	1	0			
Bill Freehan, R (1,2) OBP: 0.333, SLG: 0.423										4	1	0	0	0	1	1			
Aurelio Rodriguez, R (1,5) OBP: 0.261, SLG: 0.314										4	0	1	1	0	2	0			
Ed Brinkman, R (1,6) OBP: 0.267, SLG: 0.253										4	1	1	0	0	0	2			
Les Cain, L (1,1) Bill Denehy, S (7,1) Fred Scherman, L (7,1) OBP: 0.167, SLG: 0.167										3	0	0	0	0	3	1			
<b>Inning Stats</b>	R: 0 E: 1 K: 1 S: 5	H: 1 LOB: 1 BB: 1 P: 9	R: 0 E: 0 K: 1 S: 5	H: 0 LOB: 0 BB: 0 P: 5	R: 4 E: 0 K: 3 S: 13	H: 4 LOB: 0 BB: 0 P: 13	R: 0 E: 0 K: 1 S: 5	H: 0 LOB: 2 BB: 0 P: 5	R: 0 E: 0 K: 1 S: 5	H: 0 LOB: 0 BB: 0 P: 5	R: 0 E: 0 K: 0 S: 3	H: 1 LOB: 0 BB: 0 P: 3	R: 2 E: 1 K: 0 S: 5	H: 2 LOB: 1 BB: 0 P: 6	1B: 6 2B: 1 3B: 1 HR: 0	SF: 0 SAC: 0 DP: 1 HBP: 1		WP: 2 PB: 0 SB: 0 CS: 2	PA: 37
<b>PITCHER</b>	IP WLS BF H R ER SO BB IBB HBP BLK WP HR S P ERA WHIP	7.0 L 28 5 4 3 9 3 0 0 0 1 0 43 55 3.86 1.143	2.0 9 3 2 1 0 0 0 1 0 0 0 8 9 4.50 1.500																

AB	33
R	6
H	8
RBI	4
BB	3
SO	9
LOB	14



Batter	1	2	3	4	5	6	7	8	9	AB	R	H	RBI	BB	SO	LOB	BOTTOM					
Tommy Harper, R (1,5) OBP: 0.264, SLG: 0.268										4	0	0	0	1	1	2	<b>Detroit Tigers @ Milwaukee Brewers</b> Milwaukee County Stadium, Milwaukee, WI Fri May 28 1971, 8:05 PM EDT Att. 7,389 - Unknown - 57 F					
Ron Theobald, R (1,4) OBP: 0.413, SLG: 0.375 Ted Kubiak, S (7, PH) OBP: 0.274, SLG: 0.257										2	0	0	0	1	0	0						
Al Yates, R (1,9) OBP: 0.286, SLG: 0.286										4	1	1	0	0	2	1						
Danny Walton, R (1,7) OBP: 0.313, SLG: 0.383										4	0	1	0	0	2	2						
Roberto Pena, R (1,3) OBP: 0.250, SLG: 0.286 Mike Hegan, L (8, PR) OBP: 0.361, SLG: 0.380										3	0	0	0	1	1	1						
Dave May, L (1,8) OBP: 0.354, SLG: 0.414										4	1	1	0	0	1	2						
Phil Roof, R (1,2) OBP: 0.286, SLG: 0.282										3	1	3	3	1	0	0						
Rick Auerbach, R (1,6) OBP: 0.265, SLG: 0.226										4	0	0	0	0	0	4						
Bill Parsons, R (1,1) OBP: 0.238, SLG: 0.211 Andy Kosco, R (7, PH) OBP: 0.293, SLG: 0.306 Ken Sanders, R (8,1) John Briggs, L (8, PH) OBP: 0.350, SLG: 0.422										1	0	1	0	1	0	0						
<b>Inning Stats</b>	R: 0 E: 0 K: 1 S: 5	H: 0 LOB: 0 BB: 0 P: 5	R: 0 E: 0 K: 2 S: 7	H: 0 LOB: 0 BB: 0 P: 7	R: 0 E: 0 K: 0 S: 2	H: 0 LOB: 1 BB: 2 P: 10	R: 0 E: 0 K: 0 S: 2	H: 0 LOB: 0 BB: 1 P: 6	R: 2 E: 0 K: 1 S: 8	H: 3 LOB: 1 BB: 0 P: 8	R: 0 E: 0 K: 1 S: 6	H: 1 LOB: 1 BB: 0 P: 6	R: 0 E: 0 K: 1 S: 7	H: 2 LOB: 3 BB: 1 P: 11	R: 1 E: 0 K: 1 S: 7	H: 2 LOB: 2 BB: 1 P: 11		R: 0 E: 0 K: 0 S: 3	H: 0 LOB: 0 BB: 0 P: 3	1B: 5 2B: 3 3B: 0 HR: 1	SF: 0 SAC: 0 DP: 2 HBP: 0	WP: 0 PB: 0 SB: 0 CS: 0
<b>PITCHER</b>	IP WLS BF H R ER SO BB IBB HBP BLK WP HR S P ERA WHIP	6.2 W 27 6 2 2 6 3 0 0 0 0 0 36 48 2.70 1.350	0.0 1 0 0 0 0 1 0 0 0 0 0 0 4 ∞ ∞	2.1 S 10 2 1 1 1 1 0 0 0 0 0 0 11 15 3.86 1.286																		

AB	33
R	3
H	8
RBI	3
BB	5
SO	7
LOB	15





Batter	1	2	3	4	5	6	7	8	9	AB	R	H	RBI	BB	SO	LOB	TOP					
Dick McAuliffe, L OBP: 0.261, SLG: 0.341	G3			K	3-1			4-3		4	0	0	0	0	1	2						
Al Kaline, R OBP: 0.456, SLG: 0.435 Dalton Jones, L OBP: 0.405, SLG: 0.571	L5-3			1B				F7		2	0	1	0	0	0	0						
Jim Northrup, L OBP: 0.367, SLG: 0.420 Mickey Stanley, R OBP: 0.284, SLG: 0.347	F8			1B				F8		3	0	1	0	0	0	0						
Willie Horton, R OBP: 0.293, SLG: 0.484 Bill Denehy, S		F7		F7				4-3		2	0	0	0	0	0	2						
Tom Timmermann, R Les Cain, L Bill Zepp, R										0	0	0	0	0	0	0						
Norm Cash, L OBP: 0.383, SLG: 0.643	F9			K						4	0	0	0	0	2	3						
Bill Freehan, R OBP: 0.329, SLG: 0.417 Jim Price, R OBP: 0.259, SLG: 0.217	F8				5-3			E5		2	0	0	0	0	0	0						
Aurelio Rodriguez, R OBP: 0.259, SLG: 0.310 Kevin Collins, L OBP: 0.357, SLG: 0.571			K		F7			F7		2	0	0	0	0	1	0						
Ed Brinkman, R OBP: 0.270, SLG: 0.252 Cesar Gutierrez, R			6-3					K		1	0	0	0	1	0	0						
Joe Coleman, R OBP: 0.231, SLG: 0.208 Mike Kilkenny, R			5-3							1	0	0	0	0	0	0						
Gates Brown, L OBP: 0.357, SLG: 0.423										2	1	2	1	0	0	0						
<b>Inning Stats</b>	R: 0 E: 0 K: 0 S: 3	H: 0 LOB: 0 BB: 0 P: 3	R: 0 E: 0 K: 0 S: 3	H: 0 LOB: 0 BB: 0 P: 3	R: 0 E: 0 K: 1 S: 5	H: 0 LOB: 0 BB: 0 P: 5	R: 0 E: 0 K: 2 S: 9	H: 2 LOB: 2 BB: 0 P: 9	R: 0 E: 0 K: 0 S: 4	H: 1 LOB: 2 BB: 1 P: 8	R: 0 E: 0 K: 0 S: 3	H: 0 LOB: 1 BB: 1 P: 7	R: 2 E: 1 K: 0 S: 5	H: 2 LOB: 0 BB: 0 P: 5	R: 0 E: 0 K: 0 S: 3	H: 0 LOB: 0 BB: 0 P: 3	R: 0 E: 1 K: 2 S: 8	H: 0 LOB: 1 BB: 0 P: 8	1B: 3 2B: 1 3B: 1 HR: 0	SF: 0 SAC: 0 DP: 0 HBP: 0	WP: 0 PB: 0 SB: 0 CS: 0	PA: 35
<b>PITCHER</b> Lew Krause, R ERA: 3.23	IP: 9.0 WLS: W BF: 35 H: 5 R: 2 ER: 1 SO: 5 BB: 2 IBB: 0 HBP: 0 BLK: 0 WP: 0 HR: 0 S: 43 P: 51 ERA: 1.00 WHIP: 0.778															<b>PITCHER</b>	IP: 9.0 WLS: W BF: 35 H: 5 R: 2 ER: 1 SO: 5 BB: 2 IBB: 0 HBP: 0 BLK: 0 WP: 0 HR: 0 S: 43 P: 51 ERA: 1.00 WHIP: 0.778					

Detroit Tigers @ Milwaukee Brewers  
Milwaukee County Stadium, Milwaukee, WI  
Sat May 29 1971, 4:33 AM EDT  
Att: 10,514 - Unknown - 70 F

AB 33  
R 2  
H 5  
RBI 1  
BB 2  
SO 5  
LOB 10



Batter	1	2	3	4	5	6	7	8	9	AB	R	H	RBI	BB	SO	LOB	BOTTOM			
Tommy Harper, R OBP: 0.266, SLG: 0.272	1B	1-3	FC4-6		FC5-4			5-3		5	1	2	1	0	0	3				
Ron Theobald, R OBP: 0.412, SLG: 0.378	1B		1B		5-3			6-3		5	1	2	0	0	0	2				
Dave May, L OBP: 0.349, SLG: 0.406	FC4-6		1B		F9			F7		5	1	1	1	0	0	1				
Bill Voss, L OBP: 0.336, SLG: 0.407	2B		1B		HR			E4		3	2	3	1	1	0	0				
John Briggs, L OBP: 0.346, SLG: 0.415	4-3		1B		K			F8		4	1	1	1	0	1	3				
Mike Hegan, L OBP: 0.373, SLG: 0.417		SH2-4	1B		HR			G3		3	2	2	2	1	0	1				
Elie Rodriguez, R OBP: 0.369, SLG: 0.378		SH2-4	1B		F7			6-3		3	1	1	2	1	0	0				
Rick Auerbach, R OBP: 0.255, SLG: 0.216		K	F5		F8			6-3		4	0	0	0	0	1	3				
Lew Krause, R		SH2-4	F7		FC5-4			P6		2	0	0	0	1	0	1				
<b>Inning Stats</b>	R: 1 E: 0 K: 0 S: 5	H: 3 LOB: 1 BB: 0 P: 5	R: 0 E: 0 K: 1 S: 6	H: 1 LOB: 2 BB: 1 P: 10	R: 6 E: 0 K: 0 S: 9	H: 6 LOB: 1 BB: 1 P: 13	R: 2 E: 0 K: 1 S: 6	H: 1 LOB: 0 BB: 1 P: 10	R: 0 E: 0 K: 0 S: 3	H: 0 LOB: 1 BB: 1 P: 7	R: 0 E: 1 K: 0 S: 4	H: 1 LOB: 1 BB: 0 P: 4	R: 0 E: 0 K: 0 S: 3	H: 0 LOB: 0 BB: 0 P: 3	R: 0 E: 0 K: 0 S: 3	H: 0 LOB: 0 BB: 0 P: 3	1B: 10 2B: 1 3B: 0 HR: 1	SF: 0 SAC: 1 DP: 0 HBP: 0	WP: 1 PB: 0 SB: 1 CS: 1	PA: 39
<b>PITCHER</b> Joe Coleman, R ERA: 3.77 Mike Kilkenny, L ERA: 9.95 Bill Denehy, R ERA: 1.98 Tom Timmermann, R ERA: 3.13 Bill Zepp, R ERA: 4.33	IP: 2.0 WLS: L BF: 11 H: 3 R: 4 ER: 4 SO: 1 BB: 2 IBB: 0 HBP: 0 BLK: 0 WP: 1 HR: 1 S: 11 P: 19 ERA: 18.00 WHIP: 2.500															<b>PITCHER</b>	IP: 2.0 WLS: L BF: 11 H: 3 R: 4 ER: 4 SO: 1 BB: 2 IBB: 0 HBP: 0 BLK: 0 WP: 1 HR: 1 S: 11 P: 19 ERA: 18.00 WHIP: 2.500			

Detroit Tigers @ Milwaukee Brewers  
Milwaukee County Stadium, Milwaukee, WI  
Sat May 29 1971, 4:33 AM EDT  
Att: 10,514 - Unknown - 70 F

AB 34  
R 9  
H 12  
RBI 8  
BB 4  
SO 2  
LOB 14

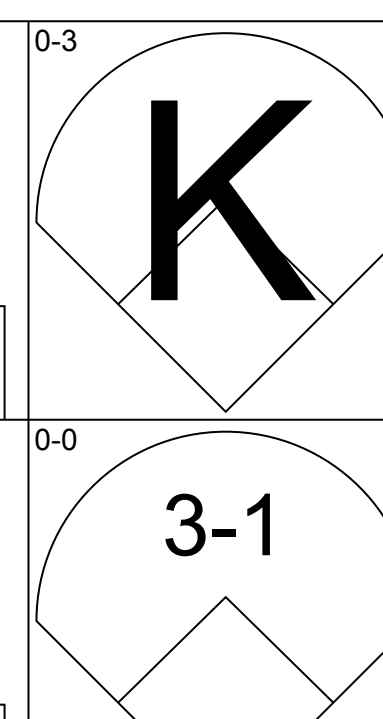
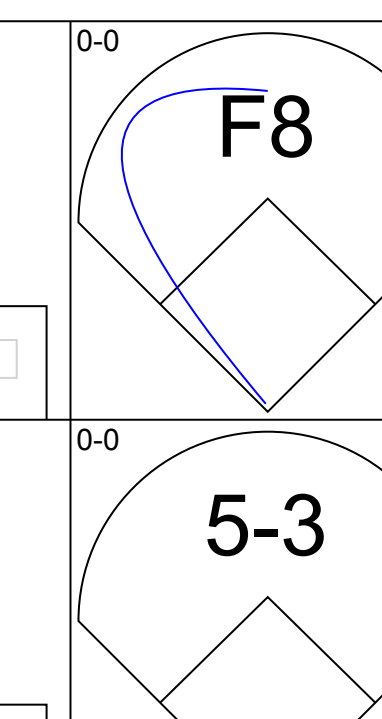
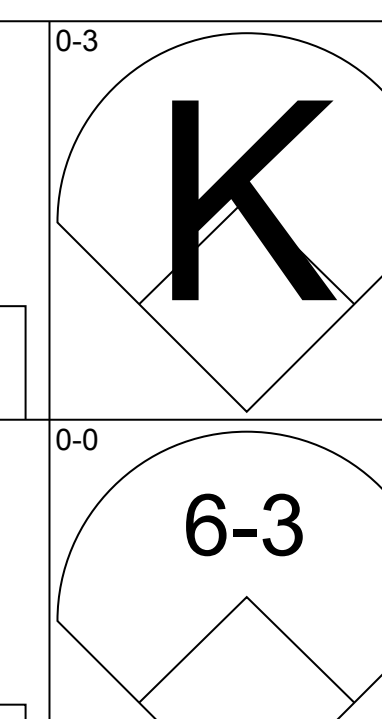
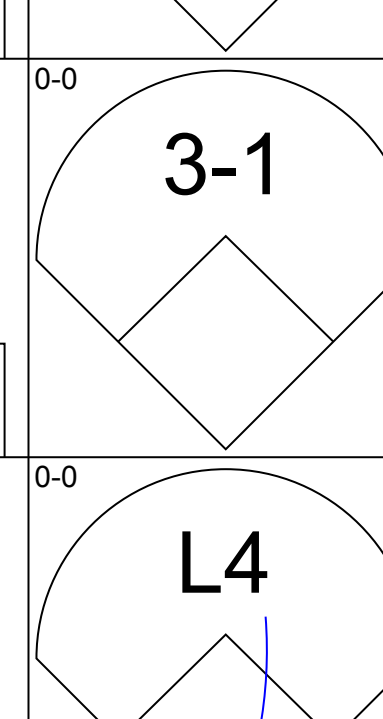
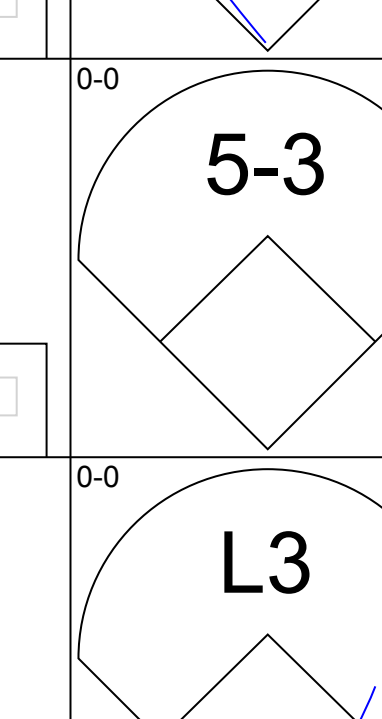
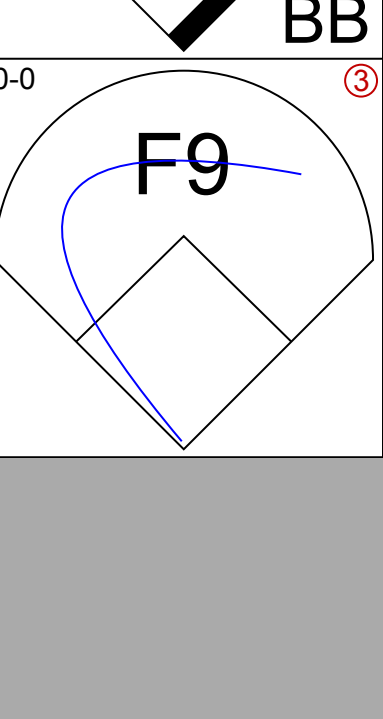
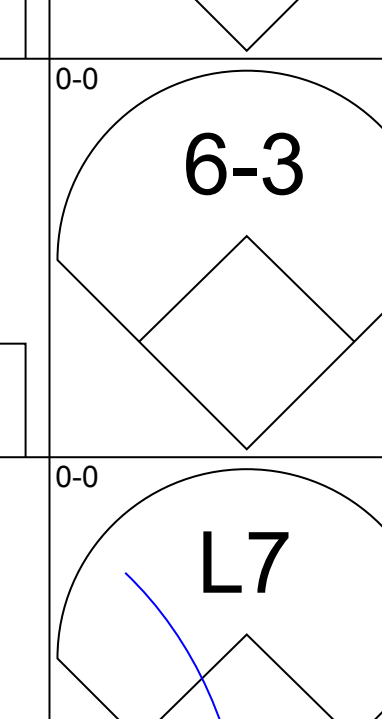
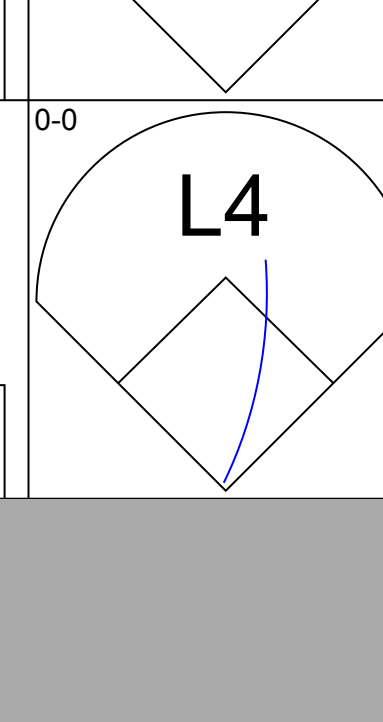
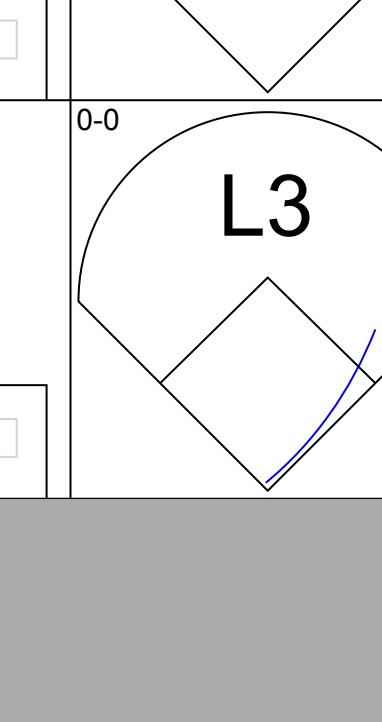
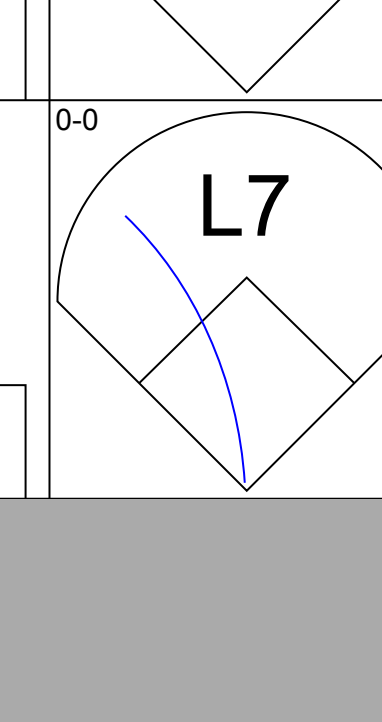
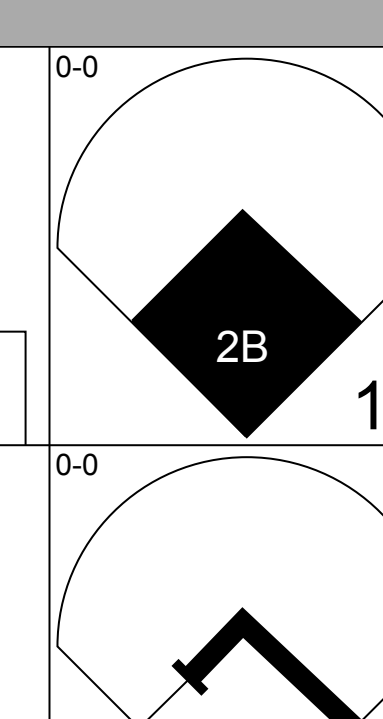
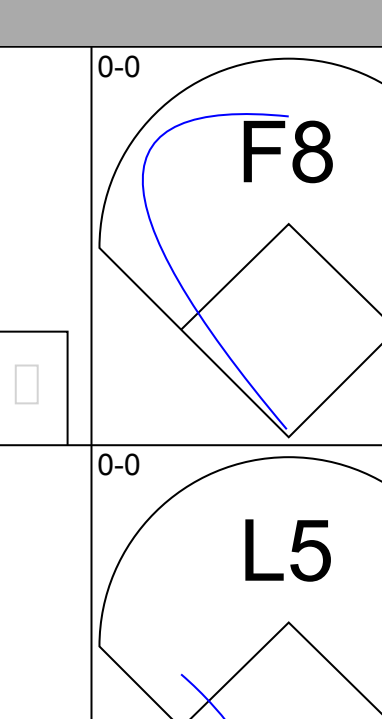
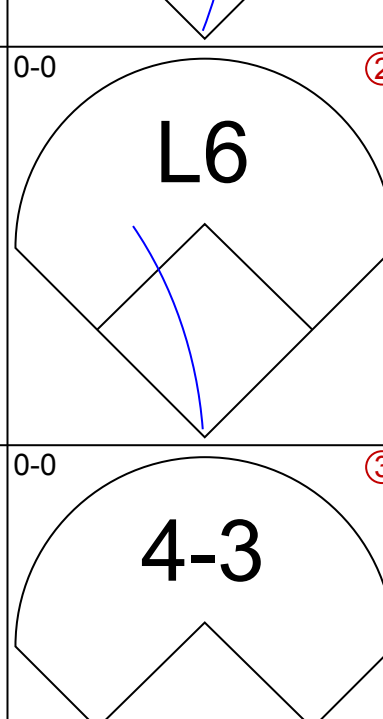
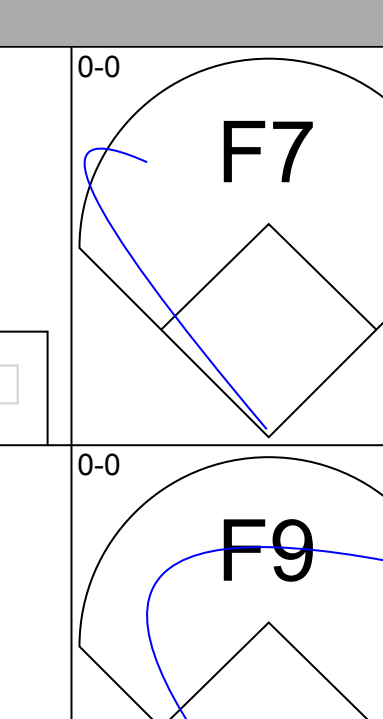
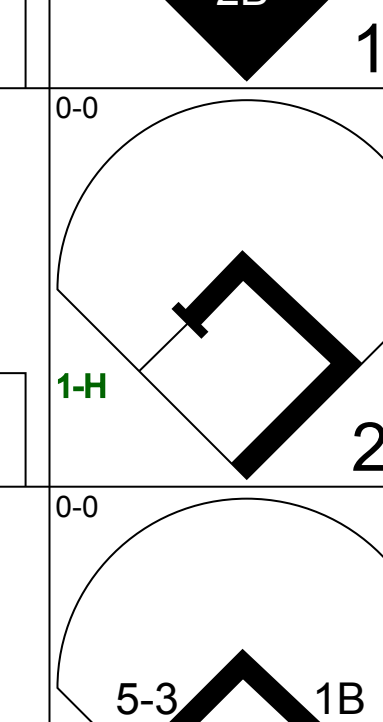
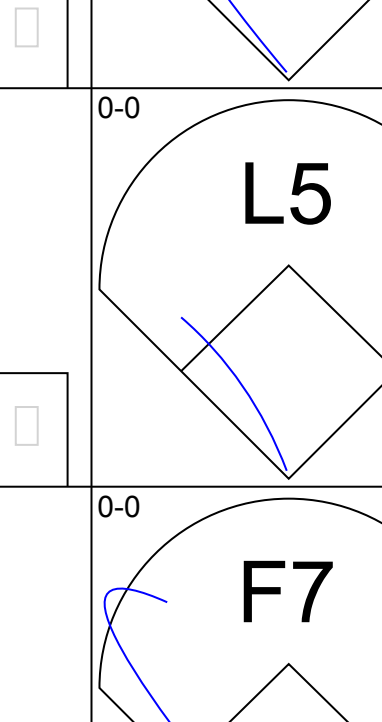
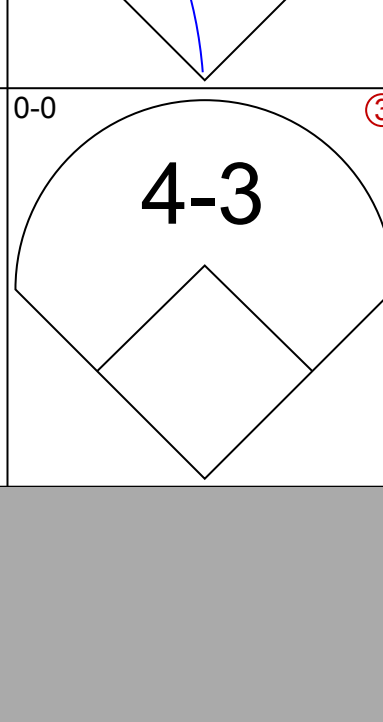
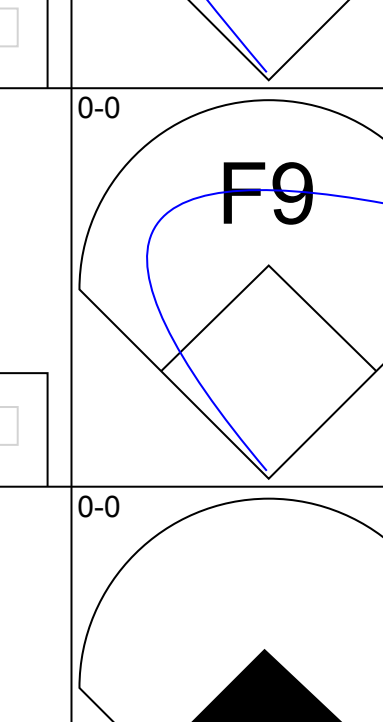
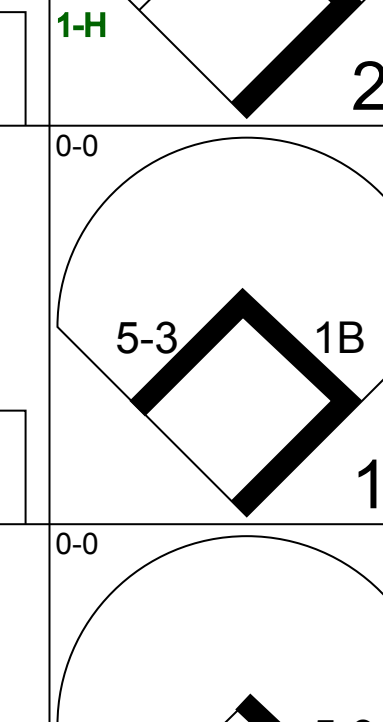
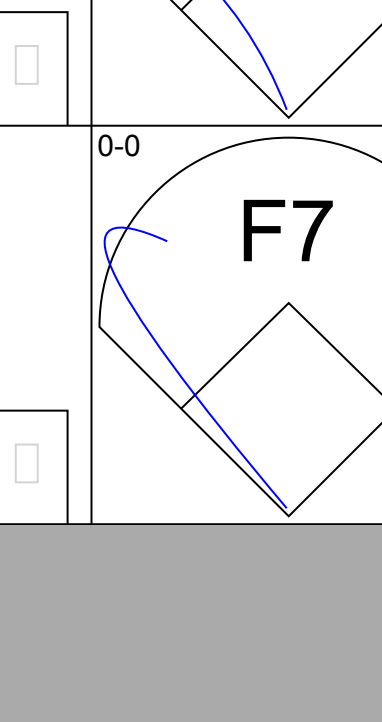
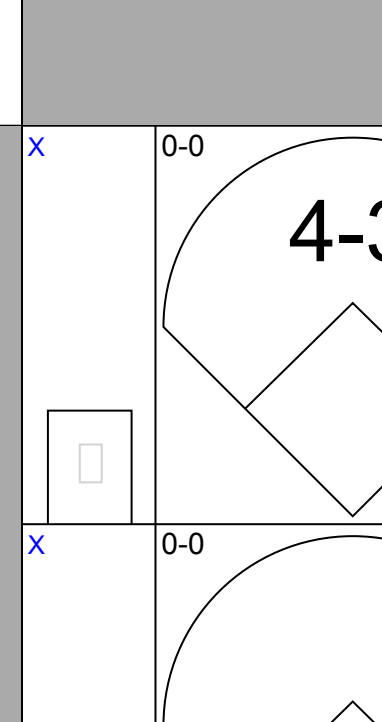
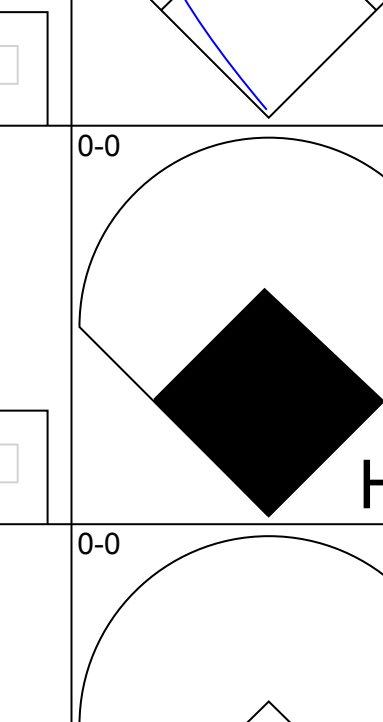
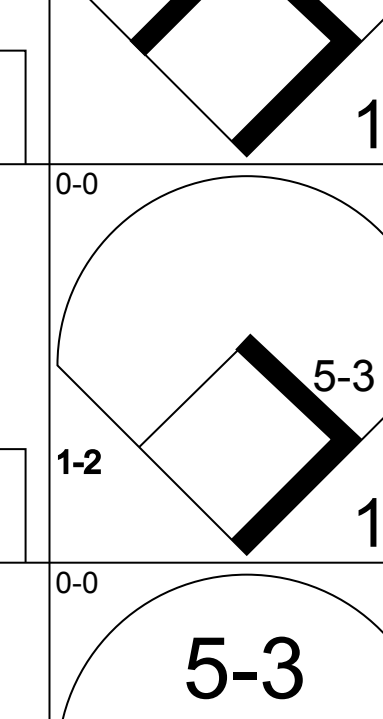
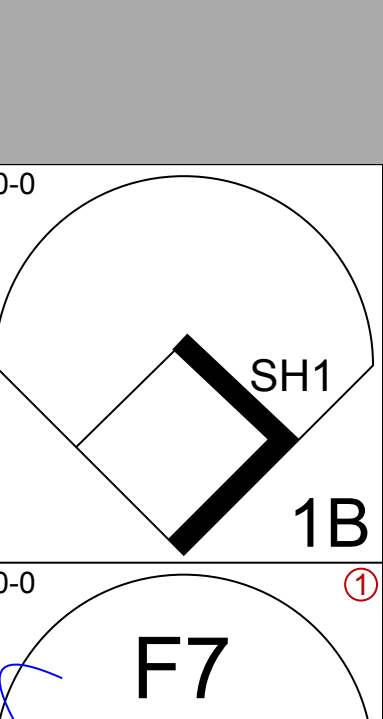
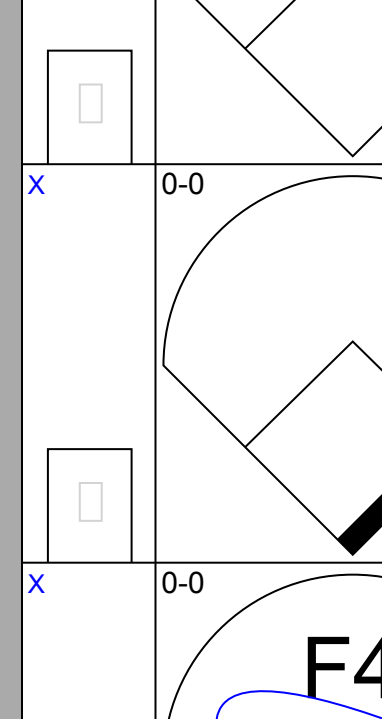
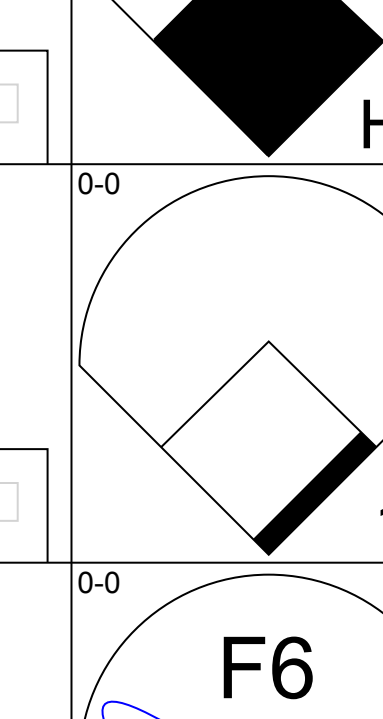
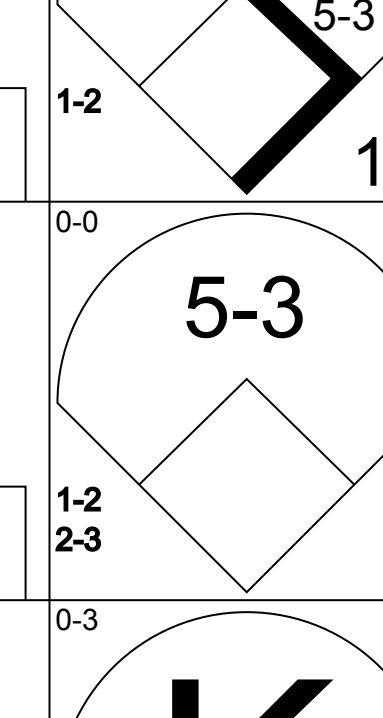
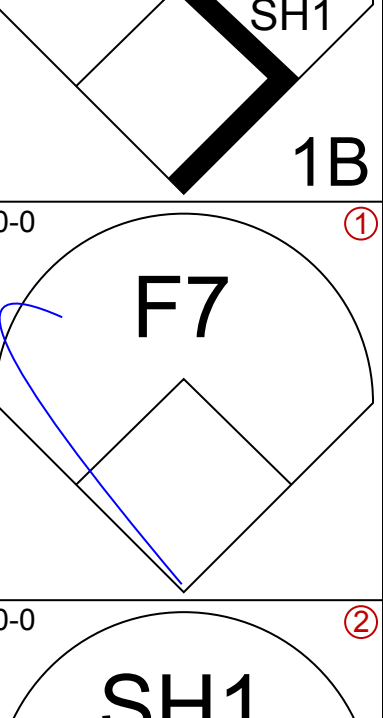
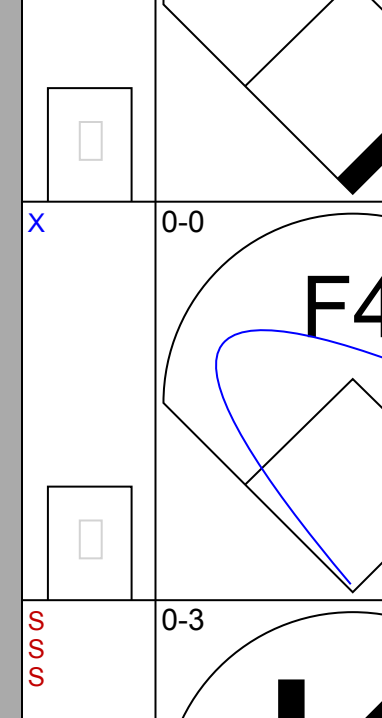
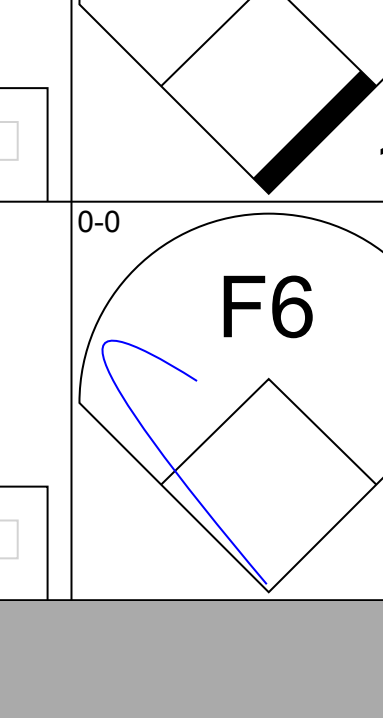

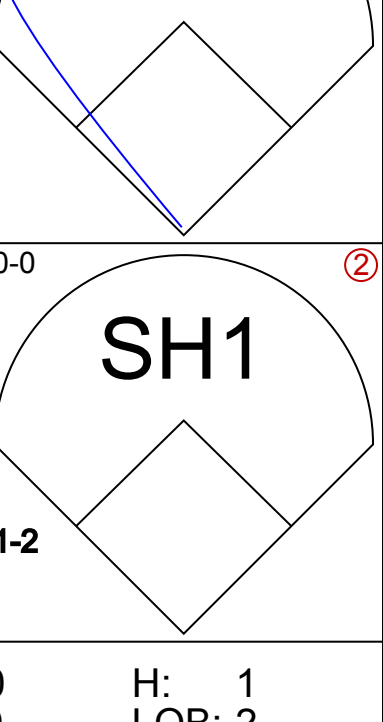
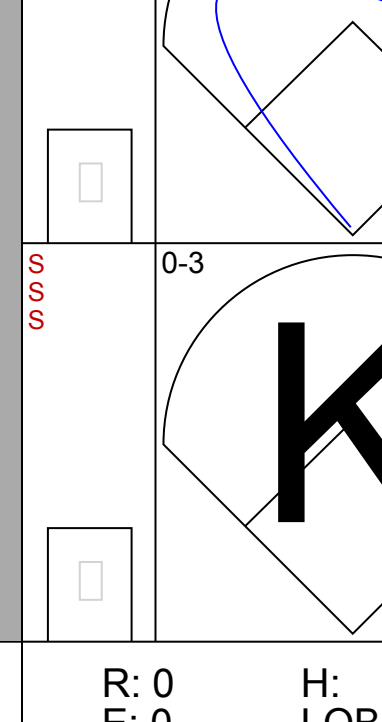


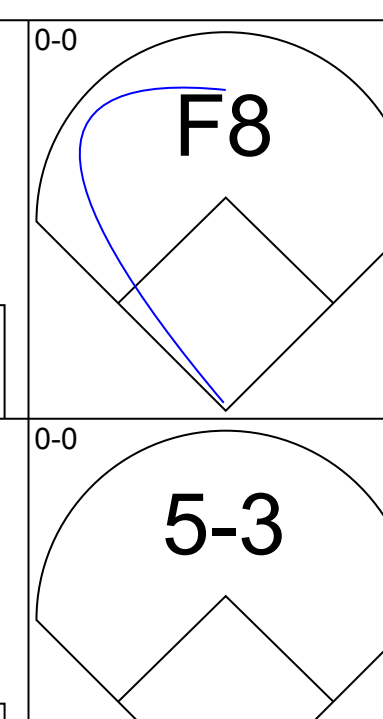
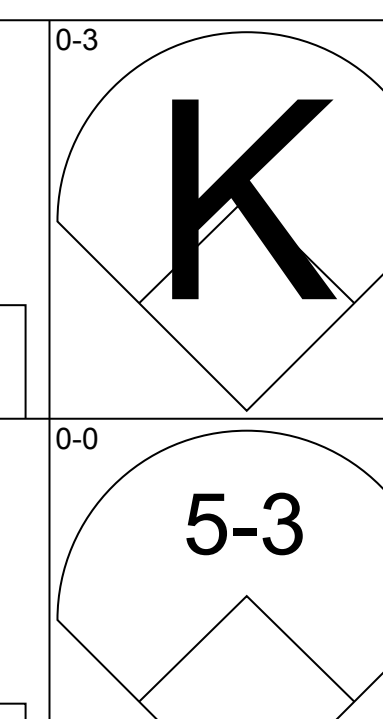
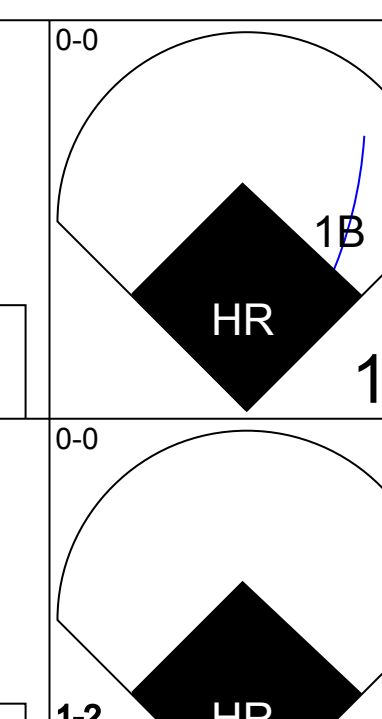
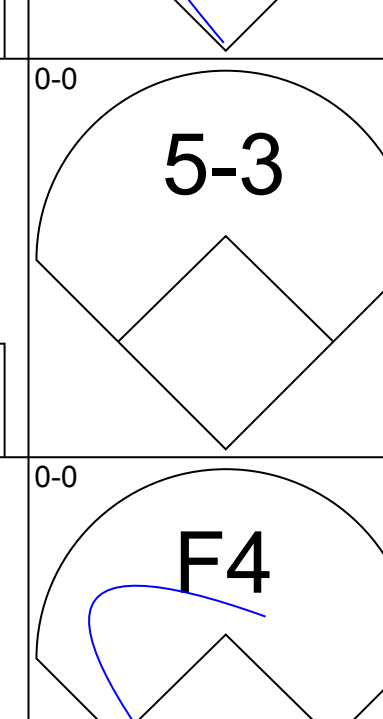
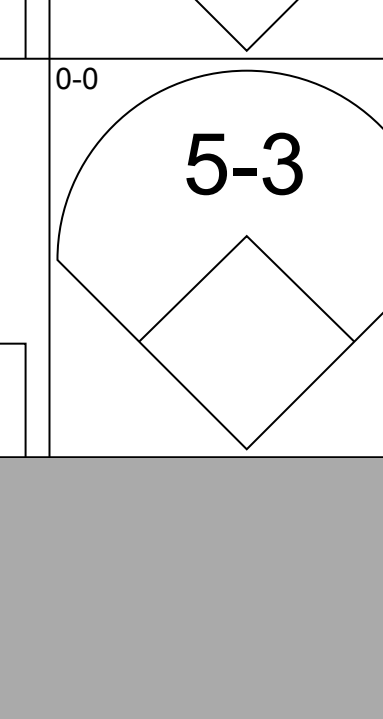
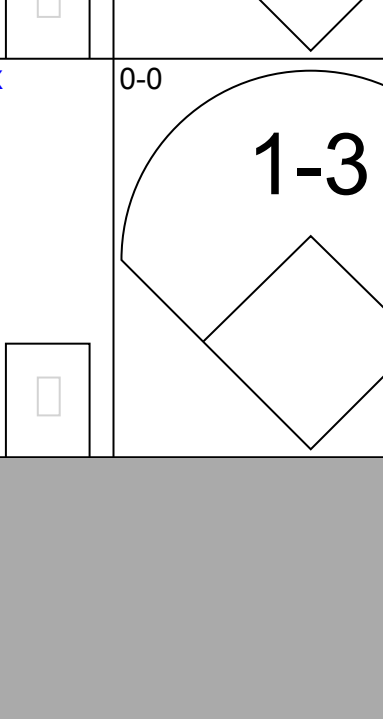
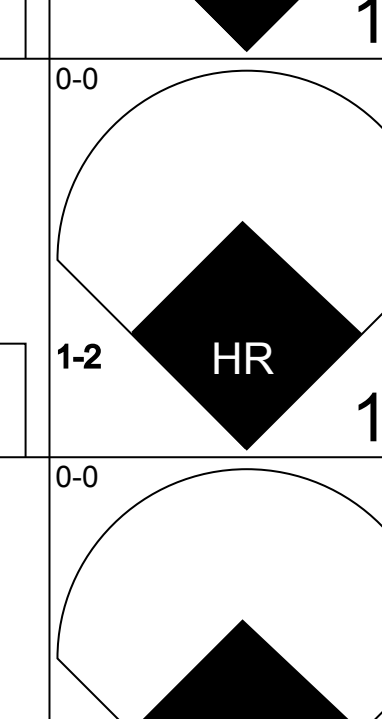
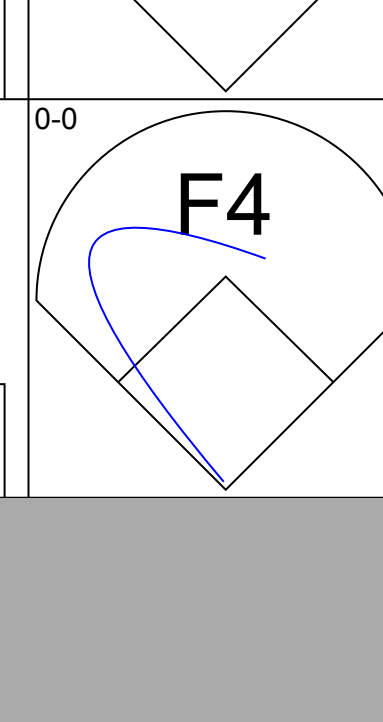
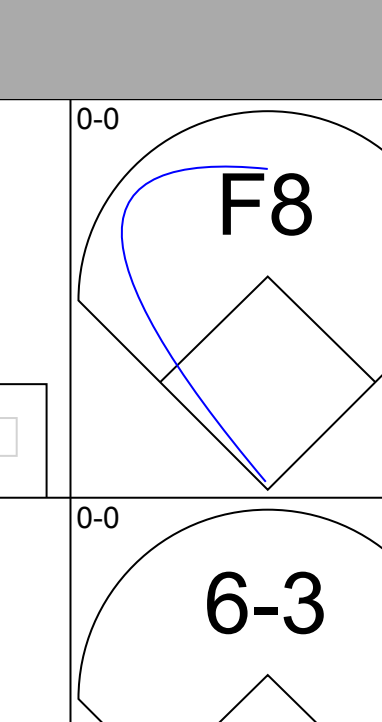
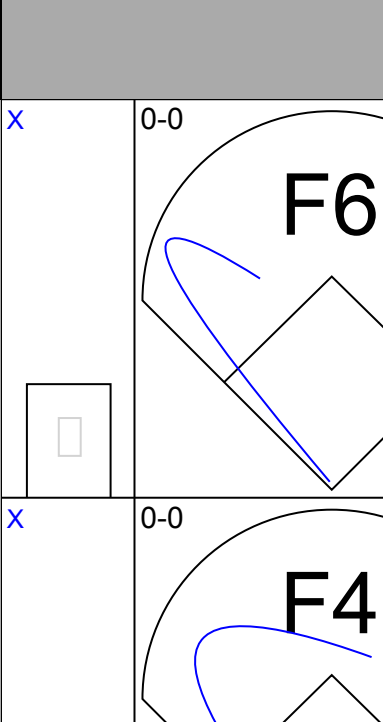
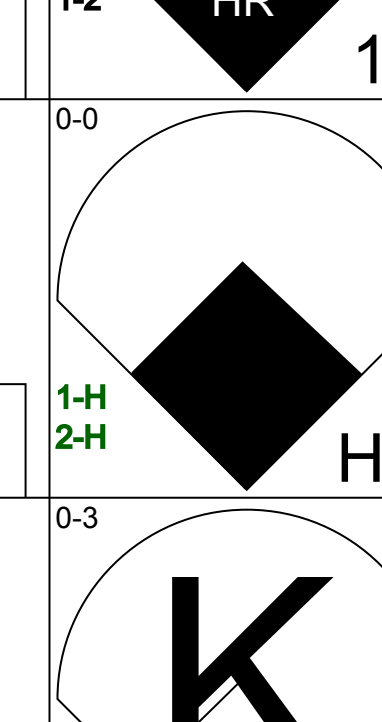
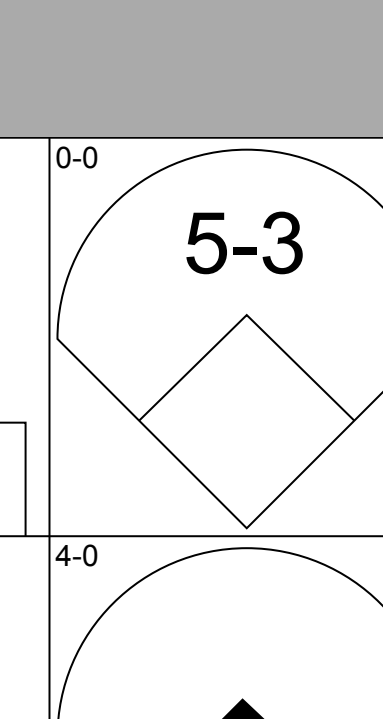
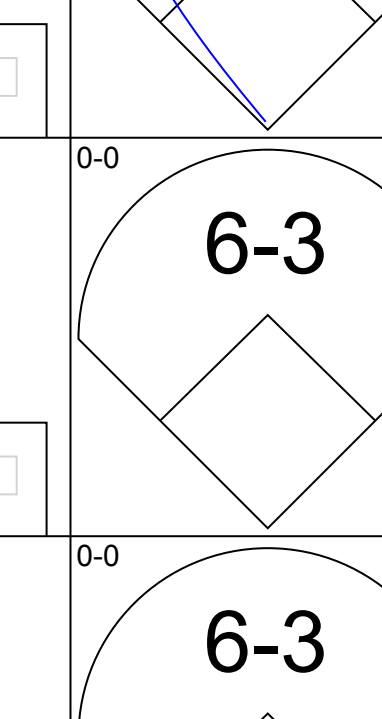
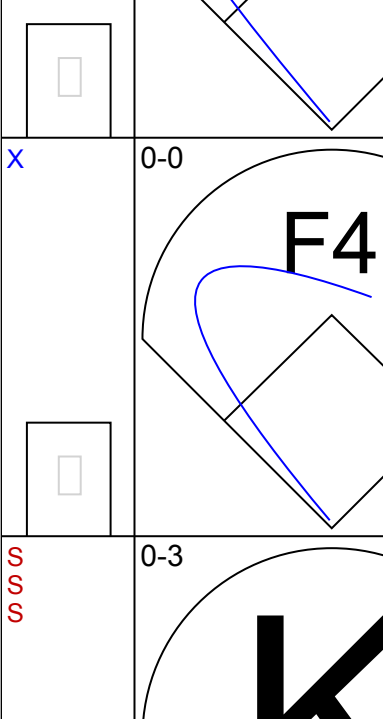
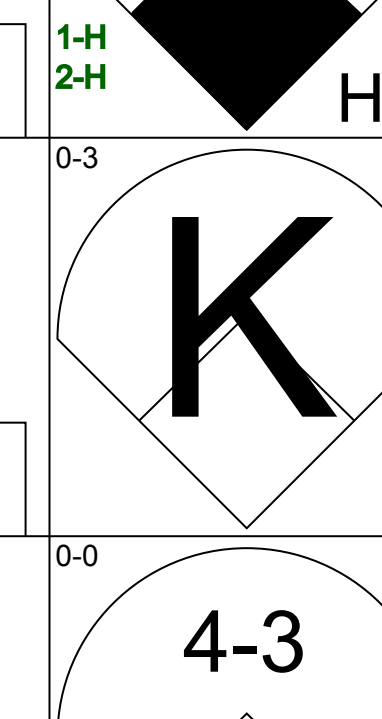
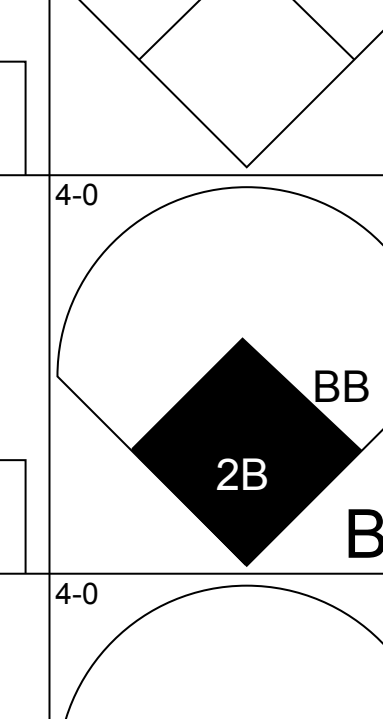
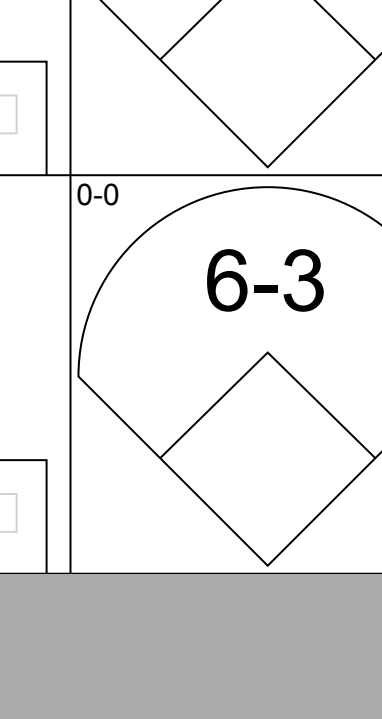
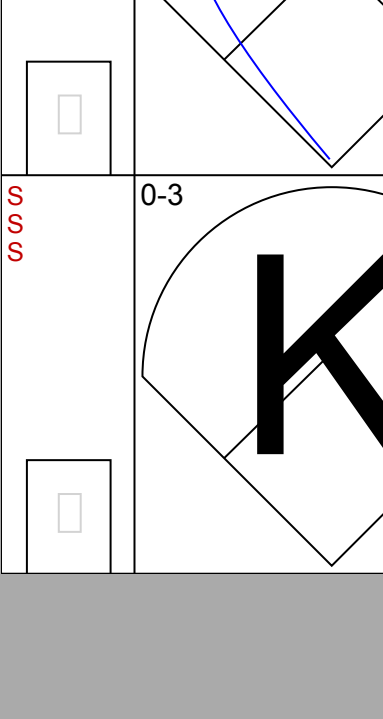
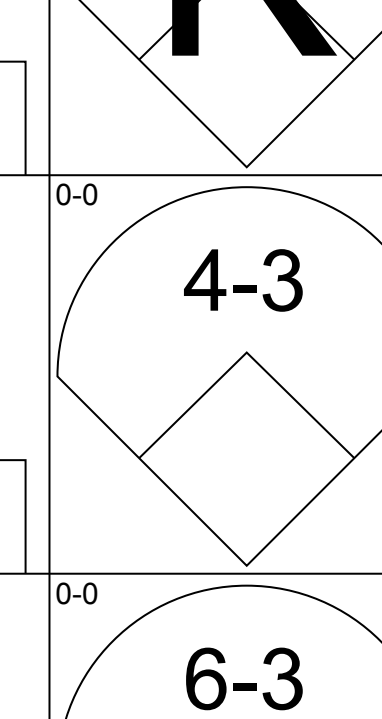
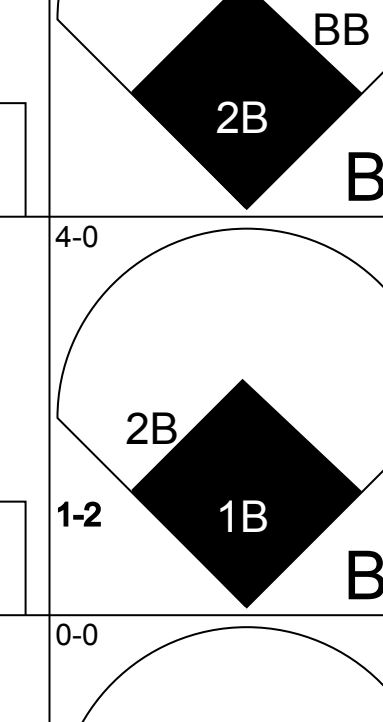
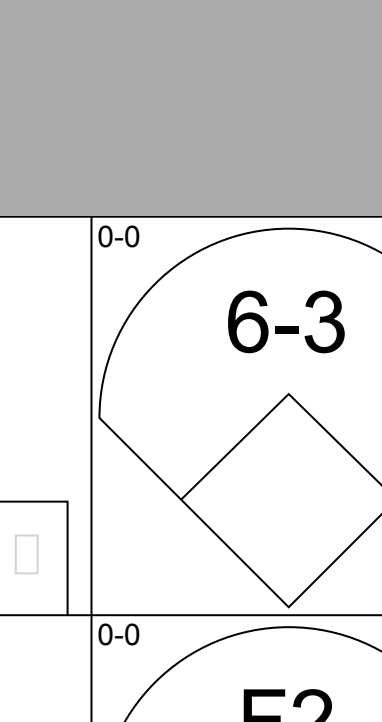
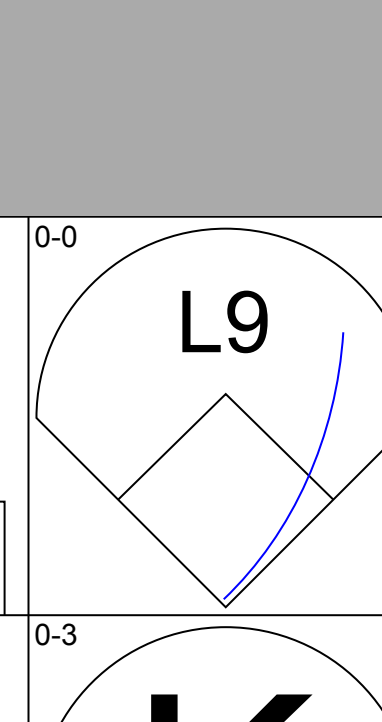
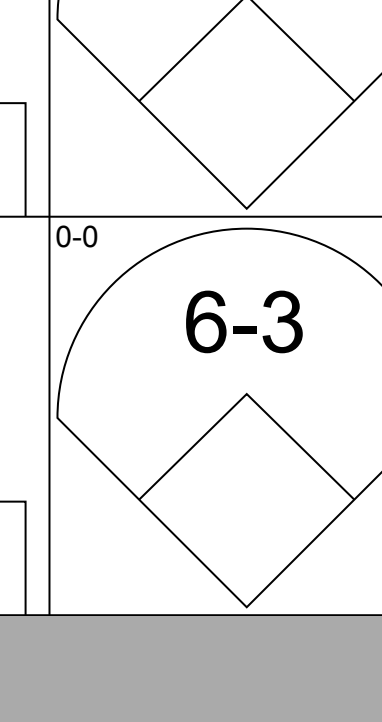
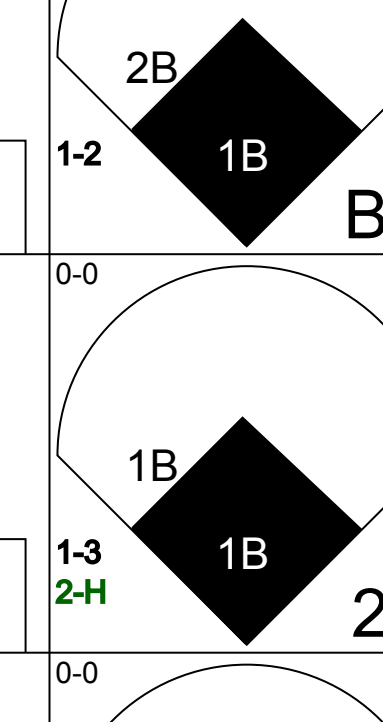
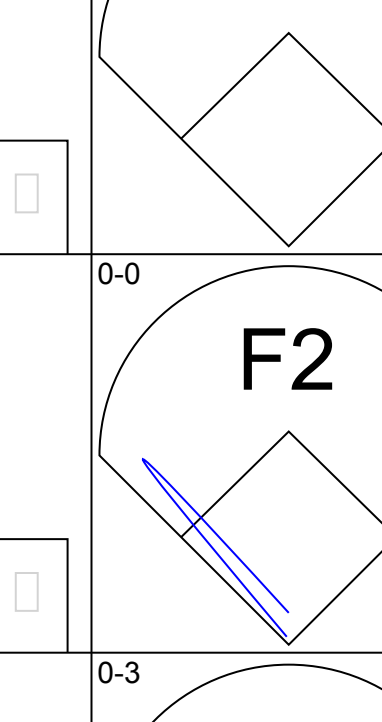
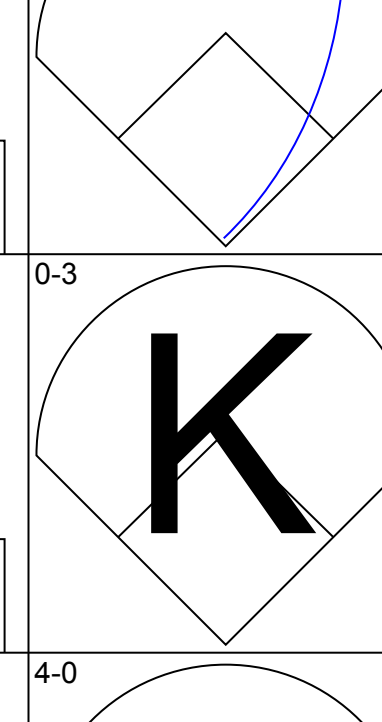
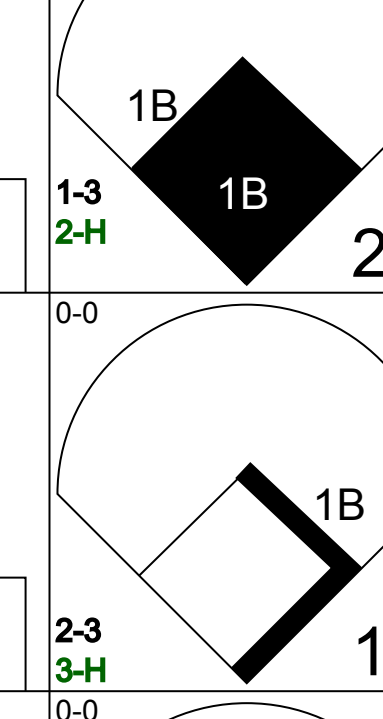
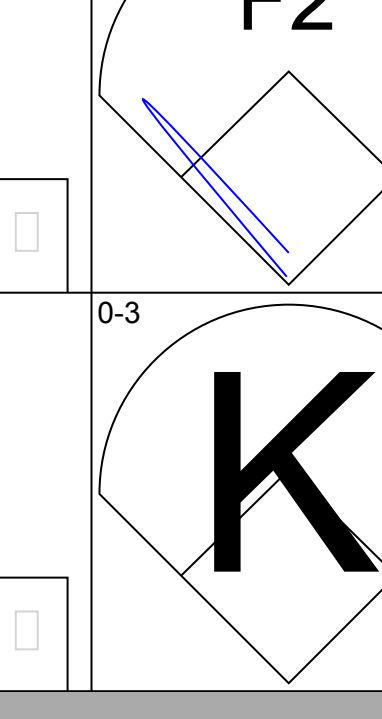
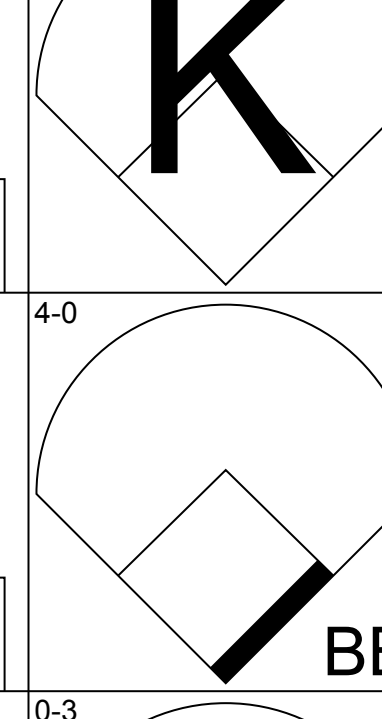
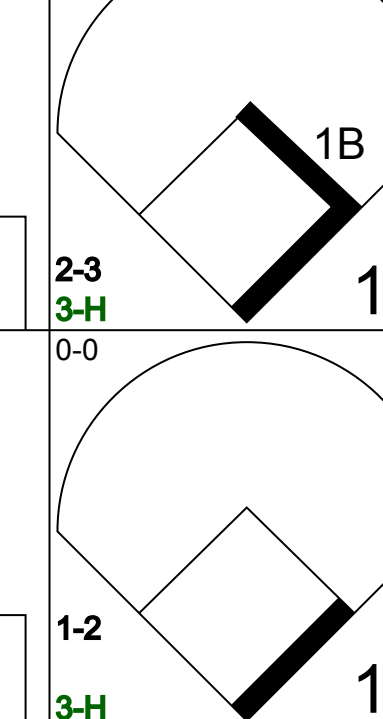
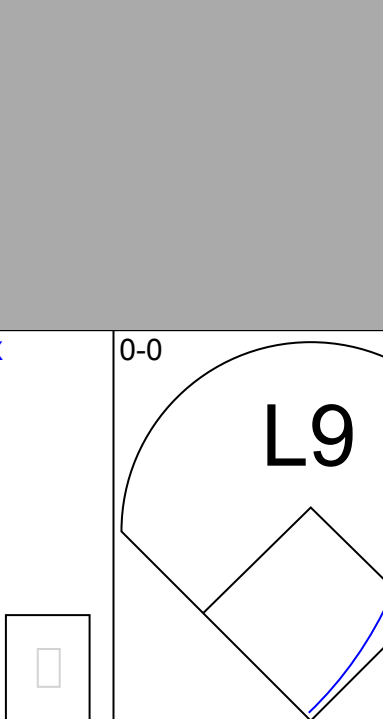
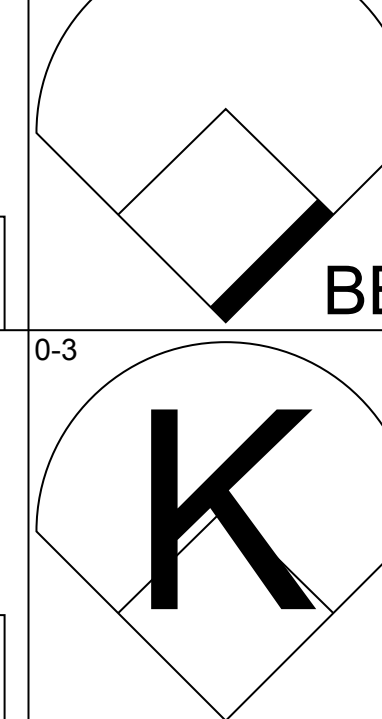


Batter	1	2	3	4	5	6	7	8	9	AB	R	H	RBI	BB	SO	LOB	TOP			
Ike Brown, R OBP: 0.400, SLG: 0.636 Dick McAuliffe, L OBP: 0.265, SLG: 0.344	F8		F3		5-3		F7		E FC4 HR 1B	4	0	0	0	0	0	1	<b>Detroit Tigers @ Milwaukee Brewers</b> Milwaukee County Stadium, Milwaukee, WI Sun May 30 1971, 4:33 AM EDT Att: 13,743 - Sunny - 76 F			
Jim Northrup, L OBP: 0.419	FC6-5 2B		4-3		E4 2B		4-3		FC4 HR 1B	5	2	1	0	0	0	2				
Al Kaline, R OBP: 0.454, SLG: 0.461	FC6-5 HR		F5		SF8		FC6-4 1B		HR	4	2	2	4	0	0	1				
Willie Horton, R OBP: 0.308, SLG: 0.519 Cesar Gutierrez, R OBP: 0.383, SLG: 0.643	HR			1B 5-3 1B		1B	FC6-4 1B		G6-4-3 1B	5	1	4	3	0	0	1				
Bill Freehan, R OBP: 0.331, SLG: 0.416	5-3			5-3		6-3			G6-4-3 1B	5	0	2	0	0	0	2				
Aurelio Rodriguez, R OBP: 0.262, SLG: 0.313				K					L4 1B	5	0	2	0	0	1	4				
Mickey Stanley, R OBP: 0.280, SLG: 0.340							F7		1-3 1B	5	0	1	0	0	1	4				
Ed Brinkman, R OBP: 0.281, SLG: 0.255				5-3					SH 1B BB	2	1	1	0	2	0	2				
Dean Chance, R OBP: 0.421, SLG: 0.611 Joe Niekro, R OBP: 0.333, SLG: 0.308 Fred Scherman, L OBP: 0.167, SLG: 0.167	1-3						E SF8 2B		SH 1B FC4	1	0	0	0	0	0	1				
<b>Inning Stats</b>	R: 2 E: 0 K: 0 S: 5	H: 2 LOB: 0 BB: 0 P: 5	R: 0 E: 0 K: 0 S: 4	H: 2 LOB: 1 BB: 0 P: 4	R: 0 E: 0 K: 1 S: 3	H: 2 LOB: 2 BB: 0 P: 7	R: 2 E: 0 K: 0 S: 6	H: 2 LOB: 1 BB: 0 P: 6	R: 0 E: 0 K: 0 S: 3	H: 1 LOB: 1 BB: 1 P: 7	R: 0 E: 0 K: 0 S: 4	H: 1 LOB: 0 BB: 0 P: 4	R: 0 E: 0 K: 0 S: 3	H: 1 LOB: 0 BB: 0 P: 3	R: 5 E: 1 K: 1 S: 10	H: 4 LOB: 2 BB: 1 P: 14		1B: 10 2B: 3 3B: 0 HR: 2	SF: 1 SAC: 1 DP: 2 HBP: 0	WP: 0 PB: 0 SB: 0 CS: 2
<b>PITCHER</b>	IP: 4.2 WLS: 2 BF: 22 H: 8 R: 4 ER: 2 SO: 1 BB: 0 IBB: 0 HBP: 0 BLK: 0 WP: 0 HR: 1 S: 24 P: 24 ERA: 3.86 WHIP: 1.714	IP: 2.1 WLS: 3 BF: 9 H: 2 R: 0 ER: 0 SO: 0 BB: 1 IBB: 0 HBP: 0 BLK: 0 WP: 0 HR: 0 S: 8 P: 12 ERA: 0.00 WHIP: 1.286	IP: 1.0 WLS: 3 BF: 3 H: 1 R: 0 ER: 0 SO: 0 BB: 0 IBB: 0 HBP: 0 BLK: 0 WP: 0 HR: 0 S: 3 P: 3 ERA: 0.00 WHIP: 1.000	IP: 0.0 WLS: 4 BF: 4 H: 1 R: 4 ER: 4 SO: 0 BB: 1 IBB: 0 HBP: 0 BLK: 0 WP: 0 HR: 0 S: 7 P: 7 ERA: ∞ WHIP: ∞	IP: 0.0 WLS: 3 BF: 3 H: 1 R: 1 ER: 3 SO: 3 BB: 0 IBB: 0 HBP: 0 BLK: 0 WP: 1 HR: 3 S: 3 P: 3 ERA: ∞ WHIP: ∞	IP: 1.0 WLS: 2 BF: 2 H: 0 R: 0 ER: 0 SO: 1 BB: 0 IBB: 0 HBP: 0 BLK: 0 WP: 0 HR: 0 S: 4 P: 4 ERA: 0.00 WHIP: 0.000														

Batter	1	2	3	4	5	6	7	8	9	AB	R	H	RBI	BB	SO	LOB	BOTTOM			
Tommy Harper, R OBP: 0.272, SLG: 0.267	S E BB	L5-3 BB		5-3			L9	F7		3	1	0	0	2	0	3	<b>Detroit Tigers @ Milwaukee Brewers</b> Milwaukee County Stadium, Milwaukee, WI Sun May 30 1971, 4:33 AM EDT Att: 13,743 - Sunny - 76 F			
Ron Theobald, R OBP: 0.438, SLG: 0.383 Danny Walton, R OBP: 0.324, SLG: 0.383	WP E BB	L5-3					1B		G1-6-3 BB	2	1	1	0	2	0	2				
Dave May, L OBP: 0.350, SLG: 0.401	3-1 WP BB			P6			2-3		G1-6-3	4	0	1	0	1	0	2				
Bill Voss, L OBP: 0.331, SLG: 0.423	3-1			L9			K		G3	5	1	1	2	0	1	4				
John Briggs, L OBP: 0.339, SLG: 0.398	G3			F7			L9		1B SH3-4 1B BB	4	1	0	0	1	1	2				
Mike Hegan, L OBP: 0.372, SLG: 0.410				K			K		SH3-4	2	0	0	0	1	2	0				
Ellie Rodriguez, R OBP: 0.364, SLG: 0.385	P6			E8 SF8 2B			K		F3	4	1	1	0	0	1	3				
Rick Auerbach, R OBP: 0.266, SLG: 0.214 Roberto Pena, R OBP: 0.250, SLG: 0.296				SF8 S BB			1-3		1B	1	0	0	0	1	0	0				
John Morris, R Jim Hansen, R Ted Kubiak, S Ken Sanders, R Fred Wicks, S Andy Kubiak, S Marcelino Lopez, L Larry Beaman, R Dick Ellsworth, L				SF8			4-3		1B	0	0	0	0	0	0	0				
<b>Inning Stats</b>	R: 2 E: 1 K: 0 S: 3	H: 0 LOB: 4 BB: 4 P: 19	R: 0 E: 0 K: 0 S: 2	H: 0 LOB: 1 BB: 1 P: 7	R: 0 E: 0 K: 0 S: 3	H: 0 LOB: 0 BB: 0 P: 3	R: 1 E: 1 K: 1 S: 6	H: 1 LOB: 1 BB: 1 P: 10	R: 0 E: 0 K: 2 S: 7	H: 0 LOB: 0 BB: 0 P: 7	R: 0 E: 0 K: 0 S: 5	H: 2 LOB: 2 BB: 0 P: 5	R: 0 E: 0 K: 0 S: 5	H: 2 LOB: 2 BB: 1 P: 9	R: 1 E: 0 K: 1 S: 5	H: 1 LOB: 0 BB: 1 P: 9		1B: 4 2B: 2 3B: 0 HR: 1	SF: 1 SAC: 2 DP: 2 HBP: 1	WP: 1 PB: 0 SB: 2 CS: 0
<b>PITCHER</b>	IP: 1.1 WLS: 1 BF: 10 H: 1 R: 1 ER: 0 SO: 1 BB: 2 IBB: 0 HBP: 0 BLK: 0 WP: 0 HR: 0 S: 10 P: 18 ERA: 0.00 WHIP: 1.125	IP: 2.2 WLS: 1 BF: 10 H: 1 R: 1 ER: 0 SO: 1 BB: 2 IBB: 0 HBP: 0 BLK: 0 WP: 0 HR: 0 S: 10 P: 18 ERA: 0.00 WHIP: 1.125	IP: 3.2 WLS: 1 BF: 16 H: 3 R: 1 ER: 1 SO: 3 BB: 2 IBB: 0 HBP: 0 BLK: 0 WP: 0 HR: 0 S: 20 P: 28 ERA: 2.46 WHIP: 1.364	IP: 1.1 WLS: 6 BF: 6 H: 2 R: 1 ER: 1 SO: 1 BB: 1 IBB: 0 HBP: 0 BLK: 0 WP: 1 HR: 7 S: 11 P: 11 ERA: 6.75 WHIP: 2.250	IP: 1.0 WLS: 2 BF: 2 H: 0 R: 0 ER: 0 SO: 1 BB: 0 IBB: 0 HBP: 0 BLK: 0 WP: 0 HR: 0 S: 4 P: 4 ERA: 0.00 WHIP: 0.000															





Batter	1	2	3	4	5	6	7	8	9	AB	R	H	RBI	BB	SO	LOB	TOP
Ike Brown, R OBP: 0.379, SLG: 0.560 (1, 4)										3	0	0	0	1	2	0	<b>Detroit Tigers @ Minnesota Twins</b> Metropolitan Stadium, Bloomington, MI Mon May 31 1971, 4:33 AM EDT Att: 20,643 - Cloudy - 60 F
Jim Northrup, L OBP: 0.355, SLG: 0.410 (1, 3)										4	0	0	0	0	2		
Al Kaline, R OBP: 0.443, SLG: 0.447 (1, 9)										4	0	0	0	0	0		
Willie Horton, R OBP: 0.307, SLG: 0.512 (1, 7)										4	1	1	0	0	0		
Bill Freehan, R OBP: 0.329, SLG: 0.418 (1, 2)										4	0	1	1	0	0		
Aurelio Rodriguez, R OBP: 0.287, SLG: 0.333 (1, 5)										4	1	2	1	0	0		
Mickey Stanley, R OBP: 0.306, SLG: 0.364 (1, 8)										4	0	4	0	0	0		
Ed Brinkman, R OBP: 0.275, SLG: 0.248 (1, 6)										4	0	0	0	0	5		
Mickey Lolich, S OBP: 0.326, SLG: 0.171 (1, 1)										2	0	0	0	0	2	3	
<b>Inning Stats</b>	R: 0 E: 0 K: 1 S: 5	H: 0 LOB: 0 BB: 0 P: 5	R: 1 E: 0 K: 1 S: 8	H: 4 LOB: 2 BB: 0 P: 8	R: 0 E: 0 K: 0 S: 3	H: 0 LOB: 0 BB: 0 P: 3	R: 0 E: 0 K: 0 S: 3	H: 0 LOB: 0 BB: 0 P: 3	R: 0 E: 0 K: 1 S: 6	H: 1 LOB: 1 BB: 0 P: 6	R: 0 E: 0 K: 1 S: 5	H: 0 LOB: 0 BB: 0 P: 5	R: 1 E: 0 K: 0 S: 5	H: 2 LOB: 1 BB: 0 P: 5	1B: 6 2B: 1 3B: 0 HR: 1	SF: 0 SAC: 1 DP: 0 HBP: 0	
<b>PITCHER</b> Jim Kaat, L ERA: 2.9 (1, 1)	IP: 9.0 WLS: W BF: 35 H: 8 R: 2 ER: 2 SO: 4 BB: 1 IBB: 0 HBP: 0 BLK: 0 WP: 0 HR: 1 S: 42 P: 46 ERA: 2.00 WHIP: 1.000																

Batter	1	2	3	4	5	6	7	8	9	AB	R	H	RBI	BB	SO	LOB	BOTTOM
Cesar Tovar, R OBP: 0.374, SLG: 0.386 (1, 8) (8, 7)										4	1	1	0	0	1	2	<b>Detroit Tigers @ Minnesota Twins</b> Metropolitan Stadium, Bloomington, MI Mon May 31 1971, 4:33 AM EDT Att: 20,643 - Cloudy - 60 F
Rod Carew, L OBP: 0.254, SLG: 0.317 (1, 4)										4	1	1	0	0	2		
Harmon Killebrew, R OBP: 0.381, SLG: 0.590 Rich Reese, L OBP: 0.234, SLG: 0.176 (1, 3) (9, 3)										4	1	1	3	0	0	0	
Tony Oliva, L OBP: 0.405, SLG: 0.654 (1, 9)										4	0	0	0	0	1	0	
Leo Cardenas, R OBP: 0.365, SLG: 0.453 (1, 6)										3	1	0	0	1	1	0	
Brant Aleva, R OBP: 0.337, SLG: 0.337 Jim Holt, L OBP: 0.318, SLG: 0.387 (1, 7) (8, 8)										2	1	0	0	1	0	0	
Steve Braun, L OBP: 0.392, SLG: 0.443 (1, 5)										3	1	1	1	0	1	0	
George Mitterwald, R OBP: 0.354, SLG: 0.388 (1, 2)										2	0	1	1	1	1	0	
Jim Kaat, L OBP: 0.194, SLG: 0.258 (1, 1)										3	0	1	1	0	1	1	
<b>Inning Stats</b>	R: 0 E: 0 K: 0 S: 3	H: 0 LOB: 0 BB: 0 P: 3	R: 3 E: 0 K: 1 S: 8	H: 3 LOB: 2 BB: 2 P: 16	R: 0 E: 0 K: 1 S: 5	H: 0 LOB: 0 BB: 0 P: 5	R: 0 E: 0 K: 0 S: 3	H: 0 LOB: 0 BB: 0 P: 3	R: 0 E: 0 K: 1 S: 5	H: 0 LOB: 0 BB: 0 P: 5	R: 0 E: 0 K: 2 S: 7	H: 0 LOB: 1 BB: 1 P: 11	R: 3 E: 0 K: 1 S: 8	H: 3 LOB: 0 BB: 0 P: 8	1B: 4 2B: 1 3B: 0 HR: 1	SF: 0 SAC: 0 DP: 0 HBP: 0	
<b>PITCHER</b> Mickey Lolich, L ERA: 2.94 (1, 1)	IP: 8.0 WLS: L BF: 33 H: 6 R: 6 ER: 6 SO: 6 BB: 3 IBB: 0 HBP: 0 BLK: 0 WP: 0 HR: 1 S: 42 P: 54 ERA: 6.75 WHIP: 1.125																





Batter	1	2	3	4	5	6	7	8	9	AB	R	H	RBI	BB	SO	LOB	TOP			
Dick McAuliffe, L (1,4) OBP: 0.265, SLG: 0.342	0-0 4-3 L8 1B		0-0 F9		0-0 F5			0-3 K		4	0	1	0	0	1	0	<b>Detroit Tigers @ Minnesota Twins</b> Metropolitan Stadium, Bloomington, MI Tue Jun 01 1971, 8:05 PM EDT Att: 10,980 - Unknown - 59 F  <b>AB 31</b> <b>R 1</b> <b>H 5</b> <b>RBI 1</b> <b>BB 2</b> <b>SO 6</b> <b>LOB 8</b> 			
Al Kaline, R (1,9) OBP: 0.444, SLG: 0.449	0-0 L8		0-0		0-0 L3			0-0 1B		4	0	2	0	0	0	1				
Jim Northrup, L (1,8) OBP: 0.349, SLG: 0.401	0-0 4-3		0-0 F2		0-0 F4			0-3 K		4	0	0	0	0	1	3				
Willie Horton, R (1,7) OBP: 0.300, SLG: 0.500	0-3 K		0-0 F9		0-3 K				0-0 6-3	4	0	0	0	0	2	2				
Norm Cash, L (1,3)		0-0 4-3		0-0 F5			0-0 F2		0-0 G3	4	0	0	0	0	0	0				
Bill Freehan, R (1,2) OBP: 0.327, SLG: 0.414		0-0 CS 1B		0-0 L4			0-0 4-3		0-0 F3	4	0	1	0	0	0	0				
Aurelio Rodriguez, R (1,5) OBP: 0.273, SLG: 0.332		4-0 3B BB		0-0 5-3			4-0 FC6 BB			1	1	0	0	2	0	0				
Ed Brinkman, R (1,6) OBP: 0.276, SLG: 0.262		0-0 1-H 3B		0-0 1-3			0-0 FC6			3	0	1	1	0	0	1				
Les Cain, L (1,1) Fred Scherman, L (8,1) OBP: 0.167, SLG: 0.167	0-0 F8		0-0 K		0-3 K			0-3 K		3	0	0	0	0	2	1				
										0	0	0	0	0	0	0				
<b>Inning Stats</b>	R: 0 E: 0 K: 1 S: 6	H: 1 LOB: 1 BB: 0 P: 6	R: 1 E: 0 K: 0 S: 4	H: 2 LOB: 1 BB: 1 P: 8	R: 0 E: 0 K: 0 S: 4	H: 1 LOB: 0 BB: 0 P: 4	R: 0 E: 0 K: 0 S: 3	H: 0 LOB: 0 BB: 0 P: 3	R: 0 E: 0 K: 1 S: 5	H: 0 LOB: 0 BB: 0 P: 5	R: 0 E: 0 K: 0 S: 3	H: 0 LOB: 1 BB: 1 P: 7	R: 0 E: 0 K: 3 S: 10	H: 1 LOB: 1 BB: 0 P: 10	R: 0 E: 0 K: 0 S: 3	H: 0 LOB: 0 BB: 0 P: 3	1B: 4 2B: 0 3B: 1 HR: 0	SF: 0 SAC: 0 DP: 0 HBP: 0	WP: 0 PB: 0 SB: 0 CS: 1	PA: 33
<b>PITCHER</b> Jim Perry, R (1,1) ERA: 4.16	IP: 9.0 WLS: W BF: 33 H: 5 R: 1 ER: 1 SO: 6 BB: 2 IBB: 0 HBP: 0 BLK: 0 WP: 0 HR: 0 S: 43 P: 51 ERA: 1.00 WHIP: 0.778															<b>PITCHER</b>				


Batter	1	2	3	4	5	6	7	8	9	AB	R	H	RBI	BB	SO	LOB	BOTTOM			
Cesar Tovar, R (1,8) OBP: 0.377, SLG: 0.388	0-3 K		0-0 G4-6-3 1B			0-0 BB FC1-5 G4-3 1B		0-0 E5		4	1	2	0	0	1	1	<b>Detroit Tigers @ Minnesota Twins</b> Metropolitan Stadium, Bloomington, MI Tue Jun 01 1971, 8:05 PM EDT Att: 10,980 - Unknown - 59 F  <b>AB 28</b> <b>R 3</b> <b>H 4</b> <b>RBI 2</b> <b>BB 5</b> <b>SO 6</b> <b>LOB 14</b> 			
Rod Carew, L (1,4) OBP: 0.254, SLG: 0.311	0-0 4-3		0-0 G4-6-3			0-0 FC1-5		4-0 FC3-2 BB		3	1	0	0	1	0	3				
Harmon Killebrew, R (1,3) OBP: 0.369, SLG: 0.497	4-0 FC5 1B BB				0-0 L5		4-0 G4-3 BB		4-0 BB FC3-2	1	0	0	1	3	0	0				
Rich Reese, L (8, PR) OBP: 0.234, SLG: 0.176										0	0	0	0	0	0	0				
Tony Oliva, L (1,9) OBP: 0.401, SLG: 0.645	0-0 1-2 1B				0-0 3-1		0-0 G4-3		0-0 FC3-2	4	0	1	0	0	0	5				
Leo Cardenas, R (1,6) OBP: 0.363, SLG: 0.446	0-0 FC5				0-3 K			4-0 1-2 2-3 3-H BB		3	0	0	1	1	1	2				
Brant Aleva, R (1,7) OBP: 0.327, SLG: 0.326		0-3 K				0-0 F8		0-0 FC5		3	0	0	0	0	1	0				
Jim Holt, L (8,8) OBP: 0.315, SLG: 0.384								0-0 2-3 FC5		1	0	0	0	0	0	3				
Steve Braun, L (1,5) OBP: 0.381, SLG: 0.429		0-3 K				0-3 K				3	0	0	0	0	2	0				
George Mitterwald, R (1,2) OBP: 0.347, SLG: 0.379			0-0 5-3			0-3 K			0-0 F3	3	0	0	0	0	1	0				
Jim Perry, S (1,1) OBP: 0.333, SLG: 0.241			0-0 4-3			0-0 E6 FC1-5 1B		0-0 BB E BB 1B		3	1	1	0	0	0	0				
<b>Inning Stats</b>	R: 0 E: 0 K: 1 S: 6	H: 1 LOB: 2 BB: 1 P: 10	R: 0 E: 0 K: 2 S: 7	H: 0 LOB: 0 BB: 0 P: 7	R: 0 E: 0 K: 0 S: 3	H: 1 LOB: 0 BB: 0 P: 3	R: 0 E: 0 K: 1 S: 5	H: 0 LOB: 0 BB: 0 P: 5	R: 0 E: 1 K: 0 S: 3	H: 1 LOB: 1 BB: 1 P: 8	R: 0 E: 0 K: 0 S: 3	H: 0 LOB: 0 BB: 0 P: 3	R: 2 E: 1 K: 0 S: 5	H: 1 LOB: 3 BB: 3 P: 17	R: 0 E: 0 K: 0 S: 3	H: 0 LOB: 0 BB: 0 P: 3	1B: 4 2B: 0 3B: 0 HR: 0	SF: 0 SAC: 0 DP: 2 HBP: 0	WP: 0 PB: 0 SB: 0 CS: 0	PA: 33
<b>PITCHER</b> Les Cain, L (1,1) ERA: 0.89 Fred Scherman, L (8,1) ERA: 1.95	IP: 7.2 WLS: L BF: 32 H: 4 R: 3 ER: 0 SO: 6 BB: 5 IBB: 0 HBP: 0 BLK: 0 WP: 0 HR: 0 S: 39 P: 59 ERA: 0.00 WHIP: 1.174															<b>PITCHER</b>				



Batter	1	2	3	4	5	6	7	8	9	AB	R	H	RBI	BB	SO	LOB	TOP										
Dick McAuliffe, L (1,4) OBP: 0.263, SLG: 0.354	L4	1-3		HR	K			F5		5	1	1	1	0	1	1											
Aurelio Rodriguez, R (1,5) OBP: 0.266, SLG: 0.351	WP 1B	F9		2B SF9 1B		G6-3 2B		BB		4	2	3	0	1	0	0											
Al Kaline, R (1,9) OBP: 0.443, SLG: 0.450	L5-3		L5	SF9 1-3 2B		G6-3 BB		K		4	0	1	0	1	1	2											
Norm Cash, L (1,3) OBP: 0.380, SLG: 0.625				SF9		G6-3				4	1	3	2	0	0	2											
Cesar Gutierrez, R (9, PR) OBP: 0.421, SLG: 0.611	1B		3-1 1B	SF9		G6-3		WP		0	0	0	0	0	0	0											
Dalton Jones, L (9, 3) OBP: 0.421, SLG: 0.611	1B		3-1 1B	2-3 3-H		1-2 2-3		1B		0	0	0	0	0	0	0											
Willie Horton, R (1,7) OBP: 0.308, SLG: 0.500	1B		3-1 1B	6-3		5-3		F9-3 BB		4	0	2	0	1	0	2											
Jim Northrup, L (1,8) OBP: 0.352, SLG: 0.408	1B		3-1					F9-3		4	1	2	1	0	0	2											
Mickey Stanley, R (7, 8) OBP: 0.304, SLG: 0.361	1-3 2-H 1B		1-2 2-3		1B	E		1-2 1B		1	0	0	0	0	0	2											
Bill Freehan, R (1,2) OBP: 0.341, SLG: 0.415	FC6 IBB				G6-4-3 E 1B			F2		2	0	1	0	3	0	0											
Ed Brinkman, R (1,6) OBP: 0.268, SLG: 0.254	FC6		F8		E4	G6-4-3		F4		5	0	0	1	0	0	9											
Joe Coleman, R (1,1) OBP: 0.200, SLG: 0.179			4-3							4	0	0	0	0	2	2											
Fred Scherman, L (8, 1) OBP: 0.167, SLG: 0.167				K		G6-4-3		K		0	0	0	0	0	0	0											
<b>Inning Stats</b>	R: 2 E: 0 K: 0 S: 7	H: 4 LOB: 3 BB: 1 P: 11	R: 0 E: 0 K: 0 S: 3	H: 0 LOB: 0 BB: 0 P: 3	R: 0 E: 0 K: 0 S: 5	H: 2 LOB: 3 BB: 1 P: 9	R: 2 E: 0 K: 1 S: 8	H: 3 LOB: 1 BB: 0 P: 8	R: 1 E: 1 K: 1 S: 7	H: 2 LOB: 1 BB: 0 P: 7	R: 0 E: 0 K: 0 S: 3	H: 1 LOB: 0 BB: 0 P: 3	R: 0 E: 0 K: 0 S: 3	H: 0 LOB: 1 BB: 2 P: 11	R: 0 E: 0 K: 0 S: 3	H: 1 LOB: 2 BB: 2 P: 11	1B: 8 2B: 5 3B: 0 HR: 1	SF: 1 SAC: 0 DP: 3 HBP: 0	WP: 2 PB: 0 SB: 0 CS: 0	PA: 44							
<b>PITCHER</b>	IP	WLS	BF	H	R	ER	SO	BB	IBB	HBP	BLK	WP	HR	S	P	ERA	WHIP										
Pete Hamm, R (1,1) ERA: 5.4	0.2	L	7	4	2	2	0	0	1	0	0	1	0	6	10	27.00	6.000										
Ray Corbin, R (1,1) ERA: 3.18	2.2		14	5	2	2	1	0	1	0	0	0	1	15	19	6.75	1.875										
Jim Strickland, L (4,1) ERA: 3.53	2.2		11	3	1	0	1	1	0	0	0	0	0	12	16	0.00	1.500										
Stan Williams, R (7,1) ERA: 3.53	2.0		7	0	0	0	2	1	0	0	0	0	0	10	14	0.00	0.500										
Tom Hall, L (9,1) ERA: 3.45	1.0		5	1	0	0	0	1	1	0	0	1	0	3	11	0.00	2.000										

Detroit Tigers @ Minnesota Twins  
Metropolitan Stadium, Bloomington, MI  
Wed Jun 02 1971, 8:05 PM EDT  
Att: 13,800 - Unknown - 72 F


AB 37  
R 5  
H 13  
RBI 5  
BB 6  
SO 4  
LOB 22



Batter	1	2	3	4	5	6	7	8	9	AB	R	H	RBI	BB	SO	LOB	BOTTOM										
Cesar Tovar, R (1,7) OBP: 0.374, SLG: 0.390	6-3		F3			1B 2B		FC4 1B		4	2	1	0	0	0	3											
Rod Carew, L (1,4) OBP: 0.258, SLG: 0.316	F8			6-3		2H 1B		1B 1B		4	1	2	2	0	0	0											
Tony Oliva, L (1,9) OBP: 0.403, SLG: 0.653	F7					L9		1B 1B		4	0	2	1	0	0	1											
Harmon Killebrew, R (1,3) OBP: 0.380, SLG: 0.486			K			5-3		F6		4	0	0	0	0	2	4											
Jim Holt, L (1,8) OBP: 0.313, SLG: 0.380			K					F5		4	0	1	1	0	2	1											
Steve Braun, L (1,5) OBP: 0.367, SLG: 0.411						K		1-3 3-H 1B		4	0	0	0	0	1	2											
Tom Hall, L (9,1) OBP: 0.350, SLG: 0.368	6-3					K		4-3		0	0	0	0	0	0	0											
Leo Cardenas, R (1,6) OBP: 0.361, SLG: 0.441						F4		F8		4	0	1	0	0	0	0											
George Mitterwald, R (1,2) OBP: 0.344, SLG: 0.375			SH3-4 1B			L9		FC4 1B 1B		4	1	1	0	0	1	1											
Pete Hamm, R (1,1) ERA: 5.4								FC4 1B		0	0	0	0	0	0	0											
Ray Corbin, R (1,1) ERA: 3.18										0	0	0	0	0	0	0											
Jim Strickland, L (4,1) ERA: 3.53			SH3-4							0	0	0	0	0	0	0											
Stan Williams, R (7,1) ERA: 3.53										1	0	0	0	0	0	0											
Rich Reese, R (9,3) OBP: 0.241, SLG: 0.184										1	0	1	0	0	0	0											
Brant Alyea, R (9, PR) OBP: 0.241, SLG: 0.322										1	0	0	0	0	0	0											
<b>Inning Stats</b>	R: 0 E: 0 K: 0 S: 3	H: 0 LOB: 0 BB: 0 P: 3	R: 0 E: 0 K: 2 S: 7	H: 0 LOB: 0 BB: 0 P: 7	R: 0 E: 0 K: 1 S: 6	H: 1 LOB: 1 BB: 0 P: 6	R: 0 E: 0 K: 2 S: 8	H: 1 LOB: 1 BB: 0 P: 8	R: 0 E: 0 K: 1 S: 5	H: 0 LOB: 0 BB: 0 P: 5	R: 1 E: 0 K: 1 S: 7	H: 2 LOB: 1 BB: 0 P: 7	R: 0 E: 0 K: 0 S: 3	H: 0 LOB: 0 BB: 0 P: 3	R: 3 E: 0 K: 0 S: 8	H: 5 LOB: 2 BB: 0 P: 8	R: 0 E: 0 K: 0 S: 3	H: 0 LOB: 0 BB: 0 P: 3	1B: 7 2B: 1 3B: 1 HR: 0	SF: 0 SAC: 1 DP: 0 HBP: 0	WP: 0 PB: 0 SB: 0 CS: 0	PA: 36					
<b>PITCHER</b>	IP	WLS	BF	H	R	ER	SO	BB	IBB	HBP	BLK	WP	HR	S	P	ERA	WHIP										
Joe Coleman, R (1,1) ERA: 3.88	7.2		32	9	4	4	7	0	0	0	0	0	0	46	46	4.70	1.174										
Fred Scherman, L (8,1) ERA: 1.67	1.1	S	4	0	0	0	0	0	0	0	0	0	0	4	4	0.00	0.000										

Detroit Tigers @ Minnesota Twins  
Metropolitan Stadium, Bloomington, MI  
Wed Jun 02 1971, 8:05 PM EDT  
Att: 13,800 - Unknown - 72 F

AB 35  
R 4  
H 9  
RBI 4  
BB 0  
SO 7  
LOB 12





Batter	1	2	3	4	5	6	7	8	9	AB	R	H	RBI	BB	SO	LOB	TOP					
Ike Brown, R OBP: 0.382, SLG: 0.633 (1, 4)	0-0 HR	0-0 P4			0-0 PB E 1B		0-0 6-3		0-3 K2-3	5	2	2	1	0	1	1	<b>Detroit Tigers @ Chicago White Sox</b> Comiskey Park, Chicago, IL Fri Jun 04 1971, 8:05 PM EDT Att: 17,168 - Unknown  <a href="http://livebaseballscorecards.com">livebaseballscorecards.com</a>					
Aurelio Rodriguez, R OBP: 0.239, SLG: 0.365 Dick McAuliffe, L OBP: 0.284, SLG: 0.351 (1, 5) (1, 4)	0-0 3B		0-0 F8		0-0 P6		4-0 FC5-4 BB			1	0	1	0	0	0	0						
Al Kaline, R OBP: 0.444, SLG: 0.444 (1, 9)	4-0 FC4-6 1B BB		0-0 L9		4-0 FC5-4 BB		0-0 FC5-4			2	0	0	0	2	0	1						
Willie Horton, R OBP: 0.312, SLG: 0.500 (1, 7)	0-0 FC4-6 1B		0-0 1B		0-0 FC5-4		0-0 F2			4	0	2	0	0	0	1						
Bill Freehan, R OBP: 0.333, SLG: 0.405 (1, 2)	0-0 FC4-6		0-0 P3		0-0 F8		0-0 F7			4	0	0	0	0	0	4						
Norm Cash, L OBP: 0.384, SLG: 0.618 (1, 3)	0-3 K			0-0 FC5-4 1B		0-0 F9		4-0 FC6-4 BB		3	0	1	0	1	1	2						
Mickey Stanley, R OBP: 0.293, SLG: 0.348 (1, 8)		0-0 F9		0-0 FC5-4		0-3 K		0-0 FC6-4		4	0	0	0	0	1	2						
Ed Brinkman, R OBP: 0.268, SLG: 0.254 (1, 6)		0-0 SH3 1B		0-3 K		0-0 F9		0-0 1-3		4	0	1	0	0	1	1						
Mickey Lolich, S OBP: 0.311, SLG: 0.162 Tom Timmermann, R (8, 1) Dalton Jones, L OBP: 0.410, SLG: 0.595 (9, PH)	0-0 SH3		0-0 P1			0-3 K		0-0 P3		2	0	0	0	0	1	1						
Inning Stats	R: 1 E: 0 K: 1 S: 7	H: 3 LOB: 2 BB: 1 P: 11	R: 0 E: 0 K: 0 S: 4	H: 1 LOB: 1 BB: 0 P: 4	R: 0 E: 0 K: 0 S: 4	H: 1 LOB: 1 BB: 0 P: 4	R: 0 E: 0 K: 1 S: 6	H: 1 LOB: 1 BB: 0 P: 6	R: 1 E: 1 K: 0 S: 4	H: 1 LOB: 1 BB: 1 P: 8	R: 0 E: 0 K: 1 S: 5	H: 0 LOB: 0 BB: 0 P: 5	R: 0 E: 0 K: 1 S: 5	H: 0 LOB: 1 BB: 1 P: 9	R: 0 E: 0 K: 0 S: 3	H: 0 LOB: 1 BB: 1 P: 7		R: 0 E: 0 K: 1 S: 5	H: 0 LOB: 0 BB: 0 P: 5	1B: 5 2B: 0 3B: 1 HR: 1	SF: 0 SAC: 1 DP: 0 HBP: 0	WP: 0 PB: 1 SB: 0 CS: 0
PITCHER Wilbur Wood, L ERA: 1.95 (1, 1)	IP: 9.0 WLS: W BF: 37 H: 7 R: 2 ER: 1 SO: 5 BB: 4 IBB: 0 HBP: 0 BLK: 0 WP: 0 HR: 1 S: 43 P: 59 ERA: 1.00 WHIP: 1.222															PITCHER						

Batter	1	2	3	4	5	6	7	8	9	AB	R	H	RBI	BB	SO	LOB	BOTTOM					
Luis Alvarado, R OBP: 0.242, SLG: 0.250 (1, 6)	0-0 CS 1B	0-3 K		0-3 K			0-0 F8	0-0 FC5-4		5	0	1	0	0	2	4	<b>Detroit Tigers @ Chicago White Sox</b> Comiskey Park, Chicago, IL Fri Jun 04 1971, 8:05 PM EDT Att: 17,168 - Unknown  <a href="http://livebaseballscorecards.com">livebaseballscorecards.com</a>					
Mike Hershberger, R OBP: 0.442, SLG: 0.381 (1, 8)	0-3 K		0-0 1B 1B		0-0 L9		4-0 HBP BB			3	1	1	0	1	1	1						
Mike Andrews, R OBP: 0.369, SLG: 0.391 (1, 4)	4-0 BB 1B BB		0-0 1B 1B		0-3 K		1-0 FC4 HBP			2	1	1	0	1	1	0						
Bill Melton, R OBP: 0.369, SLG: 0.464 (1, 5)	0-0 BB 1B		0-0 F7		0-0 F8		0-0 FC4			4	1	1	0	0	0	4						
Rich McKinney, R OBP: 0.417, SLG: 0.417 Ed Stroud, L OBP: 0.230, SLG: 0.250 (8, PR) (9, 9)	4-0 1B BB		0-0 F8					4-0 S 1B BB		2	0	1	0	2	0	2						
Carlos May, L OBP: 0.366, SLG: 0.389 (1, 3)	0-0 FC5-4 1B		0-0 1B		0-3 K		0-0 S 1B			4	0	3	3	0	1	1						
Walt Williams, R OBP: 0.304, SLG: 0.344 Jay Johnstone, L OBP: 0.326, SLG: 0.365 (1, 7) (9, 7)	0-0 FC5-4			0-0 2B		0-3 K		0-0 F8		4	0	1	0	0	1	5						
Ed Herrmann, L OBP: 0.347, SLG: 0.423 (1, 2)		0-0 P3		0-3 K		0-0 F8		0-3 K		4	0	0	0	0	2	3						
Wilbur Wood, R OBP: 0.125, SLG: 0.045 (1, 1)		0-0 G3			4-0 BB		0-3 K	4-0 FC5-4 BB		2	0	0	0	2	1	0						
Inning Stats	R: 2 E: 0 K: 1 S: 7	H: 3 LOB: 2 BB: 2 P: 15	R: 0 E: 0 K: 1 S: 5	H: 0 LOB: 0 BB: 0 P: 5	R: 1 E: 0 K: 0 S: 5	H: 3 LOB: 2 BB: 0 P: 5	R: 0 E: 0 K: 2 S: 7	H: 1 LOB: 1 BB: 1 P: 11	R: 0 E: 0 K: 1 S: 5	H: 0 LOB: 0 BB: 0 P: 5	R: 0 E: 0 K: 2 S: 8	H: 1 LOB: 1 BB: 0 P: 8	R: 0 E: 0 K: 1 S: 5	H: 0 LOB: 2 BB: 1 P: 10	R: 0 E: 0 K: 1 S: 6	H: 1 LOB: 3 BB: 2 P: 14		R: 0 E: 0 K: 1 S: 6	H: 1 LOB: 2 BB: 2 P: 14	1B: 8 2B: 1 3B: 0 HR: 0	SF: 0 SAC: 0 DP: 0 HBP: 1	WP: 0 PB: 0 SB: 2 CS: 1
PITCHER Mickey Lolich, L ERA: 2.98 Tom Timmermann, R ERA: 3.09 (1, 1) (8, 1)	IP: 7.2 WLS: L BF: 36 H: 9 R: 3 ER: 3 SO: 9 BB: 6 IBB: 0 HBP: 1 BLK: 0 WP: 0 HR: 0 S: 47 P: 72 ERA: 3.52 WHIP: 1.957															PITCHER						







Batter	1	2	3	4	5	6	7	8	9	AB	R	H	RBI	BB	SO	LOB	TOP						
Dick McAuliffe, L OBP: 0.289, SLG: 0.365			4-3					G4-6-3		4	1	2	1	0	0	1	<b>Detroit Tigers @ Chicago White Sox</b> Comiskey Park, Chicago, IL Sun Jun 06 1971, 4:33 AM EDT Att: 25,356 - Unknown						
Al Kaline, R OBP: 0.455, SLG: 0.456	G5-4-3 BB					L3				3	0	2	0	1	0	1							
Dalton Jones, L OBP: 0.372, SLG: 0.537	F5			F2		B5		G4-6-3		4	0	0	0	0	0	4							
Willie Horton, R OBP: 0.313, SLG: 0.497	G5-4-3			F7		F3				4	1	1	0	0	0	3							
Norm Cash, L OBP: 0.387, SLG: 0.606		K		4-3						4	0	1	0	0	2	1							
Bill Freehan, R OBP: 0.344, SLG: 0.409	F8					F7				4	0	2	1	0	0	0							
Mickey Stanley, R OBP: 0.286, SLG: 0.344	4-3					6-3		G6-4-3		4	0	1	0	0	0	1							
Ed Brinkman, R OBP: 0.274, SLG: 0.266			6-3					E3		2	0	1	0	0	0	0							
Cesar Gutierrez, R								F5		2	0	0	0	0	0	3							
Joe Coleman, R Mike Kilkenny, L Kevin Collins, L Joe Niekro, R Gates Brown, L Bill Denahy, S			K			K		FC6-4		0	0	0	0	0	0	0							
<b>Inning Stats</b>	R: 1 E: 0 K: 0 S: 3	H: 1 LOB: 0 BB: 1 P: 7	R: 0 E: 0 K: 1 S: 5	H: 0 LOB: 0 BB: 0 P: 5	R: 0 E: 0 K: 1 S: 5	H: 0 LOB: 0 BB: 0 P: 5	R: 0 E: 0 K: 0 S: 4	H: 1 LOB: 1 BB: 0 P: 4	R: 0 E: 0 K: 1 S: 6	H: 1 LOB: 1 BB: 0 P: 6	R: 0 E: 0 K: 0 S: 4	H: 1 LOB: 0 BB: 0 P: 5	R: 0 E: 1 K: 0 S: 3	H: 0 LOB: 0 BB: 0 P: 3	R: 1 E: 0 K: 0 S: 7	H: 5 LOB: 3 BB: 0 P: 7	1B: 7 2B: 2 3B: 0 HR: 1	SF: 0 SAC: 0 DP: 4 HBP: 0	WP: 0 PB: 0 CS: 0	PA: 35			
<b>PITCHER</b>	IP WLS BF H R ER SO BB IBB HBP BLK WP HR S P ERA WHIP	8.2 W 33 9 2 2 4 1 0 0 0 0 1 40 44 2.08 1.154	0.1 S 2 1 0 0 0 0 0 0 0 0 0 2 2 0.00 3.000																				

AB 34  
R 2  
H 10  
RBI 2  
BB 1  
SO 4  
LOB 16



Batter	1	2	3	4	5	6	7	8	9	AB	R	H	RBI	BB	SO	LOB	BOTTOM							
Lee Richard, R OBP: 0.294, SLG: 0.282	E1 BB FC3-6	3B		F8		FC5-4		F2		4	2	2	0	1	0	1	<b>Detroit Tigers @ Chicago White Sox</b> Comiskey Park, Chicago, IL Sun Jun 06 1971, 4:33 AM EDT Att: 25,356 - Unknown							
Ed Stroud, L OBP: 0.248, SLG: 0.281	FC3-6 BB	2B		F8		FC5-4				4	1	2	1	1	0	1								
Carlos May, L OBP: 0.365, SLG: 0.380	FC3-6 1-2 2-3	BB		4-3		L9		F6		4	0	0	0	1	0	3								
Bill Melton, R OBP: 0.364, SLG: 0.469	F4					F2				3	1	1	1	1	0	3								
Lee Maye, L Mike Hersherberger, R	FC3-6 2B			F8		L1		F7		1	1	0	1	0	0	2								
Tom Egan, R OBP: 0.370, SLG: 0.592	HR			6-3		1-3				4	1	2	2	0	0	0								
Jay Johnstone, L OBP: 0.331, SLG: 0.415	HR			G3				F4		4	2	2	3	0	0	1								
Luis Alvarado, R OBP: 0.235, SLG: 0.258	5-3					6-3		F7		4	0	1	0	0	0	0								
Tom Bradley, R Steve Kealey, R				4-3		K				4	0	1	0	0	1	1								
<b>Inning Stats</b>	R: 5 E: 1 K: 0 S: 6	H: 3 LOB: 0 BB: 2 P: 14	R: 1 E: 0 K: 0 S: 4	H: 1 LOB: 2 BB: 2 P: 12	R: 0 E: 0 K: 0 S: 4	H: 1 LOB: 1 BB: 0 P: 4	R: 0 E: 0 K: 0 S: 3	H: 0 LOB: 0 BB: 0 P: 3	R: 0 E: 0 K: 1 S: 7	H: 2 LOB: 1 BB: 0 P: 7	R: 1 E: 0 K: 0 S: 5	H: 2 LOB: 1 BB: 0 P: 5	R: 0 E: 0 K: 0 S: 5	H: 2 LOB: 2 BB: 0 P: 5	R: 0 E: 0 K: 0 S: 7	H: 5 LOB: 3 BB: 1 HR: 3		SF: 0 SAC: 0 DP: 0 HBP: 0	WP: 0 PB: 0 CS: 0	PA: 39				
<b>PITCHER</b>	IP WLS BF H R ER SO BB IBB HBP BLK WP HR S P ERA WHIP	0.2 L 14 2 1 1 0 1 1 0 0 0 0 12 20 2.70 0.900	3.1 L 13 4 2 2 1 0 0 0 0 0 2 15 15 6.00 1.333	1.0 L 5 2 0 0 0 0 0 0 0 0 0 5 5 0.00 2.000																				

AB 35  
R 8  
H 11  
RBI 8  
BB 4  
SO 1  
LOB 14





Batter	1	2	3	4	5	6	7	8	9	AB	R	H	RBI	BB	SO	LOB	TOP		
Ron Theobald, R OBP: 0.394, SLG: 0.393			L9		SF7		4-3			3	1	1	2	0	0	1	<b>Milwaukee Brewers @ Detroit Tigers</b> Tiger Stadium, Detroit, MI Tue Jun 08 1971, 7:05 PM EDT Att: 11,296 - Unknown		
Bill Voos, L OBP: 0.338, SLG: 0.426	K		K		F8			CS 1B		4	0	1	0	0	2	1			
Roberto Pena, R OBP: 0.295, SLG: 0.295	K2-3			L9 SF8 2B		FC5-4 1B		4-3 1-2		4	1	2	0	0	1	1			
Andy Kosco, R OBP: 0.320, SLG: 0.352	1B			L9 2-3		F8		K		4	0	1	0	0	1	2			
Al Yates, R OBP: 0.214, SLG: 0.333	P3			SF8		F8			F8	3	0	0	1	0	0	2			
Phil Roof, R OBP: 0.282, SLG: 0.269		4-3		6-3		FC5-4 1-2			4-3 BB	3	0	0	0	1	0	1			
Dave May, L OBP: 0.346, SLG: 0.370		5-3			1B SF7 1B			F7	4-3	4	1	1	0	0	0	1			
Bob Heise, R OBP: 0.100, SLG: 0.150		5-3			1B S 1B				4-3	4	0	2	0	0	0	1			
Bill Parsons, R OBP: 0.240, SLG: 0.182			K		K					2	0	0	0	0	2	2			
Jim Hannan, R OBP: 0.273, SLG: 0.253					K		1-3			0	0	0	0	0	0	0			
John Morris, R OBP: 0.273, SLG: 0.253										0	0	0	0	0	0	0			
Tommy Harper, R OBP: 0.273, SLG: 0.253										1	0	0	0	0	0	1			
Ken Sanders, R OBP: 0.273, SLG: 0.253										0	0	0	0	0	0	0			
<b>Inning Stats</b>	R: 1 E: 0 K: 2 S: 9	H: 2 LOB: 1 BB: 0 P: 9	R: 0 E: 0 K: 0 S: 3	H: 0 LOB: 0 BB: 0 P: 3	R: 0 E: 0 K: 2 S: 7	H: 0 LOB: 0 BB: 0 P: 7	R: 1 E: 0 K: 0 S: 4	H: 1 LOB: 1 BB: 0 P: 4	R: 1 E: 0 K: 1 S: 7	H: 2 LOB: 1 BB: 0 P: 7	R: 0 E: 0 K: 0 S: 4	H: 1 LOB: 1 BB: 0 P: 4	R: 0 E: 0 K: 1 S: 5	H: 1 LOB: 0 BB: 1 P: 5	R: 0 E: 0 K: 0 S: 3	H: 0 LOB: 1 BB: 1 P: 7	1B: 5 2B: 2 3B: 0 HR: 1	SF: 2 SAC: 0 DP: 0 HBP: 0	WP: 0 PA: 35 PB: 0 SB: 1 CS: 1
<b>PITCHER</b> Mickey Lolich, L ERA: 2.98	IP: 9.0 WLS: W BF: 35 H: 8 R: 3 ER: 3 SO: 6 BB: 1 IBB: 0 HBP: 0 BLK: 0 WP: 0 HR: 1 S: 46 P: 50 ERA: 3.00 WHIP: 1.000															<b>PITCHER</b>			

Batter	1	2	3	4	5	6	7	8	9	AB	R	H	RBI	BB	SO	LOB	BOTTOM		
Dick McAuliffe, L OBP: 0.272, SLG: 0.371	P5	3-1		1B	4-3			BB 2B		5	0	2	1	0	0	2	<b>Milwaukee Brewers @ Detroit Tigers</b> Tiger Stadium, Detroit, MI Tue Jun 08 1971, 7:05 PM EDT Att: 11,296 - Unknown		
Al Kaline, R OBP: 0.464, SLG: 0.453	2B BB		FC5-4 BB	K		FC1-6 BB		HR BB		1	1	0	0	4	1	1			
Dalton Jones, L OBP: 0.354, SLG: 0.565	F9		K		F7	FC1-6		HR		5	1	1	2	0	1	3			
Willie Horton, R OBP: 0.315, SLG: 0.505	2B		FC5-4 BB	1B 3B 2B		K		E6 BB 1B		5	2	2	0	0	1	2			
Norm Cash, L OBP: 0.400, SLG: 0.604	IBB		BB	BB 3B 1B		K		1B BB		2	1	1	0	3	1	1			
Bill Freehan, R OBP: 0.345, SLG: 0.406	K		F8	BB	3B BB		P4	1B		4	1	1	1	1	1	5			
Mickey Stanley, R OBP: 0.305, SLG: 0.386		F9 2B		G6-3 1B 1B	SH5-4 3B		G4-6-3 1B	K		5	2	4	3	0	1	2			
Ed Brinkman, R OBP: 0.275, SLG: 0.267	F9			G6-3 1B	SH5-4		G4-6-3			3	0	1	1	0	0	2			
Mickey Lolich, S OBP: 0.306, SLG: 0.150	L4			G6-3 1B	WP BB			K		3	0	0	0	1	1	3			
<b>Inning Stats</b>	R: 0 E: 0 K: 1 S: 6	H: 1 LOB: 3 BB: 2 P: 14	R: 0 E: 0 K: 0 S: 4	H: 1 LOB: 1 BB: 0 P: 4	R: 0 E: 0 K: 1 S: 5	H: 0 LOB: 2 BB: 2 P: 13	R: 1 E: 0 K: 1 S: 7	H: 3 LOB: 1 BB: 0 P: 7	R: 4 E: 0 K: 0 S: 6	H: 3 LOB: 1 BB: 2 P: 14	R: 0 E: 0 K: 2 S: 7	H: 0 LOB: 1 BB: 1 P: 11	R: 0 E: 0 K: 0 S: 3	H: 1 LOB: 0 BB: 0 P: 3	R: 3 E: 1 K: 2 S: 10	H: 3 LOB: 2 BB: 2 P: 18		1B: 6 2B: 4 3B: 1 HR: 1	SF: 0 SAC: 1 DP: 2 HBP: 0
<b>PITCHER</b> Bill Parsons, R ERA: 2.38	IP: 4.1 WLS: L BF: 25 H: 8 R: 5 ER: 5 SO: 3 BB: 4 IBB: 1 HBP: 0 BLK: 0 WP: 0 HR: 0 S: 26 P: 46 ERA: 10.38 WHIP: 2.769															<b>PITCHER</b>			
Jim Hannan, R ERA: 3.97	0.1	2	0	0	0	0	1	0	0	0	0	1	5	0.00	3.000				
John Morris, L ERA: 3.21	1.1	5	0	0	0	2	1	0	0	0	1	0	8	0.00	0.750				
Ken Sanders, R ERA: 2.55	2.0	11	4	3	2	2	2	0	0	0	0	1	13	9.00	3.000				



Batter	1	2	3	4	5	6	7	8	9	AB	R	H	RBI	BB	SO	LOB	TOP			
Ron Theobald, R OBP: 0.371, SLG: 0.367 (1, 4)	0-0 6-3		0-0 L4			0-0 F3		0-3 K		4	0	0	0	0	1	1	<b>Milwaukee Brewers @ Detroit Tigers</b> Tiger Stadium, Detroit, MI Wed Jun 09 1971, 7:05 PM EDT Att: 12,070 - Unknown			
Bill Voos, L OBP: 0.329, SLG: 0.414 (1, 9)	0-0 F8			0-3 K		0-0 E3		0-0 F2		4	0	0	0	0	1	0				
Roberto Pena, R OBP: 0.245, SLG: 0.283 (1, 5) (7, 6) (7, 5)	0-0 L9			0-3 K2-3		0-0 F3		0-0 F2		4	0	0	0	0	1	1				
Andy Kosco, R OBP: 0.317, SLG: 0.341 (1, 3)		0-0 F3		4-0 BB		0-0 F7		0-3 K		3	0	0	0	1	1	1				
Elie Rodriguez, R OBP: 0.386, SLG: 0.354 (1, 2)	4-0 BB			0-0 P4			0-0 FC6-4 1B	4-0 FC5-4 BB		2	0	1	0	2	0	1				
Al Yates, R OBP: 0.219, SLG: 0.323 (1, 7)	0-0 G6-4-3				0-0 FC5-4 1B		0-0 F7	0-0 FC5-4		4	0	1	0	0	0	3				
Dave May, L OBP: 0.346, SLG: 0.370 (1, 8)			0-3 K2-3		0-0 1-2 1B		0-3 K			3	0	1	0	0	2	1				
Bob Heise, R OBP: 0.136, SLG: 0.182 (7, PH) Tommy Harper, R OBP: 0.272, SLG: 0.251 (7, 5) Ken Sanders, R (7, 1)					0-0 F7		0-0 FC6-4			2	0	1	0	0	0	2				
Lew Krausse, R (1, 1) Ted Kubiak, S OBP: 0.301, SLG: 0.286 (7, 6)			0-3 K		0-0 FC5-9-2			0-0 6-3		2	0	0	0	0	1	3				
<b>Inning Stats</b>	R: 0 E: 0 K: 0 S: 3	H: 0 LOB: 0 BB: 0 P: 3	R: 0 E: 0 K: 0 S: 2	H: 0 LOB: 0 BB: 1 P: 6	R: 0 E: 0 K: 2 S: 8	H: 1 LOB: 1 BB: 0 P: 8	R: 0 E: 0 K: 2 S: 7	H: 0 LOB: 1 BB: 1 P: 11	R: 0 E: 1 K: 0 S: 4	H: 2 LOB: 2 BB: 0 P: 4	R: 0 E: 0 K: 1 S: 6	H: 1 LOB: 1 BB: 0 P: 6	R: 0 E: 0 K: 1 S: 5	H: 0 LOB: 0 BB: 0 P: 5	R: 0 E: 0 K: 1 S: 5	H: 0 LOB: 1 BB: 1 P: 9		1B: 4 2B: 0 3B: 0 HR: 0	SF: 0 SAC: 0 DP: 1 HBP: 0	WP: 0 PB: 0 SB: 0 CS: 0
<b>PITCHER</b> Les Cain, L ERA: 1.01 (1, 1)	IP: 9.0 WLS: W BF: 33 H: 4 R: 0 ER: 0 SO: 7 BB: 3 IBB: 0 HBP: 0 BLK: 0 WP: 0 HR: 0 S: 44 P: 56 ERA: 0.00 WHIP: 0.778																			

Batter	1	2	3	4	5	6	7	8	9	AB	R	H	RBI	BB	SO	LOB	BOTTOM			
Dick McAuliffe, L OBP: 0.272, SLG: 0.366 (1, 4)	0-0 F8			0-0 4-3		4-0 BB		0-0 SH1-4		3	0	0	0	1	1	2	<b>Milwaukee Brewers @ Detroit Tigers</b> Tiger Stadium, Detroit, MI Wed Jun 09 1971, 7:05 PM EDT Att: 12,070 - Unknown			
Al Kaline, R OBP: 0.462, SLG: 0.452 (1, 9)	0-0 F7 HR			0-0 L5-3		0-0 L9		0-0 FC6-5 2B		5	1	2	0	0	0	4				
Dalton Jones, L OBP: 0.358, SLG: 0.569 (1, 5)	0-0 F7				0-0 1B		0-0 F7		0-0 2B	5	0	2	0	0	0	5				
Willie Horton, R OBP: 0.317, SLG: 0.500 (1, 7)	1-0 HR HBP			0-0 5-3		0-3 K		0-0 F3		4	1	1	0	0	1	3				
Norm Cash, L OBP: 0.396, SLG: 0.616 (1, 3)	0-0 HR			0-0 F8		0-0 F8		0-0 G3		4	1	1	3	0	0	2				
Mickey Stanley, R OBP: 0.326, SLG: 0.395 (1, 8)	4-0 FC5-4 BB			0-0 2B		0-0 1B		4-0 IBB		2	0	2	0	2	0	0				
Bill Freehan, R OBP: 0.345, SLG: 0.410 Gates Brown, L OBP: 0.333, SLG: 0.393 Jim Price, R OBP: 0.259, SLG: 0.217 (1, 2) (7, PH) (8, 2)	0-0 FC5-4			0-0 2B		0-0 P6		0-0 P6		3	0	1	0	0	0	3				
Ed Brinkman, R OBP: 0.279, SLG: 0.272 (1, 6)		0-0 5-3		0-0 SH1-4 1B		0-0 BB 1B		0-0 F7		4	0	2	0	0	0	2				
Les Cain, L OBP: 0.250, SLG: 0.267 (1, 1)				0-0 SH1-4		0-0 P3		0-0 FC6-5 SH1-4 1B		3	0	2	0	0	0	1				
<b>Inning Stats</b>	R: 3 E: 0 K: 0 S: 5	H: 2 LOB: 1 BB: 1 P: 10	R: 0 E: 0 K: 1 S: 7	H: 2 LOB: 2 BB: 0 P: 7	R: 0 E: 0 K: 0 S: 4	H: 2 LOB: 2 BB: 0 P: 4	R: 0 E: 0 K: 0 S: 4	H: 1 LOB: 1 BB: 0 P: 4	R: 0 E: 0 K: 1 S: 7	H: 2 LOB: 2 BB: 0 P: 7	R: 0 E: 0 K: 0 S: 4	H: 1 LOB: 2 BB: 1 P: 8	R: 0 E: 0 K: 0 S: 5	H: 2 LOB: 2 BB: 0 P: 5	R: 0 E: 0 K: 0 S: 5	H: 2 LOB: 2 BB: 0 P: 5		1B: 10 2B: 2 3B: 0 HR: 1	SF: 0 SAC: 2 DP: 0 HBP: 1	WP: 0 PB: 0 SB: 0 CS: 0
<b>PITCHER</b> Lew Krausse, R ERA: 3.24 Ken Sanders, R ERA: 2.45 (1, 1) (7, 1)	IP: 6.1 WLS: L BF: 33 H: 11 R: 3 ER: 3 SO: 2 BB: 2 IBB: 1 HBP: 1 BLK: 0 WP: 0 HR: 1 S: 33 P: 46 ERA: 4.26 WHIP: 2.053																			



Batter	1	2	3	4	5	6	7	8	9	AB	R	H	RBI	BB	SO	LOB	TOP						
Ron Theobald, R OBP: 0.378, SLG: 0.365 (1, 4)	4-0 WP BB		0-0 FC5-4 1-2		0-0 1-3			0-0 1B		3	0	1	0	1	0	1	<b>Milwaukee Brewers @ Detroit Tigers</b> Tiger Stadium, Detroit, MI Thu Jun 10 1971, 7:05 PM EDT Att: 10,962 - Unknown						
Frank Tepedino, L John Morris, R Ken Sanders, R (1, 3) (8, 1) (8, 1)	0-0 5-3 1-2		0-0 4-3			0-0 3-1		0-0 F8		4	0	0	0	0	0	3							
John Briggs, L OBP: 0.372, SLG: 0.473 (1, 7)	0-0 6-3			0-0 HR 2B		0-0 1B		0-3 K		4	1	2	0	0	1	2							
Bill Voss, L OBP: 0.327, SLG: 0.430 (1, 9)	0-0 3-1			0-0 2H HR		0-0 L9 1B		0-0 4-3		4	1	1	2	0	0	2							
Dave May, L OBP: 0.339, SLG: 0.361 (1, 8)		0-0 3-1		0-0 G3		0-3 K		0-3 K2-3		4	0	0	0	0	2	1							
Elie Rodriguez, R OBP: 0.373, SLG: 0.340 (1, 2)	0-3 K		0-0 F8			0-3 K		0-0 6-3		4	0	0	0	0	2	0							
Tommy Harper, R OBP: 0.268, SLG: 0.247 (1, 5)	0-3 K		0-0 L9			0-0 F8				3	0	0	0	0	1	0							
Bob Heise, R OBP: 0.160, SLG: 0.200 (1, 6)			0-0 FC5-4 1B		0-0 L9		0-0 6-3			3	0	1	0	0	0	0							
Skip Lockwood, R OBP: 0.240, SLG: 0.136 Marcelino Lopez, R OBP: 0.333, SLG: 0.333 Jim Hannan, R Mike Hegan, L OBP: 0.358, SLG: 0.372 (1, 1) (6, 1) (6, 1) (8, PH) (8, 3)		0-3 K	0-3 K		0-0 F8		0-0 F8		0-0 F7		2	0	0	0	0	1		1					
<b>Inning Stats</b>	R: 0 E: 0 K: 0 S: 3	H: 0 LOB: 1 BB: 1 P: 7	R: 0 E: 0 K: 2 S: 7	H: 0 LOB: 0 BB: 0 P: 7	R: 0 E: 0 K: 1 S: 6	H: 1 LOB: 1 BB: 0 P: 6	R: 2 E: 0 K: 0 S: 5	H: 2 LOB: 0 BB: 0 P: 5	R: 0 E: 0 K: 0 S: 3	H: 0 LOB: 0 BB: 0 P: 3	R: 0 E: 0 K: 1 S: 6	H: 1 LOB: 1 BB: 0 P: 6	R: 0 E: 0 K: 1 S: 5	H: 0 LOB: 0 BB: 0 P: 5	R: 0 E: 0 K: 1 S: 6	H: 1 LOB: 1 BB: 0 P: 6		R: 0 E: 0 K: 1 S: 5	H: 0 LOB: 0 BB: 0 P: 5	1B: 3 2B: 1 3B: 0 HR: 1	SF: 0 SAC: 0 DP: 0 HBP: 0	WP: 1 PB: 0 SB: 0 CS: 0	PA: 33
<b>PITCHER</b> Joe Coleman, R ERA: 4.2 (1, 1)	IP: 9.0 WLS: W BF: 33 H: 5 R: 2 ER: 2 SO: 7 BB: 1 IBB: 0 HBP: 0 BLK: 0 WP: 1 HR: 1 S: 46 P: 50 ERA: 2.00 WHIP: 0.667															<b>PITCHER</b>							

Batter	1	2	3	4	5	6	7	8	9	AB	R	H	RBI	BB	SO	LOB	BOTTOM				
Dick McAuliffe, L OBP: 0.270, SLG: 0.359 (1, 4)	0-0 F8		0-0 F2		0-0 5-3	4-0 BB		0-0 FC6-5		4	0	0	0	1	0	1	<b>Milwaukee Brewers @ Detroit Tigers</b> Tiger Stadium, Detroit, MI Thu Jun 10 1971, 7:05 PM EDT Att: 10,962 - Unknown				
Al Kaline, R OBP: 0.471, SLG: 0.452 (1, 9)	4-0 WP BB		4-0 WP BB		0-0 1B	0-3 K		4-0 IBB		2	0	1	0	3	1	3					
Dalton Jones, L OBP: 0.333, SLG: 0.527 Ike Brown, R OBP: 0.385, SLG: 0.686 Gates Brown, L OBP: 0.323, SLG: 0.379 Cesar Gutierrez, R (1, 5) (8, PH) (8, PH) (9, 5)	0-0 4-3 1-2		0-0 F7 1-2		0-0 F7		0-0 3-1	0-0 F8		4	0	0	0	0	0	3					
Willie Horton, R OBP: 0.316, SLG: 0.492 (1, 7)	0-0 P6		0-0 F9			4-0 HR BB		0-0 F9		3	1	0	0	1	0	2					
Norm Cash, L OBP: 0.399, SLG: 0.641 (1, 3)		0-0 F8		0-3 K		0-0 1H HR		0-0 2B		4	1	2	2	0	1	0					
Mickey Stanley, R OBP: 0.331, SLG: 0.394 (1, 8)		0-0 3B 1B		0-0 6-3		0-0 E6 FC6-5 SH3		4-0 BB		3	1	1	0	1	0	0					
Bill Freehan, R OBP: 0.350, SLG: 0.425 (1, 2)		0-0 1H 3B		0-0 1B		0-0 SH3		0-0 4-3		3	0	2	1	0	0	2					
Ed Brinkman, R OBP: 0.278, SLG: 0.272 (1, 6)		0-0 F7		0-0 F2		0-0 FC6-5 BB BB		0-0 FC6-5 SH2-4 1B		4	0	1	0	0	0	3					
Joe Coleman, R OBP: 0.212, SLG: 0.167 (1, 1)		0-0 L4		0-0 4-3		4-0 BB BB		0-0 SH2-4		2	0	0	0	1	0	1					
<b>Inning Stats</b>	R: 0 E: 0 K: 0 S: 3	H: 0 LOB: 1 BB: 1 P: 7	R: 1 E: 0 K: 0 S: 5	H: 2 LOB: 1 BB: 0 P: 5	R: 0 E: 0 K: 1 S: 3	H: 0 LOB: 1 BB: 1 P: 7	R: 0 E: 0 K: 1 S: 6	H: 1 LOB: 1 BB: 0 P: 6	R: 0 E: 0 K: 0 S: 4	H: 1 LOB: 1 BB: 0 P: 4	R: 2 E: 1 K: 1 S: 7	H: 1 LOB: 3 BB: 3 P: 19	R: 0 E: 0 K: 0 S: 4	H: 1 LOB: 2 BB: 1 P: 8	R: 0 E: 0 K: 0 S: 4	H: 1 LOB: 2 BB: 1 P: 8		1B: 4 2B: 1 3B: 1 HR: 1	SF: 0 SAC: 2 DP: 0 HBP: 0	WP: 2 PB: 0 SB: 0 CS: 0	PA: 39
<b>PITCHER</b> Skip Lockwood, R ERA: 3.04 Marcelino Lopez, L ERA: 4.01 Jim Hannan, R ERA: 3.75 John Morris, L ERA: 3.07 Ken Sanders, R ERA: 2.44 (1, 1) (6, 1) (6, 1) (8, 1) (8, 1)	IP: 5.2 WLS: L BF: 27 H: 5 R: 3 ER: 3 SO: 3 BB: 4 IBB: 0 HBP: 0 BLK: 0 WP: 0 HR: 0 S: 25 P: 41 ERA: 4.76 WHIP: 1.588															<b>PITCHER</b>					



Batter	1	2	3	4	5	6	7	8	9	AB	R	H	RBI	BB	SO	LOB	TOP			
<b>Cesar Tovar</b> , R (1, 8) OBP: 0.365, SLG: 0.372	L7		G3 S 1B		P6		P4			4	0	1	0	0	0	0				
<b>Rod Carew</b> , L (1, 4) OBP: 0.295, SLG: 0.296	K		F7		F8		F7			4	0	0	0	0	1	1				
<b>Tom Hall</b> , L (7, 1) OBP: 0.350, SLG: 0.368			1-2							0	0	0	0	0	0	0				
<b>Harmon Killebrew</b> , R (1, 3) OBP: 0.372, SLG: 0.470	6-3		G3 BB					5-3		3	0	1	0	1	0	0				
<b>Tony Oliva</b> , L (1, 9) OBP: 0.404, SLG: 0.645		K	G3 1-2 2-3		4-3			6-3		4	0	0	0	0	1	3				
<b>Leo Cardenas</b> , R (1, 6) OBP: 0.349, SLG: 0.436		F8	F8			P6		F8		4	0	0	0	0	0	2				
<b>Brant Aylva</b> , R (1, 7) OBP: 0.321, SLG: 0.312		4-0 1B BB		1-3		6-3			K	3	1	0	0	1	1	0				
<b>George Mitterwald</b> , R (1, 2) OBP: 0.349, SLG: 0.363					F8					3	0	2	0	0	0	0				
<b>Tom Tischinski</b> , R (7, 2) OBP: 0.200, SLG: 0.286										0	0	0	0	0	0	0				
<b>Jim Kaat</b> , L (9, PR) OBP: 0.194, SLG: 0.250		1-2 1B				1B			G5-4-3 HBP	0	0	0	0	0	0	0				
<b>Danny Thompson</b> , R (1, 5) OBP: 0.296, SLG: 0.250						4-3			G5-4-3	4	0	2	1	0	0	2				
<b>Bert Blyleven</b> , R (1, 1) OBP: 0.103, SLG: 0.079										2	0	0	0	0	1	3				
<b>Steve Braun</b> , L (7, PH) OBP: 0.341, SLG: 0.369	1-3			K			F2			1	0	0	0	0	0	0				
<b>Inning Stats</b>	R: 0 H: 0 E: 0 K: 1 S: 5	H: 0 LOB: 0 BB: 0 P: 5	R: 1 H: 2 E: 0 K: 1 S: 7	H: 2 LOB: 2 BB: 1 P: 11	R: 0 H: 1 E: 0 K: 0 S: 4	H: 1 LOB: 1 BB: 1 P: 8	R: 0 H: 1 E: 0 K: 1 S: 6	H: 1 LOB: 1 BB: 0 P: 4	R: 0 H: 0 E: 0 K: 0 S: 3	H: 0 LOB: 0 BB: 0 P: 3	R: 0 H: 0 E: 0 K: 1 S: 4	H: 0 LOB: 1 BB: 0 P: 5	R: 0 H: 0 E: 0 K: 1 S: 4	H: 0 LOB: 0 BB: 0 P: 3	R: 0 H: 0 E: 0 K: 1 S: 4	H: 0 LOB: 0 BB: 0 P: 5	1B: 6 2B: 0 3B: 0 HR: 0	SF: 0 SAC: 0 DP: 1 HBP: 1	WP: 0 PB: 0 SB: 1 CS: 0	PA: 35
<b>PITCHER</b> <b>Mike Kikenny</b> , L (1, 1) ERA: 5.76	IP: 9.0 WLS: W BF: 35 H: 6 R: 1 ER: 1 SO: 4 BB: 2 IBB: 0 HBP: 1 BLK: 0 WP: 0 HR: 0 S: 40 P: 49 ERA: 1.00 WHIP: 0.889															<b>PITCHER</b>				

Minnesota Twins @ Detroit Tigers  
Tiger Stadium, Detroit, MI  
Fri Jun 11 1971, 7:05 PM EDT  
Att: 33,733 - Unknown - 77 F

AB 32  
R 1  
H 6  
RBI 1  
BB 2  
SO 4  
LOB 11



Batter	1	2	3	4	5	6	7	8	9	AB	R	H	RBI	BB	SO	LOB	BOTTOM			
<b>Dick McAuliffe</b> , L (1, 4) OBP: 0.270, SLG: 0.371	K		F3					F2		4	1	1	1	0	1	0				
<b>Al Kaline</b> , R (1, 9) OBP: 0.471, SLG: 0.447	L6-3		4-0 E BB		L8			1B BB		2	1	0	0	2	0	0				
<b>Dalton Jones</b> , L (1, 5) OBP: 0.333, SLG: 0.534										3	1	1	1	0	2	0				
<b>Cesar Gutierrez</b> , R (6, 5) OBP: 0.083, SLG: 0.083	K		E7 1-H 2B		K			1-2 1B		1	0	1	0	0	0	0				
<b>Willie Horton</b> , R (1, 7) OBP: 0.319, SLG: 0.512						K		F3		4	1	2	2	0	1	2				
<b>Norm Cash</b> , L (1, 3) OBP: 0.390, SLG: 0.623			HR 3-H 2B		1-3			3-1		4	0	0	0	0	2	3				
<b>Mickey Stanley</b> , R (1, 8) OBP: 0.331, SLG: 0.393					6-3					3	0	1	0	0	0	0				
<b>Bill Freehan</b> , R (1, 2) OBP: 0.345, SLG: 0.418						4-3		K		3	0	0	0	0	1	1				
<b>Ed Brinkman</b> , R (1, 6) OBP: 0.274, SLG: 0.268		L4 1-2								3	0	0	0	0	1	1				
<b>Ed Brinkman</b> , R (1, 6) OBP: 0.274, SLG: 0.268		K			F8			4-3		3	0	0	0	0	1	1				
<b>Mike Kikenny</b> , R (1, 1)										3	0	0	0	0	2	0				
<b>Inning Stats</b>	R: 0 H: 0 E: 0 K: 2 S: 7	H: 0 LOB: 0 BB: 0 P: 7	R: 1 H: 2 E: 1 K: 2 S: 9	H: 2 LOB: 1 BB: 0 P: 9	R: 2 H: 2 E: 1 K: 1 S: 7	H: 2 LOB: 1 BB: 1 P: 11	R: 0 H: 0 E: 0 K: 0 S: 3	H: 0 LOB: 0 BB: 0 P: 3	R: 1 H: 1 E: 0 K: 1 S: 6	H: 1 LOB: 0 BB: 0 P: 6	R: 0 H: 0 E: 0 K: 2 S: 7	H: 0 LOB: 0 BB: 0 P: 7	R: 0 H: 0 E: 0 K: 2 S: 7	H: 0 LOB: 0 BB: 0 P: 7	R: 0 H: 1 E: 0 K: 0 S: 4	H: 1 LOB: 2 BB: 1 P: 8	1B: 2 2B: 2 3B: 0 HR: 2	SF: 0 SAC: 0 DP: 0 HBP: 0	WP: 0 PB: 0 SB: 0 CS: 0	PA: 32
<b>PITCHER</b> <b>Bert Blyleven</b> , R (1, 1) ERA: 2.77	IP: 6.0 WLS: L BF: 24 H: 4 R: 4 ER: 4 SO: 8 BB: 1 IBB: 0 HBP: 0 BLK: 0 WP: 0 HR: 2 S: 39 P: 43 ERA: 6.00 WHIP: 1.000															<b>PITCHER</b>				

Minnesota Twins @ Detroit Tigers  
Tiger Stadium, Detroit, MI  
Fri Jun 11 1971, 7:05 PM EDT  
Att: 33,733 - Unknown - 77 F

AB 30  
R 4  
H 6  
RBI 4  
BB 2  
SO 10  
LOB 7





Batter	1	2	3	4	5	6	7	8	9	AB	R	H	RBI	BB	SO	LOB	TOP					
<b>Cesar Tovar, R</b> OBP: 0.373, SLG: 0.381 (1, 8)										5	1	4	1	0	0	0	<b>Minnesota Twins @ Detroit Tigers</b> Tiger Stadium, Detroit, MI Sat Jun 12 1971, 4:33 AM EDT Att: 27,497 - Unknown - 81 F					
<b>Rod Carew, L</b> OBP: 0.295, SLG: 0.291 (1, 4)										3	0	0	0	1	1	4						
<b>Tom Hall, L</b> OBP: 0.350, SLG: 0.368 (9, PH)										1	0	1	1	0	0	0						
<b>Rich Reese, L</b> OBP: 0.238, SLG: 0.215 (9, PH)										1	0	1	1	0	0	0						
<b>Harmon Killebrew, R</b> OBP: 0.373, SLG: 0.466 (1, 3)										4	0	1	0	1	2	2						
<b>Tony Oliva, L</b> OBP: 0.399, SLG: 0.649 (1, 9)										5	1	1	2	0	0	5						
<b>Leo Cardenas, R</b> OBP: 0.348, SLG: 0.447 (1, 6)										4	1	1	1	0	0	2						
<b>Brant Aleva, R</b> OBP: 0.313, SLG: 0.302 (6, 8)										3	0	0	0	0	0	2						
<b>Jim Holt, L</b> OBP: 0.299, SLG: 0.383 (6, PH)										0	0	0	0	0	0	0						
<b>Rick Renick, R</b> OBP: 0.355, SLG: 0.320 (9, PH)										1	0	0	0	0	1	0						
<b>Jim Perry, S</b> OBP: 0.343, SLG: 0.258 (9, 1)										0	0	0	0	0	0	0						
<b>Tom Tischinski, R</b> OBP: 0.211, SLG: 0.278 (1, 2)										4	0	1	0	0	0	0						
<b>Danny Thompson, R</b> OBP: 0.290, SLG: 0.250 (1, 5)										4	1	1	0	0	0	1						
<b>Stan Williams, R</b> OBP: 0.323, SLG: 0.517 (5, PH)										1	0	0	0	0	0	0						
<b>George Mittenwald, R</b> OBP: 0.347, SLG: 0.367 (5, PH)										1	0	0	0	0	0	0						
<b>Ron Ferranoski, L</b> OBP: 0.197, SLG: 0.167 (6, 1)										0	0	0	0	0	0	0						
<b>Ray Corbin, R</b> OBP: 0.352, SLG: 0.375 (7, PH)										1	1	1	0	1	0	0						
<b>Steve Braun, L</b> OBP: 0.352, SLG: 0.375 (7, 4)										1	1	1	0	1	0	0						
<b>Inning Stats</b>	R: 0 H: 2 E: 0 K: 0 S: 5	H: 2 LOB: 2 BB: 0 P: 5	R: 0 H: 0 E: 0 K: 1 S: 5	H: 0 LOB: 0 BB: 0 P: 5	R: 0 H: 0 E: 0 K: 1 S: 5	H: 0 LOB: 1 BB: 1 P: 9	R: 0 H: 0 E: 0 K: 0 S: 3	H: 0 LOB: 0 BB: 0 P: 3	R: 0 H: 1 E: 0 K: 1 S: 5	H: 0 LOB: 0 BB: 0 P: 5	R: 3 H: 3 E: 0 K: 2 S: 10	H: 3 LOB: 0 BB: 0 P: 10	R: 0 H: 2 E: 0 K: 0 S: 5	H: 2 LOB: 2 BB: 0 P: 5	R: 0 H: 0 E: 0 K: 1 S: 5	H: 0 LOB: 0 BB: 0 P: 5	R: 2 H: 3 E: 0 K: 1 S: 8	H: 3 LOB: 3 BB: 2 P: 16	1B: 9 2B: 0 3B: 0 HR: 2	SF: 0 SAC: 0 DP: 1 HBP: 0	WP: 0 PB: 0 CS: 0	PA: 40
<b>PITCHER</b>	IP	WLS	BF	H	R	ER	SO	BB	IBB	HBP	BLK	WP	HR	S	P	ERA	WHIP					
<b>Mickey Lolich, L</b> ERA: 3.11 (1, 1)	8.2	L	36	9	5	5	7	2	0	0	0	0	2	48	56	5.19	1.269					
<b>Fred Scherman, L</b> ERA: 1.73 (9, 1)	0.1		4	2	0	0	0	1	0	0	0	0	0	3	7	0.00	9.000					

AB	37
R	5
H	11
RBI	5
BB	3
SO	7
LOB	14



Batter	1	2	3	4	5	6	7	8	9	AB	R	H	RBI	BB	SO	LOB	BOTTOM					
<b>Dick McAuliffe, L</b> OBP: 0.273, SLG: 0.372 (1, 4)										5	0	2	0	0	1	0	<b>Minnesota Twins @ Detroit Tigers</b> Tiger Stadium, Detroit, MI Sat Jun 12 1971, 4:33 AM EDT Att: 27,497 - Unknown - 81 F					
<b>Al Kaline, R</b> OBP: 0.465, SLG: 0.439 (1, 9)										5	0	1	0	0	1	1						
<b>Dalton Jones, L</b> OBP: 0.323, SLG: 0.517 (1, 5)										2	0	0	0	0	0	1						
<b>Ike Brown, R</b> OBP: 0.390, SLG: 0.667 (6, PH)										1	1	0	0	1	0	2						
<b>Cesar Gutierrez, R</b> OBP: 0.083, SLG: 0.083 (9, 5)										0	0	0	0	0	0	0						
<b>Willie Horton, R</b> OBP: 0.323, SLG: 0.507 (1, 7)										2	1	0	0	2	1	3						
<b>Norm Cash, L</b> OBP: 0.386, SLG: 0.633 (1, 3)										4	1	1	2	0	0	2						
<b>Mickey Stanley, R</b> OBP: 0.336, SLG: 0.396 (1, 8)										4	0	2	1	0	0	0						
<b>Bill Freehan, R</b> OBP: 0.348, SLG: 0.436 (1, 2)										4	1	2	1	0	0	3						
<b>Ed Brinkman, R</b> OBP: 0.269, SLG: 0.262 (1, 6)										4	0	0	0	0	1	4						
<b>Mickey Lolich, S</b> OBP: 0.288, SLG: 0.140 (1, 1)										3	0	0	0	0	3	0						
<b>Fred Scherman, L</b> ERA: 1.73 (9, 1)										0	0	0	0	0	0	0						
<b>Gates Brown, L</b> OBP: 0.313, SLG: 0.367 (9, PH)										1	0	0	0	0	0	0						
<b>Inning Stats</b>	R: 0 H: 0 E: 0 K: 0 S: 3	H: 0 LOB: 0 BB: 0 P: 3	R: 3 H: 2 E: 0 K: 1 S: 7	H: 2 LOB: 1 BB: 1 P: 11	R: 0 H: 1 E: 0 K: 1 S: 6	H: 1 LOB: 1 BB: 0 P: 6	R: 0 H: 1 E: 0 K: 1 S: 6	H: 1 LOB: 1 BB: 0 P: 6	R: 0 H: 0 E: 0 K: 2 S: 7	H: 0 LOB: 0 BB: 0 P: 7	R: 1 H: 1 E: 0 K: 0 S: 4	H: 1 LOB: 2 BB: 2 P: 12	R: 0 H: 2 E: 0 K: 1 S: 7	H: 2 LOB: 2 BB: 0 P: 7	R: 0 H: 1 E: 0 K: 0 S: 4	H: 1 LOB: 1 BB: 0 P: 4	R: 0 H: 0 E: 0 K: 1 S: 5	H: 0 LOB: 0 BB: 0 P: 5	1B: 6 2B: 0 3B: 0 HR: 2	SF: 0 SAC: 0 DP: 0 HBP: 0	WP: 0 PB: 0 CS: 0	PA: 38
<b>PITCHER</b>	IP	WLS	BF	H	R	ER	SO	BB	IBB	HBP	BLK	WP	HR	S	P	ERA	WHIP					
<b>Stan Williams, R</b> ERA: 3.67 (1, 1)	4.0		17	4	3	3	3	1	0	0	0	0	0	9	17	6.75	1.250					
<b>Ron Ferranoski, L</b> ERA: 7.0 (5, 1)	1.1		7	1	1	1	2	2	0	0	0	0	0	9	17	6.75	2.250					
<b>Ray Corbin, R</b> ERA: 3.86 (6, 1)	0.2		2	0	0	0	0	0	0	0	0	0	0	2	2	0.00	0.000					
<b>Tom Hall, L</b> ERA: 3.27 (7, 1)	2.0	W	9	3	0	0	1	0	0	0	0	0	0	11	11	0.00	1.500					
<b>Jim Perry, R</b> ERA: 4.44 (9, 1)	1.0	S	3	0	0	0	1	0	0	0	0	0	0	5	5	0.00	0.000					









Batter	1	2	3	4	5	6	7	8	9	10	AB	R	H	RBI	BB	SO	LOB	TOP
Ed Stroud, L OBP: 0.260, SLG: 0.282 (1, 8)	FC6-4 HR 1B	G3			P6		1B		K		5	1	2	0	0	1	1	<b>Chicago White Sox @ Detroit Tigers</b> Tiger Stadium, Detroit, MI Mon Jun 14 1971, 7:05 PM EDT Att: 25,495 - Unknown
Mike Andrews, R OBP: 0.374, SLG: 0.383 Rich Morales, R OBP: 0.407, SLG: 0.375 (7, 4) (8, 6)	FC6-4 1B	K						F2		3	0	2	0	1	1	1	1	
Carlos May, L OBP: 0.355, SLG: 0.360 (1, 3)	FC6-4 HR 1-2f 2-3				G5-4-3 BB			4-3		4	1	0	0	1	1	5		
Bill Melton, R OBP: 0.349, SLG: 0.468 (1, 5)	HR				F8			L9		4	1	1	3	1	0	1		
Rick Reichardt, R OBP: 0.344, SLG: 0.488 (1, 7)	1B				G5-4-3 1-2f			F8		5	0	2	0	0	0	2		
Jay Johnstone, L OBP: 0.329, SLG: 0.396 (1, 9)	F7				F5			FC3-6 1-2f		5	0	2	0	0	0	2		
Tom Egan, R OBP: 0.369, SLG: 0.605 (1, 2)	F8				F7			K		4	0	0	0	1	1	3		
Luis Alvarado, R OBP: 0.237, SLG: 0.278 Lee Mays, L OBP: 0.344, SLG: 0.333 Rich McKinney, R OBP: 0.387, SLG: 0.383 (8, PH) (8, PH) (8, 4)					K			F2		3	0	1	0	0	1	0		
Tom Bradley, R OBP: 0.314, SLG: 0.588 Terry Forster, L OBP: 0.340, SLG: 0.497 Bart Johnson, R OBP: 0.314, SLG: 0.321 Mike Herzberger, R OBP: 0.314, SLG: 0.321 Vicente Romo, R OBP: 0.314, SLG: 0.321 Don Eddy, R OBP: 0.314, SLG: 0.321 Steve Kealey, R OBP: 0.314, SLG: 0.321 (1, 11) (6, 1) (6, 1) (8, PH) (8, 1) (10, 1) (10, 1)								L9		2	0	0	0	0	0	1		
								FC6-4 BB		0	0	0	0	0	0	0		
<b>Inning Stats</b>	R: 3 E: 0 K: 0 S: 7	H: 4 LOB: 1 BB: 0 P: 7	R: 0 E: 0 K: 1 S: 6	H: 1 LOB: 1 BB: 0 P: 6	R: 0 E: 0 K: 0 S: 2	H: 0 LOB: 0 BB: 1 P: 6	R: 0 E: 0 K: 2 S: 5	H: 0 LOB: 1 BB: 1 P: 11	R: 0 E: 0 K: 0 S: 5	H: 2 LOB: 2 BB: 0 P: 5	R: 0 E: 0 K: 1 S: 5	H: 0 LOB: 0 BB: 0 P: 5	R: 0 E: 0 K: 0 S: 4	H: 1 LOB: 1 BB: 0 P: 4	1B: 7 2B: 1 3B: 1 HR: 1	SF: 0 SAC: 0 DP: 1 HBP: 0	WP: 0 PB: 0 SB: 0 CS: 0	PA: 43
<b>PITCHER</b>	IP WLS BF H R ER SO ERA WHIP	IP WLS BF H R ER SO ERA WHIP	IP WLS BF H R ER SO ERA WHIP	IP WLS BF H R ER SO ERA WHIP	IP WLS BF H R ER SO ERA WHIP	IP WLS BF H R ER SO ERA WHIP	IP WLS BF H R ER SO ERA WHIP	IP WLS BF H R ER SO ERA WHIP	IP WLS BF H R ER SO ERA WHIP	IP WLS BF H R ER SO ERA WHIP	IP WLS BF H R ER SO ERA WHIP	IP WLS BF H R ER SO ERA WHIP	IP WLS BF H R ER SO ERA WHIP	IP WLS BF H R ER SO ERA WHIP	IP WLS BF H R ER SO ERA WHIP	IP WLS BF H R ER SO ERA WHIP	IP WLS BF H R ER SO ERA WHIP	IP WLS BF H R ER SO ERA WHIP
Joe Coleman, R ERA: 4.22 Bill Zepp, R ERA: 3.73 Fred Scherman, L ERA: 1.88 (1, 1) (7, 1) (8, 1)	6.0 1.1 2.2	WLS 9 9	BF 25 9	H 5 1	R 3 0	ER 3 0	SO 5 0	BB 3 1	IBB 0 0	HBP 0 0	BLK 0 0	WP 0 0	HR 1 0	S 32 8	P 44 12	ERA 4.50 0.00	WHIP 1.333 3.750	0.00 0.375

AB	39
R	3
H	10
RBI	3
BB	4
SO	6
LOB	22



Batter	1	2	3	4	5	6	7	8	9	10	AB	R	H	RBI	BB	SO	LOB	BOTTOM		
Dick McAuliffe, L OBP: 0.272, SLG: 0.369 Bill Zepp, R OBP: 0.222, SLG: 0.222 Fred Scherman, L OBP: 0.222, SLG: 0.222 Gates Brown, L OBP: 0.313, SLG: 0.367 Ike Brown, R OBP: 0.435, SLG: 0.775 (1, 4) (7, 1) (8, 1) (10, PH) (10, PH)	G3				K			K		2B 1-2 BB	4	0	1	1	0	2	0	<b>Chicago White Sox @ Detroit Tigers</b> Tiger Stadium, Detroit, MI Mon Jun 14 1971, 7:05 PM EDT Att: 25,495 - Unknown		
Jim Northrup, L OBP: 0.361, SLG: 0.428 Tony Taylor, R OBP: 0.315, SLG: 0.333 (1, 9) (6, PH) (7, 4)	1B				FC5-4 1B			4-3		3	2	3	0	0	0	0	0			
Dalton Jones, L OBP: 0.323, SLG: 0.508 Aurelio Rodriguez, R OBP: 0.286, SLG: 0.361 (1, 5) (6, PH) (7, 5)	K				FC5-4 BB			K		3	0	1	0	0	1	2	2			
Willie Horton, R OBP: 0.332, SLG: 0.529 (1, 7)	BB 1B				FC5-4 1-2f BB			SF8		3	0	1	2	1	1	0	0			
Norm Cash, L OBP: 0.400, SLG: 0.623 (1, 3)	1B BB				F8			K		2	0	1	0	3	0	2	0			
Bill Freehan, R OBP: 0.343, SLG: 0.431 (1, 2)	5-3				FC6-4 1B			G6-4-3 BB		5	0	1	0	0	1	6	0			
Mickey Stanley, R OBP: 0.333, SLG: 0.385 (1, 8)					L4			K		4	0	0	0	1	2	1	0			
Ed Brinkman, R OBP: 0.269, SLG: 0.267 (1, 6)	1-3				P4			SH1-4 BB		4	1	1	0	0	0	1	1			
Joe Coleman, R OBP: 0.200, SLG: 0.156 Al Kaline, R OBP: 0.468, SLG: 0.438 (1, 1) (6, PH) (7, 9)					K			K		2	0	0	0	0	2	1	1			
								SH1-4 1-2 IBB		1	1	0	0	2	1	1	0			
<b>Inning Stats</b>	R: 1 E: 0 K: 1 S: 7	H: 2 LOB: 2 BB: 1 P: 11	R: 0 E: 0 K: 2 S: 7	H: 0 LOB: 0 BB: 0 P: 7	R: 0 E: 0 K: 1 S: 6	H: 1 LOB: 1 BB: 0 P: 6	R: 1 E: 0 K: 1 S: 8	H: 3 LOB: 2 BB: 0 P: 8	R: 0 E: 0 K: 1 S: 4	H: 0 LOB: 0 BB: 1 P: 8	R: 0 E: 0 K: 1 S: 5	H: 0 LOB: 2 BB: 2 P: 13	R: 0 E: 0 K: 1 S: 5	H: 0 LOB: 1 BB: 1 P: 9	R: 1 E: 0 K: 0 S: 3	H: 1 LOB: 2 BB: 2 P: 11	1B: 7 2B: 4 3B: 0 HR: 0	SF: 1 SAC: 1 DP: 1 HBP: 0	WP: 0 PB: 0 SB: 0 CS: 0	PA: 47
<b>PITCHER</b>	IP WLS BF H R ER SO ERA WHIP	IP WLS BF H R ER SO ERA WHIP	IP WLS BF H R ER SO ERA WHIP	IP WLS BF H R ER SO ERA WHIP	IP WLS BF H R ER SO ERA WHIP	IP WLS BF H R ER SO ERA WHIP	IP WLS BF H R ER SO ERA WHIP	IP WLS BF H R ER SO ERA WHIP	IP WLS BF H R ER SO ERA WHIP	IP WLS BF H R ER SO ERA WHIP	IP WLS BF H R ER SO ERA WHIP	IP WLS BF H R ER SO ERA WHIP	IP WLS BF H R ER SO ERA WHIP	IP WLS BF H R ER SO ERA WHIP	IP WLS BF H R ER SO ERA WHIP	IP WLS BF H R ER SO ERA WHIP	IP WLS BF H R ER SO ERA WHIP	IP WLS BF H R ER SO ERA WHIP		
Tom Bradley, R ERA: 2.26 Terry Forster, L ERA: 2.11 Bart Johnson, R ERA: 3.98 Vicente Romo, R ERA: 4.2 Don Eddy, L ERA: 3.19 (1, 1) (6, 1) (6, 1) (8, 1) (10, 1)	5.2 0.0 1.1 2.2 0.0	WLS 1 4 2 1	BF 28 4 12 1	H 9 0 0 0	R 3 0 1 0	ER 3 0 1 0	SO 8 2 2 0	BB 2 1 3 1	IBB 0 0 1 0	HBP 0 0 0 0	BLK 0 0 0 0	WP 0 0 0 0	HR 0 0 0 0	S 42 7 12 28	P 50 11 11 28	ERA 4.76 0.00 3.38	WHIP 1.941 0.750 1.125	∞ ∞ ∞ ∞		

AB	37
R	4
H	11
RBI	4
BB	8
SO	12
LOB	20





Batter	1	2	3	4	5	6	7	8	9	AB	R	H	RBI	BB	SO	LOB	TOP								
Walt Williams, R (1, 9) OBP: 0.306, SLG: 0.342 Jay Johnstone, L (9, 9) OBP: 0.329, SLG: 0.396	0-0 1-3			0-3 K		0-0 K		0-0 6-3	0-0 6-3	5	1	1	0	0	1	2									
Mike Hershberger, R (1, 8) OBP: 0.427, SLG: 0.383	0-3 K			0-0 HR		0-0 HR	0-0 F9	4-0 FC6-4	4-0 FC6-4	4	2	2	1	1	1	0									
Rick Reichardt, R (1, 7) OBP: 0.340, SLG: 0.480	0-3 K			0-0 6-3		0-0 6-3	0-0 E6	0-0 BB	0-0 F9	5	1	1	0	0	1	3									
Bill Melton, R (1, 5) OBP: 0.355, SLG: 0.484		0-3 K		0-0 FC5-4		0-0 FC5-4	4-0 HR	4-0 BB	0-0 FC6-4	4	1	2	4	1	1	1									
Rich McKinney, R (1, 4) OBP: 0.382, SLG: 0.408	0-3 K			0-0 FC5-4		0-0 FC5-4	0-0 HR	0-0 BB	0-0 FC5-4-2	4	1	1	1	0	1	3									
Carlos May, L (1, 3) OBP: 0.350, SLG: 0.353	0-0 6-3				0-3 K	0-0 F8		0-0 G2		4	0	0	0	0	1	0									
Tom Egan, R (1, 2) OBP: 0.375, SLG: 0.595			0-0 5-3		4-0 BB	0-0 2B		0-0 F7		3	0	1	0	1	0	0									
Luis Alvarado, R (1, 6) OBP: 0.247, SLG: 0.309			0-0 F9		0-0 F9	0-0 F9		0-0 2B		4	0	2	0	0	0	1									
Joe Horlen, R (1, 1) OBP: 0.375, SLG: 0.595	0-0 1-3			0-0 1-3		0-3 K	0-0 P6	0-0 G3		4	0	0	0	0	1	4									
<b>Inning Stats</b>	R: 0 E: 0 K: 2 S: 7	H: 0 LOB: 0 BB: 0 P: 7	R: 0 E: 0 K: 2 S: 7	H: 0 LOB: 0 BB: 0 P: 7	R: 0 E: 0 K: 0 S: 3	H: 0 LOB: 0 BB: 0 P: 3	R: 1 E: 0 K: 1 S: 7	H: 2 LOB: 1 BB: 0 P: 7	R: 0 E: 0 K: 2 S: 7	H: 0 LOB: 1 BB: 1 P: 11	R: 5 E: 1 K: 0 S: 10	H: 6 LOB: 2 BB: 0 P: 10	R: 0 E: 0 K: 0 S: 3	H: 1 LOB: 1 BB: 1 P: 7	R: 0 E: 0 K: 0 S: 4	H: 1 LOB: 1 BB: 0 P: 4	R: 0 E: 0 K: 0 S: 3	H: 0 LOB: 1 BB: 1 P: 7	1B: 5 2B: 3 3B: 0 HR: 3	SF: 0 SAC: 0 DP: 1 HBP: 0	WP: 0 PB: 0 SB: 0 CS: 0	PA: 40			
<b>PITCHER</b>	IP	WLS	BF	H	R	ER	SO	BB	IBB	HBP	BLK	WP	HR	S	P	ERA	WHIP								
Mike Kilkenny, L (1, 1) ERA: 6.23	5.1	L	25	7	6	5	7	1	0	0	0	0	0	3	3	8.44	1.500								
Bill Denehy, R (6, 1) ERA: 1.75	0.2		3	1	0	0	0	0	0	0	0	0	0	3	3	0.00	1.500								
Joe Niekro, R (7, 1) ERA: 4.75	2.0		8	2	0	0	0	1	0	0	0	0	0	7	11	0.00	1.500								
Tom Timmermann, R (9, 1) ERA: 2.96	1.0		4	0	0	0	0	1	0	0	0	0	0	3	7	0.00	1.000								

Chicago White Sox @ Detroit Tigers  
Tiger Stadium, Detroit, MI  
Tue Jun 15 1971, 7:05 PM EDT  
Att: 18,143 - Unknown

livebaseballscorecards.com

AB 37  
R 6  
H 10  
RBI 6  
BB 3  
SO 7  
LOB 14



Batter	1	2	3	4	5	6	7	8	9	AB	R	H	RBI	BB	SO	LOB	BOTTOM								
Dick McAuliffe, L (1, 4) OBP: 0.268, SLG: 0.363	0-0 F5			0-0 F5		0-3 K		0-0 F8		4	0	0	0	0	1	2									
Mickey Stanley, R (1, 8) OBP: 0.338, SLG: 0.388	0-0 G4-6-3			0-3 K		0-0 2B		0-0 1B	0-0 1-3	4	1	2	0	0	1	0									
Jim Northrup, L (1, 9) OBP: 0.359, SLG: 0.424	0-0 G4-6-3			0-0 4-3		0-3 K		0-0 1B	0-0 1B	4	0	1	0	0	1	2									
Willie Horton, R (1, 7) OBP: 0.335, SLG: 0.533		0-0 CS		0-0 F9		0-0 F9		0-0 F9	0-0 F9	4	0	2	1	0	0	1									
Norm Cash, L (1, 3) OBP: 0.392, SLG: 0.608		0-3 K		0-0 F3		0-3 K		0-0 4-3	0-0 4-3	4	0	0	0	0	2	3									
Dalton Jones, L (1, 5) OBP: 0.309, SLG: 0.485		0-0 F7		0-0 F7		0-0 4-3		0-0 4-3		3	0	0	0	0	0	2									
Bill Freehan, R (1, 2) OBP: 0.342, SLG: 0.430		0-0 CS		0-0 G6-4-3		0-0 P3		0-0 F7		3	0	1	0	0	0	0									
Ed Brinkman, R (1, 6) OBP: 0.266, SLG: 0.264				0-0 G6-4-3		0-0 5-3		0-0 6-3		2	0	0	0	0	0	1									
Ike Brown, R (8, PH) OBP: 0.423, SLG: 0.756				0-0 G6-4-3		0-0 5-3		0-0 6-3		1	0	0	0	0	0	0									
Cesar Gutierrez, R (9, 6) OBP: 0.083, SLG: 0.083				0-0 6-3		0-0 1B		0-0 3B		0	0	0	0	0	0	0									
Mike Kilkenny, R (1, 1) Bill Denehy, S (6, 1) Aurelio Rodriguez, R (8, PH) Joe Niekro, R (7, 1) Gates Brown, L (8, PH) Tom Timmermann, R (9, 1)				0-0 6-3		0-0 1B		0-0 3B		1	0	0	0	0	0	0									
<b>Inning Stats</b>	R: 0 E: 0 K: 0 S: 3	H: 1 LOB: 0 BB: 0 P: 3	R: 0 E: 0 K: 1 S: 5	H: 1 LOB: 0 BB: 0 P: 5	R: 0 E: 0 K: 0 S: 3	H: 1 LOB: 0 BB: 0 P: 3	R: 0 E: 0 K: 1 S: 5	H: 0 LOB: 0 BB: 0 P: 5	R: 0 E: 0 K: 0 S: 3	H: 0 LOB: 0 BB: 0 P: 3	R: 5 E: 0 K: 1 S: 6	H: 1 LOB: 1 BB: 0 P: 6	R: 1 E: 0 K: 2 S: 9	H: 2 LOB: 1 BB: 0 P: 9	R: 0 E: 0 K: 0 S: 4	H: 1 LOB: 1 BB: 0 P: 4	R: 0 E: 0 K: 0 S: 4	H: 1 LOB: 1 BB: 0 P: 4	1B: 6 2B: 1 3B: 1 HR: 0	SF: 0 SAC: 0 DP: 2 HBP: 0	WP: 0 PB: 0 SB: 0 CS: 1	PA: 33			
<b>PITCHER</b>	IP	WLS	BF	H	R	ER	SO	BB	IBB	HBP	BLK	WP	HR	S	P	ERA	WHIP								
Joe Horlen, R (1, 1) ERA: 3.9	9.0	W	32	8	1	1	5	0	0	0	0	0	0	42	42	1.00	0.889								

Chicago White Sox @ Detroit Tigers  
Tiger Stadium, Detroit, MI  
Tue Jun 15 1971, 7:05 PM EDT  
Att: 18,143 - Unknown

livebaseballscorecards.com

AB 32  
R 1  
H 8  
RBI 1  
BB 0  
SO 5  
LOB 11









Batter	1	2	3	4	5	6	7	8	9	AB	R	H	RBI	BB	SO	LOB	TOP					
<b>Aurelio Rodriguez, R</b> OBP: 0.292, SLG: 0.363 (1, 5)	F7		F3				P4	4-3		5	0	1	1	0	0	2	<b>Detroit Tigers @ Cleveland Indians</b> Cleveland Municipal Stadium, Cleveland, OH Thu Jun 17 1971, 7:05 PM EDT Alt: 6,732 - Unknown - 72 F					
<b>Tony Taylor, R</b> OBP: 0.313, SLG: 0.328 (1, 4)	4-3			G6-4-3			L9		4-3	3	0	0	0	2	0							
<b>Al Kaline, R</b> OBP: 0.472, SLG: 0.472 (1, 9)	L5-3			G6-4-3					K	3	0	0	0	2	1	2						
<b>Willie Horton, R</b> OBP: 0.326, SLG: 0.516 (1, 7)				G6-4-3			F8		6-3	4	0	0	0	0	3							
<b>Ike Brown, R</b> OBP: 0.442, SLG: 0.727 <b>Norm Cash, L</b> OBP: 0.401, SLG: 0.623 (7, 3)	G4-6-3			K						2	1	0	0	1	1	2						
<b>Bill Freehan, R</b> OBP: 0.354, SLG: 0.447 (1, 2)										3	0	3	1	0	0	0						
<b>Mickey Stanley, R</b> OBP: 0.335, SLG: 0.376 (1, 8)										3	1	0	0	1	0	3						
<b>Ed Brinkman, R</b> OBP: 0.262, SLG: 0.258 (1, 6)										2	0	0	1	1	0	1						
<b>Les Cain, L</b> OBP: 0.263, SLG: 0.278 <b>Tom Timmermann, R</b> (6, 1)										3	1	1	1	0	2	2						
<b>Fred Scherman, L</b> OBP: 0.222, SLG: 0.222 (8, 1)										1	0	0	0	0	1	2						
<b>Inning Stats</b>	R: 0 E: 0 K: 0 S: 3	H: 0 LOB: 0 BB: 0 P: 3	R: 0 E: 0 K: 0 S: 3	H: 1 LOB: 1 BB: 0 P: 4	R: 0 E: 0 K: 1 S: 5	H: 0 LOB: 0 BB: 0 P: 5	R: 0 E: 0 K: 1 S: 4	H: 0 LOB: 1 BB: 2 P: 12	R: 2 E: 1 K: 0 S: 5	H: 2 LOB: 2 BB: 1 P: 10	R: 1 E: 0 K: 1 S: 6	H: 1 LOB: 2 BB: 2 P: 14	R: 0 E: 0 K: 0 S: 3	H: 0 LOB: 1 BB: 1 P: 7	R: 1 E: 0 K: 1 S: 7	H: 2 LOB: 2 BB: 1 P: 11	R: 0 E: 0 K: 1 S: 5	H: 0 LOB: 0 BB: 0 P: 5	1B: 3 2B: 2 3B: 1 HR: 0	SF: 1 SAC: 0 DP: 2 HBP: 2	WP: 0 PB: 0 SB: 0 CS: 0	PA: 40
<b>PITCHER</b>	IP	WLS	BF	H	R	ER	SO	BB	IBB	HBP	BLK	WP	HR	S	P	ERA	WHIP					
<b>Sam McDowell, L</b> ERA: 2.91 (1, 1)	6.0	L	27	4	3	2	3	4	1	2	0	0	0	26	48	3.00	1.333					
<b>Phil Hennigan, R</b> ERA: 1.51 (7, 1)	2.0		10	2	1	1	1	2	0	0	0	0	0	10	18	4.50	2.000					
<b>Ed Farmer, R</b> ERA: (9, 1)	1.0		3	0	0	0	1	0	0	0	0	0	0	5	5	0.00	0.000					

Batter	1	2	3	4	5	6	7	8	9	AB	R	H	RBI	BB	SO	LOB	BOTTOM				
<b>Graig Nettles, L</b> OBP: 0.365, SLG: 0.417 (1, 5)	G4-6-3		L1-3		4-3			K		4	0	2	0	1	1	1	<b>Detroit Tigers @ Cleveland Indians</b> Cleveland Municipal Stadium, Cleveland, OH Thu Jun 17 1971, 7:05 PM EDT Alt: 6,732 - Unknown - 72 F				
<b>Eddie Leon, R</b> OBP: 0.335, SLG: 0.330 (1, 4)	K		L1-3				G6-4-3		L9	5	0	1	0	0	1	3					
<b>Ray Fosse, R</b> OBP: 0.327, SLG: 0.386 (1, 2)	G4-6-3				F8		P6		F8	5	1	1	0	0	0	3					
<b>Chris Chambliss, L</b> OBP: 0.395, SLG: 0.507 (1, 3)					G3				6-3	5	0	3	1	0	0	0					
<b>Roy Foster, R</b> OBP: 0.318, SLG: 0.453 (1, 7)										3	0	1	0	1	1	2					
<b>Ken Harrelson, R</b> OBP: 0.302, SLG: 0.310 <b>Ted Uhlhaender, L</b> OBP: 0.338, SLG: 0.336 (6, PH) (7, 8)										1	0	1	0	1	0	0					
<b>Ted Ford, R</b> OBP: 0.286, SLG: 0.286 <b>Frank Baker, L</b> OBP: 0.261, SLG: 0.429 (6, PH) (7, 9)										2	0	0	0	0	0	4					
<b>Jack Heidemann, R</b> OBP: 0.243, SLG: 0.194 <b>Gomer Hodge, S</b> OBP: 0.316, SLG: 0.333 <b>Phil Hennigan, R</b> (7, 1)										1	0	0	0	1	0	2					
<b>Vada Pinson, L</b> OBP: 0.359, SLG: 0.384 <b>Ed Farmer, R</b> (9, 1)										1	0	0	0	0	0	0					
<b>Sam McDowell, L</b> OBP: 0.220, SLG: 0.200 <b>Chuck Hinton, R</b> OBP: 0.339, SLG: 0.347 <b>Fred Stanley, R</b> OBP: 0.432, SLG: 0.160 (7, 6)										2	0	0	0	0	2	1					
<b>Inning Stats</b>	R: 0 E: 0 K: 1 S: 5	H: 1 LOB: 0 BB: 0 P: 5	R: 0 E: 0 K: 1 S: 7	H: 2 LOB: 2 BB: 0 P: 7	R: 0 E: 0 K: 1 S: 5	H: 1 LOB: 0 BB: 0 P: 5	R: 0 E: 0 K: 0 S: 3	H: 0 LOB: 2 BB: 2 P: 11	R: 0 E: 0 K: 1 S: 6	H: 1 LOB: 3 BB: 1 P: 10	R: 1 E: 0 K: 0 S: 4	H: 2 LOB: 1 BB: 1 P: 8	R: 2 E: 0 K: 1 S: 6	H: 1 LOB: 0 BB: 1 P: 10	R: 0 E: 0 K: 0 S: 3	H: 0 LOB: 0 BB: 0 P: 3	1B: 8 2B: 3 3B: 0 HR: 0	SF: 0 SAC: 0 DP: 3 HBP: 0	WP: 0 PB: 0 SB: 0 CS: 0	PA: 40	
<b>PITCHER</b>	IP	WLS	BF	H	R	ER	SO	BB	IBB	HBP	BLK	WP	HR	S	P	ERA	WHIP				
<b>Les Cain, L</b> ERA: 1.1 (1, 1)	5.0	W	22	6	0	0	4	3	0	0	0	0	0	27	39	0.00	1.800				
<b>Tom Timmermann, R</b> ERA: 3.76 (6, 1)	2.0		12	4	3	3	1	3	0	0	0	0	0	11	23	13.50	3.500				
<b>Fred Scherman, L</b> ERA: 1.76 (8, 1)	2.0	S	6	0	0	0	1	0	0	0	0	0	0	8	8	0.00	0.000				



Batter	1	2	3	4	5	6	7	8	9	AB	R	H	RBI	BB	SO	LOB	TOP					
Dick McAuliffe, L (1,4) OBP: 0.284, SLG: 0.357	4-3		F9		4-3		G3			4	0	0	0	0	0	4	<b>Detroit Tigers @ Cleveland Indians</b> Cleveland Municipal Stadium, Cleveland, OH Fri Jun 18 1971, 7:05 PM EDT Att: 12,084 - Unknown - 80 F					
Aurelio Rodriguez, R (1,5) OBP: 0.291, SLG: 0.358	5-3		6-3			BB HBP FC5-2 BB	K			3	0	0	0	1	1	3						
Jim Northrup, L (1,9) OBP: 0.366, SLG: 0.421	E3			F9		FC5-2 BB HBP		F7		3	0	0	0	0	0	0						
Willie Horton, R (1,7) OBP: 0.329, SLG: 0.511	F8			BB BB		FC5-2 BB		F7		2	0	0	0	2	0	1						
Norm Cash, L (1,3) OBP: 0.402, SLG: 0.619		L4		BB BB		FC5-2 BB				1	0	0	0	1	0	0						
Al Kaline, R (6,PH) OBP: 0.468, SLG: 0.466				G5-4-3 BB		FC5-2 G4-6-3		L6-3		2	0	0	0	0	0	3						
Bill Freehan, R (1,2) OBP: 0.385, SLG: 0.444										1	0	0	0	0	0	2						
Gates Brown, L (6,PH) OBP: 0.343, SLG: 0.455										1	0	0	0	0	0	3						
Jim Price, R (6,2) OBP: 0.276, SLG: 0.208				G6-4-3 HBP		G4-6-3				1	0	0	0	0	0	0						
Mickey Stanley, R (1,8) OBP: 0.339, SLG: 0.385				G6-4-3						4	0	2	0	0	0	1						
Ed Brinkman, R (1,6) OBP: 0.266, SLG: 0.259										3	0	1	0	0	0	2						
Joe Coleman, R (1,1) OBP: 0.194, SLG: 0.152				PB SH3-4 1B																		
Cesar Gutierrez, R (7,PH) OBP: 0.154, SLG: 0.154				SH3-4						1	0	0	0	0	0	0						
Bill Denethy, S (7,1)										1	0	1	0	0	0	0						
Dalton Jones, L (8,3) OBP: 0.309, SLG: 0.485										0	0	0	0	0	0	0						
Tom Timmermann, R (8,1) OBP: 0.309, SLG: 0.485				1-2						0	0	0	0	0	0	0						
<b>Inning Stats</b>	R: 0 E: 1 K: 0 S: 4	H: 0 LOB: 1 BB: 0 P: 4	R: 0 E: 0 K: 0 S: 2	H: 0 LOB: 0 BB: 0 P: 3	R: 0 E: 0 K: 0 S: 4	H: 1 LOB: 1 BB: 0 P: 4	R: 0 E: 0 K: 0 S: 2	H: 0 LOB: 1 BB: 2 P: 10	R: 0 E: 0 K: 0 S: 4	H: 1 LOB: 1 BB: 0 P: 4	R: 0 E: 0 K: 0 S: 2	H: 0 LOB: 2 BB: 2 P: 11	R: 0 E: 0 K: 1 S: 6	H: 1 LOB: 2 BB: 0 P: 7	R: 0 E: 0 K: 0 S: 3	H: 0 LOB: 0 BB: 0 P: 3	R: 0 E: 0 K: 0 S: 3	H: 1 LOB: 0 BB: 0 P: 3	1B: 3 2B: 1 3B: 0 HR: 0	SF: 0 SAC: 1 DP: 4 HBP: 3	WP: 0 PB: 1 SB: 0 CS: 0	PA: 35
<b>PITCHER</b>	IP WLS BF H R ER SO BB IBB HBP BLK WP HR S P ERA WHIP																					
Rich Hand, R (1,1) ERA: 5.33	5.0 W 19 2 0 0 0 0 2 0 0 1 0 0 0 0 16 25 0.00 0.800																					
Ed Farmer, R (6,1) ERA:	0.0 2 0 0 0 0 0 1 0 0 1 0 0 0 0 0 5 ∞ ∞																					
Steve Mingori, L (6,1) ERA: 2.77	0.0 1 0 0 0 0 0 1 0 0 0 0 0 0 0 0 4 ∞ ∞																					
Vince Colbert, R (6,1) ERA: 4.35	4.0 S 13 2 0 0 1 0 0 0 1 0 0 0 0 14 15 0.00 0.500																					

Batter	1	2	3	4	5	6	7	8	9	AB	R	H	RBI	BB	SO	LOB	BOTTOM			
Graig Nettles, L (1,5) OBP: 0.371, SLG: 0.425	5-3			1B 3B 2B						3	1	2	1	1	0	0	<b>Detroit Tigers @ Cleveland Indians</b> Cleveland Municipal Stadium, Cleveland, OH Fri Jun 18 1971, 7:05 PM EDT Att: 12,084 - Unknown - 80 F			
Vada Pinson, L (1,9) OBP: 0.303, SLG: 0.377	G3			F7						4	0	0	0	0	0	4				
Ray Fosse, R (1,2) OBP: 0.329, SLG: 0.386										3	1	1	0	0	1	0				
Ted Ford, R (6,PR) OBP: 0.250, SLG: 0.286	6-3			3B 1B						0	1	0	0	0	0	0				
Ken Suarez, R (9,2) OBP: 0.294, SLG: 0.333				2-3						0	0	0	0	0	0	0				
Chris Chambliss, L (1,3) OBP: 0.413, SLG: 0.581										3	2	2	4	1	0	0				
Frank Baker, L (1,7) OBP: 0.259, SLG: 0.391				1-H 3-H						2	0	0	1	1	0	1				
Ted Uhlhaender, L (1,8) OBP: 0.325, SLG: 0.326				3-H						4	0	0	0	0	0	1				
Eddie Leon, R (1,4) OBP: 0.338, SLG: 0.333										4	1	2	0	0	1	1				
Jack Heidemann, R (1,6) OBP: 0.234, SLG: 0.186										4	0	0	0	0	2	3				
Rich Hand, R (1,1) ERA: 4.24										1	0	0	0	0	1	0				
Gomer Hodge, S (5,PH) OBP: 0.311, SLG: 0.325										1	0	0	0	0	1	1				
Ed Farmer, R (6,1) ERA: 2.75										0	0	0	0	0	0	0				
Steve Mingori, L (6,1) OBP: 0.500, SLG: 0.500										0	0	0	0	0	0	0				
Vince Colbert, R (6,1) OBP: 0.167, SLG: 0.167										1	1	1	0	0	0	0				
<b>Inning Stats</b>	R: 0 E: 0 K: 0 S: 3	H: 0 LOB: 0 BB: 0 P: 3	R: 0 E: 0 K: 0 S: 3	H: 0 LOB: 0 BB: 0 P: 3	R: 0 E: 0 K: 1 S: 5	H: 0 LOB: 0 BB: 0 P: 5	R: 3 E: 0 K: 0 S: 6	H: 3 LOB: 0 BB: 0 P: 6	R: 0 E: 0 K: 2 S: 8	H: 1 LOB: 2 BB: 1 P: 12	R: 0 E: 0 K: 1 S: 4	H: 0 LOB: 0 BB: 1 P: 8	R: 2 E: 1 K: 0 S: 6	H: 3 LOB: 1 BB: 0 P: 6	R: 2 E: 0 K: 2 S: 8	H: 1 LOB: 1 BB: 1 P: 13		1B: 5 2B: 1 3B: 1 HR: 1	SF: 1 SAC: 0 DP: 1 HBP: 1	WP: 0 PB: 0 SB: 0 CS: 0
<b>PITCHER</b>	IP WLS BF H R ER SO BB IBB HBP BLK WP HR S P ERA WHIP																			
Joe Coleman, R (1,1) ERA: 4.24	6.0 L 23 4 3 3 4 2 0 0 0 0 0 0 0 29 37 4.50 1.000																			
Bill Denethy, R (7,1) ERA: 2.75	1.0 7 3 3 2 0 0 0 0 1 0 0 0 0 6 7 18.00 3.000																			
Tom Timmermann, R (8,1) ERA: 3.95	1.0 5 1 1 1 2 1 0 0 0 0 0 1 8 12 9.00 2.000																			



Batter	1	2	3	4	5	6	7	8	9	AB	R	H	RBI	BB	SO	LOB	TOP									
<b>Aurelio Rodriguez, R</b> OBP: 0.290, SLG: 0.370	0-0 4-3	0-0 F2			0-0 E5		0-0 HR			4	2	1	1	0	0	3	<b>Detroit Tigers @ Cleveland Indians</b> Cleveland Municipal Stadium, Cleveland, OH Sat Jun 19 1971, 3:33 AM EDT Att: 13,818 - Unknown - 79 F									
<b>Jim Northrup, L</b> OBP: 0.362, SLG: 0.420	4-0 BB 1B		0-0 1-3		0-0 E8		0-0 4-3			3	1	1	1	1	0	0										
<b>Willie Horton, R</b> OBP: 0.328, SLG: 0.504	4-0 1B 1-2 BB		0-0 F3		0-0 K			0-0 F8		3	0	0	0	1	1	1										
<b>Norm Cash, L</b> OBP: 0.404, SLG: 0.634	0-0 G5-4-3 1-3 2H 1B		0-0 P6		0-0 3-1			0-0 HR		4	1	2	2	0	0	1										
<b>Bill Freehan, R</b> OBP: 0.349, SLG: 0.436	0-0 G5-4-3			0-0 L6		0-0 F5		0-0 F8		4	0	0	0	0	0	2										
<b>Dick McAuliffe, L</b> OBP: 0.264, SLG: 0.352		4-0 FC4-6 1B BB		0-0 3-1		0-0 P5		0-0 F5		3	0	0	0	1	0	0										
<b>Mickey Stanley, R</b> OBP: 0.337, SLG: 0.382		0-0 FC4-6 1-2 1B		0-0 6-3		0-0 6-3			0-0 4-3	4	0	1	0	0	0	0										
<b>Ed Brinkman, R</b> OBP: 0.261, SLG: 0.254		0-0 F9			0-0 5-3		0-0 5-3		0-0 6-3	4	0	0	0	0	0	2										
<b>Dean Chance, R</b> OBP: 0.304, SLG: 0.478		0-0 FC4-6			0-0 E WP 1B 1B		0-0 6-3		0-0 F9	0	0	0	0	0	0	0										
<b>Mike Kilkenny, R</b> OBP: 0.333, SLG: 0.313		1-2 2-3								1	0	0	0	0	0	2										
<b>Fred Scherman, L</b> OBP: 0.222, SLG: 0.222										3	1	1	0	0	0	0										
<b>Inning Stats</b>	R: 1 E: 0 K: 0 S: 3	H: 1 LOB: 1 BB: 2 P: 11	R: 0 E: 0 K: 0 S: 4	H: 1 LOB: 2 BB: 1 P: 8	R: 0 E: 0 K: 0 S: 3	H: 0 LOB: 0 BB: 0 P: 3	R: 0 E: 0 K: 0 S: 3	H: 0 LOB: 0 BB: 0 P: 3	R: 2 E: 2 K: 1 S: 8	H: 2 LOB: 1 BB: 0 P: 8	R: 0 E: 0 K: 0 S: 3	H: 0 LOB: 0 BB: 0 P: 3	R: 1 E: 0 K: 0 S: 4	H: 1 LOB: 0 BB: 0 P: 4	R: 1 E: 0 K: 0 S: 4	H: 1 LOB: 0 BB: 0 P: 4	R: 0 E: 0 K: 0 S: 3	H: 0 LOB: 0 BB: 0 P: 3	1B: 4 2B: 0 3B: 0 HR: 2	SF: 0 SAC: 0 DP: 1 HBP: 0	WP: 1 PB: 0 SB: 0 CS: 0	PA: 36				
<b>PITCHER</b>	IP	WLS	BF	H	R	ER	SO	BB	IBB	HBP	BLK	WP	HR	S	P	ERA	WHIP									
<b>Alan Foster, R</b> ERA: 3.23	(1, 1)	8.0	L	33	6	5	3	1	3	0	0	0	1	2	32	44	3.38	1.125								
<b>Phil Hennigan, R</b> ERA: 1.54	(9, 1)	1.0		3	0	0	0	0	0	0	0	0	0	0	3	3	0.00	0.000								

Batter	1	2	3	4	5	6	7	8	9	AB	R	H	RBI	BB	SO	LOB	BOTTOM									
<b>Graig Nettles, L</b> OBP: 0.368, SLG: 0.434	0-0 HR	0-0 G3		0-0 F8		0-0 6-3		0-0 F8		5	1	1	1	0	0	0	<b>Detroit Tigers @ Cleveland Indians</b> Cleveland Municipal Stadium, Cleveland, OH Sat Jun 19 1971, 3:33 AM EDT Att: 13,818 - Unknown - 79 F									
<b>Vada Pinson, L</b> OBP: 0.314, SLG: 0.401	0-0 HR	0-0 1B		0-0 G3 1B		0-0 FC6-4 1B		0-0 F8		5	1	4	1	0	0	0										
<b>Ted Uhlhaender, L</b> OBP: 0.319, SLG: 0.315	0-0 1-3	0-0 F8		0-0 G3 1-2		0-0 FC6-4 1-2		0-0 6-3		5	0	0	0	0	0	3										
<b>Chris Chambliss, L</b> OBP: 0.424, SLG: 0.577	0-0 S 1B		0-3 K	4-0 FC6-4 BB		0-3 K		0-0 FC6-4 1B		4	1	2	0	1	2	1										
<b>Frank Baker, L</b> OBP: 0.258, SLG: 0.346	0-3 K		4-0 BB BB	0-0 FC6-4 1-2		0-0 3-1		0-0 FC6-4 1-2		3	0	0	0	1	1	3										
<b>Chuck Hinton, R</b> OBP: 0.333, SLG: 0.340	1-2 K		BB BB	0-0 FC6-4 1-2		0-0 4-3		0-0 FC6-4 1-2		1	0	0	0	0	0	1										
<b>Eddie Leon, R</b> OBP: 0.341, SLG: 0.333	0-0 BB 2H 1B		0-0 P4		1-0 FC4-6 HBP		0-0 4-3			3	0	1	1	0	0	1										
<b>Ken Suarez, R</b> OBP: 0.333, SLG: 0.294	4-0 1-2 BB		4-0 BB 1-2 BB		0-0 F8		0-0 1-3			2	0	0	0	2	0	1										
<b>Jack Heidemann, R</b> OBP: 0.237, SLG: 0.183	0-0 F8		4-0 BB BB		0-0 FC4-6		0-0 F3			2	0	0	0	1	0	3										
<b>Ted Ford, R</b> OBP: 0.248, SLG: 0.284			0-0 1-2 2-3 BB		0-0 FC4-6 1-2					1	0	0	0	0	0	0										
<b>Phil Hennigan, R</b> ERA: 1.75					0-3 K		0-0 5-3			0	0	0	0	0	0	0										
<b>Inning Stats</b>	R: 3 E: 0 K: 1 S: 9	H: 4 LOB: 2 BB: 1 P: 13	R: 0 E: 0 K: 0 S: 4	H: 1 LOB: 1 BB: 0 P: 4	R: 0 E: 0 K: 1 S: 5	H: 0 LOB: 3 BB: 3 P: 17	R: 0 E: 0 K: 0 S: 4	H: 1 LOB: 2 BB: 1 P: 8	R: 0 E: 0 K: 1 S: 5	H: 0 LOB: 1 BB: 0 P: 6	R: 0 E: 0 K: 1 S: 6	H: 1 LOB: 1 BB: 0 P: 6	R: 0 E: 0 K: 0 S: 3	H: 0 LOB: 0 BB: 0 P: 3	R: 0 E: 0 K: 0 S: 3	H: 0 LOB: 0 BB: 0 P: 3	R: 0 E: 0 K: 0 S: 4	H: 1 LOB: 1 BB: 0 P: 4	1B: 6 2B: 0 3B: 0 HR: 2	SF: 0 SAC: 0 DP: 0 HBP: 1	WP: 0 PB: 0 SB: 1 CS: 0	PA: 41				
<b>PITCHER</b>	IP	WLS	BF	H	R	ER	SO	BB	IBB	HBP	BLK	WP	HR	S	P	ERA	WHIP									
<b>Dean Chance, R</b> ERA: 3.45	(1, 1)	1.0		9	1	0	0	1	3	0	0	0	0	0	8	20	0.00	2.400								
<b>Mike Kilkenny, L</b> ERA: 5.91	(2, 1)	1.2		9	1	0	0	1	3	0	0	0	0	0	8	20	0.00	2.400								
<b>Joe Niekro, R</b> ERA: 4.27	(3, 1)	6.0	W	23	3	0	0	2	1	0	1	0	0	0	25	30	0.00	0.667								
<b>Fred Scherman, L</b> ERA: 1.75	(9, 1)	0.1	S	1	0	0	0	0	0	0	0	0	0	1	1	0.00	0.000									



Batter	1	2	3	4	5	6	7	8	9	10	11	AB	R	H	RBI	BB	SO	LOB	TOP			
Aurelio Rodriguez, R OBP: 0.297, SLG: 0.387 (1, 5)	0-0 HR		4-0 HR BB		0-0 6-3		0-3 K		0-0 1B			4	2	2	1	1	1	0				
Jim Northrup, L OBP: 0.363, SLG: 0.438 (8, 3)	0-3 K		0-0 HR		0-0 1-3			0-0 1B SF8	0-0 1-3			5	2	2	3	0	1	1				
Willie Horton, R OBP: 0.329, SLG: 0.502 (1, 7)	0-0 6-3		0-0 1B			0-0 F7		0-0 1B SF8		0-0 1-3		5	0	2	0	0	0	0				
Norm Cash, L OBP: 0.403, SLG: 0.629 Al Kaline, R OBP: 0.464, SLG: 0.461 (8, PH) (8, 9)	0-0 4-1		0-0 F9			0-0 BB 1B		0-0 L4	0-0 L7			3	0	1	0	0	0	1				
Dick McAuliffe, L OBP: 0.291, SLG: 0.347 Ike Brown, R OBP: 0.434, SLG: 0.727 Tony Taylor, R OBP: 0.311, SLG: 0.325 (8, 4)		0-0 F8	0-0 P4			0-0 F8		0-0 SF8	0-0 4-3			3	0	0	0	0	0	2				
Bill Freehan, R OBP: 0.349, SLG: 0.432 Dalton Jones, L OBP: 0.300, SLG: 0.471 Jim Price, R OBP: 0.300, SLG: 0.208 (8, 2)		0-0 F9		0-0 F9		0-0 BB		0-0 K		0-0 SH3-4 HBP		2	0	0	0	1	0	0				
Mickey Stanley, R OBP: 0.330, SLG: 0.373 (1, 8)		0-0 F9		0-0 6-3		0-0 F8			0-0 1-3		0-0 SH3-4	4	0	0	0	0	0	2				
Ed Brinkman, R OBP: 0.286, SLG: 0.249 (1, 6)			0-0 F7	0-0 F7			0-0 F8		0-0 F7		0-0 L6-4	5	0	0	0	0	0	1				
Mickey Lolich, S OBP: 0.279, SLG: 0.125 Gates Brown, L OBP: 0.361, SLG: 0.559 Fred Scherman, L OBP: 0.222, SLG: 0.222 (9, PH) (9, 1)			1-0 BB HR HBP		0-0 P4		0-3 K		0-0 HR			2	1	0	0	0	1	0				
<b>Inning Stats</b>	R: 1 E: 0 K: 1 S: 6	H: 1 LOB: 0 BB: 0 P: 6	R: 0 E: 0 K: 3 S: 3	H: 0 LOB: 0 BB: 0 P: 3	R: 3 E: 0 K: 0 S: 5	H: 2 LOB: 1 BB: 1 P: 10	R: 0 E: 0 K: 0 S: 3	H: 0 LOB: 0 BB: 0 P: 3	R: 0 E: 0 K: 2 S: 7	H: 0 LOB: 2 BB: 0 P: 7	R: 1 E: 0 K: 1 S: 7	H: 2 LOB: 1 BB: 0 P: 7	R: 1 E: 0 K: 0 S: 5	H: 2 LOB: 1 BB: 0 P: 5	R: 0 E: 0 K: 0 S: 3	H: 0 LOB: 0 BB: 0 P: 3	R: 0 E: 0 K: 0 S: 2	H: 0 LOB: 0 BB: 0 P: 3	1B: 4 2B: 2 3B: 0 HR: 3	SF: 1 SAC: 1 DP: 1 HBP: 2	WP: 0 PB: 0 SB: 0 CS: 0	PA: 44
<b>PITCHER</b>	IP 7.0	WLS 3.86	BF 30	H 6	R 5	ER 5	SO 3	BB 2	IBB 0	HBP 1	BLK 0	WP 0	HR 2	S 33	P 42	ERA 6.43	WHIP 1.143					
Steve Dunning, R ERA: 3.86 Steve Mingori, L ERA: 2.7 Phil Hennigan, R ERA: 1.48 Rick Austin, L ERA: 3.68 Vince Colbert, R ERA: 4.15	(1, 1)	(8, 1)	(8, 1)	(9, 1)	(10, 1)																	

Detroit Tigers @ Cleveland Indians  
Cleveland Municipal Stadium, Cleveland, OH  
Sun Jun 20 1971, 3:33 AM EDT  
Unknown - 81 F

AB 38  
R 6  
H 8  
RBI 6  
BB 2  
SO 4  
LOB 10



Batter	1	2	3	4	5	6	7	8	9	10	11	AB	R	H	RBI	BB	SO	LOB	BOTTOM					
Graig Nettles, L OBP: 0.365, SLG: 0.429 (1, 5)	0-0 BB HR 1B			0-3 K			0-0 4-3		0-0 P5			5	1	1	0	0	2	2						
Eddie Leon, R OBP: 0.343, SLG: 0.328 (1, 4)	4-0 HR BB		0-3 K		0-0 F8		0-3 K		4-0 BB BB			3	1	0	0	2	2	0						
Roy Foster, R OBP: 0.325, SLG: 0.493 (1, 9)	0-0 HR		0-3 K		0-0 F7			0-0 HR	4-0 BB			4	2	2	4	1	1	0						
Chris Chambliss, L OBP: 0.411, SLG: 0.549 Vince Colbert, R OBP: 0.167, SLG: 0.167 (10, 1)	1-0 FC6-5 HBP		0-3 K		0-3 K			0-0 F7	0-0 L5			4	0	0	0	0	2	3						
Ken Harrelson, R OBP: 0.301, SLG: 0.304 Ted Uhlhaender, L OBP: 0.317, SLG: 0.313 (9, 7)	0-0 1-3		0-0 F2			0-0 5-3		4-0 FC4-6 BB		0-0 6-3		3	0	0	0	1	0	1						
Ted Ford, R OBP: 0.248, SLG: 0.283 Vada Pinson, L OBP: 0.317, SLG: 0.408 (9, 8)	0-0 FC6-5 2B		0-0 L5			0-0 E5 1B		0-0 L6		0-0 2B		4	2	1	0	0	0	2						
Jack Heidemann, R OBP: 0.244, SLG: 0.202 (1, 6)				0-0 6-3		0-0 CS 1B		0-0 FC4-6		0-0 6-3		5	0	2	2	0	0	2						
Ken Suarez, R OBP: 0.346, SLG: 0.286 (1, 2)	4-0 BB			0-0 1B		0-3 K			0-0 L5	0-0 P5		4	0	1	0	1	1	2						
Steve Dunning, R ERA: 3.37 Phil Hennigan, R ERA: 1.86 Rick Austin, R ERA: 3.37 Chuck Hinton, R ERA: 1.86 (1, 1) (8, 1) (8, 1) (10, 3)	0-3 K		0-3 K		0-3 K		0-3 K		4-0 BB PB BB		0-0 HR	3	0	0	0	0	3	3						
<b>Inning Stats</b>	R: 4 E: 0 K: 1 S: 8	H: 3 LOB: 2 BB: 2 P: 17	R: 0 E: 0 K: 3 S: 9	H: 0 LOB: 0 BB: 0 P: 9	R: 0 E: 0 K: 1 S: 5	H: 0 LOB: 0 BB: 0 P: 5	R: 0 E: 0 K: 2 S: 8	H: 1 LOB: 1 BB: 0 P: 8	R: 0 E: 0 K: 1 S: 5	H: 2 LOB: 1 BB: 0 P: 6	R: 0 E: 0 K: 0 S: 6	H: 0 LOB: 0 BB: 0 P: 7	R: 1 E: 0 K: 0 S: 4	H: 1 LOB: 1 BB: 1 P: 8	R: 0 E: 0 K: 0 S: 3	H: 0 LOB: 3 BB: 3 P: 15	R: 0 E: 0 K: 0 S: 4	H: 1 LOB: 1 BB: 0 P: 4	R: 1 E: 0 K: 0 S: 1	H: 1 LOB: 0 BB: 0 P: 1	1B: 4 2B: 3 3B: 0 HR: 3	SF: 0 SAC: 0 DP: 1 HBP: 1	WP: 0 PB: 1 SB: 0 CS: 1	PA: 45
<b>PITCHER</b>	IP 8.0	WLS 3.37	BF 34	H 7	R 6	ER 5	SO 11	BB 3	IBB 0	HBP 1	BLK 0	WP 0	HR 2	S 52	P 65	ERA 5.62	WHIP 1.250							
Mickey Lolich, L ERA: 1.86 Fred Scherman, L ERA: 1.86	(1, 1)	(9, 1)																						

Detroit Tigers @ Cleveland Indians  
Cleveland Municipal Stadium, Cleveland, OH  
Sun Jun 20 1971, 3:33 AM EDT  
Unknown - 81 F

AB 38  
R 7  
H 9  
RBI 7  
BB 6  
SO 11  
LOB 15





Batter	1	2	3	4	5	6	7	8	9	AB	R	H	RBI	BB	SO	LOB	TOP					
Mickey Stanley, R (1, 8) OBP: 0.332, SLG: 0.379 Dick McAuliffe, L (7, PH) OBP: 0.265, SLG: 0.362 (7, 4)	0-0 6-3	0-3 K			0-0 5-3		0-0 L7		0-0 HR	3	0	0	0	0	1	1						
Tony Taylor, R (1, 4) OBP: 0.307, SLG: 0.320 Dean Chance, R (7, 1)	0-0 B2-3		0-3 K		0-0 5-3		0-0 1B		4-0 L5-3	4	0	1	0	0	1	0						
Ike Brown, R (9, PH) OBP: 0.436, SLG: 0.711 (9, 9)							1-3 1B		0-0 L5-3	0	1	0	0	1	0	0						
Norm Cash, L (1, 3) OBP: 0.416, SLG: 0.653	4-0 1B						0-0 4-3		0-0 L5-3	3	3	2	1	2	0	2						
Willie Horton, R (1, 7) OBP: 0.340, SLG: 0.504 (7, 9) (9, 7)	0-0 1B						0-0 1B		4-0 L5-3	4	1	3	0	1	0	1						
Al Kaline, R (1, 9) OBP: 0.461, SLG: 0.449 (7, 8)	0-0 1B						0-0 F3		0-0 L5-3	4	0	1	2	1	0	4						
Aurelio Rodriguez, R (1, 5) OBP: 0.252, SLG: 0.374	0-0 F6						0-0 FC4-6		0-0 1B	4	0	1	0	1	1	4						
Bill Freehan, R (1, 2) OBP: 0.342, SLG: 0.422 (8, PH) Jim Northrup, L (8, PH) OBP: 0.361, SLG: 0.436 (8, 2) Jim Price, R (8, 2) OBP: 0.389, SLG: 0.448		0-0 F2			0-0 5-3		0-0 K		0-0 K	3	0	0	0	0	1	2						
Ed Brinkman, R (1, 6) OBP: 0.265, SLG: 0.249 (7, PH) Dalton Jones, L (7, PH) OBP: 0.311, SLG: 0.514 (7, PH) Cesar Gutierrez, R (7, PH) OBP: 0.133, SLG: 0.133 (7, 6)		0-0 1B			0-0 3-1		0-0 CS		0-0 F8	2	0	1	0	0	0	1						
Les Cain, L (1, 1) OBP: 0.238, SLG: 0.250 (5, 1) Joe Niekro, R (7, PH) OBP: 0.333, SLG: 0.313 (7, PH) Gates Brown, L (7, 7) OBP: 0.405, SLG: 0.590 (7, 7) Fred Scherman, L (9, 1) OBP: 0.222, SLG: 0.222		0-0 L9			0-0 2-3		1-2 1B		0-0 F9	2	0	0	0	0	0	1						
					0-0 K		0-0 F8		0-0 HR	2	1	1	0	0	0	1						
									0-0 1B	0	0	0	0	0	0	0						
<b>Inning Stats</b>	R: 1 E: 0 K: 0 S: 5	H: 2 LOB: 2 BB: 1 P: 9	R: 0 E: 0 K: 1 S: 6	H: 1 LOB: 1 BB: 0 P: 6	R: 1 E: 0 K: 1 S: 6	H: 2 LOB: 0 BB: 0 P: 6	R: 0 E: 0 K: 1 S: 6	H: 1 LOB: 1 BB: 0 P: 7	R: 0 E: 0 K: 0 S: 3	H: 0 LOB: 1 BB: 1 P: 7	R: 0 E: 0 K: 1 S: 4	H: 0 LOB: 0 BB: 1 P: 8	R: 0 E: 0 K: 0 S: 5	H: 2 LOB: 2 BB: 0 P: 5	R: 0 E: 0 K: 2 S: 8	H: 1 LOB: 1 BB: 0 P: 8	R: 5 E: 0 K: 0 S: 7	H: 4 LOB: 2 BB: 3 P: 19	1B: 10 2B: 1 3B: 0 HR: 2	SF: 0 SAC: 0 DP: 1 HBP: 0	WP: 0 PB: 0 SB: 0 CS: 1	PA: 45
<b>PITCHER</b>	IP WLS BF H R ER SO BB IBB HBP BLK WP HR S P ERA WHIP																					
Mel Stottlemyre, R (1, 1) ERA: 2.93	8.1 L 38 11 5 5 6 4 0 0 0 0 2 46 62 5.40 1.800																					
Gary Jones, L (9, 1) ERA: 4.91	0.0 1 1 0 0 0 0 0 0 0 0 0 1 1 ∞ ∞																					
Lindy McDaniel, R (9, 1) ERA: 6.42	0.2 5 1 2 2 0 0 2 0 0 0 0 3 11 27.00 1.500																					

Detroit Tigers @ New York Yankees  
Yankee Stadium, Bronx, NY  
Tue Jun 22 1971, 3:33 AM EDT  
Unknown - 82 F

AB 38  
R 7  
H 13  
RBI 7  
BB 6  
SO 6  
LOB 22



Batter	1	2	3	4	5	6	7	8	9	AB	R	H	RBI	BB	SO	LOB	BOTTOM					
Horace Clarke, S (1, 4) OBP: 0.349, SLG: 0.347	0-3 K		0-0 L7		0-0 6-3		0-0 F6		0-0 6-3	5	0	0	0	0	1	1						
Thurman Munson, R (1, 2) OBP: 0.353, SLG: 0.377	0-0 F8		0-0 5-3		0-0 1B		0-0 1B			4	1	2	1	0	0	0						
Bobby Murcer, L (1, 8) OBP: 0.455, SLG: 0.564	0-0 F2				4-0 WP		0-0 L8			2	1	0	0	2	0	1						
Felipe Alou, R (1, 7) OBP: 0.302, SLG: 0.353		4-0 BB			4-0 BB		0-0 6-3			2	0	1	1	2	0	0						
Danny Cater, R (1, 5) OBP: 0.272, SLG: 0.304 (6, 3)		4-0 BB			1-2 BB		0-0 4-3			3	0	0	0	1	0	4						
John Ellis, R (1, 3) OBP: 0.395, SLG: 0.390 (6, 5) Jerry Kenney, L (6, 5) OBP: 0.329, SLG: 0.301		0-3 K			1-0 HBP		0-0 L8			1	0	0	0	0	1	2						
Danny Walton, R (1, 9) OBP: 0.251, SLG: 0.338 (6, 9) Jim Lyttle, L (9, PH) OBP: 0.207, SLG: 0.286 (9, PH) Ron Woods, R (9, PH) OBP: 0.333, SLG: 0.375		0-3 K			3-0 F4		0-0 F2		0-0 HR	2	0	0	0	0	1	3						
Gene Michael, S (1, 6) OBP: 0.330, SLG: 0.272		0-0 L5			6-3 SH1-4		0-0 L7		0-3 K	3	1	0	0	1	1	2						
Mel Stottlemyre, R (1, 1) OBP: 0.250, SLG: 0.200 (9, 1) Gary Jones, L (9, 1) OBP: 0.250, SLG: 0.250 (9, PH) Lindy McDaniel, R (9, PH) OBP: 0.283, SLG: 0.268			0-0 1-3		0-0 SH1-4		0-0 F4		0-0 F2	2	0	0	0	0	0	0						
					1-2 1B				0-0 1B	1	0	0	0	0	0	0						
<b>Inning Stats</b>	R: 0 E: 0 K: 1 S: 5	H: 0 LOB: 0 BB: 0 P: 5	R: 0 E: 0 K: 2 S: 7	H: 0 LOB: 2 BB: 2 P: 15	R: 0 E: 0 K: 0 S: 3	H: 0 LOB: 0 BB: 0 P: 3	R: 1 E: 0 K: 0 S: 2	H: 0 LOB: 1 BB: 2 P: 11	R: 2 E: 0 K: 0 S: 5	H: 2 LOB: 2 BB: 2 P: 13	R: 0 E: 0 K: 1 S: 5	H: 0 LOB: 0 BB: 0 P: 5	R: 0 E: 0 K: 0 S: 4	H: 1 LOB: 1 BB: 0 P: 4	R: 0 E: 0 K: 0 S: 3	H: 0 LOB: 0 BB: 0 P: 3	R: 1 E: 0 K: 1 S: 6	H: 1 LOB: 0 BB: 0 P: 6	1B: 2 2B: 1 3B: 0 HR: 1	SF: 0 SAC: 1 DP: 1 HBP: 1	WP: 1 PB: 0 SB: 0 CS: 0	PA: 37
<b>PITCHER</b>	IP WLS BF H R ER SO BB IBB HBP BLK WP HR S P ERA WHIP																					
Les Cain, L (1, 1) ERA: 1.4	4.0 2 2 2 3 0 5 0 1 0 0 0 0 10 14 4.50 1.250																					
Joe Niekro, R (5, 1) ERA: 4.28	2.0 9 2 1 1 1 0 1 0 0 0 0 0 7 7 0.00 0.500																					
Dean Chance, R (7, 1) ERA: 3.34	2.0 W 7 1 0 0 0 0 0 0 0 0 0 0 7 7 0.00 0.500																					
Fred Scherman, L (9, 1) ERA: 1.99	1.0 S 4 1 1 1 1 0 0 0 0 0 0 1 6 6 9.00 1.000																					

Detroit Tigers @ New York Yankees  
Yankee Stadium, Bronx, NY  
Tue Jun 22 1971, 3:33 AM EDT  
Unknown - 82 F

AB 29  
R 4  
H 4  
RBI 3  
BB 6  
SO 5  
LOB 13





Batter	1	2	3	4	5	6	7	8	9	AB	R	H	RBI	BB	SO	LOB	TOP			
Dick McAuliffe, L (1,4) OBP: 0.265, SLG: 0.360	F6		4-3			G6-4-3 1B		F9		4	0	1	0	0	0	0	<b>Detroit Tigers @ New York Yankees</b> Yankee Stadium, Bronx, NY Tue Jun 22 1971, 3:38 AM EDT Att: 14,902 - Unknown - 85 F			
Aurelio Rodriguez, R (1,5) OBP: 0.291, SLG: 0.372	F9				F7	G6-4-3 1-2		1B		4	0	1	0	0	0	1				
Norm Cash, L (1,3) OBP: 0.413, SLG: 0.642	L8				1B BB			F5		3	0	0	0	1	0	1				
Willie Horton, R (1,9) OBP: 0.338, SLG: 0.500		5-3			F8			F8		4	0	1	0	0	0	2				
Gates Brown, L (1,7) OBP: 0.457, SLG: 0.628						1-2 1B		1-3 1B		4	0	4	0	0	0	0				
Jim Price, R (1,2) OBP: 0.368, SLG: 0.419										2	0	0	0	0	0	3				
Bill Freehan, R (6,2) OBP: 0.339, SLG: 0.418	G6-4-3 1-2				F9			F3		2	0	0	0	0	0	4				
Mickey Stanley, R (1,8) OBP: 0.332, SLG: 0.379										3	1	1	0	0	0	1				
Ed Brinkman, R (1,6) OBP: 0.263, SLG: 0.248										1	0	0	1	0	1	0				
Jim Northrup, L (8, PH) OBP: 0.360, SLG: 0.434										1	0	0	0	0	0	0				
Cesar Gutierrez, R (8,6) OBP: 0.133, SLG: 0.133										0	0	0	0	0	0	0				
Joe Coleman, R (1,1) OBP: 0.184, SLG: 0.143										2	0	0	0	0	0	0				
Dalton Jones, L (8, PH) OBP: 0.307, SLG: 0.507										1	0	0	0	0	1	0				
Tom Timmermann, R (8,1) OBP: 0.171, SLG: 0.235										0	0	0	0	0	0	0				
<b>Inning Stats</b>	R: 0 E: 0 K: 0 S: 3	H: 0 LOB: 0 BB: 0 P: 3	R: 0 E: 0 K: 0 S: 3	H: 1 LOB: 0 BB: 0 P: 3	R: 1 E: 0 K: 0 S: 4	H: 1 LOB: 0 BB: 0 P: 4	R: 0 E: 0 K: 0 S: 4	H: 1 LOB: 2 BB: 1 P: 8	R: 0 E: 0 K: 1 S: 5	H: 0 LOB: 0 BB: 0 P: 5	R: 0 E: 0 K: 0 S: 4	H: 2 LOB: 1 BB: 0 P: 4	R: 0 E: 0 K: 1 S: 5	H: 0 LOB: 0 BB: 0 P: 5	R: 0 E: 0 K: 0 S: 5	H: 2 LOB: 2 BB: 0 P: 5	1B: 8 2B: 0 3B: 0 HR: 0	SF: 1 SAC: 0 DP: 3 HBP: 0	WP: 2 PB: 2 SB: 0 CS: 0	PA: 33
<b>PITCHER</b> Stan Bahnsen, R (1,1) ERA: 3.07	IP: 9.0 WLS: W BF: 33 H: 8 R: 1 ER: 1 SO: 2 BB: 1 IBB: 0 HBP: 0 BLK: 0 WP: 1 HR: 0 S: 36 P: 40 ERA: 1.00 WHIP: 1.000															<b>PITCHER</b>				

Batter	1	2	3	4	5	6	7	8	9	AB	R	H	RBI	BB	SO	LOB	BOTTOM			
Horace Clarke, S (1,4) OBP: 0.347, SLG: 0.346	3-1									4	0	1	0	0	0	1	<b>Detroit Tigers @ New York Yankees</b> Yankee Stadium, Bronx, NY Tue Jun 22 1971, 3:38 AM EDT Att: 14,902 - Unknown - 85 F			
Jerry Kenney, L (1,5) OBP: 0.333, SLG: 0.309	1B									3	1	1	0	1	1	2				
Bobby Murcer, L (1,8) OBP: 0.459, SLG: 0.563	1B									2	1	1	1	2	1	1				
Felipe Alou, R (1,7) OBP: 0.301, SLG: 0.348	K									3	0	0	0	1	1	5				
Jake Gibbs, L (1,2) OBP: 0.278, SLG: 0.286	1B									4	0	3	1	0	0	2				
Danny Cater, R (1,3) OBP: 0.288, SLG: 0.299	L8									4	0	0	0	0	0	3				
Jim Lyttle, L (1,9) OBP: 0.194, SLG: 0.267										4	0	0	0	0	2	2				
Frank Baker, L (1,6) OBP: 0.314, SLG: 0.185										4	0	0	0	0	2	2				
Stan Bahnsen, R (1,1) OBP: 0.171, SLG: 0.235										3	0	1	0	0	2	0				
<b>Inning Stats</b>	R: 2 E: 0 K: 1 S: 8	H: 3 LOB: 1 BB: 0 P: 8	R: 0 E: 0 K: 2 S: 7	H: 0 LOB: 0 BB: 0 P: 7	R: 0 E: 0 K: 2 S: 8	H: 1 LOB: 2 BB: 1 P: 12	R: 0 E: 0 K: 1 S: 5	H: 0 LOB: 0 BB: 0 P: 5	R: 0 E: 0 K: 0 S: 4	H: 1 LOB: 2 BB: 1 P: 8	R: 0 E: 0 K: 0 S: 4	H: 1 LOB: 2 BB: 2 P: 13	R: 0 E: 0 K: 2 S: 8	H: 1 LOB: 1 BB: 0 P: 8	R: 0 E: 0 K: 0 S: 8	H: 1 LOB: 1 BB: 0 P: 8		1B: 6 2B: 1 3B: 0 HR: 0	SF: 0 SAC: 0 DP: 0 HBP: 0	WP: 1 PB: 1 SB: 2 CS: 0
<b>PITCHER</b> Joe Coleman, R (1,1) ERA: 4.09	IP: 7.0 WLS: L BF: 31 H: 6 R: 2 ER: 2 SO: 7 BB: 3 IBB: 1 HBP: 0 BLK: 0 WP: 0 HR: 0 S: 41 P: 57 ERA: 2.57 WHIP: 1.286															<b>PITCHER</b>				
Tom Timmermann, R (8,1) ERA: 3.95	IP: 1.0 WLS: L BF: 4 H: 1 R: 0 ER: 0 SO: 2 BB: 0 IBB: 0 HBP: 0 BLK: 0 WP: 0 HR: 0 S: 8 P: 8 ERA: 0.00 WHIP: 1.000															<b>PITCHER</b>				

AB	31
R	1
H	8
RBI	1
BB	1
SO	2
LOB	12






Batter	1	2	3	4	5	6	7	8	9	10	11	12	13	AB	R	H	RBI	BB	SO	LOB	TOP	
Aurelio Rodriguez, R OBP: 0.266, SLG: 0.274 Gates Brown, L OBP: 0.468, SLG: 0.705 Bill Deneshy, S Fred Scherman, L OBP: 0.222, SLG: 0.222	F2		6-3 2B		K			K	HR		BB			4	0	1	0	0	2	0		
Tony Taylor, R OBP: 0.308, SLG: 0.313 Dick McAuliffe, L OBP: 0.270, SLG: 0.360	4-3		6-3			6-3		1B	BB		BB			3	0	0	0	1	0	1		
Al Kaline, R OBP: 0.455, SLG: 0.443	K		L6-3			FC6-4 1B		1B	L4-6-3 BB		BB			5	0	1	0	1	2	4		
Willie Horton, R OBP: 0.342, SLG: 0.504				6-3				G6-4-3 1B						6	0	3	0	0	1	2		
Ike Brown, R OBP: 0.424, SLG: 0.673 Norm Cash, L OBP: 0.409, SLG: 0.635		6-3		K		FC6-4		1B	WP		K			4	1	1	0	0	1	3		
Bill Freehan, R OBP: 0.337, SLG: 0.415 Dalton Jones, L OBP: 0.303, SLG: 0.500 Gene Lamont, L		F8				F7		F8	4-3		4-3			4	0	1	0	0	0	4		
Mickey Stanley, R OBP: 0.332, SLG: 0.374					F8			1B	FC1-2-5-2					5	1	1	1	1	1	2		
Ed Brinkman, R OBP: 0.264, SLG: 0.247		K			6-3			1B	HR		1B			5	1	1	0	1	1	2		
Mike Kilkenny, R Tom Timmermann, R Cesar Gutierrez, R OBP: 0.167, SLG: 0.167			F4		K2-3			K2-3	1B		L4-3 BB			3	0	0	0	0	2	0		
<b>Inning Stats</b>	R: 0 E: 0 K: 1 S: 5	H: 0 LOB: 0 BB: 0 P: 5	R: 0 E: 0 K: 1 S: 6	H: 1 LOB: 2 BB: 1 P: 10	R: 0 E: 0 K: 0 S: 4	H: 1 LOB: 1 BB: 0 P: 4	R: 0 E: 0 K: 1 S: 6	H: 1 LOB: 1 BB: 0 P: 6	R: 0 E: 0 K: 2 S: 7	H: 0 LOB: 0 BB: 0 P: 7	R: 0 E: 0 K: 1 S: 5	H: 1 LOB: 1 BB: 1 P: 9	R: 0 E: 0 K: 1 S: 6	H: 0 LOB: 2 BB: 3 P: 16	R: 0 E: 0 K: 2 S: 7	H: 0 LOB: 0 BB: 0 P: 7	R: 0 E: 0 K: 0 S: 3	H: 0 LOB: 0 BB: 0 P: 3	1B: 6 2B: 3 3B: 0 HR: 1	SF: 0 SAC: 0 DP: 3 HBP: 0	WP: 2 PB: 0 SB: 0 CS: 0	PA: 54
<b>PITCHER</b>	IP	WLS	BF	H	R	ER	SO	BB	IBB	HBP	BLK	WP	HR	S	P	ERA	WHIP					
Fritz Peterson, L ERA: 3.69	8.1		36	9	4	4	8	2	1	0	0	1	0	49	61	4.32	1.320					
Jack Aker, R ERA: 2.43	0.2		4	2	1	1	0	1	0	0	0	0	1	3	7	13.50	4.500					
Lindy McDaniel, R ERA: 5.73	4.0	W	14	0	0	0	4	3	0	0	0	1	0	19	31	0.00	0.750					

Detroit Tigers @ New York Yankees  
Yankee Stadium, Bronx, NY  
Wed Jun 23 1971, 7:05 PM EDT  
Att: 11,949 - Unknown - 73 F


AB 47  
R 5  
H 11  
RBI 5  
BB 7  
SO 12  
LOB 21



Batter	1	2	3	4	5	6	7	8	9	10	11	12	13	AB	R	H	RBI	BB	SO	LOB	BOTTOM							
Horace Clarke, S OBP: 0.347, SLG: 0.343	F4		2-3 BB			G3			F8		L9			5	0	1	1	1	0	0								
Thurman Munson, R OBP: 0.343, SLG: 0.355	F6		L9			5-3		L9	5-3		L9			6	0	0	0	0	0	4								
Bobby Murcer, L OBP: 0.453, SLG: 0.551	4-3				K	G3		L3	3-1					5	0	0	0	1	1	0								
Felipe Alou, R OBP: 0.298, SLG: 0.343		L8			4-3			5-3			K			6	1	1	0	0	1	1								
Danny Cater, R OBP: 0.269, SLG: 0.308		6-3			5-3			3B	1B		F3			6	2	2	1	0	0	1								
John Ellis, R OBP: 0.365, SLG: 0.398 Jerry Kenney, L OBP: 0.342, SLG: 0.314		L9						1B	2B		BB			3	0	1	1	0	0	0								
Ron Hansen, R OBP: 0.277, SLG: 0.262					F7			1B	2B		BB			1	0	0	0	0	0	2								
Danny Walton, R OBP: 0.264, SLG: 0.337 Jim Lytle, L OBP: 0.215, SLG: 0.274			F7		5-3			1B	1-3 1B		BB			3	0	1	1	0	0	0								
Gene Michael, S OBP: 0.339, SLG: 0.292			WP	SH2-4 1B				1-3 2H 1B	1-3 2H 1B		BB			4	1	2	1	2	1	4								
Fritz Peterson, S OBP: 0.189, SLG: 0.063 Jack Aker, R Lindy McDaniel, R OBP: 0.200, SLG: 0.200			SH2-4 1B		F7			K	K					3	0	0	0	0	2	6								
<b>Inning Stats</b>	R: 0 E: 0 K: 0 S: 3	H: 0 LOB: 0 BB: 0 P: 3	R: 0 E: 0 K: 0 S: 3	H: 0 LOB: 0 BB: 0 P: 3	R: 0 E: 0 K: 0 S: 4	H: 1 LOB: 2 BB: 1 P: 8	R: 0 E: 0 K: 1 S: 5	H: 0 LOB: 0 BB: 0 P: 5	R: 0 E: 0 K: 0 S: 3	H: 0 LOB: 0 BB: 1 P: 7	R: 0 E: 0 K: 1 S: 10	H: 5 LOB: 2 BB: 2 P: 10	R: 1 E: 0 K: 1 S: 7	H: 2 LOB: 3 BB: 2 P: 15	R: 0 E: 0 K: 0 S: 3	H: 0 LOB: 0 BB: 0 P: 3	R: 0 E: 0 K: 2 S: 8	H: 1 LOB: 2 BB: 1 P: 12	R: 0 E: 0 K: 0 S: 3	H: 0 LOB: 0 BB: 0 P: 3	R: 0 E: 0 K: 0 S: 3	H: 0 LOB: 1 BB: 1 P: 7	R: 1 E: 0 K: 0 S: 2	H: 1 LOB: 0 BB: 0 P: 2	1B: 7 2B: 1 3B: 1 HR: 1	SF: 0 SAC: 1 DP: 1 HBP: 0	WP: 1 PB: 0 SB: 0 CS: 0	PA: 53
<b>PITCHER</b>	IP	WLS	BF	H	R	ER	SO	BB	IBB	HBP	BLK	WP	HR	S	P	ERA	WHIP											
Mike Kilkenny, L ERA: 5.4	6.0		24	4	3	3	1	2	0	0	0	1	0	24	32	4.50	1.000											
Tom Timmermann, R ERA: 4.16	2.0		12	4	2	2	2	2	0	0	0	0	0	14	22	9.00	3.000											
Bill Deneshy, R ERA: 2.78	3.1		14	1	0	0	2	2	0	0	0	0	0	16	24	0.00	0.900											
Fred Scherman, L ERA: 2.13	1.0	L	3	1	1	1	0	0	0	0	0	0	1	3	3	9.00	1.000											

Detroit Tigers @ New York Yankees  
Yankee Stadium, Bronx, NY  
Wed Jun 23 1971, 7:05 PM EDT  
Att: 11,949 - Unknown - 73 F

AB 46  
R 6  
H 10  
RBI 6  
BB 6  
SO 5  
LOB 18





Batter	1	2	3	4	5	6	7	8	9	AB	R	H	RBI	BB	SO	LOB	TOP								
<b>Graig Nettles, L</b> (1,5) OBP: 0.355, SLG: 0.413										5	0	0	0	0	4	5	<b>Cleveland Indians @ Detroit Tigers</b> Tiger Stadium, Detroit, MI Thu Jun 24 1971, 7:05 PM EDT Att: 17,900 - Unknown								
<b>Eddie Leon, R</b> (1,6) OBP: 0.345, SLG: 0.328										3	0	1	0	1	0	2									
<b>Roy Foster, R</b> (1,9) OBP: 0.339, SLG: 0.484										3	0	0	0	1	1	4									
<b>Chris Chambliss, L</b> (1,3) OBP: 0.396, SLG: 0.520										4	0	0	0	0	4	2									
<b>Ray Fosse, R</b> (1,2) OBP: 0.333, SLG: 0.388										4	0	3	0	0	0	0									
<b>Chuck Hinton, R</b> (1,7) OBP: 0.338, SLG: 0.419										4	0	0	0	0	1	4									
<b>Kurt Bevacqua, R</b> (1,4) OBP: 0.385, SLG: 0.462										4	0	2	0	0	0	1									
<b>Ted Ford, R</b> (1,8) OBP: 0.239, SLG: 0.270										4	0	1	0	0	0	1									
<b>Alan Foster, R</b> (1,1) OBP: 0.107, SLG: 0.115										1	0	0	0	0	1	0									
<b>Gomer Hodge, S</b> (7, PH) OBP: 0.326, SLG: 0.341										1	0	1	0	0	0	0									
<b>Vince Colbert, R</b> (7, 1) OBP: 0.167, SLG: 0.167										0	0	0	0	0	0	0									
<b>Frank Baker, L</b> (9, PH) OBP: 0.250, SLG: 0.410										1	0	0	0	0	0	1									
<b>Inning Stats</b>	R: 0 E: 0 K: 2 S: 8	H: 1 LOB: 1 BB: 0 P: 8	R: 0 E: 0 K: 1 S: 5	H: 1 LOB: 0 BB: 0 P: 5	R: 0 E: 0 K: 1 S: 5	H: 0 LOB: 0 BB: 0 P: 5	R: 0 E: 0 K: 1 S: 6	H: 1 LOB: 2 BB: 1 P: 10	R: 0 E: 0 K: 2 S: 9	H: 2 LOB: 3 BB: 1 P: 13	R: 0 E: 0 K: 1 S: 5	H: 0 LOB: 0 BB: 0 P: 5	R: 0 E: 0 K: 1 S: 7	H: 2 LOB: 2 BB: 0 P: 7	R: 0 E: 0 K: 1 S: 6	H: 1 LOB: 1 BB: 0 P: 6	R: 0 E: 1 K: 1 S: 6	H: 0 LOB: 1 BB: 0 P: 6	1B: 8 2B: 0 3B: 0 HR: 0	SF: 0 SAC: 1 DP: 1 HBP: 0	WP: 0 PB: 1 SB: 0 CS: 0	PA: 37			
<b>PITCHER</b>	IP	WLS	BF	H	R	ER	SO	BB	IBB	HBP	BLK	WP	HR	S	P	ERA	WHIP								
<b>Mickey Lolich, L</b> (1,1) ERA: 3.19	9.0	W	37	8	0	0	11	2	0	0	0	0	0	57	65	0.00	1.111								

Batter	1	2	3	4	5	6	7	8	9	AB	R	H	RBI	BB	SO	LOB	BOTTOM								
<b>Dick McAuliffe, L</b> (1,4) OBP: 0.273, SLG: 0.363										4	1	2	1	0	1	1	<b>Cleveland Indians @ Detroit Tigers</b> Tiger Stadium, Detroit, MI Thu Jun 24 1971, 7:05 PM EDT Att: 17,900 - Unknown								
<b>Mickey Stanley, R</b> (1,8) OBP: 0.340, SLG: 0.392										4	0	3	0	0	0	1									
<b>Norm Cash, L</b> (1,3) OBP: 0.402, SLG: 0.624										3	0	0	1	0	0	2									
<b>Willie Horton, R</b> (1,9) OBP: 0.337, SLG: 0.496										4	0	0	0	0	0	2									
<b>Gates Brown, L</b> (1,7) OBP: 0.451, SLG: 0.660										3	0	0	0	1	0	1									
<b>Aurelio Rodriguez, R</b> (1,5) OBP: 0.291, SLG: 0.378										3	1	1	0	0	0	2									
<b>Gene Lamont, L</b> (1,2) OBP: 0.250, SLG: 0.250										3	1	1	1	0	1	0									
<b>Cesar Gutierrez, R</b> (1,6) OBP: 0.143, SLG: 0.143										3	0	0	0	0	2	1									
<b>Mickey Lolich, S</b> (1,1) OBP: 0.283, SLG: 0.140										2	0	1	0	0	1	0									
<b>Inning Stats</b>	R: 1 E: 0 K: 0 S: 4	H: 2 LOB: 0 BB: 0 P: 4	R: 0 E: 0 K: 0 S: 3	H: 0 LOB: 0 BB: 0 P: 3	R: 0 E: 0 K: 2 S: 7	H: 0 LOB: 0 BB: 0 P: 7	R: 0 E: 0 K: 0 S: 4	H: 1 LOB: 2 BB: 1 P: 8	R: 0 E: 0 K: 2 S: 8	H: 1 LOB: 1 BB: 0 P: 8	R: 0 E: 0 K: 1 S: 4	H: 0 LOB: 0 BB: 0 P: 4	R: 2 E: 0 K: 1 S: 8	H: 3 LOB: 1 BB: 0 P: 8	R: 0 E: 0 K: 0 S: 3	H: 0 LOB: 0 BB: 0 P: 3		1B: 6 2B: 1 3B: 1 HR: 0	SF: 1 SAC: 1 DP: 0 HBP: 0	WP: 1 PB: 0 SB: 1 CS: 0	PA: 32				
<b>PITCHER</b>	IP	WLS	BF	H	R	ER	SO	BB	IBB	HBP	BLK	WP	HR	S	P	ERA	WHIP								
<b>Alan Foster, R</b> (1,1) ERA: 3.12	6.0	L	23	5	1	1	4	0	0	0	0	0	0	30	34	1.50	0.833								
<b>Vince Colbert, R</b> (7, 1) ERA: 4.37	2.0		9	3	2	2	1	0	0	0	0	0	0	11	11	9.00	1.500								



Batter	1	2	3	4	5	6	7	8	9	AB	R	H	RBI	BB	SO	LOB	TOP		
<b>Kurt Bevacqua, R</b> OBP: 0.278, SLG: 0.333 (1, 4)	F9	F7		P6		FC5-2			L9	5	0	0	0	0	0	5			
<b>Graig Nettles, L</b> OBP: 0.353, SLG: 0.407 (1, 5)	K		P5	4-3		G3				4	0	0	0	1	1	4			
<b>Ray Fosse, R</b> OBP: 0.338, SLG: 0.390 (1, 2)	HBP BB 1B		E S BB		6-3				4-3	4	0	2	0	1	0	1			
<b>Chris Chambliss, L</b> OBP: 0.391, SLG: 0.505 (1, 3)	HBP BB 1-2		K		6-3				G6-3	3	0	0	0	1	1	2			
<b>Roy Foster, R</b> OBP: 0.343, SLG: 0.478 (1, 9)					K				K	2	0	0	0	1	2	0			
<b>Vada Pinson, L</b> OBP: 0.316, SLG: 0.395 (1, 8)	P4		K			SH1-4 BB 1B			F8	4	1	1	0	0	1	5			
<b>Ted Ford, R</b> OBP: 0.252, SLG: 0.280 (1, 7)		SH2-3 BB				1B SH1-4 FC5-2 BB			F9	2	0	1	0	2	0	0			
<b>Eddie Leon, R</b> OBP: 0.345, SLG: 0.325 (1, 6)		K				SH1-4			F9	2	0	0	0	1	1	1			
<b>Steve Dunning, R</b> OBP: 0.200, SLG: 0.294 (1, 1)																			
<b>Steve Mingo, L</b> OBP: 0.500, SLG: 0.500 (7, 1)		SH2-3																	
<b>Phil Hennigan, R</b> (8, 1)																			
<b>Chuck Hinton, R</b> OBP: 0.333, SLG: 0.413 (9, PH)						FC5-2 1B			P4	2	0	1	1	0	1	2			
<b>Inning Stats</b>	R: 0 E: 0 K: 1 S: 6	H: 1 LOB: 3 BB: 1 P: 11	R: 0 E: 0 K: 2 S: 5	H: 0 LOB: 1 BB: 1 P: 9	R: 0 E: 0 K: 2 S: 7	H: 0 LOB: 2 BB: 2 P: 15	R: 0 E: 0 K: 1 S: 6	H: 1 LOB: 2 BB: 1 P: 10	R: 0 E: 0 K: 0 S: 5	H: 0 LOB: 0 BB: 0 P: 5	R: 0 E: 0 K: 0 S: 5	H: 1 LOB: 0 BB: 0 P: 5	R: 0 E: 0 K: 0 S: 3	H: 0 LOB: 0 BB: 0 P: 3	R: 0 E: 0 K: 0 S: 3	H: 0 LOB: 1 BB: 1 P: 7	1B: 4 2B: 1 3B: 0 HR: 0	SF: 0 SAC: 2 DP: 1 HBP: 1	WP: 0 PA: 39 PB: 0 SB: 1 CS: 0
<b>PITCHER</b> <b>Bill Gilbreth, L</b> ERA: 1.0 (1, 1)	IP: 9.0 WLS: W BF: 39 H: 5 R: 1 ER: 1 SO: 7 BB: 6 IBB: 1 HBP: 1 BLK: 0 WP: 0 HR: 0 S: 45 P: 74 ERA: 1.00 WHIP: 1.222																		

Cleveland Indians @ Detroit Tigers  
Tiger Stadium, Detroit, MI  
Fri Jun 25 1971, 4:33 AM EDT  
Att: 24,714 - Unknown

AB 29  
R 1  
H 5  
RBI 1  
BB 7  
SO 7  
LOB 20



Batter	1	2	3	4	5	6	7	8	9	AB	R	H	RBI	BB	SO	LOB	BOTTOM
<b>Dick McAuliffe, L</b> OBP: 0.274, SLG: 0.362 (1, 4)										3	0	1	0	0	0	1	
<b>Tony Taylor, R</b> OBP: 0.303, SLG: 0.311 (7, PH)	CS 1B		G3							1	0	0	0	0	0	3	
<b>Mickey Stanley, R</b> OBP: 0.338, SLG: 0.389 (1, 8)	5-3			5-3		F8				4	0	1	2	0	0	1	
<b>Norm Cash, L</b> OBP: 0.395, SLG: 0.611 (1, 3)	G3			F8		F9				4	0	0	0	0	1	0	
<b>Willie Horton, R</b> OBP: 0.339, SLG: 0.512 (9, 7)		F8			HR	5-3				4	2	2	1	0	0	0	
<b>Gates Brown, L</b> OBP: 0.481, SLG: 0.673 (1, 7)										2	0	2	0	1	0	0	
<b>Al Kaline, R</b> OBP: 0.460, SLG: 0.461 (8, PH)				FC5-4 1B		CS BB				1	1	1	2	0	0	0	
<b>Aurelio Rodriguez, R</b> OBP: 0.294, SLG: 0.388 (1, 5)		K		FC5-4		SH				4	1	2	0	0	1	2	
<b>Gene Lamont, L</b> OBP: 0.167, SLG: 0.167 (1, 2)										2	0	0	0	0	2	1	
<b>Jim Northrup, L</b> OBP: 0.363, SLG: 0.434 (7, PH)										0	1	0	0	1	0	0	
<b>Bill Freehan, R</b> OBP: 0.336, SLG: 0.413 (8, 2)										1	0	0	0	0	0	1	
<b>Cesar Gutierrez, R</b> OBP: 0.167, SLG: 0.167 (1, 6)				4-3		SH 1B				3	1	1	1	0	0	0	
<b>Bill Gilbreth, L</b> OBP: 0.500, SLG: 0.500 (1, 1)				K		1B				4	0	2	0	0	1	2	
<b>Inning Stats</b>	R: 0 E: 0 K: 0 S: 3	H: 1 LOB: 0 BB: 0 P: 3	R: 0 E: 0 K: 2 S: 8	H: 1 LOB: 1 BB: 0 P: 8	R: 0 E: 0 K: 1 S: 5	H: 0 LOB: 0 BB: 0 P: 5	R: 1 E: 0 K: 0 S: 5	H: 2 LOB: 1 BB: 0 P: 5	R: 0 E: 0 K: 0 S: 3	H: 0 LOB: 0 BB: 0 P: 3	R: 3 E: 0 K: 0 S: 5	H: 3 LOB: 2 BB: 2 P: 13	R: 2 E: 0 K: 1 S: 9	H: 4 LOB: 2 BB: 0 P: 9	1B: 8 2B: 1 3B: 1 HR: 2	SF: 0 SAC: 1 DP: 0 HBP: 0	WP: 0 PA: 36 PB: 0 SB: 0 CS: 2
<b>PITCHER</b> <b>Steve Dunning, R</b> ERA: 3.98 (1, 1)	IP: 6.1 WLS: L BF: 27 H: 7 R: 4 ER: 4 SO: 4 BB: 2 IBB: 0 HBP: 0 BLK: 0 WP: 0 HR: 1 S: 33 P: 41 ERA: 5.68 WHIP: 1.421																
<b>Steve Mingo, L</b> ERA: 2.79 (7, 1)	1.0 4 2 1 1 1 0 0 0 0 0 0 6 6 9.00 2.000																
<b>Phil Hennigan, R</b> ERA: 1.82 (8, 1)	0.2 5 3 1 1 0 0 0 0 0 0 1 5 5 13.50 4.500																

Cleveland Indians @ Detroit Tigers  
Tiger Stadium, Detroit, MI  
Fri Jun 25 1971, 4:33 AM EDT  
Att: 24,714 - Unknown

AB 33  
R 6  
H 12  
RBI 6  
BB 2  
SO 5  
LOB 11





Batter	1	2	3	4	5	6	7	8	9	AB	R	H	RBI	BB	SO	LOB	TOP			
<b>Graig Nettles, L</b> OBP: 0.348, SLG: 0.401 (1, 5)										4	0	0	0	0	1	2	<b>Cleveland Indians @ Detroit Tigers</b> Tiger Stadium, Detroit, MI Sat Jun 26 1971, 7:05 PM EDT Att: 34,447 - Unknown			
<b>Vada Pinson, L</b> OBP: 0.315, SLG: 0.392 (1, 8)										4	0	1	0	0	0	0				
<b>Ray Fosse, R</b> OBP: 0.333, SLG: 0.384 (1, 2)										4	0	0	0	0	0	1				
<b>Chris Chambliss, L</b> OBP: 0.387, SLG: 0.491 (1, 3)										3	0	0	0	1	0	2				
<b>Ted Uhlhaender, L</b> OBP: 0.316, SLG: 0.315 (1, 7)										4	0	2	0	0	0	2				
<b>Frank Baker, L</b> OBP: 0.229, SLG: 0.372 (1, 9)										4	0	0	0	0	1	4				
<b>Kurt Bevacqua, R</b> OBP: 0.273, SLG: 0.318 (1, 4)										4	0	1	0	0	2	2				
<b>Eddie Leon, R</b> OBP: 0.341, SLG: 0.320 <b>Jack Heidemann, R</b> OBP: 0.231, SLG: 0.202 (7, 6)										3	0	0	0	0	0	1				
<b>Steve Hargan, R</b> OBP: 0.133, SLG: 0.133 (1, 1)										0	0	0	0	0	0	0				
<b>Inning Stats</b>	R: 0 E: 0 K: 0 S: 3	H: 0 LOB: 0 BB: 0 P: 3	R: 0 E: 0 K: 1 S: 5	H: 0 LOB: 1 BB: 1 P: 9	R: 0 E: 0 K: 0 S: 3	H: 0 LOB: 0 BB: 0 P: 3	R: 0 E: 1 K: 0 S: 4	H: 0 LOB: 1 BB: 0 P: 4	R: 0 E: 0 K: 1 S: 7	H: 2 LOB: 2 BB: 0 P: 7	R: 0 E: 1 K: 0 S: 5	H: 2 LOB: 2 BB: 0 P: 5	R: 0 E: 0 K: 1 S: 5	H: 0 LOB: 0 BB: 0 P: 5	R: 0 E: 0 K: 1 S: 6	H: 1 LOB: 1 BB: 0 P: 6		1B: 5 2B: 0 3B: 0 HR: 0	SF: 0 SAC: 0 DP: 0 HBP: 0	WP: 0 PB: 0 SB: 0 CS: 0
<b>PITCHER</b> <b>Joe Coleman, R</b> ERA: 3.75 (1, 1)	IP: 9.0 WLS: W BF: 34 H: 5 R: 0 ER: 0 SO: 5 BB: 1 IBB: 0 HBP: 0 BLK: 0 WP: 0 HR: 0 S: 43 P: 47 ERA: 0.00 WHIP: 0.667															<b>PITCHER</b>				

Batter	1	2	3	4	5	6	7	8	9	AB	R	H	RBI	BB	SO	LOB	BOTTOM	
<b>Dick McAuliffe, L</b> OBP: 0.274, SLG: 0.358 (1, 4)										3	0	0	0	1	0	1	<b>Cleveland Indians @ Detroit Tigers</b> Tiger Stadium, Detroit, MI Sat Jun 26 1971, 7:05 PM EDT Att: 34,447 - Unknown	
<b>Jim Northrup, L</b> OBP: 0.361, SLG: 0.431 (1, 8)										4	0	1	0	0	0	2		
<b>Norm Cash, L</b> OBP: 0.396, SLG: 0.606 (1, 3)										3	1	1	0	1	1	1		
<b>Willie Horton, R</b> OBP: 0.339, SLG: 0.510 (5, 7)										3	0	1	0	0	0	2		
<b>Gates Brown, L</b> OBP: 0.482, SLG: 0.667 <b>Al Kaline, R</b> OBP: 0.462, SLG: 0.464 (4, PR) (5, 9)										2	0	1	0	0	0	1		
<b>Aurelio Rodriguez, R</b> OBP: 0.291, SLG: 0.383 (1, 5)										1	0	1	0	0	0	0		
<b>Gene Lamont, L</b> OBP: 0.111, SLG: 0.111 (1, 2)										3	0	0	0	0	0	3		
<b>Cesar Gutierrez, R</b> OBP: 0.185, SLG: 0.185 <b>Ed Brinkman, R</b> OBP: 0.264, SLG: 0.247 (9, 6)										3	0	1	0	0	0	0		
<b>Joe Coleman, R</b> OBP: 0.175, SLG: 0.135 (1, 1)										2	0	0	0	0	1	0		
<b>Inning Stats</b>	R: 0 E: 0 K: 1 S: 5	H: 1 LOB: 1 BB: 0 P: 4	R: 0 E: 0 K: 0 S: 4	H: 1 LOB: 1 BB: 0 P: 4	R: 1 E: 1 K: 0 S: 4	H: 1 LOB: 2 BB: 1 P: 8	R: 0 E: 0 K: 1 S: 5	H: 0 LOB: 1 BB: 1 P: 9	R: 0 E: 0 K: 0 S: 3	H: 2 LOB: 1 BB: 0 P: 3	R: 0 E: 0 K: 0 S: 3	H: 0 LOB: 0 BB: 0 P: 3	R: 0 E: 0 K: 0 S: 4	H: 1 LOB: 1 BB: 0 P: 4	1B: 6 2B: 0 3B: 0 HR: 0	SF: 0 SAC: 1 DP: 1 HBP: 0		WP: 0 PB: 0 SB: 0 CS: 0
<b>PITCHER</b> <b>Steve Hargan, R</b> ERA: 5.83 (1, 1)	IP: 8.0 WLS: L BF: 30 H: 6 R: 1 ER: 0 SO: 2 BB: 2 IBB: 0 HBP: 0 BLK: 0 WP: 0 HR: 0 S: 32 P: 40 ERA: 0.00 WHIP: 1.000															<b>PITCHER</b>		



Batter	1	2	3	4	5	6	7	8	9	AB	R	H	RBI	BB	SO	LOB	TOP										
<b>Graig Nettles, L</b> (1.5) OBP: 0.349, SLG: 0.398	0-0 4-3		0-0 G3		0-0 1B		4-0 CS BB		0-0 F8	4	0	1	0	1	0	1	<b>Cleveland Indians @ Detroit Tigers</b> Tiger Stadium, Detroit, MI Sun Jun 27 1971, 4:33 AM EDT Att: 21,734 - Unknown										
<b>Vada Pinson, L</b> (1.8) OBP: 0.310, SLG: 0.386	0-0 F7			0-0 1-3	0-0 G3		0-0 CS	0-0 L9		4	0	0	0	0	0	1											
<b>Roy Foster, R</b> (1.9) OBP: 0.352, SLG: 0.488				0-0 1B		0-0 5-3		4-0 WP S BB		3	1	2	0	1	0	0											
<b>Ray Fosse, R</b> (1.2) OBP: 0.332, SLG: 0.382	0-3 K			0-0 1B		0-0 5-3		0-0 P6		4	0	1	1	0	1	2											
<b>Ted Ford, R</b> (1.7) OBP: 0.253, SLG: 0.281 <b>Frank Baker, L</b> (8, PH) OBP: 0.245, SLG: 0.372		0-0 L5		0-3 K		0-0 2B		4-0 FC6-4 IBB		3	1	1	0	0	1	1											
<b>Chris Chambliss, L</b> (1.3) OBP: 0.382, SLG: 0.491		0-0 F8		0-3 K		0-0 1B		0-0 FC6-4		0	0	0	0	1	0	0											
<b>Kurt Bevacqua, R</b> (1.4) OBP: 0.231, SLG: 0.269		0-0 F8			0-0 F3	0-0 6-3			0-0 P3	4	0	0	0	0	0	1											
<b>Jack Heidemann, R</b> (1.6) OBP: 0.232, SLG: 0.197			0-0 L5		4-0 1B E BB		0-0 6-3		0-0 L9	3	1	0	0	1	0	0											
<b>Sam McDowell, L</b> (1.1) OBP: 0.250, SLG: 0.234			0-0 L9		0-0 P6		0-3 K		0-0 1B	4	0	1	0	0	1	1											
<b>Inning Stats</b>	R: 0 E: 0 K: 1 S: 6	H: 1 LOB: 1 BB: 0 P: 6	R: 0 E: 0 K: 0 S: 3	H: 0 LOB: 0 BB: 0 P: 3	R: 0 E: 0 K: 0 S: 3	H: 0 LOB: 0 BB: 0 P: 3	R: 1 E: 0 K: 2 S: 9	H: 2 LOB: 1 BB: 0 P: 9	R: 1 E: 0 K: 0 S: 4	H: 1 LOB: 1 BB: 1 P: 8	R: 1 E: 0 K: 0 S: 5	H: 2 LOB: 0 BB: 0 P: 5	R: 0 E: 0 K: 1 S: 4	H: 0 LOB: 0 BB: 1 P: 8	R: 0 E: 0 K: 0 S: 3	H: 0 LOB: 2 BB: 2 P: 11		R: 0 E: 0 K: 0 S: 4	H: 1 LOB: 1 BB: 0 P: 4	1B: 5 2B: 2 HR: 0	SF: 0 SAC: 0 DP: 0 HBP: 0	WP: 1 PB: 0 SB: 3 CS: 1	PA: 38				
<b>PITCHER</b>	IP	WLS	BF	H	R	ER	SO	BB	IBB	HBP	BLK	WP	HR	S	P	ERA	WHIP										
<b>Mike Kilkenny, L</b> (1.1) ERA: 5.12	5.2	L	24	6	3	2	3	1	0	0	0	0	0	29	33	3.18	1.235										
<b>Dean Chance, R</b> (6.1) ERA: 3.23	2.0		8	0	0	0	1	2	1	0	0	1	0	7	19	0.00	1.000										
<b>Fred Scherman, L</b> (8.1) ERA: 2.12	0.1		1	0	0	0	0	0	0	0	0	0	0	1	1	0.00	0.000										
<b>Bill Denehy, R</b> (9.1) ERA: 2.66	1.0		4	1	0	0	0	0	0	0	0	0	0	4	4	0.00	1.000										

Batter	1	2	3	4	5	6	7	8	9	AB	R	H	RBI	BB	SO	LOB	BOTTOM										
<b>Aurelio Rodriguez, R</b> (1.5) OBP: 0.286, SLG: 0.377	0-0 5-3		0-3 K		0-0 L7			0-0 F9		4	0	0	0	0	1	1	<b>Cleveland Indians @ Detroit Tigers</b> Tiger Stadium, Detroit, MI Sun Jun 27 1971, 4:33 AM EDT Att: 21,734 - Unknown										
<b>Tony Taylor, R</b> (1.4) OBP: 0.295, SLG: 0.301	0-0 P3		0-0 E3		0-0 5-3		0-0 5-3			4	0	0	0	0	0	0											
<b>Al Kaline, R</b> (1.9) OBP: 0.463, SLG: 0.480	0-0 FC6-4 1B		0-3 K		0-0 HR			0-0 F3		4	1	2	1	0	1	1											
<b>Willie Horton, R</b> (1.7) OBP: 0.338, SLG: 0.506	0-0 FC6-4		0-3 K		0-3 K		0-0 K	0-0 FC5-4 1B		4	0	1	0	0	2	1											
<b>Bill Freehan, R</b> (1.2) OBP: 0.331, SLG: 0.406		0-0 F8		0-0 P6		0-0 L6		0-0 F8		4	0	0	0	0	0	1											
<b>Ike Brown, R</b> (1.3) OBP: 0.397, SLG: 0.623		0-0 6-3		0-3 K		0-0 F9		0-0 FC5-4		4	0	0	0	0	1	1											
<b>Mickey Stanley, R</b> (1.8) OBP: 0.338, SLG: 0.389		0-0 1B		0-0 F3		0-0 P6		0-0 F3		3	0	1	0	0	0	0											
<b>Ed Brinkman, R</b> (1.6) OBP: 0.265, SLG: 0.245		0-0 F7		4-0 BB		0-3 K				2	0	0	0	1	1	1											
<b>Mike Kilkenny, R</b> (1.1) Dean Chance, R (6.1) Fred Scherman, L (8.1) Dalton Jones, L (8, PH) Bill Denehy, S (9.1)			0-3 K		0-3 K		0-0 L4			2	0	0	0	0	2	1											
<b>Inning Stats</b>	R: 0 E: 0 K: 0 S: 4	H: 1 LOB: 1 BB: 0 P: 4	R: 0 E: 0 K: 0 S: 4	H: 1 LOB: 0 BB: 0 P: 4	R: 0 E: 1 K: 3 S: 10	H: 0 LOB: 1 BB: 0 P: 10	R: 0 E: 0 K: 2 S: 7	H: 0 LOB: 0 BB: 0 P: 7	R: 0 E: 0 K: 1 S: 5	H: 0 LOB: 1 BB: 1 P: 9	R: 1 E: 0 K: 1 S: 6	H: 1 LOB: 0 BB: 0 P: 6	R: 0 E: 0 K: 1 S: 5	H: 0 LOB: 0 BB: 0 P: 5	R: 0 E: 0 K: 0 S: 3	H: 0 LOB: 0 BB: 0 P: 3		R: 0 E: 0 K: 0 S: 4	H: 1 LOB: 1 BB: 0 P: 4	1B: 3 2B: 0 HR: 1	SF: 0 SAC: 0 DP: 0 HBP: 0	WP: 0 PB: 0 SB: 0 CS: 0	PA: 33				
<b>PITCHER</b>	IP	WLS	BF	H	R	ER	SO	BB	IBB	HBP	BLK	WP	HR	S	P	ERA	WHIP										
<b>Sam McDowell, L</b> (1.1) ERA: 2.76	9.0	W	33	4	1	1	8	1	0	0	0	0	1	48	52	1.00	0.556										





Batter	1	2	3	4	5	6	7	8	9	10	11	12	13	14	15	AB	R	H	RBI	BB	SO	LOB	TOP										
Ike Brown, R OBP: 0.463, SLG: 0.614 Norm Cash, L OBP: 0.294, SLG: 0.599																4	1	2	0	0	0	2	4	0	1	2	0	1	0				
Tony Taylor, R OBP: 0.293, SLG: 0.294															7	0	1	1	1	1	1	2	7	0	1	1	1	1	2				
Al Kaline, R OBP: 0.471, SLG: 0.512															7	2	5	2	1	0	2	7	2	5	2	1	0	2					
Wille Horton, R OBP: 0.337, SLG: 0.500															7	1	2	0	0	3	6	7	1	2	0	0	3	6					
Bill Freehan, R OBP: 0.328, SLG: 0.415 Jim Norstrup, L OBP: 0.355, SLG: 0.429 Gene Lamont, L OBP: 0.100, SLG: 0.100															5	1	1	2	0	1	6	5	1	1	2	0	1	6					
Aurelio Rodriguez, R OBP: 0.283, SLG: 0.371															7	0	1	0	0	0	2	7	0	1	0	0	0	2					
Mickey Stanley, R OBP: 0.343, SLG: 0.392															6	1	3	1	0	0	0	6	1	3	1	0	0	0					
Ed Bennett, R OBP: 0.271, SLG: 0.241 Cesar Torres, L OBP: 0.175, SLG: 0.179 Dick Hall, R OBP: 0.270, SLG: 0.268															4	0	0	0	0	0	1	4	0	0	0	0	0	1					
Mickey Lolich, S OBP: 0.262, SLG: 0.127 Dalton Jones, L OBP: 0.295, SLG: 0.487 Fred Scheman, L OBP: 0.300, SLG: 0.222															5	0	0	0	0	2	4	5	0	0	0	0	2	4					
<b>Inning Stats</b>	R: 0 E: 0 K: 1 S: 7	H: 2 LOB: 2 BB: 0 P: 7	R: 0 E: 1 K: 0 S: 5	H: 1 LOB: 2 BB: 0 P: 5	R: 2 E: 0 K: 1 S: 7	H: 2 LOB: 0 BB: 0 P: 7	R: 0 E: 0 K: 0 S: 3	H: 0 LOB: 0 BB: 0 P: 3	R: 0 E: 0 K: 0 S: 4	H: 0 LOB: 0 BB: 1 P: 8	R: 0 E: 0 K: 0 S: 5	H: 0 LOB: 0 BB: 0 P: 5	R: 0 E: 1 K: 0 S: 4	H: 1 LOB: 1 BB: 0 P: 4	R: 0 E: 0 K: 2 S: 8	H: 1 LOB: 1 BB: 0 P: 8	R: 0 E: 0 K: 0 S: 4	H: 1 LOB: 1 BB: 0 P: 4	R: 0 E: 0 K: 0 S: 3	H: 0 LOB: 0 BB: 0 P: 3	R: 5 E: 0 K: 0 S: 7	H: 4 LOB: 2 BB: 3 P: 19	1B: 12 2B: 2 3B: 0 HR: 2	SF: 0 SAC: 1 DP: 2 HBP: 0	WP: 0 PB: 0 SB: 0 CS: 0	PA: 66							
<b>PITCHER</b>	<b>DAVE BOSWELL, R</b> (15.1) ERA: 3.18											<b>DAVE BOSWELL, R</b> (15.1) ERA: 9.31																					
Tom Dukes, R ERA: 2.54	7.1	2.1	7	0	0	0	3	0	0	0	0	0	0	0	13	13	0.00	0.000															
Eddie Watt, R ERA: 1.86	10.1	1.0	4	1	0	0	0	0	0	0	0	0	0	0	4	4	0.00	1.000															
Dick Hall, R ERA: 5.4	11.1	3.0	12	3	0	0	2	0	1	0	0	0	0	0	15	19	0.00	1.000															
Pete Richert, L ERA: 5.4	14.1	1.2	L	11	3	5	5	0	3	0	0	0	0	0	8	20	27.00	3.600															

**Detroit Tigers @ Baltimore Orioles**  
**Memorial Stadium, Baltimore, MD**  
 Mon Jun 28 1971, Postponed  
 Att: 17,034 - Unknown

AB	60
R	9
H	16
RBI	9
BB	5
SO	8
LOB	28



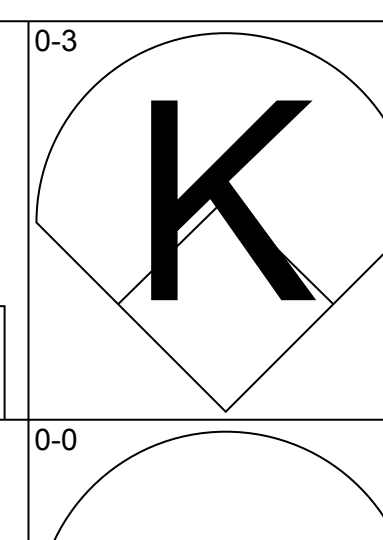
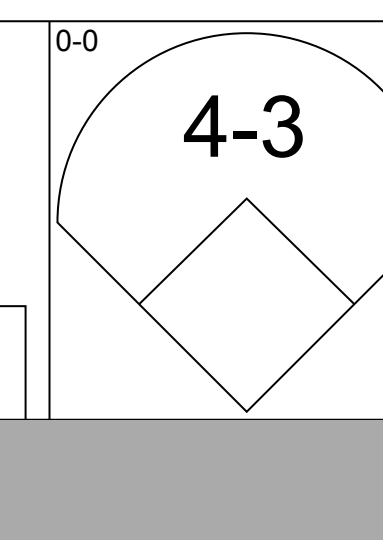
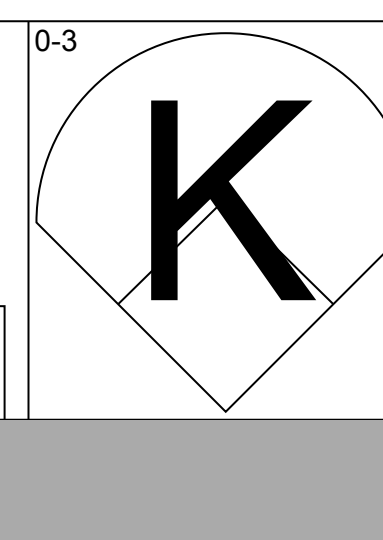
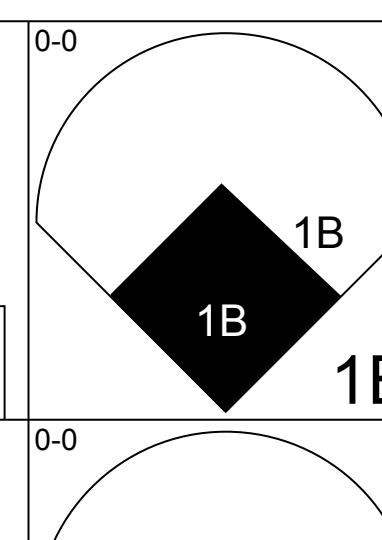
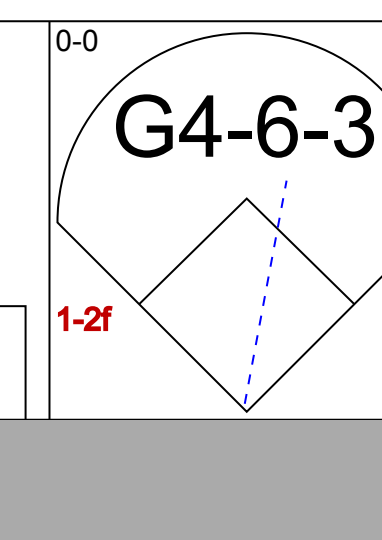
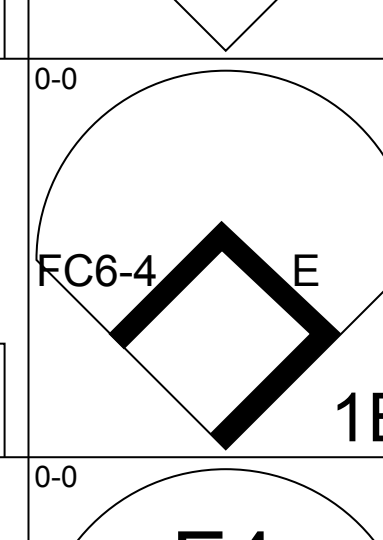
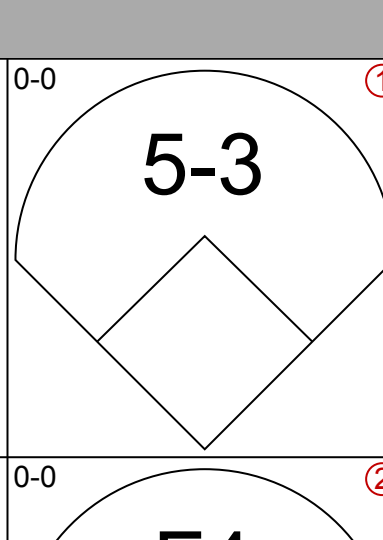
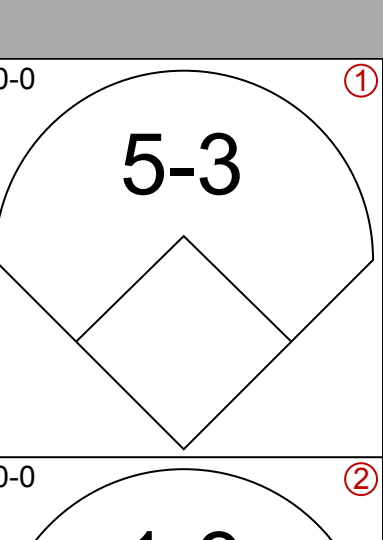
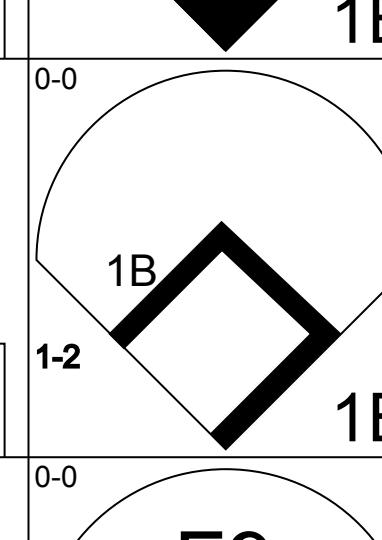
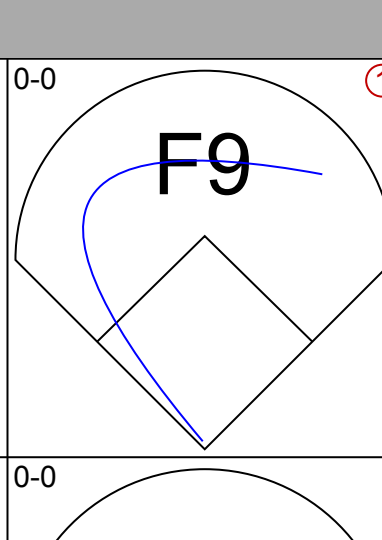
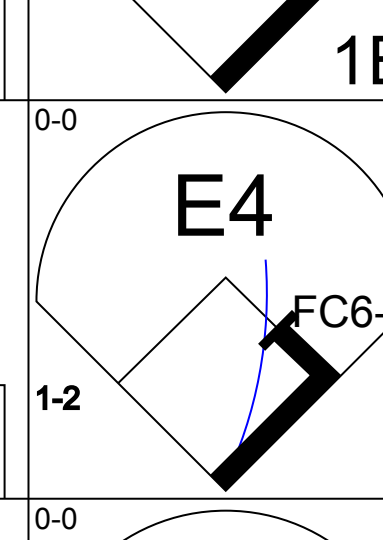
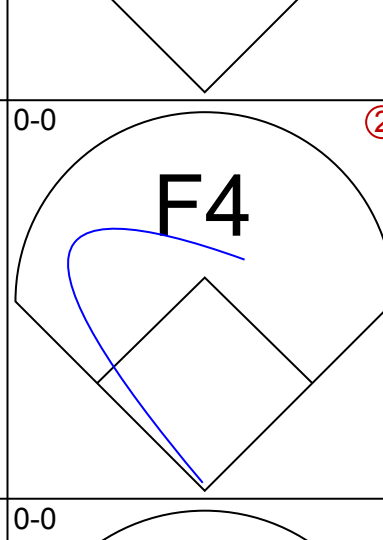
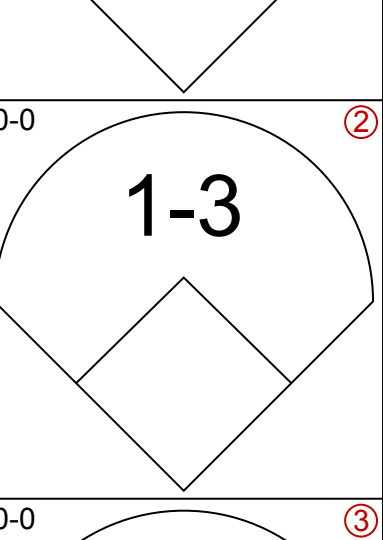
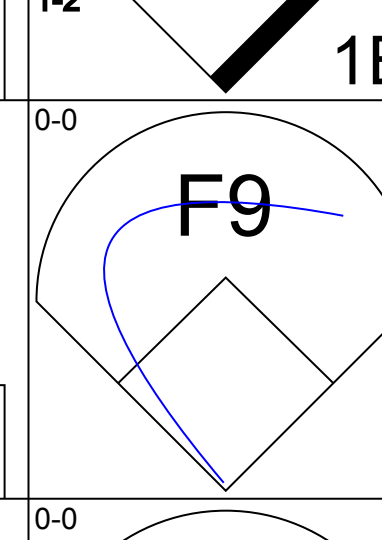
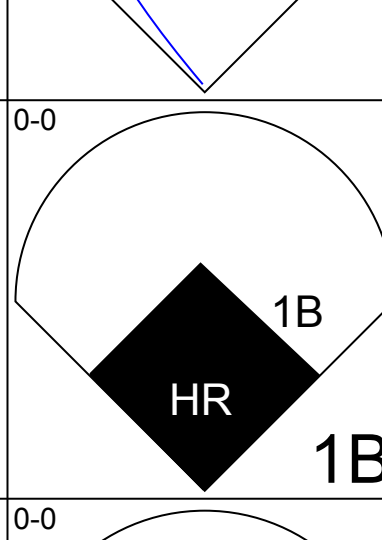
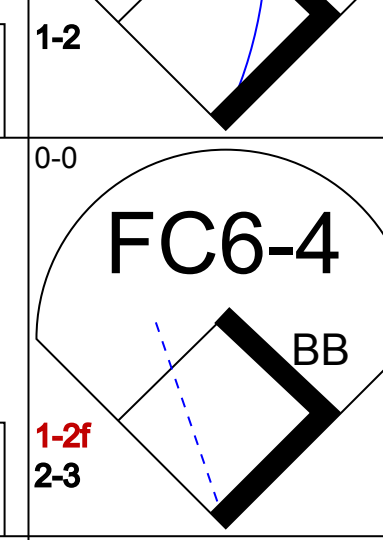
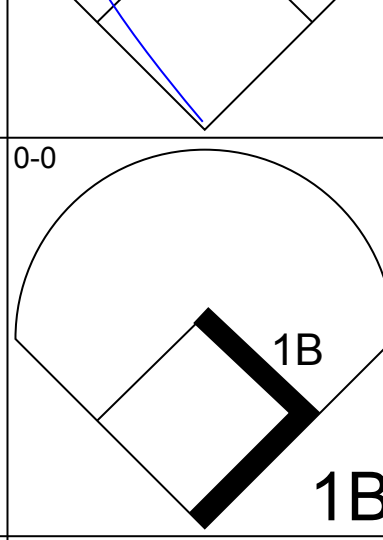
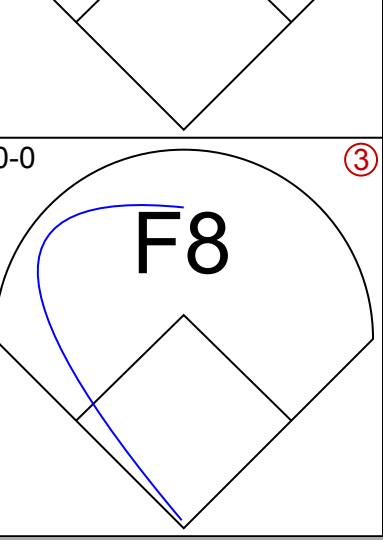
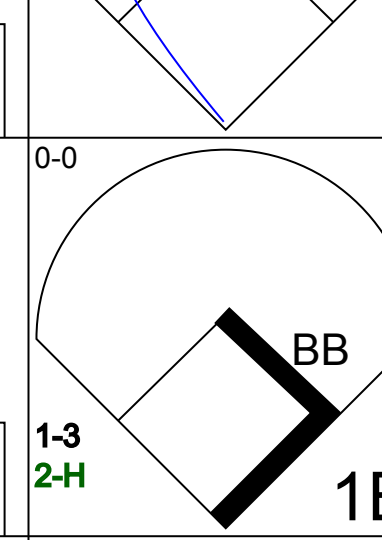
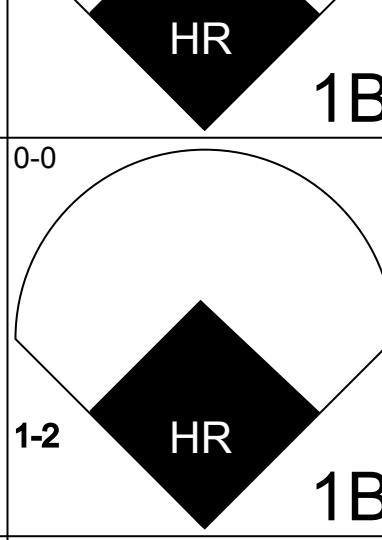
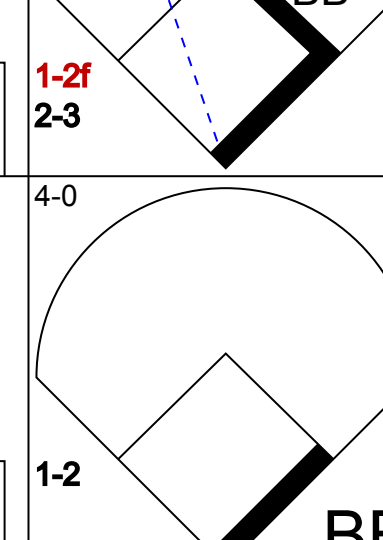
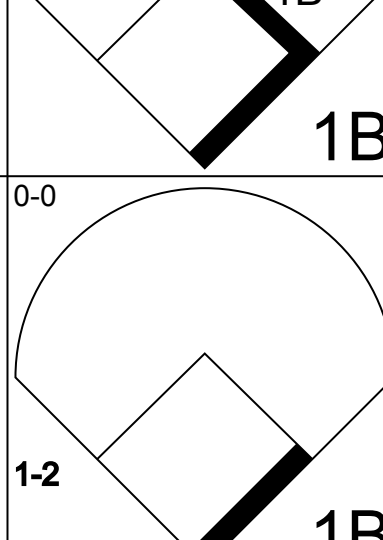
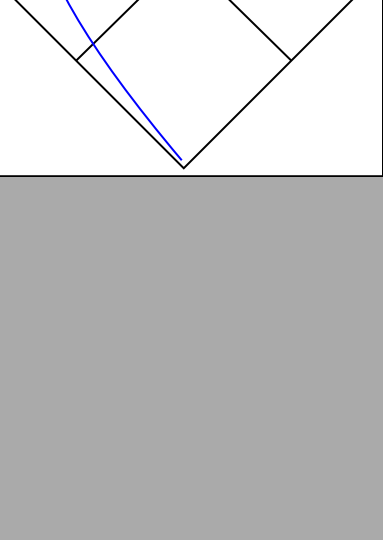
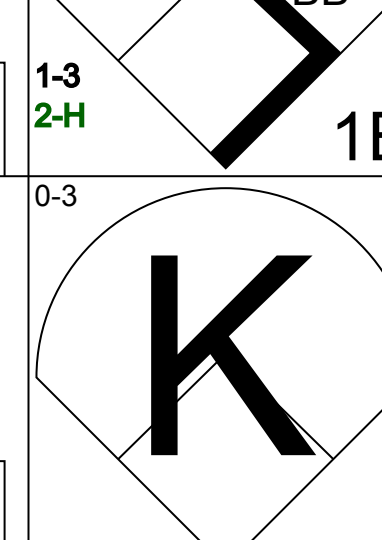
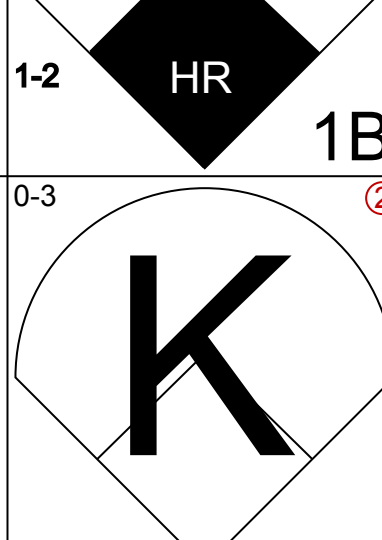
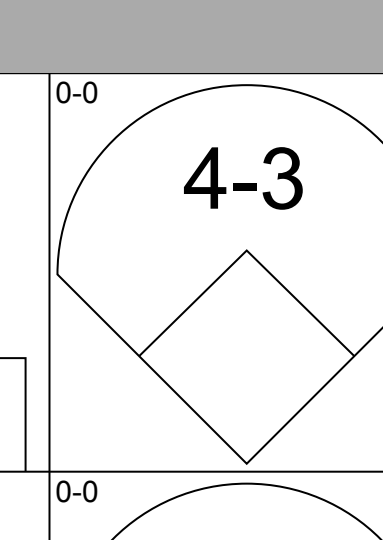
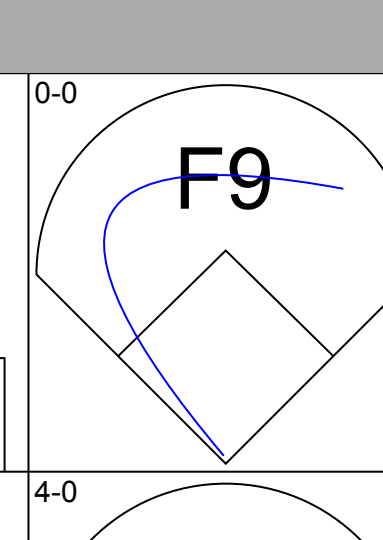
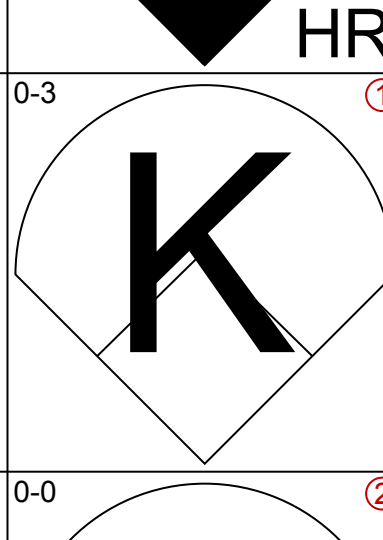
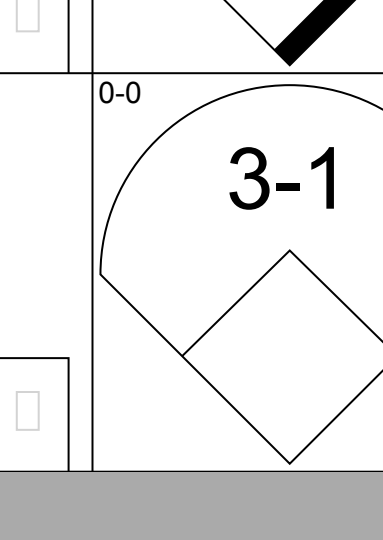

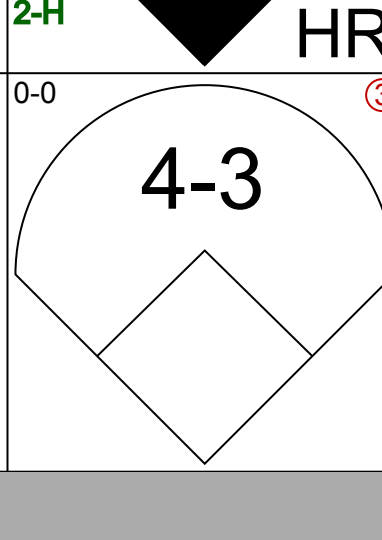
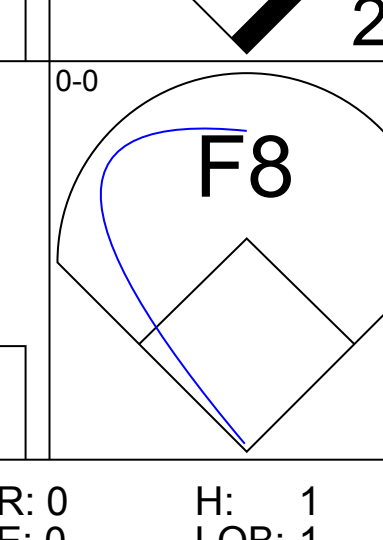
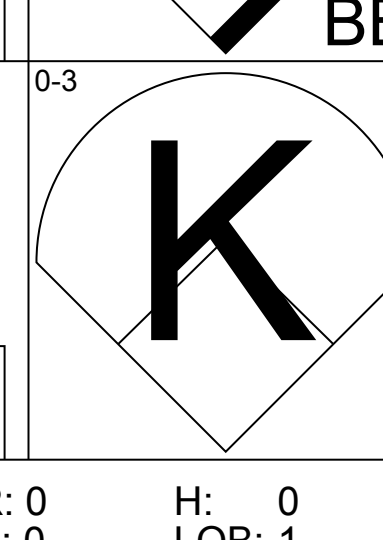
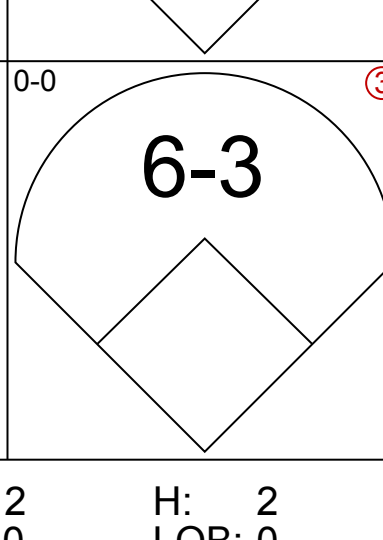
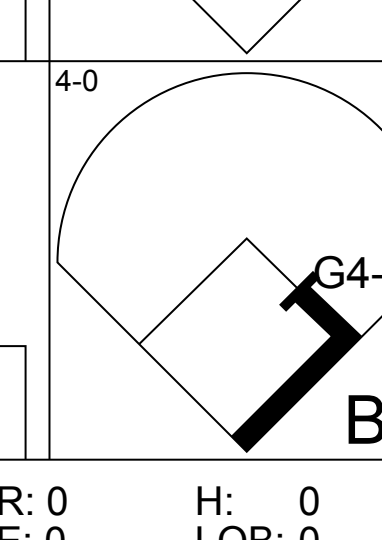
Batter	1	2	3	4	5	6	7	8	9	10	11	12	13	14	15	AB	R	H	RBI	BB	SO	LOB	BOTTOM									
Mark Belanger, R OBP: 0.377, SLG: 0.339																7	0	0	0	0	1	3	7	0	0	0	1	3				
Paul Blair, R OBP: 0.297, SLG: 0.385															6	1	2	0	0	1	1	6	1	2	0	0	1	1				
Merv Rettenmund, R OBP: 0.416, SLG: 0.387															4	1	1	0	1	2	0	4	1	1	0	1	2	0				
Frank Robinson, R OBP: 0.387, SLG: 0.488 Pete Richert, L OBP: 0.500, SLG: 1.000															5	0	1	1	0	0	3	5	0	1	1	0	0	3				
Brooks Robinson, R OBP: 0.344, SLG: 0.391															6	1	1	3	0	1	1	6	1	1	3	0	1	1				
Boog Powell, L OBP: 0.366, SLG: 0.415															6	0	0	0	0	1	0	6	0	0	0	0	1	0				
Davey Johnson, R OBP: 0.357, SLG: 0.412														6	0	0	0	0	2	0	6	0	0	0	0	2	0					
Andy Etchebarren, R OBP: 0.266, SLG: 0.293															6	0	1	0	0	2	0	6	0	1	0	0	2	0				
Dave McNally, R OBP: 0.161, SLG: 0.079 Tom Dukes, R ERA: 2.54 Curt Motton, R ERA: 0.97 Eddie Watt, R ERA: 1.86 Don Buford, S OBP: 0.275, SLG: 0.389 Dick Hall, R ERA: 5.4 Chico Scheman, R OBP: 0.295, SLG: 0.487 Pete Richert, L ERA: 5.4															2	0	1	0	0	1	0	2	0	1	0	0	1	0				
<b>Inning Stats</b>	R: 0 E: 0 K: 0 S: 4	H: 1 LOB: 1 BB: 0 P: 4	R: 0 E: 0 K: 1 S: 5	H: 0 LOB: 0 BB: 0 P: 5	R: 0 E: 0 K: 1 S: 5	H: 0 LOB: 0 BB: 0 P: 5	R: 0 E: 0 K: 1 S: 5	H: 0 LOB: 0 BB: 0 P: 5	R: 0 E: 0 K: 1 S: 5	H: 0 LOB: 0 BB: 0 P: 5	R: 0 E: 0 K: 1 S: 6	H: 1 LOB: 1 BB: 0 P: 6	R: 0 E: 0 K: 2 S: 7	H: 0 LOB: 0 BB: 0 P: 7	R: 0 E: 0 K: 1 S: 6	H: 1 LOB: 2 BB: 0 P: 7	R: 0 E: 0 K: 0 S: 3	H: 0 LOB: 0 BB: 0 P: 3	R: 0 E: 0 K: 0 S: 7	H: 0 LOB: 0 BB: 0 P: 7	R: 0 E: 0 K: 0 S: 7	H: 0 LOB: 0 BB: 0 P: 7	1B: 5 2B: 1 3B: 0 HR: 1	SF: 1 SAC: 0 DP: 0 HBP: 1	WP: 0 PB: 0 SB: 0 CS: 0	PA: 55						
<b>PITCHER</b>	<b>MICKEY LOLICH, L</b> (1.1) ERA: 3.16											<b>FRED SCHEMAN, L</b> (14.1) ERA: 2.04																				
Mickey Lolich, L ERA: 3.16	1.1	2.0	W	6	0	0	0	2	0	0	0	0	0	0	10	10	0.00	0.000														

**Detroit Tigers @ Baltimore Orioles**  
**Memorial Stadium, Baltimore, MD**  
 Mon Jun 28 1971, Postponed  
 Att: 17,034 - Unknown

AB	51
R	4
H	7
RBI	4
BB	2
SO	14
LOB	9




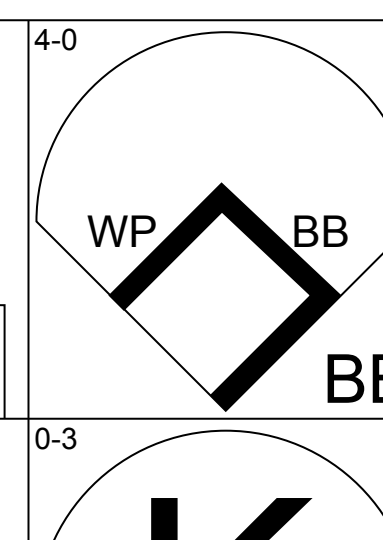
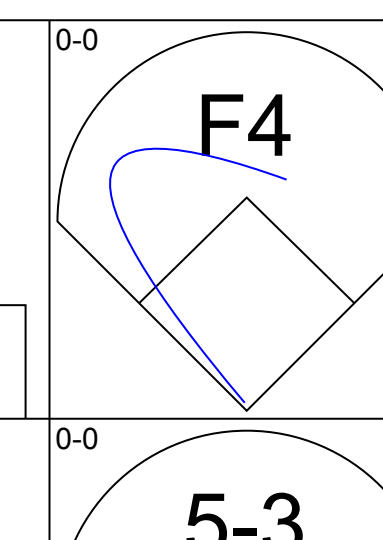
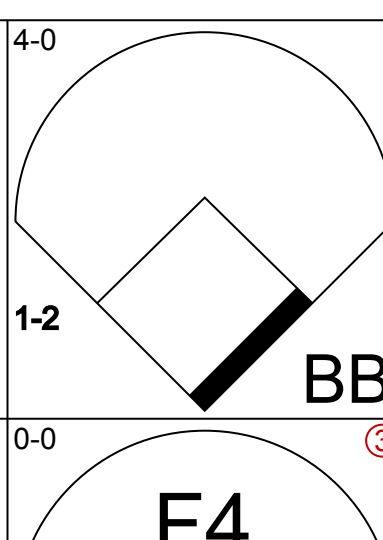
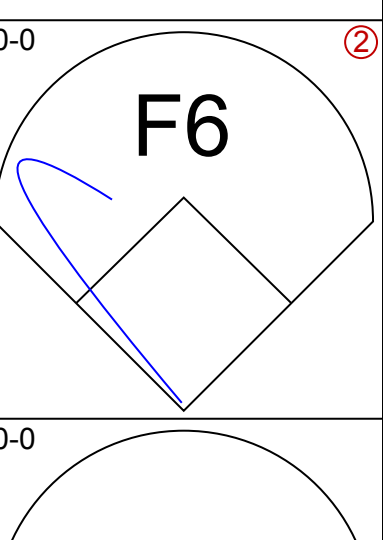
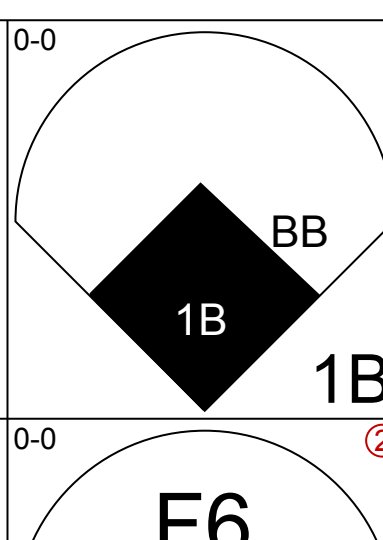
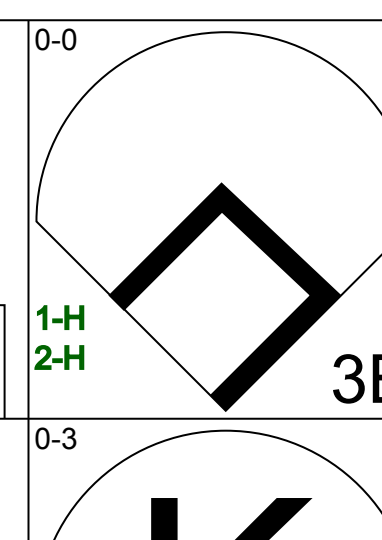
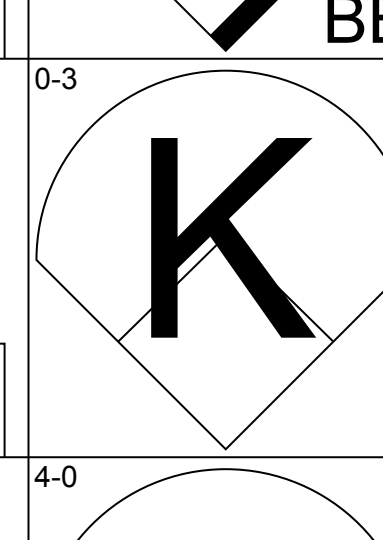
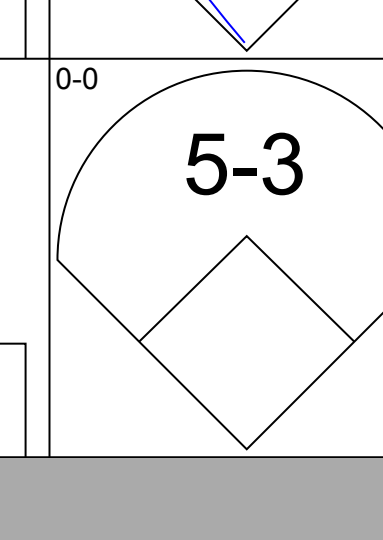
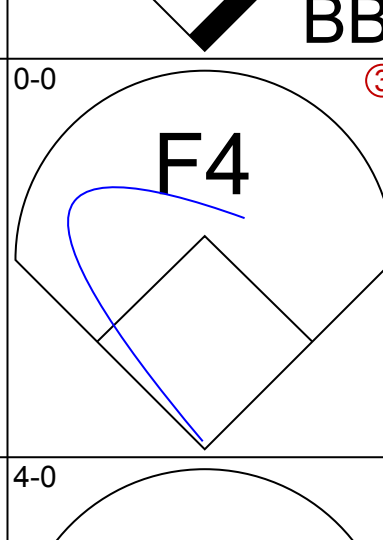
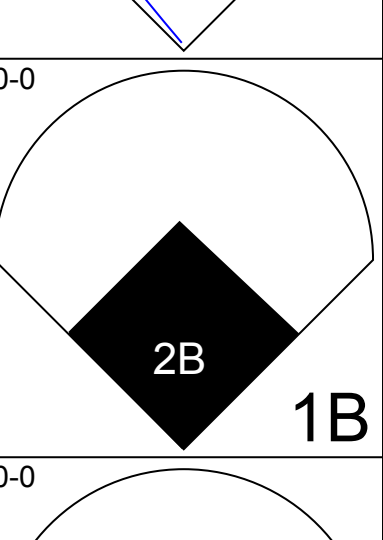
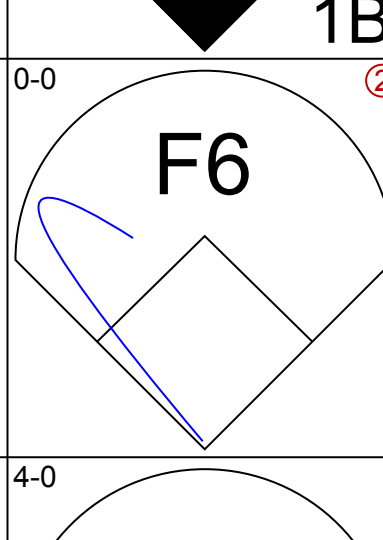
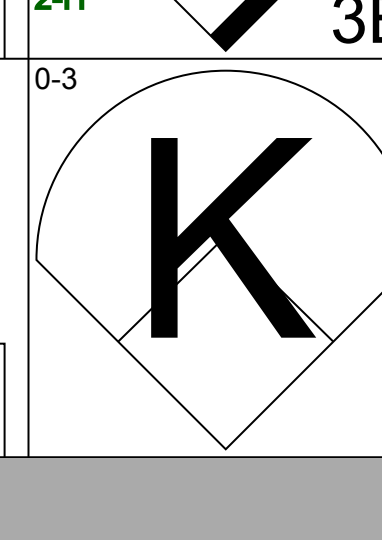

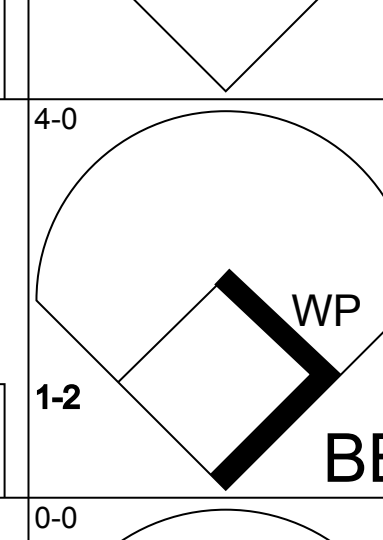
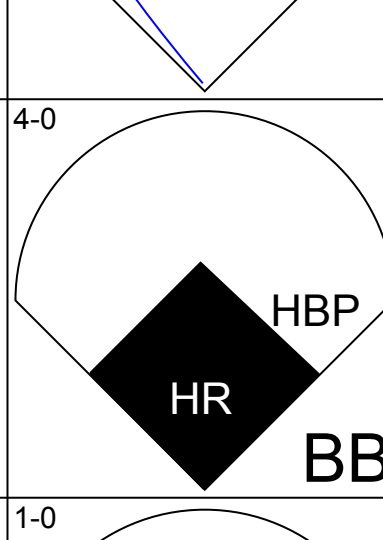
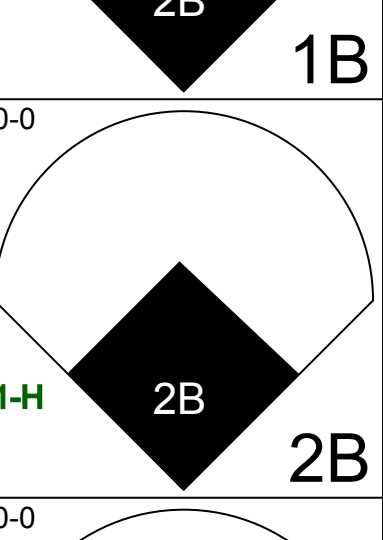
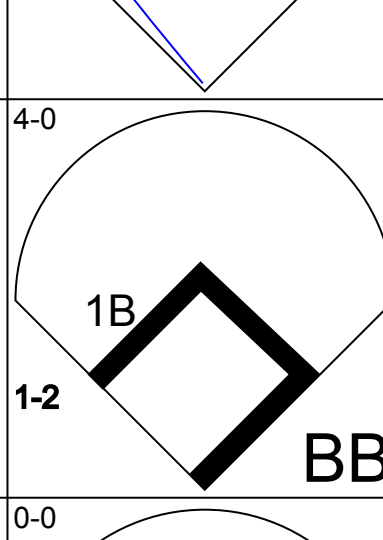

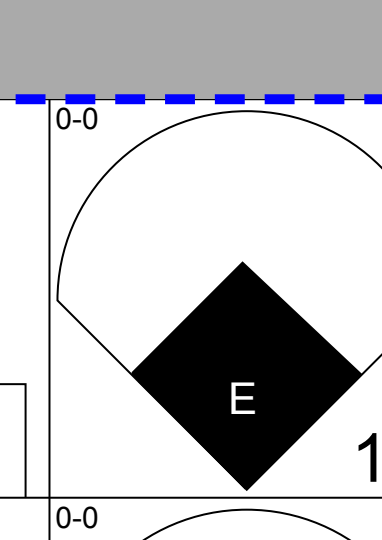

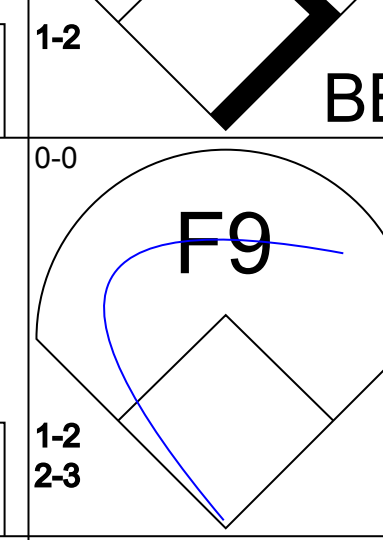
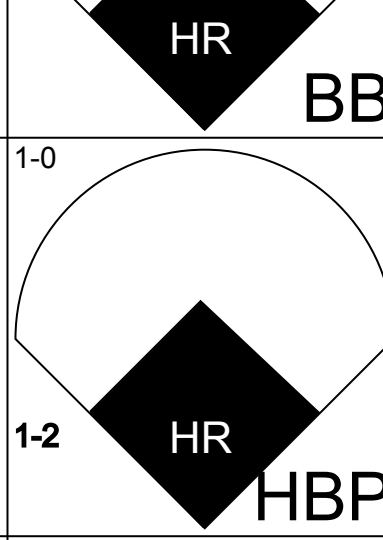
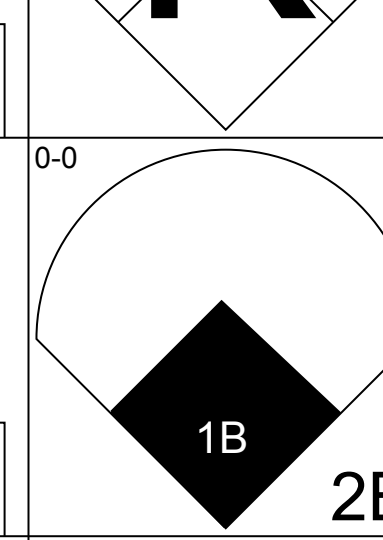
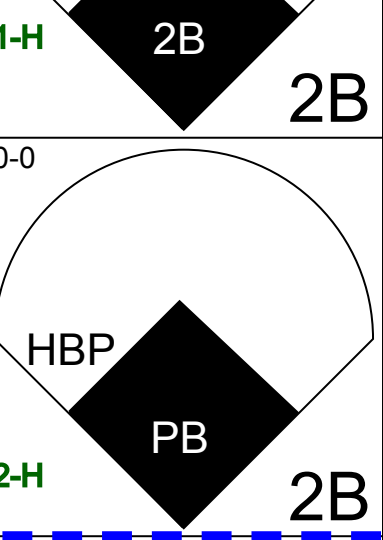
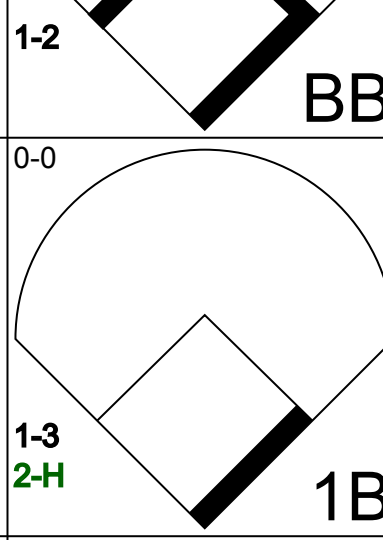

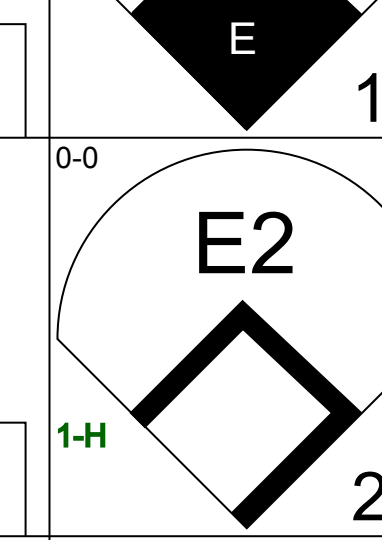

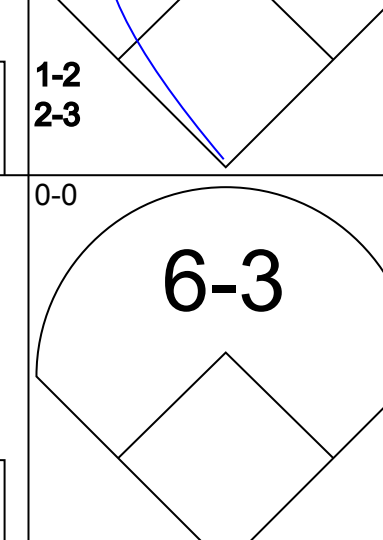
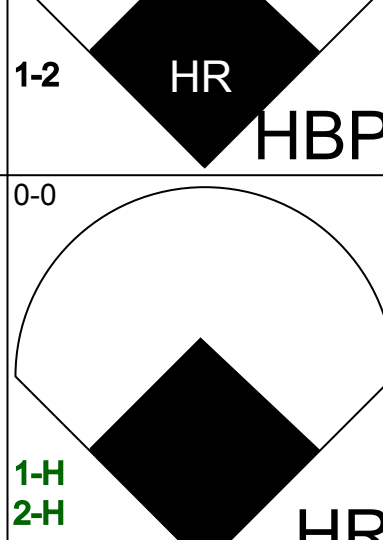
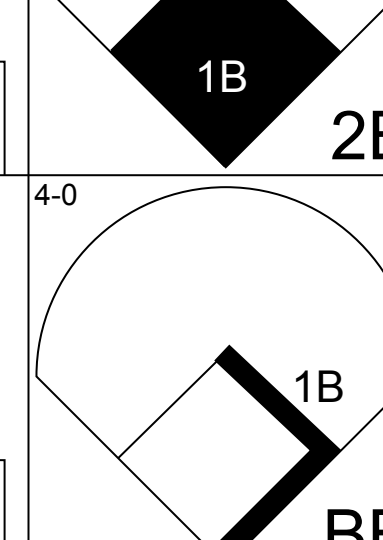
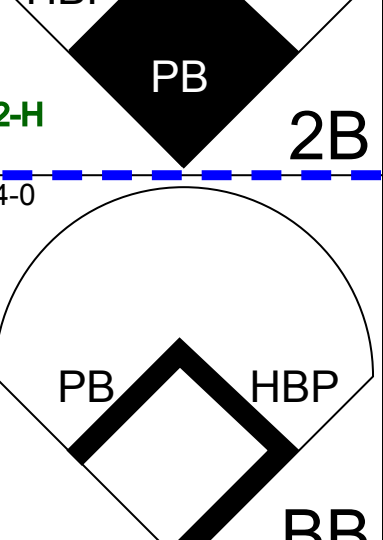
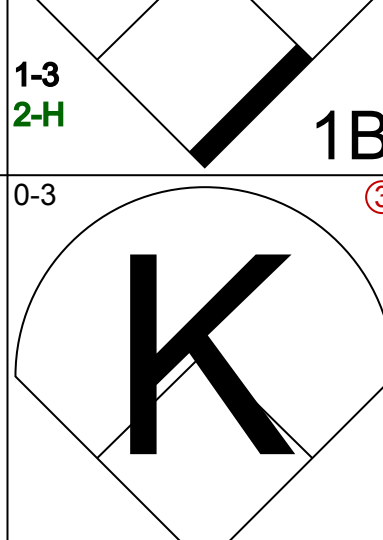


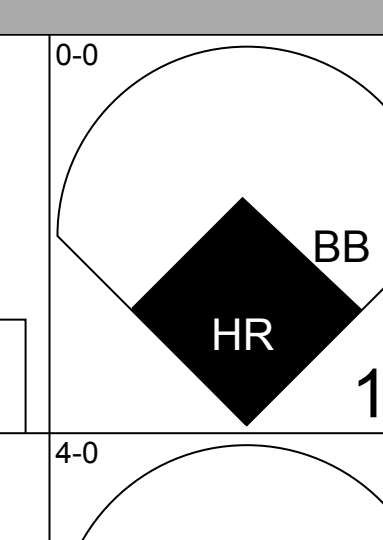
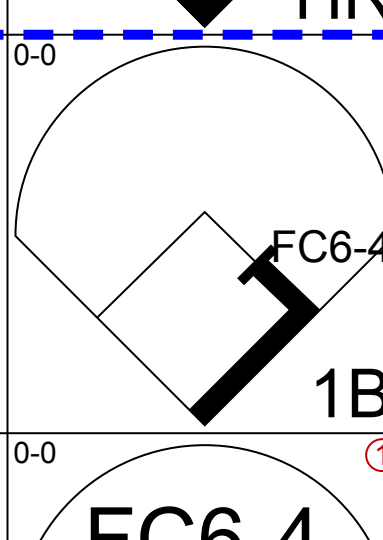
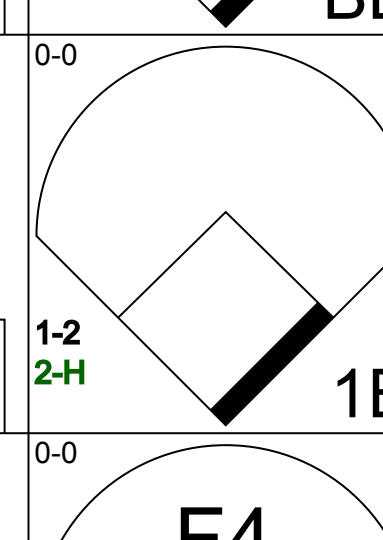
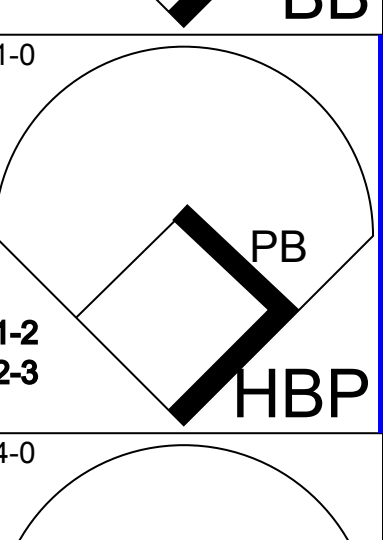

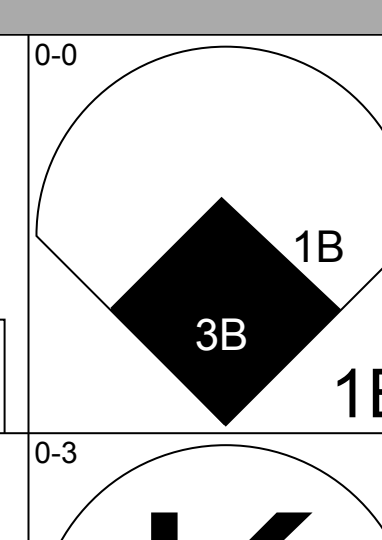

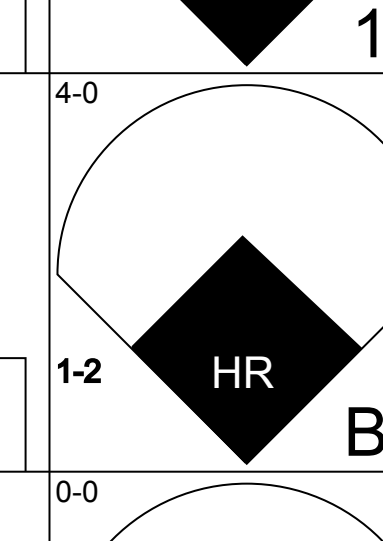
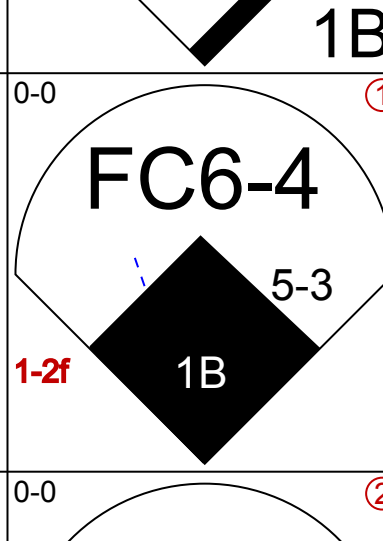
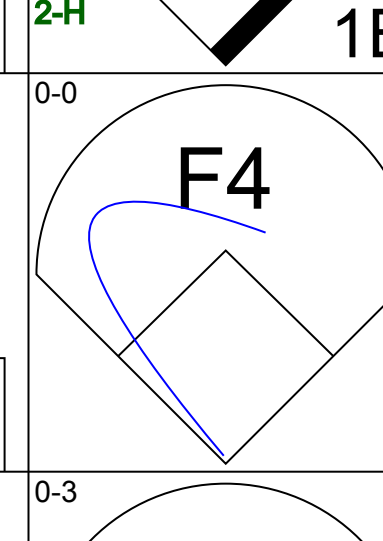
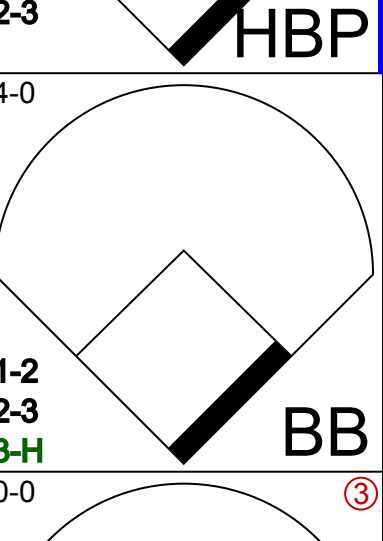

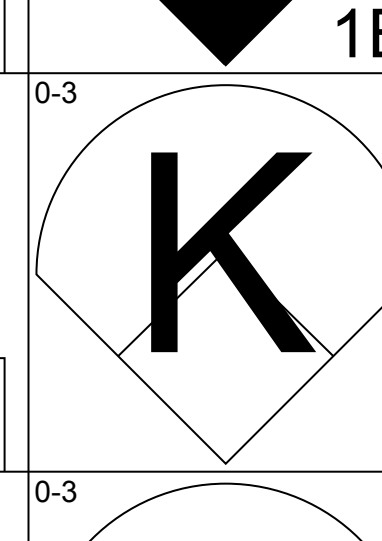

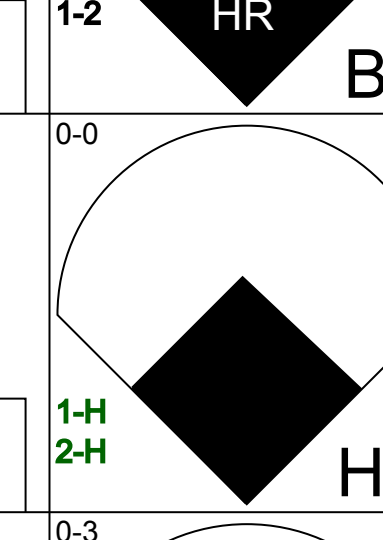
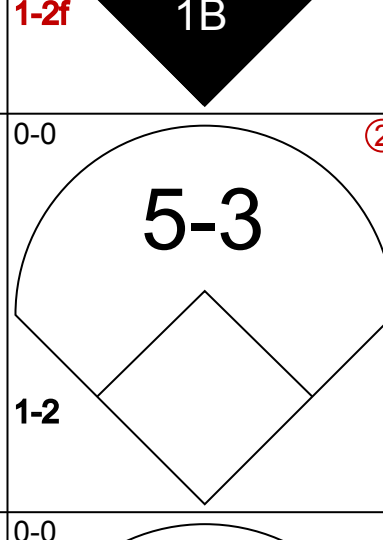
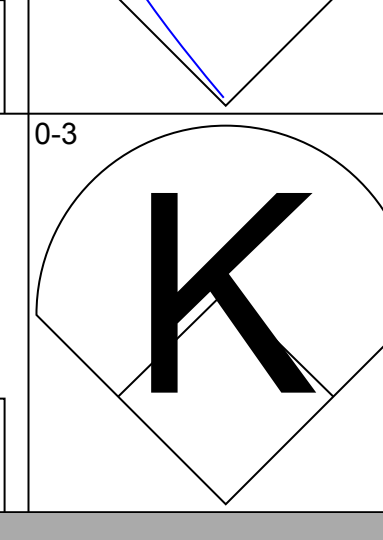
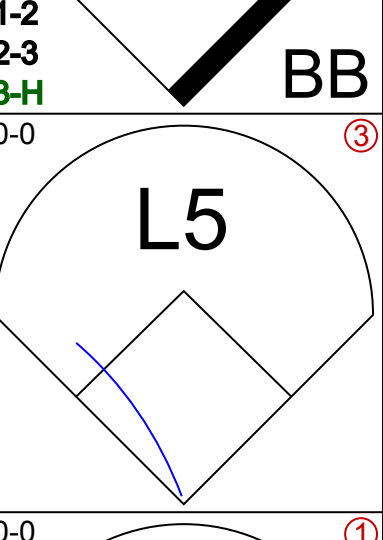



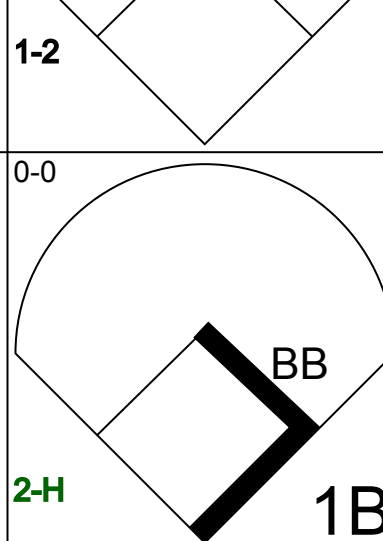
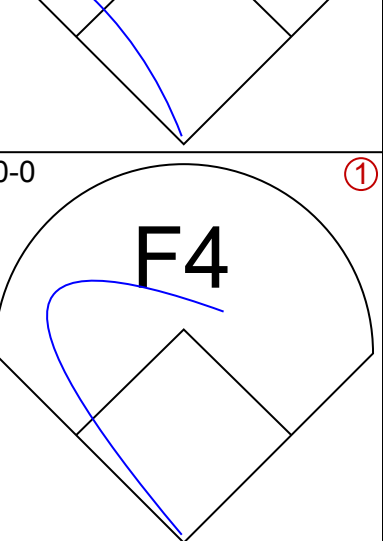
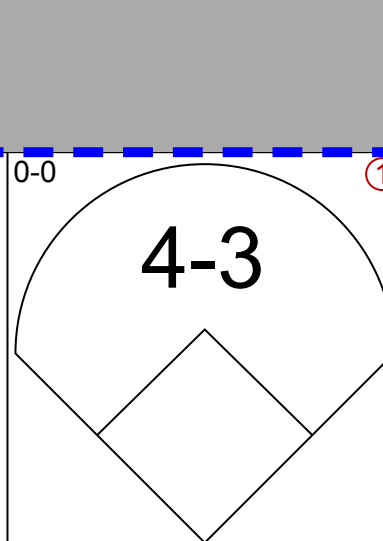
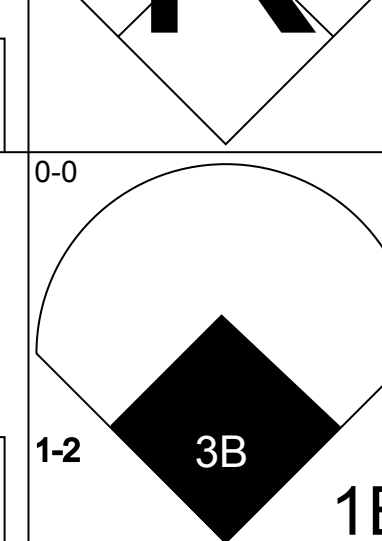


Batter	1	2	3	4	5	6	7	8	9	AB	R	H	RBI	BB	SO	LOB	TOP					
Dick McAuliffe, L OBP: 0.275, SLG: 0.355 (1, 4)										5	1	1	0	0	2	3						
Aurelio Rodriguez, R OBP: 0.236, SLG: 0.373 Tony Taylor, R OBP: 0.291, SLG: 0.292 (1, 5)										4	0	2	0	0	0	0						
Gates Brown, L OBP: 0.493, SLG: 0.654 Dalton Jones, L OBP: 0.293, SLG: 0.475 (1, PR)										1	0	0	0	0	0	1						
Willie Horton, R OBP: 0.339, SLG: 0.500 Bill Denehy, S Bill Freehan, R OBP: 0.331, SLG: 0.417 (6, PH)										4	0	2	1	0	0	2						
Norm Cash, L OBP: 0.398, SLG: 0.612 Jim Northrup, L OBP: 0.384, SLG: 0.457 (1, 8)										4	1	2	1	1	2	4						
Gene Lamont, L OBP: 0.067, SLG: 0.067 Ed Brinkman, R OBP: 0.265, SLG: 0.247 Dean Chance, R Mickey Stanley, R OBP: 0.341, SLG: 0.390 (8, PH)										5	0	0	0	0	1	3						
Les Cain, L OBP: 0.227, SLG: 0.238 Joe Niekro, R OBP: 0.316, SLG: 0.294 Chuck Seelbach, R Ike Brown, R OBP: 0.406, SLG: 0.603 (6, PH)										1	0	0	0	0	0	1						
<b>Inning Stats</b>	R: 0 E: 1 K: 1 S: 7	H: 1 LOB: 3 BB: 1 P: 11	R: 0 E: 0 K: 0 S: 4	H: 1 LOB: 1 BB: 0 P: 4	R: 0 E: 0 K: 0 S: 5	H: 2 LOB: 2 BB: 0 P: 5	R: 0 E: 0 K: 2 S: 7	H: 0 LOB: 1 BB: 1 P: 11	R: 0 E: 0 K: 0 S: 3	H: 0 LOB: 0 BB: 0 P: 3	R: 2 E: 0 K: 1 S: 7	H: 2 LOB: 2 BB: 0 P: 7	R: 1 E: 0 K: 1 S: 8	H: 3 LOB: 3 BB: 1 P: 12	R: 0 E: 0 K: 1 S: 4	H: 0 LOB: 0 BB: 1 P: 8	R: 3 E: 0 K: 1 S: 8	H: 3 LOB: 0 BB: 0 P: 8	1B: 8 2B: 1 3B: 0 HR: 3	SF: 0 SAC: 0 DP: 1 HBP: 0	WP: 0 PB: 0 SB: 0 CS: 0	PA: 43
<b>PITCHER</b> Pat Dobson, R ERA: 3.53	IP: 9.0 W: 4 L: 12	WLS: 6 BF: 43 H: 12	R: 6 ER: 6 SO: 7	BB: 4 IBB: 0 HBP: 0 BLK: 0	WP: 0 HR: 3 S: 53	P: 69 ERA: 6.00 WHIP: 1.778	<b>PITCHER</b>	IP: 9.0 W: 4 L: 12	R: 6 ER: 6 SO: 7	BB: 4 IBB: 0 HBP: 0 BLK: 0	WP: 0 HR: 3 S: 53	P: 69 ERA: 6.00 WHIP: 1.778	WP: 0 PB: 0 SB: 0 CS: 0	PA: 43								

Detroit Tigers @ Baltimore Orioles  
 Memorial Stadium, Baltimore, MD  
 Tue Jun 29 1971, 7:05 PM EDT  
 Att: 21,299 - Unknown  
 livebaseballscores.com


AB	39
R	6
H	12
RBI	6
BB	4
SO	7
LOB	22



Batter	1	2	3	4	5	6	7	8	9	AB	R	H	RBI	BB	SO	LOB	BOTTOM			
Don Buford, S OBP: 0.424, SLG: 0.518 Paul Blair, R OBP: 0.295, SLG: 0.380 Merv Rettenmund, R OBP: 0.427, SLG: 0.397 Frank Robinson, R OBP: 0.395, SLG: 0.502 Boog Powell, L OBP: 0.398, SLG: 0.422 Brooks Robinson, R OBP: 0.347, SLG: 0.399 Davey Johnson, R OBP: 0.386, SLG: 0.419 Jerry Davanon, R OBP: 0.611, SLG: 0.462 Mark Belanger, R OBP: 0.376, SLG: 0.333 Andy Etchebarren, R OBP: 0.265, SLG: 0.320 Pat Dobson, R OBP: 0.209, SLG: 0.171										4	1	2	2	2	0	0				
Les Cain, L ERA: 2.49 Joe Niekro, R ERA: 4.51 Chuck Seelbach, R Dean Chance, R ERA: 3.55 Bill Denehy, R ERA: 2.92										6	1	1	0	0	2	5				
										3	3	2	1	3	1	0				
										4	3	3	2	0	0	2				
										4	1	1	3	2	1	5				
										3	1	3	1	0	0	0				
										4	2	0	0	2	1	5				
										5	1	1	3	0	2	7				
										5	1	2	1	0	1	0				
<b>Inning Stats</b>	R: 0 E: 0 K: 1 S: 5	H: 0 LOB: 2 BB: 2 P: 13	R: 3 E: 0 K: 1 S: 7	H: 2 LOB: 1 BB: 1 P: 11	R: 4 E: 0 K: 0 S: 6	H: 3 LOB: 2 BB: 2 P: 15	R: 1 E: 0 K: 2 S: 9	H: 2 LOB: 1 BB: 1 P: 13	R: 3 E: 0 K: 0 S: 6	H: 3 LOB: 3 BB: 2 P: 15	R: 1 E: 0 K: 1 S: 7	H: 2 LOB: 2 BB: 1 P: 11	R: 2 E: 0 K: 3 S: 12	H: 3 LOB: 1 BB: 0 P: 12	R: 1 E: 1 K: 0 S: 5	H: 2 LOB: 1 BB: 0 P: 5	1B: 10 2B: 4 3B: 1 HR: 2	SF: 0 SAC: 0 DP: 0 HBP: 2	WP: 1 PB: 1 SB: 0 CS: 0	PA: 52
<b>PITCHER</b> Les Cain, L ERA: 2.49 Joe Niekro, R ERA: 4.51 Chuck Seelbach, R Dean Chance, R ERA: 3.55 Bill Denehy, R ERA: 2.92	IP: 2.0 W: 1 L: 14	WLS: 14 BF: 17 H: 7	R: 6 ER: 5 SO: 2	BB: 4 IBB: 0 HBP: 0 BLK: 0	WP: 0 HR: 1 S: 13	P: 30 ERA: 27.00 WHIP: 3.500	<b>PITCHER</b>	IP: 2.0 W: 1 L: 14	R: 6 ER: 5 SO: 2	BB: 4 IBB: 0 HBP: 0 BLK: 0	WP: 0 HR: 1 S: 13	P: 30 ERA: 27.00 WHIP: 3.500	WP: 0 PB: 1 SB: 0 CS: 0	PA: 52						

Detroit Tigers @ Baltimore Orioles  
 Memorial Stadium, Baltimore, MD  
 Tue Jun 29 1971, 7:05 PM EDT  
 Att: 21,299 - Unknown  
 livebaseballscores.com

AB	41
R	15
H	17
RBI	14
BB	9
SO	8
LOB	25






Batter	1	2	3	4	5	6	7	8	9	AB	R	H	RBI	BB	SO	LOB	TOP																						
<b>John Kennedy, R</b> OBP: 0.396, SLG: 0.488 (1, 4)	F8		5-3		4-3		FC4 1B	K		5	0	1	0	0	1	3																							
<b>Luis Aparicio, R</b> OBP: 0.292, SLG: 0.275 (1, 6)	BB		6-3			2B HR BB	FC4 1-2		4-3 S BB	2	1	0	0	3	0	1																							
<b>Reggie Smith, S</b> OBP: 0.393, SLG: 0.502 <b>Billy Conigliaro, R</b> OBP: 0.328, SLG: 0.487 (1, 8) (8, 8)	L9			F8		1-3 HR 2B	K		4-3 BB	4	1	1	0	0	1	2																							
<b>Carl Yastrzemski, L</b> OBP: 0.425, SLG: 0.470 (1, 7)	K			HR 1B		HR		BB 1B	4-3	5	2	3	3	0	1	3																							
<b>Rico Petrocelli, R</b> OBP: 0.354, SLG: 0.421 (1, 5)		K		K		F8		1-2 BB BB	L9	4	1	0	0	1	2	3																							
<b>George Scott, R</b> OBP: 0.319, SLG: 0.419 (1, 3)	L9			HR		F6		L9	K	5	1	1	2	0	1	3																							
<b>Joe Lahoud, L</b> OBP: 0.382, SLG: 0.507 (1, 9)	1B			K		E BB		1B 1B BB		2	0	1	0	2	1	0																							
<b>Bob Montgomery, R</b> OBP: 0.380, SLG: 0.333 (1, 2)	5-3				L9	L9		1-2 2H 1B		4	0	1	1	0	0	2																							
<b>Gary Peters, L</b> OBP: 0.309, SLG: 0.365 <b>Bobby Bolin, R</b> OBP: 0.500, SLG: 0.500 (1, 1) (9, 1)	L9			L9		F8		4-3	1-2 2-3 1B	4	0	1	0	0	0	0																							
<b>Inning Stats</b>	R: 0 E: 0 K: 1 S: 5	H: 0 LOB: 1 BB: 1 P: 9	R: 0 E: 0 K: 1 S: 6	H: 1 LOB: 1 BB: 0 P: 6	R: 0 E: 0 K: 0 S: 3	H: 0 LOB: 0 BB: 0 P: 3	R: 2 E: 0 K: 2 S: 9	H: 2 LOB: 0 BB: 0 P: 9	R: 0 E: 0 K: 0 S: 3	H: 0 LOB: 0 BB: 0 P: 3	R: 3 E: 1 K: 0 S: 5	H: 2 LOB: 1 BB: 2 P: 13	R: 0 E: 0 K: 1 S: 6	H: 1 LOB: 1 BB: 0 P: 6	R: 1 E: 0 K: 1 S: 7	H: 3 LOB: 3 BB: 2 P: 15	R: 0 E: 0 K: 1 S: 5	H: 0 LOB: 2 BB: 2 P: 13	1B: 6 2B: 1 3B: 0 HR: 2	SF: 0 SAC: 0 DP: 0 HBP: 0	WP: 0 PB: 0 SB: 1 CS: 0	PA: 42																	
<b>PITCHER</b>	IP	WLS	BF	H	R	ER	SO	BB	IBB	HBP	BLK	WP	HR	S	P	ERA	WHIP	<b>PITCHER</b>					IP	WLS	BF	H	R	ER	SO	BB	IBB	HBP	BLK	WP	HR	S	P	ERA	WHIP
<b>Joe Coleman, R</b> ERA: 3.98 (1, 1)	5.0	L	22	5	5	5	4	2	0	0	0	0	2	28	36	9.00	1.400																						
<b>Dean Chance, R</b> ERA: 3.44 (6, 1)	2.0		8	1	0	0	1	1	0	0	0	0	0	9	13	0.00	1.000																						
<b>Mike Kikenny, L</b> ERA: 5.24 (8, 1)	0.2		6	3	1	1	0	2	0	0	0	0	0	4	12	13.50	7.500																						
<b>Bill Denehy, R</b> ERA: 2.77 (8, 1)	1.1		6	0	0	0	2	2	0	0	0	0	0	8	16	0.00	1.500																						

**Boston Red Sox @ Detroit Tigers**  
Tiger Stadium, Detroit, MI  
Wed Jun 30 1971, 7:05 PM EDT  
Att: 20,528 - Unknown


AB 35  
R 6  
H 9  
RBI 6  
BB 7  
SO 7  
LOB 17



Batter	1	2	3	4	5	6	7	8	9	AB	R	H	RBI	BB	SO	LOB	BOTTOM																						
<b>Ike Brown, R</b> OBP: 0.378, SLG: 0.556 (1, 3)	K	4-3		6-3			6-3		K	5	0	0	0	0	2	5																							
<b>Tony Taylor, R</b> OBP: 0.294, SLG: 0.302 (1, 4)	1-3		F9 HR 2B		6-3		6-3		1-2 2-3 1B	5	1	2	0	0	0	0																							
<b>Al Kaline, R</b> OBP: 0.470, SLG: 0.505 (1, 9)	1B BB		F3		K			1B BB	L4-3-6-3-4	3	0	0	0	2	1	2																							
<b>Willie Horton, R</b> OBP: 0.341, SLG: 0.500 (1, 7)	1-2 1B		F9		4-3			1-2 1B		4	0	2	0	0	0	1																							
<b>Bill Freehan, R</b> OBP: 0.330, SLG: 0.427 (1, 2)	F8		HR		F9		F9	F9	F9	4	1	1	2	0	0	4																							
<b>Aurelio Rodriguez, R</b> OBP: 0.285, SLG: 0.375 (1, 5)	F8		5-3			6-3 2B		F4		4	0	1	0	0	0	2																							
<b>Mickey Stanley, R</b> OBP: 0.340, SLG: 0.387 (1, 8)	1B FC3-2 1B			F8		6-3		L5		4	0	1	0	0	0	3																							
<b>Ed Brinkman, R</b> OBP: 0.272, SLG: 0.255 (1, 6)	FC3-2 1B			SH1-4 1B		F2		1B 1B	L4-3-6-3-4 1B	4	1	3	0	0	0	1																							
<b>Joe Coleman, R</b> OBP: 0.171, SLG: 0.132 (6, 1) <b>Dean Chance, R</b> OBP: 0.286, SLG: 0.469 (7, PH) <b>Dalton Jones, L</b> OBP: 0.286, SLG: 0.469 (8, 1) <b>Mike Kikenny, R</b> OBP: 0.286, SLG: 0.469 (9, 1) <b>Bill Denehy, S</b> OBP: 0.286, SLG: 0.469 (9, PH) <b>Jim Northrup, L</b> OBP: 0.286, SLG: 0.469 (9, PH)	1-2 3H			FC3-2 1B		SH1-4		K	L4-3-6-3-4 1B	1	0	0	0	0	0	2																							
<b>Inning Stats</b>	R: 0 E: 0 K: 1 S: 6	H: 1 LOB: 2 BB: 1 P: 10	R: 0 E: 0 K: 0 S: 5	H: 2 LOB: 2 BB: 0 P: 5	R: 2 E: 0 K: 0 S: 5	H: 2 LOB: 0 BB: 0 P: 5	R: 0 E: 0 K: 0 S: 4	H: 1 LOB: 1 BB: 0 P: 4	R: 0 E: 0 K: 0 S: 5	H: 0 LOB: 0 BB: 0 P: 5	R: 0 E: 0 K: 0 S: 4	H: 1 LOB: 1 BB: 0 P: 4	R: 0 E: 0 K: 1 S: 5	H: 0 LOB: 0 BB: 0 P: 5	R: 0 E: 0 K: 0 S: 4	H: 1 LOB: 2 BB: 1 P: 8	R: 2 E: 0 K: 1 S: 7	H: 3 LOB: 0 BB: 0 P: 7	1B: 8 2B: 2 3B: 0 HR: 1	SF: 0 SAC: 1 DP: 1 HBP: 0	WP: 0 PB: 0 SB: 0 CS: 0	PA: 39																	
<b>PITCHER</b>	IP	WLS	BF	H	R	ER	SO	BB	IBB	HBP	BLK	WP	HR	S	P	ERA	WHIP	<b>PITCHER</b>					IP	WLS	BF	H	R	ER	SO	BB	IBB	HBP	BLK	WP	HR	S	P	ERA	WHIP
<b>Gary Peters, L</b> ERA: 4.74 (1, 1)	8.1	W	38	11	4	4	4	2	0	0	0	0	1	44	52	4.32	1.560																						
<b>Bobby Bolin, R</b> ERA: 3.03 (9, 1)	0.2	S	1	0	0	0	0	0	0	0	0	0	0	1	1	0.00	0.000																						

**Boston Red Sox @ Detroit Tigers**  
Tiger Stadium, Detroit, MI  
Wed Jun 30 1971, 7:05 PM EDT  
Att: 20,528 - Unknown

AB 36  
R 4  
H 11  
RBI 2  
BB 2  
SO 4  
LOB 20





Batter	1	2	3	4	5	6	7	8	9	AB	R	H	RBI	BB	SO	LOB	TOP					
<b>John Kennedy, R</b> OBP: 0.396, SLG: 0.483 (1, 4)	1-3		FC5 SH1-3 1-2 1B		4-3		FC6-4 E 1B	F6		5	0	2	0	0	0	2						
<b>Luis Aparicio, R</b> OBP: 0.256, SLG: 0.275 <b>Buddy Hunter, R</b> (9, FR) (9, 4)	L9		SH1-3				E1 FC6-4 1-2 1B		1-0 HR HBP 1B	3	0	1	1	0	0	1						
<b>Reggie Smith, S</b> OBP: 0.356, SLG: 0.497 (1, 9)	6-3		5-3		F3		FC6-4 G4-6-3 1-2 2-3 1B		1-2 HR 1B	5	1	1	0	0	0	5						
<b>Carl Yastrzemski, L</b> OBP: 0.421, SLG: 0.462 (1, 7)		L8			L9		G4-6-3 1-2 1B		0-3 K	4	0	0	0	1	1	5						
<b>Rico Petrocelli, R</b> OBP: 0.355, SLG: 0.436 (1, 5)		HR 2B	FC5 2-3f			F7		5-3	HR	5	2	2	3	0	0	3						
<b>George Scott, R</b> OBP: 0.323, SLG: 0.429 (1, 3)		HR			K	BB BB	BB BB	2B 6-3 BB	F3	3	2	1	2	2	1	1						
<b>Billy Conigliaro, R</b> OBP: 0.337, SLG: 0.493 (1, 8)		G6-4-3 BB			G6-4-3 1B		1-2 BB	1B 2B	F4	3	1	2	0	2	0	1						
<b>Bob Montgomery, R</b> OBP: 0.352, SLG: 0.306 (1, 2)		G6-4-3 1-2f			G6-4-3 1-2f		K	6-3		4	0	0	1	0	1	5						
<b>Sonny Siebert, R</b> OBP: 0.298, SLG: 0.555 (6, PH) <b>Mike Florio, L</b> OBP: 0.227, SLG: 0.103 (6, 1) <b>Ken Brett, L</b> OBP: 0.222, SLG: 0.222 (6, PH) <b>Phil Gasparis, C</b> OBP: 0.160, SLG: 0.333 (8, 1) <b>Ken Tatum, R</b> OBP: 0.160, SLG: 0.333 (8, 1) <b>Bill Lee, L</b> OBP: 0.222, SLG: 0.222 (8, 1)			SH1-3 1B		4-3 WP 1B		4-3 1B	2-H 1B		2	1	2	0	0	0	0						
<b>Inning Stats</b>	R: 0 E: 0 K: 0 S: 3	H: 0 LOB: 0 BB: 0 P: 3	R: 2 E: 0 K: 0 S: 4	H: 2 LOB: 3 BB: 1 P: 8	R: 0 E: 0 K: 0 S: 5	H: 2 LOB: 3 BB: 1 P: 9	R: 0 E: 0 K: 1 S: 5	H: 1 LOB: 0 BB: 0 P: 5	R: 1 E: 0 K: 0 S: 5	H: 2 LOB: 1 BB: 0 P: 5	R: 0 E: 0 K: 1 S: 5	H: 0 LOB: 2 BB: 2 P: 13	R: 0 E: 1 K: 0 S: 4	H: 1 LOB: 1 BB: 0 P: 4	R: 2 E: 0 K: 0 S: 5	H: 2 LOB: 1 BB: 1 P: 9	R: 3 E: 0 K: 1 S: 7	H: 2 LOB: 1 BB: 0 P: 8	1B: 8 2B: 2 3B: 0 HR: 2	SF: 0 SAC: 1 DP: 3 HBP: 1	WP: 1 PB: 0 SB: 0 CS: 0	PA: 43
<b>PITCHER</b>	IP	WLS	BF	H	R	ER	SO	BB	IBB	HBP	BLK	WP	HR	S	P	ERA	WHIP					
<b>Bill Glibreth, L</b> ERA: 2.51 (1, 1)	5.1		24	7	3	3	1	3	0	0	0	1	1	23	35	5.06	1.875					
<b>Dean Chance, R</b> ERA: 3.41 (6, 1)	0.2		5	1	0	0	1	1	0	0	0	0	0	6	10	0.00	3.000					
<b>Fred Scherman, L</b> ERA: 2.73 (7, 1)	3.0	L	14	4	5	5	1	1	0	1	0	0	1	14	19	15.00	1.667					

**Boston Red Sox @ Detroit Tigers**  
Tiger Stadium, Detroit, MI  
Thu Jul 01 1971, 7:05 PM EDT  
Att: 16,961 - Unknown

AB 36  
R 8  
H 12  
RBI 8  
BB 5  
SO 3  
LOB 25



Batter	1	2	3	4	5	6	7	8	9	AB	R	H	RBI	BB	SO	LOB	BOTTOM					
<b>Dick McAuliffe, L</b> OBP: 0.274, SLG: 0.352 (1, 4)	F6	G3		E1 L5-4-3		K		1B 1-2 2-H		5	0	1	1	0	1	0						
<b>Al Kaline, R</b> OBP: 0.473, SLG: 0.509 (1, 9)	2B	BB		L5-4-3 1-2		L7		1B 1-2 2-H		4	1	2	1	1	0	1						
<b>Jim Northrup, L</b> OBP: 0.367, SLG: 0.463 (1, 8) (7, 7)	1B 2-H	4-3		1B		F4		3-1		5	1	2	1	0	0	3						
<b>Willie Horton, R</b> OBP: 0.338, SLG: 0.495 <b>Mickey Stanley, R</b> OBP: 0.336, SLG: 0.383 (7, 8)	K		F8	5-3		F4		K		3	0	0	0	0	1	2						
<b>Norm Cash, L</b> OBP: 0.398, SLG: 0.612 (1, 3)	1B 2-H	1B	3-1		4-3 SF9 2B	K		K		5	2	2	1	0	2	0						
<b>Aurelio Rodriguez, R</b> OBP: 0.291, SLG: 0.383 (1, 5)	FC5-6 1-2 1B		1B	2B	4-3	K		K FC6-4 1B		5	1	3	0	0	1	1						
<b>Bill Freehan, R</b> OBP: 0.335, SLG: 0.430 (1, 2)	1-2 2-H 1B		E	1B	SF9	FC6-4 BB		FC6-4 1-2f 1B		3	0	2	3	1	0	1						
<b>Ed Brinkman, R</b> OBP: 0.269, SLG: 0.251 (1, 6)	FC5-6 2-3f		E6		6-3	FC6-4 1B 1-2f				4	1	0	0	0	0	4						
<b>Bill Glibreth, L</b> OBP: 0.333, SLG: 0.333 <b>Dean Chance, R</b> (6, 1) <b>Fred Scherman, L</b> OBP: 0.364, SLG: 0.300 (7, 1)			K	K		K		1B 1-2 1B		2	0	0	0	0	2	2						
<b>Inning Stats</b>	R: 3 E: 0 K: 1 S: 10	H: 5 LOB: 2 BB: 0 P: 10	R: 0 E: 0 K: 1 S: 5	H: 0 LOB: 1 BB: 1 P: 9	R: 1 E: 1 K: 1 S: 8	H: 2 LOB: 2 BB: 0 P: 8	R: 0 E: 1 K: 0 S: 4	H: 1 LOB: 1 BB: 0 P: 4	R: 1 E: 0 K: 0 S: 4	H: 1 LOB: 0 BB: 0 P: 4	R: 0 E: 0 K: 2 S: 7	H: 0 LOB: 0 BB: 0 P: 7	R: 0 E: 0 K: 1 S: 5	H: 0 LOB: 0 BB: 0 P: 5	R: 2 E: 0 K: 1 S: 8	H: 3 LOB: 2 BB: 1 P: 12	R: 0 E: 0 K: 2 S: 8	H: 1 LOB: 1 BB: 0 P: 8	1B: 9 2B: 4 3B: 0 HR: 0	SF: 1 SAC: 0 DP: 1 HBP: 0	WP: 0 PB: 0 SB: 0 CS: 0	PA: 43
<b>PITCHER</b>	IP	WLS	BF	H	R	ER	SO	BB	IBB	HBP	BLK	WP	HR	S	P	ERA	WHIP					
<b>Sonny Siebert, R</b> ERA: 2.84 (1, 1)	5.0		26	9	5	5	3	1	0	0	0	0	0	31	35	9.00	2.000					
<b>Ken Brett, L</b> ERA: 3.32 (6, 1)	2.0		6	0	0	0	3	0	0	0	0	0	0	12	12	0.00	0.000					
<b>Ken Tatum, R</b> ERA: 4.03 (8, 1)	0.2		6	3	2	2	1	1	0	0	0	0	0	7	11	27.00	6.000					
<b>Bill Lee, L</b> ERA: 3.18 (8, 1)	1.1	W	5	1	0	0	2	0	0	0	0	0	0	9	9	0.00	0.750					

**Boston Red Sox @ Detroit Tigers**  
Tiger Stadium, Detroit, MI  
Thu Jul 01 1971, 7:05 PM EDT  
Att: 16,961 - Unknown

AB 40  
R 7  
H 13  
RBI 7  
BB 2  
SO 9  
LOB 14





Batter	1	2	3	4	5	6	7	8	9	AB	R	H	RBI	BB	SO	LOB	TOP			
Merv Rettenmund, R OBP: 0.432, SLG: 0.391 (1, 7)	0-0 6-3		0-0 4-3			4-0 FC5 BB BB		0-0 2H 1B		3	0	1	1	1	0	0	<p><b>Baltimore Orioles @ Detroit Tigers</b> Tiger Stadium, Detroit, MI Fri Jul 02 1971, 7:05 PM EDT Att: 37,829 - Unknown</p>			
Paul Blair, R OBP: 0.284, SLG: 0.363 (1, 8)	0-0 L5		0-0 L7			0-0 F2		0-0 B3		4	0	0	0	0	0	3				
Brooks Robinson, R OBP: 0.339, SLG: 0.387 (1, 5)	4-0 BB			0-0 L9		0-3 K		0-0 G5-4-3 1-2		3	0	0	0	1	1	3				
Frank Robinson, R OBP: 0.400, SLG: 0.507 (1, 9)	0-0 F7			0-0 5-3		4-0 1-2 2-3 BB			4-0 BB	2	0	0	0	2	0	1				
Davey Johnson, R OBP: 0.362, SLG: 0.411 Curt Motton, R OBP: 0.316, SLG: 0.071 Jerry Davanon, R OBP: 0.484, SLG: 0.440 (1, 4)		0-3 K		0-3 K		0-0 FC5 2-3f			0-3 K	2	0	0	0	0	2	0				
Boog Powell, L OBP: 0.365, SLG: 0.415 (1, 3)		0-0 1B			0-0 4-3				0-0 F5	4	0	1	0	0	0	1				
Mark Belanger, R OBP: 0.372, SLG: 0.331 (1, 6)		0-0 F4			0-0 G6-4-3 1B				0-0 F4	4	0	1	0	0	0	2				
Andy Etchebarren, R OBP: 0.257, SLG: 0.308 (1, 2)		0-0 F8			0-0 G6-4-3 1-2f					3	0	0	0	0	1	2				
Dave McNally, R OBP: 0.180, SLG: 0.204 Don Buford, S OBP: 0.437, SLG: 0.537 Tom Dukes, R OBP: 0.167, SLG: 0.333 Eddie Watt, R (8, 1)			0-3 K			0-0 BB 2B			0-0 1B 2B	2	0	1	0	0	1	0				
<b>Inning Stats</b>	R: 0 E: 0 K: 0 S: 3	H: 0 LOB: 1 BB: 1 P: 7	R: 0 E: 0 K: 1 S: 6	H: 1 LOB: 1 BB: 0 P: 6	R: 0 E: 0 K: 1 S: 5	H: 0 LOB: 0 BB: 0 P: 5	R: 0 E: 0 K: 0 S: 5	H: 0 LOB: 0 BB: 0 P: 5	R: 0 E: 0 K: 1 S: 6	H: 1 LOB: 3 BB: 2 P: 14	R: 0 E: 0 K: 1 S: 5	H: 0 LOB: 0 BB: 0 P: 5	R: 1 E: 0 K: 0 S: 4	H: 2 LOB: 0 BB: 0 P: 4	R: 0 E: 0 K: 1 S: 5	H: 0 LOB: 1 BB: 1 P: 9		1B: 3 2B: 2 3B: 0 HR: 0	SF: 0 SAC: 0 DP: 2 HBP: 0	WP: 0 PB: 0 SB: 0 CS: 0
<b>PITCHER</b> Mickey Lolich, L ERA: 3.05 (1, 1)	IP: 9.0 WLS: W BF: 34 H: 5 R: 1 ER: 1 SO: 6 BB: 4 IBB: 0 HBP: 0 BLK: 0 WP: 0 HR: 0 S: 42 P: 58 ERA: 1.00 WHIP: 1.000																			

Batter	1	2	3	4	5	6	7	8	9	AB	R	H	RBI	BB	SO	LOB	BOTTOM			
Aurelio Rodriguez, R OBP: 0.294, SLG: 0.388 (1, 5)	0-0 6-3			0-0 6-3		0-0 2B 1B		0-0 2B 2B		4	2	2	0	0	0	0	<p><b>Baltimore Orioles @ Detroit Tigers</b> Tiger Stadium, Detroit, MI Fri Jul 02 1971, 7:05 PM EDT Att: 37,829 - Unknown</p>			
Tony Taylor, R OBP: 0.305, SLG: 0.327 (1, 4)	0-3 K			0-0 1B		0-0 FC5 1-H 2B		0-0 F3 2H 2B WP		4	1	3	2	0	1	0				
Al Kaline, R OBP: 0.469, SLG: 0.502 (1, 9)	0-0 F3			0-0 L5-3		4-0 BB		0-0 F3 2-3		3	0	0	0	1	0	1				
Willie Horton, R OBP: 0.337, SLG: 0.489 Norm Cash, L OBP: 0.396, SLG: 0.612 (1, 7)		0-0 4-3			0-0 6-3	0-0 FC5 2-3f		4-0 WP IBB		3	0	0	0	1	0	2				
Bill Freehan, R OBP: 0.337, SLG: 0.439 (1, 2)		0-3 K			0-0 3B			0-0 F8		4	0	2	0	0	1	2				
Jim Northrup, L OBP: 0.385, SLG: 0.457 (9, 7)		0-0 4-3			0-0 F8			4-0 IBB		3	0	0	0	1	0	2				
Mickey Stanley, R OBP: 0.335, SLG: 0.381 (1, 8)			0-0 4-3		0-0 F8			0-0 F7		4	0	1	0	0	0	3				
Ed Brinkman, R OBP: 0.266, SLG: 0.248 (1, 6)			0-0 1-3			0-0 5-3			0-0 F7	3	0	0	0	0	2					
Mickey Lolich, S OBP: 0.250, SLG: 0.121 (1, 1)			0-3 K			0-3 K			0-0 P1	3	0	0	0	0	2	2				
<b>Inning Stats</b>	R: 0 E: 0 K: 1 S: 5	H: 0 LOB: 0 BB: 0 P: 5	R: 0 E: 0 K: 1 S: 5	H: 0 LOB: 0 BB: 0 P: 5	R: 0 E: 0 K: 0 S: 3	H: 1 LOB: 0 BB: 0 P: 3	R: 0 E: 0 K: 0 S: 4	H: 1 LOB: 1 BB: 0 P: 4	R: 1 E: 0 K: 1 S: 7	H: 2 LOB: 2 BB: 1 P: 11	R: 0 E: 0 K: 0 S: 5	H: 2 LOB: 2 BB: 0 P: 5	R: 2 E: 0 K: 0 S: 5	H: 2 LOB: 2 BB: 2 P: 13	R: 0 E: 0 K: 0 S: 5	H: 0 LOB: 0 BB: 0 P: 9		1B: 4 2B: 3 3B: 1 HR: 0	SF: 0 SAC: 0 DP: 0 HBP: 0	WP: 1 PB: 0 SB: 0 CS: 0
<b>PITCHER</b> Dave McNally, L ERA: 3.09 Tom Dukes, R ERA: 3.1 Eddie Watt, R ERA: 2.05 (8, 1)	IP: 0.1 WLS: L BF: 4 H: 2 R: 2 ER: 2 SO: 0 BB: 0 IBB: 0 HBP: 0 BLK: 0 WP: 0 HR: 0 S: 3 P: 7 ERA: 54.00 WHIP: 6.000																			



Batter	1	2	3	4	5	6	7	8	9	AB	R	H	RBI	BB	SO	LOB	TOP			
Don Buford, S OBP: 0.437, SLG: 0.530 (1, 7)	F6		F2B BB	K			1B IBB		6-3	3	1	0	0	2	1	0	<b>Baltimore Orioles @ Detroit Tigers</b> Tiger Stadium, Detroit, MI Sat Jul 03 1971, 4:33 AM EDT Att: 18,091 - Unknown			
Mark Belanger, R OBP: 0.375, SLG: 0.337 (1, 6)	2B		2B BB		K		G6-4-3 1B		F8	4	1	2	1	1	1	0				
Frank Robinson, R OBP: 0.396, SLG: 0.498 (1, 3) (8, 9)	1-3		F4		K		G6-4-3 1B		1B BB	4	1	0	0	1	1	5				
Brooks Robinson, R OBP: 0.343, SLG: 0.391 (1, 5)	K		2B		L9				2B BB	4	2	2	1	1	1	1				
Merv Rettenmund, R OBP: 0.439, SLG: 0.417 (1, 9) (8, 8)		HR	2B BB		F8				2B BB	4	2	3	2	1	0	0				
Paul Blair, R OBP: 0.294, SLG: 0.374 Davey Johnson, R OBP: 0.362, SLG: 0.411 (8, PR) Boog Powell, L OBP: 0.363, SLG: 0.414 (8, 3)			G5-4-3 BB		2B		CS BB		L9	2	0	2	4	2	0	0				
Andy Etchebarren, R OBP: 0.257, SLG: 0.299 (1, 2)	K		F7		F7				2B	3	0	0	0	1	1	4				
Jerry Davanon, R OBP: 0.457, SLG: 0.414 (1, 4)	G5-4-3				6-3				L9	4	1	1	0	0	0	3				
Pat Dobson, R OBP: 0.196, SLG: 0.159 (1, 1)			F5		6-3		SH3 1B		G4-6-3	3	0	0	0	0	0	2				
<b>Inning Stats</b>	R: 0 E: 0 K: 1 S: 6	H: 1 LOB: 1 BB: 0 P: 6	R: 1 E: 0 K: 1 S: 5	H: 1 LOB: 0 BB: 1 P: 9	R: 3 E: 0 K: 0 S: 5	H: 2 LOB: 2 BB: 3 P: 17	R: 0 E: 0 K: 1 S: 5	H: 0 LOB: 0 BB: 0 P: 5	R: 0 E: 0 K: 0 S: 2	H: 0 LOB: 0 BB: 1 P: 6	R: 1 E: 0 K: 0 S: 4	H: 2 LOB: 1 BB: 1 P: 8	R: 2 E: 0 K: 0 S: 4	H: 2 LOB: 1 BB: 2 P: 12	R: 1 E: 0 K: 0 S: 5	H: 2 LOB: 2 BB: 1 P: 9		1B: 4 2B: 5 3B: 0 HR: 1	SF: 0 SAC: 1 DP: 3 HBP: 0	WP: 0 PA: 42 PB: 0 SB: 1 CS: 1
<b>PITCHER</b>	IP WLS BF H R ER SO BB IBB HBP BLK WP HR S P ERA WHIP	IP WLS BF H R ER SO BB IBB HBP BLK WP HR S P ERA WHIP	IP WLS BF H R ER SO BB IBB HBP BLK WP HR S P ERA WHIP	IP WLS BF H R ER SO BB IBB HBP BLK WP HR S P ERA WHIP	IP WLS BF H R ER SO BB IBB HBP BLK WP HR S P ERA WHIP	IP WLS BF H R ER SO BB IBB HBP BLK WP HR S P ERA WHIP	IP WLS BF H R ER SO BB IBB HBP BLK WP HR S P ERA WHIP	IP WLS BF H R ER SO BB IBB HBP BLK WP HR S P ERA WHIP	IP WLS BF H R ER SO BB IBB HBP BLK WP HR S P ERA WHIP	IP WLS BF H R ER SO BB IBB HBP BLK WP HR S P ERA WHIP	IP WLS BF H R ER SO BB IBB HBP BLK WP HR S P ERA WHIP	IP WLS BF H R ER SO BB IBB HBP BLK WP HR S P ERA WHIP	IP WLS BF H R ER SO BB IBB HBP BLK WP HR S P ERA WHIP	IP WLS BF H R ER SO BB IBB HBP BLK WP HR S P ERA WHIP	IP WLS BF H R ER SO BB IBB HBP BLK WP HR S P ERA WHIP	IP WLS BF H R ER SO BB IBB HBP BLK WP HR S P ERA WHIP		IP WLS BF H R ER SO BB IBB HBP BLK WP HR S P ERA WHIP		
Les Cain, L ERA: 3.08	2.2	L	14	3	4	4	2	4	0	0	0	0	0	0	0	0		13.50	2.625	
Dean Chance, R ERA: 3.25	3.1		11	1	0	0	3	1	0	0	0	0	0	0	0	0		0.00	0.600	
Joe Niekro, R ERA: 4.92	0.1		4	2	1	1	0	0	0	0	0	0	0	0	0	0	27.00	6.000		
Bill Denehy, R ERA: 3.38	0.2		4	2	2	2	0	1	0	0	0	0	0	0	0	0	27.00	4.500		
Chuck Seelbach, R ERA:	1.0		3	0	0	0	0	1	0	0	0	0	0	0	0	0	0.00	1.000		

AB 32  
R 8  
H 10  
RBI 8  
BB 9  
SO 5  
LOB 17



Batter	1	2	3	4	5	6	7	8	9	AB	R	H	RBI	BB	SO	LOB	BOTTOM					
Dick McAuliffe, L OBP: 0.270, SLG: 0.347 (1, 4)	G3			K		F6		4-3		4	0	0	0	0	1	2	<b>Baltimore Orioles @ Detroit Tigers</b> Tiger Stadium, Detroit, MI Sat Jul 03 1971, 4:33 AM EDT Att: 18,091 - Unknown					
Al Kaline, R OBP: 0.463, SLG: 0.493 (1, 9)	L9			L6-3		K			L5-3	4	0	0	0	0	1	0						
Jim Northrup, L OBP: 0.367, SLG: 0.468 (1, 8)	K			BB		1-3			HR	3	1	1	1	1	1	0						
Willie Horton, R OBP: 0.335, SLG: 0.486 (1, 7)		F8		K		5-3			FC5 1B	4	0	1	0	0	1	1						
Norm Cash, L OBP: 0.396, SLG: 0.605 (1, 3)	K				F8		K		1B	4	0	1	0	0	2	0						
Aurelio Rodriguez, R OBP: 0.293, SLG: 0.386 (1, 5) (7, 6)	K							F7	F8	4	0	1	0	0	1	2						
Bill Freehan, R OBP: 0.336, SLG: 0.434 (1, 2)			K		F2			4-1 1B BB	FC5	3	0	0	0	1	1	3						
Ed Brinkman, R OBP: 0.349, SLG: 0.526 (1, 6) Joe Niekro, R OBP: 0.316, SLG: 0.294 (7, 1) Bill Denehy, S (7, 1) Chuck Seelbach, R (8, 1) Dalton Jones, L OBP: 0.268, SLG: 0.476 (8, PH) Mike Kilkenny, R (8, 1)			K		K					2	0	0	0	0	1	1						
Les Cain, L OBP: 0.227, SLG: 0.238 (1, 1) Dean Chance, R (3, 1) Kevin Collins, L OBP: 0.294, SLG: 0.471 (6, PH) (7, 5)			K			4-3			4-1	0	0	0	0	0	0	0						
<b>Inning Stats</b>	R: 0 E: 0 K: 1 S: 5	H: 0 LOB: 0 BB: 0 P: 5	R: 0 E: 0 K: 2 S: 7	H: 0 LOB: 0 BB: 0 P: 7	R: 0 E: 0 K: 3 S: 9	H: 0 LOB: 0 BB: 0 P: 9	R: 0 E: 0 K: 2 S: 7	H: 0 LOB: 1 BB: 1 P: 11	R: 0 E: 0 K: 0 S: 4	H: 1 LOB: 0 BB: 0 P: 4	R: 0 E: 0 K: 1 S: 5	H: 0 LOB: 0 BB: 0 P: 5	R: 0 E: 0 K: 1 S: 5	H: 0 LOB: 0 BB: 0 P: 5	R: 0 E: 0 K: 0 S: 4	H: 1 LOB: 2 BB: 1 P: 8		R: 1 E: 0 K: 0 S: 6	H: 3 LOB: 2 BB: 0 P: 6	1B: 4 2B: 0 3B: 0 HR: 1	SF: 0 SAC: 0 DP: 0 HBP: 0	WP: 0 PA: 34 PB: 0 SB: 0 CS: 0
<b>PITCHER</b>	IP WLS BF H R ER SO BB IBB HBP BLK WP HR S P ERA WHIP	IP WLS BF H R ER SO BB IBB HBP BLK WP HR S P ERA WHIP	IP WLS BF H R ER SO BB IBB HBP BLK WP HR S P ERA WHIP	IP WLS BF H R ER SO BB IBB HBP BLK WP HR S P ERA WHIP	IP WLS BF H R ER SO BB IBB HBP BLK WP HR S P ERA WHIP	IP WLS BF H R ER SO BB IBB HBP BLK WP HR S P ERA WHIP	IP WLS BF H R ER SO BB IBB HBP BLK WP HR S P ERA WHIP	IP WLS BF H R ER SO BB IBB HBP BLK WP HR S P ERA WHIP	IP WLS BF H R ER SO BB IBB HBP BLK WP HR S P ERA WHIP	IP WLS BF H R ER SO BB IBB HBP BLK WP HR S P ERA WHIP	IP WLS BF H R ER SO BB IBB HBP BLK WP HR S P ERA WHIP	IP WLS BF H R ER SO BB IBB HBP BLK WP HR S P ERA WHIP	IP WLS BF H R ER SO BB IBB HBP BLK WP HR S P ERA WHIP	IP WLS BF H R ER SO BB IBB HBP BLK WP HR S P ERA WHIP	IP WLS BF H R ER SO BB IBB HBP BLK WP HR S P ERA WHIP	IP WLS BF H R ER SO BB IBB HBP BLK WP HR S P ERA WHIP		IP WLS BF H R ER SO BB IBB HBP BLK WP HR S P ERA WHIP				
Pat Dobson, R ERA: 3.36 (1, 1)	9.0	W	34	5	1	1	10	2	0	0	0	0	0	0	0	0		1.00	0.778			





Batter	1	2	3	4	5	6	7	8	9	AB	R	H	RBI	BB	SO	LOB	TOP				
<b>Don Buford, S</b> OBP: 0.439, SLG: 0.525 (1, 7)	4-0 HR BB	4-0 HBP IBB							0-0 F2								2 1 0 0 2 0 0				
<b>Mark Belanger, R</b> OBP: 0.377, SLG: 0.337 (1, 6)	0-3 K	1-0 HBP							0-3 K								3 0 1 0 0 2 1				
<b>Boog Powell, L</b> OBP: 0.365, SLG: 0.427 (1, 3)	0-0 1-H HR	0-0 4-3							0-0 F5								4 1 2 2 0 0 5				
<b>Brooks Robinson, R</b> OBP: 0.339, SLG: 0.386 (1, 5)	0-0 5-3		0-3 K						0-0 F4								4 0 0 0 0 1 2				
<b>Eliot Hendricks, L</b> OBP: 0.355, SLG: 0.409 (1, 2)	4-0 BB		0-0 G3						0-0 HR								3 1 2 1 1 0 0				
<b>Mery Rettenmund, R</b> OBP: 0.434, SLG: 0.411 (1, 8) (8, 9)	0-0 4-3		0-0 L9						0-0 F8								3 0 0 0 0 0 1				
<b>Terry Crowley, L</b> OBP: 0.259, SLG: 0.143 <b>Paul Blair, R</b> OBP: 0.294, SLG: 0.374 (8, 8)					0-0 4-3				0-0 G3								4 0 0 0 0 0 2 0 0 0 0 0 0 0				
<b>Jerry Davanon, R</b> OBP: 0.436, SLG: 0.394 (1, 4)					0-0 F8				0-3 K								4 0 1 0 0 1 0				
<b>Mike Cuellar, L</b> OBP: 0.098, SLG: 0.119 (1, 1)					0-0 SH1-4				0-3 K								3 0 0 0 0 2 0				
<b>Inning Stats</b>	R: 2 E: 0 K: 1 S: 6	H: 1 LOB: 1 BB: 2 P: 14	R: 0 E: 0 K: 0 S: 4	H: 1 LOB: 3 BB: 1 P: 9	R: 0 E: 0 K: 1 S: 5	H: 0 LOB: 0 BB: 0 P: 5	R: 0 E: 0 K: 1 S: 5	H: 0 LOB: 0 BB: 0 P: 5	R: 0 E: 0 K: 0 S: 3	H: 1 LOB: 1 BB: 0 P: 4	R: 1 E: 0 K: 1 S: 6	H: 1 LOB: 0 BB: 0 P: 6	R: 0 E: 0 K: 1 S: 5	H: 0 LOB: 0 BB: 0 P: 5	R: 0 E: 0 K: 0 S: 5	H: 2 LOB: 2 BB: 0 P: 5	R: 0 E: 0 K: 1 S: 5	H: 0 LOB: 0 BB: 0 P: 5	1B: 4 2B: 0 3B: 0 HR: 2	SF: 0 SAC: 2 DP: 0 HBP: 2	WP: 0 PA: 37 PB: 0 SB: 0 CS: 1
<b>PITCHER</b> <b>Joe Coleman, R</b> ERA: 3.91 (1, 1)	IP: 9.0 WLS: L BF: 37 H: 6 R: 3 ER: 3 SO: 6 BB: 2 IBB: 1 HBP: 2 BLK: 1 WP: 0 HR: 2 S: 44 P: 58 ERA: 3.00 WHIP: 0.889															<b>PITCHER</b> <b>Joe Coleman, R</b> ERA: 3.91 (1, 1)	IP: 9.0 WLS: W BF: 34 H: 6 R: 2 ER: 2 SO: 1 BB: 2 IBB: 0 HBP: 0 BLK: 0 WP: 0 HR: 1 S: 34 P: 42 ERA: 2.00 WHIP: 0.889				

Baltimore Orioles @ Detroit Tigers  
Tiger Stadium, Detroit, MI  
Sun Jul 04 1971, 4:33 AM EDT  
Att: 23,410 - Unknown

AB 30  
R 3  
H 6  
RBI 3  
BB 3  
SO 6  
LOB 11



Batter	1	2	3	4	5	6	7	8	9	AB	R	H	RBI	BB	SO	LOB	BOTTOM		
<b>Aurelio Rodriguez, R</b> OBP: 0.292, SLG: 0.388 (1, 5)	0-0 5-3		0-0 5-3						0-0 F8								4 1 1 0 0 0 1		
<b>Tony Taylor, R</b> OBP: 0.310, SLG: 0.331 (1, 4)	0-0 F8		0-0 1B						0-0 F7								4 0 2 1 0 0 0		
<b>Al Kaline, R</b> OBP: 0.456, SLG: 0.484 (1, 9)	0-0 L5-3		0-0 F2						0-0 L9								4 0 0 0 0 0 3		
<b>Willie Horton, R</b> OBP: 0.338, SLG: 0.484 (1, 7)					0-0 F3				0-0 F8								3 0 1 0 1 0 0		
<b>Bill Freehan, R</b> OBP: 0.335, SLG: 0.443 (1, 2)					0-0 6-3				0-0 F8								4 1 1 1 0 0 3		
<b>Mickey Stanley, R</b> OBP: 0.333, SLG: 0.376 (1, 8)					0-0 F2				0-0 F7								3 0 0 0 1 0 2		
<b>Jim Northrup, L</b> OBP: 0.362, SLG: 0.460 (1, 3)					0-0 F8				0-3 K								4 0 0 0 0 1 1		
<b>Ed Brinkman, R</b> OBP: 0.261, SLG: 0.243 (1, 6)					0-0 F7				0-0 F8								3 0 0 0 0 0 0		
<b>Joe Coleman, R</b> OBP: 0.182, SLG: 0.171 (1, 1)					0-0 1B				0-0 1-3								3 0 1 0 0 0 0		
<b>Inning Stats</b>	R: 0 E: 0 K: 0 S: 3	H: 0 LOB: 0 BB: 0 P: 3	R: 0 E: 0 K: 0 S: 3	H: 1 LOB: 1 BB: 1 P: 7	R: 0 E: 0 K: 0 S: 5	H: 2 LOB: 2 BB: 0 P: 5	R: 0 E: 0 K: 0 S: 3	H: 0 LOB: 0 BB: 0 P: 3	R: 0 E: 0 K: 0 S: 5	H: 2 LOB: 2 BB: 1 P: 9	R: 0 E: 0 K: 0 S: 3	H: 0 LOB: 0 BB: 0 P: 3	R: 0 E: 0 K: 0 S: 3	H: 0 LOB: 0 BB: 0 P: 3	R: 1 E: 0 K: 1 S: 6	H: 1 LOB: 0 BB: 0 P: 6	1B: 3 2B: 2 3B: 0 HR: 1	SF: 0 SAC: 0 DP: 1 HBP: 0	WP: 0 PA: 34 PB: 0 SB: 0 CS: 0
<b>PITCHER</b> <b>Mike Cuellar, L</b> ERA: 2.93 (1, 1)	IP: 9.0 WLS: W BF: 34 H: 6 R: 2 ER: 2 SO: 1 BB: 2 IBB: 0 HBP: 0 BLK: 0 WP: 0 HR: 1 S: 34 P: 42 ERA: 2.00 WHIP: 0.889															<b>PITCHER</b> <b>Joe Coleman, R</b> ERA: 3.91 (1, 1)	IP: 9.0 WLS: L BF: 37 H: 6 R: 3 ER: 3 SO: 6 BB: 2 IBB: 1 HBP: 2 BLK: 1 WP: 0 HR: 2 S: 44 P: 58 ERA: 3.00 WHIP: 0.889		

Baltimore Orioles @ Detroit Tigers  
Tiger Stadium, Detroit, MI  
Sun Jul 04 1971, 4:33 AM EDT  
Att: 23,410 - Unknown

AB 32  
R 2  
H 6  
RBI 2  
BB 2  
SO 1  
LOB 10













Batter	1	2	3	4	5	6	7	8	9	AB	R	H	RBI	BB	SO	LOB	TOP			
Horace Clarke, S (1, 4) OBP: 0.331, SLG: 0.316	6-3		6-3			P4		F8		4	0	0	0	0	0	0				
Thurman Munson, R (1, 2) OBP: 0.347, SLG: 0.383	1B			5-3		HR		F4		4	1	2	1	0	0	0				
Bobby Murcer, L (1, 8) OBP: 0.449, SLG: 0.584	F8			F3		F8		4-3		4	0	0	0	0	0	1				
Roy White, S (1, 7) OBP: 0.369, SLG: 0.500	F8			5-3		F8		6-3		4	0	0	0	0	0	1				
Felipe Alou, R (1, 3) OBP: 0.300, SLG: 0.371		F8				BB 1B		F9		3	0	1	0	0	0	0				
Ron Swoboda, R (1, 9) OBP: 0.403, SLG: 0.393		G6-4-3 BB				1-2 BB		1-3		1	0	0	0	2	0	0				
Gene Michael, S (1, 6) OBP: 0.334, SLG: 0.308		G6-4-3 1-2				L7		F7		3	0	0	0	0	0	3				
Jerry Kenney, L (1, 5) OBP: 0.368, SLG: 0.299			6-3			F8		K		3	0	0	0	0	1	2				
Steve Kline, R (1, 1) OBP: 0.227, SLG: 0.195								6-3		2	0	0	0	0	2	2				
Ron Hansen, R (8, PH) OBP: 0.203, SLG: 0.234										1	0	0	0	0	0	0				
Lindy McDaniel, R (8, 1) OBP: 0.200, SLG: 0.200										0	0	0	0	0	0	0				
<b>Inning Stats</b>	R: 0 E: 0 K: 0 S: 4	H: 1 LOB: 1 BB: 0 P: 4	R: 0 E: 0 K: 0 S: 2	H: 0 LOB: 0 BB: 1 P: 6	R: 0 E: 0 K: 1 S: 5	H: 0 LOB: 0 BB: 0 P: 5	R: 0 E: 0 K: 0 S: 3	H: 0 LOB: 0 BB: 0 P: 3	R: 0 E: 0 K: 1 S: 6	H: 1 LOB: 2 BB: 1 P: 10	R: 0 E: 0 K: 0 S: 3	H: 0 LOB: 0 BB: 0 P: 3	R: 0 E: 0 K: 1 S: 5	H: 0 LOB: 0 BB: 0 P: 5	R: 0 E: 0 K: 0 S: 3	H: 0 LOB: 0 BB: 0 P: 3	1B: 2 2B: 0 3B: 0 HR: 1	SF: 0 SAC: 0 DP: 1 HBP: 0	WP: 0 PB: 0 SB: 0 CS: 0	PA: 31
<b>PITCHER</b> Bill Gilbreth, L (1, 1) ERA: 1.93	IP: 9.0 WLS: W BF: 31 H: 3 R: 1 ER: 1 SO: 3 BB: 2 IBB: 0 HBP: 0 BLK: 0 WP: 0 HR: 1 S: 35 P: 43 ERA: 1.00 WHIP: 0.556															<b>PITCHER</b>				

New York Yankees @ Detroit Tigers  
Tiger Stadium, Detroit, MI  
Thu Jul 08 1971, 7:05 PM EDT  
Att: 27,859 - Unknown

AB 29  
R 1  
H 3  
RBI 1  
BB 2  
SO 3  
LOB 9



Batter	1	2	3	4	5	6	7	8	9	AB	R	H	RBI	BB	SO	LOB	BOTTOM			
Dalton Jones, L (1, 7) OBP: 0.287, SLG: 0.457	6-3	6-3			G3	F7				4	0	0	0	0	0	1				
Aurelio Rodriguez, R (1, 5) OBP: 0.282, SLG: 0.372	1B 2B		F8		L1-3		5-3			4	1	1	0	0	0	0				
Norm Cash, L (1, 3) OBP: 0.398, SLG: 0.621	2B 1-2 FC5-4	1B	F8		1B	1B	4-3			4	1	2	0	0	0	0				
Willie Horton, R (1, 9) OBP: 0.343, SLG: 0.488							4-3			1	0	1	1	0	0	0				
Mickey Stanley, R (2, 8) OBP: 0.339, SLG: 0.377	FC5-4	2B				BB	4-3			3	0	2	0	0	0	0				
Jim Northrup, L (1, 8) OBP: 0.370, SLG: 0.469	FC5-4 IBB		4-3		FC5-4 BB			1B		2	0	1	0	2	0	1				
Bill Freehan, R (1, 2) OBP: 0.345, SLG: 0.483	FC5-4				FC5-4	HR	FC5-4	F7		4	1	1	2	0	0	5				
Dick McAuliffe, L (1, 4) OBP: 0.286, SLG: 0.338	4-3				P6			K		4	0	0	0	0	1	2				
Ed Brinkman, R (1, 6) OBP: 0.267, SLG: 0.253		F7			6-3			WP 1B		3	0	1	0	0	0	0				
Bill Gilbreth, L (1, 1) OBP: 0.222, SLG: 0.222					K			K		3	0	0	0	0	3	1				
<b>Inning Stats</b>	R: 2 E: 0 K: 0 S: 6	H: 3 LOB: 2 BB: 1 P: 10	R: 0 E: 0 K: 1 S: 5	H: 0 LOB: 0 BB: 0 P: 5	R: 0 E: 0 K: 0 S: 4	H: 1 LOB: 1 BB: 0 P: 4	R: 1 E: 0 K: 1 S: 6	H: 1 LOB: 0 BB: 0 P: 6	R: 0 E: 0 K: 1 S: 6	H: 2 LOB: 3 BB: 1 P: 9	R: 0 E: 0 K: 1 S: 3	H: 0 LOB: 0 BB: 0 P: 3	R: 0 E: 0 K: 1 S: 5	H: 1 LOB: 0 BB: 0 P: 5	R: 0 E: 0 K: 1 S: 5	H: 0 LOB: 0 BB: 0 P: 5	1B: 7 2B: 1 3B: 0 HR: 1	SF: 0 SAC: 0 DP: 0 HBP: 0	WP: 1 PB: 0 SB: 0 CS: 0	PA: 34
<b>PITCHER</b> Steve Kline, R (1, 1) ERA: 3.28	IP: 7.0 WLS: L BF: 31 H: 8 R: 3 ER: 3 SO: 3 BB: 1 IBB: 0 HBP: 0 BLK: 0 WP: 1 HR: 1 S: 35 P: 43 ERA: 3.86 WHIP: 1.286															<b>PITCHER</b>				
Lindy McDaniel, R (8, 1) ERA: 6.49	IP: 1.0 WLS: L BF: 3 H: 1 R: 0 ER: 0 SO: 1 BB: 0 IBB: 0 HBP: 0 BLK: 0 WP: 0 HR: 0 S: 5 P: 5 ERA: 0.00 WHIP: 1.000															<b>PITCHER</b>				

New York Yankees @ Detroit Tigers  
Tiger Stadium, Detroit, MI  
Thu Jul 08 1971, 7:05 PM EDT  
Att: 27,859 - Unknown

AB 32  
R 3  
H 9  
RBI 3  
BB 2  
SO 4  
LOB 10





Batter	1	2	3	4	5	6	7	8	9	10	11	AB	R	H	RBI	BB	SO	LOB	TOP						
Dalton Jones, L OBP: 0.293, SLG: 0.448 Mickey Stanley, R OBP: 0.339, SLG: 0.377	(1, 7) X 0-0 WP S 1B		H 1-0 0-0 HBP	0-3 0-0 K			0-0 0-0 K		X 0-0 0-0 F8			4	0	1	0	0	2	2							
Al Kaline, R OBP: 0.447, SLG: 0.472	(1, 9) X 0-0 L8		X 0-0 0-0 L5-4-3				X 0-0 0-0 L3		X 0-0 0-0 1B		X 0-0 0-0 L8	5	0	1	0	0	0	2							
Norm Cash, L OBP: 0.394, SLG: 0.610	(1, 3) X 0-0 F8		H 1-0 0-0 BB HBP				X 0-0 0-0 F5		X 0-0 0-0 F5		X 0-0 0-0 K	4	0	0	0	0	1	2							
Bill Freehan, R OBP: 0.349, SLG: 0.485	(1, 2) H 1-0 WP HBP		B 4-0 0-0 FC6 BB				X 0-0 0-0 F8		X 0-0 0-0 WP 2B		X 0-0 0-0 P6	3	0	1	0	1	0	0							
Jim Northrup, L OBP: 0.367, SLG: 0.464	(1, 8) X (9, 7) X 0-0 1-2 2-3 P6		X 0-0 1-2 FC6				0-0 0-0 K		X 0-0 0-0 P5		X 0-0 0-0 F9 WP SH1-4 1B	5	1	1	0	0	1	5							
Aurelio Rodriguez, R OBP: 0.266, SLG: 0.371	(1, 5)		X 0-0 5-3 1B				0-0 0-0 K		X 0-0 0-0 F2 2-3		B 4-0 1-2 SH1-4 BB	4	0	1	0	1	1								
Dick McAuliffe, L OBP: 0.288, SLG: 0.337	(1, 4)		X 0-0 P6				X 0-0 0-0 WP 1B		X 0-0 0-0 K		X 0-0 0-0 F9	4	0	1	0	1	1	4							
Ed Brinkman, R OBP: 0.264, SLG: 0.249	(1, 6)		X 0-0 5-3				X 0-0 1-2 F7		X 0-0 0-0 L6		X 0-0 1-2 SH1-4	4	0	0	1	0	0	3							
Joe Coleman, R OBP: 0.189, SLG: 0.159 Kevin Collins, L OBP: 0.278, SLG: 0.444 Fred Scherman, L OBP: 0.333, SLG: 0.273	(1, 1) (11, PH) (11, 1)		S 0-3 0-0 K				4-0 0-0 BB		X 0-0 0-0 L3		X 0-0 0-3 4-3 K	3	0	0	0	1	1								
<b>Inning Stats</b>	R: 0 E: 0 K: 0 S: 4	H: 1 LOB: 2 BB: 0 P: 5	R: 0 E: 0 K: 1 S: 6	H: 1 LOB: 1 BB: 0 P: 6	R: 0 E: 0 K: 0 S: 2	H: 0 LOB: 2 BB: 1 P: 8	R: 0 E: 0 K: 1 S: 6	H: 1 LOB: 2 BB: 1 P: 10	R: 0 E: 0 K: 2 S: 7	H: 0 LOB: 1 BB: 0 P: 11	R: 0 E: 0 K: 1 S: 6	H: 1 LOB: 1 BB: 0 P: 6	R: 0 E: 0 K: 1 S: 6	H: 1 LOB: 1 BB: 0 P: 6	R: 0 E: 0 K: 0 S: 3	H: 0 LOB: 0 BB: 0 P: 3	R: 0 E: 0 K: 1 S: 5	H: 0 LOB: 0 BB: 0 P: 5	R: 1 E: 0 K: 1 S: 6	H: 1 LOB: 1 BB: 1 P: 10	1B: 5 2B: 1 3B: 0 HR: 0	SF: 0 SAC: 1 DP: 1 HBP: 3	WP: 4 PB: 0 SB: 1 CS: 0	PA: 45	
<b>PITCHER</b>	IP 9.0	WLS L	BF 37	H 1	R 1	ER 0	SO 6	BB 3	IBB 0	HBP 0	BLK 0	WP 3	HR 0	S 43	P 58	ERA 0.00	WHIP 0.889								
Pete Broberg, R ERA: 3.62 Casey Cox, R ERA: 3.28	(1, 1) (10, 1)	2.0	8	1	1	1	2	1	0	0	0	1	0	11	15	4.50	1.000								

Detroit Tigers @ Washington Senators  
Robert F. Kennedy Memorial Stadium, Washington, DC  
Fri Jul 09 1971, 7:05 PM EDT  
Att: 12,800 - Unknown

AB 37  
R 1  
H 6  
RBI 1  
BB 4  
SO 8  
LOB 21



Batter	1	2	3	4	5	6	7	8	9	10	11	AB	R	H	RBI	BB	SO	LOB	BOTTOM						
Del Unser, L OBP: 0.351, SLG: 0.396	(1, 8) X 0-0 G1-6-3 1B		X 0-0 6-3					X 0-0 0-0 F8			B 4-0 SH1-3 BB	4	0	1	0	1	1	1							
Toby Harrah, R OBP: 0.311, SLG: 0.314	(1, 6) X 0-0 G1-6-3 1-2		X 0-0 6-3					X 0-0 0-0 L9			X 0-0 1-2 SH1-3	4	0	0	0	0	1	2							
Don Mincher, L OBP: 0.404, SLG: 0.430	(1, 3) B 4-0 1B BB		X 0-0 0-0 1B					X 0-0 0-0 F7			X 0-3 0-0 K	4	0	1	0	1	1	1							
Frank Howard, R OBP: 0.369, SLG: 0.494 Elliott Maddox, R OBP: 0.253, SLG: 0.229	(1, 7) X (9, PR) (10, 7)		X 0-0 0-0 F8					X 0-0 0-0 L9			B 4-0 FC4-6 BB	3	0	1	0	1	0	1							
Larry Britner, L OBP: 0.319, SLG: 0.274 Davey Nelson, R OBP: 0.356, SLG: 0.512	(1, 9) X (11, PH)		X 0-0 0-0 F8					X 0-0 0-0 K			X 0-0 1-2 FC4-6	4	0	0	0	0	1	3							
Bernie Allen, L OBP: 0.324, SLG: 0.369	(1, 5)		X 0-0 0-0 G3					X 0-0 0-0 F7			X 0-0 0-0 4-3	4	0	1	0	0	0	1							
Dick Billings, R OBP: 0.279, SLG: 0.338	(1, 2)		H 1-0 0-0 HBP					X 0-0 0-0 L9			X 0-0 0-0 6-3	3	0	0	0	0	1	1							
Lenny Randle, S OBP: 0.302, SLG: 0.322	(1, 4)		X 0-0 0-0 F2					X 0-0 0-0 K			X 0-0 0-0 1-3	3	0	0	0	1	1	1							
Pete Broberg, R ERA: 3.61 Casey Cox, R OBP: 0.130, SLG: 0.091	(1, 1) (10, 1)		S 0-3 0-0 K					X 0-0 0-0 SH3-4			X 0-3 0-0 K	2	0	0	0	0	2	1							
<b>Inning Stats</b>	R: 0 E: 0 K: 0 S: 4	H: 2 LOB: 2 BB: 1 P: 8	R: 0 E: 0 K: 1 S: 5	H: 0 LOB: 1 BB: 0 P: 6	R: 0 E: 0 K: 0 S: 4	H: 1 LOB: 1 BB: 0 P: 4	R: 0 E: 0 K: 1 S: 5	H: 1 LOB: 0 BB: 1 P: 5	R: 0 E: 0 K: 2 S: 7	H: 0 LOB: 0 BB: 0 P: 11	R: 0 E: 0 K: 1 S: 5	H: 0 LOB: 0 BB: 0 P: 5	R: 0 E: 0 K: 1 S: 5	H: 0 LOB: 0 BB: 0 P: 5	R: 0 E: 0 K: 0 S: 3	H: 0 LOB: 1 BB: 1 P: 7	R: 0 E: 0 K: 1 S: 5	H: 0 LOB: 0 BB: 0 P: 5	R: 0 E: 0 K: 1 S: 6	H: 0 LOB: 2 BB: 2 P: 13	1B: 4 2B: 0 3B: 0 HR: 0	SF: 0 SAC: 2 DP: 1 HBP: 1	WP: 0 PB: 0 SB: 0 CS: 0	PA: 41	
<b>PITCHER</b>	IP 10.0	WLS W	BF 36	H 4	R 0	ER 0	SO 8	BB 3	IBB 0	HBP 0	BLK 0	WP 0	HR 0	S 48	P 61	ERA 0.00	WHIP 0.700								
Joe Coleman, R ERA: 2.59 Fred Scherman, L ERA: 2.59	(1, 1) (11, 1)	1.0	5	0	0	0	1	2	0	0	0	0	0	5	13	0.00	2.000								

Detroit Tigers @ Washington Senators  
Robert F. Kennedy Memorial Stadium, Washington, DC  
Fri Jul 09 1971, 7:05 PM EDT  
Att: 12,800 - Unknown

AB 33  
R 0  
H 4  
RBI 0  
BB 5  
SO 9  
LOB 14





Batter	1	2	3	4	5	6	7	8	9	AB	R	H	RBI	BB	SO	LOB	TOP							
Dalton Jones, L OBP: 0.282, SLG: 0.430 Mickey Stanley, R OBP: 0.338, SLG: 0.376	3-1		FC4-6 1B SF7	L3			4-3		5-3	4	1	0	0	0	0	3								
Al Kaline, R OBP: 0.445, SLG: 0.468	L4					L6	K			4	0	1	0	0	1	0								
Jim Northrup, L OBP: 0.372, SLG: 0.478			SF7							1	1	1	2	2	0	0								
Bill Freehan, R OBP: 0.344, SLG: 0.478	FC6-4 BB		1-3		F8		F8			4	0	0	0	0	0	3								
Norm Cash, L OBP: 0.388, SLG: 0.599		4-3			F9		F4		5-3	4	0	0	0	0	0	0								
Aurelio Rodriguez, R OBP: 0.284, SLG: 0.379		5-3				6-3	K			4	1	1	1	0	1	0								
Dick McAuliffe, L OBP: 0.268, SLG: 0.333		4-3				F8		F9		3	0	0	0	1	0	0								
Ed Brinkman, R OBP: 0.270, SLG: 0.257			E 2B						K	3	1	2	0	1	1	0								
Mickey Lolich, S OBP: 0.253, SLG: 0.125					F9		G3		1-3	4	0	1	0	0	0	3								
<b>Inning Stats</b>	R: 0 E: 0 K: 0 S: 3	H: 0 LOB: 1 BB: 1 P: 7	R: 0 E: 0 K: 0 S: 3	H: 0 LOB: 0 BB: 0 P: 3	R: 2 E: 1 K: 0 S: 6	H: 3 LOB: 1 BB: 0 P: 6	R: 1 E: 0 K: 0 S: 4	H: 1 LOB: 2 BB: 2 P: 12	R: 1 E: 0 K: 0 S: 4	H: 1 LOB: 0 BB: 0 P: 4	R: 0 E: 0 K: 1 S: 5	H: 0 LOB: 1 BB: 1 P: 9	R: 0 E: 0 K: 1 S: 5	H: 0 LOB: 0 BB: 0 P: 5	R: 0 E: 0 K: 1 S: 5	H: 0 LOB: 0 BB: 0 P: 5	R: 0 E: 0 K: 1 S: 5	H: 0 LOB: 0 BB: 0 P: 5	1B: 3 2B: 1 3B: 0 HR: 2	SF: 1 SAC: 0 DP: 0 HBP: 0	WP: 0 PB: 0 SB: 0 CS: 0	PA: 37		
<b>PITCHER</b>	IP	WLS	BF	H	R	ER	SO	BB	IBB	HBP	BLK	WP	HR	S	P	ERA	WHIP							
Denny McLain, R ERA: 4.47	(1, 1)	5.0	L	23	5	4	3	0	3	0	0	0	2	20	32	5.40	1.600							
Jim Shellenback, L ERA: 3.51	(6, 1)	2.0		8	1	0	0	1	1	0	0	0	0	9	13	0.00	1.000							
Joe Grzenda, L ERA: 1.37	(8, 1)	2.0		6	0	0	0	2	0	0	0	0	0	10	10	0.00	0.000							

Detroit Tigers @ Washington Senators  
Robert F. Kennedy Memorial Stadium, Washington, DC

AB	32
R	4
H	6
RBI	3
BB	4
SO	3
LOB	9



WP	0
PB	0
SB	0
CS	0

Sat Jul 10 1971, 7:05 PM EDT  
Att: 11,536 - Unknown

Batter	1	2	3	4	5	6	7	8	9	AB	R	H	RBI	BB	SO	LOB	BOTTOM							
Davey Nelson, R OBP: 0.340, SLG: 0.479	F7	L9					5-3		FC6-4	5	0	1	0	0	0	2								
Lenny Randle, S OBP: 0.310, SLG: 0.330			L9							4	1	2	0	0	0	1								
Frank Howard, R OBP: 0.370, SLG: 0.503										4	1	2	2	0	0	2								
Dick Billings, R OBP: 0.271, SLG: 0.328	K		F8							4	0	0	0	0	2	2								
Elliott Maddox, R OBP: 0.293, SLG: 0.237										3	0	2	0	1	0	0								
Paul Casanova, R OBP: 0.223, SLG: 0.289	F7		FC5-4							4	0	0	0	0	1	4								
Del Unser, L OBP: 0.353, SLG: 0.398					F3					4	0	2	0	0	1	1								
Toby Harrah, R OBP: 0.306, SLG: 0.309		F2			5-3					4	0	0	0	0	1	3								
Denny McLain, R OBP: 0.105, SLG: 0.135 Jim Shellenback, L OBP: 0.158, SLG: 0.158 Tom McCraw, L OBP: 0.286, SLG: 0.410 Joe Grzenda, R OBP: 0.403, SLG: 0.429										2	0	0	0	0	0	1								
<b>Inning Stats</b>	R: 2 E: 0 K: 1 S: 8	H: 3 LOB: 1 BB: 0 P: 8	R: 0 E: 0 K: 0 S: 4	H: 1 LOB: 1 BB: 0 P: 4	R: 0 E: 0 K: 0 S: 5	H: 2 LOB: 2 BB: 0 P: 5	R: 0 E: 0 K: 0 S: 3	H: 0 LOB: 0 BB: 0 P: 3	R: 0 E: 0 K: 1 S: 6	H: 1 LOB: 1 BB: 0 P: 6	R: 0 E: 0 K: 2 S: 7	H: 0 LOB: 1 BB: 1 P: 11	R: 0 E: 0 K: 1 S: 6	H: 1 LOB: 1 BB: 0 P: 6	R: 0 E: 0 K: 1 S: 5	R: 0 E: 0 K: 1 S: 6	H: 1 LOB: 1 BB: 0 P: 6	R: 0 E: 0 K: 1 S: 6	H: 1 LOB: 1 BB: 0 P: 6	1B: 8 2B: 0 3B: 0 HR: 1	SF: 0 SAC: 0 DP: 0 HBP: 0	WP: 0 PB: 0 SB: 1 CS: 0	PA: 37	
<b>PITCHER</b>	IP	WLS	BF	H	R	ER	SO	BB	IBB	HBP	BLK	WP	HR	S	P	ERA	WHIP							
Mickey Lolich, L ERA: 2.96	(1, 1)	9.0	W	37	9	2	2	7	1	0	0	0	1	50	54	2.00	1.111							

Detroit Tigers @ Washington Senators  
Robert F. Kennedy Memorial Stadium, Washington, DC

AB	36
R	2
H	9
RBI	2
BB	1
SO	7
LOB	17



WP	0
PB	0
SB	1
CS	0

Sat Jul 10 1971, 7:05 PM EDT  
Att: 11,536 - Unknown











Batter	1	2	3	4	5	6	7	8	9	AB	R	H	RBI	BB	SO	LOB	TOP			
Aurelio Rodriguez, R OBP: 0.282, SLG: 0.373 (1, 5)	0-3 K		0-3 K			0-3 K			0-0 F7	4	0	0	0	0	3	1	<b>Detroit Tigers @ Oakland Athletics</b> Oakland-Alameda County Coliseum, Oakland, CA Fri Jul 16 1971, 7:05 PM PDT Att: 24,434 - Unknown <a href="http://livebaseballscorecards.com">livebaseballscorecards.com</a>			
Tony Taylor, R OBP: 0.302, SLG: 0.317 (1, 4)	0-0 3-1			0-0 1B		0-0 G6-4-3			0-0 F9	4	0	1	0	0	0	1				
Al Kaline, R OBP: 0.446, SLG: 0.455 (1, 9)	4-0 BB			0-0 L4			4-0 G6-4-3 BB			1	0	0	0	2	0	1				
Willie Horton, R OBP: 0.346, SLG: 0.485 (1, 7)	0-3 K		0-3 K			0-3 G6-4-3			0-0 G6-4-3	3	0	0	0	0	2	3				
Bill Freehan, R OBP: 0.343, SLG: 0.473 (1, 2)		0-0 F9		0-0 L7			0-0 6-3			3	0	0	0	0	0	1				
Ike Brown, R OBP: 0.359, SLG: 0.522 (1, 3)		0-0 3-4-1			0-3 K			0-3 K		3	0	0	0	0	2	0				
Mickey Stanley, R OBP: 0.335, SLG: 0.376 (1, 8)		0-0 P4			0-0 6-3			0-3 K		3	0	0	0	0	1	0				
Ed Brinkman, R OBP: 0.271, SLG: 0.256 (1, 6)			0-0 6-3		0-3 K			0-0 6-3		3	0	0	0	0	1	0				
Les Cain, L OBP: 0.217, SLG: 0.227 (1, 1)						4-0 BB			0-0 L9	1	0	0	0	0	0	0				
Jim Price, R OBP: 0.385, SLG: 0.419 (6, PH)			0-0 F3							0	0	0	0	1	0	0				
Bill Denehy, S (6, 1)										0	0	0	0	0	0	0				
Cesar Gutierrez, R OBP: 0.161, SLG: 0.161 (9, PH)										1	0	0	0	0	0	0				
<b>Inning Stats</b>	R: 0 E: 0 K: 2 S: 7	H: 0 LOB: 1 BB: 1 P: 11	R: 0 E: 0 K: 0 S: 3	H: 0 LOB: 0 BB: 0 P: 3	R: 0 E: 0 K: 1 S: 5	H: 1 LOB: 1 BB: 0 P: 6	R: 0 E: 0 K: 2 S: 6	H: 0 LOB: 0 BB: 0 P: 7	R: 0 E: 0 K: 1 S: 4	H: 0 LOB: 0 BB: 1 P: 8	R: 0 E: 0 K: 0 S: 2	H: 0 LOB: 0 BB: 1 P: 6	R: 0 E: 0 K: 2 S: 7	H: 0 LOB: 0 BB: 0 P: 7	R: 0 E: 0 K: 0 S: 3	H: 0 LOB: 0 BB: 0 P: 3	1B: 1 2B: 0 3B: 0 HR: 0	SF: 0 SAC: 0 DP: 2 HBP: 0	WP: 0 PB: 0 SB: 0 CS: 0	PA: 29
<b>PITCHER</b> Vida Blue, L ERA: 1.35 (1, 1)	IP: 9.0 WLS: W BF: 29 H: 1 R: 0 ER: 0 SO: 9 BB: 3 IBB: 0 HBP: 0 BLK: 0 WP: 0 HR: 0 S: 44 P: 56 ERA: 0.00 WHIP: 0.444															<b>PITCHER</b>				


Batter	1	2	3	4	5	6	7	8	9	AB	R	H	RBI	BB	SO	LOB	BOTTOM			
Larry Brown, R OBP: 0.277, SLG: 0.260 (1, 6)	4-0 2B HBP BB	0-0 P2		4-0 BB			0-0 6-3			2	1	0	0	2	0	0	<b>Detroit Tigers @ Oakland Athletics</b> Oakland-Alameda County Coliseum, Oakland, CA Fri Jul 16 1971, 7:05 PM PDT Att: 24,434 - Unknown <a href="http://livebaseballscorecards.com">livebaseballscorecards.com</a>			
Joe Rudi, R OBP: 0.299, SLG: 0.417 (1, 9) (8, 7)	0-0 HBP 2B	0-0 F8		0-0 1-3			0-0 6-3			4	1	1	0	0	0	1				
Tommy Davis, R OBP: 0.367, SLG: 0.405 (1, 7)	4-0 HBP BB		4-0 FC5-4 BB		0-3 K		0-0 G1			2	1	0	0	2	1	0				
Rick Monday, L OBP: 0.343, SLG: 0.390 (8, 8)										0	0	0	0	0	0	0				
Sal Bando, R OBP: 0.373, SLG: 0.417 (1, 5)	1-0 2B HBP		0-0 FC5-4 1B		4-0 BB			0-0 6-3		2	1	0	1	1	0	1				
Mike Epstein, L OBP: 0.370, SLG: 0.469 (1, 3)	0-3 K		0-0 F7		0-0 F8			4-0 BB		3	0	0	0	1	1	5				
Mike Hegan, L OBP: 0.354, SLG: 0.364 (9, 3)										0	0	0	0	0	0	0				
George Hendrick, R OBP: 0.384, SLG: 0.500 (1, 8) (8, 9)	0-0 1H 2H 3H 2B		0-0 1-2 1B		0-3 K			0-0 P4		4	0	2	3	0	1	2				
Dave Duncan, R OBP: 0.300, SLG: 0.429 (1, 2)	4-0 G4-6-3 BB		0-3 K		0-0 5-3			0-3 K		3	0	0	0	1	2	3				
Dick Green, R OBP: 0.325, SLG: 0.371 (1, 4)	0-0 G4-6-3			0-0 L9		0-0 F8				3	0	0	0	0	2					
Vida Blue, S OBP: 0.147, SLG: 0.109 (1, 1)		0-3 K		0-3 K		0-0 F8				3	0	0	0	0	2	0				
<b>Inning Stats</b>	R: 4 E: 0 K: 1 S: 6	H: 2 LOB: 1 BB: 3 P: 19	R: 0 E: 0 K: 1 S: 5	H: 0 LOB: 0 BB: 0 P: 5	R: 0 E: 0 K: 1 S: 6	H: 1 LOB: 2 BB: 1 P: 10	R: 0 E: 0 K: 1 S: 5	H: 0 LOB: 1 BB: 1 P: 9	R: 0 E: 0 K: 2 S: 7	H: 0 LOB: 1 BB: 1 P: 11	R: 0 E: 0 K: 0 S: 3	H: 0 LOB: 0 BB: 0 P: 3	R: 0 E: 0 K: 1 S: 5	H: 0 LOB: 1 BB: 1 P: 9	R: 0 E: 0 K: 0 S: 3	H: 0 LOB: 0 BB: 0 P: 3	1B: 1 2B: 2 3B: 0 HR: 0	SF: 0 SAC: 0 DP: 1 HBP: 1	WP: 0 PB: 0 SB: 0 CS: 0	PA: 34
<b>PITCHER</b> Les Cain, L ERA: 3.46 Bill Denehy, R ERA: 3.45 (1, 1) (6, 1)	IP: 5.0 WLS: L BF: 24 H: 3 R: 4 ER: 4 SO: 6 BB: 6 IBB: 0 HBP: 1 BLK: 0 WP: 0 HR: 0 S: 29 P: 54 ERA: 7.20 WHIP: 1.800															<b>PITCHER</b>				



Batter	1	2	3	4	5	6	7	8	9	AB	R	H	RBI	BB	SO	LOB	TOP				
Dalton Jones, L OBP: 0.286, SLG: 0.422 Al Kaline, R OBP: 0.446, SLG: 0.455	0-3 K		0-0 BB 1B		0-0 F3			0-0 F6		4	0	1	0	0	1	1					
Aurelio Rodriguez, R OBP: 0.281, SLG: 0.371	0-3 K		0-0 P6		0-0 G6-4-3 1-2f			0-0 G6-4-3 1B		4	0	1	0	0	1	2					
Jim Northrup, L OBP: 0.378, SLG: 0.490	0-0 HR		4-0 1-2 BB		0-0 1B			0-0 G6-4-3 1-2f		3	1	2	1	1	0	1					
Willie Horton, R OBP: 0.342, SLG: 0.479	0-0 L7		0-0 5-3		0-0 K			0-0 L8		4	0	0	0	0	1	3					
Norm Cash, L OBP: 0.388, SLG: 0.598 Mickey Stanley, R OBP: 0.338, SLG: 0.379		0-0 PB 1B		0-3 K		0-3 K		0-0 FC6-4 1B		3	0	1	0	0	2	1					
Bill Freehan, R OBP: 0.342, SLG: 0.481	0-3 K 1-2		0-0 HR		0-3 K			0-0 F8		4	1	1	1	0	2	3					
Dick McAuliffe, L Tony Taylor, R OBP: 0.301, SLG: 0.315	0-0 F5		0-0 6-3		0-0 L7			0-0 FC6-4 1-2f		3	0	0	0	0	0	1					
Ed Brinkman, R OBP: 0.269, SLG: 0.253	0-3 K		0-0 5-3		0-0 L8					3	0	0	0	0	1	1					
Joe Coleman, R OBP: 0.196, SLG: 0.170			0-0 F8		0-0 G6-4-3 1B			0-3 K		3	0	1	0	0	1	0					
<b>Inning Stats</b>	R: 1 E: 0 K: 2 S: 8	H: 1 LOB: 0 BB: 0 P: 8	R: 0 E: 0 K: 2 S: 8	H: 1 LOB: 1 BB: 0 P: 8	R: 0 E: 0 K: 0 S: 4	H: 1 LOB: 2 BB: 1 P: 8	R: 1 E: 0 K: 1 S: 6	H: 1 LOB: 0 BB: 0 P: 6	R: 0 E: 0 K: 3 S: 10	H: 1 LOB: 1 BB: 0 P: 10	R: 0 E: 0 K: 1 S: 5	H: 0 LOB: 0 BB: 0 P: 5	R: 0 E: 0 K: 0 S: 3	H: 1 LOB: 0 BB: 0 P: 3	R: 0 E: 0 K: 0 S: 4	H: 1 LOB: 1 BB: 0 P: 4	1B: 6 2B: 0 3B: 0 HR: 2	SF: 0 SAC: 0 DP: 2 HBP: 0	WP: 0 PB: 1 SB: 0 CS: 0	PA: 34	
<b>PITCHER</b>	IP WLS BF H R ER SO BB IBB HBP BLK WP HR S P ERA WHIP	IP WLS BF H R ER SO BB IBB HBP BLK WP HR S P ERA WHIP	IP WLS BF H R ER SO BB IBB HBP BLK WP HR S P ERA WHIP	IP WLS BF H R ER SO BB IBB HBP BLK WP HR S P ERA WHIP	IP WLS BF H R ER SO BB IBB HBP BLK WP HR S P ERA WHIP	IP WLS BF H R ER SO BB IBB HBP BLK WP HR S P ERA WHIP	IP WLS BF H R ER SO BB IBB HBP BLK WP HR S P ERA WHIP	IP WLS BF H R ER SO BB IBB HBP BLK WP HR S P ERA WHIP	IP WLS BF H R ER SO BB IBB HBP BLK WP HR S P ERA WHIP	IP WLS BF H R ER SO BB IBB HBP BLK WP HR S P ERA WHIP	IP WLS BF H R ER SO BB IBB HBP BLK WP HR S P ERA WHIP	IP WLS BF H R ER SO BB IBB HBP BLK WP HR S P ERA WHIP	IP WLS BF H R ER SO BB IBB HBP BLK WP HR S P ERA WHIP	IP WLS BF H R ER SO BB IBB HBP BLK WP HR S P ERA WHIP	IP WLS BF H R ER SO BB IBB HBP BLK WP HR S P ERA WHIP	IP WLS BF H R ER SO BB IBB HBP BLK WP HR S P ERA WHIP	IP WLS BF H R ER SO BB IBB HBP BLK WP HR S P ERA WHIP	IP WLS BF H R ER SO BB IBB HBP BLK WP HR S P ERA WHIP	IP WLS BF H R ER SO BB IBB HBP BLK WP HR S P ERA WHIP	IP WLS BF H R ER SO BB IBB HBP BLK WP HR S P ERA WHIP	IP WLS BF H R ER SO BB IBB HBP BLK WP HR S P ERA WHIP

Detroit Tigers @ Oakland Athletics  
Oakland-Alameda County Coliseum, Oakland, CA  
Sat Jul 17 1971, 3:33 AM PDT  
Att: 15,039 - Unknown


AB 33  
R 2  
H 8  
RBI 2  
BB 1  
SO 9  
LOB 14



Batter	1	2	3	4	5	6	7	8	9	AB	R	H	RBI	BB	SO	LOB	BOTTOM				
Larry Brown, R OBP: 0.276, SLG: 0.259 Gene Tenace, R OBP: 0.384, SLG: 0.345	0-3 K		0-0 5-3		0-0 1-2 1B			0-0 F5		4	0	1	0	0	1	0					
Joe Rudi, R OBP: 0.296, SLG: 0.412	0-3 K		0-0 F9		0-3 K			0-0 4-3		4	0	0	0	0	2	2					
George Hendrick, R OBP: 0.346, SLG: 0.462	0-0 4-3			0-0 FC6-5 1B	0-3 K			0-0 5-3		4	0	1	0	0	1	2					
Mike Epstein, L OBP: 0.375, SLG: 0.471		0-0 2B SF8 1B		0-0 1-2 1B		4-0 SH3-4 BB		0-0 P6		3	1	2	0	1	0	0					
Sal Bando, R OBP: 0.373, SLG: 0.415		0-0 P4		0-3 K		0-0 SH3-4		4-0 BB		2	0	0	0	1	1	3					
Rick Monday, L OBP: 0.342, SLG: 0.392		0-0 1-3 2B		0-3 K		0-3 K		0-0 F8		4	0	1	0	0	2	4					
Dave Duncan, R OBP: 0.300, SLG: 0.425		0-0 SF8 3-H		0-0 FC6-5 2-3f		4-0 BB				2	0	0	1	1	1	2					
Dick Green, R OBP: 0.323, SLG: 0.369 Curt Blefary, L OBP: 0.333, SLG: 0.397 Tony La Russa, R		0-3 K		0-0 4-3		0-0 3-1		0-0 F3		2	0	0	0	0	1	1					
Reggie Jackson, L OBP: 0.363, SLG: 0.498								0-0 F3		1	0	0	0	0	0	0					
Catfish Hunter, R OBP: 0.361, SLG: 0.390 Steve Hovley, L OBP: 0.324, SLG: 0.200 Darold Knowles, L OBP: 0.250, SLG: 0.250 Tommy Davis, R OBP: 0.372, SLG: 0.410			0-0 F7		0-0 1B			0-0 K		2	0	1	0	0	0	0					
<b>Inning Stats</b>	R: 0 E: 0 K: 2 S: 7	H: 0 LOB: 0 BB: 0 P: 7	R: 1 E: 0 K: 1 S: 7	H: 2 LOB: 1 BB: 0 P: 7	R: 0 E: 0 K: 0 S: 3	H: 0 LOB: 0 BB: 0 P: 3	R: 0 E: 0 K: 2 S: 9	H: 2 LOB: 2 BB: 0 P: 9	R: 0 E: 0 K: 1 S: 5	H: 0 LOB: 2 BB: 2 P: 13	R: 0 E: 0 K: 1 S: 5	H: 0 LOB: 0 BB: 0 P: 5	R: 0 E: 0 K: 0 S: 3	H: 0 LOB: 1 BB: 1 P: 7	R: 0 E: 0 K: 1 S: 6	H: 1 LOB: 1 BB: 0 P: 6	1B: 6 2B: 1 3B: 0 HR: 0	SF: 1 SAC: 1 DP: 0 HBP: 0	WP: 0 PB: 0 SB: 0 CS: 0	PA: 37	
<b>PITCHER</b>	IP WLS BF H R ER SO BB IBB HBP BLK WP HR S P ERA WHIP	IP WLS BF H R ER SO BB IBB HBP BLK WP HR S P ERA WHIP	IP WLS BF H R ER SO BB IBB HBP BLK WP HR S P ERA WHIP	IP WLS BF H R ER SO BB IBB HBP BLK WP HR S P ERA WHIP	IP WLS BF H R ER SO BB IBB HBP BLK WP HR S P ERA WHIP	IP WLS BF H R ER SO BB IBB HBP BLK WP HR S P ERA WHIP	IP WLS BF H R ER SO BB IBB HBP BLK WP HR S P ERA WHIP	IP WLS BF H R ER SO BB IBB HBP BLK WP HR S P ERA WHIP	IP WLS BF H R ER SO BB IBB HBP BLK WP HR S P ERA WHIP	IP WLS BF H R ER SO BB IBB HBP BLK WP HR S P ERA WHIP	IP WLS BF H R ER SO BB IBB HBP BLK WP HR S P ERA WHIP	IP WLS BF H R ER SO BB IBB HBP BLK WP HR S P ERA WHIP	IP WLS BF H R ER SO BB IBB HBP BLK WP HR S P ERA WHIP	IP WLS BF H R ER SO BB IBB HBP BLK WP HR S P ERA WHIP	IP WLS BF H R ER SO BB IBB HBP BLK WP HR S P ERA WHIP	IP WLS BF H R ER SO BB IBB HBP BLK WP HR S P ERA WHIP	IP WLS BF H R ER SO BB IBB HBP BLK WP HR S P ERA WHIP	IP WLS BF H R ER SO BB IBB HBP BLK WP HR S P ERA WHIP	IP WLS BF H R ER SO BB IBB HBP BLK WP HR S P ERA WHIP	IP WLS BF H R ER SO BB IBB HBP BLK WP HR S P ERA WHIP	IP WLS BF H R ER SO BB IBB HBP BLK WP HR S P ERA WHIP

Detroit Tigers @ Oakland Athletics  
Oakland-Alameda County Coliseum, Oakland, CA  
Sat Jul 17 1971, 3:33 AM PDT  
Att: 15,039 - Unknown

AB 32  
R 1  
H 7  
RBI 1  
BB 3  
SO 10  
LOB 17





Batter	1	2	3	4	5	6	7	8	9	AB	R	H	RBI	BB	SO	LOB	TOP		
<b>Aurelio Rodriguez, R</b> OBP: 0.283, SLG: 0.378 (1, 5)										5	1	2	1	0	0	4			
<b>Tony Taylor, R</b> OBP: 0.294, SLG: 0.308 (1, 4)										4	0	0	0	0	0	2			
<b>Willie Horton, R</b> OBP: 0.344, SLG: 0.486 (1, 7)										4	0	2	1	0	0	1			
<b>Al Kaline, R</b> OBP: 0.443, SLG: 0.449 (1, 9)										3	0	0	0	1	0	2			
<b>Bill Freehan, R</b> OBP: 0.344, SLG: 0.477 (1, 2)										2	0	0	0	2	0	1			
<b>Mickey Stanley, R</b> OBP: 0.332, SLG: 0.372 (1, 8)										4	0	0	0	0	0	4			
<b>Ike Brown, R</b> OBP: 0.358, SLG: 0.507 (1, 3)										2	0	0	0	1	1				
<b>Jim Northrup, L</b> OBP: 0.377, SLG: 0.489 (8, PH)										1	0	0	0	0	0	0			
<b>Ed Brinkman, R</b> OBP: 0.275, SLG: 0.261 (9, PH)										3	1	3	0	0	0	0			
<b>Kevin Collins, L</b> OBP: 0.350, SLG: 0.500 (9, PH)										1	0	1	0	0	0	0			
<b>Bill Glibreth, L</b> OBP: 0.205, SLG: 0.299 (2, 1)										1	0	0	0	0	0	1			
<b>Tom Timmermann, R</b> OBP: 0.222, SLG: 0.125 (2, 1)										0	0	0	0	0	0	0			
<b>Bill Denehy, S</b> OBP: 0.276, SLG: 0.422 (4, PH)										0	0	0	0	0	0	0			
<b>Dalton Jones, L</b> OBP: 0.276, SLG: 0.422 (4, 1)										0	0	0	0	0	0	0			
<b>Mike Kilkenny, R</b> OBP: 0.276, SLG: 0.422 (7, PH)										0	0	0	0	0	0	0			
<b>Jim Price, R</b> OBP: 0.276, SLG: 0.422 (7, 1)										0	0	0	0	0	0	0			
<b>Dean Chance, R</b> OBP: 0.276, SLG: 0.422 (7, 1)										0	0	0	0	0	0	0			
<b>Norm Cash, L</b> OBP: 0.276, SLG: 0.422 (9, PH)										1	0	0	0	0	0	0			
<b>Inning Stats</b>	R: 0 E: 0 K: 0 S: 4	H: 1 LOB: 3 BB: 2 P: 12	R: 0 E: 0 K: 1 S: 6	H: 1 LOB: 1 BB: 0 P: 6	R: 0 E: 0 K: 0 S: 4	H: 1 LOB: 1 BB: 0 P: 4	R: 0 E: 0 K: 0 S: 3	H: 0 LOB: 0 BB: 2 P: 11	R: 0 E: 0 K: 0 S: 2	H: 0 LOB: 0 BB: 1 P: 6	R: 2 E: 0 K: 0 S: 6	H: 3 LOB: 1 BB: 0 P: 6	R: 0 E: 0 K: 0 S: 3	H: 0 LOB: 0 BB: 0 P: 3	R: 0 E: 0 K: 0 S: 3	H: 1 LOB: 0 BB: 0 P: 3	1B: 4 2B: 5 3B: 0 HR: 0	SF: 0 SAC: 0 DP: 3 HBP: 0	WP: 0 PA: 37 PB: 0 SB: 0 CS: 0
<b>PITCHER</b>	IP WLS BF H R ER SO BB IBB HBP BLK WP HR S P ERA WHIP																		
<b>Paul Spittorf, L</b> ERA: 2.29	(1, 1)	7.0	W	31	7	2	2	1	5	0	0	0	0	0	0	28	48	2.57	1.714
<b>Ted Abernathy, R</b> ERA: 2.12	(8, 1)	2.0	S	6	1	0	0	0	0	0	0	0	0	0	0	6	6	0.00	0.500

**Detroit Tigers @ Kansas City Royals**  
Municipal Stadium, Kansas City, MO  
Sun Jul 18 1971, 4:33 AM EDT  
Overcast - 83 F

**AB 32**  
**R 2**  
**H 8**  
**RBI 2**  
**BB 5**  
**SO 1**  
**LOB 18**



Batter	1	2	3	4	5	6	7	8	9	AB	R	H	RBI	BB	SO	LOB	BOTTOM		
<b>Freddie Patek, R</b> OBP: 0.322, SLG: 0.358 (1, 6)										2	2	1	1	1	0	2			
<b>Bobby Floyd, R</b> OBP: 0.278, SLG: 0.133 (8, PH)										1	0	0	0	0	0	0			
<b>Paul Schaaf, R</b> OBP: 0.412, SLG: 0.418 (1, 5)										3	1	0	1	0	0	1			
<b>Amos Otis, R</b> OBP: 0.365, SLG: 0.520 (1, 8)										3	1	1	0	1	1	0			
<b>Cookie Rojas, R</b> OBP: 0.367, SLG: 0.438 (1, 4)										4	1	2	3	0	0	0			
<b>Bobby Knoop, R</b> OBP: 0.293, SLG: 0.220 (7, 4)										0	0	0	0	0	0	0			
<b>Lou Piniella, R</b> OBP: 0.300, SLG: 0.338 (1, 7)										4	1	2	3	0	0	1			
<b>Bob Oliver, R</b> OBP: 0.273, SLG: 0.310 (1, 3)										4	0	0	0	0	0	1			
<b>Ed Kirkpatrick, L</b> OBP: 0.315, SLG: 0.364 (1, 9)										3	0	0	0	1	1	1			
<b>Jerry May, R</b> OBP: 0.326, SLG: 0.331 (1, 2)										2	1	1	0	2	1	0			
<b>Paul Spittorf, L</b> OBP: 0.150, SLG: 0.056 (1, 1)										1	1	0	0	1	0	2			
<b>Ted Abernathy, R</b> ERA: 3.01	(8, 1)	1.0	L	9	2	6	0	0	0	0	0	0	0	0	0	1	1	54.00	6.000
<b>Bill Glibreth, L</b> ERA: 3.91	(2, 1)	0.0		1	0	0	0	0	0	0	0	0	0	0	0	1	1	∞	∞
<b>Tom Timmermann, R</b> ERA: 4.54	(2, 1)	2.0	9	3	1	1	0	1	0	0	0	0	0	0	8	12	4.50	2.000	
<b>Bill Denehy, R</b> ERA: 3.24	(4, 1)	3.0	12	2	1	1	2	1	0	0	0	0	0	1	15	19	3.00	1.000	
<b>Mike Kilkenny, L</b> ERA: 5.88	(7, 1)	2.0	6	0	0	0	2	0	0	0	0	0	0	0	10	10	0.00	0.000	
<b>Dean Chance, R</b> ERA: 3.01	(7, 1)	2.0	6	0	0	0	2	0	0	0	0	0	0	0	10	10	0.00	0.000	
<b>Inning Stats</b>	R: 4 E: 0 K: 0 S: 5	H: 2 LOB: 0 BB: 2 P: 13	R: 3 E: 0 K: 0 S: 5	H: 2 LOB: 1 BB: 2 P: 13	R: 0 E: 0 K: 0 S: 4	H: 1 LOB: 2 BB: 1 P: 8	R: 0 E: 0 K: 1 S: 5	H: 0 LOB: 0 BB: 0 P: 5	R: 0 E: 0 K: 1 S: 6	H: 1 LOB: 2 BB: 1 P: 10	R: 1 E: 0 K: 0 S: 4	H: 1 LOB: 0 BB: 0 P: 4	R: 0 E: 0 K: 0 S: 3	H: 0 LOB: 0 BB: 0 P: 3	R: 0 E: 0 K: 2 S: 7	H: 0 LOB: 0 BB: 0 P: 7	1B: 5 2B: 0 3B: 0 HR: 2	SF: 1 SAC: 2 DP: 0 HBP: 0	WP: 0 PA: 37 PB: 0 SB: 0 CS: 0
<b>PITCHER</b>	IP WLS BF H R ER SO BB IBB HBP BLK WP HR S P ERA WHIP																		

**Detroit Tigers @ Kansas City Royals**  
Municipal Stadium, Kansas City, MO  
Sun Jul 18 1971, 4:33 AM EDT  
Overcast - 83 F

**AB 28**  
**R 8**  
**H 7**  
**RBI 8**  
**BB 6**  
**SO 4**  
**LOB 8**






Batter	1	2	3	4	5	6	7	8	9	10	AB	R	H	RBI	BB	SO	LOB	TOP				
Mickey Stanley, R OBP: 0.325, SLG: 0.364 (1, 8)	6-3		F8		4-3		F8			F5	5	0	0	0	0	0	1					
Jim Northrup, L OBP: 0.378, SLG: 0.489 (1, 9)	1-3 1B		F8		BB 1B					6-3	4	1	2	1	0	0	0					
Willie Horton, R OBP: 0.346, SLG: 0.487 (1, 7)	1-3				BB 2B					P4	3	0	1	0	1	0	1					
Bill Freehan, R OBP: 0.343, SLG: 0.474 (1, 2)				L7						P2	4	0	1	1	0	0	3					
Aurelio Rodriguez, R OBP: 0.280, SLG: 0.373 (1, 5)	F6				5-3						4	0	0	0	0	1	2					
Tony Taylor, R OBP: 0.288, SLG: 0.301 (1, 4)		1-3			5-3						4	0	0	0	0	0	1					
Norm Cash, L OBP: 0.385, SLG: 0.602 (1, 3)			F7								4	1	1	1	0	1	0					
Ed Brinkman, R OBP: 0.275, SLG: 0.258 (1, 6)			K								3	1	0	0	1	1	0					
Joe Niekro, R OBP: 0.286, SLG: 0.263 Fred Scherman, L OBP: 0.308, SLG: 0.250 (8, 1)					SH1-4 BB						2	0	0	0	0	2	0					
					SH1-4						1	0	0	0	0	1	0					
<b>Inning Stats</b>	R: 1 E: 0 K: 0 S: 5	H: 2 LOB: 1 BB: 0 P: 5	R: 0 E: 0 K: 1 S: 5	H: 0 LOB: 0 BB: 0 P: 5	R: 0 E: 0 K: 1 S: 5	H: 0 LOB: 0 BB: 0 P: 5	R: 0 E: 0 K: 0 S: 4	H: 1 LOB: 1 BB: 0 P: 4	R: 2 E: 0 K: 0 S: 5	H: 2 LOB: 2 BB: 2 P: 13	R: 0 E: 0 K: 0 S: 3	H: 0 LOB: 0 BB: 0 P: 3	R: 0 E: 0 K: 1 S: 5	H: 0 LOB: 0 BB: 0 P: 5	R: 0 E: 0 K: 2 S: 7	H: 0 LOB: 0 BB: 0 P: 7	R: 0 E: 0 K: 1 S: 5	H: 0 LOB: 0 BB: 0 P: 5	1B: 3 2B: 1 3B: 0 HR: 1	SF: 0 SAC: 1 DP: 0 HBP: 0	WP: 0 PA: 37 PB: 0 SB: 0 CS: 0	
<b>PITCHER</b>	IP WLS BF H R ER SO BB IBB HBP BLK WP HR S P ERA WHIP	IP WLS BF H R ER SO BB IBB HBP BLK WP HR S P ERA WHIP	IP WLS BF H R ER SO BB IBB HBP BLK WP HR S P ERA WHIP	IP WLS BF H R ER SO BB IBB HBP BLK WP HR S P ERA WHIP	IP WLS BF H R ER SO BB IBB HBP BLK WP HR S P ERA WHIP	IP WLS BF H R ER SO BB IBB HBP BLK WP HR S P ERA WHIP	IP WLS BF H R ER SO BB IBB HBP BLK WP HR S P ERA WHIP	IP WLS BF H R ER SO BB IBB HBP BLK WP HR S P ERA WHIP	IP WLS BF H R ER SO BB IBB HBP BLK WP HR S P ERA WHIP	IP WLS BF H R ER SO BB IBB HBP BLK WP HR S P ERA WHIP	IP WLS BF H R ER SO BB IBB HBP BLK WP HR S P ERA WHIP	IP WLS BF H R ER SO BB IBB HBP BLK WP HR S P ERA WHIP	IP WLS BF H R ER SO BB IBB HBP BLK WP HR S P ERA WHIP	IP WLS BF H R ER SO BB IBB HBP BLK WP HR S P ERA WHIP	IP WLS BF H R ER SO BB IBB HBP BLK WP HR S P ERA WHIP	IP WLS BF H R ER SO BB IBB HBP BLK WP HR S P ERA WHIP	IP WLS BF H R ER SO BB IBB HBP BLK WP HR S P ERA WHIP	IP WLS BF H R ER SO BB IBB HBP BLK WP HR S P ERA WHIP	IP WLS BF H R ER SO BB IBB HBP BLK WP HR S P ERA WHIP	IP WLS BF H R ER SO BB IBB HBP BLK WP HR S P ERA WHIP	IP WLS BF H R ER SO BB IBB HBP BLK WP HR S P ERA WHIP	
Bill Butler, L ERA: 3.52 Jim York, R ERA: 3.09 (1, 1) (5, 1)	4.2 W 20 5 3 3 2	5.1 W 17 0 0 0 4	5.1 L 12 2 1 1 0	5.1 L 12 2 1 1 0	5.1 L 12 2 1 1 0	5.1 L 12 2 1 1 0	5.1 L 12 2 1 1 0	5.1 L 12 2 1 1 0	5.1 L 12 2 1 1 0	5.1 L 12 2 1 1 0	5.1 L 12 2 1 1 0	5.1 L 12 2 1 1 0	5.1 L 12 2 1 1 0	5.1 L 12 2 1 1 0	5.1 L 12 2 1 1 0	5.1 L 12 2 1 1 0	5.1 L 12 2 1 1 0	5.1 L 12 2 1 1 0	5.1 L 12 2 1 1 0	5.1 L 12 2 1 1 0	5.1 L 12 2 1 1 0	5.1 L 12 2 1 1 0

Detroit Tigers @ Kansas City Royals  
Municipal Stadium, Kansas City, MO  
Sun Jul 18 1971, 4:38 AM EDT  
Att: 26,182 - Unknown


AB 34  
R 3  
H 5  
RBI 3  
BB 2  
SO 6  
LOB 8



Batter	1	2	3	4	5	6	7	8	9	10	AB	R	H	RBI	BB	SO	LOB	BOTTOM				
Freddie Patek, R OBP: 0.318, SLG: 0.353 (1, 6)	5-3	F7			6-3					6-3	5	0	0	0	0	2						
Paul Schaal, R OBP: 0.409, SLG: 0.414 (1, 5)	F8				6-3					F9	5	0	1	0	0	1						
Amos Otis, R OBP: 0.365, SLG: 0.520 (1, 8)	5-3				L8						4	0	1	0	1	0	1					
Ed Kirkpatrick, L OBP: 0.311, SLG: 0.358 (1, 9)											4	1	0	0	0	1	2					
Cookie Rojas, R OBP: 0.370, SLG: 0.438 (1, 4)											4	1	2	0	1	0	1					
Gail Hopkins, L OBP: 0.391, SLG: 0.486 (1, 3)											4	1	3	1	1	0	2					
Lou Piniella, R OBP: 0.303, SLG: 0.338 (1, 7)											3	1	1	1	1	0	2					
Jerry May, R OBP: 0.325, SLG: 0.341 (1, 2)											4	0	1	2	0	0	4					
Bill Butler, L OBP: 0.111, SLG: 0.111 Jim York, R OBP: 0.250, SLG: 0.286 (1, 1) (5, 1)											2	0	0	0	0	2	2					
											2	0	1	0	0	0	0					
<b>Inning Stats</b>	R: 3 E: 0 K: 0 S: 3	H: 3 LOB: 1 BB: 1 P: 14	R: 0 E: 0 K: 0 S: 4	H: 1 LOB: 1 BB: 0 P: 4	R: 0 E: 0 K: 1 S: 6	H: 1 LOB: 1 BB: 0 P: 6	R: 0 E: 0 K: 0 S: 4	H: 1 LOB: 1 BB: 0 P: 4	R: 0 E: 0 K: 0 S: 4	H: 1 LOB: 3 BB: 2 P: 12	R: 0 E: 0 K: 0 S: 3	H: 0 LOB: 0 BB: 0 P: 3	R: 1 E: 0 K: 0 S: 3	H: 2 LOB: 2 BB: 1 P: 7	R: 0 E: 0 K: 0 S: 3	H: 0 LOB: 0 BB: 0 P: 3	R: 0 E: 0 K: 0 S: 3	H: 0 LOB: 0 BB: 0 P: 5	1B: 6 2B: 3 3B: 1 HR: 0	SF: 0 SAC: 1 DP: 0 HBP: 0	WP: 0 PA: 42 PB: 0 SB: 0 CS: 0	
<b>PITCHER</b>	IP WLS BF H R ER SO BB IBB HBP BLK WP HR S P ERA WHIP	IP WLS BF H R ER SO BB IBB HBP BLK WP HR S P ERA WHIP	IP WLS BF H R ER SO BB IBB HBP BLK WP HR S P ERA WHIP	IP WLS BF H R ER SO BB IBB HBP BLK WP HR S P ERA WHIP	IP WLS BF H R ER SO BB IBB HBP BLK WP HR S P ERA WHIP	IP WLS BF H R ER SO BB IBB HBP BLK WP HR S P ERA WHIP	IP WLS BF H R ER SO BB IBB HBP BLK WP HR S P ERA WHIP	IP WLS BF H R ER SO BB IBB HBP BLK WP HR S P ERA WHIP	IP WLS BF H R ER SO BB IBB HBP BLK WP HR S P ERA WHIP	IP WLS BF H R ER SO BB IBB HBP BLK WP HR S P ERA WHIP	IP WLS BF H R ER SO BB IBB HBP BLK WP HR S P ERA WHIP	IP WLS BF H R ER SO BB IBB HBP BLK WP HR S P ERA WHIP	IP WLS BF H R ER SO BB IBB HBP BLK WP HR S P ERA WHIP	IP WLS BF H R ER SO BB IBB HBP BLK WP HR S P ERA WHIP	IP WLS BF H R ER SO BB IBB HBP BLK WP HR S P ERA WHIP	IP WLS BF H R ER SO BB IBB HBP BLK WP HR S P ERA WHIP	IP WLS BF H R ER SO BB IBB HBP BLK WP HR S P ERA WHIP	IP WLS BF H R ER SO BB IBB HBP BLK WP HR S P ERA WHIP	IP WLS BF H R ER SO BB IBB HBP BLK WP HR S P ERA WHIP	IP WLS BF H R ER SO BB IBB HBP BLK WP HR S P ERA WHIP	IP WLS BF H R ER SO BB IBB HBP BLK WP HR S P ERA WHIP	
Joe Niekro, R ERA: 4.79 Fred Scherman, L ERA: 2.64 (1, 1) (8, 1)	7.0 L 30 8 3 3 3	2.1 L 12 2 1 1 0	2.1 L 12 2 1 1 0	2.1 L 12 2 1 1 0	2.1 L 12 2 1 1 0	2.1 L 12 2 1 1 0	2.1 L 12 2 1 1 0	2.1 L 12 2 1 1 0	2.1 L 12 2 1 1 0	2.1 L 12 2 1 1 0	2.1 L 12 2 1 1 0	2.1 L 12 2 1 1 0	2.1 L 12 2 1 1 0	2.1 L 12 2 1 1 0	2.1 L 12 2 1 1 0	2.1 L 12 2 1 1 0	2.1 L 12 2 1 1 0	2.1 L 12 2 1 1 0	2.1 L 12 2 1 1 0	2.1 L 12 2 1 1 0	2.1 L 12 2 1 1 0	2.1 L 12 2 1 1 0

Detroit Tigers @ Kansas City Royals  
Municipal Stadium, Kansas City, MO  
Sun Jul 18 1971, 4:38 AM EDT  
Att: 26,182 - Unknown

AB 37  
R 4  
H 10  
RBI 4  
BB 4  
SO 3  
LOB 17





Batter	1	2	3	4	5	6	7	8	9	AB	R	H	RBI	BB	SO	LOB	TOP					
Aurelio Rodriguez, R OBP: 0.279, SLG: 0.369	F5		6-3		5-3		BB		F9	4	0	0	0	1	0	0						
Tony Taylor, R OBP: 0.287, SLG: 0.296	F9			BB	6-3		F4			3	1	0	0	1	0	1						
Al Kaline, R OBP: 0.447, SLG: 0.458	L8			BB						4	2	3	0	0	0	0						
Willie Horton, R OBP: 0.345, SLG: 0.484		4-3		BB			L7			4	1	1	1	0	0	3						
Bill Freehan, R OBP: 0.348, SLG: 0.481				BB						4	1	3	2	0	0	0						
Norm Cash, L OBP: 0.386, SLG: 0.599				BB						3	0	1	1	0	2	1						
Mickey Stanley, R OBP: 0.324, SLG: 0.367				BB						4	0	1	0	0	0	3						
Ed Brinkman, R OBP: 0.272, SLG: 0.255			5-3		6-3					4	0	0	0	0	1	2						
Mickey Lolich, S OBP: 0.238, SLG: 0.116			K		4-3					4	0	0	0	0	3	0						
<b>Inning Stats</b>	R: 0 E: 0 K: 0 S: 3	H: 0 LOB: 0 BB: 0 P: 3	R: 0 E: 0 K: 1 S: 6	H: 2 LOB: 2 BB: 0 P: 6	R: 0 E: 0 K: 1 S: 5	H: 0 LOB: 0 BB: 0 P: 5	R: 4 E: 0 K: 0 S: 6	H: 4 LOB: 0 BB: 1 P: 10	R: 0 E: 0 K: 0 S: 3	H: 0 LOB: 0 BB: 0 P: 3	R: 1 E: 0 K: 1 S: 7	H: 2 LOB: 2 BB: 0 P: 8	R: 0 E: 0 K: 1 S: 6	H: 1 LOB: 2 BB: 1 P: 10	R: 0 E: 0 K: 1 S: 5	H: 0 LOB: 0 BB: 0 P: 5	R: 0 E: 0 K: 1 S: 5	H: 0 LOB: 0 BB: 0 P: 5	1B: 6 2B: 3 3B: 0 HR: 0	SF: 0 SAC: 0 DP: 1 HBP: 1	WP: 0 PB: 0 SB: 0 CS: 0	PA: 37
<b>PITCHER</b>	IP	WLS	BF	H	R	ER	SO	BB	IBB	HBP	BLK	WP	HR	S	P	ERA	WHIP					
Jim Rooker, L ERA: 5.51	5.1	L	24	8	5	5	2	1	0	1	0	0	0	26	31	8.44	1.688					
Roger Nelson, R ERA: 5.68	1.2		7	1	0	0	2	1	0	0	0	0	0	10	14	0.00	1.200					
Ted Abernathy, R ERA: 2.03	2.0		6	0	0	0	2	0	0	0	0	0	0	10	10	0.00	0.000					

Detroit Tigers @ Kansas City Royals  
Municipal Stadium, Kansas City, MO  
Mon Jul 19 1971, 8:05 PM EDT  
Att: 9,831 - Unknown - 77 F

AB 34  
R 5  
H 9  
RBI 4  
BB 2  
SO 6  
LOB 10



Batter	1	2	3	4	5	6	7	8	9	AB	R	H	RBI	BB	SO	LOB	BOTTOM					
Freddie Patek, R OBP: 0.317, SLG: 0.352	5-3		P6			BB			L7	4	1	1	0	0	0	1						
Paul Schaaf, R OBP: 0.410, SLG: 0.419	G3		L7							4	0	2	0	0	0	1						
Amos Otis, R OBP: 0.361, SLG: 0.515	K									3	0	0	1	0	2	1						
Cookie Rojas, R OBP: 0.366, SLG: 0.433		K								4	0	0	0	0	1	2						
Lou Piniella, R OBP: 0.307, SLG: 0.345										4	0	2	0	0	0	1						
Bob Oliver, R OBP: 0.276, SLG: 0.322		K								4	1	2	0	0	1	2						
Ed Kirkpatrick, L OBP: 0.306, SLG: 0.353		K								4	0	0	0	0	2	3						
Jerry May, R OBP: 0.323, SLG: 0.351			4-3		6-3					4	0	1	1	0	0	1						
Jim Rooker, R										1	0	0	0	1	1	0						
Roger Nelson, R										0	0	0	0	0	0	0						
Bobby Knoop, R OBP: 0.277, SLG: 0.214										1	0	0	0	0	0	1						
Ted Abernathy, R										0	0	0	0	0	0	0						
Chuck Harrison, R OBP: 0.207, SLG: 0.192										1	0	0	0	0	0	1						
<b>Inning Stats</b>	R: 0 E: 0 K: 1 S: 5	H: 1 LOB: 1 BB: 0 P: 10	R: 0 E: 0 K: 3 S: 10	H: 1 LOB: 1 BB: 0 P: 10	R: 0 E: 0 K: 0 S: 3	H: 0 LOB: 1 BB: 1 P: 7	R: 0 E: 0 K: 0 S: 4	H: 1 LOB: 1 BB: 0 P: 4	R: 0 E: 0 K: 2 S: 7	H: 0 LOB: 0 BB: 0 P: 7	R: 1 E: 0 K: 0 S: 5	H: 2 LOB: 1 BB: 0 P: 5	R: 0 E: 0 K: 0 S: 4	H: 1 LOB: 1 BB: 0 P: 4	R: 0 E: 0 K: 1 S: 6	H: 1 LOB: 1 BB: 0 P: 6	R: 1 E: 0 K: 0 S: 5	H: 2 LOB: 1 BB: 0 P: 5	1B: 4 2B: 2 3B: 2 HR: 0	SF: 1 SAC: 0 DP: 0 HBP: 0	WP: 0 PB: 0 SB: 1 CS: 0	PA: 36
<b>PITCHER</b>	IP	WLS	BF	H	R	ER	SO	BB	IBB	HBP	BLK	WP	HR	S	P	ERA	WHIP					
Mickey Lolich, L ERA: 2.99	9.0	W	36	8	2	2	7	1	0	0	0	0	0	49	53	2.00	1.000					

Detroit Tigers @ Kansas City Royals  
Municipal Stadium, Kansas City, MO  
Mon Jul 19 1971, 8:05 PM EDT  
Att: 9,831 - Unknown - 77 F

AB 34  
R 2  
H 8  
RBI 2  
BB 1  
SO 7  
LOB 14





Batter	1	2	3	4	5	6	7	8	9	AB	R	H	RBI	BB	SO	LOB	TOP			
Dick McAuliffe, L (1,4) OBP: 0.257, SLG: 0.318	0-0 4-3		0-3 K			0-0 4-3		0-0 P4		4	0	0	0	0	1	1				
Aurelio Rodriguez, R (1,5) OBP: 0.281, SLG: 0.370	0-0 FC5-4 1B		0-0 FC3-6 CS			0-0 1B			0-0 F8	4	0	2	0	0	0	1				
Jim Northrup, L (1,8) OBP: 0.373, SLG: 0.481	0-0 F7		0-0 CS	0-0 F9		0-0 F9			0-0 F7	4	0	0	0	0	0	2				
Willie Horton, R (1,9) OBP: 0.341, SLG: 0.478	0-0 FC5-4			0-3 K				0-0 F9		4	0	0	0	0	1	1				
Norm Cash, L (1,3) OBP: 0.389, SLG: 0.597		4-0 FC5-4 BB		0-0 F7				4-0 BB		1	0	0	0	2	0	0				
Dalton Jones, L (1,7) OBP: 0.284, SLG: 0.411		0-0 FC5-4			0-0 3-1			0-0 F9		3	0	0	0	0	0	2				
Bill Freehan, R (1,2) OBP: 0.344, SLG: 0.477		0-3 K			0-0 1-3			0-0 P5		3	0	0	0	0	1	2				
Ed Brinkman, R (1,6) OBP: 0.269, SLG: 0.252		0-0 P6			0-0 6-3			0-0 5-3		3	0	0	0	0	0	1				
Les Cain, L (1,1) OBP: 0.231, SLG: 0.240			0-0 FC3-6 1B			0-3 K		0-3 K		3	0	1	0	0	2	0				
<b>Inning Stats</b>	R: 0 E: 0 K: 0 S: 4	H: 1 LOB: 1 BB: 0 P: 4	R: 0 E: 0 K: 1 S: 5	H: 0 LOB: 1 BB: 1 P: 9	R: 0 E: 0 K: 1 S: 5	H: 1 LOB: 0 BB: 0 P: 5	R: 0 E: 0 K: 1 S: 3	H: 0 LOB: 0 BB: 0 P: 3	R: 0 E: 0 K: 1 S: 6	H: 1 LOB: 1 BB: 0 P: 6	R: 0 E: 0 K: 0 S: 3	H: 0 LOB: 1 BB: 1 P: 7	R: 0 E: 0 K: 1 S: 5	H: 0 LOB: 0 BB: 0 P: 5	R: 0 E: 0 K: 0 S: 3	H: 0 LOB: 0 BB: 0 P: 3	1B: 3 2B: 0 3B: 0 HR: 0	SF: 0 SAC: 0 DP: 0 HBP: 0	WP: 0 PB: 0 SB: 0 CS: 1	PA: 32
<b>PITCHER</b> Andy Messersmith, R (1,1) ERA: 3.49	IP: 9.0 WLS: W BF: 31 H: 3 R: 0 ER: 0 SO: 5 BB: 2 IBB: 0 HBP: 0 BLK: 0 WP: 0 HR: 0 S: 39 P: 47 ERA: 0.00 WHIP: 0.556															<b>PITCHER</b>				

Detroit Tigers @ California Angels  
Anaheim Stadium, Anaheim, CA  
Tue Jul 20 1971, 10:05 PM EDT  
Att: 10,669 - Unknown

AB 29  
R 0  
H 3  
RBI 0  
BB 2  
SO 5  
LOB 10



Batter	1	2	3	4	5	6	7	8	9	AB	R	H	RBI	BB	SO	LOB	BOTTOM	
Sandy Alomar Sr., S (1,4) OBP: 0.298, SLG: 0.305	0-0 F9		0-0 1B		0-0 L1			0-0 4-3		4	0	1	0	0	0	1		
Mickey Rivers, L (1,8) OBP: 0.311, SLG: 0.352	0-0 4-3		0-0 G3			0-0 S 1B		0-3 K		4	0	1	0	0	1	1		
Ken McMullen, R (1,5) OBP: 0.315, SLG: 0.402	0-0 P4			0-0 L6		0-3 K		0-0 1B 2B 1B		4	1	1	0	0	1	1		
Billy Cowan, R (1,7) OBP: 0.333, SLG: 0.449		0-0 FC5-4 1B		4-0 BB		0-0 P6		0-0 1B 2B 1B		3	1	2	0	1	0	1		
Ken Berry, R (9,8) OBP: 0.276, SLG: 0.322								1-2 2B 1B		0	0	0	0	0	0	0		
Tommy Reynolds, R (1,9) OBP: 0.385, SLG: 0.364		0-0 F7		0-0 P6		0-0 6-3		0-0 1H 2H 2B		4	0	1	2	0	0	3		
Jim Spencer, L (1,3) OBP: 0.290, SLG: 0.378		0-0 F9		0-0 F8			0-0 L3	0-0 G3		4	0	0	0	0	0	3		
Jerry Moses, R (1,2) OBP: 0.247, SLG: 0.361		0-0 FC5-4			4-0 FC5-6 BB				0-0 3B	2	0	1	0	1	0	1		
Syd O'Brien, R (1,6) OBP: 0.251, SLG: 0.316			0-0 6-3		0-0 F9		0-0 6-3			3	0	0	0	0	0	2		
Andy Messersmith, R (1,1) OBP: 0.204, SLG: 0.216			0-3 K		0-0 FC5-6		0-0 P3			3	0	0	0	0	1	2		
<b>Inning Stats</b>	R: 0 E: 0 K: 0 S: 3	H: 0 LOB: 0 BB: 0 P: 3	R: 0 E: 0 K: 0 S: 4	H: 1 LOB: 1 BB: 0 P: 4	R: 0 E: 0 K: 1 S: 6	H: 1 LOB: 1 BB: 0 P: 6	R: 0 E: 0 K: 0 S: 3	H: 0 LOB: 1 BB: 1 P: 7	R: 0 E: 0 K: 1 S: 6	H: 1 LOB: 1 BB: 0 P: 6	R: 0 E: 0 K: 0 S: 4	H: 1 LOB: 1 BB: 0 P: 4	R: 2 E: 0 K: 1 S: 8	H: 3 LOB: 1 BB: 0 P: 8	1B: 5 2B: 1 3B: 1 HR: 0	SF: 0 SAC: 0 DP: 0 HBP: 0	WP: 0 PB: 0 SB: 1 CS: 0	PA: 33
<b>PITCHER</b> Les Cain, L (1,1) ERA: 3.3	IP: 8.0 WLS: L BF: 33 H: 7 R: 2 ER: 2 SO: 3 BB: 2 IBB: 0 HBP: 0 BLK: 0 WP: 0 HR: 0 S: 37 P: 45 ERA: 2.25 WHIP: 1.125															<b>PITCHER</b>		

Detroit Tigers @ California Angels  
Anaheim Stadium, Anaheim, CA  
Tue Jul 20 1971, 10:05 PM EDT  
Att: 10,669 - Unknown

AB 31  
R 2  
H 7  
RBI 2  
BB 2  
SO 3  
LOB 15





Batter	1	2	3	4	5	6	7	8	9	10	11	AB	R	H	RBI	BB	SO	LOB	TOP			
Mickey Stanley, R OBP: 0.326, SLG: 0.376 (1, 8)	5-3		1B		1B			F2		1-3		5	1	2	1	0	0	0				
Tony Taylor, R OBP: 0.290, SLG: 0.299 (1, 4)	6-3		FC5-4 1B		F8			4-3			SH3-4 1B	5	1	2	1	0	0	1				
Al Kaline, R OBP: 0.444, SLG: 0.455 (1, 9)	L9		FC5-4 1-2					L5-3			SH3-4 1-2	4	0	1	0	0	0	1				
Willie Horton, R OBP: 0.342, SLG: 0.475 Cesar Gutierrez, R OBP: 0.151, SLG: 0.161 Jim Northrup, L OBP: 0.373, SLG: 0.481 (1, 7)		G5-4-3 1B		P4				F8		6-3	1B IBB	4	0	1	0	1	0	1				
Bill Freehan, R OBP: 0.348, SLG: 0.477 (1, 2)	G5-4-3 1-2			1B				F9			1B	4	1	2	1	1	0	2				
Aurelio Rodriguez, R OBP: 0.290, SLG: 0.366 (1, 5)	L6			G1-4-6-3 1-2				F8			1B IBB	4	0	0	0	1	1	3				
Norm Cash, L OBP: 0.386, SLG: 0.601 (1, 3)					F9			HR			F5	5	1	1	1	0	1	4				
Ed Brinkman, R OBP: 0.271, SLG: 0.258 (1, 6)					F8			F8		1-3	FC6 1B	5	1	2	2	0	0	0				
Joe Coleman, R OBP: 0.179, SLG: 0.154 Fred Scherman, L OBP: 0.308, SLG: 0.250 (1, 1)				3-1				K		2-3	FC6 1-2	5	0	0	0	0	2	3				
<b>Inning Stats</b>	R: 0 E: 0 K: 0 S: 3	H: 0 LOB: 0 BB: 0 P: 3	R: 0 E: 0 K: 0 S: 3	H: 1 LOB: 0 BB: 0 P: 3	R: 2 E: 0 K: 0 S: 6	H: 3 LOB: 1 BB: 0 P: 6	R: 0 E: 0 K: 0 S: 3	H: 1 LOB: 0 BB: 0 P: 3	R: 1 E: 0 K: 1 S: 7	H: 2 LOB: 1 BB: 0 P: 7	R: 0 E: 0 K: 0 S: 4	H: 0 LOB: 0 BB: 0 P: 4	R: 0 E: 0 K: 0 S: 3	H: 0 LOB: 1 BB: 1 P: 3	R: 0 E: 0 K: 0 S: 3	H: 0 LOB: 0 BB: 0 P: 3	R: 0 E: 0 K: 0 S: 6	H: 3 LOB: 2 BB: 2 P: 14	1B: 8 2B: 1 3B: 1 HR: 1	SF: 0 SAC: 1 DP: 2 HBP: 0	WP: 0 PB: 0 SB: 0 CS: 0	PA: 45
<b>PITCHER</b>	IP 10.1	WLS L	BF 41	H 10	R 6	ER 6	SO 4	BB 1	IBB 1	HBP 0	BLK 0	WP 0	HR 1	S 47	P 55	ERA 5.23	WHIP 1.065					
<b>PITCHER</b>	IP 11.1	WLS L	BF 4	H 1	R 0	ER 0	SO 0	BB 0	IBB 1	HBP 0	BLK 0	WP 0	HR 0	S 3	P 7	ERA 0.00	WHIP 1.500					

Detroit Tigers @ California Angels  
Anaheim Stadium, Anaheim, CA  
Wed Jul 21 1971, 10:05 PM EDT  
Unknown

AB 41  
R 6  
H 11  
RBI 6  
BB 3  
SO 4  
LOB 15



Batter	1	2	3	4	5	6	7	8	9	10	11	AB	R	H	RBI	BB	SO	LOB	BOTTOM			
Sandy Alomar Sr., S OBP: 0.300, SLG: 0.304 (1, 4)	1B 2B BB	1-3			G3 1B					K		4	1	1	0	1	1	3				
Mickey Rivers, L OBP: 0.316, SLG: 0.347 (1, 8)	2B 1B			4-3	G3 1-2			SH3-4 BB		L3		4	1	1	0	1	0	1				
Tony Gonzalez, L OBP: 0.327, SLG: 0.326 (1, 7)	L9 1-2 2B			K	L6			SH3-4 1-2		F7		4	0	1	2	0	1	1				
John Stephenson, L OBP: 0.300, SLG: 0.354 (1, 2)	L9 2-3				1B			F8		F8		5	0	1	0	0	0	2				
Ken McMullen, R OBP: 0.314, SLG: 0.399 (1, 5)	4-3			K				P4		P4		5	0	1	0	0	1	3				
Jim Spencer, L OBP: 0.288, SLG: 0.385 (1, 3)	L9				K			HR		L9		5	1	1	1	0	1	2				
Roger Repoz, L OBP: 0.389, SLG: 0.344 Tommy Reynolds, R OBP: 0.357, SLG: 0.533 (1, 9)		SH3-4 BB			L3			L9		K		3	0	0	0	1	1	0				
Bruce Christensen, L OBP: 0.300, SLG: 0.125 (1, 6)		K			4-3			G3		1B BB		3	0	0	0	1	1	1				
Clyde Wright, R OBP: 0.259, SLG: 0.283 Dave LaRoche, L OBP: 0.222, SLG: 0.125 (1, 1)		SH3-4 1-2						F4		K		3	0	1	0	0	1	0				
<b>Inning Stats</b>	R: 2 E: 0 K: 0 S: 5	H: 2 LOB: 1 BB: 1 P: 9	R: 0 E: 0 K: 1 S: 5	H: 0 LOB: 1 BB: 1 P: 9	R: 0 E: 0 K: 2 S: 8	H: 1 LOB: 1 BB: 0 P: 8	R: 0 E: 0 K: 1 S: 5	H: 0 LOB: 0 BB: 0 P: 5	R: 1 E: 0 K: 0 S: 4	H: 1 LOB: 0 BB: 0 P: 4	R: 0 E: 0 K: 0 S: 3	H: 0 LOB: 1 BB: 1 P: 7	R: 0 E: 0 K: 0 S: 8	H: 1 LOB: 2 BB: 1 P: 12	R: 0 E: 0 K: 0 S: 3	H: 0 LOB: 0 BB: 0 P: 3	R: 0 E: 0 K: 0 S: 3	H: 1 LOB: 0 BB: 0 P: 3	1B: 5 2B: 1 3B: 0 HR: 1	SF: 0 SAC: 2 DP: 1 HBP: 0	WP: 0 PB: 0 SB: 0 CS: 0	PA: 43
<b>PITCHER</b>	IP 10.0	WLS W	BF 41	H 7	R 3	ER 3	SO 7	BB 4	IBB 0	HBP 0	BLK 0	WP 0	HR 1	S 51	P 67	ERA 2.70	WHIP 1.100					
<b>PITCHER</b>	IP 11.1	WLS S	BF 2	H 0	R 0	ER 0	SO 0	BB 0	IBB 0	HBP 0	BLK 0	WP 0	HR 0	S 2	P 2	ERA 0.00	WHIP 0.000					

Detroit Tigers @ California Angels  
Anaheim Stadium, Anaheim, CA  
Wed Jul 21 1971, 10:05 PM EDT  
Unknown

AB 37  
R 3  
H 7  
RBI 3  
BB 4  
SO 7  
LOB 14





Batter	1	2	3	4	5	6	7	8	9	AB	R	H	RBI	BB	SO	LOB	TOP					
Dalton Jones, L OBP: 0.298, SLG: 0.409	4-0 BB		X	0-0 1B		0-3 K	0-3 K		4-0 BB	3	0	1	0	2	2	0	<b>Detroit Tigers @ California Angels</b> Anaheim Stadium, Anaheim, CA Wed Jul 21 1971, 10:05 PM EDT Att: 30,054 - Unknown					
Al Kaline, R OBP: 0.444, SLG: 0.455			X						1-2 BB	0	0	0	0	0	0	0						
Aurelio Rodriguez, R OBP: 0.276, SLG: 0.361	0-0 F9		X	0-0 P6		0-0 6-3	0-0 6-3		0-3 K	5	0	0	0	0	1	4						
Jim Northrup, L OBP: 0.372, SLG: 0.478	0-0 G4-6-3		X	0-0 F7		0-0 1B	0-0 F8			4	1	1	0	0	0	2						
Norm Cash, L OBP: 0.384, SLG: 0.595		X	0-0 F8		0-0 4-3	0-0 BB	0-0 1B	X	0-0 G3	4	1	1	0	0	0	0						
Bill Freehan, R OBP: 0.353, SLG: 0.490		X	0-0 WP		0-0 HR	0-0 BB	0-0 1B	X	0-0 F8	4	2	3	2	0	0	0						
Dick McAuliffe, L OBP: 0.260, SLG: 0.316		X	4-0 FC6-4		0-0 G3	0-0 E	0-0 1B	X	0-3 K	2	1	0	0	2	1	0						
Mickey Stanley, R OBP: 0.321, SLG: 0.369		X	0-3 K		0-0 5-3	0-0 E1	0-0 1B	X	0-3 K	4	1	0	1	0	2	3						
Ed Brinkman, R OBP: 0.271, SLG: 0.258		X	0-0 FC6-4		0-0 1-3	0-0 1B	0-0 1B	X	0-3 K	4	0	1	2	0	1	2						
Dean Chance, R		X			0-3 K2-3	0-3 K	0-0 4-3	X	0-0 BB	0	0	0	0	0	0	0						
Bill Gilbreth, L OBP: 0.162, SLG: 0.182		X						X		1	0	0	0	0	1	0						
Mike Kilkenny, R		X						X		0	0	0	0	0	0	0						
Tom Timmermann, R OBP: 0.200, SLG: 0.111		X						X		1	0	0	0	0	1	0						
Fred Scherman, L OBP: 0.333, SLG: 0.286		X						X		2	0	1	0	0	0	0						
<b>Inning Stats</b>	R: 0 E: 0 K: 0 S: 2	H: 0 LOB: 0 BB: 1 P: 6	R: 0 E: 0 K: 1 S: 6	H: 1 LOB: 2 BB: 1 P: 10	R: 0 E: 0 K: 1 S: 6	H: 1 LOB: 1 BB: 0 P: 6	R: 1 E: 0 K: 0 S: 4	H: 1 LOB: 0 BB: 0 P: 4	R: 0 E: 0 K: 2 S: 7	H: 0 LOB: 0 BB: 0 P: 7	R: 0 E: 0 K: 1 S: 5	H: 0 LOB: 0 BB: 0 P: 5	R: 0 E: 0 K: 1 S: 5	H: 0 LOB: 0 BB: 0 P: 5	R: 0 E: 0 K: 3 S: 10	H: 1 LOB: 2 BB: 1 P: 14	1B: 7 2B: 0 3B: 0 HR: 1	SF: 0 SAC: 0 DP: 1 HBP: 0	WP: 1 PB: 0 SB: 0 CS: 0	PA: 38		
<b>PITCHER</b>	IP WLS BF H R ER SO	IP WLS BF H R ER SO	IP WLS BF H R ER SO	IP WLS BF H R ER SO	IP WLS BF H R ER SO	IP WLS BF H R ER SO	IP WLS BF H R ER SO	IP WLS BF H R ER SO	IP WLS BF H R ER SO	IP WLS BF H R ER SO	IP WLS BF H R ER SO	IP WLS BF H R ER SO	IP WLS BF H R ER SO	IP WLS BF H R ER SO	IP WLS BF H R ER SO	IP WLS BF H R ER SO	ERA WHIP	ERA WHIP	ERA WHIP			
Tom Murphy, R ERA: 4.24	(1, 1) 5.1 24 6 5 5 4	(1, 1) 5.1 24 6 5 5 4	(1, 1) 5.1 24 6 5 5 4	(1, 1) 5.1 24 6 5 5 4	(1, 1) 5.1 24 6 5 5 4	(1, 1) 5.1 24 6 5 5 4	(1, 1) 5.1 24 6 5 5 4	(1, 1) 5.1 24 6 5 5 4	(1, 1) 5.1 24 6 5 5 4	(1, 1) 5.1 24 6 5 5 4	(1, 1) 5.1 24 6 5 5 4	(1, 1) 5.1 24 6 5 5 4	(1, 1) 5.1 24 6 5 5 4	(1, 1) 5.1 24 6 5 5 4	(1, 1) 5.1 24 6 5 5 4	(1, 1) 5.1 24 6 5 5 4	8.44 1.688	8.44 1.688	8.44 1.688			
Lloyd Allen, R ERA: 3.25	(6, 1) 1.2 6 1 1 0 1	(6, 1) 1.2 6 1 1 0 1	(6, 1) 1.2 6 1 1 0 1	(6, 1) 1.2 6 1 1 0 1	(6, 1) 1.2 6 1 1 0 1	(6, 1) 1.2 6 1 1 0 1	(6, 1) 1.2 6 1 1 0 1	(6, 1) 1.2 6 1 1 0 1	(6, 1) 1.2 6 1 1 0 1	(6, 1) 1.2 6 1 1 0 1	(6, 1) 1.2 6 1 1 0 1	(6, 1) 1.2 6 1 1 0 1	(6, 1) 1.2 6 1 1 0 1	(6, 1) 1.2 6 1 1 0 1	(6, 1) 1.2 6 1 1 0 1	(6, 1) 1.2 6 1 1 0 1	0.00 0.600	0.00 0.600	0.00 0.600			
Eddie Fisher, R ERA: 1.82	(8, 1) 2.0 W 8 1 0 0 4	(8, 1) 2.0 W 8 1 0 0 4	(8, 1) 2.0 W 8 1 0 0 4	(8, 1) 2.0 W 8 1 0 0 4	(8, 1) 2.0 W 8 1 0 0 4	(8, 1) 2.0 W 8 1 0 0 4	(8, 1) 2.0 W 8 1 0 0 4	(8, 1) 2.0 W 8 1 0 0 4	(8, 1) 2.0 W 8 1 0 0 4	(8, 1) 2.0 W 8 1 0 0 4	(8, 1) 2.0 W 8 1 0 0 4	(8, 1) 2.0 W 8 1 0 0 4	(8, 1) 2.0 W 8 1 0 0 4	(8, 1) 2.0 W 8 1 0 0 4	(8, 1) 2.0 W 8 1 0 0 4	(8, 1) 2.0 W 8 1 0 0 4	0.00 1.000	0.00 1.000	0.00 1.000			
Sandy Alomar Sr., S	(1, 4) 0-0 F7	4-0 FC6-2	X	0-0 1B	X	0-0 FC1-6	0-0 F8		4-0 1-2	4	1	1	0	2	0	2	<b>Detroit Tigers @ California Angels</b> Anaheim Stadium, Anaheim, CA Wed Jul 21 1971, 10:05 PM EDT Att: 30,054 - Unknown					
Mickey Rivers, L OBP: 0.337, SLG: 0.359	4-0 BB	0-0 SH1-4	X	0-0 2B	0-0 1B	0-0 1B	0-0 4-3		0-0 IBB	3	1	2	0	1	0	1						
Eddie Fisher, R		0-0 SH1-4	X	0-0 1B	0-0 1B	0-0 1B	0-0 4-3		0-0 SF9	0	0	0	0	0	0	0						
Ken Berry, R OBP: 0.275, SLG: 0.322	0-0 1B	0-0 SH1-4	X	0-0 1B	0-0 1B	0-0 1B	0-0 4-3		0-0 SF9	0	0	0	1	0	0	0						
Tony Gonzalez, L OBP: 0.324, SLG: 0.322	0-0 1B	0-0 FC6-2	X	0-0 L4	0-0 5-3	0-0 5-3	0-0 L6		0-0 L6	5	1	1	0	0	0	5						
John Stephenson, L OBP: 0.297, SLG: 0.350	0-0 1B	0-0 6-3	X	0-0 1-3	0-0 1-3	0-0 4-3	0-0 P4		0-0 P4	5	1	1	1	0	0	3						
Ken McMullen, R OBP: 0.320, SLG: 0.402	0-0 1B	0-0 6-3	X	0-0 1B	0-0 1B	0-0 6-3	0-0 BB		0-0 BB	3	1	2	1	2	0	0						
Jim Spencer, L OBP: 0.293, SLG: 0.386	0-0 1B	0-0 6-3	X	0-0 1B	0-0 1B	0-0 4-3	0-0 F8		0-0 F8	4	0	2	1	1	0	1						
Roger Repoz, L OBP: 0.367, SLG: 0.342	0-3 K	0-0 K	X	0-0 1B	0-0 F9	0-0 FC5-6	0-0 FC5-6		0-0 1-3	1	0	0	0	0	1	2						
Tommie Reynolds, R OBP: 0.389, SLG: 0.375		0-0 K	X	0-0 1B	0-0 F9	0-0 FC5-6	0-0 FC5-6		0-0 1-3	4	0	2	1	0	0	3						
Bruce Christensen, L OBP: 0.286, SLG: 0.167	0-0 F8	0-0 F8	X	0-0 FC5-6	0-0 FC1-6	0-0 FC1-6	0-0 FC5-6		0-0 1B	4	1	1	0	0	0	5						
Syd O'Brien, R OBP: 0.254, SLG: 0.319		0-0 F8	X	0-0 FC5-6	0-0 FC1-6	0-0 FC1-6	0-0 FC5-6		0-0 1B	1	1	1	0	0	0	0						
Tom Murphy, R OBP: 0.173, SLG: 0.200		4-0 SH1-4	X	0-0 G6-4-3	0-0 K	0-0 K	0-0 2B		0-0 1B	2	0	0	0	1	1	3						
Lloyd Allen, R OBP: 0.222, SLG: 0.556		4-0 SH1-4	X	0-0 G6-4-3	0-0 K	0-0 K	0-0 2B		0-0 1B	0	0	0	0	0	0	0						
Billy Cowan, R OBP: 0.349, SLG: 0.475		4-0 SH1-4	X	0-0 G6-4-3	0-0 K	0-0 K	0-0 2B		0-0 1B	2	0	2	1	0	0	0						
<b>Inning Stats</b>	R: 3 E: 0 K: 1 S: 9	H: 4 LOB: 2 BB: 1 P: 13	R: 0 E: 0 K: 0 S: 3	H: 0 LOB: 2 BB: 2 P: 11	R: 1 E: 0 K: 0 S: 5	H: 3 LOB: 1 BB: 0 P: 5	R: 1 E: 0 K: 0 S: 5	H: 2 LOB: 2 BB: 2 P: 13	R: 0 E: 0 K: 1 S: 7	H: 2 LOB: 2 BB: 0 P: 7	R: 0 E: 0 K: 0 S: 3	H: 0 LOB: 0 BB: 0 P: 3	R: 1 E: 0 K: 0 S: 5	H: 2 LOB: 1 BB: 0 P: 5	R: 0 E: 0 K: 0 S: 3	H: 0 LOB: 1 BB: 1 P: 7	R: 1 E: 0 K: 0 S: 4	H: 2 LOB: 2 BB: 1 P: 8	1B: 13 2B: 2 3B: 0 HR: 0	SF: 1 SAC: 1 DP: 1 HBP: 0	WP: 2 PB: 0 SB: 0 CS: 0	PA: 47
<b>PITCHER</b>	IP WLS BF H R ER SO	IP WLS BF H R ER SO	IP WLS BF H R ER SO	IP WLS BF H R ER SO	IP WLS BF H R ER SO	IP WLS BF H R ER SO	IP WLS BF H R ER SO	IP WLS BF H R ER SO	IP WLS BF H R ER SO	IP WLS BF H R ER SO	IP WLS BF H R ER SO	IP WLS BF H R ER SO	IP WLS BF H R ER SO	IP WLS BF H R ER SO	IP WLS BF H R ER SO	IP WLS BF H R ER SO	ERA WHIP	ERA WHIP	ERA WHIP			
Dean Chance, R ERA: 3.32	(1, 1) 0.1 11 4 1 1 1	(1, 1) 0.1 11 4 1 1 1	(1, 1) 0.1 11 4 1 1 1	(1, 1) 0.1 11 4 1 1 1	(1, 1) 0.1 11 4 1 1 1	(1, 1) 0.1 11 4 1 1 1	(1, 1) 0.1 11 4 1 1 1	(1, 1) 0.1 11 4 1 1 1	(1, 1) 0.1 11 4 1 1 1	(1, 1) 0.1 11 4 1 1 1	(1, 1) 0.1 11 4 1 1 1	(1, 1) 0.1 11 4 1 1 1	(1, 1) 0.1 11 4 1 1 1	(1, 1) 0.1 11 4 1 1 1	(1, 1) 0.1 11 4 1 1 1	(1, 1) 0.1 11 4 1 1 1	5.40 3.600	5.40 3.600	5.40 3.600			
Mike Kilkenny, L ERA: 5.68	(3, 1) 1.2 8 2 1 1 0	(3, 1) 1.2 8 2 1 1 0	(3, 1) 1.2 8 2 1 1 0	(3, 1) 1.2 8 2 1 1 0	(3, 1) 1.2 8 2 1 1 0	(3, 1) 1.2 8 2 1 1 0	(3, 1) 1.2 8 2 1 1 0	(3, 1) 1.2 8 2 1 1 0	(3, 1) 1.2 8 2 1 1 0	(3, 1) 1.2 8 2 1 1 0	(3, 1) 1.2 8 2 1 1 0	(3, 1) 1.2 8 2 1 1 0	(3, 1) 1.2 8 2 1 1 0	(3, 1) 1.2 8 2 1 1 0	(3, 1) 1.2 8 2 1 1 0	(3, 1) 1.2 8 2 1 1 0	5.40 1.800	5.40 1.800	5.40 1.800			
Tom Timmermann, R ERA: 4.43	(4, 1) 1.0 5 2 0 0 1	(4, 1) 1.0 5 2 0 0 1	(4, 1) 1.0 5 2 0 0 1	(4, 1) 1.0 5 2 0 0 1	(4, 1) 1.0 5 2 0 0 1	(4, 1) 1.0 5 2 0 0 1	(4, 1) 1.0 5 2 0 0 1	(4, 1) 1.0 5 2 0 0 1	(4, 1) 1.0 5 2 0 0 1	(4, 1) 1.0 5 2 0 0 1	(4, 1) 1.0 5 2 0 0 1	(4, 1) 1.0 5 2 0 0 1	(4, 1) 1.0 5 2 0 0 1	(4, 1) 1.0 5 2 0 0 1	(4, 1) 1.0 5 2 0 0 1	(4, 1) 1.0 5 2 0 0 1	0.00 2.000	0.00 2.000	0.00 2.000			
Fred Scherman, L ERA: 2.71	(5, 1) 4.0 L 18 4 2 2 0	(5, 1) 4.0 L 18 4 2 2 0	(5, 1) 4.0 L 18 4 2 2 0	(5, 1) 4.0 L 18 4 2 2 0	(5, 1) 4.0 L 18 4 2 2 0	(5, 1) 4.0 L 18 4 2 2 0	(5, 1) 4.0 L 18 4 2 2 0	(5, 1) 4.0 L 18 4 2 2 0	(5, 1) 4.0 L 18 4 2 2 0	(5, 1) 4.0 L 18 4 2 2 0	(5, 1) 4.0 L 18 4 2 2 0	(5, 1) 4.0 L 18 4 2 2 0	(5, 1) 4.0 L 18 4 2 2 0	(5, 1) 4.0 L 18 4 2 2 0	(5, 1) 4.0 L 18 4 2 2 0	(5, 1) 4.0 L 18 4 2 2 0	4.50 1.250	4.50 1.250	4.50 1.250			



Batter	1	2	3	4	5	6	7	8	9	AB	R	H	RBI	BB	SO	LOB	TOP										
<b>Bert Campaneris, R</b> OBP: 0.288, SLG: 0.341 (1, 6)										5	0	2	0	0	1	2	<b>Oakland Athletics @ Detroit Tigers</b> Tiger Stadium, Detroit, MI Fri Jul 23 1971, 7:05 PM EDT Att: 34,444 - Unknown										
<b>George Hendrick, R</b> OBP: 0.282, SLG: 0.385 (1, 8) (7, 7)										5	0	1	0	0	1	7											
<b>Reggie Jackson, L</b> OBP: 0.359, SLG: 0.491 (1, 9)										5	0	1	0	0	0	3											
<b>Tommy Davis, R</b> OBP: 0.374, SLG: 0.410 <b>Rick Monday, L</b> OBP: 0.349, SLG: 0.406 (1, 7) (7, 8)										4	1	1	0	0	1	2											
<b>Sal Bando, R</b> OBP: 0.369, SLG: 0.431 (1, 5)										5	3	3	3	0	1	0											
<b>Mike Epstein, L</b> OBP: 0.382, SLG: 0.473 <b>Mike Hegan, L</b> OBP: 0.360, SLG: 0.373 (1, 3) (8, 3)										4	1	0	0	1	2	1											
<b>Gene Tenace, R</b> OBP: 0.388, SLG: 0.333 (1, 2)										4	2	1	0	1	2	0											
<b>Dick Green, R</b> OBP: 0.328, SLG: 0.362 (1, 4)										4	1	2	1	1	1	0											
<b>Caffish Hunter, R</b> OBP: 0.385, SLG: 0.460 <b>Rollie Fingers, R</b> OBP: 0.214, SLG: 0.185 (1, 1) (7, 1)										4	1	3	4	0	0	1											
<b>Inning Stats</b>	R: 0 E: 0 K: 1 S: 6	H: 1 LOB: 1 BB: 0 P: 6	R: 0 E: 0 K: 1 S: 5	H: 0 LOB: 0 BB: 0 P: 5	R: 2 E: 0 K: 1 S: 8	H: 3 LOB: 1 BB: 0 P: 8	R: 0 E: 0 K: 1 S: 5	H: 0 LOB: 0 BB: 0 P: 5	R: 0 E: 0 K: 1 S: 7	H: 2 LOB: 2 BB: 0 P: 7	R: 2 E: 1 K: 1 S: 10	H: 5 LOB: 3 BB: 0 P: 10	R: 4 E: 1 K: 0 S: 6	H: 2 LOB: 2 BB: 3 P: 18	R: 1 E: 0 K: 1 S: 6	H: 1 LOB: 0 BB: 0 P: 6		R: 0 E: 0 K: 3 S: 9	H: 0 LOB: 0 BB: 0 P: 9	1B: 10 2B: 1 3B: 0 HR: 3	SF: 0 SAC: 0 DP: 0 HBP: 0	WP: 0 PB: 0 SB: 0 CS: 0	PA: 45				
<b>PITCHER</b>	IP	WLS	BF	H	R	ER	SO	BB	IBB	HBP	BLK	WP	HR	S	P	ERA	WHIP										
<b>Mickey Lolich, L</b> ERA: 3.14 (1, 1)	6.1	L	32	13	6	6	6	0	0	0	0	0	2	44	44	8.53	2.053										
<b>Fred Scherman, L</b> ERA: 2.95 (7, 1)	0.0		2	0	0	0	0	2	0	0	0	0	0	0	8	∞	∞										
<b>Tom Timmermann, R</b> ERA: 4.35 (7, 1)	0.2		4	0	2	1	0	1	0	0	0	0	0	3	7	13.50	1.500										
<b>Mike Kikenny, L</b> ERA: 5.63 (8, 1)	2.0		7	1	1	1	4	0	0	0	0	0	1	15	15	4.50	0.500										

Batter	1	2	3	4	5	6	7	8	9	AB	R	H	RBI	BB	SO	LOB	BOTTOM										
<b>Aurelio Rodriguez, R</b> OBP: 0.275, SLG: 0.367 (1, 5)										5	1	1	1	0	1	1	<b>Oakland Athletics @ Detroit Tigers</b> Tiger Stadium, Detroit, MI Fri Jul 23 1971, 7:05 PM EDT Att: 34,444 - Unknown										
<b>Al Kaline, R</b> OBP: 0.442, SLG: 0.452 (1, 9)										4	1	1	0	0	2	0											
<b>Norm Cash, L</b> OBP: 0.382, SLG: 0.590 (1, 3)										4	0	1	0	0	1	0											
<b>Willie Horton, R</b> OBP: 0.338, SLG: 0.470 (1, 7)										4	0	0	0	0	2	2											
<b>Jim Northrup, L</b> OBP: 0.373, SLG: 0.482 (1, 8)										4	0	2	1	0	0	0											
<b>Bill Freehan, R</b> OBP: 0.349, SLG: 0.484 (1, 2)										4	0	0	0	0	0	2											
<b>Dick McAuliffe, L</b> OBP: 0.265, SLG: 0.327 (1, 4)										2	2	1	1	2	0	0											
<b>Ed Brinkman, R</b> OBP: 0.276, SLG: 0.274 (1, 6)										4	2	3	2	0	0	0											
<b>Mickey Lolich, S</b> OBP: 0.233, SLG: 0.113 <b>Fred Scherman, L</b> OBP: 0.333, SLG: 0.292 <b>Tom Timmermann, R</b> OBP: 0.206, SLG: 0.111 <b>Kevin Collins, L</b> OBP: 0.381, SLG: 0.687 <b>Mike Kikenny, R</b> OBP: 0.206, SLG: 0.405 (1, 1) (7, 1) (7, 1) (7, 9) (8, 1) (8, 9)										2	0	0	0	0	1	2											
<b>Inning Stats</b>	R: 2 E: 0 K: 0 S: 6	H: 4 LOB: 1 BB: 0 P: 6	R: 0 E: 0 K: 1 S: 5	H: 1 LOB: 1 BB: 1 P: 9	R: 0 E: 0 K: 2 S: 7	H: 0 LOB: 0 BB: 0 P: 7	R: 2 E: 0 K: 0 S: 4	H: 1 LOB: 0 BB: 1 P: 8	R: 0 E: 0 K: 1 S: 5	H: 0 LOB: 0 BB: 0 P: 5	R: 0 E: 0 K: 0 S: 3	H: 0 LOB: 0 BB: 0 P: 3	R: 2 E: 0 K: 1 S: 7	H: 2 LOB: 0 BB: 0 P: 7	R: 0 E: 0 K: 2 S: 8	H: 1 LOB: 1 BB: 0 P: 8		R: 1 E: 0 K: 0 S: 4	H: 1 LOB: 0 BB: 0 P: 4	1B: 5 2B: 1 3B: 0 HR: 4	SF: 0 SAC: 0 DP: 1 HBP: 0	WP: 0 PB: 0 SB: 0 CS: 0	PA: 37				
<b>PITCHER</b>	IP	WLS	BF	H	R	ER	SO	BB	IBB	HBP	BLK	WP	HR	S	P	ERA	WHIP										
<b>Caffish Hunter, R</b> ERA: 3.69 (1, 1)	6.1	W	27	8	6	6	4	2	0	0	0	0	3	33	41	8.53	1.579										
<b>Rollie Fingers, R</b> ERA: 2.72 (7, 1)	2.2	S	10	2	1	1	3	0	0	0	0	0	1	16	16	3.38	0.750										



Batter	1	2	3	4	5	6	7	8	9	AB	R	H	RBI	BB	SO	LOB	TOP										
<b>Bert Campaneris, R</b> OBP: 0.297, SLG: 0.337 (1, 6)	L4	1B BB		L8		FC1-4			K	4	0	0	0	1	1	1											
<b>George Hendrick, R</b> OBP: 0.295, SLG: 0.409 (1, 8) (7, 7)	4-3	FC5-4 1B			1B 2B	F7			5-3	5	1	2	2	0	0	1											
<b>Reggie Jackson, L</b> OBP: 0.360, SLG: 0.488 (1, 9)	HR HBP	P6			1B 1B	K			K	4	2	1	1	0	2	3											
<b>Tommy Davis, R</b> OBP: 0.377, SLG: 0.409 (1, 7)	HR BB	FC5-4			F8					3	1	1	0	1	0	3											
<b>Rick Monday, L</b> OBP: 0.349, SLG: 0.406 (7, 8)	HR BB							G3-6-3 1B		0	0	0	0	0	0	0											
<b>Sal Bando, R</b> OBP: 0.368, SLG: 0.438 (1, 5)	HR			6-3		F7		L6		4	1	1	3	0	0	2											
<b>Mike Epstein, L</b> OBP: 0.380, SLG: 0.468 (1, 3)	F8			4-3						3	0	0	0	1	0	1											
<b>Mike Hegan, L</b> OBP: 0.360, SLG: 0.373 (7, 3)					1B BB			G3-6-3 1B		0	0	0	0	0	0	0											
<b>Gene Tenace, R</b> OBP: 0.393, SLG: 0.343 (1, 2)		BB 1B		L5					P4	4	1	2	1	0	0	0											
<b>Dick Green, R</b> OBP: 0.327, SLG: 0.359 (1, 4)		BB 1B		6-3		F9			4-3	3	1	0	0	1	0	2											
<b>Tony La Russa, R</b> (8, 4)		BB 1B								0	0	0	0	0	0	0											
<b>Blue Moon Odom, R</b> OBP: 0.074, SLG: 0.185 (1, 1)				6-3						4	0	1	0	0	2	2											
<b>Rollie Fingers, R</b> OBP: 0.214, SLG: 0.185 (9, 1)	K					FC1-4 1B			K	0	0	0	0	0	0	0											
<b>Inning Stats</b>	R: 3 E: 0 K: 0 S: 4	H: 1 LOB: 0 BB: 1 P: 9	R: 2 E: 0 K: 1 S: 7	H: 2 LOB: 2 BB: 2 P: 15	R: 0 E: 0 K: 0 S: 3	H: 0 LOB: 0 BB: 0 P: 3	R: 0 E: 0 K: 0 S: 3	H: 0 LOB: 0 BB: 0 P: 3	R: 2 E: 0 K: 1 S: 6	H: 3 LOB: 2 BB: 1 P: 10	R: 0 E: 0 K: 0 S: 6	H: 1 LOB: 1 BB: 0 P: 6	R: 0 E: 0 K: 0 S: 3	H: 1 LOB: 0 BB: 0 P: 3	R: 0 E: 0 K: 1 S: 5	H: 0 LOB: 0 BB: 0 P: 5	R: 0 E: 0 K: 2 S: 7	H: 0 LOB: 0 BB: 0 P: 7	1B: 6 2B: 1 3B: 0 HR: 1	SF: 0 SAC: 0 DP: 1 HBP: 1	WP: 0 PB: 0 SB: 0 CS: 0	PA: 39					
<b>PITCHER</b>	IP	WLS	BF	H	R	ER	SO	BB	IBB	HBP	BLK	WP	HR	S	P	ERA	WHIP										
<b>Les Cain, L</b> ERA: 3.92 (1, 1)	1.2	L	12	3	5	5	1	3	0	1	0	0	1	10	23	27.00	3.600										
<b>Dean Chance, R</b> ERA: 3.27 (2, 1)	1.1		4	0	0	0	0	0	0	0	0	0	0	4	4	0.00	0.000										
<b>Joe Niekro, R</b> ERA: 4.91 (4, 1)	2.0		10	3	2	2	0	1	0	0	0	0	0	9	13	9.00	2.000										
<b>Tom Timmermann, R</b> ERA: 4.06 (6, 1)	3.0		10	2	0	0	2	0	0	0	0	0	0	14	14	0.00	0.667										
<b>Mike Kilkenny, L</b> ERA: 5.53 (9, 1)	1.0		3	0	0	0	2	0	0	0	0	0	0	7	7	0.00	0.000										
<b>Batter</b>	<b>1</b>	<b>2</b>	<b>3</b>	<b>4</b>	<b>5</b>	<b>6</b>	<b>7</b>	<b>8</b>	<b>9</b>	<b>AB</b>	<b>R</b>	<b>H</b>	<b>RBI</b>	<b>BB</b>	<b>SO</b>	<b>LOB</b>	<b>BOTTOM</b>										
<b>Aurelio Rodriguez, R</b> OBP: 0.272, SLG: 0.363 (1, 5)	F9		K						F7	4	0	0	0	0	2	1											
<b>Jim Northrup, L</b> OBP: 0.372, SLG: 0.479 (1, 8)	6-3		G4-3			6-3				4	1	1	0	0	0	1											
<b>Gates Brown, L</b> OBP: 0.484, SLG: 0.643 (1, 7)	F9			4-3			4-3 1B			4	0	2	0	0	0	0											
<b>Willie Horton, R</b> OBP: 0.337, SLG: 0.467 (1, 9)		F8		1B 1B		L4-3			K	4	1	1	0	0	1	3											
<b>Norm Cash, L</b> OBP: 0.397, SLG: 0.591 (1, 3)		FC5-4 1B		1B 1B			F2			3	0	2	0	1	0	0											
<b>Bill Freehan, R</b> OBP: 0.348, SLG: 0.482 (1, 2)		FC5-4 1B		1B 1B			K		SF3	3	0	1	2	0	1	1											
<b>Dick McAuliffe, L</b> OBP: 0.265, SLG: 0.326 (1, 4)				G3-6-3			3-1			4	0	1	0	0	0	4											
<b>Ed Brinkman, R</b> OBP: 0.277, SLG: 0.272 (1, 6)		F7						F7		2	0	0	0	1	0	2											
<b>Les Cain, L</b> OBP: 0.231, SLG: 0.240 (1, 1)										0	0	0	0	0	0	0											
<b>Dean Chance, R</b> OBP: 0.231, SLG: 0.240 (2, 1)										0	0	0	0	0	0	0											
<b>Ike Brown, R</b> OBP: 0.231, SLG: 0.240 (3, PH)										0	0	0	0	0	0	0											
<b>Joe Niekro, R</b> OBP: 0.231, SLG: 0.240 (4, 1)										0	0	0	0	0	0	0											
<b>Kevin Collins, L</b> OBP: 0.231, SLG: 0.240 (5, PH)										1	0	0	0	0	0	0											
<b>Tom Timmermann, R</b> OBP: 0.231, SLG: 0.240 (6, 1)										0	0	0	0	0	0	0											
<b>Dalton Jones, L</b> OBP: 0.231, SLG: 0.240 (8, PH)										1	0	0	0	0	0	0											
<b>Mike Kilkenny, R</b> OBP: 0.231, SLG: 0.240 (9, 1)										0	0	0	0	0	0	0											
<b>Inning Stats</b>	R: 0 E: 0 K: 0 S: 3	H: 0 LOB: 0 BB: 0 P: 3	R: 0 E: 0 K: 0 S: 5	H: 2 LOB: 2 BB: 0 P: 5	R: 0 E: 0 K: 1 S: 4	H: 0 LOB: 0 BB: 1 P: 8	R: 1 E: 0 K: 0 S: 5	H: 3 LOB: 1 BB: 0 P: 5	R: 0 E: 0 K: 1 S: 4	H: 0 LOB: 0 BB: 1 P: 8	R: 0 E: 0 K: 0 S: 3	H: 1 LOB: 0 BB: 0 P: 3	R: 0 E: 0 K: 1 S: 5	H: 0 LOB: 0 BB: 0 P: 5	R: 0 E: 0 K: 0 S: 3	H: 0 LOB: 0 BB: 0 P: 3	R: 1 E: 0 K: 1 S: 7	H: 2 LOB: 2 BB: 1 P: 11	1B: 8 2B: 1 3B: 0 HR: 0	SF: 1 SAC: 0 DP: 4 HBP: 0	WP: 0 PB: 0 SB: 0 CS: 0	PA: 34					
<b>PITCHER</b>	IP	WLS	BF	H	R	ER	SO	BB	IBB	HBP	BLK	WP	HR	S	P	ERA	WHIP										
<b>Blue Moon Odom, R</b> ERA: 3.11 (1, 1)	8.1	W	32	8	2	2	4	3	0	0	0	0	0	37	49	2.16	1.320										
<b>Rollie Fingers, R</b> ERA: 2.7 (9, 1)	0.2	S	2	0	0	0	0	0	0	0	0	0	0	2	2	0.00	0.000										

Oakland Athletics @ Detroit Tigers  
Tiger Stadium, Detroit, MI  
Sat Jul 24 1971, 4:33 AM EDT  
Att: 33,089 - Unknown

AB	34
R	7
H	8
RBI	7
BB	4
SO	5
LOB	15



Oakland Athletics @ Detroit Tigers  
Tiger Stadium, Detroit, MI  
Sat Jul 24 1971, 4:33 AM EDT  
Att: 33,089 - Unknown

AB	30
R	2
H	8
RBI	2
BB	3
SO	4
LOB	13






Batter	1	2	3	4	5	6	7	8	9	AB	R	H	RBI	BB	SO	LOB	TOP				
Bert Campaneris, R OBP: 0.287, SLG: 0.339 (1, 6)										4	1	1	1	0	2	1	<b>Oakland Athletics @ Detroit Tigers</b> Tiger Stadium, Detroit, MI Sun Jul 25 1971, 4:33 AM EDT Unknown				
Curt Blefary, L OBP: 0.333, SLG: 0.432 (1, 2)										4	1	2	2	0	0	0					
Reggie Jackson, L OBP: 0.356, SLG: 0.484 (1, 9)										3	0	0	1	0	0	0					
Mike Epstein, L OBP: 0.376, SLG: 0.461 Ron Klimkowski, R OBP: 0.300, SLG: 0.333 (8, 1)										4	0	0	0	0	2	1					
Sal Bando, R OBP: 0.369, SLG: 0.437 (1, 5)										3	0	1	0	1	1	1					
Tommy Davis, R OBP: 0.374, SLG: 0.404 (1, 7)										4	0	1	0	0	1	1					
Rick Monday, L OBP: 0.344, SLG: 0.398 (1, 8)										4	0	0	0	0	0	2					
Dick Green, R OBP: 0.329, SLG: 0.361 (1, 4)										4	1	2	0	0	0	2					
Chuck Dobson, R OBP: 0.288, SLG: 0.385 Jim Roland, L OBP: 0.342, SLG: 0.192 Steve Hovley, L OBP: 0.329, SLG: 0.250 Bob Locker, R OBP: 0.304, SLG: 0.373 (1, 1) (4, 1) (5, PH) (5, 1) (6, 1) (6, PH) (8, 3)										1	0	0	0	0	1	0					
<b>Inning Stats</b>	R: 0 E: 0 K: 1 S: 5	H: 0 LOB: 0 BB: 0 P: 5	R: 0 E: 0 K: 0 S: 5	H: 2 LOB: 2 BB: 0 P: 5	R: 1 E: 0 K: 1 S: 6	H: 1 LOB: 0 BB: 0 P: 6	R: 0 E: 0 K: 1 S: 4	H: 0 LOB: 0 BB: 1 P: 8	R: 0 E: 0 K: 2 S: 8	H: 1 LOB: 1 BB: 0 P: 8	R: 0 E: 0 K: 1 S: 5	H: 0 LOB: 0 BB: 0 P: 5	R: 0 E: 0 K: 0 S: 3	H: 0 LOB: 0 BB: 3 P: 3	R: 3 E: 0 K: 1 S: 8	H: 3 LOB: 1 BB: 1 P: 12		R: 0 E: 0 K: 1 S: 5	H: 0 LOB: 0 BB: 0 P: 5	1B: 5 2B: 1 3B: 0 HR: 1	SF: 1 SAC: 0 DP: 1 HBP: 0
<b>PITCHER</b> Joe Coleman, R ERA: 3.43 (1, 1)	IP: 9.0 WLS: W BF: 35 H: 7 R: 4 ER: 4 SO: 8 BB: 2 IBB: 0 HBP: 0 BLK: 0 WP: 0 HR: 1 S: 49 P: 57 ERA: 4.00 WHIP: 1.000																				

Batter	1	2	3	4	5	6	7	8	9	AB	R	H	RBI	BB	SO	LOB	BOTTOM		
Aurelio Rodriguez, R OBP: 0.279, SLG: 0.373 (1, 5)										4	1	3	0	1	0	1	<b>Oakland Athletics @ Detroit Tigers</b> Tiger Stadium, Detroit, MI Sun Jul 25 1971, 4:33 AM EDT Unknown		
Gates Brown, L OBP: 0.477, SLG: 0.621 Al Kaline, R OBP: 0.442, SLG: 0.450 (6, PH) (7, 9)										2	0	0	1	1	0	2			
Norm Cash, L OBP: 0.384, SLG: 0.582 (1, 3)										4	0	0	0	1	2	7			
Willie Horton, R OBP: 0.333, SLG: 0.462 (7, 7)										4	0	0	0	0	0	1			
Mickey Stanley, R OBP: 0.319, SLG: 0.368 (8, 8)										1	0	0	0	0	0	3			
Jim Northrup, L OBP: 0.372, SLG: 0.477 (8, 7)										5	1	2	1	0	0	0			
Bill Freehan, R OBP: 0.351, SLG: 0.481 (1, 2)										3	2	1	0	1	0	3			
Tony Taylor, R OBP: 0.299, SLG: 0.324 (1, 4)										4	3	3	3	0	0	1			
Ed Brinkman, R OBP: 0.279, SLG: 0.278 (1, 6)										4	0	2	1	0	0	1			
Joe Coleman, R OBP: 0.167, SLG: 0.143 (1, 1)										4	0	0	0	0	1	3			
<b>Inning Stats</b>	R: 0 E: 0 K: 0 S: 4	H: 1 LOB: 1 BB: 0 P: 4	R: 0 E: 0 K: 0 S: 3	H: 0 LOB: 1 BB: 1 P: 7	R: 0 E: 0 K: 0 S: 4	H: 1 LOB: 1 BB: 0 P: 4	R: 3 E: 0 K: 2 S: 11	H: 4 LOB: 3 BB: 2 P: 19	R: 0 E: 0 K: 0 S: 3	H: 0 LOB: 0 BB: 0 P: 3	R: 1 E: 0 K: 1 S: 7	H: 2 LOB: 2 BB: 1 P: 11	R: 2 E: 0 K: 0 S: 4	H: 1 LOB: 0 BB: 0 P: 5	R: 1 E: 1 K: 0 S: 6	H: 2 LOB: 3 BB: 1 P: 10	1B: 8 2B: 1 3B: 1 HR: 1	SF: 0 SAC: 0 DP: 0 HBP: 1	WP: 0 PA: 42 PB: 1 SB: 1 CS: 0
<b>PITCHER</b> Chuck Dobson, R ERA: 3.25 Jim Roland, L ERA: 3.03 Bob Locker, R ERA: 3.8 Darold Knowles, L ERA: 4.53 Ron Klimkowski, R ERA: 5.28 (1, 1) (4, 1) (5, 1) (6, 1) (8, 1)	IP: 3.25 WLS: L BF: 20 H: 6 R: 3 ER: 3 SO: 3 BB: 0 IBB: 0 HBP: 0 BLK: 0 WP: 0 HR: 0 S: 19 P: 31 ERA: 7.36 WHIP: 2.455																		



Batter	1	2	3	4	5	6	7	8	9	AB	R	H	RBI	BB	SO	LOB	TOP																			
<b>Bert Campaneris, R</b> OBP: 0.283, SLG: 0.334 (1, 6)	6-3		K	E5		F7		6-3		5	0	0	0	0	1	3	<b>Oakland Athletics @ Detroit Tigers</b> Tiger Stadium, Detroit, MI Sun Jul 25 1971, 4:38 AM EDT Att: 53,565 - Unknown																			
<b>Rick Monday, L</b> OBP: 0.341, SLG: 0.394 (1, 8)	F8		L9	K		F3		5-3		2	0	0	0	0	0	1																				
<b>Tommy Davis, R</b> OBP: 0.367, SLG: 0.396 (4, PH)	F8		L9	K		F3		5-3		3	0	0	0	0	1	3																				
<b>Steve Hovley, L</b> OBP: 0.314, SLG: 0.192 (6, 7)	F8		L9	K		F3		5-3		0	0	0	0	0	0	0																				
<b>Reggie Jackson, L</b> OBP: 0.359, SLG: 0.485 (1, 9)	5-3		2B	1B		CS		1B		5	1	3	0	0	0	3																				
<b>Mike Epstein, L</b> OBP: 0.379, SLG: 0.467 (1, 3)		G3	1B	2B		CS		F7		5	2	3	2	0	0	1																				
<b>Mike Hegan, L</b> OBP: 0.364, SLG: 0.373 (8, 3)		G3	1B	2B		CS		F7		0	0	0	0	0	0	0																				
<b>Sal Bando, R</b> OBP: 0.374, SLG: 0.449 (1, 5)		HR	1B	1B		SH1-3		BB		4	2	3	1	1	0	0																				
<b>George Hendrick, R</b> OBP: 0.313, SLG: 0.417 (1, 7)	L9		F8	1B		SH1-3		E5		4	0	2	0	0	0	2																				
<b>Gene Tenace, R</b> OBP: 0.404, SLG: 0.352 (1, 2)		BB		1B		4-3		K		4	0	2	2	1	1	3																				
<b>Dick Green, R</b> OBP: 0.330, SLG: 0.357 (1, 4)	G3		K	L7-4		E5		IBB		3	0	0	0	2	1	4																				
<b>Vida Blue, S</b> OBP: 0.173, SLG: 0.129 (1, 1)			1B	1B		K		K		2	1	1	0	0	1	1																				
<b>Curt Blefary, L</b> OBP: 0.333, SLG: 0.432 (7, PH)			1B	1B		K		K		0	0	0	0	0	0	0																				
<b>Larry Brown, R</b> OBP: 0.258, SLG: 0.237 (7, PH)			1B	1B		K		K		1	0	0	0	0	0	2																				
<b>Rollie Fingers, R</b> OBP: 0.207, SLG: 0.179 (7, 1)			1B	1B		K		K		1	0	0	0	0	1	2																				
<b>Inning Stats</b>	R: 0 E: 0 K: 0 S: 3	H: 0 LOB: 0 BB: 0 P: 3	R: 1 E: 0 K: 0 S: 4	H: 1 LOB: 1 BB: 1 P: 8	R: 2 E: 0 K: 1 S: 9	H: 4 LOB: 2 BB: 0 P: 9	R: 0 E: 1 K: 2 S: 9	H: 1 LOB: 3 BB: 0 P: 10	R: 2 E: 0 K: 1 S: 8	H: 4 LOB: 1 BB: 0 P: 8	R: 0 E: 0 K: 0 S: 3	H: 1 LOB: 0 BB: 2 P: 3	R: 1 E: 1 K: 0 S: 4	H: 1 LOB: 2 BB: 2 P: 12	R: 0 E: 0 K: 0 S: 4	H: 1 LOB: 1 BB: 0 P: 4	R: 0 E: 1 K: 2 S: 8	H: 1 LOB: 2 BB: 1 P: 12	1B: 12 2B: 2 3B: 0 HR: 1	SF: 0 SAC: 1 DP: 1 HBP: 1	WP: 0 PB: 0 SB: 1 CS: 1	PA: 46														
<b>PITCHER</b>	IP	WLS	BF	H	R	ER	SO	BB	IBB	HBP	BLK	WP	HR	S	P	ERA	WHIP	<b>PITCHER</b>		IP	WLS	BF	H	R	ER	SO	BB	IBB	HBP	BLK	WP	HR	S	P	ERA	WHIP
<b>Bill Denehy, R</b> ERA: 3.68	3.1	L	19	6	3	3	2	1	0	1	0	0	1	21	26	8.10	2.100	<b>Fred Scherman, L</b> ERA: 2.79		7.1	1.1	5	1	0	0	0	0	0	0	0	5	5	0.00	0.750		
<b>Mike Kilkenny, L</b> ERA: 5.79	0.2	5	3	2	2	1	0	0	0	0	0	0	0	7	7	27.00	4.500	<b>Dean Chance, R</b> ERA: 3.23		(9, 1)	1.0	5	1	0	0	2	0	1	0	0	0	0	8	12	0.00	1.000
<b>Tom Timmermann, R</b> ERA: 3.97	1.0	3	1	0	0	1	0	0	0	0	0	0	0	5	5	0.00	1.000																			
<b>Bill Gilbreth, L</b> ERA: 3.86	1.0	5	2	1	0	0	1	0	0	0	0	0	0	4	8	0.00	3.000																			
<b>Joe Niekro, R</b> ERA: 4.66	0.2	3	0	0	0	0	1	0	0	0	0	0	0	2	6	0.00	1.500																			
Batter	1	2	3	4	5	6	7	8	9	AB	R	H	RBI	BB	SO	LOB	BOTTOM																			
<b>Aurelio Rodriguez, R</b> OBP: 0.282, SLG: 0.375 (1, 5)	F9	2B			L7			FC5-4		3	1	1	0	1	0	1	<b>Oakland Athletics @ Detroit Tigers</b> Tiger Stadium, Detroit, MI Sun Jul 25 1971, 4:38 AM EDT Att: 53,565 - Unknown																			
<b>Tony Taylor, R</b> OBP: 0.298, SLG: 0.319 (1, 4)	F9	K			6-3			FC6-4		3	0	0	0	1	1	4																				
<b>Al Kaline, R</b> OBP: 0.437, SLG: 0.443 (1, 9)	L6		K		F7			L7		4	0	0	0	0	1	2																				
<b>Willie Horton, R</b> OBP: 0.330, SLG: 0.456 (1, 7)	K		6-3		K2-3			FC6-4		4	0	0	0	0	2	3																				
<b>Bill Freehan, R</b> OBP: 0.347, SLG: 0.475 (1, 2)	F8		5-3		F7			6-3		4	0	0	0	0	0	1																				
<b>Mickey Stanley, R</b> OBP: 0.317, SLG: 0.365 (1, 8)		F3			F3		4-3			2	0	0	0	0	0	0																				
<b>Jim Northrup, L</b> OBP: 0.373, SLG: 0.476 (7, PH)		F3			F3		4-3			1	0	0	0	1	0	0																				
<b>Ike Brown, R</b> OBP: 0.357, SLG: 0.493 (1, 3)		K			K		2-3			2	0	0	0	0	2	0																				
<b>Norm Cash, L</b> OBP: 0.385, SLG: 0.581 (8, 3)		K			K		2-3			2	0	1	0	0	0	0																				
<b>Ed Brinkman, R</b> OBP: 0.280, SLG: 0.276 (1, 6)		BB			P6		P4			2	0	0	0	1	0	0																				
<b>Gates Brown, L</b> OBP: 0.470, SLG: 0.610 (9, PH)		BB			P6		P4			1	0	0	0	0	0	2																				
<b>Inning Stats</b>	R: 1 E: 1 K: 1 S: 7	H: 1 LOB: 1 BB: 0 P: 7	R: 0 E: 0 K: 2 S: 7	H: 0 LOB: 3 BB: 3 P: 19	R: 0 E: 0 K: 1 S: 5	H: 0 LOB: 0 BB: 0 P: 5	R: 0 E: 0 K: 1 S: 5	H: 0 LOB: 0 BB: 0 P: 5	R: 0 E: 0 K: 0 S: 3	H: 0 LOB: 0 BB: 0 P: 3	R: 0 E: 0 K: 1 S: 5	H: 0 LOB: 0 BB: 0 P: 5	R: 0 E: 0 K: 0 S: 3	H: 0 LOB: 0 BB: 0 P: 3	R: 0 E: 0 K: 0 S: 4	H: 1 LOB: 2 BB: 1 P: 8	R: 0 E: 0 K: 0 S: 4	H: 1 LOB: 2 BB: 1 P: 8	1B: 2 2B: 1 3B: 0 HR: 0	SF: 0 SAC: 0 DP: 0 HBP: 0	WP: 0 PB: 0 SB: 0 CS: 0	PA: 36														
<b>PITCHER</b>	IP	WLS	BF	H	R	ER	SO	BB	IBB	HBP	BLK	WP	HR	S	P	ERA	WHIP	<b>PITCHER</b>		IP	WLS	BF	H	R	ER	SO	BB	IBB	HBP	BLK	WP	HR	S	P	ERA	WHIP
<b>Vida Blue, L</b> ERA: 1.37	6.0	W	23	1	1	0	6	3	0	0	0	0	0	11	19	0.00	0.667	<b>Fred Scherman, L</b> ERA: 2.79		7.1	1.1	5	1	0	0	0	0	0	0	5	5	0.00	0.750			
<b>Rollie Fingers, R</b> ERA: 2.62	3.0	S	13	2	0	0	0	2	0	0	0	0	0	11	19	0.00	1.333	<b>Dean Chance, R</b> ERA: 3.23		(9, 1)	1.0	5	1	0	0	2	0	1	0	0	0	8	12	0.00	1.000	

livebaseballscorecards.com





Batter	1	2	3	4	5	6	7	8	9	10	11	AB	R	H	RBI	BB	SO	LOB	TOP							
Freddie Patek, R OBP: 0.317, SLG: 0.358												4	1	2	0	0	0	2								
Paul Schaal, R OBP: 0.393, SLG: 0.395												4	0	0	1	0	1	2								
Amos Otis, R OBP: 0.366, SLG: 0.510												5	0	2	0	0	2	0								
Cookie Rojas, R OBP: 0.364, SLG: 0.433												5	0	0	0	0	3	2								
Lou Piniella, R OBP: 0.301, SLG: 0.364												5	0	1	0	0	2	1								
Bob Oliver, R OBP: 0.273, SLG: 0.310												5	0	0	0	0	0	3								
Gail Hopkins, L OBP: 0.399, SLG: 0.482												4	0	1	0	0	0	0								
Ted Abernathy, R												0	0	0	0	0	0	0								
Jim York, R OBP: 0.231, SLG: 0.500												1	0	0	0	0	1	0								
Dennis Paepke, R OBP: 0.277, SLG: 0.352												5	2	2	1	0	1	1								
Mike Hedlund, R ERA: 3.17												1	0	0	0	0	0	1								
Roger Nelson, R ERA: 4.7												0	0	0	0	0	0	0								
Al Fitzmorris, R ERA: 4.62												0	0	0	0	0	0	0								
Tom Burgmeier, L ERA: 1.39												0	0	0	0	0	0	0								
<b>Inning Stats</b>	R: 1 E: 0 K: 1 S: 8	H: 3 LOB: 2 BB: 0 P: 8	R: 0 E: 0 K: 0 S: 4	H: 1 LOB: 1 BB: 0 P: 4	R: 0 E: 0 K: 2 S: 7	H: 0 LOB: 0 BB: 0 P: 7	R: 0 E: 0 K: 1 S: 6	H: 1 LOB: 1 BB: 0 P: 6	R: 0 E: 0 K: 0 S: 2	H: 0 LOB: 0 BB: 1 P: 6	R: 0 E: 0 K: 2 S: 3	H: 0 LOB: 0 BB: 0 P: 3	R: 2 E: 1 K: 1 S: 8	H: 2 LOB: 1 BB: 0 P: 8	R: 0 E: 0 K: 1 S: 6	H: 1 LOB: 1 BB: 0 P: 6	R: 1 E: 0 K: 0 S: 5	H: 2 LOB: 1 BB: 0 P: 5	R: 0 E: 0 K: 2 S: 7	H: 0 LOB: 0 BB: 0 P: 7	R: 0 E: 0 K: 2 S: 7	H: 0 LOB: 0 BB: 0 P: 7	1B: 7 2B: 0 3B: 1 HR: 2	SF: 1 SAC: 1 DP: 1 HBP: 0	WP: 0 PB: 0 SB: 2 CS: 0	PA: 44
<b>PITCHER</b> Mickey Lolich, L ERA: 3.08	(1, 1)	IP: 11.0 WLS: 4 BF: 44	H: 10 R: 4 ER: 2 SO: 10	BB: 1 IBB: 0 HBP: 0 BLK: 0	WP: 0 HR: 2 S: 63 P: 67	ERA: 1.64 WHIP: 1.000																				

**Kansas City Royals @ Detroit Tigers**  
Tiger Stadium, Detroit, MI  
Tue Jul 27 1971, 7:05 PM EDT  
Att. 18,718 - Unknown - 72 F

livebaseballscores.com

AB 41  
R 4  
H 10  
RBI 4  
BB 1  
SO 10  
LOB 12

Batter	1	2	3	4	5	6	7	8	9	10	11	AB	R	H	RBI	BB	SO	LOB	BOTTOM			
Dick McAuliffe, L OBP: 0.274, SLG: 0.341												3	2	2	1	3	0	0				
Aurelio Rodriguez, R OBP: 0.269, SLG: 0.370												5	0	0	1	1	1	4				
Gates Brown, L OBP: 0.478, SLG: 0.613												3	1	2	0	0	0	0				
Mickey Stanley, R OBP: 0.315, SLG: 0.362												2	0	0	0	0	0	4				
Willie Horton, R OBP: 0.333, SLG: 0.457												4	1	2	0	1	1	0				
Norm Cash, L OBP: 0.382, SLG: 0.573												4	0	0	0	1	2	4				
Jim Northrup, L OBP: 0.373, SLG: 0.473												4	0	1	1	0	0	3				
Jim Price, R OBP: 0.366, SLG: 0.378												5	0	1	0	0	0	2				
Tony Taylor, R OBP: 0.298, SLG: 0.319												0	1	0	0	0	0	0				
Ed Brinkman, R OBP: 0.279, SLG: 0.276												4	0	1	0	0	0	1				
Mickey Lolich, S ERA: 3.17												3	0	0	0	0	0	1				
Dalton Jones, L OBP: 0.304, SLG: 0.407												0	0	0	0	1	0	0				
<b>Inning Stats</b>	R: 1 E: 0 K: 0 S: 6	H: 3 LOB: 2 BB: 0 P: 6	R: 0 E: 1 K: 0 S: 3	H: 0 LOB: 0 BB: 0 P: 3	R: 3 E: 0 K: 1 S: 7	H: 2 LOB: 1 BB: 15 P: 2	R: 0 E: 0 K: 0 S: 3	H: 0 LOB: 0 BB: 0 P: 3	R: 0 E: 0 K: 1 S: 5	H: 0 LOB: 0 BB: 0 P: 5	R: 0 E: 0 K: 0 S: 3	H: 1 LOB: 1 BB: 0 P: 4	R: 0 E: 0 K: 1 S: 5	H: 1 LOB: 2 BB: 1 P: 10	R: 0 E: 0 K: 1 S: 4	H: 0 LOB: 0 BB: 0 P: 8	R: 1 E: 0 K: 0 S: 2	H: 1 LOB: 3 BB: 3 P: 14	1B: 7 2B: 1 3B: 0 HR: 1	SF: 0 SAC: 2 DP: 3 HBP: 1	WP: 4 PB: 0 SB: 0 CS: 0	PA: 47
<b>PITCHER</b> Mike Hedlund, R ERA: 3.17	(1, 1)	IP: 2.1 WLS: 0 BF: 13	H: 4 R: 4 ER: 4 SO: 4	BB: 2 IBB: 0 HBP: 0 BLK: 0	WP: 0 HR: 1 S: 11 P: 19	ERA: 15.43 WHIP: 2.571																
Jim Rooker, L ERA: 5.5	(3, 1)	0.1	2	1	0	0	1	0	4	4	0	0	0	0	0	0	0	0	0			
Roger Nelson, R ERA: 4.7	(3, 1)	1.1	4	0	0	0	0	0	4	4	0	0	0	0	0	0	0	0	0			
Al Fitzmorris, R ERA: 4.62	(5, 1)	2.0	6	0	0	0	1	0	0	0	0	0	0	0	0	0	0	0	0			
Tom Burgmeier, L ERA: 1.39	(7, 1)	2.0	9	2	0	0	0	0	0	0	1	0	0	0	0	0	0	0	0			
<b>PITCHER</b> Ted Abernathy, R ERA: 1.89	(9, 1)	0.1	L	10	1	1	1	1	2	2	0	0	0	0	0	0	0	0	0			
Jim York, R ERA: 2.7	(9, 1)	2.0	L	10	1	1	1	1	2	2	0	0	0	0	0	0	0	0	0			

**Kansas City Royals @ Detroit Tigers**  
Tiger Stadium, Detroit, MI  
Tue Jul 27 1971, 7:05 PM EDT  
Att. 18,718 - Unknown - 72 F

livebaseballscores.com

AB 37  
R 5  
H 9  
RBI 3  
BB 7  
SO 4  
LOB 19



Batter	1	2	3	4	5	6	7	8	9	AB	R	H	RBI	BB	SO	LOB	TOP										
Freddie Patek, R OBP: 0.323, SLG: 0.359	(1, 6) K	(1, 6) FC5-4 BB	(1, 6) K	(1, 6) K	(1, 6) K	(1, 6) K	(1, 6) K	(1, 6) K	(1, 6) 4-3 1B BB	2	1	1	2	3	1	0	<b>Kansas City Royals @ Detroit Tigers</b> Tiger Stadium, Detroit, MI Wed Jul 28 1971, 7:05 PM EDT Att: 10,928 - Unknown - 62 F										
Paul Schaaf, R OBP: 0.386, SLG: 0.390	(1, 5) P4	(1, 5) FC5-4	(1, 5) K	(1, 5) K	(1, 5) K	(1, 5) K	(1, 5) K	(1, 5) K	(1, 5) 4-3	5	0	0	0	0	2	5											
Amos Otis, R OBP: 0.367, SLG: 0.507	(1, 8) K	(1, 8) K	(1, 8) K	(1, 8) K	(1, 8) K	(1, 8) K	(1, 8) K	(1, 8) K	(1, 8) 1B 5-3 1B	4	1	1	1	1	1	0											
Cookie Rojas, R OBP: 0.362, SLG: 0.429	(1, 4) F8	(1, 4) F8	(1, 4) 4-3	(1, 4) 4-3	(1, 4) K	(1, 4) K	(1, 4) K	(1, 4) K	(1, 4) 5-3 1B	5	0	1	0	0	2	1											
Lou Piniella, R OBP: 0.300, SLG: 0.360	(1, 7) K	(1, 7) FC6-4 1B	(1, 7) F8	(1, 7) K	(1, 7) K	(1, 7) K	(1, 7) K	(1, 7) K	(1, 7) 5-3	5	1	1	1	0	1	1											
Bob Oliver, R OBP: 0.275, SLG: 0.312	(1, 9) K	(1, 9) FC6-4 WP 1B BB	(1, 9) K	(1, 9) K	(1, 9) K	(1, 9) K	(1, 9) K	(1, 9) K	(1, 9) 6-3	5	2	2	0	0	1	2											
Chuck Harrison, R OBP: 0.250, SLG: 0.308	(1, 3) K	(1, 3) BB WP 1B	(1, 3) K	(1, 3) K	(1, 3) K	(1, 3) K	(1, 3) K	(1, 3) K	(1, 3) L8	4	1	3	3	0	0	1											
Ed Kirkpatrick, L OBP: 0.309, SLG: 0.346	(1, 2) K	(1, 2) K	(1, 2) K	(1, 2) K	(1, 2) K	(1, 2) K	(1, 2) K	(1, 2) K	(1, 2) 6-3	4	1	1	0	0	1	3											
Paul Splittorff, L OBP: 0.125, SLG: 0.045	(1, 1) K	(1, 1) K	(1, 1) K	(1, 1) K	(1, 1) K	(1, 1) K	(1, 1) K	(1, 1) K	(1, 1) K	3	0	0	0	0	1	4											
Ted Abernathy, R OBP: 0.231, SLG: 0.500	(7, 1) K	(7, 1) K	(7, 1) K	(7, 1) K	(7, 1) K	(7, 1) K	(7, 1) K	(7, 1) K	(7, 1) K	1	0	0	0	0	1	1											
Jim York, R OBP: 0.231, SLG: 0.500	(9, 1) K	(9, 1) K	(9, 1) K	(9, 1) K	(9, 1) K	(9, 1) K	(9, 1) K	(9, 1) K	(9, 1) K	0	0	0	0	0	0	0											
<b>Inning Stats</b>	R: 0 E: 0 K: 1 S: 5	H: 0 LOB: 1 BB: 1 P: 9	R: 1 E: 0 K: 2 S: 10	H: 2 LOB: 3 BB: 1 P: 14	R: 0 E: 0 K: 1 S: 5	H: 0 LOB: 0 BB: 0 P: 5	R: 1 E: 0 K: 1 S: 7	H: 3 LOB: 2 BB: 0 P: 7	R: 0 E: 0 K: 2 S: 7	H: 0 LOB: 0 BB: 0 P: 7	R: 3 E: 0 K: 2 S: 10	H: 2 LOB: 1 BB: 1 P: 14	R: 0 E: 0 K: 1 S: 5	H: 0 LOB: 1 BB: 0 P: 5	R: 0 E: 0 K: 1 S: 6	H: 1 LOB: 1 BB: 0 P: 6	R: 2 E: 0 K: 0 S: 5	H: 2 LOB: 1 BB: 1 P: 9	1B: 9 2B: 0 3B: 0 HR: 1	SF: 0 SAC: 0 DP: 0 HBP: 0	WP: 1 PB: 1 SB: 2 CS: 0	PA: 42					
<b>PITCHER</b>	IP	WLS	BF	H	R	ER	SO	BB	IBB	HBP	BLK	WP	HR	S	P	ERA	WHIP	<b>PITCHER</b>									
Les Cain, L ERA: 4.04	7.0		32	7	5	4	10	3	0	0	0	1	1	49	61	5.14	1.429										
Dean Chance, R ERA: 3.36	2.0	W	10	3	2	2	1	1	0	0	0	0	0	11	15	9.00	2.000										

AB	38
R	7
H	10
RBI	7
BB	4
SO	11
LOB	18



Batter	1	2	3	4	5	6	7	8	9	AB	R	H	RBI	BB	SO	LOB	BOTTOM										
Aurelio Rodriguez, R OBP: 0.278, SLG: 0.367	(1, 5) P4	(1, 5) K	(1, 5) K	(1, 5) K	(1, 5) K	(1, 5) K	(1, 5) K	(1, 5) K	(1, 5) K	3	0	0	0	0	1	0	<b>Kansas City Royals @ Detroit Tigers</b> Tiger Stadium, Detroit, MI Wed Jul 28 1971, 7:05 PM EDT Att: 10,928 - Unknown - 62 F										
Gates Brown, L OBP: 0.460, SLG: 0.667	(7, PH) P4	(7, PH) K	(7, PH) K	(7, PH) K	(7, PH) K	(7, PH) K	(7, PH) K	(7, PH) K	(7, PH) K	1	1	1	2	0	0	0											
Tony Taylor, R OBP: 0.303, SLG: 0.340	(1, 4) K	(1, 4) K	(1, 4) K	(1, 4) K	(1, 4) K	(1, 4) K	(1, 4) K	(1, 4) K	(1, 4) K	3	2	2	1	0	0	0											
Dalton Jones, L OBP: 0.315, SLG: 0.407	(7, PH) E S FC4-6 1B	(7, PH) K	(7, PH) K	(7, PH) K	(7, PH) K	(7, PH) K	(7, PH) K	(7, PH) K	(7, PH) K	0	0	0	1	2	0	0											
Joe Niekro, R OBP: 0.286, SLG: 0.263	(9, PR) K	(9, PR) K	(9, PR) K	(9, PR) K	(9, PR) K	(9, PR) K	(9, PR) K	(9, PR) K	(9, PR) K	0	1	0	0	0	0	0											
Al Kaline, R OBP: 0.437, SLG: 0.453	(1, 9) K	(1, 9) K	(1, 9) K	(1, 9) K	(1, 9) K	(1, 9) K	(1, 9) K	(1, 9) K	(1, 9) K	3	1	1	3	1	1	0											
Willie Horton, R OBP: 0.332, SLG: 0.454	(1, 7) K	(1, 7) K	(1, 7) K	(1, 7) K	(1, 7) K	(1, 7) K	(1, 7) K	(1, 7) K	(1, 7) K	4	0	1	1	0	1	3											
Dean Chance, R	(8, 1) K	(8, 1) K	(8, 1) K	(8, 1) K	(8, 1) K	(8, 1) K	(8, 1) K	(8, 1) K	(8, 1) K	0	0	0	0	0	0	0											
Bill Freehan, R OBP: 0.346, SLG: 0.471	(1, 2) K	(1, 2) K	(1, 2) K	(1, 2) K	(1, 2) K	(1, 2) K	(1, 2) K	(1, 2) K	(1, 2) K	3	0	0	0	1	1	1											
Norm Cash, L OBP: 0.380, SLG: 0.568	(1, 3) K	(1, 3) K	(1, 3) K	(1, 3) K	(1, 3) K	(1, 3) K	(1, 3) K	(1, 3) K	(1, 3) K	4	0	1	0	0	0	3											
Mickey Stanley, R OBP: 0.319, SLG: 0.366	(1, 8) K	(1, 8) K	(1, 8) K	(1, 8) K	(1, 8) K	(1, 8) K	(1, 8) K	(1, 8) K	(1, 8) K	3	1	2	0	0	0	1											
Jim Northrup, L OBP: 0.372, SLG: 0.471	(8, PH) K	(8, PH) K	(8, PH) K	(8, PH) K	(8, PH) K	(8, PH) K	(8, PH) K	(8, PH) K	(8, PH) K	1	0	0	0	0	0	0											
Ed Brinkman, R OBP: 0.280, SLG: 0.274	(1, 6) K	(1, 6) K	(1, 6) K	(1, 6) K	(1, 6) K	(1, 6) K	(1, 6) K	(1, 6) K	(1, 6) K	2	0	0	0	1	0	2											
Dick McAuliffe, L OBP: 0.276, SLG: 0.343	(9, PH) K	(9, PH) K	(9, PH) K	(9, PH) K	(9, PH) K	(9, PH) K	(9, PH) K	(9, PH) K	(9, PH) K	1	1	1	0	0	0	0											
Les Cain, L OBP: 0.214, SLG: 0.222	(1, 1) K	(1, 1) K	(1, 1) K	(1, 1) K	(1, 1) K	(1, 1) K	(1, 1) K	(1, 1) K	(1, 1) K	2	0	0	0	0	2	2											
Ike Brown, R OBP: 0.365, SLG: 0.500	(7, PH) K	(7, PH) K	(7, PH) K	(7, PH) K	(7, PH) K	(7, PH) K	(7, PH) K	(7, PH) K	(7, PH) K	1	1	1	0	0	0	0											
Kevin Collins, L OBP: 0.333, SLG: 0.583	(9, PH) K	(9, PH) K	(9, PH) K	(9, PH) K	(9, PH) K	(9, PH) K	(9, PH) K	(9, PH) K	(9, PH) K	1	0	0	0	0	0	1											
<b>Inning Stats</b>	R: 1 E: 0 K: 0 S: 4	H: 1 LOB: 2 BB: 2 P: 12	R: 0 E: 0 K: 1 S: 5	H: 1 LOB: 0 BB: 0 P: 5	R: 1 E: 0 K: 2 S: 8	H: 1 LOB: 0 BB: 0 P: 8	R: 0 E: 0 K: 2 S: 8	H: 1 LOB: 2 BB: 1 P: 12	R: 0 E: 0 K: 0 S: 3	H: 0 LOB: 0 BB: 0 P: 3	R: 0 E: 0 K: 0 S: 3	H: 1 LOB: 0 BB: 0 P: 3	R: 2 E: 0 K: 1 S: 7	H: 2 LOB: 2 BB: 1 P: 12	R: 0 E: 0 K: 0 S: 3	H: 0 LOB: 0 BB: 0 P: 3	R: 4 E: 0 K: 0 S: 4	H: 3 LOB: 1 BB: 1 P: 8	1B: 7 2B: 0 3B: 0 HR: 3	SF: 1 SAC: 0 DP: 1 HBP: 1	WP: 0 PB: 0 SB: 1 CS: 1	PA: 39					
<b>PITCHER</b>	IP	WLS	BF	H	R	ER	SO	BB	IBB	HBP	BLK	WP	HR	S	P	ERA	WHIP	<b>PITCHER</b>									
Paul Splittorff, L ERA: 2.62	6.1		27	7	4	3	5	3	0	0	0	0	1	10	19	4.26	1.579										
Ted Abernathy, R ERA: 2.32	2.0	L	11	2	3	3	1	2	0	1	0	0	1	10	19	13.50	2.000										
Jim York, R ERA: 2.84	0.0	L	1	1	1	1	0	0	0	0	0	0	1	1	1	∞	∞										

AB	32
R	8
H	10
RBI	8
BB	5
SO	6
LOB	13










Batter	1	2	3	4	5	6	7	8	9	AB	R	H	RBI	BB	SO	LOB	TOP										
<b>Sandy Alomar Sr. S</b> OBP: 0.311, SLG: 0.322 (1, 4)	F2	F8					F8		K	5	0	1	0	0	1	1	<b>California Angels @ Detroit Tigers</b> Tiger Stadium, Detroit, MI Fri Jul 30 1971, 7:05 PM EDT Att: 19,410 - Unknown										
<b>Mickey Rivers L</b> OBP: 0.316, SLG: 0.319 (1, 8)	F8					SH1-3			F7	3	0	1	0	1	0	0											
<b>Tony Gonzalez L</b> OBP: 0.338, SLG: 0.347 (1, 7)										4	0	1	0	0	0	4											
<b>Ken McMullen R</b> OBP: 0.315, SLG: 0.411 (1, 5)	FC6-4								E3	4	0	0	0	0	0	3											
<b>John Stephenson L</b> OBP: 0.294, SLG: 0.356 (1, 2)									FC1-6	4	1	1	0	0	1	1											
<b>Jim Spencer L</b> OBP: 0.307, SLG: 0.406 (1, 3)									P4	4	1	2	0	0	1	1											
<b>Roger Repoz L</b> OBP: 0.378, SLG: 0.357 (1, 9)										4	1	2	3	0	1	1											
<b>Bruce Christensen L</b> OBP: 0.375, SLG: 0.286 (1, 6)										4	0	1	0	0	0	3											
<b>Andy Messersmith R</b> OBP: 0.217, SLG: 0.246 (1, 1)										3	0	0	0	0	2	1											
<b>Dave LaRoche L</b> OBP: 0.222, SLG: 0.125 (8, 1)										0	0	0	0	0	0	0											
<b>Billy Cowan R</b> OBP: 0.337, SLG: 0.474 (9, PH)										1	0	0	0	0	0	0											
<b>Inning Stats</b>	R: 0 E: 0 K: 0 S: 4	H: 1 LOB: 1 BB: 0 P: 4	R: 3 E: 0 K: 1 S: 10	H: 5 LOB: 2 BB: 0 P: 10	R: 0 E: 0 K: 1 S: 5	H: 0 LOB: 0 BB: 0 P: 5	R: 0 E: 0 K: 2 S: 7	H: 0 LOB: 0 BB: 0 P: 7	R: 0 E: 1 K: 0 S: 4	H: 1 LOB: 1 BB: 0 P: 6	R: 0 E: 0 K: 0 S: 3	H: 0 LOB: 1 BB: 1 P: 7	R: 0 E: 1 K: 0 S: 5	H: 1 LOB: 2 BB: 0 P: 5	R: 0 E: 0 K: 1 S: 5	H: 0 LOB: 0 BB: 0 P: 5	1B: 7 2B: 1 3B: 0 HR: 1	SF: 0 SAC: 1 DP: 1 HBP: 0	WP: 0 PB: 0 SB: 0 CS: 0	PA: 38							
<b>PITCHER</b>	IP	WLS	BF	H	R	ER	SO	BB	IBB	HBP	BLK	WP	HR	S	P	ERA	WHIP										
<b>Joe Niekro R</b> ERA: 5.11 (1, 1)	1.2		11	6	3	3	1	0	0	0	0	0	1	13	13	16.20	3.600										
<b>Mike Kilkenny L</b> ERA: 5.34 (2, 1)	4.1		15	2	0	0	4	0	0	0	0	0	0	23	23	0.00	0.462										
<b>Fred Scherman L</b> ERA: 2.8 (7, 1)	2.0	W	9	1	0	0	0	1	0	0	0	0	0	8	12	0.00	1.000										
<b>Tom Timmermann R</b> ERA: 3.72 (9, 1)	1.0	S	3	0	0	0	1	0	0	0	0	0	0	5	5	0.00	0.000										

Batter	1	2	3	4	5	6	7	8	9	AB	R	H	RBI	BB	SO	LOB	BOTTOM										
<b>Dick McAuliffe L</b> OBP: 0.283, SLG: 0.354 (1, 4) (9, 6)										3	1	1	0	1	0	0	<b>California Angels @ Detroit Tigers</b> Tiger Stadium, Detroit, MI Fri Jul 30 1971, 7:05 PM EDT Att: 19,410 - Unknown										
<b>Aurelio Rodriguez R</b> OBP: 0.277, SLG: 0.373 (1, 5)										3	0	1	0	0	1	1											
<b>Fred Scherman L</b> OBP: 0.375, SLG: 0.286 (7, 1)										0	0	0	0	0	0	0											
<b>Dalton Jones L</b> OBP: 0.313, SLG: 0.403 (8, PH)										0	0	0	0	0	0	0											
<b>Tony Taylor R</b> OBP: 0.306, SLG: 0.347 (8, PH) (9, 4)										1	0	1	3	0	0	0											
<b>Gates Brown L</b> OBP: 0.487, SLG: 0.691 (1, 7)										4	1	1	1	0	3	1											
<b>Tom Timmermann R</b> OBP: 0.200, SLG: 0.111 (9, 1)										0	0	0	0	0	0	0											
<b>Willie Horton R</b> OBP: 0.336, SLG: 0.457 (1, 9)										3	0	1	0	0	0	0											
<b>Mickey Stanley R</b> OBP: 0.322, SLG: 0.367 (9, 8)										0	0	0	0	0	0	0											
<b>Norm Cash L</b> OBP: 0.380, SLG: 0.572 (1, 3)										3	0	0	0	0	0	1											
<b>Jim Northrup L</b> OBP: 0.370, SLG: 0.466 (1, 8) (9, 7)										3	0	0	0	0	0	1											
<b>Bill Freehan R</b> OBP: 0.347, SLG: 0.468 (1, 2)										3	1	2	0	0	0	0											
<b>Ed Brinkman R</b> OBP: 0.279, SLG: 0.271 ERA: 3.47 (8, PH) (9, 9)										2	0	0	0	0	1	1											
<b>Al Kaline R</b> OBP: 0.438, SLG: 0.452 (6, PH) (7, 5)										1	0	1	0	0	0	0											
<b>Joe Niekro R</b> OBP: 0.286, SLG: 0.263 (2, 1)										0	0	0	0	0	0	0											
<b>Mike Kilkenny R</b> OBP: 0.296, SLG: 0.519 (6, PH) (7, 5)										1	0	0	0	0	1	0											
<b>Kevin Collins L</b> OBP: 0.296, SLG: 0.519 (6, PH) (7, 5)										2	1	0	0	0	0	2											
<b>Inning Stats</b>	R: 0 E: 0 K: 1 S: 5	H: 1 LOB: 0 BB: 0 P: 5	R: 0 E: 0 K: 0 S: 3	H: 0 LOB: 0 BB: 0 P: 3	R: 0 E: 0 K: 1 S: 5	H: 0 LOB: 0 BB: 0 P: 5	R: 1 E: 0 K: 1 S: 6	H: 1 LOB: 0 BB: 0 P: 6	R: 0 E: 0 K: 1 S: 6	H: 1 LOB: 1 BB: 0 P: 6	R: 0 E: 0 K: 0 S: 3	H: 1 LOB: 0 BB: 0 P: 3	R: 3 E: 0 K: 1 S: 7	H: 3 LOB: 0 BB: 1 P: 11	R: 0 E: 0 K: 1 S: 5	H: 0 LOB: 0 BB: 0 P: 5	1B: 5 2B: 4 3B: 0 HR: 1	SF: 0 SAC: 0 DP: 2 HBP: 0	WP: 0 PB: 0 SB: 0 CS: 0	PA: 30							
<b>PITCHER</b>	IP	WLS	BF	H	R	ER	SO	BB	IBB	HBP	BLK	WP	HR	S	P	ERA	WHIP										
<b>Andy Messersmith R</b> ERA: 3.47 (1, 1)	7.1	L	28	7	4	4	5	1	0	0	0	0	0	4	4	0.00	1.500										
<b>Dave LaRoche L</b> ERA: 2.09 (8, 1)	0.2		2	1	0	0	1	0	0	0	0	0	0	4	4	0.00	1.500										

AB	36
R	3
H	9
RBI	3
BB	1
SO	6
LOB	15






Batter	1	2	3	4	5	6	7	8	9	10	11	12	AB	R	H	RBI	BB	SO	LOB			
Sandy Alomar Sr. S OBP: 0.310, SLG: 0.332	P6			P2		1B		F8		1-3			5	1	1	1	0	0	0			
Ken Berry R OBP: 0.261, SLG: 0.303	4-3			K				F3			5-3		5	0	1	1	0	1	0			
Ken McMullen R OBP: 0.312, SLG: 0.406	L9			K					F8		K		5	0	0	0	0	2	1			
Billy Cowan R OBP: 0.330, SLG: 0.460		5-3					P3				L9		5	0	1	0	0	1	0			
Mickey Rivers L OBP: 0.316, SLG: 0.319					K								0	0	0	0	0	0	0			
Tommy Reynolds R OBP: 0.286, SLG: 0.250		K			6-3								5	0	2	0	0	1	0			
Roger Repoz L OBP: 0.378, SLG: 0.357													0	0	0	0	0	0	0			
Jim Spantzer L OBP: 0.303, SLG: 0.400									F8				5	0	0	0	0	3	3			
Syd O'Brien R OBP: 0.260, SLG: 0.322						6-3							5	1	2	0	0	1	2			
Jerry Moses R OBP: 0.262, SLG: 0.377													5	1	2	1	0	3	2			
Clyde Wright R OBP: 0.242, SLG: 0.250													5	0	0	0	0	2	2			
Lloyd Allen R OBP: 0.273, SLG: 0.545								F3					0	0	0	0	0	0	0			
<b>Inning Stats</b>	R: 0 E: 0 K: 0 S: 3	H: 0 LOB: 0 BB: 0 P: 3	R: 0 E: 0 K: 2 S: 7	H: 0 LOB: 0 BB: 0 P: 7	R: 0 E: 0 K: 2 S: 7	H: 0 LOB: 0 BB: 0 P: 7	R: 0 E: 0 K: 2 S: 7	H: 0 LOB: 0 BB: 0 P: 7	R: 2 E: 0 K: 1 S: 8	H: 3 LOB: 1 BB: 0 P: 8	R: 0 E: 0 K: 0 S: 3	H: 0 LOB: 0 BB: 0 P: 3	R: 0 E: 0 K: 2 S: 5	H: 2 LOB: 2 BB: 0 P: 5	R: 0 E: 0 K: 1 S: 5	H: 0 LOB: 0 BB: 0 P: 5	R: 1 E: 0 K: 1 S: 7	H: 2 LOB: 1 BB: 0 P: 7	1B: 7 2B: 2 3B: 0 HR: 0	SF: 0 SAC: 0 DP: 0 HBP: 0	WP: 0 PB: 0 SB: 0 CS: 0	PA: 45
<b>PITCHER</b> Mickey Lolich L ERA: 3.04	IP: 12.0 WLS: 45 BF: 45 H: 9 R: 3 ER: 3 SO: 14 BB: 0 IBB: 0 HBP: 0 BLK: 0 WP: 0 HR: 0 S: 73 P: 73 ERA: 2.25 WHIP: 0.750																					

**California Angels @ Detroit Tigers**  
Tiger Stadium, Detroit, MI  
Sat Jul 31 1971, 4:33 AM EDT  
Att. 13,863 - Unknown


AB	45
R	3
H	9
RBI	3
BB	0
SO	14
LOB	10



Batter	1	2	3	4	5	6	7	8	9	10	11	12	AB	R	H	RBI	BB	SO	LOB			
Aurelio Rodriguez R OBP: 0.277, SLG: 0.371	P5	L5			F3			SH1-4					4	0	1	0	0	0	3			
Gates Brown L OBP: 0.494, SLG: 0.691													0	0	0	0	1	0	0			
Tony Taylor R OBP: 0.297, SLG: 0.337	1-3				4-3			L5		FC4-6		B3-5	6	0	0	0	0	0	4			
Al Kaline R OBP: 0.434, SLG: 0.448	F3					L6-3				L9			5	0	1	0	0	0	1			
Willie Horton R OBP: 0.339, SLG: 0.474													4	2	2	2	1	0	2			
Bill Freehan R OBP: 0.345, SLG: 0.463													4	0	0	0	1	0	1			
Norm Cash L OBP: 0.378, SLG: 0.566													5	0	1	0	0	0	2			
Mickey Stanley R OBP: 0.320, SLG: 0.361													4	0	0	0	1	0	3			
Ed Brinkman R OBP: 0.278, SLG: 0.268													4	0	0	0	1	0	1			
Mickey Lolich S ERA: 3.28													2	0	0	0	2	1	0			
Ike Brown R OBP: 0.372, SLG: 0.507													1	0	1	0	0	0	0			
<b>Inning Stats</b>	R: 0 E: 0 K: 0 S: 3	H: 0 LOB: 0 BB: 0 P: 3	R: 1 E: 0 K: 0 S: 4	H: 1 LOB: 3 BB: 3 P: 16	R: 1 E: 0 K: 0 S: 4	H: 1 LOB: 0 BB: 0 P: 4	R: 0 E: 0 K: 0 S: 3	H: 1 LOB: 0 BB: 0 P: 3	R: 0 E: 0 K: 0 S: 3	H: 0 LOB: 0 BB: 0 P: 3	R: 0 E: 0 K: 0 S: 3	H: 0 LOB: 2 BB: 1 P: 4	R: 0 E: 0 K: 0 S: 6	H: 1 LOB: 1 BB: 0 P: 6	R: 0 E: 0 K: 0 S: 3	H: 0 LOB: 1 BB: 1 P: 7	R: 0 E: 0 K: 0 S: 3	H: 1 LOB: 1 BB: 1 P: 7	1B: 4 2B: 1 3B: 0 HR: 2	SF: 0 SAC: 1 DP: 2 HBP: 0	WP: 1 PB: 0 SB: 0 CS: 0	PA: 47
<b>PITCHER</b> Clyde Wright L ERA: 2.95	IP: 11.1 WLS: 45 BF: 45 H: 6 R: 2 ER: 2 SO: 1 BB: 5 IBB: 1 HBP: 0 BLK: 0 WP: 0 HR: 1 S: 41 P: 65 ERA: 1.59 WHIP: 0.971																					

**California Angels @ Detroit Tigers**  
Tiger Stadium, Detroit, MI  
Sat Jul 31 1971, 4:33 AM EDT  
Att. 13,863 - Unknown

AB	39
R	2
H	6
RBI	2
BB	7
SO	1
LOB	17





Batter	1	2	3	4	5	6	7	8	9	10	11	12	13	14	15	16	AB	R	H	RBI	BB	SO	LOB	TOP										
Sandy Alomar Sr. R OBP: 0.319, SLG: 0.330																	7	0	4	2	1	0	2											
Ken Berry, R OBP: 0.269, SLG: 0.300																	2	0	0	0	0	0	3											
Mickey Rivers, L OBP: 0.317, SLG: 0.305																	4	0	0	0	0	2	0											
Ken McMullen, R OBP: 0.311, SLG: 0.402																	6	0	1	0	1	1	5											
Billy Cowan, R OBP: 0.315, SLG: 0.435																	8	0	1	0	0	3	7											
Tommie Reynolds, R OBP: 0.302, SLG: 0.316																		6	1	1	1	2	0											
Jim Spencer, L OBP: 0.305, SLG: 0.402																	6	1	2	0	1	0	4											
Syd O'Brien, R OBP: 0.284, SLG: 0.313																	6	0	0	0	0	1	3											
Bruce Chatemansan, L OBP: 0.304, SLG: 0.276																	1	0	0	0	0	0	0											
Jerry Moses, R OBP: 0.269, SLG: 0.375																		1	1	0	0	2	0	0										
Tony Gonzalez, L OBP: 0.241, SLG: 0.350																		1	0	1	0	0	0	0										
John Stephenson, L OBP: 0.290, SLG: 0.351																		3	0	0	0	0	1	0										
Rickey Clark, R OBP: 0.287, SLG: 0.311																	1	0	1	0	0	0	0											
Dave LaRoche, L OBP: 0.290, SLG: 0.311																	1	0	0	0	0	0	0											
Eddie Fisher, R OBP: 0.285, SLG: 0.311																	0	0	0	0	0	0	0											
Grady Sizemore, R OBP: 0.283, SLG: 0.311																	0	0	0	0	0	0	0											
Mel Queen, L OBP: 0.301, SLG: 0.371																	0	0	0	0	0	0	0											
Lloyd Allen, R OBP: 0.301, SLG: 0.371																	0	0	0	0	0	0	0											
Inning Stats	R: 0 E: 0 K: 2 S: 8	H: 1 LOB: 1 BB: 0 P: 8	R: 2 E: 0 K: 0 S: 6	H: 3 LOB: 2 BB: 10 P: 10	R: 1 E: 0 K: 0 S: 4	H: 1 LOB: 0 BB: 4 P: 4	R: 0 E: 0 K: 0 S: 3	H: 0 LOB: 3 BB: 3 P: 15	R: 0 E: 0 K: 1 S: 5	H: 0 LOB: 0 BB: 0 P: 5	R: 0 E: 0 K: 1 S: 6	H: 1 LOB: 1 BB: 0 P: 6	R: 0 E: 0 K: 1 S: 5	H: 1 LOB: 0 BB: 0 P: 5	R: 0 E: 0 K: 0 S: 4	H: 1 LOB: 3 BB: 2 P: 12	R: 0 E: 0 K: 0 S: 2	H: 0 LOB: 0 BB: 1 P: 6	R: 0 E: 0 K: 1 S: 5	H: 0 LOB: 0 BB: 0 P: 5	R: 0 E: 0 K: 0 S: 4	H: 2 LOB: 2 BB: 0 P: 8	R: 0 E: 0 K: 0 S: 6	H: 1 LOB: 1 BB: 0 P: 6	R: 0 E: 0 K: 0 S: 4	H: 1 LOB: 1 BB: 0 P: 4	R: 0 E: 0 K: 0 S: 4	H: 1 LOB: 1 BB: 0 P: 6	R: 0 E: 0 K: 0 S: 4	H: 1 LOB: 1 BB: 0 P: 4	1B: 9 2B: 3 3B: 0 HR: 1	SF: 0 SAC: 3 DP: 1 HBP: 0	WP: 0 PB: 0 SB: 1 CS: 1	PA: 68
PITCHER	IP	WLS	BF	H	R	ER	SO	BB	IBB	HBP	BLK	WP	HR	S	P	ERA	WHIP																	
Les Cain, L ERA: 4.2	3.2	19	5	3	3	2	20	2	1	0	0	0	0	1	5	7.36	1.909																	
Dean Chance, R ERA: 3.59	0.1	2	0	0	0	0	0	1	0	0	0	0	0	0	1	0.00	3.000																	
Bill Denney, R ERA: 3.67	3.0	10	1	0	0	3	0	0	0	0	0	0	0	16	0.00	0.333																		
Tom Timmermann, R ERA: 3.98	2.0	9	2	0	0	1	1	1	0	0	0	0	0	9	17	0.00	1.500																	
Fred Scherman, L ERA: 2.62	5.0	20	3	0	0	1	2	1	0	0	0	0	0	19	31	0.00	1.000																	

California Angels @ Detroit Tigers  
Tiger Stadium, Detroit, MI  
Sun Aug 01 1971, 4:33 AM EDT  
Att. 37,107 - Unknown

AB 56  
R 13  
H 33  
RBI 3  
BB 9  
SO 8  
LOB 26



Batter	1	2	3	4	5	6	7	8	9	10	11	12	13	14	15	16	AB	R	H	RBI	BB	SO	LOB	BOTTOM
Dick McAuliffe, L OBP: 0.330, SLG: 0.400																	3	1	0	0	1	2	2	
Tom Timmermann, R ERA: 3.98																	0	0	0	0	0	0	0	
Joe Mauer, R OBP: 0.330, SLG: 0.400																	0	0	0	0	0	0	0	
Joe Mauer, R OBP: 0.330, SLG: 0.400																	0	0	0	0	0	0	0	
Joe Mauer, R OBP: 0.330, SLG: 0.400																	0	0	0	0	0	0	0	
Joe Mauer, R OBP: 0.330, SLG: 0.400																	0	0	0	0	0	0	0	
Joe Mauer, R OBP: 0.330, SLG: 0.400																	0	0	0	0	0	0	0	
Joe Mauer, R OBP: 0.330, SLG: 0.400																	0	0	0	0	0	0	0	
Joe Mauer, R OBP: 0.330, SLG: 0.400																	0	0	0	0	0	0	0	
Joe Mauer, R OBP: 0.330, SLG: 0.400																	0	0	0	0	0	0	0	
Joe Mauer, R OBP: 0.330, SLG: 0.400																	0	0	0	0	0	0	0	
Joe Mauer, R OBP: 0.330, SLG: 0.400																	0	0	0	0	0	0	0	
Joe Mauer, R OBP: 0.330, SLG: 0.400																	0	0	0	0	0	0	0	
Joe Mauer, R OBP: 0.330, SLG: 0.400																	0	0	0	0	0	0	0	
Joe Mauer, R OBP: 0.330, SLG: 0.400																	0	0	0	0	0	0	0	
Joe Mauer, R OBP: 0.330, SLG: 0.400																	0	0	0	0	0	0	0	
Joe Mauer, R OBP: 0.330, SLG: 0.400																	0	0	0	0	0	0	0	
Joe Mauer, R OBP: 0.330, SLG: 0.400																	0	0	0	0	0	0	0	
Joe Mauer, R OBP: 0.330, SLG: 0.400																	0	0	0	0	0	0	0	
Joe Mauer, R OBP: 0.330, SLG: 0.400																	0	0	0	0	0	0	0	
Joe Mauer, R OBP: 0.330, SLG: 0.400																	0	0	0	0	0	0	0	
Joe Mauer, R OBP: 0.330, SLG: 0.400																	0	0	0	0	0	0	0	
Joe Mauer, R OBP: 0.330, SLG: 0.400																	0	0	0	0	0	0	0	
Joe Mauer, R OBP: 0.330, SLG: 0.400																								



Batter	1	2	3	4	5	6	7	8	9	AB	R	H	RBI	BB	SO	LOB	TOP			
<b>Del Unser, L</b> OBP: 0.348, SLG: 0.380 (1, 8)	F9		E3				4-3	FC4		3	1	0	0	2	0	0	<b>Washington Senators @ Detroit Tigers</b> Tiger Stadium, Detroit, MI Mon Aug 02 1971, 7:05 PM EDT Att: 12,423 - Unknown			
<b>Davey Nelson, R</b> OBP: 0.314, SLG: 0.395 (1, 5) (7, 4)	K		2B				5-3	FC4		4	2	1	0	1	1	2				
<b>Don Mincher, L</b> OBP: 0.415, SLG: 0.447 (1, 3)	K		1B				1B	F8		4	1	1	1	1	2	3				
<b>Frank Howard, R</b> OBP: 0.382, SLG: 0.505 (1, 7)			5-3				5-3			4	0	0	1	1	2	5				
<b>Larry Bittner, L</b> OBP: 0.335, SLG: 0.307 (1, 9)	4-3		K				P6	5-3		4	1	1	2	0	1	2				
<b>Dick Billings, R</b> OBP: 0.300, SLG: 0.353 (1, 2)	K						HR	5-3		3	1	0	0	2	1	2				
<b>Bernie Allen, L</b> OBP: 0.345, SLG: 0.376 (7, PH)							HR	L9		2	0	0	0	1	0	1				
<b>Jeff Burroughs, R</b> OBP: 0.350, SLG: 0.412 (7, 1)							HR	L9		1	1	1	3	0	0	0				
<b>Casey Cox, R</b> OBP: 0.115, SLG: 0.080 (7, 1)							HR			0	0	0	0	0	0	0				
<b>Joe Grzenda, R</b> OBP: 0.333, SLG: 0.333 (9, PH)							HR			0	0	0	0	0	0	0				
<b>Paul Casanova, R</b> OBP: 0.223, SLG: 0.282 (9, PH)										1	0	0	0	0	0	1				
<b>Tim Cullen, R</b> OBP: 0.249, SLG: 0.249 (1, 6)	K						L9			4	0	1	0	0	1	2				
<b>Pete Broberg, R</b> OBP: 0.271, SLG: 0.309 (1, 5)			K				L9			0	0	0	0	0	0	0				
<b>Horacio Pina, R</b> OBP: 0.281, SLG: 0.347 (8, 1)							6-3	1-3		0	0	0	0	0	0	0				
<b>Aurelio Rodriguez, R</b> OBP: 0.278, SLG: 0.309 (1, 5)	L8		K				6-3	1B		5	0	1	0	0	2	1				
<b>Gates Brown, L</b> OBP: 0.471, SLG: 0.636 (1, 7)							HR	1B		2	2	1	0	1	1	0				
<b>Al Kaline, R</b> OBP: 0.432, SLG: 0.444 (5, 9)	E						HR	L2		2	0	0	0	0	0	1				
<b>Willie Horton, R</b> OBP: 0.344, SLG: 0.481 (1, 9) (5, 7)	E4						HR	1B		5	3	4	3	0	1	0				
<b>Norm Cash, L</b> OBP: 0.378, SLG: 0.559 (1, 3)							HR	1B		1	1	1	1	0	0	0				
<b>Mickey Stanley, R</b> OBP: 0.330, SLG: 0.364 (2, 8)							BB	1B		1	2	1	0	3	0	0				
<b>Jim Northrup, L</b> OBP: 0.365, SLG: 0.472 (1, 8) (2, 3)							BB	1B		4	2	2	2	1	0	3				
<b>Bill Freehan, R</b> OBP: 0.343, SLG: 0.457 (1, 2)							3-1	1B		5	0	1	2	0	0	1				
<b>Ed Brinkman, R</b> OBP: 0.284, SLG: 0.272 (1, 6)							3-1	1B		4	0	2	1	0	1	1				
<b>Joe Coleman, R</b> OBP: 0.156, SLG: 0.133 (7, 1)							5-3	1B		3	0	0	0	0	1	3				
<b>Ron Perranoski, L</b> OBP: 0.310, SLG: 0.400 (7, PH)							5-3	1B		0	0	0	0	0	0	0				
<b>Tony Taylor, R</b> OBP: 0.300, SLG: 0.332 (8, 4)							1-2	1B		0	0	0	0	1	0	0				
<b>Inning Stats</b>	R: 5 E: 1 K: 1 S: 10	H: 5 LOB: 2 BB: 2 P: 18	R: 0 E: 0 K: 2 S: 8	H: 1 LOB: 1 BB: 1 P: 12	R: 0 E: 0 K: 1 S: 5	H: 0 LOB: 0 BB: 0 P: 5	R: 2 E: 0 K: 1 S: 6	H: 1 LOB: 1 BB: 2 P: 14	R: 0 E: 0 K: 0 S: 4	H: 1 LOB: 1 BB: 0 P: 4	R: 0 E: 0 K: 2 S: 7	H: 0 LOB: 0 BB: 0 P: 7	R: 1 E: 0 K: 0 S: 4	H: 1 LOB: 2 BB: 2 P: 12	R: 3 E: 0 K: 0 S: 6	H: 4 LOB: 0 BB: 0 P: 6	1B: 11 2B: 1 3B: 0 HR: 1	SF: 0 SAC: 0 DP: 0 HBP: 0	WP: 0 PB: 2 SB: 1 CS: 0	PA: 43
<b>PITCHER</b>	IP: 6.2 WLS: 33 BF: 4 H: 6 R: 4 ER: 4 SO: 8 BB: 7 IBB: 0 HBP: 0 BLK: 0 WP: 0 HR: 0 S: 42 P: 70 ERA: 5.40 WHIP: 1.650	IP: 0.1 WLS: 2 BF: 1 H: 1 R: 1 ER: 1 SO: 0 BB: 0 IBB: 0 HBP: 0 BLK: 0 WP: 1 HR: 2 S: 2 P: 2 ERA: 27.00 WHIP: 3.000	IP: 2.0 WLS: 8 BF: 0 H: 0 R: 0 ER: 0 SO: 1 BB: 1 IBB: 0 HBP: 1 BLK: 0 WP: 0 HR: 8 S: 13 P: 13 ERA: 0.00 WHIP: 0.500	IP: 0.2 WLS: 4 BF: 1 H: 1 R: 1 ER: 1 SO: 0 BB: 1 IBB: 0 HBP: 0 BLK: 0 WP: 0 HR: 3 S: 7 P: 7 ERA: 135.00 WHIP: 18.000	IP: 1.1 WLS: 8 BF: 4 H: 3 R: 3 ER: 1 SO: 0 BB: 0 IBB: 0 HBP: 0 BLK: 0 WP: 0 HR: 7 S: 11 P: 11 ERA: 6.75 WHIP: 3.000															

Batter	1	2	3	4	5	6	7	8	9	AB	R	H	RBI	BB	SO	LOB	BOTTOM			
<b>Dick McAuliffe, L</b> OBP: 0.281, SLG: 0.347 (8, 1)							4-3			4	1	0	0	1	1	5	<b>Washington Senators @ Detroit Tigers</b> Tiger Stadium, Detroit, MI Mon Aug 02 1971, 7:05 PM EDT Att: 12,423 - Unknown			
<b>Aurelio Rodriguez, R</b> OBP: 0.278, SLG: 0.309 (1, 5)	L8		K				K	1B		5	0	1	0	0	2	1				
<b>Gates Brown, L</b> OBP: 0.471, SLG: 0.636 (1, 7)							L4-3	L2		2	2	1	0	1	1	0				
<b>Al Kaline, R</b> OBP: 0.432, SLG: 0.444 (5, 9)	E						HR	L2		2	0	0	0	0	0	1				
<b>Willie Horton, R</b> OBP: 0.344, SLG: 0.481 (1, 9) (5, 7)	E4						HR	1B		5	3	4	3	0	1	0				
<b>Norm Cash, L</b> OBP: 0.378, SLG: 0.559 (1, 3)							HR	1B		1	1	1	1	0	0	0				
<b>Mickey Stanley, R</b> OBP: 0.330, SLG: 0.364 (2, 8)							BB	1B		1	2	1	0	3	0	0				
<b>Jim Northrup, L</b> OBP: 0.365, SLG: 0.472 (1, 8) (2, 3)							BB	1B		4	2	2	2	1	0	3				
<b>Bill Freehan, R</b> OBP: 0.343, SLG: 0.457 (1, 2)							3-1	1B		5	0	1	2	0	0	1				
<b>Ed Brinkman, R</b> OBP: 0.284, SLG: 0.272 (1, 6)							3-1	1B		4	0	2	1	0	1	1				
<b>Joe Coleman, R</b> OBP: 0.156, SLG: 0.133 (7, 1)							5-3	1B		3	0	0	0	0	1	3				
<b>Ron Perranoski, L</b> OBP: 0.310, SLG: 0.400 (7, PH)							5-3	1B		0	0	0	0	0	0	0				
<b>Tony Taylor, R</b> OBP: 0.300, SLG: 0.332 (8, 4)							1-2	1B		0	0	0	0	1	0	0				
<b>Inning Stats</b>	R: 5 E: 1 K: 1 S: 10	H: 5 LOB: 2 BB: 2 P: 18	R: 0 E: 0 K: 2 S: 8	H: 1 LOB: 1 BB: 1 P: 12	R: 0 E: 0 K: 1 S: 5	H: 0 LOB: 0 BB: 0 P: 5	R: 2 E: 0 K: 1 S: 6	H: 1 LOB: 1 BB: 2 P: 14	R: 0 E: 0 K: 0 S: 4	H: 1 LOB: 1 BB: 0 P: 4	R: 0 E: 0 K: 2 S: 7	H: 0 LOB: 0 BB: 0 P: 7	R: 1 E: 0 K: 0 S: 4	H: 1 LOB: 2 BB: 2 P: 12	R: 3 E: 0 K: 0 S: 6	H: 4 LOB: 0 BB: 0 P: 6	1B: 11 2B: 1 3B: 0 HR: 1	SF: 0 SAC: 0 DP: 0 HBP: 0	WP: 0 PB: 2 SB: 1 CS: 0	PA: 43
<b>PITCHER</b>	IP: 0.1 WLS: 8 BF: 4 H: 3 R: 3 ER: 1 SO: 0 BB: 1 IBB: 0 HBP: 0 BLK: 0 WP: 0 HR: 7 S: 11 P: 11 ERA: 135.00 WHIP: 18.000	IP: 1.2 WLS: 2 BF: 1 H: 1 R: 1 ER: 1 SO: 0 BB: 0 IBB: 0 HBP: 0 BLK: 0 WP: 0 HR: 3 S: 7 P: 7 ERA: 6.75 WHIP: 3.000	IP: 2.0 WLS: 8 BF: 0 H: 0 R: 0 ER: 0 SO: 1 BB: 1 IBB: 0 HBP: 1 BLK: 0 WP: 0 HR: 8 S: 13 P: 13 ERA: 0.00 WHIP: 0.500	IP: 0.2 WLS: 4 BF: 1 H: 1 R: 1 ER: 1 SO: 0 BB: 1 IBB: 0 HBP: 0 BLK: 0 WP: 0 HR: 3 S: 7 P: 7 ERA: 135.00 WHIP: 18.000	IP: 1.1 WLS: 8 BF: 4 H: 3 R: 3 ER: 1 SO: 0 BB: 0 IBB: 0 HBP: 0 BLK: 0 WP: 0 HR: 7 S: 11 P: 11 ERA: 6.75 WHIP: 3.000															



Batter	1	2	3	4	5	6	7	8	9	AB	R	H	RBI	BB	SO	LOB	TOP		
<b>Del Unser, L</b> OBP: 0.344, SLG: 0.375 (1, 8)	4-3	K			5-3			F2	FC5-6 1B S	5	0	0	0	0	1	4	<b>Washington Senators @ Detroit Tigers</b> Tiger Stadium, Detroit, MI Tue Aug 03 1971, 7:05 PM EDT Att: 22,171 - Unknown		
<b>Davey Nelson, R</b> OBP: 0.324, SLG: 0.398 (1, 5)	BB		6-3		6-3			CS 1B	BB FC5-2 1B	4	0	2	1	1	0	0			
<b>Don Mincher, L</b> OBP: 0.412, SLG: 0.441 <b>Elliott Maddox, R</b> OBP: 0.300, SLG: 0.246 (9, PR)	FC1-6-4 BB		3-1		4-3			BB 1-2	FC5-2 BB	4	0	0	0	0	1	0			
<b>Frank Howard, R</b> OBP: 0.387, SLG: 0.513 <b>Lenny Randle, S</b> OBP: 0.313, SLG: 0.347 <b>Casey Cox, R</b> OBP: 0.115, SLG: 0.080 (9, PR)	BB		HR			L8		FC6-4 BB	BB 1-2	2	1	1	1	3	0	0			
<b>Dick Billings, R</b> OBP: 0.293, SLG: 0.344 (1, 2)	F8		5-3			L3		FC6-4 1-2	BB 1-2	5	0	0	0	0	1	7			
<b>Bernie Allen, L</b> OBP: 0.349, SLG: 0.375 <b>Toby Harrah, R</b> OBP: 0.298, SLG: 0.284 (9, PR)		1B BB			P4				BB 1B	3	0	1	0	1	0	0			
<b>Tom McCraw, L</b> OBP: 0.288, SLG: 0.427 (1, 9)					F5				BB 1B	4	1	2	0	0	1	0			
<b>Tim Cullen, R</b> OBP: 0.252, SLG: 0.256 (1, 6)		P1					6-3		BB 1B	4	1	2	1	0	0	2			
<b>Denny McLain, R</b> OBP: 0.098, SLG: 0.125 <b>Jeff Burroughs, R</b> OBP: 0.333, SLG: 0.389 (9, PH)		K			4-3				FC5-6 1B	3	0	0	0	0	1	3			
<b>Inning Stats</b>	R: 0 E: 0 K: 0 S: 3	H: 0 LOB: 2 BB: 2 P: 11	R: 0 E: 0 K: 2 S: 8	H: 1 LOB: 2 BB: 1 P: 12	R: 1 E: 0 K: 0 S: 4	H: 1 LOB: 0 BB: 0 P: 4	R: 0 E: 0 K: 0 S: 4	H: 1 LOB: 1 BB: 0 P: 4	R: 0 E: 0 K: 1 S: 5	H: 0 LOB: 0 BB: 0 P: 5	R: 0 E: 0 K: 0 S: 3	H: 1 LOB: 2 BB: 0 P: 11	R: 3 E: 1 K: 1 S: 10	H: 4 LOB: 3 BB: 1 P: 14	1B: 5 2B: 2 3B: 0 HR: 1	SF: 0 SAC: 0 DP: 0 HBP: 0		WP: 0 PB: 0 SB: 1 CS: 1	PA: 41
<b>PITCHER</b>	IP	WLS	BF	H	R	ER	SO	BB	IBB	HBP	BLK	WP	HR	S	P	ERA	WHIP		
<b>Joe Niekro, R</b> ERA: 4.83	8.0	L	34	6	4	4	3	5	0	0	0	0	1	35	55	4.50	1.375		
<b>Tom Timmermann, R</b> ERA: 3.51	0.0		2	1	0	0	0	0	0	0	0	0	0	2	2	∞	∞		
<b>Fred Scherman, L</b> ERA: 2.59	0.2		4	1	0	0	0	1	0	0	0	0	0	3	7	0.00	3.000		
<b>Dean Chance, R</b> ERA: 3.34	0.1		1	0	0	0	1	0	0	0	0	0	0	3	3	0.00	0.000		

Batter	1	2	3	4	5	6	7	8	9	AB	R	H	RBI	BB	SO	LOB	BOTTOM			
<b>Dick McAuliffe, L</b> OBP: 0.280, SLG: 0.348 (1, 4)	L9		F5					F7	G3	5	0	1	1	0	0	3	<b>Washington Senators @ Detroit Tigers</b> Tiger Stadium, Detroit, MI Tue Aug 03 1971, 7:05 PM EDT Att: 22,171 - Unknown			
<b>Al Kaline, R</b> OBP: 0.427, SLG: 0.438 (1, 9)	F3			L9	L6			L5-3		4	0	0	0	0	0	1				
<b>Gates Brown, L</b> OBP: 0.462, SLG: 0.617 (1, 7)	K			G1	4-3			1B		4	0	1	0	0	1	2				
<b>Jim Northrup, L</b> OBP: 0.370, SLG: 0.476 (1, 3)		F7			1B			F8		4	1	2	0	0	0	1				
<b>Bill Freehan, R</b> OBP: 0.344, SLG: 0.456 (1, 2)		4-3 PB BB			1B			F8		3	0	1	1	1	0	1				
<b>Kevin Collins, L</b> OBP: 0.258, SLG: 0.452 <b>Aurelio Rodriguez, R</b> OBP: 0.278, SLG: 0.388 (8, 5)		4-3			K			P6		3	0	0	0	0	1	2				
<b>Mickey Stanley, R</b> OBP: 0.325, SLG: 0.358 (1, 8)		P6							F7	1	0	0	0	0	0	0				
<b>Ed Brinkman, R</b> OBP: 0.286, SLG: 0.274 <b>Dalton Jones, L</b> OBP: 0.315, SLG: 0.405 (9, PH)				6-3					1B	4	0	0	0	0	0	1				
<b>Joe Niekro, R</b> OBP: 0.273, SLG: 0.292 <b>Tom Timmermann, R</b> OBP: 0.200, SLG: 0.111 <b>Fred Scherman, L</b> OBP: 0.303, SLG: 0.287 <b>Dean Chance, R</b> OBP: 0.278, SLG: 0.388 (9, PR)				4-3						1	0	0	0	0	0	0				
<b>Norm Cash, L</b> OBP: 0.278, SLG: 0.560 <b>Ike Brown, R</b> OBP: 0.300, SLG: 0.500 (9, PR)					SH1-4 2B BB			SH3-4 1B	1B	1	0	0	0	0	0	0				
<b>Inning Stats</b>	R: 0 E: 0 K: 1 S: 5	H: 0 LOB: 0 BB: 0 P: 5	R: 0 E: 0 K: 0 S: 3	H: 0 LOB: 1 BB: 1 P: 7	R: 0 E: 0 K: 0 S: 3	H: 0 LOB: 0 BB: 0 P: 3	R: 1 E: 0 K: 1 S: 7	H: 2 LOB: 1 BB: 0 P: 7	R: 1 E: 1 K: 0 S: 5	H: 1 LOB: 2 BB: 1 P: 9	R: 0 E: 0 K: 0 S: 3	H: 1 LOB: 1 BB: 0 P: 3	R: 0 E: 0 K: 0 S: 4	H: 1 LOB: 1 BB: 0 P: 4	R: 0 E: 0 K: 0 S: 5	H: 2 LOB: 2 BB: 0 P: 5	1B: 6 2B: 2 3B: 0 HR: 0	SF: 0 SAC: 2 DP: 0 HBP: 0	WP: 0 PB: 1 SB: 0 CS: 0	PA: 37
<b>PITCHER</b>	IP	WLS	BF	H	R	ER	SO	BB	IBB	HBP	BLK	WP	HR	S	P	ERA	WHIP			
<b>Denny McLain, R</b> ERA: 4.35	8.0	W	32	6	2	2	2	2	0	0	0	0	0	34	42	2.25	1.000			
<b>Casey Cox, R</b> ERA: 3.06	1.0	S	5	2	0	0	0	0	0	0	0	0	0	5	5	0.00	2.000			





Batter	1	2	3	4	5	6	7	8	9	AB	R	H	RBI	BB	SO	LOB	TOP			
Davey Nelson, R OBP: 0.336, SLG: 0.409	0-0 L4-3 WP 1B		0-0 S 1B		0-3 K		0-0 1B			4	0	3	0	0	1	0	Washington Senators @ Detroit Tigers Tiger Stadium, Detroit, MI Wed Aug 04 1971, 7:05 PM EDT Att: 30,410 - Unknown			
Toby Harrah, R OBP: 0.294, SLG: 0.280	0-0 L4-3		0-3 K		0-0 L6-3		0-0 L5-3			4	0	0	0	0	1	3				
Frank Howard, R OBP: 0.385, SLG: 0.509	4-0 L6-4-3 BB		0-3 K		0-0 F8			0-0 L5-3		3	0	0	0	1	1	1				
Dick Billings, R OBP: 0.293, SLG: 0.347	0-0 L6-4-3			0-0 E 1B 2B		0-3 K		0-3 K		4	1	1	0	0	2	2				
Jeff Burroughs, R OBP: 0.320, SLG: 0.409		0-3 K		0-0 E4 SH1-3 1B 2-3		0-0 2B		0-0 L3		4	0	1	0	0	1	1				
Paul Casanova, R OBP: 0.223, SLG: 0.281		0-3 K		0-0 SH1-3 1B		0-0 F7		0-0 L6-3		4	0	1	1	0	1	1				
Del Unser, L OBP: 0.344, SLG: 0.375		0-0 S 1B		0-0 SH1-3		0-3 K		0-0 F8		3	0	1	0	0	1	1				
Tim Cullen, R OBP: 0.249, SLG: 0.252		0-3 K		0-3 K			0-3 K		0-3 K	4	0	0	0	0	4	3				
Dick Bosman, R OBP: 0.226, SLG: 0.130			0-3 K	0-3 K			0-0 F8			3	0	0	0	0	2	2				
<b>Inning Stats</b>	R: 0 E: 0 K: 0 S: 3	H: 1 LOB: 1 BB: 1 P: 7	R: 0 E: 0 K: 3 S: 10	H: 1 LOB: 1 BB: 0 P: 10	R: 0 E: 0 K: 3 S: 10	H: 2 LOB: 2 BB: 0 P: 10	R: 0 E: 0 K: 2 S: 8	H: 1 LOB: 1 BB: 0 P: 8	R: 0 E: 0 K: 1 S: 6	H: 1 LOB: 1 BB: 0 P: 6	R: 0 E: 0 K: 1 S: 5	H: 0 LOB: 0 BB: 0 P: 5	R: 0 E: 0 K: 1 S: 5	H: 0 LOB: 0 BB: 0 P: 5	R: 0 E: 0 K: 1 S: 5	H: 0 LOB: 0 BB: 0 P: 5	1B: 5 2B: 2 3B: 0 HR: 0	SF: 0 SAC: 1 DP: 1 HBP: 0	WP: 1 PB: 0 SB: 2 CS: 0	PA: 35
<b>PITCHER</b> Mickey Lolich, L ERA: 2.97	IP: 9.0 WLS: W BF: 35 H: 7 R: 1 ER: 1 SO: 14 BB: 1 IBB: 0 HBP: 0 BLK: 0 WP: 1 HR: 0 S: 62 P: 66 ERA: 1.00 WHIP: 0.889															<b>PITCHER</b>				

Batter	1	2	3	4	5	6	7	8	9	AB	R	H	RBI	BB	SO	LOB	BOTTOM			
Dick McAuliffe, L OBP: 0.277, SLG: 0.343	0-0 4-3		0-0 4-3		0-0 3-1			0-0 P4		4	0	0	0	0	0	0	Washington Senators @ Detroit Tigers Tiger Stadium, Detroit, MI Wed Aug 04 1971, 7:05 PM EDT Att: 30,410 - Unknown			
Al Kaline, R OBP: 0.432, SLG: 0.460	0-0 1B 3B		0-0 HR		1-0 G4-6-3 HBP					2	2	2	1	0	0	0				
Gates Brown, L OBP: 0.447, SLG: 0.595	0-0 G3		0-0 3-1		0-0 G4-6-3 1-2					3	0	0	0	0	0	2				
Willie Horton, R OBP: 0.344, SLG: 0.480	0-0 1B 3-H		0-0 F8		0-0 4-3					3	0	1	1	0	0	0				
Jim Northrup, L OBP: 0.373, SLG: 0.476	0-0 1B		0-0 F8		0-0 5-3		4-0 G4-6-3 BB			2	0	1	0	1	0	0				
Aurelio Rodriguez, R OBP: 0.276, SLG: 0.365	0-0 F8		0-0 6-3		0-0 5-3		0-0 G4-6-3 1-2			3	0	0	0	0	0	3				
Jim Price, R OBP: 0.333, SLG: 0.350		0-0 F9		0-0 5-3			0-0 F7			3	0	0	0	0	0	0				
Ed Brinkman, R OBP: 0.284, SLG: 0.271		0-0 F9		0-0 5-3			0-0 1-3			3	0	0	0	0	0	0				
Mickey Lolich, S OBP: 0.228, SLG: 0.101		0-3 K		0-3 K			0-3 K			3	0	0	0	0	3	0				
<b>Inning Stats</b>	R: 1 E: 0 K: 0 S: 6	H: 3 LOB: 2 BB: 0 P: 6	R: 0 E: 0 K: 1 S: 5	H: 0 LOB: 0 BB: 0 P: 5	R: 1 E: 0 K: 0 S: 4	H: 1 LOB: 0 BB: 0 P: 4	R: 0 E: 0 K: 0 S: 3	H: 0 LOB: 0 BB: 0 P: 3	R: 0 E: 0 K: 1 S: 5	H: 0 LOB: 0 BB: 0 P: 5	R: 0 E: 0 K: 0 S: 2	H: 0 LOB: 0 BB: 0 P: 3	R: 0 E: 0 K: 0 S: 2	H: 0 LOB: 0 BB: 1 P: 6	R: 0 E: 0 K: 1 S: 5	H: 0 LOB: 0 BB: 0 P: 5	1B: 2 2B: 0 3B: 1 HR: 1	SF: 0 SAC: 0 DP: 2 HBP: 1	WP: 0 PB: 0 SB: 0 CS: 0	PA: 28
<b>PITCHER</b> Dick Bosman, R ERA: 3.87	IP: 8.0 WLS: L BF: 28 H: 4 R: 2 ER: 2 SO: 3 BB: 1 IBB: 0 HBP: 1 BLK: 0 WP: 0 HR: 1 S: 32 P: 37 ERA: 2.25 WHIP: 0.625															<b>PITCHER</b>				

AB	33
R	1
H	7
RBI	1
BB	1
SO	14
LOB	14










Batter	1	2	3	4	5	6	7	8	9	AB	R	H	RBI	BB	SO	LOB	TOP				
Dick McAuliffe, L (1.4)	F5		F6		G3		L9		CS	4	0	0	0	0	0	0					
Al Kaline, R (1.9)	K		1B		L5-3			L9		4	0	1	0	0	1	0					
Willie Horton, R (1.7)	F5		F8		1-3			HR	1B	4	1	1	0	0	0	1					
Norm Cash, L (1.3)		F9		1B	1B	BB		HR	HR	3	1	1	2	1	0	0					
Jim Northrup, L (1.8)		4-3	BB	BB	1B	1B		4-3		3	0	2	0	1	0	0					
Bill Freehan, R (1.2)		4-3	BB	1B	1B		F9			3	0	1	0	1	1	1					
Aurelio Rodriguez, R (1.5)		4-3	1B	1B	1B		FC5-4			4	0	1	0	0	1	6					
Ed Brinkman, R (1.6)		6-3		F2			F9		FC1-6-4-2	4	0	0	0	0	0	6					
Joe Coleman, R (1.1)			K	L8			K		F9	4	0	0	0	0	2	4					
<b>Inning Stats</b>	R: 0 E: 0 K: 1 S: 5	H: 0 LOB: 0 BB: 0 P: 5	R: 0 E: 0 K: 0 S: 3	H: 0 LOB: 2 BB: 2 P: 11	R: 0 E: 0 K: 1 S: 6	H: 1 LOB: 1 BB: 0 P: 6	R: 0 E: 0 K: 1 S: 7	H: 2 LOB: 3 BB: 1 P: 11	R: 0 E: 0 K: 0 S: 4	H: 1 LOB: 1 BB: 0 P: 4	R: 0 E: 0 K: 1 S: 5	H: 0 LOB: 0 BB: 0 P: 5	R: 2 E: 0 K: 1 S: 7	H: 2 LOB: 0 BB: 0 P: 7	R: 0 E: 0 K: 0 S: 3	H: 1 LOB: 0 BB: 0 P: 3	1B: 5 2B: 1 3B: 0 HR: 1	SF: 0 SAC: 0 DP: 0 HBP: 0	WP: 0 PB: 0 SB: 0 CS: 1	PA: 37	
<b>PITCHER</b>	IP	WLS	BF	H	R	ER	SO	BB	IBB	HBP	BLK	WP	HR	S	P	ERA	WHIP				
Ray Culp, R (1.1)	8.0	L	33	6	2	2	5	3	0	0	0	0	1	40	52	2.25	1.125				
Bill Lee, L (9.1)	1.0		3	1	0	0	0	0	0	0	0	0	0	3	3	0.00	1.000				

**Detroit Tigers @ Boston Red Sox**  
Fenway Park, Boston, MA  
Fri Aug 06 1971, 7:05 PM EDT  
Att: 32,108 - Unknown


AB 33  
R 2  
H 7  
RBI 2  
BB 3  
SO 5  
LOB 18



Batter	1	2	3	4	5	6	7	8	9	AB	R	H	RBI	BB	SO	LOB	BOTTOM					
Doug Griffin, R (1.4)	F6		K			K			F4	4	0	0	0	0	2	1						
Luis Aparicio, R (1.6)	L5			K		1B			G3	4	0	1	0	0	1	0						
Reggie Smith, S (1.8)				K		K			G3	4	0	1	0	0	2	1						
Carl Yastrzemski, L (1.7)		G6-4-3	BB		K		K			2	0	0	0	1	2	0						
Rico Petrocelli, R (1.5)		G6-4-3	1-2		F8		F6			3	0	0	0	0	0	1						
George Scott, R (1.3)		CS	BB		L9		L9			2	0	1	0	1	0	0						
Joe Lahoud, L (1.9)		CS	F2		L9		F4			3	0	0	0	0	0	1						
Bob Montgomery, R (1.2)			SH3-4	1B	L9		5-3			3	0	1	0	0	0	1						
Ray Culp, R (1.1)			SH3-4			K		K		1	0	0	0	0	1	0						
Mike Fiore, L (8, PH)										1	0	0	0	0	1	0						
Bill Lee, L (9.1)										0	0	0	0	0	0	0						
<b>Inning Stats</b>	R: 0 E: 0 K: 0 S: 3	H: 1 LOB: 1 BB: 0 P: 3	R: 0 E: 0 K: 0 S: 1	H: 0 LOB: 0 BB: 2 P: 9	R: 0 E: 0 K: 1 S: 6	H: 1 LOB: 1 BB: 0 P: 6	R: 0 E: 0 K: 3 S: 9	H: 0 LOB: 0 BB: 0 P: 9	R: 0 E: 0 K: 3 S: 4	H: 1 LOB: 1 BB: 0 P: 4	R: 0 E: 0 K: 3 S: 10	H: 1 LOB: 0 BB: 0 P: 10	R: 0 E: 0 K: 1 S: 5	H: 0 LOB: 0 BB: 0 P: 5	R: 0 E: 0 K: 1 S: 5	H: 0 LOB: 0 BB: 0 P: 5	R: 0 E: 0 K: 0 S: 3	H: 0 LOB: 0 BB: 0 P: 3	1B: 4 2B: 0 3B: 0 HR: 0	SF: 0 SAC: 1 DP: 1 HBP: 0	WP: 0 PB: 0 SB: 0 CS: 1	PA: 31
<b>PITCHER</b>	IP	WLS	BF	H	R	ER	SO	BB	IBB	HBP	BLK	WP	HR	S	P	ERA	WHIP					
Joe Coleman, R (1.1)	9.0	W	30	4	0	0	9	2	0	0	0	0	0	46	54	0.00	0.667					

**Detroit Tigers @ Boston Red Sox**  
Fenway Park, Boston, MA  
Fri Aug 06 1971, 7:05 PM EDT  
Att: 32,108 - Unknown

AB 27  
R 0  
H 4  
RBI 0  
BB 2  
SO 9  
LOB 5





Batter	1	2	3	4	5	6	7	8	9	AB	R	H	RBI	BB	SO	LOB	TOP								
Dick McAuliffe, L (1.4) OBP: 0.283, SLG: 0.356	FC3-6 BB		HR		E4 FC4-6 BB	E8 1B	2B		FC3-6 1B BB	4	2	3	6	2	0	0	<b>Detroit Tigers @ Boston Red Sox</b> Fenway Park, Boston, MA Sat Aug 07 1971, 3:33 AM EDT Att: 25,857 - Unknown								
Gates Brown, L (1.7) OBP: 0.454, SLG: 0.628	FC3-6		HR		FC4-6 BB	L6 1B	L3		FC3-6 1B	2	1	1	1	1	0	1									
Al Kaline, R (6, PH) OBP: 0.429, SLG: 0.458	1-2 FC3-6		HR		FC4-6 BB	L6 1B	L3		FC3-6 1B	3	0	1	1	0	0	1									
Willie Horton, R (1.9) OBP: 0.343, SLG: 0.482	K		F9		FC4-6	1B		F8	F7	6	0	1	0	0	1	5									
Norm Cash, L (1.3) OBP: 0.377, SLG: 0.570	K		F8		F3	K		HR	FC3-6	6	1	1	1	0	2	7									
Jim Northrup, L (1.8) OBP: 0.378, SLG: 0.474		1-3			F8				L8	4	3	1	0	2	0	2									
Mickey Stanley, R (9.8) OBP: 0.321, SLG: 0.353						1B BB	E 2B 1B	1B BB	L8	0	0	0	0	0	0	0									
Bill Freehan, R (1.2) OBP: 0.352, SLG: 0.454	F9		L9		L9	1B BB	E7 2B 1B	1B		4	2	2	0	1	0	0									
Aurelio Rodriguez, R (1.5) OBP: 0.283, SLG: 0.380					FC5-4 1B	L8	K	F8		5	0	2	0	0	1	6									
Ed Brinkman, R (1.6) OBP: 0.285, SLG: 0.270	K		FC5-4		FC5-4	1B E 1B	2B IBB	1B		4	2	2	1	1	1	2									
Joe Niekro, R (1.1) OBP: 0.250, SLG: 0.227			K		5-3	F6	K		E6 BB 1B	2	0	0	0	0	1	0									
Dalton Jones, L (6, PH) OBP: 0.313, SLG: 0.402										1	0	0	0	0	0	3									
Tom Timmermann, R (6.1) OBP: 0.167, SLG: 0.091										2	1	0	0	0	1	3									
Fred Scherman, L (9.1) OBP: 0.353, SLG: 0.267										0	0	0	0	0	0	0									
<b>Inning Stats</b>	R: 0 E: 0 K: 2 S: 7	H: 0 LOB: 1 BB: 1 P: 11	R: 0 E: 0 K: 1 S: 6	H: 1 LOB: 1 BB: 0 P: 6	R: 2 E: 0 K: 1 S: 7	H: 2 LOB: 0 BB: 0 P: 7	R: 0 E: 0 K: 0 S: 4	H: 1 LOB: 1 BB: 0 P: 4	R: 0 E: 1 K: 0 S: 4	H: 0 LOB: 2 BB: 1 P: 8	R: 4 E: 2 K: 1 S: 9	H: 3 LOB: 2 BB: 2 P: 17	R: 3 E: 1 K: 2 S: 10	H: 3 LOB: 1 BB: 1 P: 14	R: 2 E: 0 K: 0 S: 5	H: 3 LOB: 2 BB: 1 P: 9	R: 1 E: 1 K: 0 S: 5	H: 1 LOB: 2 BB: 1 P: 9	1B: 9 2B: 1 3B: 1 HR: 3	SF: 0 SAC: 0 DP: 0 HBP: 0	WP: 0 PB: 0 SB: 0 CS: 0	PA: 50			
<b>PITCHER</b>	IP WLS BF H R ER SO BB IBB HBP BLK WP HR S P ERA WHIP	5.0 L 23 4 3 3 4 3 0 0 0 0 2 28 40 5.40 1.400	0.2 5 2 2 1 0 1 0 0 0 0 0 0 4 8 13.50 4.500	1.0 9 4 4 3 3 0 1 0 0 0 0 0 14 18 27.00 4.000	2.1 13 4 3 2 0 2 0 0 0 0 0 1 11 19 7.71 2.571																				

Batter	1	2	3	4	5	6	7	8	9	AB	R	H	RBI	BB	SO	LOB	BOTTOM							
Doug Griffin, R (1.4) OBP: 0.291, SLG: 0.310	6-3		4-3			1B	4-3		G5-4-3	5	0	1	1	0	0	1	<b>Detroit Tigers @ Boston Red Sox</b> Fenway Park, Boston, MA Sat Aug 07 1971, 3:33 AM EDT Att: 25,857 - Unknown							
Luis Aparicio, R (1.6) OBP: 0.279, SLG: 0.285	5-3			5-3	F4		6-3		1B 2B	5	1	1	0	0	0	2								
Reggie Smith, S (1.8) OBP: 0.370, SLG: 0.515	F4			6-3		1B 1B	F5		1B 1B 1B	5	1	2	1	0	0	0								
Carl Yastrzemski, L (1.7) OBP: 0.397, SLG: 0.422		4-3		L7		L9	1B HR BB	1B	1B	4	1	1	0	1	0	1								
Rico Petrocelli, R (1.5) OBP: 0.355, SLG: 0.463	6-3				F3	L7		1B	1B	5	1	2	1	0	0	1								
George Scott, R (1.3) OBP: 0.323, SLG: 0.441	F9				1B 1B	1B	1B	HR	L9	5	2	3	3	0	0	2								
Joe Lahoud, L (1.9) OBP: 0.242, SLG: 0.464						1B 1B	K			3	2	2	0	0	1	2								
Ken Tatum, R (7.1) OBP: 0.500, SLG: 0.333			F8 SF7 2B		1B 1B	K		FC6-4 1B		1	0	1	0	0	0	0								
Bob Montgomery, R (1.2) OBP: 0.319, SLG: 0.400			F8		F4		F5	FC6-4		4	0	0	0	0	0	4								
Sonny Siebert, R (1.1) OBP: 0.262, SLG: 0.452			SF7							1	0	1	2	0	0	0								
Cal Koonce, R (6.1) OBP: 0.222, SLG: 0.222					1B		K			0	0	0	0	0	0	0								
Ken Brett, L (6.1) OBP: 0.222, SLG: 0.222										0	0	0	0	0	0	0								
Billy Conigliaro, R (7.9) OBP: 0.322, SLG: 0.453					1B				G5-4-3 1B	2	0	1	0	0	1	0								
<b>Inning Stats</b>	R: 0 E: 0 K: 0 S: 3	H: 0 LOB: 0 BB: 0 P: 3	R: 0 E: 0 K: 0 S: 3	H: 0 LOB: 0 BB: 0 P: 3	R: 1 E: 0 K: 0 S: 4	H: 1 LOB: 0 BB: 0 P: 4	R: 0 E: 0 K: 0 S: 3	H: 0 LOB: 0 BB: 0 P: 3	R: 2 E: 0 K: 1 S: 7	H: 4 LOB: 2 BB: 0 P: 7	R: 0 E: 0 K: 1 S: 7	H: 2 LOB: 2 BB: 0 P: 7	R: 0 E: 0 K: 1 S: 5	H: 0 LOB: 0 BB: 0 P: 5	R: 3 E: 0 K: 0 S: 6	H: 3 LOB: 1 BB: 1 P: 10	R: 2 E: 0 K: 0 S: 7	H: 5 LOB: 2 BB: 0 P: 7	1B: 12 2B: 2 3B: 0 HR: 1	SF: 1 SAC: 0 DP: 1 HBP: 0	WP: 0 PB: 0 SB: 0 CS: 0	PA: 42		
<b>PITCHER</b>	IP WLS BF H R ER SO BB IBB HBP BLK WP HR S P ERA WHIP	5.0 W 20 5 3 3 3 0 0 0 0 0 1 22 26 12.27 2.455	3.2 19 8 5 5 2 1 0 0 0 0 0 0 3 3 0.00 6.000	0.1 S 3 2 0 0 0 0 0 0 0 0 0 3 3 0.00 6.000																				

livebaseballscores.com





Batter	1	2	3	4	5	6	7	8	9	AB	R	H	RBI	BB	SO	LOB	TOP			
Dick McAuliffe, L OBP: 0.282, SLG: 0.354 (1, 4)	G3	F6		G3		HR 1B	3-1			5	1	1	0	0	0	4	<b>Detroit Tigers @ Boston Red Sox</b> Fenway Park, Boston, MA Sun Aug 08 1971, 3:33 AM EDT Att: 32,146 - Unknown			
Gates Brown, L OBP: 0.444, SLG: 0.614 Al Kaline, R OBP: 0.433, SLG: 0.465 (4, PH) (4, 9)	F4	F3		2B		HR 1B		HBP		2	0	0	0	0	0	1				
Willie Horton, R OBP: 0.346, SLG: 0.490 (1, 9) (4, 7)			F8					F8		4	1	2	3	1	0	1				
Mickey Stanley, R OBP: 0.321, SLG: 0.353 (8, 8)	BB 1B			IBB		HR				0	0	0	0	0	0	0				
Norm Cash, L OBP: 0.375, SLG: 0.563 (1, 3)	1-2 BB		K	K		3-1		F4		4	0	0	0	1	2	3				
Jim Northrup, L OBP: 0.375, SLG: 0.468 (1, 8) (8, 7)	F7		K		K	FC5-4 BB		4-3		4	0	0	0	1	2	3				
Bill Freehan, R OBP: 0.355, SLG: 0.459 (1, 2)		HR 1B		1B		FC5-4			K	5	2	3	0	0	1	1				
Aurelio Rodriguez, R OBP: 0.284, SLG: 0.388 (1, 5)		HR		2B		1B		4-3	5-3	5	2	2	3	0	0	1				
Ed Brinkman, R OBP: 0.289, SLG: 0.278 (1, 6)				SH2-4 2B 1B		F4														
Mickey Lolich, S OBP: 0.223, SLG: 0.099 (1, 1)				SH2-4 1B		F9			6-3	5	1	3	0	0	0	1				
				SH2-4					SH1-4 1B	2	0	0	0	0	2	1				
<b>Inning Stats</b>	R: 0 E: 0 K: 0 S: 4	H: 1 LOB: 2 BB: 1 P: 8	R: 2 E: 0 K: 1 S: 8	H: 3 LOB: 1 BB: 0 P: 8	R: 0 E: 0 K: 2 S: 7	H: 0 LOB: 0 BB: 0 P: 7	R: 3 E: 0 K: 1 S: 9	H: 4 LOB: 2 BB: 1 P: 13	R: 0 E: 0 K: 1 S: 6	H: 1 LOB: 1 BB: 0 P: 6	R: 3 E: 0 K: 1 S: 8	H: 3 LOB: 1 BB: 1 P: 12	R: 0 E: 0 K: 0 S: 4	H: 0 LOB: 1 BB: 0 P: 4	R: 0 E: 0 K: 1 S: 5	H: 0 LOB: 0 BB: 0 P: 5		1B: 8 2B: 3 3B: 0 HR: 2	SF: 0 SAC: 2 DP: 0 HBP: 1	WP: 0 PB: 0 SB: 0 CS: 0
<b>PITCHER</b>	IP WLS BF H R ER SO BB IBB HBP BLK WP HR S P ERA WHIP	IP WLS BF H R ER SO BB IBB HBP BLK WP HR S P ERA WHIP	IP WLS BF H R ER SO BB IBB HBP BLK WP HR S P ERA WHIP	IP WLS BF H R ER SO BB IBB HBP BLK WP HR S P ERA WHIP	IP WLS BF H R ER SO BB IBB HBP BLK WP HR S P ERA WHIP	IP WLS BF H R ER SO BB IBB HBP BLK WP HR S P ERA WHIP	IP WLS BF H R ER SO BB IBB HBP BLK WP HR S P ERA WHIP	IP WLS BF H R ER SO BB IBB HBP BLK WP HR S P ERA WHIP	IP WLS BF H R ER SO BB IBB HBP BLK WP HR S P ERA WHIP	IP WLS BF H R ER SO BB IBB HBP BLK WP HR S P ERA WHIP	IP WLS BF H R ER SO BB IBB HBP BLK WP HR S P ERA WHIP	IP WLS BF H R ER SO BB IBB HBP BLK WP HR S P ERA WHIP	IP WLS BF H R ER SO BB IBB HBP BLK WP HR S P ERA WHIP	IP WLS BF H R ER SO BB IBB HBP BLK WP HR S P ERA WHIP	IP WLS BF H R ER SO BB IBB HBP BLK WP HR S P ERA WHIP	IP WLS BF H R ER SO BB IBB HBP BLK WP HR S P ERA WHIP	IP WLS BF H R ER SO BB IBB HBP BLK WP HR S P ERA WHIP			
Luis Tiant, R ERA: 6.44 (1, 1)	3.0 L	17 7	5 5	3 3	1 1	0 0	0 0	0 0	0 0	0 0	1 1	22 22	26 26	15.00 15.00	2.667 2.667					
Bill Lee, L ERA: 2.28 (4, 1)	2.0 9	2 2	0 0	2 2	0 0	1 1	0 0	0 0	0 0	0 0	0 0	12 12	16 16	0.00 0.00	1.000 1.000					
Cal Koonce, R ERA: 5.57 (6, 1)	2.0 11	4 4	3 3	1 1	0 0	0 0	0 0	0 0	0 0	0 0	0 0	12 12	16 16	13.50 13.50	2.500 2.500					
Ken Brett, L ERA: 4.05 (8, 1)	1.0 4	0 0	0 0	0 0	0 0	0 0	1 1	0 0	0 0	0 0	0 0	3 3	4 4	0.00 0.00	0.000 0.000					
Sparky Lyle, L ERA: 2.59 (9, 1)	1.0 3	0 0	0 0	0 0	1 1	0 0	0 0	0 0	0 0	0 0	0 0	5 5	5 5	0.00 0.00	0.000 0.000					
<b>Batter</b>	<b>1</b>	<b>2</b>	<b>3</b>	<b>4</b>	<b>5</b>	<b>6</b>	<b>7</b>	<b>8</b>	<b>9</b>	<b>AB</b>	<b>R</b>	<b>H</b>	<b>RBI</b>	<b>BB</b>	<b>SO</b>	<b>LOB</b>	<b>BOTTOM</b>			
Doug Griffin, R OBP: 0.294, SLG: 0.313 (1, 4)			F2			L5-3 1B		K	K	3	1	2	0	0	0	0	<b>Detroit Tigers @ Boston Red Sox</b> Fenway Park, Boston, MA Sun Aug 08 1971, 3:33 AM EDT Att: 32,146 - Unknown			
Ken Brett, L OBP: 0.222, SLG: 0.222 (8, 1)	L8 BB SF 1B									0	0	0	0	0	0	0				
Don Pavletich, R OBP: 0.387, SLG: 0.423 (8, PH)										1	0	0	0	0	1	0				
Sparky Lyle, L OBP: 1.000, SLG: 1.000 (9, PH)										0	0	0	0	0	0	0				
Bob Montgomery, R OBP: 0.317, SLG: 0.397 (9, PH)										1	0	0	0	0	1	2				
John Kennedy, R OBP: 0.329, SLG: 0.422 (1, 6)	5-3 SF BB 1-2		6-3			L5-3 1B 1-2		L5		3	0	0	0	1	0	1				
Reggie Smith, S OBP: 0.371, SLG: 0.516 (1, 8)	L8		F5							3	0	1	0	1	0	2				
Carl Yastrzemski, L OBP: 0.393, SLG: 0.418 (1, 7)	SF 5-3 1-2 3-H			6-3		K		K		3	0	0	1	0	2	2				
Rico Petrocelli, R OBP: 0.352, SLG: 0.458 (1, 5)	5-3		F4			K		K		4	0	0	0	0	1	2				
George Scott, R OBP: 0.322, SLG: 0.439 (1, 3)	F9		K			L9		L9		4	1	1	0	0	1	2				
Billy Conigliaro, R OBP: 0.325, SLG: 0.454 (1, 9)			K			G6-3 1B		2B 1B		4	0	2	0	0	1	1				
Duane Josephson, R OBP: 0.295, SLG: 0.386 (1, 2)				G5-4-3 BB		G6-3 1-2		2B 1B		3	0	2	0	1	0	1				
Luis Tiant, R OBP: 0.142, SLG: 0.214 (4, 1)										1	0	0	0	0	0	1				
Bill Lee, L OBP: 0.206, SLG: 0.283 (5, PH)										0	0	0	0	0	0	0				
Luis Aparicio, R OBP: 0.276, SLG: 0.284 (8, 1)										0	0	0	0	0	0	0				
Cal Koonce, R OBP: 0.441, SLG: 0.450 (7, PH) (8, 4)										2	0	1	1	0	0	2				
<b>Inning Stats</b>	R: 1 E: 1 K: 0 S: 5	H: 1 LOB: 2 BB: 1 P: 9	R: 0 E: 0 K: 1 S: 4	H: 0 LOB: 0 BB: 1 P: 8	R: 0 E: 0 K: 1 S: 3	H: 0 LOB: 0 BB: 0 P: 3	R: 0 E: 0 K: 1 S: 5	H: 0 LOB: 0 BB: 0 P: 5	R: 0 E: 0 K: 1 S: 6	H: 2 LOB: 1 BB: 0 P: 6	R: 0 E: 0 K: 1 S: 7	H: 2 LOB: 2 BB: 0 P: 7	R: 0 E: 0 K: 2 S: 7	H: 0 LOB: 1 BB: 1 P: 11	R: 1 E: 0 K: 1 S: 8	H: 3 LOB: 2 BB: 0 P: 8	1B: 6 2B: 4 3B: 0 HR: 0	SF: 1 SAC: 0 DP: 3 HBP: 0	WP: 0 PB: 0 SB: 0 CS: 0	PA: 37
<b>PITCHER</b>	IP WLS BF H R ER SO BB IBB HBP BLK WP HR S P ERA WHIP	IP WLS BF H R ER SO BB IBB HBP BLK WP HR S P ERA WHIP	IP WLS BF H R ER SO BB IBB HBP BLK WP HR S P ERA WHIP	IP WLS BF H R ER SO BB IBB HBP BLK WP HR S P ERA WHIP	IP WLS BF H R ER SO BB IBB HBP BLK WP HR S P ERA WHIP	IP WLS BF H R ER SO BB IBB HBP BLK WP HR S P ERA WHIP	IP WLS BF H R ER SO BB IBB HBP BLK WP HR S P ERA WHIP	IP WLS BF H R ER SO BB IBB HBP BLK WP HR S P ERA WHIP	IP WLS BF H R ER SO BB IBB HBP BLK WP HR S P ERA WHIP	IP WLS BF H R ER SO BB IBB HBP BLK WP HR S P ERA WHIP	IP WLS BF H R ER SO BB IBB HBP BLK WP HR S P ERA WHIP	IP WLS BF H R ER SO BB IBB HBP BLK WP HR S P ERA WHIP	IP WLS BF H R ER SO BB IBB HBP BLK WP HR S P ERA WHIP	IP WLS BF H R ER SO BB IBB HBP BLK WP HR S P ERA WHIP	IP WLS BF H R ER SO BB IBB HBP BLK WP HR S P ERA WHIP	IP WLS BF H R ER SO BB IBB HBP BLK WP HR S P ERA WHIP	IP WLS BF H R ER SO BB IBB HBP BLK WP HR S P ERA WHIP			
Mickey Lolich, L ERA: 2.93 (1, 1)	9.0 W	37 9	2 2	2 2	7 7	3 3	0 0	0 0	0 0	0 0	0 0	48 48	60 60	2.00 2.00	1.333 1.333					



Batter	1	2	3	4	5	6	7	8	9	AB	R	H	RBI	BB	SO	LOB	TOP										
Dick McAuliffe, L OBP: 0.284, SLG: 0.353 Ike Brown, R OBP: 0.372, SLG: 0.481	F6	1B 2B HBP	F9			L5-4-3 1B		K	5-3	3	1	1	0	0	0	0											
Gates Brown, L OBP: 0.455, SLG: 0.618 Al Kaline, R OBP: 0.430, SLG: 0.460	HR BB	2B 1B		K		L5-4-3		L7		1	2	1	0	1	0	0											
Willie Horton, R OBP: 0.352, SLG: 0.510	HR	1B 2B		K			HR	1B IBB		4	3	3	5	1	1	0											
Norm Cash, L OBP: 0.373, SLG: 0.559 Tony Taylor, R OBP: 0.305, SLG: 0.333	6-3	1B		F5			F9	1B		4	0	1	1	0	0	0											
Jim Northrup, L OBP: 0.373, SLG: 0.467 Tom Timmermann, R OBP: 0.167, SLG: 0.091 Ron Perranoski, L	2B	4-3			F7		4-3	K		5	0	1	0	0	1	3											
Bill Freehan, R OBP: 0.361, SLG: 0.486	HBP			HR		L7	HR	HR		4	3	3	3	0	0	0											
Aurelio Rodriguez, R OBP: 0.289, SLG: 0.400	L6			HR				K		5	1	3	1	0	1	2											
Ed Brinkman, R OBP: 0.285, SLG: 0.274		6-3		K		L8		6-3		5	0	0	0	0	1	2											
Les Cain, L OBP: 0.171, SLG: 0.176 Dean Chance, R Fred Scherman, L Dalton Jones, L Bill Denehy, R Mickey Stanley, R	G3			K			F8	L7 E 1B		2	0	0	0	0	1	0											
<b>Inning Stats</b>	R: 2 E: 0 K: 0 S: 5	H: 2 LOB: 2 BB: 1 P: 10	R: 3 E: 0 K: 0 S: 6	H: 3 LOB: 1 BB: 0 P: 7	R: 2 E: 0 K: 2 S: 9	H: 2 LOB: 0 BB: 0 P: 9	R: 0 E: 0 K: 2 S: 7	H: 0 LOB: 0 BB: 0 P: 7	R: 0 E: 0 K: 0 S: 4	H: 1 LOB: 1 BB: 0 P: 4	R: 0 E: 0 K: 0 S: 3	H: 1 LOB: 0 BB: 0 P: 3	R: 2 E: 0 K: 0 S: 6	H: 3 LOB: 1 BB: 0 P: 6	R: 1 E: 1 K: 2 S: 9	H: 2 LOB: 2 BB: 1 P: 13	R: 1 E: 0 K: 1 S: 7	H: 2 LOB: 1 BB: 0 P: 7	1B: 7 2B: 3 3B: 0 HR: 6	SF: 0 SAC: 0 DP: 1 HBP: 2	WP: 0 PB: 0 SB: 0 CS: 0	PA: 46					
<b>PITCHER</b>	IP	WLS	BF	H	R	ER	SO	BB	IBB	HBP	BLK	WP	HR	S	P	ERA	WHIP										
Jim Lonborg, R ERA: 4.63	2.0		15	6	6	6	0	1	0	2	0	0	2	12	18	27.00	3.500										
Bobby Bolin, R ERA: 4.13	4.2		19	6	3	3	4	0	0	0	0	0	3	27	27	5.79	1.286										
Bill Lee, L ERA: 2.25	1.0	W	6	2	1	0	1	0	1	0	0	0	0	7	11	0.00	2.000										
Sparky Lyle, L ERA: 2.72	1.1		6	2	1	1	2	0	0	0	0	0	1	10	10	6.75	1.500										

**Detroit Tigers @ Boston Red Sox**  
Fenway Park, Boston, MA  
Mon Aug 09 1971, 3:33 AM EDT  
Att: 20,116 - Unknown

AB 42  
R 11  
H 16  
RBI 11  
BB 2  
SO 7  
LOB 11



Batter	1	2	3	4	5	6	7	8	9	AB	R	H	RBI	BB	SO	LOB	BOTTOM										
Doug Griffin, R OBP: 0.299, SLG: 0.318	5-3		5-3	1B 1B	FC6-4 1B			4-3 SH1-3 1B		5	1	3	0	0	0	0											
Luis Aparicio, R OBP: 0.276, SLG: 0.283	F8		6-3	1B S	FC6-4			SH1-3		4	1	1	0	0	0	2											
Reggie Smith, S OBP: 0.371, SLG: 0.514	1-3		F7	1B 3B 1B			4-3			4	1	1	2	0	0	1											
Carl Yastrzemski, L OBP: 0.393, SLG: 0.416		K		HR BB	FC4-6 1B			F7		4	3	1	0	1	1	2											
George Scott, R OBP: 0.327, SLG: 0.448		1B 4-3 2B 1B		HR 1B	E7		1B	F8		5	2	4	2	0	0	0											
Billy Conigliaro, R OBP: 0.352, SLG: 0.449		4-3		K	5-3			2B 1B		5	0	1	0	0	1	4											
John Kennedy, R OBP: 0.339, SLG: 0.433		2B 1B		HR BB	FC4-6 1B			1B 2B		4	3	3	0	1	1	0											
Bob Montgomery, R OBP: 0.327, SLG: 0.430		2B		HR	FC4-6			1B IBB		4	1	2	6	1	0	1											
Jim Lonborg, R OBP: 0.228, SLG: 0.156 Bobby Bolin, R OBP: 0.273, SLG: 0.273 Bill Lee, L OBP: 0.286, SLG: 0.250 Sparky Lyle, L OBP: 1.000, SLG: 1.000 Rico Petrocelli, R OBP: 0.353, SLG: 0.459	K		L9	L9	2-3		4-3	1B		1	0	0	0	0	1	1											
<b>Inning Stats</b>	R: 0 E: 0 K: 0 S: 3	H: 0 LOB: 0 BB: 0 P: 3	R: 2 E: 0 K: 2 S: 10	H: 3 LOB: 1 BB: 0 P: 10	R: 0 E: 0 K: 1 S: 3	H: 0 LOB: 0 BB: 0 P: 3	R: 8 E: 0 K: 1 S: 12	H: 7 LOB: 1 BB: 2 P: 20	R: 0 E: 0 K: 0 S: 5	H: 2 LOB: 2 BB: 0 P: 5	R: 1 E: 1 K: 0 S: 3	H: 1 LOB: 0 BB: 0 P: 4	R: 0 E: 0 K: 1 S: 5	H: 0 LOB: 0 BB: 0 P: 5	R: 0 E: 0 K: 0 S: 4	H: 1 LOB: 1 BB: 0 P: 4	R: 0 E: 0 K: 0 S: 4	H: 3 LOB: 2 BB: 1 P: 8	1B: 13 2B: 2 3B: 1 HR: 1	SF: 0 SAC: 1 DP: 0 HBP: 1	WP: 0 PB: 1 SB: 1 CS: 0	PA: 45					
<b>PITCHER</b>	IP	WLS	BF	H	R	ER	SO	BB	IBB	HBP	BLK	WP	HR	S	P	ERA	WHIP										
Les Cain, L ERA: 4.73	3.2		19	6	7	7	3	2	0	0	0	0	0	2	2												
Dean Chance, R ERA: 3.51	0.0		2	2	1	1	0	0	0	0	0	0	0	2	2												
Fred Scherman, L ERA: 2.87	1.1		8	4	2	2	0	0	0	0	0	0	0	8	8	13.50	3.000										
Bill Denehy, R ERA: 3.5	2.0		7	1	1	0	1	0	0	1	0	0	0	8	9	0.00	0.500										
Tom Timmermann, R ERA: 4.13	0.2		3	1	0	0	0	0	0	0	0	0	0	3	3	0.00	1.500										
<b>PITCHER</b>	IP	WLS	BF	H	R	ER	SO	BB	IBB	HBP	BLK	WP	HR	S	P	ERA	WHIP										
Ron Perranoski, L ERA: 7.16	1.0	L	6	3	1	1	0	0	1	0	0	0	0	5	9	9.00	3.000										

**Detroit Tigers @ Boston Red Sox**  
Fenway Park, Boston, MA  
Mon Aug 09 1971, 3:33 AM EDT  
Att: 20,116 - Unknown

AB 40  
R 12  
H 17  
RBI 11  
BB 3  
SO 4  
LOB 12





Batter	1	2	3	4	5	6	7	8	9	AB	R	H	RBI	BB	SO	LOB	TOP					
Dick McAuliffe, L (1.4) OBP: 0.291, SLG: 0.372	4-0 BB SF7 1B BB		0-0 HR	0-0 WP 1B	0-0 SF9 3B	0-0 4-3				4	3	3	3	1	0	0						
Al Kaline, R (1.9) OBP: 0.427, SLG: 0.458	0-0 BB 1-2 1B		0-0 L5-3	0-0 F2	0-0 SF9	0-0 L8				4	0	1	1	0	0	1						
Jim Northrup, L (1.8) OBP: 0.371, SLG: 0.461	4-0 1-2 2-3 BB		0-0 F8	0-0 3-1	0-0 P5	0-0 L7				4	0	0	0	1	0	1						
Willie Horton, R (1.7) OBP: 0.353, SLG: 0.509	0-0 P6		0-0 HR 1B	0-0 1B	0-0 6-3	0-0 1B 1B		4-0 HR BB		3	2	1	0	1	0	3						
Mickey Stanley, R (7.8) OBP: 0.326, SLG: 0.358										0	1	0	0	1	0	0						
Norm Cash, L (1.3) OBP: 0.376, SLG: 0.571	0-0 SF7		0-0 HR 1B	0-0 1B	0-3 K	0-0 BB 1B		0-0 HR BB		4	3	3	3	0	1	0						
Bill Freehan, R (1.2) OBP: 0.384, SLG: 0.493	0-0 F2		0-0 HR	0-0 FC5-4 BB	4-0 BB	0-0 1B BB		0-3 K		3	1	1	3	2	1	2						
Aurelio Rodriguez, R (1.5) OBP: 0.285, SLG: 0.395		0-0 5-3	0-0 6-3	0-0 FC5-4 BB	0-0 FC5-4 BB	0-0 F3		0-0 1-3		5	0	0	0	0	0	4						
Ed Brinkman, R (1.6) OBP: 0.289, SLG: 0.281	0-0 1-3		0-0 SH3 1B	0-0 1B	0-0 3B 2B	0-0 G4-6-3 1B		0-0 F8		5	2	3	2	0	0	0						
Joe Coleman, R (1.1) OBP: 0.141, SLG: 0.119	0-3 K		0-0 SH3	0-0 SH3	0-3 K	0-0 G4-6-3				3	0	0	0	0	2	3						
<b>Inning Stats</b>	R: 1 E: 0 K: 0 S: 4	H: 1 LOB: 2 BB: 2 P: 12	R: 0 E: 0 K: 1 S: 5	H: 0 LOB: 0 BB: 0 P: 5	R: 4 E: 0 K: 0 S: 7	H: 4 LOB: 1 BB: 0 P: 7	R: 1 E: 0 K: 0 S: 5	H: 2 LOB: 1 BB: 0 P: 5	R: 0 E: 0 K: 1 S: 5	H: 0 LOB: 1 BB: 1 P: 9	R: 2 E: 0 K: 1 S: 7	H: 2 LOB: 0 BB: 0 P: 7	R: 2 E: 0 K: 0 S: 4	H: 2 LOB: 1 BB: 2 P: 12	R: 0 E: 0 K: 0 S: 3	H: 0 LOB: 0 BB: 0 P: 3	R: 2 E: 0 K: 1 S: 6	H: 1 LOB: 0 BB: 1 P: 10	1B: 7 2B: 1 3B: 1 HR: 3	SF: 2 SAC: 1 DP: 1 HBP: 0	WP: 1 PB: 0 SB: 0 CS: 0	PA: 44
<b>PITCHER</b>	IP WLS BF H R ER SO BB IBB HBP BLK WP HR S P ERA WHIP																					
Bill Parsons, R (1.1) ERA: 2.81	5.0 L 25 7 6 6 2 3 0 0 0 0 1 2 26 38 10.80 2.000																					
Floyd Weaver, R (6.1) ERA: 7.47	1.0 7 3 4 4 1 1 0 0 0 0 0 0 8 12 36.00 4.000																					
Lew Krausse, R (7.1) ERA: 3.21	1.0 4 1 0 0 0 1 0 0 0 0 0 0 3 7 0.00 2.000																					
Jim Hannan, R (8.1) ERA: 4.75	2.0 8 1 2 2 1 1 0 0 0 0 0 1 9 13 9.00 1.000																					

**Detroit Tigers @ Milwaukee Brewers**  
**Milwaukee County Stadium, Milwaukee, WI**  
 Tue Aug 10 1971, 8:05 PM EDT  
 Att. 7,129 - Unknown - 72 F

AB 35  
 R 12  
 H 12  
 RBI 12  
 BB 6  
 SO 4  
 LOB 14



Batter	1	2	3	4	5	6	7	8	9	AB	R	H	RBI	BB	SO	LOB	BOTTOM					
Tommy Harper, R (1.7) OBP: 0.326, SLG: 0.393	0-0 SH1-3 4-3 2B		0-0 1B	0-0 WP BB	4-0 1B BB	0-0 1B			0-0 FC5-4 1B	4	2	4	0	1	0	0						
Ron Theobald, R (1.4) OBP: 0.350, SLG: 0.331	0-0 SH1-3 2-3		0-0 P4	0-3 K	0-3 K	0-0 BB BB 1B		0-0 FC5-4 FC3-6	4	0	1	1	0	1	4							
John Briggs, L (1.3) OBP: 0.390, SLG: 0.463	0-0 4-3		0-3 K	0-3 K	0-3 K	0-0 BB BB		0-0 FC3-6 FC6-4	4	0	0	1	1	2	1							
Jose Cardenal, R (1.8) OBP: 0.307, SLG: 0.375	0-0 L9		0-0 5-3	0-0 PB BB	4-0 PB BB	0-0 F2		0-0 FC6-4	3	0	0	1	2	0	1							
Dave May, L (1.9) OBP: 0.356, SLG: 0.445		4-0 L4-3 BB	0-0 E3	0-0 WP	0-0 F2	0-3 K		2 0 0 0 1 0 1		2	0	0	0	1	0	1						
Bobby Mitchell, R (7.9) OBP: 0.257, SLG: 0.438								1 0 0 0 0 1 3		1	0	0	0	0	1	3						
Jim Hannan, R (8.1) OBP: 0.207, SLG: 0.179								0 0 0 0 0 0 0		0	0	0	0	0	0	0						
Tom Matchick, L (1.5) OBP: 0.256, SLG: 0.179	0-0 L4-3 1-2		0-3 K	0-3 K	0-0 L8	0-3 K		4 0 0 0 0 2 3		4	0	0	0	0	2	3						
Elie Rodriguez, R (1.2) OBP: 0.271, SLG: 0.207	0-0 1-3		0-3 K	0-3 K	0-3 K	0-0 K		2 0 0 0 0 1 0		2	0	0	0	0	1	0						
Paul Ratliff, L (7. PH) OBP: 0.207, SLG: 0.363								1 0 0 0 1 1 0		1	0	0	0	1	1	0						
Bob Heise, R (1.6) OBP: 0.261, SLG: 0.291			0-0 L7	0-0 WP 2B	0-0 WP 2B	0-0 1B 1B		4 1 3 0 0 0 0		4	1	3	0	0	0	0						
Bill Parsons, R (1.1) OBP: 0.185, SLG: 0.188			0-3 K	0-3 K	0-3 K	0-0 G4-6-3		1 0 0 0 0 1 0		1	0	0	0	0	1	0						
Frank Tompkins, L (5. PH) OBP: 0.222, SLG: 0.276								0 0 0 0 0 0 0		0	0	0	0	0	0	0						
Floyd Weaver, R (8.1) OBP: 0.326, SLG: 0.393								0 0 0 0 0 0 0		0	0	0	0	0	0	0						
Lew Krausse, R (7.1) OBP: 0.356, SLG: 0.380								2 0 0 0 0 1 3		2	0	0	0	0	1	3						
Bill Voss, L (8.9) OBP: 0.207, SLG: 0.179										0	0	0	0	0	0	0						
<b>Inning Stats</b>	R: 1 E: 0 K: 0 S: 4	H: 1 LOB: 0 BB: 0 P: 4	R: 0 E: 0 K: 0 S: 2	H: 0 LOB: 0 BB: 1 P: 6	R: 0 E: 0 K: 1 S: 6	H: 1 LOB: 1 BB: 0 P: 6	R: 0 E: 1 K: 2 S: 8	H: 0 LOB: 1 BB: 0 P: 8	R: 0 E: 0 K: 3 S: 10	H: 1 LOB: 2 BB: 1 P: 14	R: 0 E: 0 K: 1 S: 5	H: 0 LOB: 1 BB: 1 P: 9	R: 2 E: 0 K: 3 S: 12	H: 3 LOB: 3 BB: 2 P: 20	R: 0 E: 0 K: 1 S: 5	H: 1 LOB: 1 BB: 1 P: 9	R: 0 E: 0 K: 0 S: 4	H: 1 LOB: 1 BB: 0 P: 4	1B: 6 2B: 3 3B: 0 HR: 0	SF: 0 SAC: 1 DP: 2 HBP: 0	WP: 2 PB: 1 SB: 0 CS: 0	PA: 40
<b>PITCHER</b>	IP WLS BF H R ER SO BB IBB HBP BLK WP HR S P ERA WHIP																					
Joe Coleman, R (1.1) ERA: 3.54	9.0 W 40 8 3 3 3 11 6 0 0 0 2 0 56 80 3.00 1.556																					

**Detroit Tigers @ Milwaukee Brewers**  
**Milwaukee County Stadium, Milwaukee, WI**  
 Tue Aug 10 1971, 8:05 PM EDT  
 Att. 7,129 - Unknown - 72 F

AB 33  
 R 3  
 H 8  
 RBI 3  
 BB 6  
 SO 11  
 LOB 17





Batter	1	2	3	4	5	6	7	8	9	AB	R	H	RBI	BB	SO	LOB	TOP										
Dick McAuliffe, L (1,4) OBP: 0.290, SLG: 0.369	4-0 BB			L4		F8		3-1		3	0	0	0	1	0	1	<b>Detroit Tigers @ Milwaukee Brewers</b> Milwaukee County Stadium, Milwaukee, WI Wed Aug 11 1971, 8:05 PM EDT Att: 8,558 - Unknown										
Gates Brown, L (1,7) OBP: 0.457, SLG: 0.613 Fred Scherman, L (8,1) OBP: 0.353, SLG: 0.267	0-0 F8			G6-4-3 1B			BB 1B	2-3		4	1	2	0	0	0	1											
Willie Horton, R (1,9) OBP: 0.354, SLG: 0.509	0-0 G6-4-3			G6-4-3			BB 1B			4	1	2	0	0	0	2											
Norm Cash, L (1,3) OBP: 0.375, SLG: 0.567		0-0 L3			G4-6-3 1B		K		0-0 P4	4	0	1	0	0	1	3											
Bill Freehan, R (1,2) OBP: 0.363, SLG: 0.489		0-3 K			F7		1B		0-0 F9	3	0	0	0	1	1	2											
Jim Northrup, L (1,8) OBP: 0.370, SLG: 0.459		0-3 K			G4-6-3		BB		0-0 3-1	4	0	1	2	0	1	2											
Aurelio Rodriguez, R (1,5) OBP: 0.263, SLG: 0.392			0-3 K			6-3				3	0	0	0	0	2	2											
Ed Brinkman, R (1,6) OBP: 0.289, SLG: 0.279			0-0 5-3				BB		4-0 F8	2	0	0	0	1	0	2											
Joe Niekro, R (1,1) OBP: 0.231, SLG: 0.208 Dalton Jones, L (8,PH) OBP: 0.308, SLG: 0.395 Mickey Stanley, R (8,8) OBP: 0.328, SLG: 0.358			0-0 F3						0-0 F4	2	0	0	0	0	0	1											
									0-3 K	1	0	0	0	0	1	0											
<b>Inning Stats</b>	R: 0 E: 0 K: 0 S: 2	H: 0 LOB: 0 BB: 1 P: 6	R: 0 E: 0 K: 2 S: 7	H: 0 LOB: 0 BB: 0 P: 7	R: 0 E: 0 K: 1 S: 5	H: 0 LOB: 0 BB: 0 P: 5	R: 0 E: 0 K: 0 S: 3	H: 1 LOB: 0 BB: 0 P: 3	R: 0 E: 0 K: 0 S: 3	H: 0 LOB: 1 BB: 1 P: 7	R: 2 E: 0 K: 2 S: 10	H: 3 LOB: 2 BB: 1 P: 14	R: 0 E: 0 K: 1 S: 5	H: 0 LOB: 0 BB: 0 P: 5	R: 0 E: 0 K: 0 S: 4	H: 1 LOB: 1 BB: 0 P: 4	1B: 6 2B: 0 3B: 0 HR: 0	SF: 0 SAC: 0 DP: 3 HBP: 0	WP: 0 PB: 0 SB: 0 CS: 0	PA: 33							
<b>PITCHER</b>	IP	WLS	BF	H	R	ER	SO	BB	IBB	HBP	BLK	WP	HR	S	P	ERA	WHIP										
Skip Lockwood, R (1,1) ERA: 2.88	7.0	L	26	5	2	2	5	3	0	0	0	0	0	33	45	2.57	1.143										
Ken Sanders, R (8,1) ERA: 2.06	2.0	S	7	1	0	0	1	0	0	0	0	0	0	9	9	0.00	0.500										

Batter	1	2	3	4	5	6	7	8	9	AB	R	H	RBI	BB	SO	LOB	BOTTOM										
Tommy Harper, R (1,7) OBP: 0.326, SLG: 0.390	4-3 BB		0-0 6-3		0-0 6-3		K			3	0	0	0	1	1	2	<b>Detroit Tigers @ Milwaukee Brewers</b> Milwaukee County Stadium, Milwaukee, WI Wed Aug 11 1971, 8:05 PM EDT Att: 8,558 - Unknown										
Ron Theobald, R (1,4) OBP: 0.345, SLG: 0.325	0-3 K		0-0 5-3			5-3	5-3			4	0	0	0	0	1	3											
John Briggs, L (1,3) OBP: 0.385, SLG: 0.456	0-0 4-3			0-0 6-3		F7		0-0 1-3		4	0	0	0	0	0	1											
Jose Cardenal, R (1,8) OBP: 0.309, SLG: 0.374	0-0 5-3			0-0 1B		4-0 1B	BB	0-0 6-3		3	0	1	0	1	0	1											
Dave May, L (1,9) OBP: 0.355, SLG: 0.443		0-0 3-1		0-0 F8		0-0 S	1B	0-3 K		4	0	1	0	0	1	1											
Tom Matchick, L (1,5) OBP: 0.285, SLG: 0.194 Andy Kosco, R (8,PH) OBP: 0.285, SLG: 0.321		0-0 L8		0-0 1B		0-0 4-3		0-0 1-3		3	0	1	0	0	0	2											
Elie Rodriguez, R (1,2) OBP: 0.271, SLG: 0.208		0-0 6-3		0-0 F3				0-0 5-3		4	0	1	0	0	0	2											
Bob Heise, R (1,6) OBP: 0.272, SLG: 0.300			0-0 1B		0-0 6-3		1B 1B		0-0 F8	4	0	2	0	0	0	1											
Skip Lockwood, R (1,1) OBP: 0.188, SLG: 0.205 Bill Voss, L (7,PH) OBP: 0.311, SLG: 0.383 Bobby Mitchell, R (7,PR) OBP: 0.257, SLG: 0.438 Ken Sanders, R (8,1) OBP: 0.328, SLG: 0.358 Roberto Pena, R (8,PH) OBP: 0.282, SLG: 0.347			0-0 1B		0-0 6-3				0-0 F9	2	1	1	1	0	0	0											
									1-3 1B	1	0	0	0	0	0	0											
<b>Inning Stats</b>	R: 0 E: 0 K: 1 S: 5	H: 0 LOB: 1 BB: 1 P: 9	R: 0 E: 0 K: 0 S: 3	H: 0 LOB: 0 BB: 0 P: 3	R: 1 E: 0 K: 0 S: 4	H: 2 LOB: 0 BB: 0 P: 4	R: 0 E: 0 K: 0 S: 5	H: 2 LOB: 2 BB: 0 P: 5	R: 0 E: 0 K: 0 S: 4	H: 1 LOB: 2 BB: 1 P: 8	R: 0 E: 0 K: 1 S: 7	H: 2 LOB: 2 BB: 0 P: 7	R: 0 E: 0 K: 1 S: 5	H: 0 LOB: 0 BB: 0 P: 5	R: 0 E: 0 K: 0 S: 4	H: 1 LOB: 1 BB: 0 P: 4	1B: 7 2B: 0 3B: 0 HR: 1	SF: 0 SAC: 0 DP: 0 HBP: 0	WP: 0 PB: 0 SB: 2 CS: 0	PA: 36							
<b>PITCHER</b>	IP	WLS	BF	H	R	ER	SO	BB	IBB	HBP	BLK	WP	HR	S	P	ERA	WHIP										
Joe Niekro, R (1,1) ERA: 4.61	7.0	W	29	7	1	1	2	2	0	0	0	0	1	31	39	1.29	1.286										
Fred Scherman, L (8,1) ERA: 2.6	2.0	S	7	1	0	0	1	0	0	0	0	0	0	9	9	0.00	0.500										



Batter	1	2	3	4	5	6	7	8	9	AB	R	H	RBI	BB	SO	LOB	TOP					
Dick McAuliffe, L (1,4) OBP: 0.294, SLG: 0.370	P6		G3		SF8		E4		FC1-6 HBP	4	1	2	0	0	0	0						
Gates Brown, L (1,7) OBP: 0.468, SLG: 0.619	K				E9				FC1-6	4	0	3	0	0	1	0						
Mickey Stanley, R (8,8) OBP: 0.327, SLG: 0.356			G5-4-3						1B	1	0	0	0	0	0	1						
Willie Horton, R (1,9) OBP: 0.350, SLG: 0.504	5-3		G5-4-3		SF8		F8		K	4	0	0	1	0	1	4						
Norm Cash, L (1,3) OBP: 0.375, SLG: 0.563		P6			K			L9		4	0	1	0	1	1	1						
Jim Northrup, L (1,8) OBP: 0.370, SLG: 0.458					FC6-4		E3		F7	5	1	2	0	0	0	3						
Bill Freehan, R (1,2) OBP: 0.365, SLG: 0.499							K			3	1	2	1	1	1	1						
Aurelio Rodriguez, R (1,5) OBP: 0.263, SLG: 0.391					G6-4-3		F9			4	0	1	1	0	0	4						
Ed Brinkman, R (1,6) OBP: 0.289, SLG: 0.277							5-3		F9	3	0	0	0	1	0	1						
Mickey Lolich, S (1,1) OBP: 0.224, SLG: 0.095							L4		K	3	1	0	0	1	2	4						
<b>Inning Stats</b>	R: 0 E: 0 K: 1 S: 5	H: 0 LOB: 0 BB: 0 P: 5	R: 0 E: 0 K: 1 S: 7	H: 2 LOB: 3 BB: 1 P: 11	R: 0 E: 0 K: 0 S: 3	H: 1 LOB: 0 BB: 0 P: 3	R: 0 E: 1 K: 0 S: 2	H: 0 LOB: 1 BB: 2 P: 10	R: 2 E: 1 K: 1 S: 7	H: 2 LOB: 1 BB: 1 P: 11	R: 0 E: 1 K: 0 S: 5	H: 0 LOB: 0 BB: 0 P: 5	R: 0 E: 1 K: 0 S: 5	H: 2 LOB: 2 BB: 0 P: 5	R: 2 E: 0 K: 1 S: 8	H: 3 LOB: 1 BB: 0 P: 8	R: 0 E: 0 K: 1 S: 6	H: 1 LOB: 2 BB: 0 P: 7	1B: 9 2B: 2 3B: 1 HR: 0	SF: 1 SAC: 0 DP: 3 HBP: 1	WP: 0 PB: 0 SB: 0 CS: 1	PA: 41
<b>PITCHER</b>	IP	WLS	BF	H	R	ER	SO	BB	IBB	HBP	BLK	WP	HR	S	P	ERA	WHIP					
Marty Pattin, R (1,1) ERA: 2.98	8.0	L	36	10	4	3	5	2	2	0	0	0	0	42	58	3.38	1.500					
Ken Sanders, R (9,1) ERA: 2.04	1.0		5	1	0	0	1	0	0	1	0	0	0	6	7	0.00	1.000					

Detroit Tigers @ Milwaukee Brewers  
Milwaukee County Stadium, Milwaukee, WI

AB 35  
R 4  
H 11  
RBI 3  
BB 4  
SO 6  
LOB 19



Thu Aug 12 1971, 4:33 AM EDT  
Att: 11,549 - Unknown - 76 F

Batter	1	2	3	4	5	6	7	8	9	AB	R	H	RBI	BB	SO	LOB	BOTTOM				
Tommy Harper, R (1,7) OBP: 0.326, SLG: 0.388	P6			SH1-3	5-3					2	1	0	0	1	0	0					
Andy Kosco, R (8,PH) OBP: 0.288, SLG: 0.324				2B						1	1	1	0	0	0	0					
Ron Theobald, R (1,4) OBP: 0.348, SLG: 0.329	L8			SH1-3						3	0	2	0	0	0	0					
John Briggs, L (1,3) OBP: 0.386, SLG: 0.461	F7									4	1	2	2	0	0	1					
Jose Cardenal, R (1,8) OBP: 0.309, SLG: 0.373		P1								4	0	1	1	0	1	3					
Bobby Mitchell, R (1,9) OBP: 0.256, SLG: 0.400										3	0	0	0	1	2	3					
Ken Sanders, R (9,1) ERA: 2.04	K									0	0	0	0	0	0	0					
Roberto Pena, R (1,5) OBP: 0.281, SLG: 0.342										3	0	0	0	1	0	0					
Elie Rodriguez, R (1,2) OBP: 0.267, SLG: 0.204										4	0	0	0	0	1	3					
Bob Heise, R (1,6) OBP: 0.260, SLG: 0.287										4	0	0	0	0	0	0					
Marty Pattin, R (1,1) OBP: 0.197, SLG: 0.150										2	0	0	0	0	1	0					
Dick Schofield, S (8,PH) OBP: 0.325, SLG: 0.269										1	0	0	0	0	0	0					
<b>Inning Stats</b>	R: 0 E: 0 K: 0 S: 3	H: 0 LOB: 0 BB: 0 P: 3	R: 0 E: 0 K: 1 S: 5	H: 0 LOB: 0 BB: 0 P: 5	R: 0 E: 0 K: 0 S: 4	H: 0 LOB: 0 BB: 0 P: 16	R: 2 E: 0 K: 0 S: 3	H: 2 LOB: 3 BB: 2 P: 3	R: 0 E: 0 K: 1 S: 6	H: 1 LOB: 1 BB: 0 P: 6	R: 0 E: 0 K: 1 S: 5	H: 0 LOB: 0 BB: 0 P: 5	R: 0 E: 0 K: 1 S: 8	H: 3 LOB: 2 BB: 0 P: 8	R: 0 E: 0 K: 0 S: 3	H: 0 LOB: 0 BB: 0 P: 3	1B: 5 2B: 1 3B: 0 HR: 0	SF: 0 SAC: 1 DP: 1 HBP: 0	WP: 0 PB: 0 SB: 2 CS: 0	PA: 35	
<b>PITCHER</b>	IP	WLS	BF	H	R	ER	SO	BB	IBB	HBP	BLK	WP	HR	S	P	ERA	WHIP				
Mickey Lolich, L (1,1) ERA: 2.94	9.0	W	35	6	3	3	5	3	0	0	0	0	0	42	54	3.00	1.000				

Detroit Tigers @ Milwaukee Brewers  
Milwaukee County Stadium, Milwaukee, WI

AB 31  
R 3  
H 6  
RBI 3  
BB 3  
SO 5  
LOB 10




Thu Aug 12 1971, 4:33 AM EDT  
Att: 11,549 - Unknown - 76 F



Batter	1	2	3	4	5	6	7	8	9	AB	R	H	RBI	BB	SO	LOB	TOP								
Dick McAuliffe, L (1.4) OBP: 0.293, SLG: 0.366	4-0 1B BB		3-1		4-3		F8		F2	4	1	0	0	1	0	1									
Gates Brown, L (1.7) OBP: 0.469, SLG: 0.614	0-0		4-3		4-3		4-3		2B	4	0	2	0	0	0	0									
Mickey Stanley, R (7.8) OBP: 0.329, SLG: 0.362	FC5-4 1B		1-3		1B				2B	1	0	1	1	0	0	0									
Willie Horton, R (1.9) OBP: 0.353, SLG: 0.514	P3			HR					K	5	1	3	1	0	1	3									
Norm Cash, L (1.3) OBP: 0.377, SLG: 0.561	FC5-4 1B									3	0	1	1	1	1	3									
Al Kaline, R (9.9) OBP: 0.427, SLG: 0.458	1-2 3-H									0	0	0	0	0	0	0									
Jim Northrup, L (1.8) OBP: 0.366, SLG: 0.453	FC5-4 1B									4	0	0	0	0	1	5									
Bill Freehan, R (1.2) OBP: 0.365, SLG: 0.496	5-3									4	0	1	0	0	0	2									
Aurelio Rodriguez, R (1.5) OBP: 0.264, SLG: 0.393		4-0 G6-4-3 BB								3	0	1	0	1	0	1									
Ed Brinkman, R (1.6) OBP: 0.291, SLG: 0.279		G6-4-3								4	1	2	0	0	1	2									
Les Cain, L (1.1) OBP: 0.154, SLG: 0.158										4	0	0	0	0	2	3									
Tom Timmermann, R (9.1) OBP: 0.167, SLG: 0.091										0	0	0	0	0	0	0									
Fred Scherman, L (9.1) OBP: 0.353, SLG: 0.267										0	0	0	0	0	0	0									
<b>Inning Stats</b>	R: 1 E: 0 K: 0 S: 5	H: 2 LOB: 2 BB: 1 P: 9	R: 0 E: 0 K: 1 S: 4	H: 0 LOB: 0 BB: 1 P: 8	R: 1 E: 0 K: 0 S: 4	H: 1 LOB: 1 BB: 1 P: 8	R: 0 E: 0 K: 1 S: 6	H: 2 LOB: 1 BB: 0 P: 7	R: 0 E: 0 K: 1 S: 4	H: 1 LOB: 0 BB: 0 P: 4	R: 0 E: 0 K: 1 S: 5	H: 0 LOB: 0 BB: 0 P: 5	R: 1 E: 0 K: 1 S: 7	H: 2 LOB: 1 BB: 0 P: 7	1B: 7 2B: 3 3B: 0 HR: 1	SF: 0 SAC: 0 DP: 1 HBP: 0	WP: 0 PB: 1 SB: 0 CS: 0	PA: 39							
<b>PITCHER</b> Bert Blyleven, R (1.1) ERA: 3.14	IP: 9.0 WLS: W BF: 39	H: 11 R: 3 ER: 2 SO: 6	BB: 3 IBB: 0 HBP: 0 BLK: 0	WP: 0 HR: 1 S: 48 P: 60	ERA: 2.00 WHIP: 1.556																				

Detroit Tigers @ Minnesota Twins  
Metropolitan Stadium, Bloomington, MI  
Fri Aug 13 1971, 8:05 PM EDT  
Att: 20,361 - Unknown - 75 F


AB 36  
R 3  
H 11  
RBI 3  
BB 3  
SO 6  
LOB 20



Batter	1	2	3	4	5	6	7	8	9	AB	R	H	RBI	BB	SO	LOB	BOTTOM								
Cesar Tovar, R (1.7) OBP: 0.353, SLG: 0.357	F9		F9		E5 BB		1-3		BB 1B	5	1	1	0	0	0	2									
Rod Carew, L (1.4) OBP: 0.328, SLG: 0.354	4-3				K				BB 1B	4	0	2	1	1	1	2									
Harmon Killebrew, R (1.3) OBP: 0.360, SLG: 0.413	K				G6-4-3 BB				BB	2	0	1	2	3	1	0									
Tony Oliva, L (1.9) OBP: 0.384, SLG: 0.601			K		G6-4-3				BB 1B	4	0	0	0	0	1	7									
Leo Cardenas, R (1.6) OBP: 0.343, SLG: 0.454										4	1	1	0	0	0	0									
Steve Braun, L (1.5) OBP: 0.355, SLG: 0.339										2	0	0	0	2	2	0									
Phil Roof, R (1.2) OBP: 0.261, SLG: 0.262										4	0	1	1	0	0	1									
Jim Holt, L (1.8) OBP: 0.293, SLG: 0.325										4	2	3	0	0	1	2									
Bert Blyleven, R (1.1) OBP: 0.109, SLG: 0.095										1	0	0	0	0	1	2									
Danny Thompson, R (9, PH) OBP: 0.340, SLG: 0.298										1	0	0	0	0	1	1									
<b>Inning Stats</b>	R: 0 E: 0 K: 1 S: 5	H: 0 LOB: 0 BB: 0 P: 5	R: 1 E: 0 K: 3 S: 11	H: 2 LOB: 2 BB: 1 P: 15	R: 0 E: 0 K: 0 S: 3	H: 1 LOB: 1 BB: 1 P: 7	R: 0 E: 0 K: 1 S: 5	H: 0 LOB: 0 BB: 0 P: 5	R: 0 E: 0 K: 1 S: 5	H: 0 LOB: 0 BB: 0 P: 5	R: 1 E: 0 K: 0 S: 5	H: 2 LOB: 2 BB: 1 P: 9	R: 0 E: 0 K: 0 S: 2	H: 0 LOB: 0 BB: 1 P: 6	R: 2 E: 0 K: 1 S: 6	H: 3 LOB: 2 BB: 1 P: 10	1B: 6 2B: 2 3B: 1 HR: 0	SF: 0 SAC: 2 DP: 2 HBP: 0	WP: 0 PB: 0 SB: 0 CS: 0	PA: 39					
<b>PITCHER</b> Les Cain, L (1.1) ERA: 4.6	IP: 8.1 WLS: L BF: 36	H: 7 R: 3 ER: 3 SO: 3	BB: 5 IBB: 0 HBP: 0 BLK: 0	WP: 0 HR: 0 S: 47 P: 67	ERA: 3.24 WHIP: 1.440																				
Tom Timmermann, R (9.1) ERA: 4.29	0.0	L	1	0	0	0	0	0	0	0	0	1	1												
Fred Scherman, L (9.1) ERA: 2.8	0.0	2	1	1	1	0	1	0	0	0	1	5													

Detroit Tigers @ Minnesota Twins  
Metropolitan Stadium, Bloomington, MI  
Fri Aug 13 1971, 8:05 PM EDT  
Att: 20,361 - Unknown - 75 F

AB 31  
R 4  
H 9  
RBI 4  
BB 6  
SO 8  
LOB 17






Batter	1	2	3	4	5	6	7	8	9	AB	R	H	RBI	BB	SO	LOB	TOP								
Dick McAuliffe, L (1,4) OBP: 0.294, SLG: 0.367										5	1	2	1	0	0	2									
Al Kaline, R (1,9) OBP: 0.425, SLG: 0.455										4	0	1	0	0	0	2									
Willie Horton, R (1,7) OBP: 0.357, SLG: 0.519										2	0	1	1	0	0	0									
Jim Northrup, L (1,3) OBP: 0.363, SLG: 0.448										4	0	0	0	0	0	4									
Bill Freehan, R (1,2) OBP: 0.366, SLG: 0.495										3	0	1	0	1	0	2									
Aurelio Rodriguez, R (1,5) OBP: 0.283, SLG: 0.390										3	1	0	0	0	0	2									
Gates Brown, L (8, PH) OBP: 0.483, SLG: 0.608										1	0	0	0	0	0	1									
Tony Taylor, R (8,5) OBP: 0.305, SLG: 0.333										0	0	0	0	0	0	0									
Mickey Stanley, R (1,8) OBP: 0.324, SLG: 0.357										4	1	0	0	0	1	2									
Ed Brinkman, R (1,6) OBP: 0.293, SLG: 0.280										3	1	1	1	1	0	0									
Joe Coleman, R (1,1) OBP: 0.149, SLG: 0.130										2	0	1	1	0	1	0									
Fred Scherman, L (7,1) OBP: 0.353, SLG: 0.267										0	0	0	0	0	0	0									
Tom Timmermann, R (7,1) OBP: 0.167, SLG: 0.091										0	0	0	0	0	0	0									
Ron Perranoski, L (7,1) OBP: 0.167, SLG: 0.091										0	0	0	0	0	0	0									
Dalton Jones, L (9, PH) OBP: 0.306, SLG: 0.392										1	0	0	0	0	0	1									
<b>Inning Stats</b>	R: 1 E: 0 K: 0 S: 5	H: 2 LOB: 1 BB: 0 P: 5	R: 0 E: 0 K: 1 S: 5	H: 0 LOB: 0 BB: 0 P: 5	R: 0 E: 0 K: 1 S: 6	H: 1 LOB: 2 BB: 0 P: 7	R: 0 E: 0 K: 0 S: 2	H: 0 LOB: 0 BB: 0 P: 6	R: 0 E: 0 K: 0 S: 3	H: 1 LOB: 0 BB: 0 P: 3	R: 0 E: 0 K: 0 S: 3	H: 0 LOB: 0 BB: 0 P: 3	R: 3 E: 1 K: 0 S: 7	H: 3 LOB: 1 BB: 0 P: 7	R: 0 E: 0 K: 0 S: 3	H: 0 LOB: 1 BB: 0 P: 4	R: 0 E: 0 K: 0 S: 3	H: 0 LOB: 1 BB: 1 P: 7	1B: 6 2B: 0 3B: 1 HR: 0	SF: 1 SAC: 0 DP: 2 HBP: 2	WP: 0 PB: 1 SB: 0 CS: 0	PA: 37			
<b>PITCHER</b>	IP	WLS	BF	H	R	ER	SO	BB	IBB	HBP	BLK	WP	HR	S	P	ERA	WHIP								
Steve Luebber, R (1,1) ERA: 5.12	6.2		28	7	4	1	2	1	0	1	0	0	0	30	35	1.35	1.200								
Hal Haydel, R (7,1) ERA: 6.11	0.1	W	1	0	0	0	0	0	0	0	0	0	0	1	1	0.00	0.000								
Stan Williams, R (8,1) ERA: 3.89	2.0	S	8	0	0	0	0	1	0	1	0	0	0	6	11	0.00	0.500								

Detroit Tigers @ Minnesota Twins  
Metropolitan Stadium, Bloomington, MI  
Sat Aug 14 1971, 4:33 AM EDT  
Att: 19,246 - Unknown - 74 F


AB 32  
R 4  
H 7  
RBI 4  
BB 2  
SO 2  
LOB 16



Batter	1	2	3	4	5	6	7	8	9	AB	R	H	RBI	BB	SO	LOB	BOTTOM								
Cesar Tovar, R (1,7) OBP: 0.351, SLG: 0.355										5	0	1	1	0	0	0									
Rod Carew, L (1,4) OBP: 0.328, SLG: 0.352										3	0	0	0	1	0	2									
Tony Oliva, L (1,9) OBP: 0.383, SLG: 0.597										4	1	1	0	0	0	3									
Jim Nettles, L (9,8) OBP: 0.299, SLG: 0.427										0	0	0	0	0	0	0									
Rich Reese, L (1,3) OBP: 0.261, SLG: 0.330										4	1	2	0	0	0	1									
Leo Cardenas, R (1,6) OBP: 0.345, SLG: 0.455										4	2	2	1	0	2	2									
Jim Holt, L (1,8) OBP: 0.293, SLG: 0.327										4	2	1	1	0	0	2									
Steve Braun, L (1,5) OBP: 0.353, SLG: 0.336										2	0	0	0	0	0	1									
Danny Thompson, R (7, PH) OBP: 0.352, SLG: 0.333										1	1	1	2	0	0	0									
Stan Williams, R (8,1) ERA: 6.9										0	0	0	0	0	0	0									
George Mitterwald, R (1,2) OBP: 0.315, SLG: 0.388										3	1	1	2	0	2	0									
Steve Luebber, R (1,1) ERA: 3.81										2	0	0	0	0	0	0									
Hal Haydel, R (7,1) ERA: 2.9										0	0	0	0	0	0	0									
Harmon Killebrew, R (7, PH) OBP: 0.383, SLG: 0.423										1	1	1	2	1	0	0									
<b>Inning Stats</b>	R: 0 E: 0 K: 0 S: 3	H: 0 LOB: 0 BB: 0 P: 3	R: 0 E: 0 K: 1 S: 6	H: 1 LOB: 1 BB: 0 P: 6	R: 0 E: 0 K: 1 S: 5	H: 0 LOB: 0 BB: 0 P: 5	R: 0 E: 0 K: 1 S: 5	H: 0 LOB: 1 BB: 1 P: 9	R: 0 E: 0 K: 1 S: 5	H: 0 LOB: 0 BB: 0 P: 5	R: 0 E: 0 K: 0 S: 3	H: 0 LOB: 0 BB: 0 P: 3	R: 5 E: 0 K: 0 S: 9	H: 6 LOB: 2 BB: 1 P: 13	R: 4 E: 1 K: 0 S: 7	H: 3 LOB: 0 BB: 0 P: 7	1B: 7 2B: 2 3B: 0 HR: 1	SF: 0 SAC: 2 DP: 0 HBP: 0	WP: 0 PB: 0 SB: 1 CS: 0	PA: 37					
<b>PITCHER</b>	IP	WLS	BF	H	R	ER	SO	BB	IBB	HBP	BLK	WP	HR	S	P	ERA	WHIP								
Joe Coleman, R (1,1) ERA: 3.81	6.0		24	5	4	4	4	1	0	0	0	0	0	31	35	6.00	1.000								
Fred Scherman, L (7,1) ERA: 2.9	0.1	L	2	1	0	0	0	0	0	0	0	0	0	2	2	0.00	3.000								
Tom Timmermann, R (7,1) ERA: 4.29	0.0		2	1	1	1	0	1	0	0	0	0	0	1	5	∞	∞								
Ron Perranoski, L (7,1) ERA: 6.9	1.2		9	3	4	0	0	0	0	0	0	0	1	9	9	0.00	1.800								

Detroit Tigers @ Minnesota Twins  
Metropolitan Stadium, Bloomington, MI  
Sat Aug 14 1971, 4:33 AM EDT  
Att: 19,246 - Unknown - 74 F

AB 33  
R 9  
H 10  
RBI 9  
BB 2  
SO 4  
LOB 11









Batter	1	2	3	4	5	6	7	8	9	AB	R	H	RBI	BB	SO	LOB	TOP										
<b>Aurelio Rodriguez, R</b> OBP: 0.285, SLG: 0.394 (1, 5)			6-3	F7		K				5	0	1	0	0	2	0	<b>Detroit Tigers @ Chicago White Sox</b> Comiskey Park, Chicago, IL Tue Aug 17 1971, 8:05 PM EDT Unknown										
<b>Tony Taylor, R</b> OBP: 0.307, SLG: 0.335 (1, 4)			HBP	5-3			K	4-3		5	1	2	0	0	1	2											
<b>Al Kaline, R</b> OBP: 0.424, SLG: 0.450 (1, 9)	L6-4-3		1B	1B						4	1	1	0	0	1	3											
<b>Willie Horton, R</b> OBP: 0.353, SLG: 0.511 (1, 7)	L6-4-3		1B	HBP		L8		K		5	1	1	1	0	1	1											
<b>Bill Freehan, R</b> OBP: 0.367, SLG: 0.488 (1, 2)		L6	1B	1B		F9		K		2	2	1	1	3	0	0											
<b>Mickey Stanley, R</b> OBP: 0.330, SLG: 0.358 (3, PH)		5-3	1B	1B		BB		BB		2	0	1	1	2	0	1											
<b>Gates Brown, L</b> OBP: 0.471, SLG: 0.651 (9, PH)		5-3	1B	E8		BB		BB		1	0	0	0	0	1	0											
<b>Ike Brown, R</b> OBP: 0.379, SLG: 0.488 (3, PH)		5-3	1B	1B		BB		BB		2	0	1	1	2	0	1											
<b>Jim Northrup, L</b> OBP: 0.364, SLG: 0.444 (3, 9)		1B	1B	1B		BB		BB		1	0	0	0	0	1	0											
<b>Ed Brinkman, R</b> OBP: 0.290, SLG: 0.275 (1, 6)		6-3	F5	1B		BB		BB		1	0	1	1	0	0	0											
<b>Mickey Lolich, S</b> OBP: 0.225, SLG: 0.092 (1, 1)			K	4-3		G3		2B		3	0	0	0	1	1	0											
<b>Inning Stats</b>	R: 0 E: 0 K: 1 S: 5	H: 1 LOB: 0 BB: 0 P: 5	R: 1 E: 0 K: 0 S: 4	H: 1 LOB: 1 BB: 1 P: 8	R: 4 E: 1 K: 1 S: 9	H: 4 LOB: 2 BB: 1 P: 14	R: 0 E: 0 K: 0 S: 3	H: 0 LOB: 0 BB: 0 P: 3	R: 0 E: 0 K: 1 S: 5	H: 0 LOB: 0 BB: 0 P: 5	R: 0 E: 1 K: 2 S: 8	H: 1 LOB: 3 BB: 2 P: 16	R: 0 E: 0 K: 1 S: 6	H: 1 LOB: 2 BB: 1 P: 10	R: 0 E: 0 K: 1 S: 5	H: 0 LOB: 0 BB: 0 P: 5	1B: 7 2B: 1 3B: 0 HR: 0	SF: 0 SAC: 0 DP: 1 HBP: 1	WP: 0 PB: 0 CS: 0	PA: 42							
<b>PITCHER</b>	IP	WLS	BF	H	R	ER	SO	BB	IBB	HBP	BLK	WP	HR	S	P	ERA	WHIP										
<b>Tommy John, L</b> ERA: 3.41 (1, 1)	2.2		15	6	5	4	2	1	0	1	0	0	0	17	22	13.50	2.625										
<b>Vicente Romo, R</b> ERA: 4.03 (3, 1)	4.0		18	1	0	0	3	4	1	0	0	0	0	19	39	0.00	1.250										
<b>Rich Hinton, L</b> ERA: 1.62 (7, 1)	0.1		1	0	0	0	0	0	0	0	0	0	0	1	1	0.00	0.000										
<b>Steve Kealey, R</b> ERA: 4.07 (8, 1)	0.1		3	1	0	0	0	1	0	0	0	0	0	2	6	0.00	6.000										
<b>Bart Johnson, R</b> ERA: 3.14 (8, 1)	1.2	W	5	0	0	0	2	0	0	0	0	0	0	9	9	0.00	0.000										

Batter	1	2	3	4	5	6	7	8	9	AB	R	H	RBI	BB	SO	LOB	BOTTOM										
<b>Walt Williams, R</b> OBP: 0.357, SLG: 0.445 (1, 9)	F3		L6-3	SF8		K		F4	K	5	1	1	1	0	2	3	<b>Detroit Tigers @ Chicago White Sox</b> Comiskey Park, Chicago, IL Tue Aug 17 1971, 8:05 PM EDT Unknown										
<b>Mike Hershberger, R</b> OBP: 0.371, SLG: 0.312 (1, 8)			L6-3	2B		K		F6		4	0	1	0	0	1	2											
<b>Mike Andrews, R</b> OBP: 0.383, SLG: 0.395 (1, 3)			SF8	2B		F4		L7		3	0	0	1	0	1	2											
<b>Bill Melton, R</b> OBP: 0.359, SLG: 0.526 (1, 5)			3H	1B		F9		1B	1B	3	1	2	0	1	0	0											
<b>Rick Reichardt, R</b> OBP: 0.350, SLG: 0.455 (1, 7)			F8	1B		K		1B	1B	4	1	1	0	0	2	3											
<b>Steve Huntz, S</b> OBP: 0.351, SLG: 0.600 (1, 4)			K			F9		HR	1B	4	2	2	4	0	1	0											
<b>Tom Egan, R</b> OBP: 0.332, SLG: 0.441 (1, 2)			K			K		F2		4	0	1	0	0	2	0											
<b>Rich Morales, R</b> OBP: 0.326, SLG: 0.291 (1, 6)			F7			F8		K	1B	3	0	0	0	1	1	1											
<b>Tommy John, R</b> OBP: 0.154, SLG: 0.115 (3, 1)			2B			1B		L6-3		0	0	0	0	0	0	0											
<b>Vicente Romo, R</b> OBP: 0.400, SLG: 0.333 (7, 1)										2	1	2	0	0	0	0											
<b>Luis Alvarado, R</b> OBP: 0.272, SLG: 0.260 (8, 1)										0	0	0	0	0	0	0											
<b>Steve Kealey, R</b> OBP: 0.442, SLG: 0.143 (8, 1)										0	0	0	0	0	0	0											
<b>Bart Johnson, R</b> OBP: 0.227, SLG: 0.250 (8, 1)										1	0	1	0	0	0	0											
<b>Inning Stats</b>	R: 0 E: 0 K: 2 S: 8	H: 1 LOB: 2 BB: 1 P: 12	R: 0 E: 0 K: 2 S: 7	H: 0 LOB: 0 BB: 0 P: 7	R: 2 E: 0 K: 0 S: 6	H: 3 LOB: 1 BB: 0 P: 6	R: 0 E: 0 K: 1 S: 5	H: 0 LOB: 0 BB: 0 P: 5	R: 0 E: 0 K: 2 S: 8	H: 1 LOB: 1 BB: 0 P: 8	R: 1 E: 0 K: 2 S: 9	H: 2 LOB: 1 BB: 0 P: 9	R: 0 E: 0 K: 0 S: 3	H: 0 LOB: 0 BB: 0 P: 3	R: 3 E: 0 K: 1 S: 9	H: 4 LOB: 2 BB: 1 P: 13	1B: 7 2B: 2 3B: 0 HR: 2	SF: 1 SAC: 0 DP: 0 HBP: 0	WP: 0 PB: 0 CS: 0	PA: 37							
<b>PITCHER</b>	IP	WLS	BF	H	R	ER	SO	BB	IBB	HBP	BLK	WP	HR	S	P	ERA	WHIP										
<b>Mickey Lolich, L</b> ERA: 3.04 (1, 1)	8.0	L	37	11	6	6	10	2	0	0	0	0	2	55	63	6.75	1.625										



Batter	1	2	3	4	5	6	7	8	9	AB	R	H	RBI	BB	SO	LOB	TOP										
Dick McAuliffe, L (1,4) OBP: 0.291, SLG: 0.362	F2			F8		F9			4-3	4	0	0	0	0	0	1	<b>Detroit Tigers @ Chicago White Sox</b> Comiskey Park, Chicago, IL Tue Aug 17 1971, 8:05 PM EDT Att: 17,887 - Unknown <a href="http://livebaseballscorecards.com">livebaseballscorecards.com</a>										
Gates Brown, L (1,7) OBP: 0.463, SLG: 0.633	F6			4-3			F5		BB	3	0	0	0	1	0												
Willie Horton, R (1,9) OBP: 0.352, SLG: 0.510	4-3			1-4-3			3-1		BB	4	0	1	0	0	1												
Norm Cash, L (1,3)		4-3			G4-6-3		3-1		BB	4	0	1	0	0	1	2											
Jim Northrup, L (1,8) OBP: 0.361, SLG: 0.440		3-1			F7		4-3			3	0	0	0	0	2												
Aurelio Rodriguez, R (1,5) OBP: 0.285, SLG: 0.400		6-3			G4-6-3					3	1	1	1	0	0	1											
Jim Price, R (1,2) OBP: 0.314, SLG: 0.326				K2-3		1-3			HR	3	0	0	0	0	1	0											
Ed Brinkman, R (1,6) OBP: 0.290, SLG: 0.275				F3						3	0	1	0	0	0	0											
Les Cain, L (1,1) OBP: 0.146, SLG: 0.150										2	0	0	0	0	1	1											
Dalton Jones, L (8, PH) OBP: 0.304, SLG: 0.389				K		F7				1	0	0	0	0	1	0											
Bill Denehy, S (8, 1)										0	0	0	0	0	0	0											
<b>Inning Stats</b>	R: 0 E: 0 K: 0 S: 3	H: 0 LOB: 0 BB: 0 P: 3	R: 0 E: 0 K: 0 S: 3	H: 0 LOB: 0 BB: 0 P: 3	R: 0 E: 0 K: 2 S: 7	H: 0 LOB: 0 BB: 0 P: 7	R: 0 E: 0 K: 0 S: 3	H: 0 LOB: 0 BB: 0 P: 3	R: 0 E: 0 K: 0 S: 4	H: 1 LOB: 1 BB: 0 P: 4	R: 0 E: 0 K: 0 S: 4	H: 1 LOB: 1 BB: 0 P: 4	R: 1 E: 0 K: 1 S: 6	H: 1 LOB: 0 BB: 0 P: 6	R: 0 E: 0 K: 2 S: 7	H: 0 LOB: 1 BB: 1 P: 11	1B: 2 2B: 1 3B: 0 HR: 1	SF: 0 SAC: 0 DP: 1 HBP: 0	WP: 0 PB: 0 CS: 0	PA: 31							
<b>PITCHER</b>	IP	WLS	BF	H	R	ER	SO	BB	IBB	HBP	BLK	WP	HR	S	P	ERA	WHIP										
Joe Horlen, R (1,1) ERA: 3.57	7.0	W	24	4	1	1	2	0	0	0	0	0	1	28	28	1.29	0.571										
Tom Bradley, R (8, 1) ERA: 2.92	2.0	S	7	0	0	0	3	1	0	0	0	0	0	12	16	0.00	0.500										


Batter	1	2	3	4	5	6	7	8	9	AB	R	H	RBI	BB	SO	LOB	BOTTOM										
Walt Williams, R (1,9) OBP: 0.356, SLG: 0.453	L1			HR	K			F8		4	1	1	1	0	1	1	<b>Detroit Tigers @ Chicago White Sox</b> Comiskey Park, Chicago, IL Tue Aug 17 1971, 8:05 PM EDT Att: 17,887 - Unknown <a href="http://livebaseballscorecards.com">livebaseballscorecards.com</a>										
Jay Johnstone, L (1,8) OBP: 0.340, SLG: 0.400	6-3			K		4-3		HR		3	1	0	0	1	1	0											
Mike Andrews, R (1,3) OBP: 0.386, SLG: 0.407	F9			1B	BB	1B	1B	HR		3	1	2	2	1	0	0											
Bill Melton, R (1,5) OBP: 0.361, SLG: 0.526		K		G6-4-3	1B	1-3	1B	K		4	0	2	0	0	2	0											
Rick Reichardt, R (1,7) OBP: 0.347, SLG: 0.450	4-3			G6-4-3	1B	K		F9		4	0	0	0	0	1	4											
Steve Huntz, S (1,4) OBP: 0.350, SLG: 0.605		K			1-3	WP	2B	K		3	1	1	0	0	2	2											
Tom Egan, R (1,2) OBP: 0.328, SLG: 0.435				K	1-3		1-3	5-3		3	0	0	0	0	1	1											
Rich Morales, R (1,6) OBP: 0.326, SLG: 0.288					F7		F8			2	0	0	0	1	0	0											
Joe Horlen, R (1,1) OBP: 0.108, SLG: 0.111					F7					3	0	1	0	0	0	1											
Tom Bradley, R (8, 1) OBP: 0.114, SLG: 0.145								P4		0	0	0	0	0	0	0											
<b>Inning Stats</b>	R: 0 E: 0 K: 0 S: 3	H: 0 LOB: 0 BB: 0 P: 3	R: 0 E: 0 K: 2 S: 7	H: 0 LOB: 0 BB: 0 P: 7	R: 0 E: 0 K: 1 S: 4	H: 0 LOB: 1 BB: 1 P: 8	R: 1 E: 0 K: 1 S: 6	H: 2 LOB: 1 BB: 1 P: 10	R: 1 E: 0 K: 1 S: 7	H: 2 LOB: 1 BB: 0 P: 7	R: 0 E: 0 K: 2 S: 9	H: 2 LOB: 2 BB: 0 P: 9	R: 0 E: 0 K: 0 S: 3	H: 0 LOB: 0 BB: 0 P: 3	R: 2 E: 0 K: 1 S: 6	H: 1 LOB: 0 BB: 1 P: 10	1B: 4 2B: 1 3B: 0 HR: 2	SF: 0 SAC: 0 DP: 1 HBP: 0	WP: 1 PB: 0 CS: 1	PA: 32							
<b>PITCHER</b>	IP	WLS	BF	H	R	ER	SO	BB	IBB	HBP	BLK	WP	HR	S	P	ERA	WHIP										
Les Cain, L (1,1) ERA: 4.46	7.0	L	27	6	2	2	7	2	0	0	0	0	1	39	47	2.57	1.143										
Bill Denehy, R (8, 1) ERA: 4.0	1.0		5	1	2	2	1	1	0	0	0	0	1	6	10	18.00	2.000										



Batter	1	2	3	4	5	6	7	8	9	AB	R	H	RBI	BB	SO	LOB	TOP			
<b>Aurelio Rodriguez, R</b> OBP: 0.283, SLG: 0.396	L6	6-3					FC6-4			4	0	0	0	0	1	1				
<b>Tony Taylor, R</b> OBP: 0.310, SLG: 0.335	HBP FC 1B BB							F9		3	1	1	0	1	0	0				
<b>Al Kaline, R</b> OBP: 0.423, SLG: 0.447	FC 1B HBP							L5		4	0	1	0	0	1	1				
<b>Willie Horton, R</b> OBP: 0.351, SLG: 0.507	1B 1-2 2-3 HBP							K		3	0	0	0	0	2	0				
<b>Bill Freehan, R</b> OBP: 0.368, SLG: 0.489								F8		4	0	2	1	0	1	0				
<b>Mickey Stanley, R</b> OBP: 0.336, SLG: 0.368	K							1B		3	1	2	0	1	1	3				
<b>Ike Brown, R</b> OBP: 0.364, SLG: 0.464	F7							1B		4	0	0	0	0	1	7				
<b>Ed Brinkman, R</b> OBP: 0.288, SLG: 0.273										3	0	0	0	0	1	2				
<b>Norm Cash, L</b> OBP: 0.374, SLG: 0.555										1	0	0	0	0	1	1				
<b>Joe Coleman, R</b> OBP: 0.145, SLG: 0.127										2	0	0	0	0	0	0				
<b>Tom Timmermann, R</b> OBP: 0.167, SLG: 0.091										0	0	0	0	0	0	0				
<b>Jim Northrup, L</b> OBP: 0.363, SLG: 0.442										1	0	1	1	0	0	0				
<b>Ron Perranoski, L</b> OBP: 0.363, SLG: 0.442										0	0	0	0	0	0	0				
<b>Inning Stats</b>	R: 1 E: 0 K: 1 S: 7	H: 1 LOB: 3 BB: 1 P: 12	R: 0 E: 0 K: 1 S: 5	H: 0 LOB: 0 BB: 0 P: 5	R: 0 E: 0 K: 2 S: 7	H: 1 LOB: 1 BB: 0 P: 7	R: 0 E: 0 K: 0 S: 4	H: 1 LOB: 1 BB: 0 P: 4	R: 0 E: 0 K: 1 S: 5	H: 0 LOB: 0 BB: 0 P: 5	R: 0 E: 0 K: 1 S: 7	H: 2 LOB: 1 BB: 0 P: 7	R: 0 E: 0 K: 1 S: 5	H: 0 LOB: 0 BB: 0 P: 5	R: 0 E: 0 K: 1 S: 5	H: 1 LOB: 1 BB: 1 P: 9	1B: 6 2B: 0 3B: 1 HR: 0	SF: 0 SAC: 0 DP: 1 HBP: 1	WP: 0 PB: 0 SB: 0 CS: 0	PA: 35
<b>PITCHER</b> <b>Wilbur Wood, L</b> ERA: 1.96	IP: 9.0 WLS: W BF: 35 H: 7 R: 2 ER: 2 SO: 9 BB: 2 IBB: 0 HBP: 1 BLK: 0 WP: 0 HR: 0 S: 50 P: 59 ERA: 2.00 WHIP: 1.000															<b>PITCHER</b>				

**Detroit Tigers @ Chicago White Sox**  
Comiskey Park, Chicago, IL  
Wed Aug 18 1971, 8:05 PM EDT  
Att: 14,059 - Unknown


AB 32  
R 2  
H 7  
RBI 2  
BB 2  
SO 9  
LOB 15



Batter	1	2	3	4	5	6	7	8	9	AB	R	H	RBI	BB	SO	LOB	BOTTOM			
<b>Walt Williams, R</b> OBP: 0.354, SLG: 0.448	1B CS BB									3	0	0	0	1	1	4				
<b>Pat Kelly, L</b> OBP: 0.422, SLG: 0.439	K									3	1	1	1	1	1	1				
<b>Mike Andrews, R</b> OBP: 0.390, SLG: 0.410										3	1	2	0	1	0	1				
<b>Bill Melton, R</b> OBP: 0.362, SLG: 0.533	K									4	1	2	2	0	1	3				
<b>Steve Huntz, S</b> OBP: 0.318, SLG: 0.548										4	0	0	0	0	0	2				
<b>Jay Johnstone, L</b> OBP: 0.338, SLG: 0.398										4	0	1	0	0	1	1				
<b>Ed Herrmann, L</b> OBP: 0.316, SLG: 0.363										4	0	1	0	0	1	1				
<b>Rich Morales, R</b> OBP: 0.328, SLG: 0.290										2	1	1	0	0	1	0				
<b>Carlos May, L</b> OBP: 0.368, SLG: 0.379										0	0	0	0	1	0	0				
<b>Luis Alvarado, R</b> OBP: 0.214, SLG: 0.259										1	0	0	0	0	0	0				
<b>Wilbur Wood, R</b> OBP: 0.132, SLG: 0.043										2	0	0	0	0	2	3				
<b>Inning Stats</b>	R: 0 E: 0 K: 2 S: 7	H: 1 LOB: 2 BB: 1 P: 11	R: 0 E: 0 K: 0 S: 3	H: 0 LOB: 0 BB: 0 P: 3	R: 1 E: 0 K: 1 S: 7	H: 2 LOB: 1 BB: 0 P: 7	R: 0 E: 0 K: 2 S: 8	H: 1 LOB: 1 BB: 0 P: 8	R: 0 E: 0 K: 1 S: 7	H: 0 LOB: 0 BB: 0 P: 7	R: 3 E: 1 K: 1 S: 9	H: 4 LOB: 3 BB: 2 P: 17	R: 0 E: 0 K: 0 S: 3	H: 0 LOB: 1 BB: 1 P: 7	R: 0 E: 0 K: 0 S: 3	H: 0 LOB: 0 BB: 0 P: 3	1B: 6 2B: 2 3B: 0 HR: 1	SF: 0 SAC: 1 DP: 1 HBP: 0	WP: 0 PB: 0 SB: 0 CS: 1	PA: 35
<b>PITCHER</b> <b>Joe Coleman, R</b> ERA: 3.7	IP: 5.1 WLS: L BF: 25 H: 8 R: 4 ER: 4 SO: 7 BB: 2 IBB: 0 HBP: 0 BLK: 0 WP: 1 HR: 1 S: 37 P: 45 ERA: 6.75 WHIP: 1.875															<b>PITCHER</b>				
<b>Tom Timmermann, R</b> ERA: 4.24	0.2	3	0	0	0	1	1	0	0	0	0	4	8	0.00	1.500					
<b>Ron Perranoski, L</b> ERA: 6.61	2.0	7	0	0	0	0	1	0	0	0	0	6	10	0.00	0.500					

**Detroit Tigers @ Chicago White Sox**  
Comiskey Park, Chicago, IL  
Wed Aug 18 1971, 8:05 PM EDT  
Att: 14,059 - Unknown

AB 30  
R 4  
H 8  
RBI 3  
BB 4  
SO 8  
LOB 16





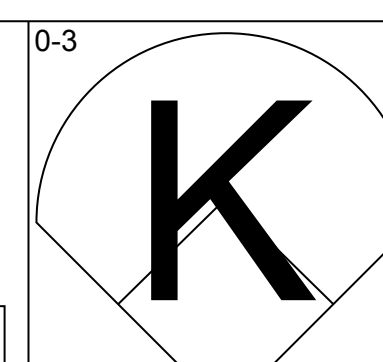
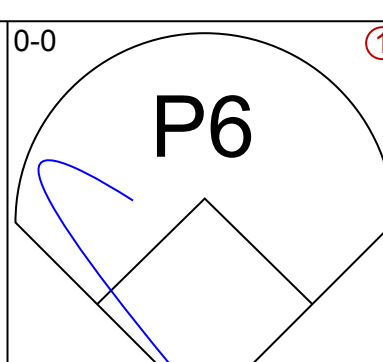
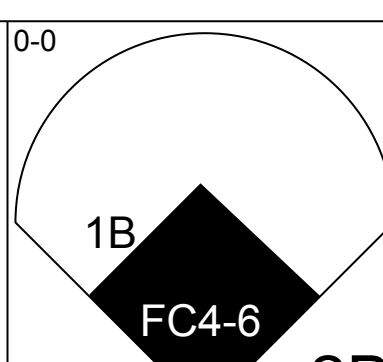
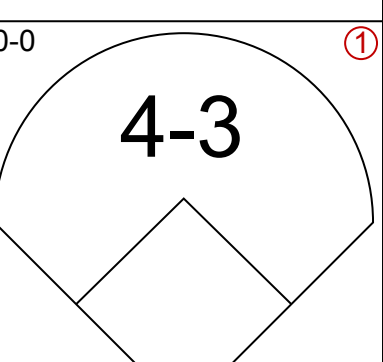
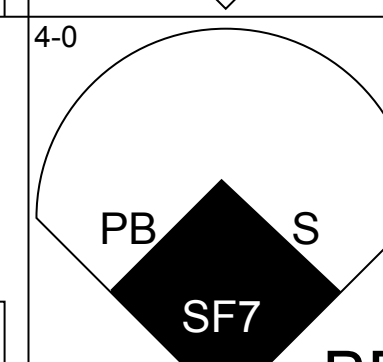
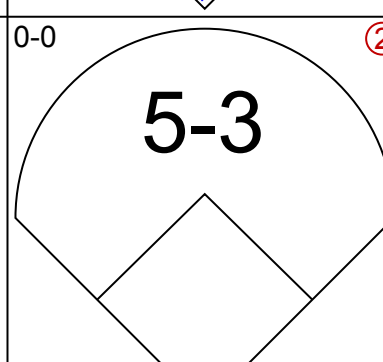
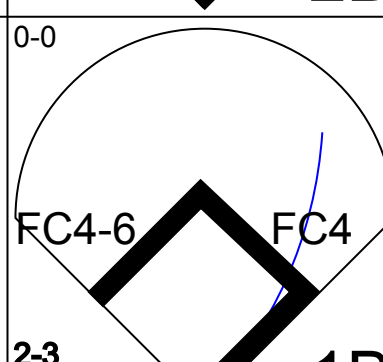
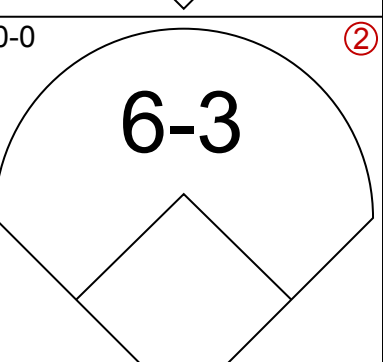
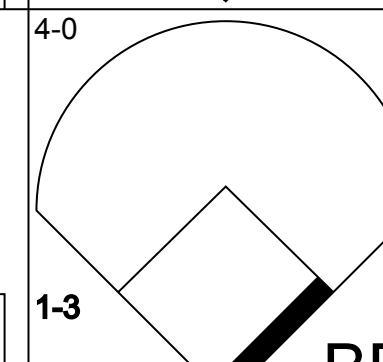
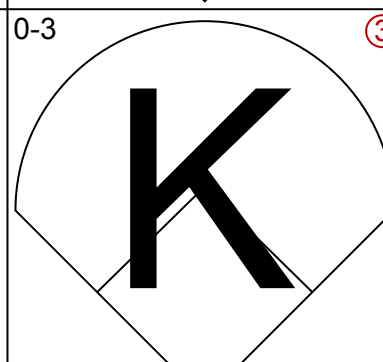
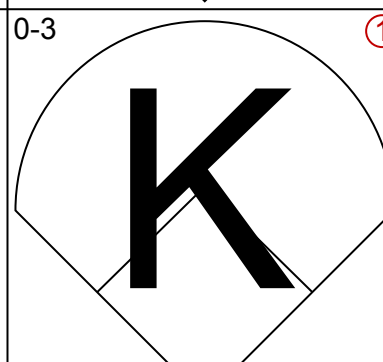
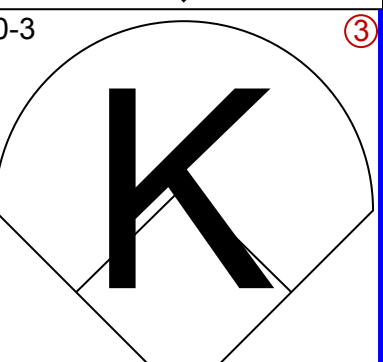
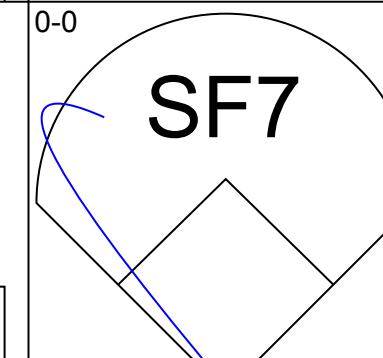
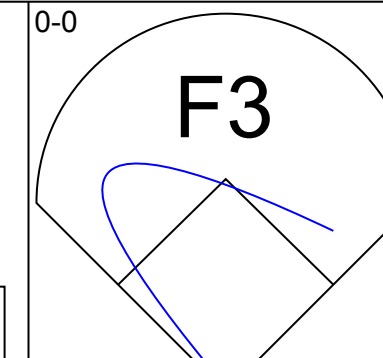
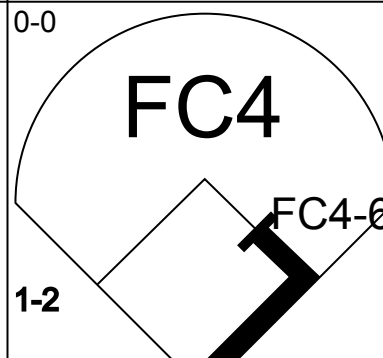
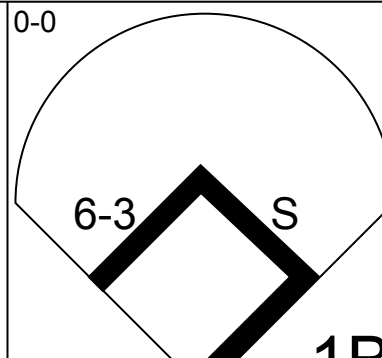
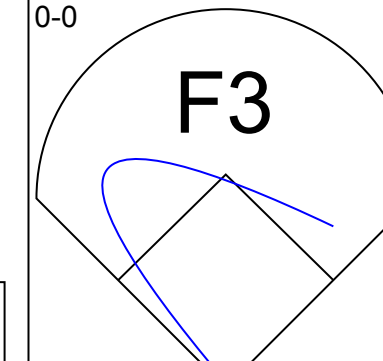
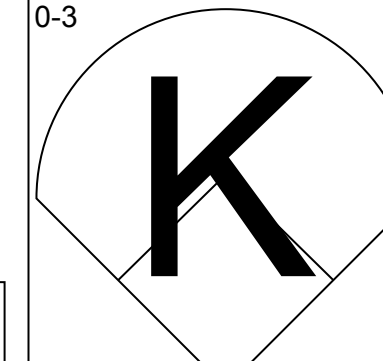
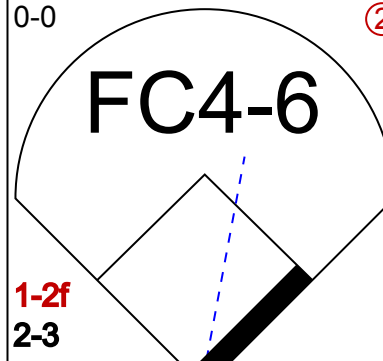
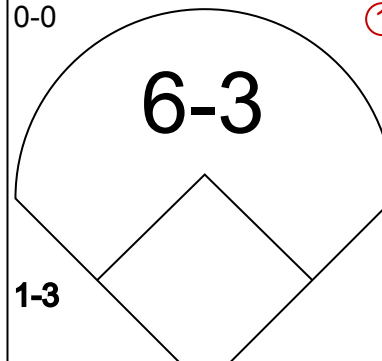
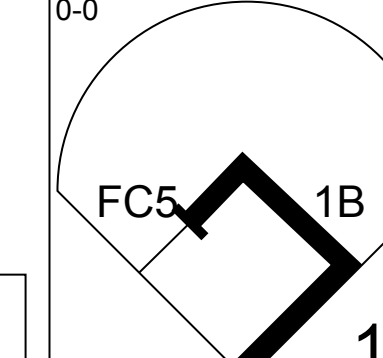
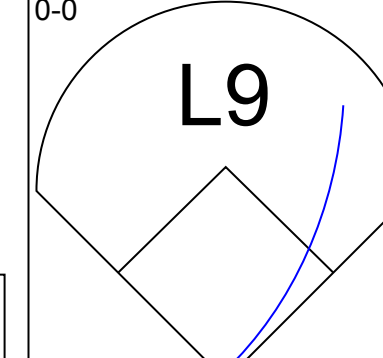
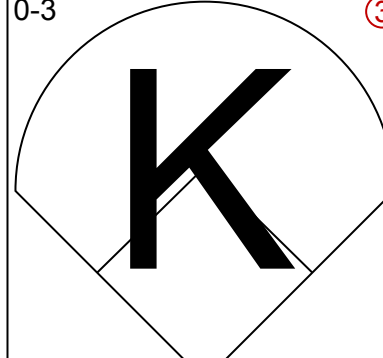
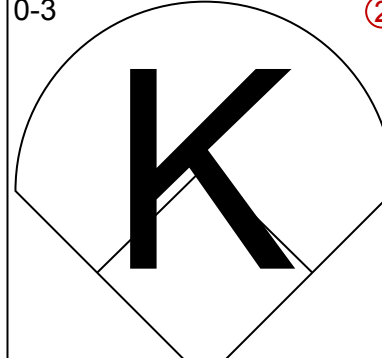
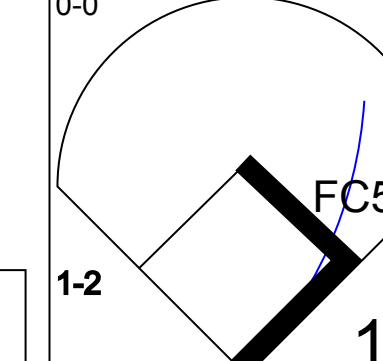
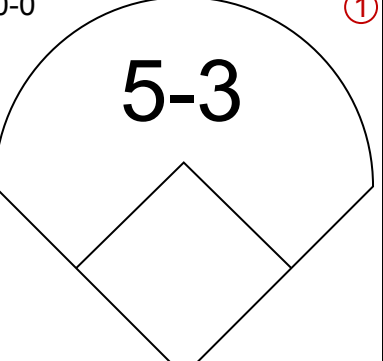
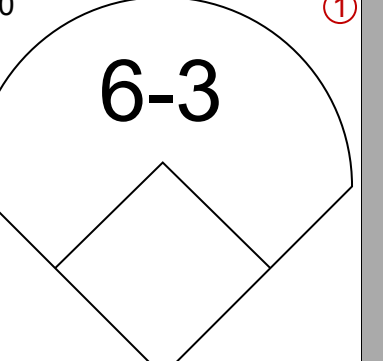
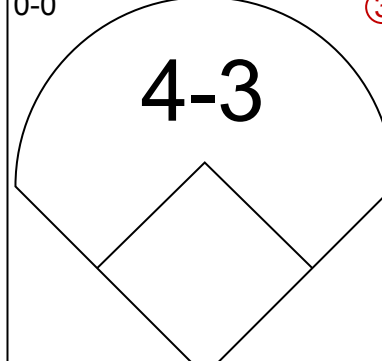
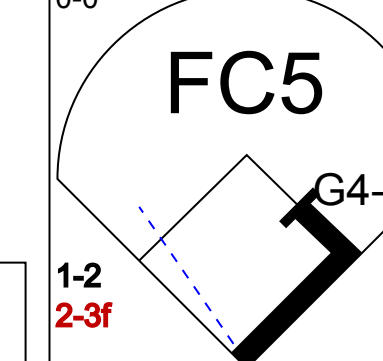
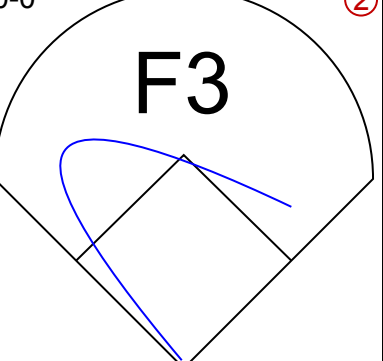

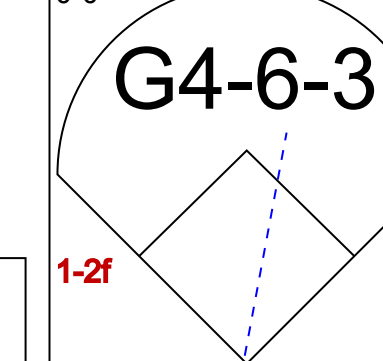
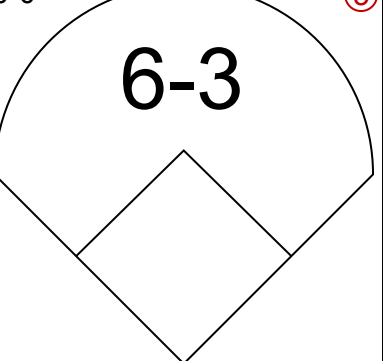
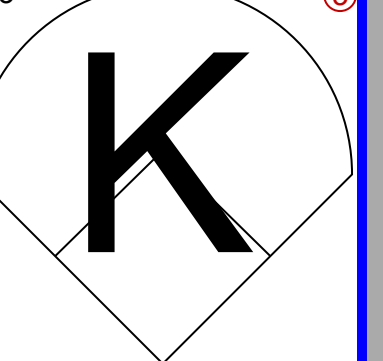


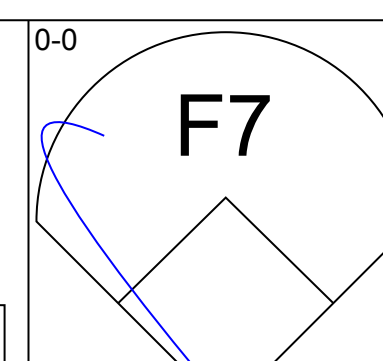
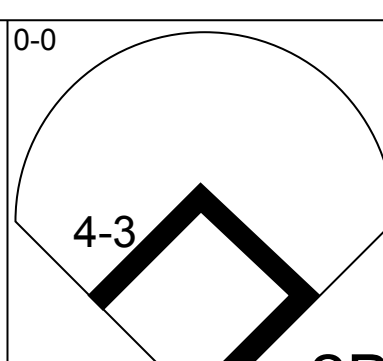
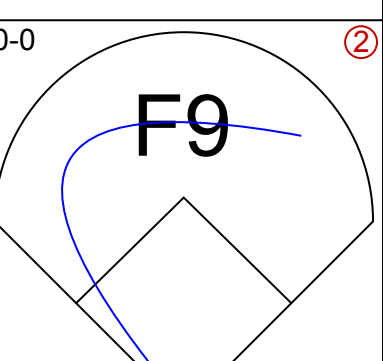
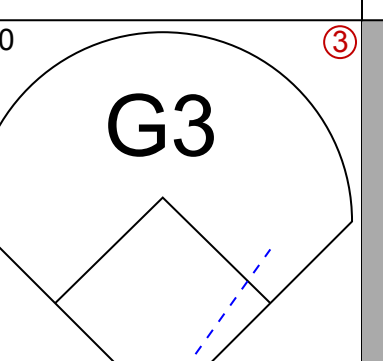
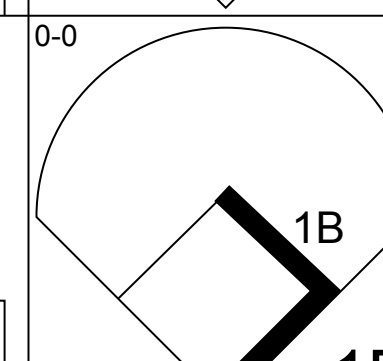
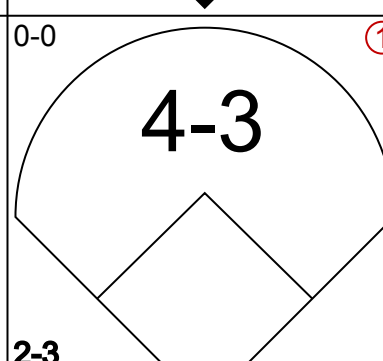
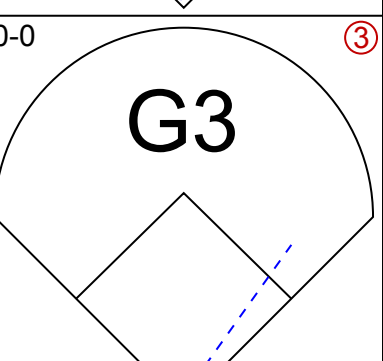
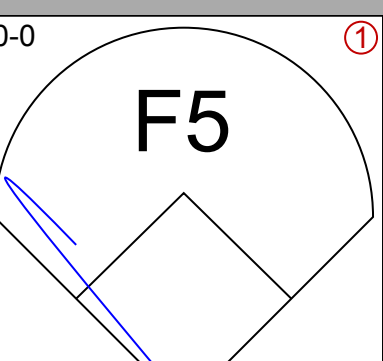
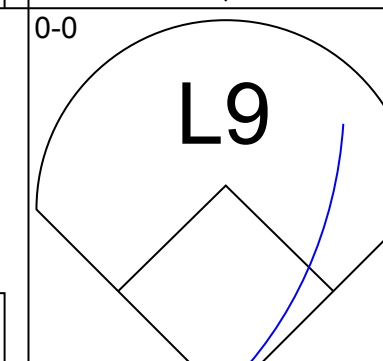
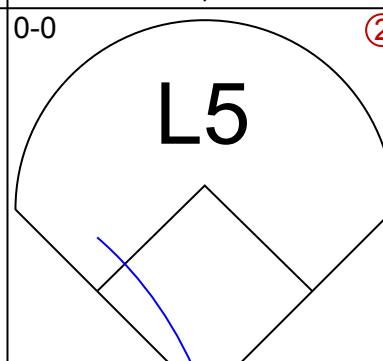
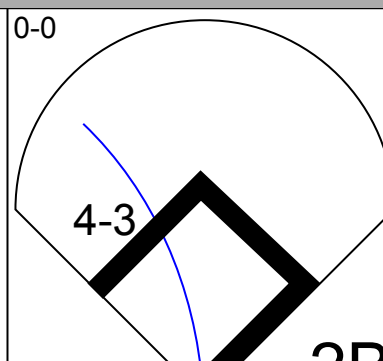
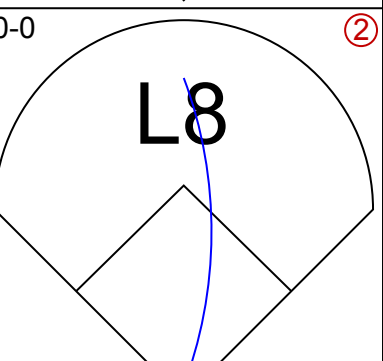
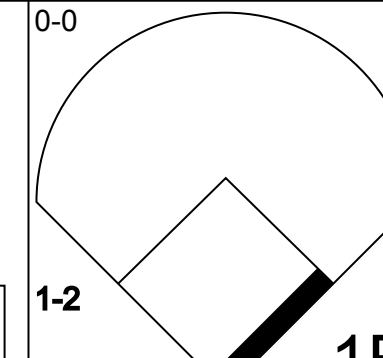
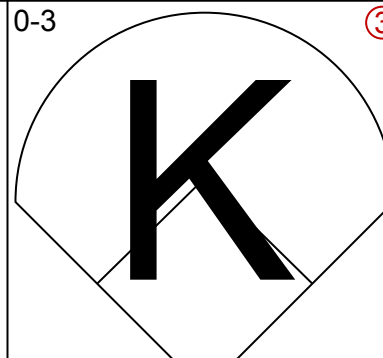
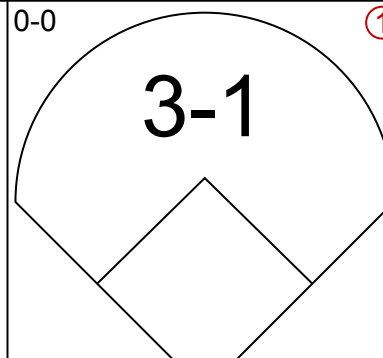
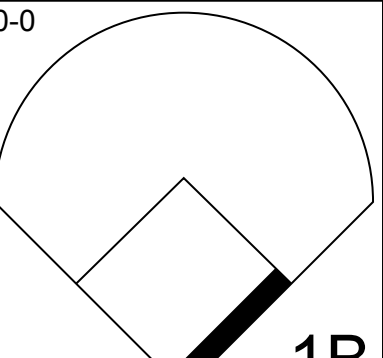
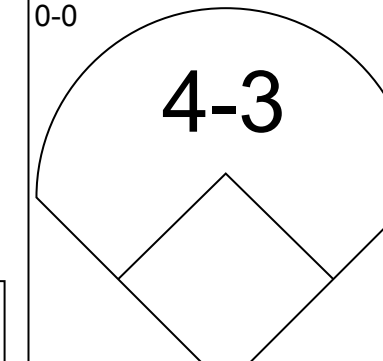
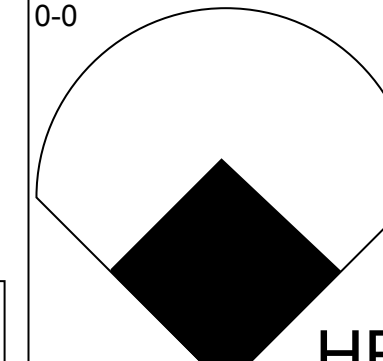
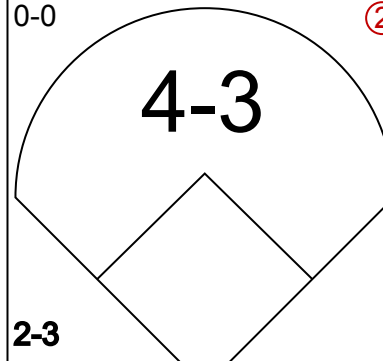
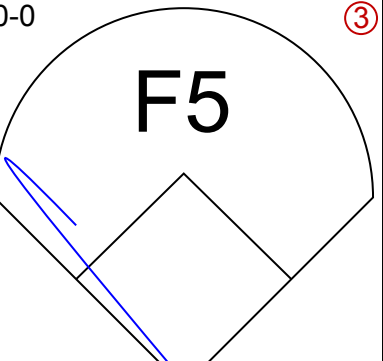
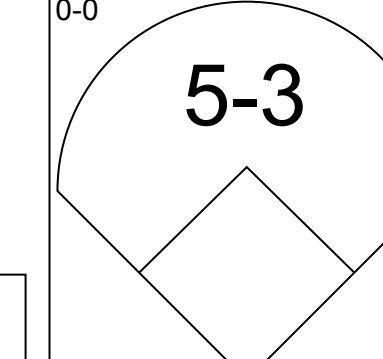
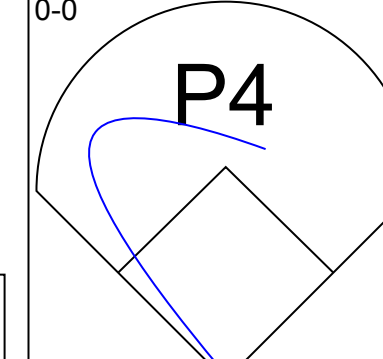
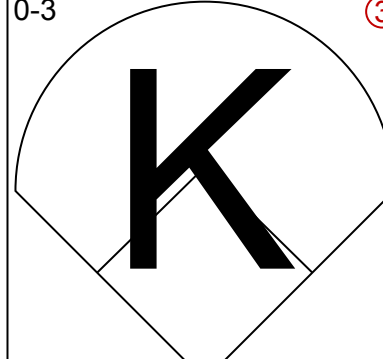
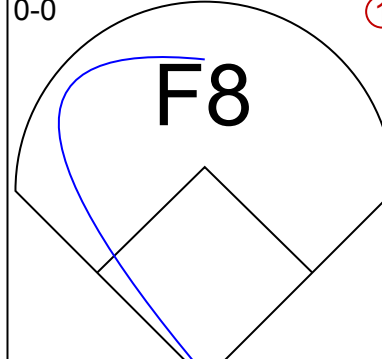
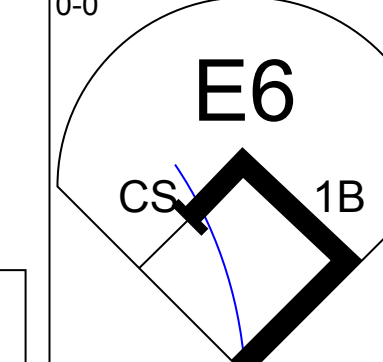
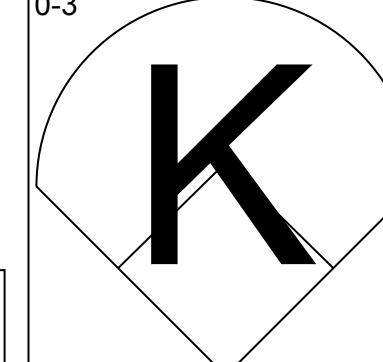
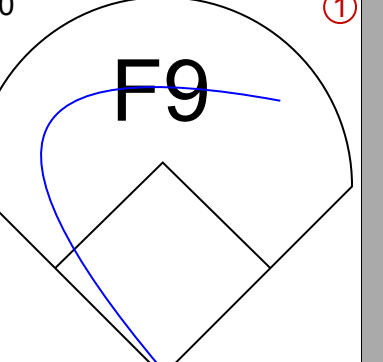
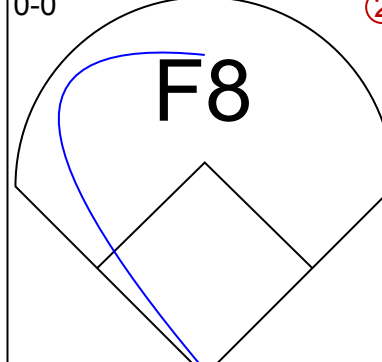
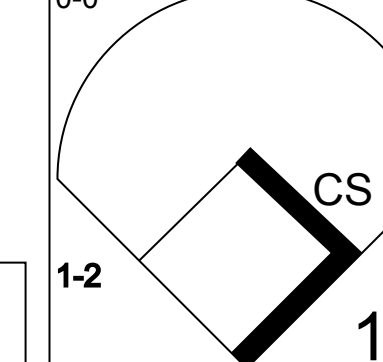
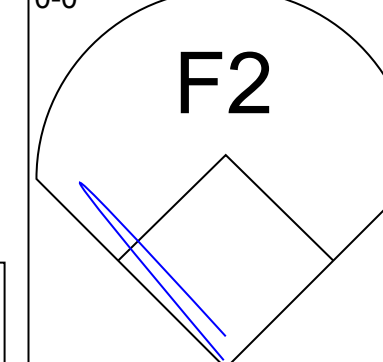
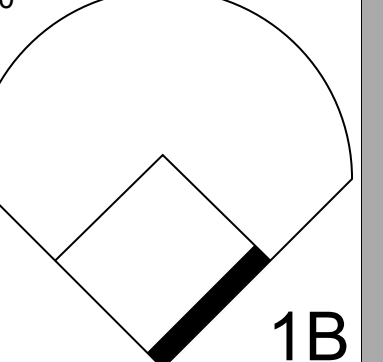
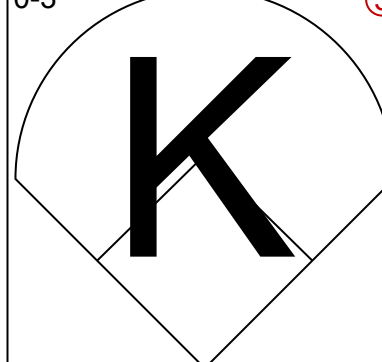
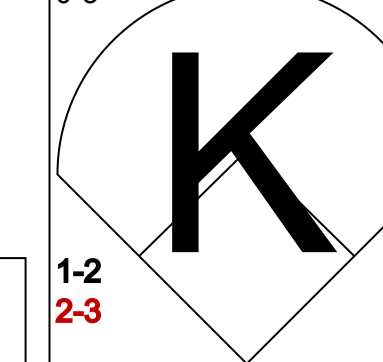
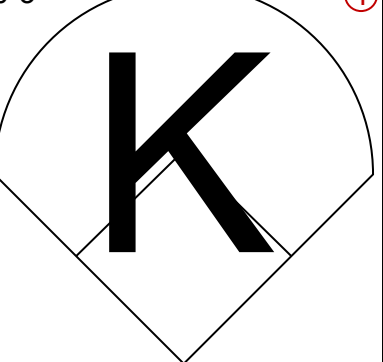



Batter	1	2	3	4	5	6	7	8	9	AB	R	H	RBI	BB	SO	LOB	TOP			
Tommy Harper, R OBP: 0.328, SLG: 0.386 (1, 7)	L7	BB						L9		3	0	0	0	1	1	0	<b>Milwaukee Brewers @ Detroit Tigers</b> Tiger Stadium, Detroit, MI Sat Aug 21 1971, 4:33 AM EDT Att: 29,929 - Unknown			
Ron Theobald, R OBP: 0.338, SLG: 0.317 (1, 4)	HR	FC5						F8		4	1	1	0	0	0	3				
Jose Cardenal, R OBP: 0.303, SLG: 0.363 (1, 8)	F8							K		4	0	0	0	0	1	1				
Andy Kosco, R OBP: 0.305, SLG: 0.367 (1, 5)	HR							K		4	1	2	2	0	1	0				
John Briggs, L OBP: 0.372, SLG: 0.442 (1, 3)	F2							K		4	0	0	0	0	1	1				
Bobby Mitchell, R OBP: 0.291, SLG: 0.388 (1, 9)								F8		4	0	1	0	0	1	1				
Elie Rodriguez, R OBP: 0.290, SLG: 0.234 (1, 2)								1B		3	0	1	0	0	1	1				
Bob Heise, R OBP: 0.270, SLG: 0.303 (1, 6)								K		4	0	1	0	0	2	3				
Skip Lockwood, R OBP: 0.176, SLG: 0.191 (1, 1)								L8		1	0	0	0	0	0	2				
Lew Krausse, R OBP: 0.057, SLG: 0.029 (3, 1)										1	0	0	0	0	1	0				
Roberto Pena, R OBP: 0.286, SLG: 0.339 (7, PH)										1	0	0	0	0	0	1				
John Morris, R OBP: 0.167, SLG: 0.200 (7, 1)										0	0	0	0	0	0	0				
Floyd Weaver, R (7, 1)										0	0	0	0	0	0	0				
<b>Inning Stats</b>	R: 2 E: 0 K: 0 S: 5	H: 2 LOB: 0 BB: 0 P: 5	R: 0 E: 0 K: 1 S: 7	H: 2 LOB: 3 BB: 1 P: 11	R: 0 E: 0 K: 0 S: 3	H: 0 LOB: 0 BB: 0 P: 3	R: 0 E: 0 K: 1 S: 5	H: 0 LOB: 0 BB: 0 P: 5	R: 0 E: 0 K: 2 S: 7	H: 0 LOB: 0 BB: 0 P: 7	R: 0 E: 0 K: 1 S: 6	H: 1 LOB: 1 BB: 0 P: 6	R: 0 E: 0 K: 1 S: 5	H: 0 LOB: 0 BB: 0 P: 5	R: 0 E: 0 K: 1 S: 6	H: 1 LOB: 2 BB: 0 P: 7	1B: 4 2B: 1 3B: 0 HR: 1	SF: 0 SAC: 0 DP: 0 HBP: 1	WP: 0 PB: 0 SB: 0 CS: 0	PA: 35
<b>PITCHER</b> Mickey Lolich, L ERA: 3.01 (1, 1)	IP: 9.0 WLS: W BF: 35 H: 6 R: 2 ER: 2 SO: 9 BB: 1 IBB: 0 HBP: 1 BLK: 0 WP: 0 HR: 1 S: 51 P: 56 ERA: 2.00 WHIP: 0.778																			

Batter	1	2	3	4	5	6	7	8	9	AB	R	H	RBI	BB	SO	LOB	BOTTOM				
Dick McAuliffe, L OBP: 0.295, SLG: 0.375 (1, 4)	F7									4	2	3	4	0	0	0	<b>Milwaukee Brewers @ Detroit Tigers</b> Tiger Stadium, Detroit, MI Sat Aug 21 1971, 4:33 AM EDT Att: 29,929 - Unknown				
Jim Northrup, L OBP: 0.383, SLG: 0.439 (1, 8) (6, 7)	6-3									4	0	1	0	0	1	2					
Al Kaline, R OBP: 0.422, SLG: 0.451 (1, 9)	L9									2	1	0	0	2	0	0					
Norm Cash, L OBP: 0.373, SLG: 0.550 (1, 3)										4	0	1	0	0	2	2					
Gates Brown, L OBP: 0.452, SLG: 0.616 (1, 7)	P3									3	0	0	0	0	0	2					
Mickey Stanley, R OBP: 0.331, SLG: 0.363 (6, 8)										1	0	0	0	0	0	3					
Bill Freehan, R OBP: 0.397, SLG: 0.484 (1, 2)	P6									4	0	1	2	0	1	2					
Aurelio Rodriguez, R OBP: 0.281, SLG: 0.397 (1, 5)										4	1	1	0	0	1	0					
Ed Brinkman, R OBP: 0.288, SLG: 0.274 (1, 6)										4	2	1	1	0	1	1					
Mickey Lolich, S OBP: 0.229, SLG: 0.090 (1, 1)										2	1	0	0	1	0	1					
<b>Inning Stats</b>	R: 0 E: 0 K: 0 S: 3	H: 0 LOB: 0 BB: 0 P: 3	R: 0 E: 0 K: 1 S: 5	H: 0 LOB: 0 BB: 0 P: 5	R: 4 E: 0 K: 1 S: 9	H: 4 LOB: 2 BB: 2 P: 17	R: 1 E: 1 K: 0 S: 5	H: 1 LOB: 1 BB: 0 P: 5	R: 0 E: 0 K: 0 S: 3	H: 0 LOB: 0 BB: 0 P: 3	R: 0 E: 1 K: 2 S: 8	H: 0 LOB: 1 BB: 0 P: 8	R: 2 E: 0 K: 1 S: 7	H: 3 LOB: 2 BB: 1 P: 11	R: 0 E: 0 K: 1 S: 5	H: 0 LOB: 0 BB: 0 P: 5		1B: 5 2B: 1 3B: 1 HR: 1	SF: 0 SAC: 1 DP: 0 HBP: 0	WP: 0 PB: 0 SB: 2 CS: 0	PA: 36
<b>PITCHER</b> Skip Lockwood, R ERA: 3.11 Lew Krausse, R ERA: 3.04 John Morris, L ERA: 3.49 Floyd Weaver, R ERA: 6.27	IP: 2.0 WLS: L BF: 15 H: 4 R: 4 ER: 4 SO: 12 BB: 4 IBB: 4 HBP: 4 BLK: 1 WP: 0 HR: 1 S: 20 P: 20 ERA: 18.00 WHIP: 3.000																				



Batter	1	2	3	4	5	6	7	8	9	AB	R	H	RBI	BB	SO	LOB	TOP			
<b>Tommy Harper, R</b> OBP: 0.328, SLG: 0.387 (1, 7)										4	1	1	0	0	1	0	<b>Milwaukee Brewers @ Detroit Tigers</b> Tiger Stadium, Detroit, MI Sun Aug 22 1971, 4:33 AM EDT Att: 15,766 - Unknown			
<b>Ron Theobald, R</b> OBP: 0.340, SLG: 0.318 (1, 4)										3	1	1	0	1	0	0				
<b>John Briggs, L</b> OBP: 0.371, SLG: 0.437 <b>Roberto Pena, R</b> OBP: 0.286, SLG: 0.339 (8, 3)										3	0	0	0	1	3	2				
<b>Jose Cardenal, R</b> OBP: 0.302, SLG: 0.363 (1, 8)										3	0	1	1	0	0	2				
<b>Dave May, L</b> OBP: 0.353, SLG: 0.435 (1, 9)										4	0	0	1	0	1	4				
<b>Andy Kosco, R</b> OBP: 0.305, SLG: 0.366 <b>Tom Matchick, L</b> OBP: 0.313, SLG: 0.356 (7, 5)										3	0	1	0	0	1	2				
<b>Elie Rodriguez, R</b> OBP: 0.289, SLG: 0.234 (1, 2)											4	0	1	0	0	1				
<b>Bob Heise, R</b> OBP: 0.264, SLG: 0.296 (1, 6)										3	0	0	0	0	1	2				
<b>Marty Pattin, R</b> OBP: 0.183, SLG: 0.138 <b>Ken Sanders, R</b> (7, 1)										3	0	0	0	0	1	2				
<b>Inning Stats</b>	R: 1 E: 0 K: 1 S: 5	H: 0 LOB: 1 BB: 2 P: 13	R: 0 E: 0 K: 0 S: 4	H: 2 LOB: 1 BB: 0 P: 4	R: 0 E: 0 K: 1 S: 5	H: 0 LOB: 0 BB: 0 P: 5	R: 0 E: 0 K: 0 S: 3	H: 0 LOB: 0 BB: 0 P: 3	R: 1 E: 0 K: 2 S: 10	H: 2 LOB: 2 BB: 0 P: 10	R: 0 E: 0 K: 2 S: 7	H: 0 LOB: 0 BB: 0 P: 7	R: 0 E: 0 K: 1 S: 5	H: 0 LOB: 1 BB: 0 P: 5	R: 0 E: 0 K: 1 S: 6	H: 1 LOB: 1 BB: 0 P: 6		1B: 4 2B: 1 3B: 0 HR: 0	SF: 1 SAC: 0 DP: 1 HBP: 0	WP: 0 PB: 1 SB: 2 CS: 0
<b>PITCHER</b> <b>Joe Coleman, R</b> ERA: 3.58 (1, 1)	IP: 9.0 WLS: L BF: 34	H: 5 R: 2 ER: 1 SO: 9	BB: 2 IBB: 0 HBP: 0 BLK: 0	WP: 0 HR: 0 S: 50 P: 58	ERA: 1.00 WHIP: 0.778	<b>PITCHER</b> IP WLS BF H R ER SO BB IBB HBP BLK WP HR S P ERA WHIP														

Batter	1	2	3	4	5	6	7	8	9	AB	R	H	RBI	BB	SO	LOB	BOTTOM			
<b>Dick McAuliffe, L</b> OBP: 0.294, SLG: 0.377 (1, 4)										4	0	1	0	0	0	1	<b>Milwaukee Brewers @ Detroit Tigers</b> Tiger Stadium, Detroit, MI Sun Aug 22 1971, 4:33 AM EDT Att: 15,766 - Unknown			
<b>Jim Northrup, L</b> OBP: 0.382, SLG: 0.437 (1, 8)										4	0	1	0	0	1					
<b>Al Kaline, R</b> OBP: 0.420, SLG: 0.452 (1, 9)										4	0	1	0	0	2					
<b>Norm Cash, L</b> OBP: 0.374, SLG: 0.549 (1, 3)										4	0	2	0	0	1	2				
<b>Gates Brown, L</b> OBP: 0.446, SLG: 0.629 (1, 7)										4	1	1	1	0	0	4				
<b>Bill Freehan, R</b> OBP: 0.364, SLG: 0.479 (1, 2)										4	0	0	0	0	1	1				
<b>Aurelio Rodriguez, R</b> OBP: 0.250, SLG: 0.356 <b>Dalton Jones, L</b> OBP: 0.297, SLG: 0.380 (3, 5)										1	0	0	0	0	0	0				
<b>Ed Brinkman, R</b> OBP: 0.290, SLG: 0.276 (1, 6)										4	0	2	0	0	1	0				
<b>Joe Coleman, R</b> OBP: 0.139, SLG: 0.122 (1, 1)										3	0	0	0	0	3	3				
<b>Inning Stats</b>	R: 0 E: 0 K: 0 S: 5	H: 2 LOB: 2 BB: 0 P: 5	R: 0 E: 1 K: 1 S: 6	H: 1 LOB: 1 BB: 0 P: 6	R: 0 E: 0 K: 1 S: 6	H: 1 LOB: 0 BB: 0 P: 6	R: 0 E: 0 K: 1 S: 5	H: 0 LOB: 0 BB: 0 P: 5	R: 0 E: 0 K: 1 S: 6	H: 1 LOB: 1 BB: 0 P: 6	R: 0 E: 0 K: 1 S: 6	H: 1 LOB: 1 BB: 0 P: 6	R: 0 E: 0 K: 0 S: 4	H: 1 LOB: 1 BB: 0 P: 4	R: 0 E: 0 K: 1 S: 5	H: 0 LOB: 0 BB: 0 P: 5		1B: 5 2B: 2 3B: 0 HR: 1	SF: 0 SAC: 0 DP: 0 HBP: 0	WP: 0 PB: 0 SB: 0 CS: 2
<b>PITCHER</b> <b>Marty Pattin, R</b> ERA: 2.91 <b>Ken Sanders, R</b> ERA: 1.99 (7, 1)	IP: 6.1 WLS: W BF: 26	H: 7 R: 1 ER: 1 SO: 5	BB: 0 IBB: 0 HBP: 0 BLK: 0	WP: 0 HR: 1 S: 36 P: 36	ERA: 1.42 WHIP: 1.105	<b>PITCHER</b> IP WLS BF H R ER SO BB IBB HBP BLK WP HR S P ERA WHIP														



Batter	1	2	3	4	5	6	7	8	9	AB	R	H	RBI	BB	SO	LOB	TOP			
<b>Cesar Tovar, R</b> OBP: 0.357, SLG: 0.368 (1, 8)	L6						L9		F7	4	0	1	0	1	0	0	<b>Minnesota Twins @ Detroit Tigers</b> Tiger Stadium, Detroit, MI Mon Aug 23 1971, 7:05 PM EDT Att: 27,576 - Unknown - 62 F  <b>AB 31</b> <b>R 2</b> <b>H 5</b> <b>RBI 2</b> <b>BB 5</b> <b>SO 13</b> <b>LOB 14</b>			
<b>Rod Carew, L</b> OBP: 0.331, SLG: 0.357 (1, 4)							K			4	1	2	0	0	2	1				
<b>Harmon Killebrew, R</b> OBP: 0.375, SLG: 0.410 (1, 5)										3	0	0	0	1	1	2				
<b>Tony Oliva, L</b> OBP: 0.384, SLG: 0.588 (1, 9)										3	0	0	0	1	1	2				
<b>Leo Cardenas, R</b> OBP: 0.341, SLG: 0.445 (1, 6)										2	1	1	0	2	0	0				
<b>Brant Aylva, R</b> OBP: 0.276, SLG: 0.247 <b>Jim Nettles, L</b> OBP: 0.306, SLG: 0.413 (1, 7) (8, 8)										3	0	0	1	0	2	3				
<b>George Mitterwald, R</b> OBP: 0.311, SLG: 0.383 (1, 2)										0	0	0	0	0	0	0				
<b>Rich Reese, L</b> OBP: 0.256, SLG: 0.318 <b>Danny Thompson, R</b> OBP: 0.351, SLG: 0.320 (9, PH)										4	0	1	1	0	2	5				
<b>Steve Luebber, R</b> OBP: 0.067, SLG: 0.067 <b>George Thomas, R</b> OBP: 0.288, SLG: 0.211 <b>Jim Strickland, L</b> OBP: 0.268, SLG: 0.271 (7, PH) (7, 1) (9, PH)										3	0	0	0	0	1	1				
<b>Steve Luebber, R</b> OBP: 0.067, SLG: 0.067 <b>George Thomas, R</b> OBP: 0.288, SLG: 0.211 <b>Jim Strickland, L</b> OBP: 0.268, SLG: 0.271 (7, PH) (7, 1) (9, PH)										1	0	0	0	0	0	0				
<b>Steve Luebber, R</b> OBP: 0.067, SLG: 0.067 <b>George Thomas, R</b> OBP: 0.288, SLG: 0.211 <b>Jim Strickland, L</b> OBP: 0.268, SLG: 0.271 (7, PH) (7, 1) (9, PH)										0	0	0	0	0	0	0				
<b>Steve Luebber, R</b> OBP: 0.067, SLG: 0.067 <b>George Thomas, R</b> OBP: 0.288, SLG: 0.211 <b>Jim Strickland, L</b> OBP: 0.268, SLG: 0.271 (7, PH) (7, 1) (9, PH)										1	0	0	0	0	1	0				
<b>Inning Stats</b>	R: 1 E: 0 K: 2 S: 8	H: 1 LOB: 3 BB: 2 P: 17	R: 0 E: 0 K: 2 S: 7	H: 0 LOB: 1 BB: 1 P: 11	R: 0 E: 0 K: 0 S: 3	H: 0 LOB: 0 BB: 0 P: 3	R: 0 E: 0 K: 1 S: 5	H: 0 LOB: 0 BB: 0 P: 5	R: 0 E: 0 K: 1 S: 6	H: 2 LOB: 1 BB: 0 P: 6	R: 1 E: 0 K: 1 S: 7	H: 2 LOB: 1 BB: 0 P: 7	R: 0 E: 0 K: 3 S: 9	H: 0 LOB: 2 BB: 2 P: 17	R: 0 E: 0 K: 2 S: 7	H: 0 LOB: 0 BB: 0 P: 7	1B: 5 2B: 0 3B: 0 HR: 0	SF: 0 SAC: 0 DP: 1 HBP: 1	WP: 0 PB: 0 SB: 2 CS: 0	PA: 37
<b>PITCHER</b> <b>Les Cain, L</b> ERA: 4.25 (1, 1)	IP: 9.0 WLS: W BF: 37 H: 5 R: 2 ER: 2 SO: 13 BB: 5 IBB: 0 HBP: 1 BLK: 1 WP: 0 HR: 0 S: 57 P: 78 ERA: 2.00 WHIP: 1.111																			

Batter	1	2	3	4	5	6	7	8	9	AB	R	H	RBI	BB	SO	LOB	BOTTOM			
<b>Dick McAuliffe, L</b> OBP: 0.296, SLG: 0.388 (1, 4)	P4								F9	4	2	2	3	0	0	1	<b>Minnesota Twins @ Detroit Tigers</b> Tiger Stadium, Detroit, MI Mon Aug 23 1971, 7:05 PM EDT Att: 27,576 - Unknown - 62 F  <b>AB 26</b> <b>R 4</b> <b>H 5</b> <b>RBI 4</b> <b>BB 5</b> <b>SO 3</b> <b>LOB 12</b>			
<b>Al Kaline, R</b> OBP: 0.421, SLG: 0.449 (1, 9)										2	0	0	0	2	0	1				
<b>Gates Brown, L</b> OBP: 0.444, SLG: 0.622 <b>Mickey Stanley, R</b> OBP: 0.330, SLG: 0.362 (1, 7) (7, 8)										3	0	1	1	0	0	1				
<b>Mickey Stanley, R</b> OBP: 0.330, SLG: 0.362 (7, 8)										1	0	0	0	0	0	2				
<b>Norm Cash, L</b> OBP: 0.370, SLG: 0.543 (1, 3)										4	0	0	0	0	1	2				
<b>Jim Northrup, L</b> OBP: 0.361, SLG: 0.435 (7, 7)										4	0	1	0	0	2	0				
<b>Bill Freehan, R</b> OBP: 0.383, SLG: 0.475 (1, 2)										3	0	0	0	1	0	1				
<b>Aurelio Rodriguez, R</b> OBP: 0.283, SLG: 0.397 (1, 5)										2	1	1	0	1	0	1				
<b>Ed Brinkman, R</b> OBP: 0.292, SLG: 0.275 (1, 6)										1	1	0	0	1	0	1				
<b>Les Cain, L</b> OBP: 0.140, SLG: 0.143 (1, 1)										2	0	0	0	0	0	2				
<b>Inning Stats</b>	R: 0 E: 0 K: 0 S: 3	H: 0 LOB: 0 BB: 0 P: 3	R: 0 E: 0 K: 0 S: 3	H: 0 LOB: 0 BB: 0 P: 3	R: 3 E: 0 K: 0 S: 5	H: 2 LOB: 1 BB: 1 P: 10	R: 0 E: 0 K: 1 S: 5	H: 0 LOB: 1 BB: 1 P: 9	R: 1 E: 0 K: 0 S: 5	H: 2 LOB: 1 BB: 0 P: 5	R: 0 E: 0 K: 1 S: 4	H: 0 LOB: 0 BB: 1 P: 8	R: 0 E: 0 K: 0 S: 3	H: 0 LOB: 2 BB: 2 P: 11	R: 0 E: 0 K: 1 S: 5	H: 1 LOB: 0 BB: 0 P: 5	1B: 3 2B: 1 3B: 0 HR: 1	SF: 0 SAC: 1 DP: 2 HBP: 1	WP: 0 PB: 0 SB: 0 CS: 0	PA: 33
<b>PITCHER</b> <b>Steve Luebber, R</b> ERA: 4.7 <b>Jim Strickland, L</b> ERA: 1.5 (1, 1) (7, 1)	IP: 6.0 WLS: L BF: 25 H: 4 R: 4 ER: 4 SO: 4 BB: 3 IBB: 0 HBP: 1 BLK: 0 WP: 0 HR: 1 S: 25 P: 38 ERA: 6.00 WHIP: 1.167																			



Batter	1	2	3	4	5	6	7	8	9	AB	R	H	RBI	BB	SO	LOB	TOP										
<b>Cesar Tovar, R</b> OBP: 0.356, SLG: 0.369 (1, 7)	0-0 4-3	0-0 FC4			0-0 6-3		0-0 2B			4	0	1	1	0	0	2											
<b>Rod Carew, L</b> OBP: 0.334, SLG: 0.360 (1, 4)	0-0 FC6-4 1B		0-0 G5-4-3 1B		0-0 G4-3 1B		0-0 1-3			4	0	3	0	0	0	1											
<b>Tony Oliva, L</b> OBP: 0.380, SLG: 0.582 (1, 9)	0-0 FC6-4 BB 1-2		0-0 G5-4-3 1-2		0-0 G4-3 1-2			0-0 4-3		4	0	0	0	0	0	3											
<b>Harmon Killebrew, R</b> OBP: 0.376, SLG: 0.408 (1, 5)	4-0 1-2 BB		0-0 F8		0-0 F8		0-0 L3 BB			2	0	0	0	2	0	0											
<b>Rich Reese, L</b> OBP: 0.256, SLG: 0.318 (1, 3)	0-0 L9			0-0 2B SF8 1B		0-0 L9		0-0 L3		4	1	1	0	0	0	3											
<b>Leo Cardenas, R</b> OBP: 0.343, SLG: 0.448 (1, 6)		0-0 4-3		0-0 SF8 1-3 2B		0-0 F8		0-0 FC4-6 1B		4	1	2	0	0	0	0											
<b>Jim Nettles, L</b> OBP: 0.304, SLG: 0.411 (1, 8)		0-0 1B		0-0 SF8		0-0 F7		0-0 FC4-6 CS		3	0	1	1	0	0	1											
<b>George Mitterwald, R</b> OBP: 0.311, SLG: 0.383 (1, 2)		0-0 FC4 1B		0-0 SF8		0-0 E5 2B		0-3 K		3	1	1	1	0	1	1											
<b>Phil Roof, R</b> OBP: 0.268, SLG: 0.271 (9, 2)		1-2 1B		0-0 3-H				1-2		0	0	0	0	0	0	0											
<b>Jim Perry, S</b> OBP: 0.253, SLG: 0.192 (1, 1)		0-0 P6		0-0 P5		0-0 1-3				3	0	0	0	0	0	3											
<b>Inning Stats</b>	R: 0 E: 0 K: 0 S: 4	H: 1 LOB: 2 BB: 1 P: 8	R: 0 E: 0 K: 0 S: 5	H: 2 LOB: 2 BB: 0 P: 5	R: 0 E: 0 K: 0 S: 3	H: 1 LOB: 0 BB: 0 P: 3	R: 2 E: 0 K: 0 S: 5	H: 2 LOB: 0 BB: 0 P: 5	R: 0 E: 0 K: 0 S: 3	H: 0 LOB: 0 BB: 0 P: 3	R: 1 E: 1 K: 0 S: 5	H: 1 LOB: 1 BB: 0 P: 5	R: 0 E: 0 K: 0 S: 2	H: 0 LOB: 0 BB: 1 P: 6	R: 0 E: 0 K: 1 S: 5	H: 1 LOB: 0 BB: 0 P: 5	1B: 7 2B: 3 3B: 0 HR: 0	SF: 2 SAC: 0 DP: 3 HBP: 0	WP: 0 PB: 0 SB: 0 CS: 1	PA: 35							
<b>PITCHER</b>	IP	WLS	BF	H	R	ER	SO	BB	IBB	HBP	BLK	WP	HR	S	P	ERA	WHIP										
<b>Joe Niekro, R</b> ERA: 4.31 (1, 1)	6.2	L	28	8	3	2	0	1	0	0	0	0	0	27	31	2.70	1.350										
<b>Fred Scherman, L</b> ERA: 2.75 (7, 1)	1.1		4	0	0	0	0	1	0	0	0	0	0	3	7	0.00	0.750										
<b>Tom Timmermann, R</b> ERA: 4.14 (9, 1)	1.0		3	1	0	0	1	0	0	0	0	0	0	5	5	0.00	1.000										

Minnesota Twins @ Detroit Tigers  
Tiger Stadium, Detroit, MI  
Tue Aug 24 1971, 7:05 PM EDT  
Att: 17,058 - Unknown - 70 F

AB 31  
R 3  
H 9  
RBI 3  
BB 2  
SO 1  
LOB 14



Batter	1	2	3	4	5	6	7	8	9	AB	R	H	RBI	BB	SO	LOB	BOTTOM										
<b>Dick McAuliffe, L</b> OBP: 0.293, SLG: 0.384 (1, 4)	0-3 K		0-0 L9			0-0 F9			0-0 4-3	4	0	0	0	0	1	0											
<b>Al Kaline, R</b> OBP: 0.419, SLG: 0.456 (1, 9)	0-0 HR		0-0 L1-3			0-3 K			0-0 L8	4	1	1	1	0	1	0											
<b>Gates Brown, L</b> OBP: 0.438, SLG: 0.610 (1, 7)	0-0 BB 1B			0-0 4-3		0-0 F7			0-0 G3	4	0	1	0	0	0	0											
<b>Norm Cash, L</b> OBP: 0.370, SLG: 0.540 (1, 3)	4-0 1-2 BB			0-0 P4		0-3 K				2	0	0	0	1	1	0											
<b>Jim Northrup, L</b> OBP: 0.360, SLG: 0.434 (1, 8)	0-0 G4-6-3			0-0 E9 1B		0-0 P4			0-0 P4	3	0	1	0	0	0	2											
<b>Bill Freehan, R</b> OBP: 0.361, SLG: 0.472 (1, 2)		0-0 F7		0-0 F8		0-0 P4				3	0	0	0	0	0	1											
<b>Aurelio Rodriguez, R</b> OBP: 0.263, SLG: 0.396 (1, 5)		0-0 P4			0-0 5-3				0-0 G3-6-3 1B	3	0	1	0	0	0	0											
<b>Ed Brinkman, R</b> OBP: 0.291, SLG: 0.274 (1, 6)		0-0 F3			0-0 6-3				0-3 K	2	0	0	0	0	0	0											
<b>Kevin Collins, L</b> OBP: 0.250, SLG: 0.438 (9, 4)									0-0 K	1	0	0	0	0	1	1											
<b>Joe Niekro, R</b> OBP: 0.200, SLG: 0.179 (1, 1)					0-0 F8				0-0 G3-6-3	2	0	0	0	0	0	0											
<b>Fred Scherman, L</b> OBP: 0.333, SLG: 0.250 (7, 1)						0-0 F9				0	0	0	0	0	0	0											
<b>Dalton Jones, L</b> OBP: 0.295, SLG: 0.377 (9, PH)									1-2	1	0	0	0	0	0	1											
<b>Tom Timmermann, R</b> OBP: 0.167, SLG: 0.091 (9, 1)										0	0	0	0	0	0	0											
<b>Inning Stats</b>	R: 1 E: 0 K: 1 S: 6	H: 2 LOB: 1 BB: 1 P: 10	R: 0 E: 0 K: 0 S: 3	H: 0 LOB: 0 BB: 0 P: 3	R: 0 E: 0 K: 0 S: 3	H: 0 LOB: 0 BB: 0 P: 3	R: 0 E: 0 K: 0 S: 4	H: 1 LOB: 1 BB: 0 P: 4	R: 0 E: 0 K: 0 S: 3	H: 0 LOB: 0 BB: 0 P: 3	R: 0 E: 0 K: 1 S: 5	H: 0 LOB: 0 BB: 0 P: 5	R: 0 E: 0 K: 1 S: 5	H: 0 LOB: 0 BB: 0 P: 5	R: 0 E: 0 K: 1 S: 5	H: 1 LOB: 0 BB: 0 P: 5	R: 0 E: 0 K: 0 S: 3	H: 0 LOB: 0 BB: 0 P: 3	1B: 3 2B: 0 3B: 0 HR: 1	SF: 0 SAC: 0 DP: 2 HBP: 0	WP: 0 PB: 0 SB: 0 CS: 0	PA: 30					
<b>PITCHER</b>	IP	WLS	BF	H	R	ER	SO	BB	IBB	HBP	BLK	WP	HR	S	P	ERA	WHIP										
<b>Jim Perry, R</b> ERA: 4.21 (1, 1)	9.0	W	30	4	1	1	4	1	0	0	0	0	1	37	41	1.00	0.556										

Minnesota Twins @ Detroit Tigers  
Tiger Stadium, Detroit, MI  
Tue Aug 24 1971, 7:05 PM EDT  
Att: 17,058 - Unknown - 70 F

AB 29  
R 1  
H 4  
RBI 1  
BB 1  
SO 4  
LOB 5





Batter	1	2	3	4	5	6	7	8	9	AB	R	H	RBI	BB	SO	LOB	TOP			
<b>Cesar Tovar, R</b> OBP: 0.356, SLG: 0.369 (1, 5)										5	0	2	0	0	0	3				
<b>Rod Carew, L</b> OBP: 0.335, SLG: 0.361 (1, 4)										4	1	2	0	0	0	1				
<b>Harmon Killebrew, R</b> OBP: 0.379, SLG: 0.418 (1, 3)										3	1	2	2	1	0	0				
<b>Tony Oliva, L</b> OBP: 0.379, SLG: 0.579 (1, 9)										4	0	1	0	0	1	4				
<b>Leo Cardenas, R</b> OBP: 0.340, SLG: 0.444 (1, 6)										4	0	0	0	0	1	4				
<b>George Mitterwald, R</b> OBP: 0.310, SLG: 0.381 (1, 2)										4	0	1	0	0	2	3				
<b>George Thomas, R</b> OBP: 0.289, SLG: 0.200 (1, 7)										2	0	0	0	2	0	0				
<b>Jim Nettles, L</b> OBP: 0.302, SLG: 0.400 (1, 8)										3	0	0	0	1	1	3				
<b>Jim Kaat, L</b> OBP: 0.218, SLG: 0.237 (7, PH)										2	0	0	0	0	0	1				
<b>Darryl Thomas, R</b> OBP: 0.245, SLG: 0.314 (7, 1)										1	0	0	0	0	0	0				
<b>Ray Corbin, R</b> OBP: 0.227, SLG: 0.241 (7, 1)										0	0	0	0	0	0	0				
<b>Jim Strickland, L</b> OBP: 0.227, SLG: 0.241 (8, 1)										0	0	0	0	0	0	0				
<b>Bob Gebhard, R</b> OBP: 0.275, SLG: 0.245 (8, PH)										0	0	0	0	0	0	0				
<b>Brant Aylva, R</b> OBP: 0.275, SLG: 0.245 (8, PH)										1	0	0	0	0	0	2				
<b>Inning Stats</b>	R: 0 E: 0 K: 2 S: 10	H: 3 LOB: 3 BB: 0 P: 10	R: 0 E: 0 K: 0 S: 3	H: 0 LOB: 1 BB: 1 P: 7	R: 2 E: 0 K: 1 S: 7	H: 2 LOB: 0 BB: 0 P: 7	R: 0 E: 0 K: 0 S: 3	H: 0 LOB: 0 BB: 0 P: 3	R: 0 E: 0 K: 1 S: 5	H: 1 LOB: 1 BB: 1 P: 9	R: 0 E: 0 K: 0 S: 3	H: 0 LOB: 0 BB: 0 P: 3	R: 0 E: 0 K: 0 S: 3	H: 1 LOB: 0 BB: 0 P: 3	R: 0 E: 0 K: 1 S: 6	H: 1 LOB: 2 BB: 1 P: 10	1B: 7 2B: 0 3B: 0 HR: 1	SF: 0 SAC: 0 DP: 1 HBP: 0	WP: 0 PB: 0 SB: 0 CS: 1	PA: 37
<b>PITCHER</b>	IP	WLS	BF	H	R	ER	SO	BB	IBB	HBP	BLK	WP	HR	S	P	ERA	WHIP			
<b>Mickey Lolich, L</b> ERA: 2.98 (1, 1)	9.0	W	37	8	2	2	5	4	0	0	0	0	1	43	59	2.00	1.333			

Minnesota Twins @ Detroit Tigers  
Tiger Stadium, Detroit, MI  
Wed Aug 25 1971, 7:05 PM EDT  
Att: 19,011 - Unknown - 73 F

AB 33  
R 2  
H 8  
RBI 2  
BB 4  
SO 5  
LOB 21



Batter	1	2	3	4	5	6	7	8	9	AB	R	H	RBI	BB	SO	LOB	BOTTOM			
<b>Aurelio Rodriguez, R</b> OBP: 0.285, SLG: 0.397 (1, 5)										4	1	2	0	0	1	1				
<b>Tony Taylor, R</b> OBP: 0.308, SLG: 0.333 (1, 4)										4	0	1	0	0	0	3				
<b>Al Kaline, R</b> OBP: 0.422, SLG: 0.466 (1, 9)										3	3	2	2	1	0	1				
<b>Willie Horton, R</b> OBP: 0.353, SLG: 0.506 (8, PR)										3	1	1	0	1	1	0				
<b>Jim Northrup, L</b> OBP: 0.350, SLG: 0.434 (9, 7)										0	0	0	0	0	0	0				
<b>Bill Freehan, R</b> OBP: 0.362, SLG: 0.475 (1, 2)										4	0	2	2	0	0	0				
<b>Ike Brown, R</b> OBP: 0.353, SLG: 0.448 (8, 3)										3	0	0	0	0	1	1				
<b>Norm Cash, L</b> OBP: 0.372, SLG: 0.540 (8, 3)										0	0	0	1	1	0	0				
<b>Mickey Stanley, R</b> OBP: 0.329, SLG: 0.361 (1, 8)										4	1	1	0	0	1	3				
<b>Ed Brinkman, R</b> OBP: 0.289, SLG: 0.271 (1, 6)										4	0	0	0	0	1	5				
<b>Mickey Lolich, S</b> OBP: 0.229, SLG: 0.108 (1, 1)										4	0	1	1	0	2	3				
<b>Inning Stats</b>	R: 2 E: 0 K: 1 S: 7	H: 2 LOB: 0 BB: 0 P: 7	R: 0 E: 0 K: 0 S: 3	H: 1 LOB: 0 BB: 0 P: 3	R: 0 E: 0 K: 2 S: 8	H: 1 LOB: 1 BB: 0 P: 8	R: 0 E: 0 K: 1 S: 5	H: 0 LOB: 0 BB: 0 P: 5	R: 0 E: 0 K: 0 S: 3	H: 0 LOB: 0 BB: 0 P: 3	R: 2 E: 0 K: 0 S: 5	H: 3 LOB: 1 BB: 1 P: 9	R: 1 E: 1 K: 1 S: 7	H: 1 LOB: 1 BB: 0 P: 7	R: 1 E: 0 K: 2 S: 9	H: 2 LOB: 3 BB: 2 P: 17	1B: 7 2B: 2 3B: 0 HR: 1	SF: 0 SAC: 0 DP: 1 HBP: 0	WP: 0 PB: 0 SB: 1 CS: 1	PA: 36
<b>PITCHER</b>	IP	WLS	BF	H	R	ER	SO	BB	IBB	HBP	BLK	WP	HR	S	P	ERA	WHIP			
<b>Jim Kaat, L</b> ERA: 3.59 (7, 1)	1.0	L	8	3	2	1	1	1	0	0	0	0	0	9	13	9.00	4.000			
<b>Ray Corbin, R</b> ERA: 3.95 (8, 1)	0.0		1	0	0	0	0	1	0	0	0	0	0	4	∞	∞				
<b>Jim Strickland, L</b> ERA: 1.5 (8, 1)	1.0		3	0	0	0	2	0	0	0	0	0	0	7	7	0.00	0.000			

Minnesota Twins @ Detroit Tigers  
Tiger Stadium, Detroit, MI  
Wed Aug 25 1971, 7:05 PM EDT  
Att: 19,011 - Unknown - 73 F

AB 33  
R 6  
H 10  
RBI 6  
BB 3  
SO 7  
LOB 17





Batter	1	2	3	4	5	6	7	8	9	AB	R	H	RBI	BB	SO	LOB	TOP			
Pat Kelly, L OBP: 0.417, SLG: 0.438 (1, 9)										3	0	0	0	1	0	1				
Jay Johnstone, L OBP: 0.344, SLG: 0.435 (1, 8)										3	1	1	1	1	1	2				
Rich McKinney, R OBP: 0.349, SLG: 0.427 (1, 4)										4	0	2	1	0	1	0				
Bill Melton, R OBP: 0.355, SLG: 0.520 (1, 5)										3	0	0	0	1	1	2				
Carlos May, L OBP: 0.372, SLG: 0.383 (1, 3)										4	0	0	0	0	2	3				
Rick Reichardt, R OBP: 0.342, SLG: 0.438 (1, 7)										4	0	0	0	0	2	0				
Steve Huntz, S OBP: 0.268, SLG: 0.388 (1, 6)										4	0	0	0	0	0	0				
Ed Herrmann, L OBP: 0.336, SLG: 0.365 (1, 2)										3	0	2	0	1	0	0				
Rich Hinton, L (1, 1)										1	1	0	0	0	0	1				
Vicente Romo, R (3, 1)										1	0	0	0	0	1	1				
Mike Hershberger, R (7, PH)										1	0	0	0	0	0	1				
Steve Kealey, R (7, 1)										0	0	0	0	0	0	0				
<b>Inning Stats</b>	R: 0 E: 0 K: 0 S: 3	H: 1 LOB: 1 BB: 1 P: 7	R: 0 E: 0 K: 1 S: 5	H: 0 LOB: 0 BB: 0 P: 5	R: 1 E: 0 K: 1 S: 7	H: 2 LOB: 2 BB: 2 P: 15	R: 0 E: 0 K: 1 S: 6	H: 1 LOB: 1 BB: 0 P: 6	R: 0 E: 0 K: 3 S: 9	H: 0 LOB: 0 BB: 0 P: 9	R: 0 E: 0 K: 0 S: 3	H: 0 LOB: 1 BB: 1 P: 7	R: 1 E: 0 K: 2 S: 8	H: 1 LOB: 0 BB: 0 P: 8	R: 0 E: 0 K: 0 S: 3	H: 0 LOB: 0 BB: 0 P: 3	1B: 4 2B: 1 3B: 0 HR: 1	SF: 0 SAC: 0 DP: 1 HBP: 0	WP: 0 PB: 0 CS: 1	PA: 35
<b>PITCHER</b> Joe Coleman, R (1, 1) ERA: 3.51	IP: 9.0 WLS: W BF: 35 H: 5 R: 2 ER: 2 SO: 8 BB: 4 IBB: 0 HBP: 0 BLK: 0 WP: 0 HR: 1 S: 47 P: 63 ERA: 2.00 WHIP: 1.000															<b>PITCHER</b>				

Chicago White Sox @ Detroit Tigers  
Tiger Stadium, Detroit, MI  
Fri Aug 27 1971, 7:05 PM EDT  
Att: 14,903 - Unknown

AB	31
R	2
H	5
RBI	2
BB	4
SO	8
LOB	11



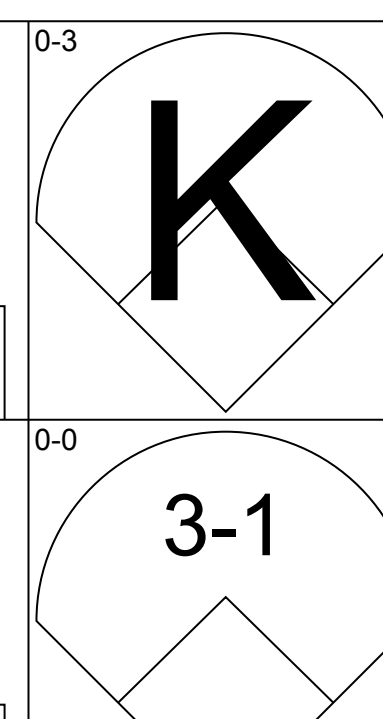
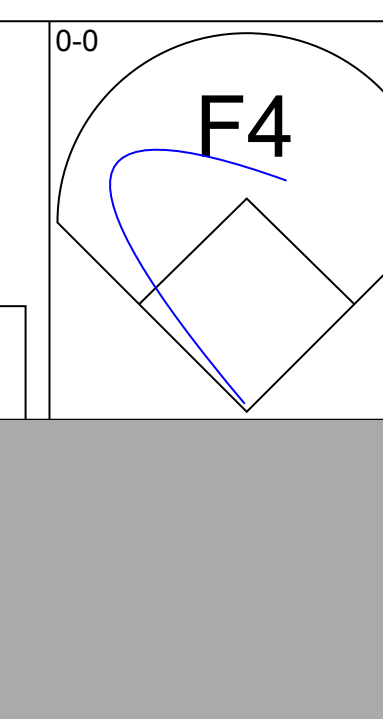
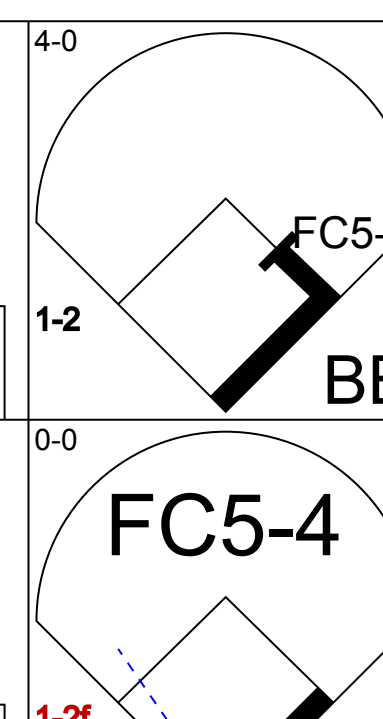
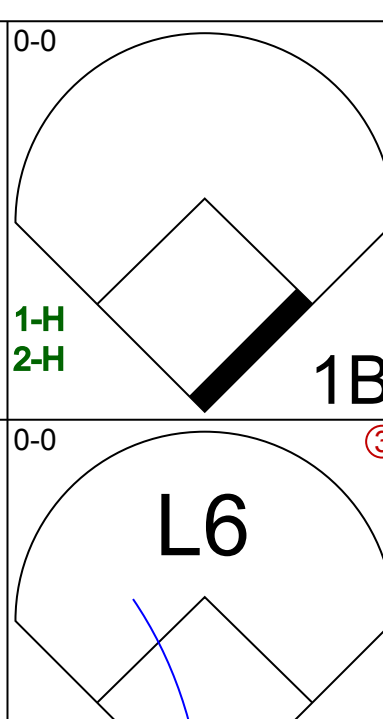
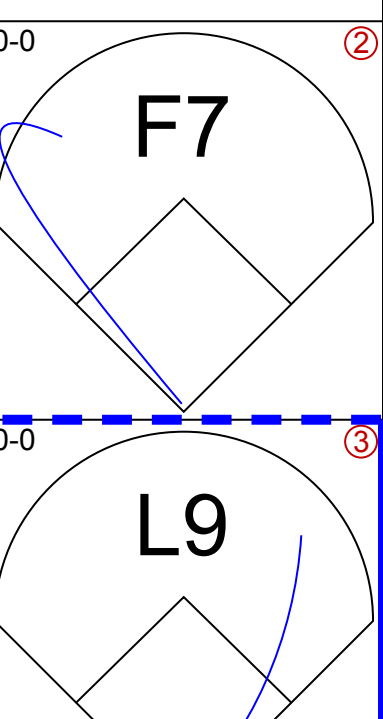
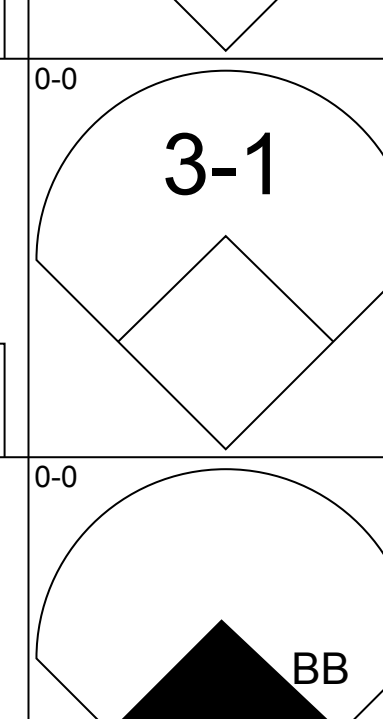
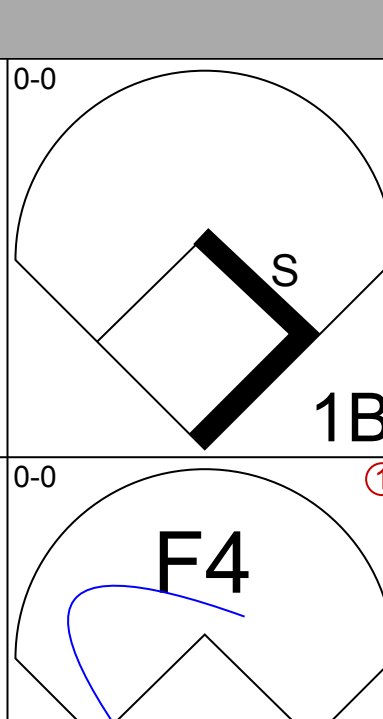
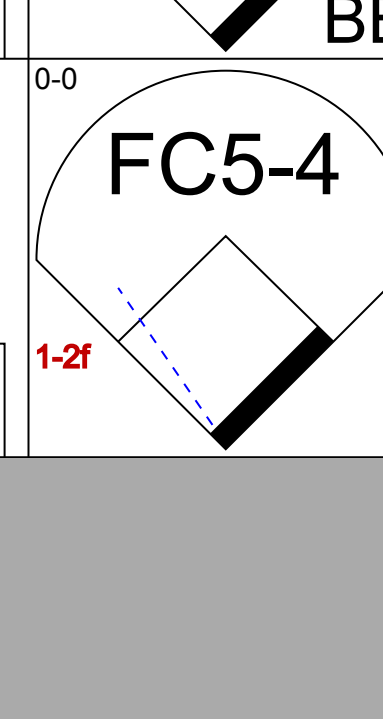
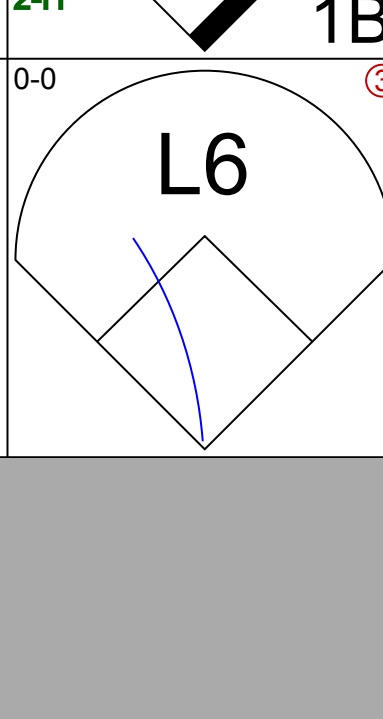
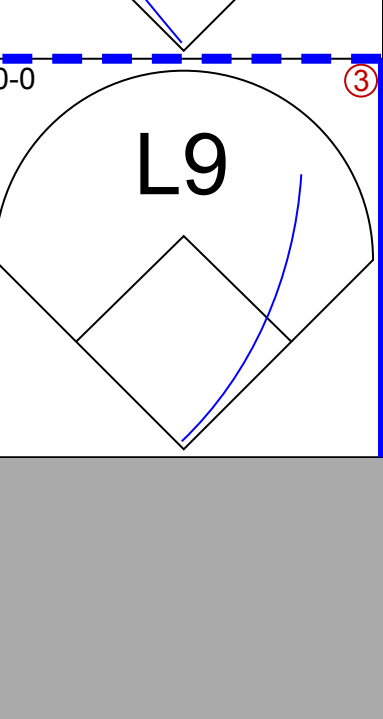
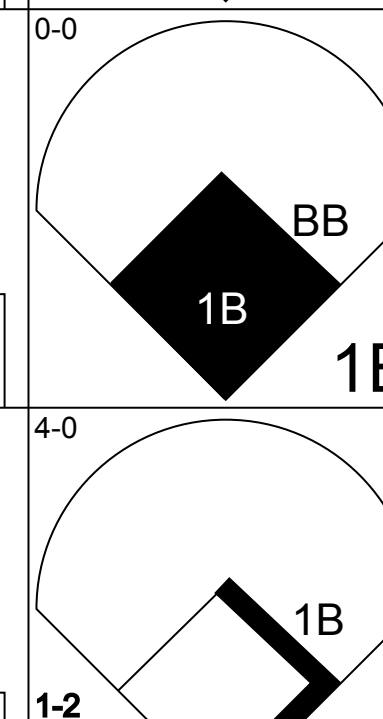
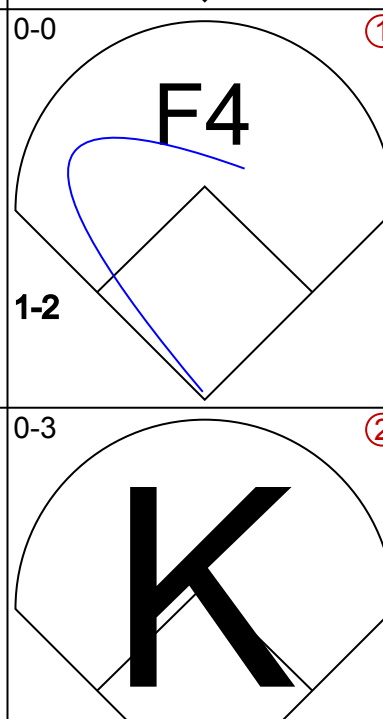
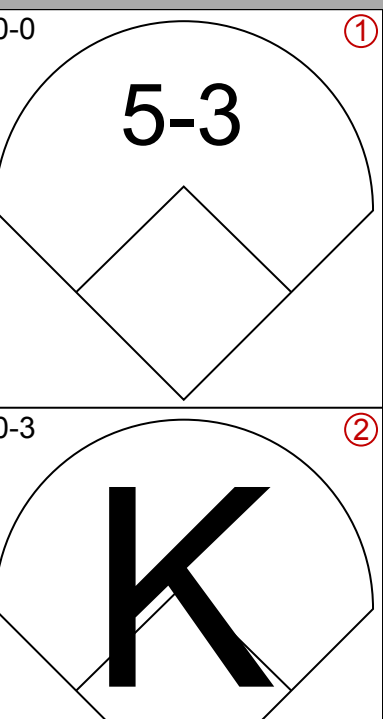
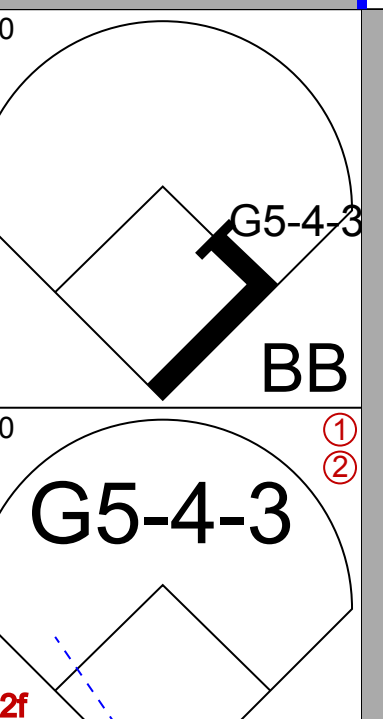
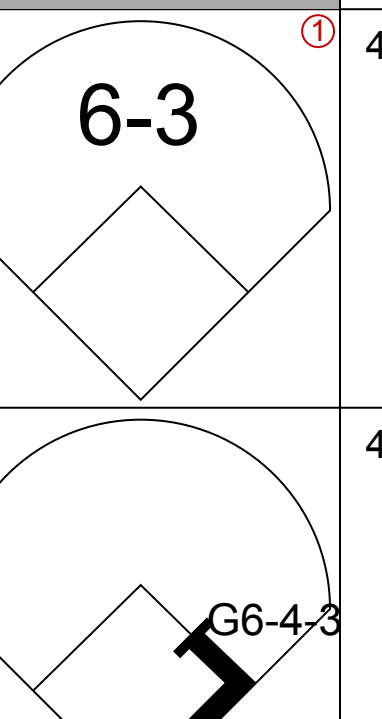
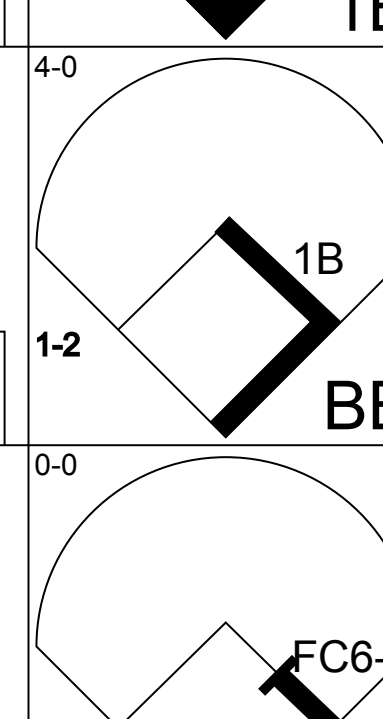
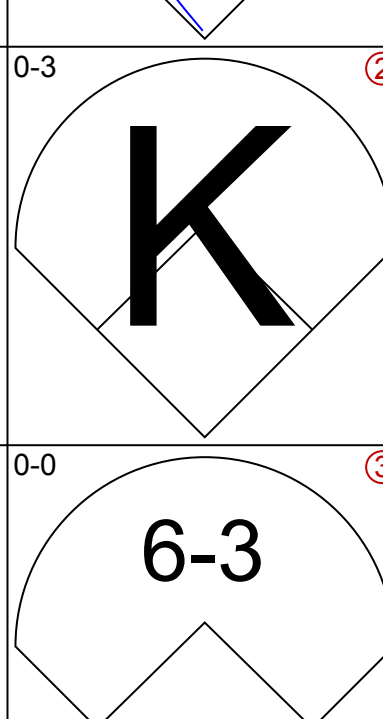
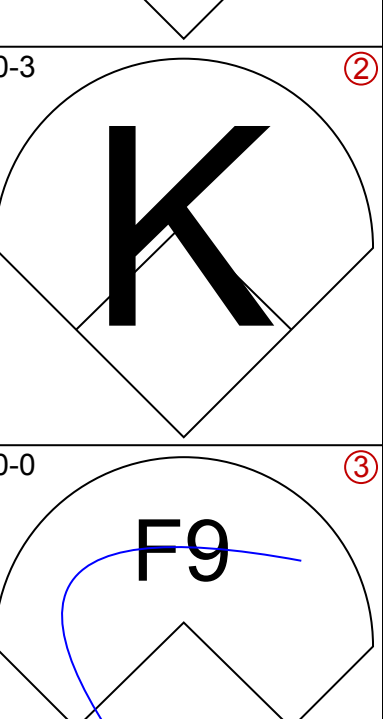
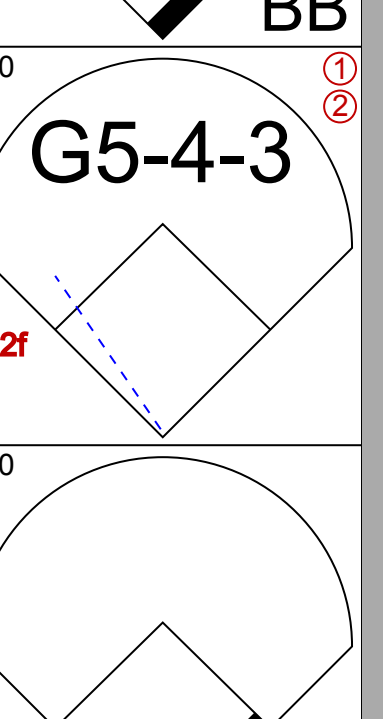
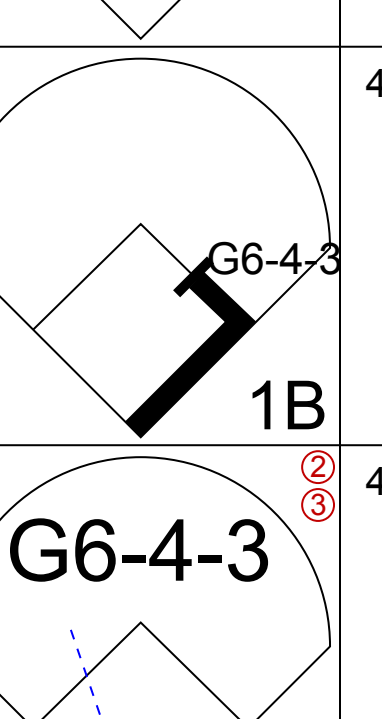
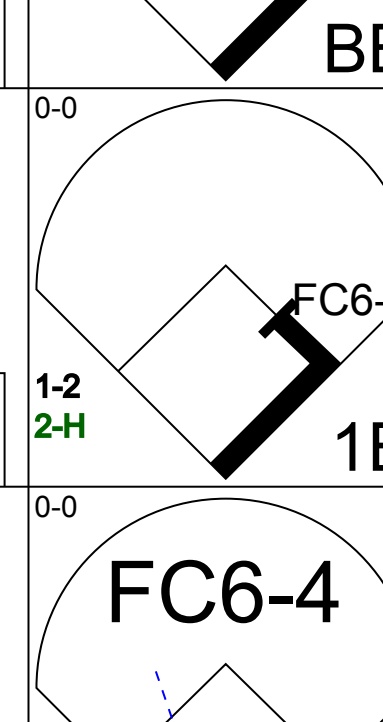
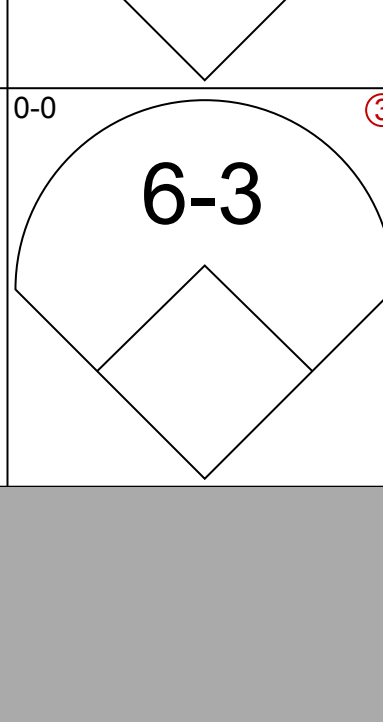
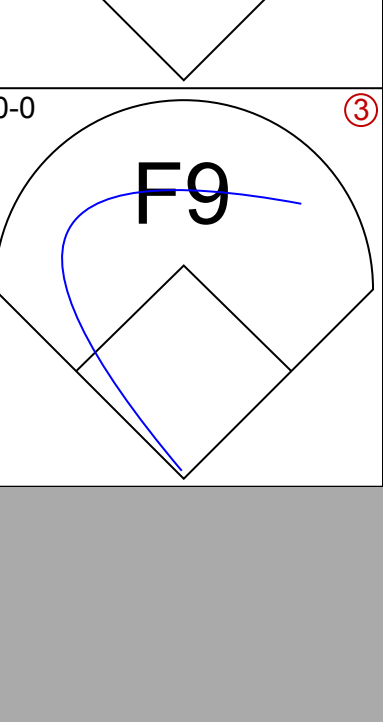
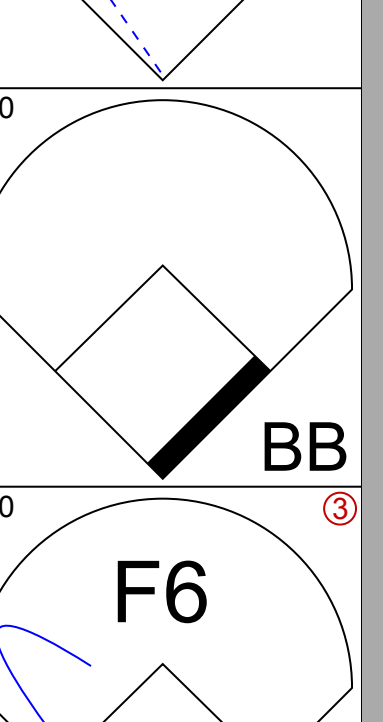
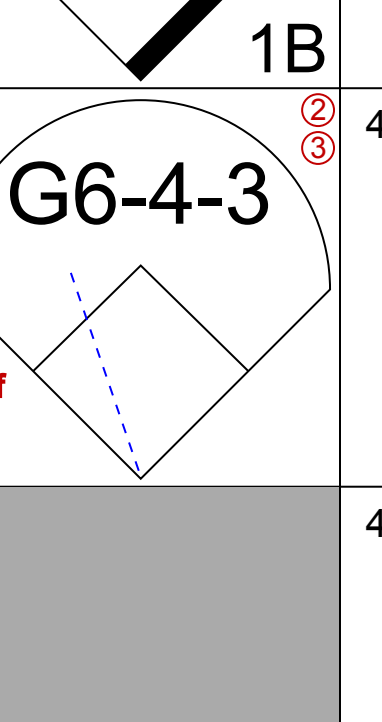
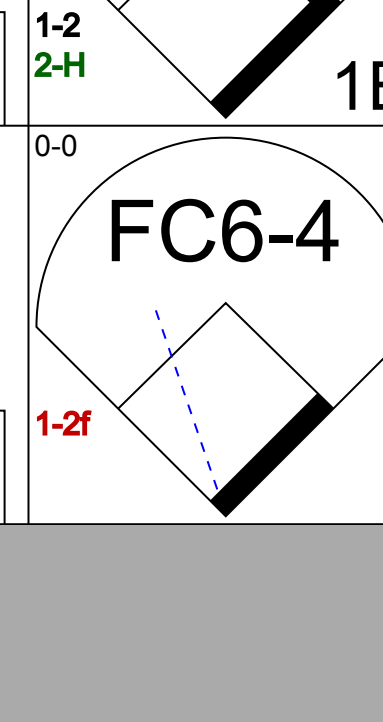
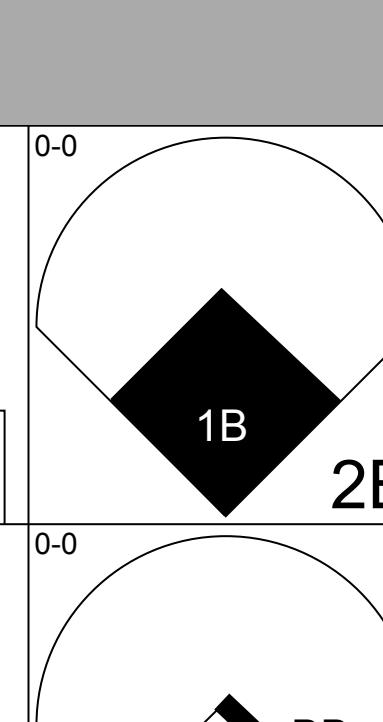
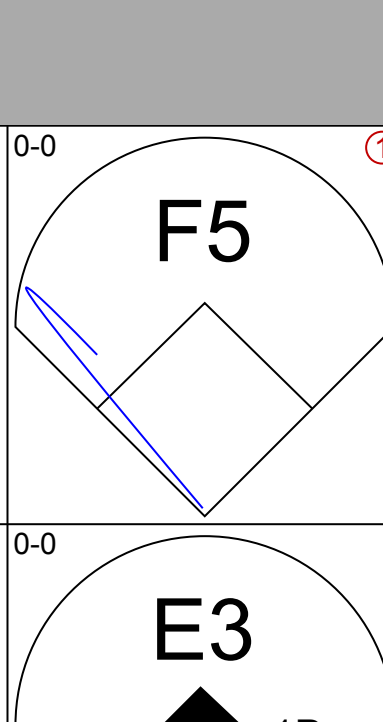
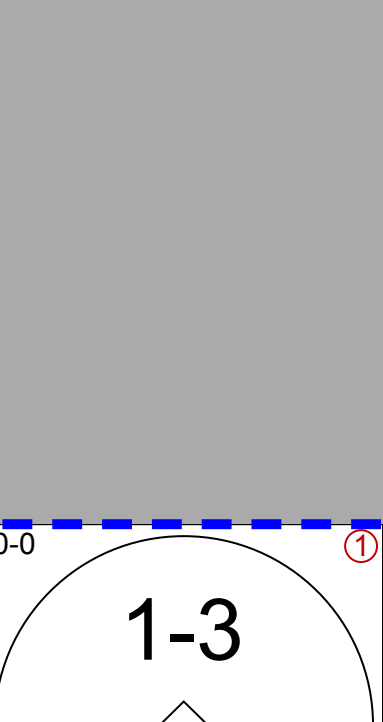
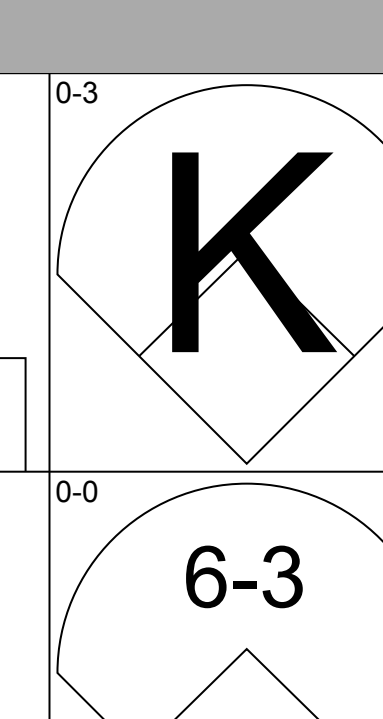
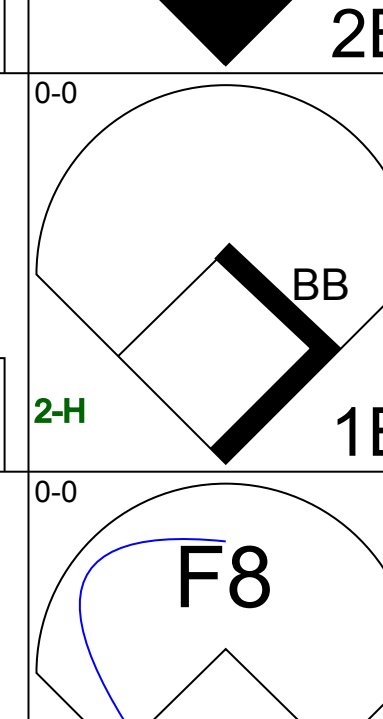
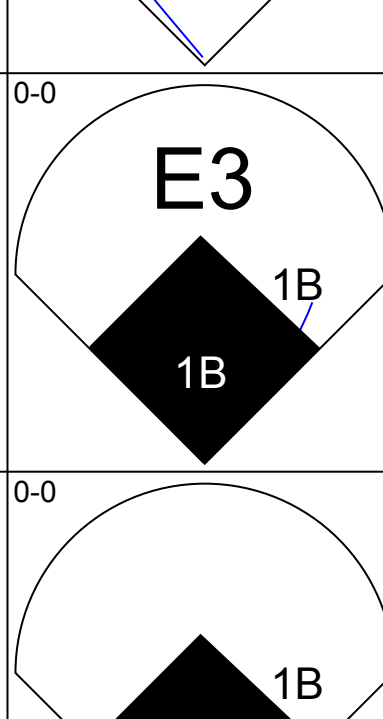
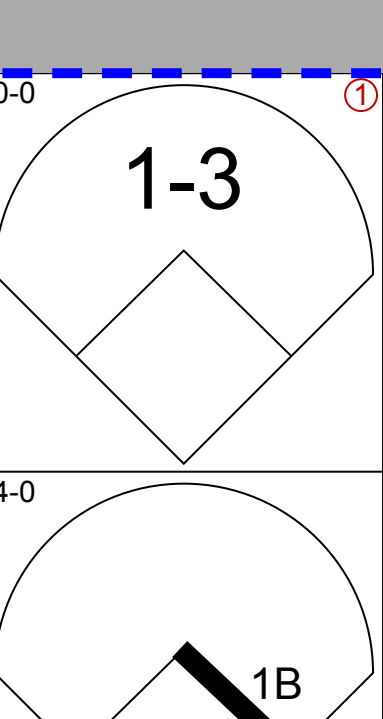
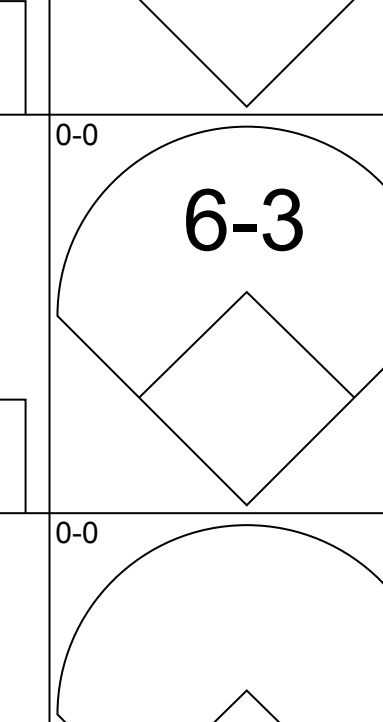
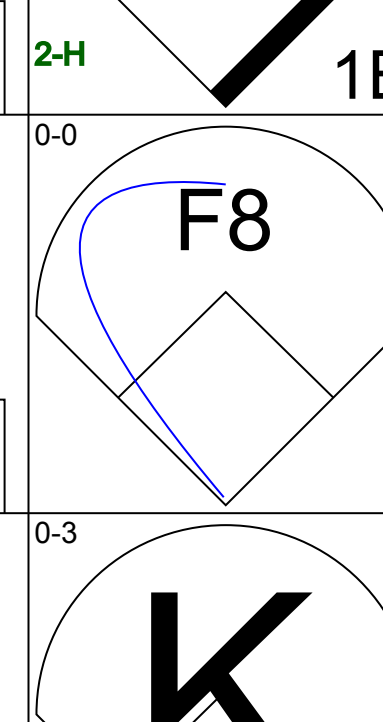
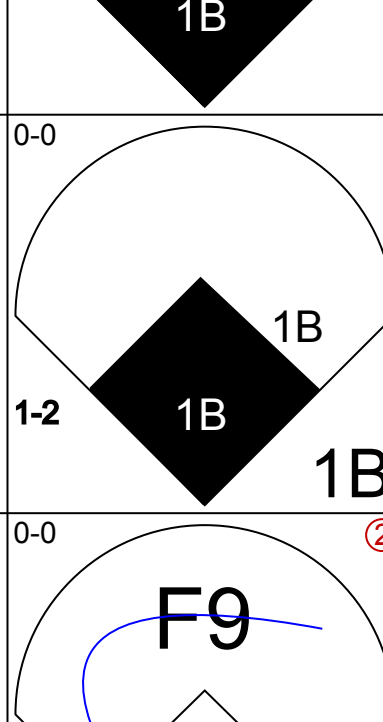
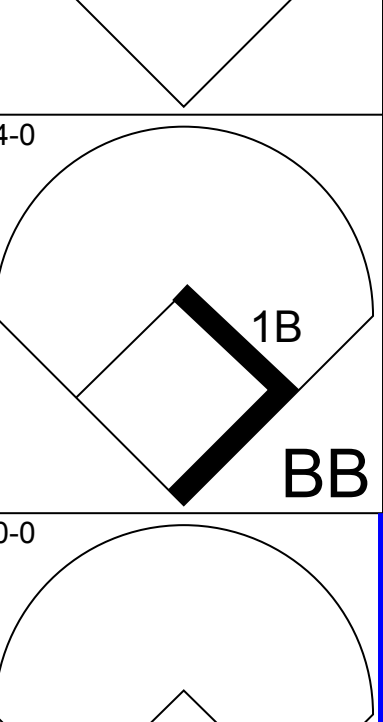
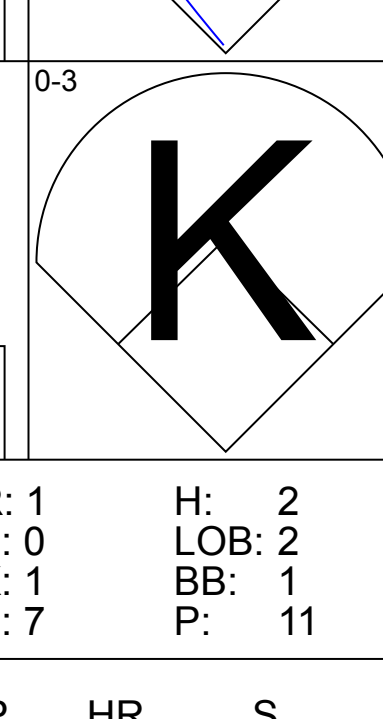
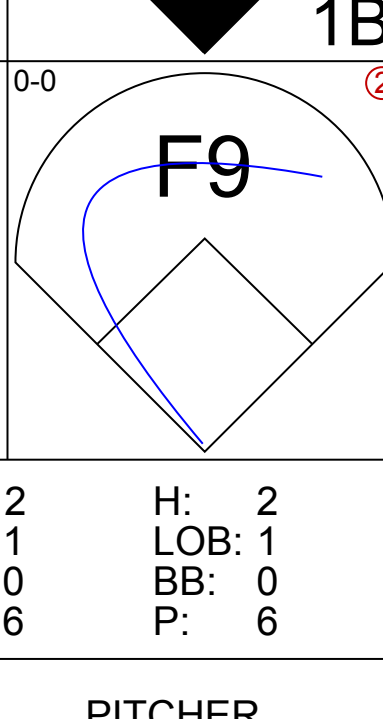
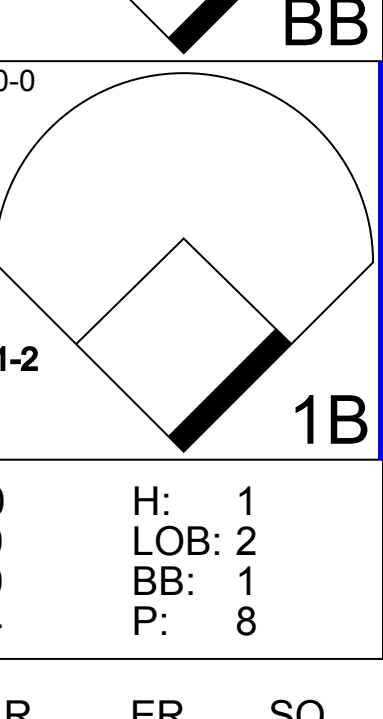
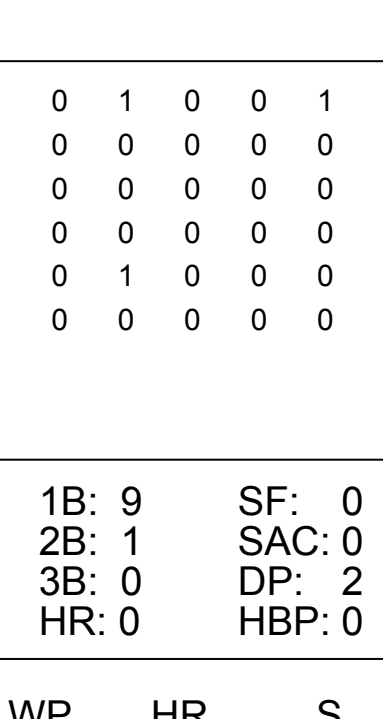
Batter	1	2	3	4	5	6	7	8	9	AB	R	H	RBI	BB	SO	LOB	BOTTOM			
Aurelio Rodriguez, R (1, 5)										3	1	1	0	1	0	1				
Tony Taylor, R (1, 4)										4	1	2	1	0	0	1				
Al Kaline, R (1, 9)										4	0	2	1	0	1	1				
Willie Horton, R (1, 7)										1	0	0	0	0	0	1				
Jim Northrup, L (3, PR) (4, 7)										1	0	0	0	1	0	1				
Bill Freehan, R (1, 2)										4	0	2	0	0	0	0				
Mickey Stanley, R (1, 8)										4	1	1	1	0	0	5				
Ike Brown, R (1, 3)										1	0	0	0	0	0	0				
Norm Cash, L (4, 3)										3	0	1	0	0	1	0				
Ed Brinkman, R (1, 6)										4	1	2	0	0	0	1				
Joe Coleman, R (1, 1)										2	0	0	0	0	2	1				
<b>Inning Stats</b>	R: 0 E: 0 K: 0 S: 4	H: 2 LOB: 1 BB: 0 P: 4	R: 0 E: 0 K: 0 S: 3	H: 0 LOB: 0 BB: 0 P: 3	R: 3 E: 1 K: 0 S: 6	H: 4 LOB: 3 BB: 1 P: 11	R: 0 E: 0 K: 1 S: 6	H: 1 LOB: 1 BB: 0 P: 6	R: 0 E: 0 K: 2 S: 7	H: 0 LOB: 0 BB: 0 P: 7	R: 0 E: 1 K: 1 S: 6	H: 1 LOB: 1 BB: 0 P: 6	R: 1 E: 0 K: 0 S: 4	H: 2 LOB: 0 BB: 0 P: 4	R: 0 E: 0 K: 0 S: 3	H: 0 LOB: 0 BB: 0 P: 3	1B: 8 2B: 2 3B: 0 HR: 1	SF: 0 SAC: 1 DP: 2 HBP: 1	WP: 0 PB: 0 CS: 0	PA: 35
<b>PITCHER</b> Rich Hinton, L (1, 1) ERA: 2.79	IP: 2.2 WLS: L BF: 13 H: 5 R: 3 ER: 3 SO: 3 BB: 1 IBB: 0 HBP: 0 BLK: 0 WP: 0 HR: 0 S: 11 P: 16 ERA: 10.12 WHIP: 2.250															<b>PITCHER</b>				
Vicente Romo, R (3, 1) ERA: 3.78	IP: 3.1 WLS: L BF: 14 H: 3 R: 0 ER: 0 SO: 3 BB: 1 IBB: 0 HBP: 0 BLK: 0 WP: 0 HR: 0 S: 19 P: 23 ERA: 0.00 WHIP: 1.200															<b>PITCHER</b>				
Steve Kealey, R (7, 1) ERA: 4.04	IP: 2.0 WLS: L BF: 8 H: 3 R: 1 ER: 1 SO: 1 BB: 0 IBB: 0 HBP: 0 BLK: 0 WP: 0 HR: 1 S: 10 P: 10 ERA: 4.50 WHIP: 1.500															<b>PITCHER</b>				

Chicago White Sox @ Detroit Tigers  
Tiger Stadium, Detroit, MI  
Fri Aug 27 1971, 7:05 PM EDT  
Att: 14,903 - Unknown

AB	31
R	4
H	11
RBI	3
BB	2
SO	4
LOB	12






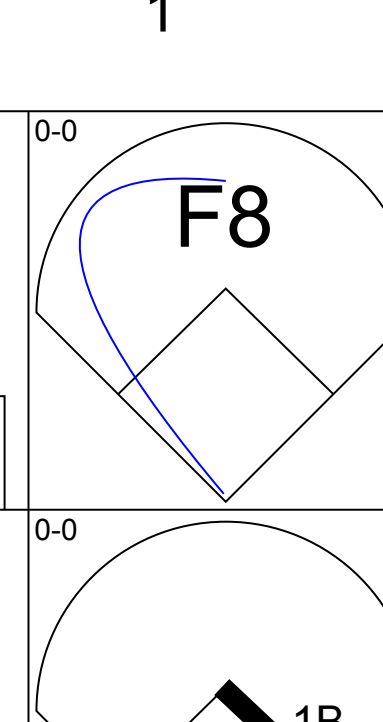
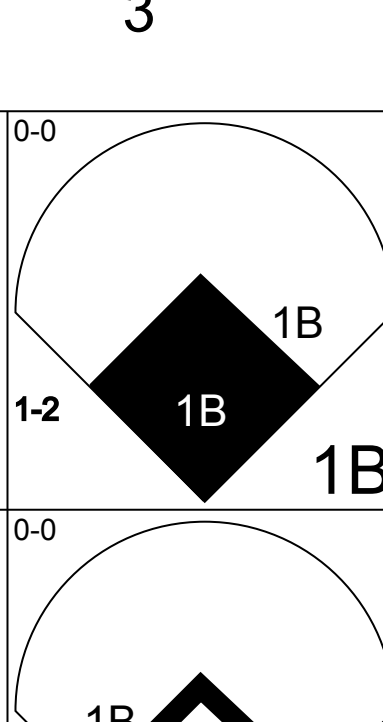
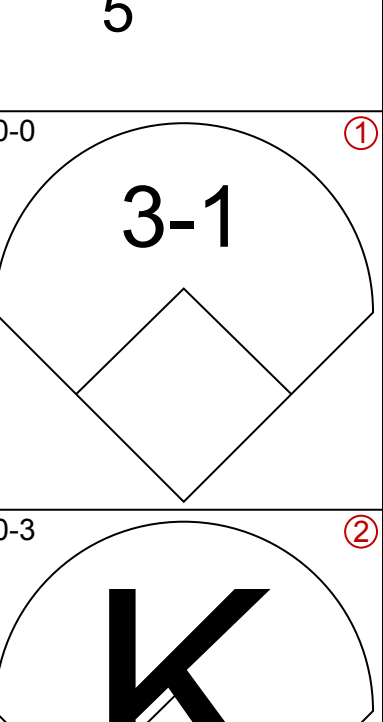
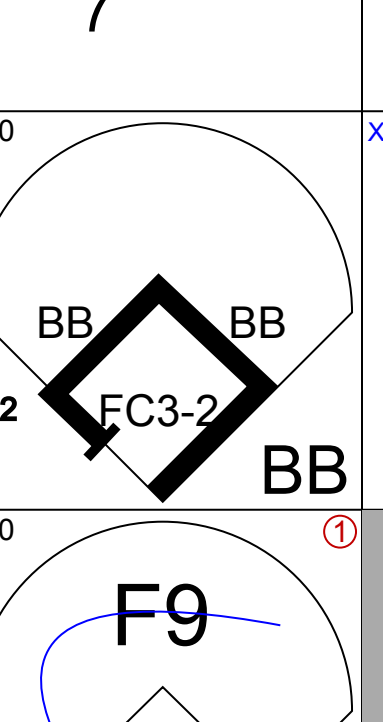
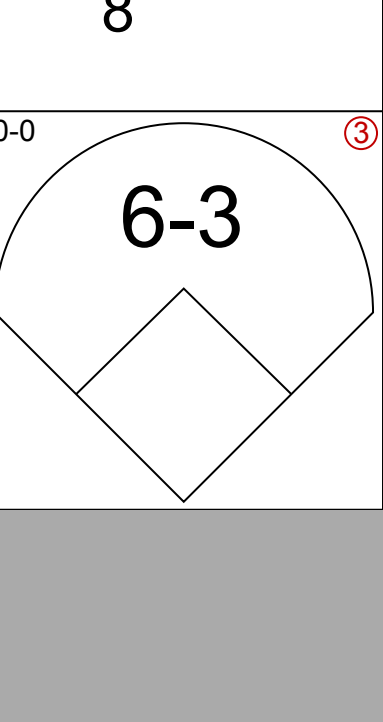
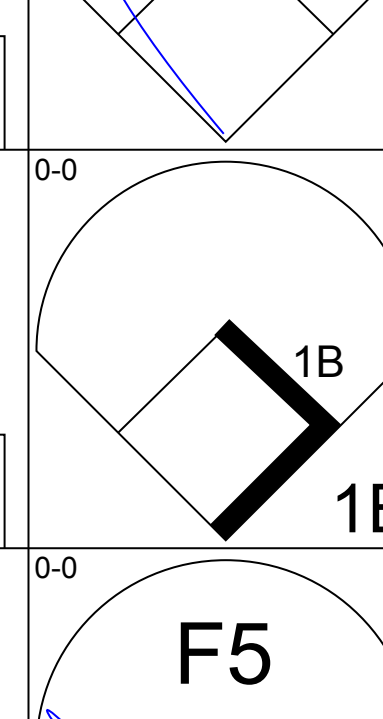
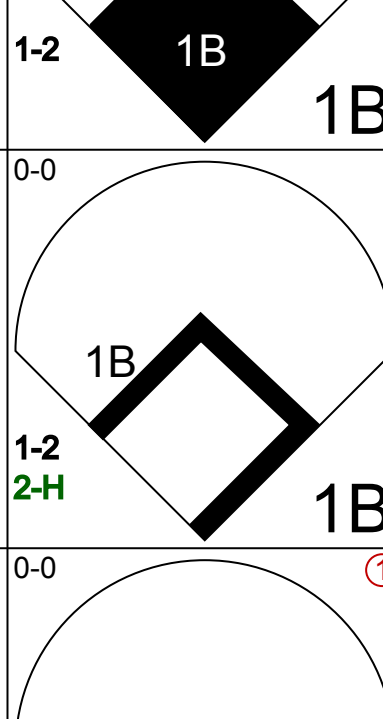
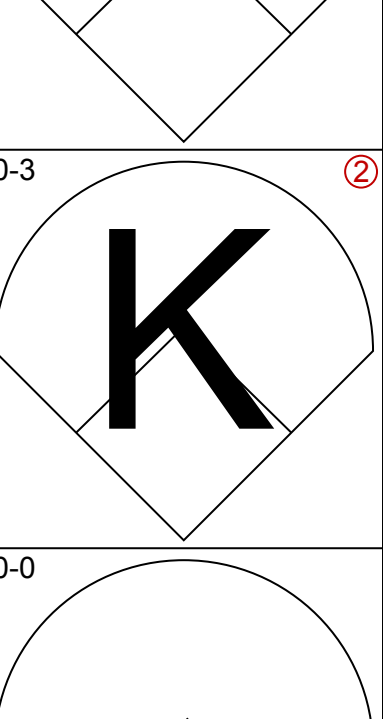
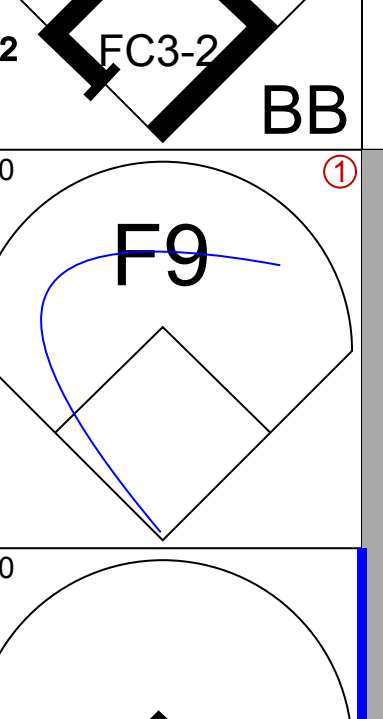
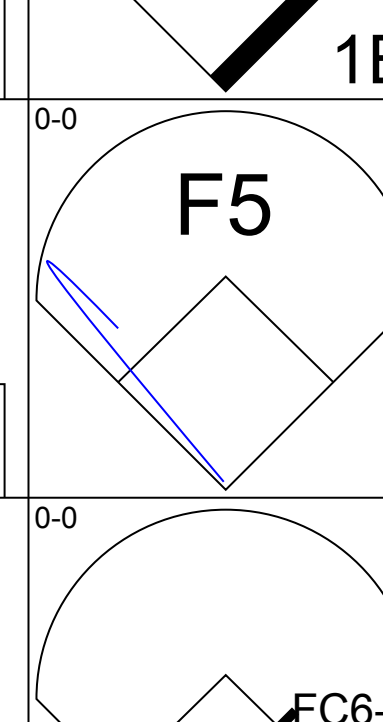
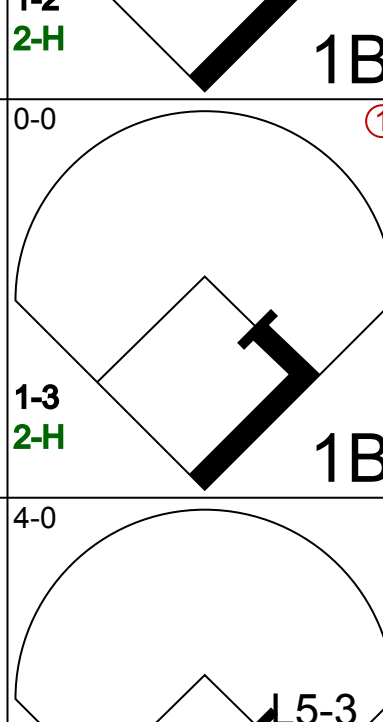
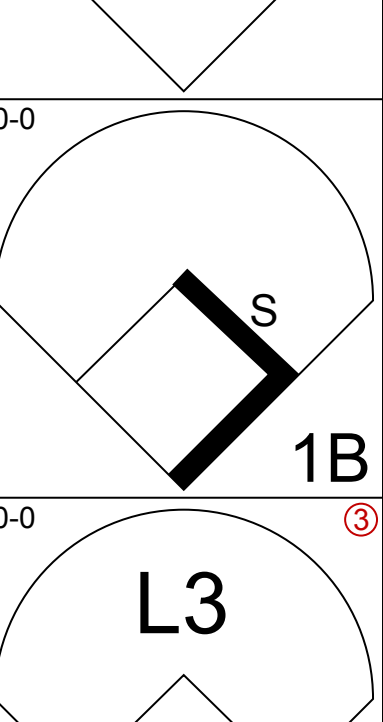
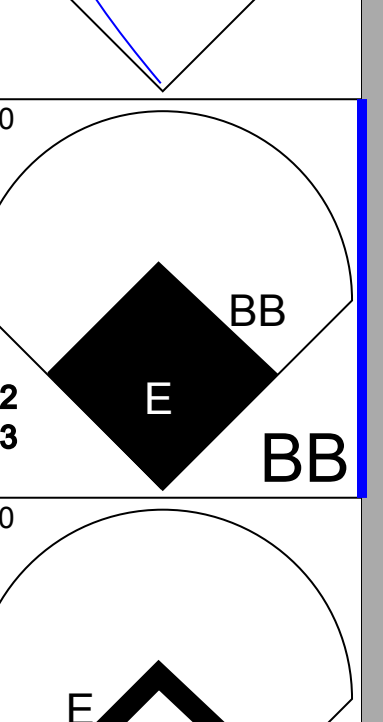
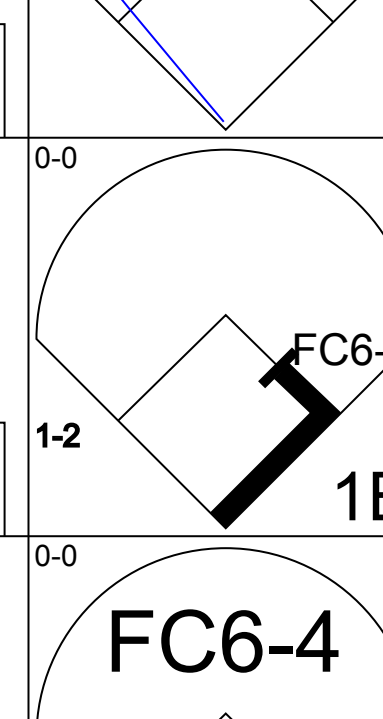
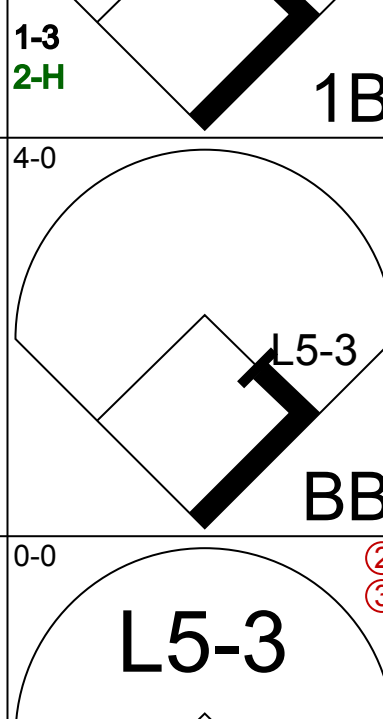
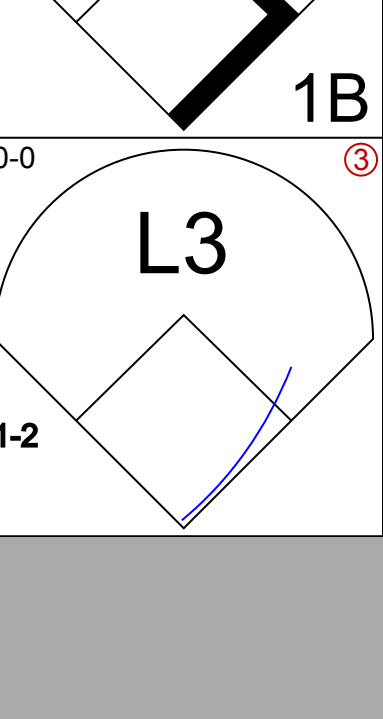
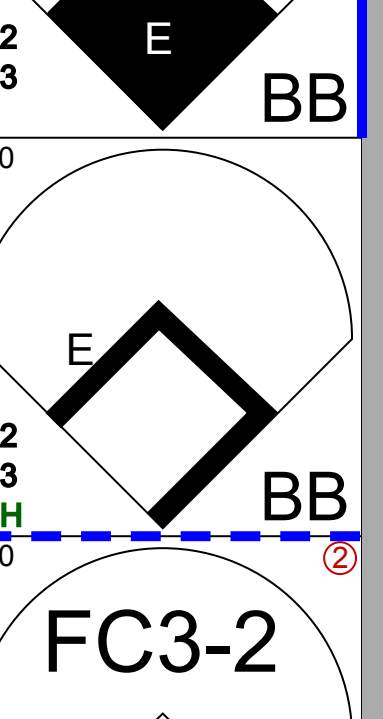
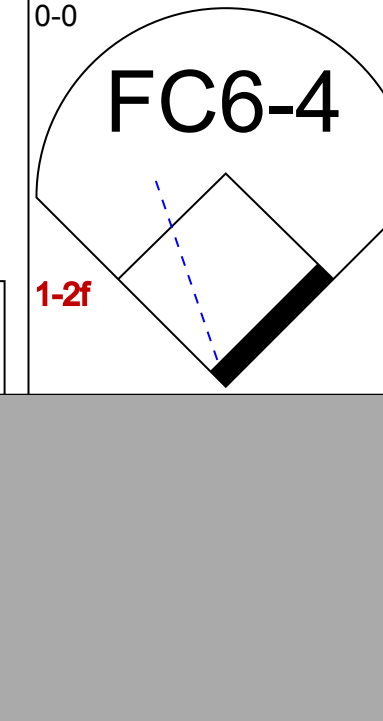
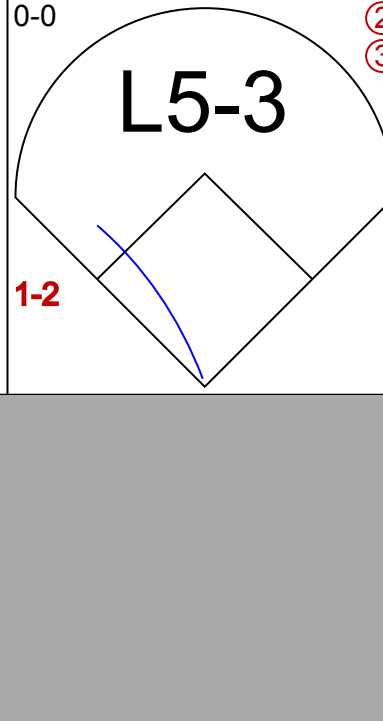
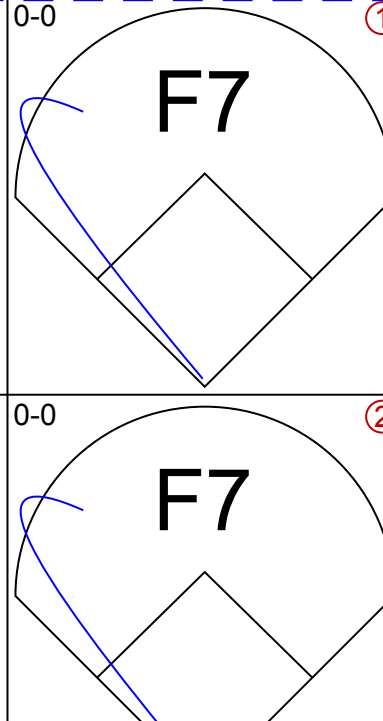

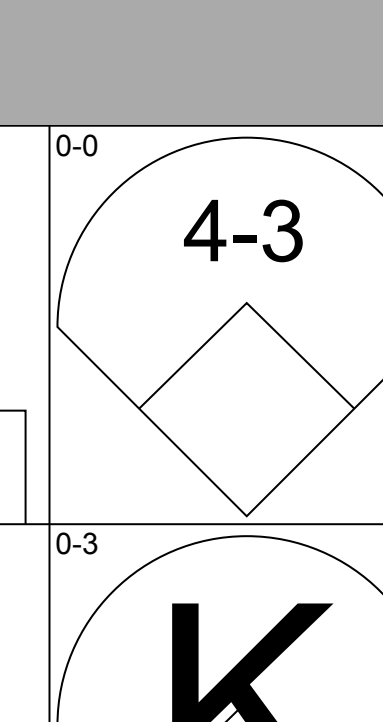
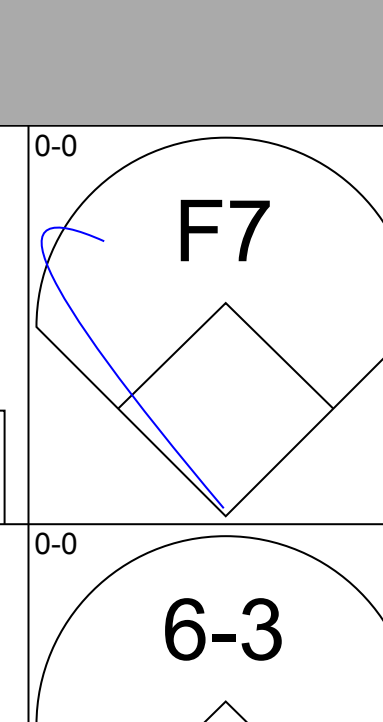
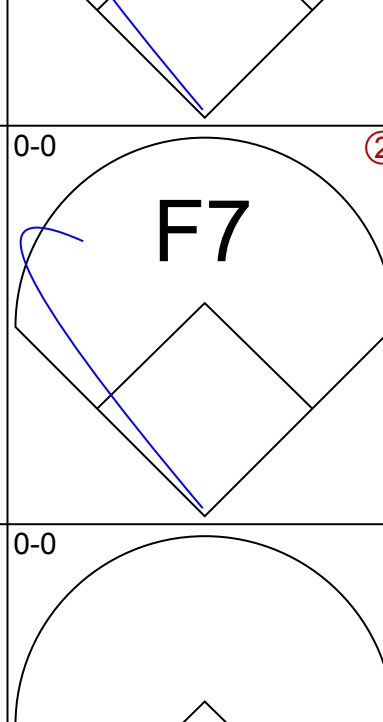
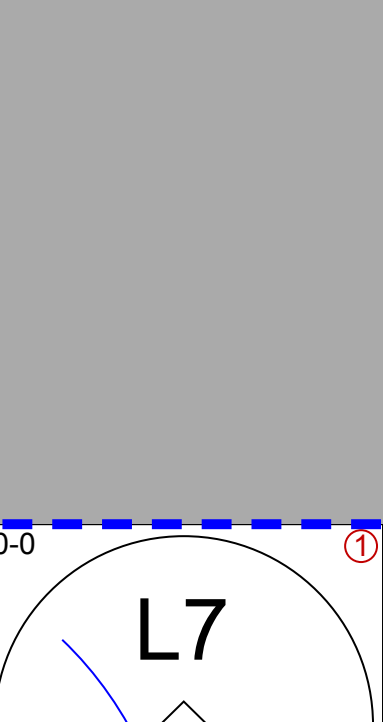
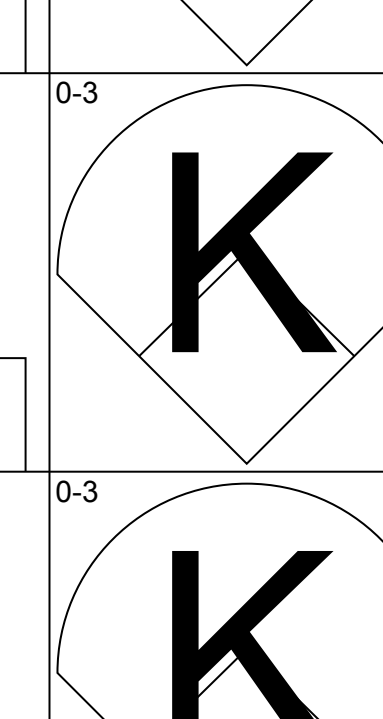
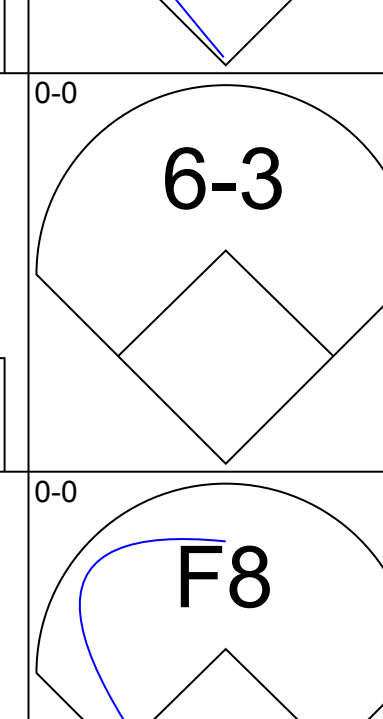
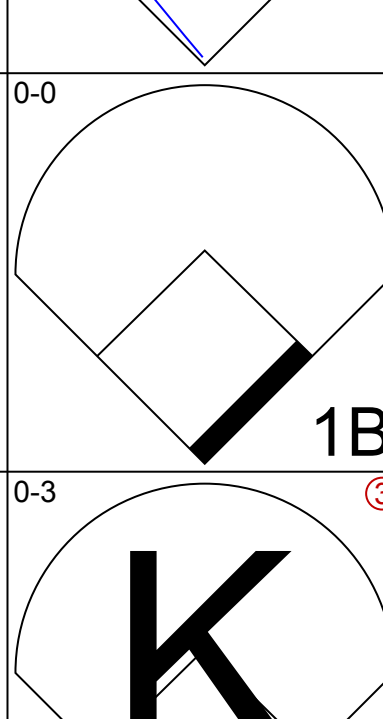
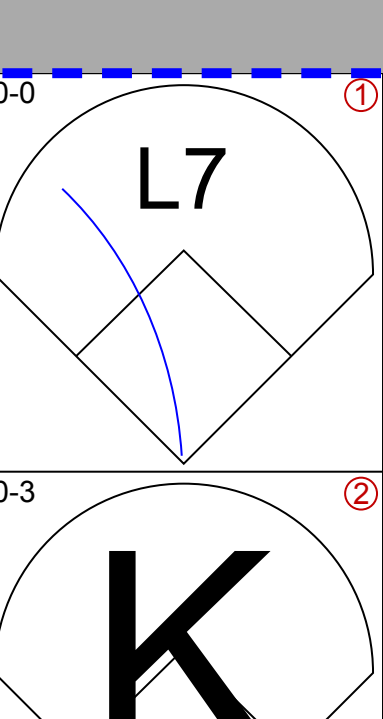
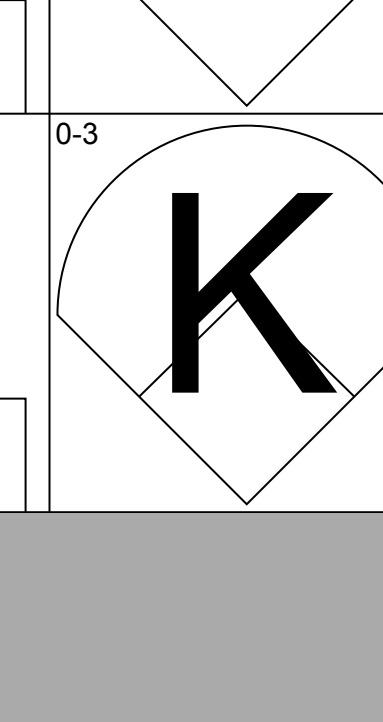
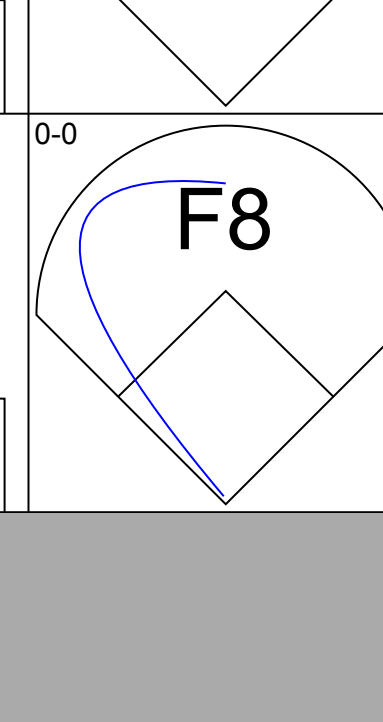
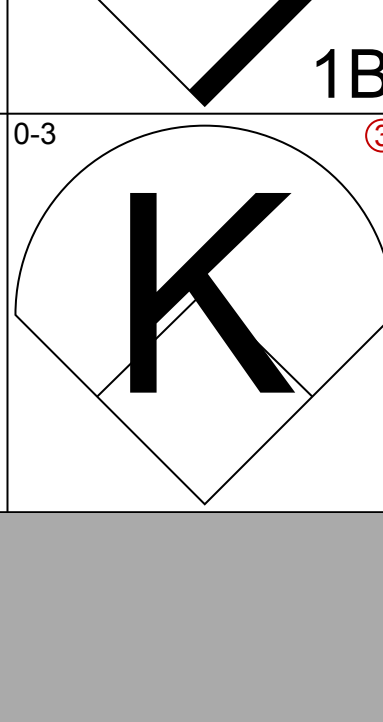
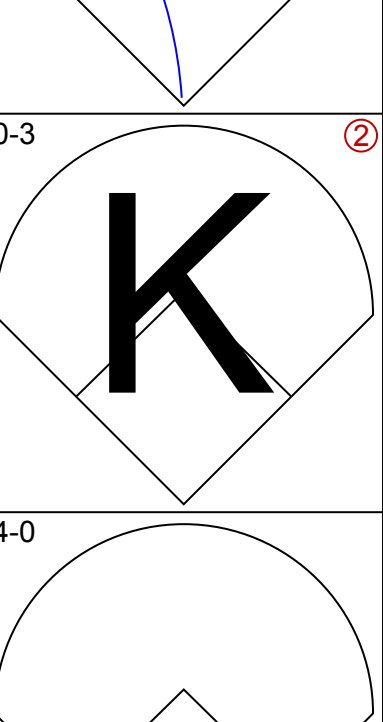
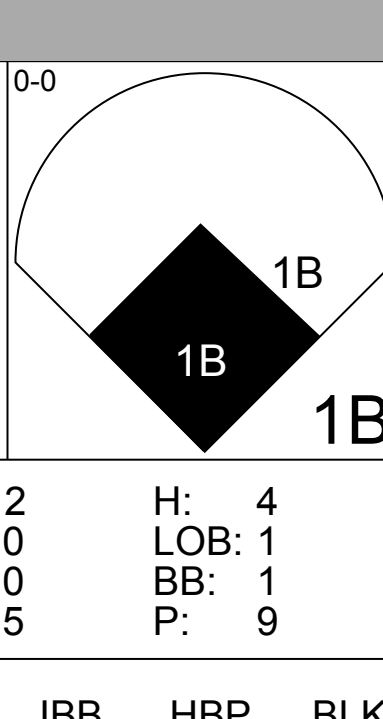
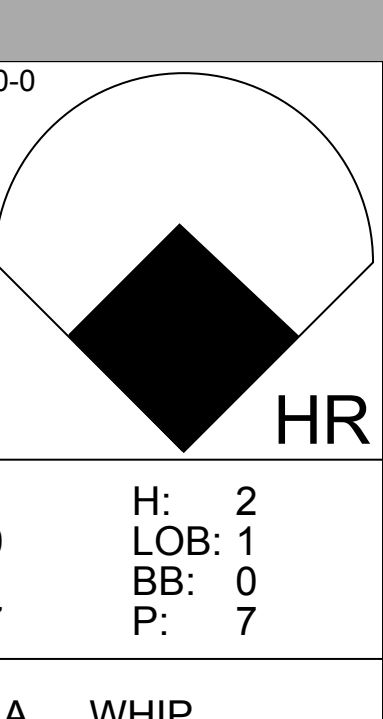
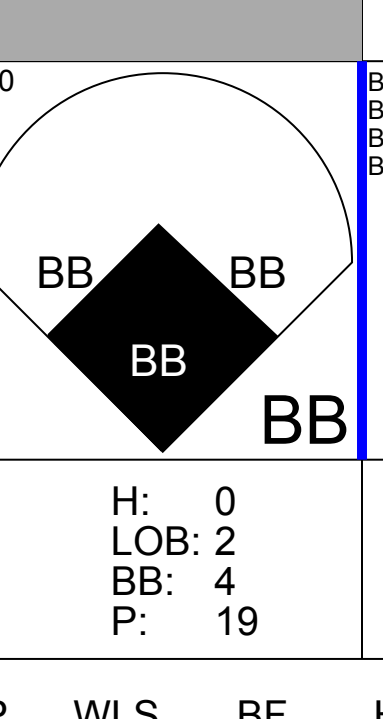
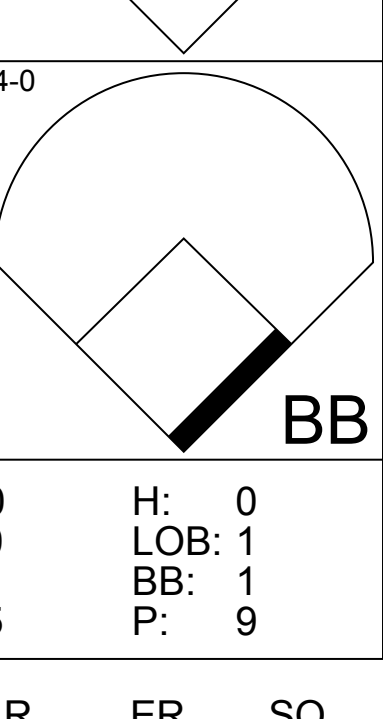
Batter	1	2	3	4	5	6	7	8	9	AB	R	H	RBI	BB	SO	LOB	TOP		
Walt Williams, R OBP: 0.352, SLG: 0.448 (1, 9)										4	0	1	2	1	1	3			
Mike Hershberger, R OBP: 0.309, SLG: 0.310 Jay Johnstone, L OBP: 0.343, SLG: 0.434 Vicente Romo, R OBP: 0.364, SLG: 0.300 (1, 8)										4	0	1	0	0	0	3			
Rich McKinney, R OBP: 0.350, SLG: 0.424 (1, 4)										4	1	1	0	1	0	1			
Bill Melton, R OBP: 0.356, SLG: 0.517 (1, 5)										4	0	1	0	1	2	2			
Rick Reichardt, R OBP: 0.343, SLG: 0.436 (1, 7)										4	0	1	1	1	0	2			
Mike Andrews, R OBP: 0.399, SLG: 0.435 (1, 3)										4	1	1	0	0	0	3			
Tom Egan, R OBP: 0.322, SLG: 0.420 (1, 2)										4	1	1	1	0	1	0			
Luis Alvarado, R OBP: 0.230, SLG: 0.267 Pat Kelly, L OBP: 0.421, SLG: 0.438 (1, 6)										3	1	1	0	0	0	1			
Tom Bradley, R OBP: 0.128, SLG: 0.156 Steve Huitz, S OBP: 0.265, SLG: 0.362 Bart Johnson, R OBP: 0.222, SLG: 0.244 Steve Kealey, R OBP: 0.305, SLG: 0.444 Carlos May, L OBP: 0.393, SLG: 0.385 Rich Morales, R OBP: 0.323, SLG: 0.295 (1, 1)										2	0	1	0	0	1	1			
<b>Inning Stats</b>	R: 1 E: 0 K: 1 S: 7	H: 2 LOB: 2 BB: 1 P: 11	R: 0 E: 0 K: 1 S: 6	H: 1 LOB: 1 BB: 0 P: 6	R: 0 E: 0 K: 1 S: 6	H: 1 LOB: 2 BB: 1 P: 11	R: 0 E: 0 K: 1 S: 5	H: 0 LOB: 0 BB: 0 P: 5	R: 2 E: 1 K: 0 S: 6	H: 2 LOB: 1 BB: 0 P: 6	R: 0 E: 0 K: 0 S: 2	H: 0 LOB: 1 BB: 2 P: 10	R: 0 E: 0 K: 0 S: 4	H: 1 LOB: 2 BB: 1 P: 8	R: 0 E: 0 K: 0 S: 3	H: 1 LOB: 0 BB: 0 P: 3	1B: 9 2B: 1 3B: 0 HR: 0	SF: 0 SAC: 0 DP: 2 HBP: 0	WP: 0 PA: 41 PB: 0 SB: 1 CS: 0
<b>PITCHER</b>	IP WLS BF H R ER SO BB IBB HBP BLK WP HR S P ERA WHIP	7.0 W 33 8 4 2 5 4 0 0 0 0 0 39 55 2.57 1.714	0.2 L 4 1 0 0 0 1 0 0 0 0 0 3 7 0.00 3.000	1.1 S 4 1 0 0 0 0 0 0 0 0 0 4 4 0.00 0.750	<b>PITCHER</b>														

Chicago White Sox @ Detroit Tigers  
Tiger Stadium, Detroit, MI  
Sat Aug 28 1971, 4:33 AM EDT  
Att: 11,417 - Unknown

livebaseballscorecards.com

AB 36  
R 4  
H 10  
RBI 4  
BB 5  
SO 5  
LOB 20




Batter	1	2	3	4	5	6	7	8	9	AB	R	H	RBI	BB	SO	LOB	BOTTOM			
Dick McAuliffe, L OBP: 0.295, SLG: 0.383 (1, 4)										4	1	1	0	1	0	1				
Aurelio Rodriguez, R OBP: 0.288, SLG: 0.397 (1, 5)										4	0	2	1	0	1	2				
Gates Brown, L OBP: 0.447, SLG: 0.611 Tom Timmermann, R OBP: 0.167, SLG: 0.091 Fred Scherman, L OBP: 0.333, SLG: 0.250 (1, 7)										3	1	2	1	1	0	1				
Norm Cash, L OBP: 0.375, SLG: 0.538 (1, 3)										2	0	1	1	2	0	1				
Jim Northrup, L OBP: 0.358, SLG: 0.429 (1, 9)										4	0	0	0	0	0	6				
Bill Freehan, R OBP: 0.360, SLG: 0.473 (1, 2)										4	0	0	0	0	0	2				
Mickey Stanley, R OBP: 0.327, SLG: 0.368 (1, 8)										4	0	1	0	0	1	0				
Ed Brinkman, R OBP: 0.288, SLG: 0.271 (1, 6)										4	0	0	0	0	3	1				
Les Cain, L OBP: 0.178, SLG: 0.250 Dalton Jones, L OBP: 0.300, SLG: 0.377 Al Kaline, R OBP: 0.424, SLG: 0.470 (1, 1)										2	2	2	1	0	0	0				
<b>Inning Stats</b>	R: 0 E: 0 K: 0 S: 5	H: 2 LOB: 2 BB: 0 P: 5	R: 0 E: 0 K: 2 S: 7	H: 0 LOB: 0 BB: 0 P: 7	R: 2 E: 0 K: 0 S: 5	H: 4 LOB: 1 BB: 1 P: 9	R: 0 E: 0 K: 0 S: 3	H: 0 LOB: 0 BB: 0 P: 3	R: 1 E: 0 K: 1 S: 7	H: 2 LOB: 1 BB: 0 P: 7	R: 0 E: 0 K: 1 S: 6	H: 1 LOB: 1 BB: 0 P: 6	R: 2 E: 1 K: 0 S: 3	H: 0 LOB: 2 BB: 4 P: 19	R: 0 E: 0 K: 1 S: 5	H: 0 LOB: 1 BB: 1 P: 9	1B: 8 2B: 1 3B: 0 HR: 1	SF: 0 SAC: 0 DP: 1 HBP: 0	WP: 0 PA: 37 PB: 0 SB: 1 CS: 0	
<b>PITCHER</b>	IP WLS BF H R ER SO BB IBB HBP BLK WP HR S P ERA WHIP	5.0 L 22 8 3 3 3 4 0 0 0 0 0 7 23 6.75 3.750	1.1 L 9 1 2 1 1 4 0 0 0 0 0 7 23 6.75 3.750	0.2 L 4 0 0 0 0 0 0 0 0 0 0 2 2 0.00 0.000	1.0 L 4 0 0 0 1 1 0 0 0 0 0 5 9 0.00 1.000	<b>PITCHER</b>														

Chicago White Sox @ Detroit Tigers  
Tiger Stadium, Detroit, MI  
Sat Aug 28 1971, 4:33 AM EDT  
Att: 11,417 - Unknown

livebaseballscorecards.com

AB 31  
R 5  
H 9  
RBI 4  
BB 6  
SO 5  
LOB 14





Batter	1	2	3	4	5	6	7	8	9	AB	R	H	RBI	BB	SO	LOB	TOP								
Walt Williams, R (1, 9) OBP: 0.350, SLG: 0.444			1-3		6-3			K		5	1	1	0	0	1	6									
Mike Hershberger, R (1, 8) OBP: 0.363, SLG: 0.313	F7	L8				F6		F7		5	0	1	0	0	0	2									
Rich McKinney, R (1, 4) OBP: 0.344, SLG: 0.417	L9	5-3				F7		K		5	0	0	0	0	2	3									
Bill Melton, R (1, 5) OBP: 0.358, SLG: 0.517	1B HR BB				F8	F2			1-3 1B	4	1	2	0	1	0	1									
Rick Reichardt, R (1, 7) OBP: 0.346, SLG: 0.438	1-3 HR 1B		K		F8				1-3 1B	5	1	3	1	0	1	2									
Mike Andrews, R (1, 3) OBP: 0.402, SLG: 0.443	1-H HR							5-3		3	2	1	3	2	1	3									
Ed Herrmann, L (1, 2) OBP: 0.341, SLG: 0.378	BB 1B BB		L9						1-3	3	1	1	2	2	0	3									
Luis Alvarado, R (1, 6) OBP: 0.234, SLG: 0.270	1-2 BB 1B				F4			L6		5	0	2	0	0	0	3									
Wilbur Wood, R (1, 1) OBP: 0.143, SLG: 0.053	1-2 BB		B5			K				3	0	1	0	1	1	2									
<b>Inning Stats</b>	R: 4 E: 0 K: 0 S: 7	H: 4 LOB: 3 BB: 3 P: 19	R: 0 E: 0 K: 1 S: 6	H: 1 LOB: 1 BB: 0 P: 6	R: 0 E: 0 K: 0 S: 4	H: 1 LOB: 2 BB: 1 P: 8	R: 0 E: 0 K: 1 S: 6	H: 1 LOB: 1 BB: 0 P: 6	R: 2 E: 0 K: 1 S: 6	H: 1 LOB: 0 BB: 1 P: 10	R: 0 E: 0 K: 0 S: 3	H: 0 LOB: 0 BB: 0 P: 3	R: 0 E: 0 K: 0 S: 3	H: 1 LOB: 1 BB: 1 P: 7	R: 0 E: 0 K: 2 S: 8	H: 1 LOB: 2 BB: 0 P: 7	R: 0 E: 0 K: 1 S: 7	H: 2 LOB: 2 BB: 0 P: 7	1B: 9 2B: 1 3B: 0 HR: 2	SF: 0 SAC: 0 DP: 0 HBP: 0	WP: 0 PB: 0 SB: 0 CS: 1	PA: 44			
<b>PITCHER</b>	IP	WLS	BF	H	R	ER	SO	BB	IBB	HBP	BLK	WP	HR	S	P	ERA	WHIP								
Mickey Lolich, L (1, 1) ERA: 3.11	5.0	L	28	8	6	6	3	5	0	0	0	0	2	29	49	10.80	2.600								
Jack Whillock, R (6, 1) ERA:	3.0		11	2	0	0	2	1	0	0	0	0	0	14	18	0.00	1.000								
Tom Timmermann, R (9, 1) ERA: 4.03	1.0		5	2	0	0	1	0	0	0	0	0	0	7	7	0.00	2.000								

Chicago White Sox @ Detroit Tigers  
Tiger Stadium, Detroit, MI  
Sun Aug 29 1971, 4:33 AM EDT  
Att: 20,822 - Unknown

AB 38  
R 6  
H 12  
RBI 6  
BB 6  
SO 6  
LOB 25



Batter	1	2	3	4	5	6	7	8	9	AB	R	H	RBI	BB	SO	LOB	BOTTOM								
Aurelio Rodriguez, R (1, 5) OBP: 0.286, SLG: 0.394	4-3		K		5-3			5-3		4	0	0	0	0	1	1									
Tony Taylor, R (1, 4) OBP: 0.307, SLG: 0.331	1-3					4-3		1-3		4	0	0	0	0	1	0									
Al Kaline, R (1, 9) OBP: 0.425, SLG: 0.479	L7					F2			FC6-4 1B	4	1	2	1	0	0	0									
Bill Freehan, R (1, 2) OBP: 0.357, SLG: 0.468			K2-3		E3	F8			FC6-4 FC3-6	4	0	0	0	0	1	1									
Norm Cash, L (1, 3) OBP: 0.374, SLG: 0.533			K		F7				FC3-6	3	0	0	0	1	1	2									
Jim Northrup, L (1, 7) OBP: 0.355, SLG: 0.424			4-3		4-3				K	4	0	0	0	0	1	3									
Mickey Stanley, R (1, 8) OBP: 0.324, SLG: 0.364			K							3	0	0	0	0	2	1									
Ed Brinkman, R (1, 6) OBP: 0.286, SLG: 0.269					6-3					3	0	0	0	0	0	1									
Mickey Lolich, S (1, 1) OBP: 0.236, SLG: 0.128										1	0	1	0	0	0	0									
Ike Brown, R (5, PH) OBP: 0.356, SLG: 0.483										1	1	1	1	0	0	0									
Jack Whillock, R (6, 1) ERA:										0	0	0	0	0	0	0									
Dalton Jones, L (8, PH) OBP: 0.298, SLG: 0.374										1	0	0	0	0	0	0									
Tom Timmermann, R (9, 1) OBP: 0.187, SLG: 0.091					2B					0	0	0	0	0	0	0									
<b>Inning Stats</b>	R: 0 E: 0 K: 0 S: 3	H: 0 LOB: 0 BB: 0 P: 3	R: 0 E: 0 K: 2 S: 7	H: 0 LOB: 0 BB: 0 P: 7	R: 0 E: 0 K: 2 S: 8	H: 1 LOB: 1 BB: 0 P: 8	R: 1 E: 1 K: 1 S: 7	H: 1 LOB: 1 BB: 0 P: 7	R: 1 E: 0 K: 1 S: 6	H: 1 LOB: 0 BB: 0 P: 6	R: 0 E: 0 K: 0 S: 3	H: 0 LOB: 0 BB: 0 P: 3	R: 0 E: 0 K: 0 S: 3	H: 0 LOB: 1 BB: 1 P: 7	R: 0 E: 0 K: 0 S: 3	H: 0 LOB: 0 BB: 0 P: 3	R: 0 E: 0 K: 1 S: 6	H: 1 LOB: 1 BB: 0 P: 6	1B: 1 2B: 1 3B: 0 HR: 2	SF: 0 SAC: 0 DP: 0 HBP: 0	WP: 0 PB: 0 SB: 0 CS: 0	PA: 33			
<b>PITCHER</b>	IP	WLS	BF	H	R	ER	SO	BB	IBB	HBP	BLK	WP	HR	S	P	ERA	WHIP								
Wilbur Wood, L (1, 1) ERA: 2.14	9.0	W	33	4	2	2	7	1	0	0	0	0	2	46	50	2.00	0.556								

Chicago White Sox @ Detroit Tigers  
Tiger Stadium, Detroit, MI  
Sun Aug 29 1971, 4:33 AM EDT  
Att: 20,822 - Unknown

AB 32  
R 2  
H 4  
RBI 2  
BB 1  
SO 7  
LOB 9






Batter	1	2	3	4	5	6	7	8	9	AB	R	H	RBI	BB	SO	LOB	TOP					
Ted Uhlhaender, L (1,7) OBP: 0.344, SLG: 0.344	L9		FC3-6			G3		4-3		4	0	0	0	0	0	1						
Vada Pinson, L (1,8) OBP: 0.290, SLG: 0.376	F5		CS			K			4-3	3	0	0	0	1	1	0						
Roy Foster, R (1,9) OBP: 0.311, SLG: 0.434	HR		CS	5-3		K			5-3	4	1	1	1	0	1	0						
Graig Nettles, L (1,5) OBP: 0.372, SLG: 0.451	BB			K				F8		3	0	0	0	1	1	0						
Chris Chambliss, L (1,3) OBP: 0.366, SLG: 0.426	F7					1-3				3	0	1	0	0	0	1						
Ray Fosse, R (1,2) OBP: 0.311, SLG: 0.356		F2		6-3			FC6-4			3	0	1	0	0	0	1						
Eddie Leon, R (1,4) OBP: 0.313, SLG: 0.324		F3				4-3		FC6-4		3	0	0	0	0	0	1						
Fred Stanley, R (1,6) OBP: 0.386, SLG: 0.278		F3				L9				2	0	0	0	1	0	0						
Ed Farmer, R (1,1) OBP: 0.143, SLG: 0.077						6-3				2	0	1	0	0	0	0						
Mark Ballinger, R (5,1) OBP: 0.200, SLG: 0.200										0	0	0	0	0	0	0						
Frank Baker, L (6,PH) OBP: 0.264, SLG: 0.314										1	0	0	0	0	0	1						
Phil Hennigan, R (8,1) OBP: 0.264, SLG: 0.314										0	0	0	0	0	0	0						
<b>Inning Stats</b>	R: 1 E: 0 K: 0 S: 4	H: 1 LOB: 1 BB: 1 P: 8	R: 0 E: 0 K: 0 S: 3	H: 0 LOB: 0 BB: 0 P: 3	R: 0 E: 0 K: 0 S: 2	H: 1 LOB: 0 BB: 1 P: 6	R: 0 E: 0 K: 1 S: 6	H: 1 LOB: 1 BB: 0 P: 6	R: 0 E: 0 K: 0 S: 3	H: 0 LOB: 0 BB: 0 P: 3	R: 0 E: 0 K: 2 S: 7	H: 0 LOB: 0 BB: 0 P: 7	R: 0 E: 0 K: 0 S: 4	H: 1 LOB: 1 BB: 0 P: 4	R: 0 E: 0 K: 0 S: 2	H: 0 LOB: 0 BB: 1 P: 6	R: 0 E: 0 K: 0 S: 3	H: 0 LOB: 0 BB: 0 P: 3	1B: 3 2B: 0 3B: 0 HR: 1	SF: 0 SAC: 0 DP: 1 HBP: 0	WP: 0 PB: 0 SB: 0 CS: 2	PA: 32
<b>PITCHER</b> Joe Coleman, R (1,1) ERA: 3.41	IP: 9.0 WLS: W BF: 31 H: 4 R: 1 ER: 1 SO: 3 BB: 3 IBB: 0 HBP: 0 BLK: 0 WP: 0 HR: 1 S: 34 P: 46 ERA: 1.00 WHIP: 0.778																					

Cleveland Indians @ Detroit Tigers  
Tiger Stadium, Detroit, MI  
Tue Aug 31 1971, 7:05 PM EDT  
Unknown


AB 28  
R 1  
H 4  
RBI 1  
BB 3  
SO 3  
LOB 5



Batter	1	2	3	4	5	6	7	8	9	AB	R	H	RBI	BB	SO	LOB	BOTTOM			
Dick McAuliffe, L (1,4) OBP: 0.300, SLG: 0.394	FC1-6							F7		4	2	3	1	1	0	1				
Aurelio Rodriguez, R (1,5) OBP: 0.263, SLG: 0.300	FC1-6		P4		P6		F8	K		5	1	0	0	0	1	5				
Gates Brown, L (1,7) OBP: 0.455, SLG: 0.612	1B		F4							3	2	2	0	1	0	2				
Mickey Stanley, R (6,8) OBP: 0.324, SLG: 0.364	FC4-6				HR					0	0	0	0	0	0	0				
Al Kaline, R (1,9) OBP: 0.421, SLG: 0.474	SF9		L8		K		L6			3	0	0	1	0	1	5				
Norm Cash, L (1,3) OBP: 0.377, SLG: 0.544	FC4-6									4	1	3	4	0	0	1				
Jim Northrup, L (1,8) OBP: 0.351, SLG: 0.420		4-3		F5	1-3		FC3-2			4	0	0	0	0	0	3				
Bill Freehan, R (1,2) OBP: 0.354, SLG: 0.464		6-3		F8		6-3		L7		4	0	0	0	0	0	3				
Ed Brinkman, R (1,6) OBP: 0.288, SLG: 0.271		5-3					F7			4	0	2	0	0	0	0				
Joe Coleman, R (1,1) OBP: 0.143, SLG: 0.115			1B		4-3		K			2	0	0	0	1	1	2				
<b>Inning Stats</b>	R: 1 E: 0 K: 0 S: 5	H: 2 LOB: 1 BB: 0 P: 5	R: 0 E: 0 K: 0 S: 3	H: 0 LOB: 0 BB: 0 P: 3	R: 0 E: 0 K: 0 S: 4	H: 1 LOB: 2 BB: 1 P: 8	R: 0 E: 0 K: 0 S: 5	H: 2 LOB: 2 BB: 0 P: 5	R: 3 E: 0 K: 1 S: 8	H: 3 LOB: 0 BB: 0 P: 8	R: 0 E: 0 K: 1 S: 5	H: 0 LOB: 0 BB: 0 P: 5	R: 2 E: 1 K: 0 S: 5	H: 1 LOB: 2 BB: 2 P: 13	R: 0 E: 0 K: 1 S: 6	H: 1 LOB: 1 BB: 0 P: 6	1B: 8 2B: 0 3B: 0 HR: 2	SF: 1 SAC: 1 DP: 0 HBP: 0	WP: 1 PB: 0 SB: 0 CS: 0	PA: 38
<b>PITCHER</b> Ed Farmer, R (1,1) ERA: 2.88	IP: 4.2 WLS: L BF: 23 H: 8 R: 4 ER: 4 SO: 4 BB: 1 IBB: 0 HBP: 0 BLK: 0 WP: 1 HR: 2 S: 24 P: 28 ERA: 7.71 WHIP: 1.929																			
Mark Ballinger, R (5,1) ERA: 3.22	IP: 2.1 WLS: L BF: 11 H: 1 R: 2 ER: 1 SO: 1 BB: 0 IBB: 0 HBP: 0 BLK: 0 WP: 0 HR: 0 S: 11 P: 19 ERA: 3.86 WHIP: 1.286																			
Phil Hennigan, R (8,1) ERA: 4.09	IP: 1.0 WLS: L BF: 4 H: 1 R: 0 ER: 0 SO: 1 BB: 0 IBB: 0 HBP: 0 BLK: 0 WP: 0 HR: 0 S: 6 P: 6 ERA: 0.00 WHIP: 1.000																			

Cleveland Indians @ Detroit Tigers  
Tiger Stadium, Detroit, MI  
Tue Aug 31 1971, 7:05 PM EDT  
Unknown

AB 33  
R 6  
H 10  
RBI 6  
BB 3  
SO 3  
LOB 22





Batter	1	2	3	4	5	6	7	8	9	AB	R	H	RBI	BB	SO	LOB	TOP										
Ted Uhlhaender, L (1.7) OBP: 0.342, SLG: 0.342	0-0 P6		0-0 P5	0-0 5-3		0-0 SH2-4 1B		0-0 4-3		5	0	1	0	0	0	1	Cleveland Indians @ Detroit Tigers Tiger Stadium, Detroit, MI Tue Aug 31 1971, 7:05 PM EDT Att: 27,209 - Unknown										
Vada Pinson, L (1.8) OBP: 0.291, SLG: 0.376	0-0 4-3		4-0 2B BB	0-0 HR 1B		0-0 SH2-4 1-2		0-0 G3 2-3		3	2	1	0	1	0	1											
Roy Foster, R (1.9) OBP: 0.312, SLG: 0.437	0-0 1B		0-0 HR 2B	0-0 G3 1-2		0-0 F9		0-3 K		5	1	2	1	0	1	3											
Graig Nettles, L (1.5) OBP: 0.372, SLG: 0.456	0-3 K		0-0 HR 2H	1-0 HR HBP		0-0 F8		0-0 1-3		4	2	1	2	0	1	2											
Chris Chambliss, L (1.3) OBP: 0.367, SLG: 0.435		0-0 4-3	0-0 1B 4-3	0-0 HR 1-2 2H		0-0 F8		0-3 K		5	1	2	3	0	1	0											
John Lowenstein, L (1.4) OBP: 0.286, SLG: 0.328	0-0 4-3 1B		0-0 4-3 1-2	0-3 K		0-0 4-3		0-0 CS 1B		5	0	2	0	0	1	1											
Ken Suarez, R (1.2) OBP: 0.307, SLG: 0.274	0-0 4-3 1-2		4-0 1B BB		0-0 F7		1-0 HBP		0-0 CS 1-2	2	0	0	0	1	0	1											
Fred Stanley, R (1.6) OBP: 0.390, SLG: 0.280	4-0 BB		0-0 FC6-4 1-2 2-3 1B		0-3 K		0-0 1-3			3	0	1	0	1	1	1											
Vince Colbert, R (1.1) OBP: 0.118, SLG: 0.176	0-0 F8		0-0 FC6-4 1-2		0-3 K			0-0 G3 4-3 1B		3	0	0	0	0	1	5											
Alan Foster, R (7.1) OBP: 0.067, SLG: 0.070										0	0	0	0	0	0	0											
Chuck Hinton, R (6. PH) OBP: 0.324, SLG: 0.417										1	0	1	0	0	0	0											
Sam McDowell, L (8.1) OBP: 0.197, SLG: 0.185										0	0	0	0	0	0	0											
<b>Inning Stats</b>	R: 0 E: 0 K: 1 S: 6	H: 1 LOB: 1 BB: 0 P: 6	R: 0 E: 0 K: 0 S: 4	H: 1 LOB: 2 BB: 1 P: 8	R: 3 E: 0 K: 0 S: 7	H: 4 LOB: 3 BB: 2 P: 15	R: 3 E: 0 K: 1 S: 7	H: 2 LOB: 0 BB: 0 P: 8	R: 0 E: 0 K: 2 S: 7	H: 0 LOB: 0 BB: 0 P: 7	R: 0 E: 0 K: 0 S: 4	H: 1 LOB: 1 BB: 0 P: 4	R: 0 E: 0 K: 0 S: 3	H: 0 LOB: 1 BB: 0 P: 4	R: 0 E: 0 K: 1 S: 6	H: 1 LOB: 0 BB: 0 P: 6	R: 0 E: 0 K: 1 S: 5	H: 1 LOB: 0 BB: 0 P: 5	1B: 8 2B: 1 3B: 0 HR: 2	SF: 0 SAC: 1 DP: 0 HBP: 2	WP: 0 PB: 0 SB: 1 CS: 1	PA: 43					
<b>PITCHER</b>	IP	WLS	BF	H	R	ER	SO	BB	IBB	HBP	BLK	WP	HR	S	P	ERA	WHIP										
Joe Niekro, R (1.1) ERA: 4.63	4.0	L	24	8	6	6	2	3	0	1	0	0	2	24	37	13.50	2.750										
Bill Denney, R (5.1) ERA: 3.91	1.0		3	0	0	0	2	0	0	0	0	0	0	7	7	0.00	0.000										
Ron Perranoski, L (6.1) ERA: 6.22	3.0		12	2	0	0	1	0	0	1	0	0	0	13	14	0.00	0.667										
Fred Scherman, L (9.1) ERA: 2.88	1.0		3	1	0	0	1	0	0	0	0	0	0	5	5	0.00	1.000										

AB 36  
R 6  
H 11  
RBI 6  
BB 3  
SO 6  
LOB 15



Batter	1	2	3	4	5	6	7	8	9	AB	R	H	RBI	BB	SO	LOB	BOTTOM										
Dick McAuliffe, L (1.4) OBP: 0.302, SLG: 0.394	0-0 4-3 1B			0-0 P5		0-0 L8		0-3 K		3	0	1	0	1	0	0	Cleveland Indians @ Detroit Tigers Tiger Stadium, Detroit, MI Tue Aug 31 1971, 7:05 PM EDT Att: 27,209 - Unknown										
Aurelio Rodriguez, R (8. PH) OBP: 0.253, SLG: 0.389	0-0 1B	4-0 BB		0-3 K		0-0 6-3		0-0 BB 1B		5	0	2	0	0	1	2											
Tony Taylor, R (1.5) OBP: 0.309, SLG: 0.332	0-0 1B	0-0 1-3		0-3 K		0-3 K		4-0 BB 1-2		4	1	1	0	0	2	2											
Gates Brown, L (1.7) OBP: 0.450, SLG: 0.602	0-0 4-3		0-0 1B 1B		0-3 K		0-3 K		0-0 BB	4	1	1	0	0	2	2											
Al Kaline, R (6. PH) OBP: 0.422, SLG: 0.474	1-2 2-3		0-0 1B 1B		0-0 K		0-0 K		0-0 BB	0	0	0	0	1	0	0											
Norm Cash, L (1.3) OBP: 0.378, SLG: 0.542	0-0 P5		0-0 1B 1-2		0-0 1B SF8 1B		0-0 6-3		0-0 G3	5	1	2	0	0	0	4											
Jim Northrup, L (1.9) OBP: 0.354, SLG: 0.419	4-0 FC5-4 IBB		0-0 1-2 2H 1B		4-0 WP 1B BB		0-0 6-3		0-3 K	3	0	1	1	2	1	0											
Jim Price, R (1.2) OBP: 0.321, SLG: 0.333	0-0 FC5-4 1-2		0-0 F8		0-0 WP 1-2 2-3 1B		0-0 1B E 1B		0-3 K	5	1	2	0	0	1	5											
Mickey Stanley, R (1.8) OBP: 0.328, SLG: 0.369		0-0 FC5-4 1B	0-3 K		0-0 SF8		0-0 E 1-2 1B		0-0 WP 1B	4	0	3	1	0	1	2											
Ed Brinkman, R (1.6) OBP: 0.287, SLG: 0.269		0-0 FC5-4 SH1 1-2	0-0 FC5-4 1-2		0-0 3H 4-0 1-2 2-3 BB		0-0 5-3 1-3 2H		0-0 4-3 1-2	4	0	0	0	1	0	5											
Joe Niekro, R (1.1) OBP: 0.266, SLG: 0.179										0	0	0	0	0	0	0											
Kevin Collins, L (4. PH) OBP: 0.242, SLG: 0.424										1	0	0	0	0	0	0											
Bill Denney, R (5.1) ERA: 3.91										0	0	0	0	0	0	0											
Dalton Jones, L (5. PH) OBP: 0.266, SLG: 0.371										1	0	0	0	0	0	3											
Ron Perranoski, L (6.1) ERA: 6.22										0	0	0	0	0	0	0											
Bill Freshman, R (8. PH) OBP: 0.303, SLG: 0.463										1	0	0	0	0	0	0											
Fred Scherman, L (9.1) ERA: 2.88										0	0	0	0	0	0	0											
<b>Inning Stats</b>	R: 0 E: 0 K: 0 S: 5	H: 2 LOB: 3 BB: 1 P: 9	R: 0 E: 0 K: 0 S: 4	H: 1 LOB: 2 BB: 1 P: 8	R: 1 E: 0 K: 1 S: 8	H: 3 LOB: 2 BB: 0 P: 8	R: 0 E: 0 K: 1 S: 5	H: 0 LOB: 0 BB: 0 P: 5	R: 1 E: 0 K: 1 S: 7	H: 2 LOB: 3 BB: 2 P: 15	R: 0 E: 0 K: 1 S: 5	H: 0 LOB: 0 BB: 0 P: 5	R: 1 E: 1 K: 0 S: 5	H: 2 LOB: 1 BB: 0 P: 5	R: 0 E: 0 K: 1 S: 6	H: 1 LOB: 2 BB: 1 P: 10	R: 0 E: 0 K: 2 S: 8	H: 1 LOB: 1 BB: 0 P: 8	1B: 12 2B: 0 3B: 0 HR: 0	SF: 1 SAC: 1 DP: 0 HBP: 0	WP: 2 PB: 0 SB: 0 CS: 0	PA: 44					
<b>PITCHER</b>	IP	WLS	BF	H	R	ER	SO	BB	IBB	HBP	BLK	WP	HR	S	P	ERA	WHIP										
Vince Colbert, R (1.1) ERA: 4.29	6.2	W	34	10	3	2	4	3	1	0	0	0	0	38	4	2.70	1.950										
Alan Foster, R (7.1) ERA: 4.16	0.1		1	0	0	0	0	0	0	0	0	0	0	1	1	0.00	0.000										
Sam McDowell, L (8.1) ERA: 3.07	2.0	S	9	2	0	0	3	1	0	0	0	1	0	14	18	0.00	1.500										

AB 37  
R 3  
H 12  
RBI 2  
BB 5  
SO 7  
LOB 23





Batter	1	2	3	4	5	6	7	8	9	AB	R	H	RBI	BB	SO	LOB	TOP					
Ted Uhlhaender, L (1, 8) OBP: 0.339, SLG: 0.339										3	0	0	1	0	0	1	<b>Cleveland Indians @ Detroit Tigers</b> Tiger Stadium, Detroit, MI Wed Sep 01 1971, 7:05 PM EDT Att: 8,455 - Unknown					
Eddie Leon, R (1, 4) OBP: 0.312, SLG: 0.321										3	0	0	0	1	0	2						
Roy Foster, R (1, 9) Gomer Hodge, S (6, 5) OBP: 0.313, SLG: 0.445 OBP: 0.271, SLG: 0.254										3	1	1	1	0	0	1						
Chuck Hinton, R (1, 7) John Lowenstein, L (8, PR) OBP: 0.329, SLG: 0.420 OBP: 0.296, SLG: 0.329										4	0	2	0	0	0	1						
Ray Fosse, R (1, 3) OBP: 0.313, SLG: 0.360										4	0	2	0	0	1	2						
Kurt Bevacqua, R (1, 5) OBP: 0.298, SLG: 0.280										4	1	1	1	0	0	3						
Ken Suarez, R (1, 2) OBP: 0.305, SLG: 0.266										3	1	0	0	1	0	1						
Fred Stanley, R (1, 6) OBP: 0.394, SLG: 0.282										3	0	1	0	1	1	0						
Mike Paul, L (1, 1) OBP: 0.111, SLG: 0.059										1	0	0	0	0	0	0						
Chris Chambliss, L (7, PH) OBP: 0.366, SLG: 0.433										1	0	0	0	0	1	2						
Steve Hargan, R (7, 1) OBP: 0.069, SLG: 0.069										0	0	0	0	0	0	0						
Phil Hennigan, R (8, 1) OBP: 0.069, SLG: 0.069										0	0	0	0	0	0	0						
Vado Pinson, L (9, PH) OBP: 0.291, SLG: 0.375										1	0	0	0	0	0	0						
<b>Inning Stats</b>	R: 0 E: 0 K: 0 S: 3	H: 0 LOB: 1 BB: 1 P: 7	R: 0 E: 0 K: 0 S: 3	H: 1 LOB: 0 BB: 0 P: 3	R: 0 E: 0 K: 0 S: 3	H: 0 LOB: 1 BB: 1 P: 7	R: 1 E: 0 K: 0 S: 5	H: 2 LOB: 1 BB: 0 P: 5	R: 0 E: 0 K: 1 S: 5	H: 0 LOB: 0 BB: 0 P: 5	R: 0 E: 0 K: 0 S: 4	H: 1 LOB: 1 BB: 0 P: 4	R: 2 E: 0 K: 1 S: 7	H: 2 LOB: 1 BB: 1 P: 11	R: 0 E: 0 K: 1 S: 6	H: 1 LOB: 1 BB: 0 P: 6	R: 0 E: 0 K: 0 S: 3	H: 0 LOB: 0 BB: 0 P: 3	1B: 4 2B: 1 3B: 0 HR: 2	SF: 1 SAC: 1 DP: 1 HBP: 0	WP: 0 PB: 0 SB: 0 CS: 0	PA: 36
<b>PITCHER</b>	IP WLS BF H R ER SO BB IBB HBP BLK WP HR S P ERA WHIP																					
Les Cain, L (1, 1) ERA: 4.1	8.0 W 33 7 3 3 3 3 3 0 0 0 0 0 2 36 48 3.38 1.250																					
Fred Scherman, L (9, 1) ERA: 2.65	1.0 S 3 0 0 0 0 0 0 0 0 0 0 0 0 3 3 0.00 0.000																					

Batter	1	2	3	4	5	6	7	8	9	AB	R	H	RBI	BB	SO	LOB	BOTTOM			
Aurelio Rodriguez, R (1, 5) OBP: 0.282, SLG: 0.388										4	0	1	0	0	1	0	<b>Cleveland Indians @ Detroit Tigers</b> Tiger Stadium, Detroit, MI Wed Sep 01 1971, 7:05 PM EDT Att: 8,455 - Unknown			
Tony Taylor, R (1, 4) OBP: 0.316, SLG: 0.340										3	1	2	0	1	0	1				
Al Kaline, R (1, 9) OBP: 0.421, SLG: 0.472										4	0	1	0	0	0	2				
Bill Freehan, R (1, 2) OBP: 0.354, SLG: 0.466										4	1	2	1	0	1	2				
Norm Cash, L (1, 3) OBP: 0.376, SLG: 0.539										4	1	1	0	0	0	3				
Ike Brown, R (1, 7) OBP: 0.364, SLG: 0.522										3	1	2	3	0	1	1				
Mickey Stanley, R (1, 8) OBP: 0.325, SLG: 0.365										3	0	0	0	0	0	1				
Ed Brinkman, R (1, 6) OBP: 0.285, SLG: 0.267										3	0	0	0	0	2	0				
Les Cain, L (1, 1) OBP: 0.167, SLG: 0.234										3	0	0	0	0	1	0				
Fred Scherman, L (9, 1) OBP: 0.333, SLG: 0.250										0	0	0	0	0	0	0				
<b>Inning Stats</b>	R: 0 E: 0 K: 1 S: 5	H: 1 LOB: 0 BB: 0 P: 5	R: 3 E: 0 K: 2 S: 10	H: 3 LOB: 0 BB: 0 P: 10	R: 0 E: 0 K: 0 S: 3	H: 1 LOB: 0 BB: 0 P: 3	R: 0 E: 0 K: 0 S: 4	H: 1 LOB: 1 BB: 0 P: 4	R: 0 E: 0 K: 1 S: 5	H: 0 LOB: 0 BB: 0 P: 5	R: 1 E: 0 K: 1 S: 7	H: 2 LOB: 1 BB: 0 P: 7	R: 0 E: 0 K: 0 S: 3	H: 0 LOB: 0 BB: 0 P: 3	R: 0 E: 0 K: 1 S: 6	H: 1 LOB: 2 BB: 1 P: 10	1B: 6 2B: 3 3B: 0 HR: 1	SF: 0 SAC: 0 DP: 2 HBP: 0	WP: 0 PB: 0 SB: 0 CS: 0	PA: 32
<b>PITCHER</b>	IP WLS BF H R ER SO BB IBB HBP BLK WP HR S P ERA WHIP																			
Mike Paul, L (1, 1) ERA: 5.9	6.0 L 24 8 4 4 0 0 0 0 0 0 0 0 0 5 9 6.00 1.333																			
Steve Hargan, R (7, 1) ERA: 7.27	1.1 6 1 0 0 0 0 1 0 0 0 0 0 0 5 9 0.00 1.500																			
Phil Hennigan, R (8, 1) ERA: 4.05	0.2 2 0 0 0 0 1 0 0 0 0 0 0 0 4 4 0.00 0.000																			



Batter	1	2	3	4	5	6	7	8	9	AB	R	H	RBI	BB	SO	LOB	TOP					
Ted Uhlhaender, L (1, 8) OBP: 0.338, SLG: 0.338	L9		FC6-4			1B		F8		4	0	1	0	0	0	1						
Eddie Leon, R (1, 4) OBP: 0.312, SLG: 0.320	1B		K			F3		L5		4	0	1	0	0	1	2						
Chuck Hinton, R (1, 7) OBP: 0.320, SLG: 0.407	F8			L9		F8		F8		4	0	0	0	0	0	2						
Ray Fosse, R (1, 3) OBP: 0.313, SLG: 0.359	L9			L5		1B		F8		4	0	1	0	0	0	1						
Kurt Bevacqua, R (1, 9) OBP: 0.218, SLG: 0.298		K			2B	F8			1B	4	0	2	0	0	1	2						
Gomer Hodges, S (1, 5) OBP: 0.257, SLG: 0.239	F8			L6			5-3	F8		4	0	0	0	0	0	2						
Ken Suarez, R (1, 2) OBP: 0.299, SLG: 0.259	P4					L9				3	0	0	0	0	1	0						
Fred Stanley, R (1, 6) OBP: 0.384, SLG: 0.273			K		4-3		5-3			3	0	0	0	0	1	0						
Steve Dunning, R (1, 1) OBP: 0.222, SLG: 0.260										2	0	1	0	0	1	0						
Alan Foster, R (5, 1) OBP: 0.067, SLG: 0.070										0	0	0	0	0	0	0						
John Lowenstein, L (6, PH) OBP: 0.264, SLG: 0.325										1	0	0	0	0	1	0						
Mark Ballinger, R (8, 1) OBP: 0.200, SLG: 0.200			FC6-4					K		0	0	0	0	0	0	0						
<b>Inning Stats</b>	R: 0 E: 0 K: 0 S: 4	H: 1 LOB: 1 BB: 0 P: 4	R: 0 E: 0 K: 1 S: 5	H: 0 LOB: 0 BB: 0 P: 5	R: 0 E: 0 K: 2 S: 8	H: 1 LOB: 1 BB: 0 P: 8	R: 0 E: 0 K: 0 S: 4	H: 1 LOB: 1 BB: 0 P: 4	R: 0 E: 0 K: 2 S: 7	H: 0 LOB: 0 BB: 0 P: 7	R: 0 E: 0 K: 0 S: 5	H: 2 LOB: 2 BB: 0 P: 5	R: 0 E: 0 K: 0 S: 3	H: 0 LOB: 0 BB: 0 P: 3	R: 0 E: 0 K: 1 S: 5	H: 0 LOB: 0 BB: 0 P: 5	R: 0 E: 0 K: 0 S: 4	H: 1 LOB: 1 BB: 0 P: 4	1B: 5 2B: 1 3B: 0 HR: 0	SF: 0 SAC: 0 DP: 0 HBP: 0	WP: 0 PB: 0 SB: 1 CS: 0	PA: 33
<b>PITCHER</b> Mickey Lolich, L (1, 1) ERA: 3.02	IP: 9.0 WLS: W BF: 33 H: 6 R: 0 ER: 0 SO: 6 BB: 0 IBB: 0 HBP: 0 BLK: 0 WP: 0 HR: 0 S: 45 P: 45 ERA: 0.00 WHIP: 0.667															<b>PITCHER</b>						

Cleveland Indians @ Detroit Tigers  
Tiger Stadium, Detroit, MI  
Thu Sep 02 1971, 7:05 PM EDT  
Att: 15,500 - Unknown

AB	33
R	0
H	6
RBI	0
BB	0
SO	6
LOB	10



Batter	1	2	3	4	5	6	7	8	9	AB	R	H	RBI	BB	SO	LOB	BOTTOM					
Dick McAuliffe, L (1, 4) OBP: 0.299, SLG: 0.389	4-3	P5		L8		F8		4-3		5	0	0	0	0	0	2						
Al Kaline, R (1, 9) OBP: 0.424, SLG: 0.475										2	2	1	0	2	0	0						
Ike Brown, R (8, 7) OBP: 0.361, SLG: 0.516	CS		4-3	WP	3B	BB	L6-3	1B	E	2B	K											
Gates Brown, L (1, 7) OBP: 0.458, SLG: 0.603										3	2	2	0	1	0	1						
Mickey Stanley, R (8, 8) OBP: 0.325, SLG: 0.365	1-2		4-3		1B	1B	1B	E	SF8	1B												
Norm Cash, L (1, 3) OBP: 0.380, SLG: 0.545										3	2	2	2	1	0	1						
Jim Northrup, L (1, 8) OBP: 0.355, SLG: 0.420	4-1									2	0	1	1	1	0	2						
Bill Freehan, R (1, 2) OBP: 0.356, SLG: 0.474										3	1	2	3	0	0	0						
Aurelio Rodriguez, R (1, 5) OBP: 0.262, SLG: 0.367										4	0	1	1	0	0	2						
Ed Brinkman, R (1, 6) OBP: 0.287, SLG: 0.269										4	0	2	0	0	1	2						
Mickey Lolich, S (1, 1) OBP: 0.237, SLG: 0.124										3	0	0	0	1	2	1						
<b>Inning Stats</b>	R: 0 E: 0 K: 0 S: 2	H: 0 LOB: 2 BB: 3 P: 14	R: 0 E: 0 K: 0 S: 4	H: 1 LOB: 1 BB: 1 P: 8	R: 3 E: 0 K: 0 S: 5	H: 2 LOB: 0 BB: 1 P: 9	R: 0 E: 0 K: 0 S: 3	H: 1 LOB: 0 BB: 0 P: 3	R: 1 E: 0 K: 0 S: 6	H: 3 LOB: 2 BB: 0 P: 6	R: 0 E: 0 K: 2 S: 7	H: 0 LOB: 0 BB: 0 P: 7	R: 3 E: 1 K: 0 S: 6	H: 4 LOB: 1 BB: 1 P: 10	R: 0 E: 0 K: 2 S: 7	H: 0 LOB: 0 BB: 0 P: 7	R: 0 E: 0 K: 0 S: 4	H: 1 LOB: 1 BB: 0 P: 4	1B: 8 2B: 1 3B: 1 HR: 1	SF: 2 SAC: 0 DP: 2 HBP: 0	WP: 1 PB: 0 SB: 1 CS: 2	PA: 38
<b>PITCHER</b> Steve Dunning, R (1, 1) ERA: 4.67	IP: 4.2 WLS: L BF: 24 H: 7 R: 4 ER: 4 SO: 4 BB: 5 IBB: 0 HBP: 0 BLK: 0 WP: 1 HR: 1 S: 19 P: 39 ERA: 7.71 WHIP: 2.571															<b>PITCHER</b>						
Alan Foster, R (5, 1) ERA: 4.27	2.1 BF: 11 H: 4 R: 3 ER: 3 SO: 2 BB: 0 IBB: 1 HBP: 0 BLK: 0 WP: 0 HR: 0 S: 14 P: 18 ERA: 11.57 WHIP: 1.714																					
Mark Ballinger, R (8, 1) ERA: 3.09	1.0 BF: 3 H: 0 R: 0 ER: 0 SO: 2 BB: 0 IBB: 0 HBP: 0 BLK: 0 WP: 0 HR: 0 S: 7 P: 7 ERA: 0.00 WHIP: 0.000																					


Cleveland Indians @ Detroit Tigers  
Tiger Stadium, Detroit, MI  
Thu Sep 02 1971, 7:05 PM EDT  
Att: 15,500 - Unknown

AB	30
R	7
H	11
RBI	7
BB	6
SO	4
LOB	11






Batter	1	2	3	4	5	6	7	8	9	AB	R	H	RBI	BB	SO	LOB	TOP					
Aurelio Rodriguez, R OBP: 0.282, SLG: 0.386 (1, 5)	0-0 5-3			0-0 L5		0-0 1B 1B	0-0 5-3			4	1	1	0	0	0	1						
Tony Taylor, R OBP: 0.315, SLG: 0.339 (1, 4)	0-0 F7			0-0 F7		0-0 1B 1-2 1B		0-0 6-3		4	0	1	0	0	0	0						
Al Kaline, R OBP: 0.424, SLG: 0.475 (1, 9)	0-0 L5-3			0-0 1B		0-0 1-3 2-H 1B		0-0 L7		4	0	2	1	0	0	0						
Bill Freehan, R OBP: 0.355, SLG: 0.474 (1, 2)		0-0 F8		0-0 6-3		0-3 K		0-0 HR 2B		4	1	1	0	0	1	3						
Norm Cash, L OBP: 0.379, SLG: 0.550 (1, 3)		0-0 F9			0-3 K	0-3 K		0-0 2H HR		4	1	1	2	0	2	2						
Ike Brown, R OBP: 0.348, SLG: 0.495 Jim Northrup, L OBP: 0.355, SLG: 0.420 (1, 7) (8, 7)		0-0 4-3			0-0 6-3	0-0 5-3		0-3 K		4	0	0	0	0	1	2						
Mickey Stanley, R OBP: 0.327, SLG: 0.365 (1, 8)			0-0 5-3-6 1B		4-0 BB 1B		0-0 F8		0-3 K	3	0	1	0	1	1	0						
Ed Brinkman, R OBP: 0.289, SLG: 0.273 (1, 6)			0-0 5-3-6 1-3f		0-0 1-2 1B		0-0 3-1 2B		0-0 6-3	4	0	2	0	0	0	1						
Mike Kilkenny, R OBP: 0.050, SLG: 0.050 (1, 1)			0-3 K		0-3 K		0-0 3-1 2-3		0-0 L8	4	0	0	0	0	2	3						
<b>Inning Stats</b>	R: 0 E: 0 K: 0 S: 3	H: 0 LOB: 0 BB: 0 P: 3	R: 0 E: 0 K: 0 S: 3	H: 0 LOB: 0 BB: 0 P: 3	R: 0 E: 0 K: 1 S: 5	H: 1 LOB: 0 BB: 0 P: 5	R: 0 E: 0 K: 0 S: 4	H: 1 LOB: 1 BB: 0 P: 4	R: 0 E: 0 K: 2 S: 8	H: 1 LOB: 2 BB: 1 P: 12	R: 1 E: 0 K: 2 S: 10	H: 3 LOB: 2 BB: 0 P: 10	R: 0 E: 0 K: 0 S: 4	H: 1 LOB: 1 BB: 0 P: 4	R: 2 E: 0 K: 1 S: 7	H: 2 LOB: 0 BB: 0 P: 7	R: 0 E: 0 K: 1 S: 5	H: 0 LOB: 0 BB: 0 P: 5	1B: 6 2B: 3 3B: 0 HR: 1	SF: 0 SAC: 0 DP: 1 HBP: 0	WP: 0 PB: 0 SB: 0 CS: 0	PA: 36
<b>PITCHER</b> Fritz Peterson, L ERA: 2.97 (1, 1)	IP: 9.0 WLS: L BF: 36 H: 9 R: 3 ER: 3 SO: 7 BB: 1 IBB: 0 HBP: 0 BLK: 0 WP: 0 HR: 1 S: 49 P: 53 ERA: 3.00 WHIP: 1.111															<b>PITCHER</b>						

**Detroit Tigers @ New York Yankees**  
 Yankee Stadium, Bronx, NY  
 Fri Sep 03 1971, 7:05 PM EDT  
 Att: 11,353 - Unknown - 78 F  
  
**AB 35**  
**R 3**  
**H 9**  
**RBI 3**  
**BB 1**  
**SO 7**  
**LOB 12**  


Batter	1	2	3	4	5	6	7	8	9	AB	R	H	RBI	BB	SO	LOB	BOTTOM					
Horace Clarke, S OBP: 0.319, SLG: 0.311 (1, 4)	0-0 5-3		0-0 6-3		0-0 6-3			0-0 4-3 6-3 2B		4	1	1	0	0	0	0						
Thurman Munson, R OBP: 0.339, SLG: 0.377 (1, 2)	4-0 1B BB		0-3 K		0-0 4-3			0-0 4-3 2-3		3	0	0	0	1	1	1						
Bobby Murcer, L OBP: 0.418, SLG: 0.531 (1, 8)	0-0 FC6-4 1-3 1B		0-0 4-1			0-3 K		0-0 6-3 3-H		4	0	1	1	0	1	0						
Roy White, S OBP: 0.379, SLG: 0.460 (1, 7)	0-3 K			0-0 F3		4-0 FC6-4 BB		0-0 FC5-4 1B		3	0	1	0	1	1	2						
Felipe Alou, R OBP: 0.323, SLG: 0.397 (1, 9)	0-0 FC6-4 1-2f			0-0 E 1B		0-0 FC6-4 1-2f FC5-4		0-0 FC5-4 1-2f		4	0	1	0	0	0	4						
Danny Cater, R OBP: 0.303, SLG: 0.361 (1, 5)		0-0 6-3		0-0 E7 G5-3 1B		0-0 FC5-4 1-2f			0-0 F8	4	0	1	0	0	0	1						
John Ellis, R OBP: 0.323, SLG: 0.349 (1, 3)		4-0 FC1-4 BB		4-0 BB BB			0-0 F8		0-0 L7	2	0	0	0	2	0	0						
Gene Michael, S OBP: 0.313, SLG: 0.298 (1, 6)		0-0 FC1-4 1-2f		0-0 G5-3 2-3f			0-0 5-3		0-0 FC5-4 1B	4	0	1	0	0	0	4						
Fritz Peterson, S OBP: 0.143, SLG: 0.086 Ron Hansen, R OBP: 0.245, SLG: 0.259 (1, 1) (8, PH)		0-3 K			0-0 L6		0-0 5-3		0-0 FC5-4 1-2f	3	0	0	0	0	1	1						
<b>Inning Stats</b>	R: 0 E: 0 K: 1 S: 6	H: 1 LOB: 2 BB: 1 P: 10	R: 0 E: 0 K: 1 S: 5	H: 0 LOB: 1 BB: 1 P: 9	R: 0 E: 0 K: 1 S: 5	H: 0 LOB: 0 BB: 0 P: 5	R: 0 E: 1 K: 0 S: 4	H: 2 LOB: 2 BB: 1 P: 8	R: 0 E: 0 K: 0 S: 3	H: 0 LOB: 0 BB: 0 P: 3	R: 0 E: 0 K: 1 S: 5	H: 0 LOB: 1 BB: 1 P: 9	R: 0 E: 0 K: 0 S: 3	H: 0 LOB: 0 BB: 0 P: 3	R: 1 E: 0 K: 0 S: 5	H: 2 LOB: 1 BB: 0 P: 5	R: 0 E: 0 K: 0 S: 4	H: 1 LOB: 1 BB: 0 P: 4	1B: 5 2B: 1 3B: 0 HR: 0	SF: 0 SAC: 0 DP: 1 HBP: 0	WP: 0 PB: 0 SB: 0 CS: 0	PA: 36
<b>PITCHER</b> Mike Kilkenny, L ERA: 4.88 (1, 1)	IP: 9.0 WLS: W BF: 36 H: 6 R: 1 ER: 1 SO: 4 BB: 4 IBB: 0 HBP: 0 BLK: 0 WP: 0 HR: 0 S: 40 P: 56 ERA: 1.00 WHIP: 1.111															<b>PITCHER</b>						

**Detroit Tigers @ New York Yankees**  
 Yankee Stadium, Bronx, NY  
 Fri Sep 03 1971, 7:05 PM EDT  
 Att: 11,353 - Unknown - 78 F  
  
**AB 32**  
**R 1**  
**H 6**  
**RBI 1**  
**BB 4**  
**SO 4**  
**LOB 14**  












Batter	1	2	3	4	5	6	7	8	9	AB	R	H	RBI	BB	SO	LOB	TOP								
Dick McAuliffe, L (1.4)	F8		4-3		K		3-1			4	0	0	0	0	1	4									
Aurelio Rodriguez, R (1.5)	G3		F8		FC6-4			F8		4	1	1	0	0	0	3									
Gates Brown, L (1.7)	G3			4-3		P6		L9		4	0	0	1	0	0	0									
Norm Cash, L (1.3)	K			F8		F8		P4		4	0	0	0	0	1	0									
Bill Freehan, R (1.2)		1-3		F9					3B	4	1	2	0	0	0	0									
Jim Northrup, L (1.9)	K				F7	F7			F7	4	0	0	0	0	1	2									
Mickey Stanley, R (1.8)	4-3				E6					4	1	3	1	0	0	0									
Ed Brinkman, R (1.6)			E6							3	0	1	0	0	0	1									
Mickey Lolich, S (1.1)			SH2		SH				K	2	0	0	1	0	2	3									
<b>Inning Stats</b>	R: 1 E: 0 K: 1 S: 6	H: 1 LOB: 0 BB: 0 P: 6	R: 0 E: 0 K: 1 S: 5	H: 0 LOB: 0 BB: 0 P: 5	R: 0 E: 1 K: 0 S: 4	H: 0 LOB: 1 BB: 0 P: 4	R: 0 E: 0 K: 0 S: 3	H: 0 LOB: 0 BB: 0 P: 3	R: 1 E: 1 K: 1 S: 8	H: 2 LOB: 2 BB: 0 P: 8	R: 0 E: 0 K: 0 S: 4	H: 1 LOB: 1 BB: 0 P: 4	R: 0 E: 0 K: 1 S: 6	H: 1 LOB: 1 BB: 0 P: 6	R: 0 E: 0 K: 0 S: 3	H: 0 LOB: 0 BB: 0 P: 3	R: 1 E: 0 K: 1 S: 6	H: 2 LOB: 1 BB: 0 P: 7	1B: 4 2B: 1 3B: 2 HR: 0	SF: 0 SAC: 2 DP: 0 HBP: 1	WP: 0 PB: 0 SB: 0 CS: 2	PA: 36			
<b>PITCHER</b>	IP	WLS	BF	H	R	ER	SO	BB	IBB	HBP	BLK	WP	HR	S	P	ERA	WHIP								
Bill Gogolewski, R (1.1)	8.0	L	31	5	2	1	4	0	0	0	0	0	0	39	39	1.12	0.625								
Casey Cox, R (9.1)	1.0		5	2	1	1	1	0	0	1	0	0	0	6	7	9.00	2.000								

Detroit Tigers @ Washington Senators  
 Robert F. Kennedy Memorial Stadium, Washington, DC  
 Mon Sep 06 1971, 3:33 AM EDT  
 Att: 7,348 - Unknown

AB 33  
 R 3  
 H 7  
 RBI 3  
 BB 0  
 SO 5  
 LOB 13



Batter	1	2	3	4	5	6	7	8	9	AB	R	H	RBI	BB	SO	LOB	BOTTOM								
Del Unser, L (1.9)	F3			K				F8		3	0	0	0	1	1	0									
Davey Nelson, R (1.5)	F8			6-3					F8	4	0	1	0	0	0	0									
Frank Howard, R (1.3)	F9								6-3	4	0	1	0	0	0	1									
Dick Billings, R (1.7)		F9							6-3	4	0	0	0	0	1	2									
Elliott Maddox, R (1.8)										3	0	2	0	0	0	0									
Paul Casanova, R (1.2)										3	0	1	0	0	0	2									
Toby Harrah, R (1.6)										3	0	1	0	0	0	1									
Tim Cullen, R (1.4)										3	0	0	0	0	1	2									
Bill Gogolewski, L (1.1)										2	0	0	0	0	1	2									
Lenny Randle, S (8, PH)										1	0	0	0	0	1	0									
Casey Cox, R (9.1)										0	0	0	0	0	0	0									
<b>Inning Stats</b>	R: 0 E: 0 K: 0 S: 3	H: 0 LOB: 0 BB: 0 P: 3	R: 0 E: 0 K: 0 S: 3	H: 1 LOB: 0 BB: 0 P: 3	R: 0 E: 0 K: 1 S: 5	H: 0 LOB: 0 BB: 0 P: 5	R: 0 E: 0 K: 2 S: 8	H: 1 LOB: 1 BB: 0 P: 8	R: 0 E: 0 K: 1 S: 7	H: 2 LOB: 2 BB: 0 P: 7	R: 0 E: 0 K: 0 S: 3	H: 1 LOB: 1 BB: 1 P: 7	R: 0 E: 0 K: 0 S: 3	H: 1 LOB: 0 BB: 0 P: 3	R: 0 E: 0 K: 1 S: 5	H: 0 LOB: 0 BB: 0 P: 5	R: 0 E: 0 K: 0 S: 3	H: 0 LOB: 0 BB: 0 P: 3	1B: 6 2B: 0 3B: 0 HR: 0	SF: 0 SAC: 0 DP: 2 HBP: 0	WP: 0 PB: 0 SB: 1 CS: 0	PA: 31			
<b>PITCHER</b>	IP	WLS	BF	H	R	ER	SO	BB	IBB	HBP	BLK	WP	HR	S	P	ERA	WHIP								
Mickey Lolich, L (1.1)	9.0	W	31	6	0	0	5	1	0	0	0	0	0	40	44	0.00	0.778								

Detroit Tigers @ Washington Senators  
 Robert F. Kennedy Memorial Stadium, Washington, DC  
 Mon Sep 06 1971, 3:33 AM EDT  
 Att: 7,348 - Unknown

AB 30  
 R 0  
 H 6  
 RBI 0  
 BB 1  
 SO 5  
 LOB 10





Batter	1	2	3	4	5	6	7	8	9	10	11	AB	R	H	RBI	BB	SO	LOB	TOP			
Dick McAuliffe, L OBP: 0.300, SLG: 0.384 (1, 4)	4-0 BB BB	0-0 F9			0-0 4-3				0-0 1B		0-0 BB	3	0	1	0	2	0	2	<b>Detroit Tigers @ Washington Senators</b> Robert F. Kennedy Memorial Stadium, Washington, DC Tue Sep 07 1971, 7:05 PM EDT Att: 2,369 - Unknown <a href="http://livebaseballscorecards.com">livebaseballscorecards.com</a>			
Aurelio Rodriguez, R OBP: 0.278, SLG: 0.381 (1, 5)	0-0 F8	0-0 FC6-4 1-2			0-0 P4				0-0 F9		0-3 K	5	0	0	0	0	1	6				
Gates Brown, L OBP: 0.432, SLG: 0.566 Cesar Gutierrez, R OBP: 0.176, SLG: 0.176 (1, 7) (7, 6)	0-0 P5				0-0 4-3			0-3 K		0-0 F7		0-0 F7	3	0	0	0	0	1		1		
Norm Cash, L OBP: 0.379, SLG: 0.556 (1, 3)	4-0 BB 1-2				0-3 K			0-0 F9		0-0 BB 1B		0-0 F9	4	0	1	0	1	1		0		
Bill Freehan, R OBP: 0.352, SLG: 0.471 (1, 2)	0-0 F9				0-0 5-3			0-0 F9		0-0 F8		0-3 K	5	0	0	0	0	1		3		
Jim Northrup, L OBP: 0.358, SLG: 0.440 (1, 9) (7, 7)					0-0 CS S 1B			0-0 1B SF8 2B		0-0 1-2 1B		0-0 HR	5	3	5	2	0	0		0		
Mickey Stanley, R OBP: 0.332, SLG: 0.385 (1, 8)					0-3 K 1-2			0-0 FC1-6 1B		0-0 F8		0-0 1-3	5	0	2	0	0	1		3		
Ed Brinkman, R OBP: 0.289, SLG: 0.273 Dalton Jones, L OBP: 0.294, SLG: 0.368 Al Kaline, R OBP: 0.424, SLG: 0.470 (1, 6) (7, PH) (7, PH)					0-3 K			0-0 SF8		0-0 L5-3		0-0 L9	2	0	0	0	0	2		2		
Joe Coleman, R OBP: 0.152, SLG: 0.118 Fred Scherman, L OBP: 0.316, SLG: 0.235 (1, 1) (10, 1)					4-0 BB FC6-4 1-2			0-3 K		0-0 FC1-6 1B		0-3 K	3	0	0	0	1	2		1		
																				1		
<b>Inning Stats</b>	R: 0 E: 0 K: 0 S: 3	H: 0 LOB: 2 BB: 2 P: 11	R: 1 E: 0 K: 1 S: 7	H: 2 LOB: 2 BB: 1 P: 11	R: 0 E: 0 K: 1 S: 5	H: 0 LOB: 0 BB: 0 P: 5	R: 0 E: 0 K: 2 S: 7	H: 1 LOB: 0 BB: 0 P: 7	R: 0 E: 0 K: 1 S: 5	H: 0 LOB: 0 BB: 0 P: 5	R: 1 E: 0 K: 0 S: 6	H: 3 LOB: 2 BB: 0 P: 6	R: 0 E: 0 K: 2 S: 5	H: 2 LOB: 2 BB: 0 P: 5	R: 0 E: 0 K: 1 S: 5	H: 0 LOB: 0 BB: 0 P: 5	R: 1 E: 0 K: 1 S: 6	H: 1 LOB: 0 BB: 0 P: 6		1B: 6 2B: 1 3B: 0 HR: 2	SF: 1 SAC: 0 DP: 0 HBP: 0	WP: 0 PB: 0 SB: 1 CS: 1
<b>PITCHER</b>	IP ERA WLS BF H R ER SO BB IBB HBP BLK WP HR S P ERA WHIP	IP ERA WLS BF H R ER SO BB IBB HBP BLK WP HR S P ERA WHIP																				
Mike Thompson, R ERA: 4.67 (1, 1)	6.0	1.0	4	1	0	0	0	0	0	0	0	0	0	0	4	4	0.00	1.000				
Joe Grzenda, L ERA: 2.2 (7, 1)	4.0	L	16	3	1	1	4	1	0	0	0	0	0	1	23	27	2.25	1.000				
Paul Lindblad, L ERA: 2.92 (8, 1)																						

Batter	1	2	3	4	5	6	7	8	9	10	11	AB	R	H	RBI	BB	SO	LOB	BOTTOM					
Del Unser, L OBP: 0.336, SLG: 0.371 (1, 8) (10, 9)	0-3 K				0-3 K				0-3 K		0-0 4-3	5	1	1	0	0	3	0	<b>Detroit Tigers @ Washington Senators</b> Robert F. Kennedy Memorial Stadium, Washington, DC Tue Sep 07 1971, 7:05 PM EDT Att: 2,369 - Unknown <a href="http://livebaseballscorecards.com">livebaseballscorecards.com</a>					
Davey Nelson, R OBP: 0.310, SLG: 0.365 (1, 5)	0-0 F7				0-0 6-3				0-0 6-3		0-3 K	5	1	1	1	0	1	0						
Don Mincher, L OBP: 0.395, SLG: 0.443 (1, 3)	0-3 K				0-0 SF8 2B				0-3 K		0-0 F5	5	0	1	0	0	2	0						
Tom McCraw, L OBP: 0.274, SLG: 0.374 (1, 9) (10, 7)					0-0 F3				0-0 4-3		0-3 K	4	0	0	1	0	1	0						
Larry Brittner, L OBP: 0.333, SLG: 0.314 Toby Harrah, R OBP: 0.289, SLG: 0.272 (1, 7) (9, PH) (10, 6)					0-0 3-1				0-0 F2		0-0 4-3 2B	4	0	1	0	0	0	1						
Bernie Allen, L OBP: 0.385, SLG: 0.368 Lenny Randle, S OBP: 0.299, SLG: 0.299 (1, 4) (7, PR) (8, 4)					0-0 2B				0-0 4-3		0-0 1-3	3	0	3	0	0	0	0						
Elliott Maddox, R OBP: 0.341, SLG: 0.274 (9, PH) (10, 8)					0-0 1B				0-0 FC5-2 1B		0-3 K	1	0	0	0	0	0	1						
Dick Billings, R OBP: 0.280, SLG: 0.333 (1, 2)					0-0 G4-6-3 1-2				0-0 FC5-2 1B		0-0 5-3	3	0	1	0	1	0	3						
Tim Cullen, R OBP: 0.243, SLG: 0.261 (1, 6) (10, 4)					0-0 P5				0-0 FC5-2 G5-4-3		0-3 K	4	0	0	0	0	1	4						
Mike Thompson, R OBP: 0.211, SLG: 0.063 Joe Grzenda, R OBP: 0.250, SLG: 0.250 Frank Howard, R OBP: 0.372, SLG: 0.476 Paul Lindblad, L OBP: 0.190, SLG: 0.286 (1, 1) (7, 1) (7, PH) (8, 1)					0-3 K				0-0 G5-4-3		0-0 6-3	2	0	0	0	0	2	0						
																				1				
<b>Inning Stats</b>	R: 0 E: 0 K: 2 S: 7	H: 0 LOB: 0 BB: 0 P: 7	R: 0 E: 0 K: 0 S: 4	H: 1 LOB: 2 BB: 1 P: 8	R: 2 E: 0 K: 1 S: 8	H: 3 LOB: 1 BB: 0 P: 8	R: 0 E: 0 K: 0 S: 3	H: 1 LOB: 0 BB: 0 P: 3	R: 0 E: 0 K: 2 S: 7	H: 0 LOB: 0 BB: 0 P: 7	R: 0 E: 0 K: 0 S: 3	H: 2 LOB: 2 BB: 0 P: 4	R: 0 E: 0 K: 2 S: 7	H: 0 LOB: 0 BB: 0 P: 7	R: 0 E: 0 K: 1 S: 6	H: 1 LOB: 2 BB: 0 P: 6	R: 0 E: 0 K: 1 S: 5	H: 0 LOB: 0 BB: 0 P: 5	R: 0 E: 0 K: 1 S: 5	H: 0 LOB: 0 BB: 0 P: 5	1B: 4 2B: 4 3B: 0 HR: 0	SF: 1 SAC: 0 DP: 2 HBP: 0	WP: 0 PB: 0 SB: 0 CS: 0	PA: 40
<b>PITCHER</b>	IP ERA WLS BF H R ER SO BB IBB HBP BLK WP HR S P ERA WHIP	IP ERA WLS BF H R ER SO BB IBB HBP BLK WP HR S P ERA WHIP																						
Joe Coleman, R ERA: 3.24 (1, 1)	9.0	2.0	W	6	0	0	2	0	0	0	0	0	0	0	10	10	0.00	0.000						
Fred Scherman, L ERA: 2.53 (10, 1)																								





Batter	1	2	3	4	5	6	7	8	9	AB	R	H	RBI	BB	SO	LOB	TOP			
Dick McAuliffe, L (1,4) OBP: 0.297, SLG: 0.379	F9	G6-3		F2			K2-3		K	5	0	0	0	0	2	3				
Aurelio Rodriguez, R (1,5) OBP: 0.277, SLG: 0.385	P6			HR			K		F8	5	1	1	1	0	1	0				
Gates Brown, L (1,7) OBP: 0.446, SLG: 0.589	HR			F8 1B				FC3-6 BB		1	2	1	1	3	0	0				
Norm Cash, L (1,3) OBP: 0.378, SLG: 0.553	FC6-4 1B			F2				FC3-6 HR		4	1	1	0	0	0	3				
Bill Freehan, R (1,2) OBP: 0.352, SLG: 0.476	FC6-4			F8				HR		4	1	1	2	0	0	3				
Jim Northrup, L (1,9) OBP: 0.360, SLG: 0.440		1B BB					3-1		4-3	3	0	1	1	1	0	0				
Mickey Stanley, R (1,8) OBP: 0.334, SLG: 0.386	F8			5-3			G6-4-3 1B			4	0	2	0	0	0	2				
Ed Brinkman, R (1,6) OBP: 0.289, SLG: 0.273							F8		G6-4-3	4	0	1	0	0	1	2				
Mike Kilkenny, R (1,1) OBP: 0.087, SLG: 0.087							3-1			3	0	1	0	0	1	0				
Jack Whillock, R (8,1)									1-3	1	0	0	0	0	0	0				
<b>Inning Stats</b>	R: 1 E: 0 K: 0 S: 5	H: 2 LOB: 1 BB: 0 P: 5	R: 0 E: 0 K: 0 S: 4	H: 2 LOB: 2 BB: 1 P: 8	R: 2 E: 0 K: 0 S: 5	H: 2 LOB: 1 BB: 1 P: 9	R: 0 E: 0 K: 0 S: 3	H: 0 LOB: 0 BB: 0 P: 3	R: 0 E: 0 K: 0 S: 3	H: 1 LOB: 0 BB: 0 P: 3	R: 0 E: 0 K: 3 S: 9	H: 0 LOB: 0 BB: 0 P: 9	R: 2 E: 0 K: 1 S: 7	H: 2 LOB: 1 BB: 1 P: 11	R: 0 E: 0 K: 1 S: 5	H: 0 LOB: 0 BB: 0 P: 5	1B: 6 2B: 0 3B: 0 HR: 3	SF: 0 SAC: 0 DP: 2 HBP: 0	WP: 0 PB: 0 SB: 1 CS: 0	PA: 38
<b>PITCHER</b>	IP WLS BF H R ER SO BB IBB HBP BLK WP HR S P ERA WHIP																			
Pete Broberg, R (1,1) ERA: 3.09	7.2 L 34 9 5 5 3 4 0 0 0 0 0 3 36 52 5.87 1.696																			
Horacio Pina, R (8,1) ERA: 3.59	0.1 1 0 0 0 1 0 0 0 0 0 0 0 3 3 0.00 0.000																			
Joe Grzenda, L (9,1) ERA: 2.16	1.0 3 0 0 0 1 0 0 0 0 0 0 0 5 5 0.00 0.000																			

Detroit Tigers @ Washington Senators  
Robert F. Kennedy Memorial Stadium, Washington, DC

AB 34  
R 5  
H 9  
RBI 5  
BB 4  
SO 5  
LOB 13



Wed Sep 08 1971, 7:05 PM EDT  
Att: 2,973 - Unknown

Batter	1	2	3	4	5	6	7	8	9	AB	R	H	RBI	BB	SO	LOB	BOTTOM					
Del Unser, L (1,9) OBP: 0.333, SLG: 0.367	6-3		6-3		6-3	4-3			6-3	5	0	0	0	0	0	1						
Davey Nelson, R (1,5) OBP: 0.308, SLG: 0.362	E1 F9 1B		F2		BB 1B		F7		6-3	5	2	1	0	0	0	0						
Frank Howard, R (1,3) OBP: 0.372, SLG: 0.473	F9		FC6-4 BB		1B BB		6-3		K	3	0	0	0	2	1	1						
Dick Billings, R (1,7) OBP: 0.279, SLG: 0.332	1B		FC6-4		K		F7			4	0	1	1	0	1	3						
Elliott Maddox, R (1,8) OBP: 0.343, SLG: 0.278	1B				K				1-3	4	0	2	1	0	1	0						
Paul Casanova, R (1,2) OBP: 0.234, SLG: 0.289	4-3				1B BB		FC6-4			3	1	1	1	1	0	4						
Bernie Allen, L (1,4) OBP: 0.363, SLG: 0.366			4-3				4-3		P5	4	0	1	0	0	0	0						
Tim Cullen, R (1,6) OBP: 0.246, SLG: 0.263			5-3		F7					4	0	2	0	0	0	2						
Pete Broberg, R (1,1) OBP: 0.105, SLG: 0.108					F9					3	0	0	0	0	1	3						
Horacio Pina, R (8,1) ERA: 4.64							FC3-6			0	0	0	0	0	0	0						
Jeff Burroughs, R (8,PH) OBP: 0.348, SLG: 0.424										1	0	0	0	0	1	1						
Joe Grzenda, R (9,1) OBP: 0.250, SLG: 0.250							FC3-6			0	0	0	0	0	0	0						
<b>Inning Stats</b>	R: 1 E: 1 K: 0 S: 6	H: 2 LOB: 2 BB: 0 P: 6	R: 0 E: 0 K: 1 S: 5	H: 0 LOB: 0 BB: 0 P: 5	R: 0 E: 0 K: 1 S: 3	H: 0 LOB: 1 BB: 1 P: 7	R: 0 E: 0 K: 1 S: 6	H: 1 LOB: 2 BB: 1 P: 10	R: 1 E: 0 K: 0 S: 7	H: 2 LOB: 1 BB: 1 P: 11	R: 0 E: 0 K: 0 S: 4	H: 1 LOB: 0 BB: 0 P: 4	R: 0 E: 0 K: 0 S: 3	H: 0 LOB: 0 BB: 0 P: 3	R: 1 E: 0 K: 1 S: 7	H: 2 LOB: 1 BB: 0 P: 7	R: 0 E: 0 K: 1 S: 5	H: 0 LOB: 0 BB: 0 P: 5	1B: 7 2B: 0 3B: 0 HR: 1	SF: 0 SAC: 0 DP: 0 HBP: 0	WP: 0 PB: 0 SB: 0 CS: 0	PA: 39
<b>PITCHER</b>	IP WLS BF H R ER SO BB IBB HBP BLK WP HR S P ERA WHIP																					
Mike Kilkenny, L (1,1) ERA: 4.64	7.2 W 35 8 3 2 3 3 0 0 0 0 0 1 38 50 2.35 1.435																					
Jack Whillock, R (8,1) ERA:	1.1 S 4 0 0 0 2 0 0 0 0 0 0 0 8 8 0.00 0.000																					

Detroit Tigers @ Washington Senators  
Robert F. Kennedy Memorial Stadium, Washington, DC

AB 36  
R 3  
H 8  
RBI 3  
BB 3  
SO 5  
LOB 15



Wed Sep 08 1971, 7:05 PM EDT  
Att: 2,973 - Unknown



Batter	1	2	3	4	5	6	7	8	9	AB	R	H	RBI	BB	SO	LOB	TOP					
Doug Griffin, R OBP: 0.297, SLG: 0.334 (1, 4)	F9	1B			4-3		G4-3	1B		4	2	1	1	1	0	1	<b>Boston Red Sox @ Detroit Tigers</b> Tiger Stadium, Detroit, MI Thu Sep 09 1971, 7:05 PM EDT Att: 13,775 - Unknown					
Luis Aparicio, R OBP: 0.263, SLG: 0.299 (1, 6)	HR	1B			5-3			1B		5	2	4	5	0	0	0						
Carl Yastrzemski, L OBP: 0.387, SLG: 0.404 Rick Miller, L OBP: 0.500, SLG: 1.000 (1, 7) (9, 7)	F8	F7			L5			BB		3	1	1	1	2	0	1						
Reggie Smith, S OBP: 0.360, SLG: 0.501 (1, 8)	F8			F4				K		5	0	0	0	0	1	5						
Rico Petrocelli, R OBP: 0.342, SLG: 0.429 (1, 5)	K			K				1B	F8	5	1	1	1	0	2	1						
George Scott, R OBP: 0.319, SLG: 0.448 (1, 3)		1B		6-3				1B	6-3	5	2	2	1	0	0	0						
Billy Conigliaro, R OBP: 0.310, SLG: 0.446 (1, 9)		F6		6-3				HR	1B	4	2	2	3	1	0	1						
Duane Josephson, R OBP: 0.302, SLG: 0.399 (1, 2)		1B		6-3				K	F9	5	2	2	0	0	1	1						
Jim Lonborg, R OBP: 0.208, SLG: 0.156 (1, 1)		K		L6				G4-3	F9	4	0	1	0	0	1	4						
<b>Inning Stats</b>	R: 1 E: 0 K: 1 S: 6	H: 1 LOB: 1 BB: 1 P: 10	R: 3 E: 0 K: 1 S: 9	H: 4 LOB: 1 BB: 0 P: 9	R: 0 E: 0 K: 1 S: 5	H: 0 LOB: 0 BB: 0 P: 5	R: 0 E: 0 K: 0 S: 3	H: 0 LOB: 0 BB: 0 P: 3	R: 0 E: 0 K: 0 S: 3	H: 0 LOB: 0 BB: 0 P: 3	R: 1 E: 0 K: 1 S: 6	H: 2 LOB: 0 BB: 0 P: 6	R: 7 E: 0 K: 1 S: 12	H: 7 LOB: 2 BB: 2 P: 20	R: 0 E: 0 K: 0 S: 3	H: 0 LOB: 1 BB: 1 P: 7	1B: 11 2B: 1 3B: 0 HR: 2	SF: 0 SAC: 0 DP: 1 HBP: 0	WP: 1 PB: 0 SB: 0 CS: 0	PA: 44		
<b>PITCHER</b>	IP WLS BF H R ER SO BB IBB HBP BLK WP HR S P ERA WHIP	IP WLS BF H R ER SO BB IBB HBP BLK WP HR S P ERA WHIP	IP WLS BF H R ER SO BB IBB HBP BLK WP HR S P ERA WHIP	IP WLS BF H R ER SO BB IBB HBP BLK WP HR S P ERA WHIP	IP WLS BF H R ER SO BB IBB HBP BLK WP HR S P ERA WHIP	IP WLS BF H R ER SO BB IBB HBP BLK WP HR S P ERA WHIP	IP WLS BF H R ER SO BB IBB HBP BLK WP HR S P ERA WHIP	IP WLS BF H R ER SO BB IBB HBP BLK WP HR S P ERA WHIP	IP WLS BF H R ER SO BB IBB HBP BLK WP HR S P ERA WHIP	IP WLS BF H R ER SO BB IBB HBP BLK WP HR S P ERA WHIP	IP WLS BF H R ER SO BB IBB HBP BLK WP HR S P ERA WHIP	IP WLS BF H R ER SO BB IBB HBP BLK WP HR S P ERA WHIP	IP WLS BF H R ER SO BB IBB HBP BLK WP HR S P ERA WHIP	IP WLS BF H R ER SO BB IBB HBP BLK WP HR S P ERA WHIP	IP WLS BF H R ER SO BB IBB HBP BLK WP HR S P ERA WHIP	IP WLS BF H R ER SO BB IBB HBP BLK WP HR S P ERA WHIP	IP WLS BF H R ER SO BB IBB HBP BLK WP HR S P ERA WHIP	IP WLS BF H R ER SO BB IBB HBP BLK WP HR S P ERA WHIP	IP WLS BF H R ER SO BB IBB HBP BLK WP HR S P ERA WHIP	IP WLS BF H R ER SO BB IBB HBP BLK WP HR S P ERA WHIP	IP WLS BF H R ER SO BB IBB HBP BLK WP HR S P ERA WHIP	IP WLS BF H R ER SO BB IBB HBP BLK WP HR S P ERA WHIP


AB	40
R	12
H	14
RBI	12
BB	4
SO	5
LOB	14




Batter	1	2	3	4	5	6	7	8	9	AB	R	H	RBI	BB	SO	LOB	BOTTOM					
Dick McAuliffe, L OBP: 0.296, SLG: 0.382 (1, 4)	K	4-3			1B		F9		F8	5	1	1	0	0	1	0	<b>Boston Red Sox @ Detroit Tigers</b> Tiger Stadium, Detroit, MI Thu Sep 09 1971, 7:05 PM EDT Att: 13,775 - Unknown					
Aurelio Rodriguez, R OBP: 0.276, SLG: 0.300 (1, 5)	5-3	6-3			3B					4	1	2	1	0	0	0						
Gates Brown, L OBP: 0.441, SLG: 0.577 (1, 7)	1B			F7	FC4-6		1-3			3	1	0	1	1	0	1						
Norm Cash, L OBP: 0.377, SLG: 0.550 (1, 3)	1B			K	G3		F4			4	1	1	0	0	1	1						
Bill Freehan, R OBP: 0.353, SLG: 0.475 (1, 2)	1B			5-3			FC6-4		5-3	3	1	1	0	0	0	0						
Jim Northrup, L OBP: 0.357, SLG: 0.435 (1, 9)	E6			F7	F5		F8			4	0	0	0	0	0	3						
Mickey Stanley, R OBP: 0.336, SLG: 0.388 (1, 8)	1B			L5-3	1B		FC6-4		F8	4	0	2	2	0	0	1						
Ed Brinkman, R OBP: 0.287, SLG: 0.271 John Young, L (9, PH)	F7			L5-3	F9				5-3	3	0	0	0	0	0	4						
Bill Gilbreth, L OBP: 0.182, SLG: 0.182 Joe Niekro, R OBP: 0.188, SLG: 0.187 Dalton Jones, L OBP: 0.256, SLG: 0.396 Jack Whillock, R OBP: 0.181, SLG: 0.181 Chuck Seelbach, R OBP: 0.181, SLG: 0.181 Bill Denehy, S OBP: 0.181, SLG: 0.181 Kevin Collins, L OBP: 0.220, SLG: 0.400 (1, 1) (2, 1) (7, PH) (8, 1) (8, 1) (9, PH)	L8			F4			HR		F7	0	0	0	0	0	0	0						
<b>Inning Stats</b>	R: 3 E: 1 K: 1 S: 9	H: 3 LOB: 2 BB: 1 P: 13	R: 0 E: 0 K: 0 S: 3	H: 0 LOB: 0 BB: 0 P: 3	R: 0 E: 0 K: 1 S: 5	H: 0 LOB: 0 BB: 0 P: 5	R: 0 E: 0 K: 0 S: 3	H: 1 LOB: 0 BB: 0 P: 3	R: 1 E: 0 K: 0 S: 5	H: 2 LOB: 1 BB: 0 P: 5	R: 0 E: 0 K: 0 S: 3	H: 0 LOB: 1 BB: 0 P: 4	R: 2 E: 0 K: 0 S: 5	H: 2 LOB: 0 BB: 0 P: 5	R: 0 E: 0 K: 0 S: 3	H: 0 LOB: 0 BB: 0 P: 3	R: 0 E: 0 K: 0 S: 3	1B: 5 2B: 1 3B: 2 HR: 1	SF: 0 SAC: 0 DP: 1 HBP: 1	WP: 0 PB: 0 SB: 0 CS: 0	PA: 37	
<b>PITCHER</b>	IP WLS BF H R ER SO BB IBB HBP BLK WP HR S P ERA WHIP	IP WLS BF H R ER SO BB IBB HBP BLK WP HR S P ERA WHIP	IP WLS BF H R ER SO BB IBB HBP BLK WP HR S P ERA WHIP	IP WLS BF H R ER SO BB IBB HBP BLK WP HR S P ERA WHIP	IP WLS BF H R ER SO BB IBB HBP BLK WP HR S P ERA WHIP	IP WLS BF H R ER SO BB IBB HBP BLK WP HR S P ERA WHIP	IP WLS BF H R ER SO BB IBB HBP BLK WP HR S P ERA WHIP	IP WLS BF H R ER SO BB IBB HBP BLK WP HR S P ERA WHIP	IP WLS BF H R ER SO BB IBB HBP BLK WP HR S P ERA WHIP	IP WLS BF H R ER SO BB IBB HBP BLK WP HR S P ERA WHIP	IP WLS BF H R ER SO BB IBB HBP BLK WP HR S P ERA WHIP	IP WLS BF H R ER SO BB IBB HBP BLK WP HR S P ERA WHIP	IP WLS BF H R ER SO BB IBB HBP BLK WP HR S P ERA WHIP	IP WLS BF H R ER SO BB IBB HBP BLK WP HR S P ERA WHIP	IP WLS BF H R ER SO BB IBB HBP BLK WP HR S P ERA WHIP	IP WLS BF H R ER SO BB IBB HBP BLK WP HR S P ERA WHIP	IP WLS BF H R ER SO BB IBB HBP BLK WP HR S P ERA WHIP	IP WLS BF H R ER SO BB IBB HBP BLK WP HR S P ERA WHIP	IP WLS BF H R ER SO BB IBB HBP BLK WP HR S P ERA WHIP	IP WLS BF H R ER SO BB IBB HBP BLK WP HR S P ERA WHIP	IP WLS BF H R ER SO BB IBB HBP BLK WP HR S P ERA WHIP	IP WLS BF H R ER SO BB IBB HBP BLK WP HR S P ERA WHIP





Batter	1	2	3	4	5	6	7	8	9	AB	R	H	RBI	BB	SO	LOB	TOP										
Doug Griffin, R OBP: 0.295, SLG: 0.331 (1, 4)	1-3	FC6-4			F8		6-3			4	0	0	0	0	0	1	<b>Boston Red Sox @ Detroit Tigers</b> Tiger Stadium, Detroit, MI Fri Sep 10 1971, 7:05 PM EDT Att: 18,251 - Unknown										
Luis Aparicio, R OBP: 0.296, SLG: 0.305 (1, 6)	5-3		FC4				1B			4	0	3	0	0	0	0											
Carl Yastrzemski, L OBP: 0.385, SLG: 0.491 (1, 7)	G3		FC4		3-1		G3-6-3			4	0	0	0	0	0	3											
Reggie Smith, S OBP: 0.359, SLG: 0.503 (1, 8)		F5	8-4			2B		4-3		4	1	1	0	0	0	1											
Rico Petrocelli, R OBP: 0.343, SLG: 0.438 (1, 5)		HR		K		3B		L7		4	2	2	2	0	1	0											
George Scott, R OBP: 0.320, SLG: 0.452 (1, 3)		E5		6-3		2B		6-3		4	1	2	1	0	0	0											
Billy Conigliaro, R OBP: 0.319, SLG: 0.452 (1, 9)		HR		5-3		K		6-3		4	1	1	2	0	1	1											
Duane Josephson, R OBP: 0.301, SLG: 0.407 (1, 2)		6-3				K		4-3		4	1	1	1	0	1	1											
Gary Peters, L OBP: 0.296, SLG: 0.413 (1, 1)			FC6-4		L9		K	K		3	0	0	0	0	2	1											
<b>Inning Stats</b>	R: 0 E: 0 K: 0 S: 3	H: 0 LOB: 0 BB: 0 P: 3	R: 3 E: 1 K: 0 S: 6	H: 3 LOB: 1 BB: 0 P: 7	R: 0 E: 0 K: 1 S: 3	H: 1 LOB: 0 BB: 0 P: 3	R: 0 E: 0 K: 1 S: 5	H: 0 LOB: 0 BB: 0 P: 5	R: 1 E: 0 K: 0 S: 5	H: 2 LOB: 1 BB: 0 P: 5	R: 2 E: 0 K: 3 S: 12	H: 3 LOB: 1 BB: 0 P: 12	R: 0 E: 0 K: 0 S: 3	H: 1 LOB: 0 BB: 0 P: 3	R: 0 E: 0 K: 0 S: 3	H: 0 LOB: 0 BB: 0 P: 3	R: 0 E: 0 K: 1 S: 5	H: 0 LOB: 0 BB: 0 P: 5	1B: 3 2B: 3 3B: 2 HR: 3	SF: 0 SAC: 0 DP: 2 HBP: 1	WP: 0 PB: 0 SB: 0 CS: 0	PA: 36					
<b>PITCHER</b>	IP	WLS	BF	H	R	ER	SO	BB	IBB	HBP	BLK	WP	HR	S	P	ERA	WHIP										
Mickey Lolich, L ERA: 3.05 (1, 1)	5.0	L	24	9	6	6	1	0	0	0	0	0	3	25	26	10.80	1.800										
Tom Timmermann, R ERA: 4.09 (6, 1)	1.0		3	0	0	0	3	0	0	0	0	0	0	9	9	0.00	0.000										
Jack Whillock, R ERA: 5.4 (7, 1)	2.0		6	1	0	0	0	0	0	0	0	0	0	6	6	0.00	0.500										
Ron Perranoski, L ERA: 5.91 (9, 1)	1.0		3	0	0	0	1	0	0	0	0	0	0	5	5	0.00	0.000										

Batter	1	2	3	4	5	6	7	8	9	AB	R	H	RBI	BB	SO	LOB	BOTTOM										
Aurelio Rodriguez, R OBP: 0.278, SLG: 0.389 (1, 5)	K		F6			FC6		L7		4	0	1	0	0	1	1	<b>Boston Red Sox @ Detroit Tigers</b> Tiger Stadium, Detroit, MI Fri Sep 10 1971, 7:05 PM EDT Att: 18,251 - Unknown										
Tony Taylor, R OBP: 0.311, SLG: 0.338 (1, 4)	4-3			P4		FC6		5-3		4	0	0	0	0	0	1											
Al Kaline, R OBP: 0.421, SLG: 0.465 (1, 9)	L7			L8		L6		L5-3		4	0	0	0	0	0	1											
Bill Freehan, R OBP: 0.350, SLG: 0.471 (1, 2)		5-3		K		F9		6-3		4	0	0	0	0	1	0											
Ike Brown, R OBP: 0.368, SLG: 0.525 (1, 7)		6-3			FC6-4	BB		HR		2	1	1	1	2	0	0											
Norm Cash, L OBP: 0.376, SLG: 0.545 (1, 3)		F8			F8			G3		3	0	0	0	1	0	1											
Mickey Stanley, R OBP: 0.336, SLG: 0.387 (1, 8)			SH5-4		FC6-4		L3			3	0	1	0	0	0	3											
Ed Brinkman, R OBP: 0.286, SLG: 0.269 (1, 6)			F7		F8		1-3			3	0	0	0	0	0	4											
Mickey Lolich, S OBP: 0.233, SLG: 0.193 (6, 1) Tom Timmermann, R OBP: 0.147, SLG: 0.091 (6, 10) Tim Lincecum, R OBP: 0.147, SLG: 0.091 (7, 1) Jack Whillock, R OBP: 0.230, SLG: 0.230 (9, 1) Ron Perranoski, L (9, 1)			SH5-4			F8		6-3		0	0	0	0	0	0	0											
<b>Inning Stats</b>	R: 0 E: 0 K: 1 S: 5	H: 0 LOB: 0 BB: 0 P: 5	R: 0 E: 0 K: 0 S: 3	H: 0 LOB: 0 BB: 0 P: 3	R: 0 E: 0 K: 0 S: 4	H: 1 LOB: 1 BB: 0 P: 4	R: 0 E: 0 K: 1 S: 5	H: 0 LOB: 0 BB: 0 P: 5	R: 0 E: 0 K: 1 S: 3	H: 0 LOB: 0 BB: 0 P: 3	R: 0 E: 0 K: 0 S: 3	H: 0 LOB: 0 BB: 0 P: 3	R: 0 E: 0 K: 0 S: 3	H: 0 LOB: 0 BB: 0 P: 3	R: 1 E: 0 K: 0 S: 4	H: 1 LOB: 0 BB: 0 P: 4	1B: 2 2B: 0 3B: 0 HR: 1	SF: 0 SAC: 1 DP: 0 HBP: 0	WP: 0 PB: 0 SB: 0 CS: 0	PA: 33							
<b>PITCHER</b>	IP	WLS	BF	H	R	ER	SO	BB	IBB	HBP	BLK	WP	HR	S	P	ERA	WHIP										
Gary Peters, L ERA: 4.45 (1, 1)	9.0	W	33	3	1	1	2	3	0	0	0	0	1	34	46	1.00	0.667										



Batter	1	2	3	4	5	6	7	8	9	AB	R	H	RBI	BB	SO	LOB	TOP			
Doug Griffin, R (1,4) OBP: 0.294, SLG: 0.329	1-3		HBP			5-3		P4		3	0	0	0	0	0	1	<b>Boston Red Sox @ Detroit Tigers</b> Tiger Stadium, Detroit, MI Sat Sep 11 1971, 4:33 AM EDT Att: 14,694 - Unknown			
Luis Aparicio, R (1,6) OBP: 0.294, SLG: 0.303	6-3		6-3			F9		K		4	0	0	0	0	1	2				
Carl Yastrzemski, L (1,7) OBP: 0.384, SLG: 0.400	K				F7		P6		SH1-3 1B	4	0	1	0	0	1	0				
Reggie Smith, S (1,8) OBP: 0.358, SLG: 0.501		6-3			K			K	SH1-3 1B	4	0	1	0	0	2	0				
Rico Petrocelli, R (1,5) OBP: 0.341, SLG: 0.435		5-3			F7			6-3	SH1-3 1B	3	0	0	0	0	0	0				
George Scott, R (1,3) OBP: 0.319, SLG: 0.450									L9	3	0	0	0	1	2	2				
Billy Conigliaro, R (1,9) Joe Lahoud, L (9,PH) OBP: 0.331, SLG: 0.439									5-3	2	0	0	0	1	2	2				
Bob Montgomery, R (1,2) Cecil Cooper, L (8,PH) Bill Lee, L (8,1) OBP: 0.261, SLG: 0.227			6-3							2	0	0	0	0	1	1				
Ray Culp, R (1,1) Ben Oglivie, L (8,PH) Carlton Fisk, R (8,2)										1	0	1	0	0	0	0				
										0	0	0	0	0	0	0				
<b>Inning Stats</b>	R: 0 E: 0 K: 1 S: 5	H: 0 LOB: 0 BB: 0 P: 5	R: 0 E: 0 K: 2 S: 8	H: 0 LOB: 1 BB: 0 P: 8	R: 0 E: 0 K: 1 S: 5	H: 0 LOB: 0 BB: 0 P: 6	R: 0 E: 0 K: 1 S: 5	H: 0 LOB: 0 BB: 0 P: 5	R: 0 E: 0 K: 3 S: 9	H: 0 LOB: 1 BB: 1 P: 13	R: 0 E: 0 K: 0 S: 3	H: 0 LOB: 0 BB: 1 P: 11	R: 0 E: 0 K: 1 S: 6	H: 1 LOB: 1 BB: 0 P: 6	R: 0 E: 0 K: 0 S: 5	H: 2 LOB: 2 BB: 0 P: 5	1B: 3 2B: 0 3B: 0 HR: 0	SF: 0 SAC: 1 DP: 0 HBP: 1	WP: 0 PB: 1 SB: 1 CS: 0	PA: 34
<b>PITCHER</b> Joe Coleman, R (1,1) ERA: 3.12	IP: 9.0 WLS: W BF: 34 H: 3 R: 0 ER: 0 SO: 11 BB: 2 IBB: 0 HBP: 1 BLK: 0 WP: 0 HR: 0 S: 53 P: 62 ERA: 0.00 WHIP: 0.556																			

Batter	1	2	3	4	5	6	7	8	9	AB	R	H	RBI	BB	SO	LOB	BOTTOM	
Dick McAuliffe, L (1,4) OBP: 0.298, SLG: 0.383	5-3		FC4 1B					4-3		4	0	2	0	0	0	0	<b>Boston Red Sox @ Detroit Tigers</b> Tiger Stadium, Detroit, MI Sat Sep 11 1971, 4:33 AM EDT Att: 14,694 - Unknown	
Aurelio Rodriguez, R (1,5) OBP: 0.276, SLG: 0.388	F8		FC4 1-2					FC6-4 1B		4	0	1	0	0	0	2		
Gates Brown, L (1,7) Al Kaline, R (8,PH) OBP: 0.420, SLG: 0.464	K							FC6-4 CS		3	1	1	1	0	1	0		
Norm Cash, L (1,3) OBP: 0.376, SLG: 0.543		L8						L		3	0	0	0	1	0	1		
Bill Freehan, R (1,2) OBP: 0.348, SLG: 0.468		F2								3	0	0	0	0	0	1		
Jim Northrup, L (1,9) OBP: 0.356, SLG: 0.436										2	0	1	0	1	0	1		
Mickey Stanley, R (1,8) OBP: 0.333, SLG: 0.384										3	0	0	0	0	0	2		
Ed Brinkman, R (1,6) OBP: 0.286, SLG: 0.270										3	0	1	0	0	0	0		
Joe Coleman, R (1,1) OBP: 0.147, SLG: 0.114										3	0	0	0	0	0	0		
<b>Inning Stats</b>	R: 0 E: 0 K: 1 S: 5	H: 1 LOB: 1 BB: 0 P: 4	R: 0 E: 0 K: 0 S: 4	H: 1 LOB: 1 BB: 0 P: 4	R: 1 E: 1 K: 0 S: 4	H: 1 LOB: 1 BB: 1 P: 8	R: 0 E: 0 K: 0 S: 3	H: 0 LOB: 1 BB: 1 P: 7	R: 0 E: 0 K: 0 S: 3	H: 1 LOB: 0 BB: 0 P: 3	R: 0 E: 0 K: 0 S: 3	H: 1 LOB: 0 BB: 0 P: 3	R: 0 E: 0 K: 0 S: 3	H: 1 LOB: 0 BB: 0 P: 3	1B: 5 2B: 0 3B: 0 HR: 1	SF: 0 SAC: 0 DP: 0 HBP: 0		WP: 0 PB: 0 SB: 0 CS: 1
<b>PITCHER</b> Ray Culp, R (1,1) ERA: 3.49 Bill Lee, L (8,1) ERA: 2.63	IP: 7.0 WLS: L BF: 27 H: 5 R: 1 ER: 1 SO: 1 BB: 1 IBB: 1 HBP: 0 BLK: 0 WP: 0 HR: 1 S: 27 P: 35 ERA: 1.29 WHIP: 1.000																	







Batter	1	2	3	4	5	6	7	8	9	AB	R	H	RBI	BB	SO	LOB	TOP					
Mickey Stanley, R OBP: 0.340, SLG: 0.398 (1, 8)	5-3		K			G6-4-3 1B			HR	4	1	2	1	0	1	0	<b>Detroit Tigers @ Baltimore Orioles</b> <b>Memorial Stadium, Baltimore, MD</b> Mon Sep 13 1971, 7:05 PM EDT Unknown					
Tony Taylor, R OBP: 0.316, SLG: 0.354 (1, 4)	F8			6-3		G6-4-3 1-2			1-3	4	0	0	0	0	0	1						
Al Kaline, R OBP: 0.420, SLG: 0.471 Ron Perranoski, L (7, 1)				L7					F7	3	0	1	0	0	0	0						
Jim Price, R OBP: 0.323, SLG: 0.333 (9, FH)	FC6-4 1B									1	0	0	0	0	0	0						
Bill Freehan, R OBP: 0.346, SLG: 0.463 Bill Denehy, S (6, 1)	FC6-4			F3						2	0	0	0	0	0	1						
Bill Gilbreth, L OBP: 0.182, SLG: 0.182 Marvin Lane, R OBP: 0.429, SLG: 0.333 (7, PH)	1-2								BB	0	0	0	0	0	0	0						
Marvin Lane, R OBP: 0.429, SLG: 0.333 (7, PH)									1B	1	0	1	0	1	0	0						
Norm Cash, L OBP: 0.371, SLG: 0.534 (1, 3)		F2								3	0	0	0	1	1	1						
Aurelio Rodriguez, R OBP: 0.274, SLG: 0.362 (1, 5)		F9								4	0	0	0	0	2	3						
Ike Brown, R OBP: 0.363, SLG: 0.500 (1, 7)		L9								2	0	0	0	1	0	0						
Ed Brinkman, R OBP: 0.288, SLG: 0.271 (1, 6)			F7							3	0	1	0	0	0	1						
Mike Kilkenny, R OBP: 0.083, SLG: 0.083 Chuck Seelbach, R (3, 1)										1	0	0	0	0	0	0						
Tim Hosley, R (6, PH)			1-3							0	0	0	0	0	0	0						
Tim Hosley, R (6, 2)						P3				2	0	0	0	0	0	1						
<b>Inning Stats</b>	R: 0 E: 0 K: 0 S: 4	H: 1 LOB: 1 BB: 0 P: 4	R: 0 E: 0 K: 0 S: 3	H: 0 LOB: 0 BB: 0 P: 3	R: 0 E: 0 K: 1 S: 5	H: 0 LOB: 0 BB: 0 P: 5	R: 0 E: 0 K: 0 S: 3	H: 0 LOB: 1 BB: 1 P: 3	R: 0 E: 0 K: 1 S: 5	H: 1 LOB: 0 BB: 0 P: 3	R: 0 E: 0 K: 1 S: 5	H: 0 LOB: 1 BB: 1 P: 9	R: 0 E: 0 K: 0 S: 3	H: 1 LOB: 0 BB: 0 P: 3	R: 0 E: 0 K: 0 S: 3	H: 1 LOB: 2 BB: 1 P: 11	R: 1 E: 0 K: 1 S: 7	H: 2 LOB: 2 BB: 1 P: 11	1B: 4 2B: 0 3B: 0 HR: 1	SF: 0 SAC: 0 DP: 2 HBP: 0	WP: 0 PB: 0 SB: 0 CS: 0	PA: 33
<b>PITCHER</b> Dave McNally, L ERA: 2.85 (1, 1)	IP: 9.0 WLS: W BF: 33 H: 5 R: 1 ER: 1 SO: 4 BB: 3 IBB: 0 HBP: 0 BLK: 0 WP: 0 HR: 1 S: 38 P: 50 ERA: 1.00 WHIP: 0.889															<b>PITCHER</b>	IP: 9.0 WLS: W BF: 33 H: 5 R: 1 ER: 1 SO: 4 BB: 3 IBB: 0 HBP: 0 BLK: 0 WP: 0 HR: 1 S: 38 P: 50 ERA: 1.00 WHIP: 0.889					

Batter	1	2	3	4	5	6	7	8	9	AB	R	H	RBI	BB	SO	LOB	BOTTOM					
Paul Blair, R OBP: 0.303, SLG: 0.387 (1, 8)	HR 2B	FC5				2B BB				3	3	2	0	2	0	1	<b>Detroit Tigers @ Baltimore Orioles</b> <b>Memorial Stadium, Baltimore, MD</b> Mon Sep 13 1971, 7:05 PM EDT Unknown					
Mark Belanger, R OBP: 0.370, SLG: 0.328 (1, 6)	1-3		F8			K				4	0	1	0	1	1	2						
Merv Rettenmund, R OBP: 0.429, SLG: 0.456 (1, 7)	HR BB									2	3	1	0	3	1	2						
Frank Robinson, R OBP: 0.383, SLG: 0.505 Tom Shopay, L OBP: 0.254, SLG: 0.233 (6, PR)	HR					FC BB				4	2	2	3	0	0	4						
Tom Shopay, L OBP: 0.254, SLG: 0.233 (7, 7)	HR									1	0	1	1	0	0	0						
Brooks Robinson, R OBP: 0.342, SLG: 0.397 (1, 5)	5-3		F3			K				5	1	1	1	0	2	7						
Boog Powell, L OBP: 0.378, SLG: 0.436 (1, 3)	K									2	0	0	1	3	1	0						
Davey Johnson, R OBP: 0.360, SLG: 0.454 (1, 4)										3	0	1	3	2	0	1						
Andy Etchebarren, R OBP: 0.325, SLG: 0.439 (1, 2)										5	0	0	0	0	0	7						
Dave McNally, R OBP: 0.211, SLG: 0.309 (1, 1)										3	0	0	0	0	2	1						
<b>Inning Stats</b>	R: 3 E: 0 K: 1 S: 7	H: 2 LOB: 1 BB: 1 P: 11	R: 0 E: 0 K: 0 S: 3	H: 0 LOB: 1 BB: 1 P: 7	R: 2 E: 0 K: 0 S: 5	H: 2 LOB: 2 BB: 2 P: 13	R: 0 E: 0 K: 1 S: 4	H: 0 LOB: 3 BB: 3 P: 16	R: 1 E: 0 K: 2 S: 9	H: 1 LOB: 3 BB: 0 P: 12	R: 1 E: 0 K: 3 S: 12	H: 3 LOB: 2 BB: 0 P: 12	R: 0 E: 0 K: 0 S: 3	H: 0 LOB: 0 BB: 0 P: 3	R: 0 E: 0 K: 0 S: 3	H: 0 LOB: 0 BB: 0 P: 3	R: 0 E: 0 K: 0 S: 3	H: 0 LOB: 0 BB: 0 P: 3	1B: 5 2B: 2 3B: 0 HR: 2	SF: 0 SAC: 1 DP: 0 HBP: 0	WP: 0 PB: 0 SB: 1 CS: 1	PA: 44
<b>PITCHER</b> Mike Kilkenny, L ERA: 5.02 Chuck Seelbach, R ERA: 7.36 Bill Denehy, R ERA: 4.28 Bill Gilbreth, L ERA: 4.8 Ron Perranoski, L ERA: 5.86	IP: 2.2 WLS: L BF: 16 H: 4 R: 5 ER: 5 SO: 1 BB: 4 IBB: 0 HBP: 0 BLK: 0 WP: 0 HR: 1 S: 14 P: 30 ERA: 16.88 WHIP: 3.000															<b>PITCHER</b>	IP: 2.2 WLS: L BF: 16 H: 4 R: 5 ER: 5 SO: 1 BB: 4 IBB: 0 HBP: 0 BLK: 0 WP: 0 HR: 1 S: 14 P: 30 ERA: 16.88 WHIP: 3.000					








Batter	1	2	3	4	5	6	7	8	9	AB	R	H	RBI	BB	SO	LOB	TOP								
Dick McAuliffe, L OBP: 0.293, SLG: 0.376 (1, 4)	F7		F5		FC6-4		F9		K	5	0	0	0	0	1	2									
Aurelio Rodriguez, R OBP: 0.276, SLG: 0.369 (1, 5)	5-3								F7	5	2	3	0	0	0	0									
Gates Brown, L OBP: 0.445, SLG: 0.609 Al Kaline, R OBP: 0.420, SLG: 0.471 (1, 7) (7, 9)			F6							4	1	3	1	0	0	2									
Norm Cash, L OBP: 0.371, SLG: 0.532 (1, 3)	4-3				F9					0	0	0	0	0	0	0									
Bill Freehan, R OBP: 0.349, SLG: 0.470 (1, 2)		F8								4	1	1	1	0	1	2									
Jim Northrup, L OBP: 0.354, SLG: 0.428 (1, 9) (7, 7)		6-3								3	1	1	3	1	0	0									
Mickey Stanley, R OBP: 0.339, SLG: 0.404 (1, 8)		6-3								4	0	0	0	0	1	1									
Ed Brinkman, R OBP: 0.290, SLG: 0.276 (1, 6)			F8							4	1	1	1	0	0	0									
Mickey Lolich, S OBP: 0.242, SLG: 0.136 (1, 1)										4	0	2	0	0	0	1									
<b>Inning Stats</b>	R: 0 E: 0 K: 0 S: 4	H: 1 LOB: 1 BB: 0 P: 4	R: 0 E: 0 K: 0 S: 3	H: 0 LOB: 0 BB: 0 P: 3	R: 0 E: 0 K: 0 S: 5	H: 2 LOB: 2 BB: 0 P: 5	R: 0 E: 0 K: 1 S: 5	H: 0 LOB: 0 BB: 0 P: 5	R: 0 E: 0 K: 0 S: 4	H: 1 LOB: 1 BB: 0 P: 4	R: 4 E: 0 K: 0 S: 8	H: 5 LOB: 1 BB: 0 P: 8	R: 1 E: 0 K: 1 S: 6	H: 2 LOB: 1 BB: 0 P: 6	R: 1 E: 0 K: 0 S: 3	H: 1 LOB: 0 BB: 1 P: 7	R: 0 E: 0 K: 1 S: 5	H: 0 LOB: 0 BB: 0 P: 5	1B: 8 2B: 3 3B: 0 HR: 2	SF: 0 SAC: 0 DP: 2 HBP: 0	WP: 0 PB: 0 SB: 0 CS: 1	PA: 38			
<b>PITCHER</b>	IP	WLS	BF	H	R	ER	SO	BB	IBB	HBP	BLK	WP	HR	S	P	ERA	WHIP								
Jim Palmer, R ERA: 2.84 (1, 1)	6.1	L	30	11	5	5	1	0	0	0	0	0	1	32	32	7.11	1.737								
Grant Jackson, L ERA: 3.49 (7, 1)	1.2		5	1	1	1	1	1	0	0	0	0	1	6	10	5.40	1.200								
Pete Richert, L ERA: 4.11 (9, 1)	1.0		3	0	0	0	1	0	0	0	0	0	0	5	5	0.00	0.000								

**Detroit Tigers @ Baltimore Orioles**  
**Memorial Stadium, Baltimore, MD**  
 Tue Sep 14 1971, 7:05 PM EDT  
 Att: 11,605 - Unknown


AB 37  
 R 6  
 H 12  
 RBI 6  
 BB 1  
 SO 3  
 LOB 8



Batter	1	2	3	4	5	6	7	8	9	AB	R	H	RBI	BB	SO	LOB	BOTTOM								
Paul Blair, R OBP: 0.304, SLG: 0.391 (1, 8)	6-3									4	0	2	1	0	1	0									
Mark Belanger, R OBP: 0.304, SLG: 0.322 (1, 6)	F3									4	0	0	0	0	0	1									
Merv Rettenmund, R OBP: 0.429, SLG: 0.457 (1, 7)	6-3									4	0	1	0	0	0	1									
Frank Robinson, R OBP: 0.382, SLG: 0.506 (1, 9)			F9							3	0	0	0	1	1	1									
Brooks Robinson, R OBP: 0.343, SLG: 0.398 (1, 5)										4	0	1	0	0	0	2									
Boog Powell, L OBP: 0.373, SLG: 0.428 (1, 3)										4	0	0	0	0	3	3									
Davey Johnson, R OBP: 0.359, SLG: 0.450 (1, 4)										4	0	1	0	0	3	2									
Andy Etchebarren, R OBP: 0.325, SLG: 0.432 (1, 2)			F4							3	1	1	0	0	0	1									
Jim Palmer, R OBP: 0.234, SLG: 0.209 Grant Jackson, S OBP: 0.143, SLG: 0.250 Curt Motton, R OBP: 0.286, SLG: 0.375 Pete Richert, L (1, 1) (7, 1) (6, PH) (9, 1)										1	0	0	0	0	0	0									
<b>Inning Stats</b>	R: 0 E: 0 K: 0 S: 3	H: 0 LOB: 0 BB: 0 P: 3	R: 0 E: 0 K: 2 S: 8	H: 1 LOB: 1 BB: 0 P: 8	R: 0 E: 0 K: 2 S: 8	H: 1 LOB: 1 BB: 0 P: 8	R: 0 E: 0 K: 2 S: 8	H: 1 LOB: 1 BB: 0 P: 8	R: 1 E: 0 K: 0 S: 3	H: 2 LOB: 0 BB: 0 P: 6	R: 0 E: 0 K: 0 S: 4	H: 0 LOB: 0 BB: 0 P: 4	R: 0 E: 1 K: 2 S: 8	H: 0 LOB: 1 BB: 0 P: 8	R: 0 E: 0 K: 2 S: 7	H: 0 LOB: 1 BB: 1 P: 11	1B: 5 2B: 0 3B: 1 HR: 0	SF: 0 SAC: 1 DP: 0 HBP: 0	WP: 0 PB: 0 SB: 1 CS: 1	PA: 35					
<b>PITCHER</b>	IP	WLS	BF	H	R	ER	SO	BB	IBB	HBP	BLK	WP	HR	S	P	ERA	WHIP								
Mickey Lolich, L ERA: 3.0 (1, 1)	9.0	W	34	6	1	1	9	1	0	0	0	0	0	51	55	1.00	0.778								

**Detroit Tigers @ Baltimore Orioles**  
**Memorial Stadium, Baltimore, MD**  
 Tue Sep 14 1971, 7:05 PM EDT  
 Att: 11,605 - Unknown

AB 32  
 R 1  
 H 6  
 RBI 1  
 BB 1  
 SO 9  
 LOB 11







Batter	1	2	3	4	5	6	7	8	9	AB	R	H	RBI	BB	SO	LOB	TOP					
<b>Del Unser, L</b> OBP: 0.329, SLG: 0.365 (1,8)	4-3	P6							5-3	5	1	1	1	0	1	0	<b>Washington Senators @ Detroit Tigers</b> Tiger Stadium, Detroit, MI Wed Sep 15 1971, 7:05 PM EDT Att: 8,066 - Unknown					
<b>Davey Nelson, R</b> OBP: 0.312, SLG: 0.357 (1,5)	2B		4-3		4-3					3	1	2	0	1	0	0						
<b>Don Mincher, L</b> OBP: 0.386, SLG: 0.433 (1,3)	K		4-3		3-1					4	0	0	0	0	1	3						
<b>Frank Howard, R</b> OBP: 0.365, SLG: 0.464 (1,7)	2B		K							4	0	1	1	0	3	1						
<b>Bernie Allen, L</b> OBP: 0.362, SLG: 0.371 (1,4)	2B									3	0	1	0	1	1	1						
<b>Toby Harrah, R</b> OBP: 0.297, SLG: 0.281 (8,6)	BB		6-3							0	0	0	0	0	0	0						
<b>Dick Billings, R</b> OBP: 0.282, SLG: 0.338 (1,2)	BB									3	0	1	0	1	2	1						
<b>Jeff Burroughs, R</b> OBP: 0.342, SLG: 0.407 (1,9)	K		F9							4	0	1	0	0	1	4						
<b>Tim Cullen, R</b> OBP: 0.249, SLG: 0.259 (8,4)			4-3							4	0	0	0	0	2	2						
<b>Denny McLain, R</b> OBP: 0.155, SLG: 0.164 (1,1)										2	0	0	0	0	2	0						
<b>Tom McCraw, L</b> OBP: 0.280, SLG: 0.383 (7,PH)										1	0	0	0	0	0	0						
<b>Joe Grzenda, R</b> OBP: 0.250, SLG: 0.250 (7,1)										0	0	0	0	0	0	0						
<b>Larry Blittner, L</b> OBP: 0.326, SLG: 0.299 (9,PH)										1	0	0	0	0	1	0						
<b>Inning Stats</b>	R: 1 E: 0 K: 2 S: 9	H: 2 LOB: 3 BB: 2 P: 17	R: 0 E: 0 K: 1 S: 5	H: 0 LOB: 0 BB: 0 P: 5	R: 0 E: 0 K: 1 S: 5	H: 0 LOB: 0 BB: 1 P: 9	R: 0 E: 0 K: 1 S: 5	H: 0 LOB: 0 BB: 0 P: 5	R: 1 E: 0 K: 3 S: 6	H: 1 LOB: 0 BB: 0 P: 6	R: 0 E: 0 K: 3 S: 11	H: 2 LOB: 2 BB: 0 P: 11	R: 0 E: 0 K: 1 S: 6	H: 1 LOB: 1 BB: 0 P: 6	R: 0 E: 0 K: 2 S: 8	H: 1 LOB: 1 BB: 0 P: 8	R: 0 E: 0 K: 2 S: 7	H: 0 LOB: 0 BB: 0 P: 7	1B: 4 2B: 2 3B: 0 HR: 1	SF: 0 SAC: 0 DP: 0 HBP: 0	WP: 0 PB: 0 SB: 1 CS: 0	PA: 37
<b>PITCHER</b> <b>Joe Coleman, R</b> ERA: 3.08 (1,1)	IP: 9.0 WLS: W BF: 37 H: 7 R: 2 ER: 2 SO: 14 BB: 3 IBB: 0 HBP: 0 BLK: 0 WP: 0 HR: 1 S: 62 P: 74 ERA: 2.00 WHIP: 1.111											<b>PITCHER</b>	IP: WLS: BF: H: R: ER: SO: BB: IBB: HBP: BLK: WP: HR: S: P: ERA: WHIP:									

Batter	1	2	3	4	5	6	7	8	9	AB	R	H	RBI	BB	SO	LOB	BOTTOM	
<b>Dick McAuliffe, L</b> OBP: 0.293, SLG: 0.377 (1,4)	F7		F9		1B					4	1	1	0	0	1	1	<b>Washington Senators @ Detroit Tigers</b> Tiger Stadium, Detroit, MI Wed Sep 15 1971, 7:05 PM EDT Att: 8,066 - Unknown	
<b>Aurelio Rodriguez, R</b> OBP: 0.270, SLG: 0.305 (1,5)	HR		P3		BB					4	1	2	1	0	1	1		
<b>Gates Brown, L</b> OBP: 0.443, SLG: 0.601 (1,7)	F7									2	0	0	0	1	0	0		
<b>Al Kaline, R</b> OBP: 0.419, SLG: 0.470 (7,PH)	F7				BB					1	0	0	0	0	1	0		
<b>Norm Cash, L</b> OBP: 0.372, SLG: 0.529 (1,3)	K				BB					2	1	0	1	2	1	0		
<b>Bill Freehan, R</b> OBP: 0.351, SLG: 0.468 (1,2)			F8							2	0	0	0	2	0	3		
<b>Jim Northrup, L</b> OBP: 0.353, SLG: 0.433 (8,7)	P4									4	1	1	1	0	0	3		
<b>Mickey Stanley, R</b> OBP: 0.339, SLG: 0.404 (1,8)	6-3									3	0	1	1	0	0	0		
<b>Ed Brinkman, R</b> OBP: 0.291, SLG: 0.276 (1,6)										3	0	1	0	0	1	2		
<b>Joe Coleman, R</b> OBP: 0.144, SLG: 0.111 (1,1)			SH2-4							2	0	0	0	0	2	0		
<b>Inning Stats</b>	R: 1 E: 0 K: 1 S: 6	H: 1 LOB: 0 BB: 0 P: 6	R: 0 E: 0 K: 0 S: 3	H: 0 LOB: 0 BB: 0 P: 3	R: 0 E: 0 K: 0 S: 4	H: 1 LOB: 1 BB: 0 P: 4	R: 1 E: 0 K: 1 S: 6	H: 1 LOB: 2 BB: 2 P: 14	R: 1 E: 0 K: 1 S: 6	H: 2 LOB: 2 BB: 2 P: 14	R: 0 E: 0 K: 3 S: 9	H: 0 LOB: 0 BB: 0 P: 9	R: 0 E: 0 K: 0 S: 2	H: 0 LOB: 0 BB: 1 P: 6	1B: 3 2B: 1 3B: 0 HR: 2	SF: 0 SAC: 1 DP: 2 HBP: 0	WP: 0 PB: 0 SB: 0 CS: 0	PA: 33
<b>PITCHER</b> <b>Denny McLain, R</b> ERA: 4.24 (1,1)	IP: 6.0 WLS: L BF: 27 H: 6 R: 4 ER: 4 SO: 4 BB: 4 IBB: 4 HBP: 0 BLK: 0 WP: 0 HR: 2 S: 31 P: 47 ERA: 6.00 WHIP: 1.667											<b>PITCHER</b>	IP: WLS: BF: H: R: ER: SO: BB: IBB: HBP: BLK: WP: HR: S: P: ERA: WHIP:					
<b>Joe Grzenda, L</b> ERA: 2.23 (7,1)	IP: 2.0 WLS: L BF: 6 H: 0 R: 0 ER: 0 SO: 3 BB: 1 IBB: 0 HBP: 0 BLK: 0 WP: 0 HR: 1 S: 11 P: 15 ERA: 0.00 WHIP: 0.500											<b>PITCHER</b>	IP: WLS: BF: H: R: ER: SO: BB: IBB: HBP: BLK: WP: HR: S: P: ERA: WHIP:					





Batter	1	2	3	4	5	6	7	8	9	AB	R	H	RBI	BB	SO	LOB	TOP									
Del Unser, L OBP: 0.329, SLG: 0.363 (1, 9)	F8		HBP BB		E3		FC5-6 G6-4-3			3	0	0	0	1	0	2	Washington Senators @ Detroit Tigers Tiger Stadium, Detroit, MI Thu Sep 16 1971, 4:33 AM EDT Att: 4,621 - Unknown									
Davey Nelson, R OBP: 0.311, SLG: 0.354 (1, 5)	F7		HBP		F9		G6-4-3			3	0	0	0	0	0	3										
Frank Howard, R OBP: 0.364, SLG: 0.462 (1, 3)	5-3		HBP		4-3					4	0	1	0	0	1	2										
Dick Billings, R OBP: 0.282, SLG: 0.340 (1, 2)		6-3					FC6-4 WP 1B			4	0	1	0	0	0	1										
Jeff Burroughs, R OBP: 0.346, SLG: 0.428 (1, 7)							FC6-4 BB			3	1	1	1	1	1	1										
Elliott Maddox, R OBP: 0.347, SLG: 0.271 (1, 8)										3	0	1	0	1	1	2										
Toby Harrah, R OBP: 0.294, SLG: 0.278 (1, 6)										4	0	0	0	0	0	5										
Lenny Randle, S OBP: 0.291, SLG: 0.288 (1, 4)										3	0	0	0	1	0	1										
Dick Bosman, R OBP: 0.197, SLG: 0.118 Paul Casanova, R OBP: 0.234, SLG: 0.285 (9, PH)										2	0	0	0	0	2	0										
<b>Inning Stats</b>	R: 0 E: 0 K: 0 S: 3	H: 0 LOB: 0 BB: 0 P: 3	R: 1 E: 0 K: 0 S: 4	H: 1 LOB: 0 BB: 0 P: 4	R: 0 E: 0 K: 1 S: 5	H: 0 LOB: 2 BB: 1 P: 10	R: 0 E: 0 K: 1 S: 5	H: 1 LOB: 1 BB: 1 P: 9	R: 0 E: 1 K: 1 S: 6	H: 0 LOB: 1 BB: 0 P: 6	R: 0 E: 0 K: 0 S: 4	H: 1 LOB: 2 BB: 1 P: 8	R: 0 E: 1 K: 0 S: 3	H: 0 LOB: 0 BB: 1 P: 7	R: 0 E: 0 K: 2 S: 7	H: 0 LOB: 0 BB: 0 P: 7		R: 0 E: 0 K: 0 S: 4	H: 1 LOB: 1 BB: 0 P: 4	1B: 2 2B: 1 3B: 0 HR: 1	SF: 0 SAC: 1 DP: 2 HBP: 1	WP: 1 PB: 0 SB: 0 CS: 0	PA: 36			
<b>PITCHER</b>	IP	WLS	BF	H	R	ER	SO	BB	IBB	HBP	BLK	WP	HR	S	P	ERA	WHIP									
Les Cain, L ERA: 4.22 Jack Whillock, R ERA: 5.4 Ron Perranoski, L ERA: 5.55	(1, 1)	6.0	W	25	3	1	1	3	3	0	1	0	1	1	27	40	1.50	1.000								

Batter	1	2	3	4	5	6	7	8	9	AB	R	H	RBI	BB	SO	LOB	BOTTOM								
Dick McAuliffe, L OBP: 0.296, SLG: 0.381 (1, 4)	L9		3-1							5	2	3	0	0	0	0	Washington Senators @ Detroit Tigers Tiger Stadium, Detroit, MI Thu Sep 16 1971, 4:33 AM EDT Att: 4,621 - Unknown								
Aurelio Rodriguez, R OBP: 0.262, SLG: 0.400 (1, 5)										4	0	3	1	0	0	0									
Gates Brown, L OBP: 0.437, SLG: 0.589 Al Kaline, R OBP: 0.419, SLG: 0.470 (9, 9)										5	0	1	0	0	0	6									
Norm Cash, L OBP: 0.373, SLG: 0.528 (1, 3)										3	0	1	1	1	0	2									
Bill Freehan, R OBP: 0.352, SLG: 0.468 (1, 2)										2	0	1	1	1	0	0									
Jim Northrup, L OBP: 0.356, SLG: 0.435 (9, 7)										2	0	1	0	2	0	2									
Mickey Stanley, R OBP: 0.336, SLG: 0.399 (1, 8)										4	0	0	0	0	2	6									
Ed Brinkman, R OBP: 0.290, SLG: 0.275 (1, 6)										3	0	0	0	1	0	2									
Les Cain, L OBP: 0.167, SLG: 0.226 Jack Whillock, R Ron Perranoski, L										3	1	1	0	0	0	2									
<b>Inning Stats</b>	R: 0 E: 0 K: 0 S: 4	H: 1 LOB: 1 BB: 0 P: 4	R: 0 E: 0 K: 0 S: 4	H: 1 LOB: 2 BB: 1 P: 8	R: 0 E: 0 K: 0 S: 4	H: 1 LOB: 1 BB: 0 P: 4	R: 0 E: 0 K: 0 S: 3	H: 1 LOB: 1 BB: 1 P: 7	R: 2 E: 0 K: 1 S: 6	H: 3 LOB: 2 BB: 1 P: 10	R: 0 E: 0 K: 1 S: 5	H: 0 LOB: 0 BB: 0 P: 5	R: 1 E: 0 K: 1 S: 7	H: 2 LOB: 3 BB: 2 P: 15	R: 0 E: 0 K: 0 S: 5	H: 2 LOB: 2 BB: 0 P: 5		1B: 8 2B: 3 3B: 0 HR: 0	SF: 2 SAC: 0 DP: 1 HBP: 0	WP: 0 PB: 0 SB: 1 CS: 0	PA: 39				
<b>PITCHER</b>	IP	WLS	BF	H	R	ER	SO	BB	IBB	HBP	BLK	WP	HR	S	P	ERA	WHIP								
Dick Bosman, R ERA: 3.7	(1, 1)	8.0	L	39	11	3	3	2	3	2	0	0	0	38	58	3.38	1.750								



Batter	1	2	3	4	5	6	7	8	9	AB	R	H	RBI	BB	SO	LOB	TOP					
Don Buford, S (1, 7) OBP: 0.419, SLG: 0.491	L9			1B 2B	F7		G3		1-2 1B	5	1	2	0	0	0	1						
Tom Shonay, L (1, 9) OBP: 0.285, SLG: 0.250	F7			1-2 2B	F8				G3	4	2	2	0	0	0	0						
Curt Motton, R (8, PH) OBP: 0.281, SLG: 0.367				1-2 2B				BB SF7 1B		1	0	0	0	0	0	2						
Boog Powell, L (1, 3) OBP: 0.374, SLG: 0.427	4-3			3-1 1-2H 2H			G5-4-3 HBP		BB 1B	3	1	2	2	0	0	0						
Merv Rettenmund, R (1, 8) OBP: 0.429, SLG: 0.452		FC6-4 BB		3-1			G5-4-3 1-2		G6-4-3 BB	2	0	0	0	2	0	2						
Eliot Hendricks, L (1, 2) OBP: 0.326, SLG: 0.366	FC6-4			2-3					SF7	2	0	1	0	1	0	1						
Frank Robinson, R (8, PH) OBP: 0.383, SLG: 0.512		G6-4-3		FC5-4 1B						0	0	0	1	0	0	0						
Dave Boswell, R (8, 1) OBP: 0.200, SLG: 0.400	1-2			BB			2B			0	0	0	0	0	0	0						
Brooks Robinson, R (1, 5) OBP: 0.344, SLG: 0.409	G6-4-3			FC5-4 1B			6-3		G6-4-3	4	0	1	1	0	0	4						
Davey Johnson, R (1, 4) OBP: 0.354, SLG: 0.442			F8	FC5-4			5-3		F8	4	0	0	0	0	0	2						
Mark Belanger, R (1, 6) OBP: 0.364, SLG: 0.321			F8	5-3			F8		1B	4	0	1	0	0	0	2						
Dave McNally, R (1, 1) OBP: 0.208, SLG: 0.304										1	0	0	0	0	1	0						
Dick Hall, R (4, 1) OBP: 0.400, SLG: 0.600									L9	2	0	1	0	0	1	0						
Tom Dukes, R (7, 1) OBP: 0.143, SLG: 0.286										0	0	0	0	0	0	0						
Grant Jackson, S (7, 1) OBP: 0.143, SLG: 0.250										0	0	0	0	0	0	0						
Andy Etchebarren, R (8, 2) OBP: 0.327, SLG: 0.447							2B			1	0	0	0	0	0	1						
<b>Inning Stats</b>	R: 0 E: 0 K: 0 S: 3	H: 0 LOB: 0 BB: 0 P: 3	R: 0 E: 0 K: 0 S: 2	H: 0 LOB: 0 BB: 1 P: 6	R: 0 E: 0 K: 1 S: 5	H: 0 LOB: 0 BB: 0 P: 5	R: 3 E: 0 K: 0 S: 7	H: 4 LOB: 2 BB: 1 P: 11	R: 0 E: 0 K: 1 S: 5	H: 0 LOB: 0 BB: 0 P: 5	R: 0 E: 0 K: 0 S: 3	H: 1 LOB: 1 BB: 0 P: 4	R: 0 E: 0 K: 0 S: 4	H: 1 LOB: 1 BB: 0 P: 4	R: 1 E: 0 K: 0 S: 4	H: 2 LOB: 1 BB: 1 P: 8	R: 0 E: 0 K: 0 S: 5	H: 2 LOB: 2 BB: 0 P: 5	1B: 7 2B: 3 3B: 0 HR: 0	SF: 1 SAC: 0 DP: 3 HBP: 1	WP: 0 PB: 0 SB: 0 CS: 0	PA: 38
<b>PITCHER</b>	IP	WLS	BF	H	R	ER	SO	BB	IBB	HBP	BLK	WP	HR	S	P	ERA	WHIP					
Tom Timmermann, R (1, 1) ERA: 3.89	7.0	W	31	8	4	4	2	3	0	1	0	0	0	31	44	5.14	1.571					
Ron Perranoski, L (8, 1) ERA: 5.37	2.0	S	7	2	0	0	0	0	0	0	0	0	0	7	7	0.00	1.000					

Baltimore Orioles @ Detroit Tigers  
Tiger Stadium, Detroit, MI  
Fri Sep 17 1971, 7:05 PM EDT  
Unknown

AB 33  
R 4  
H 10  
RBI 4  
BB 3  
SO 2  
LOB 15



Batter	1	2	3	4	5	6	7	8	9	AB	R	H	RBI	BB	SO	LOB	BOTTOM					
Tony Taylor, R (1, 4) OBP: 0.321, SLG: 0.370	F9			1B 3B	FC5-4 1B		1B 2B		5-3	5	2	3	0	0	0	0						
Aurelio Rodriguez, R (1, 5) OBP: 0.262, SLG: 0.399	F9			L5	F3		BB 1B			4	1	1	0	0	0	2						
Al Kaline, R (1, 9) OBP: 0.420, SLG: 0.469	L5-3			BB 1B HBP	FC5-4 1-2		BB 1B		1-2 2H	3	2	1	1	0	0	1						
Bill Freehan, R (1, 2) OBP: 0.353, SLG: 0.466		F7		1B HR BB	F4		1B BB		1-2 2-3	2	1	0	0	2	0	1						
Norm Cash, L (1, 3) OBP: 0.372, SLG: 0.525		3-1		1-2 2H 3H	HR 1B		3-1		K	4	1	1	2	0	1	3						
Mickey Stanley, R (1, 8) OBP: 0.338, SLG: 0.409		6-3		1-2 2H 3H	HR		L9		1-2 2H 3H	4	1	2	5	0	0	0						
Ike Brown, R (1, 7) OBP: 0.360, SLG: 0.495										1	0	0	0	0	0	0						
Jim Northrup, L (4, PH) OBP: 0.358, SLG: 0.444										3	1	2	1	0	0	2						
Ed Brinkman, R (1, 6) OBP: 0.290, SLG: 0.274										4	0	1	0	0	0	1						
Tom Timmermann, R (1, 1) OBP: 0.111, SLG: 0.059										3	0	0	0	0	1	1						
Ron Perranoski, L (8, 1) ERA: 4.69										1	0	0	0	0	1	1						
<b>Inning Stats</b>	R: 0 E: 0 K: 0 S: 3	H: 0 LOB: 0 BB: 0 P: 3	R: 0 E: 0 K: 0 S: 3	H: 0 LOB: 0 BB: 0 P: 3	R: 0 E: 0 K: 1 S: 9	H: 0 LOB: 0 BB: 0 P: 3	R: 5 E: 0 K: 1 S: 9	H: 4 LOB: 1 BB: 1 P: 14	R: 0 E: 0 K: 0 S: 4	H: 1 LOB: 1 BB: 0 P: 4	R: 1 E: 0 K: 0 S: 4	H: 1 LOB: 0 BB: 0 P: 4	R: 3 E: 0 K: 1 S: 9	H: 4 LOB: 2 BB: 1 P: 13	R: 0 E: 0 K: 1 S: 5	H: 1 LOB: 0 BB: 0 P: 5	1B: 7 2B: 1 3B: 1 HR: 2	SF: 0 SAC: 0 DP: 0 HBP: 1	WP: 0 PB: 0 SB: 0 CS: 1	PA: 37		
<b>PITCHER</b>	IP	WLS	BF	H	R	ER	SO	BB	IBB	HBP	BLK	WP	HR	S	P	ERA	WHIP					
Dave McNally, L (1, 1) ERA: 3.02	3.1	L	15	3	5	5	0	1	0	1	0	0	1	13	18	13.50	1.200					
Dick Hall, R (4, 1) ERA: 5.1	3.0		15	6	4	4	1	0	0	0	0	0	1	17	17	12.00	2.000					
Tom Dukes, R (7, 1) ERA: 3.82	0.0		1	0	0	0	0	1	0	0	0	0	0	4	4	∞	∞					
Grant Jackson, L (7, 1) ERA: 3.45	0.2		3	1	0	0	1	0	0	0	0	0	0	5	5	0.00	1.500					
Dave Boswell, R (8, 1) ERA: 4.69	1.0		3	1	0	0	1	0	0	0	0	0	0	5	5	0.00	1.000					

Baltimore Orioles @ Detroit Tigers  
Tiger Stadium, Detroit, MI  
Fri Sep 17 1971, 7:05 PM EDT  
Unknown

AB 34  
R 9  
H 11  
RBI 9  
BB 2  
SO 3  
LOB 12

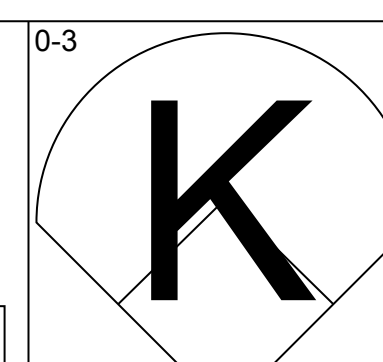
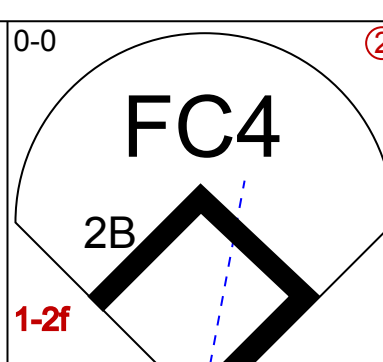
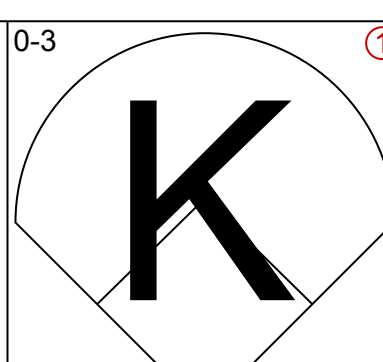
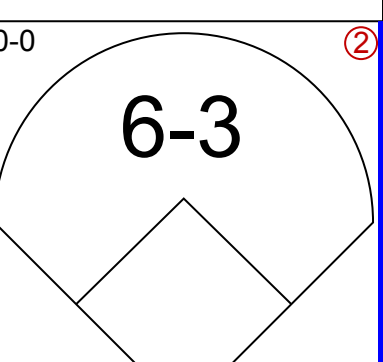
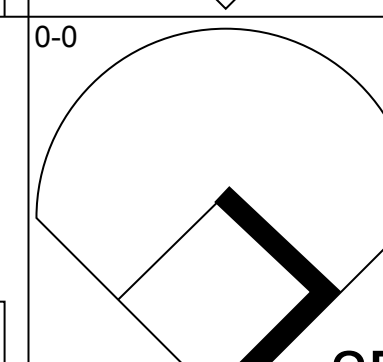
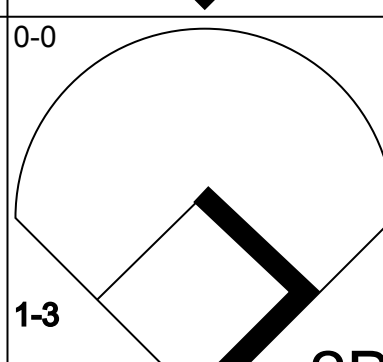
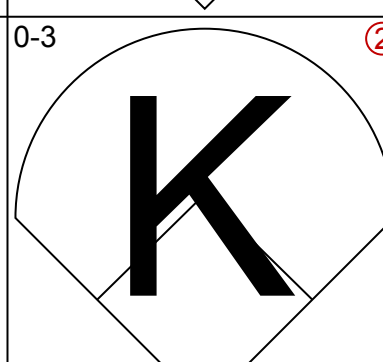
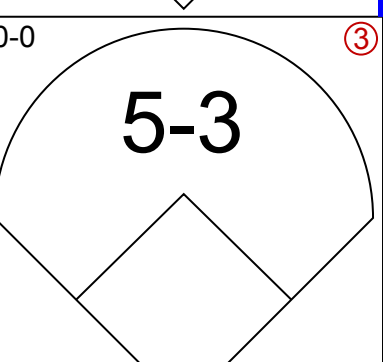
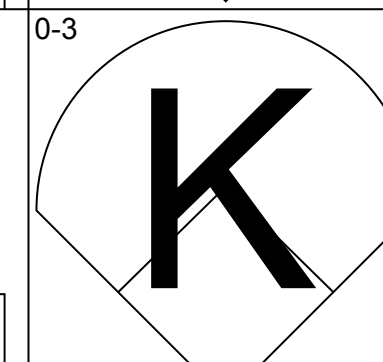
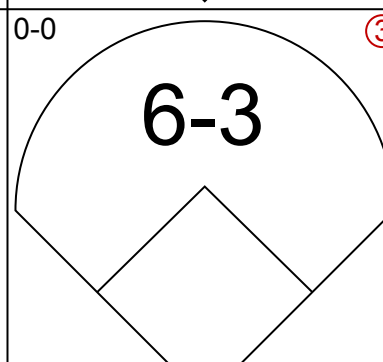
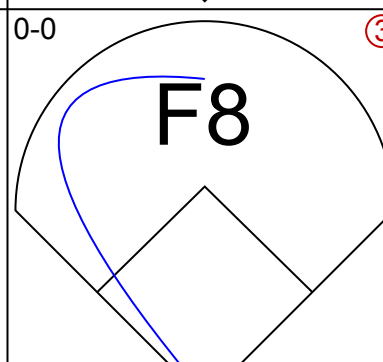
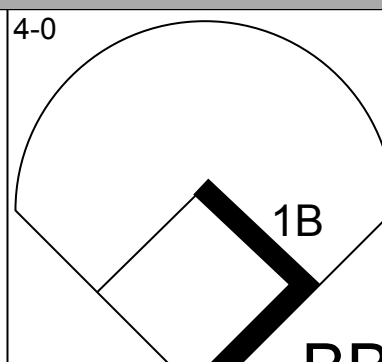
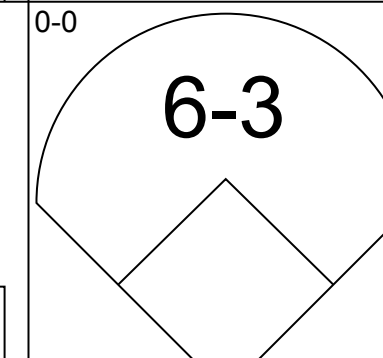
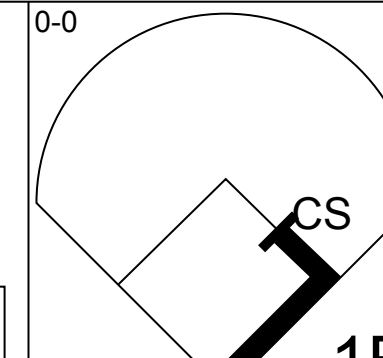
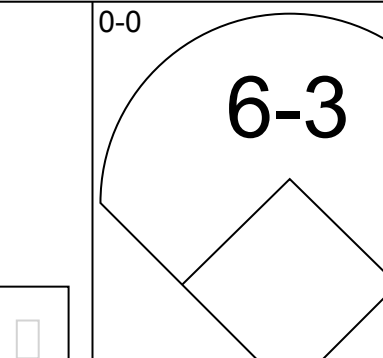
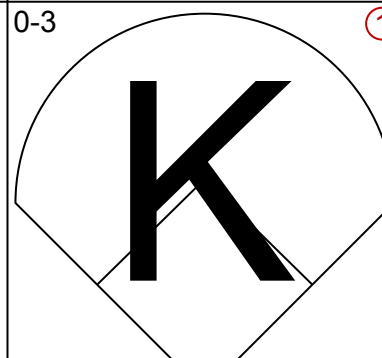
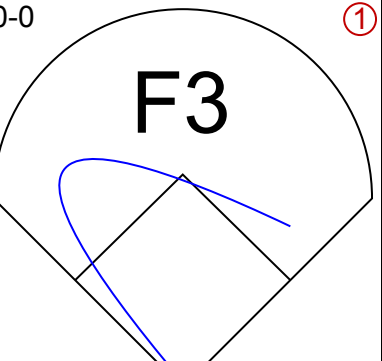
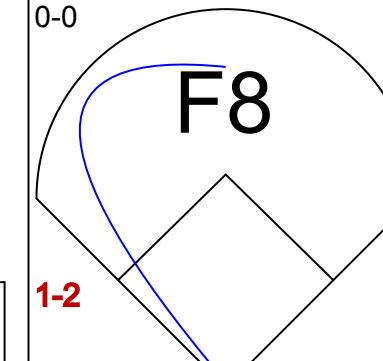
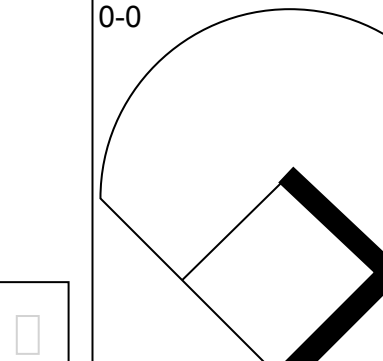
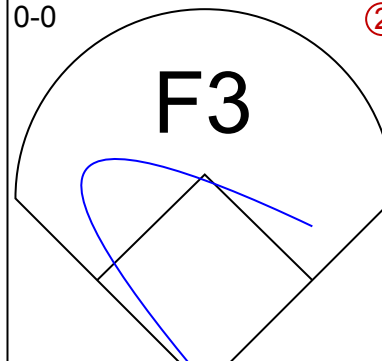

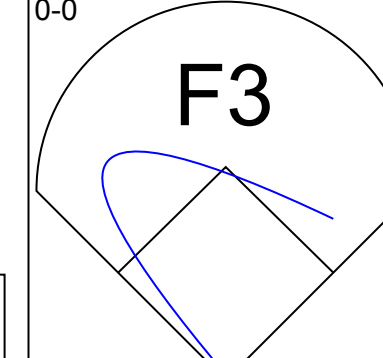
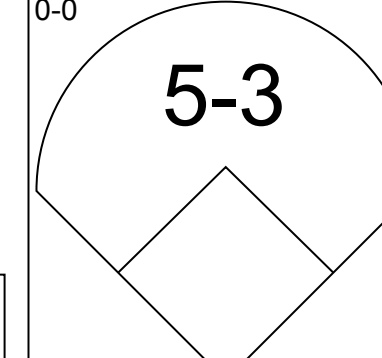
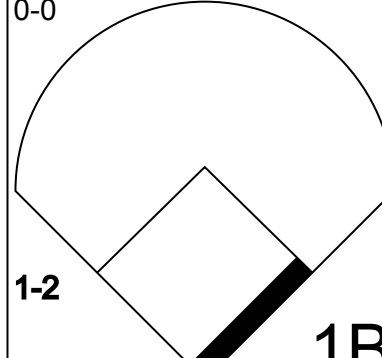

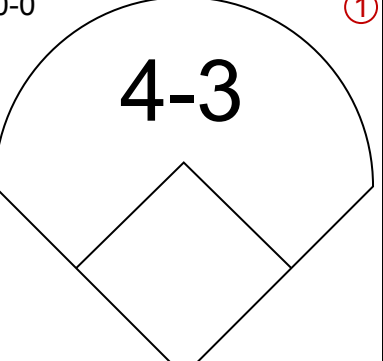
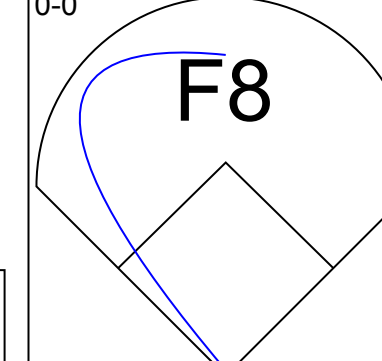
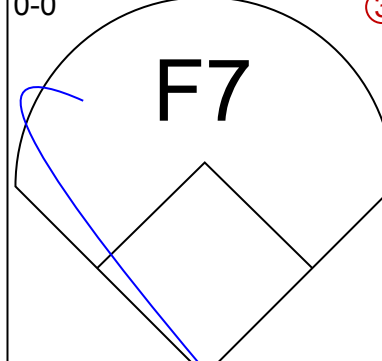
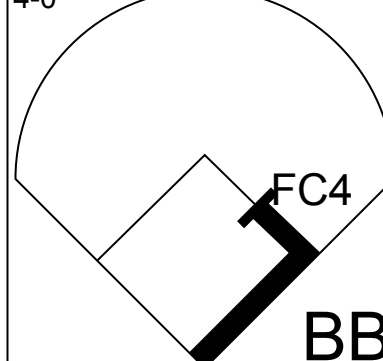
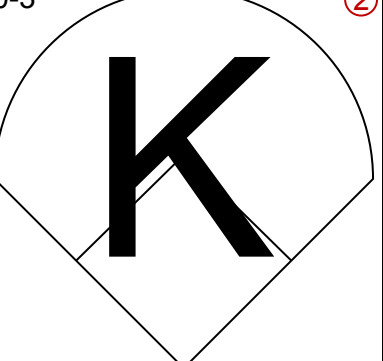
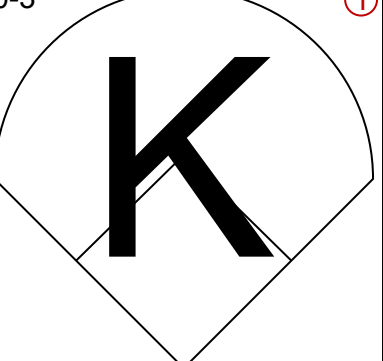

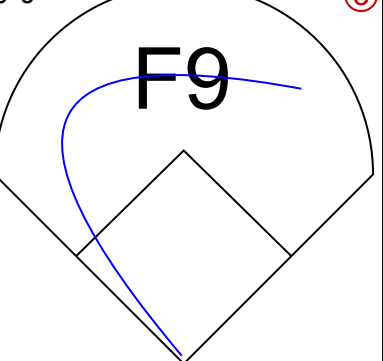
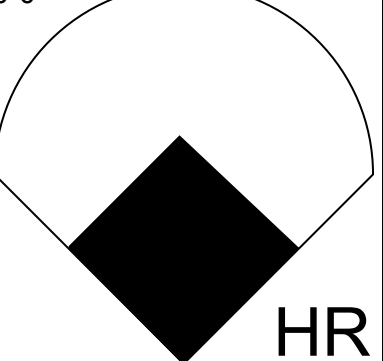


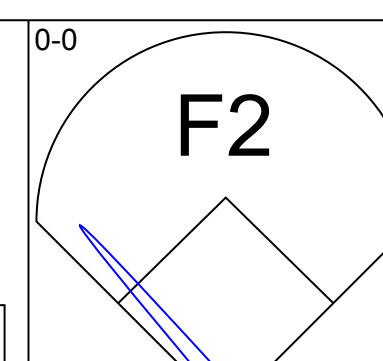
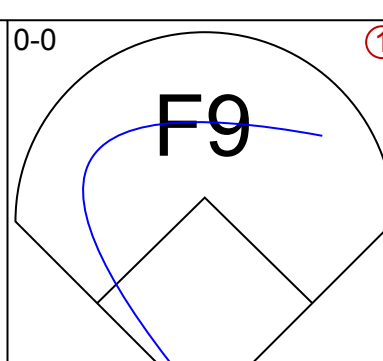
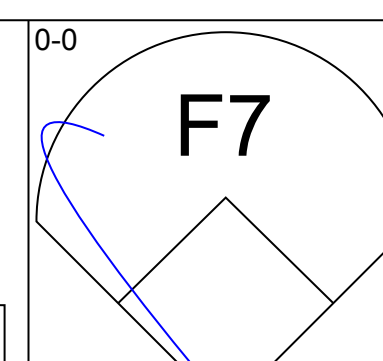
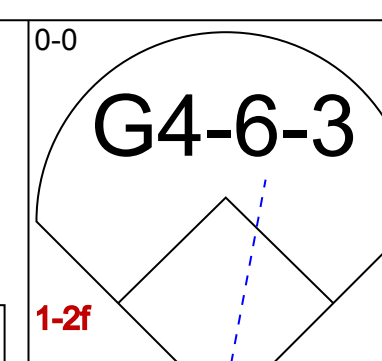
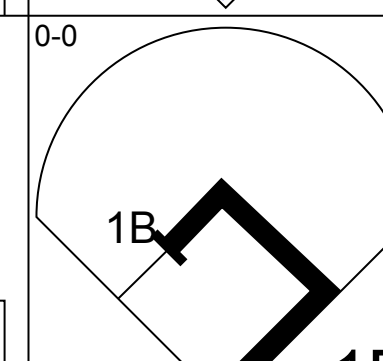
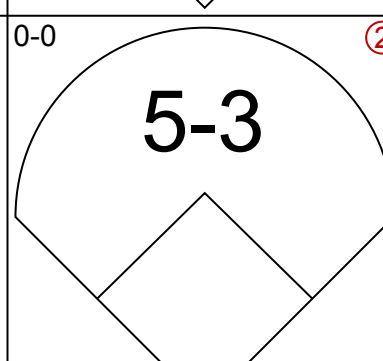
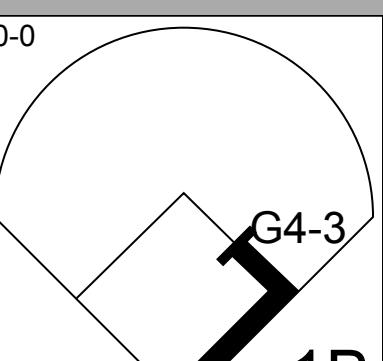
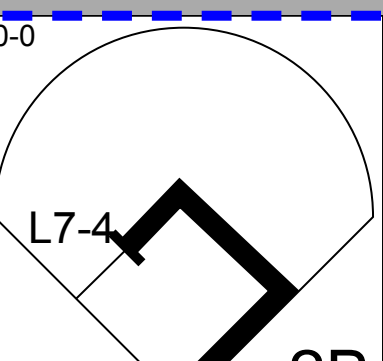
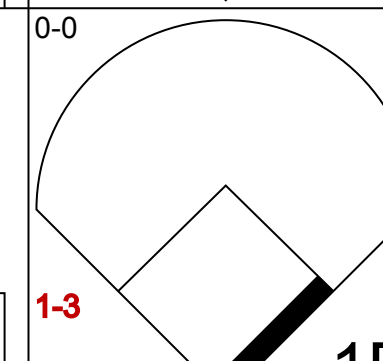
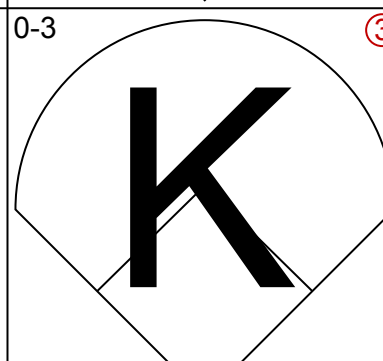
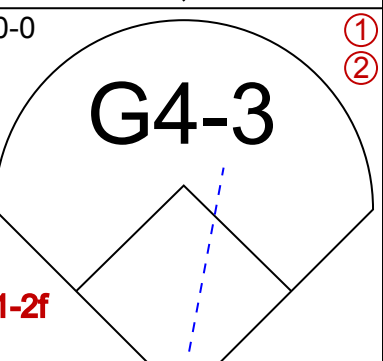
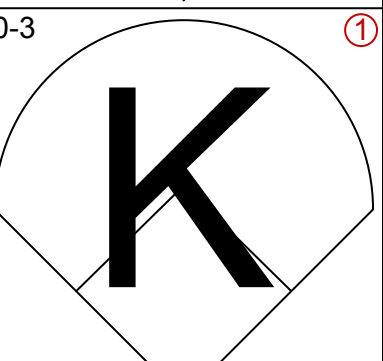
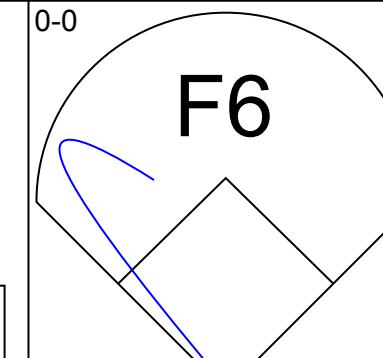
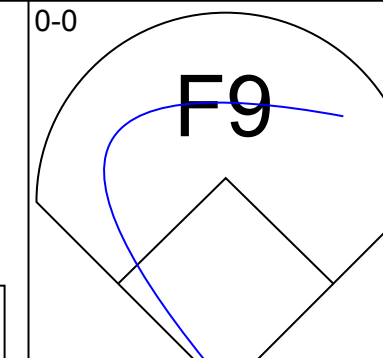
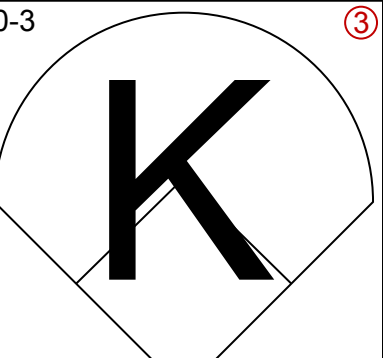
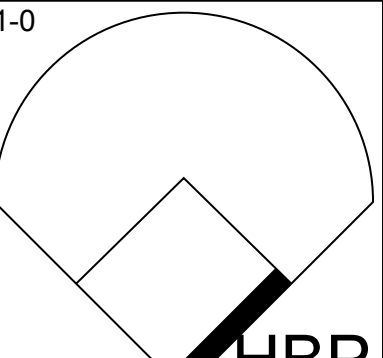
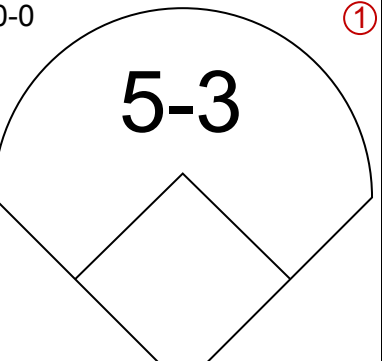
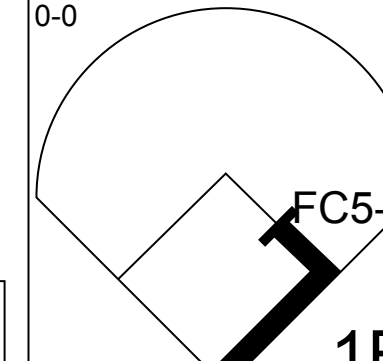
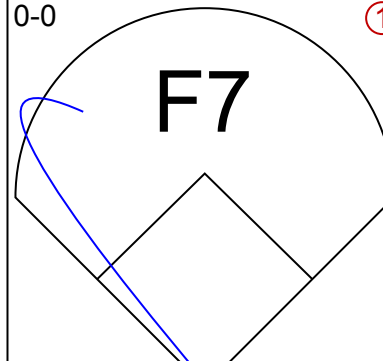
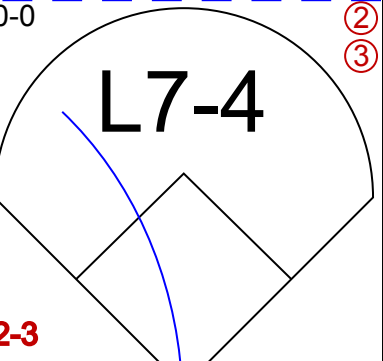

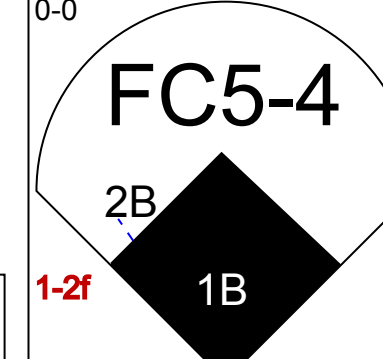
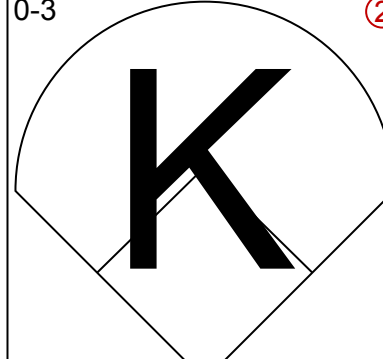

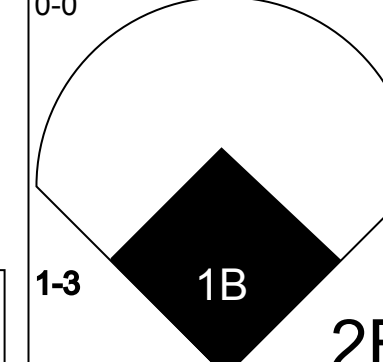
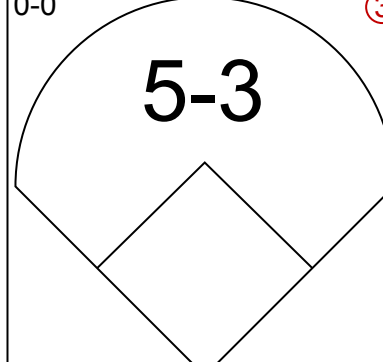
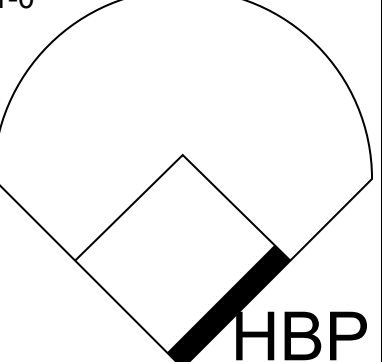
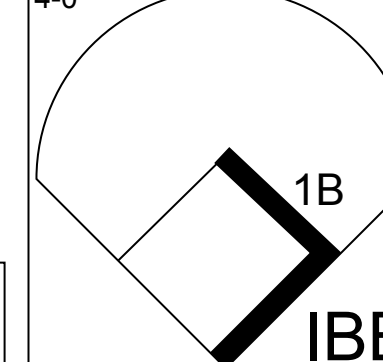
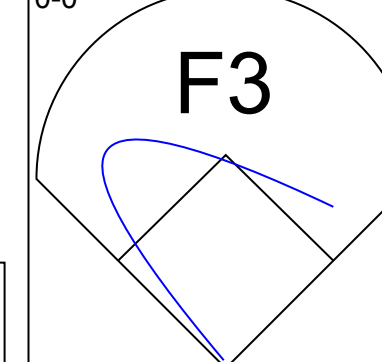

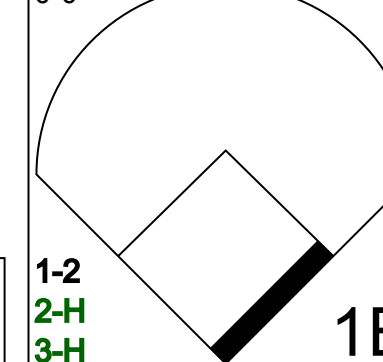
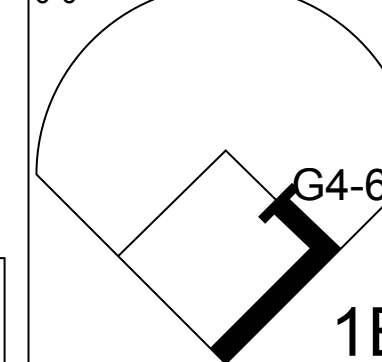


Batter	1	2	3	4	5	6	7	8	9	AB	R	H	RBI	BB	SO	LOB	TOP					
Paul Blair, R OBP: 0.302, SLG: 0.389 (1, 8)										5	0	2	0	0	0	1	<p><b>Baltimore Orioles @ Detroit Tigers</b> Tiger Stadium, Detroit, MI Fri Sep 17 1971, 7:05 PM EDT Att: 29,458 - Unknown</p> <p>livebaseballscorecards.com</p> <p>AB 32 R 3 H 6 RBI 3 BB 4 SO 3 LOB 13</p>					
Mery Rettenmund, R OBP: 0.426, SLG: 0.448 (1, 9)										4	0	0	0	0	0	3						
Frank Robinson, R OBP: 0.384, SLG: 0.518 (1, 3)										3	1	1	1	1	0	0						
Brooks Robinson, R OBP: 0.342, SLG: 0.406 (1, 5)										4	0	0	0	0	0	3						
Curt Motton, R OBP: 0.295, SLG: 0.353 (1, 7)										2	1	0	0	2	0	0						
Davey Johnson, R OBP: 0.353, SLG: 0.446 (1, 4)										4	1	1	1	0	1	2						
Andy Etchebarren, R OBP: 0.320, SLG: 0.448 (1, 2)										4	0	1	1	0	0	1						
Mark Belanger, R OBP: 0.365, SLG: 0.320 Jerry Davanon, R OBP: 0.336, SLG: 0.281 (9, PR)										2	0	0	0	1	0	0						
Dave Leonhard, R OBP: 0.294, SLG: 0.294 Pete Richert, L (7, 1)										3	0	1	0	0	2	2						
Chico Salmon, R OBP: 0.194, SLG: 0.271 (9, PH)										0	0	0	0	0	0	0						
<b>Inning Stats</b>	R: 0 E: 0 K: 0 S: 3	H: 0 LOB: 0 BB: 0 P: 3	R: 0 E: 0 K: 0 S: 3	H: 0 LOB: 1 BB: 1 P: 7	R: 0 E: 0 K: 1 S: 6	H: 1 LOB: 0 BB: 0 P: 6	R: 2 E: 0 K: 1 S: 7	H: 2 LOB: 2 BB: 2 P: 15	R: 0 E: 0 K: 0 S: 3	H: 0 LOB: 0 BB: 0 P: 3	R: 1 E: 0 K: 0 S: 4	H: 1 LOB: 0 BB: 0 P: 4	R: 0 E: 0 K: 0 S: 5	H: 2 LOB: 3 BB: 1 P: 9	R: 0 E: 0 K: 1 S: 5	H: 0 LOB: 0 BB: 0 P: 5	R: 0 E: 0 K: 0 S: 2	H: 0 LOB: 1 BB: 0 P: 3	1B: 2 2B: 2 3B: 0 HR: 2	SF: 0 SAC: 0 DP: 1 HBP: 1	WP: 0 PB: 0 SB: 0 CS: 0	PA: 37
<b>PITCHER</b> Fred Scherman, L ERA: 2.78 (1, 1)	IP: 9.0 WLS: W BF: 37 H: 6 R: 3 ER: 3 SO: 3 BB: 3 IBB: 1 HBP: 1 BLK: 0 WP: 0 HR: 2 S: 38 P: 55 ERA: 3.00 WHIP: 1.000															<b>PITCHER</b>						

Batter	1	2	3	4	5	6	7	8	9	AB	R	H	RBI	BB	SO	LOB	BOTTOM			
Dick McAuliffe, L OBP: 0.299, SLG: 0.389 (1, 4)										4	1	2	1	1	1	3	<p><b>Baltimore Orioles @ Detroit Tigers</b> Tiger Stadium, Detroit, MI Fri Sep 17 1971, 7:05 PM EDT Att: 29,458 - Unknown</p> <p>livebaseballscorecards.com</p> <p>AB 33 R 5 H 11 RBI 4 BB 4 SO 3 LOB 10</p>			
Aurelio Rodriguez, R OBP: 0.263, SLG: 0.399 (1, 5)										4	0	2	0	0	0	1				
Gates Brown, L OBP: 0.433, SLG: 0.581 Al Kaline, R OBP: 0.420, SLG: 0.469 (8, 9)										4	0	1	0	0	0	2				
Norm Cash, L OBP: 0.371, SLG: 0.523 (1, 3)										4	1	1	0	0	0	2				
Bill Freehan, R OBP: 0.352, SLG: 0.464 (1, 2)										4	1	1	0	0	0	0				
Jim Northrup, L OBP: 0.361, SLG: 0.455 (8, 7)										3	2	2	3	1	0	0				
Mickey Stanley, R OBP: 0.337, SLG: 0.495 (1, 8)										3	0	0	0	1	1	1				
Ed Brinkman, R OBP: 0.292, SLG: 0.276 (1, 6)										4	0	2	0	0	1	0				
Fred Scherman, L OBP: 0.321, SLG: 0.208 (1, 1)										3	0	0	0	1	0	1				
<b>Inning Stats</b>	R: 0 E: 0 K: 0 S: 2	H: 0 LOB: 0 BB: 1 P: 6	R: 0 E: 0 K: 1 S: 5	H: 0 LOB: 1 BB: 1 P: 9	R: 0 E: 0 K: 0 S: 5	H: 2 LOB: 2 BB: 0 P: 5	R: 3 E: 0 K: 0 S: 7	H: 4 LOB: 1 BB: 0 P: 7	R: 0 E: 0 K: 0 S: 3	H: 0 LOB: 0 BB: 0 P: 3	R: 0 E: 0 K: 0 S: 3	H: 0 LOB: 0 BB: 0 P: 3	R: 1 E: 0 K: 1 S: 8	H: 3 LOB: 2 BB: 0 P: 8	R: 1 E: 1 K: 1 S: 6	H: 2 LOB: 2 BB: 2 P: 14		1B: 8 2B: 1 3B: 0 HR: 2	SF: 0 SAC: 0 DP: 1 HBP: 0	WP: 0 PB: 0 SB: 0 CS: 0
<b>PITCHER</b> Dave Leonhard, R ERA: 2.32 Pete Richert, L ERA: 3.94 (7, 1)	IP: 6.2 WLS: L BF: 30 H: 9 R: 4 ER: 4 SO: 2 BB: 2 IBB: 0 HBP: 0 BLK: 0 WP: 0 HR: 2 S: 32 P: 40 ERA: 5.40 WHIP: 1.650															<b>PITCHER</b>				



Batter	1	2	3	4	5	6	7	8	9	AB	R	H	RBI	BB	SO	LOB	TOP			
Don Buford, S OBP: 0.416, SLG: 0.487 Pete Richert, L (8, 1) Eddie Watt, R (8, 1)										4	0	0	0	0	2	1	<p><b>Baltimore Orioles @ Detroit Tigers</b> Tiger Stadium, Detroit, MI Sat Sep 18 1971, 4:33 AM EDT Att: 17,237 - Unknown</p>			
Paul Blair, R OBP: 0.304, SLG: 0.394										4	0	2	0	0	1	0				
Frank Robinson, R OBP: 0.383, SLG: 0.514										3	0	0	0	1	1	3				
Merv Rettenmund, R OBP: 0.424, SLG: 0.447										4	0	1	0	0	1	2				
Brooks Robinson, R OBP: 0.341, SLG: 0.407										4	0	1	0	0	0	2				
Davey Johnson, R OBP: 0.353, SLG: 0.445										4	0	1	0	0	1	1				
Andy Etchebarren, R OBP: 0.320, SLG: 0.439										4	0	0	0	0	1	3				
Jerry Davanon, R OBP: 0.342, SLG: 0.277 Chico Salmon, R OBP: 0.192, SLG: 0.268										1	0	0	0	1	1	0				
Jim Palmer, R OBP: 0.229, SLG: 0.204 Curt Motton, R OBP: 0.306, SLG: 0.423										1	0	0	0	0	1	1				
<b>Inning Stats</b>	R: 0 E: 0 K: 2 S: 8	H: 1 LOB: 1 BB: 0 P: 8	R: 0 E: 0 K: 2 S: 7	H: 0 LOB: 0 BB: 0 P: 7	R: 0 E: 0 K: 1 S: 6	H: 1 LOB: 2 BB: 1 P: 10	R: 0 E: 0 K: 0 S: 3	H: 1 LOB: 0 BB: 0 P: 3	R: 0 E: 0 K: 1 S: 5	H: 0 LOB: 0 BB: 0 P: 5	R: 0 E: 0 K: 0 S: 4	H: 1 LOB: 1 BB: 0 P: 4	R: 1 E: 0 K: 1 S: 6	H: 1 LOB: 2 BB: 1 P: 6	R: 0 E: 0 K: 1 S: 6	H: 1 LOB: 2 BB: 1 P: 10		1B: 2 2B: 3 3B: 0 HR: 1	SF: 0 SAC: 0 DP: 0 HBP: 0	WP: 0 PB: 0 SB: 0 CS: 1
<b>PITCHER</b> Mickey Lolich, L ERA: 2.95	IP: 9.0 WLS: W BF: 34 H: 6 R: 1 ER: 1 SO: 10 BB: 2 IBB: 0 HBP: 0 BLK: 0 WP: 0 HR: 1 S: 52 P: 60 ERA: 1.00 WHIP: 0.889															<b>PITCHER</b>				

Batter	1	2	3	4	5	6	7	8	9	AB	R	H	RBI	BB	SO	LOB	BOTTOM			
Dick McAuliffe, L OBP: 0.297, SLG: 0.386										4	0	0	0	0	0	3	<p><b>Baltimore Orioles @ Detroit Tigers</b> Tiger Stadium, Detroit, MI Sat Sep 18 1971, 4:33 AM EDT Att: 17,237 - Unknown</p>			
Aurelio Rodriguez, R OBP: 0.286, SLG: 0.404										4	0	3	0	0	0	0				
Gates Brown, L OBP: 0.431, SLG: 0.577 Al Kaline, R OBP: 0.419, SLG: 0.468										3	0	1	0	0	1	1				
Norm Cash, L OBP: 0.370, SLG: 0.519										3	0	0	0	0	1	1				
Bill Freehan, R OBP: 0.351, SLG: 0.462										4	0	1	0	0	0	2				
Jim Northrup, L OBP: 0.361, SLG: 0.452										2	1	0	0	1	1	1				
Mickey Stanley, R OBP: 0.337, SLG: 0.407										3	1	1	0	0	0	1				
Ed Brinkman, R OBP: 0.294, SLG: 0.276										1	0	0	0	1	0	0				
Mickey Lolich, S OBP: 0.252, SLG: 0.151										3	0	2	2	0	1	2				
<b>Inning Stats</b>	R: 0 E: 0 K: 0 S: 4	H: 2 LOB: 1 BB: 0 P: 4	R: 0 E: 0 K: 1 S: 5	H: 0 LOB: 2 BB: 1 P: 10	R: 0 E: 0 K: 1 S: 5	H: 0 LOB: 0 BB: 0 P: 5	R: 2 E: 0 K: 0 S: 6	H: 3 LOB: 2 BB: 1 P: 10	R: 0 E: 0 K: 1 S: 5	H: 1 LOB: 0 BB: 0 P: 5	R: 0 E: 0 K: 1 S: 3	H: 1 LOB: 1 BB: 0 P: 3	R: 0 E: 0 K: 1 S: 5	H: 1 LOB: 1 BB: 0 P: 6	R: 0 E: 0 K: 1 S: 5	H: 1 LOB: 1 BB: 0 P: 6		1B: 6 2B: 3 3B: 0 HR: 0	SF: 0 SAC: 0 DP: 3 HBP: 2	WP: 0 PB: 0 SB: 0 CS: 0
<b>PITCHER</b> Jim Palmer, R ERA: 2.83 Pete Richert, L ERA: 3.9 Eddie Watt, R ERA: 2.02	IP: 7.0 WLS: L BF: 28 H: 7 R: 2 ER: 2 SO: 4 BB: 1 IBB: 1 HBP: 1 BLK: 0 WP: 0 HR: 1 S: 33 P: 42 ERA: 2.57 WHIP: 1.143															<b>PITCHER</b>				

AB	32
R	1
H	6
RBI	1
BB	2
SO	10
LOB	13



AB	28
R	2
H	8
RBI	2
BB	2
SO	5
LOB	12





Batter	1	2	3	4	5	6	7	8	9	AB	R	H	RBI	BB	SO	LOB	TOP				
Don Buford, S OBP: 0.418, SLG: 0.489 Paul Blair, R OBP: 0.305, SLG: 0.394	5-3	F8				1B		1B	1B	4	1	2	0	1	0	3					
Bobby Grich, R OBP: 0.697, SLG: 0.660	1B					1B		1B	K	5	1	3	1	1	2	3					
Frank Robinson, R OBP: 0.382, SLG: 0.511	K					1B		K	K	6	0	2	3	0	4	4					
Boog Powell, L OBP: 0.372, SLG: 0.424	3-1					1B		4-3	3-1	5	0	1	1	0	0	4					
Merv Rettenmund, R OBP: 0.422, SLG: 0.444		1B				FC5-2-5		K		5	0	1	0	0	1	3					
Brooks Robinson, R OBP: 0.342, SLG: 0.412	K					L9		F8		5	1	2	1	0	1	3					
Davey Johnson, R OBP: 0.355, SLG: 0.448	1B					F5		5-3		5	2	3	0	0	0	3					
Eliot Hendricks, L OBP: 0.330, SLG: 0.371	FC3-2					L9		1B		4	2	2	1	1	0	2					
Mike Cuellar, L OBP: 0.117, SLG: 0.139	1B					G4-3		SH5-3		4	0	2	1	0	0	2					
<b>Inning Stats</b>	R: 0 E: 0 K: 1 S: 6	H: 1 LOB: 1 BB: 0 P: 6	R: 0 E: 0 K: 1 S: 8	H: 3 LOB: 3 BB: 0 P: 8	R: 0 E: 0 K: 1 S: 6	H: 1 LOB: 1 BB: 0 P: 6	R: 0 E: 0 K: 0 S: 3	H: 1 LOB: 1 BB: 1 P: 7	R: 2 E: 0 K: 1 S: 6	H: 3 LOB: 2 BB: 1 P: 10	R: 0 E: 0 K: 2 S: 7	H: 0 LOB: 0 BB: 0 P: 7	R: 3 E: 0 K: 0 S: 7	H: 4 LOB: 2 BB: 1 P: 11	R: 3 E: 0 K: 2 S: 11	H: 4 LOB: 2 BB: 1 P: 15	1B: 14 2B: 3 3B: 0 HR: 1	SF: 0 SAC: 1 DP: 1 HBP: 0	WP: 1 PB: 0 SB: 1 CS: 0	PA: 48	
<b>PITCHER</b>	IP	WLS	BF	H	R	ER	SO	BB	IBB	HBP	BLK	WP	HR	S	P	ERA	WHIP				
Joe Coleman, R ERA: 3.1	7.1	L	34	11	3	3	6	2	0	0	0	1	0	44	52	3.68	1.773				
Ron Ferranoski, L ERA: 5.64	0.1		3	1	0	0	0	1	0	0	0	0	0	2	6	0.00	6.000				
Jack Whillock, R ERA: 5.4	0.0		2	2	2	2	0	0	0	0	0	0	0	2	2	∞	∞				
Mike Kikenny, L ERA: 5.0	0.1		1	0	0	0	0	0	0	0	0	0	0	1	1	0.00	0.000				
Chuck Seelbach, R ERA: 13.5	0.1		4	3	3	3	0	0	0	0	0	0	1	4	4	81.00	9.000				

Baltimore Orioles @ Detroit Tigers  
Tiger Stadium, Detroit, MI  
Sun Sep 19 1971, 4:33 AM EDT  
Att: 26,099 - Unknown

AB 43  
R 8  
H 18  
RBI 8  
BB 4  
SO 8  
LOB 27



Batter	1	2	3	4	5	6	7	8	9	AB	R	H	RBI	BB	SO	LOB	BOTTOM					
Tony Taylor, R OBP: 0.317, SLG: 0.365	6-3					1-3		F8		4	0	0	0	0	0	0						
Aurelio Rodriguez, R OBP: 0.286, SLG: 0.402	5-3					1B		F3		4	0	1	0	0	0	0						
Al Kaline, R OBP: 0.421, SLG: 0.468	BB					L5		FC6-4		2	1	1	0	2	0	1						
Bill Freehan, R OBP: 0.352, SLG: 0.463	F7					L6		1B		4	0	2	0	0	0	2						
Jim Northrup, L OBP: 0.358, SLG: 0.448	F7					4-3		4-3		4	0	0	0	0	0	5						
Mickey Stanley, R OBP: 0.333, SLG: 0.404	6-3					6-3		K		3	0	0	1	0	1	0						
Ike Brown, R OBP: 0.349, SLG: 0.477	F8					E5		6-3		4	0	0	0	0	0	1						
Ed Brinkman, R OBP: 0.292, SLG: 0.274						F7		6-3		3	0	0	0	0	0	1						
Joe Coleman, R OBP: 0.141, SLG: 0.109						K		K		2	0	0	0	0	0	2						
Ron Ferranoski, L ERA: 5.64										0	0	0	0	0	0	0						
Jack Whillock, R ERA: 5.4										0	0	0	0	0	0	0						
Mike Kikenny, R OBP: 0.183, SLG: 0.083										0	0	0	0	0	0	0						
Marvin Lane, R OBP: 0.371, SLG: 0.286										1	0	0	0	0	0	1						
Chuck Seelbach, R ERA: 13.5										0	0	0	0	0	0	0						
Bill Denney, S ERA: 3.09										0	0	0	0	0	0	0						
<b>Inning Stats</b>	R: 0 E: 0 K: 0 S: 3	H: 0 LOB: 1 BB: 1 P: 7	R: 0 E: 0 K: 0 S: 3	H: 0 LOB: 0 BB: 0 P: 3	R: 0 E: 0 K: 1 S: 5	H: 0 LOB: 0 BB: 0 P: 5	R: 0 E: 0 K: 0 S: 3	H: 0 LOB: 1 BB: 1 P: 7	R: 0 E: 0 K: 1 S: 6	H: 0 LOB: 1 BB: 0 P: 6	R: 0 E: 0 K: 0 S: 5	H: 2 LOB: 2 BB: 0 P: 5	R: 0 E: 0 K: 1 S: 5	H: 0 LOB: 0 BB: 0 P: 5	R: 0 E: 0 K: 1 S: 5	H: 0 LOB: 0 BB: 0 P: 5	R: 1 E: 0 K: 0 S: 5	H: 2 LOB: 1 BB: 0 P: 5	1B: 4 2B: 0 3B: 0 HR: 0	SF: 1 SAC: 0 DP: 0 HBP: 0	WP: 0 PB: 0 SB: 0 CS: 0	PA: 34
<b>PITCHER</b>	IP	WLS	BF	H	R	ER	SO	BB	IBB	HBP	BLK	WP	HR	S	P	ERA	WHIP					
Mike Cuellar, L ERA: 3.09	9.0	W	34	4	1	1	4	2	0	0	0	0	0	40	48	1.00	0.667					

Baltimore Orioles @ Detroit Tigers  
Tiger Stadium, Detroit, MI  
Sun Sep 19 1971, 4:33 AM EDT  
Att: 26,099 - Unknown

AB 31  
R 1  
H 4  
RBI 1  
BB 2  
SO 4  
LOB 11









Batter	1	2	3	4	5	6	7	8	9	AB	R	H	RBI	BB	SO	LOB	TOP										
Dick McAuliffe, L (1,4) X OBP: 0.295, SLG: 0.380	F9		F7			1B	G4-3		3-1	4	1	1	0	1	0	0											
Aurelio Rodriguez, R (1,5) X OBP: 0.287, SLG: 0.403	F8		F8			1B	G4-3			4	1	1	0	0	0	2											
Al Kaline, R (1,9) X OBP: 0.418, SLG: 0.462	L5			L6		1B			L5-3	4	0	1	1	0	0	0											
Gates Brown, L (1,7) X OBP: 0.417, SLG: 0.552		E3		6-3		4-3			F9	3	0	0	0	1	0	2											
Bill Freehan, R (1,2) X OBP: 0.356, SLG: 0.464		K		6-3		4-3				3	0	1	0	1	1	2											
Jim Northrup, L (1,3) X OBP: 0.355, SLG: 0.446		K		4-3		SF7				2	0	0	1	1	1	2											
Mickey Stanley, R (1,8) X OBP: 0.327, SLG: 0.396		E6			5-3	F8			F8	4	0	0	0	0	0	5											
Ed Brinkman, R (1,6) X OBP: 0.291, SLG: 0.271 (9, PH)		F9			6-3				F8	3	0	0	0	0	0	2											
Dalton Jones, L (9, PH) X OBP: 0.301, SLG: 0.397										1	0	0	0	0	0	0											
Mickey Lolich, S (1,1) X OBP: 0.254, SLG: 0.156										3	0	1	0	0	0	0											
Kevin Collins, L (9, PH) X OBP: 0.243, SLG: 0.405			G3		4-3				K	1	0	0	0	0	1	0											
<b>Inning Stats</b>	R: 0 E: 0 K: 0 S: 3	H: 0 LOB: 0 BB: 0 P: 3	R: 0 E: 2 K: 2 S: 9	H: 0 LOB: 2 BB: 0 P: 9	R: 0 E: 0 K: 0 S: 3	H: 0 LOB: 0 BB: 0 P: 3	R: 0 E: 0 K: 0 S: 3	H: 0 LOB: 1 BB: 1 P: 7	R: 0 E: 0 K: 0 S: 3	H: 0 LOB: 0 BB: 0 P: 3	R: 2 E: 0 K: 0 S: 6	H: 3 LOB: 2 BB: 1 P: 10	R: 0 E: 0 K: 0 S: 3	H: 1 LOB: 1 BB: 1 P: 7	R: 0 E: 0 K: 0 S: 4	H: 1 LOB: 2 BB: 1 P: 8	R: 0 E: 0 K: 1 S: 5	H: 0 LOB: 0 BB: 0 P: 5	1B: 4 2B: 1 3B: 0 HR: 0	SF: 1 SAC: 0 DP: 1 HBP: 0	WP: 1 PB: 0 SB: 0 CS: 0	PA: 37					
<b>PITCHER</b>	IP	WLS	BF	H	R	ER	SO	BB	IBB	HBP	BLK	WP	HR	S	P	ERA	WHIP										
Mike Garman, R (1,1) ERA: 5.4	8.0	W	34	5	2	2	2	3	1	0	0	1	0	34	50	2.25	1.000										
Ken Tatum, R (9,1) ERA: 4.19	1.0	S	3	0	0	0	1	0	0	0	0	0	0	5	5	0.00	0.000										

**Detroit Tigers @ Boston Red Sox**  
Fenway Park, Boston, MA  
Wed Sep 22 1971, 7:05 PM EDT  
Att: 10,554 - Unknown

AB 32  
R 2  
H 5  
RBI 2  
BB 4  
SO 3  
LOB 15



Batter	1	2	3	4	5	6	7	8	9	AB	R	H	RBI	BB	SO	LOB	BOTTOM										
Doug Griffin, R (1,4) X OBP: 0.292, SLG: 0.319	K			6-3		F8		FC6-4		4	1	0	1	0	1	3											
Luis Aparicio, R (1,6) X OBP: 0.294, SLG: 0.303	5-3			L9		K		F8		4	0	1	2	0	1	1											
Carl Yastrzemski, L (1,7) X OBP: 0.381, SLG: 0.394	1-3			6-3			BB	F8		3	0	0	0	1	0	2											
Reggie Smith, S (1,8) X OBP: 0.354, SLG: 0.489		4-3			5-3			F8	K	4	0	0	0	0	1	4											
Rico Petrocelli, R (1,5) X OBP: 0.350, SLG: 0.454		F8			G5-3			F3		3	0	1	0	0	0	1											
George Scott, R (1,3) X OBP: 0.321, SLG: 0.448		5-3						F8		3	0	1	0	0	0	1											
Billy Conigliaro, R (1,9) X OBP: 0.310, SLG: 0.436			K		G5-3			SH	FC6-4	3	1	1	0	0	1	2											
Duane Josephson, R (1,2) X OBP: 0.298, SLG: 0.401				6-3		F8		FC6-4	SH	3	0	1	0	0	0	0											
Juan Beniquez, R (8, PR) X OBP: 0.297, SLG: 0.314								FC6-4	SH	0	0	0	0	0	0	0											
Rick Miller, L (8, PR) X OBP: 0.474, SLG: 0.714								FC6-4	SH	0	1	0	0	0	0	0											
Bob Montgomery, R (9,2) X OBP: 0.300, SLG: 0.341								FC6-4	SH	0	0	0	0	0	0	0											
Mike Garman, R (1,1) X OBP: 0.250, SLG: 0.250				6-3				SH	FC6-4	2	0	1	0	0	0	0											
Phil Gagliano, R (8, PH) X OBP: 0.411, SLG: 0.377										0	0	0	0	0	0	0											
Ken Tatum, R (9,1) X OBP: 0.417, SLG: 0.600										0	0	0	0	0	0	0											
<b>Inning Stats</b>	R: 0 E: 0 K: 1 S: 5	H: 0 LOB: 0 BB: 0 P: 5	R: 0 E: 0 K: 0 S: 3	H: 0 LOB: 0 BB: 0 P: 3	R: 0 E: 0 K: 1 S: 5	H: 0 LOB: 0 BB: 0 P: 5	R: 0 E: 0 K: 0 S: 3	H: 0 LOB: 0 BB: 0 P: 3	R: 0 E: 0 K: 0 S: 4	H: 2 LOB: 1 BB: 0 P: 4	R: 0 E: 1 K: 1 S: 6	H: 1 LOB: 1 BB: 0 P: 6	R: 0 E: 0 K: 0 S: 3	H: 0 LOB: 1 BB: 1 P: 7	R: 3 E: 0 K: 1 S: 9	H: 3 LOB: 3 BB: 0 P: 9	1B: 4 2B: 2 3B: 0 HR: 0	SF: 0 SAC: 1 DP: 1 HBP: 0	WP: 0 PB: 0 SB: 0 CS: 0	PA: 31							
<b>PITCHER</b>	IP	WLS	BF	H	R	ER	SO	BB	IBB	HBP	BLK	WP	HR	S	P	ERA	WHIP										
Mickey Lolich, L (1,1) ERA: 2.96	8.0	L	31	6	3	3	4	1	0	0	0	0	0	38	42	3.38	0.875										

**Detroit Tigers @ Boston Red Sox**  
Fenway Park, Boston, MA  
Wed Sep 22 1971, 7:05 PM EDT  
Att: 10,554 - Unknown

AB 29  
R 3  
H 6  
RBI 3  
BB 1  
SO 4  
LOB 14






Batter	1	2	3	4	5	6	7	8	9	AB	R	H	RBI	BB	SO	LOB	TOP					
Horace Clarke, S OBP: 0.317, SLG: 0.312										5	1	2	0	0	0	2						
Thurman Munson, R OBP: 0.338, SLG: 0.375										5	0	1	0	0	1	2						
Bobby Murcer, L OBP: 0.425, SLG: 0.542										4	1	1	0	1	1	2						
Roy White, S OBP: 0.382, SLG: 0.456										5	1	3	1	0	0	0						
Ron Blomberg, L OBP: 0.366, SLG: 0.482										3	1	1	0	1	1	2						
John Ellis, R OBP: 0.312, SLG: 0.333										4	1	1	2	0	0	4						
Ron Hansen, R OBP: 0.283, SLG: 0.288										4	0	1	2	0	2	2						
Frank Baker, L OBP: 0.289, SLG: 0.176										4	0	0	0	0	0	3						
Mel Stottlemyre, R OBP: 0.219, SLG: 0.222										3	0	1	0	0	1	0						
Al Closter, L OBP: 0.143, SLG: 0.143										0	0	0	0	0	0	0						
Rob Gardner, R OBP: 0.500, SLG: 0.500										1	0	0	0	0	1	1						
										0	0	0	0	0	0	0						
<b>Inning Stats</b>	R: 0 E: 0 K: 0 S: 3	H: 1 LOB: 0 BB: 0 P: 3	R: 0 E: 0 K: 1 S: 7	H: 2 LOB: 2 BB: 0 P: 7	R: 5 E: 0 K: 2 S: 11	H: 4 LOB: 1 BB: 2 P: 19	R: 0 E: 0 K: 1 S: 6	H: 1 LOB: 1 BB: 0 P: 6	R: 0 E: 0 K: 0 S: 5	H: 0 LOB: 0 BB: 0 P: 5	R: 0 E: 0 K: 0 S: 4	H: 1 LOB: 1 BB: 0 P: 4	R: 0 E: 0 K: 0 S: 5	H: 2 LOB: 2 BB: 0 P: 5	R: 0 E: 1 K: 2 S: 8	H: 0 LOB: 1 BB: 0 P: 8	R: 0 E: 0 K: 0 S: 3	H: 0 LOB: 0 BB: 0 P: 3	1B: 10 2B: 1 3B: 0 HR: 0	SF: 0 SAC: 0 DP: 0 HBP: 0	WP: 0 PB: 0 SB: 0 CS: 1	PA: 41
<b>PITCHER</b>	IP WLS BF H R ER SO BB IBB HBP BLK WP HR S P ERA WHIP																					
Joe Coleman, R ERA: 3.18	(1, 1) 7.0 W 33 11 5 5 5 2 0 0 0 0 0 0 0 41 49 6.43 1.857																					
Fred Scherman, L ERA: 2.71	(8, 1) 2.0 S 7 0 0 0 2 0 0 0 0 0 0 0 0 11 11 0.00 0.000																					

New York Yankees @ Detroit Tigers  
Tiger Stadium, Detroit, MI  
Fri Sep 24 1971, 7:05 PM EDT  
Att: 11,037 - Unknown - 60 F

AB 38  
R 5  
H 11  
RBI 5  
BB 2  
SO 7  
LOB 18



Batter	1	2	3	4	5	6	7	8	9	AB	R	H	RBI	BB	SO	LOB	BOTTOM			
Dick McAuliffe, L OBP: 0.295, SLG: 0.385										2	0	1	1	0	0	0				
Dalton Jones, L OBP: 0.304, SLG: 0.399										5	1	2	1	0	3	3				
Ike Brown, R OBP: 0.354, SLG: 0.477										4	1	1	1	0	0	1				
Aurelio Rodriguez, R OBP: 0.288, SLG: 0.405										0	0	0	0	0	0	0				
Gates Brown, L OBP: 0.414, SLG: 0.545										4	1	1	1	0	0	1				
Fred Scherman, L OBP: 0.321, SLG: 0.208										0	0	0	0	0	0	0				
Al Kaline, R OBP: 0.419, SLG: 0.465										4	1	2	1	0	0	1				
Jim Northrup, L OBP: 0.358, SLG: 0.446										4	0	1	2	0	0	1				
Bill Freehan, R OBP: 0.355, SLG: 0.463										4	1	1	0	0	0	2				
Norm Cash, L OBP: 0.370, SLG: 0.518										3	0	1	0	0	0	0				
Tony Taylor, R OBP: 0.318, SLG: 0.366										1	0	0	0	0	0	2				
Ed Brinkman, R OBP: 0.292, SLG: 0.275										4	1	2	1	0	0	1				
Joe Coleman, R OBP: 0.139, SLG: 0.106										2	1	0	0	0	0	1				
Kevin Collins, L OBP: 0.263, SLG: 0.447										1	1	1	1	0	0	0				
Mickey Stanley, R OBP: 0.326, SLG: 0.395										1	0	0	0	0	0	1				
										1B: 7 2B: 5 3B: 1 HR: 0	SF: 0 SAC: 0 DP: 0 HBP: 0	WP: 0 PB: 0 SB: 0 CS: 1	PA: 38							
<b>Inning Stats</b>	R: 0 E: 0 K: 1 S: 5	H: 0 LOB: 0 BB: 0 P: 5	R: 0 E: 0 K: 0 S: 3	H: 0 LOB: 0 BB: 0 P: 3	R: 1 E: 0 K: 1 S: 7	H: 2 LOB: 1 BB: 0 P: 7	R: 0 E: 0 K: 0 S: 4	H: 1 LOB: 1 BB: 0 P: 4	R: 0 E: 0 K: 0 S: 3	H: 0 LOB: 0 BB: 0 P: 3	R: 0 E: 0 K: 0 S: 4	H: 1 LOB: 1 BB: 0 P: 4	R: 7 E: 1 K: 0 S: 12	H: 8 LOB: 2 BB: 0 P: 12	R: 0 E: 0 K: 1 S: 5	H: 1 LOB: 1 BB: 1 P: 9	1B: 7 2B: 5 3B: 1 HR: 0	SF: 0 SAC: 0 DP: 0 HBP: 0	WP: 0 PB: 0 SB: 0 CS: 1	PA: 38
<b>PITCHER</b>	IP WLS BF H R ER SO BB IBB HBP BLK WP HR S P ERA WHIP																			
Mel Stottlemyre, R ERA: 2.5	(1, 1) 6.2 L 31 11 8 8 2 0 0 0 0 0 0 0 3 3 0.00 3.000																			
Al Closter, L ERA: 5.08	(7, 1) 0.1 3 1 0 0 0 0 0 0 0 0 0 0 3 3 0.00 3.000																			
Rob Gardner, L ERA: 2.53	(8, 1) 1.0 4 1 0 0 1 1 0 0 0 0 0 0 5 9 0.00 2.000																			

New York Yankees @ Detroit Tigers  
Tiger Stadium, Detroit, MI  
Fri Sep 24 1971, 7:05 PM EDT  
Att: 11,037 - Unknown - 60 F

AB 37  
R 8  
H 13  
RBI 8  
BB 1  
SO 3  
LOB 13







Batter	1	2	3	4	5	6	7	8	9	AB	R	H	RBI	BB	SO	LOB	TOP		
<b>Horace Clarke, S</b> OBP: 0.319, SLG: 0.317										5	2	3	0	0	0	1	<b>New York Yankees @ Detroit Tigers</b> Tiger Stadium, Detroit, MI Sat Sep 25 1971, 4:33 AM EDT Att: 12,164 - Overcast - 60 F		
<b>Thurman Munson, R</b> OBP: 0.337, SLG: 0.372										4	1	0	0	1	1	4			
<b>Bobby Murcer, L</b> OBP: 0.427, SLG: 0.542										5	0	3	1	0	0	2			
<b>Roy White, S</b> OBP: 0.384, SLG: 0.456										4	2	2	0	1	1	2			
<b>John Ellis, R</b> OBP: 0.314, SLG: 0.335										5	1	2	3	0	1	4			
<b>Ron Swoboda, R</b> OBP: 0.389, SLG: 0.361										2	0	0	0	1	1	2			
<b>Ron Blomberg, L</b> OBP: 0.363, SLG: 0.477										2	0	0	0	0	0	4			
<b>Ron Hansen, R</b> OBP: 0.268, SLG: 0.297										3	0	1	3	1	0	0			
<b>Gene Michael, S</b> OBP: 0.299, SLG: 0.277										5	0	1	0	0	1	4			
<b>Mike Kekich, R</b> OBP: 0.162, SLG: 0.160										2	1	1	0	0	0	0			
<b>Inning Stats</b>	R: 3 E: 0 K: 0 S: 6	H: 3 LOB: 2 BB: 2 P: 14	R: 2 E: 0 K: 1 S: 8	H: 3 LOB: 2 BB: 1 P: 12	R: 0 E: 0 K: 1 S: 5	H: 0 LOB: 0 BB: 0 P: 5	R: 0 E: 0 K: 1 S: 5	H: 0 LOB: 0 BB: 0 P: 3	R: 0 E: 0 K: 1 S: 5	H: 1 LOB: 1 BB: 0 P: 6	R: 0 E: 0 K: 2 S: 9	H: 2 LOB: 2 BB: 0 P: 9	R: 0 E: 0 K: 0 S: 4	H: 1 LOB: 2 BB: 1 P: 8	R: 2 E: 0 K: 0 S: 6	H: 3 LOB: 1 BB: 0 P: 6	1B: 10 2B: 2 3B: 1 HR: 0	SF: 1 SAC: 0 DP: 0 HBP: 0	WP: 0 PA: 44 PB: 0 SB: 0 CS: 0
<b>PITCHER</b>	IP WLS BF H R ER SO BB IBB HBP BLK WP HR S P ERA WHIP																		
<b>Les Cain, L</b> ERA: 4.35	6.0 W 28 7 5 5 4 3 0 0 0 0 0 33 45 7.50 1.667																		
<b>Tom Timmermann, R</b> ERA: 3.95	3.0 S 16 6 2 2 2 1 0 0 0 0 0 19 23 6.00 2.333																		

Batter	1	2	3	4	5	6	7	8	9	AB	R	H	RBI	BB	SO	LOB	BOTTOM		
<b>Tony Taylor, R</b> OBP: 0.319, SLG: 0.370										5	1	2	1	0	0	1	<b>New York Yankees @ Detroit Tigers</b> Tiger Stadium, Detroit, MI Sat Sep 25 1971, 4:33 AM EDT Att: 12,164 - Overcast - 60 F		
<b>Aurelio Rodriguez, R</b> OBP: 0.268, SLG: 0.404										4	1	1	0	1	0	1			
<b>Al Kaline, R</b> OBP: 0.417, SLG: 0.463										2	0	0	0	0	0	2			
<b>John Young, L</b> OBP: 0.500, SLG: 0.750										3	1	2	1	0	0	1			
<b>Willie Horton, R</b> OBP: 0.357, SLG: 0.508										3	2	3	1	0	0	0			
<b>Kevin Collins, L</b> OBP: 0.275, SLG: 0.450										2	0	1	0	0	1	2			
<b>Tim Hosley, R</b> OBP: 0.200, SLG: 0.800										4	2	2	5	0	1	3			
<b>Mickey Stanley, R</b> OBP: 0.328, SLG: 0.399										3	1	2	1	0	0	1			
<b>Marvin Lane, R</b> OBP: 0.250, SLG: 0.182										4	0	0	0	0	2	4			
<b>Cesar Gutierrez, R</b> OBP: 0.211, SLG: 0.189										3	2	1	1	0	0	1			
<b>Les Cain, L</b> OBP: 0.161, SLG: 0.218										2	0	0	0	0	2	0			
<b>Gates Brown, L</b> OBP: 0.412, SLG: 0.543										1	0	0	0	0	0	1			
<b>Tom Timmermann, R</b> OBP: 0.100, SLG: 0.053										0	0	0	0	0	0	0			
<b>Inning Stats</b>	R: 0 E: 0 K: 0 S: 3	H: 0 LOB: 0 BB: 0 P: 3	R: 3 E: 0 K: 1 S: 8	H: 3 LOB: 0 BB: 0 P: 8	R: 4 E: 0 K: 1 S: 10	H: 5 LOB: 1 BB: 0 P: 10	R: 0 E: 0 K: 1 S: 5	H: 0 LOB: 0 BB: 0 P: 5	R: 1 E: 0 K: 0 S: 7	H: 2 LOB: 1 BB: 0 P: 7	R: 1 E: 0 K: 0 S: 5	H: 2 LOB: 1 BB: 0 P: 5	R: 0 E: 0 K: 1 S: 6	H: 1 LOB: 1 BB: 0 P: 6	R: 1 E: 0 K: 1 S: 6	H: 1 LOB: 2 BB: 1 P: 11	1B: 9 2B: 3 3B: 0 HR: 2	SF: 1 SAC: 1 DP: 0 HBP: 1	WP: 0 PA: 40 PB: 0 SB: 0 CS: 0
<b>PITCHER</b>	IP WLS BF H R ER SO BB IBB HBP BLK WP HR S P ERA WHIP																		
<b>Mike Kekich, L</b> ERA: 4.04	2.1 L 14 3 1 1 3 0 0 0 0 0 0 17 17 3.38 1.125																		
<b>Roger Hambricht, R</b> ERA: 4.39	2.0 9 3 1 1 1 0 0 0 0 0 0 11 11 4.50 1.500																		
<b>Lindy McDaniel, R</b> ERA: 5.04	1.0 6 1 1 1 1 0 1 1 0 0 0 6 11 9.00 1.000																		





Batter	1	2	3	4	5	6	7	8	9	AB	R	H	RBI	BB	SO	LOB	TOP						
Horace Clarke, S (1,4) OBP: 0.320, SLG: 0.317	F2		FC5-4 WP HR		2B BB		K		1B	4	1	1	0	1	1	1	New York Yankees @ Detroit Tigers Tiger Stadium, Detroit, MI Sun Sep 26 1971, 4:33 AM EDT Att. 9,514 - Overcast - 60 F						
Rusty Torres, S (1,8) OBP: 0.385, SLG: 0.769	1B		HR		2B		2B		6-3	5	1	4	2	0	0	1							
Thurman Munson, R (1,2) OBP: 0.334, SLG: 0.369	F8		F3		K		K			4	0	0	0	0	2	4							
Roy White, S (1,7) OBP: 0.385, SLG: 0.462	K			F8 1B		HR			F7	4	1	2	1	0	1	1							
John Ellis, R (1,3) OBP: 0.317, SLG: 0.338		K		F8 1-2		FC5-4 1B			5-3 1B	4	0	2	0	0	1	1							
Ron Swoboda, R (1,9) OBP: 0.383, SLG: 0.354		K		K		F3			5-3	4	0	0	0	0	2	3							
Ron Hansen, R (1,5) OBP: 0.260, SLG: 0.288		6-3		P4		K			K	4	0	0	0	0	2	3							
Gene Michael, S (1,6) OBP: 0.297, SLG: 0.275			L8		F4		FC5-4 1-2		K	4	0	0	0	0	1	1							
Fritz Peterson, S (1,1) OBP: 0.141, SLG: 0.094			FC5-4 1B		5-3		5-3		L5	4	0	1	0	0	0	0	livebaseballscorecards.com AB 37 R 3 H 10 RBI 3 BB 1 SO 10 LOB 15 						
<b>Inning Stats</b>	R: 0 E: 0 K: 1 S: 6	H: 1 LOB: 1 BB: 0 P: 6	R: 0 E: 0 K: 2 S: 7	H: 0 LOB: 0 BB: 7	R: 2 E: 0 K: 0 S: 5	H: 2 LOB: 0 BB: 0 P: 5	R: 0 E: 0 K: 1 S: 6	H: 1 LOB: 1 BB: 0 P: 6	R: 0 E: 0 K: 1 S: 6	H: 1 LOB: 2 BB: 1 P: 10	R: 1 E: 0 K: 1 S: 7	H: 2 LOB: 1 BB: 0 P: 7	R: 0 E: 0 K: 2 S: 8	H: 1 LOB: 1 BB: 0 P: 8	R: 0 E: 0 K: 1 S: 6	H: 1 LOB: 1 BB: 0 P: 6		R: 0 E: 0 K: 1 S: 6	H: 1 LOB: 1 BB: 0 P: 6	1B: 6 2B: 2 3B: 0 HR: 2	SF: 0 SAC: 0 DP: 0 HBP: 0	WP: 1 PB: 0 CS: 0	PA: 38
<b>PITCHER</b> Mickey Lolich, L (1,1) ERA: 2.96	IP: 9.0 WLS: L BF: 38	H: 10 R: 3 ER: 3 SO: 10	BB: 1 IBB: 0 HBP: 0 BLK: 0	WP: 1 HR: 2 S: 57 P: 61	ERA: 3.00 WHIP: 1.222	<b>PITCHER</b>	IP: 9.0 WLS: L BF: 38	H: 10 R: 3 ER: 3 SO: 10	BB: 1 IBB: 0 HBP: 0 BLK: 0	WP: 1 HR: 2 S: 57 P: 61	ERA: 3.00 WHIP: 1.222	<b>PITCHER</b>	IP: 9.0 WLS: L BF: 38	H: 10 R: 3 ER: 3 SO: 10	BB: 1 IBB: 0 HBP: 0 BLK: 0	WP: 1 HR: 2 S: 57 P: 61		ERA: 3.00 WHIP: 1.222					


Batter	1	2	3	4	5	6	7	8	9	AB	R	H	RBI	BB	SO	LOB	BOTTOM						
Tony Taylor, R (1,4) OBP: 0.318, SLG: 0.372	F9 WP 2B		F9		4-3			K		4	1	1	0	0	1	0	New York Yankees @ Detroit Tigers Tiger Stadium, Detroit, MI Sun Sep 26 1971, 4:33 AM EDT Att. 9,514 - Overcast - 60 F						
Aurelio Rodriguez, R (1,5) OBP: 0.288, SLG: 0.403	F9 2-3		1-3			L9		G5-4-3 1B	4	0	1	0	0	0	1								
Willie Horton, R (1,7) OBP: 0.354, SLG: 0.503	F3		F9			K2-3		G5-4-3 1-2	4	0	0	0	0	1	2								
Bill Freehan, R (1,2) OBP: 0.352, SLG: 0.459	6-3 3-H			5-3		L5		K	4	0	0	0	0	1	0								
Mickey Stanley, R (1,8) OBP: 0.330, SLG: 0.407		1B FC6-4 2B			2B		4-3			3	1	2	0	0	0	0							
Ike Brown, R (1,3) OBP: 0.359, SLG: 0.482					6-3		6-3			1	0	1	0	0	0	0							
Tim Hosley, R (4, PH) OBP: 0.167, SLG: 0.667			FC6-4 1B							2	0	0	0	0	0	1							
Marvin Lane, R (1,9) OBP: 0.200, SLG: 0.143		FC6-4 1B			F3		F8			3	0	0	1	0	2								
Ed Brinkman, R (1,6) OBP: 0.293, SLG: 0.276					3-1			L8	2	0	1	0	0	0	0	0							
Al Kaline, R (8, PH) OBP: 0.416, SLG: 0.462										1	0	0	0	0	0	0							
Cesar Gutierrez, R (9,6) OBP: 0.211, SLG: 0.189										0	0	0	0	0	0	0							
Mickey Lolich, S (1,1) OBP: 0.248, SLG: 0.152			K		F9			1-3	3	0	0	0	0	1	1	livebaseballscorecards.com AB 31 R 2 H 6 RBI 1 BB 0 SO 4 LOB 7 							
<b>Inning Stats</b>	R: 1 E: 0 K: 0 S: 4	H: 1 LOB: 0 BB: 0 P: 4	R: 1 E: 0 K: 1 S: 7	H: 3 LOB: 1 BB: 0 P: 7	R: 0 E: 0 K: 0 S: 3	H: 0 LOB: 0 BB: 0 P: 3	R: 0 E: 0 K: 0 S: 4	H: 1 LOB: 1 BB: 0 P: 4	R: 0 E: 0 K: 0 S: 3	H: 0 LOB: 0 BB: 0 P: 3	R: 0 E: 0 K: 1 S: 5	H: 0 LOB: 0 BB: 0 P: 5	R: 0 E: 0 K: 0 S: 3	H: 0 LOB: 0 BB: 0 P: 3	R: 0 E: 0 K: 1 S: 5		H: 0 LOB: 0 BB: 0 P: 5	R: 0 E: 0 K: 1 S: 5	H: 1 LOB: 0 BB: 0 P: 5	1B: 3 2B: 3 3B: 0 HR: 0	SF: 0 SAC: 0 DP: 1 HBP: 0	WP: 1 PB: 0 CS: 0	PA: 31
<b>PITCHER</b> Fritz Peterson, L (1,1) ERA: 3.05	IP: 9.0 WLS: W BF: 31	H: 6 R: 2 ER: 2 SO: 4	BB: 0 IBB: 0 HBP: 0 BLK: 0	WP: 1 HR: 0 S: 39 P: 39	ERA: 2.00 WHIP: 0.667	<b>PITCHER</b>	IP: 9.0 WLS: W BF: 31	H: 6 R: 2 ER: 2 SO: 4	BB: 0 IBB: 0 HBP: 0 BLK: 0	WP: 1 HR: 0 S: 39 P: 39	ERA: 2.00 WHIP: 0.667	<b>PITCHER</b>	IP: 9.0 WLS: W BF: 31	H: 6 R: 2 ER: 2 SO: 4	BB: 0 IBB: 0 HBP: 0 BLK: 0		WP: 1 HR: 0 S: 39 P: 39	ERA: 2.00 WHIP: 0.667					




Batter	1	2	3	4	5	6	7	8	9	AB	R	H	RBI	BB	SO	LOB	TOP										
Dick McAuliffe, L (1,4) OBP: 0.293, SLG: 0.382	F8		4-3		G3		F9			4	0	0	0	0	0	2	Detroit Tigers @ Cleveland Indians Cleveland Municipal Stadium, Cleveland, OH Tue Sep 28 1971, 7:05 PM EDT Att. 2,266 - Unknown - 83 F										
Aurelio Rodriguez, R (1,5) OBP: 0.286, SLG: 0.400	6-3		5-3		K			F7		4	0	0	0	0	1	2											
Gates Brown, L (1,7) OBP: 0.411, SLG: 0.555 Mickey Stanley, R (8, PH) OBP: 0.329, SLG: 0.406	HR			4-3		4-3		K		3	1	1	1	0	0	0											
Willie Horton, R (1,9) OBP: 0.352, SLG: 0.499	F9			5-3		5-3		K		4	0	0	0	0	1	0											
Norm Cash, L (1,3)		G5-4-3 1B		HR		HR		P4		4	2	3	2	0	0	0											
Bill Freehan, R (1,2) OBP: 0.353, SLG: 0.465	G5-4-3 1-2			HR				F7		4	1	2	1	0	0	1											
Jim Northrup, L (1,8) OBP: 0.355, SLG: 0.442	4-3			HR		1B		K		4	0	0	0	0	1	1											
Ed Brinkman, R (1,6) OBP: 0.293, SLG: 0.276			F7		G3 SH5-4 1B		L7			3	0	1	0	0	0	0											
Joe Coleman, R (1,1) OBP: 0.146, SLG: 0.115			4-3 WP 1B		SH5-4		K			2	0	1	0	0	1	0											
<b>Inning Stats</b>	R: 1 E: 0 K: 0 S: 4	H: 1 LOB: 0 BB: 0 P: 4	R: 0 E: 0 K: 0 S: 3	H: 1 LOB: 0 BB: 0 P: 3	R: 0 E: 0 K: 0 S: 4	H: 1 LOB: 1 BB: 0 P: 4	R: 2 E: 0 K: 0 S: 5	H: 2 LOB: 0 BB: 0 P: 5	R: 0 E: 0 K: 1 S: 6	H: 1 LOB: 1 BB: 0 P: 6	R: 1 E: 0 K: 0 S: 5	H: 2 LOB: 1 BB: 0 P: 5	R: 0 E: 0 K: 1 S: 5	H: 0 LOB: 0 BB: 0 P: 5	R: 0 E: 0 K: 2 S: 7	H: 0 LOB: 0 BB: 0 P: 7		R: 0 E: 0 K: 1 S: 5	H: 0 LOB: 0 BB: 0 P: 5	R: 0 E: 0 K: 1 S: 5	H: 0 LOB: 0 BB: 0 P: 5	1B: 4 2B: 0 3B: 0 HR: 4	SF: 0 SAC: 1 DP: 1 HBP: 0	WP: 1 PB: 0 SB: 0 CS: 0	PA: 34		
<b>PITCHER</b>	IP	WLS	BF	H	R	ER	SO	BB	IBB	HBP	BLK	WP	HR	S	P	ERA	WHIP										
Steve Hargan, R (1,1) ERA: 6.19	6.0	L	25	8	4	4	1	0	0	0	0	1	4	27	27	6.00	1.333										
Ray Lamb, R (7,1) ERA: 3.35	1.0		3	0	0	0	1	0	0	0	0	0	0	5	5	0.00	0.000										
Steve Mingo, L (8,1) ERA: 1.43	2.0		6	0	0	0	3	0	0	0	0	0	0	12	12	0.00	0.000										

Batter	1	2	3	4	5	6	7	8	9	AB	R	H	RBI	BB	SO	LOB	BOTTOM										
Ted Uhlhaender, L (1,9) OBP: 0.338, SLG: 0.352	6-3		K			F7 2B	F9			4	0	1	0	0	1	2	Detroit Tigers @ Cleveland Indians Cleveland Municipal Stadium, Cleveland, OH Tue Sep 28 1971, 7:05 PM EDT Att. 2,266 - Unknown - 83 F										
Vada Pinson, L (1,8) OBP: 0.294, SLG: 0.376	F7		1-4-3			P6		F8		4	0	0	0	0	0	1											
Ray Fosse, R (1,2) OBP: 0.327, SLG: 0.396	F7			L6		F7				4	0	1	0	0	0	1											
Graig Nettles, L (1,5) OBP: 0.350, SLG: 0.436		1B 1B		G3		4-0 BB		G3-6-3 1B		3	0	1	0	1	0	1											
Chris Chambliss, L (1,3) OBP: 0.345, SLG: 0.412		1-2 1B				4-3				4	1	3	0	0	0	2											
Roy Foster, R (1,7) OBP: 0.315, SLG: 0.443		K		L7						4	1	2	2	0	1	3											
Lou Camilli, S (1,4) OBP: 0.279, SLG: 0.231		K			3-1					4	0	1	0	0	2	2											
Fred Stanley, R (1,6) OBP: 0.355, SLG: 0.299		4-3			F9					4	0	0	0	0	1	4											
Steve Hargan, R (1,1) OBP: 0.063, SLG: 0.063 Ray Lamb, R (7,1) OBP: 0.130, SLG: 0.091 Chuck Hinton, R (7, PH) OBP: 0.317, SLG: 0.374 Steve Mingo, L (8,1) OBP: 0.500, SLG: 0.500 Frank Baker, L (8, PH) OBP: 0.292, SLG: 0.304			K							2	0	0	0	0	1	0											
										0	0	0	0	0	0	0											
										1	0	0	0	0	0	0											
										0	0	0	0	0	0	0											
										0	0	0	0	0	0	0											
										1	0	0	0	0	0	0											
<b>Inning Stats</b>	R: 0 E: 0 K: 0 S: 3	H: 0 LOB: 0 BB: 0 P: 3	R: 0 E: 0 K: 2 S: 9	H: 2 LOB: 0 BB: 0 P: 9	R: 0 E: 0 K: 2 S: 7	H: 0 LOB: 0 BB: 0 P: 7	R: 0 E: 0 K: 0 S: 4	H: 1 LOB: 1 BB: 0 P: 4	R: 0 E: 0 K: 0 S: 3	H: 0 LOB: 0 BB: 0 P: 3	R: 0 E: 0 K: 0 S: 4	H: 1 LOB: 2 BB: 1 P: 8	R: 0 E: 0 K: 2 S: 9	H: 2 LOB: 2 BB: 0 P: 9	R: 0 E: 0 K: 0 S: 3	H: 1 LOB: 0 BB: 0 P: 3	R: 2 E: 0 K: 1 S: 7	H: 2 LOB: 2 BB: 0 P: 7	R: 0 E: 0 K: 1 S: 5	H: 0 LOB: 0 BB: 0 P: 5	1B: 5 2B: 3 3B: 0 HR: 1	SF: 0 SAC: 0 DP: 1 HBP: 0	WP: 0 PB: 0 SB: 0 CS: 0	PA: 36			
<b>PITCHER</b>	IP	WLS	BF	H	R	ER	SO	BB	IBB	HBP	BLK	WP	HR	S	P	ERA	WHIP										
Joe Coleman, R (1,1) ERA: 3.15	9.0	W	36	9	2	2	7	1	0	0	0	0	1	49	53	2.00	1.111										



Batter	1	2	3	4	5	6	7	8	9	AB	R	H	RBI	BB	SO	LOB	TOP				
<b>Aurelio Rodriguez, R</b> OBP: 0.289, SLG: 0.376 (1, 5)	0-0 1-3		0-0 6-3		0-0 6-3	0-0 P6		0-0 F9	0-0 F9	6	0	0	0	0	0	3	<b>Detroit Tigers @ Cleveland Indians</b> Cleveland Municipal Stadium, Cleveland, OH Tue Sep 28 1971, 3:33 AM EDT Att: 50,669 - Unknown - 83 F  <b>AB 38</b> <b>R 7</b> <b>H 12</b> <b>RBI 6</b> <b>BB 8</b> <b>SO 6</b> <b>LOB 25</b> 				
<b>Gates Brown, L</b> OBP: 0.400, SLG: 0.595 <b>Bill Freehan, R</b> OBP: 0.346, SLG: 0.428 (8, PH) (8, 7)	0-0 PB 2B		4-0 1B BB		0-0 4-3	0-0 2H 1B		0-0 L7	0-0 F9	3	1	2	1	1	0	0					
<b>Al Kaline, R</b> OBP: 0.462, SLG: 0.454 (1, 8) (7, 3)	0-3 K 2H		0-0 F3		0-0 L9	4-0 BB BB		4-0 BB 2B BB		3	1	0	0	2	1	1					
<b>Norm Cash, L</b> OBP: 0.407, SLG: 0.629 <b>Willie Horton, R</b> OBP: 0.331, SLG: 0.500 (6, PH) (6, 9)	0-0 P4		0-0 FC6 1B			0-0 K 1B		4-0 2B 1-2 BB		3	1	2	0	0	0	1					
<b>Dalton Jones, L</b> OBP: 0.301, SLG: 0.507 (1, 9) (6, 3)	0-0 F8		0-0 FC6			0-0 HR 1B	0-0 G3 1B	0-0 1-3 2H 2B		2	0	2	1	0	0	0					
<b>Mickey Stanley, R</b> OBP: 0.337, SLG: 0.386 (7, PH) (7, 8)	0-0 F8		1-2			0-0 HR 1B	0-0 G3 1B	0-3 2H 2B		5	1	2	0	0	1	3					
<b>Dick McAuliffe, L</b> OBP: 0.263, SLG: 0.349 (1, 4)		0-0 G5-4-3 1B		0-0 P3		0-0 HR 1B	0-0 G3 1-2	0-3 K		4	1	3	2	1	0	1					
<b>Jim Price, R</b> OBP: 0.371, SLG: 0.429 (1, 2)		0-0 G5-4-3 1-2		0-0 WP 1B		0-0 HR 1B	4-0 1-2 IBB	0-0 2B		2	1	0	0	3	1	3					
<b>Ed Brinkman, R</b> OBP: 0.263, SLG: 0.247 (1, 6)		4-0 BB		0-3 K 1-2		4-0 SH3-4 1B BB	0-0 F9	4-0 BB		0	0	0	0	0	0	0					
<b>Bill Zepp, R</b> <b>Joe Coleman, R</b> OBP: 0.195, SLG: 0.152 <b>Ike Brown, R</b> OBP: 0.426, SLG: 0.711 <b>Mike Kikenny, R</b> <b>Tony Taylor, R</b> OBP: 0.306, SLG: 0.323 <b>Bill Denehy, S</b> <b>Fred Scherman, R</b> OBP: 0.222, SLG: 0.222 <b>Tom Timmermann, R</b> (7, 1)		0-3 K		0-0 G3		0-0 SH3-4 1B BB	0-0 F9	0-3 K		0	0	0	0	0	0	0					
<b>Inning Stats</b>	R: 1 E: 0 K: 1 S: 7	H: 1 LOB: 1 BB: 0 P: 7	R: 0 E: 0 K: 1 S: 5	H: 1 LOB: 1 BB: 1 P: 9	R: 0 E: 0 K: 1 S: 4	H: 1 LOB: 2 BB: 1 P: 8	R: 0 E: 0 K: 1 S: 6	H: 1 LOB: 1 BB: 0 P: 6	R: 0 E: 0 K: 0 S: 3	H: 0 LOB: 0 BB: 0 P: 3	R: 5 E: 0 K: 1 S: 10	H: 5 LOB: 2 BB: 2 P: 18	R: 0 E: 0 K: 0 S: 4	H: 1 LOB: 2 BB: 1 P: 8	R: 1 E: 0 K: 1 S: 6	H: 1 LOB: 2 BB: 2 P: 14	R: 0 E: 0 K: 1 S: 6	H: 1 LOB: 2 BB: 1 P: 10	1B: 7 2B: 3 3B: 0 HR: 2	SF: 0 SAC: 1 DP: 1 HBP: 0	WP: 1 PA: 47 PB: 2 SB: 0 CS: 0
<b>PITCHER</b>	IP WLS BF H R ER SO BB IBB HBP BLK WP HR S P ERA WHIP																				
<b>Ed Farmer, R</b> ERA: 4.7 <b>Phil Hennigan, R</b> ERA: 1.8 <b>Steve Mingo, L</b> ERA: 2.57 <b>Sam McDowell, L</b> ERA: 2.94	(1, 1) (6, 1) (6, 1) (8, 1)	5.0 0.2 1.1 2.0	WLS 5 1 11	BF 25 5 6 11	H 8 1 2	R 5 1 1	ER 4 1 0 1	SO 3 1 1 2	BB 2 0 0 3	IBB 0 0 0 0	HBP 0 0 0 0	BLK 0 0 0 0	WP 1 0 0 0	HR 2 0 7 12	S 29 3 7 24	P 37 11 11 24	ERA 7.20 13.50 0.00 4.50	WHIP 2.000 4.500 0.750 2.500			

Batter	1	2	3	4	5	6	7	8	9	AB	R	H	RBI	BB	SO	LOB	BOTTOM				
<b>Graig Nettles, L</b> OBP: 0.365, SLG: 0.432 (1, 5)	0-0 1B 2B		0-0 F7		0-0 F9		0-0 1B 2B		0-0 F9	5	2	2	1	0	0	1	<b>Detroit Tigers @ Cleveland Indians</b> Cleveland Municipal Stadium, Cleveland, OH Tue Sep 28 1971, 3:33 AM EDT Att: 50,669 - Unknown - 83 F  <b>AB 34</b> <b>R 8</b> <b>H 12</b> <b>RBI 8</b> <b>BB 3</b> <b>SO 5</b> <b>LOB 13</b> 				
<b>Vada Pinson, L</b> OBP: 0.319, SLG: 0.408 (1, 8) (8, 9) (8, 8)	0-0 L6		0-0 F9		0-0 3-1		0-0 1B 2B		0-0 2B 1B	5	1	2	0	0	0	1					
<b>Ted Uhlhaender, L</b> OBP: 0.319, SLG: 0.322 (1, 7) (8, 8) (8, 7)	0-0 2B 1-3 1B		0-0 G3		0-0 G3		0-0 F8		0-0 1-2 2B	5	1	2	1	0	0	2					
<b>Chris Chambliss, L</b> OBP: 0.436, SLG: 0.576 (1, 3)	0-0 1-3 3H 2B		0-0 1B		4-0 BB		0-0 L1-4-3 1B			3	1	3	2	1	0	0					
<b>Frank Baker, L</b> OBP: 0.265, SLG: 0.414 (1, 9) <b>Ted Ford, R</b> OBP: 0.247, SLG: 0.281 <b>Sam McDowell, L</b> OBP: 0.220, SLG: 0.200 (8, 1)	0-0 HR 3B		0-0 F7		0-3 K		0-0 L1-4-3			3	1	1	2	0	1	2					
<b>Chuck Hinton, R</b> OBP: 0.385, SLG: 0.463 <b>Ken Suarez, R</b> OBP: 0.370, SLG: 0.286 <b>Kurt Bevacqua, R</b> <b>Lou Camilli, S</b> OBP: 0.167, SLG: 0.091 (1, 2) (8, 2) (8, PR) (9, 6)	0-0 HR		0-0 K		0-0 P4		4-0 FC5-4-5 SH1-4 BB			3	1	1	2	0	1	1					
<b>Eddie Leon, R</b> OBP: 0.342, SLG: 0.328 (1, 4)	0-0 6-3		0-0 SH1-4 1B		0-3 K		0-0 SH1-4		0-0 1-2	3	0	1	0	0	1	0					
<b>Jack Heidemann, R</b> OBP: 0.238, SLG: 0.196 <b>Fred Stanley, R</b> OBP: 0.432, SLG: 0.160 <b>Ray Fosse, R</b> OBP: 0.328, SLG: 0.384 (1, 6) (8, 6) (8, PH) (9, 2)	0-0 L8		0-0 K		0-0 L8		0-0 FC5-4-5-4		2-3	3	0	0	0	0	0	0					
<b>Ed Farmer, R</b> <b>Phil Hennigan, R</b> <b>Steve Mingo, L</b> <b>Roy Foster, R</b> OBP: 0.326, SLG: 0.493 <b>John Lowenstein, L</b> OBP: 0.270, SLG: 0.346 (1, 1) (6, 1) (6, 1) (7, PH) (8, 7) (8, 9)		0-3 K		0-0 SH1-4		4-0 2B BB		0-0 L4-3		1	0	0	0	0	1	0					
<b>Inning Stats</b>	R: 5 E: 0 K: 0 S: 8	H: 5 LOB: 0 BB: 0 P: 8	R: 0 E: 0 K: 1 S: 5	H: 0 LOB: 0 BB: 0 P: 5	R: 0 E: 0 K: 1 S: 6	H: 1 LOB: 1 BB: 0 P: 6	R: 0 E: 0 K: 1 S: 6	H: 1 LOB: 1 BB: 0 P: 6	R: 0 E: 0 K: 1 S: 5	H: 0 LOB: 0 BB: 0 P: 5	R: 2 E: 0 K: 0 S: 5	H: 3 LOB: 1 BB: 1 P: 9	R: 0 E: 0 K: 0 S: 3	H: 0 LOB: 1 BB: 1 P: 7	R: 1 E: 0 K: 0 S: 3	H: 2 LOB: 1 BB: 0 P: 3		1B: 7 2B: 3 3B: 1 HR: 1	SF: 0 SAC: 2 DP: 1 HBP: 0	WP: 0 PA: 39 PB: 0 SB: 0 CS: 0	
<b>PITCHER</b>	IP WLS BF H R ER SO BB IBB HBP BLK WP HR S P ERA WHIP																				
<b>Bill Zepp, R</b> ERA: 5.12 <b>Joe Coleman, R</b> ERA: 4.21 <b>Mike Kikenny, L</b> ERA: 5.56 <b>Bill Denehy, R</b> ERA: 3.26 <b>Fred Scherman, L</b> ERA: 1.85	(1, 1) (1, 1) (2, 1) (4, 1) (7, 1)	0.1 0.2 2.0 3.0 0.1	WLS 0 2 7 13 3	BF 1 2 1 13 3	H 0 0 1 2 2	R 0 0 0 2 2	ER 0 0 0 2 0	SO 0 0 2 3 0	BB 0 0 0 2 0	IBB 0 0 0 0 0	HBP 0 0 0 0 0	BLK 0 0 0 0 0	WP 0 0 0 0 0	HR 0 2 0 17 3	S 6 2 25 3	P 6 2 11 25 3	ERA 0.00 0.000 0.000 6.000 0.000	WHIP 15.000 0.000 0.500 1.333 6.000			



Batter	1	2	3	4	5	6	7	8	9	AB	R	H	RBI	BB	SO	LOB	TOP			
Norm Cash, L OBP: 0.372, SLG: 0.531 (1, 3)	F8		6-3		G3		G3			4	0	1	0	0	0	0	<b>Detroit Tigers @ Cleveland Indians</b> Cleveland Municipal Stadium, Cleveland, OH Wed Sep 29 1971, 7:05 PM EDT Att. 2,596 - Unknown - 75 F			
Aurelio Rodriguez, R OBP: 0.298, SLG: 0.401 (1, 5)	FC5-4		K		4-3					4	0	2	0	0	1	1				
Gates Brown, L OBP: 0.408, SLG: 0.549 (1, 7)	F7				G3					4	1	1	0	0	0	3				
Willie Horton, R OBP: 0.349, SLG: 0.496 Kevin Collins, L OBP: 0.298, SLG: 0.439 (1, 9) (5, 9)	FC5-4				3-1					3	0	0	0	0	0	3				
Dick McAuliffe, L OBP: 0.293, SLG: 0.379 (1, 4)			6-3		FC6-4					3	0	0	0	1	0	0				
Tim Hosley, R OBP: 0.188, SLG: 0.563 (1, 2)	1-3				FC6-4					4	0	1	1	0	0	0				
Mickey Stanley, R OBP: 0.329, SLG: 0.404 (1, 8)					FC6-4					4	0	1	0	0	1	2				
Ed Brinkman, R OBP: 0.293, SLG: 0.275 (1, 6)			K							2	0	0	0	1	1	1				
Mickey Lolich, S OBP: 0.242, SLG: 0.148 (1, 1)			1-3		K					3	0	0	0	0	1	3				
<b>Inning Stats</b>	R: 0 E: 0 K: 0 S: 4	H: 1 LOB: 1 BB: 0 P: 4	R: 0 E: 0 K: 1 S: 6	H: 1 LOB: 1 BB: 0 P: 6	R: 0 E: 0 K: 1 S: 5	H: 0 LOB: 0 BB: 0 P: 5	R: 1 E: 0 K: 1 S: 7	H: 2 LOB: 3 BB: 2 P: 15	R: 0 E: 0 K: 0 S: 4	H: 1 LOB: 1 BB: 0 P: 4	R: 0 E: 0 K: 0 S: 3	H: 0 LOB: 0 BB: 0 P: 3	R: 0 E: 0 K: 0 S: 3	H: 1 LOB: 0 BB: 0 P: 3	R: 0 E: 0 K: 1 S: 5	H: 0 LOB: 0 BB: 0 P: 5		1B: 6 2B: 0 3B: 0 HR: 0	SF: 0 SAC: 0 DP: 1 HBP: 0	WP: 0 PB: 0 SB: 0 CS: 0
<b>PITCHER</b> Vince Colbert, R ERA: 3.97 (1, 1)	IP: 9.0 WLS: W BF: 34 H: 6 R: 1 ER: 1 SO: 4 BB: 2 IBB: 0 HBP: 0 BLK: 0 WP: 0 HR: 0 S: 40 P: 48 ERA: 1.00 WHIP: 0.889															<b>PITCHER</b>				

Batter	1	2	3	4	5	6	7	8	9	AB	R	H	RBI	BB	SO	LOB	BOTTOM			
Ted Ford, R OBP: 0.229, SLG: 0.255 (1, 8)	E		5-3	L1			F7			4	1	1	0	0	0	1	<b>Detroit Tigers @ Cleveland Indians</b> Cleveland Municipal Stadium, Cleveland, OH Wed Sep 29 1971, 7:05 PM EDT Att. 2,596 - Unknown - 75 F			
Kurt Bevacqua, R OBP: 0.222, SLG: 0.307 John Lowenstein, L OBP: 0.269, SLG: 0.307 (1, 9) (9, 9)	E6		K				F9			4	0	0	0	0	1	1				
Roy Foster, R OBP: 0.314, SLG: 0.439 Frank Baker, L OBP: 0.262, SLG: 0.304 (1, 7) (9, 7)	P4						F8			3	1	0	0	1	0	2				
Ray Fosse, R OBP: 0.328, SLG: 0.396 (1, 2)	SF8						F3			0	0	0	0	0	0	0				
Ray Fosse, R OBP: 0.328, SLG: 0.396 (1, 2)	SF8									2	0	1	1	1	1	0				
Graig Nettles, L OBP: 0.350, SLG: 0.435 (1, 5)	F9									4	0	1	1	0	0	2				
Chris Chambliss, L OBP: 0.342, SLG: 0.408 (1, 3)	F8		K							4	0	0	0	0	2	2				
Lou Camilli, S OBP: 0.270, SLG: 0.222 (1, 4)	6-3									3	0	0	0	0	2	0				
Fred Stanley, R OBP: 0.361, SLG: 0.302 (1, 6)										2	0	1	0	1	0	0				
Vince Colbert, R OBP: 0.194, SLG: 0.172 (1, 1)	K									2	0	0	0	1	1	2				
<b>Inning Stats</b>	R: 1 E: 1 K: 0 S: 5	H: 1 LOB: 1 BB: 0 P: 5	R: 0 E: 0 K: 1 S: 6	H: 1 LOB: 1 BB: 0 P: 6	R: 1 E: 0 K: 2 S: 8	H: 1 LOB: 2 BB: 2 P: 16	R: 0 E: 0 K: 1 S: 5	H: 0 LOB: 1 BB: 1 P: 9	R: 0 E: 0 K: 0 S: 4	H: 1 LOB: 1 BB: 0 P: 4	R: 0 E: 0 K: 1 S: 5	H: 0 LOB: 1 BB: 1 P: 9	R: 0 E: 0 K: 0 S: 3	H: 0 LOB: 0 BB: 0 P: 3	R: 0 E: 0 K: 2 S: 7	H: 0 LOB: 0 BB: 0 P: 7	1B: 4 2B: 0 3B: 0 HR: 0	SF: 1 SAC: 0 DP: 0 HBP: 0	WP: 1 PB: 0 SB: 0 CS: 0	PA: 33
<b>PITCHER</b> Mickey Lolich, L ERA: 2.92 (1, 1)	IP: 8.0 WLS: L BF: 33 H: 4 R: 2 ER: 1 SO: 7 BB: 4 IBB: 0 HBP: 0 BLK: 0 WP: 1 HR: 0 S: 43 P: 59 ERA: 1.12 WHIP: 1.000															<b>PITCHER</b>				