

# Detroit Tigers - 1972

Batter	1	2	3	4	5	6	7	8	9	AB	R	H	RBI	BB	SO	LOB	TOP			
Tommy Harper, R OBP: 0.500, SLG: 0.333	0-0 1B 1B 1B		4-0 2B BB		0-0 L6			0-0 F8		3	2	1	0	1	0	0	<b>Boston Red Sox @ Detroit Tigers</b> Tiger Stadium, Detroit, MI Sat Apr 15 1972, 3:33 AM EST Att: 31,510 - Unknown			
Luis Aparicio, R OBP: 0.500, SLG: 0.750	0-0 1B 1B 1B		0-0 3-1 1-H 2B		0-0 5-3			0-0 6-3		4	0	2	1	0	0	0				
Carl Yastrzemski, L OBP: 0.250, SLG: 0.250	0-0 1B 1-2 2-3 1B		0-0 3-1 2-3		0-3 K			0-0 F5		4	0	1	0	0	1	1				
Reggie Smith, S	0-3 K		0-0 5-3					0-0 F8		4	0	0	0	0	1	4				
Rico Petrocelli, R OBP: 0.250, SLG: 0.250	0-0 WP 1-3 2-3 3-4 1B		0-0 F4					0-0 F7		4	0	1	1	0	0	1				
Danny Cater, R	0-3 K 1-2			0-3 K				0-3 K		4	0	0	0	0	3	2				
Doug Griffin, R OBP: 0.333, SLG: 0.333		0-0 L7						0-0 F6		3	0	1	0	0	0	0				
Duane Josephson, R		0-0 6-3						0-3 K		3	0	0	0	0	1	1				
Marty Pattin, R		0-3 K						0-3 K		3	0	0	0	0	3	1				
Ken Tatum, R										0	0	0	0	0	0	0				
<b>Inning Stats</b>	R: 1 E: 0 K: 2 S: 10	H: 4 LOB: 2 BB: 0 P: 10	R: 0 E: 0 K: 1 S: 5	H: 0 LOB: 0 BB: 0 P: 5	R: 1 E: 0 K: 0 S: 4	H: 1 LOB: 1 BB: 1 P: 8	R: 0 E: 0 K: 2 S: 8	H: 1 LOB: 0 BB: 0 P: 8	R: 0 E: 0 K: 1 S: 5	H: 0 LOB: 0 BB: 0 P: 5	R: 0 E: 0 K: 1 S: 7	H: 0 LOB: 0 BB: 0 P: 7	R: 0 E: 0 K: 0 S: 3	H: 0 LOB: 0 BB: 0 P: 3	R: 0 E: 0 K: 0 S: 3	H: 0 LOB: 0 BB: 0 P: 3	1B: 5 2B: 1 3B: 0 HR: 0	SF: 0 SAC: 0 DP: 0 HBP: 0	WP: 1 PB: 0 SB: 0 CS: 0	PA: 33
<b>PITCHER</b> Mickey Lolich, L ERA: 2.0	IP: 9.0 WLS: W BF: 33 H: 6 R: 2 ER: 2 SO: 9 BB: 1 IBB: 0 HBP: 0 BLK: 0 WP: 1 HR: 0 S: 50 P: 54 ERA: 2.00 WHIP: 0.778															<b>PITCHER</b>				

Batter	1	2	3	4	5	6	7	8	9	AB	R	H	RBI	BB	SO	LOB	BOTTOM			
Dick McAuliffe, L	4-0 FC6 BB		0-0 F9							2	0	0	0	2	0	0	<b>Boston Red Sox @ Detroit Tigers</b> Tiger Stadium, Detroit, MI Sat Apr 15 1972, 3:33 AM EST Att: 31,510 - Unknown			
Aurelio Rodriguez, R	0-0 FC6 1-2		0-0 F7					0-0 6-3	0-0 F5	4	0	0	0	0	0	4				
Jim Northrup, L	0-0 6-3		0-0 F5					0-0 3-1		4	0	0	0	0	0	1				
Al Kaline, R	0-0 L7			0-0 L1-3				0-3 K		4	0	0	0	0	1	1				
Norm Cash, L OBP: 0.500, SLG: 0.500		0-0 F7		0-0 FC5-4 1B				0-0 1B 1B	0-0 G3	4	1	2	0	0	0	0				
Willie Horton, R OBP: 0.333, SLG: 0.333		0-0 5-3		0-0 F7				0-0 SH1-4 1B 1B		3	0	1	0	0	0	1				
Mickey Stanley, R								1-2 2-H 1B		0	0	0	0	0	0	0				
Bill Freehan, R OBP: 0.667, SLG: 1.000		0-0 HR 2B		0-0 FC5-4 1-2				0-0 SH1-4 1-2 2-H 1B		3	1	2	1	0	0	1				
Ed Brinkman, R OBP: 0.333, SLG: 1.333		0-0 2-H HR			0-0 L7			0-0 F3		3	1	1	2	0	0	2				
Mickey Lolich, S		0-3 K			0-0 6-3			0-0 SH1-4		2	0	0	0	0	1	0				
<b>Inning Stats</b>	R: 0 E: 1 K: 0 S: 3	H: 0 LOB: 1 BB: 1 P: 7	R: 2 E: 0 K: 1 S: 7	H: 2 LOB: 0 BB: 0 P: 7	R: 0 E: 0 K: 0 S: 3	H: 0 LOB: 0 BB: 0 P: 3	R: 0 E: 0 K: 0 S: 4	H: 1 LOB: 1 BB: 0 P: 4	R: 0 E: 0 K: 0 S: 3	H: 0 LOB: 0 BB: 0 P: 3	R: 0 E: 0 K: 1 S: 5	H: 0 LOB: 0 BB: 0 P: 5	R: 1 E: 0 K: 0 S: 6	H: 3 LOB: 3 BB: 1 P: 10	R: 0 E: 0 K: 0 S: 3	H: 0 LOB: 0 BB: 0 P: 3	1B: 4 2B: 1 3B: 0 HR: 1	SF: 0 SAC: 1 DP: 0 HBP: 0	WP: 0 PB: 0 SB: 0 CS: 0	PA: 32
<b>PITCHER</b> Marty Pattin, R Ken Tatum, R	IP: 6.0 WLS: L BF: 25 H: 6 R: 3 ER: 3 SO: 2 BB: 1 IBB: 0 HBP: 0 BLK: 0 WP: 0 HR: 1 S: 28 P: 32 ERA: 4.50 WHIP: 1.167															<b>PITCHER</b>				



Batter	1	2	3	4	5	6	7	8	9	AB	R	H	RBI	BB	SO	LOB	TOP					
Dick McAuliffe, L OBP: 0.333, SLG: 0.286 (1, 4)	F3		F9				4-3		F7	5	1	1	0	0	0	1						
Aurelio Rodriguez, R OBP: 0.125, SLG: 0.125 (1, 5)	6-3		1-3				5-3			4	0	1	2	0	0	1						
Jim Northrup, L OBP: 0.125, SLG: 0.125 (1, 8) (8, 7)			G3						F7	4	0	1	0	0	0	0						
Al Kaline, R OBP: 0.250, SLG: 0.250 (1, 9)	L3								F7	4	1	2	0	0	0	1						
Norm Cash, L OBP: 0.375, SLG: 0.750 (1, 3)									F7	4	1	1	1	0	0	2						
Willie Horton, R OBP: 0.429, SLG: 0.500 Mickey Stanley, R (8, PR) (8, 8)									F7	3	1	1	1	1	0	2						
Bill Freehan, R OBP: 0.429, SLG: 0.571 (1, 2)									F3	0	0	0	0	0	0	0						
Ed Brinkman, R OBP: 0.429, SLG: 0.857 (1, 6)									F3	4	0	1	0	0	1	3						
Joe Coleman, R OBP: 0.500, SLG: 0.500 Fred Scherman, L (8, 1)									F3	4	0	2	1	0	1	0						
Inning Stats	R: 0 E: 0 K: 0 S: 4	H: 1 LOB: 1 BB: 0 P: 4	R: 2 E: 0 K: 0 S: 4	H: 3 LOB: 0 BB: 1 P: 8	R: 0 E: 0 K: 0 S: 3	H: 0 LOB: 0 BB: 0 P: 3	R: 0 E: 1 K: 1 S: 6	H: 0 LOB: 1 BB: 0 P: 6	R: 2 E: 0 K: 0 S: 5	H: 3 LOB: 0 BB: 0 P: 5	R: 0 E: 0 K: 0 S: 4	H: 1 LOB: 1 BB: 0 P: 4	R: 0 E: 0 K: 0 S: 4	H: 1 LOB: 1 BB: 0 P: 4	R: 1 E: 0 K: 0 S: 5	H: 2 LOB: 1 BB: 0 P: 5	R: 0 E: 0 K: 2 S: 7	H: 0 LOB: 0 BB: 0 P: 7	1B: 8 2B: 2 3B: 0 HR: 1	SF: 0 SAC: 1 DP: 1 HBP: 0	WP: 1 PB: 0 SB: 0 CS: 0	PA: 37
PITCHER	IP	WLS	BF	H	R	ER	SO	BB	IBB	HBP	BLK	WP	HR	S	P	ERA	WHIP					
Jim Palmer, R ERA: 7.2 (1, 1)	5.0	L	21	7	4	4	1	1	0	0	0	0	1	22	26	7.20	1.600					
Dave Leonhard, R ERA: (6, 1)	2.0		8	2	0	0	0	0	0	0	0	0	0	8	8	0.00	1.000					
Roric Harrison, R ERA: 4.5 (8, 1)	2.0		8	2	1	1	2	0	0	0	0	1	0	12	12	4.50	1.000					

**Detroit Tigers @ Baltimore Orioles**  
**Memorial Stadium, Baltimore, MD**  
 Tue Apr 18 1972, 6:05 PM EST  
 Att: 7,022 - Unknown

AB	35
R	5
H	11
RBI	5
BB	1
SO	3
LOB	11



Batter	1	2	3	4	5	6	7	8	9	AB	R	H	RBI	BB	SO	LOB	BOTTOM					
Don Buford, S OBP: 0.333, SLG: 0.545 (1, 7)	F6		K							4	1	1	1	0	1	4						
Mery Rettenmund, R OBP: 0.333, SLG: 0.364 (1, 9)	K									4	0	1	1	0	1	1						
Boog Powell, L OBP: 0.273, SLG: 0.125 (1, 3)										2	0	0	1	1	1	0						
Brooks Robinson, R OBP: 0.364, SLG: 0.455 (1, 5)	K									4	0	1	0	0	2	2						
Eliot Hendricks, L Andy Etchebarren, R OBP: 0.250, SLG: 0.250 (8, PH) (9, 2)										3	0	0	0	0	2	0						
Paul Blair, R OBP: 0.182, SLG: 0.182 (1, 8)										4	0	0	0	0	2	2						
Davey Johnson, R OBP: 0.182, SLG: 0.100 (1, 4)										4	0	0	0	0	0	0						
Mark Belanger, R OBP: 0.700, SLG: 0.778 (1, 6)										3	1	2	0	0	0	0						
Jim Palmer, R Tom Shopay, L Dave Leonhard, R Terry Crowley, L Roric Harrison, R Bobby Grich, R (1, 1) (5, PH) (6, 1) (7, PH) (8, 1) (9, PH)										0	1	0	0	1	0	0						
Inning Stats	R: 0 E: 0 K: 2 S: 7	H: 0 LOB: 1 BB: 1 P: 11	R: 0 E: 0 K: 2 S: 7	H: 0 LOB: 0 BB: 0 P: 7	R: 2 E: 0 K: 2 S: 8	H: 1 LOB: 1 BB: 1 P: 13	R: 0 E: 0 K: 2 S: 7	H: 0 LOB: 0 BB: 0 P: 7	R: 0 E: 0 K: 1 S: 5	H: 0 LOB: 0 BB: 0 P: 5	R: 0 E: 0 K: 0 S: 4	H: 1 LOB: 1 BB: 0 P: 4	R: 1 E: 0 K: 0 S: 6	H: 3 LOB: 2 BB: 0 P: 6	R: 0 E: 0 K: 0 S: 3	H: 0 LOB: 0 BB: 0 P: 3	1B: 4 2B: 2 3B: 0 HR: 1	SF: 1 SAC: 0 DP: 1 HBP: 1	WP: 0 PB: 1 SB: 0 CS: 0	PA: 36		
PITCHER	IP	WLS	BF	H	R	ER	SO	BB	IBB	HBP	BLK	WP	HR	S	P	ERA	WHIP					
Joe Coleman, R ERA: 2.45 Fred Scherman, L ERA: (1, 1) (8, 1)	7.1	W	29	4	3	2	9	3	0	1	0	0	0	7	7	2.46	0.955					

**Detroit Tigers @ Baltimore Orioles**  
**Memorial Stadium, Baltimore, MD**  
 Tue Apr 18 1972, 6:05 PM EST  
 Att: 7,022 - Unknown

AB	31
R	3
H	6
RBI	3
BB	3
SO	9
LOB	10





Batter	1	2	3	4	5	6	7	8	9	AB	R	H	RBI	BB	SO	LOB	TOP										
Tony Taylor, R (1,4)	F6		6-3		F8			F4		3	0	0	0	0	0	1	<b>Detroit Tigers @ Baltimore Orioles</b> Memorial Stadium, Baltimore, MD Wed Apr 19 1972, 6:05 PM EST Att: 5,979 - Unknown										
Dick McAuliffe, L (8,PH) OBP: 0.300, SLG: 0.250	F6				F8			F4		1	0	0	0	0	0	0											
Aurelio Rodriguez, R (1,5)	5-3				L6			F7		4	0	1	1	0	0	0											
Paul Jata, R (1,3)										3	0	0	0	0	1	1											
Norm Cash, L (8,PH) OBP: 0.333, SLG: 0.667	K		F9					4-3		1	0	0	0	0	0	0											
Al Kaline, R (1,9) OBP: 0.250, SLG: 0.250		L5-3			L5-3				K	4	1	1	0	0	1	0											
Bill Freehan, R (1,2) OBP: 0.455, SLG: 0.600		1B			4-3			5-3		3	0	1	0	1	0	1											
Willie Horton, R (1,7) OBP: 0.545, SLG: 0.700		BB			1-2			2B		4	0	3	1	0	0	1											
Mickey Stanley, R (1,8) OBP: 0.250, SLG: 0.250	G4-6-3				2B			1B		4	0	1	0	0	0	3											
Ed Brinkman, R (1,6) OBP: 0.400, SLG: 0.800					F9			4-3		3	1	1	0	0	0	1											
Mickey Lolich, S (1,1)										3	0	0	0	0	0	1											
Chuck Seelbach, R (8,1)			6-3		6-3			6-3		0	0	0	0	0	0	0											
<b>Inning Stats</b>	R: 0 E: 0 K: 1 S: 5	H: 0 LOB: 0 BB: 0 P: 5	R: 0 E: 0 K: 0 S: 3	H: 1 LOB: 1 BB: 1 P: 7	R: 1 E: 0 K: 0 S: 5	H: 2 LOB: 1 BB: 0 P: 5	R: 1 E: 0 K: 0 S: 5	H: 3 LOB: 1 BB: 0 P: 5	R: 0 E: 0 K: 0 S: 4	H: 0 LOB: 0 BB: 0 P: 4	R: 0 E: 0 K: 0 S: 3	H: 0 LOB: 0 BB: 0 P: 3	R: 0 E: 0 K: 1 S: 6	H: 0 LOB: 1 BB: 0 P: 6	R: 0 E: 0 K: 1 S: 6	H: 1 LOB: 1 BB: 0 P: 6	1B: 5 2B: 3 3B: 0 HR: 0	SF: 0 SAC: 0 DP: 1 HBP: 0	WP: 0 PB: 0 SB: 0 CS: 0	PA: 34							
<b>PITCHER</b>	IP	WLS	BF	H	R	ER	SO	BB	IBB	HBP	BLK	WP	HR	S	P	ERA	WHIP										
Mike Cuellar, L (1,1) ERA: 2.57	7.0		27	7	2	2	1	1	0	0	0	0	0	28	32	2.57	1.143										
Doyle Alexander, R (8,1) ERA:	2.0	W	7	1	0	0	1	0	0	0	0	0	0	9	9	0.00	0.500										

Batter	1	2	3	4	5	6	7	8	9	AB	R	H	RBI	BB	SO	LOB	BOTTOM										
Don Buford, S (1,7) OBP: 0.313, SLG: 0.467	5-3		F4		6-3			SH3-4		4	1	1	0	0	0	0	<b>Detroit Tigers @ Baltimore Orioles</b> Memorial Stadium, Baltimore, MD Wed Apr 19 1972, 6:05 PM EST Att: 5,979 - Unknown										
Mery Rettenmund, R (1,9) OBP: 0.287, SLG: 0.286	F8		F5				F8	SH3-4		3	0	0	0	0	0	0											
Brooks Robinson, R (1,5) OBP: 0.333, SLG: 0.357	F8		F7				K	2B		3	1	0	0	1	1	0											
Boog Powell, L (1,3) OBP: 0.267, SLG: 0.250		G3			K		K	1B		4	1	1	1	0	2	0											
Paul Blair, R (1,8) OBP: 0.267, SLG: 0.267		1B			F7			L4		4	1	2	2	0	0	0											
Davey Johnson, R (1,4) OBP: 0.333, SLG: 0.357		1B						1B		4	1	3	0	0	0	1											
Andy Etchebarren, R (1,2) OBP: 0.375, SLG: 0.500		1B			F7			2B		4	0	2	2	0	0	2											
Mark Belanger, R (1,6) OBP: 0.538, SLG: 0.583		F6						F8		3	0	0	0	0	0	3											
Mike Cuellar, L (1,1)										2	0	0	0	0	1	2											
Don Baylor, R (7,PH)										1	0	0	0	0	0	1											
Doyle Alexander, R (8,1) ERA:										0	0	0	0	0	0	0											
<b>Inning Stats</b>	R: 0 E: 0 K: 0 S: 3	H: 0 LOB: 0 BB: 0 P: 3	R: 1 E: 0 K: 1 S: 8	H: 3 LOB: 2 BB: 0 P: 8	R: 0 E: 0 K: 0 S: 3	H: 0 LOB: 0 BB: 0 P: 3	R: 0 E: 0 K: 1 S: 6	H: 1 LOB: 1 BB: 0 P: 6	R: 0 E: 0 K: 0 S: 3	H: 0 LOB: 0 BB: 0 P: 3	R: 0 E: 0 K: 2 S: 7	H: 0 LOB: 0 BB: 0 P: 7	R: 1 E: 0 K: 0 S: 5	H: 2 LOB: 1 BB: 0 P: 5	R: 3 E: 0 K: 0 S: 6	H: 3 LOB: 1 BB: 1 P: 10	1B: 6 2B: 3 3B: 0 HR: 0	SF: 0 SAC: 1 DP: 0 HBP: 0	WP: 0 PB: 0 SB: 0 CS: 0	PA: 34							
<b>PITCHER</b>	IP	WLS	BF	H	R	ER	SO	BB	IBB	HBP	BLK	WP	HR	S	P	ERA	WHIP										
Mickey Lolich, L (1,1) ERA: 3.86	7.1	L	32	9	5	5	4	0	1	0	0	0	0	39	43	6.14	1.227										
Chuck Seelbach, R (8,1) ERA:	0.2		2	0	0	0	0	0	0	0	0	0	0	2	2	0.00	0.000										






Batter	1	2	3	4	5	6	7	8	9	AB	R	H	RBI	BB	SO	LOB	TOP			
Dick McAuliffe, L (1,4) OBP: 0.214, SLG: 0.167	0-0 4-3			0-0 4-3		0-0 F9			0-0 F2	4	0	0	0	0	0	1				
Aurelio Rodriguez, R (1,5) OBP: 0.250, SLG: 0.250	0-0 G6-3 1B			0-0 1B		0-3 K			0-0 F4	4	0	2	0	0	1	1				
Jim Northrup, L (1,8) OBP: 0.083, SLG: 0.083	0-0 G6-3 1-2			0-0 F4					0-0 4-3	4	0	0	0	0	0	2				
Al Kaline, R (1,9) OBP: 0.200, SLG: 0.200		0-0 F7		0-0 L5-3					0-0 L8	3	0	0	0	0	0	1				
Norm Cash, L (1,3) OBP: 0.250, SLG: 0.500		0-0 F6			0-0 F7				0-0 E3	3	0	0	0	0	0	0				
Willie Horton, R (1,7) OBP: 0.429, SLG: 0.538		0-3 K			0-0 L6				0-3 K	3	0	0	0	0	2	1				
Tom Haller, L (1,2)			0-0 F9		0-0 6-3				0-0 4-3	3	0	0	0	0	0	0				
Ed Brinkman, R (1,6) OBP: 0.308, SLG: 0.615			0-3 K		0-0 6-3				0-0 6-3	3	0	0	0	0	1	0				
Tom Timmermann, R (1,1) OBP: 0.500, SLG: 0.500			0-3 K						0-0 F7	2	0	1	0	0	1	0				
Gates Brown, L (8, PH)										1	0	0	0	0	0	0				
Chuck Seelbach, R (8, 1)										0	0	0	0	0	0	0				
<b>Inning Stats</b>	R: 0 E: 0 K: 0 S: 3	H: 1 LOB: 0 BB: 0 P: 3	R: 0 E: 0 K: 1 S: 5	H: 0 LOB: 0 BB: 0 P: 5	R: 0 E: 0 K: 2 S: 7	H: 0 LOB: 0 BB: 0 P: 7	R: 0 E: 0 K: 0 S: 4	H: 1 LOB: 1 BB: 0 P: 4	R: 0 E: 0 K: 0 S: 3	H: 0 LOB: 0 BB: 0 P: 3	R: 0 E: 1 K: 1 S: 6	H: 0 LOB: 1 BB: 0 P: 6	R: 0 E: 0 K: 0 S: 3	H: 0 LOB: 0 BB: 0 P: 3	R: 0 E: 0 K: 0 S: 3	H: 0 LOB: 0 BB: 0 P: 3	1B: 3 2B: 0 3B: 0 HR: 0	SF: 0 SAC: 0 DP: 1 HBP: 0	WP: 0 PB: 0 SB: 0 CS: 0	PA: 30
<b>PITCHER</b> Pat Dobson, R (1,1) ERA: 0.59	IP: 9.0 WLS: W BF: 30 H: 3 R: 0 ER: 0 SO: 5 BB: 0 IBB: 0 HBP: 0 BLK: 0 WP: 0 HR: 0 S: 40 P: 40 ERA: 0.00 WHIP: 0.333																			

**Detroit Tigers @ Baltimore Orioles**  
Memorial Stadium, Baltimore, MD  
Thu Apr 20 1972, 6:05 PM EST  
Att: 5,223 - Unknown

AB	30
R	0
H	3
RBI	0
BB	0
SO	5
LOB	6



Batter	1	2	3	4	5	6	7	8	9	AB	R	H	RBI	BB	SO	LOB	BOTTOM	
Don Buford, S (1,7) OBP: 0.350, SLG: 0.412	4-0 G4-6-3 BB		0-0 L1		0-3 K			4-0 BB		2	0	0	0	2	1	1		
Paul Blair, R (1,8) OBP: 0.263, SLG: 0.421	0-0 F6			0-0 HR		0-0 F8		0-0 3-1		4	1	1	1	0	0	2		
Boog Powell, L (1,3) OBP: 0.278, SLG: 0.214	0-0 G4-6-3 1-2			4-0 FC1-6 PB BB		0-0 F8		0-0 F8		2	0	0	0	1	0	1		
Brooks Robinson, R (1,5) OBP: 0.333, SLG: 0.313		0-0 F8		4-0 FC1-6 BB		0-0 5-3				2	0	0	0	1	0	0		
Merv Rettenmund, R (1,9) OBP: 0.222, SLG: 0.235		0-0 6-3		0-0 FC1-6 1-2 2-3				0-0 6-3		3	0	0	0	0	0	2		
Eliot Hendricks, L (1,2)		0-0 F8		0-3 K				0-0 L9		3	0	0	0	0	1	2		
Davey Johnson, R (1,4) OBP: 0.278, SLG: 0.294			0-0 4-3		0-0 F4			0-0 5-3		3	0	0	0	0	0	2		
Mark Belanger, R (1,6) OBP: 0.500, SLG: 0.533			0-0 SH2-4 1B		0-0 G3			0-3 K		3	0	1	0	0	1	0		
Pat Dobson, R (1,1)		0-0 SH2-4		0-0 K				0-0 L9		2	0	0	0	0	1	0		
<b>Inning Stats</b>	R: 0 E: 0 K: 0 S: 2	H: 0 LOB: 1 BB: 1 P: 6	R: 0 E: 0 K: 0 S: 3	H: 0 LOB: 0 BB: 0 P: 3	R: 0 E: 0 K: 0 S: 4	H: 1 LOB: 1 BB: 0 P: 4	R: 1 E: 0 K: 1 S: 6	H: 1 LOB: 2 BB: 0 P: 14	R: 0 E: 0 K: 0 S: 3	H: 0 LOB: 0 BB: 0 P: 3	R: 0 E: 0 K: 0 S: 3	H: 0 LOB: 0 BB: 0 P: 3	R: 0 E: 0 K: 1 S: 5	H: 0 LOB: 1 BB: 1 P: 9	1B: 1 2B: 0 3B: 0 HR: 1	SF: 0 SAC: 1 DP: 1 HBP: 0	WP: 0 PB: 1 SB: 0 CS: 0	PA: 29
<b>PITCHER</b> Tom Timmermann, R (1,1) ERA: 1.29	IP: 7.0 WLS: L BF: 25 H: 2 R: 1 ER: 1 SO: 3 BB: 3 IBB: 0 HBP: 0 BLK: 0 WP: 0 HR: 1 S: 28 P: 40 ERA: 1.29 WHIP: 0.714																	
Chuck Seelbach, R (8, 1)	IP: 1.0 WLS: L BF: 4 H: 0 R: 0 ER: 0 SO: 1 BB: 1 IBB: 0 HBP: 0 BLK: 0 WP: 0 HR: 0 S: 5 P: 9 ERA: 0.00 WHIP: 1.000																	

**Detroit Tigers @ Baltimore Orioles**  
Memorial Stadium, Baltimore, MD  
Thu Apr 20 1972, 6:05 PM EST  
Att: 5,223 - Unknown

AB	24
R	1
H	2
RBI	1
BB	4
SO	4
LOB	10





Batter	1	2	3	4	5	6	7	8	9	AB	R	H	RBI	BB	SO	LOB	TOP				
Dick McAuliffe, L OBP: 0.300, SLG: 0.333 (1, 4)										6	1	3	1	0	1	1	<b>Detroit Tigers @ Milwaukee Brewers</b> Milwaukee County Stadium, Milwaukee, WI Sat Apr 22 1972, 4:33 AM EST Alt. 8,968 - Unknown - 41 F				
Aurelio Rodriguez, R OBP: 0.364, SLG: 0.350 (1, 5)										4	2	2	0	2	1	2					
Gates Brown, L OBP: 0.500, SLG: 0.667 Mickey Stanley, R OBP: 0.250, SLG: 0.250 (1, 7) (7, 8)										5	2	3	2	0	0	3					
Willie Horton, R OBP: 0.368, SLG: 0.412 (1, 9) (7, 7)										4	1	0	0	0	1	6					
Norm Cash, L OBP: 0.353, SLG: 0.500 (1, 3)										4	1	2	3	0	0	2					
Bill Freehan, R OBP: 0.375, SLG: 0.467 (1, 2)										5	0	1	0	0	0	5					
Jim Northrup, L OBP: 0.235, SLG: 0.133 (1, 8) (7, 9)										3	0	1	0	2	1	3					
Ed Brinkman, R OBP: 0.333, SLG: 0.588 (1, 6)										4	1	1	1	1	1	4					
Joe Coleman, R OBP: 0.200, SLG: 0.200 Fred Scherman, L (8, 1) (1, 1)										3	0	0	0	0	1	4					
<b>Inning Stats</b>	R: 5 E: 1 K: 0 S: 6	H: 3 LOB: 1 BB: 2 P: 15	R: 2 E: 1 K: 0 S: 7	H: 3 LOB: 2 BB: 0 P: 7	R: 1 E: 0 K: 1 S: 7	H: 2 LOB: 2 BB: 1 P: 11	R: 0 E: 0 K: 2 S: 7	H: 0 LOB: 2 BB: 1 P: 12	R: 0 E: 0 K: 0 S: 5	H: 2 LOB: 2 BB: 0 P: 5	R: 0 E: 0 K: 1 S: 6	H: 1 LOB: 1 BB: 0 P: 6	R: 0 E: 0 K: 1 S: 5	H: 1 LOB: 1 BB: 0 P: 5	R: 0 E: 0 K: 1 S: 5	H: 0 LOB: 1 BB: 1 P: 9	1B: 9 2B: 5 3B: 0 HR: 0	SF: 0 SAC: 1 DP: 1 HBP: 2	WP: 1 PB: 0 SB: 0 CS: 1	PA: 47	
<b>PITCHER</b>	IP WLS BF H R ER SO BB IBB HBP BLK WP HR S P ERA WHIP	IP WLS BF H R ER SO BB IBB HBP BLK WP HR S P ERA WHIP	IP WLS BF H R ER SO BB IBB HBP BLK WP HR S P ERA WHIP	IP WLS BF H R ER SO BB IBB HBP BLK WP HR S P ERA WHIP	IP WLS BF H R ER SO BB IBB HBP BLK WP HR S P ERA WHIP	IP WLS BF H R ER SO BB IBB HBP BLK WP HR S P ERA WHIP	IP WLS BF H R ER SO BB IBB HBP BLK WP HR S P ERA WHIP	IP WLS BF H R ER SO BB IBB HBP BLK WP HR S P ERA WHIP	IP WLS BF H R ER SO BB IBB HBP BLK WP HR S P ERA WHIP	IP WLS BF H R ER SO BB IBB HBP BLK WP HR S P ERA WHIP	IP WLS BF H R ER SO BB IBB HBP BLK WP HR S P ERA WHIP	IP WLS BF H R ER SO BB IBB HBP BLK WP HR S P ERA WHIP	IP WLS BF H R ER SO BB IBB HBP BLK WP HR S P ERA WHIP	IP WLS BF H R ER SO BB IBB HBP BLK WP HR S P ERA WHIP	IP WLS BF H R ER SO BB IBB HBP BLK WP HR S P ERA WHIP	IP WLS BF H R ER SO BB IBB HBP BLK WP HR S P ERA WHIP	IP WLS BF H R ER SO BB IBB HBP BLK WP HR S P ERA WHIP	IP WLS BF H R ER SO BB IBB HBP BLK WP HR S P ERA WHIP	IP WLS BF H R ER SO BB IBB HBP BLK WP HR S P ERA WHIP	IP WLS BF H R ER SO BB IBB HBP BLK WP HR S P ERA WHIP	IP WLS BF H R ER SO BB IBB HBP BLK WP HR S P ERA WHIP

AB	39
R	8
H	13
RBI	7
BB	5
SO	6
LOB	31



Batter	1	2	3	4	5	6	7	8	9	AB	R	H	RBI	BB	SO	LOB	BOTTOM				
Rick Auerbach, R OBP: 0.059, SLG: 0.059 (1, 6)										4	0	0	0	0	1	2	<b>Detroit Tigers @ Milwaukee Brewers</b> Milwaukee County Stadium, Milwaukee, WI Sat Apr 22 1972, 4:33 AM EST Alt. 8,968 - Unknown - 41 F				
Dave May, L OBP: 0.125, SLG: 0.313 (1, 8)										4	0	0	0	0	0	1					
John Briggs, L OBP: 0.313, SLG: 0.533 (1, 3)										3	1	1	0	1	1	1					
George Scott, R OBP: 0.063, SLG: 0.063 (1, 5)										4	0	0	0	0	1	3					
Joe Lahoud, L OBP: 0.357, SLG: 0.692 (1, 7)										4	1	1	2	0	1	0					
Billy Conigliaro, R (1, 9)										3	0	0	0	0	2	0					
Darrell Porter, L OBP: 0.222, SLG: 0.250 (1, 2)										2	0	0	0	1	1	0					
Ron Theobald, R OBP: 0.429, SLG: 0.545 (1, 4)										3	0	0	0	0	0	1					
<b>Inning Stats</b>	R: 0 E: 1 K: 2 S: 8	H: 0 LOB: 0 BB: 0 P: 8	R: 0 E: 0 K: 2 S: 7	H: 0 LOB: 0 BB: 0 P: 7	R: 0 E: 0 K: 0 S: 2	H: 0 LOB: 0 BB: 1 P: 6	R: 0 E: 0 K: 0 S: 2	H: 0 LOB: 0 BB: 1 P: 6	R: 0 E: 0 K: 0 S: 3	H: 0 LOB: 0 BB: 0 P: 3	R: 2 E: 0 K: 2 S: 9	H: 2 LOB: 0 BB: 0 P: 9	R: 0 E: 0 K: 0 S: 3	H: 0 LOB: 1 BB: 1 P: 7	R: 0 E: 0 K: 1 S: 5	H: 0 LOB: 0 BB: 0 P: 5	1B: 1 2B: 0 3B: 0 HR: 1	SF: 0 SAC: 0 DP: 2 HBP: 0	WP: 0 PB: 0 SB: 0 CS: 0	PA: 32	
<b>PITCHER</b>	IP WLS BF H R ER SO BB IBB HBP BLK WP HR S P ERA WHIP	IP WLS BF H R ER SO BB IBB HBP BLK WP HR S P ERA WHIP	IP WLS BF H R ER SO BB IBB HBP BLK WP HR S P ERA WHIP	IP WLS BF H R ER SO BB IBB HBP BLK WP HR S P ERA WHIP	IP WLS BF H R ER SO BB IBB HBP BLK WP HR S P ERA WHIP	IP WLS BF H R ER SO BB IBB HBP BLK WP HR S P ERA WHIP	IP WLS BF H R ER SO BB IBB HBP BLK WP HR S P ERA WHIP	IP WLS BF H R ER SO BB IBB HBP BLK WP HR S P ERA WHIP	IP WLS BF H R ER SO BB IBB HBP BLK WP HR S P ERA WHIP	IP WLS BF H R ER SO BB IBB HBP BLK WP HR S P ERA WHIP	IP WLS BF H R ER SO BB IBB HBP BLK WP HR S P ERA WHIP	IP WLS BF H R ER SO BB IBB HBP BLK WP HR S P ERA WHIP	IP WLS BF H R ER SO BB IBB HBP BLK WP HR S P ERA WHIP	IP WLS BF H R ER SO BB IBB HBP BLK WP HR S P ERA WHIP	IP WLS BF H R ER SO BB IBB HBP BLK WP HR S P ERA WHIP	IP WLS BF H R ER SO BB IBB HBP BLK WP HR S P ERA WHIP	IP WLS BF H R ER SO BB IBB HBP BLK WP HR S P ERA WHIP	IP WLS BF H R ER SO BB IBB HBP BLK WP HR S P ERA WHIP	IP WLS BF H R ER SO BB IBB HBP BLK WP HR S P ERA WHIP	IP WLS BF H R ER SO BB IBB HBP BLK WP HR S P ERA WHIP	IP WLS BF H R ER SO BB IBB HBP BLK WP HR S P ERA WHIP

AB	28
R	2
H	2
RBI	2
BB	4
SO	7
LOB	8






Batter	1	2	3	4	5	6	7	8	9	AB	R	H	RBI	BB	SO	LOB	TOP				
Dick McAuliffe, L (1, 4) Tony Taylor, R (7, PH) OBP: 0.348, SLG: 0.316	F8		5-3 BB		G4-3 BB		G4-6-3		BB	1	0	0	0	2	0	0	<b>Detroit Tigers @ Milwaukee Brewers</b> Milwaukee County Stadium, Milwaukee, WI Sun Apr 23 1972, 4:33 AM EST Att: 10,031 - Unknown - 46 F				
Aurelio Rodriguez, R (1, 5) OBP: 0.296, SLG: 0.290	F7		F7		G4-3		K		BB	5	0	0	0	0	2	5					
Gates Brown, L (1, 7) OBP: 0.455, SLG: 0.500	1B		5-3		BB				BB	4	0	1	0	1	0	4					
Willie Horton, R (1, 9) OBP: 0.304, SLG: 0.333	K		F8		F4				BB	4	0	0	0	0	1	4					
Norm Cash, L (1, 3) OBP: 0.429, SLG: 0.526									BB	3	0	2	0	1	0	0					
Bill Freehan, R (1, 2) OBP: 0.400, SLG: 0.444									BB	3	0	1	0	0	0	2					
Jim Northrup, L (1, 8) OBP: 0.190, SLG: 0.105									BB	4	0	0	0	0	1	6					
Ed Brinkman, R (1, 6) OBP: 0.318, SLG: 0.524									BB	4	0	1	0	0	0	3					
Les Cain, L (1, 1) OBP: 0.500, SLG: 0.500									BB	2	0	1	0	0	1	2					
Paul Jata, R (7, PH) Ron Ferranoski, L (7, PH) Al Kaline, R (9, PH) OBP: 0.250, SLG: 0.250									BB	1	0	1	0	0	0	0					
Inning Stats	R: 0 E: 0 K: 1 S: 6	H: 1 LOB: 1 BB: 0 P: 6	R: 0 E: 0 K: 0 S: 4	H: 1 LOB: 1 BB: 0 P: 4	R: 0 E: 0 K: 0 S: 4	H: 1 LOB: 2 BB: 1 P: 8	R: 0 E: 0 K: 2 S: 9	H: 2 LOB: 0 BB: 0 P: 9	R: 0 E: 0 K: 0 S: 2	H: 0 LOB: 1 BB: 2 P: 10	R: 0 E: 0 K: 0 S: 5	H: 1 LOB: 0 BB: 0 P: 5	R: 0 E: 1 K: 0 S: 5	H: 1 LOB: 2 BB: 0 P: 5	R: 0 E: 0 K: 1 S: 6	H: 1 LOB: 2 BB: 1 P: 10	1B: 8 2B: 0 3B: 0 HR: 0	SF: 0 SAC: 0 DP: 3 HBP: 1	WP: 0 PB: 0 SB: 0 CS: 0	PA: 39	
PITCHER	IP	WLS	BF	H	R	ER	SO	BB	IBB	HBP	BLK	WP	HR	S	P	ERA	WHIP				
Jim Slaton, R (1, 1) ERA: 1.8	5.0	W	22	5	0	0	3	3	0	0	0	0	0	25	37	0.00	1.600				
Earl Stephenson, L (6, 1) ERA:	3.1		15	3	0	0	1	2	0	1	0	0	0	14	23	0.00	1.500				
Ken Sanders, R (9, 1) ERA:	0.2	S	2	0	0	0	1	0	0	0	0	0	0	4	4	0.00	0.000				

Batter	1	2	3	4	5	6	7	8	9	AB	R	H	RBI	BB	SO	LOB	BOTTOM				
Rick Auerbach, R (1, 6) OBP: 0.095, SLG: 0.095	K		F7		FC5-4		1B			4	0	1	0	0	1	2	<b>Detroit Tigers @ Milwaukee Brewers</b> Milwaukee County Stadium, Milwaukee, WI Sun Apr 23 1972, 4:33 AM EST Att: 10,031 - Unknown - 46 F				
Ron Theobald, R (1, 4) OBP: 0.444, SLG: 0.462	4-3 BB				F7		6-3			2	1	0	0	2	0	3					
John Briggs, L (1, 3) Mike Ferraro, R (8, 5) OBP: 0.500, SLG: 1.000	4-3				2B		1B		2B	2	1	1	0	1	0	1					
George Scott, R (1, 5) OBP: 0.100, SLG: 0.150	K				2B		1B		2B	4	0	1	2	0	1	3					
Billy Conigliaro, R (1, 9) OBP: 0.200, SLG: 0.444					F3		HR		4-3 BB	3	1	1	1	1	0	0					
Dave May, L (1, 8) OBP: 0.150, SLG: 0.263	4-3				K		BB		4-3	3	0	0	0	1	1	2					
Joe Lahoud, L (1, 7) OBP: 0.333, SLG: 0.588	F6				1B		K		F8	4	0	1	0	0	1	3					
Darrell Porter, L (1, 2) OBP: 0.167, SLG: 0.182					F9		F9		F9	3	0	0	0	0	0	1					
Jim Slaton, R (1, 1) Bob Heise, R (5, PH) Earl Stephenson, L (6, 1) Ken Sanders, R (9, 1)					K		1B		F8	1	0	0	0	0	1	0					
Inning Stats	R: 0 E: 0 K: 2 S: 7	H: 0 LOB: 1 BB: 1 P: 11	R: 0 E: 0 K: 0 S: 3	H: 0 LOB: 0 BB: 0 P: 3	R: 0 E: 0 K: 1 S: 5	H: 0 LOB: 0 BB: 0 P: 5	R: 2 E: 0 K: 1 S: 5	H: 1 LOB: 2 BB: 2 P: 13	R: 0 E: 0 K: 0 S: 5	H: 2 LOB: 1 BB: 1 P: 10	R: 0 E: 0 K: 0 S: 4	H: 1 LOB: 1 BB: 0 P: 4	R: 0 E: 0 K: 0 S: 4	H: 1 LOB: 2 BB: 1 P: 8	R: 0 E: 0 K: 0 S: 4	H: 1 LOB: 2 BB: 1 P: 8		1B: 4 2B: 2 3B: 0 HR: 1	SF: 0 SAC: 0 DP: 1 HBP: 0	WP: 0 PB: 0 SB: 1 CS: 0	PA: 34
PITCHER	IP	WLS	BF	H	R	ER	SO	BB	IBB	HBP	BLK	WP	HR	S	P	ERA	WHIP				
Les Cain, L (1, 1) ERA: 4.5	6.0	L	25	5	3	3	5	4	0	0	0	0	0	31	47	4.50	1.500				
Ron Ferranoski, L (7, 1) ERA:	2.0		9	2	0	0	0	1	0	0	0	0	0	8	12	0.00	1.500				

AB 33  
R 0  
H 8  
RBI 0  
BB 5  
SO 5  
LOB 27





Batter	1	2	3	4	5	6	7	8	9	AB	R	H	RBI	BB	SO	LOB	TOP										
Tony Taylor, R OBP: 0.300, SLG: 0.444 (1, 4)	0-0 4-3	0-0 3B			0-0 1B		0-0 FC3		0-0 6-3	5	0	2	2	0	0	1											
Aurelio Rodriguez, R OBP: 0.313, SLG: 0.500 (1, 5)	0-0 1B	0-0 G3			0-0 1B		0-3 K		0-0 F7	5	1	2	0	0	1	3											
Al Kaline, R OBP: 0.200, SLG: 0.200 (1, 9)	0-0 L6-3			0-0 L7		0-0 L6-3		0-0 L4		4	0	0	0	0	0	4											
Bill Freehan, R OBP: 0.417, SLG: 0.500 (1, 2)	0-0 FC5-4			0-3 K		0-0 F7			0-0 1B	4	1	2	1	0	1	1											
Willie Horton, R OBP: 0.259, SLG: 0.280 (1, 7)	0-0 FC5-4			0-0 6-3			0-0 4-3		0-0 F8	4	0	0	0	0	0	2											
Norm Cash, L OBP: 0.440, SLG: 0.476 (1, 3)		4-0 1B WP		0-0 F7		0-0 4-3		4-0 1B		2	1	0	0	2	0	0											
Mickey Stanley, R OBP: 0.500, SLG: 0.500 (1, 8)		0-0 F9		0-0 1B		0-0 1B		0-0 1B		4	0	3	1	0	0	1											
Ed Brinkman, R OBP: 0.308, SLG: 0.480 (1, 6)		0-0 3B		0-0 E5		0-0 6-3		0-0 6-3		4	1	1	0	0	0	3											
Mickey Lolich, S (1, 1)		0-3 K		0-0 G3-6-1			4-0 L4		0-3 K	3	0	0	0	1	2	4											
<b>Inning Stats</b>	R: 1 E: 1 K: 0 S: 5	H: 2 LOB: 1 BB: 0 P: 5	R: 2 E: 0 K: 1 S: 7	H: 2 LOB: 1 BB: 1 P: 11	R: 0 E: 0 K: 1 S: 5	H: 0 LOB: 0 BB: 0 P: 5	R: 0 E: 1 K: 0 S: 4	H: 1 LOB: 1 BB: 0 P: 4	R: 0 E: 0 K: 0 S: 4	H: 1 LOB: 1 BB: 0 P: 4	R: 0 E: 1 K: 1 S: 5	H: 0 LOB: 1 BB: 1 P: 9	R: 1 E: 0 K: 0 S: 4	H: 2 LOB: 1 BB: 1 P: 8	R: 0 E: 0 K: 1 S: 5	H: 0 LOB: 0 BB: 0 P: 5	1B: 8 2B: 2 3B: 1 HR: 0	SF: 0 SAC: 0 DP: 2 HBP: 0	WP: 1 PB: 0 CS: 0	PA: 38							
<b>PITCHER</b>	IP	WLS	BF	H	R	ER	SO	BB	IBB	HBP	BLK	WP	HR	S	P	ERA	WHIP										
Mike Paul, L ERA: 3.6 (1, 1)	4.1	L	20	7	3	2	2	1	0	0	0	1	0	23	27	4.15	1.846										
Jim Panther, R ERA: 13.5 (5, 1)	0.2		2	0	0	0	0	0	0	0	0	0	0	2	2	0.00	0.000										
Bill Gogolewski, R ERA: 13.5 (6, 1)	2.0		8	1	0	0	1	1	0	0	0	0	0	9	13	0.00	1.000										
Casey Cox, R ERA: 4.5 (8, 1)	2.0		8	2	1	1	1	0	1	0	0	0	0	9	13	4.50	1.000										

**Detroit Tigers @ Texas Rangers**  
Arlington Stadium, Arlington, TX  
Tue Apr 25 1972, 7:05 PM EST  
Att: 10,213 - Unknown

AB	35
R	4
H	10
RBI	4
BB	3
SO	4
LOB	19



Batter	1	2	3	4	5	6	7	8	9	AB	R	H	RBI	BB	SO	LOB	BOTTOM										
Lenny Randle, S OBP: 0.275, SLG: 0.342 (1, 4)	0-0 F5	0-0 5-3			0-0 F4		0-3 K			4	0	0	0	0	1	1											
Dave Nelson, R OBP: 0.375, SLG: 0.353 (1, 5)	4-0 WP			0-0 5-3		0-0 F4		0-0 F4		3	1	0	0	1	0	0											
Frank Howard, R OBP: 0.258, SLG: 0.414 (1, 3)	0-0 BB			4-0 FC6-4		0-0 F4		0-0 5-3		3	0	1	1	1	0	0											
Dick Billings, R OBP: 0.235, SLG: 0.188 (1, 2)	0-0 6-3			0-0 FC6-4		0-0 1B		4-0 BB		3	0	1	0	1	0	2											
Tom Grieve, R OBP: 0.333, SLG: 0.286 (1, 7)	4-0 BB			0-0 FC5-4		0-0 F8		0-3 K		3	0	0	0	1	1	3											
Joe Lovitto, S OBP: 0.333, SLG: 0.130 Jeff Burroughs, R (1, 8)	4-0 1-2			0-3 K		0-0 F8		0-0 5-3		0	0	0	0	1	0	0											
Elliott Maddox, R OBP: 0.421, SLG: 0.333 (1, 9)	0-3 K			0-0 1-3			0-0 S		0-0 5-3	4	0	2	0	0	1	3											
Toby Harrah, R OBP: 0.424, SLG: 0.429 (1, 6)		0-3 K		0-0 F7			0-0 F3		0-0 L9	4	0	0	0	0	1	2											
Mike Paul, L Jim Panther, R Ted Kubiak, S Bill Gogolewski, L Larry Bittner, L Casey Cox, R Ken Suarez, R (1, 1)	0-3 K			0-0 6-3			0-0 F7		0-0 G3	1	0	0	0	0	1	0											
<b>Inning Stats</b>	R: 1 E: 0 K: 1 S: 6	H: 1 LOB: 3 BB: 3 P: 18	R: 0 E: 0 K: 2 S: 7	H: 0 LOB: 0 BB: 0 P: 7	R: 0 E: 0 K: 1 S: 3	H: 0 LOB: 0 BB: 1 P: 7	R: 0 E: 0 K: 1 S: 5	H: 0 LOB: 0 BB: 0 P: 5	R: 0 E: 0 K: 0 S: 3	H: 0 LOB: 0 BB: 0 P: 3	R: 0 E: 0 K: 0 S: 4	H: 1 LOB: 1 BB: 0 P: 4	R: 0 E: 0 K: 1 S: 6	H: 1 LOB: 1 BB: 0 P: 6	R: 0 E: 0 K: 1 S: 5	H: 0 LOB: 1 BB: 1 P: 9	R: 0 E: 0 K: 0 S: 4	H: 1 LOB: 1 BB: 0 P: 4	1B: 3 2B: 1 3B: 0 HR: 0	SF: 0 SAC: 0 DP: 0 HBP: 0	WP: 1 PB: 0 CS: 0	PA: 36					
<b>PITCHER</b>	IP	WLS	BF	H	R	ER	SO	BB	IBB	HBP	BLK	WP	HR	S	P	ERA	WHIP										
Mickey Lolich, L ERA: 2.84 (1, 1)	9.0	W	36	4	1	1	6	5	0	0	0	1	0	43	63	1.00	1.000										

**Detroit Tigers @ Texas Rangers**  
Arlington Stadium, Arlington, TX  
Tue Apr 25 1972, 7:05 PM EST  
Att: 10,213 - Unknown

AB	31
R	1
H	4
RBI	1
BB	5
SO	6
LOB	14









Batter	1	2	3	4	5	6	7	8	9	AB	R	H	RBI	BB	SO	LOB	TOP			
Pat Kelly, L OBP: 0.344, SLG: 0.500 (1, 9)	G3		K			4-3		1-3		4	0	0	0	0	1	2	Chicago White Sox @ Detroit Tigers Tiger Stadium, Detroit, MI Fri Apr 28 1972, 6:05 PM EST Att: 20,856 - Unknown			
Jorge Orta, L OBP: 0.333, SLG: 0.406 (1, 6)	G3		FC6-4			4-3				4	0	1	0	0	0	2				
Dick Allen, R OBP: 0.458, SLG: 0.690 (1, 3)	4-3				F6			K		3	0	0	0	1	1					
Bill Melton, R OBP: 0.391, SLG: 0.333 (1, 5)		F5			5-3			4-3		4	0	1	0	0	0	1				
Carlos May, L OBP: 0.457, SLG: 0.564 (1, 7)	K						F9			2	0	0	0	2	1	0				
Jay Johnstone, L OBP: 0.320, SLG: 0.318 (1, 8)	K				L3		F9			4	0	0	0	0	1	3				
Mike Andrews, R OBP: 0.289, SLG: 0.282 (1, 4)						5-3				2	0	0	0	2	0	2				
Ed Herrmann, L OBP: 0.240, SLG: 0.250 Chuck Brinkman, R (7, 2)						K		F9		3	0	1	0	0	1	1				
Stan Bahnsen, R OBP: 0.250, SLG: 0.250 Rich Gossage, R (3, 1)						F6				1	0	0	0	0	0	2				
Rich Morales, R OBP: 0.333, SLG: 0.200 Jim Geddes, R (5, 1)								F9		0	0	0	0	0	0	0				
Dave Lemonds, L (6, 1)										1	0	0	0	0	0	0				
<b>Inning Stats</b>	R: 0 E: 0 K: 0 S: 3	H: 0 LOB: 0 BB: 0 P: 3	R: 0 E: 0 K: 2 S: 7	H: 0 LOB: 0 BB: 0 P: 7	R: 0 E: 0 K: 1 S: 6	H: 1 LOB: 2 BB: 1 P: 10	R: 0 E: 0 K: 0 S: 3	H: 0 LOB: 1 BB: 1 P: 7	R: 0 E: 0 K: 1 S: 5	H: 0 LOB: 0 BB: 0 P: 5	R: 0 E: 0 K: 0 S: 3	H: 0 LOB: 1 BB: 1 P: 7	R: 0 E: 0 K: 1 S: 6	H: 1 LOB: 1 BB: 0 P: 6	R: 0 E: 0 K: 0 S: 4	H: 1 LOB: 2 BB: 1 P: 8	1B: 3 2B: 0 3B: 0 HR: 0	SF: 0 SAC: 0 DP: 0 HBP: 0	WP: 0 PB: 0 SB: 0 CS: 0	PA: 35
<b>PITCHER</b> Tom Timmermann, R ERA: 0.56 (1, 1)	IP: 9.0 WLS: W BF: 35 H: 3 R: 0 ER: 0 SO: 5 BB: 5 IBB: 0 HBP: 0 BLK: 0 WP: 0 HR: 0 S: 40 P: 60 ERA: 0.00 WHIP: 0.889											<b>PITCHER</b>	IP: 9.0 WLS: W BF: 35 H: 3 R: 0 ER: 0 SO: 5 BB: 5 IBB: 0 HBP: 0 BLK: 0 WP: 0 HR: 0 S: 40 P: 60 ERA: 0.00 WHIP: 0.889							

Batter	1	2	3	4	5	6	7	8	9	AB	R	H	RBI	BB	SO	LOB	BOTTOM			
Dick McAuliffe, L OBP: 0.394, SLG: 0.250 (1, 4)	F5	3-1								2	1	0	0	3	0	1	Chicago White Sox @ Detroit Tigers Tiger Stadium, Detroit, MI Fri Apr 28 1972, 6:05 PM EST Att: 20,856 - Unknown			
Aurelio Rodriguez, R OBP: 0.333, SLG: 0.308 (1, 5)	F8									4	2	2	0	1	0	1				
Gates Brown, L OBP: 0.556, SLG: 0.533 Mickey Stanley, R OBP: 0.455, SLG: 0.455 (7, 8)										2	2	2	0	2	0	0				
Bill Freehan, R OBP: 0.455, SLG: 0.533 Tom Haller, L (7, 2)										1	0	0	0	0	0	1				
Norm Cash, L OBP: 0.514, SLG: 0.724 (1, 3)										5	2	3	4	0	1	2				
Willie Horton, R OBP: 0.323, SLG: 0.333 Ike Brown, R (7, 7)										2	2	1	0	2	0	0				
Jim Northrup, L OBP: 0.258, SLG: 0.179 (7, 9)										4	1	1	2	1	0	2				
Ed Brinkman, R OBP: 0.412, SLG: 0.594 (1, 6)										4	0	3	4	0	0	2				
Tom Timmermann, R OBP: 0.167, SLG: 0.167 (1, 1)										4	0	0	0	0	2	2				
<b>Inning Stats</b>	R: 0 E: 0 K: 0 S: 3	H: 0 LOB: 1 BB: 1 P: 7	R: 2 E: 0 K: 0 S: 5	H: 2 LOB: 1 BB: 1 P: 9	R: 3 E: 0 K: 0 S: 6	H: 4 LOB: 0 BB: 0 P: 6	R: 0 E: 0 K: 0 S: 3	H: 2 LOB: 2 BB: 2 P: 11	R: 1 E: 0 K: 0 S: 4	H: 2 LOB: 1 BB: 1 P: 8	R: 6 E: 0 K: 2 S: 10	H: 3 LOB: 1 BB: 3 P: 23	R: 0 E: 0 K: 1 S: 5	H: 0 LOB: 1 BB: 1 P: 9	R: 0 E: 0 K: 1 S: 5	H: 0 LOB: 0 BB: 0 P: 5		1B: 9 2B: 3 3B: 0 HR: 1	SF: 0 SAC: 0 DP: 1 HBP: 1	WP: 0 PB: 0 SB: 0 CS: 0
<b>PITCHER</b> Stan Bahnsen, R ERA: 3.38 Rich Gossage, R ERA: Jim Geddes, R ERA: 33.75 Dave Lemonds, L ERA: 6.75 (1, 1)	IP: 2.1 WLS: L BF: 14 H: 6 R: 5 ER: 5 SO: 0 BB: 2 IBB: 0 HBP: 0 BLK: 0 WP: 0 HR: 0 S: 12 P: 20 ERA: 19.29 WHIP: 3.429											<b>PITCHER</b>	IP: 2.1 WLS: L BF: 14 H: 6 R: 5 ER: 5 SO: 0 BB: 2 IBB: 0 HBP: 0 BLK: 0 WP: 0 HR: 0 S: 12 P: 20 ERA: 19.29 WHIP: 3.429							



Batter	1	2	3	4	5	6	7	8	9	AB	R	H	RBI	BB	SO	LOB	TOP						
Walt Williams, R (1.9) OBP: 0.450, SLG: 0.500	4-0 SH1-3 BB		X 0-0 2B			X 0-0 1-3		X 0-0 4-3		3	0	1	0	1	0	0	<b>Chicago White Sox @ Detroit Tigers</b> Tiger Stadium, Detroit, MI Sat Apr 29 1972, 3:33 AM EST Att: 15,921 - Unknown  livebaseballscorecards.com						
Mike Andrews, R (1.4) OBP: 0.292, SLG: 0.286	0-0 SH1-3 1-2		0-3 K			0-3 K		0-0 1B		3	0	1	0	0	2	1							
Dick Allen, R (1.3) OBP: 0.462, SLG: 0.761	0-0 L9			X 0-0 HR		X 0-0 2B		0-3 K		4	1	2	1	0	1	2							
Bill Melton, R (1.5) OBP: 0.360, SLG: 0.304	0-3 K			X 0-0 F8		X 0-0 F2		0-0 F3		4	0	0	0	0	1	3							
Rick Reichardt, R (1.8) OBP: 0.160, SLG: 0.087		0-3 K		X 0-0 G4-6-3 1B		X 0-0 6-3		0-0 F3		4	0	1	0	0	1	0							
Carlos May, L (1.7) OBP: 0.440, SLG: 0.558		0-3 K		X 0-0 G4-6-3 1-2		X 0-0 FC5 2B		0-0 6-3		4	0	1	0	0	1	1							
Rich Morales, R (1.6) OBP: 0.300, SLG: 0.125		0-3 K				X 1-0 HBP		0-0 6-3		3	0	0	0	0	2	0							
Ed Herrmann, L (1.2) OBP: 0.214, SLG: 0.222			X 0-0 4-3		X 0-0 4-3		X 0-0 F3			3	0	0	0	0	0	2							
Wilbur Wood, R (1.1) OBP: 0.143, SLG: 0.077			0-3 K			X 0-0 F3		0-0 FC5		1	0	0	0	0	1	0							
Vicente Romo, R (3.1) Tom Egan, R (7, PH) Steve Kealey, R (7.1) Bart Johnson, R (8.1)										1	0	0	0	0	0	0							
<b>Inning Stats</b>	R: 0 E: 0 K: 1 S: 5	H: 0 LOB: 1 BB: 1 P: 9	R: 0 E: 0 K: 3 S: 9	H: 0 LOB: 0 BB: 0 P: 9	R: 0 E: 0 K: 2 S: 8	H: 1 LOB: 1 BB: 0 P: 8	R: 1 E: 0 K: 0 S: 4	H: 2 LOB: 0 BB: 0 P: 4	R: 0 E: 0 K: 1 S: 5	H: 0 LOB: 0 BB: 0 P: 5	R: 0 E: 0 K: 0 S: 6	H: 1 LOB: 1 BB: 0 P: 6	R: 0 E: 0 K: 0 S: 4	H: 1 LOB: 2 BB: 0 P: 5	R: 0 E: 0 K: 1 S: 6	H: 1 LOB: 1 BB: 0 P: 6	R: 0 E: 0 K: 0 S: 3	H: 0 LOB: 0 BB: 0 P: 3	1B: 2 2B: 3 3B: 0 HR: 1	SF: 0 SAC: 1 DP: 1 HBP: 1	WP: 0 PB: 0 CS: 0	PA: 34	
<b>PITCHER</b> Mickey Lolich, L (1.1) ERA: 2.36	IP: 9.0 WLS: W BF: 34 H: 6 R: 1 ER: 1 SO: 9 BB: 1 IBB: 0 HBP: 1 BLK: 0 WP: 0 HR: 1 S: 50 P: 55 ERA: 1.00 WHIP: 0.778											<b>PITCHER</b>	IP: 9.0 WLS: W BF: 34 H: 6 R: 1 ER: 1 SO: 9 BB: 1 IBB: 0 HBP: 1 BLK: 0 WP: 0 HR: 1 S: 50 P: 55 ERA: 1.00 WHIP: 0.778										

Batter	1	2	3	4	5	6	7	8	9	AB	R	H	RBI	BB	SO	LOB	BOTTOM						
Tony Taylor, R (1.4) OBP: 0.429, SLG: 0.667	4-0 S SF9 BB		X 0-0 BB 2B			X 0-0 2B		X 0-3 K		3	1	2	0	1	1	0	<b>Chicago White Sox @ Detroit Tigers</b> Tiger Stadium, Detroit, MI Sat Apr 29 1972, 3:33 AM EST Att: 15,921 - Unknown  livebaseballscorecards.com						
Aurelio Rodriguez, R (1.5) OBP: 0.304, SLG: 0.279	0-0 1-3 1-2		X 0-0 F8			X 0-3 K		0-3 K		4	0	0	0	0	2	3							
Al Kaline, R (1.9) OBP: 0.207, SLG: 0.154	0-0 SF9 2-H		X 4-0 HR BB			X 0-3 K		X 0-0 L8		2	1	0	1	1	1	1							
Bill Freehan, R (1.2) OBP: 0.432, SLG: 0.588	0-0 5-3		X 0-0 HR			X 0-3 K		X 0-0 F7		4	1	1	2	0	1	0							
Willie Horton, R (1.7) OBP: 0.353, SLG: 0.533		X 0-0 WP 3B		X 0-0 F8		X 0-0 HR		0-3 K		3	2	2	1	0	0	0							
Jim Northrup, L (8.7) OBP: 0.250, SLG: 0.172			X 0-0 F8			X 0-0 HR		0-3 K		1	0	0	0	0	1	0							
Norm Cash, L (1.3) OBP: 0.500, SLG: 0.688		0-3 K		X 0-3 K		X 0-0 6-3 1B				3	0	1	0	0	2	0							
Mickey Stanley, R (1.8) OBP: 0.429, SLG: 0.643		0-0 HR		X 0-0 5-3		X 0-0 6-3		0-0 1-2		3	1	1	1	0	0	1							
Ed Brinkman, R (1.6) OBP: 0.378, SLG: 0.543		0-0 5-3		X 0-0 F2		X 0-0 F9				3	0	0	0	0	0	1							
Mickey Lolich, S (1.1)		0-0 5-3		X 0-0 F9		X 0-3 K				3	0	0	0	0	1	0							
<b>Inning Stats</b>	R: 1 E: 0 K: 0 S: 3	H: 0 LOB: 0 BB: 1 P: 7	R: 2 E: 0 K: 1 S: 7	H: 2 LOB: 0 BB: 0 P: 7	R: 2 E: 0 K: 0 S: 4	H: 2 LOB: 0 BB: 1 P: 8	R: 0 E: 0 K: 1 S: 5	H: 0 LOB: 0 BB: 0 P: 5	R: 0 E: 0 K: 2 S: 8	H: 1 LOB: 1 BB: 0 P: 8	R: 1 E: 0 K: 1 S: 7	H: 2 LOB: 1 BB: 0 P: 7	R: 0 E: 0 K: 3 S: 9	H: 0 LOB: 0 BB: 0 P: 9	R: 0 E: 0 K: 1 S: 5	H: 0 LOB: 0 BB: 0 P: 5	1B: 1 2B: 2 3B: 1 HR: 3	SF: 1 SAC: 0 DP: 0 HBP: 0	WP: 1 PB: 0 CS: 0	PA: 32			
<b>PITCHER</b> Wilbur Wood, L (1.1) ERA: 1.4 Vicente Romo, R (3.1) ERA: 1.69 Steve Kealey, R (7.1) ERA: Bart Johnson, R (8.1) ERA: 3.6	IP: 2.2 WLS: L BF: 13 H: 4 R: 5 ER: 5 SO: 1 BB: 2 IBB: 0 HBP: 0 BLK: 0 WP: 1 HR: 2 S: 13 P: 21 ERA: 16.88 WHIP: 2.250											<b>PITCHER</b>	IP: 2.2 WLS: L BF: 13 H: 4 R: 5 ER: 5 SO: 1 BB: 2 IBB: 0 HBP: 0 BLK: 0 WP: 1 HR: 2 S: 13 P: 21 ERA: 16.88 WHIP: 2.250										



Batter	1	2	3	4	5	6	7	8	9	AB	R	H	RBI	BB	SO	LOB	TOP					
Pat Kelly, L OBP: 0.351, SLG: 0.486 (1, 9)										5	0	2	1	0	0	0						
Jorge Orta, L OBP: 0.342, SLG: 0.486 (1, 6)										5	1	2	1	0	3	3						
Dick Allen, R OBP: 0.439, SLG: 0.706 (1, 3)										5	0	1	0	0	1	1						
Bill Melton, R OBP: 0.352, SLG: 0.286 (1, 5)										3	0	0	0	1	0	0						
Carlos May, L OBP: 0.444, SLG: 0.565 (1, 7)										3	1	1	0	1	0	2						
Jay Johnstone, L OBP: 0.310, SLG: 0.280 (1, 8)										3	1	0	0	1	1	1						
Mike Andrews, R OBP: 0.308, SLG: 0.311 (1, 4)										3	2	1	0	1	0	0						
Ed Herrmann, L OBP: 0.250, SLG: 0.333 (1, 2)										3	1	1	4	1	1	1						
Tom Bradley, R OBP: 0.091, SLG: 0.091 (1, 1)										3	0	0	0	0	1	2						
Terry Forster, L (6, 1)										1	0	0	0	0	0	0						
<b>Inning Stats</b>	R: 0 E: 0 K: 0 S: 3	H: 1 LOB: 0 BB: 0 P: 3	R: 0 E: 0 K: 0 S: 3	H: 0 LOB: 0 BB: 0 P: 3	R: 0 E: 0 K: 1 S: 6	H: 1 LOB: 2 BB: 1 P: 10	R: 0 E: 0 K: 2 S: 8	H: 1 LOB: 1 BB: 0 P: 8	R: 1 E: 0 K: 2 S: 9	H: 2 LOB: 1 BB: 0 P: 9	R: 4 E: 0 K: 1 S: 6	H: 1 LOB: 0 BB: 3 P: 18	R: 0 E: 0 K: 1 S: 6	H: 1 LOB: 2 BB: 1 P: 10	R: 0 E: 0 K: 0 S: 3	H: 0 LOB: 0 BB: 0 P: 3	R: 1 E: 0 K: 0 S: 4	H: 1 LOB: 0 BB: 0 P: 4	1B: 4 2B: 2 3B: 0 HR: 2	SF: 0 SAC: 0 DP: 1 HBP: 0	WP: 0 PB: 0 SB: 3 CS: 0	PA: 39
<b>PITCHER</b>	IP WLS BF H R ER SO BB IBB HBP BLK WP HR S P ERA WHIP																					
Joe Coleman, R ERA: 3.0 (1, 1)	6.2 L 31 7 5 5 7 5 0 0 0 0 0 1 40 60 6.75 1.800																					
Ron Perranoski, L ERA: (7, 1)	0.1 1 0 0 0 0 0 0 0 0 0 0 0 1 1 0.00 0.000																					
Fred Scherman, L ERA: (8, 1)	1.0 3 0 0 0 0 0 0 0 0 0 0 0 3 3 0.00 0.000																					
Mike Kikenny, L ERA: 9.0 (9, 1)	1.0 4 1 1 1 0 0 0 0 0 0 0 1 4 4 9.00 1.000																					

Chicago White Sox @ Detroit Tigers  
Tiger Stadium, Detroit, MI  
Sun Apr 30 1972, 4:33 AM EDT  
Att: 19,008 - Unknown

AB 34  
R 6  
H 8  
RBI 6  
BB 5  
SO 7  
LOB 10

Batter	1	2	3	4	5	6	7	8	9	AB	R	H	RBI	BB	SO	LOB	BOTTOM			
Dick McAuliffe, L OBP: 0.417, SLG: 0.269 (1, 4)										2	0	1	0	1	0	1				
Tony Taylor, R OBP: 0.375, SLG: 0.571 (7, PH)										4	0	1	1	0	1	2				
Aurelio Rodriguez, R OBP: 0.300, SLG: 0.277 (1, 5)										3	0	1	0	0	1	1				
Gates Brown, L OBP: 0.254, SLG: 0.500 (1, 7)										2	0	1	0	0	0	1				
Al Kaline, R OBP: 0.226, SLG: 0.179 (7, PH)										2	0	1	0	0	0	1				
Bill Freehan, R OBP: 0.429, SLG: 0.553 (1, 2)										4	1	1	0	1	0	2				
Norm Cash, L OBP: 0.500, SLG: 0.765 (1, 3)										2	1	1	1	0	1	1				
Mickey Stanley, R OBP: 0.400, SLG: 0.600 (8, PH)										1	0	0	0	0	0	1				
Willie Horton, R OBP: 0.342, SLG: 0.485 (1, 9)										3	0	0	0	1	0	3				
Jim Northrup, L OBP: 0.257, SLG: 0.188 (1, 8)										3	0	1	1	0	0	2				
Ike Brown, R (8, PH)										1	0	0	0	0	1	2				
Ed Brinkman, R OBP: 0.390, SLG: 0.553 (1, 6)										3	1	1	0	1	0	1				
Joe Coleman, R OBP: 0.250, SLG: 0.250 (7, 1)										2	0	1	0	0	1	1				
Ron Perranoski, L (7, PH)										0	0	0	0	0	0	0				
Paul Jata, R OBP: 0.200, SLG: 0.200 (7, PH)										1	0	0	0	0	1	0				
Fred Scherman, L (8, 1)										0	0	0	0	0	0	0				
Dalton Jones, L (8, PH)										1	0	0	0	0	0	3				
Mike Kikenny, R (9, 1)										0	0	0	0	0	0	0				
<b>Inning Stats</b>	R: 0 E: 0 K: 0 S: 3	H: 1 LOB: 1 BB: 1 P: 7	R: 1 E: 0 K: 0 S: 4	H: 1 LOB: 0 BB: 0 P: 4	R: 0 E: 0 K: 1 S: 5	H: 1 LOB: 0 BB: 0 P: 5	R: 0 E: 0 K: 1 S: 6	H: 1 LOB: 2 BB: 1 P: 10	R: 1 E: 0 K: 0 S: 4	H: 1 LOB: 1 BB: 1 P: 8	R: 0 E: 0 K: 1 S: 6	H: 1 LOB: 1 BB: 0 P: 6	R: 0 E: 2 K: 1 S: 7	H: 0 LOB: 3 BB: 1 P: 11	R: 0 E: 0 K: 0 S: 4	H: 1 LOB: 1 BB: 0 P: 4	1B: 7 2B: 1 3B: 0 HR: 1	SF: 0 SAC: 2 DP: 0 HBP: 0	WP: 1 PB: 0 SB: 0 CS: 1	PA: 40
<b>PITCHER</b>	IP WLS BF H R ER SO BB IBB HBP BLK WP HR S P ERA WHIP																			
Tom Bradley, R ERA: 3.91 (1, 1)	5.0 W 22 6 3 3 4 3 0 0 0 0 1 1 27 39 5.40 1.800																			
Terry Forster, L ERA: 0.95 (6, 1)	4.0 S 18 3 0 0 2 1 0 0 0 0 0 0 21 25 0.00 1.000																			

Chicago White Sox @ Detroit Tigers  
Tiger Stadium, Detroit, MI  
Sun Apr 30 1972, 4:33 AM EDT  
Att: 19,008 - Unknown

AB 34  
R 3  
H 9  
RBI 3  
BB 4  
SO 6  
LOB 21



Batter	1	2	3	4	5	6	7	8	9	AB	R	H	RBI	BB	SO	LOB	TOP		
Paul Schaaf, R (1, 5) OBP: 0.303, SLG: 0.250	0-0 4-3	0-3 K			0-0 4-3			0-0 E 1B		4	1	1	0	0	1	1			
Cookie Rojas, R (1, 4) OBP: 0.281, SLG: 0.328	0-0 1-3		0-3 K		0-0 L7			0-0 E1 SF7 1-H		4	1	0	0	0	1	0			
Amos Otis, R (1, 8) OBP: 0.250, SLG: 0.264	0-3 K		0-0 5-3		0-0 4-3			0-0 SF7		3	0	0	1	0	1	0			
John Mayberry, L (1, 3) OBP: 0.323, SLG: 0.339		4-0 1B 2B BB	0-3 K		0-0 F7			0-0 F7 3-H		3	1	0	0	1	1	0			
Lou Piniella, R (1, 7) OBP: 0.397, SLG: 0.491		0-0 2B FC1 1B 1-2			0-0 F8			0-0 FC6-4 1B		4	2	3	1	0	0	0			
Bob Oliver, R (1, 9) OBP: 0.295, SLG: 0.390		0-0 FC1 G6-3 2B 1-3 2-H		0-3 K			0-0 FC6-4 S 1-2		4	1	1	1	0	1	1				
Ron Hansen, R (1, 6) OBP: 0.167, SLG: 0.167		0-0 FC1 G6-3 BB 2-3 3-H		0-0 4-3			0-3 K 1-2		4	0	1	1	0	1	2				
Jerry May, R (1, 2) OBP: 0.362, SLG: 0.325		4-0 G6-3 BB 1-2			0-0 P3			0-0 5-3		3	0	0	0	1	0	2			
Bruce Dal Canton, R (1, 1) Jim Rooker, R (5, 1)		0-0 G6-3 1-2 2-3 3-H			0-3 K			0-0 F4		2	0	0	0	0	1	2			
<b>Inning Stats</b>	R: 0 E: 0 K: 1 S: 5	H: 0 LOB: 0 BB: 0 P: 5	R: 3 E: 0 K: 1 S: 7	H: 2 LOB: 1 BB: 2 P: 15	R: 0 E: 0 K: 2 S: 7	H: 0 LOB: 0 BB: 0 P: 7	R: 0 E: 0 K: 1 S: 5	H: 0 LOB: 0 BB: 0 P: 5	R: 0 E: 0 K: 0 S: 3	H: 0 LOB: 0 BB: 0 P: 3	R: 0 E: 0 K: 1 S: 6	H: 1 LOB: 1 BB: 0 P: 6	R: 2 E: 1 K: 0 S: 5	H: 1 LOB: 0 BB: 0 P: 5	R: 1 E: 0 K: 0 S: 4	H: 2 LOB: 0 BB: 0 P: 4	1B: 4 2B: 2 3B: 0 HR: 1	SF: 1 SAC: 0 DP: 2 HBP: 0	WP: 0 PA: 35 PB: 0 SB: 1 CS: 0
<b>PITCHER</b>	IP WLS BF H R ER SO BB IBB HBP BLK WP HR S P ERA WHIP	IP WLS BF H R ER SO BB IBB HBP BLK WP HR S P ERA WHIP																	
Tom Timmermann, R (1, 1) ERA: 1.88	8.0 L 32 5 6 4 7	1.0 3 1 0 0 0																	
Chuck Seelbach, R ERA:																			

Kansas City Royals @ Detroit Tigers  
Tiger Stadium, Detroit, MI  
Tue May 02 1972, 7:05 PM EDT  
Att: 9,874 - Unknown

AB	32
R	6
H	6
RBI	4
BB	2
SO	7
LOB	8



Batter	1	2	3	4	5	6	7	8	9	AB	R	H	RBI	BB	SO	LOB	BOTTOM				
Dick McAuliffe, L (1, 4) OBP: 0.390, SLG: 0.258	0-0 6-3 1B		0-0 L9		0-0 F9			0-3 K		5	0	1	0	0	1	2					
Aurelio Rodriguez, R (1, 5) OBP: 0.316, SLG: 0.204	0-0 6-3 1-2			0-0 FC4-6 1B	0-0 1B			0-0 5-3		4	0	2	0	0	0	1					
Gates Brown, L (1, 7) OBP: 0.458, SLG: 0.429	0-0 L8			0-0 FC4-6 2B HR 1-2	0-0 F8			0-0 BB 1B		3	1	0	0	0	0	4					
Al Kaline, R (6, PH) OBP: 0.250, SLG: 0.207 (9, 9)								0-0 BB 1B		1	0	1	0	0	0	0					
Bill Freehan, R (1, 2) OBP: 0.435, SLG: 0.561	0-0 F7			0-0 HR 2B 1-3				0-0 F7		3	1	1	0	1	0	1					
Norm Cash, L (1, 3) OBP: 0.477, SLG: 0.789		0-0 L9		0-0 HR 2-H 3-H				0-0 F6		4	1	1	3	0	0	2					
Willie Horton, R (1, 9) OBP: 0.310, SLG: 0.432 (9, 7)		0-0 F4		0-0 6-3				0-0 F7		4	0	0	0	0	0	2					
Jim Northrup, L (1, 8) OBP: 0.237, SLG: 0.171		0-0 F8		0-0 4-3				0-0 5-3		3	0	0	0	0	0	1					
Paul Jata, R (9, PH) OBP: 0.167, SLG: 0.167									0-0 6-3	1	0	0	0	0	0	0					
Ed Brinkman, R (1, 6) OBP: 0.378, SLG: 0.524			0-0 6-3		0-0 1B 1B			0-0 F8		4	0	1	0	0	0	0					
Tom Timmermann, R (1, 1) OBP: 0.111, SLG: 0.111			0-0 L8		0-0 L8			0-3 K		3	0	0	0	0	1	1					
Chuck Seelbach, R (9, 1) Mickey Stanley, R (9, PH) OBP: 0.438, SLG: 0.625									0-0 1B	0	0	0	0	0	0	0					
<b>Inning Stats</b>	R: 0 E: 0 K: 0 S: 4	H: 1 LOB: 1 BB: 0 P: 4	R: 0 E: 0 K: 0 S: 3	H: 0 LOB: 0 BB: 0 P: 3	R: 0 E: 0 K: 0 S: 3	H: 0 LOB: 0 BB: 0 P: 3	R: 3 E: 0 K: 0 S: 6	H: 3 LOB: 0 BB: 0 P: 6	R: 0 E: 0 K: 0 S: 5	H: 2 LOB: 2 BB: 0 P: 5	R: 0 E: 1 K: 0 S: 4	H: 0 LOB: 1 BB: 0 P: 4	R: 0 E: 0 K: 2 S: 7	H: 0 LOB: 0 BB: 0 P: 7	R: 0 E: 0 K: 0 S: 4	H: 1 LOB: 2 BB: 1 P: 8	R: 0 E: 0 K: 0 S: 4	H: 1 LOB: 1 BB: 0 P: 4	1B: 6 2B: 1 3B: 0 HR: 1	SF: 0 SAC: 0 DP: 0 HBP: 0	WP: 0 PA: 37 PB: 0 SB: 0 CS: 0
<b>PITCHER</b>	IP WLS BF H R ER SO BB IBB HBP BLK WP HR S P ERA WHIP	IP WLS BF H R ER SO BB IBB HBP BLK WP HR S P ERA WHIP																			
Bruce Dal Canton, R (1, 1) ERA: 3.32	4.1 18 3 3 0	4.2 W 19 3 0 0 2																			
Jim Rooker, L ERA:																					

Kansas City Royals @ Detroit Tigers  
Tiger Stadium, Detroit, MI  
Tue May 02 1972, 7:05 PM EDT  
Att: 9,874 - Unknown

AB	36
R	3
H	8
RBI	3
BB	1
SO	2
LOB	14






Batter	1	2	3	4	5	6	7	8	9	AB	R	H	RBI	BB	SO	LOB	TOP			
<b>Paul Schaaf, R</b> OBP: 0.282, SLG: 0.230 (1, 5)	F4	F7			F5		6-3		G6-4-3	5	0	0	0	0	0	4				
<b>Cookie Rojas, R</b> OBP: 0.294, SLG: 0.338 (1, 4)	1B		5-3		FC5-4			6-3		4	1	2	0	0	0	0				
<b>Amos Otis, R</b> OBP: 0.267, SLG: 0.281 (1, 8)	1B		6-3		FC5-4			3-1	1B	4	0	2	0	0	0	1				
<b>Lou Piniella, R</b> OBP: 0.403, SLG: 0.492 (1, 7)	F4		F4			L6-3		3-1	1B	4	0	2	0	0	0	2				
<b>John Mayberry, L</b> OBP: 0.318, SLG: 0.333 (1, 3)	1B			K		L6-3		3-1		4	0	1	1	0	1	3				
<b>Bob Oliver, R</b> OBP: 0.292, SLG: 0.381 (1, 9)	L5			FC5-4		F2			K	4	0	1	0	0	1	4				
<b>Ron Hansen, R</b> OBP: 0.100, SLG: 0.100 (1, 6)		L5		F4			6-3		5-3	4	0	0	0	0	0	1				
<b>Jerry May, R</b> OBP: 0.367, SLG: 0.317 (7, PH)				FC5-4						1	0	0	0	1	0	1				
<b>Bobby Knoop, R</b> OBP: 1.000, SLG: 1.000 (7, 2)							WP		1B	1	0	1	0	0	0	0				
<b>Ed Kirkpatrick, L</b> OBP: 0.385, SLG: 0.273 (7, 2)									BB	0	0	0	0	1	0	0				
<b>Paul Spittorf, L</b> OBP: 0.111, SLG: 0.111 (7, PH)										2	0	0	0	0	1	1				
<b>Richie Scheinblum, S</b> OBP: 0.157, SLG: 0.167 (7, 1)										1	0	0	0	0	0	1				
<b>Monty Montgomery, R</b> OBP: 0.333, SLG: 0.200 (9, PH)		P3								0	0	0	0	0	0	0				
<b>Gail Hopkins, L</b> OBP: 0.500, SLG: 0.333 (9, PH)										1	0	1	0	0	0	0				
<b>Inning Stats</b>	R: 1 E: 0 K: 0 S: 6	H: 3 LOB: 2 BB: 0 P: 6	R: 0 E: 0 K: 0 S: 3	H: 0 LOB: 1 BB: 1 P: 7	R: 0 E: 0 K: 1 S: 3	H: 0 LOB: 0 BB: 0 P: 3	R: 0 E: 0 K: 1 S: 6	H: 1 LOB: 1 BB: 0 P: 6	R: 0 E: 0 K: 0 S: 3	H: 1 LOB: 1 BB: 0 P: 3	R: 0 E: 0 K: 0 S: 4	H: 1 LOB: 1 BB: 0 P: 4	R: 0 E: 0 K: 1 S: 7	H: 2 LOB: 2 BB: 0 P: 7	R: 0 E: 0 K: 0 S: 3	H: 1 LOB: 1 BB: 1 P: 7	1B: 10 2B: 1 3B: 0 HR: 0	SF: 0 SAC: 0 DP: 2 HBP: 0	WP: 1 PB: 0 SB: 0 CS: 0	PA: 37
<b>PITCHER</b> <b>Mickey Lolich, L</b> ERA: 2.08 (1, 1)	IP: 9.0 WLS: W BF: 37 H: 10 R: 1 ER: 1 SO: 3 BB: 2 IBB: 0 HBP: 0 BLK: 0 WP: 1 HR: 0 S: 41 P: 49 ERA: 1.00 WHIP: 1.333															<b>PITCHER</b>				

**Kansas City Royals @ Detroit Tigers**  
Tiger Stadium, Detroit, MI  
Wed May 03 1972, 4:33 AM EDT  
Alt. 9,380 - Unknown - 56 F


**AB 35**  
**R 1**  
**H 10**  
**RBI 1**  
**BB 2**  
**SO 3**  
**LOB 18**



Batter	1	2	3	4	5	6	7	8	9	AB	R	H	RBI	BB	SO	LOB	BOTTOM			
<b>Tony Taylor, R</b> OBP: 0.300, SLG: 0.444 (1, 4)	6-3			F9		F7		F9		4	0	0	0	0	0	0				
<b>Aurelio Rodriguez, R</b> OBP: 0.345, SLG: 0.327 (1, 5)				2B		3B		K		4	2	3	0	0	1	0				
<b>Al Kaline, R</b> OBP: 0.278, SLG: 0.364 (1, 9)	L5-4-3			L8		HR		1B	3B	4	2	2	1	0	0	2				
<b>Bill Freehan, R</b> OBP: 0.440, SLG: 0.578 (1, 2)		F8				6-3				4	0	2	2	0	0	1				
<b>Willie Horton, R</b> OBP: 0.304, SLG: 0.488 (1, 7)		L8		F8				1B		4	1	1	2	0	0	2				
<b>Norm Cash, L</b> OBP: 0.447, SLG: 0.732 (1, 3)						HR		1-3		3	0	0	0	0	0	0				
<b>Mickey Stanley, R</b> OBP: 0.421, SLG: 0.737 (1, 8)			K					F9		3	1	1	1	0	1	0				
<b>Ed Brinkman, R</b> OBP: 0.354, SLG: 0.489 (1, 6)				4-3		HR		F8		3	0	0	0	0	0	0				
<b>Mickey Lolich, S</b> (1, 1)				1-3				L9		3	0	0	0	0	0	0				
<b>Inning Stats</b>	R: 0 E: 0 K: 0 S: 3	H: 1 LOB: 0 BB: 0 P: 3	R: 0 E: 0 K: 0 S: 3	H: 0 LOB: 0 BB: 0 P: 3	R: 0 E: 0 K: 1 S: 5	H: 0 LOB: 0 BB: 0 P: 5	R: 1 E: 0 K: 0 S: 5	H: 2 LOB: 1 BB: 0 P: 5	R: 1 E: 0 K: 0 S: 4	H: 1 LOB: 0 BB: 0 P: 4	R: 3 E: 0 K: 0 S: 6	H: 3 LOB: 0 BB: 0 P: 6	R: 0 E: 0 K: 0 S: 3	H: 0 LOB: 0 BB: 0 P: 3	R: 1 E: 0 K: 1 S: 7	H: 2 LOB: 1 BB: 0 P: 7	1B: 4 2B: 1 3B: 2 HR: 2	SF: 0 SAC: 0 DP: 1 HBP: 0	WP: 0 PB: 0 SB: 0 CS: 0	PA: 32
<b>PITCHER</b> <b>Paul Spittorf, L</b> ERA: 1.99 <b>Monty Montgomery, R</b> ERA: 3.38 (1, 1)	IP: 6.0 WLS: L BF: 24 H: 7 R: 5 ER: 5 SO: 1 BB: 0 IBB: 0 HBP: 0 BLK: 0 WP: 0 HR: 2 S: 26 P: 26 ERA: 7.50 WHIP: 1.167															<b>PITCHER</b>				

**Kansas City Royals @ Detroit Tigers**  
Tiger Stadium, Detroit, MI  
Wed May 03 1972, 4:33 AM EDT  
Alt. 9,380 - Unknown - 56 F

**AB 32**  
**R 6**  
**H 9**  
**RBI 6**  
**BB 0**  
**SO 2**  
**LOB 5**





Batter	1	2	3	4	5	6	7	8	9	AB	R	H	RBI	BB	SO	LOB	TOP										
<b>Elliott Maddox, R</b> OBP: 0.354, SLG: 0.211 (1, 8)	6-3		K	K			5-3	K		5	0	0	0	0	3	6											
<b>Davey Nelson, R</b> OBP: 0.371, SLG: 0.339 (1, 5)	K		E5 1B				F8 1B		K	5	0	2	0	0	3	0											
<b>Don Mincher, L</b> OBP: 0.333, SLG: 0.279 (1, 3)			K							4	0	0	0	1	2	3											
<b>Toby Harrah, R</b> OBP: 0.327, SLG: 0.293 (9, PR)					1-3					0	0	0	0	0	0	0											
<b>Larry Bittner, L</b> OBP: 0.200, SLG: 0.152 (9, 7)									FC4-6 BB	0	0	0	0	0	0	0											
<b>Frank Howard, R</b> OBP: 0.367, SLG: 0.431 (1, 7)		K							FC4-6 FC6-4	3	1	1	0	2	1	1											
<b>Hal King, L</b> OBP: 0.429, SLG: 0.179 (1, 2)										2	0	0	0	0	0	1											
<b>Dick Billings, R</b> OBP: 0.296, SLG: 0.208 (7, PH)	1-3			E4 BB SH1-4					FC6-4	2	0	0	0	0	0	3											
<b>Ted Ford, R</b> OBP: 0.455, SLG: 1.000 (1, 9)										2	0	0	0	0	0	3											
<b>Lenny Randle, S</b> OBP: 0.282, SLG: 0.303 (1, 4)										3	1	1	1	0	1	2											
<b>Ted Kubiak, S</b> (1, 6)										3	0	0	0	1	1	2											
<b>Bill Gogolewski, L</b> OBP: 0.333, SLG: 0.200 (1, 1)										2	0	0	0	2	0	0											
<b>Mike Paul, L</b> (8, 1)										0	0	0	0	0	0	0											
<b>Horacio Pina, R</b> (8, 1)										0	0	0	0	0	0	0											
<b>Inning Stats</b>	R: 0 E: 0 K: 2 S: 7	H: 0 LOB: 0 BB: 0 P: 7	R: 1 E: 0 K: 2 S: 8	H: 1 LOB: 0 BB: 0 P: 8	R: 0 E: 1 K: 2 S: 9	H: 2 LOB: 2 BB: 0 P: 9	R: 1 E: 1 K: 1 S: 6	H: 0 LOB: 3 BB: 3 P: 18	R: 0 E: 0 K: 2 S: 8	H: 1 LOB: 2 BB: 0 P: 9	R: 0 E: 0 K: 0 S: 3	H: 0 LOB: 0 BB: 0 P: 3	R: 0 E: 0 K: 0 S: 4	H: 1 LOB: 2 BB: 1 P: 8	R: 0 E: 0 K: 2 S: 7	H: 0 LOB: 2 BB: 2 P: 15	R: 0 E: 0 K: 1 S: 5	H: 0 LOB: 1 BB: 1 P: 9	1B: 4 2B: 0 3B: 0 HR: 1	SF: 0 SAC: 1 DP: 0 HBP: 1	WP: 0 PB: 0 SB: 1 CS: 0	PA: 41					
<b>PITCHER</b>	IP	WLS	BF	H	R	ER	SO	BB	IBB	HBP	BLK	WP	HR	S	P	ERA	WHIP										
<b>Joe Coleman, R</b> ERA: 2.7 (1, 1)	6.2	L	31	5	2	1	9	2	2	1	0	0	1	44	61	1.35	1.050										
<b>Fred Scherman, L</b> ERA: (7, 1)	1.1		6	0	0	0	2	2	0	0	0	0	0	8	16	0.00	1.500										
<b>Chuck Seelbach, R</b> ERA: (9, 1)	1.0		4	0	0	0	1	1	0	0	0	0	0	5	9	0.00	1.000										

Texas Rangers @ Detroit Tigers  
Tiger Stadium, Detroit, MI  
Fri May 05 1972, 7:05 PM EDT  
Att: 15,115 - Unknown

AB	32
R	2
H	5
RBI	2
BB	7
SO	12
LOB	20



Batter	1	2	3	4	5	6	7	8	9	AB	R	H	RBI	BB	SO	LOB	BOTTOM										
<b>Dick McAuliffe, L</b> OBP: 0.356, SLG: 0.229 (1, 4)	F7		K					P4		4	0	0	0	0	1	2											
<b>Aurelio Rodriguez, R</b> OBP: 0.356, SLG: 0.339 (1, 5)								L3		4	1	2	0	0	0	2											
<b>Al Kaline, R</b> OBP: 0.300, SLG: 0.361 (1, 9)								L3		3	0	1	0	1	0	1											
<b>Bill Freehan, R</b> OBP: 0.426, SLG: 0.551 (1, 2)								L4		3	0	1	0	1	0	1											
<b>Norm Cash, L</b> OBP: 0.412, SLG: 0.667 (1, 3)								F7		4	0	1	1	0	1	2											
<b>Willie Horton, R</b> OBP: 0.280, SLG: 0.444 (1, 7)								F8		4	0	0	0	0	1	3											
<b>Jim Northrup, L</b> OBP: 0.220, SLG: 0.158 (1, 8)								F8		4	0	0	0	0	1	3											
<b>Ed Brinkman, R</b> OBP: 0.353, SLG: 0.479 (1, 6)								F9		3	0	0	0	0	0	2											
<b>Joe Coleman, R</b> OBP: 0.200, SLG: 0.200 (1, 1)								4-3		3	0	1	0	0	0	0											
<b>Fred Scherman, L</b> (7, 1)								4-3		3	0	1	0	0	0	0											
<b>Gates Brown, L</b> OBP: 0.458, SLG: 0.429 (8, PH)								F9		3	0	1	0	0	0	0											
<b>Tony Taylor, R</b> OBP: 0.333, SLG: 0.474 (8, PH)								5-3		3	0	1	0	0	0	0											
<b>Chuck Seelbach, R</b> (9, 1)								6-3		2	0	0	0	0	0	0											
<b>Inning Stats</b>	R: 0 E: 0 K: 0 S: 4	H: 1 LOB: 1 BB: 0 P: 4	R: 0 E: 0 K: 0 S: 3	H: 0 LOB: 0 BB: 0 P: 3	R: 0 E: 0 K: 1 S: 5	H: 0 LOB: 0 BB: 0 P: 5	R: 1 E: 0 K: 0 S: 6	H: 3 LOB: 2 BB: 0 P: 6	R: 0 E: 0 K: 1 S: 5	H: 0 LOB: 0 BB: 0 P: 5	R: 0 E: 0 K: 1 S: 5	H: 0 LOB: 0 BB: 0 P: 5	R: 0 E: 0 K: 0 S: 4	H: 2 LOB: 1 BB: 0 P: 4	R: 0 E: 0 K: 1 S: 5	H: 0 LOB: 1 BB: 1 P: 9	1B: 6 2B: 1 3B: 0 HR: 0	SF: 0 SAC: 0 DP: 1 HBP: 0	WP: 0 PB: 0 SB: 0 CS: 0	PA: 33							
<b>PITCHER</b>	IP	WLS	BF	H	R	ER	SO	BB	IBB	HBP	BLK	WP	HR	S	P	ERA	WHIP										
<b>Bill Gogolewski, R</b> ERA: 5.5 (1, 1)	7.0	W	26	5	1	1	4	0	0	0	0	0	0	34	34	1.29	0.714										
<b>Mike Paul, L</b> ERA: 2.35 (8, 1)	0.1		2	1	0	0	0	0	0	0	0	0	0	2	2	0.00	3.000										
<b>Horacio Pina, R</b> ERA: 2.03 (8, 1)	1.2	S	5	0	0	0	1	1	0	0	0	0	0	6	10	0.00	0.600										

Texas Rangers @ Detroit Tigers  
Tiger Stadium, Detroit, MI  
Fri May 05 1972, 7:05 PM EDT  
Att: 15,115 - Unknown

AB	32
R	1
H	6
RBI	1
BB	1
SO	5
LOB	15





Batter	1	2	3	4	5	6	7	8	9	AB	R	H	RBI	BB	SO	LOB	TOP			
<b>Elliott Maddox, R</b> OBP: 0.346, SLG: 0.238 (1, 8)	0-0 6-3		0-0 F9			0-0 P4		0-0 2B		4	0	1	0	0	0	1				
<b>Davey Nelson, R</b> OBP: 0.351, SLG: 0.318 (1, 5)	0-0 P3		0-3 K			0-0 F9		0-0 6-3		4	0	0	0	0	1	2				
<b>Don Mincher, L</b> OBP: 0.328, SLG: 0.261 (1, 3)	0-0 L9			4-0 G4-6-3 BB			0-0 4-3		0-0 6-3	3	0	0	0	1	0	0				
<b>Hal King, L</b> OBP: 0.413, SLG: 0.281 (1, 2)		0-0 F7		0-0 F7			0-0 HR		0-3 K	4	1	1	1	0	1	1				
<b>Frank Howard, R</b> OBP: 0.359, SLG: 0.407 (1, 7)		0-0 F7		0-0 G4-6-3			4-0 WP BB		0-0 6-3	3	0	0	0	1	0	1				
<b>Ted Ford, R</b> OBP: 0.500, SLG: 0.909 (1, 9)					4-0 G4-6-3 BB		0-0 F3			2	0	1	0	1	0	1				
<b>Jim Driscoll, L</b> (1, 4)										2	0	0	0	0	0	2				
<b>Tom Grieve, R</b> OBP: 0.333, SLG: 0.294 (7, PH)										1	0	0	0	0	1	1				
<b>Toby Harrah, R</b> OBP: 0.327, SLG: 0.293 (7, 6)										0	0	0	0	0	0	0				
<b>Ted Kubiak, S</b> (1, 6)			0-0 F8						0-0 6-3	3	0	0	0	0	0	0				
<b>Rich Hand, R</b> OBP: 1.000, SLG: 1.000 (6, PH)										1	0	1	0	0	0	0				
<b>Larry Bittner, L</b> OBP: 0.194, SLG: 0.147 (6, 1)										1	0	0	0	0	0	0				
<b>Jim Panther, R</b> (7, 1)										0	0	0	0	0	0	0				
<b>Paul Lindblad, L</b> (7, 9)										0	0	0	0	0	0	0				
<b>Dick Billings, R</b> OBP: 0.286, SLG: 0.200 (7, 9)										1	0	0	0	0	0	0				
<b>Inning Stats</b>	R: 0 E: 0 K: 0 S: 3	H: 0 LOB: 0 BB: 0 P: 3	R: 0 E: 0 K: 0 S: 4	H: 1 LOB: 1 BB: 0 P: 4	R: 0 E: 0 K: 1 S: 6	H: 1 LOB: 1 BB: 0 P: 6	R: 0 E: 0 K: 0 S: 2	H: 0 LOB: 0 BB: 0 P: 6	R: 0 E: 0 K: 0 S: 3	H: 0 LOB: 0 BB: 0 P: 3	R: 1 E: 0 K: 1 S: 6	H: 1 LOB: 1 BB: 1 P: 10	R: 0 E: 0 K: 0 S: 4	H: 1 LOB: 1 BB: 0 P: 4	R: 0 E: 0 K: 1 S: 5	H: 0 LOB: 0 BB: 0 P: 5	1B: 2 2B: 1 3B: 0 HR: 1	SF: 0 SAC: 0 DP: 2 HBP: 0	WP: 1 PB: 0 SB: 0 CS: 0	PA: 32
<b>PITCHER</b>	IP	WLS	BF	H	R	ER	SO	BB	IBB	HBP	BLK	WP	HR	S	P	ERA	WHIP			
<b>Tom Timmermann, R</b> ERA: 1.76 (1, 1)	6.2	W	24	3	1	1	1	3	0	0	0	0	1	23	35	1.35	0.900			
<b>Fred Scherman, L</b> ERA: (7, 1)	2.1	S	8	1	0	0	2	0	0	0	0	1	0	12	12	0.00	0.429			

Texas Rangers @ Detroit Tigers  
Tiger Stadium, Detroit, MI  
Sat May 06 1972, 4:33 AM EDT  
Att: 11,710 - Unknown

AB 29  
R 1  
H 4  
RBI 1  
BB 3  
SO 3  
LOB 9



Batter	1	2	3	4	5	6	7	8	9	AB	R	H	RBI	BB	SO	LOB	BOTTOM			
<b>Jim Northrup, L</b> OBP: 0.200, SLG: 0.143 (1, 8)	0-3 K		0-0 F8			0-0 4-3		0-0 F2		4	0	0	0	0	1	1				
<b>Aurelio Rodriguez, R</b> OBP: 0.346, SLG: 0.333 (1, 5)	0-0 BB WP 1B		0-0 F7			0-0 6-3		0-0 F9		4	1	1	0	0	0	1				
<b>Gates Brown, L</b> OBP: 0.407, SLG: 0.375 (1, 7)	0-0 F8		0-3 K			0-3 K		0-0 1-2		3	0	0	0	0	2	1				
<b>Al Kaline, R</b> OBP: 0.317, SLG: 0.378 (7, PH)	1-2							1-2		1	0	1	0	0	0	0				
<b>Bill Freehan, R</b> OBP: 0.414, SLG: 0.519 (1, 2)	4-0 BB 1B BB		0-3 K			0-0 5-3		0-3 K		3	1	0	0	1	2	2				
<b>Norm Cash, L</b> OBP: 0.418, SLG: 0.638 (1, 3)	4-0 BB 1B BB		0-3 K			4-0 BB BB		0-0 F8		2	1	0	0	2	1	0				
<b>Willie Horton, R</b> OBP: 0.288, SLG: 0.447 (1, 9)	0-0 1B					0-0 4-3		0-0 F9		2	0	1	2	0	0	0				
<b>Mickey Stanley, R</b> OBP: 0.381, SLG: 0.667 (6, 8)	1-2 2H 3H							0-0 F9		2	0	0	0	0	0	1				
<b>Dick McAuliffe, L</b> OBP: 0.408, SLG: 0.270 (1, 4)	0-0 FC4 1B					0-0 FC6-4 1B		4-0 1-2 BB		2	1	2	1	2	0	0				
<b>Ed Brinkman, R</b> OBP: 0.345, SLG: 0.500 (1, 6)	0-0 FC4					0-0 FC6-4		0-0 F8		4	0	1	1	0	0	5				
<b>Tom Timmermann, R</b> OBP: 0.091, SLG: 0.091 (1, 1)						0-0 F8				2	0	0	0	0	0	1				
<b>Fred Scherman, L</b> OBP: 0.250, SLG: 0.250 (7, 1)								0-3 1B K		2	0	1	0	0	1	1				
<b>Inning Stats</b>	R: 3 E: 0 K: 1 S: 8	H: 3 LOB: 2 BB: 2 P: 16	R: 0 E: 0 K: 0 S: 3	H: 0 LOB: 0 BB: 0 P: 3	R: 0 E: 0 K: 3 S: 9	H: 0 LOB: 0 BB: 0 P: 9	R: 0 E: 0 K: 0 S: 4	H: 1 LOB: 1 BB: 0 P: 4	R: 0 E: 0 K: 1 S: 5	H: 0 LOB: 0 BB: 0 P: 5	R: 0 E: 0 K: 0 S: 3	H: 0 LOB: 2 BB: 2 P: 11	R: 0 E: 0 K: 1 S: 7	H: 2 LOB: 2 BB: 0 P: 7	R: 0 E: 0 K: 1 S: 6	H: 1 LOB: 1 BB: 1 P: 10	1B: 6 2B: 0 3B: 1 HR: 0	SF: 0 SAC: 0 DP: 0 HBP: 0	WP: 1 PB: 0 SB: 0 CS: 0	PA: 36
<b>PITCHER</b>	IP	WLS	BF	H	R	ER	SO	BB	IBB	HBP	BLK	WP	HR	S	P	ERA	WHIP			
<b>Rich Hand, R</b> ERA: 5.4 (1, 1)	5.0	L	21	4	3	3	5	2	0	0	0	0	0	29	37	5.40	1.200			
<b>Jim Panther, R</b> ERA: 12.96 (6, 1)	1.0		6	1	0	0	0	2	0	0	0	0	0	4	12	0.00	3.000			
<b>Paul Lindblad, L</b> ERA: 0.71 (7, 1)	2.0		9	2	1	1	2	1	0	0	0	0	0	12	16	4.50	1.500			

Texas Rangers @ Detroit Tigers  
Tiger Stadium, Detroit, MI  
Sat May 06 1972, 4:33 AM EDT  
Att: 11,710 - Unknown

AB 31  
R 4  
H 7  
RBI 4  
BB 5  
SO 7  
LOB 13





Batter	1	2	3	4	5	6	7	8	9	AB	R	H	RBI	BB	SO	LOB	TOP					
Lenny Randle, S OBP: 0.289, SLG: 0.310 (1,4)	F8		1B		1B		F7		3-1	5	0	2	3	0	0	2						
Davey Nelson, R OBP: 0.354, SLG: 0.314 (1,5)	6-3		K		F8		BB		1B	4	0	1	1	1	1	2						
Frank Howard, R OBP: 0.362, SLG: 0.397 (1,3)	K		5-3		K		BB		1B	4	0	1	0	1	2	1						
Dick Billings, R OBP: 0.313, SLG: 0.241 Jim Shellenback, L (7,1) Ted Kubiak, S (9,PH)	CS		1B		6-3		FC5-4		F7	4	0	2	0	0	0	3						
Ted Ford, R OBP: 0.389, SLG: 0.667 (1,9)	K		1-2		F8		F3		F7	4	0	0	0	0	1	2						
Tom Griewe, R OBP: 0.273, SLG: 0.238 (1,7)	K		K		K		FC5-4		L6	4	0	0	0	0	2	1						
Elliott Maddox, R OBP: 0.375, SLG: 0.283 (1,8)			SH1-4		L9		1B		1B	4	2	3	0	0	0	0						
Toby Harrah, R OBP: 0.327, SLG: 0.295 (1,6)			SH		SH		1B		F8	3	2	1	0	0	0	2						
Dick Bosman, R Mike Paul, L Casey Cox, R Ken Suarez, R (7,PH)	SH1-4		SH2-4		SH2-4		BB		1B	0	0	0	0	0	0	0						
Inning Stats	R: 0 E: 0 K: 1 S: 5	H: 0 LOB: 0 BB: 0 P: 5	R: 0 E: 0 K: 2 S: 7	H: 1 LOB: 0 BB: 0 P: 7	R: 2 E: 1 K: 1 S: 8	H: 2 LOB: 1 BB: 0 P: 8	R: 0 E: 0 K: 1 S: 5	H: 0 LOB: 0 BB: 0 P: 5	R: 1 E: 0 K: 0 S: 5	H: 2 LOB: 1 BB: 0 P: 5	R: 0 E: 0 K: 1 S: 6	H: 1 LOB: 1 BB: 0 P: 6	R: 1 E: 0 K: 0 S: 6	H: 3 LOB: 3 BB: 1 P: 10	R: 0 E: 0 K: 0 S: 4	H: 1 LOB: 1 BB: 0 P: 4	R: 0 E: 0 K: 1 S: 6	H: 1 LOB: 2 BB: 1 P: 10	1B: 11 2B: 0 3B: 0 HR: 0	SF: 0 SAC: 3 DP: 0 HBP: 0	WP: 0 PB: 0 SB: 0 CS: 1	PA: 40
PITCHER Mickey Lolich, L ERA: 2.24 (1,1)	IP: 9.0 WLS: W BF: 40 H: 11 R: 4 ER: 3 SO: 7 BB: 2 IBB: 0 HBP: 0 BLK: 0 WP: 0 HR: 0 S: 52 P: 60 ERA: 3.00 WHIP: 1.444															PITCHER						

Texas Rangers @ Detroit Tigers  
Tiger Stadium, Detroit, MI  
Sun May 07 1972, 4:33 AM EDT  
Att: 9,855 - Unknown

AB	35
R	4
H	11
RBI	4
BB	2
SO	7
LOB	15



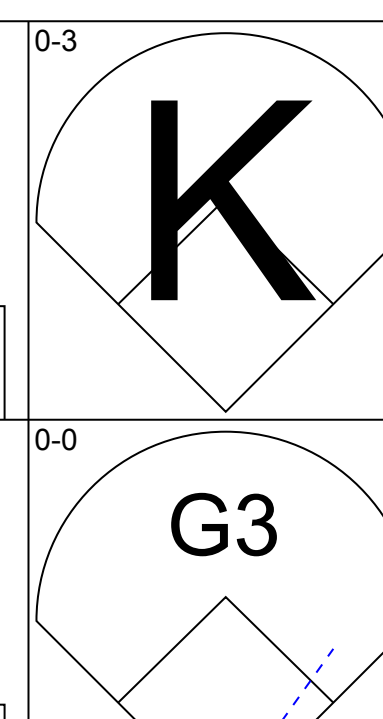
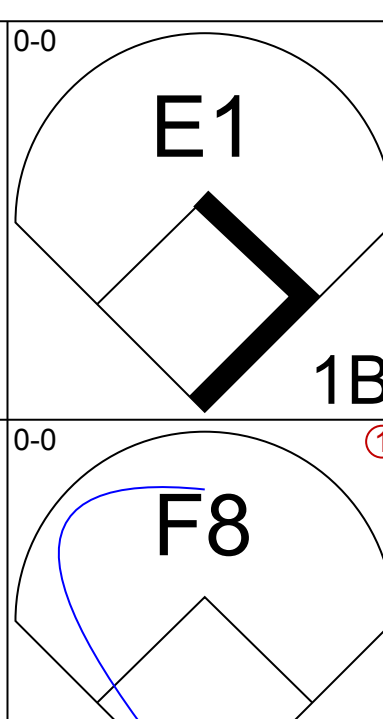
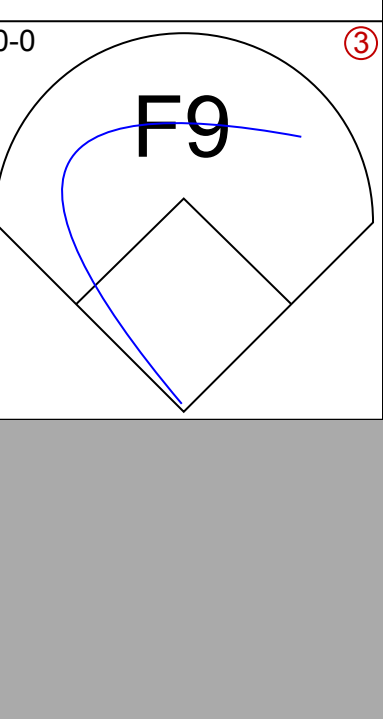
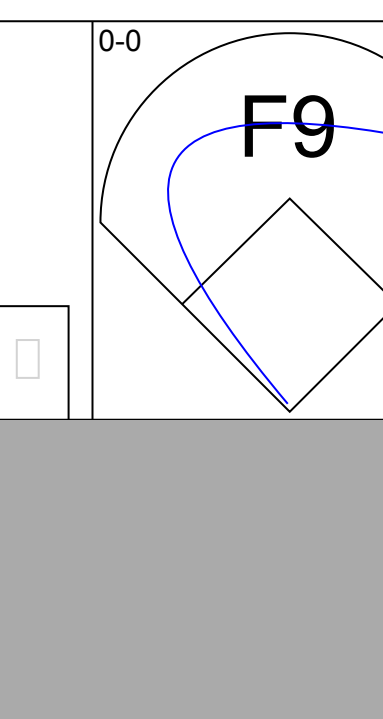
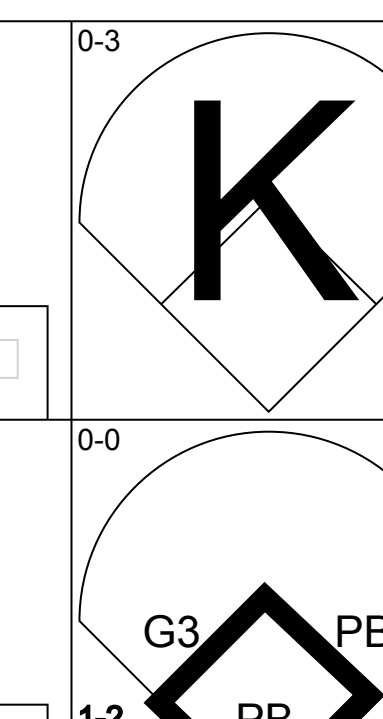
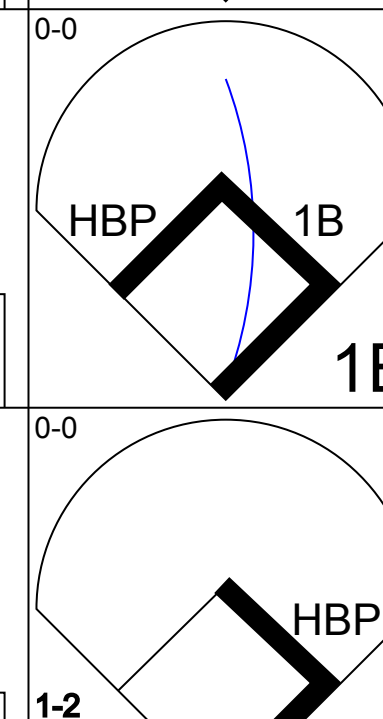
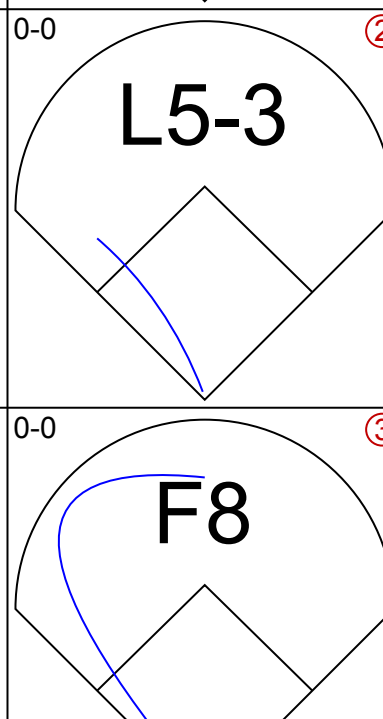
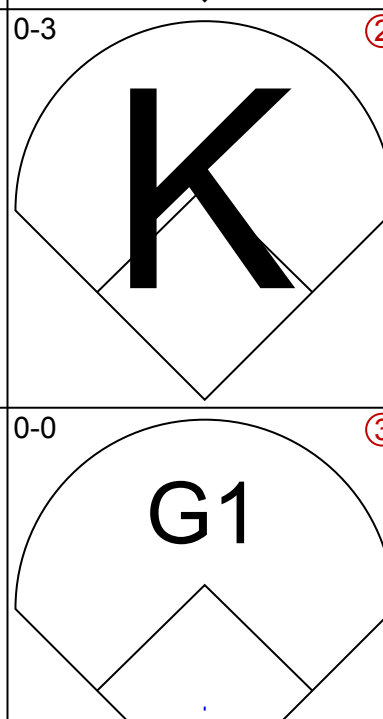
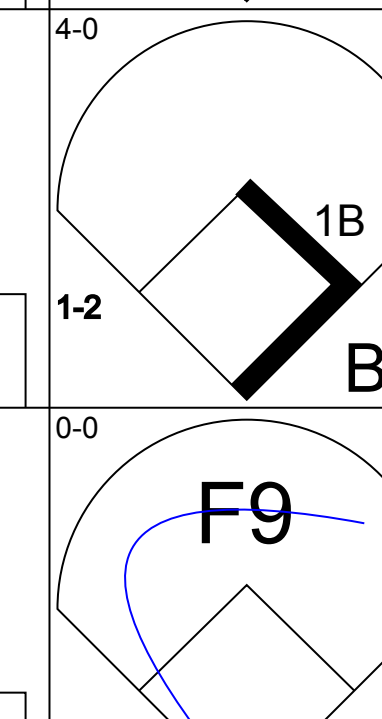
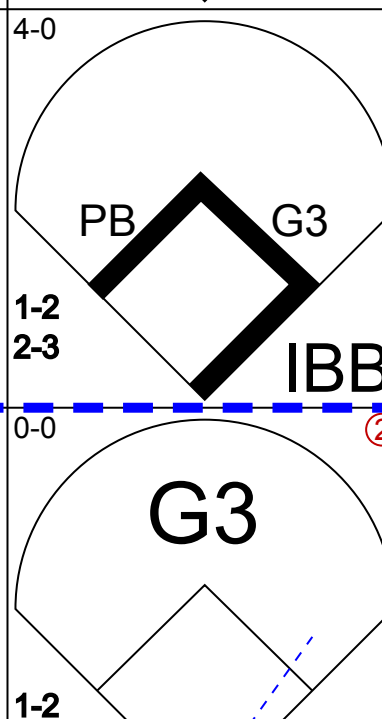
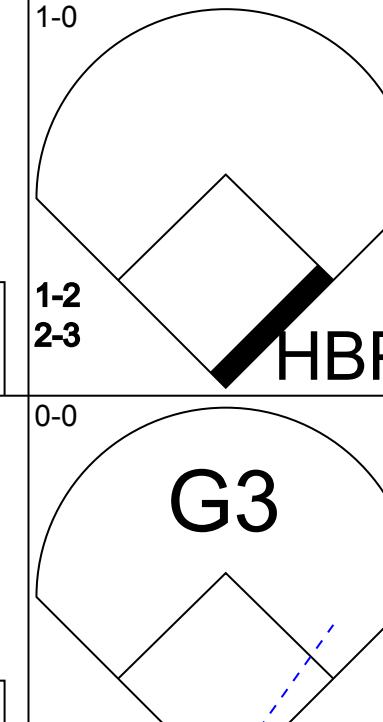


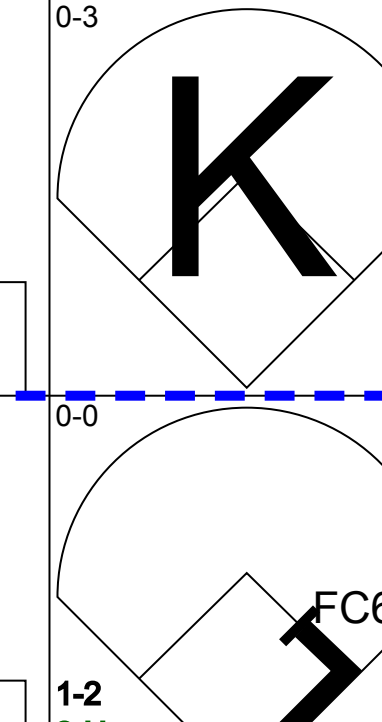
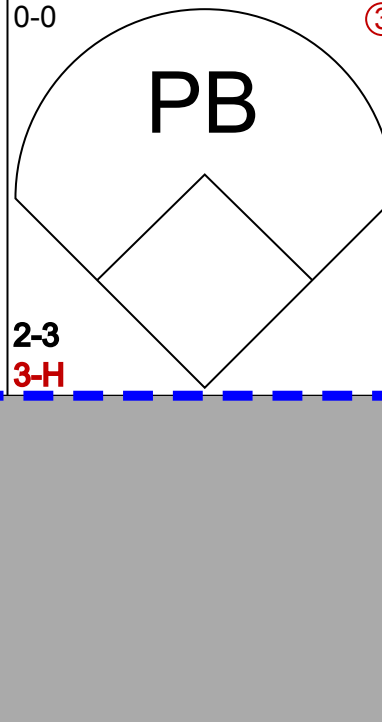



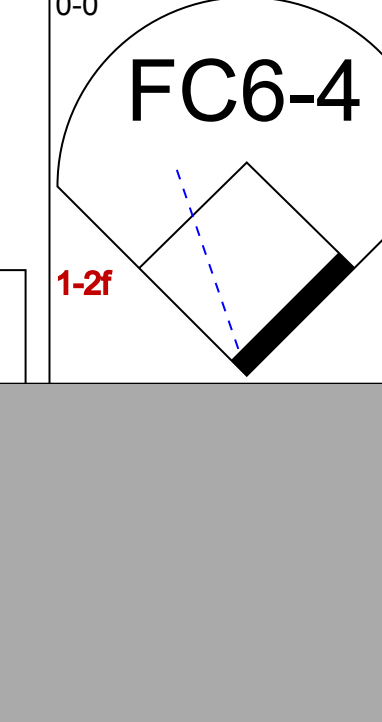
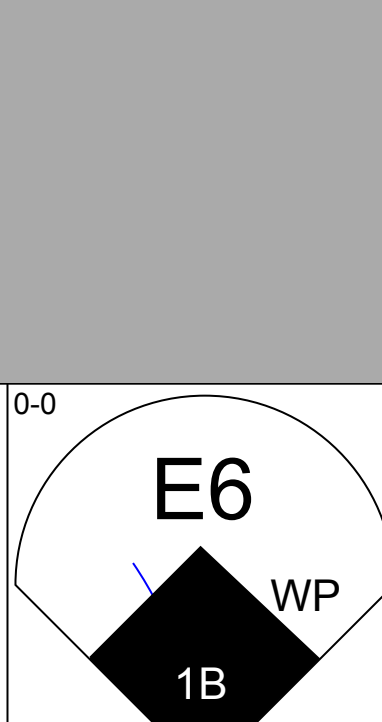
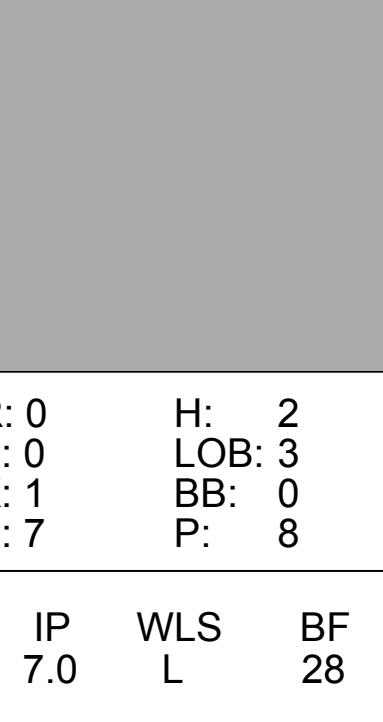

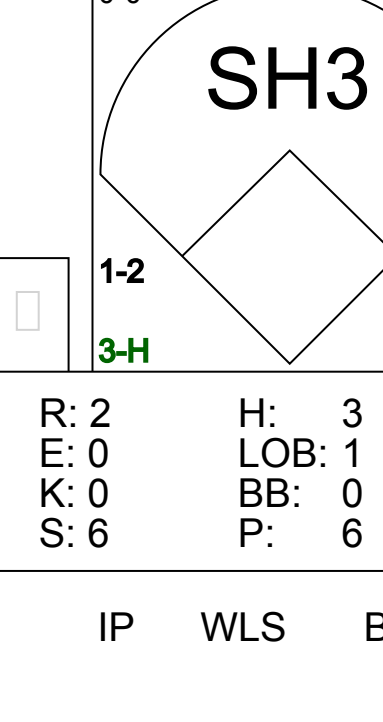
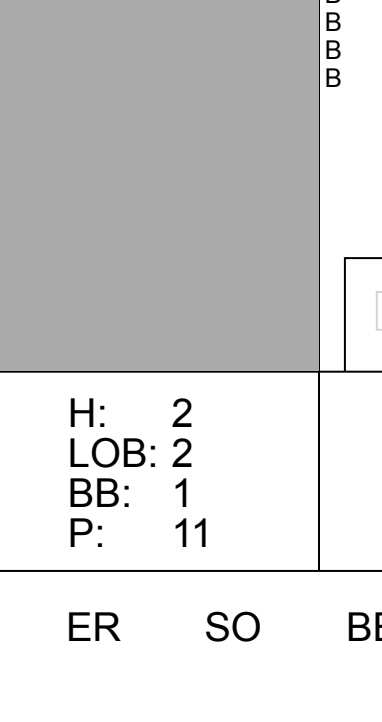
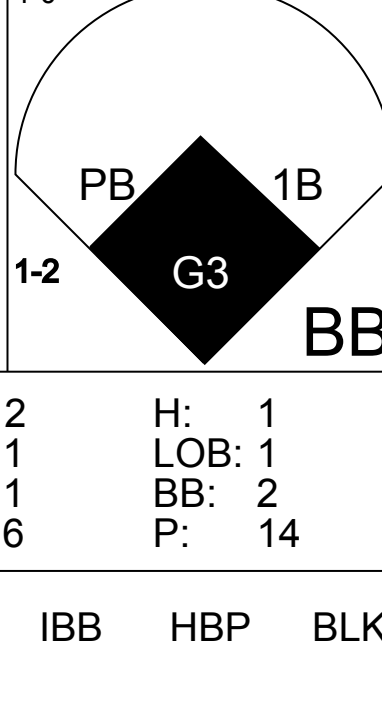
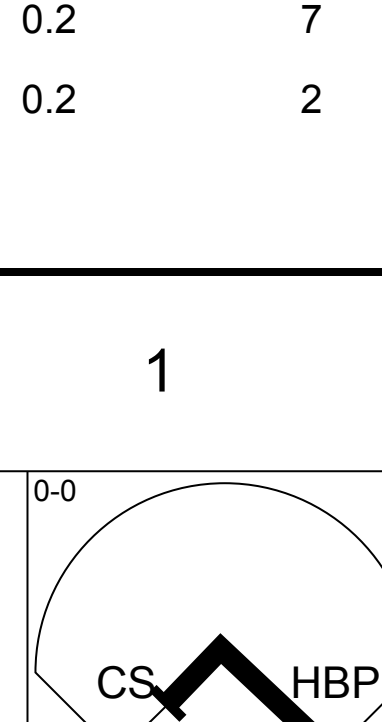
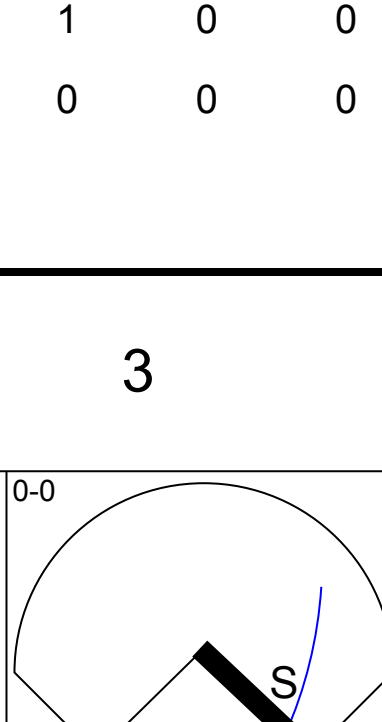
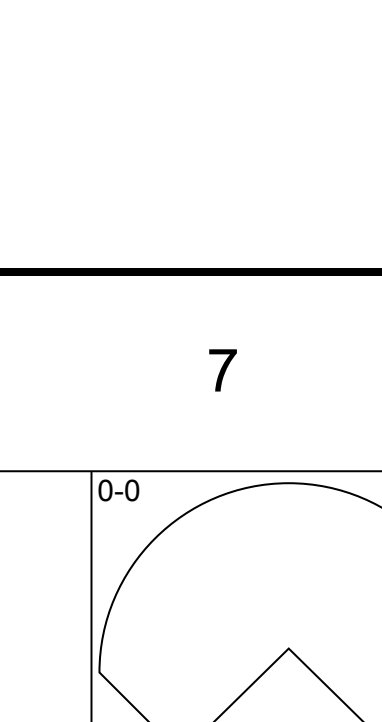
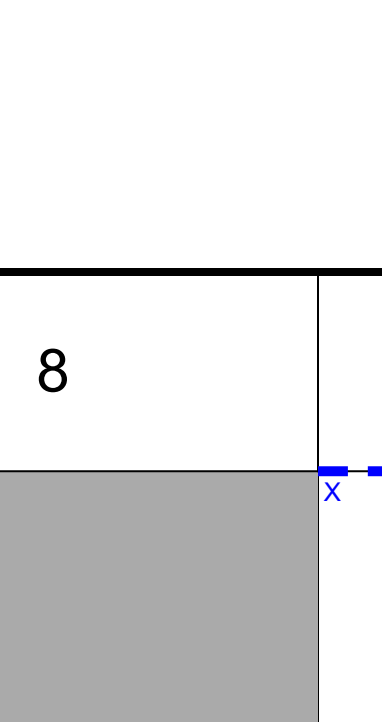
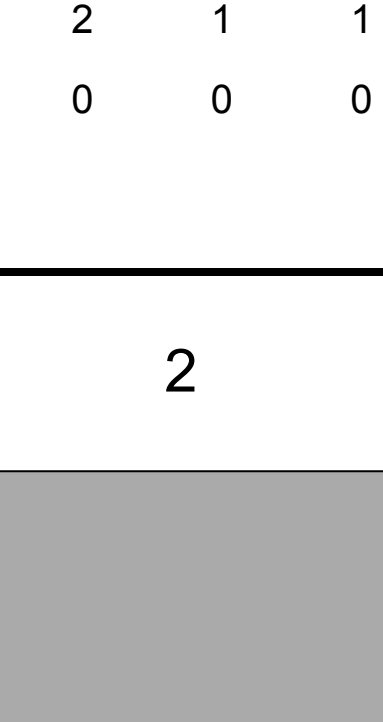
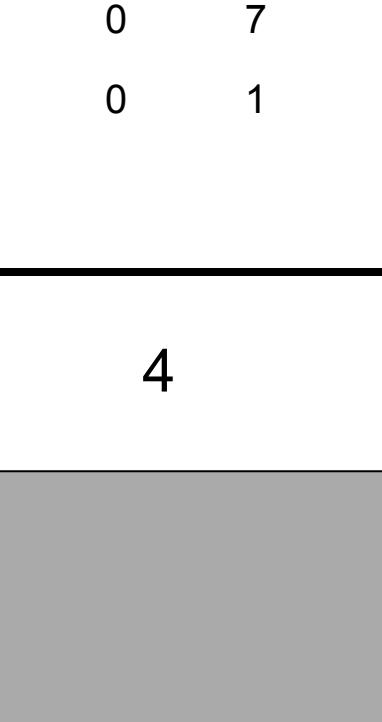
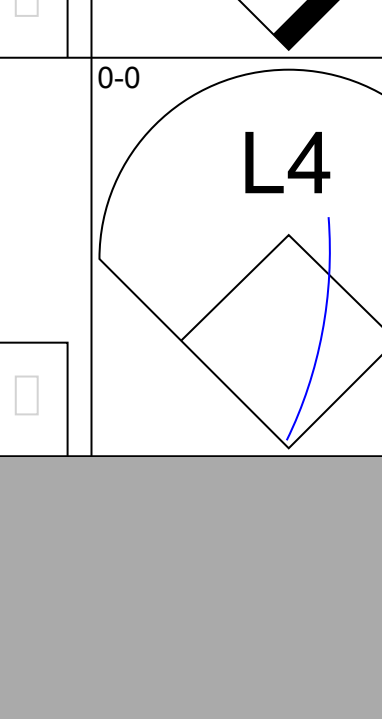
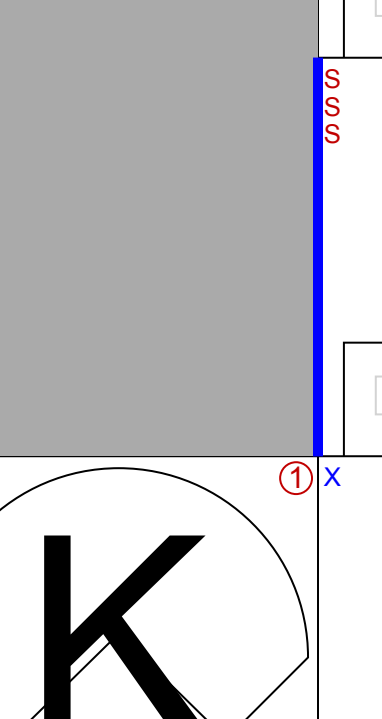

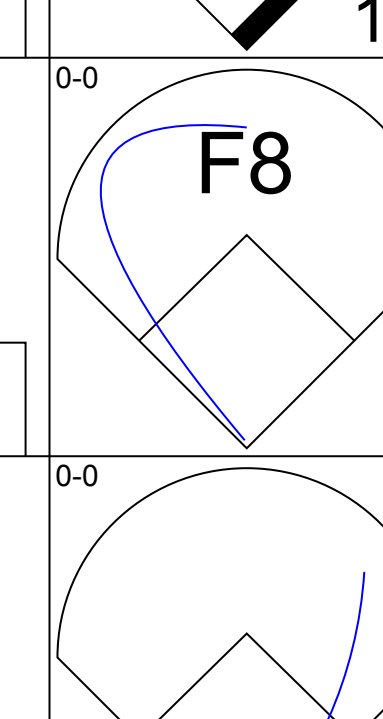




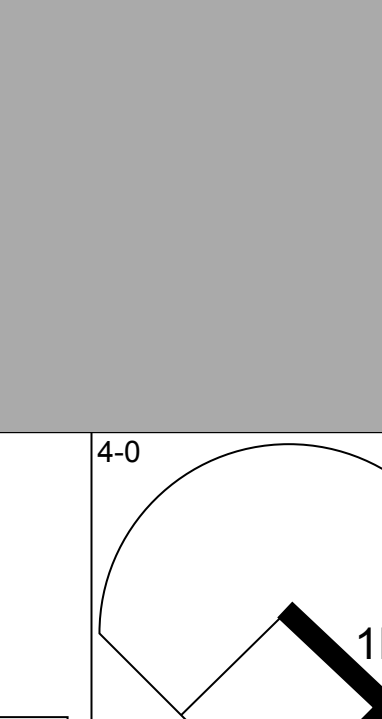
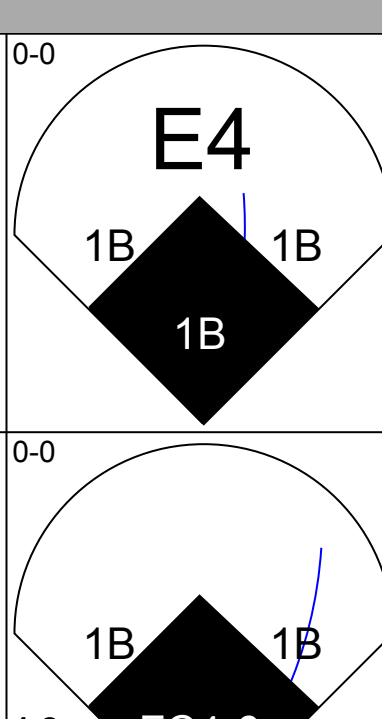
Batter	1	2	3	4	5	6	7	8	9	AB	R	H	RBI	BB	SO	LOB	BOTTOM			
Jim Northrup, L OBP: 0.200, SLG: 0.130 (1,8)	F7		3-1		1B		K			4	1	0	0	0	1	4				
Aurelio Rodriguez, R OBP: 0.352, SLG: 0.328 (1,5)	K		F7		1B		1-3		BB	4	1	1	0	1	1	0				
Gates Brown, L OBP: 0.467, SLG: 0.538 Mickey Stanley, R OBP: 0.391, SLG: 0.652 (6,8)	HR		FC5-4		SH1-3		1B		F9	2	2	2	1	1	0	0				
Bill Freehan, R OBP: 0.413, SLG: 0.509 (1,2)	K		FC5-4		G3		1B		P6	5	2	2	2	0	1	1				
Norm Cash, L OBP: 0.424, SLG: 0.647 (1,3)			BB		SH1-3		P6		3-1	4	0	2	0	0	0	2				
Al Kaline, R OBP: 0.326, SLG: 0.366 (1,9)	L9		BB		E		L7		K	4	1	1	1	1	1	3				
Dick McAuliffe, L OBP: 0.415, SLG: 0.256 (1,4)	K		BB		G3		BB		HBP	2	0	0	1	2	1	3				
Ed Brinkman, R OBP: 0.339, SLG: 0.473 (1,6)	6-3		BB		K		P4		BB	3	0	0	0	1	1	5				
Mickey Lolich, S (1,1)			1-3		P3		BB		HBP	2	0	0	0	1	0	3				
Inning Stats	R: 1 E: 0 K: 2 S: 8	H: 1 LOB: 0 BB: 0 P: 8	R: 0 E: 0 K: 1 S: 6	H: 1 LOB: 0 BB: 0 P: 6	R: 0 E: 0 K: 0 S: 3	H: 0 LOB: 0 BB: 0 P: 3	R: 1 E: 0 K: 1 S: 7	H: 2 LOB: 2 BB: 2 P: 15	R: 5 E: 1 K: 0 S: 6	H: 3 LOB: 2 BB: 3 P: 19	R: 0 E: 0 K: 0 S: 5	H: 2 LOB: 2 BB: 0 P: 5	R: 0 E: 0 K: 1 S: 5	H: 0 LOB: 3 BB: 2 P: 14	R: 0 E: 0 K: 1 S: 5	H: 0 LOB: 0 BB: 0 P: 5	1B: 7 2B: 1 3B: 0 HR: 1	SF: 0 SAC: 1 DP: 0 HBP: 2	WP: 1 PB: 0 SB: 0 CS: 0	PA: 42
PITCHER Dick Bosman, R ERA: 5.79 Mike Paul, L ERA: 2.09 Casey Cox, R ERA: 4.7 Jim Shellenback, L ERA: 1.2 (1,1)	IP: 4.0 WLS: L BF: 22 H: 7 R: 6 ER: 6 SO: 4 BB: 2 IBB: 0 HBP: 1 BLK: 0 WP: 1 HR: 1 S: 27 P: 36 ERA: 13.50 WHIP: 2.250															PITCHER				

Texas Rangers @ Detroit Tigers  
Tiger Stadium, Detroit, MI  
Sun May 07 1972, 4:33 AM EDT  
Att: 9,855 - Unknown

AB	32
R	7
H	9
RBI	5
BB	7
SO	6
LOB	24




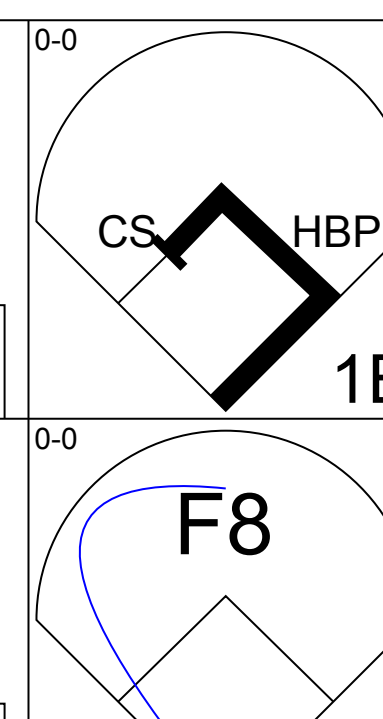
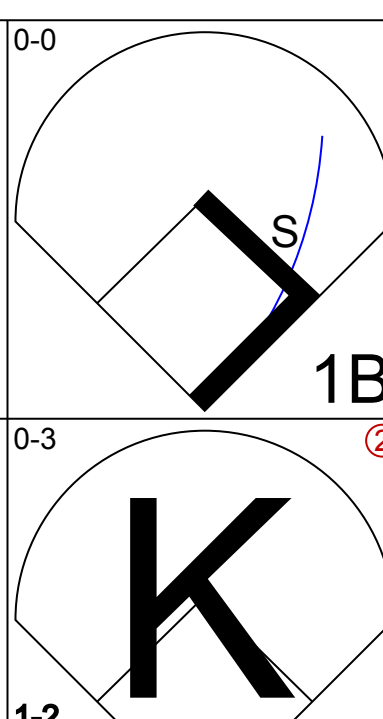
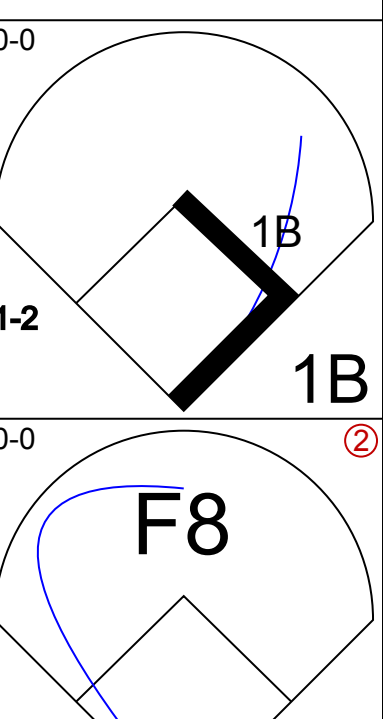
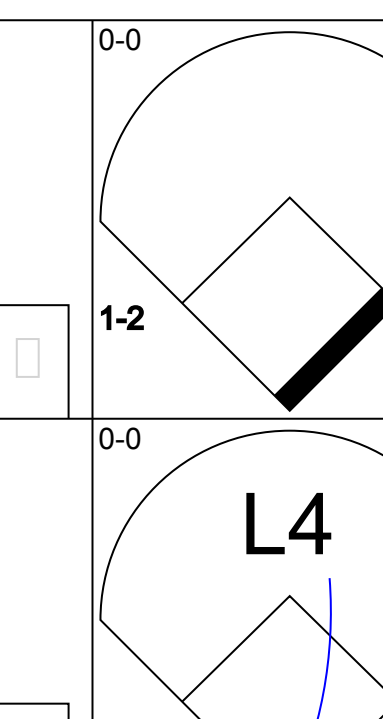
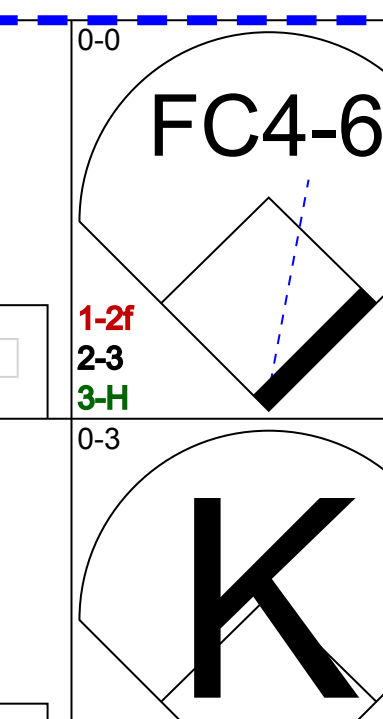
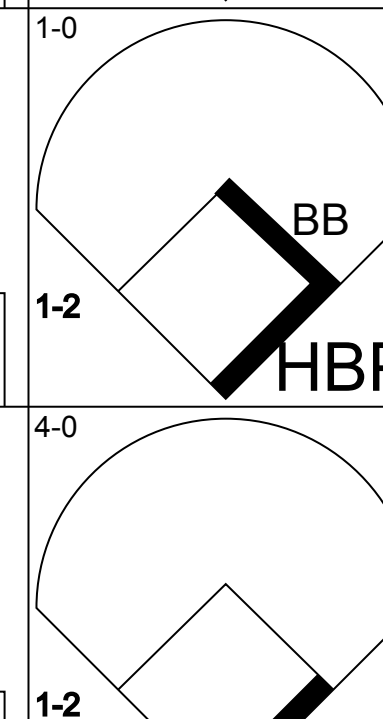

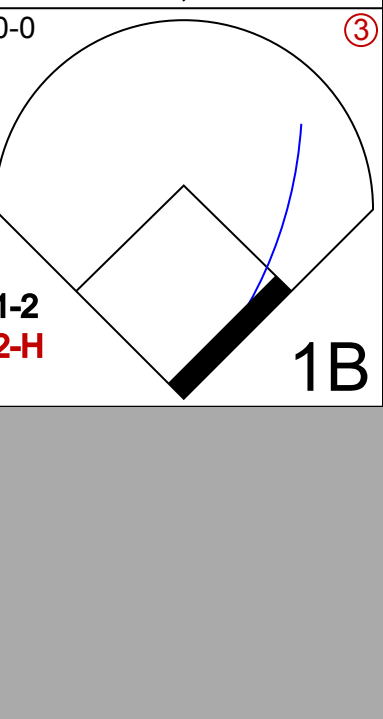

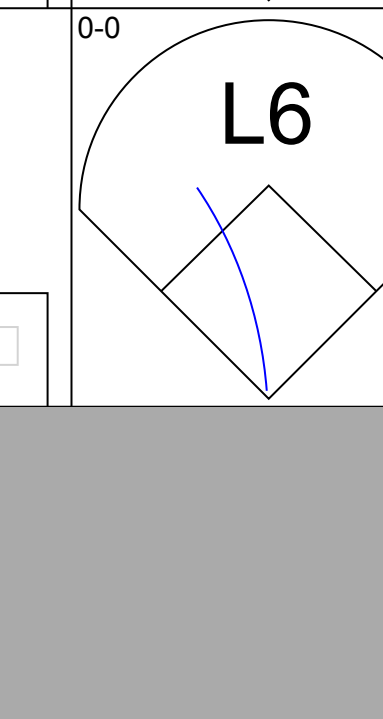
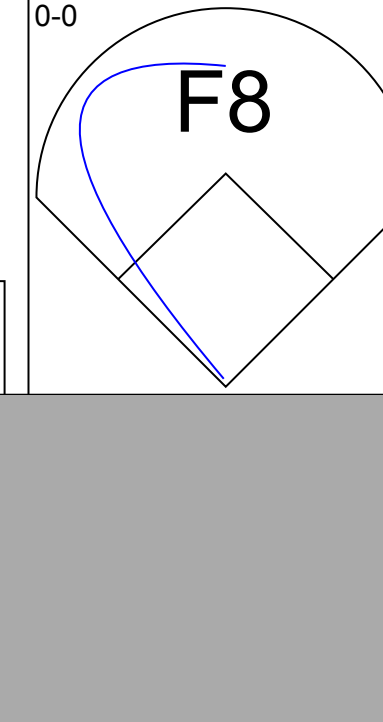


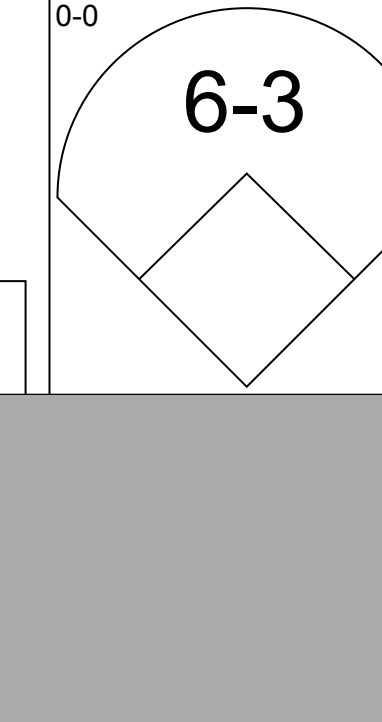
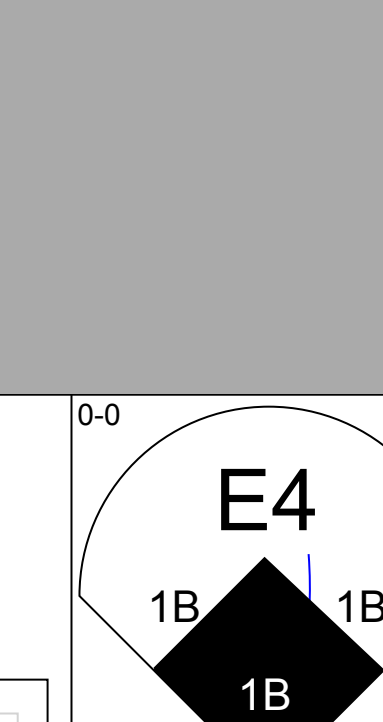

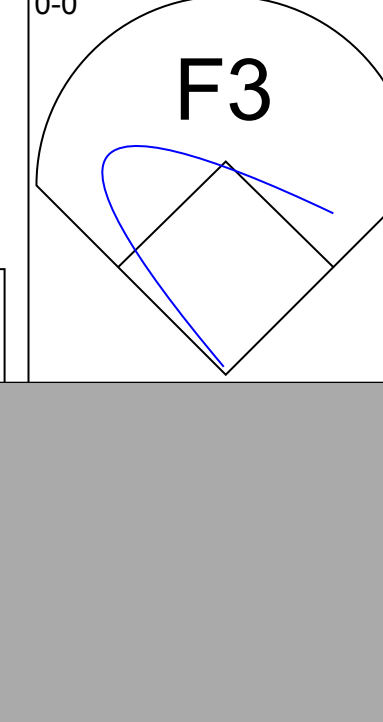




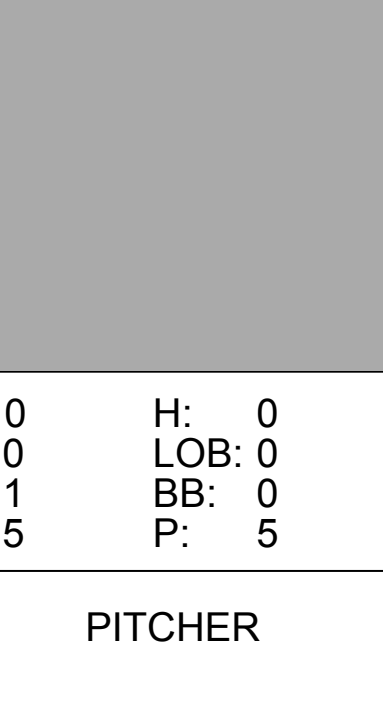



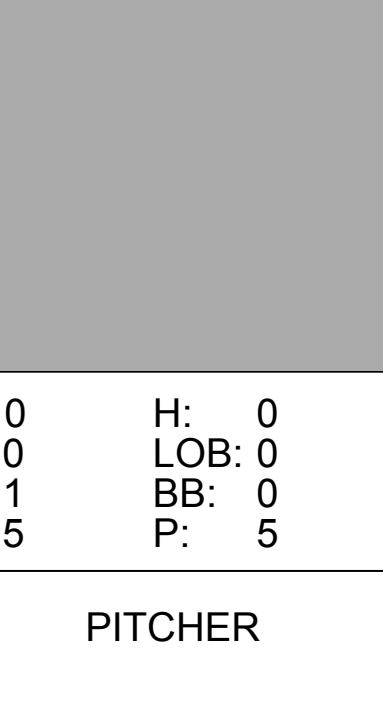
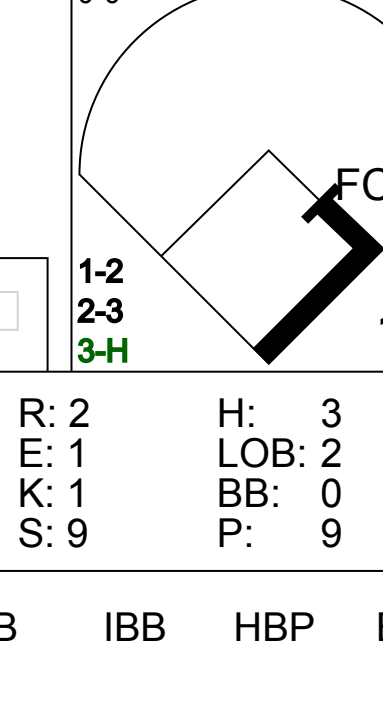
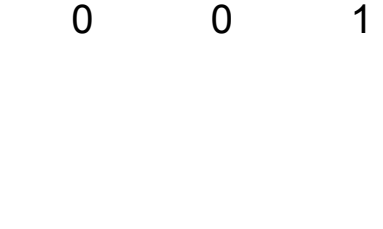






Batter	1	2	3	4	5	6	7	8	9	AB	R	H	RBI	BB	SO	LOB	TOP				
Tony Taylor, R OBP: 0.308, SLG: 0.417 (1, 4)			 1B							5	0	1	0	0	2	3					
Aurelio Rodriguez, R OBP: 0.355, SLG: 0.333 (1, 5)								 1B	 PB 1B	5	1	2	1	0	0	1					
Al Kaline, R OBP: 0.353, SLG: 0.364 (1, 9)	 1B							 BB	 G3 IBB	3	0	1	0	2	1	1					
Bill Freehan, R OBP: 0.397, SLG: 0.484 (1, 2)	 1B									5	0	1	1	0	0	5					
Willie Horton, R OBP: 0.286, SLG: 0.420 Jim Northrup, L OBP: 0.200, SLG: 0.130 (9, PH) (9, 7)	 2-3 HBP									3	0	0	0	0	1	2					
Norm Cash, L OBP: 0.429, SLG: 0.636 (1, 3)						 1B		 1B		4	1	2	1	0	0	3					
Mickey Stanley, R OBP: 0.370, SLG: 0.630 (1, 8)						 SH3		 1B		4	1	1	0	0	0	2					
Ed Brinkman, R OBP: 0.333, SLG: 0.458 (1, 6)							 1B		 WP 1B	4	1	1	1	0	0	0					
Joe Coleman, R OBP: 0.167, SLG: 0.167 Fred Scherman, L OBP: 0.400, SLG: 0.250 Chuck Seelbach, R (9, 1)							 1-2 3-H		 1B G3 BB	2	0	0	1	0	1	0					
<b>Inning Stats</b>	R: 0 E: 0 K: 1 S: 7	H: 2 LOB: 3 BB: 0 P: 8	R: 0 E: 0 K: 1 S: 5	H: 0 LOB: 0 BB: 0 P: 5	R: 0 E: 1 K: 0 S: 4	H: 1 LOB: 1 BB: 0 P: 4	R: 0 E: 0 K: 0 S: 3	H: 0 LOB: 0 BB: 0 P: 3	R: 0 E: 0 K: 1 S: 5	H: 0 LOB: 0 BB: 0 P: 5	R: 2 E: 0 K: 0 S: 6	H: 3 LOB: 1 BB: 0 P: 6	R: 1 E: 0 K: 1 S: 7	H: 2 LOB: 2 BB: 1 P: 11	R: 2 E: 1 K: 1 S: 6	H: 1 LOB: 1 BB: 2 P: 14	1B: 8 2B: 1 3B: 0 HR: 0	SF: 0 SAC: 1 DP: 0 HBP: 1	WP: 1 PB: 2 SB: 0 CS: 0	PA: 41	
<b>PITCHER</b>	IP	WLS	BF	H	R	ER	SO	BB	IBB	HBP	BLK	WP	HR	S	P	ERA	WHIP				
Wilbur Wood, L ERA: 1.32	(1, 1)	7.0	L	28	6	2	2	3	0	0	1	0	0	0	33	34	2.57	0.857			
Rich Gossage, R ERA: 1.42	(8, 1)	0.2		4	1	1	1	1	1	0	0	0	0	0	5	9	13.50	3.000			
Terry Forster, L ERA: 1.38	(8, 1)	0.2		7	2	2	1	1	1	0	0	0	1	0	7	15	13.50	4.500			
Vicente Romo, R ERA: 1.29	(9, 1)	0.2		2	0	0	0	0	0	0	0	0	0	0	1	1	0.00	0.000			

**Detroit Tigers @ Chicago White Sox**  
 Comiskey Park, Chicago, IL  
 Tue May 09 1972, 8:05 PM EDT  
 Att: 10,978 - Unknown


AB	36
R	5
H	9
RBI	5
BB	3
SO	5
LOB	19



Batter	1	2	3	4	5	6	7	8	9	AB	R	H	RBI	BB	SO	LOB	BOTTOM					
Pat Kelly, L OBP: 0.415, SLG: 0.490 Luis Alvarado, R OBP: 0.143, SLG: 0.143 (8, 6)	 HBP 1B		 1B						 1-2 2-3 3-H	4	0	4	0	0	0	0						
Jorge Orta, L OBP: 0.287, SLG: 0.346 Rick Northrup, R OBP: 0.243, SLG: 0.152 Rich Gossage, R (8, 1) Terry Forster, L (8, 1) Vicente Romo, R (9, 1) Jim Qualls, S (9, PH)										3	0	0	0	0	0	4						
Dick Allen, R OBP: 0.397, SLG: 0.574 (1, 3)	 1-2 HBP				 1-2 2-H					4	0	1	0	0	2	3						
Bill Melton, R OBP: 0.311, SLG: 0.265 (1, 5)	 1-2 2-3									3	0	0	0	1	1	0						
Carlos May, L OBP: 0.389, SLG: 0.460 (1, 7)				 1B						4	0	1	0	0	0	2						
Jay Johnstone, L OBP: 0.289, SLG: 0.242 (1, 8)				 1-2					 1B 1B 1B	3	1	0	0	1	0	0						
Mike Andrews, R OBP: 0.271, SLG: 0.258 (1, 4)		 1B				 BB		 BB	 1-2 FC4-6 1B	3	1	2	0	1	0	1						
Ed Herrmann, L OBP: 0.256, SLG: 0.325 Watt Williams, R OBP: 0.385, SLG: 0.417 (7, PH) (8, 9)		 1-2							 1B 1-2 2-3 3-H	2	0	0	0	0	0	1						
Wilbur Wood, R OBP: 0.158, SLG: 0.059 Tom Egan, R OBP: 0.125, SLG: 0.125 (7, PH) (8, 2)					 1B BB				 1B	1	0	0	0	1	1	0						
<b>Inning Stats</b>	R: 0 E: 0 K: 0 S: 3	H: 1 LOB: 2 BB: 1 P: 8	R: 0 E: 0 K: 0 S: 3	H: 1 LOB: 0 BB: 0 P: 3	R: 0 E: 0 K: 3 S: 10	H: 1 LOB: 1 BB: 0 P: 10	R: 0 E: 0 K: 0 S: 3	H: 1 LOB: 1 BB: 1 P: 7	R: 0 E: 0 K: 0 S: 4	H: 2 LOB: 2 BB: 1 P: 8	R: 0 E: 0 K: 1 S: 5	H: 0 LOB: 0 BB: 0 P: 5	R: 0 E: 0 K: 2 S: 8	H: 1 LOB: 2 BB: 1 P: 12	R: 0 E: 0 K: 1 S: 5	H: 0 LOB: 0 BB: 0 P: 5	R: 2 E: 1 K: 1 S: 9	H: 3 LOB: 2 BB: 0 P: 9	1B: 10 2B: 0 3B: 0 HR: 0	SF: 0 SAC: 0 DP: 1 HBP: 1	WP: 0 PB: 0 SB: 1 CS: 2	PA: 39
<b>PITCHER</b>	IP	WLS	BF	H	R	ER	SO	BB	IBB	HBP	BLK	WP	HR	S	P	ERA	WHIP					
Joe Coleman, R ERA: 2.32	(1, 1)	6.0	W	25	6	0	0	4	0	0	0	0	0	28	45	0.00	1.667					
Fred Scherman, L ERA: 0.97	(7, 1)	2.0		11	4	2	1	3	0	0	0	0	0	17	17	4.50	2.000					
Chuck Seelbach, R ERA:	(9, 1)	1.0	S	3	0	0	0	1	0	0	0	0	0	5	5	0.00	0.000					

**Detroit Tigers @ Chicago White Sox**  
 Comiskey Park, Chicago, IL  
 Tue May 09 1972, 8:05 PM EDT  
 Att: 10,978 - Unknown

AB	34
R	2
H	10
RBI	2
BB	4
SO	8
LOB	19





Batter	1	2	3	4	5	6	7	8	9	AB	R	H	RBI	BB	SO	LOB	TOP	
Jim Northrup, L (1.8) OBP: 0.185, SLG: 0.120	F7		G6-4-3			K			F9	4	0	0	0	0	1	1		
Aurelio Rodriguez, R (1.5) OBP: 0.338, SLG: 0.316	K			5-3			F7		F5	4	0	0	0	0	1	0		
Gates Brown, L (1.7) OBP: 0.441, SLG: 0.500	K			K			1B		G3	4	0	1	0	0	2	0		
Al Kaline, R (1.9) OBP: 0.333, SLG: 0.340		L4-3		L6-3			L9			3	0	0	0	0	0	1		
Norm Cash, L (1.3) OBP: 0.439, SLG: 0.638		G3				CS	1B			3	0	2	0	0	0	0		
Dick McAuliffe, L (1.4) OBP: 0.411, SLG: 0.262						K	1B		F3	3	0	1	0	0	1	3		
Tom Haller, L (1.2) OBP: 0.411, SLG: 0.262		1B								3	0	0	0	0	0	1		
Ed Brinkman, R (1.6) OBP: 0.318, SLG: 0.435			5-3			4-3			3-1	3	0	0	0	0	0	0		
Tom Timmermann, R (1.1) Phil Mochler, R (4.1) Chuck Seelbach, R (6.1) Ron Perranoski, L (6.1) Dalton Jones, L (8.1) Bob Strampe, S (8.1) Joe Niekro, R (8.1)			K						F7	1	0	0	0	0	1	0		
<b>Inning Stats</b>	R: 0 H: 0 E: 0 K: 2 S: 7	H: 0 LOB: 0 BB: 0 P: 7	R: 0 H: 1 E: 0 K: 0 S: 4	LOB: 1 BB: 0 P: 4	R: 0 H: 0 E: 0 K: 1 S: 5	LOB: 0 BB: 0 P: 5	R: 0 H: 0 E: 0 K: 1 S: 5	LOB: 0 BB: 0 P: 5	R: 0 H: 0 E: 0 K: 2 S: 7	H: 2 LOB: 2 BB: 0 P: 7	R: 0 H: 0 E: 0 K: 0 S: 3	H: 0 LOB: 0 BB: 0 P: 3	R: 0 H: 0 E: 0 K: 0 S: 3	H: 0 LOB: 0 BB: 0 P: 3	1B: 4 2B: 1 3B: 0 HR: 0	SF: 0 SAC: 0 DP: 2 HBP: 0	WP: 0 PB: 1 SB: 0 CS: 1	PA: 30
<b>PITCHER</b> Tom Bradley, R (1.1) ERA: 3.63	IP: 9.0 WLS: W BF: 30 H: 4 R: 0 ER: 0 SO: 7 BB: 0 IBB: 0 HBP: 0 BLK: 0 WP: 0 HR: 0 S: 44 P: 44 ERA: 0.00 WHIP: 0.444																	

**Detroit Tigers @ Chicago White Sox**  
 Comiskey Park, Chicago, IL  
 Wed May 10, 1972, 4:33 AM EDT  
 Att: 5,610 - Unknown

AB	30
R	0
H	4
RBI	0
BB	0
SO	7
LOB	6



Batter	1	2	3	4	5	6	7	8	9	AB	R	H	RBI	BB	SO	LOB	BOTTOM			
Pat Kelly, L (1.9) OBP: 0.397, SLG: 0.481	4-3		F8			1B	F2	3-1		5	1	1	0	0	0	2				
Jay Johnstone, L (1.8) OBP: 0.286, SLG: 0.243	F8			L9		BB	4-3			4	1	1	0	0	0	0				
Carlos May, L (1.7) OBP: 0.395, SLG: 0.463	G3			S		E6				4	2	2	1	0	0	1				
Dick Allen, R (1.3) OBP: 0.390, SLG: 0.556		F7		F8		K				4	1	1	1	0	1	3				
Bill Melton, R (1.5) OBP: 0.295, SLG: 0.250		K		5-3		F4				4	0	0	0	0	1	4				
Mike Andrews, R (1.4) OBP: 0.284, SLG: 0.250		4-3				K				2	1	0	0	2	1	0				
Ed Herrmann, L (1.2) OBP: 0.277, SLG: 0.341			K			4-3				4	1	2	2	0	1	0				
Rich Morales, R (1.6) OBP: 0.353, SLG: 0.267				FC4-6		6-3				4	0	3	2	0	0	2				
Tom Bradley, R (1.1) OBP: 0.067, SLG: 0.067			FC4-6			FC5-4				4	0	0	0	0	0	3				
<b>Inning Stats</b>	R: 0 H: 0 E: 0 K: 0 S: 3	H: 0 LOB: 0 BB: 0 P: 3	R: 0 H: 0 E: 0 K: 1 S: 5	LOB: 0 BB: 0 P: 5	R: 0 H: 1 E: 0 K: 1 S: 6	LOB: 1 BB: 0 P: 6	R: 0 H: 1 E: 0 K: 0 S: 4	LOB: 1 BB: 0 P: 4	R: 0 H: 1 E: 0 K: 1 S: 6	LOB: 1 BB: 0 P: 6	R: 3 H: 3 E: 1 K: 1 S: 9	H: 3 LOB: 2 BB: 1 P: 13	R: 0 H: 0 E: 0 K: 0 S: 3	H: 0 LOB: 0 BB: 0 P: 3	R: 4 H: 4 E: 0 K: 0 S: 7	H: 4 LOB: 1 BB: 1 P: 11	1B: 9 2B: 1 3B: 0 HR: 0	SF: 0 SAC: 0 DP: 0 HBP: 0	WP: 1 PB: 0 SB: 2 CS: 0	PA: 37
<b>PITCHER</b> Tom Timmermann, R (1.1) ERA: 1.59 Phil Meeler, R (4.1) ERA: 5.4 Chuck Seelbach, R (6.1) ERA: Ron Perranoski, L (6.1) ERA: Bob Strampe, R (8.1) ERA: 108.0	IP: 3.1 WLS: L BF: 12 H: 2 R: 0 ER: 0 SO: 2 BB: 0 IBB: 0 HBP: 0 BLK: 0 WP: 0 HR: 0 S: 16 P: 16 ERA: 0.00 WHIP: 0.600																			
<b>PITCHER</b> Joe Niekro, R (8.1) ERA:	IP: 0.2 WLS: BF: 2 H: 0 R: 0 ER: 0 SO: 0 BB: 0 IBB: 0 HBP: 0 BLK: 0 WP: 1 HR: 0 S: 2 P: 2 ERA: 0.00 WHIP: 0.000																			

**Detroit Tigers @ Chicago White Sox**  
 Comiskey Park, Chicago, IL  
 Wed May 10, 1972, 4:33 AM EDT  
 Att: 5,610 - Unknown

AB	35
R	7
H	10
RBI	6
BB	2
SO	4
LOB	15





Batter	1	2	3	4	5	6	7	8	9	AB	R	H	RBI	BB	SO	LOB	TOP			
Jim Northrup, L OBP: 0.186, SLG: 0.127 (1, 8)	F9	K		4-3			4-3		FC1-5 1B	5	0	1	0	0	1	0				
Aurelio Rodriguez, R OBP: 0.318, SLG: 0.296 (1, 5)	5-3		F9		F6		5-3		FC1-5 1B	5	0	0	0	0	0	2				
Al Kaline, R OBP: 0.356, SLG: 0.373 (1, 9)	1B 2B		HR BB		1B		L7		L7	4	2	2	0	1	0	2				
Bill Freehan, R OBP: 0.397, SLG: 0.522 (1, 2)	1B 2H 1B		HR		F4				6-3 F7	5	1	2	3	0	0	3				
Norm Cash, L OBP: 0.443, SLG: 0.629 (1, 3)	BB 1-3 1B		F6		F8				WP 1B	4	0	2	0	0	0	1				
Willie Horton, R OBP: 0.317, SLG: 0.442 Mickey Stanley, R OBP: 0.370, SLG: 0.630 (8, PR) (8, 8)	1-2 BB				F3				1-2 BB	2	0	1	0	2	0	0				
Dick McAuliffe, L OBP: 0.383, SLG: 0.239 (1, 4)	1-3		K		K				F5	4	0	0	0	0	2	6				
Ed Brinkman, R OBP: 0.314, SLG: 0.424 (1, 6)			F7		F8				F9	4	0	1	0	0	0	2				
Mickey Lolich, S OBP: 0.174, SLG: 0.050 (1, 1)	K		K		K		4-3		FC1-5 1B	4	0	1	0	0	2	1				
<b>Inning Stats</b>	R: 1 E: 0 K: 0 S: 6	H: 3 LOB: 3 BB: 1 P: 10	R: 0 E: 0 K: 2 S: 7	H: 0 LOB: 0 BB: 0 P: 7	R: 2 E: 0 K: 1 S: 7	H: 2 LOB: 1 BB: 1 P: 11	R: 0 E: 0 K: 1 S: 5	H: 0 LOB: 0 BB: 0 P: 5	R: 0 E: 0 K: 0 S: 4	H: 1 LOB: 1 BB: 0 P: 4	R: 0 E: 0 K: 0 S: 3	H: 0 LOB: 0 BB: 0 P: 3	R: 0 E: 0 K: 0 S: 4	H: 1 LOB: 2 BB: 1 P: 8	R: 0 E: 0 K: 0 S: 5	H: 2 LOB: 2 BB: 0 P: 5	1B: 7 2B: 2 3B: 0 HR: 1	SF: 0 SAC: 0 DP: 0 HBP: 0	WP: 1 PB: 0 SB: 0 CS: 0	PA: 40
<b>PITCHER</b>	IP	WLS	BF	H	R	ER	SO	BB	IBB	HBP	BLK	WP	HR	S	P	ERA	WHIP			
Dick Drago, R ERA: 2.35 Ted Abernathy, R ERA:	(1, 1)	8.0	L	35	8	3	3	5	3	0	0	0	1	1	42	54	3.38	1.375		
(9, 1)	1.0		5	2	0	0	0	0	0	0	0	0	0	5	5	0.00	2.000			

Detroit Tigers @ Kansas City Royals  
Municipal Stadium, Kansas City, MO  
Sat May 13 1972, 8:05 PM EDT  
Att: 11,599 - Unknown

AB 37  
R 3  
H 10  
RBI 3  
BB 3  
SO 5  
LOB 17



Batter	1	2	3	4	5	6	7	8	9	AB	R	H	RBI	BB	SO	LOB	BOTTOM			
Freddie Patek, R OBP: 0.306, SLG: 0.378 (1, 6)	5-3			1B 3B		K		K		4	1	1	0	0	2	0				
Cookie Rojas, R OBP: 0.286, SLG: 0.302 (1, 4)	6-3			CS 1B		4-3		F5		4	0	1	1	0	0	0				
Amos Otis, R OBP: 0.241, SLG: 0.219 (1, 8)	F6			3H F8		6-3			SH1-4 1B BB	3	0	0	0	1	0	1				
Lou Piniella, R OBP: 0.382, SLG: 0.482 (1, 7)		6-3		K		K			SH1-4 1B	4	0	1	0	0	2	1				
Richie Scheinblum, S OBP: 0.310, SLG: 0.299 (1, 9)		F6				K		BB 1B	SH1-4	3	0	1	0	0	1	0				
John Mayberry, L OBP: 0.300, SLG: 0.313 (1, 3)		1-3				FC5-4 BB 1B		K	K	4	0	1	0	0	2	3				
Paul Schaal, R OBP: 0.309, SLG: 0.250 (1, 5)				F9		FC5-4 BB			K	2	0	0	0	2	1	2				
Ed Kirkpatrick, L OBP: 0.333, SLG: 0.567 (1, 2)				4-3		FC5-4 BB		F7		3	0	0	0	0	0	4				
Dick Drago, R OBP: 0.071, SLG: 0.071 Bobby Knoop, R OBP: 0.500, SLG: 0.500 Ted Abernathy, R (9, 1)				5-3		K		L7		2	0	0	0	0	1	2				
(1, 1)										1	0	0	0	0	0	0				
(9, 1)										0	0	0	0	0	0	0				
<b>Inning Stats</b>	R: 0 E: 0 K: 0 S: 3	H: 0 LOB: 0 BB: 0 P: 3	R: 0 E: 0 K: 0 S: 3	H: 0 LOB: 0 BB: 0 P: 3	R: 0 E: 0 K: 0 S: 3	H: 0 LOB: 0 BB: 0 P: 3	R: 1 E: 0 K: 1 S: 6	H: 2 LOB: 1 BB: 0 P: 6	R: 0 E: 0 K: 2 S: 8	H: 1 LOB: 2 BB: 1 P: 12	R: 0 E: 0 K: 1 S: 5	H: 0 LOB: 0 BB: 0 P: 5	R: 0 E: 0 K: 1 S: 5	H: 0 LOB: 0 BB: 0 P: 5	R: 0 E: 0 K: 2 S: 8	H: 1 LOB: 2 BB: 1 P: 12	1B: 4 2B: 1 3B: 1 HR: 0	SF: 0 SAC: 1 DP: 1 HBP: 0	WP: 0 PB: 0 SB: 0 CS: 1	PA: 34
<b>PITCHER</b>	IP	WLS	BF	H	R	ER	SO	BB	IBB	HBP	BLK	WP	HR	S	P	ERA	WHIP			
Mickey Lolich, L ERA: 2.05	(1, 1)	9.0	W	34	5	1	1	9	3	0	0	0	0	49	61	1.00	0.889			

Detroit Tigers @ Kansas City Royals  
Municipal Stadium, Kansas City, MO  
Sat May 13 1972, 8:05 PM EDT  
Att: 11,599 - Unknown

AB 30  
R 1  
H 5  
RBI 1  
BB 3  
SO 9  
LOB 13





Batter	1	2	3	4	5	6	7	8	9	AB	R	H	RBI	BB	SO	LOB	TOP									
Jim Northrup, L OBP: 0.203, SLG: 0.150 (1, 8)	5-3		FC5-4 1B		G6-4-3 1-2		6-3		CS 1B	5	0	2	0	0	0	1										
Aurelio Rodriguez, R OBP: 0.311, SLG: 0.251 (1, 5)	6-3		FC5-4 CS 1-2		1B		6-3		K	5	0	1	0	0	1	2										
Gates Brown, L OBP: 0.447, SLG: 0.500 Mickey Stanley, R OBP: 0.370, SLG: 0.630 (8, 8)	1B		F8		1-3		F3		CS	4	0	2	0	0	0	1										
Bill Freehan, R OBP: 0.390, SLG: 0.507 (1, 2)	L8		CS	L8	F7				HR 1B	4	1	1	0	0	0	3										
Norm Cash, L OBP: 0.432, SLG: 0.606 (1, 3)				P3			F8		F4	4	0	1	0	0	0	1										
Willie Horton, R OBP: 0.313, SLG: 0.482 (8, 7)				HR			F4		L8	4	1	1	1	0	0	2										
Dick McAuliffe, L OBP: 0.422, SLG: 0.319 (1, 4)				BB			1B		HR	1	1	1	2	3	0	0										
Ed Brinkman, R OBP: 0.311, SLG: 0.414 (1, 6)				BB			BB		L7	4	0	1	0	0	0	3										
Joe Coleman, R OBP: 0.200, SLG: 0.200 Fred Scherman, L OBP: 0.333, SLG: 0.200 (8, 1)							G6-4-3 1B		F4	3	0	1	0	0	0	4										
										1	0	0	0	0	0	0										
<b>Inning Stats</b>	R: 0 E: 0 K: 0 S: 4	H: 1 LOB: 1 BB: 0 P: 4	R: 0 E: 0 K: 0 S: 4	H: 1 LOB: 2 BB: 1 P: 8	R: 0 E: 0 K: 0 S: 3	H: 1 LOB: 1 BB: 0 P: 3	R: 1 E: 0 K: 0 S: 4	H: 1 LOB: 1 BB: 0 P: 8	R: 0 E: 0 K: 0 S: 5	H: 3 LOB: 2 BB: 0 P: 5	R: 0 E: 0 K: 0 S: 4	H: 1 LOB: 2 BB: 0 P: 8	R: 0 E: 0 K: 0 S: 3	H: 0 LOB: 0 BB: 0 P: 3	R: 2 E: 0 K: 0 S: 5	H: 2 LOB: 2 BB: 0 P: 5	R: 0 E: 0 K: 1 S: 5	H: 1 LOB: 0 BB: 0 P: 5	1B: 9 2B: 0 3B: 0 HR: 2	SF: 0 SAC: 0 DP: 1 HBP: 0	WP: 0 PB: 0 SB: 1 CS: 2	PA: 40				
<b>PITCHER</b>	IP	WLS	BF	H	R	ER	SO	BB	IBB	HBP	BLK	WP	HR	S	P	ERA	WHIP									
Al Fitzmorris, R ERA: 1.64 Ted Abernathy, R ERA:	(1, 1)	8.1	L	37	11	3	3	0	3	0	0	0	0	2	34	46	3.24	1.680								
	(9, 1)	0.2		1	0	0	0	1	0	0	0	0	0	0	3	3	0.00	0.000								

Detroit Tigers @ Kansas City Royals  
Municipal Stadium, Kansas City, MO  
Sun May 14 1972, 4:33 AM EDT  
Unknown - 64 F

AB	35
R	3
H	11
RBI	3
BB	3
SO	1
LOB	17



Batter	1	2	3	4	5	6	7	8	9	AB	R	H	RBI	BB	SO	LOB	BOTTOM									
Freddie Patek, R OBP: 0.283, SLG: 0.347 (1, 6)	E6 1B S FC3-2		6-3		L3 1-2		G5-4-3 1-2			4	0	0	0	0	0	2										
Amos Otis, R OBP: 0.265, SLG: 0.247 (1, 8)			4-3				HBP 1B SF7		CS 1B	4	1	3	0	0	0	0										
Richie Scheinblum, S OBP: 0.333, SLG: 0.267 (1, 9)	1B						FC4 HBP 1B		F4 1-2	3	0	1	0	1	0	2										
Lou Piniella, R OBP: 0.398, SLG: 0.482 (1, 7)							FC4 HBP		1B BB	2	1	1	0	1	1	1										
Cookie Rojas, R OBP: 0.284, SLG: 0.303 (1, 4)							SF7		1B	3	0	1	1	0	1	1										
John Mayberry, L OBP: 0.297, SLG: 0.298 (1, 3)							3H FC4		L8	4	0	0	0	0	0	5										
Paul Schaal, R OBP: 0.306, SLG: 0.241 (1, 5)							1-2 2-3		F5	3	0	0	0	1	1	2										
Ed Kirkpatrick, L OBP: 0.351, SLG: 0.559 (1, 2)									F4	4	0	2	1	0	0	0										
Al Fitzmorris, S OBP: 0.286, SLG: 0.167 Ted Abernathy, R OBP: 0.400, SLG: 0.400 (9, PH)									F1	2	0	0	0	1	0	3										
									5-3	0	0	0	0	0	0	0										
										1	0	0	0	0	0	0										
<b>Inning Stats</b>	R: 0 E: 1 K: 0 S: 3	H: 1 LOB: 0 BB: 0 P: 3	R: 1 E: 0 K: 1 S: 7	H: 2 LOB: 2 BB: 1 P: 11	R: 0 E: 0 K: 1 S: 5	H: 0 LOB: 1 BB: 1 P: 9	R: 0 E: 0 K: 1 S: 5	H: 0 LOB: 0 BB: 0 P: 5	R: 0 E: 0 K: 0 S: 3	H: 1 LOB: 0 BB: 0 P: 3	R: 1 E: 0 K: 0 S: 5	H: 2 LOB: 2 BB: 0 P: 6	R: 0 E: 0 K: 0 S: 2	H: 0 LOB: 0 BB: 1 P: 6	R: 0 E: 0 K: 0 S: 4	H: 2 LOB: 2 BB: 1 P: 8	R: 0 E: 0 K: 0 S: 3	H: 0 LOB: 0 BB: 0 P: 3	1B: 8 2B: 2 3B: 0 HR: 0	SF: 1 SAC: 0 DP: 3 HBP: 1	WP: 0 PB: 0 SB: 1 CS: 1	PA: 36				
<b>PITCHER</b>	IP	WLS	BF	H	R	ER	SO	BB	IBB	HBP	BLK	WP	HR	S	P	ERA	WHIP									
Joe Coleman, R ERA: 2.36 Fred Scherman, L ERA: 0.73	(1, 1)	7.0	W	29	7	2	2	3	3	0	1	0	0	0	31	44	2.57	1.429								
	(8, 1)	2.0	S	7	1	0	0	0	1	0	0	0	0	6	10	0.00	1.000									

Detroit Tigers @ Kansas City Royals  
Municipal Stadium, Kansas City, MO  
Sun May 14 1972, 4:33 AM EDT  
Unknown - 64 F

AB	30
R	2
H	8
RBI	2
BB	4
SO	3
LOB	16






Batter	1	2	3	4	5	6	7	8	9	AB	R	H	RBI	BB	SO	LOB	TOP										
Ike Brown, R OBP: 0.500, SLG: 0.333 Dick McAuliffe, L OBP: 0.418, SLG: 0.320	4-0 FC1-6 BB		0-0 SF8 3B 1B		0-0 1B		0-0 4-3		0-3 K	1	1	1	1	1	0	0											
Aurelio Rodriguez, R OBP: 0.305, SLG: 0.278	0-0 FC1-6 L5-4-3		4-0 SF8 3B BB		0-0 F3		0-0 L7		0-0 1-3	4	1	0	0	1	0	3											
Al Kaline, R OBP: 0.333, SLG: 0.352	0-0 L5-4-3		0-0 SF8		0-0 L9		0-0 L9			3	0	0	1	0	0	2											
Bill Freehan, R OBP: 0.395, SLG: 0.527		0-0 6-3	0-0 3B		0-0 F7			4-0 1B BB		3	0	1	2	1	0	1											
Willie Horton, R OBP: 0.324, SLG: 0.483		0-0 6-3	0-0 F8			0-0 FC4-6 1B		0-0 G6-3 1B		4	0	2	0	0	0	1											
Norm Cash, L OBP: 0.410, SLG: 0.571	0-0 4-3			0-3 K		0-0 FC4-6 1B		0-0 F6		4	0	0	0	0	1	3											
Mickey Stanley, R OBP: 0.387, SLG: 0.613			0-0 F9		0-0 1B		0-0 1-2 1B		0-0 G6-3	4	0	2	0	0	0	2											
Ed Brinkman, R OBP: 0.308, SLG: 0.405			0-0 BB 1B		0-0 F7		0-0 F5		0-0 1-3	4	1	1	0	0	0	3											
Chuck Seelbach, R Ron Parranoski, L Gale Szymon, L Phil Meeler, R Phil Meeler, R Tom Timmermann, R Fred Scherman, L Bob Strampe, S Tom Burgmeier, L		4-0 BB 1B	0-0 BB 1B	0-0 5-3		0-0 1-3		0-0 1B		1	0	0	0	0	0	1											
<b>Inning Stats</b>	R: 0 E: 0 K: 0 S: 2	H: 0 LOB: 0 BB: 1 P: 6	R: 0 E: 0 K: 0 S: 3	H: 0 LOB: 0 BB: 0 P: 3	R: 4 E: 0 K: 0 S: 6	H: 3 LOB: 1 BB: 2 P: 14	R: 0 E: 0 K: 1 S: 6	H: 1 LOB: 1 BB: 0 P: 6	R: 0 E: 0 K: 0 S: 4	H: 1 LOB: 2 BB: 0 P: 4	R: 0 E: 0 K: 0 S: 3	H: 0 LOB: 0 BB: 0 P: 3	R: 0 E: 0 K: 0 S: 3	H: 1 LOB: 1 BB: 0 P: 7	R: 0 E: 0 K: 1 S: 6	H: 1 LOB: 1 BB: 0 P: 6	1B: 8 2B: 0 3B: 1 HR: 0	SF: 1 SAC: 0 DP: 2 HBP: 0	WP: 0 PB: 0 SB: 0 CS: 0	PA: 38							
<b>PITCHER</b>	IP	WLS	BF	H	R	ER	SO	BB	IBB	HBP	BLK	WP	HR	S	P	ERA	WHIP										
Paul Spittorff, L ERA: 2.79	(1, 1)	2.2	13	3	4	4	4	3	0	0	0	0	0	10	22	13.50	2.250										
Bruce Dal Canton, R ERA: 3.72	(3, 1)	2.1	W	9	2	0	1	0	0	0	0	0	0	11	11	0.00	0.857										
Roger Nelson, R ERA: 4.91	(6, 1)	0.2		4	2	0	0	0	0	0	0	0	0	4	4	0.00	3.000										
Tom Burgmeier, L ERA: 1.69	(6, 1)	3.1	S	12	2	0	1	1	0	0	0	0	0	13	17	0.00	0.900										

Detroit Tigers @ Kansas City Royals  
Municipal Stadium, Kansas City, MO  
Sun May 14 1972, 4:38 AM EDT  
Att: 10,326 - Unknown


AB	33
R	4
H	9
RBI	4
BB	4
SO	2
LOB	19



Batter	1	2	3	4	5	6	7	8	9	AB	R	H	RBI	BB	SO	LOB	BOTTOM										
Freddie Patek, R OBP: 0.310, SLG: 0.377	0-0 5-3		0-0 FC4-6 1B		4-0 1B HR BB		0-0 F8		0-0 1B 2B	4	2	2	2	1	0	0											
Amos Otis, R OBP: 0.284, SLG: 0.268	0-0 6-3		0-0 FC4-6 BB		0-0 1-3 HR 1B		0-0 BB 1B		0-0 2H 1B	5	1	3	1	0	0	1											
Richie Scheinblum, S OBP: 0.369, SLG: 0.364	0-0 4-3		4-0 1-2 BB		0-0 1H 3H HR		4-0 1-2 FC6-4 BB		0-3 K	3	1	1	3	2	1	1											
Lou Piniella, R OBP: 0.381, SLG: 0.461		0-0 6-3	0-0 F4		0-0 L7		0-0 L9			4	0	0	0	0	0	4											
Cookie Rojas, R OBP: 0.293, SLG: 0.304		4-0 WP 1B BB	0-0 F7		0-0 CS 1B		0-0 FC6-4		0-0 1-2	3	1	1	0	1	0	4											
Ed Kirkpatrick, L OBP: 0.390, SLG: 0.568		0-0 WP 2B 1B		4-0 G6-4-3 BB		0-0 CS		0-0 F6		3	1	2	0	1	0	0											
John Mayberry, L OBP: 0.276, SLG: 0.284		0-0 L4		0-0 F8		0-0 FC3-6 FC4		0-0 4-3		4	0	0	0	0	0	4											
Paul Schaal, R OBP: 0.314, SLG: 0.256		0-0 2H 3H 2B		0-0 G6-4-3		0-0 L9		4-0 1B 2B BB		3	1	1	2	1	0	2											
Paul Spittorff, L OBP: 0.077, SLG: 0.077 Bruce Dal Canton, R Steve Hovley, L OBP: 0.261, SLG: 0.273 Roger Nelson, R Tom Burgmeier, L OBP: 0.250, SLG: 0.250		0-0 F5		0-0 6-3		0-0 FC4		0-0 1-2 2B 1B		1	0	0	0	0	0	1											
<b>Inning Stats</b>	R: 0 E: 0 K: 0 S: 3	H: 0 LOB: 0 BB: 0 P: 3	R: 2 E: 0 K: 0 S: 5	H: 2 LOB: 1 BB: 1 P: 9	R: 0 E: 0 K: 0 S: 4	H: 1 LOB: 2 BB: 1 P: 8	R: 0 E: 0 K: 0 S: 2	H: 0 LOB: 0 BB: 1 P: 6	R: 3 E: 0 K: 0 S: 5	H: 3 LOB: 0 BB: 1 P: 9	R: 0 E: 0 K: 0 S: 4	H: 1 LOB: 2 BB: 1 P: 8	R: 0 E: 0 K: 1 S: 8	H: 3 LOB: 1 BB: 1 P: 12	R: 3 E: 0 K: 1 S: 8	H: 3 LOB: 1 BB: 1 P: 12	1B: 8 2B: 2 3B: 0 HR: 1	SF: 0 SAC: 0 DP: 1 HBP: 0	WP: 1 PB: 0 SB: 1 CS: 1	PA: 40							
<b>PITCHER</b>	IP	WLS	BF	H	R	ER	SO	BB	IBB	HBP	BLK	WP	HR	S	P	ERA	WHIP										
Chuck Seelbach, R ERA: 4.5	(1, 1)	4.2	L	23	6	5	0	4	0	0	0	0	0	19	35	9.64	2.143										
Ron Parranoski, L ERA	(5, 1)	0.1		0	0	0	0	0	0	0	0	0	0	0	0	0.00	0.000										
Phil Meeler, R ERA: 3.0	(6, 1)	1.1		7	2	0	0	1	0	0	0	0	0	6	10	0.00	2.250										
Tom Timmermann, R ERA: 1.56	(7, 1)	0.2		2	0	0	0	0	0	0	0	0	0	2	2	0.00	0.000										
Fred Scherman, L ERA: 2.77	(8, 1)	0.2		5	2	3	0	1	0	0	0	0	0	4	8	40.50	4.500										
<b>PITCHER</b>	IP	WLS	BF	H	R	ER	SO	BB	IBB	HBP	BLK	WP	HR	S	P	ERA	WHIP										
Bob Strampe, R ERA: 54.0	(8, 1)	0.1		1	0	0	1	0	0	0	0	0	0	4	4	0.00	3.000										

Detroit Tigers @ Kansas City Royals  
Municipal Stadium, Kansas City, MO  
Sun May 14 1972, 4:38 AM EDT  
Att: 10,326 - Unknown

AB	33
R	8
H	11
RBI	8
BB	6
SO	1
LOB	18

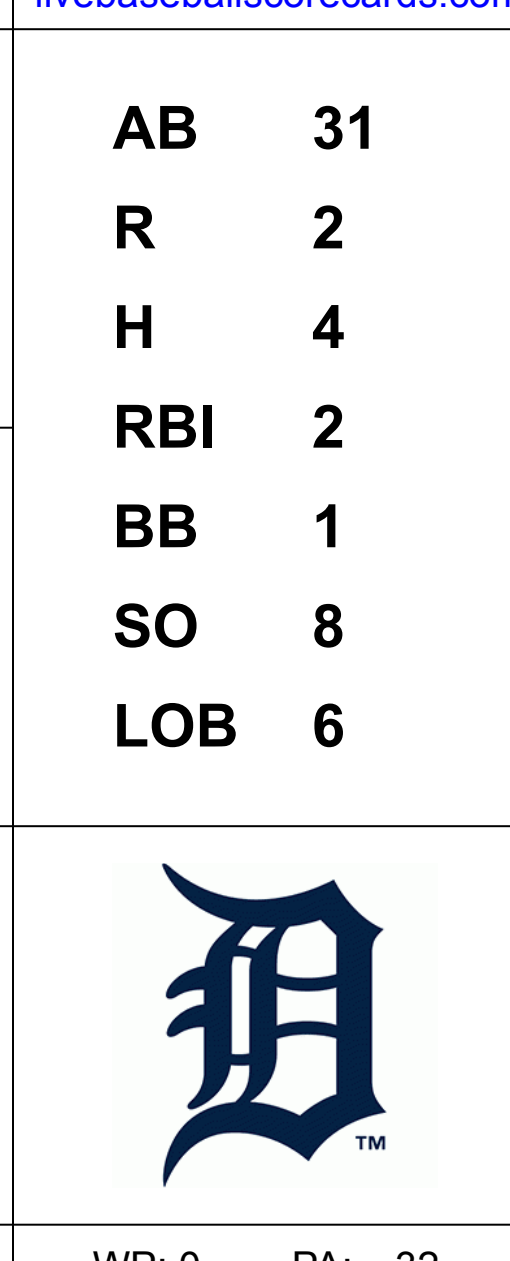




Batter	1	2	3	4	5	6	7	8	9	AB	R	H	RBI	BB	SO	LOB	TOP										
<b>Don Buford, S</b> OBP: 0.402, SLG: 0.351 (1, 7)										4	0	2	1	0	1	0	<b>Baltimore Orioles @ Detroit Tigers</b> Tiger Stadium, Detroit, MI Mon May 15 1972, 7:05 PM EDT Att: 29,092 - Unknown										
<b>Mery Rettenmund, R</b> OBP: 0.347, SLG: 0.355 (1, 9)										4	1	2	1	0	0	2											
<b>Paul Blair, R</b> OBP: 0.295, SLG: 0.357 (1, 8)										4	0	0	0	0	2	1											
<b>Brooks Robinson, R</b> OBP: 0.333, SLG: 0.341 (1, 5)										4	1	2	0	0	0	0											
<b>Davey Johnson, R</b> OBP: 0.306, SLG: 0.342 (1, 4)										3	0	0	0	1	0	1											
<b>Bobby Grich, R</b> OBP: 0.281, SLG: 0.250 (1, 3)										3	0	0	0	1	0	3											
<b>Andy Etchebarren, R</b> OBP: 0.224, SLG: 0.239 (1, 2)										4	0	0	0	0	1	4											
<b>Mark Belanger, R</b> OBP: 0.221, SLG: 0.250 (1, 6)										4	0	1	1	0	1	1											
<b>Jim Palmer, R</b> OBP: 0.333, SLG: 0.429 (1, 1)										3	1	1	0	0	0	2											
<b>Inning Stats</b>	R: 0 E: 0 K: 1 S: 5	H: 1 LOB: 0 BB: 0 P: 5	R: 1 E: 0 K: 0 S: 5	H: 2 LOB: 2 BB: 1 P: 9	R: 1 E: 0 K: 2 S: 8	H: 1 LOB: 1 BB: 0 P: 8	R: 0 E: 0 K: 1 S: 5	H: 0 LOB: 1 BB: 1 P: 9	R: 0 E: 0 K: 0 S: 4	H: 1 LOB: 1 BB: 0 P: 4	R: 0 E: 0 K: 0 S: 4	H: 1 LOB: 0 BB: 0 P: 4	R: 1 E: 0 K: 0 S: 4	H: 2 LOB: 0 BB: 0 P: 4	R: 0 E: 0 K: 0 S: 3	H: 0 LOB: 0 BB: 0 P: 3	R: 0 E: 0 K: 1 S: 5	H: 0 LOB: 0 BB: 0 P: 5	1B: 4 2B: 2 3B: 1 HR: 1	SF: 0 SAC: 0 DP: 2 HBP: 0	WP: 0 PB: 0 SB: 1 CS: 0	PA: 35					
<b>PITCHER</b>	IP	WLS	BF	H	R	ER	SO	BB	IBB	HBP	BLK	WP	HR	S	P	ERA	WHIP										
<b>Les Cain, L</b> ERA: 4.38 (1, 1)	6.1	L	28	8	3	3	4	2	0	0	0	0	1	34	42	4.26	1.579										
<b>Joe Niekro, R</b> ERA: (7, 1)	1.2		4	0	0	0	0	0	0	0	0	0	0	4	4	0.00	0.000										
<b>Bob Strampe, R</b> ERA: 21.6 (9, 1)	1.0		3	0	0	0	1	0	0	0	0	0	0	5	5	0.00	0.000										

Batter	1	2	3	4	5	6	7	8	9	AB	R	H	RBI	BB	SO	LOB	BOTTOM										
<b>Jim Northrup, L</b> OBP: 0.203, SLG: 0.154 (1, 8)										4	0	0	0	0	0	1	<b>Baltimore Orioles @ Detroit Tigers</b> Tiger Stadium, Detroit, MI Mon May 15 1972, 7:05 PM EDT Att: 29,092 - Unknown										
<b>Aurelio Rodriguez, R</b> OBP: 0.303, SLG: 0.209 (1, 5)										3	0	0	0	1	1	0											
<b>Gates Brown, L</b> OBP: 0.429, SLG: 0.553 (1, 7)										4	1	1	1	0	0	1											
<b>Bill Freehan, R</b> OBP: 0.376, SLG: 0.500 (1, 2)										4	0	0	0	0	1	0											
<b>Norm Cash, L</b> OBP: 0.390, SLG: 0.541 (1, 3)										4	0	0	0	0	1	0											
<b>Willie Horton, R</b> OBP: 0.338, SLG: 0.540 (1, 9)										3	1	2	1	0	1	0											
<b>Dick McAuliffe, L</b> OBP: 0.414, SLG: 0.321 (1, 4)										3	0	1	0	0	2	1											
<b>Ed Brinkman, R</b> OBP: 0.296, SLG: 0.390 (1, 6)										3	0	0	0	0	1	2											
<b>Les Cain, L</b> OBP: 0.250, SLG: 0.250 (1, 1)										2	0	0	0	0	1	1											
<b>Joe Niekro, R</b> (7, 1)										0	0	0	0	0	0	0											
<b>Dalton Jones, L</b> (8, PH)										1	0	0	0	0	0	0											
<b>Bob Strampe, S</b> (9, 1)										0	0	0	0	0	0	0											
<b>Inning Stats</b>	R: 1 E: 0 K: 2 S: 8	H: 1 LOB: 0 BB: 0 P: 8	R: 1 E: 0 K: 2 S: 8	H: 1 LOB: 0 BB: 0 P: 8	R: 0 E: 0 K: 0 S: 3	H: 0 LOB: 1 BB: 1 P: 7	R: 0 E: 0 K: 1 S: 5	H: 0 LOB: 0 BB: 0 P: 5	R: 0 E: 0 K: 2 S: 8	H: 1 LOB: 1 BB: 0 P: 8	R: 0 E: 0 K: 0 S: 3	H: 0 LOB: 0 BB: 0 P: 3	R: 0 E: 0 K: 1 S: 6	H: 1 LOB: 1 BB: 0 P: 6	R: 0 E: 0 K: 0 S: 3	H: 0 LOB: 0 BB: 0 P: 3	R: 0 E: 0 K: 0 S: 3	H: 0 LOB: 0 BB: 0 P: 3	1B: 2 2B: 0 3B: 0 HR: 2	SF: 0 SAC: 0 DP: 0 HBP: 0	WP: 0 PB: 0 SB: 0 CS: 0	PA: 32					
<b>PITCHER</b>	IP	WLS	BF	H	R	ER	SO	BB	IBB	HBP	BLK	WP	HR	S	P	ERA	WHIP										
<b>Jim Palmer, R</b> ERA: 2.89 (1, 1)	9.0	W	32	4	2	2	8	1	0	0	0	0	2	47	51	2.00	0.556										

AB	33
R	3
H	8
RBI	3
BB	2
SO	5
LOB	14





Batter	1	2	3	4	5	6	7	8	9	AB	R	H	RBI	BB	SO	LOB	TOP
Don Buford, S OBP: 0.392, SLG: 0.333 (1, 7)	L9		4-3		G3		L9		FC5-4 BB	4	0	0	0	1	0	0	<p><b>Baltimore Orioles @ Detroit Tigers</b> Tiger Stadium, Detroit, MI Tue May 16 1972, 7:05 PM EDT Att: 21,493 - Unknown</p>
Mark Belanger, R OBP: 0.215, SLG: 0.246 (1, 6)	4-3		5-3		5-3		CS 1B		FC5-4 1B 1-2	5	1	1	0	0	0	1	
Boog Powell, L OBP: 0.321, SLG: 0.412 (1, 3)	K				2B		2B		1B	4	3	3	1	1	1	0	
Brooks Robinson, R OBP: 0.337, SLG: 0.356 (1, 5)					2B		HR		1B	5	1	2	1	0	0	3	
Terry Crowley, L OBP: 0.357, SLG: 0.643 Merv Rettenmund, R OBP: 0.373, SLG: 0.375 (5, PH) (5, 9)	L9				F7		1B		F3	2	0	0	0	0	0	1	
Bobby Grich, R OBP: 0.296, SLG: 0.292 (1, 4)	1B				F8		L9		1B	2	2	2	1	1	0	0	
Paul Blair, R OBP: 0.312, SLG: 0.368 (1, 8)	1B				2B		BB		SH SF8-6-3 BB	4	0	2	1	0	0	3	
Johnny Oates, L OBP: 0.154, SLG: 0.462 Andy Etchebarren, R OBP: 0.250, SLG: 0.250 (6, PH) (6, 2)	K				6-3				1B	3	1	2	2	1	1	0	
Mike Cuellar, L Doyle Alexander, R (1, 1)					6-3				HBP 1B	2	0	1	2	0	1	2	
					2B				HBP 1B	2	0	1	0	0	0	0	
					2B				HBP	5	0	0	0	0	2	5	
					2B				HBP	0	0	0	0	0	0	0	
					2B				HBP	5	0	0	0	0	2	5	
					2B				HBP	0	0	0	0	0	0	0	
					2B				HBP	5	0	0	0	0	2	5	
					2B				HBP	0	0	0	0	0	0	0	
					2B				HBP	5	0	0	0	0	2	5	
					2B				HBP	0	0	0	0	0	0	0	
					2B				HBP	5	0	0	0	0	2	5	
					2B				HBP	0	0	0	0	0	0	0	
					2B				HBP	5	0	0	0	0	2	5	
					2B				HBP	0	0	0	0	0	0	0	
					2B				HBP	5	0	0	0	0	2	5	
					2B				HBP	0	0	0	0	0	0	0	
					2B				HBP	5	0	0	0	0	2	5	
					2B				HBP	0	0	0	0	0	0	0	
					2B				HBP	5	0	0	0	0	2	5	
					2B				HBP	0	0	0	0	0	0	0	
					2B				HBP	5	0	0	0	0	2	5	
					2B				HBP	0	0	0	0	0	0	0	
					2B				HBP	5	0	0	0	0	2	5	
					2B				HBP	0	0	0	0	0	0	0	
					2B				HBP	5	0	0	0	0	2	5	
					2B				HBP	0	0	0	0	0	0	0	
					2B				HBP	5	0	0	0	0	2	5	
					2B				HBP	0	0	0	0	0	0	0	
					2B				HBP	5	0	0	0	0	2	5	
					2B				HBP	0	0	0	0	0	0	0	
					2B				HBP	5	0	0	0	0	2	5	
					2B				HBP	0	0	0	0	0	0	0	
					2B				HBP	5	0	0	0	0	2	5	
					2B				HBP	0	0	0	0	0	0	0	
					2B				HBP	5	0	0	0	0	2	5	
					2B				HBP	0	0	0	0	0	0	0	
					2B				HBP	5	0	0	0	0	2	5	
					2B				HBP	0	0	0	0	0	0	0	
					2B				HBP	5	0	0	0	0	2	5	
					2B				HBP	0	0	0	0	0	0	0	
					2B				HBP	5	0	0	0	0	2	5	
					2B				HBP	0	0	0	0	0	0	0	
					2B				HBP	5	0	0	0	0	2	5	
					2B				HBP	0	0	0	0	0	0	0	
					2B				HBP	5	0	0	0	0	2	5	
					2B				HBP	0	0	0	0	0	0	0	
					2B				HBP	5	0	0	0	0	2	5	
					2B				HBP	0	0	0	0	0	0	0	
					2B				HBP	5	0	0	0	0	2	5	
					2B				HBP	0	0	0	0	0	0	0	
					2B				HBP	5	0	0	0	0	2	5	
					2B				HBP	0	0	0	0	0	0	0	
					2B				HBP	5	0	0	0	0	2	5	
					2B				HBP	0	0	0	0	0	0	0	
					2B				HBP	5	0	0	0	0	2	5	
					2B				HBP	0	0	0	0	0	0	0	
					2B				HBP	5	0	0	0	0	2	5	
					2B				HBP	0	0	0	0	0	0	0	
					2B				HBP	5	0	0	0	0	2	5	
					2B				HBP	0	0	0	0	0	0	0	
					2B				HBP	5	0	0	0	0	2	5	
					2B				HBP	0	0	0	0	0	0	0	
					2B				HBP	5	0	0	0	0	2	5	
					2B				HBP	0	0	0	0	0	0	0	
					2B				HBP	5	0	0	0	0	2	5	
					2B				HBP	0	0	0	0	0	0	0	
					2B				HBP	5	0	0	0	0	2	5	
					2B				HBP	0	0	0	0	0	0	0	
					2B				HBP	5	0	0	0	0	2	5	
					2B				HBP	0	0	0	0	0	0	0	
					2B				HBP	5	0	0	0	0	2	5	
					2B				HBP	0	0	0	0	0	0	0	
					2B				HBP	5	0	0	0	0	2	5	
					2B				HBP	0	0	0	0	0	0	0	
					2B				HBP	5	0	0	0	0	2	5	
					2B				HBP	0	0	0	0	0	0	0	
					2B				HBP	5	0	0	0	0	2	5	
					2B				HBP	0	0	0	0	0	0	0	
					2B				HBP	5	0	0	0	0	2	5	
					2B				HBP	0	0	0	0	0	0	0	
					2B				HBP	5	0	0	0	0	2	5	
					2B				HBP	0	0	0	0	0	0	0	
					2B				HBP	5	0	0	0	0	2	5	
					2B				HBP	0	0	0	0	0	0	0	
					2B				HBP	5	0	0	0	0	2	5	
					2B				HBP	0	0	0	0	0	0	0	
					2B				HBP	5	0	0	0	0	2	5	
					2B				HBP	0	0	0	0	0	0	0	
					2B				HBP	5	0	0	0	0	2	5	
					2B				HBP	0	0	0	0	0	0	0	
					2B				HBP	5	0	0	0	0	2	5	
					2B				HBP	0	0	0	0	0	0	0	
					2B				HBP	5	0	0	0	0	2	5	
					2B				HBP	0	0	0	0	0	0	0	
					2B				HBP	5	0	0	0	0	2	5	
					2B				HBP	0	0	0	0	0	0	0	
					2B				HBP	5	0	0	0	0	2	5	
					2B												



Batter	1	2	3	4	5	6	7	8	9	AB	R	H	RBI	BB	SO	LOB	TOP		
Merv Rettenmund, R OBP: 0.354, SLG: 0.353	0-0 6-3		0-0 FC3-5		0-0 F9		0-0 5-3			4	0	0	0	0	0	1	<p>Baltimore Orioles @ Detroit Tigers</p> <p>Tiger Stadium, Detroit, MI</p> <p>Wed May 17 1972, 7:05 PM EDT</p> <p>Att: 27,384 - Unknown</p>		
Davey Johnson, R OBP: 0.303, SLG: 0.329	4-0 BB		0-3 K		0-0 E5			0-3 K		3	0	0	0	1	2	1			
Paul Blair, R OBP: 0.299, SLG: 0.352	0-0 L5		0-0 FC6-4		0-0 FC5-4			0-0 F9		4	0	0	0	0	0	3			
Don Baylor, R OBP: 0.429, SLG: 0.520	0-0 F7			0-0 F8 1B		4-0 FC6-4		0-0 F8		3	0	1	0	1	0	1			
Brooks Robinson, R OBP: 0.333, SLG: 0.352		0-0 F7		0-0 1B		0-3 K		0-0 6-3		4	0	1	0	0	1	1			
Boog Powell, L OBP: 0.307, SLG: 0.389	0-0 F9		0-0 F8		0-0 F5			0-3 K		4	0	0	0	0	1	3			
Andy Etchebarren, R OBP: 0.232, SLG: 0.231	0-0 F8		0-3 K		0-0 FC6-4			0-3 K		4	0	0	0	0	2	3			
Mark Belanger, R OBP: 0.224, SLG: 0.292			0-0 HR		0-0 F7			0-0 F7		3	1	1	1	0	0	2			
Pat Dobson, R ERA: 3.21, SLG: 0.308			0-0 FC3-5		0-0 F7			0-3 K		1	0	1	0	0	0	0			
Mickey Scott, L ERA: 1.69										0	0	0	0	0	0	0			
Chico Salmon, R ERA: 2.25										0	0	0	0	0	0	0			
Roric Harrison, R ERA: 2.25										0	0	0	0	0	0	0			
Don Buford, S ERA: 7.27										0	0	0	0	1	0	0			
Dave Leonhard, R ERA: 7.27										0	0	0	0	0	0	0			
<b>Inning Stats</b>	R: 0 E: 0 K: 0 S: 3	H: 0 LOB: 1 BB: 1 P: 7	R: 0 E: 0 K: 0 S: 3	H: 0 LOB: 0 BB: 0 P: 3	R: 1 E: 0 K: 1 S: 7	H: 2 LOB: 1 BB: 0 P: 7	R: 0 E: 0 K: 1 S: 7	H: 2 LOB: 2 BB: 0 P: 7	R: 0 E: 1 K: 0 S: 4	H: 0 LOB: 1 BB: 1 P: 4	R: 0 E: 0 K: 1 S: 5	H: 0 LOB: 0 BB: 0 P: 5	R: 0 E: 0 K: 1 S: 5	H: 0 LOB: 0 BB: 0 P: 5	R: 0 E: 0 K: 2 S: 7	H: 0 LOB: 0 BB: 0 P: 7	1B: 2 2B: 1 3B: 0 HR: 1	SF: 0 SAC: 0 DP: 0 HBP: 0	WP: 0 PA: 34 PB: 0 SB: 0 CS: 0
<b>PITCHER</b>	IP WLS BF H R ER SO	IP WLS BF H R ER SO	IP WLS BF H R ER SO	IP WLS BF H R ER SO	IP WLS BF H R ER SO	IP WLS BF H R ER SO	IP WLS BF H R ER SO	IP WLS BF H R ER SO	IP WLS BF H R ER SO	IP WLS BF H R ER SO	IP WLS BF H R ER SO	IP WLS BF H R ER SO	IP WLS BF H R ER SO	IP WLS BF H R ER SO	IP WLS BF H R ER SO	IP WLS BF H R ER SO	ERA WHIP	ERA WHIP	
Mickey Lolich, L ERA: 1.92	9.0 W 34 4 1 1 7																1.00	0.667	

AB	32
R	1
H	4
RBI	1
BB	2
SO	7
LOB	15



Batter	1	2	3	4	5	6	7	8	9	AB	R	H	RBI	BB	SO	LOB	BOTTOM		
Gates Brown, L OBP: 0.391, SLG: 0.500	0-0 F2		0-3 K		0-0 F8					3	0	0	0	0	1	1	<p>Baltimore Orioles @ Detroit Tigers</p> <p>Tiger Stadium, Detroit, MI</p> <p>Wed May 17 1972, 7:05 PM EDT</p> <p>Att: 27,384 - Unknown</p>		
Mickey Stanley, R OBP: 0.343, SLG: 0.543							0-0 FC6-4			1	0	0	0	0	0	1			
Aurelio Rodriguez, R OBP: 0.289, SLG: 0.287	0-0 BB		0-0 F4		0-0 F7		0-0 F8			4	1	1	0	0	0	1			
Norm Cash, L OBP: 0.378, SLG: 0.543	0-0 F8		4-0 BB		0-0 4-3			0-0 F8		3	0	0	0	1	0	1			
Willie Horton, R OBP: 0.329, SLG: 0.500	4-0 1B		0-3 K		0-0 F9			0-0 F9		3	0	0	0	1	1	1			
Jim Northrup, L OBP: 0.233, SLG: 0.191	0-0 1B			0-0 1B		0-0 F6		4-0 BB		3	2	2	1	1	0	0			
Dick McAuliffe, L OBP: 0.418, SLG: 0.321	0-3 K			0-0 3-1		0-3 K		4-0 BB		3	2	1	0	1	2	2			
Tom Haller, L OBP: 0.182, SLG: 0.490		4-0 BB		0-0 3-1		0-0 F8		0-0 BB		3	1	1	4	1	0	1			
Ed Brinkman, R OBP: 0.295, SLG: 0.381	0-0 L4-3			0-0 1B				0-0 5-3		4	0	1	0	0	0	1			
Mickey Lolich, S OBP: 0.192, SLG: 0.045	0-0 F3			0-0 K			4-0 BB			2	0	0	0	1	1	1			
<b>Inning Stats</b>	R: 1 E: 0 K: 1 S: 7	H: 2 LOB: 2 BB: 1 P: 11	R: 0 E: 0 K: 0 S: 2	H: 0 LOB: 0 BB: 1 P: 6	R: 0 E: 0 K: 2 S: 7	H: 0 LOB: 1 BB: 1 P: 11	R: 2 E: 1 K: 1 S: 8	H: 3 LOB: 1 BB: 0 P: 8	R: 0 E: 0 K: 0 S: 3	H: 0 LOB: 0 BB: 0 P: 3	R: 0 E: 0 K: 1 S: 5	H: 0 LOB: 0 BB: 0 P: 5	R: 0 E: 0 K: 0 S: 3	H: 0 LOB: 1 BB: 1 P: 7	R: 3 E: 0 K: 0 S: 4	H: 1 LOB: 0 BB: 2 P: 12	1B: 4 2B: 2 3B: 0 HR: 1	SF: 0 SAC: 0 DP: 1 HBP: 0	WP: 0 PA: 35 PB: 0 SB: 0 CS: 0
<b>PITCHER</b>	IP WLS BF H R ER SO	IP WLS BF H R ER SO	IP WLS BF H R ER SO	IP WLS BF H R ER SO	IP WLS BF H R ER SO	IP WLS BF H R ER SO	IP WLS BF H R ER SO	IP WLS BF H R ER SO	IP WLS BF H R ER SO	IP WLS BF H R ER SO	IP WLS BF H R ER SO	IP WLS BF H R ER SO	IP WLS BF H R ER SO	IP WLS BF H R ER SO	IP WLS BF H R ER SO	IP WLS BF H R ER SO	ERA WHIP	ERA WHIP	
Pat Dobson, R ERA: 3.4	3.1 L 17																5.40	2.400	
Mickey Scott, L ERA: 1.69	0.2	2	0	0	0	1	0	0	0	0	0	4	4	0.00	0.000				
Roric Harrison, R ERA: 2.25	2.0	6	0	0	0	1	0	0	0	0	0	8	8	0.00	0.000				
Dave Leonhard, R ERA: 7.27	2.0	10	1	3	3	0	3	0	0	0	1	7	19	13.50	2.000				





Batter	1	2	3	4	5	6	7	8	9	AB	R	H	RBI	BB	SO	LOB	TOP					
<b>Tommy Harper, R</b> OBP: 0.362, SLG: 0.462 (1, 8)										3	0	0	0	1	1	0	<b>Boston Red Sox @ Detroit Tigers</b> Tiger Stadium, Detroit, MI Thu May 18, 1972, 7:05 PM EDT Att: 7,770 - Unknown					
<b>Luis Aparicio, R</b> OBP: 0.308, SLG: 0.370 (1, 6)										4	0	0	0	0	1	2						
<b>Reggie Smith, S</b> OBP: 0.310, SLG: 0.373 (1, 9)										3	1	1	1	1	1	1						
<b>Duane Josephson, R</b> OBP: 0.386, SLG: 0.488 (1, 3)										4	0	0	0	0	0	1						
<b>Rico Petrocelli, R</b> OBP: 0.247, SLG: 0.260 (1, 5)										3	0	1	0	1	2	0						
<b>Rick Miller, L</b> OBP: 0.207, SLG: 0.481 (1, 7)										4	0	0	0	0	2	3						
<b>Doug Griffin, R</b> OBP: 0.325, SLG: 0.221 (1, 4)										3	0	0	0	1	0	2						
<b>Carlton Fisk, R</b> OBP: 0.347, SLG: 0.477 (1, 2)										3	1	1	0	0	0	2						
<b>Lew Krausse, R</b> OBP: 0.222, SLG: 0.333 <b>Bill Lee, L</b> OBP: 0.273, SLG: 0.200 <b>Bob Burda, L</b> OBP: 0.273, SLG: 0.200 <b>Luis Tiant, R</b> (7, 1)										2	0	0	0	0	1	1						
<b>Inning Stats</b>	R: 0 E: 0 K: 1 S: 5	H: 0 LOB: 0 BB: 0 P: 5	R: 0 E: 0 K: 0 S: 4	H: 1 LOB: 2 BB: 1 P: 8	R: 0 E: 0 K: 2 S: 7	H: 0 LOB: 0 BB: 0 P: 7	R: 0 E: 0 K: 1 S: 5	H: 0 LOB: 2 BB: 2 P: 13	R: 1 E: 0 K: 1 S: 6	H: 1 LOB: 1 BB: 1 P: 10	R: 0 E: 0 K: 2 S: 7	H: 0 LOB: 0 BB: 0 P: 7	R: 0 E: 0 K: 0 S: 3	H: 0 LOB: 0 BB: 0 P: 3	R: 1 E: 0 K: 0 S: 4	H: 1 LOB: 0 BB: 0 P: 4		R: 0 E: 0 K: 1 S: 5	H: 0 LOB: 0 BB: 0 P: 5	1B: 1 2B: 1 3B: 0 HR: 1	SF: 0 SAC: 0 DP: 0 HBP: 0	WP: 2 PB: 2 SB: 0 CS: 0
<b>PITCHER</b> <b>Joe Coleman, R</b> ERA: 2.3 (1, 1)	IP: 9.0 WLS: W BF: 34 H: 3 R: 2 ER: 2 SO: 8 BB: 4 IBB: 0 HBP: 0 BLK: 0 WP: 2 HR: 1 S: 46 P: 62 ERA: 2.00 WHIP: 0.778															<b>PITCHER</b> <b>Joe Coleman, R</b> ERA: 2.3 (1, 1)	IP: 9.0 WLS: W BF: 34 H: 3 R: 2 ER: 2 SO: 8 BB: 4 IBB: 0 HBP: 0 BLK: 0 WP: 2 HR: 1 S: 46 P: 62 ERA: 2.00 WHIP: 0.778					

AB	30
R	2
H	3
RBI	1
BB	4
SO	8
LOB	12



Batter	1	2	3	4	5	6	7	8	9	AB	R	H	RBI	BB	SO	LOB	BOTTOM			
<b>Gates Brown, L</b> OBP: 0.388, SLG: 0.489 <b>Mickey Stanley, R</b> OBP: 0.333, SLG: 0.528 (6, 8)										3	1	1	0	0	0	1	<b>Boston Red Sox @ Detroit Tigers</b> Tiger Stadium, Detroit, MI Thu May 18, 1972, 7:05 PM EDT Att: 7,770 - Unknown			
<b>Aurelio Rodriguez, R</b> OBP: 0.288, SLG: 0.276 (1, 5)										4	0	0	0	0	1	1				
<b>Norm Cash, L</b> OBP: 0.383, SLG: 0.571 (1, 3)										3	1	1	1	1	0	1				
<b>Willie Horton, R</b> OBP: 0.354, SLG: 0.507 <b>Al Kaline, R</b> OBP: 0.309, SLG: 0.322 (6, 9)										1	1	1	0	2	0	0				
<b>Jim Northrup, L</b> OBP: 0.234, SLG: 0.208 (6, 7)										4	1	1	1	0	0	3				
<b>Tom Haller, L</b> OBP: 0.267, SLG: 0.643 (1, 2)										4	2	2	2	0	1	2				
<b>Dick McAuliffe, L</b> OBP: 0.421, SLG: 0.345 <b>Tony Taylor, R</b> OBP: 0.323, SLG: 0.552 (6, 4)										2	0	1	1	0	0	0				
<b>Ed Brinkman, R</b> OBP: 0.283, SLG: 0.364 (1, 6)										4	0	0	0	0	2	1				
<b>Joe Coleman, R</b> OBP: 0.167, SLG: 0.167 (1, 1)										3	0	0	0	0	1	1				
<b>Inning Stats</b>	R: 1 E: 0 K: 0 S: 4	H: 1 LOB: 1 BB: 1 P: 8	R: 1 E: 0 K: 1 S: 7	H: 2 LOB: 0 BB: 0 P: 7	R: 0 E: 0 K: 0 S: 4	H: 1 LOB: 2 BB: 1 P: 8	R: 0 E: 0 K: 0 S: 3	H: 0 LOB: 0 BB: 0 P: 3	R: 4 E: 0 K: 1 S: 8	H: 3 LOB: 0 BB: 1 P: 12	R: 0 E: 0 K: 2 S: 7	H: 0 LOB: 0 BB: 0 P: 7	R: 0 E: 0 K: 0 S: 3	H: 0 LOB: 0 BB: 0 P: 3	R: 1 E: 0 K: 1 S: 6	H: 1 LOB: 0 BB: 0 P: 6		1B: 2 2B: 3 3B: 1 HR: 2	SF: 0 SAC: 0 DP: 0 HBP: 0	WP: 2 PB: 0 SB: 0 CS: 0
<b>PITCHER</b> <b>Lew Krausse, R</b> ERA: 4.74 <b>Bill Lee, L</b> ERA: 3.14 <b>Luis Tiant, R</b> ERA: 4.86 (7, 1)	IP: 4.2 WLS: L BF: 24 H: 7 R: 6 ER: 6 SO: 2 BB: 3 IBB: 0 HBP: 0 BLK: 0 WP: 1 HR: 1 S: 25 P: 37 ERA: 11.57 WHIP: 2.143															<b>PITCHER</b> <b>Lew Krausse, R</b> ERA: 4.74 <b>Bill Lee, L</b> ERA: 3.14 <b>Luis Tiant, R</b> ERA: 4.86 (7, 1)	IP: 4.2 WLS: L BF: 24 H: 7 R: 6 ER: 6 SO: 2 BB: 3 IBB: 0 HBP: 0 BLK: 0 WP: 1 HR: 1 S: 25 P: 37 ERA: 11.57 WHIP: 2.143			





Batter	1	2	3	4	5	6	7	8	9	AB	R	H	RBI	BB	SO	LOB	TOP									
Tom McCraw, L (1, 3) OBP: 0.422, SLG: 0.481 Chris Chambliss, L (5, FR) OBP: 0.300, SLG: 0.556	E1 SF7		G3 1B		E1 1B FC5-4		FC4-6 BB		1-3	3	1	1	0	0	0	0	<b>Cleveland Indians @ Detroit Tigers</b> Tiger Stadium, Detroit, MI Fri May 19 1972, 7:05 PM EDT Att: 25,124 - Unknown									
Eddie Leon, R (1, 4) OBP: 0.273, SLG: 0.271	SF7		G3		FC5-4 1B		FC4-6 CS WP			3	0	1	1	0	0	3										
Alex Johnson, R (1, 7) OBP: 0.307, SLG: 0.426	F8		5-3		FC5-4 1-2 3-H		BB			3	0	0	1	1	0	3										
Ray Fosse, R (1, 2) OBP: 0.337, SLG: 0.382	BB		F8		F7		K			3	0	0	0	1	1	4										
Roy Foster, R (1, 9) OBP: 0.273, SLG: 0.400 Del Unser, L (6, 8) OBP: 0.276, SLG: 0.306	K				CS 1B		P5		K	3	0	1	0	0	1	1										
Buddy Bell, R (1, 8) OBP: 0.293, SLG: 0.344			L6		F7 1-2		1B 2B		4-3	4	0	1	0	0	0	1										
Graig Nettles, L (1, 5) OBP: 0.290, SLG: 0.286			F8		BB		K		6-3	3	0	0	0	1	1											
Frank Duffy, R (1, 6) OBP: 0.328, SLG: 0.241			L6		F7				1-3	4	0	1	0	0	0	1										
Gaylord Perry, R (1, 1) OBP: 0.214, SLG: 0.167			G3 1B BB		6-3		6-3		P4	3	0	0	0	1	0	2										
<b>Inning Stats</b>	R: 1 E: 1 K: 1 S: 6	H: 0 LOB: 1 BB: 1 P: 10	R: 0 E: 0 K: 0 S: 3	H: 0 LOB: 0 BB: 0 P: 3	R: 0 E: 0 K: 0 S: 4	H: 1 LOB: 2 BB: 1 P: 8	R: 0 E: 0 K: 0 S: 3	H: 1 LOB: 1 BB: 1 P: 7	R: 1 E: 1 K: 0 S: 5	H: 1 LOB: 1 BB: 0 P: 5	R: 0 E: 0 K: 1 S: 7	H: 2 LOB: 2 BB: 0 P: 7	R: 0 E: 0 K: 1 S: 4	H: 0 LOB: 1 BB: 2 P: 12	R: 0 E: 0 K: 1 S: 5	H: 0 LOB: 0 BB: 0 P: 5	R: 0 E: 0 K: 0 S: 3	H: 0 LOB: 0 BB: 0 P: 3	1B: 4 2B: 1 3B: 0 HR: 0	SF: 1 SAC: 0 DP: 0 HBP: 0	WP: 1 PB: 0 SB: 0 CS: 2	PA: 37				
<b>PITCHER</b>	IP WLS BF H R ER SO BB IBB HBP BLK WP HR S P ERA WHIP	6.0 L 28 5 2 0 2 4 0 0 0 0 0 28 44 0.00 1.500	3.0 9 0 0 0 2 1 0 0 0 1 0 12 16 0.00 0.333																							

AB	31
R	2
H	5
RBI	2
BB	5
SO	4
LOB	16



Batter	1	2	3	4	5	6	7	8	9	AB	R	H	RBI	BB	SO	LOB	BOTTOM									
Gates Brown, L (1, 7) OBP: 0.358, SLG: 0.449	4-3		K						1-3	4	0	0	0	0	1	0	<b>Cleveland Indians @ Detroit Tigers</b> Tiger Stadium, Detroit, MI Fri May 19 1972, 7:05 PM EDT Att: 25,124 - Unknown									
Aurelio Rodriguez, R (1, 5) OBP: 0.287, SLG: 0.284	1B 2B				F8				6-3	4	1	1	0	0	0	0										
Norm Cash, L (1, 3) OBP: 0.381, SLG: 0.563	G6-4-3 2H 1B				K				F4	3	0	1	1	0	1	0										
Bill Freehan, R (1, 2) OBP: 0.359, SLG: 0.471	G6-4-3 1-2				6-3				5-3	3	0	0	0	0	0	1										
Jim Northrup, L (1, 8) OBP: 0.250, SLG: 0.227			L5-4-3 1B						F7	3	0	2	0	0	0	0										
Al Kaline, R (1, 9) OBP: 0.310, SLG: 0.323	L5-4-3 1-2				1B CS 1B				L6-3	3	0	1	0	0	0	1										
Dick McAuliffe, L (1, 4) OBP: 0.405, SLG: 0.328	4-3				F5				F8	3	0	0	0	0	0	2										
Ed Brinkman, R (1, 6) OBP: 0.277, SLG: 0.356 Tom Haller, L (8, PH) OBP: 0.250, SLG: 0.600 Tony Taylor, R (9, 4) OBP: 0.323, SLG: 0.552			G3						F8	2	0	0	0	0	1	1										
Les Cain, L (1, 1) OBP: 0.167, SLG: 0.167 Chuck Seelbach, R (7, 1) Dalton Jones, L (9, PH)	F9				F9				F9	1	0	0	0	0	0	0										
<b>Inning Stats</b>	R: 1 E: 0 K: 0 S: 4	H: 2 LOB: 0 BB: 0 P: 4	R: 0 E: 0 K: 0 S: 3	H: 1 LOB: 0 BB: 0 P: 3	R: 0 E: 0 K: 1 S: 5	H: 0 LOB: 0 BB: 0 P: 5	R: 0 E: 0 K: 1 S: 5	H: 0 LOB: 0 BB: 0 P: 5	R: 0 E: 0 K: 1 S: 6	H: 2 LOB: 1 BB: 0 P: 6	R: 0 E: 0 K: 0 S: 3	H: 0 LOB: 0 BB: 0 P: 3	R: 0 E: 0 K: 0 S: 3	H: 0 LOB: 0 BB: 0 P: 3	R: 0 E: 0 K: 0 S: 3	H: 0 LOB: 0 BB: 0 P: 3	R: 0 E: 0 K: 0 S: 3	H: 0 LOB: 0 BB: 0 P: 3	1B: 4 2B: 1 3B: 0 HR: 0	SF: 0 SAC: 0 DP: 2 HBP: 0	WP: 0 PB: 0 SB: 0 CS: 1	PA: 29				
<b>PITCHER</b>	IP WLS BF H R ER SO BB IBB HBP BLK WP HR S P ERA WHIP	9.0 W 29 5 1 1 3 0 0 0 0 0 0 35 35 1.00 0.556																								





Batter	1	2	3	4	5	6	7	8	9	AB	R	H	RBI	BB	SO	LOB	TOP				
Del Unser, L OBP: 0.275, SLG: 0.314 (1, 8)	F9		6-3 2B		F5			G3		4	0	1	0	0	0	1	<b>Cleveland Indians @ Detroit Tigers</b> Tiger Stadium, Detroit, MI Sat May 20 1972, 4:33 AM EDT Att: 17,375 - Unknown				
Eddie Leon, R OBP: 0.271, SLG: 0.255 (1, 6) (8, 4)	F3		6-3		F9			BB HBP		3	0	0	0	0	0	2					
Alex Johnson, R OBP: 0.295, SLG: 0.498 John Lowenstein, L OBP: 0.500, SLG: 0.250 (1, 7) (9, 7)	E5 HR		F8		E6 FC3-6			P3		4	1	0	0	0	0	2					
Graig Nettles, L OBP: 0.298, SLG: 0.319 (1, 5)	1-H HR			L4		FC3-6 4-3		4-0 1-2 BB		3	1	1	2	1	0	1					
Chris Chambliss, L OBP: 0.214, SLG: 0.385 (1, 3)	1-3			E4		4-3		0-3 BB		4	0	0	0	0	1	3					
Ray Fosse, R OBP: 0.324, SLG: 0.366 (1, 2)		E1 G6-3		F9		6-3			0-3 K	4	0	0	0	0	1	2					
Buddy Bell, R OBP: 0.291, SLG: 0.333 (1, 9)		G6-3 1-2		K			4-0 CS BB		0-0 F8	3	0	0	0	1	1	2					
Jack Brohamer, L OBP: 0.296, SLG: 0.343 Frank Duffy, R OBP: 0.336, SLG: 0.241 (1, 4) (8, 6)		4-3			4-0 SH2-4 BB		0-3 K 1-2		4-0 BB	2	0	0	0	1	1	1					
Vince Colbert, R OBP: 0.500, SLG: 0.500 Denny Riddleberger, R Ed Farmer, R Steve Mingori, L (1, 1) (5, 1) (7, 1) (8, 1)			0-3 K		0-0 SH2-4 1-2		0-3 K		0-0 F7	1	0	0	0	0	1	0					
<b>Inning Stats</b>	R: 2 E: 1 K: 0 S: 5	H: 1 LOB: 0 BB: 0 P: 5	R: 0 E: 1 K: 0 S: 3	H: 0 LOB: 0 BB: 0 P: 3	R: 0 E: 0 K: 1 S: 6	H: 1 LOB: 1 BB: 0 P: 6	R: 0 E: 1 K: 1 S: 6	H: 0 LOB: 1 BB: 0 P: 6	R: 0 E: 0 K: 0 S: 4	H: 0 LOB: 1 BB: 0 P: 7	R: 0 E: 0 K: 0 S: 6	H: 0 LOB: 0 BB: 1 P: 10	R: 0 E: 0 K: 1 S: 5	H: 0 LOB: 2 BB: 1 P: 9	R: 0 E: 0 K: 1 S: 5	H: 0 LOB: 1 BB: 1 P: 9		1B: 0 2B: 1 3B: 0 HR: 1	SF: 0 SAC: 1 DP: 1 HBP: 1	WP: 0 PB: 0 SB: 0 CS: 1	PA: 36
<b>PITCHER</b>	IP	WLS	BF	H	R	ER	SO	BB	IBB	HBP	BLK	WP	HR	S	P	ERA	WHIP				
Tom Timmermann, R ERA: 1.99 Fred Scherman, L ERA: 2.45 Bob Strampe, R ERA: 13.5	(1, 1) (7, 1) (9, 1)	6.0 2.0 1.0	L 8 4	2 0 0	2 0 0	0 0 0	2 3 1	1 2 1	0 0 0	0 1 0	0 0 0	0 0 0	1 0 5	27 11 9	31 20 9	0.00 0.00 0.00	0.500 1.000 1.000				

Batter	1	2	3	4	5	6	7	8	9	AB	R	H	RBI	BB	SO	LOB	BOTTOM				
Dick McAuliffe, L OBP: 0.415, SLG: 0.323 Tony Taylor, R OBP: 0.303, SLG: 0.516 (1, 4) (7, 7) (8, 4)	2B BB		FC3-6 1B HBP		F9		K		4-3	1	1	0	0	1	0	1	<b>Cleveland Indians @ Detroit Tigers</b> Tiger Stadium, Detroit, MI Sat May 20 1972, 4:33 AM EDT Att: 17,375 - Unknown				
Jim Northrup, L OBP: 0.271, SLG: 0.241 (1, 8) (6, 3)	F7		FC3-6 1-2 1B		WP 1-2 1B		4-0 1-3 BB		4-3	4	0	2	0	1	0	1					
Gates Brown, L OBP: 0.357, SLG: 0.462 Mickey Stanley, R OBP: 0.342, SLG: 0.526 (1, 7) (6, 8)	WP 1-H 2B		FC3-6 FC6-4		P6 1-2 2-3		0-0 1-3		0-0 1B	3	0	1	1	0	0	4					
Bill Freehan, R OBP: 0.351, SLG: 0.449 (1, 2)	K 2-3		FC6-4 1-2		4-0 BB		0-0 6-3		0-0 P2	4	0	0	0	1	1	5					
Norm Cash, L OBP: 0.384, SLG: 0.557 Al Kaline, R OBP: 0.315, SLG: 0.344 (1, 3) (5, PH) (6, 9)	K		FC6-4 HBP		L8		0-0 PB 2B			1	0	0	0	0	1	1					
Willie Horton, R OBP: 0.349, SLG: 0.493 (1, 9) (6, 7)		6-3		FC6-4 1-2		6-3 1B		0-0 5-3		4	0	1	0	0	0	2					
Aurelio Rodriguez, R OBP: 0.286, SLG: 0.263 (1, 5) (9, 6)		L6		K		6-3 1-2		0-0 PB 1B		4	0	1	0	0	1	2					
Ed Brinkman, R OBP: 0.268, SLG: 0.344 Dalton Jones, L Bob Strampe, S (1, 6) (8, PH) (9, 1)		F8		K		5-3		0-3 K 1-2 2-3		3	0	0	0	0	1	2					
Tom Timmermann, R ERA: 1.99 Paul Osler, R ERA: 0.75 Fred Scherman, L ERA: 3.12 Tom Halliday, R ERA: 1.5 Ike Brown, R ERA: 7.2 (1, 1) (5, PH) (7, 1) (8, PH) (8, PH) (9, 5)	P6 WP 1B BB				4-0 WP 1B BB		0-0 6-3		0-3 K	1	0	0	0	1	0	0					
<b>Inning Stats</b>	R: 1 E: 0 K: 2 S: 8	H: 1 LOB: 1 BB: 1 P: 12	R: 0 E: 0 K: 0 S: 3	H: 0 LOB: 0 BB: 0 P: 3	R: 0 E: 0 K: 2 S: 7	H: 0 LOB: 1 BB: 0 P: 8	R: 0 E: 0 K: 0 S: 4	H: 1 LOB: 1 BB: 0 P: 4	R: 0 E: 0 K: 1 S: 5	H: 0 LOB: 1 BB: 1 P: 9	R: 0 E: 0 K: 2 S: 9	H: 2 LOB: 2 BB: 0 P: 9	R: 0 E: 0 K: 0 S: 4	H: 1 LOB: 1 BB: 0 P: 4	R: 0 E: 0 K: 0 S: 4	H: 1 LOB: 1 BB: 0 P: 4		1B: 5 2B: 2 3B: 0 HR: 0	SF: 0 SAC: 0 DP: 0 HBP: 2	WP: 2 PB: 1 SB: 0 CS: 0	PA: 40
<b>PITCHER</b>	IP	WLS	BF	H	R	ER	SO	BB	IBB	HBP	BLK	WP	HR	S	P	ERA	WHIP				
Vince Colbert, R Denny Riddleberger, L Ed Farmer, R Steve Mingori, L (1, 1) (5, 1) (7, 1) (8, 1)	(1, 1) (5, 1) (7, 1) (8, 1)	4.2 1.2 1.1 1.1	22 7 6 5	1 1 2 0	1 0 0 0	1 0 0 0	0 1 0 0	3 1 0 0	0 0 0 0	0 0 0 0	0 0 0 0	0 0 0 0	0 0 0 0	25 8 8 7	25 12 8 7	1.93 0.00 0.00 0.00	1.286 1.200 1.500 0.750				



Batter	1	2	3	4	5	6	7	8	9	AB	R	H	RBI	BB	SO	LOB	TOP				
Del Unser, L OBP: 0.274, SLG: 0.321 (1, 8)										4	0	1	0	0	0	1	<b>Cleveland Indians @ Detroit Tigers</b> Tiger Stadium, Detroit, MI Sun May 21 1972, 4:33 AM EDT Att: 52,150 - Unknown - 85 F				
Eddie Leon, R OBP: 0.254, SLG: 0.236 (1, 4)										4	0	0	0	0	1	1					
Alex Johnson, R OBP: 0.284, SLG: 0.392 (1, 7)										4	0	0	0	0	2	1					
Ray Fosse, R OBP: 0.330, SLG: 0.381 (1, 2)										4	0	2	0	0	0	1					
Roy Foster, R OBP: 0.267, SLG: 0.357 (1, 9)										4	0	1	0	0	1	2					
Buddy Bell, R OBP: 0.299, SLG: 0.350 (1, 5)										4	0	2	0	0	0	2					
Jerry Moses, R OBP: 0.304, SLG: 0.455 (1, 3)										4	0	2	0	0	2	3					
Frank Duffy, R OBP: 0.319, SLG: 0.224 (1, 6)										4	0	0	0	0	1	6					
Dick Tidrow, R OBP: 0.278, SLG: 0.235 (1, 1)										1	0	0	0	0	0	0					
Denny Riddleberger, R (6, 1)										0	0	0	0	0	0	0					
Lou Camilli, S OBP: 0.125, SLG: 0.125 (7, PH)										1	0	0	0	0	0	2					
Ray Lamb, R (7, 1)										0	0	0	0	0	0	0					
Phil Hennigan, R (8, 1)										0	0	0	0	0	0	0					
<b>Inning Stats</b>	R: 0 E: 0 K: 1 S: 6	H: 1 LOB: 1 BB: 0 P: 6	R: 0 E: 0 K: 1 S: 6	H: 1 LOB: 1 BB: 0 P: 6	R: 0 E: 0 K: 0 S: 3	H: 0 LOB: 0 BB: 0 P: 3	R: 0 E: 0 K: 1 S: 6	H: 1 LOB: 1 BB: 0 P: 6	R: 0 E: 0 K: 0 S: 4	H: 1 LOB: 1 BB: 0 P: 4	R: 0 E: 0 K: 0 S: 5	H: 0 LOB: 0 BB: 0 P: 5	R: 0 E: 0 K: 0 S: 5	H: 2 LOB: 2 BB: 0 P: 5	R: 0 E: 0 K: 1 S: 5	H: 0 LOB: 0 BB: 0 P: 5	R: 0 E: 0 K: 2 S: 9	H: 2 LOB: 2 BB: 0 P: 9	1B: 5 2B: 3 3B: 0 HR: 0	SF: 0 SAC: 1 DP: 0 HBP: 0	WP: 0 PA: 35 PB: 0 SB: 0 CS: 0
<b>PITCHER</b> Mickey Lolich, L ERA: 1.7 (1, 1)	IP: 9.0 WLS: W BF: 35 H: 8 R: 0 ER: 0 SO: 7 BB: 0 IBB: 0 HBP: 0 BLK: 0 WP: 0 HR: 0 S: 49 P: 49 ERA: 0.00 WHIP: 0.889																				

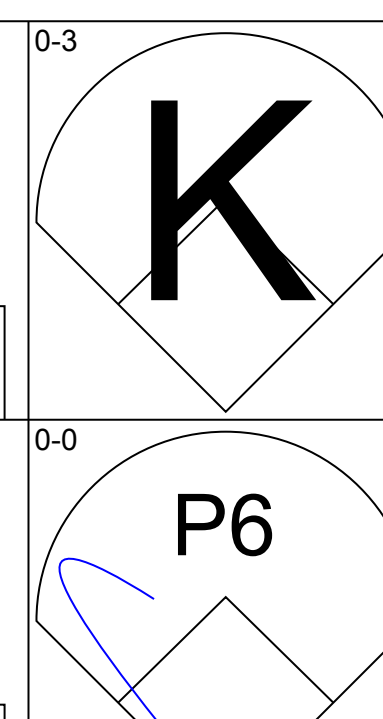
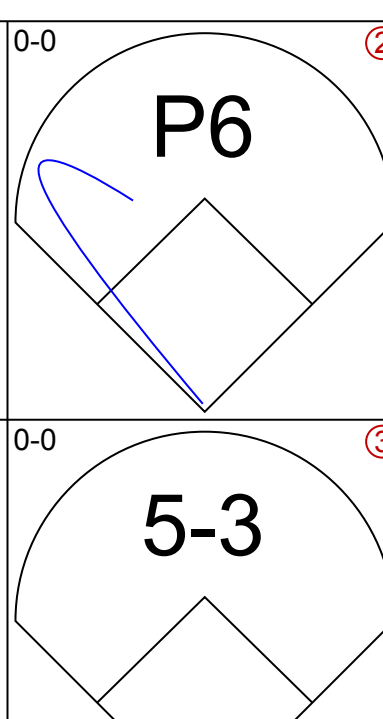
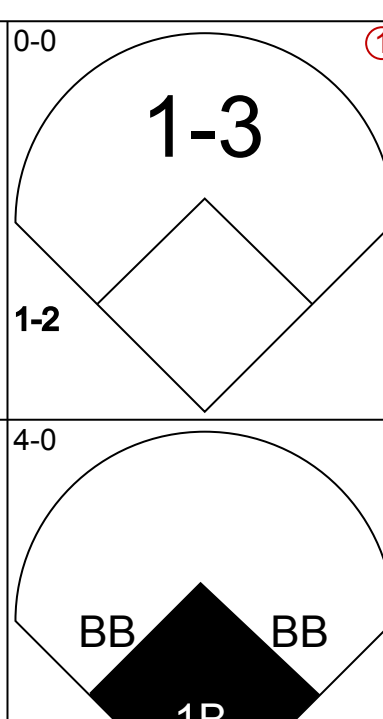
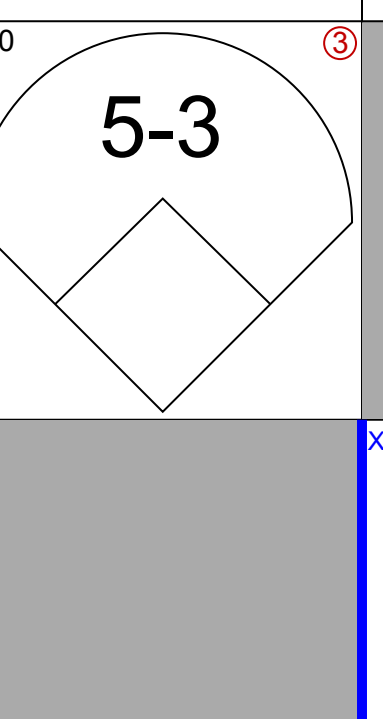
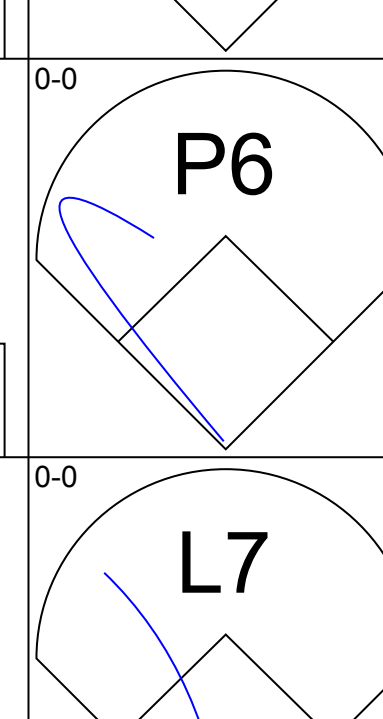
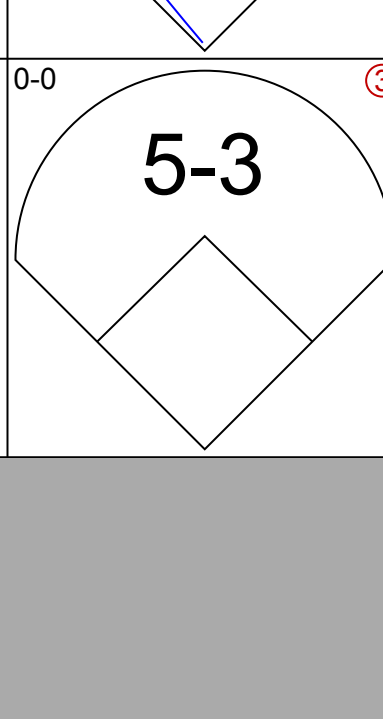
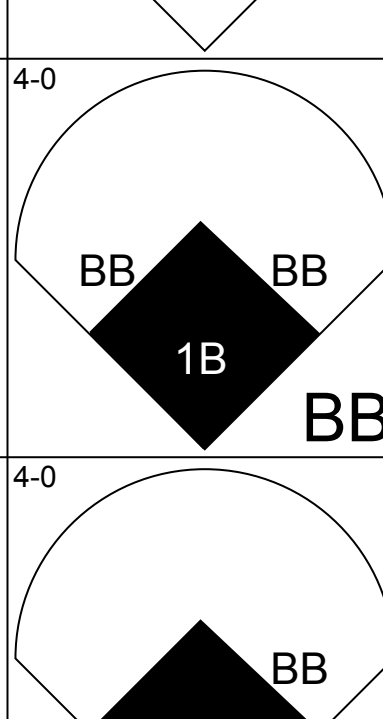
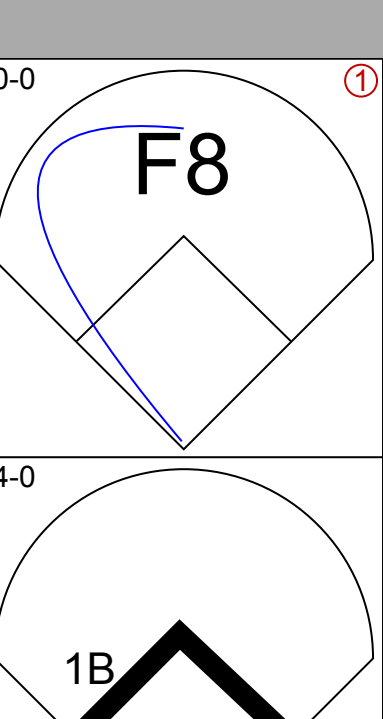
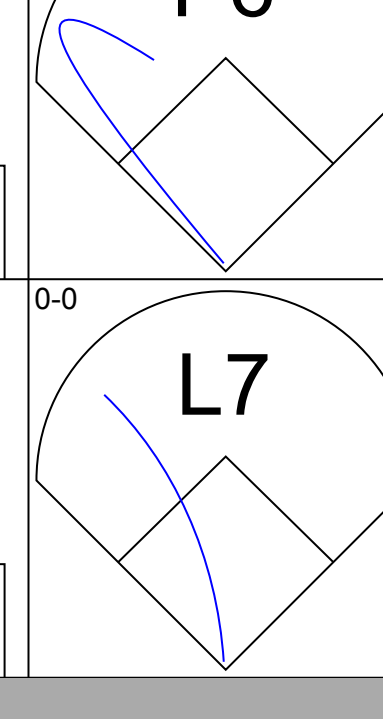
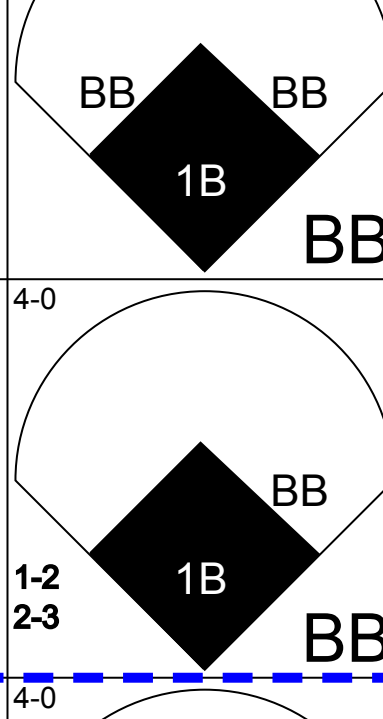
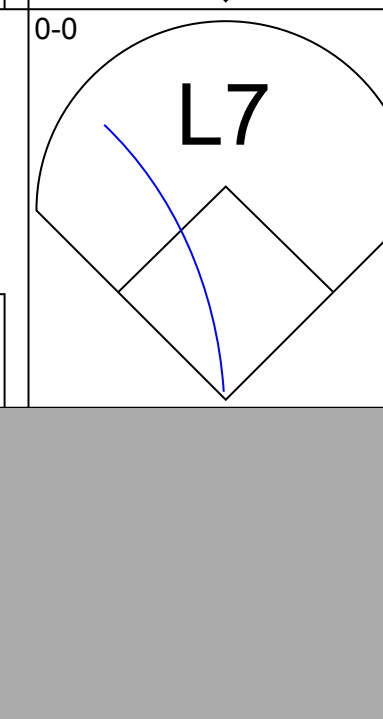
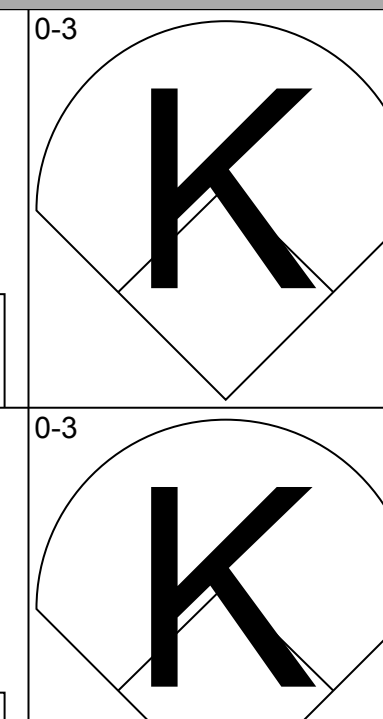
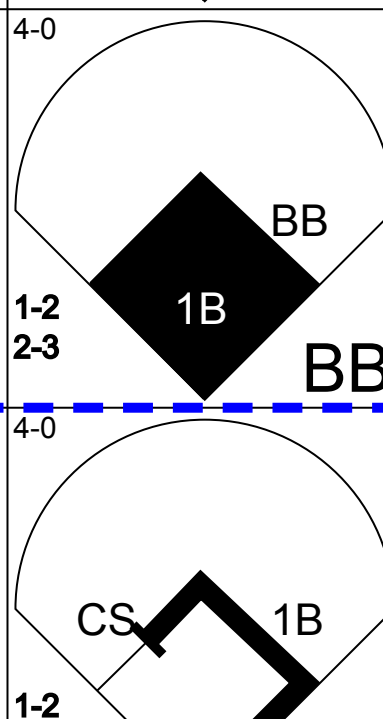
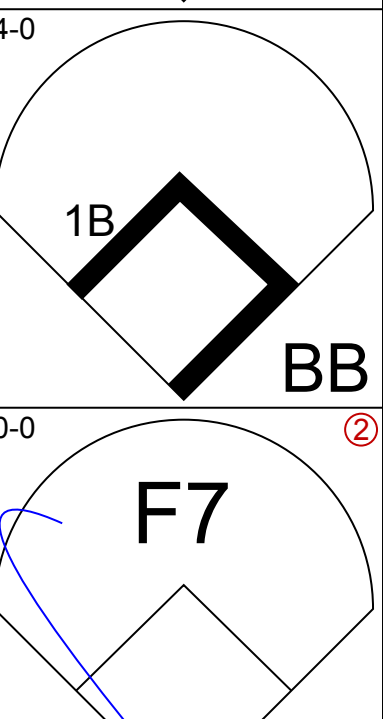
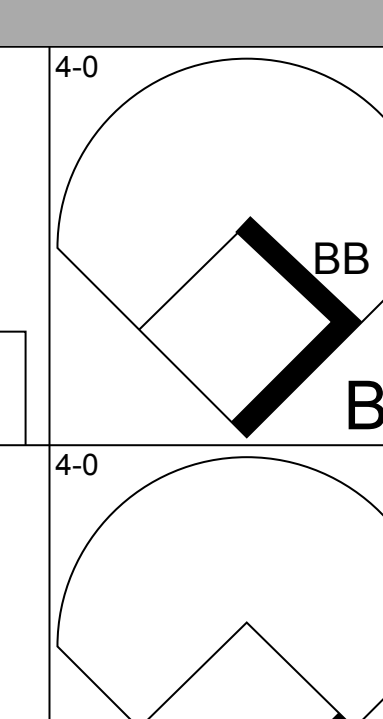
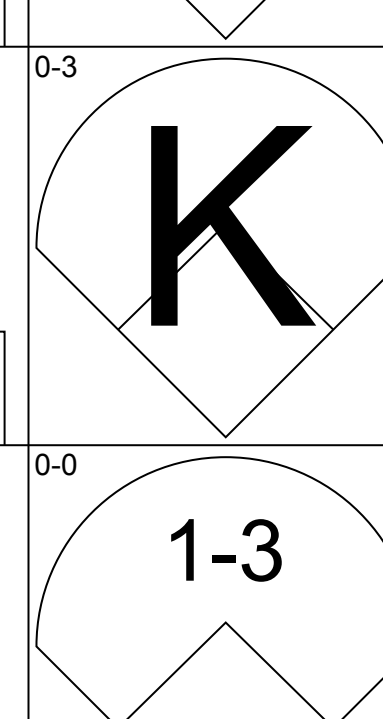
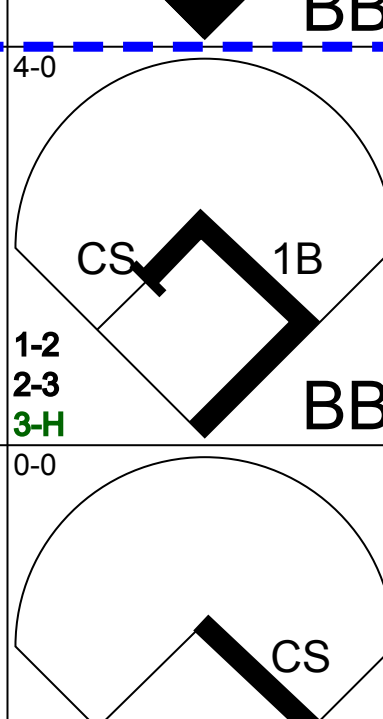
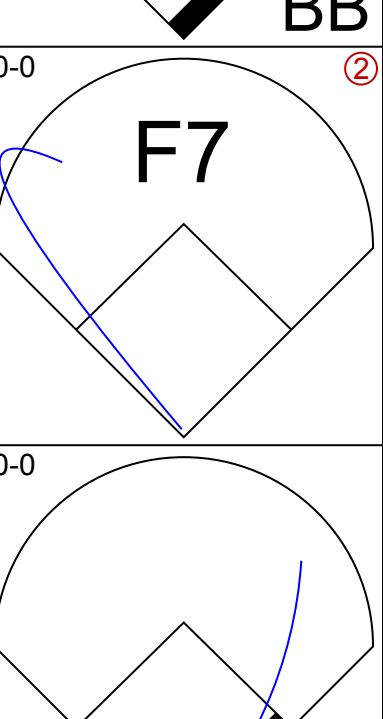
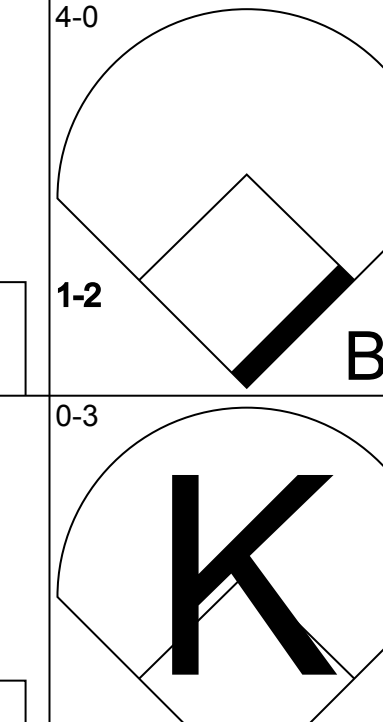
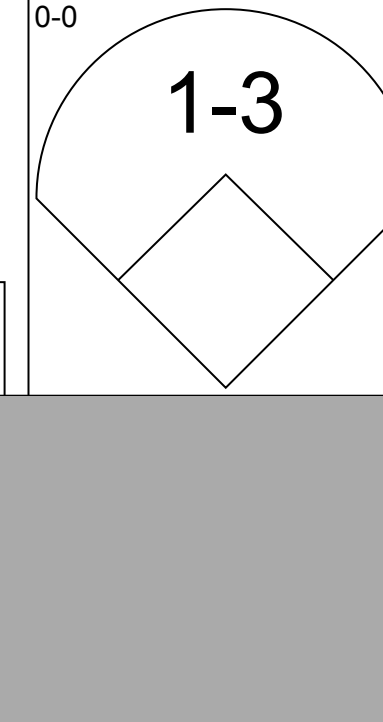
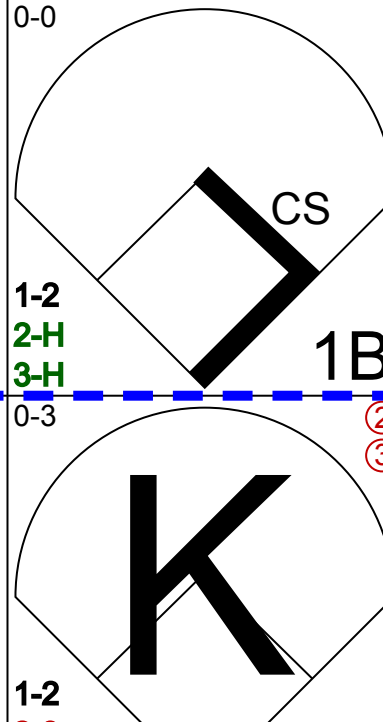
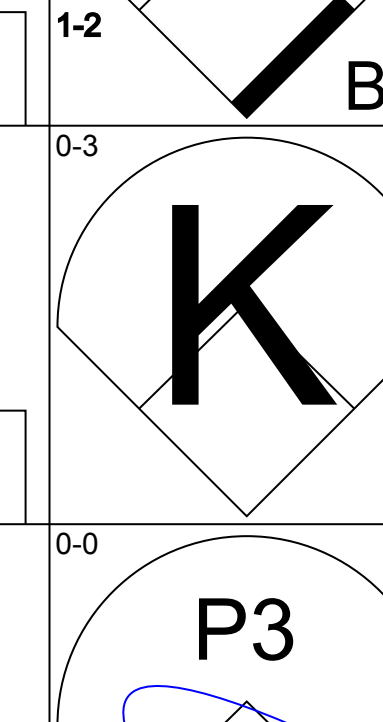
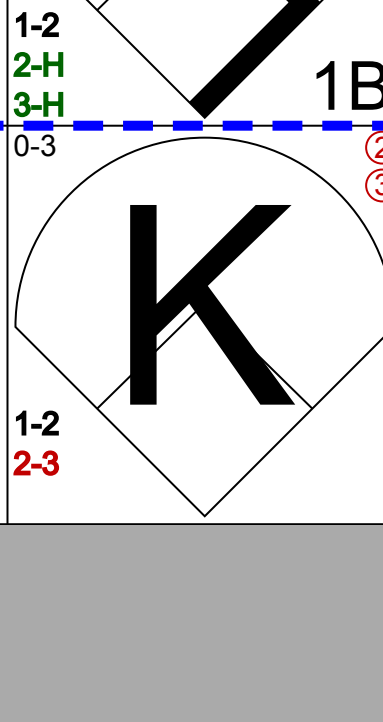
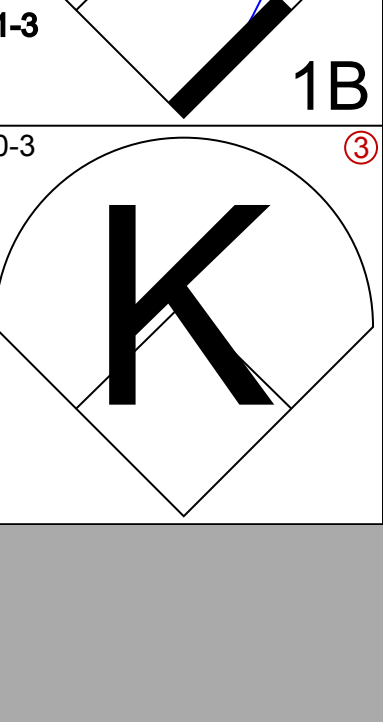

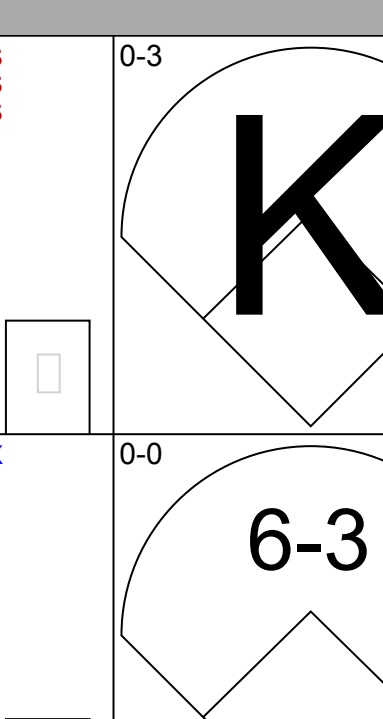
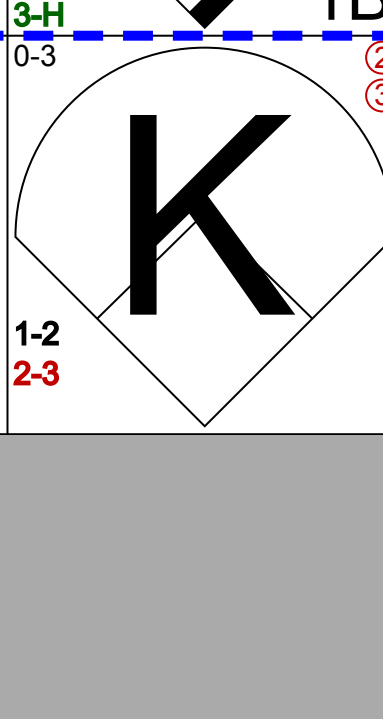
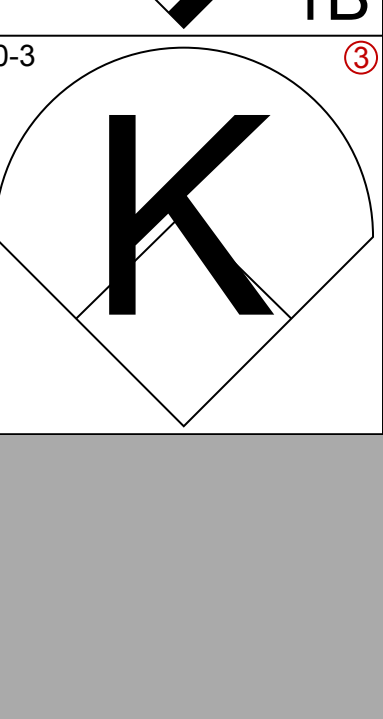
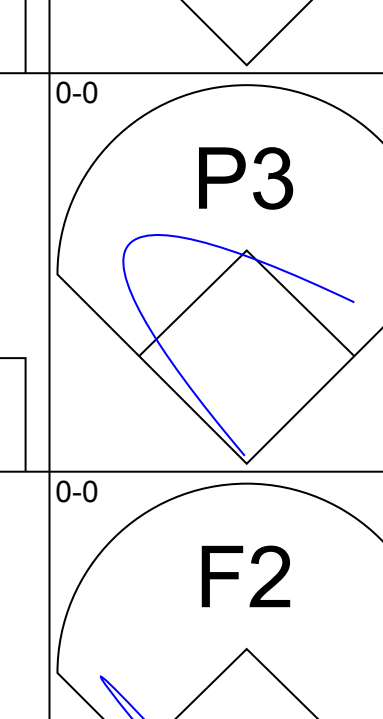
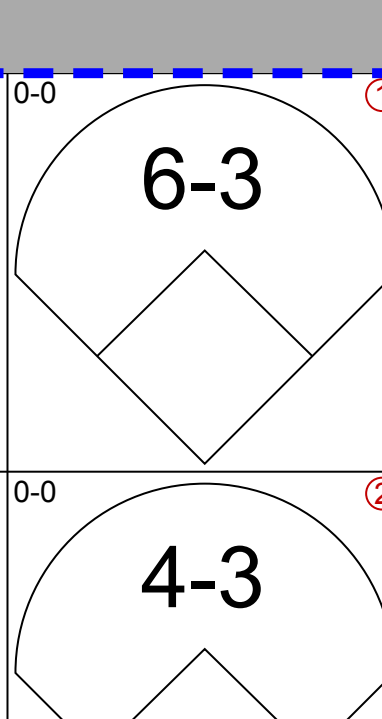
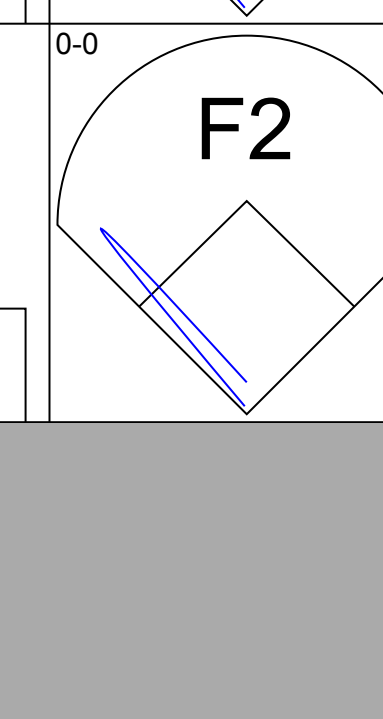
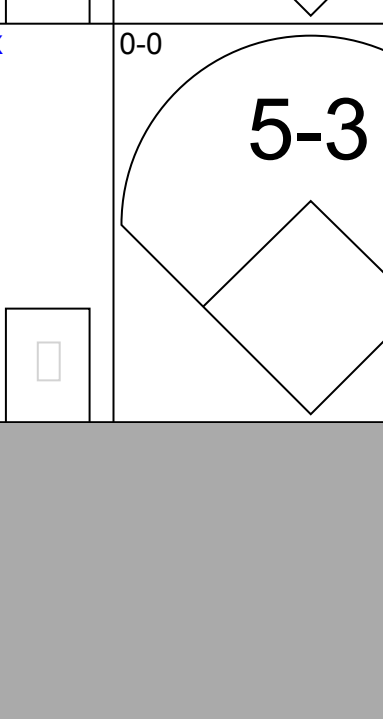
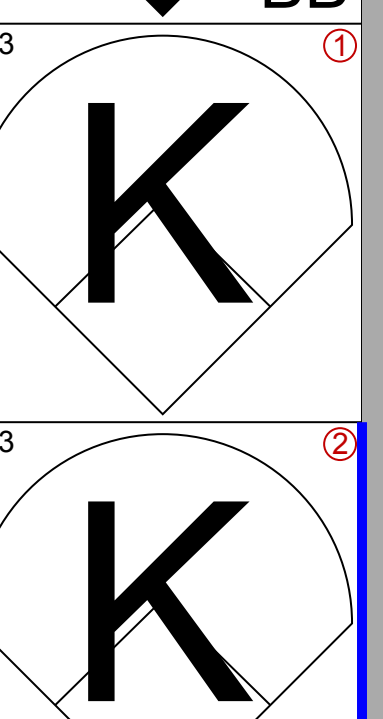
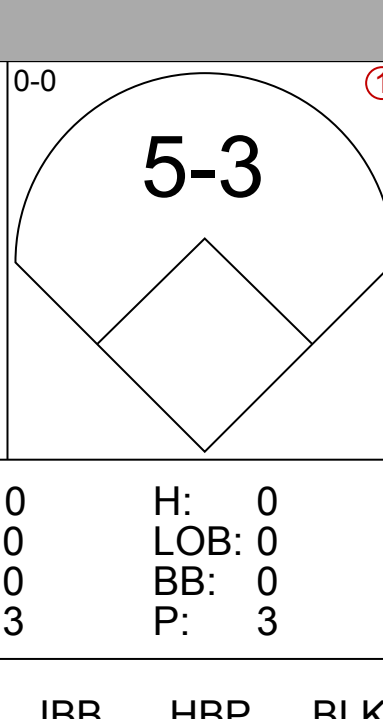
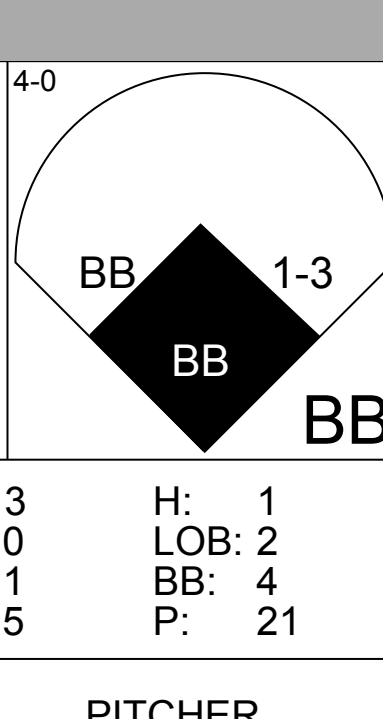
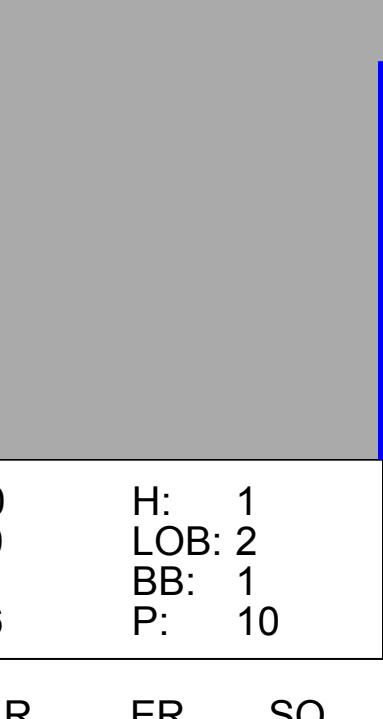
Batter	1	2	3	4	5	6	7	8	9	AB	R	H	RBI	BB	SO	LOB	BOTTOM		
Dick McAuliffe, L OBP: 0.419, SLG: 0.338 (1, 4)										3	1	1	1	1	1	0	<b>Cleveland Indians @ Detroit Tigers</b> Tiger Stadium, Detroit, MI Sun May 21 1972, 4:33 AM EDT Att: 52,150 - Unknown - 85 F		
Al Kaline, R OBP: 0.325, SLG: 0.353 (1, 9)										4	1	2	1	0	0	1			
Jim Northrup, L OBP: 0.281, SLG: 0.253 (1, 8)										4	1	2	0	0	1	1			
Willie Horton, R OBP: 0.345, SLG: 0.487 (1, 7)										1	0	0	0	0	0	2			
Gates Brown, L OBP: 0.368, SLG: 0.472 (2, 7)										1	0	1	0	0	0	0			
Mickey Stanley, R OBP: 0.350, SLG: 0.575 (4, PR)										2	0	1	2	0	0	0			
Norm Cash, L OBP: 0.379, SLG: 0.576 (1, 3)										4	1	1	1	0	1	2			
Tom Haller, L OBP: 0.250, SLG: 0.526 (1, 2)										4	0	1	0	0	0	2			
Aurelio Rodriguez, R OBP: 0.293, SLG: 0.264 (1, 5)										3	1	1	0	1	0	2			
Ed Brinkman, R OBP: 0.260, SLG: 0.333 (1, 6)										3	0	0	0	0	0	2			
Mickey Lolich, S OBP: 0.172, SLG: 0.040 (1, 1)										3	0	0	0	0	0	3			
<b>Inning Stats</b>	R: 0 E: 0 K: 0 S: 3	H: 1 LOB: 1 BB: 1 P: 7	R: 0 E: 1 K: 1 S: 6	H: 0 LOB: 2 BB: 1 P: 10	R: 0 E: 0 K: 2 S: 7	H: 0 LOB: 0 BB: 0 P: 7	R: 0 E: 0 K: 0 S: 4	H: 1 LOB: 1 BB: 0 P: 4	R: 0 E: 0 K: 0 S: 3	H: 0 LOB: 0 BB: 0 P: 3	R: 2 E: 0 K: 0 S: 5	H: 3 LOB: 0 BB: 0 P: 5	R: 2 E: 0 K: 0 S: 6	H: 3 LOB: 1 BB: 0 P: 6	R: 1 E: 0 K: 0 S: 5	H: 2 LOB: 1 BB: 0 P: 5	1B: 7 2B: 2 3B: 1 HR: 1	SF: 0 SAC: 1 DP: 2 HBP: 0	WP: 0 PA: 35 PB: 0 SB: 1 CS: 0
<b>PITCHER</b> Dick Tidrow, R ERA: 2.91 Denny Riddleberger, L ERA: 2.79 Ray Lamb, R ERA: 3.25 Phil Hennigan, R ERA: 9.0 (1, 1)	IP: 5.0 WLS: L BF: 22 H: 5 R: 2 ER: 2 SO: 3 BB: 2 IBB: 0 HBP: 0 BLK: 0 WP: 0 HR: 0 S: 26 P: 34 ERA: 3.60 WHIP: 1.400																		

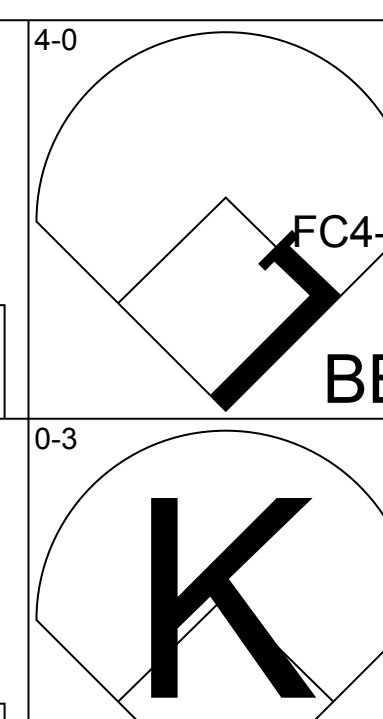
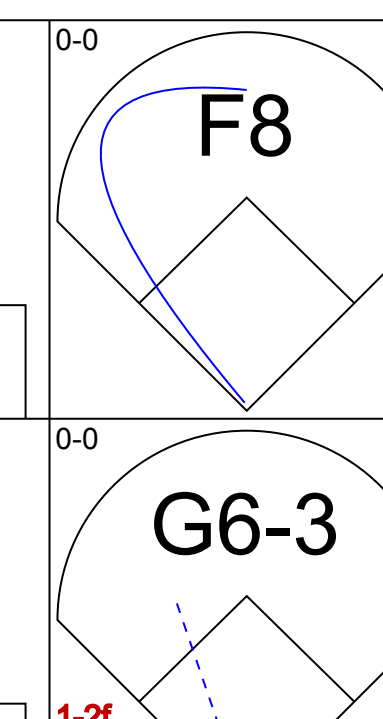
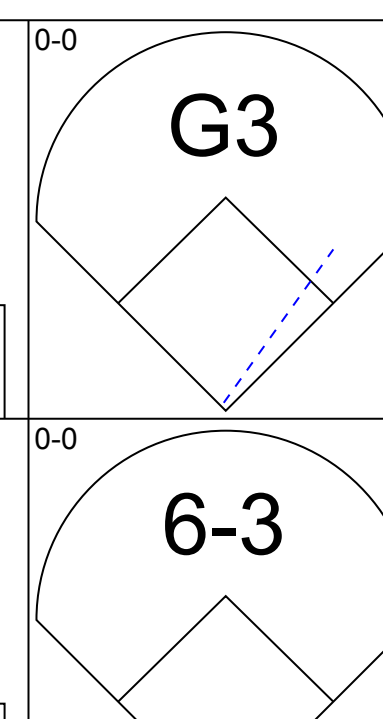
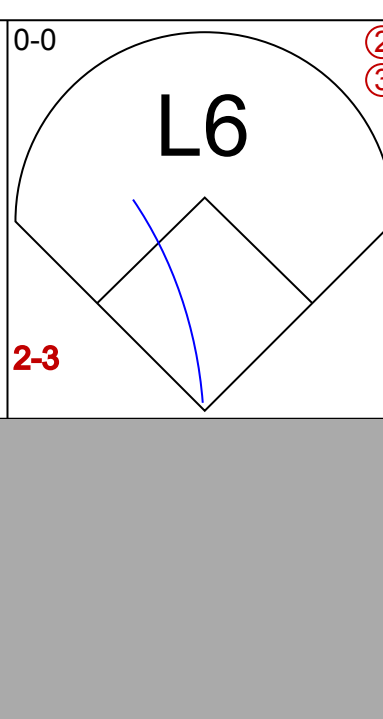
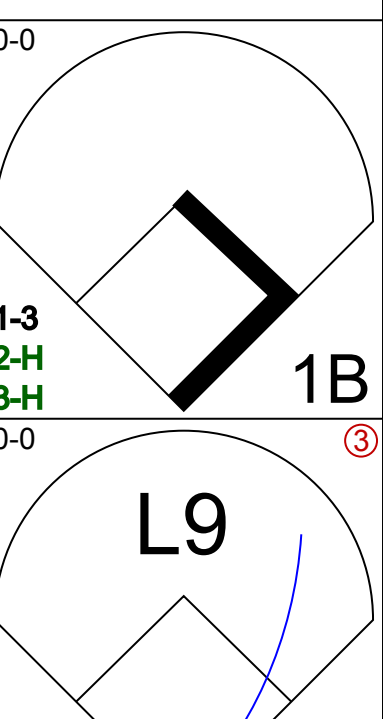
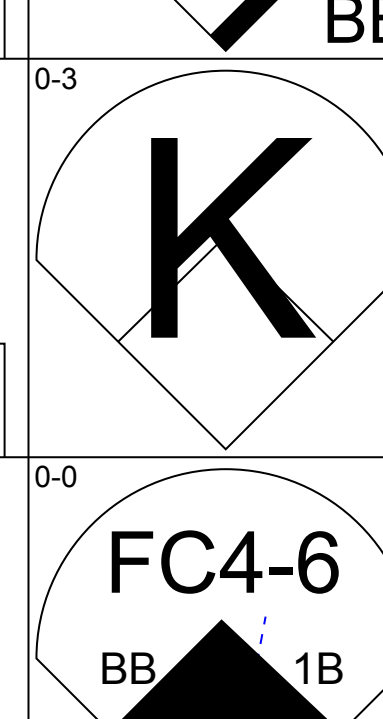
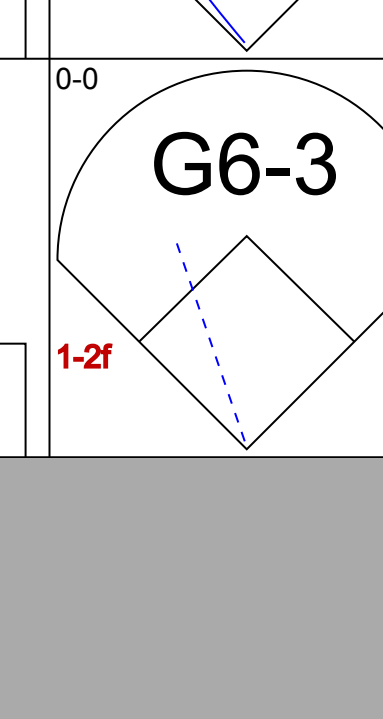
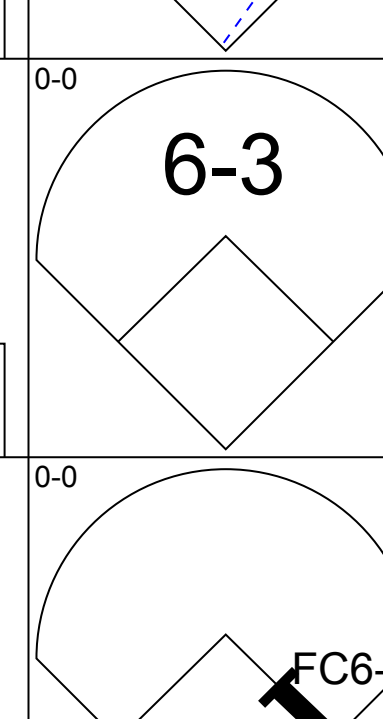
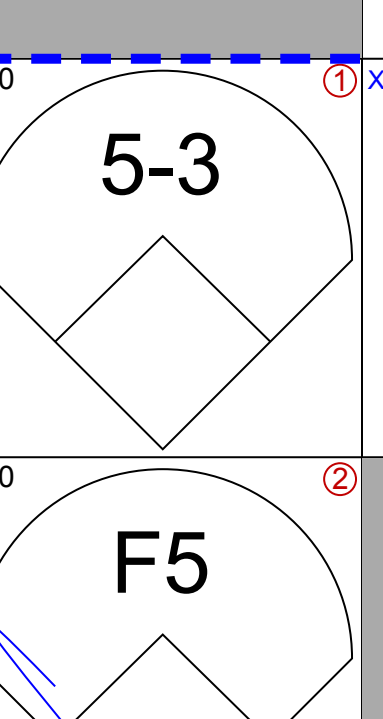
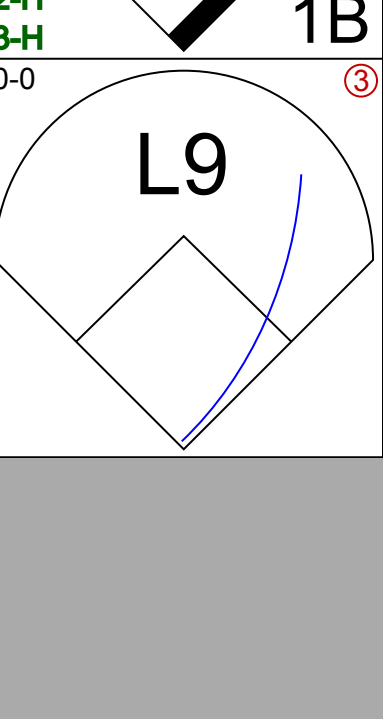
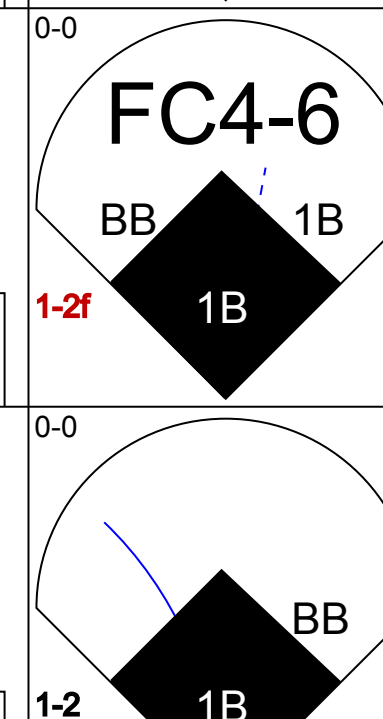
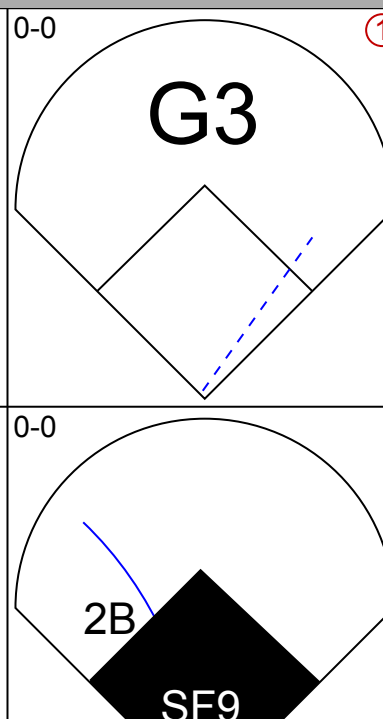
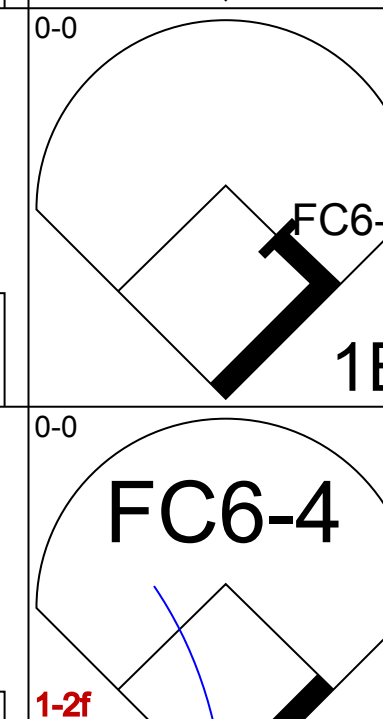
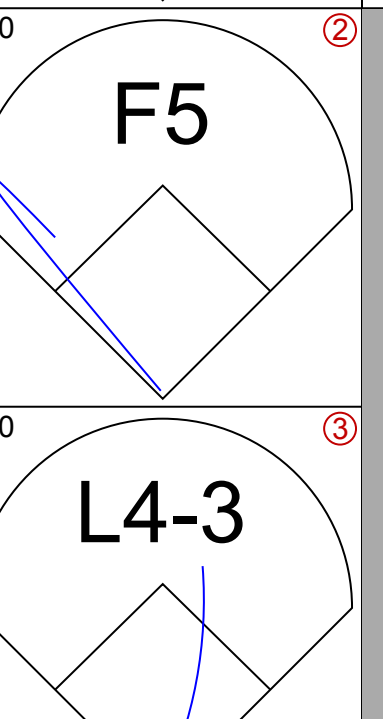
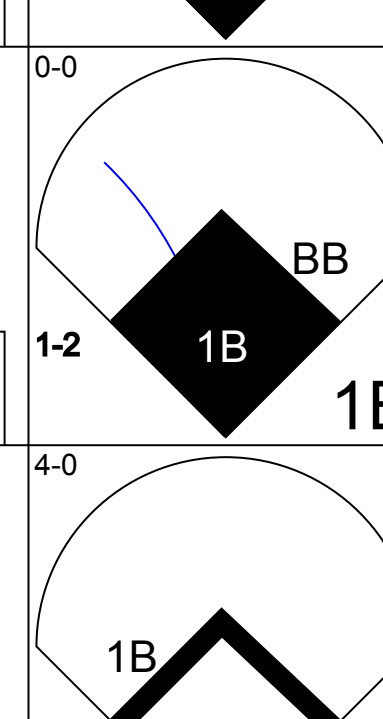
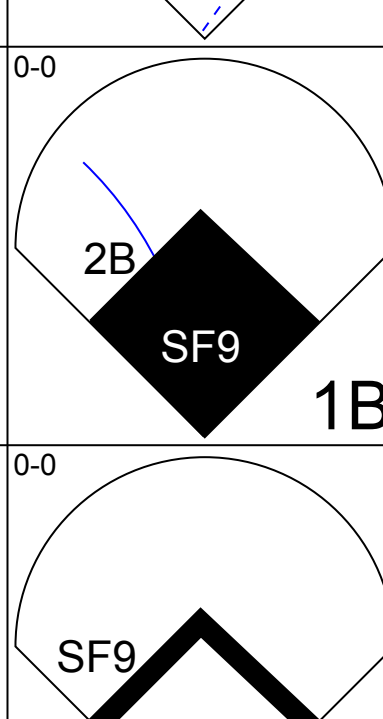
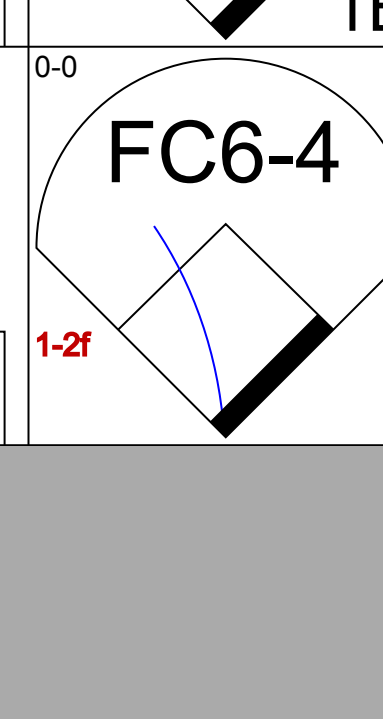
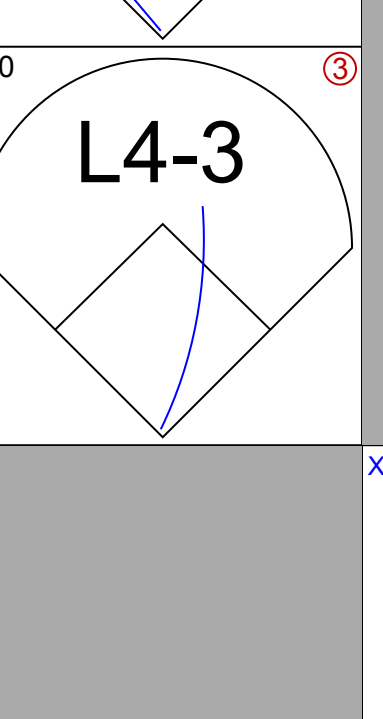
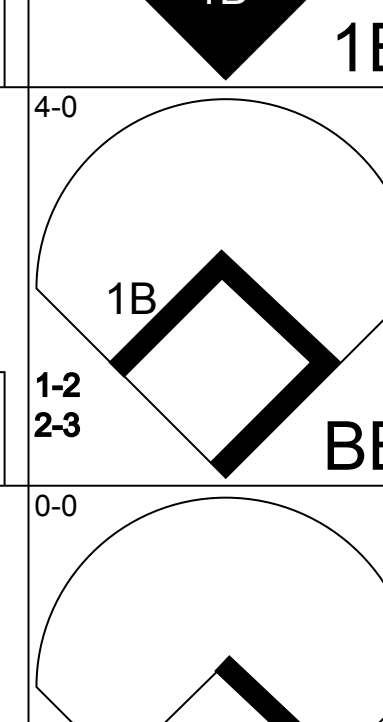
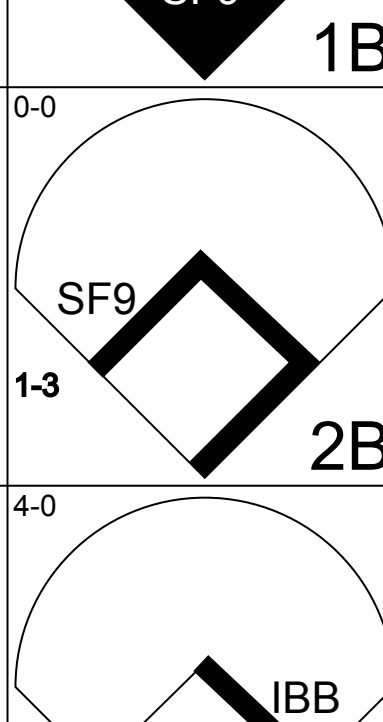
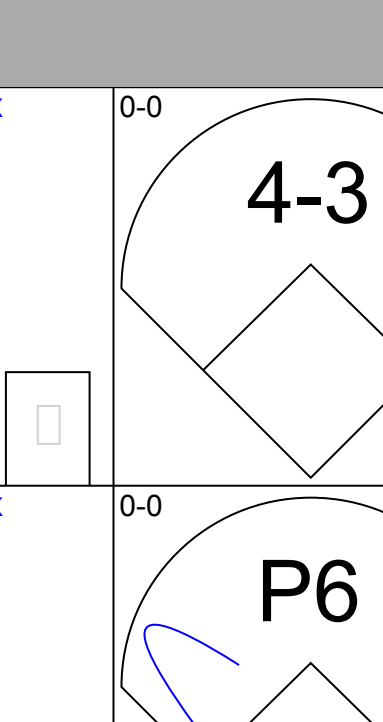
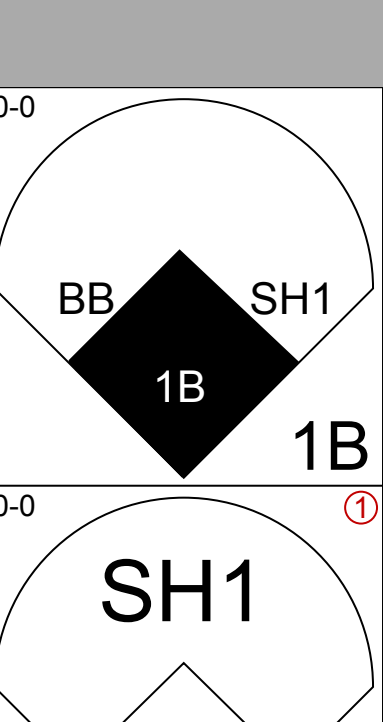
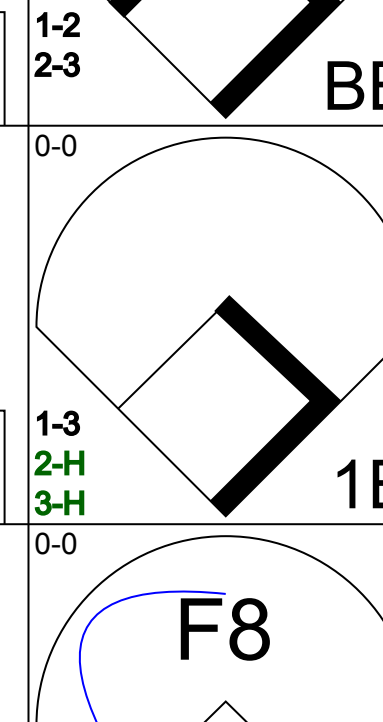
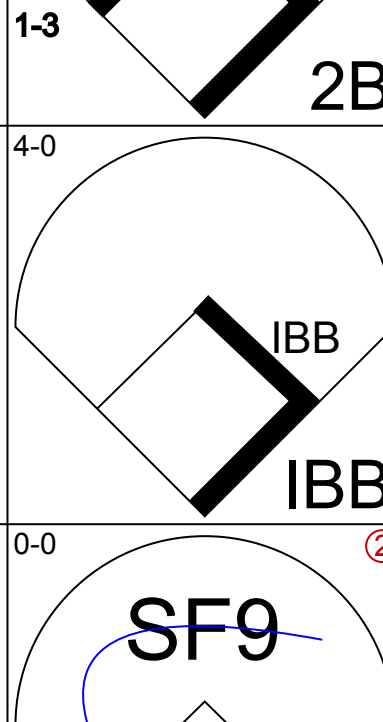
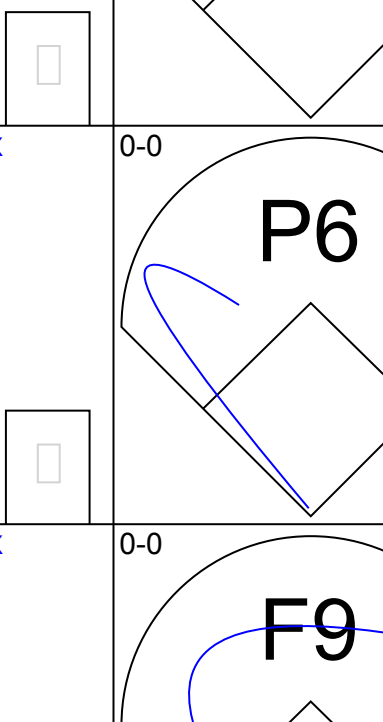
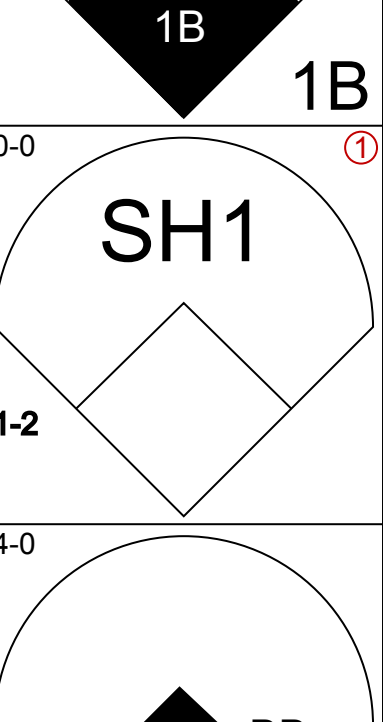
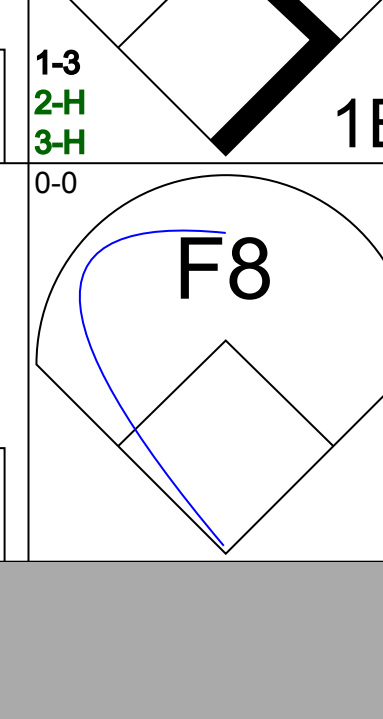
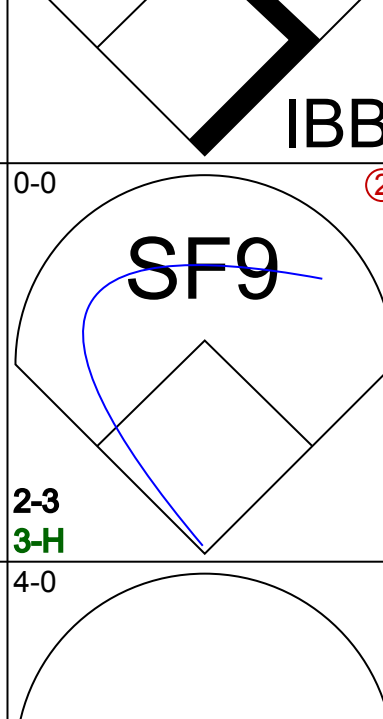
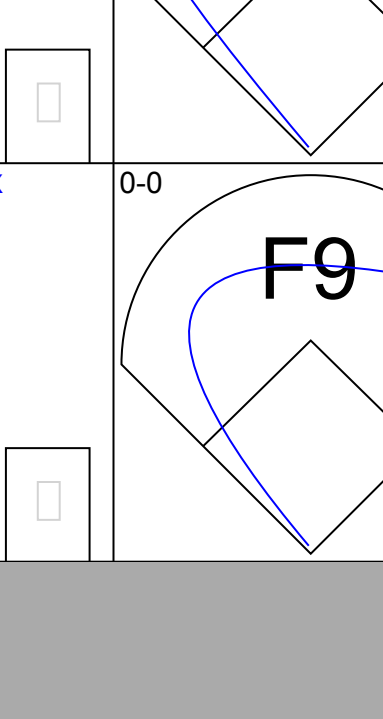
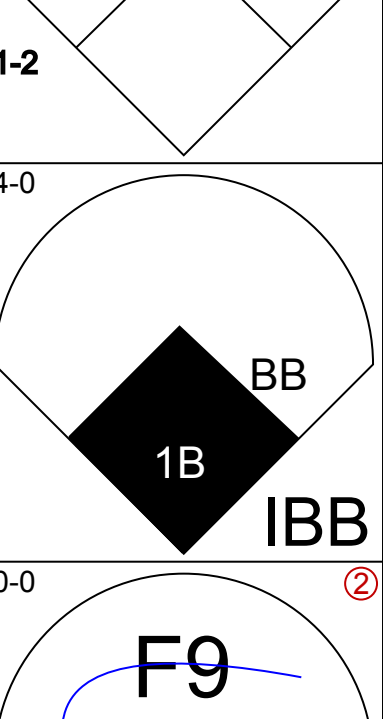
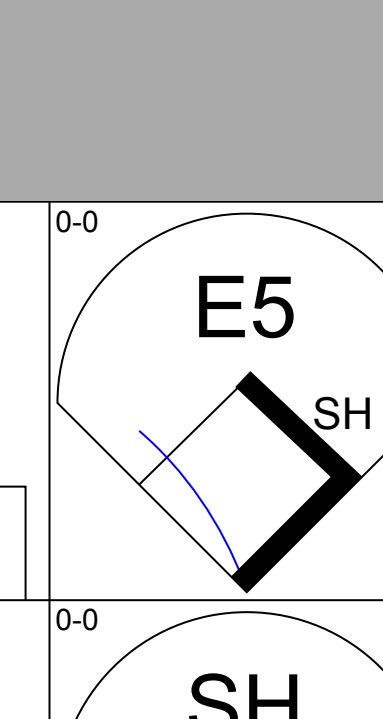
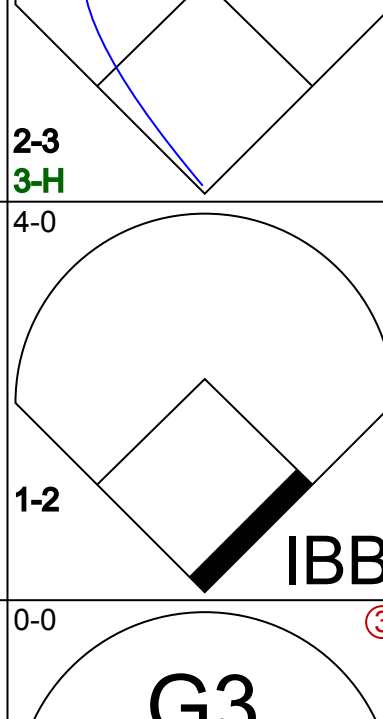
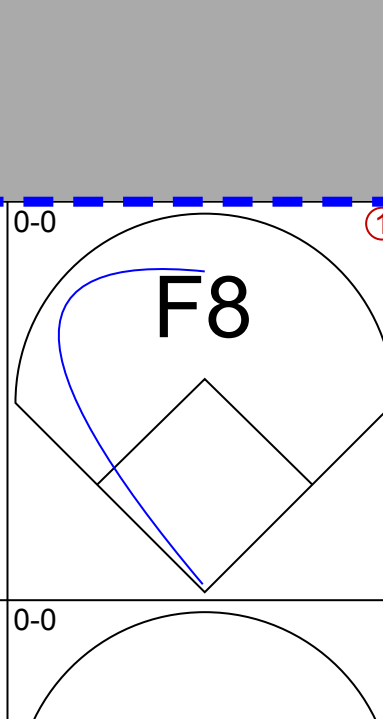
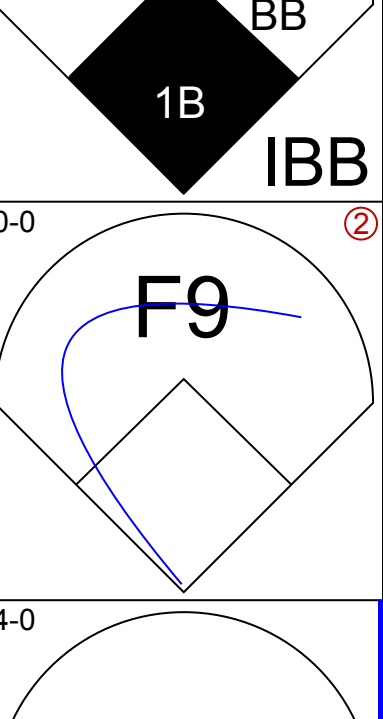
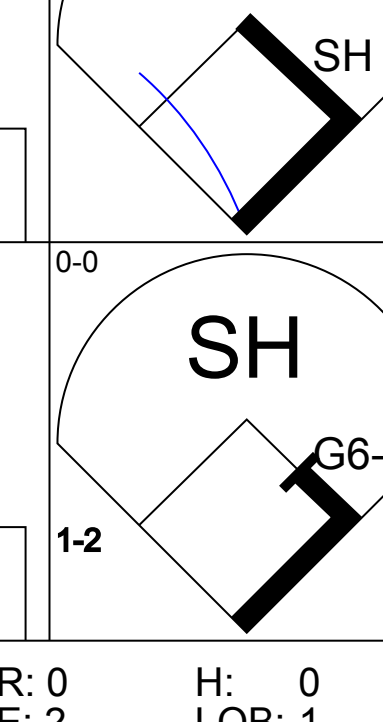
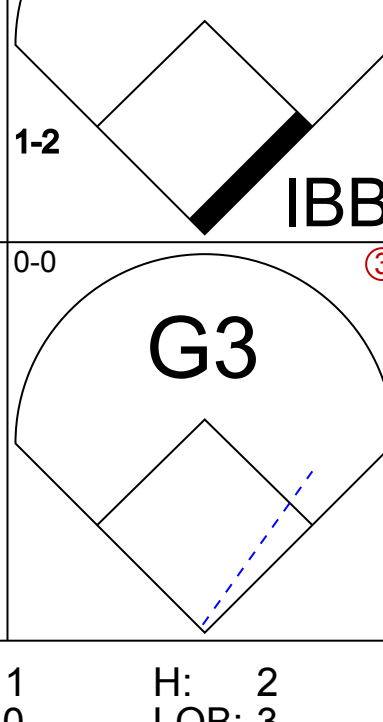
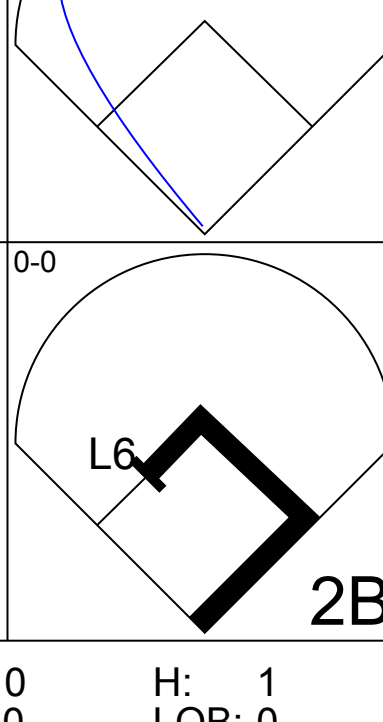
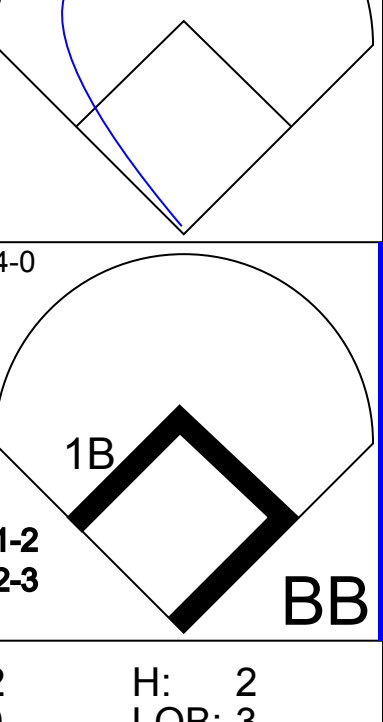


Batter	1	2	3	4	5	6	7	8	9	AB	R	H	RBI	BB	SO	LOB	TOP								
<b>Brock Davis, L</b> OBP: 0.300, SLG: 0.250 (1, 8)	0-3 K		0-3 K			0-0 4-3		4-0 1B BB		3	0	0	0	1	2	0	<b>Milwaukee Brewers @ Detroit Tigers</b> Tiger Stadium, Detroit, MI Tue May 23 1972, 7:05 PM EDT Att: 11,620 - Unknown								
<b>Bob Heise, R</b> OBP: 0.326, SLG: 0.305 (1, 4)	0-0 6-3			0-0 6-3		4-0 2-6 BB		0-0 1-3 1B		3	0	1	0	1	0	0									
<b>George Scott, R</b> OBP: 0.214, SLG: 0.279 (1, 3)	0-0 CS 1B			0-0 1-3 1B		0-0 2-6 1-2	0-0 HR 1B	0-0 G6-3 1-2		4	1	3	0	0	0	2									
<b>John Briggs, L</b> OBP: 0.333, SLG: 0.316 (1, 7)	0-0 CS 1-2	4-0 1-3 BB		0-0 1-3 1-2			0-0 1-H HR		0-3 K	3	1	1	2	1	1	1									
<b>Mike Ferraro, R</b> OBP: 0.244, SLG: 0.375 (1, 5)		0-0 1-3 1-2		0-0 4-3			0-3 K		0-0 5-3	4	0	0	0	0	1	2									
<b>Billy Conigliaro, R</b> OBP: 0.211, SLG: 0.352 (1, 9)		0-3 K			0-0 FC5-4 1B		0-3 K		0-0 1B 2B	4	1	2	0	0	2	1									
<b>Elie Rodriguez, R</b> OBP: 0.357, SLG: 0.385 (1, 2)		0-0 F8			0-0 FC5-4 1-2		0-0 1B		0-0 FC6-4 2-H 1B	4	0	2	1	0	0	2									
<b>Rick Auerbach, R</b> OBP: 0.180, SLG: 0.196 (1, 6)			0-0 F8		0-0 G1-6-3 1-2		0-3 K		0-0 FC6-4 1-2	4	0	0	0	0	1	3									
<b>Jim Lonborg, R</b> OBP: 0.273, SLG: 0.200 (1, 1)			0-3 K			0-0 L9		0-3 K		3	0	0	0	0	2	0									
<b>Inning Stats</b>	R: 0 E: 0 K: 1 S: 5	H: 1 LOB: 0 BB: 0 P: 5	R: 0 E: 0 K: 1 S: 5	H: 0 LOB: 1 BB: 1 P: 9	R: 0 E: 0 K: 2 S: 7	H: 0 LOB: 0 BB: 0 P: 7	R: 0 E: 0 K: 0 S: 4	H: 1 LOB: 1 BB: 0 P: 4	R: 0 E: 0 K: 0 S: 3	H: 1 LOB: 0 BB: 0 P: 3	R: 0 E: 0 K: 0 S: 2	H: 0 LOB: 1 BB: 1 P: 6	R: 2 E: 0 K: 3 S: 12	H: 3 LOB: 1 BB: 0 P: 12	R: 0 E: 0 K: 1 S: 5	H: 1 LOB: 1 BB: 1 P: 9	R: 1 E: 0 K: 1 S: 7	H: 2 LOB: 1 BB: 0 P: 7	1B: 7 2B: 1 3B: 0 HR: 1	SF: 0 SAC: 0 DP: 2 HBP: 0	WP: 0 PB: 0 SB: 0 CS: 1	PA: 36			
<b>PITCHER</b>	IP	WLS	BF	H	R	ER	SO	BB	IBB	HBP	BLK	WP	HR	S	P	ERA	WHIP								
<b>Joe Coleman, R</b> ERA: 2.3 (1, 1)	8.0	L	31	7	2	2	8	3	0	0	0	0	1	43	55	2.25	1.250								
<b>Fred Scherman, L</b> ERA: 2.79 (9, 1)	1.0		5	2	1	1	1	0	0	0	0	0	0	7	7	9.00	2.000								

Batter	1	2	3	4	5	6	7	8	9	AB	R	H	RBI	BB	SO	LOB	BOTTOM								
<b>Dick McAuliffe, L</b> OBP: 0.411, SLG: 0.324 (1, 4)	0-0 F7		0-0 G3		0-0 F3			4-0 G6-3 1-2 BB		3	0	0	0	1	0	0	<b>Milwaukee Brewers @ Detroit Tigers</b> Tiger Stadium, Detroit, MI Tue May 23 1972, 7:05 PM EDT Att: 11,620 - Unknown								
<b>Mickey Stanley, R</b> OBP: 0.341, SLG: 0.545 (1, 8)	0-0 1B		0-0 5-3			0-0 F4		0-0 G6-3 1-2		4	0	1	0	0	0	2									
<b>Jim Northrup, L</b> OBP: 0.269, SLG: 0.241 (1, 7)	0-3 K		0-0 4-3			0-0 1-3			0-0 G3	4	0	0	0	0	1	1									
<b>Al Kaline, R</b> OBP: 0.309, SLG: 0.333 (1, 9)	0-0 L8			0-0 L8		0-0 L5-3			0-3 K	4	0	0	0	0	1	1									
<b>Norm Cash, L</b> OBP: 0.364, SLG: 0.552 (1, 3)		0-3 K		0-3 K		0-0 4-3			0-0 4-3	4	0	0	0	0	2	0									
<b>Tom Haller, L</b> OBP: 0.304, SLG: 0.524 (1, 2)		0-0 1B 1B		4-0 BB		0-0 F7				2	0	1	0	1	0	0									
<b>Aurelio Rodriguez, R</b> OBP: 0.286, SLG: 0.277 (1, 5)		0-3 K		0-3 K		0-0 F7				3	0	0	0	0	2	2									
<b>Ed Brinkman, R</b> OBP: 0.272, SLG: 0.343 (1, 6)		0-0 1-2 1B			0-0 F3			0-0 BB 1B		3	0	2	0	0	0	0									
<b>Joe Coleman, R</b> OBP: 0.150, SLG: 0.150 (1, 1)		0-0 5-3			0-0 K			0-0 F7		2	0	0	0	0	1	2									
<b>Gates Brown, L</b> OBP: 0.362, SLG: 0.463 (8, PH)										1	0	0	0	0	0	1									
<b>Fred Scherman, L</b> OBP: 0.250, SLG: 0.143 (9, 1)										0	0	0	0	0	0	0									
<b>Inning Stats</b>	R: 0 E: 0 K: 1 S: 6	H: 1 LOB: 1 BB: 0 P: 6	R: 0 E: 0 K: 2 S: 9	H: 2 LOB: 2 BB: 0 P: 9	R: 0 E: 0 K: 2 S: 7	H: 0 LOB: 0 BB: 1 P: 11	R: 0 E: 0 K: 1 S: 5	H: 0 LOB: 0 BB: 0 P: 5	R: 0 E: 0 K: 0 S: 3	H: 0 LOB: 0 BB: 0 P: 3	R: 0 E: 0 K: 0 S: 3	H: 0 LOB: 0 BB: 0 P: 3	R: 0 E: 0 K: 0 S: 3	H: 0 LOB: 1 BB: 1 P: 7	R: 0 E: 0 K: 1 S: 5	H: 0 LOB: 0 BB: 0 P: 5	1B: 4 2B: 0 3B: 0 HR: 0	SF: 0 SAC: 0 DP: 1 HBP: 0	WP: 0 PB: 0 SB: 0 CS: 0	PA: 32					
<b>PITCHER</b>	IP	WLS	BF	H	R	ER	SO	BB	IBB	HBP	BLK	WP	HR	S	P	ERA	WHIP								
<b>Jim Lonborg, R</b> ERA: 1.24 (1, 1)	9.0	W	32	4	0	0	7	2	0	0	0	0	0	44	52	0.00	0.667								



Batter	1	2	3	4	5	6	7	8	9	AB	R	H	RBI	BB	SO	LOB	TOP					
<b>Bob Heise, R</b> OBP: 0.309, SLG: 0.286 (1, 4)										4	0	0	0	0	1	2	<b>Milwaukee Brewers @ Detroit Tigers</b> Tiger Stadium, Detroit, MI Wed May 24, 1972, 7:05 PM EDT Att: 10,012 - Unknown					
<b>Tommy Reynolds, R</b> OBP: 0.304, SLG: 0.333 (1, 9) (6, 7)										2	1	0	0	1	0	0						
<b>Bill Voss, L</b> OBP: 0.231, SLG: 0.174 (6, PH) (8, 9)										1	0	0	0	0	0	0						
<b>George Scott, R</b> OBP: 0.224, SLG: 0.274 (1, 3)										2	1	0	0	2	1	0						
<b>John Briggs, L</b> OBP: 0.337, SLG: 0.312 (6, PH) <b>Curt Motton, R</b> OBP: 0.296, SLG: 0.667 <b>Brock Davis, L</b> OBP: 0.290, SLG: 0.241 (6, PH) (6, 8)										1	0	0	0	1	1	0						
<b>Mike Ferraro, R</b> OBP: 0.289, SLG: 0.395 (1, 5)										3	0	2	2	1	0	0						
<b>Billy Conigliaro, R</b> OBP: 0.254, SLG: 0.341 (1, 8) (6, 9)										3	0	0	0	0	3	4						
<b>Joe Lahoud, L</b> OBP: 0.265, SLG: 0.290 (8, PH) (8, 7)										1	0	0	0	0	1	2						
<b>Elie Rodriguez, R</b> OBP: 0.344, SLG: 0.345 (1, 2)										3	0	0	0	1	0	2						
<b>Rick Auerbach, R</b> OBP: 0.173, SLG: 0.188 (1, 6)										4	0	0	0	0	1	3						
<b>Bill Parsons, R</b> OBP: 0.286, SLG: 0.231 <b>Ron Theobald, R</b> OBP: 0.301, SLG: 0.289 <b>Earl Stephenson, L</b> OBP: 0.287, SLG: 0.403 <b>Dave May, L</b> OBP: 0.162, SLG: 0.228 <b>Ken Sanders, R</b> OBP: 0.291, SLG: 0.291 (1, 1) (6, PH) (6, 1) (7, PH) (7, 1) (8, PH)										1	0	0	0	0	0	0						
<b>Inning Stats</b>	R: 0 E: 0 K: 1 S: 5	H: 0 LOB: 0 BB: 0 P: 5	R: 0 E: 0 K: 1 S: 5	H: 0 LOB: 2 BB: 2 P: 13	R: 0 E: 0 K: 0 S: 3	H: 0 LOB: 0 BB: 0 P: 3	R: 0 E: 0 K: 2 S: 7	H: 0 LOB: 0 BB: 0 P: 7	R: 0 E: 0 K: 1 S: 5	H: 0 LOB: 0 BB: 0 P: 5	R: 3 E: 0 K: 1 S: 5	H: 1 LOB: 2 BB: 4 P: 21	R: 0 E: 0 K: 2 S: 7	H: 0 LOB: 1 BB: 1 P: 11	R: 0 E: 0 K: 1 S: 6	H: 1 LOB: 2 BB: 2 P: 10	R: 0 E: 0 K: 1 S: 5	H: 0 LOB: 0 BB: 0 P: 5	1B: 2 2B: 0 3B: 0 HR: 0	SF: 0 SAC: 0 DP: 0 HBP: 0	WP: 0 PB: 0 SB: 0 CS: 2	PA: 36
<b>PITCHER</b>	IP	WLS	BF	H	R	ER	SO	BB	IBB	HBP	BLK	WP	HR	S	P	ERA	WHIP					
<b>Les Cain, L</b> ERA: 3.42 (1, 1)	5.1		21	0	3	3	5	5	0	0	0	0	0	26	46	5.06	0.938					
<b>Fred Scherman, L</b> ERA: 2.79 (6, 1)	0.0		2	1	0	0	0	1	0	0	0	0	0	1	5	∞	∞					
<b>Chuck Seelbach, R</b> ERA: 2.87 (6, 1)	2.2	W	10	1	0	0	4	2	0	0	0	0	0	16	24	0.00	1.125					
<b>Joe Niekro, R</b> ERA: (9, 1)	1.0	S	3	0	0	0	1	0	0	0	0	0	0	5	5	0.00	0.000					

Batter	1	2	3	4	5	6	7	8	9	AB	R	H	RBI	BB	SO	LOB	BOTTOM					
<b>Dick McAuliffe, L</b> OBP: 0.409, SLG: 0.314 <b>Aurelio Rodriguez, R</b> OBP: 0.289, SLG: 0.281 (1, 4) (6, PH) (7, 5)										2	0	0	0	1	0	2	<b>Milwaukee Brewers @ Detroit Tigers</b> Tiger Stadium, Detroit, MI Wed May 24, 1972, 7:05 PM EDT Att: 10,012 - Unknown					
<b>Tony Taylor, R</b> OBP: 0.263, SLG: 0.444 (1, 5) (7, 4)										5	0	0	0	0	1	6						
<b>Norm Cash, L</b> OBP: 0.360, SLG: 0.540 (1, 3)										4	1	1	0	0	0	1						
<b>Al Kaline, R</b> OBP: 0.318, SLG: 0.342 (1, 9)										4	2	2	0	0	0	1						
<b>Jim Northrup, L</b> OBP: 0.289, SLG: 0.267 (1, 7) (6, PH)										3	1	2	0	1	0	0						
<b>Tom Haller, L</b> OBP: 0.346, SLG: 0.522 (1, 2)										2	0	1	2	1	0	0						
<b>Mickey Stanley, R</b> OBP: 0.333, SLG: 0.522 (1, 8)										2	1	0	1	1	0	2						
<b>Ed Brinkman, R</b> OBP: 0.271, SLG: 0.333 (1, 6)										3	0	0	0	1	0	2						
<b>Les Cain, L</b> OBP: 0.143, SLG: 0.143 <b>Fred Scherman, L</b> OBP: 0.297, SLG: 0.143 <b>Chuck Seelbach, R</b> OBP: 0.287, SLG: 1.000 <b>Gates Brown, L</b> OBP: 0.313, SLG: 0.493 <b>Wayne Comer, R</b> <b>Joe Niekro, R</b> (1, 1) (6, 1) (6, 1) (8, PH) (8, PH) (9, 1)										1	0	0	0	0	0	3						
<b>Inning Stats</b>	R: 2 E: 0 K: 1 S: 7	H: 2 LOB: 2 BB: 2 P: 15	R: 0 E: 2 K: 0 S: 4	H: 0 LOB: 1 BB: 0 P: 4	R: 1 E: 0 K: 0 S: 5	H: 2 LOB: 3 BB: 2 P: 13	R: 0 E: 0 K: 0 S: 4	H: 1 LOB: 1 BB: 0 P: 4	R: 0 E: 0 K: 0 S: 3	H: 0 LOB: 0 BB: 0 P: 3	R: 0 E: 0 K: 0 S: 3	H: 1 LOB: 0 BB: 0 P: 3	R: 0 E: 0 K: 0 S: 3	H: 0 LOB: 0 BB: 0 P: 3	R: 2 E: 0 K: 0 S: 5	H: 2 LOB: 2 BB: 2 P: 13		R: 0 E: 0 K: 0 S: 5	H: 0 LOB: 0 BB: 0 P: 5	1B: 6 2B: 3 3B: 0 HR: 0	SF: 1 SAC: 2 DP: 2 HBP: 0	WP: 0 PB: 0 SB: 0 CS: 0
<b>PITCHER</b>	IP	WLS	BF	H	R	ER	SO	BB	IBB	HBP	BLK	WP	HR	S	P	ERA	WHIP					
<b>Bill Parsons, R</b> ERA: 4.35 (1, 1)	5.0		25	5	3	3	1	2	2	0	0	0	0	23	39	5.40	1.400					
<b>Earl Stephenson, L</b> ERA: (6, 1)	1.0		3	1	0	0	0	0	0	0	0	0	0	3	3	0.00	1.000					
<b>Ken Sanders, R</b> ERA: 2.42 (7, 1)	2.0	L	10	2	2	2	0	1	1	0	0	0	0	8	16	9.00	1.500					



Batter	1	2	3	4	5	6	7	8	9	AB	R	H	RBI	BB	SO	LOB	TOP										
Ron Theobald, R OBP: 0.377, SLG: 0.205	4-0 BB		SH5-4 1-2		SH5-4 BB		G5-3 BB		1-3	1	0	0	0	3	0	0											
Bob Heise, R OBP: 0.319, SLG: 0.303	0-0 P6		BB		SH5-4 1-2		P3		B1 2B	3	0	1	0	1	0	2											
George Scott, R OBP: 0.231, SLG: 0.266	0-0 F8		BB		5-3		BB		B1 BB	3	0	0	0	2	1	4											
Billy Conigliaro, R OBP: 0.204, SLG: 0.326	0-3 K		F3		BB		G5-3		B1	4	0	0	0	1	1	7											
Bill Voss, L OBP: 0.231, SLG: 0.174							2-3f		1-2 2-3	0	0	0	0	0	0	0											
Mike Ferraro, R OBP: 0.320, SLG: 0.458		0-0 1B			L6				K	5	1	3	0	0	1	4											
John Briggs, L OBP: 0.333, SLG: 0.300	0-3 K		HR		2B		G5-3 BB		4-3	3	0	0	0	1	2	3											
Elie Rodriguez, R OBP: 0.389, SLG: 0.452	0-0 F3		HR		HR		BB		FC4-6 IBB	2	1	1	2	2	0	1											
Dave May, L OBP: 0.184, SLG: 0.216	0-0 F8		1-3		1-3		L5		FC4-6	4	0	0	0	0	0	5											
Skip Lockwood, R OBP: 0.111, SLG: 0.111			SH5-4 1B		K		G5-3		1-3	4	0	1	0	0	1	4											
<b>Inning Stats</b>	R: 0 E: 0 K: 1 S: 5	H: 0 LOB: 1 BB: 1 P: 9	R: 0 E: 0 K: 1 S: 6	H: 1 LOB: 1 BB: 0 P: 6	R: 0 E: 0 K: 1 S: 6	H: 1 LOB: 2 BB: 1 P: 10	R: 2 E: 0 K: 2 S: 9	H: 2 LOB: 0 BB: 0 P: 9	R: 0 E: 0 K: 0 S: 3	H: 0 LOB: 2 BB: 2 P: 11	R: 0 E: 0 K: 0 S: 2	H: 0 LOB: 1 BB: 2 P: 10	R: 0 E: 0 K: 0 S: 4	H: 1 LOB: 2 BB: 1 P: 8	R: 0 E: 0 K: 1 S: 6	H: 1 LOB: 2 BB: 1 P: 10	1B: 2 2B: 3 3B: 0 HR: 1	SF: 0 SAC: 2 DP: 2 HBP: 0	WP: 0 PA: 41 PB: 0 SB: 0 CS: 0								
<b>PITCHER</b>	IP	WLS	BF	H	R	ER	SO	BB	IBB	HBP	BLK	WP	HR	S	P	ERA	WHIP										
Mickey Lolich, L ERA: 1.79	6.0	L	27	4	2	2	5	6	0	0	0	0	1	31	55	3.00	1.667										
Bob Strampe, R ERA: 12.0	0.1		3	0	0	0	0	2	0	0	0	0	0	1	9	0.00	6.000										
Joe Niekro, R ERA: 4.76	0.2		2	1	0	0	0	0	0	0	0	0	0	2	2	0.00	1.500										
Ron Perranoski, L ERA: 2.25	1.0		4	0	0	0	0	0	1	0	0	0	0	3	7	0.00	0.000										
Phil Meeler, R	1.0		5	1	0	0	1	1	0	0	0	0	0	6	10	0.00	2.000										

Milwaukee Brewers @ Detroit Tigers  
Tiger Stadium, Detroit, MI  
Thu May 25 1972, 7:05 PM EDT  
Att: 10,336 - Unknown

AB 29  
R 2  
H 6  
RBI 2  
BB 10  
SO 6  
LOB 30



Batter	1	2	3	4	5	6	7	8	9	AB	R	H	RBI	BB	SO	LOB	BOTTOM										
Dick McAuliffe, L OBP: 0.392, SLG: 0.297	0-3 K		F5				P5		K	4	0	0	0	0	2	4											
Aurelio Rodriguez, R OBP: 0.280, SLG: 0.272	0-0 F3				6-3		F8		4-3	4	0	0	0	0	0	1											
Norm Cash, L OBP: 0.357, SLG: 0.529	0-0 F5				G3		F8		1B 1B	4	0	1	0	0	0	0											
Al Kaline, R OBP: 0.303, SLG: 0.325		0-0 L3			L6-3		L8		L3	4	0	0	0	0	0	1											
Jim Northrup, L OBP: 0.287, SLG: 0.266	0-3 K						L9		1B	4	0	1	0	0	1	0											
Tom Haller, L OBP: 0.300, SLG: 0.444	0-0 4-3						P5		P6	4	0	0	0	0	0	2											
Mickey Stanley, R OBP: 0.333, SLG: 0.510							4-3		K	3	0	1	0	0	1	0											
Ed Brinkman, R OBP: 0.282, SLG: 0.343									1B 1B	3	0	2	0	0	0	1											
Mickey Lolich, S OBP: 0.167, SLG: 0.038									1B	1	0	0	0	0	0	1											
Dalton Jones, L										1	0	0	0	0	0	1											
Bob Strampe, S										0	0	0	0	0	0	0											
Joe Niekro, R										0	0	0	0	0	0	0											
Ron Perranoski, L										0	0	0	0	0	0	0											
Gates Brown, L OBP: 0.303, SLG: 0.473										1	0	1	0	0	0	0											
Wayne Comer, R										0	0	0	0	0	0	0											
Phil Meeler, R										0	0	0	0	0	0	0											
<b>Inning Stats</b>	R: 0 E: 0 K: 1 S: 5	H: 0 LOB: 0 BB: 0 P: 5	R: 0 E: 0 K: 1 S: 5	H: 0 LOB: 0 BB: 0 P: 5	R: 0 E: 0 K: 1 S: 6	H: 1 LOB: 1 BB: 0 P: 6	R: 0 E: 0 K: 0 S: 3	H: 0 LOB: 0 BB: 0 P: 3	R: 0 E: 0 K: 0 S: 3	H: 0 LOB: 0 BB: 0 P: 3	R: 0 E: 0 K: 1 S: 6	H: 1 LOB: 1 BB: 0 P: 6	R: 0 E: 0 K: 0 S: 3	H: 0 LOB: 0 BB: 0 P: 3	R: 0 E: 0 K: 2 S: 9	H: 2 LOB: 2 BB: 0 P: 9	R: 0 E: 0 K: 0 S: 5	H: 2 LOB: 2 BB: 0 P: 5	1B: 6 2B: 0 3B: 0 HR: 0	SF: 0 SAC: 0 DP: 0 HBP: 0	WP: 0 PA: 33 PB: 0 SB: 0 CS: 0						
<b>PITCHER</b>	IP	WLS	BF	H	R	ER	SO	BB	IBB	HBP	BLK	WP	HR	S	P	ERA	WHIP										
Skip Lockwood, R ERA: 2.61	9.0	W	33	6	0	0	6	0	0	0	0	0	0	45	45	0.00	0.667										

Milwaukee Brewers @ Detroit Tigers  
Tiger Stadium, Detroit, MI  
Thu May 25 1972, 7:05 PM EDT  
Att: 10,336 - Unknown

AB 33  
R 0  
H 6  
RBI 0  
BB 0  
SO 6  
LOB 11






Batter	1	2	3	4	5	6	7	8	9	AB	R	H	RBI	BB	SO	LOB	TOP									
<b>Tony Taylor, R</b> OBP: 0.349, SLG: 0.487 (1, 4)	4-0 1B BB		0-0 1B				0-0 1B		0-0 BB 1B	3	3	3	0	2	0	0										
<b>Aurelio Rodriguez, R</b> OBP: 0.285, SLG: 0.277 (1, 5)	F7		0-0 1B				5-3		E6 BB BB E	5	2	2	1	0	0	2										
<b>Paul Jata, R</b> OBP: 0.259, SLG: 0.182 <b>Jim Northrup, L</b> OBP: 0.284, SLG: 0.263 (9, PH) (9, 7)	FC4-6 1-H 1B		F2				1-3		F3	3	0	1	1	1	0	2										
<b>Al Kaline, R</b> OBP: 0.319, SLG: 0.325 (1, 9)	K		4-0 IBB				L8		E BB 1B BB	3	1	1	2	2	1	1										
<b>Ike Brown, R</b> OBP: 0.333, SLG: 0.143 <b>Norm Cash, L</b> OBP: 0.362, SLG: 0.529 (9, PH) (9, 3)	FC4-6 1-2		K				FC6-4 BB		K	3	0	0	0	1	2	6										
<b>Mickey Stanley, R</b> OBP: 0.304, SLG: 0.463 (1, 8)		0-0 4-3	0-0 5-3				FC6-4 PB 1-2		K	5	0	0	0	0	1	6										
<b>Tom Haller, L</b> OBP: 0.286, SLG: 0.406 (1, 2)		0-0 5-3		0-0 1-3			K		K	5	0	1	2	0	2	1										
<b>Ed Brinkman, R</b> OBP: 0.270, SLG: 0.327 (1, 6)		0-0 4-3		0-3 K			F9		6-3 FC6-4	5	0	0	0	0	1	2										
<b>Tom Timmermann, R</b> OBP: 0.118, SLG: 0.063 <b>Fred Scherman, L</b> OBP: 0.200, SLG: 0.111 (6, 1)			0-3 K 1B 1B	0-3 K			4-3		K	2	1	0	0	0	2	0										
<b>Inning Stats</b>	R: 1 E: 0 K: 1 S: 6	H: 1 LOB: 1 BB: 1 P: 10	R: 0 E: 0 K: 0 S: 3	H: 0 LOB: 0 BB: 0 P: 3	R: 1 E: 0 K: 2 S: 10	H: 2 LOB: 3 BB: 1 P: 14	R: 0 E: 0 K: 2 S: 7	H: 0 LOB: 0 BB: 0 P: 7	R: 0 E: 0 K: 0 S: 3	H: 1 LOB: 0 BB: 1 P: 3	R: 0 E: 0 K: 1 S: 5	H: 0 LOB: 1 BB: 1 P: 9	R: 2 E: 1 K: 1 S: 7	H: 2 LOB: 2 BB: 2 P: 15	R: 0 E: 0 K: 2 S: 7	H: 0 LOB: 0 BB: 0 P: 7	R: 4 E: 2 K: 1 S: 9	H: 2 LOB: 2 BB: 2 P: 17	1B: 8 2B: 0 3B: 0 HR: 0	SF: 0 SAC: 0 DP: 0 HBP: 0	WP: 1 PB: 1 SB: 0 CS: 0	PA: 44				
<b>PITCHER</b>	IP	WLS	BF	H	R	ER	SO	BB	IBB	HBP	BLK	WP	HR	S	P	ERA	WHIP									
<b>Mike Kekich, L</b> ERA: 2.78 <b>Lindy McDaniel, R</b> ERA: 2.45	(1, 1)	7.0	L	32	6	4	4	7	4	1	0	0	0	0	41	61	5.14	1.429								

Detroit Tigers @ New York Yankees  
Yankee Stadium, Bronx, NY  
Fri May 26 1972, 7:05 PM EDT  
Att. 9,579 - Unknown - 62 F


AB 37  
R 8  
H 8  
RBI 7  
BB 7  
SO 10  
LOB 22



Batter	1	2	3	4	5	6	7	8	9	AB	R	H	RBI	BB	SO	LOB	BOTTOM									
<b>Horace Clarke, S</b> OBP: 0.331, SLG: 0.331 (1, 4)	4-3		4-3				CS 2-H 1B		1-3 1-2 2-H 1B	5	0	2	2	0	0	1										
<b>Johnny Callison, L</b> OBP: 0.253, SLG: 0.333 (1, 9)	K			0-0 1B S	0-0 CS 1-2		L9		F2 F2	5	0	1	0	0	1	2										
<b>Bobby Murcer, L</b> OBP: 0.305, SLG: 0.342 (1, 8)	F3			0-0 F3			4-3 BB BB		1B HBP	2	0	0	0	1	0	1										
<b>Roy White, S</b> OBP: 0.357, SLG: 0.340 (1, 7)		0-0 B1		0-3 K			4-3 BB		FC6-4 1B	3	0	1	0	1	1	1										
<b>Ron Blomberg, L</b> OBP: 0.323, SLG: 0.433 <b>Felipe Alou, R</b> OBP: 0.246, SLG: 0.339 (6, PH) (7, 3)		0-3 K		0-0 1B			4-3		FC6-4	2	0	1	0	0	1	0										
<b>Thurman Munson, R</b> OBP: 0.379, SLG: 0.390 (1, 2)		0-0 6-3		0-0 F3			F8		E3 1B	4	1	0	0	0	0	4										
<b>Rich McKinney, R</b> OBP: 0.274, SLG: 0.264 (1, 5)			0-3 K				FC6-4 1B		L9	4	0	2	0	0	1	0										
<b>Gene Michael, S</b> OBP: 0.297, SLG: 0.311 (1, 6)			4-0 PB WP BB				FC6-4 SH3 1B		6-3	3	1	0	0	1	0	3										
<b>Mike Kekich, R</b> OBP: 0.111, SLG: 0.222 <b>Rusty Torres, S</b> OBP: 0.288, SLG: 0.271 <b>Lindy McDaniel, R</b> <b>John Ellis, R</b> OBP: 0.364, SLG: 0.636 (9, PH)	(1, 1)	(7, PH)	(8, 1)	(9, PH)			0-3 K		0-0 SH3	1	0	0	0	0	1	1										
<b>Inning Stats</b>	R: 0 E: 0 K: 1 S: 5	H: 0 LOB: 0 BB: 0 P: 5	R: 0 E: 0 K: 1 S: 5	H: 0 LOB: 0 BB: 0 P: 5	R: 0 E: 0 K: 2 S: 7	H: 0 LOB: 1 BB: 1 P: 11	R: 0 E: 0 K: 1 S: 7	H: 2 LOB: 2 BB: 0 P: 7	R: 1 E: 0 K: 0 S: 4	H: 2 LOB: 0 BB: 0 P: 4	R: 0 E: 0 K: 0 S: 3	H: 0 LOB: 0 BB: 2 P: 11	R: 0 E: 0 K: 0 S: 3	H: 0 LOB: 0 BB: 0 P: 3	R: 0 E: 0 K: 0 S: 4	H: 1 LOB: 2 BB: 0 P: 5	R: 1 E: 1 K: 1 S: 8	H: 2 LOB: 2 BB: 0 P: 8	1B: 7 2B: 0 3B: 0 HR: 0	SF: 0 SAC: 1 DP: 0 HBP: 1	WP: 1 PB: 1 SB: 1 CS: 1	PA: 39				
<b>PITCHER</b>	IP	WLS	BF	H	R	ER	SO	BB	IBB	HBP	BLK	WP	HR	S	P	ERA	WHIP									
<b>Tom Timmermann, R</b> ERA: 1.95 <b>Fred Scherman, L</b> ERA: 2.35	(1, 1)	5.1	W	22	4	1	1	5	3	0	0	0	0	0	17	18	0.00	0.818								

Detroit Tigers @ New York Yankees  
Yankee Stadium, Bronx, NY  
Fri May 26 1972, 7:05 PM EDT  
Att. 9,579 - Unknown - 62 F

AB 33  
R 2  
H 7  
RBI 2  
BB 3  
SO 6  
LOB 19






Batter	1	2	3	4	5	6	7	8	9	AB	R	H	RBI	BB	SO	LOB	TOP					
Dick McAuliffe, L (1,4) OBP: 0.396, SLG: 0.308 Tony Taylor, R (9, PH) OBP: 0.341, SLG: 0.475	K		F8		BB HBP 2H 1B		1B 1B		K	4	0	2	1	0	1	1						
Aurelio Rodriguez, R (1,5) OBP: 0.291, SLG: 0.276	1-3				F9 1B		BB HBP		K	3	0	1	0	0	1	1						
Norm Cash, L (1,3) OBP: 0.367, SLG: 0.523	K				F9 1-2		FC5-4 1B			3	0	1	0	1	1	1						
Al Kaline, R (1,9) OBP: 0.319, SLG: 0.325 Paul Jata, R (2, PH) OBP: 0.186, SLG: 0.133		F5			F8 G2		FC5-4 1-2			0	0	0	0	0	0	0						
Jim Northrup, L (1,7) OBP: 0.283, SLG: 0.283					L7		F4		4-3	4	0	1	0	0	0	1						
Tom Haller, L (1,2) OBP: 0.306, SLG: 0.429		8-6-2 3B			F8		2B		G6-4-3 BB	3	0	1	0	1	0	1						
Mickey Stanley, R (1,8) OBP: 0.317, SLG: 0.446				K		WP 1B BB	G4-3 IBB		G6-4-3 1-2	2	1	0	0	2	1	1						
Ed Brinkman, R (1,6) OBP: 0.269, SLG: 0.325				5-3		SH1-3 1B	G4-3 1-2		F6	4	1	1	1	0	0	2						
Joe Coleman, R (1,1) OBP: 0.182, SLG: 0.143 Fred Scherman, L (7,1) OBP: 0.182, SLG: 0.100					SH1-3 1-2		G3		L4	1	0	0	0	1	0	0						
<b>Inning Stats</b>	R: 0 E: 0 K: 2 S: 7	H: 0 LOB: 0 BB: 0 P: 7	R: 0 E: 0 K: 0 S: 3	H: 1 LOB: 0 BB: 0 P: 3	R: 0 E: 0 K: 1 S: 5	H: 0 LOB: 1 BB: 1 P: 9	R: 0 E: 0 K: 0 S: 4	H: 1 LOB: 1 BB: 0 P: 4	R: 2 E: 0 K: 0 S: 5	H: 2 LOB: 2 BB: 2 P: 14	R: 0 E: 0 K: 0 S: 3	H: 1 LOB: 1 BB: 1 P: 7	R: 0 E: 0 K: 1 S: 7	H: 2 LOB: 2 BB: 0 P: 7	R: 0 E: 0 K: 0 S: 2	H: 0 LOB: 0 BB: 1 P: 6	R: 0 E: 0 K: 1 S: 5	H: 0 LOB: 0 BB: 0 P: 5	1B: 5 2B: 2 3B: 1 HR: 0	SF: 0 SAC: 1 DP: 3 HBP: 1	WP: 1 PB: 0 SB: 0 CS: 0	PA: 37
<b>PITCHER</b>	IP	WLS	BF	H	R	ER	SO	BB	IBB	HBP	BLK	WP	HR	S	P	ERA	WHIP					
Mel Stottlemyre, R (1,1) ERA: 2.07 Sparky Lyle, L (8,1) ERA: 0.96	7.0	L	31	7	2	2	4	3	1	1	0	1	0	34	51	2.57	1.429					

Detroit Tigers @ New York Yankees  
Yankee Stadium, Bronx, NY  
Sat May 27 1972, 3:33 AM EDT  
Att: 20,482 - Unknown - 71 F


AB 30  
R 2  
H 7  
RBI 2  
BB 5  
SO 5  
LOB 14



Batter	1	2	3	4	5	6	7	8	9	AB	R	H	RBI	BB	SO	LOB	BOTTOM				
Horace Clarke, S (1,4) OBP: 0.328, SLG: 0.328	L9		F8		F7		CS 1B			4	0	1	1	0	0	3					
Bernie Allen, L (1,5) OBP: 0.118, SLG: 0.188 Rich McKinney, R (7, PH) OBP: 0.272, SLG: 0.262			K		K		CS 1-2		L9	3	0	1	0	0	2	1					
Bobby Murcer, L (1,8) OBP: 0.303, SLG: 0.333			F7		L9				F9	3	0	0	0	1	0	1					
Roy White, S (1,7) OBP: 0.354, SLG: 0.330			F8		S BB		K		4-3	3	0	0	0	1	1	2					
Ron Blomberg, L (1,3) OBP: 0.309, SLG: 0.413 Felipe Alou, R (9, PH) OBP: 0.242, SLG: 0.333			F8		F8		4-3		F8	3	0	0	0	0	0	3					
Thurman Munson, R (1,2) OBP: 0.375, SLG: 0.385			5-3		6-3		F7		G6-4-3 1B	4	0	1	0	0	0	0					
Rusty Torres, S (1,9) OBP: 0.286, SLG: 0.270			SH1-3 BB 1B		K		F7		G6-4-3 1-2	4	0	1	0	0	1	1					
Jerry Kenney, L (1,6) OBP: 0.250, SLG: 0.143			SH1-3 BB		5-3		1B 1B			2	1	1	0	1	0	0					
Mel Stottlemyre, R (1,1) ERA: 2.21 Johnny Callison, L (7, PH) OBP: 0.250, SLG: 0.329 Sparky Lyle, L (8,1) ERA: 2.13			SH1-3 1-2 2-3		WP BB		F8			0	0	0	0	1	0	0					
<b>Inning Stats</b>	R: 0 E: 0 K: 0 S: 4	H: 1 LOB: 2 BB: 1 P: 8	R: 0 E: 0 K: 0 S: 4	H: 1 LOB: 2 BB: 1 P: 8	R: 0 E: 0 K: 1 S: 5	H: 0 LOB: 0 BB: 1 P: 9	R: 0 E: 0 K: 1 S: 5	H: 0 LOB: 0 BB: 0 P: 5	R: 0 E: 0 K: 1 S: 5	H: 0 LOB: 0 BB: 0 P: 5	R: 1 E: 0 K: 0 S: 4	H: 2 LOB: 0 BB: 0 P: 4	R: 0 E: 0 K: 0 S: 3	H: 0 LOB: 0 BB: 0 P: 3	R: 0 E: 0 K: 0 S: 3	H: 1 LOB: 0 BB: 0 P: 3	1B: 4 2B: 1 3B: 0 HR: 0	SF: 0 SAC: 1 DP: 1 HBP: 0	WP: 1 PB: 0 SB: 1 CS: 1	PA: 35	
<b>PITCHER</b>	IP	WLS	BF	H	R	ER	SO	BB	IBB	HBP	BLK	WP	HR	S	P	ERA	WHIP				
Joe Coleman, R (1,1) ERA: 2.21 Fred Scherman, L (7,1) ERA: 2.13	6.2	W	28	4	1	1	4	4	0	0	0	0	0	6	6	0.00	0.429				

Detroit Tigers @ New York Yankees  
Yankee Stadium, Bronx, NY  
Sat May 27 1972, 3:33 AM EDT  
Att: 20,482 - Unknown - 71 F

AB 29  
R 1  
H 5  
RBI 1  
BB 4  
SO 4  
LOB 12













Batter	1	2	3	4	5	6	7	8	9	AB	R	H	RBI	BB	SO	LOB	TOP			
Tony Taylor, R (1,4) OBP: 0.358, SLG: 0.469										4	0	2	0	0	1	0	<b>Detroit Tigers @ New York Yankees</b> Yankee Stadium, Bronx, NY Mon May 29 1972, 3:38 AM EDT Att: 23,013 - Unknown - 76 F			
Mickey Stanley, R (1,8) OBP: 0.288, SLG: 0.420										4	0	0	0	0	0	2				
Paul Jata, R (1,9) OBP: 0.240, SLG: 0.217										4	0	0	0	0	0	0				
Bill Freehan, R (1,3) OBP: 0.365, SLG: 0.469										4	1	2	0	0	0	0				
Ike Brown, R (1,7) OBP: 0.467, SLG: 0.333										3	1	1	0	1	0	1				
Aurelio Rodriguez, R (1,5) OBP: 0.286, SLG: 0.276										4	0	2	1	0	0	1				
Tom Haller, L (1,2) OBP: 0.292, SLG: 0.372										2	0	0	0	1	2	3				
Al Kaline, R (9, PH) OBP: 0.316, SLG: 0.321										1	0	0	0	0	1	0				
Ed Brinkman, R (1,6) OBP: 0.285, SLG: 0.333										3	0	0	0	1	0	1				
Joe Niekro, R (1,1)										1	0	0	0	0	1	3				
Ron Perranoski, L (3,1)										1	0	0	0	0	0	0				
Fred Scherman, L (6,1) OBP: 0.167, SLG: 0.091										1	0	0	0	0	1	0				
<b>Inning Stats</b>	R: 0 E: 0 K: 1 S: 5	H: 0 LOB: 0 BB: 0 P: 5	R: 0 E: 0 K: 2 S: 8	H: 1 LOB: 3 BB: 2 P: 16	R: 0 E: 0 K: 0 S: 3	H: 1 LOB: 0 BB: 0 P: 3	R: 0 E: 0 K: 1 S: 6	H: 1 LOB: 1 BB: 0 P: 6	R: 0 E: 0 K: 0 S: 4	H: 1 LOB: 1 BB: 0 P: 4	R: 2 E: 1 K: 0 S: 5	H: 3 LOB: 1 BB: 1 P: 9	R: 0 E: 0 K: 1 S: 5	H: 0 LOB: 0 BB: 0 P: 5	R: 0 E: 0 K: 0 S: 3	H: 0 LOB: 0 BB: 0 P: 5	1B: 5 2B: 2 3B: 0 HR: 0	SF: 0 SAC: 0 DP: 1 HBP: 0	WP: 0 PB: 0 SB: 0 CS: 1	PA: 35
<b>PITCHER</b>	IP WLS BF H R ER SO BB IBB HBP BLK WP HR S P ERA WHIP																			
Fritz Peterson, L (1,1) ERA: 2.93	7.0 W 29 7 2 1 5 2 1 0 0 0 0 0 36 48 1.29 1.286																			
Sparky Lyle, L (8,1) ERA: 0.95	2.0 S 6 0 0 0 1 0 0 0 0 0 0 0 8 8 0.00 0.000																			

Batter	1	2	3	4	5	6	7	8	9	AB	R	H	RBI	BB	SO	LOB	BOTTOM			
Horace Clarke, S (1,4) OBP: 0.340, SLG: 0.331										4	0	3	1	0	0	0	<b>Detroit Tigers @ New York Yankees</b> Yankee Stadium, Bronx, NY Mon May 29 1972, 3:38 AM EDT Att: 23,013 - Unknown - 76 F			
Johnny Callison, L (1,9) OBP: 0.235, SLG: 0.307										4	0	0	0	0	1	3				
Bobby Murcer, L (1,8) OBP: 0.304, SLG: 0.328										3	0	0	0	1	1	3				
Roy White, S (1,7) OBP: 0.352, SLG: 0.319										4	0	0	0	0	0	2				
Ron Blomberg, L (1,3) OBP: 0.310, SLG: 0.409										2	0	1	0	0	0	0				
Felipe Alou, R (6, PH) OBP: 0.263, SLG: 0.352										2	1	1	0	0	0	0				
John Ellis, R (1,2) OBP: 0.409, SLG: 0.571										4	1	1	0	0	0	2				
Bernie Allen, L (1,5) OBP: 0.156, SLG: 0.222										2	0	1	0	0	1	0				
Ron Swoboda, R (6, PH) OBP: 0.400, SLG: 0.538										1	1	1	0	0	0	0				
Hal Lanier, R (7,5) OBP: 0.167, SLG: 0.182										1	0	1	1	0	0	0				
Jerry Kenney, L (1,6) OBP: 0.368, SLG: 0.250										2	1	2	0	0	0	0				
Rusty Torres, S (6, PH) OBP: 0.305, SLG: 0.323										1	0	1	2	0	0	0				
Gene Michael, S (7,6) OBP: 0.290, SLG: 0.295										1	0	0	0	0	0	1				
Fritz Peterson, S (1,1) OBP: 0.235, SLG: 0.235										2	0	1	0	0	0	1				
Sparky Lyle, L (8,1) ERA: 0.95										0	0	0	0	0	0	0				
<b>Inning Stats</b>	R: 0 E: 0 K: 0 S: 2	H: 0 LOB: 1 BB: 1 P: 6	R: 0 E: 0 K: 0 S: 5	H: 3 LOB: 2 BB: 0 P: 5	R: 0 E: 0 K: 0 S: 5	H: 2 LOB: 2 BB: 0 P: 5	R: 0 E: 0 K: 1 S: 5	H: 0 LOB: 0 BB: 0 P: 5	R: 1 E: 0 K: 2 S: 9	H: 2 LOB: 1 BB: 0 P: 9	R: 2 E: 0 K: 0 S: 6	H: 3 LOB: 1 BB: 0 P: 6	R: 0 E: 0 K: 0 S: 3	H: 1 LOB: 0 BB: 0 P: 3	R: 1 E: 0 K: 0 S: 5	H: 2 LOB: 1 BB: 0 P: 5	1B: 11 2B: 2 3B: 0 HR: 0	SF: 0 SAC: 1 DP: 0 HBP: 0	WP: 0 PB: 0 SB: 1 CS: 1	PA: 36
<b>PITCHER</b>	IP WLS BF H R ER SO BB IBB HBP BLK WP HR S P ERA WHIP																			
Joe Niekro, R (1,1) ERA: 5.4	2.0 L 16 5 3 3 3 0 0 0 0 0 0 0 22 22 7.36 1.364																			
Ron Perranoski, L (3,1) ERA: 5.4	3.2 L 16 5 3 3 3 0 0 0 0 0 0 0 22 22 7.36 1.364																			
Fred Scherman, L (6,1) ERA: 2.28	2.1 10 4 1 1 1 0 0 0 0 0 0 0 10 10 3.86 1.714																			

AB	32
R	2
H	7
RBI	1
BB	3
SO	6
LOB	11





Batter	1	2	3	4	5	6	7	8	9	10	AB	R	H	RBI	BB	SO	LOB	TOP	
Jim Northrup, L OBP: 0.280, SLG: 0.266 (1, 9)	4-3	BB IBB		G3-6-1 1-2			F2		6-3		4	0	0	0	1	0	1	<b>Detroit Tigers @ Cleveland Indians</b> Cleveland Municipal Stadium, Cleveland, OH Wed May 31 1972, 7:05 PM EDT Att: 7,176 - Unknown	
Aurelio Rodriguez, R OBP: 0.283, SLG: 0.268 (1, 5)	P4	BB			F7		F7		5-3		4	0	0	1	1	0	0		
Gates Brown, L OBP: 0.362, SLG: 0.438 Wayne Comer, R (9, 7)	BB 1B	K			F9			P4	F7		5	0	1	0	0	1	3		
Norm Cash, L OBP: 0.306, SLG: 0.530 Bill Freehan, R OBP: 0.371, SLG: 0.474 (10, 2)	BB				F9			HR		BB SH1-4 SF8 1B	3	1	2	1	1	0	0		
Tom Haller, L OBP: 0.303, SLG: 0.383 Paul Jata, R OBP: 0.240, SLG: 0.217 (10, 3)	F7				F8			HR	1B	SH1-4	4	1	2	0	0	0	3		
Dick McAuliffe, L OBP: 0.367, SLG: 0.279 Tony Taylor, R OBP: 0.370, SLG: 0.469 (10, 4)		P5	6-3			F7		F8		SF8 BB HBP	4	0	0	0	0	2			
Mickey Stanley, R OBP: 0.308, SLG: 0.466 (1, 8)					F8		F7			SF8 BB	4	2	2	2	1	0	1		
Ed Brinkman, R OBP: 0.289, SLG: 0.333 (1, 6)				K			F8			SF8 BB	3	0	1	1	1	1	0		
Tom Timmermann, R OBP: 0.167, SLG: 0.083 Al Kaline, R OBP: 0.313, SLG: 0.318 Chuck Seelbach, R OBP: 0.333, SLG: 0.400 Fred Scherman, L OBP: 0.154, SLG: 0.083 (9, 1)	SH5-4 1B					L1		K		K	0	0	0	0	1	0	0		
											1	0	0	0	0	0	0		
											1	0	0	0	1	1	1		
											1	0	0	0	1	2	2		
<b>Inning Stats</b>	R: 0 E: 0 K: 0 S: 4	H: 1 LOB: 2 BB: 1 P: 8	R: 1 E: 0 K: 1 S: 7	H: 2 LOB: 3 BB: 2 P: 15	R: 0 E: 0 K: 1 S: 4	H: 1 LOB: 1 BB: 0 P: 4	R: 0 E: 0 K: 0 S: 3	H: 0 LOB: 0 BB: 0 P: 3	R: 0 E: 0 K: 0 S: 3	H: 0 LOB: 0 BB: 0 P: 3	R: 3 E: 0 K: 1 S: 8	H: 3 LOB: 1 BB: 1 P: 12	R: 0 E: 0 K: 0 S: 3	H: 0 LOB: 0 BB: 0 P: 3	R: 1 E: 0 K: 1 S: 6	H: 1 LOB: 2 BB: 1 P: 11	1B: 7 2B: 0 3B: 0 HR: 2	SF: 1 SAC: 2 DP: 1 HBP: 1	WP: 0 PA: 45 PB: 0 SB: 0 CS: 0
<b>PITCHER</b>	IP 7.2	WLS 34	H 8	R 4	ER 4	SO 2	BB 3	IBB 1	HBP 0	BLK 0	WP 0	HR 2	S 34	P 50	ERA 4.70	WHIP 1.435			
Mitt Wilcox, R ERA: 1.79																			
Ed Farmer, R ERA: 1.26	1.1	5	0	0	0	1	1	0	0	0	0	0	6	10	0.00	0.750			
Steve Mingori, L ERA: 7.15	0.1	L 3	1	1	1	0	0	0	1	0	0	0	2	3	27.00	3.000			
Phil Hennigan, R ERA: 2.45	0.2	3	0	0	0	1	1	0	0	0	0	0	4	8	0.00	1.500			

Batter	1	2	3	4	5	6	7	8	9	10	AB	R	H	RBI	BB	SO	LOB	BOTTOM
Tom McCraw, L OBP: 0.392, SLG: 0.434 Roy Foster, R OBP: 0.214, SLG: 0.269 (10, 9)	P4	4-3		4-3			F8			SF BB	4	0	0	0	0	2	0	<b>Detroit Tigers @ Cleveland Indians</b> Cleveland Municipal Stadium, Cleveland, OH Wed May 31 1972, 7:05 PM EDT Att: 7,176 - Unknown
Jack Brohamer, L OBP: 0.307, SLG: 0.357 Eddie Leon, R OBP: 0.233, SLG: 0.221 (10, 4)	FC5-4 1B				G3 2B		K		SF		4	0	2	0	0	1	0	
Alex Johnson, R OBP: 0.257, SLG: 0.331 Del Unser, L OBP: 0.252, SLG: 0.285 (10, 8)	FC5-4 1-2			K		F8		G3	P2		3	0	0	0	0	1	2	
Graig Nettles, L OBP: 0.290, SLG: 0.291 Jerry Moses, R OBP: 0.273, SLG: 0.286 Steve Mingori, L OBP: 0.252, SLG: 0.285 Phil Hennigan, R (10, 1)	L7			1B BB		G3			K		3	1	1	0	1	0	2	
Chris Chambliss, L OBP: 0.257, SLG: 0.333 (1, 3)		1B 2B		1B 1B		FC6-4 BB		G6-4-3	L4		4	1	2	0	1	0	4	
Ray Fosse, R OBP: 0.319, SLG: 0.358 (1, 2)		5-3			FC6-4 1-2		4-3				5	0	1	1	0	0	3	
Buddy Bell, R OBP: 0.306, SLG: 0.345 (10, 5)		1B BB		5-3			5-3		1B 1B	F9	4	1	1	0	1	0	2	
Frank Duffy, R OBP: 0.297, SLG: 0.228 Lou Camilli, S OBP: 0.273, SLG: 0.364 (10, 6)		K			F8		6-3		PB SF 1B		3	0	0	0	0	1	2	
Mitt Wilcox, R OBP: 0.182, SLG: 0.227 Ed Farmer, R (8, 1)					4-3		1-3		SF PB 1B		0	0	0	0	0	0	0	
John Lowenstein, L OBP: 0.308, SLG: 0.182 (10, 7)		1B							SF PB 1B	K	2	0	1	1	0	1	1	
<b>Inning Stats</b>	R: 0 E: 0 K: 0 S: 4	H: 1 LOB: 1 BB: 0 P: 4	R: 1 E: 0 K: 1 S: 7	H: 2 LOB: 2 BB: 1 P: 11	R: 0 E: 0 K: 0 S: 3	H: 0 LOB: 0 BB: 0 P: 3	R: 0 E: 0 K: 0 S: 3	H: 0 LOB: 0 BB: 0 P: 3	R: 0 E: 0 K: 0 S: 3	H: 1 LOB: 0 BB: 0 P: 3	R: 2 E: 1 K: 1 S: 9	H: 3 LOB: 3 BB: 1 P: 13	R: 0 E: 0 K: 1 S: 6	H: 1 LOB: 1 BB: 0 P: 6	1B: 8 2B: 3 3B: 0 HR: 0	SF: 1 SAC: 0 DP: 1 HBP: 0	WP: 0 PA: 45 PB: 1 SB: 0 CS: 0	
<b>PITCHER</b>	IP 6.0	WLS 27	H 6	R 2	ER 2	SO 2	BB 3	IBB 0	HBP 0	BLK 0	WP 0	HR 0	S 28	P 40	ERA 3.00	WHIP 1.500		
Tom Timmermann, R ERA: 2.06																		
Chuck Seelbach, R ERA: 2.96	2.0	9	4	2	2	1	0	0	0	0	0	0	11	11	9.00	2.000		
Fred Scherman, L ERA: 2.12	2.0	W 9	1	0	0	2	1	0	0	0	0	0	12	16	0.00	1.000		



Batter	1	2	3	4	5	6	7	8	9	AB	R	H	RBI	BB	SO	LOB	TOP					
Jim Northrup, L (1, 9) OBP: 0.287, SLG: 0.274										4	0	2	0	0	0	2	<b>Detroit Tigers @ Cleveland Indians</b> Cleveland Municipal Stadium, Cleveland, OH Thu Jun 01 1972, 7:05 PM EDT Att: 5,712 - Unknown					
Aurelio Rodriguez, R (1, 5) OBP: 0.276, SLG: 0.261										4	0	0	0	0	1	2						
Gates Brown, L (1, 7) OBP: 0.356, SLG: 0.426										4	0	1	0	0	0	0						
Norm Cash, L (1, 3) OBP: 0.363, SLG: 0.521										4	0	1	0	0	0	1						
Tom Haller, L (1, 2) OBP: 0.286, SLG: 0.353										4	0	0	0	0	0	1						
Mickey Stanley, R (1, 8) OBP: 0.321, SLG: 0.474										3	0	2	0	0	0	0						
Dick McAuliffe, L (1, 4) OBP: 0.357, SLG: 0.270										3	0	0	0	0	1	2						
Ed Brinkman, R (1, 6) OBP: 0.290, SLG: 0.333										3	0	1	0	0	0	1						
Joe Coleman, R (1, 1) OBP: 0.167, SLG: 0.130										2	0	0	0	0	1	2						
Al Kaline, R (8, PH) OBP: 0.309, SLG: 0.314										1	0	0	0	0	0	0						
Ron Ferranoski, L (8, 1)										0	0	0	0	0	0	0						
<b>Inning Stats</b>	R: 0 E: 0 K: 1 S: 6	H: 2 LOB: 1 BB: 0 P: 6	R: 0 E: 0 K: 0 S: 4	H: 1 LOB: 1 BB: 0 P: 4	R: 0 E: 0 K: 1 S: 5	H: 0 LOB: 0 BB: 0 P: 5	R: 0 E: 0 K: 0 S: 3	H: 1 LOB: 0 BB: 0 P: 3	R: 0 E: 0 K: 0 S: 5	H: 2 LOB: 2 BB: 0 P: 5	R: 0 E: 0 K: 1 S: 5	H: 0 LOB: 0 BB: 0 P: 5	R: 0 E: 0 K: 1 S: 5	H: 0 LOB: 0 BB: 0 P: 5	R: 0 E: 0 K: 0 S: 4	H: 1 LOB: 1 BB: 0 P: 4	R: 0 E: 0 K: 0 S: 3	H: 0 LOB: 0 BB: 0 P: 3	1B: 7 2B: 1 3B: 0 HR: 0	SF: 0 SAC: 0 DP: 1 HBP: 0	WP: 0 PB: 0 SB: 0 CS: 1	PA: 32
<b>PITCHER</b> Gaylord Perry, R (1, 1) ERA: 1.75	IP: 9.0 WLS: W BF: 32 H: 7 R: 0 ER: 0 SO: 3 BB: 0 IBB: 0 HBP: 0 BLK: 0 WP: 0 HR: 0 S: 38 P: 38 ERA: 0.00 WHIP: 0.778															<b>PITCHER</b>	IP: 9.0 WLS: W BF: 32 H: 7 R: 0 ER: 0 SO: 3 BB: 0 IBB: 0 HBP: 0 BLK: 0 WP: 0 HR: 0 S: 38 P: 38 ERA: 0.00 WHIP: 0.778					

Batter	1	2	3	4	5	6	7	8	9	AB	R	H	RBI	BB	SO	LOB	BOTTOM			
Tom McCraw, L (1, 8) OBP: 0.395, SLG: 0.431										3	0	1	1	0	1	0	<b>Detroit Tigers @ Cleveland Indians</b> Cleveland Municipal Stadium, Cleveland, OH Thu Jun 01 1972, 7:05 PM EDT Att: 5,712 - Unknown			
Jack Brohamer, L (1, 4) OBP: 0.297, SLG: 0.345										3	0	0	0	0	2					
Alex Johnson, R (1, 7) OBP: 0.252, SLG: 0.323										3	0	0	0	0	0					
Del Unser, L (9, 7) OBP: 0.252, SLG: 0.285										0	0	0	0	0	0					
Ray Fosse, R (1, 2) OBP: 0.319, SLG: 0.357										3	0	1	0	0	1					
Chris Chambliss, L (1, 3) OBP: 0.263, SLG: 0.333										3	0	1	0	0	1					
Graig Nettles, L (1, 5) OBP: 0.291, SLG: 0.286										2	0	0	0	1	1					
Buddy Bell, R (1, 9) OBP: 0.299, SLG: 0.336										3	0	0	0	0	2					
Eddie Leon, R (1, 6) OBP: 0.236, SLG: 0.215										2	1	0	0	1	0					
Gaylord Perry, R (1, 1) OBP: 0.216, SLG: 0.212										2	0	0	0	1	0					
<b>Inning Stats</b>	R: 0 E: 0 K: 0 S: 2	H: 0 LOB: 0 BB: 0 P: 3	R: 0 E: 0 K: 0 S: 3	H: 0 LOB: 0 BB: 0 P: 3	R: 1 E: 0 K: 0 S: 4	H: 1 LOB: 1 BB: 1 P: 8	R: 0 E: 0 K: 0 S: 4	H: 1 LOB: 2 BB: 1 P: 8	R: 0 E: 0 K: 1 S: 5	H: 0 LOB: 0 BB: 0 P: 5	R: 0 E: 0 K: 1 S: 5	H: 1 LOB: 0 BB: 0 P: 5	R: 0 E: 0 K: 2 S: 7	H: 0 LOB: 0 BB: 0 P: 7	R: 0 E: 0 K: 0 S: 4	H: 0 LOB: 0 BB: 0 P: 7	1B: 3 2B: 0 3B: 0 HR: 0	SF: 0 SAC: 1 DP: 0 HBP: 1	WP: 0 PB: 0 SB: 1 CS: 1	PA: 28
<b>PITCHER</b> Joe Coleman, R (1, 1) ERA: 2.13	IP: 7.0 WLS: L BF: 25 H: 3 R: 1 ER: 1 SO: 2 BB: 2 IBB: 0 HBP: 1 BLK: 0 WP: 0 HR: 0 S: 26 P: 35 ERA: 1.29 WHIP: 0.714															<b>PITCHER</b>	IP: 7.0 WLS: L BF: 25 H: 3 R: 1 ER: 1 SO: 2 BB: 2 IBB: 0 HBP: 1 BLK: 0 WP: 0 HR: 0 S: 26 P: 35 ERA: 1.29 WHIP: 0.714			
Ron Ferranoski, L (8, 1) ERA: 4.91	IP: 1.0 WLS: L BF: 3 H: 0 R: 0 ER: 0 SO: 2 BB: 0 IBB: 0 HBP: 0 BLK: 0 WP: 0 HR: 0 S: 7 P: 7 ERA: 0.00 WHIP: 0.000															<b>PITCHER</b>	IP: 1.0 WLS: L BF: 3 H: 0 R: 0 ER: 0 SO: 2 BB: 0 IBB: 0 HBP: 0 BLK: 0 WP: 0 HR: 0 S: 7 P: 7 ERA: 0.00 WHIP: 0.000			



Batter	1	2	3	4	5	6	7	8	9	10	11	AB	R	H	RBI	BB	SO	LOB	TOP												
Cesar Tovar, R OBP: 0.379, SLG: 0.349 (1, 9)	F5		6-3			SF9 3B		K	6-3			5	1	1	0	0	1	3													
Danny Thompson, R OBP: 0.309, SLG: 0.382 (1, 6)	6-3			1-3		SF9		HR		SH3-4 BB		3	1	1	3	1	0	0													
Rod Carew, L OBP: 0.365, SLG: 0.338 (1, 4)	G3			K		K		5-3		SH3-4		4	0	0	0	0	2	0													
Harmon Killebrew, R OBP: 0.389, SLG: 0.430 Wayne Granger, R OBP: 0.500, SLG: 0.600 Steve Braun, L OBP: 0.345, SLG: 0.384 Dave LaRoche, L OBP: 0.256, SLG: 0.275 (1, 3) (8, 1) (10, PH) (10, 1)		FC6-4 BB		F7		K		F4		3-1		3	0	0	0	1	1	0													
Bobby Darwin, R OBP: 0.333, SLG: 0.429 (1, 8)	F4				K			F9			K	5	1	1	0	0	2	2													
Eric Soderholm, R OBP: 0.233, SLG: 0.390 (1, 5)	L9			K				BB BB		5-3		4	0	1	0	1	1	2													
Rick Renick, R OBP: 0.290, SLG: 0.333 (8, 3)	FC6-4					FC6-4 BB		FC6-4 BB		1-3		3	0	0	0	2	0	3													
Phil Roof, R OBP: 0.275, SLG: 0.441 Rich Reese, L OBP: 0.313, SLG: 0.321 George Mittenwald, R OBP: 0.175, SLG: 0.209 (9, PH) (9, PH) (9, 2)			F7		F7			FC6-4 BB		WP BB 1B		3	0	0	0	0	0	3													
Jim Kaat, L OBP: 0.256, SLG: 0.318 Ray Corbin, R OBP: 0.130, SLG: 0.187 Tom Norton, R OBP: 0.280, SLG: 0.267 Steve Brys, R OBP: 0.256, SLG: 0.275 (1, 1) (2, 1) (8, PH) (8, PH) (8, 7)			1-3			6-3		HR 1B		WP BB		0	0	0	0	0	0	0													
<b>Inning Stats</b>	R: 0 E: 0 K: 0 S: 3	H: 0 LOB: 0 BB: 0 P: 3	R: 0 E: 0 K: 0 S: 3	H: 0 LOB: 1 BB: 1 P: 7	R: 0 E: 0 K: 0 S: 3	H: 0 LOB: 0 BB: 0 P: 3	R: 0 E: 0 K: 1 S: 5	H: 0 LOB: 0 BB: 0 P: 5	R: 0 E: 0 K: 2 S: 7	H: 0 LOB: 1 BB: 1 P: 11	R: 1 E: 0 K: 1 S: 6	H: 1 LOB: 0 BB: 0 P: 6	R: 0 E: 0 K: 1 S: 5	H: 0 LOB: 2 BB: 2 P: 13	R: 2 E: 0 K: 1 S: 7	H: 2 LOB: 0 BB: 0 P: 7	R: 1 E: 0 K: 0 S: 5	H: 2 LOB: 2 BB: 1 P: 9	R: 0 E: 0 K: 1 S: 5	H: 0 LOB: 1 BB: 1 P: 9	R: 0 E: 0 K: 2 S: 8	H: 1 LOB: 1 BB: 1 P: 8	1B: 3 2B: 1 3B: 1 HR: 1	SF: 1 SAC: 1 DP: 0 HBP: 0	WP: 1 PB: 0 SB: 0 CS: 0	PA: 45					
<b>PITCHER</b>	IP ERA WLS BF H R ER SO BB IBB HBP BLK WP HR S P ERA WHIP	Mickey Lolich, L ERA: 2.06 Chuck Seelbach, R ERA: 2.88 Fred Scherman, L ERA: 1.97	(1, 1) (9, 1) (9, 1)	8.0 0.2 2.1	WLS 2 W	BF 32 11	H 4 2	R 4 0	ER 4 0	SO 6 3	BB 4 2	IBB 0 0	HBP 0 0	BLK 0 0	WP 0 1	HR 1 0	S 40 23	P 56 15	ERA 4.50 0.00 0.00	WHIP 1.000 0.000 1.714	<b>PITCHER</b>	IP WLS BF H R ER SO BB IBB HBP BLK WP HR S P ERA WHIP									

Minnesota Twins @ Detroit Tigers  
Tiger Stadium, Detroit, MI  
Fri Jun 02 1972, 4:33 AM EDT  
Att: 25,094 - Unknown - 77 F

AB 37  
R 4  
H 6  
RBI 4  
BB 6  
SO 9  
LOB 16



Batter	1	2	3	4	5	6	7	8	9	10	11	AB	R	H	RBI	BB	SO	LOB	BOTTOM												
Tony Taylor, R OBP: 0.390, SLG: 0.500 (1, 4)	K	1B 2B		G6-4-3 1B			3-1			SH3-4 1B		5	1	3	1	0	1	0													
Aurelio Rodriguez, R OBP: 0.267, SLG: 0.289 (1, 5)	L8 2B	1B 1B		G6-4-3			1B			SH3-4		4	0	3	1	0	0	2													
Al Kaline, R OBP: 0.313, SLG: 0.318 Jim Northrup, L OBP: 0.280, SLG: 0.267 (1, 9) (5, 9)	L8	1B		3-1			1-3			F8		2	0	1	0	0	0	1													
Bill Freehan, R OBP: 0.358, SLG: 0.455 Tom Haller, L OBP: 0.231, SLG: 0.346 (1, 2) (9, 2)	6-3	4-3		K			F8			F8		4	0	0	0	0	1	3													
Paul Jata, R OBP: 0.178, SLG: 0.269 Norm Cash, L OBP: 0.358, SLG: 0.512 (1, 3) (8, PH) (9, 3)		HR 1B		K			F8			F8		3	1	2	0	0	1	0													
Mickey Stanley, R OBP: 0.314, SLG: 0.450 (1, 8)	F8	F7		6-3			6-3			6-3		4	1	0	0	1	0	2													
Ike Brown, R OBP: 0.500, SLG: 0.600 Gates Brown, L OBP: 0.360, SLG: 0.443 (1, 7) (9, PH) (10, 7)		HR 1B		G5-4-3 1B			6-3			4-3		3	1	2	2	0	0	1													
Ed Brinkman, R OBP: 0.289, SLG: 0.338 (1, 6)		2B 2B		6-3			G6-4-3 1B			F8		4	1	1	0	0	0	1													
Mickey Lolich, S OBP: 0.143, SLG: 0.077 Chuck Seelbach, R OBP: 0.333, SLG: 0.400 Fred Scherman, L OBP: 0.143, SLG: 0.077 (1, 1) (9, 1) (9, 1)	F9			1B 1B			6-3			G3		3	0	1	0	0	0	1													
<b>Inning Stats</b>	R: 0 E: 0 K: 1 S: 6	H: 1 LOB: 1 BB: 0 P: 6	R: 4 E: 0 K: 0 S: 9	H: 6 LOB: 2 BB: 0 P: 9	R: 0 E: 0 K: 0 S: 3	H: 1 LOB: 0 BB: 0 P: 3	R: 0 E: 0 K: 0 S: 4	H: 2 LOB: 1 BB: 0 P: 4	R: 0 E: 0 K: 0 S: 7	H: 0 LOB: 0 BB: 0 P: 7	R: 0 E: 0 K: 0 S: 3	H: 1 LOB: 1 BB: 1 P: 4	R: 0 E: 0 K: 0 S: 3	H: 0 LOB: 0 BB: 0 P: 3	R: 0 E: 0 K: 0 S: 3	H: 0 LOB: 0 BB: 0 P: 3	R: 0 E: 0 K: 0 S: 4	H: 1 LOB: 1 BB: 1 P: 4	R: 0 E: 0 K: 0 S: 2	H: 1 LOB: 1 BB: 1 P: 6	1B: 9 2B: 4 3B: 0 HR: 1	SF: 0 SAC: 1 DP: 3 HBP: 0	WP: 0 PB: 0 SB: 0 CS: 0	PA: 43							
<b>PITCHER</b>	IP ERA WLS BF H R ER SO BB IBB HBP BLK WP HR S P ERA WHIP	Jim Kaat, L ERA: 1.69 Ray Corbin, R ERA: 1.59 Tom Norton, R ERA: 3.46 Wayne Granger, R ERA: 0.68 Dave LaRoche, L ERA: 2.18	(1, 1) (2, 1) (6, 1) (8, 1) (10, 1)	1.2 3.1 2.0 2.0 1.1	WLS 11 7 6 7	BF 11 12 7 6 7	H 6 4 2 2	R 4 0 0 1	ER 4 0 0 1	SO 13 16 7 6 10	BB 0 0 0 0 1	IBB 0 0 0 0 0	HBP 0 0 0 0 0	BLK 0 0 0 0 0	WP 0 0 0 0 0	HR 1 7 7 6 6	S 13 16 7 6 10	P 13 16 7 6 10	ERA 21.60 0.00 0.00 0.00 6.75	WHIP 3.600 1.200 1.000 0.000 2.250	<b>PITCHER</b>	IP WLS BF H R ER SO BB IBB HBP BLK WP HR S P ERA WHIP									

Minnesota Twins @ Detroit Tigers  
Tiger Stadium, Detroit, MI  
Fri Jun 02 1972, 4:33 AM EDT  
Att: 25,094 - Unknown - 77 F

AB 41  
R 5  
H 14  
RBI 5  
BB 1  
SO 3  
LOB 14





Batter	1	2	3	4	5	6	7	8	9	AB	R	H	RBI	BB	SO	LOB	TOP			
<b>Cesar Tovar, R</b> OBP: 0.370, SLG: 0.340 (1, 9)	F9	5-3			F6		F2			4	0	0	0	0	0	1				
<b>Danny Thompson, R</b> OBP: 0.307, SLG: 0.391 (1, 6)	1B	3B	5-3		F6			L9		4	1	1	0	0	0	1				
<b>Rod Carew, L</b> OBP: 0.363, SLG: 0.336 (1, 4)	1B	1B	3-1		3-1			F8		4	1	1	1	0	0	0				
<b>Harmon Killebrew, R</b> OBP: 0.399, SLG: 0.466 (1, 3)	1B	1B	6-3		BB	1B		HR		4	1	3	1	0	0	0				
<b>Steve Braun, L</b> OBP: 0.344, SLG: 0.378 (1, 7)	1B	1B		3-1	F8			G3		4	0	1	1	0	0	1				
<b>Bobby Darwin, R</b> OBP: 0.338, SLG: 0.426 (1, 8)	1B			K					6-3	3	0	1	0	1	1	0				
<b>Eric Soderholm, R</b> OBP: 0.222, SLG: 0.372 (1, 5)	F7			F6	F7				5-3	4	0	0	0	0	0	4				
<b>George Mitterwald, R</b> OBP: 0.167, SLG: 0.196 (9, PH)		F2			5-3			F2		3	0	0	0	0	0	0				
<b>Jim Nettles, L</b> OBP: 0.302, SLG: 0.159 (9, PH)								K		1	0	0	0	0	1	0				
<b>Jim Perry, S</b> OBP: 0.391, SLG: 0.381 (7, PH)		5-3						F8		2	0	1	0	0	0	0				
<b>Charlie Manuel, L</b> OBP: 0.174, SLG: 0.190 (7, 1)										1	0	0	0	0	0	0				
<b>Tom Norton, R</b> (7, 1)										0	0	0	0	0	0	0				
<b>Inning Stats</b>	R: 2 E: 0 K: 0 S: 7	H: 5 LOB: 2 BB: 0 P: 7	R: 0 E: 0 K: 0 S: 3	H: 0 LOB: 0 BB: 0 P: 3	R: 0 E: 0 K: 1 S: 5	H: 0 LOB: 0 BB: 0 P: 3	R: 0 E: 0 K: 1 S: 5	H: 0 LOB: 0 BB: 0 P: 5	R: 0 E: 0 K: 0 S: 4	H: 1 LOB: 2 BB: 1 P: 8	R: 0 E: 0 K: 0 S: 3	H: 0 LOB: 0 BB: 0 P: 3	R: 1 E: 0 K: 0 S: 4	H: 1 LOB: 0 BB: 0 P: 4	R: 0 E: 0 K: 1 S: 5	H: 0 LOB: 0 BB: 0 P: 5	1B: 5 2B: 1 3B: 1 HR: 1	SF: 0 SAC: 0 DP: 0 HBP: 0	WP: 0 PB: 0 SB: 0 CS: 0	PA: 35
<b>PITCHER</b>	IP	WLS	BF	H	R	ER	SO	BB	IBB	HBP	BLK	WP	HR	S	P	ERA	WHIP			
<b>Joe Niekro, R</b> ERA: 1.88 (1, 1)	8.0	W	32	8	3	3	1	1	0	0	0	0	1	33	37	3.38	1.125			
<b>Chuck Seelbach, R</b> ERA: 2.77 (9, 1)	1.0	S	3	0	0	0	1	0	0	0	0	0	0	5	5	0.00	0.000			

Minnesota Twins @ Detroit Tigers  
Tiger Stadium, Detroit, MI  
Sat Jun 03 1972, 4:33 AM EDT  
Att: 14,699 - Unknown - 74 F

AB	34
R	3
H	8
RBI	3
BB	1
SO	2
LOB	7



Batter	1	2	3	4	5	6	7	8	9	AB	R	H	RBI	BB	SO	LOB	BOTTOM			
<b>Dick McAuliffe, L</b> OBP: 0.353, SLG: 0.301 (1, 4)	P5	HR			F2			4-3		4	1	1	3	0	0	0				
<b>Aurelio Rodriguez, R</b> OBP: 0.297, SLG: 0.290 (1, 5)	HR	1B	5-3		F8			4-3		4	1	1	0	0	0	0				
<b>Gates Brown, L</b> OBP: 0.380, SLG: 0.486 (8, PR)					2-3					2	1	1	2	2	0	0				
<b>Wayne Comer, R</b> (9, 7)	HR							BB		0	0	0	0	0	0	0				
<b>Norm Cash, L</b> OBP: 0.355, SLG: 0.512 (1, 3)	2B				F5			F7		4	0	1	0	0	0	2				
<b>Jim Northrup, L</b> OBP: 0.273, SLG: 0.261 (1, 9)	1-3				F2					3	0	0	0	0	1	1				
<b>Mickey Stanley, R</b> OBP: 0.303, SLG: 0.434 (1, 8)			4-3		F7					3	0	0	0	0	1	1				
<b>Tom Haller, L</b> OBP: 0.300, SLG: 0.352 (1, 2)		1B			F8					2	1	1	0	1	0	0				
<b>Ed Brinkman, R</b> OBP: 0.283, SLG: 0.331 (1, 6)		F9			5-3			6-3		3	0	0	0	0	0	1				
<b>Joe Niekro, R</b> OBP: 0.250, SLG: 0.250 (1, 1)										3	1	1	0	0	2	0				
<b>Chuck Seelbach, R</b> OBP: 0.333, SLG: 0.400 (9, 1)	HR	1B			K			K		0	0	0	0	0	0	0				
<b>Inning Stats</b>	R: 2 E: 0 K: 0 S: 5	H: 3 LOB: 0 BB: 0 P: 5	R: 3 E: 0 K: 0 S: 5	H: 2 LOB: 1 BB: 1 P: 9	R: 0 E: 0 K: 1 S: 5	H: 0 LOB: 1 BB: 0 P: 7	R: 0 E: 0 K: 1 S: 5	H: 0 LOB: 0 BB: 0 P: 5	R: 0 E: 0 K: 2 S: 7	H: 0 LOB: 0 BB: 0 P: 7	R: 0 E: 0 K: 1 S: 5	H: 1 LOB: 0 BB: 0 P: 5	R: 0 E: 0 K: 0 S: 3	H: 0 LOB: 1 BB: 1 P: 7	R: 0 E: 0 K: 0 S: 3	H: 0 LOB: 1 BB: 1 P: 7	1B: 3 2B: 1 3B: 0 HR: 2	SF: 0 SAC: 0 DP: 0 HBP: 0	WP: 0 PB: 0 SB: 0 CS: 0	PA: 31
<b>PITCHER</b>	IP	WLS	BF	H	R	ER	SO	BB	IBB	HBP	BLK	WP	HR	S	P	ERA	WHIP			
<b>Jim Perry, R</b> ERA: 3.15 (1, 1)	6.0	L	24	5	5	5	3	2	0	0	0	0	0	28	36	7.50	1.167			
<b>Tom Norton, R</b> ERA: 3.0 (7, 1)	2.0		7	1	0	0	1	1	0	0	0	0	0	8	12	0.00	1.000			

Minnesota Twins @ Detroit Tigers  
Tiger Stadium, Detroit, MI  
Sat Jun 03 1972, 4:33 AM EDT  
Att: 14,699 - Unknown - 74 F

AB	28
R	5
H	6
RBI	5
BB	3
SO	4
LOB	5





Batter	1	2	3	4	5	6	7	8	9	AB	R	H	RBI	BB	SO	LOB	TOP			
<b>Cesar Tovar, R</b> OBP: 0.382, SLG: 0.331 (1, 9)	0-0 6-3			0-0 6-3		0-0 F4		0-0 F8		4	0	0	0	0	0	0				
<b>Danny Thompson, R</b> OBP: 0.306, SLG: 0.384 (1, 6)	0-0 6-3			0-0 4-3		4-0 BB			0-3 K	3	0	0	0	1	1	0				
<b>Rod Carew, L</b> OBP: 0.366, SLG: 0.340 (1, 4)	0-0 6-3			0-0 1B		0-0 6-3			0-0 1B	4	0	2	0	0	0	1				
<b>Harmon Killebrew, R</b> OBP: 0.388, SLG: 0.451 (1, 3)		0-0 5-3		0-0 5-3				0-0 F8	0-3 K	4	0	0	0	0	1	2				
<b>Steve Braun, L</b> OBP: 0.340, SLG: 0.372 (1, 7)	0-0 G3				0-0 4-3			0-0 FC6-4 1B	0-0 F8	4	0	1	0	0	0	1				
<b>Bobby Darwin, R</b> OBP: 0.331, SLG: 0.417 (1, 8)	0-3 K				0-3 K			0-3 K		3	0	0	0	0	3	1				
<b>Eric Soderholm, R</b> OBP: 0.226, SLG: 0.371 (1, 5)			0-0 1-3		0-0 1B			0-0 FC6-4 1-2		3	0	1	0	0	0	1				
<b>Phil Roof, R</b> OBP: 0.269, SLG: 0.426 (8, PH)			0-3 K		0-0 F7			0-0 6-3		2	0	0	0	0	1	1				
<b>Jim Nettles, L</b> OBP: 0.296, SLG: 0.156 (8, PH)			0-0 K							1	0	0	0	0	0	0				
<b>Rick Dempsey, R</b> OBP: 0.310, SLG: 0.167 (8, 2)			0-0 K							0	0	0	0	0	0	0				
<b>Bert Blyleven, R</b> OBP: 0.194, SLG: 0.226 (8, PH)			0-0 3-1					0-0 4-3		2	0	0	0	0	0	0				
<b>Rich Reese, L</b> OBP: 0.303, SLG: 0.310 (8, PH)										1	0	0	0	0	0	0				
<b>Wayne Granger, R</b> OBP: 0.500, SLG: 0.500 (8, 1)										0	0	0	0	0	0	0				
<b>Dave LaRoche, L</b> (8, 1)										0	0	0	0	0	0	0				
<b>Inning Stats</b>	R: 0 E: 0 K: 0 S: 3	H: 0 LOB: 0 BB: 0 P: 3	R: 0 E: 0 K: 1 S: 5	H: 0 LOB: 0 BB: 0 P: 5	R: 0 E: 0 K: 1 S: 5	H: 0 LOB: 0 BB: 0 P: 5	R: 0 E: 0 K: 0 S: 4	H: 1 LOB: 1 BB: 0 P: 4	R: 0 E: 0 K: 1 S: 6	H: 1 LOB: 1 BB: 0 P: 6	R: 0 E: 0 K: 1 S: 6	H: 1 LOB: 1 BB: 0 P: 6	R: 0 E: 0 K: 0 S: 3	H: 0 LOB: 0 BB: 0 P: 3	R: 0 E: 0 K: 2 S: 8	H: 1 LOB: 1 BB: 0 P: 8	1B: 4 2B: 0 3B: 0 HR: 0	SF: 0 SAC: 0 DP: 0 HBP: 0	WP: 0 PB: 0 SB: 0 CS: 0	PA: 32
<b>PITCHER</b> <b>Tom Timmermann, R</b> ERA: 1.78 (1, 1)	IP: 9.0 WLS: W BF: 32 H: 4 R: 0 ER: 0 SO: 6 BB: 1 IBB: 0 HBP: 0 BLK: 0 WP: 0 HR: 0 S: 43 P: 47 ERA: 0.00 WHIP: 0.556															<b>PITCHER</b>				

Minnesota Twins @ Detroit Tigers  
Tiger Stadium, Detroit, MI  
Sun Jun 04 1972, 4:33 AM EDT  
Att: 19,827 - Unknown - 76 F

AB	31
R	0
H	4
RBI	0
BB	1
SO	6
LOB	7



Batter	1	2	3	4	5	6	7	8	9	AB	R	H	RBI	BB	SO	LOB	BOTTOM	
<b>Dick McAuliffe, L</b> OBP: 0.350, SLG: 0.299 (1, 4)	0-0 E4 SH3-4		0-0 F7			0-3 K		0-0 E6 1B E		4	1	1	0	0	1	1		
<b>Aurelio Rodriguez, R</b> OBP: 0.280, SLG: 0.287 (1, 5)	0-0 SH3-4		0-0 1B			0-0 F9		0-0 E6 1B		3	0	2	0	0	0	0		
<b>Gates Brown, L</b> OBP: 0.366, SLG: 0.467 (8, PH)	0-3 K		0-0 4-3			0-3 K		0-0 E6 1-2 2-H		3	0	0	0	0	2	3		
<b>Bill Freehan, R</b> OBP: 0.355, SLG: 0.451 (8, FR)										1	0	0	0	0	0	1		
<b>Wayne Comer, R</b> (9, 7)										0	0	0	0	0	0	0		
<b>Norm Cash, L</b> OBP: 0.345, SLG: 0.496 (1, 3)	0-0 F8			0-0 F4			0-0 F2	0-0 F8		4	0	0	0	0	0	2		
<b>Jim Northrup, L</b> OBP: 0.275, SLG: 0.256 (1, 9)		0-3 K		0-3 K			1-0 HR HBP			2	1	0	0	0	2	0		
<b>Mickey Stanley, R</b> OBP: 0.304, SLG: 0.465 (1, 8)		0-0 6-3		0-0 6-3			0-0 HR			3	1	1	2	0	0	0		
<b>Tom Haller, L</b> OBP: 0.286, SLG: 0.333 (1, 2)		0-0 L7			0-0 F8		0-0 4-3			3	0	0	0	0	0	0		
<b>Ed Brinkman, R</b> OBP: 0.277, SLG: 0.324 (1, 6)			0-0 1-3		0-0 4-3		0-0 F4			3	0	0	0	0	0	0		
<b>Tom Timmermann, R</b> OBP: 0.190, SLG: 0.056 (1, 1)			4-0 1B BB		0-3 K			0-0 6-3		2	0	0	0	1	1	0		
<b>Inning Stats</b>	R: 0 E: 1 K: 1 S: 6	H: 0 LOB: 1 BB: 0 P: 6	R: 0 E: 0 K: 1 S: 5	H: 0 LOB: 0 BB: 0 P: 5	R: 0 E: 0 K: 0 S: 4	H: 1 LOB: 2 BB: 1 P: 8	R: 0 E: 0 K: 1 S: 5	H: 0 LOB: 0 BB: 0 P: 5	R: 0 E: 0 K: 2 S: 7	H: 0 LOB: 0 BB: 0 P: 7	R: 2 E: 0 K: 0 S: 4	H: 1 LOB: 0 BB: 0 P: 5	R: 1 E: 1 K: 0 S: 5	H: 2 LOB: 1 BB: 0 P: 5	1B: 3 2B: 0 3B: 0 HR: 1	SF: 0 SAC: 1 DP: 0 HBP: 1	WP: 0 PB: 0 SB: 0 CS: 0	PA: 31
<b>PITCHER</b> <b>Bert Blyleven, R</b> ERA: 2.45 (8, 1)	IP: 7.0 WLS: L BF: 26 H: 2 R: 2 ER: 2 SO: 6 BB: 1 IBB: 0 HBP: 1 BLK: 0 WP: 0 HR: 1 S: 36 P: 41 ERA: 2.57 WHIP: 0.429															<b>PITCHER</b>		
<b>Wayne Granger, R</b> ERA: 0.07 (8, 1)	0.1	3	2	1	0	0	0	0	0	0	0	3	3	0.00	6.000			
<b>Dave LaRoche, L</b> ERA: 2.14 (8, 1)	0.2	2	0	0	0	0	0	0	0	0	0	2	2	0.00	0.000			

Minnesota Twins @ Detroit Tigers  
Tiger Stadium, Detroit, MI  
Sun Jun 04 1972, 4:33 AM EDT  
Att: 19,827 - Unknown - 76 F

AB	28
R	3
H	4
RBI	2
BB	1
SO	6
LOB	7





Batter	1	2	3	4	5	6	7	8	9	AB	R	H	RBI	BB	SO	LOB	TOP				
Sandy Alomar Sr. S OBP: 0.335, SLG: 0.332	F8			6-3		F3		5-3		5	0	1	0	0	0	0	California Angels @ Detroit Tigers Tiger Stadium, Detroit, MI Tue Jun 06 1972, 4:33 AM EDT Unknown				
Ken Berry R OBP: 0.402, SLG: 0.418 Jim Spencer L OBP: 0.235, SLG: 0.255	F3			K		F8			K	4	1	1	0	0	1	0					
Andy Kosco R OBP: 0.267, SLG: 0.431	K			6-3						4	2	2	2	0	1	0					
Bob Oliver R OBP: 0.317, SLG: 0.460		6-3			E3 1B	1-3				4	2	2	2	0	0	0					
Ken McMullen R OBP: 0.335, SLG: 0.340	K				P4		L4	F7		4	0	0	0	0	1	1					
Leroy Stanton R OBP: 0.345, SLG: 0.545	F7				E5 1B WP					4	1	2	1	0	0	1					
Leo Cardenas R OBP: 0.264, SLG: 0.279				6-3		K		F9	K	4	0	0	0	0	2	3					
Art Kusnyer R OBP: 0.269, SLG: 0.217 Mickey Rivers L OBP: 0.282, SLG: 0.260	F3								6-3	3	0	2	1	0	0	0					
Don Rose R Eddie Fisher R Roger Rose R Alan Foster R Syd O'Brien R Mel Queen L Vada Pinson L	K					K		K	K	1	0	0	0	0	1	0					
<b>Inning Stats</b>	R: 0 E: 0 K: 1 S: 5	H: 0 LOB: 0 BB: 0 P: 5	R: 0 E: 0 K: 1 S: 5	H: 0 LOB: 0 BB: 0 P: 5	R: 0 E: 0 K: 1 S: 5	H: 0 LOB: 0 BB: 0 P: 5	R: 0 E: 0 K: 1 S: 5	H: 0 LOB: 0 BB: 0 P: 5	R: 1 E: 2 K: 2 S: 10	H: 2 LOB: 2 BB: 0 P: 10	R: 1 E: 0 K: 1 S: 4	H: 1 LOB: 1 BB: 0 P: 4	R: 1 E: 0 K: 1 S: 7	H: 2 LOB: 1 BB: 0 P: 7	R: 3 E: 0 K: 1 S: 9	H: 4 LOB: 1 BB: 0 P: 9		R: 0 E: 0 K: 2 S: 8	H: 1 LOB: 1 BB: 0 P: 8	1B: 5 2B: 2 3B: 0 HR: 3	SF: 0 SAC: 0 DP: 0 HBP: 0
<b>PITCHER</b>	IP WLS BF H R ER SO BB IBB HBP BLK WP HR S P ERA WHIP																				
Mickey Lolich L ERA: 2.33 Chuck Seelbach R ERA: 2.63	7.2 W 33 9 6 5 7 0 0 0 0 1 3 47 47 5.87 1.174																				
1 2 3 4 5 6 7 8 9	1.1 S 5 1 0 0 3 0 0 0 0 0 0 11 11 0.00 0.750																				


Batter	1	2	3	4	5	6	7	8	9	AB	R	H	RBI	BB	SO	LOB	BOTTOM		
Dick McAuliffe L OBP: 0.336, SLG: 0.284	P4	4-3		F9		K		P4		5	0	0	0	0	1	2	California Angels @ Detroit Tigers Tiger Stadium, Detroit, MI Tue Jun 06 1972, 4:33 AM EDT Unknown		
Aurelio Rodriguez R OBP: 0.208, SLG: 0.308		6-3		K				F8		5	2	2	2	0	1	1			
Gates Brown L OBP: 0.372, SLG: 0.468 Wayne Comer R OBP: 0.289, SLG: 0.260										4	2	2	0	0	0	0			
Norm Cash L OBP: 0.342, SLG: 0.489										0	0	0	0	0	0	0			
Jim Northrup L OBP: 0.289, SLG: 0.260										4	1	1	1	0	0	1			
Mickey Stanley R OBP: 0.302, SLG: 0.456										2	1	1	0	2	0	2			
Tom Haller L OBP: 0.284, SLG: 0.322										4	0	1	1	0	2	5			
Ed Brinkman R OBP: 0.276, SLG: 0.343										2	0	0	1	1	0	2			
Mickey Lolich S OBP: 0.189, SLG: 0.063 Chuck Seelbach R OBP: 0.429, SLG: 0.400										4	1	1	3	0	0	3			
<b>Inning Stats</b>	R: 2 E: 1 K: 0 S: 7	H: 4 LOB: 3 BB: 1 P: 11	R: 0 E: 0 K: 1 S: 5	H: 0 LOB: 0 BB: 0 P: 5	R: 4 E: 1 K: 1 S: 9	H: 3 LOB: 0 BB: 0 P: 9	R: 0 E: 0 K: 1 S: 5	H: 0 LOB: 0 BB: 0 P: 5	R: 0 E: 0 K: 1 S: 3	H: 0 LOB: 1 BB: 1 P: 7	R: 2 E: 0 K: 1 S: 6	H: 1 LOB: 1 BB: 1 P: 10	R: 0 E: 0 K: 1 S: 5	H: 0 LOB: 1 BB: 1 P: 9	R: 0 E: 0 K: 0 S: 3	H: 0 LOB: 1 BB: 1 P: 7		1B: 6 2B: 0 3B: 0 HR: 2	SF: 1 SAC: 0 DP: 0 HBP: 0
<b>PITCHER</b>	IP WLS BF H R ER SO BB IBB HBP BLK WP HR S P ERA WHIP																		
Don Rose R ERA: 4.58 Eddie Fisher R ERA: 3.95 Alan Foster R ERA: 6.14 Mel Queen R ERA: 5.4	2.2 L 17 7 6 2 2 2 0 0 0 0 0 0 6 6 0.00 0.000																		
3 4 5 6 7 8 9	1.1 4 0 0 0 1 0 0 0 0 0 0 6 6 0.00 0.000																		
5 6 7 8 9	2.0 9 1 2 2 1 2 0 0 0 0 1 9 17 9.00 1.500																		
7 8 9	2.0 8 0 0 0 1 2 0 0 0 0 0 8 16 0.00 1.000																		



Batter	1	2	3	4	5	6	7	8	9	AB	R	H	RBI	BB	SO	LOB	TOP					
Sandy Alomar Sr. S OBP: 0.347, SLG: 0.365 (1, 4)										5	1	4	1	0	0	0	California Angels @ Detroit Tigers Tiger Stadium, Detroit, MI Tue Jun 06 1972, 7:05 PM EDT Att: 36,946 - Unknown					
Mickey Rivers L OBP: 0.286, SLG: 0.270 (1, 8)										4	0	1	0	0	1	2						
Vada Pinson L OBP: 0.344, SLG: 0.415 (1, 7)										5	1	1	0	0	0	3						
Bob Oliver R OBP: 0.309, SLG: 0.448 (1, 3)										5	0	0	0	0	2	5						
Ken McMullen R OBP: 0.339, SLG: 0.351 (1, 5)										4	1	2	1	0	1	0						
Leroy Stanton R OBP: 0.342, SLG: 0.533 (1, 9)										4	0	1	0	0	2	2						
John Stephenson L OBP: 0.529, SLG: 0.467 (1, 2)										3	1	2	0	0	0	1						
Leo Cardenas R OBP: 0.269, SLG: 0.290 (1, 6)										4	0	2	2	0	1	3						
Clyde Wright R OBP: 0.136, SLG: 0.318 (1, 1)										4	0	0	0	0	0	5						
<b>Inning Stats</b>	R: 0 E: 0 K: 0 S: 4	H: 2 LOB: 1 BB: 0 P: 4	R: 0 E: 0 K: 1 S: 6	H: 2 LOB: 1 BB: 0 P: 6	R: 0 E: 0 K: 0 S: 3	H: 0 LOB: 0 BB: 0 P: 3	R: 3 E: 1 K: 2 S: 10	H: 2 LOB: 1 BB: 0 P: 11	R: 1 E: 0 K: 0 S: 4	H: 2 LOB: 0 BB: 0 P: 4	R: 0 E: 0 K: 0 S: 5	H: 1 LOB: 2 BB: 0 P: 5	R: 0 E: 0 K: 1 S: 6	H: 1 LOB: 1 BB: 0 P: 6	R: 0 E: 0 K: 2 S: 9	H: 2 LOB: 2 BB: 0 P: 9	R: 0 E: 0 K: 1 S: 6	H: 1 LOB: 1 BB: 0 P: 6	1B: 8 2B: 4 3B: 0 HR: 1	SF: 0 SAC: 1 DP: 1 HBP: 1	WP: 1 PB: 0 SB: 2 CS: 1	PA: 41
<b>PITCHER</b>	IP WLS BF L	H R ER SO	BB IBB HBP BLK	WP HR S P	ERA WHIP	<b>PITCHER</b>	IP WLS BF L	H R ER SO	BB IBB HBP BLK	WP HR S P	ERA WHIP											
Joe Coleman R ERA: 2.06 (1, 1)	7.0	10	4	1	4	0	0	0	0	1	1	38	39	1.29	1.429							
Chris Zachary R ERA: (8, 1)	2.0	3	0	0	3	0	0	0	0	0	0	15	15	0.00	1.500							

Batter	1	2	3	4	5	6	7	8	9	AB	R	H	RBI	BB	SO	LOB	BOTTOM					
Tony Taylor R OBP: 0.381, SLG: 0.483 (1, 4)										4	0	1	0	0	1	0	California Angels @ Detroit Tigers Tiger Stadium, Detroit, MI Tue Jun 06 1972, 7:05 PM EDT Att: 36,946 - Unknown					
Aurelio Rodriguez R OBP: 0.250, SLG: 0.301 (1, 5)										4	0	0	0	0	0	2						
Al Kaline R OBP: 0.311, SLG: 0.308 (1, 9)										3	0	0	0	1	1	0						
Bill Freehan R OBP: 0.342, SLG: 0.434 (1, 2)										4	0	0	0	0	0	1						
Paul Jata R OBP: 0.281, SLG: 0.267 (1, 3)										4	0	1	0	0	0	1						
Ike Brown R OBP: 0.500, SLG: 0.529 (1, 7)										2	0	0	0	2	1	0						
Mickey Stanley R OBP: 0.303, SLG: 0.452 (1, 8)										3	0	1	0	0	0	2						
Ed Brinkman R OBP: 0.277, SLG: 0.342 (1, 6)										3	0	1	0	0	0	1						
Joe Coleman R OBP: 0.154, SLG: 0.120 (1, 1)										2	0	0	0	0	1	1						
Willie Horton R OBP: 0.341, SLG: 0.481 (7, PH)										1	0	0	0	0	0	1						
Chris Zachary L ERA: (8, 1)										0	0	0	0	0	0	0						
<b>Inning Stats</b>	R: 0 E: 0 K: 2 S: 7	H: 0 LOB: 0 BB: 0 P: 7	R: 0 E: 0 K: 1 S: 5	H: 0 LOB: 0 BB: 0 P: 5	R: 0 E: 0 K: 1 S: 7	H: 2 LOB: 2 BB: 0 P: 7	R: 0 E: 0 K: 0 S: 4	H: 1 LOB: 2 BB: 1 P: 8	R: 0 E: 0 K: 0 S: 3	H: 0 LOB: 0 BB: 0 P: 3	R: 0 E: 0 K: 0 S: 3	H: 0 LOB: 1 BB: 1 P: 7	R: 0 E: 0 K: 0 S: 3	H: 1 LOB: 1 BB: 1 P: 7	R: 0 E: 0 K: 0 S: 3	H: 0 LOB: 0 BB: 0 P: 3	R: 0 E: 0 K: 0 S: 3	H: 0 LOB: 0 BB: 0 P: 3	1B: 4 2B: 0 3B: 0 HR: 0	SF: 0 SAC: 0 DP: 0 HBP: 0	WP: 0 PB: 0 SB: 0 CS: 0	PA: 33
<b>PITCHER</b>	IP WLS BF W	H R ER SO	BB IBB HBP BLK	WP HR S P	ERA WHIP	<b>PITCHER</b>	IP WLS BF W	H R ER SO	BB IBB HBP BLK	WP HR S P	ERA WHIP											
Clyde Wright L ERA: 2.08 (1, 1)	9.0	4	0	0	4	3	0	0	0	0	0	38	50	0.00	0.778							

AB	38
R	4
H	13
RBI	4
BB	0
SO	7
LOB	21




AB	30
R	0
H	4
RBI	0
BB	3
SO	4
LOB	9





Batter	1	2	3	4	5	6	7	8	9	AB	R	H	RBI	BB	SO	LOB	TOP				
Sandy Alomar Sr. S OBP: 0.348, SLG: 0.366	0-0 6-3			0-0 6-3	0-0 FC6-4 1B		0-0 4-3		0-0 1B	5	0	2	2	0	0	0	<b>California Angels @ Detroit Tigers</b> Tiger Stadium, Detroit, MI Wed Jun 07 1972, 7:05 PM EDT Att: 14,015 - Unknown				
Mickey Rivers L OBP: 0.277, SLG: 0.267	0-0 P3		0-3 K	0-3 K	0-0 FC6-4 1-2			0-0 F9	0-0 1B	5	0	1	0	0	1						
Vada Pinson L OBP: 0.346, SLG: 0.411	0-0 4-3			0-0 1B	0-0 4-3			4-0 FC3-6 1B BB	0-3 K	4	1	1	0	1	1	3					
Bob Oliver R OBP: 0.313, SLG: 0.449		0-0 1B		0-3 K		0-0 5-3		0-0 FC3-6 1B		4	0	2	0	0	1	1					
Ken McMullen R OBP: 0.343, SLG: 0.355		0-0 5-3			0-0 1B 1B	0-0 1B		0-0 FC3-6 1B		4	1	2	0	0	0	2					
Leroy Stanton R OBP: 0.347, SLG: 0.532		0-3 K			0-0 1B 2B	0-3 K		0-0 1B		4	1	2	1	0	2	1					
John Stephenson L OBP: 0.476, SLG: 0.421			0-0 F8		0-0 2B 1B	0-0 G3		0-0 G3		4	1	1	1	0	0	3					
Leo Cardenas R OBP: 0.268, SLG: 0.295			0-0 6-3		0-0 1B 2B		0-0 F8		0-0 4-3	4	1	1	1	0	0	0					
Nolan Ryan R OBP: 0.208, SLG: 0.217			0-3 K		0-0 4-3		0-3 K		0-3 K	4	0	0	0	0	3	2					
<b>Inning Stats</b>	R: 0 E: 0 K: 0 S: 3	H: 0 LOB: 0 BB: 0 P: 3	R: 0 E: 0 K: 1 S: 5	H: 1 LOB: 0 BB: 0 P: 5	R: 0 E: 0 K: 1 S: 5	H: 0 LOB: 0 BB: 0 P: 5	R: 0 E: 0 K: 2 S: 8	H: 1 LOB: 1 BB: 0 P: 8	R: 4 E: 0 K: 0 S: 8	H: 5 LOB: 1 BB: 0 P: 8	R: 0 E: 0 K: 1 S: 6	H: 1 LOB: 1 BB: 0 P: 6	R: 0 E: 0 K: 1 S: 5	H: 0 LOB: 0 BB: 0 P: 5	R: 1 E: 0 K: 0 S: 5	H: 2 LOB: 2 BB: 1 P: 9		R: 0 E: 0 K: 2 S: 9	H: 2 LOB: 2 BB: 0 P: 9	1B: 11 2B: 1 3B: 0 HR: 0	SF: 0 SAC: 0 DP: 0 HBP: 0
<b>PITCHER</b>	IP WLS BF H R ER SO BB IBB HBP BLK WP HR S P ERA WHIP																				
Joe Niekro R ERA: 3.38	(1, 1) 4.1 L 18 6 4 4 4 0 0 0 0 0 0 0 26 26 8.31 1.385																				
Chuck Seelbach R ERA: 2.45	(5, 1) 1.2 7 2 0 0 1 0 0 0 0 0 0 0 9 9 0.00 1.200																				
Chris Zachary R ERA: 2.45	(7, 1) 1.2 8 2 1 1 1 1 0 0 0 0 0 0 9 13 5.40 1.800																				
Fred Scherman L ERA: 1.95	(8, 1) 0.1 1 0 0 0 0 0 0 0 0 0 0 0 1 1 0.00 0.000																				
Don Leshnock L ERA:	(9, 1) 1.0 5 2 0 0 2 0 0 0 0 0 0 0 9 9 0.00 2.000																				

AB	38
R	5
H	12
RBI	5
BB	1
SO	8
LOB	13



Batter	1	2	3	4	5	6	7	8	9	AB	R	H	RBI	BB	SO	LOB	BOTTOM		
Dick McAuliffe L OBP: 0.326, SLG: 0.274	0-0 F9			0-0 P5		0-0 1-3			0-0 1-3	4	0	0	0	0	0	1	<b>California Angels @ Detroit Tigers</b> Tiger Stadium, Detroit, MI Wed Jun 07 1972, 7:05 PM EDT Att: 14,015 - Unknown		
Aurelio Rodriguez R OBP: 0.294, SLG: 0.307	4-0 G6-3 BB			0-0 6-3		0-0 WP 2B			0-0 6-3	3	0	1	1	1	0	0			
Gates Brown L OBP: 0.356, SLG: 0.446	0-0 G6-3 1-2			0-3 K		0-0 F8 2-3			0-0 F7	4	0	0	0	0	1	2			
Norm Cash L OBP: 0.342, SLG: 0.493		0-0 P6			0-0 G6-3 2B		0-0 F9			3	0	1	0	0	0	0			
Jim Northrup L OBP: 0.290, SLG: 0.256		0-0 F7			4-0 G6-3 BB		0-0 F7			2	0	0	0	1	0	0			
Mickey Stanley R OBP: 0.294, SLG: 0.438		0-3 K			0-0 G6-3 1-2 2-3		0-0 4-3			3	0	0	0	0	1	2			
Tom Haller L OBP: 0.271, SLG: 0.306			0-0 F5		0-0 5-3			0-0 F7		3	0	0	0	0	0	1			
Ed Brinkman R OBP: 0.278, SLG: 0.342			0-3 K			0-0 1-3 2B 1B		0-0 L6		3	1	1	0	0	1	0			
Joe Niekro R OBP: 0.206, SLG: 0.200	(1, 1)		0-3 K			0-3 1-3 2B 1B		0-0 6-3		1	0	0	0	0	1	0			
<b>Inning Stats</b>	R: 0 E: 0 K: 0 S: 2	H: 0 LOB: 1 BB: 1 P: 6	R: 0 E: 0 K: 1 S: 5	H: 0 LOB: 0 BB: 0 P: 5	R: 0 E: 0 K: 1 S: 5	H: 0 LOB: 0 BB: 0 P: 5	R: 0 E: 0 K: 1 S: 5	H: 0 LOB: 0 BB: 0 P: 5	R: 1 E: 0 K: 1 S: 7	H: 2 LOB: 1 BB: 0 P: 7	R: 0 E: 0 K: 0 S: 3	H: 0 LOB: 0 BB: 0 P: 3	R: 0 E: 0 K: 0 S: 3	H: 0 LOB: 0 BB: 0 P: 3	R: 0 E: 0 K: 0 S: 3	H: 0 LOB: 0 BB: 0 P: 3		1B: 1 2B: 2 3B: 0 HR: 0	SF: 0 SAC: 0 DP: 2 HBP: 0
<b>PITCHER</b>	IP WLS BF H R ER SO BB IBB HBP BLK WP HR S P ERA WHIP																		
Nolan Ryan R ERA: 2.95	(1, 1) 9.0 W 30 3 1 1 5 2 0 0 0 0 1 0 38 46 1.00 0.556																		

AB	28
R	1
H	3
RBI	1
BB	2
SO	5
LOB	7






Batter	1	2	3	4	5	6	7	8	9	AB	R	H	RBI	BB	SO	LOB	TOP					
Bert Campaneris, R OBP: 0.262, SLG: 0.309 (1, 6)	K		S		F4		6-3	2B		5	1	2	0	0	1	0						
Joe Rudi, R OBP: 0.263, SLG: 0.520 (1, 7)	K		FC6			5-3	6-3	1B		4	1	1	1	1	1	0						
Reggie Jackson, L OBP: 0.374, SLG: 0.552 (1, 8)	F3		FC6			HR	CS	1B		5	1	3	0	0	0	2						
Sal Bando, R OBP: 0.389, SLG: 0.386 (1, 5)		6-3			F7	HR	CS	2B		5	2	3	3	0	0	0						
Mike Epstein, L OBP: 0.385, SLG: 0.442 Blue Moon Odom, R (8, PR) Adrian Garrett, L (8, PH) Rollie Fingers, R (8, 1)	K				6-3	HR		1B		4	1	2	1	0	1	0						
Ollie Brown, R OBP: 0.276, SLG: 0.270 (1, 9)	E5					HR		HR		4	2	2	2	1	0	0						
Dave Duncan, R OBP: 0.293, SLG: 0.463 (1, 2)	K				K	6-3		FC1-5		5	1	0	0	0	2	4						
Larry Brown, R OBP: 0.239, SLG: 0.187 Mike Hegan, L (8, PH) Ron Clark, R (8, PH) Caffish Hunter, R (1, 1) Darold Knowles, L (7, 1) Gene Tenace, R (8, PH)			6-3		F8			K		3	0	1	0	0	0	0						
			K		4-3		5-3	HR		0	0	0	0	0	0	0						
								HR		2	1	1	3	0	0	1						
<b>Inning Stats</b>	R: 0 E: 0 K: 2 S: 7	H: 0 LOB: 0 BB: 0 P: 7	R: 0 E: 1 K: 2 S: 8	H: 0 LOB: 1 BB: 0 P: 8	R: 0 E: 0 K: 1 S: 6	H: 1 LOB: 2 BB: 1 P: 10	R: 0 E: 0 K: 1 S: 5	H: 0 LOB: 1 BB: 1 P: 9	R: 0 E: 0 K: 0 S: 3	H: 0 LOB: 0 BB: 0 P: 3	R: 4 E: 0 K: 0 S: 8	H: 5 LOB: 1 BB: 0 P: 8	R: 0 E: 0 K: 0 S: 3	H: 1 LOB: 0 BB: 0 P: 3	R: 6 E: 0 K: 1 S: 13	H: 8 LOB: 2 BB: 0 P: 13	R: 0 E: 0 K: 0 S: 3	H: 0 LOB: 1 BB: 1 P: 7	1B: 10 2B: 2 3B: 0 HR: 3	SF: 0 SAC: 0 DP: 0 HBP: 0	WP: 0 PB: 0 SB: 2 CS: 1	PA: 46
<b>PITCHER</b>	IP	WLS	BF	H	R	ER	SO	BB	IBB	HBP	BLK	WP	HR	S	P	ERA	WHIP					
Tom Timmermann, R ERA: 2.14	5.2		26	6	4	4	6	2	0	0	0	0	2	36	44	6.35	1.412					
Chuck Seelbach, R ERA: 3.23	1.2	L	8	4	3	3	0	0	0	0	0	0	0	8	8	16.20	2.400					
Fred Scherman, L ERA: 2.76	0.1		5	4	2	2	1	0	0	0	0	0	1	7	7	54.00	12.000					
Chris Zachary, R ERA: 1.8	1.1		6	1	1	1	0	1	0	0	0	0	0	5	9	6.75	1.500					

**Oakland Athletics @ Detroit Tigers**  
Tiger Stadium, Detroit, MI  
Fri Jun 09 1972, 7:05 PM EDT  
Att: 34,953 - Unknown

AB 42  
R 10  
H 15  
RBI 10  
BB 3  
SO 7  
LOB 12



Batter	1	2	3	4	5	6	7	8	9	AB	R	H	RBI	BB	SO	LOB	BOTTOM					
Dick McAuliffe, L OBP: 0.336, SLG: 0.303 (1, 4)	4-3		HR		HR			F9		3	2	1	1	2	0	0						
Aurelio Rodriguez, R OBP: 0.296, SLG: 0.298 (1, 5)	K		K		K		F8	5-3		5	0	0	0	0	3	3						
Gates Brown, L OBP: 0.347, SLG: 0.425 (1, 7)	F8		BB		P6		G3	K		4	0	0	0	1	1	1						
Bill Freehan, R OBP: 0.353, SLG: 0.431 (1, 2)		1B	F2		HR		G3			3	2	1	0	2	0	1						
Norm Cash, L OBP: 0.350, SLG: 0.517 (1, 3)		FC4-6			F6		HR	E		5	1	3	3	0	0	0						
Jim Northrup, L OBP: 0.284, SLG: 0.250 Al Kaline, R (7, PH)	F7		K		K		F8	E1		3	0	0	0	0	1	2						
Mickey Stanley, R OBP: 0.302, SLG: 0.434 (1, 8)	K		BB		BB		SH3	K		3	0	1	0	1	2	4						
Ed Brinkman, R OBP: 0.286, SLG: 0.344 (1, 6)	FC4-6				SH3		SH3			2	0	1	0	1	0	2						
Tom Timmermann, R OBP: 0.174, SLG: 0.050 Chuck Seelbach, R Fred Scherman, L Chris Zachary, L			K		K		K	K		2	0	0	0	0	2	2						
										2	0	0	0	0	2	4						
										0	0	0	0	0	0	0						
										0	0	0	0	0	0	0						
<b>Inning Stats</b>	R: 0 E: 0 K: 1 S: 5	H: 0 LOB: 0 BB: 0 P: 5	R: 0 E: 0 K: 1 S: 7	H: 2 LOB: 2 BB: 0 P: 7	R: 1 E: 0 K: 2 S: 8	H: 1 LOB: 1 BB: 1 P: 12	R: 0 E: 0 K: 2 S: 8	H: 1 LOB: 2 BB: 1 P: 12	R: 3 E: 0 K: 1 S: 6	H: 1 LOB: 0 BB: 2 P: 14	R: 0 E: 0 K: 1 S: 6	H: 1 LOB: 2 BB: 1 P: 10	R: 1 E: 1 K: 2 S: 9	H: 2 LOB: 3 BB: 2 P: 17	R: 0 E: 0 K: 1 S: 5	H: 0 LOB: 0 BB: 0 P: 5	R: 0 E: 0 K: 1 S: 5	H: 0 LOB: 0 BB: 0 P: 5	1B: 6 2B: 0 3B: 0 HR: 2	SF: 0 SAC: 1 DP: 0 HBP: 0	WP: 0 PB: 0 SB: 0 CS: 0	PA: 42
<b>PITCHER</b>	IP	WLS	BF	H	R	ER	SO	BB	IBB	HBP	BLK	WP	HR	S	P	ERA	WHIP					
Caffish Hunter, R ERA: 2.55	6.1		32	7	5	5	8	5	1	0	0	0	0	42	66	7.11	1.895					
Darold Knowles, L ERA: 1.69	0.2	W	4	1	0	0	2	0	1	0	0	0	0	7	11	0.00	1.500					
Rollie Fingers, R ERA: 2.4	2.0	S	6	0	0	0	2	0	0	0	0	0	0	10	10	0.00	0.000					

**Oakland Athletics @ Detroit Tigers**  
Tiger Stadium, Detroit, MI  
Fri Jun 09 1972, 7:05 PM EDT  
Att: 34,953 - Unknown

AB 34  
R 5  
H 8  
RBI 5  
BB 7  
SO 12  
LOB 19





Batter	1	2	3	4	5	6	7	8	9	AB	R	H	RBI	BB	SO	LOB	TOP										
Bert Campaneris, R OBP: 0.267, SLG: 0.310 (1,6)	5-3		CS 1B			HR HBP	SH3-4		F8	3	1	1	0	0	0	0											
Joe Rudi, R OBP: 0.366, SLG: 0.533 (1,7)	K		CS	L9		HR	1B			3	1	1	2	1	1	0											
Reggie Jackson, L OBP: 0.376, SLG: 0.548 (1,8)	4-3			1-3		HBP	1B			3	0	1	2	0	0	0											
Sal Bando, R OBP: 0.386, SLG: 0.401 (1,5)		HR		K		K	G5-4-3			4	1	1	1	0	2	3											
Mike Epstein, L OBP: 0.376, SLG: 0.430 (1,3)	G3					F8	F7		F7	4	0	0	0	0	0	1											
Ollie Brown, R OBP: 0.276, SLG: 0.263 (1,9)	5-3					K	BB		K	3	0	0	0	1	2	0											
Dave Duncan, R OBP: 0.292, SLG: 0.464 (1,2)	F7					2B	F8		F7	4	0	1	0	0	0	2											
Larry Brown, R OBP: 0.246, SLG: 0.190 (1,4)			5-3			IBB	SH3-4 1B		6-3	3	1	1	0	1	0	0											
Dave Hamilton, L Bob Locker, S (8,1)			K			K	SH3-4 1B HBP		K	2	1	0	0	0	2	2											
										1	0	0	0	0	1	0											
<b>Inning Stats</b>	R: 0 E: 0 K: 1 S: 5	H: 0 LOB: 0 BB: 0 P: 5	R: 1 E: 0 K: 0 S: 4	H: 1 LOB: 0 BB: 0 P: 4	R: 0 E: 0 K: 1 S: 5	H: 1 LOB: 0 BB: 0 P: 5	R: 0 E: 0 K: 1 S: 5	H: 0 LOB: 0 BB: 0 P: 5	R: 0 E: 0 K: 2 S: 8	H: 1 LOB: 2 BB: 1 P: 12	R: 2 E: 0 K: 1 S: 6	H: 1 LOB: 1 BB: 1 P: 12	R: 2 E: 0 K: 0 S: 4	H: 2 LOB: 1 BB: 1 P: 9	R: 0 E: 0 K: 1 S: 5	H: 0 LOB: 0 BB: 0 P: 5	R: 0 E: 0 K: 1 S: 5	H: 0 LOB: 0 BB: 0 P: 5	1B: 3 2B: 1 3B: 0 HR: 2	SF: 0 SAC: 1 DP: 1 HBP: 3	WP: 0 PB: 0 SB: 1 CS: 1	PA: 38					
<b>PITCHER</b>	IP	WLS	BF	H	R	ER	SO	BB	IBB	HBP	BLK	WP	HR	S	P	ERA	WHIP										
Mickey Lolich, L ERA: 2.6 (1,1)	6.1	L	30	6	5	5	6	2	1	3	0	0	2	36	51	7.11	1.263										
Phil Meeler, R ERA: 4.91 (7,1)	0.2		1	0	0	0	0	0	0	0	0	0	0	1	1	0.00	0.000										
Ron Perranoski, L ERA: 4.15 (8,1)	2.0		6	0	0	0	2	0	0	0	0	0	0	10	10	0.00	0.000										

Oakland Athletics @ Detroit Tigers  
Tiger Stadium, Detroit, MI  
Sat Jun 10 1972, 4:33 AM EDT  
Att: 32,079 - Unknown



AB 30  
R 5  
H 6  
RBI 5  
BB 3  
SO 8  
LOB 8

Batter	1	2	3	4	5	6	7	8	9	AB	R	H	RBI	BB	SO	LOB	BOTTOM										
Tony Taylor, R OBP: 0.403, SLG: 0.517 (1,4)	1B 3B		6-3			FC5-4 BB			1B 1-3 5-3 BB	2	2	1	0	2	0	0											
Aurelio Rodriguez, R OBP: 0.286, SLG: 0.303 (1,5)	K					FC5-4 FC5-4			1-3	4	0	1	0	0	1	3											
Paul Jata, R OBP: 0.270, SLG: 0.257 (1,3)	5-3		6-3			FC5-4			5-3 1B	4	0	1	0	0	0	3											
Bill Freehan, R OBP: 0.358, SLG: 0.434 (1,2)	FC6-4 1B					2B 8-2 1B			5-3	4	0	2	2	0	0	1											
Al Kaline, R OBP: 0.306, SLG: 0.302 (1,9)	FC6-4					L9			F4	3	0	0	0	0	0	2											
Gates Brown, L OBP: 0.344, SLG: 0.420 (8,PH)	1-2F									1	0	0	0	0	0	1											
Ike Brown, R OBP: 0.480, SLG: 0.550 (1,7)										3	0	1	0	0	2	0											
Norm Cash, L OBP: 0.348, SLG: 0.514 (9,PH)									E4 FC4-6	1	0	0	0	0	0	0											
Mickey Stanley, R OBP: 0.300, SLG: 0.422 (1,8)	F7					IBB			FC4-6	3	0	0	0	1	0	1											
Ed Brinkman, R OBP: 0.280, SLG: 0.338 (1,6)										3	0	0	0	0	0	3											
Jim Northrup, L OBP: 0.282, SLG: 0.248 (9,PH)	F3					8-2			K	1	0	0	0	0	1	1											
Mickey Lolich, S OBP: 0.179, SLG: 0.059 (1,1)						F9				2	0	0	0	0	1	0											
Phil Meeler, R (7,1)										0	0	0	0	0	0	0											
Wayne Comer, R (7,PH)										1	0	0	0	0	0	0											
Ron Perranoski, L (8,1)										0	0	0	0	0	0	0											
Dick McAuliffe, L OBP: 0.333, SLG: 0.300 (9,PH)										1	0	0	0	0	0	1											
<b>Inning Stats</b>	R: 1 E: 0 K: 1 S: 7	H: 2 LOB: 1 BB: 0 P: 7	R: 0 E: 0 K: 1 S: 5	H: 0 LOB: 0 BB: 0 P: 5	R: 0 E: 0 K: 0 S: 4	H: 1 LOB: 1 BB: 0 P: 4	R: 0 E: 0 K: 0 S: 4	H: 2 LOB: 2 BB: 1 P: 8	R: 0 E: 0 K: 1 S: 5	H: 0 LOB: 1 BB: 1 P: 9	R: 0 E: 0 K: 1 S: 3	H: 0 LOB: 0 BB: 0 P: 3	R: 0 E: 0 K: 0 S: 4	H: 1 LOB: 1 BB: 1 P: 8	R: 0 E: 1 K: 1 S: 6	H: 0 LOB: 1 BB: 0 P: 6	1B: 3 2B: 3 3B: 1 HR: 0	SF: 0 SAC: 0 DP: 1 HBP: 0	WP: 0 PB: 0 SB: 0 CS: 0	PA: 36							
<b>PITCHER</b>	IP	WLS	BF	H	R	ER	SO	BB	IBB	HBP	BLK	WP	HR	S	P	ERA	WHIP										
Dave Hamilton, L ERA: 1.37 (1,1)	7.1	W	30	6	2	2	4	2	1	0	0	0	0	35	47	2.46	1.091										
Bob Locker, R ERA: 1.29 (8,1)	1.2	S	6	0	0	0	1	0	0	0	0	0	0	8	8	0.00	0.000										

Oakland Athletics @ Detroit Tigers  
Tiger Stadium, Detroit, MI  
Sat Jun 10 1972, 4:33 AM EDT  
Att: 32,079 - Unknown



AB 33  
R 2  
H 6  
RBI 2  
BB 3  
SO 5  
LOB 16



Batter	1	2	3	4	5	6	7	8	9	AB	R	H	RBI	BB	SO	LOB	TOP				
<b>Bert Campaneris, R</b> (1, 6) OBP: 0.266, SLG: 0.305	0-3 K		0-0 6-3		4-0 BB BB			0-0 G3		3	0	0	0	1	1	0					
<b>Joe Rudi, R</b> (1, 7) OBP: 0.364, SLG: 0.524	0-0 F2			0-0 6-3	4-0 BB BB			0-3 K		3	0	0	1	1	1	0					
<b>Reggie Jackson, L</b> (1, 8) OBP: 0.369, SLG: 0.536	0-0 4-3			0-0 F5	4-0 BB BB			0-3 K		4	0	0	0	0	1	3					
<b>Sal Bando, R</b> (1, 5) OBP: 0.383, SLG: 0.394		0-3 K		0-0 5-3		4-0 G3-6 BB		0-0 6-3		3	0	0	0	1	1	0					
<b>Mike Epstein, L</b> (1, 3) OBP: 0.384, SLG: 0.455		4-0 BB BB			0-0 HR	0-0 G3-6		0-0 FC6-4 1B		3	1	2	1	1	0	1					
<b>Blue Moon Odom, R</b> (9, PR) OBP: 0.167, SLG: 0.167										0	0	0	0	0	0	0					
<b>Ron Clark, R</b> (9, 4) OBP: 0.625, SLG: 0.857										0	0	0	0	0	0	0					
<b>Ollie Brown, R</b> (1, 9) OBP: 0.265, SLG: 0.254		0-3 K			0-0 F3	0-0 5-3		0-0 FC6-4 1B		4	0	0	0	0	1	2					
<b>Dave Duncan, R</b> (1, 2) OBP: 0.297, SLG: 0.461		0-0 5-3			4-0 2B BB		0-0 F3		0-0 1B	3	1	1	0	1	0	1					
<b>Larry Brown, R</b> (1, 4) OBP: 0.248, SLG: 0.202				0-0 6-3		0-0 BB BB		0-0 F8		3	0	1	0	0	0	0					
<b>Mike Hegan, L</b> (9, PH) OBP: 0.235, SLG: 0.294					0-0 BB 2B			0-0 PO		0	0	0	0	0	0	0					
<b>Ken Holtzman, R</b> (1, 1) OBP: 0.237, SLG: 0.216				0-0 4-3		0-0 F5		0-3 K		3	0	0	0	0	1	2					
<b>Inning Stats</b>	R: 0 E: 0 K: 1 S: 5	H: 0 LOB: 0 BB: 0 P: 5	R: 0 E: 0 K: 2 S: 7	H: 0 LOB: 1 BB: 1 P: 11	R: 0 E: 0 K: 0 S: 3	H: 0 LOB: 0 BB: 0 P: 3	R: 0 E: 0 K: 0 S: 3	H: 0 LOB: 0 BB: 0 P: 3	R: 2 E: 0 K: 0 S: 5	H: 2 LOB: 3 BB: 3 P: 17	R: 0 E: 0 K: 0 S: 2	H: 0 LOB: 0 BB: 0 P: 6	R: 0 E: 0 K: 1 S: 5	H: 0 LOB: 0 BB: 0 P: 5	R: 0 E: 0 K: 2 S: 7	H: 2 LOB: 1 BB: 0 P: 4	1B: 2 2B: 1 3B: 0 HR: 1	SF: 0 SAC: 0 DP: 1 HBP: 0	WP: 0 PB: 0 SB: 0 CS: 0	PA: 35	
<b>PITCHER</b>	IP	WLS	BF	H	R	ER	SO	BB	IBB	HBP	BLK	WP	HR	S	P	ERA	WHIP				
<b>Joe Coleman, R</b> (1, 1) ERA: 2.08	8.0		30	2	2	2	6	5	0	0	0	0	1	37	57	2.25	0.875				
<b>Chuck Seelbach, R</b> (9, 1) ERA: 3.13	1.0	W	4	2	0	0	0	0	0	0	0	0	0	4	4	0.00	2.000				

Oakland Athletics @ Detroit Tigers  
Tiger Stadium, Detroit, MI  
Sun Jun 11 1972, 4:33 AM EDT  
Att: 40,411 - Unknown

AB 29  
R 2  
H 4  
RBI 2  
BB 5  
SO 6  
LOB 9



Batter	1	2	3	4	5	6	7	8	9	AB	R	H	RBI	BB	SO	LOB	BOTTOM				
<b>Tony Taylor, R</b> (1, 4) OBP: 0.394, SLG: 0.500	0-0 6-3		4-0 BB 1B		0-0 5-3			0-0 SF9		2	0	0	1	1	0	0					
<b>Al Kaline, R</b> (1, 9) OBP: 0.313, SLG: 0.303	4-0 BB		0-0 BB		0-0 L7			0-0 L7		3	0	1	0	1	0	0					
<b>Bill Freehan, R</b> (1, 2) OBP: 0.362, SLG: 0.457	0-0 F8		4-0 BB		0-0 F3			0-0 HR		3	1	1	2	1	0	1					
<b>Willie Horton, R</b> (1, 7) OBP: 0.326, SLG: 0.457	0-0 F8		0-0 G6-4-3		0-3 K					3	0	0	0	0	1	4					
<b>Paul Jata, R</b> (1, 3) OBP: 0.275, SLG: 0.263		0-0 G5-4-3 1B		0-0 5-3		0-0 6-3				3	0	1	0	0	0	0					
<b>Mickey Stanley, R</b> (1, 8) OBP: 0.292, SLG: 0.410		0-0 G5-4-3		0-3 K		0-3 K				3	0	0	0	0	2	1					
<b>Ed Brinkman, R</b> (1, 6) OBP: 0.275, SLG: 0.331		0-0 6-3		0-0 6-3		0-0 4-3				3	0	0	0	0	0	0					
<b>Aurelio Rodriguez, R</b> (1, 5) OBP: 0.286, SLG: 0.314			0-0 1-3		0-3 K			0-0 SF9 3B		3	1	1	0	0	1	0					
<b>Joe Coleman, R</b> (1, 1) OBP: 0.179, SLG: 0.115			4-0 BB BB		0-0 3-1			0-0 L4		1	1	0	0	1	0	0					
<b>Ike Brown, R</b> (8, PH) OBP: 0.462, SLG: 0.524			1B BB BB							1	0	0	0	0	0	1					
<b>Chuck Seelbach, R</b> (9, 1) OBP: 0.333, SLG: 0.286										0	0	0	0	0	0	0					
<b>Inning Stats</b>	R: 0 E: 0 K: 0 S: 3	H: 0 LOB: 1 BB: 1 P: 7	R: 0 E: 0 K: 0 S: 3	H: 1 LOB: 0 BB: 0 P: 3	R: 1 E: 0 K: 0 S: 3	H: 1 LOB: 2 BB: 3 P: 15	R: 0 E: 0 K: 1 S: 5	H: 0 LOB: 0 BB: 0 P: 5	R: 0 E: 0 K: 1 S: 5	H: 0 LOB: 0 BB: 0 P: 5	R: 0 E: 0 K: 1 S: 5	H: 0 LOB: 0 BB: 0 P: 5	R: 0 E: 0 K: 0 S: 4	H: 1 LOB: 0 BB: 0 P: 4	R: 1 E: 0 K: 0 S: 1	H: 1 LOB: 0 BB: 0 P: 1	1B: 2 2B: 0 3B: 1 HR: 1	SF: 1 SAC: 0 DP: 2 HBP: 0	WP: 0 PB: 0 SB: 0 CS: 0	PA: 30	
<b>PITCHER</b>	IP	WLS	BF	H	R	ER	SO	BB	IBB	HBP	BLK	WP	HR	S	P	ERA	WHIP				
<b>Ken Holtzman, L</b> (1, 1) ERA: 2.29	8.0	L	30	4	3	3	4	4	0	0	0	0	1	34	50	3.38	1.000				

Oakland Athletics @ Detroit Tigers  
Tiger Stadium, Detroit, MI  
Sun Jun 11 1972, 4:33 AM EDT  
Att: 40,411 - Unknown

AB 25  
R 3  
H 4  
RBI 3  
BB 4  
SO 4  
LOB 7





Batter	1	2	3	4	5	6	7	8	9	AB	R	H	RBI	BB	SO	LOB	TOP										
Dick McAuliffe, L (1,4) OBP: 0.333, SLG: 0.301 Tony Taylor, R (8, PH) OBP: 0.389, SLG: 0.492 (8,4)	G5-4-3 1B		F5		4-3			K		3	0	1	0	0	0	1	1 0 0 0 0 1 0										
Mickey Stanley, R (1,8) OBP: 0.291, SLG: 0.431	G5-4-3 1-2			HR		4-3		P4		4	1	1	1	1	0	0	1										
Gates Brown, L (1,7) OBP: 0.333, SLG: 0.407 Al Kaline, R (8, PH) OBP: 0.310, SLG: 0.300 (8,9)	4-3			K		4-3		L7		3	0	0	0	0	1	0	1 0 0 0 0 0 0										
Bill Freehan, R (1,2) OBP: 0.366, SLG: 0.454		K				P6			SH5-4 1B	3	0	1	0	1	1	0											
Norm Cash, L (1,3) OBP: 0.354, SLG: 0.537		HR		L9				1B 1B	SH5-4 1-2	3	1	2	1	0	0	1											
Jim Northrup, L (1,9) OBP: 0.281, SLG: 0.248 (8,7)			K		5-3			1B 1-2 1B	P4	4	0	1	0	0	1	2											
Aurelio Rodriguez, R (1,5) OBP: 0.286, SLG: 0.399			6-3			F9		F8	FC6-4 IBB	3	0	0	0	1	0	2											
Ed Brinkman, R (1,6) OBP: 0.269, SLG: 0.323			L8		L7		F8		FC6-4 1-2	4	0	0	0	0	0	4											
Joe Niekro, R (1,1) OBP: 0.286, SLG: 0.167 Tom Haller, L (7, PH) OBP: 0.268, SLG: 0.302 Fred Scherman, L (7,1) OBP: 0.143, SLG: 0.077			6-3					K		1	0	0	0	1	0	0	1 0 0 0 0 1 0 0										
										1	0	0	0	0	1	2	0 0 0 0 0 0 0 0										
<b>Inning Stats</b>	R: 0 E: 0 K: 0 S: 3	H: 1 LOB: 0 BB: 0 P: 3	R: 1 E: 0 K: 2 S: 8	H: 1 LOB: 0 BB: 0 P: 8	R: 0 E: 0 K: 0 S: 3	H: 0 LOB: 0 BB: 0 P: 3	R: 1 E: 0 K: 1 S: 6	H: 1 LOB: 1 BB: 1 P: 10	R: 0 E: 0 K: 0 S: 3	H: 0 LOB: 1 BB: 1 P: 7	R: 0 E: 0 K: 1 S: 7	H: 2 LOB: 2 BB: 0 P: 7	R: 0 E: 0 K: 1 S: 5	H: 0 LOB: 0 BB: 0 P: 5	R: 0 E: 0 K: 0 S: 4	H: 1 LOB: 2 BB: 1 P: 8	1B: 4 2B: 0 3B: 0 HR: 2	SF: 0 SAC: 1 DP: 1 HBP: 0	WP: 0 PB: 0 SB: 0 CS: 0	PA: 35							
<b>PITCHER</b>	IP	WLS	BF	H	R	ER	SO	BB	IBB	HBP	BLK	WP	HR	S	P	ERA	WHIP										
Bert Blyleven, R (1,1) ERA: 2.81	7.0	L	27	5	2	2	4	2	0	0	0	0	2	33	41	2.57	1.000										
Dave LaRoche, L (8,1) ERA: 2.25	2.0		8	1	0	0	1	0	1	0	0	0	0	9	13	0.00	0.500										

Detroit Tigers @ Minnesota Twins  
Metropolitan Stadium, Bloomington, MI  
Mon Jun 12 1972, 8:05 PM EDT  
Att: 17,839 - Unknown - 85 F

AB 31  
R 2  
H 6  
RBI 2  
BB 3  
SO 5  
LOB 13



Batter	1	2	3	4	5	6	7	8	9	AB	R	H	RBI	BB	SO	LOB	BOTTOM										
Steve Braun, L (1,6) OBP: 0.333, SLG: 0.367	4-3		F8				FC1-5-6-5 G5-4-3		F8	5	0	1	0	0	0	4											
Cesar Tovar, R (1,9) OBP: 0.355, SLG: 0.343	1B				F2		G5-4-3 1-2			4	0	2	0	0	0	2											
Rod Carew, L (1,4) OBP: 0.367, SLG: 0.354	1B		F7		L8			G6-4-3 1B		4	0	2	0	0	0	3											
Tony Oliva, L (1,7) OBP: 0.167, SLG: 0.167 Bobby Darwin, R (6,7) OBP: 0.321, SLG: 0.414		K	F5		P5			G6-4-3 1-2		3	0	0	0	0	1	3	1 0 0 0 0 0 0 1										
Rich Reese, L (1,3) OBP: 0.273, SLG: 0.300		1B 2B				K		K		4	1	2	0	0	2	0											
Jim Nettles, L (1,8) OBP: 0.388, SLG: 0.286 Dan Monzon, R (9, PH) OBP: 0.250, SLG: 0.182						BB 1B		E7 1B	F7	2	0	2	1	1	0	0	1 0 0 0 0 0 0 0										
Eric Soderholm, R (1,5) OBP: 0.244, SLG: 0.376		5-3			P4		F7		K	4	0	0	0	0	1	4											
Phil Roof, R (1,2) OBP: 0.250, SLG: 0.386 Rick Renick, R (6, PH) OBP: 0.303, SLG: 0.321 George Mitterwald, R (7,2) OBP: 0.182, SLG: 0.176			K		K		K		BB BB	2	0	0	0	0	2	3	1 0 0 0 0 0 1 1										
Bert Blyleven, R (1,1) OBP: 0.206, SLG: 0.235 Rick Dempsey, R (7, PH) OBP: 0.333, SLG: 0.285 Dave LaRoche, L (8,1) Harmon Killebrew, R (9, PH) OBP: 0.365, SLG: 0.396 Jim Kaat, L (9, PR) OBP: 0.250, SLG: 0.464									BB	2	0	1	0	0	1	2	0 0 0 0 0 0 0 0										
										1	0	1	0	0	0	0	0 0 0 0 0 0 0 0										
										0	0	0	0	0	0	0	0 0 0 0 0 0 0 0										
<b>Inning Stats</b>	R: 0 E: 0 K: 0 S: 3	H: 2 LOB: 1 BB: 0 P: 3	R: 1 E: 0 K: 2 S: 9	H: 2 LOB: 1 BB: 0 P: 9	R: 0 E: 0 K: 0 S: 5	H: 2 LOB: 2 BB: 0 P: 5	R: 0 E: 0 K: 2 S: 8	H: 1 LOB: 2 BB: 1 P: 12	R: 0 E: 0 K: 0 S: 4	H: 1 LOB: 1 BB: 0 P: 4	R: 0 E: 1 K: 2 S: 8	H: 1 LOB: 1 BB: 0 P: 8	R: 0 E: 0 K: 1 S: 5	H: 1 LOB: 0 BB: 0 P: 5	R: 0 E: 0 K: 1 S: 5	H: 0 LOB: 2 BB: 2 P: 13	1B: 9 2B: 2 3B: 0 HR: 0	SF: 0 SAC: 0 DP: 2 HBP: 0	WP: 0 PB: 0 SB: 0 CS: 0	PA: 37							
<b>PITCHER</b>	IP	WLS	BF	H	R	ER	SO	BB	IBB	HBP	BLK	WP	HR	S	P	ERA	WHIP										
Joe Niekro, R (1,1) ERA: 2.92	6.0	W	26	9	1	1	6	1	0	0	0	0	0	37	41	1.50	1.667										
Fred Scherman, L (7,1) ERA: 2.92	3.0	S	11	2	0	0	2	2	0	0	0	0	0	13	21	0.00	1.333										

Detroit Tigers @ Minnesota Twins  
Metropolitan Stadium, Bloomington, MI  
Mon Jun 12 1972, 8:05 PM EDT  
Att: 17,839 - Unknown - 85 F

AB 34  
R 1  
H 11  
RBI 1  
BB 3  
SO 8  
LOB 23





Batter	1	2	3	4	5	6	7	8	9	AB	R	H	RBI	BB	SO	LOB	TOP	
Dick McAuliffe, L (1,4) OBP: 0.340, SLG: 0.298	4-0 FC5-4 BB		0-0 F8		4-0 G5-4-3 BB					1	0	0	0	2	0	0	Detroit Tigers @ Minnesota Twins Metropolitan Stadium, Bloomington, MI Tue Jun 13 1972, 8:05 PM EDT Att: 11,811 - Unknown - 75 F  livebaseballscores.com	
Al Kaline, R (1,9) OBP: 0.302, SLG: 0.291	0-0 FC5-4 BB 1-2		0-0 L4-3		0-3 K					3	0	0	0	0	1	2		
Bill Freehan, R (1,2) OBP: 0.366, SLG: 0.446	4-0 BB 1-2		0-0 F9		0-0 G5-4-3 1-2					2	0	0	0	1	0	1		
Norm Cash, L (1,3) OBP: 0.354, SLG: 0.533	0-0 L3			0-0 1B 1B		0-0 4-3				3	1	1	0	0	0	2		
Willie Horton, R (1,7) OBP: 0.326, SLG: 0.452	0-3 K			0-0 1B 1B 1-3		0-0 F9				3	0	1	0	0	1	2		
Jim Northrup, L (1,8) OBP: 0.275, SLG: 0.243		0-3 K		0-0 F4		0-0 F9				3	0	0	0	0	1	2		
Aurelio Rodriguez, R (1,5) OBP: 0.293, SLG: 0.316		0-0 2-3 1B		0-0 1-2 3-H 1B						2	0	2	1	0	0	0		
Ed Brinkman, R (1,6) OBP: 0.266, SLG: 0.319		0-0 2-3 1-2		0-0 F9						2	0	0	0	0	0	3		
Tom Timmermann, R (1,1) OBP: 0.160, SLG: 0.045		0-3 K		0-3 K						2	0	0	0	0	2	3		
Ron Perranoski, L (5,1) Chuck Seelbach, R (5,1) OBP: 0.333, SLG: 0.286										0	0	0	0	0	0	0		
<b>Inning Stats</b>	R: 0 E: 0 K: 1 S: 5	H: 0 LOB: 2 BB: 2 P: 13	R: 0 E: 0 K: 2 S: 8	H: 1 LOB: 1 BB: 0 P: 8	R: 0 E: 0 K: 0 S: 3	H: 0 LOB: 0 BB: 0 P: 3	R: 1 E: 0 K: 1 S: 8	H: 3 LOB: 2 BB: 0 P: 8	R: 0 E: 0 K: 1 S: 4	H: 0 LOB: 0 BB: 1 P: 8	R: 0 E: 0 K: 0 S: 3	H: 0 LOB: 0 BB: 0 P: 3						
<b>PITCHER</b> Jim Perry, R (1,1) ERA: 3.47	IP: 6.0 WLS: W BF: 24 H: 4 R: 1 ER: 1 SO: 5 BB: 3 IBB: 0 HBP: 0 BLK: 0 WP: 0 HR: 0 S: 31 P: 43 ERA: 1.50 WHIP: 1.167																	

Batter	1	2	3	4	5	6	7	8	9	AB	R	H	RBI	BB	SO	LOB	BOTTOM
Steve Braun, L (1,6) OBP: 0.346, SLG: 0.382	0-0 2B		0-0 1B 1-2		4-0 1B 1B BB	0-0 F8				3	1	2	0	1	0	1	Detroit Tigers @ Minnesota Twins Metropolitan Stadium, Bloomington, MI Tue Jun 13 1972, 8:05 PM EDT Att: 11,811 - Unknown - 75 F  livebaseballscores.com
Cesar Tovar, R (1,9) OBP: 0.354, SLG: 0.343	0-0 L9		0-0 G6-4-3 1-2 2-3		0-0 1B 1B					3	1	1	0	0	0	3	
Rod Carew, L (1,4) OBP: 0.372, SLG: 0.360	0-0 F8		0-0 1B 3-H		0-0 1B 1B					3	0	2	2	0	0	1	
Tony Oliva, L (1,7) OBP: 0.222, SLG: 0.222	0-0 F8		0-0 4-3		0-0 1B 1-2 2-H FC4-6 1B					3	0	1	1	0	0	2	
Jim Kaat, L (6, PR) OBP: 0.250, SLG: 0.464										0	0	0	0	0	0	0	
Bobby Darwin, R (6,7) OBP: 0.321, SLG: 0.414										0	0	0	0	0	0	0	
Rich Reese, L (1,3) OBP: 0.283, SLG: 0.310		0-0 FC5-4 1B		0-0 4-3		0-0 F3				2	0	1	0	0	0	0	
Harmon Killebrew, R (6, PH) OBP: 0.363, SLG: 0.393		0-0 1B		0-3 K		0-0 FC4-6 1-2				1	0	0	0	0	0	2	
Jim Nettles, L (1,8) OBP: 0.366, SLG: 0.288		0-0 FC5-4 1B		0-0 K		0-0 FC4-6 1-2				3	0	1	0	0	1	2	
Eric Soderholm, R (1,5) OBP: 0.246, SLG: 0.370		0-0 FC5-4 1-2 2-3		4-0 BB		0-0 F7				2	0	0	0	1	0	2	
George Mitterwald, R (1,2) OBP: 0.172, SLG: 0.167		0-0 5-3		0-3 K		0-3 K				3	0	0	0	0	2	2	
Jim Perry, S (1,1) OBP: 0.370, SLG: 0.333			0-0 E4 G6-4-3 1B		0-0 L4					2	1	0	0	1	0	0	
<b>Inning Stats</b>	R: 0 E: 0 K: 0 S: 4	H: 1 LOB: 1 BB: 0 P: 4	R: 0 E: 0 K: 0 S: 4	H: 2 LOB: 1 BB: 0 P: 4	R: 1 E: 1 K: 0 S: 5	H: 2 LOB: 1 BB: 0 P: 5	R: 0 E: 0 K: 2 S: 7	H: 0 LOB: 1 BB: 1 P: 11	R: 2 E: 0 K: 0 S: 6	H: 3 LOB: 2 BB: 1 P: 10	R: 0 E: 0 K: 1 S: 5	H: 0 LOB: 1 BB: 1 P: 9					
<b>PITCHER</b> Tom Timmermann, R (1,1) ERA: 2.26	IP: 4.1 WLS: L BF: 21 H: 7 R: 3 ER: 2 SO: 2 BB: 2 IBB: 0 HBP: 0 BLK: 0 WP: 0 HR: 0 S: 23 P: 31 ERA: 4.15 WHIP: 2.077																
Ron Perranoski, L (5,1) ERA: 4.15	0.0	1	1	0	0	0	0	0	0	1	1	∞	∞				
Chuck Seelbach, R (5,1) ERA: 2.97	1.2	6	0	0	0	1	1	0	0	0	7	11	0.00	0.600			

AB	21
R	1
H	4
RBI	1
BB	3
SO	5
LOB	15






Batter	1	2	3	4	5	6	7	8	9	AB	R	H	RBI	BB	SO	LOB	TOP					
Dick McAuliffe, L (1.4)	F8		1-2 1B		F5		1B		1-3	5	0	2	0	0	0	1						
Aurelio Rodriguez, R (1.5)	SF9 3B		G5-3		1B		1B		5-3	4	1	2	1	1	0	2						
Gates Brown, L (1.7)	SF9			3-1 BB					F8	2	0	1	2	1	0	2						
Al Kaline, R (9.9)					1-3 2-H 1B					0	0	0	0	0	0	0						
Bill Freehan, R (1.2)	K			3-1 BB	F2				F4	3	0	0	0	1	1	4						
Norm Cash, L (1.3)		F5		3-1		K			K	1	4	0	0	0	2	2						
Jim Northrup, L (1.9)		3-1		1-2 2-3		F7				2	3	0	0	0	1	1	2					
Mickey Stanley, R (1.8)		3-1			6-3					2	4	0	0	0	0	1	3					
Ed Brinkman, R (1.6)			F3			F8		1B SH1-4	L6	3	4	1	1	0	0	0	1					
Mickey Lolich, S (1.1)			G5-3 1B			BB 1B			SH1-4	1	2	1	1	0	1	0	0					
<b>Inning Stats</b>	R: 1 E: 0 K: 1 S: 6	H: 1 LOB: 0 BB: 0 P: 6	R: 0 E: 0 K: 0 S: 3	H: 0 LOB: 0 BB: 0 P: 3	R: 0 E: 0 K: 0 S: 3	H: 1 LOB: 1 BB: 1 P: 7	R: 0 E: 0 K: 1 S: 5	H: 0 LOB: 2 BB: 2 P: 13	R: 1 E: 0 K: 0 S: 5	H: 2 LOB: 2 BB: 1 P: 9	R: 0 E: 0 K: 0 S: 5	H: 0 LOB: 0 BB: 0 P: 5	R: 1 E: 0 K: 0 S: 6	H: 3 LOB: 2 BB: 0 P: 6	R: 0 E: 0 K: 2 S: 7	H: 0 LOB: 1 BB: 0 P: 11	R: 0 E: 0 K: 0 S: 3	H: 0 LOB: 0 BB: 0 P: 3	1B: 6 2B: 0 3B: 1 HR: 0	SF: 1 SAC: 1 DP: 1 HBP: 0	WP: 0 PB: 0 SB: 0 CS: 0	PA: 38
<b>PITCHER</b>	IP	WLS	BF	H	R	ER	SO	BB	IBB	HBP	BLK	WP	HR	S	P	ERA	WHIP					
Dick Woodson, R (1.1)	7.0	L	31	7	3	3	3	4	0	0	0	0	0	33	49	3.86	1.571					
Dave LaRoche, L (8.1)	1.0		4	0	0	0	2	1	0	0	0	0	0	7	11	0.00	1.000					
Wayne Granger, R (9.1)	1.0		3	0	0	0	0	0	0	0	0	0	0	3	3	0.00	0.000					

Detroit Tigers @ Minnesota Twins  
 Metropolitan Stadium, Bloomington, MI  
 Wed Jun 14 1972, 8:05 PM EDT  
 Att: 14,889 - Unknown - 76 F


AB 31  
 R 3  
 H 7  
 RBI 3  
 BB 5  
 SO 5  
 LOB 17



Batter	1	2	3	4	5	6	7	8	9	AB	R	H	RBI	BB	SO	LOB	BOTTOM					
Cesar Tovar, R (1.9)	F8		F4		F4			F3		4	0	0	0	0	0	2						
Rod Carew, L (1.4)	1-3			HR 1B		G5-4-3 BB		K		3	1	1	0	1	1	0						
Harmon Killebrew, R (1.3)	K			HR		G5-4-3			5-3	1	4	1	1	2	0	1	1					
Bobby Darwin, R (1.8)		K			K				K	2	4	0	1	0	0	3	0					
Eric Soderholm, R (1.5)		5-3			K					1	4	0	1	0	0	1	1					
Steve Braun, L (1.6)		F7			F8				1B	1	4	0	0	0	0	0	1					
Rick Renick, R (1.7)			K							2	3	0	0	0	0	2	0					
George Mitterwald, R (1.2)					K					3	3	0	1	0	0	1	0					
Dave LaRoche, L (8.1)					6-3					0	0	0	0	0	0	0	0					
Wayne Granger, R (9.1)			6-3 1B							0	0	0	0	0	0	0	0					
Dick Woodson, R (1.1)			6-3							1	1	0	0	0	1	0	1					
Rick Dempsey, R (8.2)			6-3						6-3	1	1	0	0	0	0	0	0					
<b>Inning Stats</b>	R: 0 E: 0 K: 1 S: 5	H: 0 LOB: 0 BB: 0 P: 5	R: 0 E: 0 K: 1 S: 5	H: 0 LOB: 0 BB: 0 P: 5	R: 0 E: 0 K: 1 S: 6	H: 1 LOB: 1 BB: 0 P: 6	R: 2 E: 0 K: 2 S: 9	H: 2 LOB: 0 BB: 0 P: 9	R: 0 E: 0 K: 1 S: 5	H: 0 LOB: 1 BB: 1 P: 9	R: 0 E: 0 K: 0 S: 3	H: 1 LOB: 1 BB: 1 P: 7	R: 0 E: 0 K: 1 S: 5	H: 0 LOB: 0 BB: 0 P: 5	R: 0 E: 0 K: 1 S: 5	H: 0 LOB: 0 BB: 0 P: 5	R: 0 E: 0 K: 1 S: 6	H: 1 LOB: 1 BB: 0 P: 6	1B: 4 2B: 0 3B: 0 HR: 1	SF: 0 SAC: 0 DP: 1 HBP: 0	WP: 0 PB: 0 SB: 0 CS: 0	PA: 33
<b>PITCHER</b>	IP	WLS	BF	H	R	ER	SO	BB	IBB	HBP	BLK	WP	HR	S	P	ERA	WHIP					
Mickey Lolich, L (1.1)	9.0	W	33	5	2	2	9	2	0	0	0	0	1	49	57	2.00	0.778					

Detroit Tigers @ Minnesota Twins  
 Metropolitan Stadium, Bloomington, MI  
 Wed Jun 14 1972, 8:05 PM EDT  
 Att: 14,889 - Unknown - 76 F

AB 31  
 R 2  
 H 5  
 RBI 2  
 BB 2  
 SO 9  
 LOB 6






Batter	1	2	3	4	5	6	7	8	9	AB	R	H	RBI	BB	SO	LOB	TOP					
Dick McAuliffe, L OBP: 0.340, SLG: 0.325	F4		G3		HR			F9		4	1	1	2	0	0	1						
Aurelio Rodriguez, R OBP: 0.294, SLG: 0.233	4-3			F7	K			G5-4-3		4	0	0	0	0	1	1						
Gates Brown, L OBP: 0.327, SLG: 0.392 Al Kaline, R OBP: 0.302, SLG: 0.291	F6			K		F3		G3		4	0	0	0	0	1	0						
Bill Freehan, R OBP: 0.359, SLG: 0.425		F8		BB	BB	F7		5-3		3	0	0	0	1	0	0						
Norm Cash, L OBP: 0.343, SLG: 0.510	F8			FC6-4	BB	K		F8		3	0	0	0	1	1	0						
Willie Horton, R OBP: 0.316, SLG: 0.437	K			FC6-4			K			3	0	0	0	0	2	2						
Mickey Stanley, R OBP: 0.282, SLG: 0.440			HR		5-3		6-3			3	1	1	1	0	0	0						
Ed Brinkman, R OBP: 0.267, SLG: 0.314			F9		SH1-4	HR	BB			2	1	0	0	1	1	0						
Joe Coleman, R OBP: 0.200, SLG: 0.143	4-3			SH1-4				G5-4-3	1B	2	0	1	0	0	0	0						
<b>Inning Stats</b>	R: 0 E: 0 K: 0 S: 3	H: 0 LOB: 0 BB: 0 P: 3	R: 0 E: 0 K: 1 S: 5	H: 0 LOB: 0 BB: 0 P: 5	R: 1 E: 0 K: 0 S: 4	H: 1 LOB: 0 BB: 0 P: 4	R: 0 E: 0 K: 1 S: 5	H: 0 LOB: 2 BB: 2 P: 13	R: 2 E: 0 K: 1 S: 6	H: 1 LOB: 0 BB: 1 P: 10	R: 0 E: 0 K: 2 S: 5	H: 0 LOB: 0 BB: 0 P: 5	R: 0 E: 0 K: 2 S: 7	H: 0 LOB: 0 BB: 0 P: 7	R: 0 E: 0 K: 0 S: 3	H: 1 LOB: 0 BB: 0 P: 3	R: 0 E: 0 K: 0 S: 3	H: 0 LOB: 0 BB: 0 P: 3	1B: 1 2B: 0 3B: 0 HR: 2	SF: 0 SAC: 1 DP: 1 HBP: 0	WP: 0 PB: 0 SB: 0 CS: 0	PA: 32
<b>PITCHER</b> Rickey Clark, R ERA: 3.78	IP: 9.0 WLS: L BF: 32	H: 3 R: 3 ER: 3 SO: 6	BB: 3 IBB: 0 HBP: 0 BLK: 0	WP: 0 HR: 2 S: 41 P: 53	ERA: 3.00 WHIP: 0.667																	

Detroit Tigers @ California Angels  
Anaheim Stadium, Anaheim, CA  
Fri Jun 16 1972, 10:05 PM EDT  
Att: 11,220 - Unknown


AB 28  
R 3  
H 3  
RBI 3  
BB 3  
SO 6  
LOB 4



Batter	1	2	3	4	5	6	7	8	9	AB	R	H	RBI	BB	SO	LOB	BOTTOM					
Sandy Alomar Sr., S OBP: 0.346, SLG: 0.359	F5		G3			4-3			F7	4	0	0	0	0	0	1						
Mickey Rivers, L OBP: 0.254, SLG: 0.246	F9			F8			F9		L9	4	0	0	0	0	0	1						
Vada Pinson, L OBP: 0.332, SLG: 0.382	K			K			F8			3	0	0	0	0	2	0						
Bob Oliver, R OBP: 0.327, SLG: 0.486		CS		K			F9			3	0	1	0	0	1	0						
Ken McMullen, R OBP: 0.357, SLG: 0.364		1B			L5-3		BB		5-3	2	0	1	0	1	0	0						
Leroy Stanton, R OBP: 0.313, SLG: 0.496		2B		K			K		K	3	0	0	0	0	3	2						
Art Kusnyer, R OBP: 0.264, SLG: 0.250				K		L5-3			K	3	0	0	0	0	2	2						
Leo Cardenas, R OBP: 0.265, SLG: 0.284			4-3					K		3	0	1	0	0	1	0						
Rickey Clark, R OBP: 0.120, SLG: 0.083 Jim Spencer, L OBP: 0.248, SLG: 0.277			K						1B	2	0	0	0	0	1	0						
									F7	1	0	0	0	0	0	1						
<b>Inning Stats</b>	R: 0 E: 0 K: 1 S: 5	H: 2 LOB: 1 BB: 0 P: 8	R: 0 E: 0 K: 1 S: 5	H: 0 LOB: 0 BB: 0 P: 5	R: 0 E: 0 K: 2 S: 7	H: 0 LOB: 0 BB: 0 P: 7	R: 0 E: 0 K: 1 S: 4	H: 0 LOB: 0 BB: 1 P: 8	R: 0 E: 0 K: 1 S: 5	H: 0 LOB: 0 BB: 0 P: 5	R: 0 E: 0 K: 0 S: 3	H: 0 LOB: 0 BB: 0 P: 3	R: 0 E: 0 K: 2 S: 7	H: 0 LOB: 0 BB: 0 P: 7	R: 0 E: 0 K: 0 S: 4	H: 1 LOB: 1 BB: 0 P: 4	R: 0 E: 0 K: 0 S: 4	H: 1 LOB: 0 BB: 0 P: 4	1B: 2 2B: 2 3B: 0 HR: 0	SF: 0 SAC: 0 DP: 1 HBP: 0	WP: 0 PB: 0 SB: 0 CS: 1	PA: 29
<b>PITCHER</b> Joe Coleman, R ERA: 1.9	IP: 9.0 WLS: W BF: 29	H: 3 R: 0 ER: 0 SO: 10	BB: 1 IBB: 0 HBP: 0 BLK: 0	WP: 0 HR: 0 S: 48 P: 52	ERA: 0.00 WHIP: 0.444																	

Detroit Tigers @ California Angels  
Anaheim Stadium, Anaheim, CA  
Fri Jun 16 1972, 10:05 PM EDT  
Att: 11,220 - Unknown

AB 28  
R 0  
H 3  
RBI 0  
BB 1  
SO 10  
LOB 7






Batter	1	2	3	4	5	6	7	8	9	AB	R	H	RBI	BB	SO	LOB	TOP																			
Tony Taylor, R OBP: 0.377, SLG: 0.471 (1, 4)	5-3	F8			F7		F8		F8	5	0	1	1	0	0	0	Detroit Tigers @ California Angels Anaheim Stadium, Anaheim, CA Sat Jun 17 1972, 10:05 PM EDT Att: 14,224 - Unknown																			
Aurelio Rodriguez, R OBP: 0.252, SLG: 0.325 (1, 5)	K		K				K		F8	5	0	1	0	0	3	1																				
Willie Horton, R OBP: 0.314, SLG: 0.429 (1, 7)	1B		K		F8		5-3			4	1	1	0	0	1	1																				
Bill Freehan, R OBP: 0.363, SLG: 0.423 (1, 2)	1B		K						6-3	3	0	1	0	1	1	0																				
Al Kaline, R OBP: 0.300, SLG: 0.290 (1, 9)	1B				L6-3		L7		L6-3	4	0	1	1	0	0	1																				
Paul Jata, R OBP: 0.279, SLG: 0.250 Norm Cash, L OBP: 0.341, SLG: 0.506 (8, 3)	1B		K		K		K		F9	2	0	0	0	1	2	2																				
Mickey Stanley, R OBP: 0.281, SLG: 0.433 (1, 8)	K		K		K		K			4	1	1	0	0	3	5																				
Ed Brinkman, R OBP: 0.273, SLG: 0.337 (1, 6)		6-3							SH3	3	1	2	1	0	0	0																				
Tom Timmermann, R OBP: 0.143, SLG: 0.040 Gates Brown, L OBP: 0.333, SLG: 0.392 Chuck Seelbach, R OBP: 0.333, SLG: 0.286 (9, 1)	K		K		K		5-3		1B	3	0	0	0	0	2	3																				
Inning Stats	R: 1 E: 0 K: 2 S: 10	H: 3 LOB: 3 BB: 1 P: 14	R: 0 E: 0 K: 1 S: 5	H: 0 LOB: 0 BB: 0 P: 5	R: 0 E: 0 K: 3 S: 9	H: 0 LOB: 0 BB: 0 P: 9	R: 0 E: 0 K: 2 S: 7	H: 0 LOB: 0 BB: 0 P: 7	R: 1 E: 0 K: 1 S: 7	H: 2 LOB: 1 BB: 1 P: 7	R: 0 E: 0 K: 2 S: 9	H: 1 LOB: 3 BB: 1 P: 13	R: 0 E: 0 K: 1 S: 5	H: 0 LOB: 0 BB: 0 P: 5	R: 0 E: 0 K: 0 S: 3	H: 0 LOB: 0 BB: 0 P: 3		R: 1 E: 0 K: 0 S: 4	H: 2 LOB: 1 BB: 1 P: 8	1B: 6 2B: 1 HR: 1	SF: 0 SAC: 1 DP: 0 HBP: 0	WP: 0 PB: 0 SB: 1 CS: 0	PA: 38													
PITCHER	IP	WLS	BF	H	R	ER	SO	BB	IBB	HBP	BLK	WP	HR	S	P	ERA	WHIP	PITCHER		IP	WLS	BF	H	R	ER	SO	BB	IBB	HBP	BLK	WP	HR	S	P	ERA	WHIP
Rudy May, L ERA: 3.59 Lloyd Allen, R ERA: 2.23 (8, 1)	7.0	L	30	6	2	2	12	2	0	0	0	0	1	52	60	2.57	1.143			2.0	L	8	2	1	1	0	0	1	0	0	0	7	11	4.50	1.000	

AB	34
R	3
H	8
RBI	3
BB	3
SO	12
LOB	13



Batter	1	2	3	4	5	6	7	8	9	AB	R	H	RBI	BB	SO	LOB	BOTTOM																			
Sandy Alomar Sr., S OBP: 0.349, SLG: 0.366 (1, 4)	4-3			SH2-3		E1		4-3		4	0	2	0	0	0	0	Detroit Tigers @ California Angels Anaheim Stadium, Anaheim, CA Sat Jun 17 1972, 10:05 PM EDT Att: 14,224 - Unknown																			
Mickey Rivers, L OBP: 0.248, SLG: 0.240 (9, 7)	6-3			SH2-3		FC4-6		4-3		3	0	0	1	0	0	1																				
Jim Spencer, L OBP: 0.299, SLG: 0.267 Ken Berry, R OBP: 0.395, SLG: 0.402 (9, 8)	3-1			FC3-2-5-1-6-3		4-3		6-3		4	1	0	0	0	2	2																				
Bob Oliver, R OBP: 0.326, SLG: 0.486 (9, 3)		F3				5-3				4	0	1	1	0	1	1																				
Ken McMullen, R OBP: 0.350, SLG: 0.356 (1, 5)	K			F2				K		4	0	0	0	0	2	1																				
Leroy Stanton, R OBP: 0.305, SLG: 0.482 (1, 9)	4-3									4	0	0	0	0	0	0																				
John Stephenson, L OBP: 0.417, SLG: 0.344 (1, 2)				4-3		4-3				3	0	1	0	0	0	0																				
Syd O'Brien, R OBP: 0.250, SLG: 0.364 (1, 6)				F3		F4				3	0	1	0	0	0	0																				
Rudy May, L OBP: 0.091, SLG: 0.091 Winston Lienas, R OBP: 0.333, SLG: 0.324 Lloyd Allen, R OBP: 0.286, SLG: 0.286 (7, 1)	4-3					FC6				2	1	1	0	0	0	0																				
Inning Stats	R: 0 E: 0 K: 0 S: 3	H: 0 LOB: 0 BB: 0 P: 3	R: 0 E: 0 K: 1 S: 5	H: 0 LOB: 0 BB: 0 P: 5	R: 0 E: 0 K: 0 S: 3	H: 0 LOB: 0 BB: 0 P: 3	R: 1 E: 0 K: 0 S: 5	H: 2 LOB: 1 BB: 0 P: 5	R: 0 E: 0 K: 1 S: 7	H: 2 LOB: 2 BB: 0 P: 7	R: 0 E: 0 K: 0 S: 3	H: 0 LOB: 0 BB: 0 P: 3	R: 0 E: 0 K: 1 S: 5	H: 0 LOB: 0 BB: 0 P: 5	R: 0 E: 0 K: 0 S: 3	H: 0 LOB: 0 BB: 0 P: 3		R: 0 E: 0 K: 1 S: 5	H: 0 LOB: 0 BB: 0 P: 5	1B: 4 2B: 2 HR: 0	SF: 0 SAC: 1 DP: 0 HBP: 0	WP: 1 PB: 0 SB: 1 CS: 0	PA: 33													
PITCHER	IP	WLS	BF	H	R	ER	SO	BB	IBB	HBP	BLK	WP	HR	S	P	ERA	WHIP	PITCHER		IP	WLS	BF	H	R	ER	SO	BB	IBB	HBP	BLK	WP	HR	S	P	ERA	WHIP
Tom Timmermann, R ERA: 2.26 Chuck Seelbach, R ERA: 2.86 (9, 1)	8.0	S	30	6	2	2	2	0	0	0	0	0	0	34	34	2.25	0.750			1.0	S	3	0	0	0	1	0	0	0	0	5	5	0.00	0.000		









Batter	1	2	3	4	5	6	7	8	9	AB	R	H	RBI	BB	SO	LOB	TOP																	
Dick McAuliffe, L (1,4) OBP: 0.340, SLG: 0.333	F5		1-2		3-1			1B		5	1	3	0	0	0	0																		
Jim Northrup, L (1,8) OBP: 0.302, SLG: 0.297	F9		L4-6			HR		FC6-4		5	1	4	1	0	0	2																		
Gates Brown, L (1,7) OBP: 0.330, SLG: 0.373	F9		4-3			K		FC6-4		3	0	0	0	0	1	3																		
Al Kaline, R (8,PH) OBP: 0.295, SLG: 0.284	F9							L6-3		2	0	0	0	0	0	4																		
Bill Freehan, R (1,2) OBP: 0.357, SLG: 0.413	F7				6-3			1BB		4	0	1	1	0	0	2																		
Norm Cash, L (1,3) OBP: 0.348, SLG: 0.537		1-3			G3			1B		2	1	1	2	2	0	0																		
Willie Horton, R (1,9) OBP: 0.311, SLG: 0.421	F8					HR		1BB		4	0	1	0	0	0	4																		
Aurelio Rodriguez, R (1,5) OBP: 0.280, SLG: 0.318	1-3				FC6-4			G4-6-3		4	0	0	0	0	0	2																		
Ed Brinkman, R (1,6) OBP: 0.267, SLG: 0.324	6-3				F7			F8		4	0	0	0	0	0	1																		
Joe Niekro, R (1,1) OBP: 0.370, SLG: 0.286					F8			F8		1	0	1	0	0	0	0																		
Ike Brown, R (5,PH) OBP: 0.444, SLG: 0.500								1B		0	0	0	0	0	0	0																		
Chris Zachary, L (5,1) OBP: 0.240, SLG: 0.207								1B		0	0	0	0	0	0	0																		
Tom Haller, L (7,PH) OBP: 0.320, SLG: 0.286								1B		0	0	0	0	0	0	0																		
Chuck Seelbach, R (7,1) OBP: 0.320, SLG: 0.286								1B		0	0	0	0	0	0	0																		
Fred Scherman, L (8,1) OBP: 0.143, SLG: 0.143								1B		0	0	0	0	0	0	0																		
Phil Meeler, R (8,1) OBP: 0.350, SLG: 0.478								1B		1	1	1	0	0	0	0																		
<b>Inning Stats</b>	R: 0 E: 0 K: 0 S: 4	H: 1 LOB: 1 BB: 0 P: 4	R: 0 E: 0 K: 0 S: 3	H: 0 LOB: 1 BB: 1 P: 7	R: 0 E: 0 K: 0 S: 4	H: 2 LOB: 1 BB: 0 P: 4	R: 0 E: 0 K: 0 S: 4	H: 1 LOB: 1 BB: 0 P: 4	R: 0 E: 0 K: 1 S: 7	H: 0 LOB: 0 BB: 0 P: 3	R: 2 E: 0 K: 1 S: 7	H: 2 LOB: 0 BB: 0 P: 7	R: 0 E: 0 K: 0 S: 3	H: 0 LOB: 0 BB: 0 P: 3	R: 1 E: 0 K: 0 S: 5	H: 3 LOB: 2 BB: 1 P: 9	R: 1 E: 0 K: 0 S: 6	H: 3 LOB: 2 BB: 0 P: 6	1B: 10 2B: 2 3B: 0 HR: 1	SF: 0 SAC: 0 DP: 2 HBP: 0	WP: 0 PB: 0 SB: 0 CS: 0	PA: 39												
<b>PITCHER</b>	IP WLS BF H R ER SO BB IBB HBP BLK WP HR S P ERA WHIP																																	
Blue Moon Odom, R (1,1) ERA: 2.94	7.0	28	7	3	3	1	1	0	0	0	0	0	1	29	33	3.86	1.143																	
Darold Knowles, L (8,1) ERA: 1.42	0.0	1	1	0	0	0	0	0	0	0	0	0	0	1	1	∞	∞																	
Bob Locker, R (8,1) ERA: 1.5	2.0	W	10	4	1	1	0	0	1	0	0	0	0	9	13	4.50	2.000																	

Detroit Tigers @ Oakland Athletics  
 Oakland-Alameda County Coliseum, Oakland, CA  
 Mon Jun 19 1972, 7:05 PM PDT  
 Att: 29,521 - Unknown

AB 37  
 R 4  
 H 12  
 RBI 4  
 BB 2  
 SO 1  
 LOB 18



Batter	1	2	3	4	5	6	7	8	9	AB	R	H	RBI	BB	SO	LOB	BOTTOM																
Bert Campaneris, R (1,6) OBP: 0.259, SLG: 0.298	K				F8			F7		4	0	1	0	0	1	1																	
Joe Rudi, R (1,7) OBP: 0.369, SLG: 0.510	F4				F7			F5		4	1	1	0	0	0	1																	
Reggie Jackson, L (1,8) OBP: 0.359, SLG: 0.517	F7				K			F9		4	1	1	0	0	1	1																	
Sal Bando, R (1,5) OBP: 0.371, SLG: 0.404		HR			F9			6-3		4	2	2	0	0	0	0																	
Mike Epstein, L (1,3) OBP: 0.399, SLG: 0.503		HR				HR		FC6-4		2	3	2	4	2	0	0																	
Dave Duncan, R (1,2) OBP: 0.326, SLG: 0.477								FC6-4		2	0	1	1	2	0	1																	
George Hendrick, R (1,9) OBP: 0.192, SLG: 0.380	L6-3				FC6-4			FC6-4		3	0	0	1	0	0	2																	
Ron Clark, R (1,4) OBP: 0.353, SLG: 0.400	F9				K			SH1-4		3	0	0	0	1	2	2																	
Blue Moon Odom, R (1,1) OBP: 0.143, SLG: 0.143					K			SH1-4		2	0	0	0	0	0	0																	
Darold Knowles, L (8,1)					K			2-3		0	0	0	0	0	0	0																	
Bob Locker, S (8,1)					K					1	0	0	0	0	0	1																	
<b>Inning Stats</b>	R: 0 E: 0 K: 1 S: 5	H: 0 LOB: 0 BB: 0 P: 5	R: 2 E: 0 K: 0 S: 4	H: 2 LOB: 0 BB: 1 P: 8	R: 0 E: 0 K: 2 S: 8	H: 1 LOB: 1 BB: 0 P: 8	R: 1 E: 0 K: 1 S: 7	H: 2 LOB: 1 BB: 0 P: 7	R: 0 E: 0 K: 1 S: 5	H: 0 LOB: 0 BB: 0 P: 5	R: 0 E: 0 K: 0 S: 3	H: 0 LOB: 1 BB: 1 P: 7	R: 0 E: 0 K: 0 S: 3	H: 0 LOB: 1 BB: 1 P: 7	R: 4 E: 0 K: 1 S: 8	H: 3 LOB: 1 BB: 2 P: 16	1B: 6 2B: 1 3B: 0 HR: 2	SF: 1 SAC: 1 DP: 1 HBP: 0	WP: 1 PB: 0 SB: 2 CS: 0	PA: 36													
<b>PITCHER</b>	IP WLS BF H R ER SO BB IBB HBP BLK WP HR S P ERA WHIP																																
Joe Niekro, R (1,1) ERA: 3.45	4.0	17	5	3	3	4	1	0	0	0	0	2	24	28	6.75	1.500																	
Chris Zachary, R (5,1) ERA: 1.29	2.0	7	0	0	0	1	1	0	0	0	0	0	8	12	0.00	0.500																	
Chuck Seelbach, R (7,1) ERA: 3.57	1.0	L	7	3	3	3	0	1	0	0	0	0	6	10	27.00	4.000																	
Fred Scherman, L (8,1) ERA: 2.78	0.0	2	0	0	0	0	2	0	0	0	0	0	0	8	∞	∞																	
Phil Meeler, R (8,1) ERA: 4.32	1.0	3	0	1	1	1	0	0	0	0	1	0	5	5	9.00	0.000																	

Detroit Tigers @ Oakland Athletics  
 Oakland-Alameda County Coliseum, Oakland, CA  
 Mon Jun 19 1972, 7:05 PM PDT  
 Att: 29,521 - Unknown

AB 29  
 R 7  
 H 8  
 RBI 6  
 BB 5  
 SO 6  
 LOB 9





Batter	1	2	3	4	5	6	7	8	9	10	11	AB	R	H	RBI	BB	SO	LOB		
Dick McAuliffe, L OBP: 0.329, SLG: 0.321 (1, 4)	K		F9		4-3		F5		4-3			5	0	0	0	0	1	2		
Al Kaline, R OBP: 0.299, SLG: 0.316 (1, 9)	K				HR		L7			L8		5	1	2	1	0	1	1		
Jim Northrup, L OBP: 0.293, SLG: 0.288 (1, 8) (9, 7)	F2		3-1		F4				6-3			5	0	0	0	0	0	2		
Bill Freehan, R OBP: 0.368, SLG: 0.408 (1, 2)		BB					WP 1B		K			4	0	1	0	1	2	0		
Norm Cash, L OBP: 0.344, SLG: 0.544 (1, 3)		F7			HR		F4		4-3			5	1	1	1	0	0	2		
Willie Horton, R OBP: 0.318, SLG: 0.412 Mickey Stanley, R OBP: 0.278, SLG: 0.419 (9, PR) (9, 8)	K						F3			SH3-4 BB		2	0	0	0	2	1	2		
Aurelio Rodriguez, R OBP: 0.283, SLG: 0.313 (1, 5)	K				K		G1			SH3-4		3	0	0	0	0	2	3		
Ed Brinkman, R OBP: 0.272, SLG: 0.324 (1, 6)			1B SH3-4 HBP		K					K		3	0	1	0	0	2	3		
Joe Coleman, R OBP: 0.194, SLG: 0.138 Gates Brown, L OBP: 0.328, SLG: 0.369 Chuck Seelbach, R OBP: 0.333, SLG: 0.286 (1, 1) (9, PH) (9, 1)			SH3-4				F9			SH3-4 1B		1	0	0	0	0	0	0		
										F7		1	0	0	0	0	0	2		
												0	0	0	0	0	0	0		
<b>Inning Stats</b>	R: 0 E: 0 K: 2 S: 7	H: 0 LOB: 0 BB: 0 P: 7	R: 0 E: 0 K: 2 S: 7	H: 0 LOB: 1 BB: 1 P: 11	R: 0 E: 0 K: 0 S: 4	H: 1 LOB: 2 BB: 0 P: 5	R: 1 E: 0 K: 3 S: 10	H: 1 LOB: 1 BB: 1 P: 14	R: 1 E: 0 K: 0 S: 4	H: 1 LOB: 1 BB: 0 P: 4	R: 0 E: 0 K: 1 S: 5	H: 0 LOB: 0 BB: 0 P: 5	R: 0 E: 0 K: 1 S: 3	H: 0 LOB: 0 BB: 0 P: 3	R: 0 E: 0 K: 0 S: 3	H: 0 LOB: 0 BB: 0 P: 3	1B: 3 2B: 0 3B: 0 HR: 2	SF: 0 SAC: 3 DP: 0 HBP: 1	WP: 1 PB: 0 SB: 0 CS: 0	PA: 42
<b>PITCHER</b> Catfish Hunter, R ERA: 2.34 (1, 1)	IP 11.0	WLS W 42	BF 42	H 5	R 2	ER 2	SO 9	BB 3	IBB 0	HBP 1	BLK 0	WP 1	HR 2	S 56	P 69	ERA 1.64	WHIP 0.727			

**TOP**

**Detroit Tigers @ Oakland Athletics**  
Oakland-Alameda County Coliseum, Oakland, CA

Tue Jun 20 1972, 7:05 PM PDT  
Att: 6,617 - Unknown

livebaseballscores.com

AB 35  
R 2  
H 5  
RBI 2  
BB 3  
SO 9  
LOB 17



Batter	1	2	3	4	5	6	7	8	9	10	11	AB	R	H	RBI	BB	SO	LOB				
Bert Campaneris, R OBP: 0.298, SLG: 0.296 (1, 6)	F3		F6			6-3		FC1-5 1B		F2		5	0	1	1	0	0	0				
Joe Rudi, R OBP: 0.374, SLG: 0.526 (1, 7)	F3				1B			FC1-5 S				5	1	3	1	0	0	2				
Reggie Jackson, L OBP: 0.353, SLG: 0.507 Ollie Brown, R OBP: 0.265, SLG: 0.250 (1, 8) (9, 9)	K				F8		4-3	K				4	0	0	0	0	2	4				
Sal Bando, R OBP: 0.365, SLG: 0.396 (1, 5)		F5			F4			F8		6-3		4	0	0	0	0	0	4				
Mike Epstein, L OBP: 0.398, SLG: 0.500 Blue Moon Odom, R OBP: 0.143, SLG: 0.143 Mike Hegan, L OBP: 0.238, SLG: 0.286 (1, 3) (7, PR) (8, 3)		K			F3					F5		3	0	1	0	0	1	1				
Dave Duncan, R OBP: 0.324, SLG: 0.467 (1, 2)		F7					CS BB			F7		3	0	0	0	1	1	1				
George Hendrick, R OBP: 0.196, SLG: 0.428 (1, 9) (9, 8)					HR		K			F4		4	1	1	1	0	1	2				
Tim Cullen, R OBP: 0.288, SLG: 0.338 Marty Martinez, S OBP: 0.333, SLG: 0.263 (1, 4) (8, PH) (8, PR) (9, 4)					6-3			5-3				2	0	0	0	0	0	0				
Angel Mangual, R OBP: 0.298, SLG: 0.338 Marty Martinez, S OBP: 0.333, SLG: 0.263 (1, 1)					6-3			5-3				0	0	0	0	1	0	0				
Catfish Hunter, R OBP: 0.143, SLG: 0.143 (1, 1)					K			K		FC3 BB		1	1	0	0	0	0	0				
								FC3 1B				4	0	0	0	0	2	1				
<b>Inning Stats</b>	R: 0 E: 0 K: 1 S: 5	H: 0 LOB: 0 BB: 0 P: 5	R: 0 E: 0 K: 1 S: 5	H: 0 LOB: 0 BB: 0 P: 5	R: 1 E: 0 K: 1 S: 6	H: 1 LOB: 0 BB: 0 P: 6	R: 0 E: 0 K: 0 S: 4	H: 1 LOB: 1 BB: 0 P: 4	R: 0 E: 0 K: 1 S: 6	H: 1 LOB: 1 BB: 0 P: 6	R: 1 E: 1 K: 1 S: 7	H: 3 LOB: 3 BB: 1 P: 11	R: 0 E: 0 K: 0 S: 3	H: 0 LOB: 0 BB: 0 P: 3	R: 0 E: 0 K: 0 S: 3	H: 0 LOB: 0 BB: 0 P: 3	R: 1 E: 0 K: 0 S: 1	H: 1 LOB: 0 BB: 0 P: 1	1B: 4 2B: 1 3B: 0 HR: 2	SF: 0 SAC: 0 DP: 1 HBP: 0	WP: 0 PB: 0 SB: 2 CS: 1	PA: 38
<b>PITCHER</b> Joe Coleman, R ERA: 1.84 (1, 1)	IP 8.0	WLS L 31	BF 31	H 5	R 1	ER 1	SO 7	BB 2	IBB 0	HBP 0	BLK 0	WP 0	HR 1	S 43	P 51	ERA 1.12	WHIP 0.875					
<b>PITCHER</b> Chuck Seelbach, R ERA: 3.62 (9, 1)	IP 2.0	WLS L 7	BF 7	H 1	R 1	ER 1	SO 0	BB 0	IBB 0	HBP 0	BLK 0	WP 0	HR 1	S 7	P 7	ERA 4.50	WHIP 0.500					


**BOTTOM**

**Detroit Tigers @ Oakland Athletics**  
Oakland-Alameda County Coliseum, Oakland, CA


Tue Jun 20 1972, 7:05 PM PDT  
Att: 6,617 - Unknown


livebaseballscores.com

AB 36  
R 3  
H 6  
RBI 3  
BB 2  
SO 7  
LOB 15





Batter	1	2	3	4	5	6	7	8	9	AB	R	H	RBI	BB	SO	LOB	TOP					
Tony Taylor, R (1, 4) OBP: 0.390, SLG: 0.507	F8		4-3			SH2-4 1B 2B		2B 2B		4	2	2	0	0	0	0	<b>Detroit Tigers @ Oakland Athletics</b> Oakland-Alameda County Coliseum, Oakland, CA Wed Jun 21 1972, 7:05 PM PDT Att: 7,852 - Unknown					
Aurelio Rodriguez, R (1, 5) OBP: 0.279, SLG: 0.309	K			F7		SH2-4		4-3		3	0	0	0	0	1	2						
Al Kaline, R (1, 9) OBP: 0.305, SLG: 0.316	K			L7				2B E IBB		3	1	1	1	1	1	0						
Bill Freehan, R (1, 2) OBP: 0.356, SLG: 0.411		5-3		5-3		F9		E8 2B		4	0	1	2	0	0	1						
Willie Horton, R (1, 7) OBP: 0.316, SLG: 0.406	F8				F8 1B E 1B	K		K		4	1	1	0	0	2	2						
Paul Jata, R (1, 3) OBP: 0.298, SLG: 0.273					E CS 1B		G3	K		4	0	2	0	0	1	1						
Mickey Stanley, R (1, 8) OBP: 0.270, SLG: 0.406	F8				F8		E6 G4-6-3	1-3		4	0	0	0	0	0	3						
Ed Brinkman, R (1, 6) OBP: 0.266, SLG: 0.317			F3		FC		G4-6-3 1-2	5-3		4	0	0	1	0	0	2						
Tom Timmermann, R (1, 1) OBP: 0.156, SLG: 0.069			K		K			K		4	1	1	0	0	3	2						
<b>Inning Stats</b>	R: 0 E: 0 K: 2 S: 7	H: 0 LOB: 0 BB: 0 P: 7	R: 0 E: 0 K: 0 S: 4	H: 1 LOB: 1 BB: 0 P: 4	R: 0 E: 0 K: 1 S: 5	H: 0 LOB: 0 BB: 0 P: 5	R: 0 E: 0 K: 0 S: 3	H: 0 LOB: 0 BB: 0 P: 3	R: 1 E: 1 K: 1 S: 7	H: 2 LOB: 2 BB: 0 P: 7	R: 1 E: 0 K: 1 S: 7	H: 2 LOB: 1 BB: 0 P: 7	R: 0 E: 1 K: 0 S: 3	H: 0 LOB: 0 BB: 0 P: 3	R: 3 E: 1 K: 2 S: 10	H: 3 LOB: 1 BB: 1 P: 14		R: 0 E: 0 K: 1 S: 5	H: 0 LOB: 0 BB: 0 P: 5	1B: 5 2B: 4 3B: 0 HR: 0	SF: 0 SAC: 1 DP: 2 HBP: 0	WP: 0 PB: 0 SB: 0 CS: 1
<b>PITCHER</b> Ken Holtzman, L (1, 1) ERA: 2.25	IP: 9.0 WLS: L BF: 36 H: 8 R: 5 ER: 4 SO: 8 BB: 0 IBB: 1 HBP: 0 BLK: 0 WP: 0 HR: 0 S: 51 P: 55 ERA: 4.00 WHIP: 0.889															<b>PITCHER</b>	IP: 9.0 WLS: W BF: 36 H: 5 R: 2 ER: 2 SO: 4 BB: 2 IBB: 0 HBP: 1 BLK: 0 WP: 0 HR: 1 S: 41 P: 50 ERA: 2.00 WHIP: 0.778					

Batter	1	2	3	4	5	6	7	8	9	AB	R	H	RBI	BB	SO	LOB	BOTTOM					
Bert Campaneris, R (1, 6) OBP: 0.258, SLG: 0.295	F4		6-3 S FC6-4 1B		6-3		5-3			4	1	1	0	0	0	0	<b>Detroit Tigers @ Oakland Athletics</b> Oakland-Alameda County Coliseum, Oakland, CA Wed Jun 21 1972, 7:05 PM PDT Att: 7,852 - Unknown					
Joe Rudi, R (1, 7) OBP: 0.372, SLG: 0.530	E4 FC6-4		6-3 1-3		3B		F3			4	0	1	0	0	0	1						
Reggie Jackson, L (1, 8) OBP: 0.355, SLG: 0.502	K		FC6-4 HBP		BB		1-3			2	0	0	0	1	1	1						
Sal Bando, R (1, 5) OBP: 0.359, SLG: 0.388	FC6-4 1-2		FC6-4 1-2 3-H		F7		F6			4	0	0	1	0	0	4						
Mike Epstein, L (1, 3) OBP: 0.405, SLG: 0.520		FC4-6 1B 1B	F8		FC5-4 BB		1-3	HR		3	1	2	1	1	0	1						
Dave Duncan, R (1, 2) OBP: 0.317, SLG: 0.455	F8			5-3		F3		6-3		4	0	0	0	0	0	2						
George Hendrick, R (1, 9) OBP: 0.200, SLG: 0.414		FC4-6 1B		F8		FC5-4 1-2		K		4	0	1	0	0	1	1						
Tim Cullen, R (1, 4) Adrian Garrett, L (6, PH) Marty Martinez, S (7, 4)	FC4-6 1-2 2-3		FC6-4 1-2 2-3		6-3		F9		6-3	2	0	0	0	0	0	2						
Ken Holtzman, R (1, 1) Mike Hegan, L (9, PH)	FC6-4 1-2				K		K		L9	3	0	0	0	0	2	2						
<b>Inning Stats</b>	R: 0 E: 1 K: 1 S: 6	H: 0 LOB: 1 BB: 0 P: 6	R: 0 E: 0 K: 0 S: 5	H: 2 LOB: 2 BB: 0 P: 5	R: 1 E: 0 K: 0 S: 4	H: 1 LOB: 1 BB: 0 P: 5	R: 0 E: 0 K: 0 S: 3	H: 0 LOB: 0 BB: 0 P: 3	R: 0 E: 0 K: 1 S: 6	H: 1 LOB: 2 BB: 1 P: 10	R: 0 E: 0 K: 0 S: 3	H: 0 LOB: 1 BB: 1 P: 7	R: 0 E: 0 K: 1 S: 5	H: 0 LOB: 0 BB: 0 P: 5	R: 1 E: 0 K: 0 S: 4	H: 1 LOB: 0 BB: 0 P: 4	R: 0 E: 0 K: 1 S: 5	H: 0 LOB: 0 BB: 0 P: 5	1B: 3 2B: 0 3B: 1 HR: 1	SF: 0 SAC: 0 DP: 0 HBP: 1	WP: 0 PB: 0 SB: 1 CS: 0	PA: 36
<b>PITCHER</b> Tom Timmermann, R (1, 1) ERA: 2.23	IP: 9.0 WLS: W BF: 36 H: 5 R: 2 ER: 2 SO: 4 BB: 2 IBB: 0 HBP: 1 BLK: 0 WP: 0 HR: 1 S: 41 P: 50 ERA: 2.00 WHIP: 0.778															<b>PITCHER</b>	IP: 9.0 WLS: W BF: 36 H: 5 R: 2 ER: 2 SO: 4 BB: 2 IBB: 0 HBP: 1 BLK: 0 WP: 0 HR: 1 S: 41 P: 50 ERA: 2.00 WHIP: 0.778					



Batter	1	2	3	4	5	6	7	8	9	AB	R	H	RBI	BB	SO	LOB	TOP					
Tony Taylor, R (1,4) OBP: 0.395, SLG: 0.506										4	1	2	0	0	1	1	<b>Detroit Tigers @ Baltimore Orioles</b> Memorial Stadium, Baltimore, MD Sat Jun 24 1972, 7:05 PM EDT Unknown					
Aurelio Rodriguez, R (1,5) OBP: 0.276, SLG: 0.313										4	0	1	0	0	0	2						
Al Kaline, R (1,9) OBP: 0.311, SLG: 0.317										3	0	1	0	1	2	1						
Bill Freehan, R (1,2) OBP: 0.349, SLG: 0.403										3	0	0	0	0	0	5						
Gates Brown, L (8, PH) OBP: 0.325, SLG: 0.365										1	0	0	0	0	0	0						
Tom Haller, L (8,2) OBP: 0.264, SLG: 0.297										0	0	0	0	0	0	0						
Willie Horton, R (1,7) OBP: 0.322, SLG: 0.410										4	0	2	1	0	0	1						
Paul Jata, R (1,3) OBP: 0.280, SLG: 0.255										3	0	0	0	0	0	2						
Norm Cash, L (9, PH) OBP: 0.342, SLG: 0.541										1	0	0	0	0	0	1						
Mickey Stanley, R (1,8) OBP: 0.294, SLG: 0.397										3	0	0	0	0	0	0						
Jim Northrup, L (9, PH) OBP: 0.292, SLG: 0.286										1	0	0	0	0	0	1						
Ed Brinkman, R (1,6) OBP: 0.262, SLG: 0.312										3	0	0	0	0	0	1						
Dick McAuliffe, L (9, PH) OBP: 0.327, SLG: 0.319										1	0	0	0	0	0	1						
Mickey Lolich, S (1,1) OBP: 0.188, SLG: 0.071										2	0	0	0	0	2	0						
<b>Inning Stats</b>	R: 1 E: 0 K: 0 S: 5	H: 2 LOB: 2 BB: 1 P: 9	R: 0 E: 1 K: 0 S: 4	H: 0 LOB: 1 BB: 0 P: 4	R: 0 E: 0 K: 1 S: 6	H: 1 LOB: 1 BB: 0 P: 6	R: 0 E: 0 K: 0 S: 3	H: 0 LOB: 0 BB: 0 P: 3	R: 0 E: 0 K: 1 S: 7	H: 2 LOB: 2 BB: 0 P: 7	R: 0 E: 0 K: 0 S: 3	H: 0 LOB: 0 BB: 0 P: 3	R: 0 E: 0 K: 2 S: 7	H: 0 LOB: 0 BB: 0 P: 7	R: 0 E: 0 K: 1 S: 5	H: 0 LOB: 0 BB: 0 P: 5	R: 0 E: 0 K: 0 S: 4	H: 1 LOB: 1 BB: 0 P: 4	1B: 5 2B: 1 3B: 0 HR: 0	SF: 0 SAC: 1 DP: 0 HBP: 0	WP: 1 PB: 0 SB: 0 CS: 0	PA: 35
<b>PITCHER</b>	IP WLS BF H R ER SO BB IBB HBP BLK WP HR S P ERA WHIP																					
Dave McNally, L (1,1) ERA: 2.65	6.0 W 25 5 1 1 2 1 0 0 0 0 0 0 28 32 1.50 1.000																					
Roric Harrison, R (7,1) ERA: 0.64	3.0 S 10 1 0 0 3 0 0 0 0 1 0 16 16 0.00 0.333																					

Batter	1	2	3	4	5	6	7	8	9	AB	R	H	RBI	BB	SO	LOB	BOTTOM				
Merv Rettenmund, R (1,9) OBP: 0.335, SLG: 0.372										3	1	0	0	1	0	0	<b>Detroit Tigers @ Baltimore Orioles</b> Memorial Stadium, Baltimore, MD Sat Jun 24 1972, 7:05 PM EDT Unknown				
Mark Belanger, R (1,6) OBP: 0.250, SLG: 0.244										4	0	2	0	0	1	0					
Paul Blair, R (1,8) OBP: 0.275, SLG: 0.396										4	1	1	1	0	0	3					
Don Baylor, R (1,7) OBP: 0.372, SLG: 0.513										1	0	0	0	3	0	0					
Brooks Robinson, R (1,5) OBP: 0.317, SLG: 0.332										3	0	0	1	0	0	3					
Bobby Grich, R (1,3) OBP: 0.356, SLG: 0.409										4	0	1	0	0	1	3					
Davey Johnson, R (1,4) OBP: 0.357, SLG: 0.338										2	0	0	0	1	1	1					
Andy Etchebarren, R (1,2) OBP: 0.238, SLG: 0.242										3	1	1	1	0	0	2					
Dave McNally, R (1,1) OBP: 0.108, SLG: 0.111										2	0	0	0	0	2	1					
Roric Harrison, R (7,1) OBP: 0.250, SLG: 0.500										1	0	0	0	0	0	0					
<b>Inning Stats</b>	R: 1 E: 0 K: 1 S: 6	H: 1 LOB: 2 BB: 2 P: 14	R: 1 E: 0 K: 1 S: 6	H: 1 LOB: 0 BB: 0 P: 6	R: 0 E: 0 K: 0 S: 3	H: 1 LOB: 1 BB: 1 P: 7	R: 0 E: 1 K: 1 S: 5	H: 0 LOB: 1 BB: 1 P: 9	R: 0 E: 0 K: 1 S: 5	H: 0 LOB: 0 BB: 0 P: 5	R: 0 E: 0 K: 1 S: 6	H: 1 LOB: 1 BB: 0 P: 6	R: 0 E: 0 K: 0 S: 3	H: 0 LOB: 0 BB: 0 P: 3	R: 1 E: 0 K: 0 S: 4	H: 1 LOB: 1 BB: 1 P: 8		1B: 2 2B: 1 3B: 0 HR: 2	SF: 1 SAC: 0 DP: 1 HBP: 0	WP: 0 PB: 0 SB: 0 CS: 2	PA: 33
<b>PITCHER</b>	IP WLS BF H R ER SO BB IBB HBP BLK WP HR S P ERA WHIP																				
Mickey Lolich, L (1,1) ERA: 2.44	8.0 L 33 5 3 3 5 5 0 0 0 0 0 2 38 58 3.38 1.250																				

AB 33  
R 1  
H 6  
RBI 1  
BB 1  
SO 5  
LOB 16



AB 27  
R 3  
H 5  
RBI 3  
BB 5  
SO 5  
LOB 13






Batter	1	2	3	4	5	6	7	8	9	10	11	12	AB	R	H	RBI	BB	SO	LOB	TOP		
Tony Taylor, R OBP: 0.360, SLG: 0.482 (1.4)	K		5-3			K		SH1-4 1B		1-3		FC3-2	6	0	1	0	0	2	3			
Al Kaline, R OBP: 0.307, SLG: 0.320 (1.9)	L9			2B		K		SH1-4 1-2			L6-3	F3	5	0	1	0	0	1	3			
Willie Horton, R OBP: 0.311, SLG: 0.394 (8.7)	F4			6-3			6-3	1-3			4-3		4	0	0	0	0	0	2			
Gates Brown, L OBP: 0.322, SLG: 0.362 (11.7)							6-3						0	0	0	0	0	0	0			
Chuck Seelbach, R OBP: 0.333, SLG: 0.288 (12.1)													0	0	0	0	0	0	0			
Bill Freehan, R OBP: 0.345, SLG: 0.396 (1.2)		L5		F3			2-3 1B	6-3			6-3		5	1	1	0	0	0	2			
Ike Brown, R OBP: 0.400, SLG: 0.440 (9.3)		K		6-3			2-3			K			3	0	0	0	0	1	2			
Norm Cash, L OBP: 0.344, SLG: 0.541 (9.3)												SH SF9 1B	2	1	1	0	0	1	0			
Mickey Stanley, R OBP: 0.271, SLG: 0.407 (1.8)							6-3	2B 1B		6-3		SH SF9 FC3-2	4	0	2	1	0	0	0			
Aurelio Rodriguez, R OBP: 0.291, SLG: 0.316 (1.5)							5-3	1-3 2B		K		FC3-2 SF9 IBB	4	0	1	0	1	2	1			
Ed Brinkman, R OBP: 0.261, SLG: 0.307 (1.6)				F8			F7			4-3		SF9	3	0	0	1	1	0	0			
Joe Coleman, R OBP: 0.171, SLG: 0.121 (1.1)				F7			6-3					1-2 2-3 3-H IBB	4	0	0	0	0	2	3			
Jim Northrup, L OBP: 0.296, SLG: 0.288 (12.7)								K		K		FC3-2 IBB	0	0	0	0	1	0	0			
<b>Inning Stats</b>	R: 0 E: 0 K: 1 S: 5	H: 0 LOB: 0 BB: 0 P: 5	R: 0 E: 0 K: 2 S: 8	H: 1 LOB: 1 BB: 0 P: 8	R: 0 E: 0 K: 0 S: 3	H: 0 LOB: 0 BB: 0 P: 3	R: 0 E: 0 K: 0 S: 4	H: 1 LOB: 1 BB: 0 P: 4	R: 0 E: 0 K: 0 S: 3	H: 0 LOB: 0 BB: 0 P: 7	R: 1 E: 0 K: 1 S: 6	H: 3 LOB: 3 BB: 1 P: 12	R: 0 E: 0 K: 2 S: 4	H: 0 LOB: 0 BB: 0 P: 7	R: 0 E: 0 K: 1 S: 5	H: 0 LOB: 0 BB: 0 P: 3	R: 0 E: 0 K: 0 S: 6	H: 1 LOB: 3 BB: 2 P: 13	1B: 4 2B: 3 3B: 0 HR: 0	SF: 1 SAC: 2 DP: 0 HBP: 0	WP: 0 PB: 0 SB: 0 CS: 0	PA: 47
<b>PITCHER</b>	IP	WLS	BF	H	R	ER	SO	BB	IBB	HBP	BLK	WP	HR	S	P	ERA	WHIP					
Mike Cuellar, L ERA: 3.07 Doyle Alexander, R ERA: 2.38	(1.1)	8.0	31	6	1	0	6	0	2	0	0	0	0	20	28	0.00	0.250					

**Detroit Tigers @ Baltimore Orioles**  
**Memorial Stadium, Baltimore, MD**  
 Sat Jun 24 1972, 7:05 PM EDT  
 Att. 28,190 - Unknown

AB	41
R	2
H	7
RBI	2
BB	3
SO	9
LOB	16



Batter	1	2	3	4	5	6	7	8	9	10	11	12	AB	R	H	RBI	BB	SO	LOB	BOTTOM				
Don Buford, S OBP: 0.338, SLG: 0.243 (1.7)	G3 1B		K			F8			2-3				5	0	2	0	0	1	0					
Mark Belanger, R OBP: 0.245, SLG: 0.239 (1.6)													3	0	0	0	0	2	1					
Merv Rettenmund, R OBP: 0.337, SLG: 0.370 (10.9)	K		L9			K			2B BB		F3		1	1	0	0	1	0	1					
Terry Crowley, L OBP: 0.329, SLG: 0.494 (10.3)	G3			F8			K				G3		5	0	1	1	0	1	2					
Boog Powell, L OBP: 0.296, SLG: 0.291 (1.3)													3	0	0	0	1	1	1					
Bobby Grich, R OBP: 0.353, SLG: 0.405 (10.6)	K			4-3			5-3		FC6-4 BB			F4	1	0	0	0	0	0	0					
Brooks Robinson, R OBP: 0.310, SLG: 0.324 (1.5)			L9				L9		F5		FC6-4	F8	5	0	0	0	0	0	2					
Paul Blair, R OBP: 0.278, SLG: 0.393 (1.8)											L9		4	0	1	0	1	2	0					
Davey Johnson, R OBP: 0.349, SLG: 0.329 (1.4)													4	0	0	0	0	0	2					
Elrod Hendricks, L OBP: 0.232, SLG: 0.149 Doyle Alexander, R ERA: 2.38													3	0	0	0	0	2	2					
Mike Cuellar, L ERA: 1.75 Johnny Oates, L OBP: 0.355, SLG: 0.446 (9.2)													2	0	0	0	0	2	0					
<b>Inning Stats</b>	R: 0 E: 0 K: 2 S: 8	H: 1 LOB: 1 BB: 0 P: 8	R: 0 E: 0 K: 3 S: 8	H: 0 LOB: 1 BB: 1 P: 7	R: 0 E: 0 K: 0 S: 3	H: 0 LOB: 0 BB: 0 P: 7	R: 0 E: 0 K: 2 S: 7	H: 0 LOB: 0 BB: 0 P: 3	R: 0 E: 0 K: 1 S: 5	H: 0 LOB: 0 BB: 0 P: 5	R: 0 E: 0 K: 1 S: 5	H: 1 LOB: 0 BB: 0 P: 5	R: 1 E: 0 K: 0 S: 4	H: 1 LOB: 2 BB: 2 P: 12	R: 0 E: 0 K: 3 S: 6	H: 0 LOB: 0 BB: 0 P: 3	R: 0 E: 0 K: 1 S: 6	H: 1 LOB: 1 BB: 0 P: 6	R: 0 E: 0 K: 0 S: 5	H: 0 LOB: 0 BB: 0 P: 6	1B: 3 2B: 1 3B: 0 HR: 0	SF: 0 SAC: 0 DP: 0 HBP: 0	WP: 0 PB: 0 SB: 1 CS: 1	PA: 42
<b>PITCHER</b>	IP	WLS	BF	H	R	ER	SO	BB	IBB	HBP	BLK	WP	HR	S	P	ERA	WHIP							
Joe Coleman, R ERA: 1.75 Chuck Seelbach, R ERA: 3.52	(1.1)	11.0	39	4	1	1	11	3	0	0	0	0	0	5	5	0.00	0.000							

**Detroit Tigers @ Baltimore Orioles**  
**Memorial Stadium, Baltimore, MD**  
 Sat Jun 24 1972, 7:05 PM EDT  
 Att. 28,190 - Unknown

AB	39
R	1
H	4
RBI	1
BB	3
SO	12
LOB	11

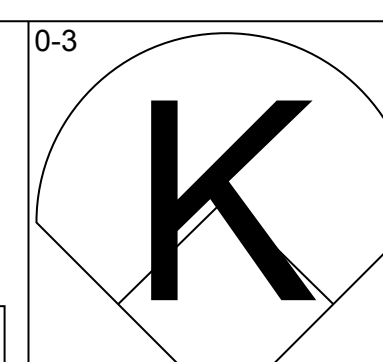
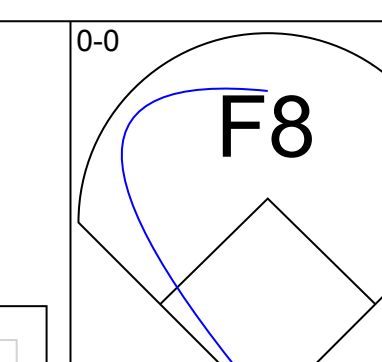
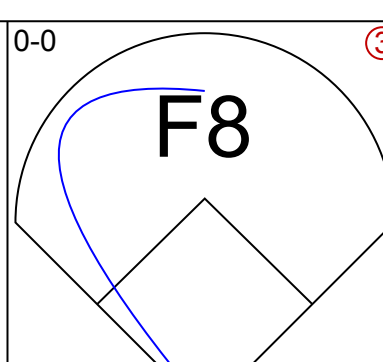
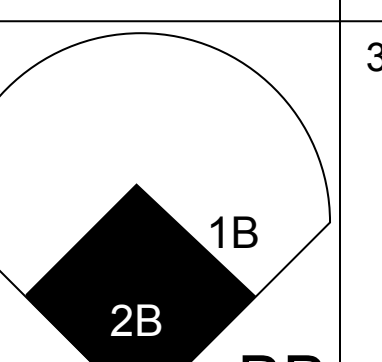
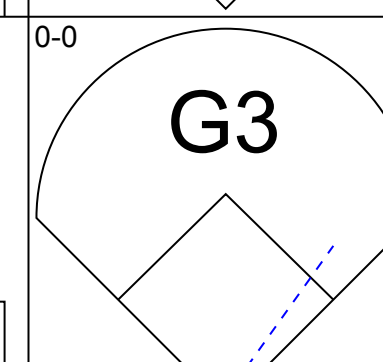
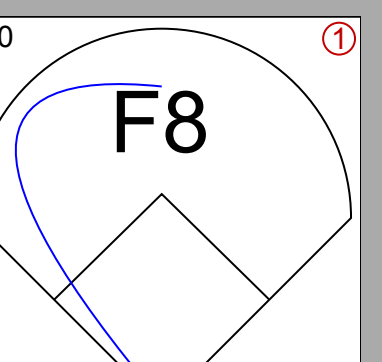
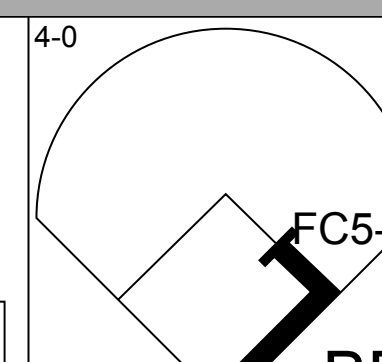
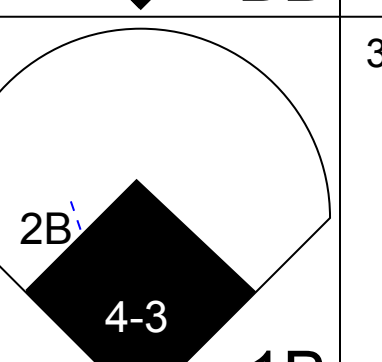
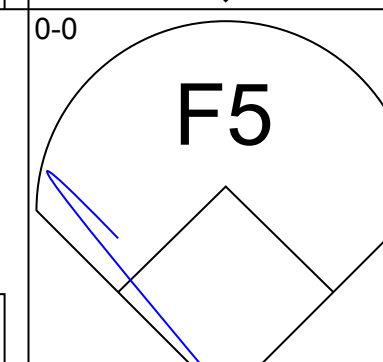
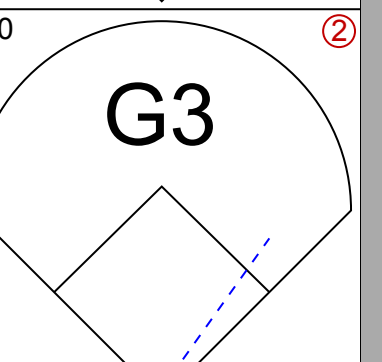
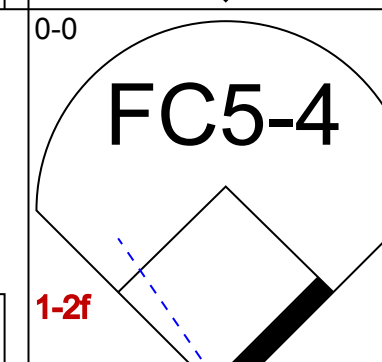
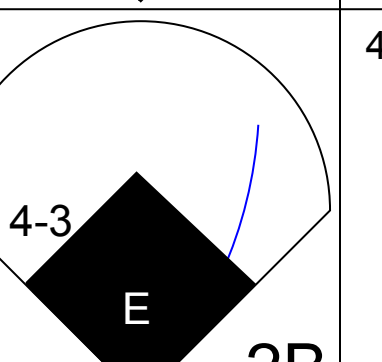
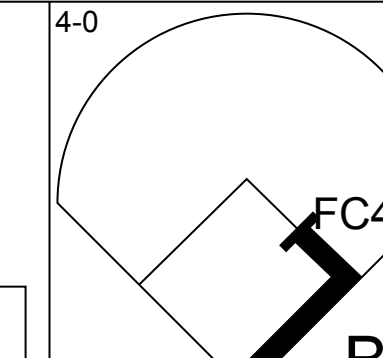

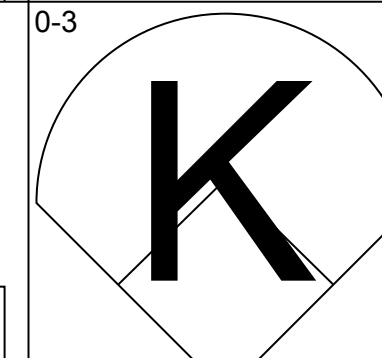
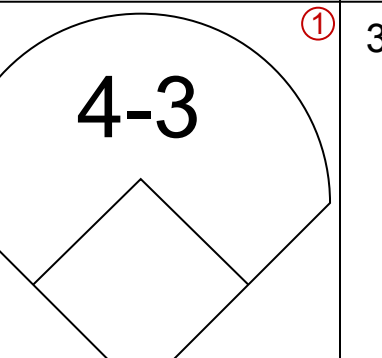
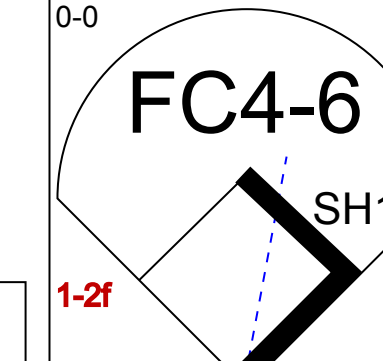
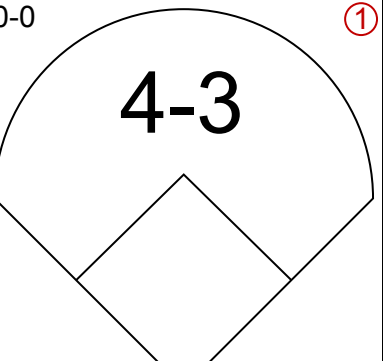
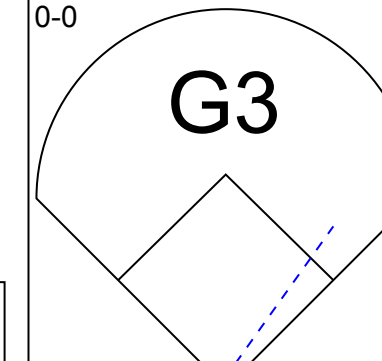
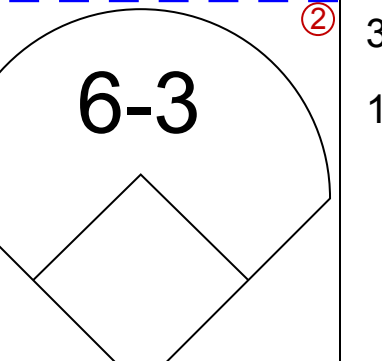
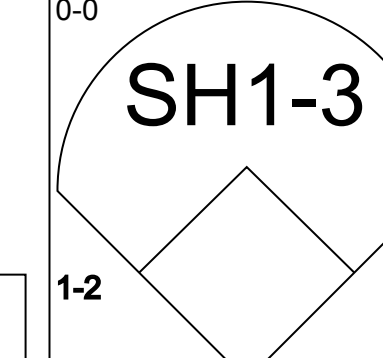
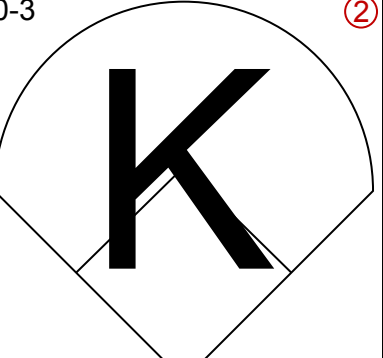
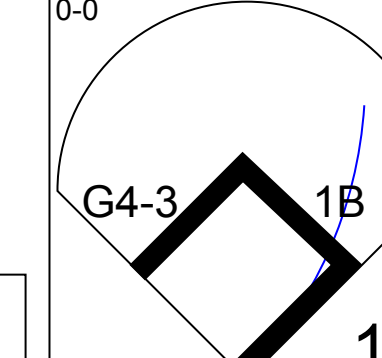
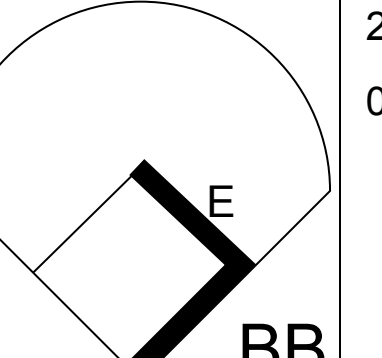
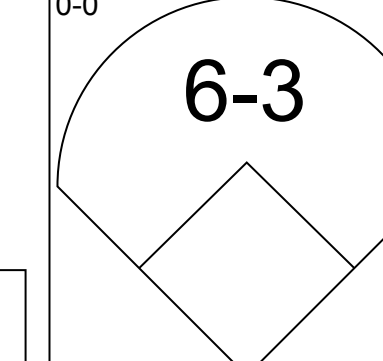
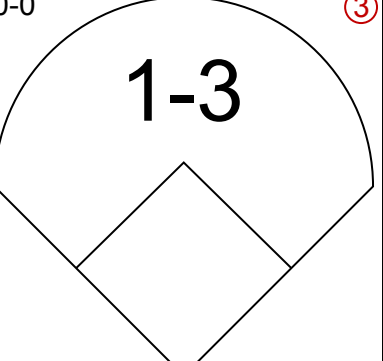
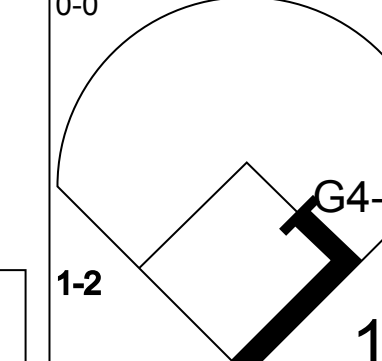
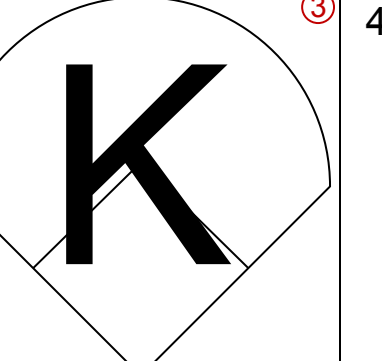
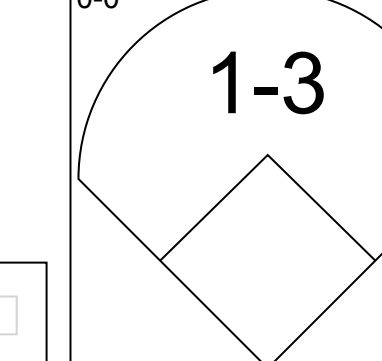
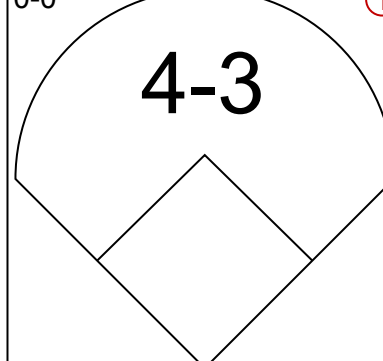
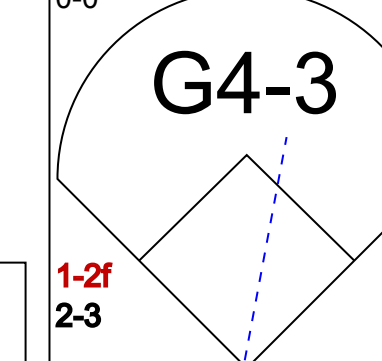
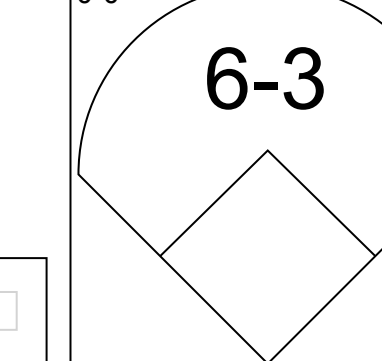
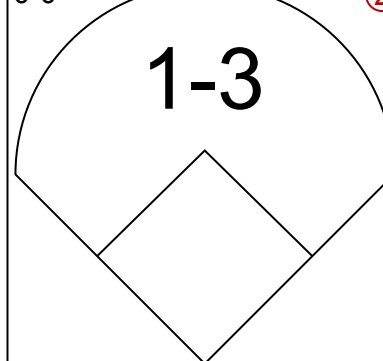
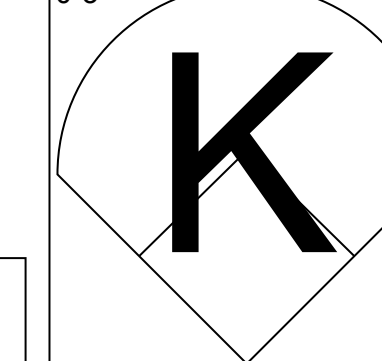




Batter	1	2	3	4	5	6	7	8	9	AB	R	H	RBI	BB	SO	LOB	TOP			
Dick McAuliffe, L (1, 4) OBP: 0.325, SLG: 0.317	F4		F4				F3			4	0	1	0	0	0	0	<b>Detroit Tigers @ Baltimore Orioles</b> Memorial Stadium, Baltimore, MD Sun Jun 25 1972, 3:33 AM EDT Att: 20,759 - Unknown			
Aurelio Rodriguez, R (1, 5) OBP: 0.280, SLG: 0.315	F2						F5	F9	4	0	1	0	0	0	2					
Gates Brown, L (1, 7) OBP: 0.320, SLG: 0.385	HR		F7				F5	F6	4	1	1	1	1	0	3					
Norm Cash, L (1, 3) OBP: 0.342, SLG: 0.534	1B							F9	4	0	1	0	0	2	0					
Jim Northrup, L (1, 9) OBP: 0.301, SLG: 0.297	F7								4	0	2	0	0	0	1					
Tom Haller, L (1, 2) OBP: 0.250, SLG: 0.279		3-1		4-3					4	0	0	0	0	2	2					
Mickey Stanley, R (1, 8) OBP: 0.264, SLG: 0.396	F3			2-3			F5		4	0	0	0	0	0	2					
Ed Brinkman, R (1, 6) OBP: 0.262, SLG: 0.308	6-3						F7		3	0	1	0	0	0	0					
Tom Timmermann, R (1, 1) OBP: 0.147, SLG: 0.065									2	0	0	0	0	1	1					
Al Kaline, R (7, PH) OBP: 0.305, SLG: 0.317									1	0	0	0	0	0	0					
Fred Scherman, L (7, 1) OBP: 0.143, SLG: 0.077									0	0	0	0	0	0	0					
<b>Inning Stats</b>	R: 1 E: 0 K: 0 S: 5	H: 2 LOB: 1 BB: 0 P: 5	R: 0 E: 0 K: 0 S: 3	H: 0 LOB: 0 BB: 0 P: 3	R: 0 E: 0 K: 1 S: 6	H: 1 LOB: 1 BB: 0 P: 6	R: 0 E: 0 K: 1 S: 6	H: 1 LOB: 1 BB: 0 P: 6	R: 0 E: 0 K: 2 S: 8	H: 2 LOB: 2 BB: 0 P: 8	R: 0 E: 0 K: 0 S: 3	H: 0 LOB: 0 BB: 0 P: 3	R: 0 E: 0 K: 0 S: 3	H: 0 LOB: 0 BB: 0 P: 5	R: 0 E: 0 K: 1 S: 5	H: 0 LOB: 0 BB: 0 P: 5	1B: 5 2B: 1 3B: 0 HR: 1	SF: 0 SAC: 0 DP: 0 HBP: 0	WP: 0 PB: 0 SB: 0 CS: 0	PA: 34
<b>PITCHER</b> Jim Palmer, R (1, 1) ERA: 1.74	IP: 9.0 WLS: W BF: 34 H: 7 R: 1 ER: 1 SO: 5 BB: 0 IBB: 0 HBP: 0 BLK: 0 WP: 0 HR: 1 S: 44 P: 44 ERA: 1.00 WHIP: 0.778																			

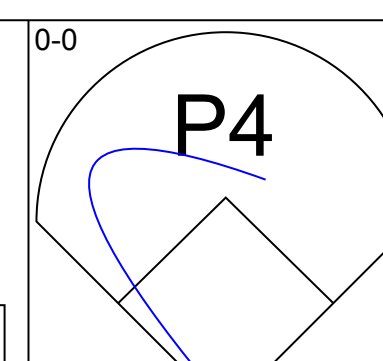
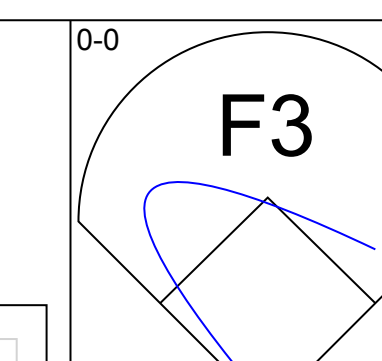
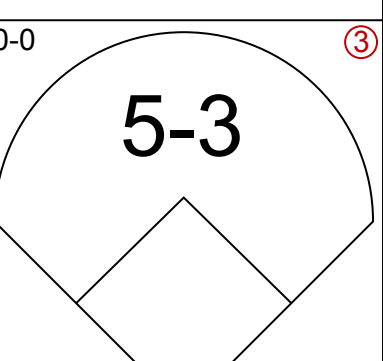
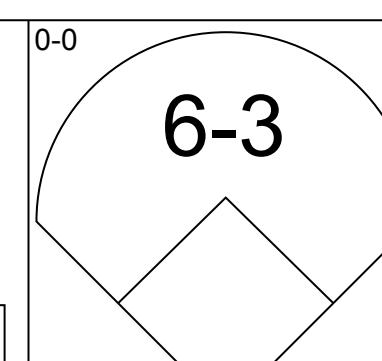
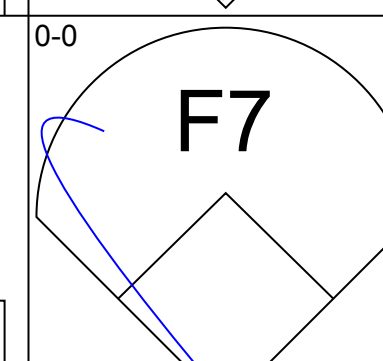
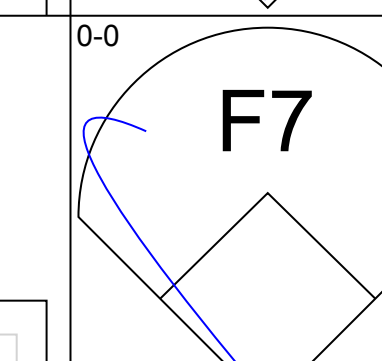
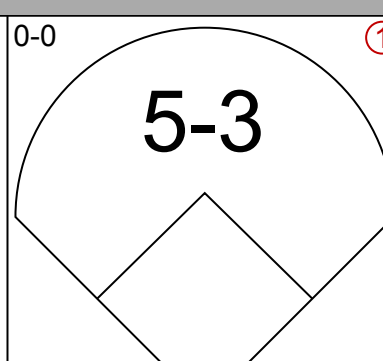
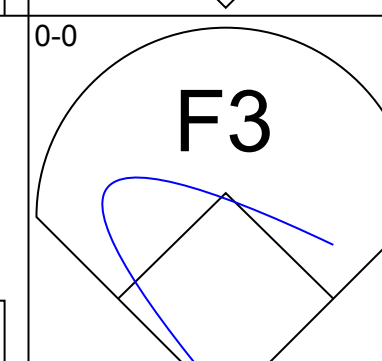
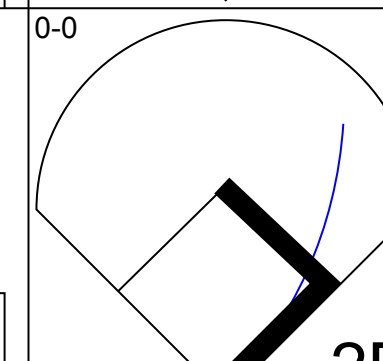
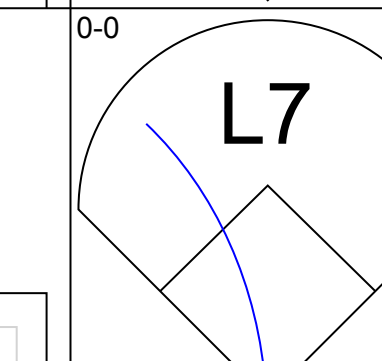
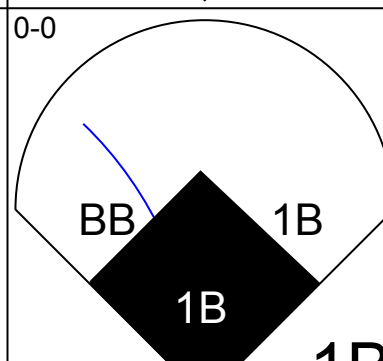
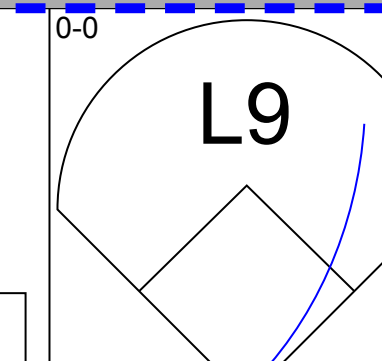
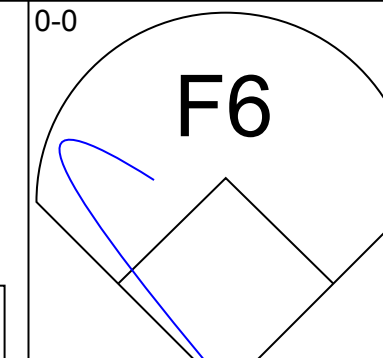
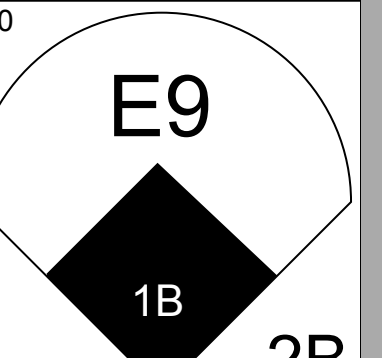
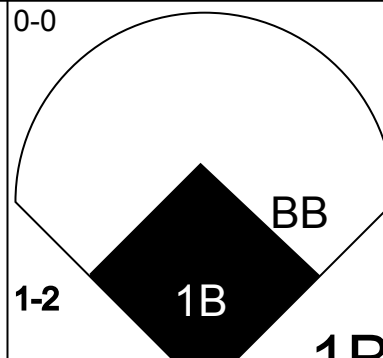
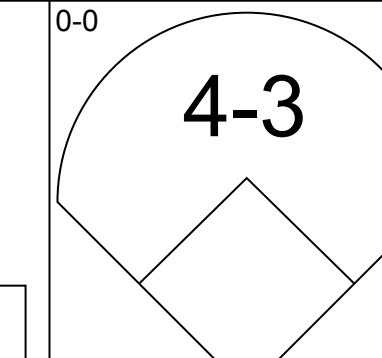
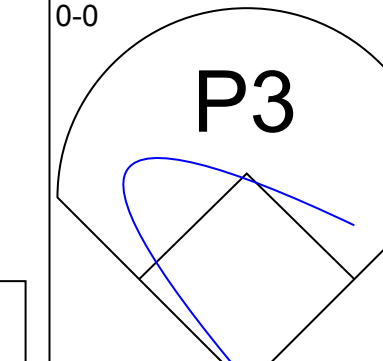
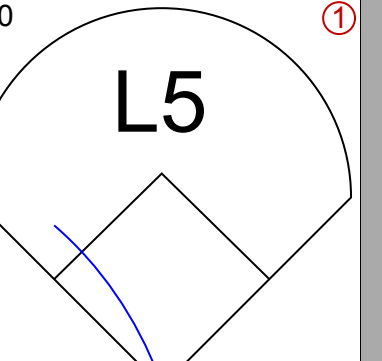
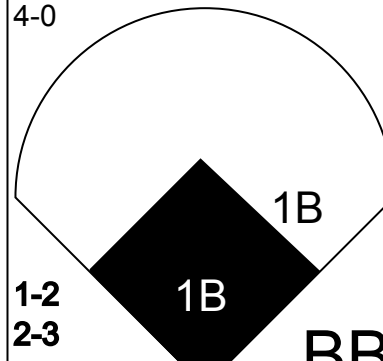
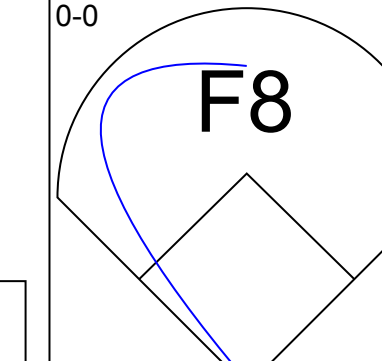
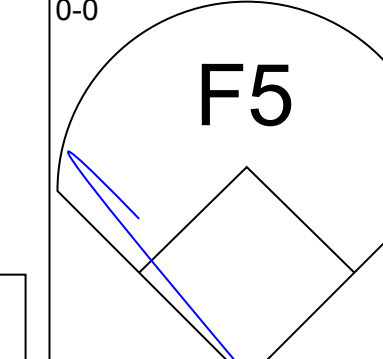
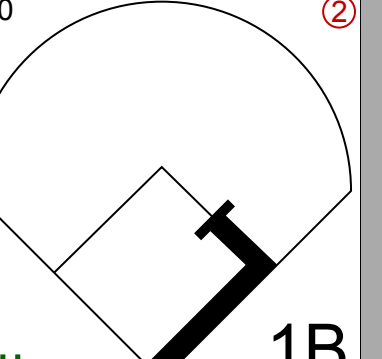
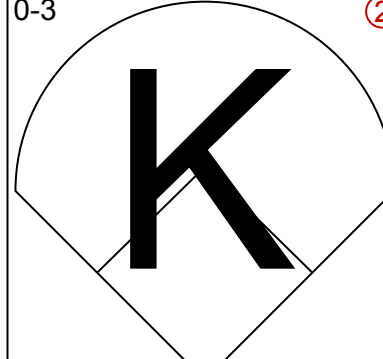
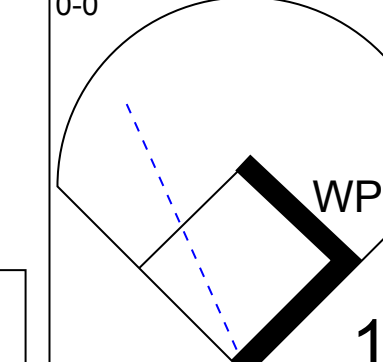

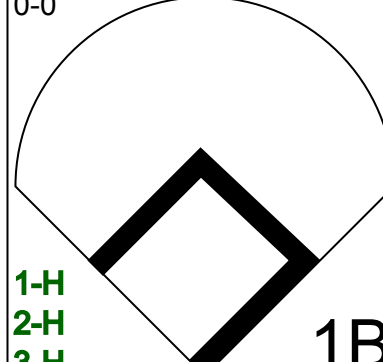
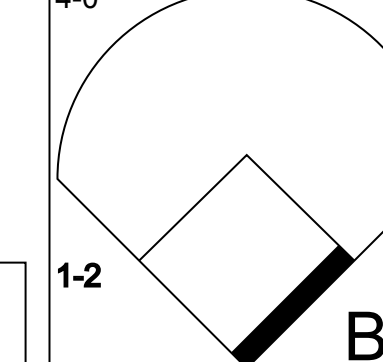
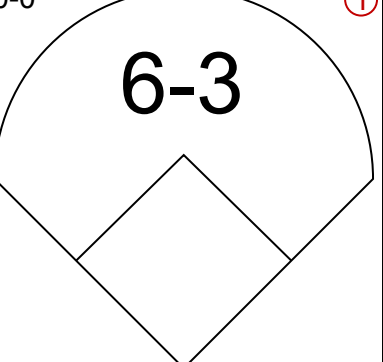
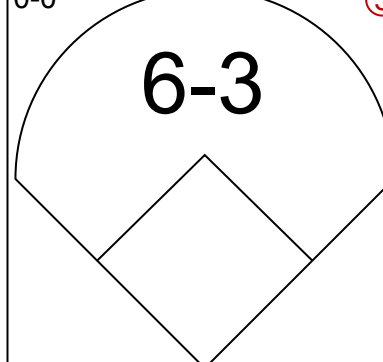
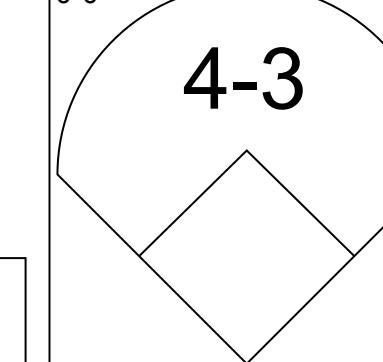
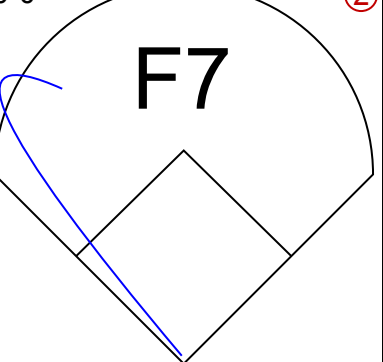
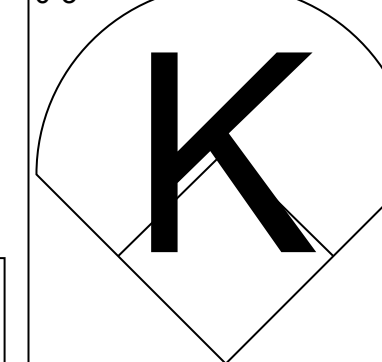
Batter	1	2	3	4	5	6	7	8	9	AB	R	H	RBI	BB	SO	LOB	BOTTOM			
Don Buford, S (1, 7) OBP: 0.341, SLG: 0.244	SH1-3 1B		K				F4			3	1	1	0	0	1	0	<b>Detroit Tigers @ Baltimore Orioles</b> Memorial Stadium, Baltimore, MD Sun Jun 25 1972, 3:33 AM EDT Att: 20,759 - Unknown			
Bobby Grich, R (1, 4) OBP: 0.346, SLG: 0.395	SH1-3		F7				F9		3	0	0	0	0	0	2					
Johnny Oates, L (1, 2) OBP: 0.364, SLG: 0.450	F6						F6		4	0	2	0	0	0	4					
Terry Crowley, L (1, 9) OBP: 0.341, SLG: 0.512									3	1	2	1	0	0	0					
Paul Blair, R (7, PH) OBP: 0.277, SLG: 0.391	2H 1B		CS				FC6		1	0	0	0	0	0	1					
Brooks Robinson, R (1, 5) OBP: 0.309, SLG: 0.322	K								4	0	1	1	0	2	1					
Boog Powell, L (1, 3) OBP: 0.290, SLG: 0.283		5-3							4	0	0	0	0	2	1					
Merv Rettenmund, R (1, 8) OBP: 0.347, SLG: 0.376									3	0	2	0	1	0	0					
Mark Belanger, R (1, 6) OBP: 0.242, SLG: 0.236									2	0	0	0	0	2	3					
Jim Palmer, R (1, 1) OBP: 0.233, SLG: 0.286									3	0	0	0	0	2	4					
<b>Inning Stats</b>	R: 1 E: 0 K: 1 S: 7	H: 2 LOB: 1 BB: 0 P: 7	R: 0 E: 0 K: 2 S: 8	H: 1 LOB: 1 BB: 0 P: 8	R: 0 E: 0 K: 1 S: 5	H: 1 LOB: 0 BB: 0 P: 5	R: 0 E: 0 K: 2 S: 7	H: 0 LOB: 0 BB: 0 P: 7	R: 0 E: 0 K: 1 S: 7	H: 1 LOB: 3 BB: 0 P: 8	R: 1 E: 0 K: 2 S: 9	H: 2 LOB: 2 BB: 1 P: 13	R: 0 E: 0 K: 0 S: 4	H: 1 LOB: 1 BB: 0 P: 4	R: 0 E: 0 K: 0 S: 3	H: 0 LOB: 0 BB: 0 P: 3	1B: 7 2B: 1 3B: 0 HR: 0	SF: 0 SAC: 2 DP: 0 HBP: 1	WP: 0 PB: 0 SB: 0 CS: 1	PA: 35
<b>PITCHER</b> Tom Timmermann, R (1, 1) ERA: 2.28	IP: 6.0 WLS: L BF: 27 H: 7 R: 2 ER: 2 SO: 9 BB: 1 IBB: 0 HBP: 1 BLK: 0 WP: 0 HR: 0 S: 43 P: 48 ERA: 3.00 WHIP: 1.333																			
Fred Scherman, L (7, 1) ERA: 2.63	IP: 2.0 WLS: 7 BF: 1 H: 0 R: 0 ER: 0 SO: 0 BB: 0 IBB: 0 HBP: 0 BLK: 0 WP: 0 HR: 0 S: 7 P: 7 ERA: 0.00 WHIP: 0.500																			



Batter	1	2	3	4	5	6	7	8	9	AB	R	H	RBI	BB	SO	LOB	TOP				
<b>Horace Clarke, S</b> OBP: 0.292, SLG: 0.272 (1, 4)										3	1	0	0	1	1	0	<b>New York Yankees @ Detroit Tigers</b> Tiger Stadium, Detroit, MI Mon Jun 26 1972, 7:05 PM EDT Att: 30,961 - Unknown - 70 F				
<b>Bernie Allen, L</b> OBP: 0.359, SLG: 0.433 (1, 5)										3	1	1	0	1	0	0					
<b>Bobby Murcer, L</b> OBP: 0.349, SLG: 0.455 (1, 8)										4	1	1	1	1	0	0					
<b>Roy White, S</b> OBP: 0.387, SLG: 0.365 (1, 7)										3	0	0	1	1	2	2					
<b>Ron Blomberg, L</b> OBP: 0.346, SLG: 0.429 <b>Felipe Alou, R</b> OBP: 0.294, SLG: 0.343 (9, PH)										3	0	0	0	0	0	2					
<b>Johnny Callison, L</b> OBP: 0.246, SLG: 0.315 <b>Ron Swoboda, R</b> OBP: 0.407, SLG: 0.429 (9, PH)										2	0	1	0	0	1	0					
<b>Thurman Munson, R</b> OBP: 0.340, SLG: 0.328 (1, 2)										4	0	1	0	0	1	2					
<b>Gene Michael, S</b> OBP: 0.278, SLG: 0.286 (1, 6)										3	0	0	0	0	0	2					
<b>Mike Kekich, R</b> OBP: 0.125, SLG: 0.188 <b>Lindy McDaniel, R</b> (7, 1)										2	0	0	0	0	0	0					
<b>Rusty Torres, S</b> OBP: 0.281, SLG: 0.310 <b>Jim Roland, R</b> (8, 1)										0	0	0	0	0	0	0					
<b>Inning Stats</b>	R: 0 E: 0 K: 1 S: 5	H: 0 LOB: 0 BB: 0 P: 5	R: 0 E: 0 K: 0 S: 3	H: 0 LOB: 1 BB: 1 P: 7	R: 0 E: 0 K: 0 S: 3	H: 0 LOB: 0 BB: 0 P: 3	R: 0 E: 0 K: 1 S: 5	H: 0 LOB: 0 BB: 0 P: 5	R: 0 E: 0 K: 0 S: 3	H: 0 LOB: 0 BB: 0 P: 3	R: 0 E: 0 K: 1 S: 5	H: 0 LOB: 1 BB: 1 P: 9	R: 0 E: 0 K: 1 S: 6	H: 2 LOB: 1 BB: 0 P: 6	R: 3 E: 1 K: 1 S: 7	H: 2 LOB: 1 BB: 2 P: 15		1B: 3 2B: 1 3B: 0 HR: 0	SF: 0 SAC: 1 DP: 1 HBP: 0	WP: 0 PB: 0 SB: 0 CS: 0	PA: 34
<b>PITCHER</b>	IP	WLS	BF	H	R	ER	SO	BB	IBB	HBP	BLK	WP	HR	S	P	ERA		WHIP			
<b>Bill Slayback, R</b> ERA: 2.16 (1, 1)	8.1	W	31	4	3	2	5	3	0	0	0	0	0	38	50	2.16		0.840			
<b>Fred Scherman, L</b> ERA: 2.51 (9, 1)	0.1		2	0	0	0	0	1	0	0	0	0	0	1	5	0.00		3.000			
<b>Chuck Seelbach, R</b> ERA: 3.49 (9, 1)	0.1	S	1	0	0	0	1	0	0	0	0	0	0	3	3	0.00		0.000			

AB	29
R	3
H	4
RBI	2
BB	4
SO	6
LOB	11



Batter	1	2	3	4	5	6	7	8	9	AB	R	H	RBI	BB	SO	LOB	BOTTOM				
<b>Tony Taylor, R</b> OBP: 0.365, SLG: 0.460 (1, 4)										4	0	0	0	0	0	0	<b>New York Yankees @ Detroit Tigers</b> Tiger Stadium, Detroit, MI Mon Jun 26 1972, 7:05 PM EDT Att: 30,961 - Unknown - 70 F				
<b>Aurelio Rodriguez, R</b> OBP: 0.276, SLG: 0.309 (1, 5)										4	0	0	0	0	0	0					
<b>Al Kaline, R</b> OBP: 0.310, SLG: 0.331 (1, 9)										4	1	2	0	0	0	0					
<b>Willie Horton, R</b> OBP: 0.320, SLG: 0.411 <b>Norm Cash, L</b> OBP: 0.340, SLG: 0.531 (8, 3)										3	2	2	0	0	0	1					
<b>Bill Freehan, R</b> OBP: 0.343, SLG: 0.389 (1, 2)										3	1	0	0	1	0	1					
<b>Paul Jata, R</b> OBP: 0.283, SLG: 0.260 <b>Jim Northrup, L</b> OBP: 0.301, SLG: 0.297 (8, 7)										3	0	1	1	0	1	3					
<b>Mickey Stanley, R</b> OBP: 0.272, SLG: 0.401 (1, 8)										3	0	2	3	0	1	0					
<b>Ed Brinkman, R</b> OBP: 0.263, SLG: 0.305 (1, 6)										2	0	0	0	1	0	1					
<b>Bill Slayback, R</b> (1, 1) <b>Fred Scherman, L</b> OBP: 0.143, SLG: 0.077 <b>Chuck Seelbach, R</b> OBP: 0.333, SLG: 0.286 (9, 1)										3	0	0	0	0	1	2					
<b>Inning Stats</b>	R: 0 E: 0 K: 0 S: 4	H: 1 LOB: 1 BB: 0 P: 4	R: 0 E: 0 K: 0 S: 4	H: 1 LOB: 2 BB: 1 P: 8	R: 0 E: 0 K: 0 S: 3	H: 0 LOB: 0 BB: 0 P: 3	R: 1 E: 1 K: 1 S: 6	H: 2 LOB: 0 BB: 0 P: 6	R: 0 E: 0 K: 0 S: 3	H: 0 LOB: 0 BB: 0 P: 3	R: 3 E: 0 K: 1 S: 8	H: 3 LOB: 1 BB: 1 P: 12	R: 0 E: 0 K: 1 S: 5	H: 0 LOB: 0 BB: 0 P: 5	R: 0 E: 0 K: 0 S: 3	H: 0 LOB: 0 BB: 0 P: 3		1B: 5 2B: 2 3B: 0 HR: 0	SF: 0 SAC: 0 DP: 0 HBP: 0	WP: 1 PB: 0 SB: 0 CS: 0	PA: 32
<b>PITCHER</b>	IP	WLS	BF	H	R	ER	SO	BB	IBB	HBP	BLK	WP	HR	S	P	ERA		WHIP			
<b>Mike Kekich, L</b> ERA: 2.64 (1, 1)	6.0	L	26	7	4	4	2	2	0	0	0	0	0	28	36	6.00		1.500			
<b>Lindy McDaniel, R</b> ERA: 2.75 (7, 1)	1.0		3	0	0	0	1	0	0	0	0	0	0	5	5	0.00		0.000			
<b>Jim Roland, L</b> ERA: 4.58 (8, 1)	1.0		3	0	0	0	0	0	0	0	0	0	0	3	3	0.00		0.000			





Batter	1	2	3	4	5	6	7	8	9	AB	R	H	RBI	BB	SO	LOB	TOP		
Horace Clarke, S OBP: 0.291, SLG: 0.272 (1, 4)										4	0	1	0	0	1	1			
Thurman Munson, R OBP: 0.333, SLG: 0.321 (1, 2)										4	0	0	0	0	1	1			
Bobby Murcer, L OBP: 0.356, SLG: 0.479 (1, 8)										4	1	3	1	0	1	0			
Roy White, S OBP: 0.389, SLG: 0.368 (1, 7)										4	0	2	0	0	0	0			
Felipe Alou, R OBP: 0.283, SLG: 0.330 (1, 3)										4	0	0	0	0	2	4			
Celino Sanchez, R OBP: 0.313, SLG: 0.333 (1, 5)										4	1	1	0	0	0	0			
Rusty Torres, S OBP: 0.275, SLG: 0.331 (1, 9)										4	0	3	0	0	0	0			
Gene Michael, S OBP: 0.272, SLG: 0.278 (1, 6)										4	0	0	0	0	3	4			
Wade Blasingame, L Fred Beene, S Ron Swoboda, R Rob Gardner, R John Ellis, R Jim Roland, R Bernie Allen, L (1, 1) (1, 1) (5, PH) (5, 1) (7, PH) (7, 1) (9, PH)										0	0	0	0	0	0	0			
<b>Inning Stats</b>	R: 0 E: 0 K: 1 S: 7	H: 3 LOB: 2 BB: 0 P: 7	R: 0 E: 0 K: 0 S: 4	H: 1 LOB: 1 BB: 0 P: 4	R: 0 E: 0 K: 2 S: 9	H: 2 LOB: 2 BB: 0 P: 9	R: 0 E: 0 K: 1 S: 5	H: 0 LOB: 0 BB: 0 P: 5	R: 0 E: 0 K: 0 S: 3	H: 0 LOB: 0 BB: 0 P: 3	R: 0 E: 0 K: 1 S: 5	H: 2 LOB: 1 BB: 0 P: 7	R: 1 E: 0 K: 1 S: 6	H: 1 LOB: 0 BB: 0 P: 6	R: 0 E: 0 K: 2 S: 8	H: 1 LOB: 1 BB: 0 P: 8	1B: 6 2B: 3 3B: 0 HR: 1	SF: 0 SAC: 0 DP: 1 HBP: 0	WP: 1 PA: 36 PB: 0 SB: 0 CS: 0
<b>PITCHER</b> Mickey Lolich, L ERA: 2.41 (1, 1)	IP: 9.0 WLS: W BF: 36 H: 10 R: 2 ER: 2 SO: 9 BB: 0 IBB: 0 HBP: 0 BLK: 0 WP: 1 HR: 1 S: 54 P: 54 ERA: 2.00 WHIP: 1.111															<b>PITCHER</b>	IP: WLS: BF: H: R: ER: SO: BB: IBB: HBP: BLK: WP: HR: S: P: ERA: WHIP:		

New York Yankees @ Detroit Tigers  
Tiger Stadium, Detroit, MI  
Tue Jun 27 1972, 7:05 PM EDT  
Att: 29,449 - Unknown - 72 F

AB 36  
R 2  
H 10  
RBI 1  
BB 0  
SO 9  
LOB 13



Batter	1	2	3	4	5	6	7	8	9	AB	R	H	RBI	BB	SO	LOB	BOTTOM		
Tony Taylor, R OBP: 0.366, SLG: 0.449 (1, 4)										2	1	0	1	2	0	0			
Aurelio Rodriguez, R OBP: 0.262, SLG: 0.328 (1, 5)										5	1	3	2	0	0	2			
Al Kaline, R OBP: 0.309, SLG: 0.351 (1, 9)										4	1	1	1	0	0	2			
Willie Horton, R OBP: 0.331, SLG: 0.447 Jim Northrup, L OBP: 0.303, SLG: 0.300 (1, 7) (3, PR) (4, 7)										2	1	2	1	0	0	0			
Bill Freehan, R OBP: 0.358, SLG: 0.410 (1, 2)										4	0	4	0	0	0	0			
Ike Brown, R OBP: 0.387, SLG: 0.423 Norm Cash, L OBP: 0.335, SLG: 0.522 (1, 3) (3, PH) (4, 3)										1	0	0	0	0	0	1			
Mickey Stanley, R OBP: 0.284, SLG: 0.414 (1, 8)										3	1	2	0	1	0	0			
Ed Brinkman, R OBP: 0.258, SLG: 0.299 (1, 6)										4	0	0	0	0	1	4			
Mickey Lolich, S OBP: 0.192, SLG: 0.067 (1, 1)										3	0	0	0	1	1	1			
<b>Inning Stats</b>	R: 4 E: 0 K: 0 S: 6	H: 4 LOB: 0 BB: 1 P: 10	R: 0 E: 0 K: 2 S: 7	H: 0 LOB: 0 BB: 0 P: 7	R: 0 E: 0 K: 1 S: 7	H: 2 LOB: 2 BB: 0 P: 7	R: 1 E: 0 K: 0 S: 5	H: 2 LOB: 2 BB: 1 P: 9	R: 0 E: 0 K: 0 S: 4	H: 1 LOB: 2 BB: 1 P: 8	R: 0 E: 0 K: 0 S: 3	H: 1 LOB: 1 BB: 0 P: 3	R: 0 E: 0 K: 0 S: 4	H: 2 LOB: 1 BB: 0 P: 4	R: 0 E: 0 K: 0 S: 4	H: 1 LOB: 2 BB: 1 P: 8	1B: 8 2B: 2 3B: 0 HR: 3	SF: 1 SAC: 0 DP: 2 HBP: 0	WP: 0 PA: 38 PB: 0 SB: 0 CS: 0
<b>PITCHER</b> Wade Blasingame, L ERA: 11.57 Fred Beene, R ERA: 3.51 Rob Gardner, L ERA: 1.8 Jim Roland, L ERA: 4.12 (1, 1) (1, 1) (5, 1) (7, 1)	IP: 4.0 WLS: L BF: 17 H: 5 R: 1 ER: 1 SO: 3 BB: 1 IBB: 0 HBP: 0 BLK: 0 WP: 0 HR: 3 S: 22 P: 26 ERA: 2.25 WHIP: 1.500															<b>PITCHER</b>	IP: WLS: BF: H: R: ER: SO: BB: IBB: HBP: BLK: WP: HR: S: P: ERA: WHIP:		

New York Yankees @ Detroit Tigers  
Tiger Stadium, Detroit, MI  
Tue Jun 27 1972, 7:05 PM EDT  
Att: 29,449 - Unknown - 72 F

AB 33  
R 5  
H 13  
RBI 5  
BB 4  
SO 3  
LOB 15



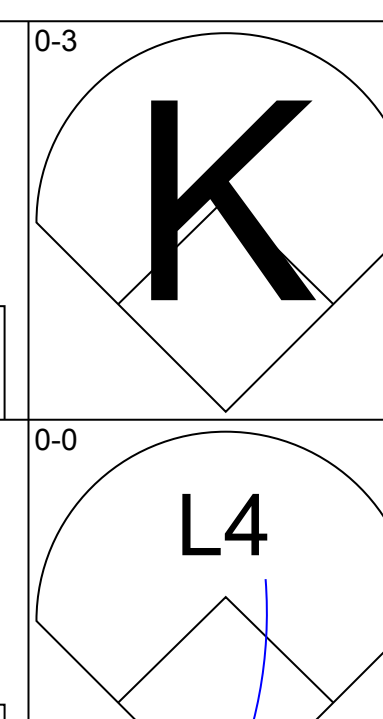
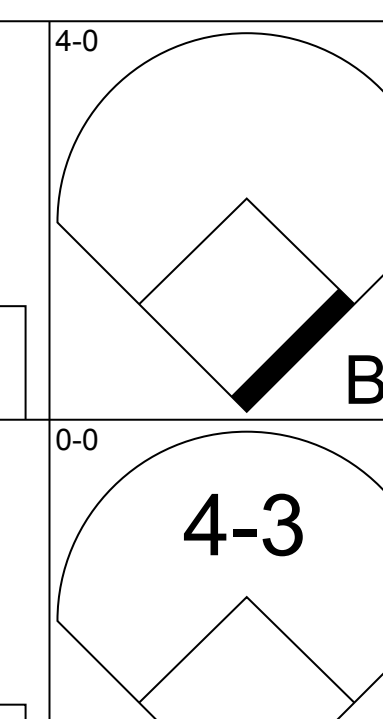
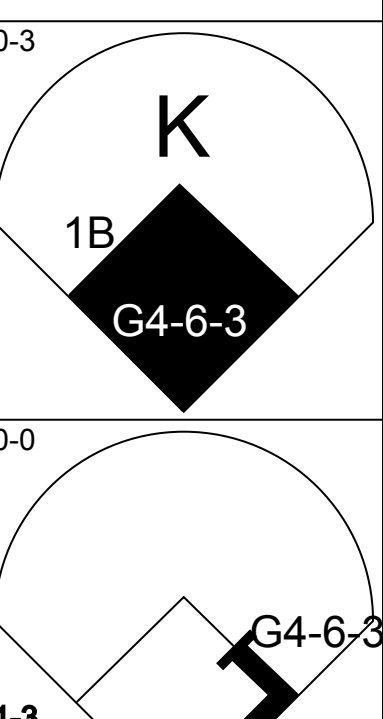
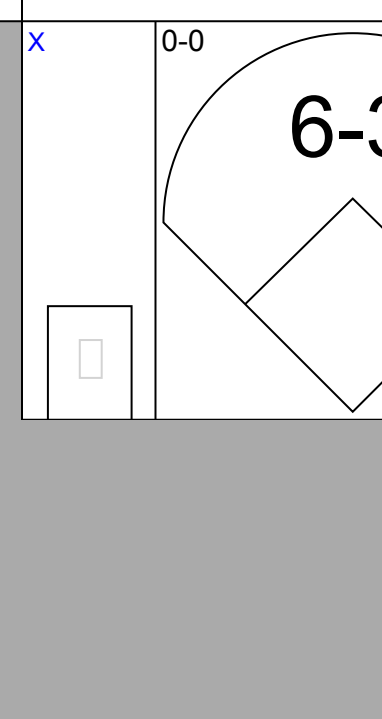
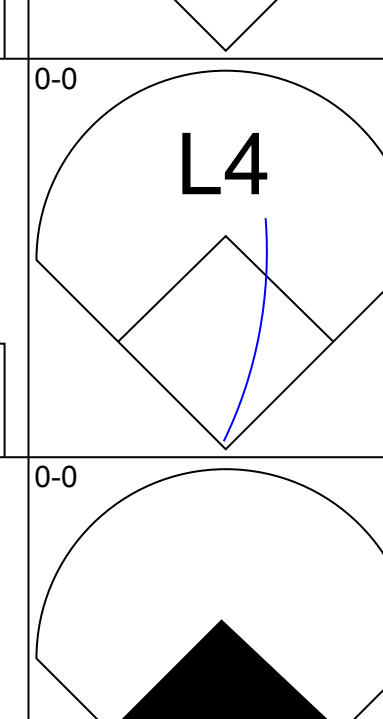
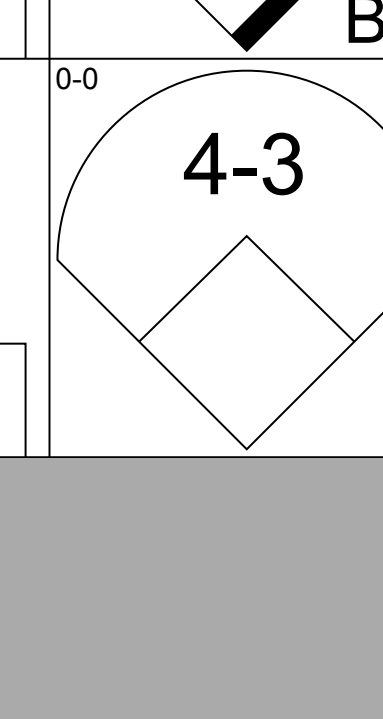
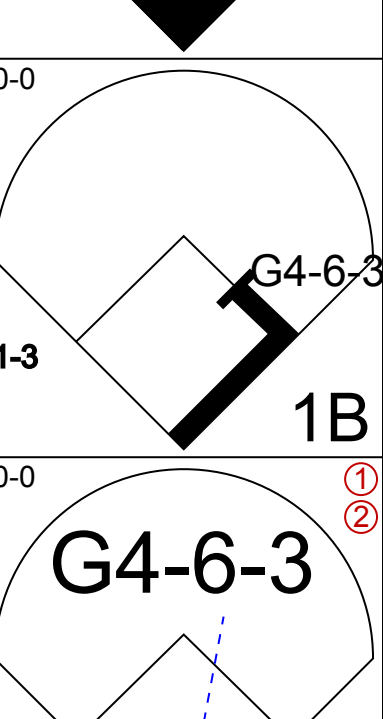
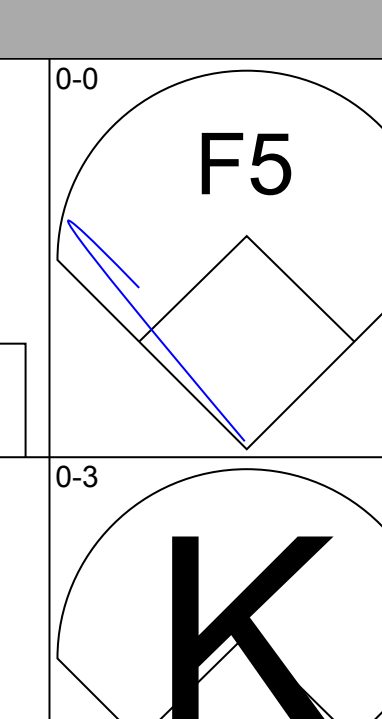
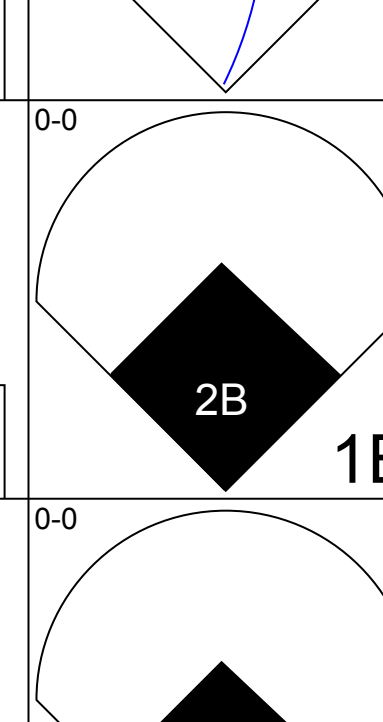
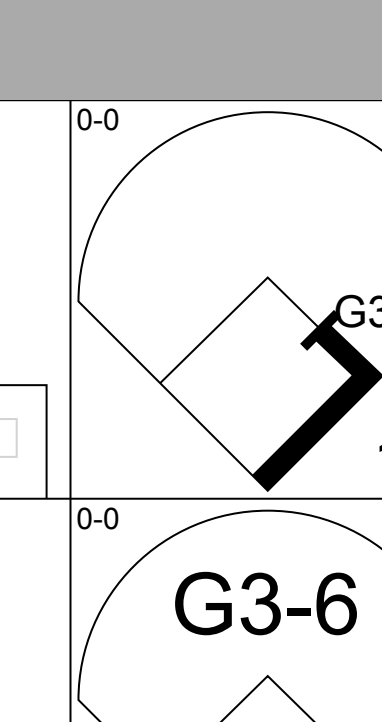
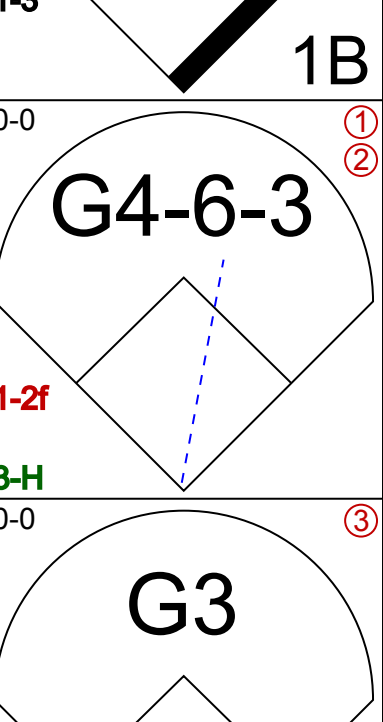
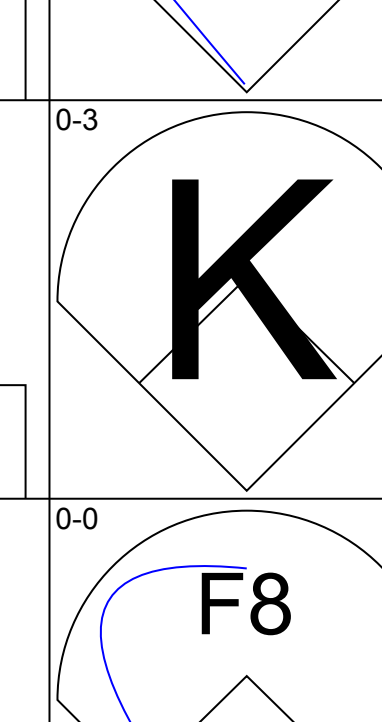
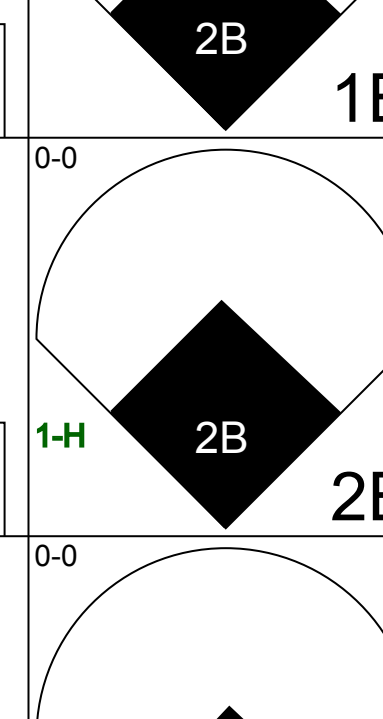
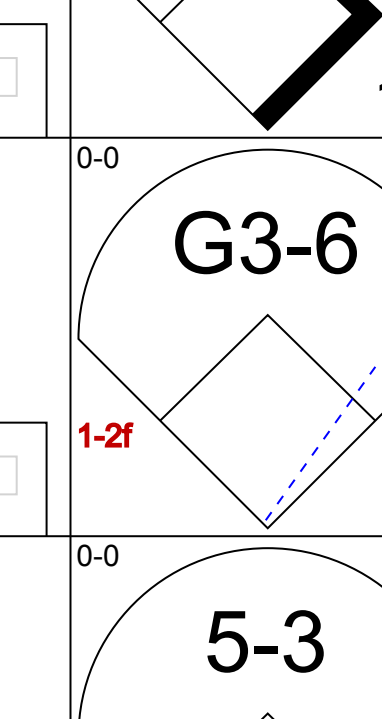
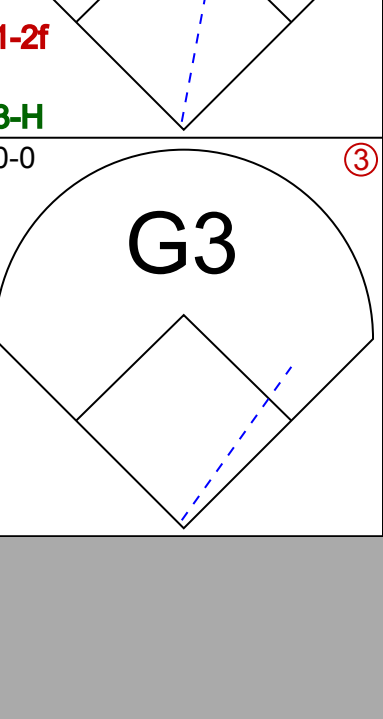
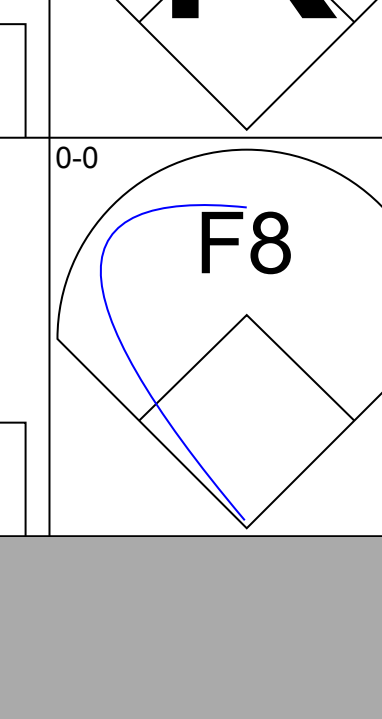
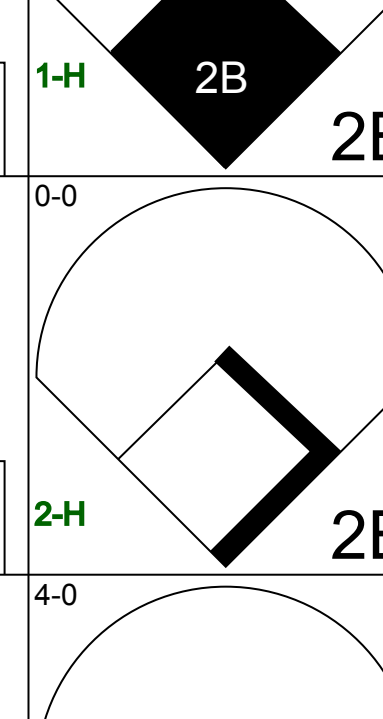
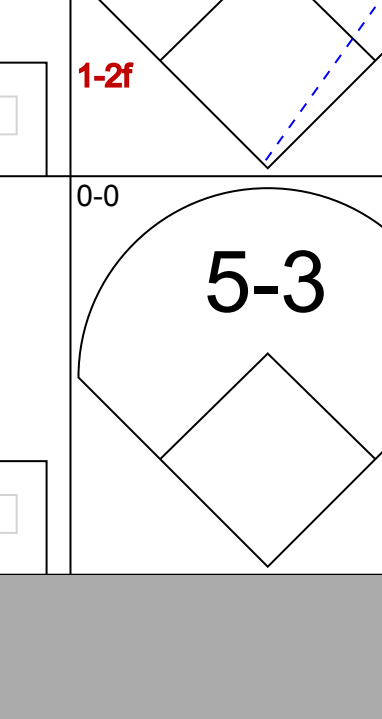
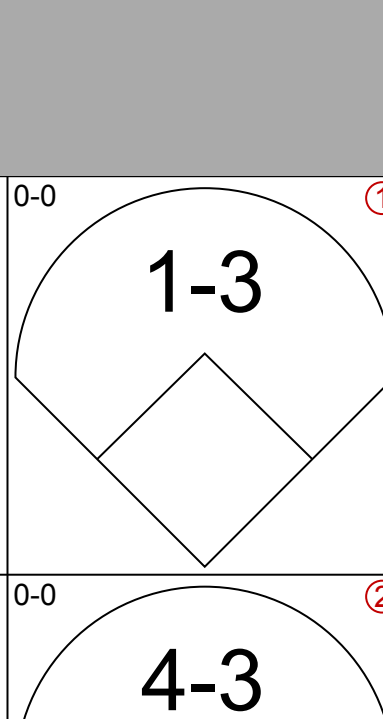
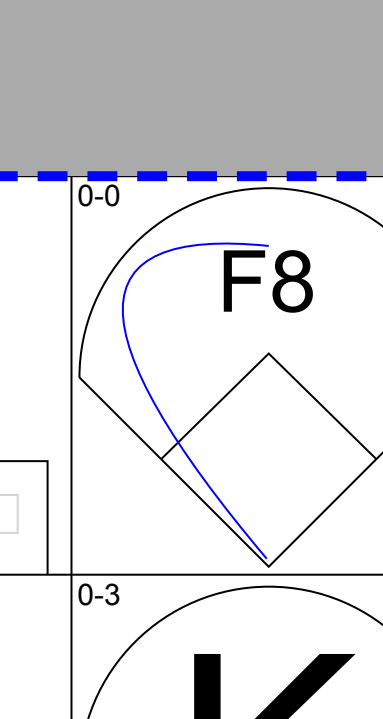
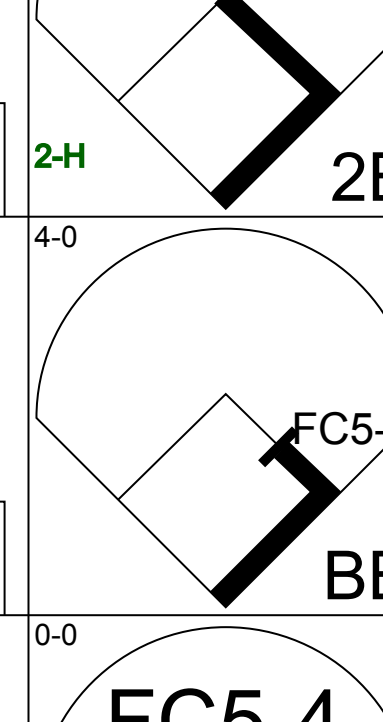
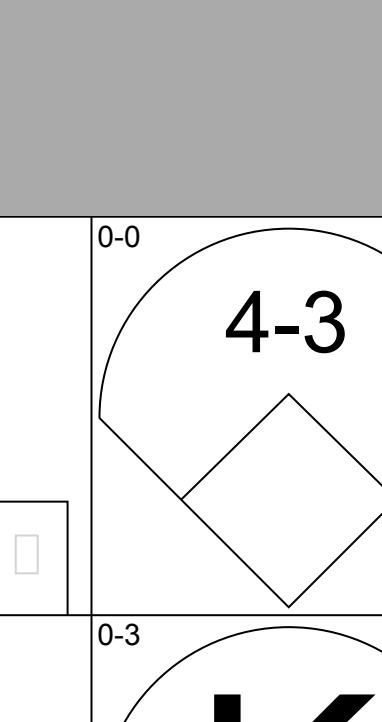
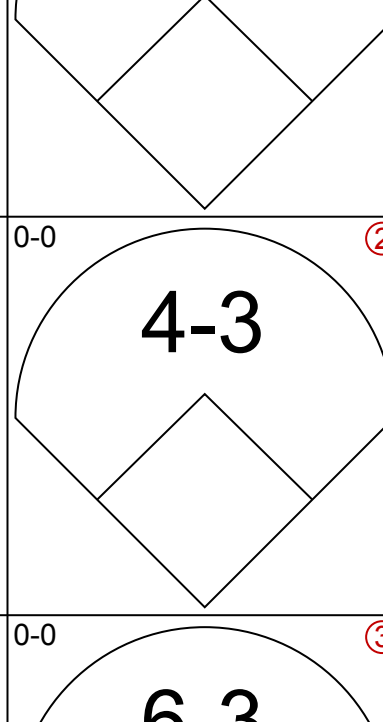
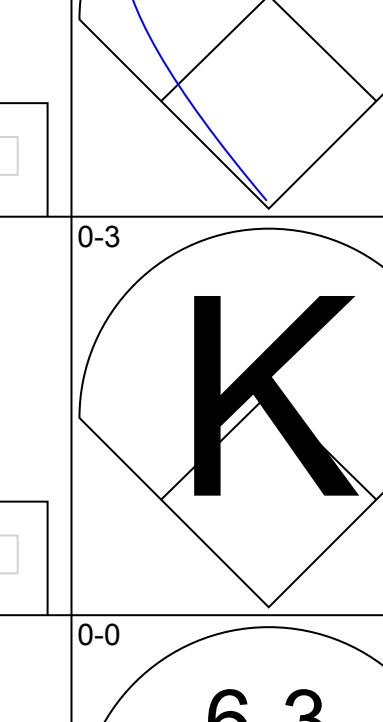
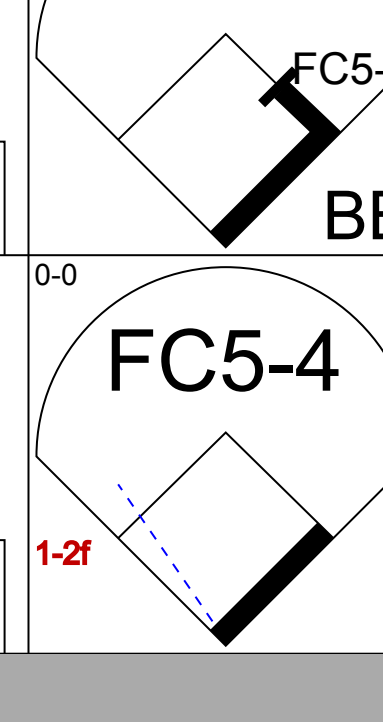
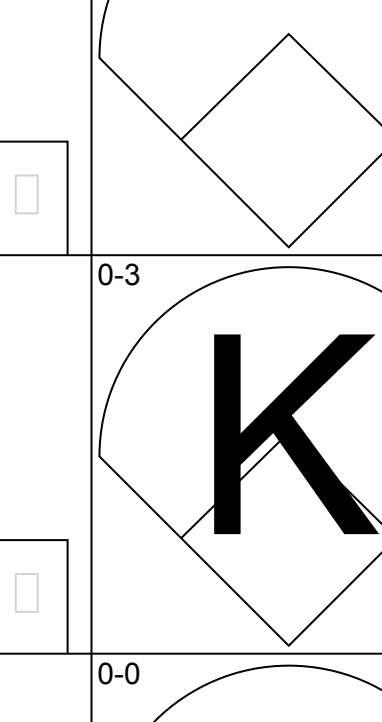
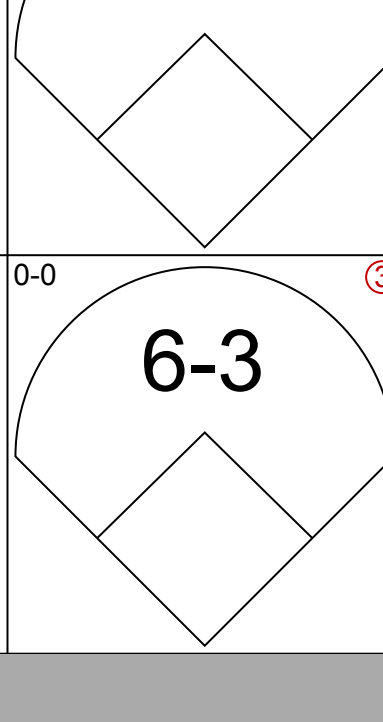
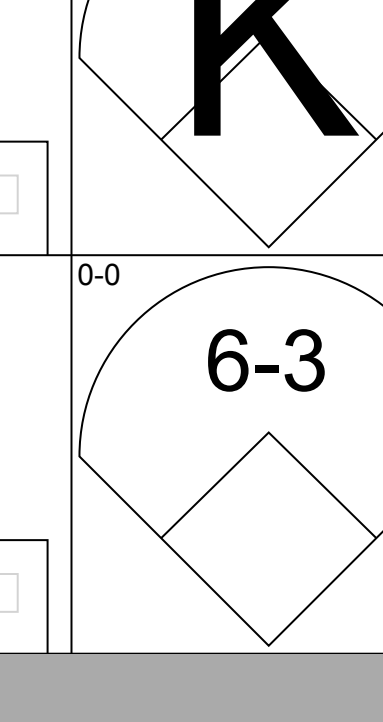
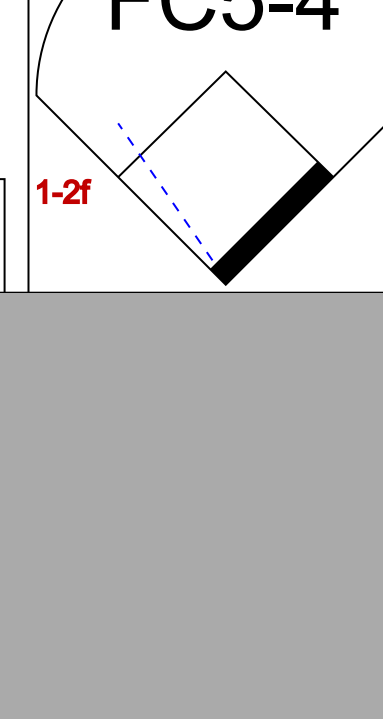
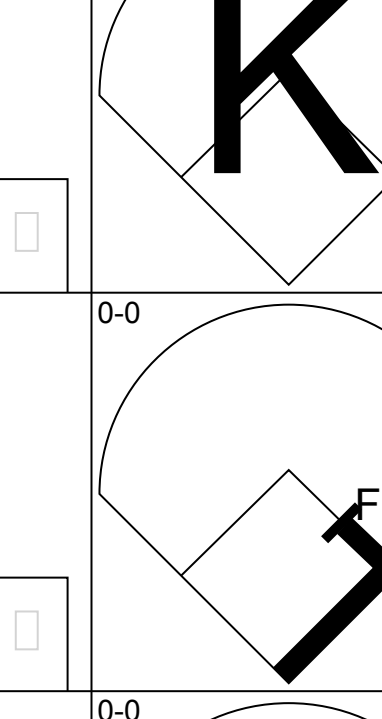
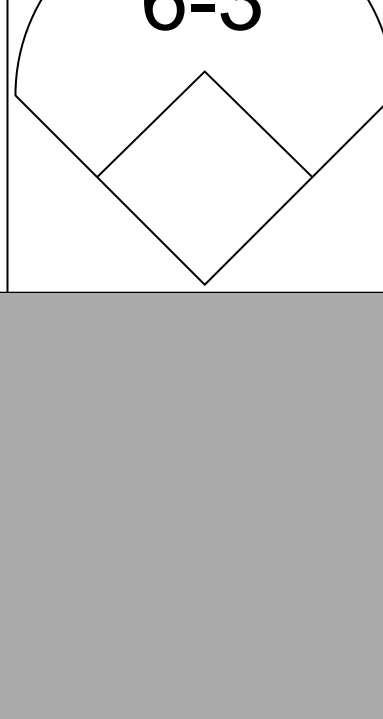
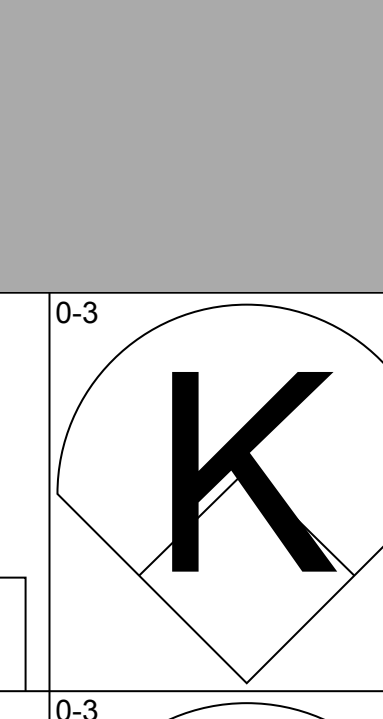
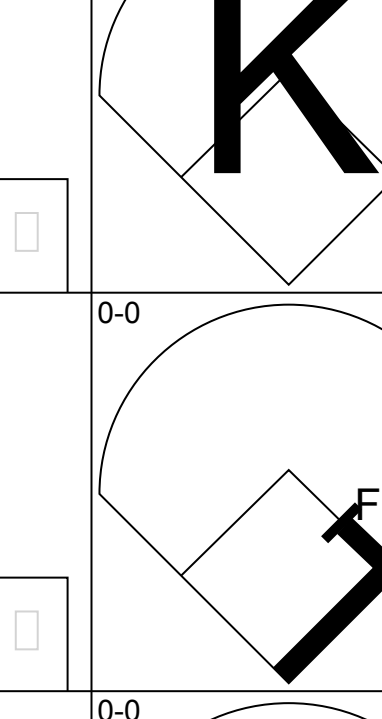
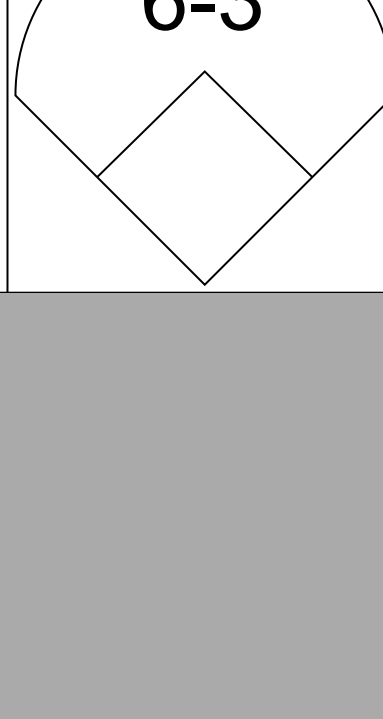

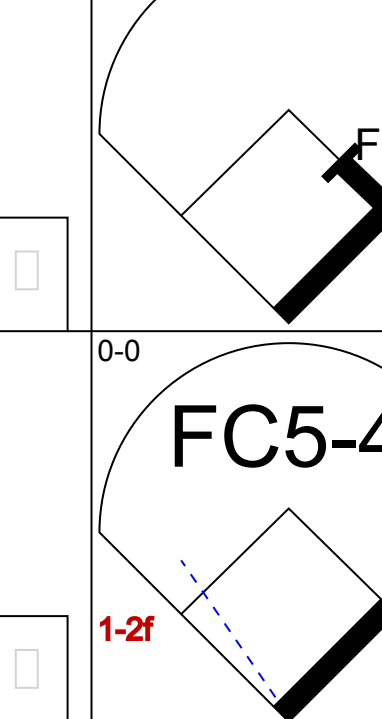







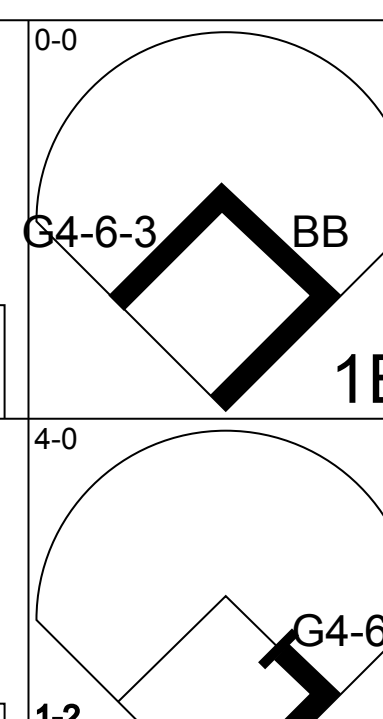
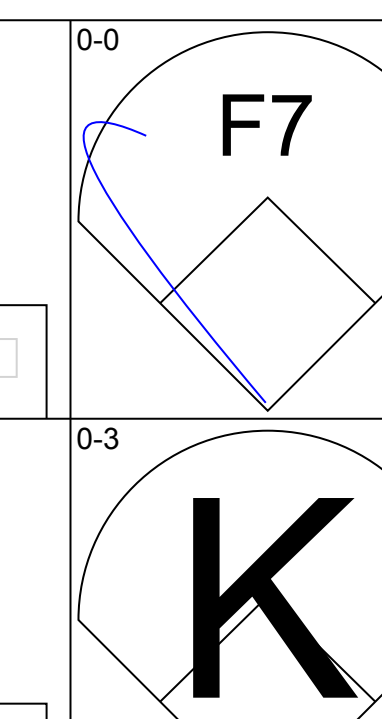
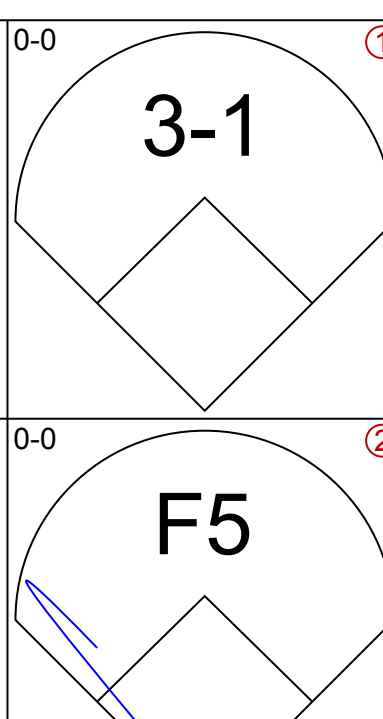
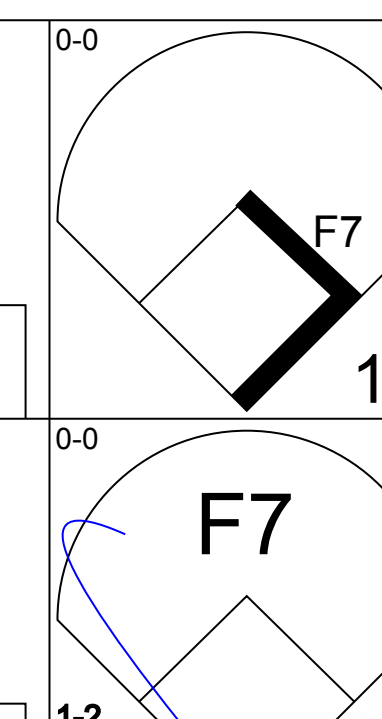
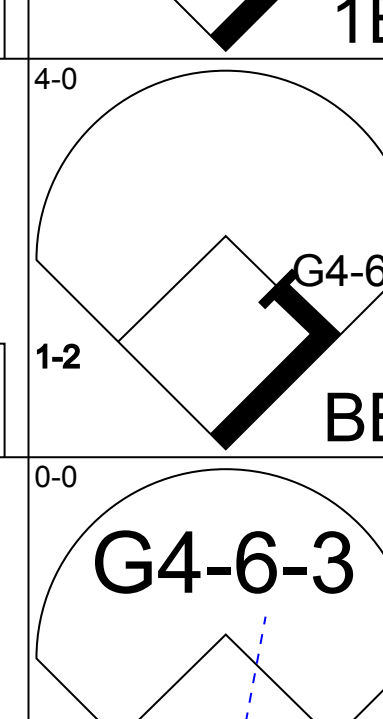
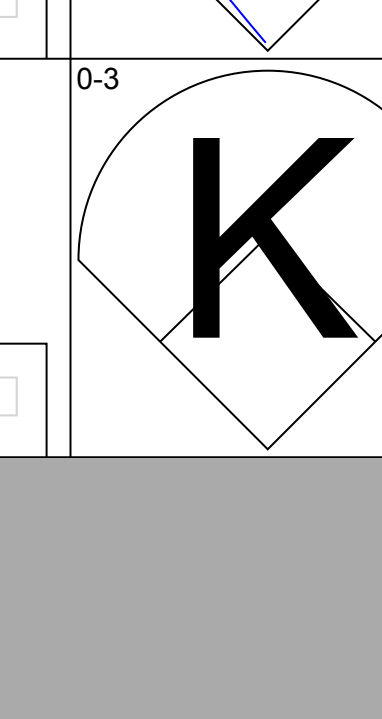
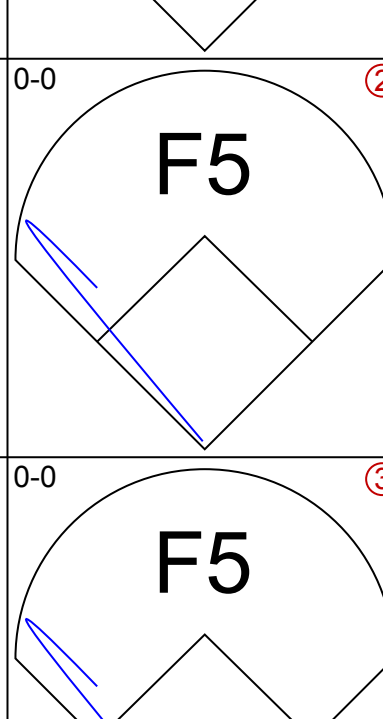
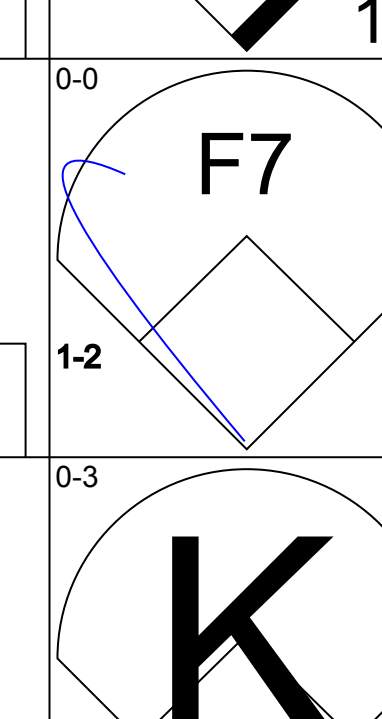
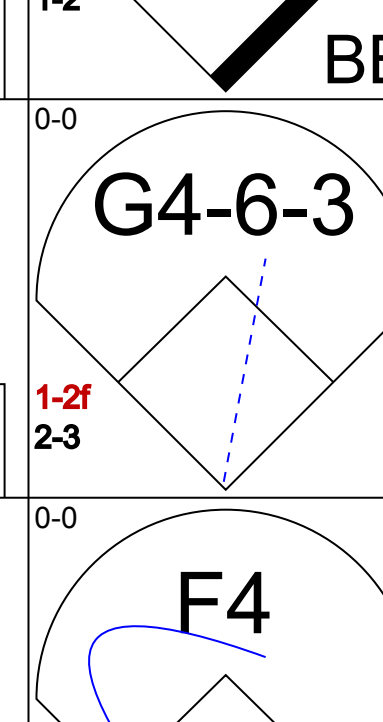
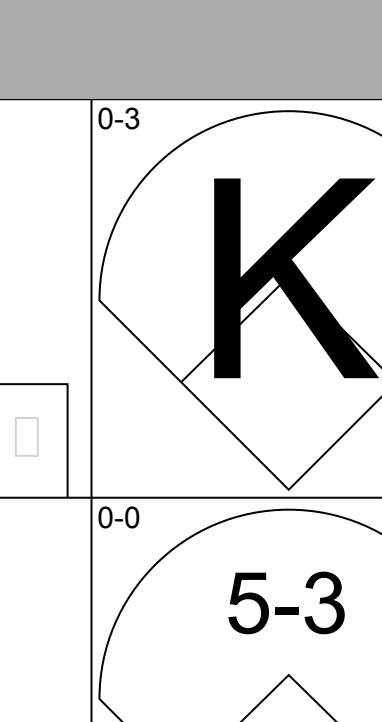
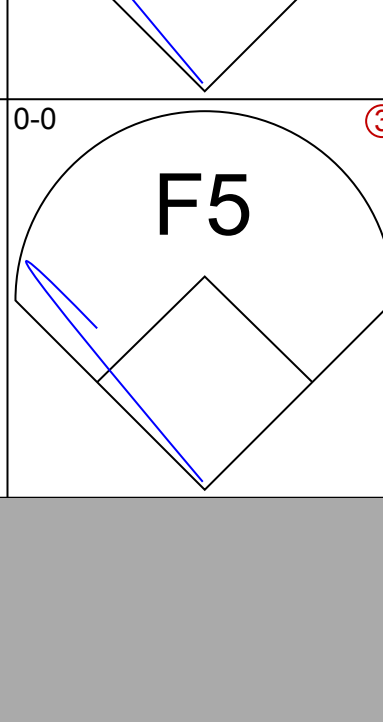
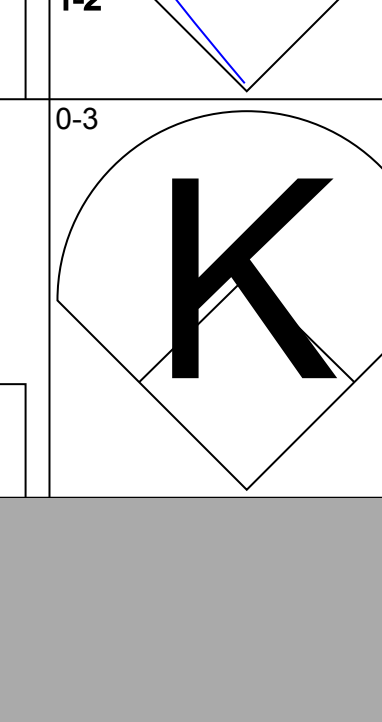
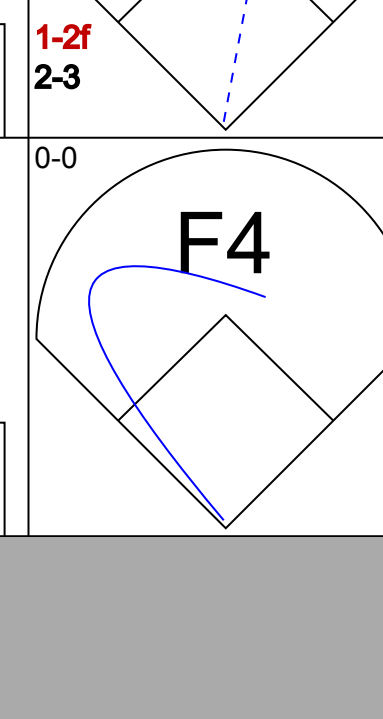
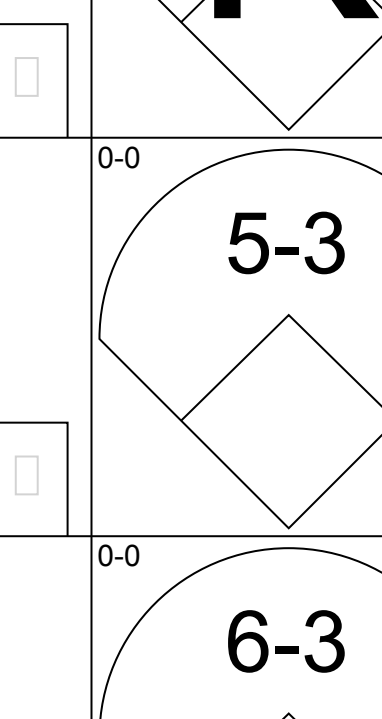

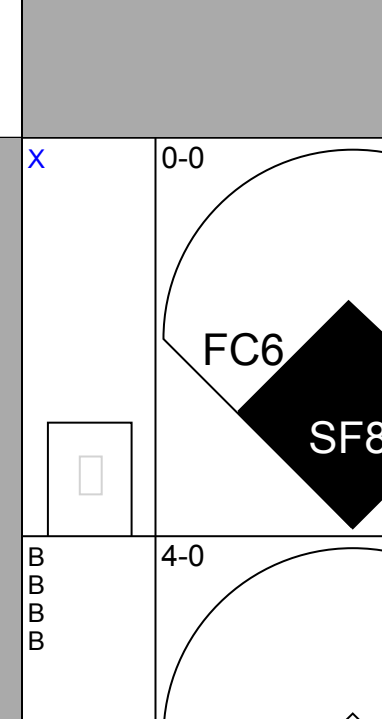


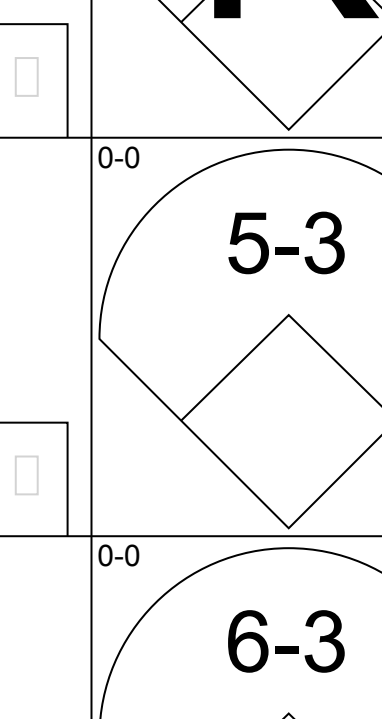

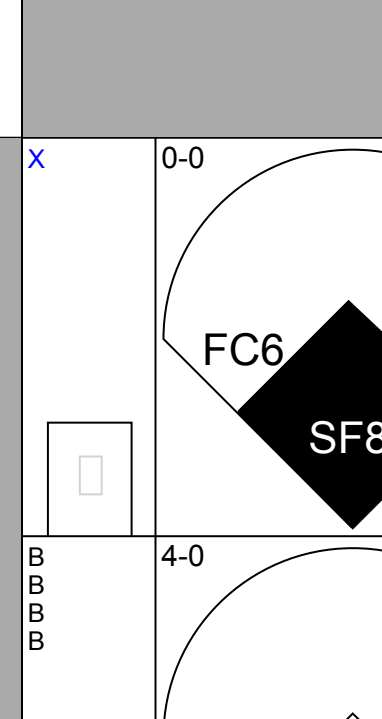

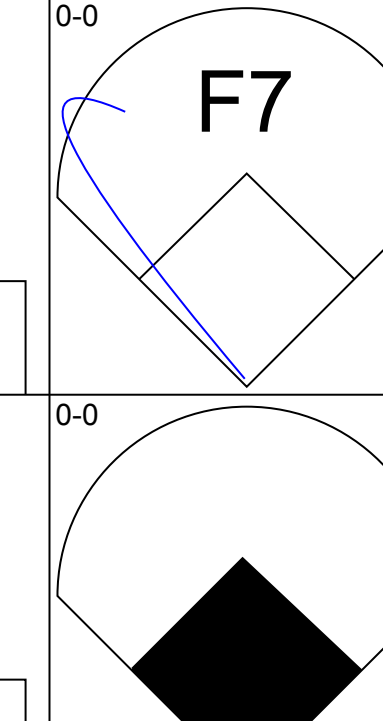
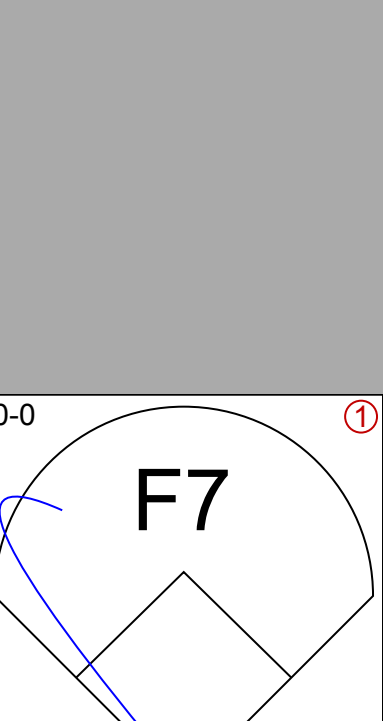

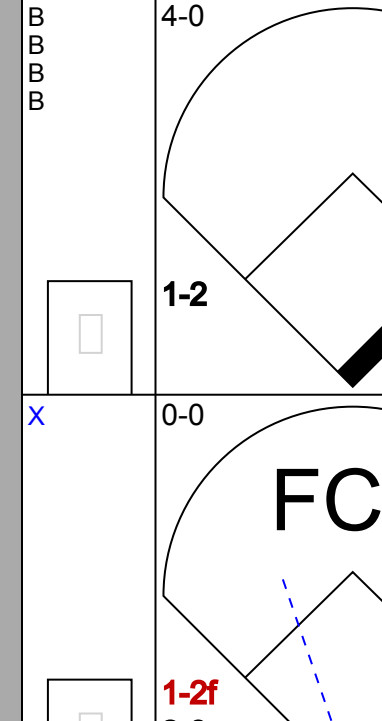

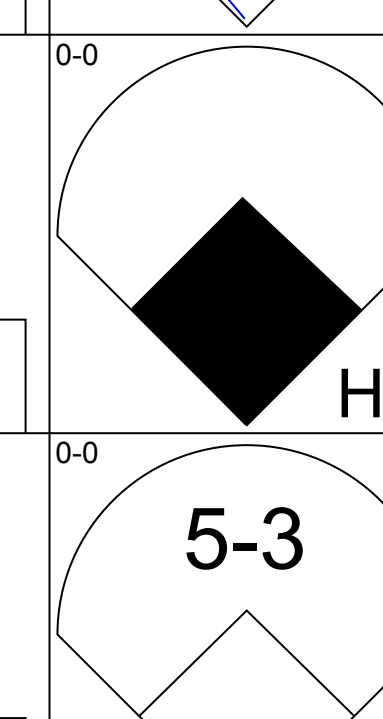
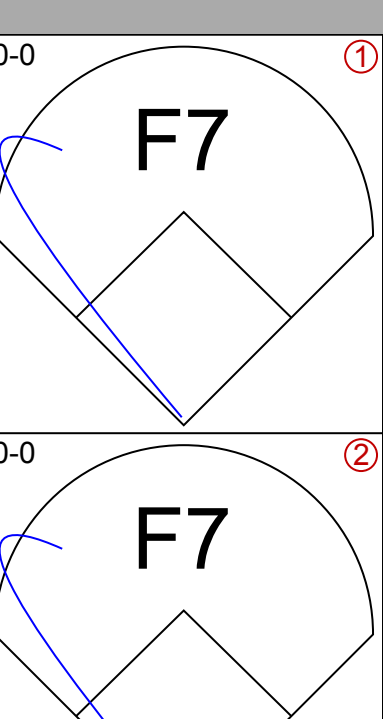

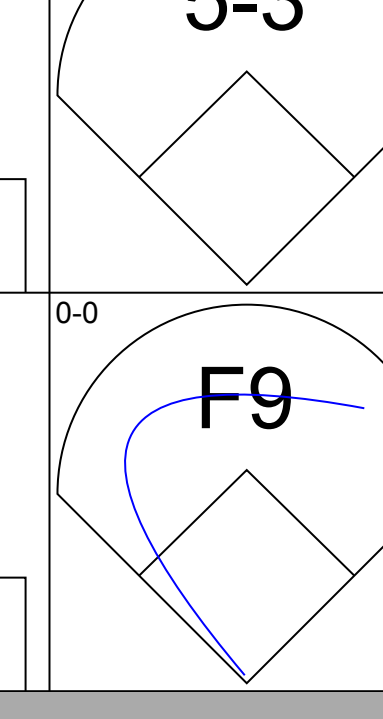
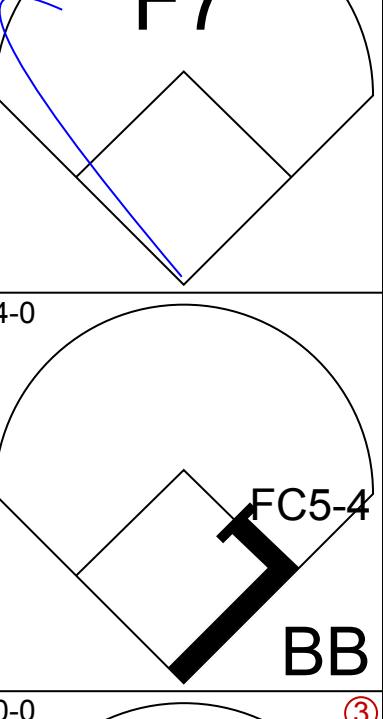

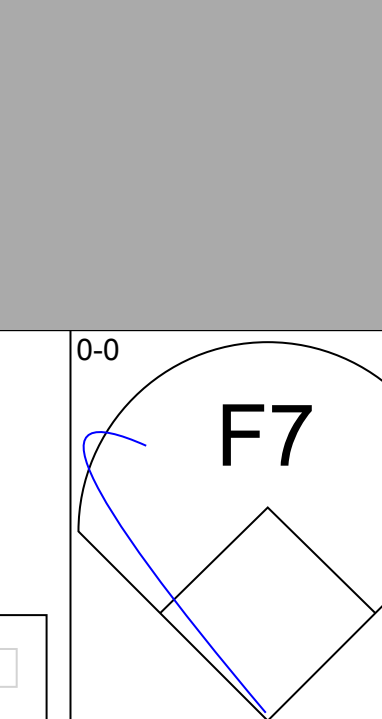
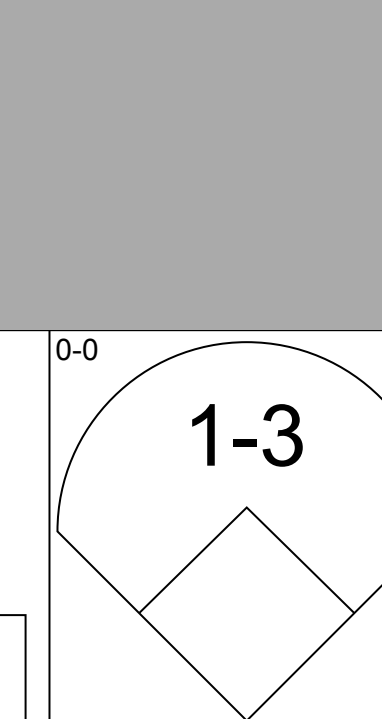
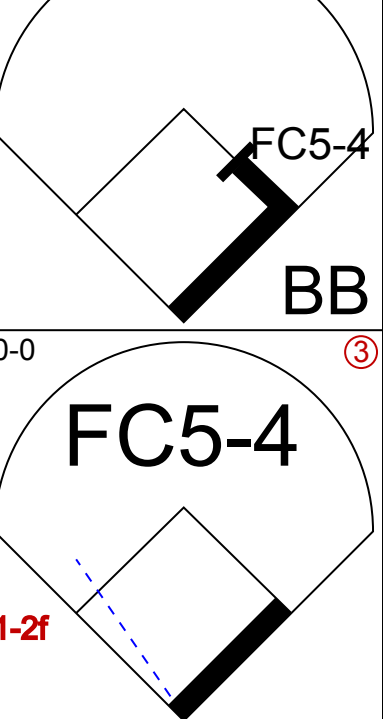




Batter	1	2	3	4	5	6	7	8	9	AB	R	H	RBI	BB	SO	LOB	TOP										
<b>Don Buford, S</b> OBP: 0.338, SLG: 0.232 (1, 7)					 1B G4-6-3					3	1	0	0	1	2	0	<p><b>Baltimore Orioles @ Detroit Tigers</b> Tiger Stadium, Detroit, MI Fri Jun 30 1972, 7:05 PM EDT Att: 48,662 - Unknown</p>										
<b>Johnny Oates, L</b> OBP: 0.338, SLG: 0.412 (1, 2)					 G4-6-3					4	0	1	0	0	0	1											
<b>Bobby Grich, R</b> OBP: 0.350, SLG: 0.413 (1, 4)	 1B			 G3-6	 G4-6-3					4	1	2	0	0	1	1											
<b>Boog Powell, L</b> OBP: 0.291, SLG: 0.287 (1, 3)	 1H			 G3-6						4	1	1	1	0	0	1											
<b>Brooks Robinson, R</b> OBP: 0.310, SLG: 0.328 (1, 5)	 2H										4	0	1	1	0	0		0									
<b>Terry Crowley, L</b> OBP: 0.333, SLG: 0.467 (1, 9)	 FC5-4										2	0	0	0	1	0		0									
<b>Paul Blair, R</b> OBP: 0.261, SLG: 0.369 (6, 8)	 FC5-4										1	0	0	0	0	1		0									
<b>Merv Rettenmund, R</b> OBP: 0.333, SLG: 0.371 (1, 8)	 FC5-4										4	0	0	0	0	1		2									
<b>Mark Belanger, R</b> OBP: 0.240, SLG: 0.234 (1, 6)				 FC5-4							3	0	1	0	0	1		0									
<b>Pat Dobson, R</b> OBP: 0.146, SLG: 0.175 (1, 1)				 1-2							3	0	0	0	0	1		1									
<b>Inning Stats</b>	R: 2 E: 0 K: 1 S: 8	H: 3 LOB: 2 BB: 1 P: 12	R: 0 E: 0 K: 2 S: 7	H: 0 LOB: 1 BB: 1 P: 11	R: 0 E: 0 K: 0 S: 3	H: 1 LOB: 0 BB: 0 P: 3	R: 0 E: 0 K: 1 S: 6	H: 1 LOB: 1 BB: 0 P: 6	R: 1 E: 0 K: 0 S: 6	H: 1 LOB: 0 BB: 0 P: 6	R: 0 E: 0 K: 0 S: 3	H: 0 LOB: 0 BB: 0 P: 3	R: 0 E: 0 K: 0 S: 3	H: 0 LOB: 0 BB: 0 P: 3	R: 0 E: 0 K: 1 S: 5	H: 0 LOB: 0 BB: 0 P: 5	R: 0 E: 0 K: 1 S: 5	H: 0 LOB: 0 BB: 0 P: 5	R: 0 E: 0 K: 1 S: 5	H: 0 LOB: 0 BB: 0 P: 5	1B: 4 2B: 2 3B: 0 HR: 0	SF: 0 SAC: 0 DP: 2 HBP: 0	WP: 0 PB: 1 SB: 0 CS: 0	PA: 34			
<b>PITCHER</b>	IP	WLS	BF	H	R	ER	SO	BB	IBB	HBP	BLK	WP	HR	S	P	ERA	WHIP										
<b>Bill Slayback, R</b> ERA: 2.2 (1, 1)	8.0	L	31	6	3	2	6	2	0	0	0	0	0	41	49	2.25	1.000										
<b>Chuck Seelbach, R</b> ERA: 3.21 (9, 1)	1.0		3	0	0	0	1	0	0	0	0	0	0	5	5	0.00	0.000										


AB	32
R	3
H	6
RBI	2
BB	2
SO	7
LOB	6




Batter	1	2	3	4	5	6	7	8	9	AB	R	H	RBI	BB	SO	LOB	BOTTOM										
<b>Dick McAuliffe, L</b> OBP: 0.344, SLG: 0.329 (1, 4)	 G4-6-3							 1B		4	0	2	0	0	0	0	<p><b>Baltimore Orioles @ Detroit Tigers</b> Tiger Stadium, Detroit, MI Fri Jun 30 1972, 7:05 PM EDT Att: 48,662 - Unknown</p>										
<b>Aurelio Rodriguez, R</b> OBP: 0.290, SLG: 0.306 (1, 5)	 G4-6-3							 1-2		3	0	0	0	1	1	1											
<b>Jim Northrup, L</b> OBP: 0.305, SLG: 0.320 (1, 9)	 G4-6-3									4	0	0	0	0	2	3											
<b>Bill Freehan, R</b> OBP: 0.354, SLG: 0.413 (1, 2)						 SF8	 1B			4	1	1	0	0	0	1											
<b>Norm Cash, L</b> OBP: 0.324, SLG: 0.492 (1, 3)						 1-2				3	0	0	0	1	0	0											
<b>Willie Horton, R</b> OBP: 0.323, SLG: 0.458 (1, 7)						 1-2	 1-2			4	1	1	1	0	1	2											
<b>Mickey Stanley, R</b> OBP: 0.278, SLG: 0.411 (1, 8)										2	0	0	1	0	0	0											
<b>Ed Brinkman, R</b> OBP: 0.257, SLG: 0.288 (1, 6)					 BB					2	0	0	0	1	1	1											
<b>Bill Slayback, R</b> (1, 1)										2	0	0	0	0	0	1											
<b>Tom Haller, L</b> OBP: 0.247, SLG: 0.275 (8, PH)					 1-2					1	0	0	0	0	0	0											
<b>Chuck Seelbach, R</b> OBP: 0.333, SLG: 0.286 (9, 1)										0	0	0	0	0	0	0											
<b>Inning Stats</b>	R: 0 E: 0 K: 0 S: 3	H: 1 LOB: 1 BB: 1 P: 7	R: 1 E: 0 K: 0 S: 4	H: 1 LOB: 0 BB: 0 P: 4	R: 0 E: 0 K: 1 S: 5	H: 0 LOB: 0 BB: 0 P: 5	R: 0 E: 0 K: 1 S: 5	H: 0 LOB: 0 BB: 0 P: 5	R: 0 E: 0 K: 0 S: 3	H: 0 LOB: 0 BB: 0 P: 3	R: 1 E: 0 K: 1 S: 6	H: 1 LOB: 1 BB: 1 P: 10	R: 0 E: 0 K: 1 S: 6	H: 1 LOB: 1 BB: 0 P: 6	R: 0 E: 0 K: 1 S: 5	H: 0 LOB: 0 BB: 0 P: 5	R: 0 E: 0 K: 1 S: 5	H: 0 LOB: 0 BB: 0 P: 5	1B: 3 2B: 0 3B: 0 HR: 1	SF: 1 SAC: 0 DP: 1 HBP: 0	WP: 0 PB: 0 SB: 0 CS: 0	PA: 33					
<b>PITCHER</b>	IP	WLS	BF	H	R	ER	SO	BB	IBB	HBP	BLK	WP	HR	S	P	ERA	WHIP										
<b>Pat Dobson, R</b> ERA: 2.14 (1, 1)	9.0	W	33	4	2	2	5	3	0	0	0	0	1	40	52	2.00	0.778										





Batter	1	2	3	4	5	6	7	8	9	AB	R	H	RBI	BB	SO	LOB	TOP		
Merv Rettenmund, R OBP: 0.332, SLG: 0.368	5-3		K			F8		1B		4	0	1	0	0	1	1	<p><b>Baltimore Orioles @ Detroit Tigers</b> Tiger Stadium, Detroit, MI Sat Jul 01 1972, 4:33 AM EDT Att: 33,203 - Unknown</p> <p>livebaseballscorecards.com</p> <p>AB 32 R 0 H 7 RBI 0 BB 1 SO 4 LOB 11</p> 		
Bobby Grich, R OBP: 0.348, SLG: 0.408	F4			G6-4-3		5-3		K		4	0	1	0	0	1				
Paul Blair, R OBP: 0.261, SLG: 0.367	F8			G6-4-3				F8		4	0	1	0	0	2				
Don Baylor, R OBP: 0.361, SLG: 0.488		5-3							L6	4	0	1	0	0	1				
Brooks Robinson, R OBP: 0.309, SLG: 0.323 Tom Shopay, L OBP: 0.286, SLG: 0.231		4-3							L7-6-3	3	0	0	0	1	0				
Davey Johnson, R OBP: 0.340, SLG: 0.311									L7-6-3	4	0	0	0	0	1				
Andy Etchebarren, R OBP: 0.250, SLG: 0.264			F3							3	0	2	0	0	0				
Mark Belanger, R OBP: 0.241, SLG: 0.236										3	0	1	0	0	2				
Dave McNally, R OBP: 0.103, SLG: 0.105 Don Buford, S OBP: 0.336, SLG: 0.231 Doyle Alexander, R OBP: 0.091, SLG: 0.091			K						K	2	0	0	0	1	2				
<b>Inning Stats</b>	R: 0 E: 0 K: 0 S: 3	H: 0 LOB: 0 BB: 0 P: 3	R: 0 E: 0 K: 0 S: 3	H: 0 LOB: 0 BB: 0 P: 3	R: 0 E: 0 K: 2 S: 8	H: 1 LOB: 1 BB: 0 P: 8	R: 0 E: 0 K: 0 S: 4	H: 2 LOB: 1 BB: 0 P: 4	R: 0 E: 0 K: 0 S: 4	H: 1 LOB: 1 BB: 0 P: 4	R: 0 E: 0 K: 0 S: 4	H: 1 LOB: 1 BB: 0 P: 4	R: 0 E: 0 K: 2 S: 8	H: 1 LOB: 1 BB: 1 P: 8	R: 0 E: 0 K: 0 S: 2	H: 0 LOB: 1 BB: 1 P: 6		1B: 7 2B: 1 3B: 0 HR: 0	SF: 0 SAC: 0 DP: 2 HBP: 0
<b>PITCHER</b> Mickey Lolich, L ERA: 2.27	IP: 9.0 WLS: W BF: 33 H: 7 R: 0 ER: 0 SO: 4 BB: 1 IBB: 0 HBP: 0 BLK: 0 WP: 0 HR: 0 S: 40 P: 44 ERA: 0.00 WHIP: 0.889											<b>PITCHER</b>	IP: 9.0 WLS: W BF: 33 H: 7 R: 0 ER: 0 SO: 4 BB: 1 IBB: 0 HBP: 0 BLK: 0 WP: 0 HR: 0 S: 40 P: 44 ERA: 0.00 WHIP: 0.889						

Batter	1	2	3	4	5	6	7	8	9	AB	R	H	RBI	BB	SO	LOB	BOTTOM		
Tony Taylor, R OBP: 0.374, SLG: 0.453	6-3		5-3							4	0	2	0	0	0	0	<p><b>Baltimore Orioles @ Detroit Tigers</b> Tiger Stadium, Detroit, MI Sat Jul 01 1972, 4:33 AM EDT Att: 33,203 - Unknown</p> <p>livebaseballscorecards.com</p> <p>AB 32 R 2 H 8 RBI 2 BB 3 SO 1 LOB 19</p> 		
Aurelio Rodriguez, R OBP: 0.286, SLG: 0.331	6-3		F8							4	0	0	0	0	3				
Al Kaline, R OBP: 0.315, SLG: 0.366	1B		L8							3	1	1	1	1	2				
Bill Freehan, R OBP: 0.362, SLG: 0.417										3	1	2	0	1	0				
Willie Horton, R OBP: 0.321, SLG: 0.452 Jim Northrup, L OBP: 0.305, SLG: 0.320										4	0	1	0	0	3				
Paul Jata, R OBP: 0.310, SLG: 0.296										3	0	1	0	1	3				
Mickey Stanley, R OBP: 0.271, SLG: 0.490										4	0	0	1	0	4				
Ed Brinkman, R OBP: 0.252, SLG: 0.283										4	0	0	0	0	3				
Mickey Lolich, S OBP: 0.200, SLG: 0.083			K							3	0	1	0	0	1				
<b>Inning Stats</b>	R: 0 E: 0 K: 0 S: 4	H: 1 LOB: 2 BB: 1 P: 8	R: 0 E: 0 K: 1 S: 6	H: 1 LOB: 1 BB: 0 P: 6	R: 0 E: 0 K: 0 S: 3	H: 0 LOB: 0 BB: 0 P: 3	R: 0 E: 0 K: 0 S: 4	H: 1 LOB: 1 BB: 0 P: 4	R: 0 E: 0 K: 0 S: 4	H: 1 LOB: 1 BB: 0 P: 4	R: 1 E: 0 K: 0 S: 4	H: 1 LOB: 1 BB: 1 P: 8	R: 0 E: 0 K: 0 S: 5	H: 2 LOB: 2 BB: 0 P: 5	R: 1 E: 1 K: 0 S: 4	H: 1 LOB: 1 BB: 1 P: 8		1B: 6 2B: 1 3B: 0 HR: 1	SF: 0 SAC: 0 DP: 0 HBP: 0
<b>PITCHER</b> Dave McNally, L ERA: 2.56 Doyle Alexander, R ERA: 2.89	IP: 7.0 WLS: L BF: 30 H: 7 R: 1 ER: 1 SO: 1 BB: 2 IBB: 0 HBP: 0 BLK: 0 WP: 0 HR: 1 S: 30 P: 38 ERA: 1.29 WHIP: 1.286											<b>PITCHER</b>	IP: 1.0 WLS: 5 BF: 5 H: 1 R: 1 ER: 1 SO: 0 BB: 1 IBB: 0 HBP: 0 BLK: 0 WP: 0 HR: 4 S: 8 ERA: 9.00 WHIP: 2.000						



Batter	1	2	3	4	5	6	7	8	9	AB	R	H	RBI	BB	SO	LOB	TOP								
<b>Don Buford, S</b> OBP: 0.342, SLG: 0.262 (1, 7)										5	2	3	3	0	0	2	<b>Baltimore Orioles @ Detroit Tigers</b> Tiger Stadium, Detroit, MI Sun Jul 02 1972, 4:33 AM EDT Att: 37,635 - Unknown								
<b>Mark Belanger, R</b> OBP: 0.246, SLG: 0.236 (1, 6)										4	2	1	0	1	2	2									
<b>Merv Rettenmund, R</b> OBP: 0.330, SLG: 0.366 (1, 9)										4	0	1	1	0	0	2									
<b>Boog Powell, L</b> OBP: 0.295, SLG: 0.310 (1, 3)										4	1	2	3	0	0	1									
<b>Bobby Grich, R</b> OBP: 0.339, SLG: 0.397 (1, 4)										4	0	0	0	0	0	2									
<b>Brooks Robinson, R</b> OBP: 0.304, SLG: 0.318 (1, 5)										4	0	0	0	0	0	1									
<b>Paul Blair, R</b> OBP: 0.265, SLG: 0.376 (1, 8)										3	1	1	0	1	1	0									
<b>Eliot Hendricks, L</b> OBP: 0.222, SLG: 0.148 (1, 2)										4	0	1	0	0	0	2									
<b>Mike Cuellar, L</b> OBP: 0.061, SLG: 0.152 (1, 1)										4	1	1	0	0	2	3									
<b>Inning Stats</b>	R: 3 E: 0 K: 0 S: 5	H: 2 LOB: 0 BB: 1 P: 9	R: 0 E: 0 K: 1 S: 5	H: 0 LOB: 1 BB: 1 P: 9	R: 1 E: 0 K: 0 S: 4	H: 2 LOB: 0 BB: 0 P: 4	R: 0 E: 0 K: 0 S: 3	H: 0 LOB: 0 BB: 0 P: 3	R: 2 E: 0 K: 1 S: 7	H: 2 LOB: 0 BB: 0 P: 7	R: 0 E: 0 K: 1 S: 5	H: 0 LOB: 1 BB: 0 P: 5	R: 0 E: 0 K: 1 S: 6	H: 1 LOB: 1 BB: 0 P: 6	R: 0 E: 0 K: 0 S: 4	H: 1 LOB: 1 BB: 0 P: 4		R: 1 E: 0 K: 1 S: 7	H: 2 LOB: 1 BB: 0 P: 7	1B: 6 2B: 1 3B: 1 HR: 2	SF: 0 SAC: 0 DP: 1 HBP: 0	WP: 0 PB: 1 SB: 0 CS: 0	PA: 38		
<b>PITCHER</b>	IP	WLS	BF	H	R	ER	SO	BB	IBB	HBP	BLK	WP	HR	S	P	ERA	WHIP								
<b>Joe Coleman, R</b> ERA: 2.32 (1, 1)	4.0	L	19	6	6	6	1	2	0	0	0	0	2	19	27	13.50	2.000								
<b>Fred Scherman, L</b> ERA: 2.75 (5, 1)	1.0		3	0	0	0	1	0	0	0	0	0	0	5	5	0.00	0.000								
<b>Chris Zachary, R</b> ERA: 0.84 (6, 1)	3.0		11	2	0	0	2	0	0	0	0	0	0	15	15	0.00	0.667								
<b>Ron Perranoski, L</b> ERA: 3.94 (9, 1)	1.0		5	2	1	1	1	0	0	0	0	0	0	7	7	9.00	2.000								

Batter	1	2	3	4	5	6	7	8	9	AB	R	H	RBI	BB	SO	LOB	BOTTOM								
<b>Tony Taylor, R</b> OBP: 0.378, SLG: 0.449 (1, 4)										3	0	1	0	1	0	1	<b>Baltimore Orioles @ Detroit Tigers</b> Tiger Stadium, Detroit, MI Sun Jul 02 1972, 4:33 AM EDT Att: 37,635 - Unknown								
<b>Aurelio Rodriguez, R</b> OBP: 0.262, SLG: 0.326 (1, 5)										4	0	0	0	0	0	2									
<b>Al Kaline, R</b> OBP: 0.325, SLG: 0.374 (1, 9)										2	1	1	0	2	0	1									
<b>Bill Freehan, R</b> OBP: 0.360, SLG: 0.430 (1, 2)										4	1	1	2	0	0	3									
<b>Willie Horton, R</b> OBP: 0.312, SLG: 0.438 (1, 7)										4	0	0	0	0	0	1									
<b>Mickey Stanley, R</b> OBP: 0.271, SLG: 0.396 (1, 8)										4	0	1	0	0	0	1									
<b>Ike Brown, R</b> OBP: 0.333, SLG: 0.355 (1, 3)										4	0	0	0	0	1	1									
<b>Ed Brinkman, R</b> OBP: 0.249, SLG: 0.279 (1, 6)										3	0	0	0	0	1	1									
<b>Joe Coleman, R</b> OBP: 0.162, SLG: 0.114 (5, 1)										1	0	0	0	0	0	0									
<b>Fred Scherman, L</b> OBP: 0.143, SLG: 0.077 (5, 1)										0	0	0	0	0	0	0									
<b>Wayne Comer, R</b> (5, 1)										1	0	0	0	0	0	0									
<b>Chris Zachary, L</b> (6, 1)										0	0	0	0	0	0	0									
<b>Paul Jata, R</b> OBP: 0.332, SLG: 0.330 (6, 1)										1	0	1	0	0	0	0									
<b>Ron Perranoski, L</b> (9, 1)										0	0	0	0	0	0	0									
<b>Inning Stats</b>	R: 0 E: 0 K: 0 S: 4	H: 1 LOB: 1 BB: 0 P: 4	R: 0 E: 0 K: 0 S: 3	H: 0 LOB: 0 BB: 0 P: 3	R: 0 E: 0 K: 0 S: 3	H: 0 LOB: 1 BB: 1 P: 7	R: 0 E: 0 K: 0 S: 4	H: 1 LOB: 1 BB: 0 P: 4	R: 0 E: 0 K: 0 S: 3	H: 0 LOB: 0 BB: 0 P: 3	R: 0 E: 0 K: 0 S: 3	H: 0 LOB: 1 BB: 1 P: 7	R: 0 E: 0 K: 1 S: 6	H: 1 LOB: 1 BB: 0 P: 6	R: 0 E: 0 K: 0 S: 3	H: 1 LOB: 0 BB: 0 P: 3	R: 2 E: 0 K: 1 S: 6	H: 1 LOB: 0 BB: 1 P: 10	1B: 3 2B: 1 3B: 0 HR: 1	SF: 0 SAC: 0 DP: 1 HBP: 0	WP: 0 PB: 0 SB: 0 CS: 0	PA: 34			
<b>PITCHER</b>	IP	WLS	BF	H	R	ER	SO	BB	IBB	HBP	BLK	WP	HR	S	P	ERA	WHIP								
<b>Mike Cuellar, L</b> ERA: 2.67 (1, 1)	9.0	W	34	5	2	2	2	3	0	0	0	0	1	35	47	2.00	0.889								





Batter	1	2	3	4	5	6	7	8	9	AB	R	H	RBI	BB	SO	LOB	TOP						
<b>Don Buford, S</b> OBP: 0.342, SLG: 0.264 (1, 7)										6	1	2	1	0	0	2							
<b>Johnny Oates, L</b> OBP: 0.354, SLG: 0.479 (1, 2)										5	3	3	2	0	0	1							
<b>Boog Powell, L</b> OBP: 0.296, SLG: 0.328 (1, 3)										6	3	2	3	0	2	1							
<b>Merv Rettenmund, R</b> OBP: 0.340, SLG: 0.376 (1, 8)										6	1	4	0	0	0	1							
<b>Terry Crowley, L</b> OBP: 0.343, SLG: 0.473 <b>Paul Blair, R</b> OBP: 0.262, SLG: 0.371 (6, 8)										3	1	2	0	0	1	1							
<b>Brooks Robinson, R</b> OBP: 0.306, SLG: 0.320 (1, 5)										5	2	2	2	0	0	3							
<b>Bobby Grich, R</b> OBP: 0.353, SLG: 0.437 (1, 4)										5	2	4	3	0	1	1							
<b>Mark Belanger, R</b> OBP: 0.250, SLG: 0.236 (1, 6)										4	1	1	1	1	2	4							
<b>Jim Palmer, R</b> OBP: 0.245, SLG: 0.313 (1, 1)										5	0	1	2	0	1	4							
<b>Inning Stats</b>	R: 0 E: 0 K: 1 S: 6	H: 1 LOB: 1 BB: 0 P: 6	R: 0 E: 0 K: 2 S: 8	H: 1 LOB: 1 BB: 0 P: 8	R: 0 E: 0 K: 0 S: 3	H: 0 LOB: 0 BB: 0 P: 3	R: 0 E: 0 K: 1 S: 6	H: 1 LOB: 1 BB: 0 P: 6	R: 0 E: 0 K: 1 S: 4	H: 1 LOB: 1 BB: 0 P: 4	R: 6 E: 1 K: 1 S: 12	H: 6 LOB: 1 BB: 0 P: 12	R: 0 E: 0 K: 1 S: 6	H: 1 LOB: 1 BB: 0 P: 6	R: 7 E: 1 K: 1 S: 13	H: 8 LOB: 2 BB: 1 P: 17	R: 2 E: 0 K: 0 S: 5	H: 2 LOB: 0 BB: 0 P: 5	1B: 16 2B: 2 3B: 0 HR: 3	SF: 0 SAC: 1 DP: 0 HBP: 0	WP: 1 PB: 0 SB: 1 CS: 0	PA: 50	
<b>PITCHER</b>	IP	WLS	BF	H	R	ER	SO	BB	IBB	HBP	BLK	WP	HR	S	P	ERA	WHIP					ERA	WHIP
<b>Tom Timmermann, R</b> ERA: 2.42	5.0	L	23	7	4	4	4	0	0	0	0	0	1	31	31	7.20	1.400					20.25	2.250
<b>Chris Zachary, R</b> ERA: 2.25	1.1		7	3	3	3	1	0	0	0	0	0	0	8	8	0.00	0.600						
<b>Chuck Seelbach, R</b> ERA: 3.51	0.1		4	3	2	1	1	0	0	0	0	0	0	6	6	0.00	0.600						
<b>Fred Scherman, L</b> ERA: 2.66	1.2		6	1	0	0	1	0	0	0	0	0	0	8	8	135.00	15.000						
<b>Ron Perranoski, L</b> ERA: 6.61	0.1		6	4	5	5	0	1	0	0	0	0	1	5	9	27.00	9.000						
<b>Joe Niekro, R</b> ERA: 4.03	0.1		4	3	1	1	0	0	0	0	0	1	0	4	4								

Baltimore Orioles @ Detroit Tigers  
Tiger Stadium, Detroit, MI  
Mon Jul 03 1972, 7:05 PM EDT  
Att: 50,835 - Unknown

AB 48  
R 15  
H 21  
RBI 15  
BB 1  
SO 7  
LOB 20



Batter	1	2	3	4	5	6	7	8	9	AB	R	H	RBI	BB	SO	LOB	BOTTOM							
<b>Dick McAuliffe, L</b> OBP: 0.353, SLG: 0.340 (1, 4)										4	0	3	0	0	0	0								
<b>Al Kaline, R</b> OBP: 0.318, SLG: 0.364 (1, 9)										4	0	0	0	0	0	3								
<b>Gates Brown, L</b> OBP: 0.313, SLG: 0.393 (1, 7)										4	1	1	1	0	0	1								
<b>Bill Freehan, R</b> OBP: 0.358, SLG: 0.432 (1, 2)										4	1	1	0	0	0	0								
<b>Norm Cash, L</b> OBP: 0.322, SLG: 0.487 (1, 3)										4	0	1	0	0	1	1								
<b>Jim Northrup, L</b> OBP: 0.314, SLG: 0.347 (1, 8)										4	1	3	2	0	0	0								
<b>Aurelio Rodriguez, R</b> OBP: 0.251, SLG: 0.322 (1, 5)										3	0	0	0	1	0	2								
<b>Ed Brinkman, R</b> OBP: 0.245, SLG: 0.274 (1, 6)										4	0	0	0	0	1	4								
<b>Tom Timmermann, R</b> ERA: 2.42	9.0	W	35	9	3	3	4	1	0	0	0	0	0	0	0	0								
<b>Chris Zachary, L</b> ERA: 2.02	0.0									2	0	0	0	0	0	2								
<b>Inning Stats</b>	R: 0 E: 0 K: 0 S: 3	H: 0 LOB: 0 BB: 0 P: 3	R: 2 E: 0 K: 0 S: 5	H: 2 LOB: 0 BB: 0 P: 5	R: 0 E: 0 K: 1 S: 6	H: 1 LOB: 1 BB: 0 P: 6	R: 0 E: 0 K: 2 S: 8	H: 1 LOB: 2 BB: 1 P: 12	R: 0 E: 0 K: 1 S: 5	H: 1 LOB: 0 BB: 0 P: 5	R: 1 E: 0 K: 0 S: 4	H: 1 LOB: 0 BB: 0 P: 4	R: 0 E: 0 K: 0 S: 3	H: 0 LOB: 0 BB: 0 P: 3	R: 0 E: 0 K: 0 S: 3	H: 1 LOB: 0 BB: 0 P: 3	R: 0 E: 0 K: 0 S: 5	H: 2 LOB: 2 BB: 0 P: 5	1B: 6 2B: 1 3B: 0 HR: 2	SF: 0 SAC: 0 DP: 2 HBP: 0	WP: 0 PB: 0 SB: 0 CS: 0	PA: 35		
<b>PITCHER</b>	IP	WLS	BF	H	R	ER	SO	BB	IBB	HBP	BLK	WP	HR	S	P	ERA	WHIP					ERA	WHIP	
<b>Tom Timmermann, R</b> ERA: 2.42	9.0	W	35	9	3	3	4	1	0	0	0	0	0	0	0	0	3.00	1.111						
<b>Chris Zachary, L</b> ERA: 2.02	0.0																							

Baltimore Orioles @ Detroit Tigers  
Tiger Stadium, Detroit, MI  
Mon Jul 03 1972, 7:05 PM EDT  
Att: 50,835 - Unknown

AB 34  
R 3  
H 9  
RBI 3  
BB 1  
SO 4  
LOB 11





Batter	1	2	3	4	5	6	7	8	9	AB	R	H	RBI	BB	SO	LOB	TOP			
Dick McAuliffe, L (1, 4) OBP: 0.351, SLG: 0.338	0-3 K		0-0 F6		0-0 1B			0-0 F5		4	0	1	0	0	1	0	Detroit Tigers @ Kansas City Royals Municipal Stadium, Kansas City, MO Tue Jul 04 1972, 8:05 PM EDT Att: 10,762 - Unknown			
Aurelio Rodriguez, R (1, 5) OBP: 0.277, SLG: 0.317	0-0 F8			0-0 6-3	0-0 5-3			0-0 F9		4	0	0	0	0	0	1				
Jim Northrup, L (1, 9) OBP: 0.313, SLG: 0.344	0-0 1B			0-0 4-3			0-0 F6		0-0 F7	4	0	1	0	0	0	0				
Bill Freehan, R (1, 2) OBP: 0.356, SLG: 0.428	0-3 K			0-0 1B	BB 1B		0-0 F7		0-0 6-3	4	0	1	0	0	1	1				
Norm Cash, L (1, 3) OBP: 0.321, SLG: 0.482		0-0 6-3		0-0 1B	BB 1B		0-0 3-1		0-0 F8	4	0	1	0	0	0	0				
Willie Horton, R (1, 7) OBP: 0.313, SLG: 0.431		0-0 F9		4-0 1B	1-2 BB		0-0 F8			2	0	0	0	1	0	0				
Mickey Stanley, R (1, 8) OBP: 0.266, SLG: 0.389		0-0 1-3		0-0 1-3			0-0 F8			3	0	0	0	0	0	3				
Ed Brinkman, R (1, 6) OBP: 0.242, SLG: 0.270			0-0 F8		0-0 1-3		0-0 F5			3	0	0	0	0	0	0				
Bill Slayback, R (1, 1) Gates Brown, L (8, PH) Fred Scherman, L (8, 1)			0-3 K		0-3 K			0-0 F7		2	0	0	0	0	2	0	AB 31 R 0 H 4 RBI 0 BB 1 SO 4 LOB 5			
<b>Inning Stats</b>	R: 0 E: 0 K: 2 S: 8	H: 1 LOB: 1 BB: 0 P: 8	R: 0 E: 0 K: 0 S: 3	H: 0 LOB: 0 BB: 0 P: 3	R: 0 E: 0 K: 1 S: 5	H: 0 LOB: 0 BB: 0 P: 5	R: 0 E: 0 K: 0 S: 5	H: 2 LOB: 3 BB: 1 P: 9	R: 0 E: 0 K: 0 S: 6	H: 1 LOB: 1 BB: 0 P: 6	R: 0 E: 0 K: 0 S: 3	H: 0 LOB: 0 BB: 0 P: 3	R: 0 E: 0 K: 0 S: 3	H: 0 LOB: 0 BB: 0 P: 3	R: 0 E: 0 K: 0 S: 3	H: 0 LOB: 0 BB: 0 P: 3		1B: 4 2B: 0 3B: 0 HR: 0	SF: 0 SAC: 0 DP: 0 HBP: 0	WP: 0 PB: 0 SB: 1 CS: 0
<b>PITCHER</b> Roger Nelson, R (1, 1) ERA: 1.06	IP: 9.0 WLS: W BF: 32 H: 4 R: 0 ER: 0 SO: 4 BB: 1 IBB: 0 HBP: 0 BLK: 0 WP: 0 HR: 0 S: 39 P: 43 ERA: 0.00 WHIP: 0.556															<b>PITCHER</b>	IP: 9.0 WLS: W BF: 32 H: 4 R: 0 ER: 0 SO: 4 BB: 1 IBB: 0 HBP: 0 BLK: 0 WP: 0 HR: 0 S: 39 P: 43 ERA: 0.00 WHIP: 0.556			

Batter	1	2	3	4	5	6	7	8	9	AB	R	H	RBI	BB	SO	LOB	BOTTOM			
Freddie Patek, R (1, 6) OBP: 0.292, SLG: 0.312	0-0 5-3	0-0 F9		0-0 F8		0-0 1-3				4	0	0	0	0	0	1	Detroit Tigers @ Kansas City Royals Municipal Stadium, Kansas City, MO Tue Jul 04 1972, 8:05 PM EDT Att: 10,762 - Unknown			
Amos Otis, R (1, 8) OBP: 0.365, SLG: 0.398	0-0 1B		0-0 F7		0-0 G3 1B		0-3 K			4	1	2	0	0	1	0				
Lou Piniella, R (1, 7) OBP: 0.356, SLG: 0.444	0-0 F9		4-0 1B		0-0 G3 1B		0-0 G4-6-3 1B			3	0	2	0	1	0	1				
Richie Scheinblum, S (1, 9) OBP: 0.380, SLG: 0.478	4-0 1B		0-3 K		0-0 G3		0-0 G4-6-3			3	0	0	0	1	1	4				
John Mayberry, L (1, 3) OBP: 0.380, SLG: 0.477	0-0 E1		0-0 BB		0-0 F3		0-0 6-3			4	0	2	0	0	0	2				
Ed Kirkpatrick, L (1, 2) OBP: 0.409, SLG: 0.469	4-0 1B		4-0 BB		0-0 F9		4-0 CS BB			1	0	0	0	3	0	2				
Cookie Rojas, R (1, 4) OBP: 0.337, SLG: 0.369	0-0 F9		0-0 5-3		0-0 SH1-4 1B		0-0 F9			4	0	1	0	0	0	7				
Bobby Floyd, R (1, 5) OBP: 0.232, SLG: 0.200		0-3 K		0-0 F8		0-0 F9				3	0	0	0	0	1	1				
Roger Nelson, R (1, 1) OBP: 0.250, SLG: 0.250		0-0 5-3		0-3 K		0-0 SH1-4				2	0	0	0	0	1	0	AB 28 R 1 H 7 RBI 0 BB 5 SO 4 LOB 18			
<b>Inning Stats</b>	R: 1 E: 1 K: 0 S: 5	H: 2 LOB: 3 BB: 2 P: 13	R: 0 E: 0 K: 1 S: 5	H: 0 LOB: 0 BB: 0 P: 5	R: 0 E: 0 K: 1 S: 6	H: 1 LOB: 3 BB: 2 P: 14	R: 0 E: 0 K: 1 S: 5	H: 0 LOB: 0 BB: 0 P: 5	R: 0 E: 0 K: 0 S: 4	H: 1 LOB: 1 BB: 0 P: 4	R: 0 E: 0 K: 1 S: 5	H: 1 LOB: 0 BB: 0 P: 5	R: 0 E: 0 K: 0 S: 2	H: 0 LOB: 0 BB: 1 P: 6	R: 0 E: 0 K: 0 S: 2	H: 0 LOB: 0 BB: 1 P: 6		1B: 7 2B: 0 3B: 0 HR: 0	SF: 0 SAC: 1 DP: 1 HBP: 0	WP: 0 PB: 0 SB: 1 CS: 1
<b>PITCHER</b> Bill Slayback, R (1, 1) ERA: 1.93 Fred Scherman, L (8, 1) ERA: 2.6	IP: 7.0 WLS: L BF: 31 H: 7 R: 1 ER: 1 SO: 4 BB: 4 IBB: 0 HBP: 0 BLK: 0 WP: 0 HR: 0 S: 35 P: 51 ERA: 1.29 WHIP: 1.571															<b>PITCHER</b>	IP: 1.0 WLS: 3 BF: 3 H: 0 R: 0 ER: 0 SO: 0 BB: 1 IBB: 0 HBP: 0 BLK: 0 WP: 0 HR: 0 S: 6 P: 6 ERA: 0.00 WHIP: 1.000			



Batter	1	2	3	4	5	6	7	8	9	AB	R	H	RBI	BB	SO	LOB	TOP
Tony Taylor, R OBP: 0.383, SLG: 0.451 (1, 4)										4	0	2	2	0	1	1	<b>Detroit Tigers @ Kansas City Royals</b> Municipal Stadium, Kansas City, MO Wed Jul 05 1972, 8:05 PM EDT Att: 11,297 - Unknown
Al Kaline, R OBP: 0.316, SLG: 0.357 (1, 9)										3	0	0	0	1	0	2	
Bill Freehan, R OBP: 0.349, SLG: 0.419 (1, 2)										4	0	0	0	0	0	2	
Willie Horton, R OBP: 0.304, SLG: 0.418 (1, 7)										4	0	0	0	0	1	0	
Paul Jata, R OBP: 0.302, SLG: 0.288 (1, 3)										4	0	0	0	0	1	0	
Mickey Stanley, R OBP: 0.286, SLG: 0.382 (1, 8)										3	1	0	0	1	1	0	
Aurelio Rodriguez, R OBP: 0.273, SLG: 0.313 (1, 5)										4	0	0	0	0	1	1	
Ed Brinkman, R OBP: 0.243, SLG: 0.271 (1, 6)										3	1	1	0	0	2	0	
Mickey Lolich, S OBP: 0.214, SLG: 0.083 Chuck Seelbach, R OBP: 0.333, SLG: 0.286 Ike Brown, R OBP: 0.351, SLG: 0.355 Ron Perranoski, L (7, 1) Chris Zachary, L (7, 1)										0	0	0	0	1	0	0	
<b>Inning Stats</b>	R: 0 E: 0 K: 1 S: 5	H: 0 LOB: 0 BB: 0 P: 5	R: 0 E: 0 K: 1 S: 5	H: 0 LOB: 0 BB: 0 P: 5	R: 0 E: 0 K: 1 S: 6	H: 1 LOB: 2 BB: 1 P: 10	R: 0 E: 0 K: 1 S: 5	H: 0 LOB: 0 BB: 0 P: 5	R: 0 E: 0 K: 1 S: 5	H: 0 LOB: 1 BB: 1 P: 9	R: 0 E: 0 K: 0 S: 3	H: 0 LOB: 0 BB: 0 P: 3	R: 0 E: 0 K: 0 S: 3	H: 0 LOB: 0 BB: 0 P: 3	1B: 3 2B: 0 3B: 0 HR: 0	SF: 0 SAC: 1 DP: 0 HBP: 0	
<b>PITCHER</b> Paul Splittorf, L ERA: 2.41 (1, 1)	IP: 9.0 WLS: W BF: 34 H: 3 R: 2 ER: 2 SO: 7 BB: 4 IBB: 0 HBP: 0 BLK: 0 WP: 0 HR: 0 S: 44 P: 60 ERA: 2.00 WHIP: 0.778																


Batter	1	2	3	4	5	6	7	8	9	AB	R	H	RBI	BB	SO	LOB	BOTTOM		
Freddie Patek, R OBP: 0.294, SLG: 0.318 (1, 6)										5	2	2	1	0	1	4	<b>Detroit Tigers @ Kansas City Royals</b> Municipal Stadium, Kansas City, MO Wed Jul 05 1972, 8:05 PM EDT Att: 11,297 - Unknown		
Amos Otis, R OBP: 0.382, SLG: 0.395 (1, 8)										4	1	1	1	0	0	4			
Lou Piniella, R OBP: 0.358, SLG: 0.443 Steve Howley, L OBP: 0.282, SLG: 0.304 (6, PR) (7, 7)										3	0	1	0	0	0	1			
Richie Scheinblum, S OBP: 0.386, SLG: 0.489 (1, 9)										4	1	2	1	1	0	1			
John Mayberry, L OBP: 0.376, SLG: 0.471 (1, 3)										5	0	1	1	0	1	3			
Cookie Rojas, R OBP: 0.338, SLG: 0.367 (1, 4)										4	1	1	0	0	2	4			
Jerry May, R OBP: 0.326, SLG: 0.366 (1, 2)										3	2	2	0	1	1	1			
Bobby Floyd, R OBP: 0.260, SLG: 0.221 (1, 5)										3	1	2	1	1	0	0			
Paul Splittorf, L OBP: 0.233, SLG: 0.279 (1, 1)										3	0	1	1	0	0	2			
<b>Inning Stats</b>	R: 3 E: 0 K: 1 S: 9	H: 4 LOB: 1 BB: 0 P: 9	R: 0 E: 0 K: 0 S: 3	H: 0 LOB: 0 BB: 0 P: 3	R: 0 E: 0 K: 2 S: 8	H: 1 LOB: 2 BB: 1 P: 12	R: 0 E: 0 K: 1 S: 7	H: 2 LOB: 2 BB: 0 P: 7	R: 0 E: 0 K: 1 S: 6	H: 1 LOB: 1 BB: 0 P: 6	R: 3 E: 0 K: 0 S: 6	H: 3 LOB: 2 BB: 1 P: 10	R: 2 E: 0 K: 0 S: 6	H: 3 LOB: 2 BB: 1 P: 10	R: 0 E: 0 K: 0 S: 3	H: 0 LOB: 0 BB: 0 P: 3		1B: 10 2B: 3 3B: 0 HR: 0	SF: 1 SAC: 1 DP: 0 HBP: 1
<b>PITCHER</b> Mickey Lolich, L ERA: 2.53 Chuck Seelbach, R ERA: 3.56 Ron Perranoski, L ERA: 7.56 Chris Zachary, R ERA: 1.98	IP: 5.1 WLS: L BF: 28 H: 10 R: 6 ER: 6 SO: 5 BB: 2 IBB: 0 HBP: 0 BLK: 0 WP: 1 HR: 0 S: 36 P: 44 ERA: 10.12 WHIP: 2.250																		



Batter	1	2	3	4	5	6	7	8	9	AB	R	H	RBI	BB	SO	LOB	TOP										
<b>Willie Horton, R</b> (1, 7) <small>OBP: 0.305, SLG: 0.416</small> <b>Jim Northrup, L</b> (6, PH) <small>OBP: 0.310, SLG: 0.341</small>	4-3			F3		4-3	G3			3	0	1	0	0	0	0											
<b>Tony Taylor, R</b> (1, 4) <small>OBP: 0.392, SLG: 0.477</small>	1B 2B	K			1B 1B	2B 3B		F8		5	3	3	0	0	1	1											
<b>Al Kaline, R</b> (1, 9) <small>OBP: 0.330, SLG: 0.363</small>	2B 1B		K		1B BB	2B BB		S BB		3	2	2	0	2	1	0											
<b>Bill Freehan, R</b> (1, 2) <small>OBP: 0.355, SLG: 0.426</small>	K		1-3 1B BB		BB 5-3 1B	1-H E 2B		F8		4	1	2	3	1	1	3											
<b>Aurelio Rodriguez, R</b> (1, 5) <small>OBP: 0.279, SLG: 0.321</small>	1-3 2H 2B		1-3 1B		5-3 1B	E5 2B		K2-3		5	0	3	1	0	1	3											
<b>Norm Cash, L</b> (1, 3) <small>OBP: 0.318, SLG: 0.473</small>	K		1-3		BB IBB	1-3			K	4	0	0	0	1	2	5											
<b>Mickey Stanley, R</b> (1, 8) <small>OBP: 0.264, SLG: 0.388</small>		1B 3B	5-3		F4	4-3			K	5	1	1	0	0	1	6											
<b>Ed Brinkman, R</b> (1, 6) <small>OBP: 0.246, SLG: 0.271</small>		G1-6-3 1B		1-3	1-2 2-3 3-H BB		1-3		F3	4	0	1	2	1	0	0											
<b>Joe Coleman, R</b> (1, 1) <small>OBP: 0.146, SLG: 0.103</small>		G1-6-3		K	K		F9			4	0	0	0	0	2	4											
<b>Inning Stats</b>	R: 1 E: 0 K: 2 S: 10	H: 3 LOB: 2 BB: 0 P: 10	R: 1 E: 0 K: 1 S: 7	H: 3 LOB: 1 BB: 0 P: 7	R: 0 E: 0 K: 1 S: 6	H: 1 LOB: 2 BB: 1 P: 10	R: 0 E: 0 K: 1 S: 5	H: 0 LOB: 0 BB: 0 P: 5	R: 2 E: 0 K: 0 S: 8	H: 3 LOB: 3 BB: 2 P: 16	R: 3 E: 1 K: 0 S: 6	H: 3 LOB: 1 BB: 1 P: 10	R: 0 E: 0 K: 0 S: 3	H: 0 LOB: 0 BB: 0 P: 3	R: 0 E: 0 K: 2 S: 5	H: 0 LOB: 1 BB: 1 P: 9	R: 0 E: 0 K: 2 S: 7	H: 0 LOB: 0 BB: 0 P: 7	1B: 9 2B: 2 3B: 2 HR: 0	SF: 0 SAC: 0 DP: 1 HBP: 0	WP: 0 PB: 0 SB: 1 CS: 0	PA: 44					
<b>PITCHER</b>	IP	WLS	BF	H	R	ER	SO	BB	IBB	HBP	BLK	WP	HR	S	P	ERA	WHIP										
<b>Jim Rooker, L</b> (1, 1) <small>ERA: 4.34</small> <b>Al Fitzmorris, R</b> (5, 1) <small>ERA: 3.75</small> <b>Tom Burgmeier, L</b> (6, 1) <small>ERA: 2.41</small> <b>Ted Abernathy, R</b> (7, 1) <small>ERA: 1.59</small> <b>Ken Wright, R</b> (9, 1) <small>ERA:</small>	4.0	L	22	10	4	4	5	1	0	0	0	0	0	31	35	9.00	2.750										
<b>Batter</b>	1	2	3	4	5	6	7	8	9	AB	R	H	RBI	BB	SO	LOB	BOTTOM										
<b>Freddie Patek, R</b> (1, 6) <small>OBP: 0.293, SLG: 0.317</small>	1-3		4-3			4-3				4	0	1	0	0	0	1											
<b>Amos Otis, R</b> (1, 8) <small>OBP: 0.357, SLG: 0.389</small>	K			L9		5-3		2-3 1B		4	0	0	0	0	2	2											
<b>Joe Keough, L</b> (1, 7) <small>OBP: 0.310, SLG: 0.222</small>	6-3				2B		K	L9		4	0	1	0	0	1	2											
<b>Richie Scheinblum, S</b> (1, 9) <small>OBP: 0.383, SLG: 0.489</small>		F5		L9			WP 2B		4-3	4	0	1	0	0	0	1											
<b>John Mayberry, L</b> (1, 3) <small>OBP: 0.375, SLG: 0.467</small>		F7		K			F6	CS 1B		4	0	1	0	0	1	2											
<b>Ed Kirkpatrick, L</b> (1, 2) <small>OBP: 0.406, SLG: 0.460</small>		F8			L9		BB		F7	3	0	0	0	1	0	1											
<b>Cookie Rojas, R</b> (1, 4) <small>OBP: 0.336, SLG: 0.367</small>					1B	4-3		K	CS	3	0	1	0	0	1	2											
<b>Bobby Floyd, R</b> (1, 5) <small>OBP: 0.253, SLG: 0.214</small> <b>Carl Taylor, R</b> (8, PH) <small>OBP: 0.321, SLG: 0.360</small>			F1			F5		K		2	0	0	0	0	0	1											
<b>Jim Rooker, R</b> (1, 1) <small>OBP: 0.115, SLG: 0.111</small> <b>Al Fitzmorris, S</b> (5, 1) <small>OBP: 0.286, SLG: 0.167</small> <b>Tom Burgmeier, L</b> (6, 1) <small>OBP: 0.333, SLG: 0.333</small> <b>Steve Hovley, L</b> (6, PH) <small>OBP: 0.279, SLG: 0.300</small> <b>Ted Abernathy, R</b> (7, 1) <small>OBP: 0.205, SLG: 0.219</small> <b>Gail Hopkins, L</b> (8, PH) <small>OBP: 0.205, SLG: 0.219</small> <b>Ken Wright, R</b> (9, 1) <small>ERA:</small>	0.0	W	33	6	0	0	7	1	0	0	0	1	0	46	50	0.00	0.778										
<b>PITCHER</b>	IP	WLS	BF	H	R	ER	SO	BB	IBB	HBP	BLK	WP	HR	S	P	ERA	WHIP										
<b>Joe Coleman, R</b> (1, 1) <small>ERA: 2.17</small>	9.0	W	33	6	0	0	7	1	0	0	0	1	0	46	50	0.00	0.778										
<b>PITCHER</b>	IP	WLS	BF	H	R	ER	SO	BB	IBB	HBP	BLK	WP	HR	S	P	ERA	WHIP										
<b>Joe Coleman, R</b> (1, 1) <small>ERA: 2.17</small>	9.0	W	33	6	0	0	7	1	0	0	0	1	0	46	50	0.00	0.778										
<b>Inning Stats</b>	R: 0 E: 0 K: 1 S: 5	H: 0 LOB: 0 BB: 0 P: 5	R: 0 E: 0 K: 0 S: 3	H: 0 LOB: 0 BB: 0 P: 3	R: 0 E: 0 K: 1 S: 6	H: 1 LOB: 1 BB: 0 P: 6	R: 0 E: 0 K: 1 S: 6	H: 1 LOB: 1 BB: 0 P: 6	R: 0 E: 0 K: 0 S: 3	H: 0 LOB: 0 BB: 0 P: 3	R: 0 E: 0 K: 0 S: 3	H: 0 LOB: 2 BB: 1 P: 12	R: 0 E: 1 K: 2 S: 9	H: 2 LOB: 2 BB: 0 P: 9	R: 0 E: 0 K: 0 S: 3	H: 1 LOB: 0 BB: 0 P: 3	1B: 4 2B: 2 3B: 0 HR: 0	SF: 0 SAC: 0 DP: 0 HBP: 0	WP: 1 PB: 0 SB: 1 CS: 1	PA: 34							


Detroit Tigers @ Kansas City Royals  
Municipal Stadium, Kansas City, MO  
Thu Jul 06 1972, 8:05 PM EDT  
Att: 11,201 - Unknown

AB 39  
R 7  
H 13  
RBI 6  
BB 5  
SO 9  
LOB 22



Detroit Tigers @ Kansas City Royals  
Municipal Stadium, Kansas City, MO  
Thu Jul 06 1972, 8:05 PM EDT  
Att: 11,201 - Unknown

AB 32  
R 0  
H 6  
RBI 0  
BB 1  
SO 7  
LOB 13





Batter	1	2	3	4	5	6	7	8	9	AB	R	H	RBI	BB	SO	LOB	TOP										
Paul Jata, R OBP: 0.313, SLG: 0.279 Jim Northrup, L OBP: 0.313, SLG: 0.341	4-0 FC6-4 BB		0-0 FC6-4 L1-3		0-0 G6-4-3			4-0 3B BB	4-0 1B IBB	2	1	0	0	2	0	2											
Tony Taylor, R OBP: 0.392, SLG: 0.491	0-0 FC6-4 FC6-4 S 1-2		0-0 L1-3				0-0 G6-3	0-0 1B 3B	0-0 1B 1B	5	1	2	2	0	0	2											
Al Kaline, R OBP: 0.337, SLG: 0.389	0-0 FC6-1 1B 1-3			0-0 FC5-4 1B			0-0 HR	0-0 L6	0-0 1B 1B	5	1	3	2	0	0	2											
Bill Freehan, R OBP: 0.356, SLG: 0.422	0-0 1B			0-0 FC5-4 FC6-4 1-2			4-0 G1-6-3 BB	0-0 G1-3	0-3 K	4	0	1	0	1	1	4											
Aurelio Rodriguez, R OBP: 0.279, SLG: 0.320	0-0 F7			0-3 K			0-0 G1-6-3 1-2	0-0 1B		4	0	1	1	0	1	4											
Mickey Stanley, R OBP: 0.283, SLG: 0.385		0-0 F8		0-0 FC6-4 1-2			0-0 G4-6-3 1B	0-3 K		4	0	1	0	0	1	2											
Ike Brown, R OBP: 0.359, SLG: 0.455 Norm Cash, L OBP: 0.320, SLG: 0.473		0-0 G6-3					0-0 HR	0-0 G4-6-3 1-2	0-0 F9 SH3-4 1B	2	1	1	1	0	0	0											
Ed Brinkman, R OBP: 0.247, SLG: 0.268		0-0 G6-3					0-0 G5-3	4-0 BB	0-0 SH3-4	2	0	0	0	1	0	0											
Tom Timmermann, R OBP: 0.158, SLG: 0.086 Chuck Seelbach, R OBP: 0.333, SLG: 0.300 Fred Scherman, L OBP: 0.143, SLG: 0.077			0-0 FC6-4 1B				0-0 G6-4-3 1B	0-3 K	0-0 F9	1	0	1	0	0	0	0											
<b>Inning Stats</b>	R: 0 E: 0 K: 0 S: 4	H: 1 LOB: 2 BB: 1 P: 8	R: 0 E: 0 K: 0 S: 3	H: 0 LOB: 0 BB: 0 P: 3	R: 0 E: 0 K: 1 S: 3	H: 1 LOB: 0 BB: 0 P: 3	R: 0 E: 0 K: 1 S: 6	H: 1 LOB: 1 BB: 0 P: 6	R: 1 E: 0 K: 0 S: 4	H: 2 LOB: 0 BB: 0 P: 4	R: 1 E: 0 K: 0 S: 3	H: 1 LOB: 0 BB: 1 P: 7	R: 0 E: 0 K: 1 S: 5	H: 1 LOB: 1 BB: 1 P: 9	R: 2 E: 0 K: 1 S: 7	H: 2 LOB: 1 BB: 1 P: 11	R: 2 E: 0 K: 1 S: 8	H: 3 LOB: 2 BB: 1 P: 12	1B: 9 2B: 1 3B: 1 HR: 2	SF: 0 SAC: 1 DP: 4 HBP: 0	WP: 0 PB: 0 SB: 1 CS: 0	PA: 40					
<b>PITCHER</b>	IP	WLS	BF	H	R	ER	SO	BB	IBB	HBP	BLK	WP	HR	S	P	ERA	WHIP										
Dave Lemonds, L ERA: 2.74	5.1		22	6	2	2	1	2	0	0	0	0	2	22	30	3.38	1.500										
Vicente Romo, R ERA: 2.57	0.2		2	1	0	0	0	0	0	0	0	0	0	2	2	0.00	1.500										
Terry Forster, L ERA: 2.04	2.0	L	9	2	2	2	2	2	0	0	0	0	0	11	19	9.00	2.000										
Cy Acosta, R ERA: 3.75	1.0		7	3	2	2	1	0	1	0	0	0	0	8	12	18.00	3.000										

Detroit Tigers @ Chicago White Sox  
 Comiskey Park, Chicago, IL  
 Fri Jul 07 1972, 8:05 PM EDT  
 Att: 22,700 - Unknown - 72 F

AB	34
R	6
H	12
RBI	6
BB	5
SO	4
LOB	19



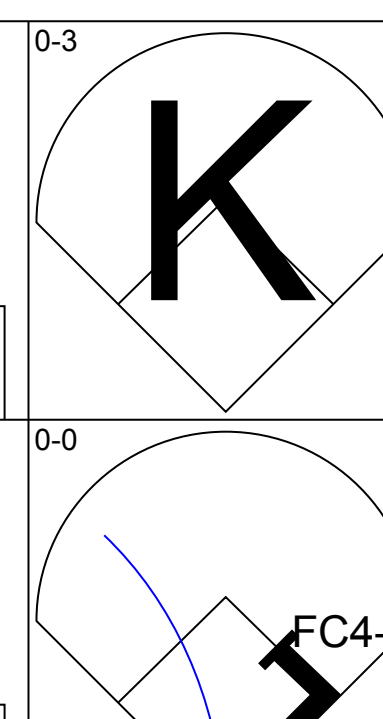
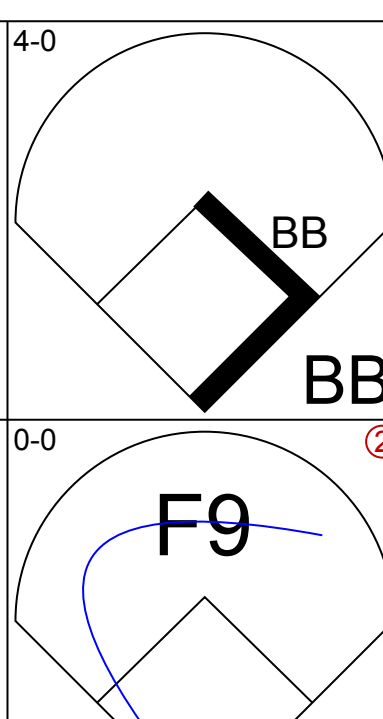
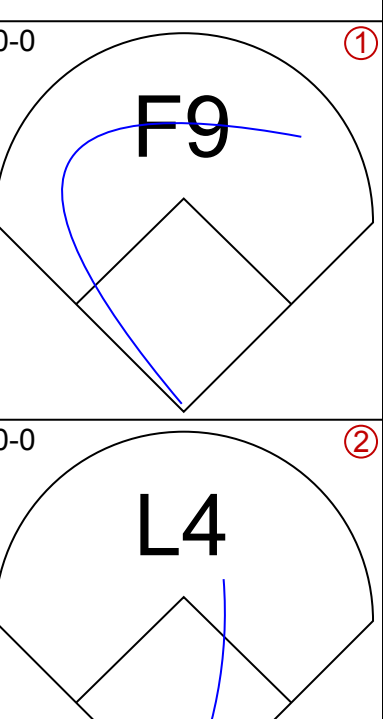
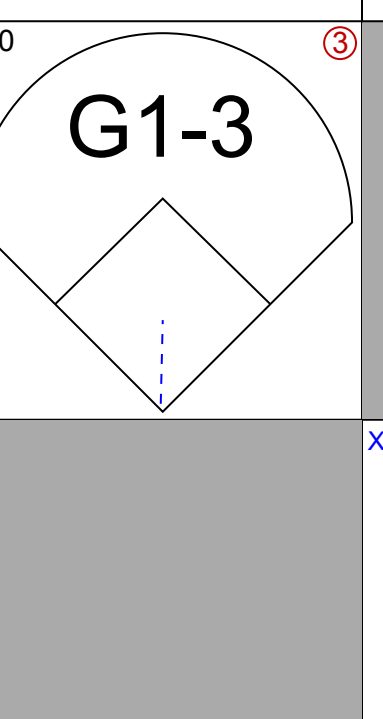
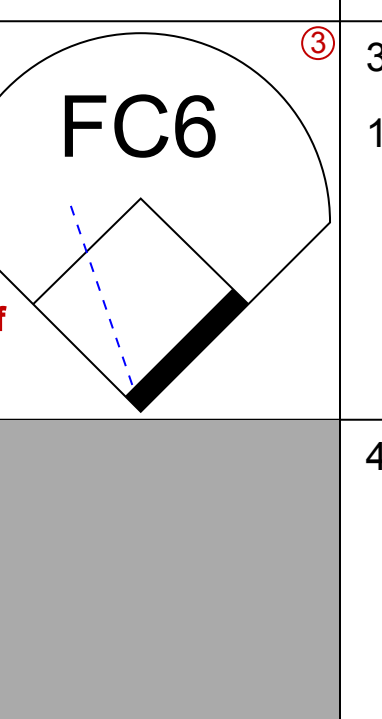
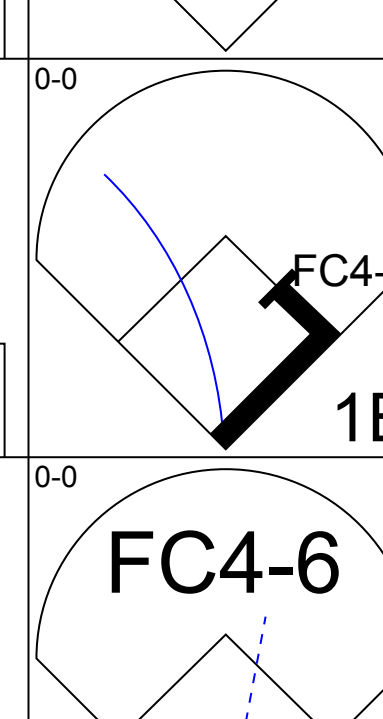
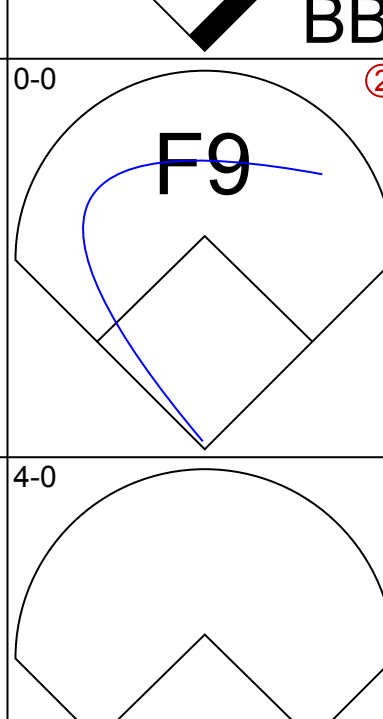
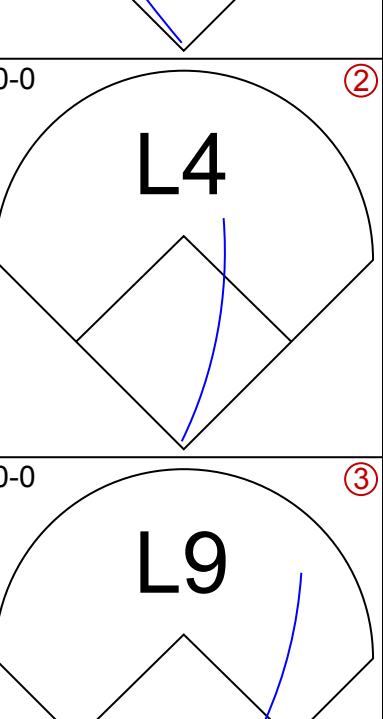

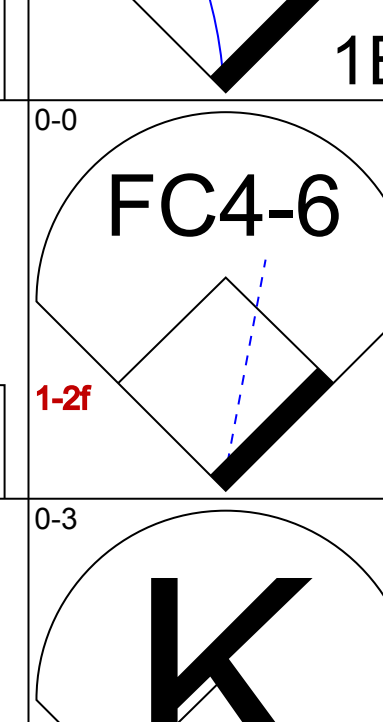
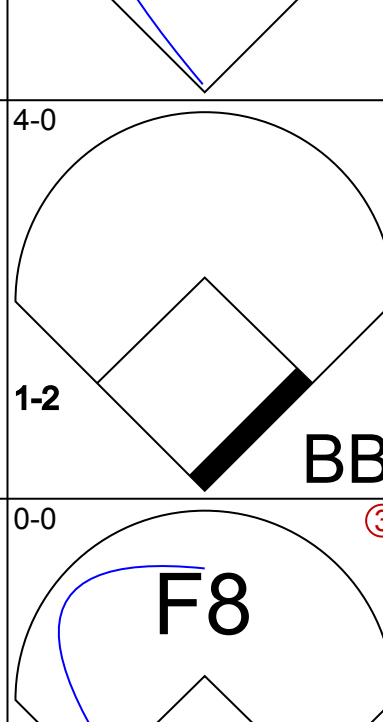
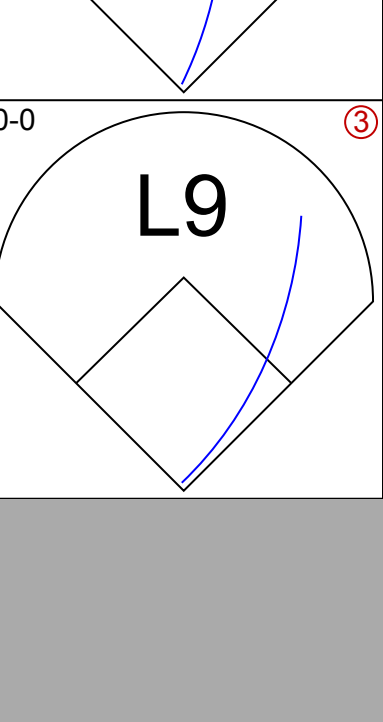

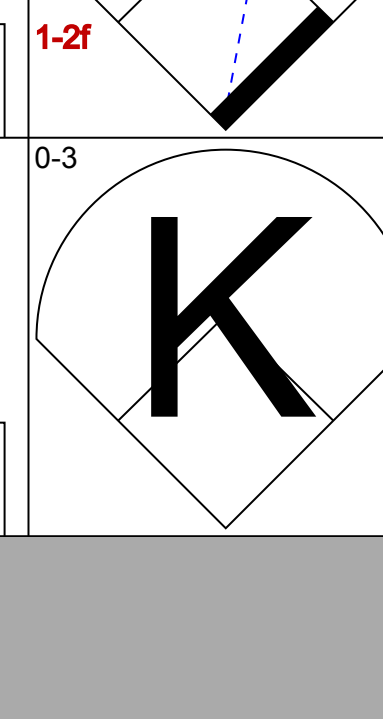
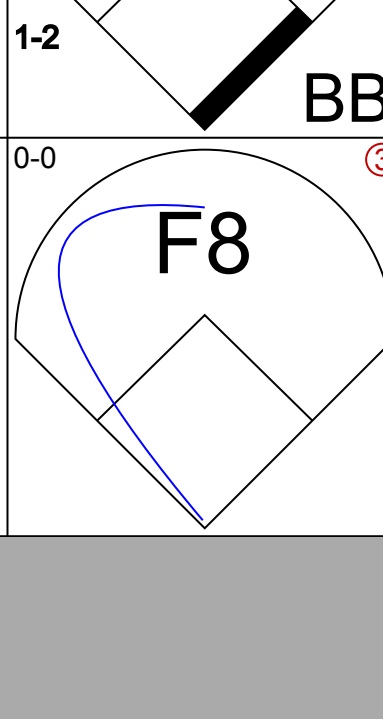












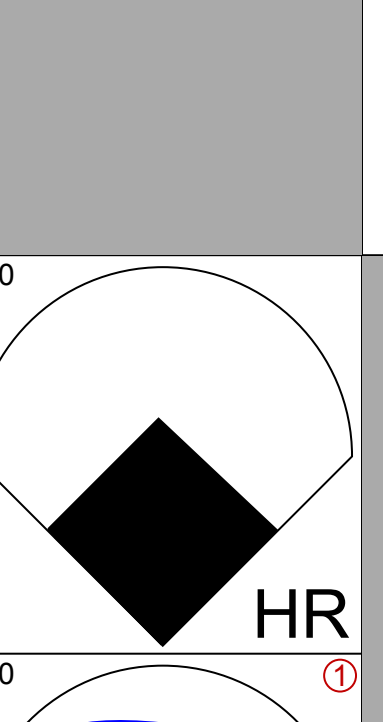


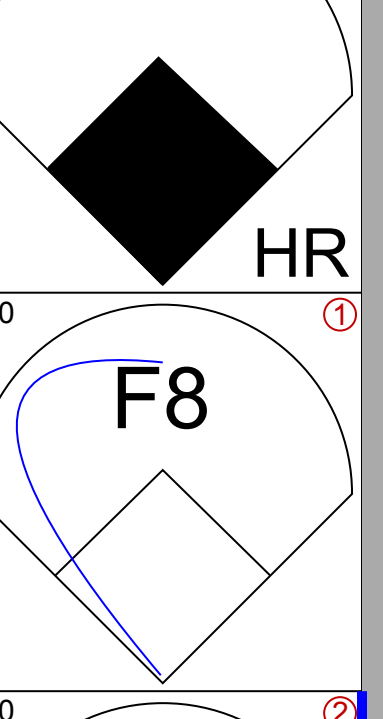
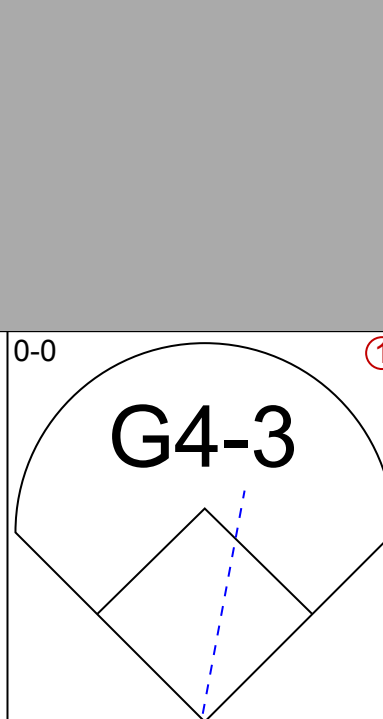

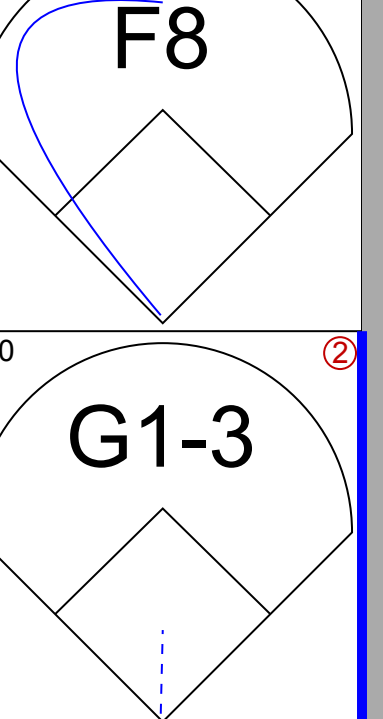
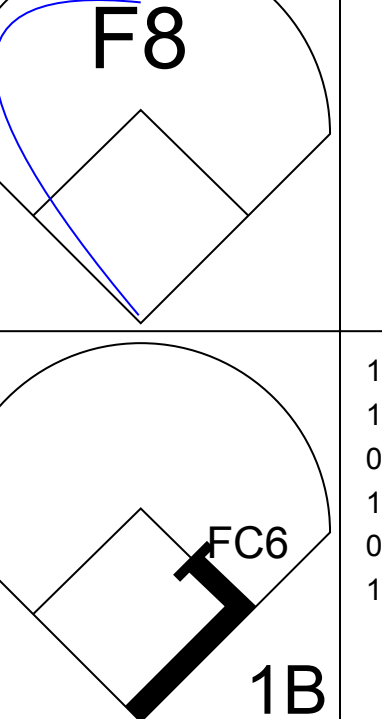
Batter	1	2	3	4	5	6	7	8	9	AB	R	H	RBI	BB	SO	LOB	BOTTOM										
Pat Kelly, L OBP: 0.384, SLG: 0.380	4-0 1B BB		0-0 1B	0-0 1-3 2H 1B			0-0 G4-3 1B		0-0 1B 3B	4	1	4	1	1	0	0											
Luis Alvarado, R OBP: 0.286, SLG: 0.309	0-0 G1-6-3 1B		0-0 BB 1B	0-0 G6-3			0-0 G4-3		0-0 G5-3 BB 1B	5	0	3	1	0	0	3											
Dick Allen, R OBP: 0.405, SLG: 0.541	0-0 G1-6-3 1-2		4-0 1-2 BB				0-0 G4-3		0-0 F3	4	0	0	0	1	1	4											
Carlos May, L OBP: 0.401, SLG: 0.433	0-0 G6-3		0-3 K				0-3 K		0-0 G4-3 BB 1B	4	0	0	0	1	2	4											
Mike Andrews, R OBP: 0.350, SLG: 0.347		0-0 F8		0-0 FC4-6 1B			0-0 P4		0-0 G5-3	5	1	2	0	0	0	2											
Jim Lytle, L OBP: 0.242, SLG: 0.333		0-0 F8		0-0 FC4-6 1B 1-2			0-0 F7		0-3 K	4	1	0	0	0	1	2											
Ed Herrmann, L OBP: 0.301, SLG: 0.318 Tom Bradley, R OBP: 0.192, SLG: 0.196 Chuck Brinkman, R OBP: 0.174, SLG: 0.174		0-0 F9		0-0 F8			0-0 L4		4-0 1B BB	3	0	0	0	1	0	1											
Rich Morales, R OBP: 0.272, SLG: 0.281 Jorge Orta, L OBP: 0.216, SLG: 0.277			0-0 F8	0-0 1B 1B			0-0 G4-3		0-0 1B 1B	3	1	1	0	0	0	0											
Dave Lemonds, L ERA: 2.74 Vicente Romo, R ERA: 2.57 Terry Forster, L ERA: 2.04 Hugh Yancy, R ERA: 3.59 Jay Johnstone, L ERA: 2.160 Rick Reichardt, R ERA: 3.295 Cy Acosta, R ERA: 3.75		0-0 P6		0-0 1B 1-2 2H 1B			0-0 G5-3		0-3 K	2	0	1	1	0	0	0											
<b>Inning Stats</b>	R: 0 E: 0 K: 0 S: 3	H: 1 LOB: 1 BB: 1 P: 7	R: 0 E: 0 K: 0 S: 3	H: 0 LOB: 0 BB: 0 P: 3	R: 0 E: 0 K: 1 S: 7	H: 2 LOB: 3 BB: 1 P: 11	R: 2 E: 0 K: 0 S: 7	H: 4 LOB: 2 BB: 0 P: 7	R: 0 E: 0 K: 2 S: 7	H: 0 LOB: 0 BB: 0 P: 7	R: 0 E: 0 K: 0 S: 3	H: 0 LOB: 0 BB: 0 P: 3	R: 0 E: 0 K: 0 S: 4	H: 1 LOB: 1 BB: 0 P: 4	R: 1 E: 0 K: 2 S: 9	H: 2 LOB: 2 BB: 1 P: 13	R: 1 E: 0 K: 0 S: 4	H: 2 LOB: 1 BB: 1 P: 8	1B: 11 2B: 0 3B: 1 HR: 0	SF: 0 SAC: 0 DP: 2 HBP: 0	WP: 0 PB: 0 SB: 0 CS: 0	PA: 41					
<b>PITCHER</b>	IP	WLS	BF	H	R	ER	SO	BB	IBB	HBP	BLK	WP	HR	S	P	ERA	WHIP										
Tom Timmermann, R ERA: 2.51	3.2		19	7	2	2	1	2	0	0	0	0	0	19	27	4.91	2.455										
Chuck Seelbach, R ERA: 3.59	4.2	W	20	5	2	2	4	1	0	0	0	0	0	27	31	3.86	1.286										
Fred Scherman, L ERA: 2.56	0.2	S	2	0	0	0	0	1	0	0	0	0	0	1	5	0.00	1.500										

Detroit Tigers @ Chicago White Sox  
 Comiskey Park, Chicago, IL  
 Fri Jul 07 1972, 8:05 PM EDT  
 Att: 22,700 - Unknown - 72 F

AB	37
R	4
H	12
RBI	4
BB	4
SO	5
LOB	18




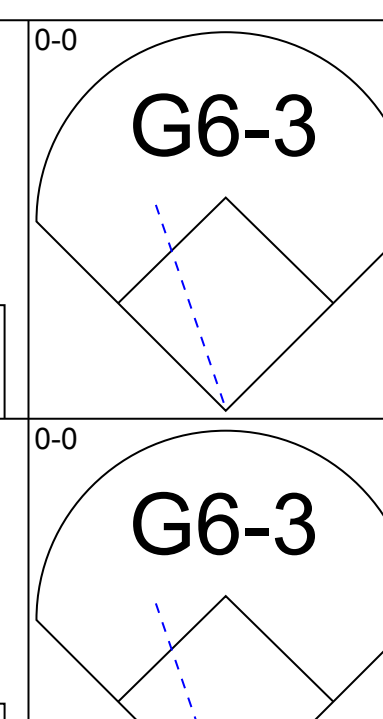
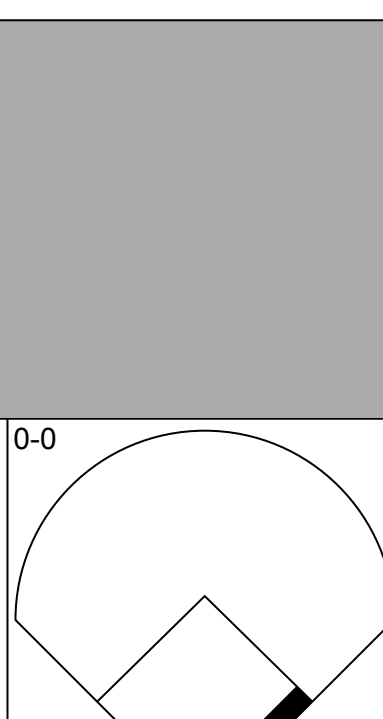
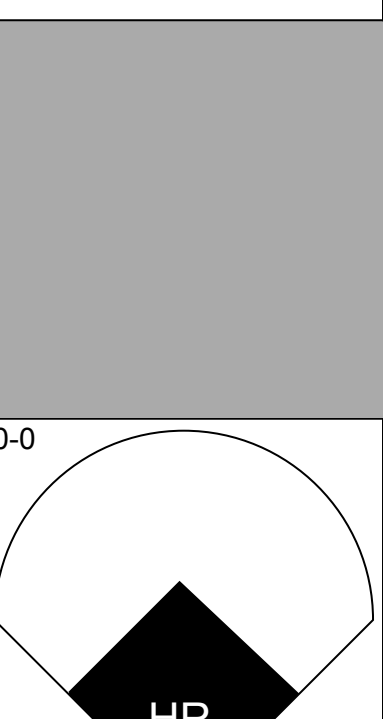
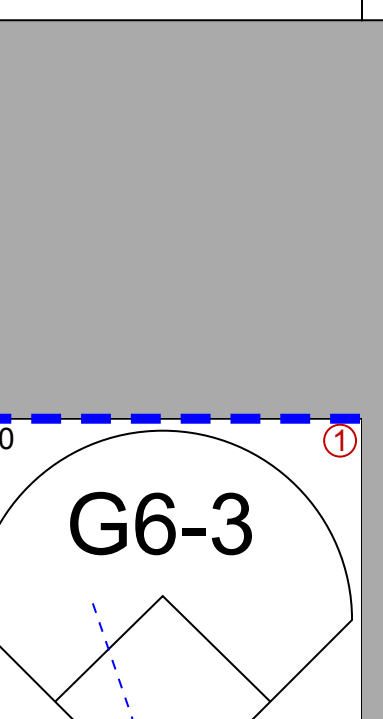
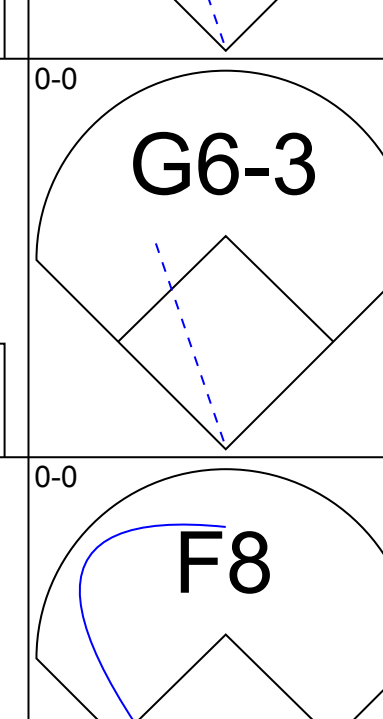
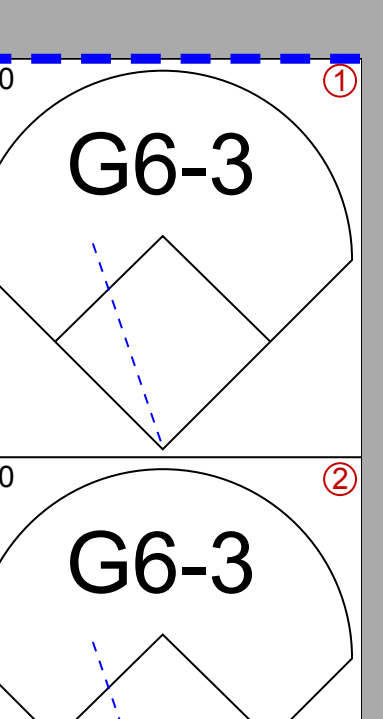

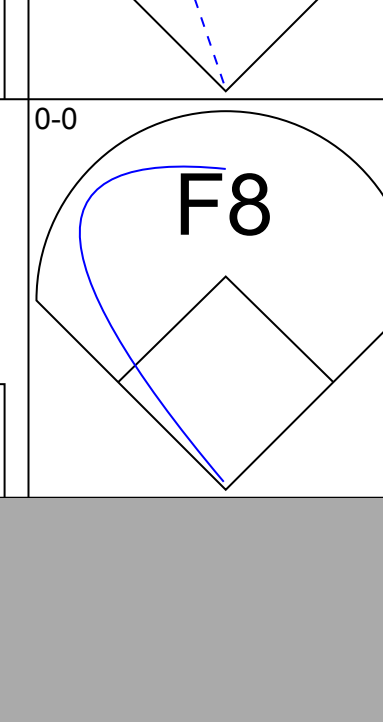
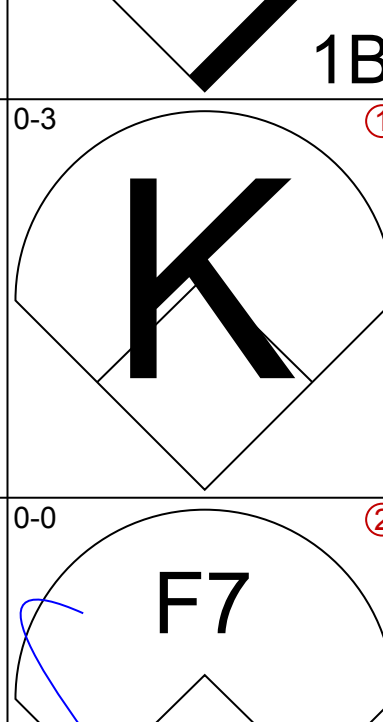
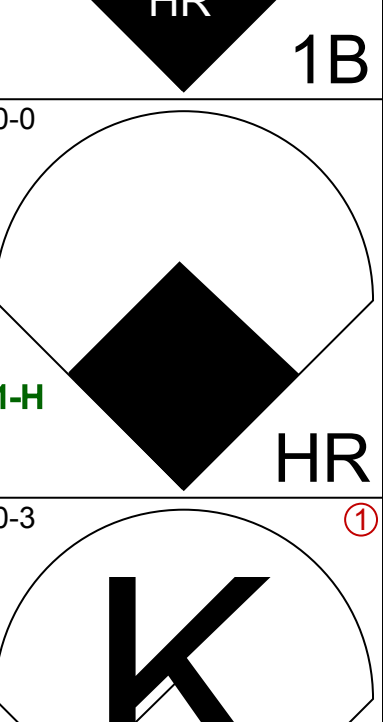
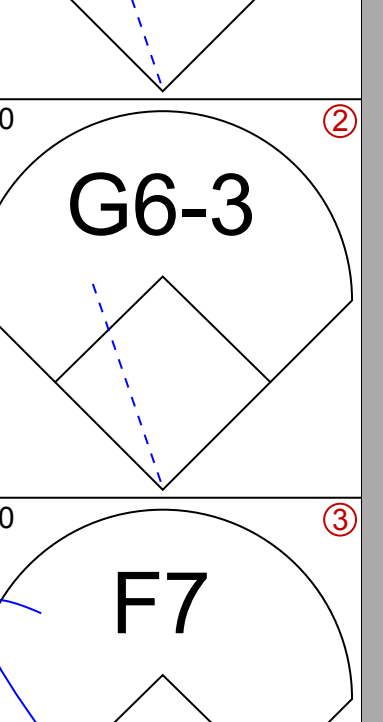

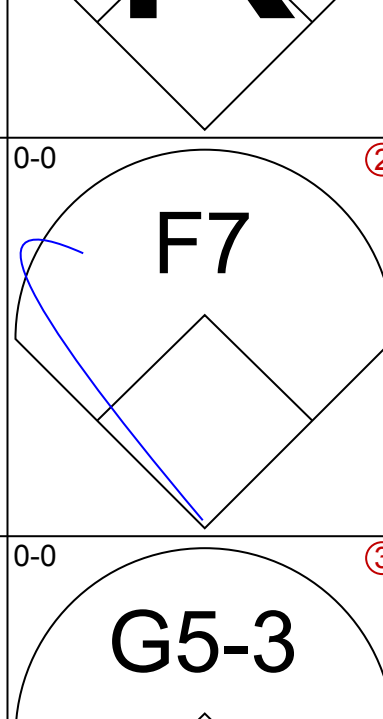
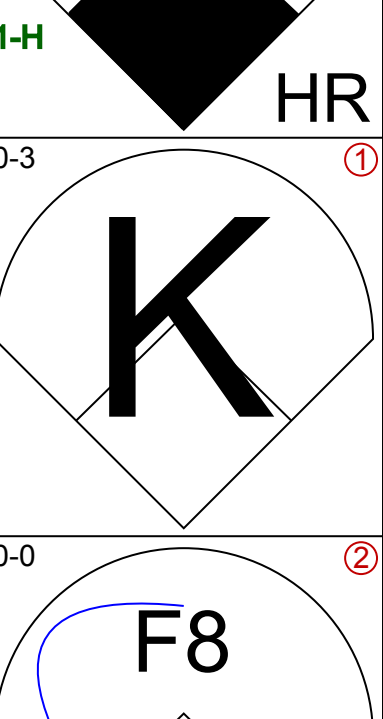
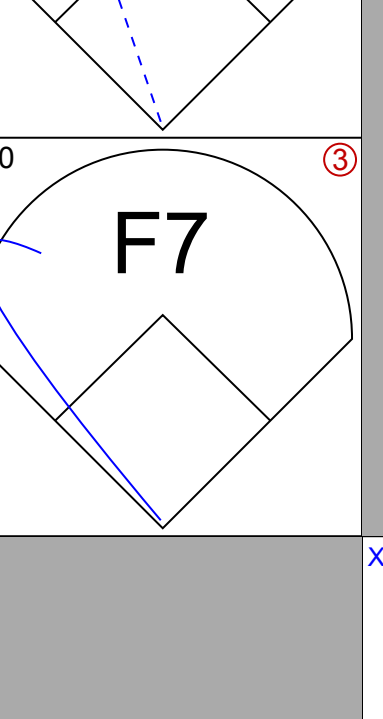

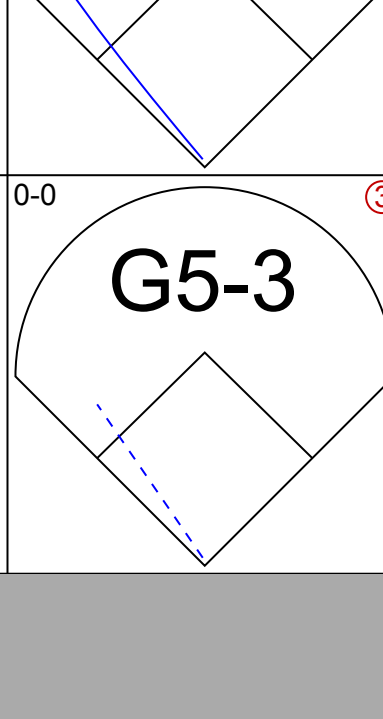
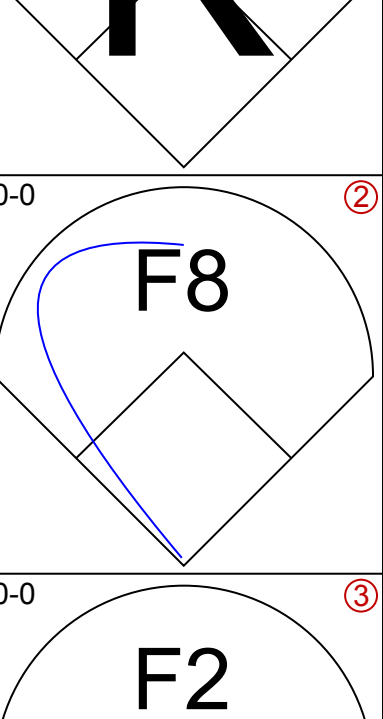


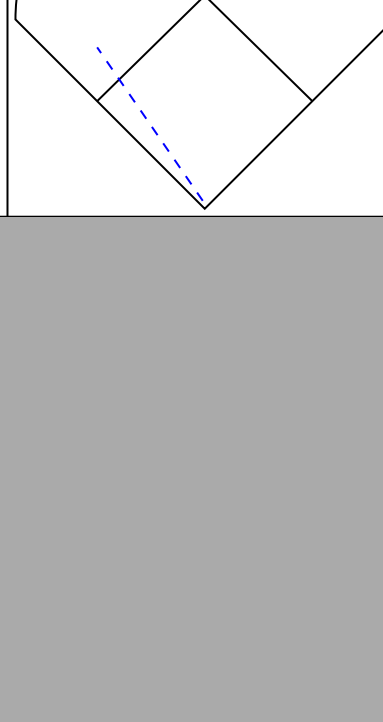
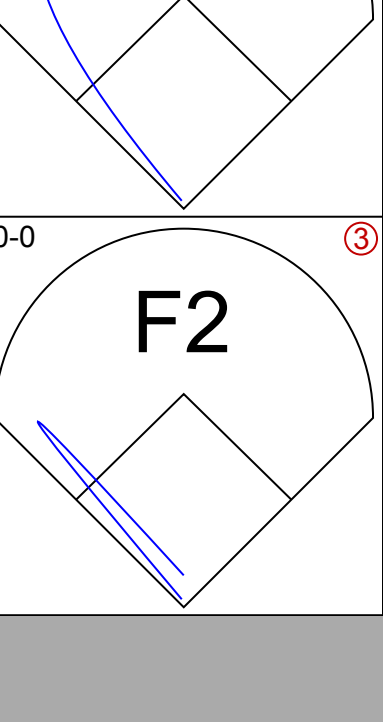



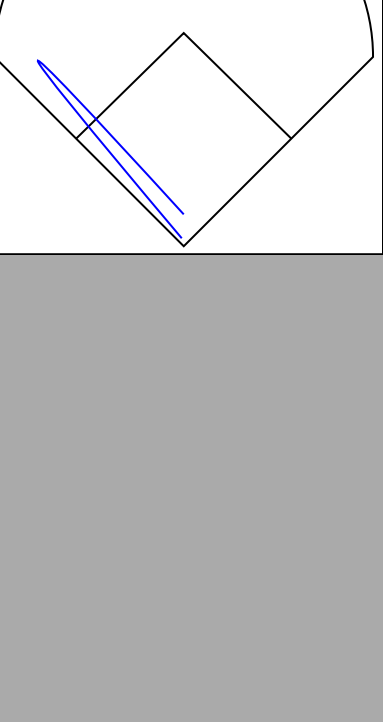










Batter	1	2	3	4	5	6	7	8	9	AB	R	H	RBI	BB	SO	LOB	TOP				
Dick McAuliffe, L (1,4) OBP: 0.349, SLG: 0.331 Paul Jata, R (9, PH) OBP: 0.309, SLG: 0.274										3	0	0	0	1	1	0					
Al Kaline, R (1,9) OBP: 0.340, SLG: 0.392										4	0	2	0	0	0	1					
Gates Brown, L (1,7) OBP: 0.316, SLG: 0.388										3	0	1	0	1	0	1					
Bill Freehan, R (1,2) OBP: 0.350, SLG: 0.414										4	0	0	0	0	2	5					
Norm Cash, L (1,3) OBP: 0.316, SLG: 0.466 Ike Brown, R (8, PH) OBP: 0.350, SLG: 0.441										3	0	0	0	0	1	0					
Jim Northrup, L (1,8) OBP: 0.317, SLG: 0.341										3	1	1	0	1	0	2					
Aurelio Rodriguez, R (1,5) OBP: 0.281, SLG: 0.333										4	1	2	1	0	0	1					
Ed Brinkman, R (1,6) OBP: 0.243, SLG: 0.265										3	0	0	1	0	0	1					
Bill Slayback, R (1,1) Tom Haller, L (4, PH) John Hiller, R (4,1) Wayne Comer, R (7, PH) Joe Niekro, R (7,1) Mickey Stanley, R (8, PH)											1	0	0	0	0	0	0				
<b>Inning Stats</b>	R: 0 E: 0 K: 2 S: 8	H: 1 LOB: 1 BB: 0 P: 8	R: 0 E: 0 K: 0 S: 3	H: 0 LOB: 1 BB: 1 P: 7	R: 0 E: 0 K: 0 S: 3	H: 0 LOB: 2 BB: 2 P: 11	R: 1 E: 0 K: 2 S: 9	H: 2 LOB: 1 BB: 0 P: 9	R: 0 E: 0 K: 0 S: 3	H: 0 LOB: 0 BB: 0 P: 3	R: 0 E: 0 K: 0 S: 3	H: 0 LOB: 0 BB: 0 P: 3	R: 1 E: 0 K: 0 S: 4	H: 1 LOB: 0 BB: 0 P: 4	R: 0 E: 0 K: 2 S: 9	H: 2 LOB: 2 BB: 0 P: 9	R: 0 E: 0 K: 0 S: 4	H: 1 LOB: 1 BB: 0 P: 4	1B: 6 2B: 0 3B: 0 HR: 1	SF: 1 SAC: 0 DP: 0 HBP: 0	WP: 0 PA: 37 CS: 0
<b>PITCHER</b>	IP WLS BF H R ER SO BB IBB HBP BLK WP HR S P ERA WHIP																				
Stan Bahnsen, R (1,1) ERA: 4.26	7.0 W 29 5 2 2 4 3 0 0 0 0 1 34 46 2.57 1.143																				
Terry Forster, L (8,1) ERA: 1.94	2.0 S 8 2 0 0 2 0 0 0 0 0 0 0 12 12 0.00 1.000																				

Detroit Tigers @ Chicago White Sox  
Comiskey Park, Chicago, IL  
Sat Jul 08 1972, 4:33 AM EDT  
Att: 15,028 - Unknown - 64 F


AB	33
R	2
H	7
RBI	2
BB	3
SO	6
LOB	15



Batter	1	2	3	4	5	6	7	8	9	AB	R	H	RBI	BB	SO	LOB	BOTTOM		
Pat Kelly, L (1,9) OBP: 0.378, SLG: 0.373										4	0	0	0	0	2	5			
Luis Alvarado, R (1,6) OBP: 0.295, SLG: 0.318										4	1	2	0	0	0	0			
Dick Allen, R (1,3) OBP: 0.403, SLG: 0.548										4	1	1	2	0	1	1			
Carlos May, L (1,7) OBP: 0.399, SLG: 0.428										3	1	0	0	1	1	1			
Mike Andrews, R (1,4) OBP: 0.352, SLG: 0.349										4	1	2	0	0	0	1			
Jay Johnstone, L (1,8) OBP: 0.236, SLG: 0.174										4	1	0	0	0	0	3			
Ed Herrmann, L (1,2) OBP: 0.300, SLG: 0.313										2	0	0	1	1	0	1			
Rich Morales, R (1,5) OBP: 0.278, SLG: 0.287										3	0	2	1	0	0	0			
Stan Bahnsen, R (1,1) OBP: 0.200, SLG: 0.204 Terry Forster, L (8,1)										2	0	1	1	0	0	1			
<b>Inning Stats</b>	R: 0 E: 0 K: 0 S: 3	H: 0 LOB: 0 BB: 0 P: 3	R: 3 E: 1 K: 1 S: 8	H: 2 LOB: 1 BB: 1 P: 12	R: 0 E: 0 K: 1 S: 6	H: 1 LOB: 1 BB: 0 P: 6	R: 0 E: 0 K: 0 S: 3	H: 1 LOB: 2 BB: 1 P: 8	R: 2 E: 0 K: 1 S: 7	H: 2 LOB: 0 BB: 0 P: 7	R: 0 E: 0 K: 1 S: 6	H: 1 LOB: 1 BB: 0 P: 6	R: 0 E: 0 K: 0 S: 3	H: 0 LOB: 0 BB: 0 P: 3	R: 0 E: 0 K: 0 S: 3	H: 1 LOB: 0 BB: 0 P: 3	1B: 7 2B: 0 3B: 0 HR: 1	SF: 1 SAC: 0 DP: 2 HBP: 1	WP: 0 PA: 34 CS: 0
<b>PITCHER</b>	IP WLS BF H R ER SO BB IBB HBP BLK WP HR S P ERA WHIP																		
Bill Slayback, R (1,1) ERA: 2.39	3.0 L 14 4 2 2 2 1 0 1 0 0 0 1 16 21 6.00 1.333																		
John Hiller, L (4,1) ERA: 6.0	3.0 4 2 2 2 1 0 1 0 0 0 1 16 21 6.00 1.667																		
Joe Niekro, R (7,1) ERA: 3.77	2.0 6 1 0 0 0 0 0 0 0 0 0 6 6 0.00 0.500																		

Detroit Tigers @ Chicago White Sox  
Comiskey Park, Chicago, IL  
Sat Jul 08 1972, 4:33 AM EDT  
Att: 15,028 - Unknown - 64 F

AB	30
R	5
H	8
RBI	5
BB	2
SO	4
LOB	13





Batter	1	2	3	4	5	6	7	8	9	AB	R	H	RBI	BB	SO	LOB	TOP										
Tony Taylor, R OBP: 0.385, SLG: 0.479 (1, 4)										5	0	1	0	0	1	0	<b>Detroit Tigers @ Chicago White Sox</b> Comiskey Park, Chicago, IL Sun Jul 09 1972, 4:33 AM EDT Unknown - 74 F										
Aurelio Rodriguez, R OBP: 0.277, SLG: 0.328 (1, 5)										5	0	0	0	0	0	2											
Al Kaline, R OBP: 0.344, SLG: 0.391 (1, 9)										3	0	1	0	1	1	0											
Bill Freehan, R OBP: 0.352, SLG: 0.413 (1, 2)										3	1	1	0	0	0	2											
Paul Jata, R OBP: 0.306, SLG: 0.273 (1, 7)										4	1	1	0	0	0	1											
Ike Brown, R OBP: 0.386, SLG: 0.474 (1, 3)										4	1	3	1	0	1	1											
Mickey Stanley, R OBP: 0.267, SLG: 0.402 (1, 8)										4	1	1	3	0	0	2											
Ed Brinkman, R OBP: 0.239, SLG: 0.261 (1, 6)										4	0	0	0	0	0	2											
Fred Scherman, L Chris Zachary, L Ron Perranoski, L Gates Brown, L Joe Niekro, R Tom Timmermann, R (1, 1) (6, 1) (8, 1) (9, 1) (9, 1)										2	0	0	0	0	0	0											
<b>Inning Stats</b>	R: 0 E: 0 K: 0 S: 4	H: 1 LOB: 1 BB: 0 P: 4	R: 2 E: 0 K: 0 S: 5	H: 2 LOB: 0 BB: 0 P: 5	R: 0 E: 0 K: 0 S: 3	H: 0 LOB: 1 BB: 0 P: 7	R: 0 E: 0 K: 0 S: 4	H: 1 LOB: 1 BB: 0 P: 4	R: 0 E: 0 K: 0 S: 3	H: 0 LOB: 0 BB: 0 P: 3	R: 2 E: 1 K: 0 S: 5	H: 2 LOB: 1 BB: 0 P: 6	R: 0 E: 0 K: 2 S: 7	H: 0 LOB: 0 BB: 0 P: 7	R: 0 E: 0 K: 2 S: 8	H: 1 LOB: 1 BB: 0 P: 8		R: 0 E: 0 K: 0 S: 4	H: 1 LOB: 2 BB: 1 P: 8	1B: 7 2B: 0 3B: 0 HR: 1	SF: 0 SAC: 0 DP: 0 HBP: 1	WP: 1 PB: 0 SB: 0 CS: 0	PA: 38				
<b>PITCHER</b>	IP	WLS	BF	H	R	ER	SO	BB	IBB	HBP	BLK	WP	HR	S	P	ERA	WHIP										
Wilbur Wood, L ERA: 2.33	8.0		33	7	4	4	4	1	0	1	0	1	1	39	44	4.50	1.000										
Vicente Romo, R ERA: 2.45	1.0	W	5	1	0	0	0	1	0	0	0	0	0	4	8	0.00	2.000										

Batter	1	2	3	4	5	6	7	8	9	AB	R	H	RBI	BB	SO	LOB	BOTTOM										
Pat Kelly, L OBP: 0.382, SLG: 0.376 (1, 9)										4	1	2	0	0	2	0	<b>Detroit Tigers @ Chicago White Sox</b> Comiskey Park, Chicago, IL Sun Jul 09 1972, 4:33 AM EDT Unknown - 74 F										
Watt Williams, R OBP: 0.289, SLG: 0.339 Rich Morales, R OBP: 0.282, SLG: 0.291 (1, 7) (9, 6)										4	1	2	0	0	0	2											
Dick Allen, R OBP: 0.403, SLG: 0.542 (1, 3)										3	0	0	0	2	0	2											
Rick Reichardt, R OBP: 0.356, SLG: 0.380 (1, 8)										5	1	2	1	0	1	3											
Mike Andrews, R OBP: 0.357, SLG: 0.362 (1, 4)										2	2	1	1	2	0	1											
Ed Spiozio, R OBP: 0.171, SLG: 0.212 (1, 5)										4	0	1	1	0	0	1											
Ed Herrmann, L OBP: 0.302, SLG: 0.316 Tom Egan, R OBP: 0.265, SLG: 0.278 (6, PH) (7, 2)										2	0	1	0	0	0	0											
Dave Lemonds, L OBP: 0.071, SLG: 0.071 Chuck Brinkman, R OBP: 0.174, SLG: 0.174 (8, PR) (9, 2)										0	0	0	0	0	0	0											
Luis Alvarado, R OBP: 0.297, SLG: 0.310 Jay Johnstone, L OBP: 0.242, SLG: 0.174 Vicente Romo, R (8, PH) (9, 1)										2	0	0	0	1	0	1											
Wilbur Wood, R OBP: 0.172, SLG: 0.117 Carlos May, L OBP: 0.398, SLG: 0.426 (1, 1) (8, PH) (9, 7)										3	0	0	0	0	0	3											
<b>Inning Stats</b>	R: 1 E: 1 K: 2 S: 8	H: 1 LOB: 1 BB: 1 P: 12	R: 0 E: 0 K: 0 S: 4	H: 1 LOB: 0 BB: 0 P: 4	R: 0 E: 0 K: 1 S: 6	H: 1 LOB: 0 BB: 0 P: 6	R: 1 E: 0 K: 0 S: 4	H: 1 LOB: 0 BB: 0 P: 4	R: 0 E: 0 K: 1 S: 7	H: 2 LOB: 2 BB: 2 P: 15	R: 0 E: 0 K: 0 S: 4	H: 1 LOB: 1 BB: 0 P: 4	R: 0 E: 0 K: 0 S: 3	H: 1 LOB: 2 BB: 2 P: 11	R: 0 E: 0 K: 0 S: 3	H: 3 LOB: 3 BB: 1 P: 7	1B: 8 2B: 2 3B: 0 HR: 1	SF: 0 SAC: 0 DP: 1 HBP: 1	WP: 1 PB: 0 SB: 1 CS: 1	PA: 40							
<b>PITCHER</b>	IP	WLS	BF	H	R	ER	SO	BB	IBB	HBP	BLK	WP	HR	S	P	ERA	WHIP										
Fred Scherman, L ERA: 2.82	5.1		24	6	4	3	3	2	0	1	0	1	0	10	22	0.00	1.286										
Chris Zachary, R ERA: 1.69	2.1		11	2	0	0	1	1	2	0	0	1	0	10	22	0.00	1.286										
Ron Perranoski, L ERA: 7.41	0.1		1	0	0	0	0	0	0	0	0	0	0	1	1	0.00	0.000										
Joe Niekro, R ERA: 4.06	0.0	L	3	2	1	1	0	0	1	0	0	0	0	2	6	∞	∞										
Tom Timmermann, R ERA: 2.51	0.0		1	1	0	0	0	0	0	0	0	0	0	1	1	∞	∞										



Batter	1	2	3	4	5	6	7	8	9	AB	R	H	RBI	BB	SO	LOB	TOP										
Dick McAuliffe, L OBP: 0.345, SLG: 0.327 (1, 4)	F2		E1 HR 1B		FC4-6 1-2f		F8		FC4-6 1-2f	5	1	1	0	0	0	3	<b>Detroit Tigers @ Chicago White Sox</b> Comiskey Park, Chicago, IL Sun Jul 09 1972, 4:38 AM EDT Att: 38,993 - Unknown										
Mickey Stanley, R OBP: 0.270, SLG: 0.418 (1, 8)	F7		HR			K		FC4-6 1B	F9	5	1	2	2	0	1	1											
Gates Brown, L OBP: 0.312, SLG: 0.376 Willie Horton, R OBP: 0.305, SLG: 0.416 (1, 7) (8, 7)	G4-3		G4-3			L4		FC4-6 1-2f		4	0	0	0	0	0	1											
Norm Cash, L OBP: 0.319, SLG: 0.464 (1, 3)		G3		G1-6-3 BB		FC5 1B		P6		3	0	1	0	1	0	1											
Jim Northrup, L OBP: 0.320, SLG: 0.344 Al Kaline, R OBP: 0.344, SLG: 0.391 (1, 9) (9, 9)				G1-6-3 1-2f				F7		4	0	2	0	0	0	2											
Aurelio Rodriguez, R OBP: 0.277, SLG: 0.327 (1, 5)		K		F7		FC5 2-3f			HR 1B	4	1	1	0	0	1	3											
Tom Haller, L OBP: 0.265, SLG: 0.373 (1, 2)		G4-3				CS 3B		FC4-5 2B	HR 1-2f	4	1	3	2	0	0	1											
Ed Brinkman, R OBP: 0.240, SLG: 0.260 (1, 6)			F8		G1-3		FC4-5 SH5-4 2-3		FC4-6 1B	4	0	1	0	0	0	2											
Mickey Lolich, S OBP: 0.220, SLG: 0.080 (1, 1)			G6-3		FC4-6 BB 3-H		SH5-4 1-2		K	2	0	0	0	1	1	1											
<b>Inning Stats</b>	R: 0 E: 0 K: 0 S: 3	H: 0 LOB: 0 BB: 0 P: 3	R: 0 E: 0 K: 1 S: 6	H: 1 LOB: 1 BB: 0 P: 6	R: 2 E: 1 K: 0 S: 5	H: 2 LOB: 0 BB: 0 P: 5	R: 0 E: 0 K: 0 S: 2	H: 0 LOB: 0 BB: 1 P: 6	R: 0 E: 0 K: 1 S: 3	H: 1 LOB: 1 BB: 0 P: 7	R: 0 E: 0 K: 0 S: 7	H: 2 LOB: 2 BB: 0 P: 7	R: 0 E: 0 K: 0 S: 4	H: 1 LOB: 1 BB: 0 P: 4	R: 0 E: 0 K: 0 S: 4	H: 1 LOB: 1 BB: 0 P: 4		R: 2 E: 0 K: 1 S: 8	H: 3 LOB: 1 BB: 0 P: 8	1B: 7 2B: 1 3B: 1 HR: 2	SF: 0 SAC: 1 DP: 1 HBP: 0	WP: 0 PB: 0 SB: 0 CS: 1	PA: 38				
<b>PITCHER</b>	IP	WLS	BF	H	R	ER	SO	BB	IBB	HBP	BLK	WP	HR	S	P	ERA	WHIP										
Tom Bradley, R ERA: 3.11 Steve Kealey, R ERA: 2.79 (1, 1) (9, 1)	8.0	L	35	11	4	4	2	2	0	0	0	0	2	37	45	4.50	1.625										

Batter	1	2	3	4	5	6	7	8	9	AB	R	H	RBI	BB	SO	LOB	BOTTOM										
Walt Williams, R OBP: 0.286, SLG: 0.333 (1, 9)	L5		K		F7		FC5-4 1B 1-2		G6-3	5	0	1	0	0	1	0	<b>Detroit Tigers @ Chicago White Sox</b> Comiskey Park, Chicago, IL Sun Jul 09 1972, 4:38 AM EDT Att: 38,993 - Unknown										
Luis Alvarado, R OBP: 0.305, SLG: 0.319 (1, 4) (9, 6)		2B 1B	F8		G3-6-3 1B		FC5-4 1-2f			4	1	2	0	0	0	2											
Carlos May, L OBP: 0.396, SLG: 0.424 (1, 7)	F8		K		G3-6-3 1-2f			SH3-4 1B		4	0	1	0	0	1	2											
Rick Reichardt, R OBP: 0.361, SLG: 0.398 (1, 8)		1-H 2B		F7 G6-3 2B		K		SH3-4		3	1	2	1	0	1	0											
Mike Andrews, R OBP: 0.359, SLG: 0.359 (1, 3) (9, 4)		K		G6-3 BB		F7			IBB	2	0	0	0	2	1	1											
Ed Spiezio, R OBP: 0.198, SLG: 0.194 Dick Allen, R OBP: 0.401, SLG: 0.540 (1, 5) (8, PH) (9, 3)			K		F7 2-3		K		K	3	0	0	0	0	2	2											
Tom Egan, R OBP: 0.255, SLG: 0.267 (1, 2)		P6		G6-3 1-2 3-H 4-0		K		K		4	0	0	1	0	2	3											
Rich Morales, R OBP: 0.286, SLG: 0.292 (1, 6) (9, 5)						G1-3			F5	3	0	1	0	1	0	0											
Tom Bradley, R OBP: 0.200, SLG: 0.204 Steve Kealey, R OBP: 0.167, SLG: 0.167 (1, 1) (9, PH)			F9		K				G6-3	3	0	1	0	0	1	3											
<b>Inning Stats</b>	R: 1 E: 0 K: 1 S: 7	H: 2 LOB: 1 BB: 0 P: 7	R: 0 E: 0 K: 1 S: 6	H: 1 LOB: 1 BB: 0 P: 6	R: 0 E: 0 K: 2 S: 7	H: 0 LOB: 0 BB: 0 P: 7	R: 1 E: 0 K: 1 S: 6	H: 1 LOB: 2 BB: 2 P: 14	R: 0 E: 0 K: 0 S: 3	H: 1 LOB: 0 BB: 0 P: 3	R: 0 E: 0 K: 2 S: 7	H: 0 LOB: 0 BB: 0 P: 7	R: 0 E: 0 K: 1 S: 7	H: 2 LOB: 2 BB: 0 P: 7	R: 0 E: 0 K: 2 S: 8	H: 1 LOB: 2 BB: 1 P: 12		R: 0 E: 0 K: 0 S: 3	H: 0 LOB: 0 BB: 0 P: 3	1B: 6 2B: 2 3B: 0 HR: 0	SF: 0 SAC: 1 DP: 1 HBP: 0	WP: 0 PB: 0 SB: 0 CS: 0	PA: 37				
<b>PITCHER</b>	IP	WLS	BF	H	R	ER	SO	BB	IBB	HBP	BLK	WP	HR	S	P	ERA	WHIP										
Mickey Lolich, L ERA: 2.5 (1, 1)	9.0	W	37	8	2	2	10	1	2	0	0	0	0	54	66	2.00	1.000										



Batter	1	2	3	4	5	6	7	8	9	AB	R	H	RBI	BB	SO	LOB	TOP					
Davey Nelson, R (1, 5) OBP: 0.350, SLG: 0.316	F8		FC6-4 1B	K2-3		F5		4-3		4	0	1	0	0	1	2	<b>Texas Rangers @ Detroit Tigers</b> Tiger Stadium, Detroit, MI Mon Jul 10 1972, 7:05 PM EDT Att: 23,287 - Unknown					
Jim Shellenback, L (6, 1) OBP: 0.182, SLG: 0.100										0	0	0	0	0	0	0						
Larry Blittner, L (8, PH) OBP: 0.358, SLG: 0.368										1	0	0	0	0	0	0						
Jim Panther, R (8, 1) OBP: 0.333, SLG: 0.290										0	0	0	0	0	0	0						
Toby Harrah, R (1, 6) OBP: 0.321, SLG: 0.354	2-3		K			6-3		F3		5	1	1	0	0	1	1						
Don Mincher, L (1, 3) OBP: 0.367, SLG: 0.363										2	1	1	2	3	0	0						
Elliott Maddox, R (9, PR) OBP: 0.344, SLG: 0.273	1B BB		FC6-4 BB			G3		HR		0	0	0	0	0	0	0						
Dick Billings, R (1, 7) OBP: 0.332, SLG: 0.362			FC6-4 BB					HR		4	0	2	0	1	0	2						
Hal King, L (1, 2) OBP: 0.328, SLG: 0.323										3	1	1	1	1	0	4						
Ted Ford, R (1, 9) OBP: 0.323, SLG: 0.411										5	0	0	0	0	1	7						
Joe Lovitto, S (1, 8) OBP: 0.309, SLG: 0.279										5	0	4	0	0	0	2						
Lenny Randle, S (1, 4) OBP: 0.241, SLG: 0.293										3	0	0	0	0	1	3						
Don Stanhouse, R (1, 1) OBP: 0.143, SLG: 0.143										2	0	0	0	0	0	2						
Dalton Jones, L (6, PH) OBP: 0.205, SLG: 0.288										0	0	0	0	0	0	0						
<b>Inning Stats</b>	R: 0 E: 0 K: 0 S: 4	H: 1 LOB: 2 BB: 1 P: 8	R: 0 E: 0 K: 1 S: 6	H: 1 LOB: 1 BB: 0 P: 6	R: 0 E: 0 K: 1 S: 6	H: 1 LOB: 3 BB: 2 P: 14	R: 0 E: 0 K: 1 S: 6	H: 1 LOB: 1 BB: 0 P: 6	R: 0 E: 0 K: 0 S: 3	H: 0 LOB: 2 BB: 1 P: 8	R: 0 E: 0 K: 1 S: 6	H: 1 LOB: 1 BB: 0 P: 6	R: 3 E: 0 K: 1 S: 9	H: 4 LOB: 1 BB: 0 P: 9	R: 0 E: 0 K: 0 S: 3	H: 0 LOB: 0 BB: 1 P: 3	R: 0 E: 0 K: 0 S: 4	H: 1 LOB: 2 BB: 1 P: 8	1B: 5 2B: 3 3B: 0 HR: 2	SF: 0 SAC: 1 DP: 0 HBP: 1	WP: 1 PB: 0 SB: 1 CS: 0	PA: 43
<b>PITCHER</b>	IP WLS BF H R ER SO BB IBB HBP BLK WP HR S P ERA WHIP																					
Joe Coleman, R (1, 1) ERA: 2.23	8.0 W 40 10 3 3 5 5 0 1 0 1 2 44 65 3.38 1.875																					
John Hiller, L (9, 1) ERA: 4.5	1.0 S 3 0 0 0 0 0 0 0 0 0 0 3 3 0.00 0.000																					

AB	34
R	3
H	10
RBI	3
BB	5
SO	4
LOB	23



Batter	1	2	3	4	5	6	7	8	9	AB	R	H	RBI	BB	SO	LOB	BOTTOM					
Dick McAuliffe, L (1, 4) OBP: 0.351, SLG: 0.331	2B BB			4-3				G3		4	1	2	0	1	0	2	<b>Texas Rangers @ Detroit Tigers</b> Tiger Stadium, Detroit, MI Mon Jul 10 1972, 7:05 PM EDT Att: 23,287 - Unknown					
Al Kaline, R (1, 9) OBP: 0.347, SLG: 0.400										1	0	1	1	0	0	0						
Willie Horton, R (1, PR) OBP: 0.312, SLG: 0.421	SH5-3 SF8 2B									3	2	2	0	0	0	0						
Jim Northrup, L (1, 7) OBP: 0.321, SLG: 0.359	SH5-3									3	1	1	2	0	0	2						
Bill Freehan, R (1, 2) OBP: 0.355, SLG: 0.413	SF8									2	1	1	1	1	0	2						
Norm Cash, L (1, 3) OBP: 0.322, SLG: 0.493	F8									4	2	2	3	0	0	2						
Mickey Stanley, R (1, 8) OBP: 0.285, SLG: 0.410										4	0	0	0	0	0	0						
Aurelio Rodriguez, R (1, 5) OBP: 0.276, SLG: 0.323										3	1	0	0	1	1	0						
Ed Brinkman, R (1, 6) OBP: 0.243, SLG: 0.265										3	0	1	1	1	1	0						
Joe Coleman, R (1, 1) OBP: 0.156, SLG: 0.116										4	0	1	0	0	3	1						
John Hiller, R (9, 1) ERA: 4.75										0	0	0	0	0	0	0						
<b>Inning Stats</b>	R: 2 E: 0 K: 0 S: 4	H: 1 LOB: 1 BB: 1 P: 8	R: 1 E: 0 K: 1 S: 6	H: 2 LOB: 2 BB: 1 P: 10	R: 4 E: 0 K: 1 S: 8	H: 3 LOB: 0 BB: 1 P: 12	R: 0 E: 0 K: 1 S: 5	H: 0 LOB: 0 BB: 0 P: 5	R: 0 E: 0 K: 0 S: 3	H: 1 LOB: 0 BB: 0 P: 3	R: 0 E: 0 K: 0 S: 3	H: 0 LOB: 0 BB: 0 P: 3	R: 0 E: 0 K: 1 S: 7	H: 2 LOB: 2 BB: 0 P: 7	R: 1 E: 0 K: 1 S: 7	H: 2 LOB: 2 BB: 1 P: 11	R: 0 E: 0 K: 0 S: 4	H: 0 LOB: 0 BB: 0 P: 8	1B: 6 2B: 2 3B: 0 HR: 3	SF: 1 SAC: 1 DP: 1 HBP: 0	WP: 0 PB: 0 SB: 0 CS: 0	PA: 37
<b>PITCHER</b>	IP WLS BF H R ER SO BB IBB HBP BLK WP HR S P ERA WHIP																					
Don Stanhouse, R (1, 1) ERA: 5.16	5.0 L 23 7 7 7 3 3 0 0 0 0 0 2 26 38 12.60 2.000																					
Jim Shellenback, L (6, 1) ERA: 3.54	2.0 8 2 0 0 1 0 0 0 0 0 0 10 10 0.00 1.000																					
Jim Panther, R (8, 1) ERA: 4.75	1.0 6 2 1 1 1 1 0 0 0 0 1 7 11 9.00 3.000																					

AB	31
R	8
H	11
RBI	8
BB	4
SO	5
LOB	9






Batter	1	2	3	4	5	6	7	8	9	AB	R	H	RBI	BB	SO	LOB	TOP								
Davey Nelson, R OBP: 0.354, SLG: 0.331 (1, 5)										4	2	2	2	1	1	1	<p><b>Texas Rangers @ Detroit Tigers</b> Tiger Stadium, Detroit, MI Tue Jul 11 1972, 7:05 PM EDT Att: 15,915 - Unknown</p>								
Toby Harrah, R OBP: 0.325, SLG: 0.356 (1, 6)										4	1	2	0	1	1	1									
Don Mincher, L OBP: 0.374, SLG: 0.372 (1, 3)										4	1	3	1	0	0	2									
Dick Billings, R OBP: 0.329, SLG: 0.358 (1, 7)										5	0	1	0	0	1	4									
Hal King, L OBP: 0.333, SLG: 0.340 (1, 2)										4	0	2	1	0	1	2									
Larry Blittner, L OBP: 0.357, SLG: 0.367 (1, 9)										3	0	1	1	0	0	2									
Paul Lindblad, L OBP: 0.200, SLG: 0.200 (5, 1)										0	0	0	0	0	0	0									
Dalton Jones, L OBP: 0.203, SLG: 0.284 (7, PH)										0	0	0	0	0	0	0									
Jim Shellenback, L OBP: 0.182, SLG: 0.100 (7, 1)										0	0	0	0	0	0	0									
Horacio Pina, R OBP: 0.333, SLG: 0.333 (8, 1)										0	0	0	0	0	0	0									
Joe Lovitto, S OBP: 0.314, SLG: 0.281 (1, 8)										2	0	1	0	1	0	1									
Elliott Maddox, R OBP: 0.342, SLG: 0.271 (7, 8)										1	0	0	0	0	0	0									
Lenny Randle, S OBP: 0.245, SLG: 0.293 (1, 4)										3	1	1	0	1	0	3									
Pete Broberg, R OBP: 0.132, SLG: 0.162 (1, 1)										1	0	0	0	0	1	0									
Ted Ford, R OBP: 0.320, SLG: 0.407 (5, 9)										2	0	0	0	0	1	1									
<b>Inning Stats</b>	R: 3 E: 1 K: 0 S: 7	H: 4 LOB: 2 BB: 1 P: 11	R: 1 E: 0 K: 1 S: 6	H: 2 LOB: 1 BB: 1 P: 10	R: 0 E: 0 K: 0 S: 3	H: 1 LOB: 0 BB: 0 P: 3	R: 0 E: 0 K: 2 S: 7	H: 0 LOB: 1 BB: 1 P: 11	R: 0 E: 0 K: 0 S: 4	H: 2 LOB: 1 BB: 0 P: 4	R: 1 E: 0 K: 0 S: 5	H: 3 LOB: 2 BB: 1 P: 9	R: 0 E: 0 K: 3 S: 9	H: 0 LOB: 0 BB: 0 P: 9	R: 0 E: 0 K: 1 S: 5	H: 0 LOB: 0 BB: 0 P: 5	R: 0 E: 0 K: 0 S: 4	H: 1 LOB: 1 BB: 0 P: 4	1B: 11 2B: 1 3B: 0 HR: 1	SF: 0 SAC: 2 DP: 3 HBP: 0	WP: 0 PB: 0 SB: 0 CS: 1	PA: 40			
<b>PITCHER</b>	IP	WLS	BF	H	R	ER	SO	BB	IBB	HBP	BLK	WP	HR	S	P	ERA	WHIP								
Tom Timmermann, R ERA: 2.66 (1, 1)	0.1		6	4	3	2	0	0	0	0	0	0	1	6	6	54.00	12.000								
Fred Scherman, L ERA: 2.99 (1, 1)	5.0		20	7	2	2	3	3	0	0	0	0	0	23	35	3.60	2.000								
Chuck Seelbach, R ERA: 3.33 (6, 1)	3.2	W	14	2	0	0	4	1	0	0	0	0	0	21	25	0.00	0.818								

Batter	1	2	3	4	5	6	7	8	9	AB	R	H	RBI	BB	SO	LOB	BOTTOM								
Dick McAuliffe, L OBP: 0.356, SLG: 0.333 (1, 4)										2	2	1	0	1	1	0	<p><b>Texas Rangers @ Detroit Tigers</b> Tiger Stadium, Detroit, MI Tue Jul 11 1972, 7:05 PM EDT Att: 15,915 - Unknown</p>								
Tony Taylor, R OBP: 0.382, SLG: 0.475 (6, PH) (7, 4)										1	0	0	0	0	0	1									
Aurelio Rodriguez, R OBP: 0.279, SLG: 0.329 (1, 5)										4	1	2	1	0	1	2									
Jim Northrup, L OBP: 0.329, SLG: 0.369 (1, 9)										3	0	2	2	1	0	0									
Bill Freehan, R OBP: 0.357, SLG: 0.412 (1, 2)										3	1	1	0	1	1	0									
Norm Cash, L OBP: 0.321, SLG: 0.491 (1, 3)										3	0	1	1	0	0	0									
Willie Horton, R OBP: 0.310, SLG: 0.417 (1, 7) (8, FR) (9, 7)										4	0	1	1	0	0	3									
Mickey Stanley, R OBP: 0.265, SLG: 0.422 (1, 8)										4	1	1	1	0	0	2									
Ed Brinkman, R OBP: 0.247, SLG: 0.269 (1, 6)										4	1	2	0	0	1	1									
Tom Timmermann, R OBP: 0.158, SLG: 0.086 (1, 1) (1, 1) (6, 1)										0	0	0	0	0	0	0									
Fred Scherman, L OBP: 0.111, SLG: 0.059 (1, 1)										2	0	0	0	0	1	1									
Chuck Seelbach, R OBP: 0.357, SLG: 0.273 (6, 1)										1	0	0	0	1	1	1									
<b>Inning Stats</b>	R: 1 E: 0 K: 1 S: 7	H: 2 LOB: 2 BB: 1 P: 11	R: 2 E: 1 K: 0 S: 6	H: 4 LOB: 2 BB: 0 P: 6	R: 1 E: 0 K: 1 S: 6	H: 1 LOB: 1 BB: 1 P: 10	R: 1 E: 0 K: 2 S: 7	H: 1 LOB: 1 BB: 1 P: 11	R: 0 E: 0 K: 0 S: 3	H: 0 LOB: 0 BB: 0 P: 3	R: 1 E: 0 K: 0 S: 4	H: 1 LOB: 1 BB: 1 P: 8	R: 0 E: 0 K: 1 S: 5	H: 0 LOB: 0 BB: 0 P: 5	R: 0 E: 0 K: 1 S: 6	H: 2 LOB: 1 BB: 0 P: 6	R: 0 E: 0 K: 1 S: 6	H: 0 LOB: 0 BB: 0 P: 6	1B: 8 2B: 2 3B: 0 HR: 1	SF: 1 SAC: 0 DP: 0 HBP: 0	WP: 1 PB: 0 SB: 0 CS: 1	PA: 36			
<b>PITCHER</b>	IP	WLS	BF	H	R	ER	SO	BB	IBB	HBP	BLK	WP	HR	S	P	ERA	WHIP								
Pete Broberg, R ERA: 4.19 (1, 1)	4.0		21	8	5	5	4	3	0	0	0	0	1	7	11	4.50	1.000								
Paul Lindblad, L ERA: 1.61 (5, 1)	2.0	L	8	1	1	1	0	1	0	0	0	0	1	7	11	4.50	1.000								
Jim Shellenback, L ERA: 3.47 (7, 1)	1.0		3	0	0	0	1	0	0	0	0	0	0	5	5	0.00	0.000								
Horacio Pina, R ERA: 2.7 (8, 1)	1.0		4	2	0	0	1	0	0	0	0	0	0	6	6	0.00	2.000								

AB	33
R	5
H	13
RBI	5
BB	4
SO	6
LOB	17





Batter	1	2	3	4	5	6	7	8	9	AB	R	H	RBI	BB	SO	LOB	TOP								
<b>Davey Nelson, R</b> OBP: 0.355, SLG: 0.336 (1, 5)	0-3 K	0-0 5-3			0-0 1B		0-0 2B		0-0 1-3	5	0	2	0	0	1	2									
<b>Toby Harrah, R</b> OBP: 0.321, SLG: 0.351 (1, 6)	0-0 F7		0-0 6-3		0-0 4-3 1-2		0-0 L7			4	0	0	0	0	0	2									
<b>Don Mincher, L</b> OBP: 0.381, SLG: 0.374 (1, 3)	4-0 BB		0-0 4-3			4-0 2B BB		0-0 FC6-4 1B		2	0	1	0	2	0	0									
<b>Dick Billings, R</b> OBP: 0.324, SLG: 0.352 (1, 7)	0-0 1-3		0-0 F9			0-3 K		0-0 FC6-4 1B 1-2		4	0	0	0	0	1	3									
<b>Hal King, L</b> OBP: 0.323, SLG: 0.327 (1, 2)		0-3 K		0-0 F9		0-3 K		0-3 K		4	0	0	0	0	3	2									
<b>Larry Bittner, L</b> OBP: 0.367, SLG: 0.385 (1, 9)		0-0 2B 1B		0-0 F4		0-0 2B		0-0 1B		4	1	3	0	0	0	0									
<b>Joe Lovitto, S</b> OBP: 0.313, SLG: 0.287 (1, 8)		0-0 1B 2B		0-0 3-1		0-3 K		0-0 4-3		4	0	1	0	0	1	4									
<b>Ted Kubiak, S</b> OBP: 0.327, SLG: 0.277 (2, PR)		0-0 1B		0-0 F7		0-0 5-3		0-3 K		1	0	1	1	0	0	0									
<b>Lenny Randle, S</b> OBP: 0.242, SLG: 0.289 (2, 4)		2-3 3-H 1B								3	0	0	0	0	1	0									
<b>Casey Cox, R</b> (5, PH)		0-3 K		0-0 F8		0-3 K		0-0 G3		1	0	0	0	0	1	2									
<b>Dalton Jones, L</b> OBP: 0.200, SLG: 0.280 (5, 1)										0	0	0	0	0	0	0									
<b>Jim Panther, R</b> OBP: 0.333, SLG: 0.200 (7, PH)										0	0	0	0	0	0	0									
<b>Elliott Maddox, R</b> OBP: 0.273, SLG: 0.269 (7, 1)										1	0	0	0	0	1	0									
<b>Bill Gogolewski, R</b> OBP: 0.273, SLG: 0.200 (8, 1)										0	0	0	0	0	0	0									
<b>Paul Lindblad, L</b> OBP: 0.200, SLG: 0.200 (8, 1)										0	0	0	0	0	0	0									
<b>Ted Ford, R</b> OBP: 0.319, SLG: 0.404 (9, PH)										1	0	0	0	0	0	0									
<b>Inning Stats</b>	R: 0 E: 0 K: 1 S: 5	H: 0 LOB: 1 BB: 1 P: 9	R: 1 E: 0 K: 2 S: 10	H: 3 LOB: 2 BB: 0 P: 10	R: 0 E: 0 K: 0 S: 3	H: 0 LOB: 0 BB: 0 P: 3	R: 0 E: 0 K: 0 S: 3	H: 0 LOB: 0 BB: 0 P: 3	R: 0 E: 0 K: 0 S: 4	H: 1 LOB: 1 BB: 0 P: 4	R: 0 E: 0 K: 3 S: 10	H: 1 LOB: 2 BB: 1 P: 14	R: 0 E: 0 K: 1 S: 6	H: 1 LOB: 1 BB: 0 P: 6	R: 0 E: 0 K: 1 S: 7	H: 2 LOB: 2 BB: 0 P: 7	R: 0 E: 0 K: 1 S: 5	H: 0 LOB: 0 BB: 0 P: 5	1B: 5 2B: 3 HR: 0	SF: 0 SAC: 0 DP: 0 HBP: 0	WP: 0 PB: 0 SB: 1 CS: 0	PA: 37			
<b>PITCHER</b> <b>Bill Slayback, R</b> ERA: 2.04 (1, 1)	IP	WLS	BF	H	R	ER	SO	BB	IBB	HBP	BLK	WP	HR	S	P	ERA	WHIP								
	9.0	W	37	8	1	1	9	2	0	0	0	0	0	53	61	1.00	1.111								

Texas Rangers @ Detroit Tigers  
Tiger Stadium, Detroit, MI  
Wed Jul 12 1972, 7:05 PM EDT  
Att: 14,767 - Unknown

AB	34
R	1
H	8
RBI	1
BB	2
SO	9
LOB	15



Batter	1	2	3	4	5	6	7	8	9	AB	R	H	RBI	BB	SO	LOB	BOTTOM								
<b>Dick McAuliffe, L</b> OBP: 0.358, SLG: 0.337 (1, 4)	0-0 G3		0-0 2B E	0-0 1B	1-2 2-H 1B			0-0 FC6-4 1-2		4	1	2	1	0	0	1									
<b>Tony Taylor, R</b> OBP: 0.379, SLG: 0.471 (8, PH)										1	0	0	0	0	0	3									
<b>Aurelio Rodriguez, R</b> OBP: 0.279, SLG: 0.331 (1, 5)	0-0 F4		0-0 E	0-0 2B	0-0 5-3		0-0 F2			4	1	1	0	0	0	2									
<b>Jim Northrup, L</b> OBP: 0.327, SLG: 0.364 (1, 9)	4-0 1B BB		0-0 E4 G3-6-3 2-H 3-H		0-0 4-3		0-0 4-3			3	0	0	1	1	0	0									
<b>Willie Horton, R</b> OBP: 0.315, SLG: 0.419 (1, 7)	0-0 1-2 1B		0-3 K		0-0 1B		0-3 K			4	0	2	0	0	2	1									
<b>Norm Cash, L</b> OBP: 0.320, SLG: 0.491 (1, 3)	0-0 F5		0-0 G3-6-3 1-2		0-3 K		0-0 K		0-0 6-3 FC1-2 2B	4	0	1	0	0	1	4									
<b>Mickey Stanley, R</b> OBP: 0.289, SLG: 0.421 (1, 8)		0-0 1B		4-0 E 1B BB	0-0 F5		0-0 F5		0-0 6-3	3	1	1	0	1	0	2									
<b>Tom Haller, L</b> OBP: 0.276, SLG: 0.372 (1, 2)		0-0 F8		0-0 F7		0-0 SH3 1B		4-0 FC1-2 IBB		3	0	1	0	1	0	2									
<b>Ed Brinkman, R</b> OBP: 0.248, SLG: 0.267 (1, 6)		0-0 F9		0-0 F8		0-0 SH3		4-0 FC1-2 BB		2	0	0	0	1	0	2									
<b>Bill Slayback, R</b> OBP: 0.083, SLG: 0.083 (1, 1)		0-0 F9		0-0 1B	1-2 1B		0-0 F8		0-0 FC1-2 FC6-4	4	0	1	0	0	0	5									
<b>Inning Stats</b>	R: 0 E: 0 K: 0 S: 4	H: 1 LOB: 2 BB: 1 P: 8	R: 0 E: 0 K: 0 S: 4	H: 1 LOB: 1 BB: 0 P: 4	R: 2 E: 1 K: 1 S: 7	H: 2 LOB: 0 BB: 0 P: 7	R: 1 E: 1 K: 0 S: 5	H: 2 LOB: 2 BB: 1 P: 9	R: 0 E: 0 K: 0 S: 6	H: 1 LOB: 1 BB: 0 P: 6	R: 0 E: 0 K: 0 S: 4	H: 1 LOB: 1 BB: 0 P: 4	R: 0 E: 0 K: 1 S: 5	H: 0 LOB: 0 BB: 0 P: 5	R: 0 E: 0 K: 0 S: 4	H: 1 LOB: 3 BB: 2 P: 12	R: 0 E: 0 K: 0 S: 4	H: 1 LOB: 2 BB: 3 P: 12	1B: 7 2B: 2 3B: 0 HR: 0	SF: 0 SAC: 1 DP: 1 HBP: 0	WP: 0 PB: 0 SB: 0 CS: 0	PA: 37			
<b>PITCHER</b> <b>Casey Cox, R</b> ERA: 3.24 (1, 1)	IP	WLS	BF	H	R	ER	SO	BB	IBB	HBP	BLK	WP	HR	S	P	ERA	WHIP								
	4.0	L	20	6	3	1	1	2	0	0	0	0	0	10	10	0.00	1.000								
<b>Jim Panther, R</b> ERA: 4.59 (5, 1)	2.0		8	2	0	0	1	0	0	0	0	0	0	10	10	0.00	1.000								
<b>Bill Gogolewski, R</b> ERA: 5.14 (7, 1)	1.2		8	1	0	0	1	1	1	0	0	0	0	8	16	0.00	1.200								
<b>Paul Lindblad, L</b> ERA: 1.61 (8, 1)	0.1		1	0	0	0	0	0	0	0	0	0	0	1	1	0.00	0.000								

Texas Rangers @ Detroit Tigers  
Tiger Stadium, Detroit, MI  
Wed Jul 12 1972, 7:05 PM EDT  
Att: 14,767 - Unknown

AB	32
R	3
H	9
RBI	2
BB	4
SO	3
LOB	22





Batter	1	2	3	4	5	6	7	8	9	AB	R	H	RBI	BB	SO	LOB	TOP			
Freddie Patek, R OBP: 0.292, SLG: 0.327	0-0 S 1B		0-0 1-2 1B		0-0 F9		0-0 4-3		0-0 HR 1B	5	1	3	0	0	0	1	<b>Kansas City Royals @ Detroit Tigers</b> Tiger Stadium, Detroit, MI Thu Jul 13 1972, 7:05 PM EDT Att: 17,987 - Unknown			
Amos Otis, R OBP: 0.366, SLG: 0.439	0-0 5-3		0-0 F9		0-0 1-2 1B		0-0 F8		0-0 HR	5	1	2	2	0	0	3				
Richie Scheinblum, S OBP: 0.394, SLG: 0.496	0-0 E3 G5-4-3		0-0 F9		0-0 F4			0-0 2B FC 1B	0-0 HR	5	2	2	1	0	0	5				
Lou Piniella, R OBP: 0.366, SLG: 0.478	0-0 G5-4-3			0-0 F4		0-0 1B 1B		0-0 FC 1-3 2B	0-0 F8	5	0	2	0	0	0	2				
John Mayberry, L OBP: 0.372, SLG: 0.446		0-0 4-3		1-0 HBP		0-0 F2		0-0 F4	0-0 4-3	4	0	0	0	0	0	3				
Cookie Rojas, R OBP: 0.326, SLG: 0.364		0-3 K		0-0 F7		0-0 1-2 1B		0-0 FC FC6-4		4	0	1	1	0	1	2				
Jerry May, R OBP: 0.317, SLG: 0.337		0-0 5-3		0-0 F7		0-0 F5		0-0 F8		4	0	0	0	0	0	5				
Bobby Floyd, R OBP: 0.232, SLG: 0.223			0-3 K		0-0 5-3		0-3 K		0-0 FC6-4	4	0	0	0	0	2	4				
Paul Splittorf, L OBP: 0.239, SLG: 0.283			0-0 1B		4-0 1B			0-0 F9		0	0	0	0	0	0	0				
Al Fitzmorris, S OBP: 0.348, SLG: 0.211									0-3 K	1	0	1	0	1	0	0				
Bobby Knopp, R OBP: 0.326, SLG: 0.243										1	0	0	0	0	0	0				
Mike Hedlund, R OBP: 0.316, SLG: 0.316										0	0	0	0	0	0	0				
Paul Schaaf, R OBP: 0.306, SLG: 0.320										1	0	0	0	0	1	0				
<b>Inning Stats</b>	R: 0 E: 1 K: 0 S: 4	H: 1 LOB: 1 BB: 0 P: 4	R: 0 E: 0 K: 1 S: 5	H: 0 LOB: 0 BB: 0 P: 5	R: 0 E: 0 K: 1 S: 7	H: 2 LOB: 2 BB: 0 P: 7	R: 0 E: 0 K: 0 S: 3	H: 0 LOB: 1 BB: 0 P: 4	R: 0 E: 0 K: 1 S: 7	H: 2 LOB: 2 BB: 0 P: 7	R: 0 E: 0 K: 0 S: 3	H: 0 LOB: 0 BB: 0 P: 3	R: 1 E: 0 K: 0 S: 6	H: 2 LOB: 2 BB: 0 P: 6	R: 3 E: 0 K: 1 S: 8	H: 3 LOB: 0 BB: 0 P: 8	1B: 8 2B: 1 3B: 0 HR: 2	SF: 0 SAC: 0 DP: 1 HBP: 1	WP: 0 PB: 0 SB: 1 CS: 0	PA: 41
<b>PITCHER</b> Mickey Lolich, L ERA: 2.88	IP: 9.0 WLS: W BF: 41 H: 11 R: 4 ER: 4 SO: 4	BB: 1 IBB: 0 HBP: 1 BLK: 0	WP: 0 HR: 2 S: 47 P: 52	ERA: 4.00 WHIP: 1.333	<b>PITCHER</b>										IP: 9.0 WLS: W BF: 41 H: 11 R: 4 ER: 4 SO: 4	BB: 1 IBB: 0 HBP: 1 BLK: 0	WP: 0 HR: 2 S: 47 P: 52	ERA: 4.00 WHIP: 1.333		

AB	39
R	4
H	11
RBI	4
BB	1
SO	4
LOB	25



Batter	1	2	3	4	5	6	7	8	9	AB	R	H	RBI	BB	SO	LOB	BOTTOM			
Aurelio Rodriguez, R OBP: 0.278, SLG: 0.333				0-0 L5		0-0 G5-4-3				4	1	1	0	0	0	3	<b>Kansas City Royals @ Detroit Tigers</b> Tiger Stadium, Detroit, MI Thu Jul 13 1972, 7:05 PM EDT Att: 17,987 - Unknown			
Mickey Stanley, R OBP: 0.289, SLG: 0.414	0-0 5-3	0-0 6-3		0-0 1-3			4-0 FC6 BB			3	0	0	0	1	0	1				
Bill Freehan, R OBP: 0.355, SLG: 0.407	4-0 WP SF7 1B BB	0-3 K		0-0 F7			0-0 F7			3	1	0	0	1	1	1				
Willie Horton, R OBP: 0.319, SLG: 0.428	0-0 BB WP 1B 1B	0-0 2B			0-0 6-3		0-0 F7			4	1	2	1	0	0	1				
Wayne Comer, R	1-2 3-H									0	0	0	0	0	0	0				
Paul Jata, R OBP: 0.311, SLG: 0.269	4-0 1-2 2-3 1B BB	0-3 K			0-0 4-3		0-0 FC6			1	1	0	0	1	1	1				
Jim Northrup, L OBP: 0.324, SLG: 0.360										2	0	0	0	0	0	1				
Norm Cash, L OBP: 0.323, SLG: 0.496	0-0 SF7		0-0 4-3		0-0 2B			4-0 FC6-4 BB		2	0	1	1	1	0	0				
Ike Brown, R OBP: 0.396, SLG: 0.488	1-2 2-3 1B BB		0-0 S SH1-3 2B		0-0 6-3				0-0 L9	3	2	1	0	1	0	2				
Ed Brinkman, R OBP: 0.249, SLG: 0.268	0-0 BB 1B		0-0 SH1-3			0-0 1-3			0-0 FC6-4	3	0	1	3	0	0	1				
Mickey Lolich, S OBP: 0.238, SLG: 0.094	1-2 3-H		0-3 K			0-0 G5-4-3 1B			0-0 F9	3	0	1	0	1	1	1				
<b>Inning Stats</b>	R: 5 E: 0 K: 0 S: 6	H: 3 LOB: 2 BB: 4 P: 22	R: 0 E: 0 K: 2 S: 8	H: 1 LOB: 1 BB: 0 P: 8	R: 1 E: 0 K: 1 S: 6	H: 1 LOB: 0 BB: 0 P: 6	R: 0 E: 0 K: 0 S: 3	H: 0 LOB: 0 BB: 0 P: 3	R: 0 E: 0 K: 0 S: 3	H: 1 LOB: 1 BB: 0 P: 4	R: 0 E: 0 K: 0 S: 3	H: 0 LOB: 1 BB: 1 P: 7	R: 0 E: 0 K: 0 S: 3	H: 0 LOB: 1 BB: 1 P: 7	R: 0 E: 0 K: 0 S: 3	H: 0 LOB: 1 BB: 1 P: 7	1B: 3 2B: 4 3B: 0 HR: 0	SF: 1 SAC: 1 DP: 1 HBP: 0	WP: 2 PB: 0 SB: 1 CS: 0	PA: 36
<b>PITCHER</b> Paul Splittorf, L ERA: 2.82	IP: 0.2 WLS: L BF: 8 H: 3 R: 5 ER: 5 SO: 0	BB: 3 IBB: 0 HBP: 0 BLK: 0	WP: 1 HR: 0 S: 5 P: 17	ERA: 67.50 WHIP: 9.000	<b>PITCHER</b>										IP: 0.2 WLS: L BF: 8 H: 3 R: 5 ER: 5 SO: 0	BB: 3 IBB: 0 HBP: 0 BLK: 0	WP: 1 HR: 0 S: 5 P: 17	ERA: 67.50 WHIP: 9.000		
<b>PITCHER</b> Al Fitzmorris, R ERA: 3.54	IP: 5.1 WLS: 20 BF: 4 H: 1 R: 1 ER: 1 SO: 3	BB: 1 IBB: 0 HBP: 0 BLK: 0	WP: 1 HR: 0 S: 25 P: 29	ERA: 1.69 WHIP: 0.938	<b>PITCHER</b>										IP: 5.1 WLS: 20 BF: 4 H: 1 R: 1 ER: 1 SO: 3	BB: 1 IBB: 0 HBP: 0 BLK: 0	WP: 1 HR: 0 S: 25 P: 29	ERA: 1.69 WHIP: 0.938		
<b>PITCHER</b> Mike Hedlund, R ERA: 4.01	IP: 2.0 WLS: 8 BF: 0 H: 0 R: 0 ER: 0 SO: 0	BB: 2 IBB: 0 HBP: 0 BLK: 0	WP: 0 HR: 0 S: 6 P: 14	ERA: 0.00 WHIP: 1.000	<b>PITCHER</b>										IP: 2.0 WLS: 8 BF: 0 H: 0 R: 0 ER: 0 SO: 0	BB: 2 IBB: 0 HBP: 0 BLK: 0	WP: 0 HR: 0 S: 6 P: 14	ERA: 0.00 WHIP: 1.000		

AB	28
R	6
H	7
RBI	5
BB	6
SO	3
LOB	12





Batter	1	2	3	4	5	6	7	8	9	AB	R	H	RBI	BB	SO	LOB	TOP											
Freddie Patek, R OBP: 0.288, SLG: 0.323	0-3 K		0-0 5-3		0-0 4-3		0-3 K			4	0	0	0	0	2	1	<b>Kansas City Royals @ Detroit Tigers</b> Tiger Stadium, Detroit, MI Fri Jul 14, 1972, 7:05 PM EDT Att: 28,327 - Unknown											
Amos Otis, R OBP: 0.370, SLG: 0.442	0-0 6-3			0-0 1B 2B		4-0 S BB		0-0 F8		3	1	1	0	1	0	0												
Riche Scheinblum, S OBP: 0.382, SLG: 0.491 Steve Hovley, L OBP: 0.273, SLG: 0.293	0-0 L7			0-0 F4		0-0 F6		4-0 WP BB		3	0	0	0	1	0	2												
Lou Piniella, R OBP: 0.362, SLG: 0.472		0-0 F4		0-3 K		0-0 F9		0-0 F8		4	0	0	0	0	1	3												
John Mayberry, L OBP: 0.377, SLG: 0.446		0-0 F5		0-0 BB 1B		4-0 IBB		4-0 FC6-4 IBB		2	0	1	1	2	0	0												
Cookie Rojas, R OBP: 0.323, SLG: 0.362		4-0 BB		4-0 1-2 BB		0-3 K		0-0 FC6-4 1-2		2	0	0	0	2	1	4												
Jerry May, R OBP: 0.314, SLG: 0.326		0-0 F3		0-3 K			0-3 K		4-0 K BB	3	0	0	0	1	2	3												
Bobby Floyd, R OBP: 0.233, SLG: 0.224			0-3 K		0-3 K		0-0 SH1-4 1B		0-3 K 1-2	4	0	1	0	0	3	1												
Bruce Dal Canton, R OBP: 0.125, SLG: 0.167 Tom Burge, L OBP: 0.333, SLG: 0.333 Ken Wright, R OBP: 0.333, SLG: 0.333			0-0 F8		0-0 F8		0-0 SH1-4 1-2		0-3 K	2	0	0	0	0	0	0												
<b>Inning Stats</b>	R: 0 E: 0 K: 1 S: 5	H: 0 LOB: 0 BB: 0 P: 5	R: 0 E: 0 K: 0 S: 3	H: 0 LOB: 1 BB: 1 P: 7	R: 0 E: 0 K: 1 S: 5	H: 0 LOB: 0 BB: 0 P: 5	R: 1 E: 0 K: 2 S: 9	H: 2 LOB: 2 BB: 1 P: 13	R: 0 E: 0 K: 1 S: 5	H: 0 LOB: 0 BB: 0 P: 5	R: 0 E: 0 K: 2 S: 8	H: 1 LOB: 1 BB: 0 P: 8	R: 0 E: 0 K: 0 S: 3	H: 0 LOB: 2 BB: 2 P: 11	R: 0 E: 0 K: 2 S: 6	H: 0 LOB: 0 BB: 1 P: 10	1B: 2 2B: 1 3B: 0 HR: 0	SF: 0 SAC: 1 DP: 0 HBP: 0	WP: 1 PB: 0 SB: 1 CS: 0	PA: 36								
<b>PITCHER</b>	IP	WLS	BF	H	R	ER	SO	BB	IBB	HBP	BLK	WP	HR	S	P	ERA	WHIP											
Joe Coleman, R ERA: 2.19	(1, 1)	7.0	L	28	3	1	1	8	3	1	0	0	0	40	56	1.29	0.857											
Chuck Seelbach, R ERA: 3.21	(8, 1)	2.0		8	0	0	0	2	2	1	0	0	1	0	9	21	0.00	1.000										

Batter	1	2	3	4	5	6	7	8	9	AB	R	H	RBI	BB	SO	LOB	BOTTOM										
Dick McAuliffe, L OBP: 0.366, SLG: 0.335	4-0 F8 BB		4-0 BB			0-0 4-3		4-0 FC1-6 BB		1	0	0	0	3	0	0	<b>Kansas City Royals @ Detroit Tigers</b> Tiger Stadium, Detroit, MI Fri Jul 14, 1972, 7:05 PM EDT Att: 28,327 - Unknown										
Aurelio Rodriguez, R OBP: 0.275, SLG: 0.329	0-0 L7		0-3 K			0-0 F9		0-0 FC1-6 1B 1-2		4	0	0	0	0	1	3											
Jim Northrup, L OBP: 0.324, SLG: 0.360 Wayne Comer, R OBP: 0.351, SLG: 0.404 Tony Taylor, R OBP: 0.378, SLG: 0.471 Ike Brown, R OBP: 0.396, SLG: 0.488	0-0 F8		0-0 L3			0-0 FC6-4 1B		0-0 FC6-4 1B 1-3		3	0	1	0	0	0	2											
Willie Horton, R OBP: 0.318, SLG: 0.419	4-0 BB			0-0 F5		0-0 FC6-4 1-2		0-3 K		3	0	0	0	1	1	3											
Norm Cash, L OBP: 0.317, SLG: 0.487	0-0 F4			0-0 G3			0-0 F6		0-0 F2	4	0	0	0	0	0	4											
Tom Haller, L OBP: 0.275, SLG: 0.366		0-0 5-3		0-0 F8			0-0 1B 1B		0-0 3-1	4	0	1	0	0	0	0											
Mickey Stanley, R OBP: 0.264, SLG: 0.406		0-0 F2			0-0 6-3		0-0 F7		0-3 K	4	0	0	0	0	1	1											
Ed Brinkman, R OBP: 0.250, SLG: 0.268 Bill Freehan, R OBP: 0.354, SLG: 0.405	0-3 K				0-3 K		0-0 1B		0-0 F5	3	0	1	0	0	2	0											
Joe Coleman, R OBP: 0.149, SLG: 0.111 Gates Brown, L OBP: 0.310, SLG: 0.373 Chuck Seelbach, R OBP: 0.357, SLG: 0.273			0-0 6-3		0-0 3-1		0-0 4-3			2	0	0	0	0	0	0											
<b>Inning Stats</b>	R: 0 E: 0 K: 0 S: 3	H: 0 LOB: 2 BB: 2 P: 11	R: 0 E: 0 K: 1 S: 5	H: 0 LOB: 0 BB: 0 P: 5	R: 0 E: 0 K: 1 S: 5	H: 0 LOB: 1 BB: 1 P: 9	R: 0 E: 0 K: 0 S: 3	H: 0 LOB: 0 BB: 0 P: 3	R: 0 E: 0 K: 1 S: 5	H: 0 LOB: 0 BB: 0 P: 5	R: 0 E: 0 K: 0 S: 4	H: 1 LOB: 1 BB: 0 P: 4	R: 0 E: 0 K: 0 S: 5	H: 2 LOB: 2 BB: 0 P: 5	R: 0 E: 0 K: 1 S: 6	H: 1 LOB: 2 BB: 1 P: 10	R: 0 E: 0 K: 1 S: 5	H: 0 LOB: 0 BB: 0 P: 5	1B: 4 2B: 0 3B: 0 HR: 0	SF: 0 SAC: 0 DP: 0 HBP: 0	WP: 0 PB: 0 SB: 0 CS: 0	PA: 35					
<b>PITCHER</b>	IP	WLS	BF	H	R	ER	SO	BB	IBB	HBP	BLK	WP	HR	S	P	ERA	WHIP										
Bruce Dal Canton, R ERA: 2.94	(1, 1)	7.0	W	28	3	0	0	3	4	0	0	0	0	30	46	0.00	1.000										
Tom Burge, L ERA: 2.19	(8, 1)	0.1		1	0	0	0	0	0	0	0	0	0	1	1	0.00	0.000										
Ken Wright, R ERA: 1.5	(8, 1)	1.2	S	6	1	0	0	2	0	0	0	0	0	10	10	0.00	0.600										



Batter	1	2	3	4	5	6	7	8	9	AB	R	H	RBI	BB	SO	LOB	TOP										
Freddie Patek, R OBP: 0.288, SLG: 0.322	F3		1-3			K		1B		4	1	1	0	0	1	0	<b>Kansas City Royals @ Detroit Tigers</b> Tiger Stadium, Detroit, MI Sat Jul 15 1972, 4:33 AM EDT Att: 28,727 - Unknown										
Amos Otis, R OBP: 0.365, SLG: 0.439	1B			6-3		F7		K		4	0	1	0	0	1	1											
Richie Scheinblum, S OBP: 0.384, SLG: 0.491	F4			F8			1B	1B		4	1	2	1	0	0	1											
Lou Piniella, R OBP: 0.361, SLG: 0.469	5-3			6-3			1B	1B	G6-4-3	4	1	1	0	0	0	2											
John Mayberry, L OBP: 0.372, SLG: 0.439		4-3			F9		L3			4	0	0	0	0	0	2											
Ed Kirkpatrick, L OBP: 0.424, SLG: 0.474		F6			G3		E9			4	0	1	0	0	0	0											
Cookie Rojas, R OBP: 0.331, SLG: 0.364			F9							4	0	2	1	0	0	0											
Bobby Floyd, R OBP: 0.229, SLG: 0.220										2	0	0	0	0	0	2											
Steve Howley, L OBP: 0.273, SLG: 0.293										0	0	0	0	0	0	0											
Bobby Knoop, R OBP: 0.318, SLG: 0.237										1	0	0	0	0	0	2											
Dick Drago, R OBP: 0.146, SLG: 0.047										2	0	0	0	0	0	0											
Jerry May, R OBP: 0.311, SLG: 0.323										1	0	0	0	0	0	2											
Mike Hedlund, R OBP: 0.316, SLG: 0.316										0	0	0	0	0	0	0											
Tom Burgmeier, L OBP: 0.333, SLG: 0.333										0	0	0	0	0	0	0											
Ted Abernathy, R OBP: 0.333, SLG: 0.333										0	0	0	0	0	0	0											
<b>Inning Stats</b>	R: 0 E: 0 K: 0 S: 4	H: 1 LOB: 1 BB: 0 P: 4	R: 0 E: 0 K: 0 S: 3	H: 0 LOB: 0 BB: 0 P: 3	R: 0 E: 0 K: 1 S: 5	H: 0 LOB: 0 BB: 0 P: 5	R: 0 E: 0 K: 0 S: 3	H: 0 LOB: 0 BB: 0 P: 3	R: 0 E: 0 K: 1 S: 6	H: 1 LOB: 1 BB: 0 P: 6	R: 0 E: 0 K: 1 S: 5	H: 0 LOB: 0 BB: 0 P: 5	R: 2 E: 1 K: 0 S: 7	H: 4 LOB: 2 BB: 0 P: 7	R: 1 E: 0 K: 0 S: 6	H: 2 LOB: 0 BB: 0 P: 6	R: 0 E: 0 K: 0 S: 3	H: 0 LOB: 0 BB: 0 P: 3	1B: 8 2B: 0 3B: 0 HR: 0	SF: 0 SAC: 0 DP: 1 HBP: 0	WP: 0 PB: 0 SB: 2 CS: 0	PA: 34					
<b>PITCHER</b>	IP	WLS	BF	H	R	ER	SO	BB	IBB	HBP	BLK	WP	HR	S	P	ERA	WHIP										
Tom Timmermann, R ERA: 2.67	6.1	W	25	6	2	2	3	0	0	0	0	0	0	31	31	2.84	0.947										
Fred Scherman, L ERA: 2.91	7.1	S	9	2	1	1	1	0	0	0	0	0	0	11	11	3.38	0.750										


Batter	1	2	3	4	5	6	7	8	9	AB	R	H	RBI	BB	SO	LOB	BOTTOM											
Dick McAuliffe, L OBP: 0.362, SLG: 0.328	G3	F6				6-3		F7		4	0	0	0	1	0	4	<b>Kansas City Royals @ Detroit Tigers</b> Tiger Stadium, Detroit, MI Sat Jul 15 1972, 4:33 AM EDT Att: 28,727 - Unknown											
Aurelio Rodriguez, R OBP: 0.274, SLG: 0.330	6-3	F4						FC6-4		5	1	1	0	0	0	5												
Jim Northrup, L OBP: 0.333, SLG: 0.374	1B	1B						SH4-3		3	1	3	2	0	0	0												
Bill Freehan, R OBP: 0.360, SLG: 0.410	1B	1B						2B		2	1	1	1	2	0	2												
Norm Cash, L OBP: 0.320, SLG: 0.489								2B		3	0	1	1	1	0	1												
Willie Horton, R OBP: 0.310, SLG: 0.409								2B		4	0	0	0	0	0	5												
Wayne Comer, R OBP: 0.310, SLG: 0.409										0	0	0	0	0	0	0												
Mickey Stanley, R OBP: 0.264, SLG: 0.403										4	1	1	0	0	0	2												
Ed Brinkman, R OBP: 0.250, SLG: 0.268										4	1	1	0	0	0	0												
Tom Timmermann, R OBP: 0.171, SLG: 0.105										3	0	1	0	0	1	0												
Fred Scherman, L OBP: 0.158, SLG: 0.111										1	0	1	0	0	0	0												
<b>Inning Stats</b>	R: 0 E: 0 K: 0 S: 4	H: 1 LOB: 3 BB: 2 P: 12	R: 2 E: 0 K: 0 S: 7	H: 4 LOB: 2 BB: 0 P: 7	R: 0 E: 0 K: 0 S: 3	H: 0 LOB: 0 BB: 0 P: 3	R: 0 E: 0 K: 1 S: 5	H: 0 LOB: 1 BB: 1 P: 9	R: 1 E: 0 K: 0 S: 5	H: 2 LOB: 1 BB: 0 P: 5	R: 0 E: 0 K: 0 S: 3	H: 0 LOB: 0 BB: 0 P: 3	R: 2 E: 0 K: 0 S: 5	H: 2 LOB: 1 BB: 1 P: 9	R: 0 E: 0 K: 0 S: 4	H: 1 LOB: 1 BB: 0 P: 4		1B: 6 2B: 4 3B: 0 HR: 0	SF: 0 SAC: 1 DP: 0 HBP: 0	WP: 0 PB: 1 SB: 0 CS: 0	PA: 38							
<b>PITCHER</b>	IP	WLS	BF	H	R	ER	SO	BB	IBB	HBP	BLK	WP	HR	S	P	ERA		WHIP										
Dick Drago, R ERA: 2.44	6.0	L	28	7	3	3	1	0	0	0	0	0	0	27	39	4.50		1.667										
Mike Hedlund, R ERA: 4.13	0.1		3	1	2	1	0	1	0	0	0	0	0	2	6	27.00		6.000										
Tom Burgmeier, L ERA: 2.19	0.0		1	1	0	0	0	0	0	0	0	0	0	1	1	∞	∞											
Ted Abernathy, R ERA: 1.27	1.2		6	1	0	0	0	0	0	0	0	0	0	6	6	0.00	0.600											



Batter	1	2	3	4	5	6	7	8	9	AB	R	H	RBI	BB	SO	LOB	TOP			
Freddie Patek, R OBP: 0.284, SLG: 0.317	F8		1-3		K			G3		4	0	0	0	0	1	0				
Amos Otis, R OBP: 0.370, SLG: 0.440	4-3 1B				F9			4-3 1B		4	0	2	0	0	0	0				
Richie Scheinblum, S OBP: 0.379, SLG: 0.483	4-3 1-3				6-3			F7		4	0	0	0	0	0	2				
Lou Piniella, R OBP: 0.359, SLG: 0.466	F8				2B 1B			K		4	0	1	0	0	1	1				
John Mayberry, L OBP: 0.370, SLG: 0.440					K			F6		4	0	1	0	0	1	0				
Ed Kirkpatrick, L OBP: 0.425, SLG: 0.472					F2					3	0	1	0	1	0	0				
Cookie Rojas, R OBP: 0.328, SLG: 0.360										3	0	0	0	0	0	4				
Bobby Floyd, R OBP: 0.224, SLG: 0.216										2	0	0	0	0	1	0				
Gail Hopkins, L OBP: 0.222, SLG: 0.206										1	0	0	0	0	1	1				
Bobby Knoop, R OBP: 0.318, SLG: 0.237					K			K		0	0	0	0	0	0	0				
Roger Nelson, R OBP: 0.125, SLG: 0.125										2	0	0	0	0	2	0				
Steve Hovley, L OBP: 0.270, SLG: 0.289					K					1	0	0	0	0	0	0				
Ken Wright, R OBP: 0.318, SLG: 0.237					K			6-3		0	0	0	0	0	0	0				
<b>Inning Stats</b>	R: 0 E: 0 K: 0 S: 4	H: 1 LOB: 1 BB: 0 P: 4	R: 0 E: 0 K: 1 S: 5	H: 0 LOB: 0 BB: 0 P: 5	R: 0 E: 0 K: 2 S: 7	H: 0 LOB: 0 BB: 0 P: 7	R: 0 E: 0 K: 0 S: 5	H: 2 LOB: 3 BB: 1 P: 9	R: 0 E: 0 K: 2 S: 7	H: 0 LOB: 0 BB: 0 P: 7	R: 0 E: 0 K: 1 S: 6	H: 1 LOB: 1 BB: 0 P: 6	R: 0 E: 0 K: 0 S: 4	H: 1 LOB: 1 BB: 0 P: 4	R: 0 E: 0 K: 0 S: 3	H: 0 LOB: 0 BB: 0 P: 3	1B: 4 2B: 1 3B: 0 HR: 0	SF: 0 SAC: 0 DP: 0 HBP: 0	WP: 0 PB: 0 SB: 1 CS: 0	PA: 33
<b>PITCHER</b> Bill Slayback, R ERA: 1.62	IP: 9.0 WLS: W BF: 33 H: 5 R: 0 ER: 0 SO: 7 BB: 1 IBB: 0 HBP: 0 BLK: 0 WP: 0 HR: 0 S: 46 P: 50 ERA: 0.00 WHIP: 0.667															<b>PITCHER</b>				

Kansas City Royals @ Detroit Tigers  
Tiger Stadium, Detroit, MI  
Sun Jul 16 1972, 4:33 AM EDT  
Att: 38,514 - Unknown


AB	32
R	0
H	5
RBI	0
BB	1
SO	7
LOB	8



Batter	1	2	3	4	5	6	7	8	9	AB	R	H	RBI	BB	SO	LOB	BOTTOM			
Dick McAuliffe, L OBP: 0.356, SLG: 0.321	4-3		F7			F8		L8		4	0	0	0	0	0	1				
Aurelio Rodriguez, R OBP: 0.277, SLG: 0.346	4-3 2B		K			HR				3	1	2	1	0	1	0				
Jim Northrup, L OBP: 0.333, SLG: 0.378	4-3 2-3				SH3 CS 2B	K				3	0	1	0	0	1	1				
Bill Freehan, R OBP: 0.357, SLG: 0.406	F4				SH3			F4		2	0	0	0	0	0	1				
Norm Cash, L OBP: 0.324, SLG: 0.502					K			G6-4-3 BB		2	1	1	1	1	1	1				
Willie Horton, R OBP: 0.305, SLG: 0.401					K					3	0	0	0	0	1	1				
Wayne Comer, R OBP: 0.260, SLG: 0.397						6-3		G6-4-3 1-2		0	0	0	0	0	0	0				
Mickey Stanley, R OBP: 0.260, SLG: 0.397						K		F2		3	0	0	0	0	1	0				
Ed Brinkman, R OBP: 0.247, SLG: 0.265						K		F2		3	0	0	0	0	1	0				
Bill Slayback, R OBP: 0.133, SLG: 0.133						F6				3	0	1	0	0	1	0				
<b>Inning Stats</b>	R: 0 E: 0 K: 0 S: 4	H: 1 LOB: 1 BB: 0 P: 4	R: 1 E: 0 K: 2 S: 8	H: 1 LOB: 0 BB: 0 P: 8	R: 0 E: 0 K: 1 S: 5	H: 0 LOB: 0 BB: 0 P: 5	R: 0 E: 0 K: 1 S: 5	H: 1 LOB: 0 BB: 0 P: 5	R: 0 E: 0 K: 2 S: 8	H: 1 LOB: 0 BB: 0 P: 8	R: 0 E: 0 K: 0 S: 2	H: 0 LOB: 0 BB: 1 P: 6	R: 0 E: 0 K: 0 S: 4	H: 1 LOB: 1 BB: 0 P: 4	R: 0 E: 0 K: 0 S: 4	H: 1 LOB: 0 BB: 0 P: 4	1B: 1 2B: 2 3B: 0 HR: 2	SF: 0 SAC: 1 DP: 1 HBP: 0	WP: 0 PB: 0 SB: 0 CS: 1	PA: 28
<b>PITCHER</b> Roger Nelson, R ERA: 1.79	IP: 7.0 WLS: L BF: 24 H: 4 R: 2 ER: 2 SO: 7 BB: 1 IBB: 0 HBP: 0 BLK: 0 WP: 0 HR: 2 S: 37 P: 41 ERA: 2.57 WHIP: 0.714															<b>PITCHER</b>				
Ken Wright, R ERA: 1.29	IP: 1.0 WLS: L BF: 4 H: 1 R: 0 ER: 0 SO: 0 BB: 0 IBB: 0 HBP: 0 BLK: 0 WP: 0 HR: 0 S: 4 P: 4 ERA: 0.00 WHIP: 1.000															<b>PITCHER</b>				

Kansas City Royals @ Detroit Tigers  
Tiger Stadium, Detroit, MI  
Sun Jul 16 1972, 4:33 AM EDT  
Att: 38,514 - Unknown

AB	26
R	2
H	5
RBI	2
BB	1
SO	7
LOB	5






Batter	1	2	3	4	5	6	7	8	9	AB	R	H	RBI	BB	SO	LOB	TOP			
Walt Williams, R OBP: 0.284, SLG: 0.317 (1, 9)										4	0	0	0	0	1	1				
Luis Avarado, R OBP: 0.265, SLG: 0.274 (1, 6)										4	0	0	0	0	0	0				
Dick Allen, R OBP: 0.406, SLG: 0.548 (1, 3)										4	0	2	0	0	1	0				
Rick Reichardt, R OBP: 0.356, SLG: 0.420 (1, 8)										4	0	0	0	0	3	2				
Carlos May, L OBP: 0.387, SLG: 0.409 (1, 7)										4	1	1	0	0	1	1				
Mike Andrews, R OBP: 0.344, SLG: 0.331 (1, 4)										4	0	1	0	0	1	1				
Ed Spiezio, R OBP: 0.250, SLG: 0.317 (1, 5)										3	0	2	0	0	1	1				
Tom Egan, R OBP: 0.238, SLG: 0.256 (1, 2)										3	0	0	0	0	3	4				
Tom Bradley, R OBP: 0.193, SLG: 0.196 (7, PH)										2	0	0	0	0	0	2				
Jay Johnstone, L OBP: 0.286, SLG: 0.187 (7, 1)										1	0	1	0	0	0	0				
Rich Gossage, R (7, 1)										0	0	0	0	0	0	0				
Terry Forster, L (8, 1)										0	0	0	0	0	0	0				
<b>Inning Stats</b>	R: 0 E: 0 K: 0 S: 3	H: 0 LOB: 0 BB: 0 P: 3	R: 0 E: 0 K: 0 S: 3	H: 0 LOB: 0 BB: 0 P: 3	R: 0 E: 0 K: 1 S: 6	H: 1 LOB: 1 BB: 0 P: 6	R: 0 E: 0 K: 2 S: 8	H: 1 LOB: 1 BB: 0 P: 8	R: 0 E: 0 K: 1 S: 6	H: 1 LOB: 1 BB: 0 P: 6	R: 1 E: 1 K: 1 S: 7	H: 3 LOB: 2 BB: 0 P: 7	R: 0 E: 0 K: 2 S: 7	H: 0 LOB: 0 BB: 0 P: 7	R: 0 E: 0 K: 2 S: 7	H: 0 LOB: 0 BB: 0 P: 7	1B: 7 2B: 0 3B: 0 HR: 0	SF: 0 SAC: 0 DP: 0 HBP: 0	WP: 0 PB: 0 SB: 1 CS: 0	PA: 33
<b>PITCHER</b> Mickey Lolich, L ERA: 2.45 (1, 1)	IP: 9.0 WLS: W BF: 34 H: 7 R: 1 ER: 0 SO: 11 BB: 0 IBB: 0 HBP: 0 BLK: 0 WP: 0 HR: 0 S: 55 P: 55 ERA: 0.00 WHIP: 0.778															<b>PITCHER</b>				

Chicago White Sox @ Detroit Tigers  
Tiger Stadium, Detroit, MI  
Mon Jul 17 1972, 7:05 PM EDT  
Att: 41,900 - Unknown


AB	33
R	1
H	7
RBI	0
BB	0
SO	11
LOB	12



Batter	1	2	3	4	5	6	7	8	9	AB	R	H	RBI	BB	SO	LOB	BOTTOM	
Dick McAuliffe, L OBP: 0.358, SLG: 0.321 (1, 4)										3	0	1	0	1	0	0		
Aurelio Rodriguez, R OBP: 0.274, SLG: 0.342 (1, 5)										4	1	0	1	0	1	2		
Jim Northrup, L OBP: 0.336, SLG: 0.404 (1, 9)										4	1	2	2	0	1	1		
Norm Cash, L OBP: 0.319, SLG: 0.494 (1, 3)										4	0	0	0	0	4	1		
Tom Haller, L OBP: 0.287, SLG: 0.369 (1, 2)										2	0	1	0	1	0	0		
Willie Horton, R OBP: 0.300, SLG: 0.394 Wayne Comer, R (7, 7)										3	0	0	0	0	0	2		
Mickey Stanley, R OBP: 0.257, SLG: 0.392 (1, 8)										3	0	0	0	0	2	2		
Ed Brinkman, R OBP: 0.248, SLG: 0.270 (1, 6)										3	1	1	0	0	0	1		
Mickey Lolich, S OBP: 0.227, SLG: 0.089 (1, 1)										3	0	0	0	0	2	1		
<b>Inning Stats</b>	R: 1 E: 0 K: 1 S: 6	H: 1 LOB: 0 BB: 0 P: 6	R: 0 E: 0 K: 0 S: 3	H: 0 LOB: 0 BB: 0 P: 3	R: 2 E: 0 K: 2 S: 10	H: 3 LOB: 1 BB: 0 P: 10	R: 0 E: 0 K: 1 S: 5	H: 0 LOB: 1 BB: 1 P: 9	R: 0 E: 0 K: 2 S: 8	H: 1 LOB: 1 BB: 0 P: 8	R: 0 E: 0 K: 1 S: 5	H: 0 LOB: 0 BB: 0 P: 5	R: 0 E: 0 K: 3 S: 9	H: 0 LOB: 0 BB: 0 P: 9	1B: 2 2B: 1 3B: 1 HR: 1	SF: 0 SAC: 0 DP: 0 HBP: 0	WP: 0 PB: 0 SB: 0 CS: 0	PA: 31
<b>PITCHER</b> Tom Bradley, R ERA: 3.26 Rich Gossage, R ERA: 4.04 Terry Forster, L ERA: 1.8	IP: 6.0 WLS: L BF: 25 H: 5 R: 3 ER: 3 SO: 6 BB: 2 IBB: 0 HBP: 0 BLK: 0 WP: 0 HR: 1 S: 35 P: 43 ERA: 4.50 WHIP: 1.167															<b>PITCHER</b>		

Chicago White Sox @ Detroit Tigers  
Tiger Stadium, Detroit, MI  
Mon Jul 17 1972, 7:05 PM EDT  
Att: 41,900 - Unknown

AB	29
R	3
H	5
RBI	3
BB	2
SO	10
LOB	10









Batter	1	2	3	4	5	6	7	8	9	AB	R	H	RBI	BB	SO	LOB	TOP										
Jay Johnstone, L (1, 9) OBP: 0.260, SLG: 0.178										4	0	0	0	0	1	3	<b>Chicago White Sox @ Detroit Tigers</b> Tiger Stadium, Detroit, MI Wed Jul 19 1972, 7:05 PM EDT Att: 23,780 - Unknown										
Mike Andrews, R (1, 4) OBP: 0.338, SLG: 0.328										4	0	0	0	0	0	1											
Dick Allen, R (1, 3) OBP: 0.402, SLG: 0.545										4	0	1	0	0	1	0											
Carlos May, L (1, 7) OBP: 0.380, SLG: 0.400										4	1	1	0	0	1	1											
Rick Reichardt, R (1, 8) OBP: 0.361, SLG: 0.449										3	2	3	1	0	0	0											
Jim Lyttle, L (8, 8) OBP: 0.211, SLG: 0.289										0	0	0	0	0	0	0											
Ed Spiezio, R (1, 5) OBP: 0.263, SLG: 0.314										4	0	1	0	0	1	2											
Ed Herrmann, L (1, 2) OBP: 0.276, SLG: 0.281										2	0	0	0	0	0	1											
Chuck Brinkman, R (7, 2) OBP: 0.160, SLG: 0.160										1	0	0	0	0	0	0											
Luis Alvarado, R (1, 6) OBP: 0.264, SLG: 0.281										4	0	1	0	0	0	1											
Wilbur Wood, R (1, 1) OBP: 0.194, SLG: 0.147										3	0	1	0	0	2	2											
Terry Forster, L (8, 1)										1	0	0	0	0	1	0											
<b>Inning Stats</b>	R: 0 E: 0 K: 0 S: 3	H: 0 LOB: 0 BB: 0 P: 3	R: 0 E: 0 K: 0 S: 4	H: 1 LOB: 1 BB: 0 P: 4	R: 0 E: 0 K: 0 S: 4	H: 1 LOB: 1 BB: 0 P: 4	R: 1 E: 0 K: 2 S: 8	H: 1 LOB: 0 BB: 0 P: 8	R: 0 E: 0 K: 1 S: 5	H: 0 LOB: 1 BB: 0 P: 6	R: 0 E: 0 K: 0 S: 4	H: 1 LOB: 2 BB: 0 P: 8	R: 0 E: 0 K: 2 S: 7	H: 1 LOB: 0 BB: 0 P: 7	R: 0 E: 0 K: 1 S: 5	H: 0 LOB: 0 BB: 0 P: 5	1B: 4 2B: 1 3B: 0 HR: 2	SF: 0 SAC: 0 DP: 0 HBP: 1	WP: 0 PB: 0 CS: 0	PA: 36							
<b>PITCHER</b>	IP	WLS	BF	H	R	ER	SO	BB	IBB	HBP	BLK	WP	HR	S	P	ERA	WHIP										
Tom Timmermann, R (1, 1) ERA: 2.61	6.0		24	4	1	1	3	1	0	1	0	0	1	28	33	1.50	0.833										
Fred Scherman, L (7, 1) ERA: 2.5	2.0	L	9	3	2	0	3	0	0	0	0	0	1	15	15	0.00	1.500										
John Hiller, L (9, 1) ERA: 3.6	1.0		3	0	0	0	1	0	0	0	0	0	0	5	5	0.00	0.000										

Batter	1	2	3	4	5	6	7	8	9	AB	R	H	RBI	BB	SO	LOB	BOTTOM										
Tony Taylor, R (1, 4) OBP: 0.368, SLG: 0.455										4	0	0	0	0	1	3	<b>Chicago White Sox @ Detroit Tigers</b> Tiger Stadium, Detroit, MI Wed Jul 19 1972, 7:05 PM EDT Att: 23,780 - Unknown										
Aurelio Rodriguez, R (1, 5) OBP: 0.271, SLG: 0.337										3	0	0	1	0	1	0											
Bill Freehan, R (1, 2) OBP: 0.345, SLG: 0.390										4	0	0	0	0	0	3											
Willie Horton, R (1, 9) OBP: 0.307, SLG: 0.410										4	1	2	0	0	2	0											
Ike Brown, R (1, 3) OBP: 0.404, SLG: 0.477										3	0	1	0	1	1	2											
Mickey Stanley, R (1, 8) OBP: 0.280, SLG: 0.400										4	0	2	1	0	0	2											
Paul Jata, R (1, 7) OBP: 0.295, SLG: 0.254										4	0	0	0	0	2	5											
Ed Brinkman, R (1, 6) OBP: 0.244, SLG: 0.269										4	1	1	0	0	0	4											
Tom Timmermann, R (1, 1) OBP: 0.187, SLG: 0.103										1	0	0	0	0	0	0											
Wayne Comer, R (6, 9) OBP: 0.200, SLG: 0.200										1	0	0	0	0	0	0											
Fred Scherman, L (7, 1) OBP: 0.200, SLG: 0.200										0	0	0	0	0	0	0											
Al Kaline, R (8, 9) OBP: 0.290, SLG: 0.404										0	0	0	0	1	0	0											
Dick McAuliffe, L (8, 9) OBP: 0.300, SLG: 0.320										0	0	0	0	0	0	0											
John Hiller, R (9, 1)										0	0	0	0	0	0	0											
<b>Inning Stats</b>	R: 0 E: 0 K: 0 S: 3	H: 0 LOB: 0 BB: 0 P: 3	R: 0 E: 0 K: 2 S: 8	H: 1 LOB: 1 BB: 0 P: 8	R: 0 E: 0 K: 0 S: 3	H: 0 LOB: 0 BB: 0 P: 3	R: 0 E: 0 K: 1 S: 5	H: 0 LOB: 0 BB: 0 P: 5	R: 0 E: 0 K: 1 S: 6	H: 1 LOB: 1 BB: 0 P: 6	R: 1 E: 0 K: 1 S: 6	H: 2 LOB: 0 BB: 0 P: 6	R: 1 E: 0 K: 1 S: 6	H: 1 LOB: 2 BB: 1 P: 10	R: 0 E: 1 K: 1 S: 7	H: 1 LOB: 2 BB: 0 P: 7	1B: 4 2B: 2 3B: 1 HR: 0	SF: 1 SAC: 0 DP: 1 HBP: 0	WP: 2 PB: 0 CS: 1	PA: 36							
<b>PITCHER</b>	IP	WLS	BF	H	R	ER	SO	BB	IBB	HBP	BLK	WP	HR	S	P	ERA	WHIP										
Wilbur Wood, L (1, 1) ERA: 2.56	7.0	W	27	6	2	2	5	2	0	0	0	1	0	35	43	2.57	1.143										
Terry Forster, L (8, 1) ERA: 1.85	2.0	S	8	1	0	0	2	0	0	0	0	1	0	12	12	0.00	0.500										







Batter	1	2	3	4	5	6	7	8	9	AB	R	H	RBI	BB	SO	LOB	TOP					
Dick McAuliffe, L (1,4) OBP: 0.396, SLG: 0.338	K		L8		HR		1B			4	1	2	1	0	1	0	<b>Detroit Tigers @ Texas Rangers</b> Arlington Stadium, Arlington, TX Fri Jul 21 1972, 8:05 PM EDT Att: 24,222 - Unknown					
Aurelio Rodriguez, R (1,5) OBP: 0.272, SLG: 0.240	1B		K		K		G5-3			4	0	1	0	0	2	2						
Jim Northrup, L (1,9) OBP: 0.337, SLG: 0.393	1B		K		HR		1B		F9	4	1	2	0	0	1	0						
Willie Horton, R (1,7) OBP: 0.299, SLG: 0.403 Wayne Comer, R (8,7) OBP: 0.167, SLG: 0.200	F8				F8		F8		F9	4	0	0	0	0	0	3						
Norm Cash, L (1,3) OBP: 0.325, SLG: 0.500	1-3				L8		HR		K	4	1	1	2	0	1	2						
Tom Haller, L (1,2) OBP: 0.296, SLG: 0.368		E3			FC4-6		3-1		FC5-4	3	0	1	0	1	0	0						
Mickey Stanley, R (1,8) OBP: 0.295, SLG: 0.390	G5-4-3				BB		K		FC5-4	4	0	0	0	0	1	3						
Ed Brinkman, R (1,6) OBP: 0.248, SLG: 0.272							F8		E3	4	0	1	0	0	0	1						
Mickey Lolich, S (1,1) OBP: 0.229, SLG: 0.085	K						K		K	3	0	0	0	1	3	3						
<b>Inning Stats</b>	R: 0 E: 0 K: 1 S: 7	H: 2 LOB: 2 BB: 0 P: 7	R: 0 E: 1 K: 1 S: 6	H: 1 LOB: 1 BB: 0 P: 6	R: 0 E: 0 K: 2 S: 7	H: 0 LOB: 0 BB: 0 P: 7	R: 0 E: 0 K: 0 S: 3	H: 0 LOB: 1 BB: 1 P: 7	R: 1 E: 0 K: 2 S: 8	H: 1 LOB: 0 BB: 0 P: 8	R: 2 E: 0 K: 1 S: 7	H: 2 LOB: 2 BB: 1 P: 7	R: 0 E: 0 K: 0 S: 3	H: 1 LOB: 1 BB: 1 P: 7	R: 0 E: 1 K: 1 S: 5	H: 0 LOB: 0 BB: 0 P: 5	R: 0 E: 1 K: 1 S: 6	H: 1 LOB: 1 BB: 0 P: 6	1B: 6 2B: 0 3B: 0 HR: 2	SF: 0 SAC: 0 DP: 2 HBP: 0	WP: 0 PB: 0 SB: 0 CS: 0	PA: 36
<b>PITCHER</b>	IP WLS BF H R ER SO BB IBB HBP BLK WP HR S P ERA WHIP																					
Pete Broberg, R (1,1) ERA: 4.03	7.0 L 29 7 3 3 7 2 0 0 0 0 0 2 41 49 3.86 1.286																					
Paul Lindblad, L (8,1) ERA: 1.49	2.0 7 1 0 0 2 0 0 0 0 0 0 0 11 11 0.00 0.500																					

Batter	1	2	3	4	5	6	7	8	9	AB	R	H	RBI	BB	SO	LOB	BOTTOM					
Davey Nelson, R (1,5) OBP: 0.335, SLG: 0.312	6-3		F9			6-3				3	1	1	0	1	0	0	<b>Detroit Tigers @ Texas Rangers</b> Arlington Stadium, Arlington, TX Fri Jul 21 1972, 8:05 PM EDT Att: 24,222 - Unknown					
Marty Martinez, S (1,6) OBP: 0.222, SLG: 0.176 Vic Harris, S (7,4)	6-3		K			E5			K	3	0	0	0	0	1	1						
Ted Ford, R (1,9) OBP: 0.322, SLG: 0.408	L6				6-3				F7	4	0	1	0	0	0	2						
Dick Billings, R (1,2) OBP: 0.328, SLG: 0.348	E5				F9				F8	3	0	1	1	1	0	1						
Frank Howard, R (1,3) OBP: 0.342, SLG: 0.354 Don Stanhouse, R (9, PR) OBP: 0.111, SLG: 0.111	F6				5-3				FC6-4	3	0	0	0	1	0	3						
Joe Lovitto, S (1,8) OBP: 0.306, SLG: 0.274									BB	0	0	0	0	0	0	0						
Elliott Maddox, R (1,7) OBP: 0.333, SLG: 0.269									BB	4	0	2	0	0	1	1						
Lenny Randle, S (1,4) OBP: 0.238, SLG: 0.273									BB	4	0	1	0	0	0	3						
Pete Broberg, R (1,1) OBP: 0.116, SLG: 0.143 Tom Grieve, R (7, PH) OBP: 0.222, SLG: 0.224 Paul Lindblad, L (8,1) OBP: 0.200, SLG: 0.200									F3	2	0	0	0	0	1	1						
<b>Inning Stats</b>	R: 1 E: 1 K: 0 S: 5	H: 2 LOB: 1 BB: 0 P: 5	R: 0 E: 0 K: 1 S: 5	H: 1 LOB: 0 BB: 0 P: 5	R: 0 E: 0 K: 2 S: 7	H: 0 LOB: 0 BB: 0 P: 7	R: 0 E: 0 K: 0 S: 3	H: 0 LOB: 0 BB: 0 P: 3	R: 0 E: 0 K: 0 S: 4	H: 2 LOB: 1 BB: 0 P: 4	R: 0 E: 1 K: 0 S: 4	H: 1 LOB: 2 BB: 1 P: 8	R: 0 E: 0 K: 0 S: 4	H: 1 LOB: 1 BB: 0 P: 4	R: 0 E: 0 K: 1 S: 5	H: 0 LOB: 1 BB: 1 P: 9	R: 0 E: 0 K: 1 S: 5	H: 0 LOB: 1 BB: 1 P: 9	1B: 5 2B: 2 3B: 0 HR: 0	SF: 0 SAC: 0 DP: 1 HBP: 0	WP: 0 PB: 0 SB: 0 CS: 1	PA: 35
<b>PITCHER</b>	IP WLS BF H R ER SO BB IBB HBP BLK WP HR S P ERA WHIP																					
Mickey Lolich, L (1,1) ERA: 2.39	9.0 W 35 7 1 1 5 3 0 0 0 0 0 0 42 54 1.00 1.111																					











Batter	1	2	3	4	5	6	7	8	9	AB	R	H	RBI	BB	SO	LOB	TOP					
Dick McAuliffe, L (1,4) OBP: 0.355, SLG: 0.327	F9			L4		E3			F9	4	0	0	0	0	0	1	<b>Detroit Tigers @ Milwaukee Brewers</b> Milwaukee County Stadium, Milwaukee, WI Thu Jul 27 1972, 8:05 PM EDT Unknown					
Aurelio Rodriguez, R (1,5) OBP: 0.273, SLG: 0.353	F7			3B		F5			E5 1B HR	4	1	1	0	0	0	2						
Jim Northrup, L (1,9) OBP: 0.336, SLG: 0.380	G3			K		F8			K	4	0	0	0	0	2	4						
Willie Horton, R (1,7) OBP: 0.294, SLG: 0.394 Al Kaline, R (9,9) OBP: 0.352, SLG: 0.401		F2		F8			5-3		F9 1B HR	4	1	1	0	0	0	1						
Norm Cash, L (1,3) OBP: 0.324, SLG: 0.504		K			4-3		4-3		1B HR	4	1	1	3	0	1	0						
Tom Haller, L (1,2) OBP: 0.282, SLG: 0.348		F4			F9		F9		F4	4	0	0	0	0	0	0						
Mickey Stanley, R (1,8) OBP: 0.249, SLG: 0.376			F5		4-3			F8		3	0	0	0	0	0	0						
Ed Brinkman, R (1,6) OBP: 0.246, SLG: 0.271			K			F7		F2		3	0	0	0	0	1	0						
Mickey Lolich, S (1,1) OBP: 0.236, SLG: 0.083 Gates Brown, L (8, PH) OBP: 0.308, SLG: 0.369 Chuck Seelbach, R (9,1) OBP: 0.333, SLG: 0.250 Fred Scherman, L (9,1) OBP: 0.158, SLG: 0.111			K					K		1	0	0	0	1	1	0						
						E BB				1	0	0	0	0	1	0						
										0	0	0	0	0	0	0						
<b>Inning Stats</b>	R: 0 E: 0 K: 0 S: 3	H: 0 LOB: 0 BB: 0 P: 3	R: 0 E: 0 K: 1 S: 5	H: 0 LOB: 0 BB: 0 P: 5	R: 0 E: 0 K: 2 S: 7	H: 0 LOB: 0 BB: 0 P: 7	R: 0 E: 0 K: 1 S: 6	H: 1 LOB: 1 BB: 0 P: 6	R: 0 E: 0 K: 0 S: 3	H: 0 LOB: 0 BB: 0 P: 3	R: 0 E: 1 K: 0 S: 4	H: 0 LOB: 2 BB: 1 P: 8	R: 0 E: 0 K: 0 S: 3	H: 0 LOB: 0 BB: 0 P: 3	R: 0 E: 0 K: 1 S: 5	H: 0 LOB: 0 BB: 0 P: 5	R: 3 E: 1 K: 1 S: 8	H: 2 LOB: 0 BB: 0 P: 8	1B: 1 2B: 0 3B: 1 HR: 1	SF: 0 SAC: 0 DP: 0 HBP: 0	WP: 0 PB: 0 SB: 0 CS: 0	PA: 33
<b>PITCHER</b> Bill Parsons, R (1,1) ERA: 4.33	IP: 9.0 WLS: L BF: 33 H: 3 R: 3 ER: 0 SO: 6 BB: 1 IBB: 0 HBP: 0 BLK: 0 WP: 0 HR: 1 S: 44 P: 48 ERA: 0.00 WHIP: 0.444															<b>PITCHER</b>						

Batter	1	2	3	4	5	6	7	8	9	AB	R	H	RBI	BB	SO	LOB	BOTTOM					
Ron Theobald, R (1,4) OBP: 0.360, SLG: 0.260	F2		6-3			6-3		1B BB		3	0	0	0	1	0	0	<b>Detroit Tigers @ Milwaukee Brewers</b> Milwaukee County Stadium, Milwaukee, WI Thu Jul 27 1972, 8:05 PM EDT Unknown					
Dave May, L (1,8) OBP: 0.284, SLG: 0.343	3B 1B		F7			6-3		G6-4-3 1B		4	1	2	0	0	0	0						
George Scott, R (1,3) OBP: 0.289, SLG: 0.379	K		F8			4-3		G6-4-3 1-2		4	0	0	0	0	1	3						
Tommy Reynolds, R (1,7) OBP: 0.309, SLG: 0.283 John Briggs, L (8,7) OBP: 0.361, SLG: 0.471	1-H 3B			6-3			K		1B BB E 1B	3	0	1	1	0	1	0						
Ollie Brown, R (1,9) OBP: 0.271, SLG: 0.284 Brock Davis, L (9, PH) OBP: 0.368, SLG: 0.306	F4			F4		1B 1B		1B BB		3	0	1	0	0	0	1						
Mike Ferraro, R (1,5) OBP: 0.285, SLG: 0.343				K			FC5-4 1B		E5 FC6-4	4	0	3	0	0	1	0						
Elie Rodriguez, R (1,2) OBP: 0.362, SLG: 0.366		K			6-3		K		FC6-4 1-2	4	0	0	0	0	2	5						
Rick Auerbach, R (1,6) OBP: 0.283, SLG: 0.275		4-3				FC5-4 1-2			F6	3	0	0	0	1	0	5						
Bill Parsons, R (1,1) OBP: 0.140, SLG: 0.100 Joe Lahoud, L (9, PH) OBP: 0.307, SLG: 0.328 Bob Heise, R (9, PH) OBP: 0.301, SLG: 0.308						G2-6-3 BB			K	3	0	0	0	0	1	2						
									K	0	0	0	0	0	0	0						
										1	0	0	0	0	1	2						
<b>Inning Stats</b>	R: 1 E: 0 K: 1 S: 7	H: 2 LOB: 1 BB: 0 P: 7	R: 0 E: 0 K: 1 S: 6	H: 1 LOB: 1 BB: 0 P: 6	R: 0 E: 0 K: 0 S: 3	H: 0 LOB: 0 BB: 0 P: 3	R: 0 E: 0 K: 1 S: 5	H: 0 LOB: 0 BB: 0 P: 5	R: 0 E: 0 K: 0 S: 2	H: 0 LOB: 1 BB: 1 P: 6	R: 0 E: 0 K: 0 S: 3	H: 0 LOB: 2 BB: 0 P: 9	R: 0 E: 0 K: 2 S: 9	H: 2 LOB: 2 BB: 0 P: 9	R: 0 E: 0 K: 1 S: 5	H: 1 LOB: 1 BB: 1 P: 9	R: 1 E: 1 K: 1 S: 7	H: 2 LOB: 2 BB: 1 P: 11	1B: 6 2B: 1 3B: 1 HR: 0	SF: 0 SAC: 0 DP: 2 HBP: 0	WP: 0 PB: 0 SB: 0 CS: 0	PA: 36
<b>PITCHER</b> Mickey Lolich, L (1,1) ERA: 2.35 Chuck Seelbach, R (8,1) ERA: 2.82 Fred Scherman, L (9,1) ERA: 2.74	IP: 7.0 WLS: W BF: 26 H: 5 R: 1 ER: 1 SO: 1 BB: 1 IBB: 0 HBP: 0 BLK: 0 WP: 0 HR: 0 S: 35 P: 39 ERA: 1.29 WHIP: 0.857															<b>PITCHER</b>						











Batter	1	2	3	4	5	6	7	8	9	AB	R	H	RBI	BB	SO	LOB	TOP			
Dick McAuliffe, L (1,4) OBP: 0.356, SLG: 0.326	0-0 4-3	4-0 BB		0-3 K			0-0 1B			3	0	1	0	1	1	1	<b>Detroit Tigers @ Milwaukee Brewers</b> Milwaukee County Stadium, Milwaukee, WI Sat Jul 29 1972, 8:05 PM EDT Att: 15,450 - Unknown - 76 F			
Aurelio Rodriguez, R (1,5) OBP: 0.269, SLG: 0.352	0-3 K	0-0 F3			0-0 F2		0-3 K			4	0	0	0	0	2	3				
Jim Northrup, L (1,7) OBP: 0.340, SLG: 0.378	0-0 2B 1B		0-0 F8		0-0 F9			0-0 G3		4	1	1	0	0	0	0				
Bill Freehan, R (1,2) OBP: 0.349, SLG: 0.386	0-0 1-H 2B		0-0 5-3		0-0 6-3			0-0 F8		4	0	1	1	0	0	0				
Norm Cash, L (1,3) OBP: 0.322, SLG: 0.507	0-0 F8		0-0 HR		0-0 F8			0-0 FC5-4 1B		4	1	2	1	0	0	1				
Al Kaline, R (1,9) OBP: 0.348, SLG: 0.417		0-0 HR	0-0 L7		0-0 L1-3			0-0 FC5-4 1-2		3	1	1	1	0	0	0				
Willie Horton, R (6,7) OBP: 0.296, SLG: 0.390										1	0	0	0	0	0	1				
Mickey Stanley, R (1,8) OBP: 0.257, SLG: 0.372		4-0 FC6-4 BB		0-3 K		0-3 K		0-0 G5-4-3 1B		3	0	1	0	1	2	0				
Ed Brinkman, R (1,6) OBP: 0.243, SLG: 0.270		0-0 F3		0-0 WP 2B			0-0 6-3	0-0 G5-4-3 1-2		4	0	1	0	0	0	2				
Bill Slayback, R (1,1) OBP: 0.159, SLG: 0.159		0-0 FC6-4 BB 1-2		0-3 K 2-3			0-0 F5	0-3 K		1	0	0	0	0	0	1				
<b>Inning Stats</b>	R: 1 E: 0 K: 1 S: 7	H: 2 LOB: 1 BB: 0 P: 7	R: 1 E: 0 K: 0 S: 4	H: 1 LOB: 2 BB: 2 P: 12	R: 1 E: 0 K: 0 S: 4	H: 1 LOB: 0 BB: 0 P: 4	R: 0 E: 0 K: 3 S: 10	H: 1 LOB: 1 BB: 0 P: 10	R: 0 E: 0 K: 1 S: 5	H: 0 LOB: 0 BB: 0 P: 3	R: 0 E: 0 K: 1 S: 6	H: 1 LOB: 1 BB: 0 P: 6	R: 0 E: 0 K: 0 S: 4	H: 1 LOB: 0 BB: 0 P: 4	R: 0 E: 0 K: 1 S: 5	H: 1 LOB: 0 BB: 0 P: 5	1B: 4 2B: 2 3B: 0 HR: 2	SF: 0 SAC: 0 DP: 1 HBP: 0	WP: 1 PB: 0 SB: 0 CS: 0	PA: 36
<b>PITCHER</b> Jim Colborn, R (1,1) ERA: 2.71	IP: 9.0 WLS: W BF: 36 H: 8 R: 3 ER: 3 SO: 7 BB: 2 IBB: 0 HBP: 0 BLK: 0 WP: 1 HR: 2 S: 48 P: 56 ERA: 3.00 WHIP: 1.111																			

AB	34
R	3
H	8
RBI	3
BB	2
SO	7
LOB	10



Batter	1	2	3	4	5	6	7	8	9	AB	R	H	RBI	BB	SO	LOB	BOTTOM			
Rick Auerbach, R (1,6) OBP: 0.293, SLG: 0.287	0-0 F8	0-0 FC4-6 1B 1-2 2-H		0-0 F7		0-0 CS 1B		1-0 HBP		4	0	2	0	0	0	0	<b>Detroit Tigers @ Milwaukee Brewers</b> Milwaukee County Stadium, Milwaukee, WI Sat Jul 29 1972, 8:05 PM EDT Att: 15,450 - Unknown - 76 F			
Ron Theobald, R (1,4) OBP: 0.358, SLG: 0.260	4-0 FC4-6 BB	0-0 FC4-6 1-2			0-0 G3 1B 2B	4-0 1-2 HR BB		0-0 F9		3	2	1	0	2	0	3				
Dave May, L (1,8) OBP: 0.285, SLG: 0.349	0-0 FC4-6 1B 1-2 HR		0-0 1-3		0-0 G3 2-3	0-0 1-H HR		0-0 F8		5	2	1	2	0	0	3				
George Scott, R (1,3) OBP: 0.296, SLG: 0.382	0-0 1-2 HR 1B		0-0 6-3		0-0 1B 3-H 1B	0-0 F9				4	1	2	1	0	0	0				
John Briggs, L (1,7) OBP: 0.361, SLG: 0.478	0-0 1-H 2-H HR		0-0 E4 HR		0-0 BB 1-3 1B		0-0 5-3			4	2	2	3	0	0	0				
Joe Lahoud, L (1,9) OBP: 0.313, SLG: 0.343	0-0 4-3		0-0 1-H HR		0-3 K		0-0 1B			4	1	2	2	0	1	2				
Mike Ferraro, R (1,5) OBP: 0.298, SLG: 0.352		0-0 1B 2B		0-0 1-3		4-0 FC6-4 1-2 BB		0-0 1-3 1B		3	0	2	0	1	0	0				
John Felske, R (1,2) OBP: 0.175, SLG: 0.172		4-0 1B BB		0-0 F7	0-0 FC6-4 1-2		0-3 K			3	0	0	0	1	1	4				
Jim Colborn, R (1,1) OBP: 0.063, SLG: 0.188		0-3 K		0-0 F3		0-0 6-3		0-0 L1		4	0	0	0	0	1	2				
<b>Inning Stats</b>	R: 3 E: 0 K: 0 S: 5	H: 2 LOB: 0 BB: 1 P: 9	R: 0 E: 1 K: 1 S: 6	H: 2 LOB: 1 BB: 1 P: 10	R: 2 E: 1 K: 0 S: 5	H: 1 LOB: 0 BB: 0 P: 5	R: 0 E: 0 K: 0 S: 3	H: 0 LOB: 0 BB: 0 P: 3	R: 1 E: 0 K: 1 S: 8	H: 3 LOB: 3 BB: 1 P: 12	R: 2 E: 0 K: 0 S: 4	H: 2 LOB: 1 BB: 1 P: 8	R: 0 E: 0 K: 1 S: 6	H: 2 LOB: 1 BB: 0 P: 6	R: 0 E: 0 K: 0 S: 3	H: 0 LOB: 1 BB: 0 P: 4		1B: 7 2B: 2 3B: 0 HR: 3	SF: 0 SAC: 0 DP: 0 HBP: 1	WP: 0 PB: 0 SB: 1 CS: 1
<b>PITCHER</b> Bill Slayback, R (1,1) ERA: 1.78 John Hiller, L (4,1) ERA: 3.69 Ron Perranoski, L (5,1) ERA: 7.71 Chris Zachary, R (7,1) ERA: 1.42	IP: 3.0 WLS: L BF: 16 H: 5 R: 5 ER: 3 SO: 1 BB: 2 IBB: 0 HBP: 0 BLK: 0 WP: 0 HR: 2 S: 16 P: 24 ERA: 9.00 WHIP: 2.333																			

AB	34
R	8
H	12
RBI	8
BB	4
SO	3
LOB	14





Batter	1	2	3	4	5	6	7	8	9	AB	R	H	RBI	BB	SO	LOB	TOP										
Tommy Harper, R (1, 8) OBP: 0.366, SLG: 0.443 Rick Miller, L (9, 8) OBP: 0.282, SLG: 0.365	0-0 6-3		0-0 SH1-3		0-0 6-3		4-0 SH1-4 BB		0-0 CS 1B	3	0	1	0	1	0	0	<b>Boston Red Sox @ Detroit Tigers</b> Tiger Stadium, Detroit, MI Sun Jul 30 1972, 4:33 AM EDT Unknown										
Doug Griffin, R (1, 4) OBP: 0.331, SLG: 0.310	0-0 4-3		0-0 2B		0-0 F3		0-0 SH1-4		4-0 BB 1-2	3	0	1	1	1	0												
Carl Yastrzemski, L (1, 3) OBP: 0.359, SLG: 0.331	0-0 F7		0-0 F4		0-0 L8		0-0 3-1		0-0 F9	5	0	0	0	0	3												
Reggie Smith, S (1, 9) OBP: 0.352, SLG: 0.450		4-0 BB 1B	0-0 4-3		0-0 1B 1B		4-0 IBB			2	2	1	0	2	0	1											
Rico Petrocelli, R (1, 5) OBP: 0.313, SLG: 0.342		4-0 L7-4 1B 1-2		0-0 5-3		0-0 1B 1-2		0-0 L7		3	0	1	0	1	0	2											
Carlton Fisk, R (1, 2) OBP: 0.389, SLG: 0.626		0-0 1-2 2-H 1B		0-0 2B		0-0 F3		0-0 L7		4	1	2	1	0	0	2											
Ben Oglivie, L (1, 7) OBP: 0.306, SLG: 0.420		0-0 L7-4 2-3		0-0 6-3 2-H 2B		0-3 K		0-0 1-3		4	0	1	1	0	1	4											
John Kennedy, R (1, 6) OBP: 0.323, SLG: 0.376		0-0 F7		0-0 6-3		0-0 1-3 2-H 1B		0-3 K		4	0	1	1	0	1	2											
Lynn McLothen, L (1, 1) OBP: 0.261, SLG: 0.273 Bill Lee, L (8, 1) Don Newhauser, R (9, 1)			0-0 SH1-3 2B		0-3 K		0-0 F7		0-3 K	3	1	1	0	0	1	3											
Inning Stats	R: 0 E: 0 K: 0 S: 3	H: 0 LOB: 0 BB: 0 P: 3	R: 1 E: 0 K: 0 S: 3	H: 1 LOB: 1 BB: 2 P: 11	R: 1 E: 0 K: 0 S: 5	H: 2 LOB: 1 BB: 0 P: 5	R: 1 E: 0 K: 1 S: 7	H: 2 LOB: 1 BB: 0 P: 7	R: 0 E: 0 K: 0 S: 3	H: 0 LOB: 0 BB: 2 P: 3	R: 1 E: 0 K: 1 S: 8	H: 3 LOB: 2 BB: 0 P: 8	R: 0 E: 0 K: 0 S: 3	H: 0 LOB: 2 BB: 2 P: 11	R: 0 E: 0 K: 1 S: 5	H: 1 LOB: 1 BB: 1 P: 9		1B: 5 2B: 5 3B: 0 HR: 0	SF: 0 SAC: 2 DP: 1 HBP: 0	WP: 0 PB: 0 SB: 0 CS: 1	PA: 39						
PITCHER	IP	WLS	BF	H	R	ER	SO	BB	IBB	HBP	BLK	WP	HR	S	P	ERA	WHIP										
Chuck Seelbach, R (1, 1) ERA: 3.22 Joe Coleman, R (6, 1) ERA: 2.19 Chris Zachary, R (8, 1) ERA: 1.31 John Hiller, L (9, 1) ERA: 3.52	5.0	L	23	7	4	4	1	2	0	0	0	0	0	23	31	7.20	1.800										

AB	32
R	4
H	9
RBI	4
BB	5
SO	4
LOB	17



Batter	1	2	3	4	5	6	7	8	9	AB	R	H	RBI	BB	SO	LOB	BOTTOM										
Dick McAuliffe, L (1, 4) OBP: 0.354, SLG: 0.333	0-3 K		0-0 1B 3B		0-3 K		0-0 4-3			4	1	1	0	0	2	1	<b>Boston Red Sox @ Detroit Tigers</b> Tiger Stadium, Detroit, MI Sun Jul 30 1972, 4:33 AM EDT Unknown										
Aurelio Rodriguez, R (1, 5) OBP: 0.267, SLG: 0.349	0-3 K		0-3 K		0-0 F4		0-0 1-3			4	0	0	0	0	2	1											
Gates Brown, L (1, 7) OBP: 0.301, SLG: 0.380	0-0 HR		0-0 6-3		0-0 F5		0-0 3-1			4	1	1	1	0	0	1											
Bill Freehan, R (1, 2) OBP: 0.351, SLG: 0.385	0-0 6-3		0-0 1B		0-0 F9		4-0 BB			3	0	1	1	1	0	0											
Norm Cash, L (1, 3) OBP: 0.321, SLG: 0.504		0-3 K	0-0 L7		0-0 1B		0-0 F8			4	0	1	0	0	1	2											
Jim Northrup, L (1, 9) OBP: 0.342, SLG: 0.377		0-0 FC1-4 1B		4-0 G6-4-3 BB		0-0 F7		0-0 4-3		3	0	1	0	1	0	1											
Mickey Stanley, R (1, 8) OBP: 0.257, SLG: 0.375		0-0 FC1-4 2B		0-0 G6-4-3		0-0 L5		0-0 6-3 2B		4	1	1	0	0	0	2											
Ed Brinkman, R (1, 6) OBP: 0.244, SLG: 0.274 Ike Brown, R (9, PH) OBP: 0.421, SLG: 0.510		0-0 1-H 2B		0-0 6-3		0-0 K		0-0 6-3		3	0	1	1	0	1	0											
Chuck Seelbach, R (1, 1) Joe Coleman, R (6, 1) Tom Haller, L (7, PH) Wayne Comer, R (7, PH) Chris Zachary, L (8, 1) John Hiller, R (9, 1) Tony Taylor, R (9, PH) OBP: 0.357, SLG: 0.438		0-3 K		0-0 5-3		4-0 BB		0-0 F6		2	0	0	0	0	1	1											
Inning Stats	R: 1 E: 0 K: 2 S: 8	H: 1 LOB: 0 BB: 0 P: 8	R: 1 E: 0 K: 2 S: 9	H: 2 LOB: 1 BB: 0 P: 9	R: 1 E: 0 K: 1 S: 7	H: 2 LOB: 1 BB: 0 P: 7	R: 0 E: 0 K: 0 S: 2	H: 0 LOB: 0 BB: 1 P: 6	R: 0 E: 0 K: 1 S: 5	H: 0 LOB: 0 BB: 0 P: 5	R: 0 E: 0 K: 0 S: 4	H: 1 LOB: 1 BB: 0 P: 4	R: 0 E: 0 K: 1 S: 5	H: 0 LOB: 1 BB: 1 P: 9	R: 0 E: 0 K: 0 S: 3	H: 0 LOB: 1 BB: 1 P: 7		R: 0 E: 0 K: 0 S: 4	H: 1 LOB: 1 BB: 0 P: 4	1B: 3 2B: 2 3B: 1 HR: 1	SF: 0 SAC: 0 DP: 1 HBP: 0	WP: 0 PB: 0 SB: 0 CS: 0	PA: 36				
PITCHER	IP	WLS	BF	H	R	ER	SO	BB	IBB	HBP	BLK	WP	HR	S	P	ERA	WHIP										
Lynn McLothen, R (1, 1) ERA: 2.76 Bill Lee, L (8, 1) ERA: 3.59 Don Newhauser, R (9, 1) ERA: 2.41	7.2	W	31	6	3	3	7	3	0	0	0	0	0	3	3	3.52	1.174										

AB	33
R	3
H	7
RBI	3
BB	3
SO	7
LOB	11





Batter	1	2	3	4	5	6	7	8	9	AB	R	H	RBI	BB	SO	LOB	TOP					
<b>Tommy Harper, R</b> OBP: 0.368, SLG: 0.444 (1, 8)										4	1	2	0	0	0	2	<b>Boston Red Sox @ Detroit Tigers</b> Tiger Stadium, Detroit, MI Sun Jul 30 1972, 4:38 AM EDT Att: 44,612 - Unknown					
<b>John Kennedy, R</b> OBP: 0.326, SLG: 0.385 (1, 4)										5	0	2	1	0	1	3						
<b>Carl Yastrzemski, L</b> OBP: 0.397, SLG: 0.529 (1, 3)										4	0	1	1	0	0	2						
<b>Reggie Smith, S</b> OBP: 0.354, SLG: 0.448 (1, 9)										3	0	1	0	1	0	2						
<b>Rico Petrocelli, R</b> OBP: 0.313, SLG: 0.341 (1, 5)										4	0	1	0	0	1	4						
<b>Ben Oglivie, L</b> OBP: 0.311, SLG: 0.426 (1, 7)										3	0	1	0	1	1	1						
<b>Juan Beniquez, R</b> OBP: 0.271, SLG: 0.344 (1, 6)										4	0	0	0	0	0	4						
<b>Bob Montgomery, R</b> OBP: 0.304, SLG: 0.340 (1, 2)										4	0	2	0	0	0	1						
<b>Luis Tiant, R</b> OBP: 0.200, SLG: 0.214 (1, 1)										2	1	1	0	0	0	1						
<b>John Curtis, L</b> OBP: 0.129, SLG: 0.129 (6, 1)										0	0	0	0	0	0	0						
<b>Bob Burdette, L</b> OBP: 0.234, SLG: 0.275 (7, PH)										1	0	0	0	0	0	0						
<b>Lew Krausse, R</b> OBP: 0.125, SLG: 0.188 (9, PH)										1	0	0	0	0	0	1						
<b>Rick Miller, L</b> OBP: 0.276, SLG: 0.359 (9, PH)										1	0	0	0	0	0	1						
<b>Inning Stats</b>	R: 0 E: 0 K: 1 S: 6	H: 1 LOB: 1 BB: 0 P: 6	R: 0 E: 0 K: 1 S: 6	H: 1 LOB: 1 BB: 0 P: 6	R: 1 E: 0 K: 0 S: 5	H: 2 LOB: 1 BB: 0 P: 5	R: 0 E: 0 K: 0 S: 3	H: 1 LOB: 0 BB: 0 P: 3	R: 1 E: 0 K: 0 S: 6	H: 3 LOB: 3 BB: 1 P: 10	R: 0 E: 0 K: 1 S: 5	H: 0 LOB: 0 BB: 0 P: 5	R: 0 E: 0 K: 0 S: 3	H: 1 LOB: 0 BB: 0 P: 3	R: 0 E: 0 K: 0 S: 4	H: 1 LOB: 1 BB: 0 P: 8	R: 0 E: 0 K: 0 S: 4	H: 1 LOB: 1 BB: 0 P: 4	1B: 8 2B: 3 3B: 0 HR: 0	SF: 0 SAC: 1 DP: 2 HBP: 0	WP: 0 PB: 0 SB: 0 CS: 0	PA: 38
<b>PITCHER</b> <b>Joe Niekro, R</b> ERA: 3.6 (1, 1)	IP: 9.0 WLS: W BF: 38 H: 11 R: 2 ER: 2 SO: 3 BB: 2 IBB: 0 HBP: 0 BLK: 0 WP: 0 HR: 0 S: 42 P: 50 ERA: 2.00 WHIP: 1.444											<b>PITCHER</b>	IP: 9.0 WLS: W BF: 38 H: 11 R: 2 ER: 2 SO: 3 BB: 2 IBB: 0 HBP: 0 BLK: 0 WP: 0 HR: 0 S: 42 P: 50 ERA: 2.00 WHIP: 1.444									

Batter	1	2	3	4	5	6	7	8	9	AB	R	H	RBI	BB	SO	LOB	BOTTOM						
<b>Dick McAuliffe, L</b> OBP: 0.349, SLG: 0.328 (1, 4)										4	1	0	1	0	2	3	<b>Boston Red Sox @ Detroit Tigers</b> Tiger Stadium, Detroit, MI Sun Jul 30 1972, 4:38 AM EDT Att: 44,612 - Unknown						
<b>Aurelio Rodriguez, R</b> OBP: 0.271, SLG: 0.349 (1, 5)										3	1	1	0	2	0	0							
<b>Gates Brown, L</b> OBP: 0.306, SLG: 0.403 (1, 7)										2	2	1	2	1	0	1							
<b>Wayne Comer, R</b> OBP: 0.111, SLG: 0.125 (7, 7)										1	0	0	0	0	0	1							
<b>Norm Cash, L</b> OBP: 0.327, SLG: 0.507 (1, 3)										4	0	3	2	0	0	0							
<b>Jim Northrup, L</b> OBP: 0.344, SLG: 0.379 (1, 9)										4	1	2	1	0	1	2							
<b>Tom Haller, L</b> OBP: 0.294, SLG: 0.354 (1, 2)										3	0	1	0	1	0	3							
<b>Mickey Stanley, R</b> OBP: 0.256, SLG: 0.373 (1, 8)										4	1	1	0	0	0	3							
<b>Ed Brinkman, R</b> OBP: 0.247, SLG: 0.277 (1, 6)										4	0	2	1	0	0	2							
<b>Joe Niekro, R</b> OBP: 0.273, SLG: 0.200 (1, 1)										3	1	0	0	0	0	3							
<b>Inning Stats</b>	R: 1 E: 0 K: 0 S: 5	H: 2 LOB: 2 BB: 1 P: 9	R: 0 E: 0 K: 1 S: 6	H: 1 LOB: 0 BB: 0 P: 6	R: 0 E: 0 K: 0 S: 2	H: 0 LOB: 0 BB: 1 P: 6	R: 1 E: 0 K: 0 S: 6	H: 3 LOB: 2 BB: 0 P: 6	R: 1 E: 0 K: 0 S: 5	H: 2 LOB: 1 BB: 0 P: 5	R: 4 E: 2 K: 1 S: 9	H: 2 LOB: 1 BB: 1 P: 13	R: 0 E: 0 K: 0 S: 2	H: 0 LOB: 0 BB: 1 P: 6	R: 0 E: 0 K: 1 S: 6	H: 1 LOB: 1 BB: 0 P: 6	1B: 9 2B: 2 3B: 0 HR: 1	SF: 1 SAC: 2 DP: 2 HBP: 0	WP: 2 PB: 0 SB: 0 CS: 0	PA: 39			
<b>PITCHER</b> <b>Luis Tiant, R</b> ERA: 3.18 (1, 1)	IP: 5.1 WLS: L BF: 27 H: 9 R: 5 ER: 3 SO: 3 BB: 2 IBB: 0 HBP: 0 BLK: 0 WP: 1 HR: 1 S: 27 P: 35 ERA: 5.06 WHIP: 2.062											<b>PITCHER</b>	IP: 5.1 WLS: L BF: 27 H: 9 R: 5 ER: 3 SO: 3 BB: 2 IBB: 0 HBP: 0 BLK: 0 WP: 1 HR: 1 S: 27 P: 35 ERA: 5.06 WHIP: 2.062										
<b>John Curtis, L</b> ERA: 4.07 (6, 1)	0.2	5	1	2	0	1	0	1	0	6	10	0.00	1.500										
<b>Lew Krausse, R</b> ERA: 4.99 (7, 1)	2.0	7	1	0	0	1	1	0	0	8	12	0.00	1.000										



Batter	1	2	3	4	5	6	7	8	9	AB	R	H	RBI	BB	SO	LOB	TOP					
<b>Tommy Harper, R</b> OBP: 0.371, SLG: 0.443	4-0 5-3 S 4-3 BB		0-0 F7		0-0 F3		4-0 1-2 BB		0-0 1B	3	1	1	0	2	0	0	<b>Boston Red Sox @ Detroit Tigers</b> Tiger Stadium, Detroit, MI Mon Jul 31 1972, 7:05 PM EDT Att: 41,431 - Unknown					
<b>Doug Griffin, R</b> OBP: 0.331, SLG: 0.312	0-0 5-3		0-0 L8		0-0 1B		0-0 F3		0-0 1-3 1B	5	0	2	0	0	0	3						
<b>Carl Yastrzemski, L</b> OBP: 0.354, SLG: 0.339	0-0 4-3		0-0 HR		0-0 P9		0-0 1-3		0-3 K	5	1	1	2	0	1	5						
<b>Reggie Smith, S</b> OBP: 0.352, SLG: 0.442	0-3 K		0-0 6-3		0-3 K				4-0 FC5-4 BB	4	0	0	0	1	2	3						
<b>Rico Petrocelli, R</b> OBP: 0.309, SLG: 0.336		0-0 5-3		0-0 6-3		0-0 5-3		0-3 K		4	0	0	0	0	1	1						
<b>Carlton Fisk, R</b> OBP: 0.387, SLG: 0.619		4-0 SH BB		0-3 K		0-0 F8		0-0 FC5-4 1B		3	0	0	0	1	1	1						
<b>Danny Cater, R</b> OBP: 0.271, SLG: 0.404		0-0 SH		0-0 1B		0-0 6-3		0-0 FC5-4 1B		3	0	2	0	0	0	0						
<b>John Kennedy, R</b> OBP: 0.331, SLG: 0.384		0-0 F7		0-0 FC6-4 1B		4-0 BB		0-0 FC5-4		3	0	1	0	1	0	4						
<b>Marty Pattin, R</b> OBP: 0.163, SLG: 0.286		0-3 K		0-0 FC6-4		0-0 F8		0-0 4-3		2	0	0	0	0	1	4						
<b>Juan Beniquez, R</b> OBP: 0.268, SLG: 0.341				1-2 K						1	0	0	0	0	0	1						
<b>Ken Tatum, R</b> OBP: 0.338, SLG: 0.356										0	0	0	0	0	0	0						
<b>Phil Gagliano, R</b> OBP: 0.338, SLG: 0.356										1	0	0	0	0	0	0						
<b>Inning Stats</b>	R: 1 E: 0 K: 1 S: 5	H: 0 LOB: 0 BB: 1 P: 9	R: 0 E: 1 K: 1 S: 6	H: 0 LOB: 2 BB: 1 P: 10	R: 1 E: 0 K: 0 S: 4	H: 1 LOB: 0 BB: 0 P: 4	R: 0 E: 0 K: 1 S: 7	H: 2 LOB: 2 BB: 0 P: 7	R: 0 E: 0 K: 0 S: 3	H: 1 LOB: 1 BB: 0 P: 6	R: 0 E: 0 K: 0 S: 3	H: 0 LOB: 0 BB: 0 P: 3	R: 0 E: 0 K: 0 S: 3	H: 0 LOB: 2 BB: 2 P: 11	R: 0 E: 0 K: 1 S: 6	H: 1 LOB: 2 BB: 0 P: 10	R: 0 E: 0 K: 1 S: 7	H: 2 LOB: 7 BB: 7 P: 7	1B: 6 2B: 0 3B: 0 HR: 1	SF: 0 SAC: 1 DP: 0 HBP: 0	WP: 0 PB: 0 SB: 2 CS: 0	PA: 40
<b>PITCHER</b> <b>Mickey Lolich, L</b> ERA: 2.34	IP: 9.0 WLS: W BF: 40 H: 7 R: 2 ER: 2 SO: 6 BB: 5 IBB: 0 HBP: 0 BLK: 0 WP: 0 HR: 1 S: 47 P: 67 ERA: 2.00 WHIP: 1.333															<b>PITCHER</b>						

Batter	1	2	3	4	5	6	7	8	9	AB	R	H	RBI	BB	SO	LOB	BOTTOM						
<b>Dick McAuliffe, L</b> OBP: 0.354, SLG: 0.339	0-0 HR		0-0 P7		0-0 F8		4-0 IBB			4	1	2	0	1	0	1	<b>Boston Red Sox @ Detroit Tigers</b> Tiger Stadium, Detroit, MI Mon Jul 31 1972, 7:05 PM EDT Att: 41,431 - Unknown						
<b>Aurelio Rodriguez, R</b> OBP: 0.270, SLG: 0.354	0-0 HR		0-0 F5		0-0 F2		0-3 K			5	1	1	2	0	1	3							
<b>Gates Brown, L</b> OBP: 0.317, SLG: 0.408	0-0 L3		4-0 BB		0-0 HR		0-0 G4-6-3 1B			3	1	2	0	1	0	0							
<b>Wayne Comer, R</b> OBP: 0.111, SLG: 0.125										0	0	0	0	0	0	0							
<b>Bill Freehan, R</b> OBP: 0.349, SLG: 0.395	0-0 5-3		0-0 F4		0-0 HR		0-0 G4-6-3			4	1	1	2	0	0	2							
<b>Norm Cash, L</b> OBP: 0.329, SLG: 0.507	0-0 BB		0-0 F7		0-0 FC4-6 1B		0-0 F8			4	0	2	0	0	0	2							
<b>Jim Northrup, L</b> OBP: 0.346, SLG: 0.378	4-0 1-2 BB		0-0 F8		0-0 FC4-6 1B		0-0 WP 1B			3	1	1	0	1	0	2							
<b>Mickey Stanley, R</b> OBP: 0.260, SLG: 0.375	0-0 F2		0-3 K		0-0 1-3 1B		0-0 FC6-4 1B			4	0	2	1	0	1	2							
<b>Ed Brinkman, R</b> OBP: 0.244, SLG: 0.273		0-3 K		0-0 L8		0-0 L8		0-0 FC6-4 SH5-4		4	0	0	0	0	1	3							
<b>Mickey Lolich, S</b> OBP: 0.240, SLG: 0.095		0-0 4-3		0-0 1B		0-3 K		0-0 SH5-4		3	0	1	0	0	1	0							
<b>Inning Stats</b>	R: 2 E: 0 K: 0 S: 6	H: 3 LOB: 2 BB: 1 P: 10	R: 0 E: 0 K: 1 S: 6	H: 1 LOB: 1 BB: 0 P: 6	R: 0 E: 0 K: 0 S: 3	H: 0 LOB: 1 BB: 1 P: 7	R: 0 E: 0 K: 1 S: 6	H: 1 LOB: 0 BB: 0 P: 6	R: 2 E: 0 K: 0 S: 7	H: 4 LOB: 2 BB: 0 P: 7	R: 0 E: 0 K: 1 S: 5	H: 0 LOB: 0 BB: 0 P: 5	R: 0 E: 0 K: 0 S: 3	R: 0 E: 0 K: 1 S: 7	H: 1 LOB: 1 BB: 0 P: 3	R: 1 E: 0 K: 1 S: 7	H: 2 LOB: 2 BB: 1 P: 11	R: 0 E: 0 K: 1 S: 7	H: 2 LOB: 2 BB: 1 P: 7	1B: 9 2B: 0 3B: 1 HR: 2	SF: 0 SAC: 1 DP: 1 HBP: 0	WP: 2 PB: 0 SB: 0 CS: 0	PA: 38
<b>PITCHER</b> <b>Marty Pattin, R</b> ERA: 3.88	IP: 6.0 WLS: L BF: 29 H: 9 R: 4 ER: 4 SO: 3 BB: 2 IBB: 0 HBP: 0 BLK: 0 WP: 0 HR: 2 S: 33 P: 41 ERA: 6.00 WHIP: 1.833															<b>PITCHER</b>							
<b>Ken Tatum, R</b> ERA: 2.61	IP: 2.0 WLS: 9 BF: 3 H: 3 R: 1 ER: 1 SO: 1 BB: 0 IBB: 1 HBP: 0 BLK: 0 WP: 1 HR: 0 S: 10 P: 14 ERA: 4.50 WHIP: 1.500															<b>PITCHER</b>							



Batter	1	2	3	4	5	6	7	8	9	AB	R	H	RBI	BB	SO	LOB	TOP		
<b>Rick Auerbach, R</b> OBP: 0.292, SLG: 0.282 (1, 6)										3	2	0	1	1	0				
<b>Ron Theobald, R</b> OBP: 0.370, SLG: 0.280 (1, 4)										2	2	1	1	2	0	0			
<b>Dave May, L</b> OBP: 0.289, SLG: 0.348 (1, 8)										4	1	2	2	0	0	1			
<b>George Scott, R</b> OBP: 0.300, SLG: 0.392 (1, 3)										4	0	2	2	0	0	2			
<b>John Briggs, L</b> OBP: 0.367, SLG: 0.473 (1, 7)										3	2	3	1	0	0	0			
<b>Joe Lahoud, L</b> OBP: 0.317, SLG: 0.354 (1, 9)										4	1	2	3	0	0	4			
<b>Mike Ferraro, R</b> OBP: 0.289, SLG: 0.340 (1, 5)										4	0	1	0	0	0	3			
<b>Ellie Rodriguez, R</b> OBP: 0.371, SLG: 0.371 (1, 2)										4	0	2	0	0	0	0			
<b>Skip Lockwood, R</b> OBP: 0.111, SLG: 0.111 (1, 1)										3	1	1	0	0	1	2			
<b>Inning Stats</b>	R: 2 E: 0 K: 0 S: 6	H: 4 LOB: 1 BB: 0 P: 6	R: 0 E: 0 K: 1 S: 5	H: 1 LOB: 1 BB: 1 P: 9	R: 0 E: 0 K: 0 S: 3	H: 0 LOB: 0 BB: 0 P: 3	R: 4 E: 0 K: 0 S: 8	H: 6 LOB: 2 BB: 1 P: 12	R: 1 E: 0 K: 0 S: 4	H: 2 LOB: 1 BB: 0 P: 5	R: 2 E: 0 K: 1 S: 8	H: 3 LOB: 2 BB: 1 P: 12	R: 0 E: 0 K: 0 S: 0	H: 0 LOB: 0 BB: 0 P: 0					
<b>PITCHER</b>	IP WLS BF H R ER SO BB IBB HBP BLK WP HR S P ERA WHIP																		
<b>Bill Slayback, R</b> ERA: 2.07 (1, 1)	0.1 L 4 3 2 2 0 0 0 0 0 0 0 0 4 4 54.00 9.000																		
<b>Bill Gilbreth, L</b> ERA: 10.8 (1, 1)	3.1 16 7 4 4 1 2 0 0 0 0 0 1 16 24 10.80 2.700																		
<b>John Hiller, L</b> ERA: 4.15 (4, 1)	0.2 5 2 1 1 0 0 0 0 1 0 0 1 0 4 5 13.50 3.000																		
<b>Fred Scherman, L</b> ERA: 2.88 (5, 1)	1.2 10 4 2 2 1 1 0 0 0 0 0 0 10 14 10.80 3.000																		

Milwaukee Brewers @ Detroit Tigers  
Tiger Stadium, Detroit, MI  
Tue Aug 01 1972, 7:05 PM EDT  
Att: 14,507 - Unknown

AB 31  
R 9  
H 16  
RBI 9  
BB 3  
SO 2  
LOB 12



WP: 1 PA: 36  
PB: 0  
SB: 1  
CS: 1

1B: 11 SF: 0  
2B: 5 SAC: 0  
3B: 0 DP: 1  
HR: 1 HBP: 1

Batter	1	2	3	4	5	6	7	8	9	AB	R	H	RBI	BB	SO	LOB	BOTTOM		
<b>Dick McAuliffe, L</b> OBP: 0.350, SLG: 0.335 (1, 4)										3	0	0	0	0	0	1			
<b>Aurelio Rodriguez, R</b> OBP: 0.289, SLG: 0.353 (1, 5)										2	0	0	0	0	0	0			
<b>Gates Brown, L</b> OBP: 0.313, SLG: 0.403 (1, 7)										2	0	0	0	0	0	0			
<b>Bill Freehan, R</b> OBP: 0.350, SLG: 0.393 (1, 2)										1	0	0	0	1	0	0			
<b>Norm Cash, L</b> OBP: 0.327, SLG: 0.504 (1, 3)										2	0	0	0	0	1	1			
<b>Jim Northrup, L</b> OBP: 0.344, SLG: 0.375 (1, 9)										2	0	0	0	0	0	0			
<b>Mickey Stanley, R</b> OBP: 0.262, SLG: 0.379 (1, 8)										2	0	1	0	0	0	0			
<b>Ed Brinkman, R</b> OBP: 0.243, SLG: 0.271 (1, 6)										2	0	0	0	0	0	1			
<b>Bill Slayback, R</b> OBP: 0.158, SLG: 0.158 (1, 1)										0	0	0	0	0	0	0			
<b>Bill Gilbreth, L</b> ERA: 10.8 (1, 1)										1	0	0	0	0	0	0			
<b>John Hiller, R</b> ERA: 4.15 (4, 1)										0	0	0	0	0	0	0			
<b>Fred Scherman, L</b> OBP: 0.158, SLG: 0.111 (5, 1)										0	0	0	0	0	0	0			
<b>John Knox, L</b> (6, PH)										1	0	0	0	0	0	1			
<b>Inning Stats</b>	R: 0 E: 0 K: 0 S: 3	H: 0 LOB: 0 BB: 0 P: 3	R: 0 E: 0 K: 0 S: 2	H: 0 LOB: 0 BB: 1 P: 6	R: 0 E: 0 K: 0 S: 3	H: 0 LOB: 0 BB: 0 P: 3	R: 0 E: 0 K: 0 S: 3	H: 0 LOB: 0 BB: 0 P: 3	R: 0 E: 0 K: 1 S: 5	H: 0 LOB: 0 BB: 0 P: 5	R: 0 E: 0 K: 0 S: 4	H: 1 LOB: 1 BB: 0 P: 4	R: 0 E: 0 K: 0 S: 0	H: 0 LOB: 0 BB: 0 P: 0					
<b>PITCHER</b>	IP WLS BF H R ER SO BB IBB HBP BLK WP HR S P ERA WHIP																		
<b>Skip Lockwood, R</b> ERA: 4.06 (1, 1)	6.0 W 19 1 0 0 1 1 0 0 0 0 0 0 20 24 0.00 0.333																		

Milwaukee Brewers @ Detroit Tigers  
Tiger Stadium, Detroit, MI  
Tue Aug 01 1972, 7:05 PM EDT  
Att: 14,507 - Unknown

AB 18  
R 0  
H 1  
RBI 0  
BB 1  
SO 1  
LOB 4



WP: 0 PA: 19  
PB: 0  
SB: 0  
CS: 0

1B: 0 SF: 0  
2B: 1 SAC: 0  
3B: 0 DP: 1  
HR: 0 HBP: 0



Batter	1	2	3	4	5	6	7	8	9	AB	R	H	RBI	BB	SO	LOB	TOP					
<b>Rick Auerbach, R</b> OBP: 0.295, SLG: 0.285 <b>Bob Heise, R</b> OBP: 0.293, SLG: 0.304	F6							G6-4-3		4	2	2	0	0	0	2	<b>Milwaukee Brewers @ Detroit Tigers</b> Tiger Stadium, Detroit, MI Wed Aug 02 1972, 7:05 PM EDT Att: 10,860 - Unknown					
<b>Ron Theobald, R</b> OBP: 0.372, SLG: 0.285 <b>Syd O'Brien, R</b> OBP: 0.259, SLG: 0.255	5-3							F7		3	1	1	1	1	0	2						
<b>Dave May, L</b> OBP: 0.292, SLG: 0.345	F9									3	2	0	0	3	0	4						
<b>George Scott, R</b> OBP: 0.307, SLG: 0.404 <b>Tommie Reynolds, R</b> OBP: 0.293, SLG: 0.269	K							G4-6-3		4	3	3	4	1	1	0						
<b>John Briggs, L</b> OBP: 0.369, SLG: 0.474 <b>Brock Davis, L</b> OBP: 0.377, SLG: 0.323	F8							4-3		4	2	2	2	0	1	1						
<b>Joe Lahoud, L</b> OBP: 0.320, SLG: 0.354 <b>Ollie Brown, R</b> OBP: 0.288, SLG: 0.310								G4-3		3	1	1	1	1	1	3						
<b>Mike Ferraro, R</b> OBP: 0.297, SLG: 0.349										4	1	3	2	0	0	0						
<b>Ellie Rodriguez, R</b> OBP: 0.367, SLG: 0.369	5-3							FC6-4		4	0	1	2	0	0	3						
<b>Jim Lonborg, R</b> OBP: 0.245, SLG: 0.196 <b>Ken Sanders, R</b> (9, 1)										5	1	3	1	0	1	1						
<b>Inning Stats</b>	R: 0 E: 0 K: 0 S: 3	H: 0 LOB: 0 BB: 0 P: 3	R: 0 E: 0 K: 1 S: 6	H: 1 LOB: 2 BB: 1 P: 10	R: 7 E: 0 K: 0 S: 11	H: 8 LOB: 2 BB: 1 P: 15	R: 3 E: 0 K: 1 S: 7	H: 1 LOB: 1 BB: 2 P: 15	R: 2 E: 0 K: 2 S: 10	H: 3 LOB: 0 BB: 0 P: 10	R: 0 E: 1 K: 0 S: 5	H: 1 LOB: 3 BB: 1 P: 9	R: 1 E: 0 K: 0 S: 5	H: 3 LOB: 1 BB: 0 P: 5	R: 0 E: 0 K: 0 S: 3	H: 1 LOB: 0 BB: 0 P: 3		R: 0 E: 0 K: 0 S: 2	H: 0 LOB: 0 BB: 1 P: 6	1B: 15 2B: 2 3B: 0 HR: 1	SF: 2 SAC: 1 DP: 3 HBP: 0	WP: 1 PB: 0 SB: 0 CS: 0
<b>PITCHER</b>	IP	WLS	BF	H	R	ER	SO	BB	IBB	HBP	BLK	WP	HR	S	P	ERA	WHIP					
<b>Joe Coleman, R</b> ERA: 2.45	2.1	L	15	6	6	6	1	2	0	0	0	0	0	15	23	23.14	3.429					
<b>Joe Niekro, R</b> ERA: 3.53	0.0		3	3	1	1	0	0	0	0	0	0	0	3	3	∞	∞					
<b>Bill Gilbreth, L</b> ERA: 16.2	1.2		11	3	5	5	1	2	0	0	0	0	0	11	19	27.00	3.000					
<b>John Hiller, L</b> ERA: 3.72	1.0		4	1	0	0	2	0	0	0	0	1	0	8	8	0.00	1.000					
<b>Chris Zachary, R</b> ERA: 1.27	0.2		2	0	0	0	0	0	0	0	0	0	0	2	2	0.00	0.000					
<b>PITCHER</b>	IP	WLS	BF	H	R	ER	SO	BB	IBB	HBP	BLK	WP	HR	S	P	ERA	WHIP					
<b>Chuck Seelbach, R</b> ERA: 3.29	1.1		9	4	1	1	0	1	0	0	0	0	0	8	12	6.75	3.750					
<b>Tom Timmermann, R</b> ERA: 2.77	2.0		6	1	0	0	0	1	0	0	0	0	0	5	9	0.00	1.000					

Batter	1	2	3	4	5	6	7	8	9	AB	R	H	RBI	BB	SO	LOB	BOTTOM					
<b>Dick McAuliffe, L</b> OBP: 0.357, SLG: 0.343 <b>Chris Zachary, L</b> (6, 1)								F5		3	0	3	0	0	0	0	<b>Milwaukee Brewers @ Detroit Tigers</b> Tiger Stadium, Detroit, MI Wed Aug 02 1972, 7:05 PM EDT Att: 10,860 - Unknown					
<b>Chuck Seelbach, R</b> OBP: 0.294, SLG: 0.214 <b>Willie Horton, R</b> OBP: 0.294, SLG: 0.388 <b>Tom Timmermann, R</b> OBP: 0.167, SLG: 0.103	FC5-4									0	0	0	0	0	0	0						
<b>Aurelio Rodriguez, R</b> OBP: 0.266, SLG: 0.349 <b>Ike Brown, R</b> OBP: 0.421, SLG: 0.510	FC5-4							1-3		4	0	0	0	0	1	4						
<b>Gates Brown, L</b> OBP: 0.311, SLG: 0.397								F8		2	0	0	1	1	0	1						
<b>Norm Cash, L</b> OBP: 0.326, SLG: 0.500	F7									4	0	1	0	0	0	4						
<b>Jim Northrup, L</b> OBP: 0.339, SLG: 0.370	G3							G3		4	0	0	0	0	0	3						
<b>Tom Haller, L</b> OBP: 0.292, SLG: 0.350										4	0	1	0	0	1	0						
<b>Mickey Stanley, R</b> OBP: 0.143, SLG: 0.111 <b>Wayne Comer, R</b> OBP: 0.100, SLG: 0.111	G3-6-3									3	0	1	0	0	0	1						
<b>Ed Brinkman, R</b> OBP: 0.244, SLG: 0.273 <b>Tony Taylor, R</b> OBP: 0.352, SLG: 0.432										1	0	0	0	0	0	1						
<b>Joe Coleman, R</b> OBP: 0.143, SLG: 0.111 <b>Joe Niekro, R</b> OBP: 0.279, SLG: 0.200 <b>Bill Gilbreth, L</b> ERA: 16.2 <b>John Hiller, R</b> ERA: 3.72 <b>John Knox, L</b> OBP: 0.333, SLG: 0.667	4-3									1	0	0	0	0	0	1						
<b>Inning Stats</b>	R: 0 E: 0 K: 0 S: 4	H: 1 LOB: 2 BB: 1 P: 8	R: 0 E: 0 K: 0 S: 4	H: 2 LOB: 1 BB: 0 P: 4	R: 0 E: 0 K: 0 S: 4	H: 1 LOB: 1 BB: 0 P: 4	R: 0 E: 0 K: 0 S: 4	H: 1 LOB: 1 BB: 0 P: 4	R: 1 E: 1 K: 1 S: 7	H: 2 LOB: 1 BB: 0 P: 7	R: 0 E: 0 K: 0 S: 3	H: 0 LOB: 0 BB: 0 P: 3	R: 0 E: 0 K: 0 S: 3	H: 0 LOB: 0 BB: 0 P: 3	R: 0 E: 0 K: 2 S: 7	H: 1 LOB: 1 BB: 0 P: 4	R: 0 E: 0 K: 2 S: 7	H: 0 LOB: 0 BB: 0 P: 7	1B: 6 2B: 2 3B: 0 HR: 0	SF: 1 SAC: 0 DP: 1 HBP: 0	WP: 0 PB: 0 SB: 0 CS: 0	PA: 35
<b>PITCHER</b>	IP	WLS	BF	H	R	ER	SO	BB	IBB	HBP	BLK	WP	HR	S	P	ERA	WHIP					
<b>Jim Lonborg, R</b> ERA: 2.66	8.0	W	32	8	1	0	1	1	0	0	0	0	0	33	37	0.00	1.125					
<b>Ken Sanders, R</b> ERA: 3.3	1.0	S	3	0	0	0	2	0	0	0	0	0	0	7	7	0.00	0.000					



Batter	1	2	3	4	5	6	7	8	9	AB	R	H	RBI	BB	SO	LOB	TOP										
<b>Rick Auerbach, R</b> OBP: 0.291, SLG: 0.281 (1, 6)	0-0 5-3	0-0 FC5-4		0-3 K			0-0 5-3		0-3 K	5	0	0	0	0	2	2	<b>Milwaukee Brewers @ Detroit Tigers</b> Tiger Stadium, Detroit, MI Thu Aug 03 1972, 7:05 PM EDT Att: 12,795 - Unknown										
<b>Ron Theobald, R</b> OBP: 0.370, SLG: 0.281 (1, 4)	0-0 4-3		4-0 2B		0-0 F3		0-0 F9			3	1	0	0	1	0	0											
<b>Dave May, L</b> OBP: 0.295, SLG: 0.350 (1, 8)	0-0 3-1		1-H 2B		0-0 CS		0-0 1-3			4	1	2	1	0	0	0											
<b>George Scott, R</b> OBP: 0.311, SLG: 0.410 (1, 3)		0-0 1B	0-0 4-3		0-0 CS			0-0 6-3		4	2	3	1	0	0	0											
<b>John Briggs, L</b> OBP: 0.371, SLG: 0.485 (1, 7)	0-0 2B	0-0 1B	0-0 4-3		0-0 CS	0-0 HR		0-3 K		4	2	2	1	0	1	1											
<b>Joe Lahoud, L</b> OBP: 0.319, SLG: 0.352 (3, PH)		0-3 K	0-0 6-3		0-3 K			0-0 2B		1	0	0	0	0	1	2											
<b>Ollie Brown, R</b> OBP: 0.289, SLG: 0.316 (3, 9)			0-0 K							3	0	1	0	0	1	0											
<b>Mike Ferraro, R</b> OBP: 0.342 (1, 5)		0-3 K	0-0 L4				0-0 1-3		0-0 6-3	4	0	0	0	0	1	3											
<b>Ellie Rodriguez, R</b> OBP: 0.370, SLG: 0.383 (1, 2)	0-0 1B		0-3 K					0-3 K		4	0	2	2	0	2	0											
<b>Jim Colborn, R</b> OBP: 0.100, SLG: 0.200 (1, 1)	0-0 FC5-4		0-0 1-3				0-3 K		0-0 F8	4	0	1	0	0	1	1											
<b>Inning Stats</b>	R: 0 E: 0 K: 0 S: 3	H: 0 LOB: 0 BB: 0 P: 3	R: 2 E: 0 K: 2 S: 11	H: 4 LOB: 2 BB: 0 P: 11	R: 3 E: 0 K: 0 S: 5	H: 2 LOB: 0 BB: 1 P: 9	R: 0 E: 0 K: 2 S: 7	H: 0 LOB: 0 BB: 0 P: 7	R: 0 E: 0 K: 0 S: 3	H: 2 LOB: 1 BB: 0 P: 3	R: 0 E: 0 K: 0 S: 6	H: 0 LOB: 1 BB: 0 P: 6	R: 0 E: 0 K: 2 S: 7	H: 0 LOB: 0 BB: 0 P: 7	R: 0 E: 0 K: 1 S: 6	H: 1 LOB: 1 BB: 0 P: 6	1B: 5 2B: 5 3B: 0 HR: 1	SF: 0 SAC: 0 DP: 0 HBP: 0	WP: 2 PB: 2 SB: 0 CS: 2	PA: 38							
<b>PITCHER</b>	IP	WLS	BF	H	R	ER	SO	BB	IBB	HBP	BLK	WP	HR	S	P	ERA	WHIP										
<b>Fred Holdsworth, R</b> ERA: 12.86 (1, 1)	2.0	L	13	6	5	5	2	1	0	0	0	1	0	16	20	22.50	3.500										
<b>Woodie Fryman, L</b> ERA: 4.29 (3, 1)	2.0		6	0	0	0	2	0	0	0	0	1	0	10	10	0.00	0.000										
<b>Chuck Seelbach, R</b> ERA: 3.28 (5, 1)	3.0		11	4	1	1	2	0	0	0	0	0	1	15	15	3.00	1.333										
<b>John Hiller, L</b> ERA: 3.09 (8, 1)	2.0		7	1	0	0	3	0	0	0	0	0	0	13	13	0.00	0.500										

Batter	1	2	3	4	5	6	7	8	9	AB	R	H	RBI	BB	SO	LOB	BOTTOM										
<b>Dick McAuliffe, L</b> OBP: 0.354, SLG: 0.337 (1, 4)	0-0 G3		0-0 1-3		0-0 F8		4-0 BB		0-0 4-3	4	0	0	0	1	0	0	<b>Milwaukee Brewers @ Detroit Tigers</b> Tiger Stadium, Detroit, MI Thu Aug 03 1972, 7:05 PM EDT Att: 12,795 - Unknown										
<b>Aurelio Rodriguez, R</b> OBP: 0.268, SLG: 0.351 (1, 5)	0-0 FC5-4		0-0 4-3		0-0 1B		0-0 F3			4	0	2	0	0	0	1											
<b>Gates Brown, L</b> OBP: 0.310, SLG: 0.393 (1, 7)	0-0 1-2		0-0 4-3		0-0 F9			0-0 5-3		4	1	1	0	0	0	1											
<b>Bill Freehan, R</b> OBP: 0.352, SLG: 0.392 (1, 2)	0-0 FC5		0-0 FC3-6	0-0 1B	0-0 F9			1-0 FC6-4		3	2	1	0	0	0	2											
<b>Norm Cash, L</b> OBP: 0.328, SLG: 0.500 (1, 3)	0-0 G3		0-0 FC3-6	0-0 1B		0-0 F8		0-0 FC6-4		4	0	2	0	0	0	1											
<b>Jim Northrup, L</b> OBP: 0.336, SLG: 0.368 (1, 9)		0-0 5-3		0-0 FC3-6		0-0 5-3		0-0 FC6-4		4	0	1	1	0	0	1											
<b>Mickey Stanley, R</b> OBP: 0.262, SLG: 0.384 (1, 8)		0-0 2B		0-0 L4		0-3 K		0-0 6-3		4	0	1	0	0	1	4											
<b>Ed Brinkman, R</b> OBP: 0.241, SLG: 0.269 (1, 6)		0-0 F7		0-0 FC3-6			0-0 F6		0-0 6-3	4	0	0	1	0	0	3											
<b>Fred Holdsworth, R</b> OBP: 0.333, SLG: 0.333 (3, 1)		0-3 K		0-3 K			0-0 F8		0-0 5-3	1	0	0	0	0	1	1											
<b>Woodie Fryman, R</b> OBP: 0.297, SLG: 0.242 (4, PH)										0	0	0	0	0	0	0											
<b>John Northrup, L</b> OBP: 0.295, SLG: 0.400 (5, 1)										1	0	0	0	0	0	2											
<b>Chuck Seelbach, R</b> OBP: 0.289, SLG: 0.316 (7, PH)										0	0	0	0	0	0	0											
<b>Willie Horton, R</b> OBP: 0.320, SLG: 0.274 (8, 1)										1	0	0	0	0	0	0											
<b>John Hiller, R</b> OBP: 0.320, SLG: 0.336 (8, 1)										0	0	0	0	0	0	0											
<b>Tom Haller, L</b> OBP: 0.288, SLG: 0.347 (9, PH)										1	0	0	0	0	0	0											
<b>Inning Stats</b>	R: 1 E: 1 K: 0 S: 5	H: 2 LOB: 1 BB: 0 P: 5	R: 0 E: 0 K: 1 S: 6	H: 1 LOB: 1 BB: 0 P: 6	R: 0 E: 0 K: 0 S: 3	H: 0 LOB: 0 BB: 0 P: 3	R: 1 E: 0 K: 1 S: 8	H: 3 LOB: 2 BB: 0 P: 8	R: 0 E: 0 K: 0 S: 4	H: 1 LOB: 1 BB: 0 P: 4	R: 0 E: 0 K: 1 S: 5	H: 0 LOB: 0 BB: 1 P: 5	R: 0 E: 0 K: 0 S: 3	H: 0 LOB: 1 BB: 0 P: 7	R: 1 E: 0 K: 0 S: 4	H: 1 LOB: 1 BB: 0 P: 5	R: 0 E: 0 K: 0 S: 3	H: 0 LOB: 0 BB: 0 P: 3	1B: 7 2B: 1 3B: 0 HR: 0	SF: 0 SAC: 0 DP: 0 HBP: 1	WP: 0 PB: 0 SB: 0 CS: 0	PA: 37					
<b>PITCHER</b>	IP	WLS	BF	H	R	ER	SO	BB	IBB	HBP	BLK	WP	HR	S	P	ERA	WHIP										
<b>Jim Colborn, R</b> ERA: 2.64 (1, 1)	9.0	W	37	8	3	2	3	1	0	1	0	0	0	41	46	2.00	1.000										

AB	36
R	6
H	11
RBI	5
BB	1
SO	9
LOB	9



AB	35
R	3
H	8
RBI	2
BB	1
SO	3
LOB	16





Batter	1	2	3	4	5	6	7	8	9	AB	R	H	RBI	BB	SO	LOB	TOP					
Dick McAuliffe, L (1,4) OBP: 0.349, SLG: 0.332	F5			F6		4-3		F8		4	0	0	0	0	0	1	<b>Detroit Tigers @ Cleveland Indians</b> Cleveland Municipal Stadium, Cleveland, OH Fri Aug 04 1972, 7:05 PM EDT Att: 18,230 - Unknown					
Aurelio Rodriguez, R (1,5) OBP: 0.268, SLG: 0.349	K			1B		F2			5-3	4	0	1	0	0	1							
Gates Brown, L (1,7) OBP: 0.309, SLG: 0.390	4-3			1B				F8	4-3	4	0	1	0	0	0							
Bill Freehan, R (1,2) OBP: 0.351, SLG: 0.388		K		F6				1B	F4	3	0	0	0	1	1							
Norm Cash, L (1,3) OBP: 0.325, SLG: 0.495		K			F8			K		3	0	0	0	0	2							
Jim Northrup, L (1,9) OBP: 0.336, SLG: 0.367		K			F9			1B		3	0	1	0	0	1							
Mickey Stanley, R (1,8) OBP: 0.260, SLG: 0.380			4-3		6-3			F7		3	0	0	0	0	0	2						
Ed Brinkman, R (1,6) OBP: 0.242, SLG: 0.270			L6			4-3	SH5-4	F9		3	0	1	0	0	0							
Mickey Lolich, S (1,1) OBP: 0.237, SLG: 0.094									F8	1	0	0	0	0	1							
Willie Horton, R (8, PH) OBP: 0.292, SLG: 0.384						SH5-4				1	0	0	0	0	0							
Fred Scherman, L (8, 1) OBP: 0.158, SLG: 0.111			K			1-2				0	0	0	0	0	0							
<b>Inning Stats</b>	R: 0 E: 0 K: 1 S: 5	H: 0 LOB: 0 BB: 0 P: 5	R: 0 E: 0 K: 3 S: 9	H: 0 LOB: 0 BB: 0 P: 9	R: 0 E: 0 K: 1 S: 5	H: 0 LOB: 1 BB: 0 P: 5	R: 0 E: 0 K: 0 S: 4	H: 2 LOB: 1 BB: 0 P: 4	R: 0 E: 0 K: 0 S: 3	H: 0 LOB: 0 BB: 0 P: 3	R: 0 E: 0 K: 0 S: 4	H: 1 LOB: 1 BB: 0 P: 4	R: 0 E: 0 K: 1 S: 6	H: 1 LOB: 2 BB: 1 P: 10	R: 0 E: 0 K: 0 S: 3	H: 0 LOB: 0 BB: 0 P: 3	R: 0 E: 0 K: 0 S: 3	H: 0 LOB: 0 BB: 0 P: 3	1B: 4 2B: 0 3B: 0 HR: 0	SF: 0 SAC: 1 DP: 0 HBP: 0	WP: 0 PB: 0 SB: 0 CS: 0	PA: 31
<b>PITCHER</b> Dick Tidrow, R (1,1) ERA: 2.96	IP: 9.0 WLS: W BF: 31 H: 4 R: 0 ER: 0 SO: 6 BB: 1 IBB: 0 HBP: 0 BLK: 0 WP: 0 HR: 0 S: 42 P: 46 ERA: 0.00 WHIP: 0.556															<b>PITCHER</b>						


Batter	1	2	3	4	5	6	7	8	9	AB	R	H	RBI	BB	SO	LOB	BOTTOM					
Tom McCraw, L (1,9) OBP: 0.352, SLG: 0.376	K			1B		F9		F7		4	0	1	0	0	1	2	<b>Detroit Tigers @ Cleveland Indians</b> Cleveland Municipal Stadium, Cleveland, OH Fri Aug 04 1972, 7:05 PM EDT Att: 18,230 - Unknown					
Jack Brohamer, L (1,4) OBP: 0.305, SLG: 0.330	E4			F8		5-3		4-3		4	0	0	0	0	0	3						
Chris Chambliss, L (1,3) OBP: 0.319, SLG: 0.383	K			4-3				K		4	0	1	0	0	2	2						
Roy Foster, R (1,7) OBP: 0.287, SLG: 0.308					F9					4	0	1	0	0	0	2						
John Lowenstein, L (9,7) OBP: 0.329, SLG: 0.524	F8					F3		1B		0	0	0	0	0	0	0						
Graig Nettles, L (1,5) OBP: 0.332, SLG: 0.369		BB				F9		4-3		4	0	2	0	0	0	2						
Ray Fosse, R (1,2) OBP: 0.305, SLG: 0.350		1B		G6-4-3				4-3		2	0	0	0	1	0	2						
Frank Duffy, R (1,6) OBP: 0.300, SLG: 0.321						F7				2	1	1	1	1	0	2						
Del Unser, L (1,8) OBP: 0.247, SLG: 0.256		L5-3				SH2-4		F6		3	0	1	0	0	0	2						
Dick Tidrow, R (1,1) OBP: 0.186, SLG: 0.146				K		SH2-4		K		2	0	0	0	0	2	0						
<b>Inning Stats</b>	R: 0 E: 1 K: 2 S: 8	H: 0 LOB: 1 BB: 0 P: 8	R: 0 E: 0 K: 0 S: 3	H: 1 LOB: 1 BB: 1 P: 7	R: 0 E: 0 K: 1 S: 6	H: 1 LOB: 1 BB: 0 P: 6	R: 0 E: 0 K: 0 S: 3	H: 1 LOB: 0 BB: 0 P: 3	R: 0 E: 0 K: 0 S: 4	H: 1 LOB: 2 BB: 1 P: 8	R: 0 E: 0 K: 0 S: 4	H: 1 LOB: 1 BB: 0 P: 4	R: 1 E: 0 K: 1 S: 6	H: 1 LOB: 0 BB: 0 P: 6	R: 0 E: 0 K: 1 S: 6	H: 1 LOB: 1 BB: 0 P: 6	R: 0 E: 0 K: 1 S: 6	H: 1 LOB: 1 BB: 0 P: 6	1B: 6 2B: 1 3B: 0 HR: 1	SF: 0 SAC: 1 DP: 2 HBP: 0	WP: 0 PB: 0 SB: 0 CS: 0	PA: 32
<b>PITCHER</b> Mickey Lolich, L (1,1) ERA: 2.3	IP: 7.0 WLS: L BF: 28 H: 6 R: 1 ER: 1 SO: 4 BB: 2 IBB: 0 HBP: 0 BLK: 0 WP: 0 HR: 1 S: 34 P: 42 ERA: 1.29 WHIP: 1.143															<b>PITCHER</b>						
Fred Scherman, L (8, 1) ERA: 2.84	IP: 1.0 WLS: L BF: 4 H: 1 R: 0 ER: 0 SO: 1 BB: 0 IBB: 0 HBP: 0 BLK: 0 WP: 0 HR: 0 S: 6 P: 6 ERA: 0.00 WHIP: 1.000															<b>PITCHER</b>						



Batter	1	2	3	4	5	6	7	8	9	10	11	AB	R	H	RBI	BB	SO	LOB	TOP			
Dick McAuliffe, L OBP: 0.350, SLG: 0.333 (1, 4)	0-0 1B 1B		0-0 F8			0-0 4-3		0-0 1B		0-0 L9		5	0	2	0	0	0	0				
Aurelio Rodriguez, R OBP: 0.267, SLG: 0.359 (1, 5)	0-3 K		0-0 F2			0-0 F8		0-0 6-3			0-0 FC6 1B 2B	5	1	1	0	0	1	2				
Gates Brown, L OBP: 0.311, SLG: 0.409 (1, 7)	0-0 1B BB		0-0 4-3			0-0 G3				0-0 HR		5	1	2	1	0	1	1				
Norm Cash, L OBP: 0.329, SLG: 0.503 (1, 3)	4-0 BB BB				0-0 F9		0-0 F9			0-0 HR		3	1	1	1	2	0	0				
Jim Northrup, L OBP: 0.332, SLG: 0.361 (1, 8) (11, 9)	0-3 K		0-0 4-3			0-0 5-3		0-3 K		0-3 K	0-0 FC6 1B	5	0	0	0	0	2	5				
Duke Sims, L OBP: 0.282, SLG: 0.301 (1, 2)	0-0 4-3		0-0 G3			0-0 HR		0-3 K		0-3 K	0-0 1B	5	1	2	2	0	1	3				
Willie Horton, R OBP: 0.285, SLG: 0.374 Mickey Stanley, R OBP: 0.260, SLG: 0.380 (1, 9) (11, 8)		0-0 F6			0-0 5-3		0-3 K		0-0 F8		0-0 F7	5	0	0	0	0	1	2	AB 41			
Ed Brinkman, R OBP: 0.239, SLG: 0.267 (1, 6)		0-0 F8			0-0 F8			0-0 4-3		0-0 6-3		4	0	0	0	0	0	0	R 4			
Bill Slayback, R OBP: 0.189, SLG: 0.158 Woody Fryman, R OBP: 0.189, SLG: 0.229 John Knox, L OBP: 0.230, SLG: 0.400 Fred Scherman, L OBP: 0.150, SLG: 0.105 (1, 1) (1, 1) (8, PH) (8, 1)		0-3 K			0-3 K			0-0 4-3		0-0 F9		0	0	0	0	0	0	0	H 8			
<b>Inning Stats</b>	R: 0 E: 0 K: 2 S: 9	H: 2 LOB: 3 BB: 1 P: 13	R: 0 E: 0 K: 1 S: 5	H: 0 LOB: 0 BB: 0 P: 5	R: 0 E: 0 K: 0 S: 3	H: 0 LOB: 0 BB: 0 P: 3	R: 0 E: 0 K: 0 S: 3	H: 0 LOB: 0 BB: 0 P: 3	R: 1 E: 0 K: 1 S: 6	H: 1 LOB: 0 BB: 0 P: 6	R: 0 E: 0 K: 0 S: 4	H: 1 LOB: 1 BB: 0 P: 4	R: 2 E: 0 K: 2 S: 9	H: 2 LOB: 0 BB: 0 P: 9	R: 0 E: 0 K: 0 S: 3	H: 0 LOB: 0 BB: 0 P: 3	R: 1 E: 0 K: 1 S: 7	H: 2 LOB: 2 BB: 1 P: 11	1B: 4 2B: 1 3B: 0 HR: 3	SF: 0 SAC: 0 DP: 0 HBP: 0	WP: 0 PB: 0 SB: 0 CS: 0	PA: 43
<b>PITCHER</b> Gaylord Perry, R ERA: 1.7 (1, 1)	IP 11.0	WLS L	BF 43	H 8	R 4	ER 4	SO 8	BB 1	IBB 1	HBP 0	BLK 0	WP 0	HR 3	S 57	P 65	ERA 3.27	WHIP 0.818					

Detroit Tigers @ Cleveland Indians  
Cleveland Municipal Stadium, Cleveland, OH  
Sat Aug 05 1972, 3:33 AM EDT  
Att: 31,277 - Unknown


AB 41  
R 4  
H 8  
RBI 4  
BB 2  
SO 8  
LOB 13



Batter	1	2	3	4	5	6	7	8	9	10	11	AB	R	H	RBI	BB	SO	LOB	BOTTOM			
Tom McCraw, L OBP: 0.344, SLG: 0.367 (1, 9)	0-3 K	0-0 6-3		0-0 F8			0-3 K		0-0 1-3		0-0 G3	6	0	0	0	0	2	1				
Jack Brohamer, L OBP: 0.303, SLG: 0.326 (1, 4)	0-0 3-1	0-0 F8		0-0 4-3			0-0 F8		4-0 FC6 BB		0-0 4-3	5	0	0	0	1	0	1				
Chris Chambliss, L OBP: 0.319, SLG: 0.390 (1, 3)	0-0 2B		0-0 6-3			0-0 5-3		0-0 F7		0-0 FC6 1-2		6	1	2	0	0	0	1				
Roy Foster, R OBP: 0.308, SLG: 0.321 John Lawenstien, L OBP: 0.324, SLG: 0.516 Alex Johnson, R OBP: 0.265, SLG: 0.307 (1, 7) (9, 7) (11, PH)	4-0 BB BB		0-0 WP PB 1B		0-0 F6		0-0 FC6-4 SH1-4 1B		0-0 F6		0-3 K	3	2	2	0	1	0	0	RBI 4			
Graig Nettles, L OBP: 0.333, SLG: 0.372 (1, 5)	0-0 BB 1-H 2-H		4-0 WP BB		0-0 F9		0-0 SH1-4		0-0 F9			3	0	1	2	1	0	0	H 8			
Ray Fosse, R OBP: 0.310, SLG: 0.348 (1, 2)	4-0 BB IBB		0-0 6-3			0-0 F7		4-0 FC6-4 IBB		4-0 5-3 BB		2	0	0	0	3	0	2	RBI 3			
Frank Duffy, R OBP: 0.298, SLG: 0.315 (1, 6)	4-0 BB BB		0-0 F7			0-0 6-3		0-0 FC6-4 1B		0-0 5-3		4	0	0	0	1	0	5	BB 8			
Del Unser, L OBP: 0.257, SLG: 0.264 (1, 8)	0-3 K			0-0 SH3-4 1B		0-0 1B		0-0 S 1B		4-0 FC5-4 IBB		4	0	3	1	1	1	3	SO 7			
Gaylord Perry, R OBP: 0.214, SLG: 0.221 (1, 1)		0-3 K		0-0 SH3-4		0-3 K		0-0 K		0-0 FC5-4		4	0	0	0	0	3	5	LOB 20			
<b>Inning Stats</b>	R: 2 E: 0 K: 2 S: 9	H: 2 LOB: 3 BB: 3 P: 21	R: 0 E: 0 K: 1 S: 5	H: 0 LOB: 0 BB: 0 P: 5	R: 0 E: 0 K: 0 S: 4	H: 1 LOB: 2 BB: 1 P: 8	R: 0 E: 0 K: 0 S: 4	H: 1 LOB: 1 BB: 0 P: 4	R: 0 E: 0 K: 1 S: 6	H: 0 LOB: 0 BB: 0 P: 5	R: 1 E: 0 K: 1 S: 7	H: 2 LOB: 2 BB: 1 P: 11	R: 0 E: 1 K: 0 S: 3	H: 0 LOB: 1 BB: 1 P: 7	R: 0 E: 0 K: 0 S: 3	H: 0 LOB: 2 BB: 2 P: 11	R: 0 E: 0 K: 1 S: 6	H: 1 LOB: 1 BB: 0 P: 6	1B: 5 2B: 3 3B: 0 HR: 0	SF: 0 SAC: 2 DP: 0 HBP: 0	WP: 1 PB: 1 SB: 1 CS: 0	PA: 49
<b>PITCHER</b> Bill Slayback, R ERA: 2.34 (1, 1) Woody Fryman, L ERA: 4.08 Fred Scherman, L ERA: 2.8 (8, 1)	IP 0.2	WLS 6.1	BF 23	H 3	R 2	ER 2	SO 1	BB 2	IBB 1	HBP 0	BLK 0	WP 0	HR 0	S 6	P 18	ERA 27.00	WHIP 6.000					

Detroit Tigers @ Cleveland Indians  
Cleveland Municipal Stadium, Cleveland, OH  
Sat Aug 05 1972, 3:33 AM EDT  
Att: 31,277 - Unknown


AB 39  
R 3  
H 8  
RBI 3  
BB 8  
SO 7  
LOB 20










Batter	1	2	3	4	5	6	7	8	9	AB	R	H	RBI	BB	SO	LOB	TOP										
<b>Tony Taylor, R</b> OBP: 0.348, SLG: 0.424 (1, 4)	0-0 WP S 1B		0-0 6-3		0-3 K		0-0 G6-4-3		0-0 4-3	5	0	1	0	0	1	3	<b>Detroit Tigers @ Cleveland Indians</b> Cleveland Municipal Stadium, Cleveland, OH Sun Aug 06 1972, 3:38 AM EDT Att: 27,847 - Unknown  <b>AB 36</b> <b>R 6</b> <b>H 12</b> <b>RBI 6</b> <b>BB 4</b> <b>SO 5</b> <b>LOB 15</b> 										
<b>Aurelio Rodriguez, R</b> OBP: 0.270, SLG: 0.348 (1, 5)	0-0 F9		0-0 G6-4-3 1B		0-0 F7		0-3 K		4-0 BB	4	0	1	0	1	1	3											
<b>Ike Brown, R</b> OBP: 0.393, SLG: 0.472 <b>Norm Cash, L</b> OBP: 0.322, SLG: 0.492 (6, PH) (6, 3)	0-0 6-3		0-0 G6-4-3 1B		0-3 K		0-3 K		0-0 F8	2	0	0	0	0	0	2											
<b>Bill Freehan, R</b> OBP: 0.354, SLG: 0.392 (1, 2)	0-0 F7			0-0 F7		0-0 1B 2B		0-0 1B	0-0 F8	5	1	2	0	0	0	2											
<b>Willie Horton, R</b> OBP: 0.284, SLG: 0.384 (1, 7)		0-0 HR 1B		0-0 L6		0-0 F8		0-0 1-H HR		4	2	2	2	0	0	1											
<b>Jim Northrup, L</b> OBP: 0.340, SLG: 0.377 (1, 9)	0-0 F5		0-0 4-3		4-0 1B IBB		0-3 K			3	0	0	0	1	1	1											
<b>Mickey Stanley, R</b> OBP: 0.289, SLG: 0.413 (1, 8)	0-0 1-H HR			0-0 2B		1-2 2-3 1B		0-0 HR		4	3	4	3	0	0	0											
<b>Ed Brinkman, R</b> OBP: 0.240, SLG: 0.264 (1, 6)	0-0 F7			0-0 F8		4-0 G6-4-3 BB		0-0 1B		3	0	1	0	1	0	1											
<b>Joe Niekro, R</b> OBP: 0.308, SLG: 0.333 <b>Chuck Seelbach, R</b> OBP: 0.333, SLG: 0.214 <b>John Knox, L</b> OBP: 0.286, SLG: 0.333 <b>John Hiller, R</b> (8, 1)	0-0 6-3			0-0 2H 2B		4-0 G6-4-3 BB		0-0 F5		2	0	1	1	0	0	0											
<b>Inning Stats</b>	R: 0 E: 0 K: 0 S: 4	H: 1 LOB: 1 BB: 0 P: 4	R: 2 E: 0 K: 0 S: 5	H: 2 LOB: 0 BB: 0 P: 5	R: 0 E: 0 K: 0 S: 3	H: 1 LOB: 0 BB: 0 P: 3	R: 0 E: 0 K: 0 S: 3	H: 0 LOB: 0 BB: 0 P: 3	R: 1 E: 0 K: 1 S: 7	H: 2 LOB: 1 BB: 0 P: 7	R: 0 E: 0 K: 1 S: 6	H: 2 LOB: 2 BB: 1 P: 10	R: 0 E: 0 K: 1 S: 4	H: 0 LOB: 1 BB: 2 P: 12	R: 3 E: 0 K: 2 S: 11	H: 4 LOB: 1 BB: 0 P: 11		R: 0 E: 0 K: 0 S: 3	H: 0 LOB: 1 BB: 1 P: 7	1B: 6 2B: 3 3B: 0 HR: 3	SF: 0 SAC: 0 DP: 2 HBP: 0	WP: 1 PB: 0 SB: 1 CS: 0	PA: 40				
<b>PITCHER</b>	IP	WLS	BF	H	R	ER	SO	BB	IBB	HBP	BLK	WP	HR	S	P	ERA	WHIP										
<b>Mike Kilkenny, L</b> ERA: 3.95 <b>Ray Lamb, R</b> ERA: 3.29 <b>Mit Wilcox, R</b> ERA: 3.33 <b>Denny Riddleberger, L</b> ERA: 2.78 <b>Phil Hennigan, R</b> ERA: 2.78	4.1	0	18	6	3	3	0	0	0	0	0	1	1	18	18	6.23	1.385										
	0.2	2	0	0	0	1	0	0	0	0	0	0	0	4	4	0.00	0.000										
	2.0	9	2	0	0	2	2	1	0	0	0	0	0	10	22	0.00	2.000										
	0.2	L	5	3	3	3	2	0	0	0	0	0	2	9	9	40.50	4.500										
	1.1	6	1	0	0	0	1	0	0	0	0	0	0	5	9	0.00	1.500										

Batter	1	2	3	4	5	6	7	8	9	AB	R	H	RBI	BB	SO	LOB	BOTTOM										
<b>Del Unser, L</b> OBP: 0.260, SLG: 0.268 (1, 8)	0-0 2B 1B		0-0 4-3		0-0 1-3		0-0 SF8			3	1	1	1	0	0	1	<b>Detroit Tigers @ Cleveland Indians</b> Cleveland Municipal Stadium, Cleveland, OH Sun Aug 06 1972, 3:38 AM EDT Att: 27,847 - Unknown  <b>AB 33</b> <b>R 5</b> <b>H 9</b> <b>RBI 5</b> <b>BB 1</b> <b>SO 7</b> <b>LOB 7</b> 										
<b>Eddie Leon, R</b> OBP: 0.287, SLG: 0.295 (1, 4)	0-0 F3		0-0 F8		0-0 3-1 1B		0-0 1-H 2-H HR			4	1	2	3	0	0	1											
<b>Chris Chambliss, L</b> OBP: 0.325, SLG: 0.407 (1, 3)	0-0 1-H 1B 2B		0-0 G3		0-0 F7		0-3 K			4	0	1	1	0	1	1											
<b>Graig Nettles, L</b> OBP: 0.334, SLG: 0.370 (1, 5)	0-0 2-H 1B			0-0 G3		0-0 3-1		0-0 G3		4	0	1	0	0	0	1											
<b>Tom McCraw, L</b> OBP: 0.342, SLG: 0.365 (1, 9)	0-3 K			0-0 F8		0-0 6-3		0-0 F6		4	0	0	0	0	1	2											
<b>John Lowenstein, L</b> OBP: 0.320, SLG: 0.500 (1, 7)		0-3 K		0-0 4-3			0-0 SH6-4 SF8 1B		0-3 K	4	1	1	0	0	2	0											
<b>Ray Fosse, R</b> OBP: 0.309, SLG: 0.346 (1, 2)	0-0 F7			0-3 K		0-0 K		0-0 SH6-4 HR 1B		4	1	1	0	0	2	0											
<b>Frank Duffy, R</b> OBP: 0.293, SLG: 0.310 (1, 6)	0-0 1B			0-0 5-3			0-0 SH6-4		0-0 F7	3	0	1	0	0	0	0											
<b>Mike Kilkenny, R</b> OBP: 0.277, SLG: 0.077 <b>Ray Lamb, R</b> <b>Lou Camilli, S</b> OBP: 0.225, SLG: 0.242 <b>Mit Wilcox, R</b> OBP: 0.310, SLG: 0.278 <b>Roy Foster, R</b> OBP: 0.306 <b>Denny Riddleberger, R</b> <b>Phil Hennigan, R</b> <b>Jerry Moses, R</b> OBP: 0.260, SLG: 0.364	0-3 K			0-0 1B		0-0 K		4-0 HR BB		1	0	0	0	0	1	1											
<b>Inning Stats</b>	R: 1 E: 0 K: 1 S: 7	H: 3 LOB: 1 BB: 0 P: 7	R: 0 E: 0 K: 2 S: 8	H: 1 LOB: 0 BB: 0 P: 8	R: 0 E: 0 K: 0 S: 3	H: 0 LOB: 0 BB: 0 P: 3	R: 0 E: 0 K: 0 S: 3	H: 0 LOB: 0 BB: 0 P: 3	R: 0 E: 0 K: 1 S: 6	H: 1 LOB: 1 BB: 0 P: 6	R: 0 E: 0 K: 0 S: 4	H: 1 LOB: 1 BB: 0 P: 4	R: 4 E: 0 K: 1 S: 8	H: 3 LOB: 0 BB: 1 P: 12	R: 0 E: 0 K: 1 S: 5	H: 0 LOB: 0 BB: 0 P: 5		R: 0 E: 0 K: 1 S: 5	H: 0 LOB: 0 BB: 0 P: 5	1B: 7 2B: 1 3B: 0 HR: 1	SF: 1 SAC: 1 DP: 0 HBP: 0	WP: 0 PB: 0 SB: 0 CS: 0	PA: 36				
<b>PITCHER</b>	IP	WLS	BF	H	R	ER	SO	BB	IBB	HBP	BLK	WP	HR	S	P	ERA	WHIP										
<b>Joe Niekro, R</b> ERA: 3.68 <b>Chuck Seelbach, R</b> ERA: 3.92 <b>John Hiller, L</b> ERA: 2.35	4.0	W	15	5	4	4	2	1	0	0	0	0	1	18	22	12.00	2.000										
	2.0	S	6	0	0	0	2	0	0	0	0	0	0	10	10	0.00	0.000										



Batter	1	2	3	4	5	6	7	8	9	AB	R	H	RBI	BB	SO	LOB	TOP								
<b>Tony Taylor, R</b> OBP: 0.344, SLG: 0.417 (1,4)										5	0	1	0	0	2	4	<b>Detroit Tigers @ New York Yankees</b> Yankee Stadium, Bronx, NY Tue Aug 08 1972, 3:33 AM EDT Att: 22,463 - Sunny - 85 F								
<b>Aurelio Rodriguez, R</b> OBP: 0.268, SLG: 0.345 (1,5)										4	0	0	1	0	2	3									
<b>Ike Brown, R</b> OBP: 0.415, SLG: 0.482 (1,3)										3	1	2	0	1	0	2									
<b>Bill Freehan, R</b> OBP: 0.356, SLG: 0.391 (1,2)										3	0	1	0	1	0	4									
<b>Willie Horton, R</b> OBP: 0.283, SLG: 0.381 (1,7)										4	0	1	1	0	0	1									
<b>Mickey Stanley, R</b> OBP: 0.272, SLG: 0.414 (1,8)										4	0	2	0	0	0	3									
<b>Jim Northrup, L</b> OBP: 0.335, SLG: 0.371 (1,9)										4	0	0	0	0	0	5									
<b>Ed Brinkman, R</b> OBP: 0.245, SLG: 0.273 (1,6)										4	1	3	0	0	0	1									
<b>Mickey Lolich, S</b> OBP: 0.231, SLG: 0.091 (1,1)										2	0	0	0	0	0	1									
<b>Lerrin LaGrow, R</b> (8, 1)										0	0	0	0	0	0	0									
<b>Gates Brown, L</b> OBP: 0.304, SLG: 0.399 (9, PH)										1	0	0	0	0	0	1									
<b>Inning Stats</b>	R: 0 E: 0 K: 0 S: 4	H: 2 LOB: 1 BB: 0 P: 4	R: 0 E: 0 K: 0 S: 4	H: 1 LOB: 1 BB: 0 P: 4	R: 0 E: 0 K: 1 S: 5	H: 0 LOB: 0 BB: 0 P: 5	R: 1 E: 0 K: 0 S: 5	H: 3 LOB: 1 BB: 0 P: 5	R: 0 E: 1 K: 0 S: 5	H: 1 LOB: 3 BB: 1 P: 9	R: 0 E: 0 K: 0 S: 3	H: 1 LOB: 0 BB: 0 P: 3	R: 1 E: 1 K: 1 S: 7	H: 1 LOB: 1 BB: 0 P: 7	R: 0 E: 0 K: 0 S: 3	H: 0 LOB: 1 BB: 1 P: 7	R: 0 E: 0 K: 2 S: 8	H: 1 LOB: 1 BB: 0 P: 8	1B: 9 2B: 1 3B: 0 HR: 0	SF: 0 SAC: 2 DP: 4 HBP: 0	WP: 0 PB: 0 SB: 0 CS: 0	PA: 38			
<b>PITCHER</b>	IP	WLS	BF	H	R	ER	SO	BB	IBB	HBP	BLK	WP	HR	S	P	ERA	WHIP								
<b>Fritz Peterson, L</b> ERA: 3.17 (1, 1)	6.0		27	9	2	2	1	1	0	0	0	0	0	28	32	3.00	1.667								
<b>Sparky Lyle, L</b> ERA: 1.1 (7, 1)	3.0	W	11	1	0	0	3	1	0	0	0	0	0	16	20	0.00	0.667								

Batter	1	2	3	4	5	6	7	8	9	AB	R	H	RBI	BB	SO	LOB	BOTTOM									
<b>Horace Clarke, S</b> OBP: 0.322, SLG: 0.296 (1,4)										4	0	1	0	0	1	2	<b>Detroit Tigers @ New York Yankees</b> Yankee Stadium, Bronx, NY Tue Aug 08 1972, 3:33 AM EDT Att: 22,463 - Sunny - 85 F									
<b>Thurman Munson, R</b> OBP: 0.362, SLG: 0.374 (1,2)										4	1	1	0	0	0	1										
<b>Roy White, S</b> OBP: 0.396, SLG: 0.381 (1,7)										2	2	1	1	1	0	0										
<b>Felipe Alou, R</b> OBP: 0.336, SLG: 0.380 (1,3)										3	1	1	0	0	0	1										
<b>Ron Blomberg, L</b> OBP: 0.358, SLG: 0.485 (8, PR)										0	0	0	0	0	0	0										
<b>Bobby Murcer, L</b> OBP: 0.357, SLG: 0.497 (1,8)										4	0	0	0	0	1	4										
<b>Celerino Sanchez, R</b> OBP: 0.397, SLG: 0.305 (1,5)										2	0	0	1	0	0	0										
<b>Ron Swoboda, R</b> OBP: 0.354, SLG: 0.381 (1,9)										4	0	3	2	0	0	0										
<b>Gene Michael, S</b> OBP: 0.257, SLG: 0.256 (1,6)										4	0	1	0	0	0	4										
<b>Fritz Peterson, S</b> OBP: 0.262, SLG: 0.267 (1,1)										2	0	1	0	0	0	0										
<b>Sparky Lyle, L</b> OBP: 0.133, SLG: 0.143 (7, 1)										1	0	0	0	0	0	2										
<b>Inning Stats</b>	R: 0 E: 0 K: 0 S: 3	H: 0 LOB: 1 BB: 1 P: 7	R: 0 E: 0 K: 0 S: 3	H: 0 LOB: 0 BB: 0 P: 3	R: 0 E: 0 K: 0 S: 4	H: 1 LOB: 1 BB: 0 P: 4	R: 2 E: 0 K: 1 S: 8	H: 4 LOB: 2 BB: 0 P: 9	R: 0 E: 0 K: 1 S: 5	H: 0 LOB: 0 BB: 0 P: 5	R: 0 E: 0 K: 0 S: 3	H: 0 LOB: 0 BB: 0 P: 3	R: 0 E: 0 K: 0 S: 4	H: 2 LOB: 1 BB: 0 P: 4	R: 2 E: 1 K: 0 S: 6	H: 2 LOB: 2 BB: 0 P: 7	1B: 8 2B: 1 3B: 0 HR: 1	SF: 1 SAC: 1 DP: 1 HBP: 2	WP: 0 PB: 0 SB: 0 CS: 0	PA: 35						
<b>PITCHER</b>	IP	WLS	BF	H	R	ER	SO	BB	IBB	HBP	BLK	WP	HR	S	P	ERA	WHIP									
<b>Mickey Lolich, L</b> ERA: 2.31 (1, 1)	7.2	L	34	9	4	2	2	1	0	2	0	0	0	1	35	41	2.35	1.304								
<b>Lerrin LaGrow, R</b> ERA: (8, 1)	0.1		1	0	0	0	0	0	0	0	0	0	0	1	1	0.00	0.000									



Batter	1	2	3	4	5	6	7	8	9	AB	R	H	RBI	BB	SO	LOB	TOP					
Dick McAuliffe, L (1,4) OBP: 0.354, SLG: 0.347	F9		2B		5-3		1B		FC5-4	4	2	2	0	1	0	0	<b>Detroit Tigers @ New York Yankees</b> Yankee Stadium, Bronx, NY Wed Aug 09 1972, 3:33 AM EDT Cloudy - 82 F					
Aurelio Rodriguez, R (1,5) OBP: 0.272, SLG: 0.353	E5		1B		1B		1B		L8	5	2	3	3	0	0	1						
Gates Brown, L (1,7) OBP: 0.316, SLG: 0.406			3H				1-2			2	0	2	2	1	0	0						
Mickey Stanley, R (7, PH) OBP: 0.273, SLG: 0.415			2H				2H		FC5-4	2	0	1	1	0	0	1						
Norm Cash, L (1,3) OBP: 0.321, SLG: 0.487	F5		FC4-6				1-2		BB	5	0	1	0	0	0	5						
Duke Sims, L (1,2) OBP: 0.286, SLG: 0.292	F5		F8				1-2		1B	3	0	0	0	2	0	3						
Jim Northrup, L (1,8) OBP: 0.331, SLG: 0.366		F8			4-3		4-3		F9	4	0	0	0	0	0	3						
Willie Horton, R (1,9) OBP: 0.287, SLG: 0.381		F7			F5		PB		FC5-4	3	1	1	0	1	0	0						
Ed Brinkman, R (1,6) OBP: 0.245, SLG: 0.272		F8			5-3		PB		FC5-4	4	1	1	0	0	0	2						
Woodie Fryman, R (1,1) OBP: 0.171, SLG: 0.205			1-3				K		FC5-4	4	0	0	0	0	1	4						
<b>Inning Stats</b>	R: 0 E: 1 K: 0 S: 4	H: 0 LOB: 2 BB: 1 P: 8	R: 0 E: 0 K: 0 S: 3	H: 0 LOB: 0 BB: 0 P: 3	R: 2 E: 0 K: 0 S: 6	H: 3 LOB: 1 BB: 0 P: 6	R: 0 E: 0 K: 0 S: 3	H: 0 LOB: 0 BB: 0 P: 3	R: 1 E: 0 K: 0 S: 4	H: 2 LOB: 1 BB: 0 P: 4	R: 0 E: 0 K: 0 S: 3	H: 0 LOB: 0 BB: 0 P: 3	R: 3 E: 0 K: 1 S: 8	H: 4 LOB: 1 BB: 1 P: 12	R: 0 E: 0 K: 0 S: 3	H: 0 LOB: 2 BB: 2 P: 11	R: 0 E: 0 K: 0 S: 5	H: 2 LOB: 3 BB: 1 P: 9	1B: 8 2B: 2 3B: 1 HR: 0	SF: 0 SAC: 1 DP: 1 HBP: 0	WP: 0 PB: 1 SB: 0 CS: 0	PA: 42
<b>PITCHER</b>	IP WLS BF H R ER SO BB IBB HBP BLK WP HR S P ERA WHIP																					
Mel Stottlemyre, R (1,1) ERA: 3.12	6.1 L 29 8 6 6 1 1 1 0 0 0 0 0 29 37 8.53 1.421																					
Jim Roland, L (7,1) ERA: 4.18	1.2 7 1 0 0 0 1 1 0 0 0 0 0 5 13 0.00 1.200																					
Wade Blasingame, L (9,1) ERA: 9.53	1.0 6 2 0 0 0 0 1 0 0 0 0 0 0 5 9 0.00 3.000																					

Batter	1	2	3	4	5	6	7	8	9	AB	R	H	RBI	BB	SO	LOB	BOTTOM					
Horace Clarke, S (1,4) OBP: 0.321, SLG: 0.295	F7		F8		6-3				G5-4-3	4	0	1	0	0	0	0	<b>Detroit Tigers @ New York Yankees</b> Yankee Stadium, Bronx, NY Wed Aug 09 1972, 3:33 AM EDT Cloudy - 82 F					
Ron Swoboda, R (1,9) OBP: 0.350, SLG: 0.375	5-3		K						G5-4-3	4	0	1	0	0	1	2						
Roy White, S (1,7) OBP: 0.397, SLG: 0.385									L8	4	0	2	0	0	0	1						
Felipe Alou, R (1,3) OBP: 0.330, SLG: 0.373	5-3				FC6-4				F9	4	0	0	0	0	0	2						
Bobby Murcer, L (1,8) OBP: 0.356, SLG: 0.493					BB				F9	3	0	0	0	1	0	0						
John Ellis, R (1,2) OBP: 0.287, SLG: 0.495					P6				F9	3	0	0	0	0	0	2						
Celerino Sanchez, R (1,5) OBP: 0.307, SLG: 0.365					F9				F9	3	0	1	0	0	0	2						
Gene Michael, S (1,6) OBP: 0.254, SLG: 0.253					5-3				F7	3	0	0	0	0	0	1						
Mel Stottlemyre, R (1,1) OBP: 0.234, SLG: 0.217					5-3					2	0	0	0	0	0	0						
Jim Roland, R (7,1)					1-3					0	0	0	0	0	0	0						
Thurman Munson, R (8, PH) OBP: 0.364, SLG: 0.376										1	0	1	0	0	0	0						
Wade Blasingame, L (9,1)										0	0	0	0	0	0	0						
<b>Inning Stats</b>	R: 0 E: 0 K: 0 S: 4	H: 1 LOB: 1 BB: 0 P: 4	R: 0 E: 0 K: 0 S: 4	H: 1 LOB: 0 BB: 0 P: 4	R: 0 E: 0 K: 1 S: 5	H: 0 LOB: 0 BB: 0 P: 5	R: 0 E: 0 K: 0 S: 4	H: 1 LOB: 2 BB: 1 P: 8	R: 0 E: 0 K: 0 S: 3	H: 0 LOB: 0 BB: 0 P: 3	R: 0 E: 0 K: 0 S: 3	H: 1 LOB: 0 BB: 0 P: 3	R: 0 E: 0 K: 0 S: 3	H: 0 LOB: 0 BB: 0 P: 3	R: 0 E: 0 K: 0 S: 4	H: 2 LOB: 1 BB: 0 P: 4	R: 0 E: 0 K: 0 S: 3	H: 0 LOB: 0 BB: 0 P: 3	1B: 5 2B: 1 3B: 0 HR: 0	SF: 0 SAC: 0 DP: 2 HBP: 0	WP: 0 PB: 0 SB: 0 CS: 0	PA: 32
<b>PITCHER</b>	IP WLS BF H R ER SO BB IBB HBP BLK WP HR S P ERA WHIP																					
Woodie Fryman, L (1,1) ERA: 3.81	9.0 W 32 6 0 0 1 1 0 0 0 0 0 0 33 37 0.00 0.778																					



Batter	1	2	3	4	5	6	7	8	9	AB	R	H	RBI	BB	SO	LOB	TOP			
<b>Tony Taylor, R</b> OBP: 0.342, SLG: 0.412 (1, 4)										4	1	1	0	0	0	1				
<b>Aurelio Rodriguez, R</b> OBP: 0.271, SLG: 0.350 (1, 5)										3	0	0	0	1	0	2				
<b>Ike Brown, R</b> OBP: 0.391, SLG: 0.450 (1, 7)										4	0	0	0	0	1	2				
<b>Bill Freehan, R</b> OBP: 0.354, SLG: 0.389 (1, 2)										4	0	1	1	0	1	0				
<b>Willie Horton, R</b> OBP: 0.282, SLG: 0.374 (1, 9)										4	0	0	0	0	0	1				
<b>Norm Cash, L</b> OBP: 0.318, SLG: 0.482 (1, 3)										3	0	0	0	0	0	0				
<b>Mickey Stanley, R</b> OBP: 0.271, SLG: 0.411 (1, 8)										3	0	0	0	0	0	0				
<b>Ed Brinkman, R</b> OBP: 0.246, SLG: 0.271 (1, 6)										2	0	0	0	1	0	0				
<b>Tom Timmermann, R</b> OBP: 0.163, SLG: 0.100 (1, 1)										1	0	0	0	0	0	0				
<b>Fred Scherman, L</b> OBP: 0.150, SLG: 0.105 (7, 1)										0	0	0	0	0	0	0				
<b>Dick McAuliffe, L</b> OBP: 0.353, SLG: 0.346 (8, PH)										1	0	0	0	0	1	0				
<b>John Hiller, R</b> OBP: 0.353, SLG: 0.346 (8, 1)										0	0	0	0	0	0	0				
<b>Inning Stats</b>	R: 1 E: 1 K: 0 S: 5	H: 1 LOB: 1 BB: 0 P: 5	R: 0 E: 0 K: 0 S: 3	H: 0 LOB: 0 BB: 0 P: 3	R: 0 E: 0 K: 0 S: 3	H: 0 LOB: 0 BB: 1 P: 7	R: 0 E: 0 K: 0 S: 3	H: 0 LOB: 0 BB: 0 P: 3	R: 0 E: 0 K: 0 S: 3	H: 0 LOB: 1 BB: 0 P: 7	R: 0 E: 0 K: 0 S: 3	H: 0 LOB: 0 BB: 0 P: 3	R: 0 E: 0 K: 1 S: 6	H: 1 LOB: 1 BB: 0 P: 6	R: 0 E: 0 K: 2 S: 7	H: 0 LOB: 0 BB: 0 P: 7	1B: 2 2B: 0 3B: 0 HR: 0	SF: 0 SAC: 1 DP: 0 HBP: 0	WP: 0 PB: 0 SB: 0 CS: 0	PA: 32
<b>PITCHER</b>	IP WLS BF H R ER SO BB IBB HBP BLK WP HR S P ERA WHIP																			
<b>Rob Gardner, L</b> ERA: 2.87 (1, 1)	8.0 W 29 2 1 0 1 2 0 0 0 0 0 0 29 37 0.00 0.500																			
<b>Sparky Lyle, L</b> ERA: 1.09 (9, 1)	1.0 S 3 0 0 0 2 0 0 0 0 0 0 0 7 7 0.00 0.000																			

**Detroit Tigers @ New York Yankees**  
Yankee Stadium, Bronx, NY  
Wed Aug 09 1972, 3:38 AM EDT  
Att: 32,610 - Sunny - 84 F

AB	29
R	1
H	2
RBI	1
BB	2
SO	3
LOB	6

Batter	1	2	3	4	5	6	7	8	9	AB	R	H	RBI	BB	SO	LOB	BOTTOM			
<b>Johnny Callison, L</b> OBP: 0.269, SLG: 0.353 (1, 9)										3	0	1	0	0	0	0				
<b>Ron Swoboda, R</b> OBP: 0.346, SLG: 0.371 (8, PH) (9, 9)										1	0	0	0	0	0	0				
<b>Thurman Munson, R</b> OBP: 0.360, SLG: 0.371 (1, 2)										4	0	0	0	0	0	1				
<b>Bobby Murcer, L</b> OBP: 0.353, SLG: 0.488 (1, 8)										4	0	0	0	0	1	1				
<b>Roy White, S</b> OBP: 0.396, SLG: 0.385 (1, 7)										3	1	1	0	0	0	1				
<b>Ron Blomberg, L</b> OBP: 0.362, SLG: 0.490 (1, 3)										2	1	1	0	1	0	0				
<b>Bernie Allen, L</b> OBP: 0.310, SLG: 0.367 (1, 4)										2	0	0	0	0	2	1				
<b>Felipe Alou, R</b> OBP: 0.329, SLG: 0.371 (7, PH)										1	0	0	0	0	0	2				
<b>Gene Michael, S</b> OBP: 0.254, SLG: 0.253 (8, 6)										0	0	0	0	0	0	0				
<b>Celerino Sanchez, R</b> OBP: 0.309, SLG: 0.306 (1, 5)										3	0	1	2	0	0	1				
<b>Jerry Kenney, L</b> OBP: 0.315, SLG: 0.219 (1, 6)										2	0	0	0	0	0	1				
<b>Horace Clarke, S</b> OBP: 0.323, SLG: 0.295 (7, PH) (8, 4)										0	0	0	0	1	0	0				
<b>Rob Gardner, R</b> OBP: 0.133, SLG: 0.143 (1, 1)										3	0	0	0	0	0	2				
<b>Sparky Lyle, L</b> OBP: 0.133, SLG: 0.143 (9, 1)										0	0	0	0	0	0	0				
<b>Inning Stats</b>	R: 0 E: 0 K: 0 S: 4	H: 1 LOB: 1 BB: 0 P: 4	R: 0 E: 0 K: 1 S: 5	H: 0 LOB: 1 BB: 1 P: 9	R: 0 E: 0 K: 0 S: 3	H: 0 LOB: 0 BB: 0 P: 3	R: 0 E: 0 K: 0 S: 3	H: 0 LOB: 0 BB: 0 P: 3	R: 0 E: 0 K: 1 S: 5	H: 0 LOB: 0 BB: 0 P: 5	R: 0 E: 0 K: 0 S: 3	H: 0 LOB: 0 BB: 0 P: 3	R: 2 E: 0 K: 1 S: 8	H: 3 LOB: 2 BB: 1 P: 12	R: 0 E: 0 K: 0 S: 3	H: 0 LOB: 0 BB: 0 P: 3	1B: 3 2B: 1 3B: 0 HR: 0	SF: 0 SAC: 0 DP: 0 HBP: 0	WP: 0 PB: 0 SB: 0 CS: 0	PA: 30
<b>PITCHER</b>	IP WLS BF H R ER SO BB IBB HBP BLK WP HR S P ERA WHIP																			
<b>Tom Timmermann, R</b> ERA: 2.77 (1, 1)	6.1 L 23 3 2 2 3 1 0 0 0 0 0 0 28 32 2.84 0.632																			
<b>Fred Scherman, L</b> ERA: 2.78 (7, 1)	0.2 4 1 0 0 0 0 1 0 0 0 0 0 3 7 0.00 1.500																			
<b>John Hiller, L</b> ERA: 2.2 (8, 1)	1.0 3 0 0 0 0 0 0 0 0 0 0 0 3 3 0.00 0.000																			

**Detroit Tigers @ New York Yankees**  
Yankee Stadium, Bronx, NY  
Wed Aug 09 1972, 3:38 AM EDT  
Att: 32,610 - Sunny - 84 F

AB	28
R	2
H	4
RBI	2
BB	2
SO	3
LOB	10






Batter	1	2	3	4	5	6	7	8	9	AB	R	H	RBI	BB	SO	LOB	TOP			
Dick McAuliffe, L (1,4) OBP: 0.348, SLG: 0.341	F7		FC4-6			F9		K		4	0	0	0	0	1	3				
Aurelio Rodriguez, R (1,5) OBP: 0.269, SLG: 0.347	F8			5-3		K		6-4-3		4	0	0	0	0	1	2				
Gates Brown, L (1,7) OBP: 0.314, SLG: 0.408 Tony Taylor, R (9, PR) OBP: 0.342, SLG: 0.412	G3			4-3			4-3		3-1 2B	4	0	1	0	0	0	0				
Norm Cash, L (1,3) OBP: 0.320, SLG: 0.481		F8		FC4-6 1B			HBP		K	3	0	1	0	0	1	1				
Duke Sims, L (1,2) OBP: 0.286, SLG: 0.288 Bill Freehan, R (9, PH) OBP: 0.356, SLG: 0.391		G6-3 HBP		FC4-6 1-2			F6		3-1 1B	2	0	0	0	0	0	2				
Jim Northrup, L (1,8) OBP: 0.327, SLG: 0.361		G6-3 1-2			L1-3		F9		3-1 1-2 2-3	4	0	0	0	0	0	4				
Willie Horton, R (1,9) OBP: 0.282, SLG: 0.369			5-3		5-3			6-3	IBB	3	0	0	0	1	0	0				
Ed Brinkman, R (1,6) OBP: 0.247, SLG: 0.271 Ike Brown, R (9, PH) OBP: 0.386, SLG: 0.443			F5		6-3			1B 1B	K	3	0	1	0	0	0	0				
Joe Coleman, R (1,1) OBP: 0.150, SLG: 0.105 Tom Haller, L (8, PH) OBP: 0.296, SLG: 0.353 John Knox, L (8, PR) OBP: 0.286, SLG: 0.333 Fred Scherman, L (8,1) OBP: 0.150, SLG: 0.105			E5 FC4-6			K		1-2 1B		2	0	0	0	0	1	0				
<b>Inning Stats</b>	R: 0 E: 0 K: 0 S: 3	H: 0 LOB: 0 BB: 0 P: 3	R: 0 E: 0 K: 0 S: 2	H: 0 LOB: 0 BB: 0 P: 3	R: 0 E: 1 K: 0 S: 4	H: 0 LOB: 1 BB: 0 P: 4	R: 0 E: 0 K: 0 S: 4	H: 1 LOB: 1 BB: 0 P: 4	R: 0 E: 0 K: 2 S: 7	H: 0 LOB: 0 BB: 0 P: 7	R: 0 E: 0 K: 0 S: 3	H: 0 LOB: 1 BB: 0 P: 4	R: 0 E: 0 K: 1 S: 7	H: 2 LOB: 2 BB: 0 P: 7	R: 0 E: 0 K: 2 S: 9	H: 2 LOB: 3 BB: 1 P: 13	1B: 4 2B: 1 3B: 0 HR: 0	SF: 0 SAC: 0 DP: 1 HBP: 2	WP: 0 PB: 0 SB: 0 CS: 0	PA: 35
<b>PITCHER</b>	IP	WLS	BF	H	R	ER	SO	BB	IBB	HBP	BLK	WP	HR	S	P	ERA	WHIP			
Steve Kline, R (1,1) ERA: 1.69	8.0	W	29	3	0	0	3	0	0	2	0	0	0	33	35	0.00	0.375			
Sparky Lyle, L (9,1) ERA: 1.08	1.0	S	6	2	0	0	2	0	1	0	0	0	0	9	13	0.00	2.000			

**Detroit Tigers @ New York Yankees**  
Yankee Stadium, Bronx, NY  
Thu Aug 10 1972, 7:05 PM EDT  
Att: 40,145 - Unknown - 71 F


AB 32  
R 0  
H 5  
RBI 0  
BB 1  
SO 5  
LOB 15



Batter	1	2	3	4	5	6	7	8	9	AB	R	H	RBI	BB	SO	LOB	BOTTOM			
Horace Clarke, S (1,4) OBP: 0.322, SLG: 0.293	K		S BB		K			F5		3	0	0	0	1	2	0				
Thurman Munson, R (1,2) OBP: 0.356, SLG: 0.367	F2		F6 1-2		K		K	F8		4	0	0	0	0	1	1				
Bobby Murcer, L (1,8) OBP: 0.357, SLG: 0.495				4-3 1B 2B		4-3		BB		3	1	2	0	1	0	0				
Roy White, S (1,7) OBP: 0.393, SLG: 0.381	F8			K		1-3		L4		4	0	0	0	0	1	3				
Ron Blomberg, L (1,3) OBP: 0.358, SLG: 0.483		4-3		4-3		K				3	0	0	0	0	1	1				
Johnny Callison, L (1,9) OBP: 0.276, SLG: 0.359 Ron Swoboda, R (9,9) OBP: 0.346, SLG: 0.371		4-3		2-3		1B FC4-2-5 1B				3	0	2	1	0	0	0				
Celerino Sanchez, R (1,5) OBP: 0.369, SLG: 0.367		6-3		3H 6-3		1-3 1B		FC4-2-5 1B		3	0	1	0	0	1	1				
Gene Michael, S (1,6) OBP: 0.251, SLG: 0.250			6-3		4-3		FC4-2-5			3	0	0	0	0	0	2				
Steve Kline, R (1,1) OBP: 0.153, SLG: 0.091 Sparky Lyle, L (9,1) OBP: 0.133, SLG: 0.143			L1-3		L4-3		1-2 3H L9			3	0	0	0	0	0	0				
<b>Inning Stats</b>	R: 0 E: 0 K: 1 S: 6	H: 1 LOB: 1 BB: 0 P: 6	R: 0 E: 0 K: 0 S: 3	H: 0 LOB: 0 BB: 0 P: 3	R: 0 E: 0 K: 0 S: 3	H: 0 LOB: 1 BB: 1 P: 7	R: 1 E: 0 K: 2 S: 9	H: 2 LOB: 1 BB: 0 P: 9	R: 0 E: 0 K: 1 S: 5	H: 0 LOB: 0 BB: 0 P: 5	R: 0 E: 0 K: 1 S: 7	H: 2 LOB: 2 BB: 0 P: 7	R: 0 E: 0 K: 0 S: 3	H: 0 LOB: 1 BB: 1 P: 7	1B: 3 2B: 2 3B: 0 HR: 0	SF: 0 SAC: 0 DP: 0 HBP: 0	WP: 0 PB: 0 SB: 1 CS: 0	PA: 31		
<b>PITCHER</b>	IP	WLS	BF	H	R	ER	SO	BB	IBB	HBP	BLK	WP	HR	S	P	ERA	WHIP			
Joe Coleman, R (1,1) ERA: 2.43	7.0	L	27	5	1	1	6	1	0	0	0	0	0	38	42	1.29	0.857			
Fred Scherman, L (8,1) ERA: 2.74	1.0		4	0	0	0	0	1	0	0	0	0	0	3	7	0.00	1.000			

**Detroit Tigers @ New York Yankees**  
Yankee Stadium, Bronx, NY  
Thu Aug 10 1972, 7:05 PM EDT  
Att: 40,145 - Unknown - 71 F

AB 29  
R 1  
H 5  
RBI 1  
BB 2  
SO 6  
LOB 10





Batter	1	2	3	4	5	6	7	8	9	AB	R	H	RBI	BB	SO	LOB	TOP
<b>Buddy Bell, R</b> OBP: 0.286, SLG: 0.328 (1, 8)										5	1	4	0	0	0	1	<b>Cleveland Indians @ Detroit Tigers</b> Tiger Stadium, Detroit, MI Fri Aug 11 1972, 7:05 PM EDT Att: 29,157 - Unknown
<b>Jack Brohamer, L</b> OBP: 0.299, SLG: 0.326 (1, 4)										5	1	2	0	0	0	4	
<b>Chris Chambliss, L</b> OBP: 0.311, SLG: 0.385 (1, 3)										5	0	0	0	0	1	7	
<b>Roy Foster, R</b> OBP: 0.317, SLG: 0.315 <b>Del Unser, L</b> OBP: 0.293, SLG: 0.272 (8, 8)										4	1	2	0	0	0	3	
<b>Ray Fosse, R</b> OBP: 0.313, SLG: 0.346 (1, 2)										3	2	0	0	1	0	2	
<b>Graig Nettles, L</b> OBP: 0.333, SLG: 0.367 (1, 5)										4	0	2	3	0	0	1	
<b>Alex Johnson, R</b> OBP: 0.303, SLG: 0.304 <b>Tom McCraw, L</b> OBP: 0.335, SLG: 0.356 (4, 7)										2	0	0	0	0	0	1	
<b>Frank Duffy, R</b> OBP: 0.279, SLG: 0.293 (1, 6)										4	0	0	0	0	0	1	
<b>Steve Dunning, R</b> OBP: 0.154, SLG: 0.154 (1, 1)										4	0	2	0	0	1	0	
<b>Inning Stats</b>	R: 3 E: 1 K: 0 S: 7	H: 3 LOB: 1 BB: 0 P: 7	R: 0 E: 0 K: 0 S: 4	H: 1 LOB: 1 BB: 0 P: 4	R: 0 E: 0 K: 1 S: 5	H: 0 LOB: 0 BB: 0 P: 5	R: 0 E: 0 K: 0 S: 3	H: 2 LOB: 1 BB: 0 P: 4	R: 0 E: 0 K: 0 S: 5	H: 2 LOB: 2 BB: 0 P: 5	R: 2 E: 0 K: 0 S: 4	H: 2 LOB: 0 BB: 1 P: 8	R: 0 E: 0 K: 1 S: 6	H: 1 LOB: 1 BB: 0 P: 6	1B: 12 2B: 1 3B: 0 HR: 0	SF: 1 SAC: 0 DP: 2 HBP: 0	WP: 1 PA: 39 PB: 0 SB: 0 CS: 0
<b>PITCHER</b>	IP WLS BF H R ER SO BB IBB HBP BLK WP HR S P ERA WHIP																
<b>John Hiller, L</b> ERA: 1.86 <b>Chuck Seelbach, R</b> ERA: 3.52 <b>Lerrin LaGrow, R</b> ERA: <b>Fred Scherman, L</b> ERA: 2.91 (8, 1)	3.0 2.0 2.0 2.0	WLS L 7 2	BF 15 7 8	H 5 2 2	R 3 0 0	ER 0 0 0	SO 0 1 0	BB 0 0 0	IBB 0 0 0	HBP 0 0 0	BLK 0 0 0	WP 0 1 0	HR 0 9 8	S 15 9 8	P 15 9 8	ERA 0.00 0.00 0.00	WHIP 1.667 1.000 1.000

Batter	1	2	3	4	5	6	7	8	9	AB	R	H	RBI	BB	SO	LOB	BOTTOM
<b>Dick McAuliffe, L</b> OBP: 0.349, SLG: 0.340 (1, 4)										4	0	1	0	1	0	1	<b>Cleveland Indians @ Detroit Tigers</b> Tiger Stadium, Detroit, MI Fri Aug 11 1972, 7:05 PM EDT Att: 29,157 - Unknown
<b>Aurelio Rodriguez, R</b> OBP: 0.288, SLG: 0.344 (1, 5)										4	0	0	0	1	0	4	
<b>Gates Brown, L</b> OBP: 0.308, SLG: 0.399 (1, 7)										4	0	0	0	0	0	5	
<b>Bill Freehan, R</b> OBP: 0.352, SLG: 0.386 (1, 2)										4	0	0	0	0	1	1	
<b>Norm Cash, L</b> OBP: 0.322, SLG: 0.481 (1, 3)										4	0	2	0	0	0	0	
<b>Willie Horton, R</b> OBP: 0.281, SLG: 0.367 (1, 9)										4	0	1	0	0	0	3	
<b>Mickey Stanley, R</b> OBP: 0.274, SLG: 0.420 (1, 8)										3	1	1	1	1	0	2	
<b>Ed Brinkman, R</b> OBP: 0.247, SLG: 0.271 (1, 6)										4	0	1	0	0	0	2	
<b>John Hiller, R</b> (1, 1) <b>Tom Haller, L</b> (3, PH) <b>Chuck Seelbach, R</b> (4, 1) <b>John Knopfel, R</b> (5, PH) <b>Lerrin LaGrow, R</b> (8, 1) <b>Jim Northrup, L</b> (7, PH) <b>Fred Scherman, L</b> (8, 1) <b>Duke Sims, L</b> (9, PH)	9.0 0.0 0.0 0.0 0.0 0.0 0.0 0.0	WLS W 0 0 0 0 0 0	BF 38 0 0 0 0 0 0	H 7 0 0 0 0 0 0	R 1 0 0 0 0 0 0	ER 1 0 0 0 0 0 0	SO 1 0 0 0 0 0 0	BB 3 0 0 0 0 0 0	IBB 1 0 0 0 0 0 0	HBP 0 0 0 0 0 0 0	BLK 0 0 0 0 0 0 0	WP 1 0 0 0 0 0 0	HR 1 0 0 0 0 0 0	S 36 0 0 0 0 0 0	P 52 0 0 0 0 0 0	ERA 1.00 0.00 0.00 0.00 0.00 0.00 0.00	WHIP 1.111 0.000 0.000 0.000 0.000 0.000 0.000
<b>PITCHER</b>	IP WLS BF H R ER SO BB IBB HBP BLK WP HR S P ERA WHIP																
<b>Steve Dunning, R</b> ERA: 2.52 (1, 1)	9.0 0.0 0.0 0.0 0.0 0.0 0.0 0.0	WLS W 0 0 0 0 0 0	BF 38 0 0 0 0 0 0	H 7 0 0 0 0 0 0	R 1 0 0 0 0 0 0	ER 1 0 0 0 0 0 0	SO 1 0 0 0 0 0 0	BB 3 0 0 0 0 0 0	IBB 1 0 0 0 0 0 0	HBP 0 0 0 0 0 0 0	BLK 0 0 0 0 0 0 0	WP 1 0 0 0 0 0 0	HR 1 0 0 0 0 0 0	S 36 0 0 0 0 0 0	P 52 0 0 0 0 0 0	ERA 1.00 0.00 0.00 0.00 0.00 0.00 0.00	WHIP 1.111 0.000 0.000 0.000 0.000 0.000 0.000



Batter	1	2	3	4	5	6	7	8	9	AB	R	H	RBI	BB	SO	LOB	TOP								
<b>Buddy Bell, R</b> OBP: 0.294, SLG: 0.336 (1, 8)										5	2	4	0	0	0	0									
<b>Jack Brohamer, L</b> OBP: 0.303, SLG: 0.332 (1, 4)										5	1	3	1	0	0	2									
<b>Chris Chambliss, L</b> OBP: 0.309, SLG: 0.384 (1, 3)										3	0	1	2	0	0	1									
<b>Roy Foster, R</b> OBP: 0.314, SLG: 0.304 (7, 8)										3	0	0	0	1	2	1									
<b>Del Unser, L</b> OBP: 0.293, SLG: 0.271 (7, 8)										1	0	0	0	0	1	2									
<b>Graig Nettles, L</b> OBP: 0.334, SLG: 0.368 (1, 5)										4	0	2	1	0	0	2									
<b>Jerry Moses, R</b> OBP: 0.290, SLG: 0.340 (1, 2)										3	0	0	0	0	1	2									
<b>Frank Duffy, R</b> OBP: 0.278, SLG: 0.300 (1, 6)										4	1	1	0	0	1	1									
<b>Tom McCraw, L</b> OBP: 0.333, SLG: 0.365 (1, 7)										4	1	1	1	0	0	2									
<b>Dick Tidrow, R</b> OBP: 0.188, SLG: 0.152 (1, 1)										3	1	1	1	0	1	0									
<b>Inning Stats</b>	R: 2 E: 0 K: 1 S: 8	H: 3 LOB: 1 BB: 0 P: 8	R: 1 E: 0 K: 0 S: 5	H: 2 LOB: 1 BB: 0 P: 5	R: 0 E: 0 K: 1 S: 5	H: 0 LOB: 0 BB: 0 P: 5	R: 0 E: 0 K: 0 S: 3	H: 0 LOB: 0 BB: 0 P: 3	R: 0 E: 0 K: 1 S: 6	H: 1 LOB: 1 BB: 0 P: 6	R: 0 E: 0 K: 1 S: 5	H: 1 LOB: 1 BB: 0 P: 5	R: 3 E: 0 K: 0 S: 7	H: 4 LOB: 2 BB: 1 P: 11	R: 0 E: 0 K: 1 S: 4	H: 0 LOB: 0 BB: 0 P: 5	R: 0 E: 0 K: 1 S: 7	H: 2 LOB: 2 BB: 0 P: 7	1B: 10 2B: 1 3B: 1 HR: 1	SF: 2 SAC: 1 DP: 1 HBP: 1	WP: 0 PB: 0 SB: 0 CS: 1	PA: 41			
<b>PITCHER</b>	IP	WLS	BF	H	R	ER	SO	BB	IBB	HBP	BLK	WP	HR	S	P	ERA	WHIP								
<b>Mickey Lolich, L</b> ERA: 2.47 (1, 1)	6.1	L	29	11	6	6	4	0	0	0	0	0	0	37	37	8.53	1.737								
<b>Fred Scherman, L</b> ERA: 2.99 (7, 1)	0.2		3	0	0	0	0	0	1	0	0	0	0	2	6	0.00	0.000								
<b>Bill Slayback, R</b> ERA: 2.26 (8, 1)	2.0		8	2	0	0	2	0	0	1	0	0	0	11	12	0.00	1.000								

Cleveland Indians @ Detroit Tigers  
Tiger Stadium, Detroit, MI  
Sat Aug 12 1972, 4:33 AM EDT  
Att: 31,578 - Unknown

AB 35  
R 6  
H 13  
RBI 6  
BB 1  
SO 6  
LOB 13



Batter	1	2	3	4	5	6	7	8	9	AB	R	H	RBI	BB	SO	LOB	BOTTOM								
<b>Dick McAuliffe, L</b> OBP: 0.345, SLG: 0.335 (1, 4)										4	0	0	0	0	0	2									
<b>Aurelio Rodriguez, R</b> OBP: 0.288, SLG: 0.343 (1, 5)										4	0	1	0	0	0	0									
<b>Gates Brown, L</b> OBP: 0.307, SLG: 0.392 (1, 7)										3	0	0	0	0	0	1									
<b>Norm Cash, L</b> OBP: 0.324, SLG: 0.488 (1, 3)										4	0	2	0	0	0	1									
<b>Duke Sims, L</b> OBP: 0.289, SLG: 0.287 (1, 2)										4	1	1	0	0	0	2									
<b>Jim Northrup, L</b> OBP: 0.326, SLG: 0.362 (1, 9)										4	0	2	0	0	0	1									
<b>Mickey Stanley, R</b> OBP: 0.277, SLG: 0.421 (1, 8)										4	0	2	0	0	0	2									
<b>Ed Brinkman, R</b> OBP: 0.247, SLG: 0.275 (1, 6)										2	0	1	1	0	0	0									
<b>Mickey Lolich, S</b> OBP: 0.225, SLG: 0.088 (1, 1)										2	0	0	0	0	1	2									
<b>Fred Scherman, L</b> OBP: 0.150, SLG: 0.105 (7, 1)										0	0	0	0	0	0	0									
<b>Tom Haller, L</b> OBP: 0.299, SLG: 0.356 (7, PH)										1	0	0	0	0	1	2									
<b>Bill Slayback, R</b> OBP: 0.158, SLG: 0.158 (8, 1)										0	0	0	0	0	0	0									
<b>Inning Stats</b>	R: 0 E: 0 K: 0 S: 3	H: 1 LOB: 0 BB: 0 P: 3	R: 1 E: 1 K: 1 S: 8	H: 3 LOB: 2 BB: 0 P: 8	R: 0 E: 0 K: 0 S: 3	H: 0 LOB: 0 BB: 0 P: 3	R: 0 E: 0 K: 0 S: 4	H: 1 LOB: 1 BB: 0 P: 4	R: 0 E: 0 K: 1 S: 7	H: 2 LOB: 2 BB: 0 P: 7	R: 0 E: 0 K: 0 S: 2	H: 0 LOB: 0 BB: 0 P: 3	R: 0 E: 0 K: 0 S: 3	H: 1 LOB: 0 BB: 0 P: 3	1B: 6 2B: 3 3B: 0 HR: 0	SF: 1 SAC: 0 DP: 3 HBP: 1	WP: 0 PB: 0 SB: 0 CS: 0	PA: 34							
<b>PITCHER</b>	IP	WLS	BF	H	R	ER	SO	BB	IBB	HBP	BLK	WP	HR	S	P	ERA	WHIP								
<b>Dick Tidrow, R</b> ERA: 2.93 (1, 1)	9.0	W	34	9	1	1	2	0	0	1	0	0	0	37	38	1.00	1.000								

Cleveland Indians @ Detroit Tigers  
Tiger Stadium, Detroit, MI  
Sat Aug 12 1972, 4:33 AM EDT  
Att: 31,578 - Unknown

AB 32  
R 1  
H 9  
RBI 1  
BB 0  
SO 2  
LOB 13





Batter	1	2	3	4	5	6	7	8	9	AB	R	H	RBI	BB	SO	LOB	TOP			
Buddy Bell, R OBP: 0.297, SLG: 0.339										3	0	1	0	1	0	0	<b>Cleveland Indians @ Detroit Tigers</b> Tiger Stadium, Detroit, MI Sun Aug 13 1972, 4:33 AM EDT Unknown			
Jack Brohamer, L OBP: 0.329, SLG: 0.329										4	0	0	0	0	0	2				
Chris Chambliss, L OBP: 0.305, SLG: 0.379										4	0	0	0	0	1	1				
Roy Foster, R OBP: 0.321, SLG: 0.337										3	1	1	1	1	0	1				
Graig Nettles, L OBP: 0.336, SLG: 0.368										3	0	1	0	0	0	0				
Jerry Moses, R OBP: 0.288, SLG: 0.366										4	1	1	1	0	0	3				
Del Unser, L OBP: 0.263, SLG: 0.271										0	0	0	0	0	0	0				
Tom McCraw, L OBP: 0.334, SLG: 0.362										2	0	0	0	1	1	2				
Ray Fosse, R OBP: 0.313, SLG: 0.345										1	0	0	0	0	0	1				
Frank Duffy, R OBP: 0.275, SLG: 0.297										3	0	0	0	0	1	1				
Gaylord Perry, R OBP: 0.213, SLG: 0.220										3	0	0	0	0	1	1				
<b>Inning Stats</b>	R: 0 E: 0 K: 1 S: 6	H: 1 LOB: 1 BB: 0 P: 6	R: 1 E: 0 K: 1 S: 6	H: 1 LOB: 1 BB: 1 P: 10	R: 0 E: 0 K: 0 S: 3	H: 0 LOB: 0 BB: 0 P: 3	R: 1 E: 0 K: 1 S: 6	H: 1 LOB: 0 BB: 0 P: 6	R: 0 E: 0 K: 0 S: 5	H: 0 LOB: 1 BB: 1 P: 9	R: 0 E: 0 K: 0 S: 3	H: 0 LOB: 0 BB: 0 P: 3	R: 0 E: 0 K: 0 S: 3	H: 0 LOB: 0 BB: 0 P: 3	R: 0 E: 0 K: 0 S: 3	H: 1 LOB: 1 BB: 0 P: 3	1B: 1 2B: 1 3B: 0 HR: 2	SF: 0 SAC: 0 DP: 1 HBP: 1	WP: 0 PB: 0 SB: 0 CS: 0	PA: 34
<b>PITCHER</b> Woodie Fryman, L ERA: 3.7	IP: 9.0 WLS: W BF: 34	H: 4 R: 2 ER: 2 SO: 4	BB: 3 IBB: 0 HBP: 1 BLK: 0	WP: 0 HR: 2 S: 38 P: 51	ERA: 2.00 WHIP: 0.778	<b>PITCHER</b>										IP: 9.0 WLS: W BF: 34	H: 4 R: 2 ER: 2 SO: 4	BB: 3 IBB: 0 HBP: 1 BLK: 0	WP: 0 HR: 2 S: 38 P: 51	ERA: 2.00 WHIP: 0.778

AB	30
R	2
H	4
RBI	2
BB	3
SO	4
LOB	12



Batter	1	2	3	4	5	6	7	8	9	AB	R	H	RBI	BB	SO	LOB	BOTTOM			
Norm Cash, L OBP: 0.326, SLG: 0.488										4	0	2	0	0	1	0	<b>Cleveland Indians @ Detroit Tigers</b> Tiger Stadium, Detroit, MI Sun Aug 13 1972, 4:33 AM EDT Unknown			
Jim Northrup, L OBP: 0.324, SLG: 0.357										4	0	0	0	0	0	2				
Willie Horton, R OBP: 0.289, SLG: 0.395										4	2	3	1	0	0	0				
Ed Brinkman, R OBP: 0.247, SLG: 0.278										4	1	1	1	0	0	1				
Tony Taylor, R OBP: 0.341, SLG: 0.411										3	0	1	1	0	0	0				
Duke Sims, L OBP: 0.295, SLG: 0.290										2	0	1	0	1	0	1				
Mickey Stanley, R OBP: 0.274, SLG: 0.417										3	0	0	0	0	0	2				
Aurelio Rodriguez, R OBP: 0.266, SLG: 0.340										3	0	0	0	0	1	1				
Woodie Fryman, R OBP: 0.159, SLG: 0.190										3	0	0	0	0	1	1				
<b>Inning Stats</b>	R: 1 E: 0 K: 0 S: 4	H: 2 LOB: 0 BB: 0 P: 4	R: 0 E: 0 K: 0 S: 3	H: 1 LOB: 0 BB: 0 P: 3	R: 0 E: 0 K: 0 S: 3	H: 0 LOB: 0 BB: 0 P: 3	R: 0 E: 0 K: 0 S: 3	H: 0 LOB: 1 BB: 1 P: 7	R: 2 E: 0 K: 1 S: 8	H: 3 LOB: 1 BB: 0 P: 8	R: 0 E: 0 K: 0 S: 3	H: 0 LOB: 0 BB: 0 P: 3	R: 0 E: 0 K: 0 S: 4	H: 1 LOB: 1 BB: 0 P: 4	1B: 5 2B: 1 3B: 1 HR: 1	SF: 0 SAC: 0 DP: 2 HBP: 0		WP: 0 PB: 0 SB: 0 CS: 0	PA: 31	
<b>PITCHER</b> Gaylord Perry, R ERA: 1.87	IP: 8.0 WLS: L BF: 31	H: 8 R: 3 ER: 3 SO: 3	BB: 1 IBB: 0 HBP: 0 BLK: 0	WP: 0 HR: 1 S: 36 P: 40	ERA: 3.38 WHIP: 1.125	<b>PITCHER</b>										IP: 8.0 WLS: L BF: 31	H: 8 R: 3 ER: 3 SO: 3	BB: 1 IBB: 0 HBP: 0 BLK: 0	WP: 0 HR: 1 S: 36 P: 40	ERA: 3.38 WHIP: 1.125





Batter	1	2	3	4	5	6	7	8	9	AB	R	H	RBI	BB	SO	LOB	TOP										
Buddy Bell, R OBP: 0.298, SLG: 0.338 (1, 9)										4	1	1	0	0	0	0	<b>Cleveland Indians @ Detroit Tigers</b> Tiger Stadium, Detroit, MI Sun Aug 13 1972, 4:38 AM EDT Att: 37,835 - Unknown										
Jack Brohamer, L OBP: 0.299, SLG: 0.325 (1, 4)										4	1	0	0	1	0	1											
Chris Chambliss, L OBP: 0.307, SLG: 0.378 (1, 3)										3	2	1	0	1	1	1											
Graig Nettles, L OBP: 0.337, SLG: 0.377 (1, 5)										4	1	2	4	0	0	1											
John Lowenstein, L OBP: 0.352, SLG: 0.487 (1, 7)										3	1	0	0	1	0	1											
Del Unser, L OBP: 0.266, SLG: 0.274 (1, 8)										4	1	2	0	0	0	0											
Ray Fosse, R OBP: 0.315, SLG: 0.366 (1, 2)										4	2	2	4	0	0	1											
Frank Duffy, R OBP: 0.271, SLG: 0.292 (1, 6)										4	0	0	0	0	0	1											
Tom Hilgendorf, S Phil Hennigan, R (5, 1)										2	0	0	0	0	1	0											
										2	0	0	0	0	0	0											
<b>Inning Stats</b>	R: 0 E: 0 K: 1 S: 6	H: 1 LOB: 1 BB: 0 P: 6	R: 1 E: 0 K: 0 S: 3	H: 1 LOB: 0 BB: 1 P: 7	R: 0 E: 0 K: 0 S: 3	H: 0 LOB: 0 BB: 0 P: 3	R: 0 E: 0 K: 0 S: 3	H: 0 LOB: 0 BB: 0 P: 3	R: 5 E: 0 K: 1 S: 8	H: 3 LOB: 1 BB: 2 P: 17	R: 1 E: 0 K: 0 S: 4	H: 1 LOB: 0 BB: 0 P: 4	R: 2 E: 0 K: 0 S: 5	H: 2 LOB: 0 BB: 0 P: 5	R: 0 E: 0 K: 0 S: 3	H: 0 LOB: 0 BB: 0 P: 3	R: 0 E: 0 K: 0 S: 3	H: 0 LOB: 0 BB: 0 P: 3	1B: 5 2B: 0 3B: 0 HR: 3	SF: 0 SAC: 0 DP: 1 HBP: 1	WP: 1 PB: 0 SB: 1 CS: 0	PA: 38					
<b>PITCHER</b>	IP	WLS	BF	H	R	ER	SO	BB	IBB	HBP	BLK	WP	HR	S	P	ERA	WHIP										
Tom Timmermann, R ERA: 3.01 Jim Foor, L ERA: John Hiller, L ERA: 2.91 Lerrin LaGrow, R ERA:	4.2	L	20	4	5	5	2	2	0	1	0	0	0	0	4	9.64	1.286										

Batter	1	2	3	4	5	6	7	8	9	AB	R	H	RBI	BB	SO	LOB	BOTTOM										
Tony Taylor, R OBP: 0.333, SLG: 0.400 (1, 4)										4	0	0	0	0	0	0	<b>Cleveland Indians @ Detroit Tigers</b> Tiger Stadium, Detroit, MI Sun Aug 13 1972, 4:38 AM EDT Att: 37,835 - Unknown										
Aurelio Rodriguez, R OBP: 0.271, SLG: 0.345 (1, 5)										3	1	2	0	1	1	0											
Willie Horton, R OBP: 0.288, SLG: 0.392 (1, 9)										4	0	1	0	0	1	2											
Bill Freehan, R OBP: 0.351, SLG: 0.382 (1, 2)										3	0	0	0	1	0	3											
Ike Brown, R OBP: 0.392, SLG: 0.438 (1, 7)										3	0	1	1	1	1	0											
Mickey Stanley, R OBP: 0.277, SLG: 0.423 (1, 8)										3	0	1	0	1	0	0											
Norm Cash, L OBP: 0.325, SLG: 0.494 (1, 3)										4	1	1	1	0	2	1											
Ed Brinkman, R OBP: 0.247, SLG: 0.275 (1, 6)										3	0	0	0	1	0	0											
Tom Timmermann, R OBP: 0.156, SLG: 0.055 Jim Foor, L John Hiller, R Gates Brown, L Lerrin LaGrow, R Duke Sims, L	0.3									2	0	0	0	0	2	2											
<b>Inning Stats</b>	R: 1 E: 0 K: 1 S: 6	H: 2 LOB: 2 BB: 2 P: 14	R: 0 E: 0 K: 2 S: 7	H: 0 LOB: 0 BB: 0 P: 7	R: 0 E: 0 K: 0 S: 3	H: 0 LOB: 1 BB: 1 P: 7	R: 0 E: 0 K: 2 S: 8	H: 1 LOB: 2 BB: 1 P: 12	R: 0 E: 0 K: 0 S: 4	H: 2 LOB: 3 BB: 1 P: 8	R: 0 E: 0 K: 0 S: 3	H: 0 LOB: 0 BB: 0 P: 3	R: 0 E: 0 K: 1 S: 5	H: 0 LOB: 0 BB: 0 P: 5	R: 0 E: 0 K: 1 S: 5	H: 0 LOB: 0 BB: 0 P: 5	R: 1 E: 0 K: 0 S: 4	H: 1 LOB: 0 BB: 0 P: 4	1B: 3 2B: 1 3B: 1 HR: 1	SF: 0 SAC: 0 DP: 0 HBP: 0	WP: 0 PB: 0 SB: 0 CS: 0	PA: 37					
<b>PITCHER</b>	IP	WLS	BF	H	R	ER	SO	BB	IBB	HBP	BLK	WP	HR	S	P	ERA	WHIP										
Tom Hilgendorf, L ERA: 2.32 Phil Hennigan, R ERA: 2.7	4.2	W	14	1	1	1	2	0	0	0	0	0	1	17	17	2.08	0.231										



Batter	1	2	3	4	5	6	7	8	9	10	11	12	13	AB	R	H	RBI	BB	SO	LOB	TOP									
Jim Nettles, L OBP: 0.333, SLG: 0.258 (1, 8)	F8		4-3	G3		FC4-6		L8			G1		1B	6	0	1	1	1	0	5										
Rod Carew, L OBP: 0.365, SLG: 0.361 (1, 4)	F7			1B	1-3	K		6-3			G1		1B	7	1	2	1	0	1	3										
Steve Braun, L OBP: 0.330, SLG: 0.379 (9, PR)	F6			FC	1B	BB		K			F7		F5	4	1	2	0	1	1	0										
Steve Brye, R OBP: 0.266, SLG: 0.263 (9, 7)				1B	1B						1B		1B	2	1	0	0	0	0	3										
Harmon Killebrew, R OBP: 0.346, SLG: 0.292 (9, PR)	5-3			K	K			5-3			1B		FC1-3-2	5	0	1	0	0	2	3										
Dan Monzon, R OBP: 0.266, SLG: 0.292 (8, 5)				K	K						1B			0	0	0	0	0	0	0										
Charlie Manuel, L OBP: 0.250, SLG: 0.322 (11, PH)											1B			1	0	0	0	0	0	1										
Eric Soderholm, R OBP: 0.243, SLG: 0.344 (11, 9)											1B			1	0	0	0	0	0	2										
Rich Reese, L OBP: 0.326, SLG: 0.403 (9, 3)	K			FC	HBP	1B		FC5-4			FC6-4		F5	6	1	3	2	0	1	1										
Danny Thompson, R OBP: 0.329, SLG: 0.385 (1, 6)	F6			SF7	1-2	1B		1B			1B		F8	6	1	1	1	0	0	5										
Bobby Darwin, R OBP: 0.318, SLG: 0.423 (1, 9)				1B	HBP			FC5-4			FC6-4																			
Glenn Borgmann, R OBP: 0.322, SLG: 0.253 (1, 2)	L5			SF7	1-2	1B		6-3			F4		BB	4	1	1	1	1	0	0										
Ray Corbin, R OBP: 0.176, SLG: 0.156 (7, 1)				3H		BB		FC4-6					1B	3	0	2	1	0	0	1										
Wayne Granger, R OBP: 0.286, SLG: 0.429 (7, 1)								E3					1B	0	0	0	0	0	0	0										
Jim Strickland, L OBP: 0.867, SLG: 0.900 (8, PH)								FC4-6					1B	0	0	0	0	0	0	0										
Rick Renick, R OBP: 0.263, SLG: 0.281 (8, 1)				1-2	2H	1B							1B	1	0	0	0	0	1	0										
Dave LaRoche, L OBP: 0.143 (8, 1)													BB	1	1	0	0	1	1	0										
<b>Inning Stats</b>	R: 0 E: 0 K: 0 S: 3	H: 0 LOB: 0 BB: 0 P: 3	R: 0 E: 0 K: 1 S: 5	H: 0 LOB: 0 BB: 0 P: 5	R: 0 E: 0 K: 1 S: 6	H: 1 LOB: 1 BB: 0 P: 6	R: 4 E: 0 K: 1 S: 10	H: 4 LOB: 2 BB: 0 P: 11	R: 0 E: 0 K: 1 S: 6	H: 0 LOB: 1 BB: 0 P: 6	R: 0 E: 0 K: 1 S: 5	H: 0 LOB: 0 BB: 1 P: 5	R: 1 E: 0 K: 0 S: 3	H: 3 LOB: 2 BB: 1 P: 7	R: 0 E: 0 K: 0 S: 3	H: 0 LOB: 0 BB: 0 P: 3	R: 2 E: 0 K: 0 S: 5	H: 3 LOB: 1 BB: 1 P: 9	1B: 13 2B: 1 3B: 0 HR: 0	SF: 0 SAC: 0 DP: 1 HBP: 1	WIP: 0 PB: 0 SB: 0 CS: 0	PA: 58								
<b>PITCHER</b>	IP 3.2	WLS 18	BF 5	H 4	R 4	ER 4	SO 3	BB 0	IBB 0	HBP 1	BLK 0	WP 0	HR 0	S 23	P 24	ERA 9.82	WHIP 1.364													
Joe Coleman, R ERA: 2.57 (1, 1)	0.1	1	0	0	0	0	0	0	0	0	0	0	0	1	0	0.00	0.000													
Fred Scherman, L ERA: 2.87 (4, 1)	2.0	10	1	0	0	2	2	0	0	0	0	0	0	12	20	0.00	1.500													
John Hiller, L ERA: 2.66 (5, 1)	1.0	4	1	0	0	1	0	0	0	0	0	0	0	6	6	0.00	1.000													
Jim Foor, L ERA: 9.0 (7, 1)	3.0	12	3	1	1	2	0	0	0	0	0	0	0	16	16	3.00	1.000													
Chuck Seelbach, R ERA: 3.5 (8, 1)																														
<b>PITCHER</b>	IP 2.0	WLS L	BF 10	H 2	R 2	ER 2	SO 0	BB 2	IBB 0	HBP 0	BLK 0	WP 0	HR 0	S 8	P 16	ERA 9.00	WHIP 2.000													
Lerrin LaGrow, R ERA: 2.84 (11, 1)	1.0	3	1	0	0	0	0	0	0	0	0	0	0	3	3	0.00	1.000													
Tom Timmermann, R ERA: 2.99 (13, 1)																														
Batter	1	2	3	4	5	6	7	8	9	10	11	12	13	AB	R	H	RBI	BB	SO	LOB	BOTTOM									
Dick McAuliffe, L OBP: 0.346, SLG: 0.336 (1, 4)	G6-4-3		BB	1B		K		4-3			1B		K	5	0	2	0	0	1	0										
Tony Taylor, R OBP: 0.335, SLG: 0.401 (11, PH)			BB	1B				6-3					K	2	0	1	0	0	1	0										
Aurelio Rodriguez, R OBP: 0.271, SLG: 0.344 (1, 5)	G6-4-3			BB				1-3			K		K	7	0	2	0	0	3	2										
Wille Horton, R OBP: 0.293, SLG: 0.388 (1, 7)	BB			1B		1B		4-3			F8		F8	3	1	0	0	3	0	2										
Norm Cash, L OBP: 0.322, SLG: 0.488 (1, 3)	F7			BB				4-3			F8		F4	6	1	1	0	0	0	6										
Bill Freehan, R OBP: 0.350, SLG: 0.378 (1, 2)	K			BB		K		E7			1B		F1	5	1	1	0	1	2	1										
Jim Northrup, L OBP: 0.327, SLG: 0.358 (1, 9)	4-3			1B		1B		BB			1B		K	5	1	2	0	1	2	1										
Mickey Stanley, R OBP: 0.278, SLG: 0.431 (1, 8)	4-3			1B		K		HR			K		L7	6	1	2	4	0	1	1										
Ed Brinkman, R OBP: 0.246, SLG: 0.274 (1, 6)				1B		K		1-3			F9		F5	6	0	1	0	0	1	3										
Joe Coleman, R ERA: 2.57 (1, 1)				1-2	2H	1B		1-2			1B			1	0	0	0	0	0	0										
Fred Scherman, L ERA: 2.87 (4, 1)				1-2	2H	1B		1-2			1B			1	0	0	0	0	0	0										
John Hiller, L ERA: 2.66 (5, 1)				1-2	2H	1B		1-2			1B			1	0	0	0	0	0	0										
Jim Foor, L ERA: 9.0 (7, 1)				1-2	2H	1B		1-2			1B			1	0	0	0	0	0	0										
Chuck Seelbach, R ERA: 3.5 (8, 1)				1-2	2H	1B		1-2			1B			1	0	0	0	0	0	0										
<b>Inning Stats</b>	R: 0 E: 0 K: 0 S: 3	H: 1 LOB: 1 BB: 1 P: 7	R: 0 E: 0 K: 1 S: 5	H: 0 LOB: 0 BB: 0 P: 5	R: 0 E: 0 K: 1 S: 7	H: 2 LOB: 3 BB: 1 P: 11	R: 0 E: 0 K: 2 S: 9	H: 2 LOB: 2 BB: 0 P: 9	R: 0 E: 0 K: 1 S: 6	H: 1 LOB: 1 BB: 0 P: 6	R: 3 E: 0 K: 0 S: 5	H: 2 LOB: 3 BB: 1 P: 9	R: 2 E: 1 K: 2 S: 10	H: 2 LOB: 3 BB: 2 P: 18	R: 0 E: 0 K: 0 S: 3	H: 0 LOB: 0 BB: 0 P: 3	R: 0 E: 0 K: 1 S: 5	H: 1 LOB: 1 BB: 0 P: 5	R: 0 E: 0 K: 0 S: 3	H: 0 LOB: 0 BB: 0 P: 3	R: 0 E: 0 K: 1 S: 6	H: 1 LOB: 1 BB: 0 P: 6	R: 0 E: 0 K: 1 S: 5	H: 0 LOB: 0 BB: 0 P: 5	R: 1 E: 0 K: 2 S: 8	H: 1 LOB: 0 BB: 0 P: 8	1B: 11 2B: 0 3B: 0 HR: 2	SF: 0 SAC: 0 DP: 1 HBP: 0	WIP: 0 PB: 0 SB: 0 CS: 0	PA: 56
<b>PITCHER</b>	IP 6.1	WLS 31	BF 9	H 5	R 5	ER 5	SO 6	BB 4	IBB 0	HBP 0	BLK 0	WP 0	HR 1	S 39	P 55	ERA 7.11	WHIP 2.053													
Ray Corbin, R ERA: 2.56 (1, 1)	0.0	3	1	0	0	0	1	0	0	0	0	0	0	2	6	=	=													
Wayne Granger, R ERA: 2.92 (7, 1)	0.2	2	0	0	0	1	0	0	0	0	0	0	0	4	4	0.00	0.000													
Jim Strickland, L ERA: 2.19 (7, 1)	6.0	W	20	3	1	1	5	0	0	0	0	0	1	30	30	1.50	0.500													
Dave LaRoche, L ERA: 2.79 (8, 1)																														

Minnesota Twins @ Detroit Tigers  
Tiger Stadium, Detroit, MI  
Tue Aug 15 1972, 7:05 PM EDT  
Att. 21,423 - Unknown - 66 F

AB 52  
R 7  
H 13  
RBI 7  
BB 4  
SO 8  
LOB 24



WIP: 0 PA: 58  
PB: 0  
SB: 0  
CS: 0

Minnesota Twins @ Detroit Tigers  
Tiger Stadium, Detroit, MI  
Tue Aug 15 1972, 7:05 PM EDT  
Att. 21,423 - Unknown - 66 F

Minnesota Twins @ Detroit Tigers  
Tiger Stadium, Detroit, MI  
Tue Aug 15 1972, 7:05 PM EDT  
Att. 21,423 - Unknown - 66 F

AB 51  
R 6  
H 13  
RBI 5  
BB 5  
SO 12  
LOB 21



WIP: 0 PA: 56  
PB: 0  
SB: 0  
CS: 0








Batter	1	2	3	4	5	6	7	8	9	10	AB	R	H	RBI	BB	SO	LOB				
<b>Jim Nettles, L</b> OBP: 0.333, SLG: 0.284 (1, 8)	3-1	4-1		HR	F2		K			FC6-4 1B	6	1	2	2	0	1	3				
<b>Rod Carew, L</b> OBP: 0.368, SLG: 0.366 (1, 4)	K	E7 1B		1B	1-3 1B		6-3			FC6-4 1B SF7	6	3	3	1	0	1	1				
<b>Steve Braun, L</b> OBP: 0.361, SLG: 0.376 (1, 5)	1B				F7		F9		K		6	1	3	1	0	1	1				
<b>Rich Reese, L</b> OBP: 0.327, SLG: 0.398 (1, 3)	1B	L6		1-3	1-3		1B		4-3		4	0	1	1	1	0	2				
<b>Danny Thompson, R</b> OBP: 0.330, SLG: 0.382 (1, 6)	1B			1-3	1B		1B			1-3	4	0	2	1	2	0	1				
<b>Charlie Manuel, L</b> OBP: 0.258, SLG: 0.319 (1, 9)	G3			1-3	HBP		F9		F9		4	0	1	1	0	0	5				
<b>Cesar Tovar, R</b> OBP: 0.323, SLG: 0.313 (8, 9)				1-3	1-3 2-H		1B				0	0	0	0	0	0	0				
<b>Steve Brye, R</b> OBP: 0.269, SLG: 0.272 (1, 7)		1B		1-3	F7		K			4-3	5	1	1	0	0	1	3				
<b>George Mittenwald, R</b> OBP: 0.217, SLG: 0.213 (1, 2)		1B		4-3			4-3		F4		4	1	2	0	1	0	0				
<b>Dave Goltz, R</b> OBP: 0.288, SLG: 0.167 (9, 1)		1B		4-3	1B		SH		1B		4	0	0	0	0	3	4				
<b>Wayne Granger, R</b> OBP: 0.289, SLG: 0.429 (9, 1)	K			4-3			K		SH		0	0	0	0	0	0	0				
<b>Jim Strickland, L</b> OBP: 0.667, SLG: 0.500 (9, 1)									K		0	0	0	0	0	0	0				
<b>Inning Stats</b>	R: 1 E: 0 K: 1 S: 7	H: 2 LOB: 2 BB: 1 P: 11	R: 3 E: 1 K: 1 S: 9	H: 4 LOB: 1 BB: 0 P: 9	R: 0 E: 0 K: 0 S: 3	H: 0 LOB: 2 BB: 1 P: 8	R: 2 E: 0 K: 0 S: 6	H: 3 LOB: 2 BB: 1 P: 10	R: 0 E: 0 K: 1 S: 5	H: 2 LOB: 3 BB: 0 P: 5	R: 0 E: 0 K: 2 S: 9	H: 2 LOB: 3 BB: 0 P: 9	R: 0 E: 0 K: 1 S: 5	H: 0 LOB: 1 BB: 1 P: 9	R: 0 E: 0 K: 1 S: 5	H: 0 LOB: 0 BB: 0 P: 5	R: 1 E: 0 K: 0 S: 5	H: 2 LOB: 1 BB: 0 P: 5	1B: 14 2B: 0 3B: 0 HR: 1	SF: 1 SAC: 1 DP: 0 HBP: 1	WP: 0 PA: 50 PB: 0 SB: 0 CS: 0
<b>PITCHER</b>	IP	WLS	BF	H	R	ER	SO	BB	IBB	HBP	BLK	WP	HR	S	P	ERA	WHIP				
<b>Bill Slayback, R</b> ERA: 2.62 (1, 1)	1.2		11	5	4	3	2	1	0	0	0	0	0	14	18	16.20	3.600				
<b>Fred Scherman, L</b> ERA: 2.82 (2, 1)	1.1		7	1	0	0	0	0	1	1	0	0	0	5	10	0.00	0.750				
<b>Jim Foor, L</b> ERA: 16.2 (4, 1)	0.2		6	3	2	2	0	0	1	0	0	0	1	5	9	27.00	4.500				
<b>Tom Timmermann, R</b> ERA: 2.96 (4, 1)	1.1		4	0	0	0	1	0	0	0	0	0	0	6	6	0.00	0.000				
<b>John Hiller, L</b> ERA: 2.45 (6, 1)	2.0		10	4	0	0	2	0	0	0	0	0	0	14	14	0.00	2.000				
<b>PITCHER</b>	IP	WLS	BF	H	R	ER	SO	BB	IBB	HBP	BLK	WP	HR	S	P	ERA	WHIP				
<b>Lerrin LaGrow, R</b> ERA: 2.16 (8, 1)	2.0		7	0	0	0	2	0	0	0	0	0	0	10	14	0.00	0.500				
<b>Chuck Seelbach, R</b> ERA: 3.57 (10, 1)	1.0	L	5	2	1	1	0	0	0	0	0	0	0	5	5	9.00	2.000				

**Minnesota Twins @ Detroit Tigers**  
Tiger Stadium, Detroit, MI  
Thu Aug 17 1972, 7:05 PM EDT  
Att: 20,533 - Unknown

AB 43  
R 7  
H 15  
RBI 7  
BB 4  
SO 7  
LOB 20



WP: 0 PA: 50  
PB: 0  
SB: 0  
CS: 0

Batter	1	2	3	4	5	6	7	8	9	10	AB	R	H	RBI	BB	SO	LOB				
<b>Dick McAuliffe, L</b> OBP: 0.356, SLG: 0.349 (10, 6)	K		G4-6-3		2B			BB	1B		3	0	1	1	2	1	1				
<b>Bill Freehan, R</b> OBP: 0.351, SLG: 0.379 (1, 2)	F5			1B	5-3			F7	BB		5	1	2	2	0	0	2				
<b>Gates Brown, L</b> OBP: 0.310, SLG: 0.403 (1, 7)	6-3			1B				F8		G4-3	5	1	1	0	0	0	3				
<b>Norm Cash, L</b> OBP: 0.323, SLG: 0.481 (1, 3)		FC4-6 BB		1B	E6			F6		L4	4	0	0	0	1	0	3				
<b>Jim Northrup, L</b> OBP: 0.329, SLG: 0.369 (1, 9)		FC4-6 FC5-4		1B	4-3						5	1	2	2	0	0	3				
<b>Mickey Stanley, R</b> OBP: 0.275, SLG: 0.424 (1, 8)		F7		1B	SF8			1B		HR	4	1	1	1	0	1	2				
<b>Aurelio Rodriguez, R</b> OBP: 0.268, SLG: 0.341 (1, 5)		FC5-4		1-3				K		1B	4	0	0	0	0	0	3				
<b>Ed Brinkman, R</b> OBP: 0.246, SLG: 0.276 (1, 6)								F9		F7	4	0	0	0	0	0	3				
<b>Duke Sims, L</b> OBP: 0.313, SLG: 0.312 (9, PH)				E1				F8		F8	3	0	0	0	0	0	0				
<b>Chuck Seelbach, R</b> OBP: 0.333, SLG: 0.214 (10, 1)				FC6-4				F8		BB	0	1	0	0	1	0	0				
<b>Bill Slayback, R</b> ERA: 1.72 (1, 1)	8.0		33	6	4	3	2	2	0	0	0	0	0	0	0	0	0				
<b>Wayne Granger, R</b> ERA: 3.19 (9, 1)	0.1		3	1	0	0	0	0	0	2	6	0	0	0	2	6	0.00				
<b>Jim Strickland, L</b> ERA: 1.88 (9, 1)	1.2	W	6	1	2	2	0	1	0	0	0	0	0	5	9	10.80	1.200				
<b>PITCHER</b>	IP	WLS	BF	H	R	ER	SO	BB	IBB	HBP	BLK	WP	HR	S	P	ERA	WHIP				
<b>Wayne Granger, R</b> ERA: 3.19 (9, 1)	0.1		3	1	0	0	0	0	0	2	6	0	0	0	2	6	0.00				
<b>Jim Strickland, L</b> ERA: 1.88 (9, 1)	1.2	W	6	1	2	2	0	1	0	0	0	0	0	5	9	10.80	1.200				
<b>PITCHER</b>	IP	WLS	BF	H	R	ER	SO	BB	IBB	HBP	BLK	WP	HR	S	P	ERA	WHIP				
<b>Wayne Granger, R</b> ERA: 3.19 (9, 1)	0.1		3	1	0	0	0	0	0	2	6	0	0	0	2	6	0.00				
<b>Jim Strickland, L</b> ERA: 1.88 (9, 1)	1.2	W	6	1	2	2	0	1	0	0	0	0	0	5	9	10.80	1.200				

**Minnesota Twins @ Detroit Tigers**  
Tiger Stadium, Detroit, MI  
Thu Aug 17 1972, 7:05 PM EDT  
Att: 20,533 - Unknown

AB 37  
R 6  
H 8  
RBI 6  
BB 4  
SO 2  
LOB 18



WP: 0 PA: 42  
PB: 0  
SB: 0  
CS: 0



Batter	1	2	3	4	5	6	7	8	9	AB	R	H	RBI	BB	SO	LOB	TOP			
Sandy Alomar Sr. S OBP: 0.302, SLG: 0.289 (1,4)	0-3 K ①		0-0 1-3 ③			0-0 6-3 ②			0-0 F9 ①	4	0	0	0	0	1	0	California Angels @ Detroit Tigers Tiger Stadium, Detroit, MI Fri Aug 18 1972, 7:05 PM EDT Att: 24,010 - Unknown  <a href="http://livebaseballscorecards.com">livebaseballscorecards.com</a>			
Ken Berry R OBP: 0.363, SLG: 0.401 (1,8)	0-0 L5 ②			0-0 F7 ①		0-0 F7 ③			0-0 F9 ②	4	0	0	0	0	0	0				
Leo Cardenas R OBP: 0.278, SLG: 0.307 (1,6)	0-3 K ③			0-0 F9 ②			0-0 5-3 ①		0-0 F3 ③	4	0	0	0	0	1	0				
Bob Oliver R OBP: 0.317, SLG: 0.442 (1,3)		0-0 F9 ①		0-3 K ③			0-0 F9 ②			3	0	0	0	0	1	0				
Ken McMullen R OBP: 0.340, SLG: 0.393 (1,5)		0-0 6-3 ②			0-0 5-3 ①			0-0 P4 ③		3	0	0	0	0	0	0				
Leroy Stanton R OBP: 0.287, SLG: 0.404 (1,9)		0-0 1B ③			0-0 6-3 ②			0-3 K ①		3	0	1	0	0	1	0				
Billy Parker R OBP: 0.226, SLG: 0.148 (1,7)		0-3 K ③			0-0 1B ③			0-0 F8 ①		3	0	1	0	0	1	2				
Jeff Torborg R OBP: 0.280, SLG: 0.253 (8, PH)			0-3 K ①		0-3 K ③			0-0 L6 ②		2	0	0	0	0	2	1				
Jack Hiatt R OBP: 0.375, SLG: 0.385 (8,2)				0-0 K ②					0-0 L6 ②	1	0	0	0	0	0	1				
Nolan Ryan R OBP: 0.152, SLG: 0.215 (8, PH)				0-0 2B ②		0-3 K ①			0-3 K ③	2	0	1	0	0	1	0				
Curt Motton R OBP: 0.261, SLG: 0.225 (8,1)										1	0	0	0	0	1	1				
Steve Barber L OBP: 0.357, SLG: 0.182 (8,1)										0	0	0	0	0	0	0				
<b>Inning Stats</b>	R: 0 E: 0 K: 2 S: 7	H: 0 LOB: 0 BB: 0 P: 7	R: 0 E: 0 K: 1 S: 6	H: 1 LOB: 1 BB: 0 P: 6	R: 0 E: 0 K: 1 S: 5	H: 1 LOB: 0 BB: 0 P: 5	R: 0 E: 0 K: 1 S: 5	H: 0 LOB: 0 BB: 0 P: 5	R: 0 E: 0 K: 1 S: 6	H: 1 LOB: 1 BB: 0 P: 6	R: 0 E: 0 K: 0 S: 3	H: 0 LOB: 0 BB: 0 P: 3	R: 0 E: 0 K: 2 S: 8	H: 0 LOB: 1 BB: 0 P: 8	R: 0 E: 0 K: 0 S: 3	H: 0 LOB: 0 BB: 0 P: 3	1B: 2 2B: 1 3B: 0 HR: 0	SF: 0 SAC: 0 DP: 0 HBP: 0	WP: 0 PB: 1 SB: 0 CS: 0	PA: 30
<b>PITCHER</b> Mickey Lolich L ERA: 2.38 (1,1)	IP: 9.0 WLS: W BF: 30 H: 3 R: 0 ER: 0 SO: 9 BB: 0 IBB: 0 HBP: 0 BLK: 0 WP: 0 HR: 0 S: 48 P: 48 ERA: 0.00 WHIP: 0.333															<b>PITCHER</b>				

Batter	1	2	3	4	5	6	7	8	9	AB	R	H	RBI	BB	SO	LOB	BOTTOM			
Dick McAuliffe L OBP: 0.355, SLG: 0.347 (1,4)	0-0 F7 ①		0-0 F9 ①	0-0 P5 ②			0-0 1B ①			4	0	1	0	0	0	3	California Angels @ Detroit Tigers Tiger Stadium, Detroit, MI Fri Aug 18 1972, 7:05 PM EDT Att: 24,010 - Unknown  <a href="http://livebaseballscorecards.com">livebaseballscorecards.com</a>			
Aurelio Rodriguez R OBP: 0.270, SLG: 0.344 (1,5)	0-0 CS ①		0-0 BB ①	0-3 K ③			0-0 F8 ①			4	0	2	0	0	1	4				
Gates Brown L OBP: 0.308, SLG: 0.397 (1,7)	0-3 K ②		4-0 BB ②		0-0 F7 ①		0-0 P6 ②			3	0	0	0	1	1	3				
Al Kaline R OBP: 0.348, SLG: 0.415 (9,3)	0-3 K ②		4-0 BB ②		0-0 F7 ①		0-0 P6 ②			0	0	0	0	0	0	0				
Bill Freehan R OBP: 0.350, SLG: 0.377 (1,2)		0-3 K ①	0-3 K ②		0-0 6-3 ②		0-0 1B ②			4	0	1	0	0	2	3				
Norm Cash L OBP: 0.325, SLG: 0.481 (2, PR)		1-0 FC6 ②	4-0 BB ②		0-0 F8 ③		0-0 F8 ③		0-0 5-3 ①	0	0	0	0	0	0	0				
Duke Sims L OBP: 0.315, SLG: 0.310 (8, PH)		1-0 FC6 ②	4-0 BB ②		0-0 F8 ③		0-0 F8 ③		0-0 5-3 ①	1	0	0	1	1	0	0				
Willie Horton R OBP: 0.291, SLG: 0.384 (8, PH)		1-0 FC6 ②	4-0 BB ②		0-0 F8 ③		0-0 F8 ③		0-0 5-3 ①	1	0	0	0	0	0	0				
Jim Northrup L OBP: 0.326, SLG: 0.364 (3,3)		0-0 FC6 ②	0-0 3-1 ③		0-0 F8 ③		0-0 F8 ③		0-0 G3 ②	4	1	0	0	0	0	4				
Mickey Stanley R OBP: 0.278, SLG: 0.427 (1,8)		0-0 1B ①		4-0 BB ②		0-0 6-3 ②		0-3 K ③		3	0	1	1	1	1	0				
Ed Brinkman R OBP: 0.247, SLG: 0.276 (1,6)		0-0 2B ③		4-0 BB ②		0-0 6-3 ②		0-3 K ③		3	0	1	0	0	1	2				
Mickey Lolich S OBP: 0.241, SLG: 0.087 (1,1)			4-0 BB ②		0-0 FC4-2 ①		4-0 BB ②			1	1	0	0	2	0	2				
<b>Inning Stats</b>	R: 0 E: 0 K: 1 S: 5	H: 1 LOB: 2 BB: 0 P: 5	R: 1 E: 0 K: 1 S: 6	H: 1 LOB: 2 BB: 0 P: 7	R: 1 E: 0 K: 1 S: 6	H: 1 LOB: 3 BB: 3 P: 18	R: 0 E: 0 K: 1 S: 6	H: 1 LOB: 2 BB: 1 P: 10	R: 0 E: 0 K: 0 S: 3	H: 0 LOB: 0 BB: 0 P: 3	R: 0 E: 0 K: 1 S: 5	H: 0 LOB: 0 BB: 0 P: 5	R: 0 E: 0 K: 0 S: 4	H: 2 LOB: 2 BB: 1 P: 8	R: 0 E: 0 K: 1 S: 5	H: 0 LOB: 0 BB: 0 P: 5	1B: 4 2B: 2 3B: 0 HR: 0	SF: 0 SAC: 0 DP: 0 HBP: 1	WP: 0 PB: 0 SB: 1 CS: 1	PA: 34
<b>PITCHER</b> Nolan Ryan R ERA: 2.87 Steve Barber L ERA: 2.8 (8,1)	IP: 7.0 WLS: L BF: 31 H: 6 R: 2 ER: 2 SO: 5 BB: 4 IBB: 1 HBP: 1 BLK: 0 WP: 0 HR: 0 S: 35 P: 56 ERA: 2.57 WHIP: 1.429															<b>PITCHER</b>				



Batter	1	2	3	4	5	6	7	8	9	AB	R	H	RBI	BB	SO	LOB	TOP			
Sandy Alomar Sr. S OBP: 0.303, SLG: 0.293 Billy Parker, R OBP: 0.235, SLG: 0.138	0-0 1B 2B		4-0 BB		0-0 E6		0-0 F7			1	1	1	0	0	0	0				
Leo Cardenas, R OBP: 0.280, SLG: 0.309	0-0 L4-3 E 2H 1B		0-0 L4-6-3		0-0 F9			0-0 2B 1B		4	0	2	1	0	0	2				
Vada Pinson, L OBP: 0.314, SLG: 0.370	0-0 E4 L4-3 1-2		0-0 F7		0-0 4-3			0-0 1-3 2B		4	0	1	0	0	0	1				
Bob Oliver, R OBP: 0.314, SLG: 0.438	0-0 L4-3 1-2 2-3		0-0 F7		0-0 F7			0-0 1-3		4	0	0	0	0	0	4				
Ken McMullen, R OBP: 0.341, SLG: 0.392	0-0 L6-3		4-0 FC6-4 BB		0-0 1B			0-0 L5		3	0	1	0	1	0	3				
Jack Hiatt, R OBP: 0.346, SLG: 0.349		0-3 K		0-0 F8		0-3 K		0-0 5-3		4	0	0	0	0	2	4				
Leroy Stanton, R OBP: 0.286, SLG: 0.401		0-3 K		0-0 FC6-4 1-2			0-0 4-3 WP 1B		0-3 K	4	0	1	0	0	2	1	AB 34			
Ken Berry, R OBP: 0.363, SLG: 0.401 Dave Sells, R Winston Lenas, R OBP: 0.317, SLG: 0.339	0-0 1B			0-0 L6-3			0-3 K		0-3 K	3	0	1	0	0	1	1	R 1			
Rudy May, L OBP: 0.167, SLG: 0.128 Rickey Clark, R OBP: 0.125, SLG: 0.097 Chris Colletti Lloyd Allen, R OBP: 0.125, SLG: 0.125 Jim Spencer, L OBP: 0.251, SLG: 0.282	0-3 K			0-3 K			0-0 4-3		0-0 4-3	0	0	0	0	0	0	0	H 7			
<b>Inning Stats</b>	R: 1 E: 1 K: 0 S: 5	H: 2 LOB: 1 BB: 0 P: 5	R: 0 E: 0 K: 3 S: 10	H: 1 LOB: 1 BB: 0 P: 10	R: 0 E: 0 K: 0 S: 2	H: 0 LOB: 0 BB: 1 P: 6	R: 0 E: 0 K: 0 S: 3	H: 0 LOB: 1 BB: 1 P: 7	R: 0 E: 0 K: 1 S: 6	H: 1 LOB: 1 BB: 0 P: 6	R: 0 E: 0 K: 0 S: 6	H: 1 LOB: 1 BB: 0 P: 6	R: 0 E: 0 K: 0 S: 5	H: 2 LOB: 2 BB: 0 P: 5	R: 0 E: 0 K: 2 S: 7	H: 0 LOB: 0 BB: 0 P: 7	1B: 5 2B: 2 3B: 0 HR: 0	SF: 0 SAC: 0 DP: 2 HBP: 0	WP: 1 PB: 0 SB: 0 CS: 0	PA: 36
<b>PITCHER</b> Tom Timmermann, R ERA: 2.0 Lerrin LaGrow, R ERA: 1.99	IP: 6.0 WLS: W BF: 24 H: 4 R: 1 ER: 1 SO: 5 BB: 2 IBB: 0 HBP: 0 BLK: 0 WP: 0 HR: 0 S: 32 P: 40 ERA: 1.50 WHIP: 1.000															IP: 3.0 WLS: S BF: 12 H: 3 R: 0 ER: 0 SO: 3 BB: 0 IBB: 0 HBP: 0 BLK: 0 WP: 1 HR: 0 S: 18 P: 18 ERA: 0.00 WHIP: 1.000				

California Angels @ Detroit Tigers  
Tiger Stadium, Detroit, MI  
Sat Aug 19 1972, 4:33 AM EDT  
Att: 24,869 - Unknown

AB 34  
R 1  
H 7  
RBI 1  
BB 2  
SO 8  
LOB 19



Batter	1	2	3	4	5	6	7	8	9	AB	R	H	RBI	BB	SO	LOB	BOTTOM			
Tony Taylor, R OBP: 0.350, SLG: 0.412	0-0 1B 1B		0-0 G6-4-3 1-2		0-0 1B		0-0 G3			5	1	3	1	0	0	3				
Aurelio Rodriguez, R OBP: 0.272, SLG: 0.345	0-0 1B K		0-0 1B		0-0 F9		0-0 F7			5	1	2	1	0	1	4				
Al Kaline, R OBP: 0.351, SLG: 0.435 John Knox, L OBP: 0.182, SLG: 0.200	0-0 HR	0-3 K		0-0 FC5-4 SF8 1B		0-0 SF7		0-0 4-3		3	2	2	3	0	1	0	RBI 1			
Bill Freehan, R OBP: 0.351, SLG: 0.375	0-0 F6	0-0 6-3		0-0 FC5-4 1B		0-0 F3		4-0 BB		4	0	1	0	1	0	1	BB 2			
Willie Horton, R OBP: 0.293, SLG: 0.385	0-0 E WP 1B	0-0 1B		0-0 FC5-4 1-2 2-3		0-3 K		0-0 F9		5	1	2	0	0	1	3	H 16			
Mickey Stanley, R OBP: 0.283, SLG: 0.432	4-0 1B 1-2 BB	0-0 1B		0-0 SF8		0-0 FC1-6-4 1B 2B		0-0 4-3		3	2	2	1	1	0	0	RBI 10			
Ike Brown, R OBP: 0.407, SLG: 0.426	0-0 E5 1B 1-2 2-3 CS	4-0 1B		0-0 F9		4-0 FC1-6-4 1B BB		4-0 G6-3 BB		2	0	0	0	3	0	3	H 16			
Ed Brinkman, R OBP: 0.249, SLG: 0.276	0-0 1B 1-3 2H 3H	0-0 F7		4-0 HBP 1B BB		0-0 FC1-6-4 1B 1-2 2-3		0-0 G6-3 1-2		4	2	1	2	1	0	6	RBI 10			
Tom Timmermann, R OBP: 0.208, SLG: 0.136 Gates Brown, L OBP: 0.312, SLG: 0.400 Lerrin LaGrow, R	0-0 2B 1B 2H 3H		0-0 G6-4-3 1B		1-0 F9 1B HBP		0-0 1B			2	1	2	1	0	0	0	SO 3			
<b>Inning Stats</b>	R: 6 E: 1 K: 1 S: 12	H: 7 LOB: 2 BB: 1 P: 16	R: 0 E: 0 K: 1 S: 7	H: 2 LOB: 3 BB: 1 P: 11	R: 0 E: 0 K: 0 S: 3	H: 2 LOB: 1 BB: 0 P: 3	R: 1 E: 0 K: 0 S: 5	H: 2 LOB: 1 BB: 0 P: 5	R: 2 E: 0 K: 0 S: 4	H: 1 LOB: 1 BB: 1 P: 9	R: 1 E: 0 K: 1 S: 7	H: 2 LOB: 2 BB: 1 P: 11	R: 0 E: 0 K: 0 S: 3	H: 0 LOB: 1 BB: 1 P: 7	R: 0 E: 0 K: 0 S: 2	H: 0 LOB: 0 BB: 1 P: 6	1B: 13 2B: 2 3B: 0 HR: 1	SF: 2 SAC: 0 DP: 2 HBP: 1	WP: 1 PB: 1 SB: 0 CS: 1	PA: 44
<b>PITCHER</b> Rudy May, L ERA: 3.25 Rickey Clark, R ERA: 4.51 Lloyd Allen, R ERA: 3.57 Dave Sells, R ERA: 6.0	IP: 0.1 WLS: L BF: 8 H: 5 R: 6 ER: 5 SO: 0 BB: 1 IBB: 0 HBP: 0 BLK: 0 WP: 0 HR: 1 S: 7 P: 11 ERA: 2.46 WHIP: 2.182															IP: 2.0 WLS: 3 BF: 12 H: 3 R: 3 ER: 3 SO: 1 BB: 2 IBB: 0 HBP: 1 BLK: 0 WP: 0 HR: 0 S: 11 P: 20 ERA: 13.50 WHIP: 2.500				

California Angels @ Detroit Tigers  
Tiger Stadium, Detroit, MI  
Sat Aug 19 1972, 4:33 AM EDT  
Att: 24,869 - Unknown

AB 35  
R 10  
H 16  
RBI 10  
BB 6  
SO 3  
LOB 20









Batter	1	2	3	4	5	6	7	8	9	AB	R	H	RBI	BB	SO	LOB	TOP							
Bert Campaneris, R OBP: 0.281, SLG: 0.351	0-0 S 1B 2B	0-0 4-3		0-0 5-3			0-0 SH1-3 1B		0-0 1B 3B	5	2	3	0	0	0	0								
Angel Manguat, R OBP: 0.356, SLG: 0.351	0-3 K	0-0 6-3			0-0 1B FC5-2 1B		0-0 SH1-3		0-0 SH1-3 1B 1B	4	0	2	1	0	1	1								
Joe Rudi, R OBP: 0.356, SLG: 0.515	0-0 1B 2B 1B			0-0 1B 1B		0-0 FC5-2 1B		0-0 5-3	0-0 SH1-3 1B	5	1	4	1	0	0	1								
Sal Bando, R OBP: 0.340, SLG: 0.389	0-0 1B 2B			0-0 F9		0-0 F3		4-0 IBB	0-0 SH1-3	3	1	1	0	1	0	3								
Mike Epstein, L OBP: 0.373, SLG: 0.501	0-0 FC6-4 1B 2B			0-0 1B		0-0 FC5-2 FC6-4		0-0 4-3	0-3 K	5	0	2	2	0	1	6								
Dave Duncan, R OBP: 0.296, SLG: 0.411	4-0 FC6-4 BB			0-0 F7		0-0 FC6-4		0-0 5-3	0-0 F4	4	0	0	0	1	0	6								
Bill Voss, L OBP: 0.274, SLG: 0.277	0-0 FC6-4			0-0 6-3		0-3 K		0-0 2B SF9-5 1B		4	1	1	0	0	1	4								
Tim Cullen, R OBP: 0.256, SLG: 0.311	0-0 F9			0-0 6-3		0-0 F9		0-0 SF9-5 2B		4	0	1	0	0	0	2								
Caffish Hunter, R OBP: 0.159, SLG: 0.163				0-0 5-3		0-3 K		0-0 SF9-5		3	0	0	1	0	2	0								
Rollie Fingers, R OBP: 0.357, SLG: 0.571								2-3 3-H		0	0	0	0	0	0	0								
<b>Inning Stats</b>	R: 3 E: 0 K: 1 S: 9	H: 4 LOB: 2 BB: 1 P: 13	R: 0 E: 0 K: 1 S: 5	H: 0 LOB: 0 BB: 0 P: 5	R: 0 E: 0 K: 0 S: 5	H: 2 LOB: 2 BB: 0 P: 5	R: 0 E: 0 K: 0 S: 3	H: 0 LOB: 0 BB: 0 P: 3	R: 0 E: 0 K: 0 S: 5	H: 2 LOB: 2 BB: 0 P: 5	R: 0 E: 0 K: 2 S: 7	H: 0 LOB: 0 BB: 0 P: 7	R: 0 E: 0 K: 0 S: 4	H: 1 LOB: 2 BB: 1 P: 8	R: 0 E: 0 K: 0 S: 4	H: 2 LOB: 0 BB: 0 P: 4	R: 1 E: 0 K: 1 S: 8	H: 3 LOB: 2 BB: 0 P: 8	1B: 10 2B: 4 3B: 1 HR: 0	SF: 1 SAC: 2 DP: 1 HBP: 0	WP: 0 PB: 0 SB: 1 CS: 0	PA: 42		
<b>PITCHER</b>	IP WLS BF H R ER SO BB IBB HBP BLK WP HR S P ERA WHIP	7.0 L 32 9 3 3 4 1 1 0 0 0 0 0 38 46 3.86 1.429	1.0 7 5 2 2 0 0 0 0 0 0 0 0 0 7 7 18.00 5.000	1.0 3 0 0 0 1 0 0 0 0 0 0 0 0 5 5 0.00 0.000																				

**Oakland Athletics @ Detroit Tigers**  
Tiger Stadium, Detroit, MI  
Mon Aug 21 1972, 7:05 PM EDT  
Att: 43,439 - Unknown


AB	37
R	5
H	14
RBI	5
BB	2
SO	5
LOB	23



Batter	1	2	3	4	5	6	7	8	9	AB	R	H	RBI	BB	SO	LOB	BOTTOM							
Dick McAuliffe, L OBP: 0.356, SLG: 0.348	0-0 FC6 1B 1B			0-0 1B 1B		0-3 K			0-0 F9	4	0	2	0	0	1	2								
Aurelio Rodriguez, R OBP: 0.276, SLG: 0.356	0-0 FC6 1B			0-0 L7		0-3 K		0-0 4-3		4	0	1	0	0	1	1								
Gates Brown, L OBP: 0.312, SLG: 0.398	0-0 FC6 1-2 2-3			0-0 FC6-4 1B		0-3 K		0-0 L4		4	0	1	0	0	1	2								
Bill Freehan, R OBP: 0.348, SLG: 0.382	0-0 F9			0-0 FC6-4		0-0 F9		0-0 F7		4	0	0	0	0	0	4								
Norm Cash, L OBP: 0.324, SLG: 0.478	0-0 4-3			0-0 F8				0-0 F5		4	0	1	0	0	0	2								
Jim Northrup, L OBP: 0.326, SLG: 0.375				0-0 F6 F7		0-0 F7		0-0 HR		4	1	2	1	0	0	0								
Mickey Stanley, R OBP: 0.285, SLG: 0.429				0-0 5-3 F9		0-0 F9		0-0 BB 1B		4	0	1	0	0	0	2								
Ed Brinkman, R OBP: 0.245, SLG: 0.272				0-0 F8						3	0	0	0	0	0	1								
Tom Haller, L OBP: 0.294, SLG: 0.349				0-0 F8						1	0	0	0	0	0	2								
Woodie Fryman, R OBP: 0.140, SLG: 0.167				0-0 5-3						2	0	0	0	0	0	0								
Duke Sims, L OBP: 0.317, SLG: 0.309										0	0	0	0	1	0	0								
Lerrin LaGrow, R OBP: 0.317, SLG: 0.309										0	0	0	0	0	0	0								
Bill Slayback, R OBP: 0.200, SLG: 0.200										0	0	0	0	0	0	0								
Willie Horton, R OBP: 0.295, SLG: 0.385										1	0	0	0	0	1	2								
<b>Inning Stats</b>	R: 0 E: 0 K: 0 S: 5	H: 2 LOB: 0 BB: 0 P: 5	R: 0 E: 0 K: 0 S: 3	H: 0 LOB: 0 BB: 0 P: 3	R: 0 E: 0 K: 0 S: 5	H: 2 LOB: 0 BB: 0 P: 5	R: 0 E: 0 K: 0 S: 3	H: 0 LOB: 0 BB: 0 P: 3	R: 0 E: 0 K: 1 S: 5	H: 0 LOB: 0 BB: 0 P: 5	R: 0 E: 0 K: 2 S: 7	H: 0 LOB: 0 BB: 0 P: 7	R: 1 E: 0 K: 0 S: 5	H: 2 LOB: 2 BB: 1 P: 9	R: 0 E: 0 K: 0 S: 3	H: 0 LOB: 0 BB: 0 P: 3	R: 0 E: 0 K: 1 S: 7	H: 2 LOB: 2 BB: 0 P: 7	1B: 7 2B: 0 3B: 0 HR: 1	SF: 0 SAC: 0 DP: 0 HBP: 0	WP: 0 PB: 0 SB: 0 CS: 0	PA: 36		
<b>PITCHER</b>	IP WLS BF H R ER SO BB IBB HBP BLK WP HR S P ERA WHIP	8.0 W 33 8 1 1 3 1 0 0 0 0 0 0 38 42 1.12 1.125	1.0 S 3 0 0 0 1 0 0 0 0 0 0 0 5 5 0.00 0.000																					

**Oakland Athletics @ Detroit Tigers**  
Tiger Stadium, Detroit, MI  
Mon Aug 21 1972, 7:05 PM EDT  
Att: 43,439 - Unknown

AB	35
R	1
H	8
RBI	1
BB	1
SO	4
LOB	18





Batter	1	2	3	4	5	6	7	8	9	AB	R	H	RBI	BB	SO	LOB	TOP										
<b>Bert Campaneris, R</b> OBP: 0.278, SLG: 0.347 (1, 6)	0-0 6-3		0-0 F8		0-0 F8		0-0 5-3		0-0 F2	5	0	0	0	0	0	3	<b>Oakland Athletics @ Detroit Tigers</b> Tiger Stadium, Detroit, MI Tue Aug 22 1972, 7:05 PM EDT Att: 30,490 - Unknown										
<b>Angel Mangual, R</b> OBP: 0.298, SLG: 0.368 <b>Bill Voss, L</b> OBP: 0.272, SLG: 0.275 (7, PH) (7, 9)	0-0 HR		0-0 F9		0-0 HR		0-0 F8			3	2	3	0	0	0	0											
<b>Joe Rudi, R</b> OBP: 0.355, SLG: 0.519 (1, 7)	0-0 HR		0-0 6-3		0-0 F3					4	1	1	2	0	0	0											
<b>Sal Bando, R</b> OBP: 0.337, SLG: 0.385 (1, 5)	0-0 F8			0-0 5-3		0-0 5-3		0-0 6-3		4	0	0	0	0	0	0											
<b>Mike Epstein, L</b> OBP: 0.374, SLG: 0.500 <b>Mike Hegan, L</b> OBP: 0.333, SLG: 0.431 (8, PR) (8, 3)	0-0 F9			0-3 K		4-0 FC5-4 BB		0-0 1B 1B		3	0	1	0	1	1	0											
<b>Dave Duncan, R</b> OBP: 0.296, SLG: 0.409 (1, 2)		0-0 F8		0-0 5-3		0-0 FC5-4		0-0 1B		4	0	1	0	0	0	1											
<b>George Hendrick, R</b> OBP: 0.184, SLG: 0.296 (1, 8)		0-0 F3			0-0 SH HR 1B		0-0 5-3		0-3 K	4	1	1	0	0	1	3											
<b>Tim Cullen, R</b> OBP: 0.248, SLG: 0.302 (1, 4)		0-0 5-3			0-0 F5		0-0 F7		0-0 6-3	4	0	0	0	0	0	1											
<b>Blue Moon Odom, R</b> OBP: 0.163, SLG: 0.229 <b>Darold Knowles, L</b> (8, 1)			0-0 HR		0-0 SH HR		0-0 WP WP 1B		0-0 4-3	2	2	2	1	0	0	0											
<b>Inning Stats</b>	R: 2 E: 0 K: 0 S: 5	H: 2 LOB: 0 BB: 0 P: 5	R: 0 E: 0 K: 0 S: 3	H: 0 LOB: 0 BB: 0 P: 3	R: 1 E: 0 K: 0 S: 4	H: 1 LOB: 0 BB: 0 P: 4	R: 0 E: 0 K: 1 S: 5	H: 0 LOB: 0 BB: 0 P: 5	R: 3 E: 0 K: 0 S: 6	H: 2 LOB: 0 BB: 1 P: 6	R: 0 E: 0 K: 0 S: 3	H: 0 LOB: 1 BB: 0 P: 7	R: 0 E: 0 K: 1 S: 4	H: 1 LOB: 1 BB: 0 P: 4	R: 0 E: 0 K: 1 S: 7	H: 2 LOB: 2 BB: 0 P: 7		R: 0 E: 0 K: 0 S: 3	H: 0 LOB: 0 BB: 0 P: 3	1B: 5 2B: 0 3B: 0 HR: 3	SF: 0 SAC: 1 DP: 0 HBP: 0	WP: 2 PB: 0 SB: 0 CS: 0	PA: 37				
<b>PITCHER</b>	IP	WLS	BF	H	R	ER	SO	BB	IBB	HBP	BLK	WP	HR	S	P	ERA	WHIP										
<b>Mickey Lolich, L</b> ERA: 2.55 (1, 1)	5.0	L	21	5	6	6	1	0	0	0	0	0	3	23	23	10.80	1.000										
<b>Bill Slayback, R</b> ERA: 2.92 (6, 1)	1.2		7	1	0	0	0	1	0	0	0	1	0	6	10	0.00	1.200										
<b>Lerrin LaGrow, R</b> ERA: 2.63 (7, 1)	1.1		6	2	0	0	1	0	0	0	0	1	0	8	8	0.00	1.500										
<b>Chuck Seelbach, R</b> ERA: 3.4 (9, 1)	1.0		3	0	0	0	0	0	0	0	0	0	0	3	3	0.00	0.000										

Batter	1	2	3	4	5	6	7	8	9	AB	R	H	RBI	BB	SO	LOB	BOTTOM										
<b>Dick McAuliffe, L</b> OBP: 0.355, SLG: 0.348 <b>Tony Taylor, R</b> OBP: 0.344, SLG: 0.404 (8, PH) (9, 4)	0-0 HR		0-0 FC4-6			0-0 3-1		0-0 F3		3	1	1	0	0	0	1	<b>Oakland Athletics @ Detroit Tigers</b> Tiger Stadium, Detroit, MI Tue Aug 22 1972, 7:05 PM EDT Att: 30,490 - Unknown										
<b>Willie Horton, R</b> OBP: 0.294, SLG: 0.396 (1, 7)	0-0 HR		0-0 G6-4-3		0-0 F5		0-0 SF8			3	1	1	3	0	0	1											
<b>Jim Northrup, L</b> OBP: 0.324, SLG: 0.370 (1, 9)	0-0 1-3			0-0 L8		0-0 3-1		0-0 L3		4	0	0	0	0	0	1											
<b>Norm Cash, L</b> OBP: 0.320, SLG: 0.473 (1, 3)	0-0 F8			0-0 1-3		0-0 3-1		0-0 F6		4	0	0	0	0	0	0											
<b>Duke Sims, L</b> OBP: 0.317, SLG: 0.305 <b>Bill Freehan, R</b> OBP: 0.350, SLG: 0.382 (9, PH)	0-0 F8			4-0 FC6-4 BB		0-3 K		4-0 BB		2	0	0	0	1	1	0											
<b>Mickey Stanley, R</b> OBP: 0.285, SLG: 0.430 (1, 8)		0-0 5-3		0-0 FC6-4		0-0 2B		0-0 F8		4	0	1	0	0	0	2											
<b>Aurelio Rodriguez, R</b> OBP: 0.273, SLG: 0.353 (1, 5)		0-0 6-3			0-0 6-3		0-0 F6		0-0 F8	4	0	0	0	0	0	2											
<b>Ed Brinkman, R</b> OBP: 0.245, SLG: 0.275 (1, 6)		0-0 F9			0-0 5-3		0-0 1B SF8 2B			3	1	1	0	0	0	0											
<b>Mickey Lolich, S</b> OBP: 0.295, SLG: 0.087 <b>John Kohn, L</b> OBP: 0.167, SLG: 0.182 <b>Bill Slayback, R</b> OBP: 0.265, SLG: 0.290 <b>Lerrin LaGrow, R</b> OBP: 0.322, SLG: 0.398 <b>Gates Brown, L</b> OBP: 0.265, SLG: 0.437 <b>Al Kaline, R</b> OBP: 0.265, SLG: 0.437 <b>Tom Timmermann, R</b> OBP: 0.265, SLG: 0.437 <b>Chuck Seelbach, R</b> OBP: 0.265, SLG: 0.333 (8, PH) (5, PH) (8, PH) (8, PH) (8, PH) (8, PH) (8, PH)			4-0 FC4-6 BB		0-3 K		0-0 2B 1B			0	0	0	0	1	0	0											
<b>Inning Stats</b>	R: 2 E: 0 K: 0 S: 5	H: 2 LOB: 0 BB: 0 P: 5	R: 0 E: 0 K: 0 S: 3	H: 0 LOB: 0 BB: 0 P: 3	R: 0 E: 0 K: 0 S: 2	H: 0 LOB: 1 BB: 1 P: 6	R: 0 E: 0 K: 0 S: 3	H: 0 LOB: 0 BB: 0 P: 7	R: 0 E: 0 K: 1 S: 5	H: 0 LOB: 0 BB: 0 P: 5	R: 0 E: 0 K: 0 S: 3	H: 0 LOB: 0 BB: 0 P: 3	R: 0 E: 0 K: 1 S: 6	H: 1 LOB: 1 BB: 0 P: 6	R: 1 E: 0 K: 0 S: 5	H: 2 LOB: 1 BB: 0 P: 5		R: 0 E: 0 K: 0 S: 3	H: 0 LOB: 1 BB: 1 P: 7	1B: 2 2B: 2 3B: 0 HR: 1	SF: 1 SAC: 0 DP: 1 HBP: 0	WP: 0 PB: 0 SB: 0 CS: 0	PA: 34				
<b>PITCHER</b>	IP	WLS	BF	H	R	ER	SO	BB	IBB	HBP	BLK	WP	HR	S	P	ERA	WHIP										
<b>Blue Moon Odom, R</b> ERA: 2.28 (1, 1)	7.0	W	26	4	3	3	2	2	0	0	0	0	1	28	36	3.86	0.857										
<b>Darold Knowles, L</b> ERA: 1.47 (8, 1)	2.0	S	8	1	0	0	0	1	0	0	0	0	0	7	11	0.00	1.000										

AB 35  
R 6  
H 8  
RBI 6  
BB 1  
SO 2  
LOB 9





Batter	1	2	3	4	5	6	7	8	9	AB	R	H	RBI	BB	SO	LOB	TOP				
<b>Bert Campaneris, R</b> OBP: 0.277, SLG: 0.344	4-0 FC6-4 BB		0-0 F8			0-0 L3		0-0 F6	0-0 L6-3	4	0	0	0	1	0	2					
<b>Angel Mangual, R</b> OBP: 0.294, SLG: 0.362	0-0 FC6-4 1-2f		0-3 K			0-0 F8		0-0 F8		4	0	0	0	0	1	2					
<b>Joe Rudi, R</b> OBP: 0.354, SLG: 0.516	0-0 F7			0-0 L5-3			0-0 F8		4-0 1B 2B BB	3	1	0	0	1	0	1					
<b>Mike Epstein, L</b> OBP: 0.375, SLG: 0.500	0-0 F8			0-3 K			0-0 1B E 1B		0-0 1-2 2B 1B	4	2	2	0	0	1	1					
<b>Sal Bando, R</b> OBP: 0.334, SLG: 0.382		0-0 L3-1		0-0 F7			0-0 F2		0-0 L3	4	0	0	0	0	0	3					
<b>George Hendrick, R</b> OBP: 0.187, SLG: 0.294		0-0 L6-3			0-3 K		0-0 E4 1B 1-2		0-0 1-2 2-3 2B 1B	4	1	1	0	0	1	1					
<b>Dick Green, R</b> OBP: 0.353, SLG: 0.367										0	0	0	0	0	0	0					
<b>Don Mincher, L</b> OBP: 0.361, SLG: 0.342										1	0	0	0	0	0	0					
<b>Ted Kubiak, S</b> OBP: 0.286, SLG: 0.236										3	1	2	4	0	0	0					
<b>Dave Duncan, R</b> OBP: 0.293, SLG: 0.404			0-3 K			0-0 F5		0-3 K	0-3 K2-3	4	0	0	0	0	3	3					
<b>Ken Hegeman, R</b> OBP: 0.288, SLG: 0.382										0	0	0	0	0	0	0					
<b>Joe Horlen, R</b> OBP: 0.287, SLG: 0.429										0	0	0	0	0	0	0					
<b>Gene Linder, R</b> OBP: 0.287, SLG: 0.429										0	0	0	0	0	0	0					
<b>Bill Voss, L</b> OBP: 0.287, SLG: 0.429										0	0	0	0	0	0	0					
<b>Dave Hamilton, L</b> OBP: 0.287, SLG: 0.429										0	0	0	0	0	0	0					
<b>Mike Mincher, L</b> OBP: 0.287, SLG: 0.429										0	0	0	0	0	0	0					
<b>Gary Waslewski, R</b> OBP: 0.287, SLG: 0.429										0	0	0	0	0	0	0					
<b>Ken Coleman, R</b> OBP: 0.287, SLG: 0.429										0	0	0	0	0	0	0					
<b>Ken Coleman, R</b> OBP: 0.287, SLG: 0.429										0	0	0	0	0	0	0					
<b>Inning Stats</b>	R: 0 E: 0 K: 0 S: 3	H: 0 LOB: 1 BB: 1 P: 7	R: 0 E: 0 K: 0 S: 3	H: 0 LOB: 0 BB: 0 P: 3	R: 0 E: 0 K: 2 S: 8	H: 1 LOB: 1 BB: 0 P: 8	R: 0 E: 0 K: 1 S: 5	H: 0 LOB: 0 BB: 0 P: 5	R: 0 E: 0 K: 1 S: 5	H: 0 LOB: 0 BB: 0 P: 5	R: 0 E: 0 K: 0 S: 3	H: 0 LOB: 0 BB: 0 P: 3	R: 1 E: 1 K: 1 S: 8	H: 2 LOB: 2 BB: 0 P: 8	R: 0 E: 0 K: 1 S: 5	H: 0 LOB: 0 BB: 0 P: 5	R: 4 E: 0 K: 1 S: 9	H: 4 LOB: 1 BB: 1 P: 13	1B: 5 2B: 2 3B: 0 HR: 0	SF: 0 SAC: 0 DP: 0 HBP: 0	WP: 0 PA: 37 PB: 0 SB: 0 CS: 0
<b>PITCHER</b>	IP	WLS	BF	H	R	ER	SO	BB	IBB	HBP	BLK	WP	HR	S	P	ERA	WHIP				
<b>Joe Coleman, R</b> ERA: 2.63	8.2	W	36	7	5	4	7	2	0	0	0	0	0	48	56	4.15	1.038				
<b>Chuck Seelbach, R</b> ERA: 3.39	0.1	S	1	0	0	0	0	0	0	0	0	0	0	1	1	0.00	0.000				

Oakland Athletics @ Detroit Tigers  
Tiger Stadium, Detroit, MI  
Wed Aug 23 1972, 7:05 PM EDT  
Att: 26,618 - Unknown

AB 35  
R 5  
H 7  
RBI 5  
BB 2  
SO 7  
LOB 13



Batter	1	2	3	4	5	6	7	8	9	AB	R	H	RBI	BB	SO	LOB	BOTTOM				
<b>Tony Taylor, R</b> OBP: 0.346, SLG: 0.403	0-0 F8	0-0 1B FC5 HR 1B		0-0 1-3		0-3 K		0-0 1B		5	1	2	2	0	1	2					
<b>Aurelio Rodriguez, R</b> OBP: 0.270, SLG: 0.349	0-0 G3	0-0 FC5 1B HR		0-0 5-3			0-0 L6	0-0 1-3		5	1	0	0	0	0	3					
<b>Al Kaline, R</b> OBP: 0.364, SLG: 0.440	4-0 BB	0-0 1-2 2-3 HR 1B			0-3 K		0-0 2B 1B			3	1	2	0	1	1	0					
<b>Bill Freehan, R</b> OBP: 0.352, SLG: 0.396	0-0 F6	0-0 HR			0-0 F2		0-0 1-3 2B			4	1	2	4	0	0	1					
<b>Willie Horton, R</b> OBP: 0.293, SLG: 0.394		0-0 1B L9			0-0 6-3		0-3 K			4	1	1	0	0	1	2					
<b>Mickey Stanley, R</b> OBP: 0.287, SLG: 0.429		0-0 BB 1B 1B	0-0 4-3			0-0 E5 SH5-3 1B	4-0 1B IBB			3	1	1	0	1	0	0					
<b>Ike Brown, R</b> OBP: 0.379, SLG: 0.392		0-3 K	0-3 K			0-3 K	0-0 F4			4	0	0	0	0	3	6					
<b>Ed Brinkman, R</b> OBP: 0.248, SLG: 0.277		0-0 BB 1B 1B	0-0 6-3			0-0 SH5-3 1B		0-0 F8		4	1	2	1	0	0	0					
<b>Joe Coleman, R</b> OBP: 0.156, SLG: 0.100		4-0 FC5 1B BB		0-3 K		0-0 SH5-3 1B		0-3 K		2	0	0	0	1	2	0					
<b>Chuck Seelbach, R</b> OBP: 0.368, SLG: 0.333						1-2 2-3				0	0	0	0	0	0	0					
<b>Inning Stats</b>	R: 0 E: 0 K: 0 S: 3	H: 6 LOB: 0 BB: 1 P: 15	R: 7 E: 0 K: 1 S: 11	H: 6 LOB: 0 BB: 1 P: 15	R: 0 E: 0 K: 1 S: 5	H: 0 LOB: 0 BB: 0 P: 5	R: 0 E: 0 K: 1 S: 5	H: 0 LOB: 0 BB: 0 P: 5	R: 0 E: 1 K: 2 S: 9	H: 1 LOB: 2 BB: 0 P: 9	R: 0 E: 0 K: 1 S: 7	H: 2 LOB: 3 BB: 1 P: 11	R: 0 E: 0 K: 1 S: 6	H: 1 LOB: 1 BB: 0 P: 6	1B: 8 2B: 1 3B: 0 HR: 1	SF: 0 SAC: 1 DP: 0 HBP: 0	WP: 0 PA: 38 PB: 0 SB: 0 CS: 0				
<b>PITCHER</b>	IP	WLS	BF	H	R	ER	SO	BB	IBB	HBP	BLK	WP	HR	S	P	ERA	WHIP				
<b>Ken Holtzman, L</b> ERA: 2.77	1.1	L	10	4	5	5	1	2	0	0	0	0	0	10	18	33.75	4.500				
<b>Joe Horlen, R</b> ERA: 2.67	0.2		4	2	2	2	0	0	0	0	0	0	1	4	4	27.00	3.000				
<b>Bob Locker, R</b> ERA: 2.52	3.0		9	0	0	0	3	0	0	0	0	0	0	15	15	0.00	0.000				
<b>Dave Hamilton, L</b> ERA: 3.04	2.0		11	3	0	0	3	0	1	0	0	0	0	16	20	0.00	1.500				
<b>Gary Waslewski, R</b> ERA: 1.84	1.0		4	1	0	0	1	0	0	0	0	0	0	6	6	0.00	1.000				

Oakland Athletics @ Detroit Tigers  
Tiger Stadium, Detroit, MI  
Wed Aug 23 1972, 7:05 PM EDT  
Att: 26,618 - Unknown

AB 34  
R 7  
H 10  
RBI 7  
BB 3  
SO 8  
LOB 14





Batter	1	2	3	4	5	6	7	8	9	10	11	AB	R	H	RBI	BB	SO	LOB
Dick McAuliffe, L OBP: 0.353, SLG: 0.346 Tony Taylor, R OBP: 0.344, SLG: 0.401	4-3		3-1				F8		E3		F7	5	0	1	0	0	0	0
Aurelio Rodriguez, R OBP: 0.271, SLG: 0.355	BB		F7				F7		F8		FC5-4	6	1	2	2	0	0	2
Jim Northrup, L OBP: 0.327, SLG: 0.374	BB						L7				L6	5	2	2	0	1	1	2
Norm Cash, L OBP: 0.322, SLG: 0.476 Al Kaline, R OBP: 0.367, SLG: 0.443	BB						L8					4	1	2	1	0	1	3
Willie Horton, R OBP: 0.292, SLG: 0.390	6-3											1	0	1	0	0	0	0
Duke Sims, L OBP: 0.316, SLG: 0.304 Bill Freehan, R OBP: 0.351, SLG: 0.395		F7		1-5-3			K				F7	4	0	1	1	0	1	0
Mickey Stanley, R OBP: 0.288, SLG: 0.429							F8				F6	5	0	2	0	0	0	3
Ed Brinkman, R OBP: 0.252, SLG: 0.276												2	0	0	0	3	1	2
Mickey Lolich, R OBP: 0.288, SLG: 0.429 John Hiller, L OBP: 0.288, SLG: 0.429 Chris Zachary, R OBP: 0.288, SLG: 0.429 John Hiller, R OBP: 0.288, SLG: 0.429 Chris Seelbach, R OBP: 0.288, SLG: 0.429 Fred Scherman, L OBP: 0.288, SLG: 0.429 Lerrin LaGrew, R OBP: 0.288, SLG: 0.429	G4-6-3						K				1-3	2	0	0	0	0	1	4


**TOP**

**Detroit Tigers @ Minnesota Twins**  
Metropolitan Stadium, Bloomington, MI

Sat Aug 26 1972, 4:33 AM EDT  
Att. 36,090 - Unknown - 61 F

livebaseballscores.com

AB 44  
R 5  
H 12  
RBI 5  
BB 4  
SO 6  
LOB 22



Inning Stats	R	H	E	K	S	P	IP	WLS	BF	H	R	ER	SO	BB	IBB	HBP	BLK	WP	HR	S	P	ERA	WHIP
	0	1	0	1	6	10	8.2	1.1	5	1	0	0	0	0	0	0	0	0	0	5	5	0.00	0.750

PITCHER	IP	WLS	BF	H	R	ER	SO	BB	IBB	HBP	BLK	WP	HR	S	P	ERA	WHIP
Bert Blyleven, R ERA: 3.17	8.2	1.1	5	1	0	0	0	0	0	0	0	0	0	5	5	0.00	0.750
Dave LaRoche, L ERA: 2.7	1.0	L	5	1	2	2	1	1	0	0	0	0	1	6	10	18.00	2.000

Batter	1	2	3	4	5	6	7	8	9	10	11	AB	R	H	RBI	BB	SO	LOB
Cesar Tovar, R OBP: 0.322, SLG: 0.317	BB		F9					F7				4	1	2	0	1	0	0
Rod Carew, L OBP: 0.375, SLG: 0.383	5-3		6-3					L7				3	0	0	0	2	0	2
Steve Braun, L OBP: 0.352, SLG: 0.364	K							K				5	0	0	0	0	2	5
Bobby Darwin, R OBP: 0.324, SLG: 0.444	K							K				5	1	1	2	0	2	3
Danny Thompson, R OBP: 0.333, SLG: 0.376								F3				4	0	2	0	1	1	0
Rich Reese, L OBP: 0.318, SLG: 0.381								F3				3	0	0	0	2	1	1
Steve Brye, R OBP: 0.263, SLG: 0.285 Jim Nettles, L OBP: 0.328, SLG: 0.298 Harmon Killebrew, R OBP: 0.373, SLG: 0.459 Eric Soderholm, R OBP: 0.241, SLG: 0.341								6-3				3	0	0	0	0	0	1
Glenn Borgmann, R OBP: 0.358, SLG: 0.369												4	1	1	1	1	1	5
Bert Blyleven, R OBP: 0.176, SLG: 0.179 Dave LaRoche, L OBP: 0.333, SLG: 0.143 Dan Monzon, R OBP: 0.310, SLG: 0.259 Jim Strickland, L OBP: 0.500, SLG: 0.333			6-3					L8				3	0	0	0	0	1	1


**BOTTOM**

**Detroit Tigers @ Minnesota Twins**  
Metropolitan Stadium, Bloomington, MI

Sat Aug 26 1972, 4:33 AM EDT  
Att. 36,090 - Unknown - 61 F

livebaseballscores.com

AB 37  
R 3  
H 6  
RBI 3  
BB 7  
SO 8  
LOB 22



Inning Stats	R	H	E	K	S	P	IP	WLS	BF	H	R	ER	SO	BB	IBB	HBP	BLK	WP	HR	S	P	ERA	WHIP
	0	1	0	1	6	11	6.0	1.1	6	3	0	0	0	2	0	0	0	0	0	0	2	0.00	3.000

PITCHER	IP	WLS	BF	H	R	ER	SO	BB	IBB	HBP	BLK	WP	HR	S	P	ERA	WHIP
Mickey Lolich, L ERA: 2.59	6.0	1.1	6	3	0	0	1	2	0	0	0	0	0	0	0	0.00	1.500
Chris Zachary, R ERA: 1.19	7.1	0.2	1	0	0	0	0	0	0	0	0	0	0	1	1	0.00	0.000
John Hiller, L ERA: 2.25	8.1	0.1	3	1	0	0	0	1	0	0	0	0	0	2	6	0.00	6.000
Chuck Seelbach, R ERA: 3.38	9.1	1.1	6	1	0	0	0	0	1	0	0	0	0	5	9	0.00	0.750
Fred Scherman, L ERA: 3.32	9.1	1.1	6	1	0	0	0	0	1	0	0	0	0	5	9	0.00	0.750

**PA: 44**

WP: 0  
PB: 0  
SB: 0  
CS: 1

SF: 0  
SAC: 0  
DP: 1  
HBP: 0

1B: 2  
2B: 1  
3B: 1  
HR: 2



Batter	1	2	3	4	5	6	7	8	9	10	11	AB	R	H	RBI	BB	SO	LOB	TOP								
Dick McAuliffe, L OBP: 0.352, SLG: 0.342 Tony Taylor, R OBP: 0.347, SLG: 0.401 Ike Brown, R OBP: 0.379, SLG: 0.392	(1, 4) BB 4-0 BB		(1, 4) F7		(1, 4) F8			(1, 4) F8		(1, 4) HBP		3	0	0	0	1	0	0									
Aurelio Rodriguez, R OBP: 0.268, SLG: 0.351	(1, 5) F9			(1, 5) 5-3	(1, 5) K			(1, 5) K		(1, 5) F3		5	0	0	0	0	2	2									
Jim Northrup, L OBP: 0.331, SLG: 0.377	(1, 9) K				(1, 9) BB 1B			(1, 9) G6-4-3 1B		(1, 9) K		5	1	3	0	0	2	2									
Norm Cash, L OBP: 0.325, SLG: 0.476 Al Kaline, R OBP: 0.368, SLG: 0.444	(1, 3) G3 (8, PH) (8, 3)				(1, 3) 1B BB			(1, 3) G6-4-3 1B		(1, 3) L7		2	1	1	0	1	0	1									
Willie Horton, R OBP: 0.290, SLG: 0.396		(1, 7) K		(1, 7) L7				(1, 7) G6-4-3 1-2 2-3		(1, 7) F8		5	1	1	2	0	1	4									
Duke Sims, L OBP: 0.316, SLG: 0.304 Bill Freehan, R OBP: 0.352, SLG: 0.396	(1, 2) K (9, PH) (9, 2)				(1, 2) 1B 2H			(1, 2) K		(1, 2) 2B E 1B		3	0	1	1	0	2	1									
Mickey Stanley, R OBP: 0.290, SLG: 0.431	(1, 8) K				(1, 8) 1B			(1, 8) 6-3		(1, 8) E6 1H L3-5 2B		5	0	2	1	0	1	0									
Ed Brinkman, R OBP: 0.249, SLG: 0.272	(1, 6) F8			(1, 6) F8				(1, 6) 5-3		(1, 6) L3-5 3H		5	0	0	0	0	0	3									
Woodie Fryman, R OBP: 0.132, SLG: 0.157 Chuck Seelbach, R OBP: 0.350, SLG: 0.313 Fred Scherman, L OBP: 0.150, SLG: 0.105	(1, 1) 4-3 (7, 1) (10, 1)			(1, 1) 1-3				(1, 1) 1-3		(1, 1) F6		3	0	0	0	0	0	0									
<b>Inning Stats</b>	R: 0 E: 0 K: 1 S: 5	H: 0 LOB: 1 BB: 1 P: 9	R: 0 E: 0 K: 3 S: 9	H: 0 LOB: 0 BB: 0 P: 9	R: 0 E: 0 K: 0 S: 3	H: 0 LOB: 0 BB: 0 P: 3	R: 2 E: 0 K: 0 S: 6	H: 3 LOB: 2 BB: 1 P: 10	R: 0 E: 0 K: 1 S: 5	H: 0 LOB: 0 BB: 0 P: 5	R: 0 E: 0 K: 0 S: 3	H: 2 LOB: 1 BB: 0 P: 6	R: 0 E: 0 K: 0 S: 6	H: 1 LOB: 1 BB: 0 P: 6	R: 1 E: 1 K: 0 S: 4	H: 2 LOB: 0 BB: 0 P: 4	R: 0 E: 0 K: 1 S: 5	H: 0 LOB: 1 BB: 0 P: 6	R: 2 E: 0 K: 0 S: 5	H: 2 LOB: 0 BB: 0 P: 5	1B: 8 2B: 2 3B: 0 HR: 1	SF: 0 SAC: 0 DP: 2 HBP: 1	WP: 0 PB: 0 SB: 0 CS: 0	PA: 44			
<b>PITCHER</b>	IP 7.2	WLS 2.1	BF 9	H 2	R 1	ER 0	SO 1	BB 0	IBB 0	HBP 1	BLK 0	WP 0	HR 0	S 10	P 11	ERA 0.00	WHIP 0.857										
Dave Goltz, R ERA: 1.97	(1, 1)																										
Dave LaRoche, L ERA: 2.61	(8, 1)																										
Wayne Granger, R ERA: 3.51	(11, 1)	L	5	2	2	2	0	0	0	0	0	0	1	5	5	18.00	2.000										

Detroit Tigers @ Minnesota Twins  
Metropolitan Stadium, Bloomington, MI  
Sun Aug 27 1972, 4:33 AM EDT  
Unknown - 76 F


AB 41  
R 5  
H 10  
RBI 4  
BB 2  
SO 8  
LOB 14



Batter	1	2	3	4	5	6	7	8	9	10	11	AB	R	H	RBI	BB	SO	LOB	BOTTOM							
Cesar Tovar, R OBP: 0.324, SLG: 0.320	(1, 7) 1B 4-3 1B		(1, 7) SH CS 1B	(1, 7) 1B 1-2 2H		(1, 7) 6-3		(1, 7) L4-3 1-2		(1, 7) F4		6	1	3	1	0	0	4								
Rod Carew, L OBP: 0.379, SLG: 0.384	(1, 4) 4-3 1-2 1B		(1, 4) SH BB 1B	(1, 4) 1B 1-2 2-3		(1, 4) K		(1, 4) S IBB		(1, 4) FC5 2-3f		4	0	2	0	1	1	2								
Eric Soderholm, R OBP: 0.243, SLG: 0.341	(1, 5) 4-3 1-2 2-3 1B		(1, 5) K	(1, 5) F8		(1, 5) 2B 1B		(1, 5) K			(1, 5) K		6	1	2	0	0	3	7							
Bobby Darwin, R OBP: 0.324, SLG: 0.443	(1, 9) F4		(1, 9) 4-0 1-2 BB	(1, 9) 5-3		(1, 9) 5-3		(1, 9) E 1H 2B		(1, 9) F8		5	0	1	1	1	1	3								
Danny Thompson, R OBP: 0.331, SLG: 0.374	(1, 6) 4-3 1-2 2-3 3-4 1B		(1, 6) F8	(1, 6) G3 1B		(1, 6) F6		(1, 6) F6		(1, 6) L5-3		6	0	1	1	0	0	5								
Rich Reese, L OBP: 0.320, SLG: 0.377	(1, 3) G3			(1, 3) FC1-5 1B	(1, 3) G3		(1, 3) G1-6-3 IBB		(1, 3) K			4	0	1	0	1	1	3								
Sieve Brye, R OBP: 0.268, SLG: 0.266 Jim Nettles, L OBP: 0.331, SLG: 0.298	(1, 8) F8 (10, PH) (11, 8)			(1, 8) FC1-5 1B	(1, 8) IBB		(1, 8) G1-6-3 1-2f		(1, 8) FC5 SH BB		(1, 8) SH BB		3	1	1	0	1	0	2							
Glenn Borgmann, R OBP: 0.354, SLG: 0.358 Dan Monzon, R OBP: 0.310, SLG: 0.259 Phil Roof, R OBP: 0.233, SLG: 0.352 Rick Renick, R OBP: 0.262, SLG: 0.268 George Mitterwald, R OBP: 0.217, SLG: 0.213	(1, 2) 6-3 (8, PR) (9, 2) (10, PR) (11, 2)			(1, 2) F9	(1, 2) F8			(1, 2) SH BB		(1, 2) SH		3	0	0	0	1	0	4								
Dave Goltz, R OBP: 0.118 Dave LaRoche, L OBP: 0.333, SLG: 0.143 Steve Braun, L OBP: 0.351, SLG: 0.363 Wayne Granger, R OBP: 0.286, SLG: 0.429	(1, 1) K (8, 1) (10, PH) (11, 1)			(1, 1) FC1-5 1B 1B		(1, 1) F9		(1, 1) SH L4-3		(1, 1) K		3	0	0	0	0	1	2								
<b>Inning Stats</b>	R: 1 E: 0 K: 0 S: 6	H: 3 LOB: 2 BB: 0 P: 6	R: 0 E: 0 K: 1 S: 5	H: 0 LOB: 0 BB: 0 P: 5	R: 0 E: 1 K: 1 S: 6	H: 1 LOB: 2 BB: 1 P: 10	R: 1 E: 0 K: 0 S: 7	H: 4 LOB: 3 BB: 0 P: 7	R: 0 E: 0 K: 0 S: 4	H: 2 LOB: 1 BB: 1 P: 8	R: 0 E: 1 K: 1 S: 5	H: 0 LOB: 3 BB: 2 P: 13	R: 0 E: 0 K: 1 S: 5	H: 0 LOB: 0 BB: 0 P: 5	R: 0 E: 1 K: 2 S: 7	H: 0 LOB: 2 BB: 1 P: 10	R: 0 E: 0 K: 2 S: 7	H: 0 LOB: 0 BB: 0 P: 7	1B: 10 2B: 2 3B: 0 HR: 0	SF: 0 SAC: 3 DP: 2 HBP: 0	WP: 0 PB: 0 SB: 3 CS: 1	PA: 50				
<b>PITCHER</b>	IP 6.0	WLS 3.0	BF 13	H 11	R 3	ER 0	SO 2	BB 1	IBB 1	HBP 0	BLK 0	WP 0	HR 0	S 35	P 43	ERA 4.50	WHIP 2.000									
Woodie Fryman, L ERA: 3.64	(1, 1)																									
Chuck Seelbach, R ERA: 3.26	(7, 1)																									
Fred Scherman, L ERA: 3.24	(10, 1)	W	6	0	0	0	3	0	0	0	0	0	0	12	12	0.00	0.000									

Detroit Tigers @ Minnesota Twins  
Metropolitan Stadium, Bloomington, MI  
Sun Aug 27 1972, 4:33 AM EDT  
Unknown - 76 F

AB 41  
R 3  
H 11  
RBI 3  
BB 6  
SO 8  
LOB 34






Batter	1	2	3	4	5	6	7	8	9	10	11	AB	R	H	RBI	BB	SO	LOB	TOP			
Dick McAuliffe, L OBP: 0.347, SLG: 0.337 (1, 4)	F6		F7			4-3			F6		K	5	0	0	0	0	1	1				
Aurelio Rodriguez, R OBP: 0.267, SLG: 0.356 (1, 5)	F8			F8		F2			4-3		HR	5	1	1	1	0	0	0				
Jim Northrup, L OBP: 0.329, SLG: 0.373 (1, 9)	6-3			F7			F9		1B BB		F5	4	0	0	0	1	0	0				
Bill Freehan, R OBP: 0.355, SLG: 0.397 (1, 2)		F8			BB		G3				1B 1B	4	0	2	0	1	0	0				
Norm Cash, L OBP: 0.323, SLG: 0.472 (1, 3)		G3			F7		G3				1B	5	0	1	0	0	0	3				
Willie Horton, R OBP: 0.295, SLG: 0.391 (1, 7)		F6				K					F9	5	0	0	0	0	1	2				
Mickey Stanley, R OBP: 0.295, SLG: 0.435 (1, 8)				G3 SH5-3 1B			G5-4-3 1B				6-3	4	0	3	0	0	0	0				
Ed Brinkman, R OBP: 0.252, SLG: 0.273 (1, 6)				SH5-3 1-2			G5-4-3 1-2					2	0	1	0	1	0	1				
Joe Coleman, R OBP: 0.147, SLG: 0.094 (1, 1)				G3 2-3			3-1				G4-3 1-2	4	0	0	0	0	1	4				
<b>Inning Stats</b>	R: 0 E: 0 K: 0 S: 3	H: 0 LOB: 0 BB: 0 P: 3	R: 0 E: 0 K: 0 S: 3	H: 0 LOB: 0 BB: 0 P: 3	R: 0 E: 0 K: 0 S: 4	H: 1 LOB: 1 BB: 0 P: 4	R: 0 E: 0 K: 0 S: 3	H: 0 LOB: 1 BB: 1 P: 7	R: 0 E: 0 K: 1 S: 5	H: 1 LOB: 0 BB: 0 P: 5	R: 0 E: 0 K: 0 S: 3	H: 1 LOB: 1 BB: 1 P: 7	R: 0 E: 0 K: 0 S: 4	H: 1 LOB: 1 BB: 1 P: 8	R: 0 E: 0 K: 1 S: 6	H: 1 LOB: 0 BB: 0 P: 6	R: 1 E: 0 K: 1 S: 8	H: 3 LOB: 2 BB: 0 P: 8	1B: 7 2B: 0 3B: 0 HR: 1	SF: 0 SAC: 1 DP: 2 HBP: 0	WP: 0 PB: 0 SB: 0 CS: 0	PA: 42
<b>PITCHER</b>	IP 10.0	WLS 6	BF 36	H 5	R 0	ER 0	SO 2	BB 3	IBB 0	HBP 0	BLK 0	WP 0	HR 0	S 37	P 49	ERA 0.00	WHIP 0.800					
Ray Corbin, R ERA: 2.24	(1, 1)																					
Dave LaRoche, L ERA: 2.7	(11, 1)	1.0	L	6	3	1	1	1	0	0	0	0	0	1	8	8	9.00	3.000				

Detroit Tigers @ Minnesota Twins  
Metropolitan Stadium, Bloomington, MI  
Sun Aug 27 1972, 4:38 AM EDT  
Att: 24,962 - Unknown


AB	38
R	1
H	8
RBI	1
BB	3
SO	3
LOB	11



Batter	1	2	3	4	5	6	7	8	9	10	11	AB	R	H	RBI	BB	SO	LOB	BOTTOM					
Cesar Tovar, R OBP: 0.323, SLG: 0.318 (1, 7)	L4		1-3			S 1B			L4		5-3	5	0	1	0	0	0	1						
Rod Carew, L OBP: 0.376, SLG: 0.380 (1, 4)	F7			G3		K			G5-4-3 BB		6-3	4	0	0	0	1	1	1						
Steve Braun, L OBP: 0.352, SLG: 0.361 (1, 5)	4-3			G6-4-3 BB		1-3			K			4	0	1	0	1	1	2						
Bobby Darwin, R OBP: 0.321, SLG: 0.439 (1, 9)		5-3		G6-4-3 1-2		K			G5-4-3 1-2			4	0	0	0	0	1	2						
Rich Reese, L OBP: 0.319, SLG: 0.370 (1, 3)		F9			FC6-4 BB		F3				K	3	0	0	0	1	1	0						
Danny Thompson, R OBP: 0.333, SLG: 0.377 (1, 6)		F7			FC6-4 1-2						2B	4	0	2	0	0	0	1						
Jim Nettles, L OBP: 0.335, SLG: 0.294 (1, 8)				FC3-6 BB		F7			F5			2	0	0	0	2	0	2						
Glenn Borgmann, R OBP: 0.344, SLG: 0.345 (1, 2)				F7		F6			1-3		F8	4	0	0	0	0	0	4						
Ray Corbin, R OBP: 0.146, SLG: 0.128 Harmon Killebrew, R OBP: 0.373, SLG: 0.457 Dave LaRoche, L OBP: 0.333, SLG: 0.143 (1, 1) (10, PH) (11, 1)				FC3-6 1-2		K			K		K	3	0	0	0	0	2	1						
<b>Inning Stats</b>	R: 0 E: 0 K: 0 S: 3	H: 0 LOB: 0 BB: 0 P: 3	R: 0 E: 0 K: 0 S: 3	H: 0 LOB: 0 BB: 0 P: 3	R: 0 E: 0 K: 0 S: 3	H: 0 LOB: 1 BB: 1 P: 7	R: 0 E: 0 K: 0 S: 2	H: 0 LOB: 0 BB: 1 P: 6	R: 0 E: 0 K: 0 S: 3	H: 1 LOB: 1 BB: 1 P: 7	R: 0 E: 0 K: 2 S: 8	H: 1 LOB: 1 BB: 0 P: 8	R: 0 E: 0 K: 1 S: 5	H: 0 LOB: 0 BB: 0 P: 5	R: 0 E: 0 K: 2 S: 4	H: 0 LOB: 0 BB: 1 P: 8	R: 0 E: 0 K: 2 S: 8	H: 1 LOB: 2 BB: 1 P: 12	R: 0 E: 0 K: 0 S: 3	H: 1 LOB: 1 BB: 0 P: 3	1B: 3 2B: 1 3B: 0 HR: 0	SF: 0 SAC: 0 DP: 2 HBP: 0	WP: 0 PB: 0 SB: 1 CS: 0	PA: 39
<b>PITCHER</b>	IP 11.0	WLS W	BF 39	H 4	R 0	ER 0	SO 7	BB 5	IBB 0	HBP 0	BLK 0	WP 0	HR 0	S 48	P 68	ERA 0.00	WHIP 0.818							
Joe Coleman, R ERA: 2.5	(1, 1)																							

Detroit Tigers @ Minnesota Twins  
Metropolitan Stadium, Bloomington, MI  
Sun Aug 27 1972, 4:38 AM EDT  
Att: 24,962 - Unknown

AB	34
R	0
H	4
RBI	0
BB	5
SO	7
LOB	16





Batter	1	2	3	4	5	6	7	8	9	AB	R	H	RBI	BB	SO	LOB	TOP			
Tony Taylor, R OBP: 0.340, SLG: 0.392 (1,4)	0-0 6-3		0-3 K			0-3 K		0-0 F6		4	0	0	0	0	2	0				
Aurelio Rodriguez, R OBP: 0.265, SLG: 0.353 (1,5)	0-3 K			0-3 K		0-3 K		0-3 K		4	0	0	0	0	4	0				
Al Kaline, R OBP: 0.361, SLG: 0.435 (1,3)	0-0 L8			0-0 L5		0-0 L6-3			0-0 L3-1	4	0	0	0	0	0	0				
Bill Freehan, R OBP: 0.359, SLG: 0.417 (1,2)		0-0 3B		0-0 1B			0-0 6-3		0-0 HR	4	1	3	1	0	0	0				
Willie Horton, R OBP: 0.281, SLG: 0.385 (1,9)	0-0 L6			0-3 K			0-0 F9		0-0 L6	4	0	0	0	0	1	2				
Mickey Stanley, R OBP: 0.294, SLG: 0.431 (1,8)	0-3 K				0-0 F4		4-0 BB		0-0 F9	3	0	0	0	1	1	1				
Ike Brown, R OBP: 0.378, SLG: 0.382 (1,7)	0-3 K				0-0 F9		4-0 BB			2	0	0	0	1	1	1				
Ed Brinkman, R OBP: 0.252, SLG: 0.274 (1,6)			0-0 L6		0-0 FC6-4		0-0 F7			3	0	1	0	0	0	2				
Mickey Lolich, S OBP: 0.236, SLG: 0.081 (1,1)	0-0 6-3				0-0 FC6-4			0-0 F3		3	0	0	0	0	0	1				
<b>Inning Stats</b>	R: 0 E: 0 K: 1 S: 5	H: 0 LOB: 0 BB: 0 P: 5	R: 0 E: 0 K: 2 S: 8	H: 1 LOB: 1 BB: 0 P: 8	R: 0 E: 0 K: 1 S: 5	H: 0 LOB: 0 BB: 0 P: 5	R: 0 E: 0 K: 2 S: 8	H: 1 LOB: 1 BB: 0 P: 8	R: 0 E: 0 K: 0 S: 4	H: 0 LOB: 0 BB: 0 P: 4	R: 0 E: 0 K: 0 S: 3	H: 0 LOB: 2 BB: 2 P: 11	R: 0 E: 0 K: 1 S: 5	H: 0 LOB: 0 BB: 0 P: 5	R: 1 E: 0 K: 0 S: 4	H: 1 LOB: 0 BB: 0 P: 4	1B: 2 2B: 0 3B: 1 HR: 1	SF: 0 SAC: 0 DP: 0 HBP: 0	WP: 0 PB: 0 SB: 0 CS: 0	PA: 33
<b>PITCHER</b> Rudy May, L ERA: 3.39 (1,1)	IP: 9.0 WLS: W BF: 33 H: 4 R: 1 ER: 1 SO: 9 BB: 2 IBB: 0 HBP: 0 BLK: 0 WP: 0 HR: 1 S: 49 P: 57 ERA: 1.00 WHIP: 0.667															<b>PITCHER</b>				

Detroit Tigers @ California Angels  
Anaheim Stadium, Anaheim, CA  
Tue Aug 29 1972, 10:05 PM EDT  
Att: 15,053 - Unknown

AB 31  
R 1  
H 4  
RBI 1  
BB 2  
SO 9  
LOB 7



Batter	1	2	3	4	5	6	7	8	9	AB	R	H	RBI	BB	SO	LOB	BOTTOM	
Sandy Alomar Sr., S OBP: 0.303, SLG: 0.302 (1,4)	0-0 SH1-3 SF8 2B		0-0 F7			0-0 L5-3		0-0 FC3-6		4	1	2	0	0	0	1		
Vada Pinson, L OBP: 0.325, SLG: 0.390 (1,7)	0-0 SH1-3 2-3		0-3 K			0-0 F7		0-0 FC3-6		3	1	0	0	0	1	2		
Ken McMullen, R OBP: 0.346, SLG: 0.391 (1,5)	4-0 FC5-4 BB		0-0 FC6-4			0-0 1B		0-0 1B		3	1	2	0	1	0	1		
Bob Oliver, R OBP: 0.317, SLG: 0.438 (1,3)	0-0 SF8			0-3 K		0-0 F7		0-0 1B		3	0	1	1	0	1	1		
Leroy Stanton, R OBP: 0.286, SLG: 0.402 (1,9)	0-0 FC5-4			0-0 F8			0-3 K	0-3 K		4	0	0	0	0	2	4		
Leo Cardenas, R OBP: 0.284, SLG: 0.303 (1,6)		0-0 L5-3		0-0 L6-3			0-0 2B	0-0 1B		4	0	2	2	0	0	0		
Ken Berry, R OBP: 0.352, SLG: 0.386 (1,8)		0-0 L4-3			0-0 L3		0-0 1B	0-0 F3		4	0	1	0	0	0	2		
Jeff Torborg, R OBP: 0.282, SLG: 0.236 (1,2)		0-3 K			0-0 L5			0-0 FC5-2		3	0	0	0	0	1	2		
Rudy May, L OBP: 0.174, SLG: 0.140 (1,1)			0-0 FC6-4		0-3 K		3-H 0-3 K			3	0	1	0	0	2	2		
<b>Inning Stats</b>	R: 1 E: 0 K: 0 S: 4	H: 1 LOB: 1 BB: 1 P: 8	R: 0 E: 0 K: 1 S: 5	H: 0 LOB: 0 BB: 0 P: 5	R: 0 E: 0 K: 1 S: 6	H: 1 LOB: 1 BB: 0 P: 6	R: 0 E: 0 K: 1 S: 5	H: 0 LOB: 0 BB: 0 P: 5	R: 0 E: 0 K: 0 S: 4	H: 1 LOB: 1 BB: 0 P: 4	R: 0 E: 0 K: 2 S: 9	H: 2 LOB: 2 BB: 0 P: 9	R: 2 E: 0 K: 1 S: 9	H: 4 LOB: 2 BB: 0 P: 9	1B: 7 2B: 2 3B: 0 HR: 0	SF: 1 SAC: 1 DP: 0 HBP: 0	WP: 0 PB: 0 SB: 0 CS: 0	PA: 34
<b>PITCHER</b> Mickey Lolich, L ERA: 2.62 (1,1)	IP: 8.0 WLS: L BF: 34 H: 9 R: 3 ER: 3 SO: 7 BB: 1 IBB: 0 HBP: 0 BLK: 0 WP: 0 HR: 0 S: 47 P: 51 ERA: 3.38 WHIP: 1.250															<b>PITCHER</b>		

Detroit Tigers @ California Angels  
Anaheim Stadium, Anaheim, CA  
Tue Aug 29 1972, 10:05 PM EDT  
Att: 15,053 - Unknown

AB 31  
R 3  
H 9  
RBI 3  
BB 1  
SO 7  
LOB 15






Batter	1	2	3	4	5	6	7	8	9	AB	R	H	RBI	BB	SO	LOB	TOP										
Dick McAuliffe, L (1,4) OBP: 0.346, SLG: 0.335	0-0 4-3			0-3 K		0-0 1B		0-3 K		4	0	1	0	0	2	0											
Jim Northrup, L (1,8) OBP: 0.326, SLG: 0.371	0-3 K			0-0 4-3		0-0 1B			0-0 3-1	4	0	1	1	0	1	0											
Gates Brown, L (1,7) OBP: 0.305, SLG: 0.388	0-3 K			0-0 1-3		0-0 F8			0-0 6-3	4	0	0	0	0	1	2											
Norm Cash, L (1,3) OBP: 0.325, SLG: 0.471		4-0 BB			0-0 3-1				0-3 K	3	0	1	0	1	1	0											
Duke Sims, L (1,9) OBP: 0.312, SLG: 0.299	0-3 K				0-0 F6				0-0 FC4-6	3	0	0	0	0	1	2											
Tom Haller, L (1,2) OBP: 0.285, SLG: 0.336	0-0 G5-4-3				0-0 3-1				0-0 F8	3	0	0	0	0	0	2											
Aurelio Rodriguez, R (1,5) OBP: 0.264, SLG: 0.351			0-0 F8			0-3 K			0-0 FC5-4	3	0	0	0	0	1	1											
Ed Brinkman, R (1,6) OBP: 0.251, SLG: 0.272			0-0 6-3			0-3 K			0-0 F7	3	0	0	0	0	1	0											
Chuck Seelbach, R (1,1) OBP: 0.333, SLG: 0.294			0-3 K			0-0 E6			0-0 L8	1	0	0	0	0	1	0											
Willie Horton, R (6, PH) OBP: 0.281, SLG: 0.384						1B				1	1	0	0	0	0	0											
Tom Timmermann, R (6, PH) OBP: 0.208, SLG: 0.136										0	0	0	0	0	0	0											
Al Kaline, R (8, PH) OBP: 0.360, SLG: 0.433										1	0	0	0	0	0	0											
Bill Slayback, R (8,1) OBP: 0.190, SLG: 0.190										0	0	0	0	0	0	0											
<b>Inning Stats</b>	R: 0 E: 0 K: 2 S: 7	H: 0 LOB: 0 BB: 0 P: 7	R: 0 E: 0 K: 1 S: 4	H: 0 LOB: 0 BB: 1 P: 8	R: 0 E: 0 K: 1 S: 5	H: 0 LOB: 0 BB: 0 P: 5	R: 0 E: 0 K: 1 S: 5	H: 0 LOB: 0 BB: 0 P: 5	R: 0 E: 0 K: 0 S: 3	H: 0 LOB: 0 BB: 0 P: 3	R: 1 E: 1 K: 2 S: 10	H: 2 LOB: 2 BB: 0 P: 10	R: 0 E: 0 K: 0 S: 4	H: 1 LOB: 1 BB: 0 P: 4	R: 0 E: 0 K: 1 S: 5	H: 0 LOB: 0 BB: 0 P: 5	R: 0 E: 0 K: 1 S: 5	H: 0 LOB: 0 BB: 0 P: 5	1B: 3 2B: 0 3B: 0 HR: 0	SF: 0 SAC: 0 DP: 1 HBP: 0	WP: 0 PB: 0 SB: 0 CS: 0	PA: 31					
<b>PITCHER</b>	IP	WLS	BF	H	R	ER	SO	BB	IBB	HBP	BLK	WP	HR	S	P	ERA	WHIP										
Andy Messersmith, R (1,1) ERA: 2.91	9.0	W	31	3	1	0	9	1	0	0	0	0	0	48	52	0.00	0.444										

Detroit Tigers @ California Angels  
Anaheim Stadium, Anaheim, CA  
Wed Aug 30 1972, 10:05 PM EDT  
Att: 8,549 - Unknown


AB 30  
R 1  
H 3  
RBI 1  
BB 1  
SO 9  
LOB 7



Batter	1	2	3	4	5	6	7	8	9	AB	R	H	RBI	BB	SO	LOB	BOTTOM										
Sandy Alomar Sr, S (1,4) OBP: 0.304, SLG: 0.305	0-0 S	0-0 F4			0-0 1-3		0-0 2B			4	1	2	0	0	0	1											
Ken Berry, R (1,8) OBP: 0.354, SLG: 0.390	0-3 K		0-0 2B		0-0 1B		0-3 K			4	2	2	0	0	2	2											
Vada Pinson, L (1,9) OBP: 0.336, SLG: 0.397	0-0 E8		0-0 2B		0-0 E		4-0 IBB		0-0 G6-4-3	3	1	3	2	1	0	0											
Bob Oliver, R (1,3) OBP: 0.314, SLG: 0.434	0-3 K		0-0 FC4-5-6-4		0-0 E1		0-0 G6-4-3		0-0 FC6-4	4	0	0	1	0	1	5											
Ken McMullen, R (1,5) OBP: 0.345, SLG: 0.388	4-0 BB		0-3 K		0-0 FC6-4			0-3 K		3	0	0	0	1	2	2											
Leo Cardenas, R (1,6) OBP: 0.282, SLG: 0.300	0-3 K		0-0 F7		0-0 F8			0-0 F8		4	0	0	0	0	1	4											
Jim Spencer, L (1,7) OBP: 0.259, SLG: 0.263		0-0 F7		0-0 F9		0-0 4-3			0-0 1B	3	0	0	0	0	0	0											
Leroy Stanton, R (7,9) OBP: 0.288, SLG: 0.404										1	0	1	0	0	0	0											
Jeff Torborg, R (1,2) OBP: 0.275, SLG: 0.229		0-0 4-3		0-0 F7		0-3 K				3	0	0	0	0	1	0											
Andy Messersmith, R (1,1) OBP: 0.243, SLG: 0.257		4-0 BB		0-0 4-3		0-0 6-3				2	0	0	0	1	0	0											
<b>Inning Stats</b>	R: 1 E: 1 K: 3 S: 11	H: 2 LOB: 2 BB: 1 P: 15	R: 0 E: 0 K: 0 S: 3	H: 0 LOB: 1 BB: 1 P: 7	R: 1 E: 0 K: 1 S: 7	H: 2 LOB: 1 BB: 0 P: 7	R: 0 E: 0 K: 0 S: 3	H: 0 LOB: 0 BB: 0 P: 3	R: 2 E: 2 K: 0 S: 6	H: 2 LOB: 1 BB: 0 P: 6	R: 0 E: 0 K: 1 S: 5	H: 0 LOB: 0 BB: 0 P: 5	R: 0 E: 0 K: 1 S: 5	H: 1 LOB: 1 BB: 1 P: 9	R: 0 E: 0 K: 1 S: 5	H: 1 LOB: 1 BB: 0 P: 5	R: 0 E: 0 K: 1 S: 5	H: 1 LOB: 1 BB: 0 P: 5	1B: 5 2B: 3 3B: 0 HR: 0	SF: 0 SAC: 0 DP: 1 HBP: 0	WP: 0 PB: 0 SB: 1 CS: 0	PA: 34					
<b>PITCHER</b>	IP	WLS	BF	H	R	ER	SO	BB	IBB	HBP	BLK	WP	HR	S	P	ERA	WHIP										
Chuck Seelbach, R (1,1) ERA: 3.38	5.0	L	24	6	4	3	4	2	0	0	0	0	0	30	38	5.40	1.600										
Tom Timmermann, R (6,1) ERA: 2.86	2.0		7	1	0	0	2	0	1	0	0	0	0	10	14	0.00	0.500										
Bill Slayback, R (8,1) ERA: 2.86	1.0		3	1	0	0	1	0	0	0	0	0	0	5	5	0.00	1.000										

Detroit Tigers @ California Angels  
Anaheim Stadium, Anaheim, CA  
Wed Aug 30 1972, 10:05 PM EDT  
Att: 8,549 - Unknown

AB 31  
R 4  
H 8  
RBI 3  
BB 3  
SO 7  
LOB 14






Batter	1	2	3	4	5	6	7	8	9	AB	R	H	RBI	BB	SO	LOB	TOP			
Dick McAuliffe, L (1,4) OBP: 0.345, SLG: 0.334	F8					F8		4-3		4	0	1	0	0	0	1				
Aurelio Rodriguez, R (1,5) OBP: 0.262, SLG: 0.348	K					K		K		4	0	0	0	0	3	2				
Jim Northrup, L (1,9) OBP: 0.327, SLG: 0.370	F7									4	0	1	0	0	2	0				
Willie Horton, R (1,7) OBP: 0.280, SLG: 0.382		F3				F8				4	0	1	0	0	1	2				
Norm Cash, L (1,3) OBP: 0.322, SLG: 0.466		F8				F8				4	0	0	0	0	2	3				
Duke Sims, L (1,2) OBP: 0.312, SLG: 0.296										2	0	0	0	1	2	0				
Mickey Stanley, R (1,8) OBP: 0.292, SLG: 0.427										3	0	0	0	0	0	2				
Ed Brinkman, R (1,6) OBP: 0.249, SLG: 0.270										3	0	0	0	0	0	0				
Woodie Fryman, R (1,1) OBP: 0.130, SLG: 0.154										1	0	0	0	0	0	0				
Tom Haller, L (6,PH) OBP: 0.282, SLG: 0.333										1	0	0	0	0	0	0				
Lerrin LaGrow, R (6,PH) OBP: 0.308, SLG: 0.388										0	0	0	0	0	0	0				
Gates Brown, L (8,PH) OBP: 0.308, SLG: 0.388										0	0	0	0	1	0	0				
Chris Zachary, L (8,1) OBP: 0.308, SLG: 0.388										0	0	0	0	0	0	0				
<b>Inning Stats</b>	R: 0 E: 0 K: 1 S: 5	H: 0 LOB: 0 BB: 0 P: 5	R: 0 E: 0 K: 1 S: 5	H: 0 LOB: 0 BB: 0 P: 5	R: 0 E: 0 K: 0 S: 3	H: 0 LOB: 0 BB: 0 P: 3	R: 0 E: 0 K: 0 S: 5	H: 2 LOB: 2 BB: 0 P: 5	R: 0 E: 0 K: 1 S: 5	H: 0 LOB: 0 BB: 0 P: 5	R: 0 E: 0 K: 2 S: 8	H: 1 LOB: 2 BB: 1 P: 12	R: 0 E: 0 K: 1 S: 5	H: 0 LOB: 1 BB: 1 P: 9	R: 0 E: 0 K: 3 S: 9	H: 0 LOB: 0 BB: 0 P: 9	1B: 3 2B: 0 3B: 0 HR: 0	SF: 0 SAC: 0 DP: 0 HBP: 0	WP: 0 PB: 0 SB: 0 CS: 0	PA: 32
<b>PITCHER</b> Nolan Ryan, R (1,1) ERA: 2.47	IP: 9.0 WLS: W BF: 32 H: 3 R: 0 ER: 0 SO: 10 BB: 2 IBB: 0 HBP: 0 BLK: 0 WP: 0 HR: 0 S: 50 P: 58 ERA: 0.00 WHIP: 0.556															<b>PITCHER</b>				

Detroit Tigers @ California Angels  
Anaheim Stadium, Anaheim, CA  
Thu Aug 31 1972, 10:05 PM EDT  
Att: 9,705 - Unknown


AB 30  
R 0  
H 3  
RBI 0  
BB 2  
SO 10  
LOB 10



Batter	1	2	3	4	5	6	7	8	9	AB	R	H	RBI	BB	SO	LOB	BOTTOM			
Sandy Alomar Sr., S (1,4) OBP: 0.304, SLG: 0.304	E2									3	1	0	0	1	1	0				
Ken Berry, R (1,8) OBP: 0.353, SLG: 0.391	P5									4	0	1	0	0	0	1				
Vada Pinson, L (1,7) OBP: 0.335, SLG: 0.394										3	1	0	0	0	0	1				
Bob Oliver, R (1,3) OBP: 0.316, SLG: 0.437										4	1	2	1	0	1	1				
Ken McMullen, R (1,5) OBP: 0.347, SLG: 0.391										4	1	2	1	0	0	1				
Leo Cardenas, R (1,6) OBP: 0.281, SLG: 0.300										4	0	1	2	0	0	2				
Leroy Stanton, R (1,9) OBP: 0.288, SLG: 0.401										2	0	0	0	1	1	1				
Jeff Torborg, R (1,2) OBP: 0.268, SLG: 0.223										3	0	0	0	0	0	3				
Nolan Ryan, R (1,1) OBP: 0.143, SLG: 0.197										3	0	0	0	0	2	2				
<b>Inning Stats</b>	R: 4 E: 1 K: 0 S: 6	H: 3 LOB: 1 BB: 1 P: 11	R: 0 E: 0 K: 2 S: 7	H: 0 LOB: 0 BB: 0 P: 7	R: 0 E: 0 K: 0 S: 4	H: 1 LOB: 1 BB: 0 P: 4	R: 0 E: 0 K: 1 S: 5	H: 0 LOB: 0 BB: 0 P: 5	R: 0 E: 0 K: 0 S: 4	H: 1 LOB: 1 BB: 0 P: 4	R: 0 E: 0 K: 1 S: 6	H: 1 LOB: 2 BB: 1 P: 10	R: 0 E: 0 K: 0 S: 3	H: 0 LOB: 0 BB: 0 P: 3	R: 0 E: 0 K: 1 S: 5	H: 0 LOB: 0 BB: 0 P: 5	1B: 3 2B: 3 3B: 0 HR: 0	SF: 0 SAC: 0 DP: 0 HBP: 1	WP: 0 PB: 1 SB: 0 CS: 0	PA: 33
<b>PITCHER</b> Woodie Fryman, L (1,1) ERA: 3.75	IP: 5.0 WLS: L BF: 22 H: 5 R: 4 ER: 4 SO: 3 BB: 1 IBB: 0 HBP: 0 BLK: 0 WP: 0 HR: 0 S: 26 P: 31 ERA: 7.20 WHIP: 1.200															<b>PITCHER</b>				
Lerrin LaGrow, R (6,1) ERA: 2.16	2.0 8 1 0 0 1 0 1 0 0 0 0 9 13 0.00 0.500																			
Chris Zachary, R (8,1) ERA: 1.14	1.0 3 0 0 0 1 0 0 0 0 0 0 5 5 0.00 0.000																			

Detroit Tigers @ California Angels  
Anaheim Stadium, Anaheim, CA  
Thu Aug 31 1972, 10:05 PM EDT  
Att: 9,705 - Unknown

AB 30  
R 4  
H 6  
RBI 4  
BB 2  
SO 5  
LOB 12





Batter	1	2	3	4	5	6	7	8	9	AB	R	H	RBI	BB	SO	LOB	TOP					
Tony Taylor, R OBP: 0.342, SLG: 0.392 (1, 4)	6-3		6-3		FC6-4 1B		1B		K	5	0	2	0	0	1	1	<b>Detroit Tigers @ Oakland Athletics</b> Oakland-Alameda County Coliseum, Oakland, CA Fri Sep 01 1972, 7:05 PM PDT Att: 7,776 - Unknown <a href="http://livebaseballscorecards.com">livebaseballscorecards.com</a>					
Al Kaline, R OBP: 0.362, SLG: 0.436 (1, 9)	K		5-3 1B		SF8		1B			3	0	2	1	0	1	0						
Bill Freehan, R OBP: 0.358, SLG: 0.418 (1, 2)	WP 2B		5-3		FC6-4 1-2		K			4	0	1	0	0	1	4						
Frank Howard, R OBP: 0.343, SLG: 0.369 (1, 3)	2B BB		F8		1B		1B		6-3	3	0	1	0	1	0	1						
Willie Horton, R OBP: 0.280, SLG: 0.380 (1, 7)	5-3		F8		1B		G1-6-3 1B		K	4	0	1	0	0	1	2						
Mickey Stanley, R OBP: 0.289, SLG: 0.423 (1, 8)	5-3		6-3		K		1-3		1-3	4	0	0	0	0	1	2						
Aurelio Rodriguez, R OBP: 0.251, SLG: 0.347 Dick McAuliffe, L OBP: 0.343, SLG: 0.332 (6, PH) (6, 4)	5-3		F7		G1-6-3		F7		F7	2	0	0	0	0	0	0						
Ed Brinkman, R OBP: 0.252, SLG: 0.271 Norm Cash, L OBP: 0.324, SLG: 0.466 (9, PH) (9, PH)	1B		1B SH1-4 SF8 BB		5-3		BB		BB	2	1	1	0	1	0	0						
Joe Coleman, R OBP: 0.145, SLG: 0.092 Gates Brown, L OBP: 0.307, SLG: 0.386 Chris Zachary, L OBP: 0.307, SLG: 0.386 Jim Northrup, L OBP: 0.326, SLG: 0.369 (7, PH) (7, PH) (9, PH)	1-3		SH1-4		K		K		K	1	0	0	0	0	0	1						
<b>Inning Stats</b>	R: 0 E: 0 K: 1 S: 6	H: 1 LOB: 2 BB: 1 P: 10	R: 0 E: 0 K: 0 S: 4	H: 1 LOB: 1 BB: 0 P: 4	R: 0 E: 0 K: 0 S: 4	H: 1 LOB: 0 BB: 0 P: 4	R: 0 E: 0 K: 0 S: 3	H: 0 LOB: 0 BB: 0 P: 3	R: 1 E: 0 K: 0 S: 4	H: 1 LOB: 1 BB: 1 P: 8	R: 0 E: 0 K: 1 S: 6	H: 2 LOB: 1 BB: 0 P: 6	R: 0 E: 0 K: 2 S: 9	H: 2 LOB: 2 BB: 0 P: 9	R: 0 E: 0 K: 1 S: 5	H: 0 LOB: 0 BB: 1 P: 5		R: 0 E: 0 K: 2 S: 7	H: 0 LOB: 1 BB: 1 P: 11	1B: 7 2B: 1 3B: 0 HR: 0	SF: 1 SAC: 1 DP: 1 HBP: 0	WP: 1 PB: 0 SB: 0 CS: 0
<b>PITCHER</b>	IP WLS BF H R ER SO BB IBB HBP BLK WP HR S P ERA WHIP	5.0 W 23 6 1 1 1 2 0 0 0 1 0 23 31 1.80 1.600	4.0 S 14 2 0 0 6 1 0 0 0 0 0 25 29 0.00 0.750	<b>PITCHER</b>										IP WLS BF H R ER SO BB IBB HBP BLK WP HR S P ERA WHIP								

Batter	1	2	3	4	5	6	7	8	9	AB	R	H	RBI	BB	SO	LOB	BOTTOM			
Bert Campaneris, R OBP: 0.275, SLG: 0.339 (1, 6)	F8		HR 1B		SH3				1-3	3	1	1	1	0	0	0	<b>Detroit Tigers @ Oakland Athletics</b> Oakland-Alameda County Coliseum, Oakland, CA Fri Sep 01 1972, 7:05 PM PDT Att: 7,776 - Unknown <a href="http://livebaseballscorecards.com">livebaseballscorecards.com</a>			
Joe Rudi, R OBP: 0.349, SLG: 0.509 (1, 7)	6-3		HR		5-3			BB		3	1	1	3	1	0	1				
Matty Alou, L OBP: 0.348, SLG: 0.379 (1, 9)	L9		4-3		E3 L3			L9		4	0	0	0	0	0	1				
Reggie Jackson, L OBP: 0.350, SLG: 0.478 (1, 8)	F5		F6		K			F7		4	0	0	0	0	1	2				
Mike Epstein, L OBP: 0.366, SLG: 0.488 Mike Hegan, L OBP: 0.338, SLG: 0.450 (1, 3) (8, 3)	BB		F8		L3					2	0	0	0	1	0	1				
Sal Bando, R OBP: 0.326, SLG: 0.366 (1, 5)	K		F8		F8			5-3		3	0	0	0	0	1	1				
Gene Tenace, R OBP: 0.268, SLG: 0.326 (1, 2)	L4		L4		E SH5-3 SH3 1B			6-3		3	1	1	0	0	0	0				
Dal Maxvill, R OBP: 0.303, SLG: 0.266 (1, 4)	FC4 1B		SH5-3		SH5-3			1B		2	0	2	0	0	0	0				
Ken Holtzman, R OBP: 0.216, SLG: 0.247 Rollie Fingers, R OBP: 0.333, SLG: 0.533 (1, 1) (6, 1)	FC4 1B HR		E6 SH3		5-3			5-3		2	1	0	0	0	0	2				
<b>Inning Stats</b>	R: 0 E: 0 K: 0 S: 3	H: 0 LOB: 0 BB: 0 P: 3	R: 0 E: 0 K: 1 S: 4	H: 0 LOB: 1 BB: 1 P: 8	R: 3 E: 0 K: 0 S: 6	H: 3 LOB: 0 BB: 0 P: 6	R: 0 E: 0 K: 0 S: 3	H: 0 LOB: 0 BB: 0 P: 3	R: 1 E: 1 K: 0 S: 5	H: 1 LOB: 1 BB: 0 P: 5	R: 0 E: 1 K: 1 S: 5	H: 0 LOB: 0 BB: 0 P: 5	R: 0 E: 0 K: 0 S: 4	H: 1 LOB: 1 BB: 0 P: 4	R: 0 E: 0 K: 0 S: 3	H: 0 LOB: 1 BB: 1 P: 7		1B: 4 2B: 1 3B: 0 HR: 1	SF: 0 SAC: 2 DP: 1 HBP: 0	WP: 0 PB: 0 SB: 0 CS: 0
<b>PITCHER</b>	IP WLS BF H R ER SO BB IBB HBP BLK WP HR S P ERA WHIP	6.0 L 23 4 4 3 2 4 4 3 2 0 0 7 11 4.50 0.833	2.0 8 1 0 0 0 1 0 0 0 0 0 0 7 11 0.00 1.000	<b>PITCHER</b>										IP WLS BF H R ER SO BB IBB HBP BLK WP HR S P ERA WHIP						







Batter	1	2	3	4	5	6	7	8	9	AB	R	H	RBI	BB	SO	LOB	TOP	
Dick McAuliffe, L (1,4) OBP: 0.340, SLG: 0.328	F7		F8		4-3			K		4	0	0	0	0	1	1		
Al Kaline, R (1,9) OBP: 0.357, SLG: 0.427	L5-3		L5-3				L9		L8	4	0	0	0	0	0	0		
Jim Northrup, L (1,7) OBP: 0.323, SLG: 0.365	F6		F7				4-3		F8	4	0	0	0	0	0	0		
Bill Freehan, R (1,2) OBP: 0.360, SLG: 0.430		F8 1B 2B		F4			F4		F7	4	1	1	0	0	0	0		
Norm Cash, L (1,3) OBP: 0.320, SLG: 0.461		F8 2-3		F7			F4			3	0	0	0	0	0	1		
Tony Taylor, R (1,5) OBP: 0.338, SLG: 0.383		1B 1B		F8			5-3			3	0	1	1	0	0	0		
Mickey Stanley, R (1,8) OBP: 0.291, SLG: 0.433		1-2 1B		4-3 2B			F3			3	0	2	0	0	0	0		
Ed Brinkman, R (1,6) OBP: 0.250, SLG: 0.271		F9		4-3			F7			3	0	0	0	0	0	3		
Bill Slayback, R (1,1) OBP: 0.174, SLG: 0.174				5-3			F4			2	0	0	0	0	1	3		
John Hiller, R (5,1)										0	0	0	0	0	0	0		
Chris Zachary, L (6,1)										0	0	0	0	0	0	0		
Gates Brown, L (8, PH) OBP: 0.306, SLG: 0.384										1	0	0	0	0	0	0		
Chuck Seelbach, R (8,1) OBP: 0.333, SLG: 0.294										0	0	0	0	0	0	0		
<b>Inning Stats</b>	R: 0 E: 0 K: 0 S: 3	H: 0 LOB: 0 BB: 0 P: 3	R: 1 E: 0 K: 1 S: 8	H: 3 LOB: 2 BB: 0 P: 8	R: 0 E: 0 K: 0 S: 3	H: 0 LOB: 0 BB: 0 P: 3	R: 0 E: 0 K: 0 S: 4	H: 1 LOB: 1 BB: 0 P: 4	R: 0 E: 0 K: 0 S: 3	H: 0 LOB: 0 BB: 0 P: 3	R: 0 E: 0 K: 1 S: 5	H: 0 LOB: 0 BB: 0 P: 5	R: 0 E: 0 K: 0 S: 3	H: 0 LOB: 0 BB: 0 P: 3	1B: 2 2B: 2 3B: 0 HR: 0	SF: 0 SAC: 0 DP: 0 HBP: 0	WP: 0 PB: 0 SB: 0 CS: 0	PA: 31
<b>PITCHER</b> Caffish Hunter, R (1,1) ERA: 2.02	IP: 9.0 WLS: W BF: 31 H: 4 R: 1 ER: 1 SO: 2 BB: 0 IBB: 0 HBP: 0 BLK: 0 WP: 0 HR: 0 S: 35 P: 35 ERA: 1.00 WHIP: 0.444																	

Detroit Tigers @ Oakland Athletics  
Oakland-Alameda County Coliseum, Oakland, CA

AB 31  
R 1  
H 4  
RBI 1  
BB 0  
SO 2  
LOB 8



WP: 0 PA: 31  
PB: 0  
SB: 0  
CS: 0

Sun Sep 03 1972, 3:33 AM PDT  
Att: 11,133 - Unknown

Batter	1	2	3	4	5	6	7	8	9	AB	R	H	RBI	BB	SO	LOB	BOTTOM			
Bert Campaneris, R (1,6) OBP: 0.274, SLG: 0.336	6-3		K		1-2 2-H 1B		K			4	0	1	1	0	2	0				
Joe Rudi, R (1,7) OBP: 0.353, SLG: 0.509	F5		4-3		K		L9			4	0	0	0	0	1	2				
Matty Alou, L (1,9) OBP: 0.346, SLG: 0.376	L4			F3	1-2 2-3 HBP		F7			3	0	0	0	0	0	0				
Reggie Jackson, L (1,8) OBP: 0.346, SLG: 0.471		4-3		L3	4-3		K			4	0	0	0	0	1	3				
Mike Epstein, L (1,3) OBP: 0.368, SLG: 0.485		4-0					F7			2	1	1	0	1	1	0				
Allan Lewis, S (6, PR)										0	0	0	0	0	0	0				
Ted Kubiak, S (7,4) OBP: 0.278, SLG: 0.242		2B BB		K			1B			1	0	0	0	0	0	0				
Gene Tenace, R (1,2) OBP: 0.272, SLG: 0.324		1-H 2B		K	K		F4			4	0	1	1	0	2	1				
Sal Bando, R (1,5) OBP: 0.325, SLG: 0.369		6-3			HR					2	1	1	1	1	0	1				
Dal Maxvill, R (1,4) OBP: 0.303, SLG: 0.266		6-3			1B					2	1	1	0	0	0	1				
Mike Hegan, L (6, PH) OBP: 0.325, SLG: 0.435					1B 1B		K			1	0	0	0	0	1	2				
Caffish Hunter, R (1,1) OBP: 0.178, SLG: 0.182			F7		1-2 HBP 1B		K			3	0	1	0	0	1	2				
<b>Inning Stats</b>	R: 0 E: 0 K: 0 S: 3	H: 0 LOB: 0 BB: 0 P: 3	R: 1 E: 0 K: 0 S: 4	H: 1 LOB: 1 BB: 1 P: 8	R: 0 E: 0 K: 1 S: 5	H: 0 LOB: 0 BB: 0 P: 5	R: 0 E: 0 K: 1 S: 5	H: 0 LOB: 0 BB: 0 P: 5	R: 2 E: 0 K: 2 S: 11	H: 4 LOB: 3 BB: 0 P: 12	R: 0 E: 0 K: 3 S: 10	H: 1 LOB: 2 BB: 1 P: 14	R: 0 E: 0 K: 1 S: 5	H: 0 LOB: 0 BB: 0 P: 5	R: 0 E: 0 K: 1 S: 5	H: 0 LOB: 0 BB: 0 P: 5	1B: 4 2B: 1 3B: 0 HR: 1	SF: 0 SAC: 0 DP: 0 HBP: 1	WP: 0 PB: 0 SB: 1 CS: 0	PA: 33
<b>PITCHER</b> Bill Slayback, R (1,1) ERA: 3.04 John Hiller, L (5,1) ERA: 2.22 Chris Zachary, R (6,1) ERA: 0.96 Chuck Seelbach, R (8,1) ERA: 3.29	IP: 4.2 WLS: L BF: 20 H: 5 R: 3 ER: 3 SO: 4 BB: 1 IBB: 0 HBP: 1 BLK: 0 WP: 0 HR: 1 S: 27 P: 31 ERA: 5.79 WHIP: 1.286																			

Detroit Tigers @ Oakland Athletics  
Oakland-Alameda County Coliseum, Oakland, CA

AB 30  
R 3  
H 6  
RBI 3  
BB 2  
SO 9  
LOB 12



WP: 0 PA: 33  
PB: 0  
SB: 1  
CS: 0

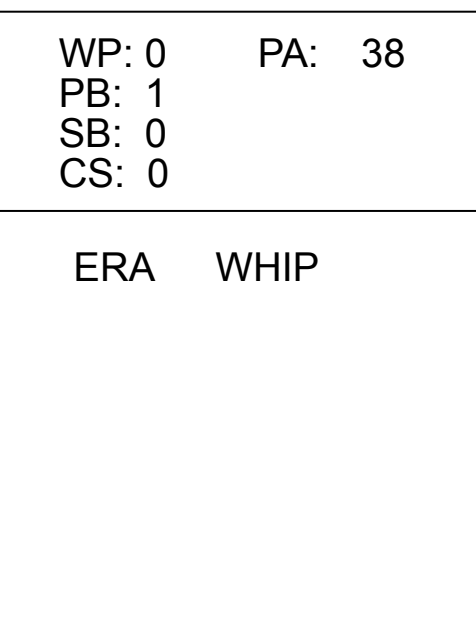
Sun Sep 03 1972, 3:33 AM PDT  
Att: 11,133 - Unknown



Batter	1	2	3	4	5	6	7	8	9	AB	R	H	RBI	BB	SO	LOB	TOP			
Frank Duffy, R (1,6) Alex Johnson, R (9,PH) OBP: 0.279, SLG: 0.298 OBP: 0.287, SLG: 0.350	6-3		L6-3 1B		SH1-3			F8	IBB	3	0	1	0	0	0	0				
Jack Brohamer, L (1,4) OBP: 0.295, SLG: 0.313			L6-3 1-2		4-3			K F8 1B	4-3	5	1	1	0	0	1	4				
Chris Chambliss, L (1,3) OBP: 0.316, SLG: 0.380	FC4-6 1-2		K					K 1B		4	0	1	0	0	2	1				
Roy Foster, R (1,9) OBP: 0.309, SLG: 0.322	5-3			FC3-6 HBP				F8		3	0	0	0	0	0	3				
Ray Fosse, R (1,2) OBP: 0.311, SLG: 0.350		4-3		F8					IBB	4	0	2	1	0	0	1				
Graig Nettles, L (1,5) OBP: 0.321, SLG: 0.373		K		FC3-6 1-2				4-3	F6	4	0	0	0	0	1	4				
Buddy Bell, R (1,8) OBP: 0.303, SLG: 0.350				6-3				F3		4	0	2	0	0	0	1				
John Lowenstein, L (1,7) OBP: 0.339, SLG: 0.500					SH1-3 2B			F7	F5	3	0	1	0	1	0	1				
Gaylord Perry, R (1,1) Eddie Leon, R (9,PH) OBP: 0.202, SLG: 0.207 OBP: 0.281, SLG: 0.280					K			F9	K	3	0	0	0	0	2	3				
										1	0	0	0	0	1	1				
<b>Inning Stats</b>	R: 0 E: 0 K: 4 S: 4	H: 1 LOB: 1 BB: 0 P: 4	R: 0 E: 0 K: 2 S: 8	H: 1 LOB: 2 BB: 1 P: 12	R: 0 E: 0 K: 1 S: 5	H: 1 LOB: 0 BB: 0 P: 5	R: 0 E: 0 K: 0 S: 3	H: 0 LOB: 1 BB: 0 P: 4	R: 0 E: 0 K: 1 S: 6	H: 1 LOB: 1 BB: 0 P: 6	R: 0 E: 0 K: 0 S: 3	H: 0 LOB: 0 BB: 0 P: 3	R: 1 E: 0 K: 1 S: 8	H: 2 LOB: 2 BB: 0 P: 8	R: 0 E: 0 K: 1 S: 6	H: 1 LOB: 2 BB: 1 P: 10	1B: 5 2B: 4 3B: 0 HR: 0	SF: 0 SAC: 1 DP: 1 HBP: 1	WP: 0 PB: 1 SB: 0 CS: 0	PA: 38
<b>PITCHER</b> Woodie Fryman, L (1,1) ERA: 3.56	IP: 9.0 WLS: W BF: 38 H: 8 R: 1 ER: 0 SO: 7 BB: 1 IBB: 1 HBP: 1 BLK: 0 WP: 0 HR: 0 S: 49 P: 58 ERA: 0.00 WHIP: 1.000															<b>PITCHER</b>				

Cleveland Indians @ Detroit Tigers  
Tiger Stadium, Detroit, MI  
Mon Sep 04 1972, 7:05 PM EDT  
Att: 22,952 - Unknown

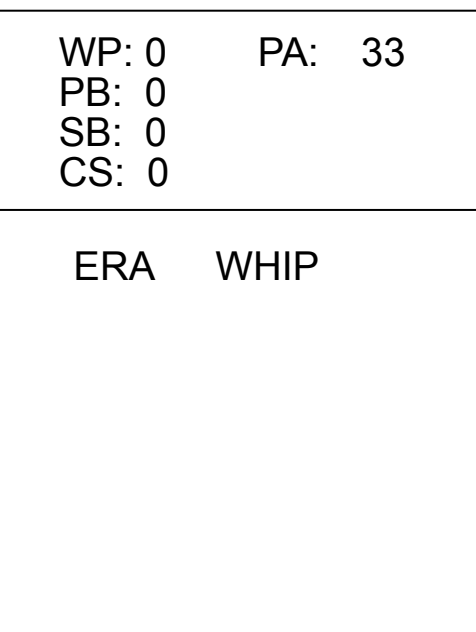
AB 34  
R 1  
H 8  
RBI 1  
BB 2  
SO 7  
LOB 19



Batter	1	2	3	4	5	6	7	8	9	AB	R	H	RBI	BB	SO	LOB	BOTTOM			
Dick McAuliffe, L (1,4) Aurelio Rodriguez, R (8,5) OBP: 0.336, SLG: 0.324 OBP: 0.259, SLG: 0.343	4-3		G3 2-3		K			G3		4	0	0	0	0	1	1				
Tony Taylor, R (1,5) OBP: 0.336, SLG: 0.386	F9		6-3					1-3		4	1	1	0	0	0	1				
Jim Northrup, L (1,9) OBP: 0.322, SLG: 0.363	K			F8				6-3	FC3-6 BB 1B	4	0	1	0	0	1	1				
Bill Freehan, R (1,2) OBP: 0.359, SLG: 0.426		K		F8				F8	FC3-6 BB	3	0	0	0	1	1	1				
Norm Cash, L (1,3) OBP: 0.322, SLG: 0.460		L3			BB 1B			FC3-6	FC3-6	3	1	1	0	1	0	2				
Willie Horton, R (1,7) Al Kaline, R (9,9) OBP: 0.281, SLG: 0.381 OBP: 0.357, SLG: 0.427								5-3	FC5-4 HBP	2	0	1	2	1	0	2				
Mickey Stanley, R (1,8) OBP: 0.289, SLG: 0.429		FC5-4 1-2			2-3			F7		3	0	0	0	0	0	4				
Ed Brinkman, R (1,6) OBP: 0.251, SLG: 0.272								F8		3	0	1	0	0	0	0				
Woodie Fryman, R (1,1) OBP: 0.125, SLG: 0.148			G3 SH3-4 1B					6-3		2	0	0	0	0	1	0				
			SH3-4 1-2		K			5-3		2	0	0	0	0	1	0				
<b>Inning Stats</b>	R: 0 E: 0 K: 1 S: 5	H: 0 LOB: 0 BB: 0 P: 5	R: 0 E: 0 K: 1 S: 5	H: 0 LOB: 1 BB: 0 P: 6	R: 0 E: 0 K: 0 S: 4	H: 1 LOB: 0 BB: 0 P: 4	R: 0 E: 0 K: 0 S: 4	H: 1 LOB: 2 BB: 1 P: 8	R: 0 E: 0 K: 2 S: 7	H: 0 LOB: 0 BB: 0 P: 7	R: 2 E: 0 K: 0 S: 5	H: 2 LOB: 1 BB: 1 P: 9	R: 0 E: 0 K: 0 S: 3	H: 0 LOB: 0 BB: 0 P: 3	R: 0 E: 0 K: 0 S: 4	H: 1 LOB: 2 BB: 1 P: 8	1B: 3 2B: 1 3B: 1 HR: 0	SF: 0 SAC: 1 DP: 0 HBP: 1	WP: 0 PB: 0 SB: 0 CS: 0	PA: 33
<b>PITCHER</b> Gaylord Perry, R (1,1) ERA: 2.13	IP: 8.0 WLS: L BF: 33 H: 5 R: 2 ER: 2 SO: 4 BB: 2 IBB: 1 HBP: 1 BLK: 0 WP: 0 HR: 0 S: 37 P: 50 ERA: 2.25 WHIP: 0.875															<b>PITCHER</b>				

Cleveland Indians @ Detroit Tigers  
Tiger Stadium, Detroit, MI  
Mon Sep 04 1972, 7:05 PM EDT  
Att: 22,952 - Unknown

AB 28  
R 2  
H 5  
RBI 2  
BB 3  
SO 4  
LOB 12





Batter	1	2	3	4	5	6	7	8	9	AB	R	H	RBI	BB	SO	LOB	TOP			
<b>Del Unser, L</b> OBP: 0.277, SLG: 0.275 (1, 9)	F7		2B 1B		L9			K		4	1	1	0	0	1	0	<b>Cleveland Indians @ Detroit Tigers</b> Tiger Stadium, Detroit, MI Tue Sep 05 1972, 7:05 PM EDT Att: 14,327 - Unknown			
<b>Jack Brohamer, L</b> OBP: 0.297, SLG: 0.317 (1, 4)	1B		FC5-4 1-3		F7			G3		4	0	2	0	0	0	0				
<b>Chris Chambliss, L</b> OBP: 0.318, SLG: 0.382 (1, 3)	F7		FC5-4			K		1B		4	0	2	1	0	1	1				
<b>Ray Fosse, R</b> OBP: 0.309, SLG: 0.346 (1, 2)	F8		FC5-4 1-2 2-3			5-3		F8		4	0	0	0	0	0	4				
<b>John Lowenstein, L</b> OBP: 0.328, SLG: 0.482 (1, 7)		F5	K			F7			K	4	0	0	0	0	2	2				
<b>Graig Nettles, L</b> OBP: 0.318, SLG: 0.369 (1, 5)	K			K			F5		G3	4	0	0	0	0	2	0				
<b>Buddy Bell, R</b> OBP: 0.303, SLG: 0.348 (1, 8)										2	0	0	0	1	0	0				
<b>Vince Colbert, R</b> OBP: 0.273, SLG: 0.250 (7, 1)	5-3			F2					4-3	0	0	0	0	0	0	0				
<b>Tom Hilgendorf, S</b> (8, 1)										0	0	0	0	0	0	0				
<b>Ed Farmer, R</b> OBP: 0.167, SLG: 0.167 (8, 1)										1	0	0	0	0	0	0				
<b>Alex Johnson, R</b> OBP: 0.286, SLG: 0.349 (9, PH)										3	1	1	1	0	0	1				
<b>Frank Duffy, R</b> OBP: 0.279, SLG: 0.308 (1, 6)			HR	F5						3	1	1	1	0	0	1				
<b>Marcelino Lopez, R</b> (1, 1)										0	0	0	0	0	0	0				
<b>Ray Lamb, R</b> (1, 1)										2	0	0	0	0	1	0				
<b>Tom McCraw, L</b> OBP: 0.327, SLG: 0.343 (7, 9)			K		4-3			F7		1	0	0	0	0	0	1				
<b>Inning Stats</b>	R: 0 E: 0 K: 0 S: 4	H: 1 LOB: 1 BB: 0 P: 4	R: 0 E: 0 K: 1 S: 5	H: 0 LOB: 0 BB: 0 P: 5	R: 2 E: 0 K: 2 S: 11	H: 4 LOB: 2 BB: 0 P: 11	R: 0 E: 0 K: 1 S: 5	H: 0 LOB: 0 BB: 0 P: 5	R: 0 E: 0 K: 0 S: 3	H: 0 LOB: 0 BB: 1 P: 3	R: 0 E: 0 K: 1 S: 5	H: 0 LOB: 0 BB: 0 P: 5	R: 0 E: 0 K: 1 S: 6	H: 1 LOB: 1 BB: 0 P: 6	R: 0 E: 0 K: 1 S: 5	H: 0 LOB: 0 BB: 0 P: 5	1B: 4 2B: 1 3B: 0 HR: 1	SF: 0 SAC: 0 DP: 0 HBP: 0	WP: 0 PB: 0 SB: 0 CS: 0	PA: 34
<b>PITCHER</b> <b>Joe Coleman, R</b> ERA: 2.53 (1, 1)	IP: 9.0 WLS: W BF: 34 H: 6 R: 2 ER: 2 SO: 7 BB: 1 IBB: 0 HBP: 0 BLK: 0 WP: 0 HR: 1 S: 47 P: 51 ERA: 2.00 WHIP: 0.778															<b>PITCHER</b>				


Batter	1	2	3	4	5	6	7	8	9	AB	R	H	RBI	BB	SO	LOB	BOTTOM			
<b>Tony Taylor, R</b> OBP: 0.339, SLG: 0.385 (1, 4)	1B WP PB BB		6-3		5-3			BB HBP FC3-2 1B		3	1	1	0	1	0	1	<b>Cleveland Indians @ Detroit Tigers</b> Tiger Stadium, Detroit, MI Tue Sep 05 1972, 7:05 PM EDT Att: 14,327 - Unknown			
<b>Al Kaline, R</b> OBP: 0.359, SLG: 0.426 (1, 9)			L6-3		L5-3			FC3-2 BB FC3-2 HBP		3	0	1	0	0	0	1				
<b>Joe Staton, L</b> (8, FR)										0	0	0	0	0	0	0				
<b>Ike Brown, R</b> OBP: 0.395, SLG: 0.390 (9, 7)	WP BB FC5-3 1B							FC3-2 BB FC3-2 HBP		2	0	0	1	2	0	0				
<b>Bill Freehan, R</b> OBP: 0.361, SLG: 0.424 (1, 2)	FC5-3 WP 1-2 3-H BB			F7		F3		FC3-2 FC3-2 1-2 2-3 3-H BB		3	0	0	0	0	1	2				
<b>Frank Howard, R</b> OBP: 0.339, SLG: 0.364 (1, 3)	FC5-3			K		5-3		FC3-2 FC3-2		1	0	0	0	0	0	3				
<b>Norm Cash, L</b> OBP: 0.321, SLG: 0.459 (7, 3)	FC5-3 G6-3							FC3-2 FC3-2		3	0	0	0	0	1	2				
<b>Willie Horton, R</b> OBP: 0.281, SLG: 0.381 (1, 7)								FC3-2 FC3-2		0	0	0	0	0	0	0				
<b>Jim Northrup, L</b> OBP: 0.319, SLG: 0.359 (1, PH) (2, 7) (9, 9)	G6-3 1-2			3-1		6-3		FC3-2 FC3-2 1-2 2-3 3-H		4	0	0	0	0	0	5				
<b>Mickey Stanley, R</b> OBP: 0.288, SLG: 0.425 (1, 8)		F6			2B 1B BB		6-3	F1		3	1	0	0	1	0	3				
<b>Aurelio Rodriguez, R</b> OBP: 0.259, SLG: 0.345 (1, 5)		5-3			1B 2B		F9			3	1	1	0	0	0	0				
<b>Ed Brinkman, R</b> OBP: 0.251, SLG: 0.272 (1, 6)		6-3			SH3-4 1B		K			3	0	1	2	0	1	0				
<b>Joe Coleman, R</b> OBP: 0.155, SLG: 0.091 (1, 1)			1-3		SH3-4 1B			HBP 1B BB BB		1	1	0	0	1	0	0				
<b>Inning Stats</b>	R: 1 E: 0 K: 0 S: 3	H: 1 LOB: 1 BB: 2 P: 11	R: 0 E: 0 K: 0 S: 3	H: 0 LOB: 0 BB: 0 P: 3	R: 0 E: 0 K: 0 S: 3	H: 0 LOB: 0 BB: 0 P: 3	R: 0 E: 0 K: 1 S: 5	H: 0 LOB: 0 BB: 0 P: 5	R: 2 E: 0 K: 0 S: 5	H: 2 LOB: 1 BB: 1 P: 9	R: 0 E: 0 K: 0 S: 3	H: 0 LOB: 0 BB: 0 P: 3	R: 0 E: 0 K: 1 S: 5	H: 0 LOB: 0 BB: 0 P: 5	R: 1 E: 0 K: 0 S: 4	H: 1 LOB: 3 BB: 2 P: 13	1B: 3 2B: 1 3B: 0 HR: 0	SF: 0 SAC: 1 DP: 1 HBP: 1	WP: 2 PB: 1 SB: 0 CS: 0	PA: 33
<b>PITCHER</b> <b>Marcelino Lopez, L</b> ERA: 3.15 (1, 1)	IP: 0.0 WLS: L BF: 20 H: 2 R: 2 ER: 2 SO: 1 BB: 1 IBB: 0 HBP: 0 BLK: 0 WP: 1 HR: 0 S: 21 P: 25 ERA: 3.00 WHIP: 0.500															<b>PITCHER</b>				
<b>Ray Lamb, R</b> ERA: 3.15 (1, 1)	IP: 6.0 WLS: L BF: 20 H: 2 R: 2 ER: 2 SO: 1 BB: 1 IBB: 0 HBP: 0 BLK: 0 WP: 1 HR: 0 S: 21 P: 25 ERA: 3.00 WHIP: 0.500															<b>PITCHER</b>				
<b>Vince Colbert, R</b> ERA: 4.56 (7, 1)	IP: 1.0 WLS: L BF: 7 H: 1 R: 1 ER: 1 SO: 1 BB: 2 IBB: 0 HBP: 0 BLK: 0 WP: 0 HR: 0 S: 6 P: 15 ERA: 9.00 WHIP: 3.000															<b>PITCHER</b>				
<b>Tom Hilgendorf, L</b> ERA: 3.08 (8, 1)	IP: 0.2 WLS: L BF: 2 H: 0 R: 0 ER: 0 SO: 0 BB: 0 IBB: 0 HBP: 0 BLK: 0 WP: 0 HR: 0 S: 2 P: 2 ERA: 0.00 WHIP: 0.000															<b>PITCHER</b>				
<b>Ed Farmer, R</b> ERA: 3.94 (8, 1)	IP: 0.1 WLS: L BF: 1 H: 0 R: 0 ER: 0 SO: 0 BB: 0 IBB: 0 HBP: 0 BLK: 0 WP: 0 HR: 0 S: 1 P: 1 ERA: 0.00 WHIP: 0.000															<b>PITCHER</b>				



Batter	1	2	3	4	5	6	7	8	9	AB	R	H	RBI	BB	SO	LOB	TOP				
Dick McAuliffe, L OBP: 0.337, SLG: 0.328 (1, 4)										5	1	2	0	0	0	2					
Mickey Stanley, R OBP: 0.288, SLG: 0.429 (1, 8)										4	1	1	1	0	0	1					
Gates Brown, L OBP: 0.309, SLG: 0.391 Ike Brown, R OBP: 0.385, SLG: 0.390 (7, 7)										4	2	2	1	0	0	0					
Bill Freehan, R OBP: 0.359, SLG: 0.420 (1, 2)										3	0	0	0	0	2	1					
Norm Cash, L OBP: 0.321, SLG: 0.457 (1, 3)										4	0	1	0	0	2	3					
Jim Northrup, L OBP: 0.316, SLG: 0.358 (1, 9)										4	0	1	1	0	0	3					
Aurelio Rodriguez, R OBP: 0.261, SLG: 0.346 (1, 5)										4	0	2	1	0	0	1					
Ed Brinkman, R OBP: 0.249, SLG: 0.270 (1, 6)										4	0	0	0	0	1	3					
Mickey Lolich, S OBP: 0.255, SLG: 0.079 Chuck Seelbach, R OBP: 0.318, SLG: 0.278 (6, 1)										2	0	0	0	1	1	0					
										1	0	0	0	0	1	0					
<b>Inning Stats</b>	R: 3 E: 0 K: 1 S: 9	H: 4 LOB: 2 BB: 0 P: 10	R: 0 E: 0 K: 1 S: 5	H: 0 LOB: 0 BB: 0 P: 5	R: 1 E: 0 K: 2 S: 9	H: 2 LOB: 1 BB: 0 P: 9	R: 0 E: 0 K: 0 S: 4	H: 1 LOB: 1 BB: 0 P: 4	R: 0 E: 0 K: 0 S: 5	H: 0 LOB: 0 BB: 0 P: 5	R: 0 E: 0 K: 0 S: 3	H: 1 LOB: 0 BB: 0 P: 3	R: 0 E: 0 K: 1 S: 5	H: 0 LOB: 0 BB: 0 P: 5	R: 0 E: 0 K: 1 S: 5	H: 0 LOB: 0 BB: 0 P: 5	1B: 6 2B: 2 3B: 1 HR: 0	SF: 0 SAC: 0 DP: 1 HBP: 1	WP: 0 PB: 0 SB: 0 CS: 0	PA: 37	
<b>PITCHER</b>	IP WLS BF H R ER SO BB IBB HBP BLK WP HR S P ERA WHIP	7.0 L 31 8 4 4 6 1 0 1 0 0 0 8 41 46 5.14 1.286	2.0 S 6 1 0 0 1 0 0 0 0 0 0 8 8 0.00 0.500																		

Detroit Tigers @ Baltimore Orioles  
Memorial Stadium, Baltimore, MD  
Wed Sep 06 1972, 7:05 PM EDT  
Att: 12,197 - Unknown


AB 35  
R 4  
H 9  
RBI 4  
BB 1  
SO 7  
LOB 14



Batter	1	2	3	4	5	6	7	8	9	AB	R	H	RBI	BB	SO	LOB	BOTTOM				
Mark Belanger, R OBP: 0.243, SLG: 0.257 Don Buford, S OBP: 0.325, SLG: 0.263 (9, PH)										4	0	1	0	0	0	3					
Paul Blair, R OBP: 0.257, SLG: 0.329 (1, 8)										4	2	2	0	0	0	1					
Bobby Grich, R OBP: 0.350, SLG: 0.428 (9, 5)										4	1	1	0	0	1	2					
Tommy Davis, R OBP: 0.315, SLG: 0.273 (1, 7)										4	0	1	0	0	0	3					
Don Baylor, R OBP: 0.339, SLG: 0.423 (1, 9)										4	0	2	2	0	1	1					
Brooks Robinson, R OBP: 0.305, SLG: 0.340 Tom Shopay, L OBP: 0.306, SLG: 0.242 Davey Johnson, R OBP: 0.325, SLG: 0.331 (9, 4)										4	0	2	1	0	1	2					
Boog Powell, L OBP: 0.340, SLG: 0.413 (1, 3)										4	0	0	0	0	2	4					
Andy Etchebarren, R OBP: 0.266, SLG: 0.266 Terry Crowley, L OBP: 0.330, SLG: 0.412 Johnny Oates, L OBP: 0.350, SLG: 0.379 (7, 2)										2	0	2	0	0	0	0					
Jim Palmer, R OBP: 0.235, SLG: 0.286 Rich Coggins, L OBP: 0.329, SLG: 0.706 Grant Jackson, S Al Bumbry, L (9, PH)										2	0	1	0	0	1	1					
										1	0	0	0	0	0	1					
<b>Inning Stats</b>	R: 0 E: 0 K: 0 S: 3	H: 0 LOB: 0 BB: 0 P: 3	R: 0 E: 0 K: 2 S: 8	H: 1 LOB: 1 BB: 0 P: 8	R: 0 E: 0 K: 1 S: 5	H: 1 LOB: 0 BB: 0 P: 5	R: 1 E: 0 K: 1 S: 7	H: 2 LOB: 1 BB: 0 P: 7	R: 0 E: 0 K: 0 S: 4	H: 2 LOB: 1 BB: 0 P: 4	R: 2 E: 0 K: 1 S: 9	H: 4 LOB: 2 BB: 0 P: 9	R: 0 E: 0 K: 0 S: 6	H: 1 LOB: 1 BB: 0 P: 6	R: 0 E: 0 K: 0 S: 4	H: 1 LOB: 1 BB: 0 P: 4	1B: 12 2B: 1 3B: 0 HR: 0	SF: 0 SAC: 1 DP: 2 HBP: 0	WP: 0 PB: 0 SB: 0 CS: 0	PA: 38	
<b>PITCHER</b>	IP WLS BF H R ER SO BB IBB HBP BLK WP HR S P ERA WHIP	5.2 W 25 10 3 3 5 0 0 0 0 0 0 15 15 4.76 1.765	3.1 S 13 3 0 0 1 0 0 0 0 0 0 15 15 0.00 0.900																		

Detroit Tigers @ Baltimore Orioles  
Memorial Stadium, Baltimore, MD  
Wed Sep 06 1972, 7:05 PM EDT  
Att: 12,197 - Unknown

AB 37  
R 3  
H 13  
RBI 3  
BB 0  
SO 6  
LOB 21






Batter	1	2	3	4	5	6	7	8	9	AB	R	H	RBI	BB	SO	LOB	TOP			
Tony Taylor, R OBP: 0.338, SLG: 0.387 (1, 4)	0-0 5-3		0-0 2B			0-3 K		0-0 5-3		4	0	1	0	0	1	1				
Al Kalline, R Joe Niekro, R Marvin Laine, R Lerrin LaCraw, R Jim Foor, L John Gamble, R (1, 9)	0-3 K		0-0 L9			0-0 F6		0-0 F6		2	0	0	0	0	1	1				
Frank Howard, R Joe Staton, L (1, 3)	0-0 6-3			4-0 BB		0-0 5-3		0-0 G5-4-3 1B		3	0	1	0	1	0	0				
Bill Freehan, R OBP: 0.358, SLG: 0.418 (1, 2)		0-0 FC5-4 1B		0-0 L5			0-0 F8		0-0 G5-4-3 1B	4	0	1	0	0	0	2				
Willie Horton, R OBP: 0.279, SLG: 0.377 (1, 7)		0-0 F9		0-0 F6			0-0 L6			3	0	0	0	0	0	2				
Mickey Stanley, R OBP: 0.286, SLG: 0.426 (1, 8)		0-0 FC5-4 1-2		0-3 K			0-0 1-3			3	0	0	0	0	1	2				
Aurelio Rodriguez, R OBP: 0.261, SLG: 0.346 (1, 5)		0-0 G3			0-0 L5			0-0 5-3 1B		3	0	1	0	0	0	1				
Ed Brinkman, R OBP: 0.247, SLG: 0.268 (1, 6)			0-0 F8		0-0 F5			0-0 5-3 1-2		3	0	0	0	0	0	1				
Fred Scherman, L OBP: 0.143, SLG: 0.100 Bill Slayback, R Tom Timmermann, R Ike Blessitt, R Ike Brown, R (1, 1)			0-3 K		0-0 F8			0-0 1-3		0	0	0	0	0	0	0				
<b>Inning Stats</b>	R: 0 E: 0 K: 1 S: 5	H: 0 LOB: 0 BB: 0 P: 5	R: 0 E: 0 K: 0 S: 4	H: 1 LOB: 1 BB: 0 P: 4	R: 0 E: 0 K: 1 S: 6	H: 1 LOB: 1 BB: 0 P: 6	R: 0 E: 0 K: 1 S: 5	H: 0 LOB: 1 BB: 1 P: 9	R: 0 E: 0 K: 0 S: 3	H: 0 LOB: 0 BB: 0 P: 3	R: 0 E: 0 K: 0 S: 3	H: 0 LOB: 0 BB: 0 P: 3	R: 0 E: 0 K: 0 S: 4	H: 1 LOB: 1 BB: 0 P: 4	R: 0 E: 0 K: 0 S: 3	H: 1 LOB: 1 BB: 0 P: 3	1B: 3 2B: 1 3B: 0 HR: 0	SF: 0 SAC: 0 DP: 1 HBP: 0	WP: 0 PB: 0 SB: 0 CS: 0	PA: 31
<b>PITCHER</b> Mike Cuellar, L ERA: 2.57 (1, 1)	IP: 9.0 WLS: W BF: 31 H: 4 R: 0 ER: 0 SO: 4 BB: 1 IBB: 0 HBP: 0 BLK: 0 WP: 0 HR: 0 S: 38 P: 42 ERA: 0.00 WHIP: 0.556																			

Detroit Tigers @ Baltimore Orioles  
Memorial Stadium, Baltimore, MD  
Thu Sep 07 1972, 7:05 PM EDT  
Att: 8,357 - Unknown


AB	30
R	0
H	4
RBI	0
BB	1
SO	4
LOB	11



Batter	1	2	3	4	5	6	7	8	9	AB	R	H	RBI	BB	SO	LOB	BOTTOM			
Bobby Grich, R OBP: 0.352, SLG: 0.427 (1, 4)	0-0 1B 2B	4-0 1B 3B BB	0-0 6-3			0-0 F6		4-0 1-2 3B BB		3	3	1	0	2	0	1				
Paul Blair, R OBP: 0.261, SLG: 0.337 (1, 8)	0-0 1-2 2B 1B	0-0 F7	0-0 F9			0-0 G6-4-3 1B		0-0 1-2 1H 2H 3B		5	1	3	2	0	0	2				
Tommy Davis, R OBP: 0.325, SLG: 0.300 Rich Coggins, L OBP: 0.500, SLG: 0.667 (1, 7)	0-0 1H 2H 1B 2B	0-0 1-2 3B 1B		0-3 K		0-0 G6-4-3 1-2		0-0 4-3		4	2	2	2	0	1	1				
Don Baylor, R OBP: 0.334, SLG: 0.417 (1, 9)	0-0 L9	0-3 K		0-0 F4			0-0 F9			4	0	0	0	0	1	3				
Brooks Robinson, R OBP: 0.306, SLG: 0.346 (1, 5)	0-0 1B 3H	0-0 1H 2H FC 3B		0-0 5-3			0-0 5-3			4	2	2	3	0	0	0				
Boog Powell, L OBP: 0.337, SLG: 0.409 (1, 3)	0-0 E3 1B	0-0 FC			0-0 5-3			0-0 F9		4	0	0	1	0	0	1				
Andy Etchebarren, R OBP: 0.271, SLG: 0.272 (1, 2)	0-0 1-3 2H 1B	0-3 K			0-0 6-3			0-0 BB 3B 1B		4	1	2	1	0	1	1				
Mark Belanger, R OBP: 0.246, SLG: 0.261 (1, 6)	0-0 L4		0-0 SH1-4 1B					0-0 F9		4	0	2	0	0	0	3				
Mike Cuellar, L OBP: 0.120, SLG: 0.200 (1, 1)	0-3 K		0-0 SH1-4 1-2		0-3 K			0-3 K		3	0	0	0	0	3	4				
<b>Inning Stats</b>	R: 4 E: 1 K: 1 S: 11	H: 5 LOB: 2 BB: 0 P: 11	R: 3 E: 0 K: 2 S: 10	H: 2 LOB: 1 BB: 1 P: 14	R: 0 E: 0 K: 0 S: 4	H: 1 LOB: 1 BB: 0 P: 4	R: 0 E: 0 K: 1 S: 5	H: 0 LOB: 0 BB: 0 P: 5	R: 0 E: 0 K: 1 S: 6	H: 1 LOB: 1 BB: 0 P: 6	R: 0 E: 0 K: 0 S: 3	H: 0 LOB: 0 BB: 0 P: 3	R: 0 E: 0 K: 0 S: 3	H: 0 LOB: 0 BB: 0 P: 3	R: 2 E: 0 K: 1 S: 7	H: 2 LOB: 1 BB: 1 P: 11	1B: 9 2B: 1 3B: 2 HR: 0	SF: 0 SAC: 1 DP: 1 HBP: 0	WP: 0 PB: 0 SB: 0 CS: 0	PA: 39
<b>PITCHER</b> Fred Scherman, L ERA: 3.44 Bill Slayback, R ERA: 3.32 Tom Timmermann, R ERA: 2.85 Joe Niekro, R ERA: 3.45 Lerrin LaCraw, R ERA: 1.93 (1, 1)	IP: 0.0 WLS: L BF: 3 H: 3 R: 3 ER: 3 SO: 3 BB: 0 IBB: 0 HBP: 0 BLK: 0 WP: 0 HR: 0 S: 3 P: 3 ERA: ∞ WHIP: ∞																			
<b>PITCHER</b> Jim Foor, L ERA: 12.27 (8, 1)	IP: 1.0 WLS: L BF: 6 H: 2 R: 2 ER: 2 SO: 1 BB: 1 IBB: 0 HBP: 0 BLK: 0 WP: 0 HR: 0 S: 7 P: 11 ERA: 18.00 WHIP: 3.000																			

Detroit Tigers @ Baltimore Orioles  
Memorial Stadium, Baltimore, MD  
Thu Sep 07 1972, 7:05 PM EDT  
Att: 8,357 - Unknown

AB	36
R	9
H	12
RBI	9
BB	2
SO	6
LOB	17





Batter	1	2	3	4	5	6	7	8	9	AB	R	H	RBI	BB	SO	LOB	TOP				
Dick McAuliffe, L (1,4) OBP: 0.336, SLG: 0.325	G3		4-3		L9					3	0	0	0	1	0	1	<b>Detroit Tigers @ Baltimore Orioles</b> Memorial Stadium, Baltimore, MD Fri Sep 08 1972, 7:05 PM EDT Att: 19,469 - Unknown				
Mickey Stanley, R (1,8) OBP: 0.283, SLG: 0.421	F8		6-3			K	F7			4	0	0	0	1	3						
Gates Brown, L (1,7) OBP: 0.309, SLG: 0.405 Al Kaline, R (6,PH) OBP: 0.355, SLG: 0.420 Ike Brown, R (8,7) OBP: 0.376, SLG: 0.380	HR		4-3			G3		F6		3	1	1	1	0	0						
Norm Cash, L (1,3) OBP: 0.320, SLG: 0.455	4-3			CS 1B		5-3		4-3		4	0	1	0	0	0						
Jim Northrup, L (1,9) OBP: 0.318, SLG: 0.355		G3		K			1B 2B BB	5-3		3	1	0	0	1	1						
Duke Sims, L (1,2) OBP: 0.313, SLG: 0.302 Bill Freehan, R (9,PH) OBP: 0.358, SLG: 0.417				K			F5		K	3	0	1	0	0	1						
Aurelio Rodriguez, R (1,5) OBP: 0.261, SLG: 0.345		F8				6-3			K	4	0	1	0	0	1						
Ed Brinkman, R (1,6) OBP: 0.252, SLG: 0.273							SH1-4 1B		F8	3	0	2	1	1	0						
Woodie Fryman, R (1,1) OBP: 0.121, SLG: 0.143		F8				SH1-4 1-2		F7		2	0	0	0	0	4						
<b>Inning Stats</b>	R: 1 E: 0 K: 0 S: 4	H: 1 LOB: 0 BB: 0 P: 4	R: 0 E: 0 K: 0 S: 4	H: 1 LOB: 2 BB: 1 P: 8	R: 0 E: 0 K: 2 S: 3	H: 0 LOB: 0 BB: 0 P: 3	R: 0 E: 0 K: 2 S: 7	H: 1 LOB: 1 BB: 0 P: 7	R: 0 E: 0 K: 0 S: 4	H: 0 LOB: 0 BB: 0 P: 5	R: 1 E: 0 K: 0 S: 5	H: 2 LOB: 2 BB: 2 P: 13	R: 0 E: 0 K: 0 S: 3	H: 0 LOB: 0 BB: 0 P: 3	R: 0 E: 0 K: 2 S: 7	H: 0 LOB: 0 BB: 0 P: 7		1B: 3 2B: 3 3B: 0 HR: 1	SF: 0 SAC: 1 DP: 1 HBP: 0	WP: 0 PB: 0 SB: 0 CS: 1	PA: 35
<b>PITCHER</b>	IP	WLS	BF	H	R	ER	SO	BB	IBB	HBP	BLK	WP	HR	S	P	ERA	WHIP				
Pat Dobson, R (1,1) ERA: 2.64	7.0	L	29	6	2	2	3	2	1	0	0	0	1	32	44	2.57	1.143				
Grant Jackson, L (8,1) ERA: 2.75	2.0		6	0	0	0	2	0	0	0	0	0	0	10	10	0.00	0.000				

Batter	1	2	3	4	5	6	7	8	9	AB	R	H	RBI	BB	SO	LOB	BOTTOM					
Bobby Grich, R (1,4) OBP: 0.351, SLG: 0.424			K		K		K			3	0	0	0	0	3	0	<b>Detroit Tigers @ Baltimore Orioles</b> Memorial Stadium, Baltimore, MD Fri Sep 08 1972, 7:05 PM EDT Att: 19,469 - Unknown					
Paul Blair, R (1,8) OBP: 0.263, SLG: 0.336	F8		F3							2	0	0	0	2	0							
Tommy Davis, R (1,7) OBP: 0.321, SLG: 0.288 Grant Jackson, S (8,1)						K2-3	F9		F9	3	0	0	0	1	1							
Don Baylor, R (1,9) OBP: 0.333, SLG: 0.413		K				BB S BB			6-3	3	0	0	0	1	2							
Brooks Robinson, R (1,5) OBP: 0.306, SLG: 0.347		6-3				F6			6-3	4	0	1	0	0	3							
Boog Powell, L (1,3) OBP: 0.336, SLG: 0.405			F7				BB HBP		F7	3	0	0	0	0	1							
Andy Etchebarren, R (1,2) OBP: 0.270, SLG: 0.267		F4							6-3	3	0	0	0	1	0							
Mark Belanger, R (1,6) OBP: 0.244, SLG: 0.258 Davey Johnson, R (9,PH) OBP: 0.325, SLG: 0.330			F7						6-3	3	0	0	0	0	3							
Pat Dobson, R (1,1) OBP: 0.138, SLG: 0.152 Don Buford, S (7,PH) OBP: 0.326, SLG: 0.272									F7	2	0	0	0	0	2							
<b>Inning Stats</b>	R: 0 E: 0 K: 1 S: 5	H: 0 LOB: 2 BB: 1 P: 10	R: 0 E: 0 K: 0 S: 3	H: 0 LOB: 0 BB: 0 P: 3	R: 0 E: 0 K: 2 S: 7	H: 0 LOB: 0 BB: 0 P: 7	R: 0 E: 0 K: 1 S: 5	H: 0 LOB: 2 BB: 2 P: 14	R: 0 E: 0 K: 2 S: 7	H: 0 LOB: 1 BB: 1 P: 11	R: 0 E: 0 K: 1 S: 6	H: 1 LOB: 1 BB: 0 P: 6	R: 1 E: 0 K: 1 S: 6	H: 1 LOB: 1 BB: 1 P: 10	R: 0 E: 0 K: 0 S: 3	H: 0 LOB: 0 BB: 0 P: 3		R: 0 E: 0 K: 0 S: 3	H: 0 LOB: 0 BB: 0 P: 3	1B: 0 2B: 1 3B: 0 HR: 1	SF: 0 SAC: 0 DP: 0 HBP: 2	WP: 0 PB: 0 SB: 2 CS: 0
<b>PITCHER</b>	IP	WLS	BF	H	R	ER	SO	BB	IBB	HBP	BLK	WP	HR	S	P	ERA	WHIP					
Woodie Fryman, L (1,1) ERA: 3.44	9.0	W	36	2	1	1	8	5	0	2	0	0	1	45	67	1.00	0.778					




Batter	1	2	3	4	5	6	7	8	9	AB R H RBI BB SO LOB	TOP																	
<b>Horace Clarke, S</b> OBP: 0.321, SLG: 0.297 (1, 4)										4 1 1 0 1 2 3	<b>New York Yankees @ Detroit Tigers</b> Tiger Stadium, Detroit, MI Sat Sep 09 1972, 7:05 PM EDT Att: 41,624 - Unknown - 60 F																	
<b>Thurman Munson, R</b> OBP: 0.350, SLG: 0.369 (1, 2)										4 0 0 0 0 0 4																		
<b>Bobby Murcer, L</b> OBP: 0.360, SLG: 0.530 (1, 8)										4 1 2 1 0 1 2																		
<b>Roy White, S</b> OBP: 0.387, SLG: 0.366 (1, 7)										4 0 0 0 0 1 1																		
<b>Johnny Callison, L</b> OBP: 0.292, SLG: 0.381 (1, 9)										4 0 0 0 0 2 1																		
<b>Felipe Alou, R</b> OBP: 0.331, SLG: 0.395 (1, 3)										4 0 2 1 0 0 0																		
<b>Bernie Allen, L</b> OBP: 0.306, SLG: 0.393 <b>Hal Lanier, R</b> OBP: 0.235, SLG: 0.245 (8, 5)										1 1 1 1 2 0 0 1 0 0 0 0 1 0																		
<b>Gene Michael, S</b> OBP: 0.285, SLG: 0.288 (1, 6)										4 0 2 0 0 1 4																		
<b>Rob Gardner, R</b> OBP: 0.143, SLG: 0.143 <b>Sparky Lyle, L</b> OBP: 0.211, SLG: 0.222 (8, 1)										2 0 1 0 0 1 0 0 0 0 0 0 0 0																		
<b>Inning Stats</b>	R: 0 E: 0 K: 0 S: 2	H: 0 LOB: 0 BB: 1 P: 6	R: 0 E: 0 K: 1 S: 5	H: 0 LOB: 0 BB: 0 P: 5	R: 1 E: 0 K: 1 S: 7	H: 2 LOB: 1 BB: 0 P: 7	R: 1 E: 0 K: 1 S: 7	H: 2 LOB: 2 BB: 1 P: 11	R: 0 E: 0 K: 2 S: 8	H: 1 LOB: 1 BB: 0 P: 8	R: 0 E: 0 K: 0 S: 4	H: 1 LOB: 1 BB: 1 P: 4	R: 1 E: 0 K: 0 S: 4	H: 2 LOB: 1 BB: 0 P: 4	R: 0 E: 0 K: 0 S: 3	H: 0 LOB: 0 BB: 0 P: 3	R: 0 E: 0 K: 2 S: 8	H: 1 LOB: 1 BB: 0 P: 8	1B: 8 2B: 1 3B: 0 HR: 1	SF: 0 SAC: 2 DP: 1 HBP: 0	WP: 1 PB: 0 SB: 1 CS: 0	PA: 37						
<b>PITCHER</b>	IP WLS BF H R ER SO BB IBB HBP BLK WP HR S P ERA WHIP											<b>PITCHER</b>	IP WLS BF H R ER SO BB IBB HBP BLK WP HR S P ERA WHIP															
<b>Joe Coleman, R</b> ERA: 2.57 <b>John Hiller, L</b> ERA: 2.09	(1, 1)	7.0 L 30 8 3 3 7 2 1 0 0 0 1 1 41 53 3.86 1.429	(8, 1)	2.0 7 1 0 0 2 0 0 0 0 0 0 0 0 11 11 0.00 0.500											(1, 1)	7.0 L 30 8 3 3 7 2 1 0 0 0 1 1 41 53 3.86 1.429	(8, 1)	2.0 7 1 0 0 2 0 0 0 0 0 0 0 0 11 11 0.00 0.500										

Batter	1	2	3	4	5	6	7	8	9	AB R H RBI BB SO LOB	BOTTOM																	
<b>Tony Taylor, R</b> OBP: 0.336, SLG: 0.385 (1, 4)										4 0 1 0 0 0 0	<b>New York Yankees @ Detroit Tigers</b> Tiger Stadium, Detroit, MI Sat Sep 09 1972, 7:05 PM EDT Att: 41,624 - Unknown - 60 F																	
<b>Al Kaline, R</b> OBP: 0.349, SLG: 0.413 (1, 9)										4 0 0 0 0 1 2																		
<b>Bill Freehan, R</b> OBP: 0.361, SLG: 0.419 (1, 2)										3 0 2 0 1 1 1																		
<b>Frank Howard, R</b> OBP: 0.340, SLG: 0.360 (1, 3)										3 0 0 1 1 2 3																		
<b>Willie Horton, R</b> OBP: 0.278, SLG: 0.375 <b>John Gamble, R</b> (9, PR)										4 0 1 0 0 1 4 0 0 0 0 0 0 0																		
<b>Mickey Stanley, R</b> OBP: 0.283, SLG: 0.419 (1, 8)										4 0 1 0 0 1 1																		
<b>Aurelio Rodriguez, R</b> OBP: 0.259, SLG: 0.343 (1, 5)										4 0 0 0 0 0 2																		
<b>Ed Brinkman, R</b> OBP: 0.249, SLG: 0.270 (1, 6)										4 0 0 0 0 0 2																		
<b>Joe Coleman, R</b> OBP: 0.164, SLG: 0.103 <b>Ike Brown, R</b> OBP: 0.372, SLG: 0.375 <b>John Hiller, R</b> (8, 1) <b>Gates Brown, L</b> OBP: 0.308, SLG: 0.403 (8, PH)										2 1 1 0 0 1 0 1 0 0 0 0 0 0 0 0 0 0 0 0 0 1 0 0 0 0 0 2																		
<b>Inning Stats</b>	R: 0 E: 1 K: 1 S: 6	H: 0 LOB: 1 BB: 0 P: 6	R: 0 E: 0 K: 1 S: 5	H: 0 LOB: 0 BB: 0 P: 5	R: 1 E: 0 K: 2 S: 9	H: 2 LOB: 3 BB: 2 P: 17	R: 0 E: 0 K: 0 S: 3	H: 0 LOB: 0 BB: 0 P: 3	R: 0 E: 0 K: 1 S: 5	H: 0 LOB: 0 BB: 0 P: 5	R: 0 E: 0 K: 1 S: 6	H: 1 LOB: 1 BB: 0 P: 6	R: 0 E: 0 K: 0 S: 3	H: 0 LOB: 0 BB: 0 P: 3	R: 0 E: 0 K: 1 S: 6	H: 1 LOB: 1 BB: 0 P: 6	R: 0 E: 0 K: 0 S: 5	H: 2 LOB: 2 BB: 0 P: 5	1B: 6 2B: 0 3B: 0 HR: 0	SF: 0 SAC: 0 DP: 0 HBP: 0	WP: 1 PB: 0 SB: 0 CS: 0	PA: 36						
<b>PITCHER</b>	IP WLS BF H R ER SO BB IBB HBP BLK WP HR S P ERA WHIP											<b>PITCHER</b>	IP WLS BF H R ER SO BB IBB HBP BLK WP HR S P ERA WHIP															
<b>Rob Gardner, L</b> ERA: 2.48 <b>Sparky Lyle, L</b> ERA: 1.73	(1, 1)	7.2 W 30 4 1 1 6 2 0 0 0 0 0 0 0 40 48 1.17 0.783	(8, 1)	1.1 S 6 2 0 0 1 0 0 0 0 0 0 0 0 8 8 0.00 1.500											(1, 1)	7.2 W 30 4 1 1 6 2 0 0 0 0 0 0 0 40 48 1.17 0.783	(8, 1)	1.1 S 6 2 0 0 1 0 0 0 0 0 0 0 0 8 8 0.00 1.500										



Batter	1	2	3	4	5	6	7	8	9	AB R H RBI BB SO LOB	TOP							
Horace Clarke, S (1.4) OBP: 0.324, SLG: 0.307	G6-4-3 1B		G6-4-3 1B			HR		K 2B 1B		4 2 3 2 0 1 1	<b>New York Yankees @ Detroit Tigers</b> Tiger Stadium, Detroit, MI Sun Sep 10 1972, 4:33 AM EDT Att: 31,657 - Sunny - 69 F							
Roy White, S (1.7) OBP: 0.386, SLG: 0.368	G6-4-3 1-2		5-3			F8		1-3 3-H 2B		4 1 1 1 0 0 2								
Bobby Murcer, L (1.8) OBP: 0.361, SLG: 0.529	K				G1-4-3 1B	F7		2-H 3-H 1B		4 0 2 2 0 1 0								
Felipe Alou, R (1.3) OBP: 0.327, SLG: 0.390		6-3			G1-4-3 1-2		K	F8		4 0 0 0 0 1 2								
Thurman Munson, R (1.2) OBP: 0.347, SLG: 0.365		5-3			5-3		F8		P4	4 0 0 0 0 0 0								
Charlie Spikes, R (1.9) OBP: 0.200, SLG: 0.211						P4				3 0 0 0 0 2 0								
Ron Swoboda, R (7.9) OBP: 0.341, SLG: 0.345	K					K			F9	1 0 0 0 0 0 0								
Celerino Sanchez, R (1.5) OBP: 0.293, SLG: 0.307			6-3			5-3		4-3	P4	4 0 0 0 0 0 0								
Gene Michael, S (1.6) OBP: 0.288, SLG: 0.292					5-3			E8 PB 2B		3 2 2 0 0 0 0								
Mel Stottlemyre, R (1.1) OBP: 0.250, SLG: 0.264			SH3-4 1B					P4		2 0 0 0 0 1 1								
<b>Inning Stats</b>	R: 0 E: 0 K: 1 S: 5	H: 1 LOB: 0 BB: 0 P: 5	R: 0 E: 0 K: 1 S: 5	H: 0 LOB: 0 BB: 0 P: 5	R: 1 E: 0 K: 0 S: 5	H: 2 LOB: 1 BB: 0 P: 5	R: 0 E: 0 K: 0 S: 3	H: 1 LOB: 0 BB: 0 P: 3	R: 0 E: 0 K: 2 S: 7	H: 0 LOB: 0 BB: 0 P: 7	R: 3 E: 1 K: 1 S: 9	H: 3 LOB: 1 BB: 0 P: 9	R: 0 E: 0 K: 0 S: 3	H: 0 LOB: 0 BB: 0 P: 3	1B: 6 2B: 1 3B: 0 HR: 1	SF: 0 SAC: 1 DP: 2 HBP: 0	WP: 0 PB: 1 SB: 0 CS: 0	PA: 34
<b>PITCHER</b>	IP WLS BF H R ER SO BB IBB HBP BLK WP HR S P ERA WHIP											<b>PITCHER</b>	IP WLS BF H R ER SO BB IBB HBP BLK WP HR S P ERA WHIP					
Mickey Lolich, L (1.1) ERA: 2.6	8.0 L 31 8 5 2 6 0 0 0 0 0 0 1 43 43 2.25 1.000											Chris Zachary, R (9.1) ERA: 0.93	1.0 3 0 0 0 0 0 0 0 0 0 0 3 3 0.00 0.000					

AB	33
R	5
H	8
RBI	5
BB	0
SO	6
LOB	6



Batter	1	2	3	4	5	6	7	8	9	AB R H RBI BB SO LOB	BOTTOM									
Dick McAuliffe, L (1.4) OBP: 0.335, SLG: 0.324	L9		1-3			G6-3 1B			4-3	4 0 1 0 0 0 1	<b>New York Yankees @ Detroit Tigers</b> Tiger Stadium, Detroit, MI Sun Sep 10 1972, 4:33 AM EDT Att: 31,657 - Sunny - 69 F									
Aurelio Rodriguez, R (1.5) OBP: 0.228, SLG: 0.341	6-3		6-3			G6-3 1-2			1-3	3 0 0 0 0 0 2										
Tom Haller, L (9. PH) OBP: 0.280, SLG: 0.330										1 0 0 0 0 0 0										
Gates Brown, L (1.7) OBP: 0.303, SLG: 0.395	F7				L4	4-3			F8	4 0 0 0 0 0 0										
Bill Freehan, R (1.2) OBP: 0.361, SLG: 0.417		F7			1B BB	F7				2 0 0 0 1 0 0										
Norm Cash, L (1.3) OBP: 0.320, SLG: 0.454		F6			G6-4-3 1B	P4				3 0 1 0 0 0 0										
Jim Northrup, L (1.9) OBP: 0.316, SLG: 0.355					G6-4-3 PB 1B	F7				3 0 1 0 0 0 2										
Mickey Stanley, R (1.8) OBP: 0.281, SLG: 0.416		6-3				F9			P4	3 0 0 0 0 0 1										
Ed Brinkman, R (1.6) OBP: 0.250, SLG: 0.269					SH1-4 BB	F9			F7	2 0 0 0 1 0 0										
Mickey Lolich, S (1.1) OBP: 0.253, SLG: 0.078					SH1-4					1 0 0 0 0 1 0	<b>D</b>									
Duke Sims, L (8. PH) OBP: 0.311, SLG: 0.301						K			K	1 0 0 0 0 1 0										
Chris Zachary, L (9.1) ERA: 3.3										0 0 0 0 0 0 0										
<b>Inning Stats</b>	R: 0 E: 0 K: 0 S: 3	H: 0 LOB: 0 BB: 0 P: 3	R: 0 E: 0 K: 0 S: 4	H: 1 LOB: 1 BB: 0 P: 4	R: 0 E: 0 K: 0 S: 3	H: 0 LOB: 1 BB: 1 P: 7	R: 0 E: 0 K: 0 S: 3	H: 1 LOB: 1 BB: 1 P: 7	R: 0 E: 0 K: 1 S: 5	H: 0 LOB: 0 BB: 0 P: 5	R: 0 E: 0 K: 0 S: 3	H: 0 LOB: 0 BB: 0 P: 3	R: 0 E: 0 K: 1 S: 5	H: 0 LOB: 0 BB: 0 P: 5	R: 0 E: 0 K: 0 S: 3	H: 0 LOB: 0 BB: 0 P: 3	1B: 3 2B: 0 3B: 0 HR: 0	SF: 0 SAC: 1 DP: 2 HBP: 0	WP: 0 PB: 1 SB: 0 CS: 0	PA: 30
<b>PITCHER</b>	IP WLS BF H R ER SO BB IBB HBP BLK WP HR S P ERA WHIP											<b>PITCHER</b>	IP WLS BF H R ER SO BB IBB HBP BLK WP HR S P ERA WHIP							
Mel Stottlemyre, R (1.1) ERA: 3.3	9.0 W 30 3 0 0 2 2 0 0 0 0 0 0 32 40 0.00 0.556																			



Batter	1	2	3	4	5	6	7	8	9	AB	R	H	RBI	BB	SO	LOB	TOP						
<b>Horace Clarke, S</b> (1, 4) OBP: 0.323, SLG: 0.305	0-3 K		0-3 K	0-0 F8						3	0	0	0	0	2	3							
<b>Roy White, S</b> (1, 7) OBP: 0.386, SLG: 0.369	0-0 2B		0-0 L8		0-3 K					3	1	1	0	0	1	1							
<b>Bobby Murcer, L</b> (1, 8) OBP: 0.365, SLG: 0.540	0-0 2B			0-0 HR	0-0 1B					3	1	3	2	0	0	0							
<b>Felipe Alou, R</b> (1, 3) OBP: 0.327, SLG: 0.399	0-0 5-3			0-0 HR	0-0 G4-6-3					3	1	1	1	0	0	1							
<b>Thurman Munson, R</b> (1, 2) OBP: 0.351, SLG: 0.365		4-0 BB		4-0 S E BB		4-0 BB				0	1	0	0	3	0	0							
<b>Charlie Spikes, R</b> (1, 9) OBP: 0.190, SLG: 0.200		0-0 BB		0-0 E9 1B		0-0 BB				1	0	0	0	0	0	1							
<b>Johnny Callison, L</b> (4, PH) OBP: 0.293, SLG: 0.382				0-0 1B						2	0	1	1	0	0	1							
<b>Celerino Sanchez, R</b> (1, 5) OBP: 0.290, SLG: 0.303		0-0 G4-6-3		0-3 K		0-3 K				3	0	0	0	0	2	3							
<b>Gene Michael, S</b> (1, 6) OBP: 0.292, SLG: 0.291			4-0 SH3-4 BB	4-0 S BB		0-0 1-3				1	0	0	0	2	0	1							
<b>Steve Kline, R</b> (1, 1) OBP: 0.137, SLG: 0.074			0-0 SH3-4	0-3 K						1	0	0	0	0	1	2							
<b>Inning Stats</b>	R: 1 E: 0 K: 1 S: 6	H: 2 LOB: 0 BB: 0 P: 6	R: 0 E: 0 K: 0 S: 2	H: 0 LOB: 0 BB: 1 P: 6	R: 0 E: 0 K: 1 S: 5	H: 0 LOB: 1 BB: 1 P: 9	R: 3 E: 1 K: 2 S: 10	H: 3 LOB: 2 BB: 2 P: 18	R: 0 E: 0 K: 1 S: 5	H: 0 LOB: 1 BB: 1 P: 9							1B: 2 2B: 2 3B: 0 HR: 2	SF: 0 SAC: 1 DP: 2 HBP: 0	WP: 0 PB: 0 SB: 2 CS: 0	PA: 26			
<b>PITCHER</b>	IP	WLS	BF	H	R	ER	SO	BB	IBB	HBP	BLK	WP	HR	S	P	ERA	WHIP						
<b>Fred Scherman, L</b> (1, 1) ERA: 3.74	3.0	L	14	4	4	4	2	3	0	0	0	0	2	15	27	12.00	2.333						
<b>Chuck Seelbach, R</b> (4, 1) ERA: 3.09	3.0		12	2	0	0	4	2	0	0	0	0	0	18	26	0.00	1.333						

**New York Yankees @ Detroit Tigers**  
Tiger Stadium, Detroit, MI  
Mon Sep 11 1972, 7:05 PM EDT  
Att: 15,442 - Unknown - 70 F

AB 20  
R 4  
H 6  
RBI 4  
BB 5  
SO 6  
LOB 13



Batter	1	2	3	4	5	6	7	8	9	AB	R	H	RBI	BB	SO	LOB	BOTTOM						
<b>Jim Northrup, L</b> (1, 8) OBP: 0.316, SLG: 0.355	0-0 E 4-3 1B	0-0 E4			0-0 4-3					3	1	1	0	0	0	1							
<b>Tony Taylor, R</b> (1, 5) OBP: 0.336, SLG: 0.384	0-0 E1 L3-1 2B 1B	0-0 L1-3			0-0 F8					3	1	1	0	0	0	2							
<b>Gates Brown, L</b> (1, 7) OBP: 0.303, SLG: 0.392	0-0 4-3		4-0 FC3-4 BB		0-0 F5					2	0	0	1	1	0	1							
<b>Norm Cash, L</b> (1, 3) OBP: 0.319, SLG: 0.451	0-0 L3-1		0-0 FC3-4 4-3							2	0	0	0	0	0	2							
<b>Duke Sims, L</b> (1, 9) OBP: 0.313, SLG: 0.308	0-0 2B		0-0 4-3							2	0	1	1	0	0	1							
<b>Dick McAuliffe, L</b> (1, 4) OBP: 0.333, SLG: 0.323	0-0 F7		0-0 L3-1							2	0	0	0	0	0	2							
<b>Tom Haller, L</b> (1, 2) OBP: 0.291, SLG: 0.336		4-0 E BB		0-0 L1-6-3 1B						1	0	1	0	1	0	0							
<b>Ed Brinkman, R</b> (1, 6) OBP: 0.249, SLG: 0.268		0-0 F2		0-0 L1-6-3						2	0	0	0	0	0	2							
<b>Fred Scherman, L</b> (1, 1) OBP: 0.136, SLG: 0.095		0-3 K		0-0 6-3						1	0	0	0	0	1	1							
<b>Chuck Seelbach, R</b> (4, 1) OBP: 0.304, SLG: 0.263										1	0	0	0	0	0	0							
<b>Inning Stats</b>	R: 2 E: 1 K: 0 S: 6	H: 3 LOB: 1 BB: 0 P: 6	R: 0 E: 1 K: 1 S: 6	H: 0 LOB: 2 BB: 1 P: 10	R: 0 E: 0 K: 0 S: 3	H: 0 LOB: 1 BB: 1 P: 7	R: 0 E: 0 K: 0 S: 3	H: 1 LOB: 0 BB: 0 P: 3	R: 0 E: 0 K: 0 S: 3	H: 0 LOB: 0 BB: 0 P: 3							1B: 3 2B: 1 3B: 0 HR: 0	SF: 0 SAC: 0 DP: 1 HBP: 0	WP: 0 PB: 0 SB: 0 CS: 0	PA: 21			
<b>PITCHER</b>	IP	WLS	BF	H	R	ER	SO	BB	IBB	HBP	BLK	WP	HR	S	P	ERA	WHIP						
<b>Steve Kline, R</b> (1, 1) ERA: 2.01	5.0	W	21	4	2	2	1	2	0	0	0	0	0	21	29	3.60	1.200						

**New York Yankees @ Detroit Tigers**  
Tiger Stadium, Detroit, MI  
Mon Sep 11 1972, 7:05 PM EDT  
Att: 15,442 - Unknown - 70 F

AB 19  
R 2  
H 4  
RBI 2  
BB 2  
SO 1  
LOB 12





Batter	1	2	3	4	5	6	7	8	9	AB	R	H	RBI	BB	SO	LOB	TOP										
Merv Rettenmund, R OBP: 0.332, SLG: 0.356 Roric Harrison, R OBP: 0.143, SLG: 0.154 Grant Jackson, S (8, PH) Boog Powell, L OBP: 0.342, SLG: 0.415	0-0 6-3		0-3 K		0-0 1B		0-0 G6-4-3		0-3 K	4	0	1	0	0	1	2	<p><b>Baltimore Orioles @ Detroit Tigers</b> Tiger Stadium, Detroit, MI Tue Sep 12 1972, 7:05 PM EDT Att: 24,475 - Unknown</p>										
Paul Blair, R OBP: 0.263, SLG: 0.340	0-0 HR		0-0 G6-4-3		0-0 F8			0-0 FC5-4 1B	5	1	2	1	0	0	5												
Tommy Davis, R OBP: 0.337, SLG: 0.311	0-0 F2			0-0 1B 1B		0-3 K		0-0 FC5-4 G6-4-3 1-2	4	0	1	0	0	1	1												
Don Baylor, R OBP: 0.334, SLG: 0.422	0-3 K			0-0 1B 1-2		0-0 K		0-0 G6-4-3 1-2	4	0	2	0	0	1	1												
Brooks Robinson, R OBP: 0.303, SLG: 0.343 Al Bumbry, L (9, PR)	0-0 6-3		0-0 F9		0-0 F7			1-0 BB 1B HBP	3	0	0	0	0	0	3												
Bobby Grich, R OBP: 0.359, SLG: 0.428	4-0 BB		0-3 K		4-0 FC5-4 BB			0-0 L9	2	0	0	0	2	1	3												
Davey Johnson, R OBP: 0.270, SLG: 0.337 Mark Belanger, R OBP: 0.246, SLG: 0.259	0-3 K		0-0 F6		0-0 FC5-4 1-2			4-0 1B 1-2 BB	3	0	0	0	1	1	5												
Andy Etchebarren, R OBP: 0.270, SLG: 0.267 Rich Coggins, L OBP: 0.333, SLG: 0.444	0-0 F8			0-3 K		0-0 L1		0-0 FC5 BB 1-3 2-H 1B	4	0	1	1	0	1	1												
Pat Dobson, R OBP: 0.146, SLG: 0.160 Don Buford, S OBP: 0.328, SLG: 0.270	0-0 G6-4-3 1B		0-0 K		0-3 K		0-0 K G6-4-3	4-0 1-2 BB	2	0	1	0	0	1	0												
<b>Inning Stats</b>	R: 1 E: 0 K: 1 S: 6	H: 1 LOB: 0 BB: 0 P: 6	R: 0 E: 0 K: 1 S: 5	H: 0 LOB: 1 BB: 1 P: 9	R: 0 E: 0 K: 1 S: 5	H: 1 LOB: 0 BB: 0 P: 5	R: 0 E: 0 K: 1 S: 7	H: 2 LOB: 2 BB: 0 P: 7	R: 0 E: 0 K: 1 S: 8	H: 1 LOB: 1 BB: 0 P: 8	R: 0 E: 0 K: 1 S: 6	H: 0 LOB: 0 BB: 0 P: 10	R: 0 E: 0 K: 0 S: 5	H: 0 LOB: 0 BB: 0 P: 5	R: 0 E: 0 K: 0 S: 3	H: 1 LOB: 0 BB: 0 P: 3		R: 1 E: 0 K: 1 S: 6	H: 1 LOB: 3 BB: 2 P: 15	1B: 7 2B: 0 3B: 0 HR: 1	SF: 0 SAC: 0 DP: 3 HBP: 1	WP: 0 PB: 1 SB: 1 CS: 0	PA: 38				
<b>PITCHER</b>	IP	WLS	BF	H	R	ER	SO	BB	IBB	HBP	BLK	WP	HR	S	P	ERA	WHIP										
Woodie Fryman, L ERA: 3.39	8.1	W	35	8	2	2	8	3	0	1	0	0	1	47	60	2.16	1.320										
Chuck Seelbach, R ERA: 3.09	0.0		1	0	0	0	0	1	0	0	0	0	0	0	4	∞	∞										
John Hiller, L ERA: 2.03	0.2	S	2	0	0	0	1	0	0	0	0	0	0	4	4	0.00	0.000										

AB	33
R	2
H	8
RBI	2
BB	4
SO	9
LOB	24



Batter	1	2	3	4	5	6	7	8	9	AB	R	H	RBI	BB	SO	LOB	BOTTOM										
Dick McAuliffe, L OBP: 0.335, SLG: 0.330	0-0 L9		0-0 4-3			0-0 2B	0-0 2B			4	0	2	1	0	0	0	<p><b>Baltimore Orioles @ Detroit Tigers</b> Tiger Stadium, Detroit, MI Tue Sep 12 1972, 7:05 PM EDT Att: 24,475 - Unknown</p>										
Mickey Stanley, R OBP: 0.278, SLG: 0.412	0-0 1-3		0-0 6-3			0-3 K	0-0 6-3			4	0	0	0	0	1	3											
Gates Brown, L OBP: 0.306, SLG: 0.391 Al Kaline, R OBP: 0.349, SLG: 0.413	0-0 F9			0-0 1B		4-0 BB		0-0 F7	3	0	1	0	1	0	0												
Norm Cash, L OBP: 0.318, SLG: 0.449	0-0 4-3		0-0 F5		0-0 F4		0-0 1B		4	0	1	0	0	0	3												
Jim Northrup, L OBP: 0.315, SLG: 0.351	0-0 3-1		0-0 F8		0-0 4-3		0-0 F8		4	0	0	0	0	0	4												
Duke Sims, L OBP: 0.307, SLG: 0.302	0-0 4-3		0-0 F7		0-0 F7		0-0 K		4	0	0	0	0	1	2												
Aurelio Rodriguez, R OBP: 0.259, SLG: 0.341			0-0 HR 1B		0-0 5-3		0-3 K		3	1	1	0	0	1	0												
Ed Brinkman, R OBP: 0.252, SLG: 0.276			0-0 HR 1B		0-0 4-3		4-0 1B 2B BB		2	2	1	2	1	0	0												
Woodie Fryman, R OBP: 0.131, SLG: 0.153 Chuck Seelbach, R OBP: 0.304, SLG: 0.263 John Hiller, R	0-0 5-3		0-0 F9		0-0 F9		0-0 2B 1B		3	0	1	0	0	0	0												
<b>Inning Stats</b>	R: 0 E: 0 K: 0 S: 3	H: 0 LOB: 0 BB: 0 P: 3	R: 0 E: 0 K: 0 S: 3	H: 0 LOB: 0 BB: 0 P: 3	R: 2 E: 0 K: 0 S: 5	H: 2 LOB: 0 BB: 0 P: 5	R: 0 E: 0 K: 0 S: 4	H: 1 LOB: 1 BB: 0 P: 4	R: 0 E: 0 K: 0 S: 3	H: 0 LOB: 0 BB: 0 P: 3	R: 0 E: 0 K: 1 S: 6	H: 1 LOB: 2 BB: 1 P: 10	R: 1 E: 0 K: 1 S: 7	H: 2 LOB: 2 BB: 1 P: 11	R: 0 E: 0 K: 1 S: 6	H: 1 LOB: 1 BB: 0 P: 6		1B: 4 2B: 2 3B: 0 HR: 1	SF: 0 SAC: 0 DP: 0 HBP: 0	WP: 0 PB: 0 SB: 0 CS: 0	PA: 33						
<b>PITCHER</b>	IP	WLS	BF	H	R	ER	SO	BB	IBB	HBP	BLK	WP	HR	S	P	ERA	WHIP										
Pat Dobson, R ERA: 2.65	6.0	L	23	4	2	2	1	1	0	0	0	0	1	24	28	3.00	0.833										
Roric Harrison, R ERA: 2.22	1.1		8	3	1	1	1	1	0	0	0	0	0	9	13	6.75	3.000										
Grant Jackson, L ERA: 2.7	0.2		2	0	0	0	1	0	0	0	0	0	0	4	4	0.00	0.000										

AB	31
R	3
H	7
RBI	3
BB	2
SO	3
LOB	12





Batter	1	2	3	4	5	6	7	8	9	AB	R	H	RBI	BB	SO	LOB	TOP		
Don Buford, S OBP: 0.327, SLG: 0.270 (1, 7)	K		E 1B HR 1B		K			F2		4	1	1	0	0	2	0	<p>Baltimore Orioles @ Detroit Tigers Tiger Stadium, Detroit, MI Wed Sep 13 1972, 7:05 PM EDT Att: 29,788 - Unknown</p>		
Mery Rettenmund, R OBP: 0.334, SLG: 0.358 (1, 8) (6, 9)	L9		HR 1B		CS 1B			F8		4	1	2	0	0	0	0			
Bobby Grich, R OBP: 0.356, SLG: 0.423 (1, 4)	K		E4 HR		F8			F7		4	1	0	0	0	1	3			
Boog Powell, L OBP: 0.341, SLG: 0.421 (1, 3)		F8	HR		4-3			3-1		4	1	1	4	0	0	0			
Terry Crowley, L OBP: 0.333, SLG: 0.435 Paul Blair, R OBP: 0.261, SLG: 0.339 (6, PH) (6, 8)		HR	L9		L9			L9		2	1	1	1	0	0	0			
Brooks Robinson, R OBP: 0.301, SLG: 0.341 (1, 5)		F7	F8		F7			5-3		4	0	0	0	0	0	0			
Johnny Oates, L OBP: 0.338, SLG: 0.361 Andy Etchebaren, R OBP: 0.269, SLG: 0.265 (7, PH) (7, 2)		BB		B3		K				1	0	0	0	1	0	0			
Mark Belanger, R OBP: 0.243, SLG: 0.257 (1, 6)		F5		6-3		F7				3	0	0	0	0	0	1			
Dave McNally, R OBP: 0.196, SLG: 0.200 Doyle Alexander, R OBP: 0.043, SLG: 0.043 Don Baylor, L OBP: 0.333, SLG: 0.420 Roric Harrison, R OBP: 0.170, SLG: 0.154 Mickey Scott, L OBP: 0.170, SLG: 0.154 Bob Reynolds, R OBP: 0.170, SLG: 0.154 (1, 1) (5, 1) (7, PH) (7, 1) (7, 1) (7, 1)			F5	K2-3		F7				2	0	0	0	0	1	0			
<b>Inning Stats</b>	R: 0 E: 0 K: 2 S: 7	H: 0 LOB: 0 BB: 0 P: 7	R: 1 E: 0 K: 0 S: 4	H: 1 LOB: 1 BB: 1 P: 8	R: 4 E: 1 K: 0 S: 7	H: 3 LOB: 0 BB: 0 P: 7	R: 0 E: 0 K: 1 S: 5	H: 0 LOB: 0 BB: 0 P: 5	R: 0 E: 0 K: 1 S: 5	H: 0 LOB: 0 BB: 0 P: 5	R: 0 E: 0 K: 0 S: 3	H: 0 LOB: 0 BB: 0 P: 3	R: 0 E: 0 K: 0 S: 3	H: 0 LOB: 0 BB: 0 P: 3	R: 0 E: 0 K: 0 S: 3	H: 0 LOB: 0 BB: 0 P: 3		1B: 3 2B: 0 3B: 0 HR: 2	SF: 0 SAC: 0 DP: 0 HBP: 0
<b>PITCHER</b>	IP WLS BF H R ER SO BB IBB HBP BLK WP HR S P ERA WHIP	IP WLS BF H R ER SO BB IBB HBP BLK WP HR S P ERA WHIP																	
Joe Coleman, R ERA: 2.66 (1, 1)	5.0 W 21 5 5 4 4	4.0 S 12 0 0 0 1																	
Fred Scherman, L ERA: 3.57 (6, 1)																			


Batter	1	2	3	4	5	6	7	8	9	AB	R	H	RBI	BB	SO	LOB	BOTTOM	
Tony Taylor, R OBP: 0.339, SLG: 0.387 Dick McAuliffe, L OBP: 0.337, SLG: 0.330 (1, 4) (2, 4)	1B		3-1		HR 1B	4-3		IBB		1	0	1	0	0	0	0	<p>Baltimore Orioles @ Detroit Tigers Tiger Stadium, Detroit, MI Wed Sep 13 1972, 7:05 PM EDT Att: 29,788 - Unknown</p>	
Al Kaline, R OBP: 0.346, SLG: 0.408 (1, 9)	L5-3		1B		L4	K		L7		5	0	1	0	0	1	3		
Bill Freehan, R OBP: 0.365, SLG: 0.417 (1, 2)	2B BB		K		HR BB			1B		2	2	1	0	2	1	1		
Frank Howard, R OBP: 0.345, SLG: 0.378 Marvin Lane, R (7, PR) Norm Cash, L OBP: 0.318, SLG: 0.449 (8, 3)	2B		K		HR			1B		4	1	3	4	0	1	1		
Willie Horton, R OBP: 0.282, SLG: 0.376 Jim Northrup, L OBP: 0.314, SLG: 0.350 (7, PH) (8, 7)	FC6-4 BB		F8		BB 1B			K		2	1	1	0	1	0	0		
Mickey Stanley, R OBP: 0.280, SLG: 0.410 (1, 8)	FC6-4		BB		BB 1B			G6-4-3		2	1	0	0	2	0	4		
Aurelio Rodriguez, R OBP: 0.260, SLG: 0.342 (1, 5)		1-3		K	E6 BLK 1B			FC3-6 1B		4	0	2	1	0	1	1		
Ed Brinkman, R OBP: 0.249, SLG: 0.273 (1, 6)		4-3		F7	F9			FC3-6 SH1-4		4	0	0	0	0	0	3		
Joe Coleman, R OBP: 0.162, SLG: 0.101 Ike Blessitt, R OBP: 0.130, SLG: 0.091 (1, 1) (5, PH) (6, 1)	K				G3	F7		SH1-4		1	0	0	0	0	1	0		
<b>Inning Stats</b>	R: 1 E: 0 K: 0 S: 4	H: 2 LOB: 2 BB: 2 P: 12	R: 0 E: 0 K: 1 S: 5	H: 0 LOB: 0 BB: 0 P: 5	R: 0 E: 0 K: 2 S: 8	H: 1 LOB: 1 BB: 0 P: 8	R: 0 E: 0 K: 1 S: 5	H: 0 LOB: 1 BB: 1 P: 9	R: 5 E: 1 K: 0 S: 7	H: 4 LOB: 1 BB: 2 P: 15	R: 0 E: 0 K: 1 S: 6	H: 2 LOB: 2 BB: 0 P: 6	R: 0 E: 0 K: 0 S: 4	H: 1 LOB: 2 BB: 1 P: 8	1B: 8 2B: 1 3B: 0 HR: 1	SF: 0 SAC: 1 DP: 1 HBP: 0		WP: 0 PA: 38 PB: 0 SB: 0 CS: 0
<b>PITCHER</b>	IP WLS BF H R ER SO BB IBB HBP BLK WP HR S P ERA WHIP	IP WLS BF H R ER SO BB IBB HBP BLK WP HR S P ERA WHIP																
Dave McNally, L ERA: 2.9 (1, 1)	4.2 L 24 6 6 5 4	1.1 5 1 0 0 1																
Doyle Alexander, R ERA: 2.49 (5, 1)																		
Roric Harrison, R ERA: 2.22 (7, 1)																		
Mickey Scott, L ERA: 2.49 (7, 1)																		
Bob Reynolds, R ERA: 2.57 (7, 1)																		



Batter	1	2	3	4	5	6	7	8	9	AB	R	H	RBI	BB	SO	LOB	TOP					
Dick McAuliffe, L (1,4) OBP: 0.338, SLG: 0.329	1-0 G5-4-3 HBP		0-0 F7			0-3 K		0-0 CS	4-0 F8 SH3 1B BB	2	1	0	0	1	1	0						
Mickey Stanley, R (1,8) OBP: 0.278, SLG: 0.407	0-0 G5-4-3		0-3 K			0-0 F9			0-0 SH3	3	0	0	0	0	1	1						
Gates Brown, L (1,7) OBP: 0.313, SLG: 0.392	4-0 BB			0-0 G4-3 1B					4-0 1B IBB	2	0	1	0	2	0	0						
Al Kaline, R (9,9) OBP: 0.346, SLG: 0.408										0	0	0	0	0	0	0						
Bill Freehan, R (1,2) OBP: 0.361, SLG: 0.413	0-0 F8			0-0 G4-3					0-0 F8	4	0	0	0	0	1	4						
Norm Cash, L (1,3) OBP: 0.320, SLG: 0.448		4-0 BB		0-0 4-3					0-0 1B	3	0	1	1	1	0	0						
Jim Northrup, L (1,9) OBP: 0.313, SLG: 0.347		0-3 K				0-0 4-3			0-0 F7	3	1	0	0	1	1	3						
Aurelio Rodriguez, R (1,5) OBP: 0.259, SLG: 0.340			0-3 K			0-0 5-3			0-0 4-3	3	0	0	0	0	1	2						
Ed Brinkman, R (1,6) OBP: 0.248, SLG: 0.271			0-3 K			0-0 L5			0-0 F9	3	0	0	0	0	1	2						
Mickey Lolich, S (1,1) OBP: 0.247, SLG: 0.076						0-0 6-3			0-0 K	2	0	0	0	0	1	0						
Duke Sims, L (8,PH) OBP: 0.310, SLG: 0.305									0-0 K	1	0	1	1	0	0	0						
Joe Staton, L (8,PR) Chris Zachary, L (8,1) Fred Scherman, L (8,1) OBP: 0.130, SLG: 0.091									0-0 CS 1B	0	0	0	0	0	0	0						
<b>Inning Stats</b>	R: 0 E: 0 K: 0 S: 2	H: 0 LOB: 1 BB: 1 P: 7	R: 0 E: 0 K: 3 S: 9	H: 0 LOB: 1 BB: 1 P: 13	R: 0 E: 0 K: 1 S: 5	H: 0 LOB: 0 BB: 0 P: 5	R: 0 E: 0 K: 0 S: 3	H: 1 LOB: 0 BB: 0 P: 3	R: 0 E: 0 K: 0 S: 3	H: 0 LOB: 0 BB: 0 P: 3	R: 0 E: 0 K: 2 S: 7	H: 0 LOB: 0 BB: 0 P: 7	R: 0 E: 0 K: 1 S: 5	H: 0 LOB: 0 BB: 0 P: 5	R: 1 E: 0 K: 0 S: 3	H: 1 LOB: 1 BB: 1 P: 7	R: 1 E: 0 K: 0 S: 4	H: 1 LOB: 2 BB: 2 P: 12	1B: 3 2B: 0 3B: 0 HR: 0	SF: 0 SAC: 1 DP: 2 HBP: 1	WP: 0 PB: 0 SB: 0 CS: 1	PA: 34
<b>PITCHER</b> Jim Lonborg, R (1,1) ERA: 2.79	IP: 9.0 WLS: L BF: 33	H: 3 R: 2 ER: 2 SO: 7	BB: 4 IBB: 1 HBP: 1 BLK: 0	WP: 0 HR: 0 S: 41 P: 62	ERA: 2.00 WHIP: 0.778	<b>PITCHER</b>										IP: 0 WLS: 0 BF: 0 H: 0 R: 0 ER: 0 SO: 0 BB: 0 IBB: 0 HBP: 0 BLK: 0 WP: 0 HR: 0 S: 0 P: 0	ERA: 0 WHIP: 0					

Detroit Tigers @ Milwaukee Brewers  
Milwaukee County Stadium, Milwaukee, WI  
Fri Sep 15 1972, 8:05 PM EDT  
Att: 7,762 - Unknown


AB 26  
R 2  
H 3  
RBI 2  
BB 5  
SO 7  
LOB 12



Batter	1	2	3	4	5	6	7	8	9	AB	R	H	RBI	BB	SO	LOB	BOTTOM			
Ron Theobald, R (1,4) OBP: 0.349, SLG: 0.257	0-0 2B		0-0 6-3			0-0 5-3		0-3 K		3	0	1	0	0	0	1				
Joe Lahoud, L (8,PH) OBP: 0.326, SLG: 0.399			2-3							0	0	0	0	0	0	0				
Syd O'Brien, R (8,PH) OBP: 0.295, SLG: 0.303										1	0	0	0	0	1	1				
Eliee Rodriguez, R (1,2) OBP: 0.388, SLG: 0.369	0-0 6-3		0-0 1B			0-0 F8			0-0 6-3	4	0	1	1	0	0	1				
Dave May, L (1,8) OBP: 0.366, SLG: 0.339	0-0 L6		3-H 0-3 K			0-3 K			4-0 FC5-4 BB	3	0	0	0	0	2	2				
Bob Heise, R (9,PH) OBP: 0.302, SLG: 0.308										0	0	0	0	1	0	0				
Brock Davis, L (9,PR) OBP: 0.365, SLG: 0.319										0	0	0	0	0	0	0				
George Scott, R (1,3) OBP: 0.321, SLG: 0.417	0-3 K			0-0 6-3					0-0 F8	4	0	0	0	0	1	2				
Ollie Brown, R (1,9) OBP: 0.304, SLG: 0.327		0-3 K		0-0 F6					0-0 FC5-4	4	0	1	0	0	1	1				
Mike Ferraro, R (1,5) OBP: 0.282, SLG: 0.329		0-0 1B		0-0 6-3					1-2	3	0	1	0	0	0	1				
Tommie Reynolds, R (1,7) OBP: 0.276, SLG: 0.317		0-0 G6-4-3				0-0 F9			0-0 F5	3	0	0	0	0	0	2				
Rick Auerbach, R (1,6) OBP: 0.278, SLG: 0.265			4-0 6-3 SH3-4 1B BB			0-0 F6			0-0 CS SH1-4 1B	2	1	1	0	1	0	0				
Jim Lonborg, R (1,1) OBP: 0.197, SLG: 0.159			0-0 SH3-4			0-3 K			0-0 SH1-4	1	0	0	0	0	1	0				
<b>Inning Stats</b>	R: 0 E: 0 K: 1 S: 6	H: 1 LOB: 0 BB: 0 P: 6	R: 0 E: 0 K: 1 S: 5	H: 1 LOB: 0 BB: 0 P: 5	R: 1 E: 0 K: 1 S: 6	H: 1 LOB: 1 BB: 1 P: 10	R: 0 E: 0 K: 0 S: 3	H: 0 LOB: 0 BB: 0 P: 3	R: 0 E: 0 K: 1 S: 5	H: 0 LOB: 0 BB: 0 P: 5	R: 0 E: 0 K: 0 S: 4	H: 1 LOB: 1 BB: 0 P: 4	R: 0 E: 0 K: 1 S: 5	H: 1 LOB: 0 BB: 0 P: 5	R: 0 E: 0 K: 0 S: 3	H: 0 LOB: 1 BB: 1 P: 7	1B: 4 2B: 1 3B: 0 HR: 0	SF: 0 SAC: 2 DP: 1 HBP: 0	WP: 0 PB: 0 SB: 0 CS: 1	PA: 32
<b>PITCHER</b> Mickey Lolich, L (1,1) ERA: 2.56 Chris Zachary, R (8,1) ERA: 0.92 Fred Scherman, L (8,1) ERA: 3.51	IP: 7.0 WLS: 2 BF: 25	H: 4 R: 1 ER: 0 SO: 1	BB: 1 IBB: 0 HBP: 0 BLK: 0	WP: 0 HR: 0 S: 2 P: 2	ERA: 0.00 WHIP: 3.000	<b>PITCHER</b>										IP: 0 WLS: 0 BF: 0 H: 0 R: 0 ER: 0 SO: 0 BB: 0 IBB: 0 HBP: 0 BLK: 0 WP: 0 HR: 0 S: 0 P: 0	ERA: 0 WHIP: 0			

Detroit Tigers @ Milwaukee Brewers  
Milwaukee County Stadium, Milwaukee, WI  
Fri Sep 15 1972, 8:05 PM EDT  
Att: 7,762 - Unknown

AB 28  
R 1  
H 5  
RBI 1  
BB 2  
SO 6  
LOB 11













Batter	1	2	3	4	5	6	7	8	9	AB	R	H	RBI	BB	SO	LOB	TOP			
Dick McAuliffe, L (1,4) OBP: 0.343, SLG: 0.349										5	0	1	0	0	1	1	Detroit Tigers @ Cleveland Indians Cleveland Municipal Stadium, Cleveland, OH Tue Sep 19 1972, 7:05 PM EDT Unknown <a href="http://livebaseballscorecards.com">livebaseballscorecards.com</a>			
Aurelio Rodriguez, R (1,5) OBP: 0.263, SLG: 0.342										4	0	2	0	0	0	0				
Gates Brown, L (1,7) OBP: 0.308, SLG: 0.382										4	0	0	0	0	0	3				
Norm Cash, L (1,3) OBP: 0.329, SLG: 0.456										4	1	3	0	0	1	0				
Duke Sims, L (1,2) OBP: 0.314, SLG: 0.309										4	0	1	0	0	0	3				
Jim Northrup, L (1,9) OBP: 0.312, SLG: 0.346										3	0	1	1	1	0	0				
Mickey Stanley, R (1,8) OBP: 0.275, SLG: 0.400										4	0	0	0	0	0	4				
Ed Brinkman, R (1,6) OBP: 0.252, SLG: 0.278										3	1	1	1	1	0	0				
Mickey Lolich, S (1,1) OBP: 0.242, SLG: 0.074										2	0	0	0	0	2	1				
Frank Howard, R (7, PH) OBP: 0.344, SLG: 0.377										1	0	0	0	0	0	0				
Lerrin LaGrow, R (7, PH) OBP: 0.345, SLG: 0.406										0	0	0	0	0	0	0				
Al Kaline, R (9, PH) OBP: 0.345, SLG: 0.406										1	0	0	0	0	0	0				
<b>Inning Stats</b>	R: 0 E: 0 K: 0 S: 5	H: 2 LOB: 2 BB: 0 P: 5	R: 0 E: 0 K: 0 S: 3	H: 0 LOB: 0 BB: 0 P: 3	R: 0 E: 0 K: 1 S: 6	H: 2 LOB: 1 BB: 0 P: 6	R: 0 E: 0 K: 1 S: 5	H: 0 LOB: 0 BB: 0 P: 5	R: 0 E: 0 K: 1 S: 5	H: 2 LOB: 3 BB: 1 P: 9	R: 0 E: 0 K: 0 S: 6	H: 1 LOB: 0 BB: 0 P: 6	R: 1 E: 0 K: 0 S: 5	H: 2 LOB: 1 BB: 0 P: 5	R: 0 E: 0 K: 0 S: 3	H: 0 LOB: 0 BB: 0 P: 3	1B: 6 2B: 2 3B: 0 HR: 1	SF: 0 SAC: 0 DP: 1 HBP: 0	WP: 0 PB: 0 SB: 0 CS: 0	PA: 37
<b>PITCHER</b>	IP WLS BF H R ER SO BB IBB HBP BLK WP HR S P ERA WHIP																			
Steve Dunning, R (1,1) ERA: 2.86	7.2 W 33 9 2 2 4 2 0 0 0 0 1 39 47 2.35 1.435																			
Ed Farmer, R (8,1) ERA: 4.02	1.1 S 4 0 0 0 0 0 0 0 0 0 0 4 4 0.00 0.000																			

Batter	1	2	3	4	5	6	7	8	9	AB	R	H	RBI	BB	SO	LOB	BOTTOM			
Buddy Bell, R (1,8) OBP: 0.312, SLG: 0.361										4	1	1	0	0	0	2	Detroit Tigers @ Cleveland Indians Cleveland Municipal Stadium, Cleveland, OH Tue Sep 19 1972, 7:05 PM EDT Unknown <a href="http://livebaseballscorecards.com">livebaseballscorecards.com</a>			
Alex Johnson, R (1,7) OBP: 0.285, SLG: 0.346										3	0	2	0	0	1	0				
John Lowenstein, L (6,7) OBP: 0.303, SLG: 0.408										1	0	0	0	0	0	0				
Chris Chambliss, L (1,3) OBP: 0.316, SLG: 0.382										4	0	2	1	0	0	0				
Roy Foster, R (1,9) OBP: 0.319, SLG: 0.338										1	0	0	0	0	0	2				
Kurt Bevacqua, R (2,9) OBP: 0.327, SLG: 0.350										2	0	0	0	0	0	2				
Tom McCraw, L (8,9) OBP: 0.327, SLG: 0.350										1	0	0	0	0	0	0				
Graig Nettles, L (1,5) OBP: 0.325, SLG: 0.398										4	1	1	0	0	1	1				
Ray Fosse, R (1,2) OBP: 0.313, SLG: 0.348										3	0	1	1	0	1	0				
Frank Duffy, R (1,6) OBP: 0.283, SLG: 0.308										2	0	0	0	1	0	1				
Jack Brohamer, L (1,4) OBP: 0.277, SLG: 0.302										3	0	0	0	0	0	2				
Steve Dunning, R (1,1) OBP: 0.281, SLG: 0.581										2	1	1	1	1	0	0				
Ed Farmer, R (8,1) OBP: 0.143, SLG: 0.143										0	0	0	0	0	0	0				
<b>Inning Stats</b>	R: 0 E: 0 K: 0 S: 4	H: 2 LOB: 1 BB: 0 P: 4	R: 1 E: 0 K: 0 S: 5	H: 2 LOB: 2 BB: 1 P: 9	R: 0 E: 0 K: 1 S: 5	H: 0 LOB: 0 BB: 0 P: 5	R: 0 E: 0 K: 1 S: 5	H: 0 LOB: 1 BB: 1 P: 9	R: 2 E: 0 K: 1 S: 8	H: 4 LOB: 1 BB: 0 P: 8	R: 0 E: 0 K: 0 S: 3	H: 0 LOB: 0 BB: 0 P: 3	R: 0 E: 0 K: 0 S: 3	H: 0 LOB: 0 BB: 0 P: 3	R: 0 E: 0 K: 0 S: 3	H: 0 LOB: 0 BB: 0 P: 3	1B: 4 2B: 5 3B: 0 HR: 1	SF: 0 SAC: 0 DP: 2 HBP: 0	WP: 0 PB: 0 SB: 1 CS: 0	PA: 32
<b>PITCHER</b>	IP WLS BF H R ER SO BB IBB HBP BLK WP HR S P ERA WHIP																			
Mickey Lolich, L (1,1) ERA: 2.6	6.0 L 26 8 3 3 3 2 0 0 0 0 0 1 30 38 4.50 1.667																			
Lerrin LaGrow, R (7,1) ERA: 1.74	2.0 6 0 0 0 0 0 0 0 0 0 0 6 6 0.00 0.000																			







Batter	1	2	3	4	5	6	7	8	9	AB	R	H	RBI	BB	SO	LOB	TOP			
Dick McAuliffe, L (1,4) OBP: 0.340, SLG: 0.343	4-0 FC4-6 BB		0-0 F7		0-0 F9			0-0 F9	0-0 F3	4	0	0	0	1	0	4	<b>Detroit Tigers @ Cleveland Indians</b> Cleveland Municipal Stadium, Cleveland, OH Wed Sep 20 1972, 7:05 PM EDT Att: 3,198 - Unknown			
Jim Northrup, L (1,8) OBP: 0.311, SLG: 0.347	0-0 FC4-6 1B		0-0		0-0 G3-6-3			0-0 3-1		4	1	1	0	0	0	2				
Gates Brown, L (1,7) OBP: 0.311, SLG: 0.384 Al Kaline, R (9,9) OBP: 0.349, SLG: 0.405	0-0 1B 1-H		0-0 F7		0-0 F5				0-0 SH5-3 2B	4	1	2	1	0	0	1				
Norm Cash, L (1,3) OBP: 0.327, SLG: 0.452	0-3 K		0-0 F7		0-0 F8				0-0 SH5-3	3	0	0	0	0	1	2				
Duke Sims, L (1,9) OBP: 0.316, SLG: 0.316 Marvin Lane, R (9,PR)	0-0		0-0 F8		0-0 F7				0-0 1-3 2B	4	0	2	1	0	0	0				
Mickey Stanley, R (9,8)	0-0 1-3 1B								0-0 1-3 2B	0	1	0	0	0	0	0				
Tom Haller, L (1,2) OBP: 0.295, SLG: 0.328	0-0 F9		4-0 FC2-6 BB		0-0 F2				4-0 1-3 1B	2	1	0	0	2	0	2				
Aurelio Rodriguez, R (1,5) OBP: 0.264, SLG: 0.341			0-0 F7		0-0 FC2-6 1B			0-0 G5-4-3 1B	0-0 1-3	4	0	1	0	0	0	3				
Ed Brinkman, R (1,6) OBP: 0.254, SLG: 0.277	0-0 5-3		0-0		0-0 G5-4-3				4-0 1B	3	0	0	0	1	1	2				
Woodie Fryman, R (1,1) OBP: 0.149, SLG: 0.169	0-0 F3				0-0 G3-6-3 1B			0-0 4-3	0-0 1-3 2-H 3-H 1B	4	0	2	2	0	0	0				
<b>Inning Stats</b>	R: 1 E: 0 K: 1 S: 7	H: 2 LOB: 2 BB: 1 P: 11	R: 0 E: 0 K: 0 S: 3	H: 0 LOB: 0 BB: 0 P: 3	R: 0 E: 0 K: 1 S: 4	H: 1 LOB: 1 BB: 1 P: 4	R: 0 E: 0 K: 1 S: 5	H: 0 LOB: 1 BB: 1 P: 9	R: 0 E: 0 K: 0 S: 3	H: 0 LOB: 0 BB: 0 P: 3	R: 0 E: 0 K: 0 S: 3	H: 1 LOB: 0 BB: 0 P: 3	R: 0 E: 0 K: 0 S: 3	H: 0 LOB: 0 BB: 0 P: 3	R: 3 E: 0 K: 0 S: 6	H: 3 LOB: 3 BB: 2 P: 14	1B: 6 2B: 2 3B: 0 HR: 0	SF: 0 SAC: 1 DP: 2 HBP: 0	WP: 0 PB: 0 SB: 2 CS: 0	PA: 37
<b>PITCHER</b>	IP WLS BF H R ER SO BB IBB HBP BLK WP HR S P ERA WHIP																			
Dick Tidrow, R (1,1) ERA: 2.77	8.2 L 36 8 4 4 2 2 2 0 0 0 0 0 0 36 52 4.15 1.154																			
Tom Hilgendorf, L (9,1) ERA: 2.74	0.1 1 0 0 0 0 0 0 0 0 0 0 0 0 1 1 0.00 0.000																			

Batter	1	2	3	4	5	6	7	8	9	AB	R	H	RBI	BB	SO	LOB	BOTTOM			
Buddy Bell, R (1,8) OBP: 0.307, SLG: 0.354	0-0 5-3		0-3 K		0-0 5-3			0-0 6-3		4	0	0	0	0	1	1	<b>Detroit Tigers @ Cleveland Indians</b> Cleveland Municipal Stadium, Cleveland, OH Wed Sep 20 1972, 7:05 PM EDT Att: 3,198 - Unknown			
Eddie Leon, R (1,4) OBP: 0.297, SLG: 0.274	0-0 6-3		0-0 4-3		0-0 6-3			0-0 6-3		4	0	0	0	0	0	1				
Chris Chambliss, L (1,3) OBP: 0.315, SLG: 0.380	0-0 F7				0-0 F5			0-0 E9 1B		4	1	1	0	0	0	0				
Roy Foster, R (1,9) OBP: 0.323, SLG: 0.333		0-3 K		0-0 F7		4-0 1B BB			0-0 FC3-6 1B	3	0	1	0	1	1	0				
Graig Nettles, L (1,5) OBP: 0.324, SLG: 0.401	0-0 F9				0-0 F7			0-0 FC6-4 1B	0-0 FC3-6 4-3	4	0	1	1	0	0	1				
Ray Fosse, R (1,2) OBP: 0.315, SLG: 0.347	0-0 1B				0-0 F7			0-0 FC6-4	0-0 4-3	4	0	1	0	0	0	3				
John Lowenstein, L (1,7) OBP: 0.300, SLG: 0.397 Kurt Bevacqua, R (9,PH)	0-0 F7				0-3 K			0-0 4-3	0-0 4-3	3	0	0	0	0	1	1				
Frank Duffy, R (1,6) OBP: 0.288, SLG: 0.319			0-0 SH1-4 2B		0-0 2B			0-0 3-1		3	0	2	0	0	0	0				
Dick Tidrow, R (1,1) OBP: 0.136, SLG: 0.109 Tom Hilgendorf, S (9,1) OBP: 0.071, SLG: 0.077	0-0 SH1-4		0-0 F9		0-0 F9			0-3 K		2	0	0	0	0	1	1				
<b>Inning Stats</b>	R: 0 E: 0 K: 0 S: 3	H: 0 LOB: 0 BB: 0 P: 3	R: 0 E: 0 K: 1 S: 6	H: 1 LOB: 1 BB: 0 P: 6	R: 0 E: 0 K: 1 S: 6	H: 1 LOB: 1 BB: 0 P: 6	R: 0 E: 0 K: 0 S: 3	H: 0 LOB: 0 BB: 0 P: 3	R: 0 E: 0 K: 0 S: 5	H: 2 LOB: 2 BB: 1 P: 9	R: 0 E: 0 K: 1 S: 5	H: 0 LOB: 0 BB: 0 P: 5	R: 0 E: 0 K: 0 S: 3	H: 0 LOB: 0 BB: 0 P: 3	R: 0 E: 0 K: 0 S: 4	H: 1 LOB: 1 BB: 0 P: 4		1B: 4 2B: 2 3B: 0 HR: 0	SF: 0 SAC: 1 DP: 0 HBP: 0	WP: 0 PB: 0 SB: 0 CS: 0
<b>PITCHER</b>	IP WLS BF H R ER SO BB IBB HBP BLK WP HR S P ERA WHIP																			
Woodie Fryman, L (1,1) ERA: 3.22	9.0 W 34 6 1 1 4 1 0 0 0 0 0 0 0 41 45 1.00 0.778																			











Batter	1	2	3	4	5	6	7	8	9	AB	R	H	RBI	BB	SO	LOB	TOP						
Dick McAuliffe, L (1.4) OBP: 0.343, SLG: 0.351										5	2	3	0	0	2	2	<b>Detroit Tigers @ Boston Red Sox</b> Fenway Park, Boston, MA Sat Sep 23 1972, 3:33 AM EDT Att: 30,407 - Unknown						
Al Kaline, R (1.9) OBP: 0.354, SLG: 0.423										5	2	1	1	0	1	1							
Gates Brown, L (1.7) OBP: 0.309, SLG: 0.378										0	1	0	0	1	0	0							
Mickey Stanley, R (2.8) OBP: 0.279, SLG: 0.400										3	1	1	1	0	0	0							
Norm Cash, L (1.3) OBP: 0.332, SLG: 0.457										3	0	1	0	2	0	0							
Duke Sims, L (1.2) OBP: 0.328, SLG: 0.338										4	0	2	2	1	0	1							
Jim Northrup, L (1.8) OBP: 0.313, SLG: 0.348										3	0	1	1	1	0	2							
Aurelio Rodriguez, R (1.5) OBP: 0.270, SLG: 0.349										3	1	2	1	1	0	0							
Ed Brinkman, R (1.6) OBP: 0.255, SLG: 0.275										4	0	2	0	0	0	3							
Mickey Lolich, S (1.1) OBP: 0.235, SLG: 0.071										3	0	0	0	0	1	2							
<b>Inning Stats</b>	R: 3 E: 1 K: 0 S: 5	H: 3 LOB: 2 BB: 3 P: 17	R: 0 E: 0 K: 0 S: 3	H: 1 LOB: 0 BB: 0 P: 3	R: 0 E: 0 K: 0 S: 3	H: 0 LOB: 1 BB: 1 P: 7	R: 0 E: 0 K: 2 S: 8	H: 2 LOB: 1 BB: 0 P: 8	R: 1 E: 0 K: 0 S: 5	H: 3 LOB: 1 BB: 0 P: 5	R: 0 E: 0 K: 0 S: 3	H: 0 LOB: 0 BB: 0 P: 3	R: 1 E: 1 K: 1 S: 6	H: 1 LOB: 1 BB: 1 P: 10	R: 1 E: 0 K: 0 S: 6	H: 2 LOB: 1 BB: 1 P: 10	R: 1 E: 0 K: 0 S: 4	H: 1 LOB: 0 BB: 0 P: 4	1B: 10 2B: 1 3B: 0 HR: 2	SF: 1 SAC: 1 DP: 1 HBP: 0	WP: 0 PB: 0 SB: 0 CS: 1	PA: 41	
<b>PITCHER</b>	IP WLS BF H R ER SO BB IBB HBP BLK WP HR S P ERA WHIP	IP WLS BF H R ER SO BB IBB HBP BLK WP HR S P ERA WHIP																					
Sonny Siebert, R (1.1) ERA: 3.78	0.1	L	7	3	3	2	0	3	0	0	0	0	0	0	0	0	0	0	0	4	16	54.00	18.000
Bill Lee, L (1.1) ERA: 3.48	4.2		17	6	1	1	2	1	0	0	0	0	0	0	20	24	1.93	1.500					
Don Newhauser, R (6.1) ERA: 2.45	2.0		8	1	1	0	1	1	0	0	0	0	0	9	13	0.00	1.000						
Gary Peters, L (8.1) ERA: 4.32	2.0		9	3	2	2	1	1	0	0	0	0	2	10	14	9.00	2.000						

Batter	1	2	3	4	5	6	7	8	9	AB	R	H	RBI	BB	SO	LOB	BOTTOM					
Tommy Harper, R (1.8) OBP: 0.347, SLG: 0.402										3	0	0	0	1	0	0	<b>Detroit Tigers @ Boston Red Sox</b> Fenway Park, Boston, MA Sat Sep 23 1972, 3:33 AM EDT Att: 30,407 - Unknown					
Luis Aparicio, R (1.6) OBP: 0.296, SLG: 0.339										3	0	1	1	0	1	0						
Carl Yastrzemski, L (1.3) OBP: 0.397, SLG: 0.378										4	0	1	0	0	0	2						
Reggie Smith, S (1.9) OBP: 0.360, SLG: 0.470										4	0	0	0	0	3	2						
Rico Petrocelli, R (1.5) OBP: 0.343, SLG: 0.369										3	0	0	0	1	0	0						
Carlton Fisk, R (1.2) OBP: 0.377, SLG: 0.561										4	0	1	0	0	2	1						
Dwight Evans, R (1.7) OBP: 0.400, SLG: 0.667										4	0	1	0	0	0	2						
Doug Griffin, R (1.4) OBP: 0.324, SLG: 0.303										4	0	1	0	0	0	1						
Sonny Siebert, R (1.1) ERA: 3.78										0	0	0	0	0	0	0						
Bill Lee, L (1.1) ERA: 3.48										1	1	0	0	0	0	0						
Phil Cagiano, R (5.0) ERA: 3.26										1	0	0	0	0	0	0						
Don Newhauser, R (8.1) ERA: 2.45										0	0	0	0	0	0	0						
Andy Kosco, R (7.0) ERA: 3.20										1	0	0	0	0	0	2						
Gary Peters, L (8.1) ERA: 4.32										0	0	0	0	0	0	0						
<b>Inning Stats</b>	R: 0 E: 0 K: 0 S: 4	H: 1 LOB: 0 BB: 0 P: 4	R: 0 E: 0 K: 0 S: 3	H: 0 LOB: 0 BB: 0 P: 3	R: 1 E: 0 K: 0 S: 4	H: 1 LOB: 1 BB: 1 P: 8	R: 0 E: 0 K: 2 S: 7	H: 0 LOB: 1 BB: 1 P: 11	R: 0 E: 0 K: 0 S: 3	H: 0 LOB: 0 BB: 0 P: 3	R: 0 E: 0 K: 1 S: 5	H: 0 LOB: 0 BB: 0 P: 5	R: 0 E: 0 K: 0 S: 5	H: 2 LOB: 2 BB: 0 P: 5	R: 0 E: 0 K: 2 S: 8	H: 1 LOB: 1 BB: 0 P: 8	R: 0 E: 0 K: 1 S: 6	H: 1 LOB: 1 BB: 0 P: 6	1B: 3 2B: 2 3B: 1 HR: 0	SF: 1 SAC: 0 DP: 0 HBP: 0	WP: 0 PB: 0 SB: 0 CS: 0	PA: 35
<b>PITCHER</b>	IP WLS BF H R ER SO BB IBB HBP BLK WP HR S P ERA WHIP	IP WLS BF H R ER SO BB IBB HBP BLK WP HR S P ERA WHIP																				
Mickey Lolich, L (1.1) ERA: 2.56	9.0	W	35	6	1	1	6	2	0	0	0	0	0	0	45	53	1.00	0.889				






Batter	1	2	3	4	5	6	7	8	9	AB	R	H	RBI	BB	SO	LOB	TOP			
Dick McAuliffe, L (1,4) OBP: 0.345, SLG: 0.351	4-0 F8 BB SF9 BB		0-0 F3				0-0 3-1			3	1	1	1	1	0	0				
Mickey Stanley, R (1,8) OBP: 0.279, SLG: 0.397	4-0 SF9 BB 1B BB		0-0 4-3				0-0 FC6-4		0-3 K	3	0	0	0	1	1	2				
Gates Brown, L (1,7) OBP: 0.308, SLG: 0.376	0-0 F8		0-0 F8				0-0 F9		0-0 1B	4	0	1	0	0	0	4				
Norm Cash, L (1,3) OBP: 0.329, SLG: 0.454	0-0 SF9			0-0 6-3			0-0 F7		0-3 K	3	0	0	1	0	1	1				
Duke Sims, L (1,2) OBP: 0.331, SLG: 0.341	0-0 1B			0-0 F6			0-0 1B		0-0 F5	4	0	2	0	0	0	1				
Jim Northrup, L (1,9) OBP: 0.313, SLG: 0.349		0-0 2B		0-0 F8			0-0 F5		0-0 G3	4	0	1	0	0	0	1				
Aurelio Rodriguez, R (1,5) OBP: 0.270, SLG: 0.349		0-3 K				0-0 1B	0-0 F6		0-0 1-3	4	1	1	0	0	1	2				
Ed Brinkman, R (1,6) OBP: 0.253, SLG: 0.273		0-0 L5				0-3 K	0-0 F8		0-0 F8	4	0	0	0	0	1	2				
Woodie Fryman, R (1,1) OBP: 0.159, SLG: 0.179		0-0 6-3				0-0 FC6-4 1B	0-0 F2			2	0	1	0	0	0	1				
Chuck Seelbach, R (5,1) OBP: 0.292, SLG: 0.250										0	0	0	0	0	0	0				
Tom Haller, L (7,PH) OBP: 0.293, SLG: 0.325										1	0	0	0	0	0	0				
Bill Slayback, R (7,1) OBP: 0.174, SLG: 0.174										0	0	0	0	0	0	0				
<b>Inning Stats</b>	R: 1 E: 0 K: 0 S: 3	H: 1 LOB: 2 BB: 2 P: 11	R: 0 E: 1 K: 1 S: 6	H: 1 LOB: 1 BB: 0 P: 6	R: 0 E: 0 K: 0 S: 3	H: 0 LOB: 0 BB: 0 P: 3	R: 0 E: 0 K: 0 S: 3	H: 0 LOB: 0 BB: 0 P: 3	R: 1 E: 0 K: 1 S: 8	H: 3 LOB: 2 BB: 0 P: 8	R: 0 E: 0 K: 0 S: 4	H: 1 LOB: 1 BB: 0 P: 4	R: 0 E: 0 K: 0 S: 3	H: 0 LOB: 0 BB: 0 P: 3	R: 0 E: 0 K: 0 S: 3	H: 0 LOB: 0 BB: 0 P: 3	1B: 6 2B: 1 3B: 0 HR: 0	SF: 1 SAC: 0 DP: 0 HBP: 0	WP: 0 PB: 0 SB: 0 CS: 0	PA: 35
<b>PITCHER</b> Luis Tiant, R (1,1) ERA: 1.94	IP: 9.0 WLS: W BF: 35 H: 7 R: 2 ER: 2 SO: 4 BB: 2 IBB: 0 HBP: 0 BLK: 0 WP: 0 HR: 0 S: 41 P: 49 ERA: 2.00 WHIP: 1.000															<b>PITCHER</b>	IP: 9.0 WLS: W BF: 35 H: 7 R: 2 ER: 2 SO: 4 BB: 2 IBB: 0 HBP: 0 BLK: 0 WP: 0 HR: 0 S: 41 P: 49 ERA: 2.00 WHIP: 1.000			

**Detroit Tigers @ Boston Red Sox**  
Fenway Park, Boston, MA  
Sun Sep 24 1972, 3:33 AM EDT  
Att: 34,182 - Unknown - 72 F


AB 32  
R 2  
H 7  
RBI 2  
BB 2  
SO 4  
LOB 14



Batter	1	2	3	4	5	6	7	8	9	AB	R	H	RBI	BB	SO	LOB	BOTTOM			
Tommy Harper, R (1,8) OBP: 0.347, SLG: 0.399	4-0 2B 1B BB	0-3 K		0-3 K			0-0 5-3			3	1	0	0	1	2	1				
Rick Miller, L (7,8) OBP: 0.294, SLG: 0.344										0	0	0	0	0	0	0				
Luis Aparicio, R (1,6) OBP: 0.296, SLG: 0.341	0-0 1B 2B	0-0 F2			0-0 E5 1B HR		0-0 5-3			4	2	1	0	0	0	0				
Carl Yastrzemski, L (1,3) OBP: 0.356, SLG: 0.376	0-0 HR 1B		0-3 K		0-0 L9		0-0 F5			4	1	1	2	0	1	1				
Reggie Smith, S (1,9) OBP: 0.363, SLG: 0.479	0-0 HR		0-0 1B		0-0 HR 1B		0-0 P7			4	2	3	2	0	0	0				
Rico Petrocelli, R (1,5) OBP: 0.343, SLG: 0.374	0-3 K		0-0 P7		0-0 HR		0-0 K		0-3 K	4	1	1	3	0	2	1				
Carlton Fisk, R (1,2) OBP: 0.376, SLG: 0.560	0-0 F3 2B		0-0 F2		0-0 6-3		0-0 6-3		0-0 6-3	4	0	1	0	0	0	1				
Dwight Evans, R (1,7) OBP: 0.379, SLG: 0.643	0-0 F3			0-0 2B		0-3 K		0-0 F8		4	0	1	0	0	1	1				
Doug Griffin, R (1,4) OBP: 0.324, SLG: 0.303	0-3 K			0-0 F9			0-0 B3-6-4 1B			3	0	1	0	0	1	2				
Luis Tiant, R (1,1) OBP: 0.137, SLG: 0.122		0-3 K		0-3 K			0-0 B3-6-4			3	0	0	0	0	2	2				
<b>Inning Stats</b>	R: 4 E: 0 K: 2 S: 11	H: 4 LOB: 1 BB: 1 P: 15	R: 0 E: 0 K: 2 S: 7	H: 0 LOB: 0 BB: 0 P: 7	R: 0 E: 0 K: 1 S: 6	H: 1 LOB: 1 BB: 0 P: 6	R: 0 E: 0 K: 2 S: 8	H: 1 LOB: 1 BB: 0 P: 8	R: 3 E: 0 K: 1 S: 8	H: 2 LOB: 0 BB: 0 P: 8	R: 0 E: 0 K: 0 S: 3	H: 1 LOB: 0 BB: 0 P: 3	R: 0 E: 0 K: 0 S: 3	H: 0 LOB: 0 BB: 0 P: 3	R: 0 E: 0 K: 1 S: 5	H: 0 LOB: 0 BB: 0 P: 5	1B: 4 2B: 3 3B: 0 HR: 2	SF: 0 SAC: 0 DP: 1 HBP: 0	WP: 0 PB: 0 SB: 1 CS: 0	PA: 34
<b>PITCHER</b> Woodie Fryman, L (1,1) ERA: 3.36	IP: 4.1 WLS: L BF: 22 H: 7 R: 6 ER: 6 SO: 7 BB: 1 IBB: 0 HBP: 0 BLK: 0 WP: 1 HR: 1 S: 35 P: 39 ERA: 12.46 WHIP: 1.846															<b>PITCHER</b>	IP: 4.1 WLS: L BF: 22 H: 7 R: 6 ER: 6 SO: 7 BB: 1 IBB: 0 HBP: 0 BLK: 0 WP: 1 HR: 1 S: 35 P: 39 ERA: 12.46 WHIP: 1.846			
<b>PITCHER</b> Chuck Seelbach, R (5,1) ERA: 3.01	IP: 1.2 WLS: L BF: 6 H: 2 R: 1 ER: 0 SO: 1 BB: 0 IBB: 0 HBP: 0 BLK: 0 WP: 0 HR: 0 S: 8 P: 8 ERA: 0.00 WHIP: 1.200															<b>PITCHER</b>	IP: 1.2 WLS: L BF: 6 H: 2 R: 1 ER: 0 SO: 1 BB: 0 IBB: 0 HBP: 0 BLK: 0 WP: 0 HR: 0 S: 8 P: 8 ERA: 0.00 WHIP: 1.200			
<b>PITCHER</b> Bill Slayback, R (7,1) ERA: 3.24	IP: 2.0 WLS: L BF: 6 H: 0 R: 0 ER: 0 SO: 1 BB: 0 IBB: 0 HBP: 0 BLK: 0 WP: 0 HR: 0 S: 8 P: 8 ERA: 0.00 WHIP: 0.000															<b>PITCHER</b>	IP: 2.0 WLS: L BF: 6 H: 0 R: 0 ER: 0 SO: 1 BB: 0 IBB: 0 HBP: 0 BLK: 0 WP: 0 HR: 0 S: 8 P: 8 ERA: 0.00 WHIP: 0.000			

**Detroit Tigers @ Boston Red Sox**  
Fenway Park, Boston, MA  
Sun Sep 24 1972, 3:33 AM EDT  
Att: 34,182 - Unknown - 72 F

AB 33  
R 7  
H 9  
RBI 7  
BB 1  
SO 9  
LOB 9









Batter	1	2	3	4	5	6	7	8	9	10	11	12	AB	R	H	RBI	BB	SO	LOB	TOP		
Horace Clarke, S OBP: 0.324, SLG: 0.309 (1.4)	0-0 6-3		0-0 6-3		0-0 E8 1B		0-0 L9		0-0 5-3		0-0 L8		6	0	1	0	0	0	1			
Roy White, S OBP: 0.382, SLG: 0.372 (1.7)	4-0 BB		0-0 G3		0-0 5-3		4-0 IBB		0-0 5-3		0-0 HR		4	1	1	1	2	0	2			
Bobby Murcer, L OBP: 0.356, SLG: 0.522 (1.8)	0-0 F9		0-0 4-3		0-0 K2-3		0-0 L9		0-0 G3		0-0 L1-3		6	0	0	0	0	1	3			
Felipe Alou, R OBP: 0.326, SLG: 0.398 (9.3)	0-0 L9		0-0 5-3		0-0 BB 1B		0-0 5-3		0-0 6-3		0-0 L4-3		6	0	1	0	0	0	1			
Thurman Munson, R OBP: 0.349, SLG: 0.370 (1.2)		0-0 L9		0-0 L9		0-0 F2		0-0 HR		0-0 5-3			5	1	1	1	0	0	1			
John Ellis, R OBP: 0.329, SLG: 0.459 (9.9)		0-0 6-3		0-3 K		4-0 BB		0-3 K					3	0	0	0	1	2	0			
Rusty Torres, S OBP: 0.292, SLG: 0.306 (9.9)						1-2 BB							1	0	1	0	0	0	0			
Celerino Sanchez, R OBP: 0.194, SLG: 0.306 (1.5)		0-0 1B			0-0 G4-6-3 1B		0-0 F8		0-0 4-3		0-0 SH3-4 1B		4	0	2	0	0	0	2			
Gene Michael, S OBP: 0.297, SLG: 0.287 (1.6)		0-0 FC5-4 1B			0-0 G4-6-3				0-0 6-3		0-3 K		5	0	2	0	0	1	2			
Mel Stottlemyre, R OBP: 0.253, SLG: 0.256 (7. PH)		0-0 FC5-4			0-0 1-3		0-0 1-3		0-0 K		0-3 K		1	0	0	0	0	0	2			
Ron Swoboda, R OBP: 0.341, SLG: 0.345 (7. PH)					1-0 1B								1	0	0	0	0	0	1			
Lindy McDaniel, R OBP: 0.286, SLG: 0.714 (7.1)					E 1B								1	1	1	1	0	0	0			
Charlie Spikes, R OBP: 0.194, SLG: 0.200 (11. PH)					HBP								1	0	0	0	0	1	1			
Sparky Lyle, L OBP: 0.227, SLG: 0.238 (11.1)													0	0	0	0	0	0	0			
<b>Inning Stats</b>	R: 0 E: 0 K: 0 S: 3	H: 0 LOB: 1 BB: 1 P: 7	R: 0 E: 0 K: 0 S: 5	H: 2 LOB: 2 BB: 0 P: 5	R: 0 E: 0 K: 1 S: 3	H: 0 LOB: 0 BB: 0 P: 3	R: 0 E: 0 K: 1 S: 4	H: 2 LOB: 2 BB: 1 P: 5	R: 0 E: 1 K: 0 S: 6	H: 1 LOB: 2 BB: 1 P: 8	R: 1 E: 0 K: 1 S: 6	H: 1 LOB: 0 BB: 0 P: 6	R: 1 E: 0 K: 4 S: 4	H: 1 LOB: 0 BB: 0 P: 4	R: 0 E: 0 K: 3 S: 3	H: 1 LOB: 1 BB: 0 P: 8	R: 1 E: 0 K: 2 S: 4	H: 1 LOB: 0 BB: 0 P: 4	1B: 7 2B: 0 3B: 0 HR: 3	SF: 0 SAC: 1 DP: 1 HBP: 1	WP: 0 PB: 0 SB: 0 CS: 0	PA: 49
<b>PITCHER</b> Mickey Lolich, L ERA: 2.54 (1.1)	IP 12.0	WLS L	BF 49	H 10	R 3	ER 3	SO 5	BB 2	IBB 1	HBP 1	BLK 0	WP 0	HR 3	S 55	P 68	ERA 2.25	WHIP 1.000					

New York Yankees @ Detroit Tigers  
Tiger Stadium, Detroit, MI  
Thu Sep 28 1972, 7:05 PM EDT  
Att. 21,185 - Unknown - 62 F

AB 44  
R 3  
H 10  
RBI 3  
BB 3  
SO 5  
LOB 16



Batter	1	2	3	4	5	6	7	8	9	10	11	12	AB	R	H	RBI	BB	SO	LOB	BOTTOM						
Dick McAuliffe, L OBP: 0.340, SLG: 0.344 (11. PH)	0-0 F8		0-0 L8		0-0 P4		0-0 G3		0-0 4-3		0-0 SH3-4		5	0	0	0	0	0	3							
Tony Taylor, R OBP: 0.340, SLG: 0.391 (12.4)											1-2 SH3-4		0	0	0	0	0	0	0							
Al Kaline, R OBP: 0.361, SLG: 0.426 (12.3)	4-0 WP SF8 BB		0-0 L9		0-0 BB WP 1B		0-0 L4		0-0 1B E		4-0 IBB		4	2	2	0	2	0	0							
Duke Sims, L OBP: 0.340, SLG: 0.348 (1.2)	0-0 SF8 WP 1B		0-0 6-3		4-0 BB 1B		0-0 4-3 1B		0-0 E9 L4-6 1B		0-3 K		5	0	3	0	1	1	2							
Norm Cash, L OBP: 0.332, SLG: 0.451 (11. PH)	4-0 1B		0-3 K		4-0 BB		0-0 4-3		4-0 1B		0-0 L9		2	0	0	0	3	1	1							
Frank Howard, R OBP: 0.345, SLG: 0.376 (12.7)					1-2 2-3 IBB		1-2 2-3 BB						0	0	0	0	0	0	0							
Willie Horton, R OBP: 0.287, SLG: 0.396 (7. PH)	0-0 SF8				0-0 F8		0-0 P4		0-0 L4-6				2	0	1	1	0	0	3							
Gates Brown, L OBP: 0.306, SLG: 0.372 (8.8)	2-3 3-4 1B				1B F8-2 1B				2-3 CS 2B				1	0	0	0	0	1	2							
Mickey Stanley, R OBP: 0.276, SLG: 0.393 (8.8)													2	0	0	0	0	2								
Jim Northrup, L OBP: 0.313, SLG: 0.354 (8.7)	0-0 F8				0-0 1B		0-0 F8		0-0 3-1		0-0 WP 2B		6	0	3	0	0	0	2							
Aurelio Rodriguez, R OBP: 0.268, SLG: 0.345 (1.5)		0-0 5-3			0-0 F3		0-0 4-3		0-0 4-3		0-0 L4		6	0	0	0	0	0	4							
Ed Brinkman, R OBP: 0.258, SLG: 0.274 (1.6)		0-0 L9			0-0 F8-2		0-0 BB 1B		4-0 BB		0-3 K		4	0	1	0	2	1	2							
Mickey Lolich, S OBP: 0.070 (12. PH)					3-4 K		0-3 K		0-3 K		4-0 SH3-4 BB		2	0	0	0	3	2	2							
Paul Jata, R OBP: 0.300, SLG: 0.260 (12. PH)							1-2 BB		3-4 K				1	0	0	0	0	1	2							
<b>Inning Stats</b>	R: 1 E: 0 K: 0 S: 4	H: 1 LOB: 2 BB: 2 P: 12	R: 0 E: 0 K: 0 S: 3	H: 0 LOB: 1 BB: 1 P: 7	R: 0 E: 0 K: 1 S: 5	H: 0 LOB: 0 BB: 0 P: 5	R: 0 E: 0 K: 1 S: 4	H: 2 LOB: 1 BB: 0 P: 4	R: 0 E: 0 K: 0 S: 6	H: 1 LOB: 3 BB: 1 P: 14	R: 0 E: 0 K: 0 S: 4	H: 1 LOB: 2 BB: 1 P: 8	R: 0 E: 0 K: 1 S: 5	H: 1 LOB: 1 BB: 1 P: 9	R: 1 E: 1 K: 0 S: 4	H: 2 LOB: 1 BB: 1 P: 8	R: 0 E: 0 K: 1 S: 5	H: 0 LOB: 0 BB: 0 P: 5	R: 0 E: 0 K: 1 S: 5	H: 0 LOB: 2 BB: 2 P: 13	R: 0 E: 0 K: 1 S: 6	H: 1 LOB: 2 BB: 1 P: 10	1B: 8 2B: 5 3B: 0 HR: 0	SF: 1 SAC: 1 DP: 3 HBP: 0	WP: 3 PB: 0 SB: 0 CS: 1	PA: 54
<b>PITCHER</b> Mel Stottlemyre, R ERA: 3.21 (1.1)	IP 6.0	WLS L	BF 28	H 5	R 1	ER 1	SO 2	BB 1	IBB 1	HBP 0	BLK 0	WP 2	HR 0	S 26	P 50	ERA 1.50	WHIP 1.667									
Lindy McDaniel, R ERA: 2.35 (7.1)	4.0		16	4	1	0	2	1	1	0	0	0	0	0	18	26	0.00	1.250								
Sparky Lyle, L ERA: 1.94 (11.1)	2.0	W	10	1	0	0	2	2	1	0	0	0	1	0	11	23	0.00	1.500								

New York Yankees @ Detroit Tigers  
Tiger Stadium, Detroit, MI  
Thu Sep 28 1972, 7:05 PM EDT  
Att. 21,185 - Unknown - 62 F

AB 41  
R 2  
H 10  
RBI 1  
BB 11  
SO 6  
LOB 26









Batter	1	2	3	4	5	6	7	8	9	AB	R	H	RBI	BB	SO	LOB	TOP										
Ron Theobald, R OBP: 0.343, SLG: 0.261										5	0	0	0	0	0	3											
Elie Rodriguez, R OBP: 0.383, SLG: 0.358										5	0	1	0	0	0	0											
Dave May, L OBP: 0.307, SLG: 0.339										5	1	2	0	0	1	0											
George Scott, R OBP: 0.324, SLG: 0.431										5	1	2	1	0	0	3											
John Briggs, L OBP: 0.346, SLG: 0.450										3	1	0	0	1	1	2											
Ken Brett, L OBP: 0.214, SLG: 0.220										0	1	0	0	0	0	0											
Frank Linzy, R OBP: 0.111, SLG: 0.111										0	0	0	0	0	0	0											
Joe Lahoud, L OBP: 0.323, SLG: 0.381										2	0	1	1	2	1	1											
Mike Ferraro, R OBP: 0.289, SLG: 0.331										4	0	3	1	0	0	2											
Rick Auerbach, R OBP: 0.279, SLG: 0.271										4	0	1	1	0	0	4											
Skip Lockwood, R OBP: 0.338, SLG: 0.342										0	0	0	0	0	0	0											
Tommy Boggs, R OBP: 0.350, SLG: 0.409										0	0	0	0	0	0	0											
Earl Stephenson, L OBP: 0.305, SLG: 0.371										0	0	0	0	0	0	0											
Brock Davis, L OBP: 0.278, SLG: 0.398										0	0	0	0	0	0	0											
Ken Sanders, R OBP: 0.292, SLG: 0.250										0	0	0	0	0	0	0											
<b>Inning Stats</b>	R: 0 E: 0 K: 0 S: 3	H: 0 LOB: 0 BB: 0 P: 3	R: 1 E: 0 K: 1 S: 7	H: 2 LOB: 2 BB: 1 P: 11	R: 0 E: 0 K: 0 S: 3	H: 0 LOB: 0 BB: 0 P: 3	R: 0 E: 0 K: 1 S: 5	H: 1 LOB: 1 BB: 1 P: 9	R: 0 E: 0 K: 1 S: 6	H: 0 LOB: 0 BB: 0 P: 6	R: 1 E: 0 K: 1 S: 6	H: 1 LOB: 2 BB: 1 P: 6	R: 0 E: 0 K: 1 S: 6	H: 1 LOB: 2 BB: 1 P: 10	R: 2 E: 1 K: 0 S: 7	H: 3 LOB: 2 BB: 0 P: 7	R: 0 E: 0 K: 0 S: 5	H: 3 LOB: 2 BB: 0 P: 5	1B: 10 2B: 0 3B: 0 HR: 1	SF: 0 SAC: 0 DP: 2 HBP: 0	WP: 0 PA: 40 PB: 0 SB: 1 CS: 0						
<b>PITCHER</b>	IP	WLS	BF	H	R	ER	SO	BB	IBB	HBP	BLK	WP	HR	S	P	ERA	WHIP										
Joe Coleman, R ERA: 2.73	8.0	W	35	8	4	2	5	3	0	0	0	0	1	42	54	2.25	1.375										
Chuck Seelbach, R ERA: 2.93	1.0	S	5	3	0	0	0	0	0	0	0	0	0	5	5	0.00	3.000										

Milwaukee Brewers @ Detroit Tigers  
Tiger Stadium, Detroit, MI  
Sat Sep 30 1972, 4:33 AM EDT  
Att: 24,538 - Unknown

AB 37  
R 4  
H 11  
RBI 4  
BB 3  
SO 5  
LOB 19



Batter	1	2	3	4	5	6	7	8	9	AB	R	H	RBI	BB	SO	LOB	BOTTOM										
Dick McAuliffe, L OBP: 0.338, SLG: 0.342										3	1	1	0	0	1	1											
Tony Taylor, R OBP: 0.350, SLG: 0.409										2	2	2	0	0	0	0											
Al Kaline, R OBP: 0.369, SLG: 0.451										5	2	4	2	0	0	0											
Duke Sims, L OBP: 0.347, SLG: 0.367										4	1	2	1	1	1	3											
Norm Cash, L OBP: 0.338, SLG: 0.450										3	2	1	3	2	0	2											
Willie Horton, R OBP: 0.290, SLG: 0.389										3	1	0	0	1	0	4											
Mickey Stanley, R OBP: 0.278, SLG: 0.398										1	1	1	0	0	0	0											
Jim Northrup, L OBP: 0.322, SLG: 0.363										5	1	2	2	0	0	0											
Aurelio Rodriguez, R OBP: 0.269, SLG: 0.344										5	0	1	1	0	1	2											
Ed Brinkman, R OBP: 0.260, SLG: 0.281										5	1	1	3	0	0	3											
Joe Coleman, R OBP: 0.165, SLG: 0.113										3	1	1	0	0	1	1											
Gates Brown, L OBP: 0.305, SLG: 0.371										1	0	0	0	0	1	0											
Chuck Seelbach, R OBP: 0.292, SLG: 0.250										0	0	0	0	0	0	0											
<b>Inning Stats</b>	R: 6 E: 0 K: 2 S: 12	H: 5 LOB: 0 BB: 1 P: 16	R: 0 E: 0 K: 1 S: 6	H: 1 LOB: 2 BB: 1 P: 10	R: 0 E: 0 K: 0 S: 3	H: 0 LOB: 0 BB: 0 P: 3	R: 1 E: 0 K: 0 S: 5	H: 2 LOB: 2 BB: 1 P: 9	R: 0 E: 0 K: 1 S: 6	H: 0 LOB: 1 BB: 0 P: 6	R: 1 E: 0 K: 0 S: 4	H: 2 LOB: 0 BB: 0 P: 4	R: 0 E: 0 K: 0 S: 3	H: 0 LOB: 0 BB: 0 P: 3	R: 5 E: 0 K: 1 S: 11	H: 6 LOB: 2 BB: 1 P: 15	R: 0 E: 0 K: 0 S: 5	H: 3 LOB: 2 BB: 0 HR: 3	SF: 0 SAC: 0 DP: 1 HBP: 0	WP: 2 PA: 44 PB: 0 SB: 0 CS: 0							
<b>PITCHER</b>	IP	WLS	BF	H	R	ER	SO	BB	IBB	HBP	BLK	WP	HR	S	P	ERA	WHIP										
Skip Lockwood, R ERA: 3.67	0.2	L	8	5	6	6	1	1	0	0	0	0	0	3	3	81.00	9.000										
Jim Colborn, R ERA: 3.13	0.1		1	0	0	0	1	0	0	0	0	0	0	3	3	0.00	0.000										
Gary Ryerson, L ERA: 3.63	3.0		14	3	1	1	1	2	0	0	0	0	0	14	22	3.00	1.667										
Earl Stephenson, L ERA: 3.25	2.0		8	2	1	1	1	0	0	0	0	2	0	10	10	4.50	1.000										
Ken Sanders, R ERA: 2.98	1.0		3	0	0	0	0	0	0	0	0	0	0	3	3	0.00	0.000										

Milwaukee Brewers @ Detroit Tigers  
Tiger Stadium, Detroit, MI  
Sat Sep 30 1972, 4:33 AM EDT  
Att: 24,538 - Unknown

AB 40  
R 13  
H 16  
RBI 12  
BB 4  
SO 5  
LOB 16









Batter	1	2	3	4	5	6	7	8	9	AB	R	H	RBI	BB	SO	LOB	TOP			
<b>Tommy Harper, R</b> OBP: 0.342, SLG: 0.389 (1, 8)	L5		1B 2B		F3		K		K	5	1	1	0	0	2	3	<b>Boston Red Sox @ Detroit Tigers</b> Tiger Stadium, Detroit, MI Mon Oct 02 1972, 7:05 PM EDT Att: 51,518 - Unknown			
<b>Luis Aparicio, R</b> OBP: 0.299, SLG: 0.350 (1, 6)	BB 1B		2B 1-3 1B		HBP		F3		F7	4	0	2	0	0	0	3				
<b>Carl Yastrzemski, L</b> OBP: 0.356, SLG: 0.392 (1, 3)	1-2 BB		1-3 2B		K		K			3	0	1	1	1	2	2				
<b>Reggie Smith, S</b> OBP: 0.365, SLG: 0.478 (1, 9)	K		3-H 0-3 K		F3				G5-4-3 BB	3	0	0	0	1	2	4				
<b>Rico Petrocelli, R</b> OBP: 0.339, SLG: 0.365 (1, 5)	K			1B BB		K			L9	3	0	0	0	1	2	3				
<b>Carlton Fisk, R</b> OBP: 0.373, SLG: 0.543 (1, 2)		F6		K		F9			G5-4-3	4	0	0	0	0	1	2				
<b>Dwight Evans, R</b> OBP: 0.375, SLG: 0.460 (1, 7)		K2-3		1-3 1B					SH5-3 BB	2	0	1	0	2	1	0				
<b>Doug Griffin, R</b> OBP: 0.327, SLG: 0.304 (1, 4)		K		K		K			SH5-3	3	0	0	0	0	3	3				
<b>John Curtis, L</b> OBP: 0.137, SLG: 0.094 (6, 1)			K		K					2	0	0	0	0	2	2				
<b>Don Newhauser, R</b> OBP: 0.336, SLG: 0.342 (7, PR)										0	0	0	0	0	0	0				
<b>Phil Gagliano, R</b> OBP: 0.336, SLG: 0.342 (7, PR)										1	0	1	0	0	0	0				
<b>Juan Benitez, R</b> OBP: 0.336, SLG: 0.342 (7, PR)										0	0	0	0	0	0	0				
<b>Sonny Siebert, R</b> OBP: 0.336, SLG: 0.342 (7, 1)										0	0	0	0	0	0	0				
<b>Bob Veale, S</b> OBP: 0.336, SLG: 0.342 (8, 1)										0	0	0	0	0	0	0				
<b>Bobby Bolin, R</b> OBP: 0.336, SLG: 0.342 (8, 1)										0	0	0	0	0	0	0				
<b>Andy Kosco, R</b> OBP: 0.336, SLG: 0.342 (9, PR)										0	0	0	0	0	0	0				
<b>Inning Stats</b>	R: 0 E: 0 K: 2 S: 8	H: 1 LOB: 2 BB: 1 P: 12	R: 0 E: 0 K: 2 S: 7	H: 0 LOB: 0 BB: 0 P: 7	R: 1 E: 0 K: 2 S: 9	H: 3 LOB: 1 BB: 0 P: 9	R: 0 E: 0 K: 3 S: 10	H: 1 LOB: 2 BB: 1 P: 14	R: 0 E: 0 K: 1 S: 5	H: 0 LOB: 1 BB: 0 P: 6	R: 0 E: 0 K: 2 S: 8	H: 1 LOB: 1 BB: 0 P: 8	R: 0 E: 0 K: 0 S: 2	H: 0 LOB: 0 BB: 1 P: 6	R: 0 E: 0 K: 1 S: 5	H: 0 LOB: 2 BB: 1 P: 10	1B: 5 2B: 1 3B: 0 HR: 0	SF: 0 SAC: 1 DP: 1 HBP: 2	WP: 0 PB: 0 SB: 0 CS: 0	PA: 38
<b>PITCHER</b> <b>Mickey Lolich, L</b> ERA: 2.5 (1, 1)	IP: 9.0 WLS: W BF: 38 H: 6 R: 1 ER: 1 SO: 15 BB: 5 IBB: 0 HBP: 2 BLK: 0 WP: 0 HR: 0 S: 61 P: 83 ERA: 1.00 WHIP: 1.222															<b>PITCHER</b>				

Batter	1	2	3	4	5	6	7	8	9	AB	R	H	RBI	BB	SO	LOB	BOTTOM			
<b>Tony Taylor, R</b> OBP: 0.346, SLG: 0.404 (1, 4)	1-3		K		5-3		L3			3	0	0	0	0	1	1	<b>Boston Red Sox @ Detroit Tigers</b> Tiger Stadium, Detroit, MI Mon Oct 02 1972, 7:05 PM EDT Att: 51,518 - Unknown			
<b>Dick McAuliffe, L</b> OBP: 0.337, SLG: 0.347 (7, PH) (8, 4)										1	0	0	0	0	0	0				
<b>Al Kaline, R</b> OBP: 0.372, SLG: 0.474 (1, 9)	HR		L6-3			SH1-3 1B		E SH FC5-2 1B		4	2	3	1	0	0	0				
<b>Duke Sims, L</b> OBP: 0.339, SLG: 0.358 (1, 2)	4-3			1-3		SH1-3 1-2		SH FC5-2 1B		2	1	0	0	0	0	0				
<b>Frank Howard, R</b> OBP: 0.342, SLG: 0.371 (1, 3)	F9			4-3		6-3		K		3	0	0	0	0	0	1				
<b>Norm Cash, L</b> OBP: 0.339, SLG: 0.449 (7, 3)					6-3					1	0	0	0	0	1	2				
<b>Willie Horton, R</b> OBP: 0.292, SLG: 0.387 (6, PR)		K		6-3		1B BB		FC5-2 1B		2	0	0	0	1	1	0				
<b>John Gamble, R</b> OBP: 0.323, SLG: 0.361 (7, 7)								1-2 3-H BB		0	0	0	0	0	0	0				
<b>Jim Northrup, L</b> OBP: 0.323, SLG: 0.361 (7, 7)								1-2 2-H 1B		1	0	0	0	0	0	2				
<b>Aurelio Rodriguez, R</b> OBP: 0.274, SLG: 0.358 (1, 5)	F8					HR	1-3 2-H 1B	FC5-4 1B		4	1	3	3	0	0	0				
<b>Mickey Stanley, R</b> OBP: 0.278, SLG: 0.395 (1, 8)	WP 1B				K		F7	FC5-4 1-2		4	0	1	0	0	1	4				
<b>Ed Brinkman, R</b> OBP: 0.259, SLG: 0.280 (1, 6)	F6					FC5-8 1B		F8		3	0	1	0	0	0	1				
<b>Mickey Lolich, S</b> OBP: 0.245, SLG: 0.067 (1, 1)			K			FC5-6 1-2		K		3	0	0	0	0	2	1				
<b>Inning Stats</b>	R: 1 E: 0 K: 0 S: 4	H: 1 LOB: 0 BB: 0 P: 4	R: 0 E: 0 K: 1 S: 6	H: 1 LOB: 0 BB: 0 P: 6	R: 0 E: 0 K: 2 S: 7	H: 0 LOB: 0 BB: 0 P: 7	R: 0 E: 0 K: 0 S: 3	H: 0 LOB: 0 BB: 0 P: 3	R: 1 E: 0 K: 1 S: 7	H: 2 LOB: 1 BB: 0 P: 7	R: 1 E: 0 K: 0 S: 5	H: 2 LOB: 2 BB: 1 P: 9	R: 0 E: 0 K: 1 S: 5	H: 0 LOB: 0 BB: 0 P: 5	R: 1 E: 1 K: 1 S: 8	H: 2 LOB: 2 BB: 0 P: 8	1B: 6 2B: 0 3B: 0 HR: 2	SF: 0 SAC: 2 DP: 0 HBP: 0	WP: 1 PB: 0 SB: 0 CS: 0	PA: 34
<b>PITCHER</b> <b>John Curtis, L</b> ERA: 3.73 (1, 1)	IP: 5.2 WLS: L BF: 24 H: 6 R: 3 ER: 3 SO: 4 BB: 1 IBB: 0 HBP: 0 BLK: 0 WP: 1 HR: 2 S: 31 P: 35 ERA: 4.76 WHIP: 1.235															<b>PITCHER</b>				
<b>Don Newhauser, R</b> ERA: 2.43 (6, 1)	0.1	1	0	0	0	0	0	0	0	0	0	1	1	0.00	0.000					
<b>Sonny Siebert, R</b> ERA: 3.8 (7, 1)	1.0	5	1	1	1	1	0	0	0	0	0	7	7	9.00	1.000					
<b>Bob Veale, L</b> ERA: 3.18 (8, 1)	0.2	2	0	0	0	1	0	0	0	0	0	4	4	0.00	0.000					
<b>Bobby Bolin, R</b> ERA: 2.93 (8, 1)	0.1	2	1	0	0	0	0	0	0	0	0	2	2	0.00	3.000					



Batter	1	2	3	4	5	6	7	8	9	AB	R	H	RBI	BB	SO	LOB	TOP			
<b>Tommy Harper, R</b> OBP: 0.341, SLG: 0.388 (1, 8)										4	1	1	0	0	1	1	<b>Boston Red Sox @ Detroit Tigers</b> Tiger Stadium, Detroit, MI Tue Oct 03 1972, 7:05 PM EDT Att: 50,653 - Unknown			
<b>Luis Aparicio, R</b> OBP: 0.299, SLG: 0.351 (1, 6)										4	0	1	0	0	0	2				
<b>Carl Yastrzemski, L</b> OBP: 0.397, SLG: 0.391 (1, 3)										3	0	1	0	1	0	1				
<b>Reggie Smith, S</b> OBP: 0.365, SLG: 0.475 (1, 9)										3	0	0	0	1	0	2				
<b>Rico Petrocelli, R</b> OBP: 0.339, SLG: 0.363 (1, 5)										3	0	0	0	1	1	4				
<b>Carlton Fisk, R</b> OBP: 0.370, SLG: 0.538 (1, 2)										4	0	0	0	0	0	5				
<b>Dwight Evans, R</b> OBP: 0.367, SLG: 0.434 (1, 7)										3	0	0	0	1	3	1				
<b>Doug Griffin, R</b> OBP: 0.325, SLG: 0.302 (1, 4)										3	0	0	0	0	0	2				
<b>Cecil Cooper, L</b> OBP: 0.214, SLG: 0.083 (9, PH)										1	0	0	0	0	1	0				
<b>Luis Tiant, R</b> OBP: 0.138, SLG: 0.125 (1, 1)										3	0	1	0	0	1	0				
<b>Bill Lee, L</b> OBP: 0.168, SLG: 0.500 (7, 1)										0	0	0	0	0	0	0				
<b>Ben Oglivie, L</b> OBP: 0.291, SLG: 0.391 (9, PH)										1	0	0	0	0	0	0				
<b>Inning Stats</b>	R: 1 E: 1 K: 1 S: 7	H: 1 LOB: 2 BB: 1 P: 11	R: 0 E: 0 K: 1 S: 5	H: 0 LOB: 0 BB: 0 P: 5	R: 0 E: 0 K: 1 S: 5	H: 0 LOB: 2 BB: 2 P: 11	R: 0 E: 0 K: 0 S: 3	H: 0 LOB: 1 BB: 0 P: 6	R: 0 E: 0 K: 1 S: 5	H: 0 LOB: 1 BB: 0 P: 9	R: 0 E: 0 K: 0 S: 4	H: 1 LOB: 1 BB: 0 P: 4	R: 0 E: 0 K: 0 S: 4	H: 1 LOB: 1 BB: 0 P: 4	R: 0 E: 0 K: 1 S: 7	H: 0 LOB: 0 BB: 0 P: 7	1B: 3 2B: 1 3B: 0 HR: 0	SF: 0 SAC: 0 DP: 0 HBP: 0	WP: 1 PB: 0 SB: 2 CS: 0	PA: 36
<b>PITCHER</b>	IP WLS BF H R ER SO BB IBB HBP BLK WP HR S P ERA WHIP																			
<b>Woodie Fryman, L</b> ERA: 3.24 (1, 1)	7.2 W 32 4 1 0 5 4 0 0 0 0 1 0 38 54 0.00 1.043																			
<b>Chuck Seelbach, R</b> ERA: 2.89 (8, 1)	1.1 S 4 0 0 0 2 0 0 0 0 0 0 0 8 8 0.00 0.000																			

AB 32  
R 1  
H 4  
RBI 0  
BB 4  
SO 7  
LOB 18



Batter	1	2	3	4	5	6	7	8	9	AB	R	H	RBI	BB	SO	LOB	BOTTOM			
<b>Dick McAuliffe, L</b> OBP: 0.338, SLG: 0.350 (1, 4)										3	1	1	0	1	1	1	<b>Boston Red Sox @ Detroit Tigers</b> Tiger Stadium, Detroit, MI Tue Oct 03 1972, 7:05 PM EDT Att: 50,653 - Unknown			
<b>Al Kaline, R</b> OBP: 0.374, SLG: 0.475 (1, 9)										4	1	2	1	0	1	3				
<b>Duke Sims, L</b> OBP: 0.341, SLG: 0.357 (1, 2)										3	0	1	0	1	0	3				
<b>Norm Cash, L</b> OBP: 0.338, SLG: 0.445 (1, 3)										3	1	0	0	1	1	3				
<b>Willie Horton, R</b> OBP: 0.292, SLG: 0.387 (1, 7)										3	0	1	0	0	1	4				
<b>Mickey Stanley, R</b> OBP: 0.278, SLG: 0.395 (8, 8)										0	0	0	0	0	0	0				
<b>Jim Northrup, L</b> OBP: 0.325, SLG: 0.362 (1, 8)										4	0	2	1	0	0	1				
<b>Aurelio Rodriguez, R</b> OBP: 0.272, SLG: 0.356 (1, 5)										4	0	0	0	0	0	2				
<b>Ed Brinkman, R</b> OBP: 0.259, SLG: 0.280 (1, 6)										4	0	1	0	0	0	1				
<b>Woodie Fryman, R</b> OBP: 0.160, SLG: 0.178 (1, 1)										3	0	1	0	0	1	1				
<b>Chuck Seelbach, R</b> OBP: 0.280, SLG: 0.238 (8, 1)										1	0	0	0	0	1	0				
<b>Inning Stats</b>	R: 0 E: 0 K: 1 S: 6	H: 1 LOB: 2 BB: 1 P: 10	R: 0 E: 0 K: 0 S: 3	H: 0 LOB: 0 BB: 0 P: 3	R: 0 E: 0 K: 0 S: 4	H: 1 LOB: 1 BB: 0 P: 4	R: 0 E: 0 K: 1 S: 6	H: 1 LOB: 1 BB: 0 P: 6	R: 0 E: 0 K: 2 S: 8	H: 1 LOB: 2 BB: 1 P: 12	R: 1 E: 0 K: 0 S: 4	H: 1 LOB: 1 BB: 1 P: 8	R: 2 E: 1 K: 1 S: 9	H: 4 LOB: 2 BB: 0 P: 9	R: 0 E: 0 K: 1 S: 5	H: 0 LOB: 0 BB: 0 P: 5	1B: 8 2B: 1 3B: 0 HR: 0	SF: 0 SAC: 1 DP: 0 HBP: 0	WP: 0 PB: 0 SB: 0 CS: 0	PA: 36
<b>PITCHER</b>	IP WLS BF H R ER SO BB IBB HBP BLK WP HR S P ERA WHIP																			
<b>Luis Tiant, R</b> ERA: 1.91 (1, 1)	6.1 L 29 7 3 2 4 3 0 0 0 0 0 0 34 46 2.84 1.579																			
<b>Bill Lee, L</b> ERA: 3.2 (7, 1)	1.2 7 2 0 0 2 0 0 0 0 0 0 0 11 11 0.00 1.200																			

AB 32  
R 3  
H 9  
RBI 2  
BB 3  
SO 6  
LOB 19





Batter	1	2	3	4	5	6	7	8	9	AB	R	H	RBI	BB	SO	LOB	TOP										
<b>John Kennedy, R</b> OBP: 0.311, SLG: 0.335 (1, 4)										5	0	0	0	0	2	2											
<b>Juan Beniquez, R</b> OBP: 0.297, SLG: 0.333 (1, 6)										4	1	1	0	1	1	0											
<b>Cecil Cooper, L</b> OBP: 0.316, SLG: 0.294 (1, 3)										5	0	3	1	0	1	1											
<b>Phil Gagliano, R</b> OBP: 0.333, SLG: 0.329 (1, 5)										3	0	0	0	2	0	3											
<b>Ben Oglivie, L</b> OBP: 0.293, SLG: 0.391 (1, 9)										5	1	2	1	0	0	4											
<b>Dwight Evans, R</b> OBP: 0.344, SLG: 0.404 (1, 7)										4	0	0	0	0	0	5											
<b>Rick Miller, L</b> OBP: 0.291, SLG: 0.367 (1, 8)										4	1	2	1	0	0	0											
<b>Vic Correll, R</b> OBP: 0.500, SLG: 0.500 (1, 2)										4	1	2	1	0	1	1											
<b>Marty Pattin, R</b> OBP: 0.149, SLG: 0.244 (1, 1)										4	0	0	0	0	1	3											
<b>Inning Stats</b>	R: 1 E: 0 K: 0 S: 4	H: 1 LOB: 2 BB: 2 P: 12	R: 2 E: 0 K: 2 S: 11	H: 4 LOB: 2 BB: 0 P: 11	R: 1 E: 0 K: 0 S: 5	H: 2 LOB: 1 BB: 0 P: 5	R: 0 E: 0 K: 2 S: 7	H: 0 LOB: 0 BB: 0 P: 7	R: 0 E: 0 K: 1 S: 6	H: 1 LOB: 1 BB: 0 P: 6	R: 0 E: 0 K: 0 S: 4	H: 1 LOB: 2 BB: 1 P: 8	R: 0 E: 0 K: 1 S: 5	H: 0 LOB: 0 BB: 0 P: 5	R: 0 E: 1 K: 0 S: 5	H: 1 LOB: 2 BB: 0 P: 5	1B: 7 2B: 2 3B: 1 HR: 0	SF: 0 SAC: 0 DP: 0 HBP: 0	WP: 0 PB: 0 SB: 0 CS: 0	PA: 41							
<b>PITCHER</b>	IP	WLS	BF	H	R	ER	SO	BB	IBB	HBP	BLK	WP	HR	S	P	ERA	WHIP										
<b>Joe Coleman, R</b> ERA: 2.8 (1, 1)	6.0	L	28	8	4	4	5	2	0	0	0	0	0	36	44	6.00	1.667										
<b>Lerrin LaGrow, R</b> ERA: 1.32 (7, 1)	1.0		5	1	0	0	0	1	0	0	0	0	0	4	8	0.00	2.000										
<b>Tom Timmermann, R</b> ERA: 2.89 (8, 1)	1.0		3	0	0	0	1	0	0	0	0	0	0	5	5	0.00	0.000										
<b>Bill Slayback, R</b> ERA: 3.2 (9, 1)	1.0		5	1	0	0	0	0	0	0	0	0	0	5	5	0.00	1.000										

**Boston Red Sox @ Detroit Tigers**  
Tiger Stadium, Detroit, MI  
Wed Oct 04 1972, 4:33 AM EDT  
Att: 21,956 - Unknown

AB 38  
R 4  
H 10  
RBI 4  
BB 3  
SO 6  
LOB 19



Batter	1	2	3	4	5	6	7	8	9	AB	R	H	RBI	BB	SO	LOB	BOTTOM										
<b>Dick McAuliffe, L</b> OBP: 0.339, SLG: 0.353 (1, 4)										2	1	1	0	0	0	0											
<b>John Knox, L</b> OBP: 0.143, SLG: 0.154 (4, 4)										2	0	0	0	0	0	0											
<b>Ike Brown, R</b> OBP: 0.376, SLG: 0.357 (1, 5)										3	0	0	0	1	2	0											
<b>Gates Brown, L</b> OBP: 0.304, SLG: 0.369 (1, 7)										4	0	1	0	0	0	2											
<b>Frank Howard, R</b> OBP: 0.340, SLG: 0.369 (1, 3)										2	0	0	1	0	0	2											
<b>Joe Staton, L</b> (4, 3)										2	0	0	0	0	1	0											
<b>Willie Horton, R</b> OBP: 0.293, SLG: 0.387 (1, 9)										2	0	1	0	0	0	0											
<b>Ike Blyskal, R</b> (5, 9)										2	0	0	0	0	1	0											
<b>Marvin Lane, R</b> (1, 8)										3	0	0	0	0	1	2											
<b>Gene Lamont, L</b> (8, 2)										0	0	0	0	0	0	0											
<b>Tom Haller, L</b> OBP: 0.292, SLG: 0.331 (1, 2)										2	0	1	0	0	0	0											
<b>Lerrin LaGrow, R</b> (7, 1)										0	0	0	0	0	0	0											
<b>Jim Northrup, L</b> OBP: 0.324, SLG: 0.362 (7, PH)										1	0	0	0	0	0	0											
<b>Tom Timmermann, R</b> OBP: 0.208, SLG: 0.136 (8, 1)										0	0	0	0	0	0	0											
<b>Bill Slayback, R</b> OBP: 0.174, SLG: 0.174 (9, 1)										0	0	0	0	0	0	0											
<b>Ed Brinkman, R</b> OBP: 0.259, SLG: 0.279 (1, 6)										1	0	0	0	0	1	0											
<b>John Gamble, R</b> (3, 6)										2	0	0	0	0	0	1											
<b>Joe Coleman, R</b> OBP: 0.161, SLG: 0.110 (1, 1)										2	0	0	0	0	1	0											
<b>Paul Jata, R</b> OBP: 0.296, SLG: 0.257 (7, 2)										1	0	0	0	0	1	0											
<b>Inning Stats</b>	R: 1 E: 0 K: 1 S: 7	H: 2 LOB: 2 BB: 1 P: 11	R: 0 E: 0 K: 2 S: 7	H: 0 LOB: 0 BB: 0 P: 7	R: 0 E: 0 K: 0 S: 4	H: 1 LOB: 1 BB: 0 P: 4	R: 0 E: 0 K: 0 S: 4	H: 1 LOB: 1 BB: 0 P: 4	R: 0 E: 0 K: 1 S: 5	H: 0 LOB: 0 BB: 0 P: 5	R: 0 E: 0 K: 2 S: 7	H: 0 LOB: 0 BB: 0 P: 7	R: 0 E: 0 K: 0 S: 3	H: 0 LOB: 0 BB: 0 P: 3	R: 0 E: 0 K: 2 S: 7	H: 0 LOB: 0 BB: 0 P: 7	R: 0 E: 0 K: 2 S: 3	H: 0 LOB: 0 BB: 0 P: 3	1B: 2 2B: 2 3B: 0 HR: 0	SF: 0 SAC: 0 DP: 0 HBP: 0	WP: 0 PB: 0 SB: 0 CS: 0	PA: 32					
<b>PITCHER</b>	IP	WLS	BF	H	R	ER	SO	BB	IBB	HBP	BLK	WP	HR	S	P	ERA	WHIP										
<b>Marty Pattin, R</b> ERA: 3.24 (1, 1)	9.0	W	32	4	1	1	8	1	0	0	0	0	0	47	51	1.00	0.556										

**Boston Red Sox @ Detroit Tigers**  
Tiger Stadium, Detroit, MI  
Wed Oct 04 1972, 4:33 AM EDT  
Att: 21,956 - Unknown

AB 31  
R 1  
H 4  
RBI 1  
BB 1  
SO 8  
LOB 7





Batter	1	2	3	4	5	6	7	8	9	10	11	AB	R	H	RBI	BB	SO	LOB	TOP				
Dick McAuliffe, L (1.4)	K		K			4-3		F8			K	5	0	0	0	0	3	1					
Al Kaline, R (1.9) OBP: 0.200, SLG: 0.800	L7		L5-3			F6		L4-3			HR	5	1	1	1	0	0	1					
Duke Sims, L (1.2) OBP: 0.400, SLG: 1.000	F6				F8		F7			2B		5	0	2	0	0	0	0					
Norm Cash, L (1.3) OBP: 0.500, SLG: 1.333		HR			4-3		BB		SH	G4-6-3		3	1	1	1	1	0	1					
Willie Horton, R (1.7) Gates Brown, L (9. PH) Mickey Stanley, R (9.7)	F7				P5		K		F5			3	0	0	0	0	1	1					
Jim Northrup, L (1.8) OBP: 0.500, SLG: 0.333		FC6-4			4-3				G4-6-3			3	0	1	0	1	0	2					
Aurelio Rodriguez, R (1.5)		FC6-4			5-3		F7					4	0	0	0	0	0	3					
Ed Brinkman, R (1.6) OBP: 0.250, SLG: 0.500		F8			F8							4	0	1	0	0	0	1					
Mickey Lolich, S (1.1) Chuck Seelbach, R (11.1)			F6			6-3						4	0	0	0	0	1	1					
<b>Inning Stats</b>	R: 0 E: 0 K: 1 S: 5	H: 0 LOB: 0 BB: 0 P: 5	R: 1 E: 0 K: 0 S: 5	H: 2 LOB: 1 BB: 0 P: 5	R: 0 E: 0 K: 1 S: 5	H: 0 LOB: 0 BB: 0 P: 5	R: 0 E: 0 K: 0 S: 3	H: 0 LOB: 0 BB: 0 P: 3	R: 0 E: 0 K: 1 S: 5	H: 0 LOB: 2 BB: 2 P: 13	R: 0 E: 0 K: 1 S: 6	H: 1 LOB: 1 BB: 0 P: 6	R: 0 E: 1 K: 0 S: 4	H: 1 LOB: 1 BB: 0 P: 4	R: 0 E: 0 K: 0 S: 3	H: 0 LOB: 0 BB: 0 P: 3	R: 1 E: 0 K: 1 S: 7	H: 2 LOB: 1 BB: 0 P: 7	1B: 1 2B: 2 3B: 1 HR: 2	SF: 0 SAC: 1 DP: 1 HBP: 0	WP: 0 PB: 0 SB: 0 CS: 0	PA: 41	
<b>PITCHER</b>	IP: 8.0 ERA: 1.13	WLS: 0 LOB: 0	BF: 30 P: 5	H: 4 R: 1 ER: 1 SO: 4	R: 0 E: 0 K: 1 S: 5	IPB: 0 HBP: 0 BLK: 0	WP: 0 HR: 1 S: 36 P: 44	ERA: 1.12 WHIP: 0.750	<b>PITCHER</b>	IP: 8.0 ERA: 1.12	WLS: 0 LOB: 0	BF: 30 P: 5	H: 4 R: 1 ER: 1 SO: 4	R: 0 E: 0 K: 1 S: 5	IPB: 0 HBP: 0 BLK: 0	WP: 0 HR: 1 S: 36 P: 44	ERA: 1.12 WHIP: 0.750						
Catfish Hunter, R (1.1) ERA: 1.13	IP: 8.0 WLS: 0 LOB: 0	BF: 30 P: 5	H: 4 R: 1 ER: 1 SO: 4	R: 0 E: 0 K: 1 S: 5	IPB: 0 HBP: 0 BLK: 0	WP: 0 HR: 1 S: 36 P: 44	ERA: 1.12 WHIP: 0.750																
Vida Blue, L (9.1) ERA: 3.0	0.0 W: 10 P: 2	1 R: 1 ER: 1 SO: 1	0 R: 1 ER: 1 SO: 1	0 R: 1 ER: 1 SO: 1	0 R: 1 ER: 1 SO: 1	0 R: 1 ER: 1 SO: 1	0 R: 1 ER: 1 SO: 1	0 R: 1 ER: 1 SO: 1	0 R: 1 ER: 1 SO: 1	0 R: 1 ER: 1 SO: 1	0 R: 1 ER: 1 SO: 1	0 R: 1 ER: 1 SO: 1	0 R: 1 ER: 1 SO: 1	0 R: 1 ER: 1 SO: 1	0 R: 1 ER: 1 SO: 1	0 R: 1 ER: 1 SO: 1	0 R: 1 ER: 1 SO: 1	0 R: 1 ER: 1 SO: 1	0 R: 1 ER: 1 SO: 1	0 R: 1 ER: 1 SO: 1	0 R: 1 ER: 1 SO: 1	0 R: 1 ER: 1 SO: 1	0 R: 1 ER: 1 SO: 1
Rollie Fingers, R (9.1) ERA: 3.0	3.0 W: 10 P: 2	1 R: 1 ER: 1 SO: 1	0 R: 1 ER: 1 SO: 1	0 R: 1 ER: 1 SO: 1	0 R: 1 ER: 1 SO: 1	0 R: 1 ER: 1 SO: 1	0 R: 1 ER: 1 SO: 1	0 R: 1 ER: 1 SO: 1	0 R: 1 ER: 1 SO: 1	0 R: 1 ER: 1 SO: 1	0 R: 1 ER: 1 SO: 1	0 R: 1 ER: 1 SO: 1	0 R: 1 ER: 1 SO: 1	0 R: 1 ER: 1 SO: 1	0 R: 1 ER: 1 SO: 1	0 R: 1 ER: 1 SO: 1	0 R: 1 ER: 1 SO: 1	0 R: 1 ER: 1 SO: 1	0 R: 1 ER: 1 SO: 1	0 R: 1 ER: 1 SO: 1	0 R: 1 ER: 1 SO: 1	0 R: 1 ER: 1 SO: 1	0 R: 1 ER: 1 SO: 1

Detroit Tigers @ Oakland Athletics  
Oakland-Alameda County Coliseum, Oakland, CA  
Sat Oct 07 1972, 3:33 AM PDT  
Att: 29,566 - Unknown

AB	38
R	2
H	6
RBI	2
BB	2
SO	5
LOB	14



Batter	1	2	3	4	5	6	7	8	9	10	11	AB	R	H	RBI	BB	SO	LOB	BOTTOM				
Bert Campaneris, R (1.6)	L9		1B SF8 BB		4-3		F7			6-3		4	1	0	0	1	0	1					
Matty Alou, L (1.9) OBP: 0.200, SLG: 0.200	G3		1B		1-3		F3				L9	5	0	1	0	0	0	1					
Joe Rudi, R (1.7)	L9		SF8		K				5-3		K	4	0	0	1	0	2	0					
Reggie Jackson, L (1.8) OBP: 0.400, SLG: 0.400						E4 L5-4 SH1-4		K			F7	5	0	2	0	0	1	0					
Sal Bando, R (1.5) Blue Moon Odom, R (11. PR)			1B		F7		SH1-4					4	0	2	0	0	0	3					
Mike Epstein, L (1.3) Mike Hegan, L (11. PR)			1B								FC5-6 1B	3	0	2	0	2	0	0					
Gene Tenace, R (1.2)			BB		G3						FC5-6 1B	0	1	0	0	0	0	0					
Dick Green, R (1.4) Angel Mangual, R (2. PH) Ted Kubiak, S (3.4) George Hendrick, R (9. PH) Dai Maveiri, R (10.4) Gonzalo Marquez, L (11. PH) OBP: 1.000, SLG: 1.000											FC5-6 1B	5	1	0	0	0	1	8					
Catfish Hunter, R (1.1) Vida Blue, S (9.1) Rollie Fingers, R (9.1)					5-3						E9 1-H 2-H	0	0	0	0	0	0	0					
<b>Inning Stats</b>	R: 0 E: 0 K: 0 S: 3	H: 1 LOB: 2 BB: 1 P: 8	R: 1 E: 0 K: 0 S: 4	H: 1 LOB: 2 BB: 1 P: 9	R: 0 E: 0 K: 0 S: 4	H: 1 LOB: 1 BB: 0 P: 4	R: 0 E: 1 K: 0 S: 3	H: 1 LOB: 1 BB: 0 P: 7	R: 0 E: 0 K: 2 S: 9	H: 2 LOB: 2 BB: 0 P: 9	R: 0 E: 0 K: 0 S: 3	H: 0 LOB: 0 BB: 0 P: 3	R: 0 E: 0 K: 1 S: 5	H: 0 LOB: 0 BB: 0 P: 5	R: 2 E: 1 K: 0 S: 4	H: 3 LOB: 1 BB: 0 P: 4	1B: 10 2B: 1 3B: 0 HR: 0	SF: 1 SAC: 1 DP: 1 HBP: 0	WP: 0 PB: 0 SB: 0 CS: 0	PA: 44			
<b>PITCHER</b>	IP: 10.0 ERA: 1.8	WLS: 2 LOB: 2	BF: 42 P: 8	H: 9 R: 3 ER: 2 SO: 4	R: 0 E: 0 K: 0 S: 4	IPB: 0 HBP: 0 BLK: 0	WP: 0 HR: 0 S: 47 P: 59	ERA: 1.80 WHIP: 1.200	<b>PITCHER</b>	IP: 10.0 ERA: 1.80	WLS: 2 LOB: 2	BF: 42 P: 8	H: 9 R: 3 ER: 2 SO: 4	R: 0 E: 0 K: 0 S: 4	IPB: 0 HBP: 0 BLK: 0	WP: 0 HR: 0 S: 47 P: 59	ERA: 1.80 WHIP: 1.200						
Mickey Lolich, L (1.1) ERA: 1.8	10.0 WLS: 2 LOB: 2	BF: 42 P: 8	H: 9 R: 3 ER: 2 SO: 4	R: 0 E: 0 K: 0 S: 4	IPB: 0 HBP: 0 BLK: 0	WP: 0 HR: 0 S: 47 P: 59	ERA: 1.80 WHIP: 1.200																
Chuck Seelbach, R (11.1) ERA: 3.0	0.1 W: 2 P: 1	2 R: 1 ER: 0 SO: 0	1 R: 0 ER: 0 SO: 0	0 R: 0 ER: 0 SO: 0	0 R: 0 ER: 0 SO: 0	0 R: 0 ER: 0 SO: 0	0 R: 0 ER: 0 SO: 0	0 R: 0 ER: 0 SO: 0	0 R: 0 ER: 0 SO: 0	0 R: 0 ER: 0 SO: 0	0 R: 0 ER: 0 SO: 0	0 R: 0 ER: 0 SO: 0	0 R: 0 ER: 0 SO: 0	0 R: 0 ER: 0 SO: 0	0 R: 0 ER: 0 SO: 0	0 R: 0 ER: 0 SO: 0	0 R: 0 ER: 0 SO: 0	0 R: 0 ER: 0 SO: 0	0 R: 0 ER: 0 SO: 0	0 R: 0 ER: 0 SO: 0	0 R: 0 ER: 0 SO: 0	0 R: 0 ER: 0 SO: 0	0 R: 0 ER: 0 SO: 0

Detroit Tigers @ Oakland Athletics  
Oakland-Alameda County Coliseum, Oakland, CA  
Sat Oct 07 1972, 3:33 AM PDT  
Att: 29,566 - Unknown

AB	39
R	3
H	10
RBI	2
BB	3
SO	4
LOB	16





Batter	1	2	3	4	5	6	7	8	9	AB	R	H	RBI	BB	SO	LOB	TOP			
Dick McAuliffe, L (1,6)	0-0 4-3			0-0 F9		0-0 3-1			0-0 G3	4	0	0	0	0	0	0				
Al Kaline, R (1,9) OBP: 0.222, SLG: 0.556	0-0 L6-3			0-0 1B		0-0 L5-3			0-0 L9	4	0	1	0	0	0	0				
Duke Sims, L (1,2) OBP: 0.250, SLG: 0.625	0-0 F8			0-0 F8			0-3 K			3	0	0	0	0	0	1				
Norm Cash, L (1,3) OBP: 0.429, SLG: 0.833		0-0 3-1		0-0 1B			0-0 4-3			3	0	1	0	0	0	0				
Willie Horton, R (1,7)		0-0 6-3		0-0 P9			0-0 P5			3	0	0	0	0	0	2				
Jim Northrup, L (1,8) OBP: 0.425, SLG: 0.333					0-3 K				0-0 F8	3	0	1	0	0	1	0				
Tony Taylor, R (1,4)	0-0 CS		0-0 2-3		0-0 4-3				0-0 5-3	3	0	0	0	0	0	0				
Aurelio Rodriguez, R (1,5)			0-0 5-3		0-0 5-3				0-0 5-3	3	0	0	0	0	0	0				
Woodie Fryman, R (1,1) Chris Zachary, L (5,1) Fred Scherman, L (5,1) Tom Haller, L (6,PH) Lerrin LaGrow, R (6,1) John Hiller, R (7,1) Gates Brown, L (9,PH)			0-0 5-3						0-0 P4	1	0	0	0	0	0	0				
<b>Inning Stats</b>	R: 0 E: 0 K: 0 S: 3	H: 0 LOB: 0 BB: 0 P: 3	R: 0 E: 0 K: 0 S: 3	H: 1 LOB: 0 BB: 0 P: 3	R: 0 E: 0 K: 0 S: 3	H: 0 LOB: 0 BB: 0 P: 3	R: 0 E: 0 K: 0 S: 5	H: 2 LOB: 2 BB: 0 P: 5	R: 0 E: 0 K: 1 S: 5	H: 0 LOB: 0 BB: 0 P: 5	R: 0 E: 0 K: 1 S: 5	H: 0 LOB: 0 BB: 0 P: 5	R: 0 E: 0 K: 0 S: 3	H: 0 LOB: 0 BB: 0 P: 3	R: 0 E: 0 K: 0 S: 3	H: 0 LOB: 0 BB: 0 P: 3	1B: 3 2B: 0 3B: 0 HR: 0	SF: 0 SAC: 0 DP: 0 HBP: 0	WP: 0 PB: 0 SB: 0 CS: 1	PA: 30
<b>PITCHER</b> Blue Moon Odom, R (1,1) ERA:	IP: 9.0 WLS: W BF: 29 H: 3 R: 0 ER: 0 SO: 2 BB: 0 IBB: 0 HBP: 0 BLK: 0 WP: 0 HR: 0 S: 33 P: 33 ERA: 0.00 WHIP: 0.333																			

Detroit Tigers @ Oakland Athletics  
Oakland-Alameda County Coliseum, Oakland, CA

Sun Oct 08 1972, 3:33 AM PDT  
Att: 31,068 - Unknown

AB 29  
R 0  
H 3  
RBI 0  
BB 0  
SO 2  
LOB 3



Batter	1	2	3	4	5	6	7	8	9	AB	R	H	RBI	BB	SO	LOB	BOTTOM			
Bert Campaneris, R (1,6) OBP: 0.556, SLG: 0.429 Dal Maxvill, R (7,FR)	0-0 S 1B		0-0 FC3-6 1B		0-0 1B WP		1-0 G4-6-3 HBP			3	2	3	0	0	0	0				
Matty Alou, L (1,9) OBP: 0.222, SLG: 0.222	0-0 F7		0-0 FC3-6 CS		0-0 WP E 1B		0-0 G4-6-3			4	1	1	1	0	0	3				
Joe Rudi, R (1,7) OBP: 0.333, SLG: 0.429	0-0 1B		0-0 2B		0-0 E BB		0-0 P5			3	1	2	1	1	0	1				
Reggie Jackson, L (1,8) OBP: 0.333, SLG: 0.444	0-3 K		0-0 G3		0-0 E6 2B			0-3 K		4	0	1	2	0	2	2				
Sal Bando, R (1,5) OBP: 0.250, SLG: 0.250	0-3 K			0-0 L9		0-3 K		0-0 L9		4	0	0	0	0	2	2				
Mike Epstein, L (1,3) OBP: 0.556, SLG: 0.333 Mike Hegan, L (9,3)		4-0 BB		0-3 K		0-0 F8		0-0 F2		3	0	0	0	1	1	1				
Gene Tenace, R (1,2)		0-3 K		0-0 F7			0-3 K			3	0	0	0	0	2	1				
Dick Green, R (1,4) George Hendrick, R (5,PH) Ted Kubiak, S (6,4) OBP: 0.333, SLG: 0.333		0-0 L9			0-0 1B SH2-4 1B		0-0 P6			1	0	0	0	0	0	1				
Blue Moon Odom, R (1,1)		0-3 K			0-0 SH2-4 1-2		0-0 F7			2	0	0	0	0	1	1				
<b>Inning Stats</b>	R: 1 E: 0 K: 2 S: 9	H: 2 LOB: 1 BB: 0 P: 9	R: 0 E: 0 K: 2 S: 7	H: 0 LOB: 1 BB: 1 P: 11	R: 0 E: 0 K: 0 S: 4	H: 2 LOB: 0 BB: 0 P: 4	R: 0 E: 0 K: 1 S: 5	H: 0 LOB: 0 BB: 0 P: 5	R: 4 E: 1 K: 1 S: 9	H: 4 LOB: 1 BB: 1 P: 13	R: 0 E: 0 K: 1 S: 5	H: 0 LOB: 0 BB: 0 P: 5	R: 0 E: 0 K: 0 S: 2	H: 0 LOB: 1 BB: 0 P: 3	R: 0 E: 0 K: 1 S: 5	H: 0 LOB: 0 BB: 0 P: 5	1B: 6 2B: 2 3B: 0 HR: 0	SF: 0 SAC: 1 DP: 1 HBP: 1	WP: 2 PB: 0 SB: 2 CS: 1	PA: 33
<b>PITCHER</b> Woodie Fryman, L (1,1) ERA: 8.31 Chris Zachary, R (5,1) Fred Scherman, L (5,1) Lerrin LaGrow, R (6,1) John Hiller, L (7,1) ERA:	IP: 4.1 WLS: L BF: 20 H: 7 R: 4 ER: 4 SO: 5 BB: 1 IBB: 0 HBP: 0 BLK: 0 WP: 1 HR: 0 S: 29 P: 33 ERA: 8.31 WHIP: 1.846																			

Detroit Tigers @ Oakland Athletics  
Oakland-Alameda County Coliseum, Oakland, CA

Sun Oct 08 1972, 3:33 AM PDT  
Att: 31,068 - Unknown

AB 29  
R 5  
H 8  
RBI 4  
BB 2  
SO 8  
LOB 12





Batter	1	2	3	4	5	6	7	8	9	AB	R	H	RBI	BB	SO	LOB	TOP					
Matty Alou, L OBP: 0.397, SLG: 0.500 (1, 9)										5	0	3	0	0	2	1	<b>Oakland Athletics @ Detroit Tigers</b> Tiger Stadium, Detroit, MI Tue Oct 10 1972, 4:33 AM EDT Att: 41,156 - Unknown					
Dal Maxvill, R Dave Duncan, R (7, PH) (7, 2)										2	0	0	0	1	2	1						
Joe Rudi, R OBP: 0.462, SLG: 0.545 (1, 7)										4	0	3	0	0	1	2						
Reggie Jackson, L OBP: 0.231, SLG: 0.308 (1, 8)										4	0	0	0	0	1	6						
Mike Epstein, L OBP: 0.385, SLG: 0.200 (1, 3)										4	0	0	0	0	2	6						
Sal Bando, R OBP: 0.250, SLG: 0.250 (1, 5)										4	0	1	0	0	1	2						
Gene Tenace, R (7, 4) (1, 2)										2	0	0	0	2	0	1						
Dick Green, R (1, 4) (4, PH)										1	0	0	0	0	0	1						
Don Mincher, L OBP: 0.333, SLG: 0.333 (4, 4) (7, PH)										1	0	0	0	0	0	1						
Gonzalo Marquez, L OBP: 0.500, SLG: 0.500 (7, 6) (1, 1) (5, PH) (5, 1) (6, 1) (7, PH) (7, 1) (9, PH)										1	0	0	0	0	1	1						
<b>Inning Stats</b>	R: 0 E: 0 K: 3 S: 10	H: 1 LOB: 2 BB: 1 P: 14	R: 0 E: 0 K: 1 S: 6	H: 1 LOB: 1 BB: 0 P: 6	R: 0 E: 0 K: 2 S: 9	H: 2 LOB: 2 BB: 0 P: 9	R: 0 E: 0 K: 2 S: 6	H: 0 LOB: 1 BB: 1 P: 10	R: 0 E: 0 K: 3 S: 9	H: 0 LOB: 0 BB: 0 P: 9	R: 0 E: 0 K: 0 S: 4	H: 1 LOB: 1 BB: 0 P: 4	R: 0 E: 1 K: 1 S: 7	H: 1 LOB: 2 BB: 0 P: 7	R: 0 E: 0 K: 0 S: 4	H: 1 LOB: 1 BB: 0 P: 4	R: 0 E: 0 K: 2 S: 7	H: 0 LOB: 1 BB: 1 P: 11	1B: 5 2B: 3 3B: 0 HR: 0	SF: 0 SAC: 0 DP: 1 HBP: 0	WP: 0 PB: 0 SB: 2 CS: 1	PA: 37
<b>PITCHER</b> Joe Coleman, R ERA:	IP: 9.0 WLS: W BF: 37 H: 7 R: 0 ER: 0 SO: 14 BB: 3 IBB: 0 HBP: 0 BLK: 0 WP: 0 HR: 0 S: 62 P: 74 ERA: 0.00 WHIP: 1.111																					

AB	34
R	0
H	7
RBI	0
BB	3
SO	14
LOB	28



Batter	1	2	3	4	5	6	7	8	9	AB	R	H	RBI	BB	SO	LOB	BOTTOM			
Tony Taylor, R (1, 4)										4	0	0	0	0	0	3	<b>Oakland Athletics @ Detroit Tigers</b> Tiger Stadium, Detroit, MI Tue Oct 10 1972, 4:33 AM EDT Att: 41,156 - Unknown			
Aurelio Rodriguez, R (1, 5)										4	0	0	0	0	1	0				
Al Kaline, R OBP: 0.385, SLG: 0.583 (1, 9)										3	1	2	0	1	0	0				
Bill Freehan, R OBP: 0.667, SLG: 2.000 (1, 2)										3	2	2	1	0	0	1				
Willie Horton, R (1, 7) (7, 7)										2	0	0	0	1	2	1				
Jim Northrup, L OBP: 0.375, SLG: 0.286 (1, 8)										3	0	1	0	0	0	3				
Ike Brown, R OBP: 0.500, SLG: 0.500 Norm Cash, L OBP: 0.375, SLG: 0.714 (6, PH) (7, 3)										2	0	1	2	0	1	0				
Dick McAuliffe, L OBP: 0.083, SLG: 0.083 (1, 6)										3	0	1	0	0	0	2				
Joe Coleman, R OBP: 0.667, SLG: 0.500 (1, 1)										2	0	1	0	1	0	1				
<b>Inning Stats</b>	R: 0 E: 0 K: 0 S: 4	H: 1 LOB: 0 BB: 0 P: 4	R: 0 E: 0 K: 2 S: 7	H: 0 LOB: 0 BB: 0 P: 7	R: 0 E: 0 K: 0 S: 3	H: 1 LOB: 0 BB: 0 P: 3	R: 2 E: 0 K: 0 S: 5	H: 2 LOB: 2 BB: 2 P: 13	R: 0 E: 0 K: 0 S: 2	H: 0 LOB: 0 BB: 1 P: 6	R: 0 E: 0 K: 1 S: 7	H: 2 LOB: 2 BB: 0 P: 7	R: 0 E: 0 K: 0 S: 3	H: 1 LOB: 0 BB: 0 P: 3	R: 1 E: 0 K: 1 S: 6	H: 1 LOB: 0 BB: 0 P: 6		1B: 6 2B: 1 3B: 0 HR: 1	SF: 0 SAC: 1 DP: 3 HBP: 0	WP: 0 PB: 0 SB: 0 CS: 0
<b>PITCHER</b> Ken Holtzman, L ERA: 4.5 Rollie Fingers, R ERA: 1.93 Vida Blue, L ERA: Bob Locker, R ERA: 4.5	IP: 4.0 WLS: L BF: 17 H: 4 R: 2 ER: 2 SO: 2 BB: 2 IBB: 2 HBP: 0 BLK: 0 WP: 0 HR: 0 S: 19 P: 27 ERA: 4.50 WHIP: 1.500																			

AB	28
R	3
H	8
RBI	3
BB	3
SO	4
LOB	13





Batter	1	2	3	4	5	6	7	8	9	10	AB	R	H	RBI	BB	SO	LOB	TOP						
Matty Alou, L OBP: 0.368, SLG: 0.579 (1, 9)	L7		FC5-4 2B		5-3			5-3		1B 2B	5	1	2	1	0	0	0	<b>Oakland Athletics @ Detroit Tigers</b> Tiger Stadium, Detroit, MI Wed Oct 11 1972, 4:33 AM EDT Att: 37,615 - Unknown  <b>AB 39</b> <b>R 3</b> <b>H 9</b> <b>RBI 3</b> <b>BB 2</b> <b>SO 6</b> <b>LOB 12</b>						
Dal Maxvill, R OBP: 0.400, SLG: 0.250 George Hendrick, R OBP: 0.250, SLG: 0.250 Tim Cullen, R Angel Mangual, R OBP: 0.500, SLG: 0.500 Ted Kubiak, S OBP: 0.500, SLG: 0.500 Joe Rudi, R OBP: 0.333, SLG: 0.375 (1, 6)	1B 4-3 1B		P1		F2			F8		E 1B 1B	2	0	1	0	0	0	1							
Reggie Jackson, L OBP: 0.278, SLG: 0.333 (1, 8)	4-3		FC5-4 2-2		P6			5-3		L9	5	0	2	0	0	2	1							
Sal Bando, R OBP: 0.176, SLG: 0.176 (1, 5)	2-3 1B		K		K					F7 E5	5	0	0	0	0	0	4							
Mike Epstein, L OBP: 0.412, SLG: 0.462 (1, 3)	P3		6-3		F8			F8		F7	3	1	1	1	1	1	0							
Gene Tenace, R (1, 2) (7, 4)	K		4-3		4-3			HR		BB	4	0	0	0	0	1	1							
Dick Green, R OBP: 0.250, SLG: 0.500 Dave Duncan, R (7, 2)	F7		K		K			F3		F8	2	0	1	0	0	0	0							
Catfish Hunter, R OBP: 0.167, SLG: 0.167 Rolie Fingers, R Vida Blue, S Gonzalo Marquez, L OBP: 0.000, SLG: 0.000 Bob Locker, S Joe Horlen, R Dave Hamilton, L (1, 1) (8, 1) (9, 1) (10, 1) (10, 1) (10, 1)	F3 2B		5-3		F3			BB		5-3	3	0	0	0	0	2	2							
<b>Inning Stats</b>	R: 0 E: 0 K: 0 S: 5	H: 2 LOB: 2 BB: 0 P: 5	R: 0 E: 0 K: 1 S: 6	H: 1 LOB: 1 BB: 0 P: 6	R: 0 E: 0 K: 1 S: 6	H: 1 LOB: 1 BB: 0 P: 6	R: 0 E: 0 K: 1 S: 5	H: 0 LOB: 0 BB: 0 P: 5	R: 0 E: 0 K: 1 S: 5	H: 0 LOB: 0 BB: 0 P: 5	R: 1 E: 0 K: 1 S: 6	H: 1 LOB: 1 BB: 1 P: 10	R: 0 E: 0 K: 0 S: 3	H: 0 LOB: 0 BB: 0 P: 3	R: 0 E: 0 K: 0 S: 3	H: 0 LOB: 1 BB: 1 P: 7	R: 2 E: 1 K: 0 S: 7		H: 4 LOB: 2 BB: 2 P: 7	1B: 5 2B: 3 3B: 0 HR: 1	SF: 0 SAC: 0 DP: 0 HBP: 0	WP: 0 PB: 0 SB: 0 CS: 0	PA: 41	
<b>PITCHER</b>	IP WLS BF H R ER SO BB IBB HBP BLK WP HR S P ERA WHIP	9.0 0.2 0.1	34 5 1 2 0 0 0 2 0 0 0 0 0 0 0 0 1.42	34 3 2 0 0 0 0 0 0 0 0 0 0 0 0 0 18.0	2 1 0 0 0 0 0 0 0 0 0 0 0 0 0 0 0.0	5 1 0 0 0 0 0 0 0 0 0 0 0 0 0 0 0.00	1 1 0 0 0 0 0 0 0 0 0 0 0 0 0 0 0.00	44 52 27.00 4.500	5 5 2.00 3.000															

Batter	1	2	3	4	5	6	7	8	9	10	AB	R	H	RBI	BB	SO	LOB	BOTTOM					
Dick McAuliffe, L OBP: 0.235, SLG: 0.375 (1, 6)	K		HR		F9			1B SH3 CS BB		WP 1B FC5 1B	4	2	2	1	1	1	0	<b>Oakland Athletics @ Detroit Tigers</b> Tiger Stadium, Detroit, MI Wed Oct 11 1972, 4:33 AM EDT Att: 37,615 - Unknown  <b>AB 35</b> <b>R 4</b> <b>H 10</b> <b>RBI 4</b> <b>BB 6</b> <b>SO 8</b> <b>LOB 15</b>					
Al Kaline, R OBP: 0.412, SLG: 0.533 (1, 9)	K		1B BB		L7			SH3		FC5 WP BB 1B	3	1	1	0	1	1	0						
Duke Sims, L OBP: 0.273, SLG: 0.636 Mickey Stanley, R OBP: 0.400, SLG: 0.400 Gates Brown, L (1, 7) (8, 8) (10, PH)	2B		F7		F8			1-2 BB E 1B BB		BB E 1B BB	3	0	1	0	0	0	1						
Bill Freehan, R OBP: 0.375, SLG: 0.675 (1, 2)	F3		1-2 1B		6-3			K		FC5 1B BB	5	0	1	1	0	1	5						
Norm Cash, L OBP: 0.385, SLG: 0.545 (1, 3)	4-3		K		G5-4-3 1B			K		1-2 2-3 3-4 1B BB	4	0	1	1	1	2	2						
Jim Northrup, L OBP: 0.308, SLG: 0.250 (1, 8) (8, 7)	K		4-3		G5-4-3 1-2r			K		1-2 2-3 3-4 1B	5	0	1	1	0	2	3						
Tony Taylor, R OBP: 0.182, SLG: 0.364 (1, 4)	E8 2B		5-3		F7			2B			4	0	2	0	0	0	0						
Aurelio Rodriguez, R (1, 5)	F3 IBB		P4		P4			IBB			2	0	0	0	2	0	0						
Mickey Lolich, S Willie Horton, R Chuck Seelbach, R John Hiller, R (1, 1) (9, PH) (10, 1) (10, 1)	F8		6-3		K			F8			3	0	0	0	0	1	2						
<b>Inning Stats</b>	R: 0 E: 0 K: 2 S: 8	H: 1 LOB: 1 BB: 0 P: 8	R: 0 E: 1 K: 1 S: 6	H: 1 LOB: 2 BB: 1 P: 10	R: 1 E: 0 K: 1 S: 7	H: 2 LOB: 2 BB: 1 P: 11	R: 0 E: 0 K: 0 S: 3	H: 0 LOB: 0 BB: 0 P: 3	R: 0 E: 0 K: 1 S: 5	H: 0 LOB: 0 BB: 0 P: 5	R: 0 E: 0 K: 1 S: 5	H: 1 LOB: 1 BB: 1 P: 9	R: 0 E: 0 K: 2 S: 8	H: 1 LOB: 2 BB: 1 P: 12	R: 3 E: 1 K: 0 S: 4	H: 3 LOB: 3 BB: 2 P: 12	1B: 6 2B: 3 3B: 0 HR: 1		SF: 0 SAC: 1 DP: 1 HBP: 0	WP: 1 PB: 0 SB: 0 CS: 1	PA: 42		
<b>PITCHER</b>	IP WLS BF H R ER SO BB IBB HBP BLK WP HR S P ERA WHIP	7.1 0.2 1.0	30 0 0 0 0 0 0 1 0 0 0 0 0 0 0 0 1.17	30 0 0 0 0 0 0 1 0 0 0 0 0 0 0 0 1.69	30 1 0 0 0 0 0 0 0 0 0 0 0 0 0 0 0.00	37 3 0.00 1.000	49 3 0.00 1.000	1.23 1.091	0.00 0.000	0.00 1.000	∞ ∞	∞ ∞	0.0 0.0	0.0 0.0	0.0 0.0	0.0 0.0	0.0 0.0	∞ ∞	∞ ∞	∞ ∞	∞ ∞	∞ ∞	∞ ∞





