




Detroit Tigers - 1973


Batter	1	2	3	4	5	6	7	8	9	AB	R	H	RBI	BB	SO	LOB	TOP					
Dick McAuliffe, L (1,4)	0-0 4-3		0-3 K			0-0 P6		0-3 K		4	0	0	0	0	2	1	Detroit Tigers @ Cleveland Indians Cleveland Municipal Stadium, Cleveland, OH Sat Apr 07 1973, 3:33 AM EST Att: 74,420 - Unknown livebaseballscores.com					
Al Kaline, R (1,9)	0-0 L4-3		0-3 K			4-0 BB		0-3 K		3	0	0	0	1	2	1						
Gates Brown, L (1,10)	0-0 F9		0-0 G3			0-3 K			0-0 4-3	4	0	0	0	0	1	1						
Norm Cash, L (1,3)		0-0 F3		0-0 F8					0-0 4-3	4	0	0	0	0	0	0						
Duke Sims, L (1,2) OBP: 0.250, SLG: 0.500		0-0 1-3			0-0 G2-5-3 2B				0-0 F5	4	0	1	0	0	0	0						
Jim Northrup, L (1,7) OBP: 0.667, SLG: 0.500		0-0 1B			4-0 G2-5-3 BB				0-0 P4	2	0	1	0	1	0	0						
Mickey Stanley, R (1,8) OBP: 0.333, SLG: 1.333		0-0 F9			0-0 G2-5-3 1-2 2-3f				0-0 HR	3	1	1	1	0	0	3						
Aurelio Rodriguez, R (1,5)			0-0 1-3		0-0 F8				0-0 6-3	3	0	0	0	0	0	1						
Ed Brinkman, R (1,6) OBP: 0.333, SLG: 0.333			0-0 5-3			0-0 6-3			0-0 1B	3	0	1	0	0	0	0						
Inning Stats	R: 0 E: 0 K: 0 S: 3	H: 0 LOB: 0 BB: 0 P: 3	R: 0 E: 0 K: 0 S: 4	H: 1 LOB: 1 BB: 0 P: 4	R: 0 E: 0 K: 1 S: 5	H: 0 LOB: 0 BB: 0 P: 5	R: 0 E: 0 K: 1 S: 5	H: 0 LOB: 0 BB: 0 P: 5	R: 0 E: 0 K: 0 S: 3	H: 1 LOB: 1 BB: 1 P: 7	R: 0 E: 0 K: 0 S: 5	H: 0 LOB: 1 BB: 1 P: 9	R: 0 E: 0 K: 0 S: 3	H: 0 LOB: 0 BB: 0 P: 3	R: 1 E: 0 K: 2 S: 9	H: 2 LOB: 1 BB: 0 P: 9	R: 0 E: 0 K: 0 S: 3	H: 0 LOB: 0 BB: 0 P: 3	1B: 2 2B: 1 3B: 0 HR: 1	SF: 0 SAC: 0 DP: 1 HBP: 0	WP: 0 PB: 0 SB: 0 CS: 0	PA: 32
PITCHER Gaylord Perry, R (1,1) ERA: 1.0	IP: 9.0 WLS: W BF: 32 H: 4 R: 1 ER: 1 SO: 5 BB: 2 IBB: 0 HBP: 0 BLK: 0 WP: 0 HR: 1 S: 40 P: 48 ERA: 1.00 WHIP: 0.667															PITCHER						

Batter	1	2	3	4	5	6	7	8	9	AB	R	H	RBI	BB	SO	LOB	BOTTOM					
Rusty Torres, S (1,9)	4-0 HR 5-3 BB		0-0 P5			0-0 L9		0-3 K		3	1	0	0	1	1	3	Detroit Tigers @ Cleveland Indians Cleveland Municipal Stadium, Cleveland, OH Sat Apr 07 1973, 3:33 AM EST Att: 74,420 - Unknown livebaseballscores.com					
George Hendrick, R (1,8) OBP: 0.250, SLG: 0.500	0-0 5-3 1-2		0-0 2B		0-0 G6-4-3 1-2f			0-0 F8		4	0	1	0	0	0	2						
Chris Chambliss, L (1,3) OBP: 0.750, SLG: 2.000	0-0 2H HR		0-3 K			4-0 5-3 BB		4-0 BB		2	1	1	2	2	1	1						
John Ellis, R (1,10)	0-0 1-3		0-0 5-3			0-0 5-3 1-2		0-3 K		4	0	0	0	0	1	3						
Charlie Spikes, R (1,7)	0-0 6-3		0-0 F7			0-0 5-3				3	0	0	0	0	0	2						
Dave Duncan, R (1,2)		0-0 6-3		0-3 K		0-3 K				3	0	0	0	0	2	1						
Buddy Bell, R (1,5) OBP: 0.333, SLG: 0.333		0-0 FC6-4 1B		0-0 F8				0-0 P4		3	0	1	0	0	0	0						
Jack Brohamer, L (1,4)		0-0 FC6-4 2B 1-2f		0-0 4-3				0-0 1-3		3	0	0	0	0	0	1						
Leo Cardenas, R (1,6) OBP: 0.667, SLG: 1.000		0-0 1-3 2B			4-0 G6-4-3 BB			0-3 K		2	0	1	0	1	1	0						
Inning Stats	R: 2 E: 0 K: 0 S: 4	H: 1 LOB: 0 BB: 1 P: 8	R: 0 E: 0 K: 0 S: 5	H: 2 LOB: 2 BB: 0 P: 5	R: 0 E: 0 K: 1 S: 6	H: 1 LOB: 1 BB: 0 P: 6	R: 0 E: 0 K: 1 S: 5	H: 0 LOB: 0 BB: 0 P: 5	R: 0 E: 0 K: 0 S: 2	H: 0 LOB: 0 BB: 1 P: 6	R: 0 E: 0 K: 1 S: 5	H: 0 LOB: 1 BB: 1 P: 9	R: 0 E: 0 K: 1 S: 5	H: 0 LOB: 0 BB: 0 P: 5	R: 0 E: 0 K: 2 S: 7	H: 0 LOB: 1 BB: 1 P: 11	R: 0 E: 0 K: 0 S: 3	H: 0 LOB: 1 BB: 1 P: 11	1B: 1 2B: 2 3B: 0 HR: 1	SF: 0 SAC: 0 DP: 1 HBP: 0	WP: 0 PB: 0 SB: 0 CS: 0	PA: 31
PITCHER Mickey Lolich, L (1,1) ERA: 2.25	IP: 8.0 WLS: L BF: 31 H: 4 R: 2 ER: 2 SO: 6 BB: 4 IBB: 0 HBP: 0 BLK: 0 WP: 0 HR: 1 S: 39 P: 55 ERA: 2.25 WHIP: 1.000															PITCHER						

Batter	1	2	3	4	5	6	7	8	9	AB R H RBI BB SO LOB	TOP
Dick McAuliffe, L (1,4) OBP: 0.286, SLG: 0.333 Tony Taylor, R (6,PH) (6,4)	G1-6 2B		F7			FC5			K	2 0 1 0 1 0 0 2 0 0 0 0 1 4	Detroit Tigers @ Cleveland Indians Cleveland Municipal Stadium, Cleveland, OH Sun Apr 08 1973, 3:33 AM EST Att: 10,798 - Unknown - 41 F AB 35 R 4 H 8 RBI 4 BB 4 SO 8 LOB 18 
Aurelio Rodriguez, R (1,5)	G1-6 2-3f		6-3			F8		L6	F3	5 0 0 0 0 0 5	
Jim Northrup, L (1,7) OBP: 0.375, SLG: 0.167			P6			F3		4-3	1-3	4 0 0 0 1 0 4	
Al Kaline, R (1,9)								K		4 1 1 0 0 3 1	
Norm Cash, L (1,3) OBP: 0.250, SLG: 0.750										4 2 2 2 0 2 0	
Gates Brown, L (1,10) OBP: 0.286, SLG: 0.286 Frank Howard, R (8,PH)										3 1 2 1 0 0 0 1 0 0 0 0 0 0	
Bill Freehan, R (1,2)										4 0 0 0 0 1 2	
Mickey Stanley, R (1,8) OBP: 0.429, SLG: 1.000										3 0 1 1 1 1 0	
Ed Brinkman, R (1,6) OBP: 0.429, SLG: 0.333										3 0 1 0 1 0 2	
Inning Stats	R: 0 H: 1 E: 0 LOB: 1 K: 1 BB: 1 S: 5 P: 9	R: 1 H: 2 E: 0 LOB: 1 K: 0 BB: 0 S: 7 P: 7	R: 0 H: 0 E: 0 LOB: 0 K: 0 BB: 0 S: 3 P: 3	R: 1 H: 2 E: 0 LOB: 0 K: 1 BB: 1 S: 6 P: 6	R: 0 H: 1 E: 0 LOB: 2 K: 1 BB: 1 S: 6 P: 10	R: 2 H: 2 E: 1 LOB: 2 K: 1 BB: 1 S: 8 P: 12	R: 0 H: 0 E: 0 LOB: 0 K: 1 BB: 0 S: 5 P: 5	R: 0 H: 0 E: 0 LOB: 0 K: 1 BB: 0 S: 5 P: 5	R: 0 H: 0 E: 1 LOB: 2 K: 1 BB: 1 S: 6 P: 10	1B: 4 SF: 0 2B: 4 SAC: 0 3B: 0 DP: 2 HR: 1 HBP: 0	
PITCHER	IP WLS BF H R ER SO BB IBB HBP BLK WP HR S P ERA WHIP										
Dick Tidrow, R (1,1) ERA: 6.35	5.2 L 27 8 4 4 5 3 0 0 0 0 0 1 34 46 6.35 1.941										
Tom Hilgendorf, L (6,1) ERA:	1.2 5 0 0 0 2 0 0 0 0 0 0 0 9 9 0.00 0.000										
Ed Farmer, R (8,1) ERA:	1.2 7 0 0 0 1 1 0 0 0 0 0 0 8 12 0.00 0.600										

Batter	1	2	3	4	5	6	7	8	9	AB R H RBI BB SO LOB	BOTTOM
Rusty Torres, S (1,9)	L9		K			L7			BB	3 0 0 0 1 1 0	Detroit Tigers @ Cleveland Indians Cleveland Municipal Stadium, Cleveland, OH Sun Apr 08 1973, 3:33 AM EST Att: 10,798 - Unknown - 41 F AB 30 R 0 H 3 RBI 0 BB 2 SO 4 LOB 12 
George Hendrick, R (1,8) OBP: 0.250, SLG: 0.500	5-3					P4			K	4 0 1 0 0 1 2	
Chris Chambliss, L (1,3) OBP: 0.375, SLG: 0.667	P6					F5			P6	4 0 0 0 0 0 3	
John Ellis, R (1,10)										3 0 0 0 1 1 1	
Charlie Spikes, R (1,7) OBP: 0.143, SLG: 0.143										4 0 1 0 0 1 4	
Dave Duncan, R (1,2)										3 0 0 0 0 0 1	
Buddy Bell, R (1,5) OBP: 0.167, SLG: 0.167										3 0 0 0 0 0 1	
Jack Brohamer, L (1,4)										3 0 0 0 0 0 0	
Leo Cardenas, R (1,6) OBP: 0.500, SLG: 0.600										3 0 1 0 0 0 0	
Inning Stats	R: 0 H: 0 E: 0 LOB: 0 K: 0 BB: 0 S: 3 P: 3	R: 0 H: 1 E: 0 LOB: 1 K: 0 BB: 0 S: 4 P: 4	R: 0 H: 0 E: 0 LOB: 0 K: 1 BB: 0 S: 5 P: 5	R: 0 H: 1 E: 0 LOB: 1 K: 2 BB: 0 S: 8 P: 8	R: 0 H: 0 E: 0 LOB: 0 K: 0 BB: 0 S: 3 P: 3	R: 0 H: 0 E: 0 LOB: 0 K: 0 BB: 0 S: 3 P: 3	R: 0 H: 0 E: 0 LOB: 0 K: 0 BB: 0 S: 3 P: 3	R: 0 H: 0 E: 0 LOB: 0 K: 0 BB: 0 S: 3 P: 3	R: 0 H: 1 E: 0 LOB: 3 K: 1 BB: 2 S: 6 P: 14	1B: 2 SF: 0 2B: 1 SAC: 0 3B: 0 DP: 0 HR: 0 HBP: 0	
PITCHER	IP WLS BF H R ER SO BB IBB HBP BLK WP HR S P ERA WHIP										
Joe Coleman, R (1,1) ERA:	8.0 W 28 3 0 0 3 1 0 0 0 0 0 0 33 37 0.00 0.500										
Lerrin LaGrow, R (9,1) ERA:	1.0 S 4 0 0 0 1 1 0 0 0 0 0 0 5 9 0.00 1.000										

Batter	1	2	3	4	5	6	7	8	9	10	AB	R	H	RBI	BB	SO	LOB	TOP			
Merv Rettenmund, R OBP: 0.364, SLG: 0.500 (1, 9)	F8		F4		F7			SH2-4 BB 1B		SH BB	4	0	1	0	1	0	1	Baltimore Orioles @ Detroit Tigers Tiger Stadium, Detroit, MI Thu Apr 12 1973, 3:33 AM EST Att: 6,303 - Unknown livebaseballscorecards.com AB 36 R 1 H 9 RBI 0 BB 3 SO 5 LOB 22 			
Bobby Grich, R OBP: 0.381, SLG: 0.333 (1, 4)	6-3		1B		F8			SH2-4 BB		SH	3	0	1	0	1	0	0				
Boog Powell, L OBP: 0.211, SLG: 0.118 (1, 3)	1B		L9		1-3			SH2-4		F6	4	0	1	0	0	0	4				
Earl Williams, R Andy Etchebarren, R (1, 2) (8, 2)	K				K			K		G6-4-3 IBB	4	0	1	0	0	3	3				
Don Baylor, R OBP: 0.474, SLG: 0.882 (1, 7)		L9		K				F7	L9	G6-4-3	5	0	0	0	0	1	6				
Brooks Robinson, R OBP: 0.222, SLG: 0.529 (1, 5)	6-3		F8		F8			1B 1B		5-3	4	0	1	0	0	0	1				
Paul Blair, R OBP: 0.222, SLG: 0.222 (1, 8)	F7		F7		F7			FC6-4 1B		G6-4-3 1B	4	0	2	0	0	0	1				
Tommy Davis, R OBP: 0.400, SLG: 0.500 (1, 10)			1B 1B		F8			K		G6-4-3	4	0	1	0	0	1	3				
Mark Belanger, R OBP: 0.444, SLG: 0.333 (1, 6)	F8		F8		6-3			FC6-4		SH 1B	4	1	1	0	0	0	3				
Inning Stats	R: 0 E: 0 K: 1 S: 6	H: 1 LOB: 1 BB: 0 P: 6	R: 0 E: 0 K: 0 S: 3	H: 0 LOB: 0 BB: 0 P: 3	R: 0 E: 0 K: 0 S: 5	H: 2 LOB: 2 BB: 0 P: 5	R: 0 E: 0 K: 1 S: 6	H: 1 LOB: 1 BB: 0 P: 6	R: 0 E: 0 K: 1 S: 5	H: 0 LOB: 0 BB: 0 P: 3	R: 0 E: 0 K: 1 S: 7	H: 2 LOB: 2 BB: 0 P: 7	R: 0 E: 0 K: 1 S: 6	H: 1 LOB: 2 BB: 1 P: 10	R: 0 E: 0 K: 0 S: 3	H: 1 LOB: 0 BB: 0 P: 3	R: 1 E: 1 K: 0 S: 4		H: 1 LOB: 2 BB: 2 P: 12	1B: 9 2B: 0 3B: 0 HR: 0	SF: 0 SAC: 2 DP: 2 HBP: 0
PITCHER Mickey Lolich, L ERA: 1.0 (1, 1)	IP 10.0	WLS L	BF 41	H 9	R 1	ER 0	SO 5	BB 2	IBB 1	HBP 0	BLK 0	WP 0	HR 0	S 48	P 60	ERA 0.00	WHIP 1.100				

Batter	1	2	3	4	5	6	7	8	9	10	AB	R	H	RBI	BB	SO	LOB	BOTTOM			
Tony Taylor, R OBP: 0.250, SLG: 0.143 (1, 4)	F4		F9		6-3				SH1-4 BB	FC4-6 1B	4	0	1	0	1	0	1	Baltimore Orioles @ Detroit Tigers Tiger Stadium, Detroit, MI Thu Apr 12 1973, 3:33 AM EST Att: 6,303 - Unknown livebaseballscorecards.com AB 32 R 0 H 3 RBI 0 BB 5 SO 2 LOB 12 			
Aurelio Rodriguez, R Gates Brown, L OBP: 0.063, SLG: 0.125 (10, PH) OBP: 0.364, SLG: 0.300 (1, 5)	4-3		5-3		F8				SH1-4 BB	FC4-6 1B	3	0	0	0	0	0	1				
Frank Howard, R (1, 10)	L7		FC5-4 BB		1-3				F4		3	0	0	0	1	0	1				
Al Kaline, R OBP: 0.176, SLG: 0.067 (1, 9)		L6-3		FC5-4				L6-3		IBB	3	0	0	0	1	0	1				
Bill Freehan, R OBP: 0.154, SLG: 0.083 (1, 2)	K		F8		F8			F8		F7	4	0	0	0	0	1	2				
Willie Horton, R OBP: 0.250, SLG: 0.250 (1, 7)	F9		F6		F6			6-3		FC3-6 1B	4	0	1	0	0	0	0				
Rich Reese, L (1, 3)			K		F1			F5		FC3-6 1B BB	4	0	0	0	0	1	1				
Mickey Stanley, R OBP: 0.438, SLG: 0.545 (1, 8)			5-3		F6			F6		F6	3	0	0	0	1	0	1				
Ed Brinkman, R Ike Brown, R Dick McAuliffe, L OBP: 0.385, SLG: 0.455 (10, PH) OBP: 0.182, SLG: 0.200 (10, PR) (1, 6)			F3					FC6-4 BB		FC6-4 1B BB	3	0	1	0	0	0	1				
Inning Stats	R: 0 E: 0 K: 0 S: 3	H: 0 LOB: 0 BB: 0 P: 3	R: 0 E: 0 K: 1 S: 5	H: 0 LOB: 0 BB: 0 P: 5	R: 0 E: 0 K: 0 S: 5	H: 0 LOB: 0 BB: 0 P: 5	R: 0 E: 0 K: 0 S: 3	H: 0 LOB: 1 BB: 1 P: 7	R: 0 E: 0 K: 0 S: 3	H: 0 LOB: 0 BB: 0 P: 3	R: 0 E: 0 K: 0 S: 4	H: 1 LOB: 1 BB: 4 P: 4	R: 0 E: 0 K: 0 S: 3	H: 0 LOB: 1 BB: 1 P: 7	R: 0 E: 0 K: 0 S: 3	H: 0 LOB: 2 BB: 2 P: 11	R: 0 E: 0 K: 0 S: 5		H: 2 LOB: 3 BB: 1 P: 9	1B: 2 2B: 0 3B: 1 HR: 0	SF: 0 SAC: 1 DP: 0 HBP: 0
PITCHER Dave McNally, L Orlando Pena, R ERA: (1, 1) (10, 1)	IP 9.2	WLS W	BF 37	H 3	R 0	ER 0	SO 2	BB 4	IBB 1	HBP 0	BLK 0	WP 0	HR 0	S 36	P 56	ERA 0.00	WHIP 0.724				

Batter	1	2	3	4	5	6	7	8	9	AB	R	H	RBI	BB	SO	LOB	TOP				
Oscar Gamble, L (1, 10)	F8		BB			L9		4-3									3 0 0 0 1 0 2				
Rusty Torres, S (1, 9) OBP: 0.360, SLG: 0.300	4-3		BB			CS	P6	K									4 0 1 1 0 1 1				
Chris Chambliss, L (1, 3)	P6		L7				4-3		P5								4 0 0 0 0 0 2				
Charlie Spikes, R (1, 7)		P5		K			2B	1B	G2								4 1 1 0 0 1 0				
Dave Duncan, R (1, 2)		5-3					1B		K								4 1 2 0 0 1 0				
George Hendrick, R (1, 8)				1B													4 0 2 2 0 0 1				
Jack Brohamer, L (1, 4)	CS		3-1		P5		P4										4 0 0 0 0 1 2				
Buddy Bell, R (1, 5)			1B	2B		F8		4-3	SH1-4	1B							4 1 2 0 0 0 0				
Leo Cardenas, R (1, 6)			P4				CS	1B									2 0 1 0 0 0 1				
Inning Stats	R: 0 E: 0 K: 0 S: 3	H: 0 LOB: 0 BB: 0 P: 3	R: 0 E: 0 K: 0 S: 3	H: 1 LOB: 0 BB: 0 P: 3	R: 1 E: 0 K: 0 S: 5	H: 2 LOB: 2 BB: 1 P: 9	R: 0 E: 0 K: 1 S: 6	H: 1 LOB: 1 BB: 0 P: 6	R: 0 E: 0 K: 0 S: 3	H: 1 LOB: 0 BB: 0 P: 3	R: 2 E: 0 K: 0 S: 6	H: 3 LOB: 1 BB: 0 P: 6	R: 0 E: 0 K: 1 S: 6	H: 1 LOB: 0 BB: 0 P: 6	R: 0 E: 0 K: 1 S: 5	H: 0 LOB: 0 BB: 0 P: 5	R: 0 E: 0 K: 1 S: 5	H: 0 LOB: 0 BB: 0 P: 5	1B: 7 2B: 2 3B: 0 HR: 0	SF: 0 SAC: 1 DP: 0 HBP: 0	WP: 0 PA: 37 PB: 0 SB: 0 CS: 2
PITCHER Joe Coleman, R (1, 1) ERA: 1.59	IP: 9.0 WLS: W BF: 35 H: 9 R: 3 ER: 3 SO: 4 BB: 1 IBB: 0 HBP: 0 BLK: 0 WP: 0 HR: 0 S: 42 P: 46 ERA: 3.00 WHIP: 1.111															PITCHER					

Cleveland Indians @ Detroit Tigers
Tiger Stadium, Detroit, MI
Fri Apr 13 1973, 3:33 AM EST
Att: 5,009 - Unknown

AB 33
R 3
H 9
RBI 3
BB 1
SO 4
LOB 9



Batter	1	2	3	4	5	6	7	8	9	AB	R	H	RBI	BB	SO	LOB	BOTTOM
Tony Taylor, R (1, 4)	S		1B			6-3		4-3									5 0 2 0 0 0 2
Aurelio Rodriguez, R (1, 5)	P4		F9			1B		E6									4 0 1 1 0 0 3
Bill Freehan, R (1, 2)	P5		1B			1B		FC5-2	BB								3 1 2 1 1 0 1
Frank Howard, R (1, 10)			K			K		BLK	FC5-2	BB							2 0 0 0 1 2 4
Gates Brown, L (7, PH)	BB							BLK	FC5-2	BB							0 0 0 0 1 0 0
Al Kaline, R (1, 9)	F3		L8			L9		FC5-2	BLK								4 0 0 0 0 0 9
Willie Horton, R (1, 7)		5-3			F8		F8	FC5-2									4 0 0 0 0 0 2
Norm Cash, L (1, 3)		P5			P5		F9	1-3									4 0 0 0 0 0 2
Mickey Stanley, R (1, 8)		F8			F7		E6		P4								4 1 0 0 0 0 0
Ed Brinkman, R (1, 6)			1B	BB		1B	3B		3-1								3 2 2 1 1 0 0
Inning Stats	R: 0 E: 0 K: 0 S: 4	H: 1 LOB: 2 BB: 1 P: 8	R: 0 E: 0 K: 0 S: 3	H: 0 LOB: 0 BB: 0 P: 3	R: 1 E: 0 K: 1 S: 7	H: 2 LOB: 2 BB: 1 P: 11	R: 0 E: 0 K: 0 S: 3	H: 0 LOB: 0 BB: 0 P: 3	R: 1 E: 0 K: 0 S: 5	H: 1 LOB: 1 BB: 0 P: 5	R: 1 E: 0 K: 0 S: 4	H: 0 LOB: 2 BB: 2 P: 12	R: 0 E: 0 K: 0 S: 3	H: 0 LOB: 0 BB: 0 P: 3	1B: 6 2B: 0 3B: 1 HR: 0	SF: 0 SAC: 0 DP: 0 HBP: 0	WP: 0 PA: 37 PB: 0 SB: 2 CS: 0
PITCHER Brent Strom, L (1, 1) ERA: 1.8 Ed Farmer, R (7, 1) ERA: Mike Kikenny, L (7, 1) ERA: Jerry Johnson, R (7, 1) ERA:	IP: 6.0 WLS: L BF: 28 H: 7 R: 3 ER: 2 SO: 2 BB: 1 IBB: 0 HBP: 0 BLK: 0 WP: 0 HR: 0 S: 30 P: 38 ERA: 3.00 WHIP: 1.500															PITCHER	

Cleveland Indians @ Detroit Tigers
Tiger Stadium, Detroit, MI
Fri Apr 13 1973, 3:33 AM EST
Att: 5,009 - Unknown

AB 33
R 4
H 7
RBI 3
BB 4
SO 2
LOB 23

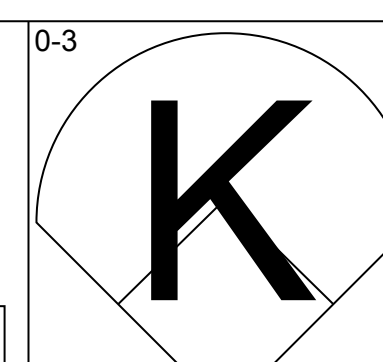
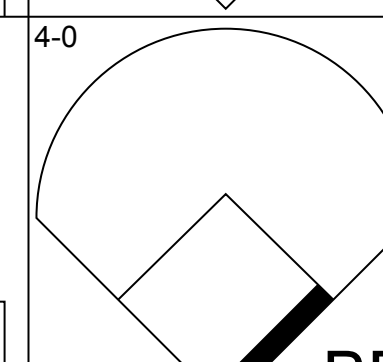
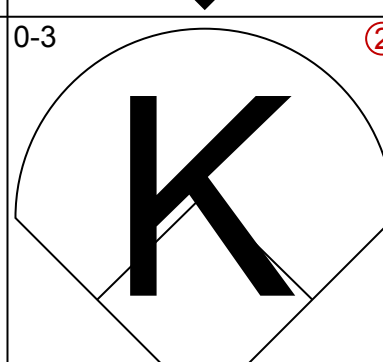
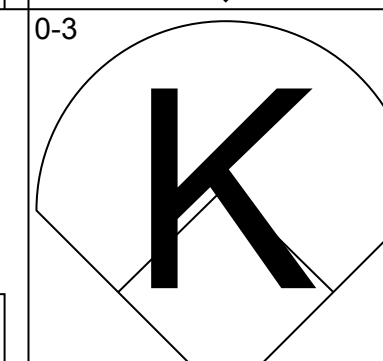


Batter	1	2	3	4	5	6	7	8	9	AB	R	H	RBI	BB	SO	LOB	TOP	
Oscar Gamble, L (1, 9) OBP: 0.375, SLG: 0.429										4	0	2	0	0	0	1	Cleveland Indians @ Detroit Tigers Tiger Stadium, Detroit, MI Sat Apr 14 1973, 3:33 AM EST Att: 11,908 - Unknown	
Rusty Torres, S (1, 8) OBP: 0.310, SLG: 0.250										4	0	0	0	0	1	3		
Chris Chambliss, L (1, 3) OBP: 0.250, SLG: 0.292										3	0	0	0	1	0	1		
John Ellis, R (1, 10) OBP: 0.200, SLG: 0.158										4	1	1	0	0	1	3		
Charlie Spikes, R (1, 7) OBP: 0.231, SLG: 0.250											4	1	1	1	0	1		0
Dave Duncan, R (1, 2) OBP: 0.200, SLG: 0.208											4	0	2	1	0	0		0
Buddy Bell, R (1, 5) OBP: 0.167, SLG: 0.174											4	0	0	0	0	1		2
Jack Brohamer, L (1, 4) OBP: 0.130, SLG: 0.048										2	0	0	0	0	0	1		
Jerry Kenney, L (7, 4) OBP: 0.500, SLG: 0.500										2	0	1	0	0	0	1		
Leo Cardenas, R (1, 6) OBP: 0.286, SLG: 0.316										3	0	0	0	0	1	1		
John Lowenstein, L (9, PH) OBP: 0.500, SLG: 0.250										1	0	0	0	0	1	2		
Inning Stats	R: 0 E: 0 K: 1 S: 6	H: 1 LOB: 1 BB: 0 P: 6	R: 0 E: 0 K: 1 S: 6	H: 1 LOB: 1 BB: 0 P: 6	R: 0 E: 0 K: 0 S: 4	H: 0 LOB: 0 BB: 1 P: 8	R: 0 E: 0 K: 1 S: 5	H: 0 LOB: 0 BB: 0 P: 5	R: 0 E: 0 K: 0 S: 3	H: 0 LOB: 0 BB: 0 P: 3	R: 0 E: 0 K: 1 S: 6	H: 1 LOB: 1 BB: 0 P: 6	R: 2 E: 1 K: 1 S: 9	H: 3 LOB: 2 BB: 0 P: 9	1B: 5 2B: 2 3B: 0 HR: 0	SF: 0 SAC: 0 DP: 0 HBP: 0	WP: 0 PA: 36 PB: 0 SB: 0 CS: 0	
PITCHER Jim Perry, R (1, 1) ERA: 2.0	IP: 9.0 WLS: W BF: 36 H: 7 R: 2 ER: 2 SO: 6 BB: 0 IBB: 1 HBP: 0 BLK: 0 WP: 0 HR: 0 S: 47 P: 51 ERA: 2.00 WHIP: 0.778											PITCHER	IP: WLS: BF: H: R: ER: SO: BB: IBB: HBP: BLK: WP: HR: S: P: ERA: WHIP:					

Batter	1	2	3	4	5	6	7	8	9	AB	R	H	RBI	BB	SO	LOB	BOTTOM		
Dick McAuliffe, L (1, 4) OBP: 0.200, SLG: 0.214										4	0	1	2	0	1	1	Cleveland Indians @ Detroit Tigers Tiger Stadium, Detroit, MI Sat Apr 14 1973, 3:33 AM EST Att: 11,908 - Unknown		
Bill Freehan, R (1, 2) OBP: 0.409, SLG: 0.316										4	1	3	0	1	0	1			
Rich Reese, L (1, 7) OBP: 0.143, SLG: 0.476										3	1	0	0	1	2	3			
Norm Cash, L (1, 3) OBP: 0.143, SLG: 0.476										4	1	0	0	0	1	5			
Gates Brown, L (1, 10) OBP: 0.375, SLG: 0.357										4	0	1	3	0	0	1			
Jim Northrup, L (1, 9) OBP: 0.294, SLG: 0.214										4	1	1	0	0	0	2			
Aurelio Rodriguez, R (1, 5) OBP: 0.167, SLG: 0.333										4	2	2	2	0	0	1			
Mickey Stanley, R (1, 8) OBP: 0.333, SLG: 0.421										4	1	1	0	0	0	2			
Ed Brinkman, R (1, 6) OBP: 0.450, SLG: 0.706										3	1	1	0	0	1	1			
Inning Stats	R: 0 E: 0 K: 0 S: 4	H: 1 LOB: 1 BB: 0 P: 4	R: 0 E: 2 K: 0 S: 4	H: 0 LOB: 0 BB: 0 P: 4	R: 1 E: 0 K: 3 S: 10	H: 1 LOB: 1 BB: 1 P: 14	R: 0 E: 0 K: 0 S: 3	H: 0 LOB: 0 BB: 0 P: 3	R: 4 E: 1 K: 0 S: 7	H: 3 LOB: 1 BB: 1 P: 11	R: 1 E: 0 K: 1 S: 6	H: 1 LOB: 0 BB: 0 P: 6	R: 0 E: 0 K: 1 S: 6	H: 1 LOB: 1 BB: 0 P: 6	R: 2 E: 0 K: 0 S: 6	H: 3 LOB: 1 BB: 0 P: 6		1B: 5 2B: 3 3B: 1 HR: 1	SF: 0 SAC: 2 DP: 0 HBP: 0
PITCHER Steve Dunning, R (1, 1) ERA: 3.86	IP: 4.2 WLS: L BF: 21 H: 4 R: 4 ER: 2 SO: 3 BB: 2 IBB: 0 HBP: 0 BLK: 0 WP: 2 HR: 0 S: 25 P: 33 ERA: 3.86 WHIP: 1.286											PITCHER	IP: WLS: BF: H: R: ER: SO: BB: IBB: HBP: BLK: WP: HR: S: P: ERA: WHIP:						
Tom Hilgendorf, L (5, 1) ERA: 2.25	2.1 11 3 2 1 2 0 0 0 0 0 1 15 15 3.86 1.286																		
Milt Wilcox, R (8, 1) ERA: 18.0	1.0 6 3 2 2 0 0 0 0 0 0 0 6 6 18.00 3.000																		

Batter	1	2	3	4	5	6	7	8	9	AB	R	H	RBI	BB	SO	LOB	TOP					
Dick McAuliffe, L OBP: 0.227, SLG: 0.238 Tony Taylor, R OBP: 0.333, SLG: 0.500	L5-3 E 1B	L9		F7	1-3			HR		3	1	1	0	0	0	0	Detroit Tigers @ Boston Red Sox Fenway Park, Boston, MA Mon Apr 16 1973, 3:33 AM EST Att: 29,006 - Unknown - 70 F					
Bill Freehan, R OBP: 0.323, SLG: 0.222	F7	1-3		5-3		6-3		P4		5	0	0	0	0	0	1						
Al Kaline, R OBP: 0.192, SLG: 0.167	L5-3	1B		2B		F7		F9		5	1	2	0	0	0	1						
Norm Cash, L OBP: 0.214, SLG: 0.500 Rich Reese, L OBP: 0.333, SLG: 0.500	E8 1B	BB 1B		HR 2B		K		1-3		3	2	3	2	0	0	0						
Gates Brown, L OBP: 0.455, SLG: 0.353 Frank Howard, R OBP: 0.333, SLG: 0.500	HBP 1B	1-3 BB 1B		HR IBB		P4		6-3		1	2	1	1	2	0	0						
Willie Horton, R OBP: 0.308, SLG: 0.500	1B HBP	K		HR		1B		F2		4	2	2	3	0	1	3						
Aurelio Rodriguez, R OBP: 0.161, SLG: 0.290	1B		F5	P4		P6				4	0	1	1	0	0	1						
Mickey Stanley, R OBP: 0.355, SLG: 0.400	1B		G5-4-3 BB		4-3		6-3			3	0	1	1	1	0	1						
Ed Brinkman, R OBP: 0.333, SLG: 0.500	P9		G5-4-3		3-1		5-3			4	0	0	0	0	0	3						
Inning Stats	R: 4 E: 1 K: 0 S: 8	H: 5 LOB: 2 BB: 0 P: 9	R: 0 E: 0 K: 1 S: 7	H: 2 LOB: 3 BB: 1 P: 11	R: 0 E: 0 K: 0 S: 2	H: 0 LOB: 0 BB: 1 P: 6	R: 4 E: 0 K: 0 S: 6	H: 3 LOB: 0 BB: 1 P: 10	R: 0 E: 0 K: 0 S: 3	H: 0 LOB: 0 BB: 0 P: 3	R: 0 E: 0 K: 0 S: 5	H: 0 LOB: 0 BB: 0 P: 5	R: 0 E: 0 K: 0 S: 4	H: 1 LOB: 1 BB: 0 P: 4	R: 1 E: 0 K: 0 S: 4	H: 1 LOB: 0 BB: 0 P: 4	R: 0 E: 0 K: 0 S: 3	H: 0 LOB: 0 BB: 0 P: 3	1B: 8 2B: 2 3B: 0 HR: 2	SF: 0 SAC: 0 DP: 1 HBP: 1	WP: 0 PB: 0 SB: 0 CS: 0	PA: 42
PITCHER	IP WLS BF H R ER SO BB IBB HBP BLK WP HR S P ERA WHIP	IP WLS BF H R ER SO BB IBB HBP BLK WP HR S P ERA WHIP															IP WLS BF H R ER SO BB IBB HBP BLK WP HR S P ERA WHIP					
Marty Pattin, R ERA: 8.76	(1, 1) 3.2 L 24 10 8 8 1 2 1 1 0 0 1 22 35 19.64 3.273	(4, 1) 4.1 15 2 1 1 1 0 0 0 0 0 1 17 17 2.08 0.462	(9, 1) 1.0 3 0 0 0 0 0 0 0 0 0 0 3 3 0.00 0.000															(1, 1) 3.2 L 24 10 8 8 1 2 1 1 0 0 1 22 35 19.64 3.273				
Bill Lee, L ERA: 2.08	(4, 1) 4.1 15 2 1 1 1 0 0 0 0 0 1 17 17 2.08 0.462	(9, 1) 1.0 3 0 0 0 0 0 0 0 0 0 0 3 3 0.00 0.000															(1, 1) 3.2 L 24 10 8 8 1 2 1 1 0 0 1 22 35 19.64 3.273					
Bobby Bolin, R ERA:	(9, 1) 1.0 3 0 0 0 0 0 0 0 0 0 0 3 3 0.00 0.000															(1, 1) 3.2 L 24 10 8 8 1 2 1 1 0 0 1 22 35 19.64 3.273						

Batter	1	2	3	4	5	6	7	8	9	AB	R	H	RBI	BB	SO	LOB	BOTTOM					
Tommy Harper, R OBP: 0.428, SLG: 0.542	5-3		3B		1-3		K		BB	4	0	1	0	1	1	0	Detroit Tigers @ Boston Red Sox Fenway Park, Boston, MA Mon Apr 16 1973, 3:33 AM EST Att: 29,006 - Unknown - 70 F					
Luis Aparicio, R OBP: 0.333, SLG: 0.200	6-3		BB			6-3		F3	F9	4	0	0	0	1	0	2						
Carl Yastrzemski, L OBP: 0.399, SLG: 0.591 Danny Cater, R OBP: 0.333, SLG: 0.333	K		F8			HR 1B		4-3	6-3	2	0	0	0	0	1	2						
Reggie Smith, S OBP: 0.500, SLG: 0.739		K		6-3		HR		HR		4	2	2	3	0	1	0						
Orlando Cepeda, R OBP: 0.167, SLG: 0.333		2B		6-3		K		F8		4	0	1	0	0	1	0						
Rico Petrocelli, R OBP: 0.308, SLG: 0.522	5-3		HR			K		HR BB		3	2	1	1	1	1	1						
Carlton Fisk, R OBP: 0.583, SLG: 1.091	F9		P4			G3 SF8 2B		HR		4	2	2	2	0	0	1						
Doug Griffin, R OBP: 0.478, SLG: 0.591			K		6-3		G3	HR		4	0	0	0	0	1	1						
Dwight Evans, R OBP: 0.281, SLG: 0.250	L9		L9		F7		SF8	BB		2	0	0	1	1	0	0						
Inning Stats	R: 0 E: 0 K: 1 S: 5	H: 0 LOB: 0 BB: 0 P: 5	R: 0 E: 0 K: 1 S: 6	H: 1 LOB: 1 BB: 0 P: 6	R: 0 E: 0 K: 1 S: 6	H: 1 LOB: 2 BB: 1 P: 10	R: 1 E: 0 K: 0 S: 4	H: 1 LOB: 0 BB: 0 P: 4	R: 0 E: 0 K: 0 S: 3	H: 0 LOB: 0 BB: 0 P: 3	R: 2 E: 0 K: 2 S: 9	H: 2 LOB: 0 BB: 0 P: 9	R: 1 E: 0 K: 0 S: 4	H: 1 LOB: 0 BB: 0 P: 4	R: 1 E: 0 K: 0 S: 4	H: 1 LOB: 2 BB: 3 P: 16	R: 2 E: 0 K: 0 S: 4	H: 1 LOB: 2 BB: 3 P: 16	1B: 1 2B: 2 3B: 1 HR: 4	SF: 1 SAC: 0 DP: 0 HBP: 0	WP: 0 PB: 0 SB: 0 CS: 0	PA: 39
PITCHER	IP WLS BF H R ER SO BB IBB HBP BLK WP HR S P ERA WHIP	IP WLS BF H R ER SO BB IBB HBP BLK WP HR S P ERA WHIP															IP WLS BF H R ER SO BB IBB HBP BLK WP HR S P ERA WHIP					
Mickey Lolich, L ERA: 1.88	(1, 1) 6.0 W 24 5 3 3 3 1 3 0 0 0 0 2 33 37 4.50 1.000	(7, 1) 3.0 S 15 3 4 4 1 3 0 0 0 0 2 14 26 12.00 2.000															(1, 1) 6.0 W 24 5 3 3 3 1 3 0 0 0 0 2 33 37 4.50 1.000					
Lerrin LaGrow, R ERA: 7.04	(7, 1) 3.0 S 15 3 4 4 1 3 0 0 0 0 2 14 26 12.00 2.000															(1, 1) 6.0 W 24 5 3 3 3 1 3 0 0 0 0 2 33 37 4.50 1.000						

Batter	1	2	3	4	5	6	7	8	9	AB	R	H	RBI	BB	SO	LOB	TOP					
Dick McAuliffe, L (1,4) OBP: 0.192, SLG: 0.200 Tony Taylor, R (8,PH) OBP: 0.313, SLG: 0.467			FC4-6	G3		P4		P3		4	0	0	0	0	1	3						
Bill Freehan, R (1,2) OBP: 0.361, SLG: 0.258								4-3		4	1	2	0	1	1	1						
Al Kaline, R (1,9) OBP: 0.226, SLG: 0.286			L6						L3	4	1	1	2	1	1	2						
Norm Cash, L (1,3)	4-3								G3	5	1	1	1	0	1	4						
Gates Brown, L (1,10) OBP: 0.480, SLG: 0.450 Frank Howard, R (7,PH) OBP: 0.214, SLG: 0.083										3	2	2	0	0	0	0						
Willie Horton, R (1,7) OBP: 0.389, SLG: 0.467										2	0	1	0	0	0	0						
Aurelio Rodriguez, R (1,5)										3	0	1	1	2	0	2						
Mickey Stanley, R (1,8) OBP: 0.371, SLG: 0.393										4	1	1	1	0	0	3						
Ed Brinkman, R (1,6) OBP: 0.323, SLG: 0.444										3	0	1	1	1	0	1						
										3	0	0	0	1	1	2						
Inning Stats	R: 0 E: 0 K: 2 S: 7	H: 0 LOB: 1 BB: 1 P: 11	R: 1 E: 0 K: 0 S: 4	H: 2 LOB: 0 BB: 0 P: 4	R: 0 E: 0 K: 1 S: 5	H: 0 LOB: 1 BB: 1 P: 9	R: 3 E: 0 K: 0 S: 7	H: 4 LOB: 1 BB: 0 P: 7	R: 2 E: 0 K: 0 S: 5	H: 2 LOB: 1 BB: 1 P: 9	R: 0 E: 0 K: 2 S: 8	H: 1 LOB: 3 BB: 2 P: 16	R: 0 E: 0 K: 0 S: 3	H: 0 LOB: 1 BB: 1 P: 7	R: 0 E: 0 K: 0 S: 3	H: 0 LOB: 0 BB: 0 P: 3	R: 0 E: 0 K: 0 S: 4	H: 1 LOB: 1 BB: 0 P: 4	1B: 6 2B: 2 3B: 0 HR: 2	SF: 0 SAC: 0 DP: 0 HBP: 0	WP: 0 PB: 0 SB: 0 CS: 1	PA: 42
PITCHER	IP	WLS	BF	H	R	ER	SO	BB	IBB	HBP	BLK	WP	HR	S	P	ERA	WHIP					
Lynn McGlothen, R (1,1) ERA: 13.5	4.0	L	21	8	6	6	3	2	0	0	0	0	2	25	33	13.50	2.500					
Roger Moret, L (5,1) ERA	4.2		20	2	0	0	2	3	1	0	0	0	0	20	36	0.00	1.071					
Bobby Bolin, R (9,1) ERA	0.1		1	0	0	0	0	0	0	0	0	0	0	1	1	0.00	0.000					

Detroit Tigers @ Boston Red Sox
Fenway Park, Boston, MA
Tue Apr 17 1973, 3:33 AM EST
Att: 11,298 - Unknown - 71 F

AB	36
R	6
H	10
RBI	6
BB	6
SO	5
LOB	18

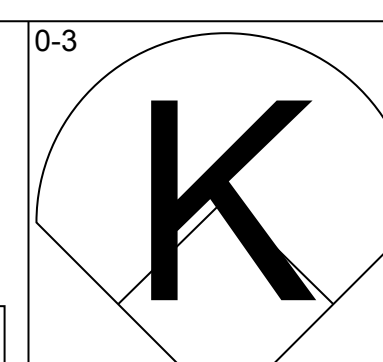
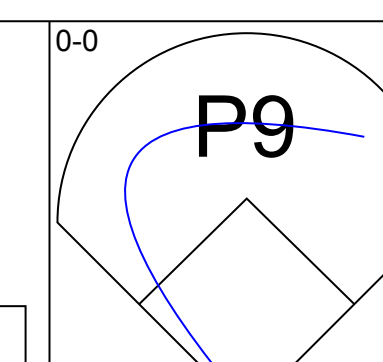
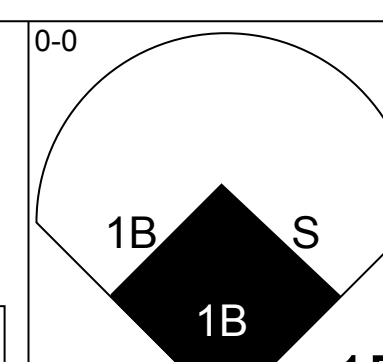
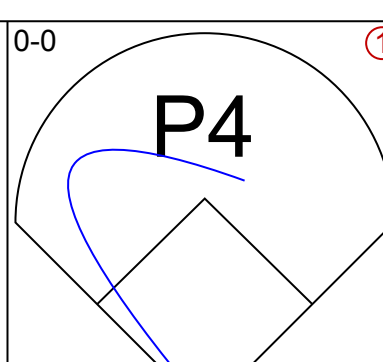
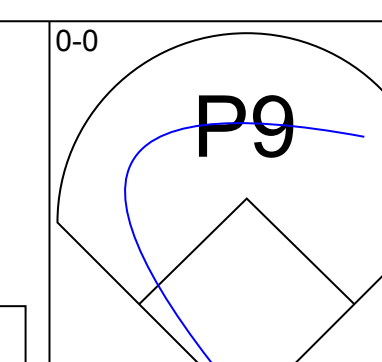
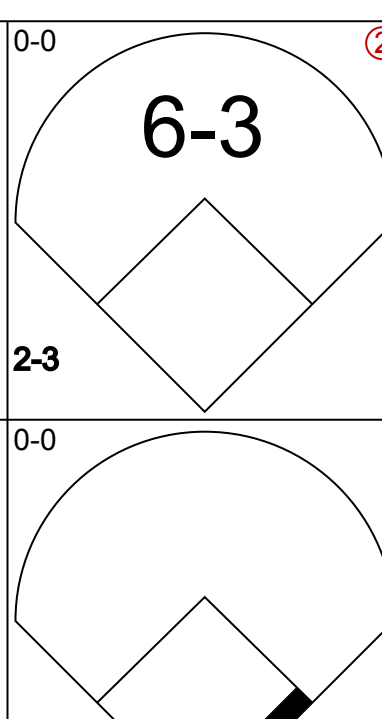
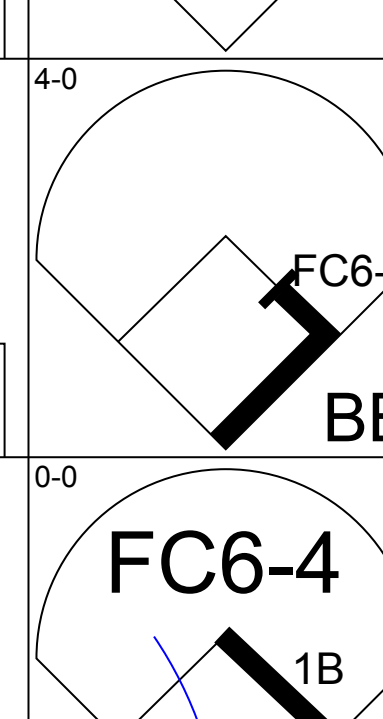
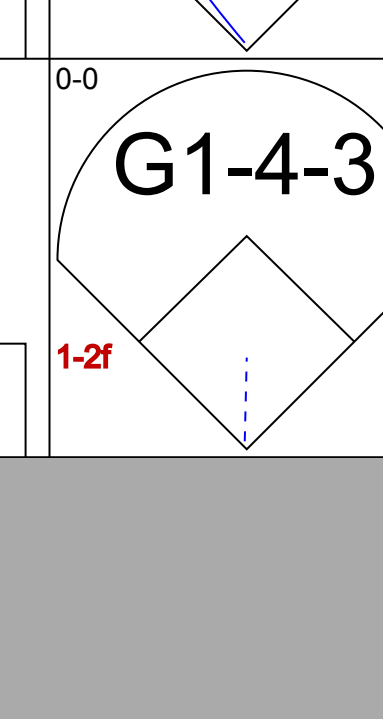
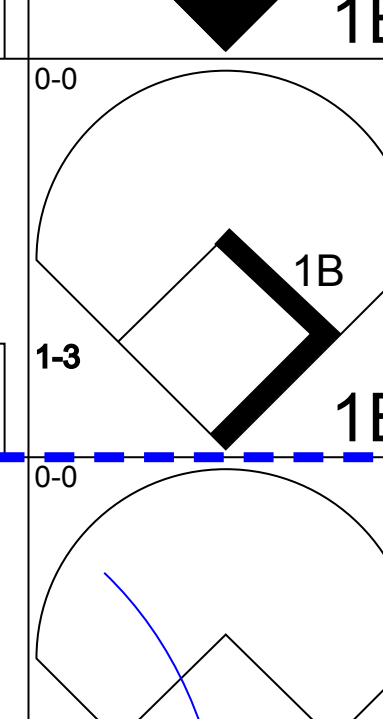
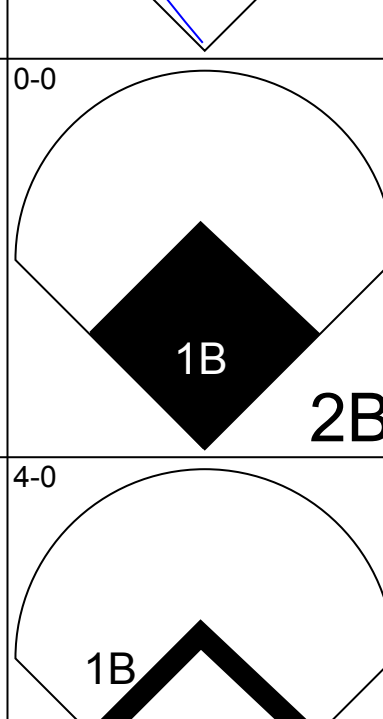
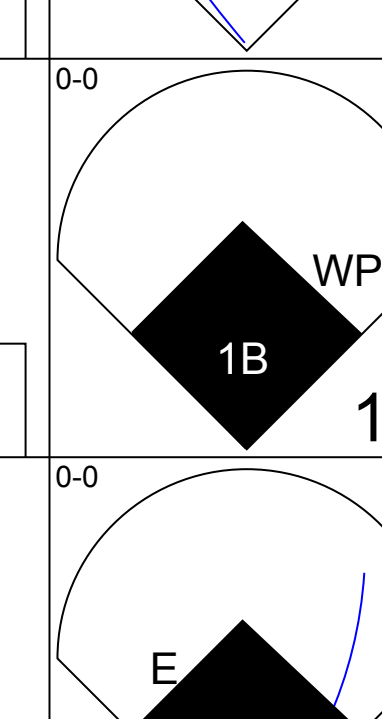
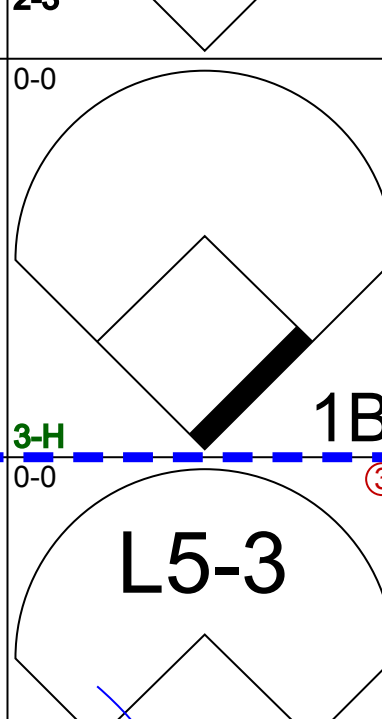
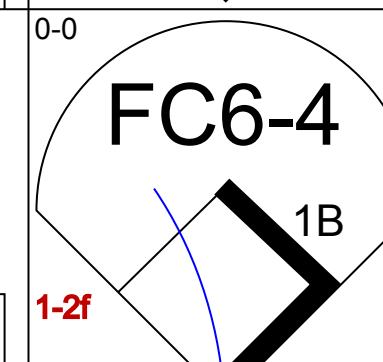
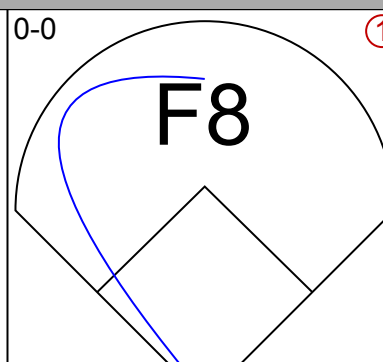
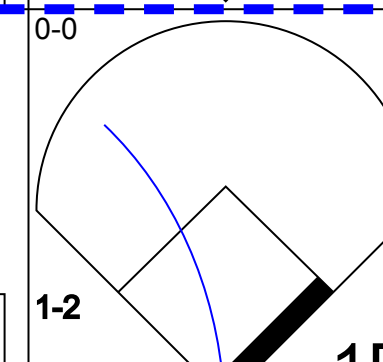
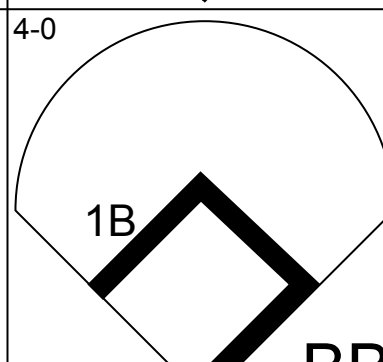
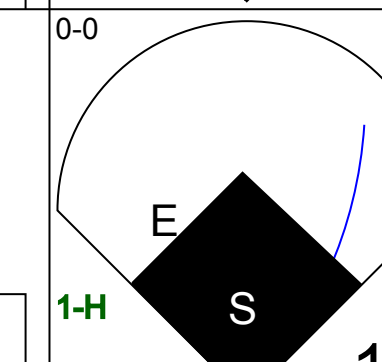
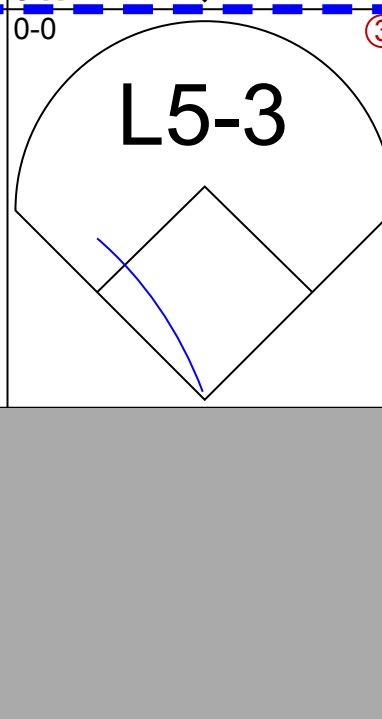
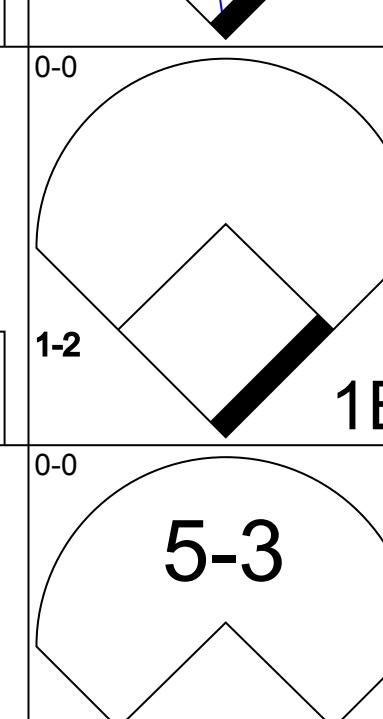
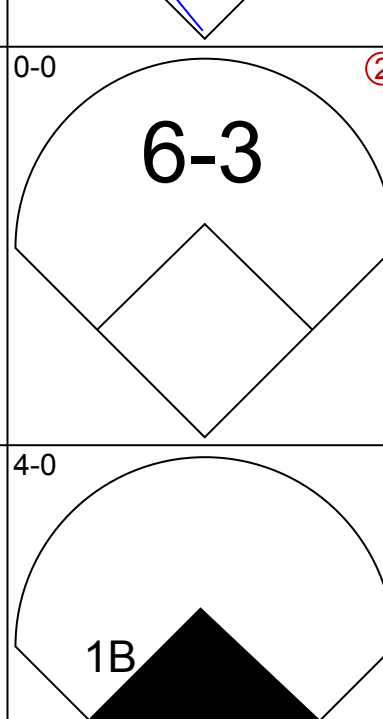
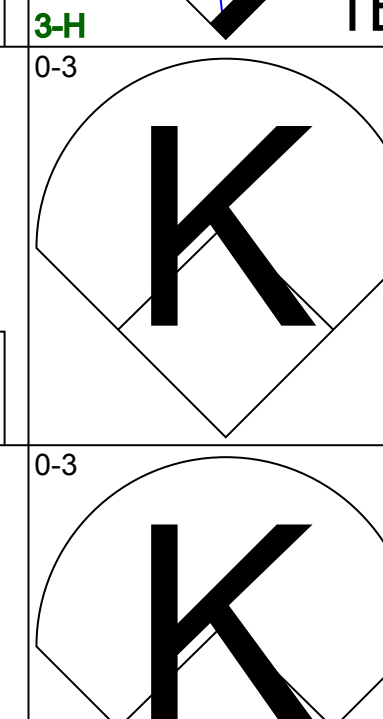
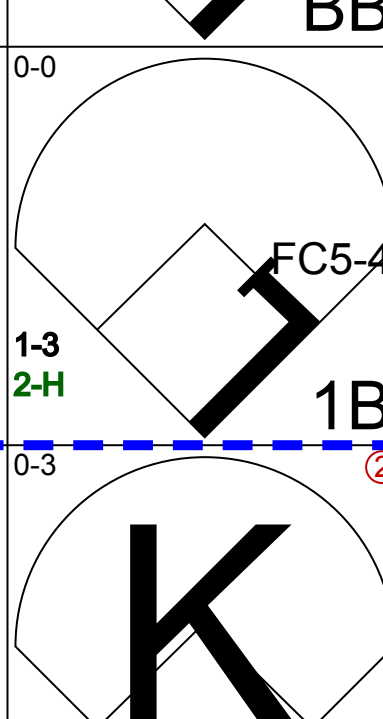
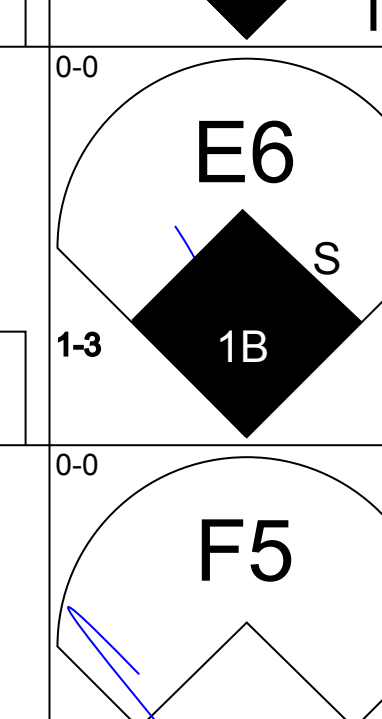
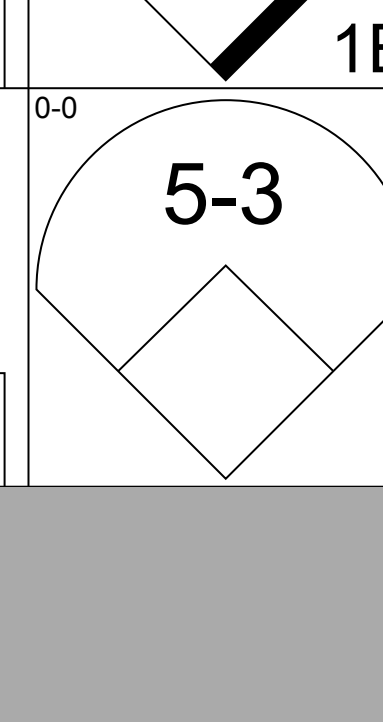
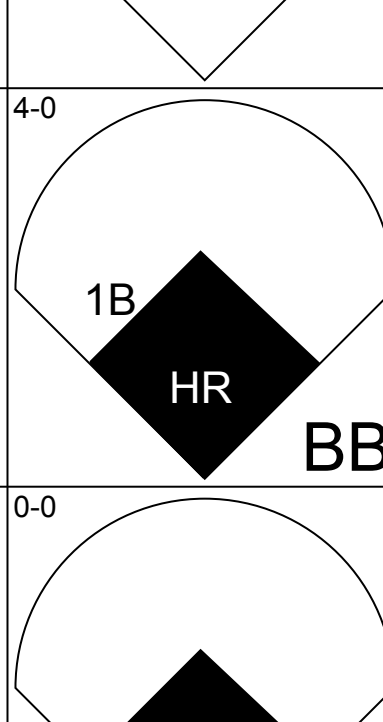
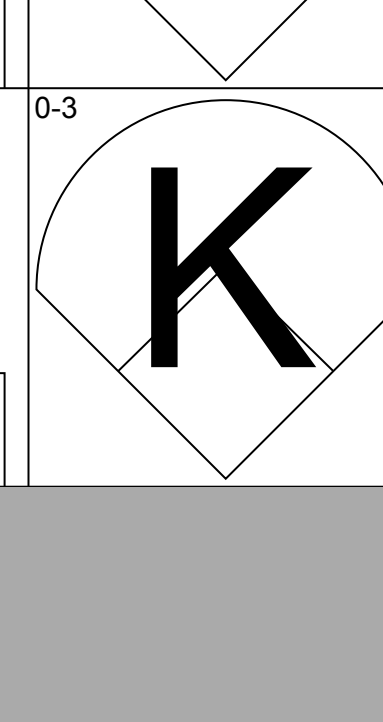
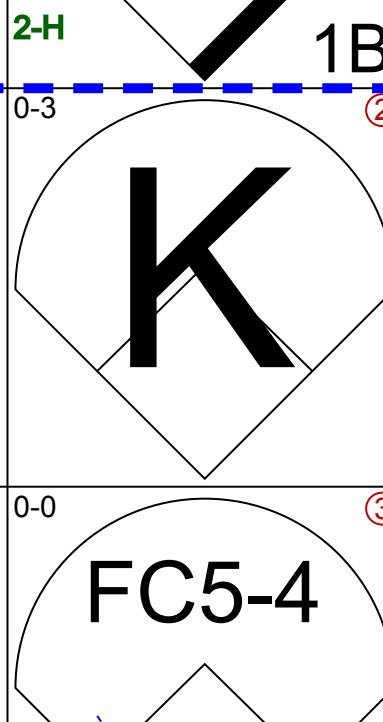
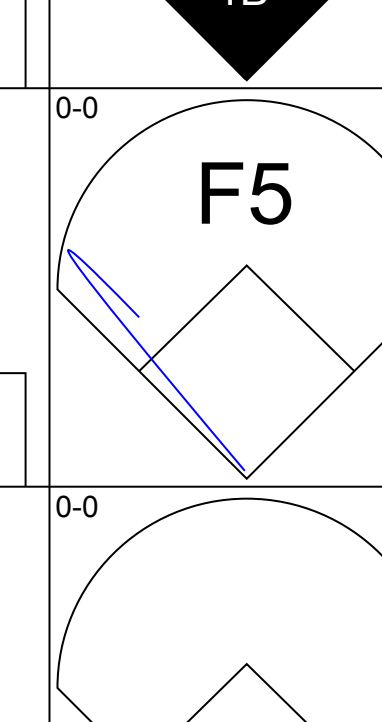
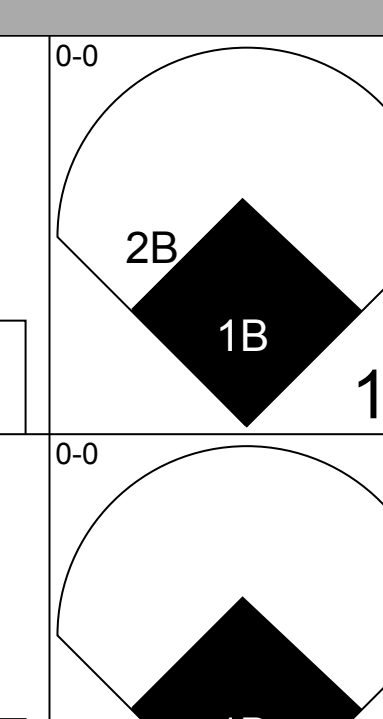
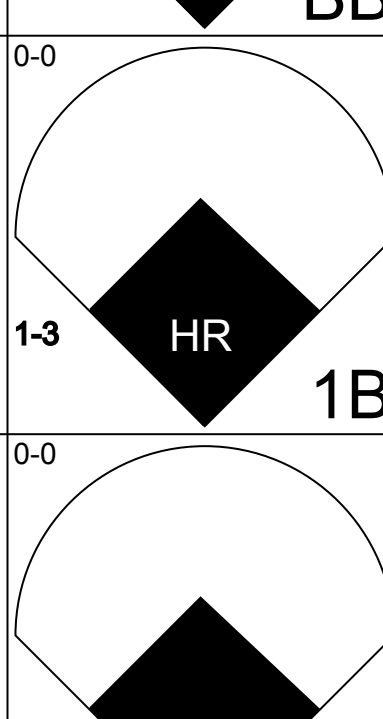
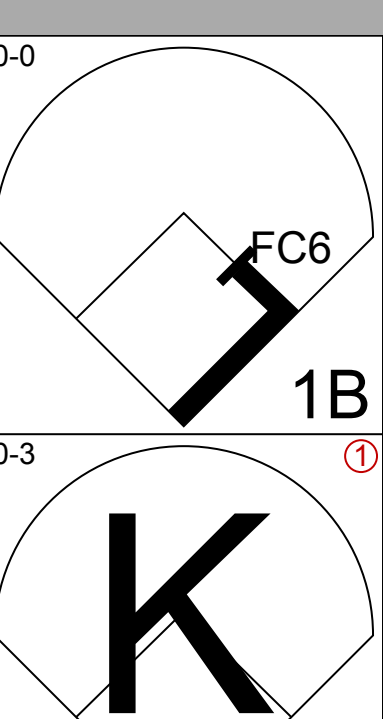
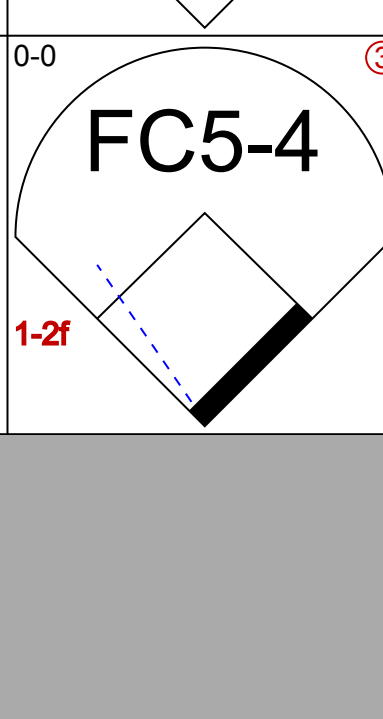
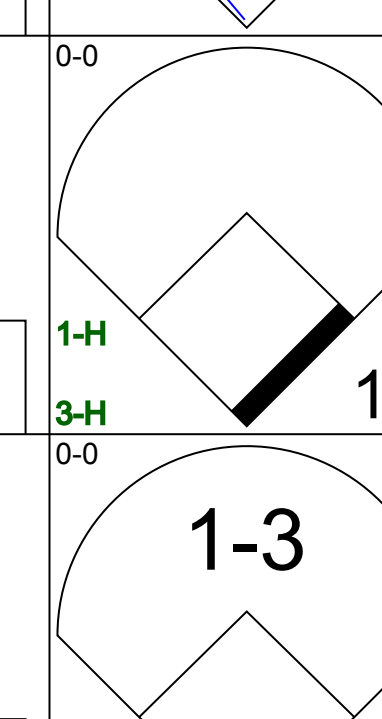
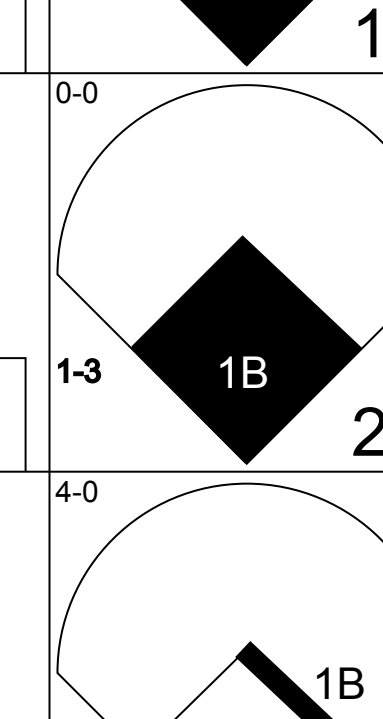
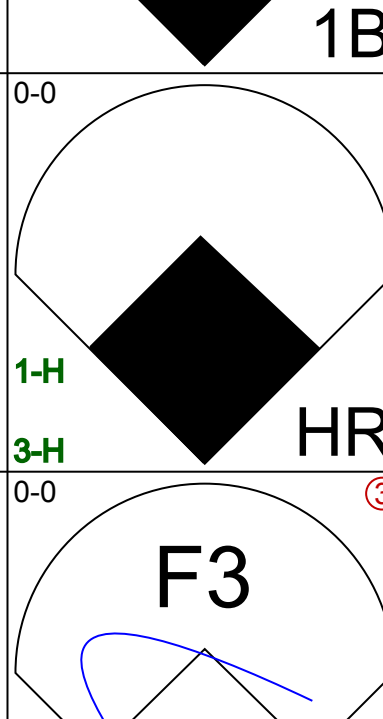
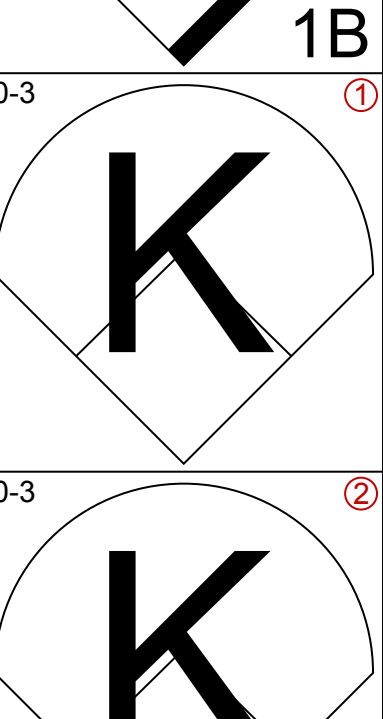
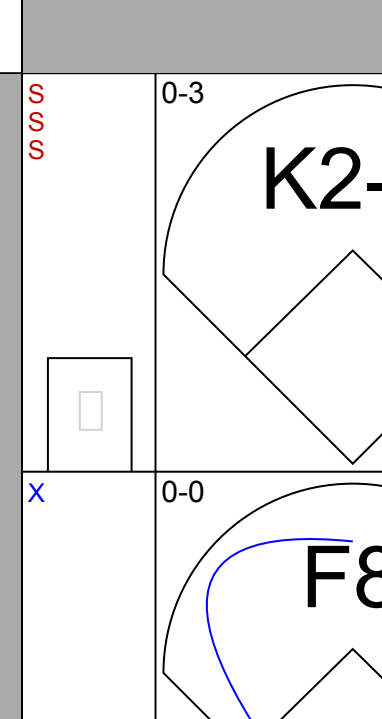
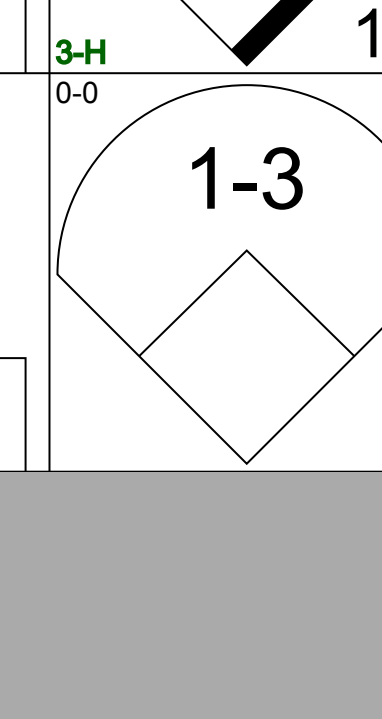
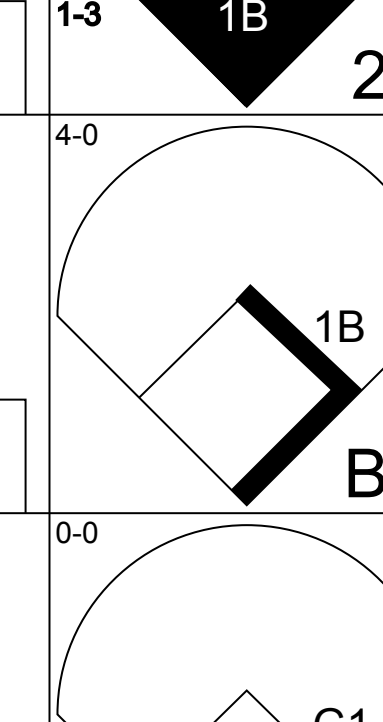
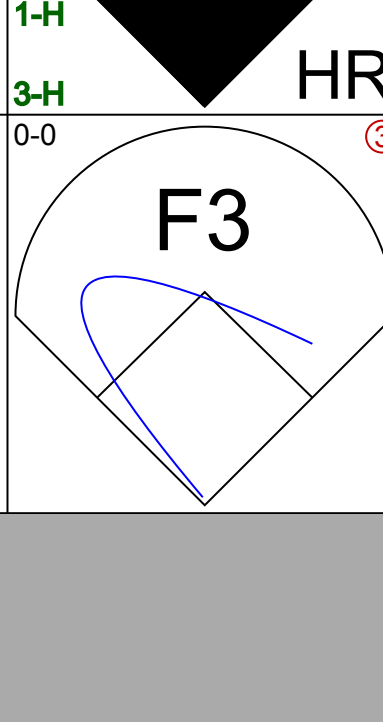
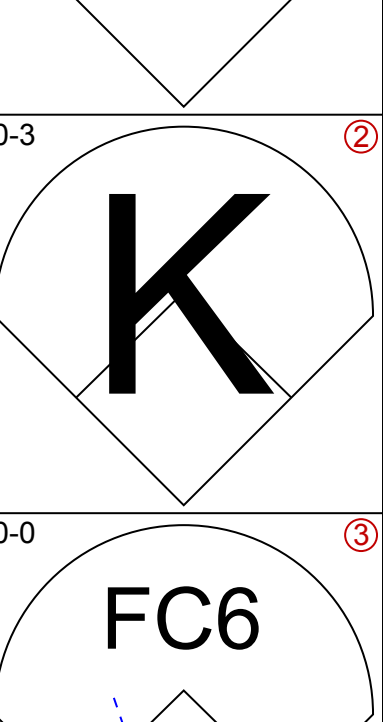
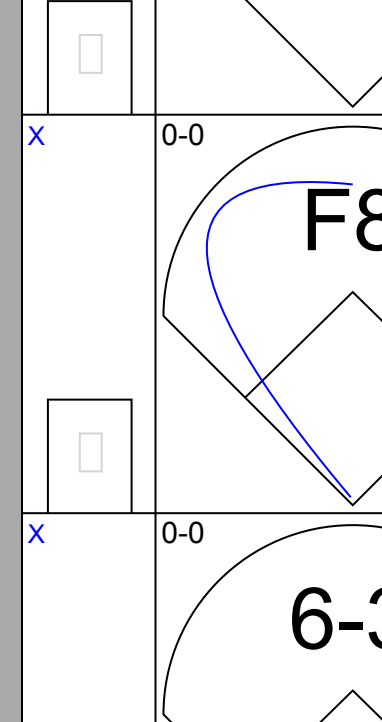
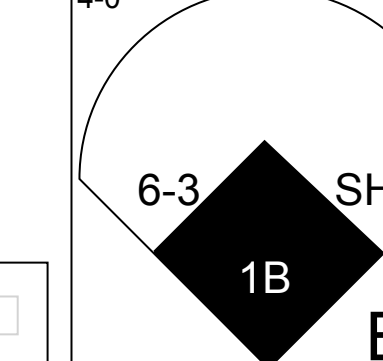


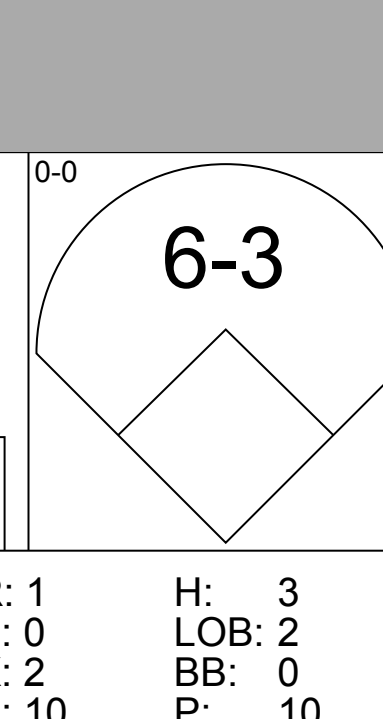
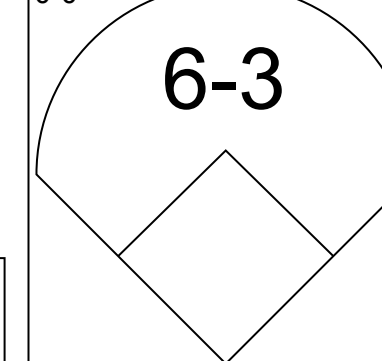
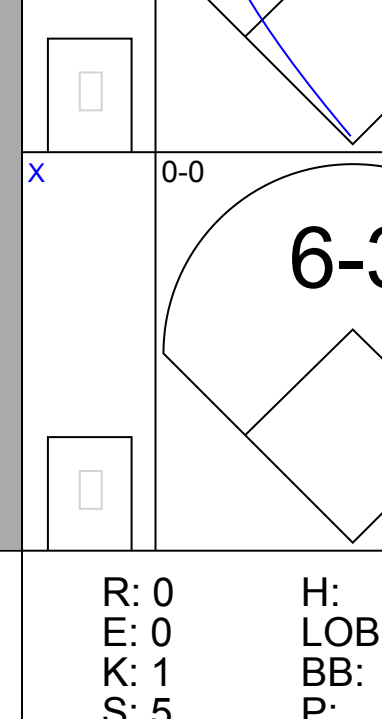
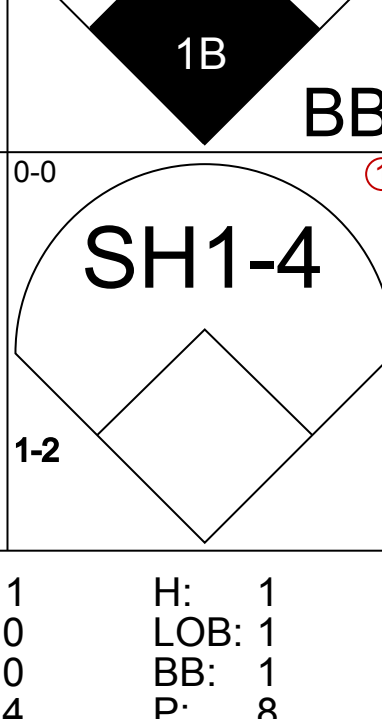


Batter	1	2	3	4	5	6	7	8	9	AB	R	H	RBI	BB	SO	LOB	BOTTOM					
Tommy Harper, R (1,7) OBP: 0.375, SLG: 0.464	P5	FC6-4								4	0	0	0	0	0	3						
Luis Aparicio, R (1,6) OBP: 0.357, SLG: 0.292										4	0	2	0	0	0	1						
Carl Yastrzemski, L (1,3) OBP: 0.287, SLG: 0.500										4	0	0	0	0	0	2						
Reggie Smith, S (1,8) OBP: 0.469, SLG: 0.667										4	0	1	0	0	1	1						
Orlando Cepeda, R (1,10) OBP: 0.143, SLG: 0.280										4	0	0	0	0	0	1						
Rico Petrocelli, R (1,5) OBP: 0.300, SLG: 0.593										4	1	1	1	0	0	0						
Carlton Fisk, R (1,2) OBP: 0.571, SLG: 1.231										4	2	2	2	0	0	0						
Doug Griffin, R (1,4) OBP: 0.481, SLG: 0.577										4	0	2	0	0	0	0						
Dwight Evans, R (1,9) OBP: 0.296, SLG: 0.261										3	0	1	0	1	0	1						
Inning Stats	R: 0 E: 0 K: 0 S: 4	H: 1 LOB: 1 BB: 0 P: 4	R: 1 E: 0 K: 0 S: 6	H: 3 LOB: 2 BB: 0 P: 6	R: 0 E: 0 K: 0 S: 4	H: 2 LOB: 1 BB: 0 P: 4	R: 0 E: 0 K: 0 S: 3	H: 0 LOB: 0 BB: 0 P: 3	R: 0 E: 0 K: 0 S: 3	H: 0 LOB: 0 BB: 0 P: 3	R: 0 E: 0 K: 0 S: 3	H: 0 LOB: 0 BB: 0 P: 3	R: 2 E: 0 K: 0 S: 5	H: 2 LOB: 1 BB: 1 P: 9	R: 0 E: 0 K: 1 S: 5	H: 0 LOB: 0 BB: 0 P: 5	R: 0 E: 1 K: 0 S: 4	H: 1 LOB: 1 BB: 0 P: 4	1B: 5 2B: 1 3B: 0 HR: 3	SF: 0 SAC: 0 DP: 0 HBP: 0	WP: 0 PB: 0 SB: 0 CS: 0	PA: 36
PITCHER	IP	WLS	BF	H	R	ER	SO	BB	IBB	HBP	BLK	WP	HR	S	P	ERA	WHIP					
Joe Coleman, R (1,1) ERA: 2.25	7.0	W	29	8	3	3	0	1	0	0	0	0	3	28	32	3.86	1.286					
John Hiller, L (8,1) ERA	2.0	S	7	1	0	0	1	0	0	0	0	0	0	9	9	0.00	0.500					

Detroit Tigers @ Boston Red Sox
Fenway Park, Boston, MA
Tue Apr 17 1973, 3:33 AM EST
Att: 11,298 - Unknown - 71 F

AB	35
R	3
H	9
RBI	3
BB	1
SO	1
LOB	9

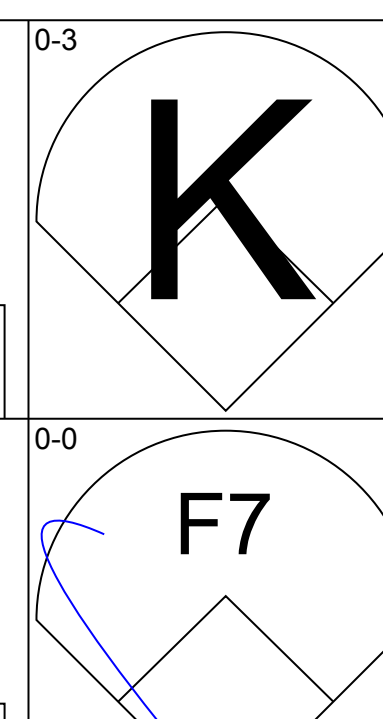
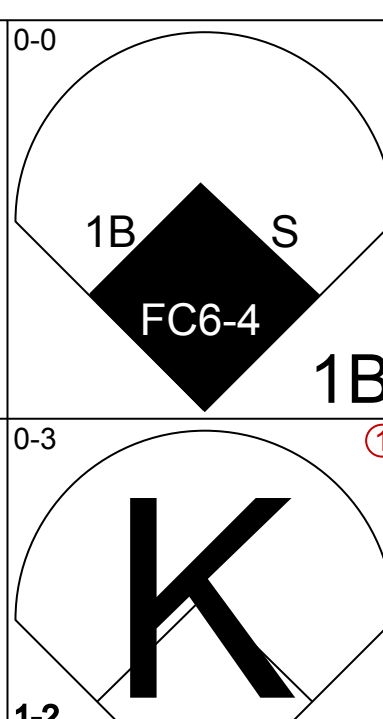
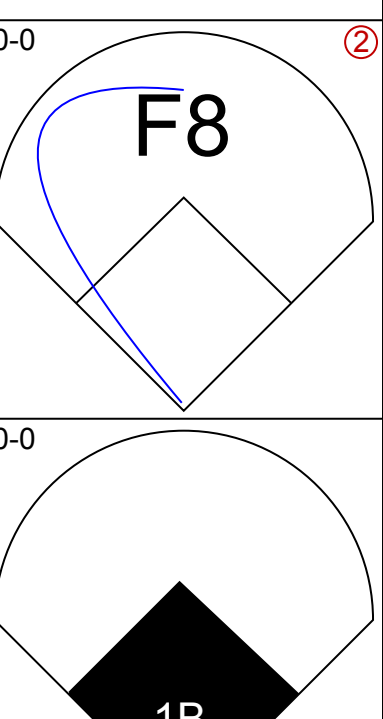
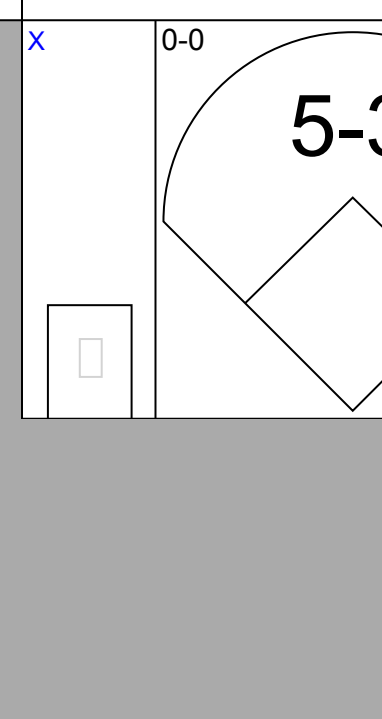
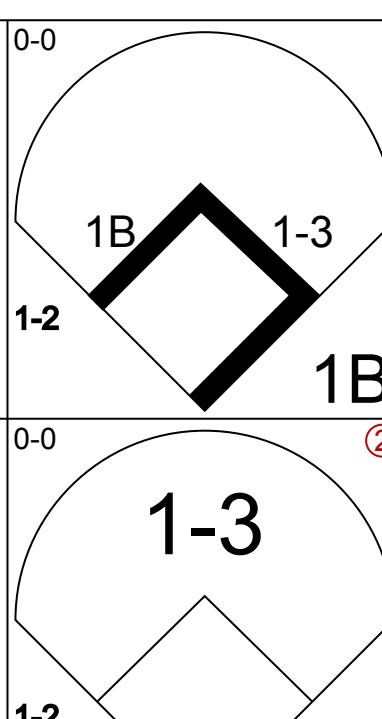
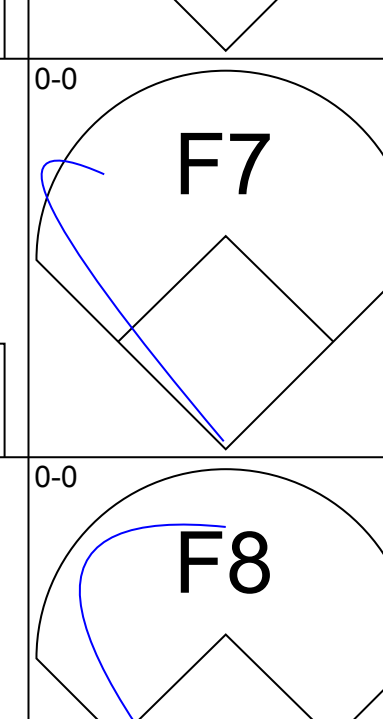
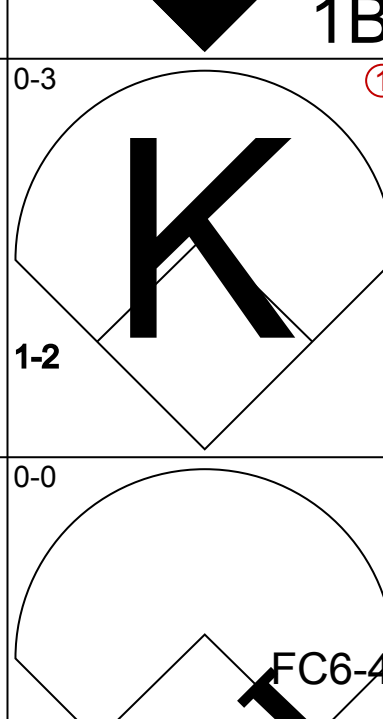
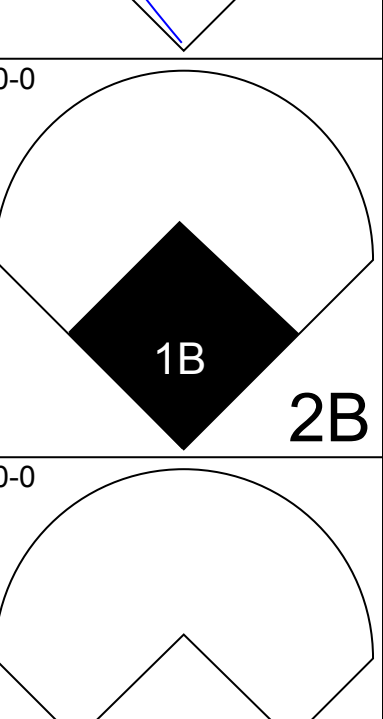
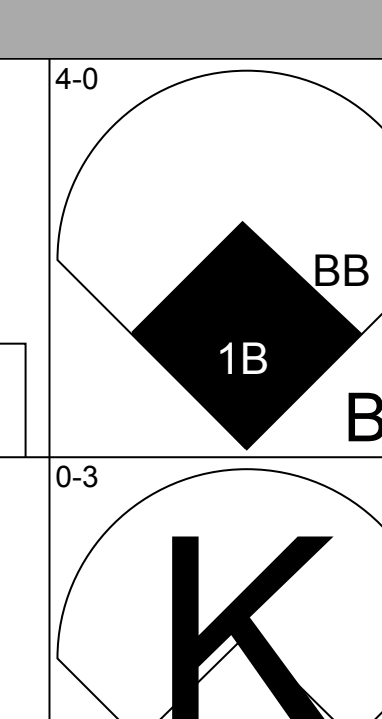
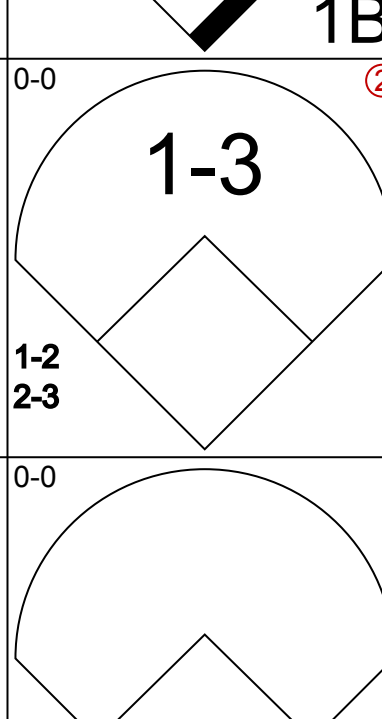
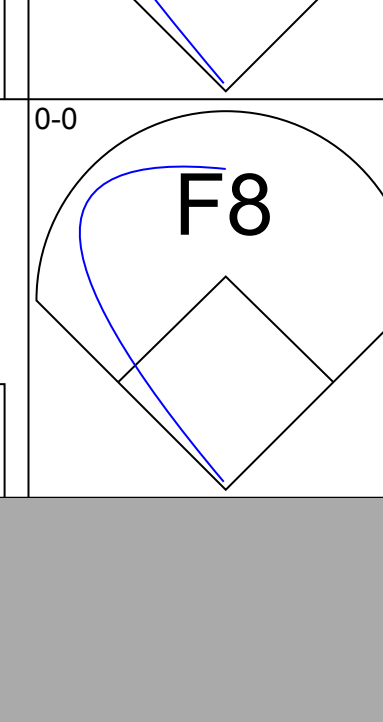
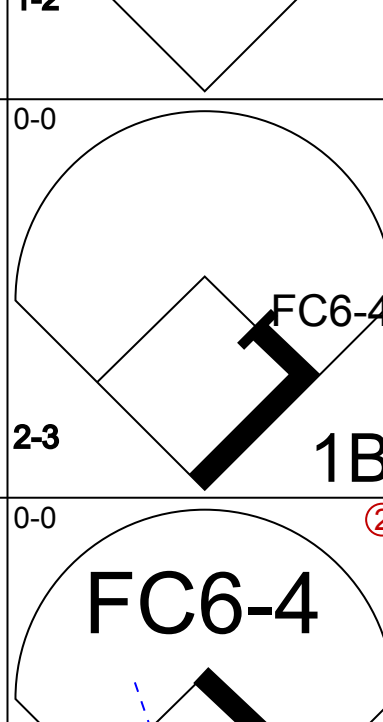
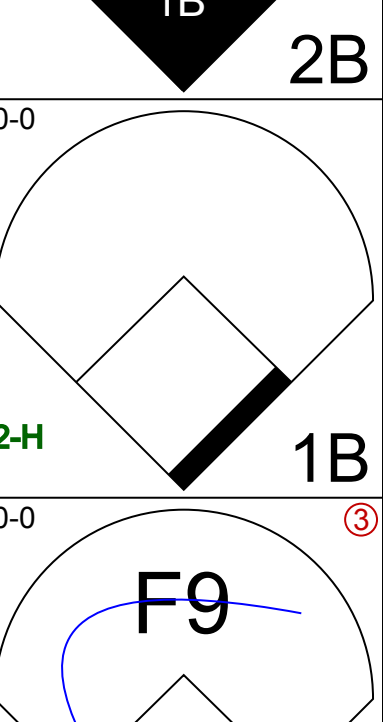
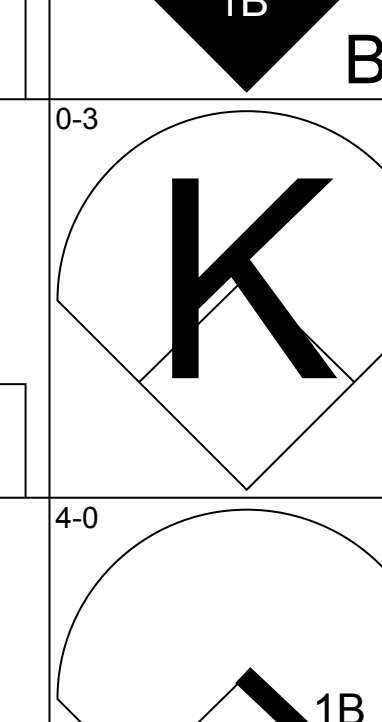
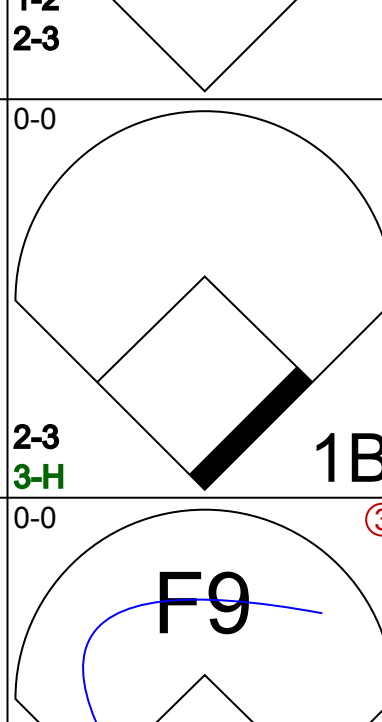
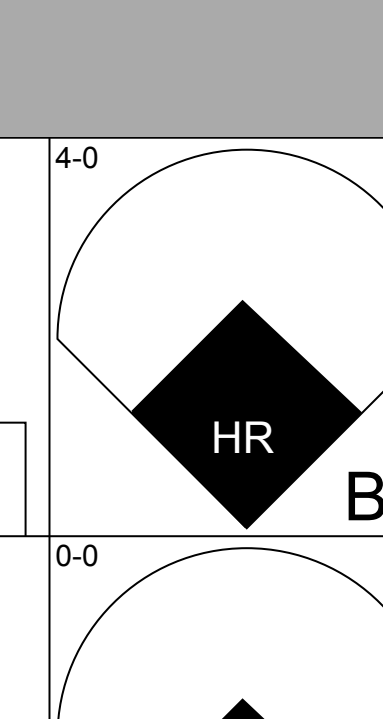
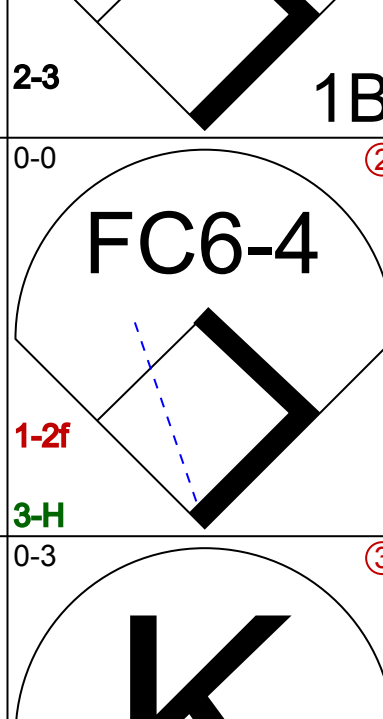
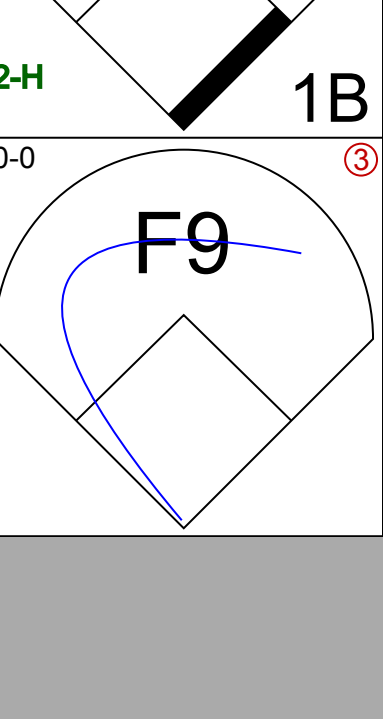
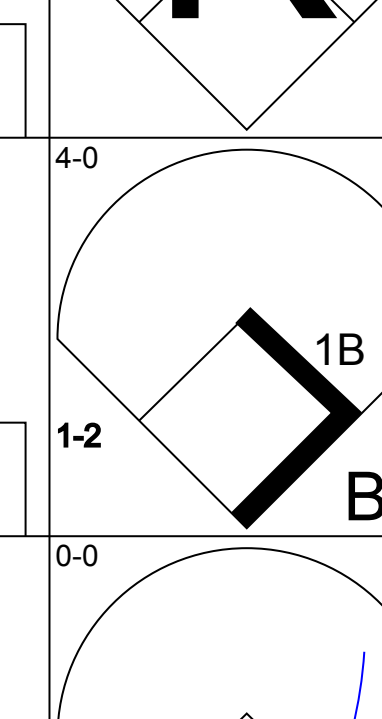
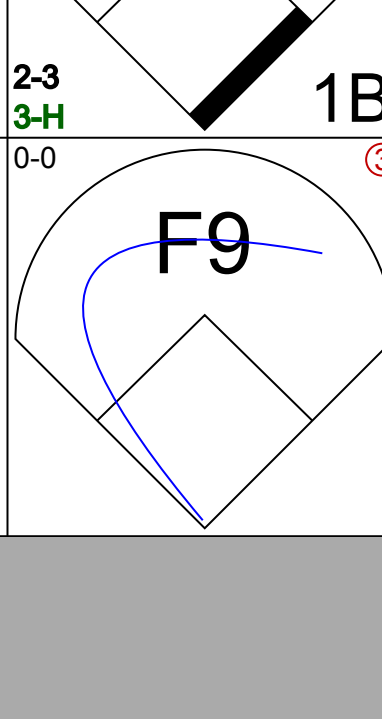
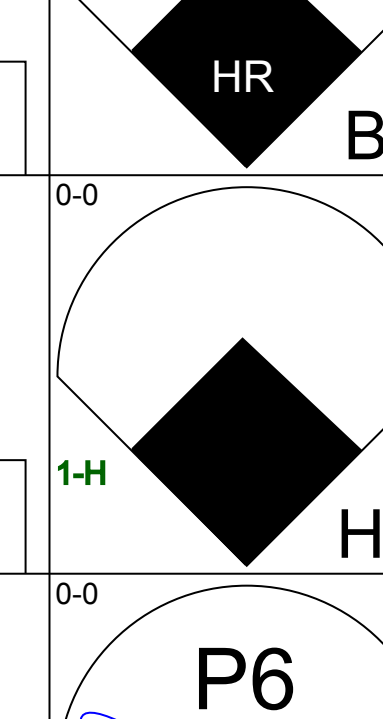
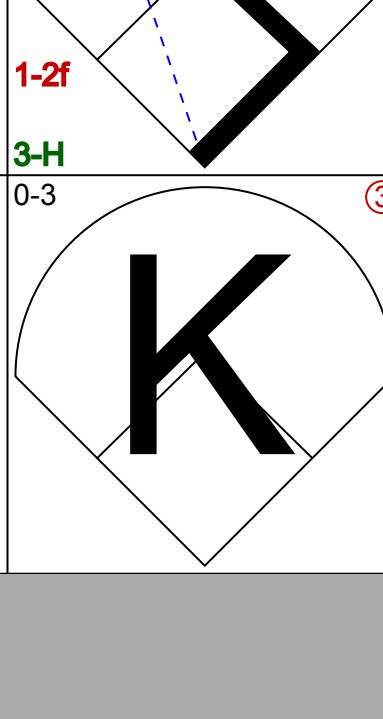
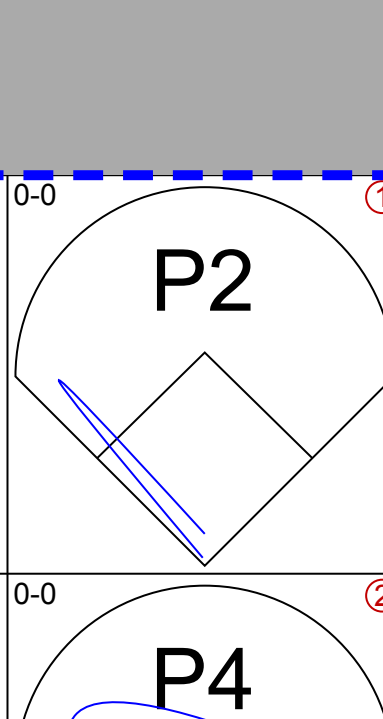
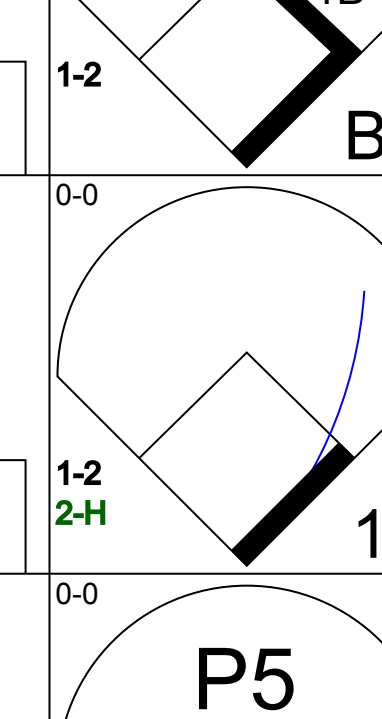

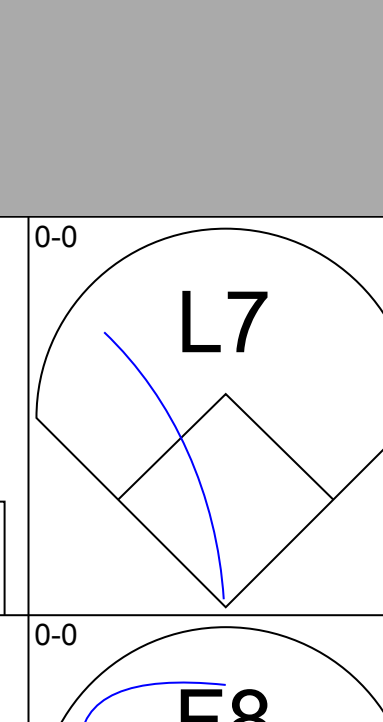
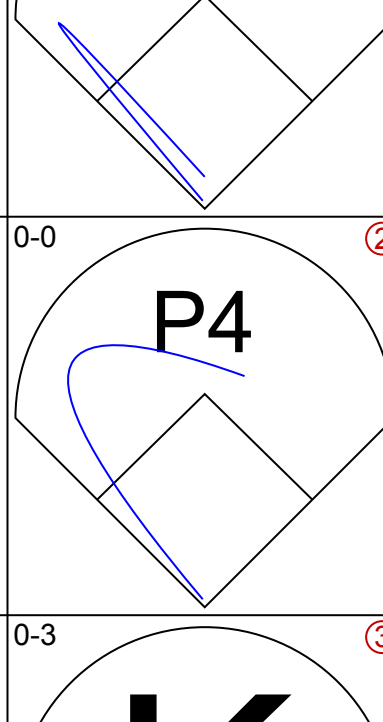
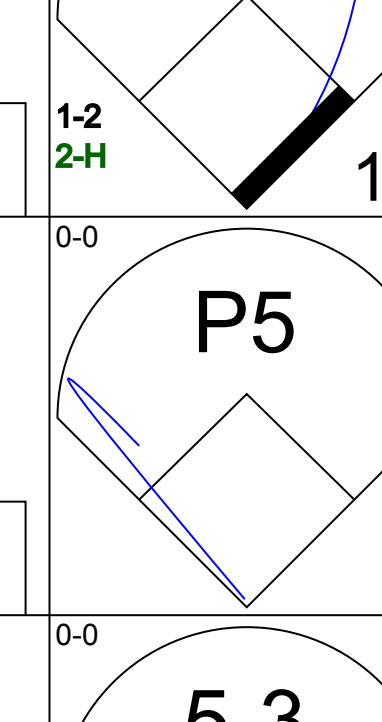

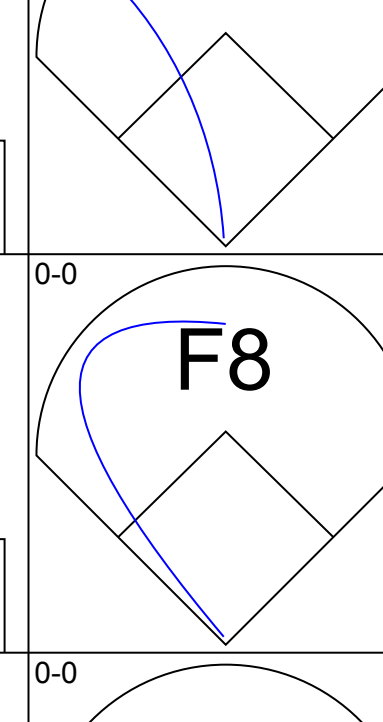
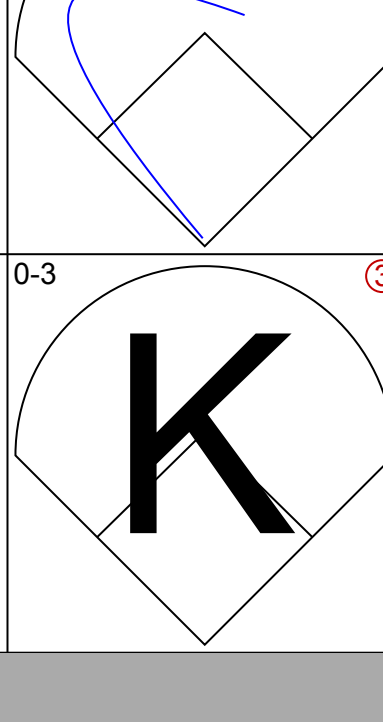
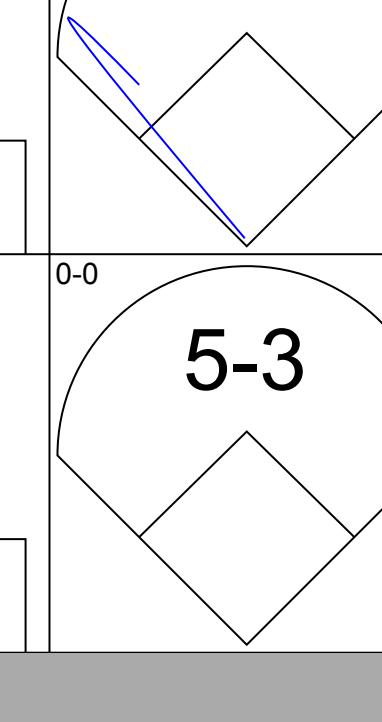

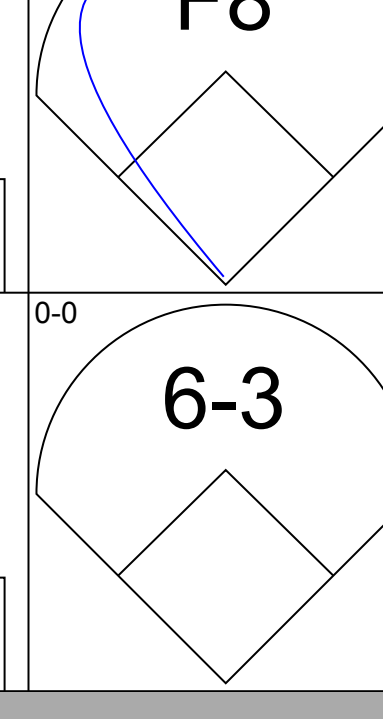
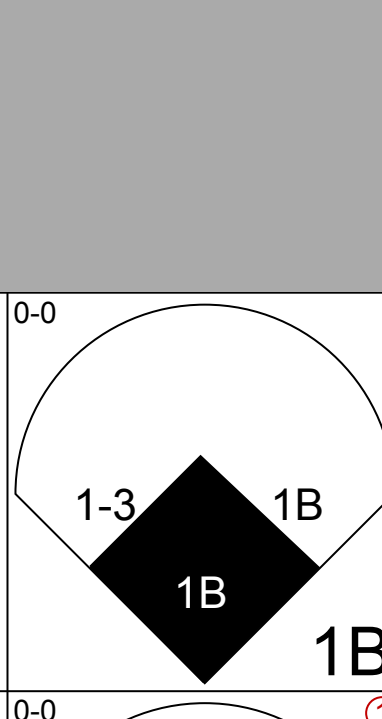
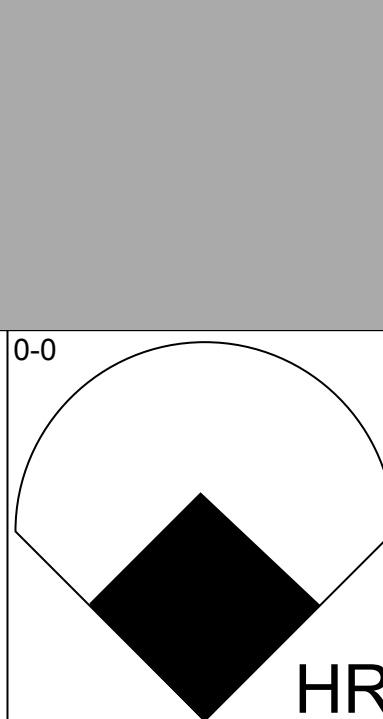
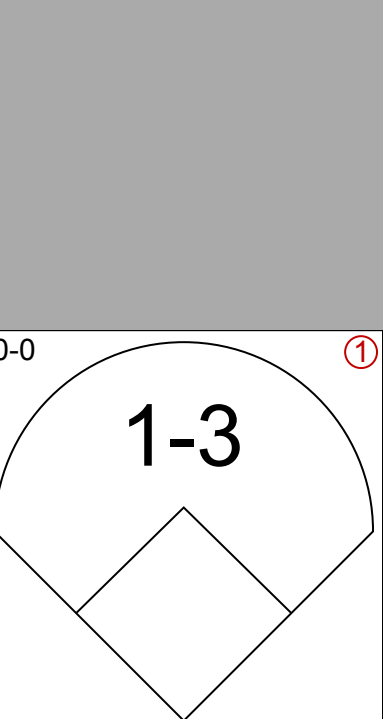
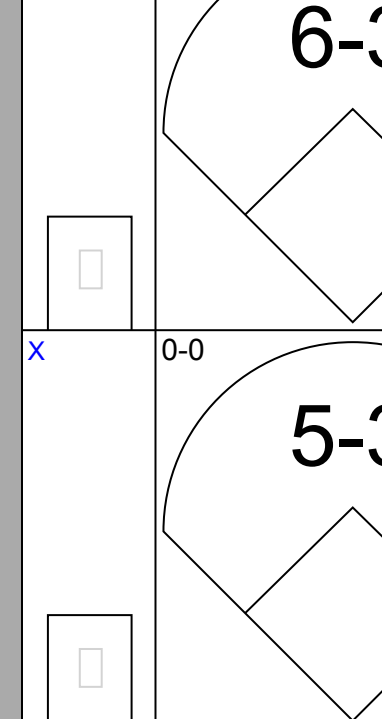
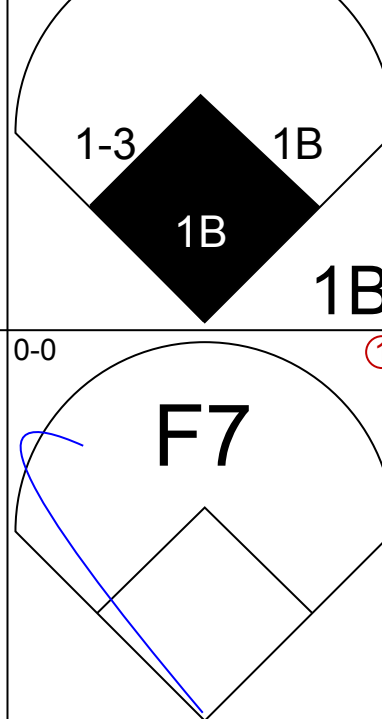


Batter	1	2	3	4	5	6	7	8	9	AB	R	H	RBI	BB	SO	LOB	TOP					
Tony Taylor, R OBP: 0.273, SLG: 0.381 (1, 4)										6	1	1	0	0	1	3						
Bill Freehan, R OBP: 0.396, SLG: 0.333 (1, 2)										5	2	4	1	1	0	2						
Al Kaline, R OBP: 0.302, SLG: 0.410 (1, 9)										5	1	2	2	1	0	2						
Willie Horton, R OBP: 0.500, SLG: 0.667 (1, 7)										5	1	2	1	0	1	3						
Frank Howard, R OBP: 0.211, SLG: 0.063 Gates Brown, L (4, PH) OBP: 0.400, SLG: 0.360 (1, 10)										1	1	0	0	1	0	2						
Aurelio Rodriguez, R OBP: 0.287, SLG: 0.364 (1, 5)										5	2	4	1	0	0	2						
Mickey Stanley, R OBP: 0.381, SLG: 0.514 (1, 8)										5	2	2	3	0	2	2						
Ike Brown, R (1, 3)										1	0	0	0	1	0	0						
Norm Cash, L OBP: 0.250, SLG: 0.500 (4, 3)										2	1	0	0	1	1							
Ed Brinkman, R OBP: 0.375, SLG: 0.543 (1, 6)										4	0	1	2	0	0	1						
Inning Stats	R: 0 E: 0 K: 1 S: 6	H: 1 LOB: 2 BB: 1 P: 10	R: 2 E: 0 K: 0 S: 5	H: 3 LOB: 1 BB: 1 P: 9	R: 3 E: 0 K: 0 S: 5	H: 2 LOB: 0 BB: 1 P: 9	R: 1 E: 0 K: 2 S: 10	H: 3 LOB: 2 BB: 0 P: 10	R: 0 E: 0 K: 2 S: 8	H: 1 LOB: 1 BB: 0 P: 8	R: 1 E: 0 K: 1 S: 7	H: 2 LOB: 2 BB: 1 P: 11	R: 0 E: 0 K: 1 S: 5	H: 0 LOB: 0 BB: 0 P: 5	R: 3 E: 1 K: 0 S: 7	H: 3 LOB: 1 BB: 0 P: 7	R: 1 E: 0 K: 0 S: 4	H: 1 LOB: 1 BB: 1 P: 8	1B: 13 2B: 2 3B: 0 HR: 1	SF: 0 SAC: 1 DP: 1 HBP: 0	WP: 1 PB: 0 SB: 3 CS: 0	PA: 48
PITCHER	IP	WLS	BF	H	R	ER	SO	BB	IBB	HBP	BLK	WP	HR	S	P	ERA	WHIP					
John Curtis, L ERA: 5.4 (1, 1)	3.1	L	20	8	6	6	1	3	0	0	0	0	1	19	31	16.20	3.300					
Sonny Siebert, R ERA: 4.5 (4, 1)	2.0		11	4	1	1	4	1	0	0	0	0	0	18	22	4.50	2.500					
Bob Veale, L ERA: 3.18 (6, 1)	3.1		16	4	4	2	2	1	0	0	0	1	0	19	23	5.40	1.500					
Bobby Bolin, R ERA: (9, 1)	0.1		1	0	0	0	0	0	0	0	0	0	0	1	1	0.00	0.000					

Detroit Tigers @ Boston Red Sox
Fenway Park, Boston, MA
Thu Apr 19 1973, 3:33 AM EST
Att: 13,572 - Unknown - 71 F

AB 42
R 11
H 16
RBI 10
BB 5
SO 7
LOB 24



Batter	1	2	3	4	5	6	7	8	9	AB	R	H	RBI	BB	SO	LOB	BOTTOM					
Tommy Harper, R OBP: 0.366, SLG: 0.432 (1, 7)										5	1	2	0	0	1	0						
Luis Aparicio, R OBP: 0.351, SLG: 0.313 (1, 6)										4	2	1	0	1	1	3						
Carl Yastrzemski, L OBP: 0.333, SLG: 0.500 (1, 3)										5	0	3	2	0	1	1						
Reggie Smith, S OBP: 0.415, SLG: 0.529 (1, 8)										3	1	0	1	2	0	4						
Orlando Cepeda, R OBP: 0.222, SLG: 0.424 Ben Oglivie, L (8, PR)										4	1	2	3	0	1	1						
Rico Petrocelli, R OBP: 0.237, SLG: 0.457 (1, 5)										4	0	0	0	0	0	2						
Carlton Fisk, R OBP: 0.457, SLG: 0.970 (1, 2)										4	0	0	0	0	1	2						
Doug Griffin, R OBP: 0.412, SLG: 0.485 (1, 4)										4	1	1	0	0	1	0						
Dwight Evans, R OBP: 0.265, SLG: 0.333 (1, 9)										4	1	1	1	0	0	1						
Inning Stats	R: 0 E: 0 K: 1 S: 5	H: 0 LOB: 0 BB: 0 P: 5	R: 2 E: 0 K: 1 S: 6	H: 1 LOB: 0 BB: 1 P: 10	R: 2 E: 1 K: 2 S: 10	H: 3 LOB: 1 BB: 0 P: 10	R: 0 E: 0 K: 0 S: 3	H: 0 LOB: 0 BB: 0 P: 3	R: 1 E: 0 K: 1 S: 5	H: 2 LOB: 1 BB: 0 P: 5	R: 0 E: 0 K: 1 S: 5	H: 0 LOB: 0 BB: 0 P: 5	R: 0 E: 0 K: 0 S: 3	H: 0 LOB: 0 BB: 0 P: 3	R: 1 E: 0 K: 1 S: 6	H: 1 LOB: 2 BB: 2 P: 14	R: 1 E: 0 K: 0 S: 6	H: 3 LOB: 2 BB: 0 P: 6	1B: 7 2B: 1 3B: 0 HR: 2	SF: 0 SAC: 0 DP: 0 HBP: 0	WP: 0 PB: 0 SB: 1 CS: 0	PA: 40
PITCHER	IP	WLS	BF	H	R	ER	SO	BB	IBB	HBP	BLK	WP	HR	S	P	ERA	WHIP					
Woodie Fryman, L ERA: 4.15 (1, 1)	5.0	W	22	6	5	5	4	1	0	0	0	0	2	29	33	9.00	1.400					
Tom Timmermann, R ERA: 5.4 (6, 1)	4.0	S	18	4	2	2	2	2	0	0	0	0	0	20	28	4.50	1.500					

Detroit Tigers @ Boston Red Sox
Fenway Park, Boston, MA
Thu Apr 19 1973, 3:33 AM EST
Att: 13,572 - Unknown - 71 F

AB 37
R 7
H 10
RBI 7
BB 3
SO 6
LOB 14



Batter	1	2	3	4	5	6	7	8	9	AB	R	H	RBI	BB	SO	LOB	TOP					
Tony Taylor, R OBP: 0.308, SLG: 0.400 (1,4)			4-3		4-3					4	0	2	1	0	0	1	Detroit Tigers @ Baltimore Orioles Memorial Stadium, Baltimore, MD Sat Apr 21 1973, 6:05 PM EST Att: 15,448 - Unknown					
Bill Freehan, R OBP: 0.421, SLG: 0.392 (1,2)			L4		F7					4	0	2	0	0	0	1						
Al Kaline, R OBP: 0.277, SLG: 0.372 (1,9)				L4-3	L6-3					4	0	0	0	0	0	4						
Willie Horton, R OBP: 0.459, SLG: 0.697 (1,7)				E5		F7				4	2	1	1	0	1	2						
Frank Howard, R OBP: 0.217, SLG: 0.150 (1,10)	1-3				1-3			6-3		4	0	1	1	0	0	2						
Aurelio Rodriguez, R OBP: 0.222, SLG: 0.302 (1,5)		F9		6-3		6-3			F7	4	0	0	0	0	0	1						
Ike Brown, R Rich Reese, L (7,3)	P3			F9			6-3		4-3	3	0	0	0	0	0	1						
Mickey Stanley, R OBP: 0.353, SLG: 0.477 (1,8)	5-3				1B	4-3	2B		L5	4	1	1	0	0	0	0						
Ed Brinkman, R OBP: 0.383, SLG: 0.548 (1,6)			5-3				1B	4-3	1B	3	0	2	0	0	0	0						
Inning Stats	R: 0 E: 0 K: 1 S: 7	H: 2 LOB: 2 BB: 0 P: 7	R: 0 E: 0 K: 0 S: 3	H: 0 LOB: 0 BB: 0 P: 3	R: 0 E: 0 K: 0 S: 3	H: 0 LOB: 0 BB: 0 P: 3	R: 1 E: 1 K: 0 S: 5	H: 1 LOB: 1 BB: 0 P: 5	R: 1 E: 0 K: 0 S: 5	H: 2 LOB: 1 BB: 0 P: 5	R: 0 E: 0 K: 0 S: 3	H: 0 LOB: 0 BB: 0 P: 3	R: 0 E: 0 K: 0 S: 4	H: 2 LOB: 0 BB: 0 P: 4	R: 1 E: 0 K: 0 S: 4	H: 2 LOB: 0 BB: 0 P: 4		R: 0 E: 0 K: 0 S: 3	H: 0 LOB: 0 BB: 0 P: 3	1B: 6 2B: 2 3B: 0 HR: 1	SF: 0 SAC: 0 DP: 1 HBP: 0	WP: 0 PB: 0 SB: 0 CS: 0
PITCHER Dave McNally, L ERA: 0.98 (1,1)	IP: 9.0 WLS: L BF: 35 H: 9 R: 3 ER: 2 SO: 1 BB: 0 IBB: 0 HBP: 0 BLK: 0 WP: 0 HR: 1 S: 37 P: 37 ERA: 2.00 WHIP: 1.000															PITCHER						

Batter	1	2	3	4	5	6	7	8	9	AB	R	H	RBI	BB	SO	LOB	BOTTOM					
Merv Rettenmund, R OBP: 0.379, SLG: 0.375 (1,9)		F7			1-3		F7		F7	4	0	0	0	1	0	3	Detroit Tigers @ Baltimore Orioles Memorial Stadium, Baltimore, MD Sat Apr 21 1973, 6:05 PM EST Att: 15,448 - Unknown					
Bobby Grich, R OBP: 0.383, SLG: 0.340 (1,4)	L9		L9		HBP		K		F7	4	0	0	0	0	1	3						
Boog Powell, L OBP: 0.259, SLG: 0.212 (1,3)			G3		K		P6			3	0	0	0	1	1	3						
Earl Williams, R OBP: 0.327, SLG: 0.543 (1,2)	F8		FC6-4		HR			K		3	1	1	1	1	1	2						
Don Baylor, R OBP: 0.316, SLG: 0.392 (1,7)			FC6-4		L9		F7			3	0	0	0	1	0	1						
Brooks Robinson, R OBP: 0.192, SLG: 0.300 (1,5)	F3			6-3		6-3		1B		4	0	1	0	0	0	3						
Paul Blair, R OBP: 0.294, SLG: 0.286 (1,8)		F6		F2		K		1B		4	0	1	0	0	1	0						
Terry Crowley, L OBP: 0.394, SLG: 0.296 (1,10)			6-3		F8		1B	K		4	0	2	0	0	1	2						
Mark Belanger, R OBP: 0.365, SLG: 0.319 (1,6)		6-3			4-3		1B		5-3	4	0	1	0	0	0	1						
Inning Stats	R: 0 E: 0 K: 0 S: 3	H: 0 LOB: 3 BB: 3 P: 15	R: 0 E: 0 K: 0 S: 4	H: 1 LOB: 1 BB: 0 P: 4	R: 0 E: 0 K: 0 S: 3	H: 0 LOB: 1 BB: 1 P: 7	R: 0 E: 0 K: 0 S: 3	H: 0 LOB: 0 BB: 0 P: 3	R: 0 E: 0 K: 1 S: 5	H: 0 LOB: 1 BB: 0 P: 6	R: 1 E: 0 K: 1 S: 6	H: 1 LOB: 0 BB: 0 P: 6	R: 0 E: 0 K: 1 S: 7	H: 2 LOB: 2 BB: 0 P: 7	R: 0 E: 0 K: 2 S: 9	H: 2 LOB: 2 BB: 0 P: 9		R: 0 E: 0 K: 0 S: 3	H: 0 LOB: 0 BB: 0 P: 3	1B: 4 2B: 1 3B: 0 HR: 1	SF: 0 SAC: 0 DP: 0 HBP: 1	WP: 0 PB: 0 SB: 0 CS: 0
PITCHER Joe Coleman, R ERA: 1.91 (1,1)	IP: 9.0 WLS: W BF: 38 H: 6 R: 1 ER: 1 SO: 5 BB: 4 IBB: 0 HBP: 1 BLK: 0 WP: 0 HR: 1 S: 43 P: 60 ERA: 1.00 WHIP: 1.111															PITCHER						

Batter	1	2	3	4	5	6	7	8	9	AB	R	H	RBI	BB	SO	LOB	TOP			
Tony Taylor, R OBP: 0.267, SLG: 0.345 (1, 4)	P3		G6-4-3		P5		FC5-4			4	0	0	0	0	0	2				
Bill Freehan, R OBP: 0.410, SLG: 0.370 (1, 2)	F9			2B		1-3		F7		3	1	0	0	1	0	0				
Al Kaline, R OBP: 0.294, SLG: 0.404 (1, 9)	K			1B		2B		F5		4	2	2	1	0	1	0				
Willie Horton, R OBP: 0.439, SLG: 0.676 (1, 7)		5-3		5-3		2B		5-3		4	0	1	1	0	0	1				
Frank Howard, R OBP: 0.222, SLG: 0.167 (1, 10)	4-3			1B		P3			5-3	4	0	1	1	0	0	1				
Aurelio Rodriguez, R OBP: 0.207, SLG: 0.261 (1, 5)	E6			F8		6-3			6-3	4	0	0	0	0	0	2				
Norm Cash, L OBP: 0.271, SLG: 0.477 (1, 3)	4-3			K			4-3			3	0	0	0	0	1	2				
Ike Brown, R (9, PH)	1-3							K		1	0	0	0	0	1	0				
Mickey Stanley, R OBP: 0.333, SLG: 0.447 (1, 8)			6-3		6-3		F7			3	0	0	0	0	0	0				
Ed Brinkman, R OBP: 0.400, SLG: 0.535 (1, 6)			G6-4-3		5-3		FC5-4			1	0	0	0	2	0	0				
Inning Stats	R: 0 E: 0 K: 1 S: 5	H: 0 LOB: 0 BB: 0 P: 5	R: 0 E: 2 K: 0 S: 4	H: 0 LOB: 1 BB: 0 P: 4	R: 0 E: 0 K: 0 S: 2	H: 0 LOB: 0 BB: 1 P: 6	R: 2 E: 0 K: 1 S: 7	H: 2 LOB: 1 BB: 1 P: 11	R: 0 E: 0 K: 0 S: 3	H: 0 LOB: 0 BB: 0 P: 3	R: 1 E: 0 K: 0 S: 5	H: 2 LOB: 1 BB: 0 P: 5	R: 0 E: 0 K: 0 S: 3	H: 0 LOB: 1 BB: 1 P: 7	R: 0 E: 0 K: 1 S: 5	H: 0 LOB: 0 BB: 0 P: 5	1B: 2 2B: 2 3B: 0 HR: 0	SF: 0 SAC: 0 DP: 1 HBP: 0	WP: 1 PB: 0 SB: 0 CS: 0	PA: 34
PITCHER Mike Cuellar, L ERA: 4.5 (1, 1)	IP: 9.0 WLS: W BF: 34 H: 4 R: 3 ER: 3 SO: 3 BB: 3 IBB: 0 HBP: 0 BLK: 0 WP: 1 HR: 0 S: 37 P: 49 ERA: 3.00 WHIP: 0.778																			

Detroit Tigers @ Baltimore Orioles
Memorial Stadium, Baltimore, MD
Sun Apr 22 1973, 3:33 AM EST
Att: 12,863 - Unknown

AB 31
R 3
H 4
RBI 3
BB 3
SO 3
LOB 8

Batter	1	2	3	4	5	6	7	8	9	AB	R	H	RBI	BB	SO	LOB	BOTTOM			
Merv Rettenmund, R OBP: 0.387, SLG: 0.385 (1, 9)	G4-6-3		F7			1B		F8		4	1	2	0	0	0	0				
Bobby Grich, R OBP: 0.375, SLG: 0.321 (1, 4)	G4-6-3			K		1B		F8		3	0	0	0	1	1	1				
Boog Powell, L OBP: 0.274, SLG: 0.232 (1, 3)	G4-6-3			HR		1B		4-3		4	2	2	0	0	0	2				
Earl Williams, R OBP: 0.327, SLG: 0.592 (1, 2)	L9			HR		L6				3	1	1	2	0	0	3				
Don Baylor, R OBP: 0.317, SLG: 0.389 (1, 7)		F2		F8		E7		1B		3	1	1	1	0	0	0				
Brooks Robinson, R OBP: 0.182, SLG: 0.283 (1, 5)		5-3		5-3		F8				3	0	0	0	0	0	0				
Paul Blair, R OBP: 0.278, SLG: 0.269 (1, 8)		F8			F8		P6			3	0	0	0	0	0	0				
Terry Crowley, L OBP: 0.361, SLG: 0.267 (1, 10)			P6		4-3		F8			3	0	0	0	0	0	0				
Mark Belanger, R OBP: 0.345, SLG: 0.300 (1, 6)			P3		F8		F7			3	0	0	0	0	0	0				
Inning Stats	R: 0 E: 0 K: 0 S: 3	H: 1 LOB: 1 BB: 1 P: 7	R: 0 E: 0 K: 0 S: 3	H: 0 LOB: 0 BB: 0 P: 3	R: 0 E: 0 K: 0 S: 3	H: 0 LOB: 0 BB: 0 P: 3	R: 2 E: 0 K: 1 S: 7	H: 2 LOB: 0 BB: 0 P: 7	R: 0 E: 1 K: 0 S: 6	H: 3 LOB: 0 BB: 0 P: 6	R: 0 E: 0 K: 0 S: 3	H: 0 LOB: 0 BB: 0 P: 3	R: 0 E: 0 K: 0 S: 3	H: 0 LOB: 0 BB: 0 P: 3	R: 0 E: 0 K: 1 S: 3	H: 0 LOB: 0 BB: 0 P: 3	1B: 5 2B: 0 3B: 0 HR: 1	SF: 0 SAC: 0 DP: 1 HBP: 0	WP: 0 PB: 0 SB: 0 CS: 0	PA: 30
PITCHER Jim Perry, R ERA: 2.16 (1, 1)	IP: 7.0 WLS: L BF: 27 H: 6 R: 5 ER: 3 SO: 1 BB: 1 IBB: 0 HBP: 0 BLK: 0 WP: 0 HR: 1 S: 28 P: 32 ERA: 3.86 WHIP: 1.000																			
Tom Timmermann, R ERA: 4.91 (8, 1)	IP: 1.0 WLS: L BF: 3 H: 0 R: 0 ER: 0 SO: 0 BB: 0 IBB: 0 HBP: 0 BLK: 0 WP: 0 HR: 0 S: 3 P: 3 ERA: 0.00 WHIP: 0.000																			

Detroit Tigers @ Baltimore Orioles
Memorial Stadium, Baltimore, MD
Sun Apr 22 1973, 3:33 AM EST
Att: 12,863 - Unknown

AB 29
R 5
H 6
RBI 3
BB 1
SO 1
LOB 6

Batter	1	2	3	4	5	6	7	8	9	AB	R	H	RBI	BB	SO	LOB	TOP										
Tony Taylor, R (1,4) OBP: 0.235, SLG: 0.303	0-0 6-3		0-0 1-3			0-3 K		0-0 6-3		4	0	0	0	0	1	1											
Bill Freehan, R (1,2) Fred Scherman, L (9, FR) OBP: 0.431, SLG: 0.414	0-0 P3			0-0 1B FC5-2-5		0-0 1B			0-0 G6-4-3 1B	4	0	3	0	0	0	0											
Al Kaline, R (1,9) OBP: 0.309, SLG: 0.412	0-0 L9			0-0 1B FC5-2-5		0-0 L9			0-0 G6-4-3 1B	4	0	2	0	0	0	1											
Willie Horton, R (1,7) OBP: 0.422, SLG: 0.625		0-0 P6		0-0 FC5-2-5 G1-4-3			1-0 CS HBP		0-0 G6-4-3 1B	3	0	0	0	0	0	4											
Frank Howard, R (1,10) Gates Brown, L (7, PH) OBP: 0.241, SLG: 0.192		0-0 CS 1B		0-0 G1-4-3			0-0 F9		4-0 FC6-4 IBB	2	0	1	0	0	0	2											
Aurelio Rodriguez, R (1,5) OBP: 0.194, SLG: 0.262	0-0 P4				0-0 F6			0-0 P4		4	0	0	0	0	0	4											
Norm Cash, L (1,3) OBP: 0.255, SLG: 0.447			0-0 F5		0-3 K		0-0 CS	0-0 F8		3	0	0	0	0	1	0											
Mickey Stanley, R (1,8) OBP: 0.351, SLG: 0.510			4-0 BB		0-3 K			0-0 HR		2	1	1	1	1	1	0											
Ed Brinkman, R (1,6) OBP: 0.377, SLG: 0.500			0-0 F8			0-0 F3		0-0 6-3		3	0	0	0	0	0	1											
Inning Stats	R: 0 E: 0 K: 0 S: 3	H: 0 LOB: 0 BB: 0 P: 3	R: 0 E: 0 K: 0 S: 3	H: 1 LOB: 0 BB: 0 P: 3	R: 0 E: 0 K: 0 S: 3	H: 0 LOB: 1 BB: 1 P: 7	R: 0 E: 0 K: 2 S: 4	H: 2 LOB: 0 BB: 0 P: 4	R: 0 E: 0 K: 1 S: 6	H: 0 LOB: 0 BB: 0 P: 7	R: 0 E: 0 K: 0 S: 2	H: 0 LOB: 0 BB: 0 P: 3	R: 1 E: 0 K: 0 S: 4	H: 1 LOB: 0 BB: 0 P: 4	R: 0 E: 0 K: 0 S: 4	H: 2 LOB: 2 BB: 1 P: 8	1B: 5 2B: 1 3B: 0 HR: 1	SF: 0 SAC: 0 DP: 2 HBP: 1	WP: 0 PB: 0 SB: 0 CS: 2	PA: 34							
PITCHER	IP	WLS	BF	H	R	ER	SO	BB	IBB	HBP	BLK	WP	HR	S	P	ERA	WHIP										
Mike Paul, L (1,1) ERA: 4.15	6.0	W	22	4	0	0	3	1	0	1	0	0	0	26	31	0.00	0.833										
Bill Gogolewski, R (7,1) ERA: 3.97	2.0		7	2	1	1	0	0	0	0	0	0	1	7	7	4.50	1.000										
Steve Foucault, R (9,1) ERA: 2.7	1.0	S	4	1	0	0	0	0	1	0	0	0	0	3	7	0.00	1.000										

Detroit Tigers @ Texas Rangers
Arlington Stadium, Arlington, TX
Tue Apr 24 1973, 7:05 PM EST
Att: 7,119 - Unknown

AB	30
R	1
H	7
RBI	1
BB	2
SO	3
LOB	14



Batter	1	2	3	4	5	6	7	8	9	AB	R	H	RBI	BB	SO	LOB	BOTTOM										
Davey Nelson, R (1,4) Vic Harris, S (8,4) OBP: 0.306, SLG: 0.484	0-0 SH2-3 1-3 S 1B		0-0 4-3			0-3 K		0-0 6-3		3	1	1	0	0	1	1											
Toby Harrah, R (1,6) OBP: 0.311, SLG: 0.317	0-0 SH2-3			0-0 F3			0-0 FC6-5 2B			2	0	1	0	0	0	0											
Rico Carty, R (1,10) OBP: 0.209, SLG: 0.293	0-0 1-3			0-0 4-3			0-0 FC6-5 1B WP			3	1	0	1	0	0	1											
Alex Johnson, R (1,7) OBP: 0.429, SLG: 0.525	0-0 5-3			0-0 F3			0-0 L9			3	0	0	0	0	0	1											
Dick Billings, R (1,2) OBP: 0.267, SLG: 0.231		0-3 K			0-0 L9			0-0 1-1 1B		3	0	1	1	0	1	0											
Jeff Burroughs, R (1,9) OBP: 0.262, SLG: 0.410		0-0 6-3			0-0 5-3			0-3 K		3	0	0	0	0	1	1											
Larry Blittner, L (1,3)		0-0 4-3			0-0 G3				0-0 F7	3	0	0	0	0	0	0											
Joe Lovitto, S (1,5) OBP: 0.250, SLG: 0.207			0-0 5-3			0-0 F8		4-0 S BB		2	0	0	0	1	0	0											
Elliott Maddox, R (1,8) OBP: 0.361, SLG: 0.281			0-0 L9			0-0 CS 1B		0-3 K		3	0	1	0	0	1	1											
Inning Stats	R: 1 E: 0 K: 0 S: 4	H: 1 LOB: 0 BB: 0 P: 4	R: 0 E: 0 K: 1 S: 5	H: 0 LOB: 0 BB: 0 P: 5	R: 0 E: 0 K: 0 S: 3	H: 0 LOB: 0 BB: 0 P: 3	R: 0 E: 0 K: 0 S: 3	H: 0 LOB: 0 BB: 0 P: 3	R: 0 E: 0 K: 1 S: 5	H: 1 LOB: 0 BB: 0 P: 5	R: 1 E: 0 K: 1 S: 7	H: 2 LOB: 1 BB: 0 P: 7	R: 0 E: 0 K: 1 S: 5	H: 0 LOB: 1 BB: 1 P: 9	1B: 3 2B: 1 3B: 0 HR: 0	SF: 0 SAC: 1 DP: 0 HBP: 0	WP: 1 PB: 0 SB: 2 CS: 1	PA: 28									
PITCHER	IP	WLS	BF	H	R	ER	SO	BB	IBB	HBP	BLK	WP	HR	S	P	ERA	WHIP										
Mickey Lolich, L (1,1) ERA: 3.12	8.0	L	28	4	2	2	4	1	0	0	0	1	0	35	39	2.25	0.625										

Detroit Tigers @ Texas Rangers
Arlington Stadium, Arlington, TX
Tue Apr 24 1973, 7:05 PM EST
Att: 7,119 - Unknown

AB	26
R	2
H	4
RBI	2
BB	1
SO	4
LOB	6



Batter	1	2	3	4	5	6	7	8	9	AB	R	H	RBI	BB	SO	LOB	TOP					
Dick McAuliffe, L (1,4) OBP: 0.220, SLG: 0.250	F9 4-3 1B		3-1	F8			F9		1B	5	0	2	0	0	0	2						
Bill Freehan, R (1,2) OBP: 0.429, SLG: 0.413	4-3		FC6-4 1B		E6 L4-3		F8		1B L1-4-3	5	0	2	0	0	0	1						
Al Kaline, R (1,9) OBP: 0.317, SLG: 0.400	BB		FC6-4 1-2		L8			HBP E 1B	L1-4-3	4	0	1	0	1	0	4						
Gates Brown, L (1,10) OBP: 0.366, SLG: 0.382	F9 2-3		K2-3		L4-3			F8		4	0	0	0	0	1	5						
Norm Cash, L (1,3) OBP: 0.255, SLG: 0.420	1-2 BB			P6			F8	E6 HBP		3	0	0	0	1	0	1						
Willie Horton, R (1,7) OBP: 0.429, SLG: 0.651	K			SF9 3B			4-3	1-6 FC5-4 HBP		3	1	1	0	0	1	3						
Mickey Stanley, R (1,8) OBP: 0.344, SLG: 0.538		K		SF9				P5		3	0	1	1	0	1	3						
Aurelio Rodriguez, R (1,5) OBP: 0.197, SLG: 0.277		F8					5-3	FC5-4 1-2		4	0	1	0	0	0	4						
Ed Brinkman, R (1,6) OBP: 0.368, SLG: 0.469		F8					F8		6-3	3	0	0	0	1	0	0						
Inning Stats	R: 0 E: 0 K: 1 S: 6	H: 1 LOB: 3 BB: 2 P: 14	R: 0 E: 0 K: 1 S: 5	H: 0 LOB: 0 BB: 0 P: 5	R: 0 E: 0 K: 1 S: 6	H: 1 LOB: 1 BB: 0 P: 6	R: 1 E: 0 K: 0 S: 5	H: 2 LOB: 2 BB: 1 P: 9	R: 0 E: 1 K: 0 S: 3	H: 0 LOB: 0 BB: 0 P: 3	R: 0 E: 0 K: 0 S: 4	H: 1 LOB: 1 BB: 0 P: 4	R: 0 E: 0 K: 0 S: 3	H: 0 LOB: 0 BB: 0 P: 3	R: 0 E: 1 K: 0 S: 5	H: 1 LOB: 3 BB: 0 P: 6	R: 0 E: 0 K: 0 S: 4	H: 2 LOB: 1 BB: 0 P: 4	1B: 5 2B: 2 3B: 2 HR: 0	SF: 1 SAC: 0 DP: 2 HBP: 1	WP: 0 PB: 0 SB: 0 CS: 0	PA: 39
PITCHER	IP WLS BF H R ER SO BB IBB HBP BLK WP HR S P ERA WHIP	IP WLS BF H R ER SO BB IBB HBP BLK WP HR S P ERA WHIP																				
Rich Hand, R (1,1) ERA: 2.51	7.1 W 32 6 1 1 3 3 0 0 0 0 0 0 35 47 1.23 1.227	1.2 S 7 2 0 0 0 0 0 0 1 0 0 0 6 7 0.00 1.200																				

Detroit Tigers @ Texas Rangers
Arlington Stadium, Arlington, TX
Wed Apr 25 1973, 7:05 PM EST
Att: 7,386 - Unknown

AB 34
R 1
H 8
RBI 1
BB 3
SO 3
LOB 23



Batter	1	2	3	4	5	6	7	8	9	AB	R	H	RBI	BB	SO	LOB	BOTTOM			
Davey Nelson, R (1,4) OBP: 0.275, SLG: 0.429	K		P3		L9		5-3			4	0	0	0	0	1	3				
Tom Grieve, R (8,7)			1-2							0	0	0	0	0	0	0				
Toby Harrah, R (1,6) OBP: 0.347, SLG: 0.356	CS 1B		2-H 1B			2B 1B	4-3			4	1	3	1	0	0	1				
Larry Bittner, L (1,3) OBP: 0.347, SLG: 0.356	F9		4-3			F8		F8		4	0	0	0	0	0	3				
Alex Johnson, R (1,10) OBP: 0.413, SLG: 0.523	CS 1-2	K		P6		S 2B 2B		1-3		4	1	1	1	0	1	0				
Rico Carty, R (1,7) OBP: 0.196, SLG: 0.273		F3		K		K		P6		3	0	0	0	0	2	1				
Jim Mason, L (8,4)										1	0	0	0	0	0	0				
Dick Billings, R (1,2) OBP: 0.273, SLG: 0.276		5-3		5-3						3	0	1	1	0	0	0				
Jeff Burroughs, R (1,9) OBP: 0.289, SLG: 0.500						6-3				3	1	2	1	0	0	1				
Joe Lovitto, S (1,5) OBP: 0.242, SLG: 0.200			HR			1B				1	0	0	0	0	1	0				
Vic Harris, S (4,5) OBP: 0.125, SLG: 0.087			K		L9					2	0	1	0	0	0	1				
Elliott Maddox, R (1,8) OBP: 0.385, SLG: 0.314			S 1B		L9					3	1	2	0	0	0	1				
Inning Stats	R: 0 E: 0 K: 1 S: 5	H: 1 LOB: 0 BB: 0 P: 5	R: 0 E: 0 K: 1 S: 5	H: 0 LOB: 0 BB: 0 P: 5	R: 2 E: 0 K: 1 S: 8	H: 3 LOB: 1 BB: 0 P: 8	R: 0 E: 0 K: 1 S: 5	H: 0 LOB: 0 BB: 0 P: 5	R: 0 E: 0 K: 0 S: 4	H: 1 LOB: 1 BB: 0 P: 4	R: 2 E: 0 K: 1 S: 8	H: 3 LOB: 1 BB: 0 P: 8	R: 0 E: 0 K: 0 S: 4	H: 2 LOB: 1 BB: 0 P: 4	R: 0 E: 0 K: 0 S: 3	H: 0 LOB: 0 BB: 0 P: 3	1B: 7 2B: 2 3B: 0 HR: 1	SF: 0 SAC: 0 DP: 0 HBP: 0	WP: 0 PB: 0 SB: 2 CS: 1	PA: 33
PITCHER	IP WLS BF H R ER SO BB IBB HBP BLK WP HR S P ERA WHIP	IP WLS BF H R ER SO BB IBB HBP BLK WP HR S P ERA WHIP																		
Joe Coleman, R (1,1) ERA: 2.56	5.2 L 24 8 4 4 5 8 0 0 0 0 0 0 8 34 6.35 1.412	2.1 8 2 0 0 0 0 0 0 0 0 0 0 0 8 8 0.00 0.857																		

Detroit Tigers @ Texas Rangers
Arlington Stadium, Arlington, TX
Wed Apr 25 1973, 7:05 PM EST
Att: 7,386 - Unknown


AB 32
R 4
H 10
RBI 4
BB 0
SO 5
LOB 11



Batter	1	2	3	4	5	6	7	8	9	AB	R	H	RBI	BB	SO	LOB	TOP					
Freddie Patek, R OBP: 0.413, SLG: 0.405 (1, 6)	K			F9	1-3		6-3		BB	4	0	0	0	1	1	2						
Steve Hoyley, L OBP: 0.286, SLG: 0.381 Hal McRae, R OBP: 0.308, SLG: 0.333 (1, 10) (9, PH)	1-3			BB	4-3			L3	L8	4	0	1	0	0	0	2						
Amos Otis, R OBP: 0.337, SLG: 0.494 (1, 8)	K			L7			5-3	HR		4	1	1	1	0	1	1						
John Mayberry, L OBP: 0.393, SLG: 0.493 (1, 3)		L9		FC6	BB		P5		2-3	3	0	0	0	1	0	0						
Lou Piniella, R OBP: 0.351, SLG: 0.373 (1, 7)		G4-6-3		FC6	1B		1B		F9	4	0	2	0	0	0	2						
Ed Kirkpatrick, L OBP: 0.481, SLG: 0.727 (1, 9)		G4-6-3			HR		FC5-4		4-3	4	2	3	1	0	0	1						
Cookie Rojas, R OBP: 0.382, SLG: 0.456 (1, 4)			F7		E		FC5-4		SH3-4	3	0	1	0	0	0	2						
Paul Schaal, R OBP: 0.388, SLG: 0.318 (1, 5)			6-3		E3				4-3	4	0	0	0	0	0	2						
Fran Healy, R OBP: 0.083, SLG: 0.167 (1, 2)			F9		6-3				E5	4	0	0	0	0	0	2						
Inning Stats	R: 0 E: 0 K: 2 S: 7	H: 0 LOB: 0 BB: 7 P: 7	R: 0 E: 0 K: 0 S: 3	H: 1 LOB: 0 BB: 0 P: 3	R: 0 E: 0 K: 0 S: 3	H: 0 LOB: 0 BB: 0 P: 3	R: 0 E: 0 K: 0 S: 4	H: 1 LOB: 2 BB: 1 P: 8	R: 1 E: 1 K: 0 S: 6	H: 2 LOB: 2 BB: 0 P: 6	R: 0 E: 0 K: 0 S: 5	H: 2 LOB: 0 BB: 0 P: 5	R: 0 E: 0 K: 0 S: 3	H: 0 LOB: 0 BB: 0 P: 3	R: 1 E: 0 K: 0 S: 4	H: 1 LOB: 0 BB: 1 P: 4	R: 1 E: 1 K: 0 S: 5	H: 1 LOB: 2 BB: 1 P: 9	1B: 6 2B: 0 3B: 0 HR: 2	SF: 0 SAC: 1 DP: 1 HBP: 0	WP: 0 PB: 1 SB: 0 CS: 0	PA: 38
PITCHER	IP	WLS	BF	H	R	ER	SO	BB	IBB	HBP	BLK	WP	HR	S	P	ERA	WHIP					
Jim Perry, R ERA: 2.14 (1, 1)	8.2	L	37	8	3	2	2	2	0	0	0	0	2	39	47	2.08	1.154					
Fred Scherman, L ERA: (9, 1)	0.1		1	0	0	0	0	0	0	0	0	0	0	1	1	0.00	0.000					

Kansas City Royals @ Detroit Tigers
Tiger Stadium, Detroit, MI
Fri Apr 27 1973, 6:05 PM EST
Att: 16,345 - Unknown


AB 35
R 3
H 8
RBI 2
BB 2
SO 2
LOB 16



Batter	1	2	3	4	5	6	7	8	9	AB	R	H	RBI	BB	SO	LOB	BOTTOM					
Jim Northrup, L OBP: 0.316, SLG: 0.273 (1, 9)	6-3		1-3			6-3		6-3		4	0	0	0	0	0							
Aurelio Rodriguez, R OBP: 0.189, SLG: 0.288 Duke Sims, L OBP: 0.400, SLG: 0.500 (1, 5) (9, PH)	6-3			L6		K			L3	3	0	0	0	0	1	0						
Rich Reese, L OBP: 0.160, SLG: 0.045 (1, 7)	1-3			PB	BB		L8		L3	3	0	0	0	1	0	1						
Bill Freehan, R OBP: 0.410, SLG: 0.377 (1, 2)		F7		G4-6-3	BB	WP	G3	BB	F6	2	0	0	0	2	0	0						
Gates Brown, L OBP: 0.313, SLG: 0.317 (1, 10)		F7		G4-6-3		G3				3	0	0	0	0	0	3						
Norm Cash, L OBP: 0.288, SLG: 0.412 (1, 3)				BB		K				1	0	0	0	2	1	1						
Dick McAuliffe, L OBP: 0.208, SLG: 0.234 (1, 4)			F9		F6		F7			3	0	0	0	0	0	3						
Mickey Stanley, R OBP: 0.309, SLG: 0.475 (1, 8)			K		FC5-4				F8	3	0	0	0	0	1	1						
Ed Brinkman, R OBP: 0.349, SLG: 0.436 (1, 6)			F3		F9			K		3	0	0	0	0	1	1						
Inning Stats	R: 0 E: 0 K: 0 S: 3	H: 0 LOB: 0 BB: 1 P: 3	R: 0 E: 0 K: 0 S: 3	H: 0 LOB: 1 BB: 1 P: 7	R: 0 E: 0 K: 1 S: 5	H: 0 LOB: 0 BB: 0 P: 5	R: 0 E: 0 K: 0 S: 2	H: 0 LOB: 1 BB: 2 P: 10	R: 0 E: 0 K: 0 S: 3	H: 0 LOB: 1 BB: 1 P: 7	R: 0 E: 0 K: 1 S: 5	H: 0 LOB: 0 BB: 0 P: 5	R: 0 E: 0 K: 1 S: 5	H: 0 LOB: 1 BB: 1 P: 9	R: 0 E: 0 K: 1 S: 5	H: 0 LOB: 0 BB: 0 P: 5	R: 0 E: 0 K: 0 S: 2	H: 0 LOB: 0 BB: 1 P: 6	1B: 0 2B: 1 3B: 0 HR: 0	SF: 0 SAC: 0 DP: 2 HBP: 0	WP: 1 PB: 1 SB: 0 CS: 0	PA: 31
PITCHER	IP	WLS	BF	H	R	ER	SO	BB	IBB	HBP	BLK	WP	HR	S	P	ERA	WHIP					
Steve Busby, R ERA: 5.11 (1, 1)	9.0	W	31	0	0	0	4	6	0	0	0	1	0	33	57	0.00	0.667					

Kansas City Royals @ Detroit Tigers
Tiger Stadium, Detroit, MI
Fri Apr 27 1973, 6:05 PM EST
Att: 16,345 - Unknown

AB 25
R 0
H 0
RBI 0
BB 6
SO 4
LOB 10



Batter	1	2	3	4	5	6	7	8	9	AB	R	H	RBI	BB	SO	LOB	TOP										
Freddie Patek, R OBP: 0.412, SLG: 0.410	6-3		1-3			2B	FC5-2 2B		6-3	4	2	1	0	1	0	0											
Cookie Rojas, R OBP: 0.394, SLG: 0.458	P6			L8		2B	FC5-2 2B			4	2	2	0	1	0	0											
Amos Otis, R OBP: 0.351, SLG: 0.512	S 1B			FC5-4 1B		2B	FC5-2 2B		P4	5	2	3	2	0	0	4											
John Mayberry, L OBP: 0.394, SLG: 0.493	F2			FC5-4 1B		4-3 SF7 2B	K			4	1	1	1	1	1	5											
Lou Piniella, R OBP: 0.354, SLG: 0.389		5-3				4-3			5-3	5	0	2	3	0	0	3											
Hal McRae, R OBP: 0.304, SLG: 0.316										3	0	0	0	1	1	3											
Steve Hovley, L OBP: 0.286, SLG: 0.381	K									0	0	0	0	0	0	0											
Kurt Bevacqua, R OBP: 0.261, SLG: 0.227										2	0	0	0	0	1	0											
Gail Hopkins, L OBP: 0.533, SLG: 0.636	K					4-3	SF7		K	1	0	0	1	0	1	0											
Paul Schaal, R OBP: 0.369, SLG: 0.300										4	0	0	0	0	0	1											
Fran Healy, R OBP: 0.125, SLG: 0.133										3	0	0	0	1	2	0											
Inning Stats	R: 0 E: 0 K: 0 S: 4	H: 1 LOB: 1 BB: 0 P: 4	R: 0 E: 0 K: 2 S: 7	H: 0 LOB: 0 BB: 0 P: 7	R: 0 E: 0 K: 0 S: 3	H: 0 LOB: 0 BB: 0 P: 3	R: 0 E: 0 K: 0 S: 5	H: 2 LOB: 2 BB: 0 P: 5	R: 0 E: 0 K: 1 S: 5	H: 0 LOB: 0 BB: 0 P: 5	R: 4 E: 0 K: 0 S: 6	H: 3 LOB: 1 BB: 2 P: 14	R: 3 E: 0 K: 1 S: 7	H: 2 LOB: 1 BB: 2 P: 15	R: 0 E: 0 K: 2 S: 7	H: 0 LOB: 0 BB: 0 P: 7	R: 0 E: 0 K: 0 S: 4	H: 1 LOB: 2 BB: 1 P: 8	1B: 5 2B: 4 3B: 0 HR: 0	SF: 1 SAC: 0 DP: 0 HBP: 0	WP: 0 PA: 41 PB: 0 SB: 2 CS: 0						
PITCHER	IP	WLS	BF	H	R	ER	SO	BB	IBB	HBP	BLK	WP	HR	S	P	ERA	WHIP										
Mickey Lolich, L ERA: 3.63	5.0		22	6	4	4	3	1	0	0	0	0	0	27	31	7.20	1.400										
Lerrin LaGrow, R ERA: 3.63	0.1		2	0	0	0	0	1	0	0	0	0	0	1	5	0.00	3.000										
John Hiller, L ERA: 3.63	0.2	L	5	1	3	3	0	2	0	0	0	0	0	3	11	40.50	4.500										
Tom Timmermann, R ERA: 4.76	0.1		1	0	0	0	0	0	0	0	0	0	0	1	1	0.00	0.000										
Fred Scherman, L ERA:	2.2		11	2	0	0	3	1	0	0	0	0	0	16	20	0.00	1.125										

Kansas City Royals @ Detroit Tigers
Tiger Stadium, Detroit, MI
Sat Apr 28 1973, 3:33 AM EST
Att: 12,231 - Unknown

AB	35
R	7
H	9
RBI	7
BB	5
SO	6
LOB	16



Batter	1	2	3	4	5	6	7	8	9	AB	R	H	RBI	BB	SO	LOB	BOTTOM										
Tony Taylor, R OBP: 0.231, SLG: 0.289	K		K		5-3			1-3		5	0	1	1	0	2	3											
Aurelio Rodriguez, R OBP: 0.179, SLG: 0.273						2H 1B				4	0	0	0	0	0	2											
Dick McAuliffe, L OBP: 0.224, SLG: 0.271	5-3		5-3		F9	F8				1	0	1	0	0	0	0											
Al Kaline, R OBP: 0.292, SLG: 0.367	L5		K		L6-3		L8		K	5	0	0	0	0	2	2											
Bill Freehan, R OBP: 0.410, SLG: 0.370						1B	5-3		F8	4	1	1	0	1	0	1											
Willie Horton, R OBP: 0.431, SLG: 0.600		G3 1B				1B	F9		F9	4	1	2	0	1	0	1											
Frank Howard, R OBP: 0.281, SLG: 0.241										3	1	2	1	0	1	2											
Gates Brown, L OBP: 0.306, SLG: 0.310										1	0	0	0	0	0	0											
Ike Brown, R										2	0	0	0	0	1	4											
Rich Reese, L OBP: 0.148, SLG: 0.042		G3								2	0	0	0	0	1	2											
Mickey Stanley, R OBP: 0.333, SLG: 0.484										3	0	2	1	1	0	2											
Ed Brinkman, R OBP: 0.358, SLG: 0.431										3	1	1	0	1	0	4											
Inning Stats	R: 0 E: 0 K: 1 S: 5	H: 0 LOB: 0 BB: 0 P: 5	R: 0 E: 0 K: 0 S: 5	H: 2 LOB: 2 BB: 0 P: 5	R: 0 E: 0 K: 2 S: 7	H: 0 LOB: 1 BB: 1 P: 11	R: 0 E: 0 K: 2 S: 8	H: 1 LOB: 3 BB: 2 P: 16	R: 0 E: 0 K: 0 S: 3	H: 0 LOB: 0 BB: 0 P: 3	R: 4 E: 1 K: 0 S: 7	H: 4 LOB: 1 BB: 1 P: 11	R: 0 E: 0 K: 0 S: 3	H: 0 LOB: 0 BB: 0 P: 3	R: 0 E: 0 K: 1 S: 7	H: 2 LOB: 2 BB: 0 P: 7	R: 0 E: 0 K: 1 S: 6	H: 1 LOB: 1 BB: 0 P: 6	1B: 9 2B: 1 3B: 0 HR: 0	SF: 0 SAC: 0 DP: 0 HBP: 0	WP: 0 PA: 41 PB: 0 SB: 0 CS: 0						
PITCHER	IP	WLS	BF	H	R	ER	SO	BB	IBB	HBP	BLK	WP	HR	S	P	ERA	WHIP										
Paul Splitteroff, L ERA: 3.0	5.0		24	5	3	3	5	4	0	0	0	0	0	30	46	5.40	1.800										
Gene Garber, R ERA: 1.74	4.0	W	17	5	1	0	2	0	0	0	0	0	0	21	21	0.00	1.250										

Kansas City Royals @ Detroit Tigers
Tiger Stadium, Detroit, MI
Sat Apr 28 1973, 3:33 AM EST
Att: 12,231 - Unknown

AB	37
R	4
H	10
RBI	3
BB	4
SO	7
LOB	23



Batter	1	2	3	4	5	6	7	8	9	AB	R	H	RBI	BB	SO	LOB	TOP		
Freddie Patek, R OBP: 0.392, SLG: 0.386 (1, 6)	0-0 6-3		0-0 FC6-4		0-0 6-3		0-0 L8		0-0 6-3	5	0	0	0	0	0	5	Kansas City Royals @ Detroit Tigers Tiger Stadium, Detroit, MI Sun Apr 29 1973, 3:33 AM EDT Att: 16,245 - Unknown		
Cookie Rojas, R OBP: 0.378, SLG: 0.437 (1, 4)	0-0 6-3		0-0 F8			0-0 L9	0-0 4-3			4	0	0	0	0	0	2			
Amos Otis, R OBP: 0.357, SLG: 0.523 (1, 8)	0-0 2B			0-0 4-3 1B		0-0 P3		0-0 5-3		4	0	2	0	0	0	0			
John Mayberry, L OBP: 0.388, SLG: 0.474 (1, 3)	0-0 F8			0-0 F8 1B		4-0 1B BB		0-0 L9		3	1	0	0	1	0	2			
Ed Kirkpatrick, L OBP: 0.466, SLG: 0.688 (1, 9)		0-0 F8		0-0 4-3 1-2 1B		0-0 1B 1B		0-0 P5		4	0	1	0	0	0	1			
Lou Piniella, R OBP: 0.349, SLG: 0.382 (1, 7)	0-3 K		0-0 F3		0-0 1B 1-2 2-H			0-0 L8		4	0	1	1	0	1	1			
Gail Hopkins, L OBP: 0.474, SLG: 0.500 (1, 10)	0-0 4-3			0-0 F5		0-0 P5		4-0 2B BB		3	0	0	0	1	0	2			
Paul Schaal, R OBP: 0.375, SLG: 0.324 (1, 5)			0-0 P3		0-0 F8		0-0 FC5-4 1B	0-0 2B		4	0	2	0	0	0	0			
Fran Healy, R OBP: 0.200, SLG: 0.263 (1, 2)			0-0 FC6-4 1B			0-0 2B		0-0 FC5-4 1-2	0-0 F7	4	0	2	0	0	0	3			
Inning Stats	R: 0 E: 0 K: 0 S: 4	H: 1 LOB: 1 BB: 0 P: 4	R: 0 E: 0 K: 1 S: 5	H: 0 LOB: 0 BB: 0 P: 5	R: 0 E: 0 K: 0 S: 4	H: 1 LOB: 1 BB: 0 P: 4	R: 0 E: 0 K: 0 S: 4	H: 1 LOB: 1 BB: 0 P: 4	R: 1 E: 1 K: 0 S: 5	H: 2 LOB: 2 BB: 1 P: 9	R: 0 E: 0 K: 0 S: 4	H: 1 LOB: 0 BB: 0 P: 3	R: 0 E: 0 K: 0 S: 3	H: 0 LOB: 0 BB: 0 P: 3	R: 0 E: 0 K: 0 S: 4	H: 1 LOB: 2 BB: 1 P: 8	1B: 5 2B: 3 3B: 0 HR: 0	SF: 0 SAC: 0 DP: 0 HBP: 0	WP: 0 PA: 37 PB: 0 SB: 0 CS: 0
PITCHER Joe Coleman, R ERA: 2.08 (1, 1)	IP: 9.0 WLS: W BF: 37 H: 8 R: 1 ER: 0 SO: 1 BB: 2 IBB: 0 HBP: 0 BLK: 0 WP: 0 HR: 0 S: 37 P: 45 ERA: 0.00 WHIP: 1.111															PITCHER			

Batter	1	2	3	4	5	6	7	8	9	AB	R	H	RBI	BB	SO	LOB	BOTTOM		
Jim Northrup, L OBP: 0.333, SLG: 0.297 (1, 8) (7, 7)	0-0 4-3		0-0 2B 1B		0-0 L9 WP SF8 1B		0-0 G3			4	2	2	0	0	0	0	Kansas City Royals @ Detroit Tigers Tiger Stadium, Detroit, MI Sun Apr 29 1973, 3:33 AM EDT Att: 16,245 - Unknown		
Al Kaline, R OBP: 0.304, SLG: 0.381 (1, 9)	0-0 L6-3		0-0 4-3 1-H BLK 2B		0-0 L9		4-0 G6-4-3 BB			3	1	1	1	1	0	1			
Gates Brown, L OBP: 0.308, SLG: 0.318 Frank Howard, R OBP: 0.273, SLG: 0.233 (7, PH)	0-0 1B		0-0 4-3		0-0 SF8		0-0 G6-4-3			2	0	1	1	0	0	1			
Norm Cash, L OBP: 0.290, SLG: 0.407 Mickey Stanley, R OBP: 0.342, SLG: 0.492 (7, 8)	0-0 BB 1B		0-0 G3		0-0 F7					1	0	0	0	0	0	0			
Duke Sims, L OBP: 0.556, SLG: 1.000 (1, 2)	4-0 1-2 BB		0-0 G3			4-0 SH1-3 2B BB		0-0 1-H HR 1B		2	2	1	2	2	0	0			
Rich Reese, L OBP: 0.133, SLG: 0.037 (1, 7) (7, 3)	0-0 5-3			0-3 K		0-0 SH1-3		0-0 6-3		3	0	0	0	0	1	3			
Dick McAuliffe, L OBP: 0.284, SLG: 0.314 (1, 4)		4-0 CS BB		0-0 BB 1B		0-0 2-H 2B		0-0 4-3		3	0	2	1	1	0	0			
Aurelio Rodriguez, R OBP: 0.183, SLG: 0.263 (1, 5)		0-0 F3		4-0 G6-4-3 BB		0-0 P4		0-0 4-3		3	0	0	0	1	0	2			
Ed Brinkman, R OBP: 0.343, SLG: 0.410 (1, 6)		0-0 G3		0-0 G6-4-3 1-2		0-3 K				3	0	0	0	0	1	3			
Inning Stats	R: 0 E: 0 K: 0 S: 5	H: 2 LOB: 3 BB: 1 P: 9	R: 0 E: 0 K: 0 S: 2	H: 0 LOB: 0 BB: 1 P: 6	R: 2 E: 0 K: 0 S: 5	H: 2 LOB: 0 BB: 0 P: 5	R: 0 E: 0 K: 1 S: 5	H: 1 LOB: 1 BB: 1 P: 9	R: 1 E: 0 K: 0 S: 4	H: 1 LOB: 0 BB: 0 P: 4	R: 1 E: 0 K: 1 S: 6	H: 1 LOB: 1 BB: 1 P: 10	R: 0 E: 0 K: 0 S: 2	H: 0 LOB: 0 BB: 1 P: 6	R: 2 E: 0 K: 0 S: 5	H: 2 LOB: 2 BB: 0 P: 5	1B: 6 2B: 2 3B: 0 HR: 1	SF: 1 SAC: 1 DP: 2 HBP: 0	WP: 1 PA: 35 PB: 0 SB: 0 CS: 1
PITCHER Wayne Simpson, R ERA: 4.34 Doug Bird, R ERA Mike Jackson, L ERA: 6.52 Tom Burgmeier, L ERA: 5.63	IP: 5.1 WLS: L BF: 25 H: 7 R: 4 ER: 4 SO: 1 BB: 4 IBB: 0 HBP: 0 BLK: 0 WP: 1 HR: 0 S: 23 P: 39 ERA: 6.75 WHIP: 2.062															PITCHER			

Batter	1	2	3	4	5	6	7	8	9	AB R H RBI BB SO LOB	TOP											
Billy Grabarkewitz, R OBP: 0.265, SLG: 0.419 (1, 10)										5 1 1 1 0 1 1	California Angels @ Detroit Tigers Tiger Stadium, Detroit, MI Tue May 01 1973, 7:05 PM EDT Att: 10,118 - Unknown											
Bobby Valentine, R OBP: 0.390, SLG: 0.597 (1, 6)										5 1 3 0 0 0 1												
Ken Berry, R OBP: 0.370, SLG: 0.357 (1, 8)										5 2 2 0 0 1 1												
Frank Robinson, R OBP: 0.370, SLG: 0.553 Doug Howard, R OBP: 0.196, SLG: 0.118 (9, 7)										4 2 2 2 1 1 1 0 0 0 0 0 0 0												
Bob Oliver, R OBP: 0.341, SLG: 0.371 (1, 3)										4 0 3 2 1 1 0												
Al Gallacher, R OBP: 0.359, SLG: 0.286 (1, 5)										4 0 2 1 1 1 3												
Leroy Stanton, R OBP: 0.278, SLG: 0.412 (1, 9)										5 0 0 0 0 2 8												
Jeff Torborg, R OBP: 0.316, SLG: 0.333 (1, 2)										3 0 0 0 1 1 3												
Sandy Alomar Sr., S OBP: 0.197, SLG: 0.172 (1, 4)										4 0 1 0 0 0 5												
Inning Stats	R: 0 E: 0 K: 0 S: 3	H: 0 LOB: 0 BB: 0 P: 3	R: 1 E: 0 K: 1 S: 7	H: 2 LOB: 2 BB: 1 P: 11	R: 3 E: 0 K: 0 S: 6	H: 4 LOB: 1 BB: 1 P: 10	R: 0 E: 0 K: 2 S: 7	H: 0 LOB: 0 BB: 0 P: 7	R: 2 E: 0 K: 1 S: 9	H: 4 LOB: 3 BB: 1 P: 13	R: 0 E: 0 K: 1 S: 6	H: 1 LOB: 1 BB: 0 P: 6	R: 0 E: 0 K: 1 S: 6	H: 1 LOB: 1 BB: 0 P: 6	R: 0 E: 0 K: 0 S: 3	H: 1 LOB: 0 BB: 0 P: 3	R: 0 E: 0 K: 2 S: 8	H: 1 LOB: 2 BB: 1 P: 12	1B: 10 2B: 2 3B: 0 HR: 2	SF: 0 SAC: 0 DP: 0 HBP: 0	WP: 0 PB: 0 SB: 2 CS: 1	PA: 43
PITCHER	IP WLS BF H R ER SO BB IBB HBP BLK WP HR S P ERA WHIP											PITCHER	IP WLS BF H R ER SO BB IBB HBP BLK WP HR S P ERA WHIP									
Woodie Fryman, L ERA: 4.44 (1, 1)	3.0 L 16 6 4 4 1 2 0 0 0 0 0 2 16 24 12.00 2.667																					
Tom Timmermann, R ERA: 5.4 (4, 1)	2.0 11 4 2 2 3 1 0 0 0 0 0 0 16 20 9.00 2.500																					
Lerrin LaGrow, R ERA: 3.26 (6, 1)	2.0 8 2 0 0 2 0 0 0 0 0 0 0 12 12 0.00 1.000																					
Fred Scherman, L ERA: (8, 1)	2.0 8 2 0 0 2 1 0 0 0 0 0 0 11 15 0.00 1.500																					

Batter	1	2	3	4	5	6	7	8	9	AB R H RBI BB SO LOB	BOTTOM											
Jim Northrup, L OBP: 0.340, SLG: 0.293 (6, 9)										4 0 1 0 1 0 1	California Angels @ Detroit Tigers Tiger Stadium, Detroit, MI Tue May 01 1973, 7:05 PM EDT Att: 10,118 - Unknown											
Al Kaline, R OBP: 0.306, SLG: 0.369 Rich Reese, L OBP: 0.125, SLG: 0.034 (5, FR) (6, 7)										2 0 0 0 0 0 1 2 0 0 0 0 0 2												
Gates Brown, L OBP: 0.304, SLG: 0.298 (1, 10)										3 0 0 0 1 0 2												
Norm Cash, L OBP: 0.288, SLG: 0.414 (1, 3)										4 1 1 0 0 1 2												
Duke Sims, L OBP: 0.538, SLG: 0.889 (1, 2)										3 1 1 1 1 0 2												
Dick McAuliffe, L OBP: 0.263, SLG: 0.309 (1, 4)										4 0 1 0 0 1 1												
Mickey Stanley, R OBP: 0.338, SLG: 0.470 (1, 8)										3 0 0 0 1 1 2												
Aurelio Rodriguez, R OBP: 0.186, SLG: 0.262 (1, 5)										4 0 1 0 0 1 3												
Ed Brinkman, R OBP: 0.329, SLG: 0.391 Bill Freehan, R OBP: 0.405, SLG: 0.365 (9, PH)										3 0 0 0 0 1 2 1 0 0 0 0 0 0												
Inning Stats	R: 0 E: 0 K: 0 S: 4	H: 1 LOB: 2 BB: 1 P: 8	R: 0 E: 0 K: 1 S: 5	H: 0 LOB: 0 BB: 0 P: 5	R: 0 E: 0 K: 0 S: 3	H: 0 LOB: 0 BB: 0 P: 3	R: 1 E: 0 K: 1 S: 7	H: 2 LOB: 1 BB: 0 P: 7	R: 0 E: 0 K: 1 S: 6	H: 1 LOB: 2 BB: 0 P: 7	R: 0 E: 0 K: 1 S: 5	H: 0 LOB: 0 BB: 0 P: 5	R: 0 E: 0 K: 1 S: 3	H: 0 LOB: 0 BB: 0 P: 3	R: 1 E: 1 K: 1 S: 7	H: 1 LOB: 2 BB: 1 P: 11	R: 0 E: 0 K: 0 S: 3	H: 0 LOB: 0 BB: 0 P: 3	1B: 3 2B: 2 3B: 0 HR: 0	SF: 0 SAC: 0 DP: 0 HBP: 1	WP: 0 PB: 0 SB: 0 CS: 0	PA: 38
PITCHER	IP WLS BF H R ER SO BB IBB HBP BLK WP HR S P ERA WHIP											PITCHER	IP WLS BF H R ER SO BB IBB HBP BLK WP HR S P ERA WHIP									
Bill Singer, R ERA: 1.73 (1, 1)	9.0 W 38 5 2 1 5 4 0 1 0 0 0 0 43 60 1.00 1.000																					



Batter	1	2	3	4	5	6	7	8	9	10	11	12	AB	R	H	RBI	BB	SO	LOB											
Billy Grabarkewitz, R OBP: 0.225, SLG: 0.351 (1, 10)													6	0	0	0	0	0	2	1										
Bobby Valentine, R OBP: 0.415, SLG: 0.538 (1, 6)													5	1	4	0	0	0	0	0										
Ken Berry, R OBP: 0.353, SLG: 0.362 (1, 8)													5	0	1	1	0	1	0	2										
Frank Robinson, R OBP: 0.356, SLG: 0.519 (12, 7)													5	1	1	0	0	2	3											
Bob Oliver, R OBP: 0.326, SLG: 0.425 (12, 3)													5	1	1	2	0	0	0											
Al Gallagher, R OBP: 0.372, SLG: 0.333 (9, FR)													4	0	2	0	0	1	0											
Tom McCraw, L OBP: 0.327, SLG: 0.326 (12, PH)													1	0	0	0	0	0	0											
Leroy Stanton, R OBP: 0.268, SLG: 0.385 (1, 9)													5	1	1	0	0	1	3											
Jeff Torborg, R OBP: 0.300, SLG: 0.316 (3, 2)													1	0	0	0	0	0	1											
Sandy Alomar Sr., S OBP: 0.211, SLG: 0.191 (1, 4)													4	0	2	1	0	0	0											
Inning Stats	R: 0 E: 0 K: 2 S: 8	H: 1 LOB: 1 BB: 0 P: 8	R: 0 E: 0 K: 0 S: 4	H: 1 LOB: 1 BB: 0 P: 4	R: 1 E: 0 K: 0 S: 5	H: 3 LOB: 1 BB: 0 P: 5	R: 0 E: 0 K: 0 S: 3	H: 0 LOB: 0 BB: 0 P: 3	R: 0 E: 0 K: 1 S: 5	H: 1 LOB: 0 BB: 0 P: 5	R: 0 E: 0 K: 1 S: 6	H: 0 LOB: 1 BB: 0 P: 4	R: 0 E: 0 K: 1 S: 5	H: 1 LOB: 0 BB: 0 P: 5	R: 0 E: 0 K: 1 S: 5	H: 0 LOB: 0 BB: 0 P: 5	R: 2 E: 0 K: 0 S: 6	H: 2 LOB: 0 BB: 0 P: 7	R: 0 E: 0 K: 0 S: 5	H: 1 LOB: 1 BB: 0 P: 6	R: 0 E: 0 K: 1 S: 5	H: 0 LOB: 0 BB: 0 P: 4	R: 0 E: 0 K: 1 S: 5	H: 1 LOB: 0 BB: 0 P: 5	R: 0 E: 0 K: 0 S: 5	H: 2 LOB: 0 BB: 0 P: 6	1B: 8 2B: 4 3B: 0 HR: 1	SF: 1 SAC: 0 DP: 2 HBP: 0	WP: 0 PB: 0 SB: 0 CS: 2	PA: 48
PITCHER	IP WLS BF H R ER SO BB IBB HBP BLK WP HR S P ERA WHIP	IP WLS BF H R ER SO BB IBB HBP BLK WP HR S P ERA WHIP													IP WLS BF H R ER SO BB IBB HBP BLK WP HR S P ERA WHIP															
Mickey Lolich, L ERA: 3.38 (1, 1)	11.0	L	5	2	2	2	0	0	0	0	0	0	0	0	0	5	5	18.00	2.000											
Lerrin LaGrew, R ERA: 3.98 (12, 1)	1.0	L	5	2	2	2	0	0	0	0	0	0	0	0	0	5	5	18.00	2.000											

California Angels @ Detroit Tigers
Tiger Stadium, Detroit, MI
Wed May 02 1973, 7:05 PM EDT
Att. 10,003 - Unknown

AB 45
R 5
H 13
RBI 5
BB 0
SO 7
LOB 11

Batter	1	2	3	4	5	6	7	8	9	10	11	12	AB	R	H	RBI	BB	SO	LOB								
Dick McAuliffe, L OBP: 0.270, SLG: 0.317 (1, 4)													5	0	1	1	1	0	1								
Aurelio Rodriguez, R OBP: 0.196, SLG: 0.292 (1, 5)													5	1	1	1	1	1	2								
Jim Northrup, L OBP: 0.377, SLG: 0.348 (1, 9)													5	1	3	0	1	0	1								
Bill Freehan, R OBP: 0.400, SLG: 0.363 (1, 2)													6	0	2	0	0	2	3								
Norm Cash, L OBP: 0.278, SLG: 0.381 (1, 3)													5	0	0	0	1	0	6								
Duke Sims, L OBP: 0.526, SLG: 0.714 (1, 7)													5	0	2	1	1	0	4								
Gates Brown, L OBP: 0.306, SLG: 0.275 (1, 10)													4	0	0	0	2	0	6								
Mickey Stanley, R OBP: 0.337, SLG: 0.451 (1, 8)													5	1	1	0	1	1	2								
Ed Brinkman, R OBP: 0.312, SLG: 0.368 (12, PH)													4	0	0	0	0	3	3								
Rich Reese, L OBP: 0.121, SLG: 0.033 (12, PH)													1	0	0	0	0	0	1								
Inning Stats	R: 1 E: 0 K: 0 S: 5	H: 2 LOB: 2 BB: 1 P: 9	R: 0 E: 0 K: 1 S: 5	H: 0 LOB: 1 BB: 1 P: 9	R: 1 E: 0 K: 0 S: 6	H: 3 LOB: 2 BB: 0 P: 6	R: 1 E: 0 K: 1 S: 7	H: 2 LOB: 1 BB: 0 P: 7	R: 0 E: 0 K: 1 S: 6	H: 1 LOB: 1 BB: 1 P: 6	R: 0 E: 0 K: 1 S: 5	H: 0 LOB: 1 BB: 1 P: 9	R: 0 E: 0 K: 0 S: 5	H: 0 LOB: 0 BB: 0 P: 4	R: 0 E: 0 K: 1 S: 5	H: 0 LOB: 2 BB: 2 P: 13	R: 0 E: 0 K: 0 S: 4	H: 1 LOB: 2 BB: 1 P: 8	R: 0 E: 0 K: 0 S: 3	H: 0 LOB: 1 BB: 1 P: 7	1B: 7 2B: 2 3B: 0 HR: 1	SF: 0 SAC: 1 DP: 0 HBP: 0	WP: 0 PB: 0 SB: 0 CS: 0	PA: 54			
PITCHER	IP WLS BF H R ER SO BB IBB HBP BLK WP HR S P ERA WHIP	IP WLS BF H R ER SO BB IBB HBP BLK WP HR S P ERA WHIP													IP WLS BF H R ER SO BB IBB HBP BLK WP HR S P ERA WHIP												
Nolan Ryan, R ERA: 2.62 (1, 1)	12.0	W	54	10	3	3	7	8	0	0	0	0	0	0	1	60	92	2.25	1.500								

California Angels @ Detroit Tigers
Tiger Stadium, Detroit, MI
Wed May 02 1973, 7:05 PM EDT
Att. 10,003 - Unknown

AB 45
R 3
H 10
RBI 3
BB 8
SO 7
LOB 29

Batter	1	2	3	4	5	6	7	8	9	AB	R	H	RBI	BB	SO	LOB	TOP							
Davey Nelson, R OBP: 0.282, SLG: 0.375 (1, 4)	L8			K		5-3		L9		4	0	0	0	0	1	1								
Toby Harrah, R OBP: 0.346, SLG: 0.338 (1, 6)	G4-6-3 1B			L9		5-3		BB		3	0	1	0	1	0	0								
Larry Bittner, L OBP: 0.136, SLG: 0.143 (1, 7)	G4-6-3 1-2			1B				K		4	0	1	0	0	1	3								
Mike Epstein, L OBP: 0.339, SLG: 0.314 (1, 3)		F8		F8				F7		4	1	1	0	0	0	3								
Alex Johnson, R OBP: 0.355, SLG: 0.432 (1, 10)		6-3				F7		F8		4	0	1	0	0	0	0								
Jeff Burroughs, R OBP: 0.338, SLG: 0.507 (1, 9)		F5				6-3		F2		4	0	1	1	0	0	0								
Bill Sudakis, S OBP: 0.286, SLG: 0.167 (1, 2)				P5		BB		BB		3	0	1	0	1	0	2								
Vic Harris, S OBP: 0.184, SLG: 0.167 (1, 5)				F7		4-3		P4		4	0	0	0	0	0	4								
Elliott Maddox, R OBP: 0.397, SLG: 0.370 (1, 8)				K				BB		3	0	1	0	0	1	0								
Inning Stats	R: 0 E: 0 K: 0 S: 3	H: 1 LOB: 0 BB: 0 P: 3	R: 0 E: 0 K: 0 S: 3	H: 0 LOB: 0 BB: 0 P: 3	R: 0 E: 0 K: 1 S: 5	H: 0 LOB: 0 BB: 0 P: 5	R: 0 E: 0 K: 1 S: 6	H: 1 LOB: 1 BB: 0 P: 6	R: 0 E: 0 K: 0 S: 3	H: 0 LOB: 0 BB: 0 P: 3	R: 1 E: 0 K: 0 S: 6	H: 3 LOB: 2 BB: 0 P: 6	R: 0 E: 0 K: 1 S: 6	H: 1 LOB: 2 BB: 1 P: 10	R: 0 E: 0 K: 0 S: 4	H: 1 LOB: 1 BB: 0 P: 4	1B: 7 2B: 0 3B: 0 HR: 0	SF: 0 SAC: 0 DP: 1 HBP: 0	WP: 0 PB: 0 SB: 0 CS: 0	PA: 35				
PITCHER	IP WLS BF H R ER SO BB IBB HBP BLK WP HR S P ERA WHIP	7.1 W 29 6 1 1 2 2 0 0 0 0 0 0 31 39 1.23 1.091	8.1 S 6 1 0 0 1 0 0 0 0 0 0 0 8 8 0.00 0.600											IP WLS BF H R ER SO BB IBB HBP BLK WP HR S P ERA WHIP										
Jim Perry, R ERA: 1.98 John Hiller, L ERA: 5.06																								

Texas Rangers @ Detroit Tigers
Tiger Stadium, Detroit, MI
Fri May 04 1973, 7:05 PM EDT
Att: 9,639 - Unknown

AB 33
R 1
H 7
RBI 1
BB 2
SO 3
LOB 13



Batter	1	2	3	4	5	6	7	8	9	AB	R	H	RBI	BB	SO	LOB	BOTTOM							
Dick McAuliffe, L OBP: 0.254, SLG: 0.297 (1, 4)	K	F8		F9		G3				4	0	0	0	0	1	6								
Al Kaline, R OBP: 0.303, SLG: 0.353 (1, 9)	F2		G5-4-3 BB		F2	L8-2				3	0	0	0	1	0	2								
Jim Northrup, L OBP: 0.421, SLG: 0.375 (1, 8)	HR 1B		G5-4-3 BB		WP 1B BB					2	2	2	0	2	0	0								
Willie Horton, R OBP: 0.435, SLG: 0.648 Mickey Stanley, R OBP: 0.337, SLG: 0.451 (1, 7)	HR		G5-4-3		G4-6-3 1B	F9				4	1	2	3	0	0	3								
Duke Sims, L OBP: 0.435, SLG: 0.556 (1, 2)	P6		F9		G4-6-3	F9				0	0	0	0	0	0	0								
Rich Reese, L OBP: 0.135, SLG: 0.059 (1, 3)		F8		F2		E6 BB 1B		P6		4	1	1	0	0	0	1								
Norm Cash, L OBP: 0.289, SLG: 0.388 (1, 10)		HBP 1B		1B		FC 1B BB E		F2		4	1	2	0	0	0	1								
Aurelio Rodriguez, R OBP: 0.229, SLG: 0.300 (1, 5)		HBP 1B		1B		E L8-2 BB		G5-4-3 BB		1	0	1	0	2	0	0								
Ed Brinkman, R OBP: 0.309, SLG: 0.361 (1, 6)	P4			K		E9 1-3 2-4 3-H		G5-4-3		4	0	1	1	0	1	5								
Inning Stats	R: 2 E: 0 K: 1 S: 7	H: 2 LOB: 0 BB: 0 P: 7	R: 0 E: 0 K: 0 S: 4	H: 1 LOB: 2 BB: 0 P: 5	R: 0 E: 0 K: 0 S: 2	H: 0 LOB: 1 BB: 2 P: 10	R: 0 E: 0 K: 1 S: 7	H: 2 LOB: 2 BB: 0 P: 7	R: 1 E: 0 K: 0 S: 3	H: 1 LOB: 0 BB: 1 P: 7	R: 2 E: 2 K: 0 S: 5	H: 2 LOB: 1 BB: 1 P: 9	R: 0 E: 0 K: 0 S: 4	H: 1 LOB: 1 BB: 0 P: 4	R: 0 E: 0 K: 0 S: 2	H: 0 LOB: 0 BB: 1 P: 6	1B: 8 2B: 1 3B: 0 HR: 1	SF: 0 SAC: 0 DP: 4 HBP: 1	WP: 1 PB: 0 SB: 0 CS: 0	PA: 36				
PITCHER	IP WLS BF H R ER SO BB IBB HBP BLK WP HR S P ERA WHIP	5.0 L 26 7 5 4 2 4 0 1 0 0 1 1 25 42 7.20 2.200	6.1 10 2 0 0 0 1 0 0 0 0 0 0 9 13 0.00 1.000											IP WLS BF H R ER SO BB IBB HBP BLK WP HR S P ERA WHIP										
Dick Bosman, R ERA: 3.69 Don Stanhouse, R ERA: 6.32																								

Texas Rangers @ Detroit Tigers
Tiger Stadium, Detroit, MI
Fri May 04 1973, 7:05 PM EDT
Att: 9,639 - Unknown

AB 30
R 5
H 9
RBI 4
BB 5
SO 2
LOB 21



Batter	1	2	3	4	5	6	7	8	9	AB	R	H	RBI	BB	SO	LOB	TOP				
Vic Harris, S OBP: 0.170, SLG: 0.154 (1, 5)	0-0 4-3		0-3 K			0-0 5-3		0-3 K		4	0	0	0	0	2	4					
Toby Harrah, R OBP: 0.329, SLG: 0.321 (1, 6)	0-0 F8		0-0 4-3			0-0 F8		0-0 F7		4	0	0	0	0	0	4					
Alex Johnson, R OBP: 0.338, SLG: 0.410 (1, 7)	0-0 F8		0-0 F7			0-0 6-3			0-0 6-3	4	0	0	0	0	0	2					
Mike Epstein, L OBP: 0.318, SLG: 0.291 (1, 3)		0-0 F7		0-0 F8			0-0 L3		0-0 P4	4	0	0	0	0	0	0					
Rico Carty, R OBP: 0.253, SLG: 0.254 (1, 10)		0-3 K		0-0 4-3			0-0 G6-4-3 1B		0-0 F3	4	0	1	0	0	1	0					
Jeff Burroughs, R OBP: 0.338, SLG: 0.493 (1, 9)		4-0 BB		0-3 K			0-0 G6-4-3 1-2			2	0	0	0	1	1	1					
Bill Sudakis, S OBP: 0.200, SLG: 0.111 (1, 2)		0-0 G3				0-0 4-3		0-0 L9		3	0	0	0	0	0	1					
Elliott Maddox, R OBP: 0.409, SLG: 0.386 (1, 8)			0-0 4-3 1B		0-0 F8		0-0 1B		0-0 1B	3	0	2	0	0	0	0					
Jim Mason, L OBP: 0.400, SLG: 0.400 (1, 4)			0-0 4-3 1B		0-0 F8		0-0 1B		0-0 1B	3	0	2	0	0	0	0					
Inning Stats	R: 0 E: 0 K: 0 S: 3	H: 0 LOB: 0 BB: 0 P: 3	R: 0 E: 0 K: 1 S: 5	H: 0 LOB: 1 BB: 1 P: 9	R: 0 E: 0 K: 1 S: 7	H: 2 LOB: 2 BB: 0 P: 7	R: 0 E: 0 K: 1 S: 5	H: 0 LOB: 0 BB: 0 P: 5	R: 0 E: 0 K: 0 S: 3	H: 0 LOB: 0 BB: 0 P: 3	R: 0 E: 0 K: 0 S: 3	H: 1 LOB: 0 BB: 0 P: 3	R: 0 E: 0 K: 1 S: 7	H: 2 LOB: 2 BB: 0 P: 7	R: 0 E: 0 K: 0 S: 3	H: 0 LOB: 0 BB: 0 P: 3	1B: 5 2B: 0 3B: 0 HR: 0	SF: 0 SAC: 0 DP: 1 HBP: 0	WP: 0 PB: 0 SB: 0 CS: 0	PA: 32	
PITCHER	IP	WLS	BF	H	R	ER	SO	BB	IBB	HBP	BLK	WP	HR	S	P	ERA	WHIP				
Joe Coleman, R ERA: 1.8 (1, 1)	7.1	W	27	5	0	0	3	1	0	0	0	0	0	32	36	0.00	0.818				
John Hiller, L ERA: 3.66 (8, 1)	1.2	S	5	0	0	0	1	0	0	0	0	0	0	7	7	0.00	0.000				

Texas Rangers @ Detroit Tigers
Tiger Stadium, Detroit, MI
Sat May 05 1973, 3:33 AM EDT
Att: 11,033 - Unknown

AB	31
R	0
H	5
RBI	0
BB	1
SO	4
LOB	12



Batter	1	2	3	4	5	6	7	8	9	AB	R	H	RBI	BB	SO	LOB	BOTTOM				
Tony Taylor, R OBP: 0.233, SLG: 0.286 (1, 4)	0-0 5-3		0-0 FC6-2		0-0 5-3		0-0 S 1B			4	0	1	0	0	0	2					
Aurelio Rodriguez, R OBP: 0.230, SLG: 0.298 (1, 5)	0-0 F8		3-H P6		0-0 WP 1B		0-3 K			4	0	1	0	0	1	3					
Al Kaline, R OBP: 0.313, SLG: 0.394 (1, 9)	0-0 L4			0-0 HR	0-0 L6-3		4-0 G1-4-3 IBB			3	1	1	1	1	0	1					
Willie Horton, R OBP: 0.439, SLG: 0.632 (1, 7)		0-3 K		0-0 G6-4-3 1B	1-0 HBP		0-0 G1-4-3			3	0	1	0	0	1	2					
Bill Freehan, R OBP: 0.398, SLG: 0.361 Rich Reese, L OBP: 0.132, SLG: 0.057 (1, 3) (8, 3)		0-0 G6-4-3 1B		0-0 G6-4-3 1-2	0-0 F9		0-3 K			3	0	1	0	0	0	3					
Frank Howard, R OBP: 0.270, SLG: 0.294 (1, 10)		0-0 G6-4-3 1-2		0-0 2B 3B		0-0 5-3		0-0 F8		4	1	1	0	0	0	1					
Duke Sims, L OBP: 0.481, SLG: 0.550 (1, 2)			0-0 E4 SH1-4 FC6-2	4-0 2B BB		4-0 WP BB		0-0 1B		2	0	1	0	2	0	0					
Mickey Stanley, R OBP: 0.333, SLG: 0.453 (1, 8)			0-0 E5 SH1-4	0-0 2B		0-0 L6		0-0 6-3		4	0	1	1	0	0	3					
Ed Brinkman, R OBP: 0.301, SLG: 0.351 (1, 6)			0-0 SH1-4	0-0 6-3		0-0 F3				2	0	0	0	0	0	3					
Inning Stats	R: 0 E: 0 K: 0 S: 3	H: 0 LOB: 0 BB: 0 P: 3	R: 0 E: 0 K: 1 S: 5	H: 1 LOB: 0 BB: 0 P: 5	R: 0 E: 2 K: 0 S: 5	H: 0 LOB: 2 BB: 0 P: 5	R: 2 E: 0 K: 0 S: 6	H: 4 LOB: 2 BB: 1 P: 10	R: 0 E: 0 K: 0 S: 4	H: 1 LOB: 1 BB: 0 P: 5	R: 0 E: 0 K: 0 S: 3	H: 0 LOB: 1 BB: 1 P: 7	R: 0 E: 0 K: 1 S: 5	H: 1 LOB: 1 BB: 1 P: 9	R: 0 E: 0 K: 1 S: 6	H: 1 LOB: 1 BB: 0 P: 6	1B: 5 2B: 1 3B: 1 HR: 1	SF: 0 SAC: 1 DP: 3 HBP: 1	WP: 2 PB: 0 SB: 1 CS: 0	PA: 35	
PITCHER	IP	WLS	BF	H	R	ER	SO	BB	IBB	HBP	BLK	WP	HR	S	P	ERA	WHIP				
Mike Paul, L ERA: 3.06 (1, 1)	6.0	L	28	7	2	2	1	2	0	1	0	0	0	27	36	3.00	1.500				
Bill Gogolewski, R ERA: 2.76 (7, 1)	2.0		7	1	0	0	2	0	1	0	0	0	0	10	14	0.00	0.500				

Texas Rangers @ Detroit Tigers
Tiger Stadium, Detroit, MI
Sat May 05 1973, 3:33 AM EDT
Att: 11,033 - Unknown


AB	30
R	2
H	8
RBI	2
BB	3
SO	3
LOB	18



Batter	1	2	3	4	5	6	7	8	9	AB	R	H	RBI	BB	SO	LOB	TOP								
Davey Nelson, R OBP: 0.329, SLG: 0.426 (1, 4)										4	2	4	0	1	0	0	Texas Rangers @ Detroit Tigers Tiger Stadium, Detroit, MI Sun May 06 1973, 3:33 AM EDT Att: 14,600 - Unknown								
Toby Harrah, R OBP: 0.356, SLG: 0.358 (1, 6)										3	2	2	4	2	0	1									
Alex Johnson, R OBP: 0.341, SLG: 0.446 (1, 10)										5	1	2	3	0	0	5									
Rico Carty, R OBP: 0.266, SLG: 0.257 (1, 7)										3	0	1	0	1	0	0									
Tom Grieve, R (7, 7)										1	0	0	0	0	0	1									
Jeff Burroughs, R OBP: 0.321, SLG: 0.466 (1, 9)										4	0	0	0	0	3	4									
Mike Epstein, L OBP: 0.300, SLG: 0.271 (1, 3)										4	0	0	0	0	0	0									
Elliott Maddox, R OBP: 0.414, SLG: 0.383 (1, 8)										3	1	1	0	1	0	0									
Vic Harris, S OBP: 0.175, SLG: 0.161 (1, 5)										4	0	1	0	0	1	1									
Ken Suarez, R OBP: 0.375, SLG: 0.565 (1, 2)										3	1	0	0	1	0	1									
Inning Stats	R: 3 E: 0 K: 1 S: 8	H: 3 LOB: 0 BB: 0 P: 8	R: 0 E: 0 K: 0 S: 3	H: 0 LOB: 0 BB: 0 P: 3	R: 0 E: 0 K: 1 S: 5	H: 1 LOB: 2 BB: 2 P: 13	R: 0 E: 0 K: 0 S: 3	H: 1 LOB: 1 BB: 1 P: 7	R: 0 E: 0 K: 0 S: 4	H: 2 LOB: 2 BB: 1 P: 8	R: 4 E: 0 K: 0 S: 5	H: 3 LOB: 0 BB: 2 P: 13	R: 0 E: 0 K: 1 S: 5	H: 0 LOB: 0 BB: 0 P: 5	R: 0 E: 0 K: 1 S: 5	H: 0 LOB: 0 BB: 0 P: 5	R: 0 E: 0 K: 0 S: 4	H: 1 LOB: 1 BB: 0 P: 4	1B: 8 2B: 2 3B: 1 HR: 1	SF: 0 SAC: 0 DP: 2 HBP: 0	WP: 0 PB: 1 SB: 2 CS: 2	PA: 41			
PITCHER	IP	WLS	BF	H	R	ER	SO	BB	IBB	HBP	BLK	WP	HR	S	P	ERA	WHIP								
Mickey Lolich, L ERA: 4.15 (1, 1)	5.2	L	29	9	7	7	2	6	0	0	0	0	1	27	51	11.12	2.647								
Tom Timmermann, R ERA: 4.32 (6, 1)	3.1		11	2	0	0	2	0	0	0	0	0	0	15	15	0.00	0.600								

Batter	1	2	3	4	5	6	7	8	9	AB	R	H	RBI	BB	SO	LOB	BOTTOM								
Dick McAuliffe, L OBP: 0.282, SLG: 0.313 (1, 4)										3	1	2	0	1	0	0	Texas Rangers @ Detroit Tigers Tiger Stadium, Detroit, MI Sun May 06 1973, 3:33 AM EDT Att: 14,600 - Unknown								
Al Kaline, R OBP: 0.321, SLG: 0.392 (1, 9)										3	0	1	0	1	0	2									
Jim Northrup, L OBP: 0.393, SLG: 0.346 (1, 8)										4	0	0	0	0	0	5									
Willie Horton, R OBP: 0.429, SLG: 0.607 (1, 7)										4	0	1	1	0	0	3									
Duke Sims, L OBP: 0.419, SLG: 0.458 (1, 2)										4	0	0	0	0	0	2									
Norm Cash, L OBP: 0.275, SLG: 0.366 (1, 3)										4	0	0	0	0	2	2									
Gates Brown, L OBP: 0.333, SLG: 0.309 (1, 10)										4	1	3	0	0	0	0									
Aurelio Rodriguez, R OBP: 0.231, SLG: 0.306 (1, 5)										4	0	1	1	0	0	2									
Ed Brinkman, R OBP: 0.291, SLG: 0.338 (1, 6)										3	0	0	0	0	0	1									
Rich Reese, L OBP: 0.128, SLG: 0.056 (9, PH)										1	0	0	0	0	0	1									
Inning Stats	R: 0 E: 0 K: 0 S: 3	H: 1 LOB: 1 BB: 1 P: 7	R: 1 E: 0 K: 1 S: 7	H: 2 LOB: 1 BB: 0 P: 7	R: 1 E: 0 K: 1 S: 8	H: 3 LOB: 2 BB: 0 P: 8	R: 0 E: 0 K: 0 S: 3	H: 0 LOB: 0 BB: 0 P: 3	R: 0 E: 0 K: 0 S: 3	H: 0 LOB: 1 BB: 1 P: 7	R: 0 E: 0 K: 0 S: 4	H: 1 LOB: 1 BB: 0 P: 4	R: 0 E: 0 K: 0 S: 3	H: 0 LOB: 0 BB: 0 P: 3	R: 0 E: 0 K: 0 S: 3	H: 0 LOB: 0 BB: 0 P: 3	R: 0 E: 0 K: 0 S: 4	H: 1 LOB: 1 BB: 0 P: 4	1B: 7 2B: 2 3B: 0 HR: 0	SF: 0 SAC: 0 DP: 2 HBP: 0	WP: 0 PB: 0 SB: 0 CS: 0	PA: 36			
PITCHER	IP	WLS	BF	H	R	ER	SO	BB	IBB	HBP	BLK	WP	HR	S	P	ERA	WHIP								
Rich Hand, R ERA: 3.54 (1, 1)	9.0	W	36	8	2	2	2	2	0	0	0	0	0	38	46	2.00	1.111								

AB 34
R 7
H 11
RBI 7
BB 6
SO 4
LOB 13



AB 34
R 2
H 8
RBI 2
SO 2
LOB 18



WP: 0
PB: 1
SB: 2
CS: 2

Batter	1	2	3	4	5	6	7	8	9	AB	R	H	RBI	BB	SO	LOB	TOP			
Tony Taylor, R OBP: 0.213, SLG: 0.261 (1, 4)										4	0	0	0	0	0	1				
Aurelio Rodriguez, R OBP: 0.222, SLG: 0.294 (1, 5)										4	0	0	0	0	1	0				
Al Kaline, R OBP: 0.330, SLG: 0.390 (1, 9)										3	2	1	0	1	0	0				
Willie Horton, R OBP: 0.432, SLG: 0.615 (1, 7)										4	0	2	0	0	0	0				
Bill Freehan, R OBP: 0.412, SLG: 0.379 (1, 3)										4	0	3	1	0	0	1				
Frank Howard, R OBP: 0.244, SLG: 0.263 (1, 10)										4	0	0	0	0	1	4				
Duke Sims, L OBP: 0.441, SLG: 0.519 (1, 2)										3	0	2	0	0	1	0				
Mickey Stanley, R OBP: 0.322, SLG: 0.436 (1, 8)										3	0	0	0	0	0	2				
Ed Brinkman, R OBP: 0.292, SLG: 0.338 (1, 6)										3	0	1	0	0	0	0				
Inning Stats	R: 1 E: 1 K: 0 S: 3	H: 0 LOB: 1 BB: 1 P: 7	R: 0 E: 0 K: 0 S: 4	H: 2 LOB: 1 BB: 0 P: 4	R: 0 E: 0 K: 0 S: 3	H: 0 LOB: 0 BB: 0 P: 3	R: 0 E: 0 K: 0 S: 3	H: 1 LOB: 0 BB: 0 P: 3	R: 0 E: 0 K: 2 S: 7	H: 0 LOB: 0 BB: 0 P: 7	R: 0 E: 0 K: 0 S: 4	H: 1 LOB: 1 BB: 0 P: 4	R: 0 E: 0 K: 0 S: 4	H: 2 LOB: 1 BB: 0 P: 4	R: 1 E: 0 K: 0 S: 5	H: 3 LOB: 1 BB: 0 P: 5	1B: 7 2B: 2 3B: 0 HR: 0	SF: 0 SAC: 0 DP: 4 HBP: 0	WP: 0 PB: 1 SB: 0 CS: 0	PA: 33
PITCHER Paul Splittorf, L ERA: 2.72 (1, 1)	IP: 9.0 WLS: W BF: 33 H: 9 R: 2 ER: 1 SO: 3 BB: 1 IBB: 0 HBP: 0 BLK: 0 WP: 0 HR: 0 S: 38 P: 42 ERA: 1.00 WHIP: 1.111															PITCHER				

Detroit Tigers @ Kansas City Royals
Royals Stadium, Kansas City, MO
Tue May 08 1973, 8:05 PM EDT
Att: 13,065 - Unknown - 73 F

AB 32
R 2
H 9
RBI 1
BB 1
SO 3
LOB 8



Batter	1	2	3	4	5	6	7	8	9	AB	R	H	RBI	BB	SO	LOB	BOTTOM			
Freddie Patek, R OBP: 0.354, SLG: 0.336 (1, 6)										5	0	0	0	0	0	3				
Cookie Rojas, R OBP: 0.368, SLG: 0.427 (1, 4)										4	1	1	0	0	0	0				
Amos Otis, R OBP: 0.336, SLG: 0.500 (1, 8)										4	1	3	1	0	0	1				
John Mayberry, L OBP: 0.408, SLG: 0.522 (1, 3)										3	0	0	1	0	0	2				
Lou Piniella, R OBP: 0.320, SLG: 0.344 (1, 7)										4	0	0	0	0	0	3				
Hal McRae, R OBP: 0.280, SLG: 0.291 (1, 10)										4	1	1	0	0	0	0				
Ed Kirkpatrick, L OBP: 0.451, SLG: 0.667 (1, 9)										4	3	3	1	0	0	0				
Paul Schaal, R OBP: 0.402, SLG: 0.372 (1, 5)										4	1	3	3	0	0	0				
Jerry May, R OBP: 0.242, SLG: 0.241 (1, 2)										3	0	0	0	1	0	1				
Inning Stats	R: 1 E: 0 K: 0 S: 5	H: 2 LOB: 1 BB: 0 P: 5	R: 1 E: 0 K: 0 S: 5	H: 2 LOB: 1 BB: 0 P: 5	R: 0 E: 0 K: 0 S: 4	H: 1 LOB: 1 BB: 0 P: 4	R: 0 E: 1 K: 0 S: 4	H: 1 LOB: 2 BB: 1 P: 8	R: 1 E: 0 K: 0 S: 4	H: 1 LOB: 0 BB: 0 P: 4	R: 2 E: 1 K: 0 S: 5	H: 2 LOB: 0 BB: 0 P: 5	R: 0 E: 1 K: 0 S: 4	H: 0 LOB: 1 BB: 0 P: 4	R: 2 E: 0 K: 0 S: 5	H: 2 LOB: 0 BB: 0 P: 5	1B: 6 2B: 2 3B: 1 HR: 2	SF: 1 SAC: 0 DP: 0 HBP: 0	WP: 0 PB: 0 SB: 1 CS: 0	PA: 37
PITCHER Woodie Fryman, L ERA: 4.91 Tom Timmermann, R ERA: 4.58 (6, 1)	IP: 5.0 WLS: L BF: 25 H: 9 R: 5 ER: 4 SO: 0 BB: 1 IBB: 0 HBP: 0 BLK: 1 WP: 0 HR: 1 S: 24 P: 28 ERA: 7.20 WHIP: 2.000															PITCHER				

Detroit Tigers @ Kansas City Royals
Royals Stadium, Kansas City, MO
Tue May 08 1973, 8:05 PM EDT
Att: 13,065 - Unknown - 73 F

AB 35
R 7
H 11
RBI 6
BB 1
SO 0
LOB 10



Batter	1	2	3	4	5	6	7	8	9	AB	R	H	RBI	BB	SO	LOB	TOP										
Jim Northrup, L OBP: 0.364, SLG: 0.316 (1, 8)										5	0	0	0	0	0	4											
Al Kaline, R OBP: 0.333, SLG: 0.383 (1, 9)										4	0	1	0	1	1	2											
Gates Brown, L OBP: 0.352, SLG: 0.333 (1, 10)										5	1	3	0	0	1	3											
Willie Horton, R OBP: 0.423, SLG: 0.594 Mickey Stanley, R OBP: 0.322, SLG: 0.436 (7, 8)										4	0	1	0	0	1	2											
Duke Sims, L OBP: 0.395, SLG: 0.452 (1, 2)										4	0	0	0	0	1	2											
Norm Cash, L OBP: 0.286, SLG: 0.419 (1, 3)										3	2	2	2	0	1	0											
Dick McAuliffe, L OBP: 0.280, SLG: 0.310 (1, 4)										4	1	1	0	0	2	1											
Aurelio Rodriguez, R OBP: 0.223, SLG: 0.292 (1, 5)										4	0	1	1	0	2	0											
Ed Brinkman, R OBP: 0.312, SLG: 0.357 (1, 6)										4	0	3	0	0	1	0											
Inning Stats	R: 0 E: 0 K: 1 S: 6	H: 1 LOB: 1 BB: 0 P: 6	R: 2 E: 1 K: 0 S: 7	H: 4 LOB: 2 BB: 0 P: 7	R: 1 E: 2 K: 1 S: 7	H: 2 LOB: 1 BB: 0 P: 7	R: 0 E: 0 K: 2 S: 9	H: 2 LOB: 2 BB: 0 P: 9	R: 0 E: 0 K: 1 S: 5	H: 0 LOB: 0 BB: 0 P: 5	R: 0 E: 0 K: 1 S: 6	H: 1 LOB: 1 BB: 0 P: 6	R: 1 E: 0 K: 2 S: 8	H: 1 LOB: 0 BB: 1 P: 8	R: 0 E: 0 K: 0 S: 3	H: 1 LOB: 1 BB: 1 P: 7	1B: 11 2B: 0 3B: 0 HR: 1	SF: 1 SAC: 0 DP: 1 HBP: 0	WP: 0 PB: 1 SB: 0 CS: 0	PA: 39							
PITCHER	IP	WLS	BF	H	R	ER	SO	BB	IBB	HBP	BLK	WP	HR	S	P	ERA	WHIP										
Steve Busby, R ERA: 5.13 (1, 1)	3.0	L	16	7	3	3	2	0	0	0	0	0	0	20	20	9.00	2.333										
Doug Bird, R ERA: 1.59 (4, 1)	5.0		19	4	1	1	8	0	0	0	0	0	1	35	35	1.80	0.800										
Ken Wright, R ERA: 4.5 (9, 1)	1.0		4	1	0	0	0	1	0	0	0	0	0	3	7	0.00	2.000										

Detroit Tigers @ Kansas City Royals
 Royals Stadium, Kansas City, MO
 Wed May 09 1973, 8:05 PM EDT
 Att: 15,680 - Unknown - 79 F

AB	37
R	4
H	12
RBI	3
BB	1
SO	10
LOB	14



Batter	1	2	3	4	5	6	7	8	9	AB	R	H	RBI	BB	SO	LOB	BOTTOM										
Freddie Patek, R OBP: 0.351, SLG: 0.333 (1, 6)										4	0	1	0	0	0	2											
Cookie Rojas, R OBP: 0.357, SLG: 0.412 (1, 4)										4	0	0	0	0	0	1											
Amos Otis, R OBP: 0.341, SLG: 0.500 (1, 8)										4	0	2	0	0	0	0											
John Mayberry, L OBP: 0.403, SLG: 0.542 (1, 3)										4	1	1	1	0	0	2											
Ed Kirkpatrick, L OBP: 0.442, SLG: 0.645 (1, 9)										4	0	1	0	0	0	1											
Lou Piniella, R OBP: 0.311, SLG: 0.333 (1, 7)										3	0	0	0	0	0	1											
Hal McRae, R OBP: 0.281, SLG: 0.305 (1, 10)										3	0	1	0	0	0	0											
Paul Schaal, R OBP: 0.391, SLG: 0.361 (1, 5)										3	0	0	0	0	1	1											
Fran Healy, R OBP: 0.267, SLG: 0.286 (1, 2)										3	0	2	0	0	0	0											
Inning Stats	R: 0 E: 0 K: 0 S: 4	H: 2 LOB: 1 BB: 0 P: 4	R: 0 E: 0 K: 0 S: 3	H: 0 LOB: 0 BB: 0 P: 3	R: 0 E: 0 K: 0 S: 3	H: 1 LOB: 0 BB: 0 P: 3	R: 1 E: 0 K: 0 S: 5	H: 2 LOB: 1 BB: 0 P: 5	R: 0 E: 0 K: 1 S: 6	H: 1 LOB: 1 BB: 0 P: 6	R: 0 E: 0 K: 0 S: 3	H: 0 LOB: 0 BB: 0 P: 3	R: 0 E: 0 K: 0 S: 4	H: 1 LOB: 0 BB: 0 P: 4	R: 0 E: 0 K: 0 S: 3	H: 0 LOB: 0 BB: 0 P: 3	1B: 6 2B: 1 3B: 0 HR: 1	SF: 0 SAC: 0 DP: 2 HBP: 0	WP: 0 PB: 0 SB: 0 CS: 0	PA: 32							
PITCHER	IP	WLS	BF	H	R	ER	SO	BB	IBB	HBP	BLK	WP	HR	S	P	ERA	WHIP										
Jim Perry, R ERA: 1.84 (1, 1)	8.0	W	30	8	1	1	1	0	0	0	0	0	0	32	32	1.12	1.000										
John Hiller, L ERA: 3.39 (9, 1)	1.0	S	2	0	0	0	0	0	0	0	0	0	0	2	2	0.00	0.000										

Detroit Tigers @ Kansas City Royals
 Royals Stadium, Kansas City, MO
 Wed May 09 1973, 8:05 PM EDT
 Att: 15,680 - Unknown - 79 F

AB	32
R	1
H	8
RBI	1
BB	0
SO	1
LOB	8



Batter	1	2	3	4	5	6	7	8	9	AB	R	H	RBI	BB	SO	LOB	TOP			
Jim Northrup, L (1, 8) OBP: 0.371, SLG: 0.328	0-0 BB 1B		0-0 FC4-6 1B		0-0 L8-3		0-0 F5			4	1	2	0	0	0	3	Detroit Tigers @ Kansas City Royals Royals Stadium, Kansas City, MO Thu May 10 1973, 8:05 PM EDT Att: 11,412 - Unknown - 73 F			
Al Kaline, R (1, 9) OBP: 0.330, SLG: 0.369	4-0 1B G5-4-3 BB		0-0 L6		0-0 L9		0-0 FC6-4			3	1	0	0	1	0	3				
Gates Brown, L (1, 10) OBP: 0.360, SLG: 0.344	0-0 G5-4-3 1-3 2-H 1B		0-0 FC4-6 CS		0-0 FC1-6 1B		0-0 G3			4	0	2	1	0	0	1				
Willie Horton, R (1, 7) OBP: 0.415, SLG: 0.575	0-0 G5-4-3 1-2 3-H		0-0 CS	0-0 6-3		0-0 FC1-6 5-3 1-2		0-0 FC4-6 1B		4	0	1	0	0	0	2				
Norm Cash, L (1, 3) OBP: 0.295, SLG: 0.423	0-0 1B		0-0 G1 1B		0-0 5-3		0-0 FC4-6			4	0	2	0	0	0	2				
Bill Freehan, R (1, 2) OBP: 0.395, SLG: 0.363	0-0 L4		0-0 G1 1-2		0-0 5-3		0-0 F9			4	0	0	0	0	0	4				
Dick McAuliffe, L (1, 4) OBP: 0.291, SLG: 0.311		0-0 G3		4-0 IBB		0-0 1B 1B		0-0 F9		3	0	1	0	1	0	0				
Aurelio Rodriguez, R (1, 5) OBP: 0.217, SLG: 0.284		0-0 P4		0-0 4-3		0-3 K		0-0 L4		3	0	0	0	0	1	3				
Rich Reese, L (9, PH) OBP: 0.125, SLG: 0.054								0-0 L4		1	0	0	0	0	0	0				
Ed Brinkman, R (1, 6) OBP: 0.323, SLG: 0.360		0-0 4-3			1-0 L8-3 HBP		0-0 FC6-4 1B		0-0 6-3	2	0	1	0	0	0	0				
Duke Sims, L (9, PH) OBP: 0.385, SLG: 0.438								0-0 6-3		1	0	0	0	0	0	0				
Inning Stats	R: 2 E: 0 K: 0 S: 5	H: 3 LOB: 1 BB: 1 P: 9	R: 0 E: 0 K: 0 S: 3	H: 0 LOB: 0 BB: 0 P: 3	R: 0 E: 0 K: 0 S: 3	H: 1 LOB: 2 BB: 1 P: 8	R: 0 E: 0 K: 0 S: 4	H: 0 LOB: 0 BB: 0 P: 3	R: 0 E: 0 K: 0 S: 4	H: 1 LOB: 1 BB: 0 P: 4	R: 0 E: 0 K: 0 S: 7	H: 2 LOB: 2 BB: 0 P: 7	R: 0 E: 0 K: 0 S: 4	H: 1 LOB: 1 BB: 0 P: 4	R: 0 E: 0 K: 0 S: 3	H: 0 LOB: 0 BB: 0 P: 3	1B: 9 2B: 1 3B: 0 HR: 0	SF: 0 SAC: 0 DP: 2 HBP: 1	WP: 0 PB: 0 SB: 0 CS: 1	PA: 37
PITCHER Dick Drago, R (1, 1) ERA: 6.06	IP: 9.0 WLS: W BF: 36 H: 9 R: 2 ER: 2 SO: 1 BB: 1 IBB: 1 HBP: 1 BLK: 0 WP: 0 HR: 0 S: 35 P: 44 ERA: 2.00 WHIP: 1.111															PITCHER				

AB	33
R	2
H	9
RBI	1
BB	2
SO	1
LOB	18



Batter	1	2	3	4	5	6	7	8	9	AB	R	H	RBI	BB	SO	LOB	BOTTOM			
Freddie Patek, R (1, 6) OBP: 0.360, SLG: 0.356	0-0 F3			0-0 L9 1B	0-0 K			4-0 S 1B BB		4	3	2	1	1	1	3	Detroit Tigers @ Kansas City Royals Royals Stadium, Kansas City, MO Thu May 10 1973, 8:05 PM EDT Att: 11,412 - Unknown - 73 F			
Steve Hovley, L (1, 9) OBP: 0.300, SLG: 0.345	0-0 L9			0-0 L9 1-3	0-0 E 1B	0-3 K		0-0 1B 1B		5	1	2	2	0	1	1				
Amos Otis, R (1, 8) OBP: 0.336, SLG: 0.488	0-0 L9			0-0 L9	0-0 E8 2B 1B	0-0 L9		0-0 F8		5	1	1	0	0	0	2				
John Mayberry, L (1, 3) OBP: 0.406, SLG: 0.540		0-0 3-6 1B		0-0 2B 1B	0-3 K	0-0 F7				4	1	2	1	0	1	1				
Ed Kirkpatrick, L (1, 7) OBP: 0.444, SLG: 0.650		0-0 3-6 1-2		0-0 2B 1B	0-0 2B 2B		0-0 1-3			4	1	2	1	0	0	1				
Cookie Rojas, R (1, 4) OBP: 0.382, SLG: 0.432	0-0 F2			0-0 2B	0-0 1B 2B		0-0 6-3			4	0	2	2	0	0	0				
Gail Hopkins, L (1, 10) OBP: 0.414, SLG: 0.391			0-3 K2-3	4-0 BB	0-0 5-3		0-0 L9			2	0	0	0	1	1	1				
Jim Wohlford, R (7, PH)										1	0	0	0	0	0	0				
Paul Schaal, R (1, 5) OBP: 0.395, SLG: 0.360		0-0 L5-3 BB		0-0 1-3	0-0 BB 1B		0-0 F8			3	0	1	0	1	0	3				
Carl Taylor, R (1, 2) OBP: 0.420, SLG: 0.300			0-0 L5-3		0-0 BB 1B		0-0 F6			2	1	1	0	1	0	1				
Jerry May, R (7, 2) OBP: 0.235, SLG: 0.233										1	0	0	0	0	0	0				
Inning Stats	R: 0 E: 0 K: 0 S: 3	H: 0 LOB: 0 BB: 0 P: 3	R: 0 E: 0 K: 0 S: 3	H: 1 LOB: 0 BB: 0 P: 3	R: 0 E: 0 K: 1 S: 4	H: 0 LOB: 1 BB: 1 P: 8	R: 2 E: 0 K: 0 S: 7	H: 4 LOB: 3 BB: 1 P: 11	R: 5 E: 1 K: 2 S: 14	H: 7 LOB: 3 BB: 1 P: 18	R: 0 E: 0 K: 1 S: 5	H: 0 LOB: 0 BB: 0 P: 5	R: 0 E: 0 K: 0 S: 3	H: 0 LOB: 0 BB: 0 P: 3	R: 1 E: 0 K: 0 S: 4	H: 1 LOB: 1 BB: 1 P: 8	1B: 9 2B: 5 3B: 1 HR: 0	SF: 0 SAC: 0 DP: 2 HBP: 0	WP: 0 PB: 0 SB: 2 CS: 0	PA: 39
PITCHER Joe Coleman, R (1, 1) ERA: 2.59	IP: 4.0 WLS: L BF: 21 H: 9 R: 6 ER: 6 SO: 1 BB: 2 IBB: 0 HBP: 0 BLK: 0 WP: 0 HR: 0 S: 21 P: 29 ERA: 13.50 WHIP: 2.750															PITCHER				
John Hiller, L (5, 1) ERA: 4.15	0.2	5	3	1	1	1	0	0	0	0	0	7	7	13.50	4.500					
Lerrin LaGrow, R (5, 1) ERA: 3.74	1.1	5	0	0	0	2	1	0	0	0	0	8	12	0.00	0.750					
Fred Scherman, L (7, 1) ERA: 1.17	2.0	8	1	1	1	0	1	0	0	0	0	7	11	4.50	1.000					

AB	35
R	8
H	13
RBI	7
BB	4
SO	4
LOB	13



Batter	1	2	3	4	5	6	7	8	9	AB	R	H	RBI	BB	SO	LOB	TOP			
Bob Coluccio, R OBP: 0.208, SLG: 0.347 (1, 10)										5	1	0	0	0	1	6	Milwaukee Brewers @ Detroit Tigers Tiger Stadium, Detroit, MI Fri May 11 1973, 7:05 PM EDT Att: 12,415 - Unknown			
Don Money, R OBP: 0.250, SLG: 0.300 (1, 5)										5	1	1	0	0	0	1				
Dave May, L OBP: 0.265, SLG: 0.458 (1, 8)										5	0	1	0	0	1	2				
George Scott, R OBP: 0.324, SLG: 0.429 (1, 3)										5	1	2	3	0	0	1				
John Briggs, L OBP: 0.370, SLG: 0.488 (1, 7)										5	2	2	0	0	1	3				
Gorman Thomas, R OBP: 0.300, SLG: 0.370 (1, 9)										2	0	1	0	1	1	2				
John Felske, R OBP: 0.333, SLG: 0.250 (1, 2)										3	0	1	2	0	0	1				
Tim Johnson, L OBP: 0.308, SLG: 0.435 (8, PH)										3	0	2	0	0	0	0				
Ollie Brown, R OBP: 0.279, SLG: 0.309 (8, FR)										0	0	0	0	1	0	0				
Bob Heise, R OBP: 0.400, SLG: 0.400 (8, 6)										0	0	0	0	0	0	0				
Pedro Garcia, R OBP: 0.286, SLG: 0.435 (1, 4)										4	0	0	0	0	1	6				
Inning Stats	R: 1 E: 1 K: 1 S: 8	H: 2 LOB: 2 BB: 0 P: 8	R: 0 E: 0 K: 0 S: 3	H: 0 LOB: 0 BB: 0 P: 3	R: 0 E: 0 K: 1 S: 6	H: 1 LOB: 1 BB: 0 P: 6	R: 1 E: 0 K: 1 S: 8	H: 3 LOB: 2 BB: 0 P: 8	R: 1 E: 1 K: 1 S: 6	H: 0 LOB: 0 BB: 1 P: 6	R: 0 E: 0 K: 0 S: 3	H: 0 LOB: 0 BB: 0 P: 3	R: 1 E: 0 K: 0 S: 5	H: 2 LOB: 2 BB: 1 P: 9	R: 1 E: 0 K: 0 S: 4	H: 1 LOB: 0 BB: 0 P: 4	1B: 5 2B: 4 3B: 0 HR: 1	SF: 1 SAC: 1 DP: 0 HBP: 0	WP: 0 PB: 0 SB: 1 CS: 0	PA: 41
PITCHER Mickey Lolich, L ERA: 3.99 (1, 1)	IP: 9.0 WLS: W BF: 41	H: 10 R: 5 ER: 3 SO: 5	BB: 2 IBB: 0 HBP: 0 BLK: 0	WP: 0 HR: 1 S: 49 P: 57	ERA: 3.00 WHIP: 1.333	PITCHER										IP: 9.0 WLS: W BF: 41	H: 10 R: 5 ER: 3 SO: 5	BB: 2 IBB: 0 HBP: 0 BLK: 0	WP: 0 HR: 1 S: 49 P: 57	ERA: 3.00 WHIP: 1.333

Batter	1	2	3	4	5	6	7	8	9	AB	R	H	RBI	BB	SO	LOB	BOTTOM					
Dick McAuliffe, L OBP: 0.310, SLG: 0.321 (1, 4)										4	1	2	1	1	0	2	Milwaukee Brewers @ Detroit Tigers Tiger Stadium, Detroit, MI Fri May 11 1973, 7:05 PM EDT Att: 12,415 - Unknown					
Al Kaline, R OBP: 0.333, SLG: 0.372 (1, 9)										2	1	1	0	0	0	1						
Mickey Stanley, R OBP: 0.326, SLG: 0.438 (3, 8)										2	0	1	1	0	0	0						
Gates Brown, L OBP: 0.348, SLG: 0.328 (1, 10)										3	0	0	0	0	0	3						
Frank Howard, R OBP: 0.279, SLG: 0.263 (6, PH)										0	0	0	0	2	0	0						
Bill Freehan, R OBP: 0.396, SLG: 0.375 (1, 2)										5	1	2	1	0	0	3						
Duke Sims, L OBP: 0.349, SLG: 0.389 (1, 7)										4	0	0	0	0	1	4						
Rich Reese, L OBP: 0.125, SLG: 0.054 (7, 7)										0	0	0	0	0	0	0						
Norm Cash, L OBP: 0.304, SLG: 0.413 (1, 3)										2	0	0	0	2	0	2						
Jim Northrup, L OBP: 0.351, SLG: 0.308 (1, 8)										4	1	0	0	0	1	4						
Ed Brinkman, R OBP: 0.340, SLG: 0.393 (1, 6)										3	2	2	0	1	0	0						
Aurelio Rodriguez, R OBP: 0.218, SLG: 0.283 (1, 5)										4	0	1	1	0	0	2						
Inning Stats	R: 2 E: 1 K: 0 S: 6	H: 2 LOB: 2 BB: 1 P: 10	R: 1 E: 0 K: 0 S: 5	H: 2 LOB: 1 BB: 0 P: 5	R: 0 E: 0 K: 1 S: 5	H: 0 LOB: 1 BB: 1 P: 9	R: 1 E: 0 K: 0 S: 5	H: 2 LOB: 1 BB: 0 P: 5	R: 2 E: 1 K: 0 S: 5	H: 2 LOB: 2 BB: 2 P: 13	R: 0 E: 0 K: 1 S: 5	H: 0 LOB: 1 BB: 1 P: 9	R: 0 E: 0 K: 0 S: 3	H: 0 LOB: 0 BB: 0 P: 3	R: 0 E: 0 K: 0 S: 4	H: 1 LOB: 2 BB: 1 P: 8	1B: 6 2B: 3 3B: 0 HR: 0	SF: 0 SAC: 1 DP: 0 HBP: 0	WP: 0 PB: 0 SB: 1 CS: 0	PA: 40		
PITCHER Jerry Bell, R ERA: 3.71 (1, 1)	IP: 4.2 WLS: L	BF: 27	H: 8 R: 6 ER: 5 SO: 1	BB: 3 IBB: 1 HBP: 0 BLK: 0	WP: 0 HR: 0 S: 25 P: 41	ERA: 9.64 WHIP: 2.357	PITCHER										IP: 4.2 WLS: L	BF: 27	H: 8 R: 6 ER: 5 SO: 1	BB: 3 IBB: 1 HBP: 0 BLK: 0	WP: 0 HR: 0 S: 25 P: 41	ERA: 9.64 WHIP: 2.357
Chris Short, L ERA: 3.66 (5, 1)	IP: 3.1	WLS: 13	H: 1 R: 0 ER: 0 SO: 1	BB: 2 IBB: 0 HBP: 0 BLK: 0	WP: 0 HR: 0 S: 13 P: 21	0.00 0.900	PITCHER										IP: 3.1	WLS: 13	H: 1 R: 0 ER: 0 SO: 1	BB: 2 IBB: 0 HBP: 0 BLK: 0	WP: 0 HR: 0 S: 13 P: 21	0.00 0.900

Batter	1	2	3	4	5	6	7	8	9	AB	R	H	RBI	BB	SO	LOB	TOP										
Tim Johnson, L OBP: 0.290, SLG: 0.370 (1, 6)	0-3 K	1-0 CS HBP	0-0 1-3			0-0 4-3			0-0 4-3	4	0	0	0	0	1	2											
Don Money, R OBP: 0.246, SLG: 0.287 (1, 5)	0-0 F7	4-0 BB		0-0 6-3			0-0 5-3		0-0 6-3	4	0	0	0	1	0	0											
Dave May, L OBP: 0.256, SLG: 0.441 (1, 8)	0-3 K	0-3 K		0-0 4-3			0-0 F8			4	0	0	0	0	2	2											
George Scott, R OBP: 0.330, SLG: 0.426 (1, 3)		0-0 BB 1B	4-0 BB 3B	0-0 5-3					0-0 6-3	3	2	1	0	1	0	0											
John Briggs, L OBP: 0.375, SLG: 0.506 (1, 7)		4-0 BB 1B 3B	0-0 BLK 3B		0-0 1-3				0-3 K	3	2	1	1	1	1	0											
Ollie Brown, R OBP: 0.277, SLG: 0.305 (1, 10)		0-0 F8	0-0 F7		0-0 G6-4-3 1B				0-0 5-3	4	0	1	0	0	0	2											
Gorman Thomas, R OBP: 0.313, SLG: 0.368 (1, 9)		0-0 BB 1B	0-0 6-3		0-0 G6-4-3 1-2			4-0 E S BB		3	1	1	1	1	0	1											
John Felske, R OBP: 0.400, SLG: 0.625 (1, 2)		0-0 BB 1B 3B	0-0 2B 1B		0-0 6-3			0-3 K		4	1	2	2	0	1	1											
Pedro Garcia, R OBP: 0.295, SLG: 0.449 (1, 4)		0-0 CS HBP 1B 3H	0-0 1-3 2B		0-3 K			0-3 K		4	0	2	1	0	2	0											
Inning Stats	R: 0 E: 0 K: 2 S: 7	H: 0 LOB: 0 BB: 0 P: 7	R: 4 E: 0 K: 1 S: 8	H: 4 LOB: 2 BB: 2 P: 17	R: 2 E: 0 K: 0 S: 6	H: 3 LOB: 1 BB: 1 P: 10	R: 0 E: 0 K: 0 S: 3	H: 0 LOB: 0 BB: 0 P: 3	R: 0 E: 0 K: 1 S: 5	H: 0 LOB: 0 BB: 0 P: 5	R: 0 E: 0 K: 0 S: 3	H: 0 LOB: 0 BB: 0 P: 3	R: 0 E: 0 K: 2 S: 7	H: 0 LOB: 1 BB: 1 P: 11	R: 0 E: 0 K: 1 S: 5	H: 0 LOB: 0 BB: 0 P: 5	1B: 5 2B: 1 3B: 2 HR: 0	SF: 0 SAC: 0 DP: 1 HBP: 1	WP: 0 PB: 0 SB: 1 CS: 2	PA: 38							
PITCHER	IP	WLS	BF	H	R	ER	SO	BB	IBB	HBP	BLK	WP	HR	S	P	ERA	WHIP										
Woodie Fryman, L ERA: 5.87 (1, 1)	1.1	L	9	4	4	4	2	1	0	0	0	0	0	12	16	27.00	3.750										
Fred Scherman, L ERA: 2.39 (2, 1)	3.2		16	4	2	2	1	2	0	1	1	0	0	15	24	4.91	1.636										
Chuck Seelbach, R ERA: (6, 1)	2.0		6	0	0	0	1	0	0	0	0	0	0	8	8	0.00	0.000										
Tom Timmermann, R ERA: 4.15 (8, 1)	2.0		7	0	0	0	3	1	0	0	0	0	0	12	16	0.00	0.500										

Milwaukee Brewers @ Detroit Tigers
Tiger Stadium, Detroit, MI
Sat May 12 1973, 3:33 AM EDT
Att: 12,640 - Unknown

AB 33
R 6
H 8
RBI 5
BB 4
SO 7
LOB 8



Batter	1	2	3	4	5	6	7	8	9	AB	R	H	RBI	BB	SO	LOB	BOTTOM										
Dick McAuliffe, L OBP: 0.307, SLG: 0.329 (1, 4)	0-0 3-1		0-0 FC3-6 FC6-4			0-0 F8				4	0	1	1	0	0	1											
Ed Brinkman, R OBP: 0.327, SLG: 0.376 (1, 6)	0-0 L5		0-0 FC6-4			0-0 6-3		2H 2B		4	0	0	0	0	0	2											
Gates Brown, L OBP: 0.329, SLG: 0.310 (1, 10)	0-0 G3			0-0 G3		0-0 F8			0-0 F2	4	0	0	0	0	0	1											
Bill Freehan, R OBP: 0.382, SLG: 0.360 (1, 2)		0-0 4-3		0-0 5-3			0-0 P4		0-0 F8	4	0	0	0	0	0	0											
Norm Cash, L OBP: 0.313, SLG: 0.452 (1, 3)		0-0 HR		0-0 P6			0-0 F7		0-0 FC4-6 1B	4	1	2	1	0	0	0											
Jim Northrup, L OBP: 0.346, SLG: 0.304 (1, 9)		0-0 G3			0-0 F7				0-0 FC4-6 1-2	4	0	1	0	0	0	1											
Rich Reese, L OBP: 0.136, SLG: 0.050 (1, 7)		0-0 F8			4-0 FC4-6 BB				0-0 4-3	3	0	0	0	1	1	2											
Mickey Stanley, R OBP: 0.326, SLG: 0.434 (1, 8)			0-0 FC3-6 1B		0-0 FC4-6 FC5-4				0-0 F7	3	0	1	0	0	0	1											
Aurelio Rodriguez, R OBP: 0.221, SLG: 0.293 (1, 5)			0-0 F9		0-0 FC5-4				0-0 2B 2B	3	1	1	0	0	0	2											
Inning Stats	R: 0 E: 0 K: 0 S: 3	H: 0 LOB: 0 BB: 0 P: 3	R: 1 E: 0 K: 0 S: 4	H: 1 LOB: 0 BB: 0 P: 4	R: 0 E: 0 K: 0 S: 4	H: 1 LOB: 1 BB: 0 P: 4	R: 0 E: 0 K: 0 S: 3	H: 0 LOB: 0 BB: 0 P: 3	R: 0 E: 0 K: 0 S: 3	H: 0 LOB: 0 BB: 0 P: 3	R: 0 E: 0 K: 0 S: 4	H: 1 LOB: 1 BB: 0 P: 4	R: 1 E: 0 K: 0 S: 5	H: 2 LOB: 1 BB: 0 P: 5	R: 0 E: 0 K: 1 S: 6	H: 1 LOB: 1 BB: 0 P: 6	1B: 3 2B: 2 3B: 0 HR: 1	SF: 0 SAC: 0 DP: 0 HBP: 0	WP: 0 PB: 0 SB: 0 CS: 0	PA: 34							
PITCHER	IP	WLS	BF	H	R	ER	SO	BB	IBB	HBP	BLK	WP	HR	S	P	ERA	WHIP										
Jim Slaton, R ERA: 2.88 (1, 1)	9.0	W	34	6	2	2	1	1	0	0	0	0	1	35	39	2.00	0.778										

Milwaukee Brewers @ Detroit Tigers
Tiger Stadium, Detroit, MI
Sat May 12 1973, 3:33 AM EDT
Att: 12,640 - Unknown

AB 33
R 2
H 6
RBI 2
BB 1
SO 1
LOB 10



Batter	1	2	3	4	5	6	7	8	9	10	AB	R	H	RBI	BB	SO	LOB	TOP				
Tim Johnson, L (1, 6) OBP: 0.294, SLG: 0.433 Bob Coluccio, R (6, PH) OBP: 0.204, SLG: 0.340 Bob Heise, R (6, 6) OBP: 0.333, SLG: 0.333	4-3		2-3		SF8	L6			P3		3	1	1	1	0	0	0	Milwaukee Brewers @ Detroit Tigers Tiger Stadium, Detroit, MI Sun May 13 1973, 3:33 AM EDT Att: 23,810 - Unknown - 45 F				
Don Money, R (1, 5) OBP: 0.236, SLG: 0.276	F9		6-3		SF8				F8		4	0	0	1	0	1	0					
Dave May, L (1, 8) OBP: 0.270, SLG: 0.500	K				HR						5	2	3	2	0	2	0					
George Scott, R (1, 3) OBP: 0.325, SLG: 0.410		E6	F9		E6						4	1	0	0	1	0	1					
John Briggs, L (1, 7) OBP: 0.337, SLG: 0.489											5	0	1	0	0	0	2					
Joe Lehoucq, L (1, 10) OBP: 0.185, SLG: 0.083 Ollie Brown, R (8, PH) OBP: 0.269, SLG: 0.295											3	0	0	0	0	1	2					
Gorman Thomas, R (1, 9) OBP: 0.319, SLG: 0.377											4	0	1	0	1	1	2					
Darrell Porter, L (1, 2) OBP: 0.338, SLG: 0.361											5	2	3	1	0	1	3					
Pedro Garcia, R (1, 4) OBP: 0.293, SLG: 0.440											2	0	0	1	1	0	3					
Inning Stats	R: 0 E: 0 K: 1 S: 5	H: 0 LOB: 0 BB: 0 P: 5	R: 1 E: 1 K: 1 S: 8	H: 2 LOB: 2 BB: 0 P: 8	R: 0 E: 0 K: 0 S: 4	H: 1 LOB: 1 BB: 0 P: 4	R: 0 E: 0 K: 0 S: 3	H: 0 LOB: 0 BB: 0 P: 3	R: 3 E: 1 K: 0 S: 7	H: 3 LOB: 1 BB: 0 P: 7	R: 0 E: 0 K: 2 S: 6	H: 0 LOB: 0 BB: 0 P: 7	R: 0 E: 0 K: 1 S: 5	H: 0 LOB: 0 BB: 0 P: 5	R: 1 E: 0 K: 0 S: 4	H: 1 LOB: 0 BB: 0 P: 4	R: 1 E: 0 K: 1 S: 6		H: 1 LOB: 2 BB: 2 P: 14	1B: 4 2B: 1 3B: 2 HR: 2	SF: 2 SAC: 0 DP: 0 HBP: 0	WP: 0 PB: 0 SB: 0 CS: 0
PITCHER	IP 4.2	WLS 22	BF 6	H 4	R 3	ER 3	SO 2	BB 0	IBB 0	HBP 0	BLK 0	WP 0	HR 1	S 26	P 26	ERA 5.79	WHIP 1.286					
Jim Perry, R (1, 1) ERA: 2.18 John Hiller, L (5, 1) ERA: 3.86	IP 5.1	WLS L	BF 22	H 3	R 2	ER 2	SO 5	BB 2	IBB 1	HBP 0	BLK 0	WP 0	HR 1	S 29	P 41	ERA 3.38	WHIP 0.938					

AB	39
R	6
H	9
RBI	6
BB	3
SO	7
LOB	16



Batter	1	2	3	4	5	6	7	8	9	10	AB	R	H	RBI	BB	SO	LOB	BOTTOM				
Jim Northrup, L (1, 9) OBP: 0.366, SLG: 0.361 Dick Sharon, R (7, 9)											3	1	2	1	1	1	0	Milwaukee Brewers @ Detroit Tigers Tiger Stadium, Detroit, MI Sun May 13 1973, 3:33 AM EDT Att: 23,810 - Unknown - 45 F				
Duke Sims, L (9, PH) OBP: 0.364, SLG: 0.405 Tony Taylor, R (9, PR) OBP: 0.298, SLG: 0.255											1	0	1	0	0	0	0					
Mickey Stanley, R (1, 8) OBP: 0.310, SLG: 0.409											5	0	0	0	0	0	5					
Gates Brown, L (1, 10) OBP: 0.322, SLG: 0.342											5	1	1	1	0	1	3					
Bill Freehan, R (1, 2) OBP: 0.383, SLG: 0.362											5	0	2	1	0	0	1					
Norm Cash, L (1, 3) OBP: 0.320, SLG: 0.460 Frank Howard, R (9, PH) OBP: 0.295, SLG: 0.263											3	0	1	0	1	2	3					
Rich Reese, L (1, 7) OBP: 0.122, SLG: 0.044											5	0	0	0	0	1	4					
Dick McAuliffe, L (1, 4) OBP: 0.323, SLG: 0.329											3	0	1	0	2	0	0					
Aurelio Rodriguez, R (1, 5) OBP: 0.220, SLG: 0.298											5	1	1	0	0	0	4					
Ed Brinkman, R (1, 6) OBP: 0.330, SLG: 0.378											5	1	2	1	0	1	1					
Inning Stats	R: 1 E: 1 K: 1 S: 6	H: 0 LOB: 1 BB: 1 P: 10	R: 0 E: 1 K: 0 S: 4	H: 1 LOB: 1 BB: 0 P: 4	R: 0 E: 0 K: 1 S: 7	H: 2 LOB: 2 BB: 0 P: 7	R: 2 E: 0 K: 0 S: 6	H: 3 LOB: 1 BB: 0 P: 6	R: 1 E: 0 K: 0 S: 5	H: 2 LOB: 2 BB: 1 P: 9	R: 0 E: 0 K: 2 S: 7	H: 0 LOB: 1 BB: 0 P: 11	R: 0 E: 0 K: 0 S: 3	H: 0 LOB: 0 BB: 0 P: 3	R: 1 E: 1 K: 0 S: 5	H: 2 LOB: 2 BB: 1 P: 9	R: 0 E: 0 K: 0 S: 4	H: 1 LOB: 2 BB: 1 P: 8	1B: 6 2B: 3 3B: 1 HR: 1	SF: 0 SAC: 1 DP: 0 HBP: 0	WP: 0 PB: 0 SB: 0 CS: 1	PA: 47
PITCHER	IP 8.1	WLS 3	BF 40	H 10	R 5	ER 4	SO 6	BB 2	IBB 1	HBP 0	BLK 0	WP 0	HR 1	S 49	P 61	ERA 4.32	WHIP 1.440					
Jim Colborn, R (1, 1) ERA: 2.45 Chris Short, L (9, 1) ERA: 3.6 Frank Linzy, R (10, 1) ERA: 7.5	IP 0.2	WLS W	BF 3	H 0	R 0	ER 0	SO 0	BB 0	IBB 0	HBP 0	BLK 0	WP 0	HR 0	S 1	P 9	ERA 0.00	WHIP 1.500					
Frank Linzy, R (10, 1) ERA: 7.5	IP 1.0	WLS S	BF 4	H 1	R 0	ER 0	SO 0	BB 0	IBB 0	HBP 0	BLK 0	WP 0	HR 0	S 4	P 4	ERA 0.00	WHIP 1.000					

AB	41
R	5
H	11
RBI	4
BB	5
SO	6
LOB	23



Batter	1	2	3	4	5	6	7	8	9	AB	R	H	RBI	BB	SO	LOB	TOP							
Tony Taylor, R OBP: 0.189, SLG: 0.231 (1, 4)										5	0	0	0	0	0	3								
Aurelio Rodriguez, R OBP: 0.227, SLG: 0.310 (1, 5)										5	1	2	0	0	0	1								
Bill Freehan, R OBP: 0.383, SLG: 0.373 (1, 3)										5	1	2	1	0	0	1								
Frank Howard, R OBP: 0.313, SLG: 0.310 (1, 10)										4	2	2	0	0	1	1								
Mickey Stanley, R OBP: 0.317, SLG: 0.407 (1, 8)										3	2	1	0	1	0	1								
Ike Brown, R OBP: 0.308, SLG: 0.182 (1, 7)										4	1	2	1	0	1	1								
Duke Sims, L OBP: 0.375, SLG: 0.410 (1, 2)										2	1	1	2	0	0	0								
Dick Sharon, R OBP: 0.250, SLG: 0.500 (1, 9)										4	0	1	2	0	0	2								
Ed Brinkman, R OBP: 0.336, SLG: 0.376 (1, 6)										3	0	1	1	1	0	2								
Inning Stats	R: 0 E: 0 K: 0 S: 3	H: 0 LOB: 0 BB: 0 P: 3	R: 4 E: 1 K: 0 S: 7	H: 4 LOB: 1 BB: 0 P: 8	R: 0 E: 0 K: 0 S: 3	H: 0 LOB: 0 BB: 0 P: 3	R: 0 E: 0 K: 0 S: 3	H: 0 LOB: 0 BB: 0 P: 3	R: 1 E: 0 K: 0 S: 4	H: 2 LOB: 1 BB: 0 P: 4	R: 1 E: 0 K: 0 S: 7	H: 2 LOB: 1 BB: 0 P: 7	R: 0 E: 0 K: 0 S: 2	H: 0 LOB: 0 BB: 1 P: 6	R: 2 E: 0 K: 1 S: 8	H: 3 LOB: 2 BB: 1 P: 12	R: 0 E: 0 K: 0 S: 3	H: 1 LOB: 0 BB: 0 P: 3	1B: 8 2B: 6 3B: 0 HR: 0	SF: 1 SAC: 0 DP: 3 HBP: 1	WP: 0 PB: 0 SB: 0 CS: 0	PA: 39		
PITCHER	IP	WLS	BF	H	R	ER	SO	BB	IBB	HBP	BLK	WP	HR	S	P	ERA	WHIP							
Fritz Peterson, L ERA: 3.44 (1, 1)	6.0	L	26	8	6	5	1	0	0	1	0	0	0	27	28	7.50	1.333							
Mike Kekich, L ERA: 10.8 (7, 1)	2.0		10	3	2	2	1	2	0	0	0	0	0	10	18	9.00	2.500							
Fred Beene, R ERA: 3.18 (9, 1)	1.0		3	1	0	0	0	0	0	0	0	0	0	3	3	0.00	1.000							

Detroit Tigers @ New York Yankees
Yankee Stadium, Bronx, NY
Mon May 14 1973, 7:05 PM EDT
Att. 8,643 - Unknown - 63 F

AB	35
R	8
H	12
RBI	7
BB	2
SO	2
LOB	12

Batter	1	2	3	4	5	6	7	8	9	AB	R	H	RBI	BB	SO	LOB	BOTTOM							
Horace Clarke, S OBP: 0.333, SLG: 0.298 (1, 4)										5	0	1	0	0	1	2								
Roy White, S OBP: 0.338, SLG: 0.281 (1, 7)										2	0	1	0	2	0	0								
Matty Alou, L OBP: 0.359, SLG: 0.418 (1, 9)										4	0	1	0	0	1	3								
Bobby Murcer, L OBP: 0.352, SLG: 0.496 (1, 8)										4	0	1	0	0	0	4								
Ron Blomberg, L OBP: 0.406, SLG: 0.492 (1, 3)										3	0	1	0	1	0	4								
Graig Nettles, L OBP: 0.341, SLG: 0.356 (1, 5)										3	0	0	0	1	0	2								
Johnny Callison, L OBP: 0.170, SLG: 0.178 (1, 10)										4	0	0	0	0	2	3								
Thurman Munson, R OBP: 0.342, SLG: 0.445 (1, 2)										4	0	0	0	0	3	3								
Gene Michael, S OBP: 0.320, SLG: 0.322 (1, 6)										4	0	1	0	0	1	2								
Inning Stats	R: 0 E: 0 K: 0 S: 4	H: 2 LOB: 1 BB: 0 P: 4	R: 0 E: 1 K: 1 S: 7	H: 1 LOB: 2 BB: 0 P: 7	R: 0 E: 0 K: 1 S: 5	H: 0 LOB: 0 BB: 0 P: 5	R: 0 E: 0 K: 1 S: 5	H: 0 LOB: 0 BB: 0 P: 5	R: 0 E: 0 K: 2 S: 7	H: 0 LOB: 1 BB: 1 P: 7	R: 0 E: 0 K: 2 S: 7	H: 0 LOB: 0 BB: 0 P: 7	R: 0 E: 0 K: 1 S: 6	H: 1 LOB: 2 BB: 1 P: 10	R: 0 E: 0 K: 2 S: 8	H: 1 LOB: 2 BB: 1 P: 12	R: 0 E: 0 K: 2 S: 8	H: 1 LOB: 2 BB: 1 P: 12	1B: 5 2B: 2 3B: 0 HR: 0	SF: 0 SAC: 0 DP: 1 HBP: 0	WP: 0 PB: 0 SB: 0 CS: 0	PA: 37		
PITCHER	IP	WLS	BF	H	R	ER	SO	BB	IBB	HBP	BLK	WP	HR	S	P	ERA	WHIP							
Joe Coleman, R ERA: 2.25 (1, 1)	9.0	W	37	6	0	0	8	4	0	0	0	0	0	49	65	0.00	1.111							


Detroit Tigers @ New York Yankees
Yankee Stadium, Bronx, NY
Mon May 14 1973, 7:05 PM EDT
Att. 8,643 - Unknown - 63 F

AB	33
R	0
H	6
RBI	0
BB	4
SO	8
LOB	23

Batter	1	2	3	4	5	6	7	8	9	10	AB	R	H	RBI	BB	SO	LOB	TOP									
Tommy Harper, R OBP: 0.325, SLG: 0.389 (1.8, 10.7)	1-3		L7			5-3		FC5-4 1B	K		5	0	1	1	0	1	3										
Mario Guerrero, R OBP: 0.353, SLG: 0.313 (1.6)	F3		F9			6-3		FC5-4 2B		F2	5	1	0	1	0	0	2										
Carl Yastrzemski, L OBP: 0.351, SLG: 0.491 Rick Miller, L OBP: 0.333, SLG: 0.280 (1.7, 10.8)	F5					K				K	5	1	2	2	0	2	0										
Orlando Cepeda, R OBP: 0.354, SLG: 0.525 (1.10)		L9						FC5-4 1B		6-3	4	0	1	0	1	0	0										
Rico Petrocelli, R OBP: 0.289, SLG: 0.485 (1.5)		5-3				F9		FC5-4 1B			4	0	0	0	0	1	3										
Carlton Fisk, R OBP: 0.359, SLG: 0.566 (1.2)						F8				6-3	4	1	1	1	0	0	1										
Danny Cater, R OBP: 0.308, SLG: 0.333 (1.3)		HR				K					4	1	1	0	0	2	0										
Doug Griffin, R OBP: 0.336, SLG: 0.421 (1.4)						F9		1B 1B		E6 1B	4	1	3	0	0	0	0										
Dwight Evans, R OBP: 0.308, SLG: 0.286 Ben Oglivie, L OBP: 0.293, SLG: 0.446 (1.9, 9.9)						F9		1B FC5-4 1B		K	3	0	0	0	0	2	3										
Inning Stats	R: 0 E: 0 K: 0 S: 3	H: 0 LOB: 0 BB: 0 P: 3	R: 1 E: 0 K: 1 S: 6	H: 1 LOB: 0 BB: 0 P: 6	R: 0 E: 0 K: 1 S: 6	H: 1 LOB: 1 BB: 0 P: 6	R: 1 E: 0 K: 0 S: 4	H: 2 LOB: 0 BB: 0 P: 4	R: 0 E: 0 K: 1 S: 5	H: 0 LOB: 0 BB: 0 P: 5	R: 0 E: 0 K: 1 S: 5	H: 0 LOB: 0 BB: 0 P: 5	R: 0 E: 0 K: 1 S: 5	H: 0 LOB: 0 BB: 0 P: 5	R: 3 E: 0 K: 1 S: 9	H: 4 LOB: 2 BB: 1 P: 13	R: 0 E: 1 K: 2 S: 9	H: 1 LOB: 2 BB: 0 P: 9	R: 0 E: 0 K: 1 S: 5	H: 0 LOB: 0 BB: 0 P: 5	1B: 5 2B: 2 3B: 0 HR: 2	SF: 0 SAC: 0 DP: 0 HBP: 0	WP: 0 PA: 40 PB: 0 SB: 0 CS: 1				
PITCHER	IP	WLS	BF	H	R	ER	SO	BB	IBB	HBP	BLK	WP	HR	S	P	ERA	WHIP										
Mickey Lolich, L ERA: 4.19	(1.1)	7.2	30	8	5	5	6	0	0	0	0	0	0	2	42	5.87	1.043										
Chuck Seelbach, R ERA:	(8.1)	0.2	5	1	0	0	0	0	1	0	0	0	0	4	8	0.00	1.500										
John Hiller, L ERA: 3.45	(9.1)	1.2	5	0	0	0	3	0	0	0	0	0	0	11	11	0.00	0.000										

Boston Red Sox @ Detroit Tigers
Tiger Stadium, Detroit, MI
Wed May 16 1973, 7:05 PM EDT
Att: 10,030 - Unknown - 45 F


AB 39
R 5
H 9
RBI 5
BB 1
SO 9
LOB 14



Batter	1	2	3	4	5	6	7	8	9	10	AB	R	H	RBI	BB	SO	LOB	BOTTOM									
Jim Northrup, L OBP: 0.356, SLG: 0.342 (1.9)	HR	4-3			P6	K			B1-6-4		4	1	0	0	1	1	2										
Bill Freehan, R OBP: 0.376, SLG: 0.360 (1.10)	K				5-3	1B		5-3	F9		4	1	0	0	1	1	1										
Gates Brown, L OBP: 0.330, SLG: 0.388 Ike Brown, R OBP: 0.357, SLG: 0.182 John Gamble, R (10. PR)	HR				1-3	1B		P4		BB 1B SF9 BB	4	2	2	2	0	0	0										
Norm Cash, L OBP: 0.305, SLG: 0.435 (1.3)	3-1				P5	K		K		F7	5	0	0	0	0	2	3										
Duke Sims, L OBP: 0.415, SLG: 0.512 (1.2)	HR					2B		3-1		BB 1B	4	1	3	2	1	0	0										
Dick McAuliffe, L OBP: 0.327, SLG: 0.337 (1.4)	6-3				K	K		L8		BB	4	0	1	1	1	1	1										
Mickey Stanley, R OBP: 0.321, SLG: 0.404 (1.8)					F7	P5		1B		SF9	3	0	1	1	1	0	3										
Aurelio Rodriguez, R OBP: 0.228, SLG: 0.302 (1.5)		F7				6-3		K			3	0	0	0	0	1	2										
Ed Brinkman, R OBP: 0.342, SLG: 0.381 (1.6)					P9	F7				B1-6-4 1B	4	0	2	0	0	0	2										
Inning Stats	R: 3 E: 0 K: 1 S: 7	H: 2 LOB: 0 BB: 1 P: 11	R: 0 E: 0 K: 0 S: 3	H: 1 LOB: 1 BB: 1 P: 7	R: 0 E: 0 K: 0 S: 3	H: 0 LOB: 0 BB: 0 P: 3	R: 0 E: 0 K: 1 S: 5	H: 0 LOB: 2 BB: 1 P: 10	R: 2 E: 0 K: 1 S: 8	H: 3 LOB: 2 BB: 1 P: 12	R: 0 E: 0 K: 1 S: 5	H: 0 LOB: 0 BB: 0 P: 5	R: 0 E: 0 K: 1 S: 5	H: 0 LOB: 0 BB: 0 P: 5	R: 0 E: 0 K: 1 S: 6	H: 1 LOB: 1 BB: 0 P: 6	R: 0 E: 0 K: 0 S: 3	H: 1 LOB: 0 BB: 0 P: 3	R: 1 E: 0 K: 0 S: 3	H: 1 LOB: 2 BB: 2 P: 11	1B: 6 2B: 1 3B: 0 HR: 2	SF: 1 SAC: 0 DP: 1 HBP: 1	WP: 0 PA: 43 PB: 0 SB: 1 CS: 1				
PITCHER	IP	WLS	BF	H	R	ER	SO	BB	IBB	HBP	BLK	WP	HR	S	P	ERA	WHIP										
Luis Tiant, R ERA: 4.25	(1.1)	9.2	43	9	6	6	6	6	0	1	0	0	2	48	73	5.59	1.552										

Boston Red Sox @ Detroit Tigers
Tiger Stadium, Detroit, MI
Wed May 16 1973, 7:05 PM EDT
Att: 10,030 - Unknown - 45 F

AB 35
R 6
H 9
RBI 6
BB 6
SO 6
LOB 14



Batter	1	2	3	4	5	6	7	8	9	AB	R	H	RBI	BB	SO	LOB	TOP			
Tommy Harper, R OBP: 0.323, SLG: 0.379 (1, 7)	F8		5-3			K		FC6-4 BB		3	0	0	0	1	1	1	Boston Red Sox @ Detroit Tigers Tiger Stadium, Detroit, MI Thu May 17 1973, 7:05 PM EDT Att: 9,236 - Unknown			
Mario Guerrero, R OBP: 0.333, SLG: 0.300 (1, 6)	6-3			6-3		1B		FC1-6 FC6-4		4	0	1	0	0	0	2				
Carl Yastrzemski, L OBP: 0.349, SLG: 0.483 (1, 3)	1B			4-3		L4-6		FC6-4 FC4		4	0	1	0	0	0	4				
Orlando Cepeda, R OBP: 0.350, SLG: 0.524 (1, 10)	F9			WP 2B			F9	FC4		4	0	1	0	0	0	3				
Rico Petrocelli, R OBP: 0.275, SLG: 0.458 (1, 5)		6-3		5-3		K			P8	4	0	0	0	0	1	1				
Carlton Fisk, R OBP: 0.355, SLG: 0.555 (1, 2)	F5				K		1B		F8	4	0	1	0	0	1	0				
Doug Griffin, R OBP: 0.333, SLG: 0.414 (1, 4)	L3			4-3		1B		1B	E6 BB	4	0	1	0	0	0	0				
Rick Miller, L OBP: 0.323, SLG: 0.250 (1, 8)			G3		F8		3-1		BB	3	0	0	0	1	0	2				
Dwight Evans, R OBP: 0.324, SLG: 0.293 (1, 9)			K2-3			L4-6 BB		FC1-6 BB	4-3	2	0	1	0	1	1	0				
Reggie Smith, S OBP: 0.411, SLG: 0.495 (9, PH)								1B		1	0	0	0	0	0	2				
Inning Stats	R: 0 E: 0 K: 0 S: 4	H: 1 LOB: 1 BB: 0 P: 4	R: 0 E: 0 K: 0 S: 3	H: 0 LOB: 0 BB: 0 P: 3	R: 0 E: 0 K: 1 S: 5	H: 0 LOB: 0 BB: 0 P: 5	R: 0 E: 0 K: 0 S: 4	H: 1 LOB: 1 BB: 0 P: 4	R: 0 E: 0 K: 1 S: 5	H: 0 LOB: 0 BB: 0 P: 5	R: 0 E: 0 K: 1 S: 7	H: 2 LOB: 2 BB: 0 P: 7	R: 0 E: 0 K: 0 S: 4	H: 1 LOB: 2 BB: 1 P: 8	R: 0 E: 1 K: 0 S: 4	H: 0 LOB: 2 BB: 1 P: 8	1B: 5 2B: 2 3B: 0 HR: 0	SF: 0 SAC: 0 DP: 1 HBP: 0	WP: 1 PB: 0 SB: 0 CS: 0	PA: 36
PITCHER Jim Perry, R ERA: 1.87 (1, 1)	IP: 9.0 WLS: W BF: 36	H: 6 R: 0 ER: 0	SO: 4 BB: 3 IBB: 0 HBP: 0 BLK: 0	WP: 1 HR: 0 S: 41 P: 53	ERA: 0.00 WHIP: 1.000											ERA: 0.00 WHIP: 1.000				

Batter	1	2	3	4	5	6	7	8	9	AB	R	H	RBI	BB	SO	LOB	BOTTOM	
Tony Taylor, R OBP: 0.211, SLG: 0.304 (1, 4)	6-3		5-3		S 1B					4	1	2	1	0	0	0	Boston Red Sox @ Detroit Tigers Tiger Stadium, Detroit, MI Thu May 17 1973, 7:05 PM EDT Att: 9,236 - Unknown	
Aurelio Rodriguez, R OBP: 0.221, SLG: 0.293 (1, 5)	L4		F3		6-3			F8		4	0	0	0	0	0	1		
Al Kaline, R OBP: 0.350, SLG: 0.400 (1, 9)			L5-3			1B		1B		4	0	3	0	0	0	0		
John Gamble, R OBP: 0.356, SLG: 0.342 (9, 9)	2B					1B		1B		0	0	0	0	0	0	0		
Bill Freehan, R OBP: 0.380, SLG: 0.359 (1, 3)	BB			F9		G4-6-3		P6		3	0	1	0	1	0	1		
Frank Howard, R OBP: 0.288, SLG: 0.283 (1, 10)	F7			G3		K		4-3		4	0	0	0	0	1	5		
Duke Sims, L OBP: 0.429, SLG: 0.522 (1, 2)		FC6-4 1B		FC5-4 1B		G4-6-3				3	0	2	0	0	0	2		
Mickey Stanley, R OBP: 0.313, SLG: 0.392 (1, 8)	F7			FC5-4			P7			3	0	0	0	0	0	2		
Ike Brown, R OBP: 0.353, SLG: 0.214 (1, 7)	FC6-4				4-3			G5-4-3 1B		3	0	1	0	0	0	1		
Ed Brinkman, R OBP: 0.333, SLG: 0.370 (1, 6)	F2				5-3			G5-4-3		3	0	0	0	0	0	2		
Inning Stats	R: 0 E: 0 K: 0 S: 4	H: 1 LOB: 2 BB: 1 P: 8	R: 0 E: 0 K: 0 S: 4	H: 1 LOB: 1 BB: 0 P: 4	R: 0 E: 0 K: 0 S: 3	H: 0 LOB: 0 BB: 0 P: 3	R: 0 E: 0 K: 0 S: 4	H: 1 LOB: 1 BB: 0 P: 4	R: 0 E: 0 K: 0 S: 6	H: 2 LOB: 1 BB: 0 P: 6	R: 0 E: 0 K: 0 S: 3	H: 1 LOB: 0 BB: 0 P: 3	R: 1 E: 0 K: 0 S: 5	H: 2 LOB: 1 BB: 0 P: 5	1B: 7 2B: 1 3B: 0 HR: 1	SF: 0 SAC: 0 DP: 2 HBP: 0	WP: 0 PB: 0 SB: 1 CS: 0	PA: 32
PITCHER John Curtis, L ERA: 2.87 (1, 1)	IP: 8.0 WLS: L BF: 32	H: 9 R: 1 ER: 1	SO: 1 BB: 1 IBB: 0 HBP: 0 BLK: 0	WP: 0 HR: 1 S: 33 P: 37	ERA: 1.12 WHIP: 1.250											ERA: 1.12 WHIP: 1.250		

Batter	1	2	3	4	5	6	7	8	9	AB	R	H	RBI	BB	SO	LOB	TOP																				
Tommy Harper, R OBP: 0.321, SLG: 0.370 (1, 8)										3	0	0	0	1	1	2																					
Luis Aparicio, R OBP: 0.309, SLG: 0.300 (1, 6)										5	0	1	1	0	0	5																					
Carl Yastrzemski, L OBP: 0.343, SLG: 0.467 (1, 7)										4	0	0	0	1	0	2																					
Orlando Cepeda, R OBP: 0.344, SLG: 0.505 Rick Miller, L OBP: 0.323, SLG: 0.250 (9, PR)										4	0	0	0	1	1	3																					
Rico Petrocelli, R OBP: 0.274, SLG: 0.447 John Kennedy, R OBP: 0.283, SLG: 0.366 (8, PR)										4	0	1	0	0	0	2																					
Carlton Fisk, R OBP: 0.376, SLG: 0.596 (1, 2)										4	2	4	1	0	0	0																					
Danny Cater, R OBP: 0.294, SLG: 0.313 (1, 3)										4	1	1	0	0	0	3																					
Doug Griffin, R OBP: 0.331, SLG: 0.409 (1, 4)										4	0	1	1	0	0	3																					
Dwight Evans, R OBP: 0.333, SLG: 0.295 (1, 9)										3	1	1	0	1	1	1																					
Inning Stats	R: 0 E: 0 K: 1 S: 5	H: 0 LOB: 2 BB: 2 P: 13	R: 1 E: 0 K: 0 S: 4	H: 1 LOB: 0 BB: 0 P: 4	R: 0 E: 0 K: 0 S: 4	H: 1 LOB: 1 BB: 0 P: 4	R: 2 E: 1 K: 0 S: 6	H: 3 LOB: 2 BB: 1 P: 10	R: 0 E: 0 K: 0 S: 3	H: 0 LOB: 0 BB: 0 P: 3	R: 0 E: 0 K: 1 S: 5	H: 0 LOB: 0 BB: 0 P: 5	R: 0 E: 1 K: 0 S: 5	H: 2 LOB: 2 BB: 0 P: 5	R: 1 E: 1 K: 1 S: 7	H: 1 LOB: 2 BB: 1 P: 11	1B: 8 2B: 0 3B: 0 HR: 1	SF: 0 SAC: 1 DP: 1 HBP: 0	WP: 1 PA: 41 PB: 0 SB: 1 CS: 0																		
PITCHER	IP	WLS	BF	H	R	ER	SO	BB	IBB	HBP	BLK	WP	HR	S	P	ERA	WHIP	PITCHER		IP	WLS	BF	H	R	ER	SO	BB	IBB	HBP	BLK	WP	HR	S	P	ERA	WHIP	
Woodie Fryman, L ERA: 5.82 (1, 1)	3.1		18	5	3	2	1	3	0	0	0	0	1	17	29	5.40	2.400																				
Tom Timmermann, R ERA: 3.38 (4, 1)	5.0	W	20	4	1	0	2	0	0	0	0	1	0	24	24	0.00	0.800																				
John Hiller, L ERA: 3.31 (9, 1)	0.2	S	3	0	0	0	1	0	1	0	0	0	0	4	8	0.00	0.000																				

Boston Red Sox @ Detroit Tigers
Tiger Stadium, Detroit, MI
Fri May 18 1973, 7:05 PM EDT
Att: 21,845 - Unknown

AB 36
R 4
H 9
RBI 3
BB 4
SO 4
LOB 23




Batter	1	2	3	4	5	6	7	8	9	AB	R	H	RBI	BB	SO	LOB	BOTTOM																				
Jim Northrup, L OBP: 0.352, SLG: 0.375 (1, 9)										4	1	1	1	0	1	0																					
Bill Freehan, R OBP: 0.383, SLG: 0.367 (1, 2)										3	1	1	0	0	0	0																					
Gates Brown, L OBP: 0.337, SLG: 0.393 (1, 10)										4	1	2	0	0	0	1																					
Duke Sims, L OBP: 0.433, SLG: 0.510 (1, 7)										3	0	1	0	1	0	2																					
Norm Cash, L OBP: 0.303, SLG: 0.421 (1, 3)										3	1	0	1	1	0	3																					
Dick McAuliffe, L OBP: 0.333, SLG: 0.337 (1, 4)										3	0	1	0	1	0	0																					
Mickey Stanley, R OBP: 0.310, SLG: 0.420 (1, 8)										3	1	1	2	0	0	2																					
Aurelio Rodriguez, R OBP: 0.215, SLG: 0.285 (1, 5)										4	0	0	0	0	1	1																					
Ed Brinkman, R OBP: 0.325, SLG: 0.360 (1, 6)										3	0	0	0	0	0	1																					
Inning Stats	R: 0 E: 0 K: 0 S: 4	H: 1 LOB: 1 BB: 0 P: 4	R: 1 E: 0 K: 0 S: 4	H: 1 LOB: 1 BB: 1 P: 8	R: 2 E: 1 K: 0 S: 5	H: 2 LOB: 2 BB: 1 P: 10	R: 0 E: 0 K: 1 S: 5	H: 0 LOB: 0 BB: 0 P: 5	R: 0 E: 0 K: 0 S: 4	H: 1 LOB: 1 BB: 0 P: 4	R: 1 E: 0 K: 0 S: 4	H: 1 LOB: 0 BB: 1 P: 8	R: 1 E: 0 K: 1 S: 5	H: 0 LOB: 0 BB: 0 P: 5	R: 0 E: 0 K: 1 S: 5	H: 0 LOB: 0 BB: 0 P: 5	1B: 4 2B: 1 3B: 0 HR: 2	SF: 1 SAC: 0 DP: 0 HBP: 1	WP: 0 PA: 35 PB: 0 SB: 0 CS: 0																		
PITCHER	IP	WLS	BF	H	R	ER	SO	BB	IBB	HBP	BLK	WP	HR	S	P	ERA	WHIP	PITCHER		IP	WLS	BF	H	R	ER	SO	BB	IBB	HBP	BLK	WP	HR	S	P	ERA	WHIP	
Marty Pattin, R ERA: 6.27 (1, 1)	6.2	L	31	7	5	4	1	2	1	1	0	0	2	29	42	5.40	1.350																				
Bob Veale, L ERA: 2.57 (7, 1)	1.1		4	0	0	0	1	0	0	0	0	0	0	6	6	0.00	0.000																				


Boston Red Sox @ Detroit Tigers
Tiger Stadium, Detroit, MI
Fri May 18 1973, 7:05 PM EDT
Att: 21,845 - Unknown


AB 30
R 5
H 7
RBI 4
BB 3
SO 2
LOB 10




Batter	1	2	3	4	5	6	7	8	9	AB	R	H	RBI	BB	SO	LOB	TOP					
Jim Northrup, L (1, 9) OBP: 0.344, SLG: 0.400	0-0 4-3		0-0 G3			0-0 HR	0-0 FC3-2		0-0 F2	5	1	1	1	0	0	3						
Tony Taylor, R (1, 10) OBP: 0.210, SLG: 0.295	0-0 PO 1B		0-0 F9			0-0 P4	0-0 1-3		0-0 6-3	5	0	1	0	0	0	3						
Bill Freehan, R (1, 2) OBP: 0.372, SLG: 0.355	0-0 F7			0-0 4-3		0-0 E6 1B		0-0 F8		4	0	0	0	0	0	1						
Duke Sims, L (1, 7) OBP: 0.422, SLG: 0.491	0-0 PO 1-2	0-0 4-1		0-3 K		0-0 G4-6-3 1B		0-0 4-3		4	0	1	0	0	1	0						
Norm Cash, L (1, 3) OBP: 0.310, SLG: 0.412		4-0 FC6-4 1B BB		4-0 BB		0-0 G4-6-3 1B 1-2		0-0 4-3		2	0	0	0	2	0	2						
Dick McAuliffe, L (1, 4) OBP: 0.340, SLG: 0.337		0-0 FC6-4 1B		0-0 4-3			4-0 SH1-3 1B BB		0-0 L3	3	1	1	0	1	0	1						
Mickey Stanley, R (1, 8) OBP: 0.311, SLG: 0.417		0-0 FC6-4 1-2 2-3			0-0 F7		0-0 SH1-3 1-2		0-0 BB 3B 1B	3	1	1	0	0	0	2	AB 33 R 4 H 8 RBI 4 BB 4 SO 1 LOB 14					
Aurelio Rodriguez, R (1, 5) OBP: 0.223, SLG: 0.286		0-0 F2			0-0 5-3		0-0 1B FC3-2 1B 2-H		4-0 3B BB	3	1	1	1	1	0	2						
Ed Brinkman, R (1, 6) OBP: 0.331, SLG: 0.383			0-0 1-3		0-0 5-3		0-0 FC3-2 1B 1-3		0-0 3B 1-H 2-H	4	0	2	2	0	0	0						
Inning Stats	R: 0 E: 0 K: 0 S: 3	H: 1 LOB: 0 BB: 0 P: 3	R: 0 E: 0 K: 0 S: 4	H: 1 LOB: 2 BB: 1 P: 8	R: 0 E: 0 K: 1 S: 3	H: 0 LOB: 0 BB: 0 P: 3	R: 0 E: 0 K: 1 S: 5	H: 0 LOB: 0 BB: 0 P: 9	R: 0 E: 0 K: 0 S: 3	H: 0 LOB: 0 BB: 0 P: 3	R: 1 E: 1 K: 0 S: 5	H: 2 LOB: 1 BB: 0 P: 5	R: 1 E: 0 K: 0 S: 5	H: 2 LOB: 2 BB: 1 P: 9	R: 0 E: 0 K: 0 S: 3	H: 0 LOB: 0 BB: 0 P: 3	R: 2 E: 0 K: 0 S: 5	H: 2 LOB: 1 BB: 1 P: 9	1B: 6 2B: 0 3B: 1 HR: 1	SF: 0 SAC: 1 DP: 1 HBP: 0	WP: 0 PB: 0 SB: 0 CS: 0	PA: 39
PITCHER Jerry Bell, R (1, 1) ERA: 3.3	IP: 9.0 WLS: L BF: 38 H: 8 R: 4 ER: 4 SO: 1 BB: 4 IBB: 0 HBP: 0 BLK: 0 WP: 0 HR: 1 S: 36 P: 52 ERA: 4.00 WHIP: 1.333															PITCHER						

Detroit Tigers @ Milwaukee Brewers
 Milwaukee County Stadium, Milwaukee, WI
 Sat May 19 1973, 4:33 AM EDT
 Att: 11,609 - Unknown

livebaseballscores.com
 AB 33
 R 4
 H 8
 RBI 4
 BB 4
 SO 1
 LOB 14


Batter	1	2	3	4	5	6	7	8	9	AB	R	H	RBI	BB	SO	LOB	BOTTOM			
Tim Johnson, L (1, 6) OBP: 0.270, SLG: 0.339	0-0 4-3		0-0 L8		0-0 L6			0-0 4-3		4	0	0	0	0	0	2				
Don Money, R (1, 5) OBP: 0.244, SLG: 0.311	0-0 5-3			0-0 S 1B		0-0 P5		0-0 2-3 HR		4	1	2	2	0	0	0				
Dave May, L (1, 8) OBP: 0.311, SLG: 0.521	0-0 F8			0-3 K 1-2		0-3 K		0-0 6-3		4	0	0	0	0	2	1				
George Scott, R (1, 3) OBP: 0.333, SLG: 0.378		0-0 G3-6-3 1B		4-0 BB		0-3 K			0-3 K	3	0	1	0	1	2	0				
John Briggs, L (1, 7) OBP: 0.324, SLG: 0.403		0-0 G3-6-3 1-2		0-0 F9			0-3 K		0-3 K	4	0	0	0	0	2	3				
Ollie Brown, R (1, 10) OBP: 0.282, SLG: 0.325		1-0 HBP		0-3 K			0-0 F8		0-0 F8	3	0	0	0	0	1	2				
Darrell Porter, L (1, 2) OBP: 0.337, SLG: 0.368		0-0 L3			0-0 L6		0-3 K			3	0	0	0	0	1	1	AB 31 R 2 H 6 RBI 2 BB 1 SO 9 LOB 9			
Gorman Thomas, R (1, 9) OBP: 0.298, SLG: 0.321			0-0 F5		0-0 CS 1B			0-3 K		3	0	1	0	0	1	0				
Pedro Garcia, R (1, 4) OBP: 0.304, SLG: 0.474			0-0 F8		0-0 1-2 1B			0-0 4-3 HR 2B		3	1	2	0	0	0	0				
Inning Stats	R: 0 E: 0 K: 0 S: 3	H: 0 LOB: 0 BB: 0 P: 3	R: 0 E: 0 K: 0 S: 3	H: 1 LOB: 1 BB: 0 P: 4	R: 0 E: 0 K: 2 S: 8	H: 1 LOB: 2 BB: 1 P: 12	R: 0 E: 0 K: 0 S: 4	H: 2 LOB: 1 BB: 0 P: 4	R: 0 E: 0 K: 2 S: 7	H: 0 LOB: 0 BB: 0 P: 7	R: 0 E: 0 K: 2 S: 7	H: 0 LOB: 0 BB: 0 P: 7	R: 2 E: 0 K: 1 S: 7	H: 2 LOB: 0 BB: 0 P: 7	R: 0 E: 0 K: 2 S: 7	H: 0 LOB: 0 BB: 0 P: 7	1B: 4 2B: 1 3B: 0 HR: 1	SF: 0 SAC: 0 DP: 1 HBP: 1	WP: 0 PB: 0 SB: 1 CS: 1	PA: 33
PITCHER Joe Coleman, R (1, 1) ERA: 2.22	IP: 9.0 WLS: W BF: 33 H: 6 R: 2 ER: 2 SO: 9 BB: 1 IBB: 0 HBP: 1 BLK: 0 WP: 0 HR: 1 S: 49 P: 54 ERA: 2.00 WHIP: 0.778															PITCHER				

Detroit Tigers @ Milwaukee Brewers
 Milwaukee County Stadium, Milwaukee, WI
 Sat May 19 1973, 4:33 AM EDT
 Att: 11,609 - Unknown

livebaseballscores.com
 AB 31
 R 2
 H 6
 RBI 2
 BB 1
 SO 9
 LOB 9


Batter	1	2	3	4	5	6	7	8	9	AB	R	H	RBI	BB	SO	LOB	TOP										
Jim Northrup, L OBP: 0.340, SLG: 0.386 (1, 9)	0-0 1-4-3		4-0 SH5-3 BB		0-0 FC3-6			0-0 F8		3	0	0	0	1	0	1	Detroit Tigers @ Milwaukee Brewers Milwaukee County Stadium, Milwaukee, WI Sun May 20 1973, 4:33 AM EDT Unknown										
Tony Taylor, R OBP: 0.200, SLG: 0.281 (1, 10)	0-3 K		0-0 SH5-3		0-0 PO	0-3 K		0-0 6-3		3	0	0	0	0	2	0											
Dick McAuliffe, L OBP: 0.345, SLG: 0.330 (1, 4)	4-0 WP BB		0-3 K		4-0 CS BB			0-0 G3		2	0	0	0	2	1	1											
Duke Sims, L OBP: 0.397, SLG: 0.456 (1, 7)	0-0 F9		0-0 6-3		0-3 K				0-0 6-3	4	0	0	0	0	1	3											
Bill Freehan, R OBP: 0.376, SLG: 0.349 (1, 2)		4-0 1B BB		0-0 5-3			4-0 FC BB		0-0 1-3	2	0	0	0	2	0	0											
Norm Cash, L OBP: 0.304, SLG: 0.404 Frank Howard, R OBP: 0.278, SLG: 0.271 (7, PH) John Gamble, R (9, PR)	0-3 K		0-0 F8		0-0 L8			0-0 E6		2	0	0	0	0	1	1											
Mickey Stanley, R OBP: 0.301, SLG: 0.402 (1, 8)	0-3 K		0-0 4-3		0-0 FC			0-0 F8		2	0	0	0	0	0	1											
Aurelio Rodriguez, R OBP: 0.225, SLG: 0.287 (1, 5)	0-0 FC6-4 1B		0-0 F7		0-3 K			0-0 FC		3	0	1	0	0	1	2											
Ed Brinkman, R OBP: 0.331, SLG: 0.381 (1, 6)	0-0 FC6-4		0-0 FC3-6 1B		0-0 FC6			0-0 F8		4	0	0	0	0	1	3											
Inning Stats	R: 0 E: 0 K: 1 S: 5	H: 0 LOB: 1 BB: 1 P: 9	R: 0 E: 0 K: 2 S: 8	H: 1 LOB: 2 BB: 1 P: 12	R: 0 E: 0 K: 1 S: 5	H: 0 LOB: 1 BB: 1 P: 9	R: 0 E: 0 K: 0 S: 3	H: 0 LOB: 0 BB: 0 P: 3	R: 0 E: 0 K: 0 S: 3	H: 1 LOB: 0 BB: 0 P: 3	R: 0 E: 0 K: 2 S: 6	H: 0 LOB: 1 BB: 1 P: 10	R: 0 E: 0 K: 1 S: 6	H: 0 LOB: 2 BB: 1 P: 10	R: 0 E: 0 K: 0 S: 3	H: 0 LOB: 0 BB: 0 P: 3		R: 0 E: 1 K: 0 S: 4	H: 0 LOB: 1 BB: 0 P: 4	1B: 2 2B: 1 3B: 0 HR: 0	SF: 0 SAC: 1 DP: 1 HBP: 0	WP: 1 PB: 0 SB: 0 CS: 1	PA: 35				
PITCHER	IP	WLS	BF	H	R	ER	SO	BB	IBB	HBP	BLK	WP	HR	S	P	ERA	WHIP										
Bill Parsons, R ERA: 4.74 Chris Short, L ERA: 3.95 Frank Linzy, R ERA: 3.07	(1, 1)	4.0	16	1	0	0	4	3	0	0	0	1	0	21	33	0.00	1.000										

Batter	1	2	3	4	5	6	7	8	9	AB	R	H	RBI	BB	SO	LOB	BOTTOM										
Tim Johnson, L OBP: 0.284, SLG: 0.339 (1, 6)	4-0 BB		0-0 1B		0-0 1-3			0-3 K		3	0	1	0	1	1	0	Detroit Tigers @ Milwaukee Brewers Milwaukee County Stadium, Milwaukee, WI Sun May 20 1973, 4:33 AM EDT Unknown										
Elie Rodriguez, R OBP: 0.286, SLG: 0.286 (1, 2)	0-0 F8		0-0 6-3		0-0 F8			0-0 6-3		4	0	0	0	0	0	2											
Dave May, L OBP: 0.310, SLG: 0.514 (1, 8)	0-3 K		0-3 K		0-0 4-3			0-0 1B		4	0	1	0	0	2	1											
George Scott, R OBP: 0.331, SLG: 0.369 (1, 3)	0-0 F9		0-3 K		4-0 1B BB			0-0 F8		3	0	0	0	1	1	2											
Don Money, R OBP: 0.261, SLG: 0.323 (1, 5)		0-0 L4-3 1B		4-0 1B BB			0-0 1B			2	1	2	0	1	0	0											
Ollie Brown, R OBP: 0.284, SLG: 0.325 (1, 10)	0-0 F7		0-0 1B		0-0 F3			0-0 F3		3	0	1	1	0	0	3											
John Briggs, L OBP: 0.317, SLG: 0.393 (1, 7)	0-0 L4-3		0-3 K		0-0 F3			0-0 F3		3	0	0	0	0	1	2											
Gorman Thomas, R OBP: 0.299, SLG: 0.314 (1, 9)		0-0 CS BB		4-0 6-3			0-3 K			2	0	0	0	1	1	0											
Pedro Garcia, R OBP: 0.297, SLG: 0.462 (1, 4)	0-0 F9		0-0 6-3		0-0 P6					3	0	0	0	0	0	1											
Inning Stats	R: 0 E: 0 K: 1 S: 5	H: 0 LOB: 0 BB: 1 P: 9	R: 0 E: 0 K: 0 S: 3	H: 1 LOB: 0 BB: 0 P: 3	R: 0 E: 0 K: 0 S: 3	H: 1 LOB: 1 BB: 1 P: 7	R: 1 E: 0 K: 3 S: 10	H: 1 LOB: 1 BB: 1 P: 14	R: 0 E: 0 K: 0 S: 3	H: 0 LOB: 0 BB: 0 P: 3	R: 0 E: 0 K: 0 S: 4	H: 1 LOB: 2 BB: 1 P: 8	R: 0 E: 0 K: 1 S: 5	H: 0 LOB: 0 BB: 0 P: 5	R: 0 E: 0 K: 1 S: 6	H: 1 LOB: 1 BB: 0 P: 6		1B: 5 2B: 1 3B: 0 HR: 0	SF: 0 SAC: 0 DP: 1 HBP: 0	WP: 0 PB: 0 SB: 0 CS: 1	PA: 31						
PITCHER	IP	WLS	BF	H	R	ER	SO	BB	IBB	HBP	BLK	WP	HR	S	P	ERA	WHIP										
Mickey Lolich, L ERA: 3.89	(1, 1)	8.0	L	31	5	1	1	6	4	0	0	0	0	39	55	1.12	1.125										

Batter	1	2	3	4	5	6	7	8	9	AB	R	H	RBI	BB	SO	LOB	TOP		
Tony Taylor, R OBP: 0.186, SLG: 0.261 (1, 4)	0-0 4-3	0-0 F3		0-0 6-3			0-0 F9		0-0 G6-4-3	5	0	0	0	0	0	4	Detroit Tigers @ Milwaukee Brewers Milwaukee County Stadium, Milwaukee, WI Sun May 20 1973, 4:38 AM EDT Att: 41,655 - Unknown		
Aurelio Rodriguez, R OBP: 0.232, SLG: 0.293 (1, 5)	0-3 K	0-0 SF9 1B		0-0 F7			0-0 1B		1-2	4	0	2	2	0	1	0			
Duke Sims, L OBP: 0.389, SLG: 0.450 (1, 2)	0-0 3B 1B	0-0 SF9 1B			0-0 F2				0-3	3	1	1	1	0	1	1			
Bill Freehan, R OBP: 0.372, SLG: 0.362 (1, 3)	0-0 1B 3B	0-0 1-3			0-0 P3				0-0 F9	4	1	1	1	0	0	1			
Frank Howard, R OBP: 0.310, SLG: 0.294 John Gamble, R (8, PR)	0-0 1B		4-0 FC4-6 BB		0-0 5-3				0-0 1B 1B	3	0	2	1	1	0	0			
Mickey Stanley, R OBP: 0.299, SLG: 0.396 (1, 8)	0-0 F8		0-0 F8			0-0 F9			0-0 G6-3 1B	4	0	1	0	0	0	2			
Jim Northrup, L OBP: 0.337, SLG: 0.380 (1, 9)		0-0 1B 1B	0-3 K		0-0 6-3				0-0 G6-3	4	1	1	0	0	1	3			
Ike Brown, R OBP: 0.350, SLG: 0.188 Dick Sharon, R OBP: 0.200, SLG: 0.400 (6, 7)		4-0 1B BB	0-0 FC4-6		0-3 K				0-0 4-3	2	1	0	0	1	1	1			
Ed Brinkman, R OBP: 0.336, SLG: 0.385 (1, 6)		0-0 1B SF9 1B		0-0 5-3			0-0 6-3		0-0 G6-4-3 1B	4	1	2	0	0	0	0			
Inning Stats	R: 2 E: 0 K: 1 S: 8	H: 3 LOB: 1 BB: 0 P: 8	R: 3 E: 0 K: 0 S: 6	H: 3 LOB: 1 BB: 1 P: 10	R: 0 E: 0 K: 1 S: 5	H: 0 LOB: 1 BB: 1 P: 9	R: 0 E: 0 K: 0 S: 3	H: 0 LOB: 0 BB: 0 P: 3	R: 0 E: 0 K: 1 S: 5	H: 0 LOB: 0 BB: 0 P: 5	R: 0 E: 0 K: 0 S: 6	H: 1 LOB: 1 BB: 0 P: 6	R: 0 E: 0 K: 0 S: 4	H: 2 LOB: 2 BB: 0 P: 4	R: 0 E: 0 K: 0 S: 3	H: 1 LOB: 0 BB: 0 P: 3		1B: 9 2B: 0 3B: 1 HR: 0	SF: 1 SAC: 0 DP: 2 HBP: 0
PITCHER	IP WLS BF H R ER SO BB IBB HBP BLK WP HR S P ERA WHIP	IP WLS BF H R ER SO BB IBB HBP BLK WP HR S P ERA WHIP	IP WLS BF H R ER SO BB IBB HBP BLK WP HR S P ERA WHIP	IP WLS BF H R ER SO BB IBB HBP BLK WP HR S P ERA WHIP	IP WLS BF H R ER SO BB IBB HBP BLK WP HR S P ERA WHIP	IP WLS BF H R ER SO BB IBB HBP BLK WP HR S P ERA WHIP	IP WLS BF H R ER SO BB IBB HBP BLK WP HR S P ERA WHIP	IP WLS BF H R ER SO BB IBB HBP BLK WP HR S P ERA WHIP	IP WLS BF H R ER SO BB IBB HBP BLK WP HR S P ERA WHIP	IP WLS BF H R ER SO BB IBB HBP BLK WP HR S P ERA WHIP	IP WLS BF H R ER SO BB IBB HBP BLK WP HR S P ERA WHIP	IP WLS BF H R ER SO BB IBB HBP BLK WP HR S P ERA WHIP	IP WLS BF H R ER SO BB IBB HBP BLK WP HR S P ERA WHIP	IP WLS BF H R ER SO BB IBB HBP BLK WP HR S P ERA WHIP	IP WLS BF H R ER SO BB IBB HBP BLK WP HR S P ERA WHIP	IP WLS BF H R ER SO BB IBB HBP BLK WP HR S P ERA WHIP			
Gary Ryerson, L ERA: 6.23 (1, 1)	1.2	12	6	5	5	1	1	0	0	0	0	0	0	0	0	0	27.00	4.200	
Bill Champion, R ERA: 3.59 (2, 1)	5.0	17	1	0	0	2	1	0	0	0	0	0	0	0	0	0	0.00	0.400	
Skip Lockwood, R ERA: 2.72 (7, 1)	2.1	8	3	0	0	1	0	0	0	0	0	0	0	0	0	0	0.00	1.286	

Batter	1	2	3	4	5	6	7	8	9	AB	R	H	RBI	BB	SO	LOB	BOTTOM				
Bob Coluccio, R OBP: 0.221, SLG: 0.359 (1, 9)	0-0 FC3-6 1B	0-0 6-3			0-0 G5-4-3 1B		0-0 F3		0-3 K	5	0	2	0	0	1	1	Detroit Tigers @ Milwaukee Brewers Milwaukee County Stadium, Milwaukee, WI Sun May 20 1973, 4:38 AM EDT Att: 41,655 - Unknown				
Tim Johnson, L OBP: 0.282, SLG: 0.323 (1, 6)	0-0 FC3-6 1B	0-3 K			0-0 G5-4-3		4-0 BB			3	1	0	0	1	1	3					
Dave May, L OBP: 0.314, SLG: 0.510 (1, 8)	4-0 G3 1B 2B BB		0-0 F8		0-0 1B		0-3 K			3	1	1	0	1	1	1					
George Scott, R OBP: 0.342, SLG: 0.381 (1, 3)	0-0 G3 2B 1B		0-0 1B		0-0 1-3				0-0 FC1-4 1B	4	1	3	1	0	0	1					
John Briggs, L OBP: 0.315, SLG: 0.389 (1, 7)	0-0 G3		0-0 F8			0-0 1B			0-0 L7	4	0	1	0	0	0	4					
Don Money, R OBP: 0.261, SLG: 0.328 (1, 5)	0-0 2B		0-0 F7			0-0 P4			0-0 FC1-4	4	0	1	2	0	0	3					
Ollie Brown, R OBP: 0.272, SLG: 0.310 (1, 10)	0-0 F8			0-0 P4		0-3 K			0-0 F8	4	0	0	0	0	1	3					
Darrell Porter, L OBP: 0.330, SLG: 0.359 Ellie Rodriguez, R OBP: 0.270, SLG: 0.270 (6, PH) (7, 2)		0-3 K		0-0 3-1		0-3 K			0-3 K	2	0	0	0	0	1	0					
Pedro Garcia, R OBP: 0.295, SLG: 0.455 (1, 4)		0-0 6-3 1B		0-0 4-3			0-0 P6		0-0 P4	4	0	1	0	0	0	0					
Inning Stats	R: 3 E: 0 K: 0 S: 6	H: 3 LOB: 1 BB: 1 P: 10	R: 0 E: 0 K: 2 S: 8	H: 1 LOB: 0 BB: 0 P: 8	R: 0 E: 0 K: 0 S: 4	H: 1 LOB: 1 BB: 0 P: 4	R: 0 E: 0 K: 0 S: 3	H: 0 LOB: 0 BB: 0 P: 3	R: 0 E: 0 K: 0 S: 4	H: 2 LOB: 1 BB: 0 P: 4	R: 0 E: 0 K: 2 S: 8	H: 1 LOB: 1 BB: 0 P: 8	R: 0 E: 0 K: 1 S: 5	H: 0 LOB: 1 BB: 1 P: 9	R: 0 E: 0 K: 0 S: 4	H: 1 LOB: 1 BB: 0 P: 4		R: 0 E: 0 K: 2 S: 7	H: 0 LOB: 0 BB: 0 P: 7	1B: 8 2B: 1 3B: 0 HR: 0	SF: 0 SAC: 0 DP: 1 HBP: 0
PITCHER	IP WLS BF H R ER SO BB IBB HBP BLK WP HR S P ERA WHIP	IP WLS BF H R ER SO BB IBB HBP BLK WP HR S P ERA WHIP	IP WLS BF H R ER SO BB IBB HBP BLK WP HR S P ERA WHIP	IP WLS BF H R ER SO BB IBB HBP BLK WP HR S P ERA WHIP	IP WLS BF H R ER SO BB IBB HBP BLK WP HR S P ERA WHIP	IP WLS BF H R ER SO BB IBB HBP BLK WP HR S P ERA WHIP	IP WLS BF H R ER SO BB IBB HBP BLK WP HR S P ERA WHIP	IP WLS BF H R ER SO BB IBB HBP BLK WP HR S P ERA WHIP	IP WLS BF H R ER SO BB IBB HBP BLK WP HR S P ERA WHIP	IP WLS BF H R ER SO BB IBB HBP BLK WP HR S P ERA WHIP	IP WLS BF H R ER SO BB IBB HBP BLK WP HR S P ERA WHIP	IP WLS BF H R ER SO BB IBB HBP BLK WP HR S P ERA WHIP	IP WLS BF H R ER SO BB IBB HBP BLK WP HR S P ERA WHIP	IP WLS BF H R ER SO BB IBB HBP BLK WP HR S P ERA WHIP	IP WLS BF H R ER SO BB IBB HBP BLK WP HR S P ERA WHIP	IP WLS BF H R ER SO BB IBB HBP BLK WP HR S P ERA WHIP					
Jim Perry, R ERA: 2.11 (1, 1)	5.2	25	8	3	3	3	1	0	0	0	0	0	0	0	0	0	4.76	1.588			
John Hiller, L ERA: 2.75 (6, 1)	3.1	12	1	0	0	4	1	0	0	0	0	0	0	0	0	0	0.00	0.600			



Batter	1	2	3	4	5	6	7	8	9	AB	R	H	RBI	BB	SO	LOB	TOP								
Horace Clarke, S OBP: 0.321, SLG: 0.292 (1.4)	F9	F3		G5-4-3			WP 1B 1B	F9		5	1	1	0	0	0	3	<p>New York Yankees @ Detroit Tigers Tiger Stadium, Detroit, MI Tue May 22 1973, 7:05 PM EDT Alt. 9:22Z - Unknown - 56 F</p>								
Roy White, S OBP: 0.337, SLG: 0.301 (1.7)	L6	5-3			4-3		WP 1B 1B			4	1	1	0	1	0	2									
Matty Alou, L OBP: 0.319, SLG: 0.352 (1.9)				4-3	F9		BB HR	G3		5	1	2	2	0	0	1									
Bobby Murcer, L OBP: 0.327, SLG: 0.464 (1.8)	L4		F8		K		HR BB		F8	4	1	0	0	1	1	1									
Jim Ray Hart, R OBP: 0.409, SLG: 0.532 (1.10)		2B	WP 1B		5-3		HR	E7 1B		5	2	4	3	0	0	0									
Graig Nettles, L OBP: 0.360, SLG: 0.378 (1.5)		2B 1B	BB	1-2 BB	3-1		BB 1B	F7		3	1	1	0	2	0	1									
Thurman Munson, R OBP: 0.349, SLG: 0.597 (1.2)		1B 2B	P3		F9		1-2 BB	F9		4	0	1	1	1	0	3									
Felipe Alou, R OBP: 0.295, SLG: 0.405 (1.3)		5-3 1B		G5-4-3 1B			K			4	0	2	1	0	1	2									
Gene Michael, S OBP: 0.312, SLG: 0.342 (1.6)		5-3		L4			K	4-3		4	0	0	0	0	1	3									
Inning Stats	R: 0 E: 0 K: 0 S: 4	H: 1 LOB: 1 BB: 0 P: 4	R: 2 E: 0 K: 0 S: 6	H: 3 LOB: 2 BB: 1 P: 10	R: 0 E: 0 K: 0 S: 4	H: 1 LOB: 0 BB: 1 P: 8	R: 0 E: 0 K: 0 S: 3	H: 1 LOB: 0 BB: 0 P: 3	R: 0 E: 0 K: 0 S: 5	H: 0 LOB: 0 BB: 0 P: 5	R: 0 E: 0 K: 0 S: 3	H: 0 LOB: 0 BB: 0 P: 3	R: 5 E: 0 K: 2 S: 12	H: 5 LOB: 2 BB: 2 P: 20	R: 0 E: 0 K: 0 S: 3	H: 0 LOB: 1 BB: 0 P: 7	R: 0 E: 1 K: 0 S: 4	H: 1 LOB: 1 BB: 0 P: 4	1B: 9 2B: 2 3B: 0 HR: 1	SF: 0 SAC: 0 DP: 1 HBP: 0	WP: 2 PB: 0 SB: 0 CS: 0	PA: 43			
PITCHER	IP	WLS	BF	H	R	ER	SO	BB	IBB	HBP	BLK	WP	HR	S	P	ERA	WHIP								
Woodie Fryman, L ERA: 5.98 (1.1)	6.2	L	30	9	5	5	2	2	0	0	0	2	0	32	40	6.75	1.650								
Fred Scherman, L ERA: 3.29 (7.1)	2.1		13	3	2	2	1	3	0	0	0	0	1	12	24	7.71	2.571								

AB	38
R	7
H	12
RBI	7
BB	5
SO	3
LOB	16



Batter	1	2	3	4	5	6	7	8	9	AB	R	H	RBI	BB	SO	LOB	BOTTOM								
Jim Northrup, L OBP: 0.324, SLG: 0.365 (1.9)	F7		1-3			4-3		4-3		4	0	0	0	0	0	1	<p>New York Yankees @ Detroit Tigers Tiger Stadium, Detroit, MI Tue May 22 1973, 7:05 PM EDT Alt. 9:22Z - Unknown - 56 F</p>								
Bill Freehan, R OBP: 0.362, SLG: 0.351 (1.10)	5-3			1-4-3		F8		5-3		4	0	0	0	0	0	1									
Dick McAuliffe, L OBP: 0.342, SLG: 0.320 (1.4)				F8		F8			F7	3	0	0	0	1	0	0									
Duke Sims, L OBP: 0.382, SLG: 0.453 (1.2)	F7			3-1		P6			E 2B	4	1	1	0	0	0	1									
Norm Cash, L OBP: 0.294, SLG: 0.388 (1.3)			4-3			F7		F7	E4 2H	4	0	0	0	0	0	0									
Mickey Stanley, R OBP: 0.298, SLG: 0.391 (1.8)			4-3		1B 1B		6-3		K	4	0	1	0	0	1	1									
Rich Reese, L OBP: 0.132, SLG: 0.061 (1.7)			K			1B BB 1B		6-3	4-3	4	0	1	0	0	1	1									
Aurelio Rodriguez, R OBP: 0.241, SLG: 0.295 (1.5)			4-3			G4-6-3 BB		E 1B WP 1B		2	1	1	0	1	0	0									
Ed Brinkman, R OBP: 0.336, SLG: 0.384 (1.6)			K			G4-6-3 1-2		E9 4-3 WP 1B		3	0	1	0	0	1	3									
Inning Stats	R: 0 E: 0 K: 0 S: 3	H: 0 LOB: 1 BB: 1 P: 7	R: 0 E: 0 K: 1 S: 5	H: 0 LOB: 0 BB: 0 P: 5	R: 0 E: 0 K: 1 S: 5	H: 0 LOB: 0 BB: 0 P: 5	R: 0 E: 0 K: 0 S: 3	H: 0 LOB: 0 BB: 0 P: 3	R: 0 E: 0 K: 0 S: 3	H: 0 LOB: 0 BB: 0 P: 3	R: 0 E: 0 K: 0 S: 3	H: 0 LOB: 0 BB: 0 P: 3	R: 1 E: 1 K: 0 S: 5	H: 2 LOB: 1 BB: 0 P: 5	R: 1 E: 1 K: 1 S: 7	H: 1 LOB: 1 BB: 0 P: 7	1B: 4 2B: 1 3B: 0 HR: 0	SF: 0 SAC: 0 DP: 1 HBP: 0	WP: 1 PB: 0 SB: 0 CS: 0	PA: 34					
PITCHER	IP	WLS	BF	H	R	ER	SO	BB	IBB	HBP	BLK	WP	HR	S	P	ERA	WHIP								
Mel Stottlemyre, R ERA: 2.69 (1.1)	9.0	W	34	5	2	1	3	2	0	0	0	1	0	38	46	1.00	0.778								



Batter	1	2	3	4	5	6	7	8	9	AB	R	H	RBI	BB	SO	LOB	TOP								
Horace Clarke, S OBP: 0.322, SLG: 0.288 (1, 4)										2	1	0	0	1	0	1									
Roy White, S OBP: 0.328, SLG: 0.292 (1, 7)										5	0	0	0	0	1	3									
Matty Alou, L OBP: 0.322, SLG: 0.361 (1, 9)										5	1	2	1	0	0	1									
Bobby Murcer, L OBP: 0.341, SLG: 0.475 (1, 8)										5	1	4	1	0	0	0									
Ron Blomberg, L OBP: 0.446, SLG: 0.550 (9, PH)										4	1	2	1	0	0	1									
Felipe Alou, R OBP: 0.292, SLG: 0.400 (9, 3)										1	0	0	0	0	0	2									
Graig Nettles, L OBP: 0.352, SLG: 0.369 (1, 5)										3	1	0	1	0	0	2									
Jim Ray Hart, R OBP: 0.413, SLG: 0.524 (1, 10)										3	0	1	0	1	0	3									
Thurman Munson, R OBP: 0.347, SLG: 0.500 (1, 2)										4	0	1	1	0	1	3									
Gene Michael, S OBP: 0.318, SLG: 0.347 (1, 6)										4	1	2	0	0	0	1									
Inning Stats	R: 3 E: 0 K: 0 S: 6	H: 3 LOB: 1 BB: 1 P: 10	R: 0 E: 0 K: 0 S: 3	H: 0 LOB: 0 BB: 0 P: 3	R: 0 E: 0 K: 0 S: 3	H: 0 LOB: 0 BB: 0 P: 3	R: 2 E: 2 K: 0 S: 6	H: 2 LOB: 1 BB: 0 P: 6	R: 0 E: 0 K: 1 S: 5	H: 1 LOB: 0 BB: 1 P: 5	R: 0 E: 0 K: 0 S: 3	H: 0 LOB: 1 BB: 1 P: 7	R: 0 E: 0 K: 1 S: 4	H: 1 LOB: 0 BB: 0 P: 4	R: 0 E: 0 K: 1 S: 7	H: 2 LOB: 2 BB: 0 P: 7	R: 1 E: 0 K: 0 S: 6	H: 3 LOB: 2 BB: 0 P: 6	1B: 11 2B: 1 3B: 0 HR: 0	SF: 1 SAC: 2 DP: 0 HBP: 0	WP: 0 PB: 0 SB: 0 CS: 1	PA: 42			
PITCHER	IP	WLS	BF	H	R	ER	SO	BB	IBB	HBP	BLK	WP	HR	S	P	ERA	WHIP								
Joe Coleman, R ERA: 2.42 (1, 1)	8.2	L	39	11	6	4	2	2	0	0	0	0	0	41	49	4.15	1.500								
John Hiller, L ERA: 2.7 (9, 1)	0.1		2	1	0	0	0	0	0	0	0	0	0	2	2	0.00	3.000								

New York Yankees @ Detroit Tigers
Tiger Stadium, Detroit, MI
Wed May 23 1973, 7:05 PM EDT
Att: 12,038 - Unknown - 59 F

AB 36
R 6
H 12
RBI 5
BB 2
SO 2
LOB 17

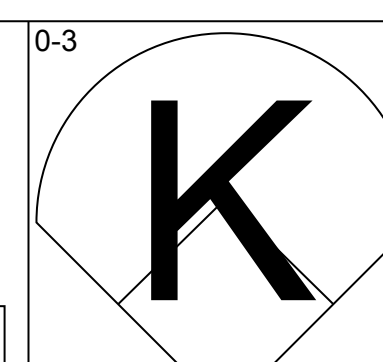
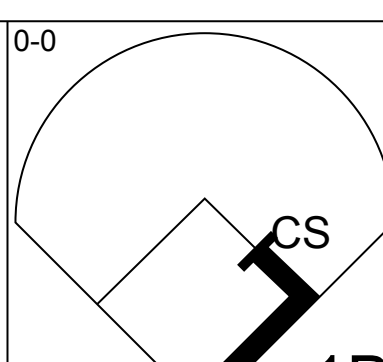
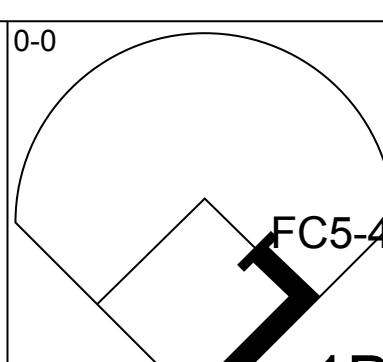
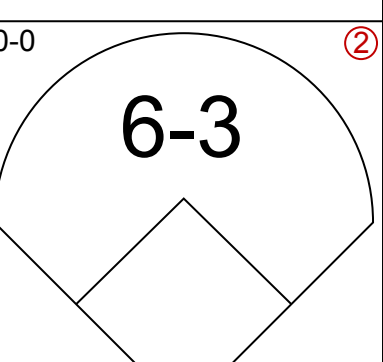
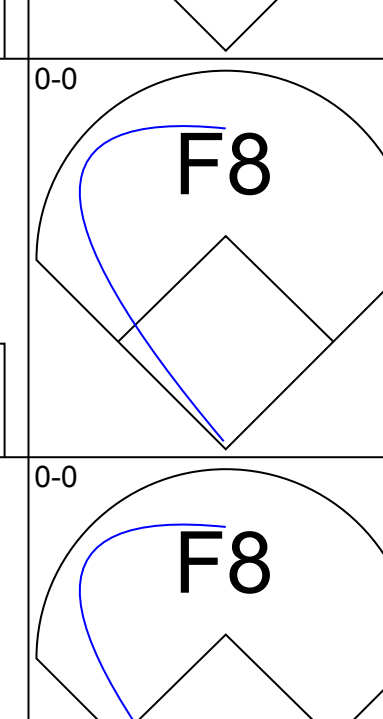
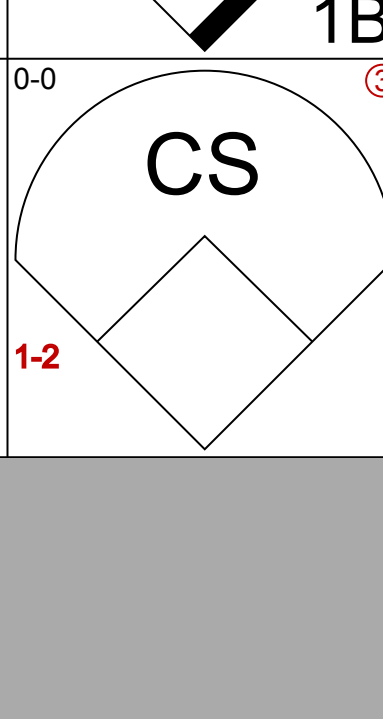
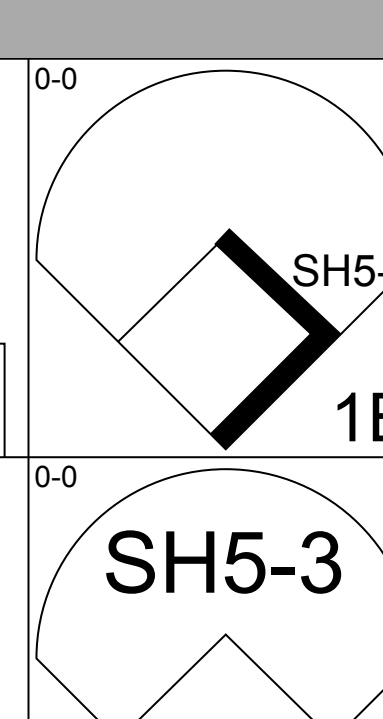
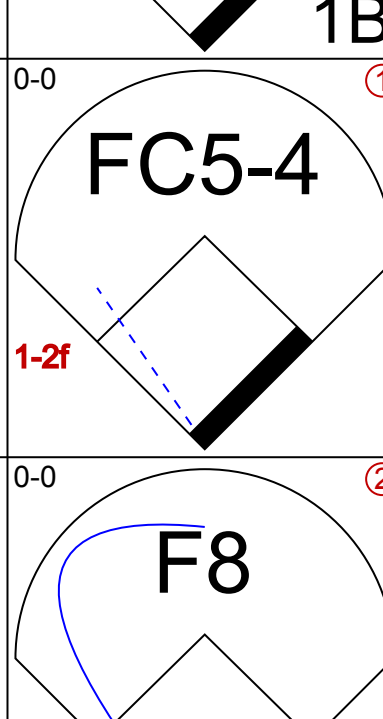
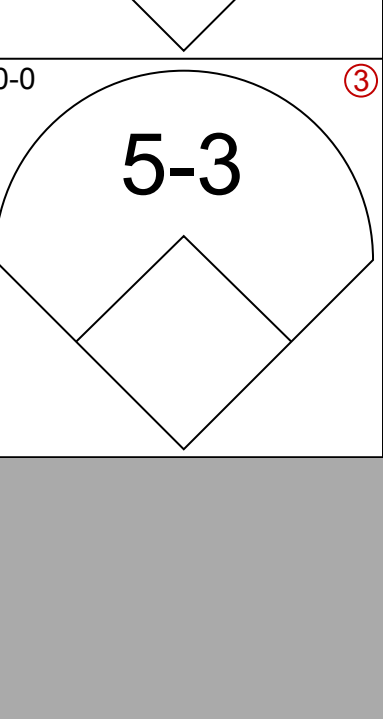
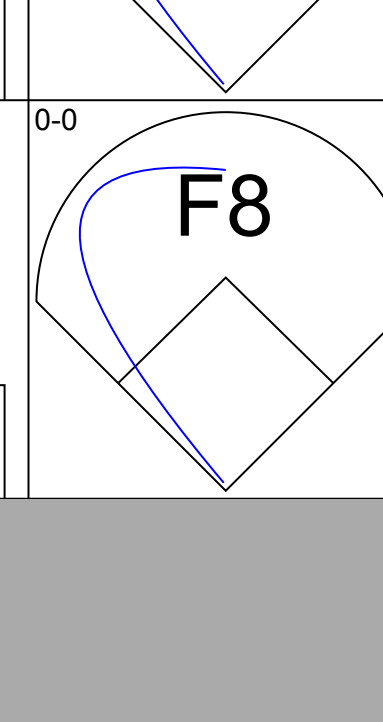
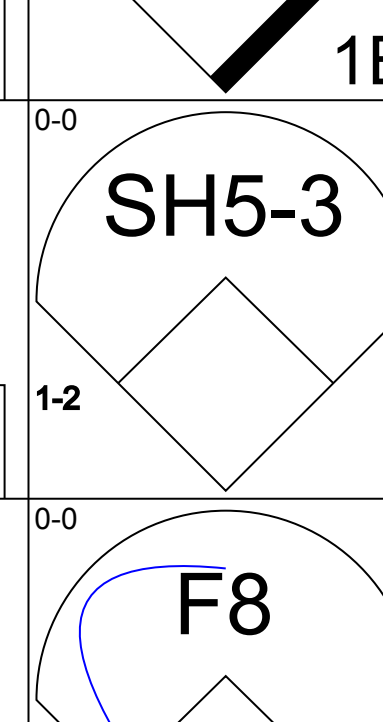
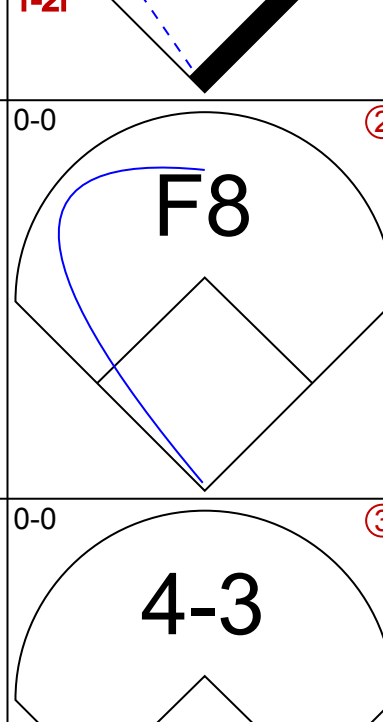
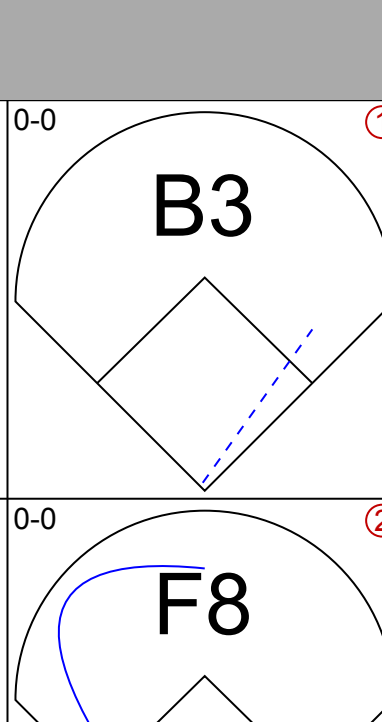
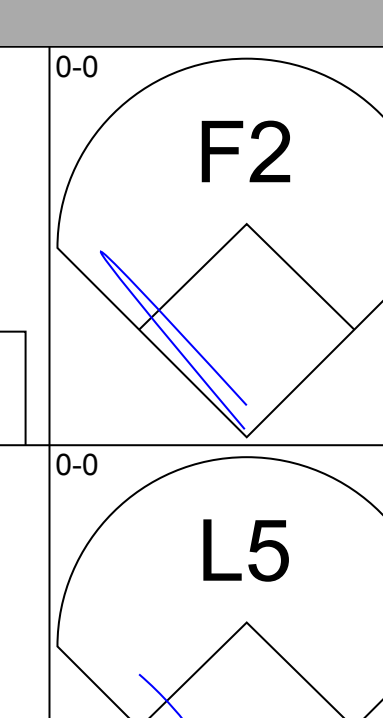
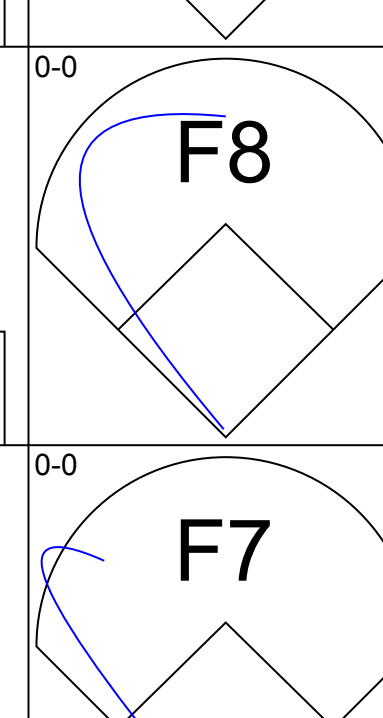
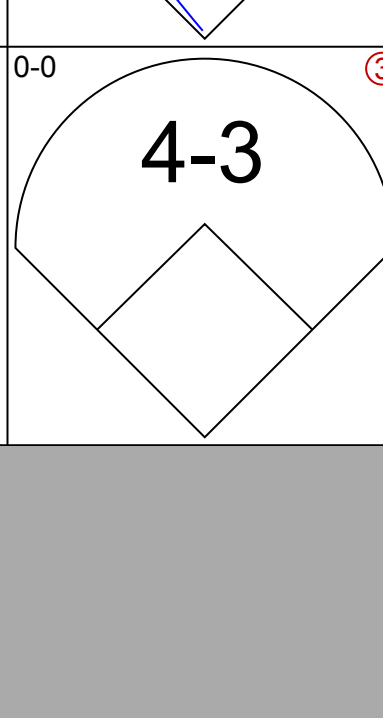
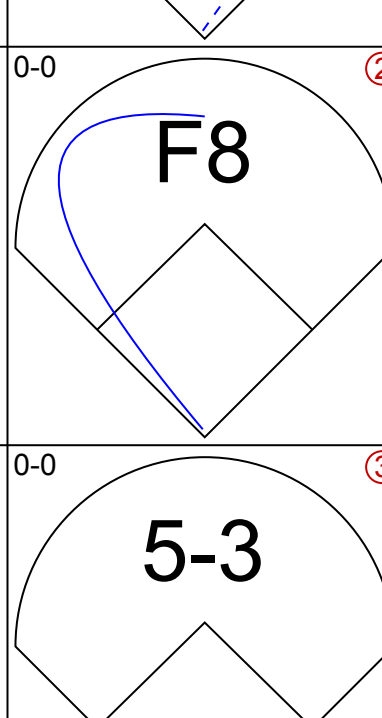
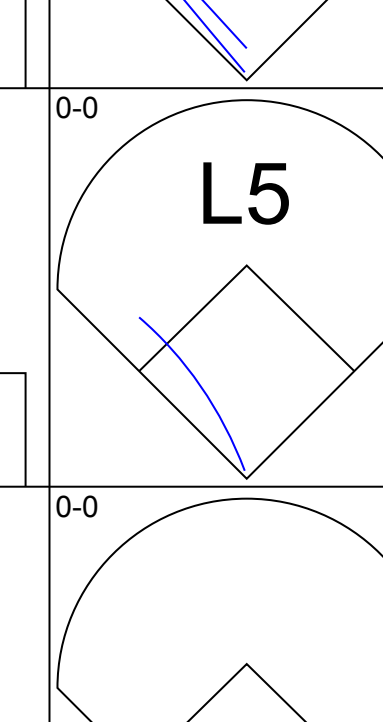
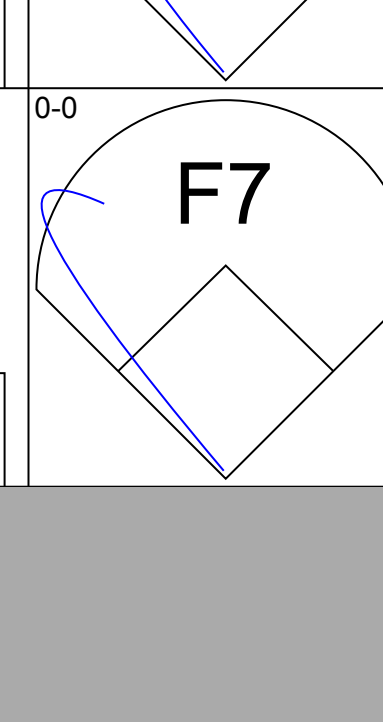
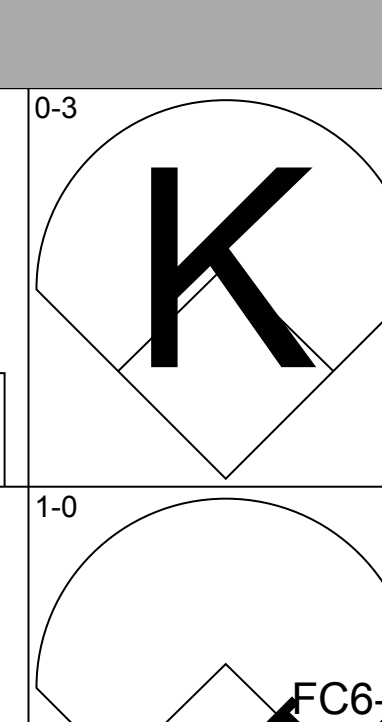
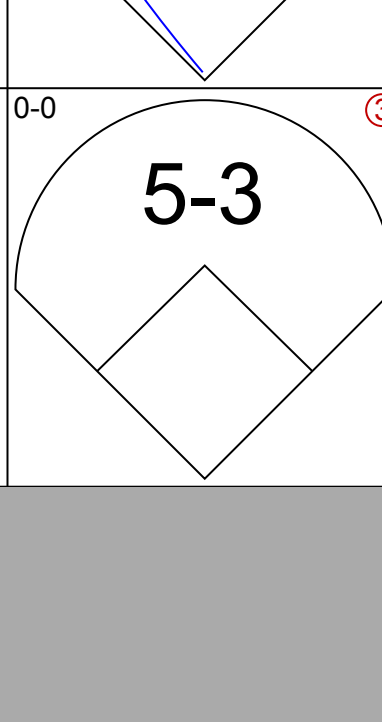
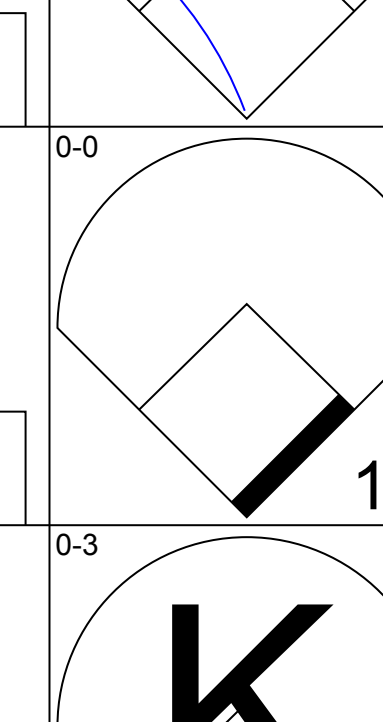
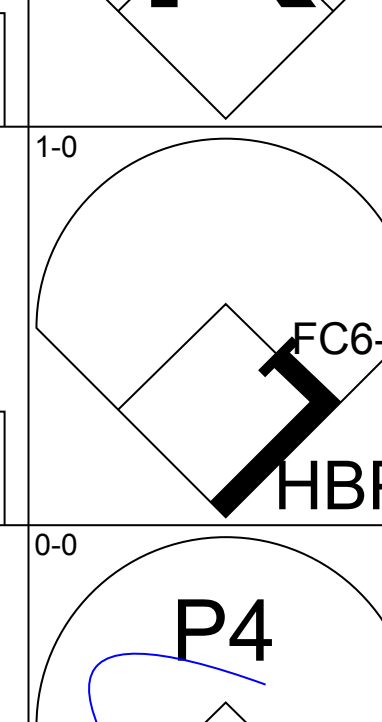
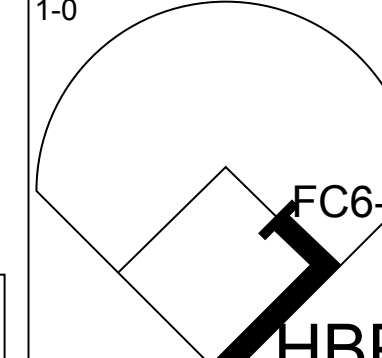
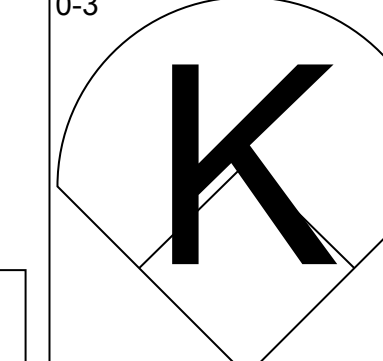
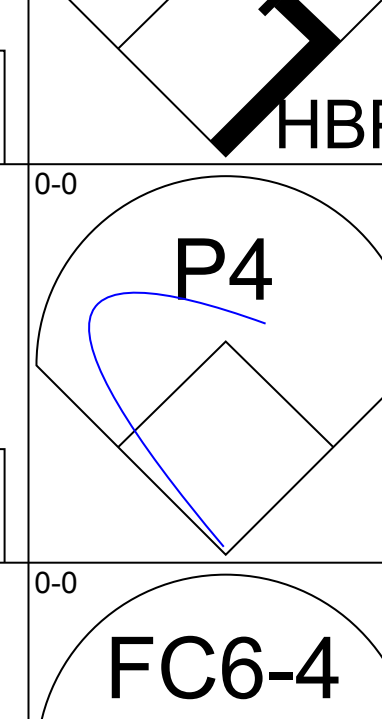
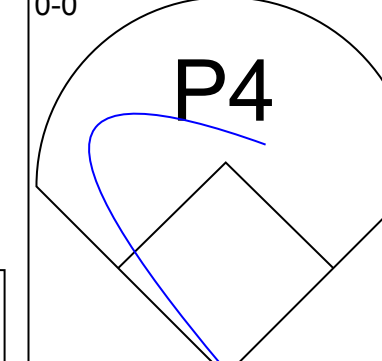
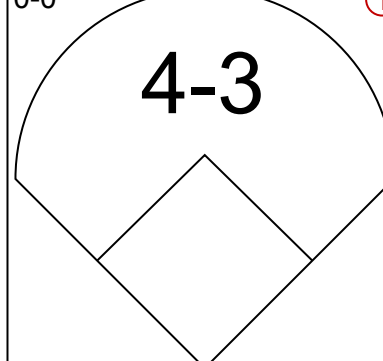
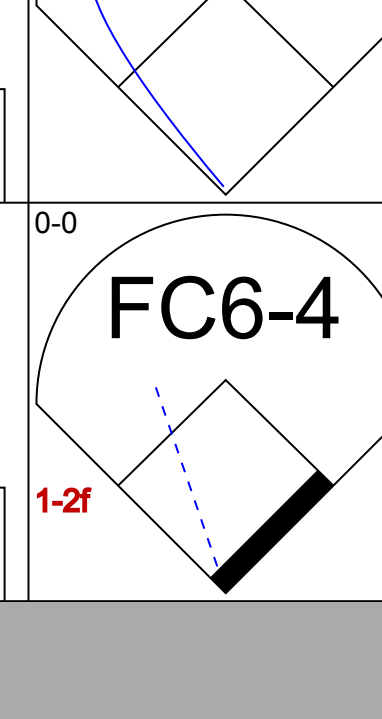
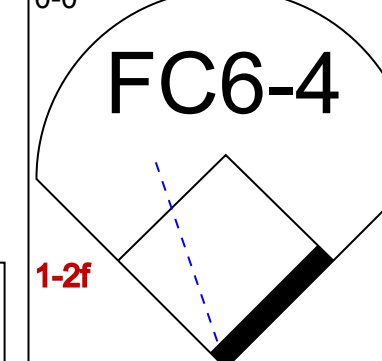
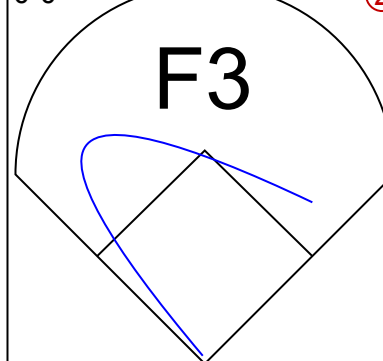
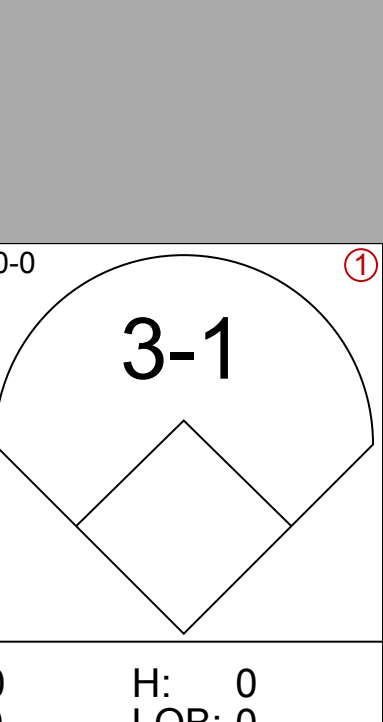


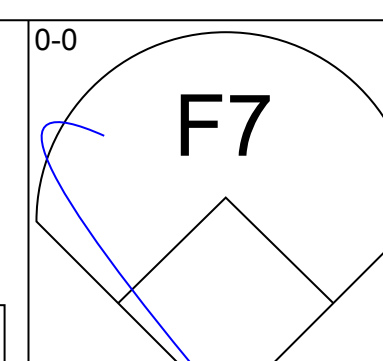
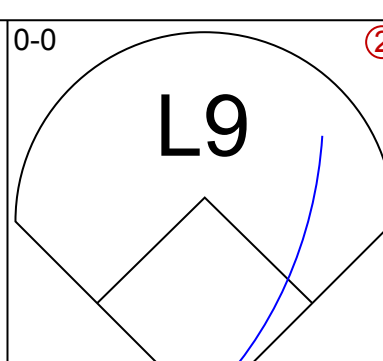
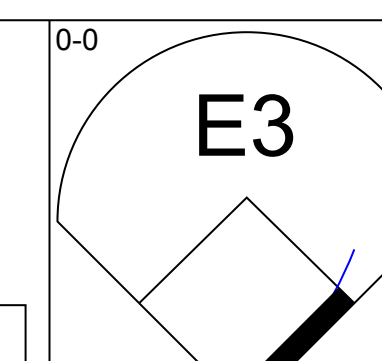
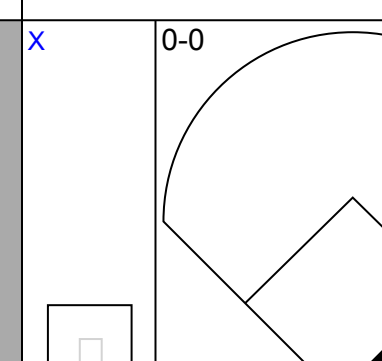
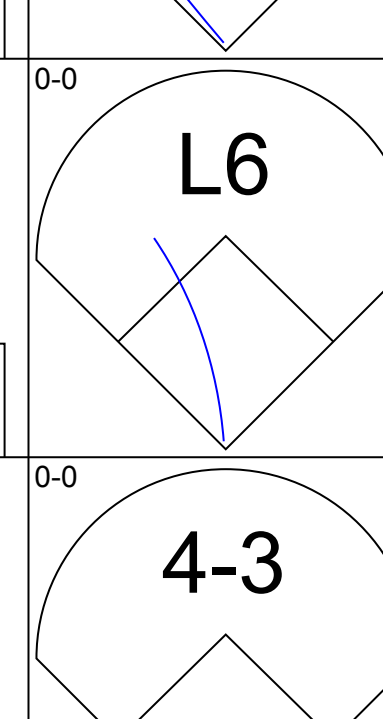
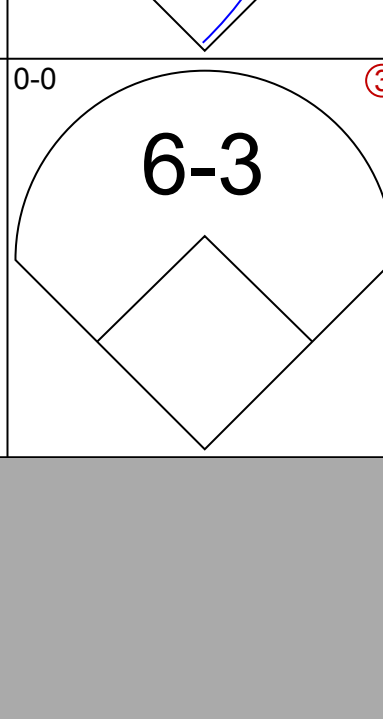
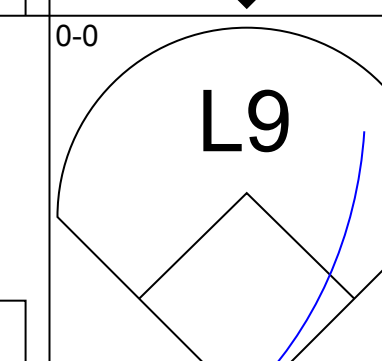
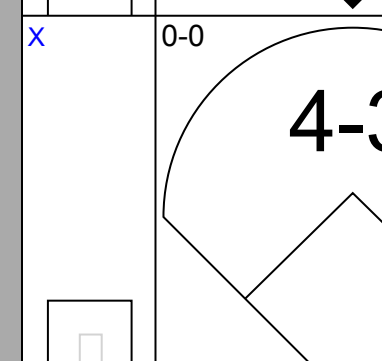
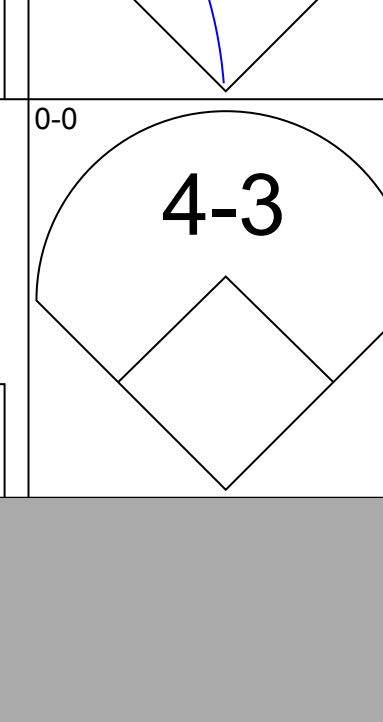
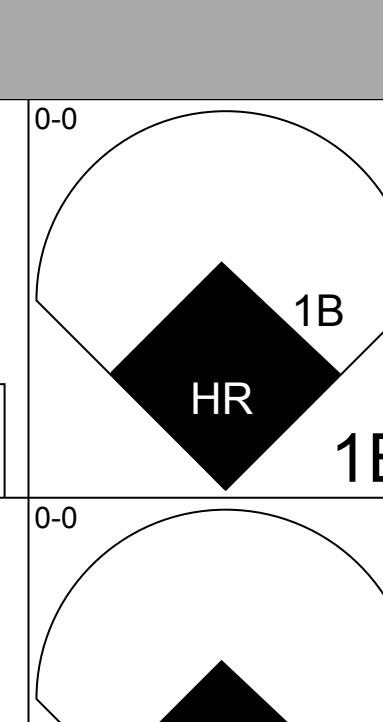

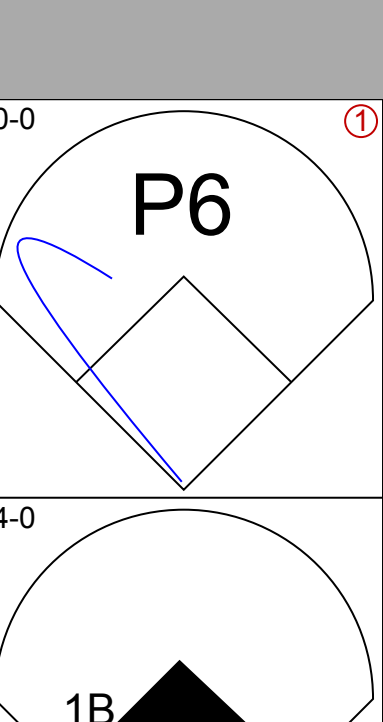
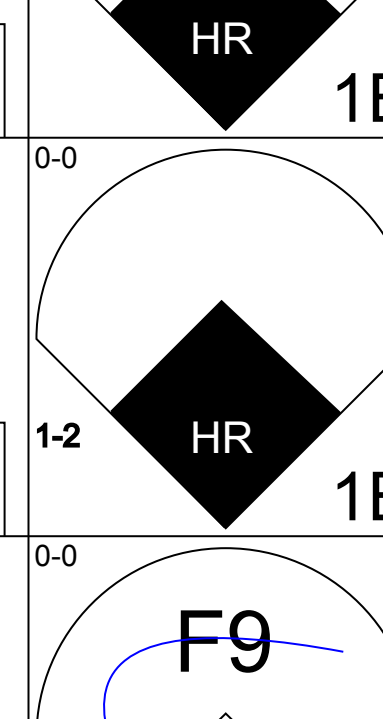
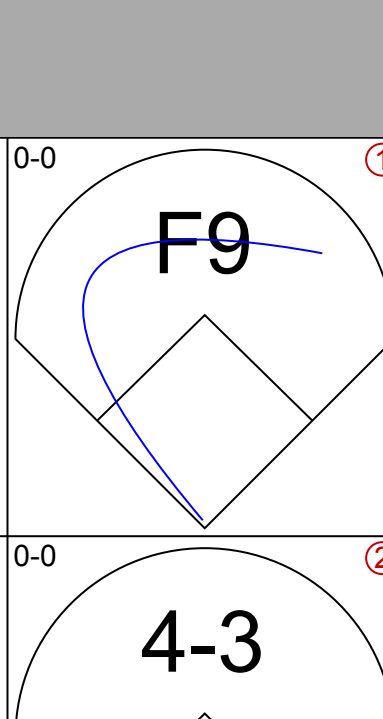
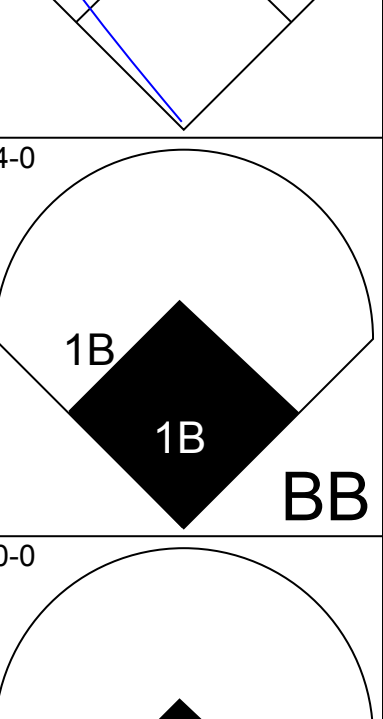
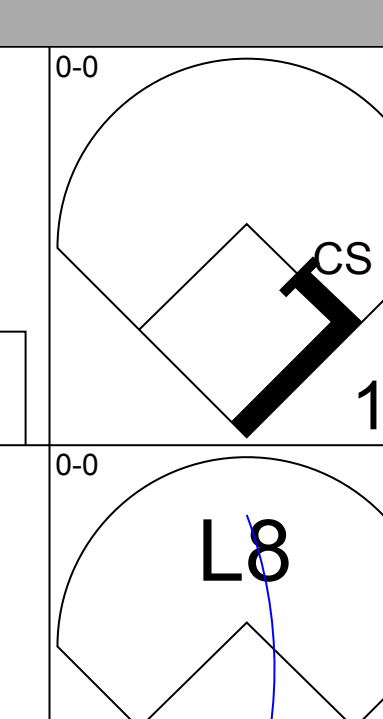
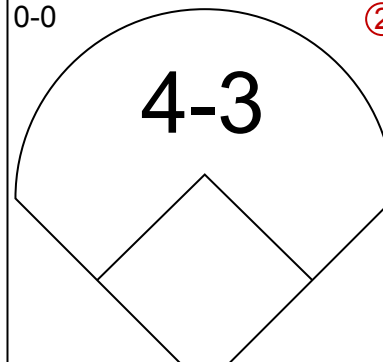
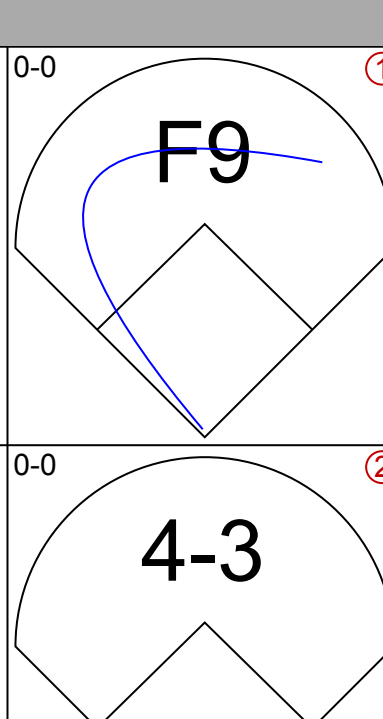
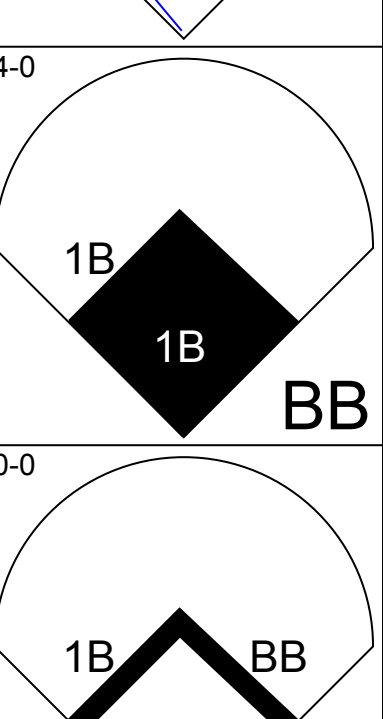
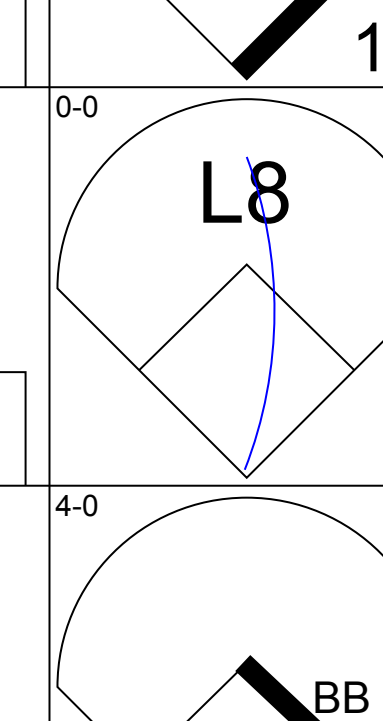
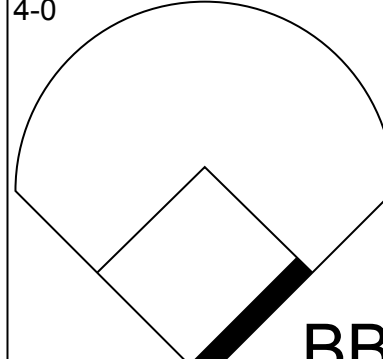
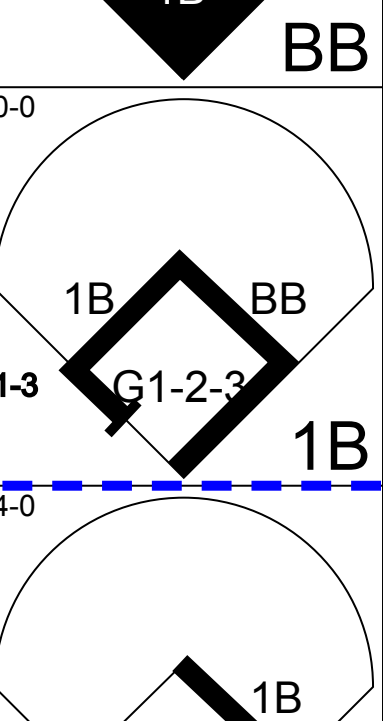
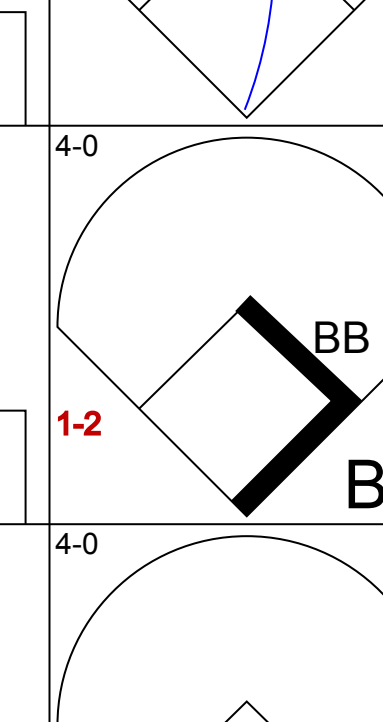
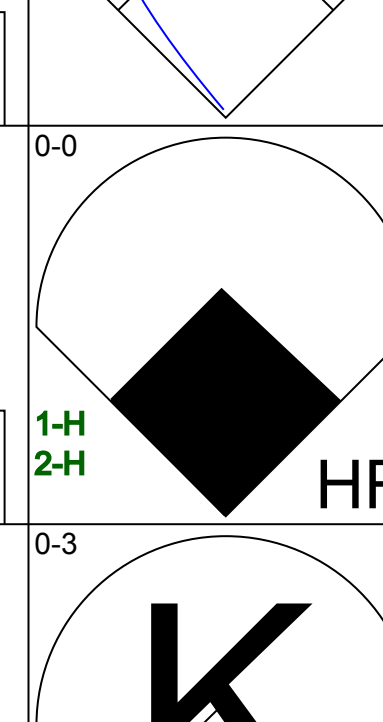
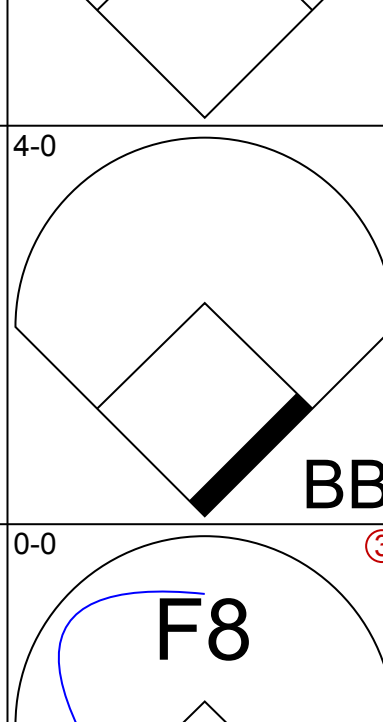
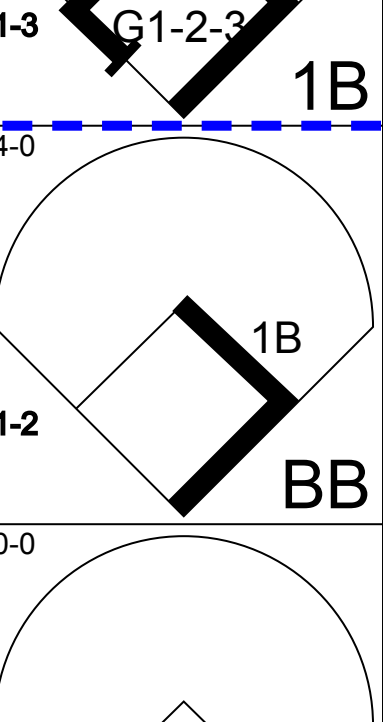
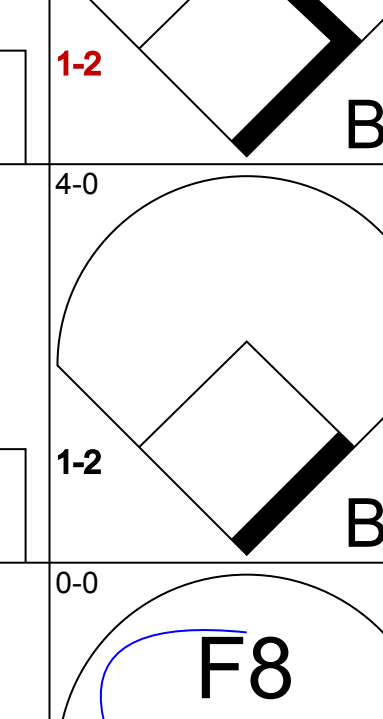
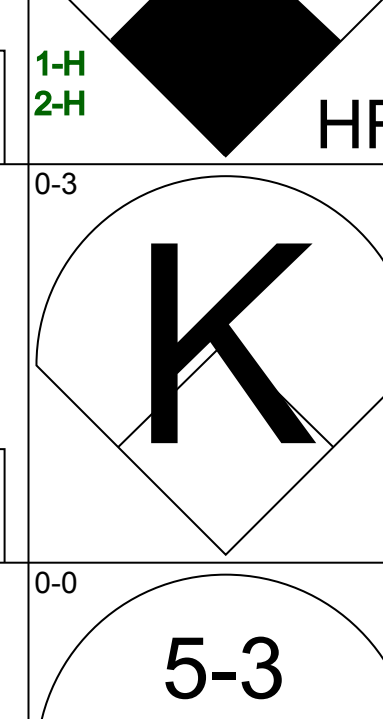
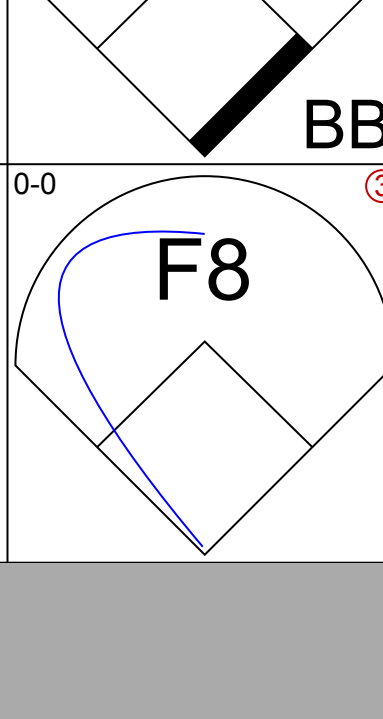
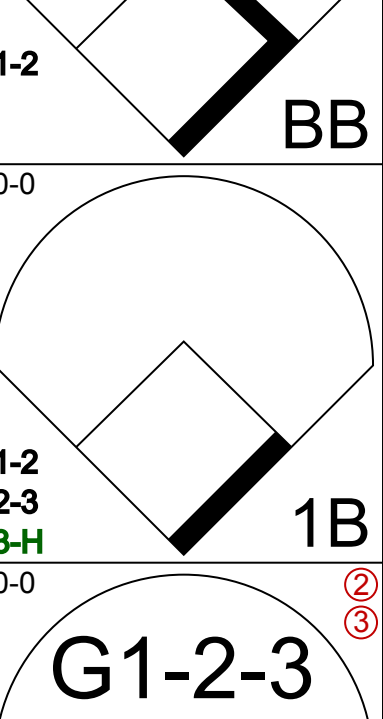
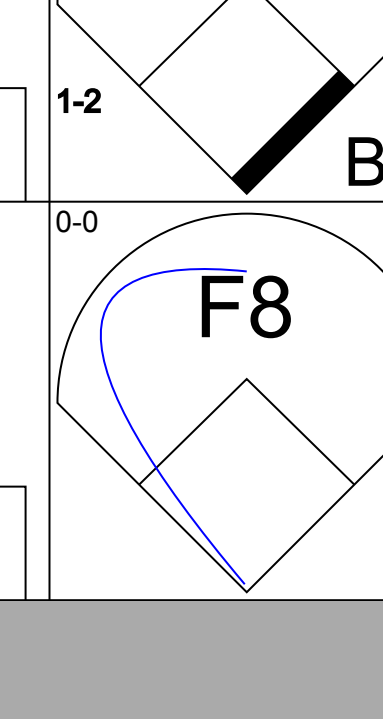
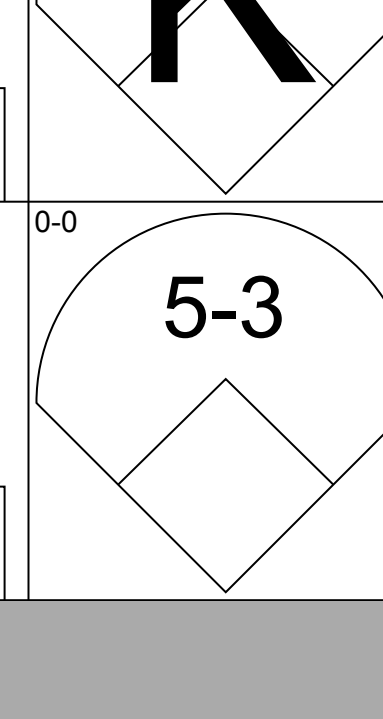
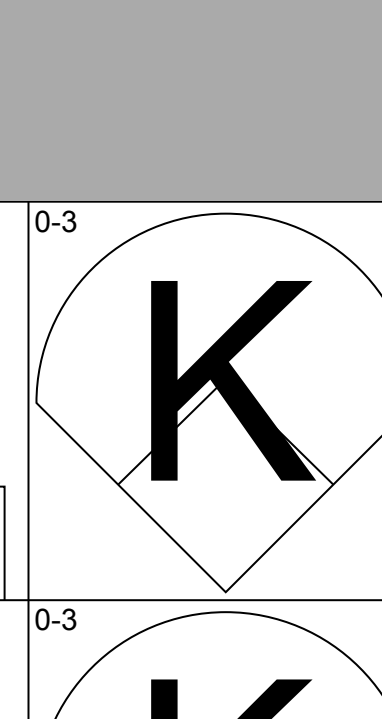
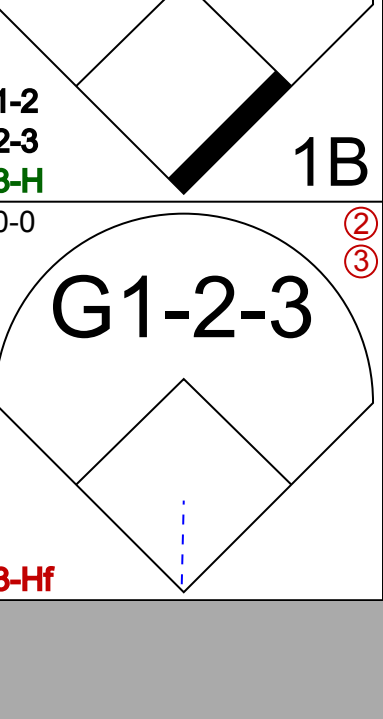
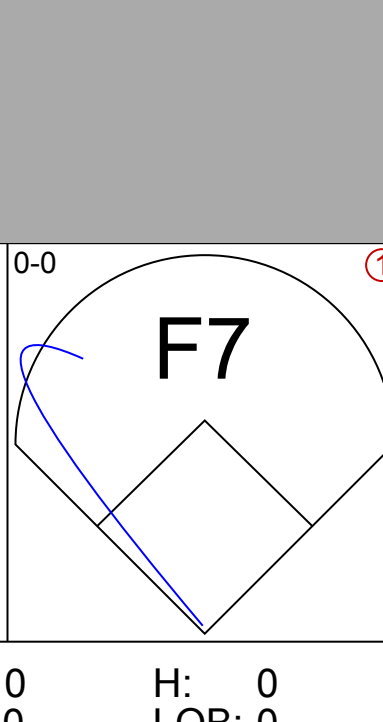
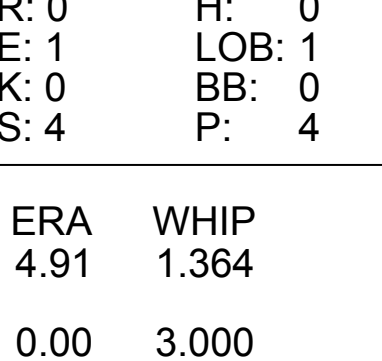
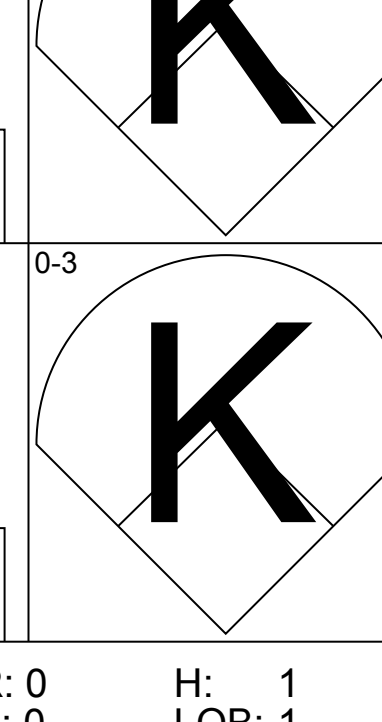
Batter	1	2	3	4	5	6	7	8	9	AB	R	H	RBI	BB	SO	LOB	BOTTOM								
Tony Taylor, R OBP: 0.187, SLG: 0.257 (1, 4)										5	0	1	0	0	0	3									
Aurelio Rodriguez, R OBP: 0.239, SLG: 0.299 (1, 5)										5	0	1	1	0	2	2									
Bill Freehan, R OBP: 0.364, SLG: 0.353 (1, 3)										5	0	2	0	0	1	3									
Frank Howard, R OBP: 0.306, SLG: 0.278 (1, 10)										3	1	0	0	1	0	3									
Duke Sims, L OBP: 0.388, SLG: 0.500 (1, 2)										4	2	2	2	0	0	0									
Mickey Stanley, R OBP: 0.304, SLG: 0.420 (1, 8)										4	1	2	1	0	0	0									
Jim Northrup, L OBP: 0.313, SLG: 0.350 (1, 9)										4	0	0	0	0	1	2									
Ike Brown, R OBP: 0.375, SLG: 0.211 (9, PR)										3	0	1	1	1	0	0									
Ed Brinkman, R OBP: 0.333, SLG: 0.388 (1, 6)										4	1	1	0	0	1	3									
Inning Stats	R: 0 E: 0 K: 0 S: 4	H: 1 LOB: 1 BB: 0 P: 4	R: 1 E: 0 K: 0 S: 6	H: 3 LOB: 2 BB: 0 P: 6	R: 2 E: 0 K: 1 S: 6	H: 1 LOB: 0 BB: 1 P: 10	R: 0 E: 0 K: 1 S: 5	H: 0 LOB: 0 BB: 0 P: 5	R: 0 E: 0 K: 0 S: 4	H: 1 LOB: 0 BB: 0 P: 4	R: 1 E: 0 K: 0 S: 5	H: 2 LOB: 1 BB: 0 P: 5	R: 0 E: 0 K: 0 S: 3	H: 0 LOB: 0 BB: 0 P: 3	R: 0 E: 0 K: 2 S: 8	H: 1 LOB: 2 BB: 1 P: 12	1B: 6 2B: 2 3B: 0 HR: 2	SF: 0 SAC: 0 DP: 0 HBP: 0	WP: 0 PB: 0 SB: 0 CS: 0	PA: 39					
PITCHER	IP	WLS	BF	H	R	ER	SO	BB	IBB	HBP	BLK	WP	HR	S	P	ERA	WHIP								
Fritz Peterson, L ERA: 4.1 (1, 1)	6.0		26	7	4	4	3	1	0	0	0	0	0	31	35	6.00	1.333								
Lindy McDaniel, R ERA: 3.94 (7, 1)	0.1	3	2	1	1	1	0	0	0	0	0	0	0	3	3	27.00	6.000								
Sparky Lyle, L ERA: 2.51 (7, 1)	2.2	W	10	1	0	0	2	1	0	0	0	0	0	13	17	0.00	0.750								

New York Yankees @ Detroit Tigers
Tiger Stadium, Detroit, MI
Wed May 23 1973, 7:05 PM EDT
Att: 12,038 - Unknown - 59 F

AB 37
R 5
H 10
RBI 5
BB 2
SO 5
LOB 16



Batter	1	2	3	4	5	6	7	8	9	AB	R	H	RBI	BB	SO	LOB	TOP										
Horace Clarke, S (1, 4) OBP: 0.326, SLG: 0.294										4	0	2	0	0	1	0	New York Yankees @ Detroit Tigers Tiger Stadium, Detroit, MI Thu May 24 1973, 7:05 PM EDT Att: 12,391 - Unknown - 60 F										
Roy White, S (1, 7) OBP: 0.326, SLG: 0.291										4	0	1	0	0	0	1											
Matty Alou, L (1, 9) OBP: 0.315, SLG: 0.353										3	0	0	0	0	0	1											
Bobby Murcer, L (1, 8) OBP: 0.333, SLG: 0.463										4	0	0	0	0	0	2											
Jim Ray Hart, R (1, 10) OBP: 0.396, SLG: 0.500										4	0	0	0	0	1	1											
Graig Nettles, L (1, 5) OBP: 0.393, SLG: 0.379										2	0	2	0	0	0	0											
Thurman Munson, R (1, 2) OBP: 0.346, SLG: 0.497										3	0	1	0	0	1	2											
Felipe Alou, R (1, 3) OBP: 0.283, SLG: 0.386										3	0	0	0	0	0	3											
Gene Michael, S (1, 6) OBP: 0.311, SLG: 0.339										3	0	0	0	0	0	2											
Inning Stats	R: 0 E: 0 K: 1 S: 5	H: 0 LOB: 0 BB: 0 P: 5	R: 0 E: 0 K: 1 S: 6	H: 1 LOB: 1 BB: 0 P: 6	R: 0 E: 0 K: 0 S: 3	H: 1 LOB: 0 BB: 0 P: 3	R: 0 E: 0 K: 0 S: 4	H: 1 LOB: 1 BB: 0 P: 4	R: 0 E: 0 K: 0 S: 4	H: 2 LOB: 1 BB: 0 P: 4	R: 0 E: 0 K: 0 S: 4	H: 1 LOB: 1 BB: 0 P: 4	R: 0 E: 0 K: 1 S: 5	H: 0 LOB: 1 BB: 0 P: 6	R: 0 E: 0 K: 0 S: 3	H: 0 LOB: 0 BB: 0 P: 3	R: 0 E: 0 K: 0 S: 3	H: 0 LOB: 0 BB: 0 P: 3	1B: 6 2B: 0 3B: 0 HR: 0	SF: 0 SAC: 1 DP: 1 HBP: 1	WP: 0 PB: 0 SB: 0 CS: 1	PA: 33					
PITCHER	IP	WLS	BF	H	R	ER	SO	BB	IBB	HBP	BLK	WP	HR	S	P	ERA	WHIP										
Mickey Lolich, L (1, 1) ERA: 3.5	9.0	W	32	6	0	0	3	0	0	1	0	0	0	37	38	0.00	0.667										

Batter	1	2	3	4	5	6	7	8	9	AB	R	H	RBI	BB	SO	LOB	BOTTOM										
Rich Reese, L (1, 7) OBP: 0.140, SLG: 0.075										4	0	1	0	0	0	0	New York Yankees @ Detroit Tigers Tiger Stadium, Detroit, MI Thu May 24 1973, 7:05 PM EDT Att: 12,391 - Unknown - 60 F										
John Gamble, R (7, FR)										0	0	0	0	0	0	0											
Dick Sharon, R (8, 7) OBP: 0.200, SLG: 0.400										4	0	0	0	0	0	2											
Mickey Stanley, R (1, 8) OBP: 0.295, SLG: 0.407										4	1	1	0	0	0	1											
Gates Brown, L (1, 10) OBP: 0.333, SLG: 0.386										3	2	2	0	1	0	0											
Duke Sims, L (1, 2) OBP: 0.405, SLG: 0.507										4	0	1	0	0	0	3											
Norm Cash, L (1, 3) OBP: 0.293, SLG: 0.383										1	1	1	3	3	0	0											
Dick McAuliffe, L (1, 4) OBP: 0.394, SLG: 0.356										3	0	1	1	1	1	1											
Jim Northrup, L (1, 9) OBP: 0.319, SLG: 0.350										4	0	0	0	0	1	5											
Aurelio Rodriguez, R (1, 5) OBP: 0.234, SLG: 0.291										3	0	0	0	0	1	0											
Ed Brinkman, R (1, 6) OBP: 0.326, SLG: 0.379										3	0	0	0	0	1	0											
Inning Stats	R: 0 E: 0 K: 0 S: 3	H: 0 LOB: 0 BB: 0 P: 3	R: 0 E: 0 K: 0 S: 3	H: 1 LOB: 2 BB: 2 P: 11	R: 0 E: 0 K: 0 S: 3	H: 0 LOB: 0 BB: 0 P: 3	R: 3 E: 0 K: 1 S: 8	H: 3 LOB: 0 BB: 0 P: 8	R: 0 E: 1 K: 0 S: 4	H: 0 LOB: 1 BB: 0 P: 4	R: 0 E: 0 K: 0 S: 3	H: 0 LOB: 1 BB: 1 P: 7	R: 0 E: 0 K: 2 S: 8	H: 1 LOB: 1 BB: 0 P: 8	R: 1 E: 0 K: 0 S: 4	H: 2 LOB: 2 BB: 2 P: 12	R: 0 E: 0 K: 0 S: 3	H: 0 LOB: 0 BB: 0 P: 3	1B: 6 2B: 0 3B: 0 HR: 1	SF: 0 SAC: 0 DP: 1 HBP: 0	WP: 0 PB: 0 SB: 0 CS: 1	PA: 35					
PITCHER	IP	WLS	BF	H	R	ER	SO	BB	IBB	HBP	BLK	WP	HR	S	P	ERA	WHIP										
Doc Medich, R (1, 1) ERA: 3.53	7.1	L	32	6	4	4	3	4	0	0	0	0	0	34	50	4.91	1.364										
Jim Magnuson, L (8, 1) ERA: 5.32	0.2		3	1	0	0	0	1	0	0	0	0	0	2	6	0.00	3.000										

Batter	1	2	3	4	5	6	7	8	9	10	11	12	13	AB	R	H	RBI	BB	SO	LOB	TOP			
Bert Campaneris, R (1.6) OBP: 0.363, SLG: 0.363	F8		CS	F8		4-3		K			P4			6	0	1	0	0	1	3				
Joe Rudi, R (1.7) OBP: 0.276, SLG: 0.353	6-3			5-3		K							K	6	0	1	0	0	3	2				
Sal Bando, R (1.5) OBP: 0.347, SLG: 0.447	F8			F8							1B			5	0	0	0	1	0	1				
Reggie Jackson, L (1.9) OBP: 0.368, SLG: 0.470		6-3			1-3					F8			K	6	0	0	0	0	1	2				
Deron Johnson, R (1.10) OBP: 0.319, SLG: 0.450		5-3			F7					P5			F9	5	0	0	0	0	1	0				
Ray Fosse, R (1.2) OBP: 0.313, SLG: 0.377		5-3			E3					P6				5	0	2	0	0	0	0				
Gene Tenace, R (1.3) OBP: 0.391, SLG: 0.472			6-3		L8			SH2-4 1B						3	0	1	0	1	0	1				
Dick Green, R (1.4) OBP: 0.237, SLG: 0.292			6-3			P5		F8						2	0	0	0	0	0	0				
Gonzalo Marquez, L (8, PH) OBP: 0.300, SLG: 0.350														1	0	0	0	0	0	1				
Ted Kubiak, S (8, 4) OBP: 0.340, SLG: 0.370														1	0	0	0	0	0	1				
Angel Mangual, R (12, PH) OBP: 0.217, SLG: 0.260														1	0	0	0	0	0	2				
Dal Maxvill, R (12, 4) OBP: 0.313, SLG: 0.267														0	0	0	0	0	0	0				
Bill North, S (1.8) OBP: 0.378, SLG: 0.344						4-3 2B							L8	4	0	2	0	1	0	0				
Inning Stats	R: 0 E: 0 K: 0 S: 3	H: 0 LOB: 0 BB: 0 P: 3	R: 0 E: 0 K: 0 S: 3	H: 0 LOB: 0 BB: 0 P: 3	R: 0 E: 0 K: 0 S: 3	H: 1 LOB: 0 BB: 0 P: 3	R: 0 E: 0 K: 1 S: 6	H: 0 LOB: 1 BB: 0 P: 6	R: 0 E: 0 K: 1 S: 5	H: 0 LOB: 0 BB: 0 P: 5	R: 0 E: 0 K: 1 S: 5	H: 1 LOB: 1 BB: 0 P: 4	R: 0 E: 0 K: 1 S: 4	H: 1 LOB: 1 BB: 0 P: 4	R: 0 E: 0 K: 1 S: 6	H: 1 LOB: 2 BB: 1 P: 10	R: 0 E: 0 K: 1 S: 6	H: 1 LOB: 2 BB: 1 P: 10	R: 0 E: 0 K: 1 S: 6	H: 1 LOB: 2 BB: 1 P: 10	1B: 5 2B: 2 3B: 0 HR: 0	SF: 0 SAC: 1 DP: 0 HBP: 0	W/P: 0 PB: 0 SB: 2 CS: 1	PA: 50
PITCHER	IP WLS BF H R ER SO BB IBB HBP BLK WP HR S P ERA WHIP	11.0 39 5 0 0 4 1 0 0 0 0 0 46 50 0.00 0.545	2.0 W 10 2 0 0 0 2 0 2 0 0 0 12 20 0.00 1.000	PITCHER																				

Oakland Athletics @ Detroit Tigers
Tiger Stadium, Detroit, MI
Fri May 25 1973, 7:05 PM EDT
Att: 24,011 - Unknown

AB	45
R	0
H	7
RBI	0
BB	3
SO	6
LOB	13

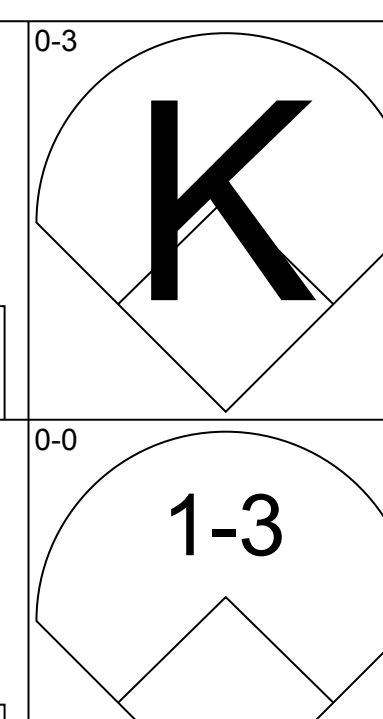
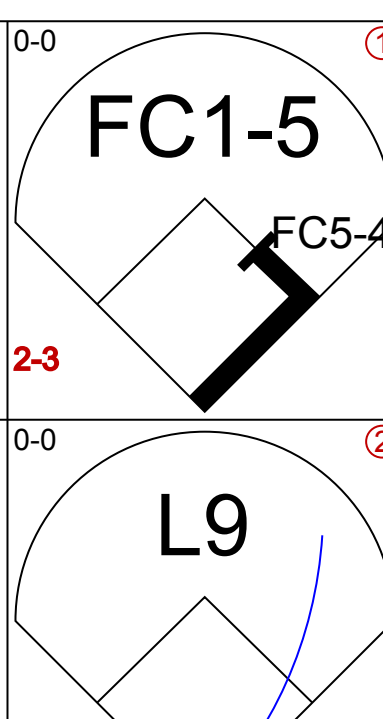
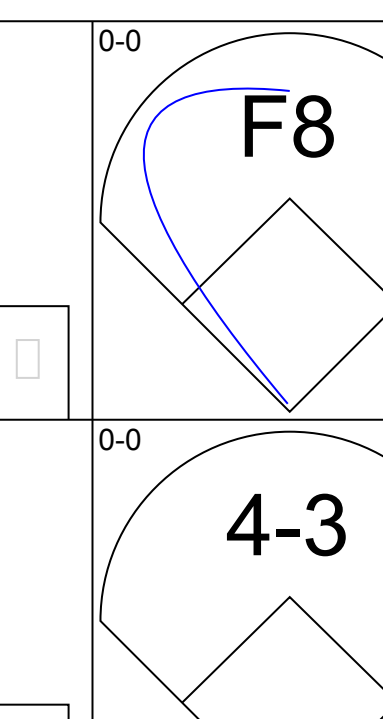
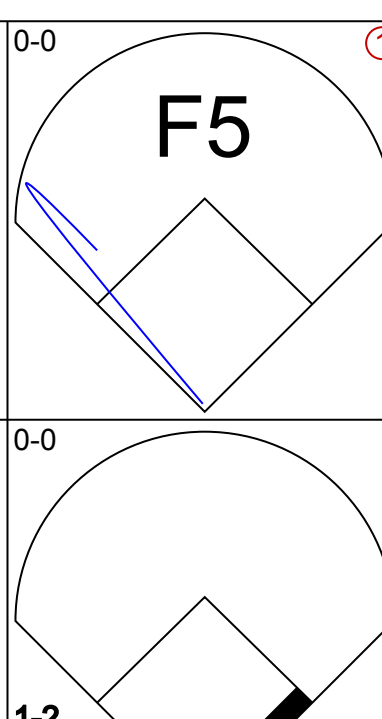
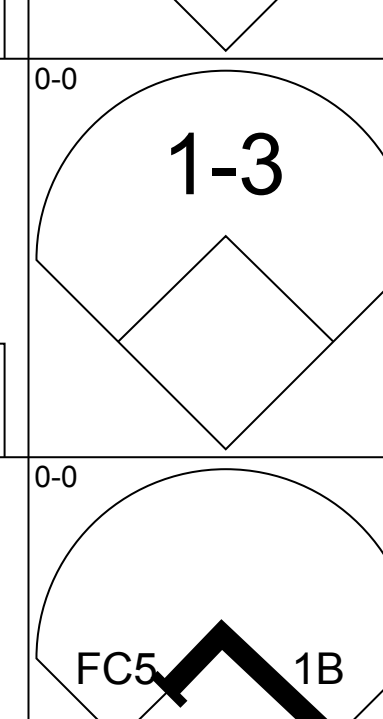
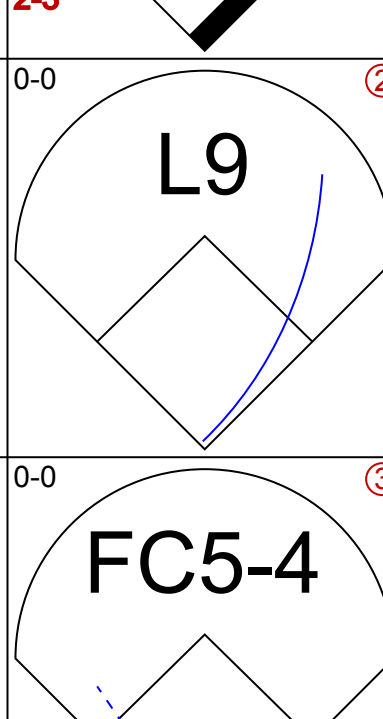
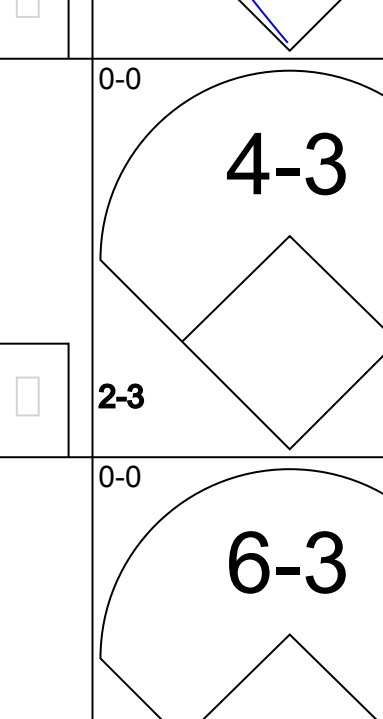
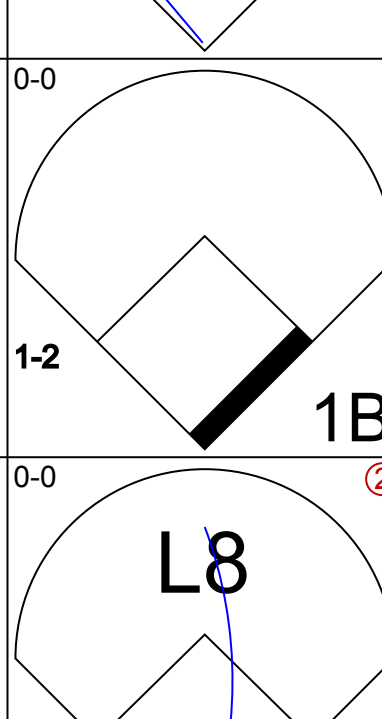
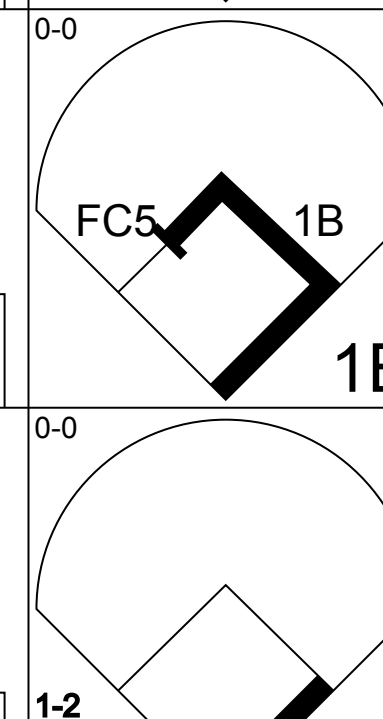
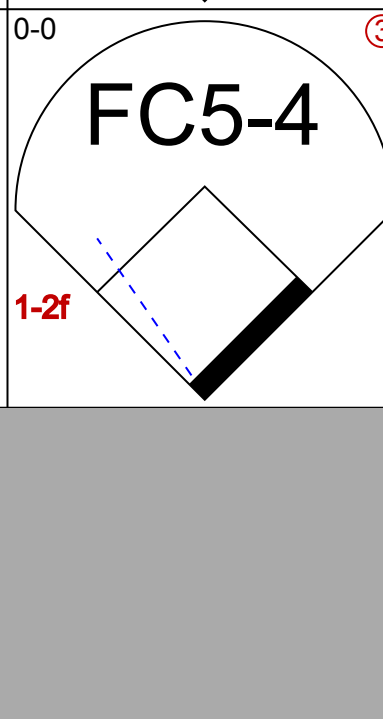
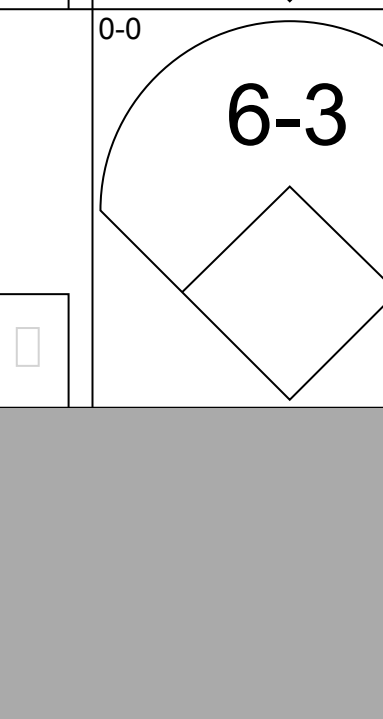
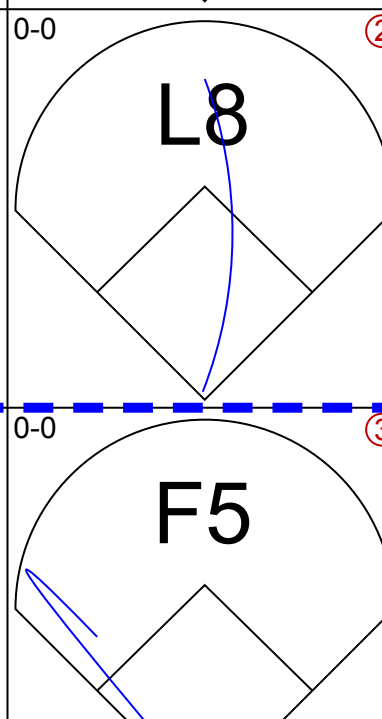
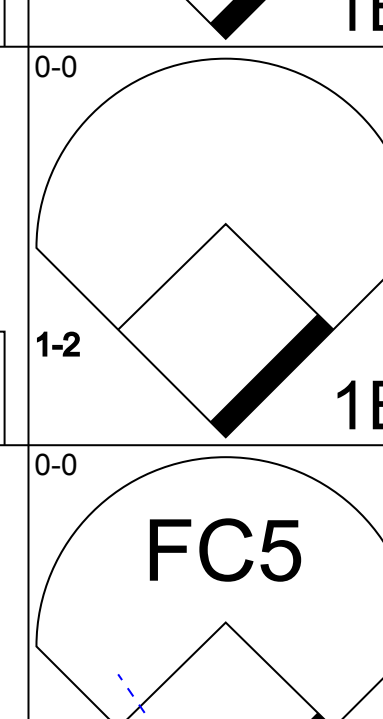
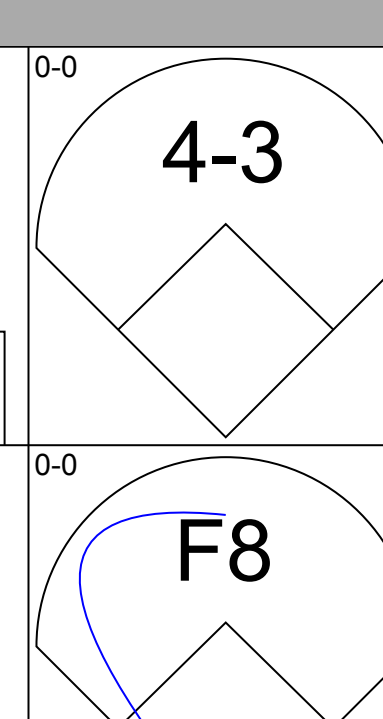
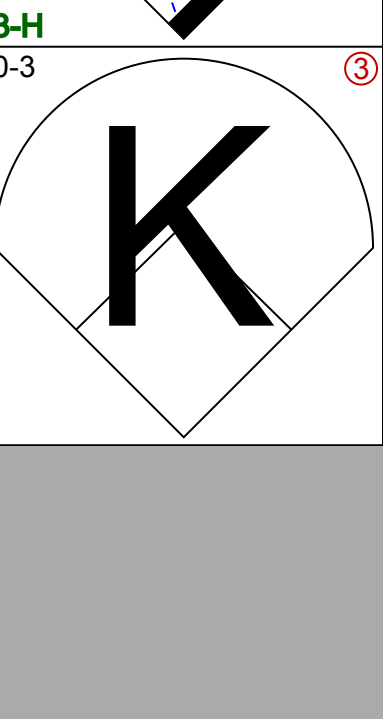
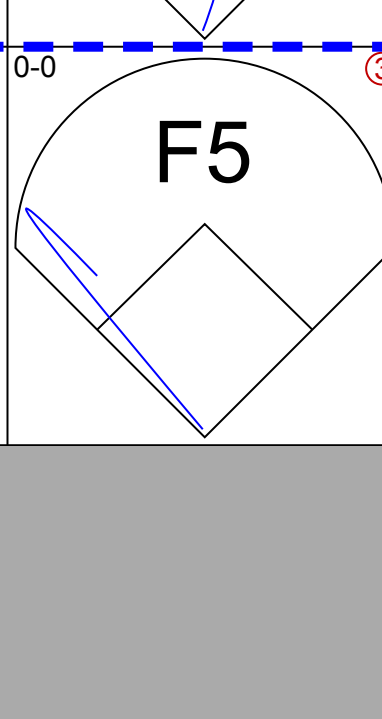
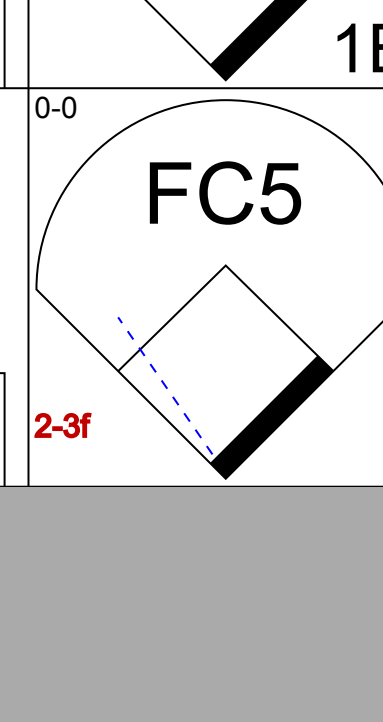
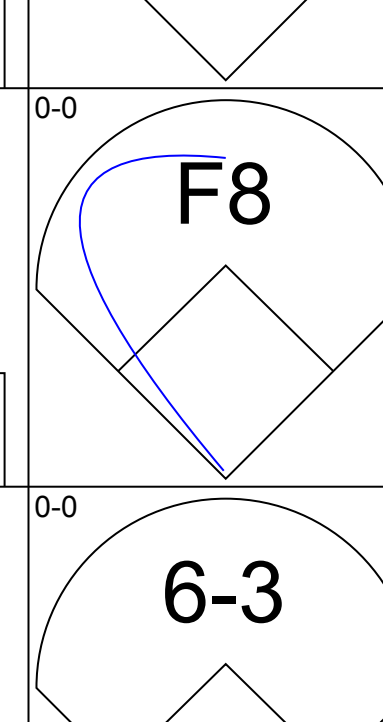
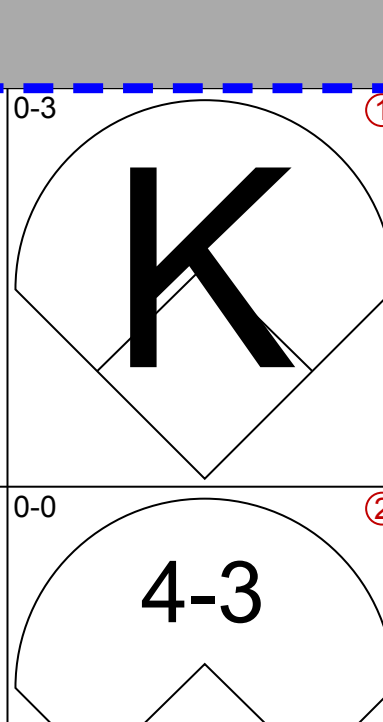
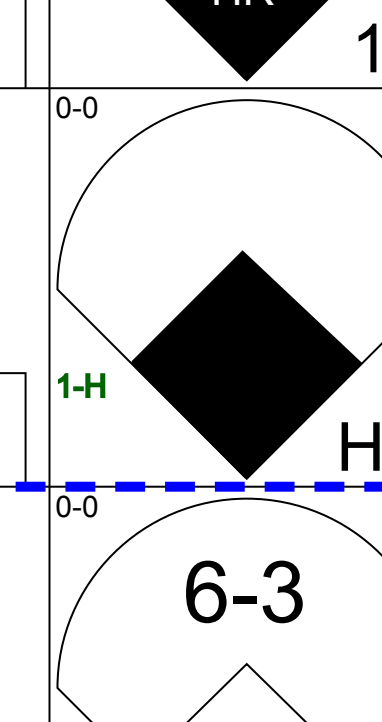
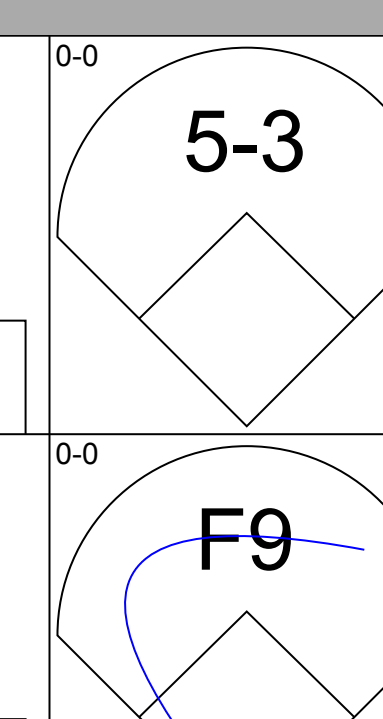
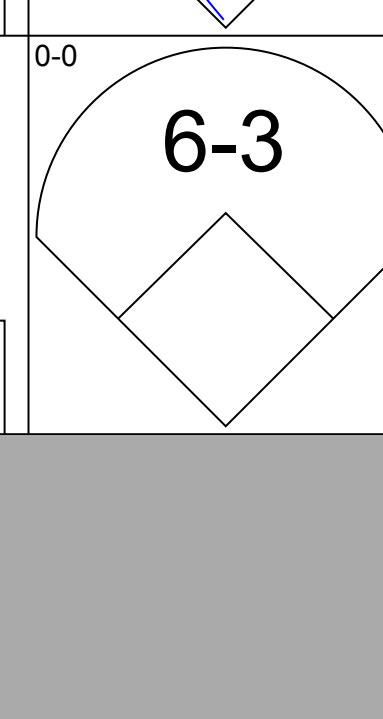
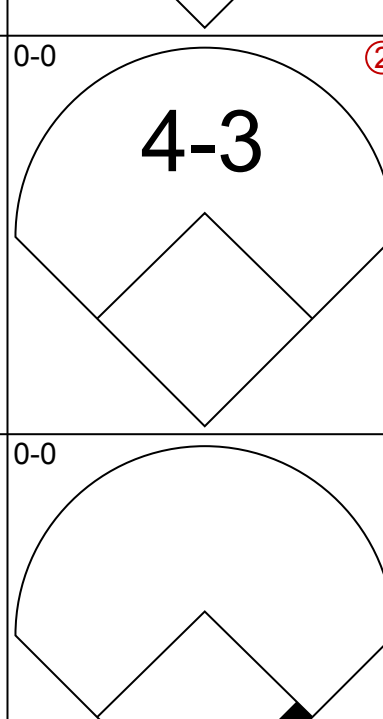
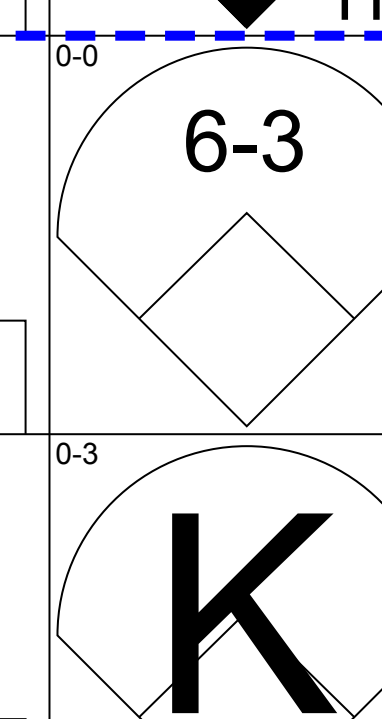
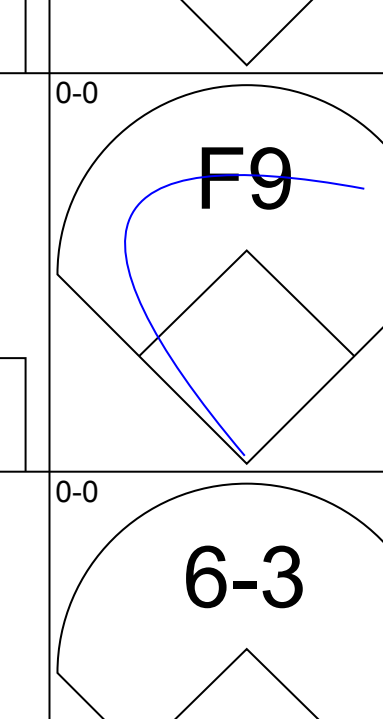
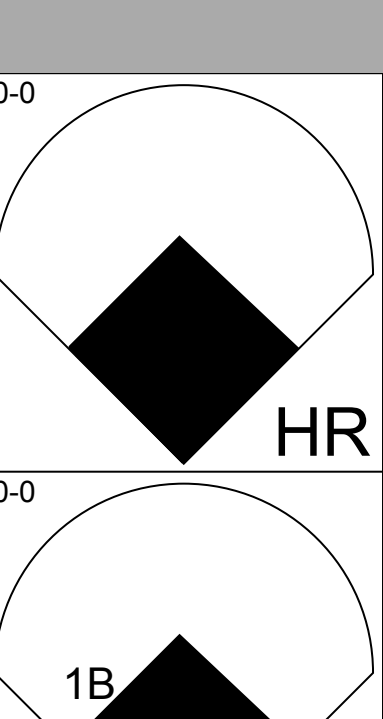
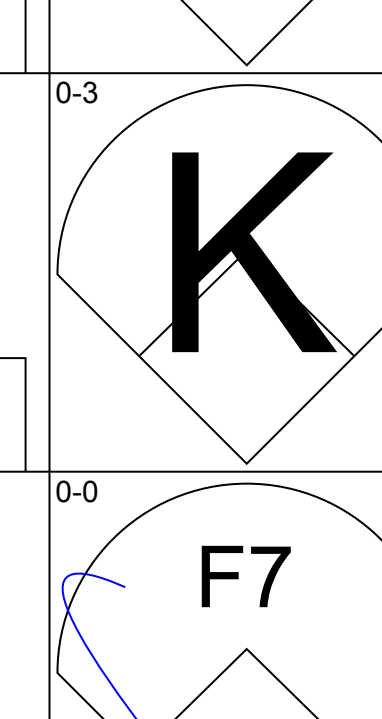
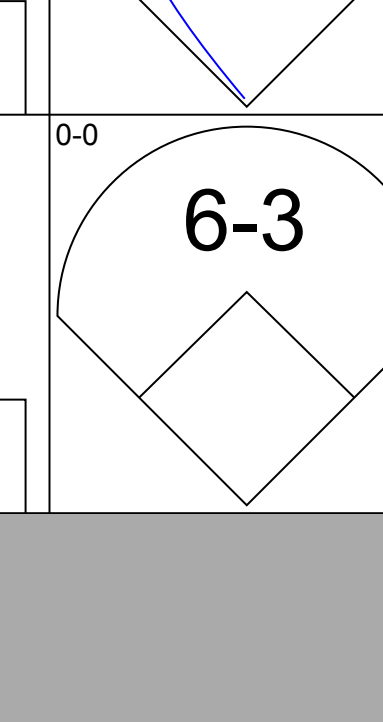
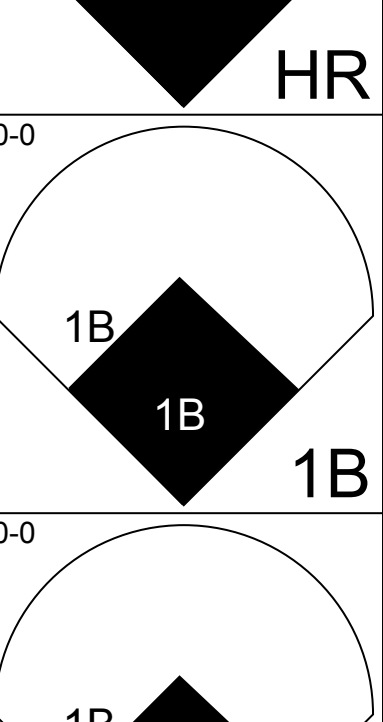
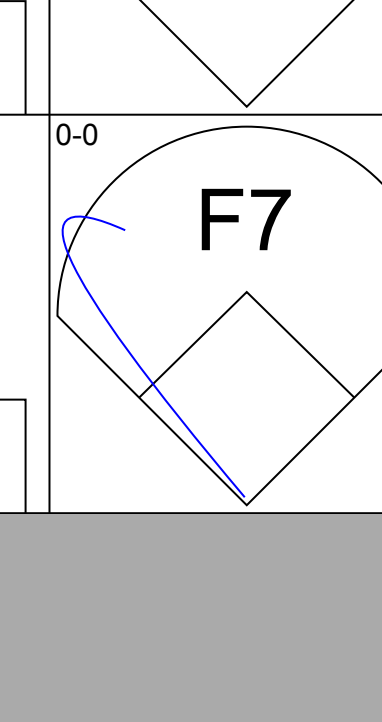
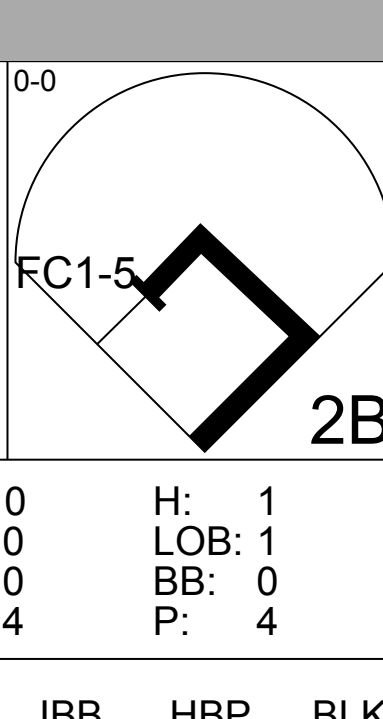
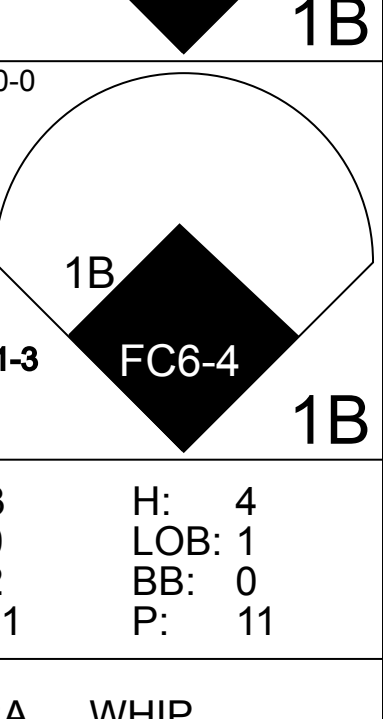
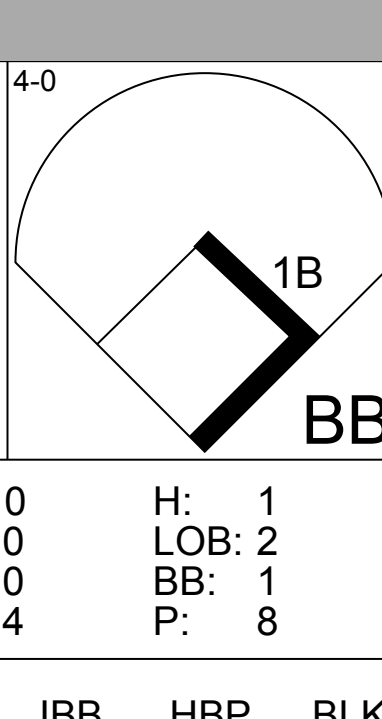


Batter	1	2	3	4	5	6	7	8	9	10	11	12	13	AB	R	H	RBI	BB	SO	LOB	BOTTOM			
Rich Reese, L (1.7) OBP: 0.159, SLG: 0.086	L7					F8		F8				4-3		5	0	1	0	1	0	1				
Mickey Stanley, R (1.8) OBP: 0.303, SLG: 0.419	6-3					P6								6	1	3	0	0	0	1				
Gates Brown, L (1.10) OBP: 0.340, SLG: 0.385														3	0	1	0	1	0	0				
John Gamble, R (9, PR)														0	0	0	0	0	0	0				
Bill Freehan, R (11, PH) OBP: 0.365, SLG: 0.355														2	0	1	0	0	0	1				
Duke Sims, L (1.2) OBP: 0.400, SLG: 0.487	F5													5	0	1	0	1	1	4				
Norm Cash, L (1.3) OBP: 0.286, SLG: 0.373														3	0	0	0	0	0	1				
Tony Taylor, R (9, PH) OBP: 0.184, SLG: 0.253														1	0	0	0	0	1	2				
Dick Sharon, R (10, 7) OBP: 0.296, SLG: 0.429														2	0	1	1	0	1	1				
Dick McAuliffe, L (1.4) OBP: 0.358, SLG: 0.349	F8					4-3								5	0	1	0	0	1	3				
Jim Northrup, L (1.9) OBP: 0.322, SLG: 0.352	F8													5	0	2	0	0	0	2				
Aurelio Rodriguez, R (1.5) OBP: 0.227, SLG: 0.282														5	0	0	0	0	0	2				
Ed Brinkman, R (1.6) OBP: 0.322, SLG: 0.380														5	0	1	0	0	0	1				
Inning Stats	R: 0 E: 0 K: 0 S: 3	H: 0 LOB: 1 BB: 1 P: 7	R: 0 E: 0 K: 0 S: 3	H: 0 LOB: 0 BB: 0 P: 3	R: 0 E: 1 K: 0 S: 4	H: 1 LOB: 1 BB: 0 P: 4	R: 0 E: 0 K: 0 S: 3	H: 0 LOB: 0 BB: 0 P: 3	R: 0 E: 0 K: 0 S: 3	H: 2 LOB: 2 BB: 0 P: 5	R: 0 E: 0 K: 3 S: 11	H: 2 LOB: 2 BB: 0 P: 11	R: 0 E: 0 K: 1 S: 4	H: 1 LOB: 1 BB: 0 P: 6	R: 0 E: 0 K: 0 S: 4	H: 1 LOB: 1 BB: 0 P: 4	R: 1 E: 0 K: 0 S: 3	H: 2 LOB: 3 BB: 1 P: 7	1B: 10 2B: 2 3B: 0 HR: 0	SF: 0 SAC: 0 DP: 1 HBP: 0	W/P: 0 PB: 0 SB: 0 CS: 1	PA: 50		
PITCHER	IP WLS BF H R ER SO BB IBB HBP BLK WP HR S P ERA WHIP	8.0 30 6 0 0 0 1 0 0 0 0 0 29 33 0.00 0.875	0.1 1 0 0 0 1 0 0 0 0 0 0 3 3 0.00 0.000	3.2 L 19 6 1 1 3 0 2 0 0 0 23 31 2.46 1.636	PITCHER																			

Oakland Athletics @ Detroit Tigers
Tiger Stadium, Detroit, MI
Fri May 25 1973, 7:05 PM EDT
Att: 24,011 - Unknown

AB	47
R	1
H	12
RBI	1
BB	3
SO	4
LOB	19

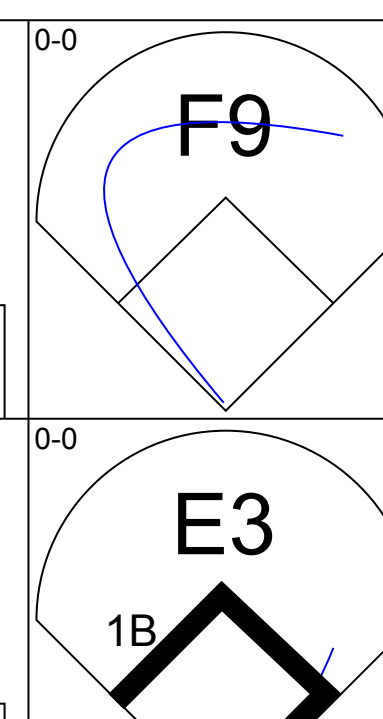
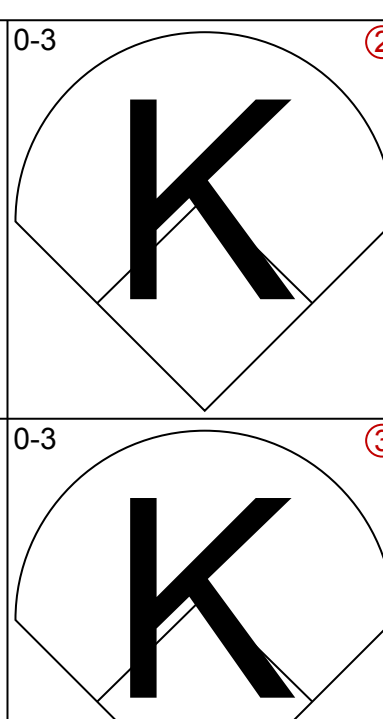
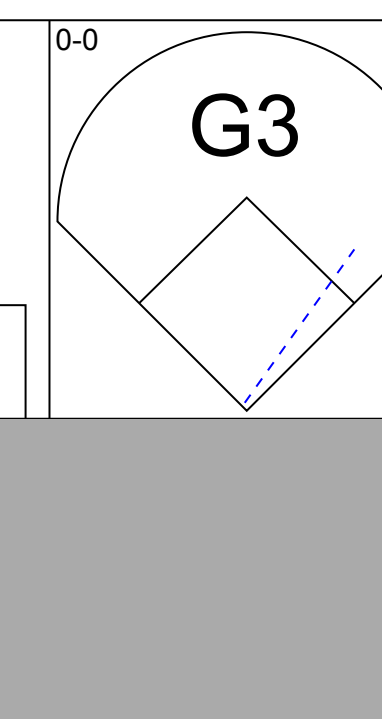
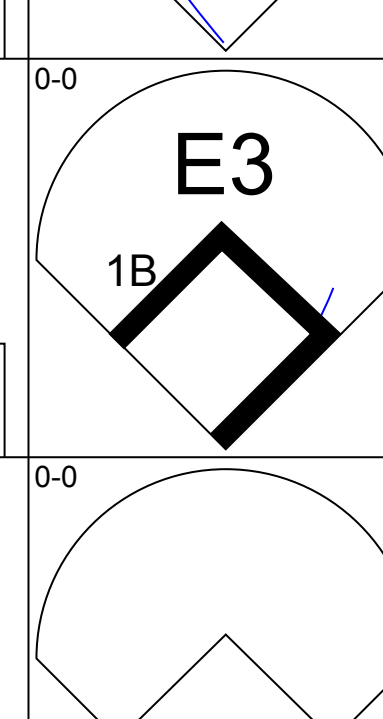

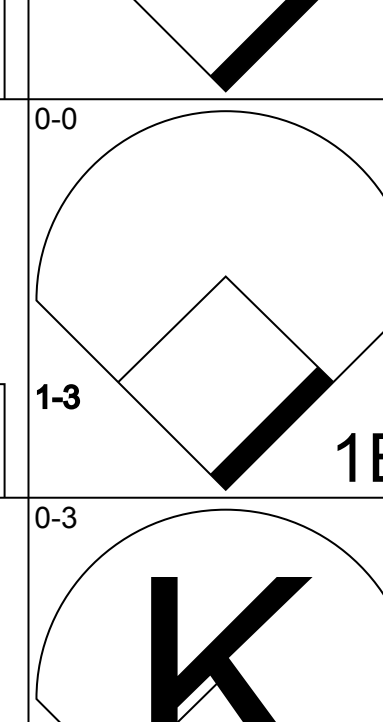
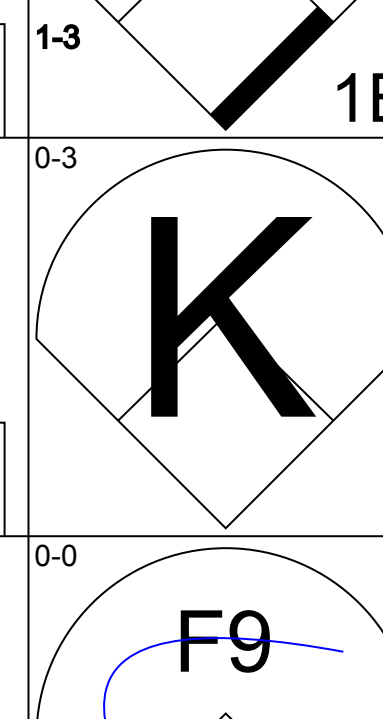
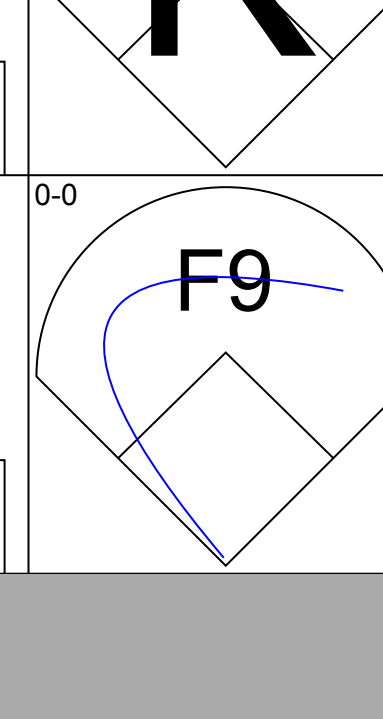
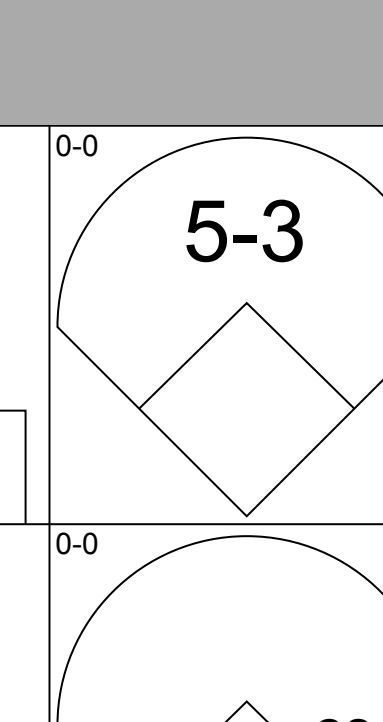



Batter	1	2	3	4	5	6	7	8	9	AB	R	H	RBI	BB	SO	LOB	TOP																					
Bill North, S OBP: 0.373, SLG: 0.338 (1, 8)										5	0	1	1	0	1	3																						
Ted Kubiak, S OBP: 0.327, SLG: 0.353 (1, 6)										5	0	1	0	0	1	4																						
Sal Bando, R OBP: 0.343, SLG: 0.439 (1, 5)										5	0	1	1	0	0	5																						
Reggie Jackson, L OBP: 0.369, SLG: 0.467 (1, 9)										5	1	2	0	0	1	3																						
Deron Johnson, R OBP: 0.317, SLG: 0.468 (1, 10)										4	1	1	2	0	1	2																						
Ray Fosse, R OBP: 0.306, SLG: 0.368 (1, 2)										4	0	0	0	0	0	0																						
Gene Tenace, R OBP: 0.393, SLG: 0.493 (1, 3)										4	1	2	1	0	1	0																						
Rich McKinney, R OBP: 0.278, SLG: 0.364 (1, 7)										4	1	1	0	0	0	1																						
Dick Green, R OBP: 0.268, SLG: 0.337 (1, 4)										3	1	3	0	1	0	0																						
Inning Stats	R: 0 E: 0 K: 1 S: 7	H: 2 LOB: 2 BB: 0 P: 7	R: 0 E: 0 K: 0 S: 3	H: 0 LOB: 0 BB: 0 P: 3	R: 0 E: 0 K: 0 S: 4	H: 1 LOB: 1 BB: 0 P: 4	R: 0 E: 0 K: 0 S: 3	H: 0 LOB: 0 BB: 0 P: 3	R: 3 E: 0 K: 2 S: 11	H: 4 LOB: 1 BB: 0 P: 11	R: 0 E: 0 K: 1 S: 6	H: 1 LOB: 1 BB: 0 P: 6	R: 0 E: 0 K: 0 S: 4	H: 1 LOB: 0 BB: 0 P: 4	R: 2 E: 0 K: 1 S: 7	H: 2 LOB: 0 BB: 0 P: 7	R: 0 E: 0 K: 0 S: 4	H: 1 LOB: 2 BB: 1 P: 8	1B: 8 2B: 2 3B: 0 HR: 2	SF: 0 SAC: 0 DP: 0 HBP: 0	WP: 0 PA: 40 PB: 0 SB: 0 CS: 0																	
PITCHER	IP	WLS	BF	H	R	ER	SO	BB	IBB	HBP	BLK	WP	HR	S	P	ERA	WHIP	PITCHER				IP	WLS	BF	H	R	ER	SO	BB	IBB	HBP	BLK	WP	HR	S	P	ERA	WHIP
Woodie Fryman, L ERA: 5.91 (1, 1)	5.0	22	7	3	3	3	3	0	0	0	0	0	1	28	28	5.40	1.400																					
Tom Timmermann, R ERA: 3.77 (6, 1)	2.0	10	4	2	2	1	0	0	0	0	0	0	1	12	12	9.00	2.000																					
Chuck Seelbach, R ERA: (8, 1)	1.2	W	7	1	0	0	1	1	0	0	0	0	0	8	12	0.00	1.200																					
John Hiller, L ERA: 2.42 (9, 1)	0.1	S	1	0	0	0	0	0	0	0	0	0	0	1	1	0.00	0.000																					

Oakland Athletics @ Detroit Tigers
Tiger Stadium, Detroit, MI
Sat May 26 1973, 3:33 AM EDT
Att: 21,179 - Unknown

AB	39
R	5
H	12
RBI	5
BB	1
SO	5
LOB	18



Batter	1	2	3	4	5	6	7	8	9	AB	R	H	RBI	BB	SO	LOB	BOTTOM																					
Tony Taylor, R OBP: 0.185, SLG: 0.241 (1, 4)										4	1	0	0	1	1	1																						
Mickey Stanley, R OBP: 0.295, SLG: 0.406 (1, 8)										4	0	0	0	0	1	2																						
Bill Freehan, R OBP: 0.369, SLG: 0.359 (1, 2)										4	0	2	2	0	0	0																						
Frank Howard, R OBP: 0.288, SLG: 0.259 (1, 10)										4	0	0	0	0	3	3																						
Ike Brown, R OBP: 0.407, SLG: 0.200 Rich Reese, L OBP: 0.172, SLG: 0.086 (1, 3) (7, 3)										1	1	0	0	2	0	2																						
Dick Sharon, R OBP: 0.200, SLG: 0.300 (1, 7)										0	1	0	0	1	0	0																						
Jim Northrup, L OBP: 0.336, SLG: 0.384 (1, 9)										3	1	0	0	0	0	2																						
Aurelio Rodriguez, R OBP: 0.227, SLG: 0.301 (1, 5)										4	2	3	2	0	0	1																						
Ed Brinkman, R OBP: 0.327, SLG: 0.390 (1, 6)										3	1	1	2	0	1	2																						
Inning Stats	R: 0 E: 1 K: 1 S: 7	H: 1 LOB: 2 BB: 0 P: 7	R: 0 E: 0 K: 1 S: 5	H: 1 LOB: 0 BB: 0 P: 5	R: 0 E: 0 K: 2 S: 7	H: 0 LOB: 0 BB: 0 P: 7	R: 0 E: 0 K: 1 S: 5	H: 0 LOB: 1 BB: 1 P: 9	R: 3 E: 0 K: 0 S: 6	H: 3 LOB: 1 BB: 1 P: 10	R: 2 E: 0 K: 0 S: 5	H: 2 LOB: 1 BB: 1 P: 9	R: 0 E: 0 K: 1 S: 5	H: 0 LOB: 0 BB: 0 P: 5	R: 3 E: 1 K: 0 S: 5	H: 1 LOB: 0 BB: 1 P: 9	1B: 5 2B: 1 3B: 1 HR: 1	SF: 1 SAC: 1 DP: 0 HBP: 0	WP: 1 PA: 37 PB: 0 SB: 0 CS: 1																			
PITCHER	IP	WLS	BF	H	R	ER	SO	BB	IBB	HBP	BLK	WP	HR	S	P	ERA	WHIP	PITCHER				IP	WLS	BF	H	R	ER	SO	BB	IBB	HBP	BLK	WP	HR	S	P	ERA	WHIP
Ken Holtzman, L ERA: 1.67 (1, 1)	5.2	26	6	5	5	5	5	3	0	0	0	0	1	33	45	7.94	1.588																					
Horacio Pina, R ERA: 2.92 (6, 1)	2.1	L	11	2	3	2	1	1	0	0	0	0	0	12	16	7.71	1.286																					

Oakland Athletics @ Detroit Tigers
Tiger Stadium, Detroit, MI
Sat May 26 1973, 3:33 AM EDT
Att: 21,179 - Unknown

AB	31
R	8
H	8
RBI	7
BB	4
SO	6
LOB	13



Batter	1	2	3	4	5	6	7	8	9	AB	R	H	RBI	BB	SO	LOB	TOP					
Rich Reese, L OBP: 0.178, SLG: 0.119 (1, 7)	F9		G1		FC1-2 1B	F7		FC4-6		5	0	0	0	0	0	4	Detroit Tigers @ Chicago White Sox Comiskey Park, Chicago, IL Wed May 30 1973, 8:05 PM EDT Att: 14,777 - Unknown - 54 F					
Mickey Stanley, R OBP: 0.297, SLG: 0.401 (1, 8)	4-3		K					F9		5	0	1	1	0	2	2						
Gates Brown, L OBP: 0.330, SLG: 0.400 (1, 10)	K				F8	F8			P3	5	1	1	1	0	1	2						
Duke Sims, L OBP: 0.404, SLG: 0.470 (1, 2)		F9				1-3				5	0	2	0	0	0	0						
Norm Cash, L OBP: 0.305, SLG: 0.417 Dick Sharon, R OBP: 0.143, SLG: 0.214 (1, 3) (6, 7)					G3-6-3 1B				1B	3	1	2	0	0	0	1						
Jim Northrup, L OBP: 0.343, SLG: 0.400 (1, 9)										2	0	0	0	0	1	1						
Dick McAuliffe, L OBP: 0.359, SLG: 0.345 (1, 4)										4	3	3	1	1	0	1						
Ed Brinkman, R OBP: 0.325, SLG: 0.385 (1, 6)										3	1	2	1	1	1	2						
Aurelio Rodriguez, R OBP: 0.240, SLG: 0.331 (1, 5)										4	1	2	1	1	0	5						
Inning Stats	R: 0 E: 0 K: 1 S: 5	H: 0 LOB: 0 BB: 0 P: 5	R: 0 E: 0 K: 1 S: 7	H: 2 LOB: 2 BB: 0 P: 7	R: 0 E: 0 K: 1 S: 5	H: 0 LOB: 0 BB: 0 P: 5	R: 0 E: 0 K: 0 S: 3	H: 1 LOB: 0 BB: 0 P: 3	R: 2 E: 0 K: 0 S: 6	H: 3 LOB: 2 BB: 1 P: 10	R: 4 E: 1 K: 0 S: 7	H: 4 LOB: 0 BB: 0 P: 7	R: 1 E: 0 K: 1 S: 6	H: 1 LOB: 0 BB: 0 P: 6	R: 1 E: 0 K: 0 S: 5	H: 2 LOB: 2 BB: 1 P: 9		R: 0 E: 0 K: 1 S: 6	H: 1 LOB: 1 BB: 0 P: 6	1B: 10 2B: 2 3B: 0 HR: 2	SF: 0 SAC: 0 DP: 1 HBP: 0	WP: 0 PB: 0 SB: 0 CS: 0
PITCHER	IP	WLS	BF	H	R	ER	SO	BB	IBB	HBP	BLK	WP	HR	S	P	ERA	WHIP					
Stan Bahnsen, R ERA: 2.92 (1, 1)	5.2	L	27	10	6	4	3	1	0	0	0	0	1	32	36	6.35	1.941					
Rich Gossage, R ERA: 9.97 (6, 1)	1.1		7	2	2	2	1	1	0	0	0	0	1	8	12	13.50	2.250					
Cy Acosta, R ERA: 3.27 (8, 1)	2.0		8	2	0	0	1	0	0	0	0	0	0	10	10	0.00	1.000					

Batter	1	2	3	4	5	6	7	8	9	AB	R	H	RBI	BB	SO	LOB	BOTTOM					
Johnny Jeter, R OBP: 0.242, SLG: 0.330 (1, 8)	K		F9			6-3		5-3		4	0	0	1	0	1	0	Detroit Tigers @ Chicago White Sox Comiskey Park, Chicago, IL Wed May 30 1973, 8:05 PM EDT Att: 14,777 - Unknown - 54 F					
Pat Kelly, L OBP: 0.419, SLG: 0.426 (1, 9)	G3				F7			K		3	0	0	0	1	1	0						
Dick Allen, R OBP: 0.391, SLG: 0.629 (1, 3)	5-3									4	0	2	0	0	1	1						
Bill Melton, R OBP: 0.384, SLG: 0.545 (1, 5)										4	2	2	1	0	1	2						
Rick Reichardt, R OBP: 0.326, SLG: 0.398 (1, 7)										4	0	1	0	0	0	0						
Carlos May, L OBP: 0.333, SLG: 0.411 (1, 10)										4	0	1	1	0	1	0						
Mike Andrews, R OBP: 0.313, SLG: 0.268 (1, 4)										4	0	0	0	0	1	2						
Ed Herrmann, L OBP: 0.306, SLG: 0.354 (1, 2)										2	1	1	0	0	0	0						
Eddie Leon, R OBP: 0.295, SLG: 0.289 (1, 6)										3	0	0	0	0	0	4						
Inning Stats	R: 0 E: 0 K: 1 S: 5	H: 0 LOB: 0 BB: 0 P: 5	R: 1 E: 0 K: 1 S: 6	H: 1 LOB: 0 BB: 0 P: 6	R: 0 E: 0 K: 0 S: 3	H: 0 LOB: 0 BB: 0 P: 3	R: 0 E: 0 K: 1 S: 5	H: 1 LOB: 0 BB: 0 P: 5	R: 0 E: 0 K: 1 S: 5	H: 0 LOB: 0 BB: 0 P: 5	R: 1 E: 0 K: 1 S: 6	H: 1 LOB: 1 BB: 1 P: 10	R: 1 E: 0 K: 0 S: 5	H: 3 LOB: 2 BB: 0 P: 6	R: 0 E: 0 K: 1 S: 6	H: 1 LOB: 1 BB: 0 P: 6		R: 0 E: 0 K: 0 S: 3	H: 0 LOB: 0 BB: 0 P: 3	1B: 5 2B: 1 3B: 0 HR: 1	SF: 0 SAC: 0 DP: 1 HBP: 1	WP: 0 PB: 0 SB: 0 CS: 1
PITCHER	IP	WLS	BF	H	R	ER	SO	BB	IBB	HBP	BLK	WP	HR	S	P	ERA	WHIP					
Mickey Lolich, L ERA: 3.45 (1, 1)	9.0	W	34	7	3	3	6	1	0	1	0	0	1	44	49	3.00	0.889					

Batter	1	2	3	4	5	6	7	8	9	AB	R	H	RBI	BB	SO	LOB	TOP			
Rich Reese, L OBP: 0.179, SLG: 0.125 (1, 7)	5-3		K		F9		1B		F8	5	0	1	0	0	1	2	Detroit Tigers @ Chicago White Sox Comiskey Park, Chicago, IL Thu May 31 1973, 8:05 PM EDT Att: 12,800 - Unknown - 74 F			
Mickey Stanley, R OBP: 0.295, SLG: 0.393 (1, 8)	6-3		G3-6 BB		F8		F8			3	0	0	0	1	0	2				
Gates Brown, L OBP: 0.328, SLG: 0.388 (1, 10)	FC5-4 BB		G3-6 1-2		K				P4	3	0	0	0	1	1	2				
Bill Freehan, R OBP: 0.360, SLG: 0.349 (1, 2)	FC5-4 1-2				F7		F7		P4	4	0	0	0	0	0	1				
Norm Cash, L OBP: 0.301, SLG: 0.410 Ike Brown, R OBP: 0.414, SLG: 0.227 (4, PH) (4, 7)	4-3		K		K					1	0	0	0	0	0	0				
Jim Northrup, L OBP: 0.341, SLG: 0.397 Dick Sharon, R OBP: 0.176, SLG: 0.412 (1, 9) (2, 9)	4-3				6-3				1B	3	0	1	0	0	2	0				
Dick McAuliffe, L OBP: 0.363, SLG: 0.368 (1, 4) (7, 6)					HR				F8	4	1	2	0	0	0	0				
Ed Brinkman, R OBP: 0.331, SLG: 0.391 Tony Taylor, R OBP: 0.165, SLG: 0.238 (1, 6) (7, 4)	F9				2B		1B		P3	3	0	2	1	0	0	1				
Aurelio Rodriguez, R OBP: 0.246, SLG: 0.341 (1, 5)					2B		F7			1	0	0	0	0	0	0				
Inning Stats	R: 0 E: 0 K: 0 S: 3	H: 0 LOB: 1 BB: 1 P: 7	R: 0 E: 0 K: 0 S: 4	H: 1 LOB: 1 BB: 0 P: 4	R: 0 E: 0 K: 1 S: 5	H: 1 LOB: 1 BB: 1 P: 9	R: 2 E: 0 K: 2 S: 10	H: 3 LOB: 1 BB: 0 P: 10	R: 0 E: 0 K: 1 S: 5	H: 0 LOB: 0 BB: 0 P: 5	R: 0 E: 0 K: 0 S: 5	H: 2 LOB: 2 BB: 0 P: 5	R: 0 E: 0 K: 0 S: 4	H: 1 LOB: 1 BB: 0 P: 4	R: 0 E: 0 K: 0 S: 4	H: 1 LOB: 1 BB: 0 P: 4		1B: 5 2B: 3 3B: 0 HR: 1	SF: 0 SAC: 0 DP: 1 HBP: 0	WP: 0 PB: 1 SB: 0 CS: 0
PITCHER Eddie Fisher, R ERA: 3.99 (1, 1)	IP: 9.0 WLS: W BF: 37 H: 9 R: 2 ER: 2 SO: 5 BB: 2 IBB: 0 HBP: 0 BLK: 0 WP: 0 HR: 1 S: 45 P: 53 ERA: 2.00 WHIP: 1.222																			

Batter	1	2	3	4	5	6	7	8	9	AB	R	H	RBI	BB	SO	LOB	BOTTOM			
Pat Kelly, L OBP: 0.426, SLG: 0.429 (1, 9)	2B BB	2B 1B 1B	F7			SH1-4 HR 1B	1-3			4	3	2	0	1	0	2	Detroit Tigers @ Chicago White Sox Comiskey Park, Chicago, IL Thu May 31 1973, 8:05 PM EDT Att: 12,800 - Unknown - 74 F			
Bill Sharp, L OBP: 0.455, SLG: 0.667 (1, 8)	FC 2B	K	F8			SH1-4			F9	4	1	1	1	0	1	3				
Dick Allen, R OBP: 0.393, SLG: 0.652 Tony Musser, L OBP: 0.429, SLG: 0.458 (1, 3) (7, 3)	F9	1B 2B			K					4	2	2	4	0	1	1				
Bill Melton, R OBP: 0.381, SLG: 0.538 Brian Downing, R Hank Allen, R (1, 5) (7, 5) (7, 5)	FC 2B	1B 2B			5-3		3-1		G6-4-3 BB	4	1	1	3	0	0	0				
Carlos May, L OBP: 0.338, SLG: 0.422 (1, 10)	2B	F7			F7					4	0	2	1	0	0	1				
Rick Reichardt, R OBP: 0.323, SLG: 0.385 (1, 7)	2B BB	F9			F7		1B			3	0	0	0	1	0	2				
Ed Herrmann, L OBP: 0.313, SLG: 0.490 (1, 2)	F8					6-3				4	1	2	1	0	0	2				
Eddie Leon, R OBP: 0.294, SLG: 0.288 (1, 6)	F8				4-3				F9	4	0	1	0	0	0	3				
Luis Alvarado, R OBP: 0.222, SLG: 0.176 (1, 4)		1B 2B HBP	FC5-4			SH1-4 HR 1B	5-3			3	2	1	0	0	0	2				
Inning Stats	R: 3 E: 0 K: 0 S: 6	H: 2 LOB: 2 BB: 2 P: 14	R: 3 E: 0 K: 1 S: 8	H: 3 LOB: 1 BB: 0 P: 9	R: 1 E: 0 K: 0 S: 5	H: 2 LOB: 1 BB: 0 P: 5	R: 0 E: 0 K: 1 S: 5	H: 0 LOB: 0 BB: 0 P: 5	R: 0 E: 0 K: 0 S: 3	H: 0 LOB: 0 BB: 0 P: 3	R: 3 E: 0 K: 0 S: 7	H: 4 LOB: 1 BB: 0 P: 7	R: 0 E: 0 K: 0 S: 4	H: 1 LOB: 1 BB: 0 P: 4	R: 0 E: 0 K: 0 S: 2	H: 0 LOB: 0 BB: 1 P: 6		1B: 6 2B: 4 3B: 0 HR: 2	SF: 0 SAC: 1 DP: 1 HBP: 1	WP: 0 PB: 0 SB: 0 CS: 0
PITCHER Jim Perry, R ERA: 2.15 Fred Scherman, L ERA: 4.91 Lerrin LaGrow, R ERA: 3.55 Chuck Seelbach, R ERA: 3.86 Tom Timmermann, R ERA: 3.64 (1, 1) (1, 1) (2, 1) (6, 1) (8, 1)	IP: 0.1 WLS: L BF: 6 H: 2 R: 3 ER: 3 SO: 3 BB: 2 IBB: 0 HBP: 0 BLK: 0 WP: 0 HR: 0 S: 4 P: 12 ERA: 81.00 WHIP: 12.000																			

Batter	1	2	3	4	5	6	7	8	9	AB	R	H	RBI	BB	SO	LOB	TOP								
Tony Taylor, R OBP: 0.207, SLG: 0.262 (1, 4)										4	2	2	1	1	0	1									
Mickey Stanley, R OBP: 0.299, SLG: 0.413 (1, 8)										5	1	2	3	0	0	3									
Al Kaline, R OBP: 0.336, SLG: 0.387 Dick Sharon, R OBP: 0.167, SLG: 0.389 (1, 9) (6, 9)										3	1	0	1	0	0	3									
Willie Horton, R OBP: 0.414, SLG: 0.564 (1, 7)										5	2	2	0	0	1	1									
Bill Freehan, R OBP: 0.361, SLG: 0.351 (1, 2)										5	0	2	0	0	0	2									
Frank Howard, R OBP: 0.294, SLG: 0.283 Gates Brown, L OBP: 0.319, SLG: 0.377 (1, 10) (5, PH)										2	0	1	3	0	0	1									
Ike Brown, R OBP: 0.433, SLG: 0.227 Norm Cash, L OBP: 0.294, SLG: 0.400 (1, 3) (3, PH)										0	0	0	0	1	0	0									
Rich Reese, L OBP: 0.179, SLG: 0.125 (7, 3)										3	0	0	0	0	0	0									
Aurelio Rodriguez, R OBP: 0.246, SLG: 0.335 (1, 5)										3	1	0	0	1	0	3									
Ed Brinkman, R OBP: 0.341, SLG: 0.400 (1, 6)										4	1	3	0	0	0	0									
Inning Stats	R: 4 E: 1 K: 0 S: 7	H: 4 LOB: 1 BB: 1 P: 11	R: 0 E: 1 K: 0 S: 4	H: 1 LOB: 1 BB: 0 P: 4	R: 1 E: 0 K: 0 S: 5	H: 2 LOB: 1 BB: 0 P: 5	R: 0 E: 0 K: 0 S: 4	H: 0 LOB: 1 BB: 0 P: 4	R: 0 E: 0 K: 1 S: 6	H: 1 LOB: 1 BB: 0 P: 6	R: 2 E: 0 K: 0 S: 5	H: 2 LOB: 1 BB: 1 P: 9	R: 0 E: 0 K: 1 S: 5	H: 0 LOB: 0 BB: 0 P: 5	R: 1 E: 0 K: 0 S: 4	H: 2 LOB: 1 BB: 1 P: 8	R: 0 E: 0 K: 0 S: 3	H: 0 LOB: 0 BB: 0 P: 3	1B: 9 2B: 3 3B: 0 HR: 1	SF: 1 SAC: 0 DP: 2 HBP: 0	WP: 0 PB: 2 SB: 1 CS: 0	PA: 42			
PITCHER	IP	WLS	BF	H	R	ER	SO	BB	IBB	HBP	BLK	WP	HR	S	P	ERA	WHIP								
Jim Kaat, L ERA: 4.25 (1, 1)	0.1	L	7	4	4	2	0	1	0	0	0	0	1	6	10	54.00	15.000								
Ray Corbin, R ERA: 2.21 (1, 1)	3.2		14	3	1	1	0	0	0	0	0	0	0	14	14	2.46	0.818								
Dave Goltz, R ERA: 3.86 (5, 1)	3.0		13	3	2	2	2	1	0	0	0	0	0	16	20	6.00	1.333								
Joe Decker, R ERA: 7.62 (8, 1)	2.0		8	2	1	1	0	1	0	0	0	0	0	7	11	4.50	1.500								

Detroit Tigers @ Minnesota Twins
Metropolitan Stadium, Bloomington, MI
Fri Jun 01 1973, 8:05 PM EDT
Att: 19,950 - Unknown - 83 F

AB 38
R 8
H 12
RBI 8
BB 3
SO 2
LOB 18



Batter	1	2	3	4	5	6	7	8	9	AB	R	H	RBI	BB	SO	LOB	BOTTOM									
Rod Carew, L OBP: 0.370, SLG: 0.455 (1, 4)										5	0	2	0	0	1	1										
Larry Hise, R OBP: 0.369, SLG: 0.472 Danny Walton, R OBP: 0.346, SLG: 0.476 (1, 8) (2, 7)										0	0	0	0	0	0	0										
Tony Oliva, L OBP: 0.331, SLG: 0.353 (1, 10)										5	0	0	0	0	0	4										
Harmon Killebrew, R OBP: 0.363, SLG: 0.360 (1, 3)										4	0	1	0	1	2	3										
Bobby Darwin, R OBP: 0.303, SLG: 0.406 (1, 9)										2	0	0	0	2	0	4										
Steve Braun, L OBP: 0.431, SLG: 0.526 (1, 5)										4	0	0	0	0	2	3										
Jim Holt, L OBP: 0.344, SLG: 0.475 (1, 7) (2, 8)										3	1	1	1	0	0	0										
Danny Thompson, R OBP: 0.284, SLG: 0.327 Mike Adams, R (8, PH) (9, 8)										1	0	0	0	0	0	0										
George Mitterwald, R OBP: 0.353, SLG: 0.452 (1, 2)										3	1	1	1	1	1	0										
Jerry Terrell, R OBP: 0.242, SLG: 0.262 (1, 6)										4	0	1	0	0	0	1										
Inning Stats	R: 0 E: 0 K: 1 S: 6	H: 1 LOB: 2 BB: 0 P: 7	R: 0 E: 0 K: 1 S: 5	H: 0 LOB: 1 BB: 1 P: 9	R: 0 E: 0 K: 0 S: 3	H: 0 LOB: 2 BB: 2 P: 11	R: 2 E: 0 K: 1 S: 8	H: 3 LOB: 1 BB: 0 P: 8	R: 0 E: 0 K: 1 S: 5	H: 0 LOB: 0 BB: 1 P: 9	R: 0 E: 0 K: 1 S: 5	H: 0 LOB: 0 BB: 0 P: 5	R: 1 E: 0 K: 1 S: 7	H: 2 LOB: 2 BB: 1 P: 11	R: 0 E: 0 K: 0 S: 3	H: 0 LOB: 0 BB: 0 P: 3	R: 0 E: 0 K: 2 S: 8	H: 1 LOB: 1 BB: 0 P: 8	1B: 3 2B: 0 3B: 1 HR: 3	SF: 0 SAC: 0 DP: 0 HBP: 1	WP: 0 PB: 0 SB: 0 CS: 0	PA: 40				
PITCHER	IP	WLS	BF	H	R	ER	SO	BB	IBB	HBP	BLK	WP	HR	S	P	ERA	WHIP									
Joe Coleman, R ERA: 2.63 (1, 1)	6.2	W	32	6	3	3	6	5	0	1	0	0	0	3	38	59	4.05	1.650								
John Hiller, L ERA: 2.09 (7, 1)	2.1	S	8	1	0	0	2	0	0	0	0	0	0	12	12	0.00	0.429									

Detroit Tigers @ Minnesota Twins
Metropolitan Stadium, Bloomington, MI
Fri Jun 01 1973, 8:05 PM EDT
Att: 19,950 - Unknown - 83 F


AB 34
R 3
H 7
RBI 3
BB 5
SO 8
LOB 18



Batter	1	2	3	4	5	6	7	8	9	AB	R	H	RBI	BB	SO	LOB	TOP					
Mickey Stanley, R OBP: 0.303, SLG: 0.419	F8		G4-6-3 1B		F6		G1-6-3 1B		K	5	0	2	1	0	1	0						
Gates Brown, L OBP: 0.326, SLG: 0.379			G4-6-3				G1-6-3 1B		1-3	5	1	2	0	0	0	3						
Willie Horton, R OBP: 0.438, SLG: 0.605	G5-4-3			K					FC1-4 1B	4	1	2	2	0	1	1						
Duke Sims, L OBP: 0.389, SLG: 0.440		6-3		1B HR	K			F5		3	1	0	0	0	1	1						
Al Kaline, R OBP: 0.333, SLG: 0.381	L4			1B HBP						4	1	1	0	0	0	1						
Rich Reese, L OBP: 0.190, SLG: 0.137				1B HR	L5-3			FC1-4 1B		0	1	0	0	0	0	0						
Bill Freehan, R OBP: 0.384, SLG: 0.354	1-3			1B						4	1	2	0	0	0	0						
Dick Sharon, R OBP: 0.167, SLG: 0.389				1B HR				2B 1B		0	0	0	0	0	0	0						
Dick McAuliffe, L OBP: 0.368, SLG: 0.400			G3		F9					4	1	2	5	0	0	0						
Aurelio Rodriguez, R OBP: 0.246, SLG: 0.337			1B 2B		P6			P4		4	1	1	0	0	0	3						
Ed Brinkman, R OBP: 0.343, SLG: 0.395			1B		F8				6-3	4	0	1	0	0	1	0						
Inning Stats	R: 0 E: 0 K: 0 S: 3	H: 1 LOB: 0 BB: 0 P: 3	R: 0 E: 0 K: 0 S: 3	H: 0 LOB: 0 BB: 0 P: 3	R: 1 E: 0 K: 0 S: 5	H: 3 LOB: 1 BB: 0 P: 5	R: 4 E: 0 K: 1 S: 8	H: 3 LOB: 0 BB: 0 P: 9	R: 2 E: 0 K: 1 S: 7	H: 2 LOB: 0 BB: 0 P: 7	R: 0 E: 0 K: 0 S: 5	H: 0 LOB: 0 BB: 0 P: 3	R: 0 E: 0 K: 1 S: 5	H: 1 LOB: 0 BB: 0 P: 5	R: 1 E: 0 K: 0 S: 6	H: 3 LOB: 3 BB: 0 P: 6	R: 0 E: 0 K: 1 S: 5	H: 0 LOB: 0 BB: 0 P: 5	1B: 9 2B: 2 3B: 0 HR: 2	SF: 0 SAC: 0 DP: 3 HBP: 1	WP: 0 PB: 0 SB: 0 CS: 0	PA: 38
PITCHER	IP	WLS	BF	H	R	ER	SO	BB	IBB	HBP	BLK	WP	HR	S	P	ERA	WHIP					
Bill Hands, R ERA: 4.29	4.1	L	21	9	7	7	1	0	0	1	0	0	2	22	23	14.54	2.077					
Dave Goltz, R ERA: 3.54	5.1		17	4	1	1	3	0	0	0	0	0	0	23	23	1.93	0.857					

Detroit Tigers @ Minnesota Twins
Metropolitan Stadium, Bloomington, MI
Sun Jun 03 1973, 4:33 AM EDT
Att: 35,815 - Unknown - 69 F


AB 37
R 8
H 13
RBI 8
BB 0
SO 4
LOB 9



Batter	1	2	3	4	5	6	7	8	9	AB	R	H	RBI	BB	SO	LOB	BOTTOM					
Jerry Terrell, R OBP: 0.268, SLG: 0.329			4-3			1B 2B		1B 2B		4	1	3	0	0	0	1						
Rod Carew, L OBP: 0.374, SLG: 0.466	L8									4	0	3	2	0	0	1						
Harmon Killebrew, R OBP: 0.397, SLG: 0.561	6-3		F8			L9		K		4	0	0	0	0	1	5						
Bobby Darwin, R OBP: 0.306, SLG: 0.398	5-3			K		P4		P4		3	0	0	0	1	1	2						
Danny Thompson, R OBP: 0.283, SLG: 0.325		L6-4 1B		P4		L9		FC6-4 BB		4	0	1	0	0	0	4						
Danny Walton, R OBP: 0.317, SLG: 0.408		P4		K			L6		K	4	0	0	0	0	2	1						
Joe Lis, R OBP: 0.195, SLG: 0.297		L6-4				F7		K		4	0	0	0	0	1	1						
George Mitterwald, R OBP: 0.331, SLG: 0.420			L9			P6				4	0	0	0	0	0	0						
Larry Hisle, R OBP: 0.364, SLG: 0.464			E6 3B			K		K		3	1	0	0	0	2	0						
Inning Stats	R: 0 E: 0 K: 0 S: 4	H: 1 LOB: 1 BB: 0 P: 4	R: 0 E: 0 K: 0 S: 3	H: 1 LOB: 0 BB: 0 P: 3	R: 1 E: 1 K: 0 S: 5	H: 1 LOB: 1 BB: 0 P: 5	R: 0 E: 0 K: 2 S: 7	H: 0 LOB: 0 BB: 0 P: 7	R: 0 E: 0 K: 1 S: 5	H: 0 LOB: 0 BB: 0 P: 5	R: 1 E: 0 K: 0 S: 5	H: 2 LOB: 1 BB: 0 P: 5	R: 0 E: 0 K: 1 S: 5	H: 0 LOB: 0 BB: 0 P: 5	R: 0 E: 0 K: 2 S: 9	H: 2 LOB: 3 BB: 1 P: 13	R: 0 E: 0 K: 1 S: 5	H: 0 LOB: 0 BB: 0 P: 5	1B: 3 2B: 4 3B: 1 HR: 0	SF: 0 SAC: 0 DP: 1 HBP: 0	WP: 0 PB: 0 SB: 1 CS: 0	PA: 35
PITCHER	IP	WLS	BF	H	R	ER	SO	BB	IBB	HBP	BLK	WP	HR	S	P	ERA	WHIP					
Mickey Lolich, L ERA: 3.25	9.0	W	35	7	2	1	7	1	0	0	0	0	0	48	52	1.00	0.889					

Detroit Tigers @ Minnesota Twins
Metropolitan Stadium, Bloomington, MI
Sun Jun 03 1973, 4:33 AM EDT
Att: 35,815 - Unknown - 69 F


AB 34
R 2
H 7
RBI 2
BB 1
SO 7
LOB 15



Batter	1	2	3	4	5	6	7	8	9	AB	R	H	RBI	BB	SO	LOB	TOP			
Jim Northrup, L (1, 8) OBP: 0.322, SLG: 0.365	5-3		K			6-3		F7		4	0	0	0	0	1	0				
Bill Freehan, R (1, 2) OBP: 0.397, SLG: 0.358	6-3			K					G3 1B	4	0	2	0	0	1	0				
Gates Brown, L (1, 10) OBP: 0.319, SLG: 0.352	G3			P6		P6			G3	4	0	0	0	0	0	2				
Willie Horton, R (1, 7) OBP: 0.435, SLG: 0.604		BB						F8		2	0	1	0	1	0	0				
Duke Sims, L (1, 9) OBP: 0.375, SLG: 0.455	K					P6			HBP P6	4	0	0	0	0	1	3				
Norm Cash, L (1, 3) OBP: 0.297, SLG: 0.397									K	4	0	2	0	0	1	3				
Dick McAuliffe, L (1, 4) OBP: 0.368, SLG: 0.388	K					2B				2	0	0	0	1	1	2				
Ed Brinkman, R (1, 6) OBP: 0.346, SLG: 0.424			K			G5-4-3 BB			P4	3	0	0	0	0	1	2				
Aurelio Rodriguez, R (1, 5) OBP: 0.233, SLG: 0.318			K					F7		3	0	0	0	0	1	0				
Inning Stats	R: 0 E: 0 K: 0 S: 3	H: 0 LOB: 0 BB: 0 P: 3	R: 0 E: 0 K: 2 S: 7	H: 0 LOB: 1 BB: 1 P: 11	R: 0 E: 0 K: 3 S: 9	H: 0 LOB: 0 BB: 0 P: 9	R: 0 E: 0 K: 1 S: 5	H: 1 LOB: 1 BB: 0 P: 5	R: 0 E: 0 K: 0 S: 4	H: 1 LOB: 1 BB: 0 P: 4	R: 0 E: 0 K: 0 S: 4	H: 1 LOB: 1 BB: 0 P: 4	R: 0 E: 0 K: 0 S: 3	H: 0 LOB: 0 BB: 0 P: 3	R: 0 E: 0 K: 1 S: 6	H: 1 LOB: 2 BB: 0 P: 7	1B: 4 2B: 1 3B: 0 HR: 0	SF: 0 SAC: 0 DP: 1 HBP: 1	WP: 0 PB: 0 SB: 0 CS: 0	PA: 33
PITCHER Nolan Ryan, R (1, 1) ERA: 2.43	IP: 9.0 WLS: W BF: 33	H: 5 R: 0 ER: 0 SO: 7	BB: 2 IBB: 0 HBP: 1 BLK: 0	WP: 0 HR: 0 S: 44 P: 53	ERA: 0.00 WHIP: 0.778	PITCHER														

Detroit Tigers @ California Angels
Anaheim Stadium, Anaheim, CA
Thu Jun 07 1973, 10:05 PM EDT
Att: 13,807 - Unknown


AB 30
R 0
H 5
RBI 0
BB 2
SO 7
LOB 12



Batter	1	2	3	4	5	6	7	8	9	AB	R	H	RBI	BB	SO	LOB	BOTTOM			
Sandy Alomar Sr., S (1, 4) OBP: 0.234, SLG: 0.229	FC5-6 1B		P6			6-3		F8		5	0	2	0	0	0	5				
Rudy Meoli, L (1, 6) OBP: 0.321, SLG: 0.283	FC5-6 CS			K		K		F8		4	0	0	0	0	2	3				
Winston Llenas, R (1, 7) OBP: 0.333, SLG: 0.353										3	0	1	0	0	1	1				
Vada Pinson, L (7, PH) OBP: 0.273, SLG: 0.347	P5					FC4-6 FC3-2 1B				1	0	1	0	0	0	0				
Frank Robinson, R (1, 10) OBP: 0.380, SLG: 0.487		5-3								2	0	1	0	2	0	0				
Jerry Davanon, R (7, PR) OBP: 0.300, SLG: 0.400				1B BB		FC4-6 FC3-2 1B		G6-4-3 IBB		0	0	0	0	0	0	0				
Bob Oliver, R (1, 9) OBP: 0.302, SLG: 0.433										3	1	1	0	0	1	2				
Leroy Stanton, R (7, PH) OBP: 0.293, SLG: 0.338		K				FC4-6 FC3-2 BB		G6-4-3		1	0	0	0	0	0	2				
Mike Epstein, L (1, 3) OBP: 0.343, SLG: 0.261		F8								3	1	0	0	1	2	2				
Ken Berry, R (1, 8) OBP: 0.336, SLG: 0.370						BB FC3-2 1B BB				4	1	1	0	0	0	3				
Al Gallagher, R (1, 5) OBP: 0.366, SLG: 0.315			F8							3	0	2	1	1	0	1				
Jeff Torborg, R (1, 2) OBP: 0.256, SLG: 0.266			K							4	0	2	2	0	1	2				
Inning Stats	R: 0 E: 0 K: 0 S: 3	H: 1 LOB: 0 BB: 0 P: 3	R: 0 E: 0 K: 1 S: 5	H: 0 LOB: 0 BB: 0 P: 5	R: 0 E: 0 K: 1 S: 6	H: 1 LOB: 1 BB: 0 P: 6	R: 0 E: 0 K: 3 S: 10	H: 1 LOB: 2 BB: 1 P: 14	R: 0 E: 0 K: 1 S: 7	H: 2 LOB: 2 BB: 0 P: 7	R: 3 E: 0 K: 0 S: 6	H: 3 LOB: 2 BB: 2 P: 14	R: 0 E: 0 K: 0 S: 3	H: 1 LOB: 2 BB: 1 P: 7	R: 0 E: 0 K: 1 S: 7	H: 2 LOB: 2 BB: 0 P: 7	1B: 10 2B: 1 3B: 0 HR: 0	SF: 0 SAC: 0 DP: 1 HBP: 0	WP: 0 PB: 0 SB: 0 CS: 1	PA: 37
PITCHER Woodie Fryman, L (1, 1) ERA: 5.19	IP: 5.2 WLS: L BF: 27	H: 8 R: 3 ER: 3 SO: 6	BB: 3 IBB: 0 HBP: 0 BLK: 0	WP: 0 HR: 0 S: 36 P: 48	ERA: 4.76 WHIP: 1.941	PITCHER														
Tom Timmermann, R (6, 1) ERA: 3.31	IP: 1.1 WLS: 5 BF: 1	H: 1 R: 0 ER: 0 SO: 0	BB: 0 IBB: 1 HBP: 0 BLK: 0	WP: 0 HR: 0 S: 4 P: 8	ERA: 0.00 WHIP: 0.750															
Fred Scherman, L (8, 1) ERA: 5.63	IP: 1.0 WLS: 5 BF: 2	H: 2 R: 0 ER: 0 SO: 1	BB: 0 IBB: 0 HBP: 0 BLK: 0	WP: 0 HR: 0 S: 7 P: 7	ERA: 0.00 WHIP: 2.000															

Detroit Tigers @ California Angels
Anaheim Stadium, Anaheim, CA
Thu Jun 07 1973, 10:05 PM EDT
Att: 13,807 - Unknown

AB 33
R 3
H 11
RBI 3
BB 4
SO 7
LOB 21



Batter	1	2	3	4	5	6	7	8	9	AB	R	H	RBI	BB	SO	LOB	TOP			
Mickey Stanley, R OBP: 0.314, SLG: 0.420										4	0	1	0	0	0	0				
Tony Taylor, R OBP: 0.211, SLG: 0.261										4	0	0	0	0	1	1				
Bill Freehan, R OBP: 0.353, SLG: 0.345										3	0	0	0	0	0	1				
Willie Horton, R OBP: 0.443, SLG: 0.637										3	0	1	0	0	1	1				
Al Kaline, R OBP: 0.302, SLG: 0.339										3	0	0	0	0	0	1				
Frank Howard, R OBP: 0.281, SLG: 0.269										3	0	0	0	0	2	0				
Dick Sharon, R OBP: 0.200, SLG: 0.400										3	0	0	0	0	1	0				
Aurelio Rodriguez, R OBP: 0.235, SLG: 0.317										3	0	0	0	0	0	0				
Ed Brinkman, R OBP: 0.335, SLG: 0.410										3	0	0	0	0	1	0				
Inning Stats	R: 0 E: 0 K: 0 S: 4	H: 1 LOB: 1 BB: 0 P: 4	R: 0 E: 0 K: 0 S: 3	H: 0 LOB: 0 BB: 0 P: 3	R: 0 E: 0 K: 1 S: 5	H: 0 LOB: 0 BB: 0 P: 5	R: 0 E: 0 K: 1 S: 5	H: 0 LOB: 0 BB: 0 P: 5	R: 0 E: 0 K: 2 S: 7	H: 0 LOB: 0 BB: 0 P: 7	R: 0 E: 0 K: 0 S: 3	H: 1 LOB: 1 BB: 0 P: 4	R: 0 E: 0 K: 1 S: 5	H: 0 LOB: 0 BB: 0 P: 5	R: 0 E: 0 K: 1 S: 5	H: 0 LOB: 0 BB: 0 P: 5	1B: 1 2B: 1 3B: 0 HR: 0	SF: 0 SAC: 0 DP: 0 HBP: 0	WP: 0 PB: 0 SB: 0 CS: 0	PA: 29
PITCHER Ken Holtzman, L ERA: 1.5	IP: 9.0 WLS: W BF: 29 H: 2 R: 0 ER: 0 SO: 6 BB: 0 IBB: 0 HBP: 0 BLK: 0 WP: 0 HR: 0 S: 41 P: 41 ERA: 0.00 WHIP: 0.222															PITCHER				

Detroit Tigers @ Oakland Athletics
Oakland-Alameda County Coliseum, Oakland, CA
Sat Jun 09 1973, 3:33 AM PDT
Att: 18,779 - Unknown

AB 29
R 0
H 2
RBI 0
BB 0
SO 6
LOB 4



Batter	1	2	3	4	5	6	7	8	9	AB	R	H	RBI	BB	SO	LOB	BOTTOM			
Bert Campaneris, R OBP: 0.347, SLG: 0.353										5	1	2	0	0	0	3				
Bill North, S OBP: 0.372, SLG: 0.324										3	1	0	0	2	1	4				
Sal Bando, R OBP: 0.349, SLG: 0.460										3	1	1	0	1	0	2				
Reggie Jackson, L OBP: 0.350, SLG: 0.488										4	1	1	3	0	1	2				
Deron Johnson, R OBP: 0.314, SLG: 0.444										2	0	1	1	2	0	0				
Gene Tenace, R OBP: 0.395, SLG: 0.489										2	0	0	0	0	0	2				
Ray Fosse, R OBP: 0.274, SLG: 0.330										2	0	0	0	0	2	2				
Joe Rudi, R OBP: 0.271, SLG: 0.340										3	0	1	0	1	0	0				
Mike Hegan, L OBP: 0.258, SLG: 0.296										4	0	0	0	0	0	3				
Ted Kubiak, S OBP: 0.319, SLG: 0.438										4	0	2	0	0	0	1				
Inning Stats	R: 2 E: 1 K: 0 S: 5	H: 2 LOB: 1 BB: 1 P: 9	R: 0 E: 0 K: 1 S: 7	H: 2 LOB: 2 BB: 0 P: 7	R: 0 E: 0 K: 0 S: 3	H: 1 LOB: 1 BB: 1 P: 7	R: 0 E: 0 K: 0 S: 4	H: 1 LOB: 0 BB: 0 P: 4	R: 0 E: 0 K: 1 S: 5	H: 0 LOB: 0 BB: 0 P: 5	R: 0 E: 0 K: 1 S: 6	H: 0 LOB: 1 BB: 0 P: 6	R: 2 E: 1 K: 1 S: 6	H: 1 LOB: 2 BB: 3 P: 18	R: 0 E: 0 K: 0 S: 4	H: 1 LOB: 2 BB: 1 P: 8	1B: 5 2B: 3 3B: 0 HR: 0	SF: 0 SAC: 0 DP: 1 HBP: 0	WP: 0 PB: 0 SB: 1 CS: 1	PA: 38
PITCHER Jim Perry, R ERA: 2.45 Fred Scherman, L ERA: 5.63 Tom Timmermann, R ERA: 3.27 Lerrin LaGrow, R ERA: 3.29	IP: 6.2 WLS: L BF: 30 H: 6 R: 4 ER: 4 SO: 3 BB: 4 IBB: 0 HBP: 0 BLK: 0 WP: 0 HR: 0 S: 32 P: 48 ERA: 5.40 WHIP: 1.500															PITCHER				

Detroit Tigers @ Oakland Athletics
Oakland-Alameda County Coliseum, Oakland, CA
Sat Jun 09 1973, 3:33 AM PDT
Att: 18,779 - Unknown

AB 32
R 4
H 8
RBI 4
BB 6
SO 4
LOB 19



Batter	1	2	3	4	5	6	7	8	9	AB	R	H	RBI	BB	SO	LOB	TOP			
Mickey Stanley, R OBP: 0.307, SLG: 0.410	0-0 4-3		0-0 FC5-4			0-0 F9		0-0 F8		4	0	0	0	0	0	2	Detroit Tigers @ Oakland Athletics Oakland-Alameda County Coliseum, Oakland, CA Sun Jun 10 1973, 3:33 AM PDT Att: 11,782 - Unknown livebaseballscorecards.com			
Gates Brown, L OBP: 0.310, SLG: 0.341	0-0 L8		0-0 FC5-4			0-0 5-3			0-0 F7	4	0	0	0	0	1					
Willie Horton, R OBP: 0.429, SLG: 0.613	0-0 1-3		0-3 K			0-0 F7			0-0 L7	4	0	0	0	1	1					
Norm Cash, L OBP: 0.289, SLG: 0.385		0-3 K		0-3 K			0-0 F7		0-0 G3	4	0	0	0	2	0					
Duke Sims, L OBP: 0.366, SLG: 0.442	0-0 L8			0-0 L8			0-0 F5			3	0	0	0	0	0					
Dick McAuliffe, L OBP: 0.367, SLG: 0.387		0-0 BB 1B		0-0 F7			0-0 F8			3	0	1	0	0	0					
Jim Northrup, L OBP: 0.323, SLG: 0.360		4-0 BB 1B			0-0 G3				0-0 4-3	2	0	0	0	1	0					
Aurelio Rodriguez, R OBP: 0.236, SLG: 0.317		0-3 K			0-0 G6-4-3 1B			0-0 F8		3	0	1	0	0	1	2				
Ed Brinkman, R OBP: 0.335, SLG: 0.409				0-0 FC5-4 1B		0-0 G6-4-3			0-0 E9	3	0	1	0	0	1					
Inning Stats	R: 0 E: 0 K: 0 S: 3	H: 0 LOB: 0 BB: 0 P: 3	R: 0 E: 0 K: 2 S: 8	H: 1 LOB: 2 BB: 1 P: 12	R: 0 E: 0 K: 1 S: 6	H: 1 LOB: 1 BB: 0 P: 6	R: 0 E: 0 K: 1 S: 5	H: 0 LOB: 0 BB: 0 P: 5	R: 0 E: 0 K: 0 S: 3	H: 1 LOB: 0 BB: 0 P: 3	R: 0 E: 0 K: 0 S: 3	H: 0 LOB: 0 BB: 0 P: 3	R: 0 E: 0 K: 0 S: 3	H: 0 LOB: 1 BB: 0 P: 4	R: 0 E: 0 K: 0 S: 3	H: 0 LOB: 0 BB: 0 P: 3	1B: 3 2B: 0 3B: 0 HR: 0	SF: 0 SAC: 0 DP: 1 HBP: 0	WP: 0 PB: 0 SB: 0 CS: 0	PA: 31
PITCHER Cattfish Hunter, R ERA: 2.87	IP: 9.0 WLS: W BF: 31 H: 3 R: 0 ER: 0 SO: 4 BB: 1 IBB: 0 HBP: 0 BLK: 0 WP: 0 HR: 0 S: 38 P: 42 ERA: 0.00 WHIP: 0.444											PITCHER	IP: WLS: BF: H: R: ER: SO: BB: IBB: HBP: BLK: WP: HR: S: P: ERA: WHIP:							


Batter	1	2	3	4	5	6	7	8	9	AB	R	H	RBI	BB	SO	LOB	BOTTOM				
Bert Campaneris, R OBP: 0.353, SLG: 0.353	1-0 BB HBP	0-0 FC6 FC5 1B		0-0 1B		0-0 4-3		4-0 G3 1B BB		3	0	1	1	1	0	1	Detroit Tigers @ Oakland Athletics Oakland-Alameda County Coliseum, Oakland, CA Sun Jun 10 1973, 3:33 AM PDT Att: 11,782 - Unknown livebaseballscorecards.com				
Bill North, S OBP: 0.382, SLG: 0.333	4-0 1B S 4-3 BB	0-0 1B		0-0 4-3		0-0 1B		0-0 G3 1B		4	1	3	0	1	0	1					
Sal Bando, R OBP: 0.346, SLG: 0.454	0-0 4-3 1B	0-0 FC5			0-0 5-3	0-0 F5		0-0 G3		5	0	1	0	0	5						
Reggie Jackson, L OBP: 0.352, SLG: 0.486	0-0 4-3		0-0 F5		0-0 2B SF8 1B		1-0 WP 1B HBP	0-0 6-3		3	2	1	1	0	0	1					
Angel Mangual, R OBP: 0.234, SLG: 0.310	1-2 3-H									1	0	0	0	0	2						
Deron Johnson, R OBP: 0.323, SLG: 0.454	4-0 BB		0-0 E8 1B		0-0 2B		0-0 FC5-4 1B			3	1	2	1	1	0	0					
Joe Rudi, R OBP: 0.275, SLG: 0.340	0-0 F7		0-0 G4-6-3 1B		4-0 IBB		0-0 F8			3	0	1	1	1	0	3					
Mike Hegan, L OBP: 0.273, SLG: 0.310		0-0 FC5-4 1B FC6 1B		0-0 G4-6-3 1B		0-0 SF8		0-0 L7		2	1	1	0	0	0	1					
Gene Tenace, R OBP: 0.392, SLG: 0.486										1	0	0	1	0	0	1					
Ray Fosse, R OBP: 0.274, SLG: 0.328		0-0 FC5-4 1B		0-0 F2		0-3 K		0-0 FC5-4		4	0	1	0	0	1	3					
Ted Kubiak, S OBP: 0.306, SLG: 0.419		0-0 FC5-4 FC6 1B		0-0 6-3		0-0 F7		0-3 K		4	0	0	0	0	1	2					
Inning Stats	R: 1 E: 0 K: 0 S: 3	H: 1 LOB: 2 BB: 2 P: 12	R: 1 E: 0 K: 0 S: 6	H: 3 LOB: 0 BB: 0 P: 6	R: 1 E: 0 K: 0 S: 4	H: 1 LOB: 0 BB: 0 P: 4	R: 0 E: 0 K: 0 S: 4	H: 1 LOB: 1 BB: 0 P: 4	R: 1 E: 0 K: 0 S: 4	H: 1 LOB: 1 BB: 0 P: 5	R: 0 E: 0 K: 1 S: 6	H: 1 LOB: 2 BB: 1 P: 10	R: 0 E: 0 K: 0 S: 4	H: 1 LOB: 1 BB: 0 P: 5	R: 0 E: 0 K: 1 S: 6	H: 1 LOB: 2 BB: 1 P: 10		1B: 10 2B: 1 3B: 0 HR: 0	SF: 1 SAC: 0 DP: 1 HBP: 2	WP: 1 PB: 0 SB: 2 CS: 0	PA: 40
PITCHER Joe Coleman, R ERA: 3.06	IP: 1.1 WLS: L BF: 24 H: 8 R: 4 ER: 3 SO: 0 BB: 2 IBB: 1 HBP: 0 BLK: 0 WP: 0 HR: 0 S: 20 P: 33 ERA: 6.23 WHIP: 2.308											PITCHER	IP: WLS: BF: H: R: ER: SO: BB: IBB: HBP: BLK: WP: HR: S: P: ERA: WHIP:								
John Hiller, L ERA: 1.74	5.1	6	1	0	0	1	0	0	0	0	0	8	8	0.00	0.600						
Bill Slayback, R ERA: 9.0	7.1	5	1	1	1	0	0	0	1	0	4	5	9.00	1.000							
Lerrin LaGrow, R ERA: 3.18	8.1	5	1	0	0	1	1	0	0	0	6	10	0.00	2.000							



Batter	1	2	3	4	5	6	7	8	9	AB	R	H	RBI	BB	SO	LOB	TOP								
Johnny Jeter, R OBP: 0.255, SLG: 0.333 (1, 8)										5	0	3	1	0	0	1									
Pat Kelly, L OBP: 0.411, SLG: 0.419 (1, 9)										5	2	3	1	0	1	2									
Dick Allen, R OBP: 0.408, SLG: 0.674 (1, 3) (6, 4)											5	0	2	1	0	1	3								
Bill Melton, R OBP: 0.357, SLG: 0.488 (1, 5)										5	0	1	1	0	2	1									
Carlos May, L OBP: 0.333, SLG: 0.407 (1, 7)										5	0	1	0	0	1	3									
Rick Reichardt, R OBP: 0.307, SLG: 0.361 (1, 10)										5	1	1	0	0	2	3									
Ed Herrmann, L OBP: 0.314, SLG: 0.388 (1, 2)										4	1	1	0	0	2	2									
Eddie Leon, R OBP: 0.320, SLG: 0.347 (1, 6)										4	1	2	0	0	0	1									
Luis Alvarado, R OBP: 0.324, SLG: 0.303 (6, PH)										2	0	2	0	0	0	0									
Tony Muser, L OBP: 0.396, SLG: 0.426 (6, 3)										2	0	1	1	0	0	1									
Inning Stats	R: 1 E: 0 K: 1 S: 7	H: 3 LOB: 1 BB: 0 P: 7	R: 1 E: 0 K: 1 S: 9	H: 4 LOB: 3 BB: 0 P: 9	R: 0 E: 0 K: 1 S: 6	H: 1 LOB: 1 BB: 0 P: 6	R: 0 E: 0 K: 0 S: 3	H: 1 LOB: 0 BB: 0 P: 3	R: 0 E: 0 K: 0 S: 3	H: 0 LOB: 0 BB: 0 P: 3	R: 2 E: 0 K: 1 S: 9	H: 4 LOB: 2 BB: 0 P: 9	R: 0 E: 0 K: 3 S: 9	H: 0 LOB: 0 BB: 0 P: 9	R: 0 E: 0 K: 1 S: 6	H: 1 LOB: 1 BB: 0 P: 6	R: 1 E: 0 K: 1 S: 8	H: 3 LOB: 2 BB: 0 P: 8	1B: 16 2B: 1 3B: 0 HR: 0	SF: 0 SAC: 0 DP: 1 HBP: 0	WP: 0 PB: 0 SB: 1 CS: 1	PA: 42			
PITCHER	IP	WLS	BF	H	R	ER	SO	BB	IBB	HBP	BLK	WP	HR	S	P	ERA	WHIP								
Woodie Fryman, L ERA: 5.34 (1, 1)	1.2		11	7	2	2	2	0	0	0	0	0	0	15	15	10.80	4.200								
Tom Timmermann, R ERA: 3.41 (2, 1)	4.0		17	6	2	2	1	0	0	0	0	0	0	19	19	4.50	1.500								
John Hiller, L ERA: 1.83 (6, 1)	3.1	W	14	4	1	1	6	0	0	0	0	0	0	26	26	2.70	1.200								

Chicago White Sox @ Detroit Tigers
Tiger Stadium, Detroit, MI
Tue Jun 12 1973, 7:05 PM EDT
Att: 30,302 - Unknown

AB 42
R 5
H 17
RBI 5
BB 0
SO 9
LOB 17



Batter	1	2	3	4	5	6	7	8	9	AB	R	H	RBI	BB	SO	LOB	BOTTOM								
Mickey Stanley, R OBP: 0.311, SLG: 0.426 (1, 8)										3	1	1	1	1	1	1									
Tony Taylor, R OBP: 0.222, SLG: 0.263 (1, 4)										3	1	1	0	1	0	1									
Al Kaline, R OBP: 0.300, SLG: 0.345 (1, 9)										4	1	1	1	0	1	1									
Willie Horton, R OBP: 0.447, SLG: 0.633 Rich Reese, L OBP: 0.195, SLG: 0.133 (9, 3)										3	1	3	0	1	0	0									
Bill Freehan, R OBP: 0.346, SLG: 0.339 (1, 2)										3	0	0	1	0	0	3									
Ike Brown, R OBP: 0.426, SLG: 0.259 Dick Sharon, R OBP: 0.200, SLG: 0.400 (9, 7)										4	0	2	1	0	0	2									
Frank Howard, R OBP: 0.278, SLG: 0.310 (1, 10)										4	1	1	2	0	1	3									
Aurelio Rodriguez, R OBP: 0.232, SLG: 0.311 (1, 5)											4	0	0	0	0	1									
Ed Brinkman, R OBP: 0.335, SLG: 0.408 (1, 6)										3	1	1	0	0	0	0									
Inning Stats	R: 1 E: 0 K: 0 S: 5	H: 2 LOB: 1 BB: 0 P: 5	R: 0 E: 0 K: 1 S: 5	H: 1 LOB: 0 BB: 0 P: 5	R: 3 E: 1 K: 1 S: 8	H: 3 LOB: 2 BB: 2 P: 16	R: 0 E: 0 K: 0 S: 3	H: 0 LOB: 1 BB: 1 P: 7	R: 0 E: 0 K: 0 S: 4	H: 1 LOB: 1 BB: 0 P: 4	R: 0 E: 0 K: 0 S: 3	H: 0 LOB: 0 BB: 0 P: 3	R: 0 E: 0 K: 1 S: 5	H: 1 LOB: 0 BB: 0 P: 5	R: 2 E: 0 K: 0 S: 5	H: 2 LOB: 2 BB: 0 P: 5	R: 1 E: 0 K: 0 S: 5	H: 2 LOB: 0 BB: 0 P: 5	1B: 6 2B: 2 3B: 0 HR: 2	SF: 1 SAC: 0 DP: 0 HBP: 0	WP: 0 PB: 0 SB: 0 CS: 2	PA: 36			
PITCHER	IP	WLS	BF	H	R	ER	SO	BB	IBB	HBP	BLK	WP	HR	S	P	ERA	WHIP								
Wilbur Wood, L ERA: 2.51 (1, 1)	8.0	L	35	10	6	6	3	2	1	0	0	0	2	38	50	6.75	1.500								

Chicago White Sox @ Detroit Tigers
Tiger Stadium, Detroit, MI
Tue Jun 12 1973, 7:05 PM EDT
Att: 30,302 - Unknown

AB 31
R 6
H 10
RBI 6
BB 3
SO 3
LOB 12



Batter	1	2	3	4	5	6	7	8	9	AB	R	H	RBI	BB	SO	LOB	TOP								
Johnny Jeter, R OBP: 0.271, SLG: 0.385 (1, 8)	0-0 HR		0-3 K		0-0 SH2-3 2B 1B	0-0 4-3		0-0 3-1 2B		5	2	3	1	0	1	0	Chicago White Sox @ Detroit Tigers Tiger Stadium, Detroit, MI Wed Jun 13 1973, 7:05 PM EDT Att: 26,437 - Unknown								
Pat Kelly, L OBP: 0.408, SLG: 0.415 (1, 9)	0-0 4-3		0-0 BB E 1B		0-0 SH2-3 1-2		0-3 K	0-0 3-1		4	1	1	1	0	1	1									
Dick Allen, R OBP: 0.419, SLG: 0.689 Tony Muser, L OBP: 0.407, SLG: 0.426 (7, 3)	0-0 2B		4-0 E BB 1-2		0-0 HR 2B		0-0 HR 1B	2-3 3-H 4-0		3	2	3	1	1	0	0									
Bill Melton, R OBP: 0.358, SLG: 0.498 (1, 5)	0-0 P6		0-0 E5 1-2 2-H		4-0 HR IBB		0-0 HR 1B	0-3 K		4	2	1	2	1	1	4									
Carlos May, L OBP: 0.330, SLG: 0.418 (1, 7)	0-3 K		0-0 3-1		0-0 HR 1-H 2-H		0-0 4-3		0-0 F7	5	1	1	3	0	1	3									
Rick Reichardt, R OBP: 0.303, SLG: 0.379 (1, 10)		0-3 K		0-0 L7	0-0 5-3		0-0 HR		0-3 K	5	1	1	1	0	2	0									
Ed Herrmann, L OBP: 0.305, SLG: 0.375 (1, 2)		0-3 K		0-3 K	0-0 1-3		0-0 F9		0-0 3-1	5	0	0	0	0	2	0									
Eddie Leon, R OBP: 0.326, SLG: 0.353 Bucky Dent, R OBP: 0.333, SLG: 0.333 (7, 6)		0-3 K		0-0 1B		0-0 CS 1B		0-0 2B 3-1 1B		3	0	2	0	0	1	0									
Luis Alvarado, R OBP: 0.289, SLG: 0.270 (1, 4)			0-0 5-3	0-0 1-3		0-0 3-1		0-3 K		4	0	0	0	0	1	3									
Inning Stats	R: 1 E: 0 K: 1 S: 7	H: 2 LOB: 1 P: 7	R: 0 E: 0 K: 3 S: 9	H: 0 LOB: 0 BB: 0 P: 9	R: 1 E: 1 K: 1 S: 7	H: 1 LOB: 2 BB: 1 P: 11	R: 0 E: 0 K: 1 S: 6	H: 1 LOB: 1 BB: 0 P: 6	R: 4 E: 0 K: 0 S: 6	H: 3 LOB: 0 BB: 1 P: 10	R: 0 E: 0 K: 0 S: 3	H: 1 LOB: 0 BB: 0 P: 3	R: 3 E: 0 K: 1 S: 8	H: 3 LOB: 0 BB: 0 P: 8	R: 1 E: 0 K: 2 S: 9	H: 2 LOB: 2 BB: 1 P: 13		R: 0 E: 0 K: 1 S: 5	H: 0 LOB: 0 BB: 0 P: 5	1B: 6 2B: 3 3B: 0 HR: 4	SF: 0 SAC: 1 DP: 0 HBP: 0	WP: 0 PB: 0 SB: 0 CS: 1	PA: 43		
PITCHER	IP	WLS	BF	H	R	ER	SO	BB	IBB	HBP	BLK	WP	HR	S	P	ERA	WHIP								
Mickey Lolich, L ERA: 3.34 (1, 1)	4.1	L	23	7	6	5	6	1	1	0	0	0	2	33	41	10.38	1.846								
Lerrin LaGrow, R ERA: 3.77 (5, 1)	2.2		11	4	3	3	1	0	0	0	0	0	2	13	13	10.12	1.500								
Fred Scherman, L ERA: 5.5 (8, 1)	2.0		9	2	1	1	3	1	0	0	0	0	0	14	18	4.50	1.500								

Batter	1	2	3	4	5	6	7	8	9	AB	R	H	RBI	BB	SO	LOB	BOTTOM								
Jim Northrup, L OBP: 0.331, SLG: 0.368 (1, 9)	0-0 F7		0-0 F9 6-3 1B		0-0 G4-6-3 1B		0-0 P6		0-0 FC5-6 1B	5	1	3	1	0	0	2	Chicago White Sox @ Detroit Tigers Tiger Stadium, Detroit, MI Wed Jun 13 1973, 7:05 PM EDT Att: 26,437 - Unknown								
Mickey Stanley, R OBP: 0.308, SLG: 0.420 (1, 8)	0-0 4-3		0-0 6-3 1B		0-0 G4-6-3 1-2		0-0 F2		0-3 K	5	0	1	0	0	1	4									
Gates Brown, L OBP: 0.307, SLG: 0.331 (1, 10)	4-0 BB		0-0 F9 2-3		0-0 L9		0-0 6-3		0-0 FC5-6 1-2	4	0	0	0	1	0	5									
Willie Horton, R OBP: 0.449, SLG: 0.622 (1, 7)	4-0 1-2 BB		0-0 6-3		0-3 K		4-0 G4-6-3 BB			2	0	0	1	2	1	1									
Duke Sims, L OBP: 0.354, SLG: 0.426 (1, 2)	0-0 4-3		0-0 P6		0-3 K		0-0 K		0-0 G4-6-3 1-2	4	0	0	0	0	1	4									
Norm Cash, L OBP: 0.308, SLG: 0.409 (1, 3)		0-0 G5-4-3 2B		4-0 1B 7-2 BB		0-0 2B		1-0 HBP		2	0	2	0	1	0	0									
Dick McAuliffe, L OBP: 0.370, SLG: 0.386 (1, 4)		4-0 G5-4-3 BB		0-0 WP 7-2 1B		0-0 4-3		0-0 G3		3	0	1	0	1	0	2									
Aurelio Rodriguez, R OBP: 0.229, SLG: 0.307 Rich Reese, L OBP: 0.193, SLG: 0.132 (8, PH)		0-0 G5-4-3		0-0 7-2		0-0 E6 1B		0-0 G3		3	0	0	0	0	0	4									
Ed Brinkman, R OBP: 0.338, SLG: 0.415 (1, 6)		1-2 2-3 F8		1-2 3-H 6-3		0-0 1B		0-0 1B 2B		4	1	2	0	0	0	2									
Inning Stats	R: 0 E: 0 K: 0 S: 3	H: 0 LOB: 2 BB: 2 P: 11	R: 0 E: 0 K: 0 S: 3	H: 1 LOB: 1 BB: 1 P: 7	R: 1 E: 0 K: 0 S: 5	H: 2 LOB: 1 BB: 0 P: 5	R: 0 E: 0 K: 0 S: 3	H: 1 LOB: 0 BB: 0 P: 3	R: 0 E: 0 K: 2 S: 8	H: 1 LOB: 1 BB: 0 P: 8	R: 0 E: 1 K: 0 S: 5	H: 1 LOB: 2 BB: 0 P: 5	R: 0 E: 0 K: 0 S: 2	H: 0 LOB: 1 BB: 1 P: 7	R: 1 E: 0 K: 1 S: 7	H: 2 LOB: 1 BB: 0 P: 7		1B: 6 2B: 4 3B: 0 HR: 0	SF: 0 SAC: 0 DP: 4 HBP: 1	WP: 1 PB: 0 SB: 0 CS: 0	PA: 39				
PITCHER	IP	WLS	BF	H	R	ER	SO	BB	IBB	HBP	BLK	WP	HR	S	P	ERA	WHIP								
Stan Bahnsen, R ERA: 3.01 (1, 1)	9.0	W	39	9	2	2	3	5	0	1	0	1	0	39	60	2.00	1.556								

Batter	1	2	3	4	5	6	7	8	9	AB	R	H	RBI	BB	SO	LOB	TOP									
Rod Carew, L (1,4) OBP: 0.402, SLG: 0.521	0-0 1B	0-0 2B		4-0 1B	0-0 G3		0-0 F8		0-0 4-3	5	2	0	1	0	3											
Larry Hulse, R (1,8) OBP: 0.381, SLG: 0.453	0-0 1B	0-0 2B		0-0 1B		0-0 6-3	0-3 K		0-3 K	6	2	3	0	0	2	2										
Tony Oliva, L (1,10) OBP: 0.355, SLG: 0.381	4-0 1B	0-0 F7		0-3 K		0-0 HR	0-0 2B		0-0 5-3	4	2	2	1	1	1	3										
Danny Walton, R (7, PR) OBP: 0.304, SLG: 0.421	1-2 1B									1	1	0	0	0	0	0										
Harmon Killebrew, R (1,3) OBP: 0.359, SLG: 0.359	0-0 F8			4-0 HR		0-0 L7	0-0 2B			3	2	2	4	2	0	1										
Joe Lis, R (7, PR) OBP: 0.228, SLG: 0.346	1-2 2H 3H						1-2 2H			0	0	0	0	0	0	0										
Bobby Darwin, R (1,9) OBP: 0.319, SLG: 0.436	0-0 FC4-6			0-0 HR		0-0 G3				5	2	4	7	0	0	2										
Steve Braun, L (1,5) OBP: 0.414, SLG: 0.485	0-0 F8			4-0 G1-6-3		0-0 G3				3	0	0	0	2	0	4										
Jim Holt, L (1,7) OBP: 0.324, SLG: 0.481	0-0 FC4-6			0-0 G1-6-3		0-0 1-3	0-0 5-3			5	0	1	1	0	0	3										
George Mitterwald, R (1,2) OBP: 0.304, SLG: 0.394	0-0 FC6-4			0-3 K		0-0 5-3				5	1	0	0	0	1	2										
Jerry Terrell, R (1,6) OBP: 0.306, SLG: 0.358				0-0 5-3		0-0 1B				5	1	3	0	0	0	1										
Inning Stats	R: 4 E: 0 K: 0 S: 7	H: 4 LOB: 1 BB: 1 P: 11	R: 0 E: 0 K: 0 S: 4	H: 3 LOB: 1 BB: 0 P: 4	R: 2 E: 0 K: 1 S: 5	H: 1 LOB: 0 BB: 2 P: 13	R: 2 E: 0 K: 1 S: 7	H: 2 LOB: 2 BB: 1 P: 15	R: 0 E: 0 K: 0 S: 4	H: 1 LOB: 1 BB: 0 P: 4	R: 2 E: 0 K: 0 S: 5	H: 2 LOB: 1 BB: 1 P: 9	R: 3 E: 1 K: 1 S: 9	H: 3 LOB: 2 BB: 0 P: 9	R: 0 E: 0 K: 0 S: 4	H: 1 LOB: 1 BB: 0 P: 4	R: 0 E: 0 K: 1 S: 5	H: 0 LOB: 0 BB: 0 P: 5	1B: 13 2B: 2 3B: 0 HR: 2	SF: 0 SAC: 0 DP: 1 HBP: 0	WP: 0 PB: 0 SB: 1 CS: 1	PA: 48				
PITCHER	IP	WLS	BF	H	R	ER	SO	BB	IBB	HBP	BLK	WP	HR	S	P	ERA	WHIP									
Jim Perry, R (1,1) ERA: 2.84	0.0	L	5	4	4	4	0	1	0	0	0	0	0	4	8	∞	∞									
Woodie Fryman, L (1,1) ERA: 5.59	3.2		16	5	4	4	2	3	0	0	0	0	1	17	29	9.82	2.182									
Tom Timmermann, R (4,1) ERA: 3.69	2.0		12	4	2	2	0	2	0	0	0	0	1	10	18	9.00	3.000									
Bill Slayback, R (6,1) ERA: 4.5	1.0		7	3	3	0	1	0	0	0	0	0	0	9	9	0.00	3.000									
Mike Strahler, R (7,1) ERA:	1.1		5	1	0	0	0	0	0	0	0	0	0	5	5	0.00	0.750									
Mickey Stanley, R (1,8) OBP: 0.306, SLG: 0.414	0-0 6-3			0-0 1B		0-0 L8														5	1	1	0	0	0	1
Gates Brown, L (1,10) OBP: 0.303, SLG: 0.326	0-3 K			0-0 4-1		0-0 F9														2	0	0	0	0	1	1
Frank Howard, R (5, PH) OBP: 0.268, SLG: 0.297				1-2 1B		0-0 G6-4-3														3	0	0	0	0	0	1
Al Kaline, R (1,9) OBP: 0.299, SLG: 0.342	0-0 L4-3			0-0 1B		0-0 L5-3														4	0	1	0	0	0	0
Tony Taylor, R (9,7) OBP: 0.220, SLG: 0.260				2-3 1B		0-0 L3														1	0	0	0	0	0	0
Willie Horton, R (1,7) OBP: 0.458, SLG: 0.652				0-0 HR		0-3 K														4	1	3	2	0	1	0
Dick Sharon, R (8, PR) OBP: 0.200, SLG: 0.400				1-2 1B		0-0 2B														0	1	0	0	0	0	0
Norm Cash, L (1,3) OBP: 0.319, SLG: 0.421				0-0 HR		0-0 F5														3	1	2	1	1	0	0
Bill Freehan, R (1,2) OBP: 0.349, SLG: 0.345				1-2 1B		0-0 F3														3	0	1	0	0	0	4
Dick McAuliffe, L (1,4) OBP: 0.367, SLG: 0.403				0-0 HR		0-0 G3														4	1	1	2	0	1	3
Ed Brinkman, R (1,6) OBP: 0.337, SLG: 0.408				0-3 K		0-0 F8														3	0	0	0	1	1	1
Aurelio Rodriguez, R (1,5) OBP: 0.234, SLG: 0.324				0-0 5-3		0-0 HR														4	1	2	1	0	1	3
Inning Stats	R: 0 E: 0 K: 1 S: 5	H: 0 LOB: 0 BB: 0 P: 5	R: 3 E: 0 K: 1 S: 8	H: 3 LOB: 0 BB: 0 P: 8	R: 1 E: 0 K: 0 S: 5	H: 3 LOB: 1 BB: 1 P: 9	R: 1 E: 0 K: 0 S: 4	H: 1 LOB: 0 BB: 0 P: 4	R: 0 E: 0 K: 1 S: 5	H: 0 LOB: 0 BB: 0 P: 5	R: 0 E: 0 K: 0 S: 4	H: 1 LOB: 1 BB: 0 P: 4	R: 0 E: 0 K: 0 S: 3	H: 1 LOB: 0 BB: 0 P: 3	R: 1 E: 0 K: 2 S: 9	H: 2 LOB: 3 BB: 1 P: 14	R: 0 E: 0 K: 0 S: 3	H: 0 LOB: 0 BB: 0 P: 3	1B: 6 2B: 3 3B: 0 HR: 3	SF: 0 SAC: 0 DP: 2 HBP: 1	WP: 0 PB: 0 SB: 0 CS: 0	PA: 39				
PITCHER	IP	WLS	BF	H	R	ER	SO	BB	IBB	HBP	BLK	WP	HR	S	P	ERA	WHIP									
Dick Woodson, R (1,1) ERA: 5.23	2.1		13	6	4	4	2	0	0	0	0	0	2	17	17	15.43	2.571									
Jim Kaat, L (3,1) ERA: 4.33	6.2	W	26	5	2	2	3	2	0	1	0	0	1	29	38	2.70	1.050									

Minnesota Twins @ Detroit Tigers
Tiger Stadium, Detroit, MI
Fri Jun 15 1973, 7:05 PM EDT
Att: 34,926 - Unknown - 78 F

AB 42
R 13
H 17
RBI 13
BB 6
SO 4
LOB 21



Minnesota Twins @ Detroit Tigers
Tiger Stadium, Detroit, MI
Fri Jun 15 1973, 7:05 PM EDT
Att: 34,926 - Unknown - 78 F

AB 36
R 6
H 11
RBI 6
BB 2
SO 5
LOB 14



Batter	1	2	3	4	5	6	7	8	9	AB	R	H	RBI	BB	SO	LOB	TOP																									
Rod Carew, L OBP: 0.398, SLG: 0.527 (1, 4)										5	1	1	1	0	3	3	Minnesota Twins @ Detroit Tigers Tiger Stadium, Detroit, MI Sat Jun 16 1973, 3:33 AM EDT Att: 23,428 - Unknown - 86 F																									
Larry Hulse, R OBP: 0.357, SLG: 0.447 (1, 8)										5	0	1	1	0	2	2																										
Tony Oliva, L OBP: 0.349, SLG: 0.373 (1, 10)										4	0	0	0	0	0	1																										
Harmon Killebrew, R OBP: 0.366, SLG: 0.357 Joe Lis, R OBP: 0.228, SLG: 0.346 (8, PR) (8, 3)										1	1	0	0	3	0	1																										
Bobby Darwin, R OBP: 0.314, SLG: 0.429 (1, 9)										4	0	0	0	0	2	3																										
Steve Braun, L OBP: 0.421, SLG: 0.491 (1, 5)										4	1	3	0	0	0	1																										
Jim Holt, L OBP: 0.322, SLG: 0.475 (1, 7)										4	1	1	1	0	0	3																										
George Mitterwald, R OBP: 0.302, SLG: 0.390 (1, 2)										4	0	1	1	0	1	2																										
Jerry Terrell, R OBP: 0.314, SLG: 0.364 (1, 6)										4	1	2	0	0	0	1																										
Inning Stats	R: 1 E: 0 K: 2 S: 8	H: 1 LOB: 1 BB: 1 P: 12	R: 0 E: 0 K: 1 S: 6	H: 1 LOB: 1 BB: 0 P: 6	R: 0 E: 0 K: 2 S: 7	H: 0 LOB: 0 BB: 0 P: 7	R: 1 E: 0 K: 1 S: 6	H: 1 LOB: 1 BB: 1 P: 10	R: 1 E: 0 K: 1 S: 7	H: 2 LOB: 1 BB: 0 P: 7	R: 0 E: 0 K: 0 S: 3	H: 1 LOB: 0 BB: 0 P: 3	R: 0 E: 0 K: 1 S: 5	H: 0 LOB: 0 BB: 0 P: 5	R: 0 E: 0 K: 0 S: 3	H: 0 LOB: 1 BB: 1 P: 7	R: 2 E: 1 K: 0 S: 6	H: 3 LOB: 1 BB: 0 P: 6	1B: 8 2B: 1 3B: 0 HR: 1	SF: 0 SAC: 0 DP: 1 HBP: 0	WP: 2 PB: 0 SB: 3 CS: 1	PA: 38																				
PITCHER	IP	WLS	BF	H	R	ER	SO	BB	IBB	HBP	BLK	WP	HR	S	P	ERA	WHIP	PITCHER								IP	WLS	BF	H	R	ER	SO	BB	IBB	HBP	BLK	WP	HR	S	P	ERA	WHIP
Joe Coleman, R ERA: 3.16 (1, 1)	8.0	L	36	9	5	4	8	3	0	0	0	1	1	49	61	4.50	1.500																									
Fred Scherman, L ERA: 4.95 (9, 1)	1.0		2	0	0	0	0	0	0	0	0	1	0	2	2	0.00	0.000																									

Batter	1	2	3	4	5	6	7	8	9	AB	R	H	RBI	BB	SO	LOB	BOTTOM																									
Jim Northrup, L OBP: 0.329, SLG: 0.365 (1, 9)										4	0	1	0	0	2	0	Minnesota Twins @ Detroit Tigers Tiger Stadium, Detroit, MI Sat Jun 16 1973, 3:33 AM EDT Att: 23,428 - Unknown - 86 F																									
Mickey Stanley, R OBP: 0.305, SLG: 0.411 (1, 8)										4	0	1	0	0	1	1																										
Duke Sims, L OBP: 0.344, SLG: 0.411 (1, 2)										4	0	0	0	0	1	1																										
Willie Horton, R OBP: 0.444, SLG: 0.630 (1, 7)										4	0	0	0	0	1	1																										
Gates Brown, L OBP: 0.308, SLG: 0.331 (1, 10)										4	0	2	0	0	0	0																										
Norm Cash, L OBP: 0.319, SLG: 0.415 (1, 3)										2	0	0	0	0	0	2																										
Dick McAuliffe, L OBP: 0.361, SLG: 0.395 (1, 4)										3	0	0	0	0	1	2																										
Ed Brinkman, R OBP: 0.332, SLG: 0.402 (1, 6)										3	0	0	0	0	1	1																										
Aurelio Rodriguez, R OBP: 0.231, SLG: 0.320 (1, 5)										3	0	0	0	0	0	0																										
Inning Stats	R: 0 E: 0 K: 2 S: 7	H: 0 LOB: 0 BB: 0 P: 7	R: 0 E: 0 K: 0 S: 3	H: 0 LOB: 1 BB: 0 P: 4	R: 0 E: 0 K: 1 S: 6	H: 1 LOB: 1 BB: 0 P: 6	R: 0 E: 0 K: 1 S: 6	H: 1 LOB: 0 BB: 0 P: 6	R: 0 E: 0 K: 1 S: 5	H: 0 LOB: 0 BB: 0 P: 5	R: 0 E: 0 K: 1 S: 3	H: 0 LOB: 0 BB: 0 P: 3	R: 0 E: 0 K: 0 S: 3	H: 0 LOB: 0 BB: 0 P: 3	R: 0 E: 0 K: 0 S: 3	H: 0 LOB: 0 BB: 0 P: 3	1B: 4 2B: 0 3B: 0 HR: 0	SF: 0 SAC: 0 DP: 0 HBP: 1	WP: 0 PB: 0 SB: 0 CS: 0	PA: 32																						
PITCHER	IP	WLS	BF	H	R	ER	SO	BB	IBB	HBP	BLK	WP	HR	S	P	ERA	WHIP	PITCHER								IP	WLS	BF	H	R	ER	SO	BB	IBB	HBP	BLK	WP	HR	S	P	ERA	WHIP
Bert Blyleven, R ERA: 2.53 (1, 1)	9.0	W	32	4	0	0	7	0	0	1	0	0	0	45	46	0.00	0.444																									



Batter	1	2	3	4	5	6	7	8	9	AB	R	H	RBI	BB	SO	LOB	TOP					
Jerry Terrell, R OBP: 0.321, SLG: 0.363	4-0 CS BB		0-0 CS 1B			0-0 E6 WP		0-0 F8		3	0	1	0	1	0	0						
Rod Carew, L OBP: 0.396, SLG: 0.525	0-0 F5		0-0 CS	1-0 G6-4-3 HBP		0-3 K		0-0 1B		3	0	1	0	0	1	2						
Harmon Killebrew, R OBP: 0.359, SLG: 0.349	0-0 L6			0-0 L9		0-3 K		0-3 K		4	0	0	0	0	2	3						
Bobby Darwin, R OBP: 0.313, SLG: 0.423		0-0 F8		0-0 G6-4-3				0-3 K		3	0	0	0	1	1	2						
Tony Oliva, L OBP: 0.356, SLG: 0.380 Mike Adams, R (9, PR)					0-0 FC5-6 1B	0-0 F7			0-0 BB	4	0	3	0	0	0	2						
Danny Walton, R OBP: 0.315, SLG: 0.417		0-0 1B			0-0 1B		0-3 K		4-0 BB	3	0	1	0	1	1	1						
Steve Braun, L OBP: 0.417, SLG: 0.486		0-0 F8			0-0 FC5-6 1B		0-0 1B		0-3 BB	4	0	1	0	0	1	5						
George Mitterwald, R OBP: 0.295, SLG: 0.380			0-0 6-3		0-3 K		0-3 K		0-3 K	4	0	0	0	0	3	5						
Larry Hisle, R OBP: 0.352, SLG: 0.439			0-3 K		0-0 P4		0-0 F9		0-3 K	4	0	0	0	0	2	5						
Inning Stats	R: 0 E: 0 K: 0 S: 2	H: 0 LOB: 0 BB: 1 P: 6	R: 0 E: 0 K: 0 S: 4	H: 1 LOB: 1 BB: 0 P: 4	R: 0 E: 0 K: 1 S: 5	H: 1 LOB: 0 BB: 0 P: 5	R: 0 E: 0 K: 0 S: 2	H: 0 LOB: 0 BB: 0 P: 3	R: 0 E: 0 K: 1 S: 7	H: 2 LOB: 2 BB: 0 P: 7	R: 0 E: 1 K: 2 S: 8	H: 0 LOB: 2 BB: 1 P: 12	R: 0 E: 0 K: 2 S: 8	H: 1 LOB: 1 BB: 0 P: 8	R: 0 E: 0 K: 2 S: 8	H: 1 LOB: 1 BB: 0 P: 8	R: 0 E: 0 K: 3 S: 10	H: 1 LOB: 2 BB: 1 P: 14	1B: 7 2B: 0 3B: 0 HR: 0	SF: 0 SAC: 0 DP: 1 HBP: 1	WP: 1 PB: 0 SB: 0 CS: 2	PA: 37
PITCHER Mickey Lolich, L ERA: 3.11	IP: 9.0 WLS: W BF: 36 H: 7 R: 0 ER: 0 SO: 11 BB: 3 IBB: 0 HBP: 1 BLK: 0 WP: 1 HR: 0 S: 54 P: 67 ERA: 0.00 WHIP: 1.111															PITCHER	IP: WLS: BF: H: R: ER: SO: BB: IBB: HBP: BLK: WP: HR: S: P: ERA: WHIP:					

Minnesota Twins @ Detroit Tigers
Tiger Stadium, Detroit, MI
Sun Jun 17 1973, 3:33 AM EDT
Att: 52,622 - Unknown - 74 F

AB	32
R	0
H	7
RBI	0
BB	3
SO	11
LOB	25

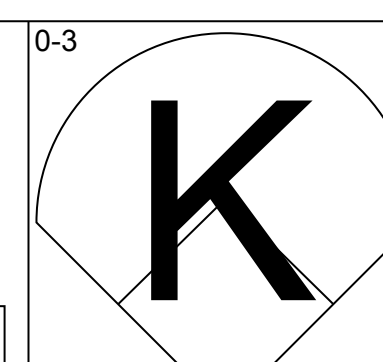
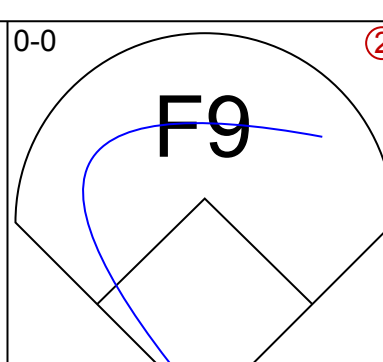
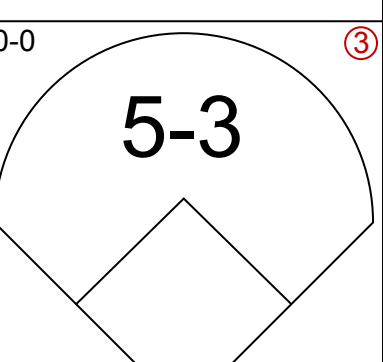
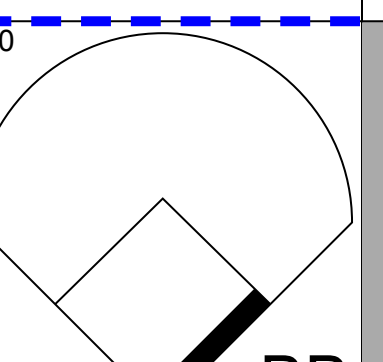
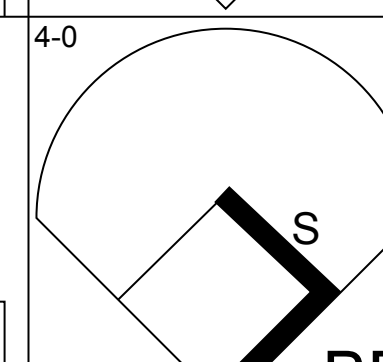
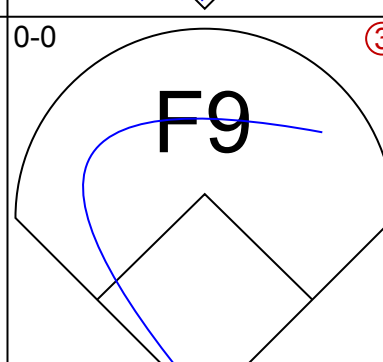
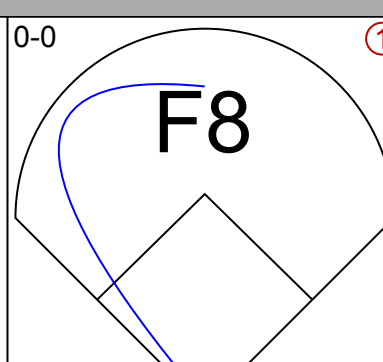
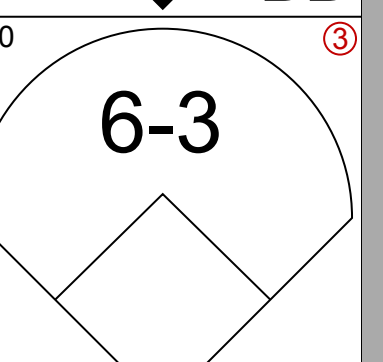
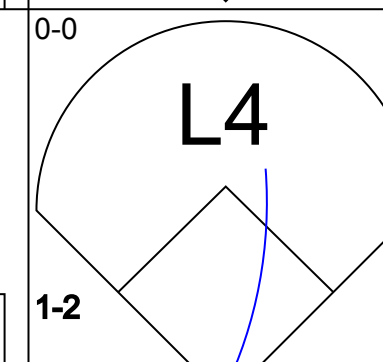
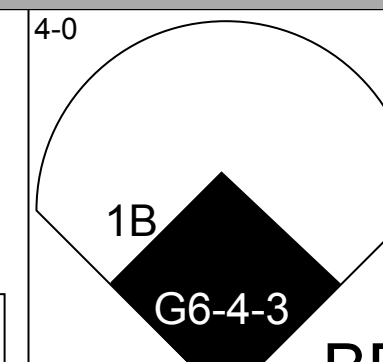
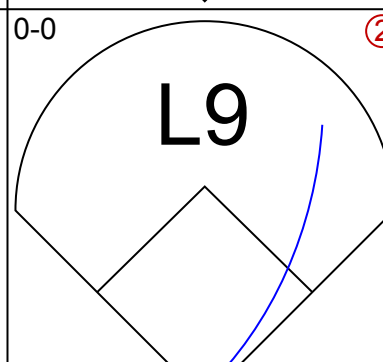
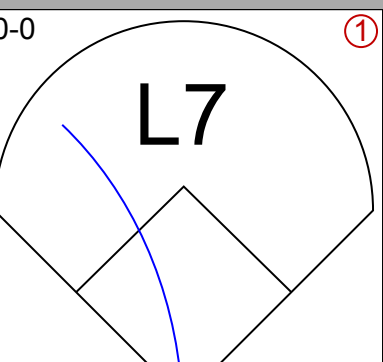
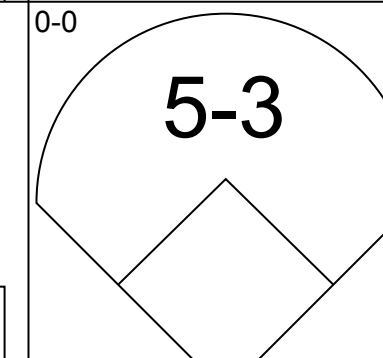
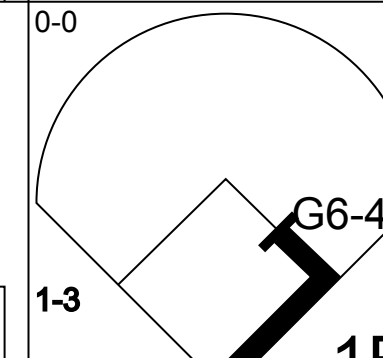
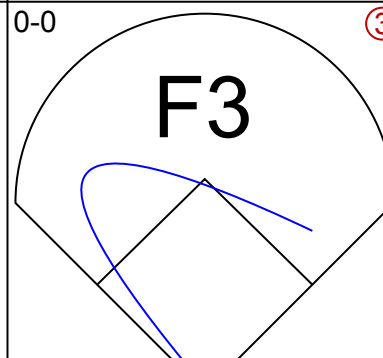
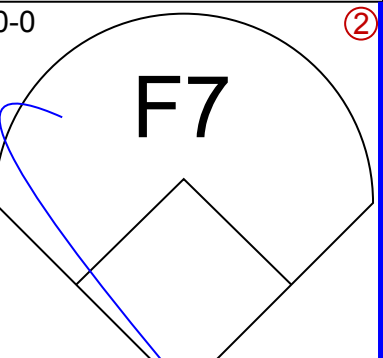
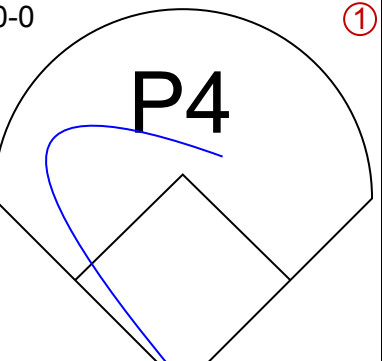
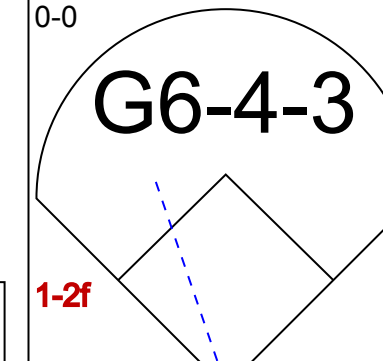
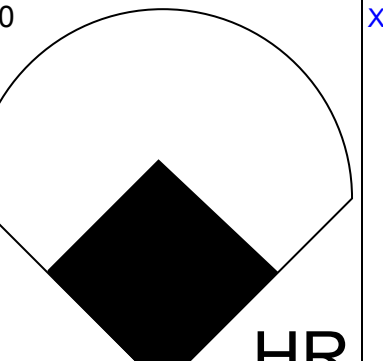
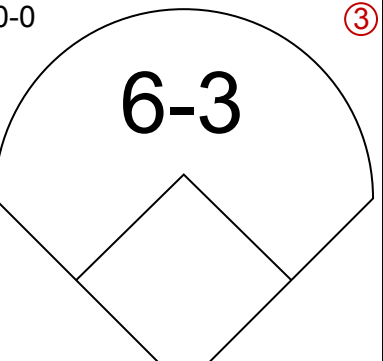
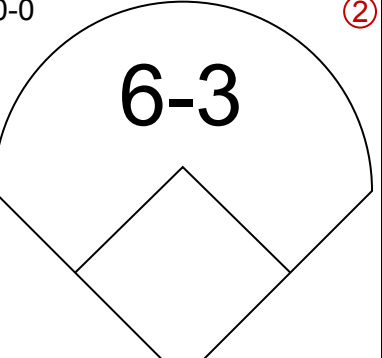
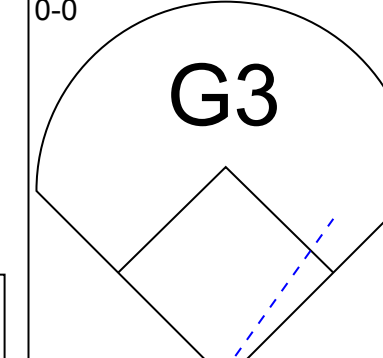
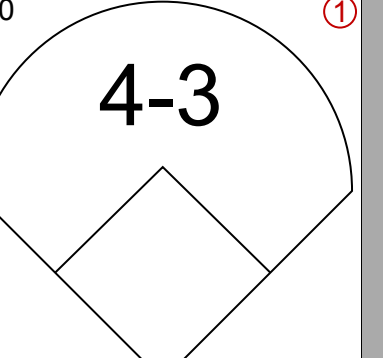
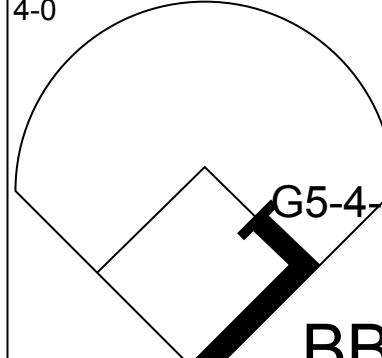
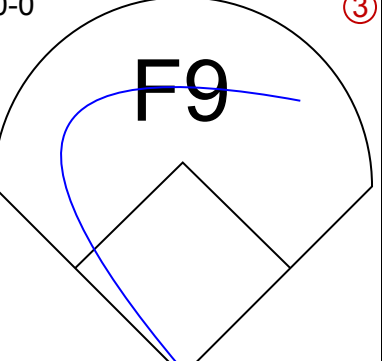
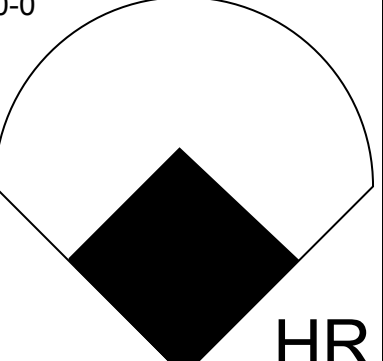
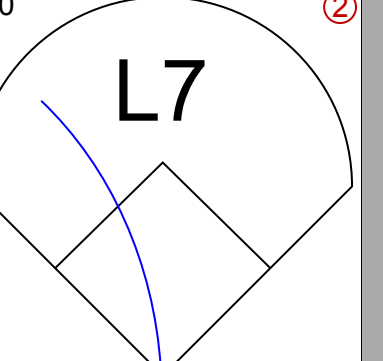
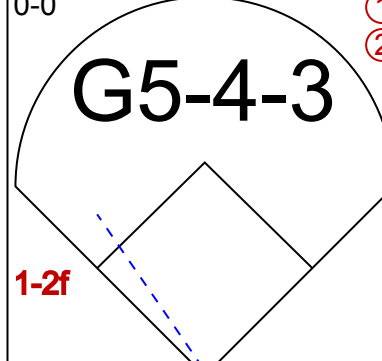
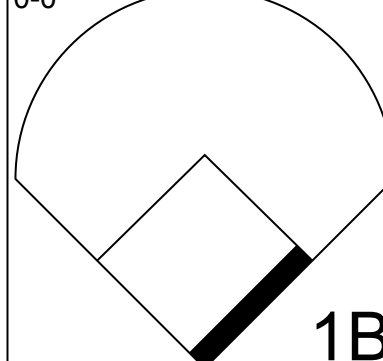
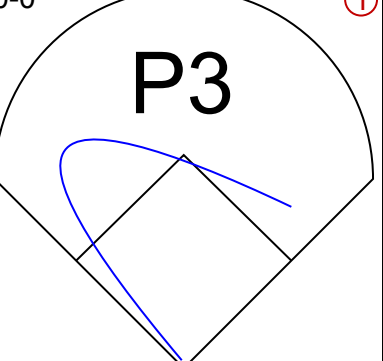
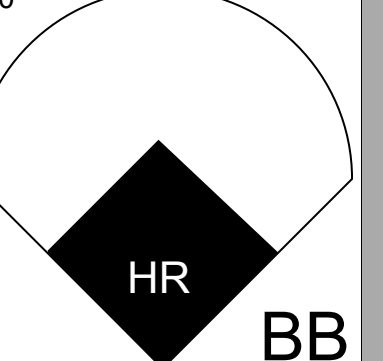
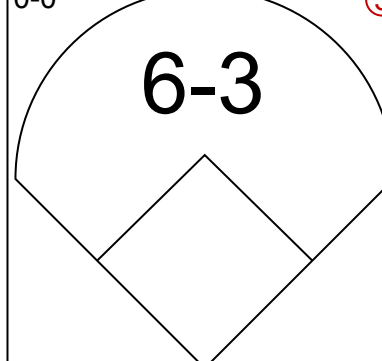
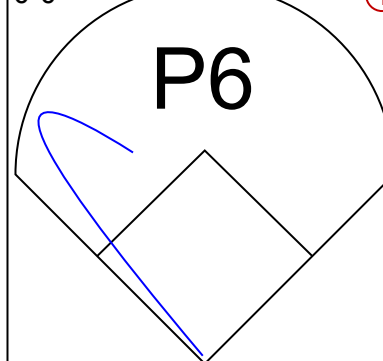
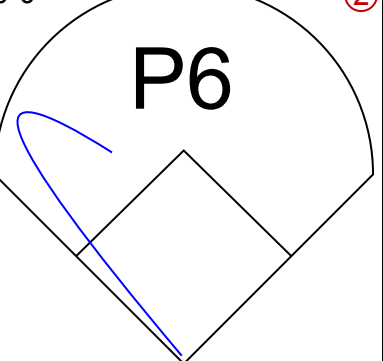
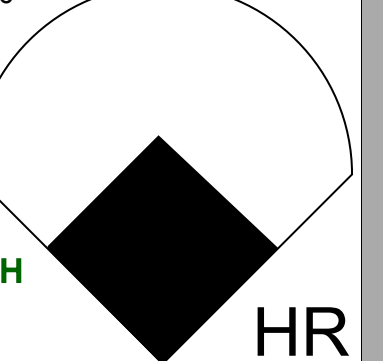


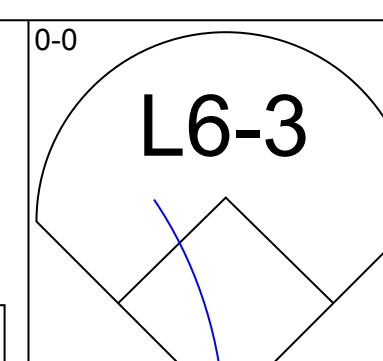
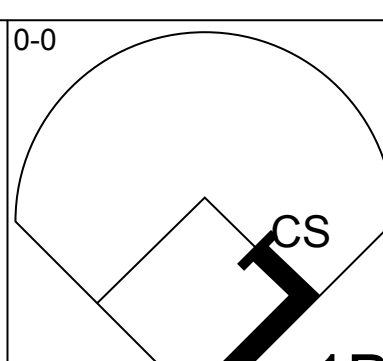
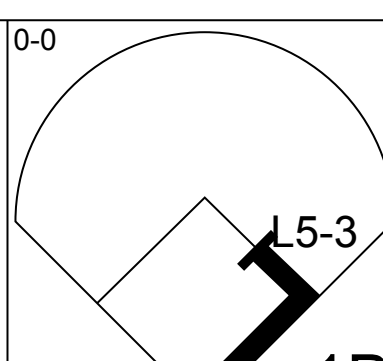
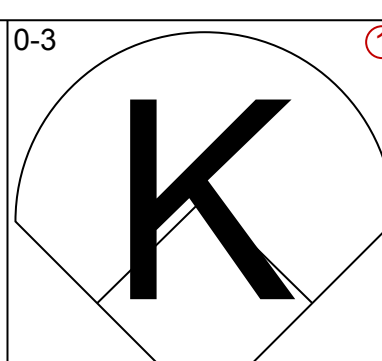
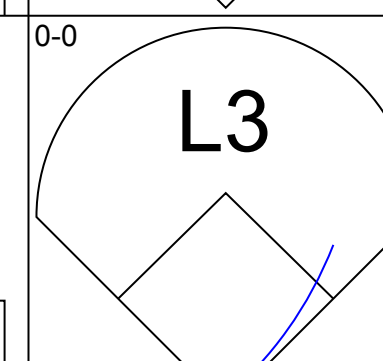
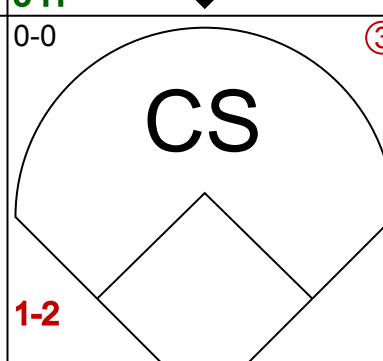
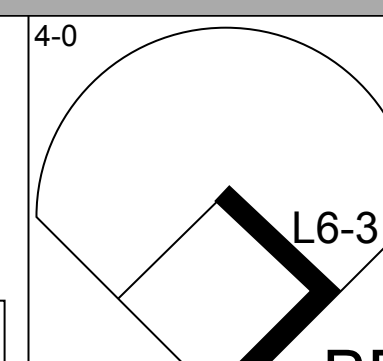
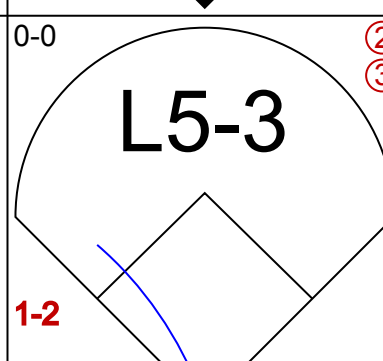
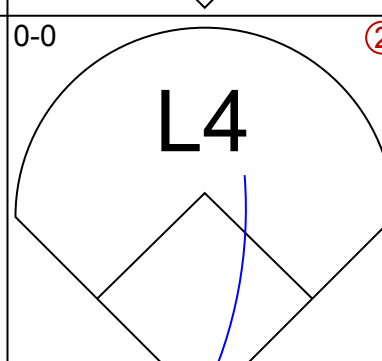
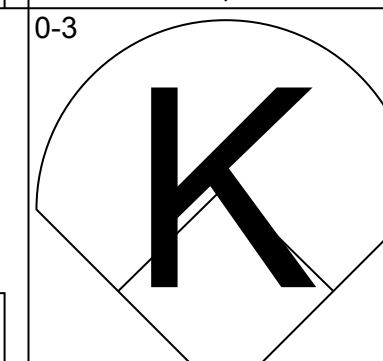
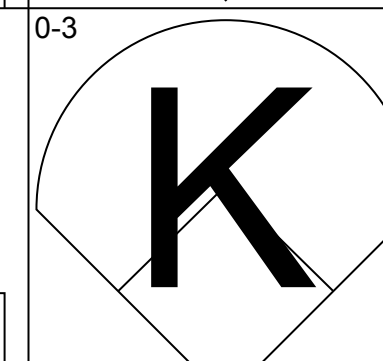
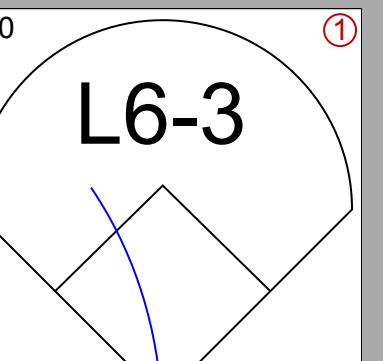
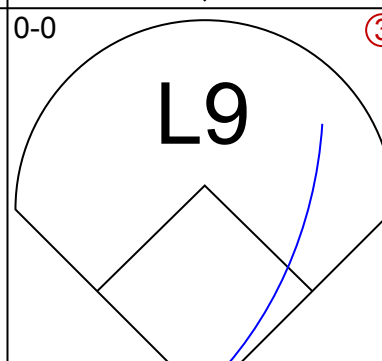
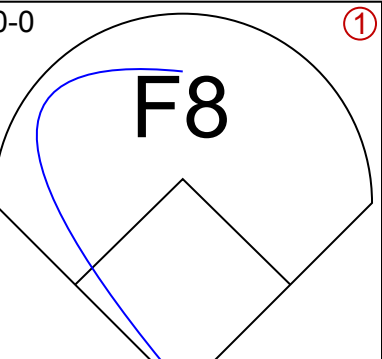
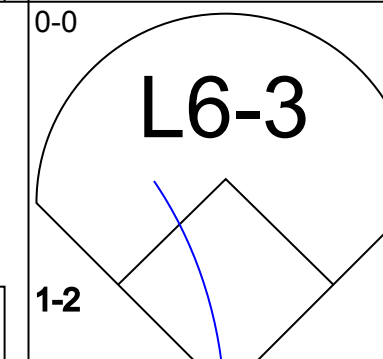
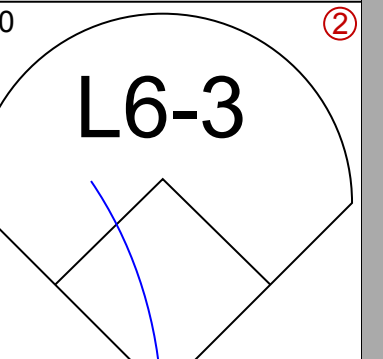
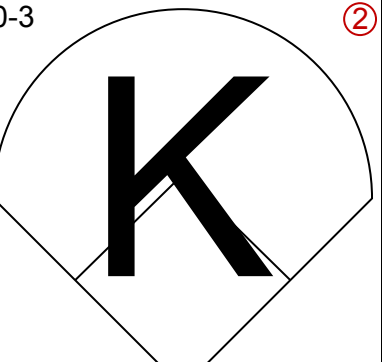
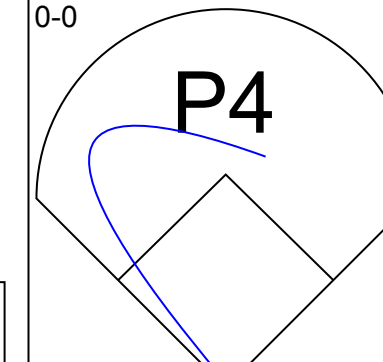
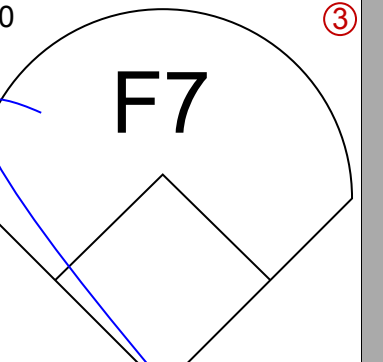
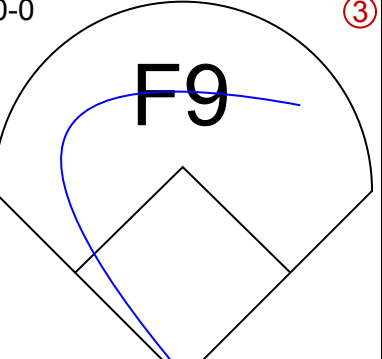
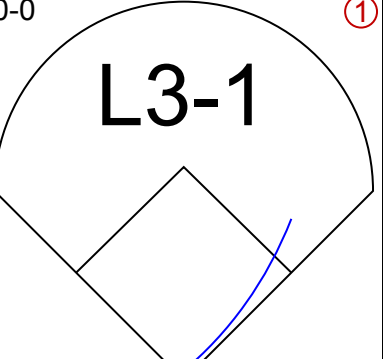
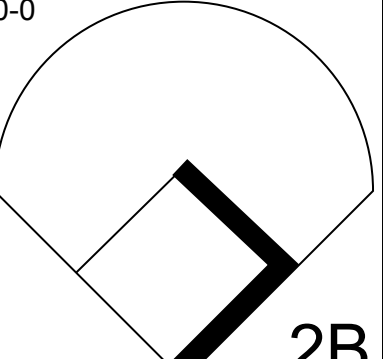
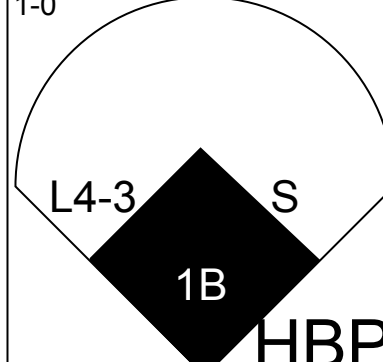
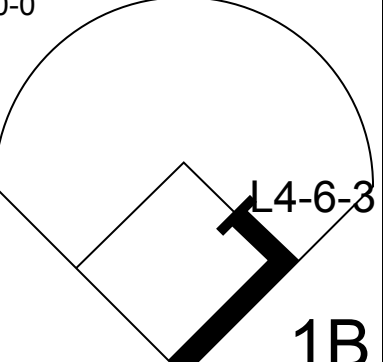
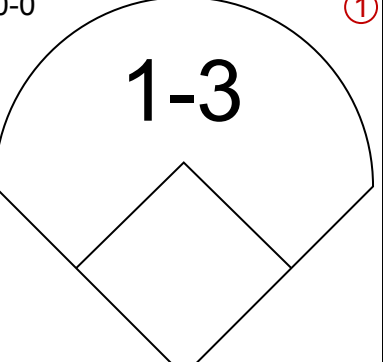
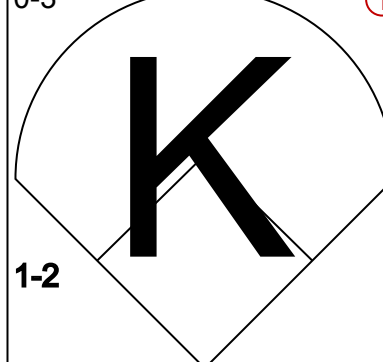
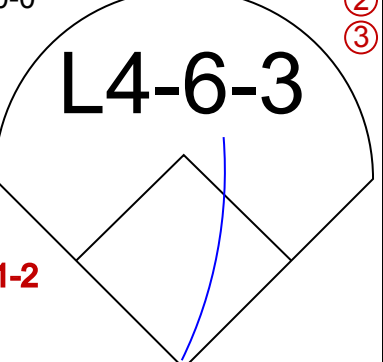
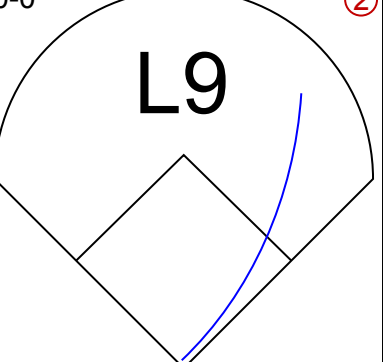
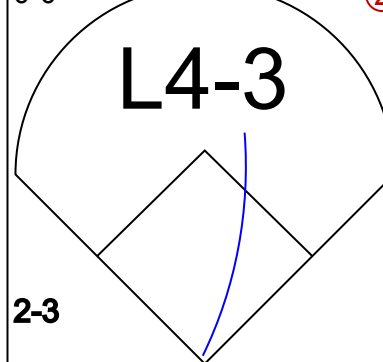
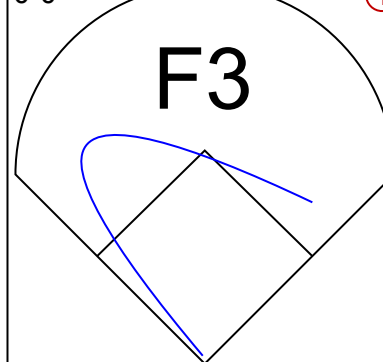
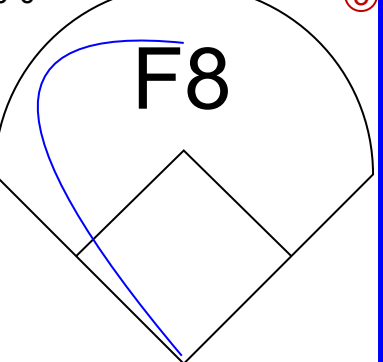
Batter	1	2	3	4	5	6	7	8	9	AB	R	H	RBI	BB	SO	LOB	BOTTOM			
Mickey Stanley, R OBP: 0.312, SLG: 0.415	0-0 1-4-3		0-0 3-1 1B		0-0 1B		0-0 1B	0-3 K		5	2	3	1	0	1	1				
Gates Brown, L OBP: 0.306, SLG: 0.329	0-0 E4		0-0 3-1		0-0 4-3		0-0 HBP 1B			4	0	1	1	0	0	1				
Al Kaline, R OBP: 0.297, SLG: 0.341	0-0 L5		0-0 2-H 1B		0-0 L7		0-0 SF8			3	0	1	2	0	0	1				
Willie Horton, R OBP: 0.439, SLG: 0.615 Dick Sharon, R OBP: 0.200, SLG: 0.400	0-0 F8		0-0 F7			0-0 F8	1-0 HBP			3	0	0	0	0	0	2				
Norm Cash, L OBP: 0.323, SLG: 0.445		0-0 3-1 FC3-2 2B		0-0 HR		0-0 4-3	0-3 K			4	1	2	1	0	1	2				
Bill Freehan, R OBP: 0.342, SLG: 0.337		0-0 3-1		0-0 E6 G4-6-3 BB		0-0 F9		0-0 4-3		4	0	0	0	0	1					
Dick McAuliffe, L OBP: 0.364, SLG: 0.393		0-0 FC3-5-2		4-0 G4-6-3 BB			0-3 K	0-0 6-3 1B		3	1	1	0	1	1					
Ed Brinkman, R OBP: 0.330, SLG: 0.399		0-0 3-H K		0-0 G4-6-3			0-0 2B 1B	0-0 6-3		4	1	1	0	0	1	4				
Aurelio Rodriguez, R OBP: 0.235, SLG: 0.327			0-3 K		0-0 6-3		0-0 1B 1B	0-0 2B 1B		4	1	2	1	0	1	1				
Inning Stats	R: 0 E: 1 K: 0 S: 4	H: 0 LOB: 1 BB: 0 P: 4	R: 0 E: 0 K: 1 S: 6	H: 1 LOB: 1 BB: 0 P: 6	R: 1 E: 0 K: 1 S: 7	H: 2 LOB: 1 BB: 0 P: 7	R: 1 E: 0 K: 0 S: 4	H: 1 LOB: 1 BB: 1 P: 8	R: 0 E: 0 K: 0 S: 3	H: 1 LOB: 0 BB: 0 P: 3	R: 0 E: 0 K: 0 S: 3	H: 0 LOB: 0 BB: 0 P: 3	R: 3 E: 0 K: 2 S: 11	H: 4 LOB: 2 BB: 0 P: 12	R: 1 E: 0 K: 1 S: 7	H: 2 LOB: 1 BB: 0 P: 7	1B: 8 2B: 2 3B: 0 HR: 1	SF: 1 SAC: 0 DP: 1 HBP: 1	WP: 0 PB: 0 SB: 0 CS: 0	PA: 37
PITCHER Joe Decker, R ERA: 5.29 Ken Sanders, R ERA: 5.3	IP: 6.1 WLS: L BF: 29 H: 9 R: 5 ER: 5 SO: 3 BB: 1 IBB: 0 HBP: 0 BLK: 0 WP: 0 HR: 1 S: 34 P: 38 ERA: 7.11 WHIP: 1.579															PITCHER	IP: WLS: BF: H: R: ER: SO: BB: IBB: HBP: BLK: WP: HR: S: P: ERA: WHIP:			

Minnesota Twins @ Detroit Tigers
Tiger Stadium, Detroit, MI
Sun Jun 17 1973, 3:33 AM EDT
Att: 52,622 - Unknown - 74 F

AB	34
R	6
H	11
RBI	6
BB	1
SO	5
LOB	14



Batter	1	2	3	4	5	6	7	8	9	AB	R	H	RBI	BB	SO	LOB	TOP					
Mickey Stanley, R OBP: 0.311, SLG: 0.409 (1, 8)										3	0	0	0	1	1	1	Detroit Tigers @ Cleveland Indians Cleveland Municipal Stadium, Cleveland, OH Mon Jun 18 1973, 7:05 PM EDT Att: 20,011 - Unknown					
Tony Taylor, R OBP: 0.221, SLG: 0.253 (1, 4)										3	0	0	0	1	0	2						
Al Kaline, R OBP: 0.296, SLG: 0.333 (1, 3) (8, 9)										3	1	0	0	1	0	1						
Willie Horton, R OBP: 0.434, SLG: 0.603 Rich Reese, L OBP: 0.193, SLG: 0.132 (1, 7) (8, 3)										4	0	1	0	0	0	1						
Bill Freehan, R OBP: 0.340, SLG: 0.352 (1, 2)										4	1	1	1	0	0	1						
Frank Howard, R OBP: 0.267, SLG: 0.286 (1, 10)										3	0	0	0	1	0	0						
Dick Sharon, R OBP: 0.207, SLG: 0.483 (1, 9) (8, 7)										4	1	1	1	0	0	1						
Ed Brinkman, R OBP: 0.333, SLG: 0.398 (1, 6)										3	1	1	0	1	0	0						
Aurelio Rodriguez, R OBP: 0.237, SLG: 0.341 (1, 5)										3	1	1	2	0	0	1						
Inning Stats	R: 0 E: 0 K: 1 S: 5	H: 0 LOB: 1 BB: 1 P: 9	R: 0 E: 0 K: 0 S: 3	H: 0 LOB: 0 BB: 0 P: 3	R: 0 E: 0 K: 0 S: 4	H: 1 LOB: 1 BB: 0 P: 4	R: 1 E: 0 K: 0 S: 3	H: 1 LOB: 0 BB: 1 P: 7	R: 1 E: 0 K: 0 S: 4	H: 1 LOB: 0 BB: 0 P: 4	R: 0 E: 0 K: 0 S: 3	H: 0 LOB: 0 BB: 0 P: 3	R: 3 E: 0 K: 0 S: 5	H: 2 LOB: 1 BB: 2 P: 13	R: 0 E: 0 K: 0 S: 3	H: 0 LOB: 0 BB: 0 P: 3	R: 0 E: 0 K: 0 S: 2	H: 0 LOB: 0 BB: 1 P: 6	1B: 2 2B: 0 3B: 0 HR: 3	SF: 0 SAC: 0 DP: 2 HBP: 0	WP: 0 PB: 0 SB: 1 CS: 0	PA: 35
PITCHER	IP WLS BF H R ER SO BB IBB HBP BLK WP HR S P ERA WHIP	IP WLS BF H R ER SO BB IBB HBP BLK WP HR S P ERA WHIP															IP WLS BF H R ER SO BB IBB HBP BLK WP HR S P ERA WHIP					
Brent Strom, L ERA: 5.01 (1, 1)	6.2 L 27 5 5 5 1 3 0 0 0 0 3 26 38 6.75 1.200															6.2 L 27 5 5 5 1 3 0 0 0 0 3 26 38 6.75 1.200						
Tom Timmermann, R ERA: 3.43 (7, 1)	2.1 8 0 0 0 0 0 2 0 0 0 0 0 6 14 0.00 0.857															2.1 8 0 0 0 0 0 2 0 0 0 0 0 6 14 0.00 0.857						

Batter	1	2	3	4	5	6	7	8	9	AB	R	H	RBI	BB	SO	LOB	BOTTOM			
Buddy Bell, R OBP: 0.337, SLG: 0.353 (1, 5)										4	0	2	1	0	1	0	Detroit Tigers @ Cleveland Indians Cleveland Municipal Stadium, Cleveland, OH Mon Jun 18 1973, 7:05 PM EDT Att: 20,011 - Unknown			
Oscar Gamble, L OBP: 0.345, SLG: 0.570 (1, 10)										3	0	0	0	1	0	1				
George Hendrick, R OBP: 0.293, SLG: 0.417 (1, 8)										4	0	0	0	0	2	1				
John Ellis, R OBP: 0.338, SLG: 0.355 (1, 2)										3	0	0	0	0	0	1				
Charlie Spikes, R OBP: 0.274, SLG: 0.419 (1, 7)										3	0	0	0	0	1	1				
Chris Chambliss, L OBP: 0.269, SLG: 0.247 (1, 3)										3	0	1	0	0	0	0				
Rusty Torres, S OBP: 0.315, SLG: 0.296 (1, 9)										2	1	1	0	0	0	1				
Jack Brohamer, L OBP: 0.268, SLG: 0.304 (1, 4)										3	0	0	0	0	1	3				
Frank Duffy, R OBP: 0.224, SLG: 0.204 John Lowenstein, L OBP: 0.323, SLG: 0.349 Leo Cardenas, R OBP: 0.241, SLG: 0.218 (1, 6) (8, PH) (9, 6)										2	0	0	0	0	0	1				
Inning Stats	R: 0 E: 0 K: 1 S: 5	H: 0 LOB: 0 BB: 0 P: 5	R: 0 E: 0 K: 1 S: 5	H: 0 LOB: 0 BB: 0 P: 5	R: 1 E: 0 K: 1 S: 5	H: 1 LOB: 0 BB: 0 P: 6	R: 0 E: 0 K: 1 S: 5	H: 0 LOB: 1 BB: 1 P: 9	R: 0 E: 0 K: 0 S: 3	H: 1 LOB: 0 BB: 0 P: 3	R: 0 E: 0 K: 0 S: 3	H: 0 LOB: 0 BB: 0 P: 3	R: 0 E: 0 K: 0 S: 4	H: 1 LOB: 1 BB: 0 P: 4	R: 0 E: 0 K: 1 S: 5	H: 0 LOB: 0 BB: 0 P: 5	1B: 3 2B: 2 3B: 0 HR: 0	SF: 0 SAC: 0 DP: 2 HBP: 1	WP: 0 PB: 0 SB: 1 CS: 1	PA: 31
PITCHER	IP WLS BF H R ER SO BB IBB HBP BLK WP HR S P ERA WHIP	IP WLS BF H R ER SO BB IBB HBP BLK WP HR S P ERA WHIP															IP WLS BF H R ER SO BB IBB HBP BLK WP HR S P ERA WHIP			
Jim Perry, R ERA: 2.67 (1, 1)	9.0 W 30 4 1 1 5 1 0 1 0 0 0 38 43 1.00 0.556															9.0 W 30 4 1 1 5 1 0 1 0 0 0 38 43 1.00 0.556				


Batter	1	2	3	4	5	6	7	8	9	AB	R	H	RBI	BB	SO	LOB	TOP			
Jim Northrup, L OBP: 0.326, SLG: 0.371 Al Kaline, R OBP: 0.302, SLG: 0.331	G3		K				L6-3		L1-3	3	0	1	0	0	1	0	Detroit Tigers @ Cleveland Indians Cleveland Municipal Stadium, Cleveland, OH Wed Jun 20 1973, 3:33 AM EDT Att: 4,637 - Unknown			
Mickey Stanley, R OBP: 0.309, SLG: 0.411	1-3		K				5-3		WP 3B	5	1	2	1	0	1	0				
Gates Brown, L OBP: 0.313, SLG: 0.331 Frank Howard, R OBP: 0.289, SLG: 0.313	4-3			HR			3-1		1-3 WP BB	3	1	1	0	0	0	0				
Willie Horton, R OBP: 0.444, SLG: 0.644		FC4-6 HBP 1B		HR			F8		HR FC6 BB	4	2	3	3	1	0	0				
Norm Cash, L OBP: 0.333, SLG: 0.467 Dick Sharon, R OBP: 0.233, SLG: 0.500	K			F8			1B		HR FC6 BB	3	0	1	0	0	1	1				
Duke Sims, L OBP: 0.341, SLG: 0.407							1B		1-2 FC6 BB	1	0	0	0	0	0	2				
Bill Freehan, R OBP: 0.349, SLG: 0.354	FC4-6 HBP			F7			1B		F9	3	0	1	0	0	0	1				
Dick McAuliffe, L OBP: 0.357, SLG: 0.409	FC4-6			G3			F8		4-3	4	0	0	0	0	0	5				
Ed Brinkman, R OBP: 0.329, SLG: 0.405	F9						4-3		WP 3B 1B	4	2	2	1	0	0	2				
Aurelio Rodriguez, R OBP: 0.236, SLG: 0.340			F8				1-3		K	4	0	0	0	0	1	1				
Inning Stats	R: 0 E: 0 K: 0 S: 3	H: 0 LOB: 0 BB: 0 P: 3	R: 0 E: 0 K: 1 S: 6	H: 1 LOB: 2 BB: 0 P: 7	R: 0 E: 0 K: 2 S: 7	H: 0 LOB: 0 BB: 0 P: 7	R: 2 E: 0 K: 0 S: 5	H: 2 LOB: 0 BB: 0 P: 5	R: 0 E: 0 K: 0 S: 4	H: 2 LOB: 2 BB: 0 P: 4	R: 1 E: 0 K: 0 S: 4	H: 1 LOB: 0 BB: 0 P: 4	R: 1 E: 0 K: 0 S: 5	H: 2 LOB: 1 BB: 0 P: 5	R: 2 E: 0 K: 1 S: 7	H: 2 LOB: 2 BB: 2 P: 15	1B: 7 2B: 1 3B: 1 HR: 3	SF: 0 SAC: 0 DP: 0 HBP: 1	WP: 2 PB: 0 SB: 0 CS: 0	PA: 41
PITCHER	IP	WLS	BF	H	R	ER	SO	BB	IBB	HBP	BLK	WP	HR	S	P	ERA	WHIP			
Dick Bosman, R ERA: 4.7	(1, 1)	6.0	26	8	3	3	3	0	0	1	0	0	2	31	32	4.50	1.333			
Tom Hilgendorf, L ERA: 2.25	(7, 1)	1.1	6	2	1	1	0	0	0	0	0	0	1	6	6	6.75	1.500			
Jerry Johnson, R ERA: 4.36	(8, 1)	1.1	8	2	2	2	1	2	0	0	0	2	0	8	16	13.50	3.000			
Tom Timmermann, R ERA: 3.89	(9, 1)	0.1	W	1	0	0	0	0	0	0	0	0	0	1	1	0.00	0.000			

Batter	1	2	3	4	5	6	7	8	9	AB	R	H	RBI	BB	SO	LOB	BOTTOM					
Buddy Bell, R OBP: 0.339, SLG: 0.349	P6	4-3							BB 1B BB	4	1	1	0	1	0	1	Detroit Tigers @ Cleveland Indians Cleveland Municipal Stadium, Cleveland, OH Wed Jun 20 1973, 3:33 AM EDT Att: 4,637 - Unknown					
Oscar Gamble, L OBP: 0.340, SLG: 0.554 Rusty Torres, S OBP: 0.319, SLG: 0.296	1B BB		K		FC4-6 CS		F8		4-0 1B BB	3	0	0	1	1	1	1						
George Hendrick, R OBP: 0.313, SLG: 0.479	K		G3		1-2 1B BB		HR		1-2 2-H 1B	4	2	2	2	1	1	1						
John Ellis, R OBP: 0.347, SLG: 0.409	FC5-4 1B			HR	1-2 1B 1B		5-3			4	2	3	1	0	0	0						
Charlie Spikes, R OBP: 0.281, SLG: 0.435	FC5-4		F7		1-2 2-H 1B		1B			4	0	2	1	0	0	2						
Dave Duncan, R OBP: 0.271, SLG: 0.400	F7			K	1-2 2-H 1B		K			4	0	1	1	0	2	1						
Chris Chambliss, L OBP: 0.273, SLG: 0.245		4-0 1B BB		F7	P6				1-6-3 1B	3	1	1	0	1	0	2						
Jack Brohamer, L OBP: 0.271, SLG: 0.294	K			G3			4-3		L1-6-3	4	0	0	0	0	1	2						
Leo Cardenas, R OBP: 0.246, SLG: 0.224					1B FC4-6 1B		F8		L5-3	4	1	2	1	0	0	0						
Inning Stats	R: 0 E: 0 K: 1 S: 6	H: 1 LOB: 2 BB: 1 P: 10	R: 1 E: 0 K: 1 S: 6	H: 1 LOB: 1 BB: 1 P: 10	R: 1 E: 0 K: 1 S: 6	H: 1 LOB: 0 BB: 0 P: 6	R: 0 E: 0 K: 1 S: 5	H: 0 LOB: 0 BB: 0 P: 5	R: 3 E: 0 K: 0 S: 7	H: 5 LOB: 2 BB: 1 P: 11	R: 0 E: 0 K: 0 S: 3	H: 0 LOB: 0 BB: 0 P: 3	R: 1 E: 0 K: 1 S: 7	H: 2 LOB: 1 BB: 0 P: 7	R: 0 E: 0 K: 0 S: 3	H: 1 LOB: 0 BB: 0 P: 3		R: 1 E: 0 K: 0 S: 1	H: 1 LOB: 2 BB: 2 P: 9	1B: 10 2B: 0 3B: 0 HR: 2	SF: 0 SAC: 0 DP: 1 HBP: 0	WP: 0 PB: 0 SB: 1 CS: 1
PITCHER	IP	WLS	BF	H	R	ER	SO	BB	IBB	HBP	BLK	WP	HR	S	P	ERA	WHIP					
Joe Coleman, R ERA: 3.43	(1, 1)	6.2	32	10	6	6	4	3	0	0	0	0	2	37	49	8.10	1.950					
Mike Strahler, R ERA: 7.71	(7, 1)	1.1	L	5	1	1	1	1	0	0	0	0	0	6	10	6.75	1.500					
Bill Slayback, R ERA: 4.5	(9, 1)	0.0		2	1	0	0	1	0	0	0	0	0	1	5	∞	∞					

Batter	1	2	3	4	5	6	7	8	9	AB	R	H	RBI	BB	SO	LOB	TOP			
Jim Northrup, L (1, 9) OBP: 0.324, SLG: 0.364	0-0 4-3		0-0 F9		0-0 4-3					3	0	0	0	0	0	0				
Mickey Stanley, R (1, 8) OBP: 0.309, SLG: 0.410	0-0 5-3		0-0 1B		0-0 5-3					3	0	1	0	0	0	0				
Gates Brown, L (1, 10) OBP: 0.308, SLG: 0.325	0-0 3-1		0-0 F9			0-0 4-3				3	0	0	0	0	0	1				
Willie Horton, R (1, 7) OBP: 0.442, SLG: 0.638		0-0 F9		0-0 1B		0-0 E5				3	0	1	0	0	0	0				
Norm Cash, L (1, 3) OBP: 0.333, SLG: 0.484		0-0 HR		0-0 F2		0-3 K				3	1	1	1	0	1	2				
Duke Sims, L (1, 2) OBP: 0.348, SLG: 0.422		0-0 4-3		0-0 1-3		0-0 L1				3	0	2	0	0	0	1				
Dick McAuliffe, L (1, 4) OBP: 0.353, SLG: 0.404		0-0 4-3		0-0 1-3						2	0	0	0	0	0	3				
Ed Brinkman, R (1, 6) OBP: 0.326, SLG: 0.401		0-0 F9		0-0 F9						2	0	0	0	0	0	3				
Aurelio Rodriguez, R (1, 5) OBP: 0.234, SLG: 0.338			0-0 F7		0-3 K					2	0	0	0	0	1	0				
Inning Stats	R: 0 E: 0 K: 0 S: 3	H: 0 LOB: 0 BB: 0 P: 3	R: 1 E: 0 K: 0 S: 5	H: 2 LOB: 1 BB: 0 P: 5	R: 0 E: 0 K: 0 S: 4	H: 1 LOB: 1 BB: 0 P: 4	R: 0 E: 0 K: 0 S: 5	H: 2 LOB: 2 BB: 0 P: 5	R: 0 E: 0 K: 1 S: 5	H: 0 LOB: 0 BB: 0 P: 5	R: 0 E: 1 K: 1 S: 6	H: 0 LOB: 1 BB: 0 P: 6					1B: 3 2B: 1 3B: 0 HR: 1	SF: 0 SAC: 0 DP: 0 HBP: 0	WP: 0 PB: 0 SB: 0 CS: 0	PA: 24
PITCHER Pat Dobson, R (1, 1) ERA: 4.11	IP: 6.0 WLS: W BF: 24 H: 5 R: 1 ER: 1 SO: 2 BB: 0 IBB: 0 HBP: 0 BLK: 0 WP: 0 HR: 1 S: 28 P: 28 ERA: 1.50 WHIP: 0.833															PITCHER				

Detroit Tigers @ New York Yankees
Yankee Stadium, Bronx, NY
Thu Jun 21 1973, 7:05 PM EDT
Att: 14,940 - Unknown - 72 F


AB 24
R 1
H 5
RBI 1
BB 0
SO 2
LOB 10



Batter	1	2	3	4	5	6	7	8	9	AB	R	H	RBI	BB	SO	LOB	BOTTOM			
Horace Clarke, S (1, 4) OBP: 0.319, SLG: 0.299	0-0 6-3		0-0 FC5-4		0-0 L6					3	0	1	0	0	0	0				
Roy White, S (1, 7) OBP: 0.334, SLG: 0.298	0-0 F7		0-0 FC5-4		0-0 F8					3	0	0	0	0	0	2				
Matty Alou, L (1, 9) OBP: 0.336, SLG: 0.354	0-0 1-3		0-0 L4			0-0 1B				3	1	1	0	0	0	1				
Bobby Murcer, L (1, 8) OBP: 0.317, SLG: 0.435		0-0 P4		0-0 F2		0-0 G3-6-3				3	0	1	1	0	0	0				
Jim Ray Hart, R (1, 10) OBP: 0.323, SLG: 0.418		0-0 F8		0-0 5-3		0-3 K				3	0	0	0	0	1	1				
Graig Nettles, L (1, 5) OBP: 0.308, SLG: 0.429		0-0 HR		0-3 K		0-0 G3-6-3				3	1	1	0	0	1	1				
Thurman Munson, R (1, 2) OBP: 0.355, SLG: 0.464		0-0 HR			0-0 HR					2	2	2	2	0	0	0				
Felipe Alou, R (1, 3) OBP: 0.252, SLG: 0.341		0-0 P6			0-0 HR					2	1	1	2	0	0	0				
Gene Michael, S (1, 6) OBP: 0.305, SLG: 0.330			4-0 FC5-4		0-0 5-3					1	0	0	0	1	0	0				
Inning Stats	R: 0 E: 0 K: 0 S: 3	H: 0 LOB: 0 BB: 0 P: 3	R: 2 E: 0 K: 0 S: 5	H: 2 LOB: 0 BB: 0 P: 5	R: 0 E: 0 K: 0 S: 3	H: 1 LOB: 1 BB: 1 P: 7	R: 0 E: 0 K: 1 S: 5	H: 0 LOB: 0 BB: 0 P: 5	R: 2 E: 0 K: 0 S: 5	H: 2 LOB: 0 BB: 0 P: 5	R: 1 E: 0 K: 1 S: 6	H: 2 LOB: 0 BB: 0 P: 6					1B: 4 2B: 1 3B: 0 HR: 2	SF: 0 SAC: 0 DP: 2 HBP: 0	WP: 0 PB: 0 SB: 0 CS: 0	PA: 24
PITCHER Mickey Lolich, L (1, 1) ERA: 3.3	IP: 6.0 WLS: L BF: 24 H: 7 R: 5 ER: 5 SO: 2 BB: 1 IBB: 0 HBP: 0 BLK: 0 WP: 0 HR: 2 S: 27 P: 31 ERA: 7.50 WHIP: 1.333															PITCHER				

Detroit Tigers @ New York Yankees
Yankee Stadium, Bronx, NY
Thu Jun 21 1973, 7:05 PM EDT
Att: 14,940 - Unknown - 72 F


AB 23
R 5
H 7
RBI 5
BB 1
SO 2
LOB 5



Batter	1	2	3	4	5	6	7	8	9	AB	R	H	RBI	BB	SO	LOB	TOP										
Mickey Stanley, R OBP: 0.307, SLG: 0.403 (1, 8)										4	1	0	0	1	0	3											
Tony Taylor, R OBP: 0.229, SLG: 0.260 (1, 4) (8, 5)										5	1	2	1	0	1	1											
Al Kaline, R OBP: 0.305, SLG: 0.328 (1, 3) (8, 9)										4	0	1	2	1	0	0											
Willie Horton, R OBP: 0.438, SLG: 0.634 (1, 7)										4	0	1	0	0	0	3											
Bill Freehan, R OBP: 0.343, SLG: 0.347 (1, 2) (8, 3)										4	0	0	0	0	1	3											
Frank Howard, R OBP: 0.287, SLG: 0.310 (1, 10)										4	0	1	0	0	0	1											
Dick Sharon, R OBP: 0.242, SLG: 0.485 (8, PH)										3	1	1	0	0	0	1	AB 36										
Duke Sims, L OBP: 0.353, SLG: 0.422 (8, 2)										0	0	0	0	1	0	0	R 4										
Ed Brinkman, R OBP: 0.323, SLG: 0.397 (1, 6)										2	0	0	0	0	1	1	H 10										
Ike Brown, R OBP: 0.459, SLG: 0.286 (5, 5)										1	1	1	0	0	0	0	RBI 4										
Gates Brown, L OBP: 0.306, SLG: 0.322 (8, PH)										1	0	0	0	0	1	2	BB 3										
Dick McAuliffe, L OBP: 0.353, SLG: 0.404 (8, 4)										0	0	0	0	0	0	0	SO 4										
Aurelio Rodriguez, R OBP: 0.242, SLG: 0.352 (1, 5) (5, 6)										4	0	3	1	0	0	2	LOB 17										
Inning Stats	R: 0 E: 0 K: 0 S: 3	H: 0 LOB: 0 BB: 0 P: 3	R: 0 E: 0 K: 1 S: 6	H: 1 LOB: 1 BB: 0 P: 6	R: 0 E: 0 K: 0 S: 4	H: 1 LOB: 1 BB: 0 P: 4	R: 0 E: 0 K: 0 S: 3	H: 0 LOB: 0 BB: 0 P: 3	R: 0 E: 1 K: 1 S: 7	H: 1 LOB: 2 BB: 0 P: 7	R: 0 E: 0 K: 0 S: 3	H: 1 LOB: 1 BB: 1 P: 7	R: 4 E: 0 K: 0 S: 7	H: 5 LOB: 1 BB: 1 P: 11	R: 0 E: 0 K: 1 S: 6	H: 1 LOB: 2 BB: 1 P: 10	R: 0 E: 0 K: 1 S: 5	H: 0 LOB: 0 BB: 0 P: 5	1B: 7 2B: 3 3B: 0 HR: 0	SF: 0 SAC: 0 DP: 1 HBP: 0	WP: 0 PB: 0 SB: 0 CS: 0	PA: 39					
PITCHER	IP WLS BF H R ER SO BB IBB HBP BLK WP HR S P ERA WHIP																										
Fritz Peterson, L ERA: 3.96 (1, 1)	6.1	26	6	2	2	2	1	0	0	0	0	0	0	29	33	2.84	1.105										
Sparky Lyle, L ERA: 2.17 (7, 1)	1.0	7	4	2	2	0	0	1	0	0	0	0	0	6	10	18.00	4.000										
Lindy McDaniel, R ERA: 2.73 (8, 1)	1.2	W	6	0	0	0	2	1	0	0	0	0	0	9	13	0.00	0.600										

Detroit Tigers @ New York Yankees
Yankee Stadium, Bronx, NY
Fri Jun 22 1973, 7:05 PM EDT
Att: 19,501 - Unknown - 68 F


AB	36
R	4
H	10
RBI	4
BB	3
SO	4
LOB	17



Batter	1	2	3	4	5	6	7	8	9	AB	R	H	RBI	BB	SO	LOB	BOTTOM											
Horace Clarke, S OBP: 0.321, SLG: 0.301 (1, 4)										5	1	2	0	0	0	1												
Roy White, S OBP: 0.330, SLG: 0.294 (1, 7)										4	0	0	0	0	0	2												
Matty Alou, L OBP: 0.335, SLG: 0.352 (1, 3) (9, 9)										4	1	1	0	0	0	1												
Bobby Murcer, L OBP: 0.323, SLG: 0.447 (1, 8)										4	1	3	2	0	0	0												
Ron Blomberg, L OBP: 0.483, SLG: 0.538 (1, 10)										3	1	2	1	0	0	1												
Jim Ray Hart, R OBP: 0.326, SLG: 0.418 (7, PH)										0	0	0	0	1	0	0												
Graig Nettles, L OBP: 0.374, SLG: 0.437 (1, 5)										3	0	2	1	1	0	2												
Johnny Callison, L OBP: 0.172, SLG: 0.164 (1, 9)										3	0	1	0	0	0	3	AB 35											
Felipe Alou, R OBP: 0.250, SLG: 0.338 (8, PH) (9, 3)										1	0	0	0	0	0	0	R 5											
Thurman Munson, R OBP: 0.357, SLG: 0.482 (1, 2)										4	1	2	1	0	0	4	H 13											
Gene Michael, S OBP: 0.299, SLG: 0.324 (1, 6)										4	0	0	0	0	1	3	RBI 5											
Inning Stats	R: 0 E: 0 K: 0 S: 3	H: 4 LOB: 1 BB: 0 P: 6	R: 2 E: 0 K: 0 S: 6	H: 4 LOB: 1 BB: 0 P: 6	R: 0 E: 0 K: 0 S: 3	H: 0 LOB: 0 BB: 0 P: 3	R: 0 E: 0 K: 0 S: 5	H: 2 LOB: 2 BB: 0 P: 5	R: 0 E: 0 K: 0 S: 4	H: 1 LOB: 1 BB: 0 P: 4	R: 0 E: 0 K: 0 S: 3	H: 1 LOB: 1 BB: 1 P: 7	R: 3 E: 0 K: 0 S: 7	H: 4 LOB: 2 BB: 1 P: 11	R: 0 E: 0 K: 1 S: 6	H: 1 LOB: 1 BB: 0 P: 6	1B: 8 2B: 4 3B: 0 HR: 1	SF: 0 SAC: 0 DP: 2 HBP: 0	WP: 0 PB: 0 SB: 0 CS: 0	PA: 37								
PITCHER	IP WLS BF H R ER SO BB IBB HBP BLK WP HR S P ERA WHIP																											
Jim Perry, R ERA: 2.78 (1, 1)	6.0	26	9	3	3	0	1	0	0	0	0	0	0	1	25	29	4.50	1.667										
Fred Scherman, L ERA: 5.91 (7, 1)	0.2	L	6	3	2	2	0	0	1	0	0	0	0	5	9	27.00	4.500											
John Hiller, L ERA: 1.77 (7, 1)	1.1	5	1	0	0	1	0	0	0	0	0	0	0	7	7	0.00	0.750											

Detroit Tigers @ New York Yankees
Yankee Stadium, Bronx, NY
Fri Jun 22 1973, 7:05 PM EDT
Att: 19,501 - Unknown - 68 F

AB	35
R	5
H	13
RBI	5
BB	2
SO	1
LOB	17



Batter	1	2	3	4	5	6	7	8	9	AB	R	H	RBI	BB	SO	LOB	TOP								
Tony Taylor, R OBP: 0.230, SLG: 0.259 (1, 4)										4	1	1	0	0	0	1									
Mickey Stanley, R OBP: 0.314, SLG: 0.406 (1, 8)										3	1	2	0	1	0	0									
Willie Horton, R OBP: 0.427, SLG: 0.616 (1, 7)										4	0	0	0	0	3	4									
Al Kaline, R OBP: 0.304, SLG: 0.333 (1, 3)										4	0	1	1	0	0	2									
Bill Freehan, R OBP: 0.338, SLG: 0.342 (1, 2)										3	0	0	1	0	1	1									
Duke Sims, L OBP: 0.350, SLG: 0.419 (8, PH) (8, 2)										1	0	0	0	0	0	1									
Frank Howard, R OBP: 0.288, SLG: 0.302 (1, 10)										2	0	0	0	1	1	1									
Norm Cash, L OBP: 0.331, SLG: 0.481 (9, PH)										1	0	0	0	0	0	0									
Dick Sharon, R OBP: 0.222, SLG: 0.444 (1, 9)										3	0	0	0	0	1	1									
Jim Northrup, L OBP: 0.322, SLG: 0.361 (9, PH)										1	0	0	0	0	0	0									
Aurelio Rodriguez, R OBP: 0.243, SLG: 0.352 (1, 5)										3	0	1	0	0	0	0									
Gates Brown, L OBP: 0.304, SLG: 0.320 (9, PH)										1	0	0	0	0	0	0									
Ed Brinkman, R OBP: 0.323, SLG: 0.394 (1, 6)										2	0	0	0	1	0	2									
Inning Stats	R: 0 E: 0 K: 1 S: 5	H: 0 LOB: 0 BB: 0 P: 5	R: 0 E: 0 K: 0 S: 3	H: 0 LOB: 0 BB: 0 P: 3	R: 0 E: 0 K: 0 S: 3	H: 0 LOB: 1 BB: 1 P: 7	R: 1 E: 0 K: 2 S: 9	H: 2 LOB: 1 BB: 0 P: 9	R: 0 E: 0 K: 1 S: 5	H: 0 LOB: 0 BB: 0 P: 5	R: 0 E: 0 K: 1 S: 6	H: 1 LOB: 1 BB: 0 P: 6	R: 0 E: 0 K: 1 S: 6	H: 1 LOB: 2 BB: 1 P: 10	R: 1 E: 0 K: 0 S: 4	H: 1 LOB: 1 BB: 1 P: 8	R: 0 E: 0 K: 0 S: 3	H: 0 LOB: 0 BB: 0 P: 3	1B: 4 2B: 1 3B: 0 HR: 0	SF: 0 SAC: 0 DP: 0 HBP: 0	WP: 1 PB: 0 SB: 0 CS: 0	PA: 35			
PITCHER	IP	WLS	BF	H	R	ER	SO	BB	IBB	HBP	BLK	WP	HR	S	P	ERA	WHIP								
Sam McDowell, L ERA: 3.86 (1, 1)	7.0	W	29	5	2	2	6	3	0	0	0	1	0	38	50	2.57	1.143								
Lindy McDaniel, R ERA: 2.64 (8, 1)	2.0	S	6	0	0	0	0	0	0	0	0	0	0	6	6	0.00	0.000								

Detroit Tigers @ New York Yankees
Yankee Stadium, Bronx, NY
Sat Jun 23 1973, 3:33 AM EDT
Att: 21,797 - Cloudy - 76 F

AB 32
R 2
H 5
RBI 2
BB 3
SO 6
LOB 13



Batter	1	2	3	4	5	6	7	8	9	AB	R	H	RBI	BB	SO	LOB	BOTTOM								
Horace Clarke, S OBP: 0.316, SLG: 0.296 (1, 4)										4	0	0	0	0	0	1									
Roy White, S OBP: 0.332, SLG: 0.294 (1, 7)										3	1	1	0	1	0	1									
Matty Alou, L OBP: 0.337, SLG: 0.354 (1, 9)										4	1	2	0	0	1	1									
Bobby Murcer, L OBP: 0.325, SLG: 0.459 (1, 8)										4	1	2	3	0	0	1									
Jim Ray Hart, R OBP: 0.325, SLG: 0.420 (1, 10)										4	0	1	0	0	0	2									
Graig Nettles, L OBP: 0.376, SLG: 0.435 (1, 5)										3	0	1	0	1	0	0									
Thurman Munson, R OBP: 0.352, SLG: 0.474 (1, 2)										4	0	0	0	0	1	3									
Felipe Alou, R OBP: 0.252, SLG: 0.333 (1, 3)										2	0	0	0	1	0	1									
Gene Michael, S OBP: 0.300, SLG: 0.324 (1, 6)										3	0	1	0	0	0	2									
Inning Stats	R: 0 E: 0 K: 0 S: 5	H: 2 LOB: 2 BB: 0 P: 5	R: 0 E: 0 K: 0 S: 3	H: 0 LOB: 1 BB: 1 P: 7	R: 3 E: 0 K: 0 S: 6	H: 3 LOB: 0 BB: 0 P: 6	R: 0 E: 0 K: 0 S: 2	H: 0 LOB: 0 BB: 1 P: 6	R: 0 E: 0 K: 1 S: 5	H: 0 LOB: 0 BB: 1 P: 7	R: 0 E: 0 K: 1 S: 5	H: 0 LOB: 0 BB: 0 P: 5	R: 0 E: 0 K: 0 S: 4	H: 1 LOB: 1 BB: 0 P: 4	R: 0 E: 0 K: 1 S: 7	H: 2 LOB: 2 BB: 0 P: 7	1B: 6 2B: 1 3B: 0 HR: 1	SF: 0 SAC: 0 DP: 0 HBP: 0	WP: 0 PB: 0 SB: 1 CS: 1	PA: 34					
PITCHER	IP	WLS	BF	H	R	ER	SO	BB	IBB	HBP	BLK	WP	HR	S	P	ERA	WHIP								
Woodie Fryman, L ERA: 5.84 (1, 1)	2.1	L	13	5	3	3	0	1	0	0	0	0	1	12	16	11.57	2.571								
Ed Farmer, R ERA: 3.57 (3, 1)	5.0		17	1	0	0	2	2	0	0	0	0	0	19	27	0.00	0.600								
John Hiller, L ERA: 1.73 (8, 1)	0.2		4	2	0	0	0	0	0	0	0	0	0	4	4	0.00	3.000								

Detroit Tigers @ New York Yankees
Yankee Stadium, Bronx, NY
Sat Jun 23 1973, 3:33 AM EDT
Att: 21,797 - Cloudy - 76 F

AB 31
R 3
H 8
RBI 3
BB 3
SO 2
LOB 12



Batter	1	2	3	4	5	6	7	8	9	AB	R	H	RBI	BB	SO	LOB	TOP			
Mickey Stanley, R OBP: 0.317, SLG: 0.413										4	1	2	0	0	0	0	Detroit Tigers @ New York Yankees Yankee Stadium, Bronx, NY Sun Jun 24 1973, 3:33 AM EDT Unknown - 77 F			
Gates Brown, L OBP: 0.309, SLG: 0.321										3	1	1	0	1	1					
Willie Horton, R OBP: 0.417, SLG: 0.600										4	0	0	0	0	1	4				
Norm Cash, L OBP: 0.341, SLG: 0.484										3	0	2	0	1	1	1				
Al Kaline, R OBP: 0.296, SLG: 0.324										4	0	0	0	0	0	5				
Duke Sims, L OBP: 0.355, SLG: 0.417										3	0	1	2	1	2	0				
Tony Taylor, R OBP: 0.230, SLG: 0.259										0	0	0	0	0	0	0				
Dick McAuliffe, L OBP: 0.353, SLG: 0.399										2	0	0	0	1	0	2				
Bill Freehan, R OBP: 0.336, SLG: 0.340										1	0	0	0	0	0	1				
Ed Brinkman, R OBP: 0.318, SLG: 0.386										4	0	0	0	0	0	2				
Aurelio Rodriguez, R OBP: 0.240, SLG: 0.348										3	0	0	0	0	0	1				
Inning Stats	R: 2 E: 0 K: 0 S: 6	H: 3 LOB: 2 BB: 1 P: 10	R: 0 E: 0 K: 0 S: 3	H: 0 LOB: 0 BB: 0 P: 3	R: 0 E: 0 K: 1 S: 6	H: 1 LOB: 1 BB: 0 P: 6	R: 0 E: 0 K: 1 S: 5	H: 0 LOB: 1 BB: 1 P: 9	R: 0 E: 0 K: 1 S: 5	H: 0 LOB: 0 BB: 0 P: 5	R: 0 E: 1 K: 1 S: 6	H: 0 LOB: 0 BB: 0 P: 6	R: 0 E: 0 K: 0 S: 3	H: 1 LOB: 0 BB: 0 P: 3	R: 0 E: 0 K: 0 S: 2	H: 0 LOB: 1 BB: 1 P: 6	1B: 5 2B: 1 3B: 0 HR: 0	SF: 0 SAC: 0 DP: 3 HBP: 0	WP: 0 PB: 0 SB: 0 CS: 0	PA: 35
PITCHER	IP WLS BF H R ER SO BB IBB HBP BLK WP HR S P ERA WHIP																			
Steve Kline, R ERA: 3.84	(1, 1) 4.0	W 20	B 5	H 2	R 2	ER 2	SO 2	BB 2	IBB 1	HBP 0	BLK 0	WP 0	HR 0	S 21	P 33	ERA 4.50	WHIP 1.750			
Fred Beene, R ERA: 1.53	(5, 1) 4.0	W 13	B 1	H 0	R 0	ER 0	SO 3	BB 1	IBB 0	HBP 0	BLK 0	WP 0	HR 0	S 18	P 22	ERA 0.00	WHIP 0.500			
Sparky Lyle, L ERA: 2.13	(9, 1) 1.0	S 2	B 0	H 0	R 0	ER 0	SO 0	BB 0	IBB 0	HBP 0	BLK 0	WP 0	HR 0	S 2	P 2	ERA 0.00	WHIP 0.000			

Batter	1	2	3	4	5	6	7	8	9	AB	R	H	RBI	BB	SO	LOB	BOTTOM			
Bernie Allen, L OBP: 0.286, SLG: 0.240										3	0	0	0	1	1	3	Detroit Tigers @ New York Yankees Yankee Stadium, Bronx, NY Sun Jun 24 1973, 3:33 AM EDT Unknown - 77 F			
Horace Clarke, S OBP: 0.316, SLG: 0.296										0	0	0	0	0	0	0				
Roy White, S OBP: 0.331, SLG: 0.291										3	1	0	0	1	3	2				
Matty Alou, L OBP: 0.337, SLG: 0.354										3	0	1	0	0	0	1				
Bobby Murcer, L OBP: 0.328, SLG: 0.464										4	1	2	1	0	0	1				
Ron Blomberg, L OBP: 0.484, SLG: 0.537										4	0	2	1	0	1	0				
Graig Nettles, L OBP: 0.372, SLG: 0.429										3	0	0	0	0	0	2				
Johnny Callison, L OBP: 0.194, SLG: 0.188										3	1	2	0	0	0	0				
Felipe Alou, R OBP: 0.252, SLG: 0.333										0	0	0	0	0	0	0				
Jerry Moses, R OBP: 0.214, SLG: 0.231										2	0	1	0	0	0	1				
Gene Michael, S OBP: 0.300, SLG: 0.324										3	0	1	1	0	0	2				
Inning Stats	R: 0 E: 0 K: 1 S: 4	H: 0 LOB: 0 BB: 1 P: 8	R: 0 E: 0 K: 0 S: 3	H: 1 LOB: 0 BB: 0 P: 3	R: 0 E: 0 K: 1 S: 6	H: 1 LOB: 1 BB: 0 P: 6	R: 1 E: 0 K: 1 S: 7	H: 2 LOB: 1 BB: 0 P: 7	R: 0 E: 0 K: 0 S: 4	H: 1 LOB: 1 BB: 1 P: 8	R: 1 E: 1 K: 1 S: 7	H: 2 LOB: 1 BB: 0 P: 7	R: 0 E: 0 K: 1 S: 5	H: 1 LOB: 0 BB: 0 P: 5	1B: 8 2B: 1 3B: 0 HR: 0	SF: 0 SAC: 2 DP: 2 HBP: 0	WP: 0 PB: 1 SB: 1 CS: 0	PA: 32		
PITCHER	IP WLS BF H R ER SO BB IBB HBP BLK WP HR S P ERA WHIP																			
Joe Coleman, R ERA: 3.43	(1, 1) 8.0	L 32	B 9	H 3	R 3	ER 3	SO 5	BB 2	IBB 0	HBP 0	BLK 0	WP 0	HR 0	S 40	P 48	ERA 3.38	WHIP 1.375			

AB	31
R	2
H	6
RBI	2
BB	4
SO	5
LOB	17



AB	28
R	3
H	9
RBI	3
BB	2
SO	5
LOB	12



Batter	1	2	3	4	5	6	7	8	9	AB	R	H	RBI	BB	SO	LOB	TOP										
Rich Reese, L (1, 7) OBP: 0.207, SLG: 0.188										4	1	2	1	0	1	1	Detroit Tigers @ New York Yankees Yankee Stadium, Bronx, NY Sun Jun 24 1973, 3:38 AM EDT Att: 62,107 - Unknown - 76 F										
Mickey Stanley, R (1, 8) OBP: 0.312, SLG: 0.405										4	0	0	0	0	0	2											
Willie Horton, R (1, 9) OBP: 0.413, SLG: 0.591										4	0	1	0	0	1	2											
Norm Cash, L (1, 3) OBP: 0.333, SLG: 0.472										4	0	0	0	0	1	1											
Bill Freehan, R (1, 2) OBP: 0.335, SLG: 0.338										4	0	1	0	0	0	0											
Gates Brown, L (1, 10) OBP: 0.302, SLG: 0.313										4	0	0	0	0	0	2											
Dick McAuliffe, L (1, 4) OBP: 0.353, SLG: 0.398										3	0	1	0	0	1	0											
Ed Brinkman, R (1, 6) OBP: 0.314, SLG: 0.381										3	0	0	0	0	1	1											
Aurelio Rodriguez, R (1, 5) OBP: 0.245, SLG: 0.352										3	0	2	0	0	0	0											
Inning Stats	R: 1 E: 0 K: 0 S: 6	H: 3 LOB: 2 BB: 0 P: 6	R: 0 E: 0 K: 1 S: 5	H: 0 LOB: 0 BB: 0 P: 5	R: 0 E: 0 K: 0 S: 3	H: 0 LOB: 0 BB: 0 P: 3	R: 0 E: 0 K: 0 S: 3	H: 2 LOB: 1 BB: 0 P: 8	R: 0 E: 0 K: 0 S: 3	H: 0 LOB: 0 BB: 0 P: 3	R: 0 E: 0 K: 0 S: 3	H: 0 LOB: 0 BB: 0 P: 3	R: 0 E: 0 K: 1 S: 7	H: 2 LOB: 2 BB: 0 P: 7	R: 0 E: 0 K: 1 S: 5	H: 0 LOB: 0 BB: 0 P: 5		1B: 6 2B: 0 3B: 0 HR: 1	SF: 0 SAC: 0 DP: 0 HBP: 0	WP: 0 PB: 0 SB: 0 CS: 1	PA: 33						
PITCHER	IP	WLS	BF	H	R	ER	SO	BB	IBB	HBP	BLK	WP	HR	S	P	ERA	WHIP										
Doc Medich, R (1, 1) ERA: 3.26	7.1		28	7	1	1	3	0	0	0	0	0	1	34	34	1.23	0.955										
Lindy McDaniel, R (8, 1) ERA: 2.99	1.2	W	5	0	0	0	2	0	0	0	0	0	0	9	9	0.00	0.000										

Batter	1	2	3	4	5	6	7	8	9	AB	R	H	RBI	BB	SO	LOB	BOTTOM										
Horace Clarke, S (1, 4) OBP: 0.312, SLG: 0.292										4	1	0	0	0	0	0	Detroit Tigers @ New York Yankees Yankee Stadium, Bronx, NY Sun Jun 24 1973, 3:38 AM EDT Att: 62,107 - Unknown - 76 F										
Roy White, S (1, 7) OBP: 0.337, SLG: 0.298										4	0	3	0	0	0	0											
Thurman Munson, R (1, 2) OBP: 0.354, SLG: 0.479										4	0	2	1	0	0	1											
Bobby Murcer, L (1, 8) OBP: 0.327, SLG: 0.460										4	0	1	0	0	0	3											
Jim Ray Hart, R (1, 10) OBP: 0.323, SLG: 0.416										4	0	1	0	0	1	0											
Graig Nettles, L (1, 5) OBP: 0.370, SLG: 0.439										4	1	1	1	0	1	2											
Felipe Alou, R (1, 3) OBP: 0.254, SLG: 0.333										3	0	1	0	0	1	1											
Ron Swoboda, R (1, 9) OBP: 0.185, SLG: 0.083										3	0	0	0	0	2	1											
Hal Lanier, R (1, 6) OBP: 0.217, SLG: 0.261										3	0	0	0	0	0	0											
Inning Stats	R: 0 E: 0 K: 0 S: 3	H: 2 LOB: 1 BB: 0 P: 4	R: 0 E: 1 K: 0 S: 4	H: 2 LOB: 1 BB: 0 P: 4	R: 1 E: 1 K: 1 S: 8	H: 2 LOB: 2 BB: 0 P: 8	R: 0 E: 0 K: 2 S: 8	H: 1 LOB: 1 BB: 0 P: 8	R: 0 E: 0 K: 0 S: 4	H: 1 LOB: 1 BB: 0 P: 4	R: 0 E: 0 K: 1 S: 5	H: 0 LOB: 0 BB: 0 P: 5	R: 0 E: 0 K: 1 S: 5	H: 0 LOB: 0 BB: 0 P: 5	R: 0 E: 0 K: 0 S: 4	H: 2 LOB: 1 BB: 0 P: 4		R: 1 E: 0 K: 0 S: 2	H: 1 LOB: 0 BB: 0 P: 2	1B: 7 2B: 1 3B: 0 HR: 1	SF: 0 SAC: 0 DP: 1 HBP: 0	WP: 0 PB: 0 SB: 1 CS: 1	PA: 33				
PITCHER	IP	WLS	BF	H	R	ER	SO	BB	IBB	HBP	BLK	WP	HR	S	P	ERA	WHIP										
Mickey Lolich, L (1, 1) ERA: 3.17	8.1	L	33	9	2	1	5	0	0	0	0	0	1	43	43	1.08	1.080										

Batter	1	2	3	4	5	6	7	8	9	AB	R	H	RBI	BB	SO	LOB	TOP			
Mickey Stanley, R OBP: 0.307, SLG: 0.398 (1, 8)	0-0 5-3		0-0 5-3			0-3 K			0-0 F9	4	0	0	0	0	1	0	Detroit Tigers @ Boston Red Sox Fenway Park, Boston, MA Mon Jun 25 1973, 7:05 PM EDT Att: 20,837 - Unknown - 66 F			
Tony Taylor, R OBP: 0.231, SLG: 0.259 (1, 4)	0-0 S 1B		0-0 4-3			0-0 F7			0-0 6-3	4	0	1	0	0	0	0				
Al Kaline, R OBP: 0.295, SLG: 0.342 (1, 3)	0-0 F7			0-0 HR		0-0 L1-3			0-0 L6-3	4	1	1	1	0	0	1				
Willie Horton, R OBP: 0.411, SLG: 0.586 (1, 7)	0-3 K 1-2			0-0 F8					0-0 G6-4-3 1B	3	0	1	0	0	1	1				
Bill Freehan, R OBP: 0.330, SLG: 0.333 (1, 2)		0-0 6-3		0-0 6-3					0-0 G6-4-3 1-2 1B	3	0	0	0	0	0	1				
Frank Howard, R OBP: 0.290, SLG: 0.303 (1, 10)		0-0 1B		0-0 5-3					0-0 6-3	3	0	1	0	0	0	0				
Dick Sharon, R OBP: 0.231, SLG: 0.436 (1, 9)		0-3 K			0-0 F7				0-0 G6-4-3 1B	3	0	1	0	0	1	1				
Aurelio Rodriguez, R OBP: 0.243, SLG: 0.348 (1, 5)		0-0 F8			0-0 P8			0-3 K	0-0 K	3	0	0	0	0	1	2				
Ed Brinkman, R OBP: 0.310, SLG: 0.376 (1, 6)			0-0 F3		0-3 K			0-0 G6-4-3 1-2	0-0 G6-4-3	3	0	0	0	0	1	1				
Inning Stats	R: 0 E: 0 K: 1 S: 6	H: 1 LOB: 1 BB: 0 P: 6	R: 0 E: 0 K: 1 S: 6	H: 1 LOB: 1 BB: 0 P: 6	R: 0 E: 0 K: 0 S: 3	H: 0 LOB: 0 BB: 0 P: 3	R: 1 E: 0 K: 0 S: 4	H: 1 LOB: 0 BB: 0 P: 4	R: 0 E: 0 K: 1 S: 5	H: 0 LOB: 0 BB: 0 P: 5	R: 0 E: 0 K: 0 S: 3	H: 1 LOB: 0 BB: 0 P: 3	R: 0 E: 0 K: 1 S: 5	H: 1 LOB: 0 BB: 0 P: 5	R: 0 E: 0 K: 0 S: 3	H: 0 LOB: 0 BB: 0 P: 3	1B: 4 2B: 0 3B: 0 HR: 1	SF: 0 SAC: 0 DP: 2 HBP: 0	WP: 0 PB: 0 SB: 1 CS: 0	PA: 30
PITCHER Bill Lee, L ERA: 1.94 (1, 1)	IP: 9.0 WLS: W BF: 30 H: 5 R: 1 ER: 1 SO: 5 BB: 0 IBB: 0 HBP: 0 BLK: 0 WP: 0 HR: 1 S: 40 P: 40 ERA: 1.00 WHIP: 0.556																			

Batter	1	2	3	4	5	6	7	8	9	AB	R	H	RBI	BB	SO	LOB	BOTTOM			
Rick Miller, L OBP: 0.370, SLG: 0.400 (1, 9)	0-3 K		0-0 FC6 1B			0-0 L4-6-3 1-2 1B			0-0 P9	4	0	2	1	0	1	2	Detroit Tigers @ Boston Red Sox Fenway Park, Boston, MA Mon Jun 25 1973, 7:05 PM EDT Att: 20,837 - Unknown - 66 F			
Reggie Smith, S OBP: 0.381, SLG: 0.428 (1, 8)	0-0 L3-1		0-0 FC6 1-2		0-0 L4-6-3 1-2				0-0 F2	4	0	0	0	0	0	3				
Carlton Fisk, R OBP: 0.358, SLG: 0.552 (1, 2)	0-0 L5-3			0-0 P4		0-0 F5			0-0 HR	4	1	1	1	0	0	0				
Carl Yastrzemski, L OBP: 0.370, SLG: 0.465 (1, 7)		4-0 1B BB		4-0 FC6-4 BB		0-0 L4-3			4-0 L9-3 BB	1	0	0	0	3	0	0				
Orlando Cepeda, R OBP: 0.345, SLG: 0.500 (1, 10)		0-0 L4-6-3 1-3 1B		0-0 P8		0-0 L1-3			0-0 L9-3 1-2	4	0	1	0	0	0	2				
Rico Petrocelli, R OBP: 0.339, SLG: 0.437 (1, 5)		0-0 L3		0-0 FC6-4 1-2				0-3 K	0-0 K	3	0	0	0	0	1	3				
Danny Cater, R OBP: 0.354, SLG: 0.365 (1, 3)		0-0 L4-6-3 1-2			0-0 F6 1B 1B			0-0 2B FC6-2 1B	0-0 FC6-2 1-3 2B	3	1	2	0	0	0	2				
Luis Aparicio, R OBP: 0.322, SLG: 0.303 (1, 6)			0-0 L4-3		0-0 1B 1-2 1B			0-0 FC6-2 1-3 2B	0-0 FC6-2 2-3 3H	3	0	2	0	0	0	0				
Mario Guerrero, R OBP: 0.308, SLG: 0.302 (1, 4)			0-0 P9		0-0 F8			0-0 FC6-2	0-0 FC6-2	3	0	0	0	0	0	4				
Inning Stats	R: 0 E: 0 K: 1 S: 5	H: 0 LOB: 0 BB: 0 P: 5	R: 0 E: 0 K: 0 S: 3	H: 1 LOB: 1 BB: 1 P: 7	R: 0 E: 0 K: 0 S: 4	H: 1 LOB: 1 BB: 0 P: 4	R: 0 E: 0 K: 0 S: 3	H: 0 LOB: 1 BB: 1 P: 7	R: 1 E: 0 K: 0 S: 5	H: 3 LOB: 1 BB: 0 P: 5	R: 0 E: 0 K: 0 S: 3	H: 0 LOB: 0 BB: 0 P: 3	R: 0 E: 0 K: 1 S: 7	H: 2 LOB: 2 BB: 0 P: 7	R: 1 E: 0 K: 0 S: 3	H: 1 LOB: 0 BB: 1 P: 7	1B: 6 2B: 2 3B: 0 HR: 1	SF: 0 SAC: 0 DP: 3 HBP: 0	WP: 0 PB: 0 SB: 0 CS: 0	PA: 32
PITCHER Jim Perry, R ERA: 2.74 (1, 1)	IP: 8.0 WLS: L BF: 32 H: 8 R: 2 ER: 2 SO: 2 BB: 3 IBB: 0 HBP: 0 BLK: 0 WP: 0 HR: 1 S: 33 P: 45 ERA: 2.25 WHIP: 1.375																			

Batter	1	2	3	4	5	6	7	8	9	AB	R	H	RBI	BB	SO	LOB	TOP			
Gates Brown, L OBP: 0.317, SLG: 0.337 (1, 10)	0-0 1B		0-0 1-H 3B		0-0 1-2 SF8 1B		4-0 L6-4-3 BB			3	1	3	1	1	0	0				
Al Kaline, R OBP: 0.294, SLG: 0.340 (1, 9)	0-0 L2		0-3 K		0-0 1-3 2-H 1B		0-0 L6-4-3			4	0	1	1	0	1	4				
Norm Cash, L OBP: 0.326, SLG: 0.464 (1, 3)	0-0 F9		0-0 5-3		0-0 SF8		0-0 P4			3	0	0	1	0	0	3				
Willie Horton, R OBP: 0.413, SLG: 0.602 (1, 7)	0-0 L8			0-0 HR		0-3 3-H 0-3 K		0-0 G6-4-3 1B		4	1	2	1	0	1	2				
Duke Sims, L OBP: 0.345, SLG: 0.403 (1, 2)		0-0 F8		0-0 P8		0-0 F8		0-0 F8		4	0	0	0	0	0	1				
Mickey Stanley, R OBP: 0.302, SLG: 0.391 (1, 8)		0-0 F8		0-3 K		0-3 K		0-0 G6-4-3		4	0	0	0	0	2	1				
Dick McAuliffe, L OBP: 0.351, SLG: 0.400 (1, 4)		0-0 6-3		0-0 4-3						4	0	1	0	0	0	0				
Ed Brinkman, R OBP: 0.309, SLG: 0.374 (1, 6)			0-0 F5		0-0 1B 1B		0-0 6-3			4	1	1	0	0	0	1				
Aurelio Rodriguez, R OBP: 0.246, SLG: 0.354 (1, 5)			0-0 3B 1B		0-3 K		0-0 L6-4-3 2B			4	1	2	0	0	1	1				
Inning Stats	R: 0 E: 0 K: 0 S: 4	H: 1 LOB: 1 BB: 0 P: 4	R: 0 E: 0 K: 0 S: 3	H: 0 LOB: 0 BB: 0 P: 3	R: 1 E: 0 K: 1 S: 7	H: 2 LOB: 1 BB: 0 P: 7	R: 1 E: 0 K: 1 S: 6	H: 1 LOB: 0 BB: 0 P: 6	R: 2 E: 0 K: 2 S: 10	H: 3 LOB: 1 BB: 0 P: 10	R: 0 E: 0 K: 0 S: 6	H: 1 LOB: 1 BB: 1 P: 7	R: 0 E: 0 K: 0 S: 3	H: 1 LOB: 0 BB: 0 P: 3	R: 0 E: 0 K: 0 S: 3	H: 0 LOB: 0 BB: 0 P: 3	1B: 6 2B: 2 3B: 1 HR: 1	SF: 1 SAC: 0 DP: 2 HBP: 0	WP: 0 PB: 0 SB: 0 CS: 0	PA: 36
PITCHER Luis Tiant, R ERA: 4.08 (1, 1)	IP: 9.0 WLS: L BF: 36 H: 10 R: 4 ER: 4 SO: 5 BB: 1 IBB: 0 HBP: 0 BLK: 0 WP: 0 HR: 1 S: 45 P: 49 ERA: 4.00 WHIP: 1.222															PITCHER IP: WLS: BF: H: R: ER: SO: BB: IBB: HBP: BLK: WP: HR: S: P: ERA: WHIP:				

Detroit Tigers @ Boston Red Sox
Fenway Park, Boston, MA
Tue Jun 26 1973, 7:05 PM EDT
Att: 20,152 - Unknown - 67 F

AB	34
R	4
H	10
RBI	4
BB	1
SO	5
LOB	13



Batter	1	2	3	4	5	6	7	8	9	AB	R	H	RBI	BB	SO	LOB	BOTTOM			
Rick Miller, L OBP: 0.371, SLG: 0.396 (1, 9)	0-0 P7		0-0 L7		0-0 1-2 1B		0-0 L8		4-0 BB	4	0	1	0	1	0	1				
Reggie Smith, S OBP: 0.386, SLG: 0.431 (1, 8)	4-0 BB		0-0 2B		0-3 K		4-0 1-2 BB		0-0 P3	3	0	1	0	2	1	3				
Carlton Fisk, R OBP: 0.357, SLG: 0.545 (1, 2)	0-3 K		0-0 F7		4-0 E BB		0-0 L9			3	0	0	0	1	1	4				
Carl Yastrzemski, L OBP: 0.366, SLG: 0.459 Dwight Evans, R OBP: 0.331, SLG: 0.356 (1, 7) (7, 7)	0-0 F2		0-3 K		0-0 F8		0-0 1B WP 1B			3	0	0	0	0	1	2				
Orlando Cepeda, R OBP: 0.344, SLG: 0.496 (1, 10)		0-0 L9		0-0 G6-4-3 1B		0-0 E4 FC6-4		0-3 K		4	0	1	0	0	1	2				
Rico Petrocelli, R OBP: 0.342, SLG: 0.438 (1, 5)		0-0 1B		0-0 G6-4-3		0-3 K		0-0 1-3 1B		4	0	2	0	0	1	3				
Danny Cater, R OBP: 0.337, SLG: 0.346 (1, 3)		0-0 P4		0-0 1-3		0-0 FC6-4		0-0 1-3		4	0	0	0	0	0	3				
Luis Aparicio, R OBP: 0.317, SLG: 0.297 (1, 6)		0-0 F7		0-0 6-3		0-0 6-3		0-0 5-3		4	0	0	0	0	0	1				
Mario Guerrero, R OBP: 0.319, SLG: 0.307 John Kennedy, R OBP: 0.254, SLG: 0.310 (1, 4) (7, PR) (6, 4)			0-0 1-3		0-0 1B 1B		1-0 BB HBP		0-0 5-3	2	0	1	0	0	0	0				
Inning Stats	R: 0 E: 0 K: 1 S: 5	H: 0 LOB: 1 BB: 1 P: 9	R: 0 E: 0 K: 0 S: 4	H: 1 LOB: 1 BB: 0 P: 4	R: 0 E: 0 K: 1 S: 5	H: 1 LOB: 0 BB: 0 P: 5	R: 0 E: 0 K: 1 S: 7	H: 2 LOB: 2 BB: 0 P: 7	R: 0 E: 1 K: 1 S: 6	H: 0 LOB: 2 BB: 1 P: 10	R: 0 E: 0 K: 0 S: 3	H: 0 LOB: 2 BB: 1 P: 8	R: 0 E: 0 K: 0 S: 6	H: 2 LOB: 0 BB: 0 P: 6	R: 0 E: 0 K: 0 S: 3	H: 0 LOB: 1 BB: 1 P: 7	1B: 6 2B: 1 3B: 0 HR: 0	SF: 0 SAC: 0 DP: 1 HBP: 1	WP: 1 PB: 0 SB: 0 CS: 0	PA: 38
PITCHER Mike Strahler, R ERA: 3.38 John Hiller, L ERA: 1.72 (1, 1) (9, 1)	IP: 8.2 WLS: W BF: 37 H: 7 R: 1 ER: 1 SO: 7 BB: 4 IBB: 0 HBP: 1 BLK: 0 WP: 1 HR: 0 S: 42 P: 59 ERA: 1.04 WHIP: 1.269															PITCHER IP: WLS: BF: H: R: ER: SO: BB: IBB: HBP: BLK: WP: HR: S: P: ERA: WHIP:				

Detroit Tigers @ Boston Red Sox
Fenway Park, Boston, MA
Tue Jun 26 1973, 7:05 PM EDT
Att: 20,152 - Unknown - 67 F

AB	33
R	1
H	7
RBI	0
BB	4
SO	5
LOB	19



Batter	1	2	3	4	5	6	7	8	9	AB	R	H	RBI	BB	SO	LOB	TOP										
Tim Johnson, L (1, 6) OBP: 0.292, SLG: 0.293	F8	CS	5-3		K			4-3 SH1-4 1B		4	0	1	0	0	1	0	Milwaukee Brewers @ Detroit Tigers Tiger Stadium, Detroit, MI Wed Jun 27 1973, 7:05 PM EDT Unknown										
Don Money, R (1, 5) OBP: 0.275, SLG: 0.315	WP 1B BB		5-3		6-3			SH1-4		2	1	0	0	1	0	0											
Dave May, L (1, 8) OBP: 0.330, SLG: 0.448	1B 1-2 BB		3B BB		HR			4-3		2	2	1	1	2	0	1											
John Briggs, L (1, 7) OBP: 0.352, SLG: 0.412	K		1-H 3B		K			1-3		4	0	1	1	0	2	3											
George Scott, R (1, 3) OBP: 0.340, SLG: 0.413	1-2 2-H 1B		6-3		F8			L4		4	0	1	1	0	0	1											
Darrell Porter, L (1, 2) OBP: 0.345, SLG: 0.441	K		5-3		K			BB		3	0	0	0	1	2	2											
Joe Lahoud, L (1, 10) OBP: 0.264, SLG: 0.250		4-0 CS BB			F9			K		2	0	0	0	1	1	0											
Gorman Thomas, R (9, PH) OBP: 0.279, SLG: 0.312					K			K		1	0	0	0	0	1	1											
Bob Coluccio, R (1, 9) OBP: 0.271, SLG: 0.389	K		6-3		F9			K		4	0	0	0	0	2	2											
Pedro Garcia, R (1, 4) OBP: 0.325, SLG: 0.447	K				F7			K		3	0	0	0	0	2	1											
Inning Stats	R: 1 E: 0 K: 2 S: 8	H: 1 LOB: 2 BB: 2 P: 16	R: 0 E: 0 K: 2 S: 6	H: 0 LOB: 0 BB: 1 P: 10	R: 1 E: 0 K: 0 S: 4	H: 1 LOB: 1 BB: 1 P: 8	R: 0 E: 0 K: 1 S: 5	H: 0 LOB: 0 BB: 0 P: 5	R: 0 E: 0 K: 1 S: 5	H: 1 LOB: 0 BB: 0 P: 8	R: 0 E: 0 K: 0 S: 5	H: 0 LOB: 0 BB: 0 P: 5	R: 0 E: 0 K: 0 S: 4	H: 1 LOB: 1 BB: 0 P: 4	R: 0 E: 0 K: 2 S: 7	H: 0 LOB: 1 BB: 1 P: 11	1B: 2 2B: 0 3B: 1 HR: 1	SF: 0 SAC: 1 DP: 0 HBP: 0	WP: 1 PB: 0 SB: 0 CS: 1	PA: 36							
PITCHER	IP	WLS	BF	H	R	ER	SO	BB	IBB	HBP	BLK	WP	HR	S	P	ERA	WHIP										
Joe Coleman, R (1, 1) ERA: 3.42	8.1	W	33	4	3	3	9	5	0	0	0	1	1	46	66	3.24	1.080										
John Hiller, L (9, 1) ERA: 1.69	0.2	S	2	0	0	0	2	0	0	0	0	0	0	6	6	0.00	0.000										

Batter	1	2	3	4	5	6	7	8	9	AB	R	H	RBI	BB	SO	LOB	BOTTOM										
Gates Brown, L (1, 10) OBP: 0.310, SLG: 0.329	K			4-3	K			3-1		4	0	0	0	0	2	2	Milwaukee Brewers @ Detroit Tigers Tiger Stadium, Detroit, MI Wed Jun 27 1973, 7:05 PM EDT Unknown										
Mickey Stanley, R (1, 8) OBP: 0.305, SLG: 0.391	3-1			1B		K		2B HR BB		3	1	1	0	1	1	0											
Norm Cash, L (1, 3) OBP: 0.330, SLG: 0.488	K			K		HR		HR 2B		4	1	2	1	0	2	1											
Tony Taylor, R (6, PR) OBP: 0.231, SLG: 0.259								HR		0	1	0	0	0	0	0											
Rich Reese, L (9, 3) OBP: 0.207, SLG: 0.188						HR		HR 2B		0	0	0	0	0	0	0											
Willie Horton, R (1, 7) OBP: 0.410, SLG: 0.591				1-3		F8		HR IBB		3	1	0	0	1	0	1											
Dick Sharon, R (9, 9) OBP: 0.231, SLG: 0.436		6-3						HR		0	0	0	0	0	0	0											
Duke Sims, L (1, 2) OBP: 0.336, SLG: 0.391	F8				F7	F5		P3		4	0	0	0	0	0	3											
Dick McAuliffe, L (1, 4) OBP: 0.354, SLG: 0.420	G3				4-3			HR		4	1	2	4	0	0	0											
Jim Northrup, L (1, 9) OBP: 0.320, SLG: 0.358				F7		BB 1B		6-3		4	1	1	0	0	0	2											
Aurelio Rodriguez, R (1, 5) OBP: 0.247, SLG: 0.351				F9		1B BB				2	0	0	0	1	0	1											
Ed Brinkman, R (1, 6) OBP: 0.309, SLG: 0.373				K		1-2 BB		P4		3	0	1	1	0	1	1											
Inning Stats	R: 0 E: 0 K: 2 S: 7	H: 0 LOB: 0 BB: 0 P: 7	R: 0 E: 0 K: 0 S: 3	H: 0 LOB: 0 BB: 0 P: 3	R: 0 E: 0 K: 1 S: 5	H: 0 LOB: 0 BB: 0 P: 5	R: 0 E: 0 K: 1 S: 6	H: 1 LOB: 1 BB: 0 P: 6	R: 1 E: 0 K: 1 S: 7	H: 2 LOB: 2 BB: 1 P: 11	R: 1 E: 0 K: 1 S: 6	H: 1 LOB: 0 BB: 0 P: 6	R: 0 E: 0 K: 0 S: 4	H: 1 LOB: 1 BB: 0 P: 4	R: 4 E: 0 K: 0 S: 5	H: 2 LOB: 1 BB: 2 P: 13	1B: 4 2B: 1 3B: 0 HR: 2	SF: 0 SAC: 0 DP: 0 HBP: 0	WP: 0 PB: 0 SB: 0 CS: 0	PA: 34							
PITCHER	IP	WLS	BF	H	R	ER	SO	BB	IBB	HBP	BLK	WP	HR	S	P	ERA	WHIP										
Jim Slaton, R (1, 1) ERA: 3.0	7.1	L	29	5	3	3	6	2	0	0	0	0	1	39	47	3.68	0.955										
Frank Linzy, R (8, 1) ERA: 3.66	0.2	L	5	2	3	3	0	0	1	0	0	0	1	4	8	40.50	3.000										

Batter	1	2	3	4	5	6	7	8	9	AB	R	H	RBI	BB	SO	LOB	TOP								
Al Bumbry, L OBP: 0.379, SLG: 0.518 (1, 7)										5	2	2	2	0	1	2									
Rich Coggins, L OBP: 0.318, SLG: 0.438 (1, 9)										5	0	2	0	0	1	0									
Paul Blair, R OBP: 0.365, SLG: 0.448 (1, 8)										5	1	0	1	0	1	2									
Boog Powell, L OBP: 0.377, SLG: 0.335 (1, 3)										3	2	2	2	1	0	0									
Enos Cabell, R OBP: 0.235, SLG: 0.200 (8, 3)										1	0	0	0	0	0	0									
Tommy Davis, R OBP: 0.311, SLG: 0.385 (1, 10)										5	1	3	0	0	1	1									
Earl Williams, R OBP: 0.333, SLG: 0.419 (1, 2)										5	2	2	4	0	2	2									
Bobby Grich, R OBP: 0.371, SLG: 0.372 (1, 4)										4	0	1	0	0	1	1									
Brooks Robinson, R OBP: 0.274, SLG: 0.282 (1, 5)										4	0	0	0	0	0	1									
Mark Belanger, R OBP: 0.312, SLG: 0.244 (1, 6)										3	1	2	0	1	0	0									
Inning Stats	R: 3 E: 0 K: 1 S: 9	H: 4 LOB: 1 BB: 0 P: 9	R: 0 E: 0 K: 0 S: 3	H: 1 LOB: 0 BB: 0 P: 3	R: 0 E: 0 K: 0 S: 4	H: 1 LOB: 1 BB: 0 P: 4	R: 3 E: 0 K: 1 S: 8	H: 3 LOB: 1 BB: 1 P: 12	R: 0 E: 0 K: 2 S: 7	H: 0 LOB: 0 BB: 0 P: 7	R: 0 E: 0 K: 0 S: 4	H: 1 LOB: 1 BB: 0 P: 4	R: 3 E: 0 K: 0 S: 6	H: 3 LOB: 1 BB: 1 P: 10	R: 0 E: 0 K: 2 S: 7	H: 0 LOB: 0 BB: 0 P: 7	R: 0 E: 0 K: 1 S: 6	H: 1 LOB: 1 BB: 0 P: 6	1B: 8 2B: 2 3B: 0 HR: 4	SF: 0 SAC: 0 DP: 0 HBP: 0	WP: 0 PB: 0 SB: 0 CS: 1	PA: 43			
PITCHER	IP	WLS	BF	H	R	ER	SO	BB	IBB	HBP	BLK	WP	HR	S	P	ERA	WHIP								
Jim Perry, R ERA: 3.1 (1, 1)	4.0	L	21	9	6	6	2	1	0	0	0	0	3	24	28	13.50	2.500								
Fred Scherman, L ERA: 5.29 (5, 1)	3.0		14	4	3	3	2	1	0	0	0	0	1	17	21	9.00	1.667								
Woodie Fryman, L ERA: 5.76 (8, 1)	2.0		7	1	0	0	3	0	0	0	0	0	0	13	13	0.00	0.500								

Baltimore Orioles @ Detroit Tigers
Tiger Stadium, Detroit, MI
Fri Jun 29 1973, 7:05 PM EDT
Att: 35,247 - Unknown

AB 40
R 9
H 14
RBI 9
BB 2
SO 7
LOB 9



Batter	1	2	3	4	5	6	7	8	9	AB	R	H	RBI	BB	SO	LOB	BOTTOM								
Gates Brown, L OBP: 0.313, SLG: 0.337 (1, 10)										4	0	1	0	0	0	2									
Mickey Stanley, R OBP: 0.294, SLG: 0.378 (1, 8)										3	0	0	0	1	0	0									
Norm Cash, L OBP: 0.333, SLG: 0.492 (1, 3)										4	0	1	0	0	0	2									
Willie Horton, R OBP: 0.409, SLG: 0.592 (1, 7)										2	0	1	0	0	0	2									
Jim Northrup, L OBP: 0.311, SLG: 0.348 (8, 9)										2	0	0	0	0	0	1									
Duke Sims, L OBP: 0.342, SLG: 0.399 (1, 2)										3	1	0	0	1	0	4									
Al Kaline, R OBP: 0.296, SLG: 0.338 (1, 9)										3	1	0	0	0	0	1									
Rich Reese, L OBP: 0.205, SLG: 0.185 (8, 7)										1	0	0	0	0	0	1									
Dick McAuliffe, L OBP: 0.361, SLG: 0.414 (1, 4)										3	0	0	0	1	0	1									
Aurelio Rodriguez, R OBP: 0.254, SLG: 0.369 (1, 5)										4	0	1	2	0	0	1									
Ed Brinkman, R OBP: 0.308, SLG: 0.370 (1, 6)										4	0	1	0	0	1	2									
Inning Stats	R: 0 E: 0 K: 0 S: 4	H: 1 LOB: 2 BB: 1 P: 8	R: 1 E: 1 K: 1 S: 6	H: 0 LOB: 1 BB: 1 P: 10	R: 0 E: 0 K: 0 S: 4	H: 1 LOB: 0 BB: 0 P: 4	R: 0 E: 0 K: 0 S: 3	H: 0 LOB: 0 BB: 0 P: 3	R: 0 E: 0 K: 0 S: 4	H: 1 LOB: 1 BB: 0 P: 4	R: 0 E: 0 K: 0 S: 4	H: 1 LOB: 1 BB: 0 P: 4	R: 0 E: 0 K: 0 S: 3	H: 0 LOB: 0 BB: 0 P: 3	R: 0 E: 0 K: 0 S: 4	H: 0 LOB: 0 BB: 0 P: 3	R: 1 E: 0 K: 0 S: 4	H: 1 LOB: 1 BB: 1 P: 8	1B: 3 2B: 2 3B: 0 HR: 0	SF: 0 SAC: 0 DP: 0 HBP: 0	WP: 0 PB: 0 SB: 0 CS: 0	PA: 36			
PITCHER	IP	WLS	BF	H	R	ER	SO	BB	IBB	HBP	BLK	WP	HR	S	P	ERA	WHIP								
Doyle Alexander, R ERA: 3.32 (1, 1)	9.0	W	36	5	2	1	1	3	0	0	0	0	0	35	47	1.00	0.889								

Baltimore Orioles @ Detroit Tigers
Tiger Stadium, Detroit, MI
Fri Jun 29 1973, 7:05 PM EDT
Att: 35,247 - Unknown

AB 33
R 2
H 5
RBI 2
BB 3
SO 1
LOB 17



Batter	1	2	3	4	5	6	7	8	9	AB	R	H	RBI	BB	SO	LOB	TOP										
Al Bumbry, L OBP: 0.382, SLG: 0.514 (1, 7)	F7			K		BB BB		BB 1B		3	0	1	0	1	1	0	Baltimore Orioles @ Detroit Tigers Tiger Stadium, Detroit, MI Sat Jun 30 1973, 7:05 PM EDT Att: 27,085 - Unknown										
Rich Coggins, L OBP: 0.318, SLG: 0.432 Don Baylor, R OBP: 0.311, SLG: 0.341 (1, 9)	L3			BB		F3		F7		2	0	0	0	1	0	1											
Paul Blair, R OBP: 0.363, SLG: 0.442 (1, 8)	F9			K		BB		F8		3	0	0	0	1	1	2											
Boog Powell, L OBP: 0.379, SLG: 0.332 (1, 3)		L5-4-3 BB		L5-3		L9		BB		2	0	0	0	2	0	3											
Tommy Davis, R OBP: 0.309, SLG: 0.382 (1, 10)	K				L6-3 1B			F9		4	1	1	0	0	1	5											
Earl Williams, R OBP: 0.336, SLG: 0.417 (1, 2)	L5-4-3				L6-3		BB			3	0	1	0	1	0	2											
Bobby Grich, R OBP: 0.366, SLG: 0.366 (1, 4)			L5-3		F7		F8		F7	4	0	0	0	0	0	3											
Brooks Robinson, R OBP: 0.274, SLG: 0.282 (1, 5)			F8				F8		F5	4	0	1	1	0	0	2											
Mark Belanger, R OBP: 0.309, SLG: 0.241 Terry Crowley, L OBP: 0.236, SLG: 0.243 Frank Baker, L (7, 6) Andy Etchebarren, R OBP: 0.231, SLG: 0.324 (9, PH)	F2				L4-3		L3		K	2	0	0	0	0	0	1											
Inning Stats	R: 0 E: 0 K: 0 S: 3	H: 0 LOB: 0 BB: 0 P: 3	R: 0 E: 0 K: 1 S: 4	H: 0 LOB: 0 BB: 1 P: 8	R: 0 E: 0 K: 0 S: 3	H: 0 LOB: 0 BB: 0 P: 3	R: 0 E: 0 K: 2 S: 7	H: 0 LOB: 1 BB: 1 P: 11	R: 1 E: 0 K: 0 S: 5	H: 2 LOB: 1 BB: 0 P: 5	R: 0 E: 0 K: 0 S: 3	H: 0 LOB: 2 BB: 1 P: 11	R: 0 E: 0 K: 0 S: 3	H: 0 LOB: 1 BB: 1 P: 7	R: 0 E: 0 K: 0 S: 4	H: 1 LOB: 2 BB: 0 P: 8		R: 0 E: 0 K: 1 S: 6	H: 1 LOB: 1 BB: 0 P: 6	1B: 4 2B: 0 3B: 0 HR: 0	SF: 0 SAC: 0 DP: 1 HBP: 0	WP: 0 PB: 0 SB: 0 CS: 0	PA: 36				
PITCHER	IP	WLS	BF	H	R	ER	SO	BB	IBB	HBP	BLK	WP	HR	S	P	ERA	WHIP										
Mike Strahler, R ERA: 2.66 (1, 1)	7.0	W	28	3	1	1	3	5	0	0	0	0	0	29	49	1.29	1.143										
John Hiller, L ERA: 1.52 (8, 1)	2.0	S	8	1	0	0	1	1	0	0	0	0	0	9	13	0.00	1.000										

AB	30
R	1
H	4
RBI	1
BB	6
SO	4
LOB	22



Batter	1	2	3	4	5	6	7	8	9	AB	R	H	RBI	BB	SO	LOB	BOTTOM										
Mickey Stanley, R OBP: 0.304, SLG: 0.387 (1, 8)	E5 FC6-4	HR		6-3		G5-4-3				4	1	1	1	0	0	2	Baltimore Orioles @ Detroit Tigers Tiger Stadium, Detroit, MI Sat Jun 30 1973, 7:05 PM EDT Att: 27,085 - Unknown										
Tony Taylor, R OBP: 0.246, SLG: 0.277 (1, 4)	FC6-4 BB 1B	F9		BB 1B			5-3			4	1	1	1	0	0	1											
Al Kaline, R OBP: 0.290, SLG: 0.329 (1, 3)	L9			L7		L9		L5-3		4	0	0	0	0	0	2											
Frank Howard, R OBP: 0.296, SLG: 0.295 (1, 10)	BB 1B BB			1B 1B BB		K		5-3		2	1	0	0	2	1	0											
Ike Brown, R OBP: 0.452, SLG: 0.281 Rich Reese, L OBP: 0.205, SLG: 0.185 (9, 3)	1B BB			1B 1B		K		6-3		3	0	1	0	1	1	0											
Duke Sims, L OBP: 0.352, SLG: 0.404 (1, 2)	1-2 2-3			1B				4-3		3	0	2	2	1	0	0											
Dick Sharon, R OBP: 0.244, SLG: 0.444 (1, 9)	F8			G5-4-3 1B		F6				4	0	1	0	0	0	6											
Ed Brinkman, R OBP: 0.307, SLG: 0.368 (1, 6)		F8		SH3-4 1B		5-3		6-3		4	1	1	0	0	0	1											
Aurelio Rodriguez, R OBP: 0.256, SLG: 0.367 (1, 5)		6-3		SH3-4		BB				1	0	0	0	1	0	0											
Inning Stats	R: 2 E: 1 K: 0 S: 5	H: 1 LOB: 2 BB: 2 P: 13	R: 1 E: 0 K: 0 S: 4	H: 1 LOB: 0 BB: 0 P: 4	R: 0 E: 0 K: 0 S: 4	H: 2 LOB: 2 BB: 1 P: 8	R: 1 E: 0 K: 0 S: 5	H: 2 LOB: 1 BB: 0 P: 5	R: 0 E: 0 K: 2 S: 7	H: 0 LOB: 1 BB: 1 P: 11	R: 0 E: 0 K: 0 S: 2	H: 0 LOB: 0 BB: 1 P: 6	R: 0 E: 0 K: 0 S: 3	H: 0 LOB: 0 BB: 0 P: 3	R: 0 E: 0 K: 0 S: 4	H: 1 LOB: 1 BB: 0 P: 4		R: 0 E: 0 K: 0 S: 4	H: 1 LOB: 1 BB: 0 P: 4	1B: 5 2B: 1 3B: 0 HR: 1	SF: 0 SAC: 1 DP: 2 HBP: 0	WP: 0 PB: 0 SB: 0 CS: 0	PA: 35				
PITCHER	IP	WLS	BF	H	R	ER	SO	BB	IBB	HBP	BLK	WP	HR	S	P	ERA	WHIP										
Mike Cuellar, L ERA: 3.91 (1, 1)	8.0	L	35	7	4	2	2	5	0	0	0	0	1	34	54	2.25	1.500										



Batter	1	2	3	4	5	6	7	8	9	AB	R	H	RBI	BB	SO	LOB	TOP					
Al Bumbry, L OBP: 0.381, SLG: 0.531 Don Baylor, R OBP: 0.310, SLG: 0.339	K2-3			HR	K		F8			3	1	1	1	0	2	1	Baltimore Orioles @ Detroit Tigers Tiger Stadium, Detroit, MI Sun Jul 01 1973, 3:33 AM EDT Unknown					
Rich Coggins, L OBP: 0.318, SLG: 0.426 Merv Rettenmund, R OBP: 0.286, SLG: 0.275	4-3			BB	BB		L9		F3	2	0	0	0	1	0	0						
Paul Blair, R OBP: 0.365, SLG: 0.440	F8			BB	BB		L9		L9	3	1	1	0	1	0	0						
Boog Powell, L OBP: 0.377, SLG: 0.346		K		F6		HR	1B		G3	4	1	1	2	0	1	2						
Terry Crowley, L OBP: 0.275, SLG: 0.233 Enos Cabell, R OBP: 0.278, SLG: 0.250	4-3			F3		F3	F3		1B	3	0	0	0	0	0	2						
Bobby Grich, R OBP: 0.381, SLG: 0.360	K			K		F7			F4	4	0	0	0	0	2	3						
Eliot Hendricks, L OBP: 0.281, SLG: 0.400 Tommy Davis, R OBP: 0.308, SLG: 0.380			K		SH1-3	2B	SH5-3		L9	3	0	2	0	0	1	0						
Mark Belanger, R OBP: 0.308, SLG: 0.240 Earl Williams, R OBP: 0.335, SLG: 0.415			K		SH1-3	2-3	SH5-3		K	1	0	0	0	0	1	0						
Larry Brown, R OBP: 0.250, SLG: 0.438	F7			K		L9				3	0	0	0	0	1	2						
Inning Stats	R: 0 E: 0 K: 1 S: 5	H: 0 LOB: 0 BB: 0 P: 5	R: 0 E: 0 K: 2 S: 7	H: 0 LOB: 0 BB: 0 P: 7	R: 0 E: 0 K: 2 S: 7	H: 0 LOB: 0 BB: 0 P: 7	R: 1 E: 0 K: 1 S: 6	H: 1 LOB: 2 BB: 2 P: 14	R: 0 E: 0 K: 2 S: 8	H: 1 LOB: 1 BB: 0 P: 8	R: 2 E: 0 K: 0 S: 5	H: 2 LOB: 0 BB: 0 P: 5	R: 0 E: 0 K: 0 S: 4	H: 1 LOB: 1 BB: 0 P: 4	R: 0 E: 0 K: 0 S: 3	H: 0 LOB: 0 BB: 0 P: 3		R: 0 E: 0 K: 1 S: 6	H: 1 LOB: 1 BB: 0 P: 6	1B: 3 2B: 1 3B: 0 HR: 2	SF: 0 SAC: 2 DP: 0 HBP: 0	WP: 0 PA: 35 PB: 0 SB: 0 CS: 0
PITCHER	IP	WLS	BF	H	R	ER	SO	BB	IBB	HBP	BLK	WP	HR	S	P	ERA	WHIP					
Joe Coleman, R ERA: 3.44 John Hiller, L ERA: 1.44	(1, 1)	6.2	W	27	5	3	3	8	2	0	0	0	0	2	41	49	4.05	1.050				
PITCHER	IP	WLS	BF	H	R	ER	SO	BB	IBB	HBP	BLK	WP	HR	S	P	ERA	WHIP					

Batter	1	2	3	4	5	6	7	8	9	AB	R	H	RBI	BB	SO	LOB	BOTTOM				
Mickey Stanley, R OBP: 0.303, SLG: 0.389	L8		5-3		F8		2B			4	0	1	1	0	0	0	Baltimore Orioles @ Detroit Tigers Tiger Stadium, Detroit, MI Sun Jul 01 1973, 3:33 AM EDT Unknown				
Gates Brown, L OBP: 0.322, SLG: 0.360	HR			HBP	F4		IBB			3	2	2	1	1	0	0					
Al Kaline, R OBP: 0.289, SLG: 0.323	L8			1B	L5-3		L9			3	1	0	0	1	0	2					
Norm Cash, L OBP: 0.332, SLG: 0.484	G3			1B	4-3		4-1			3	1	0	0	0	0	0					
Duke Sims, L OBP: 0.355, SLG: 0.407		L6-3		1B	F5		F8			4	0	2	1	0	0	0					
Dick McAuliffe, L OBP: 0.358, SLG: 0.411	L6-3			1B	F5		F8		E	4	0	1	0	0	0	4					
Rich Reese, L OBP: 0.198, SLG: 0.179 Dick Sharon, R OBP: 0.239, SLG: 0.435	F4			F2			F9		E5	3	0	0	0	0	0	3					
Aurelio Rodriguez, R OBP: 0.259, SLG: 0.373			K	PB	1B		1B		K	4	0	2	2	0	2	2					
Ed Brinkman, R OBP: 0.307, SLG: 0.368	F2			1B	K		2B			3	1	1	0	0	1	2					
Inning Stats	R: 1 E: 0 K: 0 S: 4	H: 1 LOB: 0 BB: 0 P: 4	R: 0 E: 0 K: 0 S: 3	H: 1 LOB: 0 BB: 0 P: 3	R: 0 E: 0 K: 1 S: 5	H: 0 LOB: 0 BB: 0 P: 5	R: 3 E: 0 K: 1 S: 8	H: 3 LOB: 2 BB: 1 P: 13	R: 0 E: 0 K: 0 S: 3	H: 0 LOB: 0 BB: 0 P: 3	R: 0 E: 0 K: 0 S: 3	H: 0 LOB: 0 BB: 0 P: 3	R: 1 E: 0 K: 0 S: 5	H: 3 LOB: 2 BB: 1 P: 9	R: 0 E: 1 K: 1 S: 7	H: 1 LOB: 2 BB: 0 P: 7		1B: 6 2B: 3 3B: 0 HR: 1	SF: 0 SAC: 0 DP: 1 HBP: 1	WP: 0 PA: 35 PB: 1 SB: 0 CS: 2	
PITCHER	IP	WLS	BF	H	R	ER	SO	BB	IBB	HBP	BLK	WP	HR	S	P	ERA	WHIP				
Jim Palmer, R ERA: 2.58 Eddie Watt, R ERA: 2.84	(1, 1)	7.2	L	34	9	5	5	2	1	1	0	0	0	3	3	0.00	0.000				
PITCHER	IP	WLS	BF	H	R	ER	SO	BB	IBB	HBP	BLK	WP	HR	S	P	ERA	WHIP				

AB 31
R 3
H 6
RBI 3
BB 2
SO 9
LOB 13



AB 32
R 5
H 9
RBI 5
BB 2
SO 3
LOB 14



Batter	1	2	3	4	5	6	7	8	9	AB	R	H	RBI	BB	SO	LOB	TOP			
Merv Rettenmund, R OBP: 0.285, SLG: 0.274 (1, 9)	L5-3		L5-4-3			1B		L6-3		4	0	1	0	0	0	2	<p>Baltimore Orioles @ Detroit Tigers Tiger Stadium, Detroit, MI Sun Jul 01 1973, 3:38 AM EDT Att: 48,273 - Unknown</p>			
Bobby Grich, R OBP: 0.357, SLG: 0.355 (1, 4)	F8			F9		K		K		4	0	0	0	0	2	2				
Paul Blair, R OBP: 0.368, SLG: 0.451 (1, 8)				K				F9		4	0	2	0	0	1	1				
Tommy Davis, R OBP: 0.304, SLG: 0.375 (1, 10)				L4-3				L6-3		3	0	0	0	0	1	1				
Earl Williams, R OBP: 0.335, SLG: 0.411 (1, 3)						L6-4-3 BB		F9		2	0	0	0	1	0	0				
Don Baylor, R OBP: 0.306, SLG: 0.333 (1, 7)				F3		K		F8		3	0	0	0	0	1	1				
Brooks Robinson, R OBP: 0.271, SLG: 0.278 (1, 5)				L5-3		L6-4-3		L6-3		3	0	0	0	0	0	1				
Andy Etchebarren, R OBP: 0.214, SLG: 0.300 (1, 2)				L6-3				F9		3	0	0	0	0	0	0				
Mark Belanger, R OBP: 0.308, SLG: 0.242 (1, 6)				E6		F7		WP 1B		3	0	1	0	0	0	0				
Inning Stats	R: 0 E: 0 K: 1 S: 6	H: 1 LOB: 1 BB: 0 P: 6	R: 0 E: 0 K: 0 S: 3	H: 0 LOB: 0 BB: 0 P: 3	R: 0 E: 1 K: 0 S: 3	H: 0 LOB: 0 BB: 0 P: 3	R: 0 E: 0 K: 1 S: 5	H: 0 LOB: 0 BB: 0 P: 5	R: 0 E: 0 K: 1 S: 4	H: 0 LOB: 0 BB: 1 P: 8	R: 0 E: 0 K: 0 S: 3	H: 1 LOB: 0 BB: 0 P: 3	R: 0 E: 0 K: 0 S: 3	H: 0 LOB: 0 BB: 0 P: 3	R: 0 E: 0 K: 1 S: 6	H: 1 LOB: 1 BB: 0 P: 6	1B: 2 2B: 2 3B: 0 HR: 0	SF: 0 SAC: 0 DP: 2 HBP: 0	WP: 1 PB: 0 SB: 0 CS: 0	PA: 30
PITCHER Mickey Lolich, L ERA: 3.19 (1, 1)	IP: 9.0 WLS: W BF: 30 H: 4 R: 0 ER: 0 SO: 5 BB: 1 IBB: 0 HBP: 0 BLK: 0 WP: 1 HR: 0 S: 39 P: 43 ERA: 0.00 WHIP: 0.556															PITCHER				

Batter	1	2	3	4	5	6	7	8	9	AB	R	H	RBI	BB	SO	LOB	BOTTOM			
Mickey Stanley, R OBP: 0.306, SLG: 0.406 (1, 8)	F3			FC6 2B		HR		F9		4	1	2	1	0	0	1	<p>Baltimore Orioles @ Detroit Tigers Tiger Stadium, Detroit, MI Sun Jul 01 1973, 3:38 AM EDT Att: 48,273 - Unknown</p>			
Tony Taylor, R OBP: 0.248, SLG: 0.279 (1, 4)	6-3			6-3		CS 1B				3	0	1	0	0	0	1				
Al Kaline, R OBP: 0.284, SLG: 0.317 (1, 3)	L4			FC6		L7				3	0	0	0	0	0	2				
Frank Howard, R OBP: 0.306, SLG: 0.306 (1, 10)				G6-4-3 1B		FC6-4 1B		F9		3	0	2	0	0	0	0				
Ike Brown, R OBP: 0.422, SLG: 0.257 (1, 7)				G6-4-3		FC6-4		6-3		3	0	0	0	0	0	3				
Duke Sims, L OBP: 0.349, SLG: 0.399 (1, 2)				F8		4-3		F8		3	0	0	0	0	0	0				
Dick Sharon, R OBP: 0.224, SLG: 0.408 (1, 9)				5-3		K		F9		3	0	0	0	0	1	0				
Aurelio Rodriguez, R OBP: 0.257, SLG: 0.369 (1, 5)				F9		F3		4-3		3	0	0	0	0	0	0				
Ed Brinkman, R OBP: 0.307, SLG: 0.368 (1, 6)				F7		6-3				3	0	1	0	0	0	0				
Inning Stats	R: 0 E: 0 K: 0 S: 3	H: 0 LOB: 0 BB: 0 P: 3	R: 0 E: 0 K: 0 S: 3	H: 1 LOB: 0 BB: 0 P: 3	R: 0 E: 0 K: 0 S: 3	H: 0 LOB: 0 BB: 0 P: 3	R: 0 E: 1 K: 0 S: 5	H: 2 LOB: 2 BB: 0 P: 5	R: 0 E: 0 K: 1 S: 5	H: 0 LOB: 0 BB: 0 P: 5	R: 1 E: 0 K: 0 S: 4	H: 2 LOB: 0 BB: 0 P: 4	R: 0 E: 0 K: 0 S: 3	H: 0 LOB: 0 BB: 0 P: 3	R: 0 E: 0 K: 0 S: 4	H: 1 LOB: 1 BB: 0 P: 4	1B: 4 2B: 1 3B: 0 HR: 1	SF: 0 SAC: 0 DP: 1 HBP: 0	WP: 0 PB: 0 SB: 0 CS: 1	PA: 28
PITCHER Dave McNally, L ERA: 2.49 (1, 1)	IP: 8.0 WLS: L BF: 28 H: 6 R: 1 ER: 1 SO: 1 BB: 0 IBB: 0 HBP: 0 BLK: 0 WP: 0 HR: 1 S: 30 P: 30 ERA: 1.12 WHIP: 0.750															PITCHER				

Batter	1	2	3	4	5	6	7	8	9	AB	R	H	RBI	BB	SO	LOB	TOP					
Mickey Stanley, R OBP: 0.304, SLG: 0.414 (1, 8)										5	1	1	2	0	0	4	Detroit Tigers @ Cleveland Indians Cleveland Municipal Stadium, Cleveland, OH Mon Jul 02 1973, 7:05 PM EDT Att.: 4,989 - Unknown					
Gates Brown, L OBP: 0.314, SLG: 0.350 (1, 10)										5	0	0	0	0	0	4						
Duke Sims, L OBP: 0.352, SLG: 0.397 (1, 2)										3	0	1	0	1	0	1						
Norm Cash, L OBP: 0.325, SLG: 0.473 Dick Sharon, R OBP: 0.224, SLG: 0.408 (8, 9)										4	1	0	0	0	0	2						
Dick McAuliffe, L OBP: 0.356, SLG: 0.407 (1, 4)										4	1	1	0	0	0	0						
Jim Northrup, L OBP: 0.315, SLG: 0.351 (8, 7)										4	0	2	1	0	0	0						
Rich Reese, L OBP: 0.200, SLG: 0.182 (8, 3)										4	0	1	0	0	0	2						
Aurelio Rodriguez, R OBP: 0.257, SLG: 0.367 (1, 5)										4	0	1	0	0	0	1						
Ed Brinkman, R OBP: 0.314, SLG: 0.373 (1, 6)										2	1	1	0	2	0	2						
Inning Stats	R: 0 E: 0 K: 0 S: 3	H: 0 LOB: 0 BB: 0 P: 3	R: 0 E: 0 K: 0 S: 4	H: 1 LOB: 1 BB: 0 P: 4	R: 2 E: 0 K: 0 S: 6	H: 3 LOB: 1 BB: 0 P: 6	R: 0 E: 0 K: 0 S: 3	H: 0 LOB: 0 BB: 0 P: 3	R: 0 E: 0 K: 0 S: 3	H: 0 LOB: 1 BB: 1 P: 7	R: 2 E: 0 K: 0 S: 5	H: 2 LOB: 1 BB: 1 P: 9	R: 0 E: 0 K: 0 S: 3	H: 0 LOB: 1 BB: 1 P: 7	R: 0 E: 0 K: 0 S: 3	H: 0 LOB: 0 BB: 0 P: 3	R: 0 E: 0 K: 0 S: 5	H: 2 LOB: 2 BB: 0 P: 5	1B: 6 2B: 1 3B: 0 HR: 1	SF: 0 SAC: 0 DP: 0 HBP: 0	WP: 0 PB: 1 SB: 0 CS: 0	PA: 38
PITCHER Dick Tidrow, R ERA: 4.4 (1, 1)	IP: 9.0 WLS: L BF: 38 H: 8 R: 4 ER: 3 SO: 0 BB: 3 IBB: 0 HBP: 0 BLK: 0 WP: 0 HR: 1 S: 35 P: 47 ERA: 3.00 WHIP: 1.222																					

Batter	1	2	3	4	5	6	7	8	9	AB	R	H	RBI	BB	SO	LOB	BOTTOM					
Buddy Bell, R OBP: 0.348, SLG: 0.388 (1, 5)										5	1	1	2	0	0	3	Detroit Tigers @ Cleveland Indians Cleveland Municipal Stadium, Cleveland, OH Mon Jul 02 1973, 7:05 PM EDT Att.: 4,989 - Unknown					
Walt Williams, R OBP: 0.240, SLG: 0.266 (1, 7)										4	0	0	0	0	1	0						
George Hendrick, R OBP: 0.301, SLG: 0.446 (1, 8)										4	0	0	0	0	0	0						
John Ellis, R OBP: 0.328, SLG: 0.407 (1, 2)										3	0	0	0	1	3	1						
Charlie Spikes, R OBP: 0.294, SLG: 0.421 (1, 10)										4	0	2	0	0	1	1						
Ron Lolich, R OBP: 0.227, SLG: 0.302 John Lowenstein, L (7, PH) OBP: 0.350, SLG: 0.394 (8, 4)										2	1	1	0	0	0	1						
Chris Chambliss, L OBP: 0.296, SLG: 0.284 (1, 3)										3	0	1	0	1	1	1						
Leo Cardenas, R OBP: 0.265, SLG: 0.229 Oscar Gamble, L (7, PH) OBP: 0.335, SLG: 0.500 (8, 9)										2	1	1	0	0	0	2						
Rusty Torres, S (9, PH) OBP: 0.312, SLG: 0.283 (8, 9)										0	0	0	0	1	0	0						
Tom Ragland, R OBP: 0.291, SLG: 0.311 Jack Brohamer, L (7, PH) OBP: 0.285, SLG: 0.281 Frank Duffy, R OBP: 0.224, SLG: 0.215 (8, 6)										1	0	0	1	0	0	0						
Inning Stats	R: 0 E: 0 K: 0 S: 3	H: 0 LOB: 0 BB: 0 P: 3	R: 0 E: 0 K: 1 S: 6	H: 1 LOB: 2 BB: 1 P: 10	R: 0 E: 0 K: 0 S: 3	H: 0 LOB: 0 BB: 0 P: 3	R: 0 E: 1 K: 1 S: 5	H: 0 LOB: 0 BB: 0 P: 5	R: 0 E: 0 K: 1 S: 8	H: 3 LOB: 0 BB: 0 P: 8	R: 3 E: 0 K: 2 S: 7	H: 0 LOB: 0 BB: 0 P: 7	R: 0 E: 0 K: 0 S: 5	H: 2 LOB: 2 BB: 0 P: 5	R: 0 E: 0 K: 2 S: 8	H: 1 LOB: 1 BB: 1 P: 12	R: 0 E: 0 K: 0 S: 3	H: 0 LOB: 1 BB: 1 P: 7	1B: 6 2B: 1 3B: 0 HR: 1	SF: 0 SAC: 1 DP: 1 HBP: 0	WP: 0 PB: 0 SB: 1 CS: 0	PA: 37
PITCHER Woody Fryman, L ERA: 5.76 Ed Farmer, R ERA: 3.14 Fred Scherman, L ERA: 6.2 Bob Miller, R ERA: 3.82 John Hiller, L ERA: 1.4 (1, 1) (5, 1) (7, 1) (7, 1) (8, 1)	IP: 4.2 WLS: W BF: 19 H: 4 R: 3 ER: 3 SO: 3 BB: 0 IBB: 0 HBP: 0 BLK: 0 WP: 0 HR: 0 S: 11 P: 11 ERA: 0.00 WHIP: 1.200																					

Batter	1	2	3	4	5	6	7	8	9	AB	R	H	RBI	BB	SO	LOB	TOP										
Buddy Bell, R OBP: 0.347, SLG: 0.383 (1, 5)										4	1	2	0	1	0	2	Cleveland Indians @ Detroit Tigers Tiger Stadium, Detroit, MI Wed Jul 04 1973, 3:33 AM EDT Att: 26,012 - Unknown										
John Lowenstein, L OBP: 0.351, SLG: 0.393 (1, 4)										4	1	2	0	0	0	1											
Oscar Gamble, L OBP: 0.338, SLG: 0.510 Rusty Torres, S OBP: 0.311, SLG: 0.278 (8, 9)										2	0	1	1	1	0	1											
Charlie Spikes, R OBP: 0.299, SLG: 0.430 (1, 10)										4	0	1	1	0	1	4											
George Hendrick, R OBP: 0.300, SLG: 0.448 (1, 8)										4	1	1	0	0	0	4											
Chris Chambliss, L OBP: 0.292, SLG: 0.277 (1, 3)										3	0	0	0	1	0	1											
Walt Williams, R OBP: 0.248, SLG: 0.276 (1, 7)										3	1	1	0	1	0	1											
Alan Ashby, S OBP: 0.250, SLG: 0.250 (1, 2)										4	1	1	1	0	1	2											
Leo Cardenas, R OBP: 0.277, SLG: 0.243 (1, 6)										4	0	2	2	0	0	1											
Inning Stats	R: 1 E: 0 K: 0 S: 4	H: 2 LOB: 0 BB: 0 P: 4	R: 2 E: 1 K: 0 S: 6	H: 3 LOB: 1 BB: 0 P: 6	R: 0 E: 0 K: 0 S: 3	H: 0 LOB: 1 BB: 1 P: 7	R: 1 E: 0 K: 0 S: 4	H: 1 LOB: 0 BB: 0 P: 4	R: 1 E: 0 K: 1 S: 5	H: 2 LOB: 0 BB: 0 P: 4	R: 0 E: 0 K: 1 S: 7	H: 2 LOB: 2 BB: 0 P: 7	R: 0 E: 0 K: 0 S: 3	H: 0 LOB: 0 BB: 0 P: 3	R: 0 E: 0 K: 0 S: 2	H: 0 LOB: 0 BB: 1 P: 6		1B: 9 2B: 2 HR: 0	SF: 0 SAC: 2 HBP: 0	WP: 2 PB: 1 SB: 1 CS: 0	PA: 38						
PITCHER	IP	WLS	BF	H	R	ER	SO	BB	IBB	HBP	BLK	WP	HR	S	P	ERA	WHIP										
Mike Strahler, R ERA: 3.33 (1, 1)	4.0	L	19	6	4	3	0	2	0	0	0	2	0	17	25	6.75	2.000										
Ed Farmer, R ERA: 3.05 (5, 1)	2.0		10	5	1	1	1	1	0	0	0	0	0	11	15	4.50	3.000										
Fred Scherman, L ERA: 5.53 (7, 1)	3.0		9	0	0	0	1	1	0	0	0	0	0	10	14	0.00	0.333										

Batter	1	2	3	4	5	6	7	8	9	AB	R	H	RBI	BB	SO	LOB	BOTTOM										
Mickey Stanley, R OBP: 0.296, SLG: 0.401 (1, 8)										4	0	0	0	0	0	3	Cleveland Indians @ Detroit Tigers Tiger Stadium, Detroit, MI Wed Jul 04 1973, 3:33 AM EDT Att: 26,012 - Unknown										
Gates Brown, L OBP: 0.308, SLG: 0.342 Frank Howard, R OBP: 0.304, SLG: 0.303 (1, 10) (7, PH)										3	0	0	0	0	0	2											
Duke Sims, L OBP: 0.350, SLG: 0.385 Bill Freehan, R OBP: 0.332, SLG: 0.332 (1, 2) (6, PH) (9, 2)										2	0	0	0	1	1	2											
Norm Cash, L OBP: 0.329, SLG: 0.500 Ike Brown, R OBP: 0.413, SLG: 0.250 (1, 3) (6, PH) (9, 3)										2	0	0	0	1	0	0											
Dick McAuliffe, L OBP: 0.350, SLG: 0.403 Tony Taylor, R OBP: 0.246, SLG: 0.276 (1, 4) (8, PH) (9, 4)										3	1	1	0	0	1	2											
Jim Northrup, L OBP: 0.321, SLG: 0.356 Al Kaline, R OBP: 0.281, SLG: 0.314 (1, 9) (6, PH) (7, 9)										2	0	1	0	0	0	0											
Rich Reese, L OBP: 0.200, SLG: 0.183 Willie Horton, R OBP: 0.415, SLG: 0.597 (1, 7) (6, PH) (7, 7)										2	0	0	0	0	1	1											
Aurelio Rodriguez, R OBP: 0.253, SLG: 0.371 (1, 5)										4	1	1	1	0	1	2											
Ed Brinkman, R OBP: 0.324, SLG: 0.385 (1, 6)										4	0	3	0	0	0	1											
Inning Stats	R: 0 E: 0 K: 0 S: 3	H: 0 LOB: 2 BB: 2 P: 11	R: 0 E: 0 K: 1 S: 5	H: 0 LOB: 0 BB: 0 P: 5	R: 0 E: 0 K: 0 S: 4	H: 1 LOB: 1 BB: 0 P: 4	R: 0 E: 0 K: 1 S: 6	H: 1 LOB: 1 BB: 0 P: 6	R: 1 E: 0 K: 0 S: 7	H: 2 LOB: 1 BB: 0 P: 7	R: 0 E: 0 K: 0 S: 5	H: 2 LOB: 1 BB: 0 P: 5	R: 0 E: 0 K: 0 S: 3	H: 1 LOB: 0 BB: 0 P: 3	R: 0 E: 0 K: 1 S: 6	H: 1 LOB: 1 BB: 0 P: 6		1B: 5 2B: 2 HR: 1	SF: 0 SAC: 0 HBP: 0	WP: 0 PB: 0 SB: 0 CS: 0	PA: 36						
PITCHER	IP	WLS	BF	H	R	ER	SO	BB	IBB	HBP	BLK	WP	HR	S	P	ERA	WHIP										
Milt Wilcox, R ERA: 4.99 (1, 1)	5.1	W	23	5	2	2	3	2	0	0	0	0	1	27	35	3.38	1.312										
Tom Hilgendorf, L ERA: 3.4 (6, 1)	3.2	S	13	3	0	0	1	0	0	0	0	0	0	15	15	0.00	0.818										

Batter	1	2	3	4	5	6	7	8	9	10	11	AB	R	H	RBI	BB	SO	LOB	TOP			
Buddy Bell, R OBP: 0.344, SLG: 0.390 (1.5)	L6-3		HR	F7		F8			F8			5	1	1	1	0	0	3				
Walt Williams, R OBP: 0.297, SLG: 0.287 Oscar Gamble, L OBP: 0.336, SLG: 0.508 (7.7)	L6-3		1B	2B		L4-3		CS BB	F9			3	1	1	0	1	0	0				
George Hendrick, R OBP: 0.295, SLG: 0.440 (1.8)	K		K			L4-3		K			F7	5	0	0	0	0	3	2				
John Ellis, R OBP: 0.333, SLG: 0.418 (1.2)		HR	FC6-4 1B			K		L9			K	5	1	2	2	0	2	0				
Charlie Spikes, R OBP: 0.297, SLG: 0.424 (1.10)	K		FC6-4			1B BB		6-3			6-3	4	1	0	0	1	1	1				
Ron Lottich, R OBP: 0.232, SLG: 0.303 Rusty Torres, S OBP: 0.307, SLG: 0.274 (6.9)	K			1B E 1B		K		K			6-3	3	1	1	0	0	2	1				
Chris Chambliss, L OBP: 0.301, SLG: 0.282 (1.3)	FC6-4 BB			1B		F7		FC4-6 BB			FC4 1B	3	0	2	0	2	0	1				
Leo Cardenas, R OBP: 0.274, SLG: 0.242 (1.6)	FC6-4		L3			1B		FC4-6			FC4 FC4-6	5	0	1	1	0	0	5				
Tom Ragland, R OBP: 0.232, SLG: 0.312 John Lowenstein, L OBP: 0.347, SLG: 0.387 (9.4)			P4	FC5-4		1B		L4			FC4-6	3	0	1	0	0	0	1				
Inning Stats	R: 0 E: 0 K: 1 S: 5	H: 0 LOB: 0 BB: 0 P: 5	R: 1 E: 0 K: 2 S: 8	H: 1 LOB: 1 BB: 1 P: 12	R: 2 E: 0 K: 1 S: 8	H: 3 LOB: 1 BB: 0 P: 8	R: 1 E: 1 K: 0 S: 5	H: 2 LOB: 1 BB: 0 P: 5	R: 0 E: 0 K: 1 S: 5	H: 0 LOB: 0 BB: 1 P: 11	R: 0 E: 0 K: 1 S: 5	H: 0 LOB: 1 BB: 1 P: 9	R: 0 E: 0 K: 0 S: 3	H: 0 LOB: 0 BB: 0 P: 3	R: 0 E: 0 K: 1 S: 5	H: 0 LOB: 0 BB: 0 P: 5	R: 0 E: 0 K: 0 S: 4	H: 1 LOB: 1 BB: 0 P: 4	1B: 6 2B: 2 3B: 0 HR: 2	SF: 0 SAC: 0 DP: 1 HBP: 0	WP: 0 PB: 0 SB: 1 CS: 1	PA: 45
PITCHER	IP 5.2	WLS 27	BF 27	H 8	R 5	ER 4	SO 6	BB 2	IBB 0	HBP 0	BLK 0	WP 0	HR 2	S 37	P 45	ERA 6.35	WHIP 1.765					
Mickey Lolich, L ERA: 3.3 Bob Miller, R ERA: 3.32 (6.1)	5.1	W	18	1	0	0	3	2	0	0	0	0	0	22	30	0.00	0.562					

Cleveland Indians @ Detroit Tigers
Tiger Stadium, Detroit, MI
Thu Jul 05 1973, 7:05 PM EDT
Att: 17,891 - Unknown

livebaseballscores.com

AB 41
R 5
H 9
RBI 4
BB 4
SO 9
LOB 15



Batter	1	2	3	4	5	6	7	8	9	10	11	AB	R	H	RBI	BB	SO	LOB	BOTTOM			
Mickey Stanley, R OBP: 0.294, SLG: 0.398 (1.8)	1-3		1B			1-3			6-3			5	0	1	0	0	0	2				
Tony Taylor, R OBP: 0.244, SLG: 0.273 (1.4)	K		F9			F8		P6			CS 1B	5	0	1	0	0	1	2				
Al Kaline, R OBP: 0.277, SLG: 0.308 (1.3)	K		L5-3			K		F7			F7	3	0	0	0	0	2	2				
Jim Northrup, L OBP: 0.318, SLG: 0.352 (8.9)												2	0	0	0	0	0	1				
Willie Horton, R OBP: 0.415, SLG: 0.591 (1.7)		F5				FC6-4 1B		FC4-6 BB 1B			5-3	5	1	2	0	0	1	1				
Bill Freehan, R OBP: 0.333, SLG: 0.330 (1.2)	F7			FC6-4 HR		FC4-6 BB		6-3			CS	4	2	1	0	1	0	1				
Frank Howard, R OBP: 0.318, SLG: 0.356 Gates Brown, L OBP: 0.308, SLG: 0.358 (6.10)				HR		FC4-6 BB 2B		4-3			HR	2	1	2	2	0	0	0				
Dick Sharon, R OBP: 0.212, SLG: 0.385 Norm Cash, L OBP: 0.330, SLG: 0.497 (7.3)	2B		4-3			P3		2B BB			F8	2	0	0	0	0	1	0				
Aurelio Rodriguez, R OBP: 0.296, SLG: 0.370 (1.5)			1B 1B			K		2B BB			F7	3	0	1	1	1	1	0				
Ed Brinkman, R OBP: 0.323, SLG: 0.387 (1.6)			F5			K		2B			F8	4	0	1	2	0	1	1				
Inning Stats	R: 0 E: 0 K: 2 S: 7	H: 0 LOB: 0 BB: 0 P: 7	R: 0 E: 0 K: 0 S: 4	H: 1 LOB: 1 BB: 0 P: 4	R: 0 E: 0 K: 0 S: 5	H: 2 LOB: 2 BB: 0 P: 5	R: 2 E: 0 K: 1 S: 7	H: 2 LOB: 0 BB: 0 P: 7	R: 0 E: 0 K: 1 S: 5	H: 0 LOB: 0 BB: 0 P: 3	R: 0 E: 0 K: 0 S: 3	H: 0 LOB: 0 BB: 0 P: 3	R: 0 E: 0 K: 0 S: 3	H: 0 LOB: 0 BB: 0 P: 3	R: 0 E: 0 K: 1 S: 5	H: 1 LOB: 0 BB: 0 P: 5	R: 2 E: 0 K: 0 S: 2	H: 2 LOB: 0 BB: 0 P: 2	1B: 6 2B: 2 3B: 0 HR: 2	SF: 0 SAC: 0 DP: 0 HBP: 0	WP: 0 PB: 0 SB: 0 CS: 1	PA: 43
PITCHER	IP 5.1	WLS 19	BF 23	H 6	R 4	ER 4	SO 5	BB 1	IBB 0	HBP 0	BLK 0	WP 0	HR 1	S 32	P 36	ERA 6.75	WHIP 1.312					
Brent Strom, L ERA: 5.09 Tom Timmermann, R ERA: 4.53 (6.1)	4.2	L	19	4	3	3	1	2	0	0	0	0	1	19	27	5.79	1.286					

Cleveland Indians @ Detroit Tigers
Tiger Stadium, Detroit, MI
Thu Jul 05 1973, 7:05 PM EDT
Att: 17,891 - Unknown

livebaseballscores.com

AB 39
R 7
H 10
RBI 7
BB 3
SO 6
LOB 13




Batter	1	2	3	4	5	6	7	8	9	AB	R	H	RBI	BB	SO	LOB	TOP					
Mickey Stanley, R OBP: 0.294, SLG: 0.396 (1, 8)										4	0	1	0	0	1	1	Detroit Tigers @ Kansas City Royals Royals Stadium, Kansas City, MO Fri Jul 06 1973, 8:05 PM EDT Att: 17,313 - Unknown - 90 F					
Gates Brown, L OBP: 0.307, SLG: 0.355 (1, 10)										4	0	1	0	0	0	2						
Duke Sims, L OBP: 0.353, SLG: 0.390 (1, 2)										3	1	1	0	1	1	1						
Willie Horton, R OBP: 0.407, SLG: 0.578 (1, 7)										4	0	0	0	0	2	4						
Norm Cash, L OBP: 0.329, SLG: 0.492 (1, 3)										4	0	1	0	0	2	2						
Dick McAuliffe, L OBP: 0.348, SLG: 0.400 (1, 4)										4	0	1	0	0	0	0						
Jim Northrup, L OBP: 0.311, SLG: 0.344 (1, 9)										4	0	0	1	0	0	2						
Aurelio Rodriguez, R OBP: 0.263, SLG: 0.373 (1, 5)										3	0	2	0	1	1	0						
Ed Brinkman, R OBP: 0.318, SLG: 0.381 (1, 6)										4	0	0	0	0	2	5						
Inning Stats	R: 0 E: 0 K: 2 S: 8	H: 1 LOB: 1 BB: 0 P: 8	R: 0 E: 0 K: 0 S: 3	H: 0 LOB: 3 BB: 0 P: 3	R: 0 E: 0 K: 1 S: 8	H: 1 LOB: 1 BB: 0 P: 8	R: 0 E: 0 K: 1 S: 5	H: 0 LOB: 0 BB: 0 P: 5	R: 0 E: 0 K: 0 S: 4	H: 1 LOB: 1 BB: 0 P: 4	R: 0 E: 0 K: 1 S: 9	H: 2 LOB: 2 BB: 0 P: 9	R: 0 E: 0 K: 1 S: 5	H: 0 LOB: 0 BB: 0 P: 5	R: 0 E: 0 K: 1 S: 5	H: 0 LOB: 0 BB: 0 P: 5	R: 1 E: 0 K: 0 S: 5	H: 2 LOB: 3 BB: 2 P: 13	1B: 6 2B: 1 3B: 0 HR: 0	SF: 0 SAC: 0 DP: 0 HBP: 0	WP: 0 PB: 0 SB: 0 CS: 0	PA: 36
PITCHER	IP WLS BF H R ER SO BB IBB HBP BLK WP HR S P ERA WHIP																					
Steve Busby, R ERA: 4.71 (1, 1)	9.0 W 36 7 1 1 9 2 0 0 0 0 0 0 52 60 1.00 1.000																					
Steve Busby, R ERA: 4.71 (8, 1)	9.0 W 36 7 1 1 9 2 0 0 0 0 0 0 52 60 1.00 1.000																					

Batter	1	2	3	4	5	6	7	8	9	AB	R	H	RBI	BB	SO	LOB	BOTTOM			
Freddie Patek, R OBP: 0.338, SLG: 0.335 (1, 6)										4	2	2	1	0	0	0	Detroit Tigers @ Kansas City Royals Royals Stadium, Kansas City, MO Fri Jul 06 1973, 8:05 PM EDT Att: 17,313 - Unknown - 90 F			
Frank White, R OBP: 0.290, SLG: 0.265 (7, PH) (8, 6)										2	0	0	0	0	1	3				
Cookie Rojas, R OBP: 0.311, SLG: 0.356 (1, 4)										4	2	2	1	0	0	1				
Bobby Floyd, R OBP: 0.375, SLG: 0.383 (7, PH) (8, 4)										2	0	1	0	0	0	2				
Amos Otis, R OBP: 0.354, SLG: 0.481 (1, 8)										4	1	4	2	0	0	0				
Steve Hovley, L OBP: 0.353, SLG: 0.319 (7, PH) (8, 8)										1	0	1	1	0	0	0				
John Mayberry, L OBP: 0.425, SLG: 0.562 (1, 3)										3	1	1	2	2	1	2				
Steve Busby, R (8, 1)										0	0	0	0	0	0	0				
Gail Hopkins, L OBP: 0.408, SLG: 0.423 (1, 10) (8, 3)										4	1	1	0	1	0	5				
Lou Piniella, R OBP: 0.280, SLG: 0.351 (1, 7)										5	2	3	1	0	0	3				
Ed Kirkpatrick, L OBP: 0.368, SLG: 0.444 (1, 9)										5	1	2	0	0	0	2				
Kurt Bevacqua, R OBP: 0.350, SLG: 0.364 (1, 5)										5	1	2	3	0	1	1				
Fran Healy, R OBP: 0.307, SLG: 0.338 (1, 2)										4	1	1	0	1	1	1				
Inning Stats	R: 1 E: 0 K: 1 S: 7	H: 2 LOB: 1 BB: 0 P: 7	R: 4 E: 1 K: 1 S: 10	H: 5 LOB: 2 BB: 2 P: 18	R: 0 E: 0 K: 0 S: 3	H: 0 LOB: 0 BB: 0 P: 3	R: 1 E: 1 K: 0 S: 5	H: 2 LOB: 1 BB: 0 P: 5	R: 0 E: 0 K: 0 S: 3	H: 1 LOB: 0 BB: 0 P: 3	R: 4 E: 0 K: 0 S: 8	H: 5 LOB: 3 BB: 1 P: 8	R: 1 E: 0 K: 1 S: 8	H: 3 LOB: 1 BB: 1 P: 12	R: 1 E: 1 K: 1 S: 7	H: 2 LOB: 2 BB: 1 P: 11	1B: 15 2B: 2 3B: 1 HR: 2	SF: 0 SAC: 0 DP: 1 HBP: 0	WP: 2 PB: 0 SB: 3 CS: 0	PA: 47
PITCHER	IP WLS BF H R ER SO BB IBB HBP BLK WP HR S P ERA WHIP																			
Joe Coleman, R ERA: 3.72 (1, 1)	1.1 L 10 6 5 5 2 0 0 0 0 0 1 2 22 30 7.71 2.357																			
Fred Scherman, L ERA: 5.85 (2, 1)	4.2 24 9 5 4 0 2 0 0 0 0 1 2 22 30 7.71 2.357																			
Ed Farmer, R ERA: 3.41 (7, 1)	2.0 13 5 2 2 2 2 0 0 0 0 0 0 15 23 9.00 3.500																			

Batter	1	2	3	4	5	6	7	8	9	AB	R	H	RBI	BB	SO	LOB	TOP					
Mickey Stanley, R OBP: 0.290, SLG: 0.390	0-0 6-3		0-0 F9			0-0 E1 F8 1B FC3-6	0-3 K			4	1	0	0	0	1	3						
Gates Brown, L OBP: 0.306, SLG: 0.353	0-0 F7		0-3 K			0-0 FC3-6 1-2 1B		0-0 F8		4	0	1	0	0	1	1						
Willie Horton, R OBP: 0.404, SLG: 0.569	0-0 5-3			0-0 6-3		0-0 F8		4-0 BB		3	0	0	0	1	0	2						
Norm Cash, L OBP: 0.328, SLG: 0.502		0-0 HR		0-3 K		0-0 FC3-6 1-2 3-H		0-3 K		4	1	1	2	0	2	2						
Bill Freehan, R OBP: 0.328, SLG: 0.324	0-0 F9			0-0 6-3		0-3 K		0-3 K		4	0	0	0	0	2	2						
Dick McAuliffe, L OBP: 0.351, SLG: 0.399		0-3 K			4-0 WP F8 BB		0-3 K		0-0 1B	3	0	1	0	1	2	0						
Jim Northrup, L OBP: 0.310, SLG: 0.342	0-0 F9				0-0 F8 1-2		0-0 S 1B		0-0 F7	4	0	1	0	0	0	2						
Aurelio Rodriguez, R OBP: 0.259, SLG: 0.368			0-0 F8		0-0 6-3		0-0 F9		0-0 P5	4	0	0	0	0	0	3						
Ed Brinkman, R OBP: 0.321, SLG: 0.379		4-0 BB		0-3 K		0-3 BB		4-0 BB	0-0 5-3	2	0	0	0	2	1	2						
Inning Stats	R: 0 E: 0 K: 0 S: 3	H: 0 LOB: 0 BB: 0 P: 3	R: 1 E: 0 K: 1 S: 6	H: 1 LOB: 0 BB: 0 P: 6	R: 0 E: 0 K: 1 S: 5	H: 0 LOB: 1 BB: 1 P: 9	R: 0 E: 0 K: 1 S: 5	H: 0 LOB: 0 BB: 0 P: 5	R: 0 E: 0 K: 1 S: 5	H: 0 LOB: 1 BB: 1 P: 9	R: 1 E: 1 K: 1 S: 7	H: 1 LOB: 1 BB: 0 P: 7	R: 0 E: 0 K: 2 S: 8	H: 1 LOB: 2 BB: 1 P: 12	R: 0 E: 0 K: 2 S: 7	H: 0 LOB: 1 BB: 1 P: 11	R: 0 E: 0 K: 0 S: 4	H: 1 LOB: 1 BB: 0 P: 4	1B: 3 2B: 0 3B: 0 HR: 1	SF: 0 SAC: 0 DP: 0 HBP: 0	WP: 1 PB: 0 SB: 1 CS: 0	PA: 36
PITCHER Ken Wright, R ERA: 3.36	IP: 9.0 WLS: W BF: 36 H: 4 R: 2 ER: 1 SO: 9 BB: 4 IBB: 0 HBP: 0 BLK: 0 WP: 1 HR: 1 S: 50 P: 66 ERA: 1.00 WHIP: 0.889															PITCHER						

Detroit Tigers @ Kansas City Royals
Royals Stadium, Kansas City, MO
Sat Jul 07 1973, 8:05 PM EDT
Att: 25,178 - Unknown - 91 F


AB 32
R 2
H 4
RBI 2
BB 4
SO 9
LOB 17



Batter	1	2	3	4	5	6	7	8	9	AB	R	H	RBI	BB	SO	LOB	BOTTOM			
Freddie Patek, R OBP: 0.338, SLG: 0.335	0-0 6-3		0-0 F8			0-0 1B 1B		0-0 SH3-4		3	1	1	0	0	0	0				
Cookie Rojas, R OBP: 0.310, SLG: 0.355	0-0 F9			0-0 5-3		0-0 S 1B		0-0 5-3		4	0	1	2	0	0	1				
Amos Otis, R OBP: 0.353, SLG: 0.488	0-0 F9			0-0 P6		0-0 L7		0-0 HR		4	1	1	2	0	0	1				
John Mayberry, L OBP: 0.429, SLG: 0.562		4-0 BB G6-4-3		0-0 F8		4-0 IBB		0-0 1B		2	0	1	0	2	0	0				
Gail Hopkins, L OBP: 0.395, SLG: 0.406		0-0 G6-4-3			0-0 F7	0-0 P6		0-0 G3		4	0	0	0	0	0	4				
Lou Piniella, R OBP: 0.284, SLG: 0.355		0-0 1-3			0-0 1B		0-0 G4-6-3			3	0	2	0	0	0	0				
Ed Kirkpatrick, L OBP: 0.367, SLG: 0.443			0-0 1B G6-4-3		0-0 8-3		0-0 G4-6-3			3	1	1	0	0	0	2				
Paul Schaal, R OBP: 0.377, SLG: 0.391			0-0 1B G6-4-3			0-0 F9		0-0 5-3		3	0	1	0	0	0	0				
Fran Healy, R OBP: 0.313, SLG: 0.344			0-0 G6-4-3			0-0 1B 1B		0-0 SH3-4 HR		3	2	2	0	0	0	1				
Inning Stats	R: 0 E: 0 K: 0 S: 3	H: 0 LOB: 0 BB: 0 P: 3	R: 0 E: 0 K: 0 S: 2	H: 0 LOB: 0 BB: 1 P: 6	R: 1 E: 0 K: 0 S: 4	H: 2 LOB: 0 BB: 0 P: 4	R: 0 E: 0 K: 0 S: 3	H: 0 LOB: 0 BB: 0 P: 3	R: 0 E: 0 K: 0 S: 3	H: 1 LOB: 0 BB: 0 P: 3	R: 2 E: 0 K: 0 S: 6	H: 3 LOB: 2 BB: 1 P: 10	R: 0 E: 0 K: 0 S: 3	H: 1 LOB: 0 BB: 0 P: 3	R: 2 E: 0 K: 0 S: 6	H: 3 LOB: 1 BB: 0 P: 6	1B: 9 2B: 1 3B: 0 HR: 1	SF: 0 SAC: 1 DP: 4 HBP: 0	WP: 0 PB: 0 SB: 1 CS: 0	PA: 32
PITCHER Jim Perry, R ERA: 3.39	IP: 8.0 WLS: L BF: 32 H: 10 R: 5 ER: 5 SO: 0 BB: 1 IBB: 1 HBP: 0 BLK: 0 WP: 0 HR: 1 S: 30 P: 38 ERA: 5.62 WHIP: 1.375															PITCHER				

Detroit Tigers @ Kansas City Royals
Royals Stadium, Kansas City, MO
Sat Jul 07 1973, 8:05 PM EDT
Att: 25,178 - Unknown - 91 F

AB 29
R 5
H 10
RBI 4
BB 2
SO 0
LOB 9



Batter	1	2	3	4	5	6	7	8	9	AB	R	H	RBI	BB	SO	LOB	TOP																
Jim Northrup, L (1, 9) OBP: 0.312, SLG: 0.340	0-0 6-3		0-0 FC4-6		0-0 1B		0-0 4-3	4-0 1B		4	0	1	0	1	0	1	Detroit Tigers @ Kansas City Royals Royals Stadium, Kansas City, MO Sun Jul 08, 1973, 4:33 AM EDT Att: 24,912 - Unknown - 92 F																
Mickey Stanley, R (1, 8) OBP: 0.295, SLG: 0.394	0-0 4-3		0-0 F7		0-0 PO 2-3 1B		0-0 1B 2B	1-3 2-H 1B		5	1	3	1	0	0	1																	
Gates Brown, L (1, 10)	0-0 1B		0-0 FC6		0-0 2-3		0-0 2B 1B	4-0 1B		4	0	2	0	1	0	3																	
Willie Horton, R (1, 7) OBP: 0.404, SLG: 0.570	0-3 K			0-0 WP 1B	0-0 P2		0-0 1-3 2-H 2B	4-0 5-3		5	1	2	1	0	1	6																	
Dick Sharon, R (8, 9) OBP: 0.212, SLG: 0.385										0	0	0	0	0	0	0																	
Norm Cash, L (1, 3) OBP: 0.329, SLG: 0.495		0-0 P6		0-3 K	4-0 1B		4-0 1B		0-0 F5	3	0	0	0	2	1	1																	
Rich Reese, L (9, 3) OBP: 0.200, SLG: 0.183				1-2						0	0	0	0	0	0	0																	
Bill Freehan, R (1, 2) OBP: 0.329, SLG: 0.323		1-0 HBP		0-0 F7	0-0 PO	0-0 5-3	0-0 P6		0-0 WP 1B	4	0	1	0	0	0	4																	
Dick McAuliffe, L (1, 4) OBP: 0.352, SLG: 0.396		0-0 L6		4-0 1B BB		0-0 3-1		0-0 SH3 1B	0-0 F7	4	1	1	0	1	0	2																	
Aurelio Rodriguez, R (1, 5) OBP: 0.259, SLG: 0.367		0-0 F8		0-0 1-2 2-H 1B		0-0 F7		0-0 SH3	0-0 F8	4	0	1	1	0	0	2																	
Ed Brinkman, R (1, 6) OBP: 0.320, SLG: 0.377			0-0 FC4-6 1B		0-0 F8		0-0 5-3	0-0 F7		4	0	1	0	0	0	3																	
Inning Stats	R: 0 E: 0 K: 1 S: 6	H: 1 LOB: 1 BB: 0 P: 6	R: 0 E: 0 K: 0 S: 3	H: 0 LOB: 1 BB: 0 P: 4	R: 0 E: 0 K: 0 S: 4	H: 1 LOB: 1 BB: 0 P: 4	R: 1 E: 0 K: 1 S: 7	H: 2 LOB: 2 BB: 1 P: 11	R: 0 E: 0 K: 0 S: 4	H: 0 LOB: 0 BB: 0 P: 3	R: 1 E: 0 K: 0 S: 6	H: 3 LOB: 3 BB: 1 P: 10	R: 1 E: 0 K: 0 S: 5	H: 2 LOB: 2 BB: 2 P: 13	R: 0 E: 0 K: 0 S: 4	H: 1 LOB: 1 BB: 0 P: 4	1B: 11 2B: 1 3B: 0 HR: 0	SF: 0 SAC: 1 DP: 0 HBP: 1	WP: 2 PA: 45														
PITCHER	IP WLS BF H R ER SO BB IBB HBP BLK WP HR S P ERA WHIP	IP WLS BF H R ER SO BB IBB HBP BLK WP HR S P ERA WHIP																															
Dick Drago, R (1, 1) ERA: 3.64	7.2	L	38	11	3	3	2	1	3	1	0	1	0	37	54	3.52	1.565																
Bruce Dal Canton, R (8, 1) ERA: 3.81	1.1		6	1	0	0	0	0	1	0	0	1	0	5	9	0.00	0.750																

Batter	1	2	3	4	5	6	7	8	9	AB	R	H	RBI	BB	SO	LOB	BOTTOM													
Freddie Patek, R (1, 6) OBP: 0.333, SLG: 0.330	0-0 F7		0-0 CS	0-0 4-3		0-0 F7		0-0 1-3		4	0	0	0	0	0	3	Detroit Tigers @ Kansas City Royals Royals Stadium, Kansas City, MO Sun Jul 08, 1973, 4:33 AM EDT Att: 24,912 - Unknown - 92 F													
Cookie Rojas, R (1, 4) OBP: 0.310, SLG: 0.354	0-0 CS 1B			0-3 K		0-0 FC5-4		0-0 6-3		4	0	1	0	0	1	3														
Amos Otis, R (1, 8) OBP: 0.351, SLG: 0.485	0-0 F2			0-0 1B			0-0 6-3		0-0 5-3	4	0	1	0	0	0	1														
John Mayberry, L (1, 3) OBP: 0.429, SLG: 0.559		0-3 K		0-0 4-1			0-0 FC5-4 1B		4-0 G6-4-3 BB	3	0	1	0	1	1	1														
Frank White, R (9, PR) OBP: 0.250, SLG: 0.265										0	0	0	0	0	0	0														
Ed Kirkpatrick, L (1, 9) OBP: 0.372, SLG: 0.447		0-0 G6-3 1B			0-0 G5-4-3 1B		0-0 FC5-4		0-0 G6-4-3	2	0	2	0	0	0	0														
Kurt Bevacqua, R (7, PH) OBP: 0.345, SLG: 0.358						0-0 G5-4-3		0-0 FC5-4		2	0	0	0	0	0	2														
Lou Piniella, R (1, 7) OBP: 0.281, SLG: 0.351	0-0 G6-3				0-0 G5-4-3		0-0 F8			3	0	0	0	0	0	3														
Steve Hovley, L (1, 10) OBP: 0.349, SLG: 0.315			0-0 3-1		0-0 4-3			0-3 K		2	0	0	0	0	0	0														
Jim Wohlford, R (8, PH) OBP: 0.275, SLG: 0.364										1	0	0	0	0	1	0														
Paul Schaal, R (1, 5) OBP: 0.377, SLG: 0.390			0-0 F8			0-0 4-3		0-0 1-3 1B		3	0	1	0	0	0	0														
Fran Healy, R (1, 2) OBP: 0.325, SLG: 0.357			0-0 CS 1B			0-0 FC5-4 1B		0-0 1-3 1B		3	0	3	0	0	0	0														
Inning Stats	R: 0 E: 0 K: 0 S: 3	H: 1 LOB: 0 BB: 0 P: 3	R: 0 E: 0 K: 1 S: 5	H: 1 LOB: 0 BB: 0 P: 5	R: 0 E: 0 K: 0 S: 3	H: 1 LOB: 0 BB: 0 P: 3	R: 0 E: 0 K: 1 S: 6	H: 1 LOB: 1 BB: 0 P: 6	R: 0 E: 0 K: 0 S: 4	H: 0 LOB: 0 BB: 0 P: 4	R: 0 E: 0 K: 0 S: 4	H: 1 LOB: 1 BB: 0 P: 4	R: 0 E: 0 K: 1 S: 7	H: 2 LOB: 2 BB: 0 P: 7	R: 0 E: 0 K: 0 S: 2	H: 0 LOB: 1 BB: 1 P: 6	1B: 9 2B: 0 3B: 0 HR: 0	SF: 0 SAC: 0 DP: 3 HBP: 0	WP: 0 PA: 33											
PITCHER	IP WLS BF H R ER SO BB IBB HBP BLK WP HR S P ERA WHIP	IP WLS BF H R ER SO BB IBB HBP BLK WP HR S P ERA WHIP																												
Mike Strahler, R (1, 1) ERA: 2.64	6.1	W	22	7	0	0	2	0	0	0	26	26	0.00	1.105																
John Hiller, L (7, 1) ERA: 1.29	2.2	S	10	2	0	0	1	1	0	0	11	15	0.00	1.125																

AB	37
R	3
H	12
RBI	3
BB	5
SO	2
LOB	23

AB	31
R	0
H	9
RBI	0
BB	1
SO	3
LOB	13

Batter	1	2	3	4	5	6	7	8	9	10	11	12	AB	R	H	RBI	BB	SO	LOB	TOP																	
Davey Nelson, R OBP: 0.321, SLG: 0.378 (1.4)	5-3	E 1B 1B		E6 CS 1B		6-3		4-3		K		P6	7	1	1	2	0	1	0																		
Vic Harris, S OBP: 0.325, SLG: 0.375 (1.5)	FC4-6 1B	E7 1B 1B		F9 CS 1B		FC5-4 1B		1B G3 1B		F9		F5	7	2	5	0	0	0	0																		
Alex Johnson, R OBP: 0.313, SLG: 0.365 (1.10)	FC4-6 1B			F9		FC5-4 1B		G3 1B				6-3	6	0	2	2	0	0	4																		
Rico Carly, R OBP: 0.360, SLG: 0.302 (1.7)				F9									5	0	2	1	1	0	3																		
Elliott Maddox, R OBP: 0.351, SLG: 0.264 (12.8)						4-3		G3					0	0	0	0	0	0	0																		
Jeff Burroughs, R OBP: 0.340, SLG: 0.411 (1.9)	K			F7				6-3					5	1	1	0	1	1	5																		
Dick Billings, R OBP: 0.260, SLG: 0.218 (1.2)		P4		BB 1B		6-3		K		6-3		G6-4-3	6	0	1	0	0	1	3																		
Bill Sudakis, S OBP: 0.259, SLG: 0.403 (7.3)		2B 1B BB		K		F7		HR		CS 1B		F2	3	2	1	2	1	1	1																		
Jim Spencer, L OBP: 0.346, SLG: 0.379 (7.3)													2	0	1	0	0	0	0																		
Tom Grieve, R OBP: 0.320, SLG: 0.304 (12.7)				FC5-4 BB		FC5-4 1B		F7		K		HR 1B	5	2	3	0	1	1	1																		
Pete Mackanin, R OBP: 0.129, SLG: 0.103 (1.6)													4	0	0	0	0	1	5																		
Larry Bittner, L OBP: 0.275, SLG: 0.252 (10, PH)				FC5-4		FC5-4		6-3		4-3			1	0	0	0	0	0	0																		
Jim Mason, L OBP: 0.285, SLG: 0.313 (10.6)	K											HR	1	1	1	2	0	0	0																		
Inning Stats	R: 0 E: 0 K: 1 S: 7	H: 2 LOB: 2 BB: 0 P: 7	R: 4 E: 1 K: 1 S: 9	H: 4 LOB: 1 BB: 1 P: 13	R: 0 E: 0 K: 1 S: 6	H: 1 LOB: 2 BB: 1 P: 10	R: 0 E: 1 K: 0 S: 4	H: 1 LOB: 2 BB: 1 P: 8	R: 0 E: 0 K: 0 S: 4	H: 1 LOB: 1 BB: 0 P: 4	R: 2 E: 0 K: 1 S: 7	H: 2 LOB: 1 BB: 0 P: 5	R: 1 E: 0 K: 1 S: 5	H: 1 LOB: 1 BB: 0 P: 5	R: 0 E: 0 K: 1 S: 5	H: 0 LOB: 0 BB: 0 P: 5	R: 0 E: 0 K: 0 S: 3	H: 1 LOB: 1 BB: 0 P: 7	R: 2 E: 0 K: 0 S: 5	H: 2 LOB: 0 BB: 0 P: 6	1B: 14 2B: 3 3B: 0 HR: 2	SF: 0 SAC: 0 DP: 2 HBP: 0	WP: 0 PB: 0 SB: 0 CS: 3	PA: 56													
PITCHER	IP WLS BF H R ER SO BB IBB HBP BLK WP HR S P ERA WHIP	IP WLS BF H R ER SO BB IBB HBP BLK WP HR S P ERA WHIP																																			
Mickey Lolich, L ERA: 3.44 (1.1)	6.1	34	12	6	5	4	3	0	0	0	0	0	0	0	0	0	0	0	0	0	7.11	2.368															
Bob Miller, R ERA: 3.5 (7.1)	5.2	L	22	6	3	3	2	1	0	0	0	0	0	1	25	29	4.76	1.235																			

Texas Rangers @ Detroit Tigers
Tiger Stadium, Detroit, MI
Mon Jul 09 1973, 7:05 PM EDT
Att. 21,933 - Unknown

AB 52
R 9
H 18
RBI 9
BB 4
SO 6
LOB 22



Batter	1	2	3	4	5	6	7	8	9	10	11	12	AB	R	H	RBI	BB	SO	LOB	BOTTOM																	
Jim Northrup, L OBP: 0.306, SLG: 0.351 (8.7)	HR					4-3				K		F8	6	1	1	1	0	1	2																		
Mickey Stanley, R OBP: 0.292, SLG: 0.389 (1.8)	5-3			F9		HR 1B		P3		F5		6-3	6	1	1	0	0	0	1																		
Gates Brown, L OBP: 0.317, SLG: 0.372 (7, PH)	1-3				2B 4-3 BB			K		K		6-3	2	2	1	3	1	0	0																		
Frank Howard, R OBP: 0.308, SLG: 0.346 (7, PH)													3	0	0	0	0	2	1																		
Willie Horton, R OBP: 0.410, SLG: 0.599 (1.7)													4	1	3	1	0	0	0																		
Dick Sharon, R OBP: 0.222, SLG: 0.389 (8.9)	L5				4-3 FC4-2 2B			2B				F8	2	0	1	0	0	0	0																		
Norm Cash, L OBP: 0.329, SLG: 0.495 (1.3)													6	0	2	1	0	1	3																		
Duke Sims, L OBP: 0.347, SLG: 0.382 (1.2)													6	1	1	0	0	0	3																		
Dick McAuliffe, L OBP: 0.357, SLG: 0.403 (1.4)													4	0	2	1	1	0	3																		
Aurelio Rodriguez, R OBP: 0.255, SLG: 0.361 (1.5)													5	0	0	0	0	0	5																		
Ed Brinkman, R OBP: 0.321, SLG: 0.375 (1.6)													4	1	1	0	1	0	0																		
Inning Stats	R: 1 E: 0 K: 0 S: 4	H: 1 LOB: 0 BB: 0 P: 4	R: 0 E: 0 K: 0 S: 3	H: 0 LOB: 1 BB: 1 P: 7	R: 0 E: 0 K: 0 S: 3	H: 0 LOB: 0 BB: 0 P: 3	R: 2 E: 0 K: 0 S: 5	H: 2 LOB: 1 BB: 1 P: 9	R: 4 E: 0 K: 0 S: 6	H: 5 LOB: 1 BB: 0 P: 8	R: 0 E: 0 K: 2 S: 6	H: 1 LOB: 1 BB: 0 P: 8	R: 0 E: 0 K: 0 S: 3	H: 1 LOB: 0 BB: 0 P: 3	R: 0 E: 0 K: 2 S: 7	H: 0 LOB: 1 BB: 1 P: 11	R: 0 E: 0 K: 0 S: 5	H: 2 LOB: 2 BB: 0 P: 5	R: 0 E: 0 K: 0 S: 3	H: 0 LOB: 0 BB: 0 P: 3	R: 0 E: 0 K: 0 S: 4	H: 1 LOB: 1 BB: 0 P: 4	1B: 6 2B: 4 3B: 0 HR: 3	SF: 0 SAC: 0 DP: 1 HBP: 0	WP: 0 PB: 0 SB: 0 CS: 0	PA: 51											
PITCHER	IP WLS BF H R ER SO BB IBB HBP BLK WP HR S P ERA WHIP	IP WLS BF H R ER SO BB IBB HBP BLK WP HR S P ERA WHIP																																			
Steve Dunning, R ERA: 5.74 (5.1)	4.1	22	7	7	7	0	2	0	0	0	0	0	0	3	20	28	14.54	2.077																			
Jim Kremmel, L ERA: 9.53 (8.1)	3.0	12	3	0	0	2	0	0	0	0	0	0	0	0	16	16	0.00	1.000																			
Jackie Brown, R ERA: (8.1)	2.2	10	2	0	0	2	1	0	0	0	0	0	0	0	13	17	0.00	1.125																			
Bill Gogolewski, R ERA: 2.93 (11.1)	2.0	W	7	1	0	0	0	0	0	0	0	0	0	0	7	7	0.00	0.500																			

Texas Rangers @ Detroit Tigers
Tiger Stadium, Detroit, MI
Mon Jul 09 1973, 7:05 PM EDT
Att. 21,933 - Unknown

AB 48
R 7
H 13
RBI 7
BB 3
SO 4
LOB 18



Batter	1	2	3	4	5	6	7	8	9	AB	R	H	RBI	BB	SO	LOB	TOP								
Jim Mason, L OBP: 0.286, SLG: 0.313 Davey Nelson, R OBP: 0.322, SLG: 0.377 (7, PH)	L4-3			K		1B	BB		K	3	0	1	0	0	1	0									
Vic Harris, S OBP: 0.323, SLG: 0.376	2B			K		F9	K		FC4-2	5	0	1	0	0	2	7									
Alex Johnson, R OBP: 0.311, SLG: 0.369	L4-3			L6-3			1B	3B	L4-3	5	1	1	0	0	0	3									
Rico Carty, R OBP: 0.307, SLG: 0.301		L5-3			L1-3		1B	1B	L1-3	4	1	1	1	0	0	0									
Jim Spencer, L OBP: 0.346, SLG: 0.379 Bill Sudakis, S OBP: 0.256, SLG: 0.397 Larry Blittner, L OBP: 0.275, SLG: 0.252	L3			F8		3-H	1B	1B	K	3	1	1	0	0	0	0									
Jeff Burroughs, R OBP: 0.346, SLG: 0.426	L1-3			FC6-4	1B		BB	1B	BB	3	1	2	1	1	0	0									
Ken Suarez, R OBP: 0.359, SLG: 0.340 Elliott Maddox, R OBP: 0.351, SLG: 0.264				K	BB	FC6-4	1B		SH	2	0	1	2	2	0	1									
Tom Grieve, R OBP: 0.310, SLG: 0.296				K		L4	F5		FC4-2	4	0	1	0	0	1	3									
Pete Mackanin, R OBP: 0.118, SLG: 0.094	F8			F8		K	K		SH	3	0	0	0	0	2	2									
Inning Stats	R: 0 E: 0 K: 0 S: 3	H: 1 LOB: 0 BB: 0 P: 3	R: 0 E: 0 K: 0 S: 3	H: 0 LOB: 0 BB: 0 P: 3	R: 0 E: 0 K: 1 S: 4	H: 0 LOB: 0 BB: 1 P: 8	R: 0 E: 0 K: 2 S: 7	H: 0 LOB: 0 BB: 0 P: 7	R: 0 E: 0 K: 0 S: 4	H: 1 LOB: 1 BB: 0 P: 4	R: 0 E: 0 K: 1 S: 6	H: 1 LOB: 3 BB: 2 P: 6	R: 3 E: 0 K: 2 S: 11	H: 4 LOB: 3 BB: 2 P: 19	R: 0 E: 0 K: 1 S: 5	H: 0 LOB: 0 BB: 0 P: 5	R: 1 E: 0 K: 1 S: 8	H: 2 LOB: 3 BB: 1 P: 12	1B: 6 2B: 1 3B: 1 HR: 1	SF: 0 SAC: 1 DP: 0 HBP: 0	WP: 0 PB: 0 SB: 0 CS: 0	PA: 39			
PITCHER	IP	WLS	BF	H	R	ER	SO	BB	IBB	HBP	BLK	WP	HR	S	P	ERA	WHIP								
Joe Coleman, R ERA: 3.75	6.0	W	25	7	3	3	4	2	0	0	0	0	0	31	39	4.50	1.500								
John Hiller, L ERA: 1.39	3.0	S	14	2	1	1	4	2	0	0	0	0	1	20	28	3.00	1.333								

Texas Rangers @ Detroit Tigers
Tiger Stadium, Detroit, MI
Tue Jul 10 1973, 7:05 PM EDT
Att: 15,534 - Unknown

AB	34
R	4
H	9
RBI	4
BB	4
SO	8
LOB	19





Batter	1	2	3	4	5	6	7	8	9	AB	R	H	RBI	BB	SO	LOB	BOTTOM								
Mickey Stanley, R OBP: 0.292, SLG: 0.391	SH3	FC6-4		E5		P4				4	2	1	0	0	0	2									
Tony Taylor, R OBP: 0.238, SLG: 0.267	SH3	FC5-2		1-3		6-3				3	0	0	0	0	0	3									
Al Kaline, R OBP: 0.281, SLG: 0.313	L5					L7				4	0	2	1	0	0	0									
Willie Horton, R OBP: 0.407, SLG: 0.592 Rich Reese, L OBP: 0.200, SLG: 0.183	1B	F7		F2		K				4	0	1	0	0	1	2									
Bill Freehan, R OBP: 0.324, SLG: 0.317	K			F7		F9				4	0	0	0	0	1	2									
Frank Howard, R OBP: 0.306, SLG: 0.343	K			5-3		1B				4	0	1	0	0	1	2									
Dick Sharon, R OBP: 0.276, SLG: 0.552		SH				FC4				4	3	4	2	0	0	0									
Aurelio Rodriguez, R OBP: 0.253, SLG: 0.358		SH		F9		FC4				3	0	0	0	0	1	2									
Ed Brinkman, R OBP: 0.320, SLG: 0.371		FC6-4		K		F9				3	0	0	0	1	1	0									
Inning Stats	R: 1 E: 1 K: 2 S: 10	H: 2 LOB: 2 BB: 0 P: 10	R: 2 E: 1 K: 0 S: 6	H: 2 LOB: 2 BB: 1 P: 10	R: 1 E: 0 K: 0 S: 4	H: 1 LOB: 0 BB: 0 P: 4	R: 0 E: 1 K: 1 S: 6	H: 1 LOB: 2 BB: 0 P: 6	R: 0 E: 0 K: 0 S: 5	H: 2 LOB: 2 BB: 0 P: 5	R: 0 E: 0 K: 0 S: 3	H: 0 LOB: 0 BB: 0 P: 3	R: 0 E: 0 K: 1 S: 5	H: 0 LOB: 0 BB: 0 P: 5	R: 1 E: 0 K: 1 S: 6	H: 1 LOB: 0 BB: 0 P: 6	1B: 5 2B: 2 3B: 0 HR: 2	SF: 0 SAC: 2 DP: 0 HBP: 0	WP: 0 PB: 0 SB: 0 CS: 0	PA: 36					
PITCHER	IP	WLS	BF	H	R	ER	SO	BB	IBB	HBP	BLK	WP	HR	S	P	ERA	WHIP								
Jim Merritt, L ERA: 3.7	8.0	L	36	9	5	4	5	1	0	0	0	0	2	45	49	4.50	1.250								

Texas Rangers @ Detroit Tigers
Tiger Stadium, Detroit, MI
Tue Jul 10 1973, 7:05 PM EDT
Att: 15,534 - Unknown

AB	33
R	5
H	9
RBI	3
BB	1
SO	5
LOB	13



Batter	1	2	3	4	5	6	7	8	9	AB	R	H	RBI	BB	SO	LOB	TOP																	
Vada Pinson, L (1, 8) OBP: 0.290, SLG: 0.413	0-0 4-3			0-0 1-3	0-0 1-H 3B		0-3 K		0-3 K	5	0	1	1	0	2	1	California Angels @ Detroit Tigers Tiger Stadium, Detroit, MI Thu Jul 12 1973, 7:05 PM EDT Att: 15,513 - Unknown																	
Rudy Meoli, L (1, 6) Winston Llenas, R (7, PH) OBP: 0.288, SLG: 0.250 OBP: 0.316, SLG: 0.385	0-3 K			0-0 4-3	0-0 F5		0-3 K		0-0 P4	3	0	0	0	0	1	1																		
Frank Robinson, R (1, 10) OBP: 0.356, SLG: 0.416	0-0 F9			0-0 4-3		0-3 K		0-0 HR 1B		4	1	1	0	0	1	0																		
Mike Epstein, L (1, 3) OBP: 0.309, SLG: 0.296		0-0 P6			0-0 F8	0-0 E 1B		0-0 F9		4	0	1	0	0	0	1																		
Bob Oliver, R (1, 9) OBP: 0.295, SLG: 0.415		0-0 P2			4-0 1B E BB	0-0 E6		0-0 HR		3	2	1	2	1	0	1																		
Leroy Stanton, R (1, 7) OBP: 0.296, SLG: 0.413		0-0 P3			0-0 F8	0-0 F2		0-0 L5-3		4	0	0	0	0	0	3																		
Al Gallagher, R (1, 5) OBP: 0.351, SLG: 0.303			0-3 K		0-0 E 1-2 1B	0-0 1-3		0-0 1B		4	1	2	0	0	1	2																		
Jerry Davanon, R (1, 4) OBP: 0.302, SLG: 0.317			0-0 L5		0-0 E5 1B 1B		4-0 S BB	0-0 F7		3	1	1	0	1	0	1																		
Jeff Torborg, R (1, 2) Art Kusnyer, R (9, 2) OBP: 0.265, SLG: 0.234 OBP: 0.151, SLG: 0.176			0-0 F9		0-0 2-H 3B 1B		0-0 F8		0-0 F8	4	1	1	2	0	0	1																		
Inning Stats	R: 0 E: 0 K: 1 S: 5	H: 0 LOB: 0 BB: 0 P: 5	R: 0 E: 0 K: 0 S: 3	H: 0 LOB: 0 BB: 0 P: 3	R: 0 E: 0 K: 1 S: 5	H: 0 LOB: 0 BB: 0 P: 5	R: 0 E: 0 K: 0 S: 3	H: 0 LOB: 0 BB: 0 P: 3	R: 4 E: 1 K: 0 S: 7	H: 4 LOB: 1 BB: 1 P: 11	R: 0 E: 1 K: 1 S: 7	H: 1 LOB: 2 BB: 0 P: 7	R: 0 E: 0 K: 2 S: 7	H: 0 LOB: 1 BB: 1 P: 11	R: 2 E: 0 K: 0 S: 6	H: 3 LOB: 1 BB: 0 P: 6	R: 0 E: 0 K: 1 S: 5	H: 0 LOB: 0 BB: 0 P: 5	1B: 6 2B: 0 3B: 1 HR: 1	SF: 0 SAC: 0 DP: 0 HBP: 0	WP: 0 PB: 0 SB: 1 CS: 0	PA: 38												
PITCHER	IP WLS BF H R ER SO BB IBB HBP BLK WP HR S P ERA WHIP	IP WLS BF H R ER SO BB IBB HBP BLK WP HR S P ERA WHIP																																
Mike Strahler, R (1, 1) ERA: 3.16	6.1	27	5	4	4	3	2	0	0	0	0	0	0	0	31	39	5.68	1.105																
John Hiller, L (7, 1) ERA: 1.64	2.2	W	11	3	2	2	3	0	0	0	0	0	1	17	17	6.75	1.125																	

Batter	1	2	3	4	5	6	7	8	9	AB	R	H	RBI	BB	SO	LOB	BOTTOM																	
Jim Northrup, L (1, 9) OBP: 0.324, SLG: 0.399	0-0 F6-5-4 2B	0-0 G4-3 E 1B	0-0 F8					0-0 1B		5	0	3	0	0	0	0	California Angels @ Detroit Tigers Tiger Stadium, Detroit, MI Thu Jul 12 1973, 7:05 PM EDT Att: 15,513 - Unknown																	
Mickey Stanley, R (1, 8) OBP: 0.288, SLG: 0.383	0-0 FC6-5-4-6 HR	0-0 E6 G4-3		0-0 1B		0-0 F8		0-3 K		5	1	1	0	0	1	3																		
Gates Brown, L (1, 10) Frank Howard, R (6, PH) OBP: 0.323, SLG: 0.368 OBP: 0.307, SLG: 0.351	4-0 HR BB	0-0 G4-3		0-0 F8		0-0 6-3		0-0 1-3		2	1	0	0	1	0	3																		
Willie Horton, R (1, 7) Dick Sharon, R (7, PR) OBP: 0.410, SLG: 0.606 OBP: 0.293, SLG: 0.542	0-0 HR	0-3 K		0-0 K		0-0 1B 1B		4-0 BB 1B BB		4	1	2	3	0	2	2																		
Norm Cash, L (1, 3) Al Kaline, R (7, PH) OBP: 0.329, SLG: 0.493 OBP: 0.279, SLG: 0.309	0-0 BB 2B		0-0 4-3		0-0 F7		0-0 L7		0-0 L7	3	0	1	0	0	0	1																		
Duke Sims, L (1, 2) OBP: 0.350, SLG: 0.393	0-0 F8		0-0 F8 E 1B		0-0 4-3		0-0 F9		4-0 1B BB	4	1	1	0	1	0	2																		
Dick McAuliffe, L (1, 4) OBP: 0.367, SLG: 0.417	4-0 BB BB		0-0 F8		0-0 4-3		0-0 1B		0-0 1B	4	0	2	1	1	0	1																		
Aurelio Rodriguez, R (1, 5) OBP: 0.261, SLG: 0.357	4-0 BB BB		0-0 E7 HR 1B		0-3 K		0-0 4-3			3	1	1	1	1	2																			
Ed Brinkman, R (1, 6) OBP: 0.321, SLG: 0.380	0-0 F7		0-0 HR		0-0 6-3		0-0 P3			4	1	1	2	0	0	3																		
Inning Stats	R: 3 E: 0 K: 0 S: 6	H: 3 LOB: 3 BB: 3 P: 18	R: 0 E: 1 K: 1 S: 6	H: 1 LOB: 1 BB: 0 P: 6	R: 3 E: 1 K: 0 S: 6	H: 3 LOB: 0 BB: 0 P: 6	R: 0 E: 0 K: 1 S: 6	H: 1 LOB: 1 BB: 0 P: 6	R: 0 E: 0 K: 0 S: 4	H: 1 LOB: 1 BB: 0 P: 4	R: 0 E: 0 K: 0 S: 5	H: 2 LOB: 2 BB: 0 P: 5	R: 0 E: 0 K: 1 S: 5	H: 0 LOB: 0 BB: 0 P: 5	R: 1 E: 0 K: 0 S: 3	H: 1 LOB: 2 BB: 2 P: 11	1B: 8 2B: 2 3B: 0 HR: 2	SF: 0 SAC: 0 DP: 1 HBP: 0	WP: 0 PB: 0 SB: 0 CS: 0	PA: 43														
PITCHER	IP WLS BF H R ER SO BB IBB HBP BLK WP HR S P ERA WHIP	IP WLS BF H R ER SO BB IBB HBP BLK WP HR S P ERA WHIP																																
Bill Singer, R (1, 1) ERA: 2.58	1.0	23	7	3	3	3	0	0	0	0	0	0	0	1	29	29	4.76	1.235																
Steve Barber, L (2, 1) ERA: 3.42	5.2	L	9	1	1	1	1	2	0	0	0	0	0	0	9	17	4.50	1.500																
Dave Sells, R (7, 1) ERA: 2.45	2.0	L	9	1	1	1	1	2	0	0	0	0	0	0	9	17	4.50	1.500																

Batter	1	2	3	4	5	6	7	8	9	AB	R	H	RBI	BB	SO	LOB	TOP	
Sandy Alomar Sr. S OBP: 0.264, SLG: 0.226 (1, 4)	0-0 SH3 BB 1B		0-0 1B		0-3 K		0-0 F8		0-0 F8	5	0	2	0	0	1	0	California Angels @ Detroit Tigers Tiger Stadium, Detroit, MI Fri Jul 13 1973, 7:05 PM EDT Att: 26,646 - Unknown	
Winston Llenas R OBP: 0.355, SLG: 0.400 (1, 5)	4-0 FC5 SH3 1-2 BB		0-0 F8		4-0 1B BB		0-0 HR 1B		0-0 1B	3	1	2	0	2	0	1		
Frank Robinson R OBP: 0.357, SLG: 0.428 (1, 10)	0-0 SH3 1-2 2-3		0-0 F7		0-0 1-3 1B		0-0 1-H HR		0-0 F9	4	1	2	2	0	0	2		
Bob Oliver R OBP: 0.294, SLG: 0.410 (1, 3)	4-0 1B BB		0-0 F8		0-3 K		0-3 K			3	0	0	0	1	2	3		
Richie Scheinblum S OBP: 0.373, SLG: 0.353 (1, 9)	0-0 F8			4-0 L4-3 BB		0-0 F8			0-0 5-3	3	0	0	0	1	0	5		
Leroy Stanton R OBP: 0.286, SLG: 0.400 (1, 7)	0-0 FC5 2-3f			0-3 K		0-0 F8			0-3 K	4	0	0	0	0	2	4		
Ken Berry R OBP: 0.327, SLG: 0.378 (1, 8)		0-3 K		0-0 L4-3 1-2		0-0 F8			0-0 2B	4	0	1	0	0	1	1		
Jerry Davanon R OBP: 0.296, SLG: 0.295 (1, 6)		0-0 P6		4-0 BB		0-3 K			0-0 6-3	3	0	0	0	1	1	1		
Art Kusnyer R OBP: 0.145, SLG: 0.170 (7, PH)		0-0 F8		0-0 P4					0-0 F8	2	0	0	0	0	0	2		
Billy Grabarkewitz R OBP: 0.253, SLG: 0.264 (7, 2)										1	0	0	0	0	0	0		
John Stephenson L OBP: 0.294, SLG: 0.327 (9, PH)										0	0	0	0	0	0	0		
Al Gallagher R OBP: 0.349, SLG: 0.302 (9, PH)										1	0	0	0	0	0	0		
Inning Stats	R: 0 E: 0 K: 0 S: 4	H: 1 LOB: 3 BB: 2 P: 12	R: 0 E: 0 K: 1 S: 5	H: 0 LOB: 0 BB: 0 P: 5	R: 0 E: 0 K: 1 S: 4	H: 1 LOB: 1 BB: 0 P: 4	R: 0 E: 0 K: 1 S: 5	H: 0 LOB: 2 BB: 1 P: 13	R: 0 E: 0 K: 2 S: 8	H: 1 LOB: 2 BB: 1 P: 12	R: 0 E: 0 K: 1 S: 6	H: 1 LOB: 1 BB: 0 P: 6	R: 0 E: 0 K: 0 S: 4	H: 1 LOB: 1 BB: 0 P: 4	1B: 5 2B: 1 3B: 0 HR: 1	SF: 0 SAC: 1 DP: 0 HBP: 0	WP: 0 PB: 0 SB: 0 CS: 0	PA: 39
PITCHER Mickey Lolich L ERA: 3.37 (1, 1)	IP: 9.0 WLS: W BF: 39 H: 7 R: 2 ER: 2 SO: 7 BB: 5 IBB: 0 HBP: 0 BLK: 0 WP: 0 HR: 1 S: 48 P: 68 ERA: 2.00 WHIP: 1.333																	

Batter	1	2	3	4	5	6	7	8	9	AB	R	H	RBI	BB	SO	LOB	BOTTOM	
Mickey Stanley R OBP: 0.284, SLG: 0.377 (1, 8)	0-0 4-3		0-0 5-3		0-0 1-3	0-0 4-3		0-0 FC6-4 2B		5	1	0	0	0	0	2	California Angels @ Detroit Tigers Tiger Stadium, Detroit, MI Fri Jul 13 1973, 7:05 PM EDT Att: 26,646 - Unknown	
Tony Taylor R OBP: 0.252, SLG: 0.304 (1, 4)	4-0 BB 1B BB		0-0 3-1		0-0 HR	0-0 L3		0-0 1-H HR 2B		4	3	2	2	1	0	1		
Al Kaline R OBP: 0.323, SLG: 0.309 (1, 3)	4-0 1B 1-2 BB		0-0 BB 1B		0-0 L5-3		0-0 L7	0-0 2-H HR		3	1	1	0	1	0	0		
Rich Reese L OBP: 0.208, SLG: 0.223 (8, 3)	1-2 BB		0-0 1B		0-0 L5-3		0-0 L7	0-0 2-H HR		1	1	1	2	0	0	0		
Frank Howard R OBP: 0.326, SLG: 0.390 (1, 10)	0-0 G1 1-3 2-H 1B		4-0 1B BB		0-0 BB 1B	0-0 HR	0-0 F7		0-0 F7	4	1	3	2	1	0	0		
Bill Freehan R OBP: 0.327, SLG: 0.317 (1, 2)	0-0 G1 1-2		0-0 1-2 2-H 1B		4-0 BB	0-0 F7		0-0 F7		3	0	1	1	1	0	2		
Jim Northrup L OBP: 0.323, SLG: 0.393 (1, 7)	0-0 F9		0-0 4-3		0-0 F8	4-0 FC5 CS BB		4-0 FC5 BB		3	0	0	0	1	0	6		
Dick Sharon R OBP: 0.266, SLG: 0.508 (1, 9)		0-0 F8		0-0 6-3		0-0 4-3	0-0 FC5		0-0 FC5	4	0	0	0	0	0	1		
Aurelio Rodriguez R OBP: 0.264, SLG: 0.359 (1, 5)		0-0 5-3		0-0 P4		0-0 2B 1B	0-0 FC6-4 1B		0-0 FC6-4 1B	4	1	2	0	0	0	0		
Ed Brinkman R OBP: 0.320, SLG: 0.382 (1, 6)		0-0 1-3		0-0 P4		0-0 1-H 2B	0-0 F8		0-0 F8	4	0	1	1	0	0	1		
Inning Stats	R: 1 E: 0 K: 0 S: 4	H: 1 LOB: 2 BB: 2 P: 12	R: 0 E: 0 K: 0 S: 3	H: 0 LOB: 0 BB: 0 P: 3	R: 1 E: 0 K: 0 S: 5	H: 2 LOB: 0 BB: 1 P: 9	R: 0 E: 0 K: 0 S: 3	H: 0 LOB: 0 BB: 0 P: 3	R: 1 E: 0 K: 0 S: 5	H: 2 LOB: 1 BB: 1 P: 9	R: 1 E: 0 K: 0 S: 4	H: 1 LOB: 1 BB: 1 P: 8	R: 3 E: 0 K: 0 S: 6	H: 3 LOB: 0 BB: 0 P: 6	1B: 6 2B: 2 3B: 0 HR: 3	SF: 0 SAC: 0 DP: 0 HBP: 0	WP: 0 PB: 0 SB: 0 CS: 1	PA: 40
PITCHER Clyde Wright L ERA: 3.3 Dick Lange R ERA: 7.04 (7, 1)	IP: 6.2 WLS: L BF: 33 H: 8 R: 5 ER: 5 SO: 5 BB: 5 IBB: 0 HBP: 0 BLK: 0 WP: 0 HR: 2 S: 28 P: 48 ERA: 6.75 WHIP: 1.950																	

Batter	1	2	3	4	5	6	7	8	9	AB	R	H	RBI	BB	SO	LOB	TOP			
Vada Pinson, L OBP: 0.292, SLG: 0.411 (1, 8)	F8		P5						FC3-6	4	0	1	0	1	0	1	California Angels @ Detroit Tigers Tiger Stadium, Detroit, MI Sat Jul 14 1973, 3:33 AM EDT Att: 28,253 - Unknown			
Rudy Meoli, L OBP: 0.287, SLG: 0.265 (1, 6)	L1-3						L1-3		F9	5	1	1	1	0	0	4				
Tom McCraw, L OBP: 0.343, SLG: 0.284 (1, 7)				HR						3	0	1	0	1	1	0				
Mike Epstein, L OBP: 0.308, SLG: 0.292 (1, 3)	P5								F9	3	0	0	0	1	1	2				
Bob Oliver, R OBP: 0.297, SLG: 0.409 Sandy Alomar Sr., S OBP: 0.264, SLG: 0.226 (1, 9) (8, 4)										3	0	1	0	1	1	2				
Richie Scheinblum, S OBP: 0.376, SLG: 0.353 (1, 10)										0	0	0	0	0	0	0				
John Stephenson, L OBP: 0.273, SLG: 0.302 (1, 2)										3	0	1	0	1	1	2				
Al Gallagher, R OBP: 0.348, SLG: 0.298 (1, 5)										3	0	0	0	1	0	0				
Jerry Davanon, R OBP: 0.280, SLG: 0.277 Ken Berry, R OBP: 0.329, SLG: 0.381 (1, 4) (8, 8)										3	0	0	0	0	2	1				
Inning Stats	R: 0 E: 0 K: 0 S: 3	H: 0 LOB: 1 BB: 1 P: 7	R: 0 E: 0 K: 0 S: 3	H: 1 LOB: 0 BB: 0 P: 3	R: 0 E: 0 K: 1 S: 5	H: 0 LOB: 0 BB: 0 P: 5	R: 1 E: 0 K: 2 S: 8	H: 1 LOB: 2 BB: 2 P: 16	R: 0 E: 0 K: 1 S: 5	H: 0 LOB: 1 BB: 1 P: 9	R: 0 E: 0 K: 0 S: 4	H: 1 LOB: 2 BB: 1 P: 8	R: 0 E: 0 K: 1 S: 7	H: 2 LOB: 2 BB: 0 P: 7	R: 0 E: 0 K: 0 S: 4	H: 1 LOB: 1 BB: 0 P: 4		1B: 5 2B: 0 3B: 0 HR: 1	SF: 0 SAC: 0 DP: 1 HBP: 0	WP: 0 PB: 0 SB: 1 CS: 0
PITCHER Joe Coleman, R ERA: 3.6 (1, 1)	IP: 9.0 WLS: W BF: 38 H: 6 R: 1 ER: 1 SO: 6 BB: 6 IBB: 0 HBP: 0 BLK: 0 WP: 0 HR: 1 S: 44 P: 68 ERA: 1.00 WHIP: 1.333															PITCHER				

Batter	1	2	3	4	5	6	7	8	9	AB	R	H	RBI	BB	SO	LOB	BOTTOM			
Mickey Stanley, R OBP: 0.289, SLG: 0.379 (1, 8)	1B	PO	F7				5-3		WP	4	0	2	0	1	0	0	California Angels @ Detroit Tigers Tiger Stadium, Detroit, MI Sat Jul 14 1973, 3:33 AM EDT Att: 28,253 - Unknown			
Tony Taylor, R OBP: 0.258, SLG: 0.317 Gates Brown, L OBP: 0.326, SLG: 0.368 (1, 4) (9, PH)	1B						F9		BB	4	0	2	0	0	0	1				
Al Kaline, R OBP: 0.282, SLG: 0.308 (1, 3)	F5		L8						WP	5	0	1	0	0	0	5				
Frank Howard, R OBP: 0.338, SLG: 0.397 (1, 10)										3	0	2	0	1	0	0				
Bill Freehan, R OBP: 0.321, SLG: 0.311 (1, 2)	F3		F8							4	0	0	0	0	0	7				
Ike Brown, R OBP: 0.423, SLG: 0.310 (1, 7)	4-3									4	1	2	0	0	1	3				
Dick Sharon, R OBP: 0.250, SLG: 0.478 (1, 9)										4	0	0	0	0	0	2				
Aurelio Rodriguez, R OBP: 0.261, SLG: 0.356 Willie Horton, R OBP: 0.413, SLG: 0.606 Jim Northrup, L OBP: 0.323, SLG: 0.393 (1, 5) (9, PH) (9, PR)										3	0	0	0	0	0	1				
Ed Brinkman, R OBP: 0.319, SLG: 0.380 (1, 6)										4	1	1	0	0	0	3				
Inning Stats	R: 0 E: 0 K: 0 S: 6	H: 3 LOB: 3 BB: 0 P: 6	R: 0 E: 0 K: 0 S: 3	H: 1 LOB: 0 BB: 0 P: 3	R: 0 E: 0 K: 0 S: 4	H: 1 LOB: 2 BB: 1 P: 8	R: 0 E: 0 K: 0 S: 4	H: 1 LOB: 1 BB: 0 P: 4	R: 0 E: 0 K: 0 S: 5	H: 3 LOB: 2 BB: 0 P: 5	R: 0 E: 0 K: 1 S: 3	H: 0 LOB: 0 BB: 0 P: 3	R: 0 E: 0 K: 0 S: 3	H: 0 LOB: 0 BB: 0 P: 3	R: 2 E: 0 K: 0 S: 3	H: 1 LOB: 2 BB: 3 P: 15		1B: 9 2B: 1 3B: 0 HR: 0	SF: 0 SAC: 0 DP: 0 HBP: 0	WP: 2 PB: 0 SB: 0 CS: 1
PITCHER Rudy May, L ERA: 3.01 Dave Sellis, R ERA: 2.45 (1, 1) (9, 1)	IP: 8.2 WLS: L BF: 37 H: 10 R: 2 ER: 2 SO: 10 BB: 3 IBB: 0 HBP: 0 BLK: 1 WP: 0 HR: 0 S: 36 P: 48 ERA: 2.08 WHIP: 1.500															PITCHER				

AB	32
R	1
H	6
RBI	1
BB	6
SO	6
LOB	16



Batter	1	2	3	4	5	6	7	8	9	AB	R	H	RBI	BB	SO	LOB	TOP				
Sandy Alomar Sr., S OBP: 0.267, SLG: 0.229 (1, 4)	F7		F8		F8			K		5	0	2	0	0	1	3					
Vada Pinson, L OBP: 0.297, SLG: 0.405 (1, 9)	F7		SF9		F9			4-3	F7	4	0	0	1	0	0	3					
Tom McCraw, L OBP: 0.343, SLG: 0.278 Winston Llenas, R OBP: 0.365, SLG: 0.411 (8, FH) Leroy Stanton, R OBP: 0.288, SLG: 0.400 (8, FR)	BB		CS	F7		4-3		BB		2	0	0	0	1	0	0					
Mike Epstein, L OBP: 0.311, SLG: 0.297 (1, 3)	F8					P5		BB	BB	3	1	1	0	1	0	1					
Bob Oliver, R OBP: 0.300, SLG: 0.409 (1, 10)		F9		P4			G4-6-3	BB	BB	3	1	1	1	1	0	1					
Ken Berry, R OBP: 0.328, SLG: 0.376 (1, 8)		F9		F9			G4-6-3	BB	BB	3	0	0	0	1	0	2					
Al Gallagher, R OBP: 0.350, SLG: 0.301 (1, 5)							F9			4	0	2	2	0	1	0					
Rudy Meoli, L OBP: 0.286, SLG: 0.270 (1, 6)			4-3		P3			BB	BB	4	1	1	0	0	0	1					
Art Kusnyer, R OBP: 0.169, SLG: 0.179 (1, 2)			BB					FC	P6	3	2	1	0	1	0	1					
Inning Stats	R: 0 E: 0 K: 0 S: 3	H: 0 LOB: 1 BB: 1 P: 7	R: 0 E: 0 K: 1 S: 5	H: 0 LOB: 0 BB: 0 P: 5	R: 1 E: 0 K: 0 S: 4	H: 2 LOB: 0 BB: 0 P: 4	R: 0 E: 0 K: 0 S: 4	H: 1 LOB: 1 BB: 0 P: 4	R: 0 E: 0 K: 0 S: 3	H: 0 LOB: 0 BB: 0 P: 3	R: 0 E: 0 K: 0 S: 2	H: 0 LOB: 0 BB: 1 P: 6	R: 5 E: 0 K: 1 S: 9	H: 4 LOB: 2 BB: 2 P: 17	R: 0 E: 0 K: 0 S: 4	H: 1 LOB: 1 BB: 0 P: 4	1B: 7 2B: 3 3B: 0 HR: 0	SF: 1 SAC: 0 DP: 2 HBP: 0	WP: 0 PB: 0 SB: 0 CS: 1	PA: 39	
PITCHER	IP	WLS	BF	H	R	ER	SO	BB	IBB	HBP	BLK	WP	HR	S	P	ERA	WHIP				
Jim Perry, R ERA: 3.37 (1, 1)	7.1	L	28	5	3	3	2	3	0	0	0	0	0	29	41	3.68	1.091				
Fred Scherman, L ERA: 5.79 (8, 1)	0.1		1	0	0	0	0	0	0	0	0	0	0	1	1	0.00	0.000				
Bob Miller, R ERA: 4.08 (8, 1)	0.0		3	2	1	1	0	1	0	0	0	0	0	2	6	∞	∞				
Ed Farmer, R ERA: 3.11 (8, 1)	1.1		7	2	2	2	0	1	0	0	0	0	0	5	9	13.50	2.250				

California Angels @ Detroit Tigers
Tiger Stadium, Detroit, MI
Sun Jul 15 1973, 3:33 AM EDT
Att: 41,411 - Unknown

AB 32
R 6
H 9
RBI 6
BB 5
SO 2
LOB 12



Batter	1	2	3	4	5	6	7	8	9	AB	R	H	RBI	BB	SO	LOB	BOTTOM				
Jim Northrup, L OBP: 0.317, SLG: 0.386 (1, 7)	F9		K			F8		F8		4	0	0	0	0	1	0					
Mickey Stanley, R OBP: 0.288, SLG: 0.375 (1, 8)	K					K			6-3	3	0	0	0	1	2	0					
Gates Brown, L OBP: 0.329, SLG: 0.365 (1, 10)									L6	2	0	0	0	2	1	1					
Norm Cash, L OBP: 0.324, SLG: 0.484 (1, 3)	K					4-3			P6	4	0	0	0	0	2	3					
Duke Sims, L OBP: 0.345, SLG: 0.386 (1, 2)		K				K				3	0	0	0	0	3	1					
Dick McAuliffe, L OBP: 0.362, SLG: 0.412 (1, 4)		K				K				3	0	0	0	0	3	0					
Dick Sharon, R OBP: 0.254, SLG: 0.464 (1, 9)										2	0	0	0	1	2	0					
Aurelio Rodriguez, R OBP: 0.259, SLG: 0.352 (1, 5)						K			5-3	3	0	0	0	0	2	1					
Ed Brinkman, R OBP: 0.316, SLG: 0.376 (1, 6)									K	3	0	0	0	0	1	1					
Inning Stats	R: 0 E: 0 K: 2 S: 7	H: 0 LOB: 1 BB: 1 P: 11	R: 0 E: 0 K: 3 S: 9	H: 0 LOB: 0 BB: 0 P: 9	R: 0 E: 0 K: 2 S: 7	H: 0 LOB: 0 BB: 0 P: 7	R: 0 E: 0 K: 3 S: 9	H: 0 LOB: 1 BB: 1 P: 13	R: 0 E: 0 K: 1 S: 5	H: 0 LOB: 1 BB: 1 P: 9	R: 0 E: 0 K: 3 S: 9	H: 0 LOB: 0 BB: 0 P: 9	R: 0 E: 0 K: 1 S: 5	H: 0 LOB: 0 BB: 0 P: 5	R: 0 E: 0 K: 0 S: 3	H: 0 LOB: 0 BB: 0 P: 3	1B: 0 2B: 0 3B: 0 HR: 0	SF: 0 SAC: 0 DP: 0 HBP: 0	WP: 0 PB: 0 SB: 0 CS: 0	PA: 31	
PITCHER	IP	WLS	BF	H	R	ER	SO	BB	IBB	HBP	BLK	WP	HR	S	P	ERA	WHIP				
Nolan Ryan, R ERA: 2.9 (1, 1)	9.0	W	31	0	0	0	17	4	0	0	0	0	0	61	77	0.00	0.444				

California Angels @ Detroit Tigers
Tiger Stadium, Detroit, MI
Sun Jul 15 1973, 3:33 AM EDT
Att: 41,411 - Unknown

AB 27
R 0
H 0
RBI 0
BB 4
SO 17
LOB 7



Batter	1	2	3	4	5	6	7	8	9	AB	R	H	RBI	BB	SO	LOB	TOP										
Freddie Patek, R OBP: 0.328, SLG: 0.326	P3		F5			FC5-6		S BB 1B		4	2	1	0	1	0	2	Kansas City Royals @ Detroit Tigers Tiger Stadium, Detroit, MI Mon Jul 16 1973, 7:05 PM EDT Att: 27,360 - Unknown										
Cookie Rojas, R OBP: 0.310, SLG: 0.357 Bobby Floyd, R OBP: 0.389, SLG: 0.400	BB		6-3			4-3	SF8	S 1B		2	0	0	0	1	0	1											
Amos Otis, R OBP: 0.348, SLG: 0.482	K		HR			L9		S 1B		4	2	2	3	1	1	2											
John Mayberry, L OBP: 0.439, SLG: 0.539	4-3		FC4-6 1B			E 1B		CS 1B		3	0	1	0	2	0	1											
Ed Kirkpatrick, L OBP: 0.373, SLG: 0.430		G6-4-3 E HR BB	FC4-6			K		1B 1B		3	2	0	0	2	2	5											
Rick Reichardt, R OBP: 0.324, SLG: 0.387 Hal McRae, R OBP: 0.266, SLG: 0.252	E6		CS 1B			E6		1B 1B		3	0	1	0	0	0	2											
Lou Piniella, R OBP: 0.279, SLG: 0.350	G6-4-3		K			L9		1B 1B		5	0	1	1	0	1	7											
Paul Schaaf, R OBP: 0.381, SLG: 0.401	HR		1B			FC5-6 SF8 BB		G6-4-3 BB		3	2	2	3	2	0	1											
Fran Healy, R OBP: 0.316, SLG: 0.350	5-3		4-3			FC5-6 1B		G6-4-3 F7		5	0	1	0	0	0	3											
Inning Stats	R: 0 E: 0 K: 1 S: 5	H: 0 LOB: 1 BB: 1 P: 9	R: 2 E: 1 K: 0 S: 4	H: 1 LOB: 0 BB: 1 P: 8	R: 1 E: 0 K: 0 S: 5	H: 2 LOB: 1 BB: 0 P: 5	R: 0 E: 0 K: 1 S: 6	H: 2 LOB: 1 BB: 0 P: 6	R: 2 E: 1 K: 0 S: 6	H: 0 LOB: 2 BB: 3 P: 18	R: 1 E: 0 K: 0 S: 4	H: 1 LOB: 1 BB: 1 P: 8	R: 0 E: 0 K: 1 S: 5	H: 1 LOB: 1 BB: 1 P: 9	R: 2 E: 0 K: 0 S: 3	H: 2 LOB: 1 BB: 2 P: 11		R: 2 E: 0 K: 0 S: 5	H: 2 LOB: 1 BB: 1 P: 9	1B: 9 2B: 1 3B: 0 HR: 2	SF: 1 SAC: 0 DP: 4 HBP: 0	WP: 0 PB: 0 SB: 5 CS: 2	PA: 46				
PITCHER	IP	WLS	BF	H	R	ER	SO	BB	IBB	HBP	BLK	WP	HR	S	P	ERA	WHIP										
Mike Strahler, R ERA: 3.48	4.1	L	21	5	5	3	2	3	1	0	0	0	2	21	37	6.23	1.846										
Fred Scherman, L ERA: 5.73	0.1		2	0	0	0	1	1	0	0	0	0	0	3	7	0.00	3.000										
Bob Miller, R ERA: 4.15	1.1		7	1	1	1	0	1	0	0	0	0	0	6	10	6.75	1.500										
Woodie Fryman, L ERA: 5.84	2.0		9	3	2	2	1	3	0	0	0	0	0	8	20	9.00	3.000										
Ed Farmer, R ERA: 3.49	1.0		6	2	2	2	0	1	0	0	0	0	0	5	9	18.00	3.000										
Batter	1	2	3	4	5	6	7	8	9	AB	R	H	RBI	BB	SO	LOB	BOTTOM										
Jim Northrup, L OBP: 0.321, SLG: 0.388	G3		L1-6-3 1B			4-3		L7 1B		4	0	2	0	0	0	0	Kansas City Royals @ Detroit Tigers Tiger Stadium, Detroit, MI Mon Jul 16 1973, 7:05 PM EDT Att: 27,360 - Unknown										
Al Kaline, R OBP: 0.282, SLG: 0.307	K		L1-6-3			L6-3		1B		4	0	1	0	0	1	1											
Gates Brown, L OBP: 0.332, SLG: 0.364	4-3					5-3 1B		L7		3	1	1	0	1	0	2											
Norm Cash, L OBP: 0.327, SLG: 0.498		FC3-6 BB 1B				P6		F7		4	1	2	2	0	0	3											
Bill Freehan, R OBP: 0.320, SLG: 0.310	F9		5-3			1H HR		F7		4	0	1	0	0	0	2											
Dick McAuliffe, L OBP: 0.360, SLG: 0.406	FC3-6 BB		F8			P3		G5-4-3 1B		4	0	1	0	0	0	2											
Mickey Stanley, R OBP: 0.285, SLG: 0.371	FC3-6		5-3			F8		G5-4-3		4	0	0	0	0	0	3											
Aurelio Rodriguez, R OBP: 0.257, SLG: 0.349	6-3		6-3			6-3				3	0	0	0	0	0	2											
Ed Brinkman, R OBP: 0.313, SLG: 0.373			6-3			K		P5		3	0	0	0	0	1	0											
Inning Stats	R: 0 E: 0 K: 1 S: 5	H: 0 LOB: 0 BB: 0 P: 5	R: 0 E: 0 K: 0 S: 4	H: 1 LOB: 2 BB: 1 P: 8	R: 0 E: 0 K: 0 S: 3	H: 1 LOB: 0 BB: 0 P: 3	R: 0 E: 0 K: 1 S: 4	H: 1 LOB: 1 BB: 0 P: 4	R: 0 E: 0 K: 0 S: 5	H: 0 LOB: 0 BB: 0 P: 5	R: 2 E: 0 K: 0 S: 4	H: 1 LOB: 0 BB: 1 P: 8	R: 0 E: 0 K: 0 S: 3	H: 0 LOB: 0 BB: 0 P: 3	R: 0 E: 0 K: 0 S: 5	H: 2 LOB: 2 BB: 0 P: 5		R: 0 E: 0 K: 0 S: 3	H: 1 LOB: 0 BB: 0 P: 3	1B: 6 2B: 0 3B: 0 HR: 1	SF: 0 SAC: 0 DP: 2 HBP: 0	WP: 0 PB: 0 SB: 0 CS: 0	PA: 34				
PITCHER	IP	WLS	BF	H	R	ER	SO	BB	IBB	HBP	BLK	WP	HR	S	P	ERA	WHIP										
Dick Drago, R ERA: 3.75	9.0	W	34	7	2	2	2	2	0	0	0	0	1	36	44	2.00	1.000										

Batter	1	2	3	4	5	6	7	8	9	AB	R	H	RBI	BB	SO	LOB	TOP											
Freddie Patek, R OBP: 0.327, SLG: 0.329	P2		S HR 2B		F7		F7			4	1	1	0	0	0	1	Kansas City Royals @ Detroit Tigers Tiger Stadium, Detroit, MI Tue Jul 17 1973, 7:05 PM EDT Att: 19,903 - Unknown - 81 F											
Cookie Rojas, R OBP: 0.306, SLG: 0.353	L7		B1		K			5-3		4	0	0	0	0	1	1												
Amos Otis, R OBP: 0.350, SLG: 0.499	E5		HR					K		4	2	2	3	0	1	0												
Kurt Bevacqua, R OBP: 0.347, SLG: 0.382	CS		F9					K		4	0	3	0	0	0	0												
Rick Reichardt, R OBP: 0.317, SLG: 0.377		4-3			F8		G5-4-3	F8		4	0	0	0	0	0	3												
Lou Piniella, R OBP: 0.285, SLG: 0.359		1B					K			3	1	2	0	1	1	0												
Hal McRae, R Steve Hovley, L OBP: 0.253, SLG: 0.253 (9, PR)		2B			F9		F8			3	0	1	1	1	0	1												
Paul Schaaf, R OBP: 0.379, SLG: 0.397		1B			K		S BB	F3		3	0	0	0	1	1	4												
Fran Healy, R OBP: 0.310, SLG: 0.342			F3		F8		4-3	3-1		4	0	0	0	0	0	3												
Inning Stats	R: 0 E: 1 K: 0 S: 3	H: 0 LOB: 0 BB: 0 P: 3	R: 1 E: 0 K: 0 S: 5	H: 3 LOB: 1 BB: 0 P: 5	R: 2 E: 0 K: 0 S: 5	H: 2 LOB: 0 BB: 0 P: 5	R: 0 E: 0 K: 1 S: 5	H: 0 LOB: 1 BB: 1 P: 9	R: 0 E: 0 K: 1 S: 5	H: 0 LOB: 0 BB: 0 P: 5	R: 1 E: 0 K: 1 S: 6	H: 2 LOB: 0 BB: 0 P: 6	R: 0 E: 0 K: 1 S: 3	H: 0 LOB: 1 BB: 1 P: 7	R: 0 E: 0 K: 1 S: 6	H: 1 LOB: 1 BB: 0 P: 6	R: 0 E: 0 K: 0 S: 3	H: 1 LOB: 2 BB: 1 P: 7	1B: 3 2B: 4 3B: 0 HR: 2	SF: 0 SAC: 0 DP: 1 HBP: 0	WP: 0 PB: 0 SB: 2 CS: 3	PA: 37						
PITCHER	IP	WLS	BF	H	R	ER	SO	BB	IBB	HBP	BLK	WP	HR	S	P	ERA	WHIP											
Mickey Lolich, L ERA: 3.42	(1, 1)	8.0	L	34	9	4	4	4	3	0	0	0	0	2	39	51	4.50	1.500										
John Hiller, L ERA: 1.61	(9, 1)	1.0		2	0	0	0	0	0	0	0	0	0	2	2	0.00	0.000											

Batter	1	2	3	4	5	6	7	8	9	AB	R	H	RBI	BB	SO	LOB	BOTTOM											
Jim Northrup, L OBP: 0.322, SLG: 0.394	F8				3-1				G3	4	0	1	0	1	0	0	Kansas City Royals @ Detroit Tigers Tiger Stadium, Detroit, MI Tue Jul 17 1973, 7:05 PM EDT Att: 19,903 - Unknown - 81 F											
Mickey Stanley, R OBP: 0.285, SLG: 0.369	1B		6-3		6-3		6-3			4	0	1	0	0	0	2												
Gates Brown, L OBP: 0.335, SLG: 0.364	1B		G3-6-3		P6			F8		3	0	1	0	1	0	0												
Norm Cash, L OBP: 0.322, SLG: 0.489	F7		G3-6-3		F8			G3		4	0	0	0	0	0	4												
Duke Sims, L Dick Sharon, R OBP: 0.352, SLG: 0.411 (8, PR)	L9				HR		HR	BB		4	2	3	1	0	0	2												
Dick McAuliffe, L OBP: 0.366, SLG: 0.423		F7			HR		HR	1B		0	0	0	0	0	0	0												
Rich Reese, L Bill Freehan, R OBP: 0.200, SLG: 0.214 (9, 2)		3-1			4-3		G3-6	F8		4	0	0	0	0	0	3												
Aurelio Rodriguez, R Willie Horton, R OBP: 0.258, SLG: 0.352 (9, PH)					F3		K	G2		3	0	1	0	0	1	0												
Ed Brinkman, R Al Kaline, R OBP: 0.310, SLG: 0.369 (9, PH)		1-3			F8		5-3	L5-3		3	0	0	0	0	0	1												
Inning Stats	R: 0 E: 0 K: 0 S: 5	H: 2 LOB: 2 BB: 0 P: 5	R: 0 E: 0 K: 0 S: 4	H: 1 LOB: 1 BB: 0 P: 4	R: 0 E: 0 K: 0 S: 3	H: 1 LOB: 1 BB: 1 P: 7	R: 2 E: 0 K: 0 S: 5	H: 2 LOB: 0 BB: 0 P: 5	R: 0 E: 0 K: 0 S: 3	H: 0 LOB: 0 BB: 0 P: 3	R: 1 E: 0 K: 0 S: 4	H: 2 LOB: 0 BB: 0 P: 4	R: 0 E: 0 K: 1 S: 5	H: 0 LOB: 1 BB: 1 P: 9	R: 0 E: 0 K: 0 S: 4	H: 1 LOB: 2 BB: 1 P: 8	R: 0 E: 0 K: 0 S: 3	H: 0 LOB: 0 BB: 0 P: 3	1B: 5 2B: 1 3B: 1 HR: 2	SF: 0 SAC: 0 DP: 2 HBP: 0	WP: 0 PB: 0 SB: 0 CS: 0	PA: 37						
PITCHER	IP	WLS	BF	H	R	ER	SO	BB	IBB	HBP	BLK	WP	HR	S	P	ERA	WHIP											
Al Fitzmorris, R ERA: 4.5	(1, 1)	6.0	W	25	8	3	3	0	1	0	0	0	0	2	24	28	4.50	1.500										
Doug Bird, R ERA: 3.27	(7, 1)	3.0	S	12	1	0	0	1	2	0	0	0	0	12	20	0.00	1.000											


Batter	1	2	3	4	5	6	7	8	9	AB	R	H	RBI	BB	SO	LOB	TOP						
Freddie Patek, R OBP: 0.326, SLG: 0.338 Gail Hopkins, L OBP: 0.400, SLG: 0.394	F3		F9		L9		HR		F9	4	1	1	1	0	0	1	Kansas City Royals @ Detroit Tigers Tiger Stadium, Detroit, MI Wed Jul 18 1973, 7:05 PM EDT Att: 19,256 - Unknown - 84 F						
Cookie Rojas, R OBP: 0.309, SLG: 0.352 Frank White, R OBP: 0.273, SLG: 0.278	CS BB		F7		F BB SF9 BB		4-3 BB		1B	1	1	0	0	2	0	0							
Amos Otis, R OBP: 0.350, SLG: 0.496 Steve Howley, L OBP: 0.342, SLG: 0.308	K		L7		E BB		4-3		1B	2	0	0	0	1	1	1							
Kurt Bevacqua, R OBP: 0.343, SLG: 0.376		K		SH1-4 1B	E4		5-3		F8	5	1	1	1	0	1	5							
Ed Kirkpatrick, L OBP: 0.375, SLG: 0.430	1B BB			SH1-4 1B	SF9		3-1			2	0	1	1	1	0	1							
Rick Reichardt, R OBP: 0.311, SLG: 0.371	L9			SH1-4	L9				F9	3	0	0	0	0	0	3							
Lou Piniella, R OBP: 0.287, SLG: 0.361	BB 1B			6-3					6-3	4	0	2	1	0	0	1							
Paul Schaal, R OBP: 0.379, SLG: 0.394 Hal McRae, R OBP: 0.269, SLG: 0.252	1-2 BB			F7	G6-4-3				F3	2	0	0	0	1	0	2							
Fran Healy, R OBP: 0.310, SLG: 0.342 Carl Taylor, R OBP: 0.363, SLG: 0.225	6-3				BB E 1B				6-3	1	0	0	0	0	0	0							
Inning Stats	R: 0 E: 0 K: 1 S: 4	H: 0 LOB: 1 BB: 1 P: 8	R: 0 E: 0 K: 1 S: 6	H: 1 LOB: 3 BB: 2 P: 14	R: 0 E: 0 K: 0 S: 3	H: 0 LOB: 0 BB: 0 P: 3	R: 1 E: 0 K: 0 S: 5	H: 2 LOB: 1 BB: 0 P: 5	R: 2 E: 0 K: 0 S: 5	H: 1 LOB: 2 BB: 2 P: 13	R: 0 E: 0 K: 0 S: 3	H: 1 LOB: 1 BB: 1 P: 3	R: 1 E: 0 K: 0 S: 4	H: 1 LOB: 1 BB: 1 P: 8	R: 0 E: 0 K: 0 S: 3	H: 0 LOB: 0 BB: 0 P: 3		R: 0 E: 0 K: 0 S: 5	H: 2 LOB: 2 BB: 0 P: 5	1B: 7 2B: 1 3B: 0 HR: 1	SF: 1 SAC: 1 DP: 2 HBP: 0	WP: 0 PB: 0 SB: 0 CS: 1	PA: 40
PITCHER Joe Coleman, R ERA: 3.57	IP: 9.0 WLS: W BF: 40 H: 8 R: 4 ER: 3 SO: 2 BB: 6 IBB: 0 HBP: 0 BLK: 0 WP: 0 HR: 1 S: 38 P: 62 ERA: 3.00 WHIP: 1.556															PITCHER							

Batter	1	2	3	4	5	6	7	8	9	AB	R	H	RBI	BB	SO	LOB	BOTTOM				
Jim Northrup, L OBP: 0.328, SLG: 0.396	6-3 1B	4-3		P6	SH3					4	0	2	0	1	0	5	Kansas City Royals @ Detroit Tigers Tiger Stadium, Detroit, MI Wed Jul 18 1973, 7:05 PM EDT Att: 19,256 - Unknown - 84 F				
Mickey Stanley, R OBP: 0.285, SLG: 0.378	6-3			HR	5-3	F7		F8		6	2	2	2	0	0	4					
Gates Brown, L OBP: 0.339, SLG: 0.382 Frank Howard, R OBP: 0.338, SLG: 0.390	6-3			G3-6 1B	1B HR			FC5-4		3	1	2	3	0	0	1					
Duke Sims, L OBP: 0.363, SLG: 0.440	F9			G3-6 BB	1B 2B			FC5-4		2	1	0	0	1	0	1					
Dick McAuliffe, L OBP: 0.375, SLG: 0.446		BB 1B BB		G3-6	1B 2B			1B 2B		4	2	3	4	1	0	2					
Al Kaline, R OBP: 0.280, SLG: 0.304 Dick Sharon, R OBP: 0.264, SLG: 0.471	L8			1-2 2-3	2H 1B			1B		4	0	1	0	0	1	3					
Norm Cash, L OBP: 0.323, SLG: 0.487 Tony Taylor, R OBP: 0.259, SLG: 0.317	K			L8	1B			1B		1	0	1	0	0	0	0					
Aurelio Rodriguez, R OBP: 0.260, SLG: 0.352				SH2-3	1B			F8		3	1	1	0	1	0	1					
Ed Brinkman, R OBP: 0.313, SLG: 0.369	BB 1B			SH	BB			F9		3	1	1	0	1	0	1					
Inning Stats	R: 0 E: 0 K: 0 S: 4	H: 1 LOB: 3 BB: 2 P: 4	R: 0 E: 0 K: 1 S: 6	H: 1 LOB: 2 BB: 2 P: 14	R: 1 E: 0 K: 1 S: 6	H: 2 LOB: 1 BB: 1 P: 10	R: 5 E: 0 K: 0 S: 9	H: 6 LOB: 1 BB: 0 P: 9	R: 6 E: 1 K: 0 S: 8	H: 4 LOB: 1 BB: 2 P: 16	R: 0 E: 0 K: 0 S: 4	H: 1 LOB: 1 BB: 0 P: 4	R: 2 E: 0 K: 1 S: 8	H: 3 LOB: 1 BB: 0 P: 8	R: 0 E: 0 K: 0 S: 3	H: 0 LOB: 1 BB: 1 P: 7		1B: 12 2B: 2 3B: 0 HR: 4	SF: 0 SAC: 3 DP: 1 HBP: 0	WP: 0 PB: 0 SB: 0 CS: 0	PA: 48
PITCHER Steve Busby, R ERA: 4.72 Bruce Dal Canton, R ERA: 3.83 Steve Mingo, L ERA: 6.86 Gene Garber, R ERA: 4.15	IP: 3.2 WLS: L BF: 22 H: 9 R: 6 ER: 6 SO: 2 BB: 3 IBB: 0 HBP: 0 BLK: 0 WP: 0 HR: 2 S: 23 P: 35 ERA: 27.00 WHIP: 9.000															PITCHER					

Batter	1	2	3	4	5	6	7	8	9	AB	R	H	RBI	BB	SO	LOB	TOP										
Mickey Stanley, R OBP: 0.290, SLG: 0.381 (1, 8)	5-3	2B 1-3 1B		4-3			G1-6-3 1B	1-3 2-H 3-H 1B		5	0	3	2	0	0	0											
Tony Taylor, R OBP: 0.257, SLG: 0.319 (1, 4) (8, 5)	6-3			E4 1-5-4-3			G1-6-3 1-2†	F9		5	0	1	1	0	0	3											
Al Kaline, R OBP: 0.416, SLG: 0.305 Norm Cash, L OBP: 0.322, SLG: 0.485 (7, PH) (7, 3)	E 1B	L8		L5-4-3			3-1	6-3		3	0	1	0	0	0	3											
Ike Brown, R OBP: 0.415, SLG: 0.302 (9, PH)	1B			1-2						1	0	0	0	0	0	0											
Willie Horton, R OBP: 0.416, SLG: 0.607 Jim Northrup, L OBP: 0.332, SLG: 0.397 (5, PH) (5, 7)	E8 1-3 1B			1B 1B 1B			1-3	1B 1B 1B	FC6-4 BB	2	1	2	0	0	0	0											
Bill Freehan, R OBP: 0.314, SLG: 0.304 (1, 2)	P6			F3			K	P6	FC6-4	5	0	0	0	0	1	5											
Frank Howard, R OBP: 0.340, SLG: 0.392 Gates Brown, L OBP: 0.339, SLG: 0.381 (5, PH) (5, 10)				1B 1-2 1B			F3	1B 1-2 1B	6-3	2	0	1	0	0	0	0											
Dick Sharon, R OBP: 0.289, SLG: 0.486 (1, 9)				1B FC5-4 1B			K	1-2 2-3 1B		4	2	3	0	0	1	0											
Aurelio Rodriguez, R OBP: 0.284, SLG: 0.355 Dick McAuliffe, L OBP: 0.377, SLG: 0.448 (8, PH) (8, 4)				1-2 2-3 3-H 1B			K	1-2 2-3 3-H 1B		3	0	2	1	0	1	0											
Ed Brinkman, R OBP: 0.309, SLG: 0.364 (1, 6)	FC5-4 1-2† 2B			G5-3			6-3	P3		4	1	0	1	0	0	7											
Inning Stats	R: 0 E: 1 K: 0 S: 5	H: 2 LOB: 2 BB: 0 P: 5	R: 2 E: 0 K: 0 S: 7	H: 4 LOB: 2 BB: 0 P: 7	R: 1 E: 0 K: 0 S: 6	H: 4 LOB: 2 BB: 0 P: 6	R: 0 E: 0 K: 1 S: 3	H: 0 LOB: 0 BB: 0 P: 3	R: 0 E: 0 K: 2 S: 7	H: 0 LOB: 0 BB: 0 P: 7	R: 0 E: 0 K: 0 S: 3	H: 1 LOB: 0 BB: 0 P: 3	R: 3 E: 0 K: 0 S: 8	H: 5 LOB: 2 BB: 1 P: 8	R: 0 E: 0 K: 0 S: 3	H: 0 LOB: 1 BB: 1 P: 7	1B: 15 2B: 1 3B: 0 HR: 0	SF: 0 SAC: 0 DP: 3 HBP: 0	WP: 0 PB: 0 SB: 0 CS: 0	PA: 42							
PITCHER	IP	WLS	BF	H	R	ER	SO	BB	IBB	HBP	BLK	WP	HR	S	P	ERA	WHIP										
Jim Merritt, L ERA: 4.0 (1, 1)	2.1		16	9	3	3	0	0	0	0	0	0	0	16	16	11.57	3.857										
Bill Gogolewski, R ERA: 3.33 (3, 1)	5.1	W	21	7	3	3	3	0	0	0	0	0	0	27	27	5.06	1.312										
Don Durham, R ERA: (8, 1)	0.1		1	0	0	0	0	0	0	0	0	0	0	1	1	0.00	0.000										
Mike Paul, L ERA: 5.99 (9, 1)	1.0	S	4	0	0	0	0	1	0	0	0	0	0	3	7	0.00	1.000										

Detroit Tigers @ Texas Rangers
Arlington Stadium, Arlington, TX
Fri Jul 20 1973, 8:05 PM EDT
Att: 8,770 - Unknown


AB 41
R 6
H 16
RBI 6
BB 1
SO 3
LOB 19



Batter	1	2	3	4	5	6	7	8	9	AB	R	H	RBI	BB	SO	LOB	BOTTOM										
Vic Harris, S OBP: 0.311, SLG: 0.356 (1, 8)	K			1B BB				4-3		4	0	0	0	1	1	1											
Larry Bittner, L OBP: 0.288, SLG: 0.246 Jeff Burroughs, R OBP: 0.336, SLG: 0.421 (4, PH) (5, 9)	L6-3	1B BB		F8			L5-3			1	1	0	0	1	0	0											
Jim Spencer, L OBP: 0.349, SLG: 0.374 (1, 3)	1B 1-2 1B	L1-3		FC6-4 1-3 2-H 1B			3B 1B			4	2	3	1	0	0	0											
Alex Johnson, R OBP: 0.309, SLG: 0.363 Elliott Maddox, R OBP: 0.348, SLG: 0.261 (8, 7)	1B 1-2 2-H 1B	L5-3		FC6-4 1-2†			F9			4	1	1	1	0	0	3											
Jim Fregosi, R OBP: 0.353, SLG: 0.356 (1, 5)	2B 1-2 2-3 1B			L1-4-3 1B			1-H 3B			4	1	3	1	0	0	0											
Dick Billings, R OBP: 0.243, SLG: 0.234 (1, 10)	2B 1-2 2-3 3-H 1B			L1-4-3 1-2			K			4	1	2	1	0	1	2											
Jim Mason, L OBP: 0.289, SLG: 0.319 (1, 4)	E 1-3 2-H 3-H 2B			F9			L4-3 2-3			4	1	1	2	0	0	2											
Ken Suarez, R OBP: 0.368, SLG: 0.352 (1, 2)	E7 WP 2-H 3-H 1B			1B 2B			K			4	1	2	2	0	2	1											
Pete Mackanin, R OBP: 0.087, SLG: 0.068 (1, 6)	K			P1			F2			4	0	0	0	0	2	2											
Inning Stats	R: 6 E: 1 K: 2 S: 13	H: 6 LOB: 1 BB: 1 P: 17	R: 0 E: 0 K: 0 S: 3	H: 0 LOB: 0 BB: 0 P: 3	R: 0 E: 0 K: 0 S: 3	H: 1 LOB: 0 BB: 0 P: 3	R: 1 E: 0 K: 0 S: 5	H: 2 LOB: 2 BB: 1 P: 9	R: 0 E: 0 K: 1 S: 6	H: 1 LOB: 1 BB: 0 P: 6	R: 0 E: 0 K: 0 S: 3	H: 0 LOB: 0 BB: 0 P: 3	R: 1 E: 0 K: 1 S: 7	H: 2 LOB: 1 BB: 0 P: 7	R: 0 E: 0 K: 2 S: 7	H: 0 LOB: 0 BB: 0 P: 7	1B: 8 2B: 3 3B: 1 HR: 0	SF: 0 SAC: 0 DP: 1 HBP: 0	WP: 2 PB: 0 SB: 0 CS: 0	PA: 37							
PITCHER	IP	WLS	BF	H	R	ER	SO	BB	IBB	HBP	BLK	WP	HR	S	P	ERA	WHIP										
Jim Perry, R ERA: 3.73 (1, 1)	0.1	L	7	5	6	6	1	1	0	0	0	1	0	15	19	2.70	1.500										
Woodie Fryman, L ERA: 5.72 (4, 1)	3.1		14	4	1	1	1	1	0	0	0	1	0	17	17	2.70	0.900										
John Hiller, L ERA: 1.58 (8, 1)	1.0		3	0	0	0	2	0	0	0	0	0	0	7	7	0.00	0.000										

Detroit Tigers @ Texas Rangers
Arlington Stadium, Arlington, TX
Fri Jul 20 1973, 8:05 PM EDT
Att: 8,770 - Unknown


AB 35
R 8
H 12
RBI 8
BB 2
SO 6
LOB 13



Batter	1	2	3	4	5	6	7	8	9	AB	R	H	RBI	BB	SO	LOB	TOP										
Mickey Stanley, R (1.8) OBP: 0.286, SLG: 0.376	F3		K			F9		P5		4	0	0	0	0	1	0											
Tony Taylor, R (1.4) OBP: 0.256, SLG: 0.318	6-3					6-3		F9		4	0	1	0	0	0	0											
Dick Sharon, R (1.7) OBP: 0.300, SLG: 0.481	K					1B		K		3	0	1	0	1	2	0											
Willie Horton, R (1.10) OBP: 0.409, SLG: 0.595		F3				K				4	1	0	0	0	1	2											
Al Kaline, R (1.9) OBP: 0.289, SLG: 0.328										4	1	3	1	0	0	0											
Frank Howard, R (1.3) OBP: 0.333, SLG: 0.383		2B								3	0	0	0	0	0	3											
Norm Cash, L (8.3) OBP: 0.321, SLG: 0.483	6-3									1	0	0	0	0	0	0											
Bill Freehan, R (1.2) OBP: 0.314, SLG: 0.317										3	1	1	2	0	0	1											
Aurelio Rodriguez, R (1.5) OBP: 0.262, SLG: 0.352			K							3	0	0	0	0	1	0											
Ed Brinkman, R (1.6) OBP: 0.306, SLG: 0.361			K							3	0	0	0	0	2	0											
Inning Stats	R: 0 E: 0 K: 1 S: 5	H: 0 LOB: 0 BB: 0 P: 5	R: 0 E: 0 K: 0 S: 4	H: 1 LOB: 1 BB: 0 P: 4	R: 0 E: 0 K: 3 S: 9	H: 0 LOB: 0 BB: 0 P: 9	R: 1 E: 0 K: 0 S: 5	H: 3 LOB: 1 BB: 0 P: 5	R: 0 E: 0 K: 1 S: 5	H: 0 LOB: 0 BB: 0 P: 5	R: 2 E: 0 K: 0 S: 5	H: 2 LOB: 0 BB: 0 P: 5	R: 0 E: 0 K: 1 S: 5	H: 0 LOB: 0 BB: 0 P: 3	R: 0 E: 0 K: 0 S: 3	H: 0 LOB: 0 BB: 0 P: 3	1B: 2 2B: 3 3B: 0 HR: 1	SF: 0 SAC: 0 DP: 0 HBP: 0	WP: 0 PB: 0 SB: 0 CS: 1	PA: 33							
PITCHER	IP	WLS	BF	H	R	ER	SO	BB	IBB	HBP	BLK	WP	HR	S	P	ERA	WHIP										
David Clyde, L (1.1) ERA: 4.37	6.1		25	6	3	3	6	1	0	0	0	0	1	36	40	4.26	1.105										
Jackie Brown, R (7.1) ERA: 1.64	2.2	W	8	0	0	0	1	0	0	0	0	0	0	10	10	0.00	0.000										

Detroit Tigers @ Texas Rangers
Arlington Stadium, Arlington, TX
Sat Jul 21 1973, 8:05 PM EDT
Att: 21,643 - Unknown


AB 32
R 3
H 6
RBI 3
BB 1
SO 7
LOB 6



Batter	1	2	3	4	5	6	7	8	9	AB	R	H	RBI	BB	SO	LOB	BOTTOM										
Davey Nelson, R (1.4) OBP: 0.319, SLG: 0.373	SH3									3	0	2	0	0	0	1											
Vic Harris, S (1.8) OBP: 0.307, SLG: 0.352	6-3		4-3							4	0	0	0	0	0	4											
Jim Fregosi, R (1.5) OBP: 0.351, SLG: 0.353	FC6-2		L4							4	1	1	0	0	1	2											
Alex Johnson, R (1.10) OBP: 0.311, SLG: 0.372	F7									4	2	2	1	0	1	1											
Jeff Burroughs, R (1.9) OBP: 0.335, SLG: 0.429										4	1	1	1	0	1	1											
Dick Billings, R (1.7) OBP: 0.237, SLG: 0.227										4	0	0	1	0	2	0											
Elliott Maddox, R (9.7) OBP: 0.348, SLG: 0.261										0	0	0	0	0	0	0											
Bill Sudakis, S (1.3) OBP: 0.240, SLG: 0.383										3	0	1	0	0	0	0											
Ken Suarez, R (1.2) OBP: 0.368, SLG: 0.352										3	0	1	0	0	0	1											
Pete Mackanin, R (1.6) OBP: 0.102, SLG: 0.085										3	0	1	0	0	1	1											
Inning Stats	R: 0 E: 1 K: 0 S: 4	H: 1 LOB: 1 BB: 0 P: 4	R: 0 E: 0 K: 2 S: 8	H: 1 LOB: 0 BB: 0 P: 8	R: 0 E: 0 K: 0 S: 4	H: 1 LOB: 1 BB: 0 P: 4	R: 1 E: 0 K: 0 S: 4	H: 1 LOB: 0 BB: 0 P: 4	R: 0 E: 0 K: 1 S: 6	H: 1 LOB: 1 BB: 0 P: 6	R: 2 E: 0 K: 0 S: 5	H: 2 LOB: 0 BB: 0 P: 5	R: 0 E: 0 K: 0 S: 4	H: 1 LOB: 1 BB: 0 P: 4	R: 1 E: 0 K: 3 S: 10	H: 1 LOB: 0 BB: 0 P: 10	1B: 6 2B: 1 3B: 0 HR: 2	SF: 0 SAC: 1 DP: 0 HBP: 0	WP: 2 PB: 0 SB: 1 CS: 0	PA: 33							
PITCHER	IP	WLS	BF	H	R	ER	SO	BB	IBB	HBP	BLK	WP	HR	S	P	ERA	WHIP										
Mickey Lolich, L (1.1) ERA: 3.46	8.0	L	33	9	4	4	6	0	0	0	0	2	2	45	45	4.50	1.125										

Detroit Tigers @ Texas Rangers
Arlington Stadium, Arlington, TX
Sat Jul 21 1973, 8:05 PM EDT
Att: 21,643 - Unknown


AB 32
R 4
H 9
RBI 3
BB 0
SO 6
LOB 11



Batter	1	2	3	4	5	6	7	8	9	AB	R	H	RBI	BB	SO	LOB	TOP										
Tommy Harper, R OBP: 0.342, SLG: 0.408 Rick Miller, L OBP: 0.344, SLG: 0.339	0-3 K	0-0 1-3 2-H 1B				0-0 BB 1B	0-0 5-3	4-0 BB		4	0	2	1	0	1	2											
Luis Aparicio, R OBP: 0.313, SLG: 0.307	0-0 HR 2B	0-0 P6				0-0 F7	0-0 6-3	0-0 L4		5	1	1	0	0	0	5											
Reggie Smith, S OBP: 0.396, SLG: 0.507	0-0 HR		0-0 F2			4-0 1-2 BB	0-0 4-3	0-0 L7		4	1	1	2	1	0	0											
Carl Yastrzemski, L OBP: 0.358, SLG: 0.432	0-0 CS 1B		0-0 WP 1B			0-3 K	0-0 HR 1B	0-0 F8		5	1	3	0	0	1	2											
Orlando Cepeda, R OBP: 0.329, SLG: 0.452	0-3 K		0-0 P4			0-0 F8	0-0 1-H HR	0-0 F8		5	1	1	2	0	1	4											
Rico Petrocelli, R OBP: 0.332, SLG: 0.415		0-0 F9	0-0 F2			0-0 FC6-4 1B	0-0 1-3			4	0	1	0	0	0	1											
Carlton Fisk, R OBP: 0.329, SLG: 0.482	0-3 K		0-0 P6			0-3 K	0-0 F9			4	0	0	0	0	2	1											
Doug Griffin, R OBP: 0.328, SLG: 0.388	0-0 S 1B		0-3 K			0-0 FC6-4 1B	0-0 L3-1			4	1	1	0	0	1	1											
Dwight Evans, R OBP: 0.311, SLG: 0.353	4-0 1B 1-2 BB		0-0 4-3			0-0 1-3 1B	4-0 E S BB			2	0	1	0	2	0	0											
Inning Stats	R: 2 E: 0 K: 2 S: 9	H: 3 LOB: 1 BB: 0 P: 9	R: 1 E: 0 K: 1 S: 7	H: 2 LOB: 2 BB: 1 P: 11	R: 0 E: 0 K: 0 S: 4	H: 1 LOB: 1 BB: 0 P: 4	R: 0 E: 0 K: 1 S: 5	H: 0 LOB: 0 BB: 0 P: 5	R: 0 E: 0 K: 1 S: 6	H: 2 LOB: 2 BB: 0 P: 7	R: 2 E: 0 K: 0 S: 5	H: 2 LOB: 0 BB: 0 P: 5	R: 0 E: 0 K: 0 S: 3	H: 0 LOB: 2 BB: 2 P: 11	R: 0 E: 0 K: 0 S: 3	H: 0 LOB: 0 BB: 0 P: 3	1B: 8 2B: 2 3B: 0 HR: 2	SF: 0 SAC: 0 DP: 1 HBP: 0	WP: 1 PA: 41								
PITCHER	IP	WLS	BF	H	R	ER	SO	BB	IBB	HBP	BLK	WP	HR	S	P	ERA	WHIP										
Mickey Lolich, L ERA: 3.56	(1, 1)	7.0	33	11	5	5	6	2	0	0	0	1	2	43	51	6.43	1.857										
Ed Farmer, R ERA: 3.38	(8, 1)	1.1	6	0	0	0	0	2	0	0	0	0	0	4	12	0.00	1.500										
John Hiller, L ERA: 1.5	(9, 1)	0.2	W	2	0	0	0	0	0	0	0	0	0	2	2	0.00	0.000										

Boston Red Sox @ Detroit Tigers
Tiger Stadium, Detroit, MI
Thu Jul 26 1973, 7:05 PM EDT
Att: 22,364 - Unknown - 76 F


AB 37
R 5
H 11
RBI 5
BB 4
SO 6
LOB 16



Batter	1	2	3	4	5	6	7	8	9	AB	R	H	RBI	BB	SO	LOB	BOTTOM										
Jim Northrup, L OBP: 0.333, SLG: 0.398 Dick Sharon, R OBP: 0.296, SLG: 0.474	0-0 F7			0-0 BB 1B	0-0 1-H 2-H 2B		0-3 K			3	0	2	2	0	0	0											
Mickey Stanley, R OBP: 0.284, SLG: 0.370	0-0 F8			0-3 K	0-0 F8		0-3 K			4	0	0	0	0	2	4											
Gates Brown, L OBP: 0.352, SLG: 0.399 Frank Howard, R OBP: 0.342, SLG: 0.438	0-0 3-1			4-0 1-2 BB		0-0 HR		0-0 HR		1	0	0	0	1	0	0											
Willie Horton, R OBP: 0.407, SLG: 0.587 Rich Reese, L OBP: 0.200, SLG: 0.214		0-0 5-3		0-3 K		0-0 F9		4-0 SH1-3 BB		3	0	0	0	1	1	2											
Duke Sims, L OBP: 0.354, SLG: 0.424	0-3 K			0-0 F2		4-0 G6-4-3 BB		0-0 SH1-3		2	0	0	0	1	1	2											
Dick McAuliffe, L OBP: 0.367, SLG: 0.435 Tony Taylor, R OBP: 0.259, SLG: 0.315	0-0 F8			0-0 F7		0-0 G6-4-3		4-0 1B BB		2	0	0	0	0	0	0											
Norm Cash, L OBP: 0.327, SLG: 0.494 Al Kaline, R OBP: 0.289, SLG: 0.327			0-3 K		0-0 1B 2B 1B		0-0 L8	0-0 G5-4-3 1B		2	1	1	0	0	1	0											
Aurelio Rodriguez, R OBP: 0.269, SLG: 0.363			0-0 P3		0-0 2B 1B		4-0 1B BB	0-0 G5-4-3		3	1	1	0	1	0	2											
Ed Brinkman, R OBP: 0.307, SLG: 0.367			0-3 K		0-0 F8		0-0 1-2 1B		0-0 HR	4	1	2	1	0	1	2											
Inning Stats	R: 0 E: 0 K: 0 S: 3	H: 0 LOB: 0 BB: 0 P: 3	R: 0 E: 0 K: 1 S: 5	H: 0 LOB: 0 BB: 0 P: 5	R: 0 E: 0 K: 2 S: 7	H: 0 LOB: 0 BB: 0 P: 7	R: 0 E: 0 K: 2 S: 8	H: 1 LOB: 2 BB: 1 P: 12	R: 2 E: 0 K: 0 S: 6	H: 3 LOB: 1 BB: 0 P: 6	R: 1 E: 0 K: 0 S: 3	H: 1 LOB: 0 BB: 1 P: 7	R: 0 E: 0 K: 2 S: 8	H: 1 LOB: 2 BB: 1 P: 12	R: 2 E: 0 K: 0 S: 4	H: 2 LOB: 2 BB: 2 P: 12	R: 1 E: 0 K: 0 S: 1	H: 1 LOB: 0 BB: 0 P: 1	1B: 5 2B: 1 3B: 0 HR: 3	SF: 0 SAC: 1 DP: 2 HBP: 0	WP: 0 PA: 36						
PITCHER	IP	WLS	BF	H	R	ER	SO	BB	IBB	HBP	BLK	WP	HR	S	P	ERA	WHIP										
Luis Tiant, R ERA: 3.76	(1, 1)							1	0	0	0	0	0	29	33	3.60	1.000										
Roger Moret, L ERA: 2.5	(6, 1)	2.1	12	3	3	3	2	3	0	0	0	0	2	13	25	11.57	2.571										
Bobby Bolin, R ERA: 3.0	(8, 1)	0.2	L	4	2	1	1	0	1	0	0	0	1	3	7	13.50	4.500										

Boston Red Sox @ Detroit Tigers
Tiger Stadium, Detroit, MI
Thu Jul 26 1973, 7:05 PM EDT
Att: 22,364 - Unknown - 76 F

AB 30
R 6
H 9
RBI 6
BB 5
SO 7
LOB 15




Batter	1	2	3	4	5	6	7	8	9	AB	R	H	RBI	BB	SO	LOB	TOP			
Mickey Stanley, R (1, 8) OBP: 0.282, SLG: 0.364	F9	F9			5-3			5-3		4	0	0	0	0	0	2				
Tony Taylor, R (1, 4) OBP: 0.259, SLG: 0.308	K		F8		F4			1B		4	0	1	0	0	1	0				
Al Kaline, R (1, 3) OBP: 0.304, SLG: 0.353	L4-3		FC5-4		1B		L5-3	FC5-4		4	0	2	0	0	0	0				
Willie Horton, R (1, 7) OBP: 0.406, SLG: 0.582		HR	FC5-4		1-2		F7	FC5-4		4	1	1	0	0	0	3				
Frank Howard, R (1, 10) OBP: 0.344, SLG: 0.457										4	1	2	2	0	1	1				
Jim Northrup, L (9, PR) OBP: 0.333, SLG: 0.398		2H	HR		K		5-3		SH1-4	0	1	0	0	0	0	0				
Bill Freehan, R (1, 2) OBP: 0.317, SLG: 0.317		1B			5-3				SH1-4	2	0	0	0	1	0	0				
Dick Sharon, R (1, 9) OBP: 0.281, SLG: 0.442		K			G1-4-3		5-3		1-3	4	0	1	0	0	1	3				
Aurelio Rodriguez, R (1, 5) OBP: 0.269, SLG: 0.362					G1-4-3		F7			4	0	2	1	0	0	1				
Ed Brinkman, R (1, 6) OBP: 0.306, SLG: 0.365		F9					F9		F8	4	0	0	0	0	0	3				
Inning Stats	R: 0 E: 0 K: 1 S: 5	H: 0 LOB: 0 BB: 0 P: 5	R: 2 E: 0 K: 1 S: 8	H: 3 LOB: 2 BB: 1 P: 12	R: 0 E: 0 K: 1 S: 6	H: 1 LOB: 1 BB: 0 P: 6	R: 0 E: 0 K: 0 S: 3	H: 1 LOB: 0 BB: 0 P: 3	R: 0 E: 0 K: 0 S: 3	H: 0 LOB: 0 BB: 0 P: 3	R: 0 E: 0 K: 0 S: 3	H: 0 LOB: 0 BB: 0 P: 3	R: 0 E: 0 K: 0 S: 5	H: 2 LOB: 2 BB: 0 P: 5	R: 1 E: 0 K: 0 S: 5	H: 2 LOB: 1 BB: 0 P: 5	1B: 7 2B: 1 3B: 0 HR: 1	SF: 0 SAC: 1 DP: 1 HBP: 0	WP: 0 PB: 0 SB: 0 CS: 0	PA: 36
PITCHER Mike Cuellar, L (1, 1) ERA: 3.57	IP: 9.0 WLS: L BF: 36	H: 9 R: 3 ER: 3 SO: 3	BB: 1 IBB: 0 HBP: 0 BLK: 0	WP: 0 HR: 1 S: 41 P: 45	ERA: 3.00 WHIP: 1.111															

TOP

Detroit Tigers @ Baltimore Orioles
Memorial Stadium, Baltimore, MD

Sat Jul 28 1973, 7:05 PM EDT
Att: 29,509 - Unknown

AB 34
R 3
H 9
RBI 3
BB 1
SO 3
LOB 13




Batter	1	2	3	4	5	6	7	8	9	AB	R	H	RBI	BB	SO	LOB	BOTTOM					
Al Bumbry, L (1, 7) OBP: 0.374, SLG: 0.500	L4		1-2		S		F8			3	0	1	1	0	0	1						
Rich Coggins, L (1, 9) OBP: 0.336, SLG: 0.420	F9		L3		F6			L4-3		4	0	0	0	0	0	3						
Tommy Davis, R (1, 10) OBP: 0.349, SLG: 0.410	L4-3		F7		L6-3			HR		4	1	1	1	0	0	3						
Boog Powell, L (1, 3) OBP: 0.359, SLG: 0.364		F9			K		K	L5-3		4	0	0	0	0	2	0						
Earl Williams, R (1, 2) OBP: 0.330, SLG: 0.393		F6			K		K	L5		4	0	0	0	0	2	0						
Paul Blair, R (1, 8) OBP: 0.350, SLG: 0.419		F9			1B		L6-3		F3	4	0	1	0	0	0	0						
Bobby Grich, R (1, 4) OBP: 0.367, SLG: 0.381			1B		1B		CS		F9	3	1	2	0	0	0	0						
Brooks Robinson, R (1, 5) OBP: 0.310, SLG: 0.321			F9		K		1-2			4	0	2	0	0	1	3						
Enos Cabell, R (9, PR) OBP: 0.237, SLG: 0.313							1-2		1B	0	0	0	0	0	0	0						
Mark Belanger, R (1, 6) OBP: 0.306, SLG: 0.251							F7			3	0	1	0	0	0	1						
Terry Crowley, L (9, PH) OBP: 0.296, SLG: 0.233			1B				F6		L1-3	1	0	0	0	0	0	1						
Inning Stats	R: 0 E: 0 K: 0 S: 3	H: 0 LOB: 0 BB: 0 P: 3	R: 0 E: 0 K: 0 S: 3	H: 0 LOB: 0 BB: 0 P: 3	R: 1 E: 0 K: 0 S: 6	H: 3 LOB: 2 BB: 0 P: 6	R: 0 E: 0 K: 3 S: 11	H: 2 LOB: 2 BB: 0 P: 11	R: 0 E: 0 K: 0 S: 3	H: 0 LOB: 1 BB: 0 P: 4	R: 0 E: 0 K: 2 S: 7	H: 0 LOB: 0 BB: 0 P: 7	R: 0 E: 0 K: 0 S: 3	H: 1 LOB: 1 BB: 0 P: 4	R: 0 E: 0 K: 0 S: 4	H: 1 LOB: 0 BB: 0 P: 4	R: 0 E: 0 K: 0 S: 4	H: 1 LOB: 1 BB: 0 P: 4	1B: 7 2B: 0 3B: 0 HR: 1	SF: 0 SAC: 0 DP: 0 HBP: 2	WP: 0 PB: 0 SB: 1 CS: 1	PA: 36
PITCHER Joe Coleman, R (1, 1) ERA: 3.54	IP: 8.0 WLS: W BF: 32	H: 7 R: 2 ER: 2 SO: 5	BB: 0 IBB: 0 HBP: 0 BLK: 0	WP: 0 HR: 1 S: 40 P: 42	ERA: 2.25 WHIP: 0.875																	
Bob Miller, R (9, 1) ERA: 4.04	IP: 1.0 WLS: S BF: 4	H: 1 R: 0 ER: 0 SO: 0	BB: 0 IBB: 0 HBP: 0 BLK: 0	WP: 0 HR: 0 S: 4 P: 4	ERA: 0.00 WHIP: 1.000																	

BOTTOM

Detroit Tigers @ Baltimore Orioles
Memorial Stadium, Baltimore, MD

Sat Jul 28 1973, 7:05 PM EDT
Att: 29,509 - Unknown


AB 34
R 2
H 8
RBI 2
BB 0
SO 5
LOB 12



Batter	1	2	3	4	5	6	7	8	9	AB	R	H	RBI	BB	SO	LOB	TOP					
Mickey Stanley, R OBP: 0.278, SLG: 0.359 (1.8)	6-3		F8		5-3	F8			F6	5	0	0	0	0	0	3						
Tony Taylor, R OBP: 0.263, SLG: 0.311 (1.4)	5-3		1B		L4				6-3	5	1	2	2	0	0	0						
Al Kaline, R OBP: 0.307, SLG: 0.356 (1.3)			1B																			
Ike Brown, R OBP: 0.426, SLG: 0.302 (6.7)	L8		1B		HR	L7																
Willie Horton, R OBP: 0.405, SLG: 0.579 (1.7)		6-3																				
Rich Reese, L OBP: 0.196, SLG: 0.210 (6.3)			1B						6-3	4	1	2	1	0	0	1						
Frank Howard, R OBP: 0.342, SLG: 0.472 (1.10)	K		5-3							4	1	1	3	0	1	2						
Bill Freehan, R OBP: 0.316, SLG: 0.316 (1.2)	F8									4	0	1	0	0	0	0						
Dick Sharon, R OBP: 0.290, SLG: 0.456 (1.9)			K		K					4	1	2	0	0	2	1						
Aurelio Rodriguez, R OBP: 0.271, SLG: 0.364 (1.5)			1B		F9				F7	3	2	1	1	1	0	1						
Ed Brinkman, R OBP: 0.307, SLG: 0.365 (1.6)			1B		F4				6-3	3	1	1	0	0	0	1						
Inning Stats	R: 0 E: 0 K: 0 S: 3	H: 0 LOB: 0 BB: 0 P: 3	R: 0 E: 0 K: 1 S: 5	H: 0 LOB: 0 BB: 0 P: 5	R: 3 E: 0 K: 1 S: 9	H: 4 LOB: 2 BB: 1 P: 13	R: 0 E: 0 K: 1 S: 6	H: 1 LOB: 1 BB: 0 P: 6	R: 3 E: 1 K: 0 S: 6	H: 2 LOB: 0 BB: 0 P: 6	R: 2 E: 0 K: 0 S: 6	H: 3 LOB: 1 BB: 0 P: 6	R: 0 E: 0 K: 0 S: 3	H: 0 LOB: 0 BB: 0 P: 3	R: 0 E: 0 K: 0 S: 3	H: 1 LOB: 0 BB: 0 P: 3	R: 0 E: 0 K: 0 S: 3	H: 0 LOB: 1 BB: 1 P: 7	1B: 8 2B: 2 3B: 0 HR: 1	SF: 0 SAC: 1 DP: 0 HBP: 0	WP: 0 PB: 0 SB: 0 CS: 0	PA: 40
PITCHER	IP	WLS	BF	H	R	ER	SO	BB	IBB	HBP	BLK	WP	HR	S	P	ERA	WHIP					
Don Hood, L ERA: 4.02 (1.1)	5.0	L	26	9	8	5	3	1	0	0	0	0	1	31	35	9.00	2.000					
Eddie Watt, R ERA: 3.64 (6.1)	4.0		14	2	0	0	0	1	0	0	0	0	0	13	17	0.00	0.750					

Detroit Tigers @ Baltimore Orioles
Memorial Stadium, Baltimore, MD
 Sun Jul 29 1973, 7:05 PM EDT
 Att: 16,504 - Unknown


AB 37
 R 8
 H 11
 RBI 8
 BB 2
 SO 3
 LOB 11





Batter	1	2	3	4	5	6	7	8	9	AB	R	H	RBI	BB	SO	LOB	BOTTOM					
Al Bumbry, L OBP: 0.376, SLG: 0.500 (1.7)	L4-3					1B			4-3	4	1	2	0	0	0	0						
Rich Coggins, L OBP: 0.339, SLG: 0.429 (1.9)	CS		SF8						G3	3	0	2	1	0	0	0						
Paul Blair, R OBP: 0.351, SLG: 0.418 (1.8)	FC6-4		L6						F9	3	0	1	1	1	0	1						
Tommy Davis, R OBP: 0.345, SLG: 0.405 (1.10)	FC6-4		F8							4	0	0	0	0	0	4						
Boog Powell, L OBP: 0.361, SLG: 0.364 (1.3)		L5-3							F8	3	0	1	0	1	0	0						
Bobby Grich, R OBP: 0.386, SLG: 0.382 (1.4)		L3							F8	4	1	1	0	0	0	2						
Brooks Robinson, R OBP: 0.309, SLG: 0.318 (1.5)										3	0	0	0	1	1	2						
Earl Williams, R OBP: 0.331, SLG: 0.395 (1.2)		L5-3							6-3	4	0	2	1	0	0	2						
Mark Belanger, R OBP: 0.305, SLG: 0.251 (1.6)			1B						F3	4	1	1	0	0	0	2						
Inning Stats	R: 0 E: 0 K: 0 S: 3	H: 1 LOB: 1 BB: 1 P: 7	R: 0 E: 0 K: 0 S: 2	H: 0 LOB: 2 BB: 2 P: 10	R: 1 E: 0 K: 0 S: 5	H: 2 LOB: 1 BB: 0 P: 5	R: 0 E: 0 K: 0 S: 3	H: 1 LOB: 0 BB: 0 P: 3	R: 1 E: 0 K: 0 S: 6	H: 4 LOB: 2 BB: 0 P: 6	R: 1 E: 0 K: 0 S: 5	H: 2 LOB: 1 BB: 0 P: 5	R: 0 E: 0 K: 0 S: 3	H: 0 LOB: 0 BB: 0 P: 3	R: 0 E: 0 K: 0 S: 3	H: 0 LOB: 0 BB: 0 P: 3	R: 0 E: 0 K: 1 S: 5	H: 0 LOB: 0 BB: 0 P: 5	1B: 8 2B: 2 3B: 0 HR: 0	SF: 1 SAC: 0 DP: 3 HBP: 0	WP: 0 PB: 0 SB: 0 CS: 1	PA: 36
PITCHER	IP	WLS	BF	H	R	ER	SO	BB	IBB	HBP	BLK	WP	HR	S	P	ERA	WHIP					
Mike Strahler, R ERA: 3.35 (1.1)	9.0	W	36	10	3	3	1	3	0	0	0	0	0	35	47	3.00	1.444					

Detroit Tigers @ Baltimore Orioles
Memorial Stadium, Baltimore, MD
 Sun Jul 29 1973, 7:05 PM EDT
 Att: 16,504 - Unknown

AB 32
 R 3
 H 10
 RBI 3
 BB 3
 SO 1
 LOB 13



Batter	1	2	3	4	5	6	7	8	9	AB	R	H	RBI	BB	SO	LOB	TOP					
Jim Northrup, L (1, 9) OBP: 0.336, SLG: 0.415	0-3 K		0-0 2B		0-0 F9		0-0 FC5-4 1B	0-0 G3		5	1	2	0	1	1		<p>Detroit Tigers @ Milwaukee Brewers Milwaukee County Stadium, Milwaukee, WI Tue Jul 31 1973, 8:05 PM EDT Unknown</p> <p>livebaseballscores.com</p> <p>AB 32 R 6 H 6 RBI 5 BB 8 SO 4 LOB 12</p> 					
Mickey Stanley, R (1, 8) OBP: 0.281, SLG: 0.359	0-0 4-3 2B		0-0 E5 SF8		4-0 FC5-4 BB		4-0 1B E	0-0 F7		3	2	1	0	2	0	0						
Gates Brown, L (1, 10) OBP: 0.353, SLG: 0.395	0-0 4-3 2-3		4-0 BB BB		0-3 K		0-0 E9 1B	0-0 G3		4	1	1	1	1	1	2						
Willie Horton, R (1, 7) OBP: 0.398, SLG: 0.566	0-0 F8		0-0 SF8		0-0 FC5-4		0-0 F7	0-0 F8		4	0	0	1	0	0	3						
Dick Sharon, R (9, 9) OBP: 0.290, SLG: 0.456			3-H BB		1-2 BB		1-2 BB	0-0 F8		0	0	0	0	0	0	0						
Dick McAuliffe, L (1, 4) OBP: 0.369, SLG: 0.443		0-0 P6	4-0 BB		0-0 G1		4-0 1B IBB	0-0 G3		3	0	0	0	2	0	0						
Bill Freehan, R (1, 2) OBP: 0.315, SLG: 0.315		0-0 5-3	0-0 BB		0-0 5-3		0-0 1B			4	0	1	1	0	0	2						
Norm Cash, L (1, 3) OBP: 0.327, SLG: 0.486		0-0 4-3			4-0 BB		4-0 IBB			2	0	0	0	2	0	0						
Rich Reese, L (9, 3) OBP: 0.196, SLG: 0.210					0-0 K		0-3 K			0	0	0	0	0	0	0						
Aurelio Rodriguez, R (1, 5) OBP: 0.271, SLG: 0.365			0-0 1B 2B		0-0 F9		0-3 K			4	1	1	0	0	2	4						
Ed Brinkman, R (1, 6) OBP: 0.305, SLG: 0.360			0-0 1-3 2B		0-0 6-3		4-0 FC5-4 BB	0-0 F9		3	1	1	0	1	0	0						
Inning Stats	R: 0 E: 0 K: 1 S: 6	H: 1 LOB: 1 BB: 0 P: 6	R: 0 E: 0 K: 0 S: 3	H: 0 LOB: 0 BB: 0 P: 3	R: 3 E: 2 K: 0 S: 6	H: 3 LOB: 2 BB: 2 P: 14	R: 0 E: 0 K: 0 S: 3	H: 0 LOB: 0 BB: 0 P: 3	R: 0 E: 0 K: 1 S: 5	H: 0 LOB: 1 BB: 1 P: 9	R: 0 E: 0 K: 1 S: 5	H: 0 LOB: 1 BB: 1 P: 9	R: 3 E: 1 K: 1 S: 7	H: 2 LOB: 3 BB: 4 P: 23	R: 0 E: 0 K: 0 S: 3	H: 0 LOB: 0 BB: 0 P: 3	R: 0 E: 0 K: 0 S: 3	H: 0 LOB: 0 BB: 0 P: 3	1B: 4 2B: 2 3B: 0 HR: 0	SF: 1 SAC: 0 DP: 0 HBP: 0	WP: 0 PB: 0 SB: 0 CS: 0	PA: 41
PITCHER Jim Colborn, R (1, 1) ERA: 2.86	IP: 9.0 WLS: L BF: 41	H: 6 R: 6 ER: 5 SO: 4	BB: 6 IBB: 2 HBP: 0 BLK: 0	WP: 0 HR: 0 S: 41 P: 73	ERA: 5.00 WHIP: 1.333	PITCHER														IP: WLS: BF: H: R: ER: SO: BB: IBB: HBP: BLK: WP: HR: S: P: ERA: WHIP		

Batter	1	2	3	4	5	6	7	8	9	AB	R	H	RBI	BB	SO	LOB	BOTTOM							
Bob Coluccio, R (1, 9) OBP: 0.295, SLG: 0.425	0-0 F2		0-0 4-3 1B		0-0 2B 3B		0-0 F9		4-0 1B BB	4	1	2	1	1	0	1	<p>Detroit Tigers @ Milwaukee Brewers Milwaukee County Stadium, Milwaukee, WI Tue Jul 31 1973, 8:05 PM EDT Unknown</p> <p>livebaseballscores.com</p> <p>AB 34 R 5 H 11 RBI 5 BB 6 SO 4 LOB 17</p> 							
Pedro Garcia, R (1, 4) OBP: 0.301, SLG: 0.380	0-0 P6		0-0 F9		0-0 BB 2B		0-0 CS		0-3 K	5	0	1	1	0	1	2								
Dave May, L (1, 8) OBP: 0.370, SLG: 0.502	0-0 2B 1B		0-0 4-3 1-2		0-0 F7		0-0 4-3		0-3 K	5	1	1	0	0	1	3								
George Scott, R (1, 3) OBP: 0.365, SLG: 0.466	0-0 1B 2B		0-0 F7		0-0 5-3		0-0 HR		0-0 1B	5	2	3	2	0	0	2								
Darrell Porter, L (1, 2) OBP: 0.369, SLG: 0.502	0-0 1B				4-0 CS BB		4-0 BB		0-0 4-3	2	0	1	1	2	0	0								
Ollie Brown, R (9, PH) OBP: 0.352, SLG: 0.412	0-0 2H 1B				4-0 CS BB		4-0 BB		0-0 4-3	1	0	0	0	0	0	2								
John Briggs, L (1, 7) OBP: 0.345, SLG: 0.410	0-0 6-3				4-0 1-2 BB		4-0 1-2 2-3 BB		0-0 SH1-4 1B	2	0	1	0	2	0	1								
Elie Rodriguez, R (1, 10) OBP: 0.380, SLG: 0.299		0-0 5-3			4-0 1-2 BB		0-0 6-3		0-0 SH1-4	2	0	0	0	1	0	3								
Tim Johnson, L (1, 6) OBP: 0.267, SLG: 0.259		0-0 F7			0-0 6-3		0-0 1-3		0-3 K	3	0	0	0	0	0	1								
Bobby Mitchell, R (9, PH) OBP: 0.269, SLG: 0.577									0-0 K	1	0	0	0	0	1	1								
Bob Heise, R (9, 6) OBP: 0.204, SLG: 0.208									0-0 K	0	0	0	0	0	0	0								
John Vukovich, R (1, 5) OBP: 0.198, SLG: 0.190		0-3 K			0-0 3B 1B		0-0 CS 1B		0-0 5-3	4	1	2	0	0	1	1								
Inning Stats	R: 2 E: 0 K: 0 S: 6	H: 3 LOB: 1 BB: 0 P: 6	R: 0 E: 0 K: 1 S: 5	H: 0 LOB: 0 BB: 0 P: 5	R: 0 E: 0 K: 0 S: 4	H: 1 LOB: 1 BB: 0 P: 4	R: 0 E: 0 K: 0 S: 1	H: 0 LOB: 1 BB: 3 P: 13	R: 2 E: 0 K: 0 S: 6	H: 3 LOB: 3 BB: 2 P: 14	R: 0 E: 0 K: 0 S: 3	H: 1 LOB: 0 BB: 0 P: 3	R: 1 E: 0 K: 0 S: 4	H: 1 LOB: 0 BB: 0 P: 4	R: 0 E: 0 K: 1 S: 6	H: 1 LOB: 1 BB: 0 P: 6	R: 0 E: 0 K: 2 S: 8	H: 1 LOB: 2 BB: 1 P: 12	1B: 7 2B: 2 3B: 1 HR: 1	SF: 0 SAC: 1 DP: 0 HBP: 0	WP: 0 PB: 0 SB: 0 CS: 3	PA: 42		
PITCHER Jim Perry, R (1, 1) ERA: 3.78	IP: 4.1 WLS: W BF: 21	H: 7 R: 4 ER: 4 SO: 1	BB: 3 IBB: 0 HBP: 0 BLK: 0	WP: 0 HR: 0 S: 20 P: 32	ERA: 8.31 WHIP: 2.308	PITCHER														IP: WLS: BF: H: R: ER: SO: BB: IBB: HBP: BLK: WP: HR: S: P: ERA: WHIP				
Bob Miller, R (5, 1) ERA: 3.91	1.2 W	7 1	0 0	0 0	2 0	0 0	0 0	0 0	5 13	0.00 1.800														
John Hiller, L (7, 1) ERA: 1.6	3.0 S	13 3	1 1	1 3	1 0	0 0	0 0	0 1	18 22	3.00 1.333														

Batter	1	2	3	4	5	6	7	8	9	AB	R	H	RBI	BB	SO	LOB	TOP					
Jim Northrup, L (1, 9) OBP: 0.337, SLG: 0.427	F7					6-3		P4		5	1	2	3	0	0	0	Detroit Tigers @ Milwaukee Brewers Milwaukee County Stadium, Milwaukee, WI Tue Jul 31 1973, 8:05 PM EDT Att: 27,315 - Unknown					
Mickey Stanley, R (1, 8) OBP: 0.283, SLG: 0.358	HR	F8		P4		1B		5-3		4	1	1	0	1	0	1						
Gates Brown, L (1, 10) OBP: 0.354, SLG: 0.395	F2					F9			1B WP	5	0	2	0	0	0	2						
Willie Horton, R (1, 7) Dick Sharon, R (6, 9) OBP: 0.400, SLG: 0.577 OBP: 0.297, SLG: 0.451	HR			6-3	F9			F9		4	1	2	2	0	0	1						
Duke Sims, L (1, 2) OBP: 0.353, SLG: 0.432	G3					4-3			1B	1	0	0	0	0	0	1						
Dick McAuliffe, L (1, 4) OBP: 0.373, SLG: 0.462									1B	4	1	1	0	1	0	3						
Norm Cash, L (1, 3) Rich Reese, L (7, PR) OBP: 0.196, SLG: 0.210									G4-6-3	5	3	3	2	0	0	2						
Aurelio Rodriguez, R (1, 5) OBP: 0.269, SLG: 0.362										3	1	3	1	1	0	0						
Ed Brinkman, R (1, 6) OBP: 0.305, SLG: 0.359										0	0	0	0	0	0	0						
Inning Stats	R: 2 E: 0 K: 0 S: 4	H: 1 LOB: 0 BB: 1 P: 8	R: 2 E: 1 K: 0 S: 5	H: 2 LOB: 1 BB: 1 P: 9	R: 2 E: 0 K: 1 S: 7	H: 2 LOB: 1 BB: 1 P: 11	R: 2 E: 0 K: 0 S: 6	H: 3 LOB: 1 BB: 0 P: 6	R: 1 E: 0 K: 0 S: 4	H: 2 LOB: 0 BB: 0 P: 4	R: 0 E: 0 K: 0 S: 5	H: 2 LOB: 2 BB: 0 P: 5	R: 0 E: 0 K: 1 S: 3	H: 1 LOB: 1 BB: 0 P: 3	R: 0 E: 0 K: 1 S: 5	H: 0 LOB: 0 BB: 0 P: 5		R: 0 E: 0 K: 0 S: 4	H: 2 LOB: 1 BB: 0 P: 4	1B: 10 2B: 2 3B: 0 HR: 3	SF: 0 SAC: 1 DP: 4 HBP: 0	WP: 1 PB: 0 SB: 0 CS: 0
PITCHER	IP	WLS	BF	H	R	ER	SO	BB	IBB	HBP	BLK	WP	HR	S	P	ERA	WHIP					
Jim Slaton, R (1, 1) ERA: 3.97	1.2	L	10	3	4	4	0	2	0	0	0	0	1	8	16	21.60	3.000					
Bill Champion, R (2, 1) ERA: 4.55	1.2		11	5	4	4	1	1	0	0	0	0	2	12	16	21.60	3.600					
Frank Linzy, R (4, 1) ERA: 3.98	5.2		21	7	1	1	1	0	0	0	0	1	0	23	23	1.59	1.235					

Batter	1	2	3	4	5	6	7	8	9	AB	R	H	RBI	BB	SO	LOB	BOTTOM					
Bob Coluccio, R (1, 9) OBP: 0.297, SLG: 0.430	L5									4	1	1	0	1	0	2	Detroit Tigers @ Milwaukee Brewers Milwaukee County Stadium, Milwaukee, WI Tue Jul 31 1973, 8:05 PM EDT Att: 27,315 - Unknown					
Pedro Garcia, R (1, 4) OBP: 0.304, SLG: 0.384	K									4	1	2	1	1	2	1						
Dave May, L (1, 8) OBP: 0.366, SLG: 0.498	F7									4	0	0	0	0	0	4						
George Scott, R (1, 3) OBP: 0.363, SLG: 0.463										3	1	0	0	1	1	0						
Ollie Brown, R (1, 10) OBP: 0.350, SLG: 0.409										4	0	1	0	0	1	2						
John Briggs, L (1, 7) OBP: 0.347, SLG: 0.420										4	1	2	2	0	0	1						
Ellie Rodriguez, R (1, 2) OBP: 0.382, SLG: 0.307										4	0	2	1	0	1	1						
John Vukovich, R (1, 5) OBP: 0.189, SLG: 0.182										4	0	0	0	0	1	3						
Tim Johnson, L (1, 6) OBP: 0.267, SLG: 0.259										4	0	1	0	0	1	1						
Inning Stats	R: 0 E: 0 K: 1 S: 5	H: 0 LOB: 0 BB: 0 P: 5	R: 0 E: 0 K: 0 S: 4	H: 1 LOB: 1 BB: 0 P: 4	R: 1 E: 0 K: 1 S: 7	H: 2 LOB: 0 BB: 0 P: 7	R: 0 E: 0 K: 1 S: 5	H: 0 LOB: 0 BB: 0 P: 5	R: 0 E: 0 K: 1 S: 6	H: 1 LOB: 1 BB: 0 P: 6	R: 2 E: 0 K: 0 S: 5	H: 2 LOB: 2 BB: 2 P: 13	R: 0 E: 0 K: 0 S: 4	H: 2 LOB: 1 BB: 0 P: 4	R: 0 E: 0 K: 2 S: 8	H: 1 LOB: 0 BB: 0 P: 8		R: 0 E: 0 K: 1 S: 5	H: 0 LOB: 1 BB: 1 P: 9	1B: 5 2B: 2 3B: 1 HR: 1	SF: 0 SAC: 0 DP: 1 HBP: 0	WP: 1 PB: 0 SB: 0 CS: 0
PITCHER	IP	WLS	BF	H	R	ER	SO	BB	IBB	HBP	BLK	WP	HR	S	P	ERA	WHIP					
Woodie Fryman, L (1, 1) ERA: 5.59	7.0	W	30	8	3	3	4	2	0	0	0	0	0	36	44	3.86	1.429					
Ed Farmer, R (8, 1) ERA: 3.43	2.0	S	8	1	1	1	3	1	0	0	0	0	1	13	17	4.50	1.000					

Batter	1	2	3	4	5	6	7	8	9	AB	R	H	RBI	BB	SO	LOB	TOP								
Jim Northrup, L (1, 9) OBP: 0.345, SLG: 0.436										4	0	3	0	1	0	1	Detroit Tigers @ Milwaukee Brewers Milwaukee County Stadium, Milwaukee, WI Wed Aug 01 1973, 8:05 PM EDT Att: 12,913 - Unknown								
Mickey Stanley, R (1, 8) OBP: 0.284, SLG: 0.357										4	0	1	0	1	1	3									
Gates Brown, L (1, 10) OBP: 0.355, SLG: 0.395										5	0	2	1	0	0	3									
Willie Horton, R (1, 7) OBP: 0.396, SLG: 0.570										5	0	1	0	0	1	6									
Dick McAuliffe, L (1, 4) OBP: 0.372, SLG: 0.458										2	0	0	0	1	1	1									
Tony Taylor, R (7, 4) OBP: 0.264, SLG: 0.307										0	0	0	1	1	0	0									
Bill Freehan, R (1, 2) OBP: 0.311, SLG: 0.310										4	0	0	0	0	0	5									
Norm Cash, L (1, 3) OBP: 0.339, SLG: 0.494										3	1	1	0	1	0	0									
Aurelio Rodriguez, R (1, 5) OBP: 0.267, SLG: 0.359										3	0	0	0	0	1	2									
Ed Brinkman, R (1, 6) OBP: 0.307, SLG: 0.359										3	1	1	0	1	1	1									
Inning Stats	R: 0 E: 0 K: 0 S: 3	H: 1 LOB: 0 BB: 0 P: 3	R: 0 E: 0 K: 0 S: 2	H: 0 LOB: 0 BB: 1 P: 6	R: 0 E: 0 K: 0 S: 4	H: 1 LOB: 1 BB: 0 P: 4	R: 0 E: 0 K: 1 S: 5	H: 0 LOB: 0 BB: 0 P: 5	R: 0 E: 0 K: 0 S: 3	H: 0 LOB: 0 BB: 0 P: 3	R: 0 E: 0 K: 0 S: 4	H: 1 LOB: 2 BB: 1 P: 8	R: 0 E: 0 K: 2 S: 8	H: 1 LOB: 2 BB: 1 P: 12	R: 1 E: 0 K: 1 S: 7	H: 2 LOB: 3 BB: 2 P: 15	R: 1 E: 0 K: 1 S: 8	H: 3 LOB: 3 BB: 1 P: 12	1B: 8 2B: 1 3B: 0 HR: 0	SF: 0 SAC: 1 DP: 1 HBP: 0	WP: 1 PB: 0 SB: 0 CS: 1	PA: 41			
PITCHER	IP	WLS	BF	H	R	ER	SO	BB	IBB	HBP	BLK	WP	HR	S	P	ERA	WHIP								
Skip Lockwood, R (1, 1) ERA: 3.28	7.0		28	5	1	1	3	3	1	0	0	1	0	30	46	1.29	1.143								
Eduardo Rodriguez, R (8, 1) ERA: 1.77	2.0	L	12	4	1	1	2	1	1	0	0	0	0	14	22	4.50	2.500								

Batter	1	2	3	4	5	6	7	8	9	AB	R	H	RBI	BB	SO	LOB	BOTTOM								
Bob Coluccio, R (1, 9) OBP: 0.294, SLG: 0.425										3	0	0	0	0	2	1	Detroit Tigers @ Milwaukee Brewers Milwaukee County Stadium, Milwaukee, WI Wed Aug 01 1973, 8:05 PM EDT Att: 12,913 - Unknown								
Pedro Garcia, R (1, 4) OBP: 0.304, SLG: 0.382										4	0	1	0	0	1	1									
Dave May, L (1, 8) OBP: 0.365, SLG: 0.495										4	0	1	0	0	0	1									
George Scott, R (1, 3) OBP: 0.367, SLG: 0.474										4	1	3	1	0	0	2									
Darrell Porter, L (1, 2) OBP: 0.363, SLG: 0.493										4	0	0	0	0	3	1									
John Briggs, L (1, 7) OBP: 0.348, SLG: 0.427										4	0	2	0	0	0	0									
Ellie Rodriguez, R (1, 10) OBP: 0.382, SLG: 0.305										2	0	0	0	1	0	1									
Tim Johnson, L (1, 6) OBP: 0.266, SLG: 0.259										4	0	1	0	0	0	3									
John Vukovich, R (1, 5) OBP: 0.194, SLG: 0.178										2	0	0	0	1	1	1									
Joe Lahoud, L (9, PH) OBP: 0.282, SLG: 0.271										1	0	0	0	0	0	1									
Inning Stats	R: 0 E: 0 K: 0 S: 3	H: 0 LOB: 0 BB: 0 P: 3	R: 1 E: 0 K: 1 S: 6	H: 1 LOB: 1 BB: 1 P: 10	R: 0 E: 0 K: 1 S: 7	H: 2 LOB: 2 BB: 0 P: 7	R: 0 E: 0 K: 1 S: 6	H: 1 LOB: 1 BB: 0 P: 6	R: 0 E: 0 K: 1 S: 5	H: 0 LOB: 1 BB: 1 P: 9	R: 0 E: 0 K: 0 S: 3	H: 1 LOB: 0 BB: 0 P: 3	R: 0 E: 0 K: 2 S: 8	H: 1 LOB: 1 BB: 0 P: 8	R: 0 E: 0 K: 1 S: 6	H: 1 LOB: 1 BB: 0 P: 6	R: 0 E: 0 K: 0 S: 4	H: 1 LOB: 1 BB: 0 P: 4	1B: 6 2B: 0 3B: 1 HR: 1	SF: 0 SAC: 2 DP: 0 HBP: 0	WP: 0 PB: 0 SB: 1 CS: 0	PA: 36			
PITCHER	IP	WLS	BF	H	R	ER	SO	BB	IBB	HBP	BLK	WP	HR	S	P	ERA	WHIP								
Joe Coleman, R (1, 1) ERA: 3.42	9.0	W	36	8	1	1	7	2	0	0	0	0	1	48	56	1.00	1.111								

Batter	1	2	3	4	5	6	7	8	9	AB	R	H	RBI	BB	SO	LOB	TOP			
Jim Northrup, L (1, 9) OBP: 0.350, SLG: 0.439										5	2	3	0	0	0	0				
Mickey Stanley, R (1, 8) OBP: 0.288, SLG: 0.363										4	1	3	0	0	0	1				
Gates Brown, L (1, 10) OBP: 0.353, SLG: 0.397										4	0	1	2	0	1	4				
Willie Horton, R (1, 7) OBP: 0.394, SLG: 0.565										4	0	1	1	0	0	2				
Duke Sims, L (1, 2) OBP: 0.352, SLG: 0.429										4	0	1	0	0	1	3				
Dick McAuliffe, L (1, 4) OBP: 0.371, SLG: 0.453										3	0	0	0	0	0	3				
Norm Cash, L (1, 3) OBP: 0.341, SLG: 0.494										4	0	2	0	0	0	1				
Aurelio Rodriguez, R (1, 5) OBP: 0.265, SLG: 0.356										3	0	0	0	0	0	3				
Al Kalline, R (9, PH) OBP: 0.308, SLG: 0.353										1	0	0	0	0	0	0				
Ed Brinkman, R (1, 6) OBP: 0.304, SLG: 0.356										3	0	0	0	0	0	0				
Rich Reese, L (9, PH) OBP: 0.194, SLG: 0.208										1	0	0	0	0	0	0				
Inning Stats	R: 1 E: 0 K: 1 S: 8	H: 3 LOB: 2 BB: 0 P: 8	R: 0 E: 0 K: 0 S: 3	H: 0 LOB: 0 BB: 0 P: 3	R: 0 E: 0 K: 0 S: 4	H: 1 LOB: 1 BB: 0 P: 4	R: 0 E: 0 K: 0 S: 3	H: 1 LOB: 1 BB: 0 P: 4	R: 2 E: 1 K: 0 S: 6	H: 3 LOB: 1 BB: 0 P: 6	R: 0 E: 0 K: 1 S: 6	H: 1 LOB: 1 BB: 0 P: 6	R: 0 E: 0 K: 0 S: 4	H: 1 LOB: 1 BB: 0 P: 4	R: 0 E: 0 K: 0 S: 3	H: 0 LOB: 0 BB: 0 P: 3	1B: 9 2B: 3 3B: 0 HR: 0	SF: 0 SAC: 0 DP: 2 HBP: 1	WP: 0 PB: 0 SB: 0 CS: 0	PA: 37
PITCHER Jerry Bell, R (1, 1) ERA: 3.96	IP: 9.0 WLS: W BF: 37 H: 11 R: 3 ER: 3 SO: 2 BB: 0 IBB: 0 HBP: 1 BLK: 0 WP: 0 HR: 0 S: 40 P: 41 ERA: 3.00 WHIP: 1.222															PITCHER				

Detroit Tigers @ Milwaukee Brewers
Milwaukee County Stadium, Milwaukee, WI
Thu Aug 02 1973, 4:33 AM EDT
Att: 17,008 - Unknown

AB 36
R 3
H 11
RBI 3
BB 0
SO 2
LOB 17



Batter	1	2	3	4	5	6	7	8	9	AB	R	H	RBI	BB	SO	LOB	BOTTOM
Bob Coluccio, R (1, 9) OBP: 0.293, SLG: 0.434										4	1	1	1	0	1	2	
Pedro Garcia, R (1, 4) OBP: 0.308, SLG: 0.387										3	1	2	0	1	0	0	
Dave May, L (1, 8) OBP: 0.366, SLG: 0.494										3	2	1	0	1	0	1	
George Scott, R (1, 3) OBP: 0.368, SLG: 0.474										4	1	2	2	0	0	2	
Darrell Porter, L (1, 2) OBP: 0.361, SLG: 0.502										4	1	1	3	0	1	1	
John Briggs, L (1, 7) OBP: 0.350, SLG: 0.426										3	0	1	0	1	1	0	
Ollie Brown, R (1, 10) OBP: 0.349, SLG: 0.403										3	0	0	0	1	0	1	
Tim Johnson, L (1, 6) OBP: 0.266, SLG: 0.259										4	0	1	0	0	0	2	
John Vukovich, R (1, 5) OBP: 0.186, SLG: 0.170										4	0	0	0	0	2	3	
Inning Stats	R: 0 E: 0 K: 0 S: 3	H: 0 LOB: 1 BB: 1 P: 7	R: 1 E: 0 K: 1 S: 7	H: 2 LOB: 2 BB: 1 P: 11	R: 0 E: 0 K: 1 S: 5	H: 0 LOB: 0 BB: 0 P: 5	R: 0 E: 0 K: 2 S: 12	H: 5 LOB: 2 BB: 1 P: 16	R: 1 E: 1 K: 0 S: 3	H: 1 LOB: 0 BB: 1 P: 7	R: 0 E: 0 K: 1 S: 6	H: 1 LOB: 1 BB: 0 P: 6	1B: 6 2B: 1 3B: 0 HR: 2	SF: 0 SAC: 0 DP: 1 HBP: 0	WP: 0 PB: 0 SB: 1 CS: 0	PA: 36	
PITCHER Mike Strahler, R (1, 1) ERA: 3.88 John Hiller, L (6, 1) ERA: 1.7 Ed Farmer, R (7, 1) ERA: 3.27	IP: 5.0 WLS: L BF: 22 H: 5 R: 4 ER: 4 SO: 2 BB: 2 IBB: 0 HBP: 0 BLK: 0 WP: 0 HR: 1 S: 24 P: 32 ERA: 7.20 WHIP: 1.400															PITCHER	

Detroit Tigers @ Milwaukee Brewers
Milwaukee County Stadium, Milwaukee, WI
Thu Aug 02 1973, 4:33 AM EDT
Att: 17,008 - Unknown


AB 32
R 6
H 9
RBI 6
BB 4
SO 5
LOB 12



Batter	1	2	3	4	5	6	7	8	9	AB	R	H	RBI	BB	SO	LOB	TOP		
Horace Clarke, S OBP: 0.314, SLG: 0.294 (1, 4)	L6			L5-3		F8			F7	4	0	0	0	0	0	0			
Matty Alou, L OBP: 0.336, SLG: 0.346 (1, 3)	L1-3			F7		L6-3			6-3	4	0	0	0	0	0	0			
Roy White, S OBP: 0.346, SLG: 0.372 (1, 7)				F8			6-3			4	0	2	0	0	0	0			
Bobby Murcer, L OBP: 0.359, SLG: 0.476 Ron Swoboda, R OBP: 0.176, SLG: 0.097 (5, PR) (5, 8)	CS	L6-3			HR		1B		K	1	0	0	0	0	0	0			
Jim Ray Hart, R OBP: 0.306, SLG: 0.381 (1, 10)		L6-3			K		F8			3	0	0	0	0	1	2			
Graig Nettles, L OBP: 0.339, SLG: 0.385 (1, 5)		K			K		4-3			3	0	0	0	0	2	2			
Thurman Munson, R OBP: 0.361, SLG: 0.501 (1, 2)				L5-3				5-3		3	1	2	2	0	0	0			
Felipe Alou, R OBP: 0.270, SLG: 0.335 (1, 9)		L5-3			F9			F3		3	0	0	0	0	0	2			
Gene Michael, S OBP: 0.276, SLG: 0.292 Celerino Sanchez, R OBP: 0.353, SLG: 0.447 Hal Lanier, R OBP: 0.280, SLG: 0.259 (8, PH) (8, 6)				K		L4-3		6-3		2	0	0	0	0	1	0			
Inning Stats	R: 0 E: 0 K: 0 S: 3	H: 1 LOB: 0 BB: 0 P: 3	R: 0 E: 0 K: 1 S: 5	H: 0 LOB: 0 BB: 0 P: 5	R: 0 E: 0 K: 1 S: 5	H: 1 LOB: 0 BB: 0 P: 5	R: 0 E: 0 K: 0 S: 3	H: 0 LOB: 0 BB: 0 P: 3	R: 2 E: 0 K: 2 S: 8	H: 1 LOB: 1 BB: 0 P: 9	R: 0 E: 0 K: 0 S: 4	H: 1 LOB: 1 BB: 0 P: 4	R: 0 E: 0 K: 0 S: 3	H: 0 LOB: 0 BB: 0 P: 3	R: 0 E: 0 K: 1 S: 6	H: 1 LOB: 1 BB: 0 P: 6	1B: 4 2B: 1 3B: 0 HR: 1	SF: 0 SAC: 0 DP: 1 HBP: 1	WP: 0 PA: 32 CS: 1
PITCHER Mickey Lolich, L ERA: 3.48 (1, 1)	IP: 9.0 WLS: W BF: 31 H: 5 R: 2 ER: 2 SO: 5 BB: 0 IBB: 0 HBP: 1 BLK: 0 WP: 0 HR: 1 S: 40 P: 41 ERA: 2.00 WHIP: 0.556															PITCHER			

New York Yankees @ Detroit Tigers
Tiger Stadium, Detroit, MI
Fri Aug 03 1973, 7:05 PM EDT
Att: 43,334 - Unknown


AB	30
R	2
H	5
RBI	2
BB	0
SO	5
LOB	7



Batter	1	2	3	4	5	6	7	8	9	AB	R	H	RBI	BB	SO	LOB	BOTTOM
Mickey Stanley, R OBP: 0.285, SLG: 0.360 (1, 8)	K	K		SF9	FC6-4		F8			4	0	0	1	0	2	3	
Tony Taylor, R OBP: 0.274, SLG: 0.311 (1, 4)	K			1B	FC5-4					4	1	2	1	1	1	1	
Al Kaline, R OBP: 0.311, SLG: 0.353 Rich Reese, L OBP: 0.193, SLG: 0.206 (7, 3)		1B		2B			F5		K	3	0	1	1	1	1	1	
Willie Horton, R OBP: 0.394, SLG: 0.565 (1, 7)	K			1B					E6	5	0	2	1	0	1	2	
Frank Howard, R OBP: 0.341, SLG: 0.459 (1, 10)		5-3		L7			L5		G6-4-3	4	0	0	0	1	0	3	
Dick Sharon, R OBP: 0.296, SLG: 0.463 (1, 9)		1B		2B			5-3			4	1	2	0	0	1	4	
Bill Freehan, R OBP: 0.310, SLG: 0.307 (1, 2)		1B		6-3	FC5-4		5-3			3	1	0	0	1	0	4	
Aurelio Rodriguez, R OBP: 0.267, SLG: 0.356 (1, 5)				1B			K			3	2	1	1	1	1	0	
Ed Brinkman, R OBP: 0.312, SLG: 0.361 (1, 6)		E6		1B						3	2	3	0	1	0	0	
Inning Stats	R: 4 E: 0 K: 3 S: 9	H: 4 LOB: 1 BB: 1 P: 13	R: 0 E: 1 K: 2 S: 11	H: 4 LOB: 1 BB: 1 P: 15	R: 0 E: 0 K: 0 S: 4	H: 1 LOB: 1 BB: 0 P: 4	R: 3 E: 0 K: 1 S: 9	H: 4 LOB: 3 BB: 2 P: 17	R: 0 E: 0 K: 0 S: 4	H: 1 LOB: 1 BB: 0 P: 4	R: 0 E: 0 K: 1 S: 6	H: 1 LOB: 1 BB: 0 P: 6	R: 0 E: 1 K: 1 S: 5	H: 0 LOB: 1 BB: 1 P: 9	1B: 9 2B: 2 3B: 0 HR: 0	SF: 1 SAC: 0 DP: 1 HBP: 0	WP: 1 PA: 41 CS: 0
PITCHER Sam McDowell, L ERA: 3.89 Fred Beene, R ERA: 1.99 (4, 1)	IP: 3.1 WLS: L BF: 20 H: 7 R: 7 ER: 6 SO: 5 BB: 3 IBB: 0 HBP: 0 BLK: 0 WP: 1 HR: 0 S: 27 P: 39 ERA: 16.20 WHIP: 3.000															PITCHER	

New York Yankees @ Detroit Tigers
Tiger Stadium, Detroit, MI
Fri Aug 03 1973, 7:05 PM EDT
Att: 43,334 - Unknown

AB	34
R	7
H	11
RBI	5
BB	6
SO	8
LOB	19



Batter	1	2	3	4	5	6	7	8	9	10	11	12	13	14	AB	R	H	RBI	BB	SO	LOB	TOP					
Horace Clarke, S OBP: 0.316, SLG: 0.306 (1.4)															7	2	3	1	0	1	3						
Matty Alou, L OBP: 0.340, SLG: 0.352 (1.3)															5	0	3	1	0	1	0						
Roy White, S OBP: 0.343, SLG: 0.369 (1.7)															7	0	1	0	0	1	7						
Thurman Munson, R OBP: 0.360, SLG: 0.484 (1.2)															5	0	0	0	2	2	5						
Jim Ray Hart, R OBP: 0.307, SLG: 0.375 (1.10)															4	0	0	0	2	2	3						
Graig Nettles, L OBP: 0.335, SLG: 0.385 (1.5)															6	0	2	1	0	1	3						
Felipe Alou, R OBP: 0.263, SLG: 0.326 (8.8)															6	0	0	0	0	0	1						
Ron Swoboda, R OBP: 0.276, SLG: 0.292 (8.8)															2	0	1	0	1	1	1						
Celerno Sanchez, R OBP: 0.302, SLG: 0.415 (8.9)															3	0	0	0	0	1	0						
Gene Michael, S OBP: 0.276, SLG: 0.292 (1.6)															3	0	1	0	0	0	2						
Jerry Moses, R OBP: 0.275, SLG: 0.277 (9. PH)															1	0	1	0	0	0							
Hal Lanier, R OBP: 0.241, SLG: 0.250 (9. PR)															2	1	0	0	0	0							
Inning Stats	R: 0 E: 1 K: 2 S: 9	H: 1 LOB: 2 BB: 0 P: 9	R: 0 E: 0 K: 0 S: 3	H: 0 LOB: 1 BB: 1 P: 7	R: 1 E: 0 K: 0 S: 4	H: 2 LOB: 2 BB: 1 P: 9	R: 0 E: 0 K: 1 S: 5	H: 1 LOB: 1 BB: 0 P: 9	R: 0 E: 0 K: 1 S: 6	H: 0 LOB: 0 BB: 0 P: 3	R: 1 E: 0 K: 1 S: 7	H: 2 LOB: 2 BB: 0 P: 7	R: 0 E: 0 K: 1 S: 5	H: 0 LOB: 0 BB: 0 P: 5	R: 0 E: 0 K: 0 S: 4	H: 1 LOB: 3 BB: 0 P: 12	R: 0 E: 0 K: 0 S: 3	H: 0 LOB: 0 BB: 0 P: 3	R: 1 E: 0 K: 2 S: 8	H: 1 LOB: 0 BB: 0 P: 8	1B: 9 2B: 2 3B: 0 HR: 1	SF: 0 SAC: 1 DP: 2 HBP: 1	WP: 0 PB: 0 CS: 0	PA: 58			
PITCHER	IP 8.1	WLS 36	BF 9	H 2	R 2	ER 2	SO 5	BB 2	IBB 1	HBP 0	BLK 0	WP 0	HR 0	S 42	P 55	ERA 2.16	WHIP 1.320										
Woodie Fryman, L ERA: 5.31																											
John Hillier, L ERA: 1.89																											

New York Yankees @ Detroit Tigers
Tiger Stadium, Detroit, MI
Sat-Aug 04 1973, 7:05 PM EDT
Att. 48,120 - Unknown

AB 51
R 3
H 12
RBI 3
BB 5
SO 10
LOB 25

Batter	1	2	3	4	5	6	7	8	9	10	11	12	13	14	AB	R	H	RBI	BB	SO	LOB	BOTTOM					
Mickey Stanley, R OBP: 0.288, SLG: 0.370 (1.8)															5	2	2	1	1	0	1						
Tony Taylor, R OBP: 0.268, SLG: 0.302 (1.4)															5	0	0	0	0	0	3						
Al Kaline, R OBP: 0.307, SLG: 0.348 (1.3)															6	0	1	0	0	0	1						
Willie Horton, R OBP: 0.389, SLG: 0.556 (1.7)															6	0	1	0	0	0	2						
Frank Howard, R OBP: 0.335, SLG: 0.447 (1.10)															6	0	1	0	0	1	1						
Dick Sharon, R OBP: 0.279, SLG: 0.436 (1.9)															6	0	0	0	0	1	1						
Bill Freehan, R OBP: 0.311, SLG: 0.305 (1.2)															5	0	1	0	1	0	1						
Aurelio Rodriguez, R OBP: 0.266, SLG: 0.351 (1.5)															5	0	0	0	1	0	3						
Ed Brinkman, R OBP: 0.313, SLG: 0.365 (1.6)															5	0	2	0	0	1	1						
Inning Stats	R: 1 E: 0 K: 0 S: 5	H: 2 LOB: 1 BB: 0 P: 5	R: 0 E: 0 K: 0 S: 4	H: 1 LOB: 1 BB: 0 P: 4	R: 0 E: 0 K: 0 S: 4	H: 0 LOB: 0 BB: 0 P: 4	R: 0 E: 0 K: 0 S: 3	H: 1 LOB: 0 BB: 0 P: 3	R: 0 E: 0 K: 0 S: 3	H: 0 LOB: 0 BB: 0 P: 3	R: 0 E: 0 K: 1 S: 5	H: 0 LOB: 0 BB: 0 P: 9	R: 0 E: 0 K: 0 S: 3	H: 0 LOB: 0 BB: 0 P: 3	R: 0 E: 0 K: 0 S: 4	H: 1 LOB: 3 BB: 2 P: 12	R: 0 E: 0 K: 1 S: 5	H: 0 LOB: 0 BB: 0 P: 5	R: 0 E: 0 K: 0 S: 3	H: 0 LOB: 0 BB: 0 P: 3	1B: 5 2B: 2 3B: 0 HR: 1	SF: 0 SAC: 1 DP: 2 HBP: 0	WP: 0 PB: 0 CS: 0	PA: 53			
PITCHER	IP 1.0	WLS 5	BF 2	H 1	R 1	ER 1	SO 0	BB 0	IBB 0	HBP 0	BLK 0	WP 0	HR 0	S 5	P 5	ERA 9.00	WHIP 2.000										
Fritz Peterson, L ERA: 3.82																											
Lindy McDaniel, R ERA: 2.26																											

New York Yankees @ Detroit Tigers
Tiger Stadium, Detroit, MI
Sat-Aug 04 1973, 7:05 PM EDT
Att. 48,120 - Unknown

AB 49
R 2
H 8
RBI 1
BB 3
SO 3
LOB 14

Batter	1	2	3	4	5	6	7	8	9	AB	R	H	RBI	BB	SO	LOB	TOP										
Bert Campaneris, R OBP: 0.323, SLG: 0.322	F9		1B			L6-3			K	4	0	1	0	0	1	0											
Bill North, S OBP: 0.366, SLG: 0.349	L1-3		L5-3			F8			K2-3	4	0	0	0	0	1	1											
Sal Bando, R OBP: 0.358, SLG: 0.461	F7			L4-3 1B		L5-3			K	4	0	1	0	0	1	0											
Reggie Jackson, L OBP: 0.370, SLG: 0.514		1B 1B		L4-3		F2				3	0	1	0	0	0	1											
Deron Johnson, R OBP: 0.341, SLG: 0.423		L1-3 1B		K		F2				3	0	1	0	0	1	0											
Gene Tenace, R OBP: 0.381, SLG: 0.467	L1-3				L6-3			BB 1B		3	0	1	0	0	0	2											
Vic Davalillo, L OBP: 0.183, SLG: 0.209	L4-3				L4-3			F8		3	0	0	0	0	0	2											
Jesus Alou, R OBP: 0.280, SLG: 0.300			F5		L6-3			L6-4-3 BB		2	0	0	0	1	0	0											
Mike Andrews, R OBP: 0.304, SLG: 0.263			L6-3			F7		L6-4-3		2	0	0	0	0	0	0											
Mike Hegan, L OBP: 0.232, SLG: 0.250										0	0	0	0	0	0	0											
Billy Conigliaro, R OBP: 0.274, SLG: 0.289										1	0	0	0	0	0	2											
Ted Kubiak, S OBP: 0.289, SLG: 0.314										0	0	0	0	0	0	0											
Inning Stats	R: 0 E: 0 K: 0 S: 3	H: 0 LOB: 0 BB: 0 P: 3	R: 0 E: 0 K: 0 S: 4	H: 2 LOB: 1 BB: 0 P: 4	R: 0 E: 0 K: 0 S: 4	H: 1 LOB: 1 BB: 0 P: 4	R: 0 E: 0 K: 1 S: 5	H: 1 LOB: 0 BB: 0 P: 5	R: 0 E: 0 K: 0 S: 3	H: 0 LOB: 0 BB: 0 P: 3	R: 0 E: 0 K: 0 S: 3	H: 0 LOB: 0 BB: 0 P: 3	R: 0 E: 0 K: 0 S: 3	H: 1 LOB: 1 BB: 1 P: 7	R: 0 E: 0 K: 3 S: 9	H: 0 LOB: 0 BB: 0 P: 9	1B: 5 2B: 1 3B: 0 HR: 0	SF: 0 SAC: 0 DP: 3 HBP: 0	WP: 0 PB: 0 SB: 0 CS: 0	PA: 30							
PITCHER	IP	WLS	BF	H	R	ER	SO	BB	IBB	HBP	BLK	WP	HR	S	P	ERA	WHIP										
Jim Perry, R ERA: 3.61	7.1	W	26	5	0	0	1	1	0	0	0	0	0	27	31	0.00	0.818										
John Hiller, L ERA: 1.63	1.2	S	4	0	0	0	3	0	0	0	0	0	0	10	10	0.00	0.000										

Oakland Athletics @ Detroit Tigers
Tiger Stadium, Detroit, MI
Tue Aug 07 1973, 7:05 PM EDT
Att: 42,007 - Unknown

AB	29
R	0
H	5
RBI	0
BB	1
SO	4
LOB	8



Batter	1	2	3	4	5	6	7	8	9	AB	R	H	RBI	BB	SO	LOB	BOTTOM										
Mickey Stanley, R OBP: 0.297, SLG: 0.384	L5-4-3 1B		P6		FC6-4 PB BB	1-3				3	0	1	0	1	0	1											
Tony Taylor, R OBP: 0.264, SLG: 0.304	K		4-3		F9			6-3		4	0	0	0	0	1	2											
Al Kaline, R OBP: 0.311, SLG: 0.357	L5-4-3		L6		FC6-4 BB			K		3	0	0	0	1	1	1											
Willie Horton, R OBP: 0.384, SLG: 0.542		1B 1B BB		1-3	FC6-4			F8		3	0	0	0	1	0	2											
Jim Northrup, L OBP: 0.354, SLG: 0.460					1-2 2-3					0	0	0	0	0	0	0											
Frank Howard, R OBP: 0.337, SLG: 0.459		K								3	1	1	0	0	2	3											
Gates Brown, L OBP: 0.353, SLG: 0.404				1B 1B		K				0	0	0	0	1	0	0											
Bill Freehan, R OBP: 0.319, SLG: 0.322		F8		1B 1B		1B E 1B		G6-4-3 BB		4	1	2	0	0	0	2											
Dick Sharon, R OBP: 0.286, SLG: 0.426					F9			5-3		4	0	2	0	0	0	2											
Aurelio Rodriguez, R OBP: 0.267, SLG: 0.352					FC6-4 1B			F2		3	0	2	1	0	0	2											
Ed Brinkman, R OBP: 0.305, SLG: 0.355		FC6-4			L7			FC6-4		3	0	0	0	0	0	6											
Inning Stats	R: 0 E: 0 K: 1 S: 5	H: 1 LOB: 0 BB: 0 P: 5	R: 0 E: 0 K: 1 S: 7	H: 2 LOB: 3 BB: 1 P: 11	R: 0 E: 0 K: 0 S: 3	H: 0 LOB: 0 BB: 0 P: 3	R: 1 E: 0 K: 0 S: 6	H: 3 LOB: 2 BB: 0 P: 6	R: 0 E: 0 K: 1 S: 5	H: 0 LOB: 2 BB: 2 P: 13	R: 1 E: 1 K: 0 S: 5	H: 2 LOB: 1 BB: 0 P: 5	R: 0 E: 0 K: 1 S: 5	H: 0 LOB: 0 BB: 0 P: 5	R: 0 E: 0 K: 0 S: 2	H: 0 LOB: 0 BB: 1 P: 6	1B: 8 2B: 0 3B: 0 HR: 0	SF: 0 SAC: 0 DP: 2 HBP: 0	WP: 0 PB: 1 SB: 0 CS: 0	PA: 34							
PITCHER	IP	WLS	BF	H	R	ER	SO	BB	IBB	HBP	BLK	WP	HR	S	P	ERA	WHIP										
Paul Lindblad, L ERA: 3.49	5.0	L	25	8	2	1	3	3	0	0	0	0	0	28	40	1.80	2.200										
Horacio Pina, R ERA: 2.82	3.0		9	0	0	0	1	1	0	0	0	0	0	10	14	0.00	0.333										

Oakland Athletics @ Detroit Tigers
Tiger Stadium, Detroit, MI
Tue Aug 07 1973, 7:05 PM EDT
Att: 42,007 - Unknown

AB	30
R	2
H	8
RBI	1
BB	4
SO	4
LOB	21

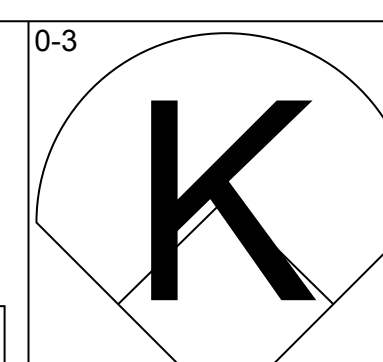
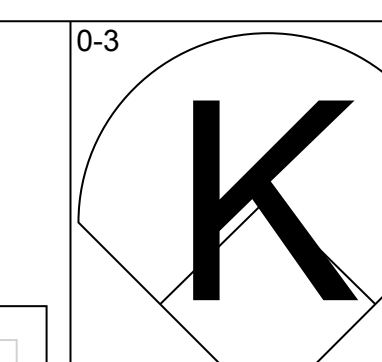
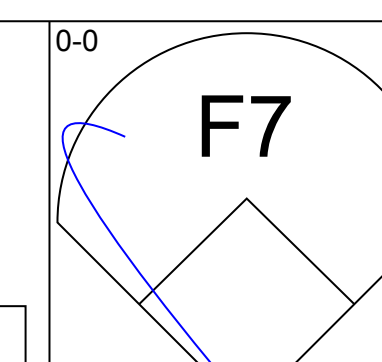
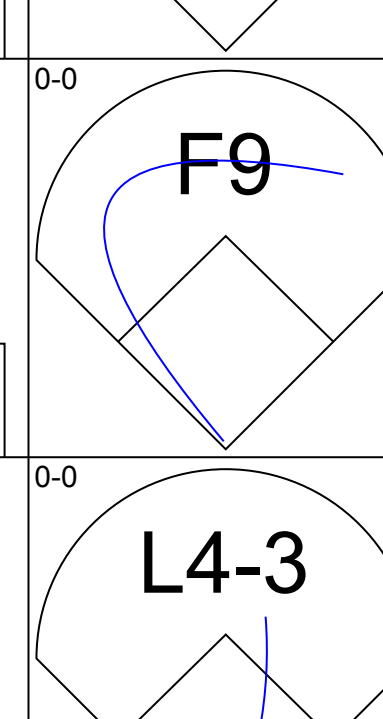
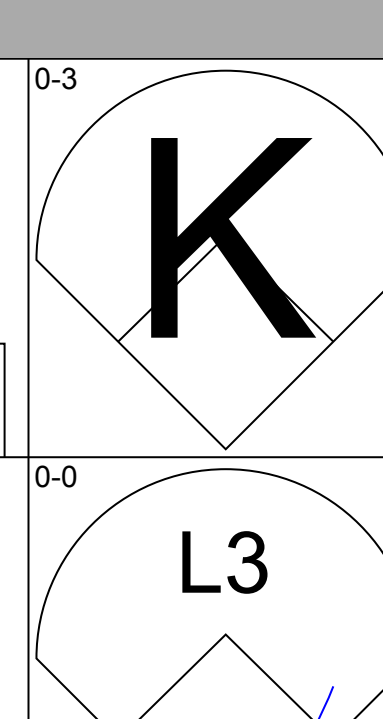
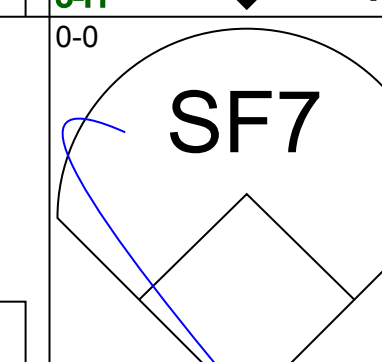
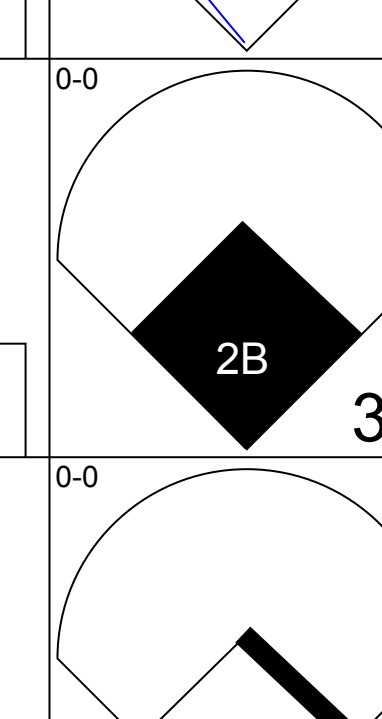
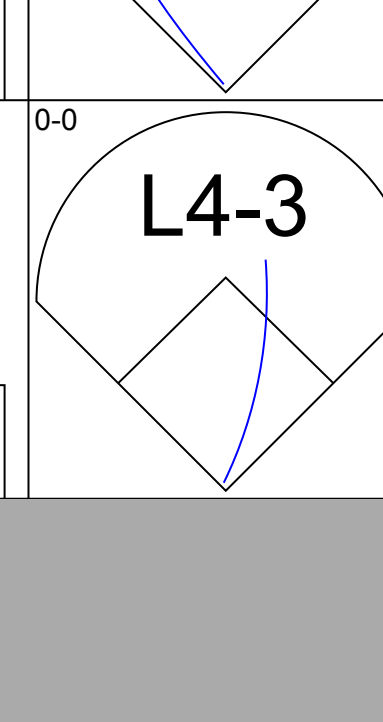
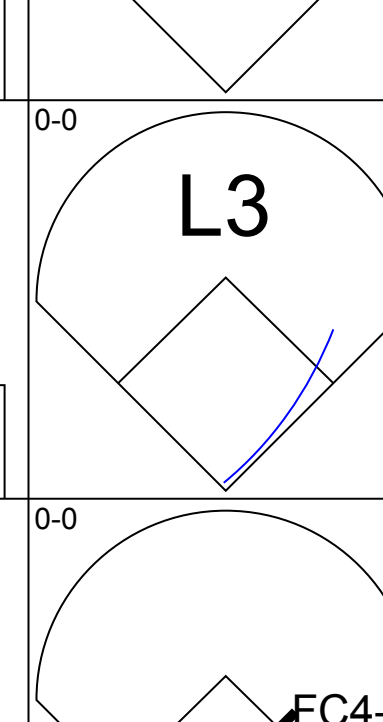
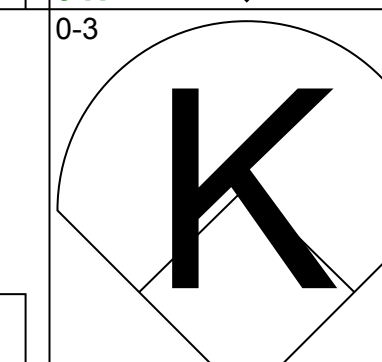
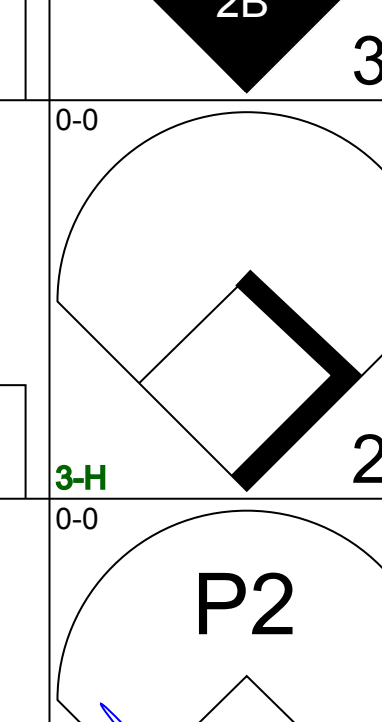
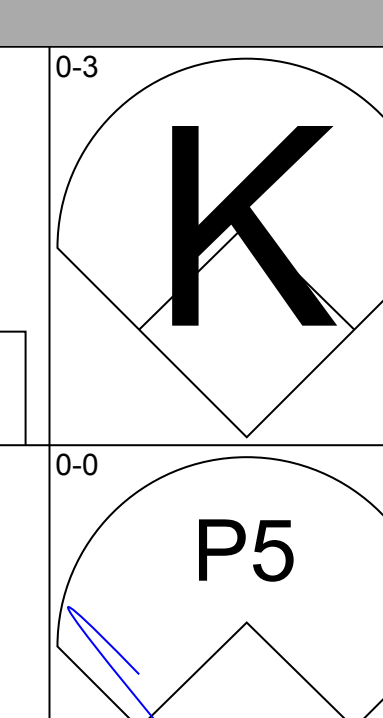
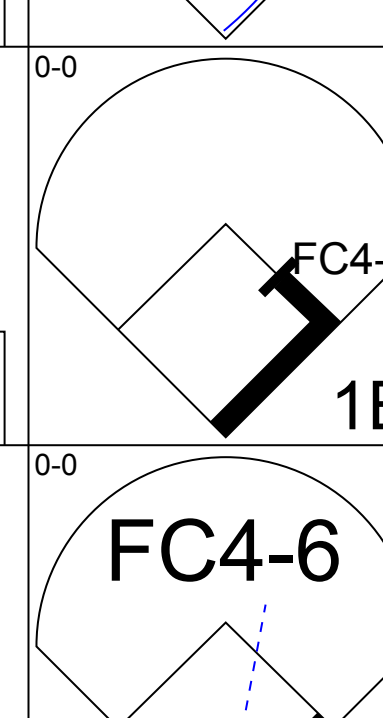
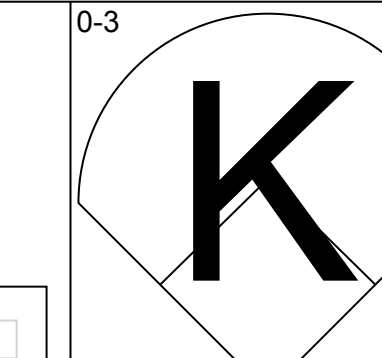
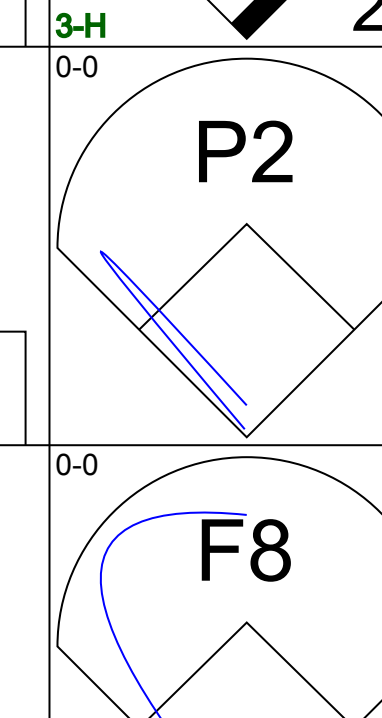
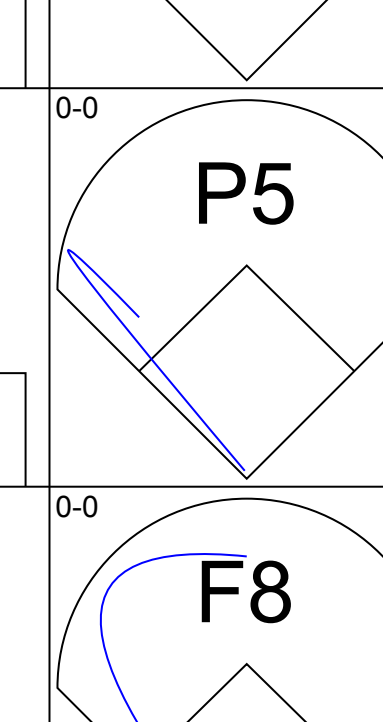
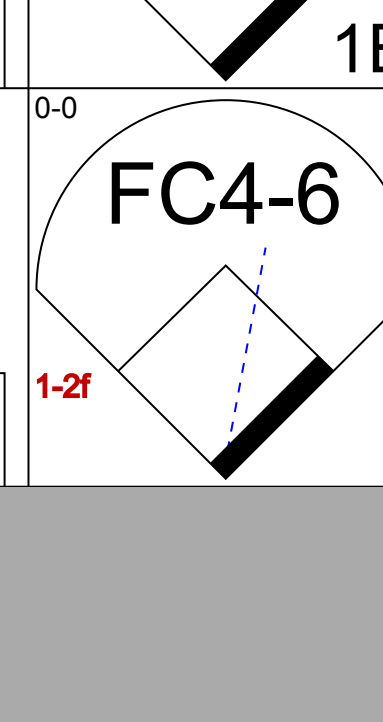
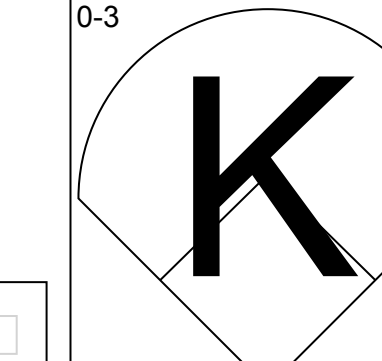
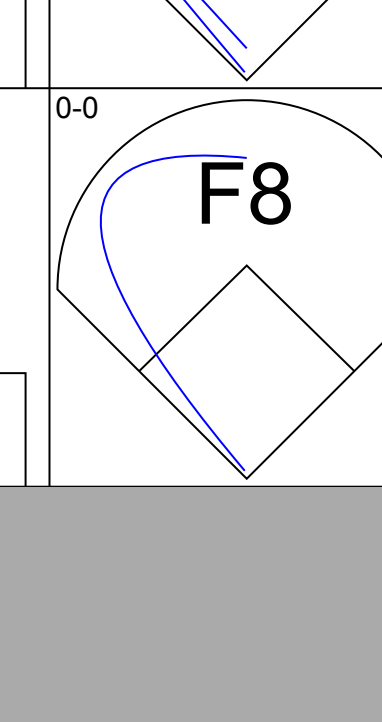
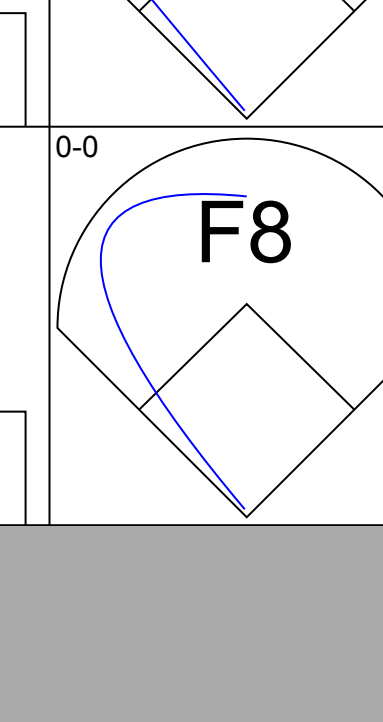
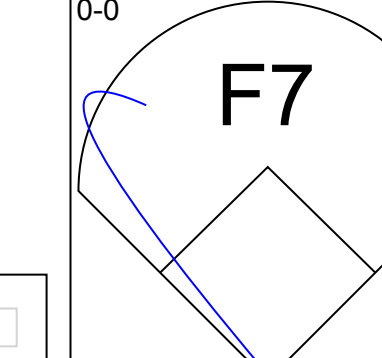
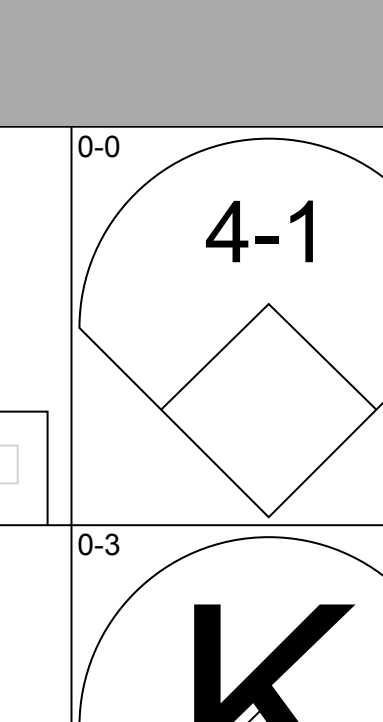
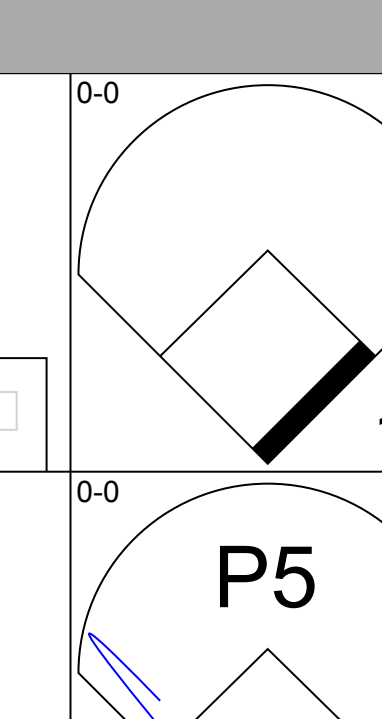
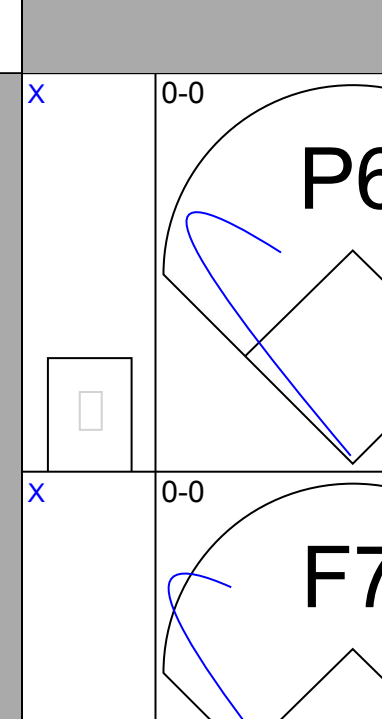
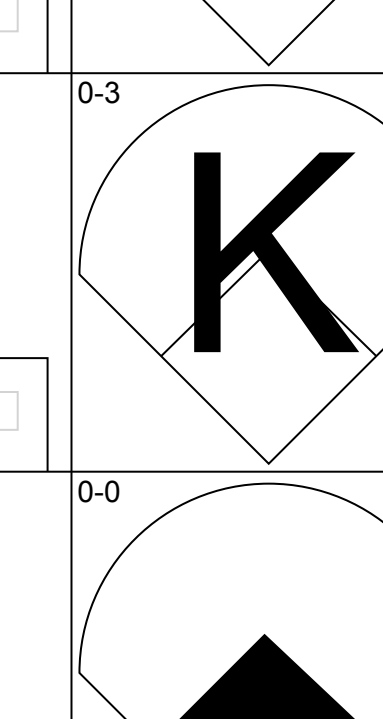
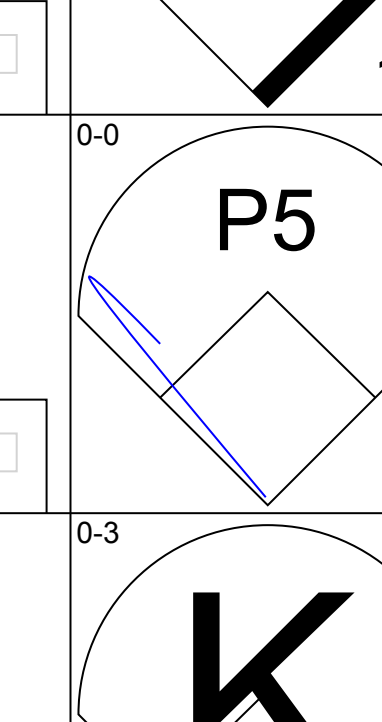
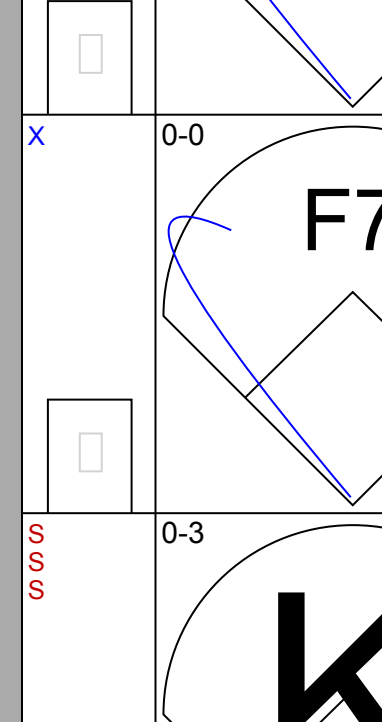
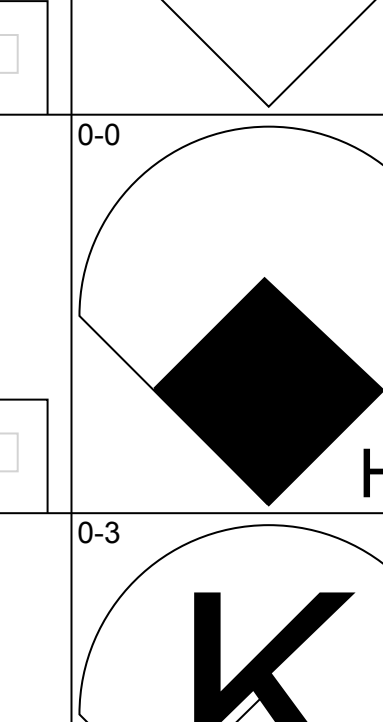
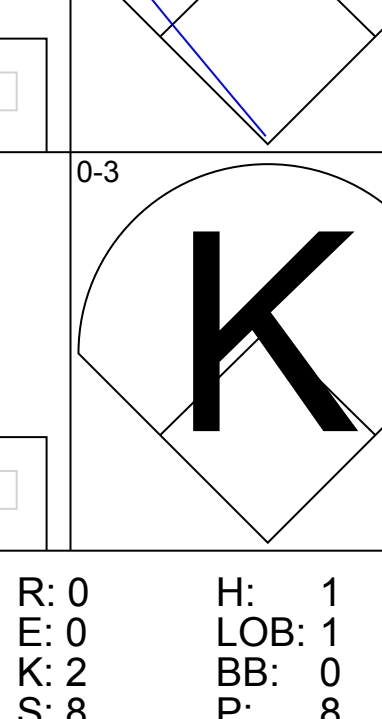
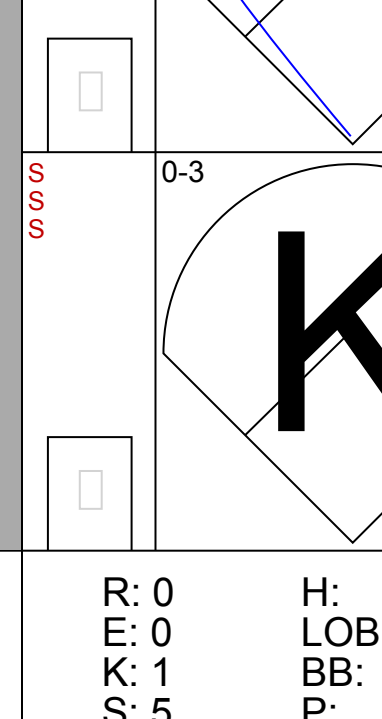
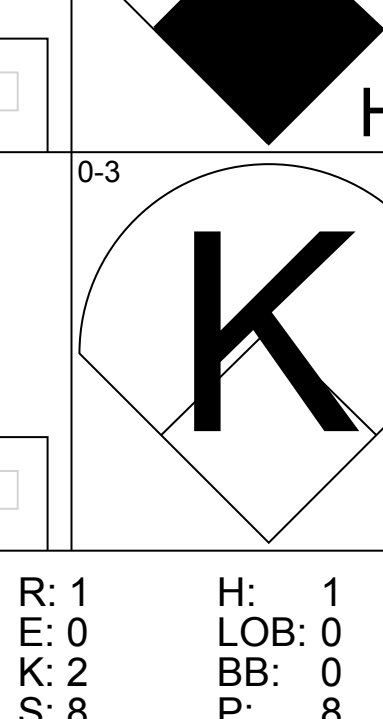


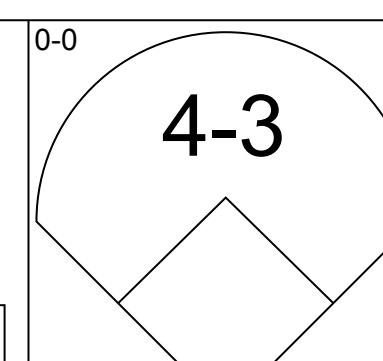
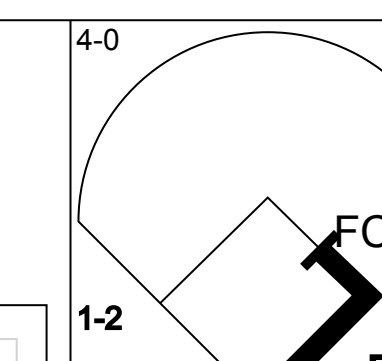
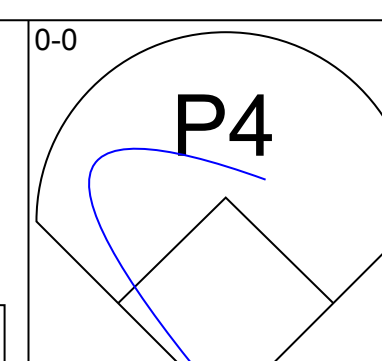
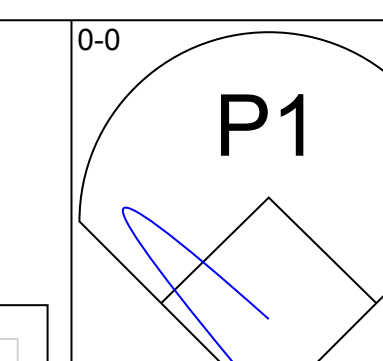
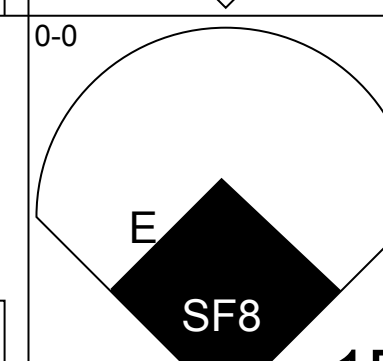
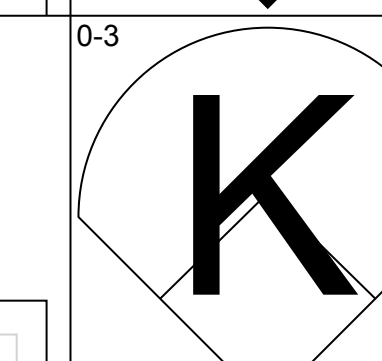
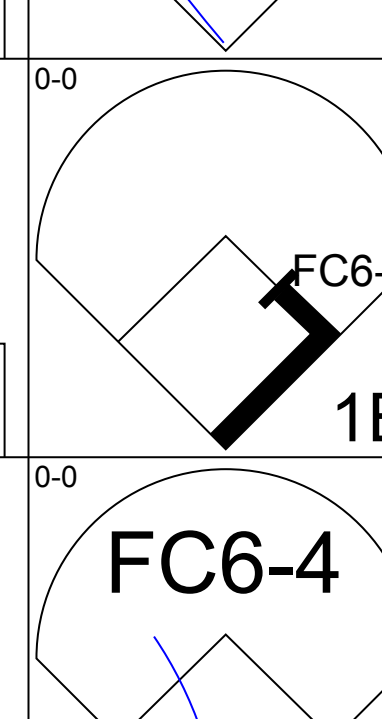
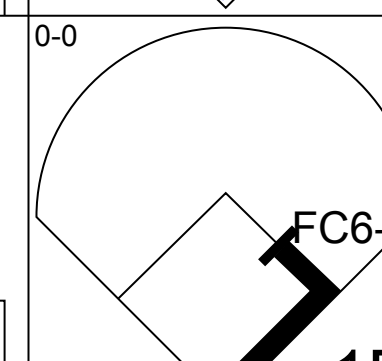
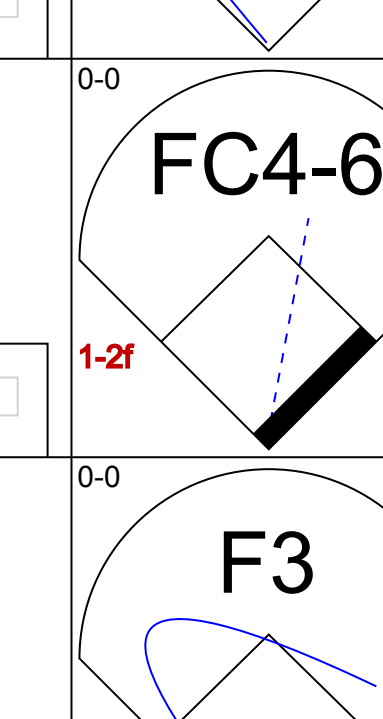
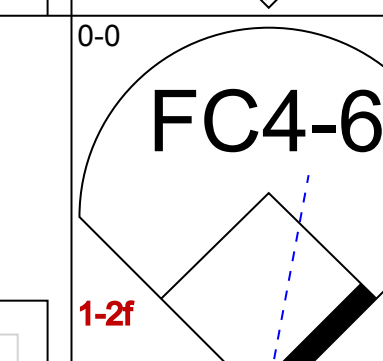
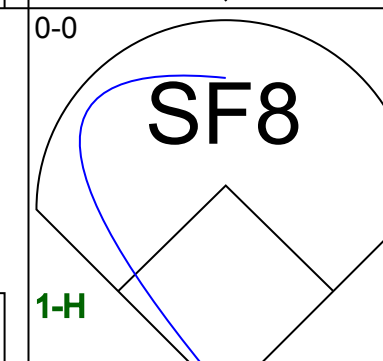
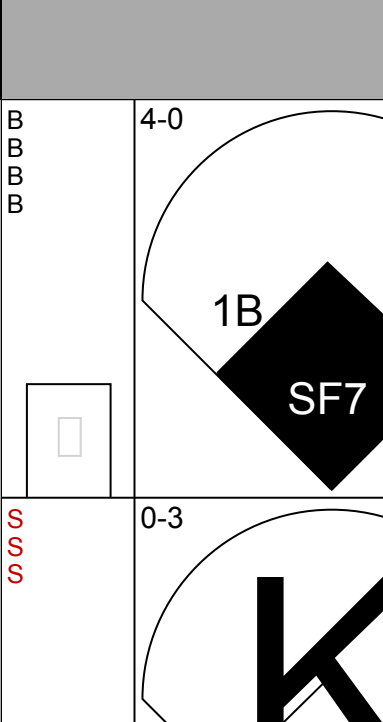
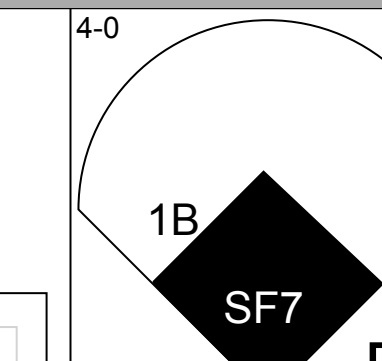
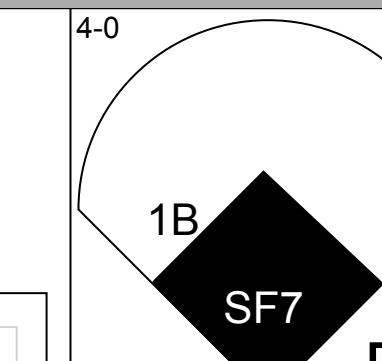
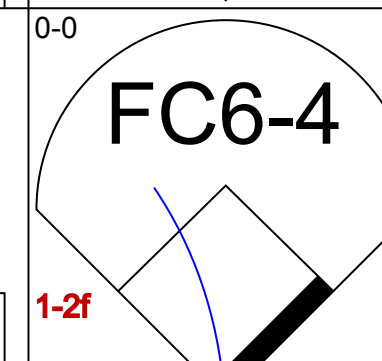
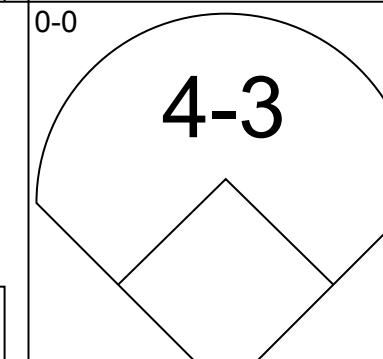
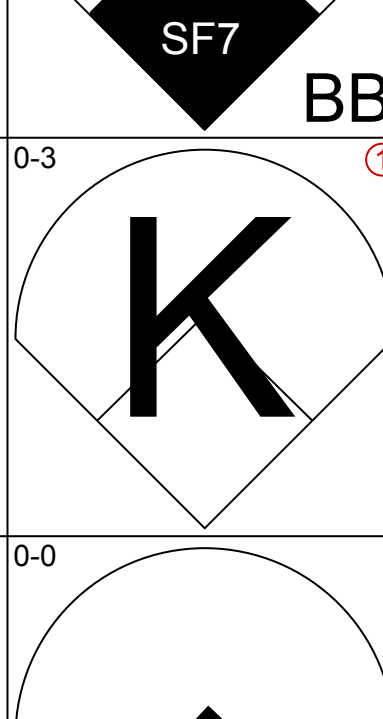
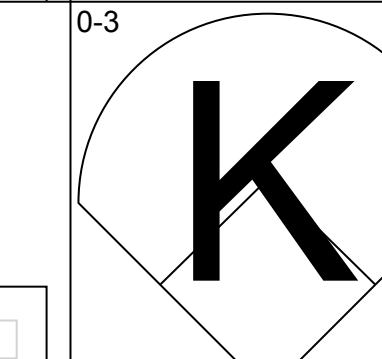
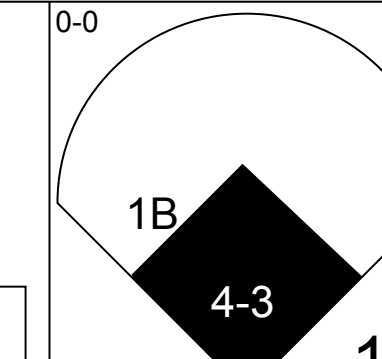

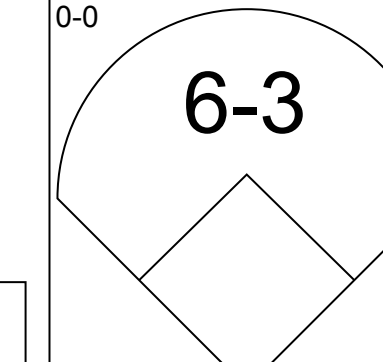
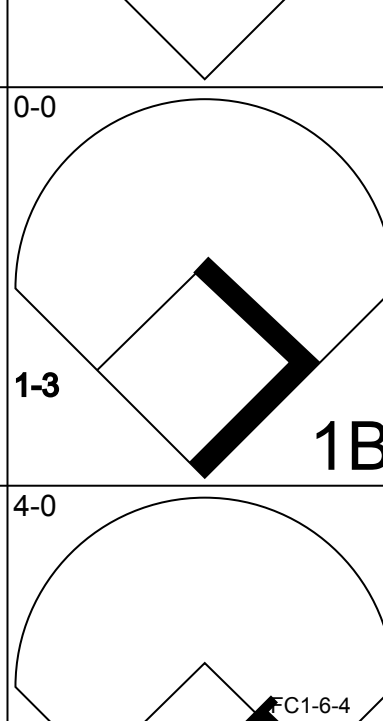
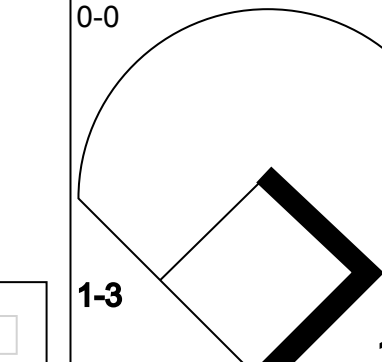
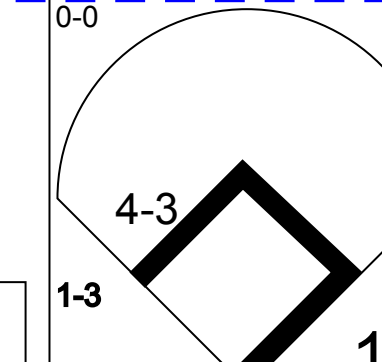

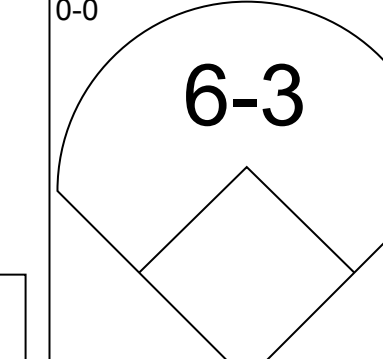
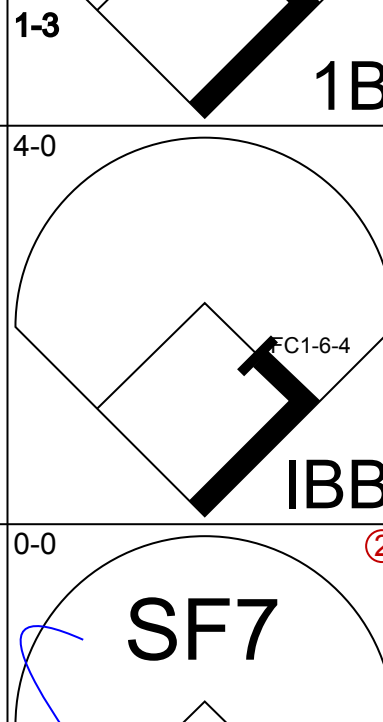
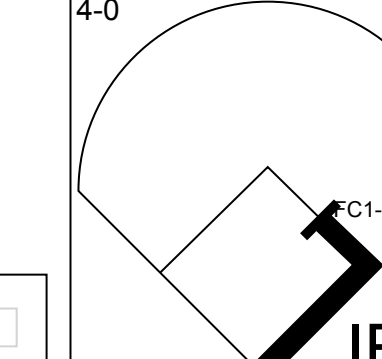
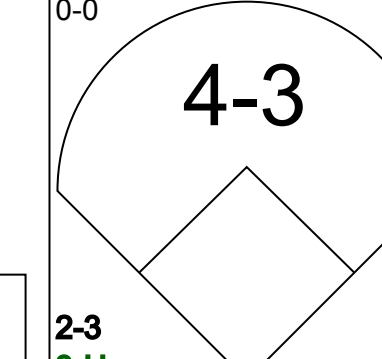

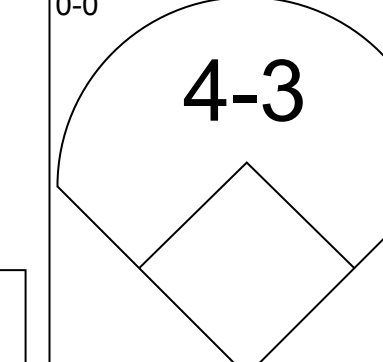
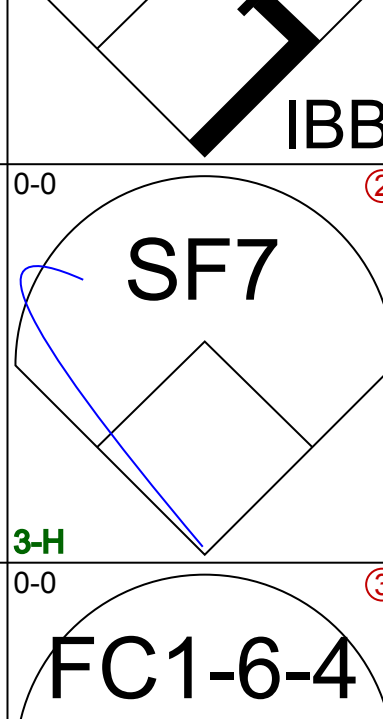
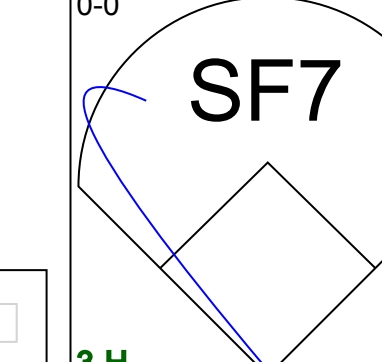
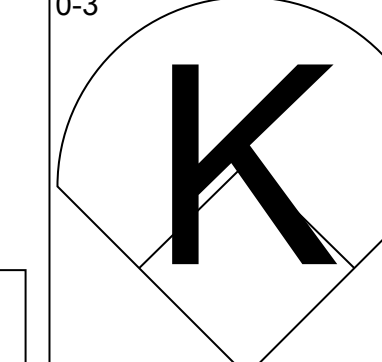
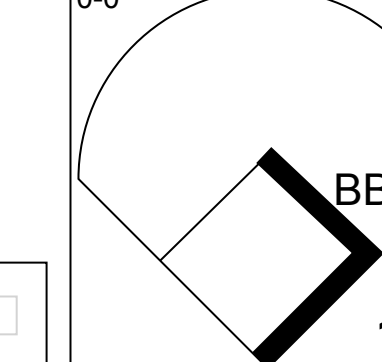
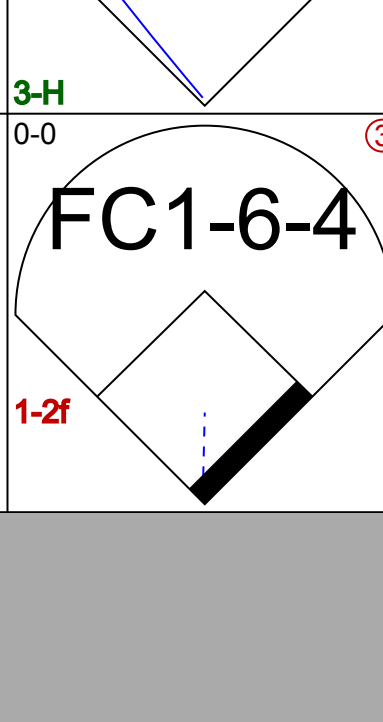
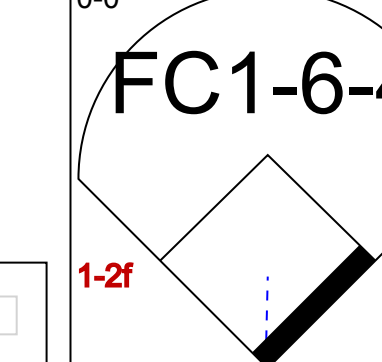
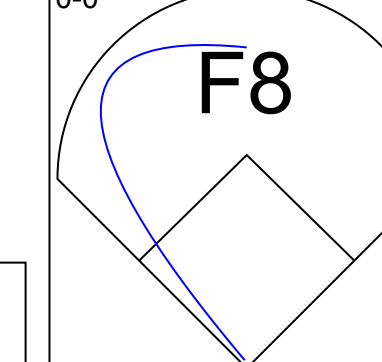
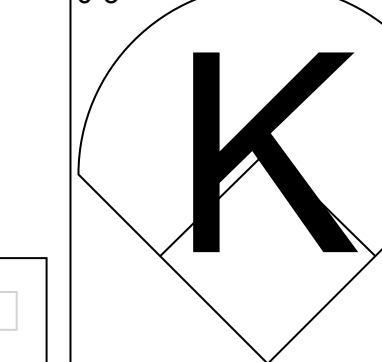
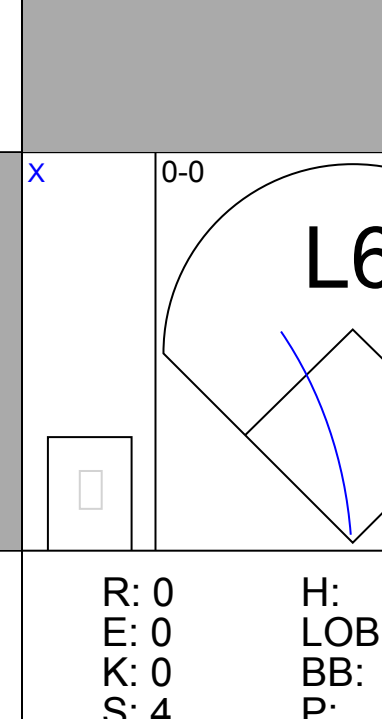
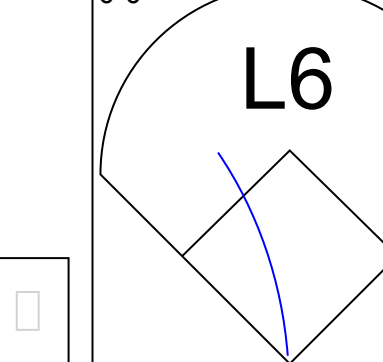
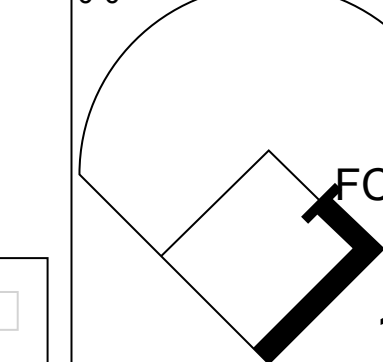
Batter	1	2	3	4	5	6	7	8	9	AB	R	H	RBI	BB	SO	LOB	TOP										
Bert Campaneris, R OBP: 0.320, SLG: 0.319 (1, 6)	F3	F9			L6-3			P4		4	0	0	0	0	0	2	Oakland Athletics @ Detroit Tigers Tiger Stadium, Detroit, MI Wed Aug 08 1973, 7:05 PM EDT Att: 28,000 - Unknown										
Bill North, S OBP: 0.365, SLG: 0.347 (1, 8)	K		K					K		3	0	0	0	1	3	0											
Sal Bando, R OBP: 0.357, SLG: 0.459 (1, 5)			F8		L6-3			F7		4	0	1	0	0	0	1											
Reggie Jackson, L OBP: 0.367, SLG: 0.510 (1, 9)	K		L4-3						K	4	0	0	0	0	3	1											
Deron Johnson, R OBP: 0.340, SLG: 0.426 (1, 10)		L6-3			F9				L6-3	4	1	1	0	0	0	0											
Gene Tenace, R OBP: 0.380, SLG: 0.463 (1, 3)		E			L5-3				K	3	1	0	0	1	2	0											
Jesus Alou, R OBP: 0.291, SLG: 0.324 (9, PR)		E8							L3	4	0	3	0	0	0	0											
Blue Moon Odom, R OBP: 0.282, SLG: 0.289 (9, PH)		E1							L6-3	3	0	0	0	0	1	2											
Ray Fosse, R OBP: 0.291, SLG: 0.358 (9, PH)										0	0	0	0	1	0	0											
Billy Conigliaro, R OBP: 0.262, SLG: 0.289 (9, PH)										3	0	0	0	0	1	0											
Dick Green, R OBP: 0.304, SLG: 0.335 (1, 4)		P4								3	0	0	0	0	1	2											
Mike Andrews, R OBP: 0.302, SLG: 0.262 (9, PH)					L6-3				K	1	0	0	0	0	0	2											
Inning Stats	R: 0 E: 0 K: 2 S: 8	H: 1 LOB: 1 BB: 0 P: 8	R: 1 E: 2 K: 0 S: 5	H: 1 LOB: 2 BB: 1 P: 9	R: 0 E: 0 K: 1 S: 5	H: 0 LOB: 0 BB: 0 P: 5	R: 0 E: 0 K: 1 S: 6	H: 1 LOB: 1 BB: 0 P: 6	R: 0 E: 0 K: 0 S: 3	H: 0 LOB: 1 BB: 1 P: 7	R: 0 E: 0 K: 1 S: 7	H: 0 LOB: 0 BB: 0 P: 7	R: 0 E: 0 K: 1 S: 5	H: 0 LOB: 0 BB: 0 P: 5	R: 0 E: 0 K: 2 S: 9	H: 2 LOB: 2 BB: 1 P: 13	1B: 4 2B: 0 3B: 1 HR: 0	SF: 0 SAC: 0 DP: 0 HBP: 0	WP: 1 PB: 0 SB: 0 CS: 0	PA: 36							
PITCHER	IP	WLS	BF	H	R	ER	SO	BB	IBB	HBP	BLK	WP	HR	S	P	ERA	WHIP										
Woodie Fryman, L ERA: 4.99 (1, 1)	8.2	W	35	5	2	1	10	3	0	0	0	1	0	52	64	1.04	0.923										
John Hiller, L ERA: 1.63 (9, 1)	0.1	S	1	0	0	0	0	0	0	0	0	0	0	1	1	0.00	0.000										

Batter	1	2	3	4	5	6	7	8	9	AB	R	H	RBI	BB	SO	LOB	BOTTOM										
Mickey Stanley, R OBP: 0.299, SLG: 0.386 (1, 8)	F3		2B		G6-3			4-3		4	0	2	0	0	0	0	Oakland Athletics @ Detroit Tigers Tiger Stadium, Detroit, MI Wed Aug 08 1973, 7:05 PM EDT Att: 28,000 - Unknown										
Tony Taylor, R OBP: 0.264, SLG: 0.308 (1, 4)	L9				G6-3			F9		4	0	1	0	0	0	1											
Al Kaline, R OBP: 0.310, SLG: 0.355 (1, 3)	F8		F3		F7			1B		4	1	1	0	0	0	2											
Willie Horton, R OBP: 0.382, SLG: 0.538 (8, PR)		F8								4	0	1	0	0	1	2											
Jim Northrup, L OBP: 0.354, SLG: 0.460 (9, 7)			K							0	0	0	0	0	0	0											
Bill Freehan, R OBP: 0.325, SLG: 0.337 (1, 2)										3	1	2	2	1	0	0											
Frank Howard, R OBP: 0.337, SLG: 0.457 (1, 10)										3	0	1	0	0	0	3											
Gates Brown, L OBP: 0.352, SLG: 0.402 (8, PH)		P4			F8					1	0	0	0	0	0	2											
Dick Sharon, R OBP: 0.287, SLG: 0.432 (1, 9)					F9					3	1	1	0	0	0	2											
Aurelio Rodriguez, R OBP: 0.267, SLG: 0.352 (1, 5)										3	0	1	1	0	1	0											
Ed Brinkman, R OBP: 0.303, SLG: 0.352 (1, 6)										3	0	0	0	0	0	1											
Inning Stats	R: 0 E: 0 K: 0 S: 3	H: 0 LOB: 0 BB: 0 P: 3	R: 2 E: 0 K: 0 S: 6	H: 3 LOB: 1 BB: 0 P: 6	R: 0 E: 0 K: 1 S: 7	H: 2 LOB: 3 BB: 1 P: 11	R: 0 E: 0 K: 1 S: 5	H: 0 LOB: 0 BB: 0 P: 5	R: 0 E: 0 K: 0 S: 3	H: 1 LOB: 0 BB: 0 P: 3	R: 0 E: 1 K: 0 S: 4	H: 1 LOB: 1 BB: 0 P: 4	R: 0 E: 0 K: 0 S: 3	H: 0 LOB: 0 BB: 0 P: 3	R: 1 E: 0 K: 0 S: 5	H: 3 LOB: 2 BB: 0 P: 5	1B: 7 2B: 2 3B: 0 HR: 1	SF: 0 SAC: 0 DP: 3 HBP: 0	WP: 0 PB: 0 SB: 0 CS: 0	PA: 33							
PITCHER	IP	WLS	BF	H	R	ER	SO	BB	IBB	HBP	BLK	WP	HR	S	P	ERA	WHIP										
Ken Holtzman, L ERA: 2.37 (1, 1)	7.1	L	31	9	3	3	2	0	0	0	0	0	0	2	2	3.68	1.227										
Rollie Fingers, R ERA: 1.45 (8, 1)	0.2		2	1	0	0	0	0	0	0	0	0	0	2	2	0.00	1.500										

AB	33
R	2
H	5
RBI	0
BB	3
SO	10
LOB	10




Batter	1	2	3	4	5	6	7	8	9	AB	R	H	RBI	BB	SO	LOB	TOP			
Pat Kelly, L OBP: 0.365, SLG: 0.362 (1, 9)										4	0	1	2	0	2	1	Chicago White Sox @ Detroit Tigers Tiger Stadium, Detroit, MI Thu Aug 09 1973, 7:05 PM EDT Att: 18,369 - Unknown - 72 F			
Jorge Orta, L OBP: 0.297, SLG: 0.317 (1, 4)										3	1	1	1	0	1	0				
Jerry Hairston, S OBP: 0.327, SLG: 0.333 (1, 7)										4	0	1	1	0	1	1				
Bill Melton, R OBP: 0.383, SLG: 0.467 (1, 5)										4	0	1	0	0	2	1				
Carlos May, L OBP: 0.303, SLG: 0.367 (1, 10)										4	0	0	0	0	1	2				
Tony Muser, L OBP: 0.335, SLG: 0.369 (1, 3)										4	0	1	0	0	0	0				
Ed Herrmann, L OBP: 0.271, SLG: 0.351 (1, 2)										4	1	2	0	0	1	0				
Bill Sharp, L OBP: 0.313, SLG: 0.409 (1, 8)										4	2	1	1	0	0	3				
Eddie Leon, R OBP: 0.295, SLG: 0.289 (1, 6)										3	1	0	0	1	3	1				
Inning Stats	R: 0 E: 0 K: 1 S: 5	H: 0 LOB: 0 BB: 0 P: 5	R: 0 E: 0 K: 1 S: 5	H: 1 LOB: 1 BB: 0 P: 8	R: 0 E: 0 K: 1 S: 6	H: 1 LOB: 1 BB: 0 P: 6	R: 3 E: 0 K: 1 S: 8	H: 3 LOB: 1 BB: 1 P: 12	R: 0 E: 0 K: 2 S: 7	H: 0 LOB: 0 BB: 0 P: 7	R: 0 E: 0 K: 1 S: 5	H: 0 LOB: 1 BB: 0 P: 5	R: 1 E: 0 K: 0 S: 5	H: 2 LOB: 1 BB: 0 P: 5	R: 1 E: 0 K: 2 S: 8	H: 1 LOB: 0 BB: 0 P: 8	1B: 5 2B: 1 3B: 1 HR: 1	SF: 1 SAC: 0 DP: 0 HBP: 0	WP: 0 PB: 0 SB: 0 CS: 0	PA: 36
PITCHER Joe Coleman, R ERA: 3.62 (1, 1)	IP: 9.0 WLS: L BF: 36 H: 8 R: 5 ER: 5 SO: 11 BB: 1 IBB: 0 HBP: 0 BLK: 0 WP: 0 HR: 1 S: 57 P: 61 ERA: 5.00 WHIP: 1.000															PITCHER				

Batter	1	2	3	4	5	6	7	8	9	AB	R	H	RBI	BB	SO	LOB	BOTTOM					
Mickey Stanley, R OBP: 0.300, SLG: 0.384 (1, 8)										4	0	1	1	1	0	1	Chicago White Sox @ Detroit Tigers Tiger Stadium, Detroit, MI Thu Aug 09 1973, 7:05 PM EDT Att: 18,369 - Unknown - 72 F					
Tony Taylor, R OBP: 0.267, SLG: 0.311 (1, 4) (9, 3)										5	1	2	0	0	1	4						
Al Kaline, R OBP: 0.308, SLG: 0.351 (1, 3) (9, 9)										3	1	0	1	1	0	4						
Willie Horton, R OBP: 0.384, SLG: 0.537 (8, PR) Jim Northrup, L OBP: 0.354, SLG: 0.460 (9, 7)										4	0	2	0	0	1	1						
Bill Freehan, R OBP: 0.327, SLG: 0.339 (1, 2)										4	0	2	0	0	0	1						
Frank Howard, R OBP: 0.337, SLG: 0.451 (8, PH) Gates Brown, L OBP: 0.350, SLG: 0.401 (9, 4)										2	0	0	0	1	0	1						
Dick Sharon, R OBP: 0.301, SLG: 0.425 (8, PH) Dick McAuliffe, L OBP: 0.368, SLG: 0.469 (9, 4)										2	0	0	1	0	0	0						
Aurelio Rodriguez, R OBP: 0.270, SLG: 0.354 (1, 5)										4	1	2	0	0	0	4						
Ed Brinkman, R OBP: 0.301, SLG: 0.349 Norm Cash, L OBP: 0.346, SLG: 0.496 Rich Reese, L OBP: 0.193, SLG: 0.206 (9, PR)										3	0	0	0	0	2	2						
Inning Stats	R: 1 E: 0 K: 0 S: 4	H: 1 LOB: 0 BB: 0 P: 4	R: 0 E: 0 K: 0 S: 3	H: 0 LOB: 0 BB: 0 P: 3	R: 0 E: 0 K: 2 S: 8	H: 1 LOB: 2 BB: 1 P: 12	R: 0 E: 0 K: 0 S: 3	H: 1 LOB: 0 BB: 0 P: 3	R: 1 E: 0 K: 1 S: 7	H: 2 LOB: 1 BB: 0 P: 7	R: 1 E: 0 K: 1 S: 6	H: 1 LOB: 1 BB: 2 P: 14	R: 0 E: 0 K: 0 S: 4	H: 1 LOB: 1 BB: 0 P: 4	R: 1 E: 0 K: 1 S: 7	H: 2 LOB: 2 BB: 0 P: 7	R: 0 E: 0 K: 0 S: 4	H: 1 LOB: 1 BB: 0 P: 4	1B: 10 2B: 1 3B: 0 HR: 0	SF: 2 SAC: 0 DP: 1 HBP: 0	WP: 0 PB: 1 SB: 0 CS: 0	PA: 39
PITCHER Terry Forster, L ERA: 2.21 Cy Acosta, R ERA: 2.2 (8, 1)	IP: 7.0 WLS: W BF: 31 H: 8 R: 4 ER: 2 SO: 4 BB: 2 IBB: 0 HBP: 0 BLK: 0 WP: 0 HR: 0 S: 36 P: 48 ERA: 2.57 WHIP: 1.429															PITCHER						

Batter	1	2	3	4	5	6	7	8	9	AB	R	H	RBI	BB	SO	LOB	TOP			
Pat Kelly, L OBP: 0.363, SLG: 0.358 (1, 9)	4-0 2B BB	6-3		L9			4-3		K	4	1	0	0	1	1	4				
Jorge Orta, L OBP: 0.293, SLG: 0.312 (1, 4)	4-3		6-3		G3		P6			4	0	0	0	0	0	2				
Jerry Hairston, S OBP: 0.339, SLG: 0.352 (1, 7)	WP 1B 2B		1B FC4-6 BB		G3		6-3			3	2	1	1	1	0	1				
Bill Melton, R OBP: 0.383, SLG: 0.467 Luis Alvarado, R OBP: 0.273, SLG: 0.317 (1, 5)	5-3		FC4-6 1B		5-3				6-3	2	0	1	0	0	0	1				
Carlos May, L OBP: 0.303, SLG: 0.366 (1, 10)			FC4-6		F7				G3	4	0	1	2	0	0	1				
Tony Muser, L OBP: 0.333, SLG: 0.367 (1, 3)	K		F7		G3 1B				P6	4	0	1	0	0	1	2				
Ed Herrmann, L OBP: 0.268, SLG: 0.347 Brian Downing, R (9, PH)		K			6-3				K	3	0	0	0	0	1	1				
Bill Sharp, L OBP: 0.324, SLG: 0.404 Hank Allen, R OBP: 0.106, SLG: 0.162 (9, PH)			BB BB		L9				6-3	1	0	0	0	2	0	1				
Eddie Leon, R OBP: 0.300, SLG: 0.294 (1, 6)			F8							3	0	2	0	1	0	1				
Inning Stats	R: 2 E: 0 K: 1 S: 7	H: 2 LOB: 1 BB: 1 P: 11	R: 0 E: 0 K: 1 S: 4	H: 0 LOB: 1 BB: 2 P: 12	R: 1 E: 0 K: 0 S: 4	H: 1 LOB: 1 BB: 1 P: 8	R: 0 E: 0 K: 0 S: 3	H: 0 LOB: 0 BB: 0 P: 7	R: 0 E: 0 K: 0 S: 3	H: 1 LOB: 1 BB: 0 P: 4	R: 0 E: 0 K: 0 S: 4	H: 1 LOB: 1 BB: 0 P: 4	R: 0 E: 0 K: 0 S: 3	H: 0 LOB: 0 BB: 0 P: 3	R: 0 E: 0 K: 2 S: 8	H: 1 LOB: 1 BB: 0 P: 8	1B: 4 2B: 2 3B: 0 HR: 0	SF: 0 SAC: 0 DP: 0 HBP: 0	WP: 1 PB: 0 CS: 0	PA: 37
PITCHER	IP WLS BF H R ER SO BB IBB HBP BLK WP HR S P ERA WHIP	IP WLS BF H R ER SO BB IBB HBP BLK WP HR S P ERA WHIP																		
Mike Strahler, R ERA: 3.99 (1, 1)	0.2	5	2	2	2	0	1	0	0	0	0	1	0	4	8	27.00	4.500			
Fred Scherman, L ERA: 4.61 (1, 1)	8.1	W	32	4	1	1	4	4	0	0	0	0	0	36	52	1.08	0.960			

Chicago White Sox @ Detroit Tigers
Tiger Stadium, Detroit, MI
Fri Aug 10 1973, 7:05 PM EDT
Att: 31,080 - Unknown - 81 F

AB 32
R 3
H 6
RBI 3
BB 5
SO 4
LOB 14



Batter	1	2	3	4	5	6	7	8	9	AB	R	H	RBI	BB	SO	LOB	BOTTOM			
Jim Northrup, L OBP: 0.355, SLG: 0.457 (1, 7)	1B G3-6-1 1B		2B HR BB	G4-6-3	F8				L9	4	2	1	0	1	0	4				
Mickey Stanley, R OBP: 0.301, SLG: 0.387 (1, 8)			HR 2B	L5			6-3		F7	5	1	2	0	0	0	0				
Gates Brown, L OBP: 0.352, SLG: 0.412 (1, 10)	G3-6-1		HR		FC6-4 BB		K			3	1	1	3	1	1	1				
Al Kaline, R OBP: 0.311, SLG: 0.365 (1, 9)	L9		HR		FC6-4 1B				1B	4	2	2	1	0	0	1				
Dick McAuliffe, L OBP: 0.366, SLG: 0.466 (1, 4)			F8		K		F2			4	0	1	0	0	1	2				
Norm Cash, L OBP: 0.348, SLG: 0.492 (1, 3)		BB 1B BB	F5		1B E BB HBP		K			2	1	0	0	1	1	1				
Duke Sims, L OBP: 0.340, SLG: 0.411 (1, 2)			K		E4 BB 1B		5-3			4	0	1	0	0	1	3				
Aurelio Rodriguez, R OBP: 0.272, SLG: 0.354 (1, 5)			6-3				1-3			3	0	1	1	1	0	1				
Ed Brinkman, R OBP: 0.303, SLG: 0.349 (1, 6)	G4-6-3				G4-6-3 1B				F9	3	0	1	1	1	0	3				
Inning Stats	R: 1 E: 0 K: 0 S: 4	H: 2 LOB: 0 BB: 0 P: 4	R: 0 E: 0 K: 0 S: 3	H: 1 LOB: 2 BB: 2 P: 11	R: 4 E: 0 K: 1 S: 9	H: 4 LOB: 1 BB: 1 P: 13	R: 0 E: 0 K: 0 S: 3	H: 1 LOB: 0 BB: 0 P: 3	R: 2 E: 1 K: 1 S: 7	H: 1 LOB: 3 BB: 2 P: 16	R: 0 E: 0 K: 1 S: 6	H: 1 LOB: 1 BB: 0 P: 6	R: 0 E: 0 K: 1 S: 5	H: 0 LOB: 0 BB: 0 P: 5	R: 0 E: 0 K: 0 S: 3	H: 0 LOB: 0 BB: 0 P: 3	1B: 7 2B: 1 3B: 0 HR: 2	SF: 0 SAC: 0 DP: 3 HBP: 1	WP: 0 PB: 0 CS: 0	PA: 38
PITCHER	IP WLS BF H R ER SO BB IBB HBP BLK WP HR S P ERA WHIP	IP WLS BF H R ER SO BB IBB HBP BLK WP HR S P ERA WHIP																		
Steve Stone, R ERA: 4.21 (1, 1)	2.0	L	12	5	4	4	0	3	0	0	0	0	0	0	0	0	18.00	4.000		
Ken Frailing, L ERA: 1.54 (3, 1)	6.0		26	5	3	1	4	2	0	1	0	0	1	31	40	1.50	1.167			


Chicago White Sox @ Detroit Tigers
Tiger Stadium, Detroit, MI
Fri Aug 10 1973, 7:05 PM EDT
Att: 31,080 - Unknown - 81 F


AB 32
R 7
H 10
RBI 6
BB 5
SO 4
LOB 16



Batter	1	2	3	4	5	6	7	8	9	AB	R	H	RBI	BB	SO	LOB	TOP			
Johnny Jeter, R OBP: 0.270, SLG: 0.399 (1, 8)										4	0	2	0	0	1	1	Chicago White Sox @ Detroit Tigers Tiger Stadium, Detroit, MI Sat Aug 11 1973, 3:33 AM EDT Att: 41,764 - Unknown - 76 F			
Tony Muser, L OBP: 0.336, SLG: 0.369 (1, 3)										4	0	2	1	0	0	1				
Jerry Hairston, S OBP: 0.317, SLG: 0.328 (1, 7)										4	0	0	0	0	2	4				
Carlos May, L OBP: 0.302, SLG: 0.364 (1, 10)										4	0	1	0	0	2	4				
Brian Downing, R OBP: 0.200, SLG: 0.800 (1, 9)										4	1	1	1	0	0	3				
Luis Alvarado, R OBP: 0.306, SLG: 0.309 (1, 5)										4	0	0	0	0	2	1				
Jorge Orta, L OBP: 0.289, SLG: 0.308 (1, 4)										4	0	0	0	0	2	1				
Eddie Leon, R OBP: 0.300, SLG: 0.293 (1, 6)										2	1	0	0	1	0	0				
Ed Herrmann, L OBP: 0.269, SLG: 0.347 (1, 2)										3	0	1	0	0	1	1				
Inning Stats	R: 0 E: 0 K: 0 S: 5	H: 2 LOB: 2 BB: 0 P: 5	R: 0 E: 0 K: 1 S: 5	H: 0 LOB: 0 BB: 0 P: 5	R: 0 E: 0 K: 1 S: 5	H: 1 LOB: 0 BB: 0 P: 5	R: 1 E: 0 K: 2 S: 8	H: 1 LOB: 0 BB: 0 P: 8	R: 0 E: 0 K: 0 S: 3	H: 0 LOB: 0 BB: 0 P: 3	R: 0 E: 0 K: 2 S: 8	H: 1 LOB: 1 BB: 0 P: 8	R: 1 E: 0 K: 3 S: 11	H: 2 LOB: 2 BB: 1 P: 15	R: 0 E: 0 K: 1 S: 5	H: 0 LOB: 0 BB: 0 P: 5	1B: 6 2B: 0 3B: 0 HR: 1	SF: 0 SAC: 0 DP: 0 HBP: 0	WP: 0 PB: 1 CS: 1	PA: 34
PITCHER	IP	WLS	BF	H	R	ER	SO	BB	IBB	HBP	BLK	WP	HR	S	P	ERA	WHIP			
Mickey Lolich, L ERA: 3.54 (1, 1)	7.1	W	29	7	2	2	7	1	0	0	0	0	0	42	46	2.46	1.091			
John Hiller, L ERA: 1.99 (8, 1)	1.2	S	5	0	0	0	3	0	0	0	0	0	0	11	11	0.00	0.000			

Batter	1	2	3	4	5	6	7	8	9	AB	R	H	RBI	BB	SO	LOB	BOTTOM			
Mickey Stanley, R OBP: 0.301, SLG: 0.386 (1, 8)										4	1	1	0	0	1	1	Chicago White Sox @ Detroit Tigers Tiger Stadium, Detroit, MI Sat Aug 11 1973, 3:33 AM EDT Att: 41,764 - Unknown - 76 F			
Tony Taylor, R OBP: 0.262, SLG: 0.304 (1, 4)										4	1	0	0	0	2					
Al Kaline, R OBP: 0.320, SLG: 0.385 (1, 9)										3	1	3	2	1	0	0				
Willie Horton, R OBP: 0.383, SLG: 0.538 (1, 7)										3	1	1	0	0	0	1				
Dick Sharon, R OBP: 0.277, SLG: 0.421 (7, 7)										1	0	0	0	0	0	1				
Bill Freehan, R OBP: 0.326, SLG: 0.338 (1, 2)										4	0	1	0	0	0	3				
Frank Howard, R OBP: 0.332, SLG: 0.443 (1, 10)										3	0	0	0	0	1	2				
Ike Brown, R OBP: 0.414, SLG: 0.283 (1, 3)										2	0	0	0	1	0	1				
Aurelio Rodriguez, R OBP: 0.272, SLG: 0.353 (1, 5)										3	0	1	1	0	0	0				
Ed Brinkman, R OBP: 0.303, SLG: 0.349 (1, 6)										3	0	1	0	0	0	0				
Inning Stats	R: 1 E: 0 K: 0 S: 5	H: 2 LOB: 1 BB: 0 P: 5	R: 0 E: 0 K: 0 S: 3	H: 0 LOB: 0 BB: 0 P: 3	R: 0 E: 0 K: 0 S: 3	H: 0 LOB: 0 BB: 0 P: 3	R: 2 E: 0 K: 0 S: 5	H: 3 LOB: 2 BB: 1 P: 9	R: 1 E: 1 K: 1 S: 6	H: 2 LOB: 1 BB: 0 P: 6	R: 0 E: 0 K: 1 S: 6	H: 1 LOB: 1 BB: 0 P: 6	R: 0 E: 0 K: 0 S: 3	H: 0 LOB: 0 BB: 0 P: 3	R: 0 E: 0 K: 0 S: 3	H: 0 LOB: 1 BB: 1 P: 7	1B: 6 2B: 1 3B: 0 HR: 1	SF: 0 SAC: 0 DP: 0 HBP: 0	WP: 0 PB: 0 CS: 0	PA: 32
PITCHER	IP	WLS	BF	H	R	ER	SO	BB	IBB	HBP	BLK	WP	HR	S	P	ERA	WHIP			
Wilbur Wood, L ERA: 3.31 (1, 1)	8.0	L	32	8	4	3	2	2	0	0	0	0	1	34	42	3.38	1.250			


Batter	1	2	3	4	5	6	7	8	9	AB	R	H	RBI	BB	SO	LOB	TOP			
Pat Kelly, L OBP: 0.366, SLG: 0.361 (1, 9)	G3		1B		K				1B	5	0	3	1	0	1	0	Chicago White Sox @ Detroit Tigers Tiger Stadium, Detroit, MI Sun Aug 12 1973, 3:33 AM EDT Att: 43,211 - Unknown - 76 F			
Tony Muser, L OBP: 0.337, SLG: 0.370 (1, 3)	G2		1B				F7		F5	5	0	2	0	0	0	5				
Jerry Hairston, S OBP: 0.338, SLG: 0.365 (1, 7)			F8				F9			5	0	3	1	0	0	3				
Carlos May, L OBP: 0.301, SLG: 0.361 (1, 10)	F8				FC4-6				4-3	4	0	0	0	1	0	5				
Jorge Orta, L OBP: 0.286, SLG: 0.304 (1, 4)		F8		FC4-6						4	0	0	0	0	0	3				
Brian Downing, R OBP: 0.111, SLG: 0.444 (1, 5)		F8		K						4	0	0	0	0	1	2				
Bill Sharp, L OBP: 0.321, SLG: 0.398 (1, 8)		3-1		F8			P5		F8	4	0	1	0	0	0	1				
Ed Herrmann, L OBP: 0.271, SLG: 0.347 (1, 2)			L9				P6			3	1	1	0	0	0	0				
Eddie Leon, R OBP: 0.300, SLG: 0.295 (1, 6)			K				1-3			4	1	1	0	0	2	2				
Inning Stats	R: 0 E: 0 K: 0 S: 4	H: 1 LOB: 1 BB: 0 P: 4	R: 0 E: 0 K: 0 S: 3	H: 0 LOB: 0 BB: 0 P: 3	R: 0 E: 0 K: 1 S: 7	H: 2 LOB: 2 BB: 0 P: 7	R: 0 E: 0 K: 1 S: 5	H: 0 LOB: 0 BB: 1 P: 9	R: 0 E: 0 K: 0 S: 5	H: 1 LOB: 1 BB: 0 P: 4	R: 0 E: 0 K: 1 S: 8	H: 3 LOB: 3 BB: 0 P: 8	R: 0 E: 0 K: 0 S: 4	H: 1 LOB: 1 BB: 0 P: 4	R: 2 E: 0 K: 0 S: 6	H: 3 LOB: 2 BB: 0 P: 7		1B: 9 2B: 2 3B: 0 HR: 0	SF: 0 SAC: 0 DP: 0 HBP: 1	WP: 0 PB: 0 SB: 0 CS: 0
PITCHER Jim Perry, R ERA: 3.53 (1, 1)	IP: 9.0 WLS: W BF: 40 H: 11 R: 2 ER: 2 SO: 4 BB: 1 IBB: 0 HBP: 1 BLK: 0 WP: 0 HR: 0 S: 46 P: 51 ERA: 2.00 WHIP: 1.333															PITCHER				

Batter	1	2	3	4	5	6	7	8	9	AB	R	H	RBI	BB	SO	LOB	BOTTOM		
Jim Northrup, L OBP: 0.356, SLG: 0.467 (1, 7)	FC1-6		HR	6-3		G3			K	5	1	2	1	0	1	1	Chicago White Sox @ Detroit Tigers Tiger Stadium, Detroit, MI Sun Aug 12 1973, 3:33 AM EDT Att: 43,211 - Unknown - 76 F		
Mickey Stanley, R OBP: 0.304, SLG: 0.389 (1, 8)	FC1-6		BB	BB	1B				1B	4	2	3	0	0	0	1			
Gates Brown, L OBP: 0.358, SLG: 0.424 (1, 10)	HR		1B	1B	1B				1B	2	1	1	2	2	1	1			
Al Kaline, R OBP: 0.317, SLG: 0.380 Dick Sharon, R OBP: 0.275, SLG: 0.417 (1, 9) (5, 9)	L8		L7	K					F7	3	0	0	0	0	1	4			
Dick McAuliffe, L OBP: 0.368, SLG: 0.467 (1, 4)	F9		1B							4	0	2	1	0	0	0			
Norm Cash, L OBP: 0.343, SLG: 0.485 (1, 3)	1-3		F9						F8	4	0	0	0	0	0	4			
Bill Freehan, R OBP: 0.325, SLG: 0.340 (1, 2)	F9			3B	2B				F8	4	1	1	0	0	0	0			
Aurelio Rodriguez, R OBP: 0.274, SLG: 0.362 (1, 5)	4-3			SF7	3B				F5	4	1	2	1	0	0	0			
Ed Brinkman, R OBP: 0.300, SLG: 0.346 (1, 6)			K	SF7					P6	3	0	0	1	0	1	1			
Inning Stats	R: 2 E: 0 K: 0 S: 5	H: 2 LOB: 0 BB: 0 P: 5	R: 0 E: 0 K: 0 S: 3	H: 0 LOB: 0 BB: 0 P: 3	R: 2 E: 0 K: 1 S: 8	H: 3 LOB: 2 BB: 1 P: 12	R: 2 E: 0 K: 1 S: 8	H: 3 LOB: 2 BB: 1 P: 12	R: 0 E: 0 K: 0 S: 3	H: 0 LOB: 0 BB: 0 P: 3	R: 0 E: 0 K: 1 S: 7	H: 2 LOB: 2 BB: 0 P: 7	R: 0 E: 0 K: 1 S: 6	H: 1 LOB: 1 BB: 0 P: 6	R: 2 E: 0 K: 0 S: 6	H: 6 LOB: 2 3B: 1 HR: 2		SF: 1 SAC: 0 DP: 0 HBP: 0	WP: 0 PB: 0 SB: 0 CS: 0
PITCHER Stan Bahnsen, R ERA: 3.23 Bart Johnson, R ERA: 4.15 (1, 1) (4, 1)	IP: 3.0 WLS: L BF: 17 H: 7 R: 6 ER: 6 SO: 1 BB: 1 IBB: 0 HBP: 0 BLK: 0 WP: 0 HR: 2 S: 18 P: 22 ERA: 18.00 WHIP: 2.667															PITCHER			

Batter	1	2	3	4	5	6	7	8	9	AB	R	H	RBI	BB	SO	LOB	TOP			
Jim Northrup, L (1, 9) OBP: 0.356, SLG: 0.463	0-0 4-3		0-0 4-3			0-0 1B	0-0 FC6-4		0-0 1B	5	0	2	0	0	0	2				
Mickey Stanley, R (1, 8) Dick Sharon, R (8, 8) OBP: 0.306, SLG: 0.389 OBP: 0.273, SLG: 0.414	0-3 K			0-0 F8		0-3 K		0-0 1B	0-0 1-3	4	0	1	0	0	2	1				
Gates Brown, L (1, 10) OBP: 0.361, SLG: 0.426	0-0 G3			0-0 5-3		0-0 1B		0-0 G1-6-3		4	0	1	0	0	0	1				
Willie Horton, R (1, 7) Ike Brown, R (8, 7) OBP: 0.385, SLG: 0.534 OBP: 0.407, SLG: 0.277		0-0 FC5-4 1B		0-0 F7		0-0 F7		0-0 1B	0-0 1B	4	1	2	0	0	0	2				
Dick McAuliffe, L (1, 4) Tony Taylor, R (8, 4) OBP: 0.367, SLG: 0.462 OBP: 0.262, SLG: 0.304		0-0 F7			0-0 2B	0-3 K		0-0 1B	0-0 1B	4	0	2	0	0	1	3				
Bill Freehan, R (1, 2) Tom Verzyer, R (7, 6) OBP: 0.332, SLG: 0.347 OBP: 1.000, SLG: 1.000		0-0 FC5-4			0-0 1B		0-0 5-3	0-0 1B	0-0 1B	3	0	1	0	0	0	1				
Norm Cash, L (1, 3)	0-3 K				0-3 K		0-0 1B	0-0 4-3		4	0	1	0	0	2	5				
Aurelio Rodriguez, R (1, 5) OBP: 0.282, SLG: 0.370			0-0 4-3		0-3 K		0-0 1B	0-3 K		4	0	1	0	0	2	2				
Ed Brinkman, R (1, 6) Duke Sims, L (7, PH) OBP: 0.297, SLG: 0.343 OBP: 0.337, SLG: 0.407			0-0 F8		0-0 F8		0-3 K	0-0 F5		2	0	0	0	0	0	2				
Inning Stats	R: 0 E: 0 K: 1 S: 5	H: 0 LOB: 0 BB: 0 P: 5	R: 0 E: 0 K: 1 S: 6	H: 1 LOB: 1 BB: 0 P: 6	R: 0 E: 0 K: 0 S: 3	H: 0 LOB: 0 BB: 0 P: 3	R: 0 E: 0 K: 0 S: 3	H: 2 LOB: 2 BB: 0 P: 9	R: 0 E: 0 K: 2 S: 9	H: 2 LOB: 2 BB: 0 P: 9	R: 0 E: 0 K: 1 S: 7	H: 2 LOB: 2 BB: 0 P: 7	R: 1 E: 0 K: 0 S: 6	H: 4 LOB: 2 BB: 0 P: 6	R: 0 E: 0 K: 1 S: 6	H: 1 LOB: 1 BB: 0 P: 6	1B: 11 2B: 1 3B: 0 HR: 0	SF: 0 SAC: 0 DP: 1 HBP: 0	WP: 0 PB: 0 SB: 0 CS: 0	PA: 38
PITCHER Dave Goltz, R (1, 1) ERA: 4.99	IP: 9.0 WLS: W BF: 38 H: 12 R: 1 ER: 1 SO: 8 BB: 0 IBB: 0 HBP: 0 BLK: 0 WP: 0 HR: 0 S: 54 P: 54 ERA: 1.00 WHIP: 1.333											PITCHER	IP: 9.0 WLS: W BF: 38 H: 12 R: 1 ER: 1 SO: 8 BB: 0 IBB: 0 HBP: 0 BLK: 0 WP: 0 HR: 0 S: 54 P: 54 ERA: 1.00 WHIP: 1.333							

Detroit Tigers @ Minnesota Twins
Metropolitan Stadium, Bloomington, MI
Tue Aug 14 1973, 8:05 PM EDT
Att: 15,214 - Unknown - 76 F


AB 38
R 1
H 12
RBI 1
BB 0
SO 8
LOB 22

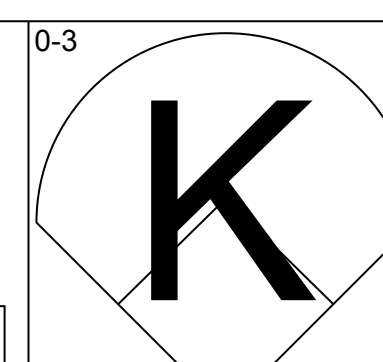
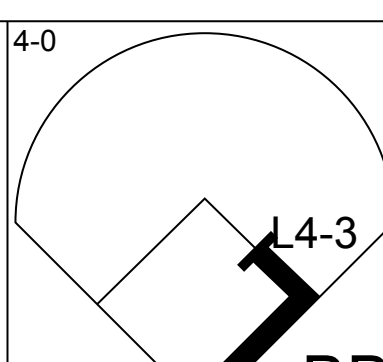
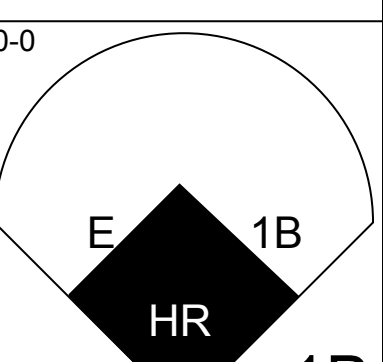
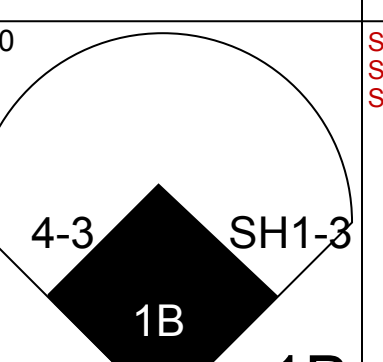
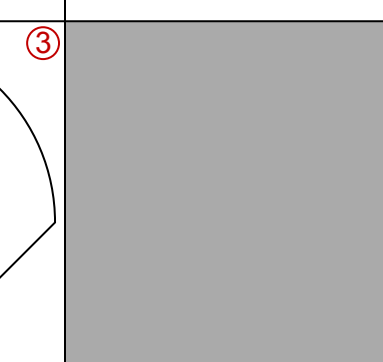
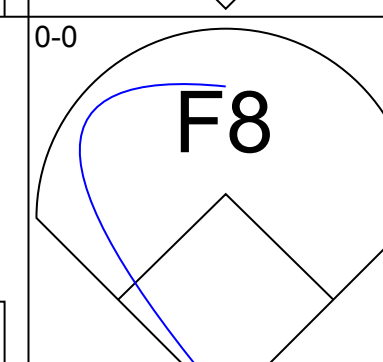
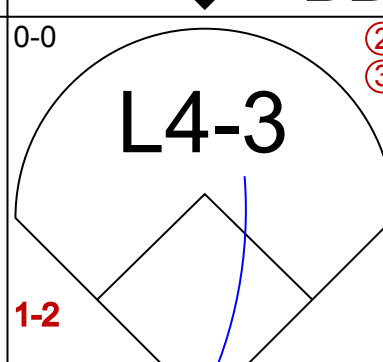
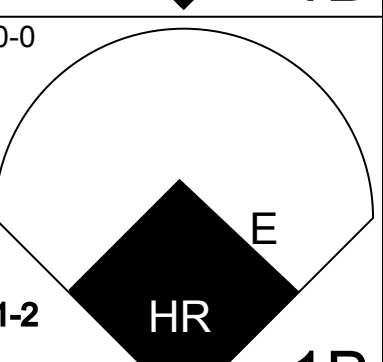
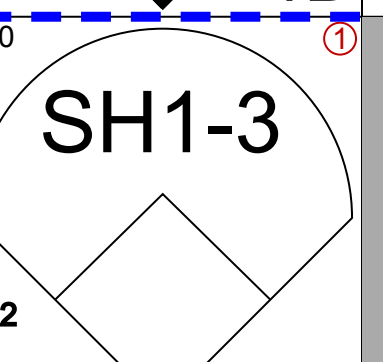
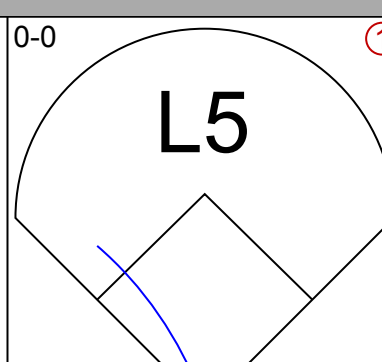
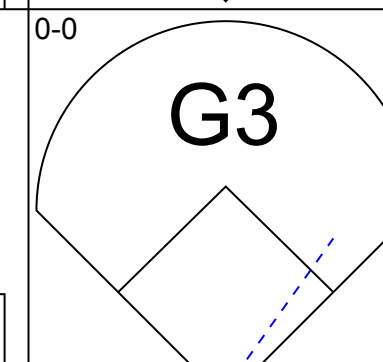
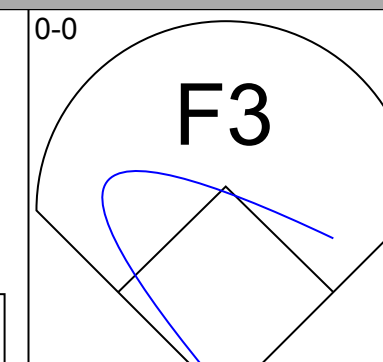
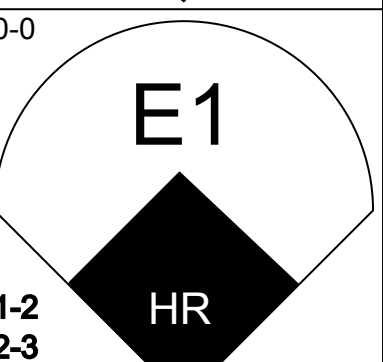
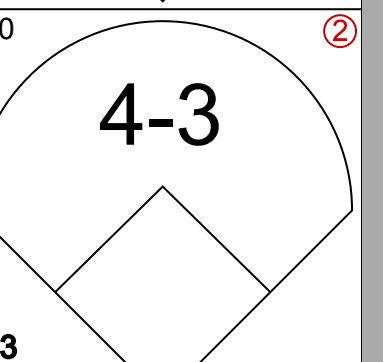
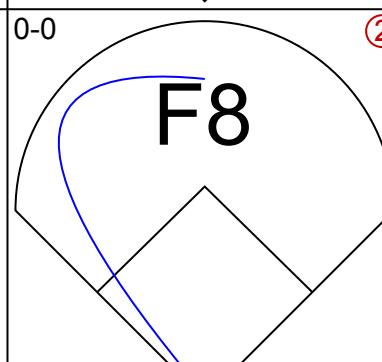
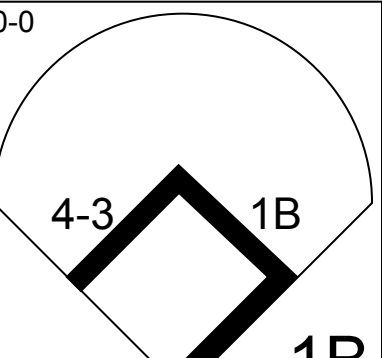
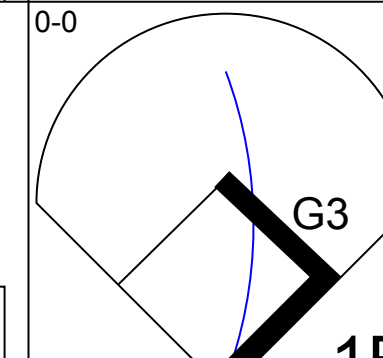
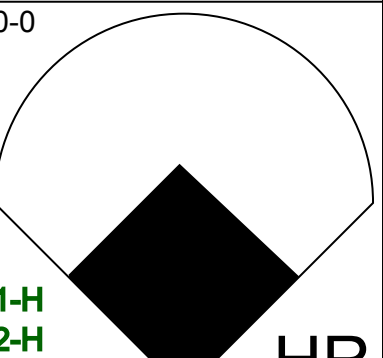
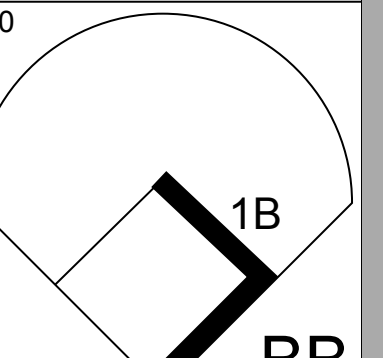
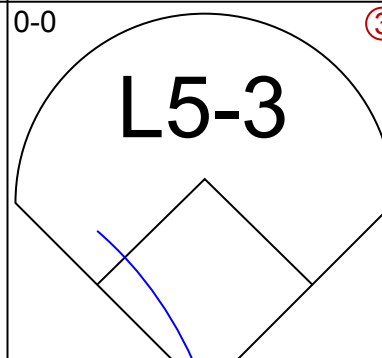
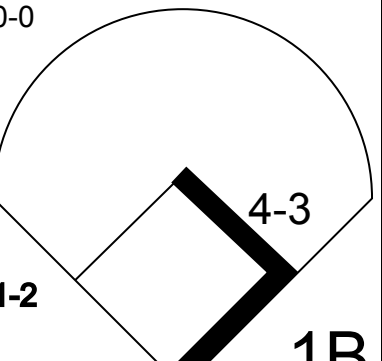
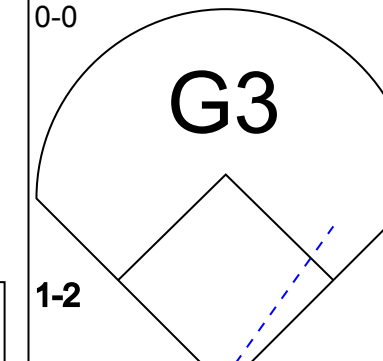
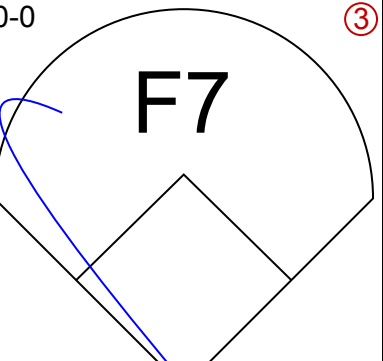
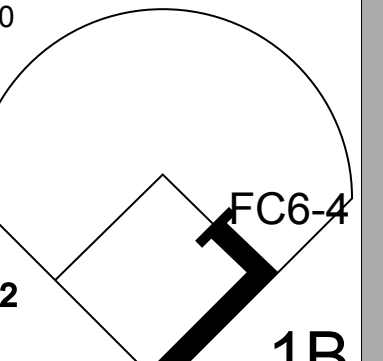

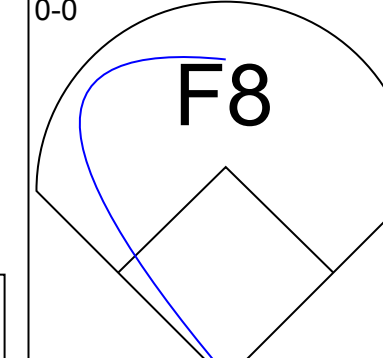
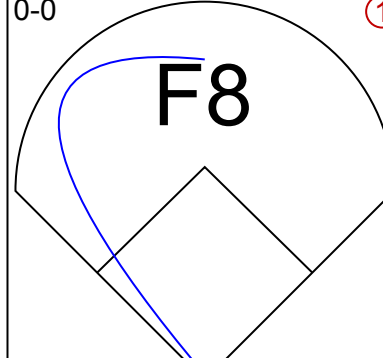
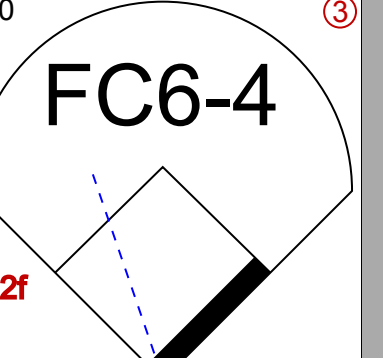

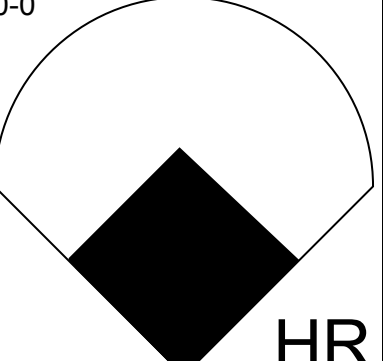
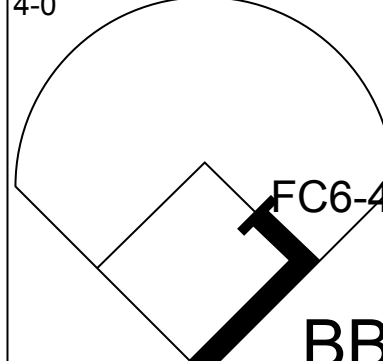
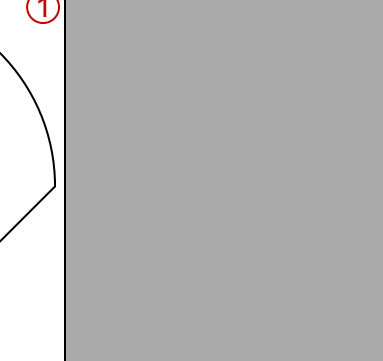

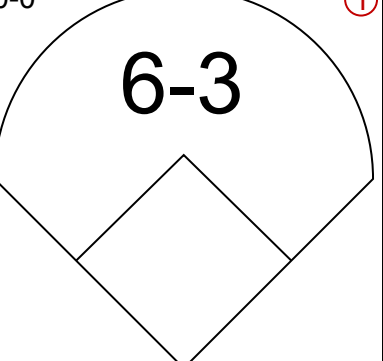
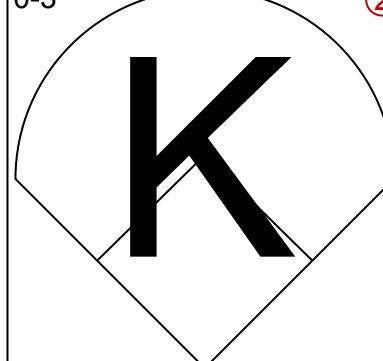
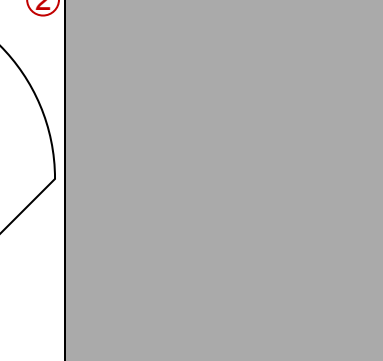

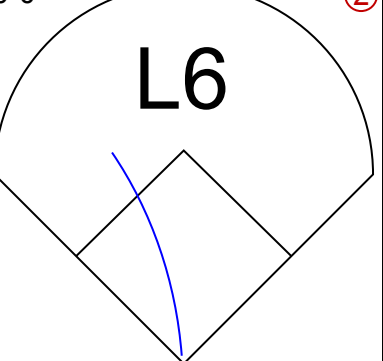
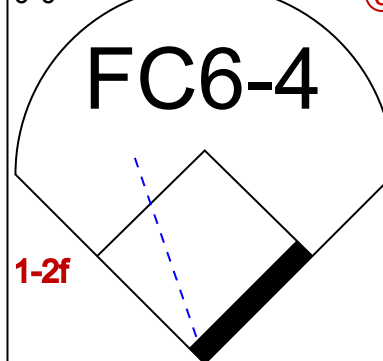



Batter	1	2	3	4	5	6	7	8	9	AB	R	H	RBI	BB	SO	LOB	BOTTOM			
Jerry Terrell, R (1, 6) OBP: 0.313, SLG: 0.333	0-0 WP 1B	0-0 F8			0-0 1-3	0-0 F4	0-0 FC6-4	4-0 BB 1B		5	1	1	0	1	0	4				
Rod Carew, L (1, 4) Dan Monzon, R (9, 4) OBP: 0.418, SLG: 0.492 OBP: 0.320, SLG: 0.311	0-0 F8 E 1B	0-0 1B			0-0 1B	0-0 BB 2B	0-0 FC6-4	0-0 BB 1B		6	1	5	3	0	0	2				
Tony Oliva, L (1, 10) Mike Adams, R (6, PR) OBP: 0.349, SLG: 0.415 OBP: 0.347, SLG: 0.325	0-0 F8	0-0 F5			4-0 BB 1B	4-0 BB IBB		0-0 BB 1B		3	0	1	0	2	0	2				
Bobby Darwin, R (1, 9) OBP: 0.304, SLG: 0.380	0-0 E5 1B		0-0 F8		0-0 1B	0-0 SF7		0-0 K		5	2	2	2	0	1	3				
Steve Braun, L (1, 5) OBP: 0.409, SLG: 0.441	0-0 1B		0-0 G3		0-0 3-1	0-0 BB		0-0 2B 1B		4	1	2	1	1	0	2				
Steve Brye, R (1, 8) OBP: 0.328, SLG: 0.375	0-0 F8		0-3 K			0-0 K		0-0 F9		5	1	1	0	0	2	7				
Jim Holt, L (1, 3) OBP: 0.338, SLG: 0.466	0-0 1B			0-0 F7		0-0 1B	0-0 FC6-4	0-0 2B		5	2	4	3	0	0	0				
Phil Roof, R (1, 2) OBP: 0.290, SLG: 0.247	0-3 K			0-0 F7		0-0 1B	4-0 FC6-4	0-3 K		4	1	1	1	1	2	4				
Larry Hisle, R (1, 7) OBP: 0.342, SLG: 0.399		0-0 F8		0-3 K		0-0 2B	0-0 K	0-0 1B		5	2	2	2	0	2	2				
Inning Stats	R: 3 E: 1 K: 1 S: 10	H: 4 LOB: 2 BB: 0 P: 10	R: 0 E: 0 K: 0 S: 4	H: 1 LOB: 1 BB: 0 P: 4	R: 0 E: 0 K: 1 S: 5	H: 0 LOB: 0 BB: 0 P: 5	R: 0 E: 0 K: 1 S: 5	H: 0 LOB: 0 BB: 0 P: 5	R: 0 E: 0 K: 1 S: 4	H: 2 LOB: 2 BB: 1 P: 8	R: 4 E: 0 K: 1 S: 10	H: 5 LOB: 3 BB: 2 P: 18	R: 0 E: 0 K: 1 S: 6	H: 1 LOB: 2 BB: 1 P: 10	R: 5 E: 0 K: 2 S: 13	H: 6 LOB: 3 BB: 2 P: 21	1B: 15 2B: 4 3B: 0 HR: 0	SF: 1 SAC: 0 DP: 0 HBP: 0	WP: 1 PB: 0 SB: 2 CS: 0	PA: 49
PITCHER Joe Coleman, R (1, 1) ERA: 3.79 Bob Miller, R (6, 1) ERA: 3.7 Ed Farmer, R (7, 1) ERA: 4.5	IP: 5.0 WLS: L BF: 27 H: 11 R: 7 ER: 6 SO: 3 BB: 1 IBB: 0 HBP: 0 BLK: 0 WP: 1 HR: 0 S: 32 P: 36 ERA: 10.80 WHIP: 2.400											PITCHER	IP: 5.0 WLS: L BF: 27 H: 11 R: 7 ER: 6 SO: 3 BB: 1 IBB: 0 HBP: 0 BLK: 0 WP: 1 HR: 0 S: 32 P: 36 ERA: 10.80 WHIP: 2.400							

Detroit Tigers @ Minnesota Twins
Metropolitan Stadium, Bloomington, MI
Tue Aug 14 1973, 8:05 PM EDT
Att: 15,214 - Unknown - 76 F


AB 42
R 12
H 19
RBI 12
BB 6
SO 7
LOB 26

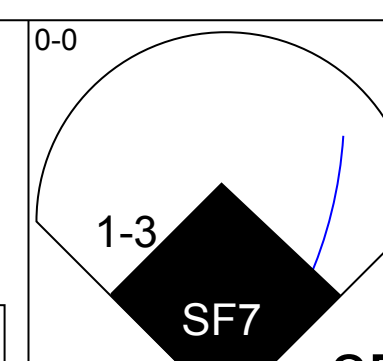
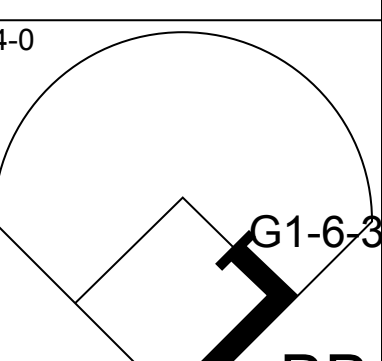
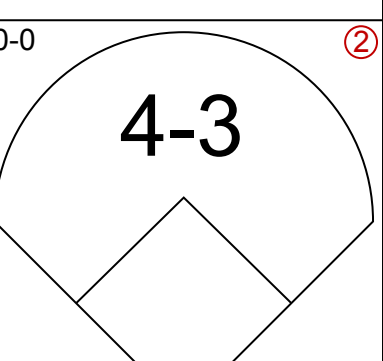
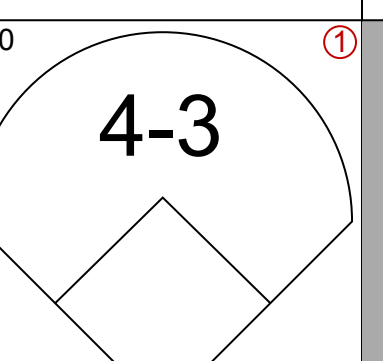
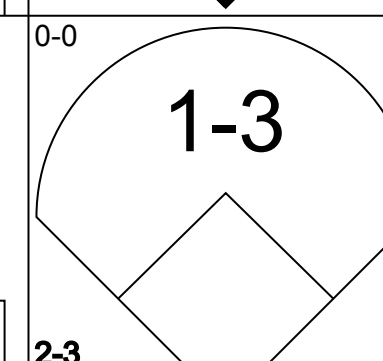
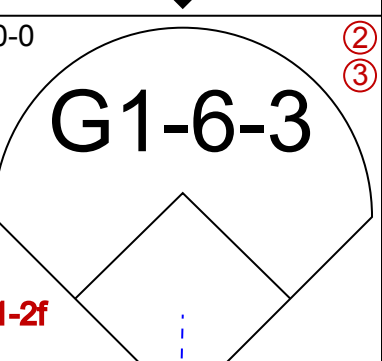
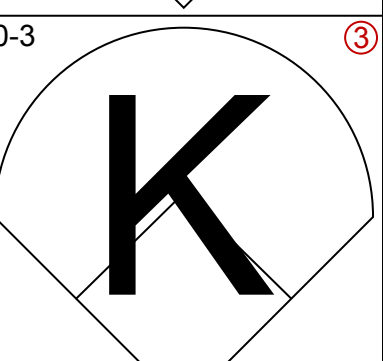
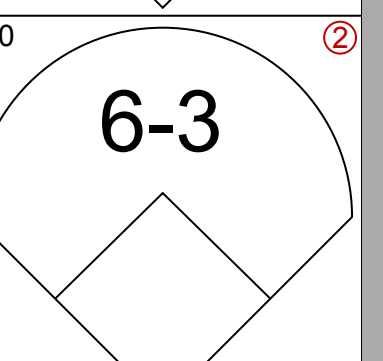
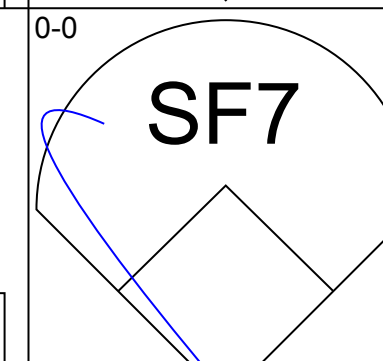
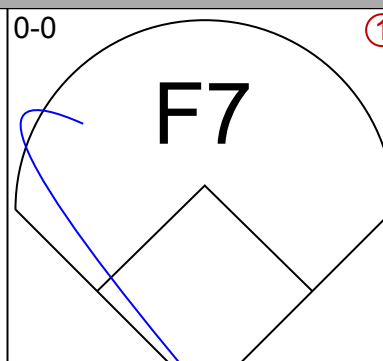
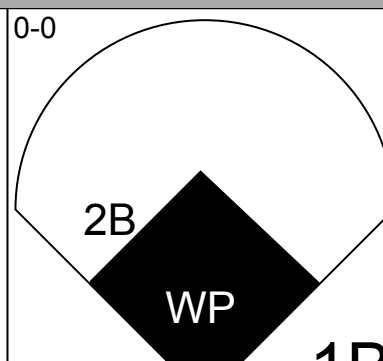
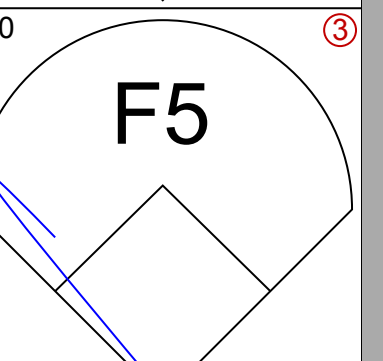
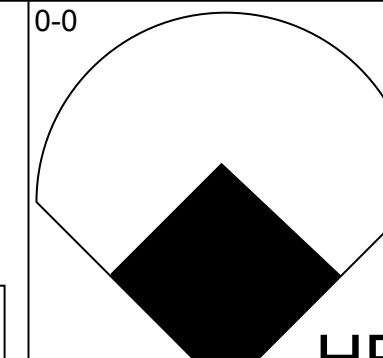
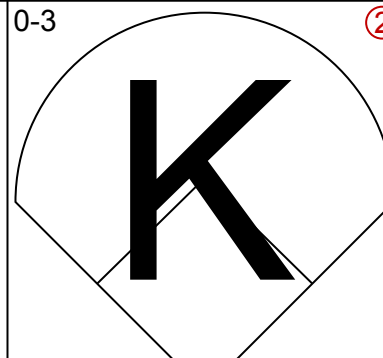
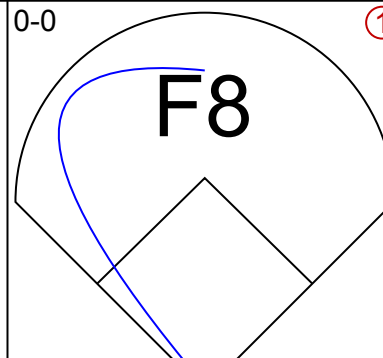

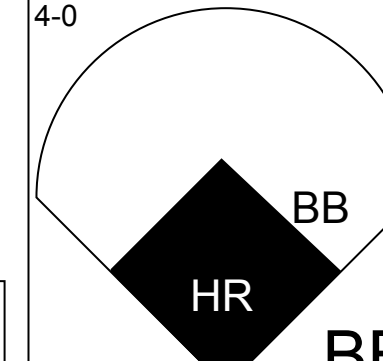
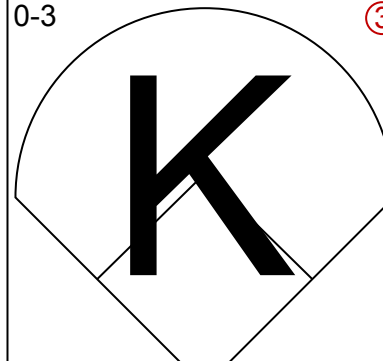
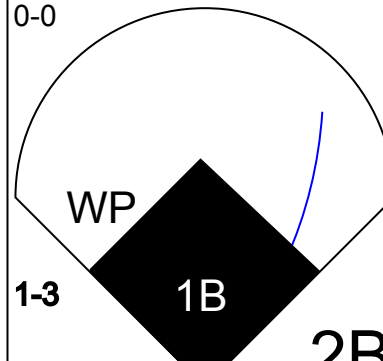

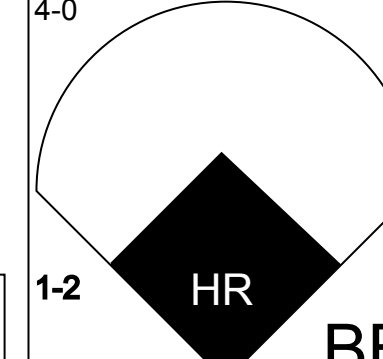
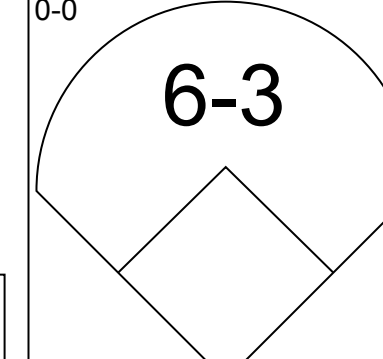
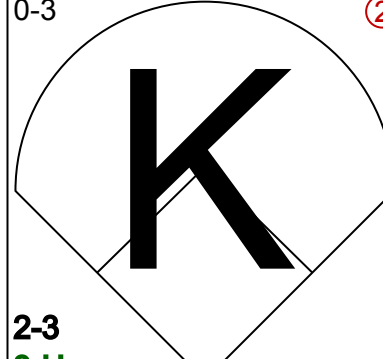

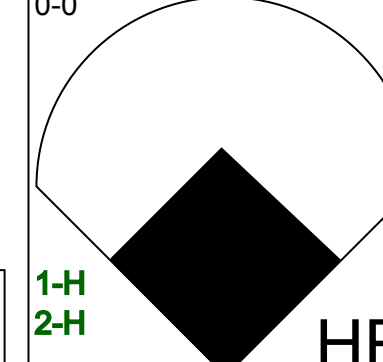
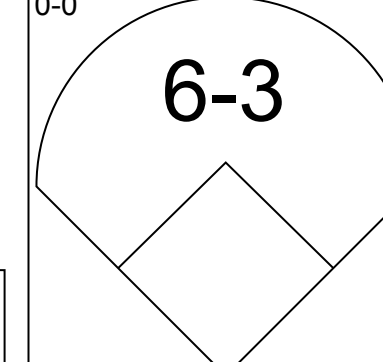
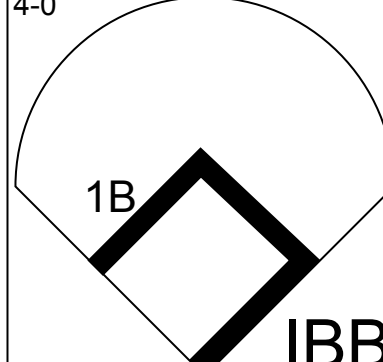
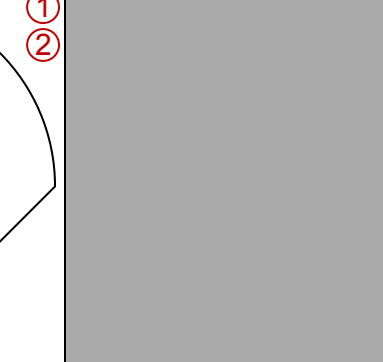
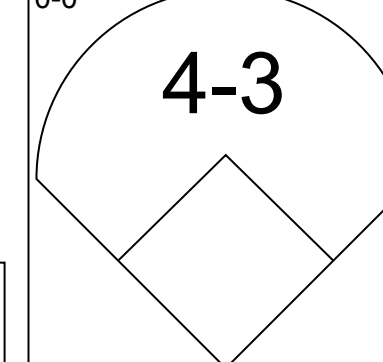
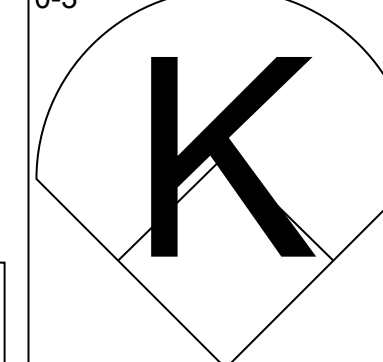
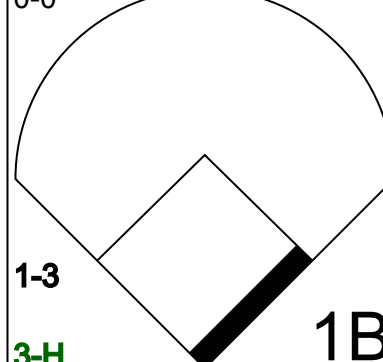
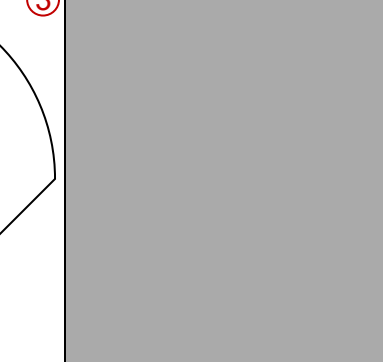
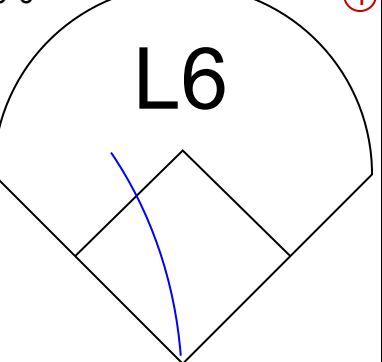
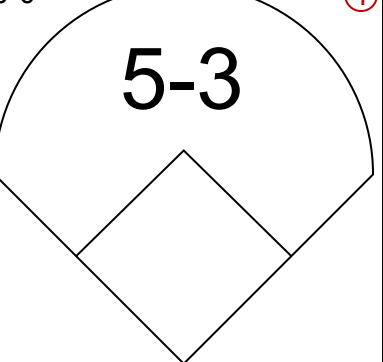
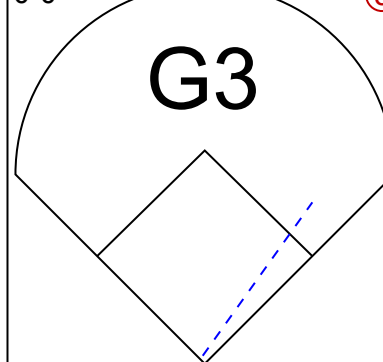


Batter	1	2	3	4	5	6	7	8	9	AB	R	H	RBI	BB	SO	LOB	TOP					
Jim Northrup, L OBP: 0.360, SLG: 0.463										4	2	2	0	1	2	0						
Mickey Stanley, R OBP: 0.306, SLG: 0.388										4	1	1	0	0	0	1						
Gates Brown, L OBP: 0.356, SLG: 0.418										5	1	0	0	0	0	3						
Al Kaline, R OBP: 0.325, SLG: 0.398										4	1	3	4	1	0	0						
Dick McAuliffe, L OBP: 0.368, SLG: 0.463										4	0	2	1	0	0	1						
Bill Freehan, R OBP: 0.326, SLG: 0.342										4	0	0	0	0	1	5						
Norm Cash, L OBP: 0.343, SLG: 0.486										3	1	1	1	1	0	2						
Aurelio Rodriguez, R OBP: 0.279, SLG: 0.367										4	0	0	0	0	2	3						
Ed Brinkman, R OBP: 0.297, SLG: 0.349										4	1	1	1	0	1	1						
Inning Stats	R: 0 E: 0 K: 1 S: 5	H: 0 LOB: 0 BB: 0 P: 5	R: 0 E: 0 K: 2 S: 9	H: 2 LOB: 2 BB: 0 P: 9	R: 0 E: 0 K: 1 S: 4	H: 0 LOB: 0 BB: 1 P: 8	R: 0 E: 0 K: 0 S: 4	H: 1 LOB: 1 BB: 0 P: 4	R: 5 E: 1 K: 0 S: 8	H: 4 LOB: 0 BB: 0 P: 8	R: 0 E: 0 K: 1 S: 5	H: 0 LOB: 1 BB: 1 P: 9	R: 1 E: 0 K: 0 S: 5	H: 2 LOB: 2 BB: 1 P: 9	R: 1 E: 0 K: 1 S: 6	H: 1 LOB: 0 BB: 0 P: 6	R: 0 E: 0 K: 0 S: 3	H: 0 LOB: 0 BB: 0 P: 3	1B: 7 2B: 1 3B: 0 HR: 3	SF: 0 SAC: 1 DP: 1 HBP: 0	WP: 0 PB: 0 SB: 0 CS: 0	PA: 40
PITCHER	IP WLS BF H R ER SO BB IBB HBP BLK WP HR S P ERA WHIP																					
Joe Decker, R ERA: 4.18	(1, 1) 6.0 28 8 6 2 5 2 0 0 0 0 2 36 44 3.00 1.667																					
Bill Campbell, R ERA: 2.92	(7, 1) 3.0 W 12 2 1 1 1 1 0 0 0 0 1 13 17 3.00 1.000																					

Detroit Tigers @ Minnesota Twins
Metropolitan Stadium, Bloomington, MI
Wed Aug 15 1973, 8:05 PM EDT
Att: 17,214 - Unknown - 77 F


AB 36
R 7
H 10
RBI 7
BB 3
SO 6
LOB 16



Batter	1	2	3	4	5	6	7	8	9	AB	R	H	RBI	BB	SO	LOB	BOTTOM					
Jerry Terrell, R OBP: 0.315, SLG: 0.336										3	1	1	0	1	0	0						
Rod Carew, L OBP: 0.415, SLG: 0.487										4	0	0	0	0	1	2						
Tony Oliva, L OBP: 0.348, SLG: 0.414										3	1	1	1	0	0	0						
Bobby Darwin, R OBP: 0.305, SLG: 0.387										4	2	2	1	0	1	1						
Larry Hise, R OBP: 0.346, SLG: 0.410										3	3	2	2	1	1	0						
Steve Braun, L OBP: 0.410, SLG: 0.438										2	1	0	0	2	1	1						
Steve Brye, R OBP: 0.333, SLG: 0.402										3	1	1	3	1	0	1						
Jim Holt, L OBP: 0.337, SLG: 0.464										4	0	1	1	0	1	0						
Phil Roof, R OBP: 0.282, SLG: 0.239										3	0	0	0	0	0	2						
Inning Stats	R: 5 E: 0 K: 0 S: 6	H: 3 LOB: 0 BB: 2 P: 14	R: 0 E: 0 K: 0 S: 2	H: 0 LOB: 0 BB: 1 P: 6	R: 0 E: 0 K: 2 S: 7	H: 0 LOB: 0 BB: 0 P: 7	R: 0 E: 0 K: 1 S: 5	H: 0 LOB: 0 BB: 0 P: 5	R: 0 E: 0 K: 1 S: 5	H: 0 LOB: 0 BB: 0 P: 5	R: 2 E: 0 K: 1 S: 8	H: 3 LOB: 2 BB: 1 P: 12	R: 0 E: 0 K: 0 S: 3	H: 0 LOB: 0 BB: 0 P: 3	R: 2 E: 0 K: 0 S: 4	H: 2 LOB: 0 BB: 1 P: 8	R: 0 E: 0 K: 0 S: 3	H: 0 LOB: 0 BB: 0 P: 3	1B: 3 2B: 3 3B: 0 HR: 3	SF: 1 SAC: 0 DP: 2 HBP: 0	WP: 1 PB: 0 SB: 0 CS: 0	PA: 35
PITCHER	IP WLS BF H R ER SO BB IBB HBP BLK WP HR S P ERA WHIP																					
Mickey Lolich, L ERA: 3.72	(1, 1) 5.2 26 6 7 7 5 3 1 0 0 0 1 32 48 11.12 1.588																					
Bob Miller, R ERA: 3.66	(6, 1) 2.1 L 9 2 2 2 0 1 0 0 0 0 0 1 8 12 7.71 1.286																					

Detroit Tigers @ Minnesota Twins
Metropolitan Stadium, Bloomington, MI
Wed Aug 15 1973, 8:05 PM EDT
Att: 17,214 - Unknown - 77 F


AB 29
R 9
H 8
RBI 8
BB 5
SO 5
LOB 7



Batter	1	2	3	4	5	6	7	8	9	AB	R	H	RBI	BB	SO	LOB	TOP					
Jim Northrup, L (1, 7) OBP: 0.364, SLG: 0.466	0-0 2B		4-0 F8 BB		4-0 2B BB		0-3 K		0-0 4-3	3	0	1	0	2	1	3						
Mickey Stanley, R (1, 8) OBP: 0.310, SLG: 0.399	4-0 L6-4-3 BB		0-0 F8		0-0 1-3 2B			0-0 HR		3	1	2	1	1	0	2						
Gates Brown, L (1, 10) OBP: 0.351, SLG: 0.412	0-3 K		0-0 5-3		0-0 P6			0-0 3-1		4	0	0	1	0	1	5						
Al Kaline, R (1, 9) OBP: 0.322, SLG: 0.393	0-0 L6-4-3		0-0 L7				0-3 K		0-3 K	3	0	0	0	0	1	3						
Dick Sharon, R (7, 9) OBP: 0.270, SLG: 0.410	1-2									1	0	0	0	0	1	0						
Dick McAuliffe, L (1, 4) OBP: 0.364, SLG: 0.456		0-3 K		0-0 P4		0-0 3-1		0-0 F8		4	0	0	0	0	1	0						
Bill Freehan, R (1, 2) OBP: 0.327, SLG: 0.339		0-3 K		0-0 6-3		0-3 K			4-0 1B BB	3	0	0	0	1	2	0						
Norm Cash, L (1, 3) OBP: 0.345, SLG: 0.482		4-0 BB		0-3 K			4-0 FC5-4 BB		0-3 K	2	0	0	0	2	2	1						
Aurelio Rodriguez, R (1, 5) OBP: 0.277, SLG: 0.363		0-3 K		0-3 K		0-3 K	0-0 FC5-4		0-0 F4	4	0	0	0	0	2	3						
Ed Brinkman, R (1, 6) OBP: 0.297, SLG: 0.349			0-0 F8 BB		0-3 K		0-3 K		0-0 1B	3	1	1	0	0	2	1						
Tom Verzyer, R (7, 6) OBP: 1.000, SLG: 1.000			5-3 1B				1-2 K		1-2 1B	1	0	1	0	0	0	0						
Inning Stats	R: 0 E: 0 K: 1 S: 5	H: 1 LOB: 1 BB: 1 P: 9	R: 0 E: 0 K: 3 S: 9	H: 0 LOB: 1 BB: 1 P: 13	R: 1 E: 0 K: 0 S: 4	H: 1 LOB: 1 BB: 1 P: 8	R: 0 E: 0 K: 1 S: 5	H: 0 LOB: 0 BB: 0 P: 5	R: 0 E: 0 K: 2 S: 8	H: 1 LOB: 2 BB: 1 P: 12	R: 0 E: 0 K: 2 S: 7	H: 0 LOB: 0 BB: 0 P: 7	R: 0 E: 0 K: 2 S: 7	H: 0 LOB: 1 BB: 1 P: 11	R: 1 E: 0 K: 1 S: 6	H: 1 LOB: 0 BB: 1 P: 6	R: 0 E: 0 K: 1 S: 6	H: 1 LOB: 2 BB: 1 P: 10	1B: 2 2B: 2 3B: 0 HR: 1	SF: 0 SAC: 0 DP: 1 HBP: 0	WP: 0 PB: 0 SB: 1 CS: 0	PA: 37
PITCHER Nolan Ryan, R (1, 1) ERA: 2.96	IP: 9.0 WLS: W BF: 37 H: 5 R: 2 ER: 2 SO: 13 BB: 6 IBB: 0 HBP: 0 BLK: 0 WP: 0 HR: 1 S: 57 P: 81 ERA: 2.00 WHIP: 1.222															PITCHER	IP: 9.0 WLS: W BF: 37 H: 5 R: 2 ER: 2 SO: 13 BB: 6 IBB: 0 HBP: 0 BLK: 0 WP: 0 HR: 1 S: 57 P: 81 ERA: 2.00 WHIP: 1.222					

Detroit Tigers @ California Angels
Anaheim Stadium, Anaheim, CA
Fri Aug 17 1973, 10:05 PM EDT
Att: 16,201 - Unknown


AB 31
R 2
H 5
RBI 2
BB 6
SO 13
LOB 18



Batter	1	2	3	4	5	6	7	8	9	AB	R	H	RBI	BB	SO	LOB	BOTTOM			
Sandy Alomar Sr., S (1, 4) OBP: 0.261, SLG: 0.225	0-0 L9	0-0 F3	0-0 1B		0-0 1B		0-0 F2			5	0	2	0	0	0	1				
Ken Berry, R (1, 8) OBP: 0.331, SLG: 0.360	0-0 1B	1-3 HR	0-0 G3		0-0 6-3		0-0 5-3			5	2	2	0	0	0	2				
Frank Robinson, R (1, 10) OBP: 0.380, SLG: 0.507	4-0 2B BB	0-0 1B HR		0-0 5-3		0-0 3-1 E 2B		0-0 F9		4	3	2	3	1	0	0				
Bob Oliver, R (1, 5) OBP: 0.299, SLG: 0.397	0-0 2B	0-0 1B FC4-6		0-0 5-3		0-3 K		0-0 F9		5	1	2	1	0	1	1				
Mike Epstein, L (1, 3) OBP: 0.312, SLG: 0.322	0-0 1B	0-0 FC4-6		0-0 HR		4-0 3-1 E BB		4-0 1B BB		3	3	3	2	2	0	0				
Rchie Scheinblum, S (1, 9) OBP: 0.382, SLG: 0.373	0-0 2-3	0-0 FC4-6		0-0 HR		0-0 3-1		0-0 1B BB		5	0	2	1	0	0	5				
Leroy Stanton, R (1, 7) OBP: 0.297, SLG: 0.370	4-0 IBB	0-0 K		0-0 1B		0-0 L9		0-0 E6 1B		4	0	2	2	1	1	2				
Jeff Torborg, R (1, 2) OBP: 0.267, SLG: 0.241	0-0 F8		0-0 F8		0-0 F7		0-0 5-3		0-3 K	5	0	0	0	0	1	6				
Rudy Meoli, L (1, 6) OBP: 0.300, SLG: 0.297		0-0 1B HR		0-3 K		0-0 L9		0-0 1-3		4	1	1	0	0	1	0				
Inning Stats	R: 2 E: 0 K: 0 S: 6	H: 3 LOB: 3 BB: 2 P: 14	R: 4 E: 0 K: 1 S: 10	H: 5 LOB: 1 BB: 0 P: 10	R: 0 E: 0 K: 1 S: 6	H: 1 LOB: 1 BB: 0 P: 6	R: 1 E: 0 K: 0 S: 5	H: 2 LOB: 1 BB: 0 P: 5	R: 0 E: 0 K: 1 S: 4	H: 1 LOB: 1 BB: 0 P: 4	R: 2 E: 1 K: 1 S: 7	H: 2 LOB: 1 BB: 1 P: 11	R: 0 E: 0 K: 0 S: 3	H: 0 LOB: 0 BB: 0 P: 3	R: 1 E: 0 K: 1 S: 7	H: 2 LOB: 2 BB: 1 P: 11	1B: 11 2B: 3 3B: 0 HR: 2	SF: 0 SAC: 0 DP: 0 HBP: 0	WP: 0 PB: 0 SB: 0 CS: 0	PA: 44
PITCHER Woodie Fryman, L (1, 1) ERA: 5.19 Mike Strahler, R (2, 1) ERA: 4.11 Fred Scherman, L (7, 1) ERA: 4.7 Ed Farmer, R (8, 1) ERA: 4.6	IP: 1.1 WLS: L BF: 12 H: 6 R: 5 ER: 5 SO: 5 BB: 1 IBB: 1 HBP: 0 BLK: 0 WP: 0 HR: 1 S: 10 P: 18 ERA: 33.75 WHIP: 5.250															PITCHER	IP: 1.1 WLS: L BF: 12 H: 6 R: 5 ER: 5 SO: 5 BB: 1 IBB: 1 HBP: 0 BLK: 0 WP: 0 HR: 1 S: 10 P: 18 ERA: 33.75 WHIP: 5.250			

Detroit Tigers @ California Angels
Anaheim Stadium, Anaheim, CA
Fri Aug 17 1973, 10:05 PM EDT
Att: 16,201 - Unknown

AB 40
R 10
H 16
RBI 9
BB 4
SO 4
LOB 17



Batter	1	2	3	4	5	6	7	8	9	AB	R	H	RBI	BB	SO	LOB	TOP					
Jim Northrup, L (1, 9) OBP: 0.365, SLG: 0.468										3	0	1	0	1	1	0						
Mickey Stanley, R (1, 8) OBP: 0.307, SLG: 0.395										4	0	0	0	0	3	3						
Gates Brown, L (1, 10) OBP: 0.353, SLG: 0.417										4	0	2	0	0	1	3						
Willie Horton, R (1, 7) OBP: 0.383, SLG: 0.530										4	0	1	1	0	0	3						
Dick McAuliffe, L (1, 4) OBP: 0.363, SLG: 0.452										3	0	0	0	1	1	3						
Bill Freehan, R (1, 2) OBP: 0.326, SLG: 0.341										4	0	1	0	0	1	1						
Norm Cash, L (1, 3) OBP: 0.344, SLG: 0.477										3	0	0	0	1	0	1						
Aurelio Rodriguez, R (1, 5) OBP: 0.275, SLG: 0.361										3	0	0	0	0	0	2						
Al Kaline, R (9, PH) OBP: 0.321, SLG: 0.392										1	0	0	0	0	1	0						
Ed Brinkman, R (1, 6) OBP: 0.297, SLG: 0.347										2	1	0	0	1	1	1						
Inning Stats	R: 0 E: 0 K: 1 S: 6	H: 1 LOB: 1 BB: 0 P: 6	R: 0 E: 0 K: 0 S: 2	H: 0 LOB: 0 BB: 1 P: 6	R: 0 E: 0 K: 1 S: 5	H: 0 LOB: 0 BB: 0 P: 5	R: 0 E: 0 K: 1 S: 6	H: 1 LOB: 1 BB: 0 P: 6	R: 0 E: 0 K: 0 S: 3	H: 0 LOB: 1 BB: 1 P: 7	R: 0 E: 0 K: 2 S: 8	H: 1 LOB: 1 BB: 0 P: 8	R: 0 E: 0 K: 0 S: 4	H: 1 LOB: 1 BB: 0 P: 4	R: 1 E: 0 K: 2 S: 8	H: 1 LOB: 2 BB: 2 P: 16	R: 0 E: 0 K: 2 S: 7	H: 0 LOB: 0 BB: 0 P: 7	1B: 2 2B: 3 3B: 0 HR: 0	SF: 0 SAC: 0 DP: 1 HBP: 0	WP: 1 PB: 0 SB: 0 CS: 0	PA: 35
PITCHER Bill Singer, R (1, 1) ERA: 3.14	IP: 9.0 WLS: W BF: 35	H: 5 R: 1 ER: 1 SO: 9	BB: 4 IBB: 0 HBP: 0 BLK: 0	WP: 1 HR: 0 S: 49 P: 65	ERA: 1.00 WHIP: 1.000	PITCHER	IP: 9.0 WLS: W BF: 35	H: 5 R: 1 ER: 1 SO: 9	BB: 4 IBB: 0 HBP: 0 BLK: 0	WP: 1 HR: 0 S: 49 P: 65	ERA: 1.00 WHIP: 1.000											

Detroit Tigers @ California Angels
Anaheim Stadium, Anaheim, CA
Sat Aug 18 1973, 10:05 PM EDT
Att: 12,490 - Unknown

AB 31
R 1
H 5
RBI 1
BB 4
SO 9
LOB 17



Batter	1	2	3	4	5	6	7	8	9	AB	R	H	RBI	BB	SO	LOB	BOTTOM			
Vada Pinson, L (1, 8) OBP: 0.283, SLG: 0.382										4	0	1	0	0	1	0				
Rudy Meoli, L (1, 6) OBP: 0.296, SLG: 0.293										3	1	0	0	1	1	2				
Frank Robinson, R (1, 10) OBP: 0.381, SLG: 0.506										4	0	2	0	0	0	0				
Bob Oliver, R (1, 5) OBP: 0.303, SLG: 0.398										2	1	1	1	2	0	1				
Mike Epstein, L (1, 3) OBP: 0.311, SLG: 0.321										4	1	1	0	0	0	4				
Rchie Scheinblum, S (1, 9) OBP: 0.378, SLG: 0.368										3	0	0	0	0	2	2				
Ken Berry, R (7, 8) OBP: 0.333, SLG: 0.362										1	0	1	0	0	0	0				
Tom McCraw, L (1, 7) OBP: 0.349, SLG: 0.327										3	1	2	1	0	1	0				
Leroy Stanton, R (7, 9) OBP: 0.296, SLG: 0.368										1	0	0	0	0	0	2				
Jeff Torborg, R (1, 2) OBP: 0.273, SLG: 0.249										3	0	2	1	0	0	0				
Sandy Alomar Sr., S (1, 4) OBP: 0.259, SLG: 0.224										2	0	0	1	0	0	0				
Inning Stats	R: 1 E: 0 K: 0 S: 4	H: 2 LOB: 1 BB: 1 P: 8	R: 1 E: 0 K: 1 S: 8	H: 3 LOB: 2 BB: 0 P: 8	R: 0 E: 0 K: 2 S: 7	H: 1 LOB: 0 BB: 0 P: 3	R: 0 E: 0 K: 0 S: 3	H: 0 LOB: 0 BB: 0 P: 3	R: 2 E: 0 K: 1 S: 7	H: 3 LOB: 2 BB: 1 P: 11	R: 0 E: 0 K: 1 S: 5	H: 0 LOB: 0 BB: 0 P: 5	R: 0 E: 0 K: 0 S: 4	H: 1 LOB: 2 BB: 1 P: 8	R: 0 E: 0 K: 0 S: 4	H: 1 LOB: 2 BB: 1 P: 8	1B: 9 2B: 2 3B: 0 HR: 0	SF: 1 SAC: 0 DP: 2 HBP: 0	WP: 0 PB: 0 SB: 0 CS: 0	PA: 34
PITCHER Joe Coleman, R (1, 1) ERA: 3.85	IP: 6.0 WLS: L BF: 26	H: 9 R: 4 ER: 4 SO: 4	BB: 2 IBB: 0 HBP: 0 BLK: 0	WP: 0 HR: 0 S: 32 P: 40	ERA: 6.00 WHIP: 1.833	PITCHER	IP: 6.0 WLS: L BF: 26	H: 9 R: 4 ER: 4 SO: 4	BB: 2 IBB: 0 HBP: 0 BLK: 0	WP: 0 HR: 0 S: 32 P: 40	ERA: 6.00 WHIP: 1.833									
Fred Scherman, L (7, 1) ERA: 4.53	IP: 1.2 WLS: 7 BF: 7	H: 1 R: 0 ER: 0 SO: 1	BB: 1 IBB: 0 HBP: 0 BLK: 0	WP: 0 HR: 0 S: 8 P: 12	ERA: 0.00 WHIP: 1.200	Bob Miller, R (8, 1) ERA: 3.84	IP: 0.1 WLS: 1 BF: 1	H: 0 R: 0 ER: 0 SO: 0	BB: 0 IBB: 0 HBP: 0 BLK: 0	WP: 0 HR: 0 S: 1 P: 1	ERA: 0.00 WHIP: 0.000									

Detroit Tigers @ California Angels
Anaheim Stadium, Anaheim, CA
Sat Aug 18 1973, 10:05 PM EDT
Att: 12,490 - Unknown

AB 30
R 4
H 10
RBI 4
BB 3
SO 5
LOB 11



Batter	1	2	3	4	5	6	7	8	9	10	11	AB	R	H	RBI	BB	SO	LOB	TOP						
Mickey Stanley, R OBP: 0.307, SLG: 0.401 (1, 8)	6-3		HR	P4		F9			F8		1B WP	6	2	2	1	0	0	2							
Tony Taylor, R OBP: 0.264, SLG: 0.320 (1, 4)	E6 1B		HR	F9		F8			6-3		1B WP	6	1	2	1	0	0	2							
Al Kaline, R OBP: 0.318, SLG: 0.384 (1, 3)	L8		L8			L6-3			L6-3		1-2 HBP	5	0	0	0	0	0	1							
Willie Horton, R OBP: 0.380, SLG: 0.523 (1, 7)			6-3			P4			6-3		4-3	6	0	1	0	0	0	2							
Bill Freehan, R OBP: 0.327, SLG: 0.342 (1, 2)	5-3 1B					BB 1B			F3		G3	5	0	2	0	0	0	2							
Frank Howard, R OBP: 0.354, SLG: 0.457 (1, 10)			F8	E6 1-2					HR		FC6-4 1B	4	1	2	1	1	0	1							
Dick Sharon, R OBP: 0.260, SLG: 0.393 (1, 9)			F8	P3					6-3		FC6-4 1-2	5	0	0	0	0	0	5							
Aurelio Rodriguez, R OBP: 0.277, SLG: 0.361 (1, 5)						SH1-4 1B			6-3		K	5	0	2	0	0	1	0							
Ed Brinkman, R OBP: 0.307, SLG: 0.346 (1, 6)	F8			SH1-4 1-2					L1		5-3	4	0	1	0	0	0	1							
Inning Stats	R: 0 E: 1 K: 0 S: 5	H: 1 LOB: 2 BB: 0 P: 5	R: 0 E: 0 K: 0 S: 4	H: 1 LOB: 1 BB: 0 P: 4	R: 2 E: 1 K: 0 S: 7	H: 3 LOB: 2 BB: 0 P: 7	R: 0 E: 0 K: 0 S: 4	H: 1 LOB: 2 BB: 0 P: 4	R: 0 E: 0 K: 0 S: 4	H: 0 LOB: 0 BB: 0 P: 3	R: 1 E: 0 K: 0 S: 4	H: 1 LOB: 0 BB: 0 P: 4	R: 0 E: 0 K: 0 S: 3	H: 0 LOB: 0 BB: 0 P: 3	R: 0 E: 0 K: 0 S: 4	H: 1 LOB: 1 BB: 0 P: 4	R: 1 E: 0 K: 1 S: 7	H: 2 LOB: 2 BB: 0 P: 8	1B: 9 2B: 0 3B: 0 HR: 3	SF: 0 SAC: 1 DP: 0 HBP: 1	WP: 1 PB: 0 SB: 0 CS: 0	PA: 49			
PITCHER	IP ERA WLS BF H R ER SO BB IBB HBP BLK WP HR S P ERA WHIP	Clyde Wright, L ERA: 3.32 (1, 1)	8.0 3.0 L 13 3 1 1 1 0 0 0 1 0 1 0 14 15 3.00 1.000	Aurelio Monteaegudo, R ERA: 3.98 (0, 1)																					

Detroit Tigers @ California Angels
Anaheim Stadium, Anaheim, CA
Sun Aug 19 1973, 6:33 AM EDT
Att: 10,289 - Unknown


AB 46
R 4
H 12
RBI 3
BB 1
SO 1
LOB 16



Batter	1	2	3	4	5	6	7	8	9	10	11	AB	R	H	RBI	BB	SO	LOB	BOTTOM							
Sandy Alomar Sr., S OBP: 0.261, SLG: 0.226 (1, 4) (6, 6)	F9		F7						L5-3		1B	5	0	2	1	0	0	1								
Ken Berry, R OBP: 0.329, SLG: 0.357 (1, 8)	L4-3		L5					F8			L3	5	0	0	0	0	0	4								
Frank Robinson, R OBP: 0.380, SLG: 0.503 Billy Parker, R OBP: 0.158, SLG: 0.088 (1, 10) (8, PR)	F2							F7			L3	3	0	0	0	1	0	0								
Bob Oliver, R OBP: 0.304, SLG: 0.398 (1, 5)			L4-3					L5-3			L6-3	5	0	2	0	0	0	0								
Mike Epstein, L OBP: 0.309, SLG: 0.320 (1, 3)			K					P1			L1-3	5	0	1	1	0	2	1								
Richie Scheinblum, S OBP: 0.379, SLG: 0.375 Vada Pinson, L OBP: 0.262, SLG: 0.360 (1, 9) (9, 7)												4	1	2	0	0	2	2								
Leroy Stanton, R OBP: 0.298, SLG: 0.368 (1, 7) (9, 9)												5	1	2	1	0	2	1								
Jeff Torborg, R OBP: 0.274, SLG: 0.250 Tom McCraw, L OBP: 0.349, SLG: 0.327 John Stephenson, L OBP: 0.303, SLG: 0.333 Al Gallagher, R OBP: 0.354, SLG: 0.305 (1, 2) (9, PR) (10, 2) (11, PH)												3	0	1	0	0	0	1								
Rudy Meoli, L OBP: 0.298, SLG: 0.292 Winston Lenas, R OBP: 0.327, SLG: 0.333 (1, 6) (5, PH) (6, 4)												1	0	0	0	0	0	1								
Inning Stats	R: 0 E: 0 K: 0 S: 3	H: 0 LOB: 0 BB: 0 P: 3	R: 0 E: 0 K: 2 S: 8	H: 1 LOB: 1 BB: 0 P: 8	R: 0 E: 0 K: 0 S: 4	H: 1 LOB: 1 BB: 0 P: 4	R: 0 E: 0 K: 0 S: 3	H: 0 LOB: 0 BB: 0 P: 3	R: 2 E: 0 K: 0 S: 6	H: 3 LOB: 1 BB: 0 P: 6	R: 0 E: 0 K: 0 S: 3	H: 0 LOB: 0 BB: 0 P: 3	R: 0 E: 0 K: 1 S: 6	H: 1 LOB: 1 BB: 0 P: 6	R: 1 E: 0 K: 1 S: 7	H: 2 LOB: 2 BB: 1 P: 11	R: 0 E: 1 K: 0 S: 5	H: 1 LOB: 2 BB: 0 P: 5	R: 0 E: 0 K: 3 S: 10	H: 1 LOB: 1 BB: 0 P: 10	R: 0 E: 0 K: 1 S: 5	H: 0 LOB: 0 BB: 0 P: 5	1B: 9 2B: 1 3B: 0 HR: 0	SF: 0 SAC: 1 DP: 0 HBP: 0	WP: 0 PB: 0 SB: 0 CS: 0	PA: 45
PITCHER	IP ERA WLS BF H R ER SO BB IBB HBP BLK WP HR S P ERA WHIP	Mickey Lolich, L ERA: 3.71 (1, 1)	7.2 3.1 W 15 4 0 0 5 0 0 0 0 0 0 25 25 0.00 1.200	John Hiller, L ERA: 1.59 (8, 1)																						

Detroit Tigers @ California Angels
Anaheim Stadium, Anaheim, CA
Sun Aug 19 1973, 6:33 AM EDT
Att: 10,289 - Unknown

AB 43
R 3
H 10
RBI 3
BB 1
SO 8
LOB 15



Batter	1	2	3	4	5	6	7	8	9	AB	R	H	RBI	BB	SO	LOB	TOP					
Mickey Stanley, R OBP: 0.309, SLG: 0.402	0-0 CS 1B			0-0 P4		0-0 5-3		0-0 1B		4	0	2	0	0	0	0	Detroit Tigers @ Oakland Athletics Oakland-Alameda County Coliseum, Oakland, CA Mon Aug 20 1973, 7:05 PM PDT Att: 41,969 - Unknown					
Tony Taylor, R OBP: 0.284, SLG: 0.315	0-0 F9			0-0 6-3		0-0 L5		1-0 1B		3	0	0	0	0	0	1						
Dick McAuliffe, L OBP: 0.363, SLG: 0.452								G6-4-3 HBP		0	0	0	0	0	0	0						
Al Kaline, R OBP: 0.321, SLG: 0.387	0-0 F3			0-0 1B		0-0 1B		0-0 G6-4-3		3	0	2	0	0	0	1						
Ike Brown, R OBP: 0.400, SLG: 0.271								1-2		1	0	0	0	0	0	3						
Willie Horton, R OBP: 0.378, SLG: 0.519	0-0 CS	0-3 K		0-3 K2-3		0-0 F8		0-0 1B		4	0	1	0	0	2	2						
Bill Freehan, R OBP: 0.324, SLG: 0.338						0-0 P3		0-0 F3		4	0	0	0	0	0	1						
Frank Howard, R OBP: 0.333, SLG: 0.452						0-0 HR 1B		0-0 P3		4	1	1	0	0	1	1						
Dick Sharon, R OBP: 0.282, SLG: 0.416				0-0 6-3		0-0 HR		0-0 P4		3	1	1	2	0	0	0						
Aurelio Rodriguez, R OBP: 0.275, SLG: 0.359				0-3 K		0-0 6-3		0-0 E9 1B		3	0	0	0	0	1	0						
Ed Brinkman, R OBP: 0.296, SLG: 0.345				0-0 F2		0-0 6-3		0-0 5-3		2	0	0	0	0	0	0						
Tom Verzyer, R OBP: 0.667, SLG: 0.667										1	0	0	0	0	0	1						
Inning Stats	R: 0 E: 0 K: 0 S: 3	H: 1 LOB: 0 BB: 0 P: 3	R: 0 E: 0 K: 2 S: 7	H: 0 LOB: 0 BB: 0 P: 7	R: 0 E: 0 K: 1 S: 5	H: 0 LOB: 0 BB: 0 P: 5	R: 0 E: 0 K: 1 S: 6	H: 1 LOB: 1 BB: 0 P: 6	R: 2 E: 0 K: 0 S: 5	H: 2 LOB: 0 BB: 0 P: 5	R: 0 E: 0 K: 0 S: 4	H: 1 LOB: 0 BB: 0 P: 4	R: 0 E: 1 K: 0 S: 3	H: 0 LOB: 0 BB: 0 P: 3	R: 0 E: 1 K: 0 S: 4	H: 1 LOB: 3 BB: 0 P: 5	R: 0 E: 0 K: 0 S: 3	H: 1 LOB: 0 BB: 0 P: 3	1B: 6 2B: 0 3B: 0 HR: 1	SF: 0 SAC: 0 DP: 2 HBP: 1	WP: 0 PB: 0 SB: 0 CS: 1	PA: 34
PITCHER Vida Blue, L ERA: 3.34	IP: 9.0 WLS: W BF: 33 H: 7 R: 2 ER: 2 SO: 4 BB: 0 IBB: 0 HBP: 1 BLK: 0 WP: 0 HR: 1 S: 40 P: 41 ERA: 2.00 WHIP: 0.778															PITCHER	IP: WLS: BF: H: R: ER: SO: BB: IBB: HBP: BLK: WP: HR: S: P: ERA: WHIP:					

Batter	1	2	3	4	5	6	7	8	9	AB	R	H	RBI	BB	SO	LOB	BOTTOM			
Bill North, S OBP: 0.367, SLG: 0.350	0-0 3B			0-0 L5-3		1-0 G5-4-3 HBP				3	1	1	0	0	0	1	Detroit Tigers @ Oakland Athletics Oakland-Alameda County Coliseum, Oakland, CA Mon Aug 20 1973, 7:05 PM PDT Att: 41,969 - Unknown			
Bert Campaneris, R OBP: 0.320, SLG: 0.334		0-0 L1-3		0-0 L6-3		0-0 G5-4-3				4	1	1	1	0	0	3				
Ted Kubiak, S OBP: 0.269, SLG: 0.311		0-0 1B		0-0 L6-3		1-2				0	0	0	0	0	0	0				
Sal Bando, R OBP: 0.352, SLG: 0.450	0-0 F9	0-0 L6-3			0-0 HR			0-0 6-3		4	1	1	1	0	0	1				
Reggie Jackson, L OBP: 0.386, SLG: 0.553	4-0 1B			0-0 L5-3		4-0 WP		0-3 K		2	1	0	0	2	1	0				
Angel Mangual, R OBP: 0.244, SLG: 0.299		0-0 HR BB		0-3 K		0-3 K		0-0 2B		0	0	0	0	0	0	0				
Deron Johnson, R OBP: 0.348, SLG: 0.451	0-0 HR 1B			0-3 K		1-2		0-0 F5		4	1	2	1	0	2	1				
Gene Tenace, R OBP: 0.380, SLG: 0.475	0-0 HR			0-0 HR		0-0 P4		0-0 F5		2	2	2	4	0	0	0				
Vic Davallillo, L OBP: 0.177, SLG: 0.207	1-1 HR			0-0 HR		0-0 P4		0-0 F5		2	0	0	0	0	0	2				
Jesus Alou, R OBP: 0.314, SLG: 0.340	0-0 L3			0-0 L5-3		0-0 L4-3		0-0 F8		3	0	0	0	0	0	1				
Joe Rudi, R OBP: 0.293, SLG: 0.377				0-0 L5-3		0-0 L4-3		0-0 F8		1	0	0	0	0	0	0				
Ray Fosse, R OBP: 0.293, SLG: 0.359	0-0 E5 2B			0-0 L6-3		0-0 4-3 1B		0-0 5-3		4	0	1	0	0	0	0				
Dick Green, R OBP: 0.306, SLG: 0.340	0-0 2B			0-0 2B		0-0 4-3		0-0 F8		4	0	2	0	0	0	1				
Inning Stats	R: 5 E: 1 K: 0 S: 8	H: 5 LOB: 2 BB: 1 P: 12	R: 0 E: 0 K: 0 S: 3	H: 0 LOB: 0 BB: 0 P: 3	R: 1 E: 0 K: 1 S: 6	H: 1 LOB: 0 BB: 0 P: 6	R: 0 E: 0 K: 0 S: 4	H: 1 LOB: 1 BB: 0 P: 4	R: 1 E: 0 K: 1 S: 6	H: 1 LOB: 1 BB: 1 P: 10	R: 0 E: 0 K: 0 S: 3	H: 1 LOB: 2 BB: 0 P: 4	R: 0 E: 0 K: 1 S: 6	H: 1 LOB: 1 BB: 0 P: 6	R: 0 E: 0 K: 0 S: 3	H: 0 LOB: 0 BB: 0 P: 3	1B: 2 2B: 3 3B: 2 HR: 3	SF: 0 SAC: 0 DP: 1 HBP: 1	WP: 1 PB: 0 SB: 0 CS: 0	PA: 36
PITCHER Jim Perry, R ERA: 3.78	IP: 3.0 WLS: L BF: 16 H: 6 R: 6 ER: 6 SO: 1 BB: 1 IBB: 0 HBP: 0 BLK: 0 WP: 1 HR: 2 S: 17 P: 21 ERA: 18.00 WHIP: 2.333															PITCHER	IP: WLS: BF: H: R: ER: SO: BB: IBB: HBP: BLK: WP: HR: S: P: ERA: WHIP:			
Mike Strahler, R ERA: 4.13	2.0	9	2	1	1	1	1	0	0	0	0	1	1	10	14	4.50	1.500			
Ed Farmer, R ERA: 4.41	2.0	8	2	0	0	1	0	0	1	0	0	0	9	10	0.00	1.000				
Fred Scherman, L ERA: 4.44	1.0	3	0	0	0	0	0	0	0	0	0	0	3	3	0.00	0.000				

Batter	1	2	3	4	5	6	7	8	9	AB	R	H	RBI	BB	SO	LOB	TOP		
Jim Northrup, L (1, 9) OBP: 0.361, SLG: 0.460	0-0 CS 1B	0-0 4-3			0-0 F8		0-0 4-3		0-0 F8	5	0	1	0	0	0	5	Detroit Tigers @ Oakland Athletics Oakland-Alameda County Coliseum, Oakland, CA Wed Aug 22 1973, 7:05 PM PDT Att: 7,159 - Unknown		
Mickey Stanley, R (1, 8) OBP: 0.309, SLG: 0.409	0-3 K		0-0 5-3		0-0 6-3			0-0 F8		4	0	0	0	0	1				
Gates Brown, L (1, 10) OBP: 0.350, SLG: 0.410	0-0 4-3		0-3 K		0-0 G3			4-0 3B BB		3	1	0	0	1	1				
Willie Horton, R (1, 7) OBP: 0.379, SLG: 0.524		0-0 4-3 1B 2B	0-3 K		0-0 F7			0-0 P5 1-2		4	1	1	0	0	1				
Dick McAuliffe, L (1, 4) OBP: 0.364, SLG: 0.457		0-0 4-3 2-3		4-0 L3 BB		0-0 F7		0-0 2H 3B		3	0	1	1	1	0	1			
Norm Cash, L (1, 3) OBP: 0.345, SLG: 0.477		0-0 FC1-6 1B		0-0 L3 1-2		0-0 1B		0-0 F8		4	1	2	1	0	0	2			
Duke Sims, L (1, 2) OBP: 0.336, SLG: 0.402		0-0 E9 FC1-6 1-2		4-0 BB		0-0 P6		0-3 K		3	0	0	0	1	1	2			
Aurelio Rodriguez, R (1, 5) OBP: 0.274, SLG: 0.357		0-0 FC1-6 1B 1-2 2-3		0-0 F9		0-0 1B		0-0 4-3		4	0	1	0	0	0	3			
Ed Brinkman, R (1, 6) OBP: 0.297, SLG: 0.345		0-0 1-2 3H 1B		0-3 K		0-0 F9		0-0 1B		4	0	2	1	0	1	2			
Inning Stats	R: 0 E: 0 K: 1 S: 5	H: 1 LOB: 0 BB: 0 P: 5	R: 2 E: 1 K: 0 S: 7	H: 3 LOB: 2 BB: 0 P: 7	R: 0 E: 0 K: 2 S: 7	H: 0 LOB: 1 BB: 2 P: 10	R: 0 E: 0 K: 0 S: 2	H: 0 LOB: 0 BB: 0 P: 3	R: 0 E: 0 K: 0 S: 3	H: 2 LOB: 2 BB: 0 P: 5	R: 1 E: 0 K: 0 S: 4	H: 1 LOB: 1 BB: 1 P: 8	R: 0 E: 0 K: 1 S: 6	H: 1 LOB: 1 BB: 0 P: 6	1B: 6 2B: 3 3B: 1 HR: 0	SF: 0 SAC: 0 DP: 2 HBP: 0	WP: 0 PA: 37 PB: 0 SB: 1 CS: 1		
PITCHER	IP WLS BF H R ER SO BB IBB HBP BLK WP HR S P ERA WHIP	IP WLS BF H R ER SO BB IBB HBP BLK WP HR S P ERA WHIP																	
Blue Moon Odom, R (1, 1) ERA: 5.02	8.0	W	33	7	3	2	4	3	0	0	0	0	0	0	0	38	50	2.25	1.250
Rollie Fingers, R (9, 1) ERA: 1.35	1.0	S	4	1	0	0	1	0	0	0	0	0	0	0	0	6	6	0.00	1.000

Batter	1	2	3	4	5	6	7	8	9	AB	R	H	RBI	BB	SO	LOB	BOTTOM		
Bill North, S (1, 8) OBP: 0.367, SLG: 0.353	0-0 4-3 S 1B		0-0 1-3		0-3 K		0-0 3-1	0-0 1-3		5	1	1	0	0	1	0	Detroit Tigers @ Oakland Athletics Oakland-Alameda County Coliseum, Oakland, CA Wed Aug 22 1973, 7:05 PM PDT Att: 7,159 - Unknown		
Bert Campaneris, R (1, 6) OBP: 0.321, SLG: 0.338	0-0 4-3 1-3		0-0 2B 3B		0-3 K		0-0 1-3			4	1	1	0	0	1	1			
Sal Bando, R (1, 5) OBP: 0.353, SLG: 0.451	0-0 1B 3H		0-0 1B 3H 2B		4-0 BB		0-0 F9			3	0	2	2	1	0	0			
Reggie Jackson, L (1, 9) OBP: 0.388, SLG: 0.562	0-0 1-3 1B		0-0 CS 1B 2-3		0-3 K		0-0 HR			4	1	3	1	0	1	1			
Deron Johnson, R (1, 3) OBP: 0.350, SLG: 0.450	0-3 K		0-3 K 1-2		4-0 BB		0-0 1B E 1B			3	1	1	0	1	2	4			
Gene Tenace, R (1, 2) OBP: 0.379, SLG: 0.471	0-0 F9		0-0 F8		0-0 F9		0-0 E9 1H 1B 1B			4	1	1	0	0	0	3			
Jesus Alou, R (1, 10) OBP: 0.319, SLG: 0.343		0-0 4-3		0-0 FC6-4 1B		0-0 F8		0-0 4-3		4	0	1	0	0	0	2			
Joe Rudi, R (1, 7) OBP: 0.292, SLG: 0.377		0-3 K		0-0 FC6-4 1-2		0-3 K		0-0 HR 1B		4	1	1	1	0	2	2			
Dick Green, R (1, 4) OBP: 0.300, SLG: 0.333		0-3 K		0-0 4-3		0-3 K		0-0 HR		2	0	0	0	0	1	1			
Gonzalo Marquez, L (7, PH) OBP: 0.240, SLG: 0.280										1	0	0	0	0	1	0			
Ted Kubiak, S (8, 4) OBP: 0.273, SLG: 0.333								1-H		1	1	1	2	0	0	0			
Inning Stats	R: 1 E: 0 K: 1 S: 8	H: 3 LOB: 2 BB: 0 P: 8	R: 0 E: 0 K: 2 S: 7	H: 0 LOB: 0 BB: 0 P: 7	R: 1 E: 0 K: 1 S: 7	H: 3 LOB: 2 BB: 0 P: 7	R: 0 E: 0 K: 0 S: 4	H: 1 LOB: 1 BB: 0 P: 4	R: 0 E: 0 K: 3 S: 9	H: 0 LOB: 1 BB: 1 P: 13	R: 0 E: 0 K: 1 S: 5	H: 0 LOB: 0 BB: 1 P: 9	R: 0 E: 0 K: 0 S: 5	H: 0 LOB: 0 BB: 0 P: 5	R: 5 E: 1 K: 0 S: 8	H: 5 LOB: 0 BB: 0 P: 8	1B: 8 2B: 2 3B: 1 HR: 2	SF: 0 SAC: 0 DP: 1 HBP: 0	WP: 0 PA: 37 PB: 0 SB: 1 CS: 1
PITCHER	IP WLS BF H R ER SO BB IBB HBP BLK WP HR S P ERA WHIP	IP WLS BF H R ER SO BB IBB HBP BLK WP HR S P ERA WHIP																	
Joe Coleman, R (1, 1) ERA: 4.0	7.2	L	36	12	7	7	9	2	0	0	0	0	0	0	0	52	60	8.22	1.826
Bob Miller, R (8, 1) ERA: 3.61	0.1		1	0	0	0	0	0	0	0	0	0	0	0	1	1	0.00	0.000	




Batter	1	2	3	4	5	6	7	8	9	AB	R	H	RBI	BB	SO	LOB	TOP					
Mickey Stanley, R OBP: 0.312, SLG: 0.415 (1, 8)										5	3	3	0	0	0	1	Detroit Tigers @ Chicago White Sox Comiskey Park, Chicago, IL Fri Aug 24 1973, 8:05 PM EDT Att: 28,850 - Unknown - 71 F					
Tony Taylor, R OBP: 0.278, SLG: 0.325 (1, 4) (9, 5)										4	1	3	2	1	0	0						
Al Kaline, R OBP: 0.321, SLG: 0.384 (1, 3) (9, 9)										5	0	1	1	1	0	2						
Willie Horton, R OBP: 0.378, SLG: 0.520 Tom Verzyer, R OBP: 0.697, SLG: 0.667 (1, 7) (9, 6)										4	0	1	0	0	0	2						
Bill Freehan, R OBP: 0.322, SLG: 0.331 (1, 2)										4	0	0	0	0	1	4						
Frank Howard, R OBP: 0.330, SLG: 0.451 Gates Brown, L OBP: 0.352, SLG: 0.410 (1, 10) (9, PH)										3	0	1	0	0	0	0						
Dick Sharon, R OBP: 0.263, SLG: 0.409 Jim Northrup, L OBP: 0.360, SLG: 0.458 (1, 9) (9, PH) (9, 7)										3	0	2	0	0	0	0						
Aurelio Rodriguez, R OBP: 0.273, SLG: 0.354 Dick McAuliffe, L OBP: 0.363, SLG: 0.456 (1, 5) (9, PH) (9, 4)										3	0	0	0	0	1	3						
Ed Brinkman, R OBP: 0.297, SLG: 0.345 Norm Cash, L OBP: 0.347, SLG: 0.490 (1, 6) (9, PH) (9, 3)										3	0	1	0	0	1	2						
Inning Stats	R: 0 E: 0 K: 0 S: 3	H: 0 LOB: 0 BB: 0 P: 3	R: 0 E: 0 K: 0 S: 3	H: 0 LOB: 0 BB: 0 P: 3	R: 0 E: 0 K: 0 S: 4	H: 1 LOB: 1 BB: 0 P: 4	R: 1 E: 1 K: 0 S: 3	H: 0 LOB: 0 BB: 1 P: 7	R: 0 E: 0 K: 1 S: 6	H: 2 LOB: 1 BB: 0 P: 6	R: 1 E: 0 K: 0 S: 5	H: 3 LOB: 1 BB: 0 P: 5	R: 0 E: 0 K: 0 S: 3	H: 1 LOB: 0 BB: 0 P: 3	R: 1 E: 0 K: 2 S: 10	H: 3 LOB: 2 BB: 0 P: 10		R: 3 E: 0 K: 0 S: 6	H: 3 LOB: 1 BB: 1 P: 10	1B: 9 2B: 5 3B: 0 HR: 1	SF: 0 SAC: 0 DP: 3 HBP: 0	WP: 0 PB: 0 CS: 0
PITCHER	IP	WLS	BF	H	R	ER	SO	BB	IBB	HBP	BLK	WP	HR	S	P	ERA	WHIP					
Wilbur Wood, L ERA: 3.46 Cy Acosta, R ERA: 2.57 Steve Stone, R ERA: 4.36 (1, 1) (8, 1) (9, 1)	7.1		30	10	3	2	2	1	0	0	0	0	0	33	37	2.46	1.500					

Batter	1	2	3	4	5	6	7	8	9	AB	R	H	RBI	BB	SO	LOB	BOTTOM				
Johnny Jeter, R OBP: 0.268, SLG: 0.390 (1, 8)										3	1	1	2	0	0	0	Detroit Tigers @ Chicago White Sox Comiskey Park, Chicago, IL Fri Aug 24 1973, 8:05 PM EDT Att: 28,850 - Unknown - 71 F				
Pat Kelly, L OBP: 0.353, SLG: 0.348 (1, 9)										4	0	0	0	0	1	2					
Jerry Hairston, S OBP: 0.353, SLG: 0.359 Tony Musser, L OBP: 0.341, SLG: 0.371 (1, 3) (6, 3)										3	0	1	0	0	2	0					
Bill Melton, R OBP: 0.377, SLG: 0.454 (1, 5)										4	0	0	0	0	1	1					
Carlos May, L OBP: 0.305, SLG: 0.361 (1, 10)										4	0	2	0	0	0	0					
Brian Downing, R OBP: 0.217, SLG: 0.318 (1, 7)										4	1	1	0	0	0	2					
Luis Alvarado, R OBP: 0.257, SLG: 0.296 (1, 4)										4	1	1	0	0	0	1					
Bucky Dent, R OBP: 0.261, SLG: 0.304 (1, 6)										3	1	2	0	0	0	0					
Ed Herrmann, L OBP: 0.272, SLG: 0.343 (1, 2)										2	1	1	1	0	1	0					
Inning Stats	R: 0 E: 0 K: 1 S: 5	H: 0 LOB: 0 BB: 0 P: 5	R: 0 E: 0 K: 0 S: 3	H: 1 LOB: 0 BB: 0 P: 3	R: 1 E: 0 K: 1 S: 7	H: 2 LOB: 1 BB: 0 P: 7	R: 0 E: 0 K: 1 S: 5	H: 0 LOB: 0 BB: 0 P: 5	R: 0 E: 0 K: 1 S: 3	H: 0 LOB: 0 BB: 0 P: 3	R: 0 E: 0 K: 0 S: 5	H: 0 LOB: 0 BB: 0 P: 5	R: 0 E: 0 K: 0 S: 3	H: 0 LOB: 0 BB: 0 P: 3	R: 0 E: 0 K: 0 S: 3	H: 0 LOB: 0 BB: 0 P: 3		1B: 8 2B: 1 3B: 0 HR: 0	SF: 1 SAC: 1 DP: 2 HBP: 0	WP: 1 PB: 0 CS: 0	PA: 34
PITCHER	IP	WLS	BF	H	R	ER	SO	BB	IBB	HBP	BLK	WP	HR	S	P	ERA	WHIP				
Mickey Lolich, L ERA: 3.82 Fred Scherman, L ERA: 4.09 (1, 1) (6, 1)	5.0		22	8	5	5	4	0	0	0	0	0	0	14	14	9.00	1.600				

Batter	1	2	3	4	5	6	7	8	9	AB	R	H	RBI	BB	SO	LOB	TOP			
Mickey Stanley, R OBP: 0.307, SLG: 0.407 (1, 8)										4	0	0	0	0	0	1				
Tony Taylor, R OBP: 0.274, SLG: 0.319 (1, 4)										4	0	0	0	0	1	1				
Al Kaline, R OBP: 0.317, SLG: 0.379 (1, 3)										4	0	0	0	0	0	0				
Willie Horton, R OBP: 0.373, SLG: 0.512 (1, 7)										3	0	0	0	0	0	0				
Bill Freehan, R OBP: 0.319, SLG: 0.328 (1, 2)										3	0	0	0	0	0	0				
Frank Howard, R OBP: 0.335, SLG: 0.470 (1, 10)										3	1	2	1	0	0	0				
Dick Sharon, R OBP: 0.295, SLG: 0.397 (1, 9)										3	0	0	0	0	0	1				
Aurelio Rodriguez, R OBP: 0.273, SLG: 0.354 (1, 5)										3	0	1	0	0	0	0				
Ed Brinkman, R OBP: 0.298, SLG: 0.343 Tom Verzyer, R OBP: 0.500, SLG: 0.500 (1, 6) (6, 6)										2	0	0	0	0	1	1				
										1	0	0	0	0	0	0				
Inning Stats	R: 0 E: 0 K: 0 S: 3	H: 0 LOB: 0 BB: 0 P: 3	R: 0 E: 0 K: 0 S: 4	H: 1 LOB: 1 BB: 0 P: 4	R: 0 E: 0 K: 1 S: 6	H: 1 LOB: 1 BB: 0 P: 6	R: 0 E: 0 K: 0 S: 3	H: 0 LOB: 0 BB: 0 P: 3	R: 0 E: 0 K: 1 S: 5	H: 0 LOB: 0 BB: 0 P: 5	R: 0 E: 0 K: 0 S: 3	H: 0 LOB: 0 BB: 0 P: 3	R: 1 E: 0 K: 0 S: 4	H: 1 LOB: 0 BB: 0 P: 4	R: 0 E: 0 K: 0 S: 3	H: 0 LOB: 0 BB: 0 P: 3	1B: 1 2B: 1 3B: 0 HR: 1	SF: 0 SAC: 0 DP: 0 HBP: 0	WP: 0 PB: 0 CS: 0	PA: 30
PITCHER Jim Kaat, L ERA: 4.25 (1, 1)	IP: 9.0 WLS: W BF: 30 H: 3 R: 1 ER: 1 SO: 2 BB: 0 IBB: 0 HBP: 0 BLK: 0 WP: 0 HR: 1 S: 34 P: 34 ERA: 1.00 WHIP: 0.333															PITCHER				

Detroit Tigers @ Chicago White Sox
 Comiskey Park, Chicago, IL
 Sun Aug 26 1973, 4:33 AM EDT
 Unknown - 97 F


AB	30
R	1
H	3
RBI	1
BB	0
SO	2
LOB	4



Batter	1	2	3	4	5	6	7	8	9	AB	R	H	RBI	BB	SO	LOB	BOTTOM			
Pat Kelly, L OBP: 0.354, SLG: 0.349 (1, 9)										3	0	0	0	1	0	3				
Bill Shero, L OBP: 0.290, SLG: 0.364 (1, 8)										4	1	1	0	0	1	1				
Jerry Hairston, S OBP: 0.345, SLG: 0.360 (1, 7)										4	1	1	1	0	1	1				
Bill Melton, R OBP: 0.371, SLG: 0.445 (1, 5)										4	0	0	0	0	0	1				
Carlos May, L OBP: 0.310, SLG: 0.389 (1, 10)										4	2	3	3	0	1	0				
Tony Muser, L OBP: 0.339, SLG: 0.367 (1, 3)										3	0	0	0	1	1	1				
Jorge Orta, L OBP: 0.293, SLG: 0.335 (1, 4)										4	0	1	0	0	2	1				
Ed Herrmann, L OBP: 0.278, SLG: 0.347 (1, 2)										2	0	1	0	1	0	0				
Bucky Dent, R OBP: 0.300, SLG: 0.310 (1, 6)										2	0	1	0	1	0	0				
Inning Stats	R: 2 E: 0 K: 0 S: 6	H: 3 LOB: 1 BB: 0 P: 6	R: 0 E: 0 K: 1 S: 5	H: 0 LOB: 0 BB: 0 P: 5	R: 0 E: 0 K: 1 S: 5	H: 0 LOB: 0 BB: 0 P: 5	R: 1 E: 0 K: 1 S: 6	H: 1 LOB: 3 BB: 3 P: 18	R: 0 E: 0 K: 0 S: 3	H: 0 LOB: 0 BB: 0 P: 3	R: 0 E: 0 K: 1 S: 6	H: 2 LOB: 1 BB: 0 P: 6	R: 0 E: 0 K: 1 S: 5	H: 1 LOB: 1 BB: 1 P: 9	R: 1 E: 0 K: 1 S: 6	H: 1 LOB: 0 BB: 0 P: 6	1B: 3 2B: 3 3B: 0 HR: 2	SF: 0 SAC: 0 DP: 0 HBP: 0	WP: 0 PB: 0 CS: 1	PA: 34
PITCHER Joe Coleman, R ERA: 4.02 (1, 1)	IP: 8.0 WLS: L BF: 34 H: 8 R: 4 ER: 4 SO: 6 BB: 3 IBB: 1 HBP: 0 BLK: 0 WP: 0 HR: 2 S: 42 P: 58 ERA: 4.50 WHIP: 1.375															PITCHER				

Detroit Tigers @ Chicago White Sox
 Comiskey Park, Chicago, IL
 Sun Aug 26 1973, 4:33 AM EDT
 Unknown - 97 F


AB	30
R	4
H	8
RBI	4
BB	4
SO	6
LOB	8



Batter	1	2	3	4	5	6	7	8	9	AB	R	H	RBI	BB	SO	LOB	TOP			
Larry Hisle, R OBP: 0.347, SLG: 0.422 (1, 7)	5-3	E7			6-3	P4		K		5	0	1	1	0	1	2				
Rod Carew, L OBP: 0.413, SLG: 0.479 (1, 4)	2B	5-3			1B	S	1B	CS	1B	4	2	3	0	1	0	1				
Tony Oliva, L OBP: 0.347, SLG: 0.416 (1, 10)	FC6-5				E	S	1B	1B	1B	4	0	3	1	0	0	1				
Bobby Darwin, R OBP: 0.302, SLG: 0.379 (1, 9)	FC6-5				K				F9	5	0	1	0	0	1	4				
Jim Holt, L OBP: 0.336, SLG: 0.452 (7, PH)	FC6				K				4-3	3	0	0	0	0	1	3				
Mike Adams, R OBP: 0.347, SLG: 0.325 (7, PH)					K					0	0	0	0	0	0	0				
Rich Reese, L OBP: 0.194, SLG: 0.217 (7, 3)					K					2	0	0	0	0	1	3				
Steve Brye, R OBP: 0.317, SLG: 0.381 (1, 8)		K	6-3			HR				4	1	1	1	0	2	3				
Steve Braun, L OBP: 0.408, SLG: 0.440 (6, 5)	5-3				6-3			K		3	0	0	0	0	0	0				
Eric Soderholm, R OBP: 0.333, SLG: 0.200 (1, 2)					K			K		4	1	2	0	0	2	0				
George Mitterwald, R OBP: 0.335, SLG: 0.428 (1, 2)		S	2B	1B				2B												
Jerry Terrell, R OBP: 0.312, SLG: 0.335 (1, 6)			2B	E	BB				S	3	1	1	0	1	0	1				
Inning Stats	R: 1 E: 0 K: 0 S: 5	H: 2 LOB: 1 BB: 0 P: 5	R: 2 E: 1 K: 1 S: 7	H: 2 LOB: 1 BB: 1 P: 11	R: 0 E: 0 K: 0 S: 3	H: 0 LOB: 0 BB: 0 P: 4	R: 0 E: 0 K: 1 S: 5	H: 0 LOB: 0 BB: 0 P: 5	R: 1 E: 0 K: 2 S: 9	H: 2 LOB: 1 BB: 0 P: 9	R: 0 E: 0 K: 2 S: 8	H: 2 LOB: 2 BB: 1 P: 12	R: 0 E: 0 K: 3 S: 10	H: 1 LOB: 1 BB: 0 P: 10	R: 0 E: 0 K: 0 S: 4	H: 1 LOB: 1 BB: 0 P: 4	1B: 7 2B: 4 3B: 0 HR: 1	SF: 0 SAC: 0 DP: 0 HBP: 1	WP: 0 PA: 41	
PITCHER	IP	WLS	BF	H	R	ER	SO	BB	IBB	HBP	BLK	WP	HR	S	P	ERA	WHIP			
Mike Strahler, R ERA: 4.28 (1, 1)	1.2	L	10	4	3	2	1	1	0	0	0	0	0	11	15	10.80	3.000			
Fred Scherman, L ERA: 4.07 (2, 1)	4.2		21	6	2	2	3	1	0	1	0	0	1	25	30	3.86	1.500			
Ed Farmer, R ERA: 4.18 (7, 1)	2.2		10	2	0	0	5	0	0	0	0	0	0	20	20	0.00	0.750			

Minnesota Twins @ Detroit Tigers
Tiger Stadium, Detroit, MI
Mon Aug 27 1973, 7:05 PM EDT
Att: 30,212 - Unknown - 91 F


AB 38
R 5
H 12
RBI 3
BB 2
SO 9
LOB 18

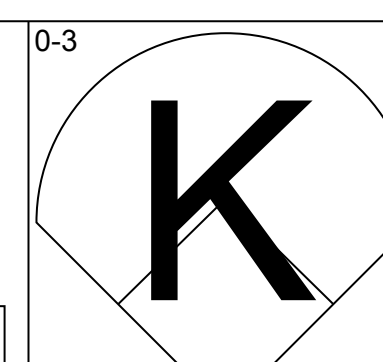
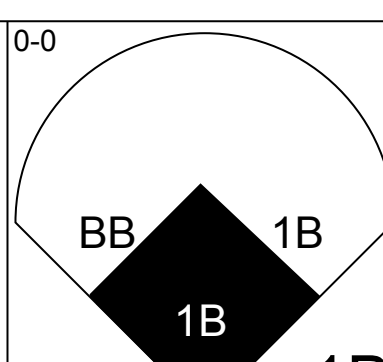
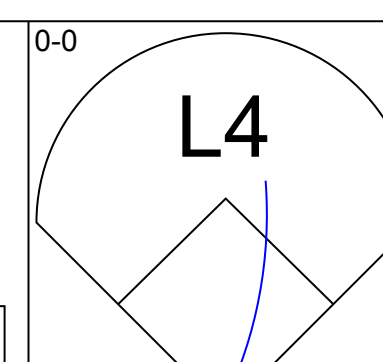
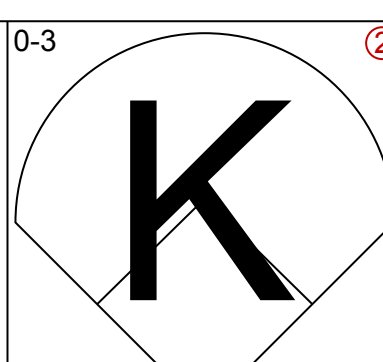
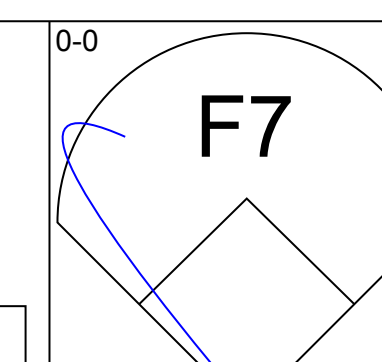
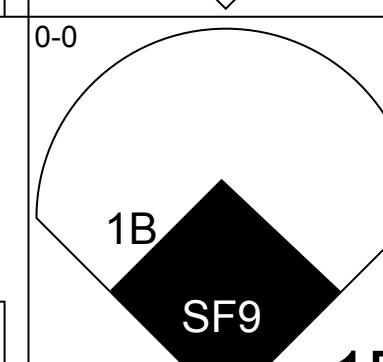
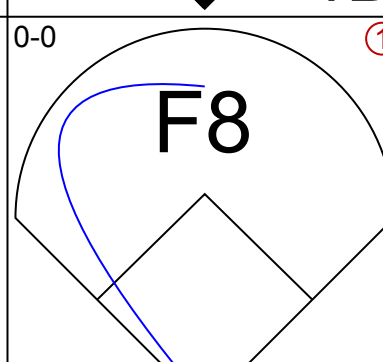
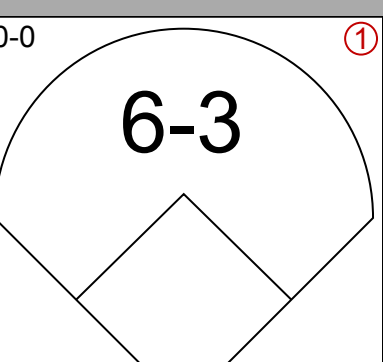
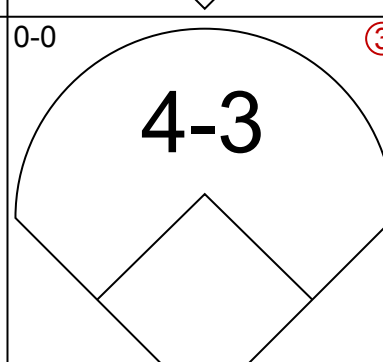
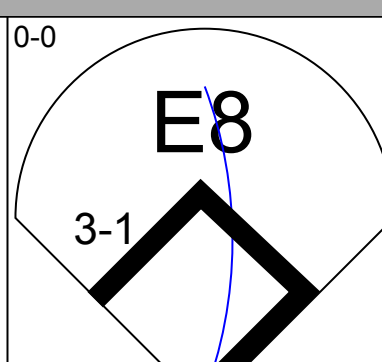
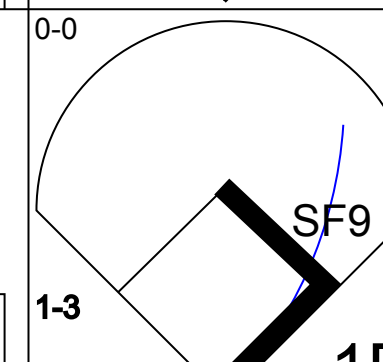
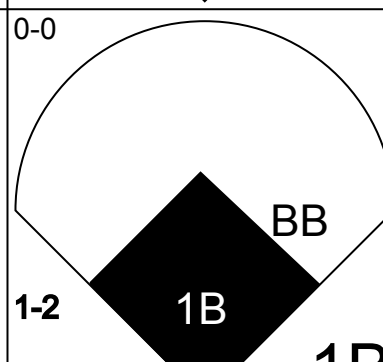
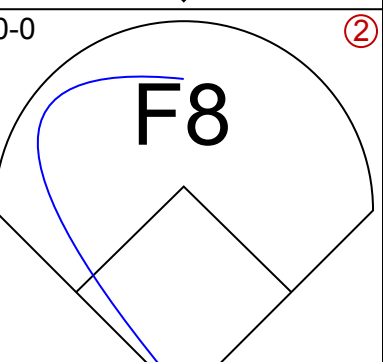
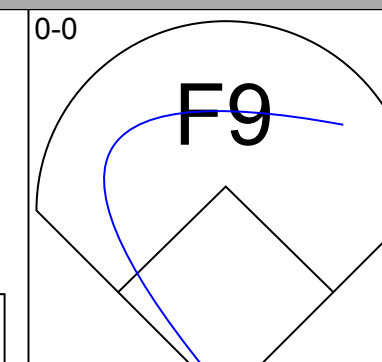
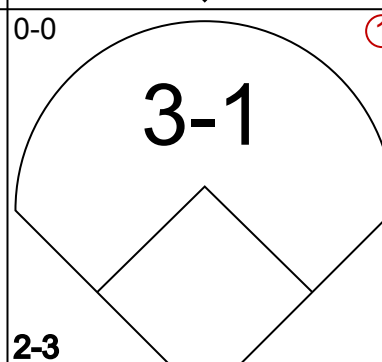
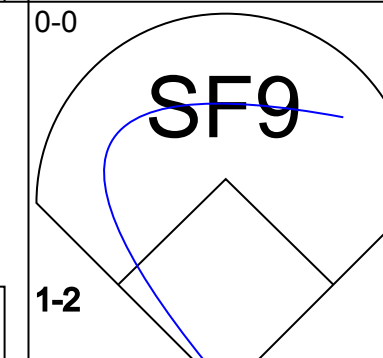
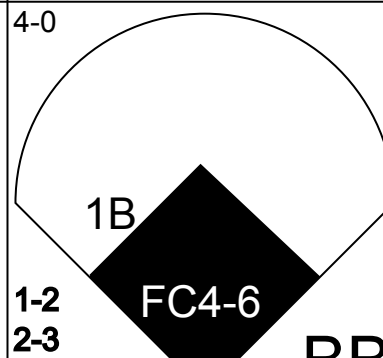
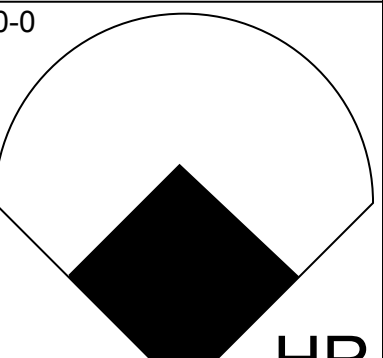
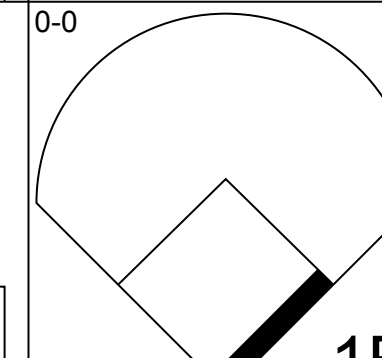
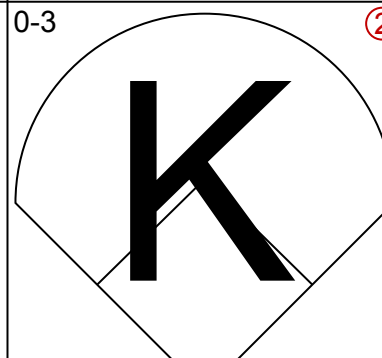
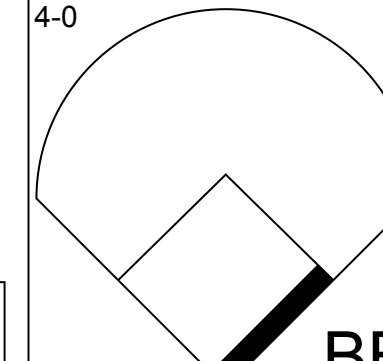
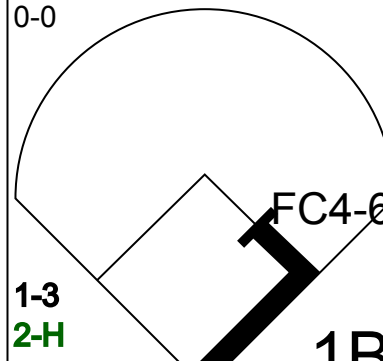
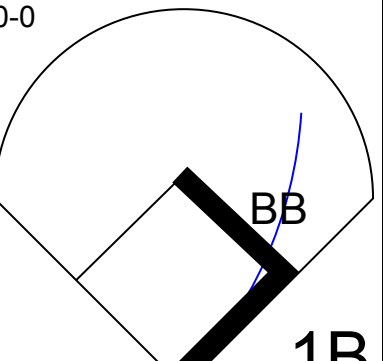
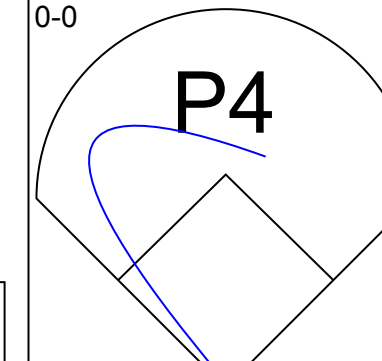
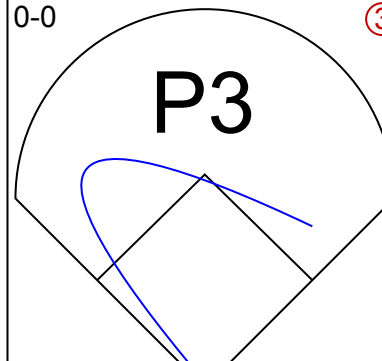
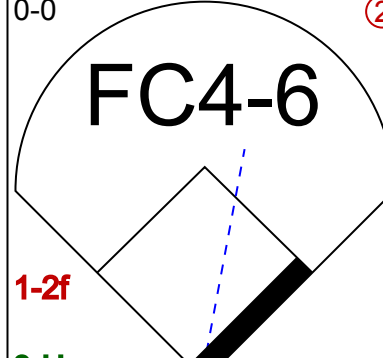
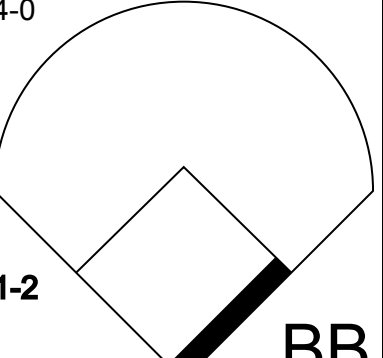

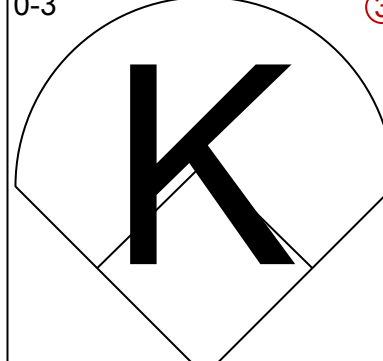
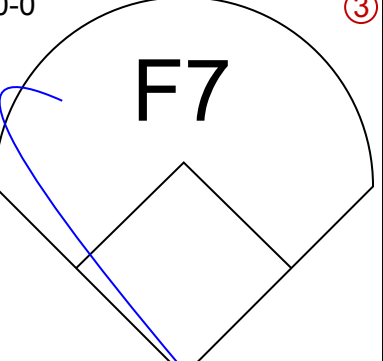

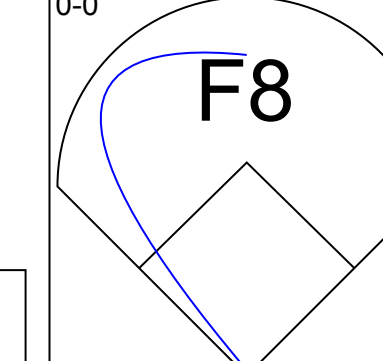
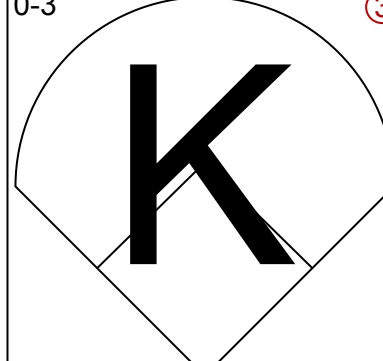
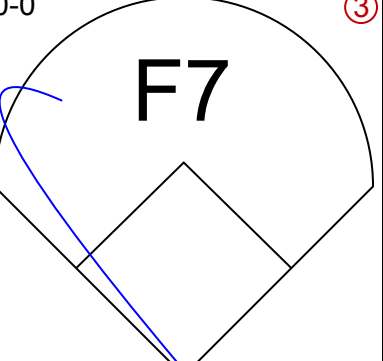
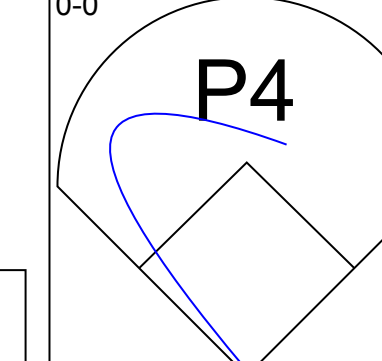
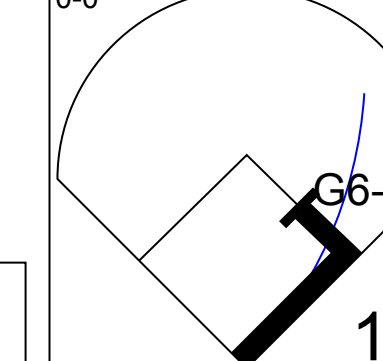
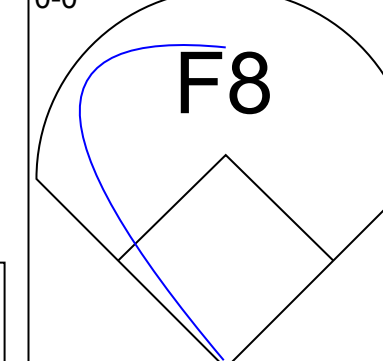
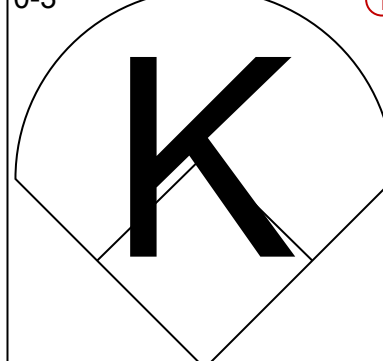
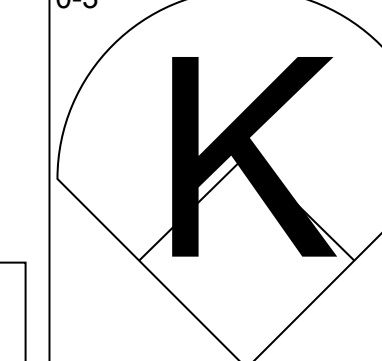
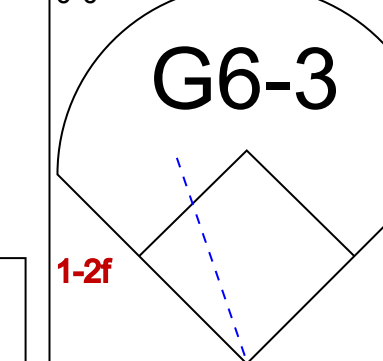
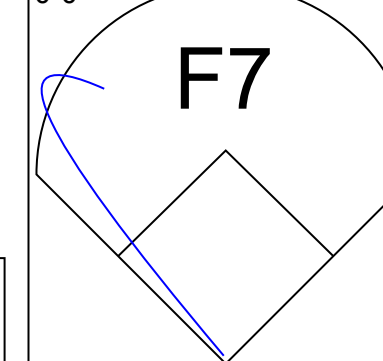


Batter	1	2	3	4	5	6	7	8	9	AB	R	H	RBI	BB	SO	LOB	BOTTOM				
Jim Northrup, L OBP: 0.356, SLG: 0.447 (1, 9)	6-3				F7		4-3		4-3	4	0	0	0	0	0	2					
Mickey Stanley, R OBP: 0.307, SLG: 0.406 (1, 8)	K				4-3			FC5-4	1B	5	1	2	1	0	1	1					
Gates Brown, L OBP: 0.345, SLG: 0.401 (6, PH)	G3				L8		4-1	F9	K	3	0	0	0	0	0	2					
Ike Brown, R OBP: 0.406, SLG: 0.288 (1, 10)										2	0	0	0	0	1	2					
Willie Horton, R OBP: 0.373, SLG: 0.514 (1, 7)		K			F9			FC5-4	1B	4	0	2	0	0	1	0					
Dick McAuliffe, L OBP: 0.363, SLG: 0.452 (1, 4)		4-3								0	0	0	0	0	0	0					
Tony Taylor, R OBP: 0.273, SLG: 0.318 (2, 4)					2B			FC5-4	HBP	4	1	1	0	0	0	3					
Norm Cash, L OBP: 0.350, SLG: 0.485 (1, 3)		L8			F2			1B	HBP	3	0	0	0	0	0	2					
Duke Sims, L OBP: 0.332, SLG: 0.392 (1, 2)					F8					3	0	1	2	1	0	0					
Aurelio Rodriguez, R OBP: 0.276, SLG: 0.352 (1, 5)					4-3				5-3	2	1	0	0	2	0	4					
Ed Brinkman, R OBP: 0.297, SLG: 0.342 (7, PH)					F8					2	0	0	0	0	0	1					
Frank Howard, R OBP: 0.329, SLG: 0.460 (8, 6)										1	0	0	0	0	0	1					
Tom Verzyer, R OBP: 0.428, SLG: 0.333 (8, 6)										0	0	0	0	1	0	0					
Inning Stats	R: 0 E: 0 K: 1 S: 5	H: 0 LOB: 0 BB: 0 P: 5	R: 0 E: 0 K: 1 S: 5	H: 0 LOB: 0 BB: 0 P: 5	R: 1 E: 0 K: 0 S: 4	H: 1 LOB: 2 BB: 1 P: 9	R: 0 E: 0 K: 0 S: 4	H: 1 LOB: 2 BB: 1 P: 8	R: 0 E: 0 K: 0 S: 3	H: 0 LOB: 0 BB: 0 P: 3	R: 0 E: 0 K: 0 S: 4	H: 1 LOB: 1 BB: 0 P: 4	R: 0 E: 0 K: 0 S: 3	H: 0 LOB: 1 BB: 1 P: 7	R: 2 E: 0 K: 0 S: 6	H: 3 LOB: 2 BB: 0 P: 7	R: 0 E: 0 K: 1 S: 5	H: 0 LOB: 1 BB: 1 P: 9	1B: 4 2B: 2 3B: 0 HR: 0	SF: 0 SAC: 0 DP: 0 HBP: 2	WP: 1 PA: 39
PITCHER	IP	WLS	BF	H	R	ER	SO	BB	IBB	HBP	BLK	WP	HR	S	P	ERA	WHIP				
Danny Fife, R ERA: 1.56 (8, 1)	0.2		5	2	1	1	0	0	0	1	0	0	0	4	5	13.50	3.000				
Eddie Bane, L ERA: 4.43 (8, 1)	0.1		2	0	0	0	0	1	0	0	0	0	0	1	5	0.00	3.000				
Ray Corbin, R ERA: 3.14 (9, 1)	0.1		1	0	0	0	0	0	0	0	0	0	0	1	1	0.00	0.000				
Vic Albury, L ERA: 0.64 (9, 1)	0.2	S	2	0	0	0	1	0	0	0	0	0	0	4	4	0.00	0.000				

Minnesota Twins @ Detroit Tigers
Tiger Stadium, Detroit, MI
Mon Aug 27 1973, 7:05 PM EDT
Att: 30,212 - Unknown - 91 F

AB 33
R 3
H 6
RBI 3
BB 4
SO 3
LOB 18

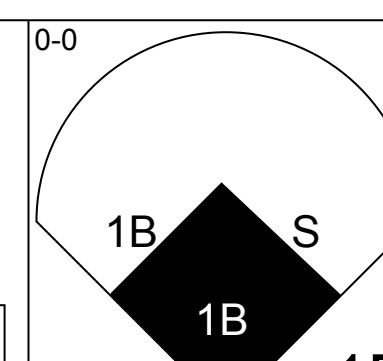
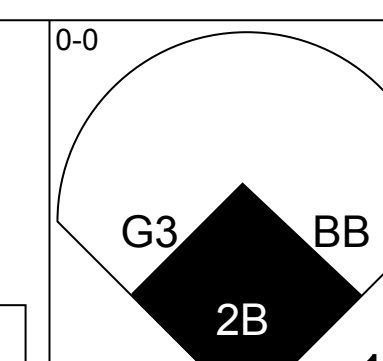
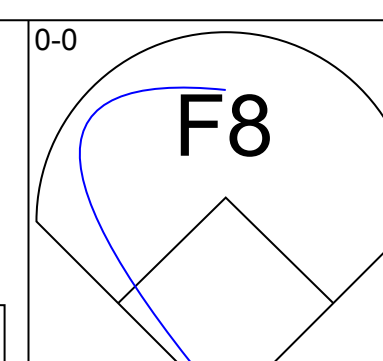
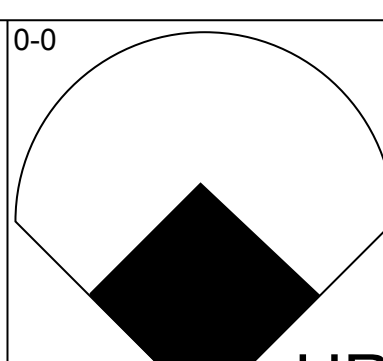
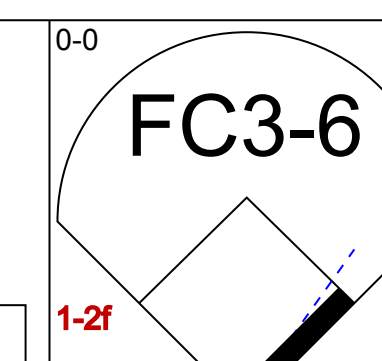
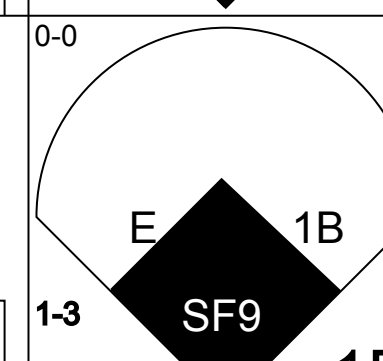
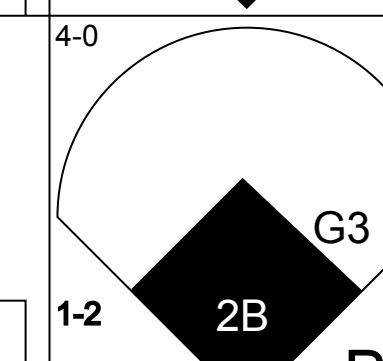
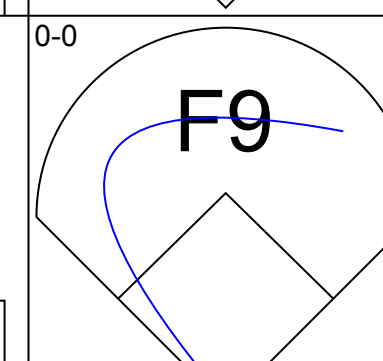
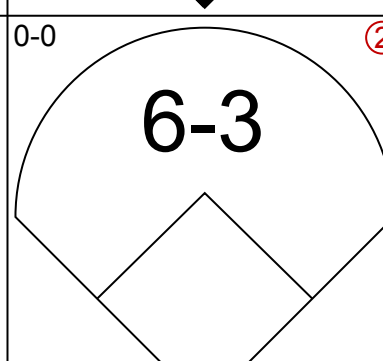
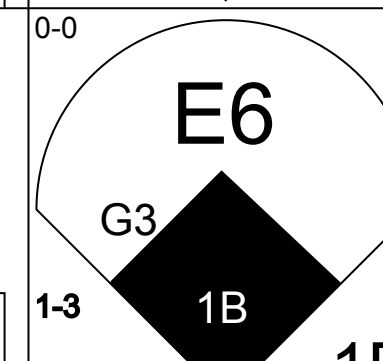
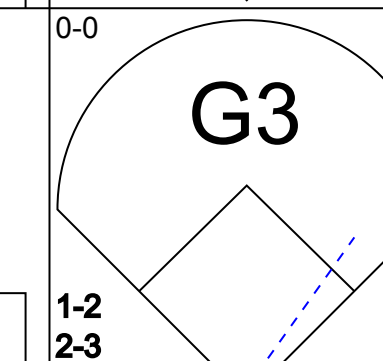
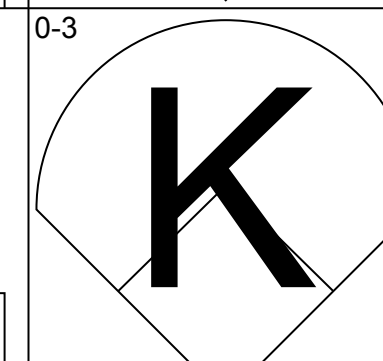
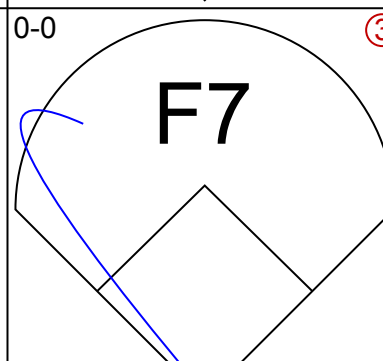
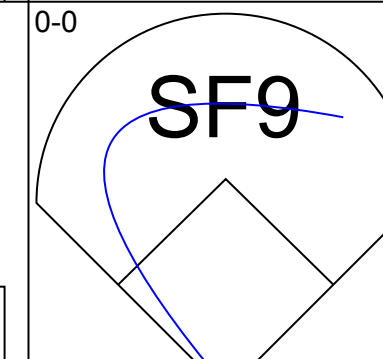
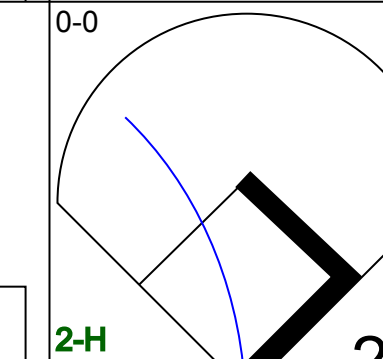
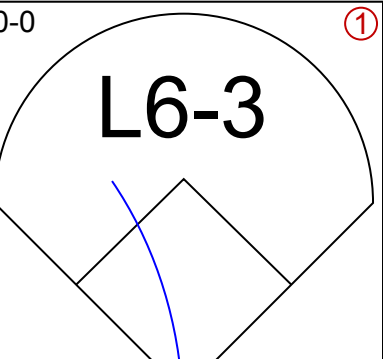
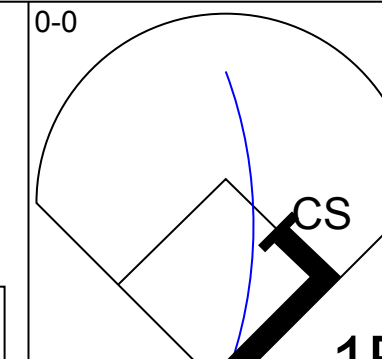

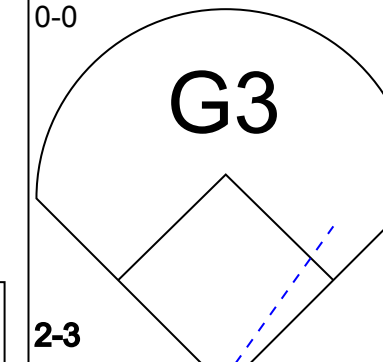
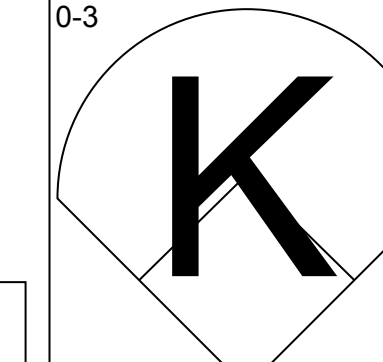
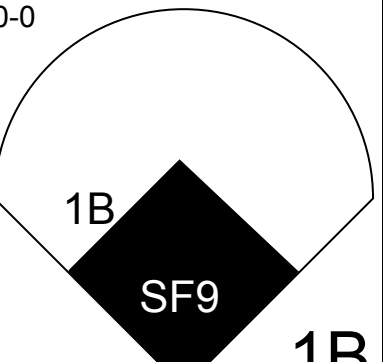
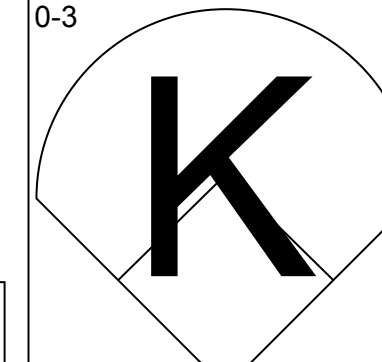

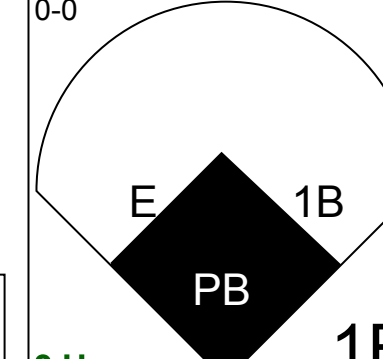
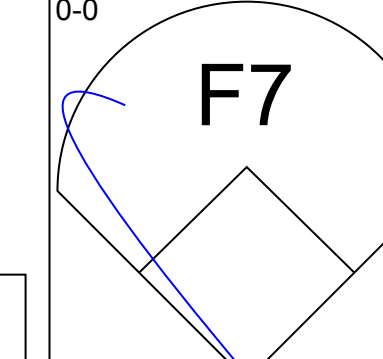
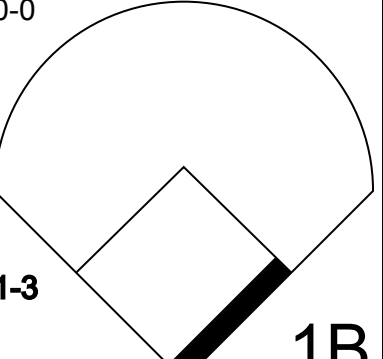
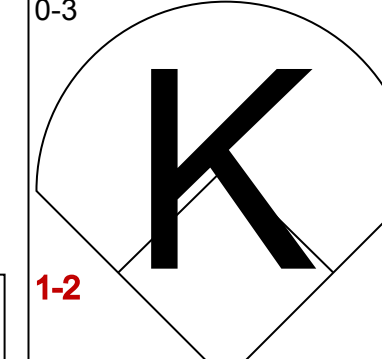

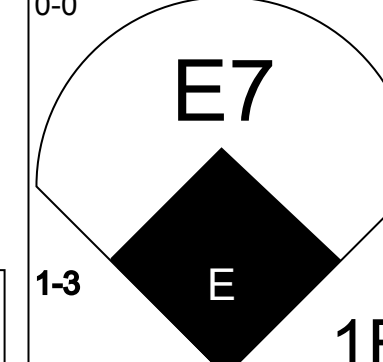
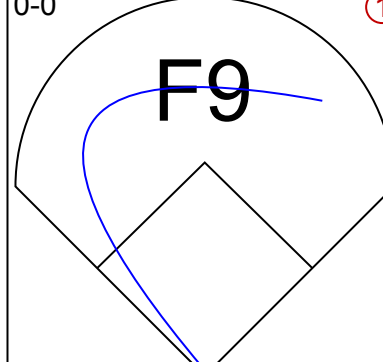
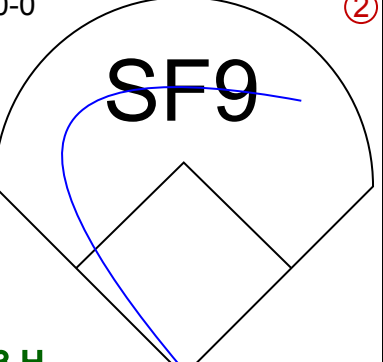
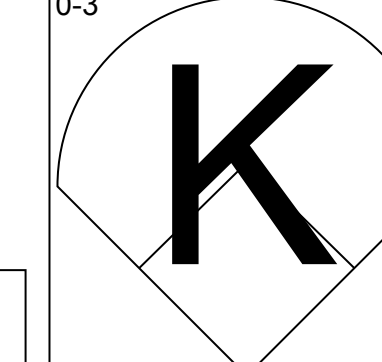
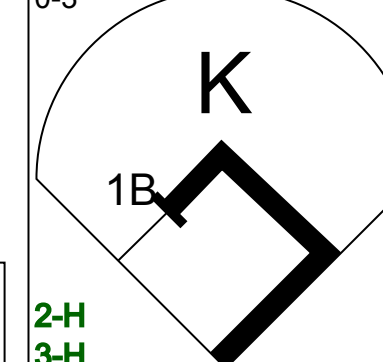
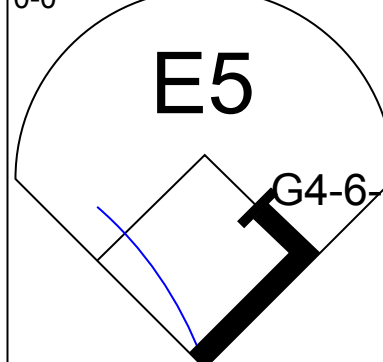
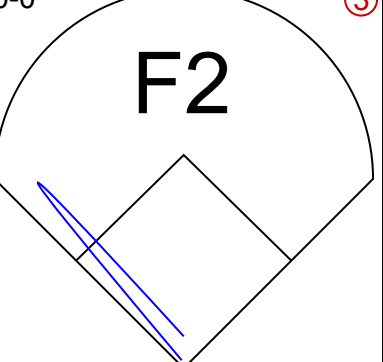
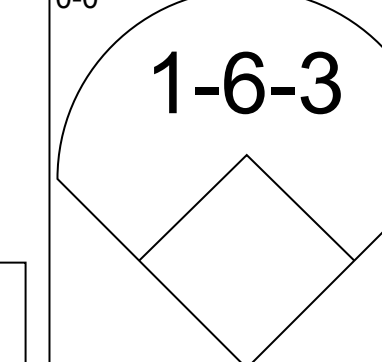
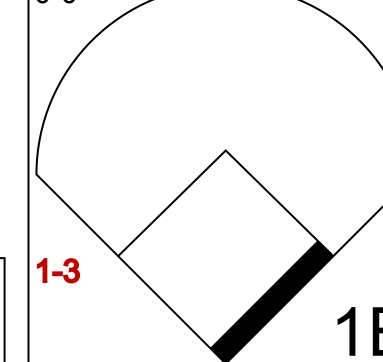
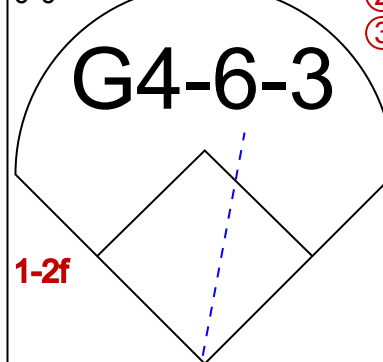

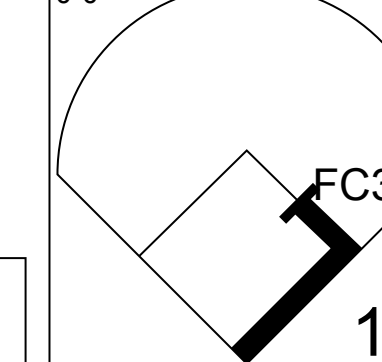


Batter	1	2	3	4	5	6	7	8	9	AB	R	H	RBI	BB	SO	LOB	TOP				
Larry Hise, R OBP: 0.346, SLG: 0.419 (1, 7)										5	1	1	0	0	2	2					
Rod Carew, L OBP: 0.415, SLG: 0.479 (1, 4)										5	1	1	0	0	0	2					
Dan Monzon, R OBP: 0.297, SLG: 0.276 (9, PR)										0	0	0	0	0	0	0					
Tony Oliva, L OBP: 0.344, SLG: 0.412 (1, 10)										5	1	2	0	0	0	1					
Joe Lis, R OBP: 0.313, SLG: 0.404 (1, 3)										3	2	2	2	1	1	2					
Jim Holt, L OBP: 0.341, SLG: 0.455 (1, 9)										2	0	2	2	1	0	0					
Bobby Darwin, R OBP: 0.298, SLG: 0.373 (7, PH)										2	0	0	0	0	0	3					
Steve Brye, R OBP: 0.324, SLG: 0.383 (1, 8)										3	0	0	1	1	2	4					
Steve Braun, L OBP: 0.407, SLG: 0.438 (1, 5)										2	0	0	0	0	1	1					
Eric Soderholm, R OBP: 0.278, SLG: 0.188 (5, PH)										2	0	0	0	0	0	2					
Phil Roof, R OBP: 0.270, SLG: 0.248 (1, 2)										3	0	1	0	0	1	0					
George Mitterwald, R OBP: 0.330, SLG: 0.419 (8, PH)										1	0	0	0	0	1	0					
Jerry Terrell, R OBP: 0.318, SLG: 0.342 (1, 6)										4	0	2	0	0	0	1					
Inning Stats	R: 1 H: 2 E: 0 K: 2 S: 9	H: 2 LOB: 2 BB: 1 P: 13	R: 0 H: 1 E: 0 K: 0 S: 3	H: 1 LOB: 0 BB: 0 P: 3	R: 3 H: 3 E: 0 K: 1 S: 8	H: 3 LOB: 1 BB: 1 P: 12	R: 0 H: 0 E: 0 K: 0 S: 3	H: 0 LOB: 0 BB: 0 P: 3	R: 1 H: 2 E: 0 K: 0 S: 5	H: 2 LOB: 2 BB: 1 P: 9	R: 0 H: 1 E: 0 K: 2 S: 8	H: 1 LOB: 1 BB: 0 P: 8	R: 0 H: 1 E: 0 K: 1 S: 6	H: 1 LOB: 1 BB: 0 P: 6	R: 0 H: 1 E: 0 K: 1 S: 6	H: 1 LOB: 2 BB: 0 P: 6	R: 0 H: 0 E: 1 K: 1 S: 6	H: 0 LOB: 0 BB: 0 P: 6	1B: 10 2B: 0 3B: 0 HR: 1	SF: 1 SAC: 0 DP: 1 HBP: 0	WP: 0 PA: 41 PB: 0 SB: 0 CS: 0
PITCHER	IP	WLS	BF	H	R	ER	SO	BB	IBB	HBP	BLK	WP	HR	S	P	ERA	WHIP				
Jim Perry, R ERA: 3.86 (1, 1)	4.2		24	8	5	5	3	3	0	0	0	0	1	27	39	9.64	2.357				
John Hiller, L ERA: 1.51 (5, 1)	4.1	W	17	3	0	0	5	0	0	0	0	0	0	27	27	0.00	0.692				

Minnesota Twins @ Detroit Tigers
Tiger Stadium, Detroit, MI
Wed Aug 29 1973, 7:05 PM EDT
Att: 16,227 - Unknown - 90 F

AB	37
R	5
H	11
RBI	5
BB	3
SO	8
LOB	18



Batter	1	2	3	4	5	6	7	8	9	AB	R	H	RBI	BB	SO	LOB	BOTTOM				
Jim Northrup, L OBP: 0.358, SLG: 0.456 (1, 7)										5	3	3	1	0	0	1					
Tony Taylor, R OBP: 0.276, SLG: 0.317 (1, 4)										3	2	1	0	1	0	0					
Gates Brown, L OBP: 0.343, SLG: 0.395 (1, 10)										4	1	1	1	0	1	2					
Al Kaline, R OBP: 0.315, SLG: 0.380 (1, 9)										3	0	2	3	0	0	0					
Norm Cash, L OBP: 0.348, SLG: 0.477 (1, 3)										4	1	1	0	0	2	3					
Duke Sims, L OBP: 0.335, SLG: 0.393 (1, 2)										4	1	2	1	0	1	2					
Mickey Stanley, R OBP: 0.307, SLG: 0.404 (1, 8)										3	1	1	1	0	1	0					
Aurelio Rodriguez, R OBP: 0.276, SLG: 0.350 (1, 5)										4	0	0	0	0	1	1					
Ed Brinkman, R OBP: 0.297, SLG: 0.342 (1, 6)										4	0	2	0	0	0	1					
Inning Stats	R: 5 H: 6 E: 3 K: 1 S: 11	H: 6 LOB: 2 BB: 0 P: 11	R: 2 H: 2 E: 0 K: 1 S: 7	H: 2 LOB: 1 BB: 1 P: 11	R: 0 H: 0 E: 1 K: 0 S: 3	H: 0 LOB: 0 BB: 0 P: 3	R: 0 H: 0 E: 0 K: 1 S: 5	H: 0 LOB: 0 BB: 0 P: 5	R: 1 H: 2 E: 0 K: 0 S: 5	H: 2 LOB: 1 BB: 0 P: 5	R: 1 H: 1 E: 0 K: 0 S: 4	H: 1 LOB: 0 BB: 0 P: 4	R: 0 H: 1 E: 0 K: 2 S: 7	H: 1 LOB: 1 BB: 0 P: 7	R: 0 H: 1 E: 0 K: 1 S: 6	H: 1 LOB: 1 BB: 0 P: 6	R: 0 H: 0 E: 1 K: 1 S: 6	H: 0 LOB: 0 BB: 0 P: 6	1B: 11 2B: 2 3B: 0 HR: 1	SF: 2 SAC: 0 DP: 2 HBP: 0	WP: 0 PA: 37 PB: 1 SB: 1 CS: 1
PITCHER	IP	WLS	BF	H	R	ER	SO	BB	IBB	HBP	BLK	WP	HR	S	P	ERA	WHIP				
Dave Goltz, R ERA: 5.88 (1, 1)	0.2	L	7	5	3	3	0	0	0	0	0	0	0	7	7	40.50	7.500				
Ray Corbin, R ERA: 3.29 (1, 1)	4.1		19	5	3	3	3	1	0	0	0	0	0	24	28	6.23	1.385				
Bill Hands, R ERA: 4.18 (6, 1)	3.0		11	3	1	1	3	0	0	0	0	0	1	17	17	3.00	1.000				

Minnesota Twins @ Detroit Tigers
Tiger Stadium, Detroit, MI
Wed Aug 29 1973, 7:05 PM EDT
Att: 16,227 - Unknown - 90 F

AB	34
R	9
H	13
RBI	7
BB	1
SO	6
LOB	10



Batter	1	2	3	4	5	6	7	8	9	AB	R	H	RBI	BB	SO	LOB	TOP											
Buddy Bell, R OBP: 0.339, SLG: 0.408 (1, 5)	L6	FC4-6 1B			F7		CS BB		3B 1B	4	1	2	0	1	0	0	Cleveland Indians @ Detroit Tigers Tiger Stadium, Detroit, MI Fri Aug 31 1973, 7:05 PM EDT Att: 18,442 - Unknown											
Walt Williams, R OBP: 0.323, SLG: 0.391 (1, 7)	1B	FC4-6 1B 2B			F8		P4		3B	5	1	2	2	0	0	2												
Chris Chambliss, L OBP: 0.351, SLG: 0.372 (1, 3)	K						5-3		G3	5	0	2	0	0	1	2												
John Ellis, R OBP: 0.332, SLG: 0.391 (1, 2)	E 1B				FC5-4 1B				L4 5-3	5	1	1	1	0	1	2												
Charlie Spikes, R OBP: 0.297, SLG: 0.408 (1, 9)	E3									1	1	0	0	0	0	1												
Ron Lalich, R OBP: 0.286, SLG: 0.358 (9, PH)	1B				K				K	3	1	1	0	0	1	0												
John Lowenstein, L OBP: 0.331, SLG: 0.402 (9, 9)	1B				K				K	1	0	0	0	0	1	1												
Dave Duncan, R OBP: 0.284, SLG: 0.384 (1, 10)	FC6-4 1B				6-3				E 1B IBB	3	0	2	2	1	0	0												
Frank Duffy, R OBP: 0.301, SLG: 0.323 (1, 6)	FC6-4				K				P4	4	0	0	0	0	1	4												
Rusty Torres, S OBP: 0.319, SLG: 0.300 (1, 8)					F9				E7 1B	3	0	1	1	1	0	0												
Tom Ragland, R OBP: 0.289, SLG: 0.307 (1, 4)	1B FC4-6 BB				1-3				5-3	3	1	0	0	1	0	4												
Inning Stats	R: 3 E: 1 K: 1 S: 9	H: 3 LOB: 1 BB: 0 P: 9	R: 1 E: 0 K: 0 S: 4	H: 2 LOB: 2 BB: 1 P: 8	R: 0 E: 0 K: 2 S: 7	H: 0 LOB: 0 BB: 0 P: 7	R: 0 E: 0 K: 1 S: 5	H: 0 LOB: 0 BB: 0 P: 5	R: 0 E: 0 K: 0 S: 4	H: 1 LOB: 2 BB: 1 P: 4	R: 0 E: 0 K: 0 S: 2	H: 0 LOB: 0 BB: 1 P: 6	R: 1 E: 1 K: 0 S: 5	H: 2 LOB: 2 BB: 1 P: 9	R: 1 E: 0 K: 1 S: 7	H: 2 LOB: 1 BB: 0 P: 7	1B: 7 2B: 2 3B: 2 HR: 0	SF: 0 SAC: 0 DP: 0 HBP: 0	WP: 0 PB: 0 SB: 0 CS: 1	PA: 41								
PITCHER	IP	WLS	BF	H	R	ER	SO	BB	IBB	HBP	BLK	WP	HR	S	P	ERA	WHIP											
Mickey Lolich, L ERA: 3.91	(1, 1)	8.1	L	39	11	6	4	4	2	2	0	0	0	0	43	59	4.32	1.560										
Bob Miller, R ERA: 3.45	(9, 1)	0.2		2	0	0	0	1	0	0	0	0	0	0	4	4	0.00	0.000										

AB	37
R	6
H	11
RBI	6
BB	4
SO	5
LOB	16



Batter	1	2	3	4	5	6	7	8	9	AB	R	H	RBI	BB	SO	LOB	BOTTOM											
Mickey Stanley, R OBP: 0.306, SLG: 0.400 (1, 8)	5-3						F8			3	1	1	0	1	0	0	Cleveland Indians @ Detroit Tigers Tiger Stadium, Detroit, MI Fri Aug 31 1973, 7:05 PM EDT Att: 18,442 - Unknown											
Tony Taylor, R OBP: 0.276, SLG: 0.325 (1, 4)	5-3									4	1	1	1	0	0	2												
Bill Freehan, R OBP: 0.313, SLG: 0.322 (1, 2)	F8									3	0	0	1	0	0	2												
Willie Horton, R OBP: 0.374, SLG: 0.515 (1, 7)										4	0	2	0	0	1	0												
Frank Howard, R OBP: 0.322, SLG: 0.451 (1, 10)										3	0	0	0	0	1	1												
Gates Brown, L OBP: 0.341, SLG: 0.392 (8, PH)										1	0	0	0	0	0	1												
Ike Brown, R OBP: 0.424, SLG: 0.340 (1, 3)										1	1	1	0	1	0	0												
Jim Northrup, L OBP: 0.356, SLG: 0.454 (6, PH) (7, 9)										2	0	0	0	0	0	1												
Dick Sharon, R OBP: 0.259, SLG: 0.390 (1, 9)										1	0	0	0	1	0	1												
Norm Cash, L OBP: 0.342, SLG: 0.467 (6, PH) (7, 3)										2	0	0	0	0	1	0												
Aurelio Rodriguez, R OBP: 0.276, SLG: 0.347 (1, 5)										3	0	1	1	1	0	0												
Ed Brinkman, R OBP: 0.293, SLG: 0.336 (1, 6)										4	0	0	0	0	2	1												
Inning Stats	R: 0 E: 0 K: 0 S: 3	H: 0 LOB: 0 BB: 0 P: 3	R: 0 E: 0 K: 1 S: 6	H: 1 LOB: 1 BB: 0 P: 6	R: 0 E: 0 K: 1 S: 5	H: 0 LOB: 2 BB: 2 P: 13	R: 1 E: 0 K: 0 S: 3	H: 1 LOB: 2 BB: 2 P: 11	R: 2 E: 0 K: 1 S: 8	H: 3 LOB: 1 BB: 0 P: 8	R: 0 E: 0 K: 0 S: 3	H: 0 LOB: 0 BB: 0 P: 3	R: 0 E: 0 K: 1 S: 4	H: 1 LOB: 1 BB: 0 P: 4	R: 0 E: 0 K: 1 S: 5	H: 0 LOB: 0 BB: 0 P: 5	1B: 4 2B: 0 3B: 2 HR: 0	SF: 1 SAC: 0 DP: 0 HBP: 0	WP: 0 PB: 0 SB: 0 CS: 0	PA: 36								
PITCHER	IP	WLS	BF	H	R	ER	SO	BB	IBB	HBP	BLK	WP	HR	S	P	ERA	WHIP											
Mike Kekich, L ERA: 7.66	(1, 1)	5.0	W	23	5	3	3	3	4	0	0	0	0	0	25	41	5.40	1.800										
Ray Lamb, R ERA: 4.45	(6, 1)	2.1		8	1	0	0	1	0	0	0	0	0	10	10	0.00	0.429											
Tom Hilgendorf, L ERA: 3.2	(8, 1)	1.2	S	5	0	0	0	1	0	0	0	0	0	7	7	0.00	0.000											

AB	31
R	3
H	6
RBI	3
BB	4
SO	5
LOB	9



Batter	1	2	3	4	5	6	7	8	9	AB	R	H	RBI	BB	SO	LOB	TOP						
Walt Williams, R (1, 7) OBP: 0.326, SLG: 0.391										5	0	3	0	0	0	1	Cleveland Indians @ Detroit Tigers Tiger Stadium, Detroit, MI Sun Sep 02 1973, 3:33 AM EDT Att: 17,265 - Unknown						
Oscar Gamble, L (1, 10) OBP: 0.337, SLG: 0.475 John Ellis, R (7, PH) OBP: 0.329, SLG: 0.388										3	0	2	0	0	0	1							
Chris Chambliss, L (1, 3) OBP: 0.350, SLG: 0.369										3	0	1	0	1	0	3							
Dave Duncan, R (1, 2) OBP: 0.282, SLG: 0.375										3	0	0	0	1	2	4							
John Lowenstein, L (1, 9) OBP: 0.318, SLG: 0.402 Ron Litch, R (8, PH) OBP: 0.288, SLG: 0.352										3	0	1	0	0	0	2							
Rusty Torres, S (1, 8) OBP: 0.318, SLG: 0.294 Buddy Bell, R (8, PH) OBP: 0.337, SLG: 0.406										3	0	0	0	0	0	1							
Frank Duffy, R (1, 6) OBP: 0.302, SLG: 0.338										4	0	0	0	0	0	1							
Jack Brohamer, L (1, 4) OBP: 0.285, SLG: 0.308 Charlie Spikes, R (9, PH) OBP: 0.298, SLG: 0.408 Mike Kekich, R (9, FR)										3	1	2	1	0	0	0							
Leo Cardenas, R (1, 5) OBP: 0.265, SLG: 0.236										4	0	0	0	0	0	2							
Inning Stats	R: 0 E: 0 K: 1 S: 7	H: 2 LOB: 2 BB: 0 P: 7	R: 0 E: 0 K: 0 S: 3	H: 0 LOB: 0 BB: 0 P: 3	R: 0 E: 0 K: 0 S: 4	H: 1 LOB: 1 BB: 0 P: 4	R: 0 E: 0 K: 1 S: 6	H: 1 LOB: 1 BB: 0 P: 6	R: 1 E: 0 K: 0 S: 5	H: 2 LOB: 2 BB: 1 P: 9	R: 0 E: 0 K: 0 S: 3	H: 0 LOB: 0 BB: 0 P: 3	R: 0 E: 0 K: 2 S: 4	H: 2 LOB: 1 BB: 0 P: 4	R: 0 E: 0 K: 2 S: 7	H: 1 LOB: 1 BB: 1 P: 11		R: 0 E: 0 K: 0 S: 3	H: 0 LOB: 1 BB: 1 P: 7	1B: 7 2B: 1 3B: 0 HR: 1	SF: 0 SAC: 0 DP: 1 HBP: 0	WP: 0 PB: 0 SB: 0 CS: 2	PA: 37
PITCHER	IP WLS BF H R ER SO BB IBB HBP BLK WP HR S P ERA WHIP																						
Jim Perry, R (1, 1) ERA: 3.78	6.0 W 26 7 1 1 2 0 1 0 0 0 1 29 33 1.50 1.167																						
John Hiller, L (7, 1) ERA: 1.44	3.0 S 11 2 0 0 2 2 0 0 0 0 0 13 21 0.00 1.333																						

Batter	1	2	3	4	5	6	7	8	9	AB	R	H	RBI	BB	SO	LOB	BOTTOM				
Jim Northrup, L (1, 9) OBP: 0.353, SLG: 0.443										4	0	0	0	0	1	3	Cleveland Indians @ Detroit Tigers Tiger Stadium, Detroit, MI Sun Sep 02 1973, 3:33 AM EDT Att: 17,265 - Unknown				
Mickey Stanley, R (1, 8) OBP: 0.301, SLG: 0.393										4	0	0	0	0	0	1					
Gates Brown, L (1, 10) OBP: 0.340, SLG: 0.387										4	0	1	0	0	0	0					
Willie Horton, R (1, 7) OBP: 0.372, SLG: 0.517 Dick Sharon, R (9, 9) OBP: 0.297, SLG: 0.387										4	0	1	0	0	2	1					
Norm Cash, L (1, 3) OBP: 0.344, SLG: 0.481										4	1	2	1	0	1	1					
Dick McAuliffe, L (1, 4) OBP: 0.363, SLG: 0.447										4	0	0	0	0	1	3					
Bill Freehan, R (1, 2) OBP: 0.322, SLG: 0.332										2	1	1	1	0	0	0					
Aurelio Rodriguez, R (1, 5) OBP: 0.276, SLG: 0.346										3	0	1	0	0	1	0					
Ed Brinkman, R (1, 6) OBP: 0.293, SLG: 0.336										3	0	1	0	0	0	2					
Inning Stats	R: 0 E: 0 K: 1 S: 6	H: 1 LOB: 1 BB: 0 P: 6	R: 1 E: 0 K: 0 S: 5	H: 2 LOB: 2 BB: 0 P: 6	R: 0 E: 0 K: 0 S: 5	H: 1 LOB: 2 BB: 0 P: 5	R: 1 E: 0 K: 0 S: 4	H: 1 LOB: 0 BB: 0 P: 4	R: 0 E: 0 K: 2 S: 7	H: 0 LOB: 0 BB: 0 P: 7	R: 0 E: 0 K: 2 S: 8	H: 1 LOB: 1 BB: 0 P: 8	R: 0 E: 0 K: 0 S: 4	H: 1 LOB: 1 BB: 0 P: 4	R: 0 E: 0 K: 2 S: 7	H: 1 LOB: 1 BB: 0 P: 4		1B: 5 2B: 0 3B: 0 HR: 2	SF: 0 SAC: 0 DP: 0 HBP: 1	WP: 0 PB: 0 SB: 0 CS: 0	PA: 33
PITCHER	IP WLS BF H R ER SO BB IBB HBP BLK WP HR S P ERA WHIP																				
Dick Tidrow, R (1, 1) ERA: 4.14	8.0 L 33 7 2 2 6 0 0 1 0 0 2 44 45 2.25 0.875																				

Batter	1	2	3	4	5	6	7	8	9	AB	R	H	RBI	BB	SO	LOB	TOP								
Horace Clarke, S (1,4) OBP: 0.318, SLG: 0.310	0-0 4-3		4-0 BB			0-0 4-3		0-0 4-3		3	0	0	0	1	0	0	New York Yankees @ Detroit Tigers Tiger Stadium, Detroit, MI Mon Sep 03 1973, 7:05 PM EDT Att: 20,396 - Unknown - 88 F								
Roy White, S (1,7) OBP: 0.335, SLG: 0.375	0-3 K		0-0 F8			0-3 K		4-0 HR BB		3	1	0	0	1	2	2									
Thurman Munson, R (1,2) OBP: 0.377, SLG: 0.525	0-0 F8			0-3 K		0-0 HR		0-0 HR		4	2	2	3	0	1	0									
Bobby Murcer, L (1,8) OBP: 0.359, SLG: 0.470		0-0 F2		0-0 P5		0-0 1B		0-0 1B		4	0	2	0	0	0	0									
Ron Blomberg, L (1,10) OBP: 0.387, SLG: 0.472 Jim Ray Hart, R (8, PH) OBP: 0.319, SLG: 0.401		0-0 G3		0-0 4-3		0-0 4-3		0-3 K		3	0	0	0	0	0	1									
Graig Nettles, L (1,5) OBP: 0.343, SLG: 0.401		0-0 P6			0-0 HR		0-0 4-3		0-0 F7	4	1	1	1	0	0	0									
Matty Alou, L (1,9) OBP: 0.338, SLG: 0.356			0-0 P4		0-0 G4-6-3 1B		0-0 P3		0-0 SH3-4 1B	4	0	2	0	0	0	0									
Mike Hegan, L (1,3) OBP: 0.246, SLG: 0.339			0-0 3B		0-3 K		0-0 3-1		0-0 SH3-4	3	0	1	0	0	1	1									
Gene Michael, S (1,6) OBP: 0.278, SLG: 0.289			0-3 K		0-0 G4-6-3 1-2			0-0 4-3	0-0 P4	4	0	0	0	0	1	3									
Inning Stats	R: 0 E: 0 K: 1 S: 5	H: 0 LOB: 0 BB: 0 P: 5	R: 0 E: 0 K: 0 S: 3	H: 0 LOB: 0 BB: 0 P: 3	R: 0 E: 0 K: 1 S: 6	H: 1 LOB: 2 BB: 1 P: 10	R: 0 E: 0 K: 1 S: 5	H: 0 LOB: 0 BB: 0 P: 5	R: 1 E: 0 K: 1 S: 6	H: 2 LOB: 0 BB: 0 P: 6	R: 1 E: 0 K: 1 S: 7	H: 2 LOB: 1 BB: 0 P: 7	R: 0 E: 0 K: 0 S: 3	H: 0 LOB: 0 BB: 0 P: 3	R: 2 E: 0 K: 1 S: 7	H: 2 LOB: 1 BB: 1 P: 11	R: 0 E: 0 K: 0 S: 4	H: 1 LOB: 1 BB: 0 P: 4	1B: 4 2B: 0 3B: 1 HR: 3	SF: 0 SAC: 1 DP: 1 HBP: 0	WP: 0 PB: 0 SB: 1 CS: 0	PA: 36			
PITCHER	IP	WLS	BF	H	R	ER	SO	BB	IBB	HBP	BLK	WP	HR	S	P	ERA	WHIP								
Joe Coleman, R (1,1) ERA: 4.02	7.2	L	30	6	4	4	5	2	0	0	0	0	3	38	46	4.70	1.043								
John Hiller, L (8,1) ERA: 1.43	1.1		6	2	0	0	1	0	0	0	0	0	0	8	8	0.00	1.500								

AB	33
R	4
H	8
RBI	4
BB	2
SO	6
LOB	8



Batter	1	2	3	4	5	6	7	8	9	AB	R	H	RBI	BB	SO	LOB	BOTTOM								
Dick McAuliffe, L (1,4) OBP: 0.367, SLG: 0.449	0-0 G5-4-3 1B			0-3 K					0-3 K	5	0	3	0	0	2	1	New York Yankees @ Detroit Tigers Tiger Stadium, Detroit, MI Mon Sep 03 1973, 7:05 PM EDT Att: 20,396 - Unknown - 88 F								
Bill Freehan, R (1,2) OBP: 0.317, SLG: 0.327	0-0 G5-4-3 1-2	0-0 1-3 1B		0-0 6-3 1-2		0-0 P4			0-0 F9	5	0	0	0	0	0	6									
Jim Northrup, L (1,9) OBP: 0.352, SLG: 0.447	0-0 3B		0-3 K	0-0 4-3			0-0 F8			4	0	1	0	0	1	1									
Willie Horton, R (1,7) OBP: 0.373, SLG: 0.526	0-0 P3		0-0 HR		0-0 G4-6-3 1B		0-0 L5			4	1	2	1	0	0	1									
Gates Brown, L (1,10) OBP: 0.339, SLG: 0.384		4-0 HR BB	0-0 F8		0-0 P6		0-0 F5			3	1	0	0	1	0	1									
Norm Cash, L (1,3) OBP: 0.346, SLG: 0.489		0-0 HR 1B	4-0 1B BB		0-0 G4-6-3 1-2		0-0 L8			3	1	1	2	1	0	1									
Mickey Stanley, R (1,8) OBP: 0.302, SLG: 0.393		0-0 1B 1B	0-0 1B 1B			0-0 F7		0-0 4-3		4	0	2	0	0	0	0									
Aurelio Rodriguez, R (1,5) OBP: 0.273, SLG: 0.343		0-0 F3	0-0 P6			0-0 L1		0-3 K		4	0	0	0	0	1	3									
Ed Brinkman, R (1,6) OBP: 0.293, SLG: 0.334 Duke Sims, L (8, PH) OBP: 0.331, SLG: 0.388		0-0 F9		0-0 E5 6-3		4-0 1B BB			0-0 F7	2	0	0	0	1	0	1									
Inning Stats	R: 0 E: 0 K: 0 S: 4	H: 2 LOB: 1 BB: 0 P: 4	R: 2 E: 0 K: 0 S: 6	H: 3 LOB: 2 BB: 1 P: 10	R: 1 E: 0 K: 1 S: 7	H: 2 LOB: 2 BB: 1 P: 11	R: 0 E: 1 K: 1 S: 6	H: 0 LOB: 1 BB: 0 P: 6	R: 0 E: 0 K: 0 S: 3	H: 1 LOB: 2 BB: 1 P: 8	R: 0 E: 0 K: 0 S: 3	H: 0 LOB: 0 BB: 0 P: 3	R: 0 E: 0 K: 1 S: 5	H: 0 LOB: 0 BB: 0 P: 5	R: 0 E: 0 K: 1 S: 5	H: 0 LOB: 0 BB: 0 P: 5	1B: 6 2B: 0 3B: 1 HR: 2	SF: 0 SAC: 0 DP: 2 HBP: 0	WP: 0 PB: 0 SB: 0 CS: 0	PA: 38					
PITCHER	IP	WLS	BF	H	R	ER	SO	BB	IBB	HBP	BLK	WP	HR	S	P	ERA	WHIP								
Doc Medich, R (1,1) ERA: 3.36	9.0	W	38	9	3	3	4	3	0	0	0	0	2	43	55	3.00	1.333								



Batter	1	2	3	4	5	6	7	8	9	AB	R	H	RBI	BB	SO	LOB	TOP											
Horace Clarke, S OBP: 0.315, SLG: 0.307	F3		G4-6-3		L4			F8		4	0	0	0	0	0	1	New York Yankees @ Detroit Tigers Tiger Stadium, Detroit, MI Tue Sep 04 1973, 7:05 PM EDT Att: 17,908 - Unknown - 87 F											
Roy White, S OBP: 0.336, SLG: 0.381	HR		1B			5-3		5-3		4	1	2	1	0	0													
Thurman Munson, R OBP: 0.374, SLG: 0.520	4-3		F8			P4		4-3		4	0	0	0	0	1													
Bobby Murcer, L OBP: 0.359, SLG: 0.468	4-3			4-3		K		1B		4	0	1	0	0	1	0												
Jim Ray Hart, R OBP: 0.315, SLG: 0.396		5-3		5-3			P4	K		4	0	0	0	0	1	1												
Graig Nettles, L OBP: 0.344, SLG: 0.399		F8		BB		WP	BB	4-3		2	0	0	0	2	0	1												
Otto Velez, R OBP: 0.333, SLG: 0.333		WP	F8			K				3	0	1	0	0	1	2												
Gene Michael, S OBP: 0.276, SLG: 0.287		F8			F9		K			3	0	0	0	0	1	2												
Mike Hegan, L OBP: 0.250, SLG: 0.342					F5			F8		2	0	1	0	0	0	0												
Felipe Alou, R OBP: 0.256, SLG: 0.321			G4-6-3							1	0	0	0	0	0	0												
Inning Stats	R: 1 E: 0 K: 0 S: 4	H: 1 LOB: 0 BB: 0 P: 4	R: 0 E: 0 K: 0 S: 4	H: 1 LOB: 1 BB: 0 P: 4	R: 0 E: 0 K: 0 S: 4	H: 2 LOB: 1 BB: 0 P: 4	R: 0 E: 0 K: 0 S: 3	H: 0 LOB: 1 BB: 1 P: 7	R: 0 E: 0 K: 1 S: 5	H: 0 LOB: 0 BB: 0 P: 5	R: 0 E: 0 K: 2 S: 7	H: 0 LOB: 1 BB: 1 P: 11	R: 0 E: 0 K: 0 S: 3	H: 0 LOB: 0 BB: 0 P: 3	R: 0 E: 0 K: 1 S: 6	H: 1 LOB: 1 BB: 0 P: 6	1B: 4 2B: 0 3B: 0 HR: 1	SF: 0 SAC: 0 DP: 1 HBP: 0	WP: 2 PB: 0 SB: 1 CS: 0	PA: 33								
PITCHER	IP	WLS	BF	H	R	ER	SO	BB	IBB	HBP	BLK	WP	HR	S	P	ERA	WHIP											
Mickey Lolich, L ERA: 3.82	(1, 1)	8.2	W	32	5	1	1	4	2	0	0	0	2	1	38	46	1.04	0.808										
John Hiller, L ERA: 1.42	(9, 1)	0.1	S	1	0	0	0	0	0	0	0	0	0	0	1	1	0.00	0.000										

AB	31
R	1
H	5
RBI	1
BB	2
SO	4
LOB	8



Batter	1	2	3	4	5	6	7	8	9	AB	R	H	RBI	BB	SO	LOB	BOTTOM											
Dick McAuliffe, L OBP: 0.365, SLG: 0.447	4-3	G3			3-1		E3			4	0	1	0	0	0	2	New York Yankees @ Detroit Tigers Tiger Stadium, Detroit, MI Tue Sep 04 1973, 7:05 PM EDT Att: 17,908 - Unknown - 87 F											
Ron Cash, R OBP: 0.333, SLG: 0.333	K				6-3		SH5-4			3	0	1	1	0	1	0												
Dick Sharon, R OBP: 0.257, SLG: 0.387		1B					SH5-4			0	0	0	0	0	0	0												
Jim Northrup, L OBP: 0.354, SLG: 0.447	1B			P6			1-3			4	1	2	0	0	0	1												
Willie Horton, R OBP: 0.372, SLG: 0.523	1B			F8			5-3			4	0	1	0	0	0	2												
Aurelio Rodriguez, R OBP: 0.273, SLG: 0.343	1B				5-3		5-3			0	0	0	0	0	0	0												
Gates Brown, L OBP: 0.338, SLG: 0.382				4-3		L7		1-3		4	0	1	1	0	0	0												
Norm Cash, L OBP: 0.346, SLG: 0.491	P6							F7		3	0	2	0	0	0	2												
Tony Taylor, R OBP: 0.274, SLG: 0.322				FC5-4		S		F7		1	0	0	0	0	0	0												
Duke Sims, L OBP: 0.330, SLG: 0.385			G3		F8		P6			4	1	1	0	0	0	2												
Mickey Stanley, R OBP: 0.302, SLG: 0.392			K		FC5-4					2	0	0	0	1	1	2												
Ed Brinkman, R OBP: 0.291, SLG: 0.332		E6			5-3		L4			3	0	0	0	0	0	4												
Inning Stats	R: 1 E: 0 K: 1 S: 8	H: 3 LOB: 2 BB: 0 P: 8	R: 1 E: 1 K: 1 S: 7	H: 2 LOB: 2 BB: 0 P: 7	R: 0 E: 0 K: 0 S: 3	H: 0 LOB: 0 BB: 0 P: 3	R: 0 E: 0 K: 0 S: 4	H: 1 LOB: 1 BB: 0 P: 4	R: 0 E: 0 K: 0 S: 4	H: 1 LOB: 2 BB: 1 P: 8	R: 0 E: 1 K: 0 S: 4	H: 1 LOB: 1 BB: 0 P: 4	R: 0 E: 0 K: 0 S: 3	H: 0 LOB: 0 BB: 0 P: 3	R: 0 E: 0 K: 0 S: 3	H: 0 LOB: 0 BB: 0 P: 3	1B: 9 2B: 0 3B: 0 HR: 0	SF: 0 SAC: 1 DP: 0 HBP: 0	WP: 0 PB: 0 SB: 1 CS: 0	PA: 34								
PITCHER	IP	WLS	BF	H	R	ER	SO	BB	IBB	HBP	BLK	WP	HR	S	P	ERA	WHIP											
Mel Stottlemyre, R ERA: 3.16	(1, 1)	8.0	L	34	9	2	1	2	1	0	0	0	0	0	37	41	1.12	1.250										



AB	32
R	2
H	9
RBI	2
BB	1
SO	2
LOB	15

Batter	1	2	3	4	5	6	7	8	9	AB	R	H	RBI	BB	SO	LOB	TOP								
Dick McAuliffe, L (1, 4) OBP: 0.370, SLG: 0.445 Tony Taylor, R (8, PH) OBP: 0.273, SLG: 0.321	4-0 WP E BB		4-0 5-3 BB		0-0 F7		4-0 1B BB	0-0 F4-9		1	1	0	0	3	0	1									
Ron Cash, R (1, 5) OBP: 0.429, SLG: 0.429 Aurelio Rodriguez, R (7, 5) OBP: 0.275, SLG: 0.344	0-0 F9 1-H		0-0 5-3 1-2		0-0 1B 1B	0-0 1B 1B	0-0 1B 1B	0-0 1B 1B		4	1	2	1	0	0	1									
Jim Northrup, L (1, 9) OBP: 0.354, SLG: 0.445	0-0 P6		0-0 L4		0-0 1B 1B	0-0 1B 1B	4-0 1B 1B	0-0 4-3		4	0	1	0	1	0	3									
Willie Horton, R (1, 7) OBP: 0.370, SLG: 0.520 Dick Sharon, R (7, 9) OBP: 0.295, SLG: 0.385	0-0 5-3			0-0 6-3		0-0 1B 1B	0-0 P3		0-0 P3	4	0	1	1	0	0	3									
Gates Brown, L (1, 10) OBP: 0.337, SLG: 0.380 Frank Howard, R (9, PH) OBP: 0.321, SLG: 0.462		0-0 FC1-6 1B		0-0 4-3		0-0 G3-2-5-1 1B		0-0 4-3		4	0	1	0	0	0	2									
Norm Cash, L (1, 3) OBP: 0.346, SLG: 0.489	0-0 F5		0-0 4-3		0-0 3-1		0-0 2B BB	0-0 1B 1B		5	1	2	0	0	0	2									
Bob Didier, S (1, 2) OBP: 0.600, SLG: 0.800	0-0 FC1-6 1-2				0-0 1B		0-0 2-3	0-0 BB 1B	0-0 1B 1B	5	1	3	0	0	0	1									
Mickey Stanley, R (1, 8) OBP: 0.303, SLG: 0.391	0-0 6-3				0-0 F2		0-0 5-3 1B	4-0 BB 1B	0-0 F8	4	2	1	0	1	0	3									
Ed Brinkman, R (1, 6) OBP: 0.291, SLG: 0.330			0-3 K		0-0 F9		0-0 5-3	4-0 1B BB		3	0	0	1	1	1	2									
Inning Stats	R: 1 E: 1 K: 0 S: 3	H: 0 LOB: 0 BB: 1 P: 7	R: 0 E: 0 K: 0 S: 4	H: 1 LOB: 1 BB: 0 P: 4	R: 0 E: 0 K: 1 S: 5	H: 0 LOB: 1 BB: 1 P: 9	R: 0 E: 0 K: 0 S: 3	H: 0 LOB: 0 BB: 0 P: 3	R: 0 E: 0 K: 0 S: 4	H: 1 LOB: 1 BB: 0 P: 4	R: 1 E: 0 K: 0 S: 5	H: 3 LOB: 1 BB: 0 P: 5	R: 1 E: 0 K: 0 S: 5	H: 2 LOB: 3 BB: 2 P: 13	R: 3 E: 0 K: 0 S: 6	H: 3 LOB: 2 BB: 2 P: 14	R: 1 E: 0 K: 0 S: 5	H: 3 LOB: 1 BB: 0 P: 5	1B: 11 2B: 2 3B: 0 HR: 1	SF: 0 SAC: 0 DP: 1 HBP: 0	WP: 1 PB: 0 SB: 0 CS: 0	PA: 44			
PITCHER	IP	WLS	BF	H	R	ER	SO	BB	IBB	HBP	BLK	WP	HR	S	P	ERA	WHIP								
Tom Timmermann, R (1, 1) ERA: 4.37	7.1	L	34	9	5	4	1	3	1	0	0	1	0	32	48	4.91	1.636								
Tom Hilgendorf, L (8, 1) ERA: 3.15	1.2	S	10	4	2	2	0	1	1	0	0	0	1	8	16	10.80	3.000								

Detroit Tigers @ Cleveland Indians
Cleveland Municipal Stadium, Cleveland, OH
Wed Sep 05 1973, 7:05 PM EDT
Att: 2,514 - Unknown

AB 38
R 7
H 13
RBI 6
BB 6
SO 1
LOB 21



Batter	1	2	3	4	5	6	7	8	9	AB	R	H	RBI	BB	SO	LOB	BOTTOM								
Buddy Bell, R (1, 5) OBP: 0.331, SLG: 0.398	0-0 1B 2B		0-0 1-3		0-3 K		0-0 G6-4-3 1B		0-0 F3	5	1	2	0	0	1	0									
Oscar Gamble, L (1, 10) OBP: 0.332, SLG: 0.463 Charlie Spikes, R (7, PH) OBP: 0.299, SLG: 0.407	0-0 F5		0-3 K		0-0 2B 1B		0-0 G6-4-3 1-2			3	0	1	0	0	1	1									
Chris Chambliss, L (1, 3) OBP: 0.353, SLG: 0.376	0-0 BB 1B		0-0 F8		0-0 2B			0-0 4-3		4	0	2	1	0	0	0									
John Ellis, R (1, 2) OBP: 0.336, SLG: 0.384	0-0 P4			4-0 1B 1B SF8 BB	0-0 4-3			0-0 6-3		3	1	0	0	1	0	2									
John Lowenstein, L (1, 8) OBP: 0.338, SLG: 0.423	4-0 1-2 BB			0-0 SF8 FC3-2 1B		0-0 F7		0-0 2B 1B		3	1	2	0	1	0	0									
Walt Williams, R (1, 7) OBP: 0.326, SLG: 0.410	0-0 F9			0-0 S FC3-2 1B		0-0 3-1		0-0 1B 2B		4	0	2	1	0	0	2									
Jack Brohamer, L (1, 4) OBP: 0.287, SLG: 0.306 Ron Lalich, R (8, PH) OBP: 0.275, SLG: 0.336 Tom Ragland, R (9, 4) OBP: 0.288, SLG: 0.318		0-0 F6		0-0 SF8		4-0 BB		0-0 F9		1	0	0	1	1	0	0									
Rusty Torres, S (1, 9) OBP: 0.317, SLG: 0.289 Ted Ford, R (9, PH)	0-0 F5			0-0 FC3-2 S		0-0 4-3			0-0 F3	3	0	0	0	0	0	3									
Frank Duffy, R (1, 6) OBP: 0.302, SLG: 0.347	0-3 K			0-0 F9		0-3 K			0-0 6-3	4	0	0	0	0	2	2									
Inning Stats	R: 1 E: 0 K: 0 S: 5	H: 2 LOB: 2 BB: 1 P: 9	R: 0 E: 0 K: 1 S: 5	H: 0 LOB: 0 BB: 0 P: 5	R: 0 E: 0 K: 1 S: 5	H: 0 LOB: 0 BB: 0 P: 5	R: 1 E: 0 K: 0 S: 5	H: 2 LOB: 2 BB: 1 P: 9	R: 0 E: 0 K: 0 S: 3	H: 0 LOB: 1 BB: 1 P: 7	R: 0 E: 0 K: 1 S: 5	H: 1 LOB: 0 BB: 0 P: 5	R: 1 E: 0 K: 0 S: 5	H: 2 LOB: 1 BB: 0 P: 5	R: 0 E: 0 K: 0 S: 3	H: 0 LOB: 0 BB: 0 P: 3	1B: 6 2B: 3 3B: 0 HR: 0	SF: 1 SAC: 0 DP: 1 HBP: 0	WP: 0 PB: 0 SB: 2 CS: 0	PA: 37					
PITCHER	IP	WLS	BF	H	R	ER	SO	BB	IBB	HBP	BLK	WP	HR	S	P	ERA	WHIP								
Lerin LaGow, R (1, 1) ERA: 3.62	6.1	W	28	7	2	2	4	3	0	0	0	0	0	33	45	2.84	1.579								
Fred Scherman, L (7, 1) ERA: 3.97	2.2	S	9	2	1	1	0	0	0	0	0	0	0	9	9	3.38	0.750								

Detroit Tigers @ Cleveland Indians
Cleveland Municipal Stadium, Cleveland, OH
Wed Sep 05 1973, 7:05 PM EDT
Att: 2,514 - Unknown

AB 33
R 3
H 9
RBI 3
BB 3
SO 4
LOB 12



Batter	1	2	3	4	5	6	7	8	9	AB	R	H	RBI	BB	SO	LOB	TOP					
Dick McAuliffe, L (1,4) OBP: 0.373, SLG: 0.449										4	2	2	0	1	0	0	Detroit Tigers @ Cleveland Indians Cleveland Municipal Stadium, Cleveland, OH Thu Sep 06 1973, 7:05 PM EDT Att: 2,871 - Unknown					
Ron Cash, R (1,5) OBP: 0.417, SLG: 0.417										5	1	2	1	0	0	1						
Jim Northrup, L (1,9) OBP: 0.358, SLG: 0.450										5	0	3	1	0	1	1						
Willie Horton, R (1,7) OBP: 0.369, SLG: 0.519 Marvin Lane, R (7,7)										4	1	1	0	0	0	5						
Gates Brown, L (1,10) OBP: 0.339, SLG: 0.388									4	0	2	1	0	0	0							
Tony Taylor, R (1,3) OBP: 0.268, SLG: 0.315									4	0	0	0	0	0	2							
Bob Didier, S (1,2) OBP: 0.778, SLG: 0.857									2	0	2	0	2	0	0							
Mickey Stanley, R (1,8) OBP: 0.303, SLG: 0.391 Dick Sharon, R (7,8) OBP: 0.253, SLG: 0.382									3	0	1	0	0	0	2							
Ed Brinkman, R (1,6) OBP: 0.289, SLG: 0.328 Tom Verzyer, R (7,6) OBP: 0.375, SLG: 0.286									1	0	0	0	0	0	3							
Inning Stats	R: 2 E: 0 K: 0 S: 6	H: 4 LOB: 1 BB: 0 P: 6	R: 0 E: 0 K: 0 S: 2	H: 0 LOB: 0 BB: 1 P: 6	R: 0 E: 0 K: 1 S: 5	H: 0 LOB: 0 BB: 0 P: 5	R: 1 E: 0 K: 0 S: 5	H: 3 LOB: 2 BB: 1 P: 9	R: 0 E: 0 K: 0 S: 4	H: 1 LOB: 1 BB: 0 P: 4	R: 0 E: 0 K: 0 S: 4	H: 1 LOB: 1 BB: 0 P: 4	R: 1 E: 0 K: 0 S: 4	H: 2 LOB: 1 BB: 1 P: 8	R: 0 E: 0 K: 0 S: 4	H: 1 LOB: 1 BB: 0 P: 4		R: 0 E: 1 K: 0 S: 4	H: 1 LOB: 1 BB: 0 P: 4	1B: 8 2B: 5 3B: 0 HR: 0	SF: 0 SAC: 0 DP: 4 HBP: 0	WP: 1 PB: 0 SB: 0 CS: 0
PITCHER Dick Tidrow, R (1,1) ERA: 4.14	IP: 9.0 WLS: W BF: 39 H: 13 R: 4 ER: 4 SO: 1 BB: 3 IBB: 0 HBP: 0 BLK: 0 WP: 1 HR: 0 S: 38 P: 50 ERA: 4.00 WHIP: 1.778															PITCHER						

Batter	1	2	3	4	5	6	7	8	9	AB	R	H	RBI	BB	SO	LOB	BOTTOM			
Buddy Bell, R (1,5) OBP: 0.331, SLG: 0.397										4	1	1	0	1	0	2	Detroit Tigers @ Cleveland Indians Cleveland Municipal Stadium, Cleveland, OH Thu Sep 06 1973, 7:05 PM EDT Att: 2,871 - Unknown			
Walt Williams, R (1,7) OBP: 0.328, SLG: 0.409									5	2	2	1	0	0	2					
Chris Chambliss, L (1,3) OBP: 0.357, SLG: 0.393									4	3	3	6	1	1	2					
Charlie Spikes, R (1,10) OBP: 0.302, SLG: 0.406									3	0	1	0	2	0	1					
Ted Ford, R (1,8) OBP: 0.167, SLG: 0.200 (8,9)									4	0	1	1	0	0	2					
Dave Duncan, R (1,2) OBP: 0.287, SLG: 0.372									2	1	0	0	3	0	3					
Ron Lolich, R (1,9) OBP: 0.275, SLG: 0.333 Tommy Smith, L (8,8)									4	1	1	0	0	1	4					
Frank Duffy, R (1,6) OBP: 0.302, SLG: 0.346								4	1	1	1	0	1	2						
Tom Ragland, R (1,4) OBP: 0.299, SLG: 0.325									3	1	2	1	1	0	0					
Inning Stats	R: 1 E: 0 K: 0 S: 4	H: 1 LOB: 0 BB: 0 P: 4	R: 0 E: 0 K: 0 S: 3	H: 0 LOB: 1 BB: 1 P: 7	R: 0 E: 0 K: 1 S: 6	H: 2 LOB: 2 BB: 0 P: 6	R: 7 E: 0 K: 0 S: 8	H: 6 LOB: 1 BB: 3 P: 20	R: 0 E: 0 K: 1 S: 5	H: 0 LOB: 2 BB: 2 P: 13	R: 1 E: 0 K: 1 S: 6	H: 1 LOB: 2 BB: 2 P: 14	R: 0 E: 0 K: 0 S: 3	H: 0 LOB: 0 BB: 0 P: 3	R: 1 E: 0 K: 0 S: 5	H: 2 LOB: 1 BB: 0 P: 5		1B: 9 2B: 3 3B: 0 HR: 2	SF: 1 SAC: 0 DP: 2 HBP: 0	WP: 1 PB: 1 SB: 1 CS: 1
PITCHER Woodie Fryman, L (1,1) ERA: 5.31 Mike Strahler, R (4,1) ERA: 4.64 Ed Farmer, R (4,1) ERA: 4.18 Fred Holdsworth, R (7,1) ERA: 4.5	IP: 3.2 WLS: L BF: 18 H: 7 R: 5 ER: 5 SO: 1 BB: 2 IBB: 0 HBP: 0 BLK: 0 WP: 1 HR: 1 S: 18 P: 26 ERA: 12.27 WHIP: 2.455															PITCHER				


Batter	1	2	3	4	5	6	7	8	9	AB	R	H	RBI	BB	SO	LOB	TOP					
Dick McAuliffe, L (1,4) OBP: 0.373, SLG: 0.450	F7		1B BB		2B		F5		F8	4	1	1	0	1	0	0	Detroit Tigers @ Boston Red Sox Fenway Park, Boston, MA Fri Sep 07 1973, 7:05 PM EDT Att: 29,147 - Unknown - 73 F					
Mickey Stanley, R (1,8) OBP: 0.304, SLG: 0.391	F9		F7		2B		BB		P5	4	0	1	1	1	0	1						
Jim Northrup, L (1,9) OBP: 0.358, SLG: 0.449			1B		6-3		L9		F8	5	0	2	0	0	0	2						
Willie Horton, R (1,7) OBP: 0.368, SLG: 0.525	F8		K		L8				HR	4	1	1	1	0	1	4						
Gates Brown, L (1,10) OBP: 0.340, SLG: 0.396		HR	FC6-4 BB		F9				G3	3	1	1	1	1	0	1						
Bill Freehan, R (1,2) OBP: 0.317, SLG: 0.326	K		FC6-4				6-3		1B	4	0	1	0	0	1	3						
Norm Cash, L (1,3) OBP: 0.348, SLG: 0.486	1B				F8		G3		K	4	0	1	0	0	1	1						
Aurelio Rodriguez, R (1,5) OBP: 0.277, SLG: 0.345			G5-4-3		F8		K			4	0	2	0	0	1	0						
Ed Brinkman, R (1,6) OBP: 0.288, SLG: 0.326			1B						1B	2	0	0	0	0	0	2						
Joe Staton, L (7,PH)	G5-4-3				F8				1-3	1	0	0	0	0	0	0						
Tom Verzyer, R (7,6) OBP: 0.333, SLG: 0.250							F8			1	0	0	0	0	0	2						
Inning Stats	R: 0 E: 0 K: 0 S: 4	H: 1 LOB: 1 BB: 0 P: 4	R: 1 E: 0 K: 1 S: 7	H: 3 LOB: 1 BB: 0 P: 7	R: 0 E: 0 K: 1 S: 6	H: 1 LOB: 3 BB: 2 P: 14	R: 0 E: 0 K: 0 S: 3	H: 0 LOB: 0 BB: 0 P: 3	R: 1 E: 0 K: 0 S: 5	H: 2 LOB: 1 BB: 0 P: 5	R: 0 E: 0 K: 1 S: 5	H: 0 LOB: 1 BB: 1 P: 5	R: 0 E: 0 K: 0 S: 3	H: 0 LOB: 1 BB: 1 P: 7	R: 1 E: 0 K: 1 S: 8	H: 3 LOB: 2 BB: 0 P: 8	R: 0 E: 0 K: 0 S: 3	H: 0 LOB: 0 BB: 0 P: 3	1B: 6 2B: 2 3B: 0 HR: 2	SF: 0 SAC: 0 DP: 1 HBP: 0	WP: 0 PB: 0 SB: 0 CS: 0	PA: 39
PITCHER Marty Pattin, R (1,1) ERA: 4.18	IP: 9.0 WLS: W BF: 39	H: 10 R: 3 ER: 3 SO: 4	BB: 3 IBB: 0 HBP: 0 BLK: 0	WP: 0 HR: 2 S: 44 P: 56	ERA: 3.00 WHIP: 1.444	PITCHER														ERA: 3.00 WHIP: 1.444		

Batter	1	2	3	4	5	6	7	8	9	AB	R	H	RBI	BB	SO	LOB	BOTTOM					
Tommy Harper, R (1,7) OBP: 0.353, SLG: 0.433	G3 E	1B	F2		P6		4-3			5	1	2	0	0	0	2	Detroit Tigers @ Boston Red Sox Fenway Park, Boston, MA Fri Sep 07 1973, 7:05 PM EDT Att: 29,147 - Unknown - 73 F					
Luis Aparicio, R (1,6) OBP: 0.323, SLG: 0.311	P4	1B		1B	6-3			2B		3	3	1	1	2	0	1						
Reggie Smith, S (1,8) OBP: 0.396, SLG: 0.511	G3	1B		1B			3-1		2B	5	2	3	1	0	0	1						
Carl Yastrzemski, L (1,5) OBP: 0.407, SLG: 0.447		1B		1B	FC4-6		K		2B	3	2	1	3	2	1	1						
Orlando Cepeda, R (1,10) OBP: 0.359, SLG: 0.465	F8			1B				2B		4	0	3	3	0	0	2						
Ben Oglivie, L (6,PR) OBP: 0.274, SLG: 0.367		1B			2B		1B		L6	1	0	0	0	0	0	1						
Rick Miller, L (1,9) OBP: 0.332, SLG: 0.356		2B			F5		4-3		L8	5	1	1	0	0	0	5						
Carlton Fisk, R (1,2) OBP: 0.323, SLG: 0.471	F9		F3		5-3		FC4-6		2B	4	0	1	1	1	0	2						
Cecil Cooper, L (1,3) OBP: 0.255, SLG: 0.273	K						F7		F9	5	1	2	1	0	1	3						
Doug Griffin, R (1,4) OBP: 0.293, SLG: 0.336	1B		4-3		6-3		FC4-6			4	1	1	1	0	0	2						
Inning Stats	R: 0 E: 1 K: 0 S: 4	H: 1 LOB: 2 BB: 1 P: 8	R: 5 E: 0 K: 1 S: 11	H: 6 LOB: 2 BB: 1 P: 15	R: 0 E: 0 K: 0 S: 4	H: 1 LOB: 1 BB: 0 P: 4	R: 2 E: 0 K: 0 S: 5	H: 2 LOB: 1 BB: 1 P: 9	R: 1 E: 0 K: 0 S: 4	H: 1 LOB: 0 BB: 0 P: 4	R: 0 E: 0 K: 1 S: 6	H: 1 LOB: 1 BB: 0 P: 6	R: 0 E: 0 K: 0 S: 3	H: 0 LOB: 1 BB: 1 P: 7	R: 3 E: 0 K: 0 S: 6	H: 3 LOB: 1 BB: 1 P: 10	R: 0 E: 0 K: 0 S: 3	H: 0 LOB: 0 BB: 0 P: 3	1B: 9 2B: 5 3B: 0 HR: 1	SF: 0 SAC: 0 DP: 0 HBP: 0	WP: 0 PB: 0 SB: 0 CS: 0	PA: 44
PITCHER Jim Perry, R (1,1) ERA: 3.98	IP: 1.2 WLS: L BF: 14	H: 7 R: 5 ER: 5 SO: 1	BB: 1 IBB: 0 HBP: 0 BLK: 0	WP: 0 HR: 0 S: 14 P: 22	ERA: 27.00 WHIP: 4.800	PITCHER														ERA: 27.00 WHIP: 4.800		
Fred Scherman, L (2,1) ERA: 4.13	IP: 2.0 WLS: L BF: 10	H: 3 R: 2 ER: 2 SO: 0	BB: 1 IBB: 0 HBP: 0 BLK: 0	WP: 0 HR: 0 S: 9 P: 13	ERA: 9.00 WHIP: 2.000	PITCHER														ERA: 9.00 WHIP: 2.000		
Bob Miller, R (4,1) ERA: 3.49	IP: 2.1 WLS: L BF: 9	H: 2 R: 1 ER: 1 SO: 1	BB: 0 IBB: 0 HBP: 0 BLK: 0	WP: 0 HR: 1 S: 11 P: 11	ERA: 3.86 WHIP: 0.857	PITCHER														ERA: 3.86 WHIP: 0.857		
Ed Farmer, R (7,1) ERA: 4.53	IP: 1.2 WLS: L BF: 10	H: 3 R: 3 ER: 3 SO: 0	BB: 2 IBB: 0 HBP: 0 BLK: 0	WP: 0 HR: 0 S: 8 P: 16	ERA: 16.20 WHIP: 3.000	PITCHER														ERA: 16.20 WHIP: 3.000		
Mike Strahler, R (8,1) ERA: 4.62	IP: 0.1 WLS: L BF: 1	H: 0 R: 0 ER: 0 SO: 0	BB: 0 IBB: 0 HBP: 0 BLK: 0	WP: 0 HR: 0 S: 1 P: 1	ERA: 0.00 WHIP: 0.000	PITCHER														ERA: 0.00 WHIP: 0.000		

Batter	1	2	3	4	5	6	7	8	9	AB	R	H	RBI	BB	SO	LOB	TOP					
Tony Taylor, R OBP: 0.271, SLG: 0.314 (1, 4)	4-0 FC4-6 BB	0-0 1B		0-0 F8		0-0 F9		0-0 1-3		4	0	1	0	1	0	0						
Mickey Stanley, R OBP: 0.303, SLG: 0.390 (1, 8)	0-0 FC4-6 1B 1-2	0-0 F7			0-0 BB FC6 1B	0-0 6-3			0-0 5-3	5	1	1	0	0	0	2						
Frank Howard, R OBP: 0.332, SLG: 0.483 (1, 10)	0-0 1-3 1B		0-0 P3		4-0 FC6 BB E BB		0-0 HR		0-0 FC5-4 1B	4	2	3	1	1	0	0						
Willie Horton, R OBP: 0.364, SLG: 0.519 Jim Northrup, L OBP: 0.357, SLG: 0.448 (7, 7)	0-0 1-3		0-0 L6		0-0 P9		0-3 K		0-0 FC5-4 1B 1-2	4	0	0	0	0	1	4						
Bill Freehan, R OBP: 0.323, SLG: 0.327 (1, 2)	4-0 BB		4-0 E 1B BB		4-0 FC6 BB 1-2 2-3		0-0 5-3		0-0 1B 1-2 1B	2	0	1	0	3	0	0						
Ike Brown, R OBP: 0.423, SLG: 0.345 (1, 3)	0-0 G3		0-0 E5 1-3 1B		0-0 FC6 E 1-2 2-3 3-H		0-0 P7		0-0 1-3 2-H 1B	5	0	2	2	0	0	5						
Dick Sharon, R OBP: 0.298, SLG: 0.409 (1, 9)		0-0 HR	0-3 K		0-0 E5 1-3 3-H			0-0 4-3 SF8 2B	0-0 P6	5	2	2	1	0	1	5						
Aurelio Rodriguez, R OBP: 0.276, SLG: 0.345 (1, 5)		0-0 G4-6-3 1B		0-0 6-3		0-0 G3		0-0 4-3		4	0	1	0	0	0	3						
Ed Brinkman, R OBP: 0.285, SLG: 0.324 (1, 6)	0-0 G4-6-3 1-2		0-0 5-3		0-0 1-3			0-0 SF8 3-H		3	0	0	1	0	0	1						
Inning Stats	R: 0 E: 0 K: 0 S: 4	H: 1 LOB: 3 BB: 2 P: 12	R: 1 E: 0 K: 0 S: 5	H: 3 LOB: 1 BB: 0 P: 5	R: 0 E: 1 K: 1 S: 6	H: 1 LOB: 2 BB: 1 P: 10	R: 0 E: 0 K: 0 S: 3	H: 0 LOB: 0 BB: 0 P: 3	R: 2 E: 1 K: 0 S: 5	H: 1 LOB: 2 BB: 2 P: 13	R: 0 E: 0 K: 0 S: 3	H: 0 LOB: 0 BB: 0 P: 3	R: 1 E: 0 K: 1 S: 6	H: 1 LOB: 0 BB: 0 P: 6	R: 1 E: 0 K: 0 S: 4	H: 3 LOB: 2 BB: 0 P: 6	R: 1 E: 0 K: 0 S: 6	H: 3 LOB: 2 BB: 0 P: 6	1B: 8 2B: 1 3B: 0 HR: 2	SF: 1 SAC: 0 DP: 1 HBP: 0	WP: 0 PB: 0 SB: 0 CS: 0	PA: 43
PITCHER	IP	WLS	BF	H	R	ER	SO	BB	IBB	HBP	BLK	WP	HR	S	P	ERA	WHIP					
Bill Lee, L ERA: 2.89	(1, 1)	8.2	L	42	11	6	5	2	5	0	0	0	0	2	41	61	5.19	1.846				
Mike Garman, R ERA: 6.27	(9, 1)	0.1		1	0	0	0	0	0	0	0	0	0	1	1	0.00	0.000					

Detroit Tigers @ Boston Red Sox
Fenway Park, Boston, MA
Sat Sep 08 1973, 3:33 AM EDT
Att: 24,694 - Unknown - 73 F


AB 37
R 6
H 11
RBI 5
BB 5
SO 2
LOB 21



Batter	1	2	3	4	5	6	7	8	9	AB	R	H	RBI	BB	SO	LOB	BOTTOM				
Tommy Harper, R OBP: 0.352, SLG: 0.429 (1, 7)	0-0 F9		4-0 S BB		0-0 FC6-4 1-2		0-3 K		0-3 K	4	0	0	0	1	2	3					
Luis Aparicio, R OBP: 0.326, SLG: 0.313 (1, 6)	0-0 6-3		4-0 S BB 1-3		0-0 F7		0-0 2B 1-2 1B		0-0 1B 1-2 1B	4	0	2	0	1	0	1					
Reggie Smith, S OBP: 0.399, SLG: 0.514 (1, 8)	4-0 BB		0-3 K 1-2		0-0 G3		0-0 1B 1-3 2-H 2B		0-0 P9	4	0	2	1	1	1	4					
Carl Yastrzemski, L OBP: 0.404, SLG: 0.442 (1, 5)	0-3 K		0-0 G3		0-0 P4		0-0 1-3		0-0 G3	5	0	0	0	0	1	8					
Orlando Cepeda, R OBP: 0.358, SLG: 0.463 Dwight Evans, R OBP: 0.313, SLG: 0.386 (8, PR)		0-3 K		0-0 F9		0-0 P8		0-0 1B		4	0	1	0	0	1	1					
Rick Miller, L OBP: 0.333, SLG: 0.356 (1, 9)		1-0 S HBP		0-3 K		0-0 FC5-4 1B		0-0 F7		3	0	1	0	0	1	1					
Carlton Fisk, R OBP: 0.321, SLG: 0.467 (1, 2)		0-3 K		0-0 5-3		0-0 FC5-4 1-2		0-0 F8		4	0	0	0	0	1	4					
Cecil Cooper, L OBP: 0.265, SLG: 0.283 Danny Cater, R OBP: 0.351, SLG: 0.399 (7, PH) (8, 3)		0-0 F9 1-2			0-0 FC6-4 1B		0-0 2B 1B		0-0 P9	2	0	1	0	0	0	1					
Doug Griffin, R OBP: 0.292, SLG: 0.335 (1, 4)			0-3 K		0-0 F7		0-0 F9		0-0 1B	4	0	1	0	0	1	2					
Inning Stats	R: 0 E: 0 K: 1 S: 5	H: 0 LOB: 1 BB: 1 P: 9	R: 0 E: 0 K: 2 S: 7	H: 0 LOB: 1 BB: 0 P: 8	R: 0 E: 0 K: 2 S: 7	H: 0 LOB: 2 BB: 2 P: 15	R: 0 E: 0 K: 1 S: 5	H: 0 LOB: 0 BB: 0 P: 5	R: 0 E: 0 K: 0 S: 5	H: 2 LOB: 2 BB: 0 P: 5	R: 1 E: 0 K: 1 S: 8	H: 3 LOB: 2 BB: 0 P: 8	R: 0 E: 0 K: 0 S: 4	H: 1 LOB: 1 BB: 0 P: 4	R: 0 E: 0 K: 1 S: 7	H: 2 LOB: 2 BB: 0 P: 7	1B: 8 2B: 1 3B: 0 HR: 0	SF: 0 SAC: 0 DP: 0 HBP: 1	WP: 0 PB: 0 SB: 4 CS: 0	PA: 40	
PITCHER	IP	WLS	BF	H	R	ER	SO	BB	IBB	HBP	BLK	WP	HR	S	P	ERA	WHIP				
Joe Coleman, R ERA: 3.93	(1, 1)	5.2	W	24	3	0	6	3	0	1	0	0	0	32	45	0.00	1.059				
John Hiller, L ERA: 1.46	(6, 1)	3.1	S	16	6	1	1	2	0	0	0	0	0	20	20	2.70	1.800				

Detroit Tigers @ Boston Red Sox
Fenway Park, Boston, MA
Sat Sep 08 1973, 3:33 AM EDT
Att: 24,694 - Unknown - 73 F

AB 36
R 1
H 9
RBI 1
BB 3
SO 8
LOB 26



Batter	1	2	3	4	5	6	7	8	9	AB	R	H	RBI	BB	SO	LOB	TOP					
Tony Taylor, R OBP: 0.276, SLG: 0.332 (1, 4)	4-0 1B BB	0-0 6-3			0-0 5-3		0-0 SF8 1-3 2B		0-0 E4 1B	4	2	1	0	1	0	2						
Ron Cash, R OBP: 0.471, SLG: 0.625 (1, 5)	0-0 1B		0-0 FC 3B		0-0 6-3		0-0 SF8		0-0 1B 1B	4	2	3	1	0	0	0						
Jim Northrup, L OBP: 0.360, SLG: 0.456 (1, 9)	0-0 1B		0-0 FC 1B		0-0 3B		0-0 K		0-0 1B	5	0	3	3	0	1	1						
Willie Horton, R OBP: 0.360, SLG: 0.511 John Knox, L (9, PR)	0-0 P4		0-0 CS 1B		0-0 F3				0-3 K	5	0	2	1	0	1	3						
Gates Brown, L OBP: 0.338, SLG: 0.391 (1, 10)	0-0 G3-6-3		0-0 F9						0-0 F9	5	0	0	0	0	1	6						
Norm Cash, L OBP: 0.348, SLG: 0.483 (1, 3)		0-0 5-3 1B		0-3 K					0-0 4-3	4	0	2	0	0	1	2						
Mickey Stanley, R OBP: 0.300, SLG: 0.387 (1, 8)		0-0 5-3 1-2		0-3 K					0-0 6-3	4	0	0	0	0	1	2						
Bob Didier, S OBP: 0.667, SLG: 0.667 (9, PH)		4-0 BB		0-0 F8					0-0 E3 2B SF8	2	1	0	0	1	0	0						
Duke Sims, L OBP: 0.320, SLG: 0.384 (9, PH)				0-0 F8					0-0 F8	1	0	0	0	0	0	0						
Ed Brinkman, R OBP: 0.285, SLG: 0.323 Frank Howard, R OBP: 0.333, SLG: 0.483 (9, PH)		0-0 F2		0-0 6-3					0-3 K	3	0	0	0	0	1	3						
Inning Stats	R: 1 E: 0 K: 0 S: 4	H: 2 LOB: 1 BB: 1 P: 8	R: 0 E: 0 K: 0 S: 4	H: 1 LOB: 2 BB: 1 P: 8	R: 1 E: 0 K: 1 S: 7	H: 2 LOB: 0 BB: 0 P: 7	R: 0 E: 0 K: 0 S: 5	H: 0 LOB: 0 BB: 0 P: 5	R: 0 E: 0 K: 0 S: 4	H: 0 LOB: 1 BB: 0 P: 4	R: 0 E: 0 K: 1 S: 5	H: 0 LOB: 1 BB: 0 P: 5	R: 1 E: 1 K: 2 S: 9	H: 1 LOB: 1 BB: 0 P: 9	R: 0 E: 0 K: 1 S: 6	H: 1 LOB: 1 BB: 0 P: 6	R: 2 E: 1 K: 0 S: 7	H: 3 LOB: 2 BB: 0 P: 7	1B: 8 2B: 2 3B: 2 HR: 0	SF: 1 SAC: 0 DP: 2 HBP: 0	WP: 0 PB: 0 SB: 0 CS: 1	PA: 41
PITCHER Jim Colborn, R ERA: 3.12 (1, 1)	IP: 9.0 WLS: W BF: 41 H: 11 R: 5 ER: 1 SO: 6 BB: 2 IBB: 0 HBP: 0 BLK: 0 WP: 0 HR: 0 S: 51 P: 59 ERA: 1.00 WHIP: 1.444															PITCHER						

Detroit Tigers @ Milwaukee Brewers
Milwaukee County Stadium, Milwaukee, WI
Mon Sep 10 1973, 8:05 PM EDT
Att: 6,705 - Unknown

AB 38
R 5
H 11
RBI 5
BB 2
SO 6
LOB 19





Batter	1	2	3	4	5	6	7	8	9	AB	R	H	RBI	BB	SO	LOB	BOTTOM					
Pedro Garcia, R OBP: 0.313, SLG: 0.413 (1, 4)	0-0 BB 1B		0-0 1-3		0-0 F7	4-0 2-3 BB		0-0 F9		4	0	1	0	1	0	2						
Bob Coluccio, R OBP: 0.312, SLG: 0.426 (1, 7)	4-0 FC6-4 BB		4-0 WP HR BB		4-0 1B BB	0-3 K		0-0 F3		2	2	0	0	3	1	3						
Dave May, L OBP: 0.356, SLG: 0.490 (1, 8)	0-0 P6		0-0 1-H HR		4-0 1-2 2-3 BB			0-0 6-3		3	1	1	2	1	0	2						
George Scott, R OBP: 0.362, SLG: 0.468 (1, 3)	0-3 K		0-0 F8		0-0 FC5-4 1B			0-3 K		4	0	1	2	0	2	2						
Don Money, R OBP: 0.336, SLG: 0.391 (1, 5)	0-0 FC6-4			0-0 L7	0-0 FC5-4			4-0 BB		3	0	0	0	1	0	4						
Darrell Porter, L OBP: 0.370, SLG: 0.483 (1, 2)		0-0 G4-6-3 1B		0-0 P5		4-0 S 1B BB		0-0 F8		3	1	1	0	1	0	1						
Joe Lahoud, L OBP: 0.291, SLG: 0.308 Gorman Thomas, R OBP: 0.288, SLG: 0.331 (9, PH)		0-0 G4-6-3		0-0 G3		0-3 K		0-0 HR		3	0	0	0	0	1	2						
Ellie Rodriguez, R OBP: 0.377, SLG: 0.304 (1, 10)		0-0 1-3			4-0 FC1-8 BB	0-3 K		4-0 SH1-3 BB		2	0	0	0	2	1	1						
Tim Johnson, L OBP: 0.265, SLG: 0.249 (1, 6)			0-3 K		0-0 FC1-6 BB 1B	0-0 PB 1B		0-0 SH1-3		3	1	1	1	0	1	1						
Inning Stats	R: 0 E: 0 K: 1 S: 6	H: 1 LOB: 2 BB: 1 P: 10	R: 0 E: 0 K: 0 S: 3	H: 1 LOB: 0 BB: 0 P: 3	R: 2 E: 0 K: 1 S: 6	H: 1 LOB: 0 BB: 1 P: 10	R: 0 E: 0 K: 0 S: 3	H: 0 LOB: 0 BB: 0 P: 3	R: 2 E: 0 K: 0 S: 4	H: 1 LOB: 2 BB: 3 P: 16	R: 1 E: 0 K: 3 S: 10	H: 1 LOB: 2 BB: 2 P: 18	R: 0 E: 0 K: 1 S: 5	H: 0 LOB: 1 BB: 1 P: 9	R: 1 E: 0 K: 0 S: 4	H: 1 LOB: 1 BB: 1 P: 8	R: 1 E: 0 K: 0 S: 4	H: 1 LOB: 1 BB: 1 P: 8	1B: 4 2B: 0 3B: 0 HR: 2	SF: 0 SAC: 1 DP: 1 HBP: 0	WP: 1 PB: 1 SB: 1 CS: 0	PA: 38
PITCHER Lerin LaGow, R ERA: 4.07 Bob Miller, R ERA: 3.52 Fred Scherman, L ERA: 4.23 Ed Farmer, R ERA: 4.47 (5, 1)	IP: 2.0 WLS: L BF: 10 H: 1 R: 1 ER: 1 SO: 4 BB: 3 IBB: 0 HBP: 0 BLK: 0 WP: 0 HR: 0 S: 15 P: 27 ERA: 4.50 WHIP: 2.000															PITCHER						

Detroit Tigers @ Milwaukee Brewers
Milwaukee County Stadium, Milwaukee, WI
Mon Sep 10 1973, 8:05 PM EDT
Att: 6,705 - Unknown

AB 28
R 6
H 6
RBI 6
BB 9
SO 6
LOB 18



Batter	1	2	3	4	5	6	7	8	9	10	AB	R	H	RBI	BB	SO	LOB	TOP									
Tony Taylor, R OBP: 0.277, SLG: 0.336 (1, 4)	0-0 6-3		0-0 4-3		0-0 4-3 SF7 2B		0-3 K		0-0 E 1B	0-0 6-3	6	1	2	1	0	1	1	Detroit Tigers @ Milwaukee Brewers Milwaukee County Stadium, Milwaukee, WI Tue Sep 11 1973, 8:05 PM EDT Att: 6,438 - Unknown livebaseballscorecards.com AB 41 R 4 H 11 RBI 4 BB 4 SO 8 LOB 22 									
Ron Cash, R OBP: 0.359, SLG: 0.700 (7, PR)	0-0 1B		0-0 2B		0-0 4-3		0-0 1B		0-3 K		4	0	3	0	0	0	1										
Aurelio Rodriguez, R OBP: 0.277, SLG: 0.345 (7, 5)	0-0 1B		0-0 F9		0-0 2-3 SF7		0-0 1-3		0-0 IBB		0	0	0	0	0	0	1										
Jim Northrup, L OBP: 0.361, SLG: 0.455 (8, 7)	0-0 1B		0-0 K		0-0 1B		0-3 K FC4-6		0-3 K		3	0	1	1	1	0	2										
Willie Horton, R OBP: 0.273, SLG: 0.508 (8, PR)	0-0 F7		0-3 K		0-0 1B		0-0 FC4-6		0-3 K		4	0	1	0	0	2	3										
Dick Sharon, R OBP: 0.273, SLG: 0.416 (8, 9)	0-0 F8		0-0 4-3		0-0 4-3		0-0 FC4-6 1B		0-0 6-3		5	0	0	0	0	0	4										
Gates Brown, L OBP: 0.333, SLG: 0.385 (1, 10)	0-0 F8		0-0 4-3		0-0 4-3		0-0 1B		0-0 6-3		4	1	1	0	1	1	0										
Norm Cash, L OBP: 0.349, SLG: 0.481 (1, 3)		0-3 K		0-0 G3		0-0 P6		0-0 1B		0-0 HR BB	2	0	0	0	2	0	2										
Bill Freehan, R OBP: 0.326, SLG: 0.323 (10, PH)		4-0 BB		4-0 BB		0-0 P6		0-0 P4		0-0 P5	1	0	0	0	0	0	1										
Duke Sims, L OBP: 0.327, SLG: 0.382 (10, 2)		0-0 BB		0-3 K		0-3 K		0-0 P6		0-0 HR	5	1	1	2	0	2	4										
Mickey Stanley, R OBP: 0.300, SLG: 0.391 (1, 8)		0-0 F7		0-0 F7		0-0 2B 1B		0-0 F7		0-0 F2	5	1	2	0	0	0	1										
Ed Brinkman, R OBP: 0.286, SLG: 0.324 (1, 6)		0-0 F7		0-0 2B 1B		0-0 2B 1B		0-0 F7		0-0 F2	5	1	2	0	0	0	1										
Inning Stats	R: 0 E: 0 K: 0 S: 5	H: 2 LOB: 2 BB: 0 P: 5	R: 0 E: 0 K: 1 S: 5	H: 0 LOB: 1 BB: 1 P: 9	R: 0 E: 0 K: 1 S: 6	H: 1 LOB: 1 BB: 0 P: 6	R: 0 E: 0 K: 1 S: 5	H: 0 LOB: 1 BB: 0 P: 9	R: 2 E: 0 K: 2 S: 6	H: 3 LOB: 1 BB: 0 P: 6	R: 0 E: 0 K: 1 S: 5	H: 0 LOB: 0 BB: 0 P: 5	R: 0 E: 0 K: 1 S: 6	H: 1 LOB: 1 BB: 0 P: 6	R: 0 E: 0 K: 1 S: 7	H: 1 LOB: 2 BB: 0 P: 7	R: 0 E: 1 K: 2 S: 8	H: 1 LOB: 2 BB: 1 P: 12	R: 0 E: 0 K: 0 S: 5	H: 2 LOB: 1 BB: 1 P: 9	1B: 8 2B: 2 3B: 0 HR: 1	SF: 1 SAC: 0 DP: 0 HBP: 0	WP: 1 PA: 46 PB: 0 SB: 0 CS: 0				
PITCHER Jim Slaton, R ERA: 3.82 (1, 1)	IP 10.0	WLS L	BF 46	H 11	R 4	ER 4	SO 8	BB 3	IBB 1	HBP 0	BLK 0	WP 1	HR 1	S 58	P 74	ERA 3.80	WHIP 1.400										

Batter	1	2	3	4	5	6	7	8	9	10	AB	R	H	RBI	BB	SO	LOB	BOTTOM									
Pedro Garcia, R OBP: 0.312, SLG: 0.412 (1, 4)	0-0 6-3		0-0 1-3		0-0 1B		0-0 1B		0-3 K		4	0	1	0	0	1	0	Detroit Tigers @ Milwaukee Brewers Milwaukee County Stadium, Milwaukee, WI Tue Sep 11 1973, 8:05 PM EDT Att: 6,438 - Unknown livebaseballscorecards.com AB 35 R 2 H 6 RBI 2 BB 1 SO 12 LOB 6 									
Bob Coluccio, R OBP: 0.312, SLG: 0.425 (1, 7)	0-3 K		0-3 K		0-0 5-3		0-0 3-1		0-0 3-1		1	0	0	0	0	1	0										
Wilbur Howard, S OBP: 0.167, SLG: 0.167 (3, 7)	0-3 K		0-0 P6		0-0 5-3		0-0 3-1		0-3 K		3	0	0	0	0	1	1										
Dave May, L OBP: 0.355, SLG: 0.488 (1, 8)	0-3 K		0-0 P6		0-0 5-3		0-0 3-1		0-3 K		4	0	1	0	0	2	0										
George Scott, R OBP: 0.361, SLG: 0.465 (1, 3)		0-0 5-3		4-0 FC6-4 BB		0-0 G6-4-3		0-0 F9		0-0 F9	3	0	0	0	1	0	1										
Don Money, R OBP: 0.337, SLG: 0.392 (1, 5)		0-0 S 1B		0-0 FC6-4		0-0 1B		0-0 6-3		0-0 6-3	4	0	2	0	0	0	1										
Darrell Porter, L OBP: 0.389, SLG: 0.480 (1, 2)		0-0 F8		0-0 HR 1B		0-0 4-3		0-0 F8		0-0 F8	4	1	1	0	0	0	2										
Bobby Mitchell, R OBP: 0.242, SLG: 0.408 (1, 10)		0-3 K		0-0 HR		0-0 F9		0-0 F7		0-0 F7	4	1	1	2	0	1	1										
Gorman Thomas, R OBP: 0.280, SLG: 0.321 (1, 9)		0-3 K		0-3 K		0-0 F9		0-0 F7		0-0 F9	2	4	0	0	0	2	0										
Tim Johnson, L OBP: 0.263, SLG: 0.248 (1, 6)		0-3 K		0-3 K		0-0 F9		0-3 K		0-3 K	3	0	0	0	0	3	0										
John Vukovich, R OBP: 0.182, SLG: 0.195 (10, PH)		0-3 K		0-3 K		0-0 F9		0-3 K		0-3 K	1	0	0	0	0	1	0										
Inning Stats	R: 0 E: 0 K: 2 S: 7	H: 0 LOB: 0 BB: 0 P: 7	R: 0 E: 0 K: 1 S: 6	H: 1 LOB: 1 BB: 0 P: 6	R: 0 E: 0 K: 2 S: 7	H: 0 LOB: 0 BB: 0 P: 7	R: 0 E: 0 K: 1 S: 5	H: 0 LOB: 1 BB: 1 P: 9	R: 2 E: 0 K: 2 S: 10	H: 3 LOB: 1 BB: 0 P: 10	R: 0 E: 0 K: 0 S: 4	H: 2 LOB: 1 BB: 0 P: 4	R: 0 E: 0 K: 1 S: 5	H: 0 LOB: 0 BB: 0 P: 5	R: 0 E: 0 K: 2 S: 7	H: 0 LOB: 0 BB: 0 P: 7	R: 0 E: 0 K: 0 S: 3	H: 0 LOB: 0 BB: 0 P: 3	R: 0 E: 0 K: 1 S: 5	H: 0 LOB: 0 BB: 0 P: 5	1B: 5 2B: 0 3B: 0 HR: 1	SF: 0 SAC: 0 DP: 1 HBP: 0	WP: 0 PA: 36 PB: 0 SB: 1 CS: 0				
PITCHER Woodie Fryman, L ERA: 5.12 (1, 1)	IP 9.0	WLS W	BF 33	H 6	R 2	ER 2	SO 11	BB 1	IBB 0	HBP 0	BLK 0	WP 0	HR 1	S 54	P 58	ERA 2.00	WHIP 0.778										
John Hiller, L ERA: 1.44 (10, 1)	IP 1.0	WLS S	BF 3	H 0	R 0	ER 0	SO 1	BB 0	IBB 0	HBP 0	BLK 0	WP 0	HR 0	S 5	P 5	ERA 0.00	WHIP 0.000										

Batter	1	2	3	4	5	6	7	8	9	AB	R	H	RBI	BB	SO	LOB	TOP								
Pedro Garcia, R (1, 4) OBP: 0.308, SLG: 0.407	0-0 6-3		0-3 K			0-0 F8		0-0 SF7		3	0	0	1	0	1	1	Milwaukee Brewers @ Detroit Tigers Tiger Stadium, Detroit, MI Fri Sep 14 1973, 7:05 PM EDT Att: 12,291 - Unknown								
Bob Coluccio, R (1, 9) OBP: 0.309, SLG: 0.421	0-3 K				0-0 F8			0-0 F9		4	0	0	0	0	1	2									
Dave May, L (1, 8) OBP: 0.353, SLG: 0.487	0-3 K				0-3 K				0-0 F5	4	0	0	0	0	2	0									
George Scott, R (1, 3) OBP: 0.366, SLG: 0.468		0-0 6-3			0-0 4-3				0-0 FC5-4 1B	4	0	1	0	0	0	0									
Don Money, R (1, 5) OBP: 0.342, SLG: 0.398		0-0 F8				0-0 1B			0-0 FC5-4 1-2	4	0	1	0	0	0	1									
Darrell Porter, L (1, 2) OBP: 0.361, SLG: 0.464		0-0 3-1				0-0 F2 1B			0-0 WP SF7 1B	4	1	1	0	0	1	2									
Elie Rodriguez, R (1, 10) OBP: 0.376, SLG: 0.303			0-0 F3			0-0 P4			0-0 WP 1-2 1B	3	0	1	0	0	0	1									
Bobby Mitchell, R (1, 7) OBP: 0.245, SLG: 0.393			0-0 S 1B			0-0 5-3			0-0 6-3 1-2 2-3	3	0	1	0	0	0	3									
Tim Johnson, L (1, 6) OBP: 0.260, SLG: 0.245			0-3 K						0-0 4-3	2	0	0	0	0	1	1									
Ollie Brown, R (8, PH) OBP: 0.358, SLG: 0.395									4-0 BB	0	0	0	0	1	0	0									
Wilbur Howard, S (8, PR) OBP: 0.091, SLG: 0.091										0	0	0	0	0	0	0									
Bob Heise, R (8, 6) OBP: 0.209, SLG: 0.193										0	0	0	0	0	0	0									
Inning Stats	R: 0 E: 0 K: 2 S: 7	H: 0 LOB: 0 BB: 0 P: 7	R: 0 E: 0 K: 0 S: 3	H: 0 LOB: 0 BB: 0 P: 3	R: 0 E: 0 K: 2 S: 8	H: 1 LOB: 1 BB: 0 P: 8	R: 0 E: 0 K: 1 S: 5	H: 0 LOB: 0 BB: 0 P: 5	R: 0 E: 0 K: 0 S: 4	H: 1 LOB: 1 BB: 0 P: 4	R: 0 E: 0 K: 0 S: 3	H: 0 LOB: 0 BB: 0 P: 3	R: 0 E: 0 K: 0 S: 3	H: 0 LOB: 0 BB: 0 P: 3	R: 1 E: 0 K: 0 S: 5	H: 2 LOB: 2 BB: 1 P: 9	R: 0 E: 0 K: 1 S: 6	H: 1 LOB: 1 BB: 0 P: 6	1B: 5 2B: 0 3B: 0 HR: 0	SF: 1 SAC: 0 DP: 0 HBP: 0	WP: 1 PB: 0 SB: 1 CS: 0	PA: 33			
PITCHER	IP	WLS	BF	H	R	ER	SO	BB	IBB	HBP	BLK	WP	HR	S	P	ERA	WHIP								
Mickey Lolich, L (1, 1) ERA: 3.77	7.0	W	25	4	1	1	5	0	0	0	0	0	0	35	35	1.29	0.571								
John Hiller, L (8, 1) ERA: 1.41	2.0	S	8	1	0	0	1	1	0	0	0	1	0	9	13	0.00	1.000								

Batter	1	2	3	4	5	6	7	8	9	AB	R	H	RBI	BB	SO	LOB	BOTTOM								
Dick McAuliffe, L (1, 4) OBP: 0.369, SLG: 0.444	0-3 K			0-0 4-3		0-0 F8		0-0 3-1		4	0	0	0	0	1	0	Milwaukee Brewers @ Detroit Tigers Tiger Stadium, Detroit, MI Fri Sep 14 1973, 7:05 PM EDT Att: 12,291 - Unknown								
Ron Cash, R (1, 5) OBP: 0.500, SLG: 0.652	0-0 6-3			0-3 K		0-0 1B SF9 1B		0-0 6-3		3	1	1	0	0	1	0									
Aurelio Rodriguez, R (7, 5) OBP: 0.276, SLG: 0.344										1	0	0	0	0	0	0									
Jim Northrup, L (1, 9) OBP: 0.362, SLG: 0.455	0-0 F7			0-0 F5		0-0 SF9 1-2 1B		0-0 G5-4-3 1B		4	0	2	0	0	0	0									
Willie Horton, R (1, 7) OBP: 0.361, SLG: 0.508		0-0 P4			0-0 FC4-6 1B	0-0 1-2 2-3 1B		0-0 G5-4-3 1-2 1B		4	0	2	0	0	0	1									
Dick Sharon, R (9, 9) OBP: 0.273, SLG: 0.416										0	0	0	0	0	0	0									
Gates Brown, L (1, 10) OBP: 0.331, SLG: 0.383		0-3 K			0-0 FC4-6 2B 1-2 1B	0-0 SF9 2-3 3-H				2	1	0	1	0	1	1									
Norm Cash, L (1, 3) OBP: 0.351, SLG: 0.484		0-0 P3			0-0 1B 1-3 2B	0-0 1-2 BB				2	0	1	0	1	0	0									
Duke Sims, L (1, 2) OBP: 0.327, SLG: 0.382			0-3 K		0-0 BLK 1B 2-3 3-H	0-0 P4				3	0	1	1	0	1	3									
Mickey Stanley, R (1, 8) OBP: 0.300, SLG: 0.390			0-0 P3		0-0 BLK 1-2 1B		0-0 P3			3	0	1	0	0	0	0									
Ed Brinkman, R (1, 6) OBP: 0.284, SLG: 0.322			0-3 K		0-3 K		0-0 F3			3	0	0	0	0	2	2									
Inning Stats	R: 0 E: 0 K: 1 S: 5	H: 0 LOB: 0 BB: 0 P: 5	R: 0 E: 0 K: 1 S: 5	H: 0 LOB: 0 BB: 0 P: 5	R: 0 E: 0 K: 2 S: 7	H: 0 LOB: 0 BB: 0 P: 7	R: 0 E: 0 K: 1 S: 5	H: 0 LOB: 0 BB: 0 P: 5	R: 0 E: 0 K: 0 S: 6	H: 3 LOB: 3 BB: 1 P: 10	R: 0 E: 0 K: 0 S: 3	H: 0 LOB: 0 BB: 0 P: 3	R: 0 E: 0 K: 0 S: 3	H: 1 LOB: 0 BB: 0 P: 3	1B: 7 2B: 1 3B: 0 HR: 0	SF: 1 SAC: 0 DP: 1 HBP: 0	WP: 0 PB: 0 SB: 0 CS: 0	PA: 31							
PITCHER	IP	WLS	BF	H	R	ER	SO	BB	IBB	HBP	BLK	WP	HR	S	P	ERA	WHIP								
Jim Colborn, R (1, 1) ERA: 3.06	8.0	L	31	8	2	1	6	1	0	0	0	0	0	42	46	1.12	1.125								

Batter	1	2	3	4	5	6	7	8	9	AB	R	H	RBI	BB	SO	LOB	TOP										
Bob Coluccio, R (1,9) OBP: 0.307, SLG: 0.417	L6		K		K		K		6-3	5	0	1	0	0	2	0	Milwaukee Brewers @ Detroit Tigers Tiger Stadium, Detroit, MI Sun Sep 16 1973, 3:33 AM EDT Att: 13,043 - Unknown										
Pedro Garcia, R (1,4) OBP: 0.305, SLG: 0.404	F7		K		K		K		K	5	0	0	0	0	4	1											
Dave May, L (1,8) OBP: 0.350, SLG: 0.481				F5	K		L3		K	5	0	1	0	0	2	0											
George Scott, R (1,3) OBP: 0.366, SLG: 0.468	F8			FC4-6 1B		SH2-3 2B		F9		4	2	2	0	0	0	1											
Don Money, R (1,5) OBP: 0.344, SLG: 0.401		4-3		FC4-6 1B		SH2-3			HR	3	1	2	0	0	0	0											
John Briggs, L (1,7) OBP: 0.389, SLG: 0.445	G3			FC4-6 1B		1-3			HR	4	1	1	2	0	0	3											
Gorman Thomas, R (8,9) OBP: 0.266, SLG: 0.303				1-2 2-3				1-H	HR	0	0	0	0	0	0	0											
Bobby Mitchell, R (1,10) OBP: 0.261, SLG: 0.400	6-3			1B		1B			CS	2	1	1	1	2	0	0											
Charlie Moore, R (1,2) OBP: 0.500, SLG: 0.500			L7	FC6-4 1B					WP	4	0	3	2	0	0	0											
Bob Heise, R (1,6) OBP: 0.202, SLG: 0.186			6-3	FC6-4 1B					1-2	3	0	0	0	0	0	4											
Joe Lahoud, L (8,PH) OBP: 0.303, SLG: 0.316						F8			3-1	1	0	0	0	0	0	1											
Tim Johnson, L (8,6) OBP: 0.258, SLG: 0.243										0	0	0	0	0	0	0											
Inning Stats	R: 0 E: 0 K: 0 S: 4	H: 1 LOB: 1 BB: 0 P: 4	R: 0 E: 0 K: 0 S: 3	H: 0 LOB: 0 BB: 0 P: 3	R: 0 E: 0 K: 1 S: 6	H: 1 LOB: 1 BB: 0 P: 6	R: 1 E: 0 K: 0 S: 6	H: 3 LOB: 3 BB: 1 P: 10	R: 0 E: 0 K: 3 S: 9	H: 0 LOB: 0 BB: 0 P: 9	R: 2 E: 0 K: 0 S: 6	H: 3 LOB: 1 BB: 0 P: 6	R: 0 E: 0 K: 2 S: 7	H: 0 LOB: 0 BB: 0 P: 7	R: 2 E: 0 K: 0 S: 5	H: 3 LOB: 1 BB: 1 P: 9	R: 0 E: 0 K: 2 S: 7	H: 0 LOB: 0 BB: 0 P: 7	1B: 7 2B: 3 3B: 0 HR: 1	SF: 0 SAC: 1 DP: 0 HBP: 0	WP: 1 PB: 0 SB: 0 CS: 1	PA: 39					
PITCHER	IP	WLS	BF	H	R	ER	SO	BB	IBB	HBP	BLK	WP	HR	S	P	ERA	WHIP										
Woodie Fryman, L (1,1) ERA: 5.16	7.1	L	34	10	5	5	6	2	0	0	0	0	1	44	52	6.14	1.636										
Lerrin LaGrow, R (8,1) ERA: 4.01	0.2		2	1	0	0	0	0	0	0	0	1	0	2	2	0.00	1.500										
Fred Holdsworth, R (9,1) ERA: 3.0	1.0		3	0	0	0	2	0	0	0	0	0	0	7	7	0.00	0.000										

Batter	1	2	3	4	5	6	7	8	9	AB	R	H	RBI	BB	SO	LOB	BOTTOM										
John Knox, L (1,4) OBP: 0.200, SLG: 0.200	S 1B		K		G3		G1		P6	5	0	1	0	0	1	2	Milwaukee Brewers @ Detroit Tigers Tiger Stadium, Detroit, MI Sun Sep 16 1973, 3:33 AM EDT Att: 13,043 - Unknown										
Ron Cash, R (1,7) OBP: 0.483, SLG: 0.593	K			5-3 4-3 1B	E6 1B			F9	FC4-6	4	1	1	1	1	1	2											
Jim Northrup, L (1,9) OBP: 0.363, SLG: 0.453	F5			4-3					1B	3	1	1	0	1	0	2											
Gates Brown, L (1,10) OBP: 0.334, SLG: 0.385	4-3			5-3	P3				1B	4	0	1	0	0	0	4											
Bill Freehan, R (1,2) OBP: 0.327, SLG: 0.323		F8		1B		FC2-6 1B		F9		3	0	1	0	1	0	2											
Joe Staton, L (1,3) OBP: 0.400, SLG: 0.400		F7				FC2-6 1B				4	0	2	2	0	0	1											
Mickey Stanley, R (1,8) OBP: 0.299, SLG: 0.387		P6		3-H	F2	L3-4				4	0	0	0	0	0	5											
Aurelio Rodriguez, R (1,5) OBP: 0.275, SLG: 0.341			K		G3 E 1B			L4		4	1	1	0	0	1	0											
Ed Brinkman, R (1,6) OBP: 0.285, SLG: 0.328										3	0	0	0	0	2	1											
Norm Cash, L (9,PH) OBP: 0.353, SLG: 0.481										0	0	0	0	0	0	0											
Marvin Lane, R (9,PR)									FC4-6 HBP	0	0	0	0	0	0	0											
Inning Stats	R: 0 E: 0 K: 1 S: 6	H: 1 LOB: 1 BB: 0 P: 6	R: 0 E: 0 K: 0 S: 3	H: 0 LOB: 0 BB: 0 P: 3	R: 0 E: 0 K: 3 S: 9	H: 0 LOB: 0 BB: 0 P: 9	R: 1 E: 0 K: 0 S: 4	H: 1 LOB: 2 BB: 2 P: 12	R: 1 E: 1 K: 1 S: 7	H: 2 LOB: 2 BB: 1 P: 11	R: 0 E: 0 K: 0 S: 3	H: 1 LOB: 0 BB: 0 P: 3	R: 0 E: 0 K: 0 S: 3	H: 0 LOB: 0 BB: 0 P: 3	R: 1 E: 0 K: 0 S: 6	H: 3 LOB: 2 BB: 0 P: 6	R: 0 E: 0 K: 0 S: 3	H: 0 LOB: 1 BB: 0 P: 4	1B: 8 2B: 1 3B: 0 HR: 0	SF: 0 SAC: 0 DP: 1 HBP: 1	WP: 0 PB: 0 SB: 0 CS: 0	PA: 38					
PITCHER	IP	WLS	BF	H	R	ER	SO	BB	IBB	HBP	BLK	WP	HR	S	P	ERA	WHIP										
Eduardo Rodriguez, R (1,1) ERA: 2.78	6.0	W	25	5	2	2	5	3	0	0	0	0	0	32	44	3.00	1.333										
Bill Champion, R (7,1) ERA: 3.8	3.0	S	13	3	1	1	0	0	0	1	0	0	0	12	13	3.00	1.000										




Batter	1	2	3	4	5	6	7	8	9	AB	R	H	RBI	BB	SO	LOB	TOP								
Al Bumby, L OBP: 0.396, SLG: 0.486 (1, 7)										5	0	2	1	0	2	1	Baltimore Orioles @ Detroit Tigers Tiger Stadium, Detroit, MI Wed Sep 19 1973, 7:05 PM EDT Att: 12,339 - Unknown								
Rich Coggins, L OBP: 0.367, SLG: 0.465 (1, 9)										5	0	2	0	0	1	3									
Tommy Davis, R OBP: 0.335, SLG: 0.384 (1, 10)										4	0	2	0	0	1	2									
Boog Powell, L OBP: 0.397, SLG: 0.394 (1, 3)										3	0	0	0	1	1	2									
Earl Williams, R OBP: 0.330, SLG: 0.427 (1, 2)										3	0	0	0	0	1	3									
Sergio Robles, R (6, 2)										1	0	0	0	0	0	1									
Paul Blair, R OBP: 0.330, SLG: 0.393 (1, 8)										3	1	2	0	1	0	0									
Brooks Robinson, R OBP: 0.320, SLG: 0.338 (1, 5)										3	0	1	0	1	0	2									
Bobby Grich, R OBP: 0.360, SLG: 0.381 (1, 4)										4	0	0	0	0	0	4									
Mark Belanger, R OBP: 0.308, SLG: 0.271 (1, 6)										4	0	1	0	0	0	3									
Inning Stats	R: 0 E: 0 K: 2 S: 8	H: 1 LOB: 1 BB: 0 P: 8	R: 0 E: 0 K: 0 S: 3	H: 0 LOB: 1 BB: 1 P: 7	R: 0 E: 0 K: 1 S: 7	H: 3 LOB: 3 BB: 1 P: 11	R: 0 E: 0 K: 0 S: 4	H: 1 LOB: 1 BB: 0 P: 4	R: 0 E: 0 K: 1 S: 5	H: 0 LOB: 0 BB: 0 P: 5	R: 0 E: 0 K: 0 S: 3	H: 0 LOB: 0 BB: 0 P: 7	R: 0 E: 0 K: 1 S: 6	H: 1 LOB: 1 BB: 0 P: 6	R: 1 E: 0 K: 0 S: 6	H: 3 LOB: 2 BB: 0 P: 6	1B: 8 2B: 2 3B: 0 HR: 0	SF: 0 SAC: 0 DP: 1 HBP: 0	WP: 0 PB: 0 SB: 1 CS: 1	PA: 38					
PITCHER	IP	WLS	BF	H	R	ER	SO	BB	IBB	HBP	BLK	WP	HR	S	P	ERA	WHIP								
Joe Coleman, R ERA: 3.73 (1, 1)	8.0	W	32	7	0	0	6	3	0	0	0	0	0	41	53	0.00	1.250								
John Hiller, L ERA: 1.47 (9, 1)	1.0	S	6	3	1	1	0	0	0	0	0	0	0	6	6	9.00	3.000								


AB	35
R	1
H	10
RBI	1
BB	3
SO	6
LOB	21




Batter	1	2	3	4	5	6	7	8	9	AB	R	H	RBI	BB	SO	LOB	BOTTOM								
Tony Taylor, R OBP: 0.277, SLG: 0.335 (1, 4)										4	0	1	0	0	2	1	Baltimore Orioles @ Detroit Tigers Tiger Stadium, Detroit, MI Wed Sep 19 1973, 7:05 PM EDT Att: 12,339 - Unknown								
Mickey Stanley, R OBP: 0.303, SLG: 0.393 (1, 8)										3	2	1	1	2	0	1									
Frank Howard, R OBP: 0.333, SLG: 0.481 (1, 10)										4	1	1	0	1	0	2									
Willie Horton, R OBP: 0.364, SLG: 0.505 (1, 7)										3	1	2	1	1	0	1									
Jim Northrup, L OBP: 0.364, SLG: 0.458 (7, 7)										1	0	1	0	0	0	0									
Bill Freehan, R OBP: 0.328, SLG: 0.328 (1, 2)										3	2	1	2	1	0	3									
Ike Brown, R OBP: 0.430, SLG: 0.415 (1, 3)										4	2	2	1	0	1	2									
Dick Sharon, R OBP: 0.267, SLG: 0.405 (1, 9)										4	0	0	0	0	1	4									
Aurelio Rodriguez, R OBP: 0.274, SLG: 0.344 (1, 5)										4	1	1	3	0	2	1									
Ed Brinkman, R OBP: 0.285, SLG: 0.330 (1, 6)										4	1	2	1	0	1	0									
Tom Verzyer, R OBP: 0.300, SLG: 0.222 (7, PR) (8, 6)										0	0	0	0	0	0	0									
Inning Stats	R: 1 E: 0 K: 1 S: 6	H: 1 LOB: 2 BB: 2 P: 14	R: 0 E: 0 K: 1 S: 5	H: 0 LOB: 0 BB: 0 P: 5	R: 0 E: 0 K: 1 S: 5	H: 0 LOB: 0 BB: 0 P: 5	R: 7 E: 0 K: 2 S: 12	H: 5 LOB: 0 BB: 1 P: 17	R: 0 E: 0 K: 0 S: 3	H: 0 LOB: 1 BB: 1 P: 7	R: 2 E: 0 K: 2 S: 10	H: 3 LOB: 1 BB: 0 P: 10	R: 0 E: 0 K: 0 S: 4	H: 1 LOB: 1 BB: 0 P: 4	1B: 6 2B: 3 3B: 2 HR: 1	SF: 0 SAC: 1 DP: 0 HBP: 1	WP: 1 PB: 1 SB: 0 CS: 1	PA: 41							
PITCHER	IP	WLS	BF	H	R	ER	SO	BB	IBB	HBP	BLK	WP	HR	S	P	ERA	WHIP								
Dave McNally, L ERA: 3.15 (1, 1)	4.1	L	24	7	7	3	3	3	1	1	0	0	0	25	42	14.54	2.308								
Bob Reynolds, R ERA: 1.95 (5, 1)	0.2		3	1	1	1	2	0	0	0	0	1	0	7	7	13.50	1.500								
Wayne Garland, R ERA: 4.0 (6, 1)	3.0		14	4	2	2	2	1	0	0	0	0	1	17	21	6.00	1.667								



Batter	1	2	3	4	5	6	7	8	9	AB	R	H	RBI	BB	SO	LOB	TOP											
Merv Rettenmund, R OBP: 0.374, SLG: 0.423 (1, 7)	4-3	FC4-6		G6-4-3 1B	FC6-4 1B		E6 1B		F2	5	2	1	0	1	0	1	<p>Baltimore Orioles @ Detroit Tigers Tiger Stadium, Detroit, MI Thu Sep 20 1973, 7:05 PM EDT Att: 10,529 - Unknown</p> <p>livebaseballscorecards.com</p> <p>AB 41 R 9 H 15 RBI 6 BB 7 SO 6 LOB 28</p> 											
Bobby Grich, R OBP: 0.383, SLG: 0.383 (1, 4)	F8			G6-4-3 1B	FC6-4 1B		FC6-4 1B			4	1	2	2	2	0	3												
Paul Blair, R OBP: 0.330, SLG: 0.393 (1, 8)	E9 1B		F8	G6-4-3			FC6-4 1B		K	6	1	2	1	0	1	4												
Tommy Davis, R OBP: 0.335, SLG: 0.382 (1, 10)	1-3		4-3		4-3		FC5-4 1B		F7	5	0	1	0	1	0	5												
Don Baylor, R OBP: 0.360, SLG: 0.445 (1, 3)	S 1B		S 1B				FC5-4 1B			5	2	4	2	0	0	2												
Brooks Robinson, R OBP: 0.323, SLG: 0.339 Doug DeCinces, R OBP: 0.333, SLG: 0.333 (1, 5)	S BB			F3					E6 WP	2	0	1	1	2	0	2												
Jim Fuller, R OBP: 0.400, SLG: 0.250 Boog Powell, L OBP: 0.399, SLG: 0.396 Terry Crowley, L OBP: 0.276, SLG: 0.239 (1, 9)	K				SH3-4 FC6-4 1B		F5		K	1	0	0	0	1	1	1												
Andy Etchebarren, R OBP: 0.295, SLG: 0.363 (1, 2)			K		FC6-4 SH3-4 1B		G5-4-3		2-3	5	1	2	0	0	1	5												
Mark Belanger, R OBP: 0.307, SLG: 0.271 (1, 6)	K			G6-4-3 1B	SH3-4				F7	4	1	1	0	0	2	2												
Inning Stats	R: 3 E: 1 K: 1 S: 7	H: 2 LOB: 1 BB: 2 P: 15	R: 0 E: 0 K: 1 S: 6	H: 1 LOB: 1 BB: 0 P: 6	R: 1 E: 0 K: 1 S: 7	H: 2 LOB: 2 BB: 1 P: 11	R: 2 E: 0 K: 0 S: 5	H: 3 LOB: 2 BB: 2 P: 13	R: 2 E: 0 K: 0 S: 6	H: 3 LOB: 2 BB: 1 P: 10	R: 0 E: 0 K: 0 S: 3	H: 1 LOB: 1 BB: 1 P: 7	R: 1 E: 1 K: 1 S: 8	H: 2 LOB: 2 BB: 0 P: 8	R: 0 E: 1 K: 1 S: 6	H: 0 LOB: 1 BB: 0 P: 6		R: 0 E: 0 K: 1 S: 6	H: 1 LOB: 1 BB: 0 P: 6	1B: 14 2B: 1 3B: 0 HR: 0	SF: 0 SAC: 1 DP: 2 HBP: 0	WP: 1 PB: 0 SB: 6 CS: 0	PA: 49					
PITCHER	IP	WLS	BF	H	R	ER	SO	BB	IBB	HBP	BLK	WP	HR	S	P	ERA		WHIP										
Woodie Fryman, L ERA: 5.34 (1, 1)	3.0	L	19	7	6	5	3	3	0	0	0	0	0	22	34	15.00		3.333										
Bob Miller, R ERA: 3.72 (4, 1)	1.2		11	4	2	2	0	2	1	0	0	0	0	8	20	10.80		3.600										
Mike Strahler, R ERA: 4.42 (5, 1)	3.1		15	3	1	0	2	1	0	0	0	1	0	18	22	0.00		1.200										
Gary Ignasiak, L ERA: (9, 1)	1.0		4	1	0	0	1	0	0	0	0	0	0	6	6	0.00		1.000										


Batter	1	2	3	4	5	6	7	8	9	AB	R	H	RBI	BB	SO	LOB	BOTTOM											
Dick McAuliffe, L OBP: 0.367, SLG: 0.439 John Knox, L OBP: 0.143, SLG: 0.143 (1, 4)	4-3		F7			1-3		E3		2	0	0	0	0	0	1	<p>Baltimore Orioles @ Detroit Tigers Tiger Stadium, Detroit, MI Thu Sep 20 1973, 7:05 PM EDT Att: 10,529 - Unknown</p> <p>livebaseballscorecards.com</p> <p>AB 31 R 0 H 5 RBI 0 BB 1 SO 3 LOB 10</p> 											
Mickey Stanley, R OBP: 0.301, SLG: 0.391 Ron Cash, R OBP: 0.467, SLG: 0.571 (1, 8)	K		F9			F3		G6-4-3		3	0	0	0	0	1	1												
Jim Northrup, L OBP: 0.365, SLG: 0.458 (1, 7)	E5 1B				F6				F7	4	0	2	0	0	0	0												
Gates Brown, L OBP: 0.330, SLG: 0.377 (1, 10)	F5				F8				P4	4	0	0	0	0	0	2												
Norm Cash, L OBP: 0.355, SLG: 0.480 Joe Staton, L OBP: 0.250, SLG: 0.250 (1, 3)			F7						K	2	0	1	0	0	0	0												
Bill Freehan, R OBP: 0.325, SLG: 0.325 Bob Didier, S OBP: 0.667, SLG: 0.667 (1, 2)			F2		F3					3	0	0	0	0	1	1												
Dick Sharon, R OBP: 0.274, SLG: 0.406 (1, 9)			F8							2	0	1	0	1	0	0												
Aurelio Rodriguez, R OBP: 0.273, SLG: 0.342 (1, 5)			F9							3	0	0	0	0	0	2												
Ed Brinkman, R OBP: 0.287, SLG: 0.331 Frank Howard, R OBP: 0.332, SLG: 0.479 Tom Verzer, R OBP: 0.273, SLG: 0.200 (1, 6)						G5-4-3				1	0	1	0	0	0	0												
Inning Stats	R: 0 E: 1 K: 1 S: 6	H: 1 LOB: 1 BB: 0 P: 6	R: 0 E: 0 K: 0 S: 3	H: 0 LOB: 0 BB: 0 P: 3	R: 0 E: 0 K: 0 S: 4	H: 1 LOB: 1 BB: 0 P: 4	R: 0 E: 0 K: 0 S: 4	H: 1 LOB: 1 BB: 0 P: 4	R: 0 E: 0 K: 0 S: 2	H: 0 LOB: 0 BB: 1 P: 6	R: 0 E: 0 K: 0 S: 4	H: 1 LOB: 1 BB: 0 P: 4	R: 0 E: 0 K: 1 S: 6	H: 1 LOB: 1 BB: 0 P: 6	R: 0 E: 1 K: 0 S: 3	H: 0 LOB: 0 BB: 0 P: 3		R: 0 E: 0 K: 1 S: 5	H: 0 LOB: 0 BB: 0 P: 5	1B: 5 2B: 0 3B: 1 HR: 0	SF: 0 SAC: 0 DP: 1 HBP: 0	WP: 0 PB: 0 SB: 0 CS: 0	PA: 32					
PITCHER	IP	WLS	BF	H	R	ER	SO	BB	IBB	HBP	BLK	WP	HR	S	P	ERA		WHIP										
Jim Palmer, R ERA: 2.3 (1, 1)	9.0	W	32	5	0	0	3	1	0	0	0	0	0	37	41	0.00		0.667										

Batter	1	2	3	4	5	6	7	8	9	AB	R	H	RBI	BB	SO	LOB	TOP				
Tommy Harper, R (1, 7) OBP: 0.348, SLG: 0.417 Dwight Evans, R (7, PH) OBP: 0.315, SLG: 0.379	0-0 SH1-3 SF8 1B		0-0 1B			0-0 BB E 1B	0-0 F7			3	1	3	0	0	0	0					
Luis Aparicio, R (1, 6) OBP: 0.324, SLG: 0.308	0-0 SH1-3		0-0 G3-6-3 1B			0-0 F3		0-3 K		3	0	1	0	0	1	1					
Reggie Smith, S (1, 8) OBP: 0.395, SLG: 0.514	0-0 SF8		0-0 G3-6-3 1B			4-0 BB BB		4-0 BB		1	0	0	1	2	0	1					
Carl Yastrzemski, L (1, 5) OBP: 0.406, SLG: 0.462	0-0 2B			0-0 3-1		4-0 BB BB		0-3 K		3	0	1	0	1	1	1					
Orlando Cepeda, R (1, 10) OBP: 0.355, SLG: 0.450	4-0 BB			0-3 K		0-0 BB BB		0-0 F7		3	0	0	0	1	1	4					
Rick Miller, L (1, 9) OBP: 0.337, SLG: 0.374	0-0 F7			0-0 4-3				4-0 1B BB		3	0	0	0	1	0	2					
Carlton Fisk, R (1, 2) OBP: 0.317, SLG: 0.457		0-0 5-3			0-0 6-3			0-3 K		3	0	0	0	1	1	1	AB 28				
Cecil Cooper, L (1, 3) OBP: 0.229, SLG: 0.282 Danny Cater, R (9, PH) OBP: 0.345, SLG: 0.390		0-0 6-3			0-0 6-3			0-0 F9		3	0	0	0	0	0	1	R 1				
Doug Griffin, R (1, 4) OBP: 0.284, SLG: 0.319		0-0 5-3			0-0 5-3			0-0 F8		1	0	0	0	0	0	1	H 6				
								0-0 F3		4	0	1	0	0	0	1	RBI 1				
								1-3 1B									BB 6				
																	SO 4				
																	LOB 15				
																					
Inning Stats	R: 1 E: 0 K: 0 S: 5	H: 2 LOB: 2 BB: 1 P: 9	R: 0 E: 0 K: 0 S: 3	H: 0 LOB: 0 BB: 0 P: 3	R: 0 E: 0 K: 1 S: 3	H: 2 LOB: 0 BB: 0 P: 3	R: 0 E: 0 K: 0 S: 5	H: 0 LOB: 0 BB: 0 P: 5	R: 0 E: 0 K: 0 S: 3	H: 1 LOB: 2 BB: 1 P: 11	R: 0 E: 0 K: 1 S: 6	H: 1 LOB: 2 BB: 1 P: 10	R: 0 E: 0 K: 2 S: 7	H: 0 LOB: 1 BB: 1 P: 11	R: 0 E: 0 K: 0 S: 3	H: 0 LOB: 1 BB: 1 P: 7	1B: 5 2B: 1 3B: 0 HR: 0	SF: 1 SAC: 1 DP: 2 HBP: 0	WP: 0 PB: 0 SB: 1 CS: 0	PA: 36	
PITCHER	IP	WLS	BF	H	R	ER	SO	BB	IBB	HBP	BLK	WP	HR	S	P	ERA	WHIP				
Jim Perry, R (1, 1) ERA: 3.9	5.1	W	21	5	1	1	1	2	0	0	0	0	0	21	29	1.69	1.312				
John Hiller, L (6, 1) ERA: 1.42	3.2	S	15	1	0	0	3	4	0	0	0	0	0	17	33	0.00	1.364				

Boston Red Sox @ Detroit Tigers
Tiger Stadium, Detroit, MI
Fri Sep 21 1973, 7:05 PM EDT
Att: 14,827 - Unknown - 59 F

AB 28
R 1
H 6
RBI 1
BB 6
SO 4
LOB 15

livebaseballscorecards.com

Batter	1	2	3	4	5	6	7	8	9	AB	R	H	RBI	BB	SO	LOB	BOTTOM				
Tony Taylor, R (1, 4) OBP: 0.276, SLG: 0.341	0-0 SF7 3B		0-3 K		0-0 G6-3 1-2f		0-0 1-3			4	1	1	0	0	1	2					
Mickey Stanley, R (1, 8) OBP: 0.299, SLG: 0.389	0-0 SF7		0-3 K			0-0 6-3	0-0 F8			3	0	0	1	0	1	1					
Al Kaline, R (1, 9) OBP: 0.321, SLG: 0.394 Norm Cash, L (8, 3) OBP: 0.354, SLG: 0.478	0-0 HR		0-0 L3			1-0 E 1B HBP		0-3 K		2	2	1	1	0	0	0					
Frank Howard, R (1, 10) OBP: 0.336, SLG: 0.481 Gates Brown, L (8, PH) OBP: 0.332, SLG: 0.377	0-0 G6-4-3 1B			0-0 E5 L1-3		0-0 E9 1B 1B		4-0 FC5-4 BB		3	0	2	0	0	0	0					
Bill Freehan, R (1, 2) OBP: 0.324, SLG: 0.322	0-0 G6-4-3			0-0 L1-3		4-0 1B WP BB		0-0 FC5-4		3	1	0	0	1	0	3					
Ike Brown, R (1, 3) OBP: 0.420, SLG: 0.403 Jim Northrup, L (6, PH) OBP: 0.366, SLG: 0.459		0-0 F9		0-0 6-3		0-0 WP 1B		0-0 F7		2	0	0	0	0	0	0					
Dick Sharon, R (1, 7) OBP: 0.275, SLG: 0.423		0-0 F5			0-0 HR		1-3 2-H 3-H 1B			3	1	1	1	0	0	1	AB 29				
Aurelio Rodriguez, R (1, 5) OBP: 0.273, SLG: 0.343		0-0 2B			0-0 F8		2-3 3-H			3	0	1	0	0	0	0	R 5				
Ed Brinkman, R (1, 6) OBP: 0.289, SLG: 0.333		0-0 5-3			0-0 G6-3 1B			0-0 5-3		3	0	1	0	0	0	0	H 9				
																	RBI 4				
																	BB 2				
																	SO 3				
																	LOB 9				
																					
Inning Stats	R: 2 E: 0 K: 0 S: 5	H: 3 LOB: 0 BB: 0 P: 5	R: 0 E: 0 K: 2 S: 7	H: 1 LOB: 1 BB: 0 P: 4	R: 0 E: 0 K: 0 S: 3	H: 0 LOB: 0 BB: 0 P: 3	R: 0 E: 0 K: 0 S: 4	H: 0 LOB: 0 BB: 0 P: 4	R: 1 E: 0 K: 0 S: 4	H: 2 LOB: 1 BB: 1 P: 9	R: 0 E: 0 K: 0 S: 4	H: 1 LOB: 1 BB: 0 P: 4	R: 0 E: 0 K: 1 S: 5	H: 0 LOB: 1 BB: 1 P: 9	R: 0 E: 0 K: 0 S: 3	H: 0 LOB: 1 BB: 1 P: 7	1B: 5 2B: 2 3B: 1 HR: 2	SF: 1 SAC: 0 DP: 3 HBP: 1	WP: 1 PB: 0 SB: 0 CS: 0	PA: 33	
PITCHER	IP	WLS	BF	H	R	ER	SO	BB	IBB	HBP	BLK	WP	HR	S	P	ERA	WHIP				
Roger Moret, L (1, 1) ERA: 3.21	5.1	L	22	7	5	5	2	0	0	1	0	1	0	25	26	8.44	1.312				
Dick Pole, R (6, 1) ERA: 5.6	2.2		11	2	0	0	1	2	0	0	0	1	0	11	19	0.00	1.500				

Boston Red Sox @ Detroit Tigers
Tiger Stadium, Detroit, MI
Fri Sep 21 1973, 7:05 PM EDT
Att: 14,827 - Unknown - 59 F

AB 29
R 5
H 9
RBI 4
BB 2
SO 3
LOB 9

livebaseballscorecards.com

Batter	1	2	3	4	5	6	7	8	9	AB	R	H	RBI	BB	SO	LOB	TOP										
Tommy Harper, R OBP: 0.351, SLG: 0.419 (1, 7)										5	1	3	1	0	1	0											
Luis Aparicio, R OBP: 0.324, SLG: 0.308 (1, 6)										4	0	1	0	0	0	3											
Reggie Smith, S OBP: 0.396, SLG: 0.513 (1, 8)										3	0	1	0	1	1	1											
Carl Yastrzemski, L OBP: 0.405, SLG: 0.459 (1, 3)										3	0	0	1	1	0	4											
Orlando Cepeda, R OBP: 0.354, SLG: 0.448 (1, 10)										4	0	1	0	0	2	3											
Danny Cater, R OBP: 0.343, SLG: 0.393 (1, 5)										4	1	1	0	0	2	4											
Carlton Fisk, R OBP: 0.315, SLG: 0.454 (1, 2)										4	0	0	0	0	1	5											
Doug Griffin, R OBP: 0.287, SLG: 0.327 (1, 4)										3	1	2	1	0	0	0											
Rick Miller, L OBP: 0.336, SLG: 0.373 (9, PH)										1	0	0	0	0	0	0											
Dwight Evans, R OBP: 0.315, SLG: 0.376 (1, 9)										2	0	0	0	1	1	1											
Ben Oglivie, L OBP: 0.270, SLG: 0.345 (9, PH)										1	0	0	0	0	0	0											
Inning Stats	R: 0 E: 0 K: 0 S: 4	H: 1 LOB: 1 BB: 0 P: 4	R: 0 E: 0 K: 0 S: 3	H: 1 LOB: 0 BB: 0 P: 3	R: 1 E: 1 K: 0 S: 4	H: 2 LOB: 2 BB: 2 P: 12	R: 0 E: 0 K: 2 S: 7	H: 0 LOB: 0 BB: 0 P: 7	R: 0 E: 0 K: 0 S: 3	H: 0 LOB: 0 BB: 0 P: 3	R: 0 E: 0 K: 1 S: 5	H: 0 LOB: 0 BB: 0 P: 5	R: 1 E: 0 K: 1 S: 7	H: 2 LOB: 1 BB: 0 P: 7	R: 1 E: 0 K: 3 S: 12	H: 3 LOB: 3 BB: 1 P: 16	R: 0 E: 0 K: 1 S: 5	H: 0 LOB: 0 BB: 0 P: 5	1B: 7 2B: 1 3B: 1 HR: 0	SF: 0 SAC: 0 DP: 2 HBP: 0	WP: 0 PB: 1 SB: 1 CS: 0	PA: 37					
PITCHER	IP	WLS	BF	H	R	ER	SO	BB	IBB	HBP	BLK	WP	HR	S	P	ERA	WHIP										
Mickey Lolich, L ERA: 3.83 (1, 1)	7.0	W	31	9	3	3	4	2	1	0	0	0	0	36	48	3.86	1.571										
Lerrin LaGrow, R ERA: 3.83 (8, 1)	2.0	S	6	0	0	0	4	0	0	0	0	0	0	14	14	0.00	0.000										

Boston Red Sox @ Detroit Tigers
Tiger Stadium, Detroit, MI
Sat Sep 22 1973, 3:33 AM EDT
Att: 16,009 - Unknown - 77 F

AB 34
R 3
H 9
RBI 3
BB 3
SO 8
LOB 21



Batter	1	2	3	4	5	6	7	8	9	AB	R	H	RBI	BB	SO	LOB	BOTTOM										
Tony Taylor, R OBP: 0.277, SLG: 0.341 (1, 4)										3	0	1	0	0	1	0											
Mickey Stanley, R OBP: 0.301, SLG: 0.390 (1, 8)										3	1	1	1	1	0	0											
Al Kaline, R OBP: 0.326, SLG: 0.403 (1, 9)										3	1	2	1	1	0	2											
Frank Howard, R OBP: 0.336, SLG: 0.479 (1, 10)										3	1	1	1	0	0	2											
Gates Brown, L OBP: 0.333, SLG: 0.377 (7, PH)										0	0	0	0	1	0	0											
Bill Freehan, R OBP: 0.324, SLG: 0.322 (1, 2)										4	0	1	0	0	0	4											
Ike Brown, R OBP: 0.405, SLG: 0.386 (1, 3)										3	0	0	1	0	0	1											
Jim Northrup, L OBP: 0.365, SLG: 0.457 (8, PH)										1	0	0	0	0	0	0											
Dick Sharon, R OBP: 0.274, SLG: 0.419 (1, 7)										4	0	1	0	0	0	1											
Aurelio Rodriguez, R OBP: 0.271, SLG: 0.341 (1, 5)										4	0	0	0	0	0	1											
Ed Brinkman, R OBP: 0.287, SLG: 0.331 (1, 6)										3	1	0	0	0	0	0											
Inning Stats	R: 0 E: 0 K: 0 S: 3	H: 0 LOB: 1 BB: 1 P: 7	R: 0 E: 0 K: 0 S: 4	H: 1 LOB: 0 BB: 0 P: 4	R: 4 E: 1 K: 0 S: 8	H: 4 LOB: 1 BB: 0 P: 8	R: 0 E: 0 K: 1 S: 5	H: 0 LOB: 0 BB: 0 P: 5	R: 0 E: 0 K: 0 S: 4	H: 0 LOB: 0 BB: 0 P: 4	R: 0 E: 0 K: 0 S: 3	H: 0 LOB: 0 BB: 0 P: 3	R: 0 E: 0 K: 0 S: 4	H: 1 LOB: 3 BB: 2 P: 12	R: 0 E: 0 K: 0 S: 3	H: 0 LOB: 0 BB: 0 P: 3	1B: 4 2B: 3 3B: 0 HR: 0	SF: 0 SAC: 1 DP: 0 HBP: 0	WP: 0 PB: 0 SB: 0 CS: 0	PA: 35							
PITCHER	IP	WLS	BF	H	R	ER	SO	BB	IBB	HBP	BLK	WP	HR	S	P	ERA	WHIP										
Bill Lee, L ERA: 2.8 (1, 1)	6.1	L	29	7	4	2	1	2	0	0	0	0	0	29	37	2.84	1.421										
Bobby Bolin, R ERA: 2.86 (7, 1)	1.2		6	0	0	0	0	1	0	0	0	0	0	5	9	0.00	0.600										


Boston Red Sox @ Detroit Tigers
Tiger Stadium, Detroit, MI
Sat Sep 22 1973, 3:33 AM EDT
Att: 16,009 - Unknown - 77 F

AB 31
R 4
H 7
RBI 4
BB 3
SO 1
LOB 11



Batter	1	2	3	4	5	6	7	8	9	AB	R	H	RBI	BB	SO	LOB	TOP			
Tommy Harper, R OBP: 0.350, SLG: 0.416 (1, 7)	0-0 5-3		4-0 BB			0-3 K			0-0 F7	3	0	0	0	1	1	0	Boston Red Sox @ Detroit Tigers Tiger Stadium, Detroit, MI Sun Sep 23 1973, 3:33 AM EDT Att: 17,324 - Unknown - 65 F			
Luis Aparicio, R OBP: 0.321, SLG: 0.305 (1, 6)	0-0 F7		0-0 4-3			0-0 5-3			0-0 5-3	4	0	0	0	0	0	2				
Reggie Smith, S OBP: 0.392, SLG: 0.508 (1, 8)	0-0 F7			0-0 F8		0-0 F8			0-0 L9	4	0	0	0	0	0	0				
Carl Yastrzemski, L OBP: 0.403, SLG: 0.457 (1, 5)		0-3 K		0-0 F8		0-0 L9			0-0 L9	3	0	0	0	0	1	0				
Orlando Cepeda, R OBP: 0.353, SLG: 0.446 (1, 10)		0-3 K		0-0 L7		0-0 F2			0-0 F2	3	0	0	0	0	1	0				
Rick Miller, L OBP: 0.334, SLG: 0.371 (1, 9)		0-0 L8		0-3 K		0-0 3-1			0-0 3-1	3	0	0	0	0	1	0				
Bob Montgomery, R OBP: 0.354, SLG: 0.583 (1, 2)		0-3 K		0-0 FC5-4 1B		0-0 L7			0-0 L7	3	0	1	0	0	1	0				
Cecil Cooper, L OBP: 0.221, SLG: 0.272 (1, 3)		0-0 P5		0-3 K		0-0 6-3			0-0 6-3	3	0	0	0	0	1	1				
Doug Griffin, R OBP: 0.285, SLG: 0.325 (1, 4)		0-0 E5		0-0 FC5-4		0-0 P7			0-0 P7	3	0	0	0	0	0	1				
Inning Stats	R: 0 E: 0 K: 1 S: 3	H: 0 LOB: 0 BB: 0 P: 3	R: 0 E: 0 K: 2 S: 7	H: 0 LOB: 0 BB: 0 P: 7	R: 0 E: 1 K: 1 S: 6	H: 0 LOB: 2 BB: 1 P: 10	R: 0 E: 0 K: 0 S: 3	H: 0 LOB: 0 BB: 0 P: 3	R: 0 E: 0 K: 2 S: 8	H: 1 LOB: 1 BB: 0 P: 8	R: 0 E: 0 K: 1 S: 5	H: 0 LOB: 0 BB: 0 P: 5	R: 0 E: 0 K: 0 S: 3	H: 0 LOB: 0 BB: 0 P: 3	R: 0 E: 0 K: 0 S: 3	H: 0 LOB: 0 BB: 0 P: 3	1B: 1 2B: 0 3B: 0 HR: 0	SF: 0 SAC: 0 DP: 0 HBP: 0	WP: 0 PB: 0 SB: 1 CS: 0	PA: 30
PITCHER Joe Coleman, R ERA: 3.61 (1, 1)	IP: 9.0 WLS: W BF: 30 H: 1 R: 0 ER: 0 SO: 6 BB: 1 IBB: 0 HBP: 0 BLK: 0 WP: 0 HR: 0 S: 41 P: 45 ERA: 0.00 WHIP: 0.222															PITCHER				

AB	29
R	0
H	1
RBI	0
BB	1
SO	6
LOB	4



Batter	1	2	3	4	5	6	7	8	9	AB	R	H	RBI	BB	SO	LOB	BOTTOM			
John Knox, L OBP: 0.100, SLG: 0.100 (1, 4)	0-3 K		0-0 P6		0-0 SH5-3			0-0 F8		3	0	0	0	0	1	1	Boston Red Sox @ Detroit Tigers Tiger Stadium, Detroit, MI Sun Sep 23 1973, 3:33 AM EDT Att: 17,324 - Unknown - 65 F			
Mickey Stanley, R OBP: 0.300, SLG: 0.389 (1, 8)	0-0 F8		0-0 1B		0-0 F8			0-0 F7		4	0	1	1	0	0	1				
Jim Northrup, L OBP: 0.366, SLG: 0.473 (1, 7)	0-0 F8		0-0 F9			0-0 HR		0-0 HR		4	2	2	2	0	0	1				
Al Kaline, R OBP: 0.323, SLG: 0.398 (1, 9)		0-0 F2		0-3 K		0-3 K		0-0 F9		4	0	0	0	0	2	0				
Gates Brown, L OBP: 0.333, SLG: 0.380 (1, 10)		0-0 G3 2B		0-0 P5		0-0 4-3				3	0	1	0	0	0	0				
Norm Cash, L OBP: 0.354, SLG: 0.476 (1, 3)		0-0 G3		4-0 BB		0-0 F7				2	0	0	0	1	0	1				
Bill Freehan, R OBP: 0.321, SLG: 0.319 (1, 2)		0-0 F9		0-0 P4		0-3 K				3	0	0	0	0	1	2				
Aurelio Rodriguez, R OBP: 0.272, SLG: 0.340 (1, 5)			4-0 SH2-3 1B BB		0-0 F5		0-3 K			2	1	0	0	1	1	0				
Ed Brinkman, R OBP: 0.288, SLG: 0.332 (1, 6)			0-0 SH2-3		0-0 WP SH5-3 1B		0-0 L6			2	0	1	0	0	0	0				
Inning Stats	R: 0 E: 0 K: 1 S: 5	H: 0 LOB: 0 BB: 0 P: 5	R: 0 E: 0 K: 0 S: 4	H: 1 LOB: 1 BB: 0 P: 4	R: 1 E: 0 K: 0 S: 4	H: 1 LOB: 1 BB: 1 P: 8	R: 0 E: 0 K: 1 S: 5	H: 0 LOB: 0 BB: 1 P: 9	R: 0 E: 0 K: 0 S: 4	H: 1 LOB: 1 BB: 0 P: 4	R: 1 E: 0 K: 1 S: 6	H: 1 LOB: 0 BB: 0 P: 6	R: 0 E: 0 K: 2 S: 7	H: 0 LOB: 0 BB: 0 P: 7	R: 1 E: 0 K: 0 S: 4	H: 1 LOB: 0 BB: 0 P: 4	1B: 2 2B: 1 3B: 0 HR: 2	SF: 0 SAC: 2 DP: 0 HBP: 0	WP: 1 PB: 0 SB: 0 CS: 0	PA: 31
PITCHER Luis Tiant, R ERA: 3.39 (1, 1)	IP: 8.0 WLS: L BF: 31 H: 5 R: 3 ER: 3 SO: 5 BB: 2 IBB: 0 HBP: 0 BLK: 0 WP: 1 HR: 2 S: 39 P: 47 ERA: 3.38 WHIP: 0.875															PITCHER				

AB	27
R	3
H	5
RBI	3
BB	2
SO	5
LOB	6



Batter	1	2	3	4	5	6	7	8	9	AB	R	H	RBI	BB	SO	LOB	TOP																					
Tommy Harper, R OBP: 0.391, SLG: 0.423 (1, 7)	F7		F7			HR	6-3			6	2	3	4	0	0	1																						
Luis Aparicio, R OBP: 0.323, SLG: 0.309 Mario Guerrero, R OBP: 0.273, SLG: 0.271 (1, 6) (7, 6)	HR		WP			B1	6-3		F8	4	2	2	0	0	0	2																						
Reggie Smith, S OBP: 0.394, SLG: 0.515 (1, 8)	HR					P6	F7		BB	4	2	2	4	1	0	2																						
Carl Yastrzemski, L OBP: 0.406, SLG: 0.463 Marty Pattin, R (9, 1)	WP		4-3			HR			BB	4	1	2	3	2	1	1																						
Orlando Cepeda, R OBP: 0.352, SLG: 0.443 Danny Cater, R OBP: 0.342, SLG: 0.391 (1, 10) (8, PH) (9, 5)	5-3					K	F9		F8	3	0	0	0	1	1	2																						
Rick Miller, L OBP: 0.334, SLG: 0.370 Dwight Evans, R OBP: 0.320, SLG: 0.376 (1, 9) (6, 9)	K					F7				3	1	1	0	0	1	2																						
Bob Montgomery, R OBP: 0.356, SLG: 0.573 (1, 2)			5-3			K				4	1	1	1	1	2	2																						
Cecil Cooper, L OBP: 0.231, SLG: 0.291 (1, 3)			G3			P3				5	1	2	2	0	0	4																						
Doug Griffin, R OBP: 0.287, SLG: 0.325 John Kennedy, R OBP: 0.252, SLG: 0.279 (1, 4) (7, PH) (7, 4)	F8					HR				2	2	1	0	1	0	0																						
Inning Stats	R: 2 E: 0 K: 1 S: 7	H: 2 LOB: 1 BB: 1 P: 11	R: 0 E: 0 K: 0 S: 3	H: 0 LOB: 0 BB: 0 P: 3	R: 1 E: 0 K: 0 S: 4	H: 2 LOB: 0 BB: 0 P: 4	R: 0 E: 0 K: 1 S: 5	H: 0 LOB: 1 BB: 1 P: 9	R: 3 E: 0 K: 1 S: 8	H: 3 LOB: 0 BB: 0 P: 8	R: 5 E: 0 K: 0 S: 7	H: 4 LOB: 1 BB: 2 P: 15	R: 1 E: 0 K: 1 S: 6	H: 1 LOB: 1 BB: 1 P: 10	R: 1 E: 0 K: 0 S: 4	H: 1 LOB: 3 BB: 3 P: 16	R: 1 E: 0 K: 2 S: 9	H: 2 LOB: 1 BB: 0 P: 9	1B: 10 2B: 2 3B: 0 HR: 3	SF: 1 SAC: 0 DP: 0 HBP: 0	WP: 4 PB: 0 SB: 0 CS: 0	PA: 49																
PITCHER	IP	WLS	BF	H	R	ER	SO	BB	IBB	HBP	BLK	WP	HR	S	P	ERA	WHIP	PITCHER				IP	WLS	BF	H	R	ER	SO	BB	IBB	HBP	BLK	WP	HR	S	P	ERA	WHIP
Fred Holdsworth, R ERA: 7.27 (1, 1)	4.2	L	22	7	6	6	2	2	0	0	0	2	2	24	32	11.57	1.929																					
Woodie Fryman, L ERA: 5.33 (5, 1)	0.1		1	0	0	0	1	0	0	0	0	0	0	3	3	0.00	0.000																					
Ed Farmer, R ERA: 5.25 (6, 1)	0.0		5	4	5	5	0	1	0	0	0	0	1	4	8	∞	∞																					
Mike Strahler, R ERA: 4.42 (6, 1)	2.0		9	1	1	1	1	2	0	0	0	2	0	9	17	4.50	1.500																					
Gary Ignasiak, L ERA: 6.6 (8, 1)	2.0		12	3	2	2	2	3	0	0	0	0	0	13	25	9.00	3.000																					

Boston Red Sox @ Detroit Tigers
Tiger Stadium, Detroit, MI
Mon Sep 24 1973, 7:05 PM EDT
Att: 12,108 - Unknown - 63 F

AB 40
R 14
H 15
RBI 14
BB 8
SO 6
LOB 21



Batter	1	2	3	4	5	6	7	8	9	AB	R	H	RBI	BB	SO	LOB	BOTTOM																						
John Knox, L OBP: 0.333, SLG: 0.231 (1, 4)	1B									3	0	2	0	2	0	2																							
Mickey Stanley, R OBP: 0.300, SLG: 0.388 Dick Sharon, R OBP: 0.277, SLG: 0.417 (1, 8) (7, 8)	P4		L7							2	0	0	0	1	0	1																							
Jim Northrup, L OBP: 0.363, SLG: 0.468 Ron Cash, R OBP: 0.452, SLG: 0.552 (1, 9) (9, 7)	4-3		3-1							4	0	0	0	0	0	5																							
Willie Horton, R OBP: 0.364, SLG: 0.504 Marvin Lane, R (7, 7) (9, 9)			6-3							3	0	1	0	0	0	3																							
Gates Brown, L OBP: 0.333, SLG: 0.376 (1, 10)	F8									3	0	0	0	1	0	5																							
Norm Cash, L OBP: 0.356, SLG: 0.477 Joe Staton, L OBP: 0.222, SLG: 0.222 (1, 3) (6, FR) (7, 3)										3	0	2	0	0	0	1																							
Aurelio Rodriguez, R OBP: 0.270, SLG: 0.337 (1, 5)			K							4	0	0	0	0	2	2																							
Bob Didier, S OBP: 0.688, SLG: 0.692 (1, 2)										4	0	3	0	0	0	1																							
Ed Brinkman, R OBP: 0.287, SLG: 0.331 Tom Verzyer, R OBP: 0.308, SLG: 0.250 (1, 6) (7, 6)										2	0	0	0	0	1	3																							
Inning Stats	R: 0 E: 0 K: 0 S: 4	H: 1 LOB: 2 BB: 1 P: 8	R: 0 E: 0 K: 2 S: 9	H: 2 LOB: 0 BB: 0 P: 9	R: 0 E: 0 K: 1 S: 4	H: 0 LOB: 0 BB: 0 P: 3	R: 0 E: 0 K: 1 S: 4	H: 0 LOB: 1 BB: 1 P: 8	R: 0 E: 0 K: 0 S: 5	H: 2 LOB: 3 BB: 1 P: 9	R: 0 E: 0 K: 0 S: 4	H: 1 LOB: 1 BB: 0 P: 4	R: 0 E: 1 K: 1 S: 7	H: 1 LOB: 3 BB: 1 P: 11	R: 0 E: 0 K: 1 S: 6	H: 1 LOB: 1 BB: 0 P: 6	R: 0 E: 0 K: 0 S: 3	H: 1 LOB: 1 BB: 1 P: 7	1B: 9 2B: 0 3B: 0 HR: 0	SF: 0 SAC: 0 DP: 3 HBP: 0	WP: 0 PB: 0 SB: 0 CS: 0	PA: 40																	
PITCHER	IP	WLS	BF	H	R	ER	SO	BB	IBB	HBP	BLK	WP	HR	S	P	ERA	WHIP	PITCHER				IP	WLS	BF	H	R	ER	SO	BB	IBB	HBP	BLK	WP	HR	S	P	ERA	WHIP	
Marty Pattin, R ERA: 4.36 (1, 1)	9.0	W	40	9	0	0	5	5	0	0	0	0	0	45	65	0.00	1.556																						
Marty Pattin, R ERA: 4.36 (9, 1)	9.0	W	40	9	0	0	5	5	0	0	0	0	0	45	65	0.00	1.556																						

Boston Red Sox @ Detroit Tigers
Tiger Stadium, Detroit, MI
Mon Sep 24 1973, 7:05 PM EDT
Att: 12,108 - Unknown - 63 F


AB 35
R 0
H 9
RBI 0
BB 5
SO 5
LOB 33



Batter	1	2	3	4	5	6	7	8	9	AB	R	H	RBI	BB	SO	LOB	TOP										
John Knox, L (1,4) OBP: 0.368, SLG: 0.294 Tony Taylor, R (8, PH) OBP: 0.276, SLG: 0.339	0-0 4-3		0-0 E6	0-0 FC6-4	0-0 FC6-4	0-0 1B		0-0 6-3		4	0	2	1	0	0	0											
Mickey Stanley, R (1,8) OBP: 0.299, SLG: 0.385 Ike Brown, R (6,3) OBP: 0.400, SLG: 0.380	0-0 F9		0-0 FC6-4	0-0 FC6-4		0-0 1-3			0-0 F8	4	0	0	0	0	0	5											
Jim Northrup, L (1,9) OBP: 0.365, SLG: 0.469	0-0 5-3		4-0 1-2		0-0 BB				0-0 1B	4	1	2	0	1	1	0											
Willie Horton, R (1,7) OBP: 0.366, SLG: 0.509 Ron Cash, R (5, PR) OBP: 0.424, SLG: 0.516		0-0 1B	0-0 F9		4-0 1B				0-0 F7	2	1	1	0	1	0	2											
Gates Brown, L (1,10) OBP: 0.330, SLG: 0.373 Frank Howard, R (7, PH) OBP: 0.333, SLG: 0.475		0-0 3-1		0-3 K	0-3 K				0-0 F8	3	0	0	0	0	2	3											
Norm Cash, L (1,3) OBP: 0.359, SLG: 0.479 Dick Sharon, R (6,8) OBP: 0.281, SLG: 0.417		0-0 1B		0-0 G3	0-0 G5-4-3				4-0 BB	3	0	2	2	0	0	0											
Bill Freehan, R (1,2) OBP: 0.323, SLG: 0.317		0-0 F7		4-0 BB	0-0 G5-4-3				4-0 BB	2	1	0	0	2	0	3											
Aurelio Rodriguez, R (1,5) OBP: 0.271, SLG: 0.338		0-0 4-3		0-0 1B		0-0 G5-4-3			0-0 F2	4	0	2	0	0	0	3											
Ed Brinkman, R (1,6) OBP: 0.287, SLG: 0.329 Tom Verzyer, R (7,6) OBP: 0.286, SLG: 0.231			0-0 F3	4-0 1B	0-0 G5-4-3				0-3 K	2	0	0	0	1	0	1											
Inning Stats	R: 0 E: 0 K: 0 S: 3	H: 0 LOB: 0 BB: 0 P: 3	R: 1 E: 0 K: 0 S: 5	H: 2 LOB: 1 BB: 0 P: 5	R: 0 E: 1 K: 0 S: 4	H: 0 LOB: 2 BB: 1 P: 8	R: 1 E: 0 K: 1 S: 7	H: 2 LOB: 3 BB: 2 P: 15	R: 1 E: 0 K: 1 S: 6	H: 2 LOB: 1 BB: 0 P: 10	R: 0 E: 0 K: 1 S: 5	H: 0 LOB: 0 BB: 0 P: 5	R: 0 E: 0 K: 1 S: 5	H: 0 LOB: 2 BB: 2 P: 13	R: 0 E: 0 K: 0 S: 4	H: 1 LOB: 1 BB: 0 P: 4	1B: 8 2B: 0 3B: 1 HR: 0	SF: 0 SAC: 0 DP: 2 HBP: 0	WP: 0 PB: 0 SB: 0 CS: 0	PA: 41							
PITCHER	IP	WLS	BF	H	R	ER	SO	BB	IBB	HBP	BLK	WP	HR	S	P	ERA	WHIP										
Jesse Jefferson, R (1,1) ERA: 4.25	6.0	W	29	8	3	3	2	4	0	0	0	0	0	29	45	4.50	2.000										
Grant Jackson, L (7,1) ERA: 1.95	3.0	S	12	1	0	0	2	2	0	0	0	0	0	14	22	0.00	1.000										

Detroit Tigers @ Baltimore Orioles
 Memorial Stadium, Baltimore, MD
 Tue Sep 25 1973, 7:05 PM EDT
 Att: 8,176 - Unknown


AB	35
R	3
H	9
RBI	3
BB	6
SO	4
LOB	23



Batter	1	2	3	4	5	6	7	8	9	AB	R	H	RBI	BB	SO	LOB	BOTTOM										
Al Bumbry, L (1,7) OBP: 0.397, SLG: 0.500	0-0 E3	0-0 4-3	0-3 K		0-0 E6					5	2	2	0	0	1	3											
Rich Coggins, L (1,8) OBP: 0.362, SLG: 0.472	0-0 1H	0-0 4-3	0-0 F7		0-3 K				0-0 F8	5	1	1	2	0	1	6											
Merv Rettenmund, R (1,9) OBP: 0.376, SLG: 0.422 Enos Cabell, R (6,3) OBP: 0.225, SLG: 0.270	4-0 BB	0-0 3H	0-3 K		0-0 F2				0-3 K	3	1	1	1	1	1	4											
Jim Fuller, R (1,3) OBP: 0.286, SLG: 0.692	0-0 1H	0-3 K		0-0 HR	0-3 K				0-3 K	5	2	2	3	0	3	2											
Terry Crowley, L (1,10) OBP: 0.279, SLG: 0.264	0-0 F9		0-0 1B	4-0 1B		0-0 6-3			0-0 4-3	4	1	1	0	1	0	0											
Bobby Grich, R (1,4) OBP: 0.388, SLG: 0.384	0-0 F8		0-0 E1	0-0 1B	0-0 1B				0-0 4-3	4	1	2	0	0	0	0											
Brooks Robinson, R (1,5) OBP: 0.327, SLG: 0.343 Doug DeCinces, R (5,5) OBP: 0.143, SLG: 0.143	4-0 BB		0-0 1B	0-0 1B	0-0 L6-5				0-0 F2	2	0	1	0	1	0	2											
Mark Belanger, R (1,6) OBP: 0.303, SLG: 0.266	0-0 F8		0-0 1B	0-0 1B	0-0 L6-5				0-3 K	3	0	1	1	1	1	1											
Sergio Robles, R (1,2) OBP: 0.222, SLG: 0.125		0-3 K	0-0 1B	0-0 1B	0-0 F8				0-0 F8	4	0	1	0	0	1	2											
Inning Stats	R: 4 E: 1 K: 0 S: 6	H: 2 LOB: 1 BB: 2 P: 14	R: 1 E: 0 K: 2 S: 9	H: 2 LOB: 1 BB: 0 P: 9	R: 2 E: 1 K: 2 S: 12	H: 5 LOB: 3 BB: 0 P: 12	R: 1 E: 0 K: 0 S: 4	H: 2 LOB: 2 BB: 2 P: 12	R: 0 E: 0 K: 2 S: 8	H: 0 LOB: 1 BB: 0 P: 8	R: 0 E: 0 K: 0 S: 3	H: 0 LOB: 0 BB: 0 P: 3	R: 0 E: 0 K: 1 S: 6	H: 1 LOB: 0 BB: 0 P: 6	R: 0 E: 0 K: 2 S: 7	H: 0 LOB: 0 BB: 0 P: 7	1B: 8 2B: 2 3B: 0 HR: 3	SF: 0 SAC: 0 DP: 1 HBP: 0	WP: 0 PB: 0 SB: 0 CS: 0	PA: 41							
PITCHER	IP	WLS	BF	H	R	ER	SO	BB	IBB	HBP	BLK	WP	HR	S	P	ERA	WHIP										
Jim Perry, R (1,1) ERA: 4.03	0.0	L	4	2	4	3	0	1	0	0	0	0	1	25	33	12.00	3.333										
Lerrin LaGrow, R (1,1) ERA: 4.34	3.0		19	8	4	4	4	2	0	0	0	0	0	20	24	0.00	0.750										
Ed Farmer, R (4,1) ERA: 4.91	4.0		15	2	0	0	3	1	0	0	0	0	0	7	7	0.00	0.000										
Mike Strahler, R (8,1) ERA: 4.37	1.0		3	0	0	0	2	0	0	0	0	0	0	7	7	0.00	0.000										

Detroit Tigers @ Baltimore Orioles
 Memorial Stadium, Baltimore, MD
 Tue Sep 25 1973, 7:05 PM EDT
 Att: 8,176 - Unknown

AB	37
R	8
H	12
RBI	7
BB	4
SO	9
LOB	20




Batter	1	2	3	4	5	6	7	8	9	AB	R	H	RBI	BB	SO	LOB	TOP
Tony Taylor, R OBP: 0.276, SLG: 0.338 (1, 4)										4	0	1	0	0	0	1	Detroit Tigers @ Baltimore Orioles Memorial Stadium, Baltimore, MD Wed Sep 26 1973, 7:05 PM EDT Att: 5,380 - Unknown
Mickey Stanley, R OBP: 0.297, SLG: 0.383 (1, 8)										4	0	0	0	0	1	1	
Al Kaline, R OBP: 0.319, SLG: 0.393 (1, 9)										4	0	0	0	0	1	1	
Willie Horton, R OBP: 0.365, SLG: 0.506 (1, 7)										4	0	1	0	0	1	1	
Frank Howard, R OBP: 0.329, SLG: 0.468 (1, 10)										3	0	0	0	0	0	1	
Ike Brown, R OBP: 0.398, SLG: 0.370 (1, 3)										2	0	0	0	1	1	0	
Bill Freehan, R OBP: 0.323, SLG: 0.316 (1, 2)										2	0	0	0	1	0	1	
Aurelio Rodriguez, R OBP: 0.270, SLG: 0.336 (1, 5)										3	0	0	0	0	0	2	
Ed Brinkman, R OBP: 0.286, SLG: 0.328 Ron Cash, R OBP: 0.441, SLG: 0.516 (8, PH) Tom Venyer, R OBP: 0.286, SLG: 0.231 (8, 6)										2	0	0	0	0	1	1	
										0	0	0	0	1	0	0	
										0	0	0	0	0	0	0	
Inning Stats	R: 0 E: 1 K: 2 S: 8	H: 1 LOB: 1 BB: 0 P: 8	R: 0 E: 0 K: 0 S: 3	H: 0 LOB: 1 BB: 1 P: 7	R: 0 E: 0 K: 0 S: 3	H: 0 LOB: 0 BB: 0 P: 3	R: 0 E: 0 K: 1 S: 5	H: 0 LOB: 1 BB: 1 P: 9	R: 0 E: 0 K: 1 S: 5	H: 1 LOB: 0 BB: 0 P: 5	R: 0 E: 0 K: 0 S: 3	H: 0 LOB: 1 BB: 1 P: 7	R: 0 E: 0 K: 0 S: 3	H: 0 LOB: 0 BB: 0 P: 3	1B: 2 2B: 0 3B: 0 HR: 0	SF: 0 SAC: 0 DP: 1 HBP: 0	WP: 1 PA: 31 PB: 0 SB: 0 CS: 0
PITCHER Don Hood, L ERA: 3.9 (1, 1)	IP: 9.0 WLS: W BF: 31 H: 2 R: 0 ER: 0 SO: 5 BB: 3 IBB: 0 HBP: 0 BLK: 0 WP: 1 HR: 0 S: 38 P: 50 ERA: 0.00 WHIP: 0.556																

Batter	1	2	3	4	5	6	7	8	9	AB	R	H	RBI	BB	SO	LOB	BOTTOM
Merv Rettenmund, R OBP: 0.374, SLG: 0.418 (1, 9)										3	1	0	0	1	0	0	Detroit Tigers @ Baltimore Orioles Memorial Stadium, Baltimore, MD Wed Sep 26 1973, 7:05 PM EDT Att: 5,380 - Unknown
Bobby Grich, R OBP: 0.370, SLG: 0.388 (1, 4)										4	2	3	0	0	0	1	
Paul Blair, R OBP: 0.332, SLG: 0.400 (1, 8)										4	0	2	2	0	1	3	
Tommy Davis, R OBP: 0.342, SLG: 0.392 Enos Cabell, R OBP: 0.220, SLG: 0.263 (6, PR) (7, 3)										3	0	1	1	0	0	2	
Don Baylor, R OBP: 0.360, SLG: 0.443 (1, 7)										1	1	0	0	0	0	0	
Earl Williams, R OBP: 0.331, SLG: 0.426 (1, 10)										4	0	1	0	0	0	3	
Andy Etchebarren, R OBP: 0.302, SLG: 0.359 Sergio Robles, R OBP: 0.222, SLG: 0.125 (9, 2)										3	0	0	0	1	2	2	
Doug DeCinces, R OBP: 0.100, SLG: 0.100 (1, 5)										0	0	0	0	0	0	0	
Mark Belanger, R OBP: 0.302, SLG: 0.264 (1, 6)										3	0	0	0	0	2	1	
										1B: 6 2B: 1 3B: 1 HR: 0	SF: 0 SAC: 0 DP: 0 HBP: 0	WP: 0 PA: 34 PB: 0 SB: 1 CS: 2					
Inning Stats	R: 1 E: 0 K: 0 S: 5	H: 2 LOB: 1 BB: 0 P: 5	R: 0 E: 0 K: 2 S: 7	H: 0 LOB: 1 BB: 1 P: 11	R: 1 E: 1 K: 1 S: 6	H: 0 LOB: 1 BB: 1 P: 10	R: 0 E: 0 K: 2 S: 7	H: 0 LOB: 0 BB: 0 P: 7	R: 1 E: 0 K: 1 S: 6	H: 2 LOB: 1 BB: 0 P: 6	R: 0 E: 0 K: 0 S: 4	H: 1 LOB: 1 BB: 1 P: 8	R: 0 E: 0 K: 1 S: 6	H: 1 LOB: 1 BB: 0 P: 6	R: 0 E: 0 K: 1 S: 6	H: 1 LOB: 1 BB: 0 P: 6	
PITCHER Mickey Lolich, L ERA: 3.82 (1, 1)	IP: 8.0 WLS: L BF: 34 H: 8 R: 4 ER: 3 SO: 8 BB: 3 IBB: 0 HBP: 0 BLK: 0 WP: 0 HR: 0 S: 47 P: 59 ERA: 3.38 WHIP: 1.375																

AB	28
R	0
H	2
RBI	0
BB	3
SO	5
LOB	9




AB	31
R	4
H	8
RBI	3
BB	3
SO	8
LOB	15



Batter	1	2	3	4	5	6	7	8	9	AB	R	H	RBI	BB	SO	LOB	TOP								
John Knox, L (1.4) OBP: 0.333, SLG: 0.238	F7		F9			4-3	E4		6-3 BB	4	0	0	0	1	0	2									
Ron Cash, R (1.7) OBP: 0.447, SLG: 0.514	6-3			5-3		FC3-6 1B			6-3 BB	4	1	2	1	0	0	0									
Jim Northrup, L (8.7) OBP: 0.364, SLG: 0.468						FC3-6 1B	FC6-4		K	1	0	0	0	0	1	1									
Mickey Stanley, R (1.8) OBP: 0.298, SLG: 0.383	K			FC4-6 1B		FC3-6 1B	FC6-4		6-3	5	0	2	0	0	1	3									
Norm Cash, L (1.3) OBP: 0.357, SLG: 0.475		F6		FC4-6 1B		FC3-6 2B		K	F6	5	1	1	0	0	1	3									
Gates Brown, L (1.10) OBP: 0.332, SLG: 0.371	K			FC4-6 1B		2B		BB		2	2	0	0	2	1	2									
Dick Sharon, R (1.9) OBP: 0.286, SLG: 0.421	K			F5		BB		BB		3	0	1	3	1	1	2									
Bill Freehan, R (1.2) OBP: 0.325, SLG: 0.316			F8			K		FC6-4 1B		3	1	1	1	1	1	0									
Aurelio Rodriguez, R (1.5) OBP: 0.268, SLG: 0.334			F8			F9		K		4	0	0	0	0	1	3									
Ed Brinkman, R (1.6) OBP: 0.286, SLG: 0.326						F9		FC6-4		3	0	0	0	1	1	3									
Inning Stats	R: 0 E: 0 K: 1 S: 5	H: 0 LOB: 0 BB: 0 P: 5	R: 0 E: 0 K: 2 S: 7	H: 0 LOB: 0 BB: 0 P: 7	R: 0 E: 0 K: 0 S: 3	H: 0 LOB: 1 BB: 1 P: 7	R: 0 E: 0 K: 0 S: 5	H: 2 LOB: 2 BB: 0 P: 5	R: 0 E: 0 K: 1 S: 5	H: 0 LOB: 0 BB: 0 P: 5	R: 3 E: 0 K: 0 S: 5	H: 3 LOB: 1 BB: 1 P: 9	R: 1 E: 1 K: 1 S: 7	H: 1 LOB: 2 BB: 1 P: 11	R: 1 E: 0 K: 2 S: 8	H: 1 LOB: 2 BB: 2 P: 16	R: 0 E: 0 K: 1 S: 5	H: 0 LOB: 1 BB: 1 P: 9	1B: 6 2B: 1 3B: 0 HR: 0	SF: 0 SAC: 0 DP: 0 HBP: 0	WP: 0 PB: 0 SB: 0 CS: 0	PA: 40			
PITCHER	IP	WLS	BF	H	R	ER	SO	BB	IBB	HBP	BLK	WP	HR	S	P	ERA	WHIP								
Wayne Garland, R (1.1) ERA: 3.94	7.0	L	30	6	4	3	5	3	0	0	0	0	0	37	49	3.86	1.286								
Bob Reynolds, R (8.1) ERA: 1.95	2.0		10	1	1	1	3	3	0	0	0	0	0	13	25	4.50	2.000								

Detroit Tigers @ Baltimore Orioles
Memorial Stadium, Baltimore, MD
 Thu Sep 27 1973, 7:05 PM EDT
 Att: 4,719 - Unknown


AB 34
 R 5
 H 7
 RBI 5
 BB 6
 SO 8
 LOB 19



Batter	1	2	3	4	5	6	7	8	9	AB	R	H	RBI	BB	SO	LOB	BOTTOM								
Al Bumbry, L (1.7) OBP: 0.398, SLG: 0.499	F7		4-3 BB					4-3 1B		3	0	1	0	1	0	1									
Rich Coggins, L (1.8) OBP: 0.361, SLG: 0.470	F9		4-3					4-3		4	0	1	0	0	0	3									
Don Baylor, R (1.3) OBP: 0.357, SLG: 0.438	6-3		6-3					F4		4	0	0	0	0	0	4									
Jim Fuller, R (1.9) OBP: 0.222, SLG: 0.529		K		K				K		4	0	0	0	0	4	2									
Brooks Robinson, R (1.5) OBP: 0.328, SLG: 0.348		E7 WP 1B		F3				6-3		4	2	2	0	0	0	1									
Terry Crowley, L (1.10) OBP: 0.286, SLG: 0.280		K		K				2B		4	0	2	1	0	2	0									
Bobby Grich, R (1.4) OBP: 0.370, SLG: 0.388								1B		1	0	0	0	0	0	0									
Frank Baker, L (3.4) OBP: 0.232, SLG: 0.245	F9							K		3	0	0	0	0	1	2									
Mark Belanger, R (1.6) OBP: 0.300, SLG: 0.262			E3 4-3 S					6-3		3	0	0	0	0	1	1									
Boog Powell, L (9. PH) OBP: 0.398, SLG: 0.395								G4-6-3 1B		1	0	0	0	0	0	1									
Sergio Robles, R (1.2) OBP: 0.250, SLG: 0.100			F7					F7		2	0	0	0	1	0	2									
Inning Stats	R: 0 E: 0 K: 0 S: 3	H: 1 LOB: 0 BB: 0 P: 8	R: 1 E: 1 K: 2 S: 8	H: 1 LOB: 0 BB: 0 P: 8	R: 0 E: 0 K: 0 S: 4	H: 0 LOB: 2 BB: 1 P: 8	R: 0 E: 0 K: 2 S: 7	H: 0 LOB: 0 BB: 0 P: 7	R: 0 E: 0 K: 1 S: 5	H: 0 LOB: 1 BB: 1 P: 9	R: 0 E: 0 K: 1 S: 6	H: 1 LOB: 1 BB: 0 P: 6	R: 0 E: 0 K: 0 S: 4	H: 1 LOB: 1 BB: 0 P: 4	R: 0 E: 0 K: 1 S: 6	H: 1 LOB: 2 BB: 0 P: 6	R: 1 E: 0 K: 1 S: 6	H: 2 LOB: 0 BB: 0 P: 6	1B: 4 2B: 1 3B: 1 HR: 0	SF: 0 SAC: 0 DP: 1 HBP: 0	WP: 1 PB: 0 SB: 1 CS: 0	PA: 35			
PITCHER	IP	WLS	BF	H	R	ER	SO	BB	IBB	HBP	BLK	WP	HR	S	P	ERA	WHIP								
Joe Coleman, R (1.1) ERA: 3.53	9.0	W	35	6	2	1	8	2	0	0	0	1	0	49	57	1.00	0.889								

Detroit Tigers @ Baltimore Orioles
Memorial Stadium, Baltimore, MD
 Thu Sep 27 1973, 7:05 PM EDT
 Att: 4,719 - Unknown

AB 33
 R 2
 H 6
 RBI 1
 BB 2
 SO 8
 LOB 17



Batter	1	2	3	4	5	6	7	8	9	AB	R	H	RBI	BB	SO	LOB	TOP	
John Knox, L OBP: 0.321, SLG: 0.240 (1, 4)										4	0	1	0	0	0	2		
Mickey Stanley, R OBP: 0.297, SLG: 0.384 (1, 8)										4	0	1	0	0	0	1		
Jim Northrup, L OBP: 0.366, SLG: 0.467 (1, 9)										3	0	1	0	1	0	1		
Willie Horton, R OBP: 0.362, SLG: 0.501 (1, 7)										4	0	0	0	0	0	3		
Gates Brown, L OBP: 0.331, SLG: 0.370 (1, 10)										4	1	1	0	0	0	2		
Norm Cash, L OBP: 0.358, SLG: 0.472 (1, 3)										2	0	0	0	2	0	0		
Joe Staton, L OBP: 0.222, SLG: 0.222 (9, PR)										0	0	0	0	0	0	0		
Bill Freehan, R OBP: 0.323, SLG: 0.313 (9, PH)										3	0	0	0	0	0	2		
Dick McAuliffe, L OBP: 0.366, SLG: 0.437 (9, PH)										1	0	0	0	0	0	2		
Aurelio Rodriguez, R OBP: 0.267, SLG: 0.332 (1, 5)										3	0	0	0	0	0	2		
Ed Brinkman, R OBP: 0.284, SLG: 0.324 (1, 6)										3	0	0	0	0	0	1		
Inning Stats	R: 0 E: 0 K: 1 S: 4	H: 1 LOB: 1 BB: 0 P: 4	R: 1 E: 1 K: 0 S: 5	H: 1 LOB: 2 BB: 1 P: 9	R: 0 E: 0 K: 0 S: 3	H: 0 LOB: 0 BB: 0 P: 3	R: 0 E: 0 K: 0 S: 3	H: 0 LOB: 0 BB: 0 P: 3	R: 0 E: 0 K: 0 S: 3	H: 0 LOB: 0 BB: 0 P: 3	R: 0 E: 0 K: 0 S: 3	H: 0 LOB: 0 BB: 0 P: 3	R: 0 E: 0 K: 0 S: 3	H: 0 LOB: 0 BB: 0 P: 11	1B: 3 2B: 1 3B: 0 HR: 0	SF: 0 SAC: 0 DP: 1 HBP: 0	WP: 0 PB: 0 SB: 0 CS: 0	PA: 34
PITCHER Mel Stottlemyre, R ERA: 3.07 (1, 1)	IP: 9.0 WLS: W BF: 34 H: 4 R: 1 ER: 0 SO: 0 BB: 3 IBB: 0 HBP: 0 BLK: 0 WP: 0 HR: 0 S: 31 P: 43 ERA: 0.00 WHIP: 0.778															PITCHER Mel Stottlemyre, R ERA: 3.07 (1, 1)	IP: 9.0 WLS: W BF: 34 H: 4 R: 1 ER: 0 SO: 0 BB: 3 IBB: 0 HBP: 0 BLK: 0 WP: 0 HR: 0 S: 31 P: 43 ERA: 0.00 WHIP: 0.778	

Detroit Tigers @ New York Yankees
Yankee Stadium, Bronx, NY
Fri Sep 28 1973, 7:05 PM EDT
Att. 9,313 - Unknown - 69 F

AB 31
R 1
H 4
RBI 0
BB 3
SO 0
LOB 16



Batter	1	2	3	4	5	6	7	8	9	AB	R	H	RBI	BB	SO	LOB	BOTTOM			
Horace Clarke, S OBP: 0.317, SLG: 0.308 (1, 4)										4	0	1	1	0	2	0				
Mike Hegan, L OBP: 0.285, SLG: 0.385 (1, 3)										4	1	2	0	0	2	2				
Roy White, S OBP: 0.329, SLG: 0.376 (1, 7)										3	1	1	0	0	0	1				
Bobby Murcer, L OBP: 0.357, SLG: 0.465 (1, 8)										4	1	2	3	0	0	1				
Celerino Sanchez, R OBP: 0.227, SLG: 0.302 (1, 5)										4	0	0	0	0	1	2				
Graig Nettles, L OBP: 0.334, SLG: 0.388 (1, 10)										2	0	0	0	2	1	1				
Otto Velez, R OBP: 0.321, SLG: 0.314 (1, 9)										2	1	1	0	1	0	1				
Rick Dempsey, R OBP: 0.250, SLG: 0.182 (1, 2)										3	0	0	0	0	1	3				
Fred Stanley, R OBP: 0.299, SLG: 0.300 (1, 6)										3	0	0	0	0	2	2				
Inning Stats	R: 0 E: 0 K: 1 S: 5	H: 1 LOB: 0 BB: 0 P: 5	R: 0 E: 0 K: 0 S: 3	H: 0 LOB: 1 BB: 1 P: 7	R: 0 E: 0 K: 2 S: 7	H: 0 LOB: 0 BB: 0 P: 7	R: 0 E: 0 K: 1 S: 5	H: 0 LOB: 0 BB: 0 P: 6	R: 0 E: 0 K: 1 S: 5	H: 1 LOB: 0 BB: 0 P: 5	R: 3 E: 0 K: 1 S: 8	H: 3 LOB: 0 BB: 0 P: 8	R: 1 E: 0 K: 2 S: 8	H: 1 LOB: 2 BB: 2 P: 16	R: 0 E: 0 K: 1 S: 6	H: 1 LOB: 1 BB: 0 P: 6	1B: 5 2B: 1 3B: 0 HR: 1	SF: 0 SAC: 0 DP: 2 HBP: 1	WP: 0 PB: 0 SB: 0 CS: 0	PA: 33
PITCHER Woodie Fryman, L ERA: 5.36 John Hiller, L ERA: 1.4 (7, 1)	IP: 6.0 WLS: L BF: 24 H: 5 R: 4 ER: 4 SO: 6 BB: 2 IBB: 1 HBP: 0 BLK: 0 WP: 0 HR: 1 S: 33 P: 42 ERA: 6.00 WHIP: 1.167															PITCHER Woodie Fryman, L ERA: 5.36 John Hiller, L ERA: 1.4 (7, 1)	IP: 6.0 WLS: L BF: 24 H: 5 R: 4 ER: 4 SO: 6 BB: 2 IBB: 1 HBP: 0 BLK: 0 WP: 0 HR: 1 S: 33 P: 42 ERA: 6.00 WHIP: 1.167			

Detroit Tigers @ New York Yankees
Yankee Stadium, Bronx, NY
Fri Sep 28 1973, 7:05 PM EDT
Att. 9,313 - Unknown - 69 F


AB 29
R 4
H 7
RBI 4
BB 3
SO 9
LOB 13



Batter	1	2	3	4	5	6	7	8	9	AB	R	H	RBI	BB	SO	LOB	TOP			
John Knox, L (1, 4) OBP: 0.313, SLG: 0.276	0-0 2B		0-0 4-3		0-0 4-3		0-0 F8			4	0	1	0	0	0	3				
Ron Cash, R (1, 7) OBP: 0.476, SLG: 0.514	4-0 G4-6-3 BB		4-0 FC6-4 BB			4-0 1B	0-0 F8			2	0	1	0	2	0	2				
Joe Staton, L (1, 3) OBP: 0.231, SLG: 0.231	0-3 K		0-0 FC6-4 1-2			0-0 1B		0-0 4-3		4	0	1	0	0	1	4				
Gates Brown, L (1, 10) OBP: 0.328, SLG: 0.366	0-0 G4-6-3 1-2			0-0 F9		0-0 P6		0-0 4-3		4	0	0	0	0	0	4				
Dick Sharon, R (1, 8) OBP: 0.285, SLG: 0.417		0-0 1-3		0-0 1B		0-0 F8		0-0 F7		4	0	1	0	0	0	2				
Marvin Lane, R (1, 9)		0-3 K		4-0 BB		0-0 4-3			0-0 F8	3	0	0	0	1	1	2				
Bob Didier, S (1, 2) OBP: 0.350, SLG: 0.529		0-0 P5		0-0 F9			0-0 1-3		0-0 F9	4	0	0	0	0	0	1				
Aurelio Rodriguez, R (1, 5) Norm Cash, L (9, PH) OBP: 0.357, SLG: 0.471			0-0 1-3		0-0 1-3		4-0 BB BB		0-3 K	2	0	0	0	1	0	0				
Tom Verzyer, R (1, 6) Ed Brinkman, R (7, 6) OBP: 0.284, SLG: 0.324				0-0 3B			4-0 BB BB			2	0	1	0	1	1	0				
										0	0	0	0	0	0	0				
Inning Stats	R: 0 E: 0 K: 1 S: 5	H: 1 LOB: 1 BB: 1 P: 9	R: 0 E: 0 K: 1 S: 5	H: 0 LOB: 0 BB: 0 P: 5	R: 0 E: 0 K: 0 S: 4	H: 1 LOB: 2 BB: 1 P: 8	R: 0 E: 0 K: 0 S: 3	H: 1 LOB: 1 BB: 1 P: 7	R: 0 E: 0 K: 1 S: 5	H: 0 LOB: 0 BB: 0 P: 5	R: 0 E: 0 K: 0 S: 3	H: 2 LOB: 2 BB: 0 P: 5	R: 0 E: 0 K: 0 S: 3	H: 0 LOB: 0 BB: 0 P: 3	R: 0 E: 0 K: 1 S: 5	H: 0 LOB: 0 BB: 0 P: 5	1B: 3 2B: 1 3B: 1 HR: 0	SF: 0 SAC: 0 DP: 1 HBP: 0	WP: 0 PB: 0 SB: 0 CS: 0	PA: 35
PITCHER Doc Medich, R (1, 1) ERA: 2.95	IP: 9.0 WLS: W BF: 35 H: 5 R: 0 ER: 0 SO: 4 BB: 5 IBB: 0 HBP: 0 BLK: 0 WP: 0 HR: 0 S: 38 P: 58 ERA: 0.00 WHIP: 1.111															PITCHER				

Detroit Tigers @ New York Yankees
 Yankee Stadium, Bronx, NY
 Sat Sep 29 1973, 3:33 AM EDT
 Att. 9,502 - Unknown - 76 F


AB 30
R 0
H 5
RBI 0
BB 5
SO 4
LOB 18



Batter	1	2	3	4	5	6	7	8	9	AB	R	H	RBI	BB	SO	LOB	BOTTOM
Roy White, S (1, 7) OBP: 0.330, SLG: 0.375	0-0 F7		0-0 4-3				4-0 FC4 1-2 IBB			3	0	1	0	1	0	1	
Mike Hegan, L (1, 3) OBP: 0.283, SLG: 0.399	4-0 FC6-4 1B BB		0-0 HR		0-3 K		0-0 FC4 1-2 2-3 3-H			3	2	1	2	1	1	3	
Graig Nettles, L (1, 5) OBP: 0.334, SLG: 0.387	0-0 FC6-4 1-2 1B		0-0 3-1		0-0 F2		0-0 P6			4	0	1	0	0	0	2	
Bobby Murcer, L (1, 8) OBP: 0.356, SLG: 0.463	0-0 FC6-4 1-2 2-3 1B		0-0 E3 F8			0-3 K		0-0 1B		4	0	1	0	0	1	2	
Ron Blomberg, L (1, 10) OBP: 0.399, SLG: 0.505	0-0 1-2 3-H 1B		0-0 F8			0-0 1-3		0-3 K		4	0	1	1	0	1	2	
Otto Velez, R (1, 9) OBP: 0.507, SLG: 0.297	0-3 K		0-0 6-3			0-0 6-3		0-0 L5		4	0	0	0	0	1	4	
Jerry Moses, R (1, 2) OBP: 0.270, SLG: 0.288		0-0 1B		0-0 L4			0-0 1B FC4-5 2B	0-0 F8		4	0	2	0	0	0	1	
Hal Lanier, R (1, 4) OBP: 0.233, SLG: 0.229		0-0 5-3		0-0 1-3			0-0 FC4-2-5 FC4 1B			3	1	1	0	0	0	0	
Fred Stanley, R (1, 6) OBP: 0.300, SLG: 0.302			0-0 1B		0-3 K		0-0 FC4-2-5 FC4 1B 1-3 3-H			3	0	1	0	0	1	2	
										1B: 7 2B: 2 3B: 0 HR: 1	SF: 0 SAC: 0 DP: 1 HBP: 0	WP: 0 PB: 0 SB: 0 CS: 1	PA: 34				
Inning Stats	R: 1 E: 0 K: 1 S: 7	H: 2 LOB: 2 BB: 1 P: 11	R: 0 E: 0 K: 0 S: 4	H: 2 LOB: 1 BB: 0 P: 4	R: 1 E: 1 K: 0 S: 5	H: 1 LOB: 1 BB: 0 P: 5	R: 0 E: 0 K: 1 S: 5	H: 0 LOB: 0 BB: 0 P: 5	R: 0 E: 0 K: 1 S: 5	H: 1 LOB: 0 BB: 0 P: 5	R: 0 E: 0 K: 0 S: 5	H: 0 LOB: 0 BB: 0 P: 5	R: 1 E: 0 K: 0 S: 5	H: 2 LOB: 2 BB: 1 P: 9	R: 0 E: 0 K: 1 S: 6	H: 1 LOB: 1 BB: 0 P: 6	
PITCHER Lerin LaGrow, R (1, 1) ERA: 4.33 Gary Ignasiak, L (7, 1) ERA: 3.86	IP: 6.1 WLS: L BF: 28 H: 8 R: 3 ER: 3 SO: 4 BB: 1 IBB: 1 HBP: 0 BLK: 0 WP: 0 HR: 1 S: 34 P: 42 ERA: 4.26 WHIP: 1.421															PITCHER	

Detroit Tigers @ New York Yankees
 Yankee Stadium, Bronx, NY
 Sat Sep 29 1973, 3:33 AM EDT
 Att. 9,502 - Unknown - 76 F

AB 32
R 3
H 9
RBI 3
BB 2
SO 5
LOB 17



Batter	1	2	3	4	5	6	7	8	9	AB	R	H	RBI	BB	SO	LOB	TOP								
Tom Verzyer, R (1, 6) OBP: 0.364, SLG: 0.400 Ed Brinkman, R (8, 6) OBP: 0.284, SLG: 0.324	P4		5-3		5-3		CS			5	1	2	1	0	0	1									
Aurelio Rodriguez, R (1, 5) OBP: 0.296, SLG: 0.330 Ike Brown, R (5, 5) OBP: 0.407, SLG: 0.382	6-3		4-3				6-3			2	0	0	0	0	0	1									
Al Kaline, R (1, 9) OBP: 0.320, SLG: 0.394 Ron Cash, R (4, 7) OBP: 0.467, SLG: 0.487 Mickey Stanley, R (8, 8) OBP: 0.297, SLG: 0.384	L9				1B		K			2	0	1	0	0	0	0									
Frank Howard, R (1, 10) OBP: 0.327, SLG: 0.463					L6		5-3		P4	5	0	1	0	0	1	4									
Dick Sharon, R (1, 8) OBP: 0.280, SLG: 0.410 Jim Northrup, L (8, PH) OBP: 0.366, SLG: 0.465	K				K		6-3		4-3	3	0	0	0	0	2	2									
Bob Didier, S (1, 2) OBP: 0.292, SLG: 0.500	FC6-5				1B		FC5-4		FC3-6	5	1	2	1	0	0	3									
Joe Staton, L (1, 3) OBP: 0.235, SLG: 0.235	K				F2		FC5-4		BB	4	2	1	1	0	1	4									
Marvin Lane, R (1, 7) OBP: 0.400, SLG: 0.625					SH1-4		F8		1B	3	2	2	2	1	0	0									
John Knox, L (1, 4) OBP: 0.343, SLG: 0.313					SH1-4		K		1B	3	0	2	2	0	1	0									
Inning Stats	R: 0 E: 0 K: 0 S: 3	H: 0 LOB: 0 BB: 0 P: 3	R: 0 E: 0 K: 2 S: 8	H: 1 LOB: 1 BB: 0 P: 8	R: 0 E: 0 K: 0 S: 4	H: 1 LOB: 1 BB: 0 P: 4	R: 0 E: 0 K: 1 S: 7	H: 2 LOB: 2 BB: 0 P: 7	R: 0 E: 0 K: 1 S: 5	H: 0 LOB: 0 BB: 0 P: 5	R: 0 E: 0 K: 1 S: 5	H: 0 LOB: 0 BB: 0 P: 5	R: 2 E: 0 K: 0 S: 5	H: 3 LOB: 2 BB: 0 P: 5	R: 6 E: 0 K: 1 S: 11	H: 6 LOB: 3 BB: 3 P: 23	R: 0 E: 0 K: 1 S: 5	H: 0 LOB: 0 BB: 0 P: 5	1B: 12 2B: 0 3B: 0 HR: 1	SF: 0 SAC: 1 DP: 0 HBP: 0	WP: 1 PB: 0 SB: 0 CS: 1	PA: 43			
PITCHER	IP	WLS	BF	H	R	ER	SO	BB	IBB	HBP	BLK	WP	HR	S	P	ERA	WHIP								
Fritz Peterson, L (1, 1) ERA: 3.95	7.0		29	9	4	4	5	0	0	0	0	1	1	39	39	5.14	1.286								
Lindy McDaniel, R (8, 1) ERA: 2.95	0.2	L	8	3	4	4	0	3	0	0	0	0	0	5	17	54.00	9.000								
Wayne Granger, R (8, 1) ERA: 3.63	1.1		5	1	0	0	2	0	0	0	0	0	0	9	9	0.00	0.750								

Detroit Tigers @ New York Yankees
Yankee Stadium, Bronx, NY
Sun Sep 30 1973, 3:33 AM EDT
Att: 32,238 - Unknown - 70 F

AB	38
R	8
H	13
RBI	8
BB	3
SO	7
LOB	18



Batter	1	2	3	4	5	6	7	8	9	AB	R	H	RBI	BB	SO	LOB	BOTTOM								
Roy White, S (1, 7) OBP: 0.329, SLG: 0.374	F7		4-3		3-1		P4		F9	5	0	1	0	0	0	3									
Mike Hegan, L (1, 3) OBP: 0.284, SLG: 0.391	K		SH3-4				P5		F8	4	0	0	0	0	2	3									
Graig Nettles, L (1, 5) OBP: 0.334, SLG: 0.395 Celerino Sanchez, R (7, 5) OBP: 0.239, SLG: 0.313	K		4-3				E		BB	2	0	0	0	1	1	1									
Bobby Murcer, L (1, 8) OBP: 0.357, SLG: 0.464 Ron Swoboda, R (3, 8) OBP: 0.191, SLG: 0.166			2-3				K		F9	1	1	1	0	0	0	0									
Ron Blomberg, L (1, 10) OBP: 0.395, SLG: 0.498	F7				P3		F9		K	4	0	0	0	0	1	2									
Duke Sims, L (1, 2) OBP: 0.331, SLG: 0.387	2B				F9		HR		1B	2	2	1	1	2	0	0									
Otto Velez, R (1, 9) OBP: 0.326, SLG: 0.325	1-3				K		SH		BB	3	1	2	1	1	1	0									
Hal Lanier, R (1, 4) OBP: 0.244, SLG: 0.244	G3				P6		1B		2-1	3	1	1	1	1	0	2									
Fred Stanley, R (1, 6) OBP: 0.288, SLG: 0.288	K				5-3		SH		2-1	3	0	0	0	0	1	2									
Inning Stats	R: 0 E: 0 K: 2 S: 7	H: 0 LOB: 0 BB: 0 P: 7	R: 1 E: 0 K: 1 S: 7	H: 2 LOB: 2 BB: 1 P: 11	R: 0 E: 0 K: 0 S: 4	H: 1 LOB: 1 BB: 0 P: 4	R: 0 E: 0 K: 1 S: 5	H: 0 LOB: 0 BB: 0 P: 5	R: 0 E: 0 K: 1 S: 3	H: 0 LOB: 0 BB: 0 P: 3	R: 0 E: 1 K: 1 S: 5	H: 0 LOB: 1 BB: 1 P: 9	R: 3 E: 0 K: 1 S: 7	H: 2 LOB: 2 BB: 2 P: 15	R: 1 E: 0 K: 1 S: 6	H: 2 LOB: 2 BB: 1 P: 10	R: 0 E: 0 K: 0 S: 3	H: 0 LOB: 0 BB: 0 P: 3	1B: 4 2B: 2 3B: 0 HR: 1	SF: 0 SAC: 2 DP: 0 HBP: 0	WP: 0 PB: 0 SB: 0 CS: 0	PA: 38			
PITCHER	IP	WLS	BF	H	R	ER	SO	BB	IBB	HBP	BLK	WP	HR	S	P	ERA	WHIP								
Fred Holdsworth, R (1, 1) ERA: 6.75	6.0		26	4	4	4	5	4	0	0	0	0	0	32	48	6.00	1.333								
John Hiller, L (7, 1) ERA: 1.44	3.0	W	13	3	1	1	2	1	0	0	0	0	0	15	19	3.00	1.333								

Detroit Tigers @ New York Yankees
Yankee Stadium, Bronx, NY
Sun Sep 30 1973, 3:33 AM EDT
Att: 32,238 - Unknown - 70 F

AB	31
R	5
H	7
RBI	5
BB	5
SO	7
LOB	15

