

Detroit Tigers - 1974

Batter	1	2	3	4	5	6	7	8	9	AB R H RBI BB SO LOB	TOP		
Ed Brinkman, R (1, 6) OBP: 0.600, SLG: 0.500	4-0 1B FC6-4 BB	0-0 F4			0-0 F2		0-0 1B		0-0 1B	4 1 2 0 1 0 3			
Aurelio Rodriguez, R (1, 5) OBP: 0.600, SLG: 0.600	0-0 1-3 1B FC6-4		0-0 F9		0-0 1-2 1B		0-0 4-3		0-0 1-2 2-3 1B	5 0 3 0 0 0 1			
Jim Northrup, L (1, 9)	0-0 1-2f 3-H 1B FC6-4		0-0 6-3		0-0 F7			0-0 F6	0-3 K	5 0 0 1 0 1 6			
Al Kaline, R (1, 10)	0-3 K		0-0 L1-3		0-3 K			4-0 BB S		3 0 0 0 1 2 3			
Willie Horton, R (1, 7) OBP: 0.250, SLG: 1.000	0-0 F4			0-0 HR		0-0 F7		0-3 K	1-2	4 1 1 1 0 1 2			
Norm Cash, L (1, 3) OBP: 0.250, SLG: 0.250		0-0 4-3		0-0 CS 1B		0-0 F9		0-0 4-3		4 0 1 0 0 0 1			
Mickey Stanley, R (1, 8)		4-0 1B FC5-2-5-1 BB		0-0 F2		0-0 F9			0-0 F2	3 0 0 0 1 0 1			
Bill Freehan, R (1, 2) OBP: 0.500, SLG: 0.333 John Knox, L (9, PR)		0-0 1-3 1B FC5-2-5-1		0-3 K			0-0 L6		4-0 1B 1B BB	3 0 1 0 1 1 1 0 0 0 0 0 0 0			
Gary Sutherland, R (1, 4) OBP: 0.333, SLG: 0.333 Gates Brown, L (9, PH) Ron Cash, R (9, PH)		0-0 1-3 3-H FC5-2-5-1			0-0 1B 1B		0-0 F7		0-0 F7	3 0 1 0 0 0 2 0 0 0 0 0 0 0 1 0 0 0 0 0 1			
Inning Stats	R: 1 E: 0 K: 1 S: 6 H: 1 LOB: 1 BB: 1 P: 10	R: 0 E: 0 K: 0 S: 4 H: 1 LOB: 2 BB: 1 P: 8	R: 0 E: 0 K: 0 S: 3 H: 0 LOB: 0 BB: 0 P: 3	R: 1 E: 0 K: 1 S: 6 H: 2 LOB: 1 BB: 0 P: 6	R: 0 E: 0 K: 1 S: 7 H: 2 LOB: 2 BB: 0 P: 7	R: 0 E: 0 K: 0 S: 3 H: 0 LOB: 0 BB: 0 P: 3	R: 0 E: 0 K: 0 S: 4 H: 1 LOB: 1 BB: 0 P: 4	R: 0 E: 0 K: 1 S: 5 H: 0 LOB: 1 BB: 1 P: 9	R: 0 E: 0 K: 1 S: 7 H: 2 LOB: 3 BB: 1 P: 11	1B: 8 2B: 1 3B: 0 HR: 1 SF: 0 SAC: 0 DP: 1 HBP: 0	WP: 0 PB: 0 SB: 1 CS: 1 PA: 39		
PITCHER	IP WLS BF H R ER SO BB IBB HBP BLK WP HR S P ERA WHIP											PITCHER	IP WLS BF H R ER SO BB IBB HBP BLK WP HR S P ERA WHIP
Jim Palmer, R (1, 1) ERA: 2.16	8.1 W 35 7 2 2 4 4 0 0 0 0 1 39 55 2.16 1.320												
Grant Jackson, L (9, 1) ERA:	0.2 S 4 2 0 0 1 0 0 0 0 0 0 6 6 0.00 3.000												

Detroit Tigers @ Baltimore Orioles
 Memorial Stadium, Baltimore, MD
 Fri Apr 05 1974, 3:33 AM EDT
 Att. 23,918 - Unknown

livebaseballscorecards.com

AB	35
R	2
H	9
RBI	2
BB	4
SO	5
LOB	21



Batter	1	2	3	4	5	6	7	8	9	AB	R	H	RBI	BB	SO	LOB
Al Bumbry, L (1, 7) S S	0-3 K		0-0 F7		0-0 F8			0-0 E4 SH1-4 1B		4	1	0	0	0	1	1
Rich Coggins, L (1, 9) X	0-0 F8			0-0 G3		0-0 1-3		0-0 SH1-4 1-2		3	0	0	0	0	0	0
Bobby Grich, R (1, 4) OBP: 0.500, SLG: 0.333 X	0-0 F8			0-0 1B PB 1B		0-0 L6		4-0 1B CS IBB		3	1	1	0	1	0	0
Tommy Davis, R (1, 10) OBP: 0.500, SLG: 0.333 X		0-0 F9		0-0 1B PB 1B		4-0 BB		0-0 F8		3	1	1	0	1	0	2
Don Baylor, R (1, 3) OBP: 0.500, SLG: 0.500 Enos Cabell, R (9, 3)		0-0 L6		0-0 1B 1-H 3-H		0-0 F7		0-0 1B 1-3 2-H		4	0	2	2	0	0	1
Brooks Robinson, R (1, 5) OBP: 0.333, SLG: 0.667 X		0-0 5-3		0-0 F6			0-0 2B	0-0 CS 3-H		3	0	1	0	0	0	1
Earl Williams, R (1, 2)			0-0 F6	0-0 5-3			0-3 K			3	0	0	0	0	1	2
Paul Blair, R (1, 8)			0-0 5-3		0-0 1-3		0-0 F6			3	0	0	0	0	0	1
Mark Belanger, R (1, 6) B B B			4-0 BB		0-0 F8		0-0 F5			2	0	0	0	1	0	1


Inning Stats	R: 0	H: 0	E: 0	LOB: 0	K: 1	BB: 0	S: 5	P: 5	R: 0	H: 0	E: 0	LOB: 0	K: 0	BB: 0	S: 3	P: 3	R: 0	H: 0	E: 0	LOB: 1	K: 0	BB: 1	S: 3	P: 7	R: 2	H: 3	E: 0	LOB: 1	K: 0	BB: 0	S: 6	P: 6	R: 0	H: 0	E: 0	LOB: 0	K: 0	BB: 0	S: 3	P: 3	R: 0	H: 0	E: 0	LOB: 1	K: 1	BB: 0	S: 6	P: 6	R: 1	H: 1	E: 1	LOB: 1	K: 0	BB: 1	S: 4	P: 8
PITCHER Mickey Lolich, L (1, 1) ERA: 1.13	IP	WLS	BF	H	R	ER	SO	BB	IBB	HBP	BLK	WP	HR	S	P	ERA	WHIP	IP	WLS	BF	H	R	ER	SO	BB	IBB	HBP	BLK	WP	HR	S	P	ERA	WHIP	IP	WLS	BF	H	R	ER	SO	BB	IBB	HBP	BLK	WP	HR	S	P	ERA	WHIP					

BOTTOM

Detroit Tigers @ Baltimore Orioles
Memorial Stadium, Baltimore, MD
 Fri Apr 05 1974, 3:33 AM EDT
 Att. 23,918 - Unknown

livebaseballscorecards.com

AB	28
R	3
H	5
RBI	2
BB	3
SO	2
LOB	9



WP: 0	PA: 33
PB: 1	SB: 0
CS: 1	

Batter	1	2	3	4	5	6	7	8	9	10	AB R H RBI BB SO LOB	TOP												
Ed Brinkman, R (1, 6) OBP: 0.300, SLG: 0.222	0-0 5-3		0-0 4-3	0-0 F8			0-3 K			0-0 1-3	5 0 0 0 0 1 2	<p>Detroit Tigers @ Baltimore Orioles Memorial Stadium, Baltimore, MD Sat Apr 06 1974, 3:33 AM EDT Att: 3,749 - Unknown</p>												
Aurelio Rodriguez, R (1, 5) OBP: 0.400, SLG: 0.333	0-0 L4		4-0 1B BB		0-0 4-3		0-0 6-3		0-0 F7	4 1 0 0 1 0 0														
Jim Northrup, L (1, 9) OBP: 0.200, SLG: 0.222	4-0 1B BB		0-0 E1	1-2	0-0 P3		0-0 F6		0-0 1B 2B	4 1 1 0 1 0 1														
Al Kaline, R (1, 10) OBP: 0.444, SLG: 0.375	0-0 1-3 1B		0-0 1-3 2-H 1B		0-0 L3			0-0 L6-3	0-0 2-H 1B	5 0 3 2 0 0 0														
Willie Horton, R (1, 7) OBP: 0.125, SLG: 0.500	0-3 K		0-0 F8			0-3 K		0-3 K		4 0 0 0 0 3 3														
Mickey Stanley, R (1, 8) OBP: 0.250, SLG: 0.286		0-0 6-3		0-0 F4		0-0 1B 2B		0-0 F7		4 1 1 0 0 0 0														
Bill Freehan, R (1, 2) OBP: 0.625, SLG: 0.833		0-0 3B		4-0 1B BB		0-0 2-H 1B			0-0 F6	3 0 2 1 1 0 0														
Ron Cash, R (1, 3) OBP: 0.400, SLG: 0.400		0-3 K		0-0 1-3 1B		0-0 E5 G4-6-3			0-0 CS 1B	4 0 2 0 0 1 2														
Gary Sutherland, R (1, 4) OBP: 0.143, SLG: 0.143		0-0 4-3		0-0 F4		0-0 G4-6-3 1-2f			0-0 6-3 1-2	4 0 0 0 0 0 6														
Inning Stats	R: 0 E: 0 K: 1 S: 6	H: 1 LOB: 2 BB: 1 P: 10	R: 0 E: 0 K: 1 S: 6	H: 1 LOB: 1 BB: 0 P: 6	R: 1 E: 1 K: 0 S: 4	H: 1 LOB: 1 BB: 1 P: 8	R: 0 E: 0 K: 0 S: 4	H: 1 LOB: 2 BB: 1 P: 8	R: 0 E: 0 K: 1 S: 7	H: 0 LOB: 0 BB: 0 P: 3	R: 1 E: 1 K: 1 S: 5		H: 2 LOB: 1 BB: 0 P: 7	R: 0 E: 0 K: 1 S: 5	H: 0 LOB: 0 BB: 0 P: 5	R: 0 E: 0 K: 1 S: 5	H: 0 LOB: 0 BB: 0 P: 5	R: 0 E: 0 K: 0 S: 3	H: 1 LOB: 0 BB: 0 P: 3	R: 1 E: 0 K: 0 S: 4	H: 2 LOB: 1 BB: 0 P: 4	1B: 6 2B: 2 3B: 1 HR: 0	SF: 0 SAC: 0 DP: 1 HBP: 0	WP: 0 PB: 0 SB: 0 CS: 1
PITCHER Dave McNally, L (1, 1) ERA: 1.8	IP 10.0	WLS L	BF 40	H 9	R 3	ER 2	SO 5	BB 3	IBB 0	HBP 0	BLK 0	WP 0	HR 0	S 47	P 59	ERA 1.80	WHIP 1.200							

livebaseballscorecards.com

AB	37
R	3
H	9
RBI	3
BB	3
SO	5
LOB	14



BOTTOM

Detroit Tigers @ Baltimore Orioles
Memorial Stadium, Baltimore, MD

Sat Apr 06 1974, 3:33 AM EDT
Att. 3,749 - Unknown

livebaseballscorecards.com

AB	36
R	2
H	9
RBI	2
BB	6
SO	3
LOB	22



AB R H RBI BB SO LOB

4 0 0 0 1 1 2

3 1 2 2 2 0 0

5 0 3 0 0 0 4

4 0 0 0 0 1 6

1 0 0 0 0 0 2

5 0 1 0 0 0 0

4 0 2 0 0 0 0

3 0 0 0 2 0 1

4 0 0 0 0 1 5

3 1 1 0 1 0 2

Batter	1	2	3	4	5	6	7	8	9	10
Al Bumbry, L (1, 7)	F8		K		G3		FC5-4 BB		FC1-6 BB	
Bobby Grich, R (1, 4) OBP: 0.667, SLG: 1.000	F4		1B		HR		FC5-4 IBB		BB	
Tommy Davis, R (1, 10) OBP: 0.556, SLG: 0.625	2B		1B		G4-6-3 1B		FC5-4		P3	
Boog Powell, L (1, 3) Jim Fuller, R (9, PH) (10, 3)	G3		L9		G4-6-3		K		F9	
Don Baylor, R (1, 9) OBP: 0.333, SLG: 0.333		F3		4-3		G3		SH1-3 1B		F5
Brooks Robinson, R (1, 5) OBP: 0.429, SLG: 0.571		6-3		BB 1B		FC3-6 1B		SH1-3		L7
Earl Williams, R (1, 2)		F7		BB 1B		FC3-6 FC6-4		G6-4-3 IBB		F2
Paul Blair, R (1, 8)			6-3		K		FC6-4		G6-4-3	
Mark Belanger, R (1, 6) OBP: 0.429, SLG: 0.200			PB 1B BB		F8		4-3		FC1-6 1B	

Inning Stats	R: 0 H: 1 E: 0 K: 0 S: 4	H: 1 LOB: 1 BB: 0 P: 4	R: 0 H: 0 E: 0 K: 0 S: 3	H: 0 LOB: 0 BB: 0 P: 3	R: 1 H: 2 E: 0 K: 1 S: 7	H: 2 LOB: 2 BB: 1 P: 11	R: 0 H: 1 E: 0 K: 1 S: 6	H: 1 LOB: 1 BB: 1 P: 10	R: 0 H: 2 E: 0 K: 0 S: 4	H: 2 LOB: 0 BB: 0 P: 4	R: 0 H: 1 E: 0 K: 0 S: 4	H: 1 LOB: 1 BB: 0 P: 4	R: 0 H: 0 E: 0 K: 1 S: 5	H: 0 LOB: 2 BB: 2 P: 13	R: 0 H: 1 E: 0 K: 0 S: 3	H: 1 LOB: 1 BB: 1 P: 7	R: 0 H: 1 E: 0 K: 0 S: 4	H: 1 LOB: 2 BB: 1 P: 8	R: 0 H: 0 E: 0 K: 0 S: 3	H: 0 LOB: 0 BB: 0 P: 3	1B: 7 2B: 1 3B: 0 HR: 1	SF: 0 SAC: 1 DP: 2 HBP: 0	WP: 0 PB: 2 SB: 2 CS: 0	PA: 43
--------------	--------------------------	------------------------	--------------------------	------------------------	--------------------------	-------------------------	--------------------------	-------------------------	--------------------------	------------------------	--------------------------	------------------------	--------------------------	-------------------------	--------------------------	------------------------	--------------------------	------------------------	--------------------------	------------------------	-------------------------	---------------------------	-------------------------	--------

PITCHER	IP	WLS	BF	H	R	ER	SO	BB	IBB	HBP	BLK	WP	HR	S	P	ERA	WHIP
Joe Coleman, R (1, 1) ERA: 2.84	6.1		28	7	2	2	2	3	0	0	0	0	1	29	41	2.84	1.579
John Hiller, L (7, 1) ERA:	3.2	W	15	2	0	0	1	1	2	0	0	0	0	14	26	0.00	0.818

PITCHER	IP	WLS	BF	H	R	ER	SO	BB	IBB	HBP	BLK	WP	HR	S	P	ERA	WHIP
---------	----	-----	----	---	---	----	----	----	-----	-----	-----	----	----	---	---	-----	------

Batter	1	2	3	4	5	6	7	8	9	AB R H RBI BB SO LOB	TOP											
Ed Brinkman, R (1, 6) OBP: 0.286, SLG: 0.167	0-0 F5		0-0 F8			4-0 G6-4-3 BB			0-0 F7	3 0 0 0 1 0 0	Detroit Tigers @ Baltimore Orioles Memorial Stadium, Baltimore, MD Sun Apr 07 1974, 3:33 AM EDT Unknown livebaseballscorecards.com											
Aurelio Rodriguez, R (1, 5) OBP: 0.286, SLG: 0.231	0-3 K		0-3 K			0-0 G6-4-3 1-2f			0-0 1-3	4 0 0 0 0 2 1												
Jim Northrup, L (1, 9) OBP: 0.214, SLG: 0.231	0-0 L7		0-0 4-3						0-0 F8	4 1 1 0 0 0 0												
Al Kaline, R (1, 10) OBP: 0.462, SLG: 0.417		0-0 FC4-6 1B		0-0 L5					0-0 K	4 0 2 0 0 1 0												
Willie Horton, R (1, 7) OBP: 0.083, SLG: 0.333		0-3 K		0-0 F8					0-0 5-3	4 0 0 0 0 1 2												
Mickey Stanley, R (1, 8) OBP: 0.167, SLG: 0.182		0-0 FC4-6 1-2f FC6-4		0-0 5-3					0-0 F6	4 0 0 0 0 1 3												
Bill Freehan, R (1, 2) OBP: 0.636, SLG: 1.000		0-0 FC6-4 1-2f		0-0 3B					0-0 FC6-4 1B	3 0 2 0 0 0 1												
Ron Cash, R (1, 3) OBP: 0.250, SLG: 0.250			0-0 4-3		0-3 K				0-0 F9	3 0 0 0 0 1 2												
Gary Sutherland, R (1, 4) OBP: 0.100, SLG: 0.100			0-0 F7			0-0 F7			0-0 FC6-4 1-2f	3 0 0 0 0 0 1												
Inning Stats	R: 0 E: 0 K: 1 S: 5	H: 0 LOB: 0 BB: 0 P: 5	R: 0 E: 0 K: 1 S: 6	H: 1 LOB: 1 BB: 0 P: 6	R: 0 E: 0 K: 0 S: 3	H: 0 LOB: 0 BB: 0 P: 3	R: 0 E: 0 K: 1 S: 5	H: 0 LOB: 0 BB: 0 P: 5	R: 0 E: 0 K: 1 S: 6	H: 1 LOB: 1 BB: 0 P: 6	R: 0 E: 0 K: 0 S: 2	H: 0 LOB: 0 BB: 1 P: 6	R: 0 E: 0 K: 1 S: 5	H: 0 LOB: 0 BB: 0 P: 5	R: 0 E: 0 K: 0 S: 4	H: 1 LOB: 1 BB: 0 P: 4	R: 1 E: 1 K: 1 S: 8	H: 2 LOB: 2 BB: 0 P: 8	1B: 4 2B: 0 3B: 1 HR: 0	SF: 0 SAC: 0 DP: 1 HBP: 0	WP: 0 PB: 0 SB: 0 CS: 0	PA: 33
PITCHER	IP WLS BF H R ER SO BB IBB HBP BLK WP HR S P ERA WHIP																					
Ross Grimsley, L (1, 1) ERA:	8.2 W 32 5 1 0 5 1 0 0 0 0 0 0 41 45 0.00 0.692																					
Bob Reynolds, R (9, 1) ERA:	0.1 1 0 0 0 1 0 0 0 0 0 0 0 3 3 0.00 0.000																					

Detroit Tigers @ Baltimore Orioles
Memorial Stadium, Baltimore, MD
 Sun Apr 07 1974, 3:33 AM EDT
 Unknown

AB	32
R	1
H	5
RBI	0
BB	1
SO	6
LOB	10



Batter	1	2	3	4	5	6	7	8	9	AB	R	H	RBI	BB	SO	LOB
Paul Blair, R (1, 8) BBB	4-0 E 2B BB	0-0 F7		0-0 6-3			0-0 6-3			3	1	0	0	1	0	0
Bobby Grich, R (1, 4) OBP: 0.538, SLG: 0.800	0-0 SH3 1-H 1B 2B	0-0 4-3			0-3 K		0-0 F7			4	1	1	1	0	1	0
Tommy Davis, R (1, 10) OBP: 0.417, SLG: 0.455	0-0 SH3 2-3	0-0 F8			0-0 F7		0-0 F9			3	0	0	0	0	0	0
Don Baylor, R (1, 7) OBP: 0.308, SLG: 0.250	4-0 CS BB		0-0 F7		0-0 5-3		0-0 E3			3	0	0	0	1	0	0
Brooks Robinson, R (1, 5) OBP: 0.455, SLG: 0.545	0-0 BB 1-2 3-H 1B 1B		0-0 1-3 1B		0-0 F8		0-0 F8			4	1	2	1	0	0	1
Earl Williams, R (1, 3) BBB	4-0 1B 1-2 2B BB		0-0 1-3		0-0 F3		0-0 G3			3	1	0	0	1	0	2
Jim Fuller, R (1, 9) OBP: 0.500, SLG: 0.500	0-0 1-2 2-H 2B 1B		0-0 4-3		0-0 1B		0-0 F2			3	1	2	1	0	0	1
Andy Etchebarren, R (1, 2) OBP: 0.333, SLG: 0.667	0-0 1-H 2-H 2B		0-0 5-3		0-0 F2		0-0 F9			3	0	1	2	0	0	1
Mark Belanger, R (1, 6) OBP: 0.300, SLG: 0.125	0-0 F2		0-0 F4		0-0 F9					3	0	0	0	0	0	1

Inning Stats	R: 5	H: 4	E: 1	LOB: 1	K: 0	P: 18	R: 0	H: 0	E: 0	LOB: 0	K: 0	P: 3	R: 0	H: 1	E: 0	LOB: 1	K: 0	P: 4	R: 0	H: 0	E: 0	LOB: 0	K: 0	P: 3	R: 0	H: 0	E: 0	LOB: 0	K: 1	P: 5	R: 0	H: 1	E: 0	LOB: 1	K: 0	P: 4	R: 0	H: 0	E: 1	LOB: 1	K: 0	P: 4
	1B: 4	SF: 0	2B: 2	SAC: 1	3B: 0	DP: 0	HR: 0	HBP: 0	WP: 0	PA: 33																																


PITCHER	IP	WLS	BF	H	R	ER	SO	BB	IBB	HBP	BLK	WP	HR	S	P	ERA	WHIP
Woodie Fryman, L (1, 1) ERA: 67.5	0.2	L	8	4	5	5	0	3	0	0	0	0	0	5	17	67.50	10.500
Bill Slayback, R (1, 1) ERA:	7.1		25	2	0	0	1	0	0	0	0	0	0	27	27	0.00	0.273

BOTTOM

Detroit Tigers @ Baltimore Orioles
Memorial Stadium, Baltimore, MD
 Sun Apr 07 1974, 3:33 AM EDT
 Unknown

livebaseballscorecards.com

AB	29
R	5
H	6
RBI	5
BB	3
SO	1
LOB	6



Batter	1	2	3	4	5	6	7	8	9	10	AB R H RBI BB SO LOB	TOP													
Ed Brinkman, R (1, 6) OBP: 0.250, SLG: 0.167	0-0 6-3		0-0 6-3		0-0 F7		0-0 F8		0-3 K	0-0 1B	6 0 1 2 0 1 4														
Aurelio Rodriguez, R (1, 5) OBP: 0.350, SLG: 0.188	4-0 1B BB		0-0 6-3		0-3 K		4-0 BB		4-0 FC6-4 IBB	0-3 2-H 3-H K	3 0 0 0 3 2 3														
Jim Northrup, L (1, 9) OBP: 0.211, SLG: 0.222	0-0 FC5-4 1B		0-0 F8		0-0 F8		0-0 4-3		0-0 FC6-4 1-2f		5 0 1 0 0 0 3														
Al Kaline, R (1, 10) OBP: 0.389, SLG: 0.313	0-3 K			0-0 L9		0-0 L8		0-0 L8		4-0 1B BB	4 1 0 0 1 1 2														
Willie Horton, R (1, 7) Dick Sharon, R (10, 7)	0-0 FC5-4 1-2f			0-0 F4		0-0 HR		0-0 6-3		0-0 FC5-4 1-2 1B 1B	5 2 2 1 0 0 2 0 0 0 0 0 0 0														
Mickey Stanley, R (1, 8) OBP: 0.235, SLG: 0.438				0-3 K		0-0 2B 1B		0-0 F8		0-0 F4	5 2 2 1 0 1 2														
Ron Cash, R (1, 3) OBP: 0.385, SLG: 0.462				0-0 F8		0-0 F9		0-0 2B		0-0 1B SF7 1B	5 1 3 2 0 0 0														
Jerry Moses, R (1, 2) Gates Brown, L (9, PH) John Knox, L (9, PR)				0-0 6-3		0-0 F7 1B 1B		0-0 F8		0-0 FC5-4 1B 1B	3 0 1 0 0 0 1 1 0 1 0 0 0 0 1 1 0 0 0 0 2														
Gary Sutherland, R (1, 4) Norm Cash, L (9, PH) Bill Freehan, R (9, PH)				0-0 F6		0-0 1-2 1B		0-0 F7		0-0 SF7 1-2 3-H 1B	3 0 1 0 0 0 0 0 0 0 0 0 0 0 1 1 1 2 0 0 0														
Inning Stats	R: 0 E: 0 K: 1 S: 6	H: 1 LOB: 2 BB: 1 P: 10	R: 1 E: 0 K: 0 S: 4	H: 1 LOB: 0 BB: 0 P: 4	R: 0 E: 0 K: 0 S: 3	H: 0 LOB: 0 BB: 0 P: 3	R: 0 E: 0 K: 1 S: 5	H: 0 LOB: 0 BB: 0 P: 5	R: 0 E: 0 K: 1 S: 7	H: 2 LOB: 2 BB: 0 P: 7	R: 2 E: 0 K: 0 S: 6	H: 3 LOB: 1 BB: 0 P: 6	R: 0 E: 0 K: 0 S: 3	H: 0 LOB: 0 BB: 0 P: 3	R: 1 E: 0 K: 1 S: 7	H: 2 LOB: 2 BB: 1 P: 11	R: 4 E: 0 K: 1 S: 9	H: 4 LOB: 1 BB: 1 P: 13	1B: 10 2B: 1 3B: 0 HR: 2	SF: 1 SAC: 0 DP: 0 HBP: 0	WP: 0 PB: 0 SB: 0 CS: 0	PA: 47			
PITCHER	IP WLS BF H R ER SO BB IBB HBP BLK WP HR S P ERA WHIP																								
Mike Cuellar, L (1, 1) ERA: 4.5	8.0																								
Bob Reynolds, R (9, 1) ERA:	0.0	1	1	0	0	0	0	0	0	0	0	0	0	1	1	∞	∞								
Grant Jackson, L (9, 1) ERA: 13.5	1.1	L	8	2	3	3	1	1	1	0	0	0	0	8	16	20.25	2.250								
Jesse Jefferson, R (10, 1) ERA: 13.5	0.2		4	2	1	1	1	0	0	0	0	0	0	6	6	13.50	3.000								

Detroit Tigers @ Baltimore Orioles
 Memorial Stadium, Baltimore, MD
 Sun Apr 07 1974, 3:38 AM EDT
 Att. 16,400 - Unknown

livebaseballscores.com

AB 42
R 8
H 13
RBI 8
BB 4
SO 5
LOB 19



BOTTOM

Detroit Tigers @ Baltimore Orioles
Memorial Stadium, Baltimore, MD

Sun Apr 07 1974, 3:38 AM EDT
Att: 16,400 - Unknown

livebaseballscorecards.com

AB	39
R	4
H	9
RBI	4
BB	2
SO	3
LOB	19



AB R H RBI BB SO LOB

5	0	1	0	0	0	1
5	1	0	0	0	1	2
4	2	3	2	1	1	0
3	1	0	0	0	0	1
1	0	0	0	0	0	1
5	0	2	0	0	0	3
2	0	0	1	0	1	1
2	0	0	0	0	0	1
5	0	1	1	0	0	2
4	0	2	0	0	0	2
3	0	0	0	1	0	5

1B:	6	SF:	1
2B:	2	SAC:	0
3B:	0	DP:	0
HR:	1	HBP:	1

WP:	0	PA:	43
PB:	0		
SB:	2		
CS:	0		

Batter	1	2	3	4	5	6	7	8	9	10
Al Bumbry, L OBP: 0.143, SLG: 0.077 (1, 7)	0-0 1-3		0-0 4-3		0-0 FC6-4 1B		0-0 L3		0-0 F6	
Rich Coggins, L (1, 9)	0-0 F8		0-0 4-3		0-0 FC6-4 1B		0-3 K		0-0 F8	
Bobby Grich, R OBP: 0.611, SLG: 1.071 (1, 4)	0-3 K			0-0 SF8 2B	0-0 S 1B		0-0 HR		4-0 BB	
Don Baylor, R OBP: 0.294, SLG: 0.200 (1, 3)		0-0 5-3		1-0 SF8 1B HBP	0-0 F9		0-0 6-3		0-0 F6	
Enos Cabell, R (8, 3)					1-2 F9					
Brooks Robinson, R OBP: 0.438, SLG: 0.500 (1, 5)		0-0 FC5-4 1B		0-0 E4 FC5 1B	0-0 5-3			0-0 1B 5-3 1B		0-0 F6
Mike Reinbach, L (1, 10)		0-0 F9		0-0 SF8		0-3 K		0-0 5-3		0-0 F8
Tommy Davis, R OBP: 0.357, SLG: 0.385 (8, PH)				2-3 3-H				1-2		
Paul Blair, R OBP: 0.125, SLG: 0.067 (1, 8)		0-0 FC5-4		0-0 1B		0-0 L3		0-0 6-3		0-0 4-3
Elrod Hendricks, L OBP: 0.500, SLG: 0.750 (1, 2)			0-0 F4		0-0 F9		0-0 2B		0-0 2-3 1B	
Mark Belanger, R OBP: 0.286, SLG: 0.091 (1, 6)			4-0 BB		0-0 FC5		0-0 1-3		0-0 F3	

Inning Stats	R: 0	H: 0	E: 0	K: 1	S: 5	R: 0	H: 1	E: 0	K: 0	S: 4	R: 0	H: 0	E: 0	K: 0	S: 3	R: 2	H: 2	E: 1	K: 0	S: 6	R: 1	H: 2	E: 0	K: 1	S: 5	R: 0	H: 1	E: 0	K: 1	S: 6	R: 1	H: 1	E: 0	K: 1	S: 6	R: 0	H: 2	E: 0	K: 0	S: 5	R: 0	H: 0	E: 0	K: 0	S: 3	R: 0	H: 0	E: 0	K: 0	S: 3	R: 0	H: 0	E: 0	K: 0	S: 3	1B: 6	SF: 1	2B: 2	SAC: 0	3B: 0	DP: 0	HR: 1	HBP: 1	WP: 0	PA: 43
--------------	------	------	------	------	------	------	------	------	------	------	------	------	------	------	------	------	------	------	------	------	------	------	------	------	------	------	------	------	------	------	------	------	------	------	------	------	------	------	------	------	------	------	------	------	------	------	------	------	------	------	------	------	------	------	------	-------	-------	-------	--------	-------	-------	-------	--------	-------	--------

PITCHER	IP	WLS	BF	H	R	ER	SO	BB	IBB	HBP	BLK	WP	HR	S	P	ERA	WHIP
Lerrin LaGrow, R ERA: 2.57 (1, 1)	7.0		31	7	4	2	3	1	0	1	0	0	1	35	40	2.57	1.143
Luke Walker, L ERA: (8, 1)	1.0		5	2	0	0	0	0	0	0	0	0	0	5	5	0.00	2.000
John Hiller, L ERA: (9, 1)	2.0	W	7	0	0	0	0	1	0	0	0	0	0	6	10	0.00	0.500

Batter	1	2	3	4	5	6	7	8	9	AB R H RBI BB SO LOB	TOP	
Roy White, S (1, 10) OBP: 0.526, SLG: 0.538	4-0 E 1B BB		0-0 F8	0-0 L6			0-0 1B 2B		0-0 F9	4 2 1 0 1 0 3		
Elliott Maddox, R (1, 9) OBP: 0.286, SLG: 0.286	0-0 F9		0-0 5-3			0-0 6-3	0-0 CS 1B			4 0 1 1 0 0 1		
Bobby Murcer, L (1, 8) OBP: 0.556, SLG: 0.385	0-0 P6		0-0 WP 1B 1B			0-0 CS 1B	0-0 CS 1-2	0-0 F2		4 0 2 0 0 0 1		
Thurman Munson, R (1, 2) OBP: 0.412, SLG: 0.600	0-0 E7 1B 1B		0-0 WP 1B			0-0 F8		0-3 K		4 1 2 0 0 1 1		
Lou Piniella, R (1, 7) OBP: 0.750, SLG: 0.667	0-0 2-H 3-H 1B		4-0 1-2 2-3 BB			0-0 CS 1-2	0-0 CS 1B	0-0 F9		3 0 2 2 1 0 0		
Bill Sudakis, S (1, 3) OBP: 0.375, SLG: 0.357	0-0 F2		0-3 K			0-0 F7			4-0 FC5-4 E BB	3 0 0 0 1 1 5 0 0 0 0 0 0 0		
Mike Hegan, L (9, PR) OBP: 0.385, SLG: 0.417												
Graig Nettles, L (1, 5) OBP: 0.412, SLG: 0.692		0-0 4-3		0-0 F9		0-0 F8		0-0 F8		4 0 0 0 0 0 2		
Gene Michael, S (1, 4) OBP: 0.333, SLG: 0.273		0-0 F8		4-0 BB		0-0 CS 1-2	0-0 F9		0-0 E1 FC5-4	3 0 0 0 1 0 1		
Jim Mason, L (1, 6) OBP: 0.188, SLG: 0.133		0-0 4-3		0-3 K		0-0 4-3		0-0 4-3	0-0 FC5-4 1-2f 2-3	4 0 0 0 0 1 3		
Inning Stats	R: 2 H: 2 E: 1 LOB: 1 K: 0 BB: 1 S: 5 P: 9	R: 0 H: 0 E: 0 LOB: 0 K: 0 BB: 0 S: 3 P: 3	R: 0 H: 2 E: 0 LOB: 3 K: 1 BB: 1 S: 7 P: 11	R: 0 H: 0 E: 0 LOB: 1 K: 1 BB: 1 S: 5 P: 9	R: 0 H: 1 E: 0 LOB: 0 K: 0 BB: 0 S: 3 P: 3	R: 0 H: 1 E: 0 LOB: 0 K: 0 BB: 0 S: 3 P: 3	R: 1 H: 2 E: 0 LOB: 0 K: 0 BB: 0 S: 4 P: 4	R: 0 H: 0 E: 0 LOB: 0 K: 1 BB: 0 S: 5 P: 5	R: 0 H: 0 E: 1 LOB: 2 K: 0 BB: 1 S: 4 P: 8	1B: 7 SF: 0 2B: 1 SAC: 0 3B: 0 DP: 0 HR: 0 HBP: 0	WP: 1 PA: 40 PB: 0 SB: 0 CS: 3	
PITCHER Mickey Lolich, L (1, 1) ERA: 1.59	IP WLS BF H R ER SO BB IBB HBP BLK WP HR S P ERA WHIP											
	9.0 L 37 8 3 2 3 4 0 0 0 1 0 39 55 2.00 1.333											

New York Yankees @ Detroit Tigers
Tiger Stadium, Detroit, MI
 Tue Apr 09 1974, 3:33 AM EDT
 Att. 44,047 - Sunny - 38 F

livebaseballscorecards.com

AB 33
R 3
H 8
RBI 3
BB 4
SO 3
LOB 17



Batter	1	2	3	4	5	6	7	8	9	AB	R	H	RBI	BB	SO	LOB
Ed Brinkman, R OBP: 0.250, SLG: 0.143 (1, 6)	F9		SH1-4		F9		L7		BB 4-0	3	0	0	0	1	0	3
Aurelio Rodriguez, R OBP: 0.280, SLG: 0.143 (1, 5)	L8		F9		P4		FC6-4		P4	5	0	0	0	0	0	7
Jim Northrup, L OBP: 0.167, SLG: 0.174 (1, 9)	4-3		P6				F7		F9	5	0	0	0	0	0	4
Al Kaline, R OBP: 0.318, SLG: 0.250 (1, 10)		L3		L7		L5-3		L9		4	0	0	0	0	0	0
Willie Horton, R OBP: 0.238, SLG: 0.500 (1, 7)		E5		6-3		1B BB		1B HBP		3	0	1	0	1	0	0
Norm Cash, L OBP: 0.375, SLG: 0.286 (1, 3)		P5		K		1B FC4-6		1B HBP		3	0	1	0	0	1	1
Mickey Stanley, R OBP: 0.190, SLG: 0.350 (1, 8)		F9				4-3	FC4-6	K		4	0	0	0	0	1	5
Bill Freehan, R OBP: 0.588, SLG: 0.857 (1, 2)			SH1-4 1B			1B		L7		4	0	2	0	0	1	0
Gary Sutherland, R OBP: 0.353, SLG: 0.412 (1, 4)			SH1-4 1B			1B		FC6-4 1B		4	0	4	0	0	0	0

Inning Stats	R: 0	H: 0	E: 0	K: 0	S: 3	R: 0	H: 0	E: 1	K: 0	S: 4	R: 0	H: 2	E: 0	K: 0	S: 5	R: 0	H: 0	E: 0	K: 1	S: 5	R: 0	H: 2	E: 0	K: 0	S: 5	R: 0	H: 1	E: 0	K: 0	S: 4	R: 0	H: 1	E: 0	K: 1	S: 6	R: 0	H: 1	E: 0	K: 1	S: 6	R: 0	H: 1	E: 0	K: 1	S: 6	1B: 7	SF: 0	2B: 1	SAC: 1	3B: 0	DP: 0	HR: 0	HBP: 1	WP: 0	PA: 39
--------------	------	------	------	------	------	------	------	------	------	------	------	------	------	------	------	------	------	------	------	------	------	------	------	------	------	------	------	------	------	------	------	------	------	------	------	------	------	------	------	------	------	------	------	------	------	-------	-------	-------	--------	-------	-------	-------	--------	-------	--------

PITCHER	IP	WLS	BF	H	R	ER	SO	BB	IBB	HBP	BLK	WP	HR	S	P	ERA	WHIP
Steve Kline, R ERA:	(1, 1)	7.2	W	33	7	0	0	1	1	0	0	0	0	33	38	0.00	1.043
Fred Beene, R ERA:	(8, 1)	1.0		5	1	0	2	1	0	0	0	0	0	8	12	0.00	2.000
Sparky Lyle, L ERA:	(9, 1)	0.1	S	1	0	0	0	0	0	0	0	0	0	1	1	0.00	0.000

BOTTOM

New York Yankees @ Detroit Tigers
Tiger Stadium, Detroit, MI
Tue Apr 09 1974, 3:33 AM EDT
Att. 44,047 - Sunny - 38 F

livebaseballscorecards.com

AB	35
R	0
H	8
RBI	0
BB	2
SO	3
LOB	20



Batter	1	2	3	4	5	6	7	8	9	AB R H RBI BB SO LOB	TOP	
Roy White, S (1, 7) OBP: 0.565, SLG: 0.733	1-0 G3-6-3 HBP		0-0 1-3			1-0 HBP			0-0 HR	2 1 1 1 0 0 0		
Mike Hegan, L (1, 3) OBP: 0.294, SLG: 0.313	0-0 G3-6-3 1-2f		0-3 K			0-3 K			0-3 K	4 0 0 0 0 3 2		
Thurman Munson, R (1, 2) OBP: 0.333, SLG: 0.474	0-0 G3		0-0 F8			0-0 5-3			0-0 1-3	4 0 0 0 0 0 0		
Bobby Murcer, L (1, 8) OBP: 0.500, SLG: 0.313		0-0 4-1		0-0 1-3		4-0 BB			0-0 4-3	3 0 0 0 1 0 0		
Ron Blomberg, L (1, 9) OBP: 0.429, SLG: 0.333		4-0 BB			0-0 P5		0-0 F7			2 0 0 0 1 0 1		
Graig Nettles, L (1, 5) OBP: 0.350, SLG: 0.563		0-0 P4			0-0 4-3		0-0 1-3			3 0 0 0 0 0 2		
Bill Sudakis, S (1, 10) OBP: 0.316, SLG: 0.294		0-3 K			0-3 K			0-0 F8		3 0 0 0 0 2 1		
Gene Michael, S (1, 4) OBP: 0.333, SLG: 0.286 (8, 6)			0-0 G3			0-0 G3		0-0 G1-6-3 1B		3 0 1 0 0 0 0		
Jim Mason, L (1, 6) OBP: 0.167, SLG: 0.118 Horace Clarke, S (8, PH) (8, 4)			0-0 6-3			0-0 F7		0-0 G1-6-3 1-2f		2 0 0 0 0 0 0 1 0 0 0 0 0 1		
Inning Stats	R: 0 H: 0 E: 0 LOB: 0 K: 0 BB: 0 S: 2 P: 3	R: 0 H: 0 E: 0 LOB: 1 K: 1 BB: 1 S: 5 P: 9	R: 0 H: 0 E: 0 LOB: 0 K: 0 BB: 0 S: 3 P: 3	R: 0 H: 0 E: 0 LOB: 0 K: 1 BB: 0 S: 5 P: 5	R: 0 H: 0 E: 0 LOB: 0 K: 1 BB: 0 S: 5 P: 5	R: 0 H: 0 E: 0 LOB: 1 K: 1 BB: 0 S: 5 P: 6	R: 0 H: 0 E: 0 LOB: 1 K: 0 BB: 1 S: 3 P: 7	R: 0 H: 1 E: 0 LOB: 0 K: 0 BB: 0 S: 3 P: 3	R: 1 H: 1 E: 0 LOB: 0 K: 1 BB: 0 S: 6 P: 6	1B: 1 SF: 0 2B: 0 SAC: 0 3B: 0 DP: 2 HR: 1 HBP: 2	WP: 0 PA: 31 PB: 0 SB: 1 CS: 0	
PITCHER Joe Coleman, R (1, 1) ERA: 1.76	IP WLS BF H R ER SO BB IBB HBP BLK WP HR S P ERA WHIP	9.0 W 31 2 1 1 5 2 0 2 0 0 0 1 37 47 1.00 0.444										

New York Yankees @ Detroit Tigers
Tiger Stadium, Detroit, MI
 Thu Apr 11 1974, 3:33 AM EDT
 Att: 6,640 - Cloudy - 47 F

livebaseballscorecards.com

AB	27
R	1
H	2
RBI	1
BB	2
SO	5
LOB	7



Batter	1	2	3	4	5	6	7	8	9	AB	R	H	RBI	BB	SO	LOB	BOTTOM		
Ed Brinkman, R OBP: 0.250, SLG: 0.160 (1, 6) X	0-0 F8 ①		0-0 F7 ②			0-0 5-3 ① X	0-0 1-2 3-H 1B			4	0	1	1	0	0	1	<p>New York Yankees @ Detroit Tigers Tiger Stadium, Detroit, MI Thu Apr 11 1974, 3:33 AM EDT Att. 6,640 - Cloudy - 47 F</p>		
Aurelio Rodriguez, R OBP: 0.276, SLG: 0.160 (1, 5) X	0-0 F9 ②		0-0 2-H 1B ③			0-0 5-3 ② X	0-0 F9 ③			4	0	1	1	0	0	2			
Jim Northrup, L OBP: 0.143, SLG: 0.148 (1, 9) X	0-0 6-3 ③				0-0 F8 ①	0-0 3-1 ③		0-0 P6 ①		4	0	0	0	0	0	0			
Al Kaline, R OBP: 0.346, SLG: 0.292 (1, 10) X		0-0 FC6-4 1B		0-0 L5-3 ②			0-0 HR 1B	0-0 L3 ②		4	1	2	0	0	0	0			
Willie Horton, R OBP: 0.280, SLG: 0.542 (1, 7) X		0-0 FC6-4 1B 1-2f		0-0 2B ③			0-0 F8 ① X	0-0 1B		4	0	2	0	0	0	2			
Norm Cash, L OBP: 0.417, SLG: 0.455 (1, 3) X		0-0 G5-4-3 1B 1-3			0-0 1B FC5-4-2 2B		0-0 F8 ② X	0-0 F7 ③		4	0	2	0	0	0	2			
Mickey Stanley, R OBP: 0.250, SLG: 0.522 (1, 8) X		0-0 G5-4-3 1B 1-2f			0-0 2B FC5-4-2 1B 2-3		0-0 HR 1-H			3	1	2	2	0	0	2			
Bill Freehan, R OBP: 0.550, SLG: 0.750 (1, 2) X			0-0 3-1 ①		0-0 FC5-4-2 1B 1-2 3-H		4-0 BB BB 1B 1B BB			2	1	0	0	1	0	2			
Gary Sutherland, R OBP: 0.400, SLG: 0.500 (1, 4) X			0-0 1B 2B		0-0 F8 ③		0-0 1B 1B 1-3			3	1	2	0	0	0	1			
Inning Stats	R: 0 E: 0 K: 0 S: 3	H: 0 LOB: 0 BB: 0 P: 3	R: 0 E: 0 K: 0 S: 4	H: 2 LOB: 1 BB: 0 P: 4	R: 1 E: 0 K: 0 S: 4	H: 2 LOB: 1 BB: 0 P: 4	R: 0 E: 0 K: 0 S: 3	H: 0 LOB: 0 BB: 0 P: 3	R: 3 E: 0 K: 0 S: 7	H: 4 LOB: 2 BB: 1 P: 11	R: 0 E: 0 K: 0 S: 4	H: 1 LOB: 1 BB: 0 P: 4	1B: 8 2B: 4 3B: 0 HR: 1	SF: 0 SAC: 0 DP: 2 HBP: 0	WP: 0 PB: 0 SB: 0 CS: 0	PA: 33			
PITCHER	IP WLS BF H R ER SO	WLS L BF H R ER SO	WLS L BF H R ER SO	WLS L BF H R ER SO	WLS L BF H R ER SO	WLS L BF H R ER SO	WLS L BF H R ER SO	WLS L BF H R ER SO	WLS L BF H R ER SO	WLS L BF H R ER SO	WLS L BF H R ER SO	WLS L BF H R ER SO	WLS L BF H R ER SO	WLS L BF H R ER SO	WLS L BF H R ER SO	WLS L BF H R ER SO	ERA WHIP	ERA WHIP	
Mel Stottlemyre, R ERA: 2.87 (1, 1)	6.2	L	27	10	4	4	0	1	0	0	0	0	0	0	0	0	0	5.40	1.650
Tom Buskey, R ERA: (7, 1)	1.1		6	2	0	0	0	0	0	0	0	0	0	0	0	0	0	0.00	1.500

livebaseballscorecards.com

AB	32
R	4
H	12
RBI	4
BB	1
SO	0
LOB	12



Batter	1	2	3	4	5	6	7	8	9	AB R H RBI BB SO LOB	TOP
Ed Brinkman, R (1, 6) OBP: 0.219, SLG: 0.138 Gates Brown, L (9, PH) OBP: 1.000, SLG: 1.000 John Knox, L (9, PR)	0-0 P3		0-0 P7		0-3 K		0-0 FC1-2		4-0 BB BB BB BB	4 0 0 0 0 1 3 0 0 0 0 1 0 0 0 0 0 0 0 0 0	
Aurelio Rodriguez, R (1, 5)	0-0 4-3		0-0 5-3		0-0 F8		0-0 L3		0-3 K	5 0 0 0 0 1 4	
Jim Northrup, L (1, 9)	0-0 3-1		0-0 G3		0-0 G3		0-0 G3		0-0 HR 1B	5 1 2 0 0 0 1	
Al Kaline, R (1, 10) OBP: 0.323, SLG: 0.379		0-0 L9		0-0 L1 2B		0-0 F2		0-0 HR 1B	0-0 L1-3	5 1 1 2 0 0 2	
Willie Horton, R (1, 7) OBP: 0.276, SLG: 0.481		4-0 BB BB BB BB		0-0 F3		0-0 5-3		0-0 6-3		3 0 0 0 1 0 1	
Mickey Stanley, R (1, 8) OBP: 0.250, SLG: 0.481		0-0 BB 1B		0-0 F7		0-0 6-3		0-0 6-3		4 0 1 0 0 0 1	
Bill Freehan, R (1, 2) OBP: 0.625, SLG: 0.824		4-0 BB BB BB BB		0-0 G6-4-3 2B		4-0 BB BB BB BB		4-0 BB BB BB BB		1 0 1 0 3 0 0	
Ron Cash, R (1, 3) OBP: 0.353, SLG: 0.412		0-0 G6-4-3		0-0 6-3		0-0 6-3		0-0 BB 1B		4 1 1 0 0 1 6	
Gary Sutherland, R (1, 4) OBP: 0.417, SLG: 0.542		0-0 1-2f		0-0 2B		0-0 6-3		0-0 E 1B		4 0 2 0 0 0 0	
Inning Stats	R: 0 H: 0 E: 0 LOB: 0 K: 0 BB: 0 S: 3 P: 3	R: 0 H: 1 E: 0 LOB: 2 K: 0 BB: 2 S: 3 P: 11	R: 0 H: 1 E: 0 LOB: 1 K: 0 BB: 0 S: 4 P: 4	R: 0 H: 1 E: 1 LOB: 2 K: 0 BB: 0 S: 5 P: 5	R: 0 H: 0 E: 0 LOB: 0 K: 1 BB: 0 S: 5 P: 5	R: 0 H: 0 E: 0 LOB: 0 K: 0 BB: 0 S: 3 P: 3	R: 1 H: 2 E: 1 LOB: 2 K: 0 BB: 1 S: 5 P: 9	R: 2 H: 2 E: 0 LOB: 1 K: 1 BB: 1 S: 7 P: 11	R: 0 H: 1 E: 0 LOB: 2 K: 1 BB: 1 S: 6 P: 10	1B: 5 SF: 0 2B: 2 SAC: 0 3B: 0 DP: 1 HR: 1 HBP: 0	WP: 0 PA: 40 PB: 0 SB: 0 CS: 0
PITCHER	IP WLS BF H R ER SO BB IBB HBP BLK WP HR S P ERA WHIP										
Bill Lee, L (1, 1) ERA: 2.63	7.0 W 29 5 1 0 1 3 0 0 0 0 0 0 28 40 0.00 1.143										
Reggie Cleveland, R (8, 1) ERA: 5.4	2.0 11 3 2 2 2 2 0 0 0 0 0 1 13 21 9.00 2.500										

Detroit Tigers @ Boston Red Sox
 Fenway Park, Boston, MA
 Fri Apr 12 1974, 3:33 AM EDT
 Att: 8,481 - Unknown - 52 F

livebaseballscorecards.com

AB	35
R	3
H	8
RBI	2
BB	5
SO	3
LOB	18



Batter	1	2	3	4	5	6	7	8	9
Tommy Harper, R OBP: 0.158, SLG: 0.167	0-0 4-3 HR 2B	0-0 G6-4-3 1-2f		0-0 B1-3 1-2			0-0 F7		
Rick Miller, L OBP: 0.375, SLG: 0.167	0-0 F8		0-0 1B 2B 1B	0-3 K			0-0 P5		
Cecil Cooper, L OBP: 0.368, SLG: 0.438	0-0 4-3 2-3		0-0 1-3 2B 1B		0-0 6-3		0-3 K		
Carl Yastrzemski, L OBP: 0.526, SLG: 0.933	4-0 HR BB		0-0 3-1 1-H 3-H 2B		0-3 K		0-0 F8		
Bob Montgomery, R OBP: 0.353, SLG: 0.563	4-0 1-2 HR BB		0-0 3-1 2-3		0-0 5-3		0-0 1B		
Bernie Carbo, L OBP: 0.438, SLG: 0.643	0-0 1-H 2-H 3-H HR		0-0 5-3			0-0 CS 1B	0-0 P9		
Dick McAuliffe, L OBP: 0.250, SLG: 0.500	0-0 P5		0-0 P3			0-0 1-2 2B			
Doug Griffin, R OBP: 0.375, SLG: 0.357		0-0 1-3		0-0 P6			0-0 P4		
Mario Guerrero, R OBP: 0.500, SLG: 0.417		4-0 G6-4-3 BB		4-0 B1-3 BB			0-0 5-3		

Inning Stats	R: 4	H: 2	E: 0	K: 0	S: 5	LOB: 0	BB: 2	P: 13	R: 0	H: 0	E: 0	K: 0	S: 2	LOB: 0	BB: 1	P: 6	R: 2	H: 3	E: 0	K: 0	S: 6	LOB: 1	BB: 0	P: 6	R: 0	H: 0	E: 0	K: 1	S: 5	LOB: 0	BB: 1	P: 9	R: 0	H: 0	E: 0	K: 1	S: 5	LOB: 0	BB: 0	P: 5	R: 0	H: 2	E: 0	K: 0	S: 4	LOB: 1	BB: 0	P: 4	R: 0	H: 0	E: 0	K: 1	S: 5	LOB: 0	BB: 0	P: 5	R: 0	H: 1	E: 0	K: 0	S: 3	LOB: 0	BB: 0	P: 3
--------------	------	------	------	------	------	--------	-------	-------	------	------	------	------	------	--------	-------	------	------	------	------	------	------	--------	-------	------	------	------	------	------	------	--------	-------	------	------	------	------	------	------	--------	-------	------	------	------	------	------	------	--------	-------	------	------	------	------	------	------	--------	-------	------	------	------	------	------	------	--------	-------	------

PITCHER	IP	WLS	BF	H	R	ER	SO	BB	IBB	HBP	BLK	WP	HR	S	P	ERA	WHIP
Lerrin LaGrow, R ERA: 8.0	(1, 1)	2.0	L	13	5	6	0	3	0	0	0	0	1	10	22	27.00	4.000
Woodie Fryman, L ERA: 6.75	(3, 1)	6.0		20	3	0	3	1	0	0	0	0	0	25	29	0.00	0.667

AB R H RBI BB SO LOB

4	1	1	0	0	0	2
4	1	1	0	0	1	2
4	1	1	0	0	1	1
3	1	1	2	1	1	0
3	1	1	0	1	0	1
4	1	2	4	0	0	1
3	0	1	0	0	0	1
3	0	0	0	0	0	1
1	0	0	0	2	0	1

WP	HR	S	P	ERA	WHIP
0	0	1	33		

Detroit Tigers @ Boston Red Sox
 Fenway Park, Boston, MA
 Fri Apr 12 1974, 3:33 AM EDT
 Att. 8,481 - Unknown - 52 F

livebaseballscorecards.com

AB	29
R	6
H	8
RBI	6
BB	4
SO	3
LOB	10



Batter	1	2	3	4	5	6	7	8	9	AB R H RBI BB SO LOB	TOP
Ed Brinkman, R (1, 6) OBP: 0.200, SLG: 0.125 John Knox, L (7, 4)	0-3 K		0-0 F8			0-0 5-3		0-0 4-3		3 0 0 0 0 1 0 1 0 0 0 0 0 0	Detroit Tigers @ Boston Red Sox Fenway Park, Boston, MA Sat Apr 13 1974, 3:33 AM EDT Att. 8,159 - Overcast - 44 F
Aurelio Rodriguez, R (1, 5) OBP: 0.211, SLG: 0.118	0-0 4-3			0-0 P9		0-0 5-3		0-3 K		4 0 0 0 0 1 0	
Jim Northrup, L (1, 9) OBP: 0.216, SLG: 0.250	0-0 2B			0-0 F8		0-0 FC5-4 1B		0-0 F7		4 0 2 0 0 0 0	
Al Kaline, R (1, 10) OBP: 0.314, SLG: 0.394	0-0 L4-3			0-0 L9		0-0 FC5-4 1-2f		0-0 2B		4 0 1 0 0 0 2	
Willie Horton, R (1, 7) OBP: 0.250, SLG: 0.433 Ben Oglivie, L (7, 7)		0-3 K			0-0 E6 FC4-6 1B		0-0 P6		0-3 K	3 0 0 0 0 1 0 1 0 0 0 0 1 1	
Norm Cash, L (1, 3) OBP: 0.438, SLG: 0.429		4-0 G4-6-3 BB			0-0 F8		0-0 2B SF6 1B		0-0 F5	3 1 1 0 1 0 2	
Mickey Stanley, R (1, 8) OBP: 0.290, SLG: 0.533 Dick Sharon, R (7, 8)		0-0 G4-6-3 1-2f			0-0 FC4-6 1-2 1B		0-0 2B		0-3 K	3 0 2 0 0 0 1 1 0 0 0 0 1 1	
Bill Freehan, R (1, 2) OBP: 0.556, SLG: 0.737			0-0 P9		0-0 FC4-6 1-2f 2-3		0-0 SF6			2 0 0 1 0 0 2	
Gary Sutherland, R (1, 4) OBP: 0.370, SLG: 0.481			0-0 6-3		0-0 P9		0-3 K			3 0 0 0 0 1 3	
Inning Stats	R: 0 H: 1 E: 0 LOB: 1 K: 1 BB: 0 S: 6 P: 6	R: 0 H: 0 E: 0 LOB: 0 K: 1 BB: 1 S: 4 P: 8	R: 0 H: 0 E: 0 LOB: 0 K: 0 BB: 0 S: 3 P: 3	R: 0 H: 0 E: 0 LOB: 0 K: 0 BB: 0 S: 3 P: 3	R: 0 H: 1 E: 1 LOB: 2 K: 0 BB: 0 S: 5 P: 5	R: 0 H: 1 E: 0 LOB: 1 K: 0 BB: 0 S: 4 P: 4	R: 1 H: 2 E: 0 LOB: 1 K: 1 BB: 0 S: 7 P: 7	R: 0 H: 0 E: 0 LOB: 0 K: 1 BB: 0 S: 5 P: 5	R: 0 H: 1 E: 0 LOB: 1 K: 2 BB: 0 S: 8 P: 8	1B: 3 SF: 1 2B: 3 SAC: 0 3B: 0 DP: 1 HR: 0 HBP: 0	
PITCHER Rick Wise, R (1, 1) ERA: 1.0	IP WLS BF H R ER SO BB IBB HBP BLK WP HR S P ERA WHIP										

livebaseballscorecards.com

AB	32
R	1
H	6
RBI	1
BB	1
SO	6
LOB	12



Batter	1	2	3	4	5	6	7	8	9
Tommy Harper, R OBP: 0.250, SLG: 0.348 (1, 10)									
Rick Miller, L OBP: 0.385, SLG: 0.111 (1, 8)									
Cecil Cooper, L OBP: 0.333, SLG: 0.381 (1, 3)									
Carl Yastrzemski, L OBP: 0.545, SLG: 0.889 Juan Beniquez, R OBP: 0.417, SLG: 0.600 (1, 7) (5, PR) (6, 7)									
Bob Montgomery, R OBP: 0.381, SLG: 0.550 (1, 2)									
Bernie Carbo, L OBP: 0.450, SLG: 0.667 (1, 9)									
Dick McAuliffe, L OBP: 0.250, SLG: 0.286 (1, 5)									
Doug Griffin, R OBP: 0.350, SLG: 0.444 (1, 4)									
Mario Guerrero, R OBP: 0.450, SLG: 0.375 (1, 6)									

Inning Stats	R: 6	H: 5	E: 0	LOB: 1	K: 1	S: 10	P: 18	R: 1	H: 1	E: 0	LOB: 1	K: 0	S: 4	P: 8	R: 0	H: 0	E: 0	LOB: 0	K: 0	S: 3	P: 3	R: 0	H: 0	E: 0	LOB: 0	K: 1	S: 5	P: 5	R: 1	H: 3	E: 0	LOB: 1	K: 0	S: 5	P: 5	R: 0	H: 2	E: 0	LOB: 3	K: 0	S: 5	P: 9	R: 0	H: 0	E: 0	LOB: 0	K: 1	S: 5	P: 5	R: 0	H: 1	E: 0	LOB: 1	K: 0	S: 4	P: 4
--------------	------	------	------	--------	------	-------	-------	------	------	------	--------	------	------	------	------	------	------	--------	------	------	------	------	------	------	--------	------	------	------	------	------	------	--------	------	------	------	------	------	------	--------	------	------	------	------	------	------	--------	------	------	------	------	------	------	--------	------	------	------

PITCHER	IP	WLS	BF	H	R	ER	SO	BB	IBB	HBP	BLK	WP	HR	S	P	ERA	WHIP
Bill Slayback, R ERA: 6.75 (1, 1)	0.2	L	9	5	6	6	1	1	1	0	0	0	0	9	17	81.00	9.000
Luke Walker, L ERA: 2.45 (1, 1)	6.1		26	6	2	2	2	2	0	0	0	2	0	28	36	2.84	1.263
Jim Ray, R ERA: (8, 1)	1.0		4	1	0	0	0	0	0	0	0	0	0	4	4	0.00	1.000

BOTTOM

Detroit Tigers @ Boston Red Sox
Fenway Park, Boston, MA

Sat Apr 13 1974, 3:33 AM EDT
Att. 8,159 - Overcast - 44 F

AB	35
R	8
H	12
RBI	8
BB	4
SO	3
LOB	16

WP	HR	S	P	ERA	WHIP
2	0	4	4	0.00	1.000

Batter	1	2	3	4	5	6	7	8	9	AB R H RBI BB SO LOB	TOP																									
Ed Brinkman, R (1, 6) OBP: 0.250, SLG: 0.270	0-0 F9		0-0 FC5-4 2-H 1B	0-0 1-H HR		0-0 F8			0-0 1B 1B 1B	5 1 3 3 0 0 0	Detroit Tigers @ Boston Red Sox Fenway Park, Boston, MA Sun Apr 14 1974, 3:33 AM EDT Att. 11,274 - Unknown - 60 F																									
Aurelio Rodriguez, R (1, 5) OBP: 0.233, SLG: 0.154	0-0 P9		0-0 FC5-4 BB 1-2f 1B	0-0 G6-4-3 1B			0-0 6-3	0-0 1-2 1B 1B	5 1 2 0 0 0 1																											
Jim Northrup, L (1, 9) OBP: 0.238, SLG: 0.250	4-0 2B BB		0-0 BB 1-2 1B	0-0 G6-4-3 1-2f			0-0 1-3	0-0 F8	4 1 1 0 1 0 3																											
Al Kaline, R (1, 10) OBP: 0.350, SLG: 0.432	0-0 1-H 2B		4-0 1-2 2-3 BB BB		0-0 1B		0-0 L4	0-0 L7	4 0 2 1 1 0 2																											
Willie Horton, R (1, 7) OBP: 0.270, SLG: 0.429	0-0 5-3		0-0 L4		0-0 F9		0-0 FC6-4 1B	0-0 1-2 2-3 1B	5 0 2 0 0 0 5																											
Norm Cash, L (1, 3) OBP: 0.381, SLG: 0.333		0-0 F9	4-0 1-2 2-3 3-H BB		0-3 K		0-0 F8	0-3 K	4 0 0 1 1 2 5																											
Mickey Stanley, R (1, 8) OBP: 0.257, SLG: 0.471		0-0 F3	0-0 1-3		0-0 G3		0-0 FC6-4 1-2f 1B		4 0 0 0 0 0 5																											
Bill Freehan, R (1, 2) OBP: 0.516, SLG: 0.652		0-3 K		0-0 L7		0-0 P5	0-0 1-2 1B		4 0 1 0 0 1 0																											
Gary Sutherland, R (1, 4) OBP: 0.400, SLG: 0.517			0-0 1B	4-0 HR		0-0 P9	0-0 F2		2 2 1 0 1 0 0																											
Gates Brown, L (8, PH) OBP: 0.667, SLG: 0.500									1 0 0 0 0 0 2																											
John Knox, L (8, 4)									0 0 0 0 0 0 0																											
Inning Stats	R: 1 E: 0 K: 0 S: 4	H: 1 LOB: 1 BB: 1 P: 8	R: 0 E: 0 K: 1 S: 5	H: 0 LOB: 0 BB: 0 P: 5	R: 2 E: 0 K: 0 S: 6	H: 3 LOB: 3 BB: 2 P: 14	R: 2 E: 0 K: 0 S: 4	H: 2 LOB: 0 BB: 1 P: 8	R: 0 E: 0 K: 1 S: 6	H: 1 LOB: 1 BB: 0 P: 6	R: 0 E: 0 K: 0 S: 3	H: 0 LOB: 0 BB: 0 P: 3	R: 0 E: 0 K: 0 S: 5	H: 2 LOB: 2 BB: 0 P: 5	R: 0 E: 0 K: 1 S: 8	H: 3 LOB: 3 BB: 0 P: 8	1B: 9 2B: 2 3B: 0 HR: 1	SF: 0 SAC: 0 DP: 1 HBP: 0	WP: 0 PB: 0 SB: 0 CS: 0	PA: 42																
PITCHER	IP WLS BF H R ER SO BB IBB HBP BLK WP HR S P ERA WHIP																																			
Juan Marichal, R (1, 1) ERA: 13.5	3.1		20	6	5	5	1	4	0	0	0	0	1	18	34	13.50	3.000																			
Dick Drago, R (4, 1) ERA:	4.2	W	18	5	0	0	1	0	0	0	0	0	0	20	20	0.00	1.071																			
Roger Moret, L (9, 1) ERA:	0.1		1	0	0	0	0	0	0	0	0	0	0	1	1	0.00	0.000																			
Diego Segui, R (9, 1) ERA: 1.13	0.2	S	3	1	0	0	1	0	0	0	0	0	0	5	5	0.00	1.500																			

livebaseballscorecards.com

AB	38
R	5
H	12
RBI	5
BB	4
SO	3
LOB	23



Batter	1	2	3	4	5	6	7	8	9
Tommy Harper, R (1, 7) OBP: 0.259, SLG: 0.320 Rick Miller, L (8, 7) OBP: 0.385, SLG: 0.111	0-3 K	0-0 G4-3			4-0 SH CS BB		0-0 SH1-4		
Juan Beniquez, R (1, 8) OBP: 0.533, SLG: 0.667	0-0 1B 2B 1B	4-0 CS BB			0-0 SH 1-3		0-0 E 1B 2-H		
Danny Cater, R (1, 10) OBP: 0.250, SLG: 0.250	0-0 1-2 2B 1B	0-0 CS 1-2	0-0 P3		0-0 P4		0-0 L5 1-3		
Carl Yastrzemski, L (1, 3) OBP: 0.538, SLG: 1.000	0-0 1-H 2-H HR 2B		0-0 HR		0-3 K 3-H		0-0 F2		
Bob Montgomery, R (1, 2) OBP: 0.320, SLG: 0.458	0-0 6-3		0-0 6-3		0-0 L5		0-0 5-3		
Dwight Evans, R (1, 9) OBP: 0.500, SLG: 1.000	0-0 HR 3-H		0-0 F9		0-0 PO 1B 1B		0-0 F9		
Doug Griffin, R (1, 4) OBP: 0.333, SLG: 0.409	0-0 F9			0-0 F8		0-0 1-2 1B		0-3 K	
John Kennedy, R (1, 5) OBP: 0.200, SLG: 0.800 Dick McAuliffe, L (7, 5) OBP: 0.250, SLG: 0.286		0-0 HR		0-0 5-3		0-0 L7			
Mario Guerrero, R (1, 6) OBP: 0.478, SLG: 0.421		0-0 G4-3 1B		0-0 F3		0-0 PO 2-3	0-0 SH1-4 1B 1B		

AB	R	H	RBI	BB	SO	LOB	
2	0	0	0	1	1	1	
0	0	0	0	0	0	0	
2	1	2	1	1	0	0	
4	1	1	0	0	0	3	
4	2	2	3	0	1	3	
4	0	0	0	0	0	1	
4	1	2	2	0	0	0	
4	0	1	0	0	1	0	
3	1	1	1	0	0	2	
0	0	0	0	0	0	0	
3	1	2	0	0	0	0	
1B: 7	SF: 0	2B: 2	SAC: 2	3B: 0	DP: 2	HR: 3	HBP: 0

BOTTOM

Detroit Tigers @ Boston Red Sox
Fenway Park, Boston, MA
 Sun Apr 14 1974, 3:33 AM EDT
 Att. 11,274 - Unknown - 60 F

AB	30
R	7
H	11
RBI	7
BB	2
SO	3
LOB	10



Inning Stats	R: 4	H: 4	E: 0	K: 1	S: 9	LOB: 0	BB: 0	P: 9
R: 1	H: 2	E: 0	K: 0	S: 3	LOB: 0	BB: 1	P: 7	
R: 1	H: 1	E: 0	K: 0	S: 4	LOB: 0	BB: 0	P: 4	
R: 0	H: 0	E: 0	K: 0	S: 3	LOB: 0	BB: 0	P: 3	
R: 0	H: 0	E: 1	K: 1	S: 5	LOB: 2	BB: 1	P: 9	
R: 0	H: 2	E: 0	K: 0	S: 4	LOB: 1	BB: 0	P: 4	
R: 1	H: 2	E: 1	K: 0	S: 5	LOB: 1	BB: 0	P: 5	
R: 0	H: 0	E: 0	K: 1	S: 5	LOB: 0	BB: 0	P: 5	

PITCHER	IP	WLS	BF	H	R	ER	SO	BB	IBB	HBP	BLK	WP	HR	S	P	ERA	WHIP
Mickey Lolich, L (1, 1) ERA: 3.86	6.1	L	29	11	7	7	2	2	0	0	0	0	3	31	39	9.95	2.053
John Hiller, L (7, 1) ERA:	1.2		5	0	0	0	1	0	0	0	0	0	0	7	7	0.00	0.000

WP	HR	S	P	ERA	WHIP
0	0	0	0	0	0
0	0	0	0	0	0
0	0	0	0	0	0
0	0	0	0	0	0
0	0	0	0	0	0
0	0	0	0	0	0
0	0	0	0	0	0



Batter	1	2	3	4	5	6	7	8	9	AB R H RBI BB SO LOB	TOP
Ed Brinkman, R (1, 6) OBP: 0.250, SLG: 0.268	0-0 FC1-6 1B		0-3 K			0-0 F7			0-3 K	4 0 1 0 0 2 1	
Aurelio Rodriguez, R (1, 5) OBP: 0.213, SLG: 0.140	0-0 FC1-6 FC3-6 1-2f			0-0 L4		0-0 F8			0-0 3-1	4 0 0 0 0 0 1	
Jim Northrup, L (1, 9) OBP: 0.222, SLG: 0.233	0-0 FC3-6 1-2f			0-0 F7			0-0 6-3			3 0 0 0 0 0 1	
Al Kaline, R (1, 10) OBP: 0.326, SLG: 0.400	0-0 L9			0-0 L6-3			0-0 L1-3			3 0 0 0 0 0 1	
Willie Horton, R (1, 7) OBP: 0.250, SLG: 0.395		0-0 6-3			0-0 F9		0-3 K			3 0 0 0 0 1 0	
Bill Freehan, R (1, 2) OBP: 0.471, SLG: 0.577		0-0 F8			0-0 P6			0-0 L6		3 0 0 0 0 0 0	
Norm Cash, L (1, 3) OBP: 0.375, SLG: 0.476		0-0 3-1			0-0 HR			0-0 F8		3 1 1 1 0 0 0	
Mickey Stanley, R (1, 8) OBP: 0.263, SLG: 0.459			0-0 CS 1B		0-3 K			0-3 K		3 0 1 0 0 2 0	
Gary Sutherland, R (1, 4) OBP: 0.364, SLG: 0.469			0-0 F9			0-0 L1			0-0 5-3	3 0 0 0 0 0 1	
Inning Stats	R: 0 E: 1 K: 0 S: 4 H: 1 LOB: 1 BB: 0 P: 4	R: 0 E: 0 K: 0 S: 3 H: 0 LOB: 0 BB: 0 P: 3	R: 0 E: 0 K: 1 S: 5 H: 1 LOB: 1 BB: 0 P: 5	R: 0 E: 0 K: 0 S: 3 H: 0 LOB: 0 BB: 0 P: 3	R: 1 E: 0 K: 1 S: 6 H: 1 LOB: 0 BB: 0 P: 6	R: 0 E: 0 K: 0 S: 3 H: 0 LOB: 0 BB: 0 P: 3	R: 0 E: 0 K: 1 S: 5 H: 0 LOB: 0 BB: 0 P: 5	R: 0 E: 0 K: 1 S: 5 H: 0 LOB: 0 BB: 0 P: 5	R: 0 E: 0 K: 1 S: 5 H: 0 LOB: 0 BB: 0 P: 5	1B: 2 2B: 1 3B: 0 HR: 1 SF: 0 SAC: 0 DP: 1 HBP: 0	WP: 0 PB: 0 SB: 0 CS: 1 PA: 29
PITCHER Reggie Cleveland, R (1, 1) ERA: 2.19	IP: 9.0 WLS: L BF: 29 H: 3 R: 1 ER: 1 SO: 5 BB: 0 IBB: 0 HBP: 0 BLK: 0 WP: 0 HR: 1 S: 39 P: 39 ERA: 1.00 WHIP: 0.333										

Detroit Tigers @ Boston Red Sox
 Fenway Park, Boston, MA
 Mon Apr 15 1974, 3:33 AM EDT
 Att: 23,498 - Unknown

livebaseballscorecards.com

AB	29
R	1
H	3
RBI	1
BB	0
SO	5
LOB	5



Batter	1	2	3	4	5	6	7	8	9	AB	R	H	RBI	BB	SO	LOB
Tommy Harper, R OBP: 0.258, SLG: 0.286	0-0 F9		0-0 P4		4-0 BB		0-0 G5-4-3			3	0	0	0	1	0	2
Rick Miller, L OBP: 0.412, SLG: 0.167	0-0 FC6-4 1B		4-0 BB		0-0 F8			0-3 K		3	0	1	0	1	1	1
Cecil Cooper, L OBP: 0.286, SLG: 0.320	0-0 FC6-4 1-2f		0-0 F7		0-3 K			0-0 4-3		4	0	0	0	0	1	3
Carl Yastrzemski, L OBP: 0.467, SLG: 0.846	0-0 F9			0-0 F9		0-0 4-3		0-0 F8		4	0	0	0	0	0	1
Bob Montgomery, R OBP: 0.310, SLG: 0.407		4-0 FC1-5 HBP BB		0-0 F9		0-3 K			0-0 6-3	3	0	0	0	1	1	0
Bernie Carbo, L OBP: 0.500, SLG: 0.632		1-0 FC1-5 HBP		4-0 WP BB		0-0 F7			1-0 G4-6-3 HBP	1	0	0	0	1	0	0
Dick McAuliffe, L OBP: 0.250, SLG: 0.200		0-0 FC1-5 G4-6-3 1-2 2-3f		4-0 BB			0-0 F8		0-0 G4-6-3 1-2f	3	0	0	0	1	0	3
Doug Griffin, R OBP: 0.333, SLG: 0.400		0-0 G4-6-3 1-2f		0-0 F8			0-0 1B			3	0	1	0	0	0	4
Mario Guerrero, R OBP: 0.462, SLG: 0.409			0-3 K		0-0 F8		0-0 1B			3	0	1	0	0	1	0

Inning Stats	R: 0	H: 1	E: 0	K: 0	S: 4	R: 0	H: 0	E: 0	K: 0	S: 2	R: 0	H: 0	E: 0	K: 1	S: 5	R: 0	H: 0	E: 0	K: 1	S: 3	R: 0	H: 0	E: 0	K: 1	S: 5	R: 0	H: 0	E: 0	K: 1	S: 5	R: 0	H: 2	E: 0	K: 0	S: 4	R: 0	H: 0	E: 0	K: 1	S: 5	R: 0	H: 0	E: 0	K: 1	S: 5	R: 0	H: 0	E: 0	K: 0	S: 2	1B: 3	SF: 0	2B: 0	SAC: 0	3B: 0	DP: 3	HR: 0	HBP: 2	WP: 1	PA: 34
--------------	------	------	------	------	------	------	------	------	------	------	------	------	------	------	------	------	------	------	------	------	------	------	------	------	------	------	------	------	------	------	------	------	------	------	------	------	------	------	------	------	------	------	------	------	------	------	------	------	------	------	-------	-------	-------	--------	-------	-------	-------	--------	-------	--------

PITCHER	IP	WLS	BF	H	R	ER	SO	BB	IBB	HBP	BLK	WP	HR	S	P	ERA	WHIP
Joe Coleman, R ERA: 1.11	9.0	W	34	3	0	0	4	5	0	2	0	1	0	35	57	0.00	0.889

BOTTOM

Detroit Tigers @ Boston Red Sox
Fenway Park, Boston, MA
 Mon Apr 15 1974, 3:33 AM EDT
 Att. 23,498 - Unknown

livebaseballscores.com

AB	27
R	0
H	3
RBI	0
BB	5
SO	4
LOB	14



Batter	1	2	3	4	5	6	7	8	9	AB R H RBI BB SO LOB	TOP																
Paul Blair, R OBP: 0.176, SLG: 0.242 (1, 8)										5 0 1 0 0 1 3																	
Bobby Grich, R OBP: 0.571, SLG: 0.781 (1, 4)										3 1 2 0 1 0 2																	
Tommy Davis, R OBP: 0.237, SLG: 0.278 (1, 10)										5 1 1 1 0 2 4																	
Jim Fuller, R OBP: 0.417, SLG: 0.636 (1, 9)										4 2 1 2 0 1 1																	
Don Baylor, R OBP: 0.256, SLG: 0.229 (1, 7)										4 1 0 0 1 0 1																	
Brooks Robinson, R OBP: 0.333, SLG: 0.324 (1, 5)										4 0 1 0 0 1 1																	
Earl Williams, R OBP: 0.258, SLG: 0.043 (1, 3)										2 1 0 1 1 1 0																	
Andy Etchebarren, R OBP: 0.300, SLG: 0.400 (1, 2)										4 0 2 1 0 0 1																	
Mark Belanger, R OBP: 0.194, SLG: 0.148 (1, 6)										4 0 2 1 0 0 1																	
Inning Stats	R: 5 E: 0 K: 0 S: 7	H: 4 LOB: 2 BB: 3 P: 19	R: 0 E: 0 K: 1 S: 5	H: 1 LOB: 1 BB: 0 P: 5	R: 0 E: 0 K: 1 S: 5	H: 0 LOB: 0 BB: 0 P: 5	R: 0 E: 0 K: 2 S: 9	H: 2 LOB: 2 BB: 0 P: 9	R: 1 E: 0 K: 0 S: 4	H: 1 LOB: 1 BB: 0 P: 5	R: 0 E: 0 K: 0 S: 3	H: 0 LOB: 1 BB: 0 P: 4	R: 0 E: 0 K: 1 S: 5	H: 0 LOB: 0 BB: 0 P: 5	R: 0 E: 0 K: 0 S: 5	H: 2 LOB: 2 BB: 0 P: 5	R: 0 E: 0 K: 1 S: 5	H: 0 LOB: 0 BB: 0 P: 5	R: 0 E: 0 K: 1 S: 5	H: 0 LOB: 0 BB: 0 P: 5	1B: 8 2B: 2 3B: 0 HR: 1	SF: 1 SAC: 0 DP: 1 HBP: 2	WP: 1 PB: 0 SB: 3 CS: 1	PA: 41			
PITCHER Woodie Fryman, L ERA: 12.27 Bill Slayback, R ERA: 3.86	IP WLS BF H R ER SO BB IBB HBP BLK WP HR S P ERA WHIP	(1, 1) 0.2 L 8 3 5 5 0 2 1 0 1 0 1 5 17 67.50 7.500	(1, 1) 8.1 33 7 1 1 6 0 0 2 0 1 0 43 45 1.08 0.840	PITCHER IP WLS BF H R ER SO BB IBB HBP BLK WP HR S P ERA WHIP																							

Baltimore Orioles @ Detroit Tigers
Tiger Stadium, Detroit, MI
Wed Apr 17 1974, 7:05 PM EDT
Att. 12,166 - Unknown

livebaseballscorecards.com

AB	35
R	6
H	10
RBI	6
BB	3
SO	6
LOB	14



Batter	1	2	3	4	5	6	7	8	9	AB	R	H	RBI	BB	SO	LOB
Ed Brinkman, R (1, 6) OBP: 0.250, SLG: 0.250	0-0 F8		0-0 F9			4-0 BB BB BB	0-0 F9			3	1	0	0	1	0	3
Aurelio Rodriguez, R (1, 5) OBP: 0.196, SLG: 0.128	0-3 K		0-0 1-3			0-0 BB BB	0-0 F9			4	0	0	0	0	1	4
Jim Northrup, L (1, 9) OBP: 0.224, SLG: 0.234	0-0 F5			0-0 F8		0-0 L8		0-0 G6-4-3 1B		4	0	1	0	0	0	2
Al Kaline, R (1, 10) OBP: 0.362, SLG: 0.419		0-0 L7		0-0 E9 1B		4-0 BB BB		0-0 G6-4-3 1B		3	0	2	0	1	0	0
Willie Horton, R (1, 7) OBP: 0.250, SLG: 0.366		0-3 K		0-0 F9		4-0 BB BB		0-0 G6-4-3 1B		3	0	0	1	1	1	3
Norm Cash, L (1, 3) OBP: 0.321, SLG: 0.400		0-0 1-6-3		0-0 F6		0-0 F9		0-0 4-3		4	0	0	0	0	0	5
Bill Freehan, R (1, 2) OBP: 0.447, SLG: 0.517			4-0 BB BB		0-0 5-3	0-0 F9			0-0 F7	3	0	0	0	1	0	3
Mickey Stanley, R (1, 8) OBP: 0.286, SLG: 0.450			0-0 1-2		4-0 BB BB		0-3 K		0-0 5-3	3	0	1	0	1	1	0
Gary Sutherland, R (1, 4) OBP: 0.351, SLG: 0.444			0-0 F2		0-0 G5-4-3		0-0 1B		0-0 F5	4	0	1	0	0	0	3

Inning Stats	R: 0 E: 0 K: 1 S: 5	H: 0 LOB: 0 BB: 0 P: 5	R: 0 E: 0 K: 1 S: 5	H: 0 LOB: 0 BB: 0 P: 5	R: 0 E: 0 K: 0 S: 4	H: 1 LOB: 2 BB: 1 P: 8	R: 0 E: 1 K: 0 S: 4	H: 1 LOB: 1 BB: 0 P: 4	R: 0 E: 0 K: 0 S: 2	H: 0 LOB: 0 BB: 1 P: 6	R: 1 E: 1 K: 0 S: 4	H: 0 LOB: 3 BB: 3 P: 16	R: 0 E: 0 K: 1 S: 6	H: 1 LOB: 1 BB: 0 P: 6	R: 0 E: 0 K: 0 S: 4	H: 2 LOB: 1 BB: 0 P: 4	R: 0 E: 0 K: 0 S: 3	H: 0 LOB: 0 BB: 0 P: 3	1B: 5 2B: 0 3B: 0 HR: 0	SF: 0 SAC: 0 DP: 2 HBP: 0	WP: 0 PB: 0 SB: 0 CS: 0	PA: 36
PITCHER Jim Palmer, R (1, 1) ERA: 1.93	IP: 9.0 WLS: W BF: 36 H: 5 R: 1 ER: 0 SO: 3 BB: 5 IBB: 0 HBP: 0 BLK: 0 WP: 0 HR: 0 S: 37 P: 57 ERA: 0.00 WHIP: 1.111																					

BOTTOM

Baltimore Orioles @ Detroit Tigers
Tiger Stadium, Detroit, MI
Wed Apr 17 1974, 7:05 PM EDT
Att. 12,166 - Unknown

AB	31
R	1
H	5
RBI	1
BB	5
SO	3
LOB	23



WP: 0	PA: 36
ERA	WHIP

livebaseballscorecards.com

Batter	1	2	3	4	5	6	7	8	9	AB R H RBI BB SO LOB	TOP																			
Don Money, R (1, 5) OBP: 0.277, SLG: 0.400	0-0 HR	4-0 BB			0-3 K		4-0 FC4 BB		4-0 BB	2 1 1 1 3 1 0																				
Ken Berry, R (1, 10) OBP: 0.281, SLG: 0.207	0-0 F2	0-0 1-3			0-0 5-3		0-0 FC4 1-2f		0-0 F8	5 0 0 0 0 0 5																				
Dave May, L (1, 9) OBP: 0.256, SLG: 0.317	0-0 F9				0-3 K		0-0 6-3		0-0 HR	4 1 1 1 0 1 0																				
George Scott, R (1, 3) OBP: 0.333, SLG: 0.235	4-0 BB BB				0-0 F3		0-3 K		0-0 6-3	3 0 0 0 1 1 0																				
John Briggs, L (1, 7) OBP: 0.310, SLG: 0.500	4-0 1-2 BB				0-0 F8		0-0 HR		4-0 G3 BB	2 1 1 1 2 0 0																				
Darrell Porter, L (1, 2) OBP: 0.324, SLG: 0.241	0-0 G3				0-0 F3		0-3 K		0-0 G3 1-2	4 0 0 0 0 1 3																				
Pedro Garcia, R (1, 4) OBP: 0.350, SLG: 0.694		4-0 S BB			0-0 P6		0-0 5-3		0-0 F5	3 0 0 0 1 0 1																				
Bob Coluccio, R (1, 8) OBP: 0.317, SLG: 0.368		0-3 K 1-2			0-3 K		0-0 6-3		0-3 K	4 0 0 0 0 3 1																				
Robin Yount, R (1, 6) OBP: 0.226, SLG: 0.286		0-0 F7			0-3 K		0-0 2B		0-3 K	4 0 1 0 0 2 1																				
Inning Stats	R: 1 E: 0 K: 0 S: 4	H: 1 LOB: 2 BB: 2 P: 12	R: 0 E: 0 K: 1 S: 5	H: 0 LOB: 2 BB: 2 P: 13	R: 0 E: 0 K: 1 S: 5	H: 0 LOB: 0 BB: 0 P: 5	R: 0 E: 0 K: 1 S: 5	H: 0 LOB: 0 BB: 0 P: 5	R: 1 E: 0 K: 2 S: 8	H: 1 LOB: 0 BB: 0 P: 8	R: 0 E: 0 K: 0 S: 4	H: 1 LOB: 2 BB: 1 P: 8	R: 1 E: 0 K: 0 S: 4	H: 1 LOB: 1 BB: 1 P: 8	R: 0 E: 0 K: 2 S: 7	H: 0 LOB: 1 BB: 1 P: 11	1B: 0 2B: 1 3B: 0 HR: 3	SF: 0 SAC: 0 DP: 0 HBP: 0	WP: 0 PB: 0 SB: 1 CS: 0	PA: 38										
PITCHER Joe Coleman, R (1, 1) ERA: 1.72 John Hiller, L (8, 1) ERA:	IP 7.0	WLS L	BF 30	H 4	R 3	ER 3	SO 7	BB 5	IBB 0	HBP 0	BLK 0	WP 0	HR 3	S 39	P 59	ERA 3.86	WHIP 1.286													
											PITCHER	IP	WLS	BF	H	R	ER	SO	BB	IBB	HBP	BLK	WP	HR	S	P	ERA	WHIP		

Milwaukee Brewers @ Detroit Tigers
Tiger Stadium, Detroit, MI
Sat Apr 20 1974, 3:33 AM EDT
Att. 9,485 - Unknown

livebaseballscorecards.com

AB 31
R 3
H 4
RBI 3
BB 7
SO 9
LOB 11



Batter	1	2	3	4	5	6	7	8	9	AB R H RBI BB SO LOB
Dick Sharon, R (1, 8) S S	0-3 K			x 0-0 F8			0-3 K		x 0-0 FC6 1-H	4 0 0 0 0 2 0
Gary Sutherland, R (1, 4) OBP: 0.341, SLG: 0.425 X	0-0 6-3			x 0-0 6-3			x 0-0 G6-4-3 1B		x 0-0 P6	4 0 1 0 0 0 1
Mickey Stanley, R (1, 3) OBP: 0.261, SLG: 0.409 X	0-0 6-3			x 0-0 P6			x 0-0 G6-4-3 1-2f		x 0-0 P4	4 0 0 0 0 0 2
Al Kaline, R (1, 10) OBP: 0.380, SLG: 0.444		BB 4-0 FC6-4 BB		x 0-0 L6-3			x 0-0 2B			2 0 1 0 1 0 0
Willie Horton, R (1, 7) OBP: 0.234, SLG: 0.341 X		0-0 FC6-4 G1-4-3 1-2f		x 0-0 4-3			x 0-0 L9			3 0 0 0 0 0 2
Bill Freehan, R (1, 2) OBP: 0.415, SLG: 0.469 X		0-0 G1-4-3 1-2f		x 0-0 5-3			x 0-0 5-3			3 0 0 0 0 0 2
Jim Northrup, L (1, 9) OBP: 0.212, SLG: 0.220			0-3 K			0-3 K		x 0-0 4-3		3 0 0 0 0 2 1
Aurelio Rodriguez, R (1, 5) OBP: 0.185, SLG: 0.120			x 0-0 F8			x 0-0 5-3		x 0-0 6-3		3 0 0 0 0 0 0
Ed Brinkman, R (1, 6) OBP: 0.255, SLG: 0.255 X			x 0-0 6-3			x 0-0 F8		x 0-0 FC6 E 1B		3 1 1 0 0 0 0

BOTTOM

Milwaukee Brewers @ Detroit Tigers
Tiger Stadium, Detroit, MI
Sat Apr 20 1974, 3:33 AM EDT
Att. 9,485 - Unknown

AB	29
R	1
H	3
RBI	0
BB	1
SO	4
LOB	8



Inning Stats	R: 0	H: 0	E: 0	LOB: 0	K: 1	S: 5	R: 0	H: 0	E: 0	LOB: 0	K: 0	S: 2	R: 0	H: 0	E: 0	LOB: 0	K: 1	S: 5	R: 0	H: 0	E: 0	LOB: 0	K: 0	S: 3	R: 0	H: 0	E: 0	LOB: 0	K: 0	S: 3	R: 0	H: 1	E: 0	LOB: 0	K: 1	S: 5	R: 0	H: 1	E: 0	LOB: 1	K: 0	S: 4	R: 1	H: 1	E: 1	LOB: 1	K: 0	S: 5	1B: 2	SF: 0	2B: 1	SAC: 0	3B: 0	DP: 2	HR: 0	HBP: 0	WP: 0	PA: 30
PITCHER Clyde Wright, L (1, 1) ERA: 1.38	IP	WLS	BF	H	R	ER	SO	BB	IBB	HBP	BLK	WP	HR	S	P	ERA	WHIP													PITCHER	IP	WLS	BF	H	R	ER	SO	BB	IBB	HBP	BLK	WP	HR	S	P	ERA	WHIP											

livebaseballscorecards.com

Batter	1	2	3	4	5	6	7	8	9	10	11	12	13	14	AB R H RBI BB SO LOB	TOP															
Don Money, R OBP: 0.315, SLG: 0.400 (1, 5) X	0-0 4-3 SH5-3 1B	0-0 CS 1-2	0-0 F7		1-0 1B 1-2 HBP		4-0 CS 1-2 BB		0-0 6-3		0-0 1-2 1B			0-3 K	5 0 2 0 1 1 0																
Ken Berry, R OBP: 0.273, SLG: 0.200 (1, 10) X	0-0 SH5-3		0-0 1-3		0-0 1-3 2-H 1B		4-0 BB		0-0 6-3		0-3 K			0-0 G3	1 0 0 0 0 0 0 4 0 1 1 1 1 2																
Rob Ellis, R OBP: 0.400, SLG: 0.250 (5, PH)	1-2						1-2 2-3 BB																								
Dave May, L OBP: 0.220, SLG: 0.271 (1, 9) X	0-0 4-3		0-3 K		0-0 3-1		0-0 L7		0-3 K		0-0 4-3			0-0 4-3	7 0 0 0 0 2 7																
George Scott, R OBP: 0.333, SLG: 0.300 (1, 3) X	0-0 6-3			0-3 K		0-0 1B 2B		0-0 F3		0-0 FC1-5 2B		0-0 F7			6 1 2 0 0 1 1																
Pedro Garcia, R OBP: 0.326, SLG: 0.619 (1, 4) X		0-0 L7		0-0 5-3		0-0 1B 2-3 1B		0-0 F7		0-0 FC1-5 FC5-4 2-3		0-0 P6			6 0 1 0 0 0 1																
John Briggs, L OBP: 0.333, SLG: 0.524 (1, 7) X		0-0 1B 2B		0-3 K		0-0 CS 1-3 3-H 1B		0-0 1B 1B		0-3 K		0-0 L5			6 2 3 1 0 2 1																
Bob Coluccio, R OBP: 0.319, SLG: 0.364 (1, 8) X		0-0 1B SF7 1B			0-0 5-3		0-0 F8 2-3		0-0 1B 1-2 1B		0-0 FC5-4 1-2f			0-0 F7	6 1 2 0 0 0 2																
Charlie Moore, R OBP: 0.400, SLG: 0.333 (1, 2) X		0-0 CS 1-3 3-H 1B			4-0 1B HBP BB		0-0 FC5-6 1B		0-0 1-3 2-H 1B		0-0 F9			0-3 K	5 1 3 2 1 1 0																
Robin Yount, R OBP: 0.216, SLG: 0.273 (1, 6) X		0-0 SF7			0-0 F9		0-0 FC5-6 CS BB 1-2f		0-0 F9		0-0 1B 1B			0-0 L7	5 0 1 1 0 0 4																
Inning Stats	R: 0 E: 0 K: 0 S: 4	H: 1 LOB: 1 BB: 0 P: 4	R: 2 E: 0 K: 0 S: 5	H: 3 LOB: 0 BB: 0 P: 5	R: 0 E: 0 K: 1 S: 5	H: 0 LOB: 0 BB: 0 P: 5	R: 0 E: 0 K: 2 S: 7	H: 0 LOB: 0 BB: 0 P: 7	R: 1 E: 0 K: 0 S: 4	H: 1 LOB: 2 BB: 1 P: 9	R: 1 E: 0 K: 0 S: 4	H: 3 LOB: 0 BB: 0 P: 4	R: 0 E: 0 K: 1 S: 5	H: 0 LOB: 0 BB: 0 P: 5	R: 0 E: 0 K: 1 S: 6	H: 1 LOB: 1 BB: 0 P: 6	R: 0 E: 0 K: 0 S: 3	H: 0 LOB: 0 BB: 0 P: 3	R: 0 E: 0 K: 1 S: 5	H: 0 LOB: 0 BB: 0 P: 5	R: 0 E: 0 K: 1 S: 5	H: 0 LOB: 0 BB: 0 P: 5	R: 0 E: 0 K: 1 S: 5	H: 0 LOB: 0 BB: 0 P: 5	R: 0 E: 0 K: 1 S: 5	H: 0 LOB: 0 BB: 0 P: 5	1B: 12 2B: 3 3B: 0 HR: 0	SF: 1 SAC: 1 DP: 0 HBP: 1	WP: 0 PB: 0 SB: 0 CS: 4	PA: 58	
PITCHER	IP WLS BF H R ER SO BB IBB HBP BLK WP HR S P ERA WHIP															IP WLS BF H R ER SO BB IBB HBP BLK WP HR S P ERA WHIP															
Mickey Litch, L ERA: 4.25 (1, 1)	6.1	28	9	4	4	3	2	0	1	0	0	0	0	0	0	5.68	1.737														
John Hiller, L ERA: 0.53 (7, 1)	7.2	29	6	1	1	5	1	0	0	0	0	0	0	0	0	1.17	0.913														

Milwaukee Brewers @ Detroit Tigers
Tiger Stadium, Detroit, MI
Sun Apr 21 1974, 3:33 AM EDT
Att. 19,654 - Unknown

livebaseballscorecards.com

AB	51
R	5
H	15
RBI	5
BB	3
SO	8
LOB	18



Batter	1	2	3	4	5	6	7	8	9	10	11	12	13	14	AB	R	H	RBI	BB	SO	LOB	BOTTOM										
Mickey Stanley, R (1, 8) OBP: 0.245, SLG: 0.392 (10, 3)	P6		E1 FC4-6		1-3		G3		2B			K		5-3	7	0	1	1	0	1	1											
Gary Sutherland, R (1, 4) OBP: 0.333, SLG: 0.391 (10, 6)	1B		K		6-3		6-3		5-3			BB		5-3	6	0	1	0	1	1	5											
Jim Northrup, L (1, 9) OBP: 0.220, SLG: 0.246	F7		FC4-6				F8		4-3			FC3-6		FC3-6	7	1	2	0	0	0	4											
Al Kaline, R (1, 10) OBP: 0.368, SLG: 0.423	L7		K				FC5-4 1B		L8			L5-4-3		L9	7	0	2	1	0	1	5											
Willie Horton, R (1, 7) OBP: 0.245, SLG: 0.388		HR			5-3		FC5-4 HR		P4			6-3		FC2-6 1B BB	5	2	1	1	1	0	1											
Norm Cash, L (1, 3) OBP: 0.344, SLG: 0.517 John Knox, L (9, PR) OBP: 0.250, SLG: 0.250 (10, 4)	F8		F8		5-3		HR		SH1-4 2B 1B			1-3		1-3 FC2-6 1B	4	1	2	2	0	0	0											
Bill Freehan, R (1, 2) OBP: 0.413, SLG: 0.541	5-3		5-3		5-3		FC6-4 1B		SH1-4			K		FC2-6 1-3	5	1	2	1	0	1	2											
Aurelio Rodriguez, R (1, 5) OBP: 0.175, SLG: 0.113 Gates Brown, L (9, PH) OBP: 0.750, SLG: 0.500 Dick Sharon, R (9, PR) OBP: 0.143, SLG: 0.143 (10, 8)	F9		F9		F9		FC6-4		2B IBB			1B		1-3	3	0	0	0	0	0	1											
Ed Brinkman, R (1, 6) OBP: 0.259, SLG: 0.260 Ben Oglivie, L (9, PH) Ike Brown, R (10, 5)			FC4-6 E 1B		6-3		6-3		K			F3		L9	3	0	1	0	0	1	0											
Inning Stats	R: 0 E: 0 K: 0 S: 4	H: 1 LOB: 1 BB: 0 P: 4	R: 1 E: 0 K: 0 S: 4	H: 1 LOB: 0 BB: 0 P: 4	R: 0 E: 1 K: 2 S: 9	H: 1 LOB: 2 BB: 0 P: 9	R: 1 E: 0 K: 0 S: 4	H: 1 LOB: 0 BB: 0 P: 4	R: 0 E: 0 K: 0 S: 3	H: 0 LOB: 0 BB: 0 P: 3	R: 2 E: 0 K: 0 S: 6	H: 3 LOB: 1 BB: 0 P: 6	R: 0 E: 0 K: 1 S: 5	H: 0 LOB: 0 BB: 0 P: 5	R: 0 E: 0 K: 0 S: 3	H: 0 LOB: 0 BB: 0 P: 3	R: 1 E: 0 K: 1 S: 7	H: 2 LOB: 3 BB: 1 P: 11	R: 0 E: 0 K: 0 S: 3	H: 1 LOB: 0 BB: 0 P: 3	R: 0 E: 0 K: 1 S: 6	H: 1 LOB: 1 BB: 0 P: 6	R: 0 E: 0 K: 1 S: 5	H: 0 LOB: 1 BB: 1 P: 9	R: 0 E: 0 K: 0 S: 4	H: 1 LOB: 2 BB: 1 P: 8	R: 1 E: 0 K: 0 S: 4	H: 2 LOB: 1 BB: 0 P: 4	1B: 9 2B: 2 3B: 0 HR: 3	SF: 0 SAC: 1 DP: 1 HBP: 0	WP: 0 PB: 0 SB: 0 CS: 0	PA: 58
PITCHER	IP	WLS	BF	H	R	ER	SO	BB	IBB	HBP	BLK	WP	HR	S	P	ERA	WHIP															
Jim Colborn, R ERA: 10.28	(1, 1) 5.2		25	7	4	4	2	0	0	0	0	0	0	3	29	6.35	1.235															
Eduardo Rodriguez, R ERA: 1.08	(6, 1) 3.1		13	2	1	1	2	0	1	0	0	0	0	16	20	2.70	0.600															
Kevin Kobel, L ERA: 3.88	(10, 1) 0.0		1	1	0	0	0	0	0	0	0	0	0	1	1	∞	∞															
Tom Murphy, R ERA: 1.04	(10, 1) 4.2	L	19	4	1	1	2	2	0	0	0	0	0	21	29	1.93	1.286															

Milwaukee Brewers @ Detroit Tigers
Tiger Stadium, Detroit, MI
Sun Apr 21 1974, 3:33 AM EDT
Att. 19,654 - Unknown

AB	54
R	6
H	14
RBI	6
BB	3
SO	6
LOB	26



Batter	1	2	3	4	5	6	7	8	9	10	AB R H RBI BB SO LOB	TOP
Steve Braun, L (1, 7) OBP: 0.333, SLG: 0.408	0-0 6-3		0-0 4-3		0-0 SH1-3		0-0 F8			0-0 HR	4 1 1 1 0 0 1	Minnesota Twins @ Detroit Tigers Tiger Stadium, Detroit, MI Tue Apr 23 1974, 7:05 PM EDT Att. 5,422 - Unknown - 40 F
Rod Carew, L (1, 4) OBP: 0.412, SLG: 0.413	0-0 1-3		0-0 4-3		0-3 K			0-0 F7		0-0 4-3	5 0 0 0 0 1 1	
Tony Oliva, L (1, 10) OBP: 0.390, SLG: 0.474 Jerry Terrell, R (8, PR) OBP: 0.227, SLG: 0.273	0-0 WP 1B 1B		0-0 1-3		0-0 F9			0-0 FC6-4 1B		0-0 5-3	4 0 2 0 0 0 1 1 0 0 0 0 0 0	
Bobby Darwin, R (1, 9) OBP: 0.333, SLG: 0.538 Larry Hisle, R (10, 9) OBP: 0.370, SLG: 0.556	0-0 WP 1B			0-0 F9		0-0 4-3		0-0 L9		0-0 4-3	5 0 1 0 0 0 1 0 0 0 0 0 0 0	
Harmon Killebrew, R (1, 3) OBP: 0.275, SLG: 0.222 Jim Holt, L (10, 3) OBP: 0.200, SLG: 0.095	0-0 6-3			0-0 4-3		0-0 1-3		0-0 FC6-4		0-0 4-3	4 0 0 0 0 0 3 0 0 0 0 0 0 0	
Steve Brye, R (1, 8) OBP: 0.208, SLG: 0.375		0-0 6-3		0-0 1B 1B		0-0 G3			0-0 F9		4 0 1 0 0 0 0	
Eric Soderholm, R (1, 5) OBP: 0.438, SLG: 0.438		0-0 1B		0-0 1B 1B			0-0 F9		0-0 5-3		4 0 2 0 0 0 0	
Glenn Borgmann, R (1, 2) OBP: 0.286, SLG: 0.167		0-3 K		0-0 1-3			0-0 S 1B		4-0 BB BB		3 0 1 0 1 1 3	
Danny Thompson, R (1, 6) OBP: 0.294, SLG: 0.250		0-0 5-3			4-0 SH1-3 BB		0-0 5-3		0-0 P4		3 0 0 0 1 0 3	
Inning Stats	R: 0 H: 2 E: 0 LOB: 2 K: 0 BB: 0 S: 5 P: 5	R: 0 H: 1 E: 0 LOB: 1 K: 1 BB: 0 S: 6 P: 6	R: 0 H: 0 E: 0 LOB: 0 K: 0 BB: 0 S: 3 P: 3	R: 0 H: 2 E: 0 LOB: 2 K: 0 BB: 0 S: 5 P: 5	R: 0 H: 0 E: 0 LOB: 1 K: 1 BB: 1 S: 5 P: 9	R: 0 H: 0 E: 0 LOB: 0 K: 0 BB: 0 S: 3 P: 3	R: 0 H: 1 E: 0 LOB: 1 K: 0 BB: 0 S: 4 P: 4	R: 0 H: 1 E: 0 LOB: 1 K: 0 BB: 0 S: 4 P: 4	R: 0 H: 0 E: 0 LOB: 1 K: 0 BB: 1 S: 3 P: 7	R: 1 H: 1 E: 0 LOB: 0 K: 0 BB: 0 S: 4 P: 4	1B: 7 SF: 0 2B: 0 SAC: 1 3B: 0 DP: 0 HR: 1 HBP: 0	
PITCHER Lerrin LaGrow, R (1, 1) ERA: 4.26	IP WLS BF H R ER SO BB IBB HBP BLK WP HR S P ERA WHIP											
	10.0 L 40 8 1 1 2 2 2 0 0 0 1 1 42 50 0.90 1.000											

livebaseballscores.com

AB	37
R	1
H	8
RBI	1
BB	2
SO	2
LOB	13




Batter	1	2	3	4	5	6	7	8	9	10	AB	R	H	RBI	BB	SO	LOB
Mickey Stanley, R OBP: 0.224, SLG: 0.357 (1, 8)	0-0 P4		0-0 4-3		0-0 3-1			0-3 K		0-0 F7	5	0	0	0	0	1	2
Gary Sutherland, R OBP: 0.308, SLG: 0.360 (1, 4)	0-0 1-3		0-0 5-3			0-0 P4		0-0 E5			4	0	0	0	0	0	1
Jim Northrup, L OBP: 0.206, SLG: 0.230 (1, 9)	0-0 E1			0-0 F7		0-0 4-3		0-0 L9			4	0	0	0	0	0	2
Al Kaline, R OBP: 0.361, SLG: 0.400 (1, 10)	0-3 K			4-0 FC4-6 BB		0-0 L1-3		0-0 L7			3	0	0	0	1	1	3
Willie Horton, R OBP: 0.246, SLG: 0.377 (1, 7)		0-0 1B 1B		0-0 FC4-6 1-2f			0-0 P4		0-0 F8		4	0	1	0	0	0	1
Norm Cash, L OBP: 0.333, SLG: 0.485 (1, 3)		0-0 G4-6-3 1B		0-0 F9			0-0 4-3		0-0 4-3		4	0	1	0	0	0	1
Aurelio Rodriguez, R OBP: 0.180, SLG: 0.140 (1, 5)		0-0 F9			0-0 F8				0-0 L5		4	0	1	0	0	0	2
Jerry Moses, R OBP: 0.333, SLG: 0.333 (1, 2)		0-0 G4-6-3 1-2f			0-0 5-3 1B			0-0 F9			3	0	1	0	0	0	3
Gates Brown, L OBP: 0.600, SLG: 0.333 (10, PH)										0-0 4-3	1	0	0	0	0	0	0
Ed Brinkman, R OBP: 0.263, SLG: 0.264 (1, 6)			0-0 F8			0-0 5-3				0-0 L9	3	0	1	0	0	0	1
Ben Oglivie, L (10, PH)					0-0 1-2			0-0 E 1B			1	0	0	0	0	0	0

Inning Stats	R: 0	H: 0	E: 1	LOB: 1	K: 1	S: 6	P: 6	R: 0	H: 2	E: 0	LOB: 1	K: 0	BB: 0	S: 4	P: 4	R: 0	H: 0	E: 0	LOB: 0	K: 0	BB: 0	S: 3	P: 3	R: 0	H: 0	E: 0	LOB: 1	K: 0	BB: 0	S: 3	P: 7	R: 0	H: 1	E: 0	LOB: 1	K: 0	BB: 0	S: 4	P: 4	R: 0	H: 0	E: 0	LOB: 0	K: 0	BB: 0	S: 3	P: 3	R: 0	H: 1	E: 0	LOB: 1	K: 0	BB: 0	S: 4	P: 4	R: 0	H: 1	E: 1	LOB: 2	K: 1	BB: 0	S: 7	P: 7	R: 0	H: 0	E: 0	LOB: 0	K: 0	BB: 0	S: 3	P: 3	R: 0	H: 0	E: 0	LOB: 0	K: 0	BB: 0	S: 3	P: 3	R: 0	H: 0	E: 0	LOB: 0	K: 0	BB: 0	S: 3	P: 3
--------------	------	------	------	--------	------	------	------	------	------	------	--------	------	-------	------	------	------	------	------	--------	------	-------	------	------	------	------	------	--------	------	-------	------	------	------	------	------	--------	------	-------	------	------	------	------	------	--------	------	-------	------	------	------	------	------	--------	------	-------	------	------	------	------	------	--------	------	-------	------	------	------	------	------	--------	------	-------	------	------	------	------	------	--------	------	-------	------	------	------	------	------	--------	------	-------	------	------


PITCHER	IP	WLS	BF	H	R	ER	SO	BB	IBB	HBP	BLK	WP	HR	S	P	ERA	WHIP
Dick Woodson, R ERA: 3.48 (1, 1)	8.0		31	5	0	0	2	1	0	0	0	0	0	34	38	0.00	0.750
Bill Campbell, R ERA: (9, 1)	2.0	W	6	0	0	0	0	0	0	0	0	0	0	6	6	0.00	0.000

MINNESOTA TWINS @ DETROIT TIGERS
Tiger Stadium, Detroit, MI
 Tue Apr 23 1974, 7:05 PM EDT
 Att. 5,422 - Unknown - 40 F

AB	36
R	0
H	5
RBI	0
BB	1
SO	2
LOB	16



WP: 0	PA: 37
PB: 0	
SB: 0	
CS: 0	

Batter	1	2	3	4	5	6	7	8	9	AB R H RBI BB SO LOB	TOP												
Steve Braun, L (1, 7) OBP: 0.328, SLG: 0.396 Larry Hisle, R (8, PH) OBP: 0.364, SLG: 0.543 (8, 7)	0-0 E1 1B		0-0 F8		0-0 BB 1B		0-3 K	0-3 K		4 0 1 0 0 1 0 1 0 0 0 0 1 1													
Rod Carew, L (1, 4) OBP: 0.452, SLG: 0.463	0-0 FC5-4 1B		0-0 2B		4-0 G4-6-3 BB		0-0 1B 2B 1B		0-0 G5-4-3 1B	4 1 4 0 1 0 0													
Bobby Darwin, R (1, 9) OBP: 0.322, SLG: 0.509	0-3 K		0-0 F9		0-3 K		0-0 2B 1B		0-3 K	5 1 1 0 0 3 7													
Jim Holt, L (1, 3) OBP: 0.207, SLG: 0.160 Joe Lis, R (9, PH) OBP: 0.300, SLG: 0.176	0-0 L9			0-0 L7	0-0 G4-6-3		0-0 HR 2B		0-0 G5-4-3	4 1 1 2 0 0 5 1 0 0 0 0 0 1													
Harmon Killebrew, R (1, 10) OBP: 0.273, SLG: 0.300	0-0 FC5-4			0-0 F8		0-0 F8	0-0 HR			4 1 1 2 0 0 2													
Steve Brye, R (1, 8) OBP: 0.250, SLG: 0.393		0-0 P1		0-0 1B 1B		0-0 1B	0-3 K			4 0 2 0 0 1 0													
Eric Soderholm, R (1, 5) OBP: 0.450, SLG: 0.450		0-0 F8		0-0 1B 1B		0-3 K		0-0 FC6-4 1B		4 0 2 0 0 1 1	AB 39 R 4 H 14 RBI 4 BB 1 SO 7 LOB 22												
Glenn Borgmann, R (1, 2) OBP: 0.240, SLG: 0.136		0-0 P4		0-0 5-3		0-0 F8		0-0 F2		4 0 0 0 0 0 4													
Sergio Ferrer, S (1, 6) OBP: 0.404, SLG: 0.386			0-0 4-3		0-0 1B 1B		0-0 1B	0-0 FC6-4		4 0 2 0 0 0 1													
Inning Stats	R: 0 E: 1 K: 1 S: 7	H: 1 LOB: 2 BB: 0 P: 7	R: 0 E: 0 K: 0 S: 3	H: 0 LOB: 0 BB: 0 P: 3	R: 0 E: 0 K: 0 S: 4	H: 1 LOB: 1 BB: 0 P: 4	R: 0 E: 0 K: 0 S: 5	H: 2 LOB: 2 BB: 0 P: 5	R: 0 E: 0 K: 1 S: 6	H: 2 LOB: 2 BB: 1 P: 10	R: 0 E: 0 K: 1 S: 6	H: 1 LOB: 1 BB: 0 P: 6	R: 4 E: 0 K: 2 S: 11	H: 5 LOB: 0 BB: 0 P: 11	R: 0 E: 0 K: 1 S: 6	H: 1 LOB: 1 BB: 0 P: 6	R: 0 E: 0 K: 1 S: 5	H: 1 LOB: 0 BB: 0 P: 5	1B: 11 2B: 2 3B: 0 HR: 1	SF: 0 SAC: 0 DP: 2 HBP: 0	WP: 0 PB: 0 SB: 0 CS: 0	PA: 40	
PITCHER Joe Coleman, R (1, 1) ERA: 2.37 John Hiller, L (7, 1) ERA: 0.47	IP 6.2	WLS W	BF 32	H 12	R 4	ER 4	SO 4	BB 1	IBB 0	HBP 0	BLK 0	WP 0	HR 1	S 39	P 43	ERA 5.40	WHIP 1.950						PITCHER IP 2.1 WLS S BF 8 H 2 R 0 ER 0 SO 3 BB 0 IBB 0 HBP 0 BLK 0 WP 0 HR 0 S 14 P 14 ERA 0.00 WHIP 0.857

Minnesota Twins @ Detroit Tigers
 Tiger Stadium, Detroit, MI
 Wed Apr 24 1974, 7:05 PM EDT
 Att: 6,804 - Unknown - 45 F

livebaseballscorecards.com

Batter	1	2	3	4	5	6	7	8	9
Mickey Stanley, R OBP: 0.238, SLG: 0.361 (1, 8)	0-3 K	0-0 FC6-5 BB			0-0 1B	0-0 G6-3		0-0 1B	
Gary Sutherland, R OBP: 0.333, SLG: 0.389 (1, 4)	0-0 2B	4-0 1-2 BB			0-3 K		0-0 L9 WP 2B 1B	0-0 L7	
Jim Northrup, L OBP: 0.206, SLG: 0.242 (1, 9)	0-0 1B 2B	0-0 F9			0-0 F8		0-0 L9 1-3	0-0 F5	
Al Kaline, R OBP: 0.354, SLG: 0.407 (1, 10)	0-0 L8		0-0 L8		0-3 K		0-0 3B 2B		
Willie Horton, R OBP: 0.262, SLG: 0.386 (1, 7)	0-0 1B 1B		0-0 6-3			0-0 3B 1B	0-0 F7		
Norm Cash, L OBP: 0.350, SLG: 0.472 (1, 3)	0-0 1-3 1B		0-0 3-1		0-3 K		4-0 3B IBB		
Aurelio Rodriguez, R OBP: 0.200, SLG: 0.197 (1, 5)	0-0 L9			0-0 3-1		0-0 3B 1B	0-0 1-2 1-H 2-H 3B		
Jerry Moses, R OBP: 0.400, SLG: 0.600 (1, 2)		0-0 FC6-5 SH1-3 1B		0-0 1-3		0-0 1B 3B	0-0 4-3		
Ed Brinkman, R OBP: 0.267, SLG: 0.268 (1, 6)		0-0 SH1-3		0-0 1-3		0-0 G6-3 1B		0-0 6-3	

Inning Stats	R: 2	H: 4	E: 0	LOB: 2	K: 1	S: 9	P: 9	R: 0	H: 1	E: 0	LOB: 2	K: 0	S: 4	P: 8	R: 0	H: 0	E: 0	LOB: 0	K: 0	S: 3	P: 3	R: 0	H: 0	E: 0	LOB: 0	K: 0	S: 3	P: 3	R: 0	H: 1	E: 0	LOB: 1	K: 2	S: 8	P: 8	R: 3	H: 4	E: 0	LOB: 0	K: 1	S: 8	P: 8	R: 0	H: 3	E: 0	LOB: 1	K: 0	S: 6	P: 10	R: 0	H: 1	E: 0	LOB: 1	K: 0	S: 4	P: 4
1B: 9	SF: 0	2B: 3	SAC: 1	3B: 2	DP: 1	HR: 0	HBP: 0	1B: 9	SF: 0	2B: 3	SAC: 1	3B: 2	DP: 1	HR: 0	HBP: 0	WP: 1	PA: 39	PB: 0	SB: 0	CS: 0																																				

PITCHER	IP	WLS	BF	H	R	ER	SO	BB	IBB	HBP	BLK	WP	HR	S	P	ERA	WHIP
Bill Hands, R ERA: 8.74 (1, 1)	5.1	L	26	9	5	5	4	1	0	0	0	0	0	33	37	8.44	1.875
Danny Fife, R ERA: 17.36 (6, 1)	1.0		4	2	1	1	0	0	0	0	0	1	0	4	4	9.00	2.000
Ray Corbin, R ERA: 5.23 (7, 1)	1.2		9	3	2	2	0	0	1	0	0	0	0	8	12	10.80	1.800

BOTTOM

Minnesota Twins @ Detroit Tigers
Tiger Stadium, Detroit, MI
Wed Apr 24 1974, 7:05 PM EDT
Att. 6,804 - Unknown - 45 F

livebaseballscorecards.com

AB	36
R	8
H	14
RBI	8
BB	2
SO	4
LOB	16



Batter	1	2	3	4	5	6	7	8	9	AB R H RBI BB SO LOB	TOP	
Mickey Stanley, R OBP: 0.250, SLG: 0.364 (1, 8) (8, 3)	0-0 5-3		0-0 1B 1B		0-0 F9		0-3 K		0-0 FC5-4 1B	5 0 2 0 0 1 1		
Gary Sutherland, R OBP: 0.323, SLG: 0.373 (1, 4)	0-0 1-3		0-0 1B 1B		0-0 F8		0-0 F9		0-0 FC5-4 1-2f	5 0 1 1 0 0 2		
Jim Northrup, L OBP: 0.236, SLG: 0.261 (1, 9) B B B	4-0 BB		0-0 FC6-4 1B		0-0 3-1		0-0 1B 1B		0-0 1B 1B	3 0 2 0 1 0 0		
Al Kaline, R OBP: 0.362, SLG: 0.413 (1, 10)	0-0 L1-3		0-0 F3		0-0 2B E 1B		0-0 1-2 1B			4 1 2 0 0 0 4		
Willie Horton, R OBP: 0.277, SLG: 0.410 (1, 7)		0-0 G1-4-3 1B	0-0 FC6-4 1-2f		0-0 E7 2B		0-3 K			4 0 2 0 0 1 5		
Norm Cash, L OBP: 0.372, SLG: 0.459 (1, 3) Dick Sharon, R OBP: 0.125, SLG: 0.125 (8, PH) (8, 8)		0-0 F2		4-0 G5-4-3 BB		4-0 G5-4-3 BB		0-3 K		1 0 0 0 2 0 1 1 0 0 0 0 1 2		
Bill Freehan, R OBP: 0.380, SLG: 0.488 (1, 2)		0-0 G1-4-3 1-2f		0-3 K		0-0 G5-4-3 1-2f		0-0 5-3		4 0 0 0 0 1 6		
Aurelio Rodriguez, R OBP: 0.217, SLG: 0.203 (1, 5) B B B			4-0 1B 1B BB		0-0 G5-4-3 1-2f		0-0 1B		0-3 K	3 1 1 0 1 1 1		
Ed Brinkman, R OBP: 0.250, SLG: 0.250 (1, 6) S S S			0-3 K		0-0 F2		0-3 K		0-0 P4	4 0 0 0 0 2 2		
Inning Stats	R: 0 E: 0 K: 0 S: 3 H: 0 LOB: 1 BB: 1 P: 7	R: 0 E: 0 K: 0 S: 3 H: 1 LOB: 0 BB: 0 P: 3	R: 1 E: 0 K: 1 S: 8 H: 3 LOB: 3 BB: 1 P: 12	R: 0 E: 0 K: 1 S: 4 H: 0 LOB: 0 BB: 1 P: 8	R: 0 E: 0 K: 0 S: 3 H: 0 LOB: 0 BB: 0 P: 3	R: 1 E: 1 K: 0 S: 4 H: 2 LOB: 1 BB: 1 P: 8	R: 0 E: 0 K: 2 S: 8 H: 1 LOB: 1 BB: 0 P: 8	R: 0 E: 0 K: 2 S: 9 H: 2 LOB: 2 BB: 0 P: 9	R: 0 E: 0 K: 1 S: 6 H: 1 LOB: 1 BB: 0 P: 6	1B: 9 2B: 1 3B: 0 HR: 0 SF: 0 SAC: 0 DP: 3 HBP: 0	WP: 0 PB: 0 SB: 0 CS: 0 PA: 38	
PITCHER Stan Bahnsen, R ERA: 3.64 (1, 1) Terry Forster, L ERA: 6.55 (8, 1)	IP 7.0 WLS W BF 31 H 9 R 2 ER 1 SO 4 BB 4 IBB 0 HBP 0 BLK 0 WP 0 HR 0 S 35 P 51 ERA 1.29 WHIP 1.857	IP 2.0 WLS 7 BF 1 H 0 R 0 ER 0 SO 3 BB 0 IBB 0 HBP 0 BLK 0 WP 0 HR 0 S 13 P 13 ERA 0.00 WHIP 0.500										

Detroit Tigers @ Chicago White Sox
Comiskey Park, Chicago, IL
Fri Apr 26 1974, 8:05 PM EDT
Att. 16,152 - Unknown

AB	34
R	2
H	10
RBI	1
BB	4
SO	7
LOB	24



Batter	1	2	3	4	5	6	7	8	9
Buddy Bradford, R OBP: 0.426, SLG: 0.558 (1, 9)	0-3 K		0-0 1B	0-0 P4	0-0 1B			0-0 FC3-6 BB 1B	
Carlos May, L OBP: 0.333, SLG: 0.333 (1, 7)	0-0 F5		0-0 G6-4-3 2-H 1B	0-0 4-3	0-0 6-3			4-0 FC3-6 1-2 BB	
Dick Allen, R OBP: 0.380, SLG: 0.469 Tony Muser, L OBP: 0.444, SLG: 0.556 (1, 3) (7, 3)	0-0 1B		0-0 G6-4-3 1-2f		0-0 2B		0-0 F3	0-0 FC3-6 1-2f 2-3 HBP	
Bill Melton, R OBP: 0.346, SLG: 0.373 (1, 5)	0-0 F8		0-0 P6		0-0 F8		0-0 F3	1-0 G6-4-3 1-2 HBP	
Ron Santo, R OBP: 0.385, SLG: 0.318 (1, 4)		4-0 SH2-3 BB BB		0-0 1B	0-0 HR 2B		0-0 6-3	0-0 G6-4-3 1-2f	
Ken Henderson, S OBP: 0.430, SLG: 0.478 (1, 8)		4-0 SH2-3 BB 1-2		0-0 1B BB SF8 1B	4-0 HR IBB		0-0 HR		
Brian Downing, R OBP: 0.462, SLG: 0.857 (1, 10)		0-0 SH2-3 1-2 2-3		4-0 SF8 1B 1-2 BB	0-0 HR		0-0 F8		
Ed Herrmann, L OBP: 0.327, SLG: 0.420 (1, 2)		0-0 F2		0-0 1B 1-2 2-3 3-H	0-0 6-3		0-0 F9		
Eddie Leon, R OBP: 0.200, SLG: 0.167 (1, 6)		0-0 F9		0-0 SF8 2-3 3-H	0-0 1B		0-0 6-3		

Inning Stats	R: 0	H: 1	E: 0	K: 1	S: 6	LOB: 1	BB: 0	P: 6
	R: 0	H: 0	E: 0	K: 0	S: 3	LOB: 2	BB: 2	P: 11
	R: 1	H: 2	E: 0	K: 0	S: 4	LOB: 0	BB: 0	P: 4
	R: 2	H: 3	E: 0	K: 0	S: 6	LOB: 2	BB: 1	P: 10
	R: 4	H: 5	E: 0	K: 0	S: 8	LOB: 2	BB: 1	P: 12
	R: 0	H: 0	E: 0	K: 0	S: 3	LOB: 0	BB: 0	P: 3
	R: 1	H: 1	E: 0	K: 0	S: 4	LOB: 0	BB: 0	P: 4
	R: 0	H: 1	E: 0	K: 0	S: 3	LOB: 2	BB: 1	P: 8

PITCHER	IP	WLS	BF	H	R	ER	SO	BB	IBB	HBP	BLK	WP	HR	S	P	ERA	WHIP
Mickey Lolich, L ERA: 5.56 (1, 1)	4.1	L	25	9	7	7	1	3	1	0	0	0	1	23	39	14.54	2.769
Chuck Seelbach, R ERA: 2.45 (5, 1)	3.2		16	4	1	1	0	1	0	1	0	0	1	14	19	2.46	1.364

AB R H RBI BB SO LOB

5 1 3 0 0 1 2

4 0 1 1 1 0 4

4 1 2 0 0 0 1

1 0 0 0 0 0 2

4 0 0 0 0 0 2

4 2 2 1 1 0 3

2 3 2 1 2 0 0

2 1 1 3 1 0 0

4 0 1 1 0 0 2

3 0 1 1 0 0 2

AB 33

R 8

H 13

RBI 8

BB 5

SO 1

LOB 18

WP: 0 PA: 41

PB: 0

SB: 0

CS: 0

1B: 7 SF: 1

2B: 4 SAC: 1

3B: 0 DP: 2


HR: 2 HBP: 1

DETROIT TIGERS @ CHICAGO WHITE SOX

Comiskey Park, Chicago, IL

Fri Apr 26 1974, 8:05 PM EDT

Att. 16,152 - Unknown



livebaseballscorecards.com

Batter	1	2	3	4	5	6	7	8	9	AB R H RBI BB SO LOB	TOP											
Dick Sharon, R OBP: 0.308, SLG: 0.308 (1, 8) X	0-0 G6-4-3 1B		0-0 1B SF8 1B		0-0 5-3	0-0 E 1B	0-3 K			5 1 3 0 0 1 1												
Gary Sutherland, R OBP: 0.313, SLG: 0.359 (1, 4) X	0-0 F8		0-0 SF8 WP 1-3 1B		0-0 F7	0-0 P6		0-0 5-3		5 0 1 0 0 0 2												
Mickey Stanley, R OBP: 0.247, SLG: 0.348 (1, 3) X	0-0 G6-4-3 1-2f		0-0 SF8 1-3 3-H		4-0 BB HBP BB	0-0 E4 FC6-4		0-0 F9		3 1 0 1 1 0 2												
Al Kaline, R OBP: 0.365, SLG: 0.412 (1, 10) X		0-0 CS 1B	0-3 K		0-0 HBP BB 1-2 BB 1B	0-3 K		0-0 L8		5 1 2 0 0 2 3												
Willie Horton, R OBP: 0.286, SLG: 0.446 (1, 7) X		0-3 K 1-2		0-0 6-3	4-0 BB HBP BB 1-2 2-3 BB	0-0 FC6-4 1-2f			0-0 HR	4 2 1 1 1 1 3												
Bill Freehan, R OBP: 0.418, SLG: 0.511 (1, 2) X		0-0 1B 1B		0-0 FC3-6 1B	1-0 BB BB HBP 1-2 2-3 3-H		0-0 1B FC4-6 1B		0-0 P3	4 1 3 1 0 0 0												
Jim Northrup, L OBP: 0.260, SLG: 0.274 (1, 9) X		0-0 1-3 1B		0-0 FC3-6 1-2f	4-0 BB BB 1-2 2-3 3-H		0-0 FC4-6 1-3 1B		0-0 G3	4 0 2 1 1 0 1												
Aurelio Rodriguez, R OBP: 0.216, SLG: 0.191 (1, 5) X			0-0 4-3	0-3 K	4-0 BB 1-2 2-3 3-H		0-0 FC4-6 1-2f 3-H S		0-3 K	4 0 0 2 1 2 2												
Ed Brinkman, R OBP: 0.265, SLG: 0.359 (1, 6) X			0-0 HR				0-3 K 1-2			4 2 2 2 0 2 4												
Inning Stats	R: 0 E: 0 K: 0 S: 3	H: 1 LOB: 0 BB: 0 P: 3	R: 0 E: 0 K: 1 S: 6	H: 3 LOB: 2 BB: 0 P: 6	R: 2 E: 0 K: 1 S: 8	H: 3 LOB: 1 BB: 0 P: 8	R: 0 E: 0 K: 1 S: 6	H: 1 LOB: 1 BB: 0 P: 6	R: 4 E: 0 K: 1 S: 7	H: 2 LOB: 3 BB: 4 P: 24	R: 0 E: 1 K: 1 S: 7	H: 1 LOB: 2 BB: 0 P: 7	R: 1 E: 0 K: 2 S: 9	H: 2 LOB: 1 BB: 0 P: 9	R: 0 E: 0 K: 0 S: 3	H: 0 LOB: 0 BB: 0 P: 3	R: 1 E: 0 K: 1 S: 6	H: 1 LOB: 0 BB: 0 P: 6	1B: 11 2B: 1 3B: 0 HR: 3	SF: 1 SAC: 0 DP: 2 HBP: 1	WP: 1 PB: 0 SB: 1 CS: 1	PA: 44
PITCHER	IP WLS BF H R ER SO BB IBB HBP BLK WP HR S P ERA WHIP																				PITCHER	IP WLS BF H R ER SO BB IBB HBP BLK WP HR S P ERA WHIP
Jim Kaat, L ERA: 4.59 (1, 1)	4.2 L 21 9 4 4 3 1 0 0 0 1 2 26 30 7.71 2.143																					
Rich Gossage, R ERA: 2.92 (5, 1)	0.0 1 1 0 0 0 0 0 0 0 0 0 0 1 1 ∞ ∞																					
Skip Pitlock, L ERA: 7.36 (5, 1)	0.0 4 0 2 2 0 3 0 0 1 0 0 0 0 13 ∞ ∞																					
Bill Moran, R ERA: 1.5 (5, 1)	1.1 7 2 1 1 2 0 0 0 0 0 0 0 11 11 6.75 1.500																					
Cy Acosta, R ERA: 1.29 (7, 1)	3.0 11 2 1 1 3 0 0 0 0 0 0 1 17 17 3.00 0.667																					

Detroit Tigers @ Chicago White Sox
Comiskey Park, Chicago, IL
Sat Apr 27 1974, 8:05 PM EDT
Att. 32,737 - Unknown - 77 F

livebaseballscorecards.com

AB	38
R	8
H	14
RBI	8
BB	4
SO	8
LOB	18




Batter	1	2	3	4	5	6	7	8	9	AB R H RBI BB SO LOB
Pat Kelly, L (1, 9) OBP: 0.304, SLG: 0.269 Jerry Hairston, S (9, PH)	0-0 BB 1B		0-0 G3		0-3 K		0-0 4-3		0-3 K	4 0 1 0 0 1 1 1 0 0 0 0 1 1
Carlos May, L (1, 7) OBP: 0.328, SLG: 0.316	4-0 G4-6-3 BB 1-2		0-0 F8			0-0 F8		0-0 P5		3 0 0 0 1 0 0
Dick Allen, R (1, 3) OBP: 0.398, SLG: 0.470	0-0 G4-6-3 1-2f		4-0 BB			4-0 HR BB		0-0 1B 1B		2 1 1 0 2 0 1
Bill Melton, R (1, 5) OBP: 0.341, SLG: 0.408		0-0 6-3	0-0 F8			0-0 HR		0-3 K		4 1 1 2 0 1 2
Ken Henderson, S (1, 8) OBP: 0.434, SLG: 0.479		0-0 E S 2B 1B		0-0 F8		0-0 G3		0-0 1B 1B		4 1 2 0 0 0 0
Ron Santo, R (1, 4) OBP: 0.378, SLG: 0.304		4-0 2B 1-3 BB		0-0 6-3		0-0 F8		0-3 K		3 0 0 0 1 1 2
Jorge Orta, L (1, 10) OBP: 0.305, SLG: 0.357 Buddy Bradford, R (7, PH) OBP: 0.411, SLG: 0.533		0-0 1-3 2B		0-0 F5			0-0 F9		0-0 F2	2 0 1 1 0 0 0 2 0 0 0 0 0 0
Ed Herrmann, L (1, 2) OBP: 0.333, SLG: 0.412 Brian Downing, R (7, PH) OBP: 0.500, SLG: 0.864 (8, 2)		4-0 G4-6-3 IBB			0-0 G3		4-0 FC5-4 BB		0-0 1B	1 0 0 0 1 0 0 1 0 1 0 1 0 0
Eddie Leon, R (1, 6) OBP: 0.167, SLG: 0.136		0-0 G4-6-3 1-2f			0-3 K		0-0 FC5-4 1-2f		0-0 F9	4 0 0 0 0 1 5

Inning Stats	R: 0	H: 1	E: 0	K: 0	S: 2	LOB: 0	BB: 1	P: 6	R: 1	H: 2	E: 0	K: 0	S: 4	LOB: 2	BB: 2	P: 12	R: 0	H: 0	E: 0	K: 0	S: 3	LOB: 1	BB: 1	P: 7	R: 0	H: 0	E: 0	K: 2	S: 7	LOB: 0	BB: 0	P: 7	R: 2	H: 1	E: 0	K: 0	S: 4	LOB: 0	BB: 1	P: 8	R: 0	H: 0	E: 0	K: 0	S: 3	LOB: 1	BB: 1	P: 7	R: 0	H: 2	E: 0	K: 2	S: 9	LOB: 2	BB: 0	P: 9	R: 0	H: 1	E: 0	K: 1	S: 6	LOB: 1	BB: 0	P: 6	1B: 5	SF: 0	2B: 1	SAC: 0	3B: 0	DP: 2	HR: 1	HBP: 0	WP: 0	PA: 37
--------------	------	------	------	------	------	--------	-------	------	------	------	------	------	------	--------	-------	-------	------	------	------	------	------	--------	-------	------	------	------	------	------	------	--------	-------	------	------	------	------	------	------	--------	-------	------	------	------	------	------	------	--------	-------	------	------	------	------	------	------	--------	-------	------	------	------	------	------	------	--------	-------	------	-------	-------	-------	--------	-------	-------	-------	--------	-------	--------

PITCHER	IP	WLS	BF	H	R	ER	SO	BB	IBB	HBP	BLK	WP	HR	S	P	ERA	WHIP
Lerrin LaGrow, R (1, 1) ERA: 4.32	6.0	W	24	4	3	3	2	4	1	0	0	0	1	23	43	4.50	1.333
John Hiller, L (7, 1) ERA: 0.4	3.0	S	13	3	0	0	3	1	0	0	0	0	0	18	22	0.00	1.333

DETROIT TIGERS @ CHICAGO WHITE SOX
 Comiskey Park, Chicago, IL
 Sat Apr 27 1974, 8:05 PM EDT
 Att: 32,737 - Unknown - 77 F

AB	31
R	3
H	7
RBI	3
BB	6
SO	5
LOB	12



Batter	1	2	3	4	5	6	7	8	9	AB R H RBI BB SO LOB	TOP	
Dick Sharon, R OBP: 0.444, SLG: 0.412 (1, 8) X	0-0 1B 1B	0-0 S 1B 1B		4-0 9-6-3 BB BB BB BB		0-0 F5			0-0 E4 1B	4 2 3 0 1 0 0		
Gary Sutherland, R OBP: 0.333, SLG: 0.377 (1, 4) X	0-0 1-2 2B 1B	0-0 1-H 1B		0-0 9-6-3 1-2f		0-0 P6			0-0 E 2-H 1B	5 1 3 2 0 0 1		
Mickey Stanley, R OBP: 0.244, SLG: 0.351 (1, 3) X	0-0 1-H 2B 2B	0-3 K			0-0 F8		0-0 F8		0-3 K	5 1 1 1 0 2 2		
Al Kaline, R OBP: 0.342, SLG: 0.384 (1, 10) X	0-0 L6-3		0-0 L5		0-0 L8		0-0 L4-3		0-0 L5 1-3	5 0 0 0 0 0 2		
Willie Horton, R OBP: 0.307, SLG: 0.507 (1, 7) X	0-0 2-H 2B		0-0 HR		1-0 1B 1B HBP		0-0 5-3		0-3 K	4 2 2 2 0 1 2		
Bill Freehan, R OBP: 0.441, SLG: 0.542 (1, 2) H	1-0 HBP		0-0 2B		0-0 1B 1-2 1B		0-0 6-3			3 0 2 0 0 0 0		
Jim Northrup, L OBP: 0.259, SLG: 0.273 (1, 9) S S S	0-3 K		0-0 4-3		0-0 1-3 2-H 1B		0-3 K2-3			4 0 1 1 0 2 3		
Aurelio Rodriguez, R OBP: 0.205, SLG: 0.181 (1, 5) S S S		0-3 K	0-0 F7		0-0 5-3		0-0 F8			4 0 0 0 0 1 3		
Ed Brinkman, R OBP: 0.250, SLG: 0.338 (1, 6) X		0-0 5-3		0-0 F5		0-0 P4			0-0 P4	4 0 0 0 0 0 0		
Inning Stats	R: 2 E: 0 K: 1 S: 8 H: 4 LOB: 2 BB: 0 P: 9	R: 1 E: 0 K: 2 S: 9 H: 2 LOB: 1 BB: 0 P: 9	R: 1 E: 0 K: 0 S: 5 H: 2 LOB: 1 BB: 0 P: 5	R: 0 E: 0 K: 0 S: 2 H: 0 LOB: 0 BB: 1 P: 6	R: 1 E: 0 K: 0 S: 5 H: 2 LOB: 2 BB: 0 P: 6	R: 0 E: 0 K: 0 S: 3 H: 0 LOB: 0 BB: 0 P: 3	R: 0 E: 0 K: 0 S: 3 H: 0 LOB: 0 BB: 0 P: 3	R: 0 E: 0 K: 1 S: 5 H: 0 LOB: 0 BB: 0 P: 5	R: 1 E: 2 K: 2 S: 10 H: 2 LOB: 2 BB: 0 P: 10	1B: 8 2B: 4 3B: 0 HR: 1 SF: 0 SAC: 0 DP: 1 HBP: 2	WP: 0 PB: 0 SB: 1 CS: 0 PA: 41	
PITCHER	IP WLS BF H R ER SO BB IBB HBP BLK WP HR S P ERA WHIP											
Wilbur Wood, L ERA: 5.27 (1, 1)	2.1 L 15 8 4 4 3 0 0 1 0 0 0 1 20 21 15.43 3.429											
Bill Moran, R ERA: 1.86 (3, 1)	3.2 14 2 1 1 0 1 0 1 0 0 0 0 12 17 2.46 0.818											
Terry Forster, L ERA: 5.76 (7, 1)	3.0 12 2 1 0 3 0 0 0 0 0 0 0 18 18 0.00 0.667											

Detroit Tigers @ Chicago White Sox
 Comiskey Park, Chicago, IL

Sun Apr 28 1974, 4:33 AM EDT
 Att. 14,443 - Unknown - 75 F

livebaseballscorecards.com

AB 38
R 6
H 12
RBI 6
BB 1
SO 6
LOB 13



Batter	1	2	3	4	5	6	7	8	9	AB R H RBI BB SO LOB
Pat Kelly, L OBP: 0.361, SLG: 0.339 (1, 9)	0-0 HR 2B		0-0 FC6-4 1B		0-0 WP 1B		0-0 FC1-6 1B		4-0 BB	4 1 4 0 1 0 0
Jorge Orta, L OBP: 0.286, SLG: 0.333 (1, 4) Jerry Hairston, S (9, PH)	0-0 F5		0-0 F8		0-3 K		0-0 FC1-6		0-0 F3	4 0 0 1 0 1 4 1 0 0 0 0 0 2
Dick Allen, R OBP: 0.402, SLG: 0.507 (1, 3)	0-0 HR		0-0 FC6-4		4-0 IBB		0-0 P6			3 1 1 2 1 0 2
Carlos May, L OBP: 0.308, SLG: 0.295 (1, 7)	0-0 4-3		0-3 K		0-3 K			0-3 K		4 0 0 0 0 3 3
Bill Melton, R OBP: 0.337, SLG: 0.400 (1, 5)	0-0 6-3			0-0 6-3		0-3 K		0-0 CS 1B		4 0 1 0 0 1 0
Ken Henderson, S OBP: 0.414, SLG: 0.453 (1, 8)		0-0 F7		0-0 4-3		0-0 3-1		0-3 K		4 0 0 0 0 1 1
Ron Santo, R OBP: 0.372, SLG: 0.301 (1, 10)		0-0 1B		0-0 L6		0-0 F7		0-3 K		4 0 1 0 0 1 0
Ed Herrmann, L OBP: 0.351, SLG: 0.434 (1, 2) Brian Downing, R (9, PH)		0-3 K			0-0 1B WP 2B		4-0 1B FC1-6 BB		4-0 BB BB	2 2 1 0 1 1 1 0 0 0 0 1 0 0
Bucky Dent, R OBP: 0.220, SLG: 0.256 (1, 6) Buddy Bradford, R (7, PH) Eddie Leon, R (8, 6)		0-0 1-3			0-0 F3		0-3 K		0-3 K	2 0 0 0 0 0 2 1 0 0 0 0 1 1 1 0 0 0 0 1 1

Inning Stats	R: 2 E: 0 K: 0 S: 5	H: 2 LOB: 0 BB: 0 P: 5	R: 0 E: 0 K: 1 S: 6	H: 1 LOB: 1 BB: 0 P: 6	R: 0 E: 0 K: 1 S: 6	H: 1 LOB: 1 BB: 0 P: 6	R: 0 E: 0 K: 0 S: 3	H: 0 LOB: 0 BB: 0 P: 3	R: 1 E: 0 K: 2 S: 9	H: 2 LOB: 2 BB: 1 P: 13	R: 0 E: 0 K: 1 S: 5	H: 0 LOB: 0 BB: 0 P: 5	R: 1 E: 0 K: 1 S: 6	H: 1 LOB: 1 BB: 1 P: 10	R: 0 E: 0 K: 2 S: 7	H: 1 LOB: 1 BB: 0 P: 7	R: 0 E: 0 K: 2 S: 7	H: 0 LOB: 2 BB: 2 P: 15	1B: 5 2B: 3 3B: 0 HR: 1	SF: 0 SAC: 0 DP: 1 HBP: 0
--------------	------------------------------	---------------------------------	------------------------------	---------------------------------	------------------------------	---------------------------------	------------------------------	---------------------------------	------------------------------	----------------------------------	------------------------------	---------------------------------	------------------------------	----------------------------------	------------------------------	---------------------------------	------------------------------	----------------------------------	----------------------------------	------------------------------------

PITCHER	IP	WLS	BF	H	R	ER	SO	BB	IBB	HBP	BLK	WP	HR	S	P	ERA	WHIP
Joe Coleman, R ERA: 2.86 (1, 1)	6.0	W	26	6	4	4	5	1	1	0	0	1	1	34	42	6.00	1.167
John Hiller, L ERA: 0.36 (7, 1)	3.0	S	12	2	0	0	5	2	0	0	0	0	0	20	28	0.00	1.333

BOTTOM

Detroit Tigers @ Chicago White Sox
Comiskey Park, Chicago, IL

Sun Apr 28 1974, 4:33 AM EDT
Att: 14,443 - Unknown - 75 F

AB	34
R	4
H	8
RBI	3
BB	4
SO	10
LOB	17



WP	PA	ERA	WHIP
1	38		

Batter	1	2	3	4	5	6	7	8	9	AB R H RBI BB SO LOB	TOP											
Dick Sharon, R (1, 8) OBP: 0.478, SLG: 0.429	0-3 K		4-0 BB		0-0 G6-3 1-2 3-H 1B		0-0 L3	0-0 CS 1B		4 0 2 1 1 1 0												
Gary Sutherland, R (1, 4) OBP: 0.312, SLG: 0.351	0-0 F7		0-0 F9		0-0 L7		0-0 1-4-3	0-0 CS 1-2	0-0 L4	5 0 0 0 0 0 3												
Mickey Stanley, R (1, 3) OBP: 0.241, SLG: 0.342	0-0 4-3			0-0 4-3	0-0 G6-3		0-0 1B 1B		0-0 F8	5 1 1 0 0 0 2												
Al Kaline, R (1, 10) OBP: 0.443, SLG: 0.385	0-3 K			0-0 G6-4-3 1B		0-0 L7	0-0 1B E 1B		0-0 L4-1	5 1 2 0 0 1 0												
Willie Horton, R (1, 7) OBP: 0.316, SLG: 0.507	0-0 1B			0-0 G6-4-3 1-2f		0-0 5-3	0-0 E8 1B 1B			4 1 2 1 0 0 1												
Bill Freehan, R (1, 2) OBP: 0.443, SLG: 0.540	0-0 P4									2 1 1 0 0 0 1												
Ben Oglivie, L (6, PH) OBP: 0.250, SLG: 0.250										1 1 1 0 0 0 0												
Jerry Moses, R (6, 2) OBP: 0.455, SLG: 0.636										1 0 1 1 0 0 0												
Jim Northrup, L (1, 9) OBP: 0.271, SLG: 0.275	0-0 1-3									3 1 1 0 1 0 2												
Aurelio Rodriguez, R (1, 5) OBP: 0.232, SLG: 0.224				0-0 G6-4-3 1B						4 1 3 2 0 0 0												
Ed Brinkman, R (1, 6) OBP: 0.250, SLG: 0.333				0-0 G6-4-3 1-2f						4 0 1 1 0 0 3												
Inning Stats	R: 0 E: 0 K: 1 S: 5	H: 0 LOB: 0 BB: 0 P: 5	R: 0 E: 0 K: 1 S: 6	H: 1 LOB: 1 BB: 0 P: 6	R: 0 E: 0 K: 0 S: 3	H: 1 LOB: 1 BB: 1 P: 7	R: 0 E: 0 K: 0 S: 3	H: 1 LOB: 0 BB: 0 P: 3	R: 3 E: 0 K: 0 S: 7	H: 5 LOB: 1 BB: 0 P: 7	R: 1 E: 0 K: 0 S: 5	H: 2 LOB: 2 BB: 1 P: 9	R: 3 E: 1 K: 0 S: 7	H: 4 LOB: 1 BB: 0 P: 7	R: 0 E: 0 K: 0 S: 3	H: 1 LOB: 0 BB: 0 P: 3	R: 0 E: 0 K: 0 S: 3	H: 0 LOB: 0 BB: 0 P: 3	1B: 14 2B: 1 3B: 0 HR: 0	SF: 0 SAC: 0 DP: 3 HBP: 0	WP: 0 PB: 0 SB: 1 CS: 1	PA: 41
PITCHER	IP WLS BF H R ER SO BB IBB HBP BLK WP HR S P ERA WHIP																					
Paul Splittorff, L (1, 1) ERA: 4.19	4.0 L 19 8 3 3 2 1 0 0 0 0 0 0 22 26 6.75 2.250																					
Gene Garber, R (5, 1) ERA: 4.5	2.0 8 2 1 1 0 0 0 1 0 0 0 0 7 11 4.50 1.000																					
Lindy McDaniel, R (7, 1) ERA: 7.0	3.0 13 5 3 2 0 0 0 0 0 0 0 0 13 13 6.00 1.667																					

Detroit Tigers @ Kansas City Royals
Royals Stadium, Kansas City, MO

Tue Apr 30 1974, 8:05 PM EDT
Att: 9,310 - Unknown - 68 F

AB 38
R 7
H 15
RBI 6
BB 2
SO 2
LOB 12



livebaseballscorecards.com

Batter	1	2	3	4	5	6	7	8	9	AB	R	H	RBI	BB	SO	LOB
Freddie Patek, R OBP: 0.374, SLG: 0.346 (1, 6)	0-0 6-3 SF7 1B		0-0 6-3 1-2			0-0 L7		4-0 BB		3	1	1	0	1	0	2
Cookie Rojas, R OBP: 0.345, SLG: 0.432 (1, 4)	0-0 6-3 1-3		0-0 F8 2-3			0-0 5-3 1-2		0-0 5-3 1-2		4	0	0	0	0	0	4
Amos Otis, R OBP: 0.375, SLG: 0.415 (1, 8)	0-0 SF7 3-H				0-0 5-3		4-0 BB		0-0 6-3		2	0	0	1	1	0
John Mayberry, L OBP: 0.391, SLG: 0.441 (1, 3)	0-0 F9			0-3 K		0-0 P5		0-0 F8		4	0	0	0	0	1	3
Fran Healy, R OBP: 0.293, SLG: 0.607 (1, 2)		0-0 5-3		0-0 5-3			0-0 HR		0-0 G3-6 1B		4	1	2	1	0	0
Jim Wohlford, R OBP: 0.414, SLG: 0.416 (1, 7)		4-0 BB CS			0-0 5-3		0-0 6-3		0-0 G3-6 1-2f		3	0	0	0	1	0
Hal McRae, R OBP: 0.366, SLG: 0.554 (1, 10)		0-0 CS 1-2 1B			0-0 5-3		0-0 6-3		0-0 1B		4	0	2	0	0	0
Vada Pinson, L OBP: 0.273, SLG: 0.317 (1, 9) Richie Scheinblum, S OBP: 0.179, SLG: 0.148 (9, PH)		0-0 CS 1-2	0-0 F7		0-0 F7		0-0 1B		0-0 F8		3	0	1	0	0	0
Frank White, R OBP: 0.385, SLG: 0.615 (1, 5)			0-0 WP 6-3 1B			0-0 5-3 1B		0-0 F7		3	0	2	0	0	0	1

Inning Stats	R: 1	H: 1	E: 0	LOB: 0	K: 0	BB: 0	S: 4	P: 4	R: 0	H: 1	E: 0	LOB: 0	K: 0	BB: 1	S: 2	P: 6	R: 0	H: 1	E: 0	LOB: 1	K: 0	BB: 0	S: 4	P: 4	R: 0	H: 0	E: 0	LOB: 0	K: 1	BB: 0	S: 5	P: 5	R: 0	H: 0	E: 0	LOB: 0	K: 0	BB: 0	S: 3	P: 3	R: 1	H: 2	E: 0	LOB: 1	K: 0	BB: 0	S: 5	P: 5	R: 0	H: 0	E: 0	LOB: 1	K: 0	BB: 1	S: 3	P: 7	R: 0	H: 2	E: 0	LOB: 1	K: 0	BB: 0	S: 4	P: 4	1B: 7	SF: 1	2B: 0	SAC: 0	3B: 0	DP: 1	HR: 1	HBP: 0	WP: 1	PA: 36	PB: 0	SB: 2	CS: 2	ERA	WHIP
Mickey Lolich, L ERA: 4.81 (1, 1)	IP	WLS	BF	H	R	ER	SO	BB	IBB	HBP	BLK	WP	HR	S	P	ERA	WHIP	IP	WLS	BF	H	R	ER	SO	BB	IBB	HBP	BLK	WP	HR	S	P	ERA	WHIP																																													

DETROIT TIGERS @ KANSAS CITY ROYALS
 Royals Stadium, Kansas City, MO
 Tue Apr 30 1974, 8:05 PM EDT
 Att. 9,310 - Unknown - 68 F

AB	31
R	2
H	8
RBI	2
BB	3
SO	1
LOB	13



WP	1	PA	36
PB	0	SB	2
CS	2	ERA	2.00
WHIP	1.222		

livebaseballscorecards.com

Batter	1	2	3	4	5	6	7	8	9	AB R H RBI BB SO LOB	TOP
Dick Sharon, R (1, 8) OBP: 0.407, SLG: 0.360	0-0 4-3	0-3 K			0-0 F8			0-0 P4		4 0 0 0 0 1 2	
Gary Sutherland, R (1, 4) OBP: 0.309, SLG: 0.346	0-0 F3		0-0 P3			0-3 K		0-0 PO 1B		4 0 1 0 0 1 0	
Jim Northrup, L (1, 9) OBP: 0.258, SLG: 0.262	0-0 F7		0-0 3-1			0-0 5-3		0-0 F8		4 0 0 0 0 0 1	
Al Kaline, R (1, 10) OBP: 0.352, SLG: 0.390		0-0 1-3 1B 1B	0-3 K			0-0 1B		0-0 PO 1-2	0-3 K	4 1 2 0 0 2 0	
Willie Horton, R (1, 7) OBP: 0.313, SLG: 0.494		0-0 1-2 1B 1B		0-3 K		0-3 K			0-0 5-3	4 1 1 0 0 2 1	
Mickey Stanley, R (1, 3) OBP: 0.241, SLG: 0.337		0-0 1-3 1-2 2-3		0-0 L9			0-0 SH5-3 1B		0-0 P3	4 0 1 0 0 0 2	
Jerry Moses, R (1, 2) OBP: 0.462, SLG: 0.583		4-0 1B IBB		0-3 K			0-0 SH5-3 1-2			1 0 0 0 1 1 0	
Aurelio Rodriguez, R (1, 5) OBP: 0.224, SLG: 0.215		0-0 P6			0-0 F7		0-3 K			3 0 0 0 0 1 4	
Ed Brinkman, R (1, 6) OBP: 0.253, SLG: 0.333		0-0 1-2 2-H 3-H 1B			0-0 L8		0-0 5-3			3 0 1 2 0 0 1	
Inning Stats	R: 0 E: 0 K: 0 S: 3 H: 0 LOB: 0 BB: 0 P: 3	R: 2 E: 0 K: 1 S: 8 H: 3 LOB: 2 BB: 1 P: 12	R: 0 E: 0 K: 1 S: 5 H: 0 LOB: 0 BB: 0 P: 5	R: 0 E: 0 K: 2 S: 7 H: 0 LOB: 0 BB: 0 P: 7	R: 0 E: 0 K: 0 S: 3 H: 0 LOB: 0 BB: 0 P: 3	R: 0 E: 0 K: 2 S: 8 H: 1 LOB: 1 BB: 0 P: 8	R: 0 E: 0 K: 1 S: 6 H: 1 LOB: 1 BB: 0 P: 6	R: 0 E: 0 K: 0 S: 3 H: 1 LOB: 0 BB: 0 P: 3	R: 0 E: 0 K: 1 S: 5 H: 0 LOB: 0 BB: 0 P: 5	1B: 6 2B: 0 3B: 0 HR: 0 SF: 0 SAC: 1 DP: 0 HBP: 0	WP: 0 PB: 0 SB: 0 CS: 0 PA: 34
PITCHER Steve Busby, R (1, 1) ERA: 3.94	IP 9.0 WLS L BF 33 H 6 R 2 ER 2 SO 8 BB 0 IBB 1 HBP 0 BLK 0 WP 0 HR 0 S 48 P 52 ERA 2.00 WHIP 0.667	PITCHER IP WLS BF H R ER SO BB IBB HBP BLK WP HR S P ERA WHIP									

Detroit Tigers @ Kansas City Royals
 Royals Stadium, Kansas City, MO
 Wed May 01 1974, 8:05 PM EDT
 Att: 9,146 - Unknown - 68 F

livebaseballscorecards.com

AB	31
R	2
H	6
RBI	2
BB	1
SO	8
LOB	11




Batter	1	2	3	4	5	6	7	8	9	AB	R	H	RBI	BB	SO	LOB
Freddie Patek, R (1, 6) OBP: 0.379, SLG: 0.354	0-0 G6-4-3 1B		0-0 1-3 1-2		0-0 F8			0-0 1B		4	0	2	0	0	0	1
Cookie Rojas, R (1, 4) OBP: 0.330, SLG: 0.412	0-0 G6-4-3 1-2f		0-0 E3 FC5-4 2-H			0-0 F8		0-0 6-3		4	0	0	0	0	0	2
Amos Otis, R (1, 8) OBP: 0.353, SLG: 0.386	0-0 F9		0-0 FC5-4 1-2f			0-0 4-3			0-0 F2	4	0	0	0	0	0	1
John Mayberry, L (1, 3) OBP: 0.385, SLG: 0.423		0-0 4-3		4-0 WP BB		0-0 3-1			0-3 K	3	0	0	0	1	1	0
Fran Healy, R (1, 2) OBP: 0.306, SLG: 0.633		0-0 3B		0-0 G2 1-2			0-0 5-3		0-0 FC6-4 1B	4	0	2	0	0	0	1
Jim Wohlford, R (1, 7) OBP: 0.396, SLG: 0.395		0-3 K		0-0 5-3			0-0 1-3		0-0 FC6-4 1-2f	4	0	0	0	0	1	3
Hal McRae, R (1, 10) OBP: 0.351, SLG: 0.529		0-0 4-3		0-0 F9			0-0 F9			3	0	0	0	0	0	2
Vada Pinson, L (1, 9) OBP: 0.275, SLG: 0.318			0-0 FC6 1B		0-0 3-1			0-0 4-3		3	0	1	0	0	0	0
Frank White, R (1, 5) OBP: 0.333, SLG: 0.533			0-0 FC6 WP E 1-2f		0-0 F7			0-0 F7		2	1	0	0	0	0	1
Tony Solaita, L (8, PH) OBP: 0.429, SLG: 0.611										1	0	0	0	0	0	0
Fernando Gonzalez, R (9, 5) OBP: 0.143, SLG: 0.190										0	0	0	0	0	0	0

Inning Stats	R: 0	H: 1	E: 0	K: 0	S: 3	R: 0	H: 1	E: 0	K: 1	S: 6	R: 1	H: 1	E: 1	K: 0	S: 5	R: 0	H: 0	E: 0	K: 0	S: 3	R: 0	H: 0	E: 0	K: 0	S: 3	R: 0	H: 0	E: 0	K: 0	S: 3	R: 0	H: 1	E: 0	K: 1	S: 6	R: 0	H: 1	E: 0	K: 1	S: 6
	LOB: 0	BB: 0	P: 3	LOB: 1	BB: 0	LOB: 1	BB: 0	LOB: 0	BB: 0	P: 3	LOB: 1	BB: 0	LOB: 0	BB: 0	P: 3	LOB: 0	BB: 0	LOB: 0	BB: 0	P: 3	LOB: 0	BB: 0	LOB: 1	BB: 0	LOB: 1	BB: 0	LOB: 0	BB: 0	P: 4	LOB: 0	BB: 0	LOB: 1	BB: 0	LOB: 1	BB: 0	LOB: 1	BB: 0	LOB: 1	BB: 0	LOB: 6
PITCHER Lerrin LaGrow, R (1, 1) ERA: 3.18	IP: 9.0	WLS: W	BF: 33	H: 5	R: 1	ER: 0	SO: 2	BB: 1	IBB: 0	HBP: 0	BLK: 0	WP: 2	HR: 0	S: 36	P: 40	ERA: 0.00	WHIP: 0.667																							

DETROIT TIGERS @ KANSAS CITY ROYALS
Royals Stadium, Kansas City, MO

Wed May 01 1974, 8:05 PM EDT
Att. 9,146 - Unknown - 68 F

AB	32
R	1
H	5
RBI	0
BB	1
SO	2
LOB	11



WP: 2	PA: 33
PB: 0	SB: 0
CS: 0	

livebaseballscorecards.com

Batter	1	2	3	4	5	6	7	8	9	AB R H RBI BB SO LOB	TOP	
Mickey Stanley, R OBP: 0.250, SLG: 0.341 (1, 8) X	0-0 F8 ① X	0-0 1B		0-0 1-3		0-0 1B 2-H 3-H			0-0 4-3 ① X	5 0 2 2 0 0 0		
Gary Sutherland, R OBP: 0.291, SLG: 0.325 (1, 4) X	0-0 6-3 ② X	0-0 5-3 ③		0-0 F8 ② X		0-0 F7 ② X			0-0 5-3 ② X	5 0 0 0 0 0 2		
Jim Northrup, L OBP: 0.277, SLG: 0.315 (1, 9) X	0-0 FC4-6 1B		0-0 1B 1B	0-0 P6		0-0 F2			0-0 HR	5 2 3 1 0 0 1		
Al Kaline, R OBP: 0.344, SLG: 0.379 (1, 10) X	0-0 FC4-6 1-2f		0-0 1B PB 1B		0-0 L7 ① X				0-0 L7 ③ X	5 1 1 0 0 0 1		
Willie Horton, R OBP: 0.322, SLG: 0.494 (1, 7) X		0-0 1B BB 1B	0-0 1B PB E 1B		0-0 F7 ② X				0-0 6-3 ② X	4 2 2 1 0 0 0		
Norm Cash, L OBP: 0.362, SLG: 0.425 (1, 3) X		4-0 1B E BB	0-0 E3 1-2 2-3		0-0 4-3 ③ X				0-3 K ③ X	3 1 0 0 1 1 2		
Jerry Moses, R OBP: 0.412, SLG: 0.500 (1, 2) X		0-0 P5 ① S S S	0-3 K ② 2-3 3-H			0-0 2B 1B 1B			0-3 K ① S S S	4 1 1 0 0 2 3		
Aurelio Rodriguez, R OBP: 0.247, SLG: 0.265 (1, 5) X		0-0 E3 1B SF8 1-H 2-H	0-0 2B 3-H			0-0 1B 2B 1-3			0-0 F9 ② X	4 2 3 2 0 0 0		
Ed Brinkman, R OBP: 0.241, SLG: 0.321 (1, 6) X		0-0 SF8 ② X 3-H	0-0 F7 ③ X			0-0 F8 ① X			0-0 5-3 ③ X	3 0 0 1 0 0 3		
Inning Stats	R: 0 H: 1 E: 0 LOB: 1 K: 0 BB: 0 S: 4 P: 4	R: 3 H: 3 E: 1 LOB: 1 K: 0 BB: 1 S: 6 P: 10	R: 3 H: 4 E: 1 LOB: 1 K: 1 BB: 0 S: 9 P: 9	R: 0 H: 0 E: 0 LOB: 0 K: 0 BB: 0 S: 3 P: 3	R: 0 H: 0 E: 0 LOB: 0 K: 0 BB: 0 S: 3 P: 3	R: 2 H: 3 E: 0 LOB: 1 K: 0 BB: 0 S: 6 P: 6	R: 0 H: 0 E: 0 LOB: 0 K: 1 BB: 0 S: 5 P: 5	R: 0 H: 0 E: 0 LOB: 0 K: 1 BB: 0 S: 5 P: 5	R: 1 H: 1 E: 0 LOB: 0 K: 0 BB: 0 S: 4 P: 4	1B: 9 SF: 1 2B: 2 SAC: 0 3B: 0 DP: 0 HR: 1 HBP: 0	WP: 0 PA: 40 PB: 1 SB: 0 CS: 0	
PITCHER	IP WLS BF H R ER SO BB IBB HBP BLK WP HR S P ERA WHIP											
Al Fitzmorris, R (1, 1) ERA: 3.43	2.0 L 13 6 5 4 0 1 0 0 0 0 0 0 12 16 18.00 3.500											
Bruce Dal Canton, R (3, 1) ERA: 2.31	4.0 17 5 3 2 1 0 0 0 0 0 0 0 19 19 4.50 1.250											
Lindy McDaniel, R (7, 1) ERA: 6.0	3.0 10 1 1 1 2 0 0 0 0 0 0 1 14 14 3.00 0.333											

Detroit Tigers @ Kansas City Royals
 Royals Stadium, Kansas City, MO
 Thu May 02 1974, 8:05 PM EDT
 Att: 9,162 - Unknown - 71 F

AB	38
R	9
H	12
RBI	7
BB	1
SO	3
LOB	12



WP: 0	PA: 40
PB: 1	
SB: 0	
CS: 0	

ERA	WHIP

livebaseballscorecards.com


Batter	1	2	3	4	5	6	7	8	9	AB R H RBI BB SO LOB
Freddie Patek, R OBP: 0.370, SLG: 0.345 (1, 6)	0-0 1-3		0-3 K		0-0 5-3		0-0 L6	0-0 1B		5 0 1 1 0 1 3
Jim Wohlford, R OBP: 0.375, SLG: 0.372 (1, 7)	0-3 K		0-3 K			0-0 5-3	0-0 F7	0-0 6-3		5 0 0 0 0 2 2
Amos Otis, R OBP: 0.356, SLG: 0.403 (1, 8)	0-0 F9			0-0 P4		0-0 1B		0-0 1B 2B	0-0 P4	5 1 2 0 0 0 0
John Mayberry, L OBP: 0.375, SLG: 0.400 (1, 3)		0-0 3-1		0-0 F5		0-0 F8		4-0 1B BB	0-3 K	4 1 0 0 1 1 1
Richie Scheinblum, S OBP: 0.212, SLG: 0.161 (1, 10)		0-0 1B 1B		0-0 L8		0-0 L9		4-0 1B BB	0-0 5-3	4 1 1 0 1 0 1
Fran Healy, R OBP: 0.318, SLG: 0.625 (1, 2)		0-0 F9			0-0 FC5-4 1B 1B		0-0 5-3	0-0 SF8 E 1B		4 1 2 2 0 0 1
Cookie Rojas, R OBP: 0.337, SLG: 0.416 (1, 4)		0-0 1-2 1B			0-0 F8		0-0 HR 1B	1-2 2-3 1B		4 2 2 0 0 0 3
Hal McRae, R OBP: 0.359, SLG: 0.577 (1, 9)		0-0 F9			0-0 FC5-4 1B		0-0 HR	0-0 SF8		3 1 2 3 0 0 2
Frank White, R OBP: 0.316, SLG: 0.474 (1, 5)			0-0 F9		0-0 FC5-4 1-2 2-3		0-0 1B	0-0 6-3		4 0 1 1 0 0 3

Inning Stats	R: 0	H: 0	E: 0	K: 1	S: 5	LOB: 0	BB: 0	P: 5	R: 0	H: 2	E: 0	K: 0	S: 5	LOB: 2	BB: 0	P: 5	R: 0	H: 0	E: 0	K: 2	S: 7	LOB: 0	BB: 0	P: 7	R: 0	H: 0	E: 0	K: 0	S: 3	LOB: 0	BB: 0	P: 3	R: 0	H: 1	E: 0	K: 0	S: 4	LOB: 1	BB: 0	P: 4	R: 2	H: 3	E: 0	K: 0	S: 6	LOB: 1	BB: 0	P: 6	R: 5	H: 3	E: 1	K: 0	S: 7	LOB: 1	BB: 2	P: 15	R: 0	H: 0	E: 0	K: 1	S: 5	LOB: 0	BB: 0	P: 5	1B: 9	SF: 1	2B: 1	SAC: 0	3B: 0	DP: 0	HR: 1	HBP: 0	WP: 0	PA: 41
--------------	------	------	------	------	------	--------	-------	------	------	------	------	------	------	--------	-------	------	------	------	------	------	------	--------	-------	------	------	------	------	------	------	--------	-------	------	------	------	------	------	------	--------	-------	------	------	------	------	------	------	--------	-------	------	------	------	------	------	------	--------	-------	-------	------	------	------	------	------	--------	-------	------	-------	-------	-------	--------	-------	-------	-------	--------	-------	--------

PITCHER	IP	WLS	BF	H	R	ER	SO	BB	IBB	HBP	BLK	WP	HR	S	P	ERA	WHIP
Joe Coleman, R ERA: 3.35 (1, 1)	7.0	W	32	9	5	5	3	2	0	0	0	0	1	36	44	6.43	1.571
John Hiller, L ERA: 0.33 (8, 1)	2.0		9	2	2	0	1	0	0	0	0	0	0	11	11	0.00	1.000

DETROIT TIGERS @ KANSAS CITY ROYALS
 Royals Stadium, Kansas City, MO
 Thu May 02 1974, 8:05 PM EDT
 Att. 9,162 - Unknown - 71 F

AB	38
R	7
H	11
RBI	7
BB	2
SO	4
LOB	16



PITCHER	IP	WLS	BF	H	R	ER	SO	BB	IBB	HBP	BLK	WP	HR	S	P	ERA	WHIP
---------	----	-----	----	---	---	----	----	----	-----	-----	-----	----	----	---	---	-----	------

Batter	1	2	3	4	5	6	7	8	9	AB R H RBI BB SO LOB	TOP									
Mickey Stanley, R OBP: 0.247, SLG: 0.333 (1, 8) X	0-0 6-3		0-0 P6			0-0 HR 1B	0-3 K		0-0 5-3	5 1 1 0 0 1 2										
Gary Sutherland, R OBP: 0.300, SLG: 0.333 (1, 4) X	0-0 E9 BB 1B		0-0 5-3			0-0 L7	0-0 1B		1-2 3-H 1B	4 0 2 1 0 0 1										
Jim Northrup, L OBP: 0.286, SLG: 0.315 (1, 9) B B B	4-0 BB BB			0-0 F7		0-0 HR 1B	0-3 K			3 1 1 0 1 1 2										
Al Kaline, R OBP: 0.340, SLG: 0.367 (1, 10) B B B	4-0 L4-3 1-2 2-3 BB			0-0 L8		0-0 L7		0-0 L7		3 0 0 0 1 0 2										
Willie Horton, R OBP: 0.319, SLG: 0.518 (1, 7) X	0-0 L4-3 1-2			0-0 L8		0-0 1-H 2-H HR		0-0 F8		4 1 1 3 0 0 3										
Norm Cash, L OBP: 0.373, SLG: 0.432 (1, 3) S S S		0-3 K			0-0 S 1B	0-0 P6		0-0 1B		4 0 2 0 0 1 0										
Jerry Moses, R OBP: 0.333, SLG: 0.400 (1, 2) X			0-0 F7		0-3 K 1-2		0-0 F7	0-3 K		4 0 0 0 0 2 2										
Aurelio Rodriguez, R OBP: 0.247, SLG: 0.264 (1, 5) X		0-0 G3			0-0 F9		0-0 1B 1B		0-0 6-3	4 1 1 0 0 0 1										
Ed Brinkman, R OBP: 0.241, SLG: 0.317 (1, 6) S S S			0-3 K		0-3 K		0-0 1B 1B		0-0 4-3	4 0 1 0 0 2 1										
Inning Stats	R: 0 E: 1 K: 0 S: 3	H: 1 LOB: 2 BB: 2 P: 11	R: 0 E: 0 K: 1 S: 5	H: 0 LOB: 0 BB: 0 P: 5	R: 0 E: 0 K: 1 S: 5	H: 0 LOB: 0 BB: 0 P: 5	R: 0 E: 0 K: 2 S: 8	H: 1 LOB: 1 BB: 0 P: 8	R: 3 E: 0 K: 2 S: 6	H: 3 LOB: 0 BB: 0 P: 6	R: 1 E: 0 K: 2 S: 10	H: 3 LOB: 2 BB: 0 P: 10	R: 0 E: 0 K: 1 S: 6	H: 1 LOB: 1 BB: 0 P: 6	R: 0 E: 0 K: 0 S: 3	H: 0 LOB: 0 BB: 0 P: 3	1B: 8 2B: 1 3B: 0 HR: 1	SF: 0 SAC: 0 DP: 1 HBP: 0	WP: 0 PB: 0 SB: 1 CS: 0	PA: 37
PITCHER	IP WLS BF H R ER SO BB IBB HBP BLK WP HR S P ERA WHIP																			
Joe Decker, R ERA: 4.71 (1, 1)	6.1 L 27 7 4 4 4 2 0 0 0 0 0 1 33 41 5.68 1.421																			
Bill Hands, R ERA: 7.82 (7, 1)	2.2 10 2 0 0 3 0 0 0 0 0 0 0 16 16 0.00 0.750																			

Detroit Tigers @ Minnesota Twins
Metropolitan Stadium, Bloomington, MI

Fri May 03 1974, 8:05 PM EDT
Att. 4,467 - Unknown - 57 F

livebaseballscorecards.com

AB	35
R	4
H	9
RBI	4
BB	2
SO	7
LOB	14



Batter	1	2	3	4	5	6	7	8	9	AB	R	H	RBI	BB	SO	LOB	BOTTOM								
Steve Braun, L (1, 7) OBP: 0.358, SLG: 0.425 Steve Brye, R (9, PH) OBP: 0.278, SLG: 0.371	0-0 HR		0-0 1B		0-0 1B	0-0 G3			4-0 1B BB	4	1	3	1	0	0	2	Detroit Tigers @ Minnesota Twins Metropolitan Stadium, Bloomington, MI Fri May 03 1974, 8:05 PM EDT Att. 4,467 - Unknown - 57 F								
Rod Carew, L (1, 4) OBP: 0.434, SLG: 0.473	0-0 4-3		0-0 1B		0-3 K			0-3 K	0-3 K	5	0	2	0	0	2	3									
Tony Oliva, L (1, 10) OBP: 0.354, SLG: 0.422 Jerry Terrell, R (9, PR) OBP: 0.224, SLG: 0.265	0-0 1-4-3		0-0 L4		0-0 P6			0-0 4-3	0-0 1B	5	0	1	0	0	0	5									
Harmon Killebrew, R (1, 3) OBP: 0.269, SLG: 0.333 Tom Burgmeier, L (9, PR)	0-0 6-3				0-3 K	0-0 1B		0-3 K	0-0 1B	5	0	2	2	0	2	1									
Bobby Darwin, R (1, 9) OBP: 0.325, SLG: 0.534		0-0 5-3		0-0 L6	0-0 G3			0-3 K	0-0 G6-4-3	5	0	0	0	0	1	5									
Larry Hisle, R (1, 8) OBP: 0.342, SLG: 0.500		0-3 K		1-0 FC5 HBP		0-0 5-3		4-0 BB		2	0	0	0	1	1	0									
Eric Soderholm, R (1, 5) OBP: 0.395, SLG: 0.395		0-0 F8		4-0 BB	1-2 BB	0-0 5-3		0-0 F8		3	0	0	0	1	0	1									
Randy Hundley, R (1, 2) OBP: 0.275, SLG: 0.234			0-0 P6	0-0 FC5		0-0 E 1B		0-3 K		4	0	1	0	0	1	3									
Luis Gomez, R (1, 6) OBP: 0.167, SLG: 0.091 Joe Lis, R (8, PH) OBP: 0.300, SLG: 0.192 Sergio Ferrer, S (9, 6) OBP: 0.411, SLG: 0.396			0-0 F7		4-0 1B BB	0-0 E5		0-3 K		2	1	0	0	1	0	1									
										1	0	0	0	0	1	1									
										0	0	0	0	0	0	0									
Inning Stats	R: 1 E: 0 K: 0 S: 4	H: 1 LOB: 0 BB: 0 P: 4	R: 0 E: 0 K: 1 S: 5	H: 0 LOB: 0 BB: 0 P: 5	R: 0 E: 0 K: 0 S: 5	H: 2 LOB: 2 BB: 0 P: 5	R: 0 E: 0 K: 1 S: 5	H: 0 LOB: 2 BB: 1 P: 10	R: 1 E: 0 K: 1 S: 7	H: 2 LOB: 2 BB: 1 P: 11	R: 0 E: 1 K: 2 S: 8	H: 1 LOB: 2 BB: 0 P: 5	R: 0 E: 0 K: 2 S: 8	H: 1 LOB: 1 BB: 0 P: 8	R: 0 E: 0 K: 2 S: 7	H: 0 LOB: 1 BB: 1 P: 11	R: 1 E: 0 K: 1 S: 6	H: 2 LOB: 2 BB: 1 P: 10	1B: 7 2B: 1 3B: 0 HR: 1	SF: 0 SAC: 0 DP: 1 HBP: 1	WP: 0 PB: 0 SB: 1 CS: 0	PA: 41			
PITCHER Bill Slayback, R (1, 1) ERA: 3.63 John Hiller, L (7, 1) ERA: 0.59	IP 6.0	WLS W	BF 28	H 6	R 2	ER 2	SO 3	BB 2	IBB 0	HBP 1	BLK 0	WP 0	HR 1	S 31	P 40	ERA 3.00	WHIP 1.333								
	IP 3.0	WLS S	BF 13	H 3	R 1	ER 1	SO 5	BB 2	IBB 0	HBP 0	BLK 0	WP 0	HR 0	S 21	P 29	ERA 3.00	WHIP 1.667								
																	MINNESOTA TWINS								
																	WP: 0 PB: 0 SB: 1 CS: 0								

Detroit Tigers @ Minnesota Twins
 Metropolitan Stadium, Bloomington, MI

Fri May 03 1974, 8:05 PM EDT
 Att. 4,467 - Unknown - 57 F

livebaseballscorecards.com

AB 36
R 3
H 9
RBI 3
BB 4
SO 8
LOB 22



Batter	1	2	3	4	5	6	7	8	9	AB R H RBI BB SO LOB	TOP
Mickey Stanley, R (1, 8) OBP: 0.248, SLG: 0.330	0-0 G5-4-3 1B		0-3 K		0-0 FC6-4 1-2f			0-0 1-3		4 0 1 0 0 1 3	
Gary Sutherland, R (1, 4) OBP: 0.309, SLG: 0.341 (8, 6)	0-0 G5-4-3 1-2f			0-0 4-3 1B		0-0 FC3-6 1B		0-0 F8		4 0 2 0 0 0 1	
Jim Northrup, L (1, 9) OBP: 0.275, SLG: 0.302	0-0 4-3			0-0 4-3 1-2		0-0 FC3-6 L5-4-3 1-2f		0-3 K		4 0 0 0 0 1 2	
Al Kaline, R (1, 10) OBP: 0.327, SLG: 0.351		0-0 L4-3		0-0 L8		0-0 L5-4-3 1-2		0-0 L9		4 0 0 0 0 0 2	
Willie Horton, R (1, 7) OBP: 0.309, SLG: 0.500		0-0 4-3		0-3 K			0-0 P6			3 0 0 0 0 1 1	
Norm Cash, L (1, 3) OBP: 0.352, SLG: 0.404		0-0 G3			0-3 K		0-3 K			3 0 0 0 0 2 0	
Jerry Moses, R (1, 2) OBP: 0.333, SLG: 0.435			0-0 4-3 2B		0-0 6-3		0-0 F8			3 0 1 0 0 0 0	
Aurelio Rodriguez, R (1, 5) OBP: 0.253, SLG: 0.261 Ben Oglivie, L (8, PH) OBP: 0.200, SLG: 0.200 Ike Brown, R (8, 5)			0-0 4-3 2-3		4-0 BB BB		0-0 2-3			1 0 0 0 1 0 1 1 0 0 0 0 0 0 0 0 0 0 0 0 0	
Ed Brinkman, R (1, 6) OBP: 0.247, SLG: 0.313 Gates Brown, L (8, PH) OBP: 0.500, SLG: 0.250 John Knox, L (8, 4) OBP: 0.250, SLG: 0.250			0-0 F3		4-0 FC6-4 BB 1-2		0-3 K			1 0 0 0 1 0 1 1 0 0 0 0 1 0 0 0 0 0 0 0 0	
Inning Stats	R: 0 H: 1 E: 0 LOB: 0 K: 0 BB: 0 S: 3 P: 3	R: 0 H: 0 E: 0 LOB: 0 K: 0 BB: 0 S: 3 P: 3	R: 0 H: 1 E: 0 LOB: 1 K: 1 BB: 0 S: 6 P: 6	R: 0 H: 1 E: 0 LOB: 1 K: 1 BB: 0 S: 6 P: 6	R: 0 H: 0 E: 0 LOB: 2 K: 1 BB: 2 S: 5 P: 13	R: 0 H: 1 E: 0 LOB: 0 K: 0 BB: 0 S: 3 P: 3	R: 0 H: 0 E: 0 LOB: 0 K: 1 BB: 0 S: 5 P: 5	R: 0 H: 0 E: 0 LOB: 0 K: 1 BB: 0 S: 5 P: 5	R: 0 H: 0 E: 0 LOB: 0 K: 1 BB: 0 S: 5 P: 5	1B: 3 SF: 0 2B: 1 SAC: 0 3B: 0 DP: 2 HR: 0 HBP: 0	WP: 0 PA: 31 PB: 0 SB: 0 CS: 0
PITCHER Bert Blyleven, R (1, 1) ERA: 1.94	IP WLS BF H R ER SO BB IBB HBP BLK WP HR S P ERA WHIP										
	9.0 W 31 4 0 0 6 2 0 0 0 0 0 0 41 49 0.00 0.667										

Detroit Tigers @ Minnesota Twins
Metropolitan Stadium, Bloomington, MI

Sat May 04 1974, 4:33 AM EDT
Att: 4,540 - Unknown - 46 F

livebaseballscorecards.com

AB 29
R 0
H 4
RBI 0
BB 2
SO 6
LOB 11



Batter	1	2	3	4	5	6	7	8	9	AB R H RBI BB SO LOB	TOP		
Dick Sharon, R (1, 8) OBP: 0.438, SLG: 0.379	0-0 F7	0-0 FC5-4			0-0 FC6-4			4-0 HR	0-0 FC6-4	4 1 2 0 1 0 3			
Gary Sutherland, R (1, 4) OBP: 0.313, SLG: 0.375	0-0 1B		0-0 F7		0-0 FC6-4			0-0 HR	0-0 FC6-4	5 1 2 2 0 0 2			
Mickey Stanley, R (1, 3) OBP: 0.245, SLG: 0.324	0-3 K		0-0 F8			0-0 P6		0-0 BB 1B	0-0 L6	5 0 1 0 0 1 2			
Al Kaline, R (1, 10) OBP: 0.314, SLG: 0.337	0-3 K		0-3 K			0-0 L4-3		0-3 K		4 0 0 0 0 3 2			
Willie Horton, R (1, 7) OBP: 0.306, SLG: 0.489				0-0 P4		0-0 F8		0-0 BB 1B		4 0 1 0 0 0 0			
Jerry Moses, R (1, 2) OBP: 0.333, SLG: 0.538		0-3 K		0-0 F8			0-0 HR	0-0 F5		3 1 1 1 0 1 0			
Gates Brown, L (8, PH) OBP: 0.429, SLG: 0.200										1 0 0 0 0 0 2			
John Knox, L (8, 5) OBP: 0.250, SLG: 0.250										0 0 0 0 0 0 0			
Jim Northrup, L (1, 9) OBP: 0.283, SLG: 0.303		0-0 BB BB 1B		0-3 K		0-0 F8	0-0 F8	4-0 BB 1B		3 0 1 0 1 1 0			
Aurelio Rodriguez, R (1, 5) OBP: 0.255, SLG: 0.256		4-0 BB BB			0-0 5-3		0-0 F9	0-0 3-1		2 0 0 0 1 0 0			
Ben Oglivie, L (8, PH) OBP: 0.167, SLG: 0.167		1-2 BB								1 0 0 0 0 0 3			
Gene Lamont, L (8, 2)		1-2 BB								0 0 0 0 0 0 0			
Ed Brinkman, R (1, 6) OBP: 0.247, SLG: 0.302		4-0 FC5-4 BB			0-0 6-3		0-0 5-3		0-0 5-3	3 0 0 0 1 0 0			
Inning Stats	R: 0 H: 1 E: 0 LOB: 1 K: 2 BB: 0 S: 8 P: 8	R: 0 H: 1 E: 0 LOB: 3 K: 1 BB: 2 S: 6 P: 14	R: 0 H: 0 E: 0 LOB: 0 K: 1 BB: 0 S: 5 P: 5	R: 0 H: 0 E: 0 LOB: 0 K: 1 BB: 0 S: 5 P: 5	R: 0 H: 1 E: 0 LOB: 1 K: 0 BB: 0 S: 4 P: 4	R: 0 H: 0 E: 0 LOB: 0 K: 0 BB: 0 S: 3 P: 3	R: 1 H: 1 E: 0 LOB: 0 K: 0 BB: 0 S: 4 P: 4	R: 2 H: 3 E: 0 LOB: 3 K: 1 BB: 2 S: 8 P: 16	R: 0 H: 1 E: 0 LOB: 1 K: 0 BB: 0 S: 4 P: 4	1B: 6 SF: 0 2B: 0 SAC: 0 3B: 0 DP: 0 HR: 2 HBP: 0	WP: 0 PA: 39 PB: 0 SB: 0 CS: 0		
PITCHER	IP WLS BF H R ER SO BB IBB HBP BLK WP HR S P ERA WHIP											PITCHER	IP WLS BF H R ER SO BB IBB HBP BLK WP HR S P ERA WHIP
Vic Albury, L (1, 1) ERA: 3.15	7.0 W 29 5 3 3 5 3 0 0 0 0 0 2 36 48 3.86 1.143												
Bill Campbell, R (8, 1) ERA: 0.39	2.0 10 3 0 0 1 1 0 0 0 0 0 0 11 15 0.00 2.000												

Detroit Tigers @ Minnesota Twins
Metropolitan Stadium, Bloomington, MI

Sun May 05 1974, 4:33 AM EDT
Att. 18,673 - Unknown - 61 F

livebaseballscorecards.com

AB 35
R 3
H 8
RBI 3
BB 4
SO 6
LOB 14



Batter	1	2	3	4	5	6	7	8	9	AB	R	H	RBI	BB	SO	LOB	BOTTOM			
Larry Hise, R OBP: 0.352, SLG: 0.553 (1, 7)	F8		5-3		HR		F7			4	1	1	1	0	0	0	Detroit Tigers @ Minnesota Twins Metropolitan Stadium, Bloomington, MI Sun May 05 1974, 4:33 AM EDT Att: 18,673 - Unknown - 61 F			
Rod Carew, L OBP: 0.435, SLG: 0.471 (1, 4)	HR		5-3		6-3		F7			4	1	1	0	0	0	0				
Tony Oliva, L OBP: 0.351, SLG: 0.463 (1, 10)	K		4-3		4-3		4-3			4	0	0	0	0	1	1				
Harmon Killebrew, R OBP: 0.280, SLG: 0.414 (1, 3) Sergio Ferrer, S OBP: 0.411, SLG: 0.396 (8, PR) Joe Lis, R OBP: 0.300, SLG: 0.192 (9, 3)	HR			E5 BB HBP	HR		BB BB 2B BB			3	2	2	3	1	0	0				
Eric Soderholm, R OBP: 0.431, SLG: 0.535 (1, 5) Jerry Terrell, R OBP: 0.240, SLG: 0.265 (5, PR) (6, 5)	P6			F8	HBP		BB BB 2B BB			2	0	0	0	0	0	1				
Bobby Darwin, R OBP: 0.337, SLG: 0.550 (1, 9)				BB HBP	F9		BB BB 1-2 2-3 2B BB			2	2	1	1	1	0	1				
Steve Brye, R OBP: 0.295, SLG: 0.405 (1, 8)				F6			CS 1-H 2-H 3-H 2B			4	0	1	3	0	1	2				
Glenn Borgmann, R OBP: 0.243, SLG: 0.156 (1, 2)				BB 1-2 2-3 BB			P4			3	0	0	0	1	1	2				
Luis Gomez, R OBP: 0.150, SLG: 0.105 (1, 6)				L9			P4			4	0	0	0	0	0	4				
Inning Stats	R: 2 E: 0 K: 1 S: 7	H: 2 LOB: 0 BB: 0 P: 7	R: 1 E: 0 K: 2 S: 8	H: 1 LOB: 0 BB: 0 P: 8	R: 0 E: 0 K: 0 S: 3	H: 0 LOB: 0 BB: 0 P: 3	R: 0 E: 1 K: 0 S: 4	H: 0 LOB: 3 BB: 1 P: 9	R: 2 E: 0 K: 0 S: 5	H: 2 LOB: 1 BB: 0 P: 6	R: 0 E: 0 K: 0 S: 3	H: 0 LOB: 0 BB: 0 P: 3	R: 0 E: 0 K: 0 S: 3	H: 0 LOB: 0 BB: 0 P: 3	R: 3 E: 0 K: 0 S: 3	H: 1 LOB: 1 BB: 3 P: 15	1B: 1 2B: 1 3B: 0 HR: 4	SF: 0 SAC: 0 DP: 0 HBP: 2	WP: 0 PB: 1 SB: 0 CS: 1	PA: 36
PITCHER	IP WLS BF H R ER SO	IP WLS BF H R ER SO	IP WLS BF H R ER SO	IP WLS BF H R ER SO	IP WLS BF H R ER SO	IP WLS BF H R ER SO	IP WLS BF H R ER SO	IP WLS BF H R ER SO	IP WLS BF H R ER SO	IP WLS BF H R ER SO	IP WLS BF H R ER SO	IP WLS BF H R ER SO	IP WLS BF H R ER SO	IP WLS BF H R ER SO	IP WLS BF H R ER SO	IP WLS BF H R ER SO	ERA WHIP	ERA WHIP		
Woody Fryman, L ERA: 11.3 (1, 1)	7.0 L	33	5 8 8 3	5 8 8 3	4 0 0 0	4 0 0 0	4 0 3 3	4 0 3 3	4 0 3 3	4 0 3 3	4 0 3 3	4 0 3 3	4 0 3 3	4 0 3 3	4 0 3 3	4 0 3 3	10.29 1.286			
Chuck Seelbach, R ERA: 1.93 (8, 1)	1.0	3	1 0 0 0	1 0 0 0	0 0 0 0	0 0 0 0	0 0 3 3	0 0 3 3	0 0 3 3	0 0 3 3	0 0 3 3	0 0 3 3	0 0 3 3	0 0 3 3	0 0 3 3	0 0 3 3	0.00 1.000			

AB 30
R 8
H 6
RBI 8
BB 4
SO 3
LOB 11



livebaseballscorecards.com

Batter	1	2	3	4	5	6	7	8	9	AB R H RBI BB SO LOB	TOP
Pat Kelly, L (1, 9) OBP: 0.395, SLG: 0.397 Buddy Bradford, R (7, PH) OBP: 0.397, SLG: 0.491 (7, 9)	0-0 1-3		0-0 HR		0-0 1-3 1B		0-0 2-H 1B			3 1 2 2 0 0 0 1 0 1 0 0 0 0	<p>Chicago White Sox @ Detroit Tigers</p> <p>Tiger Stadium, Detroit, MI</p> <p>Mon May 06 1974, 7:05 PM EDT</p> <p>Att: 7,355 - Unknown - 40 F</p>
Jorge Orta, L (1, 10) OBP: 0.267, SLG: 0.319 Brian Downing, R (7, PH) OBP: 0.500, SLG: 0.824	0-0 G3 2B		0-3 K		0-0 P6		0-0 5-3			3 0 1 0 0 1 2 1 0 0 0 0 0 1	
Dick Allen, R (1, 3) OBP: 0.400, SLG: 0.467	0-0 G3 2-3		0-3 K			0-3 K		0-3 K		4 0 0 0 0 3 1	
Bill Melton, R (1, 5) OBP: 0.333, SLG: 0.354	0-0 F8			0-0 L6		0-0 6-3		0-0 F8		4 0 0 0 0 0 1	
Carlos May, L (1, 7) OBP: 0.286, SLG: 0.287		0-3 K		0-3 K		0-0 G3		0-0 4-3		4 0 0 0 0 2 0	
Ken Henderson, S (1, 8) OBP: 0.416, SLG: 0.495		0-0 P6		0-0 4-3		4-0 CS BB		0-3 K		3 0 0 0 1 1 0	
Ron Santo, R (1, 4) OBP: 0.351, SLG: 0.305		0-3 K			4-0 1B BB		0-0 F3 1-2		0-0 L5	3 0 0 0 1 1 1	
Ed Herrmann, L (1, 2) OBP: 0.363, SLG: 0.438			4-0 SH5-3 HR BB		0-3 K		0-0 HR		0-0 F8	3 2 1 1 1 1 1	
Bucky Dent, R (1, 6) OBP: 0.233, SLG: 0.345			0-0 SH5-3		0-0 F8		0-0 E 2B			2 1 1 0 0 0 1	
Inning Stats	R: 0 H: 1 E: 0 LOB: 1 K: 0 BB: 0 S: 4 P: 4	R: 0 H: 0 E: 0 LOB: 0 K: 2 BB: 0 S: 7 P: 7	R: 2 H: 1 E: 0 LOB: 0 K: 2 BB: 1 S: 8 P: 12	R: 0 H: 0 E: 0 LOB: 0 K: 1 BB: 0 S: 5 P: 5	R: 0 H: 1 E: 0 LOB: 2 K: 1 BB: 1 S: 6 P: 10	R: 0 H: 0 E: 0 LOB: 0 K: 1 BB: 0 S: 5 P: 5	R: 2 H: 3 E: 1 LOB: 1 K: 0 BB: 1 S: 5 P: 9	R: 0 H: 0 E: 0 LOB: 0 K: 1 BB: 0 S: 5 P: 5	R: 0 H: 0 E: 0 LOB: 0 K: 1 BB: 0 S: 5 P: 5	1B: 2 SF: 0 2B: 2 SAC: 1 3B: 0 DP: 0 HR: 2 HBP: 0	WP: 0 PA: 35 PB: 0 SB: 0 CS: 1
PITCHER Joe Coleman, R (1, 1) ERA: 3.43 John Hiller, L (7, 1) ERA: 0.55	IP WLS BF H R ER SO BB IBB HBP BLK WP HR S P ERA WHIP	6.2 27 5 4 3 7 3 0 0 0 0 2 38 50 4.05 1.200	2.1 8 1 0 0 2 0 0 0 0 0 0 0 12 12 0.00 0.429	PITCHER IP WLS BF H R ER SO BB IBB HBP BLK WP HR S P ERA WHIP							

livebaseballscorecards.com

AB	31
R	4
H	6
RBI	3
BB	3
SO	9
LOB	8



BOTTOM

Chicago White Sox @ Detroit Tigers
Tiger Stadium, Detroit, MI
Mon May 06 1974, 7:05 PM EDT
Att. 7,355 - Unknown - 40 F

AB 31
R 5
H 8
RBI 5
BB 5
SO 5
LOB 21



WP: 0 PA: 38
PB: 0
SB: 1
CS: 0

AB R H RBI BB SO LOB

5 0 0 0 0 1 4

4 1 1 0 1 0 2

4 2 2 3 0 0 2

3 0 1 0 1 0 1

3 0 1 0 1 0 1

0 0 0 0 0 0 0

3 0 1 0 0 1 2

1 1 0 1 0 0 1

3 0 1 1 1 1 4

2 0 0 0 1 1 3

3 1 1 0 0 1 1

1B: 6 SF: 0
2B: 1 SAC: 2
3B: 0 DP: 0
HR: 1 HBP: 0

Batter	1	2	3	4	5	6	7	8	9
Mickey Stanley, R OBP: 0.234, SLG: 0.308 (1, 8) (8, 3)	0-3 K		0-0 F7	0-0 5-3		0-0 FC6-2		0-0 6-3	
Gary Sutherland, R OBP: 0.317, SLG: 0.370 (1, 4)	0-0 F2		0-0 HR	4-0 BB		0-0 6-3		0-0 6-3	
Jim Northrup, L OBP: 0.291, SLG: 0.340 (1, 9)	0-0 1-3		0-0 HR	0-0 F8			0-0 FC6-4		
Willie Horton, R OBP: 0.314, SLG: 0.495 (1, 7)		4-0 FC3-6 BB	0-0 2B		0-0 F9		0-0 P2		
Gates Brown, L OBP: 0.455, SLG: 0.250 John Knox, L OBP: 0.250, SLG: 0.250 (7, PR)		0-0 FC3-6 1B	4-0 FC5-4 BB		0-0 F8		0-0 FC6-4 1B		
Norm Cash, L OBP: 0.351, SLG: 0.400 Dick Sharon, R OBP: 0.424, SLG: 0.367 (8, 8)		0-0 1B	0-0 F3		0-3 K		0-0 FC6-4 1B		
Jerry Moses, R OBP: 0.355, SLG: 0.517 (1, 2)		0-3 K	0-0 FC5-4			4-0 SH1-4 FC6-2 BB		0-0 1B	
Aurelio Rodriguez, R OBP: 0.257, SLG: 0.250 (1, 5)		0-0 4-3		4-0 5-3 BB		0-0 SH FC6-2 SH1-4		0-3 K	
Ed Brinkman, R OBP: 0.250, SLG: 0.303 (1, 6)			0-0 HR	0-3 K		0-0 SH1-4		0-0 F8	

Inning Stats	R: 0	H: 0	E: 0	K: 1	S: 5	H: 0	LOB: 0	BB: 0	P: 5	R: 0	H: 1	E: 0	K: 1	S: 6	R: 3	H: 4	E: 0	K: 0	S: 7	R: 0	H: 0	E: 0	K: 1	S: 5	R: 0	H: 0	E: 0	K: 1	S: 5	R: 0	H: 0	E: 1	K: 0	S: 4	R: 2	H: 3	E: 0	K: 1	S: 8	R: 0	H: 0	E: 0	K: 0	S: 3
--------------	------	------	------	------	------	------	--------	-------	------	------	------	------	------	------	------	------	------	------	------	------	------	------	------	------	------	------	------	------	------	------	------	------	------	------	------	------	------	------	------	------	------	------	------	------

PITCHER	IP	WLS	BF	H	R	ER	SO	BB	IBB	HBP	BLK	WP	HR	S	P	ERA	WHIP
Stan Perzanowski, R ERA: 11.57 (1, 1)	2.1		13	5	3	3	2	1	0	0	0	0	1	16	20	11.57	2.571
Skip Pfluck, L ERA: 4.26 (3, 1)	2.2		13	0	0	0	2	4	0	0	0	0	0	13	29	0.00	1.500
Cy Acosta, R ERA: 3.24 (6, 1)	1.1	L	6	2	2	2	0	0	0	0	0	0	0	6	6	13.50	1.500
Terry Forster, L ERA: 4.73 (7, 1)	1.2		6	1	0	0	1	0	0	0	0	0	0	8	8	0.00	0.600

PITCHER	IP	WLS	BF	H	R	ER	SO	BB	IBB	HBP	BLK	WP	HR	S	P	ERA	WHIP
---------	----	-----	----	---	---	----	----	----	-----	-----	-----	----	----	---	---	-----	------

Batter	1	2	3	4	5	6	7	8	9	10	11	AB R H RBI BB SO LOB	TOP									
Pat Kelly, L OBP: 0.370, SLG: 0.370 (1, 9)	F7		1-3			K			F7		F7	5 0 0 0 0 1 1	<p>Chicago White Sox @ Detroit Tigers</p> <p>Tiger Stadium, Detroit, MI</p> <p>Tue May 07 1974, 7:05 PM EDT</p> <p>Att. 7,327 - Unknown - 52 F</p> <p>livebaseballscorecards.com</p>									
Jorge Orta, L OBP: 0.250, SLG: 0.299 (1, 10)	K			L7		K			3-1		L4	5 0 0 0 0 2 0										
Carlos May, L OBP: 0.284, SLG: 0.297 (1, 7)	F7			2B		4-3			F8			4 0 1 0 0 0 0										
Bill Melton, R OBP: 0.322, SLG: 0.340 (1, 5)		5-3		F8		P6					K	4 0 0 0 0 1 1										
Ken Henderson, S OBP: 0.427, SLG: 0.500 (1, 8)		G6-3 1B		4-3		G6-4-3 1B					BB	3 0 2 0 1 0 1										
Tony Muser, L OBP: 0.333, SLG: 0.400 (1, 3)		G6-3		L6		G6-4-3				P5		3 0 0 0 0 0 2										
Dick Allen, R OBP: 0.396, SLG: 0.462 (10, PH)		1-2f		1-2f		1-2f				BB		1 0 0 0 0 0 1										
Ron Santo, R OBP: 0.348, SLG: 0.296 (1, 4)			1-3	FC1-6 BB		1-3				L6		3 0 0 0 1 0 1										
Ed Herrmann, L OBP: 0.357, SLG: 0.468 (1, 2)			G3	FC1-6 FC6-4		K					HR	4 1 1 1 0 1 1										
Bucky Dent, R OBP: 0.234, SLG: 0.339 (1, 6)			1B	FC6-4		F9					1-3	4 0 1 0 0 0 1										
Inning Stats	R: 0 E: 0 K: 1 S: 5	H: 0 LOB: 0 BB: 0 P: 5	R: 0 E: 0 K: 0 S: 3	H: 1 LOB: 0 BB: 0 P: 3	R: 0 E: 0 K: 0 S: 4	H: 1 LOB: 1 BB: 0 P: 4	R: 0 E: 0 K: 0 S: 4	H: 1 LOB: 1 BB: 0 P: 4	R: 0 E: 0 K: 2 S: 7	H: 0 LOB: 0 BB: 0 P: 7	R: 0 E: 0 K: 1 S: 5	H: 0 LOB: 0 BB: 0 P: 5		R: 0 E: 0 K: 0 S: 3	H: 0 LOB: 0 BB: 0 P: 3	R: 0 E: 0 K: 1 S: 5	H: 0 LOB: 1 BB: 1 P: 9	R: 1 E: 0 K: 0 S: 4	H: 1 LOB: 0 BB: 0 P: 4	1B: 3 2B: 1 3B: 0 HR: 1	SF: 0 SAC: 0 DP: 2 HBP: 0	WP: 0 PB: 0 SB: 0 CS: 0
PITCHER Lerrin LaGrow, R ERA: 2.6 (1, 1)	IP: 11.0 WLS: L BF: 38 H: 5 R: 1 ER: 1 SO: 5 BB: 2 IBB: 0 HBP: 0 BLK: 0 WP: 0 HR: 1 S: 46 P: 54 ERA: 0.82 WHIP: 0.636																					

AB	36
R	1
H	5
RBI	1
BB	2
SO	5
LOB	9



Batter	1	2	3	4	5	6	7	8	9	10	11	AB R H RBI BB SO LOB
Dick Sharon, R OBP: 0.368, SLG: 0.314 (1, 8)	0-3 K ①			0-3 K ①		0-0 5-3 ③			0-0 5-3 ②		0-3 K ②	5 0 0 0 0 3 0
Gary Sutherland, R OBP: 0.303, SLG: 0.352 (1, 4)	0-0 5-3 ②			0-0 F3 ②			0-0 6-3 ①		0-0 5-3 ③		0-0 5-3 ③	5 0 0 0 0 0 0
Mickey Stanley, R OBP: 0.243, SLG: 0.309 (1, 3)	0-0 F7 ③			0-0 CS 1B			4-0 BB				0-3 K ①	3 0 1 0 1 1 0
Al Kaline, R OBP: 0.321, SLG: 0.330 John Knox, L OBP: 0.250, SLG: 0.250 (1, 10)		0-0 L8 ①		0-0 L ③	4-0 FC1-4 BB		0-3 K ②			4-0 BB 1B BB		3 0 0 0 2 1 2 0 0 0 0 0 0 0
Willie Horton, R OBP: 0.311, SLG: 0.485 (1, 7)		0-0 6-3 ②			0-0 F5 ①		0-0 F7 ③			0-0 1-2 BB 1B		4 0 1 0 0 0 2
Jerry Moses, R OBP: 0.343, SLG: 0.469 (1, 2)		0-3 K ③			0-0 FC1-4 1-2f		0-3 K ①			4-0 1-2 2-3 BB		3 0 0 0 1 2 1
Jim Northrup, L OBP: 0.281, SLG: 0.327 (1, 9)			0-3 K ①		0-0 G3 ③		0-3 K ②			0-0 P4 ②		4 0 0 0 0 2 4
Aurelio Rodriguez, R OBP: 0.248, SLG: 0.240 (1, 5)			0-0 L5 ②			0-0 F2 ①		0-0 F7 ③		0-0 1-3 ③		4 0 0 0 0 0 3
Ed Brinkman, R OBP: 0.240, SLG: 0.290 (1, 6)			0-0 F3 ③			0-3 K2-3 ②			0-0 P3 ①		0-0 F7 ①	4 0 0 0 0 1 0

BOTTOM

Chicago White Sox @ Detroit Tigers
Tiger Stadium, Detroit, MI
Tue May 07 1974, 7:05 PM EDT
Att. 7,327 - Unknown - 52 F

livebaseballscores.com

AB	35
R	0
H	2
RBI	0
BB	4
SO	10
LOB	12



Inning Stats	R: 0	H: 0	E: 0	K: 1	S: 5	P: 5	R: 0	H: 0	E: 0	K: 1	S: 5	P: 5	R: 0	H: 0	E: 0	K: 1	S: 5	P: 5	R: 0	H: 1	E: 0	K: 1	S: 5	P: 5	R: 0	H: 0	E: 0	K: 1	S: 3	P: 7	R: 0	H: 0	E: 0	K: 1	S: 5	P: 9	R: 0	H: 0	E: 0	K: 2	S: 7	P: 7	R: 0	H: 0	E: 0	K: 0	S: 3	P: 3	R: 0	H: 1	E: 0	K: 1	S: 6	P: 14	R: 0	H: 0	E: 0	K: 1	S: 5	P: 5
IP	11.0	WLS	W	BF	39	H	2	R	0	ER	0	SO	10	BB	4	IBB	0	HBP	0	BLK	0	WP	0	HR	0	S	54	P	70	ERA	0.00	WHIP	0.545																											

WP: 0	PA: 39
PB: 0	
SB: 0	
CS: 1	

Batter	1	2	3	4	5	6	7	8	9	AB R H RBI BB SO LOB	TOP
Tommy Harper, R OBP: 0.219, SLG: 0.227 (1, 7) X	0-0 6-3 ①		0-3 K ③			0-0 F8 ①			0-3 K ①	4 0 0 0 0 2 1	Boston Red Sox @ Detroit Tigers Tiger Stadium, Detroit, MI Fri May 10 1974, 7:05 PM EDT Att. 16,322 - Unknown livebaseballscorecards.com
Danny Cater, R OBP: 0.353, SLG: 0.563 (1, 10) X	0-0 6-3 ②			0-0 HR		0-0 F8 ②			0-0 P4 ②	4 1 1 1 0 0 0	
Carlton Fisk, R OBP: 0.375, SLG: 0.394 (1, 2) X	0-0 F8 ③			0-0 S 2B 1B		0-0 F8 ③			0-0 WP HR 1B	4 2 2 0 0 0 0	
Carl Yastrzemski, L OBP: 0.446, SLG: 0.594 (1, 3)		0-0 3-1 ①		0-3 K ①			0-3 K ①		4-0 HR BB 1B	3 1 0 0 1 2 1	
Rico Petrocelli, R OBP: 0.286, SLG: 0.322 (1, 5)		0-3 K ②		0-0 FC1-5-6-5-3-4-5 1-H 2B			0-0 F9 ②		0-0 HR 1-H 2-H	4 1 2 4 0 1 0	
Juan Beniquez, R OBP: 0.246, SLG: 0.305 (1, 8)		0-0 5-3 ③		0-0 FC1-5-6-5-3-4-5 2-3			0-0 5-3 ③		0-0 4-3 ③	4 0 0 0 0 0 1	
Bernie Carbo, L OBP: 0.362, SLG: 0.456 (1, 9)			0-0 CS 1B		4-0 L4-3 BB			0-3 K ①		2 0 1 0 1 1 0	
Dick McAuliffe, L OBP: 0.347, SLG: 0.333 (1, 4)			0-3 K 1-2 ① ②		0-0 L4-3 1-2 ① ②			0-0 1-3 ②		3 0 0 0 0 1 2	
Rick Burleson, R OBP: 0.412, SLG: 0.600 (1, 6)			0-0 1B		0-3 K ③			0-0 P9 ③		3 0 1 0 0 1 0	
Inning Stats	R: 0 E: 0 K: 0 S: 3 H: 0 LOB: 0 BB: 0 P: 3	R: 0 E: 0 K: 1 S: 5 H: 0 LOB: 0 BB: 0 P: 5	R: 0 E: 0 K: 2 S: 8 H: 2 LOB: 1 BB: 0 P: 8	R: 2 E: 0 K: 1 S: 7 H: 3 LOB: 0 BB: 0 P: 7	R: 0 E: 0 K: 1 S: 4 H: 0 LOB: 0 BB: 1 P: 8	R: 0 E: 0 K: 0 S: 3 H: 0 LOB: 0 BB: 0 P: 3	R: 0 E: 0 K: 1 S: 5 H: 0 LOB: 0 BB: 0 P: 5	R: 0 E: 0 K: 1 S: 5 H: 0 LOB: 0 BB: 0 P: 5	R: 3 E: 0 K: 1 S: 7 H: 2 LOB: 0 BB: 1 P: 11	1B: 4 2B: 3 3B: 0 HR: 2 SF: 0 SAC: 0 DP: 2 HBP: 0	WP: 1 PB: 0 SB: 1 CS: 1 PA: 33
PITCHER Mickey Lolich, L ERA: 4.84 (1, 1)	IP: 8.2 WLS: 31 BF: 6 H: 4 R: 4 ER: 4 SO: 8 BB: 2 IBB: 0 HBP: 0 BLK: 0 WP: 1 HR: 1 S: 45 P: 53 ERA: 4.15 WHIP: 0.923	IP: 0.1 WLS: 2 BF: 1 H: 1 R: 1 ER: 1 SO: 0 BB: 0 IBB: 0 HBP: 0 BLK: 0 WP: 0 HR: 1 S: 2 P: 2 ERA: 27.00 WHIP: 3.000									



BOTTOM

Boston Red Sox @ Detroit Tigers
Tiger Stadium, Detroit, MI
Fri May 10 1974, 7:05 PM EDT
Att. 16,322 - Unknown

livebaseballscorecards.com

AB 31
R 6
H 8
RBI 6
BB 4
SO 5
LOB 5



WP: 0 PA: 36
PB: 0
SB: 0
CS: 1

AB R H RBI BB SO LOB

3 0 0 0 1 1 2

4 1 1 0 0 0 0

3 1 0 0 1 1 0

4 1 2 3 0 0 0

4 1 1 0 0 1 1

3 1 1 1 1 0 0

2 1 0 0 1 0 0

1 0 0 0 0 1 2

3 0 1 0 0 0 0

1 0 1 1 0 0 0

3 0 1 1 0 1 0

1B: 4 SF: 0
2B: 2 SAC: 0
3B: 0 DP: 1
HR: 2 HBP: 0

Batter	1	2	3	4	5	6	7	8	9
Mickey Stanley, R OBP: 0.244, SLG: 0.301 (1, 8) X	0-0 P4 ①			0-3 K ① B B B	4-0 CS BB		0-0 G5-4-3 ② ③ 1-2f		
Gary Sutherland, R OBP: 0.301, SLG: 0.349 (1, 4) X	0-0 P4 ②			0-0 BB HR 1B	0-0 CS ③ 1-2	0-0 F7 ①		0-0 F5 ①	
Jim Northrup, L OBP: 0.280, SLG: 0.318 (1, 9) S S S	0-3 K ③			4-0 HR BB 1-2		0-0 G3 ②		0-0 4-3 ②	
Al Kaline, R OBP: 0.327, SLG: 0.365 (1, 10) X		0-0 L9 ①		0-0 HR ② 1-H 2-H		0-0 E6 1B		0-0 L9 ③	
Willie Horton, R OBP: 0.309, SLG: 0.485 (1, 7) X		0-0 5-3 ②		0-0 F8 ②		0-3 K ③		0-0 2B 2B	
Norm Cash, L OBP: 0.361, SLG: 0.453 (1, 3) X		0-0 6-3 ③		0-0 HR ③		0-0 L8 ①		4-0 2B IBB	
Jerry Moses, R OBP: 0.342, SLG: 0.441 Gates Brown, L OBP: 0.417, SLG: 0.222 (9, PH)			0-0 P4 ①	0-0 5-3 ③		4-0 1B BB 1B		0-3 K ①	
Aurelio Rodriguez, R OBP: 0.250, SLG: 0.242 Ben Oglivie, L OBP: 0.286, SLG: 0.429 (9, PH)			0-0 5-3 ②		0-0 1-3 ①	0-0 E 1B 1B		0-0 1-3 2B 2-H	
Ed Brinkman, R OBP: 0.243, SLG: 0.292 (1, 6) S S S			0-3 K ③		0-0 F8 ②		0-0 E9 G5-4-3 1B		

Inning Stats	R: 0	H: 0	E: 0	LOB: 0	K: 1	S: 5	P: 5	R: 0	H: 0	E: 0	LOB: 0	K: 0	S: 3	R: 0	H: 0	E: 0	LOB: 0	K: 1	S: 5	R: 4	H: 3	E: 0	LOB: 0	K: 1	S: 8	R: 0	H: 0	E: 0	LOB: 0	K: 0	S: 2	R: 0	H: 1	E: 1	LOB: 1	K: 1	S: 6	R: 1	H: 2	E: 1	LOB: 1	K: 0	S: 4	R: 0	H: 0	E: 0	LOB: 0	K: 0	S: 3	R: 1	H: 2	E: 0	LOB: 2	K: 1	S: 5	1B: 4	SF: 0	2B: 2	SAC: 0	3B: 0	DP: 1	HR: 2	HBP: 0	WP: 0	PA: 36
--------------	------	------	------	--------	------	------	------	------	------	------	--------	------	------	------	------	------	--------	------	------	------	------	------	--------	------	------	------	------	------	--------	------	------	------	------	------	--------	------	------	------	------	------	--------	------	------	------	------	------	--------	------	------	------	------	------	--------	------	------	-------	-------	-------	--------	-------	-------	-------	--------	-------	--------

PITCHER	IP	WLS	BF	H	R	ER	SO	BB	IBB	HBP	BLK	WP	HR	S	P	ERA	WHIP
Reggie Cleveland, R ERA: 5.35 (1, 1)	6.1		27	6	5	5	4	3	0	0	0	0	2	32	44	7.11	1.421
Diego Segui, R ERA: 2.63 (7, 1)	2.0	L	8	2	1	1	1	0	1	0	0	0	0	9	13	4.50	1.000

BOTTOM

Boston Red Sox @ Detroit Tigers
 Tiger Stadium, Detroit, MI
 Sat May 11 1974, 3:33 AM EDT
 Att. 10,487 - Unknown

livebaseballscorecards.com

AB	35
R	5
H	11
RBI	5
BB	3
SO	2
LOB	16



WP: 0	PA: 40
PB: 0	
SB: 0	
CS: 0	

AB	R	H	RBI	BB	SO	LOB
2	1	0	0	1	0	0
2	0	0	0	0	0	2

5	2	3	1	0	0	0
---	---	---	---	---	---	---

4	0	1	0	0	0	3
---	---	---	---	---	---	---

4	1	2	1	1	0	2
---	---	---	---	---	---	---

4	0	2	3	0	0	3
---	---	---	---	---	---	---

3	0	0	0	0	0	2
1	0	1	0	0	0	0
0	0	0	0	0	0	0
0	0	0	0	0	0	0

3	0	0	0	1	0	3
---	---	---	---	---	---	---

4	0	1	0	0	1	1
---	---	---	---	---	---	---

3	1	1	0	0	1	0
---	---	---	---	---	---	---

1B: 9	SF: 0
2B: 3	SAC: 1
3B: 0	DP: 2
HR: 0	HBP: 1

Batter	1	2	3	4	5	6	7	8	9
Dick Sharon, R (1, 8) OBP: 0.366, SLG: 0.297 Norm Cash, L (6, PH) OBP: 0.349, SLG: 0.436 (7, 3)	0-0 F7		4-0 1B BB		0-0 F8	0-0 G1		0-0 4-3	
Gary Sutherland, R (1, 4) OBP: 0.314, SLG: 0.360	0-0 P4		0-0 1B BB 1-3 2-H		0-0 4-3		0-0 L8 SH2-4 1B	0-0 L6-4-3 1B	
Mickey Stanley, R (1, 3) OBP: 0.244, SLG: 0.299 (7, 8)	0-0 F7		0-0 L5		0-0 1B		0-0 SH2-4 1-2	0-0 P2	
Al Kaline, R (1, 10) OBP: 0.339, SLG: 0.370		4-0 BB	0-0 1-2 2B 1B		0-0 1-2 1B		0-0 L8 2-3	0-0 L6-4-3 1-2	
Willie Horton, R (1, 7) OBP: 0.316, SLG: 0.495		0-0 F9	0-0 1-H 2-H 2B		0-0 5-3		0-0 1B		
Jerry Moses, R (1, 2) OBP: 0.317, SLG: 0.405 Gates Brown, L (7, PH) OBP: 0.462, SLG: 0.300 John Knox, L (7, PR) OBP: 0.250, SLG: 0.250 Gene Lamont, L (8, 2)		0-0 F9	0-0 F2			0-0 F2	0-0 1-2 1B		
Jim Northrup, L (1, 9) OBP: 0.279, SLG: 0.310		0-0 P6		4-0 0-3 BB		0-0 P8	0-0 4-3		
Aurelio Rodriguez, R (1, 5) OBP: 0.250, SLG: 0.243			0-0 L8	0-0 9-3 1-2f		0-0 HBP 1B		0-3 K	
Ed Brinkman, R (1, 6) OBP: 0.252, SLG: 0.303			0-0 1B 2B	0-0 6-3		1-0 1-2 HBP		0-3 K	

Inning Stats	R: 0	H: 0	E: 0	K: 0	S: 3	H: 0	LOB: 0	BB: 0	P: 3	R: 0	H: 0	E: 0	K: 0	S: 7	R: 4	H: 4	E: 0	K: 0	S: 7	R: 0	H: 0	E: 0	K: 0	S: 2	R: 0	H: 2	E: 0	K: 0	S: 5	R: 0	H: 1	E: 0	K: 0	S: 4	R: 1	H: 3	E: 0	K: 0	S: 6	R: 0	H: 0	E: 0	K: 2	S: 7	R: 0	H: 1	E: 0	K: 0	S: 3	1B: 9	2B: 3	3B: 0	HR: 0	SF: 0	SAC: 1	DP: 2	HBP: 1	WP: 0	PA: 40
--------------	------	------	------	------	------	------	--------	-------	------	------	------	------	------	------	------	------	------	------	------	------	------	------	------	------	------	------	------	------	------	------	------	------	------	------	------	------	------	------	------	------	------	------	------	------	------	------	------	------	------	-------	-------	-------	-------	-------	--------	-------	--------	-------	--------

PITCHER	IP	WLS	BF	H	R	ER	SO	BB	IBB	HBP	BLK	WP	HR	S	P	ERA	WHIP
Roger Moret, L (1, 1) ERA: 4.4	3.0		16	4	4	4	0	3	0	0	0	0	0	13	25	12.00	2.333
Juan Marichal, R (4, 1) ERA: 7.84	3.2		17	6	1	1	0	0	0	1	0	0	0	16	17	2.46	1.636
Lance Clemons, L (7, 1) ERA: 11.81	0.1	W	1	0	0	0	0	0	0	0	0	0	0	1	1	0.00	0.000
Dick Drago, R (8, 1) ERA: 2.59	2.0		6	1	0	0	2	0	0	0	0	0	0	10	10	0.00	0.500

Batter	1	2	3	4	5	6	7	8	9	10	AB R H RBI BB SO LOB	TOP																						
Tommy Harper, R OBP: 0.206, SLG: 0.212 (1, 10)	0-3 K		0-0 P8		0-0 P4		0-0 G6-4-3		0-3 K		5 0 0 0 0 2 5	Boston Red Sox @ Detroit Tigers Tiger Stadium, Detroit, MI Sun May 12 1974, 3:33 AM EDT Att. 23,686 - Unknown																						
Cecil Cooper, L OBP: 0.301, SLG: 0.375 (1, 3)	4-0 G5-4-3 BB		0-3 K			0-0 F9		0-0 P7	0-3 K		4 0 0 0 1 2 2																							
Carlton Fisk, R OBP: 0.400, SLG: 0.429 (1, 2)	0-0 G5-4-3			0-0 4-3		4-0 HR BB		0-0 1B 2B	0-3 K		4 2 1 0 1 1 1																							
Carl Yastrzemski, L OBP: 0.443, SLG: 0.581 (1, 7)		4-0 FC4-6 BB		0-0 1B		0-0 4-3		0-0 F9	0-0 1B 2B 1B		4 1 2 0 1 0 2																							
Bernie Carbo, L OBP: 0.363, SLG: 0.471 Dwight Evans, R OBP: 0.407, SLG: 0.623 Rick Miller, L OBP: 0.359, SLG: 0.333 (1, 9) (8, PH) (8, 9)		0-0 FC4-6 2B		0-0 F7		0-0 HR		0-0 1B	0-3 K		3 1 1 2 0 0 2 1 0 1 1 0 0 0 1 0 0 0 0 1 1																							
Rico Petrocelli, R OBP: 0.329, SLG: 0.348 (1, 5)		0-0 1-3 2B		0-0 5-3		0-3 K		0-0 F7	0-0 2B 1B		5 0 2 0 0 1 2																							
Dick McAuliffe, L OBP: 0.329, SLG: 0.343 (1, 4)		0-3 K		0-0 L8			0-0 1B 2B		0-0 G3	0-0 1-3 3-H 2B	5 0 2 1 0 1 2																							
Juan Beniquez, R OBP: 0.293, SLG: 0.362 (1, 8)		0-0 F9		0-0 4-3			0-0 CS 1B		0-0 1B 1B	0-3 K	5 0 2 0 0 1 4																							
Rick Burleson, R OBP: 0.458, SLG: 0.636 Danny Cater, R OBP: 0.389, SLG: 0.563 Mario Guerrero, R OBP: 0.305, SLG: 0.280 (1, 6) (7, PH) (7, 6)			0-0 6-3		0-0 1B		4-0 G6-4-3 BB		0-0 1-3 1B		2 0 1 0 0 0 0 0 0 0 0 1 0 0 1 0 1 0 0 0 0																							
Inning Stats	R: 0 E: 0 K: 1 S: 4	H: 0 LOB: 0 BB: 1 P: 8	R: 0 E: 0 K: 1 S: 6	H: 1 LOB: 2 BB: 1 P: 10	R: 0 E: 0 K: 1 S: 5	H: 0 LOB: 0 BB: 0 P: 5	R: 0 E: 0 K: 0 S: 4	H: 1 LOB: 1 BB: 0 P: 4	R: 0 E: 0 K: 0 S: 4	H: 1 LOB: 0 BB: 1 P: 10	R: 2 E: 0 K: 1 S: 6		H: 1 LOB: 0 BB: 1 P: 10	R: 0 E: 0 K: 0 S: 3	H: 2 LOB: 1 BB: 1 P: 7	R: 1 E: 0 K: 0 S: 5	H: 2 LOB: 1 BB: 0 P: 5	R: 0 E: 0 K: 2 S: 9	H: 2 LOB: 2 BB: 0 P: 9	R: 1 E: 0 K: 3 S: 12	H: 3 LOB: 2 BB: 0 P: 12	1B: 8 2B: 4 3B: 0 HR: 1	SF: 0 SAC: 0 DP: 2 HBP: 0	WP: 0 PB: 0 SB: 0 CS: 1	PA: 44									
PITCHER Lerrin LaGrow, R ERA: 2.75 John Hiller, L ERA: 1.14	IP 7.1	WLS L	BF 30	H 7	R 3	ER 3	SO 4	BB 4	IBB 0	HBP 0	BLK 0	WP 0	HR 1	S 34	P 50	ERA 3.68	WHIP 1.500																	
												IP 2.2	WLS L	BF 14	H 6	R 1	ER 1	SO 5	BB 0	IBB 0	HBP 0	BLK 0	WP 0	HR 0	S 24	P 24	ERA 3.38	WHIP 2.250						

AB	40
R	4
H	13
RBI	4
BB	4
SO	9
LOB	21



livebaseballscorecards.com

Batter	1	2	3	4	5	6	7	8	9	10	AB R H RBI BB SO LOB
Dick Sharon, R OBP: 0.348, SLG: 0.286 (1, 8)	0-0 5-3		0-0 P5		0-0 F7 1B			0-0 1-3		0-0 G5-4-3 1-2f	5 0 1 0 0 0 1
Gary Sutherland, R OBP: 0.309, SLG: 0.347 (1, 4)	0-0 F7		0-0 F7		0-0 F7 1-2			0-0 6-3		4-0 BB	4 0 0 0 1 0 1
Mickey Stanley, R OBP: 0.252, SLG: 0.306 (1, 3) Gates Brown, L OBP: 0.429, SLG: 0.273 (10, PH)	0-0 PB HR 1B		0-0 FC5-4 1B		0-0 FC5-4 1-2f		0-0 6-3		0-0 1-3	0-3 K	4 1 2 0 0 0 0 1 0 0 0 0 1 1
Al Kaline, R OBP: 0.336, SLG: 0.360 (1, 10)	4-0 HR BB		0-0 FC5-4 1-2f		0-0 L7			0-0 L6-3			3 1 0 0 1 0 1
Willie Horton, R OBP: 0.331, SLG: 0.541 (1, 7)	0-0 1-H 2-H HR			0-0 G3 2B		0-0 FC6-4 1B		0-0 F7			4 1 3 3 0 0 0
Jerry Moses, R OBP: 0.311, SLG: 0.415 (1, 2) John Knox, L OBP: 0.250, SLG: 0.250 (9, PR) Gene Lamont, L OBP: 0.250, SLG: 0.250 (10, 2)	0-0 6-3		0-0 K		0-3 FC6-4 1-2f		0-0 FC6-4 1-2f		0-0 2B		4 0 1 0 0 1 2 0 0 0 0 0 0 0 0 0 0 0 0 0 0
Jim Northrup, L OBP: 0.286, SLG: 0.310 (1, 9)		0-0 G4-6-3 1B		0-0 G3 2-3		0-3 K		0-3 K		4-0 BB	3 0 1 0 1 1 1
Aurelio Rodriguez, R OBP: 0.241, SLG: 0.234 (1, 5)		0-0 G4-6-3 1-2f		0-0 6-3		0-0 L5		0-0 L5		0-0 P4	4 0 0 0 0 0 4
Ed Brinkman, R OBP: 0.252, SLG: 0.301 (1, 6)		0-0 5-3			0-3 K		0-0 5-3			0-0 G5-4-3 1B	4 0 1 0 0 1 0

Inning Stats	R: 3 E: 0 K: 0 S: 5	H: 2 LOB: 0 BB: 1 P: 9	R: 0 E: 0 K: 0 S: 3	H: 1 LOB: 0 BB: 0 P: 3	R: 0 E: 0 K: 0 S: 4	H: 1 LOB: 1 BB: 0 P: 4	R: 0 E: 0 K: 1 S: 6	H: 1 LOB: 0 BB: 0 P: 6	R: 0 E: 0 K: 1 S: 5	H: 1 LOB: 0 BB: 0 P: 5	R: 0 E: 0 K: 0 S: 4	H: 1 LOB: 1 BB: 0 P: 4	R: 0 E: 0 K: 1 S: 5	H: 0 LOB: 0 BB: 0 P: 5	R: 0 E: 0 K: 0 S: 3	H: 0 LOB: 0 BB: 0 P: 3	R: 0 E: 0 K: 0 S: 4	H: 1 LOB: 2 BB: 1 P: 8	R: 0 E: 0 K: 1 S: 5	H: 1 LOB: 1 BB: 1 P: 9	1B: 6 2B: 2 3B: 0 HR: 1	SF: 0 SAC: 0 DP: 2 HBP: 0
--------------	------------------------------	---------------------------------	------------------------------	---------------------------------	------------------------------	---------------------------------	------------------------------	---------------------------------	------------------------------	---------------------------------	------------------------------	---------------------------------	------------------------------	---------------------------------	------------------------------	---------------------------------	------------------------------	---------------------------------	------------------------------	---------------------------------	----------------------------------	------------------------------------


PITCHER	IP	WLS	BF	H	R	ER	SO	BB	IBB	HBP	BLK	WP	HR	S	P	ERA	WHIP
Bill Lee, L ERA: 2.04 (1, 1)	9.2	W	38	9	3	3	3	3	0	0	0	0	1	41	53	2.79	1.241
Diego Segui, R ERA: 2.59 (10, 1)	0.1	S	1	0	0	0	1	0	0	0	0	0	0	3	3	0.00	0.000

PITCHER	IP	WLS	BF	H	R	ER	SO	BB	IBB	HBP	BLK	WP	HR	S	P	ERA	WHIP

BOTTOM

Boston Red Sox @ Detroit Tigers
Tiger Stadium, Detroit, MI
Sun May 12 1974, 3:33 AM EDT
Att: 23,686 - Unknown

AB	36
R	3
H	9
RBI	3
BB	3
SO	4
LOB	11



WP	0	PA	39
PB	1		
SB	0		
CS	0		

Batter	1	2	3	4	5	6	7	8	9	AB R H RBI BB SO LOB	TOP		
Mickey Stanley, R OBP: 0.260, SLG: 0.312 (1, 8) X	0-0 P6		0-0 SH2-4		0-0 SH1-4 1B		0-0 K	0-3 K		4 1 2 1 0 1 2			
Gary Sutherland, R OBP: 0.307, SLG: 0.344 (1, 4) X	0-0 F7		0-0 FC5-2		0-0 SH1-4		0-3 K	0-0 FC6 1B		4 0 1 1 0 1 3			
Jim Northrup, L OBP: 0.282, SLG: 0.303 (1, 9) B B B	4-0 BB		0-3 K		0-0 SF8		0-3 K	0-0 FC6 1-2f		3 0 0 1 1 2 5			
Al Kaline, R OBP: 0.346, SLG: 0.360 (1, 10) X	0-0 L9			0-0 L5-3	0-0 1B		4-0 BB	4-0 BB 1B		3 0 1 1 2 0 1			
Willie Horton, R OBP: 0.325, SLG: 0.526 (1, 7) X		0-0 6-3		0-0 5-3	0-0 F8		0-3 K	0-0 1B		5 0 1 0 0 1 3			
Norm Cash, L OBP: 0.338, SLG: 0.407 (1, 3) X		0-0 L7		4-0 BB		0-3 K		0-0 L3	0-3 K	4 0 0 0 1 2 2			
Jerry Moses, R OBP: 0.300, SLG: 0.378 (1, 2) X		0-0 4-3		0-0 4-3		0-0 3-1		1-0 HBP 1B	0-3 K	4 1 0 0 0 1 3			
Aurelio Rodriguez, R OBP: 0.264, SLG: 0.259 (1, 5) X			0-0 SH2-4 FC5-2 1B		0-0 1B 1B	0-0 FC6-4 1B		0-0 1B 1B	0-0 L6	5 2 4 0 0 0 2			
Ed Brinkman, R OBP: 0.270, SLG: 0.318 (1, 6) X			0-0 SH2-4 1B		0-0 SH1-4 SF8 1B	0-0 FC6-4 1-2f		0-0 1B 1B		4 1 3 1 0 0 1			
Inning Stats	R: 0 H: 0 E: 0 LOB: 1 K: 0 BB: 1 S: 3 P: 7	R: 0 H: 0 E: 0 LOB: 0 K: 0 BB: 0 S: 3 P: 3	R: 0 H: 2 E: 0 LOB: 2 K: 1 BB: 0 S: 7 P: 7	R: 0 H: 0 E: 0 LOB: 1 K: 0 BB: 1 S: 3 P: 7	R: 3 H: 4 E: 0 LOB: 1 K: 0 BB: 0 S: 7 P: 7	R: 0 H: 1 E: 0 LOB: 1 K: 1 BB: 0 S: 6 P: 6	R: 0 H: 1 E: 0 LOB: 2 K: 3 BB: 1 S: 10 P: 14	R: 2 H: 3 E: 0 LOB: 2 K: 1 BB: 0 S: 8 P: 9	R: 0 H: 1 E: 0 LOB: 2 K: 2 BB: 1 S: 8 P: 12	1B: 12 SF: 1 2B: 0 SAC: 2 3B: 0 DP: 0 HR: 0 HBP: 1	WP: 0 PA: 44 PB: 0 SB: 1 CS: 0		
PITCHER	IP WLS BF H R ER SO BB IBB HBP BLK WP HR S P ERA WHIP											PITCHER	IP WLS BF H R ER SO BB IBB HBP BLK WP HR S P ERA WHIP
Pat Dobson, R ERA: 4.18 (1, 1)	7.1 L 36 10 5 5 5 3 0 1 0 0 0 0 42 55 6.14 1.773												
Sparky Lyle, L ERA: 2.11 (8, 1)	1.2 8 2 0 0 3 1 0 0 0 0 0 0 13 17 0.00 1.800												

Detroit Tigers @ New York Yankees
 Shea Stadium, Flushing, NY
 Tue May 14 1974, 7:05 PM EDT
 Att: 9,598 - Unknown - 64 F

livebaseballscorecards.com

AB	36
R	5
H	12
RBI	5
BB	4
SO	8
LOB	22



Batter	1	2	3	4	5	6	7	8	9	AB	R	H	RBI	BB	SO	LOB
Roy White, S OBP: 0.350, SLG: 0.388 (1, 7)	0-0 5-3		0-0 5-3		0-3 K			0-0 G5-4-3		4	0	0	0	0	1	1
Chris Chambliss, L OBP: 0.315, SLG: 0.370 (1, 3)	0-0 4-3			0-0 5-3		0-0 3-1		0-0 6-3		4	0	0	0	0	0	0
Bobby Murcer, L OBP: 0.326, SLG: 0.352 (1, 8)	0-0 1-3			0-0 G3		0-0 SF7 3B			0-0 5-3	4	1	1	0	0	0	0
Lou Piniella, R OBP: 0.356, SLG: 0.411 (1, 9)		0-3 K		0-0 BB 1B 1B		0-0 SF7			0-0 6-3	3	1	1	1	0	1	0
Jim Ray Hart, R (1, 10)		4-0 WP BB		4-0 1B BB		0-3 K			0-3 K	2	0	0	0	2	2	0
Graig Nettles, L OBP: 0.317, SLG: 0.528 (1, 5)		0-0 F6		0-0 1-2 2-H 1B			0-0 F9			3	0	1	1	0	0	1
Rick Dempsey, R OBP: 0.429, SLG: 0.583 (1, 2)		0-3 K		0-0 3-1			0-0 F7			3	0	0	0	0	1	3
Fernando Gonzalez, R OBP: 0.192, SLG: 0.216 (1, 4) (9, 6)			0-0 F9		0-0 6-3		0-0 F9			3	0	0	0	0	0	0
Jim Mason, L OBP: 0.286, SLG: 0.274 (1, 6) Horace Clarke, S OBP: 0.286, SLG: 0.275 (8, PH) (9, 4)			0-0 F8		0-0 1-3			0-0 E5 G5-4-3		2	0	0	0	0	0	0
										1	0	0	0	0	0	0


Inning Stats	R: 0 E: 0 K: 0 S: 3	H: 0 LOB: 0 BB: 0 P: 3	R: 0 E: 0 K: 2 S: 7	H: 0 LOB: 1 BB: 1 P: 11	R: 0 E: 0 K: 0 S: 3	H: 0 LOB: 0 BB: 0 P: 3	R: 1 E: 0 K: 0 S: 5	H: 2 LOB: 2 BB: 1 P: 9	R: 0 E: 0 K: 1 S: 5	H: 0 LOB: 0 BB: 0 P: 5	R: 1 E: 0 K: 1 S: 6	H: 1 LOB: 0 BB: 0 P: 6	R: 0 E: 0 K: 0 S: 3	H: 0 LOB: 0 BB: 0 P: 3	R: 0 E: 1 K: 0 S: 3	H: 0 LOB: 0 BB: 0 P: 3	R: 0 E: 0 K: 1 S: 5	H: 0 LOB: 0 BB: 0 P: 5	1B: 2 2B: 0 3B: 1 HR: 0	SF: 1 SAC: 0 DP: 1 HBP: 0	WP: 1 PB: 0 SB: 0 CS: 0	PA: 32												
PITCHER Mickey Lolich, L ERA: 4.46 (1, 1)	IP 9.0	WLS W	BF 32	H 3	R 2	ER 2	SO 5	BB 2	IBB 0	HBP 0	BLK 0	WP 1	HR 0	S 40	P 48	ERA 2.00	WHIP 0.556																	
																	PITCHER	IP	WLS	BF	H	R	ER	SO	BB	IBB	HBP	BLK	WP	HR	S	P	ERA	WHIP

BOTTOM

Detroit Tigers @ New York Yankees
 Shea Stadium, Flushing, NY
 Tue May 14 1974, 7:05 PM EDT
 Att. 9,598 - Unknown - 64 F

livebaseballscorecards.com

AB	29
R	2
H	3
RBI	2
BB	2
SO	5
LOB	5



Batter	1	2	3	4	5	6	7	8	9	AB R H RBI BB SO LOB	TOP																									
Mickey Stanley, R OBP: 0.265, SLG: 0.315 (1, 8) X	0-0 1B 1B		0-0 1B 1B	0-0 G6-4-3 1-2f		0-3 K		0-0 FC1-4 E BB BB		5 2 2 0 0 1 3																										
Gary Sutherland, R OBP: 0.311, SLG: 0.341 (1, 4) X	0-0 FC6 1B		0-0 6-3		0-0 5-3		0-0 F8	4-0 BB E BB		4 0 1 1 1 0 1																										
Jim Northrup, L OBP: 0.294, SLG: 0.309 (1, 9) X	0-0 L7		0-0 1B 1B		0-0 FC5-4 1B		4-0 1B BB	0-0 E6 BB		4 1 2 1 1 0 4																										
Al Kaline, R OBP: 0.348, SLG: 0.356 (1, 10) S S	0-3 K		0-0 L8		0-0 FC5-4 HR		0-0 1B 1B	4-0 1B BB		4 1 1 1 1 1 4																										
Willie Horton, R OBP: 0.336, SLG: 0.554 (1, 7) X	0-0 FC6 1-2f		0-0 1B		0-0 HR		0-0 1B	0-0 F9		5 1 3 3 0 0 5																										
Norm Cash, L OBP: 0.329, SLG: 0.391 (1, 3) X		0-0 F7	0-0 F9		0-0 1B		0-3 K		0-0 6-3	5 0 1 0 0 1 4																										
Jerry Moses, R OBP: 0.283, SLG: 0.354 (1, 2) X		0-0 F2		0-0 5-3		0-3 K		0-0 3-1		3 0 0 0 0 1 1																										
Gates Brown, L OBP: 0.400, SLG: 0.250 (7, PH)										1 0 0 0 0 0 2																										
Gene Lamont, L (7, 2)										1 0 0 0 0 0 0																										
Aurelio Rodriguez, R OBP: 0.270, SLG: 0.265 (1, 5) X		0-0 L4		0-0 1B 1B		0-0 L4		0-0 FC1-6 1B		5 0 2 0 0 0 0																										
Ed Brinkman, R OBP: 0.277, SLG: 0.333 (1, 6) X			0-0 1B 6-3 2B	0-0 G6-4-3 1B		0-0 5-3		0-0 FC1-6 FC1-4 1-2f		4 1 2 0 0 0 1																										
Inning Stats	R: 0 E: 0 K: 1 S: 7	H: 2 LOB: 2 BB: 0 P: 7	R: 0 E: 0 K: 0 S: 3	H: 0 LOB: 0 BB: 0 P: 3	R: 2 E: 0 K: 0 S: 7	H: 4 LOB: 2 BB: 0 P: 7	R: 0 E: 0 K: 0 S: 4	H: 2 LOB: 1 BB: 0 P: 4	R: 2 E: 0 K: 1 S: 8	H: 3 LOB: 1 BB: 0 P: 8	R: 0 E: 0 K: 1 S: 5	H: 0 LOB: 0 BB: 0 P: 5	R: 1 E: 0 K: 1 S: 7	H: 2 LOB: 2 BB: 1 P: 11	R: 1 E: 1 K: 0 S: 5	H: 1 LOB: 3 BB: 2 P: 13	R: 0 E: 0 K: 0 S: 3	H: 0 LOB: 0 BB: 0 P: 3	1B: 12 2B: 1 3B: 0 HR: 1	SF: 0 SAC: 0 DP: 1 HBP: 0	WP: 0 PB: 0 SB: 0 CS: 0	PA: 44														
PITCHER	IP WLS BF H R ER SO BB IBB HBP BLK WP HR S P ERA WHIP																																			
Dick Tidrow, R ERA: 4.78 (1, 1)	6.1		31	12	5	5	3	1	0	0	0	0	1	36	40	7.11	2.053																			
Cecil Upshaw, R ERA: 1.93 (7, 1)	1.1	L	7	2	1	0	1	1	0	0	0	0	0	8	12	0.00	2.250																			
Sparky Lyle, L ERA: 1.99 (8, 1)	1.1		6	0	0	0	0	1	0	0	0	0	0	5	9	0.00	0.750																			

Detroit Tigers @ New York Yankees
Shea Stadium, Flushing, NY
 Wed May 15 1974, 3:33 AM EDT
 Att: 7,360 - Unknown - 76 F

livebaseballscorecards.com

AB	41
R	6
H	14
RBI	6
BB	3
SO	4
LOB	25




Batter	1	2	3	4	5	6	7	8	9	AB	R	H	RBI	BB	SO	LOB
Roy White, S (1, 7) OBP: 0.358, SLG: 0.387	0-0 4-3		4-0 2B E BB	4-0 1B SF8 BB	0-0 F3			0-0 1B 1B		3	2	1	0	2	0	1
Lou Piniella, R (1, 9) OBP: 0.368, SLG: 0.430	0-3 K		0-0 E2 1B 2B 1-H 2-H	0-0 SF8 1B 1B		0-0 6-3		0-0 1B 1B		5	1	3	2	0	1	0
Bobby Murcer, L (1, 8) OBP: 0.336, SLG: 0.364	0-0 1B 2B		0-0 S 1B	4-0 S 1B 1-2		0-0 F7		0-0 F8		4	0	2	1	1	0	2
Ron Blomberg, L (1, 10) OBP: 0.422, SLG: 0.609 Bill Sudakis, S (8, PH) OBP: 0.273, SLG: 0.275	0-0 1B		0-0 F7	0-0 SF8		4-0 BB		0-3 K		2	0	1	1	1	0	1
Graig Nettles, L (1, 5) OBP: 0.313, SLG: 0.511	0-3 K		0-3 K 1-2	4-0 BB		0-0 4-3		0-0 F9		4	0	0	0	1	2	4
Chris Chambliss, L (1, 3) OBP: 0.311, SLG: 0.360		0-0 4-3	4-0 IBB	0-3 K		0-0 6-3		0-0 F8		4	0	0	0	1	1	3
Rick Dempsey, R (1, 2) OBP: 0.368, SLG: 0.471		0-0 L9	0-0 1-3		0-0 F9		0-0 F8		0-0 1B	5	0	1	0	0	0	2
Jim Mason, L (1, 6) OBP: 0.293, SLG: 0.275 Jim Ray Hart, R (9, PH)		0-3 K		0-0 SH3-4 1B	4-0 BB		0-0 F7		0-3 K	3	1	1	0	1	1	0
Fernando Gonzalez, R (1, 4) OBP: 0.200, SLG: 0.208			4-0 WP 2B BB	0-0 SH3-4 1B	0-0 F8			0-0 F9		2	1	0	0	1	0	1

Inning Stats	R: 0	H: 2	E: 0	LOB: 2	K: 2	BB: 0	S: 9	R: 0	H: 0	E: 0	LOB: 0	K: 1	BB: 0	S: 5	R: 3	H: 2	E: 1	LOB: 2	K: 1	BB: 3	S: 7	R: 2	H: 2	E: 0	LOB: 3	K: 1	BB: 3	S: 7	R: 0	H: 0	E: 0	LOB: 1	K: 0	BB: 1	S: 3	R: 0	H: 0	E: 0	LOB: 1	K: 0	BB: 1	S: 3	R: 0	H: 0	E: 0	LOB: 0	K: 0	BB: 0	S: 3	R: 0	H: 2	E: 0	LOB: 2	K: 1	BB: 0	S: 7	R: 0	H: 1	E: 0	LOB: 1	K: 1	BB: 0	S: 6	R: 0	H: 1	E: 0	LOB: 1	K: 1	BB: 0	S: 6	1B: 7	SF: 1	2B: 2	SAC: 1	3B: 0	DP: 0	HR: 0	HBP: 0	WP: 1	PA: 44
--------------	------	------	------	--------	------	-------	------	------	------	------	--------	------	-------	------	------	------	------	--------	------	-------	------	------	------	------	--------	------	-------	------	------	------	------	--------	------	-------	------	------	------	------	--------	------	-------	------	------	------	------	--------	------	-------	------	------	------	------	--------	------	-------	------	------	------	------	--------	------	-------	------	------	------	------	--------	------	-------	------	-------	-------	-------	--------	-------	-------	-------	--------	-------	--------

PITCHER	IP	WLS	BF	H	R	ER	SO	BB	IBB	HBP	BLK	WP	HR	S	P	ERA	WHIP
Joe Coleman, R (1, 1) ERA: 3.89	7.1	W	38	8	5	5	5	6	2	0	0	1	0	40	72	6.14	1.909
John Hiller, L (8, 1) ERA: 1.1	1.2	S	6	1	0	0	2	0	0	0	0	0	0	10	10	0.00	0.600

DETROIT TIGERS @ NEW YORK YANKEES
Shea Stadium, Flushing, NY
 Wed May 15 1974, 3:33 AM EDT
 Att. 7,360 - Unknown - 76 F

AB	34
R	5
H	9
RBI	4
BB	8
SO	7
LOB	17



Batter	1	2	3	4	5	6	7	8	9	AB R H RBI BB SO LOB	TOP		
Mickey Stanley, R OBP: 0.264, SLG: 0.308 (1, 8) X	0-0 6-3		4-0 BB		0-0 F5		0-0 6-3			3 0 0 0 1 0 1			
Gary Sutherland, R OBP: 0.324, SLG: 0.362 (1, 4) X	0-0 1-3 1B		0-0 F5			0-0 1B 2B	0-0 FC6-4 1B			4 1 3 0 0 0 1			
Ron Cash, R OBP: 0.333, SLG: 0.381 (1, 3) X	0-0 1-3			0-0 G3		0-0 IBB 1B G6-4-3 1B	0-0 FC6-4			4 1 1 0 0 0 2			
Al Kaline, R OBP: 0.346, SLG: 0.352 (1, 10) X	0-0 L9			0-0 L8		0-0 G6-4-3 1B PB 1B		0-0 L6		4 1 1 1 0 0 1			
Willie Horton, R OBP: 0.333, SLG: 0.540 (1, 7) X		0-0 5-3		0-0 F9		4-0 G6-4-3 1B		0-3 K		3 0 0 0 1 1 0			
Bill Freehan, R OBP: 0.431, SLG: 0.519 (1, 2) X		0-0 5-3			0-0 1B SF7 1B	0-0 G6-4-3		0-0 6-3		4 1 1 0 0 0 2			
Jim Northrup, L OBP: 0.293, SLG: 0.307 (1, 9) X		0-0 3-1			0-0 F8	0-0 1B				4 0 1 0 0 0 1			
Aurelio Rodriguez, R OBP: 0.269, SLG: 0.264 (1, 5) X			0-0 6-3		0-0 1B	0-0 5-3				4 0 1 0 0 0 1			
Ed Brinkman, R OBP: 0.268, SLG: 0.325 (1, 6) X			0-0 F8		0-0 SF7		0-3 K		0-3 K	3 0 0 1 0 2 0			
Inning Stats	R: 0 E: 0 K: 0 S: 4 H: 1 LOB: 1 BB: 0 P: 4	R: 0 E: 0 K: 0 S: 3 H: 0 LOB: 0 BB: 0 P: 3	R: 0 E: 0 K: 0 S: 3 H: 0 LOB: 1 BB: 1 P: 7	R: 0 E: 0 K: 0 S: 3 H: 0 LOB: 0 BB: 0 P: 3	R: 1 E: 0 K: 0 S: 5 H: 2 LOB: 1 BB: 0 P: 5	R: 3 E: 0 K: 0 S: 6 H: 4 LOB: 1 BB: 1 P: 10	R: 0 E: 0 K: 1 S: 6 H: 1 LOB: 1 BB: 0 P: 6	R: 0 E: 0 K: 1 S: 5 H: 0 LOB: 0 BB: 0 P: 5	R: 0 E: 0 K: 1 S: 5 H: 0 LOB: 0 BB: 0 P: 5	1B: 7 2B: 1 3B: 0 HR: 0 SF: 1 SAC: 0 DP: 1 HBP: 0	WP: 0 PB: 1 SB: 0 CS: 0 PA: 36		
PITCHER	IP WLS BF H R ER SO BB IBB HBP BLK WP HR S P ERA WHIP											PITCHER	IP WLS BF H R ER SO BB IBB HBP BLK WP HR S P ERA WHIP
Fritz Peterson, L ERA: 5.47 (1, 1)	5.2 L 25 7 4 4 0 1 1 0 0 0 0 23 31 6.35 1.412												
Fred Beene, R ERA: 2.55 (6, 1)	3.1 11 1 0 0 3 0 0 0 0 0 0 0 17 17 0.00 0.300												

Detroit Tigers @ Cleveland Indians
Cleveland Municipal Stadium, Cleveland, OH

Fri May 17 1974, 7:05 PM EDT
Att. 11,292 - Unknown - 59 F

livebaseballscorecards.com

AB	33
R	4
H	8
RBI	2
BB	2
SO	3
LOB	9



BOTTOM

Detroit Tigers @ Cleveland Indians
Cleveland Municipal Stadium, Cleveland, OH

Fri May 17 1974, 7:05 PM EDT
Att. 11,292 - Unknown - 59 F

livebaseballscorecards.com

AB	34
R	3
H	11
RBI	2
BB	3
SO	0
LOB	17



WP:	1	PA:	37
PB:	0		
SB:	0		
CS:	0		

AB R H RBI BB SO LOB

5	1	3	0	0	0	1
4	0	2	1	0	0	2
4	0	0	0	0	0	3
3	0	1	0	1	0	1
3	0	0	0	0	0	1
1	0	0	0	0	0	1
3	0	1	0	1	0	0
4	1	2	0	0	0	3
4	0	2	1	0	0	2
0	0	0	0	0	0	0
3	1	0	0	1	0	3

Batter	1	2	3	4	5	6	7	8	9
John Lowenstein, L (1, 7) OBP: 0.367, SLG: 0.338	0-0 6-3		0-0 E 1B			0-0 2B		0-0 1B G6-4-3	0-0 F7
Jack Brohamer, L (1, 4) OBP: 0.417, SLG: 0.415	0-0 G4-6-3 1B		0-0 F7			0-0 6-3		0-0 1B G6-4-3	
Buddy Bell, R (1, 5) OBP: 0.282, SLG: 0.356	0-0 G4-6-3 1-2f			0-0 F3		0-0 5-3		0-0 G6-4-3 1-2f 3-H	
John Ellis, R (1, 3) OBP: 0.321, SLG: 0.391		BB BB BB 4-0 WP BB		0-0 F9		0-0 F9		0-0 1B	
Oscar Gamble, L (1, 10) OBP: 0.380, SLG: 0.494		X 0-0 4-3		X 0-0 5-3			X 0-0 F8	X 0-0 F4	
Ossie Blanco, R (8, PH) OBP: 0.500, SLG: 0.333									
Charlie Spikes, R (1, 9) OBP: 0.356, SLG: 0.488		BB BB BB 4-0 G4-6-3 BB			X 0-0 F3 1-3 1B		X 0-0 6-3	X 0-0 F6	
George Hendrick, R (1, 8) OBP: 0.319, SLG: 0.449		X 0-0 G4-6-3 1-2f			X 0-0 1-3		X 0-0 1B	X 0-0 2B 1B	
Dave Duncan, R (1, 2) OBP: 0.273, SLG: 0.378			X 0-0 G5-4-3 1B		X 0-0 F3		X 0-0 F7	X 0-0 2B	
Dwain Anderson, R (9, PR)									
Frank Duffy, R (1, 6) OBP: 0.230, SLG: 0.339			X 0-0 G5-4-3 1-2f		X 0-0 6-3			BB BB BB 4-0 1B BB	X 0-0 F4

Inning Stats	R: 0	H: 1	E: 0	LOB: 0	K: 0	S: 3	P: 3	R: 0	H: 0	E: 0	LOB: 1	K: 0	BB: 2	S: 2	P: 10	R: 0	H: 2	E: 1	LOB: 1	K: 0	BB: 0	S: 4	P: 4	R: 0	H: 0	E: 0	LOB: 0	K: 0	BB: 0	S: 3	P: 3	R: 0	H: 1	E: 0	LOB: 1	K: 0	BB: 0	S: 4	P: 4	R: 0	H: 1	E: 0	LOB: 1	K: 0	BB: 0	S: 4	P: 4	R: 0	H: 1	E: 0	LOB: 1	K: 0	BB: 0	S: 4	P: 4	R: 2	H: 3	E: 0	LOB: 1	K: 0	BB: 1	S: 5	P: 9	R: 1	H: 2	E: 0	LOB: 1	K: 0	BB: 0	S: 5	P: 5	1B: 9	SF: 0	2B: 2	SAC: 0	3B: 0	DP: 4	HR: 0	HBP: 0	WP: 1	PA: 37
--------------	------	------	------	--------	------	------	------	------	------	------	--------	------	-------	------	-------	------	------	------	--------	------	-------	------	------	------	------	------	--------	------	-------	------	------	------	------	------	--------	------	-------	------	------	------	------	------	--------	------	-------	------	------	------	------	------	--------	------	-------	------	------	------	------	------	--------	------	-------	------	------	------	------	------	--------	------	-------	------	------	-------	-------	-------	--------	-------	-------	-------	--------	-------	--------

PITCHER	IP	WLS	BF	H	R	ER	SO	BB	IBB	HBP	BLK	WP	HR	S	P	ERA	WHIP
Lerrin LaGrow, R (1, 1) ERA: 2.7	7.2	W	31	9	2	2	0	3	0	0	0	1	0	28	40	2.35	1.565
John Hiller, L (8, 1) ERA: 1.28	1.1	S	6	2	1	1	0	0	0	0	0	0	0	6	6	6.75	1.500

Batter	1	2	3	4	5	6	7	8	9	AB R H RBI BB SO LOB	TOP		
John Knox, L (1, 4) OBP: 0.444, SLG: 0.375	0-0 G4-6-3 1B		0-0 E6 1-2 2-3		0-0 4-3		0-0 1B		4-0 G5-4-3 BB	4 0 2 1 1 0 2			
Ben Oglivie, L (1, 9) OBP: 0.300, SLG: 0.444	0-0 G4-6-3 1-2f		0-0 SF9 3-H		0-0 1B		0-0 L7 3-H		0-0 G5-4-3 1-2f	2 0 1 1 0 0 1 1 0 0 0 0 0 1 1 0 0 0 0 0 1			
Al Kaline, R (7, PH) OBP: 0.343, SLG: 0.350													
Mickey Stanley, R (7, 8) OBP: 0.262, SLG: 0.306													
Jim Northrup, L (1, 8) OBP: 0.285, SLG: 0.298	0-0 F4		0-0 F7		0-0 F5 1-2		0-0 1-3			4 0 0 0 0 0 4			
Gates Brown, L (1, 10) OBP: 0.368, SLG: 0.200		0-0 4-3		4-0 1B 1B BB		0-0 F4		0-0 G3		3 0 0 0 1 0 0			
Willie Horton, R (1, 7) OBP: 0.331, SLG: 0.531		0-0 F9		0-0 1B 1-2		0-0 F3		0-0 E6 1B		4 0 1 0 0 0 0 0 0 0 0 0 0 0			
Dick Sharon, R (8, PR) OBP: 0.348, SLG: 0.286													
Norm Cash, L (1, 3) OBP: 0.325, SLG: 0.382	0-3 K		0-0 1B 1-2 2-3		0-0 G3		0-0 F9			4 0 1 0 0 1 1			
Bill Freehan, R (1, 2) OBP: 0.420, SLG: 0.500			0-0 5-3		0-0 F9		0-0 6-3		0-0 1B 2-3	4 0 1 0 0 0 3			
Aurelio Rodriguez, R (1, 5) OBP: 0.276, SLG: 0.272			0-0 E 1B SF9 1B		0-0 G6-4-3 1-2f		0-0 3B 1B		0-0 F9	4 2 2 0 0 0 6			
Ed Brinkman, R (1, 6) OBP: 0.276, SLG: 0.347			0-0 E 1B 1-2		0-0 F7		0-0 1B 3B 1-H		0-0 F9	4 1 2 1 0 0 0			
Inning Stats	R: 0 H: 1 E: 0 LOB: 0 K: 0 BB: 0 S: 3 P: 3	R: 0 H: 0 E: 0 LOB: 0 K: 1 BB: 0 S: 5 P: 5	R: 1 H: 2 E: 1 LOB: 2 K: 0 BB: 0 S: 6 P: 6	R: 0 H: 2 E: 0 LOB: 2 K: 0 BB: 1 S: 4 P: 8	R: 0 H: 1 E: 0 LOB: 1 K: 0 BB: 0 S: 4 P: 4	R: 0 H: 0 E: 0 LOB: 0 K: 0 BB: 0 S: 3 P: 3	R: 2 H: 3 E: 0 LOB: 1 K: 0 BB: 0 S: 6 P: 6	R: 0 H: 1 E: 1 LOB: 3 K: 0 BB: 0 S: 5 P: 5	R: 0 H: 0 E: 0 LOB: 0 K: 0 BB: 1 S: 2 P: 6	1B: 9 SF: 1 2B: 0 SAC: 0 3B: 1 DP: 3 HR: 0 HBP: 0	WP: 0 PA: 38 PB: 0 SB: 1 CS: 0		
PITCHER	IP WLS BF H R ER SO BB IBB HBP BLK WP HR S P ERA WHIP											PITCHER	IP WLS BF H R ER SO BB IBB HBP BLK WP HR S P ERA WHIP
Jim Perry, R (1, 1) ERA: 2.61	6.1 L 28 9 3 2 1 1 0 0 0 0 0 0 29 33 2.84 1.579												
Tom Hilgendorf, L (7, 1) ERA: 8.1	1.1 6 1 0 0 0 0 0 0 0 0 0 0 6 6 0.00 0.750												
Milt Wilcox, R (8, 1) ERA: 2.66	1.1 4 0 0 0 0 0 1 0 0 0 0 0 3 7 0.00 0.750												

Detroit Tigers @ Cleveland Indians
Cleveland Municipal Stadium, Cleveland, OH

Sat May 18 1974, 3:33 AM EDT
Att: 6,597 - Unknown - 60 F

livebaseballscorecards.com

AB	35
R	3
H	10
RBI	3
BB	2
SO	1
LOB	19



Batter	1	2	3	4	5	6	7	8	9	AB R H RBI BB SO LOB
Frank Duffy, R OBP: 0.230, SLG: 0.336 (1, 6)	0-0 HR 1B		0-0 F8			0-0 F8			0-0 F7	4 1 1 0 0 0 0
John Lowenstein, L OBP: 0.377, SLG: 0.372 (1, 7)	0-0 1-H HR		0-0 1B			0-0 CS 1B			0-0 F5	4 1 3 2 0 0 0
Buddy Bell, R OBP: 0.274, SLG: 0.346 (1, 5)	0-0 F8		0-0 F8			0-0 F7 1-2			0-0 F8	4 0 0 0 0 0 2
John Ellis, R OBP: 0.315, SLG: 0.382 (1, 10)	0-3 K			0-3 K					0-0 F8	3 0 0 0 0 2 0
Charlie Spikes, R OBP: 0.348, SLG: 0.477 (1, 9)	0-0 5-3			0-0 6-3					0-0 F8	3 0 0 0 0 0 0
George Hendrick, R OBP: 0.319, SLG: 0.446 (1, 8)		0-0 CS 1B		0-3 K					0-0 F9	3 0 1 0 0 1 0
Ossie Blanco, R OBP: 0.364, SLG: 0.222 (1, 3)		0-0 F8 1-2			0-0 2-3				0-0 F6	3 0 0 0 0 0 1
Dave Duncan, R OBP: 0.265, SLG: 0.366 (1, 2)		0-3 K			0-0 F7				0-0 F8	3 0 0 0 0 1 0
Jack Brohamer, L OBP: 0.403, SLG: 0.400 (1, 4)			0-0 F6			0-0 F4			0-0 F7	2 0 0 0 0 0 0
Jack Heidemann, R (8, PH)										1 0 0 0 0 0 0
(9, 4)										

Inning Stats	R: 2	H: 2	R: 0	H: 1	R: 0	H: 0	R: 0	H: 0	R: 0	H: 1	R: 0	H: 0	R: 0	H: 0	R: 0	H: 0	R: 0	H: 0	R: 0	H: 0	1B: 4	SF: 0	WP: 0	PA: 30
	E: 0	LOB: 0	E: 0	LOB: 0	E: 0	LOB: 0	E: 0	LOB: 0	E: 0	LOB: 0	E: 0	LOB: 0	E: 0	LOB: 0	E: 0	LOB: 0	E: 0	LOB: 0	E: 0	LOB: 0	2B: 0	SAC: 0	PB: 0	
	K: 1	BB: 0	K: 1	BB: 0	K: 2	BB: 0	K: 0	BB: 0	K: 0	BB: 0	K: 0	BB: 0	K: 0	BB: 0	K: 0	BB: 0	K: 0	BB: 0	K: 0	BB: 0	3B: 0	DP: 0	SB: 0	
	S: 7	P: 7	S: 5	P: 5	S: 7	P: 7	S: 3	P: 3	S: 3	P: 3	S: 3	P: 3	S: 3	P: 3	S: 3	P: 3	S: 3	P: 3	S: 3	P: 3	HR: 1	HBP: 0	CS: 2	

PITCHER	IP	WLS	BF	H	R	ER	SO	BB	IBB	HBP	BLK	WP	HR	S	P	ERA	WHIP	PITCHER	IP	WLS	BF	H	R	ER	SO	BB	IBB	HBP	BLK	WP	HR	S	P	ERA	WHIP	
Mickey Lolich, L ERA: 4.16 (1, 1)	9.0	W	30	5	2	2	4	0	0	0	0	0	1	38	38	2.00	0.556																			

BOTTOM

Detroit Tigers @ Cleveland Indians
Cleveland Municipal Stadium, Cleveland, OH

Sat May 18 1974, 3:33 AM EDT
Att. 6,597 - Unknown - 60 F

livebaseballscorecards.com

AB	30
R	2
H	5
RBI	2
BB	0
SO	4
LOB	3



Batter	1	2	3	4	5	6	7	8	9	AB R H RBI BB SO LOB	TOP	
Mickey Stanley, R OBP: 0.255, SLG: 0.297 (1, 8)	0-3 K		0-3 K		0-0 F9			0-0 6-3		4 0 0 0 0 2 3	Detroit Tigers @ Cleveland Indians Cleveland Municipal Stadium, Cleveland, OH Sun May 19 1974, 3:33 AM EDT Unknown - 62 F	
Gary Sutherland, R OBP: 0.321, SLG: 0.358 (1, 4) (8, 6)	0-0 1B			0-0 F8		0-0 P3		0-0 F9		4 0 1 0 0 0 2		
Jim Northrup, L OBP: 0.277, SLG: 0.289 (1, 9)	0-0 P5			0-3 K		0-0 5-3		0-0 4-3		4 0 0 0 0 1 3		
Al Kaline, R OBP: 0.333, SLG: 0.339 (1, 10)	0-3 K			0-0 L6-3		0-3 K		0-0 L4-3		4 0 0 0 0 2 1		
Willie Horton, R OBP: 0.329, SLG: 0.519 (1, 7)		0-0 5-3			4-0 PB BB SF9 BB		0-3 K	0-3 K		3 1 0 0 1 2 0		
Norm Cash, L OBP: 0.321, SLG: 0.366 (1, 3)		0-3 K			4-0 SF9 PB 1-2 BB		0-3 K	0-0 F9		3 0 0 0 1 2 0		
Bill Freehan, R OBP: 0.431, SLG: 0.492 (1, 2)		0-0 L4			4-0 SF9 BB 1-2 2-3		4-0 FC6-4 BB			1 0 0 0 2 0 0		
Aurelio Rodriguez, R OBP: 0.270, SLG: 0.268 (1, 5)			0-3 K		0-0 SF9 1-2 2-3 3-H		0-0 FC6-4 1-2f			2 0 0 1 0 1 1		
Ed Brinkman, R OBP: 0.271, SLG: 0.342 Gates Brown, L OBP: 0.400, SLG: 0.250 John Knox, L OBP: 0.444, SLG: 0.375 (1, 6) (8, PH) (8, PR) (8, 4)	0-0 F7				0-3 K			0-0 6-3 1B		2 0 0 0 0 1 2 1 0 1 0 0 0 0 0 0 0 0 0 0 0		
Inning Stats	R: 0 E: 0 K: 2 S: 8 H: 1 LOB: 1 BB: 0 P: 8	R: 0 E: 0 K: 1 S: 5 H: 0 LOB: 0 BB: 0 P: 5	R: 0 E: 0 K: 2 S: 7 H: 0 LOB: 0 BB: 0 P: 7	R: 0 E: 0 K: 1 S: 5 H: 0 LOB: 0 BB: 0 P: 5	R: 1 E: 0 K: 1 S: 5 H: 0 LOB: 2 BB: 3 P: 17	R: 0 E: 0 K: 1 S: 5 H: 0 LOB: 0 BB: 0 P: 5	R: 0 E: 0 K: 2 S: 7 H: 0 LOB: 1 BB: 1 P: 11	R: 0 E: 0 K: 0 S: 4 H: 1 LOB: 2 BB: 0 P: 4	R: 0 E: 0 K: 1 S: 5 H: 0 LOB: 0 BB: 0 P: 5	1B: 2 2B: 0 3B: 0 HR: 0 SF: 1 SAC: 0 DP: 0 HBP: 0		WP: 0 PB: 1 SB: 0 CS: 0 PA: 33
PITCHER Gaylord Perry, R ERA: 1.72 (1, 1)	IP WLS BF H R ER SO BB IBB HBP BLK WP HR S P ERA WHIP	IP WLS BF H R ER SO BB IBB HBP BLK WP HR S P ERA WHIP										

livebaseballscorecards.com

AB	28
R	1
H	2
RBI	1
BB	4
SO	11
LOB	12



Batter	1	2	3	4	5	6	7	8	9	AB R H RBI BB SO LOB
Buddy Bell, R OBP: 0.273, SLG: 0.343 (1, 5)	0-0 3-4-1 1B	0-3 K			0-0 F2		0-0 F8			4 0 1 0 0 1 3
Jack Brohamer, L OBP: 0.409, SLG: 0.458 (1, 4)	0-0 3-4-1 1-2		0-0 F9		0-0 HR		0-0 E7 1B			4 1 2 2 0 0 1
John Lowenstein, L OBP: 0.380, SLG: 0.371 (1, 7)	0-0 F9		0-3 K		0-0 E S 1B		4-0 IBB			3 0 1 0 1 1 1
John Ellis, R OBP: 0.313, SLG: 0.374 (1, 3)	4-0 BB		0-0 F9		0-0 F8 1-3		0-0 F2			3 0 0 0 1 0 3
Oscar Gamble, L OBP: 0.375, SLG: 0.484 (1, 10)	0-0 F5			0-0 G5-4-3 1B		0-0 F8		0-0 F7		4 0 1 0 0 0 2
Charlie Spikes, R OBP: 0.352, SLG: 0.477 (1, 9)		0-0 S 1B		0-0 G5-4-3 1-2f		0-0 S 1B		0-0 E5 1B CS		4 0 2 0 0 0 1
George Hendrick, R OBP: 0.317, SLG: 0.440 (1, 8)		0-3 K 1-2		0-0 1-3		0-0 F8 1-2		0-0 CS S 1B 1-3		4 0 1 0 0 1 2
Dave Duncan, R OBP: 0.267, SLG: 0.359 (1, 2)		0-3 K			4-0 SH3-4 HR BB		0-3 K2-3		0-0 CS 1-2 3-H	2 1 0 0 1 2 2
Frank Duffy, R OBP: 0.234, SLG: 0.333 (1, 6)		4-0 BB			0-0 SH3-4 1-2		0-0 5-3			1 0 0 0 1 0 0

Inning Stats	R: 0 E: 0 K: 0 S: 4	H: 1 LOB: 2 BB: 1 P: 8	R: 0 E: 0 K: 3 S: 10	H: 1 LOB: 2 BB: 1 P: 14	R: 0 E: 0 K: 1 S: 5	H: 0 LOB: 0 BB: 0 P: 5	R: 0 E: 0 K: 0 S: 3	H: 1 LOB: 0 BB: 0 P: 3	R: 2 E: 0 K: 0 S: 5	H: 2 LOB: 1 BB: 1 P: 9	R: 0 E: 0 K: 1 S: 6	H: 1 LOB: 1 BB: 0 P: 6	R: 0 E: 1 K: 0 S: 4	H: 1 LOB: 2 BB: 1 P: 8	R: 0 E: 1 K: 0 S: 3	H: 1 LOB: 1 BB: 0 P: 3	1B: 7 2B: 1 3B: 0 HR: 1	SF: 0 SAC: 1 DP: 2 HBP: 0	WP: 0 PB: 0 SB: 4 CS: 1	PA: 35
--------------	------------------------------	---------------------------------	-------------------------------	----------------------------------	------------------------------	---------------------------------	------------------------------	---------------------------------	------------------------------	---------------------------------	------------------------------	---------------------------------	------------------------------	---------------------------------	------------------------------	---------------------------------	----------------------------------	------------------------------------	----------------------------------	--------

PITCHER	IP	WLS	BF	H	R	ER	SO	BB	IBB	HBP	BLK	WP	HR	S	P	ERA	WHIP	PITCHER	IP	WLS	BF	H	R	ER	SO	BB	IBB	HBP	BLK	WP	HR	S	P	ERA	WHIP		
Joe Coleman, R ERA: 3.72 (1, 1)	8.0	L	34	8	2	2	5	3	1	0	0	0	1	40	56	2.25	1.375																				

BOTTOM

Detroit Tigers @ Cleveland Indians
Cleveland Municipal Stadium, Cleveland, OH
 Sun May 19 1974, 3:33 AM EDT
 Unknown - 62 F

livebaseballscorecards.com

AB	29
R	2
H	8
RBI	2
BB	4
SO	5
LOB	15



Batter	1	2	3	4	5	6	7	8	9	AB R H RBI BB SO LOB	TOP											
Ron Cash, R (1, 3) OBP: 0.346, SLG: 0.400	0-3 K		0-0 SF8		0-0 4-3		0-0 1B		0-0 6-3 1B	4 0 2 2 0 1 0												
Gary Sutherland, R (1, 4) OBP: 0.324, SLG: 0.355	0-0 F7		4-0 BB BB		0-0 1B		0-0 4-3		0-0 6-3 1B	4 0 1 1 1 0 3												
Jim Northrup, L (1, 9) OBP: 0.275, SLG: 0.281	0-3 K		4-0 FC5-4 BB		0-3 K			0-0 F7	0-0 F7	4 0 0 0 1 2 3												
Willie Horton, R (1, 7) OBP: 0.319, SLG: 0.504		0-3 K	0-0 FC5-4		0-0 P4			0-0 F9		4 0 0 0 0 1 3												
Gates Brown, L (1, 10) OBP: 0.333, SLG: 0.200		0-0 L4		0-0 P1		0-0 6-3		0-0 P5		4 0 0 0 0 0 0												
Mickey Stanley, R (1, 8) OBP: 0.255, SLG: 0.296		0-0 F7		0-0 1-3		0-0 P4			0-0 1B BB 1B	4 1 1 0 0 0 0												
Jerry Moses, R (1, 2) OBP: 0.304, SLG: 0.360			1-0 2B HBP		0-0 1B 1B		0-0 F9		0-0 F5	2 1 1 0 0 0 0												
Ben Oglivie, L (9, PH) OBP: 0.273, SLG: 0.400										1 0 0 0 0 0 1												
Aurelio Rodriguez, R (1, 5) OBP: 0.284, SLG: 0.285			0-0 6-3 SF8 2B		0-0 1-2 1B		0-0 6-3		4-0 1B 6-3 BB	3 2 2 1 1 0 0												
Ed Brinkman, R (1, 6) OBP: 0.271, SLG: 0.339			0-0 6-3		0-0 4-3		0-0 5-3		0-0 6-3 1B	4 0 1 0 0 0 3												
Inning Stats	R: 0 E: 0 K: 2 S: 7	H: 0 LOB: 0 BB: 0 P: 7	R: 0 E: 0 K: 1 S: 5	H: 0 LOB: 0 BB: 0 P: 5	R: 2 E: 0 K: 0 S: 4	H: 1 LOB: 2 BB: 2 P: 13	R: 0 E: 0 K: 0 S: 5	H: 2 LOB: 2 BB: 0 P: 5	R: 0 E: 0 K: 1 S: 6	H: 1 LOB: 1 BB: 0 P: 6	R: 0 E: 0 K: 0 S: 3	H: 0 LOB: 0 BB: 0 P: 3	R: 0 E: 0 K: 0 S: 4	H: 1 LOB: 1 BB: 0 P: 4	R: 0 E: 0 K: 0 S: 3	H: 0 LOB: 0 BB: 0 P: 3	R: 2 E: 0 K: 0 S: 6	H: 3 LOB: 2 BB: 1 P: 10	1B: 7 2B: 1 3B: 0 HR: 0	SF: 1 SAC: 0 DP: 0 HBP: 1	WP: 0 PB: 0 SB: 0 CS: 0	PA: 39
PITCHER	IP WLS BF H R ER SO BB IBB HBP BLK WP HR S P ERA WHIP																				IP WLS BF H R ER SO BB IBB HBP BLK WP HR S P ERA WHIP	
Bob Johnson, R (1, 1) ERA: 3.49	7.2 W 31 5 2 2 4 2 0 1 0 0 0 0 36 45 2.35 0.913																					
Tom Buskey, R (8, 1) ERA: 4.05	1.1 8 3 2 2 0 0 1 0 0 0 0 0 7 11 13.50 3.000																					

Detroit Tigers @ Cleveland Indians
Cleveland Municipal Stadium, Cleveland, OH

Sun May 19 1974, 3:38 AM EDT
Att. 49,419 - Unknown - 62 F

livebaseballscorecards.com

AB	34
R	4
H	8
RBI	4
BB	3
SO	4
LOB	13




Batter	1	2	3	4	5	6	7	8	9	AB R H RBI BB SO LOB
Buddy Bell, R OBP: 0.277, SLG: 0.361 (1, 5)	0-0 F3	0-0 F7		0-0 4-3	0-0 HR		4-0 BB			4 1 1 2 1 0 2
Jack Brohamer, L OBP: 0.394, SLG: 0.438 (1, 4)	0-0 F7	0-0 6-3		0-0 4-3 1B	0-0 F7		0-0 F8			5 1 1 1 0 0 3
John Lowenstein, L OBP: 0.374, SLG: 0.361 Rusty Torres, S OBP: 0.375, SLG: 0.286 (1, 7) (9, 7)	4-0 1B S E BB		0-0 E4 BB 1B G3	0-0 4-3	0-0 F9			0-0 P6		4 2 0 0 1 0 1 0 0 0 0 0 0 0
John Ellis, R OBP: 0.329, SLG: 0.396 (1, 3)	0-0 E BB 1-3 1B		0-0 G3 BB 1-2 1B	0-0 1B 1B		0-0 5-3		0-0 1B 2B		5 2 4 1 0 0 0
Oscar Gamble, L OBP: 0.386, SLG: 0.473 (1, 10)	4-0 E 1-2 BB		4-0 G3 1-2 2-3 BB	4-0 1B E IBB		0-0 F7		0-0 F7		2 1 0 0 3 0 1
Charlie Spikes, R OBP: 0.354, SLG: 0.474 (1, 9)	0-0 E6 1-2 2-3 3-H		0-0 F2	0-0 E7 1B		0-0 P4		0-0 FC6-4 1B		5 0 2 2 0 0 5
George Hendrick, R OBP: 0.306, SLG: 0.424 (1, 8)	0-0 1-3		0-0 G3 1-2 2-3 3-H	0-0 6-3			0-3 K	0-0 FC6-4 1-2f		5 0 0 1 0 1 7
Dave Duncan, R OBP: 0.275, SLG: 0.358 (1, 2)		4-0 SH5-3 BB	0-0 5-3		0-0 F9		0-0 BB 1B			3 0 1 0 1 0 2
Frank Duffy, R OBP: 0.244, SLG: 0.349 (1, 6)		0-0 SH5-3		0-0 4-3 1B 2B	0-0 HR 1B		0-3 K			3 2 2 0 0 1 1

Inning Stats	R: 1	H: 1	E: 1	K: 0	S: 5	LOB: 3	BB: 2	P: 13	R: 0	H: 0	E: 0	K: 0	S: 3	LOB: 1	BB: 1	P: 7	R: 1	H: 1	E: 1	K: 0	S: 5	LOB: 2	BB: 1	P: 9	R: 4	H: 4	E: 1	K: 0	S: 7	LOB: 1	BB: 1	P: 11	R: 2	H: 2	E: 0	K: 0	S: 5	LOB: 0	BB: 0	P: 5	R: 0	H: 0	E: 0	K: 0	S: 3	LOB: 0	BB: 0	P: 3	R: 0	H: 1	E: 0	K: 2	S: 8	LOB: 2	BB: 1	P: 12	R: 1	H: 2	E: 0	K: 0	S: 5	LOB: 1	BB: 0	P: 5
--------------	------	------	------	------	------	--------	-------	-------	------	------	------	------	------	--------	-------	------	------	------	------	------	------	--------	-------	------	------	------	------	------	------	--------	-------	-------	------	------	------	------	------	--------	-------	------	------	------	------	------	------	--------	-------	------	------	------	------	------	------	--------	-------	-------	------	------	------	------	------	--------	-------	------

PITCHER	IP	WLS	BF	H	R	ER	SO	BB	IBB	HBP	BLK	WP	HR	S	P	ERA	WHIP
Bill Slayback, R ERA: 4.15 (1, 1)	3.2	L	24	6	6	3	0	4	1	0	0	0	0	19	39	7.36	2.727
Chuck Seelbach, R ERA: 3.86 (4, 1)	2.1		9	2	2	2	0	0	0	0	0	0	1	9	9	7.71	0.857
Jim Ray, R ERA: 9.0 (7, 1)	2.0		10	3	1	1	2	1	0	0	0	0	0	13	17	4.50	2.000

DETROIT TIGERS @ CLEVELAND INDIANS
CLEVELAND MUNICIPAL STADIUM, CLEVELAND, OH
 Sun May 19 1974, 3:38 AM EDT
 Att: 49,419 - Unknown - 62 F

AB	36
R	9
H	11
RBI	7
BB	6
SO	2
LOB	22



WP	HR	S	P	ERA	WHIP
0	0	0	0	0	0

Batter	1	2	3	4	5	6	7	8	9	AB R H RBI BB SO LOB	TOP											
Mickey Stanley, R (1, 8) OBP: 0.261, SLG: 0.301 Ben Oglivie, L (9, PH) OBP: 0.250, SLG: 0.364	0-0 F8		0-0 1B 1B		0-0 E 1B	0-0 5-3			0-0 FC1-6 G4-6-3	4 2 2 0 0 0 0 1 0 0 0 0 0 1												
Gary Sutherland, R (1, 4) OBP: 0.320, SLG: 0.350	0-0 F8		0-0 F7		0-0 E SF9 1B	0-0 6-3			0-0 G4-6-3	5 1 1 0 0 0 2												
Jim Northrup, L (1, 9) OBP: 0.274, SLG: 0.280	0-0 F8		0-0 1B 1B		0-0 E6 SF9 1B					4 1 1 0 0 1 1												
Al Kaline, R (1, 10) OBP: 0.331, SLG: 0.338		0-0 L6-3	0-0 1B		0-0 SF9			0-0 L6-3		3 0 1 2 0 0 0												
Willie Horton, R (1, 7) OBP: 0.318, SLG: 0.496		0-0 5-3	0-0 F7		0-0 1B 1B			0-0 5-3		4 0 1 1 0 0 2												
Norm Cash, L (1, 3) OBP: 0.318, SLG: 0.360 Ron Cash, R (8, 3) OBP: 0.346, SLG: 0.400		0-0 1B 1B		0-0 P4		0-3 K		0-0 F7		4 0 1 0 0 1 1 0 0 0 0 0 0 0												
Bill Freehan, R (1, 2) OBP: 0.447, SLG: 0.500		0-0 1B		4-0 BB		0-0 1B		0-0 5-3		3 0 2 0 1 0 0												
Aurelio Rodriguez, R (1, 5) OBP: 0.276, SLG: 0.276		0-0 4-3		0-3 K		0-0 F2		0-0 5-3		4 0 0 0 0 1 5												
Ed Brinkman, R (1, 6) OBP: 0.265, SLG: 0.331 Gates Brown, L (9, PH) OBP: 0.360, SLG: 0.200 John Knox, L (9, PR) OBP: 0.444, SLG: 0.375			0-0 5-3	0-0 F8		0-0 6-3		4-0 FC1-6 BB		3 0 0 0 0 0 1 0 0 0 0 1 0 0 0 0 0 0 0 0 0												
Inning Stats	R: 0 E: 0 K: 0 S: 3	H: 0 LOB: 0 BB: 0 P: 3	R: 0 E: 0 K: 0 S: 5	H: 2 LOB: 2 BB: 0 P: 5	R: 1 E: 0 K: 0 S: 6	H: 3 LOB: 2 BB: 0 P: 6	R: 0 E: 0 K: 1 S: 5	H: 0 LOB: 1 BB: 1 P: 9	R: 3 E: 1 K: 1 S: 10	H: 4 LOB: 2 BB: 0 P: 10	R: 0 E: 0 K: 0 S: 3	H: 0 LOB: 0 BB: 0 P: 3	R: 0 E: 0 K: 1 S: 5	H: 0 LOB: 0 BB: 0 P: 5	R: 0 E: 0 K: 0 S: 3	H: 0 LOB: 0 BB: 0 P: 3	R: 0 E: 0 K: 0 S: 2	H: 0 LOB: 1 BB: 1 P: 6	1B: 9 2B: 0 3B: 0 HR: 0	SF: 1 SAC: 0 DP: 1 HBP: 0	WP: 0 PB: 0 SB: 0 CS: 0	PA: 38
PITCHER	IP WLS BF H R ER SO BB IBB HBP BLK WP HR S P ERA WHIP																					
Ed Sprague, R (1, 1) ERA: 2.28	8.0 W 36 9 4 2 3 2 0 0 0 0 0 0 40 48 2.25 1.375																					
Eduardo Rodriguez, R (9, 1) ERA: 2.38	1.0 S 2 0 0 0 0 0 0 0 0 0 0 0 2 2 0.00 0.000																					

Detroit Tigers @ Milwaukee Brewers
 Milwaukee County Stadium, Milwaukee, WI
 Mon May 20 1974, 8:05 PM EDT
 Att. 5,835 - Unknown

livebaseballscorecards.com

AB	35
R	4
H	9
RBI	3
BB	2
SO	3
LOB	13



Batter	1	2	3	4	5	6	7	8	9
Dave May, L (1, 9) OBP: 0.239, SLG: 0.401	0-3 K	0-3 K			0-0 5-3		0-0 E4 BB	0-0 2B	
Don Money, R (1, 5) OBP: 0.331, SLG: 0.435	0-0 5-3		0-0 F9		0-0 1B		0-0 SF8	4-0 IBB	
John Briggs, L (1, 7) OBP: 0.351, SLG: 0.557	4-0 BB		0-0 1B		0-0 6-3		0-3 K	0-3 K	
George Scott, R (1, 3) OBP: 0.367, SLG: 0.454	0-3 K		0-0 L6			0-3 K	4-0 BB	0-0 1-3	
Bobby Mitchell, R (1, 10) OBP: 0.296, SLG: 0.338		0-0 F8	0-3 K			0-0 L6	0-0 F8		
Charlie Moore, R (1, 2) OBP: 0.333, SLG: 0.359		0-0 2B 3B		0-0 F7		0-0 E6		4-0 1B 2B BB 6-3	
Ken Berry, R (1, 8) OBP: 0.258, SLG: 0.193		4-0 2B BB		0-0 F8		0-0 F9		0-0 6-3	
Pedro Garcia, R (1, 4) OBP: 0.331, SLG: 0.482		0-3 K		0-0 5-3			0-0 1B E 1B	4-0 1B 2B IBB	
John Vukovich, R (1, 6) OBP: 0.333, SLG: 0.500		0-0 2B			0-0 F9		0-0 E SF8 1B	0-0 2B 1B	
Tim Johnson, L (7, PR) OBP: 0.167, SLG: 0.250									

AB	R	H	RBI	BB	SO	LOB
5	0	1	3	0	2	2
3	0	1	1	1	0	0
4	0	1	0	1	2	5
4	0	0	0	1	2	5
4	0	0	0	0	1	3
3	2	1	0	1	0	0
3	1	0	0	1	0	2
3	2	1	0	1	1	2
3	0	2	2	0	0	0
1	1	1	0	0	0	0


BOTTOM

Detroit Tigers @ Milwaukee Brewers
Milwaukee County Stadium, Milwaukee, WI

Mon May 20 1974, 8:05 PM EDT
 Att. 5,835 - Unknown

livebaseballscorecards.com

AB	33
R	6
H	8
RBI	6
BB	6
SO	8
LOB	19



Inning Stats	R: 0	H: 0	E: 0	K: 2	S: 7	LOB: 1	BB: 1	P: 11									
Woodie Fryman, L (1, 1) ERA: 8.86	IP: 6.0	WLS: 0	BF: 27	H: 6	R: 4	ER: 3	SO: 6	BB: 2	IBB: 0	HBP: 0	BLK: 0	WP: 0	HR: 0	S: 37	P: 45	ERA: 4.50	WHIP: 1.333
John Hiller, L (7, 1) ERA: 1.62	IP: 2.0	WLS: 1	BF: 13	H: 2	R: 2	ER: 2	SO: 2	BB: 2	IBB: 2	HBP: 0	BLK: 0	WP: 0	HR: 0	S: 13	P: 29	ERA: 9.00	WHIP: 2.000

WP	HR	S	P	ERA	WHIP
0	0	0	0	0	0

Batter	1	2	3	4	5	6	7	8	9	AB R H RBI BB SO LOB	TOP																										
Mickey Stanley, R (1, 8) OBP: 0.272, SLG: 0.311	0-0 G6-4-3 1B		0-0 F8			0-0 FC5-4 1B	0-0 G3 1B		0-0 G6-4-3 1-2f	5 0 3 1 0 0 1																											
Gary Sutherland, R (1, 4) OBP: 0.318, SLG: 0.347 John Knox, L (3, 4) OBP: 0.462, SLG: 0.417	0-0 G6-4-3 1-2f			0-0 3-1		0-0 L6	0-0 G3 1B		0-0 1B	1 0 0 0 0 0 1 4 0 2 0 0 0 1																											
Ron Cash, R (1, 3) OBP: 0.300, SLG: 0.345 Gates Brown, L (9, PH) OBP: 0.346, SLG: 0.190	0-0 5-3			0-0 3-1		0-0 FC5-4 1B	0-0 G3		0-3 K	4 0 0 0 0 0 3 1 0 0 0 0 1 1																											
Al Kaline, R (1, 10) OBP: 0.336, SLG: 0.338		0-0 L6-3		0-0 L6-3		0-0 1B	4-0 BB			3 0 1 0 1 0 0																											
Willie Horton, R (1, 7) OBP: 0.322, SLG: 0.538		0-0 HR			0-0 HR	0-0 F7	0-0 F3			4 2 2 2 0 0 5																											
Bill Freehan, R (1, 2) OBP: 0.438, SLG: 0.530		0-0 6-3			0-0 F8		0-0 HR	0-3 K		4 1 1 1 0 1 0																											
Jim Northrup, L (1, 9) OBP: 0.273, SLG: 0.279		0-0 3-1			0-0 FC6-4 1B		0-0 F8	0-0 6-3		4 0 1 0 0 0 0																											
Aurelio Rodriguez, R (1, 5) OBP: 0.275, SLG: 0.275			0-0 6-3		0-0 FC6-4 1B		0-0 3B 1B	0-3 K		4 1 1 0 0 1 1																											
Ed Brinkman, R (1, 6) OBP: 0.271, SLG: 0.346			0-0 F7		0-0 FC6-4		0-0 1B 3B	4-0 BB	0-0 G6-4-3 BB	3 1 1 1 1 0 1																											
Inning Stats	R: 0 E: 0 K: 0 S: 3	H: 1 LOB: 0 BB: 0 P: 3	R: 1 E: 0 K: 0 S: 4	H: 1 LOB: 0 BB: 0 P: 4	R: 0 E: 0 K: 0 S: 3	H: 0 LOB: 0 BB: 0 P: 3	R: 0 E: 0 K: 0 S: 3	H: 0 LOB: 0 BB: 0 P: 3	R: 1 E: 0 K: 0 S: 5	H: 2 LOB: 1 BB: 0 P: 5	R: 0 E: 0 K: 0 S: 5	H: 2 LOB: 2 BB: 0 P: 5	R: 3 E: 0 K: 0 S: 8	H: 5 LOB: 3 BB: 1 P: 12	R: 0 E: 0 K: 2 S: 7	H: 0 LOB: 0 BB: 0 P: 7	R: 0 E: 0 K: 1 S: 5	H: 1 LOB: 1 BB: 1 P: 9	1B: 8 2B: 0 3B: 1 HR: 3	SF: 0 SAC: 0 DP: 2 HBP: 0	WP: 0 PB: 0 SB: 0 CS: 0	PA: 39															
PITCHER	IP WLS BF H R ER SO BB IBB HBP BLK WP HR S P ERA WHIP																					PITCHER	IP WLS BF H R ER SO BB IBB HBP BLK WP HR S P ERA WHIP														
Clyde Wright, L (1, 1) ERA: 4.22	6.1		26	8	4	4	0	0	0	0	0	0	3	26	26	5.68	1.263																				
Tom Murphy, R (7, 1) ERA: 2.22	0.1		5	3	1	1	0	1	0	0	0	0	0	4	8	27.00	12.000																				
Eduardo Rodriguez, R (7, 1) ERA: 2.16	2.1	W	8	1	0	0	3	1	0	0	0	0	0	13	17	0.00	0.857																				

Detroit Tigers @ Milwaukee Brewers
Milwaukee County Stadium, Milwaukee, WI
 Tue May 21 1974, 8:05 PM EDT
 Att. 6,885 - Unknown

livebaseballscorecards.com

AB	37
R	5
H	12
RBI	5
BB	2
SO	3
LOB	14



Batter	1	2	3	4	5	6	7	8	9	AB	R	H	RBI	BB	SO	LOB
Don Money, R OBP: 0.335, SLG: 0.433 (1, 5)	0-0 F8		4-0 S 1B BB		0-0 G4-6-3 E 1B		0-0 E1 E S 3B			3	2	1	0	1	0	1
Dave May, L OBP: 0.247, SLG: 0.411 (1, 9)	0-0 HR 2B		0-0 1-H 1B		0-0 E4 G4-6-3		0-0 F9			4	1	2	1	0	0	3
George Scott, R OBP: 0.364, SLG: 0.470 (1, 3)	0-0 2-H HR		0-0 L4		0-0 G4-6-3		0-0 L4			4	1	1	2	0	0	5
John Briggs, L OBP: 0.349, SLG: 0.563 (1, 7)	0-0 6-3		0-0 F8		0-0 3-1		0-0 1-H 3-H 3B			4	0	1	1	0	0	2
Bob Hansen, L OBP: 0.231, SLG: 0.308 Bobby Mitchell, R OBP: 0.292, SLG: 0.333 (1, 10) (7, PH)	0-0 L9		0-0 L8			0-0 F8	0-3 K			3	0	0	0	0	0	1
Darrell Porter, L OBP: 0.373, SLG: 0.394 (1, 2)		0-0 HR		0-3 K		0-0 3-1		0-3 K		4	1	1	1	0	2	0
Bob Coluccio, R OBP: 0.317, SLG: 0.312 (1, 8)		0-0 5-3		0-0 5-3		4-0 BB		4-0 S BB		2	0	0	0	2	0	0
Pedro Garcia, R OBP: 0.336, SLG: 0.492 (1, 4)		0-0 L7 1B		0-0 2B		0-0 F2		0-0 F3		4	0	2	0	0	0	2
Tim Johnson, L OBP: 0.188, SLG: 0.250 (1, 6)		0-0 L7		0-0 6-3			0-0 F9 E S 1B		0-3 K	4	1	1	0	0	1	3

Inning Stats	R: 2	H: 2	E: 0	K: 0	S: 5	H: 2	LOB: 0	BB: 0	P: 5	R: 1	H: 2	E: 0	K: 0	S: 4	H: 1	LOB: 1	BB: 1	P: 4	R: 0	H: 1	E: 0	K: 1	S: 6	R: 0	H: 1	E: 1	K: 0	S: 4	H: 0	LOB: 1	BB: 1	P: 7	R: 2	H: 2	E: 1	K: 1	S: 8	R: 0	H: 0	E: 0	K: 2	S: 7	H: 0	LOB: 1	BB: 1	P: 11
1B: 4	SF: 0	2B: 2	SAC: 0	3B: 1	DP: 1	HR: 2	HBP: 0																																							

PITCHER	IP	WLS	BF	H	R	ER	SO	BB	IBB	HBP	BLK	WP	HR	S	P	ERA	WHIP
Lerrin LaGrow, R ERA: 3.0 (1, 1)	6.0		27	8	5	4	1	2	0	0	0	0	2	27	35	6.00	1.667
John Hiller, L ERA: 1.55 (7, 1)	2.0	L	9	1	1	0	3	1	0	0	0	0	0	14	18	0.00	1.000


BOTTOM

Detroit Tigers @ Milwaukee Brewers
Milwaukee County Stadium, Milwaukee, WI

Tue May 21 1974, 8:05 PM EDT
 Att. 6,885 - Unknown

livebaseballscorecards.com

AB	33
R	6
H	9
RBI	5
BB	3
SO	4
LOB	18



WP	HR	S	P	ERA	WHIP
0	0	0	0	0.00	1.000

Batter	1	2	3	4	5	6	7	8	9	AB	R	H	RBI	BB	SO	LOB	TOP								
Dick Sharon, R OBP: 0.320, SLG: 0.261 (1, 9) X	0-0 P4		0-0 5-3		0-0 SH1		0-0 F8	0-0 F4		4	0	0	0	0	0	2									
Gary Sutherland, R OBP: 0.314, SLG: 0.342 (1, 4) X	0-0 1-3		0-0 5-3		0-0 1B		0-0 P4		0-0 5-3	5	0	1	0	0	0	1									
Al Kaline, R OBP: 0.344, SLG: 0.348 (1, 10) X	0-0 L8			0-0 1B	0-0 1B		0-0 HR		0-0 L4	5	2	3	1	0	0	0									
Willie Horton, R OBP: 0.338, SLG: 0.565 (1, 7) X		0-0 G5-4-3 1B		0-0 F9	0-0 1B		0-0 HR		4-0 BB	4	1	3	2	1	0	1									
Bill Freehan, R OBP: 0.435, SLG: 0.521 (1, 2) X		0-0 G5-4-3 1B		0-0 F3	0-0 1B		0-0 F2		0-0 F8	5	1	2	0	0	0	3									
Mickey Stanley, R OBP: 0.272, SLG: 0.316 (1, 8) X		0-0 G5-4-3		0-0 2B		0-0 F9		0-3 K		4	0	1	1	0	1	2									
Ron Cash, R OBP: 0.324, SLG: 0.364 (1, 3) X		0-3 K		0-0 6-3		0-0 FC6-4 1B		0-0 PB 1B		4	1	2	1	0	1	2									
Aurelio Rodriguez, R OBP: 0.268, SLG: 0.268 (1, 5) X			0-0 G3	0-3 K		0-0 FC6-4		0-0 F7		4	0	0	0	0	1	3									
Ed Brinkman, R OBP: 0.285, SLG: 0.361 (1, 6) X			0-0 2B		4-0 1B SH1 BB		0-0 F5		0-0 2-H 1B	3	1	2	1	1	0	1									
Inning Stats	R: 0 E: 0 K: 0 S: 3	H: 0 LOB: 0 BB: 0 P: 3	R: 0 E: 0 K: 1 S: 6	H: 2 LOB: 1 BB: 0 P: 6	R: 0 E: 0 K: 0 S: 4	H: 1 LOB: 1 BB: 0 P: 4	R: 2 E: 0 K: 1 S: 8	H: 3 LOB: 1 BB: 0 P: 8	R: 1 E: 0 K: 0 S: 5	H: 3 LOB: 2 BB: 1 P: 9	R: 0 E: 0 K: 0 S: 4	H: 1 LOB: 1 BB: 0 P: 4	R: 2 E: 0 K: 0 S: 5	H: 2 LOB: 0 BB: 0 P: 5	R: 1 E: 0 K: 1 S: 7	H: 2 LOB: 1 BB: 0 P: 7	R: 0 E: 0 K: 0 S: 3	H: 0 LOB: 1 BB: 1 P: 7	1B: 11 2B: 2 3B: 0 HR: 1	SF: 0 SAC: 1 DP: 1 HBP: 0	WP: 1 PB: 1 SB: 0 CS: 0	PA: 41			
PITCHER	IP	WLS	BF	H	R	ER	SO	BB	IBB	HBP	BLK	WP	HR	S	P	ERA	WHIP								
Kevin Kobel, L ERA: 2.67 (1, 1)	4.2	L	22	9	3	3	2	1	0	0	0	0	0	25	29	5.79	2.143								
Bill Travers, L ERA: 7.2 (5, 1)	3.0		13	4	3	3	1	0	0	0	0	1	1	15	15	9.00	1.333								
Eduardo Rodriguez, R ERA: 2.05 (8, 1)	1.1		6	1	0	0	0	1	0	0	0	0	0	5	9	0.00	1.500								

Detroit Tigers @ Milwaukee Brewers
 Milwaukee County Stadium, Milwaukee, WI
 Wed May 22 1974, 8:05 PM EDT
 Att. 7,698 - Unknown

livebaseballscorecards.com

AB	38
R	6
H	14
RBI	6
BB	2
SO	3
LOB	15



Batter	1	2	3	4	5	6	7	8	9	AB R H RBI BB SO LOB
Dave May, L OBP: 0.240, SLG: 0.400 (1, 9) X	0-0 F9 ①		0-3 K ①			0-3 K ①		0-3 K ②		4 0 0 0 0 3 0
Don Money, R OBP: 0.327, SLG: 0.421 (1, 5) S S S	0-3 K ②		0-0 F8 ②			0-3 K ②		0-3 K ③		4 0 0 0 0 3 0
John Briggs, L OBP: 0.346, SLG: 0.551 (1, 7) B B B	4-0 CS BB		0-3 K ③			0-0 1-3 ③			0-0 F7 ①	3 0 0 0 1 1 0
George Scott, R OBP: 0.355, SLG: 0.457 (1, 3) X	0-0 CS ③	0-0 F8 ①		0-3 K G5-4-3		0-0 6-3 ①			0-0 6-3 ②	4 0 0 0 0 1 0
Bobby Mitchell, R OBP: 0.289, SLG: 0.319 (1, 10) B B B		4-0 E BB		0-0 G5-4-3 ① ②		0-0 P3 ②			0-0 F7 ③	3 1 0 0 1 0 1
Charlie Moore, R OBP: 0.356, SLG: 0.429 (1, 2) X		0-0 E9 3B		0-0 F9 ③		0-0 HR 1B				3 2 2 1 0 0 0
Bob Coluccio, R OBP: 0.326, SLG: 0.348 (1, 8) X		0-0 1B			0-0 P5 ①		0-0 HR 1B			3 1 2 2 0 0 0
Pedro Garcia, R OBP: 0.328, SLG: 0.479 (1, 4) X		0-0 F8 ②			0-0 5-3 ②		0-0 5-3 ③			3 0 0 0 0 0 1
John Vukovich, R OBP: 0.222, SLG: 0.333 (1, 6) X		0-0 F8 ③			0-0 F9 ③			0-3 K ①		3 0 0 0 0 1 1

Inning Stats	R: 0	H: 0	E: 0	K: 1	S: 4	LOB: 0	BB: 1	P: 8	R: 2	H: 2	E: 1	K: 0	S: 5	LOB: 1	BB: 1	P: 9	R: 0	H: 0	E: 0	K: 2	S: 7	LOB: 0	BB: 0	P: 7	R: 0	H: 0	E: 0	K: 1	S: 5	LOB: 0	BB: 0	P: 5	R: 0	H: 0	E: 0	K: 0	S: 3	LOB: 0	BB: 0	P: 3	R: 2	H: 2	E: 0	K: 0	S: 5	LOB: 0	BB: 0	P: 5	R: 0	H: 0	E: 0	K: 3	S: 9	LOB: 0	BB: 0	P: 9	R: 0	H: 0	E: 0	K: 0	S: 3	LOB: 0	BB: 0	P: 3	1B: 2	2B: 0	3B: 1	SF: 0	SAC: 0	DP: 1	HBP: 0	WP: 0	PA: 33
PITCHER Mickey Lolich, L ERA: 4.15 (1, 1)	IP	WLS	BF	H	R	ER	SO	BB	IBB	HBP	BLK	WP	HR	S	P	ERA	WHIP																																																								
	9.0	W	32	4	4	4	9	2	0	0	0	0	1	48	56	4.00	0.667	IP	WLS	BF	H	R	ER	SO	BB	IBB	HBP	BLK	WP	HR	S	P	ERA	WHIP																																							

DETROIT TIGERS @ MILWAUKEE BREWERS
Milwaukee County Stadium, Milwaukee, WI
 Wed May 22 1974, 8:05 PM EDT
 Att. 7,698 - Unknown

AB	30
R	4
H	4
RBI	3
BB	2
SO	9
LOB	3



Batter	1	2	3	4	5	6	7	8	9	AB R H RBI BB SO LOB	TOP									
Mickey Stanley, R (1, 8) OBP: 0.265, SLG: 0.308	0-0 L6	0-0 L6			0-0 5-3			0-0 6-3		4 0 0 0 0 0 2	Detroit Tigers @ Milwaukee Brewers Milwaukee County Stadium, Milwaukee, WI Thu May 23 1974, 4:33 AM EDT Att. 10,505 - Unknown									
Gary Sutherland, R (1, 4) OBP: 0.313, SLG: 0.340	0-0 6-3		0-0 F7			0-0 F8		0-0 WP 1B		4 0 1 0 0 0 0										
Al Kaline, R (1, 10) OBP: 0.335, SLG: 0.338	0-3 K		0-3 K			0-0 L9		0-0 L6		4 0 0 0 0 2 1										
Willie Horton, R (1, 7) OBP: 0.335, SLG: 0.556		0-0 BB 1B	0-0 F8			0-0 F7		0-3 K		4 1 1 0 0 1 1										
Bill Freehan, R (1, 2) OBP: 0.416, SLG: 0.493		0-0 L4		0-0 L9		0-0 F9		0-0 5-3		4 0 0 0 0 0 1										
Jim Northrup, L (1, 9) OBP: 0.279, SLG: 0.280		4-0 BB 1B	0-3 K			0-0 PB 2B 1B		0-3 K		3 2 1 0 1 2 0										
Norm Cash, L (1, 3) OBP: 0.303, SLG: 0.342		0-0 F5	0-0 3-1			0-0 F7		0-0 F8		4 0 0 0 0 0 3										
Aurelio Rodriguez, R (1, 5) OBP: 0.276, SLG: 0.283		0-0 BB 1B	0-0 F9			0-0 2B				3 0 2 2 0 0 0										
Ed Brinkman, R (1, 6) OBP: 0.286, SLG: 0.360		0-0 BB 1B	0-0 F2			0-0 L6				3 0 1 1 0 0 1										
Inning Stats	R: 0 E: 0 K: 1 S: 5	H: 0 LOB: 0 BB: 0 P: 5	R: 2 E: 0 K: 0 S: 6	H: 3 LOB: 2 BB: 1 P: 10	R: 0 E: 0 K: 1 S: 5	H: 0 LOB: 0 BB: 0 P: 5	R: 0 E: 0 K: 1 S: 5	H: 0 LOB: 0 BB: 0 P: 5	R: 0 E: 0 K: 0 S: 3	H: 0 LOB: 0 BB: 0 P: 3	R: 1 E: 0 K: 0 S: 5	H: 2 LOB: 1 BB: 0 P: 5	R: 0 E: 0 K: 1 S: 6	H: 1 LOB: 1 BB: 0 P: 6	R: 0 E: 0 K: 1 S: 5	H: 0 LOB: 0 BB: 0 P: 5	1B: 5 2B: 1 3B: 0 HR: 0	SF: 0 SAC: 0 DP: 0 HBP: 0	WP: 2 PB: 1 SB: 0 CS: 0	PA: 34
PITCHER Jim Staton, R (1, 1) ERA: 4.03	IP 9.0 WLS W BF 34 H 6 R 3 ER 2 SO 5 BB 1 IBB 0 HBP 0 BLK 0 WP 1 HR 0 S 43 P 47 ERA 2.00 WHIP 0.778											PITCHER	IP WLS BF H R ER SO BB IBB HBP BLK WP HR S P ERA WHIP							

livebaseballscorecards.com

AB	33
R	3
H	6
RBI	3
BB	1
SO	5
LOB	9



Batter	1	2	3	4	5	6	7	8	9	AB	R	H	RBI	BB	SO	LOB
Don Money, R OBP: 0.329, SLG: 0.423 (1, 5)	0-0 SH5-3 1B 2B		0-0 6-3		0-0 5-3		0-0 6-3	4-0 BB BB		4	1	1	0	1	0	2
Dave May, L OBP: 0.240, SLG: 0.396 (1, 9)	0-0 SH5-3 2-3		0-0 5-3		0-0 4-3		0-0 3B 1B	0-0 P2		4	1	1	1	0	0	4
George Scott, R OBP: 0.363, SLG: 0.472 (1, 3)	0-0 F3		0-0 6-3				0-0 1B 1B	4-0 BB BB		4	0	2	2	1	0	1
John Briggs, L OBP: 0.348, SLG: 0.539 (1, 7)	4-0 1B S BB			4-0 8-6-4 1B BB		0-3 K	0-0 F3	4-0 K		3	1	0	0	2	2	5
Bob Hansen, L OBP: 0.294, SLG: 0.313 (1, 10)	0-0 S 1B			0-0 F7		0-3 K		4-0 S 1B BB		3	0	1	2	1	1	2
Bobby Mitchell, R OBP: 0.289, SLG: 0.319 (8, PR)	1-H 3-H 1B									0	1	0	0	0	0	0
Darrell Porter, L OBP: 0.386, SLG: 0.408 (1, 2)	0-3 K 1-2			0-0 1B		0-0 S 1B		0-0 E2 2B 1B		4	1	3	1	0	1	1
Bob Coluccio, R OBP: 0.323, SLG: 0.353 (1, 8)		0-0 L8		0-0 8-6-4 2-3f		0-0 P3		0-0 FC1-5 2B		4	0	1	1	0	0	4
Pedro Garcia, R OBP: 0.326, SLG: 0.472 (1, 4)		0-0 P6				0-0 E6 SH3-4		0-0 F7 BB FC1-5 1B		4	1	1	0	0	0	0
Robin Yount, R OBP: 0.257, SLG: 0.288 (1, 6)		0-0 F7				0-0 SH3-4 1-2		0-0 E5 S 1B BB BB		3	1	0	0	0	0	2

Inning Stats	R: 2	H: 2	E: 0	K: 1	S: 7	L: 1	LOB: 1	BB: 1	P: 11	R: 0	H: 0	E: 0	K: 0	S: 3	L: 0	LOB: 0	BB: 0	P: 3	R: 0	H: 0	E: 0	K: 0	S: 3	L: 0	LOB: 0	BB: 0	P: 3	R: 0	H: 1	E: 0	K: 0	S: 3	L: 0	LOB: 1	BB: 1	P: 7	R: 0	H: 0	E: 1	K: 0	S: 4	L: 0	LOB: 1	BB: 0	P: 4	R: 0	H: 2	E: 0	K: 2	S: 9	L: 0	LOB: 2	BB: 0	P: 9	R: 2	H: 2	E: 1	K: 0	S: 6	L: 0	LOB: 1	BB: 0	P: 6	R: 3	H: 3	E: 1	K: 1	S: 8	L: 3	LOB: 3	BB: 3	P: 20
PITCHER	IP	WLS	BF	H	R	ER	SO	BB	IBB	HBP	BLK	WP	HR	S	P	ERA	WHIP																																																							
Joe Coleman, R ERA: 3.84 (1, 1)	7.0	L	33	8	7	5	3	3	0	0	0	0	0	36	48	6.43	1.571																																																							
Chuck Seelbach, R ERA: 4.7 (8, 1)	0.2		6	2	0	0	0	2	0	0	0	0	0	4	12	0.00	6.000																																																							
Luke Walker, L ERA: 2.35 (8, 1)	0.1		1	0	0	0	1	0	0	0	0	0	0	3	3	0.00	0.000																																																							


BOTTOM

Detroit Tigers @ Milwaukee Brewers
Milwaukee County Stadium, Milwaukee, WI

Thu May 23 1974, 4:33 AM EDT
Att. 10,505 - Unknown

AB	33
R	7
H	10
RBI	7
BB	5
SO	4
LOB	21

livebaseballscores.com



WP	HR	S	P	ERA	WHIP
0	0	0	0	0	0

Batter	1	2	3	4	5	6	7	8	9	AB R H RBI BB SO LOB	TOP									
Frank Duffy, R (1, 6) OBP: 0.252, SLG: 0.336	0-0 5-3		0-0 1B	0-0 PO	0-0 6-3			0-0 F8		4 1 1 0 0 0 0										
Jack Brohamer, L (1, 4) OBP: 0.391, SLG: 0.438	0-0 WP 4-3 2B		0-0 1B	3-H	0-0 3-1			0-0 1B		4 1 3 0 0 0 0										
John Lowenstein, L (1, 5) OBP: 0.363, SLG: 0.338	0-0 4-3		0-0 CS 1B		0-3 K			0-0 F9		4 0 1 2 0 1 1										
Jack Heidemann, R (8, 5) OBP: 0.125, SLG: 0.125	2-H		3-H 1B							0 0 0 0 0 0 0										
John Ellis, R (1, 3) OBP: 0.308, SLG: 0.373	0-0 5-3		0-3 K					0-0 P6		4 0 0 0 0 1 2										
Oscar Gamble, L (1, 10) OBP: 0.376, SLG: 0.450		4-0 FC4-6 BB		0-0 2B 1B				0-0 G3		3 1 1 0 1 0 0										
Charlie Spikes, R (1, 9) OBP: 0.348, SLG: 0.458		0-0 FC4-6 S		0-0 1B PO 2B				0-3 K		4 0 1 0 0 2 1										
George Hendrick, R (1, 8) OBP: 0.311, SLG: 0.413		0-0 F2		0-0 1B				0-0 6-3		3 0 1 1 1 0 1										
Leron Lee, L (1, 7) OBP: 0.222, SLG: 0.167		4-0 BB		2-3 3-H 0-0 P6				0-3 K		3 0 0 0 1 2 3										
Dave Duncan, R (1, 2) OBP: 0.252, SLG: 0.322		0-3 K		0-0 P1				0-3 K		3 0 0 0 0 2 4										
Inning Stats	R: 1 E: 0 K: 0 S: 4	H: 1 LOB: 0 BB: 0 P: 4	R: 0 E: 0 K: 1 S: 5	H: 0 LOB: 2 BB: 2 P: 13	R: 1 E: 0 K: 1 S: 6	H: 3 LOB: 0 BB: 0 P: 6	R: 1 E: 0 K: 0 S: 5	H: 3 LOB: 1 BB: 0 P: 5	R: 0 E: 0 K: 1 S: 5	H: 0 LOB: 0 BB: 0 P: 5	R: 0 E: 0 K: 2 S: 7	H: 0 LOB: 0 BB: 0 P: 7	R: 0 E: 0 K: 0 S: 4	H: 1 LOB: 1 BB: 0 P: 4	R: 0 E: 0 K: 2 S: 7	H: 0 LOB: 1 BB: 1 P: 11	1B: 6 2B: 2 3B: 0 HR: 0	SF: 0 SAC: 0 DP: 0 HBP: 0	WP: 1 PB: 0 SB: 1 CS: 1	PA: 36
PITCHER	IP WLS BF H R ER SO BB IBB HBP BLK WP HR S P ERA WHIP																			
Bill Slayback, R (1, 1) ERA: 4.66	3.0 L 16 7 3 3 2 2 0 0 0 1 0 18 26 9.00 3.000																			
Woodie Fryman, L (4, 1) ERA: 6.91	6.0 19 1 0 0 6 1 0 0 0 0 0 30 34 0.00 0.333																			

Cleveland Indians @ Detroit Tigers

Tiger Stadium, Detroit, MI

Fri May 24 1974, 7:05 PM EDT
Att. 15,149 - Unknown - 51 F

livebaseballscorecards.com

AB	32
R	3
H	8
RBI	3
BB	3
SO	8
LOB	12



Batter	1	2	3	4	5	6	7	8	9	AB R H RBI BB SO LOB
Mickey Stanley, R OBP: 0.259, SLG: 0.301 (1, 8)	0-0 F7		0-0 F3		0-0 6-3			0-3 K		4 0 0 0 0 1 0
Gary Sutherland, R OBP: 0.305, SLG: 0.331 (1, 4)	0-0 L3		0-0 5-3			0-0 6-3		0-0 F8		4 0 0 0 0 0 0
Al Kaline, R OBP: 0.340, SLG: 0.338 (1, 10)	4-0 1B 2B BB		0-0 1B			0-0 L1-3		0-0 L9		3 1 1 0 1 0 0
Willie Horton, R OBP: 0.333, SLG: 0.548 (1, 7)	0-0 1-2 2B 1B		0-0 F8			0-0 6-3		0-0 F3		4 0 1 0 0 0 1
Bill Freehan, R OBP: 0.419, SLG: 0.519 (1, 2)	0-0 1-H 2-H 2B			0-0 F8			0-0 5-3	0-0 2B		4 0 2 1 0 0 0
Ron Cash, R OBP: 0.316, SLG: 0.351 (1, 3)		0-0 6-3		0-0 6-3			0-0 1B	0-0 F9		4 0 1 0 0 0 1
Jim Northrup, L OBP: 0.274, SLG: 0.275 (1, 9)		0-0 G3		0-0 F9		0-3 K				3 0 0 0 0 1 1
Aurelio Rodriguez, R OBP: 0.277, SLG: 0.284 (1, 5)					0-0 6-3		0-0 F8			3 0 1 0 0 0 1
Ed Brinkman, R OBP: 0.280, SLG: 0.353 (1, 6)		0-0 L4			0-0 5-3			0-0 6-3		3 0 0 0 0 0 1

Inning Stats	R: 1	H: 2	E: 0	LOB: 2	K: 0	P: 8	R: 0	H: 1	E: 0	LOB: 1	K: 0	P: 4	R: 0	H: 1	E: 0	LOB: 1	K: 0	P: 4	R: 0	H: 0	E: 0	LOB: 0	K: 0	P: 3	R: 0	H: 0	E: 0	LOB: 0	K: 0	P: 3	R: 0	H: 1	E: 0	LOB: 1	K: 1	P: 5	R: 0	H: 0	E: 0	LOB: 0	K: 1	P: 5	R: 0	H: 1	E: 0	LOB: 1	K: 0	P: 4	1B: 4	SF: 0	2B: 2	SAC: 0	3B: 0	DP: 0	HR: 0	HBP: 0	WP: 0	PA: 33
PITCHER Fritz Peterson, L ERA: 4.33 (1, 1)	IP	WLS	BF	H	R	ER	SO	BB	IBB	HBP	BLK	WP	HR	S	P	ERA	WHIP													IP	WLS	BF	H	R	ER	SO	BB	IBB	HBP	BLK	WP	HR	S	P	ERA	WHIP												
	9.0	W	33	6	1	1	2	1	0	0	0	0	0	36	40	1.00	0.778																																									

BOTTOM

Cleveland Indians @ Detroit Tigers

Tiger Stadium, Detroit, MI

Fri May 24 1974, 7:05 PM EDT

Att: 15,149 - Unknown - 51 F

livebaseballscorecards.com

AB	32
R	1
H	6
RBI	1
BB	1
SO	2
LOB	5



Batter	1	2	3	4	5	6	7	8	9	AB R H RBI BB SO LOB	TOP					
Frank Duffy, R (1, 6) OBP: 0.243, SLG: 0.324	0-0 1-3		0-0 L7		0-0 6-3		0-0 6-3		0-0 4-3	5 0 0 0 0 0 0	<p>Cleveland Indians @ Detroit Tigers</p> <p>Tiger Stadium, Detroit, MI</p> <p>Sat May 25 1974, 7:05 PM EDT</p> <p>Att. 12,483 - Unknown</p>					
Jack Brohamer, L (1, 4) OBP: 0.402, SLG: 0.447	0-0 6-3		0-0 E1		0-0 WP		0-0 1B		0-0 F8	5 1 3 0 0 0 0						
John Lowenstein, L (1, 5) OBP: 0.359, SLG: 0.333	0-0 4-3		0-0 4-3		0-0 E9		0-3 K		0-0 F8	5 0 1 0 0 1 2						
John Ellis, R (1, 3) OBP: 0.312, SLG: 0.376		0-0 1B		0-0 F7		0-0 1B		0-0 F7		4 1 2 0 0 0 1						
Oscar Gamble, L (1, 10) OBP: 0.372, SLG: 0.442		0-0 6-3		0-0 F6		0-0 G4-3		0-0 HR		4 1 1 0 0 0 3						
Charlie Spikes, R (1, 9) OBP: 0.351, SLG: 0.478		0-0 2-3		0-0 1B		0-0 4-3		0-0 HR		4 1 2 2 0 0 1						
Leron Lee, L (1, 7) OBP: 0.258, SLG: 0.214		0-0 1B		0-0 BB		0-0 P6		0-0 F3		4 0 2 1 0 0 0						
Rusty Torres, S (1, 8) OBP: 0.385, SLG: 0.200		0-0 4-3		4-0 BB		4-0 BB		0-0 F9		2 0 0 0 2 0 1						
Dave Duncan, R (1, 2) OBP: 0.245, SLG: 0.312			0-0 6-3		0-0 L3		0-3 K		0-0 6-3	4 0 0 0 0 1 4						
Inning Stats	R: 0 H: 0 E: 0 LOB: 0 K: 0 BB: 0 S: 3 P: 3	R: 1 H: 2 E: 0 LOB: 1 K: 0 BB: 0 S: 5 P: 5	R: 0 H: 1 E: 1 LOB: 1 K: 0 BB: 0 S: 4 P: 4	R: 0 H: 2 E: 0 LOB: 3 K: 0 BB: 1 S: 5 P: 9	R: 1 H: 3 E: 1 LOB: 1 K: 0 BB: 0 S: 5 P: 5	R: 0 H: 0 E: 0 LOB: 1 K: 1 BB: 1 S: 5 P: 9	R: 0 H: 1 E: 0 LOB: 1 K: 1 BB: 0 S: 6 P: 6	R: 2 H: 2 E: 0 LOB: 0 K: 0 BB: 0 S: 5 P: 5	R: 0 H: 0 E: 0 LOB: 0 K: 0 BB: 0 S: 3 P: 3	1B: 10 SF: 0 2B: 0 SAC: 0 3B: 0 DP: 1 HR: 1 HBP: 0	WP: 1 PA: 39 PB: 0 SB: 1 CS: 0					
PITCHER	IP WLS BF H R ER SO BB IBB HBP BLK WP HR S P ERA WHIP															
Lerrin LaGrow, R (1, 1) ERA: 3.07	4.1	22	8	2	2	0	1	0	0	0	1	0	21	25	4.15	2.077
Luke Walker, L (5, 1) ERA: 3.18	3.2	W	14	3	2	2	2	1	0	0	0	1	17	21	4.91	1.091
John Hiller, L (9, 1) ERA: 1.52	1.0	S	3	0	0	0	0	0	0	0	0	0	3	3	0.00	0.000

livebaseballscorecards.com

AB	37
R	4
H	11
RBI	3
BB	2
SO	2
LOB	12



Batter	1	2	3	4	5	6	7	8	9
John Knox, L OBP: 0.412, SLG: 0.375 (1, 4)	F7		L8 SH5-3 1B	P6			1-3		
Mickey Stanley, R OBP: 0.266, SLG: 0.307 (1, 8)	BLK 1B		SH5-3		K			HR 1B	
Al Kaline, R OBP: 0.343, SLG: 0.342 (1, 10)	1B 1B		L8		L4-3			HR 1B	
Willie Horton, R OBP: 0.331, SLG: 0.560 (1, 7)	K		5-3		F8			HR	
Bill Freehan, R OBP: 0.412, SLG: 0.506 Gene Lamont, L (9, 2)	1B			5-3		F8		1-3	
Jim Northrup, L OBP: 0.267, SLG: 0.268 (1, 9)	F7			F3		F9		F8	
Norm Cash, L OBP: 0.301, SLG: 0.337 (1, 3)			1-3	E9 WP 1B		K		L4	
Aurelio Rodriguez, R OBP: 0.278, SLG: 0.280 (1, 5)			6-3	1B BB		1-3			
Ed Brinkman, R OBP: 0.281, SLG: 0.352 (1, 6)			L5	1B		F9			

Inning Stats	R: 1	H: 3	E: 0	K: 1	S: 8	H: 0	LOB: 2	BB: 0	P: 8	R: 0	H: 0	E: 0	K: 0	S: 3	R: 0	H: 1	E: 0	K: 0	S: 4	R: 1	H: 2	E: 1	K: 0	S: 5	R: 0	H: 0	E: 0	K: 1	S: 5	R: 0	H: 0	E: 0	K: 1	S: 5	R: 0	H: 0	E: 0	K: 0	S: 3	R: 3	H: 3	E: 0	K: 0	S: 6			

PITCHER	IP	WLS	BF	H	R	ER	SO	BB	IBB	HBP	BLK	WP	HR	S	P	ERA	WHIP
Bob Johnson, R ERA: 3.22 (1, 1)	6.0		25	6	2	1	3	1	0	0	1	1	0	30	34	1.50	1.167
Fred Beene, R ERA: 3.51 (7, 1)	1.0	L	6	3	3	3	0	0	0	0	0	0	1	6	6	27.00	3.000
Milt Wilcox, R ERA: 2.55 (8, 1)	1.0		3	0	0	0	0	0	0	0	0	0	0	3	3	0.00	0.000

AB R H RBI BB SO LOB

4	0	1	0	0	0	2
3	2	2	0	0	1	0
4	1	2	1	0	0	1
4	1	1	3	0	1	2
4	0	1	0	0	0	0
0	0	0	0	0	0	0
4	0	0	0	0	0	2
4	1	1	0	0	1	0
2	0	0	0	1	0	0
3	0	1	1	0	0	0

AB	32
R	5
H	9
RBI	5
BB	1
SO	3
LOB	7



Cleveland Indians @ Detroit Tigers
 Tiger Stadium, Detroit, MI
 Sat May 25 1974, 7:05 PM EDT
 Att. 12,483 - Unknown

livebaseballscorecards.com

AB	32
R	5
H	9
RBI	5
BB	1
SO	3
LOB	7



WP	HR	S	P	ERA	WHIP
1	0	3	3	1.50	1.167
0	1	6	6	27.00	3.000
0	0	3	3	0.00	0.000

Batter	1	2	3	4	5	6	7	8	9	AB R H RBI BB SO LOB	TOP											
Frank Duffy, R (1, 6) OBP: 0.237, SLG: 0.315	0-0 5-3		0-3 K		0-3 K			0-0 5-3		4 0 0 0 0 2 2	Cleveland Indians @ Detroit Tigers Tiger Stadium, Detroit, MI Sun May 26 1974, 3:33 AM EDT Att. 16,492 - Unknown											
Jack Brohamer, L (1, 4) OBP: 0.396, SLG: 0.438	0-0 3-1		0-0 1B			0-0 P4		0-0 F9		4 0 1 0 0 0 1												
John Lowenstein, L (1, 5) OBP: 0.351, SLG: 0.325	0-3 K		0-3 K			0-3 K			0-0 P5	4 0 0 0 0 3 2												
John Ellis, R (1, 2) OBP: 0.311, SLG: 0.391		0-0 HR	0-3 K			0-0 F8			0-0 6-3	4 1 1 1 0 1 2												
Charlie Spikes, R (1, 9) OBP: 0.349, SLG: 0.472		0-3 K		0-0 6-3			0-0 F8		0-0 1B	4 0 1 0 0 1 0												
George Hendrick, R (1, 8) OBP: 0.304, SLG: 0.403		0-3 K		0-0 F9			0-3 K		0-3 K	4 0 0 0 0 3 1												
Oscar Gamble, L (1, 10) OBP: 0.371, SLG: 0.434		4-0 BB		0-0 5-3			0-0 1-3			2 0 0 0 1 0 0												
Ossie Blanco, R (1, 3) OBP: 0.304, SLG: 0.200	0-0 F3				0-0 5-3			0-0 F9		3 0 0 0 0 0 1												
Leron Lee, L (1, 7) OBP: 0.294, SLG: 0.290			0-0 1B 2B		0-3 K			0-0 1B		3 0 2 0 0 1 0												
Inning Stats	R: 0 E: 0 K: 1 S: 5	H: 0 LOB: 0 BB: 0 P: 5	R: 1 E: 0 K: 2 S: 8	H: 1 LOB: 1 BB: 1 P: 12	R: 0 E: 0 K: 3 S: 11	H: 2 LOB: 2 BB: 0 P: 11	R: 0 E: 0 K: 0 S: 3	H: 0 LOB: 0 BB: 0 P: 3	R: 0 E: 0 K: 2 S: 7	H: 0 LOB: 0 BB: 0 P: 7	R: 0 E: 0 K: 1 S: 5	H: 0 LOB: 0 BB: 0 P: 5	R: 0 E: 0 K: 1 S: 5	H: 0 LOB: 0 BB: 0 P: 5	R: 0 E: 0 K: 0 S: 4	H: 1 LOB: 1 BB: 0 P: 4	R: 0 E: 0 K: 1 S: 6	H: 1 LOB: 1 BB: 0 P: 6	1B: 3 2B: 1 3B: 0 HR: 1	SF: 0 SAC: 0 DP: 0 HBP: 0	WP: 0 PB: 0 SB: 0 CS: 0	PA: 33
PITCHER Mickey Lolich, L (1, 1) ERA: 3.84	IP: 9.0 WLS: W BF: 33 H: 5 R: 1 ER: 1 SO: 11 BB: 1 IBB: 0 HBP: 0 BLK: 0 WP: 0 HR: 1 S: 54 P: 58 ERA: 1.00 WHIP: 0.667											PITCHER IP: WLS: BF: H: R: ER: SO: BB: IBB: HBP: BLK: WP: HR: S: P: ERA: WHIP:										

AB	32
R	1
H	5
RBI	1
BB	1
SO	11
LOB	9



livebaseballscorecards.com

Batter	1	2	3	4	5	6	7	8	9
John Knox, L (1, 4) OBP: 0.381, SLG: 0.350	0-0 F7		0-0 E 1B		0-0 F3			0-0 5-3	
Ben Oglivie, L (1, 9) OBP: 0.333, SLG: 0.385 Mickey Stanley, R (8, PH) OBP: 0.264, SLG: 0.305	4-0 F3 1B BB		0-0 F8		0-0 S 1B			0-0 F8	
Jim Northrup, L (1, 8) OBP: 0.267, SLG: 0.267	0-0 F3		0-0 E3 G6-4-3		0-0 F8			0-0 1B	
Willie Horton, R (1, 7) OBP: 0.335, SLG: 0.558	0-0 2-H 1B		0-0 G6-4-3					0-3 K	
Gates Brown, L (1, 10) OBP: 0.345, SLG: 0.174	0-3 K			4-0 SH2-3 BB				0-3 K	
Norm Cash, L (1, 3) OBP: 0.305, SLG: 0.333		4-0 FC6 BB		0-0 SH2-3				0-0 4-3	
Bill Freehan, R (1, 2) OBP: 0.400, SLG: 0.488		0-0 FC6 G6-3		0-0 5-3				0-0 F7	
Aurelio Rodriguez, R (1, 5) OBP: 0.273, SLG: 0.275		0-0 G6-3		0-0 5-3				0-0 6-3	
Ed Brinkman, R (1, 6) OBP: 0.282, SLG: 0.352			0-0 F8 E 1B 1B					0-0 F8	

Inning Stats	R: 1 E: 0 K: 1 S: 6	H: 1 LOB: 1 BB: 1 P: 10	R: 0 E: 0 K: 0 S: 2	H: 0 LOB: 0 BB: 1 P: 6	R: 1 E: 1 K: 0 S: 5	H: 2 LOB: 1 BB: 0 P: 5	R: 0 E: 0 K: 0 S: 3	H: 0 LOB: 1 BB: 1 P: 7	R: 0 E: 0 K: 0 S: 4	H: 1 LOB: 1 BB: 0 P: 4	R: 0 E: 0 K: 1 S: 5	H: 1 LOB: 0 BB: 0 P: 5	R: 0 E: 0 K: 0 S: 3	H: 0 LOB: 0 BB: 0 P: 3	R: 0 E: 0 K: 1 S: 6	H: 1 LOB: 1 BB: 0 P: 6
--------------	------------------------------	----------------------------------	------------------------------	---------------------------------	------------------------------	---------------------------------	------------------------------	---------------------------------	------------------------------	---------------------------------	------------------------------	---------------------------------	------------------------------	---------------------------------	------------------------------	---------------------------------

PITCHER	IP	WLS	BF	H	R	ER	SO	BB	IBB	HBP	BLK	WP	HR	S	P	ERA	WHIP
Steve Kline, R (1, 1) ERA: 3.94	7.0	L	27	5	2	1	2	3	0	0	0	0	0	28	40	1.29	1.143
Tom Hilgendorf, L (8, 1) ERA: 7.59	0.2		3	1	0	0	0	0	0	0	0	0	0	3	3	0.00	1.500
Milt Wilcox, R (8, 1) ERA: 2.52	0.1		1	0	0	0	1	0	0	0	0	0	0	3	3	0.00	0.000

BOTTOM

Cleveland Indians @ Detroit Tigers


Tiger Stadium, Detroit, MI

Sun May 26 1974, 3:33 AM EDT

Att. 16,492 - Unknown

AB	R	H	RBI	BB	SO	LOB
4	0	1	0	0	0	0
2	1	1	0	1	0	2
1	0	0	0	0	0	0
4	0	1	0	0	0	3
4	0	2	1	0	1	3
2	0	0	0	1	2	2
1	0	0	0	1	0	0
3	0	0	0	0	0	2
3	0	0	0	0	0	2
3	1	1	0	0	0	0

AB	27
R	2
H	6
RBI	1
BB	3
SO	3
LOB	14



WP	PA
0	31

1B	SF	WP	PA
6	0	0	31
2B	0	PB	0
3B	0	SB	1
HR	0	CS	1

Batter	1	2	3	4	5	6	7	8	9	AB R H RBI BB SO LOB	TOP	
Mickey Stanley, R (1, 8) OBP: 0.263, SLG: 0.302	0-3 K		0-0 F4		0-0 WP 1B		0-0 F9		0-0 F4	5 0 1 0 0 1 3		
Gary Sutherland, R (1, 4) OBP: 0.302, SLG: 0.329 (7, 6)	0-0 F4			0-0 1B WP 1B	0-0 SF7			0-0 5-3	0-0 F4	4 1 1 1 0 0 2		
Al Kaline, R (1, 10) OBP: 0.347, SLG: 0.346	0-0 L8			0-0 WP 1B 1B	0-0 L3			0-0 1B 1B		4 0 2 0 0 0 2		
Willie Horton, R (1, 7) OBP: 0.330, SLG: 0.548 Ben Oglivie, L (5, 7) OBP: 0.375, SLG: 0.429		0-0 6-3		0-3 K	0-3 K			0-0 1B		3 0 0 0 0 2 4 1 0 1 0 0 0 0		
Bill Freehan, R (1, 2) OBP: 0.404, SLG: 0.483		1-0 G4-6-3 HBP		0-0 WP 1B		0-0 F7		0-0 F7		3 0 1 0 0 0 2		
Ron Cash, R (1, 3) OBP: 0.286, SLG: 0.317		0-0 G4-6-3		0-3 K		0-0 F4		0-0 1-4-3		4 0 0 0 0 1 5		
Dick Sharon, R (1, 9) OBP: 0.333, SLG: 0.320			0-0 3-1 2B	0-3 K		0-0 F2			0-0 2B	4 0 2 0 0 1 2		
Aurelio Rodriguez, R (1, 5) OBP: 0.272, SLG: 0.274			0-0 3-1		0-0 1B SF7 1B		0-0 F8		0-3 K	4 1 1 0 0 1 2		
Ed Brinkman, R (1, 6) OBP: 0.283, SLG: 0.351 John Knox, L (7, 4) OBP: 0.409, SLG: 0.350			0-3 K		0-0 WP 1B 1B		0-0 6-3		4-0 BB	3 0 1 0 0 1 1 0 0 0 0 1 0 0		
Inning Stats	R: 0 E: 0 K: 1 S: 5 H: 0 LOB: 0 BB: 0 P: 5	R: 0 E: 0 K: 0 S: 2 H: 0 LOB: 0 BB: 0 P: 3	R: 0 E: 0 K: 1 S: 6 H: 1 LOB: 1 BB: 0 P: 6	R: 1 E: 0 K: 3 S: 12 H: 3 LOB: 2 BB: 0 P: 12	R: 1 E: 0 K: 1 S: 8 H: 3 LOB: 2 BB: 0 P: 8	R: 0 E: 0 K: 0 S: 3 H: 0 LOB: 0 BB: 0 P: 3	R: 0 E: 0 K: 0 S: 3 H: 0 LOB: 0 BB: 0 P: 3	R: 0 E: 0 K: 0 S: 5 H: 2 LOB: 2 BB: 0 P: 5	R: 0 E: 0 K: 1 S: 6 H: 1 LOB: 2 BB: 1 P: 10	1B: 8 2B: 2 3B: 0 HR: 0 SF: 1 SAC: 0 DP: 1 HBP: 1	WP: 2 PB: 0 SB: 0 CS: 0 PA: 38	
PITCHER	IP WLS BF H R ER SO BB IBB HBP BLK WP HR S P ERA WHIP											
Vida Blue, L (1, 1) ERA: 4.32	7.0 W 28 7 2 2 6 0 0 1 0 2 0 39 40 2.57 1.000											
Darold Knowles, L (8, 1) ERA: 5.21	1.0 5 2 0 0 0 0 0 0 0 0 0 5 5 0.00 2.000											
Blue Moon Odom, R (9, 1) ERA: 7.16	1.0 5 1 0 0 1 1 0 0 0 0 0 6 10 0.00 2.000											

Detroit Tigers @ Oakland Athletics
 Oakland-Alameda County Coliseum, Oakland, CA
 Mon May 27 1974, 3:33 AM PDT
 Att: 10,084 - Unknown

AB	35
R	2
H	10
RBI	1
BB	1
SO	7
LOB	23



WP: 2	PA: 38
PB: 0	
SB: 0	
CS: 0	

Batter	1	2	3	4	5	6	7	8	9
Bill North, S (1, 8) OBP: 0.340, SLG: 0.323 Jesus Alou, R (7, 9) OBP: 0.261, SLG: 0.250	F3		1B 1-2 BB	2B 1-3		BB BB		G5-4-3 1-2f	
Bert Campaneris, R (1, 6) OBP: 0.369, SLG: 0.393 Phil Garner, R (5, 4) (7, 5)	E5 1B		1B 1-3 2-H	1-3		BB BB		1-3	
Sal Bando, R (1, 5) OBP: 0.419, SLG: 0.511 Gaylen Pitts, R (7, 4) OBP: 0.341, SLG: 0.333	2B 2-3 BB	F8	E 2B 1-2 BB	2B		F8			
Reggie Jackson, L (1, 10) OBP: 0.473, SLG: 0.759 Herb Washington, R (4, PR) Pat Bourque, L (6, PH) OBP: 0.352, SLG: 0.367 (9, 3)	2B 1-2 FC5 3-H	1B	E3 2B 1-2 2-H 3-H	1B		F7			
Joe Rudi, R (1, 7) OBP: 0.347, SLG: 0.489 Champ Summers, L (3, 7) OBP: 0.176, SLG: 0.188	FC5 1-3 2-H	K	2B 1-3 2-H	F9		F4			
Gene Tenace, R (1, 2) OBP: 0.397, SLG: 0.396 Larry Haney, R (4, 2) OBP: 0.200, SLG: 0.267	E 1B IBB	F7	BB	2B		2B		F2	
Angel Mangual, R (1, 9) OBP: 0.272, SLG: 0.494 (7, 8)	FC5 1B 1-2 2-H 3-H		K	1-3		1-3		6-3	
Deron Johnson, R (1, 3) OBP: 0.227, SLG: 0.270 Blue Moon Odom, R (9, 1)	F4		6-3	5-3		F6		5-3	
Ted Kubiak, S (1, 4) OBP: 0.293, SLG: 0.270 (5, 6)	BB 1-3 2-H		BB 1B	2B 1B		F7		G5-4-3 BB	

AB	R	H	RBI	BB	SO	LOB
2	2	1	0	3	0	0
1	0	0	0	0	0	1
4	2	2	1	0	1	4
1	0	0	0	1	0	0
3	2	1	2	2	0	2
0	0	0	0	0	0	0
3	1	3	2	1	0	0
0	0	0	0	0	0	0
1	0	0	0	0	0	2
2	1	1	1	0	1	1
3	0	1	1	0	0	4
1	1	0	0	2	0	1
2	0	1	0	0	0	0
5	1	0	1	0	1	5
5	0	0	0	0	0	3
0	0	0	0	0	0	0
4	2	3	1	1	0	1

AB	R	H	RBI	BB	SO	LOB
37	12	13	9	10	3	24

WP	PA	ERA	WHIP
0	47	23.62	4.500

Inning Stats	R	H	E	K	S	H	LOB	BB	P	R	H	E	K	S	R	H	E	K	S	R	H	E	K	S	R	H	E	K	S	R	H	E	K	S						
	6	4	2	10	22	0	1	1	6	0	1	0	1	6	4	4	3	1	9	0	0	0	1	21	2	3	0	6	0	0	0	4	0	0	0	4	0	0	0	4

PITCHER	IP	WLS	BF	H	R	ER	SO	BB	IBB	HBP	BLK	WP	HR	S	P	ERA	WHIP
Joe Coleman, R (1, 1) ERA: 4.45	2.2	L	22	8	10	7	3	4	1	0	0	0	0	23	43	23.62	4.500
Dave Lemanczyk, R (3, 1) ERA: 5.4	3.1		19	5	2	2	0	3	1	0	0	0	0	15	31	5.40	2.400
Jim Ray, R (7, 1) ERA: 6.43	2.0		6	0	0	0	0	1	0	0	0	0	0	5	9	0.00	0.500

Detroit Tigers @ Oakland Athletics
 Oakland-Alameda County Coliseum, Oakland, CA
 Mon May 27 1974, 3:33 AM PDT
 Att. 10,084 - Unknown

livebaseballscorecards.com



Batter	1	2	3	4	5	6	7	8	9	AB R H RBI BB SO LOB	TOP
Mickey Stanley, R OBP: 0.257, SLG: 0.295 (1, 8)	0-3 K		0-0 5-3			0-3 K	0-0 F9			4 0 0 0 0 2 0	
Gary Sutherland, R OBP: 0.312, SLG: 0.376 (1, 4)	0-0 1B			0-0 HR		0-0 HR		0-3 K		4 2 3 2 0 1 0	
Al Kaline, R OBP: 0.345, SLG: 0.344 (1, 10)	0-0 L8			0-0 L5		0-0 1B 1B		0-0 L6-3		4 1 1 0 0 0 1	
Willie Horton, R OBP: 0.328, SLG: 0.541 (1, 7)	0-3 K			0-0 F6		0-0 1B 1B		0-3 K		4 0 1 0 0 2 1	
Jim Northrup, L OBP: 0.272, SLG: 0.273 (1, 9)		0-3 K		0-0 F8		0-0 1B			0-0 L1-4 1B	4 0 2 1 0 1 0	
Bill Freehan, R OBP: 0.389, SLG: 0.462 (1, 2)		0-0 F8			0-0 F9	0-0 E5			0-0 L1-4	4 0 0 0 0 0 3	
Norm Cash, L OBP: 0.303, SLG: 0.341 (1, 3)		0-3 K			0-0 F7	0-0 F7			0-0 2B	4 0 1 0 0 1 3	
Aurelio Rodriguez, R OBP: 0.272, SLG: 0.273 (1, 5)			0-0 1B		0-0 5-3		0-0 5-4-3		0-0 F9	4 0 1 0 0 0 1	
Ed Brinkman, R OBP: 0.278, SLG: 0.344 (1, 6)			0-0 G6-4-3 1B			0-0 F7	0-0 F7			3 0 0 0 0 0 1	
Inning Stats	R: 0 E: 0 K: 2 S: 8 H: 1 LOB: 1 BB: 0 P: 8	R: 0 E: 0 K: 2 S: 7 H: 0 LOB: 0 BB: 0 P: 7	R: 0 E: 0 K: 0 S: 3 H: 1 LOB: 0 BB: 0 P: 3	R: 1 E: 0 K: 0 S: 4 H: 1 LOB: 0 BB: 0 P: 4	R: 0 E: 0 K: 0 S: 3 H: 0 LOB: 0 BB: 0 P: 3	R: 2 E: 1 K: 1 S: 10 H: 4 LOB: 3 BB: 0 P: 10	R: 0 E: 0 K: 0 S: 3 H: 0 LOB: 0 BB: 0 P: 3	R: 0 E: 0 K: 2 S: 7 H: 0 LOB: 0 BB: 0 P: 7	R: 0 E: 0 K: 0 S: 4 H: 2 LOB: 1 BB: 0 P: 4	1B: 6 2B: 2 3B: 0 HR: 2 SF: 0 SAC: 0 DP: 2 HBP: 0	WP: 0 PB: 0 SB: 0 CS: 0 PA: 35
PITCHER Catfish Hunter, R ERA: 2.34 (1, 1)	IP 9.0 WLS L BF 35 H 9 R 3 ER 3 SO 7 BB 0 IBB 0 HBP 0 BLK 0 WP 0 HR 2 S 49 P 49 ERA 3.00 WHIP 1.000										

Detroit Tigers @ Oakland Athletics
 Oakland-Alameda County Coliseum, Oakland, CA
 Tue May 28 1974, 7:05 PM PDT
 Att. 3,093 - Unknown

livebaseballscorecards.com

AB	35
R	3
H	9
RBI	3
BB	0
SO	7
LOB	10



Batter	1	2	3	4	5	6	7	8	9	AB R H RBI BB SO LOB
Bill North, S OBP: 0.338, SLG: 0.327 (1, 8) X	0-0 5-3			0-0 F9		0-0 S 2-H 2B		0-3 K		4 0 1 1 0 1 2
Bert Campaneris, R OBP: 0.362, SLG: 0.385 (1, 6) S S S	0-3 K			0-3 K		0-0 F8 2-3		0-0 5-3		4 0 0 0 0 2 3
Sal Bando, R OBP: 0.414, SLG: 0.500 (1, 5) X	0-0 4-3			0-0 F8			0-0 FC5-4 1B		0-0 F8	4 0 1 0 0 0 0
Reggie Jackson, L OBP: 0.467, SLG: 0.743 (1, 10) S S S		0-3 K			0-0 F4		0-0 F9		4-0 BB	3 0 0 0 1 1 1
Deron Johnson, R OBP: 0.228, SLG: 0.269 (1, 3) X		0-0 F5			0-0 G5-4-3 1B		0-0 FC5-4 BB 1-2f		0-3 K	4 0 1 0 0 1 2
Gene Tenace, R OBP: 0.394, SLG: 0.387 (1, 2) X		0-0 F8			0-0 G5-4-3 1-2f		4-0 BB 1-2		0-0 F9	3 0 0 0 1 0 2
Angel Mangual, R OBP: 0.274, SLG: 0.481 (1, 9) X			0-0 6-3			4-0 BB BB BB 4-3 2B BB		0-0 F6		2 1 0 0 1 0 2
Jesus Alou, R OBP: 0.245, SLG: 0.234 (1, 7) X			0-0 5-3					0-0 E3 S		3 0 0 0 0 0 1
Herb Washington, R (8, PR)										0 0 0 0 0 0 0
Champ Summers, L OBP: 0.176, SLG: 0.188 (9, 7) X			0-0 5-3							0 0 0 0 0 0 0
Ted Kubiak, S OBP: 0.286, SLG: 0.263 (1, 4) X			0-0 6-3					0-0 5-3 1-2		3 0 0 0 0 0 2

Inning Stats	R: 0 E: 0 K: 1 S: 5	H: 0 LOB: 0 BB: 0 P: 5	R: 0 E: 0 K: 1 S: 5	H: 0 LOB: 0 BB: 0 P: 5	R: 0 E: 0 K: 0 S: 3	H: 0 LOB: 0 BB: 0 P: 3	R: 0 E: 0 K: 1 S: 5	H: 0 LOB: 0 BB: 0 P: 5	R: 0 E: 0 K: 0 S: 3	H: 1 LOB: 0 BB: 0 P: 3	R: 1 E: 0 K: 0 S: 4	H: 1 LOB: 1 BB: 1 P: 8	R: 0 E: 0 K: 0 S: 4	H: 1 LOB: 2 BB: 1 P: 8	R: 0 E: 1 K: 1 S: 6	H: 0 LOB: 2 BB: 0 P: 6	R: 0 E: 0 K: 1 S: 5	H: 0 LOB: 1 BB: 1 P: 9	1B: 2 2B: 1 3B: 0 HR: 0	SF: 0 SAC: 0 DP: 1 HBP: 0	WP: 0 PB: 0 SB: 2 CS: 0	PA: 33	
PITCHER	IP	WLS	BF	H	R	ER	SO	BB	IBB	HBP	BLK	WP	HR	S	P	ERA	WHIP						
Woodie Fryman, L ERA: 5.82 (1, 1)	6.2	W	24	3	1	1	3	2	0	0	0	0	0	28	36	1.35	0.750						
John Hiller, L ERA: 1.45 (7, 1)	2.1	S	9	0	0	0	2	1	0	0	0	0	0	12	16	0.00	0.429						

DETROIT TIGERS @ OAKLAND ATHLETICS
Oakland-Alameda County Coliseum, Oakland, CA

Tue May 28 1974, 7:05 PM PDT
Att. 3,093 - Unknown

AB	30
R	1
H	3
RBI	1
BB	3
SO	5
LOB	15

livebaseballscorecards.com

Batter	1	2	3	4	5	6	7	8	9	AB R H RBI BB SO LOB	TOP													
Mickey Stanley, R (1, 8) OBP: 0.257, SLG: 0.294	0-0 F6		0-0 L5-3 1B			0-0 F9		0-0 F8		4 0 1 0 0 0 0														
Gary Sutherland, R (1, 4) OBP: 0.316, SLG: 0.385	0-0 1B		0-0 L5-3			0-0 2B		0-0 6-3		4 0 2 0 0 0 1														
Al Kaline, R (1, 10) OBP: 0.337, SLG: 0.335	0-0 L8		0-0 L5-3			0-0 L9		0-0 L6-3		4 0 0 0 0 0 2														
Willie Horton, R (1, 7) OBP: 0.321, SLG: 0.529	0-0 F3			0-0 5-3		0-0 6-3		0-0 F9		4 0 0 0 0 0 2														
Bill Freehan, R (1, 2) OBP: 0.378, SLG: 0.448		0-0 F4		0-0 F4		0-0 4-3				3 0 0 0 0 0 0														
Dick Sharon, R (1, 9) OBP: 0.316, SLG: 0.302		0-0 F9		0-0 F5		0-0 6-3				3 0 0 0 0 0 0														
Ron Cash, R (1, 3) OBP: 0.289, SLG: 0.341		0-0 1B 2B		0-0 5-3		0-0 F2				3 1 1 0 0 0 0														
Aurelio Rodriguez, R (1, 5) OBP: 0.273, SLG: 0.274		0-0 2-H 1B		0-0 K				0-0 F9		3 0 1 1 0 1 0														
Ed Brinkman, R (1, 6) OBP: 0.273, SLG: 0.338		0-0 5-3		0-0 F7				0-0 F9		3 0 0 0 0 0 1														
Inning Stats	R: 0 E: 0 K: 0 S: 4	H: 1 LOB: 1 BB: 0 P: 4	R: 1 E: 0 K: 0 S: 5	H: 2 LOB: 1 BB: 0 P: 5	R: 0 E: 0 K: 0 S: 3	H: 1 LOB: 0 BB: 0 P: 3	R: 0 E: 0 K: 0 S: 3	H: 0 LOB: 0 BB: 0 P: 3	R: 0 E: 0 K: 0 S: 5	H: 0 LOB: 0 BB: 0 P: 5	R: 0 E: 0 K: 0 S: 4	H: 1 LOB: 1 BB: 0 P: 4	R: 0 E: 0 K: 0 S: 3	H: 0 LOB: 0 BB: 0 P: 3	R: 0 E: 0 K: 0 S: 3	H: 0 LOB: 0 BB: 0 P: 3	R: 0 E: 0 K: 0 S: 3	H: 0 LOB: 0 BB: 0 P: 3	R: 0 E: 0 K: 0 S: 3	H: 0 LOB: 0 BB: 0 P: 3	1B: 3 2B: 3 3B: 0 HR: 0	SF: 0 SAC: 0 DP: 1 HBP: 0	WP: 0 PB: 0 SB: 0 CS: 0	PA: 31
PITCHER Ken Holtzman, L (1, 1) ERA: 3.56	IP: 9.0 WLS: W BF: 31 H: 5 R: 1 ER: 1 SO: 1 BB: 0 IBB: 0 HBP: 0 BLK: 0 WP: 0 HR: 0 S: 33 P: 33 ERA: 1.00 WHIP: 0.556											PITCHER	IP: 9.0 WLS: W BF: 31 H: 5 R: 1 ER: 1 SO: 1 BB: 0 IBB: 0 HBP: 0 BLK: 0 WP: 0 HR: 0 S: 33 P: 33 ERA: 1.00 WHIP: 0.556											

Detroit Tigers @ Oakland Athletics
 Oakland-Alameda County Coliseum, Oakland, CA
 Wed May 29 1974, 7:05 PM PDT
 Att. 3,783 - Unknown

AB	31
R	1
H	5
RBI	1
BB	0
SO	1
LOB	6



WP: 0	PA: 31
PB: 0	
SB: 0	
CS: 0	

Batter	1	2	3	4	5	6	7	8	9
Bill North, S OBP: 0.345, SLG: 0.331 (1, 8)	0-3 K		4-0 1B S 1B BB	0-0 CS 1B		0-0 1-2 2-3 1B		0-0 G3	
Bert Campaneris, R OBP: 0.370, SLG: 0.389 (1, 6)	4-0 CS BB		0-0 1-3 2B 1B	0-0 1-2 CS	0-0 1B S 1B	0-0 6-3			
Sal Bando, R OBP: 0.424, SLG: 0.510 (1, 5)	0-0 1-2 1B		0-0 1-2 3-H 2B 1B		0-0 1-H G4-6-3 1B		0-0 F3		
Reggie Jackson, L OBP: 0.468, SLG: 0.743 (1, 10)		0-0 FC1-4 1B	0-0 1-3 2-H 2B		0-0 1-2f G4-6-3		0-0 G3		
Deron Johnson, R OBP: 0.229, SLG: 0.268 (1, 3)		0-0 FC1-4 1B	0-0 4-3		0-0 5-3		0-0 S 1B		
Herb Washington, R (7, PR)									
Pat Bourque, L OBP: 0.352, SLG: 0.367 (8, 3)		1-2f 1B							
Gene Tenace, R OBP: 0.385, SLG: 0.377 (1, 2)		0-0 F5	0-0 F3			0-0 F7	0-3 K		
Angel Mangual, R OBP: 0.284, SLG: 0.482 (1, 9)		0-0 1-2 1B 1B	0-0 F2			0-0 1B 1B 1B	0-0 F8		
Champ Summers, L OBP: 0.190, SLG: 0.200 (1, 7)		0-0 1-2 2-H 1B		0-0 F8		0-3 K	0-0 5-3		
Ted Kubiak, S OBP: 0.292, SLG: 0.270 (1, 4)		0-0 4-3		0-0 F5		0-0 1B 1B	0-0 1B		

Inning Stats	R: 0	H: 1	E: 0	K: 1	S: 4	LOB: 1	BB: 1	P: 8
	R: 1	H: 3	E: 0	K: 0	S: 6	LOB: 2	BB: 0	P: 6
	R: 2	H: 3	E: 0	K: 0	S: 6	LOB: 2	BB: 1	P: 10
	R: 0	H: 1	E: 0	K: 0	S: 3	LOB: 0	BB: 0	P: 3
	R: 1	H: 2	E: 0	K: 0	S: 4	LOB: 0	BB: 0	P: 4
	R: 0	H: 3	E: 0	K: 1	S: 8	LOB: 3	BB: 0	P: 8
	R: 0	H: 1	E: 0	K: 1	S: 6	LOB: 2	BB: 0	P: 6
	R: 0	H: 1	E: 0	K: 0	S: 4	LOB: 1	BB: 0	P: 4

PITCHER															PITCHER																		
IP	WLS	BF	H	R	ER	SO	BB	IBB	HBP	BLK	WP	HR	S	P	ERA	WHIP	IP	WLS	BF	H	R	ER	SO	BB	IBB	HBP	BLK	WP	HR	S	P	ERA	WHIP
Lerrin LaGrow, R (1, 1)	5.0	L	23	10	4	4	1	2	0	0	0	0	23	31	7.20	2.400																	
Luke Walker, L (6, 1)	2.0		10	4	0	0	2	0	0	0	0	0	14	14	0.00	2.000																	
Jim Ray, R (8, 1)	0.2		3	1	0	0	0	0	0	0	0	0	3	3	0.00	1.500																	
Dave Lemanczyk, R (8, 1)	0.1		1	0	0	0	0	0	0	0	0	0	1	1	0.00	0.000																	


BOTTOM

Detroit Tigers @ Oakland Athletics
Oakland-Alameda County Coliseum, Oakland, CA

Wed May 29 1974, 7:05 PM PDT
Att. 3,783 - Unknown

AB	R	H	RBI	BB	SO	LOB
4	1	2	0	1	1	1
3	2	2	0	1	0	3
4	0	3	2	0	0	0
4	0	2	1	0	0	1
4	1	1	0	0	0	3
0	0	0	0	0	0	0
0	0	0	0	0	0	0
4	0	0	0	0	1	4
4	0	2	0	0	0	2
4	0	1	1	0	1	1
4	0	2	0	0	0	2

AB	35
R	4
H	15
RBI	4
BB	2
SO	3
LOB	17



1B:	14	SF:	0	WP:	0	PA:	38
2B:	1	SAC:	0	PB:	0		
3B:	0	DP:	1	SB:	3		
HR:	0	HBP:	0	CS:	2		

livebaseballscorecards.com

Batter	1	2	3	4	5	6	7	8	9	AB R H RBI BB SO LOB	TOP
Mickey Stanley, R (1, 8) OBP: 0.255, SLG: 0.297	0-0 F8		0-0 2B		0-0 F7		0-0 F8		0-3 K	5 0 1 0 0 1 3	
Gary Sutherland, R (1, 4) OBP: 0.315, SLG: 0.382	0-0 F3		0-3 K		0-3 K			0-0 FC3-6 1B		4 0 1 0 0 2 3	
Ben Oglivie, L (1, 7) OBP: 0.400, SLG: 0.412	0-0 1-3			4-0 BB BB	0-0 1B			0-0 FC3-6 1B 1-2f 7-2-5		3 0 1 2 1 0 1	
Al Kaline, R (1, 10) OBP: 0.335, SLG: 0.333		0-0 L8		0-3 K	0-0 L4-3			0-0 1B		4 0 1 0 0 1 2	
Jim Northrup, L (1, 9) OBP: 0.272, SLG: 0.272		0-0 FC4-6 1B		0-0 F8		0-0 F6		0-0 7-2-5		4 0 1 0 0 0 3	
Norm Cash, L (1, 3) OBP: 0.311, SLG: 0.333		0-0 FC4-6 1B 1-2f		4-0 BB 1-2		0-0 4-3			4-0 1B FC4-6 BB	2 1 0 0 2 0 1	
Bill Freehan, R (1, 2) OBP: 0.374, SLG: 0.440		0-0 1B		0-0 F6		0-0 F9			0-3 K	4 0 1 0 0 1 3	
Aurelio Rodriguez, R (1, 5) OBP: 0.278, SLG: 0.280			0-0 F4		0-0 F7 BB 1B		0-3 K		0-0 FC4-6 1B 1-3	4 1 2 0 0 1 0	
Ed Brinkman, R (1, 6) OBP: 0.274, SLG: 0.333			0-0 F8		4-0 BB 1B		0-0 6-3		0-0 FC4-6 1-2f 3-H	2 1 0 0 1 0 0	
Gates Brown, L (9, PH) OBP: 0.333, SLG: 0.167										1 0 0 1 0 0 1	
John Knox, L (9, PR) OBP: 0.409, SLG: 0.350										0 0 0 0 0 0 0	
Inning Stats	R: 0 E: 0 K: 0 S: 3 H: 0 LOB: 0 BB: 0 P: 3	R: 0 E: 0 K: 0 S: 4 H: 2 LOB: 2 BB: 0 P: 4	R: 0 E: 0 K: 1 S: 6 H: 1 LOB: 1 BB: 0 P: 6	R: 0 E: 0 K: 1 S: 5 H: 0 LOB: 2 BB: 2 P: 13	R: 2 E: 0 K: 1 S: 7 H: 2 LOB: 1 BB: 1 P: 11	R: 0 E: 0 K: 0 S: 3 H: 0 LOB: 0 BB: 0 P: 3	R: 0 E: 0 K: 1 S: 5 H: 0 LOB: 0 BB: 0 P: 5	R: 0 E: 0 K: 0 S: 4 H: 2 LOB: 1 BB: 0 P: 4	R: 1 E: 0 K: 2 S: 8 H: 1 LOB: 1 BB: 1 P: 12	1B: 7 2B: 2 3B: 0 HR: 0 SF: 0 SAC: 0 DP: 1 HBP: 0	WP: 0 PB: 0 SB: 0 CS: 0 PA: 37
PITCHER Bill Singer, R (1, 1) ERA: 2.86	IP 9.0 WLS W BF 37 H 8 R 3 ER 3 SO 6 BB 4 IBB 0 HBP 0 BLK 0 WP 0 HR 0 S 45 P 61 ERA 3.00 WHIP 1.333										

Detroit Tigers @ California Angels
Anaheim Stadium, Anaheim, CA
Fri May 31 1974, 10:05 PM EDT
Att. 10,760 - Unknown

livebaseballscorecards.com

AB 33
R 3
H 8
RBI 3
BB 4
SO 6
LOB 17



Batter	1	2	3	4	5	6	7	8	9
Mickey Rivers, L (1, 8) OBP: 0.338, SLG: 0.378	0-0 6-3		0-3 K		0-0 SH		0-0 2B		
Dave Chalk, R (1, 6) OBP: 0.322, SLG: 0.350	0-0 6-3		0-0 6-3		0-0 G6-4-3		0-0 2B		
Winston Llenas, R (1, 7) OBP: 0.300, SLG: 0.269 Joe Lahoud, L (7, 7) OBP: 0.319, SLG: 0.451	0-0 F7		4-0 BB		0-0 5-3		0-0 F9		
Frank Robinson, R (1, 10) OBP: 0.374, SLG: 0.480		0-0 BB 2B 1B	0-0 F9		0-3 K		0-0 2B		
Bob Oliver, R (1, 3) OBP: 0.300, SLG: 0.373		0-3 K		0-0 6-3		0-0 F5		0-3 K	
Leroy Stanton, R (1, 9) OBP: 0.413, SLG: 0.657		0-0 F9		0-3 K		0-3 K		0-0 1-3	
Paul Schaal, R (1, 5) OBP: 0.317, SLG: 0.345		4-0 BB 2B BB		0-0 F8		0-0 F6		0-0 4-3	
Ellie Rodriguez, R (1, 2) OBP: 0.358, SLG: 0.377		0-0 2B			0-0 HR		0-0 HR		
Sandy Alomar Sr., S (1, 4) OBP: 0.286, SLG: 0.350		0-0 5-3			0-0 SH G6-4-3 1B		0-0 5-3		

Inning Stats	R: 0	H: 0	E: 0	K: 0	S: 3	R: 2	H: 2	E: 0	K: 1	S: 7	R: 0	H: 0	E: 0	K: 1	S: 5	R: 0	H: 0	E: 0	K: 1	S: 5	R: 2	H: 2	E: 1	K: 0	S: 5	R: 0	H: 0	E: 0	K: 2	S: 7	R: 1	H: 3	E: 0	K: 0	S: 6	R: 0	H: 1	E: 0	K: 1	S: 6
	LOB: 0	BB: 0	LOB: 1	BB: 1	P: 3	LOB: 0	BB: 0	LOB: 0	BB: 1	P: 5	LOB: 0	BB: 0	LOB: 0	BB: 0	P: 5	LOB: 0	BB: 0	LOB: 0	BB: 0	P: 7	LOB: 2	BB: 0	LOB: 1	BB: 0	P: 6	LOB: 1	BB: 0	P: 6	SF: 0	SAC: 1	DP: 1	HBP: 0	SF: 0	SAC: 1	DP: 1	HBP: 0				


PITCHER	IP	WLS	BF	H	R	ER	SO	BB	IBB	HBP	BLK	WP	HR	S	P	ERA	WHIP
Mickey Lolich, L (1, 1) ERA: 3.9	8.0	L	34	8	5	4	6	2	0	0	0	0	2	44	52	4.50	1.250

BOTTOM

Detroit Tigers @ California Angels
Anaheim Stadium, Anaheim, CA

Fri May 31 1974, 10:05 PM EDT
Att. 10,760 - Unknown

AB	31
R	5
H	8
RBI	4
BB	2
SO	6
LOB	10



WP	HR	S	P	ERA	WHIP
0	2	4	0	0	0

Batter	1	2	3	4	5	6	7	8	9	AB R H RBI BB SO LOB	TOP																													
Mickey Stanley, R (1, 8) OBP: 0.254, SLG: 0.295	0-3 K		0-0 F8		0-0 F9			0-0 1B 1B	0-0 FC6-4	5 0 1 1 0 1 3																														
Gary Sutherland, R (1, 4) OBP: 0.308, SLG: 0.373	0-0 F9		0-3 K		0-0 6-3			0-0 F9		4 0 0 0 0 1 2																														
Ben Oglivie, L (1, 7) OBP: 0.375, SLG: 0.350	4-0 CS BB			0-0 F9		0-3 K		0-3 K		3 0 0 0 1 2 1																														
Al Kaline, R (1, 10) OBP: 0.344, SLG: 0.335	0-0 CS	4-0 G4-6-3 BB		4-0 BB HBP BB		0-0 L9		0-0 FC4-6 1B		2 0 1 0 2 0 0																														
Jim Northrup, L (1, 9) OBP: 0.266, SLG: 0.266		0-0 G4-6-3		0-3 K		0-3 K		0-0 FC4-6		4 0 0 0 0 2 4																														
Bill Freehan, R (1, 2) OBP: 0.387, SLG: 0.436		4-0 BB		1-0 BB HBP		0-0 F8			4-0 F7 BB BB	1 0 0 0 2 0 0																														
Norm Cash, L (1, 3) OBP: 0.318, SLG: 0.326		0-3 K		4-0 BB		0-3 K		0-3 K	4-0 FC6-4 BB	2 0 0 0 2 2 1																														
Aurelio Rodriguez, R (1, 5) OBP: 0.273, SLG: 0.275			0-3 K		0-0 4-3		0-3 K		0-3 K	3 0 0 0 0 2 3																														
Gates Brown, L (9, PH) OBP: 0.323, SLG: 0.160									0-0 K	1 0 0 0 0 1 2																														
Ed Brinkman, R (1, 6) OBP: 0.275, SLG: 0.329		4-0 BB			0-0 F9			0-0 E6 1B WP	0-0 F7	2 1 0 0 1 0 0																														
Willie Horton, R (9, PH) OBP: 0.319, SLG: 0.526									0-0 F7	1 0 0 0 0 0 2																														
Inning Stats	R: 0 E: 0 K: 1 S: 4	H: 0 LOB: 0 BB: 1 P: 8	R: 0 E: 0 K: 1 S: 4	H: 0 LOB: 1 BB: 2 P: 12	R: 0 E: 0 K: 2 S: 7	H: 0 LOB: 1 BB: 1 P: 11	R: 0 E: 0 K: 1 S: 5	H: 0 LOB: 3 BB: 2 P: 14	R: 0 E: 0 K: 0 S: 3	H: 0 LOB: 0 BB: 0 P: 3	R: 0 E: 0 K: 2 S: 7	H: 0 LOB: 0 BB: 0 P: 7	R: 0 E: 0 K: 2 S: 7	H: 0 LOB: 0 BB: 0 P: 7	R: 1 E: 1 K: 1 S: 8	H: 2 LOB: 2 BB: 0 P: 8	R: 0 E: 0 K: 1 S: 5	H: 0 LOB: 2 BB: 2 P: 13	1B: 2 2B: 0 3B: 0 HR: 0	SF: 0 SAC: 0 DP: 1 HBP: 1	WP: 1 PB: 0 SB: 0 CS: 1	PA: 38																		
PITCHER Nolan Ryan, R (1, 1) ERA: 3.66	IP 9.0	WLS W	BF 37	H 2	R 1	ER 0	SO 11	BB 8	IBB 0	HBP 1	BLK 0	WP 1	HR 0	S 50	P 83	ERA 0.00	WHIP 1.111						PITCHER	IP 9.0	WLS W	BF 37	H 2	R 1	ER 0	SO 11	BB 8	IBB 0	HBP 1	BLK 0	WP 1	HR 0	S 50	P 83	ERA 0.00	WHIP 1.111

Detroit Tigers @ California Angels
Anaheim Stadium, Anaheim, CA
Sat Jun 01 1974, 10:05 PM EDT
Att. 16,481 - Unknown

livebaseballscorecards.com

AB	28
R	1
H	2
RBI	1
BB	8
SO	11
LOB	18



Batter	1	2	3	4	5	6	7	8	9
Mickey Rivers, L OBP: 0.337, SLG: 0.380 (1, 8) X	0-0 F7 ①	0-0 PO ③ X	0-0 F8 ①		X 0-0 2B ①		X 0-0 6-3 ③		
Denny Doyle, L OBP: 0.312, SLG: 0.305 (1, 4) X	0-0 E9 2B		X 0-0 F9 ②		X 0-0 P4 ③		X 0-0 G3 SH3 1B		
John Doherty, L (1, 3) B B B B	4-0 FC5-4 BB		X 0-0 4-3 ③		X 0-0 4-3 ①		X 0-0 SH3 ①		
Frank Robinson, R OBP: 0.382, SLG: 0.490 (1, 10) X	0-0 FC5-4 ② HR		X 0-0 CS 2B		X 0-0 G3-6 1B		X 4-0 FC1-5 G3 IBB		
Joe Lahoud, L OBP: 0.316, SLG: 0.477 (1, 7) X	0-0 1-H HR		S 0-3 K ① ②		X 0-0 G3-6 ② ③		X 0-0 G3 ②		
Leroy Stanton, R OBP: 0.392, SLG: 0.620 (1, 9) S	0-3 K ③		X 0-0 5-3 ③		X 0-0 6-3 ① X		X 0-0 FC1-5 ③		
Paul Schaal, R OBP: 0.318, SLG: 0.345 (1, 5) X		X 0-0 CS 1B		S 0-3 K ①		X 0-0 F8 ②			
Elie Rodriguez, R OBP: 0.358, SLG: 0.373 (1, 2) X		X 0-0 F9 ① ②		X 0-0 F7 ②		B B B B 4-0 S 2B BB			
Dave Chalk, R OBP: 0.333, SLG: 0.364 (1, 6) X		X 0-0 PO 1B		B B B B 4-0 2B BB		X 0-0 1-H 2B			

Inning Stats	R: 3	H: 2	E: 1	LOB: 0	K: 1	BB: 1	S: 7	P: 11
	R: 0	H: 2	E: 0	LOB: 0	K: 0	BB: 0	S: 3	P: 3
	R: 0	H: 0	E: 0	LOB: 0	K: 0	BB: 0	S: 3	P: 3
	R: 0	H: 1	E: 0	LOB: 0	K: 1	BB: 0	S: 5	P: 5
	R: 0	H: 1	E: 0	LOB: 2	K: 1	BB: 1	S: 6	P: 10
	R: 0	H: 1	E: 0	LOB: 0	K: 0	BB: 0	S: 3	P: 3
	R: 1	H: 1	E: 0	LOB: 1	K: 0	BB: 1	S: 4	P: 8
	R: 0	H: 1	E: 0	LOB: 2	K: 0	BB: 1	S: 4	P: 8

PITCHER	IP	WLS	BF	H	R	ER	SO	BB	IBB	HBP	BLK	WP	HR	S	P	ERA	WHIP
Joe Coleman, R ERA: 4.45 (1, 1)	8.0	L	33	9	4	4	3	3	1	0	0	0	1	35	51	4.50	1.500

BOTTOM

AB	R	H	RBI	BB	SO	LOB
4	0	1	0	0	0	1
4	1	2	0	0	0	2
2	0	0	0	1	0	0
3	1	2	0	1	0	1
4	1	1	2	0	1	4
4	0	0	0	0	1	2
3	0	1	0	0	1	0
2	1	0	0	1	0	1
2	0	2	1	1	0	0

AB	28
R	4
H	9
RBI	3
BB	4
SO	3
LOB	11



WP	PA
0	34

Detroit Tigers @ California Angels
Anaheim Stadium, Anaheim, CA
 Sat Jun 01 1974, 10:05 PM EDT
 Att. 16,481 - Unknown

livebaseballscorecards.com

Batter	1	2	3	4	5	6	7	8	9	AB R H RBI BB SO LOB	TOP	
John Knox, L (1, 4) OBP: 0.444, SLG: 0.400	0-0 G3 1B		0-0 1B 1B		0-0 4-3		0-3 K		0-0 CS 1B	5 0 3 0 0 1 1		
Ben Oglivie, L (1, 7) OBP: 0.357, SLG: 0.333 Dick Sharon, R (7, 7) OBP: 0.310, SLG: 0.296	0-3 K		0-0 FC6 1B		0-0 G3		0-0 F8		0-0 F4	4 0 1 0 0 1 2 1 0 0 0 0 0 1		
Jim Northrup, L (1, 9) OBP: 0.260, SLG: 0.260	0-0 G3 1-2		0-0 FC6 1-2f		0-0 3-1		0-0 4-3		0-0 4-3	4 0 0 0 0 0 3		
Willie Horton, R (1, 10) OBP: 0.317, SLG: 0.517	0-0 F9		0-0 E5 FC4-6		4-0 1B BB		0-0 F9		0-0 F9	3 0 0 0 1 0 1		
Norm Cash, L (1, 3) OBP: 0.315, SLG: 0.354		0-0 F2		0-0 FC4-6 FC5-4 1B 1-2f		0-0 F8		0-0 HR		4 1 1 1 0 0 2		
Bill Freehan, R (1, 2) OBP: 0.407, SLG: 0.467		0-0 G5-4-3 1B		0-0 FC5-4 1B		0-0 1B		0-0 1B 2B		4 1 4 0 0 0 0		
Mickey Stanley, R (1, 8) OBP: 0.254, SLG: 0.294		0-0 G5-4-3 1-2f		0-0 FC5-4 1-2f 2-3		0-0 F8		0-0 1B		4 0 1 1 0 0 5		
Aurelio Rodriguez, R (1, 5) OBP: 0.267, SLG: 0.269			0-3 K		0-0 G3		0-3 K		0-0 F9	4 0 0 0 0 2 3		
Ed Brinkman, R (1, 6) OBP: 0.269, SLG: 0.321			0-3 K		0-0 6-3		0-0 E4		0-0 5-3	4 0 0 0 0 1 0		
Inning Stats	R: 0 E: 0 K: 1 S: 6 H: 1 LOB: 1 BB: 0 P: 6	R: 0 E: 0 K: 0 S: 3 H: 1 LOB: 0 BB: 0 P: 3	R: 0 E: 0 K: 2 S: 9 H: 2 LOB: 2 BB: 0 P: 9	R: 0 E: 1 K: 0 S: 5 H: 1 LOB: 2 BB: 0 P: 5	R: 0 E: 0 K: 0 S: 3 H: 0 LOB: 0 BB: 0 P: 3	R: 0 E: 0 K: 0 S: 4 H: 1 LOB: 2 BB: 1 P: 8	R: 0 E: 1 K: 2 S: 8 H: 0 LOB: 1 BB: 0 P: 8	R: 2 E: 0 K: 0 S: 6 H: 3 LOB: 1 BB: 0 P: 6	R: 0 E: 0 K: 0 S: 3 H: 1 LOB: 0 BB: 0 P: 3	1B: 8 2B: 1 3B: 0 HR: 1 SF: 0 SAC: 0 DP: 1 HBP: 0	WP: 0 PB: 0 SB: 0 CS: 1 PA: 38	
PITCHER Dick Lange, R (1, 1) ERA: 2.49 Skip Lockwood, R (8, 1) ERA: 4.44	IP 7.2 WLS L BF 34 H 9 R 2 ER 2 SO 5 BB 1 IBB 0 HBP 0 BLK 0 WP 0 HR 1 S 43 P 47 ERA 2.35 WHIP 1.304	IP 1.1 WLS L BF 4 H 1 R 0 ER 0 SO 0 BB 0 IBB 0 HBP 0 BLK 0 WP 0 HR 0 S 4 P 4 ERA 0.00 WHIP 0.750	PITCHER IP WLS BF H R ER SO BB IBB HBP BLK WP HR S P ERA WHIP									

Detroit Tigers @ California Angels
Anaheim Stadium, Anaheim, CA

Sun Jun 02 1974, 6:33 AM EDT
Att. 16,550 - Unknown

livebaseballscorecards.com

AB 37
R 2
H 10
RBI 2
BB 1
SO 5
LOB 18



Batter	1	2	3	4	5	6	7	8	9	AB R H RBI BB SO LOB
Mickey Rivers, L (1, 8) OBP: 0.335, SLG: 0.374	0-0 6-3		0-3 K		0-0 3-1			4-0 BB		3 0 0 0 1 1 1
Dave Chalk, R (1, 6) OBP: 0.337, SLG: 0.367	0-0 CS 1B		0-0 CS 1B		0-0 5-3			0-0 F2		4 0 2 0 0 0 2
Winston Llenas, R (1, 7) OBP: 0.265, SLG: 0.233	0-3 K 1-2		0-0 6-3 1-2		0-3 K			0-3 K		4 0 0 0 0 3 3
Frank Robinson, R (1, 10) OBP: 0.374, SLG: 0.478		0-3 K		0-3 K		0-3 K		0-3 K		4 0 0 0 0 4 0
Bob Oliver, R (1, 3) OBP: 0.299, SLG: 0.366		4-0 FC5-4 BB		0-0 6-3		0-0 6-3		0-0 F4		3 0 0 0 1 0 0
Leroy Stanton, R (1, 9) OBP: 0.398, SLG: 0.622		4-0 FC5-4 BB		0-0 2B		0-0 1-3		0-0 F5		3 0 1 0 1 0 0
Paul Schaal, R (1, 5) OBP: 0.311, SLG: 0.336		0-0 FC5-4 BB 1-2f 2-3		0-0 F3		0-0 F3				3 0 0 0 0 0 3
Ellie Rodriguez, R (1, 2) OBP: 0.363, SLG: 0.374		4-0 FC4-6 BB 1-2		0-0 3-1 1B		0-3 K				2 0 1 0 1 1 0
Sandy Alomar Sr., S (1, 4) OBP: 0.250, SLG: 0.304		0-0 FC4-6 1-2f		0-3 K				0-0 6-3		3 0 0 0 0 1 4


Inning Stats	R: 0	H: 1	E: 0	K: 1	S: 5	LOB: 0	BB: 0	P: 5	R: 0	H: 1	E: 0	K: 1	S: 5	LOB: 3	BB: 3	P: 17	R: 0	H: 1	E: 0	K: 1	S: 6	LOB: 1	BB: 0	P: 6	R: 0	H: 0	E: 0	K: 2	S: 7	LOB: 0	BB: 0	P: 7	R: 0	H: 0	E: 0	K: 1	S: 5	LOB: 0	BB: 0	P: 5	R: 0	H: 0	E: 0	K: 1	S: 5	LOB: 1	BB: 1	P: 9	R: 0	H: 0	E: 0	K: 1	S: 5	LOB: 0	BB: 0	P: 5
--------------	------	------	------	------	------	--------	-------	------	------	------	------	------	------	--------	-------	-------	------	------	------	------	------	--------	-------	------	------	------	------	------	------	--------	-------	------	------	------	------	------	------	--------	-------	------	------	------	------	------	------	--------	-------	------	------	------	------	------	------	--------	-------	------

PITCHER	IP	WLS	BF	H	R	ER	SO	BB	IBB	HBP	BLK	WP	HR	S	P	ERA	WHIP
Woody Fryman, L (1, 1) ERA: 4.79	7.1	W	28	4	0	0	8	4	0	0	0	0	0	40	56	0.00	1.091
John Hiller, L (8, 1) ERA: 1.4	1.2	S	5	0	0	0	2	0	0	0	0	0	0	9	9	0.00	0.000

BOTTOM

Detroit Tigers @ California Angels
Anaheim Stadium, Anaheim, CA
 Sun Jun 02 1974, 6:33 AM EDT
 Att. 16,550 - Unknown

AB	29
R	0
H	4
RBI	0
BB	4
SO	10
LOB	13



WP	PA	ERA	WHIP
0	33		

Batter	1	2	3	4	5	6	7	8	9	AB R H RBI BB SO LOB	TOP
Bill North, S OBP: 0.344, SLG: 0.328 (1, 8) BB BB	4-0 E SF7 BB		0-3 1-2 K		0-0 SH1-3 WP 1B		0-0 F7			3 1 1 0 1 1 1	
Bert Campaneris, R OBP: 0.358, SLG: 0.366 (1, 6) SS SS	0-3 1-3 K		0-3 K		0-0 SH1-3			0-0 G3		3 0 0 0 0 2 1	
Sal Bando, R OBP: 0.419, SLG: 0.478 (1, 5) X	0-0 SF7			4-0 1-3 2B BB BB	0-3 K			0-3 K		2 1 0 1 1 2 1	
Reggie Jackson, L OBP: 0.466, SLG: 0.745 (1, 9) X	0-0 3-H G3			4-0 1-2 2B BB	0-0 6-3			0-0 6-3		3 1 0 0 1 0 1	
Joe Rudi, R OBP: 0.344, SLG: 0.521 (1, 7)		0-3 K		0-0 1-3		0-3 K		0-0 HR		4 1 1 1 0 2 2	
Deron Johnson, R OBP: 0.240, SLG: 0.321 (1, 10) (9, 3)		0-0 5-3		4-0 2B IBB		0-3 K		0-0 F7		3 0 0 0 1 1 0	
Gene Tenace, R OBP: 0.387, SLG: 0.364 Ken Holtzman, R (9, 1)		4-0 BB		0-3 K		0-3 K		0-0 F8		3 0 0 0 1 2 3 0 0 0 0 0 0 0	
Ray Fosse, R OBP: 0.246, SLG: 0.387 (1, 2)		0-3 K		0-0 1-3 2-H 3-H 2B		0-0 5-3		0-0 F3		4 0 1 2 0 1 1	
Dick Green, R OBP: 0.304, SLG: 0.200 (1, 4)			0-0 CS 1B	0-3 K		0-0 F8				3 0 1 0 0 1 2	
Inning Stats	R: 1 E: 1 K: 1 S: 5 H: 0 LOB: 0 BB: 1 P: 9	R: 0 E: 0 K: 2 S: 7 H: 0 LOB: 1 BB: 1 P: 11	R: 0 E: 0 K: 2 S: 7 H: 1 LOB: 0 BB: 0 P: 7	R: 2 E: 0 K: 2 S: 8 H: 1 LOB: 2 BB: 3 P: 20	R: 0 E: 0 K: 1 S: 6 H: 1 LOB: 1 BB: 0 P: 6	R: 0 E: 0 K: 3 S: 9 H: 0 LOB: 0 BB: 0 P: 9	R: 0 E: 0 K: 0 S: 3 H: 0 LOB: 0 BB: 0 P: 3	R: 0 E: 0 K: 1 S: 5 H: 0 LOB: 0 BB: 0 P: 5	R: 1 E: 0 K: 0 S: 4 H: 1 LOB: 0 BB: 0 P: 4	1B: 2 2B: 1 3B: 0 HR: 1 SF: 1 SAC: 1 DP: 0 HBP: 0	WP: 1 PB: 0 SB: 0 CS: 1 PA: 35
PITCHER Mickey Lolich, L ERA: 3.82 (1, 1)	IP 9.0 WLS L BF 35 H 4 R 4 ER 3 SO 12 BB 4 IBB 1 HBP 0 BLK 0 WP 1 HR 1 S 54 P 74 ERA 3.00 WHIP 0.889	PITCHER IP WLS BF H R ER SO BB IBB HBP BLK WP HR S P ERA WHIP									

Oakland Athletics @ Detroit Tigers
Tiger Stadium, Detroit, MI
Tue Jun 04 1974, 7:05 PM EDT
Unknown

livebaseballscorecards.com

AB	28
R	4
H	4
RBI	4
BB	5
SO	12
LOB	12




Batter	1	2	3	4	5	6	7	8	9	AB R H RBI BB SO LOB
Dick Sharon, R (1, 9) OBP: 0.290, SLG: 0.276	0-0 6-3		0-0 F7			0-0 F7		0-3 K		4 0 0 0 0 1 0
Gary Sutherland, R (1, 4) OBP: 0.302, SLG: 0.365	0-0 F8		0-0 F9			0-0 F6		0-0 6-3		4 0 0 0 0 0 0
Al Kaline, R (1, 10) OBP: 0.342, SLG: 0.333	0-0 BB HBP 1B		0-0 L9			0-3 K		0-0 L8		4 0 1 0 0 1 0
Willie Horton, R (1, 7) OBP: 0.321, SLG: 0.514	1-0 BB 1-2 HBP		0-0 L5-3 1B			0-0 F4		0-0 4-3		3 0 1 0 0 0 0
Bill Freehan, R (1, 2) OBP: 0.405, SLG: 0.458	4-0 BB 1-2 2-3 BB		0-0 F8			0-0 5-3				2 0 0 0 1 0 1
Mickey Stanley, R (1, 8) OBP: 0.255, SLG: 0.294	0-0 F8		0-0 L5-3			0-0 E9 1B				3 0 1 0 0 0 4
Ron Cash, R (1, 3) OBP: 0.271, SLG: 0.319		0-0 1-3			0-0 4-3		0-0 F9			3 0 0 0 0 0 1
Aurelio Rodriguez, R (1, 5) OBP: 0.263, SLG: 0.264		0-0 G3			0-0 F8		0-3 K			3 0 0 0 0 1 0
Ed Brinkman, R (1, 6) OBP: 0.264, SLG: 0.315		0-0 1-3			0-0 5-3		0-0 6-3			3 0 0 0 0 0 0

Inning Stats	R: 0	H: 1	E: 0	K: 0	S: 4	LOB: 3	BB: 1	P: 9	R: 0	H: 0	E: 0	K: 0	S: 3	LOB: 0	BB: 0	P: 3	R: 0	H: 1	E: 0	K: 0	S: 3	LOB: 0	BB: 0	P: 3	R: 0	H: 0	E: 0	K: 1	S: 5	LOB: 0	BB: 0	P: 5	R: 0	H: 1	E: 1	K: 0	S: 4	LOB: 1	BB: 0	P: 4	R: 0	H: 0	E: 0	K: 2	S: 7	LOB: 0	BB: 0	P: 7	R: 0	H: 0	E: 0	K: 0	S: 3	LOB: 0	BB: 0	P: 3	1B: 3	2B: 1	3B: 0	HR: 0	SF: 0	SAC: 0	DP: 1	HBP: 1	WP: 0	PB: 0	SB: 0	CS: 0	PA: 31
PITCHER Ken Holtzman, L (1, 1) ERA: 3.2	IP	WLS	BF	H	R	ER	SO	BB	IBB	HBP	BLK	WP	HR	S	P	ERA	WHIP																																																				
Ken Holtzman, L (9, 1) ERA: 3.2	9.0	W	31	3	0	0	3	1	0	1	0	0	0	35	40	0.00	0.444																																																				

BOTTOM

Oakland Athletics @ Detroit Tigers
Tiger Stadium, Detroit, MI
Tue Jun 04 1974, 7:05 PM EDT
Unknown

AB 29
R 0
H 3
RBI 0
BB 1
SO 3
LOB 6



PITCHER	IP	WLS	BF	H	R	ER	SO	BB	IBB	HBP	BLK	WP	HR	S	P	ERA	WHIP
Ken Holtzman, L (1, 1)	9.0	W	31	3	0	0	3	1	0	1	0	0	0	35	40	0.00	0.444

Batter	1	2	3	4	5	6	7	8	9	AB R H RBI BB SO LOB	TOP									
Bill North, S (1, 8) OBP: 0.338, SLG: 0.321	0-0 4-3		0-0 3-1		0-0 1-3		0-3 K			4 0 0 0 0 1 2										
Bert Campaneris, R (1, 6) OBP: 0.352, SLG: 0.359	0-3 K		0-0 F9		0-0 F3			0-0 5-3		4 0 0 0 0 1 2										
Sal Bando, R (1, 5) OBP: 0.428, SLG: 0.483	0-0 1B		0-0 1B		0-0 F9			4-0 BB		3 1 2 0 1 0 0										
Reggie Jackson, L (1, 9) OBP: 0.466, SLG: 0.738	0-0 BB		0-0 F4		4-0 F8			0-0 F8		3 0 1 0 1 0 2										
Joe Rudi, R (1, 7) OBP: 0.347, SLG: 0.518	4-0 1B			0-0 1-3		0-0 1-2		0-0 F9		3 0 1 0 1 0 1										
Deron Johnson, R (1, 3) OBP: 0.240, SLG: 0.319	0-0 1B			0-0 6-3		0-0 F8			0-0 F6	4 0 1 1 0 0 2										
Angel Mangual, R (1, 10) OBP: 0.262, SLG: 0.424					0-3 K		0-0 F8		0-0 6-3	4 0 0 0 0 1 2										
Dick Green, R (1, 4) OBP: 0.320, SLG: 0.227					0-0 S		0-0 F7		0-0 F6	2 0 1 0 0 1 0										
Herb Washington, R (5, PR)										0 0 0 0 0 0 0										
Gene Tenace, R (5, 2) OBP: 0.383, SLG: 0.359										2 0 0 0 0 0 0										
Larry Haney, R (1, 2) OBP: 0.188, SLG: 0.250										1 0 0 0 0 0 0										
Champ Summers, L (5, PH) OBP: 0.174, SLG: 0.182										1 0 0 0 0 1 1										
Dal Maxvill, R (5, 4) OBP: 0.286, SLG: 0.167										0 0 0 0 0 0 0										
Jesus Alou, R (7, PH) OBP: 0.240, SLG: 0.229										1 0 0 0 0 0 0										
Ted Kubiak, S (7, 4) OBP: 0.292, SLG: 0.270										0 0 0 0 0 0 0										
Inning Stats	R: 1 E: 0 K: 1 S: 7	H: 3 LOB: 2 BB: 1 P: 11	R: 0 E: 0 K: 1 S: 5	H: 0 LOB: 0 BB: 0 P: 5	R: 0 E: 0 K: 0 S: 4	H: 1 LOB: 1 BB: 0 P: 4	R: 0 E: 0 K: 1 S: 5	H: 0 LOB: 0 BB: 0 P: 5	R: 0 E: 0 K: 1 S: 6	H: 1 LOB: 2 BB: 0 P: 6	R: 0 E: 0 K: 1 S: 5	H: 0 LOB: 0 BB: 0 P: 5	R: 0 E: 0 K: 1 S: 3	H: 0 LOB: 1 BB: 1 P: 7	R: 0 E: 0 K: 0 S: 3	H: 0 LOB: 0 BB: 0 P: 3	1B: 6 2B: 0 3B: 0 HR: 0	SF: 0 SAC: 0 DP: 0 HBP: 0	WP: 0 PB: 0 SB: 1 CS: 0	PA: 35
PITCHER Lerrin LaGrow, R (1, 1) ERA: 3.09	IP: 9.0 WLS: W BF: 35 H: 6 R: 1 ER: 1 SO: 5 BB: 3 IBB: 0 HBP: 0 BLK: 0 WP: 0 HR: 0 S: 42 P: 54 ERA: 1.00 WHIP: 1.000																			
PITCHER	IP: 0.0 WLS: 0 BF: 0 H: 0 R: 0 ER: 0 SO: 0 BB: 0 IBB: 0 HBP: 0 BLK: 0 WP: 0 HR: 0 S: 0 P: 0 ERA: 0.00 WHIP: 0.000																			

Oakland Athletics @ Detroit Tigers
Tiger Stadium, Detroit, MI
Tue Jun 04 1974, 7:05 PM EDT
Att. 33,331 - Unknown

livebaseballscorecards.com

AB	32
R	1
H	6
RBI	1
BB	3
SO	5
LOB	12



Batter	1	2	3	4	5	6	7	8	9
Ron Cash, R OBP: 0.250, SLG: 0.294 (1, 3)	0-0 E4 3B	0-3 K		0-0 1-3			0-0 4-3		
Gary Sutherland, R OBP: 0.306, SLG: 0.375 (1, 4)	0-0 1B 3B	4-0 BB BB		0-0 F7			0-0 F9		
Mickey Stanley, R OBP: 0.260, SLG: 0.291 (1, 8)	4-0 WP 1B BB	4-0 FC6-4 BB			0-0 6-3		0-3 K		
Al Kaline, R OBP: 0.345, SLG: 0.333 (1, 10)	0-3 K	0-0 L8			0-0 1B			4-0 BB	
Dick Sharon, R OBP: 0.288, SLG: 0.274 (1, 7)	0-0 WP 1B	0-0 FC6-4			0-0 F5			0-3 K	
Ben Oglivie, L OBP: 0.357, SLG: 0.333 (9, 7)	1-2 3B 1B								
Jerry Moses, R OBP: 0.300, SLG: 0.340 (1, 2)	4-0 1B IBB		0-3 K		0-0 F3			0-3 K	
Jim Northrup, L OBP: 0.255, SLG: 0.254 (1, 9)	0-3 K		0-0 3-1			0-0 F8		0-0 F6	
Aurelio Rodriguez, R OBP: 0.264, SLG: 0.265 (1, 5)	0-0 1B		0-0 4-3			0-0 6-3			
Ed Brinkman, R OBP: 0.260, SLG: 0.310 (1, 6)	0-0 F7			0-0 1-3		0-3 K			

Inning Stats	R: 4 E: 1 K: 2 S: 11	H: 3 LOB: 2 BB: 2 P: 19	R: 0 E: 0 K: 1 S: 5	H: 0 LOB: 2 BB: 2 P: 13	R: 0 E: 0 K: 1 S: 5	H: 0 LOB: 0 BB: 0 P: 5	R: 0 E: 0 K: 0 S: 3	H: 0 LOB: 0 BB: 0 P: 3	R: 0 E: 0 K: 0 S: 4	H: 1 LOB: 1 BB: 0 P: 4	R: 0 E: 0 K: 1 S: 5	H: 0 LOB: 0 BB: 0 P: 5	R: 0 E: 0 K: 1 S: 5	H: 0 LOB: 0 BB: 0 P: 5	R: 0 E: 0 K: 2 S: 7	H: 0 LOB: 1 BB: 1 P: 11
1B: 3 2B: 0 3B: 1 HR: 0	SF: 0 SAC: 0 DP: 0 HBP: 0	WP: 1 PB: 0 SB: 0 CS: 0	PA: 34													

PITCHER	IP	WLS	BF	H	R	ER	SO	BB	IBB	HBP	BLK	WP	HR	S	P	ERA	WHIP
Dave Hamilton, L ERA: 3.05 (1, 1)	0.1	L	5	2	4	1	1	1	0	0	0	0	0	6	10	27.00	9.000
Paul Lindblad, L ERA: 1.64 (1, 1)	5.2		22	2	0	0	4	2	1	0	0	1	0	27	39	0.00	0.706
Blue Moon Odom, R ERA: 6.38 (7, 1)	2.0		7	0	0	0	3	1	0	0	0	0	0	12	16	0.00	0.500


BOTTOM

Oakland Athletics @ Detroit Tigers
Tiger Stadium, Detroit, MI
Tue Jun 04 1974, 7:05 PM EDT
Att. 33,331 - Unknown

livebaseballscores.com

AB	29
R	4
H	4
RBI	4
BB	5
SO	8
LOB	16



Batter	1	2	3	4	5	6	7	8	9	AB R H RBI BB SO LOB	TOP			
Bill North, S (1, 8) X OBP: 0.348, SLG: 0.332 Champ Summers, L (8, 9) OBP: 0.174, SLG: 0.182	0-0 9-6-1-5 2B		4-0 1-2 2B BB	0-0 1-2 2-H 1B		0-0 F9		4-0 BB		3 1 2 1 2 0 0 0 0 0 0 0 0 0				
Bert Campaneris, R (1, 6) X OBP: 0.350, SLG: 0.354 Dal Maxvill, R (6, 6) OBP: 0.276, SLG: 0.160	0-0 9-6-1-5 2-3f		0-3 K	0-0 F8		4-0 BB BB		0-0 F9 BB		3 0 0 0 1 1 5 1 0 0 0 0 0 1				
Sal Bando, R (1, 5) X OBP: 0.433, SLG: 0.487 Gaylen Pitts, R (8, 5) OBP: 0.341, SLG: 0.333	0-0 5-3		0-0 2B 1-H 2-H		4-0 1B HR BB	4-0 G6-3 BB		0-0 F7 BB		3 1 1 2 2 0 1 0 0 0 0 0 0 0				
Reggie Jackson, L (1, 9) OBP: 0.457, SLG: 0.720 Angel Mangual, R (6, 9) OBP: 0.260, SLG: 0.420 (8, 8)		0-0 F9	0-0 F7		0-0 F9	0-0 G6-3		0-0 F5		4 0 0 0 0 0 4 1 0 0 0 0 0 1				
Joe Rudi, R (1, 7) OBP: 0.350, SLG: 0.522 Jesus Alou, R (7, 7) OBP: 0.235, SLG: 0.224		0-0 2B		0-0 6-3	0-0 1B HR IBB		0-0 F9		0-0 4-3	4 1 2 0 0 0 0 1 0 0 0 0 0 0				
Deron Johnson, R (1, 10) OBP: 0.262, SLG: 0.353 (7, 3)		0-3 K		4-0 1B S BB	4-0 1B HR IBB		0-0 HR		0-0 1B	3 3 2 1 2 1 1				
Gene Tenace, R (1, 3) OBP: 0.390, SLG: 0.380 Herb Washington, R (7, PR) Ted Kubiak, S (7, 4) OBP: 0.290, SLG: 0.268		0-0 F8		4-0 1B BB	0-0 1B HR		4-0 S BB		0-0 F6	2 2 1 4 2 0 1 0 0 0 0 0 0 0 1 0 0 0 0 0 1	AB 34 R 9 H 9 RBI 9 BB 10 SO 3 LOB 21			
Ray Fosse, R (1, 2) OBP: 0.238, SLG: 0.374 Larry Haney, R (7, 2) OBP: 0.176, SLG: 0.235			0-0 6-3	0-0 F8	0-0 F6		0-0 F7		0-0 F6	4 0 0 0 0 0 3 1 0 0 0 0 0 1				
Dick Green, R (1, 4) OBP: 0.345, SLG: 0.240 Vida Blue, S (7, 1) Rollie Fingers, R (8, 1) Darold Knowles, L (9, 1)			4-0 2B BB WP	0-0 1B 1-2 2-H	0-0 4-3		0-3 K			3 1 1 1 1 1 2 0				
Inning Stats	R: 0 H: 1 E: 0 LOB: 0 K: 0 BB: 0 S: 3 P: 3	R: 0 H: 1 E: 0 LOB: 1 K: 1 BB: 0 S: 6 P: 6	R: 2 H: 1 E: 0 LOB: 1 K: 1 BB: 2 S: 6 P: 14	R: 2 H: 2 E: 0 LOB: 2 K: 0 BB: 2 S: 5 P: 13	R: 4 H: 2 E: 0 LOB: 0 K: 0 BB: 2 S: 5 P: 13	R: 0 H: 0 E: 0 LOB: 1 K: 0 BB: 2 S: 2 P: 10	R: 1 H: 1 E: 0 LOB: 2 K: 1 BB: 1 S: 6 P: 10	R: 0 H: 0 E: 0 LOB: 1 K: 0 BB: 1 S: 3 P: 7	R: 0 H: 1 E: 0 LOB: 1 K: 0 BB: 0 S: 4 P: 4	1B: 4 SF: 0 2B: 4 SAC: 0 3B: 0 DP: 2 HR: 2 HBP: 0	WP: 1 PA: 44 PB: 0 SB: 2 CS: 0			
PITCHER	IP WLS BF H R ER SO BB IBB HBP BLK WP HR S P ERA WHIP												PITCHER	IP WLS BF H R ER SO BB IBB HBP BLK WP HR S P ERA WHIP
Joe Coleman, R (1, 1) ERA: 4.8	4.1 L 23 6 6 6 2 5 0 0 0 1 0 22 42 12.46 2.538													
Dave Lemanczyk, R (5, 1) ERA: 7.11	2.2 13 2 3 3 1 3 1 0 0 0 2 11 27 10.12 1.875													
Jim Ray, R (8, 1) ERA: 4.66	2.0 8 1 0 0 0 1 0 0 0 0 0 7 11 0.00 1.000													

Oakland Athletics @ Detroit Tigers
 Tiger Stadium, Detroit, MI
 Wed Jun 05 1974, 7:05 PM EDT
 Att. 20,607 - Unknown

livebaseballscorecards.com



Batter	1	2	3	4	5	6	7	8	9	AB	R	H	RBI	BB	SO	LOB
Ron Cash, R OBP: 0.232, SLG: 0.273 (1, 3)	0-3 K		0-0 4-3			0-3 K		0-0 F4		4	0	0	0	0	2	0
Gary Sutherland, R OBP: 0.299, SLG: 0.367 (1, 4)	0-0 F5			0-0 5-3		0-0 6-3			0-0 F3	4	0	0	0	0	0	0
Al Kaline, R OBP: 0.343, SLG: 0.331 (1, 10)	0-0 L5-3			0-0 L8		0-0 1B			0-0 L6-3	4	0	1	0	0	0	0
Willie Horton, R OBP: 0.320, SLG: 0.524 (1, 7)		0-0 F3		0-0 HR		0-0 F8			0-0 F8	4	1	1	1	0	0	1
Bill Freehan, R OBP: 0.395, SLG: 0.445 (1, 2)		0-0 F3		0-0 F6			0-0 F8			3	0	0	0	0	0	0
Mickey Stanley, R OBP: 0.265, SLG: 0.297 (1, 8)		0-0 1B			0-0 G6-4-3 1B		0-0 F3			3	0	2	0	0	0	0
Dick Sharon, R OBP: 0.275, SLG: 0.262 (1, 9)		0-0 F9			0-0 G6-4-3 1-2f		0-0 6-3			3	0	0	0	0	0	2
Aurelio Rodriguez, R OBP: 0.262, SLG: 0.262 (1, 5)			0-0 6-3		0-1 CI			0-0 5-3		2	0	0	0	0	0	0
Ed Brinkman, R OBP: 0.255, SLG: 0.304 (1, 6)			0-0 F4		0-0 F8			0-0 F7		3	0	0	0	0	0	1

Inning Stats	R: 0	H: 0	E: 0	K: 1	S: 5	LOB: 0	BB: 0	P: 5	R: 0	H: 1	E: 0	K: 0	S: 4	LOB: 1	BB: 0	P: 4	R: 0	H: 0	E: 0	K: 0	S: 3	LOB: 0	BB: 0	P: 3	R: 1	H: 1	E: 0	K: 0	S: 4	LOB: 0	BB: 0	P: 4	R: 0	H: 1	E: 1	K: 0	S: 4	LOB: 1	BB: 0	P: 4	R: 0	H: 1	E: 0	K: 1	S: 6	LOB: 1	BB: 0	P: 6	R: 0	H: 0	E: 0	K: 0	S: 3	LOB: 0	BB: 0	P: 3	R: 0	H: 0	E: 0	K: 0	S: 3	LOB: 0	BB: 0	P: 3	R: 0	H: 0	E: 0	K: 0	S: 3	LOB: 0	BB: 0	P: 3	R: 0	H: 0	E: 0	K: 0	S: 3	LOB: 0	BB: 0	P: 3
--------------	------	------	------	------	------	--------	-------	------	------	------	------	------	------	--------	-------	------	------	------	------	------	------	--------	-------	------	------	------	------	------	------	--------	-------	------	------	------	------	------	------	--------	-------	------	------	------	------	------	------	--------	-------	------	------	------	------	------	------	--------	-------	------	------	------	------	------	------	--------	-------	------	------	------	------	------	------	--------	-------	------	------	------	------	------	------	--------	-------	------

PITCHER	IP	WLS	BF	H	R	ER	SO	BB	IBB	HBP	BLK	WP	HR	S	P	ERA	WHIP	
Vida Blue, L ERA: 3.77 (1, 1)	7.0	W	25	4	1	1	2	0	0	0	0	0	0	1	29	29	1.29	0.571
Vida Blue, L ERA: 3.77 (7, 1)	7.0	W	25	4	1	1	2	0	0	0	0	0	0	1	29	29	1.29	0.571
Rollie Fingers, R ERA: 2.93 (8, 1)	1.0		3	0	0	0	0	0	0	0	0	0	0	3	3	0.00	0.000	
Darold Knowles, L ERA: 4.95 (9, 1)	1.0		3	0	0	0	0	0	0	0	0	0	0	3	3	0.00	0.000	

BOTTOM

Oakland Athletics @ Detroit Tigers
Tiger Stadium, Detroit, MI
Wed Jun 05 1974, 7:05 PM EDT
Att. 20,607 - Unknown

AB	30
R	1
H	4
RBI	1
BB	0
SO	2
LOB	4



WP: 0	PA: 31
PB: 0	
SB: 0	
CS: 0	

Batter	1	2	3	4	5	6	7	8	9	AB R H RBI BB SO LOB	TOP
Mickey Rivers, L (1, 8) OBP: 0.338, SLG: 0.384	4-0 5-3-5 SH5-3 BB		4-0 S 1B BB		0-0 F2		0-0 SH1-3		0-0 FC6-4 1-2f	2 1 0 0 2 0 1	
Dave Chalk, R (1, 6) OBP: 0.332, SLG: 0.372	0-0 SH5-3 1-2		0-0 P4 1-2		0-0 6-3		0-0 HR			3 1 1 2 0 0 1	
Leroy Stanton, R (1, 9) OBP: 0.420, SLG: 0.640	0-0 5-3-5 2-3f		0-0 1B		0-0 1-3 6-3 1B		0-3 K			4 0 2 1 0 1 1	
Frank Robinson, R (1, 10) OBP: 0.362, SLG: 0.468		0-0 6-3		0-0 F7		0-0 6-3		0-0 F7		4 0 0 0 0 0 1	
Bob Oliver, R (1, 3) OBP: 0.299, SLG: 0.353		0-0 2B 1B		0-3 K		4-0 1-3 BB		0-0 5-3		3 1 1 0 1 1 0	
Winston Llenas, R (1, 7) Joe Lahoud, L (7, 7) OBP: 0.333, SLG: 0.343 OBP: 0.321, SLG: 0.500		0-0 1-H 2B		0-0 1B 1B		0-0 1-3 1-2 2-3		0-3 K		3 0 2 1 0 0 2 1 0 0 0 0 1 0	
Paul Schaal, R (1, 5) OBP: 0.309, SLG: 0.333		0-0 6-3		0-0 1-2 1B		0-0 5-3				4 0 1 0 0 0 3	
Ellie Rodriguez, R (1, 2) OBP: 0.385, SLG: 0.366		0-0 F7		0-3 K		4-0 FC4-6 BB		4-0 FC6-4 BB		2 0 0 0 2 1 3	
Denny Doyle, L (1, 4) Sandy Alomar Sr., S (9, PH) OBP: 0.300, SLG: 0.292 OBP: 0.240, SLG: 0.292			0-0 P5		0-0 F8		0-0 FC4-6 SH1-3 HR		0-0 F3	3 1 0 0 0 0 1 1 0 0 0 0 0 1	
Inning Stats	R: 0 H: 0 E: 0 LOB: 0 K: 0 BB: 1 S: 2 P: 6	R: 1 H: 2 E: 0 LOB: 1 K: 0 BB: 0 S: 5 P: 5	R: 1 H: 1 E: 0 LOB: 1 K: 0 BB: 1 S: 3 P: 7	R: 0 H: 2 E: 0 LOB: 2 K: 2 BB: 0 S: 9 P: 9	R: 0 H: 0 E: 0 LOB: 0 K: 0 BB: 0 S: 3 P: 3	R: 0 H: 1 E: 0 LOB: 2 K: 0 BB: 1 S: 4 P: 8	R: 2 H: 1 E: 0 LOB: 0 K: 1 BB: 1 S: 6 P: 10	R: 0 H: 0 E: 0 LOB: 0 K: 1 BB: 0 S: 5 P: 5	R: 0 H: 0 E: 0 LOB: 1 K: 0 BB: 1 S: 3 P: 7	1B: 5 SF: 0 2B: 2 SAC: 2 3B: 0 DP: 1 HR: 1 HBP: 0	WP: 0 PA: 37 PB: 0 SB: 1 CS: 0
PITCHER Woodie Fryman, L (1, 1) ERA: 4.84 John Hiller, L (8, 1) ERA: 1.35	IP WLS BF H R ER SO BB IBB HBP BLK WP HR S P ERA WHIP	7.0 30 7 4 4 3 4 0 0 0 0 0 1 32 48 5.14 1.571	2.0 W 7 0 0 0 1 1 0 0 0 0 0 0 8 12 0.00 0.500		PITCHER IP WLS BF H R ER SO BB IBB HBP BLK WP HR S P ERA WHIP						

California Angels @ Detroit Tigers
Tiger Stadium, Detroit, MI
Fri Jun 07 1974, 7:05 PM EDT
Att. 15,007 - Unknown

livebaseballscorecards.com

AB	30
R	4
H	7
RBI	4
BB	5
SO	4
LOB	14



BOTTOM

California Angels @ Detroit Tigers
 Tiger Stadium, Detroit, MI
 Fri Jun 07 1974, 7:05 PM EDT
 Att. 15,007 - Unknown

livebaseballscorecards.com

AB	36
R	5
H	11
RBI	4
BB	3
SO	4
LOB	23



WP	1	PA	41
PB	0		
SB	0		
CS	0		

Batter	1	2	3	4	5	6	7	8	9	AB	R	H	RBI	BB	SO	LOB
Mickey Stanley, R OBP: 0.273, SLG: 0.306 (1, 8)	0-0 4-3			0-0 2B		0-0 P6	0-0 1B		4-0 1B IBB	4	0	2	1	1	0	1
Gary Sutherland, R OBP: 0.307, SLG: 0.370 (1, 4) (8, 6)	0-3 K			0-0 F9		0-0 1B	0-0 FC6-4 1B		4-0 1B IBB	4	0	2	1	1	1	1
Al Kaline, R OBP: 0.335, SLG: 0.322 (1, 10)	0-0 F2			0-3 K		0-0 L9	0-0 FC6-4		0-3 K	5	0	0	0	0	2	8
Willie Horton, R OBP: 0.323, SLG: 0.524 (1, 7) Dick Sharon, R OBP: 0.271, SLG: 0.258 (8, PR) (9, 7)		0-0 F8		0-0 5-3			0-0 F8 1B WP	0-0 F9 SH3-4 1B	0-0 P4	4	1	2	0	0	0	1
Jim Northrup, L OBP: 0.260, SLG: 0.259 (1, 9)		0-0 6-3			0-0 G3		0-0 WP 5-3 2B 1B	0-0 SH3-4	0-0 1B	4	1	2	1	0	0	0
Bill Freehan, R OBP: 0.391, SLG: 0.434 (1, 3)		0-0 6-3			0-3 K		0-0 F8	1-0 HBP		3	0	0	0	0	1	2
Jerry Moses, R OBP: 0.286, SLG: 0.321 (1, 2) Ben Oglivie, L OBP: 0.345, SLG: 0.320 (8, PH) Gene Lamont, L (9, 2)			0-0 P4		0-0 F7		0-0 5-3	0-0 F9		3	0	0	0	0	0	2
Aurelio Rodriguez, R OBP: 0.266, SLG: 0.273 (1, 5)			0-0 P4			0-0 FC5-4 1B	0-0 1B 2B	0-0 F9		4	1	2	1	0	0	2
Ed Brinkman, R OBP: 0.253, SLG: 0.301 (1, 6) Gates Brown, L OBP: 0.323, SLG: 0.160 (7, PH) Marvin Lane, R (7, PH) John Knox, L OBP: 0.464, SLG: 0.423 (8, 4)			0-0 6-3			0-0 FC5-4 1B	4-0 1B BB		0-0 E1 1B 1B	2	0	0	0	0	0	1

Inning Stats	R: 0	H: 0	E: 0	K: 1	S: 5	R: 0	H: 0	E: 0	K: 0	S: 3	R: 0	H: 1	E: 0	K: 1	S: 6	R: 0	H: 0	E: 0	K: 1	S: 5	R: 0	H: 2	E: 0	K: 0	S: 5	R: 4	H: 5	E: 0	K: 0	S: 8	R: 0	H: 1	E: 0	K: 0	S: 4	R: 1	H: 2	E: 1	K: 1	S: 6	1B: 9	2B: 2	3B: 0	HR: 0	SF: 0	SAC: 1	DP: 0	HBP: 1	WP: 1	PA: 41
--------------	------	------	------	------	------	------	------	------	------	------	------	------	------	------	------	------	------	------	------	------	------	------	------	------	------	------	------	------	------	------	------	------	------	------	------	------	------	------	------	------	-------	-------	-------	-------	-------	--------	-------	--------	-------	--------

PITCHER	IP	WLS	BF	H	R	ER	SO	BB	IBB	HBP	BLK	WP	HR	S	P	ERA	WHIP
Dick Lange, R ERA: 2.81 (1, 1)	6.2		26	6	3	3	3					1	0	32	32	4.05	0.900
Rudy May, L ERA: 7.29 (7, 1)	0.0		1	0	0	0	0	1	0	0	0	0	0	4	4	∞	∞
Skip Lockwood, R ERA: 4.67 (7, 1)	0.2		5	3	1	1	0	0	0	0	0	0	0	5	5	13.50	4.500
Bill Stoneman, R ERA: 4.73 (8, 1)	0.0		1	0	0	0	0	0	0	1	0	0	0	1	1	∞	∞
John Cumberland, L ERA: 4.5 (8, 1)	0.2	L	5	1	1	1	0	0	2	0	0	0	0	3	11	13.50	1.500

PITCHER	IP	WLS	BF	H	R	ER	SO	BB	IBB	HBP	BLK	WP	HR	S	P	ERA	WHIP
Dick Selma, R ERA: 5.24 (9, 1)	0.2		3	1	0	0	1	0	0	0	0	0	0	5	5	0.00	1.500

Batter	1	2	3	4	5	6	7	8	9	AB R H RBI BB SO LOB	TOP
Mickey Rivers, L (1, 8) OBP: 0.340, SLG: 0.395	0-0 5-3 1B		0-3 K			0-0 G3		0-0 1-H 3B		4 0 2 1 0 1 1	
Dave Chalk, R (1, 6) OBP: 0.330, SLG: 0.385	0-0 5-3 1-2			0-0 1-3			0-0 HR	0-0 F8		4 1 1 1 0 0 2	
Leroy Stanton, R (1, 9) OBP: 0.404, SLG: 0.613	0-3 K		0-3 K				0-0 F3		0-0 F5	4 0 0 0 0 2 1	
Frank Robinson, R (1, 10) OBP: 0.365, SLG: 0.469	0-0 F8			0-0 6-3			0-0 1B		0-0 1B	4 0 2 0 0 0 1	
Bob Oliver, R (1, 3) OBP: 0.298, SLG: 0.351		0-0 G5-4-3 1B			0-0 F8		0-3 K		0-0 F8	4 0 1 0 0 1 2	
Winston Llenas, R (1, 7) OBP: 0.302, SLG: 0.308		0-0 G5-4-3 1-2f			0-0 F7		0-3 K		0-3 K	4 0 0 0 0 2 3	
Paul Schaal, R (1, 5) OBP: 0.310, SLG: 0.328		0-0 5-3			0-3 K			4-0 3B BB		2 1 0 0 1 1 0	
Ellie Rodriguez, R (1, 2) OBP: 0.385, SLG: 0.365			0-0 FC3-6 1B			0-0 F9		0-0 F8		3 0 1 0 0 0 1	
Denny Doyle, L (1, 4) OBP: 0.287, SLG: 0.289			0-0 FC3-6 1-2f			0-0 5-3		0-0 F9		2 0 0 0 0 0 1	
Sandy Alomar Sr., S (8, PH) OBP: 0.231, SLG: 0.280 (8, 4)										1 0 0 0 0 0 1	
Inning Stats	R: 0 H: 1 E: 0 LOB: 1 K: 1 BB: 0 S: 6 P: 6	R: 0 H: 1 E: 0 LOB: 0 K: 0 BB: 0 S: 3 P: 3	R: 0 H: 1 E: 0 LOB: 1 K: 1 BB: 0 S: 5 P: 5	R: 0 H: 0 E: 0 LOB: 0 K: 1 BB: 0 S: 5 P: 5	R: 0 H: 0 E: 0 LOB: 0 K: 1 BB: 0 S: 5 P: 5	R: 0 H: 0 E: 0 LOB: 0 K: 0 BB: 0 S: 3 P: 3	R: 1 H: 2 E: 0 LOB: 1 K: 2 BB: 0 S: 9 P: 9	R: 1 H: 1 E: 0 LOB: 1 K: 0 BB: 1 S: 4 P: 8	R: 0 H: 1 E: 0 LOB: 1 K: 1 BB: 0 S: 6 P: 6	1B: 5 SF: 0 2B: 1 SAC: 0 3B: 1 DP: 2 HR: 1 HBP: 0	WP: 0 PA: 33 PB: 0 SB: 0 CS: 1
PITCHER Mickey Lolich, L (1, 1) ERA: 3.69	IP WLS BF H R ER SO BB IBB HBP BLK WP HR S P ERA WHIP										
	9.0 W 33 7 2 2 7 1 0 0 0 0 0 1 46 50 2.00 0.889										

California Angels @ Detroit Tigers
Tiger Stadium, Detroit, MI
Sat Jun 08 1974, 3:33 AM EDT
Att. 12,053 - Unknown

livebaseballscorecards.com

AB	32
R	2
H	7
RBI	2
BB	1
SO	7
LOB	13



Batter	1	2	3	4	5	6	7	8	9
Mickey Stanley, R (1, 8) OBP: 0.273, SLG: 0.305	0-0 G6-4-3 1B	0-0 F7			0-0 F7		0-0 5-3		
Gary Sutherland, R (1, 4) OBP: 0.306, SLG: 0.364	0-0 G6-4-3 1-2f		0-0 F7			4-0 G5-4-3 BB		0-0 P6	
Al Kaline, R (1, 10) OBP: 0.333, SLG: 0.321	0-0 HR 1B		0-0 L6			0-0 L7		0-0 L6-3	
Willie Horton, R (1, 7) OBP: 0.324, SLG: 0.536 Dick Sharon, R (7, 7) OBP: 0.262, SLG: 0.258	0-0 HR		0-0 P5			0-0 G5-4-3 1-2f		4-0 CS BB	
Bill Freehan, R (1, 3) OBP: 0.382, SLG: 0.422	0-0 F8			0-0 F7			0-0 F7	0-0 CS 1-2	
Marvin Lane, R (1, 9)		0-0 6-3		0-0 F8		4-0 HR BB			
Jerry Moses, R (1, 2) OBP: 0.303, SLG: 0.390		0-0 1B 1B		0-0 F9			0-0 HR		
Aurelio Rodriguez, R (1, 5) OBP: 0.267, SLG: 0.274		0-0 1-3 1B			0-0 F3		0-0 6-3		
Ed Brinkman, R (1, 6) OBP: 0.254, SLG: 0.318		0-0 F2			0-0 F7		0-0 HR		

Inning Stats	R: 2 E: 0 K: 0 S: 5	H: 3 LOB: 0 BB: 0 P: 5	R: 0 E: 0 K: 0 S: 5	H: 2 LOB: 2 BB: 0 P: 5	R: 0 E: 0 K: 0 S: 3	H: 0 LOB: 0 BB: 0 P: 3	R: 0 E: 0 K: 0 S: 3	H: 0 LOB: 0 BB: 0 P: 3	R: 0 E: 0 K: 0 S: 2	H: 0 LOB: 0 BB: 1 P: 6	R: 3 E: 0 K: 0 S: 5	H: 2 LOB: 0 BB: 1 P: 9	R: 0 E: 0 K: 0 S: 2	H: 0 LOB: 0 BB: 1 P: 6
1B: 4 2B: 0 3B: 0 HR: 3	SF: 0 SAC: 0 DP: 2 HBP: 0	WP: 0 PB: 0 SB: 0 CS: 1	PA: 32											

PITCHER	IP	WLS	BF	H	R	ER	SO	BB	IBB	HBP	BLK	WP	HR	S	P	ERA	WHIP
Frank Tanana, L (1, 1) ERA: 3.12	6.2	L	27	7	5	5	0	2	0	0	0	0	3	25	33	6.75	1.350
Barry Raziano, R (7, 1) ERA: 2.08	1.1		4	0	0	0	0	1	0	0	0	0	0	3	7	0.00	0.750


BOTTOM

California Angels @ Detroit Tigers
Tiger Stadium, Detroit, MI

Sat Jun 08 1974, 3:33 AM EDT
Att. 12,053 - Unknown

livebaseballscorecards.com

AB	28
R	5
H	7
RBI	5
BB	3
SO	0
LOB	7



Batter	1	2	3	4	5	6	7	8	9	AB R H RBI BB SO LOB	TOP											
Mickey Rivers, L (1, 8) OBP: 0.342, SLG: 0.400	0-3 K		0-0 1B 2B	0-0 1B		0-0 4-3		0-0 G3		5 1 2 1 0 1 2												
Denny Doyle, L (1, 4) OBP: 0.291, SLG: 0.284 Sandy Alomar Sr., S (9, PH) OBP: 0.259, SLG: 0.308	0-0 G3		0-0 G3	0-0 1-3		0-0 F9		0-0 G6-4-3 1B		4 0 0 0 0 0 5 1 0 1 0 0 0 0												
Leroy Stanton, R (1, 9) OBP: 0.422, SLG: 0.629	0-0 S 1B		0-0 1B 2-H 3-H		4-0 BB FC3-6 BB		0-0 2B	0-0 G6-4-3 1-2f		4 0 3 2 1 0 1												
Charlie Sands, L (1, 10) OBP: 0.350, SLG: 0.387 Frank Robinson, R (9, PH) OBP: 0.363, SLG: 0.466	4-0 1-2 BB		0-0 1-2 1B		0-0 F8		0-3 K	0-3 K		3 0 1 0 1 1 2 1 0 0 0 0 1 0												
Joe Lahoud, L (1, 7) OBP: 0.312, SLG: 0.485 Winston Llenas, R (7, PH) OBP: 0.295, SLG: 0.300	0-3 K		0-0 F8		0-0 FC3-6 1-2f		0-3 K			3 0 0 0 0 1 5 1 0 0 0 0 1 1												
Tom McCraw, L (1, 3) OBP: 0.333, SLG: 0.429 Bob Oliver, R (7, PH) OBP: 0.296, SLG: 0.349		0-0 F8	0-0 F8		0-0 F9		0-3 K2-3			3 0 0 0 0 0 3 1 0 0 0 0 1 1												
Paul Schaal, R (1, 5) OBP: 0.308, SLG: 0.326		0-0 6-3		0-0 F8		0-0 6-3 4-3 1B 1B		0-0 F5		4 1 1 0 0 0 0												
Ellie Rodriguez, R (1, 2) OBP: 0.388, SLG: 0.365		0-0 F8		0-0 F9		0-0 6-3 1-2 1B		4-0 BB BB BB		3 0 1 0 1 0 0												
Dave Chalk, R (1, 6) OBP: 0.333, SLG: 0.384			0-0 2B 1B	1-0 1B HBP		0-0 6-3 1-2 2-3		0-0 P5		3 1 1 0 0 0 3												
Inning Stats	R: 0 E: 0 K: 2 S: 8	H: 1 LOB: 2 BB: 1 P: 12	R: 0 E: 0 K: 0 S: 3	H: 0 LOB: 0 BB: 0 P: 3	R: 2 E: 0 K: 0 S: 7	H: 4 LOB: 2 BB: 0 P: 7	R: 0 E: 0 K: 0 S: 4	H: 1 LOB: 2 BB: 0 P: 5	R: 0 E: 0 K: 0 S: 3	H: 0 LOB: 1 BB: 1 P: 7	R: 1 E: 0 K: 0 S: 5	H: 2 LOB: 1 BB: 0 P: 5	R: 0 E: 0 K: 3 S: 10	H: 1 LOB: 1 BB: 0 P: 10	R: 0 E: 0 K: 0 S: 3	H: 0 LOB: 1 BB: 1 P: 7	R: 0 E: 0 K: 1 S: 5	H: 1 LOB: 0 BB: 0 P: 5	1B: 8 2B: 2 3B: 0 HR: 0	SF: 0 SAC: 0 DP: 1 HBP: 1	WP: 0 PB: 0 SB: 1 CS: 0	PA: 40
PITCHER	IP WLS BF H R ER SO BB IBB HBP BLK WP HR S P ERA WHIP																					
Lerrin LaGrow, R (1, 1) ERA: 3.19	6.0 W 30 9 3 3 2 2 0 1 0 0 0 0 31 40 4.50 1.833																					
John Hiller, L (7, 1) ERA: 1.28	3.0 S 10 1 0 0 4 1 0 0 0 0 0 0 17 21 0.00 0.667																					

California Angels @ Detroit Tigers
Tiger Stadium, Detroit, MI
Sun Jun 09 1974, 3:33 AM EDT
Att: 42,491 - Unknown

livebaseballscorecards.com

AB 36
R 3
H 10
RBI 3
BB 3
SO 6
LOB 23



Batter	1	2	3	4	5	6	7	8	9	AB	R	H	RBI	BB	SO	LOB	
Mickey Stanley, R OBP: 0.271, SLG: 0.307 (1, 8)	0-0 4-3	0-0 FC6-4		0-0 1B 2B	0-0 F9			0-0 6-3		5	1	1	0	0	0	2	
Gary Sutherland, R OBP: 0.313, SLG: 0.375 (1, 4)	0-0 2B		0-0 2B 1B	0-0 1B 2B		0-0 F7		0-0 F8		5	2	3	0	0	0	0	
Al Kaline, R OBP: 0.335, SLG: 0.328 (1, 10)	0-3 K		0-0 E 2B	0-0 1-3 2B	0-0 1-3 2B	0-3 K		0-0 F3		5	2	2	1	0	2	1	
Willie Horton, R OBP: 0.332, SLG: 0.544 Dick Sharon, R OBP: 0.262, SLG: 0.258 (1, 7) (6, PR) (7, 7)	4-0 BB		0-3 K	0-0 1-H 2B	0-0 1-H 2B	0-0 1B 1B				3	0	2	2	1	1	2	
Jim Northrup, L OBP: 0.270, SLG: 0.266 (1, 9)	0-0 4-3		0-0 E9 1B	0-0 BB BB	4-0 BB	0-0 1B				3	0	2	1	1	0	2	
Bill Freehan, R OBP: 0.371, SLG: 0.408 (1, 3)		0-0 F8	0-0 P6	0-3 K		0-3 K2-3				4	0	0	0	0	2	5	
Jerry Moses, R OBP: 0.314, SLG: 0.387 (1, 2)		0-0 F3	4-0 BB	0-3 K			0-0 1B			3	0	1	0	1	1	2	
Aurelio Rodriguez, R OBP: 0.267, SLG: 0.269 (1, 5)		4-0 BB BB	0-0 4-3		0-0 F7		0-0 F9			3	0	0	0	1	0	2	
Ed Brinkman, R OBP: 0.254, SLG: 0.313 (1, 6)		4-0 FC6-4 BB		0-0 F7	0-0 F8		0-0 P4			3	0	0	0	1	0	0	
Inning Stats	R: 0 E: 0 K: 1 S: 6	H: 1 LOB: 2 BB: 1 P: 10	R: 0 E: 0 K: 0 S: 3	H: 0 LOB: 2 BB: 2 P: 11	R: 2 E: 1 K: 1 S: 8	H: 3 LOB: 2 BB: 1 P: 12	R: 3 E: 0 K: 2 S: 11	H: 4 LOB: 2 BB: 1 P: 15	R: 0 E: 0 K: 0 S: 3	H: 0 LOB: 0 BB: 0 P: 3	R: 0 E: 0 K: 0 S: 3	H: 1 LOB: 0 BB: 0 P: 3	R: 0 E: 0 K: 0 S: 3	H: 0 LOB: 0 BB: 0 P: 3	1B: 7 2B: 4 3B: 0 HR: 0	SF: 0 SAC: 0 DP: 0 HBP: 0	
PITCHER Nolan Ryan, R ERA: 3.84 (1, 1)	IP 8.0	WLS L	BF 39	H 11	R 5	ER 4	SO 6	BB 5	IBB 0	HBP 0	BLK 0	WP 0	HR 0	S 46	P 66	ERA 4.50	WHIP 2.000
PITCHER	IP	WLS	BF	H	R	ER	SO	BB	IBB	HBP	BLK	WP	HR	S	P	ERA	WHIP

BOTTOM

California Angels @ Detroit Tigers
Tiger Stadium, Detroit, MI
Sun Jun 09 1974, 3:33 AM EDT
Att. 42,491 - Unknown

livebaseballscorecards.com

AB	34
R	5
H	11
RBI	4
BB	5
SO	6
LOB	16



WP: 0	PA: 39
PB: 0	SB: 0
CS: 0	

Batter	1	2	3	4	5	6	7	8	9	AB R H RBI BB SO LOB	TOP														
Cesar Tovar, R OBP: 0.345, SLG: 0.302 (1, 8) (8, 7)	0-0 6-3	0-0 P4		0-0 CS 1B		0-0 1-3 2B		0-3 1-2 K		5 0 2 0 0 1 2															
Lenny Randle, S OBP: 0.346, SLG: 0.373 (1, 4) SS	0-3 K		0-0 6-3 1B	0-3 1-2 K		0-3 K		0-0 3-1 2-3		5 0 1 0 0 3 4															
Alex Johnson, R OBP: 0.341, SLG: 0.352 Joe Lovitto, S OBP: 0.217, SLG: 0.256 (1, 7) (8, 8)	0-0 2B		0-0 6-3 1-2		0-0 FC6-2 3B		0-0 1-3	0-0 6-3		5 1 2 0 0 0 2 0 0 0 0 0 0 0															
Jeff Burroughs, R OBP: 0.370, SLG: 0.545 (1, 9) BB	4-0 2B 1B BB		0-0 1B 1B		0-0 FC6-2 3B		0-0 6-3		0-0 G4-6-3 1B	4 1 2 0 1 0 1															
Mike Hargrove, L OBP: 0.438, SLG: 0.512 (1, 10) SS	0-0 1B 2B		0-0 1-2 1B		0-0 3-H F7		0-0 1B 1B		0-0 G4-6-3 1-2f	5 2 3 1 0 0 2															
Jim Spencer, L OBP: 0.343, SLG: 0.480 (1, 3) SS	0-0 1B		0-3 K		0-0 P6		0-0 1B 1B		0-0 F8	5 0 2 2 0 1 3															
Toby Harrah, R OBP: 0.322, SLG: 0.367 (1, 6)		0-0 4-3		0-0 HR 1B		0-0 5-3		0-0 1-3 3-H 1B		4 1 2 1 0 0 0															
Duke Sims, L OBP: 0.232, SLG: 0.234 (1, 2) SS		0-3 K		0-0 1-H HR		0-0 2B 1B		0-0 F2		4 1 2 2 0 1 2															
Jim Fregosi, R OBP: 0.382, SLG: 0.448 Larry Brown, R OBP: 0.257, SLG: 0.197 (1, 5) (4, 5) BB		4-0 BB		0-0 F9		0-3 K		0-0 3-1 WP 1B		1 0 0 0 1 0 0 2 0 1 0 0 1 1															
Inning Stats	R: 3 E: 0 K: 1 S: 7	H: 3 LOB: 1 BB: 1 P: 11	R: 0 E: 0 K: 1 S: 5	H: 0 LOB: 1 BB: 1 P: 9	R: 0 E: 0 K: 1 S: 7	H: 3 LOB: 2 BB: 0 P: 7	R: 2 E: 0 K: 1 S: 7	H: 3 LOB: 0 BB: 0 P: 7	R: 0 E: 0 K: 0 S: 4	H: 1 LOB: 1 BB: 0 P: 4	R: 0 E: 0 K: 2 S: 9	H: 2 LOB: 2 BB: 0 P: 9	R: 1 E: 0 K: 0 S: 6	H: 3 LOB: 2 BB: 0 P: 6	R: 0 E: 0 K: 1 S: 6	H: 1 LOB: 1 BB: 0 P: 6	R: 0 E: 0 K: 0 S: 3	H: 1 LOB: 0 BB: 0 P: 3	1B: 12 2B: 3 3B: 1 HR: 1	SF: 0 SAC: 0 DP: 1 HBP: 0	WP: 1 PB: 0 SB: 1 CS: 1	PA: 42			
PITCHER Joe Coleman, R ERA: 4.96 Luke Walker, L ERA: 2.76 (1, 1) (7, 1)	IP 6.0 3.0	WLS L	BF 29 13	H 12 5	R 5 1	ER 5 1	SO 6 1	BB 2 0	IBB 0 0	HBP 0 0	BLK 0 0	WP 0 1	HR 1 0	S 39 15	P 47 15	ERA 7.50 3.00	WHIP 2.333 1.667								

Texas Rangers @ Detroit Tigers
Tiger Stadium, Detroit, MI
Mon Jun 10 1974, 7:05 PM EDT
Att. 22,696 - Unknown

livebaseballscorecards.com

AB 40
R 6
H 17
RBI 6
BB 2
SO 7
LOB 17



BOTTOM

Texas Rangers @ Detroit Tigers
Tiger Stadium, Detroit, MI
Mon Jun 10 1974, 7:05 PM EDT
Att. 22,696 - Unknown

livebaseballscores.com

AB 33
R 3
H 9
RBI 2
BB 6
SO 3
LOB 24



WP: 1 PA: 39
PB: 0
SB: 0
CS: 0

AB R H RBI BB SO LOB

4	0	1	0	1	0	4
4	0	1	1	1	1	2
5	0	1	0	0	0	3
2	0	1	0	1	0	2
1	0	1	0	0	0	0
1	0	1	0	0	1	5
4	0	0	0	0	0	2
1	0	0	0	1	1	0
1	0	1	0	0	0	0
1	0	0	0	0	0	2
3	2	1	0	1	0	2
2	0	0	0	0	0	2
1	1	1	1	0	0	0
0	0	0	0	1	0	0

Batter	1	2	3	4	5	6	7	8	9
Mickey Stanley, R (1, 8) OBP: 0.274, SLG: 0.306	0-0 WP 1B 1B		0-0 5-3		4-0 G4-6-3 BB		0-0 F3		0-0 G5-4-3
Gary Sutherland, R (1, 4) OBP: 0.315, SLG: 0.373 (8, 6)	0-3 K		4-0 E BB		0-0 G4-6-3 1-2f		0-0 1B		0-0 E4
Al Kaline, R (1, 10) OBP: 0.332, SLG: 0.325	0-0 WP 1-2 1B		0-0 L5		0-0 L6-3		0-0 L7		0-0 L4-3
Willie Horton, R (1, 7) OBP: 0.336, SLG: 0.543 Ben Oglivie, L (8, 7) OBP: 0.367, SLG: 0.346	0-0 5-3 1-2 2-3		4-0 FC4 BB		0-0 G3-6-1 1B		0-0 1B		0-0 1B
Jim Northrup, L (1, 9) OBP: 0.269, SLG: 0.266	0-3 K		0-0 FC4 1-2f		0-0 G3-6-1 1-2f		0-0 G4-6-3 1B		0-0 G4-6-3 1B
Bill Freehan, R (1, 3) OBP: 0.361, SLG: 0.395		0-0 6-3		0-0 5-3		0-0 F7		0-0 P3	
Jerry Moses, R (1, 2) OBP: 0.319, SLG: 0.381 Gates Brown, L (7, PH) OBP: 0.344, SLG: 0.192 John Knox, L (7, PR) OBP: 0.448, SLG: 0.407 (8, 4)		4-0 FC6-4 BB		0-3 K		0-0 FC3-6 1B		0-0 G4-6-3 1-2f	
Aurelio Rodriguez, R (1, 5) OBP: 0.271, SLG: 0.270		0-0 L6		4-0 BB		0-0 FC3-6 1-2f 3B		0-0 G5-4-3 BB E 1B	
Ed Brinkman, R (1, 6) OBP: 0.251, SLG: 0.309 Norm Cash, L (7, PH) OBP: 0.321, SLG: 0.381 Gene Lamont, L (8, 2)		0-0 FC6-4 1-2f		0-0 5-3		0-0 1B 1-H 3B		4-0 G5-4-3 BB	

Inning Stats	R: 0	H: 2	E: 0	LOB: 2	K: 2	BB: 0	S: 9	R: 0	H: 0	E: 0	LOB: 1	K: 0	BB: 1	S: 3	R: 0	H: 0	E: 1	LOB: 2	K: 0	BB: 2	S: 3	R: 0	H: 0	E: 0	LOB: 1	K: 1	BB: 1	S: 5	R: 0	H: 0	E: 0	LOB: 0	K: 0	BB: 1	S: 2	R: 2	H: 3	E: 0	LOB: 1	K: 0	BB: 0	S: 6	R: 0	H: 2	E: 0	LOB: 1	K: 0	BB: 0	S: 4	R: 1	H: 1	E: 1	LOB: 1	K: 0	BB: 1	S: 4	1B: 8	SF: 0	2B: 0	SAC: 0	3B: 1	DP: 4	HR: 0	HBP: 0	WP: 1	PA: 39
PITCHER	IP	WLS	BF	H	R	ER	SO	BB	IBB	HBP	BLK	WP	HR	S	P	ERA	WHIP																																																	
Jackie Brown, R (1, 1) ERA: 2.11	7.1	W	33	8	2	2	3	5	0	0	0	1	0	34	54	2.46	1.773																																																	
Steve Foucault, R (8, 1) ERA: 1.61	1.2		6	1	1	0	0	1	0	0	0	0	0	5	9	0.00	1.200																																																	
PITCHER	IP	WLS	BF	H	R	ER	SO	BB	IBB	HBP	BLK	WP	HR	S	P	ERA	WHIP																																																	

Batter	1	2	3	4	5	6	7	8	9	AB R H RBI BB SO LOB	TOP											
Cesar Tovar, R (1, 8) OBP: 0.341, SLG: 0.299	0-0 F7	0-3 K			0-3 K		0-0 6-3		0-0 1B 1B	5 1 1 0 0 2 3												
Lenny Randle, S (1, 4) OBP: 0.341, SLG: 0.368	0-3 K	0-3 K			0-0 F9		0-0 5-3		0-0 1B 1B	5 0 1 1 0 2 3												
Alex Johnson, R (1, 10) OBP: 0.346, SLG: 0.357	0-0 2B 1B				0-0 6-3			0-0 6-3	0-0 1B	5 1 3 1 0 0 0												
Jeff Burroughs, R (1, 9) OBP: 0.375, SLG: 0.561	0-0 1-H 2B				0-0 FC6-4 FC6-4		4-0 3B BB	0-0 HR	0-0 F9	4 2 2 2 1 0 3												
Tom Grieve, R (1, 7) OBP: 0.345, SLG: 0.533	0-0 P3				0-0 P4		0-0 1-H 5-3 3B	0-0 F8		4 1 1 1 0 0 2												
Jim Fregosi, R (1, 3) OBP: 0.368, SLG: 0.430		0-3 K			0-0 FC6-4		0-0 5-3	0-3 K		4 0 0 1 0 2 1												
Toby Harrah, R (1, 6) OBP: 0.329, SLG: 0.372					0-0 1B BB		0-0 P3		0-0 1B 1B	3 1 2 0 1 0 0												
Leo Cardenas, R (1, 5) OBP: 0.351, SLG: 0.327					0-0 1-3 1B		0-3 K		0-3 K	4 0 1 0 0 2 2												
Jim Sundberg, R (1, 2) OBP: 0.349, SLG: 0.313					0-3 K		0-3 K		0-3 K	3 0 0 0 1 3 1												
Inning Stats	R: 1 E: 0 K: 1 S: 7	H: 2 LOB: 1 BB: 0 P: 7	R: 0 E: 0 K: 3 S: 10	H: 1 LOB: 3 BB: 2 P: 18	R: 0 E: 0 K: 0 S: 4	H: 1 LOB: 1 BB: 0 P: 4	R: 0 E: 0 K: 1 S: 5	H: 1 LOB: 0 BB: 0 P: 5	R: 0 E: 0 K: 1 S: 5	H: 0 LOB: 0 BB: 0 P: 5	R: 2 E: 0 K: 1 S: 6	H: 1 LOB: 0 BB: 1 P: 10	R: 0 E: 0 K: 1 S: 5	H: 0 LOB: 0 BB: 0 P: 5	R: 1 E: 0 K: 1 S: 6	H: 1 LOB: 0 BB: 0 P: 6	R: 2 E: 0 K: 2 S: 11	H: 4 LOB: 2 BB: 0 P: 11	1B: 8 2B: 1 3B: 1 HR: 1	SF: 0 SAC: 0 DP: 0 HBP: 0	WP: 0 PB: 0 SB: 1 CS: 1	PA: 40
PITCHER	IP WLS BF H R ER SO BB IBB HBP BLK WP HR S P ERA WHIP																					
Woodie Fryman, L (1, 1) ERA: 4.8	6.0 W 26 6 3 3 7 3 0 0 0 0 0 0 37 49 4.50 1.500																					
John Hiller, L (7, 1) ERA: 1.68	2.2 13 5 3 3 4 0 0 0 0 0 1 21 21 10.12 1.875																					
Jim Ray, R (9, 1) ERA: 4.5	0.1 S 1 0 0 0 0 0 0 0 0 0 0 0 1 1 0.00 0.000																					

Texas Rangers @ Detroit Tigers
Tiger Stadium, Detroit, MI
Tue Jun 11 1974, 7:05 PM EDT
Att. 13,604 - Unknown

livebaseballscorecards.com

AB 37
R 6
H 11
RBI 6
BB 3
SO 11
LOB 15



Batter	1	2	3	4	5	6	7	8	9
Mickey Stanley, R (1, 8) OBP: 0.278, SLG: 0.320	0-0 6-3		0-0 6-3		0-0 SH5-3		4-0 SH3 2B BB	0-0 HR	
Gary Sutherland, R (1, 4) OBP: 0.318, SLG: 0.380	0-0 F9		0-0 2B		0-0 E9 SF8 1B		0-0 SH3	0-0 F9	
Al Kaline, R (1, 10) OBP: 0.338, SLG: 0.337	0-0 L4		0-3 K		0-0 1B		0-0 WP 2B	0-0 1B	
Willie Horton, R (1, 7) Dick Sharon, R (7, PR) OBP: 0.340, SLG: 0.558 OBP: 0.278, SLG: 0.254		0-0 HR		0-0 5-3	0-0 SF8		4-0 WP IBB	0-3 K	
Bill Freehan, R (1, 3) OBP: 0.365, SLG: 0.406		0-0 F8 2B		0-0 FC6-4 1B	0-0 5-3		0-0 P6		
Marvin Lane, R (1, 9)		0-0 P6		0-0 FC6-4		0-0 6-3	0-0 6-3		
Jerry Moses, R (1, 2) OBP: 0.303, SLG: 0.358		0-0 F8		0-0 P4		0-3 K		0-3 K	
Aurelio Rodriguez, R (1, 5) OBP: 0.280, SLG: 0.281		0-3 K			0-0 SH5-3 SH E 1B	4-0 BB		0-0 HR 2B	
Ed Brinkman, R (1, 6) OBP: 0.253, SLG: 0.306			0-0 L5		0-0 SH SH5-3 E	0-0 5-3		4-0 HR BB	

Inning Stats	R: 0	H: 0	E: 0	K: 0	S: 3	R: 1	H: 2	E: 0	K: 1	S: 7	R: 0	H: 1	E: 0	K: 1	S: 6	R: 0	H: 1	E: 0	K: 0	S: 4	R: 3	H: 3	E: 2	K: 0	S: 7	R: 0	H: 0	E: 0	K: 1	S: 5	R: 1	H: 1	E: 0	K: 0	S: 4	R: 3	H: 3	E: 0	K: 2	S: 10
	0	0	0	0	3	1	2	0	1	7	0	1	0	0	6	0	1	0	0	4	0	0	2	3	0	7	0	0	0	1	1	0	0	12	3	3	0	0	14	

PITCHER	IP	WLS	BF	H	R	ER	SO	BB	IBB	HBP	BLK	WP	HR	S	P	ERA	WHIP
David Clyde, L (1, 1) ERA: 3.75	4.1	L	20	6	4	2	2	0	0	0	0	0	1	24	24	4.15	1.385
Steve Hargan, R (5, 1) ERA: 4.06	2.0		11	2	1	1	1	2	1	0	0	0	0	10	22	4.50	2.000
Don Stanhouse, R (7, 1) ERA: 3.86	1.2		9	3	3	3	2	1	0	0	0	1	1	12	16	16.20	2.400

BOTTOM

Texas Rangers @ Detroit Tigers
Tiger Stadium, Detroit, MI
Tue Jun 11 1974, 7:05 PM EDT
Att. 13,604 - Unknown

livebaseballscores.com

AB	32
R	8
H	11
RBI	8
BB	4
SO	5
LOB	14



1B:	5	SF:	1	WP:	1	PA:	40
2B:	4	SAC:	3	PB:	0	SB:	0
3B:	0	DP:	0	CS:	0		
HR:	2	HBP:	0				

PITCHER	IP	WLS	BF	H	R	ER	SO	BB	IBB	HBP	BLK	WP	HR	S	P	ERA	WHIP
David Clyde, L (1, 1) ERA: 3.75	4.1	L	20	6	4	2	2	0	0	0	0	0	1	24	24	4.15	1.385
Steve Hargan, R (5, 1) ERA: 4.06	2.0		11	2	1	1	1	2	1	0	0	0	0	10	22	4.50	2.000
Don Stanhouse, R (7, 1) ERA: 3.86	1.2		9	3	3	3	2	1	0	0	0	1	1	12	16	16.20	2.400

Batter	1	2	3	4	5	6	7	8	9	AB R H RBI BB SO LOB	TOP												
Cesar Tovar, R (1, 8) OBP: 0.339, SLG: 0.297	0-3 K		0-0 5-3			0-0 1B		0-0 F9		4 0 1 0 0 1 2													
Davey Nelson, R (1, 4) OBP: 0.336, SLG: 0.356	0-0 5-3			0-0 F9		0-0 G3			0-0 G6-4-3 1B	4 0 1 0 0 0 1													
Alex Johnson, R (1, 10) OBP: 0.345, SLG: 0.355	0-0 F8			0-0 CS 1B			0-0 F8		0-0 F9	4 0 1 0 0 0 1													
Jeff Burroughs, R (1, 9) OBP: 0.373, SLG: 0.556		0-0 F8		0-0 6-3 1-2			0-0 1B		0-0 G6-4-3 1-2f	4 0 1 0 0 0 2													
Tom Grieve, R (1, 7) OBP: 0.338, SLG: 0.521	0-3 K				0-0 6-3		0-0 P3			3 0 0 0 0 1 1													
Toby Harrah, R (1, 6) OBP: 0.325, SLG: 0.367	0-0 F8				0-0 P6		0-0 4-3			3 0 0 0 0 0 1													
Jim Fregosi, R (1, 3) OBP: 0.359, SLG: 0.417			0-0 6-3		0-0 6-3			0-3 K		3 0 0 0 0 1 0													
Lenny Randle, S (1, 5) OBP: 0.335, SLG: 0.361			0-0 5-3			0-0 L9		0-0 F7		3 0 0 0 0 0 0													
Jim Sundberg, R (1, 2) OBP: 0.356, SLG: 0.322			0-0 1B			0-3 K		0-0 1B		3 0 2 0 0 1 0													
Inning Stats	R: 0 E: 0 K: 1 S: 5	H: 0 LOB: 0 BB: 0 P: 5	R: 0 E: 0 K: 1 S: 5	H: 0 LOB: 0 BB: 0 P: 5	R: 0 E: 0 K: 0 S: 4	H: 1 LOB: 1 BB: 0 P: 4	R: 0 E: 0 K: 0 S: 3	H: 1 LOB: 0 BB: 0 P: 3	R: 0 E: 0 K: 0 S: 3	H: 0 LOB: 0 BB: 0 P: 3	R: 0 E: 0 K: 1 S: 6	H: 1 LOB: 1 BB: 0 P: 6	R: 0 E: 0 K: 0 S: 4	H: 1 LOB: 1 BB: 0 P: 4	R: 0 E: 0 K: 1 S: 6	H: 1 LOB: 1 BB: 0 P: 6	R: 0 E: 0 K: 0 S: 3	H: 1 LOB: 0 BB: 0 P: 3	1B: 6 2B: 0 3B: 0 HR: 0	SF: 0 SAC: 0 DP: 1 HBP: 0	WP: 0 PB: 0 SB: 0 CS: 1	PA: 31	
PITCHER Mickey Lolich, L (1, 1) ERA: 3.43	IP 9.0	WLS W	BF 31	H 6	R 0	ER 0	SO 4	BB 0	IBB 0	HBP 0	BLK 0	WP 0	HR 0	S 39	P 39	ERA 0.00	WHIP 0.667						PITCHER IP WLS BF H R ER SO BB IBB HBP BLK WP HR S P ERA WHIP

Texas Rangers @ Detroit Tigers
Tiger Stadium, Detroit, MI
 Wed Jun 12 1974, 7:05 PM EDT
 Att. 17,552 - Unknown

livebaseballscorecards.com

AB	31
R	0
H	6
RBI	0
BB	0
SO	4
LOB	8



Batter	1	2	3	4	5	6	7	8	9
Mickey Stanley, R OBP: 0.277, SLG: 0.316 (1, 8)	0-3 K		0-0 1-6-3	4-0 1B 1-2 2-3 BB		0-0 1-3			
Gary Sutherland, R OBP: 0.317, SLG: 0.377 (1, 4)	0-0 5-3		0-0 6-3	0-0 FC5-6 1B 1-3 2-H 3-H			0-0 F8		
Al Kaline, R OBP: 0.336, SLG: 0.350 (1, 10)	0-0 L9			0-0 HR FC5-6			0-3 K		
Willie Horton, R OBP: 0.347, SLG: 0.559 Marvin Lane, R (7, PR) (8, 7)		4-0 BB BB		0-0 5-3 FC5-4 1B	0-0		0-0 1B		
Jim Northrup, L OBP: 0.269, SLG: 0.262 (1, 9)		4-0 BB BB		0-3 K G4-6-3 1-2 BB	0-0 FC5-4 G6-4-3		0-0 F7		
Bill Freehan, R OBP: 0.362, SLG: 0.402 (1, 3)		0-0 F8		0-0 2B 1B 1-2f	0-0 G6-4-3			0-0 P4	
Jerry Moses, R OBP: 0.300, SLG: 0.366 (1, 2)		0-0 G4-6-3 1-2f		0-0 1B 2B 1-H		0-0 5-3		0-0 F9	
Aurelio Rodriguez, R OBP: 0.284, SLG: 0.300 (1, 5)			0-0 6-3	0-0 BB BB 1B 1B 2-H		0-0 HR		0-3 K	
Ed Brinkman, R OBP: 0.259, SLG: 0.324 (1, 6)			0-0 HR	4-0 1B BB 1-2		0-0 4-3			

Inning Stats	R: 0	H: 0	E: 0	K: 1	S: 5	LOB: 0	BB: 0	P: 5
	R: 0	H: 0	E: 0	K: 0	S: 2	LOB: 1	BB: 2	P: 10
	R: 1	H: 1	E: 0	K: 0	S: 4	LOB: 0	BB: 0	P: 4
	R: 5	H: 5	E: 0	K: 1	S: 10	LOB: 2	BB: 2	P: 18
	R: 0	H: 1	E: 0	K: 0	S: 3	LOB: 0	BB: 0	P: 3
	R: 1	H: 1	E: 0	K: 0	S: 4	LOB: 0	BB: 0	P: 4
	R: 0	H: 1	E: 0	K: 1	S: 6	LOB: 1	BB: 0	P: 6
	R: 0	H: 0	E: 0	K: 1	S: 5	LOB: 0	BB: 0	P: 5

PITCHER	IP	WLS	BF	H	R	ER	SO	BB	IBB	HBP	BLK	WP	HR	S	P	ERA	WHIP
Fergie Jenkins, R ERA: 3.7 (1, 1)	3.2	L	19	5	6	6	2	4	0	0	0	0	2	19	35	14.73	2.455
Steve Hargan, R ERA: 4.05 (4, 1)	2.1		9	3	1	1	0	0	0	0	0	0	1	9	9	3.86	1.286
Lloyd Allen, R ERA: 7.32 (7, 1)	2.0		7	1	0	0	2	0	0	0	0	0	0	11	11	0.00	0.500

AB R H RBI BB SO LOB

3 0 0 0 1 1 0

4 0 1 2 0 0 0

4 1 1 1 0 1 2

3 0 2 0 1 0 0
0 0 0 0 0 0 0

3 0 0 0 1 1 2

4 1 1 0 0 0 3

4 1 1 1 0 0 2

4 2 2 2 0 1 0

2 2 1 1 1 0 0

AB 31
R 7
H 9
RBI 7
BB 4
SO 4
LOB 9

WP: 0 PA: 35
PB: 0
SB: 0
CS: 0

1B: 5 SF: 0
2B: 1 SAC: 0
3B: 0 DP: 2
HR: 3 HBP: 0

ERA WHIP

Texas Rangers @ Detroit Tigers
Tiger Stadium, Detroit, MI
Wed Jun 12 1974, 7:05 PM EDT
Att. 17,552 - Unknown



livebaseballscorecards.com

Batter	1	2	3	4	5	6	7	8	9	AB R H RBI BB SO LOB	TOP	
Freddie Patek, R (1, 6) OBP: 0.311, SLG: 0.306	0-3 K		0-0 1B	0-0 6-3			0-0 G3		0-0 5-3	5 0 1 0 0 1 2		
Cookie Rojas, R (1, 4) OBP: 0.320, SLG: 0.393	0-0 2B 1B		0-0 F8			0-0 5-3	0-0 L8		0-0 F2	5 1 1 0 0 0 1		
Amos Otis, R (1, 8) OBP: 0.360, SLG: 0.425	0-0 6-3 1-2		0-0 F2			0-0 5-3	0-0 L8		0-3 K	5 0 0 0 0 1 2		
John Mayberry, L (1, 3) OBP: 0.398, SLG: 0.532	4-0 2B IBB		0-0 4-3			0-0 HR		4-0 1B SH1-3 FC5-2 BB		2 1 1 1 2 0 1		
Hal McRae, R (1, 7) OBP: 0.381, SLG: 0.500 (8, 9)	0-0 1-3 2-H 2B			1-0 F8 1B 1B HBP		0-0 HR		0-0 SH1-3 1-2		2 2 2 2 0 0 0		
Richie Scheinblum, S (1, 10) OBP: 0.222, SLG: 0.169	0-0 1-3			0-0 1B 1-2 1B		0-0 F9		4-0 FC5-2 1B BB		3 0 1 0 1 0 2		
Vada Pinson, L (1, 9) OBP: 0.265, SLG: 0.353		0-0 L4		0-0 F8 2-3			0-0 3-1		0-0 FC5-2 1-2 2-3 1B	3 0 0 0 0 0 2 1 0 1 0 0 0 0		
Jim Wohlford, R (8, PH) OBP: 0.345, SLG: 0.351 (8, 7)												
Fran Healy, R (1, 2) OBP: 0.335, SLG: 0.453		0-3 K		0-0 P6			0-0 CS 1B		0-0 FC5-2 FC4 1-2 2-3 3-H	4 0 1 0 0 1 5		
George Brett, L (1, 5) OBP: 0.291, SLG: 0.327			0-0 F8		0-0 1-3 3-H 1B		0-0 F7 1-2		0-0 FC4 1-2	4 0 1 1 0 0 4		
Inning Stats	R: 1 E: 0 K: 1 S: 7 H: 2 LOB: 2 BB: 1 P: 11	R: 0 E: 0 K: 1 S: 5 H: 0 LOB: 0 BB: 0 P: 5	R: 0 E: 0 K: 0 S: 4 H: 1 LOB: 1 BB: 0 P: 4	R: 1 E: 0 K: 0 S: 5 H: 2 LOB: 2 BB: 0 P: 6	R: 2 E: 0 K: 0 S: 5 H: 2 LOB: 0 BB: 0 P: 5	R: 0 E: 0 K: 0 S: 3 H: 1 LOB: 0 BB: 0 P: 3	R: 0 E: 0 K: 0 S: 3 H: 0 LOB: 0 BB: 0 P: 3	R: 0 E: 0 K: 0 S: 4 H: 1 LOB: 3 BB: 2 P: 12	R: 0 E: 0 K: 1 S: 5 H: 0 LOB: 0 BB: 0 P: 5	1B: 6 2B: 1 3B: 0 HR: 2 SF: 0 SAC: 1 DP: 0 HBP: 1	WP: 0 PB: 0 SB: 0 CS: 1 PA: 39	
PITCHER	IP WLS BF H R ER SO BB IBB HBP BLK WP HR S P ERA WHIP											
Lerrin LaGrow, R (1, 1) ERA: 3.32	7.1 L 32 8 4 4 2 1 1 1 0 0 2 33 42 4.91 1.227											
Luke Walker, L (8, 1) ERA: 2.76	0.0 1 0 0 0 0 1 0 0 0 0 0 0 4 ∞ ∞											
Jim Ray, R (8, 1) ERA: 3.86	1.2 6 1 0 0 1 0 0 0 0 0 0 8 8 0.00 0.600											

Kansas City Royals @ Detroit Tigers
 Tiger Stadium, Detroit, MI
 Fri Jun 14 1974, 7:05 PM EDT
 Att. 22,423 - Unknown

livebaseballscorecards.com

AB	34
R	4
H	9
RBI	4
BB	3
SO	3
LOB	19



Batter	1	2	3	4	5	6	7	8	9	AB R H RBI BB SO LOB
Mickey Stanley, R (1, 8) OBP: 0.276, SLG: 0.317	0-0 4-3 1B 2B	0-0 F3		0-0 F8		0-0 5-3			0-0 L7	5 1 1 0 0 0 1
Gary Sutherland, R (1, 4) OBP: 0.314, SLG: 0.373	0-0 4-3 2-3		0-0 E 1B 1B	0-0 F7			0-0 6-3		0-0 F7	5 1 1 0 0 0 1
Al Kaline, R (1, 10) OBP: 0.343, SLG: 0.359	4-0 1B 1B BB		0-0 2B 1B 1-H		0-0 L8		0-0 2B			3 1 2 1 1 0 0
Willie Horton, R (1, 7) OBP: 0.348, SLG: 0.559	0-0 L7-4 1B 1-3 3-H		0-0 F8		0-0 P6		0-3 K			2 0 1 1 0 0 1 2 0 0 0 0 1 1
Ben Oglivie, L (4, 7) OBP: 0.344, SLG: 0.321										
Jim Northrup, L (1, 9) OBP: 0.278, SLG: 0.273	0-0 1-2 3-H 1B		0-0 1-3 2B		4-0 1B BB		0-0 6-3			3 0 2 1 1 0 1
Bill Freehan, R (1, 3) OBP: 0.365, SLG: 0.400	0-0 L7-4 2-3		4-0 IBB		0-0 1-2 1B			0-0 L7		3 0 1 0 1 0 2
Jerry Moses, R (1, 2) OBP: 0.293, SLG: 0.356			0-0 P4	0-3 K		0-0 F9		0-0 F8		2 0 0 0 0 1 3 1 0 0 0 0 0 2 1 0 0 0 0 0 0
Gates Brown, L (5, PH) OBP: 0.333, SLG: 0.185										
Gene Lamont, L (6, 2)										
Aurelio Rodriguez, R (1, 5) OBP: 0.279, SLG: 0.295			0-0 5-3	0-0 F8		0-0 6-3		0-0 F1		4 0 0 0 0 0 3
Ed Brinkman, R (1, 6) OBP: 0.260, SLG: 0.321		H 1-0 HBP		0-0 F9		0-0 5-3		0-3 K		2 0 0 0 0 0 0 1 0 0 0 0 1 0
Norm Cash, L (9, PH) OBP: 0.319, SLG: 0.378										

Inning Stats	R: 2	H: 3	E: 0	LOB: 1	K: 0	BB: 1	S: 5	P: 9	R: 0	H: 0	E: 0	LOB: 1	K: 0	BB: 0	S: 3	P: 4	R: 1	H: 3	E: 1	LOB: 3	K: 1	BB: 1	S: 8	P: 12	R: 0	H: 0	E: 0	LOB: 0	K: 0	BB: 0	S: 3	P: 3	R: 0	H: 1	E: 0	LOB: 2	K: 0	BB: 1	S: 4	P: 8	R: 0	H: 0	E: 0	LOB: 0	K: 0	BB: 0	S: 3	P: 3	R: 0	H: 1	E: 0	LOB: 1	K: 1	BB: 0	S: 6	P: 6	R: 0	H: 0	E: 0	LOB: 0	K: 0	BB: 0	S: 3	P: 3	R: 0	H: 0	E: 0	LOB: 0	K: 0	BB: 0	S: 3	P: 3	R: 0	H: 0	E: 0	LOB: 0	K: 1	BB: 0	S: 5	P: 5	1B: 5	SF: 0	2B: 4	SAC: 0	3B: 0	DP: 1	HR: 0	HBP: 1	WP: 0	PA: 38
PITCHER Steve Busby, R (1, 1) ERA: 3.66	IP	WLS	BF	H	R	ER	SO	BB	IBB	HBP	BLK	WP	HR	S	P	ERA	WHIP	IP	WLS	BF	H	R	ER	SO	BB	IBB	HBP	BLK	WP	HR	S	P	ERA	WHIP																																																								

BOTTOM

Kansas City Royals @ Detroit Tigers

Tiger Stadium, Detroit, MI

Fri Jun 14 1974, 7:05 PM EDT

Att. 22,423 - Unknown

AB	34
R	3
H	8
RBI	3
BB	3
SO	3
LOB	15



WP: 0	PA: 38
PB: 0	
SB: 0	
CS: 0	

livebaseballscorecards.com

Batter	1	2	3	4	5	6	7	8	9	AB R H RBI BB SO LOB	TOP																										
Freddie Patek, R (1, 6) OBP: 0.309, SLG: 0.304	0-0 6-3	0-0 1B 1B			0-3 K		0-3 K		0-0 4-3	5 0 1 0 0 2 0	Kansas City Royals @ Detroit Tigers Tiger Stadium, Detroit, MI Sat Jun 15 1974, 3:33 AM EDT Att. 14,009 - Cloudy - 60 F																										
Cookie Rojas, R (1, 4) OBP: 0.322, SLG: 0.393	0-0 F9	0-0 E7 1B			0-0 5-3			0-0 P4	0-0 G6-4-3 1B	5 0 2 1 0 0 0																											
Amos Otis, R (1, 8) OBP: 0.352, SLG: 0.414	0-0 6-3				0-3 K			0-3 K	0-0 G6-4-3 1B	5 0 0 0 0 2 1																											
John Mayberry, L (1, 3) OBP: 0.403, SLG: 0.546		0-0 HR			0-0 F8			4-0 1B 1B BB	4-0 1B 1B BB	2 3 1 1 2 0 0																											
Hal McRae, R (1, 7) OBP: 0.388, SLG: 0.503		1-0 FC3-6 HBP WP			0-0 F8			0-0 1B 1B	0-0 1B 1B	3 2 2 0 0 0 0																											
Steve Mingori, L (9, 1)										0 0 0 0 0 0 0																											
Gene Garber, R (9, 1)										0 0 0 0 0 0 0																											
Joe Hoerner, R (9, 1)										0 0 0 0 0 0 0																											
Marty Pattin, R (9, 1)										0 0 0 0 0 0 0																											
Tony Solaita, L (1, 10) OBP: 0.391, SLG: 0.487		1-0 FC3-6 HBP			0-3 K			4-0 1B 1B IBB	4-0 1B 1B IBB	1 0 0 0 0 1 0																											
Jim Wohlford, R (6, PH) OBP: 0.350, SLG: 0.354		1-2 FC3-6 HBP			0-0 K			1-3 G4-6-3 1B	1-2 1B IBB	1 1 1 1 1 0 0																											
Vada Pinson, L (1, 9) OBP: 0.262, SLG: 0.348		0-0 FC3-6 WP 1B			0-0 F9			0-0 G4-6-3 1B	0-0 1B 1B	2 1 0 0 0 0 2																											
Al Cowens, R (6, PH) OBP: 0.296, SLG: 0.299		1-2 2-3 1B			0-0 F9			1-3 3-H G4-6-3 1B	1-3 2-H 3-H 1B	2 1 1 2 0 0 2																											
Fran Healy, R (1, 2) OBP: 0.333, SLG: 0.448		0-3 K			0-3 K			0-3 K	0-0 1B	4 0 1 2 0 3 2																											
George Brett, L (1, 5) OBP: 0.289, SLG: 0.324		0-0 1B 1B			0-0 5-3			0-3 K	0-3 K	4 1 1 1 0 2 1																											
Inning Stats	R: 0 E: 0 K: 0 S: 3	H: 0 LOB: 0 BB: 0 P: 3	R: 4 E: 1 K: 1 S: 8	H: 4 LOB: 2 BB: 0 P: 10	R: 0 E: 0 K: 1 S: 5	H: 0 LOB: 0 BB: 0 P: 5	R: 0 E: 0 K: 2 S: 7	H: 0 LOB: 0 BB: 0 P: 7	R: 0 E: 0 K: 1 S: 5	H: 0 LOB: 0 BB: 0 P: 5	R: 1 E: 0 K: 0 S: 4	H: 2 LOB: 1 BB: 1 P: 8	R: 0 E: 0 K: 3 S: 9	H: 0 LOB: 0 BB: 0 P: 9	R: 4 E: 0 K: 2 S: 10	H: 3 LOB: 1 BB: 2 P: 18	R: 0 E: 0 K: 0 S: 3	H: 1 LOB: 0 BB: 0 P: 3	1B: 9 2B: 0 3B: 0 HR: 1	SF: 0 SAC: 0 DP: 2 HBP: 2	WP: 1 PB: 0 SB: 1 CS: 0	PA: 39															
PITCHER	IP WLS BF H R ER SO BB IBB HBP BLK WP HR S P ERA WHIP																					PITCHER	IP WLS BF H R ER SO BB IBB HBP BLK WP HR S P ERA WHIP														
Joe Coleman, R (1, 1) ERA: 5.12	5.1		23	5	5	5	5	1	0	2	0	1	1	30	36	8.44	1.125																				
John Hiller, L (6, 1) ERA: 2.19	2.2		13	4	4	4	5	1	1	0	0	0	0	21	29	13.50	1.875																				
Luke Walker, L (9, 1) ERA: 2.6	1.0	W	3	1	0	0	0	0	0	0	0	0	0	3	3	0.00	1.000																				

livebaseballscorecards.com

AB	34
R	9
H	10
RBI	8
BB	3
SO	10
LOB	8



BOTTOM

Kansas City Royals @ Detroit Tigers
Tiger Stadium, Detroit, MI
Sat Jun 15 1974, 3:33 AM EDT
Att. 14,009 - Cloudy - 60 F

livebaseballscorecards.com

AB 40
R 11
H 14
RBI 11
BB 4
SO 4
LOB 20



WP: 1 PA: 44
PB: 0
SB: 0
CS: 0

AB R H RBI BB SO LOB

5 0 0 0 0 2 5

5 3 2 1 0 1 2

4 2 2 3 1 0 0

5 1 2 2 0 0 2

5 0 2 1 0 1 2

3 0 1 0 0 0 1

1 0 0 0 0 0 2

0 0 0 0 0 0 0

0 0 0 0 0 0 0

1 1 1 1 0 0 0

2 0 0 0 0 0 1

0 0 0 0 1 0 0

2 1 1 0 0 0 2

5 2 3 3 0 0 2

2 1 0 0 2 0 1

1B: 9 SF: 0
2B: 2 SAC: 0
3B: 0 DP: 1
HR: 3 HBP: 0

Batter	1	2	3	4	5	6	7	8	9
Mickey Stanley, R (1, 8) OBP: 0.270, SLG: 0.311	0-0 G3		0-3 K		0-3 K2-3	0-0 6-3		0-0 1-3	
Gary Sutherland, R (1, 4) OBP: 0.316, SLG: 0.387	0-3 K		0-0 FC1 2B 1-2 2-3 4-3		0-0 HR		0-0 F9		0-0 2B 1B
Al Kaline, R (1, 10) OBP: 0.349, SLG: 0.371	0-0 L5-3		0-0 2B 1-3 2-H 3-H		0-0 L8		4-0 1B 1B BB		0-0 1B 2B 1-H
Jim Northrup, L (1, 9) OBP: 0.281, SLG: 0.291		0-0 3-1	0-0 4-3			0-0 HR	0-0 1B E4 1B		0-0 4-3
Bill Freehan, R (1, 3) OBP: 0.366, SLG: 0.400		0-0 1-3	0-0 P4			0-0 1B 1-3 WP	0-0 1B E4 1B		0-3 K
Ben Oglivie, L (1, 7) OBP: 0.343, SLG: 0.323		0-0 1B		0-0 6-3		0-0 P3	0-0 E4		0-0 1B HR 1B 2-H
Willie Horton, R (7, PH) OBP: 0.347, SLG: 0.556									
Dick Sharon, R (8, 7) OBP: 0.278, SLG: 0.254									
Norm Cash, L (9, PH) OBP: 0.319, SLG: 0.378									
Marvin Lane, R (9, PH) OBP: 0.333, SLG: 0.143									
Jerry Moses, R (1, 2) OBP: 0.286, SLG: 0.347		0-0 5-3		0-0 L8		4-0 1B 1-2 BB	0-0 F5		0-0 1B HR 1B 1-2
Gates Brown, L (6, PH) OBP: 0.353, SLG: 0.185									
Gene Lamont, L (7, 2) OBP: 0.400, SLG: 0.250									
Aurelio Rodriguez, R (1, 5) OBP: 0.286, SLG: 0.316			0-0 E7 FC1 2B 1B	0-0 F8		0-0 1-3		0-0 1B G1-6-3	0-0 1B HR 1-H 2-H
Ed Brinkman, R (1, 6) OBP: 0.264, SLG: 0.317			4-0 FC1 2B BB		0-0 F9	4-0 BB		0-0 G1-6-3 1-2	

Inning Stats	R: 0	H: 0	E: 0	K: 1	S: 5	H: 0	LOB: 0	BB: 0	P: 5	R: 0	H: 1	E: 0	K: 0	S: 4	R: 3	H: 2	E: 1	K: 1	S: 8	R: 0	H: 0	E: 0	K: 0	S: 3	R: 1	H: 1	E: 0	K: 1	S: 6	R: 1	H: 2	E: 0	K: 0	S: 5	R: 1	H: 2	E: 1	K: 0	S: 5	R: 0	H: 1	E: 0	K: 0	S: 3	R: 5	H: 5	E: 0	K: 1	S: 9	1B: 9	SF: 0	2B: 2	SAC: 0	3B: 0	DP: 1	HR: 3	HBP: 0
--------------	------	------	------	------	------	------	--------	-------	------	------	------	------	------	------	------	------	------	------	------	------	------	------	------	------	------	------	------	------	------	------	------	------	------	------	------	------	------	------	------	------	------	------	------	------	------	------	------	------	------	-------	-------	-------	--------	-------	-------	-------	--------

PITCHER	IP	WLS	BF	H	R	ER	SO	BB	IBB	HBP	BLK	WP	HR	S	P	ERA	WHIP
Al Fitzmorris, R (1, 1) ERA: 2.96	5.0		23	6	5	5	3	1	0	0	0	0	0	28	32	9.00	1.400
Doug Bird, R (6, 1) ERA: 2.63	1.1		9	2	1	1	0	3	0	0	0	1	0	6	18	6.75	3.750
Steve Mingori, L (7, 1) ERA: 4.6	2.0		8	3	2	2	0	0	0	0	0	0	0	8	8	9.00	1.500
Steve Mingori, L (9, 1) ERA: 4.6	2.0		8	3	2	2	0	0	0	0	0	0	0	8	8	9.00	1.500
Gene Garber, R (9, 1) ERA: 4.79	0.1		1	0	0	0	1	0	0	0	0	0	0	3	3	0.00	0.000

PITCHER	IP	WLS	BF	H	R	ER	SO	BB	IBB	HBP	BLK	WP	HR	S	P	ERA	WHIP
Joe Hoerner, L (9, 1) ERA: 3.09	0.0		2	2	0	0	0	0	0	0	0	0	0	2	2	∞	∞
Marty Pattin, R (9, 1) ERA: 3.88	0.0		1	1	3	3	0	0	0	0	0	0	1	1	1	∞	∞

Batter	1	2	3	4	5	6	7	8	9	10	11	AB R H RBI BB SO LOB	TOP														
Freddie Patek, R OBP: 0.311, SLG: 0.306 (1, 6)	0-0 BB 1B 1B	0-0 FC6-4 1-2f		0-0 FC5-4 1-2f			0-0 6-3		0-0 CS 1B			5 0 2 0 0 0 2	Kansas City Royals @ Detroit Tigers Tiger Stadium, Detroit, MI Sun Jun 16 1974, 3:33 AM EDT Att: 15,446 - Unknown - 62 F														
Cookie Rojas, R OBP: 0.323, SLG: 0.390 (1, 4)	0-0 BB 1-2 1B		4-0 HR BB			0-0 F3	0-0 6-3		0-0 P6 1-2			4 1 1 0 1 0 1															
Amos Otis, R OBP: 0.349, SLG: 0.409 (1, 8)	0-3 K		0-3 K			0-0 5-3	0-0 S 1B			0-0 L7		5 0 1 0 0 2 3															
John Mayberry, L OBP: 0.395, SLG: 0.533 (1, 3)	0-0 P6		0-3 K			0-0 L6	0-0 5-3 1-2			0-3 K		5 0 0 0 0 2 4															
Hal McRae, R OBP: 0.393, SLG: 0.518 (1, 10)	4-0 BB 1-2 2-3 BB		0-0 HR			0-3 K		0-3 K		0-0 FC6-4 1B		4 1 2 2 1 2 0															
Jim Wohlford, R OBP: 0.351, SLG: 0.364 (1, 7)	0-0 F8		0-3 K			0-0 FC1-6 2B		0-0 WP 2B		0-0 FC6-4 1-2f		5 0 2 0 0 1 4															
Al Cowens, R OBP: 0.289, SLG: 0.292 (1, 9)		0-3 K		0-0 FC5-4 1B		0-0 FC1-6 1B 2-3		0-0 6-3			0-0 F9	5 0 1 0 0 1 2															
George Brett, L OBP: 0.298, SLG: 0.333 Richie Scheinblum, S OBP: 0.220, SLG: 0.167 Frank White, R OBP: 0.220, SLG: 0.305 (1, 5) (8, PH) (8, 5)		0-0 FC6-4 1B		0-3 K		0-0 2-3 1B		0-3 K 2-3			0-0 6-3	3 0 2 0 0 1 1 1 0 0 0 0 1 1 1 0 0 0 0 0 0															
Fran Healy, R OBP: 0.325, SLG: 0.436 (1, 2)		0-3 K		0-0 F9		0-0 P4			0-0 4-3		0-0 F9	5 0 0 0 0 1 4															
Inning Stats	R: 0 E: 0 K: 1 S: 7	H: 2 LOB: 3 BB: 1 P: 11	R: 0 E: 0 K: 2 S: 8	H: 1 LOB: 1 BB: 0 P: 8	R: 2 E: 0 K: 3 S: 10	H: 1 LOB: 0 BB: 1 P: 14	R: 0 E: 0 K: 1 S: 6	H: 1 LOB: 1 BB: 0 P: 6	R: 0 E: 0 K: 0 S: 3	H: 0 LOB: 0 BB: 0 P: 3	R: 0 E: 0 K: 1 S: 7	H: 2 LOB: 2 BB: 0 P: 7		R: 0 E: 0 K: 0 S: 4	H: 1 LOB: 1 BB: 0 P: 4	R: 0 E: 0 K: 2 S: 8	H: 1 LOB: 1 BB: 0 P: 8	R: 0 E: 0 K: 0 S: 3	H: 1 LOB: 0 BB: 0 P: 3	R: 0 E: 0 K: 1 S: 6	H: 1 LOB: 1 BB: 0 P: 6	R: 0 E: 0 K: 0 S: 3	H: 0 LOB: 0 BB: 0 P: 3	1B: 8 2B: 2 3B: 0 HR: 1	SF: 0 SAC: 0 DP: 0 HBP: 0	WP: 1 PB: 0 SB: 1 CS: 1	PA: 45
PITCHER Mickey Lolich, L ERA: 3.29 (1, 1)	IP 11.0	WLS W	BF 45	H 11	R 2	ER 2	SO 11	BB 2	IBB 0	HBP 0	BLK 0	WP 1		HR 1	S 65	P 73	ERA 1.64	WHIP 1.182									

livebaseballscorecards.com

AB	43
R	2
H	11
RBI	2
BB	2
SO	11
LOB	22



Batter	1	2	3	4	5	6	7	8	9	10	11	AB	R	H	RBI	BB	SO	LOB
Mickey Stanley, R OBP: 0.269, SLG: 0.305 (1, 8)	4-0 BB 6-3 BB	0-0 F9			0-3 K		0-3 K			0-0 F2		4	1	0	0	1	2	3
Gary Sutherland, R OBP: 0.310, SLG: 0.379 (11, 6)	0-0 6-3	0-0 G6-3			0-0 G4-6-3		0-0 FC5			0-0 P6		5	0	0	0	0	0	5
Al Kaline, R OBP: 0.350, SLG: 0.369 (1, 10)	4-0 BB BB E BB				0-0 G6-4-3 1B		0-0 L5		0-0 L5-3		0-0 L6-3	4	1	1	0	1	0	0
Willie Horton, R OBP: 0.345, SLG: 0.548 Dick Sharon, R OBP: 0.288, SLG: 0.254 (1, 7) (9, 7)	4-0 E BB 1-2 2-3 BB				0-0 G6-4-3		0-3 K		0-0 F8		4-0 2B BB	3	0	0	0	1	1	1
Jim Northrup, L OBP: 0.283, SLG: 0.298 (1, 9)	0-0 P4				0-0 6-3		0-0 1B		0-0 4-3		0-0 1B 2B	5	1	2	0	0	0	3
Bill Freehan, R OBP: 0.367, SLG: 0.392 (1, 3)	4-0 E BB 1-2 2-3 3-H				0-3 K		0-0 6-3		0-0 F7		4-0 1B BB	3	0	0	1	2	1	1
Aurelio Rodriguez, R OBP: 0.288, SLG: 0.318 (1, 5)	0-0 E5				0-0 F6		0-0 FC5 1B 1B		0-3 K		0-0 1B	5	0	2	1	0	1	2
Jerry Moses, R OBP: 0.279, SLG: 0.338 Gates Brown, L OBP: 0.371, SLG: 0.214 Gene Lamont, L OBP: 0.333, SLG: 0.200 (1, 2) (7, PH) (8, 2)	0-0 5-3				0-0 5-3		0-0 1B		0-0 F8		0-0 1B	2	0	0	0	0	0	3
Ed Brinkman, R OBP: 0.265, SLG: 0.318 Norm Cash, L OBP: 0.316, SLG: 0.374 John Knox, L OBP: 0.448, SLG: 0.407 (1, 6) (10, PH) (11, 4)		0-0 G6-3 1B			0-3 K		0-0 F2		0-0 G3			1	0	0	0	0	0	0

Inning Stats	R: 2	H: 0	E: 1	K: 0	S: 4	H: 0	LOB: 3	BB: 4	P: 20	R: 0	H: 1	E: 0	K: 0	S: 3	H: 1	LOB: 0	BB: 0	P: 3	R: 0	H: 1	E: 0	K: 0	S: 3	H: 0	LOB: 0	BB: 0	P: 3	R: 0	H: 0	E: 0	K: 1	S: 5	H: 0	LOB: 0	BB: 0	P: 5	R: 0	H: 0	E: 0	K: 2	S: 7	H: 0	LOB: 0	BB: 0	P: 7	R: 0	H: 1	E: 0	K: 1	S: 6	H: 1	LOB: 1	BB: 0	P: 6	R: 0	H: 2	E: 0	K: 1	S: 7	H: 2	LOB: 2	BB: 0	P: 7	R: 0	H: 0	E: 0	K: 0	S: 3	H: 0	LOB: 0	BB: 0	P: 3	R: 0	H: 0	E: 0	K: 1	S: 5	H: 0	LOB: 0	BB: 0	P: 5	R: 0	H: 0	E: 0	K: 0	S: 3	H: 0	LOB: 0	BB: 0	P: 3	R: 1	H: 2	E: 0	K: 0	S: 3	H: 2	LOB: 2	BB: 2	P: 11
1B: 6	SF: 0	2B: 1	SAC: 0	3B: 0	DP: 3	HR: 0	HBP: 0	WP: 0	PA: 43																																																																																										


BOTTOM

Kansas City Royals @ Detroit Tigers
Tiger Stadium, Detroit, MI

Sun Jun 16 1974, 3:33 AM EDT
Att. 15,446 - Unknown - 62 F

livebaseballscores.com

AB	37
R	3
H	7
RBI	2
BB	6
SO	6
LOB	20



PITCHER	IP	WLS	BF	H	R	ER	SO	BB	IBB	HBP	BLK	WP	HR	S	P	ERA	WHIP
Bruce Dal Canton, R ERA: 2.88 (1, 1)	10.2	L	43	7	3	2	6	6	0	0	0	0	0	49	73	1.69	1.219

Batter	1	2	3	4	5	6	7	8	9	10	AB R H RBI BB SO LOB	TOP										
Mickey Stanley, R (1, 8) OBP: 0.267, SLG: 0.303	0-0 1-3	0-3 K			0-3 K		0-0 1-3			0-0 FC5-4 1B	5 0 1 0 0 2 2											
Gary Sutherland, R (1, 4) OBP: 0.303, SLG: 0.371	0-3 K		0-3 K		0-3 K		0-0 F8			0-0 FC5-4 HR	5 1 0 0 0 3 2											
Al Kaline, R (1, 10) OBP: 0.347, SLG: 0.378	0-0 L6-3		0-3 K		0-0 L4-3			0-0 L7		0-0 HR	5 1 1 2 0 1 1											
Jim Northrup, L (1, 9) OBP: 0.261, SLG: 0.296		0-0 1B 2B 1B	0-0 G3		0-3 K		0-0 F9		0-0 F9	0-3 K	5 1 1 0 0 2 0											
Bill Freehan, R (1, 3) OBP: 0.371, SLG: 0.415		0-0 2B SF8 1B		0-0 HR		0-0 F8		0-3 K			4 2 2 1 0 1 0											
Ben Oglivie, L (1, 7) OBP: 0.359, SLG: 0.353		0-0 1B 2B		0-0 F9		4-0 BB			0-0 3-1		3 1 1 1 1 0 0											
Dick Sharon, R (9, 7) OBP: 0.288, SLG: 0.254		1-3 1B 2B		0-0 F9		BB					0 0 0 0 0 0 0											
Aurelio Rodriguez, R (1, 5) OBP: 0.288, SLG: 0.315		0-0 SF8		0-0 F7		1-0 HBP			0-0 F8		2 0 0 1 0 0 0											
Jerry Moses, R (1, 2) OBP: 0.267, SLG: 0.321		0-0 F7		0-0 F6		0-3 K			0-0 F7		4 0 0 0 0 1 3											
Ed Brinkman, R (1, 6) OBP: 0.270, SLG: 0.321		0-0 1B		0-0 E5 1B			0-0 F7			0-0 F8	4 0 2 1 0 0 0											
Inning Stats	R: 0 E: 0 K: 1 S: 5	H: 0 LOB: 0 BB: 0 P: 5	R: 3 E: 0 K: 1 S: 9	H: 4 LOB: 1 BB: 0 P: 9	R: 0 E: 0 K: 2 S: 7	H: 0 LOB: 0 BB: 0 P: 7	R: 1 E: 0 K: 0 S: 4	H: 1 LOB: 0 BB: 0 P: 4	R: 0 E: 1 K: 2 S: 8	H: 1 LOB: 1 BB: 0 P: 8	R: 0 E: 0 K: 0 S: 3	H: 0 LOB: 0 BB: 0 P: 3	R: 0 E: 0 K: 1 S: 5	H: 0 LOB: 0 BB: 0 P: 5	R: 0 E: 0 K: 0 S: 3	H: 0 LOB: 0 BB: 0 P: 3	R: 2 E: 0 K: 1 S: 7	H: 2 LOB: 0 BB: 0 P: 7	1B: 5 2B: 1 3B: 0 HR: 2	SF: 1 SAC: 0 DP: 0 HBP: 1	WP: 0 PB: 0 SB: 1 CS: 0	PA: 40
PITCHER Fergie Jenkins, R (1, 1) ERA: 3.83	IP 10.0	WLS L	BF 40	H 8	R 6	ER 6	SO 10	BB 1	IBB 0	HBP 1	BLK 0	WP 0	HR 2	S 58	P 63	ERA 5.40	WHIP 0.900					

Detroit Tigers @ Texas Rangers
Arlington Stadium, Arlington, TX
Mon Jun 17 1974, 8:05 PM EDT
Att. 11,471 - Unknown

livebaseballscorecards.com

AB 37
R 6
H 8
RBI 6
BB 1
SO 10
LOB 8



Batter	1	2	3	4	5	6	7	8	9	10	AB R H RBI BB SO LOB
Cesar Tovar, R OBP: 0.348, SLG: 0.310 (1, 8)	0-0 6-3		H 1-0 SH5-3 HBP		X 0-0 F7			X 0-0 FC6-4 1B	0-3 K		4 0 1 0 0 1 0
Davey Nelson, R OBP: 0.324, SLG: 0.341 (1, 4)	0-0 1B CS 1B		X 0-0 SH5-3 1-2		X 0-0 F4			X 0-0 FC6-4 1-2f	X 0-0 F6		4 0 1 0 0 0 1
Alex Johnson, R OBP: 0.349, SLG: 0.368 (1, 10)	0-0 FC5 CS 1-3 1B		X 0-0 5-3		X 0-0 F8			X 0-0 F9	X 0-0 1B		5 0 2 0 0 0 2
Jeff Burroughs, R OBP: 0.368, SLG: 0.535 (1, 9)	4-0 1-2 3-H BB		X 0-0 4-3		X 0-0 F8			B 4-0 HR BB	X 0-0 F7		3 1 0 0 2 0 2
Tom Grieve, R OBP: 0.321, SLG: 0.487 (1, 7)	0-0 FC5 2-3f		X 0-0 4-3		S 0-3 K			B 4-0 1-2 HR BB	S 0-3 K		4 1 0 0 1 2 3
Jim Fregosi, R OBP: 0.386, SLG: 0.491 (1, 3)		X 0-0 FC6-4 1B		S 0-3 K		X 0-0 F9		X 0-0 1-H 2-H HR			4 1 2 3 0 1 0
Toby Harrah, R OBP: 0.324, SLG: 0.359 (1, 6)		X 0-0 F7		S 0-3 K		X 0-0 1B		X 0-0 F7			4 0 1 0 0 1 1
Lenny Randle, S OBP: 0.350, SLG: 0.405 (1, 5)		X 0-0 FC6-4 1-2f FC6-4		X 0-0 6-3		X 0-0 F7		X 0-0 HR			4 1 1 1 0 0 2
Jim Sundberg, R OBP: 0.366, SLG: 0.339 (1, 2)		X 0-0 FC6-4 1-2f		X 0-0 F9		X 0-0 5-3		S 0-3 K			4 0 0 0 0 1 1

Inning Stats	R: 0	H: 2	E: 0	K: 0	S: 4	P: 8	R: 0	H: 1	E: 0	K: 0	S: 4	P: 4	R: 0	H: 0	E: 0	K: 0	S: 3	P: 4	R: 0	H: 0	E: 0	K: 2	S: 7	P: 7	R: 0	H: 0	E: 0	K: 0	S: 3	P: 3	R: 0	H: 0	E: 0	K: 1	S: 6	P: 6	R: 0	H: 1	E: 0	K: 0	S: 4	P: 4	R: 4	H: 2	E: 0	K: 2	S: 9	P: 17	R: 0	H: 1	E: 0	K: 1	S: 6	P: 6	1B: 6	SF: 0	2B: 0	SAC: 1	3B: 0	DP: 0	HR: 2	HBP: 1	WP: 0	PA: 41
--------------	------	------	------	------	------	------	------	------	------	------	------	------	------	------	------	------	------	------	------	------	------	------	------	------	------	------	------	------	------	------	------	------	------	------	------	------	------	------	------	------	------	------	------	------	------	------	------	-------	------	------	------	------	------	------	-------	-------	-------	--------	-------	-------	-------	--------	-------	--------

PITCHER	IP	WLS	BF	H	R	ER	SO	BB	IBB	HBP	BLK	WP	HR	S	P	ERA	WHIP
Woodie Fryman, L ERA: 4.62 (1, 1)	8.0		33	6	3	3	3	3	0	1	0	0	1	35	48	3.38	1.125
John Hiller, L ERA: 2.26 (9, 1)	2.0	W	8	2	1	1	3	0	0	0	0	0	1	14	14	4.50	1.000

DETROIT TIGERS @ TEXAS RANGERS
Arlington Stadium, Arlington, TX
Mon Jun 17 1974, 8:05 PM EDT
Att: 11,471 - Unknown

livebaseballscorecards.com

AB 36
R 4
H 8
RBI 4
BB 3
SO 6
LOB 12



Batter	1	2	3	4	5	6	7	8	9	AB R H RBI BB SO LOB	TOP											
John Knox, L (1, 4) OBP: 0.394, SLG: 0.355	0-3 K			0-3 K		0-0 4-3			0-0 G4-6-3	4 0 0 0 0 2 1												
Gary Sutherland, R (1, 5) OBP: 0.298, SLG: 0.364	0-0 G3			0-0 F8			0-0 4-3		0-0 F6	4 0 0 0 0 0 0												
Al Kaline, R (1, 10) OBP: 0.343, SLG: 0.373	0-3 K			0-3 K			0-0 L5-3			3 0 0 0 0 2 0												
Willie Horton, R (1, 7) OBP: 0.344, SLG: 0.545		0-0 F3			0-0 FC1-4 1B		0-0 F8			1 0 0 0 0 0 0												
Ben Oglivie, L (3, 7) OBP: 0.366, SLG: 0.361										2 0 1 0 0 0 0												
Jim Northrup, L (1, 9) OBP: 0.262, SLG: 0.301	0-3 K			0-0 FC1-4 FC4				0-0 2B		3 0 1 0 0 1 1												
Bill Freehan, R (1, 3) OBP: 0.364, SLG: 0.407	0-0 F9			0-3 K				0-0 6-3		3 0 0 0 0 1 2												
Mickey Stanley, R (1, 8) OBP: 0.264, SLG: 0.300			0-0 F3		0-0 FC4			0-0 6-3		3 0 0 0 0 0 2												
Jerry Moses, R (1, 2) OBP: 0.261, SLG: 0.313			0-3 K			0-0 1-3		0-0 F6		2 0 0 0 0 0 1 0												
Gates Brown, L (8, PH) OBP: 0.361, SLG: 0.207										1 0 0 0 0 0 0 1												
Gene Lamont, L (8, 2) OBP: 0.333, SLG: 0.200										0 0 0 0 0 0 0 0												
Ed Brinkman, R (1, 6) OBP: 0.271, SLG: 0.318			0-0 6-3			0-0 5-3			4-0 G4-6-3 BB	2 0 0 0 1 0 0												
Inning Stats	R: 0 E: 0 K: 2 S: 7	H: 0 LOB: 0 BB: 0 P: 7	R: 0 E: 0 K: 1 S: 5	H: 0 LOB: 0 BB: 0 P: 5	R: 0 E: 0 K: 1 S: 5	H: 0 LOB: 0 BB: 0 P: 5	R: 0 E: 0 K: 2 S: 7	H: 0 LOB: 0 BB: 0 P: 7	R: 0 E: 0 K: 1 S: 6	H: 1 LOB: 1 BB: 0 P: 6	R: 0 E: 0 K: 0 S: 3	H: 0 LOB: 0 BB: 0 P: 3	R: 0 E: 0 K: 0 S: 3	H: 0 LOB: 0 BB: 0 P: 3	R: 0 E: 0 K: 0 S: 4	H: 1 LOB: 1 BB: 0 P: 4	R: 0 E: 0 K: 0 S: 2	H: 0 LOB: 0 BB: 1 P: 6	1B: 1 2B: 1 3B: 0 HR: 0	SF: 0 SAC: 0 DP: 1 HBP: 0	WP: 0 PB: 0 SB: 0 CS: 0	PA: 29
PITCHER Jim Bibby, R (1, 1) ERA: 4.27	IP: 9.0 WLS: W BF: 29 H: 2 R: 0 ER: 0 SO: 7 BB: 1 IBB: 0 HBP: 0 BLK: 0 WP: 0 HR: 0 S: 42 P: 46 ERA: 0.00 WHIP: 0.333																					

Detroit Tigers @ Texas Rangers
 Arlington Stadium, Arlington, TX
 Tue Jun 18 1974, 8:05 PM EDT
 Att. 13,953 - Unknown

livebaseballscorecards.com

AB 28
R 0
H 2
RBI 0
BB 1
SO 7
LOB 7



Batter	1	2	3	4	5	6	7	8	9	AB	R	H	RBI	BB	SO	LOB
--------	---	---	---	---	---	---	---	---	---	----	---	---	-----	----	----	-----

Cesar Tovar, R <small>OBP: 0.351, SLG: 0.315</small> (1, 8) (8, 7)	0-0 	0-0 		0-0 5-3 			0-0 5-3 			4	2	2	1	0	0	0
Davey Nelson, R <small>OBP: 0.329, SLG: 0.341</small> (1, 4) B B B B	4-0 	0-0 E7 		0-3 K 			0-0 5-3 			3	1	1	1	1	1	0
Alex Johnson, R <small>OBP: 0.351, SLG: 0.371</small> Joe Lovitto, S <small>OBP: 0.217, SLG: 0.256</small> (1, 7) (8, 8)	0-0 E6 	0-0 6-3 			0-0 5-3 		4-0 			3	1	1	2	1	0	1
Jeff Burroughs, R <small>OBP: 0.370, SLG: 0.532</small> (1, 9) S S S S	0-3 K 	4-0 			0-0 		0-0 F3 			3	0	1	0	1	1	1
Mike Hargrove, L <small>OBP: 0.417, SLG: 0.482</small> (1, 10) S S S S	0-0 F7 	0-3 K 			0-0 FC4-6 		0-0 G3 			4	0	0	0	0	1	3
Jim Spencer, L <small>OBP: 0.351, SLG: 0.551</small> (1, 3) S S S S	0-0 4-3 		0-0 6-3 		0-0 6-3 		0-0 			4	0	1	0	0	0	1
Toby Harrah, R <small>OBP: 0.323, SLG: 0.357</small> (1, 6) S S S S		0-3 K 	0-0 			0-0 F9 		0-0 F8 		4	0	1	0	0	1	1
Duke Sims, L <small>OBP: 0.257, SLG: 0.250</small> (1, 2) S S S S		0-0 	0-0 G4-6-3 			4-0 		0-0 G3 		3	1	1	0	1	0	2
Lenny Randle, S <small>OBP: 0.349, SLG: 0.400</small> (1, 5) B B B B		4-0 		0-0 1-3 		0-0 G5-4-3 				2	1	0	0	1	0	1

Inning Stats	R: 3	H: 2	E: 1	K: 1	S: 7	LOB: 0	BB: 1	P: 11	R: 3	H: 3	E: 1	K: 2	S: 10	LOB: 2	BB: 2	P: 18	R: 0	H: 1	E: 0	K: 0	S: 3	LOB: 0	BB: 0	P: 3	R: 0	H: 0	E: 0	K: 1	S: 5	LOB: 0	BB: 0	P: 5	R: 0	H: 1	E: 0	K: 0	S: 4	LOB: 1	BB: 0	P: 4	R: 0	H: 0	E: 0	K: 0	S: 2	LOB: 0	BB: 1	P: 6	R: 0	H: 0	E: 0	K: 0	S: 3	LOB: 1	BB: 1	P: 7	R: 0	H: 1	E: 0	K: 0	S: 4	LOB: 1	BB: 0	P: 4
--------------	------	------	------	------	------	--------	-------	-------	------	------	------	------	-------	--------	-------	-------	------	------	------	------	------	--------	-------	------	------	------	------	------	------	--------	-------	------	------	------	------	------	------	--------	-------	------	------	------	------	------	------	--------	-------	------	------	------	------	------	------	--------	-------	------	------	------	------	------	------	--------	-------	------

PITCHER	IP	WLS	BF	H	R	ER	SO	BB	IBB	HBP	BLK	WP	HR	S	P	ERA	WHIP
Lerrin LaGrow, R	(1, 1)	1.1	L	11	5	6	5	2	2	0	0	0	0	13	21	33.75	5.250
Luke Walker, L	(2, 1)	6.2		24	3	0	0	2	3	0	0	0	0	25	37	0.00	0.900

BOTTOM

Detroit Tigers @ Texas Rangers
 Arlington Stadium, Arlington, TX
 Tue Jun 18 1974, 8:05 PM EDT
 Att. 13,953 - Unknown

AB	30
R	6
H	8
RBI	4
BB	5
SO	4
LOB	10



WP	PA	CS
0	35	1

Batter	1	2	3	4	5	6	7	8	9	10	11	AB R H RBI BB SO LOB	TOP																
John Knox, L OBP: 0.385, SLG: 0.351 (1, 4)	0-3 K	0-3 K		0-3 K			0-0 S 1B		0-0 1B		0-0 4-3	6 0 2 1 0 3 4	Detroit Tigers @ Texas Rangers Arlington Stadium, Arlington, TX Wed Jun 19 1974, 8:05 PM EDT Att. 14,870 - Unknown																
Gary Sutherland, R OBP: 0.299, SLG: 0.364 (1, 5)	0-0 1B		0-0 L5-4-3 1B		0-0 6-3		0-3 K		0-0 F7		0-0 4-3	6 0 2 0 0 1 3																	
Al Kaline, R OBP: 0.340, SLG: 0.367 (1, 10)	0-0 L6		0-0 L5-4-3 1-2		4-0 S BB		0-0 L4-3			0-3 K		4 0 0 0 1 1 3																	
Jim Northrup, L OBP: 0.280, SLG: 0.299 (1, 9)	0-0 1-2 1B		0-0 F9		0-0 5-3			0-3 K		0-0 4-3		5 0 1 0 0 1 1																	
Bill Freehan, R OBP: 0.354, SLG: 0.394 (1, 3)	0-0 F7			0-0 5-3		0-0 5-3		0-0 5-3		0-0 2-3		5 0 0 0 0 0 3																	
Ben Oglivie, L OBP: 0.400, SLG: 0.462 Marvin Lane, R OBP: 0.300, SLG: 0.125 (1, 7) (8, 7)		0-0 3-1		0-0 HR		4-0 L4 BB		0-0 E 1B			0-0 5-3	3 1 2 1 1 0 0 1 0 0 0 0 0 0																	
Mickey Stanley, R OBP: 0.267, SLG: 0.299 (1, 8)		0-3 K		0-0 S E 1B		0-0 L4 1-2		0-0 E5 1-2			4-0 1B 2B BB	4 2 1 0 1 1 2																	
Gene Lamont, L OBP: 0.333, SLG: 0.250 Gates Brown, L OBP: 0.351, SLG: 0.200 Jerry Moses, R OBP: 0.269, SLG: 0.321 (1, 2) (9, PH) (9, 2)		0-0 1B 1B		0-3 K		0-0 1-3			0-3 K		0-0 2B 4-3 1B	3 0 1 0 0 1 1 1 0 0 0 0 1 0 1 1 1 0 0 0 0																	
Ed Brinkman, R OBP: 0.278, SLG: 0.330 (1, 6)		0-0 1-2 1B		0-0 E8 1-H 1B			0-0 5-3		0-3 K		0-0 4-3 3-H 2B	5 0 3 2 0 1 0																	
Inning Stats	R: 0 E: 0 K: 1 S: 7	H: 2 LOB: 2 BB: 0 P: 7	R: 0 E: 0 K: 2 S: 9	H: 2 LOB: 2 BB: 0 P: 9	R: 0 E: 0 K: 0 S: 3	H: 1 LOB: 0 BB: 0 P: 3	R: 2 E: 1 K: 2 S: 10	H: 3 LOB: 1 BB: 0 P: 10	R: 0 E: 0 K: 0 S: 3	H: 0 LOB: 1 BB: 1 P: 7	R: 0 E: 0 K: 0 S: 2	H: 0 LOB: 0 BB: 1 P: 6		R: 0 E: 0 K: 1 S: 6	H: 1 LOB: 1 BB: 0 P: 6	R: 0 E: 1 K: 1 S: 6	H: 1 LOB: 2 BB: 0 P: 6	R: 0 E: 0 K: 2 S: 8	H: 1 LOB: 1 BB: 0 P: 8	R: 0 E: 0 K: 1 S: 5	H: 0 LOB: 0 BB: 0 P: 5	R: 0 E: 0 K: 1 S: 5	H: 0 LOB: 0 BB: 0 P: 5	R: 2 E: 0 K: 0 S: 5	H: 2 LOB: 1 BB: 1 P: 9	1B: 11 2B: 2 3B: 0 HR: 1	SF: 0 SAC: 0 DP: 2 HBP: 0	WP: 0 PB: 0 SB: 3 CS: 0	PA: 47
PITCHER	IP WLS BF H R ER SO BB IBB HBP BLK WP HR S P ERA WHIP													IP WLS BF H R ER SO BB IBB HBP BLK WP HR S P ERA WHIP															
Jackie Brown, R ERA: 2.28 (1, 1)	10.1 L 44 12 4 4 10 3 0 0 0 0 0 1 61 73 3.48 1.452												0.2 3 1 0 0 0 0 0 0 0 0 0 0 3 3 0.00 1.500																
Steve Foucault, R ERA: 1.58 (11, 1)																													

livebaseballscorecards.com

AB	44
R	4
H	13
RBI	4
BB	3
SO	10
LOB	17



Batter	1	2	3	4	5	6	7	8	9	10	11	AB R H RBI BB SO LOB	BOTTOM																							
Cesar Tovar, R OBP: 0.353, SLG: 0.313 (1, 8)	0-0 8-4 1B		0-0 4-3 1-2		4-0 FC6-4 BB		0-0 F6		0-0 F8			4 0 1 0 1 0 1	Detroit Tigers @ Texas Rangers Arlington Stadium, Arlington, TX Wed Jun 19 1974, 8:05 PM EDT Att. 14,870 - Unknown																							
Davey Nelson, R OBP: 0.325, SLG: 0.336 (1, 4)	0-0 8-4 1-2f		0-0 5-3		0-0 F9 2-3			0-0 1B 1B	0-0 5-3			5 1 1 0 0 0 4																								
Alex Johnson, R OBP: 0.352, SLG: 0.372 (1, 7)	0-0 S 1B			0-3 K	0-0 FC6-4 1-2f			0-0 BB 1-2 1B 1B	0-0 F8			5 0 2 0 0 1 2																								
Jeff Burroughs, R OBP: 0.363, SLG: 0.522 (1, 9)	0-3 K 1-2			0-0 6-3		0-0 4-3		0-3 K	0-3 K			5 0 0 0 0 3 3																								
Mike Hargrove, L OBP: 0.422, SLG: 0.479 (1, 10)		4-0 G6-4-3 BB		4-0 BB		0-0 3-1		0-0 BB 1-2 2-H 1B	0-0 E6			3 0 1 1 2 0 0																								
Jim Spencer, L OBP: 0.350, SLG: 0.545 (1, 3)		0-0 F8		0-0 G3		0-0 1B		4-0 BB 1-2 2-3 BB	0-0 F3			3 0 1 0 0 0 2 1 0 0 0 1 0 1																								
Jim Sundberg, R OBP: 0.367, SLG: 0.336 (8, 2)																																				
Toby Harrah, R OBP: 0.317, SLG: 0.350 (1, 6)		0-0 G6-4-3 1-2f			0-0 F6	0-0 F8		0-0 F6				5 0 0 0 0 0 5																								
Duke Sims, L OBP: 0.263, SLG: 0.300 (1, 2)			0-0 F8		0-0 HR		0-0 1B	0-0 5-3				2 1 1 1 0 0 0 3 0 1 0 0 0 3																								
Jim Fregosi, R OBP: 0.385, SLG: 0.487 (7, PH) (8, 3)																																				
Lenny Randle, S OBP: 0.346, SLG: 0.394 (1, 5)			0-0 4-3 1B		0-0 E3 F9 BB		0-3 K		0-0 1-2-3		0-0 5-3	5 0 1 0 0 1 0																								
Inning Stats	R: 0 E: 0 K: 1 S: 6	H: 2 LOB: 1 BB: 0 P: 6	R: 0 E: 0 K: 0 S: 2	H: 0 LOB: 0 BB: 1 P: 6	R: 0 E: 0 K: 0 S: 4	H: 1 LOB: 1 BB: 0 P: 4	R: 0 E: 0 K: 1 S: 5	H: 0 LOB: 1 BB: 1 P: 9	R: 1 E: 1 K: 0 S: 5	H: 1 LOB: 2 BB: 1 P: 9	R: 0 E: 0 K: 1 S: 5	H: 1 LOB: 0 BB: 0 P: 5	R: 1 E: 0 K: 1 S: 8	H: 3 LOB: 3 BB: 1 P: 12	R: 0 E: 0 K: 0 S: 3	H: 0 LOB: 0 BB: 0 P: 3	R: 0 E: 1 K: 1 S: 6	H: 0 LOB: 1 BB: 0 P: 6	R: 0 E: 0 K: 0 S: 3	H: 0 LOB: 0 BB: 0 P: 3	1B: 8 2B: 1 3B: 0 HR: 1	SF: 0 SAC: 0 DP: 2 HBP: 0	WP: 0 PB: 0 SB: 1 CS: 0	PA: 45												
PITCHER	IP WLS BF H R ER SO BB IBB HBP BLK WP HR S P ERA WHIP																																			
Joe Coleman, R ERA: 4.94 (1, 1)	6.0	25	5	1	1	2	3	0	0	0	0	0	1	26	38	1.50	1.333																			
John Hiller, L ERA: 2.23 (7, 1)	5.0	20	4	1	1	3	1	0	0	0	0	0	0	25	29	1.80	1.000																			

livebaseballscores.com

AB	41
R	2
H	9
RBI	2
BB	4
SO	5
LOB	21



Batter	1	2	3	4	5	6	7	8	9	AB R H RBI BB SO LOB	TOP																									
Mickey Stanley, R (1, 8) OBP: 0.269, SLG: 0.295	0-0 F9	0-3 K			4-0 BB	4-0 BB		0-0 4-3		3 0 0 0 2 1 1																										
Gary Sutherland, R (1, 4) OBP: 0.293, SLG: 0.356 (7, 5)	0-0 6-3		0-0 5-3		0-0 G3-6-1	0-0 F8		0-0 F8		5 0 0 0 0 0 4																										
Al Kaline, R (1, 10) OBP: 0.345, SLG: 0.369	0-0 1B		4-0 BB		0-0 1B		0-3 K		0-0 L6-3	4 0 2 0 1 1 0																										
Jim Northrup, L (1, 9) OBP: 0.291, SLG: 0.307	0-0 1B		0-0 F8		4-0 BB		0-0 1B		0-0 1B	4 1 3 0 1 0 1																										
Bill Freehan, R (1, 3) OBP: 0.350, SLG: 0.384	0-3 K		0-0 FC6-4		0-0 F8		0-3 K		4-0 1B	4 1 0 0 1 2 6																										
Ben Oglivie, L (1, 7) OBP: 0.408, SLG: 0.452		0-0 E6		0-0 1B		0-0 F7		0-0 E8		3 1 1 0 1 0 0																										
Willie Horton, R (9, PH) OBP: 0.346, SLG: 0.548										1 0 1 1 0 0 0																										
Dick Sharon, R (9, PR) OBP: 0.288, SLG: 0.254 (9, 7)										0 0 0 0 0 0 0																										
Aurelio Rodriguez, R (1, 5) OBP: 0.289, SLG: 0.315		0-0 1B		0-3 K		0-0 4-3		0-3 K		3 0 1 1 0 1 1																										
Gates Brown, L (7, PH) OBP: 0.342, SLG: 0.194										1 0 0 0 0 0 2																										
John Knox, L (7, 4) OBP: 0.375, SLG: 0.342										1 0 0 0 0 0 1 1																										
Gene Lamont, L (1, 2) OBP: 0.333, SLG: 0.364		0-3 K		0-3 K		0-0 BB		0-3 K		3 0 1 0 0 2 2																										
Norm Cash, L (8, PH) OBP: 0.313, SLG: 0.370										1 0 0 0 0 1 0																										
Jerry Moses, R (8, 2) OBP: 0.269, SLG: 0.321										0 0 0 0 0 0 0																										
Ed Brinkman, R (1, 6) OBP: 0.278, SLG: 0.325		0-0 1-3		0-3 K		4-0 BB		0-0 4-3		3 0 0 0 1 1 2																										
Inning Stats	R: 0 E: 0 K: 1 S: 7	H: 2 LOB: 2 BB: 0 P: 7	R: 1 E: 1 K: 2 S: 9	H: 1 LOB: 1 BB: 0 P: 9	R: 0 E: 0 K: 0 S: 3	H: 0 LOB: 1 BB: 1 P: 7	R: 0 E: 0 K: 3 S: 10	H: 1 LOB: 1 BB: 0 P: 10	R: 0 E: 0 K: 0 S: 3	H: 1 LOB: 2 BB: 2 P: 11	R: 0 E: 0 K: 2 S: 8	H: 1 LOB: 2 BB: 1 P: 12	R: 0 E: 0 K: 1 S: 5	H: 0 LOB: 0 BB: 0 P: 5	R: 2 E: 1 K: 1 S: 7	H: 2 LOB: 1 BB: 1 P: 11	1B: 8 2B: 1 3B: 0 HR: 0	SF: 0 SAC: 0 DP: 1 HBP: 0	WP: 0 PB: 0 SB: 1 CS: 0	PA: 43																
PITCHER	IP WLS BF H R ER SO BB IBB HBP BLK WP HR S P ERA WHIP																																			
Pat Dobson, R (1, 1) ERA: 3.54	6.2		33	7	1	0	8	6	0	0	0	0	0	43	67	0.00	1.950																			
Cecil Upshaw, R (7, 1) ERA: 2.88	2.0	L	8	1	2	1	1	1	0	0	0	0	0	9	13	4.50	1.000																			
Sparky Lyle, L (9, 1) ERA: 1.62	0.1		2	1	0	0	1	0	0	0	0	0	0	4	4	0.00	3.000																			

Detroit Tigers @ New York Yankees
 Shea Stadium, Flushing, NY
 Fri Jun 21 1974, 7:05 PM EDT
 Att. 13,661 - Overcast - 73 F

livebaseballscorecards.com

AB	36
R	3
H	9
RBI	2
BB	7
SO	10
LOB	20



Batter	1	2	3	4	5	6	7	8	9	AB	R	H	RBI	BB	SO	LOB
Elliott Maddox, R OBP: 0.415, SLG: 0.384 (1, 8)	0-0 4-3 SH5-3 1B		0-0 1-3		0-0 5-3			0-0 SH5-3		3	0	1	0	0	0	0
Lou Piniella, R OBP: 0.345, SLG: 0.387 Walt Williams, R OBP: 0.091, SLG: 0.063 (6, PR) (7, 7)	0-0 SH5-3 1-2			0-3 K		1-0 HBP		0-3 K		1	0	0	0	0	1	0
Bobby Murcer, L OBP: 0.324, SLG: 0.339 (1, 9)	0-0 4-3 2-3			0-0 FC6-4 1B		0-0 F9		0-0 F9		4	0	1	0	0	0	3
Thurman Munson, R OBP: 0.279, SLG: 0.364 (1, 2)	0-0 F8			0-0 FC6-4 1-2f HR		0-3 K		0-3 K		4	1	0	0	0	2	3
Bill Sudakis, S OBP: 0.305, SLG: 0.407 (1, 10)		0-3 K		0-0 HR		0-0 5-3		0-0 5-3		4	1	1	2	0	1	1
Graig Nettles, L OBP: 0.339, SLG: 0.444 Ron Blomberg, L OBP: 0.396, SLG: 0.504 (9, PR)		0-0 4-3		4-0 BB		0-0 F6		0-0 2B		3	0	1	0	1	0	0
Chris Chambliss, L OBP: 0.271, SLG: 0.307 (1, 3)		0-0 F8		0-0 4-3		0-0 4-3		0-3 K		4	0	0	0	0	1	2
Gene Michael, S OBP: 0.248, SLG: 0.230 (1, 4)			0-0 F8		0-0 5-3		0-0 5-3			3	0	0	0	0	0	0
Jim Mason, L OBP: 0.302, SLG: 0.316 (1, 6)			0-0 F7		0-0 F8			0-0 SH5-3 1B		3	0	1	0	0	0	0

Inning Stats	R: 0	H: 1	E: 0	LOB: 1	K: 0	BB: 0	S: 4	P: 4	R: 0	H: 0	E: 0	LOB: 0	K: 1	BB: 0	S: 5	P: 5	R: 0	H: 0	E: 0	LOB: 0	K: 0	BB: 0	S: 3	P: 3	R: 2	H: 2	E: 0	LOB: 1	K: 1	BB: 1	S: 7	P: 11	R: 0	H: 0	E: 0	LOB: 0	K: 0	BB: 0	S: 3	P: 3	R: 0	H: 0	E: 0	LOB: 1	K: 1	BB: 0	S: 5	P: 6	R: 0	H: 0	E: 0	LOB: 0	K: 0	BB: 0	S: 3	P: 3	R: 0	H: 1	E: 0	LOB: 1	K: 1	BB: 0	S: 6	P: 6	R: 0	H: 1	E: 0	LOB: 1	K: 2	BB: 0	S: 8	P: 8	1B: 3	SF: 0	2B: 1	SAC: 2	3B: 0	DP: 0	HR: 1	HBP: 1	WP: 0	PA: 34
PITCHER Mickey Lolich, L ERA: 3.21 (1, 1)	IP	WLS	BF	H	R	ER	SO	BB	IBB	HBP	BLK	WP	HR	S	P	ERA	WHIP	IP	WLS	BF	H	R	ER	SO	BB	IBB	HBP	BLK	WP	HR	S	P	ERA	WHIP	IP	WLS	BF	H	R	ER	SO	BB	IBB	HBP	BLK	WP	HR	S	P	ERA	WHIP																															

BOTTOM

Detroit Tigers @ New York Yankees
Shea Stadium, Flushing, NY
Fri Jun 21 1974, 7:05 PM EDT
Att. 13,661 - Overcast - 73 F

livebaseballscores.com

AB	30
R	2
H	5
RBI	2
BB	1
SO	6
LOB	10



Batter	1	2	3	4	5	6	7	8	9	AB	R	H	RBI	BB	SO	LOB
Elliott Maddox, R (1, 8) OBP: 0.408, SLG: 0.377	0-3 K		0-0 FC6-4		0-3 K			0-0 WP SH3 1B	0-0 F7	5	0	1	0	0	2	4
Chris Chambliss, L (1, 3) OBP: 0.267, SLG: 0.303	0-0 6-3		0-0 F8			0-0 4-3		0-0 SH3		3	0	0	0	0	0	1
Bobby Murcer, L (1, 9) OBP: 0.323, SLG: 0.335	0-3 K		0-0 F6			4-0 S BB		0-3 K		3	0	0	0	1	2	2
Bill Sudakis, S (1, 10) OBP: 0.304, SLG: 0.403		0-0 E 4-3 1B		0-0 F9		0-0 F9		0-3 K		4	1	1	0	0	1	2
Lou Piniella, R (1, 7) OBP: 0.347, SLG: 0.389		0-0 F9		0-0 CS 1B		0-0 F9		0-0 FC5 1B		4	0	2	0	0	0	2
Thurman Munson, R (1, 2) OBP: 0.292, SLG: 0.376		0-0 E7 4-3 1B		0-0 CS 1B		0-0 F9		0-0 1B FC5		4	0	4	0	0	0	0
Fernando Gonzalez, R (1, 4) OBP: 0.241, SLG: 0.279		0-0 4-3		0-0 F9		0-0 SH1-3		0-0 F7		3	0	0	1	0	0	4
Graig Nettles, L (1, 5) OBP: 0.338, SLG: 0.438		0-0 F9		0-0 F7		4-0 IBB		0-0 FC5 1B		3	0	0	0	1	0	3
Jim Mason, L (1, 6) OBP: 0.304, SLG: 0.318			0-0 FC6-4 1B		0-3 K		0-0 G5-3		0-0 1B	2	0	1	0	0	1	0
Rick Dempsey, R (7, PH) OBP: 0.298, SLG: 0.367									1-2 2-3f	1	0	0	0	0	0	2
Fred Stanley, R (8, 6) OBP: 0.296, SLG: 0.208									1-2 2-3	0	0	0	0	0	0	0
Roy White, S (9, PH) OBP: 0.356, SLG: 0.356										1	0	1	0	0	0	0

Inning Stats	R: 0	H: 0	E: 0	K: 2	S: 7	R: 1	H: 2	E: 1	K: 0	S: 5	R: 0	H: 1	E: 0	K: 0	S: 4	R: 0	H: 2	E: 0	K: 0	S: 4	R: 0	H: 0	E: 0	K: 2	S: 7	R: 0	H: 1	E: 0	K: 2	S: 8	R: 0	H: 3	E: 0	K: 0	S: 6	1B: 10	SF: 0	2B: 0	3B: 0	HR: 0	
	0	0	0	2	7	1	2	1	0	5	0	1	0	0	4	0	2	0	0	4	0	0	0	0	0	7	0	1	0	1	8	0	3	0	0	6	10	0	0	0	0

PITCHER	IP	WLS	BF	H	R	ER	SO	BB	IBB	HBP	BLK	WP	HR	S	P	ERA	WHIP
Woody Fryman, L (1, 1) ERA: 4.33	6.1		26	6	1	1	4	1	1	0	0	0	0	32	40	1.42	1.105
John Hiller, L (7, 1) ERA: 2.14	2.2	W	11	4	0	0	2	0	0	0	0	1	0	15	15	0.00	1.500

BOTTOM

Detroit Tigers @ New York Yankees
Shea Stadium, Flushing, NY
Sat Jun 22 1974, 3:33 AM EDT
Att: 13,506 - Unknown - 84 F

livebaseballscorecards.com

AB	33
R	1
H	10
RBI	1
BB	2
SO	6
LOB	20



WP: 1	PA: 37
PB: 0	
SB: 1	
CS: 1	

Batter	1	2	3	4	5	6	7	8	9	AB R H RBI BB SO LOB	TOP																			
Mickey Stanley, R OBP: 0.271, SLG: 0.291 (1, 8)	0-3 K		0-0 FC1-4 PB S 1-2f		0-0 1B			0-3 K		4 0 1 0 0 2 1																				
Gary Sutherland, R OBP: 0.287, SLG: 0.345 (1, 4)	0-0 L4		4-0 FC5-4 1-3 BB		0-3 K			0-0 F8		3 0 0 0 1 1 1																				
Al Kaline, R OBP: 0.335, SLG: 0.357 (1, 10)	0-0 L9		0-3 K				0-0 L9		0-0 L9	4 0 0 0 0 1 2																				
Bill Freehan, R OBP: 0.351, SLG: 0.395 (1, 3)		0-0 SF7 3B	0-0 FC5-4 1-2f				0-3 K		0-0 G6-4-3 1B	4 1 2 0 0 1 2																				
Marvin Lane, R OBP: 0.357, SLG: 0.100 (1, 7)		4-0 BB		4-0 9-6 BB			0-3 K		0-0 G6-4-3 1-2f	2 0 0 0 2 1 1																				
Dick Sharon, R OBP: 0.276, SLG: 0.246 (1, 9)		0-0 SF7		0-0 9-6 1-2f			0-0 5-3			2 0 0 1 0 0 1																				
Aurelio Rodriguez, R OBP: 0.289, SLG: 0.311 (1, 5)		0-0 3-H F8		0-0 5-3			0-0 3-1			3 0 0 0 0 0 1																				
Jerry Moses, R OBP: 0.263, SLG: 0.333 (1, 2)		0-3 K		0-3 K2-3			0-3 K			3 0 0 0 0 3 1																				
Ed Brinkman, R OBP: 0.274, SLG: 0.319 (1, 6)			0-0 FC1-4 1B		0-0 F7			0-0 F8		3 0 1 0 0 0 0																				
Inning Stats	R: 0 E: 0 K: 1 S: 5	H: 0 LOB: 0 BB: 0 P: 5	R: 1 E: 0 K: 1 S: 6	H: 1 LOB: 1 BB: 1 P: 10	R: 0 E: 0 K: 1 S: 6	H: 1 LOB: 2 BB: 1 P: 10	R: 0 E: 0 K: 0 S: 2	H: 0 LOB: 0 BB: 1 P: 6	R: 0 E: 0 K: 2 S: 8	H: 1 LOB: 1 BB: 0 P: 8	R: 0 E: 0 K: 1 S: 5	H: 0 LOB: 0 BB: 0 P: 5	R: 0 E: 0 K: 1 S: 5	H: 0 LOB: 0 BB: 0 P: 5	R: 0 E: 0 K: 0 S: 3	H: 1 LOB: 0 BB: 0 P: 3	1B: 3 2B: 1 3B: 1 HR: 0	SF: 1 SAC: 0 DP: 2 HBP: 0	WP: 0 PB: 1 SB: 1 CS: 0	PA: 32										
PITCHER Rudy May, L ERA: 5.5 (1, 1)	IP 9.0	WLS W	BF 32	H 4	R 1	ER 1	SO 9	BB 3	IBB 0	HBP 0	BLK 0	WP 0	HR 0	S 47	P 59	ERA 1.00	WHIP 0.778													
											PITCHER	IP	WLS	BF	H	R	ER	SO	BB	IBB	HBP	BLK	WP	HR	S	P	ERA	WHIP		

Detroit Tigers @ New York Yankees
 Shea Stadium, Flushing, NY
 Sun Jun 23 1974, 3:33 AM EDT
 Att. 19,073 - Cloudy - 61 F

livebaseballscorecards.com

AB	28
R	1
H	4
RBI	1
BB	3
SO	9
LOB	10




Batter	1	2	3	4	5	6	7	8	9	AB	R	H	RBI	BB	SO	LOB
Elliott Maddox, R (1, 8) OBP: 0.411, SLG: 0.376	4-0 PB E G3 BB		0-0 F9		0-3 K		0-0 1B			3	1	1	0	1	1	0
Lou Piniella, R (1, 7) OBP: 0.350, SLG: 0.388	0-0 E5 G3 PB 1-2		0-0 F7			4-0 2B BB	0-0 1B			3	1	1	1	1	0	1
Bobby Murcer, L (1, 9) OBP: 0.329, SLG: 0.340	0-0 G3 1-3 2-H		4-0 BB			0-0 WP 1B 1-H	4-0 1B			2	1	1	2	2	0	1
Bill Sudakis, S (1, 10) OBP: 0.302, SLG: 0.395	4-0 BB		0-0 F9			0-0 F2 2-3	0-0 P6			3	0	0	0	1	0	5
Thurman Munson, R (1, 2) OBP: 0.287, SLG: 0.369	0-3 K			0-3 K		0-0 P3	0-3 K			4	0	0	0	0	3	6
Chris Chambliss, L (1, 3) OBP: 0.275, SLG: 0.307	0-0 G3			0-0 G4-6-3 1B		0-0 WP 1B 3-H		4-0 G6-4-3 BB		3	0	2	1	1	0	2
Graig Nettles, L (1, 5) OBP: 0.333, SLG: 0.431		0-0 F9		0-0 G4-6-3 1-2f		0-0 L1 1-2		0-0 G6-4-3 1-2f		4	0	0	0	0	0	3
Jim Mason, L (1, 6) OBP: 0.303, SLG: 0.316		0-0 3-1			0-0 4-3		0-0 1-3		0-0 1B	4	0	1	0	0	0	0
Gene Michael, S (1, 4) OBP: 0.248, SLG: 0.223		0-0 F5			0-0 F9		4-0 1B BB		0-3 K	3	1	0	0	1	1	1

Inning Stats	R: 1	H: 0	E: 1	K: 1	S: 6	LOB: 2	BB: 2	P: 14	R: 0	H: 0	E: 0	K: 0	S: 3	LOB: 0	BB: 0	P: 3	R: 0	H: 0	E: 0	K: 0	S: 3	LOB: 1	BB: 1	P: 7	R: 0	H: 1	E: 0	K: 1	S: 5	LOB: 0	BB: 0	P: 5	R: 0	H: 0	E: 0	K: 1	S: 5	LOB: 0	BB: 0	P: 5	R: 2	H: 2	E: 0	K: 0	S: 5	LOB: 1	BB: 1	P: 9	R: 1	H: 2	E: 0	K: 1	S: 7	LOB: 3	BB: 2	P: 15	R: 0	H: 1	E: 0	K: 1	S: 5	LOB: 1	BB: 1	P: 9	1B: 5	SF: 0	2B: 1	SAC: 0	3B: 0	DP: 2	HR: 0	HBP: 0	WP: 2	PA: 36	PB: 1	SB: 0	CS: 0	ERA	WHIP
Joe Coleman, R (1, 1) ERA: 4.84	6.0	WLS	BF	H	R	ER	SO	BB	IBB	HBP	BLK	WP	HR	S	P	ERA	WHIP																																																														
Jim Ray, R (7, 1) ERA: 3.95	2.0		11	3	1	1	2	2	1	0	0	0	0	12	24	4.50	2.500																																																														

DETROIT TIGERS @ NEW YORK YANKEES
Shea Stadium, Flushing, NY
 Sun Jun 23 1974, 3:33 AM EDT
 Att: 19,073 - Cloudy - 61 F

AB	29
R	4
H	6
RBI	4
BB	7
SO	5
LOB	19



Batter	1	2	3	4	5	6	7	8	9	AB R H RBI BB SO LOB	TOP										
Mickey Stanley, R (1, 8) OBP: 0.268, SLG: 0.287	0-3 K		0-0 F6			0-0 3-1		0-0 3-1		4 0 0 0 0 1 0											
Gary Sutherland, R (1, 4) OBP: 0.290, SLG: 0.347	0-0 BB 1B		0-0 G3-6-1 1B			0-0 1-3		0-0 F8		4 0 2 0 0 0 0											
Ben Oglivie, L (1, 7) OBP: 0.404, SLG: 0.440	0-0 F7		0-0 G3-6-1 1-2f			0-0 3-1		0-0 1B		4 0 1 0 0 0 2											
Jim Northrup, L (1, 9) OBP: 0.290, SLG: 0.299	4-0 FC4 1-2 BB			0-0 F6			0-0 F8	0-0 F7		3 0 0 0 1 0 1											
Gates Brown, L (1, 10) OBP: 0.357, SLG: 0.235	0-0 FC4 1-2f			4-0 G6-4-3 BB			0-0 FC4-6 1B 2B		0-0 3-1	3 1 1 0 1 0 2											
Bill Freehan, R (1, 3) OBP: 0.349, SLG: 0.388		0-0 F4		0-0 G6-4-3 1-2f			4-0 FC4-6 BB		0-0 5-3	3 0 0 0 1 0 1											
Aurelio Rodriguez, R (1, 5) OBP: 0.284, SLG: 0.306		0-0 L8			0-0 6-3		0-0 FC4-6 1B 1-2f 2-3		0-0 1-3	4 0 0 0 0 0 2											
Jerry Moses, R (1, 2) OBP: 0.267, SLG: 0.330		4-0 FC1-6 BB			0-0 G3		0-0 FC4-6 1B 1-2 3-H			1 0 0 0 1 0 0											
Willie Horton, R (7, PH) OBP: 0.352, SLG: 0.552										1 0 1 1 0 0 0											
John Knox, L (7, PR) OBP: 0.375, SLG: 0.342										0 0 0 0 0 0 0											
Gene Lamont, L (7, 2) OBP: 0.333, SLG: 0.364										0 0 0 0 0 0 0											
Ed Brinkman, R (1, 6) OBP: 0.270, SLG: 0.315		0-0 FC1-6 1-2f			0-0 5-3		0-0 FC4-6 1-2f			3 0 0 0 0 0 3											
Inning Stats	R: 0 E: 0 K: 1 S: 6	H: 1 LOB: 2 BB: 1 P: 10	R: 0 E: 0 K: 0 S: 3	H: 0 LOB: 1 BB: 1 P: 7	R: 0 E: 0 K: 0 S: 3	H: 1 LOB: 0 BB: 0 P: 3	R: 0 E: 0 K: 0 S: 2	H: 0 LOB: 0 BB: 1 P: 6	R: 0 E: 0 K: 0 S: 3	H: 0 LOB: 0 BB: 0 P: 3	R: 1 E: 0 K: 0 S: 5	H: 2 LOB: 2 BB: 1 P: 9	R: 0 E: 0 K: 0 S: 4	H: 1 LOB: 1 BB: 0 P: 4	R: 0 E: 0 K: 0 S: 3	H: 0 LOB: 0 BB: 0 P: 3	1B: 4 2B: 1 3B: 0 HR: 0	SF: 0 SAC: 0 DP: 2 HBP: 0	WP: 0 PB: 0 SB: 0 CS: 0	PA: 34	
PITCHER Doyle Alexander, R (1, 1) ERA: 5.05	IP: 9.0 WLS: W BF: 34 H: 5 R: 1 ER: 1 SO: 1 BB: 4 IBB: 0 HBP: 0 BLK: 0 WP: 0 HR: 0 S: 32 P: 48 ERA: 1.00 WHIP: 1.000																			PITCHER	IP: 9.0 WLS: W BF: 34 H: 5 R: 1 ER: 1 SO: 1 BB: 4 IBB: 0 HBP: 0 BLK: 0 WP: 0 HR: 0 S: 32 P: 48 ERA: 1.00 WHIP: 1.000

Detroit Tigers @ Baltimore Orioles
 Memorial Stadium, Baltimore, MD
 Mon Jun 24 1974, 7:05 PM EDT
 Att. 6,546 - Unknown

livebaseballscorecards.com

AB	30
R	1
H	5
RBI	1
BB	4
SO	1
LOB	11



Batter	1	2	3	4	5	6	7	8	9
Al Bumbry, L (1, 7) <small>OBP: 0.225, SLG: 0.265</small> Don Baylor, R (8, PH) <small>OBP: 0.330, SLG: 0.305</small> (9, 7)	0-3 K	0-0 G3			0-0 4-3		0-0 F7	4-0 BB	
Rich Coggins, L (1, 9) <small>OBP: 0.249, SLG: 0.253</small> Jim Fuller, R (8, PH) <small>OBP: 0.321, SLG: 0.456</small> (9, 9)	0-0 6-3		0-0 F8		0-0 1B		0-0 BB 2B	0-0 5-3	
Tommy Davis, R (1, 10) <small>OBP: 0.296, SLG: 0.357</small>	0-0 6-3		0-0 F3		0-0 5-3 1-2		4-0 BB IBB		
Boog Powell, L (1, 3) <small>OBP: 0.309, SLG: 0.426</small>		0-0 HR 2B	0-0 6-3			0-0 2B 1B	4-0 1-2 2-3 BB		
Bobby Grich, R (1, 4) <small>OBP: 0.413, SLG: 0.525</small>		0-0 2-H HR		0-0 1B		0-0 F8	0-3 K		
Brooks Robinson, R (1, 5) <small>OBP: 0.379, SLG: 0.420</small>		0-0 L6		0-0 1B		0-0 F5	4-0 1-2 2-3 3-H BB		
Paul Blair, R (1, 8) <small>OBP: 0.287, SLG: 0.346</small>		4-0 1B BB		0-0 F3		0-0 1-3 2B	0-0 L5		
Elrod Hendricks, L (1, 2) <small>OBP: 0.323, SLG: 0.426</small>		0-0 1-3 1B		0-0 1-3		4-0 FC6 IBB		0-0 6-3	
Mark Belanger, R (1, 6) <small>OBP: 0.344, SLG: 0.417</small>		0-0 F8			0-0 F7	0-0 FC6		0-0 F9	


Inning Stats	R: 0	H: 0	E: 0	K: 1	S: 5	R: 2	H: 3	E: 0	K: 0	S: 6	R: 0	H: 0	E: 0	K: 0	S: 3	R: 0	H: 2	E: 0	K: 0	S: 4	R: 0	H: 1	E: 0	K: 0	S: 4	R: 0	H: 2	E: 0	K: 0	S: 5	R: 1	H: 1	E: 0	K: 1	S: 6	R: 0	H: 0	E: 0	K: 0	S: 3													
	LOB: 0	BB: 0	P: 5		LOB: 2	BB: 1	P: 10		LOB: 0	BB: 0	P: 3		LOB: 1	BB: 0	P: 4		LOB: 3	BB: 1	P: 9		LOB: 3	BB: 3	P: 18		LOB: 1	BB: 1	P: 7																										

AB	R	H	RBI	BB	SO	LOB
4	0	0	0	0	1	2
0	0	0	0	1	0	0
4	1	2	0	0	0	0
1	0	0	0	0	0	1
3	0	0	0	1	0	1
3	1	2	0	1	0	0
4	1	2	2	0	1	4
3	0	1	1	1	0	1
3	0	1	0	1	0	4
3	0	1	0	1	0	1
4	0	0	0	0	0	5

BOTTOM

Detroit Tigers @ Baltimore Orioles
 Memorial Stadium, Baltimore, MD
 Mon Jun 24 1974, 7:05 PM EDT
 Att. 6,546 - Unknown

AB	32
R	3
H	9
RBI	3
BB	6
SO	2
LOB	19



WP	HR	S	P	ERA	WHIP
0	0	0	0	0.00	1.800

Batter	1	2	3	4	5	6	7	8	9	AB R H RBI BB SO LOB	TOP		
Mickey Stanley, R (1, 8) OBP: 0.266, SLG: 0.283	4-0 L4-6-3 E BB		0-0 B2	0-0 F9		0-3 K			0-0 L6	4 0 0 0 1 1 2			
Gary Sutherland, R (1, 4) OBP: 0.285, SLG: 0.341	0-0 E6 L4-6-3 1-2		0-0 6-3	0-0 F9			0-0 F5		0-0 6-3	5 0 0 0 0 0 3			
Al Kaline, R (1, 10) OBP: 0.333, SLG: 0.363	0-0 L4-6-3 1-2 2-3		0-0 1B 3B	0-0 L4-3			0-0 L6			4 1 1 0 0 0 3			
Willie Horton, R (1, 7) OBP: 0.350, SLG: 0.546 Marvin Lane, R (7, 7) OBP: 0.357, SLG: 0.100	0-3 K		0-0 2B BB 1B 3-H		0-0 F7		0-0 6-3			4 1 1 1 0 1 1 0 0 0 0 0 0 0			
Bill Freehan, R (1, 3) OBP: 0.347, SLG: 0.391		0-0 F7	0-0 BB 1-3 2B		0-0 F9			0-0 5-3		4 0 1 0 0 0 0			
Aurelio Rodriguez, R (1, 5) OBP: 0.287, SLG: 0.306		0-0 6-3	4-0 BB BB BB		0-0 1B			0-0 6-3		3 0 1 0 1 0 0			
Jim Northrup, L (1, 9) OBP: 0.293, SLG: 0.296		4-0 BB BB	4-0 BB 1-2 2-3 3-H BB		0-0 G3			0-3 K2-3		2 0 0 1 2 1 1			
Jerry Moses, R (1, 2) OBP: 0.286, SLG: 0.340		4-0 FC6-4 1-2 BB	0-0 F9		0-0 CS 1B			0-0 SH3-4 1B		3 0 2 0 1 0 3			
Ed Brinkman, R (1, 6) OBP: 0.271, SLG: 0.315		0-0 FC6-4 1-2		0-0 1B		0-3 K		0-0 SH3-4		3 0 1 0 0 1 3			
Inning Stats	R: 0 H: 0 E: 1 LOB: 1 K: 1 BB: 1 S: 5 P: 9	R: 0 H: 0 E: 0 LOB: 2 K: 0 BB: 2 S: 3 P: 11	R: 2 H: 3 E: 0 LOB: 3 K: 0 BB: 2 S: 6 P: 14	R: 0 H: 1 E: 0 LOB: 1 K: 0 BB: 0 S: 4 P: 4	R: 0 H: 1 E: 0 LOB: 1 K: 0 BB: 0 S: 4 P: 4	R: 0 H: 1 E: 0 LOB: 0 K: 2 BB: 0 S: 7 P: 7	R: 0 H: 0 E: 0 LOB: 0 K: 0 BB: 0 S: 3 P: 3	R: 0 H: 0 E: 0 LOB: 0 K: 1 BB: 0 S: 5 P: 5	R: 0 H: 1 E: 0 LOB: 1 K: 0 BB: 0 S: 4 P: 4	1B: 5 SF: 0 2B: 1 SAC: 1 3B: 1 DP: 1 HR: 0 HBP: 0	WP: 0 PA: 38 PB: 0 SB: 0 CS: 1		
PITCHER	IP WLS BF H R ER SO BB IBB HBP BLK WP HR S P ERA WHIP											PITCHER	IP WLS BF H R ER SO BB IBB HBP BLK WP HR S P ERA WHIP
Mike Cuellar, L (1, 1) ERA: 3.34	3.0 L 17 3 2 2 1 5 0 0 0 0 0 0 14 34 6.00 2.667												
Wayne Garland, R (4, 1) ERA: 1.91	6.0 21 4 0 0 3 0 0 0 0 0 0 0 27 27 0.00 0.667												

Detroit Tigers @ Baltimore Orioles
Memorial Stadium, Baltimore, MD
 Tue Jun 25 1974, 7:05 PM EDT
 Att. 10,016 - Unknown

livebaseballscorecards.com

AB 32
R 2
H 7
RBI 2
BB 5
SO 4
LOB 16



Batter	1	2	3	4	5	6	7	8	9	AB	R	H	RBI	BB	SO	LOB
Paul Blair, R OBP: 0.291, SLG: 0.346 (1, 8)	4-0 CS BB		0-0 6-3			0-0 SH1-3 BB 1B	0-0 L8			3	0	1	0	1	0	2
Bobby Grich, R OBP: 0.411, SLG: 0.518 (1, 4)	0-3 K 1-2			0-0 F8		4-0 SH1-3 BB 1-2		0-3 K		3	0	0	0	1	2	1
Tommy Davis, R OBP: 0.293, SLG: 0.353 (1, 10)	0-0 5-3			0-0 4-3		0-0 SH1-3 1-2 2-3		0-0 F9		3	0	0	0	0	0	0
Earl Williams, R OBP: 0.336, SLG: 0.322 (1, 3)		0-0 E7 1B		0-0 F9		0-3 K		0-0 FC6-4 1B		4	0	2	0	0	1	2
Don Baylor, R OBP: 0.324, SLG: 0.298 (1, 7)		0-0 L8			0-3 K	0-0 F3		0-0 FC6-4 1-2f 1B		4	0	0	0	0	1	4
Brooks Robinson, R OBP: 0.381, SLG: 0.421 (1, 5)		0-0 F9			0-0 1B 1B		0-0 1B 1B		0-3 K	4	0	2	0	0	1	1
Jim Fuller, R OBP: 0.314, SLG: 0.445 (1, 9)		0-3 K			0-3 K		0-3 K		0-0 L8	3	0	0	0	0	3	3
Enos Cabell, R OBP: 0.289, SLG: 0.333 (9, PH)										1	0	0	0	0	0	0
Andy Etchebarren, R OBP: 0.235, SLG: 0.238 (1, 2)			0-3 K		0-0 1B		0-0 F4		0-0 5-3	4	0	1	0	0	1	1
Mark Belanger, R OBP: 0.344, SLG: 0.415 (1, 6)			0-0 F5		0-0 F8		0-0 1B			3	0	1	0	0	0	2

Inning Stats	R: 0 E: 0 K: 1 S: 4	H: 0 LOB: 0 BB: 1 P: 8	R: 0 E: 1 K: 1 S: 6	H: 1 LOB: 1 BB: 0 P: 6	R: 0 E: 0 K: 1 S: 5	H: 0 LOB: 0 BB: 0 P: 5	R: 0 E: 0 K: 0 S: 3	H: 0 LOB: 0 BB: 0 P: 3	R: 0 E: 0 K: 2 S: 9	H: 2 LOB: 2 BB: 0 P: 9	R: 0 E: 0 K: 1 S: 6	H: 1 LOB: 2 BB: 1 P: 10	R: 0 E: 0 K: 1 S: 7	H: 2 LOB: 2 BB: 0 P: 7	R: 0 E: 0 K: 1 S: 6	H: 1 LOB: 1 BB: 0 P: 6	R: 0 E: 0 K: 1 S: 5	H: 0 LOB: 0 BB: 0 P: 5	1B: 7 2B: 1 3B: 0 HR: 0	SF: 0 SAC: 1 DP: 1 HBP: 0	WP: 0 PB: 0 SB: 0 CS: 1	PA: 35
PITCHER Mickey Lolich, L ERA: 3.03 (1, 1)	IP 9.0	WLS W	BF 35	H 7	R 0	ER 0	SO 9	BB 2	IBB 0	HBP 0	BLK 0	WP 0	HR 0	S 51	P 59	ERA 0.00	WHIP 1.000					


BOTTOM

Detroit Tigers @ Baltimore Orioles
Memorial Stadium, Baltimore, MD

Tue Jun 25 1974, 7:05 PM EDT
Att. 10,016 - Unknown

livebaseballscores.com

AB	32
R	0
H	7
RBI	0
BB	2
SO	9
LOB	16



Batter	1	2	3	4	5	6	7	8	9	AB R H RBI BB SO LOB	TOP	
Mickey Stanley, R OBP: 0.270, SLG: 0.297 (1, 8) X	0-0 F9		0-0 1-H HR		0-0 1B		0-0 4-3			4 1 2 2 0 0 0		
Gary Sutherland, R OBP: 0.281, SLG: 0.336 (1, 4) X	0-0 L7		0-0 F8		0-0 F9		0-0 4-3			4 0 0 0 0 0 1		
Al Kaline, R OBP: 0.339, SLG: 0.368 (1, 10) B B B	4-0 BB		4-0 BB		0-0 L8			0-0 2B		2 0 1 0 2 0 1		
Bill Freehan, R OBP: 0.340, SLG: 0.382 (1, 3) X	0-0 F2		0-0 5-3					0-0 5-3		4 0 0 0 0 0 2		
Dick Sharon, R OBP: 0.263, SLG: 0.233 (1, 7) X		0-0 5-3		0-0 5-3				0-0 5-3		4 0 0 0 0 0 0		
Aurelio Rodriguez, R OBP: 0.283, SLG: 0.301 (1, 5) X		0-0 5-3		0-0 5-3				0-0 6-3		4 0 0 0 0 0 0		
Jim Northrup, L OBP: 0.296, SLG: 0.305 (1, 9) X		0-0 F6		4-0 BB				0-0 F4		3 1 1 0 1 0 0		
Jerry Moses, R OBP: 0.278, SLG: 0.333 (1, 2)			0-0 L4		0-0 F7			0-0 SF7 3B		2 0 0 1 0 0 1		
Willie Horton, R OBP: 0.349, SLG: 0.544 (9, PH)								0-3 K		1 0 0 0 0 1 0		
Gene Lamont, L OBP: 0.333, SLG: 0.364 (9, 2)								0-0 K		0 0 0 0 0 0 0		
Ed Brinkman, R OBP: 0.276, SLG: 0.330 (1, 6) B B B			4-0 HR BB		0-0 5-3			0-0 HR		2 2 1 1 1 0 0		
Inning Stats	R: 0 H: 0 E: 0 LOB: 1 K: 0 BB: 1 S: 3 P: 7	R: 0 H: 0 E: 0 LOB: 0 K: 0 BB: 0 S: 3 P: 3	R: 2 H: 1 E: 0 LOB: 1 K: 0 BB: 2 S: 4 P: 12	R: 0 H: 0 E: 0 LOB: 1 K: 0 BB: 1 S: 3 P: 7	R: 0 H: 1 E: 0 LOB: 1 K: 0 BB: 0 S: 4 P: 4	R: 0 H: 0 E: 0 LOB: 0 K: 0 BB: 0 S: 3 P: 3	R: 2 H: 2 E: 0 LOB: 0 K: 0 BB: 0 S: 5 P: 5	R: 0 H: 1 E: 0 LOB: 0 K: 1 BB: 0 S: 5 P: 5	R: 0 H: 0 E: 0 LOB: 0 K: 1 BB: 0 S: 5 P: 5	1B: 1 SF: 1 2B: 1 SAC: 0 3B: 1 DP: 0 HR: 2 HBP: 0	WP: 0 PA: 35 PB: 0 SB: 0 CS: 0	
PITCHER Ross Grimsley, L (1, 1) ERA: 3.46	IP WLS BF H R ER SO BB IBB HBP BLK WP HR S P ERA WHIP											
	9.0 W 35 5 4 4 1 4 0 0 0 0 0 2 33 49 4.00 1.000											

Detroit Tigers @ Baltimore Orioles
 Memorial Stadium, Baltimore, MD
 Wed Jun 26 1974, 7:05 PM EDT
 Att. 8,170 - Unknown

livebaseballscorecards.com

AB	30
R	4
H	5
RBI	4
BB	4
SO	1
LOB	5

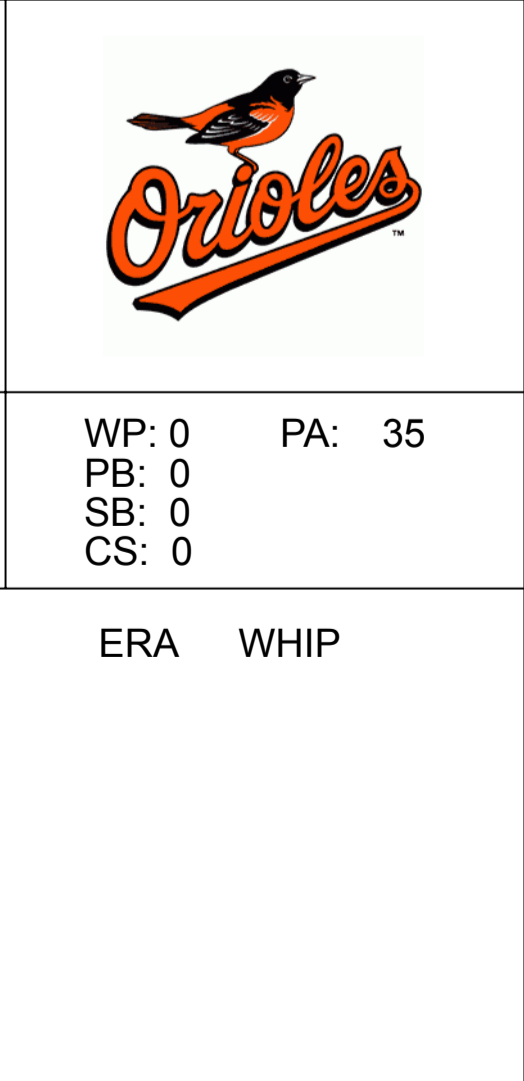


Batter	1	2	3	4	5	6	7	8	9	AB R H RBI BB SO LOB
Paul Blair, R OBP: 0.294, SLG: 0.363 (1, 8)	0-0 F9		0-0 1B		0-0 F6		0-0 HR			4 1 2 1 0 0 0
Bobby Grich, R OBP: 0.408, SLG: 0.512 (1, 4)	4-0 BB		0-3 K		0-0 F9		0-0 6-3			3 0 0 0 1 1 1
Tommy Davis, R OBP: 0.293, SLG: 0.355 (1, 10)	0-0 F8			0-0 6-3	0-0 2B			0-0 F4		4 0 1 0 0 0 1
Earl Williams, R OBP: 0.335, SLG: 0.326 (1, 3)	0-0 4-3			0-0 HR 2B	0-0 5-3			0-3 K		4 1 1 0 0 1 2
Don Baylor, R OBP: 0.323, SLG: 0.313 (1, 7)		0-0 L8		0-0 HR	0-0 6-3			0-0 F8		4 1 1 2 0 0 0
Brooks Robinson, R OBP: 0.379, SLG: 0.419 (1, 5)		0-0 F9		0-0 G3	0-0 F5			0-0 SH3 1B		4 0 1 0 0 0 0
Al Bumbry, L OBP: 0.225, SLG: 0.265 (9, PR)										0 1 0 0 0 0 0
Jim Fuller, R OBP: 0.314, SLG: 0.466 (1, 9)		0-0 F3		0-0 HR	0-3 K			0-0 SH3		3 1 1 1 0 1 0
Andy Etchebarren, R OBP: 0.247, SLG: 0.241 (1, 2)			0-3 K	4-0 BB			0-0 5-3	0-0 1B		3 0 1 1 1 1 0
Mark Belanger, R OBP: 0.339, SLG: 0.409 (1, 6)			0-0 F9	0-0 F7			0-0 F3			3 0 0 0 0 0 1
Frank Baker, L OBP: 0.125, SLG: 0.067 (9, 6)										0 0 0 0 0 0 0

Inning Stats		R: 0	H: 0	E: 0	K: 0	S: 3	R: 0	H: 0	E: 0	K: 0	S: 3	R: 0	H: 1	E: 0	K: 2	S: 8	R: 3	H: 3	E: 0	K: 0	S: 6	R: 0	H: 1	E: 0	K: 0	S: 4	R: 0	H: 0	E: 0	K: 1	S: 5	R: 1	H: 1	E: 0	K: 0	S: 4	R: 0	H: 0	E: 0	K: 1	S: 5	R: 1	H: 2	E: 0	K: 0	S: 3	1B: 3	SF: 0	2B: 2	SAC: 1	3B: 0	DP: 0	HR: 3	HBP: 0	WP: 0	PA: 35
PITCHER	IP	WLS	BF	H	R	ER	SO	BB	IBB	HBP	BLK	WP	HR	S	P	ERA	WHIP																																							
Woodie Fryman, L ERA: 4.42 (1, 1)	6.2		28	6	4	4	3	2	0	0	0	0	0	32	40	5.40	1.200																																							
John Hiller, L ERA: 2.22 (7, 1)	1.2	L	7	2	1	1	1	0	0	0	0	0	0	9	9	5.40	1.200																																							

DETROIT TIGERS @ BALTIMORE ORIOLES
Memorial Stadium, Baltimore, MD
 Wed Jun 26 1974, 7:05 PM EDT
 Att. 8,170 - Unknown

AB	32
R	5
H	8
RBI	5
BB	2
SO	4
LOB	5



Batter	1	2	3	4	5	6	7	8	9	AB R H RBI BB SO LOB	TOP		
Don Money, R (1, 5) OBP: 0.353, SLG: 0.444	0-0 F7		4-0 BB		0-0 5-3	0-0 F9			0-0 SH1-3	3 0 0 0 1 0 1	Milwaukee Brewers @ Detroit Tigers Tiger Stadium, Detroit, MI Thu Jun 27 1974, 7:05 PM EDT Att. 15,298 - Unknown		
Dave May, L (1, 8) OBP: 0.258, SLG: 0.360	0-0 F7		0-3 K			0-0 4-3 HR 2B	0-0 4-3		0-3 K	5 1 1 0 0 2 3			
George Scott, R (1, 3) OBP: 0.344, SLG: 0.433	0-3 K		0-0 4-3			0-0 4-3	0-0 1-3		0-0 F9	5 0 0 0 0 1 4			
John Briggs, L (1, 7) OBP: 0.365, SLG: 0.547		0-0 WP FC5-2 2B		0-0 E S 1B		4-0 1B HR BB	0-0 1B			3 1 3 0 1 0 0			
Darrell Porter, L (1, 2) OBP: 0.344, SLG: 0.390		0-3 K		0-0 F9		0-0 1-2 HR 1B	0-0 F9			4 1 1 0 0 1 3			
Deron Johnson, R (1, 10) OBP: 0.250, SLG: 0.378		0-0 FC5-2 2-H		4-0 G6-4-3 BB		0-0 1-H 2-H 3-H HR		0-0 6-3		3 1 1 4 1 0 1			
Bob Coluccio, R (1, 9) OBP: 0.300, SLG: 0.359		0-3 K		0-0 G6-4-3 1-2f		0-0 S 1B 1B		0-3 K		4 1 1 0 0 2 3			
Tim Johnson, L (1, 4) OBP: 0.282, SLG: 0.350			0-0 BB 1B		0-0 F9	0-3 K		0-3 K		4 0 1 0 0 2 1			
Robin Yount, R (1, 6) OBP: 0.282, SLG: 0.333			0-3 K		0-3 K	0-0 2-H 1B		0-0 SH1-3 1B		4 0 2 1 0 2 1			
Inning Stats	R: 0 E: 0 K: 1 S: 5 H: 0 LOB: 0 BB: 0 P: 5	R: 0 E: 0 K: 2 S: 8 H: 1 LOB: 1 BB: 0 P: 8	R: 0 E: 0 K: 2 S: 8 H: 1 LOB: 2 BB: 1 P: 12	R: 0 E: 0 K: 0 S: 3 H: 1 LOB: 1 BB: 1 P: 7	R: 0 E: 0 K: 1 S: 5 H: 0 LOB: 0 BB: 0 P: 5	R: 5 E: 0 K: 1 S: 10 H: 5 LOB: 1 BB: 1 P: 14	R: 0 E: 0 K: 0 S: 4 H: 1 LOB: 1 BB: 0 P: 4	R: 0 E: 0 K: 2 S: 7 H: 0 LOB: 0 BB: 0 P: 7	R: 0 E: 0 K: 1 S: 6 H: 1 LOB: 1 BB: 0 P: 6	1B: 7 2B: 2 3B: 0 HR: 1 SF: 0 SAC: 1 DP: 1 HBP: 0	WP: 1 PB: 0 SB: 2 CS: 0 PA: 39		
PITCHER	IP WLS BF H R ER SO BB IBB HBP BLK WP HR S P ERA WHIP											PITCHER	IP WLS BF H R ER SO BB IBB HBP BLK WP HR S P ERA WHIP
Joe Coleman, R (1, 1) ERA: 4.97	6.0 L 28 8 5 5 7 3 0 0 0 0 1 1 39 51 7.50 1.833												
Jim Ray, R (7, 1) ERA: 3.24	3.0 11 2 0 0 3 0 0 0 0 0 0 0 17 17 0.00 0.667												

livebaseballscorecards.com

AB	35
R	5
H	10
RBI	5
BB	3
SO	10
LOB	17



Batter	1	2	3	4	5	6	7	8	9	AB R H RBI BB SO LOB
Mickey Stanley, R (1, 8) OBP: 0.273, SLG: 0.307	0-0 6-3			0-0 1B		0-0 3B		0-0 F3		4 1 2 0 0 0 0
Gary Sutherland, R (1, 4) OBP: 0.277, SLG: 0.331	0-0 5-3			0-0 F8		0-0 6-3		0-0 L8		4 0 0 1 0 0 1
Al Kaline, R (1, 10) OBP: 0.342, SLG: 0.375	0-0 F3			0-3 K		0-0 1B 2B		0-0 1B		4 0 2 0 0 1 1
Willie Horton, R (1, 7) OBP: 0.349, SLG: 0.539		0-0 5-3		4-0 BB		0-0 F7		0-3 K		2 0 0 0 1 0 1
Marvin Lane, R (7, 7) OBP: 0.333, SLG: 0.091										1 0 0 0 0 1 1
Bill Freehan, R (1, 3) OBP: 0.343, SLG: 0.390		0-0 F7		0-0 6-3		0-0 1B				4 0 2 0 0 0 2
Aurelio Rodriguez, R (1, 5) OBP: 0.282, SLG: 0.300		0-0 5-3				0-0 FC4-6 1B		0-0 4-3		4 0 1 0 0 0 3
Jim Northrup, L (1, 9) OBP: 0.292, SLG: 0.300			0-0 G3		0-0 FC4-6 1B		0-0 3-1			4 0 0 0 0 0 2
Jerry Moses, R (1, 2) OBP: 0.268, SLG: 0.320			0-0 P6		0-0 F9		0-0 F3			4 0 0 0 0 0 2
Ed Brinkman, R (1, 6) OBP: 0.272, SLG: 0.326			0-0 5-3		0-0 FC5-4		0-0 6-3			3 0 0 0 0 0 1

Inning Stats	R: 0 E: 0 K: 0 S: 3	H: 0 LOB: 0 BB: 0 P: 3	R: 0 E: 0 K: 0 S: 3	H: 0 LOB: 0 BB: 0 P: 3	R: 0 E: 0 K: 0 S: 3	H: 0 LOB: 0 BB: 0 P: 3	R: 0 E: 0 K: 1 S: 6	H: 1 LOB: 2 BB: 1 P: 10	R: 0 E: 0 K: 0 S: 4	H: 1 LOB: 1 BB: 0 P: 4	R: 1 E: 0 K: 0 S: 6	H: 3 LOB: 2 BB: 0 P: 6	R: 0 E: 0 K: 0 S: 3	H: 0 LOB: 0 BB: 0 P: 3	R: 0 E: 0 K: 1 S: 6	H: 1 LOB: 1 BB: 0 P: 6	R: 0 E: 0 K: 0 S: 4	H: 1 LOB: 1 BB: 0 P: 4	1B: 4 2B: 2 3B: 1 HR: 0	SF: 0 SAC: 0 DP: 0 HBP: 0	WP: 0 PB: 0 SB: 1 CS: 0	PA: 35 ERA WHIP
PITCHER Clyde Wright, L (1, 1) ERA: 3.77	IP 9.0 WLS W BF 35 H 7 R 1 ER 1 SO 2 BB 1 IBB 0 HBP 0 BLK 0 WP 0 HR 0 S 38 P 42 ERA 1.00 WHIP 0.889																					

BOTTOM

Milwaukee Brewers @ Detroit Tigers
Tiger Stadium, Detroit, MI

Thu Jun 27 1974, 7:05 PM EDT
Att. 15,298 - Unknown

AB	34
R	1
H	7
RBI	1
BB	1
SO	2
LOB	14



livebaseballscorecards.com

Batter	1	2	3	4	5	6	7	8	9	AB R H RBI BB SO LOB	TOP											
Don Money, R (1, 5) OBP: 0.351, SLG: 0.439	0-0 6-3		0-0 6-3		0-0 5-3		0-3 K		0-0 1B	5 0 1 0 0 1 2												
Dave May, L (1, 8) OBP: 0.255, SLG: 0.356	0-0 G3		0-0 6-3		0-0 F9			0-0 HR 1B	0-0 5-3	3 0 0 0 0 0 1 2 1 1 0 0 0 1												
Ken Berry, R (6, 8) OBP: 0.250, SLG: 0.207																						
George Scott, R (1, 3) OBP: 0.342, SLG: 0.442	0-3 K			0-0 5-3		0-0 6-3		0-0 HR 1B		4 1 1 2 0 1 0												
Deron Johnson, R (1, 10) OBP: 0.250, SLG: 0.391		0-0 F2		0-0 6-3		0-0 6-3		0-0 HR		4 1 1 1 0 0 0												
John Briggs, L (1, 7) OBP: 0.363, SLG: 0.547		0-0 PB 2B		0-0 6-3			0-3 K	0-0 F9		4 0 1 0 0 1 0												
Bobby Mitchell, R (1, 9) OBP: 0.301, SLG: 0.356		0-0 F8			0-0 HR		4-0 1B 2B BB	0-0 F7		3 2 1 1 1 0 1												
Charlie Moore, R (1, 2) OBP: 0.340, SLG: 0.368		4-0 CS BB			0-0 F7		0-0 2B 1B	0-0 F4		3 1 1 0 1 0 0												
Robin Yount, R (1, 6) OBP: 0.282, SLG: 0.337		0-0 CS	0-0 6-3		0-0 6-3		0-0 SF7 2B		0-0 F7	4 1 1 2 0 0 0												
John Vukovich, R (1, 4) OBP: 0.200, SLG: 0.321			4-0 BB		0-0 1B		0-0 SF7	0-0 F9		2 0 1 1 1 0 0												
Inning Stats	R: 0 E: 0 K: 1 S: 5	H: 0 LOB: 0 BB: 0 P: 5	R: 0 E: 0 K: 0 S: 3	H: 1 LOB: 1 BB: 1 P: 7	R: 0 E: 0 K: 0 S: 3	H: 0 LOB: 1 BB: 1 P: 7	R: 0 E: 0 K: 0 S: 3	H: 0 LOB: 0 BB: 0 P: 3	R: 1 E: 0 K: 0 S: 5	H: 2 LOB: 1 BB: 0 P: 5	R: 0 E: 0 K: 0 S: 3	H: 0 LOB: 0 BB: 0 P: 3	R: 3 E: 0 K: 2 S: 9	H: 2 LOB: 0 BB: 1 P: 13	R: 3 E: 1 K: 0 S: 6	H: 3 LOB: 0 BB: 0 P: 6	R: 0 E: 0 K: 0 S: 4	H: 1 LOB: 1 BB: 0 P: 4	1B: 4 2B: 2 3B: 0 HR: 3	SF: 1 SAC: 0 DP: 0 HBP: 0	WP: 0 PB: 1 SB: 0 CS: 1	PA: 39
PITCHER	IP WLS BF H R ER SO BB IBB HBP BLK WP HR S P ERA WHIP																					
Luke Walker, L (1, 1) ERA: 2.53	6.1 W 26 5 4 4 2 3 0 0 0 0 0 1 27 39 5.68 1.263																					
John Hiller, L (7, 1) ERA: 2.5	2.2 12 4 3 3 1 0 0 0 0 0 0 2 14 14 10.12 1.500																					

Milwaukee Brewers @ Detroit Tigers
Tiger Stadium, Detroit, MI
Fri Jun 28 1974, 7:05 PM EDT
Att. 22,431 - Unknown

livebaseballscorecards.com

AB	34
R	7
H	9
RBI	7
BB	3
SO	3
LOB	5



Batter	1	2	3	4	5	6	7	8	9
Mickey Stanley, R (1, 8) OBP: 0.272, SLG: 0.305	0-0 6-3	0-0 5-3			0-0 FC5-4 2B	0-0 1B		0-0 6-3	
Gary Sutherland, R (1, 4) OBP: 0.279, SLG: 0.336	0-0 F2		0-0 2-3		0-0 2B		0-0 3B 1B	0-0 5-3	
Al Kaline, R (1, 10) OBP: 0.339, SLG: 0.379	0-0 L7		0-0 L9		0-0 L5-3		0-0 SF9 3B	0-0 L6-3	
Willie Horton, R (1, 7) OBP: 0.349, SLG: 0.536 Dick Sharon, R (7, 7) OBP: 0.259, SLG: 0.230		0-3 K	0-3 K			0-0 1B 1B	0-0 F3		
Aurelio Rodriguez, R (1, 5) OBP: 0.282, SLG: 0.301		0-0 6-3		0-3 K		0-0 SH 1B FC3-2 1B	0-0 SF9		
Bill Freehan, R (1, 3) OBP: 0.351, SLG: 0.409		0-0 HR 3B		0-0 F3		0-0 FC3-2 SH 1B 1B	0-0 BB 1B		
Marvin Lane, R (1, 9) OBP: 0.389, SLG: 0.385		0-0 HR		0-0 4-3		0-0 SH FC3-2 1B 1B	4-0 BB 1B		
Jerry Moses, R (1, 2) OBP: 0.281, SLG: 0.333 Gates Brown, L (6, PH) OBP: 0.349, SLG: 0.229 Gene Lamont, L (7, 2) OBP: 0.385, SLG: 0.417		0-0 2B 1B			0-0 FC5-4 1B	0-0 FC3-2 1B 1B	0-0 1B		
Ed Brinkman, R (1, 6) OBP: 0.272, SLG: 0.329		0-0 1-3 2B			0-0 L6	0-0 F5	0-3 K		

Inning Stats	R: 0	H: 0	E: 0	K: 0	S: 3	R: 2	H: 4	E: 0	K: 1	S: 9	R: 0	H: 0	E: 0	K: 1	S: 5	R: 0	H: 0	E: 0	K: 1	S: 5	R: 1	H: 2	E: 0	K: 0	S: 5	R: 3	H: 4	E: 0	K: 0	S: 7	R: 3	H: 4	E: 0	K: 1	S: 9	R: 0	H: 0	E: 0	K: 0	S: 3
	LOB: 0	BB: 0	P: 3	LOB: 2	BB: 0	LOB: 0	BB: 0	LOB: 0	BB: 0	P: 9	LOB: 0	BB: 0	LOB: 0	BB: 0	P: 5	LOB: 1	BB: 0	LOB: 3	BB: 0	P: 7	LOB: 2	BB: 1	LOB: 0	BB: 0	P: 3	LOB: 0	BB: 0	LOB: 0	BB: 0	LOB: 0	BB: 0	LOB: 0	BB: 0	LOB: 0	BB: 0	LOB: 0	BB: 0	LOB: 0	BB: 0	LOB: 0


PITCHER	IP	WLS	BF	H	R	ER	SO	BB	IBB	HBP	BLK	WP	HR	S	P	ERA	WHIP
Kevin Kobel, L (1, 1) ERA: 3.84	5.0	L	25	9	6	6	3	0	0	0	0	0	1	31	31	10.80	1.800
Bill Champion, R (6, 1) ERA: 4.66	1.2		8	4	3	3	0	0	0	0	0	0	0	8	8	16.20	2.400
Eduardo Rodriguez, R (7, 1) ERA: 2.87	1.1		6	1	0	0	1	1	0	0	0	0	0	7	11	0.00	1.500

BOTTOM

Milwaukee Brewers @ Detroit Tigers
Tiger Stadium, Detroit, MI
Fri Jun 28 1974, 7:05 PM EDT
Att. 22,431 - Unknown

AB	R	H	RBI	BB	SO	LOB
5	1	1	2	0	0	3
5	1	2	1	0	0	0
5	1	1	1	0	0	1
3	1	1	0	0	2	0
1	0	0	0	0	0	1
3	0	1	1	0	1	0
4	3	3	1	0	0	0
2	2	1	2	1	0	0
2	0	2	0	0	0	0
1	0	0	0	0	0	3
1	0	1	1	0	0	0
4	0	1	0	0	1	6

AB	36
R	9
H	14
RBI	9
BB	1
SO	4
LOB	14



WP	HR	S	P	ERA	WHIP
0	0	0	39	0	0

Batter	1	2	3	4	5	6	7	8	9	AB R H RBI BB SO LOB	TOP	
Don Money, R (1, 5) ^x OBP: 0.353, SLG: 0.440 Tim Johnson, L (7, 4) OBP: 0.256, SLG: 0.341	0-0 ^x 1B	0-0 ² F9		0-0 ³ F9			0-0 ^x HR 1B		0-3 ¹ K	4 1 2 0 0 0 0 1 0 0 0 0 1 0		
Ken Berry, R (1, 8) ^x OBP: 0.258, SLG: 0.241	0-0 ¹ FC5-4 1B 2B 1-2f	0-0 3B			0-0 ¹ 5-3		0-0 ^x HR 1B		0-3 ² K	5 2 2 0 0 1 1		
John Briggs, L (1, 7) ^x OBP: 0.367, SLG: 0.571	0-0 2B BB 1B 1-2	0-0 ³ F6			0-3 ² K		0-0 ^x HR 1-H 2-H		0-0 HR	5 3 3 4 0 1 1		
George Scott, R (1, 3) ^x OBP: 0.341, SLG: 0.442 Mike Hegan, L (7, 3) OBP: 0.312, SLG: 0.341	0-0 BB 1-3 2-H 2B		0-0 ¹ 6-3		0-0 ³ 5-3		0-0 ^x 6-3		0-0 ³ F8	4 0 1 1 0 0 0 1 0 0 0 0 0 0		
Deron Johnson, R (1, 10) ^{S S S} OBP: 0.250, SLG: 0.394	0-3 ² K		0-0 ² F8		0-0 ^x WP FC 2B		0-3 ^{S S S} K		0-3 ² K	4 1 1 0 0 2 2		
Bobby Mitchell, R (1, 9) ^{S S} OBP: 0.302, SLG: 0.350 Bob Coluccio, R (6, 9) OBP: 0.298, SLG: 0.357	4-0 BB IBB		0-0 ³ 6-3		0-3 ^{S S} K 2-3		0-0 ¹ F3		0-0 ³ F3	2 0 0 0 1 1 1 1 0 0 0 0 0 0		
Darrell Porter, L (1, 2) ^{B B B} OBP: 0.352, SLG: 0.395	4-0 FC3-6 1-2 2-3 3-H BB			0-0 ^x G4-6-3 1B		0-0 ^x FC 3B		0-0 ^x G4-6-3 1B		0-0 G4-6-3 1B	3 1 2 2 1 0 0	
Robin Yount, R (1, 6) ^x OBP: 0.281, SLG: 0.344	0-0 FC3-6 1-2f			0-0 ^x G4-6-3 1-2f		0-0 ^x 3-H CS 3B		0-0 ^x G4-6-3 1-2f		0-0 G4-6-3 1-2f	4 0 1 1 0 0 5	
John Vukovich, R (1, 4) ^x OBP: 0.206, SLG: 0.406 (7, 5)		0-0 ¹ F8		0-0 ^x HR		0-0 ^x F8 3-H		0-0 ^x F9		0-0 ³ F9	4 1 1 1 0 0 1	
Inning Stats	R: 2 H: 3 E: 0 LOB: 3 K: 1 BB: 2 S: 8 P: 16	R: 0 H: 1 E: 0 LOB: 1 K: 0 BB: 0 S: 4 P: 4	R: 0 H: 0 E: 0 LOB: 0 K: 0 BB: 0 S: 3 P: 3	R: 1 H: 2 E: 0 LOB: 0 K: 0 BB: 0 S: 4 P: 4	R: 0 H: 0 E: 0 LOB: 0 K: 1 BB: 0 S: 5 P: 5	R: 2 H: 2 E: 0 LOB: 0 K: 1 BB: 0 S: 7 P: 7	R: 3 H: 3 E: 0 LOB: 0 K: 1 BB: 0 S: 8 P: 8	R: 0 H: 1 E: 0 LOB: 0 K: 0 BB: 0 S: 3 P: 3	R: 1 H: 1 E: 0 LOB: 0 K: 2 BB: 0 S: 8 P: 8	1B: 6 SF: 0 2B: 2 SAC: 0 3B: 2 DP: 2 HR: 3 HBP: 0	WP: 1 PA: 40 PB: 0 SB: 0 CS: 1	
PITCHER Mickey Lolich, L (1, 1) ERA: 3.19 Dave Lemanczyk, R (7, 1) ERA: 8.68	IP WLS BF H R ER SO BB IBB HBP BLK WP HR S P ERA WHIP 6.0 L 27 8 5 5 3 1 1 0 0 1 1 31 39 7.50 1.500 3.0 13 5 4 4 3 0 0 0 0 0 0 2 19 19 12.00 1.667	PITCHER IP WLS BF H R ER SO BB IBB HBP BLK WP HR S P ERA WHIP										

Milwaukee Brewers @ Detroit Tigers
 Tiger Stadium, Detroit, MI
 Sat Jun 29 1974, 3:33 AM EDT
 Att. 23,574 - Unknown

AB	38
R	9
H	13
RBI	9
BB	2
SO	6
LOB	11



Batter	1	2	3	4	5	6	7	8	9	AB R H RBI BB SO LOB	BOTTOM
--------	---	---	---	---	---	---	---	---	---	----------------------	--------

John Knox, L <small>OBP: 0.386, SLG: 0.357</small> (1, 4)	0-0 G6-4-3 1B		0-0 CS 1B			0-0 F8		0-0 F8		4 0 2 0 0 0 0	<h3>Milwaukee Brewers @ Detroit Tigers</h3> <p>Tiger Stadium, Detroit, MI</p> <p>Sat Jun 29 1974, 3:33 AM EDT Att. 23,574 - Unknown</p>
Aurelio Rodriguez, R <small>OBP: 0.278, SLG: 0.296</small> (1, 5)	0-0 G6-4-3 1-2f		0-0 CS 1-2	0-0 F7		0-0 F8		0-3 K	4 0 0 0 0 1 1		
Al Kaline, R <small>OBP: 0.334, SLG: 0.373</small> (1, 10)	0-0 L6-3			0-0 L8		0-0 L9		0-0 L1	4 0 0 0 0 0 0		
Ben Oglivie, L <small>OBP: 0.393, SLG: 0.426</small> (1, 7)		0-0 F7		0-0 F3			0-0 FC4-6 1B	0-0 F3	4 0 1 0 0 0 0		
Jim Northrup, L <small>OBP: 0.292, SLG: 0.300</small> (1, 9)		0-0 1B			0-0 F8		0-0 F4		3 0 1 0 0 0 1		
Norm Cash, L <small>OBP: 0.314, SLG: 0.369</small> (1, 3)		0-0 F3		0-0 1B		0-0 FC4-6 FC6-4		0-0 FC6-4	3 0 1 0 0 0 2		
Mickey Stanley, R <small>OBP: 0.272, SLG: 0.305</small> (1, 8)		0-0 1-3		0-0 1B		0-0 FC6-4		0-0 1-3	3 0 1 0 0 0 2		
Gene Lamont, L <small>OBP: 0.313, SLG: 0.333</small> (1, 2)			0-0 G3		0-0 F8		0-0 1-3	0-0 F9	3 0 0 0 0 0 2		
Ed Brinkman, R <small>OBP: 0.269, SLG: 0.325</small> (1, 6)			0-0 5-3		0-0 5-3				3 0 0 0 0 0 2		

Inning Stats	R: 0 H: 1 E: 0 LOB: 0 K: 0 BB: 0 S: 3 P: 3	R: 0 H: 1 E: 0 LOB: 1 K: 0 BB: 0 S: 4 P: 4	R: 0 H: 1 E: 0 LOB: 0 K: 0 BB: 0 S: 3 P: 3	R: 0 H: 0 E: 0 LOB: 0 K: 0 BB: 0 S: 3 P: 3	R: 0 H: 2 E: 0 LOB: 2 K: 0 BB: 0 S: 5 P: 5	R: 0 H: 0 E: 0 LOB: 0 K: 0 BB: 0 S: 3 P: 3	R: 0 H: 1 E: 0 LOB: 1 K: 0 BB: 0 S: 4 P: 4	R: 0 H: 0 E: 0 LOB: 0 K: 1 BB: 0 S: 5 P: 5	1B: 6 SF: 0 2B: 0 SAC: 0 3B: 0 DP: 1 HR: 0 HBP: 0	WP: 0 PA: 32 PB: 0 SB: 0 CS: 1																											
PITCHER	IP	WLS	BF	H	R	ER	SO	BB	IBB	HBP	BLK	WP	HR	S	P	ERA	WHIP																				
Jim Colborn, R <small>ERA: 5.28</small> (1, 1)	9.0	W	31	6	0	0	1	0	0	0	0	0	0	33	33	0.00	0.667																				

livebaseballscorecards.com

AB	31
R	0
H	6
RBI	0
BB	0
SO	1
LOB	10



Batter	1	2	3	4	5	6	7	8	9	AB R H RBI BB SO LOB	TOP											
Don Money, R (1, 5) OBP: 0.353, SLG: 0.441	0-0 F8		0-0 4-3		0-0 6-3		0-0 BB WP 2B		4-0 FC5-6 BB	4 1 1 0 1 0 0	Milwaukee Brewers @ Detroit Tigers Tiger Stadium, Detroit, MI Sun Jun 30 1974, 3:33 AM EDT Unknown											
Ken Berry, R (1, 8) OBP: 0.255, SLG: 0.231	0-0 L5		0-0 4-3			0-0 G3	4-0 WP BB BB		0-0 FC5-6 CS	4 0 0 0 1 0 1												
John Briggs, L (1, 7) OBP: 0.368, SLG: 0.566	4-0 BB			0-3 K		0-0 1B BB SF9 1B	0-0 F6		0-0 F7	4 1 1 0 1 1 3												
George Scott, R (1, 3) OBP: 0.347, SLG: 0.441	0-3 K			4-0 E BB BB		4-0 1B BB 2B	4-0 WP BB 1-2 2-3			1 1 0 0 3 1 1												
Deron Johnson, R (1, 10) OBP: 0.255, SLG: 0.393		0-3 K		4-0 E BB 1-2		0-0 2B 1B 1-2 2-3	0-3 K			3 1 1 0 1 2 2												
Bobby Mitchell, R (1, 9) OBP: 0.294, SLG: 0.343		0-3 K		0-0 E6 G4-3 1-2 2-3		0-0 SF9 3-H		0-0 S 1B		2 0 0 1 0 1 2												
Bob Coluccio, R (6, 9) OBP: 0.301, SLG: 0.361										1 0 1 0 0 0 0												
Charlie Moore, R (1, 2) OBP: 0.347, SLG: 0.378				4-0 BB		0-0 G4-3 1-2	0-0 2B 1-H 2-H		0-3 K	3 0 1 2 1 1 4												
Robin Yount, R (1, 6) OBP: 0.276, SLG: 0.338	0-0 L1				0-0 6-3	0-3 K		0-0 6-3		4 0 0 0 0 1 3												
John Vukovich, R (1, 4) OBP: 0.189, SLG: 0.371			0-0 F9		0-0 F3		0-0 6-3	0-0 F9		3 0 0 0 0 0 0												
Bob Hansen, L (8, PH) OBP: 0.265, SLG: 0.298										1 0 0 0 0 0 1												
Tim Johnson, L (8, 4) OBP: 0.256, SLG: 0.341										0 0 0 0 0 0 0												
Inning Stats	R: 0 E: 0 K: 1 S: 5	H: 0 LOB: 1 BB: 1 P: 9	R: 0 E: 0 K: 2 S: 7	H: 0 LOB: 1 BB: 1 P: 11	R: 0 E: 0 K: 0 S: 3	H: 0 LOB: 0 BB: 0 P: 3	R: 0 E: 1 K: 1 S: 5	H: 0 LOB: 2 BB: 2 P: 13	R: 0 E: 0 K: 0 S: 3	H: 0 LOB: 0 BB: 0 P: 3	R: 3 E: 0 K: 1 S: 8	H: 3 LOB: 1 BB: 1 P: 12	R: 1 E: 0 K: 1 S: 6	H: 1 LOB: 2 BB: 2 P: 14	R: 0 E: 0 K: 1 S: 6	H: 1 LOB: 1 BB: 0 P: 6	R: 0 E: 0 K: 0 S: 2	H: 0 LOB: 0 BB: 1 P: 6	1B: 3 2B: 2 3B: 0 HR: 0	SF: 1 SAC: 0 DP: 1 HBP: 0	WP: 1 PB: 0 SB: 1 CS: 1	PA: 39
PITCHER	IP WLS BF H R ER SO BB IBB HBP BLK WP HR S P ERA WHIP																					
Woodie Fryman, L (1, 1) ERA: 4.52	6.1 L 29 4 4 4 5 6 0 0 0 0 0 0 33 57 5.68 1.579																					
Jim Ray, R (7, 1) ERA: 2.79	2.2 10 1 0 0 2 2 0 0 0 1 0 12 20 0.00 1.125																					

livebaseballscorecards.com

AB	30
R	4
H	5
RBI	3
BB	8
SO	7
LOB	17



Batter	1	2	3	4	5	6	7	8	9
John Knox, L (1, 4) OBP: 0.354, SLG: 0.326	0-0 G3		0-0 F3		0-0 E1 BB 1B G1-2-3		0-0 G4-6-3 1-2f		
Aurelio Rodriguez, R (1, 5) OBP: 0.277, SLG: 0.295	0-0 F8		0-0 F9		0-0 BB 1B		0-0 5-3		
Al Kaline, R (1, 10) OBP: 0.340, SLG: 0.380	0-0 L7			0-0 G6-3 E 2B	4-0 BB BB BB BB	1-2 2-3 BB		0-0 BB 1B	
Willie Horton, R (1, 7) OBP: 0.351, SLG: 0.533		0-0 F8 BB 1B		4-0 G6-3 BB	0-0 G1-2-3			0-3 K	
Jim Northrup, L (1, 9) OBP: 0.295, SLG: 0.301		4-0 BB BB BB BB	0-0 F8 BB	0-0 G6-3		0-0 F8		0-0 G4-6-3 1B	
Norm Cash, L (1, 3) OBP: 0.311, SLG: 0.358		0-0 F8	0-0 F8	4-0 E BB		0-0 F3		0-0 G4-6-3 1-2f	
Mickey Stanley, R (1, 8) OBP: 0.272, SLG: 0.304		0-0 F8	0-0 E6	0-0 F8		0-0 1B		0-3 K	
Gene Lamont, L (1, 2) OBP: 0.263, SLG: 0.278 Gates Brown, L (9, PH) OBP: 0.341, SLG: 0.222		0-3 K	0-0 F8	0-0 F8		0-0 4-3		0-0 F3	
Ed Brinkman, R (1, 6) OBP: 0.270, SLG: 0.325 Ben Oglivie, L (9, PH) OBP: 0.387, SLG: 0.418			0-0 5-3		0-0 F3		0-0 G4-6-3 1B	0-0 L9	

Inning Stats	R: 0	H: 0	E: 0	K: 0	S: 3	R: 0	H: 1	E: 0	K: 1	S: 6	R: 0	H: 0	E: 0	K: 0	S: 3	R: 1	H: 1	E: 1	K: 0	S: 4	R: 0	H: 1	E: 1	K: 0	S: 4	R: 0	H: 1	E: 0	K: 0	S: 4	R: 0	H: 2	E: 0	K: 1	S: 6	R: 0	H: 0	E: 0	K: 1	S: 5	R: 0	H: 0	E: 0	K: 1	S: 5	1B: 6	2B: 1	3B: 0	HR: 0	SF: 0	SAC: 0	DP: 4	HBP: 0	WP: 0	PB: 0	SB: 0	CS: 0	PA: 36
--------------	------	------	------	------	------	------	------	------	------	------	------	------	------	------	------	------	------	------	------	------	------	------	------	------	------	------	------	------	------	------	------	------	------	------	------	------	------	------	------	------	------	------	------	------	------	-------	-------	-------	-------	-------	--------	-------	--------	-------	-------	-------	-------	--------

PITCHER	IP	WLS	BF	H	R	ER	SO	BB	IBB	HBP	BLK	WP	HR	S	P	ERA	WHIP
Ed Sprague, R (1, 1) ERA: 1.95	7.1	W	32	7	1	0	2	4	0	0	0	0	0	32	48	0.00	1.500
Tom Murphy, R (8, 1) ERA: 2.08	1.2	S	4	0	0	0	1	0	0	0	0	0	0	6	6	0.00	0.000

BOTTOM

Milwaukee Brewers @ Detroit Tigers
Tiger Stadium, Detroit, MI
Sun Jun 30 1974, 3:33 AM EDT
Unknown

AB	32
R	1
H	7
RBI	0
BB	4
SO	3
LOB	19



livebaseballscorecards.com

Batter	1	2	3	4	5	6	7	8	9	AB R H RBI BB SO LOB	TOP																								
Don Money, R (1, 5) OBP: 0.357, SLG: 0.442	0-0 FC1-6 1B		4-0 SH1-3 1B BB	0-3 K			0-0 SH1-4 1B		0-0 F9	4 1 2 0 1 1 0																									
Robin Yount, R (1, 6) OBP: 0.274, SLG: 0.335	0-0 FC1-6 1B 1-2f		0-0 SH1-3			0-3 K	0-0 SH1-4		0-0 FC4-6 1B	2 0 0 0 0 1 1 1 0 1 0 0 0 0																									
Bob Hansen, L (9, PH) OBP: 0.280, SLG: 0.313																																			
George Scott, R (1, 3) OBP: 0.344, SLG: 0.436	0-0 G4-6-3 1B		0-3 K			0-0 6-3	0-0 F9		0-0 FC4-6 1-2f	5 0 1 0 0 1 3																									
John Briggs, L (1, 7) OBP: 0.369, SLG: 0.565	0-0 G4-6-3 1-2f		0-0 1B 2-H			0-0 FC6-4 1B	0-0 F6			4 0 2 1 0 0 3																									
Deron Johnson, R (1, 10) OBP: 0.255, SLG: 0.390		0-0 6-3	0-0 1-3 1B			0-0 FC6-4 1-2f		0-3 K		4 0 1 0 0 1 1																									
Darrell Porter, L (1, 2) OBP: 0.350, SLG: 0.392		0-3 K	0-3 K				0-3 K			4 0 1 0 0 3 2																									
Pedro Garcia, R (8, PR) OBP: 0.291, SLG: 0.421								0-0 E S 1B		0 0 0 0 0 0 0																									
Charlie Moore, R (8, 2) OBP: 0.347, SLG: 0.378										0 0 0 0 0 0 0																									
Bobby Mitchell, R (1, 9) OBP: 0.301, SLG: 0.370		4-0 2B BB		0-0 HR		0-3 K	0-3 K		0-3 K 1-3	3 1 1 1 1 2 1																									
Bob Coluccio, R (1, 8) OBP: 0.306, SLG: 0.367		0-0				0-0 F8	4-0		0-0 F8	2 0 1 0 1 0 0																									
Mike Hegan, L (8, PH) OBP: 0.309, SLG: 0.337		0-0					BB			1 0 0 0 0 0 2																									
Ken Berry, R (8, 8) OBP: 0.255, SLG: 0.231		1-3 2B					BB			0 0 0 0 0 0 0																									
Tim Johnson, L (1, 4) OBP: 0.239, SLG: 0.318		0-0 4-3				0-0 1-3	0-0 F9		0-3 K	3 0 0 0 0 0 3 1 0 0 0 0 1 0																									
Dave May, L (9, PH) OBP: 0.254, SLG: 0.355																																			
Inning Stats	R: 0 E: 0 K: 0 S: 4	H: 2 LOB: 1 BB: 0 P: 4	R: 0 E: 0 K: 1 S: 6	H: 1 LOB: 2 BB: 1 P: 10	R: 1 E: 0 K: 2 S: 9	H: 2 LOB: 2 BB: 1 P: 13	R: 1 E: 0 K: 1 S: 6	H: 1 LOB: 0 BB: 0 P: 6	R: 0 E: 0 K: 1 S: 6	H: 1 LOB: 1 BB: 0 P: 6	R: 0 E: 0 K: 2 S: 7	H: 0 LOB: 1 BB: 1 P: 11	R: 0 E: 0 K: 0 S: 4	H: 1 LOB: 1 BB: 0 P: 4	R: 0 E: 0 K: 2 S: 8	H: 1 LOB: 2 BB: 0 P: 8	R: 0 E: 0 K: 1 S: 6	H: 1 LOB: 1 BB: 0 P: 6	1B: 8 2B: 1 3B: 0 HR: 1	SF: 0 SAC: 2 DP: 1 HBP: 0	WP: 0 PB: 0 SB: 1 CS: 0	PA: 39													
PITCHER Lerrin LaGrow, R (1, 1) ERA: 3.62	IP 9.0	WLS W	BF 39	H 10	R 2	ER 2	SO 10	BB 3	IBB 0	HBP 0	BLK 0	WP 0	HR 1	S 56	P 68	ERA 2.00	WHIP 1.444	PITCHER	IP 9.0	WLS W	BF 39	H 10	R 2	ER 2	SO 10	BB 3	IBB 0	HBP 0	BLK 0	WP 0	HR 1	S 56	P 68	ERA 2.00	WHIP 1.444

Milwaukee Brewers @ Detroit Tigers
Tiger Stadium, Detroit, MI
Sun Jun 30 1974, 3:38 AM EDT
Att. 27,050 - Unknown

AB	34
R	2
H	10
RBI	2
BB	3
SO	10
LOB	16



Batter	1	2	3	4	5	6	7	8	9
Marvin Lane, R OBP: 0.318, SLG: 0.294 (1, 8) X	0-0 F8 ①		0-0 F9 ①		0-0 5-3 ①			0-0 6-3 ①	
Gary Sutherland, R OBP: 0.282, SLG: 0.338 (1, 4) X	0-0 F8 ②		0-0 1B 1B ②		0-0 F6 ②			0-0 1B ②	
Ben Oglivie, L OBP: 0.379, SLG: 0.397 (1, 7) B Dick Sharon, R OBP: 0.259, SLG: 0.230 (9, 7) B	4-0 HR BB		0-0 F9 ②		0-0 F6 ③			0-3 K ②	
Jim Northrup, L OBP: 0.298, SLG: 0.316 (1, 9) X	0-0 HR 1-H		0-0 1B 1B ②		0-0 F8 ①			0-0 F5 ③	
Gates Brown, L OBP: 0.340, SLG: 0.231 (1, 10) X	0-0 F6 ③		0-0 1B 1-2 2-H		0-3 K ②			0-0 F8 ③	
Bill Freehan, R OBP: 0.346, SLG: 0.402 (1, 3) X		0-3 K ①	0-0 F2 ③		0-0 F8 ③				
Aurelio Rodriguez, R OBP: 0.274, SLG: 0.292 (1, 5) X		0-0 F8 ②		0-0 F5 ①			0-0 6-3 ①		
Jerry Moses, R OBP: 0.282, SLG: 0.343 (1, 2) X		0-0 2B		0-0 F8 ②			0-0 F4 ②		
Ed Brinkman, R OBP: 0.266, SLG: 0.321 (1, 6) X		0-0 F8 ③		0-0 F9 ③			0-0 6-3 ③		

AB	R	H	RBI	BB	SO	LOB
4	0	0	0	0	0	0
4	1	2	0	0	0	0
3	1	0	0	1	1	2
0	0	0	0	0	0	0
4	1	2	2	0	0	1
3	0	1	1	0	1	0
3	0	0	0	0	1	2
3	0	0	0	0	0	0
3	0	1	0	0	0	0
3	0	0	0	0	0	1

BOTTOM

Milwaukee Brewers @ Detroit Tigers
Tiger Stadium, Detroit, MI
 Sun Jun 30 1974, 3:38 AM EDT
 Att. 27,050 - Unknown

AB	30
R	3
H	6
RBI	3
BB	1
SO	3
LOB	6



1B: 4	SF: 0
2B: 1	SAC: 0
3B: 0	DP: 0
HR: 1	HBP: 0

WP: 0	PA: 31
PB: 0	
SB: 0	
CS: 0	

Inning Stats	R	H	E	K	S	R	H	E	K	S	R	H	E	K	S	R	H	E	K	S	R	H	E	K	S	R	H	E	K	S	ERA	WHIP
Jim Staton, R ERA: 4.26 (1, 1)	2	1	0	0	4	0	1	0	1	8	0	0	0	0	6	0	3	0	3	3	0	1	0	0	0	0	0	0	0	0	3.38	0.875

PITCHER	IP	WLS	BF	H	R	ER	SO	BB	IBB	HBP	BLK	WP	HR	S	P	ERA	WHIP
Jim Staton, R ERA: 4.26 (1, 1)	8.0	L	31	6	3	3	3	1	0	0	0	0	1	36	40	3.38	0.875

livebaseballscorecards.com

Batter	1	2	3	4	5	6	7	8	9	AB R H RBI BB SO LOB	TOP										
Elliott Maddox, R (1, 8) OBP: 0.392, SLG: 0.351	4-0 F8 1B BB	0-0 G4-6-3			0-0 SH1-3		0-3 K			2 1 0 0 1 1 2											
Chris Chambliss, L (1, 3) OBP: 0.273, SLG: 0.303	0-0 4-3		0-0 6-3		0-0 4-3			0-0 1B 1B		4 0 1 0 0 0 2											
Bobby Murcer, L (1, 9) OBP: 0.330, SLG: 0.338	0-0 F8		0-0 F8			0-0 HR 1B		0-3 K		4 1 1 0 0 1 2											
Ron Blomberg, L (1, 10) OBP: 0.398, SLG: 0.517	0-0 1B 1B		0-0 4-3			0-0 HR HR		0-3 K		4 1 2 3 0 1 1											
Lou Piniella, R (1, 7) OBP: 0.344, SLG: 0.379	0-0 1B 1B			0-3 K		0-0 6-3		0-0 1B 1B		4 0 2 0 0 1 0											
Graig Nettles, L (1, 5) OBP: 0.328, SLG: 0.421	0-0 G3			0-0 1B G6-4-3		0-3 K		0-0 F7		4 0 1 0 0 1 4											
Rick Dempsey, R (1, 2) OBP: 0.281, SLG: 0.345		0-0 6-3		0-0 G6-4-3		0-3 K			0-0 5-3	4 0 0 0 0 1 1											
Jim Mason, L (1, 6) Thurman Munson, R (9, PH) OBP: 0.287, SLG: 0.355		0-0 E 1B			0-0 WP SH1-3 1B		0-0 F8		0-0 4-3	3 0 2 0 0 0 0 1 0 0 0 0 0 0											
Fernando Gonzalez, R (1, 4) Otto Velez, R (9, PH)		0-0 E6 G4-6-3			0-0 F9		0-0 F4		0-3 K	3 0 0 0 0 0 2 1 0 0 0 0 1 0											
Inning Stats	R: 1 E: 0 K: 0 S: 5	H: 2 LOB: 2 BB: 1 P: 9	R: 0 E: 1 K: 0 S: 4	H: 1 LOB: 1 BB: 0 P: 4	R: 0 E: 0 K: 0 S: 3	H: 0 LOB: 0 BB: 0 P: 3	R: 0 E: 0 K: 1 S: 5	H: 1 LOB: 0 BB: 0 P: 5	R: 0 E: 0 K: 2 S: 9	H: 2 LOB: 0 BB: 0 P: 9	R: 0 E: 0 K: 1 S: 5	H: 0 LOB: 0 BB: 0 P: 5	R: 0 E: 0 K: 2 S: 9	H: 2 LOB: 2 BB: 0 P: 9	R: 0 E: 0 K: 1 S: 5	H: 0 LOB: 0 BB: 0 P: 5	1B: 8 2B: 0 3B: 0 HR: 1	SF: 0 SAC: 1 DP: 2 HBP: 0	WP: 1 PB: 0 SB: 0 CS: 0	PA: 36	
PITCHER	IP WLS BF H R ER SO BB IBB HBP BLK WP HR S P ERA WHIP																				
Joe Coleman, R (1, 1) ERA: 4.91	7.0	28	7	3	3	4	1	0	0	0	1	1	35	39	3.86	1.143					
John Hiller, L (8, 1) ERA: 2.43	2.0	W	8	2	0	0	3	0	0	0	0	0	14	14	0.00	1.000					

New York Yankees @ Detroit Tigers
Tiger Stadium, Detroit, MI
 Mon Jul 01 1974, 7:05 PM EDT
 Att: 21,532 - Unknown

livebaseballscorecards.com

AB	34
R	3
H	9
RBI	3
BB	1
SO	7
LOB	14



BOTTOM

New York Yankees @ Detroit Tigers

Tiger Stadium, Detroit, MI

Mon Jul 01 1974, 7:05 PM EDT

Att. 21,532 - Unknown

livebaseballscorecards.com

AB	29
R	4
H	7
RBI	4
BB	3
SO	3
LOB	6



WP:	1	PA:	33
PB:	0	SB:	0
CS:	0		

AB R H RBI BB SO LOB

4 0 0 0 0 1 1

4 0 1 0 0 0 0

3 0 1 1 1 1 0

4 1 2 1 0 0 0
0 0 0 0 0 0 0

4 1 1 1 0 0 2

3 0 0 0 1 0 0

3 0 1 0 0 0 1

1 1 0 0 1 1 1
1 1 1 1 0 0 0
0 0 0 0 0 0 0

2 0 0 0 0 0 1

1B: 3 SF: 0
2B: 0 SAC: 1
3B: 1 DP: 0
HR: 3 HBP: 0

Batter	1	2	3	4	5	6	7	8	9
Mickey Stanley, R (1, 8) OBP: 0.268, SLG: 0.300	0-0 6-3 ①		0-0 6-3 ①		0-0 6-3 ②		0-3 K ②		
Gary Sutherland, R (1, 4) OBP: 0.282, SLG: 0.337	0-0 6-3 ②		0-0 5-3 ②		0-0 2-3 1B 1B ③		0-0 L7 ③		
Al Kaline, R (1, 10) OBP: 0.342, SLG: 0.380	4-0 1B BB		0-3 K ③		0-0 1-H 3-H 1B ③			0-0 L6 ①	
Ben Oglivie, L (1, 7) OBP: 0.386, SLG: 0.452 Marvin Lane, R (9, 7) OBP: 0.318, SLG: 0.294	0-0 1-2 1B			0-0 L8 ①		0-0 HR		0-0 F7 ②	
Jim Northrup, L (1, 9) OBP: 0.297, SLG: 0.327	0-0 F5 ③			0-0 F8 ②		0-0 F8 ①		0-0 HR	
Bill Freehan, R (1, 3) OBP: 0.344, SLG: 0.396		0-0 5-3 ①		4-0 WP BB		0-0 F7 ②		0-0 5-3 ③	
Aurelio Rodriguez, R (1, 5) OBP: 0.275, SLG: 0.300		0-0 3B		0-0 L5 ③		0-0 F8 ③			
Gene Lamont, L (1, 2) OBP: 0.286, SLG: 0.263 Gates Brown, L (7, PH) OBP: 0.354, SLG: 0.325 Jerry Moses, R (8, 2) OBP: 0.282, SLG: 0.343		0-3 K ②			4-0 6-3 SH1-4 1B BB ①		0-0 HR ①		
Ed Brinkman, R (1, 6) OBP: 0.264, SLG: 0.318		0-0 F3 ③			0-0 SH1-4 ①		0-0 5-3 ①		

Inning Stats	R: 0	H: 1	E: 0	LOB: 2	K: 0	BB: 1	S: 4	P: 8
	R: 0	H: 1	E: 0	LOB: 1	K: 1	BB: 0	S: 6	P: 6
	R: 0	H: 0	E: 0	LOB: 0	K: 1	BB: 0	S: 5	P: 5
	R: 0	H: 0	E: 0	LOB: 1	K: 0	BB: 1	S: 3	P: 7
	R: 1	H: 2	E: 0	LOB: 3	K: 0	BB: 1	S: 4	P: 8
	R: 1	H: 1	E: 0	LOB: 0	K: 0	BB: 0	S: 4	P: 4
	R: 1	H: 1	E: 0	LOB: 0	K: 1	BB: 0	S: 6	P: 6
	R: 1	H: 1	E: 0	LOB: 0	K: 0	BB: 0	S: 4	P: 4

PITCHER	IP	WLS	BF	H	R	ER	SO	BB	IBB	HBP	BLK	WP	HR	S	P	ERA	WHIP
Doc Medich, R (1, 1) ERA: 4.0	7.2	L	32	7	4	4	3	3	0	0	0	1	3	35	47	4.70	1.304
Cecil Upshaw, R (8, 1) ERA: 2.58	0.1		1	0	0	0	0	0	0	0	0	0	0	1	1	0.00	0.000

Batter	1	2	3	4	5	6	7	8	9	AB R H RBI BB SO LOB	TOP											
Roy White, S (1, 7) OBP: 0.354, SLG: 0.346	4-0 BB		0-3 K			0-0 6-3	0-0 G3			3 0 0 0 1 1 1												
Ron Blomberg, L (1, 10) OBP: 0.394, SLG: 0.510	0-0 L7		0-0 4-3			0-0 1B 2B 1B		0-0 6-3		4 1 1 0 0 0 1												
Bobby Murcer, L (1, 8) OBP: 0.329, SLG: 0.335	4-0 1-2 BB		0-0 F8			0-0 F8		0-0 F9		3 0 0 0 1 0 1												
Otto Velez, R (1, 3) OBP: 0.154, SLG: 0.083	0-3 K			0-0 1-3		0-0 2B 1-2 1B		0-3 K		4 0 1 0 0 2 2												
Lou Piniella, R (1, 9) OBP: 0.346, SLG: 0.385	0-0 1-3			0-0 CS 1B		0-0 1-3 2-H 2B			0-0 6-3	4 0 2 1 0 0 2												
Thurman Munson, R (1, 2) OBP: 0.262, SLG: 0.348		0-0 5-3		0-0 L9		0-0 F8			0-0 F4	4 0 0 0 0 0 3												
Graig Nettles, L (1, 5) OBP: 0.327, SLG: 0.418		0-0 1-3		0-0 CS 1-2	0-0 3-1		0-0 E8		0-0 1B	4 0 1 0 0 0 0												
Fernando Gonzalez, R (1, 4) OBP: 0.238, SLG: 0.296		0-0			0-0 F8		0-3 K		0-0 L4	2 1 1 1 0 0 0												
Chris Chambliss, L (7, PH) OBP: 0.272, SLG: 0.302										1 0 0 0 0 1 1												
Gene Michael, S (7, 4) OBP: 0.256, SLG: 0.243										1 0 0 0 0 0 1												
Fred Stanley, R (1, 6) OBP: 0.276, SLG: 0.192		0-0 6-3			0-0 1-3		0-0 F8			2 0 0 0 0 0 0												
Bill Sudakis, S (7, PH) OBP: 0.299, SLG: 0.388										1 0 0 0 0 0 1												
Jim Mason, L (7, 6) OBP: 0.297, SLG: 0.309										0 0 0 0 0 0 0												
Inning Stats	R: 0 E: 0 K: 1 S: 5	H: 0 LOB: 2 BB: 2 P: 13	R: 1 E: 0 K: 0 S: 4	H: 1 LOB: 0 BB: 0 P: 4	R: 0 E: 0 K: 1 S: 5	H: 0 LOB: 0 BB: 0 P: 5	R: 0 E: 0 K: 0 S: 3	H: 1 LOB: 0 BB: 0 P: 3	R: 0 E: 0 K: 0 S: 3	H: 0 LOB: 0 BB: 0 P: 3	R: 1 E: 0 K: 0 S: 6	H: 3 LOB: 2 BB: 0 P: 6	R: 0 E: 1 K: 1 S: 6	H: 0 LOB: 1 BB: 0 P: 6	R: 0 E: 0 K: 1 S: 5	H: 0 LOB: 0 BB: 0 P: 5	R: 0 E: 0 K: 0 S: 4	H: 1 LOB: 1 BB: 0 P: 4	1B: 4 2B: 1 3B: 0 HR: 1	SF: 0 SAC: 0 DP: 0 HBP: 0	WP: 0 PB: 0 SB: 1 CS: 1	PA: 36
PITCHER	IP WLS BF H R ER SO BB IBB HBP BLK WP HR S P ERA WHIP																					
Luke Walker, L (1, 1) ERA: 2.61	6.0 W 25 5 2 2 2 2 2 0 0 0 0 1 27 35 3.00 1.167																					
Jim Ray, R (7, 1) ERA: 2.42	3.0 S 10 1 0 0 2 0 0 0 0 0 0 0 14 14 0.00 0.333																					

New York Yankees @ Detroit Tigers
Tiger Stadium, Detroit, MI
 Tue Jul 02 1974, 7:05 PM EDT
 Att. 13,866 - Unknown

livebaseballscorecards.com

AB	33
R	2
H	6
RBI	2
BB	2
SO	4
LOB	13



BOTTOM

New York Yankees @ Detroit Tigers
Tiger Stadium, Detroit, MI
Tue Jul 02 1974, 7:05 PM EDT
Att. 13,866 - Unknown

livebaseballscorecards.com

AB	29
R	4
H	9
RBI	4
BB	2
SO	4
LOB	13



WP:	0	PA:	33
PB:	0		
SB:	0		
CS:	1		

AB	R	H	RBI	BB	SO	LOB
4	1	1	1	0	0	1
4	1	2	2	0	1	0
4	0	1	0	0	1	1
1	0	1	0	2	0	0
1	0	0	0	0	0	0
3	0	1	1	0	1	1
4	0	0	0	0	0	5
3	0	3	0	0	0	0
2	1	0	0	0	0	2
3	1	0	0	0	1	3

Batter	1	2	3	4	5	6	7	8	9
Mickey Stanley, R (1, 8) OBP: 0.268, SLG: 0.303	0-0 5-3		0-0 F5		0-0 2B		0-0 L8		
Gary Sutherland, R (1, 4) OBP: 0.285, SLG: 0.343	0-0 CS 1B			0-0 6-3	0-0 1B SF8 2B		0-3 K		
Al Kaline, R (1, 10) OBP: 0.341, SLG: 0.378	0-3 K 1-2			0-0 L9	0-0 BB 1B		0-0 L9		
Ben Oglivie, L (1, 7) OBP: 0.411, SLG: 0.460		4-0 BB BB BB BB		0-0 1B	4-0 1-2 BB			0-0 1-3	
Marvin Lane, R (7, 7) OBP: 0.304, SLG: 0.278									
Jim Northrup, L (1, 9) OBP: 0.297, SLG: 0.327		0-0 F4		0-0 1B	0-0 SF8		0-3 K		
Aurelio Rodriguez, R (1, 5) OBP: 0.271, SLG: 0.295		0-0 G1-4-3 1-2f		0-0 F8	0-0 F9		0-0 F7		
Bill Freehan, R (1, 3) OBP: 0.353, SLG: 0.405			0-0 FC4-6 1B		0-0 FC5 SH 1B		0-0 G6-3 1B		
Jerry Moses, R (1, 2) OBP: 0.277, SLG: 0.336			0-0 FC4-6 FC6-4 1-2f		0-0 SH FC5 2B		0-0 G6-3 1-2f		
Ed Brinkman, R (1, 6) OBP: 0.261, SLG: 0.314			0-0 FC6-4 1-2f		0-0 FC5 2B		0-3 K		

Inning Stats	R: 0	H: 1	E: 0	K: 1	S: 5	L: 1	LOB: 1	BB: 0	P: 5	R: 0	H: 0	E: 0	K: 0	S: 2	L: 0	LOB: 0	BB: 1	P: 6	R: 0	H: 1	E: 0	K: 0	S: 4	L: 1	LOB: 1	BB: 0	P: 4	R: 0	H: 2	E: 0	K: 0	S: 5	L: 2	LOB: 2	BB: 0	P: 5	R: 4	H: 4	E: 0	K: 0	S: 8	L: 4	LOB: 2	BB: 1	P: 12	R: 0	H: 1	E: 0	K: 1	S: 5	L: 0	LOB: 0	BB: 0	P: 5	R: 0	H: 0	E: 0	K: 1	S: 5	L: 0	LOB: 0	BB: 0	P: 5	R: 0	H: 0	E: 0	K: 1	S: 5	L: 0	LOB: 0	BB: 0	P: 5
--------------	------	------	------	------	------	------	--------	-------	------	------	------	------	------	------	------	--------	-------	------	------	------	------	------	------	------	--------	-------	------	------	------	------	------	------	------	--------	-------	------	------	------	------	------	------	------	--------	-------	-------	------	------	------	------	------	------	--------	-------	------	------	------	------	------	------	------	--------	-------	------	------	------	------	------	------	------	--------	-------	------

PITCHER	IP	WLS	BF	H	R	ER	SO	BB	IBB	HBP	BLK	WP	HR	S	P	ERA	WHIP
Pat Dobson, R (1, 1) ERA: 3.71	4.1	L	19	6	3	3	1	1	0	0	0	0	0	20	24	6.23	1.615
Cecil Upshaw, R (5, 1) ERA: 2.82	0.0		2	2	0	0	0	0	0	0	0	0	0	2	2	∞	∞
Mike Wallace, L (5, 1) ERA: 3.25	1.2		6	1	1	1	1	1	0	0	0	0	0	7	11	5.40	1.200
Sparky Lyle, L (7, 1) ERA: 1.66	2.0		6	0	0	0	2	0	0	0	0	0	0	10	10	0.00	0.000

Batter	1	2	3	4	5	6	7	8	9	AB R H RBI BB SO LOB	TOP																
Elliott Maddox, R (1, 8) OBP: 0.403, SLG: 0.372	0-0 1B		0-0 2B			0-0 F6		0-0 WP 1B SF7 1B	0-0 1B	5 2 4 0 0 0 0																	
Lou Piniella, R (1, 7) Walt Williams, R (8, 7) OBP: 0.348, SLG: 0.390 OBP: 0.088, SLG: 0.061	0-0 L6		0-0 2B			0-0 F9		0-0 WP 1B HR	0-0 F2	4 1 2 2 0 0 1 1 0 0 0 0 0 1																	
Bobby Murcer, L (1, 9) OBP: 0.328, SLG: 0.333	0-0 F8		0-0 L7			0-0 WP 1B		0-0 F2		4 0 1 0 0 0 4																	
Bill Sudakis, S (1, 10) OBP: 0.293, SLG: 0.382	0-0 F8				0-3 K	0-0 F7		0-0 SF7		3 0 0 1 0 1 2																	
Otto Velez, R (1, 3) OBP: 0.294, SLG: 0.563		0-3 K			0-0 G6-4-3 1B		0-0 SF9 3B	0-0 HR		4 2 3 2 0 1 0																	
Thurman Munson, R (1, 2) OBP: 0.282, SLG: 0.347		0-3 K			0-0 G6-4-3		0-3 K	0-0 1B		4 0 1 0 0 2 2																	
Graig Nettles, L (1, 5) OBP: 0.322, SLG: 0.413		0-0 F8			0-0 4-3		0-0 SF9	0-3 K		3 0 0 1 0 1 1																	
Fernando Gonzalez, R (1, 4) OBP: 0.231, SLG: 0.287			0-0 F8		0-0 6-3		0-0 F8		0-0 F7	4 0 0 0 0 0 0																	
Fred Stanley, R (1, 6) Roy White, S (8, PH) Gene Michael, S (8, 6) OBP: 0.290, SLG: 0.214 OBP: 0.357, SLG: 0.349 OBP: 0.254, SLG: 0.241			0-0 CS 1B		0-0 F3			0-0 1B 1B	0-0 L7	2 0 1 0 0 0 0 1 1 1 0 0 0 0 1 0 0 0 0 0 0																	
Inning Stats	R: 0 E: 0 K: 0 S: 4	H: 1 LOB: 1 BB: 0 P: 4	R: 0 E: 0 K: 2 S: 7	H: 0 LOB: 0 BB: 0 P: 7	R: 1 E: 0 K: 0 S: 5	H: 3 LOB: 1 BB: 0 P: 5	R: 0 E: 0 K: 1 S: 5	H: 1 LOB: 0 BB: 0 P: 5	R: 0 E: 0 K: 0 S: 3	H: 0 LOB: 0 BB: 0 P: 3	R: 0 E: 0 K: 0 S: 4	H: 1 LOB: 1 BB: 0 P: 4	R: 1 E: 0 K: 1 S: 6	H: 1 LOB: 0 BB: 0 P: 6	R: 4 E: 0 K: 1 S: 10	H: 5 LOB: 1 BB: 0 P: 10	R: 0 E: 0 K: 0 S: 4	H: 1 LOB: 1 BB: 0 P: 4	1B: 9 2B: 2 3B: 1 HR: 1	SF: 2 SAC: 0 DP: 1 HBP: 0	WP: 2 PB: 0 SB: 0 CS: 1	PA: 38					
PITCHER	IP WLS BF H R ER SO BB IBB HBP BLK WP HR S P ERA WHIP																										
Mickey Lolich, L (1, 1) ERA: 3.27	7.0	28	9	4	4	4	4	0	0	0	0	1	0	36	36	5.14	1.286										
John Hiller, L (8, 1) ERA: 2.6	2.0	W	10	4	2	2	1	0	0	0	0	1	1	12	12	9.00	2.000										

New York Yankees @ Detroit Tigers
Tiger Stadium, Detroit, MI
 Wed Jul 03 1974, 7:05 PM EDT
 Att. 17,846 - Unknown - 87 F

livebaseballscorecards.com

AB	36
R	6
H	13
RBI	6
BB	0
SO	5
LOB	11



Batter	1	2	3	4	5	6	7	8	9	AB	R	H	RBI	BB	SO	LOB
Mickey Stanley, R (1, 8) OBP: 0.267, SLG: 0.305	0-0 F9		0-0 FC1-5		0-0 5-3	0-0 2B		0-0 F2		5	0	1	1	0	0	3
Gary Sutherland, R (1, 4) OBP: 0.280, SLG: 0.337	0-0 5-3		0-3 K		0-0 F4	0-0 4-3			0-0 5-3	5	0	0	0	0	1	3
Al Kaline, R (1, 10) John Knox, L (9, PR) OBP: 0.342, SLG: 0.376 OBP: 0.354, SLG: 0.326	0-0 L4		0-0 L4-3			4-0 HR		0-0 L5-3	0-0 HR	4	1	1	0	1	0	2
Willie Horton, R (1, 7) Marvin Lane, R (8, 7) OBP: 0.349, SLG: 0.526 OBP: 0.292, SLG: 0.263		0-0 F4		0-0 F5		4-0 HR		0-0 4-3	0-3 K	3	1	0	0	1	0	0
Jim Northrup, L (1, 9) OBP: 0.306, SLG: 0.356		4-0 FC5-4		0-0 1B		0-0 HR		0-0 F8	0-0 HR	4	2	3	5	1	0	0
Bill Freehan, R (1, 3) OBP: 0.360, SLG: 0.409		0-0 L9		0-0 FC6-4		0-0 1B				3	2	2	0	1	0	1
Aurelio Rodriguez, R (1, 5) OBP: 0.271, SLG: 0.299		0-0 FC5-4		0-0 F2		0-3 K		0-0 SF9		4	0	1	0	0	1	4
Jerry Moses, R (1, 2) OBP: 0.285, SLG: 0.345			0-0 FC1-5		0-0 FC6-4			0-0 SF9		3	0	2	1	0	0	2
Ed Brinkman, R (1, 6) OBP: 0.262, SLG: 0.314			0-0 SH		0-0 F8			0-3 K		3	1	1	1	0	1	1

Inning Stats	R: 0	H: 0	E: 0	K: 0	S: 3	H: 0	LOB: 0	BB: 0	P: 3	R: 0	H: 0	E: 0	K: 0	S: 3	H: 0	LOB: 0	BB: 0	P: 3	R: 0	H: 2	E: 0	K: 0	S: 5	R: 0	H: 0	E: 0	K: 0	S: 3	R: 5	H: 5	E: 0	K: 1	S: 9	R: 0	H: 0	E: 0	K: 0	S: 3	R: 1	H: 1	E: 0	K: 1	S: 6	R: 2	H: 2	E: 0	K: 1	S: 6	1B: 7	SF: 1	3B: 0	HR: 2	WP: 0	PA: 41
--------------	------	------	------	------	------	------	--------	-------	------	------	------	------	------	------	------	--------	-------	------	------	------	------	------	------	------	------	------	------	------	------	------	------	------	------	------	------	------	------	------	------	------	------	------	------	------	------	------	------	------	-------	-------	-------	-------	-------	--------

PITCHER	IP	WLS	BF	H	R	ER	SO	BB	IBB	HBP	BLK	WP	HR	S	P	ERA	WHIP
Dave Pagan, R (1, 1) ERA: 4.74	3.0		12	1	0	0	1	1	0	0	0	0	0	13	17	0.00	0.667
Dick Woodson, R (4, 1) ERA: 5.66	2.0		11	3	3	3	0	2	0	0	0	0	1	9	17	13.50	2.500
Cecil Upshaw, R (6, 1) ERA: 3.12	2.0		9	4	2	2	1	0	0	0	0	0	0	11	11	9.00	2.000
Sparky Lyle, L (8, 1) ERA: 2.15	1.2	L	9	3	3	3	2	1	0	0	0	0	1	12	16	16.20	2.400

BOTTOM


New York Yankees @ Detroit Tigers

Tiger Stadium, Detroit, MI

Wed Jul 03 1974, 7:05 PM EDT

Att: 17,846 - Unknown - 87 F

AB	35
R	8
H	11
RBI	8
BB	4
SO	4
LOB	17



PITCHER	IP	WLS	BF	H	R	ER	SO	BB	IBB	HBP	BLK	WP	HR	S	P	ERA	WHIP
---------	----	-----	----	---	---	----	----	----	-----	-----	-----	----	----	---	---	-----	------

New York Yankees @ Detroit Tigers
 Tiger Stadium, Detroit, MI
 Thu Jul 04 1974, 7:05 PM EDT
 Att. 15,058 - Overcast - 75 F

livebaseballscorecards.com

AB	32
R	6
H	9
RBI	6
BB	8
SO	6
LOB	15



Batter	1	2	3	4	5	6	7	8	9	AB	R	H	RBI	BB	SO	LOB									
Elliott Maddox, R OBP: 0.398, SLG: 0.366 (1, 8) (9, 4)	0-0 F9			0-0 F9		0-0 6-3	0-3 K		0-0 1B	5	1	1	0	0	1	3									
Lou Piniella, R OBP: 0.345, SLG: 0.387 (1, 7) SS	0-3 K			0-0 1-3		0-3 K		0-0 F8	0-0 1B	5	1	1	0	0	2	0									
Bobby Murcer, L OBP: 0.326, SLG: 0.331 (1, 9) (9, 8)	0-0 P5			0-0 F8		0-0 F9		0-0 F7	0-0 1B	5	1	1	1	0	0	0									
Bill Sudakis, S OBP: 0.297, SLG: 0.381 Walt Williams, R OBP: 0.086, SLG: 0.061 (1, 10) (8, PR) (9, 9)		0-3 K		0-0 F8		0-0 F8	0-0 BB	4-0 1B	0-0 SF7	3	1	1	0	1	1	0									
Otto Velez, R OBP: 0.455, SLG: 0.611 (1, 3) BB		4-0 G4-6-3 BB		4-0 BB		4-0 BB	0-0 BB	4-0 1B	0-0 1B	2	1	2	1	3	0	0									
Thurman Munson, R OBP: 0.284, SLG: 0.345 (1, 2) X		0-0 G4-6-3 1-2f		0-0 F8		0-0 F8	4-0 BB	0-0 1B	0-3 K	4	0	1	1	1	1	3									
Graig Nettles, L OBP: 0.325, SLG: 0.412 (1, 5) SS			0-3 K		4-0 1B	0-0 BB	0-0 P6	0-0 1B		3	0	1	0	1	1	3									
Fernando Gonzalez, R OBP: 0.243, SLG: 0.292 Ron Blomberg, L OBP: 0.392, SLG: 0.510 Jim Mason, L OBP: 0.296, SLG: 0.308 (1, 4) (7, PH) (7, 6) BB			4-0 G1-6-3 BB		0-0 FC6-4 1B	0-0 1B	0-0 SF7	0-0 F7		1	0	1	1	1	0	0									
Fred Stanley, R OBP: 0.281, SLG: 0.207 Roy White, S OBP: 0.356, SLG: 0.348 Gene Michael, S OBP: 0.260, SLG: 0.241 (1, 8) (5, PH) (5, 6) (7, 4) Rick Dempsey, R OBP: 0.278, SLG: 0.341 Sparky Lyle, L (9, PH) (9, 1)			0-0 G1-6-3 1-2f		0-0 FC6-4 1-2f	0-0 BB	4-0 BB		0-0 P5	1	0	0	0	0	0	1									
Inning Stats	R: 0 E: 0 K: 1 S: 5	H: 0 LOB: 0 BB: 0 P: 5	R: 0 E: 0 K: 1 S: 4	H: 0 LOB: 0 BB: 1 P: 8	R: 0 E: 0 K: 1 S: 4	H: 0 LOB: 0 BB: 1 P: 8	R: 0 E: 0 K: 0 S: 3	H: 0 LOB: 0 BB: 0 P: 3	R: 1 E: 0 K: 1 S: 5	H: 1 LOB: 2 BB: 2 P: 12	R: 0 E: 0 K: 1 S: 5	H: 0 LOB: 0 BB: 0 P: 5	R: 1 E: 0 K: 1 S: 7	H: 2 LOB: 3 BB: 2 P: 15	R: 1 E: 0 K: 0 S: 5	H: 2 LOB: 3 BB: 2 P: 13	R: 3 E: 0 K: 1 S: 9	H: 4 LOB: 1 BB: 0 P: 9	1B: 9 2B: 0 3B: 0 HR: 0	SF: 2 SAC: 0 DP: 2 HBP: 0	WP: 0 PB: 0 SB: 0 CS: 0	PA: 42			
PITCHER	IP	WLS	BF	H	R	ER	SO	BB	IBB	HBP	BLK	WP	HR	S	P	ERA	WHIP								
Woody Fryman, L ERA: 4.41 (1, 1)	6.0		24	3	2	2	4	5	0	0	0	0	0	27	47	3.00	1.333								
Jim Ray, R ERA: 2.63 (7, 1)	1.2		9	1	1	1	1	3	0	0	0	0	0	8	20	5.40	2.400								
John Hiller, L ERA: 2.89 (8, 1)	1.1	L	9	5	3	3	1	0	0	0	0	0	0	11	11	20.25	3.750								

Batter	1	2	3	4	5	6	7	8	9	AB R H RBI BB SO LOB	TOP																													
Pat Kelly, L (1, 9) OBP: 0.345, SLG: 0.362	0-0 1-3		0-3 K		0-0 1B		0-0 4-3 BB		0-3 K	4 0 1 0 1 2 1																														
Jorge Orta, L (1, 4) OBP: 0.391, SLG: 0.479	0-0 G5-4-3 1B		0-3 K		0-0 L9		0-0 4-3		0-0 1-H HR	5 1 2 3 0 1 3																														
Dick Allen, R (1, 3) OBP: 0.377, SLG: 0.582	0-0 G5-4-3 1-2f			0-3 K	0-0 4-3		0-0 F9		0-0 6-3	5 0 0 0 0 1 4																														
Carlos May, L (1, 7) OBP: 0.324, SLG: 0.350		0-0 F8		0-3 K		0-0 F9		0-0 F7	4-0 BB	4 0 0 0 1 1 0																														
Bill Melton, R (1, 5) OBP: 0.312, SLG: 0.372		0-0 F8		0-0 1B		0-3 K		0-0 1B 1B	0-3 K	5 0 2 0 0 2 1																														
Tony Muser, L (1, 10) OBP: 0.370, SLG: 0.416		0-0 1B		0-0 F5		0-0 P4		0-0 1-2 1B		4 0 2 0 0 0 1																														
Bill Sharp, L (1, 8) OBP: 0.363, SLG: 0.425		0-0 1-3			0-0 HR 1B		4-0 BB 4-3 BB	0-3 K		3 2 1 0 1 1 3																														
Ed Herrmann, L (1, 2) OBP: 0.312, SLG: 0.402			0-0 HR		0-0 1-H HR		0-3 K	0-0 3-1		4 2 2 3 0 1 3																														
Bucky Dent, R (1, 6) OBP: 0.281, SLG: 0.338			0-0 4-3		0-0 6-3		0-0 4-3 BB 1-2 1B		0-0 HR 1B	4 1 2 0 0 0 0																														
Inning Stats	R: 0 E: 0 K: 0 S: 3	H: 1 LOB: 0 BB: 0 P: 3	R: 0 E: 0 K: 0 S: 4	H: 1 LOB: 1 BB: 0 P: 4	R: 1 E: 0 K: 2 S: 8	H: 1 LOB: 0 BB: 0 P: 8	R: 0 E: 0 K: 2 S: 8	H: 1 LOB: 1 BB: 0 P: 8	R: 2 E: 0 K: 1 S: 5	H: 3 LOB: 1 BB: 0 P: 6	R: 0 E: 0 K: 1 S: 5	H: 0 LOB: 0 BB: 0 P: 5	R: 1 E: 0 K: 1 S: 6	H: 1 LOB: 2 BB: 2 P: 14	R: 0 E: 0 K: 1 S: 7	H: 2 LOB: 2 BB: 0 P: 7	R: 2 E: 0 K: 2 S: 9	H: 2 LOB: 1 BB: 1 P: 13	1B: 9 2B: 0 3B: 0 HR: 3	SF: 0 SAC: 0 DP: 1 HBP: 0	WP: 0 PB: 0 SB: 0 CS: 0	PA: 41																		
PITCHER Joe Coleman, R (1, 1) ERA: 4.98	IP 9.0	WLS W	BF 41	H 12	R 6	ER 6	SO 9	BB 3	IBB 0	HBP 0	BLK 0	WP 0	HR 3	S 56	P 68	ERA 6.00	WHIP 1.667						PITCHER	IP 9.0	WLS W	BF 41	H 12	R 6	ER 6	SO 9	BB 3	IBB 0	HBP 0	BLK 0	WP 0	HR 3	S 56	P 68	ERA 6.00	WHIP 1.667

Chicago White Sox @ Detroit Tigers
Tiger Stadium, Detroit, MI
Fri Jul 05 1974, 7:05 PM EDT
Unknown

livebaseballscorecards.com

AB	38
R	6
H	12
RBI	6
BB	3
SO	9
LOB	16



Batter	1	2	3	4	5	6	7	8	9
Mickey Stanley, R (1, 8) OBP: 0.268, SLG: 0.312	0-0 F8		0-3 K	4-0 BB		0-0 L8		0-0 5-3	
Gary Sutherland, R (1, 4) OBP: 0.281, SLG: 0.332	0-0 4-3		0-0 E4 BB WP BB	0-0 F2		0-0 F8		0-0 WP 1B 1B	
Al Kaline, R (1, 10) OBP: 0.339, SLG: 0.369	0-3 K		4-0 WP BB BB BB	0-3 K			0-3 K	0-0 L8	
Willie Horton, R (1, 7) OBP: 0.358, SLG: 0.526		0-3 K	4-0 BB WP BB BB		4-0 FC4-6 BB		0-0 BB WP 1B 1B	0-0 1B	
Dick Sharon, R (7, PR) OBP: 0.265, SLG: 0.237 (8, 7)			1-2 2-3 3-H BB					1-H	
Jim Northrup, L (1, 9) OBP: 0.319, SLG: 0.382		0-0 HR	4-0 BB 1-2 2-3 3-H IBB		0-0 FC4-6 1B		0-0 F5	4-0 IBB	
Bill Freehan, R (1, 3) OBP: 0.355, SLG: 0.398		0-0 5-3	0-0 L8		0-3 K		4-0 BB 1B BB	0-0 F8	
Aurelio Rodriguez, R (1, 5) OBP: 0.277, SLG: 0.307		0-0 L5	4-0 BB 1-2 2-3 3-H BB		0-0 BB 1-H 1B		4-0 BB 1B BB		
Gene Lamont, L (1, 2) OBP: 0.318, SLG: 0.350					0-0 L5		0-0 BB 1B		
Jerry Moses, R (3, PH) OBP: 0.279, SLG: 0.336 (4, 2)			1B E 2B				1-2 2-H 3-H BB 1B		
Ed Brinkman, R (1, 6) OBP: 0.262, SLG: 0.316			0-0 BB E BB BB 2-3 1B	0-0 F3		0-0 5-3	0-0 F9		

Inning Stats	R: 0	H: 0	E: 0	K: 1	S: 5	R: 1	H: 1	E: 0	K: 1	S: 6	R: 4	H: 2	E: 1	K: 2	S: 10	R: 0	H: 0	E: 0	K: 1	S: 5	R: 1	H: 1	E: 0	K: 1	S: 6	R: 0	H: 0	E: 0	K: 0	S: 3	R: 2	H: 2	E: 0	K: 1	S: 7	R: 1	H: 2	E: 0	K: 0	S: 5
	0	0	0	1	5	1	1	0	1	6	4	2	1	2	10	0	0	0	1	5	1	1	0	1	10	0	0	0	0	3	2	2	0	1	7	1	2	0	0	5

PITCHER	IP	WLS	BF	H	R	ER	SO	BB	IBB	HBP	BLK	WP	HR	S	P	ERA	WHIP
Stan Bahnsen, R (1, 1) ERA: 4.43	2.2	L	16	3	5	3	3	3	1	0	0	1	1	18	34	10.12	2.250
Skip Pitlock, L (3, 1) ERA: 4.57	4.0		17	2	3	3	4	3	0	0	0	1	0	22	34	6.75	1.250
Cy Acosta, R (7, 1) ERA: 2.9	0.2		5	2	1	1	0	1	0	0	0	0	0	4	8	13.50	4.500
Lloyd Allen, R (8, 1) ERA: 5.84	0.2		4	1	0	0	0	0	1	0	0	1	0	3	7	0.00	1.500

BOTTOM

Chicago White Sox @ Detroit Tigers
Tiger Stadium, Detroit, MI
Fri Jul 05 1974, 7:05 PM EDT
Unknown

AB	R	H	RBI	BB	SO	LOB
4	0	0	0	1	1	2
5	2	1	1	0	0	2
4	1	0	0	1	3	2
2	0	1	1	2	1	0
1	1	1	1	0	0	0
3	2	1	1	2	0	2
4	1	0	0	1	1	6
2	0	1	2	2	0	0
1	1	1	0	0	0	0
3	0	1	2	0	1	4
4	1	1	0	0	0	2

AB	33
R	9
H	8
RBI	8
BB	9
SO	7
LOB	20

livebaseballscorecards.com

AB	33
R	9
H	8
RBI	8
BB	9
SO	7
LOB	20

D

WP	PA
3	42

Batter	1	2	3	4	5	6	7	8	9	AB R H RBI BB SO LOB	TOP																													
Pat Kelly, L (1, 10) OBP: 0.344, SLG: 0.361	0-0 E 1B 1B	0-3 K			0-3 K		0-0 F7			4 1 1 0 0 2 1																														
Jorge Orta, L (1, 4) OBP: 0.389, SLG: 0.475	0-0 E 1B 1B	0-0 6-3			0-0 L9			0-0 G3		4 1 1 0 0 0 1																														
Carlos May, L (1, 7) OBP: 0.320, SLG: 0.346	0-0 FC5 1B 4-3				0-3 K			0-0 F8		4 1 0 0 0 1 2																														
Bill Melton, R (1, 5) Ron Santo, R (6, 5) OBP: 0.315, SLG: 0.375 OBP: 0.315, SLG: 0.324	0-0 4-3 1B 1-3 2-H 3-H				0-0 G4-6-3 1B		0-0 5-3	0-0 P4		3 0 2 2 0 0 0 1 0 0 0 0 0 0																														
Ken Henderson, S (1, 8) OBP: 0.349, SLG: 0.426	0-0 4-3 1B 1-2 3-H				0-0 G4-6-3 1-2f		0-0 FC6-4 1B		0-0 F9 G3 1B 1B	4 1 2 1 0 0 2																														
Tony Muser, L (1, 3) OBP: 0.353, SLG: 0.395	0-0 F9				0-0 4-3		0-0 FC6-4 1-2f		0-0 G3 1-2	4 0 0 0 0 0 3																														
Bill Sharp, L (1, 9) OBP: 0.350, SLG: 0.409	0-0 F8				0-0 F7		0-0 F7		0-0 F9 2-3	4 0 0 0 0 0 3																														
Ed Herrmann, L (1, 2) OBP: 0.320, SLG: 0.408					0-0 FC6-4 1B		0-0 P5		0-0 FC6-4 1B 3-H	4 0 3 1 0 0 0																														
Bucky Dent, R (1, 6) OBP: 0.276, SLG: 0.332					0-0 FC6-4 1-2f		0-0 P3		0-0 FC6-4 1-2f	4 0 0 0 0 1 3																														
Inning Stats	R: 3 E: 1 K: 0 S: 7	H: 3 LOB: 1 BB: 0 P: 7	R: 0 E: 0 K: 2 S: 8	H: 1 LOB: 1 BB: 0 P: 8	R: 0 E: 0 K: 0 S: 3	H: 1 LOB: 0 BB: 0 P: 3	R: 0 E: 0 K: 0 S: 4	H: 1 LOB: 1 BB: 0 P: 4	R: 0 E: 0 K: 2 S: 7	H: 0 LOB: 0 BB: 0 P: 7	R: 0 E: 0 K: 0 S: 4	H: 1 LOB: 1 BB: 0 P: 4	R: 0 E: 0 K: 0 S: 3	H: 0 LOB: 0 BB: 0 P: 3	R: 0 E: 0 K: 0 S: 3	H: 0 LOB: 0 BB: 0 P: 3	R: 1 E: 0 K: 0 S: 5	H: 2 LOB: 1 BB: 0 P: 5	1B: 9 2B: 0 3B: 0 HR: 0	SF: 0 SAC: 0 DP: 1 HBP: 0	WP: 0 PB: 0 SB: 1 CS: 0	PA: 36																		
PITCHER Lerrin LaGrow, R (1, 1) ERA: 3.58	IP 9.0	WLS W	BF 36	H 9	R 4	ER 3	SO 4	BB 0	IBB 0	HBP 0	BLK 0	WP 0	HR 0	S 44	P 44	ERA 3.00	WHIP 1.000						PITCHER	IP 9.0	WLS W	BF 36	H 9	R 4	ER 3	SO 4	BB 0	IBB 0	HBP 0	BLK 0	WP 0	HR 0	S 44	P 44	ERA 3.00	WHIP 1.000

Chicago White Sox @ Detroit Tigers
Tiger Stadium, Detroit, MI
Fri Jul 05 1974, 7:05 PM EDT
Att. 25,819 - Unknown

AB	36
R	4
H	9
RBI	4
BB	0
SO	4
LOB	15



BOTTOM

Chicago White Sox @ Detroit Tigers
Tiger Stadium, Detroit, MI
Fri Jul 05 1974, 7:05 PM EDT
Att. 25,819 - Unknown

livebaseballscorecards.com

AB	34
R	7
H	9
RBI	7
BB	3
SO	4
LOB	11



WP:	0	PA:	38
PB:	0		
SB:	2		
CS:	0		

AB	R	H	RBI	BB	SO	LOB
5	0	1	1	0	1	0
5	0	0	0	0	0	2
3	1	2	0	1	0	0
3	0	0	0	1	0	2
3	2	1	2	1	0	2
3	2	2	2	0	0	0
4	1	1	0	0	1	1
4	0	0	0	0	2	4
4	1	2	2	0	0	0
1B:	5	SF:	0			
2B:	1	SAC:	0			
3B:	0	DP:	0			
HR:	3	HBP:	1			

Batter	1	2	3	4	5	6	7	8	9
John Knox, L OBP: 0.340, SLG: 0.314 (1, 4)	0-0 4-3 1B	0-0 1-2 3-H 1B		0-0 F7		0-0 F9		0-3 K	
Aurelio Rodriguez, R OBP: 0.272, SLG: 0.301 (1, 5)	0-0 4-3	0-0 F3		0-0 F3		0-0 L9		0-0 5-3	
Ben Oglivie, L OBP: 0.420, SLG: 0.464 (1, 7)	0-0 1B		0-0 F8	4-0 S BB			0-0 HR 2B		
Jim Northrup, L OBP: 0.318, SLG: 0.378 (1, 9)	0-0 P6		0-0 F7	4-0 1-2 BB			0-0 P4		
Gates Brown, L OBP: 0.357, SLG: 0.383 (1, 10)		0-0 F8	4-0 HR BB	0-0 G3			0-0 2-H HR		
Norm Cash, L OBP: 0.325, SLG: 0.394 (1, 3)		0-0 1B 1B	0-0 1-H HR		0-0 G3		1-0 HBP		
Mickey Stanley, R OBP: 0.268, SLG: 0.311 (1, 8)		0-0 1B 1B	0-0 E6 S		0-0 G3		0-3 K		
Jerry Moses, R OBP: 0.271, SLG: 0.325 (1, 2)		0-3 K	0-0 6-3		0-0 P4		0-3 K		
Ed Brinkman, R OBP: 0.265, SLG: 0.331 (1, 6)		0-0 1-3 2-H 1B 1B		0-0 HR		0-0 P4		0-0 F9	

Inning Stats	R	H	E	K	S	P	BB	LOB	SO	IP	WLS	BF	H	R	ER	SO	BB	IBB	HBP	BLK	WP	HR	S	P	ERA	WHIP
	0	1	0	0	4	4	0	1	1	1.2		10	5	2	2	1	0	0	0	0	0	0	12	12	10.80	3.000
	2	4	0	1	9	9	3	2	3	6.1	L	28	4	5	5	3	3	0	1	0	0	3	30	43	7.11	1.105

PITCHER	IP	WLS	BF	H	R	ER	SO	BB	IBB	HBP	BLK	WP	HR	S	P	ERA	WHIP
Rich Gossage, R ERA: 5.24 (1, 1)	1.2		10	5	2	2	1	0	0	0	0	0	0	12	12	10.80	3.000
Bill Moran, R ERA: 4.73 (2, 1)	6.1	L	28	4	5	5	3	3	0	1	0	0	3	30	43	7.11	1.105

Batter	1	2	3	4	5	6	7	8	9	AB R H RBI BB SO LOB	TOP	
Lee Richard, R (1, 4) OBP: 0.200, SLG: 0.143 Jorge Orta, L (8, PH) OBP: 0.392, SLG: 0.475 (8, 4)	0-0 6-3	4-0 HR BB		0-0 F7	0-0 1-3			4-0 BB		3 1 0 0 1 0 2 0 0 0 0 1 0 0		
Carlos May, L (1, 7) OBP: 0.320, SLG: 0.355 Bill Sharp, L (5, 7) OBP: 0.353, SLG: 0.405	0-3 K	0-0 HR 1-H 2-H		0-0 F7		4-0 CS BB		0-0 F7		3 1 1 3 0 1 0 1 0 0 0 1 0 1		
Dick Allen, R (1, 3) OBP: 0.377, SLG: 0.588	0-0 P4	4-0 BB			0-0 HR	0-3 K		0-0 P6		4 1 1 1 1 1 2		
Bill Melton, R (1, 10) OBP: 0.317, SLG: 0.385		4-0 BB K			0-0 HR	0-0 F2			0-0 5-3	4 2 1 1 1 1 2		
Ken Henderson, S (1, 8) OBP: 0.350, SLG: 0.423		0-0 2B 1B 1B 1-H	0-3 K		4-0 1B 1B BB	0-0 CS 1-2	0-0 P6		0-0 F9	4 2 1 1 1 1 0		
Brian Downing, R (1, 9) OBP: 0.387, SLG: 0.496		0-0 1B 2B	4-0 FC5-4 BB		0-0 F3		0-3 K		0-0 1B	4 1 2 0 1 1 1		
Ron Santo, R (1, 5) OBP: 0.317, SLG: 0.326		0-0 HR 1B 2-H 3-H	0-0 FC5-4		0-0 F3		0-0 1B		0-0 P4	5 1 2 2 0 0 3		
Ed Herrmann, L (1, 2) OBP: 0.318, SLG: 0.405	0-0 4-1		0-0 F7		0-0 1B 1B		0-0 G3			4 0 1 0 0 0 3		
Bucky Dent, R (1, 6) OBP: 0.275, SLG: 0.330		0-0 5-3		0-0 F9	0-0 1B			0-0 P4		4 0 1 1 0 0 1		
Inning Stats	R: 0 E: 0 K: 1 S: 5 H: 0 LOB: 0 BB: 0 P: 5	R: 6 E: 0 K: 1 S: 9 H: 4 LOB: 1 BB: 3 P: 21	R: 0 E: 0 K: 1 S: 5 H: 0 LOB: 1 BB: 1 P: 9	R: 0 E: 0 K: 0 S: 3 H: 0 LOB: 0 BB: 0 P: 3	R: 3 E: 0 K: 0 S: 7 H: 4 LOB: 2 BB: 1 P: 11	R: 0 E: 0 K: 1 S: 4 H: 0 LOB: 0 BB: 1 P: 8	R: 0 E: 0 K: 1 S: 6 H: 1 LOB: 1 BB: 0 P: 6	R: 0 E: 0 K: 0 S: 3 H: 0 LOB: 1 BB: 1 P: 7	R: 0 E: 0 K: 0 S: 4 H: 1 LOB: 1 BB: 0 P: 4	1B: 6 2B: 1 3B: 0 HR: 3 SF: 0 SAC: 0 DP: 0 HBP: 0	WP: 0 PB: 0 SB: 1 CS: 1 PA: 44	
PITCHER	IP WLS BF H R ER SO BB IBB HBP BLK WP HR S P ERA WHIP											
Luke Walker, L (1, 1) ERA: 3.86	1.2 L 11 4 6 6 1 2 0 0 0 0 1 11 19 32.40 3.600											
Dave Lemanczyk, R (2, 1) ERA: 8.76	3.0 16 4 3 3 2 3 0 0 0 0 2 17 29 9.00 2.333											
Bill Slayback, R (5, 1) ERA: 4.05	4.1 16 2 0 0 2 2 0 0 0 0 0 18 26 0.00 0.923											

Chicago White Sox @ Detroit Tigers
Tiger Stadium, Detroit, MI
Sat Jul 06 1974, 3:33 AM EDT
Att. 17,470 - Unknown - 80 F

livebaseballscorecards.com

AB	36
R	9
H	10
RBI	9
BB	7
SO	5
LOB	15



Batter	1	2	3	4	5	6	7	8	9	AB	R	H	RBI	BB	SO	LOB
Mickey Stanley, R (1, 8) OBP: 0.270, SLG: 0.322	0-0 P5 		0-0 FC4-6 1-2 1B 		0-0 G3 	0-0 HR 1-H 2-H 	0-0 4-3 			5	1	2	3	0	0	1
Gary Sutherland, R (1, 4) OBP: 0.283, SLG: 0.333	0-0 P3 		0-0 FC4-6 1-2f BB 		0-0 1B 3B 1B 	0-0 6-3 		0-0 FC6-4 1B 		5	1	2	0	0	0	2
Al Kaline, R (1, 10) OBP: 0.343, SLG: 0.371	0-0 L9 		4-0 BB 1-2 2-3 		0-0 1B 3B 1B 	0-0 HBP 1B 		0-0 L7 		4	1	2	0	1	0	1
Willie Horton, R (1, 7) OBP: 0.367, SLG: 0.538 Dick Sharon, R (8, PR) OBP: 0.265, SLG: 0.237 (9, 7)		0-0 G4-6-3 1B 	0-0 F8 		0-0 1B 3B 1-H 2-H 	1-0 HBP 1B 		0-0 FC6-4 1B 1-2 		4	1	3	2	0	0	3
Jim Northrup, L (1, 9) OBP: 0.316, SLG: 0.375		0-0 G4-6-3 1-2f 		0-0 F7 	0-0 WP 1B 3-H 	0-3 K 		0-0 FC6-4 1-2f 2-3 		5	0	1	1	0	1	5
Bill Freehan, R (1, 3) OBP: 0.351, SLG: 0.393		0-0 1B 		0-0 F5 	0-0 5-3 1-2 	0-3 K 		0-0 1-3 		5	0	1	0	0	1	5
Aurelio Rodriguez, R (1, 5) OBP: 0.268, SLG: 0.296		0-0 F2 		0-0 F8 	0-0 F9 		0-0 1-3 		0-0 6-3 	5	0	0	0	0	0	2
Jerry Moses, R (1, 2) OBP: 0.275, SLG: 0.328			0-0 P4 		0-0 HR 1B 	0-0 HR 1B 	0-0 F9 		0-0 F8 	5	2	2	0	0	0	0
Ed Brinkman, R (1, 6) OBP: 0.275, SLG: 0.349			0-0 BB 1B 1B 		0-0 HR 1-H HR 1B 	0-0 HR 1B 1-2 HR 1B 	4-0 BB BB BB BB 		0-0 6-3 	4	2	3	2	1	0	0

Inning Stats	R: 0	H: 0	E: 0	K: 0	S: 3	LOB: 0	BB: 0	P: 3	R: 0	H: 2	E: 0	K: 0	S: 4	LOB: 1	BB: 0	P: 4	R: 0	H: 2	E: 0	K: 0	S: 5	LOB: 3	BB: 1	P: 9	R: 0	H: 0	E: 0	K: 0	S: 3	LOB: 0	BB: 0	P: 3	R: 5	H: 6	E: 0	K: 0	S: 9	LOB: 1	BB: 0	P: 9	R: 3	H: 4	E: 0	K: 2	S: 11	LOB: 2	BB: 0	P: 12	R: 0	H: 0	E: 0	K: 0	S: 3	LOB: 1	BB: 1	P: 7	R: 0	H: 2	E: 0	K: 0	S: 5	LOB: 2	BB: 0	P: 5	R: 0	H: 0	E: 0	K: 0	S: 3	LOB: 0	BB: 0	P: 3	1B: 13	SF: 0	2B: 0	SAC: 0	3B: 1	DP: 1	HR: 2	HBP: 1	WP: 1	PA: 45
--------------	------	------	------	------	------	--------	-------	------	------	------	------	------	------	--------	-------	------	------	------	------	------	------	--------	-------	------	------	------	------	------	------	--------	-------	------	------	------	------	------	------	--------	-------	------	------	------	------	------	-------	--------	-------	-------	------	------	------	------	------	--------	-------	------	------	------	------	------	------	--------	-------	------	------	------	------	------	------	--------	-------	------	--------	-------	-------	--------	-------	-------	-------	--------	-------	--------


PITCHER	IP	WLS	BF	H	R	ER	SO	BB	IBB	HBP	BLK	WP	HR	S	P	ERA	WHIP
Wilbur Wood, L (1, 1) ERA: 3.72	5.0	W	25	10	5	5	0	1	0	0	0	1	1	24	28	9.00	2.200
Terry Forster, L (6, 1) ERA: 3.02	4.0	S	20	6	3	3	2	1	0	1	0	0	1	22	27	6.75	1.750

BOTTOM

Chicago White Sox @ Detroit Tigers
Tiger Stadium, Detroit, MI

Sat Jul 06 1974, 3:33 AM EDT
Att: 17,470 - Unknown - 80 F

AB	42
R	8
H	16
RBI	8
BB	2
SO	2
LOB	19



Batter	1	2	3	4	5	6	7	8	9	AB R H RBI BB SO LOB	TOP											
Lee Richard, R (1, 4) OBP: 0.211, SLG: 0.167	0-0 6-3		0-3 K			0-0 F9	0-0 1B			4 0 1 0 0 1 2												
Carlos May, L (1, 7) OBP: 0.316, SLG: 0.351	0-0 F7		0-3 K			0-3 K	0-3 K			4 0 0 0 0 3 4												
Dick Allen, R (1, 3) OBP: 0.378, SLG: 0.589	0-0 2B			0-0 F8		4-0 1B IBB		0-0 P4		3 1 1 0 1 0 0												
Bill Melton, R (1, 5) OBP: 0.316, SLG: 0.383	0-0 F5			0-0 5-3		0-0 1B E 1B		0-0 P3		4 1 1 0 0 0 1												
Ken Henderson, S (1, 8) OBP: 0.352, SLG: 0.428		0-0 F9		0-3 K		0-0 E9 1B		0-0 2B		4 0 2 2 0 1 0												
Brian Downing, R (1, 9) OBP: 0.376, SLG: 0.479		0-0 4-3			0-0 4-3	0-3 K		0-3 K		4 0 0 0 0 2 2												
Ron Santo, R (1, 10) OBP: 0.313, SLG: 0.321		0-3 K			0-3 K		0-0 F9		0-0 F9	4 0 0 0 0 2 0												
Ed Herrmann, L (1, 2) OBP: 0.317, SLG: 0.403			0-0 1B		0-0 L4		0-0 4-3		0-0 4-3	4 0 1 0 0 0 0												
Bucky Dent, R (1, 6) OBP: 0.279, SLG: 0.338			0-0 F8			0-0 1B 1B 2B	0-0 1B		0-0 F3	4 1 2 0 0 0 1												
Inning Stats	R: 0 E: 0 K: 0 S: 4	H: 1 LOB: 1 BB: 0 P: 4	R: 0 E: 0 K: 1 S: 5	H: 0 LOB: 0 BB: 0 P: 5	R: 0 E: 0 K: 2 S: 8	H: 1 LOB: 1 BB: 0 P: 8	R: 0 E: 0 K: 1 S: 5	H: 0 LOB: 0 BB: 0 P: 5	R: 0 E: 0 K: 1 S: 5	H: 0 LOB: 0 BB: 0 P: 5	R: 3 E: 1 K: 2 S: 10	H: 3 LOB: 1 BB: 1 P: 14	R: 0 E: 0 K: 1 S: 7	H: 2 LOB: 2 BB: 0 P: 7	R: 0 E: 0 K: 1 S: 6	H: 1 LOB: 1 BB: 0 P: 6	R: 0 E: 0 K: 0 S: 3	H: 0 LOB: 0 BB: 0 P: 3	1B: 5 2B: 3 3B: 0 HR: 0	SF: 0 SAC: 0 DP: 0 HBP: 0	WP: 0 PB: 0 SB: 0 CS: 0	PA: 36
PITCHER Mickey Lolich, L (1, 1) ERA: 3.21	IP: 9.0 WLS: L BF: 36 H: 8 R: 3 ER: 2 SO: 9 BB: 0 IBB: 1 HBP: 0 BLK: 0 WP: 0 HR: 0 S: 53 P: 57 ERA: 2.00 WHIP: 0.889											PITCHER	IP: 9.0 WLS: L BF: 36 H: 8 R: 3 ER: 2 SO: 9 BB: 0 IBB: 1 HBP: 0 BLK: 0 WP: 0 HR: 0 S: 53 P: 57 ERA: 2.00 WHIP: 0.889									

Chicago White Sox @ Detroit Tigers
Tiger Stadium, Detroit, MI
Sun Jul 07 1974, 3:33 AM EDT
Att: 31,680 - Unknown

livebaseballscorecards.com

AB	35
R	3
H	8
RBI	2
BB	1
SO	9
LOB	10



Batter	1	2	3	4	5	6	7	8	9	AB R H RBI BB SO LOB
Mickey Stanley, R (1, 8) OBP: 0.272, SLG: 0.322	4-0 6-3 BB		0-0 5-3			0-0 F5			0-0 1B	3 0 1 0 1 0 0
Gary Sutherland, R (1, 4) OBP: 0.279, SLG: 0.329	0-0 6-3 1-2		0-3 K			0-0 F9			0-0 F2	4 0 0 0 0 1 2
Jim Northrup, L (1, 9) OBP: 0.312, SLG: 0.369	0-3 K		0-0 L9			0-0 F7			0-0 P6	4 0 0 0 0 1 2
Willie Horton, R (1, 7) OBP: 0.361, SLG: 0.529	0-3 K			0-0 F8			0-0 5-3		0-0 F2	4 0 0 0 0 1 2
Gates Brown, L (1, 10) OBP: 0.339, SLG: 0.360		0-3 K		0-3 K			0-0 P5			3 0 0 0 0 2 0
Norm Cash, L (1, 3) OBP: 0.326, SLG: 0.420		0-0 HR		0-3 K			0-0 F8			3 1 1 1 0 1 0
Aurelio Rodriguez, R (1, 5) OBP: 0.269, SLG: 0.294		4-0 BB			0-0 P6			0-0 F2		2 0 0 0 1 0 0
Gene Lamont, L (1, 2) OBP: 0.292, SLG: 0.318		0-3 K			0-0 G3			0-0 4-3		2 0 0 0 0 1 1
Ben Oglivie, L (8, PH) OBP: 0.415, SLG: 0.457		1-2 K								1 0 0 0 0 0 0
Jerry Moses, R (9, 2) OBP: 0.275, SLG: 0.328		1-2 K								0 0 0 0 0 0 0
Ed Brinkman, R (1, 6) OBP: 0.272, SLG: 0.345		0-0 L6			0-3 K			0-3 K		3 0 0 0 0 2 1

Inning Stats	R: 0	H: 0	E: 0	K: 2	S: 7	R: 1	H: 1	E: 0	K: 2	S: 8	R: 0	H: 0	E: 0	K: 1	S: 5	R: 0	H: 0	E: 0	K: 2	S: 7	R: 0	H: 0	E: 0	K: 1	S: 5	R: 0	H: 0	E: 0	K: 0	S: 3	R: 0	H: 0	E: 0	K: 1	S: 5	R: 0	H: 1	E: 0	K: 0	S: 4	1B: 1	2B: 0	3B: 0	HR: 1	SF: 0	SAC: 0	DP: 0	HBP: 0	WP: 0	PA: 31
PITCHER Bart Johnson, R (1, 1) ERA: 1.0	IP: 9.0	WLS: W	BF: 31	H: 2	R: 1	ER: 1	SO: 9	BB: 2	IBB: 0	HBP: 0	BLK: 0	WP: 0	HR: 1	S: 47	P: 55	ERA: 1.00	WHIP: 0.444																																	
PITCHER	IP	WLS	BF	H	R	ER	SO	BB	IBB	HBP	BLK	WP	HR	S	P	ERA	WHIP																																	

Chicago White Sox @ Detroit Tigers
Tiger Stadium, Detroit, MI
Sun Jul 07 1974, 3:33 AM EDT
Att. 31,680 - Unknown

AB	29
R	1
H	2
RBI	1
BB	2
SO	9
LOB	8

livebaseballscorecards.com

Batter	1	2	3	4	5	6	7	8	9	AB R H RBI BB SO LOB	TOP	
Mickey Stanley, R OBP: 0.272, SLG: 0.321 (1, 8) X	0-0 5-3 1B		0-0 1-3 2B 1B		0-3 K		0-3 K			4 1 1 0 0 2 0		
Gary Sutherland, R OBP: 0.282, SLG: 0.329 (1, 4) X (8, 6)	0-0 1B		0-0 L6		4-0 L5-4-3 BB			0-0 6-3		3 0 1 0 1 0 2		
Al Kaline, R OBP: 0.342, SLG: 0.369 (1, 10) S S S	0-3 K		0-0 1-2 2B 1B		0-0 L5-4-3 1-2			0-0 L7		4 0 1 1 0 1 2		
Jim Northrup, L OBP: 0.311, SLG: 0.371 (1, 9) X	0-0 4-3		0-0 1-3 2-H 2B		0-0 4-3			0-0 P4		4 0 1 1 0 0 1		
Ben Oglivie, L OBP: 0.395, SLG: 0.432 (1, 7) S S		0-3 K	0-0 F5		0-3 K			0-0 F7		4 0 0 0 0 2 2		
Norm Cash, L OBP: 0.323, SLG: 0.414 (1, 3) S S		0-3 K		0-0 L3		0-0 1B		0-0 P6		4 0 1 0 0 1 0		
Aurelio Rodriguez, R OBP: 0.265, SLG: 0.290 (1, 5) X		0-0 G3		0-0 F7		0-0 L3		0-0 F3		4 0 0 0 0 0 1		
Jerry Moses, R OBP: 0.284, SLG: 0.336 (1, 2) X			0-0 1B 1B		0-0 1B		0-0 5-3			3 1 2 0 0 0 0		
Ed Brinkman, R OBP: 0.269, SLG: 0.341 John Knox, L OBP: 0.340, SLG: 0.314 (1, 6) X (8, 4) X			0-0 L8		0-0 P6		0-0 5-3			3 0 0 0 0 0 2 0 0 0 0 0 0 0		
Inning Stats	R: 0 E: 0 K: 1 S: 6 H: 1 LOB: 1 BB: 0 P: 6	R: 0 E: 0 K: 2 S: 7 H: 0 LOB: 0 BB: 0 P: 7	R: 2 E: 0 K: 0 S: 7 H: 4 LOB: 2 BB: 0 P: 7	R: 0 E: 0 K: 0 S: 4 H: 1 LOB: 1 BB: 0 P: 4	R: 0 E: 0 K: 1 S: 4 H: 0 LOB: 0 BB: 1 P: 8	R: 0 E: 0 K: 1 S: 6 H: 1 LOB: 1 BB: 0 P: 6	R: 0 E: 0 K: 1 S: 5 H: 0 LOB: 0 BB: 0 P: 5	R: 0 E: 0 K: 0 S: 3 H: 0 LOB: 0 BB: 0 P: 3	R: 0 E: 0 K: 0 S: 3 H: 0 LOB: 0 BB: 0 P: 3	R: 0 E: 0 K: 0 S: 3 H: 0 LOB: 0 BB: 0 P: 3	1B: 6 2B: 1 3B: 0 HR: 0 SF: 0 SAC: 0 DP: 1 HBP: 0	WP: 0 PB: 0 SB: 0 CS: 0 PA: 34
PITCHER Bert Blyleven, R ERA: 3.06 (1, 1)	IP: 9.0 WLS: W BF: 34 H: 7 R: 2 ER: 2 SO: 6 BB: 1 IBB: 0 HBP: 0 BLK: 0 WP: 0 HR: 0 S: 45 P: 49 ERA: 2.00 WHIP: 0.889											PITCHER IP: WLS: BF: H: R: ER: SO: BB: IBB: HBP: BLK: WP: HR: S: P: ERA: WHIP:


Detroit Tigers @ Minnesota Twins
Metropolitan Stadium, Bloomington, MI

Mon Jul 08 1974, 8:05 PM EDT
Att: 7,343 - Unknown - 97 F

livebaseballscorecards.com

AB 33
R 2
H 7
RBI 2
BB 1
SO 6
LOB 10



Batter	1	2	3	4	5	6	7	8	9	AB R H RBI BB SO LOB	BOTTOM
Steve Brye, R OBP: 0.331, SLG: 0.362 (1, 8) X	0-0 SH1-3 1B	0-0 BB 1B		0-0 E5		0-3 K		0-0 FC6-4 1B		5 0 3 2 0 1 1	<p>Detroit Tigers @ Minnesota Twins Metropolitan Stadium, Bloomington, MI</p> <p>Mon Jul 08 1974, 8:05 PM EDT Att. 7,343 - Unknown - 97 F</p> <p>livebaseballscorecards.com</p> <p>AB 33 R 6 H 12 RBI 6 BB 4 SO 5 LOB 22</p> 
Rod Carew, L OBP: 0.433, SLG: 0.463 (1, 4) X	0-0 SH1-3 1-2	0-0 BB 1B		0-0 F8		0-0 G3		0-0 FC6-4 1-2f		4 0 1 0 0 0 3	
Larry Hisle, R OBP: 0.361, SLG: 0.522 (1, 7) S S	0-3 K	0-3 K		0-0 F7			0-0 1B 2B	0-3 K		5 0 1 0 0 3 5	
Bobby Darwin, R OBP: 0.327, SLG: 0.439 (1, 9) X	0-0 F9	4-0 BB 1-2 2-3 BB		0-0 F3			0-3 K			3 0 0 0 1 1 3	
Harmon Killebrew, R OBP: 0.295, SLG: 0.348 (1, 10) X		HR 1B			4-0 G4-6-3 BB					2 1 1 0 2 0 3	
Jerry Terrell, R OBP: 0.268, SLG: 0.292 (7, PR) X		4-3								0 0 0 0 0 0 0	
Eric Soderholm, R OBP: 0.363, SLG: 0.411 (1, 5) X		0-0 HR	0-0 1-3		0-0 G4-6-3 1-2f		0-0 G4-6-3 1B			4 1 2 2 0 0 1	
Danny Thompson, R OBP: 0.340, SLG: 0.438 (1, 6) X		0-0 3B 1B	0-0 1B 2B		0-0 F9		0-0 G4-6-3 1-2f			4 2 2 0 0 0 3	
Craig Kusick, R OBP: 0.288, SLG: 0.303 (1, 3) X		0-0 1B 3B	0-0 G5-4-3 1B			4-0 SH3-4 BB		0-0 E6 WP 4-3 1B		3 2 2 2 1 0 0	
Phil Roof, R OBP: 0.308, SLG: 0.229 (1, 2) X		0-0 P4	0-0 G5-4-3 1-2f			0-0 SH3-4 1-2		0-0 4-3 1-2		3 0 0 0 0 0 3	
Inning Stats	R: 0 H: 1 E: 0 LOB: 1 K: 1 BB: 0 S: 6 P: 6	R: 4 H: 6 E: 0 LOB: 3 K: 1 BB: 1 S: 11 P: 15	R: 1 H: 2 E: 0 LOB: 0 K: 0 BB: 0 S: 4 P: 4	R: 0 H: 0 E: 1 LOB: 1 K: 0 BB: 0 S: 4 P: 4	R: 0 H: 0 E: 0 LOB: 0 K: 0 BB: 1 S: 2 P: 6	R: 0 H: 0 E: 0 LOB: 1 K: 1 BB: 1 S: 5 P: 9	R: 0 H: 2 E: 0 LOB: 3 K: 1 BB: 1 S: 6 P: 10	R: 1 H: 1 E: 1 LOB: 1 K: 1 BB: 0 S: 7 P: 7	1B: 8 SF: 0 2B: 2 SAC: 2 3B: 1 DP: 3 HR: 1 HBP: 0	WP: 1 PA: 39 PB: 0 SB: 0 CS: 0	
PITCHER Woodie Fryman, L (1, 1) ERA: 4.75 Dave Lemanczyk, R (2, 1) ERA: 6.16	IP WLS BF H R ER SO BB IBB HBP BLK WP HR S P ERA WHIP	1.1 L 11 7 4 4 1 0 0 0 0 0 1 0 13 13 27.00 5.250	6.2 28 5 2 1 4 4 0 0 0 1 0 0 32 48 1.35 1.350	PITCHER							IP WLS BF H R ER SO BB IBB HBP BLK WP HR S P ERA WHIP

Batter	1	2	3	4	5	6	7	8	9	10	11	AB R H RBI BB SO LOB	TOP
Mickey Stanley, R OBP: 0.268, SLG: 0.316	(1, 8) X 0-0 F8 ①			0-3 K ①		X 0-0 P6 ①		X 0-0 F8 ③			X 0-0 6-3 ①	5 0 0 0 0 1 0	Detroit Tigers @ Minnesota Twins Metropolitan Stadium, Bloomington, MI Tue Jul 09 1974, 8:05 PM EDT Att. 6,525 - Unknown - 88 F
Gary Sutherland, R OBP: 0.281, SLG: 0.327	(1, 4) X 0-0 F7 ②			X 0-0 5-3 ②		X 0-0 CS 1B			X 0-0 F8 ①		X 0-0 6-3 ②	5 0 1 0 0 0 0	
Jim Northrup, L OBP: 0.308, SLG: 0.372	(1, 9) X 0-0 4-3 ③			X 0-0 L9 ③		X 0-3 K ② ③ ④ ⑤			X 0-0 L6-3 1B 2B		X 0-0 4-3 ③	5 1 1 0 0 1 1	
Al Kaline, R OBP: 0.337, SLG: 0.364	(1, 10)	X 0-0 L8 ①			X 0-0 L5-3 ①		S S 0-3 K ①		X 0-0 L6-3 ②			4 0 0 0 0 1 1	
Bill Freehan, R OBP: 0.358, SLG: 0.397	(1, 3)	S S 0-3 K ②			X 0-0 G3 1B		B B B B 4-0 FC6-4 BB		X 0-0 2-3 1B			3 0 2 1 1 1 0	
Aurelio Rodriguez, R OBP: 0.262, SLG: 0.286	(1, 5)	X 0-0 6-3 ③			X 0-0 G3 ②		X 0-0 FC6-4 ②		X 0-0 3-H 0-0 5-3 ③			4 0 0 0 0 0 3	
Marvin Lane, R OBP: 0.296, SLG: 0.238	(1, 7)		X 0-0 F8 ①		B B B B 4-0 BB		X 0-0 5-3 ③			X 0-0 P6 ①		2 0 0 0 1 0 1	
Ben Oglivie, L OBP: 0.391, SLG: 0.427	(10, PH) (10, 7)											1 0 0 0 0 0 0	
Jerry Moses, R OBP: 0.278, SLG: 0.328	(1, 2)		X 0-0 F6 ②		S S 0-3 K ③			X 0-0 6-3 ①		X 0-0 4-3 ②		3 0 0 0 0 1 2	
Gates Brown, L OBP: 0.333, SLG: 0.353	(10, PH)											1 0 0 0 0 0 0	
Gene Lamont, L OBP: 0.292, SLG: 0.318	(10, 2)											0 0 0 0 0 0 0	
Ed Brinkman, R OBP: 0.269, SLG: 0.351	(1, 6)		X 0-0 L9 ③			X 0-0 HR		X 0-0 5-3 ②		S S 0-3 K ③		4 1 1 1 0 1 0	
Inning Stats	R: 0 H: 0 E: 0 LOB: 0 K: 0 BB: 0 S: 3 P: 3	R: 0 H: 0 E: 0 LOB: 0 K: 1 BB: 0 S: 5 P: 5	R: 0 H: 0 E: 0 LOB: 0 K: 0 BB: 0 S: 3 P: 3	R: 0 H: 0 E: 0 LOB: 0 K: 1 BB: 0 S: 5 P: 5	R: 0 H: 1 E: 0 LOB: 2 K: 1 BB: 1 S: 6 P: 10	R: 1 H: 2 E: 0 LOB: 1 K: 1 BB: 0 S: 6 P: 6	R: 0 H: 0 E: 0 LOB: 1 K: 1 BB: 1 S: 5 P: 9	R: 0 H: 0 E: 0 LOB: 0 K: 0 BB: 0 S: 3 P: 3	R: 1 H: 2 E: 0 LOB: 1 K: 0 BB: 0 S: 5 P: 5	R: 0 H: 0 E: 0 LOB: 0 K: 1 BB: 0 S: 5 P: 5	R: 0 H: 0 E: 0 LOB: 0 K: 0 BB: 0 S: 3 P: 3	1B: 3 SF: 0 2B: 2 SAC: 0 3B: 0 DP: 1 HR: 1 HBP: 0	WP: 0 PA: 39 PB: 0 SB: 0 CS: 1
PITCHER	IP WLS BF H R ER SO BB IBB HBP BLK WP HR S P ERA WHIP												
Vic Albury, L ERA: 4.04	(1, 1) 8.1 30 4 2 2 5 2 0 0 0 0 0 1 38 46 2.16 0.720												
Bill Hands, R ERA: 4.41	(9, 1) 2.2 9 1 0 0 1 0 0 0 0 0 0 0 11 11 0.00 0.375												

AB	37
R	2
H	5
RBI	2
BB	2
SO	6
LOB	8



Batter	1	2	3	4	5	6	7	8	9	10	11	AB R H RBI BB SO LOB	BOTTOM															
Steve Brye, R (1, 8) OBP: 0.335, SLG: 0.369	0-3 K		0-0 2B		0-0 4-3	0-0 BB 1B		0-3 K			0-0 SH1-4 1B	6 1 3 0 0 2 1	Detroit Tigers @ Minnesota Twins Metropolitan Stadium, Bloomington, MI Tue Jul 09 1974, 8:05 PM EDT Att. 6,525 - Unknown - 88 F															
Rod Carew, L (1, 4) OBP: 0.436, SLG: 0.462	0-0 F8		0-0 4-3		0-0 HBP 1B	4-0 BB		4-0 FC5-4 IBB			0-0 SH1-4	3 0 1 1 2 0 1																
Larry Hisle, R (1, 9) OBP: 0.364, SLG: 0.516	1-0 HBP		0-0 F7		1-2 HBP	0-3 K		0-0 FC5-4			4-0 1B IBB	3 0 0 0 1 1 6																
Tony Oliva, L (1, 10) Harmon Killebrew, R (9, PH) OBP: 0.329, SLG: 0.465 OBP: 0.297, SLG: 0.349	0-0 4-3			0-0 E4 1B	0-0 F9		0-0 5-3		0-3 K		0-0 1B	4 1 1 0 0 0 3 2 0 1 1 0 1 0																
Steve Braun, L (1, 7) OBP: 0.384, SLG: 0.394		0-0 L9		0-0 F9	0-0 G3		4-0 BB		0-0 F8			4 0 0 0 1 0 3																
Eric Soderholm, R (1, 5) OBP: 0.360, SLG: 0.410		0-0 4-3 2B		0-0 1-3		0-0 F9	0-0 F7		0-0 F9			5 0 1 0 0 0 2																
Jim Holt, L (1, 3) Bobby Darwin, R (10, PH) Craig Kusick, R (11, 3) OBP: 0.293, SLG: 0.299 OBP: 0.326, SLG: 0.437 OBP: 0.288, SLG: 0.303		0-0 4-3		4-0 1B IBB		0-3 K	0-0 F7			0-0 L7		3 0 0 0 1 1 2 1 0 0 0 0 0 0 0 0 0 0 0 0 0																
Danny Thompson, R (1, 6) OBP: 0.353, SLG: 0.441		0-0 P4		0-0 1-2 1B		4-0 1B BB BB		0-0 SH3-4 1B		0-0 6-3		4 1 2 1 1 0 1																
Phil Roof, R (1, 2) Glenn Borgmann, R (10, PH) OBP: 0.310, SLG: 0.216 OBP: 0.285, SLG: 0.286			0-0 F8	0-0 F8		4-0 BB 1B BB		0-0 SH3-4		0-0 F8		2 0 0 0 1 0 2 1 0 0 0 0 0 0																
Inning Stats	R: 0 H: 0 E: 0 K: 1 S: 5	H: 0 LOB: 1 BB: 0 P: 6	R: 0 H: 1 E: 0 K: 0 S: 4	H: 1 LOB: 1 BB: 0 P: 4	R: 0 H: 1 E: 0 K: 0 S: 4	H: 1 LOB: 1 BB: 0 P: 4	R: 1 H: 2 E: 1 K: 0 S: 5	H: 2 LOB: 2 BB: 1 P: 9	R: 0 H: 1 E: 0 K: 0 S: 4	H: 1 LOB: 2 BB: 0 P: 5	R: 1 H: 1 E: 0 K: 2 S: 8	H: 1 LOB: 3 BB: 3 P: 20		R: 0 H: 0 E: 0 K: 0 S: 3	H: 0 LOB: 1 BB: 1 P: 7	R: 0 H: 1 E: 0 K: 1 S: 6	H: 1 LOB: 2 BB: 1 P: 10	R: 0 H: 0 E: 0 K: 1 S: 5	H: 0 LOB: 0 BB: 0 P: 5	R: 0 H: 0 E: 0 K: 0 S: 3	H: 0 LOB: 0 BB: 0 P: 3	R: 1 H: 2 E: 0 K: 0 S: 3	H: 2 LOB: 2 BB: 1 P: 7	1B: 7 SF: 0 2B: 2 SAC: 2 3B: 0 DP: 0 HR: 0 HBP: 2	WP: 0 PA: 49 PB: 0 SB: 0 CS: 0			
PITCHER	IP WLS BF H R ER SO BB IBB HBP BLK WP HR S P ERA WHIP																											
Joe Coleman, R (1, 1) ERA: 4.78	8.0	39	7	2	1	4	4	2	2	0	0	0	0	39	65	1.12	1.375											
John Hiller, L (9, 1) ERA: 2.92	2.1	L	10	2	1	1	0	1	0	0	0	0	0	11	15	3.86	0.857											

livebaseballscores.com

AB	38
R	3
H	9
RBI	3
BB	7
SO	5
LOB	21



Batter	1	2	3	4	5	6	7	8	9	AB	R	H	RBI	BB	SO	LOB	TOP
Mickey Stanley, R OBP: 0.270, SLG: 0.318 (1, 8) X	0-0 F8 1B	0-0 1B 1B		0-0 G4-6-3 1-2f		0-0 BB 1B 1B		0-0 5-3		5	0	2	1	0	0	1	
Gary Sutherland, R OBP: 0.285, SLG: 0.331 (1, 4) X	0-0 E WP SF7 1B	0-0 FC5-4 1-2 1B			0-0 1-3	0-0 BB 1B			0-0 F9	5	1	3	1	0	0	0	
Al Kaline, R OBP: 0.335, SLG: 0.359 (1, 10) X	0-0 L4 1B 1-3 1B	0-0 FC5-4 1-2f			0-3 K	4-0 1-2 2-3 BB			0-3 K	4	1	0	0	1	2	3	
Jim Northrup, L OBP: 0.305, SLG: 0.366 (1, 9) X	0-0 SF7 3-H		0-0 6-3		0-0 F5	0-0 3-1			0-0 1-3	4	0	0	1	0	0	3	
Ben Oglivie, L OBP: 0.396, SLG: 0.430 (1, 7) X	0-0 1B 1-3 1B		0-0 3-1			0-0 G5-4-3 1B			0-0 3-1	4	0	2	0	0	0	0	
Bill Freehan, R OBP: 0.360, SLG: 0.399 (1, 3) X	0-0 1-3 3-H 1B		0-0 F8			0-0 G5-4-3 1-2f			0-0 G4-3 1B	4	0	2	1	0	0	1	
Aurelio Rodriguez, R OBP: 0.259, SLG: 0.282 (1, 5) X	0-0 1-4-3			0-0 L9		0-0 E5 E 1B 1B			0-0 G4-3 1-2f	4	1	0	0	0	0	3	
Jerry Moses, R OBP: 0.284, SLG: 0.333 (1, 2) X		0-0 6-3		0-0 E9 1B 1B		0-0 E7 1B 1B		0-3 K		4	2	2	0	0	1	0	
Ed Brinkman, R OBP: 0.272, SLG: 0.353 (1, 6) X		0-0 1-3		0-0 G4-6-3 3-H 1B		0-0 1B 1-2 3-H 1B		0-0 5-3		4	1	2	2	0	0	0	
Inning Stats	R: 2 E: 1 K: 0 S: 7 H: 3 LOB: 2 BB: 0 P: 7	R: 0 E: 0 K: 0 S: 5 H: 2 LOB: 2 BB: 0 P: 5	R: 0 E: 0 K: 0 S: 3 H: 0 LOB: 0 BB: 0 P: 3	R: 1 E: 1 K: 0 S: 4 H: 2 LOB: 0 BB: 0 P: 4	R: 0 E: 0 K: 1 S: 5 H: 0 LOB: 0 BB: 0 P: 5	R: 3 E: 2 K: 0 S: 8 H: 5 LOB: 3 BB: 1 P: 12	R: 0 E: 0 K: 0 S: 3 H: 1 LOB: 0 BB: 0 P: 3	R: 0 E: 0 K: 1 S: 5 H: 0 LOB: 0 BB: 0 P: 5	R: 0 E: 0 K: 1 S: 5 H: 0 LOB: 0 BB: 0 P: 5	R: 0 E: 0 K: 1 S: 5 H: 0 LOB: 0 BB: 0 P: 5	1B: 13 2B: 0 3B: 0 HR: 0 SF: 1 SAC: 0 DP: 3 HBP: 0	WP: 1 PB: 0 SB: 0 CS: 0 PA: 40					
PITCHER Dave Goltz, R ERA: 3.44 Bill Campbell, R ERA: 3.31 Tom Burgmeier, L ERA: 5.48	IP WLS BF H R ER SO BB IBB HBP BLK WP HR S P ERA WHIP	(1, 1) 5.2 0 28 11 6 0 1 0 0 0 0 1 0 30 30 0.00 1.941	(6, 1) 0.0 2 1 0 0 0 0 1 0 0 0 0 0 1 5 ∞ ∞	(6, 1) 3.1 W 10 1 0 0 2 0 0 0 0 0 0 14 14 0.00 0.300	PITCHER IP WLS BF H R ER SO BB IBB HBP BLK WP HR S P ERA WHIP												

Detroit Tigers @ Minnesota Twins
Metropolitan Stadium, Bloomington, MI

Wed Jul 10 1974, 8:05 PM EDT
Att. 6,884 - Unknown - 81 F

AB	38
R	6
H	13
RBI	6
BB	1
SO	3
LOB	11



livebaseballscorecards.com

Batter	1	2	3	4	5	6	7	8	9	AB R H RBI BB SO LOB
Rod Carew, L OBP: 0.441, SLG: 0.470 (1, 4)	4-0 BB HR BB	4-0 1-2 1B BB		0-0 1-2f G6-4-3		0-0 2-H 2B		0-0 1-3 2-H 1B 2B		3 2 2 2 2 0 1
Steve Braun, L OBP: 0.391, SLG: 0.394 (1, 7)	4-0 1-2 HR BB	0-0 P6			0-0 FC4-6 1B	4-0 FC6-4 BB		4-0 BB 1B IBB		2 2 1 0 3 0 2
Larry Hisle, R OBP: 0.365, SLG: 0.525 (1, 8)	0-0 1-H 2-H HR	0-0 1-2 2-H 1B			0-3 K	0-0 FC6-4		0-0 F3		5 1 2 4 0 1 6
Tony Oliva, L OBP: 0.325, SLG: 0.459 (1, 10)	0-0 L8	0-0 FC3-6			0-0 FC4-6		0-0 E3	4-0 1-2 2-3 3-H 2B BB		4 0 0 0 0 0 3
Jerry Terrell, R OBP: 0.268, SLG: 0.292 (7, PR)										0 0 0 0 0 0 0
Harmon Killebrew, R OBP: 0.300, SLG: 0.349 (8, PH)										0 0 0 1 1 0 0
Luis Gomez, R OBP: 0.252, SLG: 0.196 (8, PR)										0 1 0 0 0 0 0
Bobby Darwin, R OBP: 0.328, SLG: 0.435 (1, 9)	0-0 F9		4-0 CS BB		0-3 K		0-3 K	0-0 1-2 2-H 3-H 2B 1B		4 0 1 2 1 2 2
Eric Soderholm, R OBP: 0.365, SLG: 0.419 (1, 5)	0-0 1B		0-3 K				0-0 SH5-4 SF8 1B	0-0 G5-4-3	0-0 1-3 2-H 2B	5 1 3 1 0 1 2
Jim Holt, L OBP: 0.289, SLG: 0.295 (1, 3)	0-0 G3		0-0 6-3				0-0 SH5-4 2B 1B			2 0 0 0 0 0 1
Craig Kusick, R OBP: 0.316, SLG: 0.313 (6, PH)										1 2 1 0 2 0 0
Danny Thompson, R OBP: 0.349, SLG: 0.433 (1, 6)		0-0 1B 1B		0-0 6-3			0-0 SH5-4	0-0 P6	0-0 1-3	4 0 1 0 0 0 4
Glenn Borgmann, R OBP: 0.290, SLG: 0.293 (1, 2)		0-0 1-3 1B BB 1B		0-3 K			0-0 SF8	0-0 2B BB 1B		3 2 2 1 0 1 0


Inning Stats	R: 3	H: 2	E: 0	K: 0	S: 5	LOB: 1	P: 13	R: 1	H: 3	E: 0	K: 0	S: 5	LOB: 2	P: 9	R: 0	H: 0	E: 0	K: 1	S: 4	R: 0	H: 1	E: 0	K: 2	S: 8	LOB: 1	P: 8	R: 2	H: 3	E: 0	K: 0	S: 6	LOB: 2	P: 10	R: 0	H: 0	E: 1	K: 1	S: 5	R: 5	H: 4	E: 0	K: 0	S: 7	LOB: 3	P: 23	1B: 9	SF: 1	2B: 4	SAC: 1	3B: 0	DP: 3	HR: 1	HBP: 0	WP: 0	PA: 44
PITCHER	IP	WLS	BF	H	R	ER	SO	BB	IBB	HBP	BLK	WP	HR	S	P	ERA	WHIP																																						
Lerrin LaGrow, R ERA: 3.82 (1, 1)	1.2		12	5	4	4	0	3	0	0	0	0	0	9	21	21.60	4.800																																						
Luke Walker, L ERA: 3.92 (2, 1)	4.0		16	4	2	2	4	1	0	0	0	0	0	23	27	4.50	1.250																																						
Jim Ray, R ERA: 4.15 (6, 1)	2.0	L	15	4	5	5	1	4	1	0	0	0	0	12	32	22.50	4.000																																						
Bill Slayback, R ERA: 4.01 (8, 1)	0.1		1	0	0	0	0	0	0	0	0	0	0	1	1	0.00	0.000																																						

BOTTOM

Detroit Tigers @ Minnesota Twins
Metropolitan Stadium, Bloomington, MI

Wed Jul 10 1974, 8:05 PM EDT
Att. 6,884 - Unknown - 81 F

AB 33
R 11
H 13
RBI 11
BB 9
SO 5
LOB 21



Batter	1	2	3	4	5	6	7	8	9	AB R H RBI BB SO LOB	TOP																													
Mickey Stanley, R OBP: 0.269, SLG: 0.316 (1, 8) X	0-0 1B 1B	0-3 K		0-0 6-3			0-3 K		0-0 F7	5 1 1 0 0 2 2																														
Gary Sutherland, R OBP: 0.288, SLG: 0.336 (1, 4) X	0-0 1B 1B	0-0 2B			0-0 6-3		0-0 F7			4 1 2 0 0 0 1																														
Al Kaline, R OBP: 0.331, SLG: 0.355 (1, 10) S S S	0-3 K	0-3 K2-3			0-0 L6-3		0-0 L9			4 0 0 0 0 2 4																														
Jim Northrup, L OBP: 0.307, SLG: 0.368 (1, 9) X	0-0 1B 1B FC5-2		0-0 1B 1B		0-3 K			0-0 F8		4 0 2 1 0 1 0																														
Ben Oglivie, L OBP: 0.411, SLG: 0.432 (1, 7) B B B	4-0 FC5-2 1B BB		0-0 F7			0-0 FC4-6 1B		4-0 G5-4-3 BB		2 0 1 0 2 0 1																														
Bill Freehan, R OBP: 0.363, SLG: 0.401 (1, 3) X	0-0 FC5-2 1B		0-0 L4-3 1B			0-0 FC4-6 2B		0-0 G5-4-3		4 0 2 1 0 0 2																														
Aurelio Rodriguez, R OBP: 0.262, SLG: 0.288 (1, 5) X	0-0 FC5-2		0-0 L4-3			0-0 2B			0-0 1B	4 0 2 0 0 0 5																														
Gene Lamont, L OBP: 0.259, SLG: 0.280 Gates Brown, L OBP: 0.328, SLG: 0.346 (1, 2) S S S (9, PH)	0-3 K			0-0 4-3		0-0 P6			0-0 P4	3 0 0 0 0 1 4 1 0 0 0 0 0 1																														
Ed Brinkman, R OBP: 0.272, SLG: 0.349 (1, 6)		0-0 F3		0-0 F9			4-0 BB		0-3 K	3 0 0 0 1 1 1																														
Inning Stats	R: 2 E: 0 K: 2 S: 11	H: 4 LOB: 3 BB: 1 P: 15	R: 0 E: 0 K: 2 S: 8	H: 1 LOB: 1 BB: 0 P: 8	R: 0 E: 0 K: 0 S: 4	H: 2 LOB: 1 BB: 0 P: 4	R: 0 E: 0 K: 0 S: 3	H: 0 LOB: 0 BB: 0 P: 3	R: 0 E: 0 K: 1 S: 5	H: 0 LOB: 0 BB: 0 P: 5	R: 0 E: 0 K: 1 S: 4	H: 2 LOB: 1 BB: 0 P: 4	R: 0 E: 0 K: 1 S: 5	H: 0 LOB: 1 BB: 1 P: 9	R: 0 E: 0 K: 0 S: 2	H: 0 LOB: 0 BB: 1 P: 6	R: 0 E: 0 K: 1 S: 6	H: 1 LOB: 1 BB: 0 P: 6	1B: 8 2B: 3 3B: 0 HR: 0	SF: 0 SAC: 0 DP: 2 HBP: 0	WP: 0 PB: 0 SB: 0 CS: 0	PA: 37																		
PITCHER Steve Busby, R ERA: 3.13 (1, 1)	IP 9.0	WLS W	BF 37	H 10	R 2	ER 2	SO 7	BB 3	IBB 0	HBP 0	BLK 0	WP 0	HR 0	S 48	P 60	ERA 2.00	WHIP 1.444						PITCHER	IP 9.0	WLS W	BF 37	H 10	R 2	ER 2	SO 7	BB 3	IBB 0	HBP 0	BLK 0	WP 0	HR 0	S 48	P 60	ERA 2.00	WHIP 1.444

Detroit Tigers @ Kansas City Royals
 Royals Stadium, Kansas City, MO
 Fri Jul 12 1974, 8:05 PM EDT
 Att. 17,590 - Unknown - 96 F

AB	34
R	2
H	10
RBI	2
BB	3
SO	7
LOB	21



WP: 0	PA: 37
-------	--------

Batter	1	2	3	4	5	6	7	8	9
Kurt Bevacqua, R OBP: 0.174, SLG: 0.140 (1, 5)	0-0 5-3		4-0 1-2 BB		0-0 PB SF8 1B	0-0 5-3		0-0 FC6-4 1-2f	
Cookie Rojas, R OBP: 0.328, SLG: 0.377 (1, 4)	4-0 G6-4-3 BB		0-0 L8		4-0 1-2 PB BB		0-0 F9		
Amos Otis, R OBP: 0.353, SLG: 0.466 (1, 8)	0-0 G6-4-3 1-2f			0-0 E 2B	0-0 1-2 2-H SF8		0-0 4-3 1B 2B		
John Mayberry, L OBP: 0.397, SLG: 0.508 (1, 3)		0-0 L8		0-0 E2 1B 1B	0-0 F9		0-0 4-3		
Tony Solaita, L OBP: 0.360, SLG: 0.417 (8, 3)									
Hal McRae, R OBP: 0.391, SLG: 0.498 (1, 10)		4-0 CS BB		0-0 B1		4-0 1B 3B BB	0-0 3-H 1B		
Fran Healy, R OBP: 0.333, SLG: 0.403 (1, 2)		0-0 L7 1-2		0-0 F8		0-0 B2	0-0 5-3		
Jim Wohlford, R OBP: 0.349, SLG: 0.362 (1, 7)			0-0 FC5-4 1B	0-0 2-H 1B		0-0 1-2 3B 1B		0-0 6-3	
Al Cowens, R OBP: 0.267, SLG: 0.264 (1, 9)			0-0 FC5-4 BB 1-2f	0-0 F7		0-0 1-H 2-H SF9 3B	0-0 F3		
Freddie Patek, R OBP: 0.310, SLG: 0.292 (1, 6)			0-0 F8		0-0 L8	0-0 3-H SF9	4-0 FC6-4 BB		

Inning Stats	R: 0	H: 0	E: 0	K: 0	S: 2	LOB: 0	BB: 1	P: 6
	R: 0	H: 0	E: 0	K: 0	S: 2	LOB: 0	BB: 1	P: 6
	R: 0	H: 1	E: 0	K: 0	S: 4	LOB: 2	BB: 1	P: 8
	R: 2	H: 3	E: 1	K: 0	S: 6	LOB: 1	BB: 0	P: 6
	R: 1	H: 1	E: 0	K: 0	S: 4	LOB: 1	BB: 1	P: 8
	R: 3	H: 2	E: 0	K: 0	S: 5	LOB: 0	BB: 1	P: 9
	R: 1	H: 2	E: 0	K: 0	S: 5	LOB: 1	BB: 0	P: 5
	R: 0	H: 0	E: 0	K: 0	S: 3	LOB: 1	BB: 1	P: 7

PITCHER	IP	WLS	BF	H	R	ER	SO	BB	IBB	HBP	BLK	WP	HR	S	P	ERA	WHIP
Mickey Lolich, L ERA: 3.33 (1, 1)	7.0	L	33	9	7	5	0	0	5	0	0	0	0	28	48	6.43	2.000
Dave Lemanczyk, R ERA: 5.85 (8, 1)	1.0		4	0	0	0	0	1	0	0	0	0	0	3	7	0.00	1.000

PITCHER	IP	WLS	BF	H	R	ER	SO	BB	IBB	HBP	BLK	WP	HR	S	P	ERA	WHIP

AB R H RBI BB SO LOB

4	1	1	0	1	0	1
2	0	0	0	2	0	2
3	2	2	1	0	0	1
4	1	1	1	0	0	2
0	0	0	0	0	0	0
2	1	1	1	2	0	1
4	0	0	0	0	0	4
4	1	3	1	0	0	0
4	1	1	2	0	0	2
2	0	0	1	1	0	1

1B: 6	SF: 2	WP: 0	PA: 37
2B: 2	SAC: 0	PB: 1	
3B: 1	DP: 1	SB: 1	
HR: 0	HBP: 0	CS: 1	

DETROIT TIGERS @ KANSAS CITY ROYALS
 Royals Stadium, Kansas City, MO
 Fri Jul 12 1974, 8:05 PM EDT
 Att: 17,590 - Unknown - 96 F



livebaseballscores.com

Batter	1	2	3	4	5	6	7	8	9	AB R H RBI BB SO LOB	TOP											
Mickey Stanley, R OBP: 0.268, SLG: 0.318 (1, 8) X	0-0 HR 2B	0-0 5-3		0-0 SF8		0-0 2-3		0-0 1-6-3		4 1 1 1 0 0 0												
Gary Sutherland, R OBP: 0.287, SLG: 0.334 (1, 4) S S S	0-3 K		0-0 5-3	0-0 4-3		0-0 1B		0-0 F9		5 0 1 0 0 1 2												
Al Kaline, R OBP: 0.326, SLG: 0.349 (1, 10) S S S	0-3 K		0-0 L5-3		0-0 L3	0-3 K		0-0 L6-3		5 0 0 0 0 2 2												
Bill Freehan, R OBP: 0.367, SLG: 0.416 (1, 3) X	0-0 HR		4-0 2B BB		0-0 E6 3B 1B		0-0 E6 WP		0-0 F8	4 3 2 2 1 0 0												
Dick Sharon, R OBP: 0.287, SLG: 0.256 (1, 9) B B B B	4-0 1B BB		0-0 2B		4-0 3B BB		0-3 K			2 1 1 0 2 1 1												
Marvin Lane, R OBP: 0.387, SLG: 0.440 (1, 7) X	0-0 1B			0-0 E S 1B	0-0 1-H 2-H SF8 3B		0-0 FC7-5 S 1B			4 2 4 2 0 0 0												
Aurelio Rodriguez, R OBP: 0.261, SLG: 0.289 (1, 5) X	0-0 4-3		0-0 1B SF8 1B		0-0 SF8		0-0 FC7-5-4			3 1 1 2 0 0 3												
Jerry Moses, R OBP: 0.283, SLG: 0.331 (1, 2) X		0-0 G6-4-3 1B		0-3 K	0-0 5-3		0-0 P4			4 0 1 0 0 1 1												
Ed Brinkman, R OBP: 0.271, SLG: 0.348 (1, 6) X		0-0 G6-4-3		0-0 1B		0-0 P5		0-0 4-3		4 0 1 0 0 0 1												
Inning Stats	R: 2 E: 0 K: 2 S: 10	H: 3 LOB: 2 BB: 1 P: 14	R: 0 E: 0 K: 0 S: 3	H: 1 LOB: 0 BB: 0 P: 3	R: 0 E: 0 K: 0 S: 3	H: 1 LOB: 2 BB: 1 P: 7	R: 2 E: 1 K: 1 S: 8	H: 3 LOB: 1 BB: 0 P: 8	R: 3 E: 1 K: 0 S: 5	H: 2 LOB: 0 BB: 1 P: 9	R: 0 E: 0 K: 1 S: 6	H: 1 LOB: 1 BB: 0 P: 6	R: 1 E: 2 K: 1 S: 6	H: 1 LOB: 0 BB: 0 P: 6	R: 0 E: 0 K: 0 S: 3	H: 0 LOB: 0 BB: 0 P: 3	R: 0 E: 0 K: 0 S: 3	H: 0 LOB: 0 BB: 0 P: 3	1B: 8 2B: 3 3B: 1 HR: 1	SF: 2 SAC: 0 DP: 2 HBP: 0	WP: 1 PB: 0 SB: 3 CS: 0	PA: 40
PITCHER	IP WLS BF H R ER SO BB IBB HBP BLK WP HR S P ERA WHIP																					
Paul Splittorff, L ERA: 3.57 (1, 1)	3.1 L 18 8 4 4 3 2 2 0 0 0 0 1 22 30 10.80 3.000																					
Al Fitzmorris, R ERA: 3.61 (4, 1)	3.2 16 4 4 3 2 1 0 0 0 1 0 19 23 7.36 1.364																					
Lindy McDaniel, R ERA: 3.88 (8, 1)	1.0 3 0 0 0 0 0 0 0 0 0 0 0 3 3 0.00 0.000																					
Doug Bird, R ERA: 3.04 (9, 1)	1.0 3 0 0 0 0 0 0 0 0 0 0 0 3 3 0.00 0.000																					

Detroit Tigers @ Kansas City Royals
 Royals Stadium, Kansas City, MO
 Sat Jul 13 1974, 8:05 PM EDT
 Att. 25,834 - Unknown - 97 F

AB	35
R	8
H	12
RBI	7
BB	3
SO	5
LOB	10




Batter	1	2	3	4	5	6	7	8	9	AB R H RBI BB SO LOB
Kurt Bevacqua, R OBP: 0.216, SLG: 0.188 (1, 5) S S	0-3 K ①		0-0 IHR 1B		0-0 BB 1B		0-0 G5-4-3 1B		0-0 F8 ②	5 1 3 0 0 1 0
Cookie Rojas, R OBP: 0.329, SLG: 0.386 (1, 4) X	0-0 F8 ②		0-0 IHR 1B		0-0 F3 ①		0-0 G5-4-3 ① ②		0-0 BB 1B	5 1 2 2 0 0 2
Amos Otis, R OBP: 0.356, SLG: 0.466 (1, 8) X	0-0 F9 ③		0-3 K ②		0-0 BB 1B		0-0 1-2 1B		4-0 FC5-4 BB	4 0 2 0 1 1 0
John Mayberry, L OBP: 0.399, SLG: 0.504 Tony Solaita, L OBP: 0.360, SLG: 0.417 Richie Scheinblum, S OBP: 0.231, SLG: 0.168 (1, 3) S S S (9, 3) (9, PH)		0-3 K ①	1-0 2B HBP		4-0 BB 1-2 2-3 BB		0-0 1-3 ③		0-0 FC5-4 ③	2 0 0 0 1 1 1 0 0 0 0 0 0 0 1 0 0 0 0 0 2
Hal McRae, R OBP: 0.395, SLG: 0.505 (1, 10) X		0-0 1B 1B	0-0 1-3 2B		0-3 K ②			0-0 G6-4-3 1B		4 0 3 0 0 1 3
Fran Healy, R OBP: 0.332, SLG: 0.401 (1, 2) X		0-0 1-3 1B	0-0 F8 ③		0-0 FC6-4 ③			0-0 G6-4-3 ① ②		4 0 1 0 0 0 6
Jim Wohlford, R OBP: 0.348, SLG: 0.361 (1, 7) S S S		0-3 K ②		0-0 6-3 ①		0-0 F8 ①		0-0 1B		4 0 1 0 0 1 2
Al Cowens, R OBP: 0.259, SLG: 0.256 (1, 9) X		0-0 F8 ③		0-0 G3 ②		0-0 5-3 ②		0-0 6-3 ③		4 0 0 0 0 0 3
Freddie Patek, R OBP: 0.307, SLG: 0.290 Frank White, R OBP: 0.227, SLG: 0.307 (1, 6) X (8, 6)			0-0 6-3 ①	0-0 L3 ③		0-0 B3 ③			0-0 6-3 ①	3 0 0 0 0 0 0 1 0 0 0 0 0 0

Inning Stats	R: 0 E: 0 K: 1 S: 5	H: 0 LOB: 0 BB: 0 P: 5	R: 0 E: 0 K: 2 S: 9	H: 2 LOB: 2 BB: 0 P: 9	R: 2 E: 0 K: 1 S: 8	H: 3 LOB: 2 BB: 0 P: 9	R: 0 E: 0 K: 0 S: 3	H: 0 LOB: 0 BB: 0 P: 3	R: 0 E: 0 K: 1 S: 7	H: 2 LOB: 3 BB: 1 P: 11	R: 0 E: 0 K: 0 S: 3	H: 0 LOB: 0 BB: 0 P: 3	R: 0 E: 0 K: 0 S: 4	H: 2 LOB: 1 BB: 0 P: 4	R: 0 E: 0 K: 0 S: 4	H: 2 LOB: 1 BB: 0 P: 4	R: 0 E: 0 K: 0 S: 4	H: 1 LOB: 2 BB: 1 P: 8	1B: 10 2B: 1 3B: 0 HR: 1	SF: 0 SAC: 0 DP: 2 HBP: 1															
PITCHER Woodie Fryman, L ERA: 4.5 (1, 1)	IP 9.0	WLS W	BF 40	H 12	R 2	ER 2	SO 5	BB 2	IBB 0	HBP 1	BLK 0	WP 0	HR 0	S 47	P 56	ERA 2.00	WHIP 1.556																		
																		PITCHER	IP	WLS	BF	H	R	ER	SO	BB	IBB	HBP	BLK	WP	HR	S	P	ERA	WHIP

DETROIT TIGERS @ KANSAS CITY ROYALS
 Royals Stadium, Kansas City, MO
 Sat Jul 13 1974, 8:05 PM EDT
 Att: 25,834 - Unknown - 97 F

AB	37
R	2
H	12
RBI	2
BB	2
SO	5
LOB	19



WP: 0 PA: 40
 PB: 0
 SB: 0
 CS: 0

livebaseballscorecards.com

Batter	1	2	3	4	5	6	7	8	9	10	11	12	13	14	AB	R	H	RBI	BB	SO	LOB	TOP			
John Knox, L (1, 4) OBP: 0.333, SLG: 0.309 Gary Sutherland, R (10, PH) OBP: 0.285, SLG: 0.332	0-0 L9-3 1B		0-0 G3		0-0 E4 1B		0-3 K			0-0 5-3		0-0 5-3			4	0	1	0	0	1	1				
Ben Oglivie, L (1, 7) OBP: 0.404, SLG: 0.424 Marvin Lane, R (10, PH) OBP: 0.394, SLG: 0.423	0-0 L9-3 1-2		0-3 K		0-0 2-3 1B		0-3 K			0-0 P4			4-0 4-3 SH1-3 BB		4	0	1	0	0	2	1				
Jim Nettles, L (1, 8)	4-0 BB		0-0 E4		0-0 F8		0-0 F9				0-0 L8		0-0 SH1-3		4	0	0	0	1	0	2				
Jim Northrup, L (1, 9) OBP: 0.304, SLG: 0.362	0-3 K		0-0 G3			0-0 G3		0-0 6-3			4-0 FC6-4 BB		0-0 4-3		5	0	0	0	1	1	3				
Norm Cash, L (1, 3) OBP: 0.328, SLG: 0.420 Dick Sharon, R (9, PR) OBP: 0.287, SLG: 0.256 Bill Freehan, R (9, 3) OBP: 0.368, SLG: 0.414		0-0 G3 1B 2B		0-0 3-1		0-0 6-3			1-0 E HBP		0-0 FC6-4		4-0 S IBB		3	1	1	0	0	0	0				
Gates Brown, L (1, 10) OBP: 0.299, SLG: 0.310	0-0 G3		0-0 3-1		0-0 4-3		0-0 L7			0-0 4-3		0-0 L6			6	0	0	0	0	0	5				
Aurelio Rodriguez, R (1, 5) OBP: 0.260, SLG: 0.286	0-0 E6 1B		0-0 5-3			0-0 P6		0-0 F3			0-0 1B			0-0 4-3	6	0	1	0	0	0	2				
Jerry Moses, R (1, 2) OBP: 0.285, SLG: 0.331	0-0 G4-6-3 1B		0-3 K		0-0 6-3		0-0 5-3			0-0 B1			0-0 G6-4-3 1B		6	0	2	1	0	1	3				
Ed Brinkman, R (1, 6) OBP: 0.266, SLG: 0.340	0-0 G4-6-3		0-0 4-3		0-3 K		0-0 F3			0-0 F7			0-0 G6-4-3		6	0	0	0	0	1	4				
Inning Stats	R: 0 E: 0 K: 1 S: 5	H: 1 LOB: 1 BB: 1 P: 9	R: 1 E: 1 K: 0 S: 5	H: 2 LOB: 0 BB: 0 P: 5	R: 0 E: 1 K: 1 S: 6	H: 0 LOB: 0 BB: 0 P: 6	R: 0 E: 0 K: 0 S: 3	H: 0 LOB: 0 BB: 0 P: 3	R: 0 E: 0 K: 2 S: 8	H: 0 LOB: 1 BB: 0 P: 8	R: 0 E: 0 K: 1 S: 5	H: 0 LOB: 2 BB: 0 P: 5	R: 0 E: 0 K: 0 S: 3	H: 0 LOB: 0 BB: 1 P: 7	R: 0 E: 0 K: 0 S: 4	H: 1 LOB: 1 BB: 0 P: 4	R: 0 E: 0 K: 0 S: 3	H: 0 LOB: 2 BB: 2 P: 11	R: 0 E: 0 K: 0 S: 3	H: 1 LOB: 0 BB: 0 P: 3	1B: 5 2B: 2 3B: 0 HR: 0	SF: 0 SAC: 1 DP: 3 HBP: 1	WP: 0 PB: 1 SB: 3 CS: 0	PA: 54	
PITCHER	IP	WLS	BF	H	R	ER	SO	BB	IBB	HBP	BLK	WP	HR	S	P	ERA	WHIP								
Bruce Dal Canton, R (1, 1) ERA: 2.74	9.0		35	4	1	1	6	1	0	1	0	0	0	45	50	1.00	0.556								
Steve Mingori, L (10, 1) ERA: 4.29	4.0		16	1	0	0	0	2	1	0	0	0	0	13	25	0.00	0.750								
Doug Bird, R (14, 1) ERA: 2.98	1.0	W	3	1	0	0	0	0	0	0	0	0	0	3	3	0.00	1.000								

Detroit Tigers @ Kansas City Royals
Royals Stadium, Kansas City, MO

Sun Jul 14 1974, 4:33 AM EDT
Att. 22,167 - Unknown - 96 F

livebaseballscorecards.com

AB 48
R 1
H 6
RBI 1
BB 4
SO 6
LOB 23



Batter	1	2	3	4	5	6	7	8	9	10	11	12	13	14	AB	R	H	RBI	BB	SO	LOB
Frank White, R (1, 4) OBP: 0.235, SLG: 0.300 (8, 6)	K		1B			G1-2-3 1B BB		5-3	P4			F7		SH1-3	5	0	1	0	1	1	2
Vada Pinson, L (1, 9) OBP: 0.278, SLG: 0.359	E3		1-3			1-3 1B		6-3 1B		F8		F5		BB BB IBB	6	0	2	0	1	0	1
Tony Solaita, L Kurt Bevacqua, R (1, 3) (8, PH) OBP: 0.350, SLG: 0.406 OBP: 0.218, SLG: 0.176 (9, 3)	K			K		K		6-3		F7		F7		6-3	3	0	0	0	0	3	3
Hal McRae, R (1, 10) OBP: 0.396, SLG: 0.498	1-3			K		1-2 IBB		4-0 IBB		F7		F7		L7	4	0	0	1	3	1	1
Fran Healy, R (1, 2) OBP: 0.336, SLG: 0.415		K				G1-2-3 HR		0-3 K						SH1-4 BB	5	1	2	1	1	2	5
Jim Wohlford, R (1, 7) OBP: 0.349, SLG: 0.363		K				6-3		4-3 2B		B2				SH1-4	4	0	1	0	1	1	0
George Brett, L (1, 5) OBP: 0.282, SLG: 0.299			F8					4-3 2B		4-3		1B 1B		F5	6	0	1	0	0	1	4
Al Cowens, R Amos Otis, R (1, 8) (11, PH) OBP: 0.266, SLG: 0.258 OBP: 0.357, SLG: 0.466 (12, 8)						L8		2-3		4-0 BB		1-3 1B		K	3	0	1	0	1	0	0
Freddie Patek, R Cookie Rojas, R (1, 6) (7, PH) OBP: 0.305, SLG: 0.288 OBP: 0.328, SLG: 0.383 (8, 4)						L3		G6-4-3 BB		4-0 BB		1-3 1B		K	2	1	1	0	0	1	1
						B5-3		G6-4-3 1-2f		0-0 IBB		4-0 IBB		K	2	1	1	0	0	1	0
						K								F2	3	0	0	0	1	1	3

Inning Stats	R: 0	H: 0	E: 1	LOB: 1	K: 2	BB: 0	S: 8	P: 8	R: 0	H: 0	E: 0	LOB: 0	K: 2	BB: 0	S: 7	P: 7	R: 0	H: 1	E: 0	LOB: 1	K: 0	BB: 0	S: 4	P: 4	R: 1	H: 1	E: 0	LOB: 0	K: 2	BB: 0	S: 8	P: 8	R: 0	H: 0	E: 0	LOB: 0	K: 2	BB: 0	S: 7	P: 7	R: 0	H: 1	E: 0	LOB: 2	K: 1	BB: 2	S: 5	P: 13	R: 0	H: 1	E: 0	LOB: 1	K: 0	BB: 1	S: 3	P: 7	R: 0	H: 1	E: 0	LOB: 2	K: 1	BB: 1	S: 6	P: 10	R: 0	H: 2	E: 0	LOB: 2	K: 0	BB: 1	S: 4	P: 8	R: 0	H: 0	E: 0	LOB: 0	K: 0	BB: 0	S: 3	P: 3	R: 0	H: 0	E: 0	LOB: 1	K: 1	BB: 1	S: 5	P: 9	R: 0	H: 0	E: 0	LOB: 0	K: 1	BB: 0	S: 5	P: 5	R: 0	H: 1	E: 0	LOB: 2	K: 0	BB: 1	S: 4	P: 8	R: 1	H: 1	E: 0	LOB: 3	K: 0	BB: 3	S: 3	P: 15	1B: 6	SF: 0	2B: 2	SAC: 2	3B: 0	DP: 2	HR: 1	HBP: 0	WP: 0	PA: 58
PITCHER	IP	WLS	BF	H	R	ER	SO	BB	IBB	HBP	BLK	WP	HR	S	P	ERA	WHIP																																																																																																									
Joe Coleman, R ERA: 4.62	(1, 1)	7.0	27	4	1	1	9	2	1	0	0	0	0	27	54	1.29	0.857																																																																																																									
John Hiller, L ERA: 2.72	(8, 1)	6.0	25	4	0	0	3	1	3	0	0	0	0	27	43	0.00	0.833																																																																																																									
Jim Ray, R ERA: 4.39	(14, 1)	0.2	6	1	1	1	0	2	1	0	0	0	0	3	15	13.50	4.500																																																																																																									


DETROIT TIGERS @ KANSAS CITY ROYALS
ROYALS STADIUM, KANSAS CITY, MO
 Sun Jul 14 1974, 4:33 AM EDT
 Att. 22,167 - Unknown - 96 F

livebaseballscorecards.com

AB	46
R	2
H	9
RBI	2
BB	10
SO	12
LOB	21



Batter	1	2	3	4	5	6	7	8	9	AB R H RBI BB SO LOB
Mickey Stanley, R (1, 8) OBP: 0.268, SLG: 0.317	0-0 L4-3 1B			0-0 6-3		0-0 F9		0-0 4-3		4 0 1 0 0 0 2
Gary Sutherland, R (1, 4) OBP: 0.290, SLG: 0.337	0-0 L4-3 1-2			0-0 S 1B		0-0 1B		0-0 F8 E 1B 2-H 3-H		4 0 3 2 0 0 1
Ben Oglivie, L (1, 10) Marvin Lane, R (8, PH) OBP: 0.382, SLG: 0.407	0-0 F7			0-3 K 1-2		0-0 G3		0-0 E6 F8 1-2		3 0 0 0 0 1 2 1 0 0 0 0 0 1
Jim Northrup, L (1, 9) OBP: 0.307, SLG: 0.362		0-0 4-3		4-0 BB		0-0 1B		0-0 F8 1-2 2-3		3 0 1 0 1 0 2
Jim Nettles, L (1, 7) Dick Sharon, R (8, PH) OBP: 0.284, SLG: 0.253		0-0 F2		0-3 K		0-0 F9		0-3 K		3 0 0 0 0 1 3 1 0 0 0 0 1 3
Norm Cash, L (1, 3) OBP: 0.319, SLG: 0.407		0-0 F6			0-0 L9		0-0 P4		0-0 P5	4 0 0 0 0 0 1
Aurelio Rodriguez, R (1, 5) OBP: 0.257, SLG: 0.283			0-0 6-3		0-0 P4		0-3 K		0-0 4-3	4 0 0 0 0 1 1
Jerry Moses, R (1, 2) Gates Brown, L (8, PH) John Knox, L (8, PR) Gene Lamont, L (8, 2) OBP: 0.250, SLG: 0.269			0-3 K		0-3 K			0-0 4-3 1B 1B	0-0 F5	2 0 0 0 0 2 0 1 0 1 0 0 0 0 0 1 0 0 0 0 0 1 0 0 0 0 0 0
Ed Brinkman, R (1, 6) OBP: 0.267, SLG: 0.340			0-3 K			0-0 F7		0-0 4-3 1B 1B		3 1 1 0 0 1 0

TOP	
Detroit Tigers @ Chicago White Sox	
Comiskey Park, Chicago, IL	
Mon Jul 15 1974, 8:05 PM EDT	
Att. 15,033 - Unknown - 70 F	
AB 34	
R 2	
H 7	
RBI 2	
BB 1	
SO 7	
LOB 16	
	

Inning Stats	R: 0	H: 1	R: 0	H: 0	R: 0	H: 0	R: 0	H: 1	R: 0	H: 0	R: 0	H: 1	R: 2	H: 3	R: 0	H: 0	1B: 7	SF: 0	WP: 0	PA: 35
E: 0	LOB: 0	E: 0	LOB: 0	E: 0	LOB: 0	E: 0	LOB: 1	E: 0	LOB: 1	E: 0	LOB: 0	E: 0	LOB: 3	E: 1	LOB: 3	E: 0	LOB: 0	2B: 1	SAC: 0	PB: 0
K: 0	BB: 0	K: 0	BB: 0	K: 2	BB: 1	K: 0	BB: 0	K: 1	BB: 0	K: 1	BB: 0	K: 1	BB: 0	K: 1	BB: 0	K: 0	BB: 0	3B: 0	DP: 1	SB: 1
S: 3	P: 3	S: 3	P: 3	S: 7	P: 7	S: 8	P: 12	S: 5	P: 5	S: 4	P: 4	S: 6	P: 6	S: 9	P: 9	S: 3	P: 3	HR: 0	HBP: 0	CS: 0

PITCHER	IP	WLS	BF	H	R	ER	SO	BB	IBB	HBP	BLK	WP	HR	S	P	ERA	WHIP
Bart Johnson, R (1, 1) ERA: 2.13	7.1		29	7	2	2	6	1	0	0	0	0	0	40	44	2.46	1.091
Skip Pitlock, L (8, 1) ERA: 4.82	0.1		2	0	0	0	0	0	0	0	0	0	0	2	2	0.00	0.000
Rich Gossage, R (8, 1) ERA: 4.67	1.1	W	4	0	0	0	1	0	0	0	0	0	0	6	6	0.00	0.000

PITCHER	IP	WLS	BF	H	R	ER	SO	BB	IBB	HBP	BLK	WP	HR	S	P	ERA	WHIP

livebaseballscorecards.com

Batter	1	2	3	4	5	6	7	8	9	AB	R	H	RBI	BB	SO	LOB
Bill Sharp, L OBP: 0.352, SLG: 0.386 (1, 9)	0-0 F8		0-0 F7 1B 1-3 1B		0-0 6-3			0-0 F7		4	1	1	0	0	0	0
Jorge Orta, L OBP: 0.386, SLG: 0.469 (1, 4)	0-0 F8		0-0 1B 1-2 3-H 1B			0-0 E3 CS		0-0 F8		4	0	1	1	0	0	0
Dick Allen, R OBP: 0.365, SLG: 0.559 (1, 3)	0-0 F9		0-0 F7 2-3			0-0 F9		0-0 6-3		4	0	0	0	0	0	3
Carlos May, L OBP: 0.327, SLG: 0.359 (1, 7)		0-0 FC6-5 4-3 1B	0-0 CS 1-3 3-H 1B			0-0 2B 1-2			0-0 4-3	4	0	3	1	0	0	0
Ken Henderson, S OBP: 0.361, SLG: 0.436 (1, 8)		0-0 4-3 1-2	0-0 CS 1-2	0-0 F8 1B		0-0 F8			0-0 HR	4	1	2	1	0	0	2
Bill Melton, R OBP: 0.297, SLG: 0.372 (1, 5)		0-0 FC6-5 1B 2-3		0-0 F8 1-2			0-0 F8			3	0	0	0	0	0	2
Tony Muser, L OBP: 0.363, SLG: 0.402 (1, 10)		0-0 1B 1-3		0-0 F8			0-0 F8 1B			3	0	2	0	0	0	0
Ed Herrmann, L OBP: 0.304, SLG: 0.384 (1, 2)			0-0 F7		0-0 F8		0-0 F7			3	0	0	0	0	0	1
Bucky Dent, R OBP: 0.293, SLG: 0.339 (1, 6)			4-0 1B 1B BB		0-0 F3		0-0 L6			2	1	0	0	1	0	1

BOTTOM

Detroit Tigers @ Chicago White Sox
 Comiskey Park, Chicago, IL
 Mon Jul 15 1974, 8:05 PM EDT
 Att: 15,033 - Unknown - 70 F

livebaseballscorecards.com

AB	31
R	3
H	9
RBI	3
BB	1
SO	0
LOB	9



Inning Stats	R: 0	H: 0	E: 0	K: 0	S: 3	H: 0	LOB: 0	BB: 0	P: 3	R: 0	H: 2	E: 0	K: 0	S: 4	R: 0	H: 3	E: 0	K: 0	S: 5	R: 0	H: 1	E: 0	K: 0	S: 3	R: 0	H: 0	E: 0	K: 0	S: 3	R: 0	H: 1	E: 1	K: 0	S: 4	R: 0	H: 1	E: 0	K: 0	S: 4	R: 0	H: 0	E: 0	K: 0	S: 3	R: 0	H: 0	E: 0	K: 0	S: 4	R: 0	H: 0	E: 0	K: 0	S: 3	R: 1	H: 1	E: 0	K: 0	S: 2	1B: 7	2B: 1	3B: 0	HR: 1	SF: 0	SAC: 0	DP: 0	HBP: 0	WP: 0	PB: 0	SB: 0	CS: 2	PA: 33
--------------	------	------	------	------	------	------	--------	-------	------	------	------	------	------	------	------	------	------	------	------	------	------	------	------	------	------	------	------	------	------	------	------	------	------	------	------	------	------	------	------	------	------	------	------	------	------	------	------	------	------	------	------	------	------	------	------	------	------	------	------	-------	-------	-------	-------	-------	--------	-------	--------	-------	-------	-------	-------	--------

PITCHER	IP	WLS	BF	H	R	ER	SO	BB	IBB	HBP	BLK	WP	HR	S	P	ERA	WHIP
Lerrin LaGrow, R ERA: 3.78 (1, 1)	8.1	L	32	9	3	3	0	1	0	0	0	0	1	31	35	3.24	1.200

Batter	1	2	3	4	5	6	7	8	9	AB R H RBI BB SO LOB	TOP												
Mickey Stanley, R OBP: 0.268, SLG: 0.316 (1, 8) X	0-0 F9 ①		0-0 FC5-4 1B X			0-0 L6 X		0-0 P4 X		4 0 1 0 0 0 1													
Gary Sutherland, R OBP: 0.287, SLG: 0.333 (1, 4) X	0-0 F9 ②		0-0 FC5-4 1-2f X			0-3 K X			0-3 K ①	4 0 0 0 0 2 1													
Al Kaline, R OBP: 0.326, SLG: 0.345 (1, 10) B B B	4-0 BB		0-0 L4 X			0-0 L9 X			0-0 L5-3 X	3 0 0 0 1 0 1													
Bill Freehan, R OBP: 0.363, SLG: 0.407 (1, 3) S S S	0-3 K ③			0-0 4-3 X			0-3 K X		0-0 6-3 X	4 0 0 0 0 2 1													
Marvin Lane, R OBP: 0.351, SLG: 0.367 (1, 7) X		0-0 E6 PB 5-3		0-0 F8 X			0-0 5-3 X			3 0 0 0 0 0 0													
Dick Sharon, R OBP: 0.286, SLG: 0.247 (1, 9) S S S		0-3 K ①		4-0 CS BB X			0-0 6-3 X			2 0 0 0 1 1 1													
Aurelio Rodriguez, R OBP: 0.254, SLG: 0.280 (1, 5) X		0-0 5-3 1-2		0-0 CS 1-2 X	0-0 F3 ①			0-0 F7 X		3 0 0 0 0 0 1													
Jerry Moses, R OBP: 0.282, SLG: 0.327 (1, 2) X		0-0 5-3 2-3			0-0 F9 ②			0-0 1B X		3 0 1 0 0 0 1													
Ed Brinkman, R OBP: 0.264, SLG: 0.337 (1, 6) X			0-0 5-3 ①		0-0 F3 ③			0-0 P6 X		3 0 0 0 0 0 1													
Inning Stats	R: 0 E: 0 K: 1 S: 5	H: 0 LOB: 1 BB: 1 P: 9	R: 0 E: 1 K: 1 S: 6	H: 0 LOB: 1 BB: 0 P: 6	R: 0 E: 0 K: 0 S: 4	H: 1 LOB: 1 BB: 0 P: 4	R: 0 E: 0 K: 0 S: 2	H: 0 LOB: 0 BB: 1 P: 6	R: 0 E: 0 K: 0 S: 3	H: 0 LOB: 0 BB: 0 P: 3	R: 0 E: 0 K: 1 S: 5	H: 0 LOB: 0 BB: 0 P: 5	R: 0 E: 0 K: 1 S: 5	H: 0 LOB: 0 BB: 0 P: 5	R: 0 E: 0 K: 1 S: 4	H: 1 LOB: 1 BB: 0 P: 4	R: 0 E: 0 K: 1 S: 5	H: 0 LOB: 0 BB: 0 P: 5	1B: 2 2B: 0 3B: 0 HR: 0	SF: 0 SAC: 0 DP: 0 HBP: 0	WP: 0 PB: 1 SB: 0 CS: 1	PA: 32	
PITCHER Jim Kaat, L ERA: 3.44 (1, 1)	IP 9.0 WLS W BF 31 H 2 R 0 ER 0 SO 5 BB 2 IBB 0 HBP 0 BLK 0 WP 0 HR 0 S 39 P 47 ERA 0.00 WHIP 0.444																						

Detroit Tigers @ Chicago White Sox
 Comiskey Park, Chicago, IL
 Tue Jul 16 1974, 8:05 PM EDT
 Att. 14,876 - Unknown - 72 F

livebaseballscorecards.com

AB 29
R 0
H 2
RBI 0
BB 2
SO 5
LOB 8



Batter	1	2	3	4	5	6	7	8	9
Bucky Dent, R OBP: 0.293, SLG: 0.337 (1, 6) X	0-0 F9 ①		0-0 G5-4-3 ②③			0-0 HR 1B BB	0-0 F8 ③		
Carlos May, L OBP: 0.329, SLG: 0.362 (1, 7) X	0-0 F7 ②			0-0 4-3 ①		4-0 HR BB		0-0 HR 2B	
Dick Allen, R OBP: 0.368, SLG: 0.572 (1, 3) X	0-0			0-0 F8 ②		0-0 HR		0-0 F9 ①	
Tony Muser, L OBP: 0.359, SLG: 0.398 (8, 3) X	2B					1-H 2-H			
Bill Melton, R OBP: 0.296, SLG: 0.380 (1, 5) X	0-0 1-3 ③			0-0 L6 ③		0-0 F7 ②		0-0 HR ②	
Ken Henderson, S OBP: 0.358, SLG: 0.431 (1, 8) X		0-0 F9 ①			0-0 F7 ①	0-0 5-3 ③		0-0 F8 ②	
Brian Downing, R OBP: 0.382, SLG: 0.511 (1, 9) X		0-3 K ②			0-0 HR		0-0 4-3 ①	0-0 4-3 ③	
Ron Santo, R OBP: 0.309, SLG: 0.312 (1, 4) X		0-0 5-3 ③			0-0 6-3 ②		0-0 F9 ②		
Jorge Orta, L OBP: 0.386, SLG: 0.469 (8, 4) X									
Ed Herrmann, L OBP: 0.308, SLG: 0.385 (1, 2) X			4-0 G5-4-3 BB		0-0 G3 ③		0-0 1B 1B		
Lee Richard, R OBP: 0.200, SLG: 0.143 (1, 10) X			0-3 K ①			0-0 5-3 ①	0-0 1B ①		

AB	R	H	RBI	BB	SO	LOB
4	1	1	0	0	0	3
3	2	1	0	1	0	0
3	1	2	3	0	0	0
1	0	0	0	0	0	1
4	1	1	2	0	0	1
4	0	0	0	0	0	0
4	1	1	1	0	1	0
3	0	0	0	0	0	0
0	0	0	0	0	0	0
2	0	1	0	1	0	0
3	0	1	0	0	1	1

BOTTOM	
AB	31
R	6
H	8
RBI	6
BB	2
SO	2
LOB	6
	
WP: 0	PA: 33
PB: 0	
SB: 0	
CS: 0	

Detroit Tigers @ Chicago White Sox
Comiskey Park, Chicago, IL
Tue Jul 16 1974, 8:05 PM EDT
Att: 14,876 - Unknown - 72 F

Inning Stats	R: 0	H: 1	E: 0	LOB: 1	K: 0	BB: 0	S: 4	P: 4									
PITCHER Mickey Lolich, L ERA: 3.47 (1, 1)	IP: 8.0	WLS: L	BF: 33	H: 8	R: 6	ER: 6	SO: 2	BB: 2	IBB: 0	HBP: 0	BLK: 0	WP: 0	HR: 3	S: 35	P: 43	ERA: 6.75	WHIP: 1.250

Inning Stats	R: 2	H: 2	E: 0	LOB: 0	K: 0	BB: 0	S: 5	P: 5									
PITCHER	IP	WLS	BF	H	R	ER	SO	BB	IBB	HBP	BLK	WP	HR	S	P	ERA	WHIP

Batter	1	2	3	4	5	6	7	8	9	AB R H RBI BB SO LOB	TOP
Mickey Stanley, R (1, 8) OBP: 0.265, SLG: 0.313	0-3 K		0-3 K			0-3 K			x 0-0 5-3	4 0 0 0 0 3 1	
Gary Sutherland, R (1, 4) OBP: 0.284, SLG: 0.329	0-0 G3		0-3 K			0-0 6-3			x 0-0 4-3	4 0 0 0 0 1 1	
Al Kaline, R (1, 10) OBP: 0.322, SLG: 0.341	0-0 L5-3				x 0-0 L7			x 0-0 L5-3	x 0-0 L6-3	4 0 0 0 0 0 1	
Bill Freehan, R (1, 3) OBP: 0.362, SLG: 0.406		x 0-0 PB 2B 1B			x 0-0 F8			x 0-0 F8		3 1 1 0 0 0 0	
Jim Northrup, L (1, 9) OBP: 0.304, SLG: 0.358		x 0-0 F9			0-3 K			0-3 K		3 0 0 0 0 2 1	
Marvin Lane, R (1, 7) OBP: 0.350, SLG: 0.394		x 0-0 F8 1-H 2B			x 0-0 F6			0-3 K		3 0 1 1 0 1 0	
Aurelio Rodriguez, R (1, 5) OBP: 0.252, SLG: 0.277		x 0-0 F8 2-3			x 0-0 G3			x 0-0 L9		3 0 0 0 0 0 1	
Jerry Moses, R (1, 2) OBP: 0.277, SLG: 0.320		x 0-0 F7			x 0-0 6-3			x 0-0 5-3		3 0 0 0 0 0 1	
Ed Brinkman, R (1, 6) OBP: 0.265, SLG: 0.337			x 0-0 6-3			x 0-0 P6			x 0-0 5-3 1B	3 0 1 0 0 0 0	
Inning Stats	R: 0 E: 0 K: 1 S: 5 H: 0 LOB: 0 BB: 0 P: 5	R: 1 E: 0 K: 0 S: 5 H: 2 LOB: 1 BB: 0 P: 5	R: 0 E: 0 K: 2 S: 7 H: 0 LOB: 0 BB: 0 P: 7	R: 0 E: 0 K: 1 S: 5 H: 0 LOB: 0 BB: 0 P: 5	R: 0 E: 0 K: 0 S: 3 H: 0 LOB: 0 BB: 0 P: 3	R: 0 E: 0 K: 1 S: 5 H: 0 LOB: 0 BB: 0 P: 5	R: 0 E: 0 K: 1 S: 5 H: 0 LOB: 0 BB: 0 P: 5	R: 0 E: 0 K: 1 S: 5 H: 0 LOB: 0 BB: 0 P: 5	R: 0 E: 0 K: 0 S: 4 H: 1 LOB: 1 BB: 0 P: 4	1B: 2 2B: 1 3B: 0 HR: 0 SF: 0 SAC: 0 DP: 0 HBP: 0	WP: 0 PB: 1 SB: 0 CS: 0 PA: 30
PITCHER Wilbur Wood, L (1, 1) ERA: 3.62	IP 9.0 WLS W BF 30 H 3 R 1 ER 1 SO 7 BB 0 IBB 0 HBP 0 BLK 0 WP 0 HR 0 S 44 P 44 ERA 1.00 WHIP 0.333	PITCHER IP WLS BF H R ER SO BB IBB HBP BLK WP HR S P ERA WHIP									

Detroit Tigers @ Chicago White Sox
 Comiskey Park, Chicago, IL
 Wed Jul 17 1974, 8:05 PM EDT
 Att. 14,022 - Unknown - 87 F

AB	30
R	1
H	3
RBI	1
BB	0
SO	7
LOB	6



livebaseballscorecards.com


Batter	1	2	3	4	5	6	7	8	9	AB	R	H	RBI	BB	SO	LOB
Bucky Dent, R OBP: 0.291, SLG: 0.336 (1, 6)	0-0 1B SF7 1B	0-0 6-3	0-0 4-3		0-0 SF7		0-0 FC6-4			4	1	1	1	0	0	4
Carlos May, L OBP: 0.327, SLG: 0.360 (1, 7)	0-0 1B 1B	0-3 K		0-0 E3 HR	0-0 3-1			0-0 F7		5	2	1	0	0	1	0
Dick Allen, R OBP: 0.369, SLG: 0.583 (1, 3)	0-0 SF7	0-0 FC6-4 1B		0-0 1-H HR		0-0 6-3		0-0 L6-3 1B		3	1	2	3	0	0	0
Tony Muser, L OBP: 0.366, SLG: 0.404 (7, 3)	3-H									1	0	1	0	0	0	0
Bill Melton, R OBP: 0.295, SLG: 0.375 (1, 5)	4-0 1B BB	0-0 FC6-4		0-3 K	0-0 F9			0-0 L6-3		4	1	0	0	1	1	2
Ken Henderson, S OBP: 0.362, SLG: 0.437 (1, 8)	0-0 1-4-3 1B 1-3 2-H		0-0 1B 2B	0-0 1B	0-3 K	0-0 K				4	1	3	1	0	1	0
Brian Downing, R OBP: 0.391, SLG: 0.515 (1, 9)	0-0 1-4-3 1B 1-2 3-H		4-0 1B BB	0-0 1-2 1B			0-0 6-3			3	0	2	1	1	0	0
Ron Santo, R OBP: 0.306, SLG: 0.308 (1, 10)	0-0 1-4-3 1B 1-2 2-3		0-3 K	0-0 G4-6-3	0-3 G4-6-3		0-3 K			4	0	0	0	0	2	6
Ed Herrmann, L OBP: 0.311, SLG: 0.388 (1, 2)	4-0 IBB		0-0 F9		0-0 4-3 SF7 2B		0-0 E4			3	1	1	0	1	0	2
Eddie Leon, R OBP: 0.167, SLG: 0.152 (1, 4)	0-3 K		0-0 1B		0-0 4-3		0-0 FC6-4			0	0	0	0	0	0	0
Jorge Orta, L OBP: 0.387, SLG: 0.469 (1, PH) (2, 4)			1-2 2-H		2-3		1-3			4	0	2	1	0	1	4

Inning Stats	R: 3	H: 4	E: 0	LOB: 3	K: 1	S: 9	P: 17	R: 0	H: 1	E: 0	LOB: 1	K: 1	S: 6	R: 0	H: 2	E: 0	LOB: 2	K: 1	S: 7	R: 2	H: 3	E: 1	LOB: 1	K: 1	S: 8	R: 1	H: 1	E: 0	LOB: 0	K: 0	S: 4	R: 0	H: 0	E: 0	LOB: 0	K: 1	S: 5	R: 0	H: 1	E: 1	LOB: 2	K: 1	S: 7	R: 0	H: 1	E: 0	LOB: 0	K: 0	S: 3
--------------	------	------	------	--------	------	------	-------	------	------	------	--------	------	------	------	------	------	--------	------	------	------	------	------	--------	------	------	------	------	------	--------	------	------	------	------	------	--------	------	------	------	------	------	--------	------	------	------	------	------	--------	------	------

PITCHER	IP	WLS	BF	H	R	ER	SO	BB	IBB	HBP	BLK	WP	HR	S	P	ERA	WHIP
Woodie Fryman, L ERA: 4.76 (1, 1)	0.1	L	6	4	3	3	0	0	1	0	0	0	0	5	9	81.00	15.000
Dave Lemanczyk, R ERA: 5.87 (1, 1)	3.0		18	6	3	2	4	1	1	0	0	0	1	24	32	6.00	2.333
Bill Slayback, R ERA: 3.76 (4, 1)	4.2		16	3	1	1	2	0	0	0	0	0	0	20	20	1.93	0.643

DETROIT TIGERS @ CHICAGO WHITE SOX
Comiskey Park, Chicago, IL
 Wed Jul 17 1974, 8:05 PM EDT
 Att: 14,022 - Unknown - 87 F

AB	35
R	7
H	13
RBI	7
BB	3
SO	6
LOB	18



WP	HR	S	P	ERA	WHIP
0	0	0	0	0	0

Batter	1	2	3	4	5	6	7	8	9	AB R H RBI BB SO LOB	TOP									
Steve Brye, R OBP: 0.329, SLG: 0.368 (1, 8) X	0-0 P6	0-0 P4			0-0 1-3		0-0 L5-3 1B			4 0 1 0 0 0 1										
Rod Carew, L OBP: 0.436, SLG: 0.455 (1, 4) X	0-0 5-3 1B		0-0 3-1		0-0 F8		0-0 L5-3 1-2			4 0 1 0 0 0 1										
Steve Braun, L OBP: 0.386, SLG: 0.400 (1, 7) X	0-0 5-3 1-2		0-0 F8		0-0 1B 2B			4-0 G3 BB		3 1 1 0 1 0 1										
Tony Oliva, L OBP: 0.318, SLG: 0.436 (1, 10) X	0-0 4-3		0-0 1B		0-0 1B 2-H			0-0 G3 1-2f		4 0 2 1 0 0 2										
Bobby Darwin, R OBP: 0.329, SLG: 0.449 (1, 9)		4-0 1B 1B BB	0-0 G3		0-0 F7			0-3 K		3 1 0 0 1 1 2										
Eric Soderholm, R OBP: 0.366, SLG: 0.412 (1, 5)		0-0 1B 1-2 SH1-3 1B		0-0 FC4-6 1B		0-0 F9		0-3 K		4 1 2 0 0 1 0										
Jim Holt, L OBP: 0.307, SLG: 0.317 (1, 3)		0-0 SH1-3 1B		0-0 F7		0-0 F8		4-0 BB		3 0 1 1 1 0 1										
Jerry Terrell, R OBP: 0.277, SLG: 0.312 Harmon Killebrew, R OBP: 0.292, SLG: 0.333 (9, PH)		0-0 SH1-3		0-0 FC4-6 FC6-4		0-3 K		0-3 K		2 0 0 1 0 1 1 1 0 0 0 0 1 1										
Phil Roof, R OBP: 0.309, SLG: 0.286 Glenn Borgmann, R OBP: 0.300, SLG: 0.306 (7, PH) (7, 2)		0-0 5-3		0-0 FC6-4		0-0 5-3		0-3 K		2 0 0 0 0 0 2 2 0 0 0 0 1 1										
Inning Stats	R: 0 E: 0 K: 0 S: 4	H: 1 LOB: 1 BB: 0 P: 4	R: 2 E: 0 K: 0 S: 5	H: 2 LOB: 1 BB: 1 P: 9	R: 0 E: 0 K: 0 S: 4	H: 1 LOB: 1 BB: 0 P: 4	R: 1 E: 0 K: 1 S: 5	H: 2 LOB: 1 BB: 0 P: 5	R: 0 E: 0 K: 1 S: 5	H: 0 LOB: 0 BB: 0 P: 5	R: 0 E: 0 K: 0 S: 3	H: 1 LOB: 0 BB: 0 P: 3	R: 0 E: 0 K: 1 S: 4	H: 0 LOB: 0 BB: 1 P: 8	R: 0 E: 0 K: 3 S: 9	H: 0 LOB: 1 BB: 1 P: 13	1B: 7 2B: 2 3B: 0 HR: 0	SF: 0 SAC: 1 DP: 2 HBP: 0	WP: 0 PB: 0 SB: 0 CS: 0	PA: 36
PITCHER Joe Coleman, R ERA: 4.54 (1, 1)	IP: 9.0 WLS: W BF: 36 H: 8 R: 3 ER: 3 SO: 5 BB: 3 IBB: 0 HBP: 0 BLK: 0 WP: 0 HR: 0 S: 43 P: 55 ERA: 3.00 WHIP: 1.222											PITCHER	IP: 9.0 WLS: W BF: 36 H: 8 R: 3 ER: 3 SO: 5 BB: 3 IBB: 0 HBP: 0 BLK: 0 WP: 0 HR: 0 S: 43 P: 55 ERA: 3.00 WHIP: 1.222							

Minnesota Twins @ Detroit Tigers
Tiger Stadium, Detroit, MI
Thu Jul 18 1974, 7:05 PM EDT
Att. 14,383 - Unknown - 75 F

livebaseballscorecards.com

AB	32
R	3
H	8
RBI	3
BB	3
SO	5
LOB	13



Batter	1	2	3	4	5	6	7	8	9	AB R H RBI BB SO LOB	BOTTOM
Mickey Stanley, R OBP: 0.264, SLG: 0.311 (1, 8) X	0-0 4-3 1B	0-0 1B	0-0 E4 1-2 1B			0-0 F7		0-0 F9		5 0 1 0 0 0 1	Minnesota Twins @ Detroit Tigers Tiger Stadium, Detroit, MI Thu Jul 18 1974, 7:05 PM EDT Att: 14,383 - Unknown - 75 F
Gary Sutherland, R OBP: 0.283, SLG: 0.329 (1, 4) X	0-0 FC 1B 1B	0-3 K	0-0 1-3			0-0 6-3				4 0 1 0 0 1 3	
Al Kaline, R OBP: 0.327, SLG: 0.342 (1, 10) X	0-0 FC 1B 1-2		4-0 HR BB			4-0 L8 CS BB				2 1 1 0 2 0 0	
Bill Freehan, R OBP: 0.361, SLG: 0.416 (1, 3) X	0-0 F8		0-0 1-H HR			0-0 L 1-2	0-0 5-3			5 1 1 2 0 0 3	
Jim Northrup, L OBP: 0.309, SLG: 0.361 (1, 9) X	0-0 FC 1-2 2-3		4-0 SH1-4 4-3 BB			0-0 FC6-4 1B				3 1 2 0 1 0 2	
Marvin Lane, R OBP: 0.364, SLG: 0.371 (1, 7) X	0-0 F3		4-0 4-3 1-2 1B BB			0-0 FC6-4 1-2f	4-0 G6-4-3 BB			2 1 0 0 2 0 4	
Aurelio Rodriguez, R OBP: 0.253, SLG: 0.287 (1, 5) X		0-0 HR	0-0 SH1-4 1-2 2-3			0-0 6-3	0-0 G6-4-3 1-2f			3 1 1 1 0 0 2	
Ed Brinkman, R OBP: 0.262, SLG: 0.332 (1, 6) X		0-0 F8	0-0 4-3 2-3 3-H			0-0 6-3		0-0 4-3		4 0 0 1 0 0 1	
Jerry Moses, R OBP: 0.276, SLG: 0.318 (1, 2) X		0-0 6-3	0-0 E 3-H 1B			0-0 L7		0-0 6-3		4 0 1 1 0 0 0	
Inning Stats	R: 0 H: 2 E: 0 LOB: 3 K: 0 BB: 0 S: 6 P: 6	R: 1 H: 2 E: 0 LOB: 1 K: 1 BB: 0 S: 7 P: 7	R: 4 H: 2 E: 1 LOB: 2 K: 0 BB: 3 S: 6 P: 18	R: 0 H: 1 E: 0 LOB: 1 K: 0 BB: 0 S: 4 P: 4	R: 0 H: 0 E: 0 LOB: 0 K: 0 BB: 0 S: 3 P: 3	R: 0 H: 0 E: 0 LOB: 0 K: 0 BB: 1 S: 2 P: 6	R: 0 H: 1 E: 0 LOB: 1 K: 0 BB: 1 S: 3 P: 7	R: 0 H: 0 E: 0 LOB: 0 K: 0 BB: 0 S: 3 P: 3	1B: 6 SF: 0 2B: 0 SAC: 1 3B: 0 DP: 1 HR: 2 HBP: 0	WP: 0 PA: 38 PB: 0 SB: 0 CS: 1	
PITCHER Bill Butler, L (1, 1) ERA: 4.73 Ray Corbin, R (3, 1) ERA: 4.38	IP WLS BF H R ER SO BB IBB HBP BLK WP HR S P ERA WHIP 2.0 L 14 5 4 4 1 2 0 0 0 0 2 14 22 18.00 3.500 6.0 24 3 1 1 0 3 0 0 0 0 0 20 32 1.50 1.000										

AB 32
R 5
H 8
RBI 5
BB 5
SO 1
LOB 16




WP: 0 **PA:** 38
PB: 0
SB: 0
CS: 1

Batter	1	2	3	4	5	6	7	8	9	AB	R	H	RBI	BB	SO	LOB	TOP									
Rod Carew, L OBP: 0.438, SLG: 0.457 (1, 4)	0-0 F8	0-0 1B			0-0 SH1-4 2B 1B	0-3 K		0-0 1B		5	1	3	1	0	1	1										
Steve Braun, L OBP: 0.384, SLG: 0.398 (1, 7)	0-0 PB E 1B	0-0 4-3			0-0 SH1-4	0-0 F7		0-0 P4		4	1	1	0	0	0	5										
Larry Hise, R OBP: 0.370, SLG: 0.523 (1, 8) (9, 9)	4-0 1B WP BB		0-0 F8		0-0 SH1-3 2B		0-0 F8		0-0 F9	4	1	1	2	1	0	0										
Tony Oliva, L OBP: 0.317, SLG: 0.434 (1, 10)	0-0 WP 1B		0-0 4-3		0-0 SH1-3		0-3 K		0-0 3-1	4	1	1	1	0	1	0										
Bobby Darwin, R OBP: 0.327, SLG: 0.444 Steve Brye, R OBP: 0.329, SLG: 0.368 (1, 9) (9, 8)	0-3 K		0-0 1-3		4-0 BB		0-0 6-3		0-0 6-3	4	0	0	0	1	1	1										
Eric Soderholm, R OBP: 0.364, SLG: 0.414 (1, 5)	0-0 5-3		0-0 P3		0-3 K			0-0 F9 1B 2B		4	1	1	0	0	1	2										
Jim Holt, L OBP: 0.309, SLG: 0.315 Craig Kusick, R OBP: 0.341, SLG: 0.392 (1, 3) (6, PH) (6, 3)		4-0 FC4-6 BB		0-0 4-3		0-0 SH3 1B 2B		0-3 K		1	0	0	0	1	0	0										
Jerry Terrell, R OBP: 0.272, SLG: 0.306 (1, 6)		0-0 FC4-6 1B		0-0 4-3		0-0 SH3		0-0 F9		2	1	1	0	0	1	1										
Glenn Borgmann, R OBP: 0.309, SLG: 0.308 (1, 2)		0-0 F8			4-0 SH1-4 1B 2B BB		0-0 3-H 1B		4-0 1B BB	3	0	0	0	0	0	2										
										2	1	1	1	2	0	1										
Inning Stats	R: 3 E: 1 K: 1 S: 7	H: 2 LOB: 0 BB: 1 P: 11	R: 0 E: 0 K: 0 S: 4	H: 1 LOB: 2 BB: 1 P: 8	R: 0 E: 0 K: 0 S: 3	H: 0 LOB: 0 BB: 0 P: 3	R: 0 E: 0 K: 0 S: 3	H: 0 LOB: 0 BB: 0 P: 3	R: 2 E: 0 K: 1 S: 7	H: 2 LOB: 2 BB: 2 P: 15	R: 1 E: 0 K: 1 S: 7	H: 2 LOB: 1 BB: 0 P: 7	R: 0 E: 0 K: 1 S: 5	H: 0 LOB: 0 BB: 0 P: 5	R: 1 E: 0 K: 1 S: 7	H: 2 LOB: 2 BB: 1 P: 11	R: 0 E: 0 K: 0 S: 3	H: 0 LOB: 0 BB: 0 P: 3	1B: 6 2B: 3 3B: 0 HR: 0	SF: 0 SAC: 3 DP: 0 HBP: 0	WP: 3 PB: 1 SB: 0 CS: 0	PA: 41				
PITCHER	IP	WLS	BF	H	R	ER	SO	BB	IBB	HBP	BLK	WP	HR	S	P	ERA	WHIP									
Lerrin LaGrow, R ERA: 3.99 Woodie Fryman, L ERA: 4.72	(1, 1) (5, 1)	4.1 4.2	L 20	5 4	5 2	5 2	1 4	3 2	0 0	0 0	0 0	2 0	0 0	20 26	32 34	10.38 3.86	1.846 1.286									

Minnesota Twins @ Detroit Tigers
Tiger Stadium, Detroit, MI
Fri Jul 19 1974, 7:05 PM EDT
Att. 19,138 - Unknown - 75 F

livebaseballscores.com

AB	33
R	7
H	9
RBI	5
BB	5
SO	5
LOB	13



BOTTOM

Minnesota Twins @ Detroit Tigers
Tiger Stadium, Detroit, MI
Fri Jul 19 1974, 7:05 PM EDT
Att: 19,138 - Unknown - 75 F

livebaseballscorecards.com

AB	35
R	5
H	9
RBI	5
BB	2
SO	5
LOB	9



WP:	1	PA:	37
PB:	0		
SB:	0		
CS:	0		

AB R H RBI BB SO LOB

5	1	1	1	0	1	0
3	1	0	0	1	0	0
4	1	2	0	0	1	0
3	2	2	3	1	0	1
4	0	2	1	0	0	1
2	0	0	0	0	0	1
1	0	1	0	0	0	0
1	0	0	0	0	0	1
4	0	0	0	0	0	3
4	0	1	0	0	2	0
2	0	0	0	0	0	2
1	0	0	0	0	1	0
0	0	0	0	0	0	0
1	0	0	0	0	0	0

Batter	1	2	3	4	5	6	7	8	9
Mickey Stanley, R OBP: 0.263, SLG: 0.318 (1, 8)	0-0 HR	0-0 4-3		0-3 K			0-0 6-3		0-0 F9
Gary Sutherland, R OBP: 0.283, SLG: 0.326 (1, 4)	4-0 1B HR BB	0-0 F7			0-0 5-3		0-0 6-3		
Al Kaline, R OBP: 0.329, SLG: 0.344 (1, 10)	0-0 1-2 HR 1B	0-0 WP 1B			0-3 K			0-0 L5-3	
Bill Freehan, R OBP: 0.366, SLG: 0.436 (1, 3)	0-0 1-H 2-H HR	0-0 F9			4-0 BB			0-0 2B 2B	
Jim Northrup, L OBP: 0.311, SLG: 0.366 (1, 9)	0-0 FC6-4 1B		0-0 4-3		0-0 1-3			0-0 4-3 2-H 2B	
Marvin Lane, R OBP: 0.348, SLG: 0.351 (1, 7)	0-0 FC6-4		0-0 5-3			0-0 G5-4-3 1B		0-0 4-3	
Ben Oglivie, L OBP: 0.398, SLG: 0.416 (6, PH)	1B								
Dick Sharon, R OBP: 0.283, SLG: 0.244 (8, PH)	1-2f								
Aurelio Rodriguez, R OBP: 0.250, SLG: 0.284 (1, 5)	0-0 P6		0-0 L4			0-0 G5-4-3		0-0 F9	
Ed Brinkman, R OBP: 0.261, SLG: 0.331 (1, 6)	0-0 1-3 1B			0-0 5-3		0-3 K		0-3 K	
Jerry Moses, R OBP: 0.273, SLG: 0.314 (1, 2)	0-0 5-3			0-0 F7			0-3 K		0-0 P6
Gates Brown, L OBP: 0.304, SLG: 0.317 (7, PH)									
Gene Lamont, L OBP: 0.250, SLG: 0.269 (8, 2)									
Norm Cash, L OBP: 0.317, SLG: 0.403 (9, PH)									

Inning Stats	R: 4	H: 5	E: 0	K: 0	S: 8	LOB: 2	BB: 1	P: 12	R: 0	H: 1	E: 0	K: 0	S: 4	LOB: 1	BB: 0	P: 4	R: 0	H: 0	E: 0	K: 0	S: 3	LOB: 0	BB: 0	P: 3	R: 0	H: 0	E: 0	K: 1	S: 5	LOB: 0	BB: 0	P: 5	R: 0	H: 1	E: 0	K: 1	S: 5	LOB: 0	BB: 0	P: 5	R: 0	H: 0	E: 0	K: 1	S: 5	LOB: 0	BB: 0	P: 5	R: 1	H: 2	E: 0	K: 0	S: 5	LOB: 1	BB: 0	P: 5	R: 0	H: 0	E: 0	K: 1	S: 5	LOB: 0	BB: 0	P: 5
--------------	------	------	------	------	------	--------	-------	-------	------	------	------	------	------	--------	-------	------	------	------	------	------	------	--------	-------	------	------	------	------	------	------	--------	-------	------	------	------	------	------	------	--------	-------	------	------	------	------	------	------	--------	-------	------	------	------	------	------	------	--------	-------	------	------	------	------	------	------	--------	-------	------

PITCHER	IP	WLS	BF	H	R	ER	SO	BB	IBB	HBP	BLK	WP	HR	S	P	ERA	WHIP
Vic Albury, L ERA: 4.3 (1, 1)	0.0		3	2	3	3	0	1	0	0	0	0	1	2	6	∞	∞
Dave Goltz, R ERA: 3.64 (1, 1)	7.1	W	29	7	2	2	4	1	0	0	0	1	1	36	40	2.46	1.091
Tom Burgmeier, L ERA: 4.85 (8, 1)	1.2	S	5	0	0	0	1	0	0	0	0	0	0	7	7	0.00	0.000

Batter	1	2	3	4	5	6	7	8	9	AB	R	H	RBI	BB	SO	LOB	TOP										
Steve Brye, R (1, 8) OBP: 0.336, SLG: 0.386	0-0 HR	0-0 2-H 3B 1B		0-0 1-3	0-0 1-2 2-H 1B		0-0 E6 BB 1B	0-0 1B		6	3	4	4	0	0	0											
Rod Carew, L (1, 4) OBP: 0.436, SLG: 0.461	0-0 1B 1B	0-0 1-H 2B 3B		0-0 F8	0-0 F8		0-0 F7	0-3 K		6	2	2	1	0	1	4											
Larry Hisle, R (1, 7) OBP: 0.372, SLG: 0.524	0-0 1B 1-2 1B	0-0 3-H 2B		0-0 5-3	0-0 G1		4-0 1B 1B BB BB 1B		0-0 5-3	5	1	2	1	1	0	2											
Bobby Darwin, R (1, 9) OBP: 0.330, SLG: 0.442	0-3 K	0-0 5-3			4-0 FC1 BB E BB	4-0 FC4-6 BB BB	0-0 1B 1B	1-2 2-H 1B	0-0 4-3	4	1	1	1	2	1	3											
Harmon Killebrew, R (1, 10) OBP: 0.302, SLG: 0.337	0-0 G5-4-3 1-3 2-H 1B		0-0 5-3		4-0 E BB 1B	4-0 FC4-6 BB BB	0-0 1B	1-2 2-H 1B	0-0 5-3	4	1	2	2	2	0	0											
Eric Soderholm, R (1, 5) OBP: 0.358, SLG: 0.406	0-0 G5-4-3 1-2f		0-0 4-3		0-0 FC1 S 1B	0-0 FC4-6 1-2f 2-3	0-3 K		5	1	0	0	0	1	6												
Jerry Terrell, R (1, 6) OBP: 0.282, SLG: 0.329		0-0 E5 1B 1B	0-0 1B S 1B		0-0 P4 2-3	0-0 F8		0-0 1B 3B	5	2	3	0	0	0	3		AB 44										
Craig Kusick, R (1, 3) OBP: 0.344, SLG: 0.385		0-0 F7	0-0 1B		4-0 1B BB	0-0 P3		0-3 K	4	1	1	0	1	1	4		R 12										
Glenn Borgmann, R (1, 2) OBP: 0.306, SLG: 0.305		0-0 L6	0-3 K		0-0 1B 1B		0-3 K	0-0 6-3	5	0	1	1	0	2	4		H 16										
Inning Stats	R: 2 E: 0 K: 1 S: 8	H: 4 LOB: 1 BB: 0 P: 8	R: 3 E: 1 K: 0 S: 7	H: 4 LOB: 1 BB: 0 P: 7	R: 0 E: 0 K: 1 S: 7	H: 2 LOB: 2 BB: 0 P: 7	R: 0 E: 0 K: 0 S: 3	H: 0 LOB: 0 BB: 0 P: 3	R: 4 E: 1 K: 0 S: 6	H: 2 LOB: 2 BB: 3 P: 18	R: 0 E: 0 K: 0 S: 3	H: 0 LOB: 2 BB: 2 P: 11	R: 2 E: 1 K: 2 S: 10	H: 2 LOB: 2 BB: 1 P: 14	R: 1 E: 0 K: 2 S: 9	H: 2 LOB: 1 BB: 0 P: 9	R: 0 E: 0 K: 0 S: 3	H: 0 LOB: 0 BB: 0 P: 3	1B: 12 2B: 1 3B: 2 HR: 1	SF: 0 SAC: 0 DP: 1 HBP: 0	WP: 0 PB: 0 SB: 2 CS: 0	PA: 50					
PITCHER	IP	WLS	BF	H	R	ER	SO	BB	IBB	HBP	BLK	WP	HR	S	P	ERA	WHIP										
Mickey Lolich, L (1, 1) ERA: 3.67	1.2	L	12	8	5	5	1	0	0	0	0	0	1	14	14	27.00	4.800										
Bill Slayback, R (2, 1) ERA: 4.17	2.2		14	2	4	3	1	3	0	0	0	0	0	13	25	10.12	1.875										
Dave Lemanczyk, R (5, 1) ERA: 5.2	4.2		24	6	3	1	4	3	0	0	0	0	0	29	41	1.93	1.929										

Minnesota Twins @ Detroit Tigers
 Tiger Stadium, Detroit, MI
 Sat Jul 20 1974, 7:05 PM EDT
 Att. 23,593 - Unknown - 73 F

AB	44
R	12
H	16
RBI	10
BB	6
SO	6
LOB	26



1B	12	SF	0
2B	1	SAC	0
3B	2	DP	1
HR	1	HBP	0

Batter	1	2	3	4	5	6	7	8	9	AB	R	H	RBI	BB	SO	LOB
Mickey Stanley, R (1, 8) OBP: 0.263, SLG: 0.315	0-0 F8	0-3 K		0-0 F9		4-0 BB	0-0 FC6-4			4	0	0	0	1	1	5
Gary Sutherland, R (1, 4) OBP: 0.282, SLG: 0.322	0-0 F7		4-0 BB	0-0 FC6-4		0-0 F8		0-0 F7		4	0	0	0	1	0	3
Al Kaline, R (1, 10) OBP: 0.327, SLG: 0.340	0-0 L6-3		4-0 BB		0-0 L8	0-0 L6-3		0-0 L7		4	0	0	0	1	0	2
Jim Northrup, L (1, 9) OBP: 0.310, SLG: 0.364		0-0 G3	0-0 3-1		0-0 HR		0-0 F3	0-0 F7		5	1	1	0	0	0	2
Norm Cash, L (1, 3) OBP: 0.327, SLG: 0.417		0-0 HR	4-0 BB		0-0 P5		4-0 BB		0-0 F8	3	2	1	0	2	0	1
Jim Nettles, L (1, 7) OBP: 0.308, SLG: 0.727		0-0 HR	0-3 K		0-0 HR		4-0 BB	0-0 F7		4	3	2	4	1	1	3
Aurelio Rodriguez, R (1, 5) OBP: 0.252, SLG: 0.288		0-0 4-3	0-0 F8		0-3 K		0-0 BB		0-0	5	0	2	1	0	1	3
Ed Brinkman, R (1, 6) OBP: 0.266, SLG: 0.335		0-0 BB		0-0 F8		0-0 BB	0-0 FC6-4	0-0 F9		5	0	3	1	0	0	1
Gene Lamont, L (1, 2) OBP: 0.290, SLG: 0.259		4-0 BB		4-0 FC6-4		0-0 F7	0-0 F8			1	0	0	0	2	0	1
Gates Brown, L (7, PH) OBP: 0.300, SLG: 0.311										1	0	0	0	0	0	2
Jerry Moses, R (8, 2) OBP: 0.273, SLG: 0.314		1-2 BB								0	0	0	0	0	0	0

Inning Stats	R: 0	H: 0	E: 0	K: 0	S: 3	R: 2	H: 3	E: 0	K: 1	S: 8	R: 0	H: 0	E: 0	K: 1	S: 5	R: 0	H: 0	E: 0	K: 0	S: 3	R: 2	H: 2	E: 0	K: 1	S: 7	R: 0	H: 1	E: 0	K: 0	S: 4	R: 2	H: 2	E: 0	K: 0	S: 5	R: 0	H: 0	E: 0	K: 0	S: 3	R: 0	H: 1	E: 0	K: 0	S: 4	R: 0	H: 0	E: 0	K: 0	S: 3	R: 0	H: 1	E: 0	K: 0	S: 4	1B: 5	SF: 0	3B: 1	HR: 2	WP: 0	PA: 44
	LOB: 0	BB: 0	P: 3	LOB: 2	BB: 1	LOB: 3	BB: 3	LOB: 1	BB: 1	P: 17	LOB: 1	BB: 1	LOB: 0	BB: 0	P: 7	LOB: 2	BB: 1	LOB: 0	BB: 0	P: 7	LOB: 2	BB: 2	LOB: 2	BB: 2	P: 13	LOB: 0	BB: 1	LOB: 1	BB: 0	P: 4	LOB: 0	BB: 0	LOB: 1	BB: 0	P: 4	LOB: 0	BB: 0	LOB: 0	BB: 0	P: 3	LOB: 0	BB: 0	LOB: 0	BB: 0	P: 4	SAC: 0	DP: 0	HBP: 0	CS: 0												

PITCHER	IP	WLS	BF	H	R	ER	SO	BB	IBB	HBP	BLK	WP	HR	S	P	ERA	WHIP
Joe Decker, R (1, 1) ERA: 3.09	5.1	W	28	6	4	4	3	6	0	0	0	0	2	28	52	6.75	2.250
Bill Campbell, R (6, 1) ERA: 3.16	3.2	S	16	3	2	2	0	2	0	0	0	0	0	14	22	4.91	1.364

BOTTOM

Minnesota Twins @ Detroit Tigers
Tiger Stadium, Detroit, MI
Sat Jul 20 1974, 7:05 PM EDT
Att: 23,593 - Unknown - 73 F

livebaseballscorecards.com

AB	36
R	6
H	9
RBI	6
BB	8
SO	3
LOB	23



Batter	1	2	3	4	5	6	7	8	9	AB R H RBI BB SO LOB	TOP											
Steve Brye, R OBP: 0.339, SLG: 0.386 (1, 8) X	0-0 E5 FC6-4 1B	4-0 1B BB		0-0 F7 1B	0-0 5-3 1B		0-0 FC3-6 1B		0-0 WP 1B	5 0 2 0 1 0 1												
Rod Carew, L OBP: 0.440, SLG: 0.465 (1, 4) X	0-0 FC6-4 1B	0-0 1B		0-0 FC5-2 1B 2B	0-0 5-3 1B 1B		0-0 FC3-6 1B		4-0 BB BB	5 2 3 1 1 0 3												
Larry Hise, R OBP: 0.374, SLG: 0.520 (1, 7) S S S	0-3 K 1-2	0-0 4-3		4-0 FC5-2 1B IBB	0-0 5-3 1B		0-0 6-3		4-0 BB BB	4 1 1 0 2 1 4												
Harmon Killebrew, R OBP: 0.298, SLG: 0.332 (1, 10) X	0-0 BB 1B		0-3 K	0-0 FC5-2 1B HR	0-0 5-3 1B		0-0 F7		0-0 F9	6 1 1 1 0 1 9												
Bobby Darwin, R OBP: 0.331, SLG: 0.440 (1, 9) B B B	4-0 BB		0-3 K	0-0 HR 1B	0-3 K			0-3 K		4 1 1 2 1 3 2												
Eric Soderholm, R OBP: 0.355, SLG: 0.413 (1, 5) X	0-0 F9		0-3 K	0-0 HR		0-0 6-3		0-0 F8		5 1 1 3 0 1 2												
Jerry Terrell, R OBP: 0.280, SLG: 0.325 (1, 6) X		0-0 4-3		0-0 E 1B		0-0 4-3		0-3 K		5 1 1 0 0 1 0												
Craig Kusick, R OBP: 0.358, SLG: 0.395 (1, 3) B B B		4-0 BB 1B BB		0-0 E9 1B 2B		0-0 5-3			0-3 K	3 2 1 1 2 1 0												
Phil Roof, R OBP: 0.333, SLG: 0.302 (1, 2) O O S		0-3 K		0-0 FC5-2 1B			0-0 FC3-6 1B WP 1B		1-0 HBP	4 1 2 1 0 2 3												
Inning Stats	R: 1 E: 1 K: 1 S: 7	H: 1 LOB: 2 BB: 1 P: 11	R: 1 E: 0 K: 1 S: 6	H: 1 LOB: 2 BB: 2 P: 14	R: 0 E: 0 K: 3 S: 9	H: 0 LOB: 0 BB: 0 P: 9	R: 7 E: 2 K: 1 S: 12	H: 6 LOB: 2 BB: 2 P: 20	R: 0 E: 0 K: 1 S: 7	H: 2 LOB: 2 BB: 0 P: 7	R: 0 E: 0 K: 0 S: 3	H: 0 LOB: 0 BB: 0 P: 3	R: 1 E: 0 K: 0 S: 5	H: 2 LOB: 1 BB: 0 P: 5	R: 0 E: 0 K: 2 S: 7	H: 0 LOB: 0 BB: 0 P: 7	R: 0 E: 0 K: 1 S: 5	H: 1 LOB: 3 BB: 2 P: 14	1B: 10 2B: 2 3B: 0 HR: 1	SF: 0 SAC: 0 DP: 0 HBP: 1	WP: 2 PB: 0 SB: 2 CS: 0	PA: 49
PITCHER	IP WLS BF H R ER SO BB IBB HBP BLK WP HR S P ERA WHIP																					
Luke Walker, L ERA: 4.6 (1, 1)	3.1 L 20 6 6 5 5 3 0 0 0 0 0 0 27 39 13.50 2.700																					
Lerrin LaGrow, R ERA: 4.16 (4, 1)	0.2 7 2 3 3 1 1 1 0 0 0 1 7 15 40.50 4.500																					
Jim Ray, R ERA: 4.25 (5, 1)	3.0 13 4 1 1 1 0 0 0 0 1 0 15 15 3.00 1.333																					
John Hiller, L ERA: 2.66 (8, 1)	2.0 9 1 0 0 3 2 0 1 0 1 0 12 21 0.00 1.500																					

Minnesota Twins @ Detroit Tigers
Tiger Stadium, Detroit, MI
Sun Jul 21 1974, 3:33 AM EDT
Att. 17,269 - Sunny - 74 F

livebaseballscorecards.com

AB 41
R 10
H 13
RBI 9
BB 7
SO 10
LOB 24



Batter	1	2	3	4	5	6	7	8	9	AB	R	H	RBI	BB	SO	LOB	BOTTOM					
Mickey Stanley, R OBP: 0.267, SLG: 0.316 (1, 8)	0-0 E 1B		0-0 1B SF8 1B	0-0 FC6-4 1-2f		4-0 BB		0-3 K		4	1	2	0	1	1	1	Minnesota Twins @ Detroit Tigers Tiger Stadium, Detroit, MI Sun Jul 21 1974, 3:33 AM EDT Att. 17,269 - Sunny - 74 F					
Gary Sutherland, R OBP: 0.281, SLG: 0.320 (1, 4)	0-0 E6 1-2		0-0 1-3 1B		0-0 5-3	0-0 F9		0-0 1-3		5	0	1	0	0	0	2						
Ben Oglivie, L OBP: 0.396, SLG: 0.418 Al Kaline, R OBP: 0.325, SLG: 0.337 (1, 10) (6, PH)	0-0 F9		0-0 SF8		0-0 E FC4 2B 1B	0-0 L4		0-0 L9		2	1	1	1	0	0	2						
Jim Northrup, L OBP: 0.306, SLG: 0.358 (1, 9)	0-3 K		0-3 K		0-0 FC4 BB 2B		0-0 1-3		0-0 4-3	5	1	0	0	0	2	4						
Jim Nettles, L OBP: 0.313, SLG: 0.615 Marvin Lane, R OBP: 0.354, SLG: 0.359 (1, 7) (7, PH) (8, 7)	0-3 K			0-0 F7	4-0 2B BB	1-2 2B BB	0-0 1B 1B		0-0 5-3	2	1	0	0	1	1	2						
Bill Freehan, R OBP: 0.367, SLG: 0.447 (1, 3)		0-0 F3		0-0 HR	0-3 K		0-0 P4		0-0 1B	5	1	2	1	0	1	4						
Aurelio Rodriguez, R OBP: 0.257, SLG: 0.302 (1, 5)		0-0 L5		0-0 6-3 3B	0-0 1-1 2-H 3-H 2B		0-0 1B 1B		0-0 5-3	5	1	3	3	0	0	1						
Ed Brinkman, R OBP: 0.266, SLG: 0.334 (1, 6)		0-0 F8		0-0 6-3	0-0 F2		0-0 1-3 2-H 1B			4	0	1	2	0	0	1						
Jerry Moses, R OBP: 0.273, SLG: 0.313 (1, 2)			0-3 K	0-0 FC6-4 1B		0-3 K	0-3 K			4	0	1	0	0	3	2						
Inning Stats	R: 0 E: 1 K: 2 S: 9	H: 1 LOB: 2 BB: 0 P: 9	R: 0 E: 0 K: 0 S: 3	H: 0 LOB: 0 BB: 0 P: 3	R: 1 E: 0 K: 2 S: 9	H: 2 LOB: 1 BB: 0 P: 9	R: 2 E: 0 K: 0 S: 6	H: 3 LOB: 1 BB: 0 P: 6	R: 3 E: 1 K: 1 S: 8	H: 2 LOB: 1 BB: 1 P: 12	R: 0 E: 0 K: 1 S: 5	H: 0 LOB: 1 BB: 1 P: 9	R: 1 E: 0 K: 1 S: 8	H: 3 LOB: 2 BB: 0 P: 8	R: 0 E: 0 K: 1 S: 5	H: 0 LOB: 0 BB: 0 P: 5	R: 0 E: 0 K: 0 S: 4	H: 1 LOB: 1 BB: 0 P: 4	1B: 9 2B: 1 3B: 1 HR: 1	SF: 1 SAC: 0 DP: 0 HBP: 0	WP: 0 PB: 0 SB: 0 CS: 0	PA: 43
PITCHER Bert Blyleven, R ERA: 3.1 Tom Burgmeier, L ERA: 4.68	IP 5.0 WLS W (1, 1)	BF 26 (6, 1)	H 8	R 6	ER 3	SO 5	BB 1	IBB 0	HBP 0	BLK 0	WP 0	HR 1	S 35	P 39	ERA 2.25	WHIP 1.250						

AB	40
R	7
H	12
RBI	7
BB	2
SO	8
LOB	20



livebaseballscores.com

Batter	1	2	3	4	5	6	7	8	9	AB R H RBI BB SO LOB	TOP											
Tommy Harper, R (1, 7) OBP: 0.306, SLG: 0.333	0-0 4-3	0-0 5-3		0-0 BB 1B 1-2 BB 1B	0-0 F8			0-0 HR		5 2 2 1 0 0 0	Boston Red Sox @ Detroit Tigers Tiger Stadium, Detroit, MI Thu Jul 25 1974, 7:05 PM EDT Att. 17,005 - Unknown											
Rick Burleson, R (1, 6) OBP: 0.353, SLG: 0.430	0-0 1B PB 1B 1B	0-0 5-3		0-0 BB BB 1-2 2-3 1B 1B	0-0 6-3			0-0 4-3		5 2 2 0 0 0 0												
Rico Petrocelli, R (1, 5) OBP: 0.385, SLG: 0.511	0-0 F9	0-0 HR		4-0 1B BB 1-2 2-3 3-H SF8 BB		0-3 K		0-0 F2		4 2 1 2 1 1 1												
Carl Yastrzemski, L (1, 3) OBP: 0.437, SLG: 0.516 Cecil Cooper, L (6, PR) OBP: 0.314, SLG: 0.396	0-0 1B 1B 1-3 1B 1B	0-0 HR		4-0 SF8 1B 1-2 2-3 3-H 5-3 BB		0-0 5-6-3 1B		0-0 P8		3 3 3 2 1 0 0 1 0 0 0 0 0 0												
Danny Cater, R (1, 10) OBP: 0.352, SLG: 0.488	0-0 1B 1B 1-3 1B 1B	0-0 F9		0-0 5-3 1-2 2-3 3-H 1B		0-0 5-6-3		0-0 1B 1B		5 1 3 2 0 0 1												
Bob Montgomery, R (1, 2) OBP: 0.283, SLG: 0.348	0-0 1B 1B 2-H 3-H		0-0 G6-4-3 1B	0-0 SF8 2-3 3-H		0-0 6-3		0-0 F7		4 1 2 3 0 0 3												
Dwight Evans, R (1, 9) OBP: 0.332, SLG: 0.418	0-0 1B 1B 1-2		0-0 G6-4-3 1-2	0-0 5-3 1-2 3-H		0-0 F8		0-0 F7		5 0 1 1 0 0 3												
Doug Griffin, R (1, 4) OBP: 0.340, SLG: 0.366	0-0 1B 1-3 2-H		0-0 P4	0-0 6-3		0-0 1-3		0-0 1B		5 0 2 1 0 0 1												
Rick Miller, L (1, 8) OBP: 0.371, SLG: 0.368	0-3 K			0-0 1B 1B BB 1B	0-3 K		0-0 F7		0-0 6-3	5 1 1 0 0 2 4												
Inning Stats	R: 4 E: 0 K: 1 S: 11	H: 6 LOB: 2 BB: 0 P: 11	R: 2 E: 0 K: 0 S: 5	H: 2 LOB: 0 BB: 0 P: 5	R: 0 E: 0 K: 0 S: 3	H: 1 LOB: 0 BB: 0 P: 3	R: 5 E: 0 K: 0 S: 7	H: 4 LOB: 1 BB: 2 P: 15	R: 0 E: 0 K: 1 S: 5	H: 0 LOB: 0 BB: 0 P: 5	R: 0 E: 0 K: 1 S: 6	H: 1 LOB: 2 BB: 0 P: 6	R: 0 E: 0 K: 0 S: 3	H: 0 LOB: 0 BB: 0 P: 3	R: 1 E: 0 K: 0 S: 4	H: 1 LOB: 0 BB: 0 P: 4	R: 0 E: 0 K: 0 S: 5	H: 2 LOB: 2 BB: 0 P: 5	1B: 14 2B: 0 3B: 0 HR: 3	SF: 1 SAC: 0 DP: 1 HBP: 0	WP: 0 PB: 1 SB: 0 CS: 0	PA: 45
PITCHER	IP WLS BF H R ER SO BB IBB HBP BLK WP HR S P ERA WHIP																					
Mickey Lolich, L (1, 1) ERA: 3.97	3.0 L 19 11 8 8 1 0 0 0 0 0 0 2 21 21 24.00 3.667																					
Bill Slayback, R (4, 1) ERA: 4.83	0.0 4 2 1 1 0 2 0 0 0 0 0 0 2 10 ∞ ∞																					
Dave Lemanczyk, R (4, 1) ERA: 4.54	6.0 22 4 3 3 2 0 0 0 0 0 0 1 26 26 4.50 0.667																					

livebaseballscorecards.com

AB	42
R	12
H	17
RBI	12
BB	2
SO	3
LOB	13



BOTTOM

Boston Red Sox @ Detroit Tigers
 Tiger Stadium, Detroit, MI
 Thu Jul 25 1974, 7:05 PM EDT
 Att. 17,005 - Unknown

livebaseballscorecards.com

AB	36
R	4
H	10
RBI	4
BB	4
SO	3
LOB	18




WP: 1	PA: 40
PB: 0	
SB: 0	
CS: 0	

Batter	1	2	3	4	5	6	7	8	9	AB	R	H	RBI	BB	SO	LOB
Mickey Stanley, R (1, 8) OBP: 0.266, SLG: 0.313	0-0 F9 ①		4-0 BB ①		0-0 F7 ②		0-0 F9 ①		0-0 P9 ①	4	0	0	0	1	0	3
Gary Sutherland, R (1, 4) OBP: 0.280, SLG: 0.319	0-0 L5 ②		0-0 F5 ③		0-0 1B ①-2 2-H		0-0 5-3 ②		0-0 L4 ②	5	0	1	1	0	0	2
Al Kaline, R (1, 10) OBP: 0.329, SLG: 0.351	0-0 L5 ③			0-0 HR ①	0-0 L7 ③		0-0 1B ①		0-0 2-3 1B ③	5	1	3	1	0	0	2
Bill Freehan, R (1, 3) OBP: 0.364, SLG: 0.446		0-0 P9 ①		0-0 F8 ①		0-0 1B 2B ①		0-0 F9 ③	0-0 F8 ③	5	0	1	0	0	0	3
Jim Northrup, L (1, 9) OBP: 0.305, SLG: 0.355		4-0 BB ①		0-0 F7 ②		0-0 F9 ①		0-3 K ①		3	0	0	0	1	1	1
Marvin Lane, R (1, 7) OBP: 0.346, SLG: 0.349		0-3 K ②		0-0 F3 ③		2-3 1B ①		0-0 F7 ②		4	0	1	0	0	1	1
Aurelio Rodriguez, R (1, 5) OBP: 0.254, SLG: 0.298		0-0 L6 ③			0-3 K ①	0-0 L7 ②		0-0 F8 ③		4	0	0	0	0	1	3
Ed Brinkman, R (1, 6) OBP: 0.272, SLG: 0.341			4-0 G6-4-3 BB ①		0-0 1B WP ①	0-0 F8 ③			0-0 2B ①	3	2	2	0	1	0	2
Jerry Moses, R (1, 2) OBP: 0.283, SLG: 0.343			0-0 G6-4-3 ① ②		4-0 1B BB ①-2		0-0 HR ①		0-0 1B 2B ① ②	3	1	2	2	1	0	1

Inning Stats	R: 0	H: 0	E: 0	K: 0	S: 3	LOB: 0	BB: 0	P: 3	R: 0	H: 0	E: 0	K: 1	S: 5	LOB: 1	BB: 1	P: 9	R: 0	H: 0	E: 0	K: 0	S: 2	LOB: 1	BB: 2	P: 10	R: 1	H: 1	E: 0	K: 0	S: 4	LOB: 0	BB: 0	P: 4	R: 1	H: 2	E: 0	K: 1	S: 7	LOB: 2	BB: 1	P: 11	R: 0	H: 2	E: 0	K: 0	S: 5	LOB: 2	BB: 0	P: 5	R: 1	H: 2	E: 0	K: 0	S: 5	LOB: 1	BB: 0	P: 5	R: 0	H: 0	E: 0	K: 1	S: 5	LOB: 0	BB: 0	P: 5	R: 1	H: 3	E: 0	K: 0	S: 6	LOB: 2	BB: 0	P: 6	1B: 5	SF: 0	2B: 3	SAC: 0	3B: 0	DP: 1	HR: 2	HBP: 0	WP: 1	PA: 40
--------------	------	------	------	------	------	--------	-------	------	------	------	------	------	------	--------	-------	------	------	------	------	------	------	--------	-------	-------	------	------	------	------	------	--------	-------	------	------	------	------	------	------	--------	-------	-------	------	------	------	------	------	--------	-------	------	------	------	------	------	------	--------	-------	------	------	------	------	------	------	--------	-------	------	------	------	------	------	------	--------	-------	------	-------	-------	-------	--------	-------	-------	-------	--------	-------	--------

PITCHER	IP	WLS	BF	H	R	ER	SO	BB	IBB	HBP	BLK	WP	HR	S	P	ERA	WHIP
Roger Moret, L (1, 1) ERA: 3.5	6.0	W	26	5	2	2	2	4	0	0	0	1	1	26	42	3.00	1.500
Dick Drago, R (7, 1) ERA: 3.8	3.0	S	14	5	2	2	1	0	0	0	0	0	1	16	16	6.00	1.667

Batter	1	2	3	4	5	6	7	8	9	10	11	AB R H RBI BB SO LOB	TOP														
Tommy Harper, R (1.7) OBP: 0.304, SLG: 0.328	0-0 5-3		0-3 K			0-3 K		0-0 F8			4-0 6-3 SH3-4 BB	4 0 0 0 1 2 2	<p>Boston Red Sox @ Detroit Tigers Tiger Stadium, Detroit, MI Fri Jul 26 1974, 7:05 PM EDT Att. 26,922 - Unknown</p> <p>livebaseballscorecards.com</p> <table border="1"> <tr><td>AB</td><td>35</td></tr> <tr><td>R</td><td>0</td></tr> <tr><td>H</td><td>4</td></tr> <tr><td>RBI</td><td>0</td></tr> <tr><td>BB</td><td>4</td></tr> <tr><td>SO</td><td>7</td></tr> <tr><td>LOB</td><td>14</td></tr> </table> 	AB	35	R	0	H	4	RBI	0	BB	4	SO	7	LOB	14
AB	35																										
R	0																										
H	4																										
RBI	0																										
BB	4																										
SO	7																										
LOB	14																										
Rick Miller, L (1.8) OBP: 0.368, SLG: 0.362	0-0 F7			4-0 5-3 BB		0-0 F8		0-0 4-3			0-0 SH3-4	3 0 0 0 1 0 1															
Danny Cater, R (1.3) OBP: 0.344, SLG: 0.471	0-0 F7			0-0 5-3			0-0 L7				0-0 6-3	5 0 1 0 0 0 2															
Rico Petrocelli, R (1.5) OBP: 0.382, SLG: 0.504		0-0 5-3		0-0 F8			4-0 BB 1B				0-0 P8	4 0 0 0 1 1 3															
Bernie Carbo, L (1.9) OBP: 0.365, SLG: 0.426		0-3 K		0-3 K			4-0 1B BB				0-0 3-1	3 0 0 0 1 2 2															
Dick McAuliffe, L (1.10) OBP: 0.314, SLG: 0.322		0-3 K			0-0 4-3		0-0 P6				0-0 3-1	4 0 0 0 0 1 3															
Rick Burleson, R (1.6) OBP: 0.351, SLG: 0.426			0-0 F8		0-0 5-3		0-0 1B				0-0 5-3	4 0 1 0 0 0 0															
Doug Griffin, R (1.4) OBP: 0.338, SLG: 0.362			0-0 1B		0-0 P4			0-0 5-3			0-0 6-3	4 0 1 0 0 0 0															
Tim Blackwell, S (1.2) OBP: 0.286, SLG: 0.283			0-0 L8		0-3 K			0-0 1B			0-0 F7	4 0 1 0 0 1 1															
Inning Stats	R: 0 H: 0 E: 0 LOB: 0 K: 0 BB: 0 S: 3 P: 3	R: 0 H: 0 E: 0 LOB: 0 K: 2 BB: 0 S: 7 P: 7	R: 0 H: 1 E: 0 LOB: 1 K: 1 BB: 0 S: 6 P: 6	R: 0 H: 0 E: 0 LOB: 1 K: 1 BB: 1 S: 5 P: 9	R: 0 H: 0 E: 0 LOB: 0 K: 0 BB: 0 S: 3 P: 3	R: 0 H: 0 E: 0 LOB: 0 K: 2 BB: 0 S: 7 P: 7	R: 0 H: 1 E: 0 LOB: 2 K: 0 BB: 2 S: 3 P: 11	R: 0 H: 1 E: 0 LOB: 1 K: 0 BB: 0 S: 4 P: 4	R: 0 H: 1 E: 0 LOB: 1 K: 0 BB: 0 S: 4 P: 4	R: 0 H: 0 E: 0 LOB: 0 K: 0 BB: 0 S: 3 P: 3	R: 0 H: 0 E: 0 LOB: 1 K: 1 BB: 1 S: 5 P: 9	1B: 4 SF: 0 2B: 0 SAC: 1 3B: 0 DP: 0 HR: 0 HBP: 0	WP: 0 PA: 40 PB: 0 SB: 1 CS: 0														
PITCHER Joe Coleman, R (1.1) ERA: 4.26	IP WLS BF H R ER SO BB IBB HBP BLK WP HR S P ERA WHIP																										

Batter	1	2	3	4	5	6	7	8	9	10	11	AB R H RBI BB SO LOB
Mickey Stanley, R (1, 8) OBP: 0.265, SLG: 0.310	0-0 1-3 (1)		0-0 F8 (3)			0-3 K (2)			4-0 BB SH2-3 BB	0-0 G6-4-3 (2) (3)		4 0 0 0 1 1 2
Gary Sutherland, R (1, 4) OBP: 0.279, SLG: 0.316	0-0 F7 (2)			4-0 G4-6-3 BB BB		0-0 4-3 (3)			0-0 SH2-3 (1)		0-0 E5 SH1-4 1B	3 1 0 0 1 0 0
Al Kaline, R (1, 10) OBP: 0.331, SLG: 0.348	0-0 L7 (3)			4-0 G4-6-3 BB 1-2			0-0 L7 (1)		4-0 BB IBB		0-0 SH1-4 (1)	2 0 0 0 2 0 0
Jim Northrup, L (1, 9) OBP: 0.304, SLG: 0.352		0-0 F8 (1)		0-0 G4-6-3 (1) (2)		0-3 K (2)			0-0 F7 (2)		0-0 1B 2-H	5 0 1 1 0 1 4
Jim Nettles, L (1, 7) OBP: 0.400, SLG: 0.667		4-0 4-3 BB		0-0 G3 (3)		0-0 2B			4-0 BB 1-2 2-3			2 0 1 0 2 0 1
Bill Freehan, R (1, 3) OBP: 0.360, SLG: 0.441		0-0 4-3 (2)			0-0 F8 (1)				0-0 F7 (3)			3 0 0 0 0 0 2
Gates Brown, L (9, PH) OBP: 0.296, SLG: 0.306		1-2			0-0 F9 (3)							1 0 0 0 0 0 3
Norm Cash, L (10, 3) OBP: 0.327, SLG: 0.417												0 0 0 0 0 0 0
Aurelio Rodriguez, R (1, 5) OBP: 0.254, SLG: 0.298		0-3 K (3)			0-3 K (2)			0-0 4-3 (1)			0-0 SH1-4 1B	4 0 1 0 0 2 1
Ed Brinkman, R (1, 6) OBP: 0.270, SLG: 0.338			0-0 F8 (1)		0-3 K (3)			0-0 L6 (2)			0-0 SH1-4 (1)	3 0 0 0 0 1 0
Jerry Moses, R (1, 2) OBP: 0.279, SLG: 0.337			0-0 F8 (2)			0-0 F9 (1)		0-0 1-3 (3)			4-0 G6-4-3 IBB	3 0 0 0 0 0 0
Ben Oglivie, L (10, PH) OBP: 0.402, SLG: 0.418												0 0 0 0 1 0 0
Gene Lamont, L (11, 2) OBP: 0.290, SLG: 0.259												0 0 0 0 0 0 0

Inning Stats	R: 0	H: 0	R: 0	H: 0	R: 0	H: 0	R: 0	H: 0	R: 0	H: 0	R: 0	H: 0	R: 0	H: 0	R: 0	H: 1	R: 0	H: 0	R: 0	H: 0	R: 0	H: 1	R: 1	H: 1	1B: 2	SF: 0	WP: 0	PA: 40							
	E: 0	LOB: 0	E: 0	LOB: 1	E: 0	LOB: 0	E: 0	LOB: 1	E: 0	LOB: 0	E: 0	LOB: 0	E: 0	LOB: 1	E: 0	LOB: 1	E: 0	LOB: 0	E: 0	LOB: 3	E: 0	LOB: 1	E: 1	LOB: 1	2B: 1	SAC: 3	PB: 0								
	K: 0	BB: 0	K: 1	BB: 1	K: 0	BB: 0	K: 0	BB: 2	K: 2	BB: 0	K: 1	BB: 0	K: 0	BB: 0	K: 1	BB: 0	K: 0	BB: 3	K: 0	BB: 3	K: 0	BB: 1	K: 0	BB: 0	3B: 0	DP: 2	SB: 0								
	S: 3	P: 3	S: 5	P: 9	S: 3	P: 3	S: 2	P: 10	S: 7	P: 7	S: 5	P: 5	S: 6	P: 6	S: 3	P: 3	S: 3	P: 15	S: 3	P: 7	S: 3	P: 3	S: 3	P: 3	HR: 0	HBP: 0	CS: 0								
PITCHER Reggie Cleveland, R (1, 1) ERA: 4.75	IP: 10.1	WLS: L	BF: 40	H: 3	R: 1	ER: 0	SO: 5	BB: 5	IBB: 2	HBP: 0	BLK: 0	WP: 0	HR: 0	S: 43	P: 71	ERA: 0.00	WHIP: 0.774																		

BOTTOM

Boston Red Sox @ Detroit Tigers
Tiger Stadium, Detroit, MI
Fri Jul 26 1974: 7:05 PM EDT
Att. 26,922 - Unknown

livebaseballscorecards.com

AB	30
R	1
H	3
RBI	1
BB	7
SO	5
LOB	13



Batter	1	2	3	4	5	6	7	8	9	AB R H RBI BB SO LOB	TOP
John Knox, L (1, 4) OBP: 0.344, SLG: 0.345	4-0 CS BB		0-0 F8			0-0 1B 3B	0-0 P6			3 1 1 0 1 0 0	Detroit Tigers @ Cleveland Indians Cleveland Municipal Stadium, Cleveland, OH Sat Jul 27 1974, 3:33 AM EDT Att. 12,075 - Unknown - 88 F
Ben Oglivie, L (1, 7) OBP: 0.396, SLG: 0.411	0-3 K 1-2		0-3 K			0-0 FC5-4 1B	0-0 P6			4 0 1 1 0 2 1	
Jim Nettles, L (1, 8) OBP: 0.375, SLG: 0.579	0-0 BB 1B				0-0 F8	0-0 FC5-4 1B	0-0 K			4 1 1 0 0 1 1	
Jim Northrup, L (1, 9) OBP: 0.303, SLG: 0.349	4-0 BB 1-2				0-0 4-3	0-0 L4	0-0 1-3			3 0 0 0 1 0 1	
Norm Cash, L (1, 3) OBP: 0.325, SLG: 0.408	0-3 K				0-0 P4	4-0 1B 1-2 BB			0-0 4-3	3 0 0 0 1 1 2	
Gates Brown, L (1, 10) OBP: 0.293, SLG: 0.303		0-0 P6			0-0 F9	0-0 1B			0-0 6-3	4 0 1 1 0 0 0	
Aurelio Rodriguez, R (1, 5) OBP: 0.251, SLG: 0.294		0-0 P3			0-0 P4	0-0 F3			0-0 P4	4 0 0 0 0 0 2	
Ed Brinkman, R (1, 6) OBP: 0.270, SLG: 0.341		0-0 6-3			0-0 2B				0-0 5-3	3 0 1 0 0 0 0	
Gene Lamont, L (1, 2) OBP: 0.273, SLG: 0.241			0-0 4-3		0-0 F8		0-0 4-3			2 0 0 0 0 0 1	
Jerry Moses, R (7, PH) OBP: 0.277, SLG: 0.335										1 0 0 0 0 0 0	
Inning Stats	R: 0 E: 0 K: 2 S: 7 H: 1 LOB: 2 BB: 2 P: 15	R: 0 E: 0 K: 0 S: 3 H: 0 LOB: 0 BB: 0 P: 3	R: 0 E: 0 K: 1 S: 5 H: 0 LOB: 0 BB: 0 P: 5	R: 0 E: 0 K: 0 S: 3 H: 0 LOB: 0 BB: 0 P: 3	R: 0 E: 0 K: 0 S: 4 H: 1 LOB: 1 BB: 0 P: 4	R: 2 E: 0 K: 0 S: 6 H: 3 LOB: 2 BB: 1 P: 10	R: 0 E: 0 K: 0 S: 3 H: 0 LOB: 0 BB: 0 P: 3	R: 0 E: 0 K: 1 S: 5 H: 0 LOB: 0 BB: 0 P: 5	R: 0 E: 0 K: 0 S: 3 H: 0 LOB: 0 BB: 0 P: 3	1B: 3 2B: 1 3B: 1 HR: 0 SF: 0 SAC: 0 DP: 0 HBP: 0	WP: 0 PB: 0 SB: 0 CS: 1 PA: 34
PITCHER	IP WLS BF H R ER SO BB IBB HBP BLK WP HR S P ERA WHIP										
Jim Perry, R (1, 1) ERA: 2.92	5.2 W 24 5 2 2 3 3 0 0 0 0 0 0 27 39 3.18 1.412										
Tom Buskey, R (6, 1) ERA: 3.59	3.1 S 10 0 0 0 1 0 0 0 0 0 0 0 12 12 0.00 0.000										

livebaseballscorecards.com

AB	31
R	2
H	5
RBI	2
BB	3
SO	4
LOB	8



Batter	1	2	3	4	5	6	7	8	9
John Lowenstein, L (1, 7) OBP: 0.326, SLG: 0.328 Rusty Torres, S (9, 7) OBP: 0.264, SLG: 0.204	0-0 ① 2-3		0-0 ① 1B 1-2 3-H		0-0 ③ F8			0-0 ② P4	
Jack Brohamer, L (1, 4) OBP: 0.343, SLG: 0.344	0-0 ② P5		0-0 ① 1B 1-3 2-H		0-0 ① F8			0-0 ③ 4-3	
George Hendrick, R (1, 8) OBP: 0.356, SLG: 0.497	0-3 ③ K		0-0 ① 1B 1-2 3-H G6-4-3		0-0 ② F2				
Charlie Spikes, R (1, 9) OBP: 0.328, SLG: 0.440		0-3 ① K	0-0 ② G6-4-3 1-2f		0-3 ③ K				
John Ellis, R (1, 2) OBP: 0.334, SLG: 0.443		0-3 ② K		0-0 ① L4			0-0 ① 5-3		
Tom McCraw, L (1, 3) OBP: 0.345, SLG: 0.422		0-0 ③ 4-3		0-0 ② 4-3			0-0 ① 1B		
Oscar Gamble, L (1, 10) OBP: 0.329, SLG: 0.413			0-0 ① 4-3	0-3 ③ K			0-0 ② F7		
Buddy Bell, R (1, 5) OBP: 0.314, SLG: 0.363			0-0 ① 1B WP 1B		0-3 ① K		0-0 ③ F9		
Frank Duffy, R (1, 6) OBP: 0.266, SLG: 0.327			0-0 ① 1B 1-3 1B		0-0 ② 5-3			0-0 ① 6-3	

Inning Stats	R: 0	H: 0	E: 0	K: 1	S: 5	R: 0	H: 0	E: 0	K: 2	S: 7	R: 3	H: 5	E: 0	K: 0	S: 7	R: 0	H: 0	E: 0	K: 1	S: 5	R: 0	H: 0	E: 0	K: 1	S: 5	R: 0	H: 1	E: 0	K: 0	S: 3	R: 0	H: 0	E: 0	K: 0	S: 3
	LOB: 0	BB: 0	LOB: 0	BB: 0	P: 5	LOB: 0	BB: 0	LOB: 0	BB: 0	P: 7	LOB: 1	BB: 0	LOB: 0	BB: 0	P: 7	LOB: 0	BB: 0	LOB: 0	BB: 0	P: 5	LOB: 0	BB: 0	LOB: 1	BB: 0	P: 4	LOB: 0	BB: 0	P: 3	LOB: 0	BB: 0	LOB: 0	BB: 0	P: 3		

PITCHER	IP	WLS	BF	H	R	ER	SO	BB	IBB	HBP	BLK	WP	HR	S	P	ERA	WHIP	PITCHER	IP	WLS	BF	H	R	ER	SO	BB	IBB	HBP	BLK	WP	HR	S	P	ERA	WHIP	
Lerrin LaGrow, R (1, 1) ERA: 4.12	8.0	L	29	6	3	3	6	0	0	0	0	1	0	41	41	3.38	0.750																			

BOTTOM

AB	R	H	RBI	BB	SO	LOB
4	1	1	1	0	0	0
0	0	0	0	0	0	0
4	0	1	1	0	0	0
3	0	1	1	0	1	0
3	0	0	0	0	2	2
3	0	0	0	0	1	0
3	0	1	0	0	0	0
3	0	0	0	0	1	1
3	1	1	0	0	1	1
3	1	1	0	0	0	0

AB	29
R	3
H	6
RBI	3
BB	0
SO	6
LOB	4



WP	PA
1	29
PB: 0	SB: 0
CS: 0	

Detroit Tigers @ Cleveland Indians
Cleveland Municipal Stadium, Cleveland, OH
 Sat Jul 27 1974, 3:33 AM EDT
 Att: 12,075 - Unknown - 88 F

livebaseballscorecards.com

Batter	1	2	3	4	5	6	7	8	9	AB R H RBI BB SO LOB	TOP							
Mickey Stanley, R OBP: 0.267, SLG: 0.319 (1, 8) (9, 4)	0-0 E SF8 1B		0-0 P4		0-3 K		0-0 6-3		0-0 HR	5 2 2 3 0 1 1								
Gary Sutherland, R OBP: 0.284, SLG: 0.318 (1, 4) (9, 6)	4-0 SF8 BB 1-3 BB		0-0 1-3		0-0 F7			0-0 F7 1B	0-0 1B FC4-6 1B	4 1 2 0 1 0 1								
Al Kaline, R OBP: 0.334, SLG: 0.350 (1, 10)	4-0 1-2 BB		0-0 1B		0-0 FC6-4 1-2f			0-0 L8 1B	0-0 FC4-6 1B	4 0 2 0 1 0 2								
Jim Northrup, L OBP: 0.299, SLG: 0.345 (1, 9)	0-0 SF8 2-3 3-H		0-0 F9		0-0 L3			0-0 F7 1-2	0-0 FC4-6 1B BB	4 1 0 2 0 0 3								
Jim Nettles, L OBP: 0.333, SLG: 0.500 (1, 7) Marvin Lane, R OBP: 0.370, SLG: 0.364 (8, PH) (8, 7)	0-0 P6		0-3 K		0-0 F7			0-0 1B BB	4-0 1B BB	3 0 0 0 0 1 2 1 0 1 0 1 0 0								
Bill Freehan, R OBP: 0.364, SLG: 0.444 (1, 3)	0-0 F8		0-0 1B 1B		0-0 FC4-6 1B			0-0 P6	0-0 1-2 2-H	5 0 3 1 0 0 4								
Aurelio Rodriguez, R OBP: 0.252, SLG: 0.295 (1, 5) Ben Oglivie, L OBP: 0.389, SLG: 0.402 (9, PH) Dick Sharon, R OBP: 0.283, SLG: 0.244 (9, 8)		0-3 K	0-0 L4-3 1B		0-0 FC4-6 1-2f				F5 P6	3 0 1 0 0 1 1 2 0 0 0 0 0 2 0 0 0 0 0 0 0								
Ed Brinkman, R OBP: 0.268, SLG: 0.337 (1, 6) Gates Brown, L OBP: 0.303, SLG: 0.313 (9, PH) Gene Lamont, L OBP: 0.273, SLG: 0.241 (9, 2)		0-3 K	0-0 L4-3 1-2		0-3 K				0-0 1B HR 1B	3 0 0 0 0 2 2 1 1 1 0 0 0 0 0 0 0 0 0 0 0								
Jerry Moses, R OBP: 0.278, SLG: 0.335 (1, 2) Norm Cash, L OBP: 0.329, SLG: 0.412 (9, PH) John Knox, L OBP: 0.344, SLG: 0.345 (9, PR) (9, 5)		0-0 6-3	0-0 FC6-4 1B		0-0 F7				0-0 1-2 HR 1B	3 0 1 0 0 0 0 1 0 1 0 0 0 0 0 1 0 0 0 0 0								
Inning Stats	R: 1 H: 1 E: 1 LOB: 2 K: 0 BB: 2 S: 4 P: 12	R: 0 H: 0 E: 0 LOB: 0 K: 2 BB: 0 S: 7 P: 7	R: 0 H: 1 E: 0 LOB: 1 K: 1 BB: 0 S: 4 P: 4	R: 0 H: 2 E: 0 LOB: 1 K: 1 BB: 0 S: 6 P: 6	R: 0 H: 1 E: 0 LOB: 1 K: 1 BB: 0 S: 6 P: 6	R: 0 H: 1 E: 0 LOB: 1 K: 0 BB: 0 S: 4 P: 4	R: 0 H: 0 E: 0 LOB: 0 K: 1 BB: 0 S: 5 P: 5	R: 0 H: 2 E: 0 LOB: 2 K: 0 BB: 0 S: 5 P: 5	R: 5 H: 6 E: 0 LOB: 2 K: 0 BB: 1 S: 9 P: 13	1B: 13 SF: 1 2B: 1 SAC: 0 3B: 0 DP: 1 HR: 1 HBP: 0	WP: 0 PA: 43 PB: 0 SB: 0 CS: 0							
PITCHER	IP WLS BF H R ER SO BB IBB HBP BLK WP HR S P ERA WHIP																	
Steve Arlin, R ERA: 5.93 (1, 1)	7.1		30	7	1	1	5	2	0	0	0	0	0	0	38	46	1.23	1.227
Tom Hilgendorf, L ERA: 4.28 (8, 1)	0.1		2	1	0	0	0	0	0	0	0	0	0	2	2	0.00	3.000	
Fred Beene, R ERA: 5.37 (8, 1)	0.2	L	5	3	4	4	0	0	0	0	0	1	5	5	54.00	4.500		
Bruce Ellingsen, L ERA: 2.84 (9, 1)	0.2		6	3	1	1	0	1	0	0	0	0	5	9	13.50	6.000		

Detroit Tigers @ Cleveland Indians
Cleveland Municipal Stadium, Cleveland, OH

Sun Jul 28 1974, 3:33 AM EDT
Att. 24,809 - Unknown - 85 F

AB	39
R	6
H	14
RBI	6
BB	3
SO	5
LOB	18



livebaseballscorecards.com

Batter	1	2	3	4	5	6	7	8	9	AB	R	H	RBI	BB	SO	LOB
John Lowenstein, L (1, 7) OBP: 0.327, SLG: 0.332 Rusty Torres, S (9, PH) OBP: 0.259, SLG: 0.200	0-0 4-3 1B	0-0 F7			0-0 SH1-3 2B	0-0 4-3			0-0 F9	4	1	2	0	0	0	1
Frank Duffy, R (1, 6) OBP: 0.263, SLG: 0.323	0-0 4-3 1-2		0-0 5-3		0-0 SH1-3 2-3		0-0 6-3		0-0 F3	4	0	0	0	0	0	1
George Hendrick, R (1, 8) OBP: 0.355, SLG: 0.493	4-0 1B 1B WP BB		0-0 6-3		0-0 P6		0-0 6-3			3	1	0	0	1	0	1
Charlie Spikes, R (1, 9) OBP: 0.332, SLG: 0.440	0-0 WP 1B 1-2 2-H 1B		1-0 HBP		4-0 BB BB BB		0-0 3-1			2	0	1	1	1	0	0
John Ellis, R (1, 3) OBP: 0.333, SLG: 0.441	0-0 WP 1-2 2-3 1B		0-0 5-3		0-0 3-1			0-0 6-3		4	0	1	0	0	0	3
Buddy Bell, R (1, 5) OBP: 0.313, SLG: 0.359	0-0 P6 1-2 2-3 3-H		0-0 5-3		0-0 6-3			4-0 BB BB BB		3	0	0	0	1	0	2
Joe Lis, R (1, 10) OBP: 0.294, SLG: 0.278 Leron Lee, L (4, PH) OBP: 0.315, SLG: 0.404	0-0 P4		0-0 P5		0-0 E9 1B 2B			0-0 F7		1	0	0	0	0	0	2
Dave Duncan, R (1, 2) OBP: 0.252, SLG: 0.361		0-3 K		0-0 1B		0-0 5-3		0-3 K		3	1	1	0	0	0	1
Jack Brohamer, L (1, 4) OBP: 0.343, SLG: 0.344 Luis Alvarado, R (9, PH) OBP: 0.202, SLG: 0.174		0-3 K		0-0 4-3		0-0 1B 3-H		0-3 K		1	0	0	0	0	1	0

Inning Stats	R: 2	H: 3	E: 0	LOB: 2	K: 0	BB: 1	S: 6	R: 0	H: 0	E: 0	LOB: 0	K: 2	BB: 0	S: 7	R: 0	H: 0	E: 0	LOB: 1	K: 0	BB: 0	S: 3	R: 0	H: 1	E: 0	LOB: 1	K: 0	BB: 0	S: 4	R: 0	H: 1	E: 0	LOB: 2	K: 0	BB: 1	S: 4	R: 1	H: 2	E: 1	LOB: 1	K: 0	BB: 0	S: 5	R: 0	H: 0	E: 0	LOB: 0	K: 0	BB: 0	S: 3	R: 0	H: 0	E: 0	LOB: 1	K: 1	BB: 1	S: 5	R: 0	H: 0	E: 0	LOB: 0	K: 1	BB: 0	S: 5	R: 0	H: 0	E: 0	LOB: 0	K: 1	BB: 0	S: 5	R: 0	H: 0	E: 0	LOB: 0	K: 1	BB: 0	S: 5
	1B: 5	SF: 0	2B: 2	SAC: 1	3B: 0	DP: 0	HR: 0	1B: 5	SF: 0	2B: 2	SAC: 1	3B: 0	DP: 0	HR: 0	1B: 5	SF: 0	2B: 2	SAC: 1	3B: 0	DP: 0	HR: 0	1B: 5	SF: 0	2B: 2	SAC: 1	3B: 0	DP: 0	HR: 0	1B: 5	SF: 0	2B: 2	SAC: 1	3B: 0	DP: 0	HR: 0	1B: 5	SF: 0	2B: 2	SAC: 1	3B: 0	DP: 0	HR: 0	1B: 5	SF: 0	2B: 2	SAC: 1	3B: 0	DP: 0	HR: 0	1B: 5	SF: 0	2B: 2	SAC: 1	3B: 0	DP: 0	HR: 0	1B: 5	SF: 0	2B: 2	SAC: 1	3B: 0	DP: 0	HR: 0														

BOTTOM

Detroit Tigers @ Cleveland Indians
Cleveland Municipal Stadium, Cleveland, OH
Sun Jul 28 1974, 3:33 AM EDT
Att: 24,809 - Unknown - 85 F

livebaseballscores.com

AB	33
R	3
H	7
RBI	2
BB	3
SO	4
LOB	14



PITCHER	IP	WLS	BF	H	R	ER	SO	BB	IBB	HBP	BLK	WP	HR	S	P	ERA	WHIP
Luke Walker, L (1, 1) ERA: 4.94	0.1		5	3	2	2	0	1	0	0	0	0	0	4	8	54.00	12.000
Dave Lemanczyk, R (1, 1) ERA: 3.98	7.0		28	4	1	1	2	2	0	1	0	1	0	29	38	1.29	0.857
John Hiller, L (8, 1) ERA: 2.61	1.2	W	5	0	0	0	2	0	0	0	0	0	0	9	9	0.00	0.000

Batter	1	2	3	4	5	6	7	8	9	AB R H RBI BB SO LOB	TOP											
Marvin Lane, R (1, 7) X OBP: 0.356, SLG: 0.367	0-0 HR 2B	0-0 6-3		0-0 G5-4-3 1-2f		0-3 K		0-0 L4		5 1 1 0 0 1 2												
Gary Sutherland, R (1, 4) X OBP: 0.283, SLG: 0.317	0-0 L3	0-0 FC6-4 1B			0-0 F5	0-0 F3			0-0 5-3	5 0 1 0 0 0 2												
Al Kaline, R (1, 10) X OBP: 0.335, SLG: 0.358	0-0 HR 2-H	0-0 L8			4-0 BB 1B BB		0-3 K		0-0 L7	4 2 1 2 1 1 1												
Bill Freehan, R (1, 3) X OBP: 0.365, SLG: 0.452	0-0 HR	0-0 FC6-4 1-2f			4-0 1B 1-2 BB		0-0 1-3		0-0 F8	4 1 1 1 1 0 1												
Mickey Stanley, R (1, 8) X OBP: 0.269, SLG: 0.327	0-0 HR		0-0 6-3		0-0 F7		4-0 BB			3 1 1 1 1 0 2												
Jim Northrup, L (1, 9) X OBP: 0.301, SLG: 0.347	0-0 FC5 WP 1B		0-0 F8		0-0 1-3 2-H 1B		0-0 F9			4 0 2 1 0 0 1												
Aurelio Rodriguez, R (1, 5) X OBP: 0.249, SLG: 0.291	0-0 FC5 HR 1-3		0-0 F3		0-0 5-3			0-0 F8		4 1 0 0 0 0 3												
Ed Brinkman, R (1, 6) X OBP: 0.270, SLG: 0.348	0-0 HR 1-H			0-0 5-3		0-0 4-3 1B		0-3 K		4 1 2 2 0 1 0												
Jerry Moses, R (1, 2) X OBP: 0.283, SLG: 0.352	0-0 5-3			4-0 G5-4-3 BB		0-0 4-3		0-0 HR		3 1 1 1 1 0 1												
Inning Stats	R: 6 E: 0 K: 0 S: 9	H: 6 LOB: 0 BB: 0 P: 9	R: 0 E: 0 K: 0 S: 4	H: 1 LOB: 1 BB: 0 P: 4	R: 0 E: 0 K: 0 S: 3	H: 0 LOB: 0 BB: 0 P: 3	R: 0 E: 0 K: 0 S: 2	H: 0 LOB: 0 BB: 1 P: 6	R: 1 E: 0 K: 0 S: 4	H: 1 LOB: 2 BB: 2 P: 12	R: 0 E: 0 K: 1 S: 6	H: 1 LOB: 1 BB: 0 P: 6	R: 0 E: 0 K: 1 S: 5	H: 0 LOB: 1 BB: 1 P: 9	R: 1 E: 0 K: 1 S: 6	H: 1 LOB: 0 BB: 0 P: 6	R: 0 E: 0 K: 0 S: 3	H: 0 LOB: 0 BB: 0 P: 3	1B: 4 2B: 1 3B: 0 HR: 5	SF: 0 SAC: 0 DP: 1 HBP: 0	WP: 1 PB: 0 SB: 0 CS: 0	PA: 40
PITCHER	IP WLS BF H R ER SO BB IBB HBP BLK WP HR S P ERA WHIP																					
Fritz Peterson, L (1, 1) ERA: 4.58	0.1 L 5 4 4 4 0 0 0 0 0 0 0 3 5 5 108.00 12.000																					
Steve Kline, R (1, 1) ERA: 4.39	4.2 20 4 3 3 0 3 0 0 0 1 1 17 29 5.79 1.500																					
Bruce Ellingsen, L (6, 1) ERA: 2.61	4.0 15 2 1 1 3 1 0 0 0 0 1 20 24 2.25 0.750																					

Detroit Tigers @ Cleveland Indians
Cleveland Municipal Stadium, Cleveland, OH

Mon Jul 29 1974, 7:05 PM EDT
Att. 18,708 - Unknown - 81 F

livebaseballscorecards.com

AB	36
R	8
H	10
RBI	8
BB	4
SO	3
LOB	13



Batter	1	2	3	4	5	6	7	8	9	AB	R	H	RBI	BB	SO	LOB
John Lowenstein, L (1, 7) OBP: 0.327, SLG: 0.332 Rusty Torres, S (6, 7) OBP: 0.255, SLG: 0.196	0-3 K		0-0 1B		0-3 K		0-3 K			3	0	1	0	0	2	1
Frank Duffy, R (1, 6) OBP: 0.262, SLG: 0.322	0-3 K		0-0 F7		0-0 1B		0-0 6-3			4	0	1	0	0	1	1
George Hendrick, R (1, 8) OBP: 0.351, SLG: 0.487	0-0 F8		0-0 F7		0-3 K		0-0 F4			4	0	0	0	0	1	3
Charlie Spikes, R (1, 9) OBP: 0.334, SLG: 0.441		0-3 K	0-0 FC6-4 1B		0-0 FC5-4 1B		0-0 6-3			4	0	2	1	0	1	0
John Ellis, R (1, 3) OBP: 0.332, SLG: 0.441		0-0 1B FC5-4 2B	0-0 FC6-4		0-0 FC5-4		0-0 F2			4	1	1	0	0	0	4
Buddy Bell, R (1, 5) OBP: 0.312, SLG: 0.358		0-0 FC5-4 BB 2-3 1B		0-0 F8		0-3 K		0-0 F7		4	0	1	0	0	1	0
Joe Lis, R (1, 10) OBP: 0.292, SLG: 0.270		4-0 FC5-4 BB		0-0 F7		0-0 F8		0-0 F8		3	0	0	0	1	0	0
Dave Duncan, R (1, 2) OBP: 0.248, SLG: 0.357		0-0 FC5-4 1-2f 2-3 3-H		0-3 K		0-3 K		0-0 P3		4	0	0	0	0	2	2
Jack Brohamer, L (1, 4) OBP: 0.344, SLG: 0.342 Luis Alvarado, R (7, PH) OBP: 0.200, SLG: 0.172		0-3 K			1-0 1B 1B HBP		0-0 6-3			1	1	0	0	0	1	2
										1	0	0	0	0	0	0

BOTTOM

Detroit Tigers @ Cleveland Indians
Cleveland Municipal Stadium, Cleveland, OH


Mon Jul 29 1974, 7:05 PM EDT
Att: 18,708 - Unknown - 81 F

livebaseballscorecards.com

AB	33
R	2
H	6
RBI	1
BB	1
SO	10
LOB	13



Inning Stats	R: 0	H: 0	E: 0	K: 2	S: 7	H: 0	LOB: 0	BB: 0	P: 7	R: 1	H: 2	E: 1	K: 2	S: 9	R: 0	H: 2	E: 0	K: 0	S: 5	R: 0	H: 0	E: 0	K: 1	S: 5	R: 1	H: 2	E: 0	K: 2	S: 9	R: 0	H: 0	E: 0	K: 2	S: 7	R: 0	H: 0	E: 0	K: 1	S: 5	R: 0	H: 0	E: 0	K: 0	S: 3	R: 0	H: 0	E: 0	K: 0	S: 3	R: 0	H: 0	E: 0	K: 0	S: 3	R: 0	H: 0	E: 0	K: 0	S: 3	1B: 5	SF: 0	2B: 1	SAC: 0	3B: 0	DP: 0	HR: 0	HBP: 1	WP: 0	PA: 35	PB: 0	SB: 0	CS: 0	ERA	WHIP
PITCHER Mickey Lolich, L (1, 1) ERA: 3.84	IP: 9.0	WLS: W	BF: 35	H: 6	R: 2	ER: 1	SO: 10	BB: 1	IBB: 0	HBP: 1	BLK: 0	WP: 0	HR: 0	S: 53	P: 58	ERA: 1.00	WHIP: 0.778																																																									
PITCHER	IP	WLS	BF	H	R	ER	SO	BB	IBB	HBP	BLK	WP	HR	S	P	ERA	WHIP																																																									

Batter	1	2	3	4	5	6	7	8	9	AB R H RBI BB SO LOB	TOP																	
Mickey Stanley, R OBP: 0.270, SLG: 0.325 Marvin Lane, R OBP: 0.361, SLG: 0.373	0-0 F3	0-0 F9		H 1-0 1B HBP		X 0-0 1-2 1B		0-0 K		2 0 0 0 0 0 2 2 0 1 0 0 1 1																		
Gary Sutherland, R OBP: 0.284, SLG: 0.318	0-0 F9		X 0-0 E7 PB 1B		X 0-0 1-2 2-H 3-H 1B	X 0-0 P9			X 0-0 HR 1B	5 1 2 2 0 0 2																		
Al Kaline, R OBP: 0.336, SLG: 0.365	1-10 BB BB BB	4-0 BB	X 0-0 L8	1-1 0-3 K		X 0-0 F3			X 0-0 1-H HR	4 1 1 2 1 1 5																		
Jim Northrup, L OBP: 0.300, SLG: 0.348	0-0 4-3		X 0-0 5-3		X 0-0 E3 1B		X 0-0 L7		X 0-0 F9 E 2B	5 1 1 0 0 0 2																		
Bill Freehan, R OBP: 0.455 Norm Cash, L OBP: 0.327, SLG: 0.407	1-3 3, PH 3, 3		X 0-0 4-3	2-3	X 0-0 L3 1B		X 0-0 P4		X 0-3 K	1 1 1 0 0 0 0 4 0 1 0 0 1 2																		
Jim Nettles, L OBP: 0.323, SLG: 0.462	1-7 4, 8	X 0-0 1B 1B		S 0-3 K	X 0-0 L3		X 0-0 F8		X 4-0 E IBB	4 0 1 0 0 1 2 0 0 0 0 0 0 0 0 1 0 0 1 0 0																		
Dick Sharon, R OBP: 0.283, SLG: 0.244 Ben Oglivie, L OBP: 0.395, SLG: 0.402	9, PH 9, PH 9, 7	1-2 1B 1B		1-2 K																								
Aurelio Rodriguez, R OBP: 0.249, SLG: 0.290	1-5	X 0-0 P9		X 0-0 E 1B 1B	X 0-0 1-6-3			X 0-0 G3	X 0-0 F9	5 1 1 0 0 0 5	AB 41 R 7 H 12 RBI 5 BB 2 SO 7 LOB 26																	
Ed Brinkman, R OBP: 0.272, SLG: 0.349	1-6	0-0 K		X 0-0 E7 HBP 1B 1B		X 0-0 P7		X 0-0 1B	X 0-3 K	5 1 2 0 0 2 2																		
Jerry Moses, R OBP: 0.284, SLG: 0.352 Gates Brown, L OBP: 0.299, SLG: 0.309 Gene Lamont, L OBP: 0.273, SLG: 0.241	1-2 8, PH 8, 2	X 0-0 1B		X 0-0 P9		X 0-0 E4 1B		X 0-3 K		3 0 1 1 0 0 2 1 0 0 0 0 1 1 0 0 0 0 0 0 0																		
Inning Stats	R: 0 E: 0 K: 0 S: 3	H: 0 LOB: 1 BB: 1 P: 7	R: 1 E: 0 K: 1 S: 8	H: 3 LOB: 2 BB: 0 P: 8	R: 0 E: 1 K: 0 S: 4	H: 0 LOB: 1 BB: 0 P: 4	R: 2 E: 1 K: 2 S: 10	H: 3 LOB: 2 BB: 0 P: 11	R: 0 E: 1 K: 0 S: 4	H: 1 LOB: 1 BB: 0 P: 4	R: 0 E: 1 K: 0 S: 5	H: 1 LOB: 2 BB: 0 P: 5	R: 0 E: 0 K: 2 S: 8	H: 1 LOB: 1 BB: 0 P: 8	R: 0 E: 0 K: 2 S: 10	H: 3 LOB: 0 BB: 1 P: 14	1B: 10 2B: 2 3B: 0 HR: 1	SF: 0 SAC: 0 DP: 1 HBP: 1	WP: 0 PB: 1 SB: 1 CS: 0	PA: 44								
PITCHER	IP	WLS	BF	H	R	ER	SO	BB	IBB	HBP	BLK	WP	HR	S	P	ERA	WHIP											
Reggie Cleveland, R ERA: 4.79	(1, 1)	8.0	L	40	12	6	5	5	1	0	1	0	0	1	48	53	5.62	1.625										
Bob Veale, L ERA: 6.35	(9, 1)	0.1		1	0	0	0	1	0	0	0	0	0	0	3	3	0.00	0.000										
Diego Segui, R ERA: 4.19	(9, 1)	0.2		3	0	1	0	1	0	1	0	0	0	0	4	8	0.00	0.000										

Detroit Tigers @ Boston Red Sox
 Fenway Park, Boston, MA
 Tue Jul 30 1974, 7:05 PM EDT
 Att. 21,456 - Unknown - 71 F

livebaseballscorecards.com

Batter	1	2	3	4	5	6	7	8	9	AB R H RBI BB SO LOB
Rick Miller, L (1, 8) Tommy Harper, R (9, PH) OBP: 0.364, SLG: 0.356 OBP: 0.303, SLG: 0.327	0-0 6-3 ①		0-0 2B 2-H		0-0 P7 ①		0-0 HR 1B 1-2 3-H		0-0 G3 1B	4 1 2 2 0 0 1 1 0 1 0 0 0 0
Cecil Cooper, L (1, 3) Juan Beniquez, R (9, PH) OBP: 0.316, SLG: 0.405 OBP: 0.323, SLG: 0.391	0-0 F8		4-0 BB		0-0 4-3 ②		0-0 HR 1B 1-H 2-H		0-0 G3 ①	3 1 1 3 1 0 1 1 0 0 0 0 0 1
Dwight Evans, R (1, 9) OBP: 0.336, SLG: 0.432	0-0 1B		0-3 K ② ③		0-0 P4 ③		0-3 K ①		0-0 6-3 ②	5 0 1 0 0 2 4
Carl Yastrzemski, L (1, 7) OBP: 0.427, SLG: 0.494	0-0 F3 ③			0-0 P7 ①		0-0 P6 ①		0-0 4-3 ②	0-0 3-1 ③	5 0 0 0 0 0 2
Bernie Carbo, L (1, 10) Danny Cater, R (7, PH) OBP: 0.370, SLG: 0.442 OBP: 0.340, SLG: 0.462		0-3 K ①		0-0 2B 6-3		4-0 BB 2B		0-0 2B		2 0 1 0 1 1 0 1 0 1 0 0 0 0
Rick Burleson, R (1, 6) OBP: 0.356, SLG: 0.424		0-0 6-3 ②		0-0 6-3 ②		0-3 K ②		0-3 K ③		4 0 0 0 0 2 3
Dick McAuliffe, L (1, 5) Terry Hughes, R (8, 5) OBP: 0.315, SLG: 0.319 OBP: 0.270, SLG: 0.333		0-0 P6 ③		4-0 BB 2B		0-3 K ③		0-0 P7 ①		2 0 0 0 1 1 1 1 0 0 0 0 0 0
Doug Griffin, R (1, 4) OBP: 0.360, SLG: 0.369			4-0 SH1-3 2B BB		0-3 K ③		0-0 1B 1B 1B		0-0 F9 ②	3 2 1 0 1 1 2
Tim Blackwell, S (1, 2) OBP: 0.322, SLG: 0.283			0-0 SH1-3 ①		4-0 BB 4-3 BB		0-0 HR 1B 1-3		0-0 6-3 ③	2 1 1 0 1 0 0

Inning Stats	R: 0	H: 1	E: 0	K: 0	S: 4	LOB: 1	BB: 0	P: 4	R: 0	H: 0	E: 0	K: 1	S: 5	LOB: 0	BB: 0	P: 5	R: 1	H: 1	E: 0	K: 1	S: 5	LOB: 2	BB: 2	P: 13	R: 0	H: 1	E: 0	K: 1	S: 6	LOB: 2	BB: 1	P: 10	R: 0	H: 0	E: 0	K: 0	S: 3	LOB: 1	BB: 1	P: 7	R: 0	H: 0	E: 0	K: 2	S: 7	LOB: 1	BB: 1	P: 11	R: 4	H: 5	E: 0	K: 2	S: 12	LOB: 1	BB: 0	P: 12	R: 0	H: 0	E: 0	K: 0	S: 3	LOB: 0	BB: 0	P: 3	R: 0	H: 1	E: 0	K: 0	S: 4	LOB: 1	BB: 0	P: 4	1B: 5	SF: 0	2B: 4	SAC: 1	3B: 0	DP: 1	HR: 1	HBP: 0	WP: 0	PA: 40
PITCHER	IP	WLS	BF	H	R	ER	SO	BB	IBB	HBP	BLK	WP	HR	S	P	ERA	WHIP																																																																	
Joe Coleman, R (1, 1) ERA: 4.36	6.0		29	7	5	5	5	5	0	0	0	0	0	34	54	7.50	2.000																																																																	
John Hiller, L (7, 1) ERA: 2.53	3.0	W	11	2	0	0	2	0	0	0	0	0	0	15	15	0.00	0.667																																																																	

BOTTOM

Detroit Tigers @ Boston Red Sox
Fenway Park, Boston, MA
 Tue Jul 30 1974, 7:05 PM EDT
 Att: 21,456 - Unknown - 71 F

livebaseballscorecards.com

AB	34
R	5
H	9
RBI	5
BB	5
SO	7
LOB	15



Batter	1	2	3	4	5	6	7	8	9	AB R H RBI BB SO LOB	TOP											
Ben Oglivie, L (1, 7) OBP: 0.407, SLG: 0.455	0-0 2B		0-3 K			0-0 F8-4-3 1B		0-0 HR		4 1 3 1 0 1 1	Detroit Tigers @ Boston Red Sox Fenway Park, Boston, MA Wed Jul 31 1974, 7:05 PM EDT Att. 24,935 - Unknown - 86 F											
Gary Sutherland, R (1, 4) OBP: 0.284, SLG: 0.317	0-0 5-3		0-0 P3			0-0 F8		0-0 2B 1B		4 1 1 0 0 0 3												
Al Kaline, R (1, 10) OBP: 0.335, SLG: 0.367	0-3 K			0-0 L9		0-0 F8-4-3 1-2		0-0 1B 2B		4 1 1 0 0 1 2												
Jim Northrup, L (1, 9) OBP: 0.302, SLG: 0.358	0-0 F8			0-0 F5			0-0 HR	0-0 2-H 3-H 1B		4 1 2 3 0 0 1												
Norm Cash, L (1, 3) OBP: 0.319, SLG: 0.396		0-3 K		0-0 P6			0-0 4-1	0-0 F3		4 0 0 0 0 1 1												
Jim Nettles, L (1, 8) OBP: 0.286, SLG: 0.400		0-0 L6			0-0 P4		0-0 P7	0-3 K		4 0 0 0 0 1 1												
Aurelio Rodriguez, R (1, 5) OBP: 0.251, SLG: 0.292		0-0 5-3			0-0 1B		0-0 1B		0-0 F8	4 0 2 0 0 0 0												
Ed Brinkman, R (1, 6) OBP: 0.269, SLG: 0.345			0-0 F8		0-0 F8		0-0 L6		0-0 P6	4 0 0 0 0 0 2												
Jerry Moses, R (1, 2) OBP: 0.287, SLG: 0.367			0-0 3B		0-0 4-3			0-0 4-3	0-0 F2	1 0 1 0 0 0 0												
Gene Lamont, L (4, 2) OBP: 0.257, SLG: 0.226										2 0 0 0 0 0 1												
Gates Brown, L (9, PH) OBP: 0.295, SLG: 0.304										1 0 0 0 0 0 0												
Inning Stats	R: 0 E: 0 K: 1 S: 6	H: 1 LOB: 1 BB: 0 P: 6	R: 0 E: 0 K: 1 S: 5	H: 0 LOB: 0 BB: 0 P: 5	R: 0 E: 0 K: 1 S: 6	H: 1 LOB: 1 BB: 0 P: 6	R: 0 E: 0 K: 0 S: 3	H: 0 LOB: 0 BB: 0 P: 3	R: 0 E: 0 K: 0 S: 4	H: 1 LOB: 1 BB: 0 P: 4	R: 0 E: 0 K: 0 S: 3	H: 1 LOB: 0 BB: 0 P: 3	R: 1 E: 0 K: 0 S: 5	H: 2 LOB: 1 BB: 0 P: 5	R: 3 E: 0 K: 1 S: 9	H: 4 LOB: 1 BB: 0 P: 9	R: 0 E: 0 K: 0 S: 3	H: 0 LOB: 0 BB: 0 P: 3	1B: 5 2B: 3 3B: 1 HR: 2	SF: 0 SAC: 0 DP: 1 HBP: 0	WP: 0 PB: 0 SB: 0 CS: 0	PA: 36
PITCHER Luis Tiant, R (1, 1) ERA: 2.84	IP: 9.0 WLS: W BF: 36 H: 10 R: 4 ER: 4 SO: 4 BB: 0 IBB: 0 HBP: 0 BLK: 0 WP: 0 HR: 2 S: 44 P: 44 ERA: 4.00 WHIP: 1.111											PITCHER	IP: WLS: BF: H: R: ER: SO: BB: IBB: HBP: BLK: WP: HR: S: P: ERA: WHIP:									

livebaseballscorecards.com

AB	36
R	4
H	10
RBI	4
BB	0
SO	4
LOB	12



Batter	1	2	3	4	5	6	7	8	9
Tommy Harper, R OBP: 0.299, SLG: 0.323 (1, 7)	0-0 F8		0-3 K	0-0 P7			0-0 4-3		
Cecil Cooper, L OBP: 0.322, SLG: 0.414 (1, 10)	0-0 2B			0-0 2B	4-0 BB		0-0 2-3		
Rico Petrocelli, R OBP: 0.379, SLG: 0.493 (1, 5)	0-0 5-3			0-0 1-3			0-0 F8	0-0 F9	
Carl Yastrzemski, L OBP: 0.425, SLG: 0.490 (1, 3)	0-0 4-3			4-0 2B	0-0 BB	4-0 G4-6-3		0-3 K	
Bernie Carbo, L OBP: 0.370, SLG: 0.439 Dwight Evans, R OBP: 0.334, SLG: 0.431 (8, PH) (9, 9)		0-0 F2		0-3 K		4-0 BB	0-0 F8	0-0 4-3	
Rick Miller, L OBP: 0.359, SLG: 0.351 (1, 8)		0-0 L7		0-3 K		0-0 F8			
Rick Burleson, R OBP: 0.356, SLG: 0.428 (1, 6)		0-0 F7		0-0 1B		0-0 5-3			
Doug Griffin, R OBP: 0.359, SLG: 0.368 (1, 4)			0-0 6-3	0-0 1B		0-0 L4			
Tim Blackwell, S OBP: 0.323, SLG: 0.286 (1, 2)			0-0 F7	0-0 1B			0-3 K		

Inning Stats	R: 0	H: 1	E: 0	K: 0	S: 4	LOB: 1	BB: 0	P: 4
	R: 0	H: 0	E: 0	K: 0	S: 3 <td>LOB: 0</td> <td>BB: 0</td> <td>P: 3 </td>	LOB: 0	BB: 0	P: 3
	R: 0	H: 0	E: 0	K: 1	S: 5 <td>LOB: 0</td> <td>BB: 0</td> <td>P: 5 </td>	LOB: 0	BB: 0	P: 5
	R: 5	H: 4	E: 0	K: 2	S: 12 <td>LOB: 1</td> <td>BB: 1</td> <td>P: 16 </td>	LOB: 1	BB: 1	P: 16
	R: 0	H: 0	E: 0	K: 0	S: 2 <td>LOB: 0</td> <td>BB: 1</td> <td>P: 6 </td>	LOB: 0	BB: 1	P: 6
	R: 0	H: 0	E: 0	K: 0	S: 3 <td>LOB: 1</td> <td>BB: 1</td> <td>P: 7 </td>	LOB: 1	BB: 1	P: 7
	R: 0	H: 0	E: 0	K: 1	S: 5 <td>LOB: 0</td> <td>BB: 0</td> <td>P: 5 </td>	LOB: 0	BB: 0	P: 5
	R: 0	H: 0	E: 0	K: 1	S: 5 <td>LOB: 0</td> <td>BB: 0</td> <td>P: 5 </td>	LOB: 0	BB: 0	P: 5

PITCHER	IP	WLS	BF	H	R	ER	SO	BB	IBB	HBP	BLK	WP	HR	S	P	ERA	WHIP
Lerrin LaGrow, R ERA: 4.02 (1, 1)	3.2	L	18	5	5	0	3	1	0	0	0	0	0	23	27	0.00	1.636
Jim Ray, R ERA: 3.94 (4, 1)	2.1		8	0	0	0	0	2	0	0	0	0	0	6	14	0.00	0.857
Luke Walker, L ERA: 4.74 (7, 1)	2.0		6	0	0	0	2	0	0	0	0	0	0	10	10	0.00	0.000

BOTTOM

AB	R	H	RBI	BB	SO	LOB
4	0	0	0	0	1	1
3	1	2	0	1	0	0
4	0	0	0	0	0	3
3	1	0	0	1	1	2
2	0	0	0	1	1	2
1	0	0	0	0	0	0
3	1	0	0	0	1	3
3	1	1	2	0	0	1
3	1	1	2	0	0	1
3	0	1	1	0	1	0

AB	29
R	5
H	5
RBI	5
BB	3
SO	5
LOB	13



WP	PA
0	32

Detroit Tigers @ Boston Red Sox
Fenway Park, Boston, MA
 Wed Jul 31 1974, 7:05 PM EDT
 Att: 24,935 - Unknown - 86 F

livebaseballscorecards.com

Batter	1	2	3	4	5	6	7	8	9	AB R H RBI BB SO LOB	TOP																						
Ron LeFlore, R (1, 8) 0-0 S	0-3 K		0-3 K		0-3 K			0-0 5-3		4 0 0 0 0 3 0	Detroit Tigers @ Milwaukee Brewers Milwaukee County Stadium, Milwaukee, WI Thu Aug 01 1974, 8:05 PM EDT Att. 9,010 - Unknown																						
Gary Sutherland, R (1, 4) OBP: 0.286, SLG: 0.319	0-0 E6		0-0 L5-4-3 1B			0-0 1B		0-0 5-3		4 0 2 0 0 0 0																							
Al Kaline, R (1, 10) OBP: 0.334, SLG: 0.366	0-0 L6		0-0 L5-4-3			0-0 L8		0-0 1B		4 0 1 0 0 0 3																							
Jim Northrup, L (1, 9) OBP: 0.299, SLG: 0.354	0-0 F2			0-0 4-3		0-0 F8		0-0 F7		4 0 0 0 0 0 4																							
Ben Oglivie, L (1, 7) OBP: 0.402, SLG: 0.467	0-0 F2			0-0 G3		0-0 F7			0-0 1B	4 1 1 0 0 0 3																							
Marvin Lane, R (9, 7) OBP: 0.361, SLG: 0.373									3B	0 0 0 0 0 0 0																							
Norm Cash, L (1, 3) OBP: 0.329, SLG: 0.423		0-0 HR		4-0 BB		0-3 K			0-0 1-3 1B	3 1 2 2 1 1 0																							
Aurelio Rodriguez, R (1, 5) OBP: 0.251, SLG: 0.292			0-0 5-3		0-0 5-3		0-0 6-3 1B		0-0 F9	4 0 1 0 0 0 2																							
Ed Brinkman, R (1, 6) OBP: 0.266, SLG: 0.341						0-0 F7		0-0 6-3		4 0 0 0 0 0 2																							
Gene Lamont, L (1, 2) OBP: 0.231, SLG: 0.200						0-0 F9		0-3 K		4 0 0 0 0 1 2																							
Inning Stats	R: 0 E: 2 K: 1 S: 7	H: 0 LOB: 2 BB: 0 P: 7	R: 1 E: 0 K: 0 S: 4	H: 1 LOB: 0 BB: 0 P: 4	R: 0 E: 0 K: 1 S: 5	H: 1 LOB: 0 BB: 0 P: 5	R: 0 E: 0 K: 0 S: 3	H: 0 LOB: 1 BB: 1 P: 7	R: 0 E: 0 K: 1 S: 5	H: 0 LOB: 0 BB: 0 P: 5	R: 0 E: 0 K: 2 S: 8	H: 1 LOB: 1 BB: 0 P: 8	R: 0 E: 0 K: 0 S: 4	H: 1 LOB: 1 BB: 0 P: 4	R: 0 E: 0 K: 0 S: 5	H: 2 LOB: 1 BB: 0 P: 5	R: 1 E: 0 K: 0 S: 5	H: 2 LOB: 1 BB: 0 P: 5	1B: 5 2B: 0 3B: 1 HR: 1	SF: 0 SAC: 0 DP: 1 HBP: 0	WP: 0 PB: 0 SB: 0 CS: 0	PA: 36											
PITCHER Jim Staton, R (1, 1) ERA: 4.26	IP 9.0	WLS L	BF 36	H 7	R 2	ER 2	SO 5	BB 1	IBB 0	HBP 0	BLK 0	WP 0	HR 1	S 45	P 49	ERA 2.00	WHIP 0.889																
											PITCHER	IP	WLS	BF	H	R	ER	SO	BB	IBB	HBP	BLK	WP	HR	S	P	ERA	WHIP					

livebaseballscorecards.com

AB	35
R	2
H	7
RBI	2
BB	1
SO	5
LOB	16



Batter	1	2	3	4	5	6	7	8	9	AB R H RBI BB SO LOB
Don Money, R OBP: 0.330, SLG: 0.399 (1, 5)	0-3 K ①		0-3 K ③			4-0 G4-3 BB			0-0 F8 ①	3 0 0 0 1 2 0
Charlie Moore, R OBP: 0.331, SLG: 0.377 (1, 2)	0-3 K ②			0-3 K ①		0-0 G4-3 ② ③			0-3 K ②	4 0 0 0 0 3 1
George Scott, R OBP: 0.365, SLG: 0.479 (1, 3)	4-0 BB			0-3 K ②					0-0 F8 ③	3 0 0 0 1 2 0
Deron Johnson, R OBP: 0.253, SLG: 0.357 (1, 10)	0-3 K ③			0-0 P1 ③					0-0 5-3 ②	3 0 0 0 0 1 1
Bobby Mitchell, R OBP: 0.306, SLG: 0.373 (1, 9)		0-3 K ①			0-3 K ①				0-0 1B ①	3 0 1 0 0 2 0
John Briggs, L OBP: 0.353, SLG: 0.492 (1, 7)		0-0 F2 ②			0-0 4-3 ②				0-0 F9 ③	3 0 0 0 0 0 1
Bob Coluccio, R OBP: 0.307, SLG: 0.345 (1, 8)		0-0 6-3 ③			4-0 FC5-4 BB				0-0 F7 ①	2 0 0 0 1 0 0
Pedro Garcia, R OBP: 0.265, SLG: 0.382 (1, 4)			0-0 F8 ①		0-0 FC5-4 ③				0-0 1-3 ②	3 0 0 0 0 0 1
Robin Yount, R OBP: 0.276, SLG: 0.349 (1, 6)			0-0 F9 ②			0-0 F9 ①			0-0 G3 ③	3 0 0 0 0 0 0

Inning Stats	R: 0	H: 0	E: 0	K: 3	S: 9	LOB: 1	BB: 1	P: 13	R: 0	H: 0	E: 0	K: 1	S: 5	LOB: 0	BB: 0	P: 5	R: 0	H: 0	E: 0	K: 1	S: 5	LOB: 0	BB: 0	P: 5	R: 0	H: 0	E: 0	K: 2	S: 7	LOB: 0	BB: 0	P: 7	R: 0	H: 0	E: 0	K: 1	S: 5	LOB: 1	BB: 1	P: 9	R: 0	H: 0	E: 0	K: 0	S: 2	LOB: 0	BB: 1	P: 6	R: 0	H: 1	E: 0	K: 1	S: 6	LOB: 1	BB: 0	P: 6	R: 0	H: 0	E: 0	K: 0	S: 3	LOB: 0	BB: 0	P: 3	R: 0	H: 0	E: 0	K: 1	S: 5	LOB: 0	BB: 0	P: 5	1B: 1	2B: 0	3B: 0	HR: 0	SF: 0	SAC: 0	DP: 1	HBP: 0	WP: 0	PB: 0	SB: 1	CS: 0	PA: 30
PITCHER Woody Fryman, L ERA: 4.34 (1, 1)	IP	WLS	BF	H	R	ER	SO	BB	IBB	HBP	BLK	WP	HR	S	P	ERA	WHIP																																																																				

DETROIT TIGERS @ MILWAUKEE BREWERS
Milwaukee County Stadium, Milwaukee, WI
 Thu Aug 01 1974, 8:05 PM EDT
 Att. 9,010 - Unknown

livebaseballscorecards.com

AB	27
R	0
H	1
RBI	0
BB	3
SO	10
LOB	4



Batter	1	2	3	4	5	6	7	8	9	AB R H RBI BB SO LOB	TOP
Ron LeFlore, R OBP: 0.111, SLG: 0.111 (1, 8) X	0-0 E6 L5-4-3 1B		0-0 FC6-4 G5-4-3 1-2f		0-0 FC6-4 S 1B 1-2f		0-0 FC6-4 S 1-2f		0-0 1B 1-2	5 1 1 0 0 0 3	Detroit Tigers @ Milwaukee Brewers Milwaukee County Stadium, Milwaukee, WI Fri Aug 02 1974, 8:05 PM EDT Att. 22,160 - Unknown livebaseballscorecards.com
Gary Sutherland, R OBP: 0.289, SLG: 0.322 (1, 4) X	0-0 L5-4-3 1-2 1B		0-0 G5-4-3 1-2f		0-0 FC6-4 1-H 1B		0-0 F8 1-2		0-0 1B 1-3 2-H	5 0 3 2 0 0 2	
Al Kaline, R OBP: 0.330, SLG: 0.361 (1, 10) X	0-0 L5-4-3 1-2 2-3			0-0 L8	0-0 FC6-4 1-2f		0-0 L4-3		0-0 L9	5 0 0 0 0 0 6	
Bill Freehan, R OBP: 0.365, SLG: 0.451 (1, 3) X	0-0 6-3			0-0 5-3		0-0 6-3 2B 1B		0-0 5-3		4 1 1 0 0 0 1	
Marvin Lane, R OBP: 0.354, SLG: 0.364 (1, 7) X		0-0 P5		0-0 1B		0-0 6-3 1-2		0-0 6-3		4 0 1 0 0 0 1	
Dick Sharon, R OBP: 0.261, SLG: 0.244 (1, 9) X		0-0 1B 1B		0-0 F8		0-0 5-3		0-0 5-3		4 0 1 0 0 0 2	
Aurelio Rodriguez, R OBP: 0.254, SLG: 0.297 (1, 5) X		0-0 G1-4-3 1-3 1B			0-3 K S	0-0 2-H 2B		0-0 F9		4 0 2 1 0 1 0	
Ed Brinkman, R OBP: 0.266, SLG: 0.346 (1, 6) X		0-0 G1-4-3 1-2f			0-0 1B 3B	0-0 6-3		0-3 K		4 1 1 0 0 1 3	
Gene Lamont, L OBP: 0.302, SLG: 0.282 (1, 2) X			0-0 FC6-4 1B		0-0 FC6-4 3-H 1B		0-0 FC6-4 1B		0-0 1B 1B	4 1 4 1 0 0 0	
Inning Stats	R: 0 E: 1 K: 0 S: 4 H: 1 LOB: 1 BB: 0 P: 4	R: 0 E: 0 K: 0 S: 4 H: 2 LOB: 1 BB: 0 P: 4	R: 0 E: 0 K: 0 S: 3 H: 1 LOB: 0 BB: 0 P: 3	R: 0 E: 0 K: 0 S: 4 H: 1 LOB: 1 BB: 0 P: 4	R: 2 E: 0 K: 1 S: 8 H: 3 LOB: 1 BB: 0 P: 8	R: 1 E: 0 K: 0 S: 5 H: 2 LOB: 1 BB: 0 P: 5	R: 0 E: 0 K: 0 S: 4 H: 1 LOB: 1 BB: 0 P: 4	R: 0 E: 0 K: 0 S: 3 H: 0 LOB: 0 BB: 0 P: 3	R: 1 E: 0 K: 1 S: 8 H: 3 LOB: 2 BB: 0 P: 8	1B: 12 SF: 0 2B: 1 SAC: 0 3B: 1 DP: 3 HR: 0 HBP: 0	WP: 0 PA: 39 PB: 0 SB: 2 CS: 0
PITCHER Clyde Wright, L ERA: 3.88 (1, 1)	IP WLS BF H R ER SO BB IBB HBP BLK WP HR S P ERA WHIP										
	9.0 L 39 14 4 4 2 0 0 0 0 0 0 0 43 43 4.00 1.556										

Batter	1	2	3	4	5	6	7	8	9	AB	R	H	RBI	BB	SO	LOB
Don Money, R OBP: 0.332, SLG: 0.399 (1, 5)	4-0 G6-4-3 1B BB		0-0 6-3 1-2		0-0 F8			0-0 4-3 2B 1B		3	1	1	0	1	0	2
Tim Johnson, L OBP: 0.263, SLG: 0.351 (1, 4) (8, 6)	0-0 G6-4-3 1B		0-0 4-3 2-3			0-0 4-3		0-0 4-3 1-2		4	0	1	0	0	0	2
George Scott, R OBP: 0.364, SLG: 0.480 (1, 3)	0-0 G6-4-3 1-2f 2-3		0-0 1-3			0-0 F8		0-0 WP 2-H 2B		4	0	1	1	0	0	3
John Briggs, L OBP: 0.332, SLG: 0.488 (1, 7)	4-0 BB			0-3 K		0-0 3-1		0-3 K 2-3		3	0	0	0	1	2	1
Darrell Porter, L OBP: 0.348, SLG: 0.384 (1, 10)	0-0 F8			0-3 K			0-3 K	0-3 K		4	0	0	0	0	3	3
Mike Hegan, L OBP: 0.305, SLG: 0.436 Bob Coluccio, R OBP: 0.306, SLG: 0.344 (1, 9) (8, 8)		0-0 F9		0-0 5-3			0-0 F8		0-3 K	3	0	0	0	0	0	0
Charlie Moore, R OBP: 0.335, SLG: 0.383 (1, 2)		0-0 6-3			4-0 WP 5-3 BB		0-0 WP 2B		0-0 F8	3	0	1	0	1	0	0
Dave May, L OBP: 0.271, SLG: 0.333 (1, 8) (8, 9)		0-0 4-3			0-0 5-3 1-2		4-0 WP BB		0-3 K	2	0	0	0	1	0	1
Bobby Mitchell, R OBP: 0.303, SLG: 0.370 (9, PH)					0-3 K 2-3			0-3 K 1-2 2-3		1	0	0	0	0	1	0
Robin Yount, R OBP: 0.278, SLG: 0.350 Bob Hansen, L OBP: 0.313, SLG: 0.328 Pedro Garcia, R OBP: 0.265, SLG: 0.382 (1, 6) (7, PH) (8, 4)			0-0 4-3 6-3 1B							2	0	1	0	0	1	1
										1	0	0	0	0	1	2
										0	0	0	0	0	0	0

Inning Stats	R: 0	H: 1	E: 0	K: 0	S: 3	R: 0	H: 0	E: 0	K: 0	S: 3	R: 0	H: 1	E: 0	K: 0	S: 4	R: 0	H: 0	E: 0	K: 2	S: 7	R: 0	H: 0	E: 0	K: 1	S: 5	R: 0	H: 0	E: 0	K: 0	S: 3	R: 0	H: 1	E: 0	K: 2	S: 8	R: 1	H: 2	E: 0	K: 2	S: 9	R: 0	H: 0	E: 0	K: 2	S: 7	1B: 3	SF: 0	2B: 2	SAC: 0	3B: 0	DP: 1	HR: 0	HBP: 0	WP: 3	PA: 35
PITCHER Dave Lemanczyk, R ERA: 3.59 John Hiller, L ERA: 2.48	IP	WLS	BF	H	R	ER	SO	BB	IBB	HBP	BLK	WP	HR	S	P	ERA	WHIP																																						
	7.0	W	28	4	1	1	5	4	0	0	0	2	0	34	50	1.29	1.143																																						
	2.0		7	1	0	0	4	0	0	0	0	1	0	15	15	0.00	0.500																																						

DETROIT TIGERS @ MILWAUKEE BREWERS
Milwaukee County Stadium, Milwaukee, WI
 Fri Aug 02 1974, 8:05 PM EDT
 Att. 22,160 - Unknown

AB	31
R	1
H	5
RBI	1
BB	4
SO	9
LOB	15



Batter	1	2	3	4	5	6	7	8	9	AB R H RBI BB SO LOB	TOP											
Mark Belanger, R OBP: 0.313, SLG: 0.346 (1, 6) X	0-0 HR 1B	0-0 F3			0-0 4-3		0-0 F4		0-0 L6	5 1 1 0 0 0 0												
Paul Blair, R OBP: 0.291, SLG: 0.395 (1, 8) S S S	0-3 K		0-0 F9		0-0 5-3		0-3 K			4 0 0 0 0 2 1												
Tommy Davis, R OBP: 0.308, SLG: 0.378 (1, 10) X	0-0 HR		0-0 S 2B		0-0 1B 1B		0-0 6-3			4 2 3 2 0 0 0												
Bobby Grich, R OBP: 0.389, SLG: 0.491 (1, 4) X	0-0 WP HR 1B		0-3 K 2-3		0-0 1B 1B		0-0 6-3			4 1 2 0 0 1 1												
Don Baylor, R OBP: 0.331, SLG: 0.355 (1, 7) X	0-0 HR		0-3 K		0-0 1-2 3-H 1B		0-0 E6			4 1 2 3 0 1 1												
Earl Williams, R OBP: 0.345, SLG: 0.376 (1, 3) X	0-0 F9			0-0 HR		0-3 K		0-0 F4		4 1 1 1 0 1 3												
Andy Etchebarren, R OBP: 0.227, SLG: 0.241 (1, 2) X	0-0 6-3			0-0 5-3		0-3 K		0-0 5-3		4 0 0 0 0 1 1												
Jim Fuller, R OBP: 0.275, SLG: 0.410 (1, 9) X		0-0 F7		0-0 F3		0-3 K		0-0 F8		4 0 0 0 0 1 0												
Enos Cabell, R OBP: 0.273, SLG: 0.298 (1, 5) X		0-0 6-3		0-0 F8		0-0 6-3		0-0 F8		4 0 0 0 0 0 0												
Inning Stats	R: 4 E: 0 K: 1 S: 9	H: 4 LOB: 0 BB: 0 P: 9	R: 0 E: 0 K: 0 S: 3	H: 0 LOB: 0 BB: 0 P: 3	R: 0 E: 0 K: 2 S: 8	H: 1 LOB: 1 BB: 0 P: 8	R: 1 E: 0 K: 0 S: 4	H: 1 LOB: 0 BB: 0 P: 4	R: 1 E: 0 K: 1 S: 8	H: 3 LOB: 2 BB: 0 P: 8	R: 0 E: 0 K: 2 S: 7	H: 0 LOB: 0 BB: 0 P: 7	R: 0 E: 1 K: 0 S: 4	H: 0 LOB: 1 BB: 0 P: 4	R: 0 E: 0 K: 0 S: 3	H: 0 LOB: 0 BB: 0 P: 3	1B: 5 2B: 1 3B: 0 HR: 3	SF: 0 SAC: 0 DP: 0 HBP: 0	WP: 1 PB: 0 SB: 1 CS: 0	PA: 37		
PITCHER Mickey Lolich, L ERA: 3.93 (1, 1)	IP 9.0	WLS L	BF 37	H 9	R 6	ER 6	SO 7	BB 0	IBB 0	HBP 0	BLK 0	WP 1	HR 3	S 51	P 51	ERA 6.00	WHIP 1.000					PITCHER IP WLS BF H R ER SO BB IBB HBP BLK WP HR S P ERA WHIP

Baltimore Orioles @ Detroit Tigers
Tiger Stadium, Detroit, MI
Sat Aug 03 1974, 3:33 AM EDT
Att: 30,019 - Unknown

livebaseballscorecards.com

AB 37
R 6
H 9
RBI 6
BB 0
SO 7
LOB 7



Batter	1	2	3	4	5	6	7	8	9	AB R H RBI BB SO LOB	TOP
Rich Coggins, L (1, 9) OBP: 0.297, SLG: 0.319	0-0 F8	0-0 F5			0-0 FC6-4 1B			0-0 F9		4 0 1 0 0 0 3	<p>Baltimore Orioles @ Detroit Tigers Tiger Stadium, Detroit, MI Sun Aug 04 1974, 3:33 AM EDT Unknown</p>
Paul Blair, R (1, 8) OBP: 0.288, SLG: 0.390	0-0 F8		0-0 F8		0-0 FC6-4 1-2f			0-0 F8		4 0 0 0 0 0 1	
Tommy Davis, R (1, 10) OBP: 0.306, SLG: 0.375	0-0 5-3		0-0 5-3				0-0 1-3	0-0 4-3		4 0 0 0 0 0 0	
Bobby Grich, R (1, 4) OBP: 0.388, SLG: 0.487		4-0 1B FC6-4 BB	0-0 F9				0-0 F7	0-3 K	3 1 0 0 1 1 0		
Boog Powell, L (1, 3) OBP: 0.344, SLG: 0.414		0-0 FC6-4 1B		0-0 F7			0-0 F9	0-3 K	4 0 1 0 0 1 0		
Don Baylor, R (1, 7) OBP: 0.328, SLG: 0.351		0-0 FC6-4 BB FC1-2 1-2f 3-H		0-0 L3			0-0 F7	0-0 5-3	4 0 0 1 0 0 1		
Brooks Robinson, R (1, 5) OBP: 0.368, SLG: 0.406 Enos Cabell, R (7, PR) OBP: 0.273, SLG: 0.298		4-0 FC1-2 BB 1-2 BB		0-0 6-3			1-0 3-1 HBP		1 0 0 0 1 0 0 0 0 0 0 0 0 0		
Elrod Hendricks, L (1, 2) OBP: 0.319, SLG: 0.410		4-0 FC1-2 1-2 2-3 BB		0-0 G3			0-0 3-1		2 0 0 0 1 0 1		
Mark Belanger, R (1, 6) OBP: 0.311, SLG: 0.343		0-0 FC1-2 1-2 2-3 3-Hf		0-0 F9			0-0 6-3		3 0 0 0 0 0 5		
Inning Stats	R: 0 E: 0 K: 0 S: 3 H: 0 LOB: 0 BB: 0 P: 3	R: 1 E: 0 K: 0 S: 4 H: 1 LOB: 3 BB: 3 P: 16	R: 0 E: 0 K: 0 S: 3 H: 0 LOB: 0 BB: 0 P: 3	R: 0 E: 0 K: 0 S: 3 H: 0 LOB: 0 BB: 0 P: 3	R: 0 E: 0 K: 0 S: 4 H: 1 LOB: 1 BB: 0 P: 4	R: 0 E: 0 K: 0 S: 3 H: 0 LOB: 0 BB: 0 P: 3	R: 0 E: 0 K: 0 S: 3 H: 0 LOB: 2 BB: 0 P: 4	R: 0 E: 0 K: 0 S: 3 H: 0 LOB: 0 BB: 0 P: 3	R: 0 E: 0 K: 2 S: 7 H: 0 LOB: 0 BB: 0 P: 7	1B: 2 2B: 0 3B: 0 HR: 0 SF: 0 SAC: 0 DP: 0 HBP: 1	WP: 0 PB: 0 SB: 0 CS: 0 PA: 33
PITCHER Joe Coleman, R (1, 1) ERA: 4.21	IP: 9.0 WLS: W BF: 33 H: 2 R: 1 ER: 1 SO: 2 BB: 3 IBB: 0 HBP: 1 BLK: 0 WP: 0 HR: 0 S: 33 P: 46 ERA: 1.00 WHIP: 0.556										

livebaseballscorecards.com

AB	29
R	1
H	2
RBI	1
BB	3
SO	2
LOB	11



Batter	1	2	3	4	5	6	7	8	9
Ron LeFlore, R OBP: 0.222, SLG: 0.125 (1, 8)	4-0 1B S SF9 BB		0-3 K	0-0 6-3		4-0 6-3 PB BB		0-3 K	
Gary Sutherland, R OBP: 0.288, SLG: 0.320 (1, 4)	0-0 SF9 1-3 SF8 1B		0-0 5-3	0-0 5-3		0-0 6-3 1-3		0-0 F8	
Al Kaline, R OBP: 0.336, SLG: 0.374 (1, 10)	0-0 SF9 2-3 3-H		4-0 BB		0-0 BB 1B	0-0 F5			
Bill Freehan, R OBP: 0.362, SLG: 0.447 (1, 3)	0-0 SF8 3-H		0-0 F4		0-0 BB 1-2 1B		0-0 F3		
Jim Northrup, L OBP: 0.300, SLG: 0.353 (1, 9)	0-0 FC6-4 1B			4-0 HR BB	0-0 F9		0-0 1B		
Dick Sharon, R OBP: 0.290, SLG: 0.281 (1, 7)	0-0 FC6-4 1-2f			0-0 HR	4-0 1-2 2-3 BB		0-0 F2		
Aurelio Rodriguez, R OBP: 0.256, SLG: 0.299 (1, 5)		0-0 G4-6-3 1B		0-0 2B	4-0 1-2 2-3 3-H BB	4-0 G6-4-3 BB		0-3 K	
Ed Brinkman, R OBP: 0.271, SLG: 0.350 (1, 6)		0-0 F9		0-0 2B	0-0 G6-4-3 1-2f		0-0 E7 1B		
Gene Lamont, L OBP: 0.277, SLG: 0.256 (1, 2)		0-0 G4-6-3 1-2f		0-0 F4		0-0 F8		0-0 3-1	

Inning Stats	R: 2	H: 2	E: 0	K: 0	S: 5	LOB: 1	BB: 1	P: 9
	R: 0	H: 1	E: 0	K: 0	S: 3	LOB: 0	BB: 0	P: 3
	R: 0	H: 0	E: 0	K: 1	S: 5	LOB: 1	BB: 1	P: 9
	R: 3	H: 3	E: 0	K: 0	S: 6	LOB: 1	BB: 1	P: 10
	R: 1	H: 2	E: 0	K: 0	S: 4	LOB: 2	BB: 2	P: 12
	R: 0	H: 0	E: 0	K: 0	S: 3	LOB: 1	BB: 1	P: 7
	R: 0	H: 1	E: 0	K: 1	S: 6	LOB: 1	BB: 0	P: 6
	R: 0	H: 1	E: 1	K: 1	S: 6	LOB: 1	BB: 0	P: 6

PITCHER														PITCHER																				
IP	WLS	BF	H	R	ER	SO	BB	IBB	HBP	BLK	WP	HR	S	P	ERA	WHIP	IP	WLS	BF	H	R	ER	SO	BB	IBB	HBP	BLK	WP	HR	S	P	ERA	WHIP	
Mike Cuellar, L ERA: 3.41 (1, 1)	4.1	L	24	8	6	6	1	4	0	0	0	1	22	38	12.46	2.769																		
Jesse Jefferson, R ERA: 4.79 (5, 1)	3.2		14	2	0	0	2	2	0	0	0	0	16	24	0.00	1.091																		

AB R H RBI BB SO LOB

3	1	0	0	2	2	2
5	1	1	0	0	0	3
2	1	1	1	1	0	1
3	0	1	1	0	0	1
3	1	2	0	1	0	2
3	1	1	2	1	0	2
3	1	2	1	1	1	1
4	0	2	1	0	0	4
4	0	0	0	0	0	3

1B: 7	SF: 2	WP: 0	PA: 38
2B: 2	SAC: 0	PB: 1	
3B: 0	DP: 2	SB: 1	
HR: 1	HBP: 0	CS: 0	

Baltimore Orioles @ Detroit Tigers
Tiger Stadium, Detroit, MI
Sun Aug 04 1974, 3:33 AM EDT
Unknown

AB 30
R 6
H 10
RBI 6
BB 6
SO 3
LOB 19



livebaseballscorecards.com

Batter	1	2	3	4	5	6	7	8	9	AB R H RBI BB SO LOB	TOP											
Al Bumbry, L (1, 7) OBP: 0.261, SLG: 0.300	0-3 K	0-0 SH5-3 2B		0-0 3B 1B		4-0 FC1-6 BB		0-0 SF8-4 1B		4 1 3 0 1 1 0	<p>Baltimore Orioles @ Detroit Tigers</p> <p>Tiger Stadium, Detroit, MI</p> <p>Sun Aug 04 1974, 3:38 AM EDT</p> <p>Att: 34,317 - Unknown</p>											
Rich Coggins, L (1, 9) OBP: 0.300, SLG: 0.331	0-0 1B 2B 1B	0-0 SH5-3		0-0 1-H SF9 3B		0-0 FC1-6 S		0-0 SF8-4		3 2 2 2 0 0 1												
Tommy Davis, R (1, 10) OBP: 0.307, SLG: 0.374	0-0 2B 1-3 FC6-4 1B	0-0 F3		0-0 SF9		0-3 K		4-0 BB		3 1 1 1 1 1 2												
Bobby Grich, R (1, 4) OBP: 0.386, SLG: 0.486	0-0 FC6-4 1-3 3-H 1B 2B		0-0 E5 FC5-6 BB HR	0-0 6-3		0-3 K		0-0 5-3		5 2 1 1 0 1 3												
Boog Powell, L (1, 3) OBP: 0.351, SLG: 0.416	4-0 FC6-4 IBB		4-0 FC5-6 BB	0-0 FC6-4 1B			0-0 6-3		0-0 G5-4-3 1B	1 0 1 0 2 0 0 2 0 1 0 0 0 0												
Enos Cabell, R (4, PR) OBP: 0.278, SLG: 0.302																						
Paul Blair, R (1, 8) OBP: 0.284, SLG: 0.385	0-0 FC6-4 1B		0-0 FC5-6 S HR	0-0 FC6-4			0-0 4-3		0-0 F8	5 1 0 1 0 0 6												
Brooks Robinson, R (1, 5) OBP: 0.368, SLG: 0.415	0-0 1-2 3-H 1B		0-0 1-H 3-H HR		0-0 6-3		0-0 F8		0-0 G5-4-3	5 1 2 4 0 0 1												
Earl Williams, R (1, 2) OBP: 0.347, SLG: 0.374	0-3 K		0-0 G4-6-3 BB		0-0 F5			4-0 1B SF8-4 BB		2 1 0 0 2 1 2												
Mark Belanger, R (1, 6) OBP: 0.310, SLG: 0.342		0-0 6-3	0-0 G4-6-3		0-0 4-3			0-0 SF8-4 1B		4 0 1 0 0 0 1												
Inning Stats	R: 3 E: 0 K: 2 S: 11	H: 4 LOB: 2 BB: 1 P: 15	R: 0 E: 0 K: 0 S: 4	H: 1 LOB: 1 BB: 0 P: 4	R: 3 E: 1 K: 0 S: 4	H: 1 LOB: 0 BB: 2 P: 12	R: 2 E: 0 K: 0 S: 6	H: 3 LOB: 1 BB: 0 P: 6	R: 0 E: 0 K: 0 S: 3	H: 0 LOB: 0 BB: 0 P: 3	R: 0 E: 0 K: 2 S: 7	H: 0 LOB: 1 BB: 1 P: 11	R: 0 E: 0 K: 0 S: 3	H: 0 LOB: 0 BB: 0 P: 3	R: 1 E: 0 K: 0 S: 4	H: 2 LOB: 2 BB: 2 P: 12	R: 0 E: 0 K: 0 S: 3	H: 1 LOB: 0 BB: 0 P: 3	1B: 8 2B: 3 3B: 1 HR: 1	SF: 2 SAC: 1 DP: 3 HBP: 0	WP: 0 PB: 0 SB: 2 CS: 0	PA: 43
PITCHER	IP WLS BF H R ER SO BB IBB HBP BLK WP HR S P ERA WHIP																					
Lerrin LaGrow, R (1, 1) ERA: 4.25	2.1 L 16 6 6 5 2 1 1 0 0 0 1 18 26 19.29 3.000																					
Bill Slayback, R (3, 1) ERA: 4.72	6.2 27 6 3 3 2 4 0 0 0 0 0 27 43 4.05 1.500																					

livebaseballscorecards.com

AB	34
R	9
H	12
RBI	9
BB	6
SO	4
LOB	16



Batter	1	2	3	4	5	6	7	8	9	AB	R	H	RBI	BB	SO	LOB					
Ron LeFlore, R OBP: 0.227, SLG: 0.105 (1, 8)	4-0 FC5 1B BB	0-3 K		0-0 F9			0-0 1-3			3	0	0	0	1	1	1					
Gary Sutherland, R OBP: 0.290, SLG: 0.322 (1, 4)	0-0 BB FC5 1-2 FC6-4 1B		0-0 1B 1B		0-0 3-1		0-0 F8			4	1	2	0	0	0	0					
Al Kaline, R OBP: 0.333, SLG: 0.370 (1, 10)	0-0 FC5 FC6-4 BB 1-2 2-3f		0-0 L8		0-0 L9			0-0 L8		4	0	0	0	0	0	3					
Bill Freehan, R OBP: 0.361, SLG: 0.442 (1, 3)	4-0 FC6-4 BB 1-2 2-3		0-0 F9		0-0 F8			0-0 5-3		3	0	0	0	1	0	1					
Dick Sharon, R OBP: 0.288, SLG: 0.280 (1, 9)	0-0 FC6-4 1-2f 2-3 3-H		0-0 1B		0-0 5-3			0-0 F7		4	0	1	1	0	0	2					
Ben Oglivie, L OBP: 0.389, SLG: 0.450 (1, 7)	0-3 K		0-0 4-3		0-0 4-3			0-0 F5		4	0	0	0	0	1	4					
Aurelio Rodriguez, R OBP: 0.263, SLG: 0.327 (1, 5)		0-0 2B		0-0 HR		0-0 2B		0-0 HR		4	2	4	2	0	0	0					
Ed Brinkman, R OBP: 0.268, SLG: 0.346 (1, 6)		0-3 K		0-0 F3		0-0 F9		0-0 6-3		4	0	0	0	0	1	2					
Jerry Moses, R OBP: 0.282, SLG: 0.364 (1, 2)		0-0 L5		0-0 5-3		0-0 5-3		0-0 F8		4	0	0	0	0	0	1					
Inning Stats	R: 1 E: 0 K: 1 S: 6	H: 1 LOB: 2 BB: 2 P: 14	R: 0 E: 0 K: 2 S: 8	H: 1 LOB: 1 BB: 0 P: 8	R: 0 E: 0 K: 0 S: 5	H: 2 LOB: 2 BB: 0 P: 5	R: 1 E: 0 K: 0 S: 4	H: 1 LOB: 0 BB: 0 P: 4	R: 0 E: 0 K: 0 S: 3	H: 0 LOB: 0 BB: 0 P: 3	R: 0 E: 0 K: 0 S: 3	H: 0 LOB: 0 BB: 0 P: 3	R: 0 E: 0 K: 0 S: 3	H: 0 LOB: 0 BB: 0 P: 3	R: 1 E: 0 K: 0 S: 4	H: 1 LOB: 0 BB: 0 P: 4	1B: 3 2B: 2 3B: 0 HR: 2	SF: 0 SAC: 0 DP: 0 HBP: 0	WP: 0 PB: 0 SB: 0 CS: 0	PA: 36	
PITCHER Dave McNally, L ERA: 4.15 (1, 1)	IP 9.0	WLS W	BF 36	H 7	R 3	ER 3	SO 3	BB 2	IBB 0	HBP 0	BLK 0	WP 0	HR 2	S 40	P 48	ERA 3.00	WHIP 1.000				
PITCHER	IP	WLS	BF	H	R	ER	SO	BB	IBB	HBP	BLK	WP	HR	S	P	ERA	WHIP				

BOTTOM

Baltimore Orioles @ Detroit Tigers
Tiger Stadium, Detroit, MI
Sun Aug 04 1974, 3:38 AM EDT
Att. 34,317 - Unknown

AB	34
R	3
H	7
RBI	3
BB	2
SO	3
LOB	14



WP: 0	PA: 36
PB: 0	
SB: 0	
CS: 0	

livebaseballscorecards.com

Batter	1	2	3	4	5	6	7	8	9	AB R H RBI BB SO LOB	TOP	
Paul Blair, R OBP: 0.288, SLG: 0.389 (1, 8) X	0-0 PB 1B	4-0 1-2 HR BB		0-0 F7		0-0 1B 2B			0-3 K	4 3 2 0 1 1 0		
Bobby Grich, R OBP: 0.393, SLG: 0.496 (1, 4) B B B B	4-0 1-2 1B BB	0-0 1-H 2-H HR			4-0 1B BB	0-0 2-H 1B			4-0 1B WP BB	2 3 2 4 3 0 0		
Tommy Davis, R OBP: 0.310, SLG: 0.377 (1, 10) X	0-0 1-3 2-H 1B	0-0 6-3			0-0 1-3 1B 1B	0-0 1-2 5-3			0-0 1-3 WP 1B	5 0 3 1 0 0 1		
Earl Williams, R OBP: 0.342, SLG: 0.368 (1, 3) S S S	0-3 K		0-0 F7		0-3 K		0-0 6-3		0-0 1-2 3-H F3	5 0 0 0 0 2 5		
Don Baylor, R OBP: 0.326, SLG: 0.348 (1, 7) X	0-0 F6		0-0 F7		0-0 L6-4 1-3 3-H 1B		0-0 5-3		0-0 5-3	5 0 1 1 0 0 3		
Brooks Robinson, R OBP: 0.369, SLG: 0.412 (1, 5) X	0-0 L4		4-0 BB		4-0 IBB		0-0 6-3			2 0 0 0 2 0 2		
Andy Etchebarren, R OBP: 0.228, SLG: 0.241 (1, 2) X		0-0 BB HR 1B	0-0 F4		0-0 L6-4 2-3		0-0 6-3			4 1 1 0 0 0 4		
Jim Fuller, R OBP: 0.269, SLG: 0.401 (1, 9) X		0-0 F8		0-0 F5		0-3 K		0-0 6-3		4 0 0 0 0 1 1		
Mark Belanger, R OBP: 0.307, SLG: 0.337 (1, 6) X		0-0 F3		0-0 6-3		0-0 1-3		0-0 5-3		4 0 0 0 0 0 1		
Inning Stats	R: 1 E: 0 K: 1 S: 7 H: 2 LOB: 2 BB: 1 P: 11	R: 3 E: 0 K: 0 S: 5 H: 2 LOB: 0 BB: 1 P: 9	R: 0 E: 0 K: 0 S: 3 H: 0 LOB: 1 BB: 1 P: 7	R: 0 E: 0 K: 0 S: 3 H: 0 LOB: 0 BB: 0 P: 3	R: 1 E: 0 K: 1 S: 6 H: 2 LOB: 2 BB: 2 P: 14	R: 1 E: 0 K: 1 S: 7 H: 2 LOB: 1 BB: 0 P: 7	R: 0 E: 0 K: 0 S: 3 H: 0 LOB: 0 BB: 0 P: 3	R: 0 E: 0 K: 0 S: 3 H: 0 LOB: 0 BB: 0 P: 3	R: 1 E: 0 K: 1 S: 6 H: 1 LOB: 1 BB: 1 P: 10	1B: 7 2B: 2 3B: 0 HR: 1 SF: 0 SAC: 0 DP: 1 HBP: 0	WP: 1 PB: 1 SB: 1 CS: 0 PA: 41	
PITCHER Woodie Fryman, L (1, 1) ERA: 4.54 Jim Ray, R (4, 1) ERA: 4.1 John Hiller, L (9, 1) ERA: 2.46	IP WLS BF H R ER SO BB IBB HBP BLK WP HR S P ERA WHIP											
	3.0 L 16 4 4 4 1 3 0 0 0 0 1 15 27 12.00 2.333											
	5.1 23 5 3 3 3 2 1 0 0 0 0 26 38 5.06 1.312											
	0.2 2 0 0 0 0 0 0 0 0 0 1 0 2 2 0.00 0.000											
PITCHER	IP WLS BF H R ER SO BB IBB HBP BLK WP HR S P ERA WHIP											

Baltimore Orioles @ Detroit Tigers
Tiger Stadium, Detroit, MI
Mon Aug 05 1974, 7:05 PM EDT
Unknown

livebaseballscorecards.com

AB	35
R	7
H	9
RBI	6
BB	6
SO	4
LOB	17



Batter	1	2	3	4	5	6	7	8	9	AB	R	H	RBI	BB	SO	LOB
Ron LeFlore, R OBP: 0.222, SLG: 0.208 (1, 8)	0-0 F8		0-0 6-3			0-0 F8		0-0 2B 3B	0-0 F9	5	1	1	1	0	0	3
Gary Sutherland, R OBP: 0.294, SLG: 0.329 (1, 4)	0-0 2B 1B		0-0 F9			0-0 L6-4-3 1B		0-0 2B		4	1	3	1	0	0	0
Al Kaline, R OBP: 0.332, SLG: 0.371 (1, 10)	0-0 1-H 2B		0-0 L6			0-0 L6-4-3 1-2		0-0 L6-3		4	0	1	1	0	0	2
Jim Northrup, L OBP: 0.300, SLG: 0.360 (1, 9)	0-0 L8			0-0 F9			0-0 HR	0-0 F5		4	1	1	1	0	0	2
Norm Cash, L OBP: 0.323, SLG: 0.414 (1, 3)	0-3 K			0-0 G3			0-3 K		4-0 FC3-6 BB	3	0	0	0	0	2	1
Bill Freehan, R OBP: 0.363, SLG: 0.442 (9, PH)										0	0	0	0	1	0	0
Ben Oglivie, L OBP: 0.377, SLG: 0.434 (1, 7)		0-0 F4		0-0 3-1			0-0 6-3		0-0 FC3-6 BB 1-2f	4	0	0	0	0	0	1
Aurelio Rodriguez, R OBP: 0.263, SLG: 0.326 (1, 5)		0-0 F9			0-0 6-3		0-0 6-3		0-0 BB 1B	4	0	1	0	0	0	0
Ed Brinkman, R OBP: 0.268, SLG: 0.345 (1, 6)		0-0 1B			0-3 K			0-0 L6	0-0 F3	4	0	1	0	0	1	2
Gene Lamont, L OBP: 0.280, SLG: 0.244 (1, 2)		0-0 G1			0-0 F9			4-0 3B BB	4-0 BB	2	1	0	0	1	0	1
Dick Sharon, R OBP: 0.295, SLG: 0.280 (9, PH)									1-2 2-3 BB	0	0	0	0	1	0	0

Inning Stats	R: 1	H: 2	E: 0	K: 1	S: 7	H: 2	LOB: 1	BB: 0	P: 7	R: 0	H: 1	E: 0	K: 0	S: 4	R: 0	H: 0	E: 0	K: 0	S: 3	R: 0	H: 0	E: 0	K: 0	S: 3	R: 0	H: 0	E: 0	K: 1	S: 5	R: 0	H: 1	E: 0	K: 0	S: 3	R: 1	H: 1	E: 0	K: 1	S: 6	R: 2	H: 2	E: 0	K: 0	S: 5	R: 0	H: 1	E: 0	K: 0	S: 4	1B: 4	SF: 0	2B: 2	SAC: 0	3B: 1	DP: 1	HR: 1	HBP: 0	WP: 0	PA: 37
--------------	------	------	------	------	------	------	--------	-------	------	------	------	------	------	------	------	------	------	------	------	------	------	------	------	------	------	------	------	------	------	------	------	------	------	------	------	------	------	------	------	------	------	------	------	------	------	------	------	------	------	-------	-------	-------	--------	-------	-------	-------	--------	-------	--------

PITCHER	IP	WLS	BF	H	R	ER	SO	BB	IBB	HBP	BLK	WP	HR	S	P	ERA	WHIP
Wayne Garland, R ERA: 3.44 (1, 1)	7.1	W	29	7	4	4	3	1	0	0	0	0	1	34	38	4.91	1.091
Bob Reynolds, R ERA: 3.12 (8, 1)	0.1		1	0	0	0	0	0	0	0	0	0	0	1	1	0.00	0.000
Grant Jackson, L ERA: 2.82 (8, 1)	1.0		6	1	0	0	0	2	0	0	0	0	0	4	12	0.00	3.000
Ross Grimsley, L ERA: 3.21 (9, 1)	0.1	S	1	0	0	0	0	0	0	0	0	0	0	1	1	0.00	0.000

BOTTOM

Baltimore Orioles @ Detroit Tigers
Tiger Stadium, Detroit, MI
Mon Aug 05 1974, 7:05 PM EDT
Unknown

AB	34
R	4
H	8
RBI	4
BB	3
SO	3
LOB	12



WP	PA	ERA	WHIP
0	37		

Batter	1	2	3	4	5	6	7	8	9	AB R H RBI BB SO LOB	TOP	
Paul Blair, R OBP: 0.292, SLG: 0.398 (1, 8) X	0-0 F9		0-0 4-3 1B 1B	0-0 6-3		0-0 1-H HR			4-0 PB 1B HBP BB	4 3 2 2 1 0 1		
Bobby Grich, R OBP: 0.393, SLG: 0.494 (1, 4) B B B	4-0 BB		0-0 1-2 1B 1B		0-0 6-3	0-0 5-3			0-0 F8	4 1 1 0 1 0 1		
Tommy Davis, R OBP: 0.309, SLG: 0.374 (1, 10) X	0-0 F8		0-0 4-3		4-0 FC3 E BB		0-0 6-3		0-0 F9	4 1 0 0 1 0 4		
Earl Williams, R OBP: 0.343, SLG: 0.366 (1, 3) X	0-0 F3		0-0 CS 1B 1B		0-0 FC3 FC1-4		0-3 K		1-0 PB 1B HBP	4 0 1 2 0 1 2		
Don Baylor, R OBP: 0.327, SLG: 0.349 (1, 7) X		0-0 F7	0-0 1-2 1B		0-0 FC1-4 S 1-2 2-H		0-0 F9		0-0 1-H 2-H 1B	5 0 2 1 0 0 1		
Brooks Robinson, R OBP: 0.371, SLG: 0.412 (1, 5) B B B B		4-0 1B BB	0-3 K		0-0 F8			0-0 1B		3 0 1 0 1 1 3		
Andy Etchebarren, R OBP: 0.228, SLG: 0.242 (1, 2) X		0-0 1-2 1B		0-0 6-3		0-3 K		0-3 K		4 0 1 0 0 2 1		
Jim Fuller, R OBP: 0.264, SLG: 0.392 (1, 9) S S S S		0-3 K		0-3 K		0-3 K		0-3 K		4 0 0 0 0 4 3		
Mark Belanger, R OBP: 0.309, SLG: 0.339 (1, 6) X		0-0 F8		0-0 E8 1B		0-0 HR 1B		0-3 K		4 1 2 0 0 1 3		
Inning Stats	R: 0 E: 0 K: 0 S: 3 H: 0 LOB: 1 BB: 1 P: 7	R: 0 E: 0 K: 1 S: 6 H: 1 LOB: 2 BB: 1 P: 10	R: 2 E: 0 K: 1 S: 8 H: 4 LOB: 2 BB: 0 P: 8	R: 0 E: 1 K: 1 S: 6 H: 1 LOB: 1 BB: 0 P: 6	R: 1 E: 2 K: 0 S: 4 H: 0 LOB: 1 BB: 1 P: 8	R: 2 E: 0 K: 2 S: 9 H: 2 LOB: 0 BB: 0 P: 9	R: 0 E: 0 K: 1 S: 5 H: 0 LOB: 0 BB: 0 P: 5	R: 0 E: 0 K: 3 S: 10 H: 1 LOB: 1 BB: 0 P: 10	R: 1 E: 0 K: 0 S: 3 H: 1 LOB: 2 BB: 1 P: 8	1B: 9 2B: 1 3B: 0 HR: 1 SF: 0 SAC: 0 DP: 1 HBP: 1	WP: 0 PB: 1 SB: 1 CS: 1 PA: 41	
PITCHER LUKE WALKER, L ERA: 4.88 JOHN HILLER, L ERA: 2.48	IP 6.0 WLS L BF 29 H 8 R 5 ER 4 SO 5 BB 3 IBB 0 HBP 0 BLK 0 WP 0 HR 1 S 36 P 48 ERA 6.00 WHIP 1.833	IP 3.0 WLS BF 12 H 2 R 1 ER 1 SO 4 BB 1 IBB 0 HBP 1 BLK 0 WP 0 HR 0 S 18 P 23 ERA 3.00 WHIP 1.000	PITCHER IP WLS BF H R ER SO BB IBB HBP BLK WP HR S P ERA WHIP									

Baltimore Orioles @ Detroit Tigers
Tiger Stadium, Detroit, MI
Mon Aug 05 1974, 7:05 PM EDT
Att: 37,030 - Unknown

livebaseballscorecards.com

AB	36
R	6
H	10
RBI	5
BB	4
SO	9
LOB	19



Batter	1	2	3	4	5	6	7	8	9	AB R H RBI BB SO LOB
Ron LeFlore, R OBP: 0.258, SLG: 0.222 (1, 8)	0-0 6-3 ①		0-0 FC3-6 1B 1-2 2-H		4-0 E BB 4-3		0-0 F6 ③			3 1 1 1 1 0 0
John Knox, L OBP: 0.323, SLG: 0.323 (1, 4)	0-0 F8 ②		0-0 FC3-6 1B 1-2f 2-3		0-0 4-3 1-2			0-0 1-3 ①		4 0 0 0 0 0 3
Ben Oglivie, L OBP: 0.373, SLG: 0.427 (1, 10)	0-0 F7 ③		0-0 1B 1-3 3-H		0-0 E4 S 2-H			0-0 E4 ②		4 0 1 1 0 1 1
Jim Northrup, L OBP: 0.297, SLG: 0.356 (1, 9)		0-0 F5 ①	0-0 F8 ③		0-0 S 1-H			0-3 K ②		5 0 0 0 0 1 4
Norm Cash, L OBP: 0.324, SLG: 0.412 (1, 3)		0-0 G3-6-1 1B		0-0 4-3 ①		0-3 K ①		0-0 F5 ③		3 0 1 0 0 0 0 1 0 0 0 0 1 0
Bill Freehan, R OBP: 0.362, SLG: 0.441 (9, PH)										
Jim Nettles, L OBP: 0.289, SLG: 0.394 (1, 7)		0-0 G3-6-1 ② ③		0-0 CS 1B		0-0 6-3 ②		0-3 K ①		3 0 1 0 0 0 1 1 0 0 0 0 1 0
Dick Sharon, R OBP: 0.292, SLG: 0.277 (9, PH)										
Aurelio Rodriguez, R OBP: 0.266, SLG: 0.328 (1, 5)			0-0 E 1B 1B	0-0 1B 1-2		0-0 F7 ③		0-3 K ②		4 1 2 0 0 1 0
Ed Brinkman, R OBP: 0.266, SLG: 0.342 (1, 6)			0-0 F8 ①	0-0 F9 ③			0-0 4-3 ①	0-3 K ③		3 0 0 0 0 0 2
Jerry Moses, R OBP: 0.278, SLG: 0.358 (1, 2)			0-0 E5 FC3-6 1B 1-2		0-0 F7 ①		0-0 1-3 ②			3 1 0 0 0 0 1

BOTTOM	
Baltimore Orioles @ Detroit Tigers Tiger Stadium, Detroit, MI Mon Aug 05 1974, 7:05 PM EDT Att. 37,030 - Unknown	
AB 34 R 3 H 6 RBI 2 BB 1 SO 5 LOB 12	

Inning Stats		R: 0	H: 0	E: 0	K: 0	S: 3	R: 0	H: 1	E: 0	K: 0	S: 3	R: 2	H: 3	E: 1	K: 0	S: 7	R: 0	H: 2	E: 0	K: 0	S: 4	R: 1	H: 0	E: 2	K: 0	S: 3	R: 0	H: 0	E: 0	K: 1	S: 5	R: 0	H: 0	E: 1	K: 1	S: 6	R: 0	H: 0	E: 0	K: 3	S: 9	R: 0	H: 0	E: 0	K: 3	S: 9	R: 0	H: 0	E: 0	K: 3	S: 9	1B: 6	2B: 0	3B: 0	HR: 0	SF: 0	SAC: 0	DP: 1	HBP: 0	WP: 0	PB: 0	SB: 1	CS: 1	PA: 35
PITCHER		IP	WLS	BF	H	R	ER	SO	BB	IBB	HBP	BLK	WP	HR	S	P	ERA	WHIP	PITCHER		IP	WLS	BF	H	R	ER	SO	BB	IBB	HBP	BLK	WP	HR	S	P	ERA	WHIP																											
Doyle Alexander, R ERA: 4.65 (1, 1)		7.1	W	30	6	3	1	1	1	0	0	0	0	0	30	34	1.23	0.955	Grant Jackson, L ERA: 2.7 (8, 1)		1.2	S	5	0	0	0	4	0	0	0	0	0	13	13	0.00	0.000																												

BOTTOM

Cleveland Indians @ Detroit Tigers
Tiger Stadium, Detroit, MI
Tue Aug 06 1974, 7:05 PM EDT
Att. 14,234 - Unknown

livebaseballscores.com

AB	36
R	7
H	13
RBI	6
BB	3
SO	1
LOB	16



WP:	0	PA:	40
PB:	0		
SB:	1		
CS:	1		

AB R H RBI BB SO LOB

5	1	3	0	0	0	1
5	1	2	1	0	0	3
5	2	2	0	0	0	3
5	1	3	1	0	0	3
2	1	1	0	2	0	1
3	1	1	3	0	0	2
4	0	0	1	0	0	2
4	0	0	0	0	0	1
1	0	0	0	1	1	0
1	0	0	0	0	0	0
0	0	0	0	0	0	0
1	0	1	0	0	0	0

1B:	8	SF:	0
2B:	4	SAC:	1
3B:	0	DP:	2
HR:	1	HBP:	0

WP:	0	PA:	40
PB:	0		
SB:	1		
CS:	1		

Batter	1	2	3	4	5	6	7	8	9
Ron LeFlore, R OBP: 0.306, SLG: 0.313 (1, 8)	0-0 E S 1B	0-0 F8		0-0 CS 2B		0-0 6-3			0-0 FC3-6 1B
Gary Sutherland, R OBP: 0.295, SLG: 0.332 (1, 4)	0-0 1B 1B	0-0 5-3		0-0 2B		0-0 6-3			0-0 FC3-6 1B
Al Kaline, R OBP: 0.333, SLG: 0.374 (1, 10)	0-0 2B 1-3 G6-4-3 1B		0-0 HR 2B	0-0 L8			0-0 L7		0-0 L7
Jim Northrup, L OBP: 0.300, SLG: 0.362 (1, 9)	0-0 G6-4-3 1-3 2B		0-0 P4		0-0 SH1-4 1B 6-3 1B		0-0 G6-3 1B		0-0 4-3
Ben Oglivie, L OBP: 0.384, SLG: 0.429 (1, 7)	0-0 G6-4-3 IBB		4-0 HR IBB		0-0 SH1-4 1B		0-0 G6-3		
Bill Freehan, R OBP: 0.362, SLG: 0.450 (1, 3)	0-0 G6-4-3		0-0 HR		0-0 SH1-4			0-0 6-3	
Aurelio Rodriguez, R OBP: 0.263, SLG: 0.325 (1, 5)	0-0 F8		0-0 F9		0-0 6-3			0-0 6-3	
Ed Brinkman, R OBP: 0.263, SLG: 0.339 (1, 6)		0-0 P3	0-0 F9		0-0 4-3			0-0 6-3	
Gene Lamont, L OBP: 0.288, SLG: 0.239 (1, 2)		4-0 BB		0-3 K		0-0 4-3			0-0 FC3-6 1B
Gates Brown, L OBP: 0.291, SLG: 0.300 (6, PH)									
Jerry Moses, R OBP: 0.278, SLG: 0.358 (7, 2)									
Norm Cash, L OBP: 0.327, SLG: 0.416 (9, PH)									

Inning Stats	R: 3	H: 4	E: 0	K: 0	S: 6	LOB: 1	BB: 1	P: 10	R: 0	H: 0	E: 0	K: 0	S: 3	LOB: 0	BB: 1	P: 7	R: 3	H: 2	E: 0	K: 0	S: 5	LOB: 0	BB: 1	P: 9	R: 0	H: 2	E: 0	K: 1	S: 6	LOB: 1	BB: 0	P: 6	R: 1	H: 2	E: 0	K: 0	S: 5	LOB: 1	BB: 0	P: 5	R: 0	H: 0	E: 0	K: 0	S: 3	LOB: 0	BB: 0	P: 3	R: 0	H: 1	E: 0	K: 0	S: 3	LOB: 0	BB: 0	P: 3	R: 0	H: 0	E: 0	K: 0	S: 5	LOB: 2	BB: 0	P: 5	1B: 8	SF: 0	2B: 4	SAC: 1	3B: 0	DP: 2	HR: 1	HBP: 0	WP: 0	PA: 40
--------------	------	------	------	------	------	--------	-------	-------	------	------	------	------	------	--------	-------	------	------	------	------	------	------	--------	-------	------	------	------	------	------	------	--------	-------	------	------	------	------	------	------	--------	-------	------	------	------	------	------	------	--------	-------	------	------	------	------	------	------	--------	-------	------	------	------	------	------	------	--------	-------	------	-------	-------	-------	--------	-------	-------	-------	--------	-------	--------

PITCHER	IP	WLS	BF	H	R	ER	SO	BB	IBB	HBP	BLK	WP	HR	S	P	ERA	WHIP
Jim Perry, R ERA: 3.15 (1, 1)	2.1		15	6	6	6	0	1	2	0	0	0	1	12	24	23.14	3.000
Steve Kline, R ERA: 4.41 (3, 1)	1.2		8	4	1	1	1	0	0	0	0	0	0	10	10	5.40	2.400
Milt Wilcox, R ERA: 3.93 (5, 1)	4.0	W	14	3	0	0	0	0	0	0	0	0	0	14	14	0.00	0.750
Tom Buskey, R ERA: 3.46 (9, 1)	1.0	S	3	0	0	0	0	0	0	0	0	0	0	3	3	0.00	0.000

Batter	1	2	3	4	5	6	7	8	9	AB R H RBI BB SO LOB	TOP	
John Lowenstein, L (1, 7) OBP: 0.323, SLG: 0.339 Rusty Torres, S (8, 7) OBP: 0.246, SLG: 0.200	0-3 K		0-0 F8		0-0 CS 1B		0-3 K			4 0 1 0 0 2 2 0 0 0 0 0 0 0	Cleveland Indians @ Detroit Tigers Tiger Stadium, Detroit, MI Wed Aug 07 1974, 7:05 PM EDT Att: 13,633 - Unknown	
Frank Duffy, R (1, 6) OBP: 0.276, SLG: 0.329	0-0 F8		0-0 FC6-4 1B		0-0 CS 1-2	0-0 F7		0-0 5-3		4 0 1 0 0 0 0		
George Hendrick, R (1, 8) OBP: 0.345, SLG: 0.483	0-0 6-3		0-0 FC6-4 1-2f			0-0 SF9 3B		0-3 K		4 1 1 0 0 1 2		
Charlie Spikes, R (1, 9) OBP: 0.337, SLG: 0.439		0-0 3-1		0-0 5-3		0-0 SF9		0-0 5-3		3 0 0 1 0 0 0		
Buddy Bell, R (1, 5) OBP: 0.319, SLG: 0.363		0-3 K		4-0 4-3 BB		0-0 3-H 1B		0-0 F9		3 0 1 0 1 1 0		
Oscar Gamble, L (1, 10) OBP: 0.357, SLG: 0.454		0-0 1B		0-0 4-3 1-2		0-0 F9		0-0 G6-4-3 1B		4 0 2 0 0 0 2		
Joe Lis, R (1, 3) OBP: 0.295, SLG: 0.271 Tom McCraw, L (8, 3) OBP: 0.346, SLG: 0.415 John Ellis, R (9, PH) OBP: 0.341, SLG: 0.447		0-0 F7		0-3 K			0-0 SH5-3 1B 2B		0-0 G6-4-3 1-2f	3 1 1 0 0 1 2 0 0 0 0 0 0 0 1 0 0 0 0 0 1		
Dave Duncan, R (1, 2) OBP: 0.258, SLG: 0.359		0-3 K		0-0 F7		0-0 SH5-3 2-3				2 0 0 0 0 1 0		
Luis Alvarado, R (1, 4) OBP: 0.212, SLG: 0.194		4-0 1B BB		0-0 5-3		0-0 3-H CS 1B				2 0 1 1 1 0 0		
Inning Stats	R: 0 H: 0 E: 0 LOB: 0 K: 1 BB: 0 S: 5 P: 5	R: 0 H: 1 E: 0 LOB: 1 K: 1 BB: 0 S: 6 P: 6	R: 0 H: 1 E: 0 LOB: 2 K: 1 BB: 1 S: 6 P: 10	R: 0 H: 0 E: 0 LOB: 1 K: 1 BB: 1 S: 5 P: 9	R: 0 H: 1 E: 0 LOB: 0 K: 0 BB: 0 S: 3 P: 3	R: 1 H: 2 E: 0 LOB: 1 K: 0 BB: 0 S: 5 P: 5	R: 1 H: 2 E: 0 LOB: 0 K: 1 BB: 0 S: 6 P: 6	R: 0 H: 0 E: 0 LOB: 0 K: 1 BB: 0 S: 5 P: 5	R: 0 H: 1 E: 0 LOB: 0 K: 0 BB: 0 S: 3 P: 3	1B: 6 SF: 1 2B: 1 SAC: 1 3B: 1 DP: 1 HR: 0 HBP: 0		WP: 0 PA: 35 PB: 0 SB: 0 CS: 2
PITCHER Mickey Lolich, L (1, 1) ERA: 3.86	IP WLS BF H R ER SO BB IBB HBP BLK WP HR S P ERA WHIP	9.0 W 34 8 2 2 6 2 0 0 0 0 0 0 44 52 2.00 1.111										

AB	30
R	2
H	8
RBI	2
BB	2
SO	6
LOB	9



livebaseballscorecards.com

Batter	1	2	3	4	5	6	7	8	9
Ron LeFlore, R OBP: 0.325, SLG: 0.333 (1, 8) X	0-0 FC6-4 1B		0-3 K		0-3 K		0-0 1B 1-2 2-H		
Gary Sutherland, R OBP: 0.297, SLG: 0.333 (1, 4) X	0-0 FC6-4 1-2f		0-0 FC5-4 1B		0-0 F8		0-0 SH5-4 1-3 2-H FC1-2 1B		
Al Kaline, R OBP: 0.334, SLG: 0.376 (1, 10) X	0-0 L9		0-0 FC5-4 1-2f			0-0 FC5-4 1B	0-0 FC1-2 SH5-4 1-2 3-H 1B		
Bill Freehan, R OBP: 0.361, SLG: 0.453 (1, 3) X	0-0 P4			0-0 2B		0-0 F8	0-0 SH5-4 1-2 2-3		
Dick Sharon, R OBP: 0.291, SLG: 0.276 (1, 9) X		0-0 F7		0-3 K		0-0 FC5-4 1-2 1B	0-0 FC1-2 2-3 3-H		
Marvin Lane, R OBP: 0.333, SLG: 0.355 (1, 7) X		0-0 1B 2B		0-3 K		0-0 FC5-4 1-2f 2-3	0-0 F7		
Ben Oglivie, L OBP: 0.381, SLG: 0.425 (7, PH) X									
Jim Nettles, L OBP: 0.289, SLG: 0.394 (8, 7) X									
Aurelio Rodriguez, R OBP: 0.263, SLG: 0.324 (1, 5) X		0-0 G6-4-3 2-3 1B		0-0 P2		0-0 FC5-4 1-2f		0-0 F4	
Ed Brinkman, R OBP: 0.263, SLG: 0.338 (1, 6) X		0-0 G6-4-3 1-2f			0-3 K		0-0 1B 1B	0-0 F9	
Jerry Moses, R OBP: 0.287, SLG: 0.366 (1, 2) X			0-0 F9			0-0 1B	0-0 1B 1B	0-0	

Inning Stats	R: 0 E: 0 K: 0 S: 4	H: 1 LOB: 1 BB: 0 P: 4	R: 0 E: 0 K: 0 S: 4	H: 2 LOB: 1 BB: 0 P: 4	R: 0 E: 0 K: 1 S: 6	H: 1 LOB: 1 BB: 0 P: 6	R: 0 E: 0 K: 2 S: 8	H: 1 LOB: 1 BB: 0 P: 8	R: 0 E: 0 K: 2 S: 8	H: 1 LOB: 1 BB: 0 P: 8	R: 0 E: 0 K: 0 S: 5	H: 2 LOB: 2 BB: 0 P: 5	R: 3 E: 0 K: 0 S: 8	H: 5 LOB: 2 BB: 0 P: 8	R: 0 E: 0 K: 0 S: 3	H: 1 LOB: 1 BB: 0 P: 3
1B: 12 2B: 2 3B: 0 HR: 0	SF: 0 SAC: 1 DP: 1 HBP: 0	WP: 0 PB: 0 SB: 0 CS: 0	1B: 12 2B: 2 3B: 0 HR: 0	SF: 0 SAC: 1 DP: 1 HBP: 0	WP: 0 PB: 0 SB: 0 CS: 0	1B: 12 2B: 2 3B: 0 HR: 0	SF: 0 SAC: 1 DP: 1 HBP: 0	WP: 0 PB: 0 SB: 0 CS: 0	1B: 12 2B: 2 3B: 0 HR: 0	SF: 0 SAC: 1 DP: 1 HBP: 0	WP: 0 PB: 0 SB: 0 CS: 0	1B: 12 2B: 2 3B: 0 HR: 0	SF: 0 SAC: 1 DP: 1 HBP: 0	WP: 0 PB: 0 SB: 0 CS: 0	1B: 12 2B: 2 3B: 0 HR: 0	

PITCHER	IP	WLS	BF	H	R	ER	SO	BB	IBB	HBP	BLK	WP	HR	S	P	ERA	WHIP
Fritz Peterson, L ERA: 4.35 (1, 1)	6.0		27	10	2	2	5	0	0	0	0	0	0	37	37	3.00	1.667
Fred Beene, R ERA: 5.46 (7, 1)	0.0	L	2	2	0	0	0	0	0	0	0	0	0	2	2	∞	∞
Tom Buskey, R ERA: 3.34 (7, 1)	2.0		7	2	1	1	0	0	0	0	0	0	0	7	7	4.50	1.000

BOTTOM

Cleveland Indians @ Detroit Tigers

Tiger Stadium, Detroit, MI

Wed Aug 07 1974, 7:05 PM EDT
Att. 13,633 - Unknown

AB	35
R	3
H	14
RBI	3
BB	0
SO	5
LOB	20



WP	HR	S	P	ERA	WHIP
0	0	0	0	0	0

Batter	1	2	3	4	5	6	7	8	9	AB R H RBI BB SO LOB	TOP		
John Lowenstein, L (1, 7) OBP: 0.324, SLG: 0.340 Rusty Torres, S (7, 7) OBP: 0.242, SLG: 0.197	0-0 4-3 G3 1B		0-0 F9		0-0 K 1B		0-0 F7		0-0 F7	4 0 2 0 0 0 3 1 0 0 0 0 0 1			
Frank Duffy, R (1, 6) OBP: 0.273, SLG: 0.325	0-0 G3 1-2		0-3 K		0-3 K 1-2			0-3 K		4 0 0 0 0 3 3			
George Hendrick, R (1, 8) OBP: 0.344, SLG: 0.481	0-0 4-3 2-3			0-0 HR 1B		0-0 6-3		0-0 6-3		4 1 1 0 0 0 1			
Charlie Spikes, R (1, 9) OBP: 0.338, SLG: 0.448	0-0 6-3			0-0 1-H HR		0-0 L4		0-0 1B		4 1 2 2 0 0 1			
Oscar Gamble, L (1, 10) OBP: 0.353, SLG: 0.448		0-0 4-3		0-0 F9		0-0 3-1		0-0 F8		4 0 0 0 0 0 1			
Tom McCraw, L (1, 3) OBP: 0.343, SLG: 0.417		0-0 4-1		0-0 6-3		0-0 F7		0-0 1B E 2B		4 1 1 0 0 0 0			
Buddy Bell, R (1, 5) OBP: 0.319, SLG: 0.362 Ed Crosby, L (8, 5) OBP: 0.288, SLG: 0.262		0-0 1-3		0-0 1B		0-0 1-3		0-0 E 1B		3 0 1 0 0 0 0 1 0 1 0 0 0 0			
Dave Duncan, R (1, 2) OBP: 0.261, SLG: 0.359			0-0 1B		0-0 1-3		4-0 1B BB		0-0 G3	3 0 1 0 1 0 2			
Luis Alvarado, R (1, 4) OBP: 0.213, SLG: 0.196			0-3 K		0-0 5-3		0-0 1-2 1B		0-3 K	4 0 1 0 0 2 2			
Inning Stats	R: 0 H: 1 E: 0 LOB: 1 K: 0 BB: 0 S: 4 P: 4	R: 0 H: 0 E: 0 LOB: 0 K: 0 BB: 0 S: 3 P: 3	R: 0 H: 1 E: 0 LOB: 1 K: 2 BB: 0 S: 8 P: 8	R: 2 H: 3 E: 0 LOB: 1 K: 0 BB: 0 S: 6 P: 6	R: 0 H: 1 E: 0 LOB: 0 K: 1 BB: 0 S: 5 P: 5	R: 0 H: 0 E: 0 LOB: 0 K: 0 BB: 0 S: 3 P: 3	R: 0 H: 1 E: 0 LOB: 2 K: 0 BB: 1 S: 4 P: 8	R: 0 H: 1 E: 0 LOB: 1 K: 1 BB: 0 S: 6 P: 6	R: 1 H: 2 E: 1 LOB: 1 K: 1 BB: 0 S: 7 P: 7	1B: 8 SF: 0 2B: 1 SAC: 0 3B: 0 DP: 0 HR: 1 HBP: 0	WP: 0 PA: 37 PB: 0 SB: 0 CS: 0		
PITCHER Joe Coleman, R (1, 1) ERA: 4.15 Jim Ray, R (8, 1) ERA: 4.17	IP WLS BF H R ER SO BB IBB HBP BLK WP HR S P ERA WHIP	7.0 28 7 2 2 3 1 0 0 0 0 0 1 33 37 2.57 1.143	2.0 W 9 3 1 0 2 0 0 0 0 0 0 0 13 13 0.00 1.500									PITCHER IP WLS BF H R ER SO BB IBB HBP BLK WP HR S P ERA WHIP	

Cleveland Indians @ Detroit Tigers
Tiger Stadium, Detroit, MI
Thu Aug 08 1974, 7:05 PM EDT
Att: 12,408 - Unknown

livebaseballscorecards.com

AB 36
R 3
H 10
RBI 2
BB 1
SO 5
LOB 14



Batter	1	2	3	4	5	6	7	8	9	AB R H RBI BB SO LOB
Ron LeFlore, R (1, 8) OBP: 0.289, SLG: 0.293	0-3 K	0-3 K			0-0 6-3		0-0 1-3		0-3 K	5 0 0 0 0 3 1
Gary Sutherland, R (1, 4) OBP: 0.303, SLG: 0.340	4-0 2B FC4-2 BB		0-0 5-3		0-0 1B 1B		0-0 FC6-4 1B		0-0 1B E 2B	4 1 3 0 1 0 0
Al Kaline, R (1, 10) OBP: 0.337, SLG: 0.380	0-0 FC4-2 1-3 2B		4-0 BB BB		0-0 1-2 1B		0-0 FC6-4 1-2f		0-0 L5-3	4 0 2 0 1 0 2
Ben Oglivie, L (1, 7) OBP: 0.389, SLG: 0.418	4-0 FC4-2 IBB		4-0 1-2 BB		0-0 F8		0-0 F7		4-0 1B E 1B BB	2 1 0 0 3 0 2
Bill Freehan, R (1, 3) OBP: 0.362, SLG: 0.452	0-0 FC4-2 1-2 2-3 3-Hf		0-0 F5		0-0 F3		0-0 1B G3 1B		0-0 1B E 1B	5 2 2 0 0 0 7
Jim Nettles, L (1, 9) OBP: 0.302, SLG: 0.395	0-0 F8		0-0 F2		0-0 G3		0-0 G3 1B 1B		0-0 E1 E 1B	5 0 2 1 0 0 5
Aurelio Rodriguez, R (1, 5) OBP: 0.267, SLG: 0.328		0-0 5-3 1B		0-0 6-3		0-0 G6-4-3 1B		0-0 G3 1B	0-0 E3	5 0 3 0 0 0 1
Ed Brinkman, R (1, 6) OBP: 0.264, SLG: 0.338		0-0 5-3		0-0 5-3		0-0 G6-4-3 1B		0-0 G3		3 0 1 0 0 0 2
Gates Brown, L (8, PH) OBP: 0.288, SLG: 0.296		1-2		0-0 1B		0-0 1-2f		1-2 2-3 3-H		1 0 0 1 0 0 2
Tom Verzyer, R (9, 6)										0 0 0 0 0 0 0
Jerry Moses, R (1, 2) OBP: 0.283, SLG: 0.360		0-0 F8		0-0 G6-4-3		0-0 6-3		0-0 1-3		3 0 0 0 0 0 2
John Knox, L (8, PH) OBP: 0.318, SLG: 0.317										1 0 0 0 0 0 2
Gene Lamont, L (9, 2) OBP: 0.288, SLG: 0.239					1-2f					0 0 0 0 0 0 0

Inning Stats	R: 0	H: 1	E: 0	LOB: 3	K: 1	BB: 2	S: 6	P: 14	R: 0	H: 1	E: 0	LOB: 1	K: 1	BB: 0	S: 6	P: 6	R: 0	H: 0	E: 0	LOB: 2	K: 0	BB: 2	S: 3	P: 11	R: 0	H: 1	E: 0	LOB: 0	K: 0	BB: 0	S: 3	P: 3	R: 0	H: 2	E: 0	LOB: 2	K: 0	BB: 0	S: 5	P: 5	R: 0	H: 1	E: 0	LOB: 0	K: 0	BB: 0	S: 3	P: 3	R: 0	H: 1	E: 0	LOB: 1	K: 0	BB: 0	S: 4	P: 4	R: 1	H: 3	E: 0	LOB: 2	K: 0	BB: 0	S: 6	P: 6	R: 3	H: 3	E: 2	LOB: 2	K: 1	BB: 1	S: 8	P: 12	1B: 11	SF: 0	2B: 2	SAC: 0	3B: 0	DP: 2	HR: 0	HBP: 0	WP: 0	PA: 43
Steve Arlin, R (1, 1) ERA: 5.85	IP	WLS	BF	H	R	ER	SO	BB	IBB	HBP	BLK	WP	HR	S	P	ERA	WHIP																																																																	
Tom Buskey, R (7, 1) ERA: 3.49	2.2	L	17	7	4	2	1	1	0	0	0	0	0	18	22	6.75	3.000																																																																	

BOTTOM

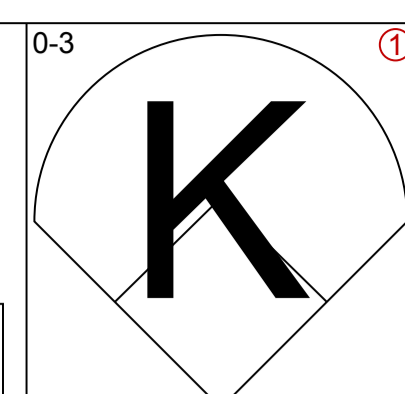
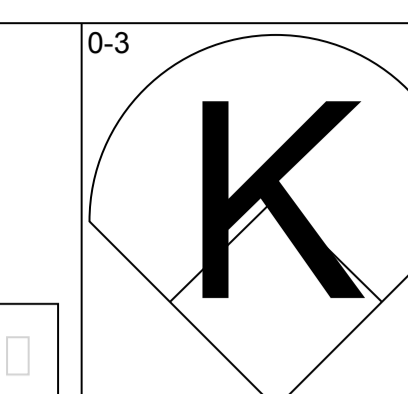
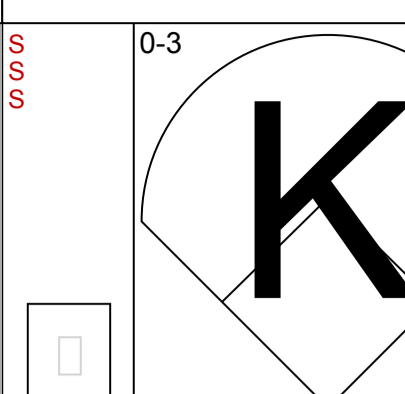
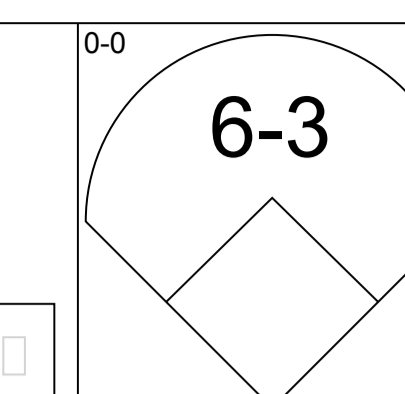
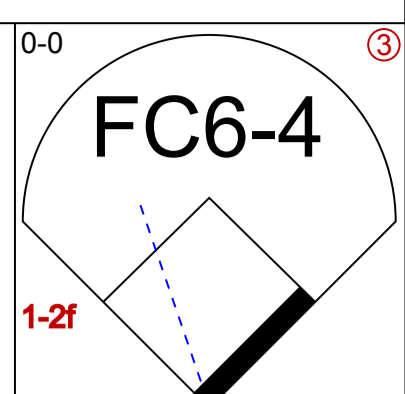
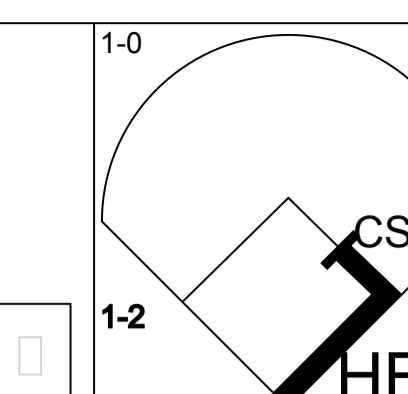
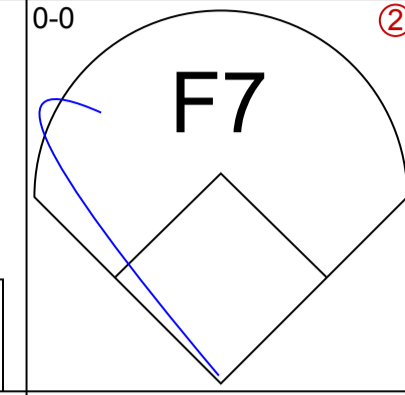
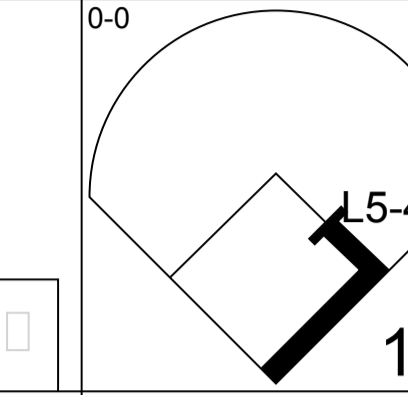
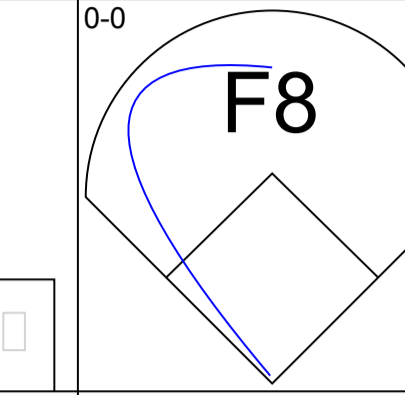
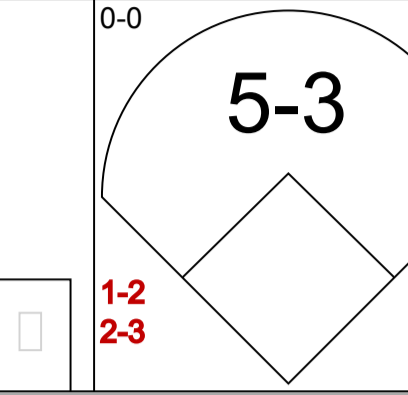
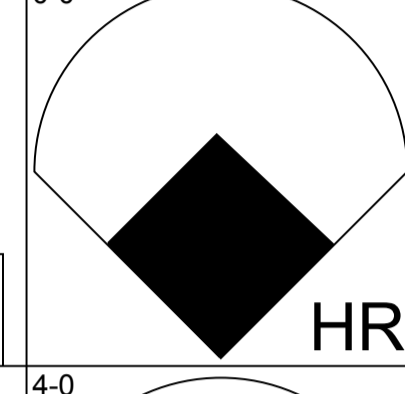
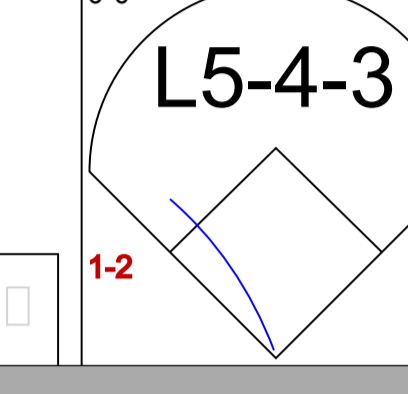
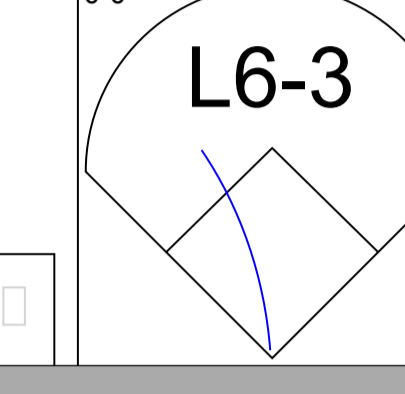

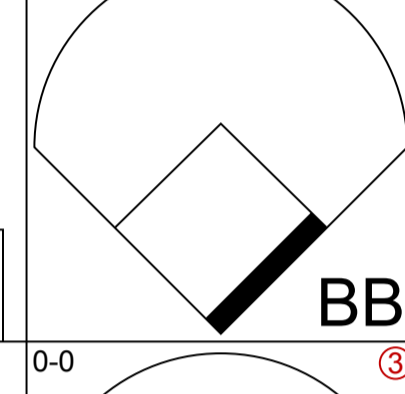
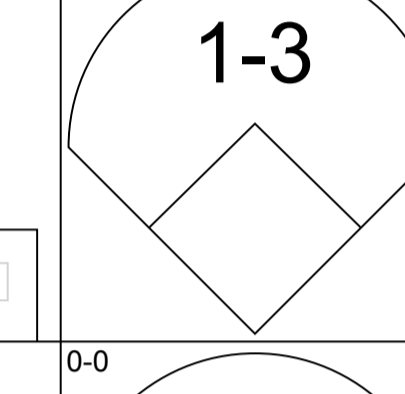
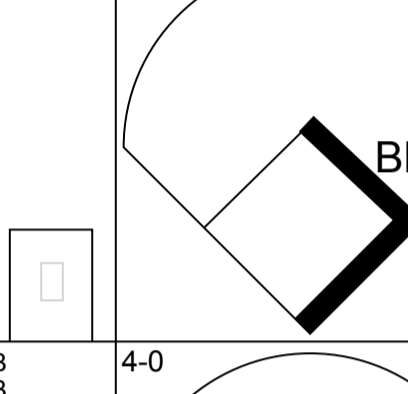

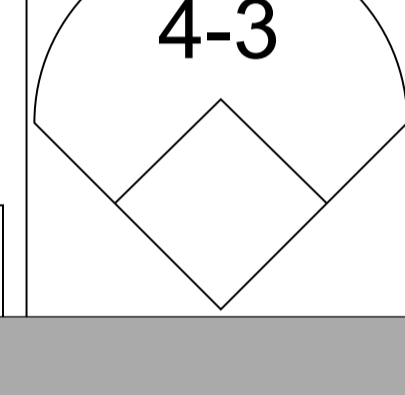
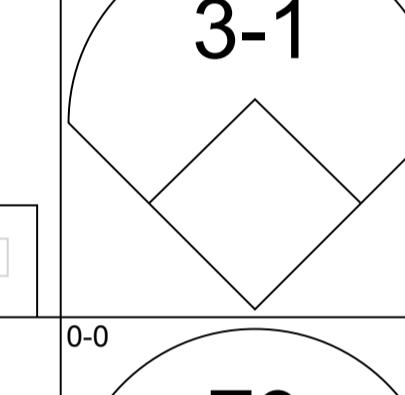
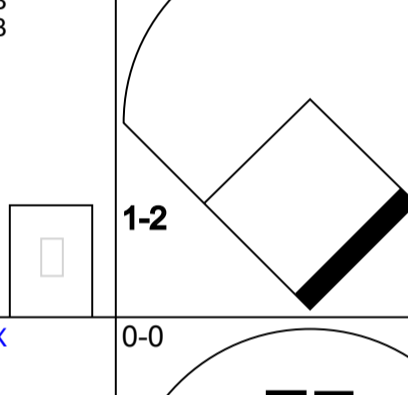

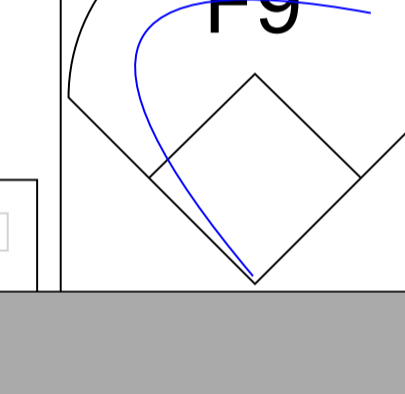
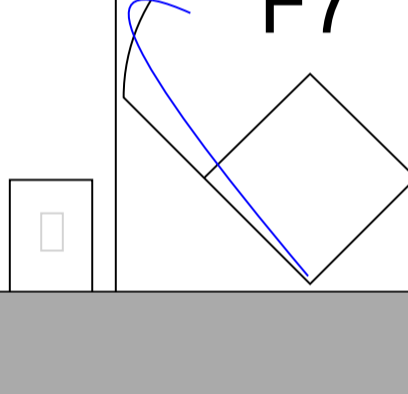


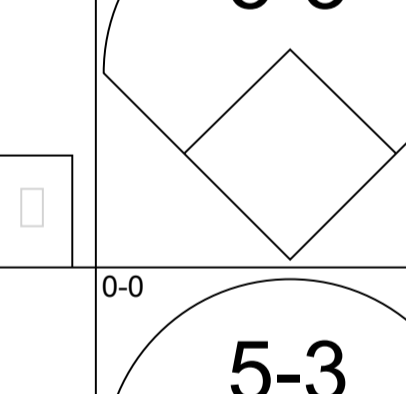


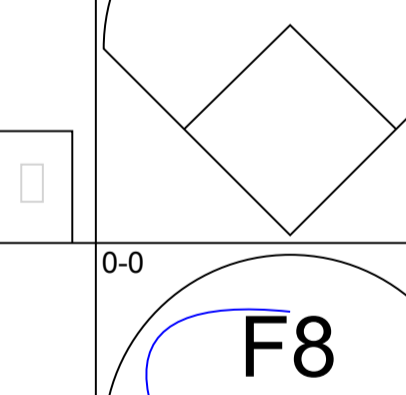
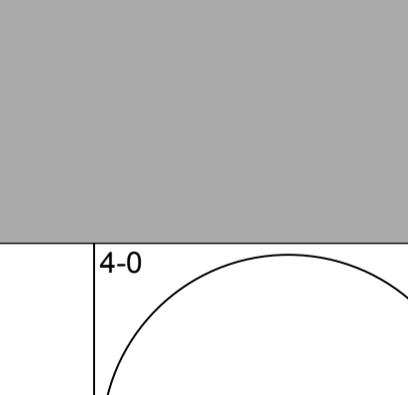

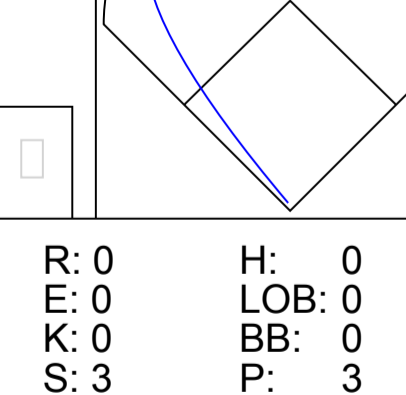
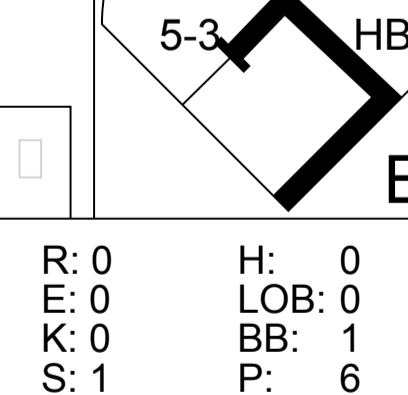
Cleveland Indians @ Detroit Tigers
Tiger Stadium, Detroit, MI
Thu Aug 08 1974, 7:05 PM EDT
Att. 12,408 - Unknown

AB	38
R	4
H	13
RBI	2
BB	5
SO	3
LOB	26



WP: 0	PA: 43
PB: 0	ERA
SB: 0	WHIP
CS: 0	

livebaseballscores.com

Batter	1	2	3	4	5	6	7	8	9	10	11	12	13	14	AB	R	H	RBI	BB	SO	LOB	TOP						
Ron LeFlore, R OBP: 0.275, SLG: 0.261 (1, 8)	0-3 		0-3 		0-3 			0-0 	0-0 			1-0 			5	0	0	0	0	3	3							
Gary Sutherland, R OBP: 0.303, SLG: 0.339 (1, 4)	0-0 		0-0 					0-0 				0-0 			6	0	2	0	0	0	2							
Al Kaline, R OBP: 0.335, SLG: 0.384 (1, 10)	0-0 		0-0 					0-0 				0-0 			6	1	1	1	0	2	2							
Ben Oglivie, L OBP: 0.387, SLG: 0.409 (1, 7) (9, 3)	4-0 				0-0 			0-0 				0-0 			5	0	1	0	1	0	1							
Jim Nettles, L OBP: 0.306, SLG: 0.372 (1, 9)	0-0 				0-0 			4-0 				0-0 			5	1	1	0	1	0	1							
Bill Freehan, R OBP: 0.361, SLG: 0.447 (1, 3) (9, 2)					0-0 			0-0 				0-0 			5	1	1	0	1	0	2							
Aurelio Rodriguez, R OBP: 0.268, SLG: 0.325 (1, 5)					0-0 			0-0 				0-0 			5	0	1	0	1	0	1							
Ed Brinkman, R OBP: 0.267, SLG: 0.340 (1, 6) Gates Brown, L OBP: 0.296, SLG: 0.306 (9, PH) Tom Verzyer, R (9, 6)					0-0 			0-0 				0-3 			3	0	2	0	0	0	0							
Jerry Moses, R OBP: 0.282, SLG: 0.359 (1, 2) Gene Lamont, L OBP: 0.278, SLG: 0.229 (2, 2) John Knox, L OBP: 0.313, SLG: 0.313 (9, PH) Marvin Lane, R OBP: 0.342, SLG: 0.355 (9, 7)					0-0 			0-0 				4-0 			1	0	0	0	0	0	1							
Inning Stats	R: 1 E: 0 K: 1 S: 6	H: 1 LOB: 1 BB: 1 P: 10	R: 0 E: 0 K: 0 S: 3	H: 1 LOB: 1 BB: 1 P: 7	R: 0 E: 0 K: 1 S: 5	H: 0 LOB: 0 BB: 0 P: 5	R: 0 E: 0 K: 0 S: 3	H: 0 LOB: 0 BB: 0 P: 3	R: 0 E: 0 K: 1 S: 6	H: 1 LOB: 2 BB: 1 P: 10	R: 0 E: 0 K: 0 S: 3	H: 0 LOB: 0 BB: 0 P: 3	R: 0 E: 0 K: 1 S: 5	H: 0 LOB: 1 BB: 1 P: 9	R: 0 E: 0 K: 0 S: 1	H: 0 LOB: 0 BB: 1 P: 6	R: 0 E: 0 K: 1 S: 5	H: 0 LOB: 0 BB: 0 P: 5	R: 0 E: 0 K: 0 S: 3	H: 0 LOB: 0 BB: 0 P: 3	1B: 9 2B: 0 3B: 0 HR: 1	SF: 0 SAC: 0 DP: 3 HBP: 1	WP: 0 PB: 0 SB: 0 CS: 1	PA: 53				
PITCHER	IP	WLS	BF	H	R	ER	SO	BB	IBB	HBP	BLK	WP	HR	S	P	ERA	WHIP											
Jackie Brown, R ERA: 3.76 (1, 1)	8.1		35	9	3	3	4	3	0	0	0	0	1	40	52	3.24	1.440											
Steve Foucault, R ERA: 2.42 (9, 1)	5.2	W	18	1	0	0	3	2	0	1	0	0	0	21	30	0.00	0.529											

Detroit Tigers @ Texas Rangers
Arlington Stadium, Arlington, TX
Fri Aug 09 1974, 8:05 PM EDT
Alt. 10,620 - Unknown

AB	47
R	3
H	10
RBI	3
BB	5
SO	7
LOB	17




Batter	1	2	3	4	5	6	7	8	9	10	11	12	13	14	AB	R	H	RBI	BB	SO	LOB
Cesar Tovar, R (1, 7) OBP: 0.352, SLG: 0.368 (10, 8)	6-3		L4		2B 1B	4-3		G6-4-3 BB		BB BB BB BB	BB BB BB BB	E S BB		SH3-4	4	1	1	0	3	0	1
Lenny Randle, S (1, 5) OBP: 0.343, SLG: 0.381	CS 1B		4-3 E 1B		F2	K		G6-4-3 BB 1-2f		F8		F3		F3	8	0	2	0	0	1	9
Jeff Burroughs, R (1, 9) OBP: 0.398, SLG: 0.538	1B 1-2 1B		4-3 1-3		1B 2B		G3 BB		SH3-4 BB	K		IBB		IBB	4	1	2	2	4	1	3
Mike Hargrove, L (1, 3) OBP: 0.413, SLG: 0.446	1-2 1B		F7		BB 1B 1B		G3		SH3-4		FC6-5 SH3-4 BB	F7		1B	6	0	3	2	1	0	4
Jim Spencer, L (1, 10) OBP: 0.343, SLG: 0.440 Tom Grieve, R (9, PH) OBP: 0.325, SLG: 0.458	4-3		F3		BB 1B		F9		K		SH3-4			G5-3 SH2-4 BB	4	0	1	0	0	0	3
Joe Lovitto, S (1, 8) OBP: 0.246, SLG: 0.287 Alex Johnson, R (9, PH) OBP: 0.341, SLG: 0.364 (10, 7)		F7		CS BB	1-2 2-3 BB		BB		IBB		FC6-5 IBB			SH2-4	1	0	0	0	3	0	0
Toby Harrah, R (1, 6) OBP: 0.323, SLG: 0.422		S 1B		F2	F3		K		4-3		FC6-5			IBB	6	0	1	0	1	1	10
Davey Nelson, R (1, 4) OBP: 0.295, SLG: 0.284		5-3		K	K		SH1-4 BB		F3		F9		F7	G5-3	6	0	0	0	1	1	5
Jim Sundberg, R (1, 2) OBP: 0.390, SLG: 0.354		6-3		1B 2B 1B	1B		SH1-4		BB 1B		BB		F9	1B SH3-4 1B	5	2	3	0	1	0	1

Inning Stats	R: 0	H: 3	E: 0	K: 0	S: 5	R: 0	H: 1	E: 0	K: 0	S: 4	R: 0	H: 1	E: 1	K: 0	S: 4	R: 0	H: 0	E: 0	K: 0	S: 2	R: 3	H: 5	E: 0	K: 1	S: 10	R: 0	H: 0	E: 0	K: 1	S: 5	R: 0	H: 1	E: 0	K: 0	S: 3	R: 0	H: 0	E: 0	K: 1	S: 5	R: 0	H: 0	E: 0	K: 1	S: 5	R: 0	H: 0	E: 0	K: 1	S: 5	R: 0	H: 0	E: 0	K: 0	S: 3	R: 0	H: 0	E: 0	K: 0	S: 2	R: 0	H: 0	E: 0	K: 0	S: 2	R: 1	H: 2	E: 0	K: 0	S: 4	1B: 12	2B: 1	3B: 0	HR: 0	SF: 0	SAC: 5	DP: 2	HBP: 0	WP: 0	PA: 67
PITCHER Fred Holdsworth, R ERA: 5.79 Luke Walker, L ERA: 4.6 John Hiller, L ERA: 2.37	IP	WLS	BF	H	R	ER	SO	BB	IBB	HBP	BLK	WP	HR	S	P	ERA	WHIP																																																															
	(1, 1)		22	9	3	3	1	1	0	0	0	0	0	15	27	5.79	2.143																																																															
	(5, 1)	3.1	16	2	0	0	2	5	0	0	0	0	0	15	35	0.00	2.100																																																															
	(9, 1)	5.2	L 29	2	1	1	2	6	5	0	0	0	0	22	66	1.59	1.412																																																															

DETROIT TIGERS @ TEXAS RANGERS
Arlington Stadium, Arlington, TX
Fri Aug 09 1974, 8:05 PM EDT
Att. 10,620 - Unknown

AB	45
R	4
H	13
RBI	4
BB	17
SO	5
LOB	37



Batter	1	2	3	4	5	6	7	8	9	AB R H RBI BB SO LOB	TOP									
Ron LeFlore, R OBP: 0.286, SLG: 0.260 (1, 8) X	0-0 3-1		0-3 K		0-0 6-3		0-0 BLK 1B		1-0 G1-6-3 HBP	4 0 1 0 0 1 0										
Gary Sutherland, R OBP: 0.302, SLG: 0.338 (1, 4) S S S	0-3 K		0-0 1B		0-0 F7		0-0 6-3		0-0 G1-6-3 1-2f	5 0 1 0 0 1 3										
Al Kaline, R OBP: 0.336, SLG: 0.386 (1, 10) X	0-0 2B		0-3 K		4-0 BB		0-0 F5			3 0 1 0 1 1 1										
Ben Oglivie, L OBP: 0.383, SLG: 0.405 (1, 7) X	0-0 3-1		0-0 1-3		0-3 K		0-0 1B 1B			4 0 1 0 0 1 3										
Bill Freehan, R OBP: 0.357, SLG: 0.441 (1, 3) S S S			0-3 K		0-0 F3		0-0 F7			4 0 0 0 0 1 2										
Jim Nettles, L OBP: 0.302, SLG: 0.362 (1, 9) S S S			0-3 K		0-3 K		0-0 E4 2B		0-0 1-3 1B	4 1 1 0 0 2 0										
Aurelio Rodriguez, R OBP: 0.268, SLG: 0.328 (1, 5) S S S			0-3 K		0-0 F3		0-0 E 2B		0-0 1-3	4 1 1 1 0 1 2										
Tom Verzyer, R OBP: 0.333, SLG: 0.200 (1, 6) B B B B			4-0 HR BB		0-0 F4		0-0 F9		0-0 4-1 1B	3 1 1 0 1 0 0										
Gene Lamont, L OBP: 0.281, SLG: 0.294 (1, 2) X			0-0 HR		0-3 K		0-0 G1		0-0 4-1 1-2	3 1 1 2 0 1 0										
Gates Brown, L OBP: 0.293, SLG: 0.301 (9, PH) S S S			1-H HR							1 0 0 0 0 0 1										
Inning Stats	R: 0 E: 0 K: 1 S: 6	H: 1 LOB: 1 BB: 0 P: 6	R: 0 E: 0 K: 3 S: 9	H: 0 LOB: 0 BB: 0 P: 9	R: 2 E: 0 K: 2 S: 9	H: 2 LOB: 1 BB: 1 P: 13	R: 0 E: 0 K: 1 S: 5	H: 0 LOB: 0 BB: 0 P: 5	R: 0 E: 0 K: 1 S: 5	H: 0 LOB: 1 BB: 1 P: 9	R: 2 E: 2 K: 0 S: 6	H: 2 LOB: 1 BB: 0 P: 6	R: 0 E: 0 K: 0 S: 5	H: 2 LOB: 2 BB: 0 P: 5	R: 0 E: 0 K: 0 S: 3	H: 1 LOB: 1 BB: 0 P: 4	1B: 5 2B: 2 3B: 0 HR: 1	SF: 0 SAC: 0 DP: 1 HBP: 1	WP: 0 PB: 0 SB: 0 CS: 0	PA: 38
PITCHER Fergie Jenkins, R ERA: 3.36 (1, 1)	IP: 9.0 WLS: W BF: 38 H: 8 R: 4 ER: 2 SO: 9 BB: 2 IBB: 0 HBP: 1 BLK: 1 WP: 0 HR: 1 S: 53 P: 62 ERA: 2.00 WHIP: 1.111																			

Detroit Tigers @ Texas Rangers
 Arlington Stadium, Arlington, TX
 Sat Aug 10 1974, 8:05 PM EDT
 Att: 37,737 - Unknown

livebaseballscorecards.com

AB 35
R 4
H 8
RBI 3
BB 2
SO 9
LOB 12



Batter	1	2	3	4	5	6	7	8	9	AB	R	H	RBI	BB	SO	LOB
Alex Johnson, R OBP: 0.341, SLG: 0.363 Joe Lovitto, S OBP: 0.244, SLG: 0.285	0-0 F6		0-0 SF BB 1-2 3B 1B	0-0 G5-4-3			0-3 K			3	1	1	0	0	0	2
Cesar Tovar, R OBP: 0.353, SLG: 0.367	0-0 E S 1B		4-0 SF 1-2 2-3 3B BB		0-0 1-3		0-0 F3			3	1	1	0	1	0	1
Jeff Burroughs, R OBP: 0.395, SLG: 0.534	0-3 K		0-0 SF 1-2 2-3 3B		0-0 L6		0-0 6-3			3	1	0	1	0	1	1
Mike Hargrove, L OBP: 0.411, SLG: 0.450	0-0 F9		0-0 SF9 1-H 2-H 3-H 3B		0-0 3-1		0-0 G3			4	1	1	3	0	0	1
Jim Spencer, L OBP: 0.341, SLG: 0.438		0-0 4-1	0-0 SF9		0-0 4-3		0-0 1B			3	0	1	1	0	0	0
Lenny Randle, S OBP: 0.339, SLG: 0.377		0-0 3-1	0-0 4-3		0-0 4-3		0-0 L3			4	0	0	0	0	0	1
Toby Harrah, R OBP: 0.323, SLG: 0.421		0-0 F8		0-0 SH1-3 1B		0-3 K				3	0	1	0	0	1	0
Davey Nelson, R OBP: 0.296, SLG: 0.285			0-0 4-3	0-0 SH1-3			0-0 SH3-4 1B			2	0	1	0	0	0	0
Jim Sundberg, R OBP: 0.395, SLG: 0.357			0-0 BB 1B SF 1B	4-0 G5-4-3 BB			0-0 SH3-4			1	1	1	0	1	0	0

Inning Stats	R: 0	H: 1	E: 0	LOB: 1	K: 1	S: 6	P: 6	R: 0	H: 0	E: 0	LOB: 0	K: 0	S: 3	R: 5	H: 3	E: 1	LOB: 0	K: 0	S: 7	R: 0	H: 1	E: 0	LOB: 1	K: 0	S: 3	R: 0	H: 0	E: 0	LOB: 0	K: 1	S: 5	R: 0	H: 1	E: 0	LOB: 1	K: 1	S: 6	R: 0	H: 1	E: 0	LOB: 1	K: 0	S: 4				
	1B: 6	SF: 2	2B: 0	SAC: 2	3B: 1	DP: 1	HR: 0	HBP: 0	WP: 0	PA: 33	PB: 0	SB: 1	CS: 0																																		

PITCHER	IP	WLS	BF	H	R	ER	SO	BB	IBB	HBP	BLK	WP	HR	S	P	ERA	WHIP	PITCHER	IP	WLS	BF	H	R	ER	SO	BB	IBB	HBP	BLK	WP	HR	S	P	ERA	WHIP												
Lerrin LaGrow, R ERA: 4.34	8.0	L	33	7	5	3	3	2	0	0	0	0	0	37	45	3.38	1.125																														

BOTTOM

Detroit Tigers @ Texas Rangers
Arlington Stadium, Arlington, TX
Sat Aug 10 1974, 8:05 PM EDT
Att. 37,737 - Unknown

livebaseballscores.com

AB	27
R	5
H	7
RBI	5
BB	2
SO	3
LOB	7



Batter	1	2	3	4	5	6	7	8	9	AB R H RBI BB SO LOB	TOP							
Ron LeFlore, R (1, 8) OBP: 0.267, SLG: 0.241	0-3 K		0-0 F8		0-3 K		0-0 FC6-4			4 0 0 0 0 2 5								
Gary Sutherland, R (1, 4) OBP: 0.300, SLG: 0.335	0-0 F7		0-0 F7		0-0 6-3			0-0 6-3		4 0 0 0 0 0 3								
Gates Brown, L (1, 10) OBP: 0.291, SLG: 0.312	0-0 2B			0-0 4-3		0-0 F5		0-3 K		4 0 1 0 0 1 0								
Ben Oglivie, L (1, 7) OBP: 0.373, SLG: 0.393	0-0 F7			0-0 G3		0-0 G3		0-0 3-1		4 0 0 0 0 0 1								
Bill Freehan, R (1, 3) OBP: 0.353, SLG: 0.436		0-0 E5		0-0 F7		0-0 1-3			0-0 5-3	4 0 0 0 0 0 0								
Jim Nettles, L (1, 9) OBP: 0.316, SLG: 0.360		0-0 1B			4-0 1B 1B BB		0-0 F8		0-0 4-3	3 0 1 0 1 0 0								
Aurelio Rodriguez, R (1, 5) OBP: 0.267, SLG: 0.327		0-3 K			0-0 1B 1B		0-0 F5		0-0 F8	4 0 1 0 0 1 2								
Ed Brinkman, R (1, 6) OBP: 0.270, SLG: 0.341		0-0 L4			0-0 1B 1B		4-0 BB BB			2 0 1 0 1 0 2								
John Wockenfuss, R (1, 2) OBP: 0.270, SLG: 0.341			0-0 F6		0-0 F2		4-0 FC6-4 BB			2 0 0 0 1 0 3								
Inning Stats	R: 0 E: 0 K: 1 S: 6	H: 1 LOB: 1 BB: 0 P: 6	R: 0 E: 1 K: 1 S: 6	H: 1 LOB: 1 BB: 0 P: 6	R: 0 E: 0 K: 0 S: 3	H: 0 LOB: 0 BB: 0 P: 3	R: 0 E: 0 K: 0 S: 3	H: 0 LOB: 0 BB: 0 P: 3	R: 0 E: 0 K: 1 S: 3	H: 0 LOB: 0 BB: 0 P: 5	R: 0 E: 0 K: 0 S: 3	H: 0 LOB: 0 BB: 0 P: 3	R: 0 E: 0 K: 0 S: 3	H: 0 LOB: 0 BB: 0 P: 3	1B: 3 2B: 2 3B: 0 HR: 0	SF: 0 SAC: 0 DP: 1 HBP: 0	WP: 0 PB: 0 SB: 0 CS: 0	PA: 34
PITCHER Jim Bibby, R (1, 1) ERA: 4.74	IP: 9.0 WLS: W BF: 34 H: 4 R: 0 ER: 0 SO: 4 BB: 3 IBB: 0 HBP: 0 BLK: 0 WP: 0 HR: 0 S: 39 P: 51 ERA: 0.00 WHIP: 0.778																	

Detroit Tigers @ Texas Rangers
Arlington Stadium, Arlington, TX
Sun Aug 11 1974, 8:05 PM EDT
Att: 11,434 - Unknown

livebaseballscorecards.com

AB	31
R	0
H	4
RBI	0
BB	3
SO	4
LOB	16



Batter	1	2	3	4	5	6	7	8	9
Davey Nelson, R OBP: 0.301, SLG: 0.300 (1, 4)	0-0 4-3 1B		0-0 1B		0-0 HR	0-0 1B	0-3 K		
Cesar Tovar, R OBP: 0.356, SLG: 0.367 (1, 7)	0-0 4-3		0-0 F8		4-0 BB	0-0 FC6-4 1B		4-0 1B SF7 BB	
Jeff Burroughs, R OBP: 0.393, SLG: 0.530 (1, 9)	0-0 4-3		0-0 F8		0-0 F9	0-0 FC6-4		0-0 FC6-4 1B	
Mike Hargrove, L OBP: 0.411, SLG: 0.454 (1, 3)		0-0 2B		0-0 F7	0-0 1-3		0-0 1B SF8 1B	0-0 SF7	
Jim Spencer, L OBP: 0.346, SLG: 0.437 (1, 10)		4-0 BB		0-0 L9		4-0 SH3 1B BB	0-0 SF8 1B	0-0 FC6-4 FC4-6	
Lenny Randle, S OBP: 0.338, SLG: 0.377 (1, 5)		0-0 F7		0-0 PO 1B		0-0 SH3	0-0 SF8	0-0 FC4-6	
Toby Harrah, R OBP: 0.322, SLG: 0.418 (1, 6)		0-0 F3		0-0 PO	4-0 S HR BB	0-0 5-3	0-0 L7		
Joe Lovitto, S OBP: 0.250, SLG: 0.286 (1, 8)		0-3 K			0-3 K	4-0 1B BB	0-0 1B		
Jim Sundberg, R OBP: 0.396, SLG: 0.356 (1, 2)			0-3 K		0-0 E6 HR	0-0 1B 1B	4-0 BB		

Inning Stats	R: 0 E: 0 K: 0 S: 3	H: 0 LOB: 0 BB: 0 P: 3	R: 0 E: 0 K: 1 S: 6	H: 1 LOB: 2 BB: 1 P: 10	R: 0 E: 0 K: 1 S: 6	H: 1 LOB: 1 BB: 0 P: 6	R: 0 E: 0 K: 0 S: 3	H: 1 LOB: 0 BB: 0 P: 3	R: 3 E: 1 K: 1 S: 7	H: 1 LOB: 1 BB: 2 P: 15	R: 3 E: 0 K: 0 S: 6	H: 3 LOB: 2 BB: 2 P: 14	R: 2 E: 0 K: 1 S: 8	H: 3 LOB: 2 BB: 1 P: 12	R: 1 E: 0 K: 0 S: 4	H: 1 LOB: 1 BB: 1 P: 8
1B: 9 2B: 1 3B: 0 HR: 1	SF: 2 SAC: 1 DP: 0 HBP: 0	WP: 0 PB: 0 SB: 1 CS: 0	PA: 43													

PITCHER	IP	WLS	BF	H	R	ER	SO	BB	IBB	HBP	BLK	WP	HR	S	P	ERA	WHIP
Dave Lemanczyk, R ERA: 3.76 (1, 1)	4.1	L	20	4	3	2	3	3	0	0	0	0	1	23	35	4.15	1.615
Jim Ray, R ERA: 4.64 (5, 1)	1.2		10	3	3	3	0	2	0	0	0	0	0	8	16	16.20	3.000
Bill Slayback, R ERA: 4.89 (7, 1)	2.0		12	4	3	2	1	2	0	0	0	0	0	12	20	9.00	3.000

BOTTOM

Detroit Tigers @ Texas Rangers
Arlington Stadium, Arlington, TX
Sun Aug 11 1974, 8:05 PM EDT
Att. 11,434 - Unknown

livebaseballscores.com

AB	32
R	9
H	11
RBI	9
BB	7
SO	4
LOB	20



Batter	1	2	3	4	5	6	7	8	9	AB R H RBI BB SO LOB	TOP
Freddie Patek, R OBP: 0.327, SLG: 0.318 (1, 6) X	0-0 5-3		0-3 K		0-0 S 1B			0-0 5-3		4 0 1 0 0 1 0	
Cookie Rojas, R OBP: 0.337, SLG: 0.375 (1, 4) X	0-0 6-3			0-0 1B 2B 1B	0-3 K			0-0 L9		4 1 1 0 0 1 1	
Amos Otis, R OBP: 0.369, SLG: 0.491 (1, 8) X	0-0 S 1B			0-0 F9		0-0 F9			0-0 F8	4 0 1 0 0 0 1	
Hal McRae, R OBP: 0.396, SLG: 0.511 (1, 7) S S	0-3 K 1-2			0-0 2B 1-2 1B		0-0 F7			0-0 F9	4 0 1 0 0 1 1	
Orlando Cepeda, R OBP: 0.368, SLG: 0.429 (1, 10) X		0-0 F5		0-0 2B 1-3 2-H		0-0 F8			0-0 6-3	4 0 1 1 0 0 0	
Jim Wohlford, R OBP: 0.342, SLG: 0.370 (1, 9) X		0-0 3-1		0-0 5-3			0-0 4-3			3 0 0 0 0 0 2	
Kurt Bevacqua, R OBP: 0.273, SLG: 0.213 (1, 3) X				0-0 6-3			0-3 K			3 0 0 0 0 1 2	
George Brett, L OBP: 0.305, SLG: 0.353 (1, 5) X			0-0 5-3		0-0 F5		0-3 K			3 0 0 0 0 1 0	
Fran Healy, R OBP: 0.338, SLG: 0.395 (1, 2) S S			0-3 K		0-3 K			0-0 L8		3 0 0 0 0 2 0	
Inning Stats	R: 0 E: 0 K: 1 S: 6 H: 1 LOB: 1 BB: 0 P: 6	R: 0 E: 0 K: 0 S: 3 H: 0 LOB: 0 BB: 0 P: 3	R: 0 E: 0 K: 2 S: 7 H: 0 LOB: 0 BB: 0 P: 7	R: 1 E: 0 K: 0 S: 6 H: 3 LOB: 2 BB: 0 P: 6	R: 0 E: 0 K: 2 S: 8 H: 1 LOB: 1 BB: 0 P: 8	R: 0 E: 0 K: 0 S: 3 H: 0 LOB: 0 BB: 0 P: 3	R: 0 E: 0 K: 2 S: 7 H: 0 LOB: 0 BB: 0 P: 7	R: 0 E: 0 K: 0 S: 3 H: 0 LOB: 0 BB: 0 P: 3	R: 0 E: 0 K: 0 S: 3 H: 0 LOB: 0 BB: 0 P: 3	1B: 4 2B: 1 3B: 0 HR: 0 SF: 0 SAC: 0 DP: 0 HBP: 0	WP: 0 PB: 0 SB: 2 CS: 0 PA: 32
PITCHER Mickey Lolich, L ERA: 3.75 (1, 1)	IP: 9.0 WLS: W BF: 32 H: 5 R: 1 ER: 1 SO: 7 BB: 0 IBB: 0 HBP: 0 BLK: 0 WP: 0 HR: 0 S: 46 P: 46 ERA: 1.00 WHIP: 0.556	PITCHER IP WLS BF H R ER SO BB IBB HBP BLK WP HR S P ERA WHIP									

Kansas City Royals @ Detroit Tigers
 Tiger Stadium, Detroit, MI
 Mon Aug 12 1974, 7:05 PM EDT
 Att: 16,034 - Unknown

AB	32
R	1
H	5
RBI	1
BB	0
SO	7
LOB	7



WP: 0	PA: 32
PB: 0	
SB: 2	
CS: 0	

Batter	1	2	3	4	5	6	7	8	9
Ron LeFlore, R OBP: 0.281, SLG: 0.310 (1, 8)	0-0 B1		0-0 HR	0-3 K			0-0 G5-4-3 1B		
Gary Sutherland, R OBP: 0.299, SLG: 0.334 (1, 4)	0-0 L7		0-0 L5-4-3 1B		0-0 L7		0-0 G5-4-3 1-2f		
Al Kaline, R OBP: 0.333, SLG: 0.382 (1, 10)	0-0 L3		0-0 L5-4-3 1-2		0-3 K		0-0 L8		
Ben Oglivie, L OBP: 0.377, SLG: 0.403 (1, 7)		0-0 4-3		0-0 1B 1B	0-0 2B		0-0 F7		
Bill Freehan, R OBP: 0.349, SLG: 0.430 (1, 3)		0-0 P6		0-0 P4	0-3 K		0-0 P6		
Jim Nettles, L OBP: 0.328, SLG: 0.370 (1, 9)		0-0 CS 1B		0-0 S 1B FC4 1B	0-0 4-3		0-0 F5		
Aurelio Rodriguez, R OBP: 0.272, SLG: 0.332 (1, 5)	0-0 CS 1-2	0-0 5-3 2B 1B	0-0 FC6-4 E 1-2 3-H 1B	0-0 FC4 FC6-4	0-3 K		0-0 1B		
Ed Brinkman, R OBP: 0.268, SLG: 0.339 (1, 6)		0-0 5-3	0-0 FC4 1-2 2-H	0-0 FC4 FC6-4	0-3 K		0-0 K		
Gene Lamont, L OBP: 0.283, SLG: 0.315 (1, 2)		0-0 HR	0-0 FC6-4 1-2f 2-3	0-0 FC6-4	0-0 L4				

Inning Stats	R: 0	H: 0	E: 0	K: 0	S: 3	L: 0	LOB: 0	BB: 0	P: 3	R: 0	H: 1	E: 0	K: 0	S: 3	R: 3	H: 4	E: 0	K: 0	S: 6	R: 2	H: 3	E: 1	K: 1	S: 9	R: 0	H: 1	E: 0	K: 2	S: 8	R: 0	H: 1	E: 0	K: 0	S: 3	R: 0	H: 0	E: 0	K: 0	S: 3
--------------	------	------	------	------	------	------	--------	-------	------	------	------	------	------	------	------	------	------	------	------	------	------	------	------	------	------	------	------	------	------	------	------	------	------	------	------	------	------	------	------

PITCHER	IP	WLS	BF	H	R	ER	SO	BB	IBB	HBP	BLK	WP	HR	S	P	ERA	WHIP
Nelson Bries, R ERA: 4.94 (1, 1)	3.1	L	15	7	5	5	0	0	0	0	0	0	1	15	15	13.50	2.100
Lindy McDaniel, R ERA: 3.31 (4, 1)	3.2		15	4	0	0	4	0	0	0	0	0	0	23	23	0.00	1.091
Joe Hoerner, L ERA: 4.76 (8, 1)	1.0		3	0	0	0	0	0	0	0	0	0	0	3	3	0.00	0.000


BOTTOM

Kansas City Royals @ Detroit Tigers
Tiger Stadium, Detroit, MI
Mon Aug 12 1974, 7:05 PM EDT
Att. 16,034 - Unknown

AB	R	H	RBI	BB	SO	LOB
4	1	2	2	0	1	2
4	0	1	0	0	0	1
4	0	0	0	0	1	1
4	1	2	0	0	0	0
4	0	0	0	0	1	2
4	1	2	0	0	0	0
3	1	3	1	0	0	0
3	0	0	1	0	1	3
3	1	1	1	0	0	3

AB	33
R	5
H	11
RBI	5
BB	0
SO	4
LOB	12

WP: 0 PA: 34
PB: 0
SB: 1
CS: 1



PITCHER	IP	WLS	BF	H	R	ER	SO	BB	IBB	HBP	BLK	WP	HR	S	P	ERA	WHIP
---------	----	-----	----	---	---	----	----	----	-----	-----	-----	----	----	---	---	-----	------

Batter	1	2	3	4	5	6	7	8	9	AB R H RBI BB SO LOB	TOP
Freddie Patek, R (1, 6) OBP: 0.330, SLG: 0.321	0-0 1B E 1B	0-0 F9 1-3			0-0 F7		0-0 1-3 3-H 1B		0-0 1B E 1B	5 2 3 1 0 0 1	
Cookie Rojas, R (1, 4) OBP: 0.338, SLG: 0.375	0-0 E 1-3 SF8 1B	0-3 K			0-0 1B		0-3 K		0-0 F8	5 1 2 0 0 2 4	
Amos Otis, R (1, 8) OBP: 0.367, SLG: 0.490	0-0 SF8 1-H 3-H				0-0 P4		0-0 SF8 3-H		0-0 E5 1-H 1B	3 0 1 2 0 0 1	
Hal McRae, R (1, 7) OBP: 0.391, SLG: 0.504	0-0 5-3				0-0 L7		0-0 G3		0-0 P4	5 0 0 0 0 0 2	
Jim Wohlford, R (9, 7) OBP: 0.342, SLG: 0.370					0-0 5-3		0-0 F7			0 0 0 0 0 0 0	
Orlando Cepeda, R (1, 10) OBP: 0.357, SLG: 0.395	4-0 BB				0-0 5-3		0-0 5-3		0-3 K	3 0 0 0 1 1 0	
Tony Solaita, L (1, 3) OBP: 0.364, SLG: 0.379	0-0 F7				0-0 4-3		4-0 BB		4-0 BB	2 0 0 0 2 0 1	
Vada Pinson, L (1, 9) OBP: 0.262, SLG: 0.337					4-0 CS BB		0-0 F7		0-0 F8	3 1 1 0 1 0 2	
Al Cowens, R (8, 9) OBP: 0.263, SLG: 0.266										0 0 0 0 0 0 0	
George Brett, L (1, 5) OBP: 0.304, SLG: 0.350					0-0 F8 1-2		4-0 E S 1B BB		0-3 K	3 1 0 0 1 1 3	
Fran Healy, R (1, 2) OBP: 0.340, SLG: 0.394					0-0 E S 1B		4-0 1B SF8 BB		0-0 P5	3 1 1 1 1 0 0	
Inning Stats	R: 2 E: 1 K: 0 S: 5 H: 2 LOB: 1 BB: 1 P: 9	R: 1 E: 0 K: 1 S: 7 H: 2 LOB: 1 BB: 0 P: 7	R: 0 E: 0 K: 0 S: 3 H: 0 LOB: 0 BB: 0 P: 3	R: 0 E: 0 K: 0 S: 2 H: 0 LOB: 0 BB: 1 P: 6	R: 0 E: 0 K: 0 S: 4 H: 1 LOB: 1 BB: 0 P: 4	R: 0 E: 0 K: 0 S: 3 H: 0 LOB: 1 BB: 1 P: 7	R: 2 E: 0 K: 1 S: 6 H: 1 LOB: 1 BB: 2 P: 14	R: 0 E: 0 K: 2 S: 7 H: 0 LOB: 1 BB: 1 P: 11	R: 1 E: 1 K: 0 S: 5 H: 2 LOB: 1 BB: 0 P: 5	1B: 7 2B: 1 3B: 0 HR: 0 SF: 2 SAC: 0 DP: 0 HBP: 0	WP: 0 PB: 0 SB: 2 CS: 1 PA: 40
PITCHER Joe Coleman, R (1, 1) ERA: 4.14	IP: 9.0 WLS: L BF: 40 H: 8 R: 6 ER: 4 SO: 4 BB: 6 IBB: 0 HBP: 0 BLK: 0 WP: 0 HR: 0 S: 42 P: 66 ERA: 4.00 WHIP: 1.556										

Kansas City Royals @ Detroit Tigers
Tiger Stadium, Detroit, MI
Tue Aug 13 1974, 7:05 PM EDT
Att: 12,510 - Cloudy

livebaseballscorecards.com

AB	32
R	6
H	8
RBI	4
BB	6
SO	4
LOB	14



Batter	1	2	3	4	5	6	7	8	9	AB	R	H	RBI	BB	SO	LOB
Ron LeFlore, R OBP: 0.279, SLG: 0.323 (1, 8)	0-0 6-3		0-0 G6-3			0-0 2B		0-0 FC6-4 HR		4	1	1	0	0	0	2
Gary Sutherland, R OBP: 0.299, SLG: 0.340 (1, 4)	0-3 K		0-0 5-3			0-0 6-3		0-0 HR		4	1	1	2	0	1	1
Al Kaline, R OBP: 0.335, SLG: 0.384 (1, 10)	0-0 L6				0-0 L6-3	4-0 BB		0-0 2B		3	0	1	0	1	0	0
Ben Oglivie, L OBP: 0.373, SLG: 0.394 (1, 7)		0-0 6-3		4-0 BB		0-0 G4-6-3		0-3 K		3	0	0	0	1	1	3
Jim Nettles, L OBP: 0.328, SLG: 0.368 (1, 9)		0-0 F8		0-0 G3			0-0 FC6-4 1B	0-3 K		3	0	1	0	0	0	1
Marvin Lane, R OBP: 0.338, SLG: 0.349 (8, PH) (9, 9)				1-2						1	0	0	0	0	1	1
Bill Freehan, R OBP: 0.348, SLG: 0.426 (1, 3)		4-0 BB		0-0 6-3			0-0 FC6-4 WP		0-0 P3	3	0	0	0	1	0	2
Aurelio Rodriguez, R OBP: 0.272, SLG: 0.331 (1, 5)		0-0 1B					0-3 K		0-0 5-3	4	0	1	0	0	1	1
Ed Brinkman, R OBP: 0.265, SLG: 0.335 (1, 6)		0-0 1B		1-2			0-0 6-3		0-0 F7	4	0	0	0	0	0	3
Gene Lamont, L OBP: 0.302, SLG: 0.333 (1, 2)			0-0 G6-3 1B				0-0 L9		0-0 FC6-4 1B	3	0	2	0	0	0	0

BOTTOM

Kansas City Royals @ Detroit Tigers
Tiger Stadium, Detroit, MI
Tue Aug 13 1974, 7:05 PM EDT
Att: 12,510 - Cloudy

livebaseballscores.com

AB	32
R	2
H	7
RBI	2
BB	3
SO	4
LOB	14



Inning Stats	R: 0	H: 0	E: 0	K: 1	S: 5	LOB: 0	BB: 0	P: 5	R: 0	H: 1	E: 0	K: 0	S: 4	LOB: 2	BB: 1	P: 8	R: 0	H: 1	E: 0	K: 0	S: 3	LOB: 0	BB: 0	P: 3	R: 0	H: 0	E: 0	K: 0	S: 3	LOB: 1	BB: 1	P: 7	R: 0	H: 0	E: 0	K: 0	S: 3	LOB: 0	BB: 0	P: 3	R: 0	H: 1	E: 0	K: 0	S: 3	LOB: 1	BB: 1	P: 7	R: 0	H: 1	E: 0	K: 1	S: 6	LOB: 1	BB: 0	P: 6	R: 2	H: 3	E: 0	K: 2	S: 10	LOB: 1	BB: 0	P: 10	R: 0	H: 0	E: 0	K: 0	S: 3	LOB: 0	BB: 0	P: 3	1B: 4	SF: 0	2B: 2	SAC: 0	3B: 0	DP: 2	HR: 1	HBP: 0	WP: 1	PA: 35	PB: 0	SB: 0	CS: 0	ERA	WHIP
PITCHER	IP	WLS	BF	H	R	ER	SO	BB	IBB	HBP	BLK	WP	HR	S	P	ERA	WHIP																																																																						
Al Fitzmorris, R ERA: 3.14 (1, 1)	7.1	W	30	7	2	2	2	3	0	0	0	1	1	31	43	2.46	1.364																																																																						
Steve Mingori, L ERA: 3.08 (8, 1)	1.2		5	0	0	0	2	0	0	0	0	0	0	9	9	0.00	0.000																																																																						

Batter	1	2	3	4	5	6	7	8	9	AB R H RBI BB SO LOB	TOP											
Freddie Patek, R OBP: 0.334, SLG: 0.323 (1, 6)										4 1 2 2 2 0 1	Kansas City Royals @ Detroit Tigers Tiger Stadium, Detroit, MI Wed Aug 14 1974, 7:05 PM EDT Att: 13,504 - Unknown											
Cookie Rojas, R OBP: 0.336, SLG: 0.372 (1, 4)										6 0 1 0 0 1 8												
Amos Otis, R OBP: 0.366, SLG: 0.486 (1, 8)										5 1 1 1 0 0 1												
Hal McRae, R OBP: 0.394, SLG: 0.505 (1, 7)										5 2 3 0 0 0 0												
Orlando Cepeda, R OBP: 0.362, SLG: 0.465 (1, 10)										5 1 2 1 0 1 4												
Tony Solaita, L OBP: 0.369, SLG: 0.401 (1, 3)										3 1 2 3 0 1 1												
Kurt Bevacqua, R OBP: 0.267, SLG: 0.207 (6, PH) (6, 3)										2 0 0 0 0 1 1												
Vada Pinson, L OBP: 0.289, SLG: 0.348 (1, 9)										3 1 2 0 1 0 0												
Al Cowens, R OBP: 0.282, SLG: 0.264 (8, 9)										1 0 0 0 0 0 0												
George Brett, L OBP: 0.307, SLG: 0.353 (1, 5)										3 1 2 1 0 0 3												
Frank White, R OBP: 0.250, SLG: 0.312 (4, 5)										2 1 1 1 0 0 0												
Buck Martinez, R OBP: 0.313, SLG: 0.189 (1, 2)										2 0 1 0 3 0 0												
Inning Stats	R: 6 E: 0 K: 1 S: 11	H: 6 LOB: 2 BB: 2 P: 19	R: 0 E: 0 K: 1 S: 6	H: 1 LOB: 1 BB: 0 P: 6	R: 0 E: 0 K: 0 S: 3	H: 1 LOB: 2 BB: 2 P: 11	R: 0 E: 0 K: 0 S: 5	H: 2 LOB: 3 BB: 1 P: 9	R: 0 E: 0 K: 0 S: 4	H: 1 LOB: 1 BB: 0 P: 4	R: 1 E: 0 K: 2 S: 9	H: 3 LOB: 2 BB: 0 P: 9	R: 0 E: 0 K: 0 S: 3	H: 1 LOB: 0 BB: 0 P: 3	R: 1 E: 0 K: 0 S: 4	H: 1 LOB: 0 BB: 0 P: 4	R: 1 E: 1 K: 0 S: 4	H: 1 LOB: 1 BB: 1 P: 8	1B: 14 2B: 0 3B: 1 HR: 2	SF: 0 SAC: 0 DP: 3 HBP: 0	WP: 0 PB: 0 SB: 1 CS: 0	PA: 47
PITCHER	IP WLS BF H R ER SO BB IBB HBP BLK WP HR S P ERA WHIP												IP WLS BF H R ER SO BB IBB HBP BLK WP HR S P ERA WHIP									
Fred Holdsworth, R ERA: 13.5 (1, 1)	0.2 L 7 4 5 5 0 1 0 0 0 0 1 6 10 67.50 7.500																					
Luke Walker, L ERA: 4.43 (1, 1)	8.1 40 13 4 3 4 5 0 0 0 0 1 43 63 3.24 2.160																					

livebaseballscorecards.com



Batter	1	2	3	4	5	6	7	8	9	AB	R	H	RBI	BB	SO	LOB
Ron LeFlore, R OBP: 0.301, SLG: 0.323 (1, 8)	4-0 BB		0-0 6-3		0-0 1B			4-0 PB BB	0-0 F8	3	0	1	0	2	0	2
Gary Sutherland, R OBP: 0.298, SLG: 0.339 (1, 4)	0-0 F3		0-0 L7		0-0 1B			0-3 K		4	0	1	0	0	1	2
Al Kaline, R OBP: 0.332, SLG: 0.381 (1, 10)	0-0 L6				0-0 L9			0-0 L5		4	0	0	0	0	1	4
Ben Oglivie, L OBP: 0.371, SLG: 0.386 (1, 3)	0-3 K				0-0 1B BB			0-0 F8	0-0 F3	3	0	0	0	1	1	2
Jim Nettles, L OBP: 0.338, SLG: 0.356 (1, 9)					0-0 L7			0-0 1-3		2	1	0	0	2	0	1
Tom Verzyer, R OBP: 0.400, SLG: 0.333 (1, 6)					0-0 FC5-4 1B			0-0 5-3		4	0	2	0	0	0	1
Aurelio Rodriguez, R OBP: 0.270, SLG: 0.328 (1, 5)					0-0 FC5-4 1-2f			0-3 K		4	0	0	0	0	1	5
Marvin Lane, R OBP: 0.321, SLG: 0.328 (1, 7)					0-0 1-3			0-3 K		4	0	0	0	0	3	3
John Wockenfuss, R OBP: 0.286, SLG: 0.167 (1, 2)					0-0 F8			0-0 F8		4	0	1	1	0	0	0


Inning Stats	R: 0	H: 0	E: 0	K: 1	S: 5	R: 0	H: 0	E: 0	K: 0	S: 3	R: 0	H: 0	E: 0	K: 0	S: 3	R: 0	H: 1	E: 0	K: 1	S: 6	R: 0	H: 2	E: 0	K: 1	S: 7	R: 0	H: 0	E: 0	K: 2	S: 7	R: 0	H: 0	E: 0	K: 1	S: 5	R: 1	H: 2	E: 0	K: 1	S: 7	R: 0	H: 0	E: 0	K: 1	S: 5	R: 0	H: 2	E: 0	K: 1	S: 11	1B: 5	2B: 0	3B: 0	HR: 0	SF: 0	SAC: 0	DP: 0	HBP: 0	WP: 0	PB: 1	SB: 0	CS: 0	PA: 37					
Steve Busby, R ERA: 3.17 (1, 1)	IP	WLS	BF	H	R	ER	SO	BB	IBB	HBP	BLK	WP	HR	S	P	ERA	WHIP																		IP	WLS	BF	H	R	ER	SO	BB	IBB	HBP	BLK	WP	HR	S	P	ERA	WHIP																	

BOTTOM

Kansas City Royals @ Detroit Tigers
Tiger Stadium, Detroit, MI
Wed Aug 14 1974, 7:05 PM EDT
Att. 13,504 - Unknown

livebaseballscorecards.com

AB	32
R	1
H	5
RBI	1
BB	5
SO	7
LOB	20



Batter	1	2	3	4	5	6	7	8	9	AB R H RBI BB SO LOB	TOP										
Ron LeFlore, R OBP: 0.295, SLG: 0.329 (1, 8) X	0-0 E L5-3 2B		0-3 K			0-0 6-3	0-3 K		0-3 K	5 1 1 0 0 3 4											
Gary Sutherland, R OBP: 0.300, SLG: 0.341 (1, 4) X	0-0 F8			0-0 6-3			0-0 1B HR	0-0 1B		4 1 2 0 0 0 1											
Al Kaline, R OBP: 0.331, SLG: 0.379 (1, 10) X	0-0 L5-3			0-0 L8			0-0 1B HR	0-0 L9		4 1 1 1 0 0 1											
Ben Oglivie, L OBP: 0.368, SLG: 0.378 (1, 7) B B B B	4-0 3-H CS BB			0-3 K			0-3 K	0-0 P6		3 0 0 0 1 2 3											
Jim Nettles, L OBP: 0.333, SLG: 0.397 (1, 9) X	0-0 CS 1-2	0-0 F8			0-0 4-3		0-0 HR 1-H 2-H	0-0 F8		4 1 1 3 0 0 1											
Bill Freehan, R OBP: 0.347, SLG: 0.433 (1, 3) X		0-0 F2			0-0 F3		0-0 HR		0-0 F3	4 1 1 1 0 0 0											
Aurelio Rodriguez, R OBP: 0.270, SLG: 0.327 (1, 5) X		0-0 P4			0-0 6-3		0-0 BB 1B		0-0 F7	4 0 1 0 0 0 0											
Ed Brinkman, R OBP: 0.267, SLG: 0.335 (1, 6) X			0-0 6-3			0-3 K	4-0 BB 1B		0-0 1B 1B	3 0 1 0 1 1 0											
Gene Lamont, L OBP: 0.299, SLG: 0.328 (1, 2) X			0-0 3-1			0-0 1-3	0-3 K		0-0 1B	4 0 1 0 0 1 2											
Inning Stats	R: 1 E: 1 K: 0 S: 3	H: 1 LOB: 0 BB: 1 P: 7	R: 0 E: 0 K: 0 S: 3	H: 0 LOB: 0 BB: 0 P: 3	R: 0 E: 0 K: 1 S: 5	H: 0 LOB: 0 BB: 0 P: 5	R: 0 E: 0 K: 1 S: 5	H: 0 LOB: 0 BB: 0 P: 5	R: 0 E: 0 K: 1 S: 5	H: 0 LOB: 0 BB: 0 P: 5	R: 4 E: 0 K: 3 S: 14	H: 5 LOB: 2 BB: 1 P: 18	R: 0 E: 0 K: 0 S: 4	H: 1 LOB: 1 BB: 0 P: 4	R: 0 E: 0 K: 1 S: 7	H: 2 LOB: 2 BB: 0 P: 7	1B: 6 2B: 1 3B: 0 HR: 2	SF: 0 SAC: 0 DP: 0 HBP: 0	WP: 0 PB: 0 SB: 0 CS: 1	PA: 38	
PITCHER Cattfish Hunter, R ERA: 2.94 Rollie Fingers, R ERA: 2.4	IP 6.1	WLS L	BF 24	H 5	R 5	ER 4	SO 4	BB 1	IBB 0	HBP 0	BLK 0	WP 0	HR 2	S 31	P 35	ERA 5.68	WHIP 0.947				
	IP 2.2	WLS L	BF 13	H 4	R 0	ER 0	SO 3	BB 1	IBB 0	HBP 0	BLK 0	WP 0	HR 0	S 18	P 22	ERA 0.00	WHIP 1.875				

Detroit Tigers @ Oakland Athletics
 Oakland-Alameda County Coliseum, Oakland, CA
 Fri Aug 16 1974, 7:05 PM PDT
 Att. 6,813 - Unknown

livebaseballscorecards.com

AB	35
R	5
H	9
RBI	5
BB	2
SO	7
LOB	12



Batter	1	2	3	4	5	6	7	8	9	AB	R	H	RBI	BB	SO	LOB
Bill North, S OBP: 0.347, SLG: 0.346 (1, 8)	0-0 G4-3 1B			0-0 2-3		0-0 FC3-6 HR		0-0 L6		4	1	1	0	0	0	1
Bert Campaneris, R OBP: 0.351, SLG: 0.371 (1, 6)	0-0 G4-3 1-2f			0-0 1B		0-3 K		4-0 F9 BB BB		3	0	1	0	1	1	2
Reggie Jackson, L OBP: 0.403, SLG: 0.545 (1, 9)	0-0 5-3			0-3 K		0-0 HR		4-0 BB		3	1	1	2	1	1	1
Sal Bando, R OBP: 0.371, SLG: 0.448 (1, 5)		0-0 5-3		0-0 1-3		0-0 6-3		0-0 F9 2-3		4	0	0	0	0	0	3
Joe Rudi, R OBP: 0.336, SLG: 0.486 (1, 7)		0-0 1-6-3			0-0 P4		0-0 6-3	0-0 6-3		4	0	0	0	0	0	2
Gene Tenace, R OBP: 0.382, SLG: 0.407 (1, 3) (8, 2)		0-0 F7			0-0 HR		0-0 F3	0-3 K		4	1	1	1	0	1	0
Jesus Alou, R OBP: 0.311, SLG: 0.348 (1, 10) Phil Garner, R (7, PR) Caudell Washington, L (9, PH) OBP: 0.303, SLG: 0.359			0-0 L8		0-0 P4		0-0 1B 1B	0-0 2B		3	0	1	0	0	0	0
Dick Green, R OBP: 0.319, SLG: 0.338 (1, 4)		0-0 5-3		0-0 4-3		0-0 1B		0-0 5-3		4	0	1	0	0	0	1
Larry Haney, R OBP: 0.187, SLG: 0.231 (1, 2) Angel Mangual, R (7, PH) Pat Bourque, L (8, 3) Ted Kubiak, S (9, PH) OBP: 0.281, SLG: 0.236			0-3 K		0-0 FC3-6 1B		0-0 F8	0-0 F9		2	0	1	0	0	1	0
										1	0	0	0	0	0	2
										0	0	0	0	0	0	0
										1	0	0	0	0	0	1
Inning Stats	R: 0 H: 1 E: 0 LOB: 0 K: 0 BB: 0 S: 3 P: 3	R: 0 H: 0 E: 0 LOB: 0 K: 0 BB: 0 S: 3 P: 3	R: 0 H: 0 E: 0 LOB: 0 K: 1 BB: 0 S: 5 P: 5	R: 0 H: 1 E: 0 LOB: 1 K: 1 BB: 0 S: 6 P: 6	R: 1 H: 1 E: 0 LOB: 0 K: 0 BB: 0 S: 4 P: 4	R: 2 H: 2 E: 0 LOB: 0 K: 1 BB: 0 S: 7 P: 7	R: 0 H: 2 E: 0 LOB: 2 K: 0 BB: 0 S: 5 P: 5	R: 0 H: 0 E: 0 LOB: 2 K: 0 BB: 2 S: 3 P: 11	R: 0 H: 1 E: 0 LOB: 1 K: 1 BB: 0 S: 6 P: 6	1B: 5 SF: 0 2B: 1 SAC: 0 3B: 0 DP: 1 HR: 2 HBP: 0	WP: 0 PA: 36 PB: 0 SB: 0 CS: 0					
PITCHER Mickey Lolich, L (1, 1) ERA: 3.72	IP 9.0 WLS W BF 36 H 8 R 3 ER 3 SO 4 BB 2 IBB 0 HBP 0 BLK 0 WP 0 HR 2 S 42 P 50 ERA 3.00 WHIP 1.111															

BOTTOM

Detroit Tigers @ Oakland Athletics
Oakland-Alameda County Coliseum, Oakland, CA
Fri Aug 16 1974, 7:05 PM PDT
Att. 6,813 - Unknown

livebaseballscores.com

AB	34
R	3
H	8
RBI	3
BB	2
SO	4
LOB	13



Batter	1	2	3	4	5	6	7	8	9	AB R H RBI BB SO LOB	TOP											
Ron LeFlore, R (1, 8) OBP: 0.313, SLG: 0.347	0-0 1B S 1B	0-0 FC1-4 1B		0-0 CS 1B		0-0 1-3			0-0 F8	5 1 3 0 0 0 2												
Gary Sutherland, R (1, 4) OBP: 0.299, SLG: 0.338	0-0 F7	0-0 FC1-4		0-0 CS 1-2	4-0 2B BB		0-0 5-3		0-3 K	4 0 0 0 1 1 4												
Al Kaline, R (1, 10) OBP: 0.332, SLG: 0.382	0-0 1B E 1B	0-0 L4			0-0 1-3 2B		0-0 L6-3		0-0 L5-3	5 1 2 0 0 0 3												
Ben Oglivie, L (1, 3) OBP: 0.365, SLG: 0.375	0-0 FC3-6 1B		0-0 6-3		0-0 G3		0-3 K			4 0 1 1 0 1 2												
Jim Nettles, L (1, 9) OBP: 0.329, SLG: 0.379	0-0 FC3-6 CS		4-0 BB		0-3 K			0-0 F7		3 0 0 0 1 1 3												
Tom Verzyer, R (1, 6) OBP: 0.429, SLG: 0.333	0-0 CS 1-2	4-0 HR BB	0-3 K		0-0 6-3			0-0 FC6-4 1B		3 1 1 0 1 1 3												
Aurelio Rodriguez, R (1, 5) OBP: 0.267, SLG: 0.324		0-0 F3	0-3 K			0-0 F8		0-0 FC6-4 FC5-4		4 0 0 0 0 1 3												
Dick Sharon, R (1, 7) OBP: 0.298, SLG: 0.307		0-0 HR		0-0 5-3		4-0 SH1-4 BB		0-0 FC5-4		3 1 1 2 1 0 1												
Gene Lamont, L (1, 2) OBP: 0.314, SLG: 0.333		4-0 FC1-4 1B BB		0-0 G3		0-0 SH1-4		0-0 1B		2 0 1 0 1 0 0												
Inning Stats	R: 2 E: 1 K: 0 S: 5	H: 3 LOB: 0 BB: 0 P: 5	R: 2 E: 0 K: 0 S: 5	H: 2 LOB: 2 BB: 2 P: 13	R: 0 E: 0 K: 2 S: 7	H: 0 LOB: 1 BB: 1 P: 11	R: 0 E: 0 K: 0 S: 3	H: 1 LOB: 0 BB: 0 P: 3	R: 0 E: 0 K: 1 S: 6	H: 1 LOB: 2 BB: 1 P: 10	R: 0 E: 0 K: 0 S: 3	H: 0 LOB: 1 BB: 1 P: 7	R: 0 E: 0 K: 1 S: 5	H: 0 LOB: 0 BB: 0 P: 5	R: 0 E: 0 K: 0 S: 4	H: 1 LOB: 1 BB: 0 P: 4	R: 0 E: 0 K: 1 S: 6	H: 1 LOB: 1 BB: 0 P: 6	1B: 7 2B: 1 3B: 0 HR: 1	SF: 0 SAC: 1 DP: 0 HBP: 0	WP: 0 PB: 0 SB: 1 CS: 2	PA: 41
PITCHER	IP WLS BF H R ER SO BB IBB HBP BLK WP HR S P ERA WHIP																					
Glenn Abbott, R (1, 1) ERA: 3.17	1.1 L 8 4 4 3 0 1 0 0 0 0 0 1 7 11 20.25 3.750																					
Blue Moon Odom, R (2, 1) ERA: 3.39	2.2 12 2 0 0 2 3 0 0 0 0 0 0 13 25 0.00 1.875																					
Paul Lindblad, L (5, 1) ERA: 1.83	4.0 16 3 0 0 2 1 0 0 0 0 0 0 19 23 0.00 1.000																					
Rollie Fingers, R (9, 1) ERA: 2.38	1.0 3 0 0 0 1 0 0 0 0 0 0 0 5 5 0.00 0.000																					

Detroit Tigers @ Oakland Athletics
 Oakland-Alameda County Coliseum, Oakland, CA
 Sat Aug 17 1974, 3:33 AM PDT
 Att: 10,600 - Unknown

AB	33
R	4
H	9
RBI	3
BB	5
SO	5
LOB	21



WP: 0	PA: 41
-------	--------

ERA	WHIP
-----	------

1B	7
2B	1
3B	0
HR	1

Batter	1	2	3	4	5	6	7	8	9	AB	R	H	RBI	BB	SO	LOB
Bill North, S OBP: 0.346, SLG: 0.344 (1, 8)	0-3 K		0-0 FC5-4		4-0 WP 1B S BB		0-3 K			3	1	0	0	1	2	1
Bert Campaneris, R OBP: 0.352, SLG: 0.373 (1, 6)	0-0 F9		0-0 F7		0-0 S 1B			0-0 1B		4	0	2	1	0	0	1
Sal Bando, R OBP: 0.370, SLG: 0.446 (1, 5)	0-0 BB 1B		0-0 F8		0-0 F7 1-2			0-0 F3		4	0	1	0	0	0	3
Reggie Jackson, L OBP: 0.404, SLG: 0.542 (1, 9)	4-0 1-2 BB			4-0 HR BB	0-3 K			0-0 P6		2	1	0	0	2	1	2
Joe Rudi, R OBP: 0.333, SLG: 0.482 (1, 3)	0-0 F8			0-0 F5		0-3 K		0-0 5-3		4	0	0	0	0	1	4
Gene Tenace, R OBP: 0.380, SLG: 0.414 (1, 2)		0-3 K		0-0 1-H HR		0-0 F3		0-3 K		4	1	1	2	0	2	0
Claudell Washington, L OBP: 0.294, SLG: 0.347 (1, 7)		0-3 K		0-0 4-3		0-0 F8		0-3 K		4	0	0	0	0	2	0
Jesus Alou, R OBP: 0.303, SLG: 0.338 (1, 10)		0-0 F8		0-0 L6			0-0 F8		0-0 5-3	4	0	0	0	0	0	0
Dick Green, R OBP: 0.320, SLG: 0.338 (1, 4)			0-0 FC5-4 1B		0-3 K		0-3 K			3	0	1	0	0	2	0

Inning Stats	R: 0	H: 1	E: 0	K: 1	S: 6	LOB: 2	BB: 1	P: 10	R: 0	H: 0	E: 0	K: 2	S: 7	LOB: 0	BB: 0	P: 7	R: 0	H: 1	E: 0	K: 0	S: 4	LOB: 1	BB: 0	P: 4	R: 2	H: 1	E: 0	K: 0	S: 4	LOB: 0	BB: 1	P: 8	R: 1	H: 1	E: 0	K: 2	S: 8	LOB: 1	BB: 1	P: 12	R: 0	H: 0	E: 0	K: 1	S: 5	LOB: 0	BB: 0	P: 5	R: 0	H: 0	E: 0	K: 2	S: 7	LOB: 0	BB: 0	P: 7	R: 0	H: 1	E: 0	K: 0	S: 4	LOB: 1	BB: 0	P: 4	R: 0	H: 0	E: 0	K: 2	S: 7	LOB: 0	BB: 0	P: 7	R: 0	H: 0	E: 0	K: 2	S: 7	LOB: 0	BB: 0	P: 7
1B: 4	SF: 0	2B: 0	SAC: 0	3B: 0	DP: 0	HR: 1	HBP: 0	WP: 1	PA: 35	1B: 4	SF: 0	2B: 0	SAC: 0	3B: 0	DP: 0	HR: 1	HBP: 0	WP: 1	PA: 35	1B: 4	SF: 0	2B: 0	SAC: 0	3B: 0	DP: 0	HR: 1	HBP: 0	WP: 1	PA: 35	1B: 4	SF: 0	2B: 0	SAC: 0	3B: 0	DP: 0	HR: 1	HBP: 0	WP: 1	PA: 35	1B: 4	SF: 0	2B: 0	SAC: 0	3B: 0	DP: 0	HR: 1	HBP: 0	WP: 1	PA: 35																															

PITCHER	IP	WLS	BF	H	R	ER	SO	BB	IBB	HBP	BLK	WP	HR	S	P	ERA	WHIP
Lerrin LaGrow, R ERA: 4.39 (1, 1)	4.1		20	4	3	3	4	3	0	0	0	1	1	25	37	6.23	1.615
John Hiller, L ERA: 2.27 (5, 1)	4.2	W	15	1	0	0	6	0	0	0	0	0	0	27	27	0.00	0.214

BOTTOM

Detroit Tigers @ Oakland Athletics
Oakland-Alameda County Coliseum, Oakland, CA
Sat Aug 17 1974, 3:33 AM PDT
Att. 10,600 - Unknown

livebaseballscorecards.com

AB	32
R	3
H	5
RBI	3
BB	3
SO	10
LOB	11



Batter	1	2	3	4	5	6	7	8	9	AB R H RBI BB SO LOB	TOP											
Ron LeFlore, R (1, 8) OBP: 0.310, SLG: 0.342	0-0 G4-6-3 1B		0-0 1-3		0-0 F9		0-0 6-3			4 0 1 0 0 0 1												
Gary Sutherland, R (1, 4) OBP: 0.297, SLG: 0.335	0-0 G4-6-3 1-2f		0-0 1-3		0-0 5-3			0-0 P4		4 0 0 0 0 0 2												
Al Kaline, R (1, 10) OBP: 0.333, SLG: 0.382	0-0 L4-3			0-0 5-3 1B 6-3 1B		0-0 L9		4-0 1B BB		3 1 1 0 1 0 0												
Bill Freehan, R (1, 3) OBP: 0.354, SLG: 0.443		0-0 2B		0-0 1B 1-2 5-3 1B		0-0 FC4-6 1B		0-0 G3-6-3 1B		4 0 4 0 0 0 0												
Dick Sharon, R (1, 9) OBP: 0.291, SLG: 0.298		0-0 L9		0-0 5-3		0-0 FC4-6 E		0-0 G3-6-3		3 1 0 0 0 0 4												
Gates Brown, L (8, PH) OBP: 0.287, SLG: 0.308				1-2 2-3		1-2f		1-2f		1 0 0 0 0 0 2												
Marvin Lane, R (8, 9) OBP: 0.321, SLG: 0.328										0 0 0 0 0 0 0												
Aurelio Rodriguez, R (1, 5) OBP: 0.265, SLG: 0.321		0-0 5-3		0-0 6-3		0-0 E8 PB			0-0 5-3	4 1 0 1 0 0 2												
Ben Oglivie, L (1, 7) OBP: 0.368, SLG: 0.374		0-0 L7		0-0 FC6-4 1B		4-0 CS BB			0-3 K	3 0 1 0 1 1 1												
Ed Brinkman, R (1, 6) OBP: 0.265, SLG: 0.332			0-0 F8	0-0 FC6-4		0-0 CS	0-3 K		0-0 5-3	4 0 0 0 0 1 2												
John Wockenfuss, R (1, 2) OBP: 0.300, SLG: 0.333			0-0 2B		0-0 1-3		0-3 K			3 0 1 0 0 1 0												
Inning Stats	R: 0 E: 0 K: 0 S: 3	H: 1 LOB: 0 BB: 0 P: 3	R: 0 E: 0 K: 0 S: 4	H: 1 LOB: 1 BB: 0 P: 4	R: 0 E: 0 K: 0 S: 4	H: 1 LOB: 1 BB: 0 P: 4	R: 1 E: 0 K: 0 S: 6	H: 3 LOB: 2 BB: 0 P: 6	R: 0 E: 0 K: 0 S: 3	H: 0 LOB: 0 BB: 0 P: 3	R: 2 E: 1 K: 0 S: 4	H: 1 LOB: 0 BB: 1 P: 8	R: 0 E: 0 K: 2 S: 7	H: 0 LOB: 0 BB: 0 P: 7	R: 0 E: 0 K: 0 S: 3	H: 1 LOB: 1 BB: 1 P: 7	R: 0 E: 0 K: 1 S: 5	H: 0 LOB: 0 BB: 0 P: 5	1B: 6 2B: 2 3B: 0 HR: 0	SF: 0 SAC: 0 DP: 2 HBP: 0	WP: 0 PB: 1 SB: 0 CS: 1	PA: 36
PITCHER	IP WLS BF H R ER SO BB IBB HBP BLK WP HR S P ERA WHIP																					
Ken Holtzman, L (1, 1) ERA: 3.53	5.2 W 24 7 3 1 0 0 0 0 0 0 0 0 0 24 24 1.59 1.235																					
Darold Knowles, L (6, 1) ERA: 4.1	0.0 1 0 0 0 0 1 0 0 0 0 0 0 0 4 ∞ ∞																					
Blue Moon Odom, R (6, 1) ERA: 3.31	1.2 6 1 0 0 2 1 0 0 0 0 0 0 9 13 0.00 1.200																					
Rollie Fingers, R (8, 1) ERA: 2.36	0.2 S 1 0 0 0 0 0 0 0 0 0 0 0 1 1 0.00 0.000																					
Dave Hamilton, L (9, 1) ERA: 3.44	1.0 3 0 0 0 1 0 0 0 0 0 0 0 5 5 0.00 0.000																					

Detroit Tigers @ Oakland Athletics
 Oakland-Alameda County Coliseum, Oakland, CA
 Sun Aug 18 1974, 3:33 AM PDT
 Att. 9,327 - Unknown

livebaseballscorecards.com

AB	33
R	3
H	8
RBI	1
BB	2
SO	3
LOB	14



Batter	1	2	3	4	5	6	7	8	9
Bill North, S (1, 8) OBP: 0.347, SLG: 0.343 Angel Mangual, R (4, 8) OBP: 0.263, SLG: 0.378 Ted Kubiak, S (9, 6) OBP: 0.281, SLG: 0.236	0-0 5-3		4-0 CS S BB		0-0 P6	0-0 1B		0-0 P6	
Bert Campaneris, R (1, 6) OBP: 0.355, SLG: 0.373 Herb Washington, R (5, PR)	4-0 FC6-4 BB		0-3 K 1-3		0-0 2B HBP 1B	0-0 1-3		0-0 E HR 1B	
Dal Maxvill, R (6, 6) OBP: 0.271, SLG: 0.177 Pat Bourque, L (8, PH) OBP: 0.327, SLG: 0.302	0-0 FC6-4 2B		0-0 F9		0-0 HBP 1-3 FC4-6 2B		0-0 4-3	0-0 E6 HR	
Sal Bando, R (1, 5) OBP: 0.368, SLG: 0.445 Dave Hamilton, L (9, 1)	0-0 1-2f 2B				0-0 FC6-4 1B	4-0 FC4-6 HBP IBB	0-0 F3	0-0 HR	
Reggie Jackson, L (1, 9) OBP: 0.408, SLG: 0.555	0-0 1-H 1B 2B				0-0 FC6-4 E 1B 1-2f	1-0 FC4-6 HBP	0-0 F9	4-0 HR BB	
Joe Rudi, R (1, 7) OBP: 0.336, SLG: 0.481	0-0 2-H 1B				0-0 FC6-4 E 1B 1-2f	1-2 2-3 3-H HBP	0-0 F9		
Jesus Alou, R (1, 10) OBP: 0.301, SLG: 0.336 Phil Garner, R (8, PR) OBP: 0.118, SLG: 0.063	0-0 F7				0-0 E 1B 1-2	0-0 FC4-6 1-2f 2-3 3-H		E5 SH1-4 1B HR 1B	
Gene Tenace, R (1, 3) OBP: 0.381, SLG: 0.422		0-0 P3			0-3 K	0-0 5-3		SH1-4 1B HR	
Dick Green, R (1, 4) OBP: 0.314, SLG: 0.332		0-0 F9			0-0 E5 FC6-4 1-2 2-3		0-0 P5	SH1-4 6-3	
Larry Haney, R (1, 2) OBP: 0.182, SLG: 0.224 Claudell Washington, L (8, PH) OBP: 0.299, SLG: 0.347		0-0 5-3			0-0 FC6-4 1-2f		0-0 F8	4-0 1B E IBB	


Inning Stats	R: 2	H: 2	E: 0	LOB: 1	K: 0	BB: 1	S: 5	P: 9
	R: 0	H: 0	E: 0	LOB: 0	K: 0	BB: 0	S: 3	P: 3
	R: 0	H: 0	E: 0	LOB: 0	K: 1	BB: 1	S: 4	P: 8
	R: 0	H: 2	E: 1	LOB: 3	K: 1	BB: 0	S: 8	P: 8
	R: 2	H: 2	E: 0	LOB: 2	K: 0	BB: 1	S: 5	P: 10
	R: 0	H: 1	E: 0	LOB: 1	K: 0	BB: 0	S: 4	P: 4
	R: 0	H: 0	E: 0	LOB: 0	K: 0	BB: 0	S: 3	P: 3
	R: 9	H: 5	E: 2	LOB: 1	K: 0	BB: 2	S: 10	P: 18

AB	R	H	RBI	BB	SO	LOB
1	0	0	0	1	0	0
3	0	1	0	0	0	3
0	0	0	0	0	0	0
2	0	1	0	1	1	1
0	1	0	0	0	0	0
1	0	0	0	0	0	1
1	1	1	2	0	0	0
5	3	1	0	0	0	2
0	0	0	0	0	0	0
4	2	3	4	1	0	0
3	1	1	2	1	0	1
4	0	1	1	0	0	3
1	2	1	0	0	0	0
5	2	2	3	0	1	4
4	0	0	0	0	0	3
3	0	0	0	0	0	3
0	1	0	0	1	0	0

DETROIT TIGERS @ OAKLAND ATHLETICS
 Oakland-Alameda County Coliseum, Oakland, CA

Sun Aug 18 1974, 3:33 AM PDT
 Att. 9,327 - Unknown

AB	37
R	13
H	12
RBI	12
BB	5
SO	2
LOB	21



WP: 0	PA: 44
PB: 0	
SB: 1	
CS: 1	

Batter	1	2	3	4	5	6	7	8	9	AB R H RBI BB SO LOB	TOP									
Ron LeFlore, R OBP: 0.308, SLG: 0.337 (1, 8) X	0-0 6-3			X 0-0 S 6-3 1B		S 0-3 K		X 0-0 2-3 6-3		4 0 1 0 0 1 2										
Gary Sutherland, R OBP: 0.294, SLG: 0.332 (1, 4) X	0-0 P6		X 0-0 1-2 6-3		X 0-0 1-2f FC4-6		X 0-0 F7		4 0 0 0 0 0 3											
Al Kaline, R OBP: 0.330, SLG: 0.378 (1, 10) X	0-0 L9		S 0-3 K		X 0-0 2-3 L9			X 0-0 L6-3	4 0 0 0 0 1 2											
Bill Freehan, R OBP: 0.353, SLG: 0.441 (1, 3) X		X 0-0 F3		X 0-0 F9		X 0-0 6-3		X 0-0 2B 1B	4 0 1 0 0 0 1											
Dick Sharon, R OBP: 0.298, SLG: 0.299 (1, 9) S S S		S 0-3 K		X 0-0 1B		S 4-0 6-3 BB		S 0-3 K	3 0 1 0 1 2 1											
Aurelio Rodriguez, R OBP: 0.265, SLG: 0.323 (1, 5) X		X 0-0 F9		S 0-3 K		X 0-0 1-2 6-3		X 0-0 1-3 2B	4 0 1 0 0 1 2											
Marvin Lane, R OBP: 0.305, SLG: 0.310 (1, 7) S S S		S 0-3 K		X 0-0 F9		S 0-3 K		S 0-3 K	4 0 0 0 0 3 4											
Ed Brinkman, R OBP: 0.265, SLG: 0.334 (1, 6) S S S		S 0-3 K		X 0-0 F9		X 0-0 F9		X 0-0 6-3 2B	3 0 1 0 0 1 1											
John Wockenfuss, R OBP: 0.308, SLG: 0.333 (1, 2) X		X 0-0 P4		X 0-0 FC4-6 1B		X 0-0 FC4-6 1B		X 0-0 6-3	3 0 1 0 0 0 1											
Inning Stats	R: 0 E: 0 K: 0 S: 3	H: 0 LOB: 0 BB: 0 P: 3	R: 0 E: 0 K: 1 S: 5	H: 0 LOB: 0 BB: 0 P: 5	R: 0 E: 0 K: 2 S: 7	H: 0 LOB: 0 BB: 0 P: 7	R: 0 E: 0 K: 1 S: 6	H: 1 LOB: 1 BB: 0 P: 6	R: 0 E: 0 K: 1 S: 6	H: 1 LOB: 1 BB: 0 P: 6	R: 0 E: 0 K: 1 S: 5	H: 0 LOB: 1 BB: 1 P: 9	R: 0 E: 0 K: 0 S: 4	H: 1 LOB: 1 BB: 0 P: 4	R: 0 E: 0 K: 2 S: 9	H: 2 LOB: 2 BB: 0 P: 9	1B: 4 2B: 2 3B: 0 HR: 0	SF: 0 SAC: 0 DP: 0 HBP: 0	WP: 0 PB: 0 SB: 1 CS: 0	PA: 34
PITCHER Frank Tanana, L (1, 1) ERA: 3.53	IP: 9.0 WLS: W BF: 34 H: 6 R: 0 ER: 0 SO: 9 BB: 1 IBB: 0 HBP: 0 BLK: 0 WP: 0 HR: 0 S: 51 P: 55 ERA: 0.00 WHIP: 0.778																			

Detroit Tigers @ California Angels
 Anaheim Stadium, Anaheim, CA
 Mon Aug 19 1974, 10:05 PM EDT
 Att: 16,694 - Unknown

livebaseballscorecards.com

AB	33
R	0
H	6
RBI	0
BB	1
SO	9
LOB	17



Batter	1	2	3	4	5	6	7	8	9	AB	R	H	RBI	BB	SO	LOB
Rudy Meoli, L (1, 5) OBP: 0.321, SLG: 0.315	0-0 6-3		0-0 4-3		4-0 BB		0-0 CS 1B			3	0	1	0	1	0	0
Denny Doyle, L (1, 4) OBP: 0.285, SLG: 0.287	0-0 4-3 PB 1B		0-0 F9		0-0 L6-4		0-0 CS 1-2	0-3 K2-3		4	0	1	0	0	1	2
Bruce Bochte, L (1, 8) OBP: 0.381, SLG: 0.404	0-0 4-3 1-3			0-0 4-3		0-0 P4		0-0 F5		4	0	0	0	0	0	1
Frank Robinson, R (1, 10) OBP: 0.365, SLG: 0.455	0-0 F7			4-0 E BB		0-0 6-3		0-0 F8		3	0	0	0	1	0	1
Joe Lahoud, L (1, 7) OBP: 0.390, SLG: 0.504		0-0 P4		0-0 E4 1-3 1B		4-0 BB 1B BB			0-0 PB SH2-4 SF8 1B	3	0	2	0	1	0	0
Mickey Rivers, L (9, PR) OBP: 0.341, SLG: 0.393										0	1	0	0	0	0	0
Bobby Valentine, R (1, 6) OBP: 0.313, SLG: 0.358		0-0 F8		0-0 F3		0-0 FC5-4 1-2 1B			0-0 SH2-4 1-2	3	0	1	0	0	0	2
Leroy Stanton, R (1, 9) OBP: 0.336, SLG: 0.432		1-0 HBP		0-0 6-3		0-0 FC5-4 1-2f			4-0 PB IBB	2	0	0	0	1	0	4
John Doherty, L (1, 3) OBP: 0.273, SLG: 0.355		0-0 F9			0-0 L6-4 SH1-4 1B		0-0 F9		4-0 1-2 2-3 IBB	3	0	1	0	0	0	1
Bob Oliver, R (9, PH) OBP: 0.275, SLG: 0.341										0	0	0	0	1	0	0
Tom Egan, R (1, 2) OBP: 0.186, SLG: 0.054			0-3 K			0-0 SH1-4 1-2		0-0 5-3		2	0	0	0	0	1	0
Winston Llenas, R (9, PH) OBP: 0.303, SLG: 0.371									3-H SF8	0	0	0	1	0	0	0

Inning Stats	R: 0	H: 1	E: 0	LOB: 1	K: 0	BB: 0	S: 4	P: 4	R: 0	H: 0	E: 0	LOB: 1	K: 0	BB: 0	S: 3	P: 4	R: 0	H: 0	E: 0	LOB: 0	K: 1	BB: 0	S: 5	P: 5	R: 0	H: 1	E: 1	LOB: 2	K: 0	BB: 1	S: 4	P: 8	R: 0	H: 1	E: 0	LOB: 1	K: 0	BB: 1	S: 3	P: 7	R: 0	H: 1	E: 0	LOB: 2	K: 0	BB: 1	S: 4	P: 8	R: 0	H: 1	E: 0	LOB: 0	K: 0	BB: 0	S: 3	P: 3	R: 0	H: 0	E: 0	LOB: 0	K: 1	BB: 0	S: 5	P: 5	R: 1	H: 1	E: 0	LOB: 2	K: 0	BB: 2	S: 3	P: 11	1B: 6	SF: 1	2B: 1	SAC: 2	3B: 0	DP: 1	HR: 0	HBP: 1	WP: 0	PA: 37
PITCHER	IP	WLS	BF	H	R	ER	SO	BB	IBB	HBP	BLK	WP	HR	S	P	ERA	WHIP																																																																	
Fred Holdsworth, R (1, 1) ERA: 5.93	8.1	L	33	6	1	1	2	3	0	1	0	0	0	33	46	1.08	1.080																																																																	
John Hiller, L (9, 1) ERA: 2.26	0.1		3	0	0	0	0	0	2	0	0	0	0	1	9	0.00	0.000																																																																	

DETROIT TIGERS @ CALIFORNIA ANGELS
Anaheim Stadium, Anaheim, CA
 Mon Aug 19 1974, 10:05 PM EDT
 Att. 16,694 - Unknown

AB	27
R	1
H	6
RBI	1
BB	5
SO	2
LOB	11



WP: 0	PA: 37
PB: 2	CS: 1
SB: 0	

livebaseballscores.com

Batter	1	2	3	4	5	6	7	8	9	10	11	AB R H RBI BB SO LOB	TOP
Ron LeFlore, R (1.8) OBP: 0.302, SLG: 0.322	4-0 BB		0-3 K		0-3 K			0-3 K			0-3 K	4 0 0 0 1 4 0	
Gary Sutherland, R (1.4) OBP: 0.293, SLG: 0.331	0-0 F7		0-0 F3		0-0 1B			0-3 K			0-0 P6	5 0 1 0 0 1 1	
Ben Oglivie, L (1.3) OBP: 0.364, SLG: 0.369	0-0 6-3		0-0 G3		0-0 G3			0-3 K			0-0 1B	5 1 1 0 0 1 2	
Bill Freehan, R (1.10) OBP: 0.356, SLG: 0.440	4-0 BB			4-0 BB				0-3 K			0-0 1B	3 0 1 1 2 2 0	
Jim Nettles, L (1.9) OBP: 0.309, SLG: 0.352	0-3 K		0-0 F9		0-3 K			0-3 K			0-0 F7	5 0 0 0 0 3 4	
Aurelio Rodriguez, R (1.5) OBP: 0.265, SLG: 0.321		0-3 K		4-0 BB				0-3 K			0-0 6-3	3 0 0 0 1 2 0	
Tom Verzyer, R (1.6) OBP: 0.389, SLG: 0.313		0-0 1B		0-3 K				0-3 K			0-0 F7	4 0 1 0 0 2 2	
Dick Sharon, R (1.7) OBP: 0.296, SLG: 0.291		0-3 K		0-3 K				4-0 BB			0-3 K	3 0 0 0 1 3 3	
Gene Lamont, L (1.2) OBP: 0.297, SLG: 0.313		0-0 F8						0-0 4-3			0-3 K	4 0 0 0 0 1 2	
Inning Stats	R: 0 H: 0 E: 0 LOB: 2 K: 1 BB: 2 S: 5 P: 13	R: 0 H: 1 E: 0 LOB: 1 K: 2 BB: 0 S: 8 P: 8	R: 0 H: 0 E: 0 LOB: 0 K: 1 BB: 0 S: 5 P: 5	R: 0 H: 0 E: 0 LOB: 2 K: 2 BB: 2 S: 7 P: 15	R: 0 H: 1 E: 0 LOB: 1 K: 1 BB: 0 S: 6 P: 6	R: 0 H: 0 E: 0 LOB: 0 K: 3 BB: 0 S: 9 P: 9	R: 0 H: 0 E: 0 LOB: 0 K: 1 BB: 1 S: 4 P: 8	R: 0 H: 0 E: 0 LOB: 0 K: 3 BB: 0 S: 9 P: 9	R: 0 H: 0 E: 0 LOB: 0 K: 2 BB: 0 S: 7 P: 7	R: 0 H: 0 E: 0 LOB: 0 K: 2 BB: 0 S: 7 P: 7	R: 1 H: 2 E: 0 LOB: 1 K: 1 BB: 0 S: 7 P: 7	1B: 4 SF: 0 2B: 0 SAC: 0 3B: 0 DP: 0 HR: 0 HBP: 0	WP: 0 PA: 41 PB: 0 SB: 3 CS: 1
PITCHER Nolan Ryan, R (1.1) ERA: 3.15	IP WLS BF H R ER SO BB IBB HBP BLK WP HR S P ERA WHIP												
	11.0 L 41 4 1 1 19 5 0 0 0 0 0 74 94 0.82 0.818												

Detroit Tigers @ California Angels
 Anaheim Stadium, Anaheim, CA
 Tue Aug 20 1974, 10:05 PM EDT
 Att. 12,433 - Unknown

livebaseballscorecards.com

AB	36
R	1
H	4
RBI	1
BB	5
SO	19
LOB	14



Batter	1	2	3	4	5	6	7	8	9	AB R H RBI BB SO LOB	TOP										
Ron LeFlore, R OBP: 0.300, SLG: 0.319 (1, 8) x	0-0 4-3 S 1B		0-0 4-3		0-0 5-3		0-0 FC5-4			4 0 1 0 0 0 2											
Gary Sutherland, R OBP: 0.293, SLG: 0.328 (1, 4) x	0-0 4-3 1-3		4-0 BB		0-0 6-3			0-0 6-3		3 0 0 0 1 0 1											
Al Kaline, R OBP: 0.330, SLG: 0.375 (1, 10) B B B	4-0 G6-4-3 BB		0-0 L3			0-0 L7		0-0 L9		3 0 0 0 1 0 1											
Bill Freehan, R OBP: 0.355, SLG: 0.436 (1, 3) x	0-0 G6-4-3 1-2f			0-0 5-3		0-0 5-3		4-0 BB		3 0 0 0 1 0 2											
Tom Verzyer, R OBP: 0.318, SLG: 0.250 (1, 6) x		0-0 5-3		0-0 E6 1B		0-0 F7		0-0 5-3		4 0 0 0 0 0 1											
Dick Sharon, R OBP: 0.295, SLG: 0.289 (1, 9) S S S		0-3 K		0-3 K			0-0 1B		0-0 F2	4 0 1 0 0 2 1											
Marvin Lane, R OBP: 0.326, SLG: 0.324 (1, 7) x		0-0 1B		0-0 1-3 1B		4-0 E BB		0-3 K		3 0 2 0 1 1 0											
Ed Brinkman, R OBP: 0.263, SLG: 0.331 (1, 5) x		0-0 F7		0-0 F7		0-0 E5 FC5-4 1-2		0-0 4-3		4 0 0 0 0 0 4											
John Wockenfuss, R OBP: 0.250, SLG: 0.267 (1, 2) x			0-0 6-3		0-0 5-3		0-0 F5			3 0 0 0 0 0 2											
Inning Stats	R: 0 H: 1 E: 0 LOB: 1 K: 0 BB: 1 S: 3 P: 7	R: 0 H: 1 E: 0 LOB: 1 K: 1 BB: 0 S: 6 P: 6	R: 0 H: 0 E: 0 LOB: 1 K: 0 BB: 1 S: 3 P: 7	R: 0 H: 1 E: 1 LOB: 2 K: 1 BB: 0 S: 7 P: 7	R: 0 H: 0 E: 0 LOB: 0 K: 0 BB: 0 S: 3 P: 3	R: 0 H: 0 E: 0 LOB: 0 K: 0 BB: 0 S: 3 P: 3	R: 0 H: 1 E: 1 LOB: 2 K: 0 BB: 1 S: 4 P: 8	R: 0 H: 0 E: 0 LOB: 1 K: 0 BB: 1 S: 3 P: 7	R: 0 H: 0 E: 0 LOB: 0 K: 1 BB: 0 S: 5 P: 5	1B: 4 SF: 0 2B: 0 SAC: 0 3B: 0 DP: 1 HR: 0 HBP: 0	WP: 0 PA: 35 PB: 0 SB: 1 CS: 0										
PITCHER Andy Hassler, L ERA: 2.83 (1, 1)	IP WLS BF H R ER SO BB IBB HBP BLK WP HR S P ERA WHIP																				
<table border="0"> <tr> <td>PITCHER IP WLS BF H R ER SO BB IBB HBP BLK WP HR S P ERA WHIP</td> <td colspan="10"></td> </tr> </table>											PITCHER IP WLS BF H R ER SO BB IBB HBP BLK WP HR S P ERA WHIP										
PITCHER IP WLS BF H R ER SO BB IBB HBP BLK WP HR S P ERA WHIP																					

Detroit Tigers @ California Angels
Anaheim Stadium, Anaheim, CA
Wed Aug 21 1974, 10:05 PM EDT
Att. 8,419 - Unknown

livebaseballscorecards.com

AB	31
R	0
H	4
RBI	0
BB	4
SO	3
LOB	14



Batter	1	2	3	4	5	6	7	8	9
Rudy Meoli, L OBP: 0.300, SLG: 0.293 (1, 5) x	0-0 1-3 ①		0-0 CS ③	0-3 K ① x	0-0 F9 ③			0-0 F7 ①	
Dave Chalk, R OBP: 0.312, SLG: 0.326 (1, 6) x	0-0 5-3 ②			0-0 F7 ②		0-0 5-3 ①		0-0 FC6 ②	
Bruce Bochte, L OBP: 0.372, SLG: 0.386 (1, 8) x	0-0 F8 ③			4-0 BB BB ③		0-3 K ②		0-0 1B ③	
Frank Robinson, R OBP: 0.370, SLG: 0.454 (1, 10) x		0-0 F5 ①		4-0 BB BB ③		0-0 6-3 ③			
Joe Lahoud, L OBP: 0.386, SLG: 0.498 (1, 9) (8, 7) x		0-0 F9 ②		0-0 4-3 ③			0-0 F8 ①		
Bobby Valentine, R OBP: 0.309, SLG: 0.353 (1, 7) x		0-0 6-3 ③			0-0 F8 ①		0-0 4-3 ②		
Leroy Stanton, R OBP: 0.335, SLG: 0.429 (8, 9) x									
John Doherty, L OBP: 0.268, SLG: 0.348 (1, 3) x			0-0 F7 ①		0-0 4-3 ②		0-0 F7 ③		
Ellie Rodriguez, R OBP: 0.373, SLG: 0.345 (1, 2) x			0-0 5-3 ②		0-0 3B 1B		4-0 FC6 1B BB		
Denny Doyle, L OBP: 0.290, SLG: 0.297 (1, 4) x			0-0 CS 1B		0-0 3B 1B		0-0 FC6 1B		

Inning Stats	R: 0	H: 0	E: 0	LOB: 0	K: 0	BB: 0	S: 3	P: 3
	R: 0	H: 0	E: 0	LOB: 0	K: 0	BB: 0	S: 3	P: 3
	R: 0	H: 1	E: 0	LOB: 0	K: 0	BB: 0	S: 3	P: 3
	R: 0	H: 0	E: 0	LOB: 2	K: 1	BB: 2	S: 5	P: 13
	R: 1	H: 2	E: 0	LOB: 1	K: 0	BB: 0	S: 5	P: 5
	R: 0	H: 0	E: 0	LOB: 0	K: 1	BB: 0	S: 5	P: 5
	R: 0	H: 0	E: 0	LOB: 0	K: 0	BB: 0	S: 3	P: 3
	R: 1	H: 2	E: 0	LOB: 3	K: 0	BB: 1	S: 4	P: 8

PITCHER	IP	WLS	BF	H	R	ER	SO	BB	IBB	HBP	BLK	WP	HR	S	P	ERA	WHIP
Lerrin LaGrow, R ERA: 4.29 (1, 1)	8.0	L	30	5	2	2	2	3	0	0	0	0	0	31	43	2.25	1.000

BOTTOM

AB	R	H	RBI	BB	SO	LOB
4	0	0	0	0	1	3
4	0	0	0	0	0	2
3	0	1	1	1	1	0
2	0	0	0	1	0	0
3	0	0	0	0	0	2
3	0	0	0	0	0	0
0	0	0	0	0	0	0
3	0	0	0	0	0	0
2	2	1	0	1	0	0
3	0	3	1	0	0	0

AB	27
R	2
H	5
RBI	2
BB	3
SO	2
LOB	7



WP	PA
0	31

Detroit Tigers @ California Angels
Anaheim Stadium, Anaheim, CA
 Wed Aug 21 1974, 10:05 PM EDT
 Att. 8,419 - Unknown

livebaseballscorecards.com

Batter	1	2	3	4	5	6	7	8	9	AB R H RBI BB SO LOB	TOP	
Davey Nelson, R (1, 4) OBP: 0.296, SLG: 0.300	0-0 3-1		0-0 1B SF9 2B	0-0 CS 1B			0-3 K		0-3 K	5 1 2 1 0 2 1		
Cesar Tovar, R (1, 7) OBP: 0.353, SLG: 0.361	0-0 F3		0-0 1B SF9 1B	0-0 CS	4-0 1B BB		0-0 F9			3 2 1 0 1 0 0		
Jeff Burroughs, R (1, 9) OBP: 0.381, SLG: 0.522	0-3 K		0-0 SF9		0-0 4-3		0-3 K			3 0 0 1 0 2 1		
Mike Hargrove, L (1, 3) OBP: 0.415, SLG: 0.458		0-0 FC6-4 1B	0-0 FC4-6 1B		0-0 1B			4-0 G4-6-3 BB		3 0 3 1 1 0 0		
Jim Spencer, L (1, 10) OBP: 0.347, SLG: 0.439		0-0 F9	0-0 FC4-6 1B		0-0 P4			0-0 G4-6-3		4 0 1 1 0 0 3		
Lenny Randle, S (1, 5) OBP: 0.335, SLG: 0.369		0-0 P4	0-0 FC4-6		0-0 F8			0-0 G3		4 0 0 0 0 0 4		
Toby Harrah, R (1, 6) OBP: 0.316, SLG: 0.409		0-0 FC6-4	0-0 F7			0-0 L6			0-0 5-3	4 0 0 0 0 0 3	AB 32	
Joe Lovitto, S (1, 8) OBP: 0.267, SLG: 0.277			4-0 3B BB		0-3 K		0-0 6-3		0-0 CS 1B	3 1 1 0 1 1 0	R 5	
Jim Sundberg, R (1, 2) OBP: 0.384, SLG: 0.357			0-0 2B 3B		0-3 K		0-0 F8		4-0 BB	3 1 1 1 1 1 0	H 9	
Inning Stats	R: 0 H: 0 E: 0 K: 1 S: 5	R: 0 H: 1 E: 0 K: 0 S: 4	R: 4 H: 5 E: 0 K: 0 S: 8	R: 0 H: 1 E: 0 K: 2 S: 7	R: 1 H: 1 E: 0 K: 0 S: 4	R: 0 H: 0 E: 0 K: 0 S: 3	R: 0 H: 0 E: 0 K: 2 S: 7	R: 0 H: 0 E: 0 K: 0 S: 2	R: 0 H: 1 E: 0 K: 1 S: 5	1B: 7 SF: 1 2B: 1 SAC: 0 3B: 1 DP: 1 HR: 0 HBP: 0	WP: 0 PA: 38 PB: 0 SB: 0 CS: 2	
PITCHER	IP WLS BF H R ER SO BB IBB HBP BLK WP HR S P ERA WHIP											
Joe Coleman, R (1, 1) ERA: 4.28	2.1 L 14 6 4 4 1 1 0 0 0 0 0 0 15 19 15.43 3.000											
Woodie Fryman, L (3, 1) ERA: 4.47	3.2 13 2 1 1 2 1 0 0 0 0 0 0 16 20 2.46 0.818											
Dave Lemanczyk, R (7, 1) ERA: 3.57	3.0 10 1 0 0 3 2 0 0 0 0 0 0 14 22 0.00 1.000											

Texas Rangers @ Detroit Tigers
Tiger Stadium, Detroit, MI
Fri Aug 23 1974, 7:05 PM EDT
Att: 20,020 - Unknown

AB 32
R 5
H 9
RBI 5
BB 4
SO 6
LOB 12



Batter	1	2	3	4	5	6	7	8	9	AB	R	H	RBI	BB	SO	LOB
Ron LeFlore, R (1, 8) OBP: 0.288, SLG: 0.305	0-0 L9		0-0 4-3			0-0 6-3		0-3 K		4	0	0	0	0	1	1
Gary Sutherland, R (1, 4) OBP: 0.291, SLG: 0.326	0-0 5-3		0-0 6-3			0-0 F8		0-3 K		4	0	0	0	0	1	1
Al Kaline, R (1, 10) OBP: 0.329, SLG: 0.376	0-0 L7					0-0 L8		0-3 K		4	1	1	0	0	1	1
Ben Oglivie, L (1, 7) OBP: 0.361, SLG: 0.366		0-0 E 1B				0-3 K		0-0 F9		4	0	1	0	0	1	1
Bill Freehan, R (1, 3) OBP: 0.351, SLG: 0.431		0-0 P6				0-0 F7		0-0 F2		4	0	0	0	0	0	2
Jim Nettles, L (1, 9) OBP: 0.306, SLG: 0.387		0-0 F8				0-0 F3		0-0 HR		4	1	1	2	0	0	1
Aurelio Rodriguez, R (1, 5) OBP: 0.265, SLG: 0.319		0-0 E5 1-2				0-0 6-3		4-0 FC6-4 BB		2	0	0	0	1	0	1
Ed Brinkman, R (1, 6) OBP: 0.261, SLG: 0.328		0-0 1-3				0-0 F8		0-0 FC6-4 1-2f		3	0	0	0	0	0	3
Gene Lamont, L (1, 2) OBP: 0.289, SLG: 0.304			0-0 F9					0-0 1B		2	0	0	0	0	0	0
Gates Brown, L (8, PH) OBP: 0.295, SLG: 0.316						0-0 3-1				1	0	1	0	0	0	0
John Knox, L (8, PR) OBP: 0.313, SLG: 0.313										0	0	0	0	0	0	0
John Wockenfuss, R (9, 2) OBP: 0.250, SLG: 0.267										0	0	0	0	0	0	0

BOTTOM

Texas Rangers @ Detroit Tigers
Tiger Stadium, Detroit, MI
Fri Aug 23 1974, 7:05 PM EDT
Att. 20,020 - Unknown

livebaseballscorecards.com

AB	32
R	2
H	4
RBI	2
BB	1
SO	4
LOB	11



Inning Stats	R: 0 H: 0 E: 0 K: 0 S: 3	H: 0 LOB: 0 BB: 0 P: 3	R: 0 H: 1 E: 1 K: 0 S: 5	H: 1 LOB: 2 BB: 0 P: 5	R: 0 H: 0 E: 0 K: 0 S: 3	H: 0 LOB: 0 BB: 0 P: 3	R: 0 H: 0 E: 0 K: 1 S: 5	H: 0 LOB: 0 BB: 0 P: 5	R: 0 H: 0 E: 0 K: 0 S: 3	H: 0 LOB: 0 BB: 0 P: 3	R: 0 H: 0 E: 0 K: 0 S: 3	H: 0 LOB: 0 BB: 0 P: 3	R: 2 H: 2 E: 0 K: 0 S: 5	H: 2 LOB: 1 BB: 1 P: 9	R: 0 H: 1 E: 0 K: 3 S: 10	H: 1 LOB: 1 BB: 0 P: 10	R: 0 H: 0 E: 0 K: 0 S: 3	H: 0 LOB: 0 BB: 0 P: 3	1B: 2 2B: 1 3B: 0 HR: 1	SF: 0 SAC: 0 DP: 0 HBP: 0	WP: 0 PA: 33	PB: 0 SB: 0 CS: 0
---------------------	--------------------------	------------------------	--------------------------	------------------------	--------------------------	------------------------	--------------------------	------------------------	--------------------------	------------------------	--------------------------	------------------------	--------------------------	------------------------	---------------------------	-------------------------	--------------------------	------------------------	-------------------------	---------------------------	--------------	-------------------

PITCHER Steve Hargan, R (1, 1) ERA: 4.28	IP 9.0 WLS W BF 33 H 4 R 2 ER 2 SO 4 BB 1 IBB 0 HBP 0 BLK 0 WP 0 HR 1 S 40 P 44 ERA 2.00 WHIP 0.556	PITCHER	IP WLS BF H R ER SO BB IBB HBP BLK WP HR S P ERA WHIP
---	---	----------------	---

Batter	1	2	3	4	5	6	7	8	9	10	AB R H RBI BB SO LOB	TOP													
Davey Nelson, R (1, 4) OBP: 0.300, SLG: 0.305	0-3 K		0-0 1B BB	0-0 SH3-4			0-0 CS 1B		0-0 1B		4 1 3 1 0 1 0	<p>Texas Rangers @ Detroit Tigers Tiger Stadium, Detroit, MI Sat Aug 24 1974, 3:33 AM EDT Att. 22,218 - Unknown</p>													
Cesar Tovar, R (1, 7) OBP: 0.354, SLG: 0.361	0-0 S 1B 1B		0-0 BB BB 1B	0-0 6-3			0-0 F2 1-2		0-0 P4		5 1 2 0 0 0 3														
Jeff Burroughs, R (1, 9) OBP: 0.381, SLG: 0.520	0-0 F9 1-2		4-0 BB BB		0-3 K		0-0 6-3			0-0 SH3-4 1B	4 1 1 0 1 1 2														
Tom Grieve, R (1, 10) OBP: 0.318, SLG: 0.439	0-0 2-H 1B		0-3 K		0-3 K			0-3 K		0-0 SH3-4 1-2	4 0 1 1 0 3 3														
Lenny Randle, S (1, 5) OBP: 0.338, SLG: 0.370	0-0 F7		4-0 G6-4-3 BB		0-0 6-3			0-0 CS 1B		0-0 E 1B 1B 2-H	4 1 2 2 1 0 1														
Jim Fregosi, R (1, 3) OBP: 0.330, SLG: 0.447		0-0 P6	0-0 G6-4-3 1-2f			0-3 K		0-0 5-3 1-2		0-0 E5 1B 1B	5 0 1 0 0 1 4														
Alex Johnson, R (10, PR) OBP: 0.339, SLG: 0.363											0 0 0 0 0 0 0														
Jim Spencer, L (10, 3) OBP: 0.347, SLG: 0.439											0 0 0 0 0 0 0														
Toby Harrah, R (1, 6) OBP: 0.319, SLG: 0.416		0-0 P3		4-0 E 5-3 SH3-4 BB		0-3 K			0-0 HR	0-0 1-2 3-H 1B	4 2 2 2 1 1 0														
Joe Lovitto, S (1, 8) OBP: 0.266, SLG: 0.280		0-0 2B		0-0 5-3 1-2		0-0 6-3			0-0 5-3	0-3 K	5 0 1 0 0 1 3														
Jim Sundberg, R (1, 2) OBP: 0.379, SLG: 0.351		0-3 K		0-0 E8 SH3-4 2-3			0-3 K		0-0 F3	0-0 F9	5 0 0 0 0 2 4														
Inning Stats	R: 1 E: 0 K: 1 S: 7	H: 2 LOB: 1 BB: 0 P: 7	R: 0 E: 0 K: 1 S: 6	H: 1 LOB: 1 BB: 0 P: 6	R: 1 E: 0 K: 1 S: 6	H: 2 LOB: 2 BB: 2 P: 14	R: 1 E: 1 K: 0 S: 4	H: 0 LOB: 1 BB: 1 P: 8	R: 0 E: 0 K: 2 S: 7	H: 0 LOB: 0 BB: 0 P: 7	R: 0 E: 0 K: 1 S: 6	H: 1 LOB: 1 BB: 0 P: 6	R: 0 E: 0 K: 1 S: 5	H: 1 LOB: 0 BB: 0 P: 5	R: 1 E: 0 K: 0 S: 5	H: 2 LOB: 1 BB: 0 P: 5	R: 2 E: 1 K: 1 S: 9	H: 4 LOB: 2 BB: 0 P: 9	1B: 11 2B: 1 3B: 0 HR: 1	SF: 0 SAC: 2 DP: 1 HBP: 0	WP: 0 PB: 0 SB: 1 CS: 2	PA: 45			
PITCHER Mickey Lolich, L (1, 1) ERA: 3.56	IP 10.0	WLS L	BF 45	H 13	R 6	ER 4	SO 10	BB 3	IBB 0	HBP 0	BLK 0	WP 0	HR 1	S 62	P 74	ERA 3.60	WHIP 1.600								

AB	40
R	6
H	13
RBI	6
BB	3
SO	10
LOB	20



Texas Rangers @ Detroit Tigers
 Tiger Stadium, Detroit, MI
 Sat Aug 24 1974, 3:33 AM EDT
 Att: 22,218 - Unknown

livebaseballscorecards.com

AB 37
 R 4
 H 8
 RBI 4
 BB 5
 SO 8
 LOB 17



WP: 0 PA: 43
 PB: 0
 SB: 1
 CS: 0

AB R H RBI BB SO LOB

5 0 1 1 0 2 2

4 0 1 1 1 0 1

4 0 0 0 1 1 2

5 1 2 0 0 1 2

4 0 0 0 0 2 1

5 0 2 1 0 0 1

4 2 1 0 1 0 3

2 1 0 0 2 1 2

4 0 1 1 0 1 3

1B: 4 SF: 0
 2B: 4 SAC: 1
 3B: 0 DP: 0
 HR: 0 HBP: 0

Batter	1	2	3	4	5	6	7	8	9	10
Ron LeFlore, R OBP: 0.284, SLG: 0.300 (1, 8)	F8		K		K		F8		K	
John Knox, L OBP: 0.319, SLG: 0.309 (1, 4)	4-3		4-3		4-3		S		4-3	
Al Kaline, R OBP: 0.328, SLG: 0.373 (1, 10)	L7			K	L8		1-2		L7	
Ben Oglivie, L OBP: 0.362, SLG: 0.373 (1, 3)		K		4-3		SH1-4		3-1		6-3
Jim Nettles, L OBP: 0.292, SLG: 0.367 (1, 9)		K		F8		SH1-4		4-3		K
Tom Veryzer, R OBP: 0.333, SLG: 0.360 (1, 6)		5-3			6-3	E7		2B		6-3
Aurelio Rodriguez, R OBP: 0.267, SLG: 0.321 (1, 5)			1B		1B	FC6-2		F9		6-3
Marvin Lane, R OBP: 0.333, SLG: 0.316 (1, 7)			K		1B	6-3		IBB		
Gene Lamont, L OBP: 0.288, SLG: 0.301 (1, 2)			K		1B		3-1	1-3		1-3

Inning Stats	R: 0	H: 0	E: 0	K: 0	S: 3	P: 3	R: 0	H: 0	E: 0	K: 2	S: 7	P: 7	R: 1	H: 2	E: 0	K: 2	S: 9	P: 9	R: 0	H: 0	E: 0	K: 1	S: 5	P: 5	R: 2	H: 2	E: 0	K: 1	S: 7	P: 15	R: 1	H: 2	E: 1	K: 0	S: 5	P: 5	R: 0	H: 0	E: 0	K: 0	S: 3	P: 11	R: 0	H: 1	E: 0	K: 0	S: 4	P: 8	R: 0	H: 0	E: 0	K: 1	S: 5	P: 5	R: 0	H: 1	E: 0	K: 1	S: 6	P: 6	1B: 4	SF: 0	2B: 4	SAC: 1	3B: 0	DP: 0	HR: 0	HBP: 0	WP: 0	PA: 43
--------------	------	------	------	------	------	------	------	------	------	------	------	------	------	------	------	------	------	------	------	------	------	------	------	------	------	------	------	------	------	-------	------	------	------	------	------	------	------	------	------	------	------	-------	------	------	------	------	------	------	------	------	------	------	------	------	------	------	------	------	------	------	-------	-------	-------	--------	-------	-------	-------	--------	-------	--------

PITCHER	IP	WLS	BF	H	R	ER	SO	BB	IBB	HBP	BLK	WP	HR	S	P	ERA	WHIP
Jackie Brown, R ERA: 3.75 (1, 1)	6.2		30	6	4	4	6	3	1	0	0	0	0	38	54	5.40	1.350
Jim Merritt, L ERA: 6.43 (7, 1)	1.1		6	1	0	0	0	0	1	0	0	0	0	5	9	0.00	0.750
Steve Foucault, R ERA: 2.15 (9, 1)	2.0	W	7	1	0	0	2	0	0	0	0	0	0	11	11	0.00	0.500

Batter	1	2	3	4	5	6	7	8	9	AB R H RBI BB SO LOB	TOP	
Davey Nelson, R OBP: 0.302, SLG: 0.306 (1, 4) X	0-0 G3 WP FC3-6 1B		0-0 1B		0-0 F9		0-0 6-3		0-0 F2	5 1 2 0 0 0 2		
Cesar Tovar, R OBP: 0.352, SLG: 0.358 (1, 7) X	0-0 G3 1-3		0-0 F2			4-0 1B G3 BB	0-0 6-3		0-0 2-3 1-2 2-3	4 1 0 0 1 0 4		
Jeff Burroughs, R OBP: 0.381, SLG: 0.516 (1, 9) B B B	4-0 FC3-6 BB		0-3 K			0-0 F9		0-0 4-3	4-0 IBB	3 0 0 0 2 1 2		
Mike Hargrove, L OBP: 0.415, SLG: 0.466 (1, 3) X	0-0 FC3-6 1-2f 3-H			0-0 4-3		0-0 G3 1B 1B		0-0 HR	0-3 K	5 2 2 2 0 1 4		
Jim Spencer, L OBP: 0.343, SLG: 0.433 (1, 10) X	0-0 F9			0-0 P3		0-0 G3 1-2 3-H		0-0 G3		4 0 0 1 0 0 2		
Lenny Randle, S OBP: 0.342, SLG: 0.374 (1, 5) X		0-0 5-3		0-0 FC5-4 1B		0-0 2B 1B		0-0 1B		4 1 3 1 0 0 0		
Toby Harrah, R OBP: 0.318, SLG: 0.417 (1, 6) S S S		0-3 K		0-0 FC5-4 1-2f		0-0 2B		0-3 K		4 0 1 1 0 2 2		
Joe Lovitto, S OBP: 0.265, SLG: 0.280 (1, 8) X		0-0 F7			0-0 5-3	0-0 6-3			0-0 2-3 E 1B	4 0 1 0 0 0 1		
Jim Sundberg, R OBP: 0.374, SLG: 0.346 (1, 2) S S S			0-3 K		0-3 K		0-0 P3		0-0 E6 2-3	4 0 0 0 0 2 1		
Inning Stats	R: 1 E: 0 K: 0 S: 4 H: 1 LOB: 1 BB: 1 P: 8	R: 0 E: 0 K: 1 S: 5 H: 0 LOB: 0 BB: 0 P: 5	R: 0 E: 0 K: 2 S: 8 H: 1 LOB: 1 BB: 0 P: 8	R: 0 E: 0 K: 0 S: 4 H: 1 LOB: 1 BB: 0 P: 4	R: 0 E: 0 K: 1 S: 5 H: 0 LOB: 0 BB: 0 P: 5	R: 3 E: 0 K: 0 S: 6 H: 3 LOB: 1 BB: 1 P: 10	R: 0 E: 0 K: 0 S: 3 H: 0 LOB: 0 BB: 0 P: 3	R: 1 E: 0 K: 1 S: 7 H: 2 LOB: 1 BB: 0 P: 7	R: 0 E: 1 K: 1 S: 7 H: 1 LOB: 3 BB: 1 P: 11	1B: 7 2B: 1 3B: 0 HR: 1 SF: 0 SAC: 0 DP: 0 HBP: 0	WP: 1 PB: 0 SB: 0 CS: 0 PA: 40	
PITCHER Fred Holdsworth, R ERA: 6.05 (1, 1) Jim Ray, R ERA: 4.84 (6, 1) John Hiller, L ERA: 2.23 (8, 1)	IP 5.2 WLS 6 BF 25 H 6 R 4 ER 4 SO 4 BB 2 IBB 0 HBP 0 BLK 0 WP 1 HR 0 S 31 P 39 ERA 6.35 WHIP 1.412											PITCHER IP 1.2 WLS 6 BF 9 H 2 R 0 ER 0 SO 2 BB 0 IBB 1 HBP 0 BLK 0 WP 0 HR 0 S 12 P 16 ERA 0.00 WHIP 1.200

Texas Rangers @ Detroit Tigers
Tiger Stadium, Detroit, MI
Sun Aug 25 1974, 3:33 AM EDT
Att. 16,256 - Unknown

livebaseballscorecards.com

AB 37
R 5
H 9
RBI 5
BB 3
SO 6
LOB 18



Batter	1	2	3	4	5	6	7	8	9	AB R H RBI BB SO LOB
Ron LeFlore, R (1, 8) OBP: 0.289, SLG: 0.324	0-0 6-3		0-3 K			0-0 6-3 L6-3 2B		0-0 FC5-4 E	0-0 1B 2B	5 3 2 0 0 1 1
Gary Sutherland, R (1, 4) OBP: 0.290, SLG: 0.324	0-0 P4			0-0 1-3		0-0 6-3		0-0 E5 FC1-4	0-0 1B 2B	5 0 1 2 0 0 2
Al Kaline, R (1, 10) OBP: 0.327, SLG: 0.372	0-0 1B			0-0 L7		0-0 L6-3		0-0 FC1-4 1B		4 1 1 1 0 0 1
Ben Oglivie, L (1, 7) OBP: 0.365, SLG: 0.372	0-0 P5			4-0 BB		0-0 4-3		0-0 1B 1B		3 0 1 0 1 0 1
Bill Freehan, R (1, 3) OBP: 0.350, SLG: 0.429		0-0 F9		0-0 F8			0-3 K	0-0 1B 1B		4 0 1 1 0 1 1
Jim Nettles, L (1, 9) OBP: 0.290, SLG: 0.361		0-0 P6			0-0 CS 1B		0-0 P6	0-3 K		4 0 1 0 0 1 2
Aurelio Rodriguez, R (1, 5) OBP: 0.266, SLG: 0.322		0-0 F8			0-0 P3 1-2		0-0 2B		0-0 4-3	4 0 1 0 0 0 1
Ed Brinkman, R (1, 6) OBP: 0.260, SLG: 0.327			0-0 4-3		0-3 K		0-0 F8		0-0 F7	2 0 0 0 0 1 0
Gates Brown, L (7, PH) OBP: 0.292, SLG: 0.313										1 0 0 0 0 0 1
Tom Verzyer, R (8, 6) OBP: 0.321, SLG: 0.346										1 0 0 0 0 0 0
John Wockenfuss, R (1, 2) OBP: 0.278, SLG: 0.250			0-0 6-3			4-0 2B 6-3 BB		0-0 FC5-4 1B	0-0 HR	1 1 0 0 1 0 0
John Knox, L (8, PH) OBP: 0.329, SLG: 0.319										1 0 1 0 0 0 0
Gene Lamont, L (9, 2) OBP: 0.296, SLG: 0.351										1 1 1 1 0 0 0

Inning Stats	R: 0 E: 0 K: 0 S: 4	H: 1 LOB: 1 BB: 0 P: 4	R: 0 E: 0 K: 0 S: 3	H: 0 LOB: 0 BB: 0 P: 3	R: 0 E: 0 K: 1 S: 5	H: 0 LOB: 0 BB: 0 P: 5	R: 0 E: 0 K: 0 S: 3	H: 0 LOB: 1 BB: 1 P: 7	R: 0 E: 0 K: 1 S: 5	H: 1 LOB: 0 BB: 0 P: 5	R: 2 E: 0 K: 0 S: 4	H: 1 LOB: 0 BB: 1 P: 8	R: 0 E: 0 K: 1 S: 6	H: 1 LOB: 1 BB: 0 P: 6	R: 2 E: 2 K: 1 S: 9	H: 3 LOB: 2 BB: 0 P: 9	R: 2 E: 0 K: 0 S: 5	H: 3 LOB: 1 BB: 0 P: 5	1B: 6 2B: 3 3B: 0 HR: 1	SF: 0 SAC: 0 DP: 0 HBP: 0
--------------	------------------------------	---------------------------------	------------------------------	---------------------------------	------------------------------	---------------------------------	------------------------------	---------------------------------	------------------------------	---------------------------------	------------------------------	---------------------------------	------------------------------	---------------------------------	------------------------------	---------------------------------	------------------------------	---------------------------------	----------------------------------	------------------------------------


PITCHER	IP	WLS	BF	H	R	ER	SO	BB	IBB	HBP	BLK	WP	HR	S	P	ERA	WHIP
Jim Bibby, R (1, 1) ERA: 4.54	5.1		20	3	2	2	2	2	0	0	0	0	0	22	30	3.38	0.938
Steve Foucault, R (6, 1) ERA: 2.25	3.1	L	18	7	4	2	2	0	0	0	0	0	1	22	22	5.40	2.100

BOTTOM

Texas Rangers @ Detroit Tigers
Tiger Stadium, Detroit, MI

Sun Aug 25 1974, 3:33 AM EDT
Att. 16,256 - Unknown

AB	36
R	6
H	10
RBI	5
BB	2
SO	4
LOB	10



WP	PA
0	38

Batter	1	2	3	4	5	6	7	8	9	AB R H RBI BB SO LOB	TOP	
Rudy Meoli, L (1, 5) OBP: 0.282, SLG: 0.265	0-0 P4		0-0 1-2 1B		0-0 FC4-6		0-0 4-3			4 0 1 1 0 0 1		
Dave Chalk, R (1, 6) OBP: 0.309, SLG: 0.325	0-0 FC6-4 1B		0-0 G5-3		0-0 P4			0-0 5-3		4 0 1 0 0 0 3		
Leroy Stanton, R (1, 9) OBP: 0.335, SLG: 0.436	0-0 F7			0-0 4-3		0-3 K2-3		0-0 HR		4 1 1 1 0 1 1		
Frank Robinson, R (1, 10) OBP: 0.375, SLG: 0.450	0-0 FC6-4			0-0 1B		4-0 FC5-6 BB		0-0 5-3		3 0 1 0 1 0 1		
Joe Lahoud, L (1, 7) OBP: 0.381, SLG: 0.486		0-0 G4-6-3 1B		0-0 F8		0-0 FC5-6 1B		0-0 F8		4 0 1 0 0 0 2		
Bruce Bochte, L (1, 8) OBP: 0.364, SLG: 0.394		0-0 G4-6-3		0-0 F8		0-0 1-2 1B			0-0 F8	4 0 1 0 0 0 2		
John Doherty, L (1, 3) OBP: 0.282, SLG: 0.375		0-0 L4			0-0 1B FC4-6 1B		0-0 4-3		0-0 F7	4 1 1 0 0 0 2		
Ellie Rodriguez, R (1, 2) OBP: 0.371, SLG: 0.347			0-0 FC6-4 1B		0-0 FC4-6 1B		0-0 4-3		0-0 2B	4 0 3 0 0 0 0		
Denny Doyle, L (1, 4) OBP: 0.288, SLG: 0.297			0-0 FC6-4 1B		0-0 P7			0-0 G3		3 0 0 0 0 0 3		
Bobby Valentine, R (9, PH) OBP: 0.309, SLG: 0.354			0-0 G5-3 1B						0-0 F8	1 0 0 0 0 0 1		
Inning Stats	R: 0 H: 1 E: 0 LOB: 1 K: 0 BB: 0 S: 4 P: 4	R: 0 H: 1 E: 0 LOB: 0 K: 0 BB: 0 S: 3 P: 3	R: 0 H: 2 E: 0 LOB: 1 K: 0 BB: 0 S: 4 P: 4	R: 0 H: 1 E: 0 LOB: 1 K: 0 BB: 0 S: 4 P: 4	R: 1 H: 2 E: 0 LOB: 1 K: 0 BB: 0 S: 5 P: 5	R: 0 H: 1 E: 0 LOB: 2 K: 1 BB: 1 S: 6 P: 10	R: 0 H: 0 E: 0 LOB: 0 K: 0 BB: 0 S: 3 P: 3	R: 1 H: 1 E: 0 LOB: 0 K: 0 BB: 0 S: 4 P: 4	R: 0 H: 1 E: 0 LOB: 1 K: 0 BB: 0 S: 4 P: 4	1B: 8 SF: 0 2B: 1 SAC: 0 3B: 0 DP: 2 HR: 1 HBP: 0	WP: 0 PA: 36 PB: 0 SB: 0 CS: 0	
PITCHER Lerrin LaGrow, R (1, 1) ERA: 4.18	IP WLS BF H R ER SO BB IBB HBP BLK WP HR S P ERA WHIP	9.0 W 36 10 2 2 1 1 0 0 0 0 1 37 41 2.00 1.222										

California Angels @ Detroit Tigers
Tiger Stadium, Detroit, MI
Mon Aug 26 1974, 7:05 PM EDT
Att: 12,323 - Unknown

livebaseballscorecards.com

AB	35
R	2
H	10
RBI	2
BB	1
SO	1
LOB	16



Batter	1	2	3	4	5	6	7	8	9	AB	R	H	RBI	BB	SO	LOB
Ron LeFlore, R OBP: 0.288, SLG: 0.349 (1, 8)	0-0 5-3		0-3 K		0-0 HR	0-3 K				4	1	1	1	0	2	0
Gary Sutherland, R OBP: 0.289, SLG: 0.324 (1, 4)	0-0 6-3		0-0 BB BB BB 1B		0-0 6-3		0-0 5-3			4	1	1	0	0	0	0
Al Kaline, R OBP: 0.329, SLG: 0.370 (1, 10)	0-0 L3		4-0 BB BB 1-2 BB		4-0 BB BB BB		0-0 L2-3			2	0	0	0	2	0	0
Bill Freehan, R OBP: 0.354, SLG: 0.438 (1, 3)		0-0 HR	4-0 BB BB 1-2 2-3 BB		4-0 BB BB 1-2 BB		0-0 F7			2	1	1	1	2	0	0
Marvin Lane, R OBP: 0.351, SLG: 0.321 (1, 7)		0-0 6-3	4-0 BB BB 1-2 2-3 3-H BB		4-0 BB BB 1-2 2-3 BB		0-0 1B SH1-3 SF9 1B			2	1	1	1	2	0	0
Aurelio Rodriguez, R OBP: 0.267, SLG: 0.323 (1, 5)		0-0 HR 1B	0-0 G6-4-3 1-2		0-3 K		0-0 SH1-3			3	1	1	0	0	1	6
Dick Sharon, R OBP: 0.293, SLG: 0.288 (1, 9)		0-0 F7		0-3 K		0-0 F8		0-0 S 1B		4	0	1	0	0	1	4
Ed Brinkman, R OBP: 0.260, SLG: 0.334 (1, 6)		0-0 HR		0-0 5-3		0-0 6-3		0-0 SF9		3	1	1	3	0	0	0
John Wockenfuss, R OBP: 0.227, SLG: 0.200 (1, 2)		0-0 F9		0-0 F9		0-0 6-3		0-0 6-3		4	0	0	0	0	0	1


Inning Stats	R: 0	H: 0	E: 0	K: 0	S: 3	H: 0	LOB: 0	BB: 0	P: 3	R: 3	H: 3	E: 0	K: 0	S: 6	R: 1	H: 1	E: 0	K: 1	S: 5	R: 0	H: 0	E: 0	K: 1	S: 5	R: 1	H: 1	E: 0	K: 1	S: 6	R: 0	H: 0	E: 0	K: 0	S: 5	R: 0	H: 0	E: 0	K: 0	S: 3	R: 1	H: 2	E: 0	K: 0	S: 5	R: 0	H: 0	E: 0	K: 0	S: 3	R: 0	H: 0	E: 0	K: 0	S: 3	R: 1	H: 1	E: 0	K: 0	S: 5
--------------	------	------	------	------	------	------	--------	-------	------	------	------	------	------	------	------	------	------	------	------	------	------	------	------	------	------	------	------	------	------	------	------	------	------	------	------	------	------	------	------	------	------	------	------	------	------	------	------	------	------	------	------	------	------	------	------	------	------	------	------

PITCHER	IP	WLS	BF	H	R	ER	SO	BB	IBB	HBP	BLK	WP	HR	S	P	ERA	WHIP
Andy Hassler, L ERA: 3.14 (1, 1)	4.1	L	21	5	5	5	2	4	0	0	0	0	3	21	37	10.38	2.077
Ed Figueroa, R ERA: 3.71 (5, 1)	1.2		7	0	0	0	2	2	0	0	0	0	0	9	17	0.00	1.200
Dick Lange, R ERA: 3.8 (7, 1)	1.0		3	0	0	0	0	0	0	0	0	0	0	3	3	0.00	0.000
Ken Sanders, R ERA: 6.75 (8, 1)	1.0		5	2	1	1	0	0	0	0	0	0	0	5	5	9.00	2.000


BOTTOM

California Angels @ Detroit Tigers
Tiger Stadium, Detroit, MI
Mon Aug 26 1974, 7:05 PM EDT
Att. 12,323 - Unknown

AB 28
R 6
H 7
RBI 6
BB 6
SO 4
LOB 11



WP	HR	S	P	ERA	WHIP
0	0	1	36	0	0

Batter	1	2	3	4	5	6	7	8	9	10	11	12	13	AB R H RBI BB SO LOB	TOP
Bruce Bochte, L (1, 8) OBP: 0.355, SLG: 0.384 Bob Oliver, R (6, PH) OBP: 0.275, SLG: 0.339 (6, 9)	0-0 6-3		0-0 F8		0-0 P5	0-0 E 1B		0-0 F8		0-0 4-3			0-0 SF7	3 0 0 0 0 0 3 0 1 3 0 0 2	
Dave Chalk, R (1, 6) OBP: 0.308, SLG: 0.322	0-0 G3		0-0 5-3		0-0 5-3	0-0 E7 1B		4-0 BB		0-0 P4			0-0 G3-6-3	6 0 1 1 1 0 1	
Bobby Valentine, R (1, 5) OBP: 0.310, SLG: 0.351	4-0 BB BB		0-0 HR 1B		0-0 F9	0-0 F3		0-0 P2		0-0 6-3				5 1 1 0 1 0 3	
Frank Robinson, R (1, 10) OBP: 0.374, SLG: 0.454	4-0 1-2 BB		0-0 HR		0-0 F7	0-3 K		0-3 K		0-3 K				5 1 1 2 1 3 0	
Joe Lahoud, L (1, 7) OBP: 0.390, SLG: 0.478	0-3 K		0-0 3-1		4-0 BB 1B	4-0 BB		0-0 F7		0-0 K			0-3 K	4 1 0 0 2 2 2	
Leroy Stanton, R (1, 9) OBP: 0.335, SLG: 0.431 (6, 8)		0-3 K		0-3 K	4-0 BB 1B	4-0 BB		0-3 K		0-3 K			0-3 K	4 1 0 0 2 4 0	
John Doherty, L (1, 3) OBP: 0.282, SLG: 0.374 Doug Howard, R (7, PH) OBP: 0.360, SLG: 0.391 (7, 3)		0-0 P3		0-0 3-1	0-0 BB 1B	0-0 BB		0-0 P4		0-0 4-3			0-3 K	3 1 1 1 0 0 0 3 0 0 0 0 1 2	AB 46 R 7 H 10 RBI 7 BB 8 SO 12 LOB 17
Elie Rodriguez, R (1, 2) OBP: 0.376, SLG: 0.357		0-0 FC4-6 1B		0-0 2B	4-0 BB 1B	0-0 F9		0-0 K		0-3 K			0-0 SH SF7 2B	5 2 3 0 1 1 2	
Denny Doyle, L (1, 4) OBP: 0.287, SLG: 0.296 Winston Lienas, R (6, PH) OBP: 0.300, SLG: 0.368 Bob Heise, R (6, 4) OBP: 0.306, SLG: 0.343		0-0 FC4-6		0-3 K	0-0 P4			0-0 F8 1B		0-0 WP 1B			0-0 SH G3-6-3	2 0 0 0 0 1 2 1 0 0 0 0 0 3 2 0 2 0 0 0 0	
Inning Stats	R: 0 E: 0 K: 1 S: 5 H: 0 LOB: 2 BB: 2 P: 13	R: 0 E: 0 K: 1 S: 6 H: 1 LOB: 1 BB: 0 P: 6	R: 2 E: 0 K: 0 S: 5 H: 2 LOB: 0 BB: 0 P: 5	R: 0 E: 0 K: 2 S: 8 H: 1 LOB: 1 BB: 0 P: 8	R: 0 E: 0 K: 0 S: 3 H: 0 LOB: 0 BB: 0 P: 3	R: 4 E: 1 K: 0 S: 6 H: 3 LOB: 2 BB: 3 P: 18	R: 0 E: 0 K: 1 S: 5 H: 0 LOB: 2 BB: 2 P: 13	R: 0 E: 0 K: 0 S: 3 H: 1 LOB: 1 BB: 1 P: 7	R: 0 E: 0 K: 2 S: 7 H: 0 LOB: 0 BB: 0 P: 7	R: 0 E: 0 K: 1 S: 6 H: 1 LOB: 1 BB: 0 P: 6	R: 0 E: 0 K: 3 S: 9 H: 0 LOB: 0 BB: 0 P: 9	R: 0 E: 0 K: 1 S: 4 H: 0 LOB: 0 BB: 0 P: 4	R: 1 E: 0 K: 0 S: 4 H: 1 LOB: 0 BB: 0 P: 4	1B: 7 2B: 2 3B: 0 HR: 1 SF: 1 SAC: 1 DP: 1 HBP: 0	WP: 1 PB: 0 SB: 0 CS: 0 PA: 56
PITCHER Joe Coleman, R (1, 1) ERA: 4.42 John Hiller, L (6, 1) ERA: 2.17	IP 5.1 WLS L BF 26 H 5 R 6 ER 6 SO 4 BB 5 IBB 0 HBP 0 BLK 0 WP 0 HR 1 S 29 P 49 ERA 10.12 WHIP 1.875					PITCHER IP 5.1 WLS L BF 30 H 5 R 1 ER 1 SO 8 BB 3 IBB 0 HBP 0 BLK 0 WP 1 HR 0 S 43 P 55 ERA 1.17 WHIP 1.043									

California Angels @ Detroit Tigers
Tiger Stadium, Detroit, MI
Tue Aug 27 1974, 7:05 PM EDT
Att: 8,479 - Unknown

livebaseballscorecards.com

Batter	1	2	3	4	5	6	7	8	9	10	11	12	13
Ron LeFlore, R OBP: 0.296, SLG: 0.348 (1, 8)	4-0 S 2B BB		0-0 6-3		0-0 CS 2-H 1B		0-0 4-3		0-0 S 1B 1B		0-0 5-3		0-0 G4-3 1-2f
Gary Sutherland, R OBP: 0.290, SLG: 0.325 (1, 4)	0-0 L4-3 1-H 4-3 2B		0-0 5-3		0-0 F7 1-2			4-0 1B BB	0-0 1-3		0-0 F7		
Al Kaline, R OBP: 0.331, SLG: 0.373 John Knox, L OBP: 0.329, SLG: 0.319 (1, 10) (12, PR)	0-0 L4-3 2-3		0-0 L5-3			0-0 2B		0-0 L8	0-0 BB 1B			4-0 4-3 BB	
Ben Oglivie, L OBP: 0.358, SLG: 0.364 Marvin Lane, R OBP: 0.354, SLG: 0.316 (1, 7) (9, PH) (10, 7)	0-0 4-3 3-H			0-0 6-3		0-3 K		0-0 F7	4-0 BB 1B			0-3 K	
Bill Freehan, R OBP: 0.354, SLG: 0.436 (1, 3)	0-0 6-3			0-0 F7		0-0 5-3		0-0 1B	0-0 1-2 2-H 1B			0-0 4-3	
Jim Nettles, L OBP: 0.303, SLG: 0.356 (1, 9)		0-0 1B		1-0 FC6-4 HBP		0-0 5-3		0-0 P6		0-3 K		4-0 IBB	
Aurelio Rodriguez, R OBP: 0.266, SLG: 0.321 (1, 5)		0-0 F9		0-0 FC6-4 1-2f			0-0 6-3		0-0 HR 1B			0-0 F2	
Ed Brinkman, R OBP: 0.258, SLG: 0.332 (1, 6)		0-3 K			0-0 S 1B 1B		0-0 P3		0-0 F8	0-0 4-3			0-0 E6 FC1-6
Gene Lamont, L OBP: 0.298, SLG: 0.351 Gates Brown, L OBP: 0.300, SLG: 0.358 John Wockenfuss, R OBP: 0.208, SLG: 0.182 (1, 2) (9, PH) (10, 2)		0-0 4-3			0-3 K 1-2		0-0 1B		0-0 HR			0-0 4-3	0-0 FC1-6 G4-3 1-2f

Inning Stats	R: 2	H: 1	E: 0	LOB: 0	K: 0	S: 4	P: 8	R: 0	H: 1	E: 0	LOB: 1	K: 1	S: 6	P: 6	R: 0	H: 0	E: 0	LOB: 0	K: 0	S: 3	P: 3	R: 0	H: 0	E: 0	LOB: 1	K: 0	S: 3	P: 4	R: 1	H: 2	E: 0	LOB: 0	K: 1	S: 6	P: 6	R: 0	H: 1	E: 0	LOB: 1	K: 1	S: 6	P: 6	R: 0	H: 1	E: 0	LOB: 2	K: 0	S: 4	P: 8	R: 3	H: 5	E: 0	LOB: 3	K: 0	S: 7	P: 11	R: 0	H: 0	E: 0	LOB: 0	K: 1	S: 5	P: 5	R: 0	H: 0	E: 0	LOB: 2	K: 1	S: 5	P: 3	R: 0	H: 0	E: 1	LOB: 0	K: 0	S: 3	P: 3	R: 0	H: 0	E: 0	LOB: 2	K: 1	S: 5	P: 13	R: 0	H: 0	E: 1	LOB: 0	K: 0	S: 3	P: 3	1B: 9	SF: 0	2B: 2	SAC: 0	3B: 0	DP: 1	HR: 1	HBP: 1	WP: 0	PA: 55
--------------	------	------	------	--------	------	------	------	------	------	------	--------	------	------	------	------	------	------	--------	------	------	------	------	------	------	--------	------	------	------	------	------	------	--------	------	------	------	------	------	------	--------	------	------	------	------	------	------	--------	------	------	------	------	------	------	--------	------	------	-------	------	------	------	--------	------	------	------	------	------	------	--------	------	------	------	------	------	------	--------	------	------	------	------	------	------	--------	------	------	-------	------	------	------	--------	------	------	------	-------	-------	-------	--------	-------	-------	-------	--------	-------	--------

PITCHER	IP	WLS	BF	H	R	ER	SO	BB	IBB	HBP	BLK	WP	HR	S	P	ERA	WHIP
Skip Lockwood, R ERA: 4.85 (1, 1)	4.1		19	4	3	3	2	1	0	0	0	0	0	21	26	6.23	1.154
Ed Figueroa, R ERA: 3.75 (5, 1)	4.0		17	5	2	2	1	1	0	0	0	0	1	18	22	4.50	1.500
Ken Sanders, R ERA: 7.13 (9, 1)	0.1		3	2	1	1	0	0	0	0	0	0	0	3	3	27.00	6.000
Luis Quintana, L ERA: 4.38 (9, 1)	0.0		1	0	0	0	0	1	0	0	0	0	0	4			
Horacio Pina, R ERA: 3.67 (9, 1)	4.1	W	15	1	0	0	2	1	1	0	0	0	0	17	25	0.00	0.462

BOTTOM


AB R H RBI BB SO LOB

6	2	2	1	1	0	2
5	1	1	1	1	0	2
5	0	2	1	1	0	2
0	0	0	0	0	0	0
4	0	0	1	0	1	2
1	0	0	0	1	1	1
6	0	2	0	0	0	2
4	0	1	0	1	1	3
6	1	1	0	0	0	4
6	1	1	0	0	1	2
3	0	1	0	0	1	2
1	1	1	2	0	0	0
2	0	0	0	0	0	1

California Angels @ Detroit Tigers
Tiger Stadium, Detroit, MI
Tue Aug 27 1974, 7:05 PM EDT
Att. 8,479 - Unknown

livebaseballscorecards.com

AB	49
R	6
H	12
RBI	6
BB	5
SO	5
LOB	23



Batter	1	2	3	4	5	6	7	8	9	AB R H RBI BB SO LOB	TOP							
Bob Heise, R OBP: 0.325, SLG: 0.368 (1, 4) X	0-0 G3		0-0 6-3			4-0 SH5-4 BB 1B BB		0-0 2B		3 1 1 0 1 0 0								
Dave Chalk, R OBP: 0.310, SLG: 0.327 (1, 6) X	0-0 2B			0-0 P9		0-0 BB SH5-4 1B		0-3 K		4 0 2 0 0 1 1								
Bobby Valentine, R OBP: 0.307, SLG: 0.348 (1, 5) X	0-0 5-3			0-0 5-3		0-0 SH5-4		0-0 F8		3 0 0 0 0 0 2								
Frank Robinson, R OBP: 0.375, SLG: 0.456 (1, 10) X	0-0 F3			0-0 2B		4-0 BB IBB		0-3 K		3 0 1 0 1 1 2								
Ellie Rodriguez, R OBP: 0.374, SLG: 0.353 (1, 2) X		0-3 K		0-0 F9		4-0 L3 BB		0-0 6-3		3 0 0 1 1 1 1								
Bob Oliver, R OBP: 0.272, SLG: 0.335 (1, 3) X		0-0 F9			0-0 6-3	0-0 L3		0-0 5-3		4 0 0 0 0 0 3								
Leroy Stanton, R OBP: 0.337, SLG: 0.432 (1, 9) X		0-0 6-3			0-0 5-3 1B		0-0 CS 1B	0-3 K		4 0 2 0 0 1 0								
Winston Llenas, R OBP: 0.301, SLG: 0.361 (1, 7) X			4-0 G6-4-3 BB		0-0 5-3		0-0 F7			2 0 0 0 1 0 2								
Doug Howard, R OBP: 0.321, SLG: 0.346 (1, 8) X			0-0 G6-4-3		0-0 6-3		0-0 F8			3 0 0 0 0 0 2								
Inning Stats	R: 0 E: 0 K: 0 S: 4	H: 1 LOB: 1 BB: 0 P: 4	R: 0 E: 0 K: 1 S: 5	H: 0 LOB: 0 BB: 0 P: 5	R: 0 E: 0 K: 0 S: 2	H: 0 LOB: 0 BB: 1 P: 6	R: 0 E: 0 K: 0 S: 4	H: 1 LOB: 1 BB: 0 P: 4	R: 0 E: 0 K: 0 S: 3	H: 1 LOB: 0 BB: 0 P: 3	R: 0 E: 0 K: 2 S: 8	H: 1 LOB: 1 BB: 0 P: 8	R: 0 E: 0 K: 1 S: 5	H: 0 LOB: 0 BB: 0 P: 5	1B: 3 2B: 4 3B: 0 HR: 0	SF: 0 SAC: 1 DP: 2 HBP: 0	WP: 0 PB: 0 SB: 0 CS: 1	PA: 34
PITCHER Mickey Lolich, L ERA: 3.48 (1, 1)	IP: 9.0 WLS: W BF: 34 H: 6 R: 1 ER: 1 SO: 4 BB: 3 IBB: 1 HBP: 0 BLK: 0 WP: 0 HR: 0 S: 38 P: 54 ERA: 1.00 WHIP: 1.000											PITCHER	IP: 9.0 WLS: W BF: 34 H: 6 R: 1 ER: 1 SO: 4 BB: 3 IBB: 1 HBP: 0 BLK: 0 WP: 0 HR: 0 S: 38 P: 54 ERA: 1.00 WHIP: 1.000					

California Angels @ Detroit Tigers
Tiger Stadium, Detroit, MI
Wed Aug 28 1974, 7:05 PM EDT
Att. 9,513 - Unknown

livebaseballscorecards.com

AB	29
R	1
H	6
RBI	1
BB	4
SO	4
LOB	13



Batter	1	2	3	4	5	6	7	8	9	AB R H RBI BB SO LOB
Ron LeFlore, R OBP: 0.295, SLG: 0.345 (1, 8)	0-3 K		0-0 F9			0-0 1B		0-0 4-3		4 0 1 0 0 1 1
Gary Sutherland, R OBP: 0.290, SLG: 0.324 (1, 4)	0-0 1B		0-0 G4-6-3			0-0 6-3		0-0 F7		4 0 1 0 0 0 2
Al Kaline, R OBP: 0.330, SLG: 0.378 (1, 10)	0-3 K			0-0 L9		0-0 L6			0-0 HR	4 1 1 1 0 1 2
Bill Freehan, R OBP: 0.351, SLG: 0.432 (1, 3)	0-0 F9			0-3 K		0-3 K				3 0 0 0 0 2 2
Marvin Lane, R OBP: 0.354, SLG: 0.317 (1, 7)		0-3 K		0-0 1B		0-0 1-3				3 0 1 0 0 1 0
Aurelio Rodriguez, R OBP: 0.264, SLG: 0.318 (1, 5)		0-3 K		0-0 FC6-4		0-3 K				3 0 0 0 0 2 1
Dick Sharon, R OBP: 0.294, SLG: 0.298 (1, 9)		0-0 2B			0-3 K		0-0 6-3			3 0 1 0 0 1 0
Ed Brinkman, R OBP: 0.259, SLG: 0.339 (1, 6)		0-0 6-3			0-3 K			0-0 HR		3 1 1 1 0 1 1
John Wockenfuss, R OBP: 0.222, SLG: 0.200 (1, 2)			0-0 1B		0-3 K			0-0 L4		3 0 1 0 0 1 0


Inning Stats	R: 0	H: 1	E: 0	LOB: 1	K: 2	BB: 0	S: 8	P: 8	R: 0	H: 1	E: 0	LOB: 1	K: 2	BB: 0	S: 8	P: 8	R: 0	H: 1	E: 0	LOB: 0	K: 1	BB: 0	S: 6	P: 6	R: 0	H: 0	E: 0	LOB: 0	K: 3	BB: 0	S: 9	P: 9	R: 0	H: 1	E: 0	LOB: 1	K: 1	BB: 0	S: 6	P: 6	R: 0	H: 0	E: 0	LOB: 0	K: 1	BB: 0	S: 5	P: 5	R: 1	H: 1	E: 0	LOB: 0	K: 0	BB: 0	S: 4	P: 4	R: 1	H: 1	E: 0	LOB: 0	K: 0	BB: 0	S: 1	P: 1	1B: 4	SF: 0	2B: 1	SAC: 0	3B: 0	DP: 1	HR: 2	HBP: 0	WP: 0	PA: 30
PITCHER Frank Tanana, L ERA: 3.48 (1, 1)	IP	WLS	BF	H	R	ER	SO	BB	IBB	HBP	BLK	WP	HR	S	P	ERA	WHIP																			IP	WLS	BF	H	R	ER	SO	BB	IBB	HBP	BLK	WP	HR	S	P	ERA	WHIP																						

BOTTOM

California Angels @ Detroit Tigers
Tiger Stadium, Detroit, MI
Wed Aug 28 1974, 7:05 PM EDT
Att. 9,513 - Unknown

livebaseballscorecards.com

AB	30
R	2
H	7
RBI	2
BB	0
SO	10
LOB	9



Batter	1	2	3	4	5	6	7	8	9	AB R H RBI BB SO LOB	TOP
Bert Campaneris, R (1, 6) <small>OBP: 0.355, SLG: 0.373</small> Ted Kubiak, S (9, PH) <small>OBP: 0.279, SLG: 0.235</small> (9, 4)	0-0 FC6-4 BB 1B	0-0 2-H 2B		0-0 6-3		0-0 F3		0-0 6-3	0-0 G4-3 1-2f	5 1 2 1 0 0 3 1 0 0 0 0 0 2	
Jesus Alou, R (1, 10) <small>OBP: 0.305, SLG: 0.348</small> Herb Washington, R (8, PR)	0-0 FC6-4 BB 1-2 1B	0-0 4-3			0-0 F5		0-0 HR	1-0 HR HBP		4 1 2 1 0 0 1 0 1 0 0 0 0 0	
Reggie Jackson, L (1, 9) <small>OBP: 0.404, SLG: 0.556</small>	4-0 FC6-4 BB 1-2 2-3		0-0 F8		4-0 BB		0-3 K	0-0 HR		3 1 1 2 2 1 0	
Sal Bando, R (1, 5) <small>OBP: 0.361, SLG: 0.432</small>	0-0 FC6-4 G6-4-3 1-2f 2-3 3-H		0-3 K		0-0 F9		0-0 E6 WP 3B	0-0 3B		5 1 1 1 0 1 3	
Joe Rudi, R (1, 7) <small>OBP: 0.331, SLG: 0.471</small>	0-0 G6-4-3 1-2f		0-3 K		0-0 6-3		0-3 K 1-2	0-0 L4		5 0 0 0 0 2 6	
Gene Tenace, R (1, 3) <small>OBP: 0.381, SLG: 0.424</small>		0-3 K		0-0 F5		0-0 2B	4-0 3B BB		4-0 FC6-4 1B BB	3 3 1 0 2 1 0	
Claudell Washington, L (1, 8) <small>OBP: 0.327, SLG: 0.401</small>		0-0 CS 1B		0-0 WP BB 1B		0-0 G1 2-H 2B	0-0 1-H 2-H 3B		0-0 FC6-4 1B	5 0 5 3 0 0 0	AB 39 R 10 H 14 RBI 10 BB 6 SO 5 LOB 22
Ray Fosse, R (1, 2) <small>OBP: 0.241, SLG: 0.356</small> Larry Haney, R (8, 2) <small>OBP: 0.189, SLG: 0.252</small>		4-0 2B BB 1-2		4-0 WP BB 1-2 BB		0-0 G1 2-3	0-0 F9		0-0 FC6-4 1B 1-2f 2-3	2 1 0 0 2 0 2 1 0 0 0 0 0 2	
Dick Green, R (1, 4) <small>OBP: 0.290, SLG: 0.308</small> Angel Mangual, R (9, PH) <small>OBP: 0.264, SLG: 0.372</small> Dal Maxvill, R (9, 6) <small>OBP: 0.271, SLG: 0.177</small>		0-0 1-H 2B 2B		0-0 4-3 1-2 2-3		0-0 6-3		0-0 6-3	0-0 G4-3 1B 1-3 3-H	4 1 1 1 0 0 3 1 0 1 1 0 0 0 0 0 0 0 0 0 0	
Inning Stats	R: 1 H: 2 E: 0 LOB: 1 K: 0 BB: 1 S: 4 P: 8	R: 2 H: 3 E: 0 LOB: 1 K: 1 BB: 1 S: 7 P: 11	R: 0 H: 0 E: 0 LOB: 0 K: 2 BB: 0 S: 7 P: 7	R: 0 H: 1 E: 0 LOB: 2 K: 0 BB: 1 S: 4 P: 8	R: 0 H: 0 E: 0 LOB: 1 K: 0 BB: 1 S: 3 P: 7	R: 1 H: 2 E: 0 LOB: 1 K: 0 BB: 0 S: 5 P: 5	R: 3 H: 2 E: 1 LOB: 1 K: 2 BB: 1 S: 10 P: 14	R: 2 H: 2 E: 0 LOB: 2 K: 0 BB: 0 S: 5 P: 6	R: 1 H: 2 E: 0 LOB: 1 K: 0 BB: 1 S: 4 P: 8	1B: 6 SF: 0 2B: 4 SAC: 0 3B: 2 DP: 2 HR: 2 HBP: 1	WP: 2 PA: 46 PB: 0 SB: 1 CS: 1
PITCHER Lerrin LaGrow, R (1, 1) <small>ERA: 4.27</small> Luke Walker, L (7, 1) <small>ERA: 4.67</small>	IP WLS BF H R ER SO BB IBB HBP BLK WP HR S P ERA WHIP 6.2 L 33 9 7 5 5 5 0 0 0 2 1 38 58 6.75 2.100					PITCHER IP WLS BF H R ER SO BB IBB HBP BLK WP HR S P ERA WHIP 2.1 13 5 3 3 0 1 0 1 0 0 0 1 11 16 11.57 2.571					

Oakland Athletics @ Detroit Tigers
 Tiger Stadium, Detroit, MI
 Fri Aug 30 1974, 7:05 PM EDT
 Att: 18,010 - Unknown

livebaseballscorecards.com



Batter	1	2	3	4	5	6	7	8	9	AB	R	H	RBI	BB	SO	LOB
--------	---	---	---	---	---	---	---	---	---	----	---	---	-----	----	----	-----

Ron LeFlore, R <small>(1, 8) OBP: 0.291, SLG: 0.339</small>	0-0 		0-0 			0-0 	0-3 		0-0 	5	1	1	0	0	1	2						
Gary Sutherland, R <small>(1, 4) OBP: 0.289, SLG: 0.323</small>	0-0 		0-0 			0-0 		0-0 		4	0	1	0	0	0	1						
Al Kaline, R <small>(1, 10) OBP: 0.329, SLG: 0.379</small>	0-0 		0-3 			0-0 		0-0 		4	1	1	0	0	1	1						
Bill Freehan, R <small>(1, 3) OBP: 0.353, SLG: 0.431</small>		4-0 		0-0 		0-0 		0-3 		3	0	1	1	1	1	0						
Marvin Lane, R <small>(1, 7) OBP: 0.359, SLG: 0.326 (8, 9)</small>		0-0 		0-0 		0-0 		0-0 		4	1	2	0	0	0	1						
Aurelio Rodriguez, R <small>(1, 5) OBP: 0.266, SLG: 0.322</small>		0-0 		0-0 		0-0 		0-0 		4	1	2	0	0	0	2						
Dick Sharon, R <small>(1, 9) OBP: 0.290, SLG: 0.293</small>		0-0 		0-0 		0-0 		0-0 		2	0	0	0	0	0	2						
Ben Oglivie, L <small>(7, PH) OBP: 0.364, SLG: 0.376 (8, 7)</small>		0-0 		0-0 		0-0 		0-0 		2	1	2	2	0	0	0						
Ed Brinkman, R <small>(1, 6) OBP: 0.259, SLG: 0.338</small>			0-0 		0-0 	0-0 		0-0 		4	0	1	0	0	0	1						
John Wockenfuss, R <small>(1, 2) OBP: 0.207, SLG: 0.185</small>			0-0 		0-0 	0-0 		4-0 		2	0	0	0	0	0	0						
John Knox, L <small>(7, PH) OBP: 0.324, SLG: 0.314</small>			1-3 					4-0 		1	0	0	0	0	0	1						
Gene Lamont, L <small>(8, 2) OBP: 0.298, SLG: 0.351</small>								4-0 		0	0	0	0	0	0	0						
Tom Verzyer, R <small>(9, PH) OBP: 0.345, SLG: 0.346</small>								4-0 		0	0	0	0	1	0	0						
Inning Stats	R: 0 E: 0 K: 0 S: 3	H: 0 LOB: 0 BB: 0 P: 3	R: 0 E: 0 K: 0 S: 3	H: 1 LOB: 1 BB: 1 P: 7	R: 1 E: 2 K: 1 S: 7	H: 1 LOB: 1 BB: 0 P: 7	R: 0 E: 0 K: 0 S: 3	H: 0 LOB: 0 BB: 0 P: 3	R: 0 E: 0 K: 0 S: 3	H: 0 LOB: 0 BB: 0 P: 3	R: 1 E: 0 K: 0 S: 6	H: 4 LOB: 2 BB: 0 P: 6	R: 1 E: 0 K: 1 S: 6	H: 2 LOB: 0 BB: 0 P: 6	R: 0 E: 0 K: 1 S: 5	H: 0 LOB: 0 BB: 0 P: 5	R: 2 E: 0 K: 0 S: 5	H: 3 LOB: 1 BB: 1 P: 9	1B: 8 2B: 3 3B: 0 HR: 0	SF: 0 SAC: 0 DP: 4 HBP: 0	WP: 0 PB: 0 SB: 0 CS: 0	PA: 37

PITCHER	IP	WLS	BF	H	R	ER	SO	BB	IBB	HBP	BLK	WP	HR	S	P	ERA	WHIP
Ken Holtzman, L <small>(1, 1) ERA: 3.33</small>	5.2	W	23	6	2	1	1	1	0	0	0	0	0	24	28	1.59	1.235
Blue Moon Odom, R <small>(6, 1) ERA: 3.6</small>	2.1	S	8	2	1	1	2	0	0	0	0	0	0	12	12	3.86	0.857
Darold Knowles, L <small>(9, 1) ERA: 4.54</small>	0.0		3	3	2	2	0	0	0	0	0	0	0	3	3	∞	∞
Paul Lindblad, L <small>(9, 1) ERA: 1.79</small>	1.0		3	0	0	0	0	1	0	0	0	0	0	2	6	0.00	1.000

BOTTOM

Oakland Athletics @ Detroit Tigers
Tiger Stadium, Detroit, MI
Fri Aug 30 1974, 7:05 PM EDT
Att. 18,010 - Unknown

livebaseballscorecards.com

AB	35
R	5
H	11
RBI	3
BB	2
SO	3
LOB	11



Batter	1	2	3	4	5	6	7	8	9	AB R H RBI BB SO LOB	TOP											
Bill North, S (1, 10) OBP: 0.350, SLG: 0.351	0-0 4-3		4-0 E S SF7 BB		0-3 K		0-0 WP 2B		0-0 G1-6-3 1-2f	4 1 1 0 1 1 1												
Bert Campaneris, R (1, 6) OBP: 0.357, SLG: 0.374	4-0 S BB		0-0 SF7 1-H		0-0 BB BB 1B		0-3 K 2-3			2 1 1 1 1 1 1												
Reggie Jackson, L (1, 9) OBP: 0.406, SLG: 0.555	4-0 5-3 1-H BB		0-3 K		4-0 BB 1-2 BB		4-0 S BB			1 0 0 0 3 1 0												
Sal Bando, R (1, 5) OBP: 0.360, SLG: 0.429	0-0 5-3 1-2		0-0 L8		4-0 1-2 2-3 BB		0-0 F8 1-2			3 0 0 0 1 0 3												
Joe Rudi, R (1, 7) OBP: 0.330, SLG: 0.468	0-0 F8			4-0 G3 SH1-4 BB	0-3 K			0-0 L5		3 0 0 0 1 1 4												
Gene Tenace, R (1, 3) OBP: 0.379, SLG: 0.421		0-3 K		0-0 SH1-4 1-2		0-3 K		0-0 4-3		3 0 0 0 0 2 0												
Claudell Washington, L (1, 8) OBP: 0.318, SLG: 0.391		0-0 F5		0-0 G3 2-3		0-0 F8		0-0 F4		4 0 0 0 0 0 1												
Ray Fosse, R (1, 2) OBP: 0.243, SLG: 0.378 Jesus Alou, R (9, PH) OBP: 0.304, SLG: 0.346		0-0 HR		0-0 1-3		0-0 6-3			0-3 K	3 1 1 1 0 0 1 1 0 0 0 0 1 0												
Dick Green, R (1, 4) OBP: 0.287, SLG: 0.304 Jim Holt, L (9, PH) OBP: 0.299, SLG: 0.299 Herb Washington, R (9, PR)		0-3 K			0-3 K		0-0 6-3		1-0 G1-6-3 HBP	3 0 0 0 0 2 0 0 0 0 0 0 0 0 0 0 0 0 0 0 0												
Inning Stats	R: 1 E: 0 K: 0 S: 3	H: 0 LOB: 1 BB: 2 P: 11	R: 1 E: 0 K: 2 S: 8	H: 1 LOB: 0 BB: 0 P: 8	R: 1 E: 0 K: 1 S: 5	H: 0 LOB: 0 BB: 1 P: 9	R: 0 E: 0 K: 0 S: 3	H: 0 LOB: 1 BB: 1 P: 7	R: 0 E: 0 K: 3 S: 10	H: 1 LOB: 3 BB: 2 P: 18	R: 0 E: 0 K: 1 S: 5	H: 0 LOB: 0 BB: 0 P: 5	R: 0 E: 0 K: 1 S: 6	H: 1 LOB: 2 BB: 1 P: 10	R: 0 E: 0 K: 0 S: 3	H: 0 LOB: 0 BB: 0 P: 3	R: 0 E: 0 K: 1 S: 4	H: 0 LOB: 1 BB: 0 P: 5	1B: 1 2B: 1 3B: 0 HR: 1	SF: 1 SAC: 1 DP: 1 HBP: 1	WP: 1 PB: 0 SB: 3 CS: 0	PA: 37
PITCHER Joe Coleman, R (1, 1) ERA: 4.29	IP: 9.0 WLS: W BF: 37 H: 3 R: 3 ER: 1 SO: 9 BB: 7 IBB: 0 HBP: 1 BLK: 0 WP: 1 HR: 1 S: 47 P: 76 ERA: 1.00 WHIP: 1.111																					

Oakland Athletics @ Detroit Tigers
Tiger Stadium, Detroit, MI
Sat Aug 31 1974, 7:05 PM EDT
Att: 22,247 - Unknown

livebaseballscorecards.com

AB	27
R	3
H	3
RBI	2
BB	7
SO	9
LOB	11



Batter	1	2	3	4	5	6	7	8	9
Ron LeFlore, R OBP: 0.297, SLG: 0.344 (1, 8)	0-0 1B		0-0 4-3			0-0 1B			
Gary Sutherland, R OBP: 0.289, SLG: 0.323 (1, 4)	0-0 F8		0-0 F9			0-0 SH 1B 1-2 BB 1B	0-0 5-3		
Al Kaline, R OBP: 0.329, SLG: 0.378 (1, 10)	0-0 L5			0-0 L7		0-0 BB SH 1-2 2-H 1B	0-0 L8		
Bill Freehan, R OBP: 0.353, SLG: 0.429 (1, 3)	0-0 F8			4-0 WP BB		0-0 SH BB 1-2 2-3 1B	0-0 F4		
Marvin Lane, R OBP: 0.352, SLG: 0.318 (1, 7)		0-0 E6		0-3 K		4-0 1B SH BB 1-2 2-3 3-H	0-0 F7		
Ben Oglivie, L OBP: 0.365, SLG: 0.374 (6, PH) (7, 7)									
Aurelio Rodriguez, R OBP: 0.266, SLG: 0.320 (1, 5)		0-0 G4-6-3		0-0 F7		0-3 K	4-0 BB		
Dick Sharon, R OBP: 0.293, SLG: 0.296 (1, 9)									
Gates Brown, L OBP: 0.308, SLG: 0.366 (6, PH)									
Jim Nettles, L OBP: 0.300, SLG: 0.352 (6, PR) (7, 9)		0-0 F7				0-0 SH SF7 1B 1-3 2-H 3-H	0-0 F8		
Ed Brinkman, R OBP: 0.259, SLG: 0.340 (1, 6)			0-0 4-3 2B			0-0 SH 1-3 3-H	0-0 F8		
John Wockenfuss, R OBP: 0.188, SLG: 0.172 (1, 2)			0-0 4-3			0-0 SF7			

Inning Stats	R: 0	H: 1	E: 0	K: 0	S: 4	R: 0	H: 0	E: 1	K: 0	S: 3	R: 0	H: 0	E: 0	K: 1	S: 5	R: 0	H: 1	E: 0	K: 0	S: 3	R: 6	H: 4	E: 1	K: 0	S: 11	R: 0	H: 0	E: 0	K: 0	S: 3	R: 0	H: 0	E: 0	K: 0	S: 3	

PITCHER	IP	WLS	BF	H	R	ER	SO	BB	IBB	HBP	BLK	WP	HR	S	P	ERA	WHIP
Vida Blue, L ERA: 3.29 (1, 1)	5.0	L	21	6	4	4	1	1	0	0	0	1	0	22	26	7.20	1.400
Rollie Fingers, R ERA: 2.46 (6, 1)	1.0		7	1	3	3	1	1	0	0	0	0	0	8	12	27.00	2.000
Dave Hamilton, L ERA: 3.28 (7, 1)	2.0		7	0	0	0	0	1	0	0	0	0	0	6	10	0.00	0.500

BOTTOM

Oakland Athletics @ Detroit Tigers
Tiger Stadium, Detroit, MI
Sat Aug 31 1974, 7:05 PM EDT
Att. 22,247 - Unknown


AB	R	H	RBI	BB	SO	LOB
4	1	2	1	0	0	2
4	1	1	0	0	0	1
4	1	1	1	0	0	1
2	1	0	0	1	0	1
2	0	0	0	0	1	1
1	1	0	1	1	0	0
3	0	0	0	1	1	5
2	0	1	0	0	0	0
1	0	1	2	0	0	0
1	1	0	0	0	0	1
3	1	1	1	0	0	2
2	0	0	1	0	0	1

livebaseballscorecards.com

AB	29
R	7
H	7
RBI	7
BB	3
SO	2
LOB	15



WP	PA
1	35

Batter	1	2	3	4	5	6	7	8	9	AB R H RBI BB SO LOB	TOP
Bill North, S OBP: 0.348, SLG: 0.348 (1, 10) X	0-0 6-3 1B	0-0 F4 1B		0-3 K			0-3 K			4 0 0 0 0 2 1	
Bert Campaneris, R OBP: 0.358, SLG: 0.374 (1, 6) X	0-0 S 1B		4-0 WP S 1B BB		0-0 6-3		0-3 K			3 2 1 0 1 1 0	
Reggie Jackson, L OBP: 0.407, SLG: 0.554 (1, 9) X	0-0 1-H HR 1B		0-3 K 1-3		0-3 K			0-0 G6-4-3 1B		4 1 2 1 0 2 1	
Sal Bando, R OBP: 0.359, SLG: 0.434 (1, 5) X	0-0 1-H HR		0-0 F2		0-0 F6			0-0 G6-4-3 1-2f 1B		4 1 1 2 0 0 2	
Joe Rudi, R OBP: 0.335, SLG: 0.472 Herb Washington, R (8, PR) Angel Mangual, R OBP: 0.264, SLG: 0.372 (8, 7)	4-0 BB		0-0 1B		0-0 1B			0-0 CS 1B		3 0 3 1 1 0 0 0 0 0 0 0 0 0 0 0 0 0 0 0 0	
Gene Tenace, R OBP: 0.378, SLG: 0.427 (1, 3) X	0-0 F3		0-0 F7 3-H		0-0 F7			0-0 CS 1-2	0-0 HR	4 1 1 1 0 0 3	
Ray Fosse, R OBP: 0.236, SLG: 0.367 (1, 2) X	0-0 F7			0-0 5-3		0-0 F5			0-3 K	4 0 0 0 0 1 2	AB 33 R 5 H 9 RBI 5 BB 3 SO 10 LOB 10
Claudell Washington, L OBP: 0.317, SLG: 0.387 (1, 8)		0-3 K		0-0 BB 1B		0-0 6-3			0-3 K	4 0 1 0 0 2 1	
Dick Green, R OBP: 0.286, SLG: 0.300 (1, 4)		0-3 K		4-0 1-2 BB			0-0 F9		0-3 K	3 0 0 0 1 2 0	
Inning Stats	R: 3 E: 0 K: 0 S: 6 H: 3 LOB: 1 BB: 1 P: 10	R: 0 E: 0 K: 2 S: 7 H: 0 LOB: 0 BB: 0 P: 7	R: 1 E: 0 K: 1 S: 6 H: 1 LOB: 1 BB: 1 P: 10	R: 0 E: 0 K: 1 S: 5 H: 1 LOB: 1 BB: 1 P: 9	R: 0 E: 0 K: 1 S: 5 H: 0 LOB: 0 BB: 0 P: 5	R: 0 E: 0 K: 0 S: 4 H: 1 LOB: 1 BB: 0 P: 4	R: 0 E: 0 K: 2 S: 7 H: 0 LOB: 0 BB: 0 P: 7	R: 0 E: 0 K: 0 S: 3 H: 2 LOB: 1 BB: 0 P: 3	R: 1 E: 0 K: 3 S: 10 H: 1 LOB: 0 BB: 0 P: 10	1B: 7 2B: 0 3B: 0 HR: 2 SF: 0 SAC: 0 DP: 1 HBP: 0	WP: 1 PB: 0 SB: 2 CS: 1 PA: 37
PITCHER Mickey Lolich, L ERA: 3.53 (1, 1)	IP 9.0 WLS L BF 36 H 9 R 5 ER 5 SO 10 BB 3 IBB 0 HBP 0 BLK 0 WP 1 HR 2 S 53 P 65 ERA 5.00 WHIP 1.333	PITCHER IP WLS BF H R ER SO BB IBB HBP BLK WP HR S P ERA WHIP									

Oakland Athletics @ Detroit Tigers
Tiger Stadium, Detroit, MI
Sun Sep 01 1974, 3:33 AM EDT
Att: 17,235 - Unknown

livebaseballscorecards.com

Batter	1	2	3	4	5	6	7	8	9
Ron LeFlore, R OBP: 0.301, SLG: 0.346 (1, 8) x	0-0 F9 ①		x 0-0 FC5-4 1B		x 0-0 2B 1B		x 0-3 K ②		x 0-0 F8 ③
Gary Sutherland, R OBP: 0.289, SLG: 0.322 (1, 4) x	0-0 F5 ②		x 0-0 FC5-4 1B		x 0-0 2B SF8 1B		x 0-0 F7 ③		
Al Kaline, R OBP: 0.330, SLG: 0.382 (1, 10) x	0-0 L7 ③		x 0-0 1B		x 0-0 2B		x 0-0 L8 ①		
Ben Oglivie, L OBP: 0.363, SLG: 0.385 (1, 7)		x 0-0 F7 ①	x 0-3 K ③		x 0-0 SF8 ②		x 0-0 3B		
Reggie Sanders, R OBP: 0.500, SLG: 1.333 (1, 3)		x 0-0 HR		x 4-0 FC6-4 BB		x 0-0 F4 ③		x 0-3 K ②	
Bill Freehan, R OBP: 0.349, SLG: 0.424 (1, 2)		x 0-0 F8 ②		x 0-0 FC6-4 1-2f		x 0-0 F7 ①		x 0-0 F9 ③	
Jim Nettles, L OBP: 0.298, SLG: 0.341 (1, 9)		x 4-0 BB		x 0-3 K ②		x 0-3 K ②		x 0-0 F8 ①	
Aurelio Rodriguez, R OBP: 0.264, SLG: 0.318 (1, 5)		x 0-3 K ③		x 0-0 F5 ③		x 0-0 F9 ③		x 0-0 1B	
Gates Brown, L OBP: 0.315, SLG: 0.373 (9, PH)									
John Knox, L OBP: 0.324, SLG: 0.314 (9, PR)									
Ed Brinkman, R OBP: 0.259, SLG: 0.342 (1, 6)			x 0-0 F5 ①		x 0-0 1B 1B 2B		x 0-0 F7 ①		x 0-3 K ②

AB	R	H	RBI	BB	SO	LOB
5	1	2	0	0	1	1
4	1	1	0	0	0	1
4	0	2	1	0	0	0
3	0	1	1	0	1	2
3	1	1	1	1	1	2
4	0	0	0	0	0	2
3	0	0	0	1	2	1
3	0	0	0	0	0	1
0	0	0	0	0	0	0
4	0	1	0	0	1	1

WP	HR	S	P	ERA	WHIP
0	1	39	47	3.68	1.364
0	0	10	10	0.00	0.600

AB	34
R	3
H	9
RBI	3
BB	2
SO	7
LOB	12



WP	HR	S	P	ERA	WHIP
0	1	39	47	3.68	1.364
0	0	10	10	0.00	0.600

BOTTOM

Oakland Athletics @ Detroit Tigers
Tiger Stadium, Detroit, MI
 Sun Sep 01 1974, 3:33 AM EDT
 Att. 17,235 - Unknown

Inning Stats	R	H	E	K	S	P
	0	0	0	0	3	3
	1	1	0	1	6	10
	0	2	0	1	7	7
	0	0	0	1	5	9
	2	4	0	0	6	6
	0	0	0	0	5	5
	0	0	0	1	6	5
	0	1	0	0	6	6
	0	1	0	0	6	6
	0	1	0	1	6	6

PITCHER	IP	WLS	BF	H	R	ER	SO	BB	IBB	HBP	BLK	WP	HR	S	P	ERA	WHIP
Catfish Hunter, R ERA: 2.73 (1, 1)	7.1	W	31	8	3	3	5	2	0	0	0	0	1	39	47	3.68	1.364
Rollie Fingers, R ERA: 2.42 (8, 1)	1.2	S	6	1	0	0	2	0	0	0	0	0	0	10	10	0.00	0.600

Batter	1	2	3	4	5	6	7	8	9	AB R H RBI BB SO LOB	TOP	
John Lowenstein, L (1, 7) OBP: 0.316, SLG: 0.326 Rusty Torres, S (7, PH) OBP: 0.250, SLG: 0.252 (7, 7)	0-0 F5		0-0 G3	0-3 K			0-0 2-3		0-0 E6 FC6-4	3 0 0 0 0 1 3 2 0 0 1 0 0 1	Cleveland Indians @ Detroit Tigers Tiger Stadium, Detroit, MI Tue Sep 03 1974, 3:33 AM EDT Unknown livebaseballscorecards.com	
Frank Duffy, R (1, 6) OBP: 0.276, SLG: 0.318	0-0 E5 HR		0-0 F7			0-0 F8 1B 1B	0-0 F8	0-0 FC6-4 1-2f 2-3	5 2 1 0 0 0 2			
Oscar Gamble, L (1, 10) OBP: 0.361, SLG: 0.465	0-0 HR 2-H		0-0 HR			0-0 1B 1B 1-2	0-0 G3	0-0 4-3	5 2 3 3 0 0 2			
Charlie Spikes, R (1, 9) OBP: 0.330, SLG: 0.433	0-3 K		0-0 F8			0-0 F8	0-0 F7		4 0 0 0 0 1 2			
John Ellis, R (1, 3) OBP: 0.339, SLG: 0.441	0-0 L6			0-0 SH5-3 2B		0-0 L9	0-0 2-3		4 0 1 0 0 0 2			
George Hendrick, R (1, 8) OBP: 0.336, SLG: 0.467		0-3 K		4-0 SH5-3 BB		0-0 PO 1B 1-3 2-H	0-0 5-3		3 0 1 1 1 1 0			
Buddy Bell, R (1, 5) OBP: 0.316, SLG: 0.358				0-0 SH5-3 1B 1-2 2-3		0-0 PO 1B 1-2	0-0 5-3	0-0 5-3	3 0 1 0 0 0 0			
Dave Duncan, R (1, 2) OBP: 0.263, SLG: 0.340				0-0 5-3 1B 1-2		4-0 IBB	0-0 6-3	4-0 1B E BB	2 1 0 0 2 0 1			
Remy Hermoso, R (1, 4) OBP: 0.247, SLG: 0.264				0-0 L7		0-0 5-3	0-0 5-3	0-0 FC6-4 E 1B 1-3	4 0 1 0 0 0 4			
Inning Stats	R: 2 H: 1 E: 1 LOB: 0 K: 1 BB: 0 S: 7 P: 7	R: 0 H: 1 E: 0 LOB: 1 K: 1 BB: 0 S: 6 P: 6	R: 1 H: 1 E: 0 LOB: 0 K: 0 BB: 0 S: 4 P: 4	R: 0 H: 1 E: 0 LOB: 3 K: 1 BB: 2 S: 6 P: 14	R: 1 H: 3 E: 0 LOB: 1 K: 0 BB: 0 S: 5 P: 5	R: 0 H: 0 E: 0 LOB: 0 K: 0 BB: 0 S: 3 P: 3	R: 0 H: 0 E: 0 LOB: 0 K: 0 BB: 0 S: 3 P: 3	R: 0 H: 0 E: 0 LOB: 0 K: 0 BB: 0 S: 3 P: 3	R: 1 H: 1 E: 1 LOB: 2 K: 0 BB: 1 S: 5 P: 9	1B: 5 SF: 0 2B: 1 SAC: 1 3B: 0 DP: 0 HR: 2 HBP: 0	WP: 0 PA: 40 PB: 0 SB: 0 CS: 0	
PITCHER Fred Holdsworth, R (1, 1) ERA: 5.68 Luke Walker, L (7, 1) ERA: 4.6	IP WLS BF H R ER SO BB IBB HBP BLK WP HR S P ERA WHIP											PITCHER IP WLS BF H R ER SO BB IBB HBP BLK WP HR S P ERA WHIP




Batter	1	2	3	4	5	6	7	8	9	AB R H RBI BB SO LOB
Ron LeFlore, R OBP: 0.306, SLG: 0.353 (1, 8)	0-0 F9			4-0 BB		0-0 F9		0-0 1-3 2B		3 0 1 0 1 0 1
Gary Sutherland, R OBP: 0.287, SLG: 0.320 (1, 4)	0-0 6-3			0-3 K		0-0 F7		0-0 F9		4 0 0 0 0 1 5
Al Kaline, R OBP: 0.329, SLG: 0.387 (1, 10)	0-0 L4-3			0-0 L4			0-0 L6-3		0-0 HR	4 1 1 1 0 0 1
Ben Oglivie, L OBP: 0.361, SLG: 0.382 (1, 7)		0-0 F8		0-0 4-3		0-0 F7		0-0 E1 1B		4 0 1 0 0 0 1
Reggie Sanders, R OBP: 0.375, SLG: 0.714 (1, 3)		0-0 P6			0-0 5-3		0-0 1B	0-3 K		4 0 1 0 0 1 1
Bill Freehan, R OBP: 0.346, SLG: 0.419 (1, 2)		0-0 6-3			0-0 6-3		0-3 K	0-0 P4		4 0 0 0 0 1 2
Jim Nettles, L OBP: 0.287, SLG: 0.326 (1, 9)			0-0 4-3		0-3 K			0-0 F7	0-3 K	4 0 0 0 0 2 1
Aurelio Rodriguez, R OBP: 0.265, SLG: 0.318 (1, 5)			0-3 K			0-0 1B		0-3 K		3 0 1 0 0 2 0
Ed Brinkman, R OBP: 0.258, SLG: 0.340 (1, 6)			0-0 F3			0-3 K		0-0 2B 1B		2 0 0 0 0 1 1
Gates Brown, L OBP: 0.323, SLG: 0.381 (8, PH)										1 0 1 0 0 0 0
Tom Verzyer, R OBP: 0.345, SLG: 0.346 (8, PR)										0 0 0 0 0 0 0

Inning Stats	R: 0	H: 0	E: 0	LOB: 0	K: 0	BB: 0	S: 3	P: 3	R: 0	H: 0	E: 0	LOB: 0	K: 1	BB: 0	S: 5	P: 5	R: 0	H: 0	E: 0	LOB: 1	K: 1	BB: 1	S: 5	P: 9	R: 0	H: 0	E: 0	LOB: 0	K: 1	BB: 0	S: 5	P: 5	R: 0	H: 1	E: 0	LOB: 1	K: 1	BB: 0	S: 6	P: 6	R: 0	H: 1	E: 0	LOB: 1	K: 1	BB: 0	S: 6	P: 6	R: 0	H: 2	E: 0	LOB: 3	K: 1	BB: 0	S: 7	P: 7	R: 1	H: 2	E: 1	LOB: 1	K: 2	BB: 0	S: 9	P: 9	1B: 4	SF: 0	2B: 1	SAC: 0	3B: 0	DP: 0	HR: 1	HBP: 0	WP: 0	PA: 34
PITCHER Gaylord Perry, R ERA: 2.31 (1, 1)	IP	WLS	BF	H	R	ER	SO	BB	IBB	HBP	BLK	WP	HR	S	P	ERA	WHIP	IP	WLS	BF	H	R	ER	SO	BB	IBB	HBP	BLK	WP	HR	S	P	ERA	WHIP	IP	WLS	BF	H	R	ER	SO	BB	IBB	HBP	BLK	WP	HR	S	P	ERA	WHIP																							

BOTTOM

Cleveland Indians @ Detroit Tigers
Tiger Stadium, Detroit, MI
Tue Sep 03 1974, 3:33 AM EDT
Unknown

AB	33
R	1
H	6
RBI	1
BB	1
SO	8
LOB	13



livebaseballscorecards.com

Batter	1	2	3	4	5	6	7	8	9	10	11	AB R H RBI BB SO LOB	TOP	
Leron Lee, L OBP: 0.290, SLG: 0.353 Rusty Torres, S OBP: 0.248, SLG: 0.248 (7, 7)	0-0 E3 CS		0-0 F7			0-0 P4	0-3 K		0-3 K			3 0 0 0 0 0 0 2 0 0 0 0 2 3	Cleveland Indians @ Detroit Tigers Tiger Stadium, Detroit, MI Tue Sep 03 1974, 7:05 PM EDT Att: 7,050 - Unknown	
Frank Duffy, R OBP: 0.277, SLG: 0.319 (1, 6)	0-0 5-3 1-2		0-0 1B			0-0 HR 1B	0-3 K		0-0 6-3			5 1 2 0 0 1 4		
Oscar Gamble, L OBP: 0.363, SLG: 0.474 (1, 10)	4-0 BB		0-0 5-3			0-0 HR 1B		0-0 HR 1B		0-0 6-3		4 2 2 2 1 0 1		
Charlie Spikes, R OBP: 0.329, SLG: 0.437 (1, 9)	0-3 K			0-0 6-3		0-0 F7		0-0 HR		0-3 K		5 1 1 2 0 2 1		
John Ellis, R OBP: 0.340, SLG: 0.443 (1, 2)		0-0 4-3		0-0 F7 1B		0-0 F6		0-0 2B		0-0 P4		5 0 2 0 0 0 0		
Tom McCraw, L OBP: 0.345, SLG: 0.431 (1, 3)		0-0 3-1		0-0 F7 1-2		0-0 4-3		0-3 K		0-0 F9		5 0 0 0 0 1 2		
George Hendrick, R OBP: 0.337, SLG: 0.466 (1, 8)		0-0 1B		0-0 F7		0-0 BB BB 1B		0-0 F2		0-0 P6		5 0 2 0 0 0 1		
Buddy Bell, R OBP: 0.314, SLG: 0.353 (1, 5)		0-0 6-3		0-0 5-3		0-0 BB BB 1-2		0-0 6-3		0-0 5-3		4 0 0 0 1 0 2		
Remy Hermoso, R OBP: 0.242, SLG: 0.258 Joe Lis, R OBP: 0.297, SLG: 0.358 Luis Alvarado, R OBP: 0.226, SLG: 0.214 (7, 4)			0-0 1-3		0-0 6-3	4-0 BB BB 1-2 2-3 BB		0-3 K2-3				2 0 0 0 0 0 0 0 0 0 0 1 0 0 1 0 0 0 0 1 0		
Inning Stats	R: 0 H: 0 E: 1 K: 1 S: 5 LOB: 1 BB: 1 P: 9	R: 0 H: 1 E: 0 K: 0 S: 4 LOB: 1 BB: 0 P: 4	R: 0 H: 1 E: 0 K: 0 S: 4 LOB: 1 BB: 0 P: 4	R: 0 H: 1 E: 0 K: 0 S: 3 LOB: 0 BB: 0 P: 3	R: 0 H: 0 E: 0 K: 0 S: 3 LOB: 0 BB: 0 P: 3	R: 2 H: 2 E: 0 K: 0 S: 5 LOB: 0 BB: 0 P: 5	R: 0 H: 1 E: 0 K: 2 S: 8 LOB: 3 BB: 2 P: 16	R: 2 H: 3 E: 0 K: 1 S: 8 LOB: 1 BB: 0 P: 8	R: 0 H: 0 E: 0 K: 2 S: 7 LOB: 0 BB: 0 P: 7	R: 0 H: 0 E: 0 K: 1 S: 5 LOB: 0 BB: 0 P: 5	R: 0 H: 0 E: 0 K: 0 S: 3 LOB: 0 BB: 0 P: 3	1B: 6 SF: 0 2B: 1 SAC: 0 3B: 0 DP: 0 HR: 2 HBP: 0		WP: 0 PA: 44 PB: 0 SB: 0 CS: 1
PITCHER	IP WLS BF H R ER SO BB IBB HBP BLK WP HR S P ERA WHIP													
Lerrin LaGrow, R ERA: 4.22 John Hiller, L ERA: 2.23 (7, 1)	6.1 26 6 2 2 1 2 2 0 0 0 0 1 26 34 2.84 1.263													

livebaseballscorecards.com

AB	41
R	4
H	9
RBI	4
BB	3
SO	7
LOB	14



Batter	1	2	3	4	5	6	7	8	9	10	11	AB R H RBI BB SO LOB	BOTTOM				
Ron LeFlore, R OBP: 0.298, SLG: 0.340 (1, 8)	F3		6-3			K		1-3		4-3		5 0 0 0 0 1 0	Cleveland Indians @ Detroit Tigers Tiger Stadium, Detroit, MI Tue Sep 03 1974, 7:05 PM EDT Att: 7,050 - Unknown				
John Knox, L OBP: 0.338, SLG: 0.319 (1, 4)						G3				P6		2 1 1 0 1 0 0					
Gary Sutherland, R OBP: 0.287, SLG: 0.320 (8, PH) (9, 4)	BB							BB				2 0 1 0 0 0 0					
Al Kaline, R OBP: 0.330, SLG: 0.388 (1, 10)	L7					K						4 1 1 1 1 1 1					
Ben Oglivie, L OBP: 0.367, SLG: 0.389 (1, 7)	F7											4 1 2 1 1 0 1					
Reggie Sanders, R OBP: 0.308, SLG: 0.455 (1, 3)												4 0 0 0 1 0 4					
Leon Roberts, R (1, 9)												5 0 0 0 0 3 2					
Tom Verzyer, R OBP: 0.324, SLG: 0.323 (1, 6)												5 0 1 1 0 0 0					
Aurelio Rodriguez, R OBP: 0.263, SLG: 0.316 (1, 5)												4 1 0 0 0 1 0					
Gene Lamont, L OBP: 0.291, SLG: 0.342 (1, 2)												2 0 0 0 0 0 0					
Gates Brown, L OBP: 0.330, SLG: 0.424 (8, PH)												1 1 1 2 0 0 0					
Bill Freehan, R OBP: 0.345, SLG: 0.418 (9, 2)												1 0 0 0 0 0 0					
Inning Stats	R: 0 H: 0 E: 0 LOB: 1 K: 0 BB: 1 S: 3 P: 7	R: 0 H: 0 E: 0 LOB: 0 K: 1 BB: 0 S: 5 P: 5	R: 0 H: 0 E: 0 LOB: 0 K: 0 BB: 0 S: 3 P: 3	R: 2 H: 3 E: 0 LOB: 0 K: 1 BB: 0 S: 7 P: 7	R: 0 H: 0 E: 0 LOB: 0 K: 0 BB: 0 S: 3 P: 3	R: 0 H: 0 E: 0 LOB: 0 K: 2 BB: 0 S: 7 P: 7	R: 0 H: 0 E: 0 LOB: 0 K: 1 BB: 0 S: 5 P: 5	R: 2 H: 2 E: 1 LOB: 3 K: 0 BB: 2 S: 6 P: 14	R: 0 H: 0 E: 0 LOB: 0 K: 1 BB: 0 S: 5 P: 5	R: 0 H: 0 E: 0 LOB: 0 K: 0 BB: 0 S: 3 P: 3	R: 1 H: 2 E: 0 LOB: 2 K: 0 BB: 1 S: 4 P: 8	1B: 4 SF: 0 2B: 2 SAC: 0 3B: 0 DP: 1 HR: 1 HBP: 0	WP: 0 PA: 43 PB: 0 SB: 1 CS: 0				
PITCHER	IP WLS BF H R ER SO BB IBB HBP BLK WP HR S P ERA WHIP																
Dick Bosman, R ERA: 4.29 (1, 1)	7.1	26	3	3	3	5	1	0	0	0	0	0	0	35	39	3.68	0.545
Tom Hilgendorf, L ERA: 4.21 (8, 1)	0.1	2	1	1	0	0	0	0	0	0	0	0	1	2	2	0.00	3.000
Tom Buskey, R ERA: 3.5 (8, 1)	3.0	L 15	3	1	1	1	2	1	0	0	0	0	0	14	26	3.00	1.667

livebaseballscores.com

AB	39
R	5
H	7
RBI	5
BB	4
SO	6
LOB	8



Batter	1	2	3	4	5	6	7	8	9	AB R H RBI BB SO LOB	TOP																		
Leron Lee, L (1, 7) OBP: 0.296, SLG: 0.360	0-0 FC3-6 1B		4-0 FC5-4 BB		0-3 K		0-0 2B		0-3 K	4 0 2 1 1 2 0																			
Oscar Gamble, L (1, 10) OBP: 0.364, SLG: 0.471	0-0 FC3-6 1B		0-0 FC5-4 2B			0-0 F7	4-0 IBB		0-0 G6-4-3 1B	4 0 1 0 1 0 2																			
George Hendrick, R (1, 8) OBP: 0.336, SLG: 0.466	0-0 F9		0-0 2B			0-0 F9	0-0 SF9		0-0 G6-4-3 1B	4 0 1 1 0 0 2																			
Charlie Spikes, R (1, 9) OBP: 0.328, SLG: 0.435	0-0 FC5-4 1B		0-0 F8			0-0 F9	0-0 G3			4 0 1 0 0 0 4																			
Luis Alvarado, R (7, 6) OBP: 0.226, SLG: 0.214	0-0 FC5-4 1B									0 0 0 0 0 0 0																			
John Ellis, R (1, 3) OBP: 0.339, SLG: 0.441	0-0 FC5-4 1-2f			0-3 K			0-0 F9	0-0 FC1-6 1B		4 0 1 0 0 1 2																			
Jack Brohamer, L (1, 4) OBP: 0.336, SLG: 0.335		0-0 P6		0-0 F8			4-0 1B E BB	0-0 FC1-6 1B 1-2f		3 2 0 0 1 0 1																			
Buddy Bell, R (1, 5) OBP: 0.316, SLG: 0.355		0-0 P4		0-0 4-3			0-0 1B E 1B	0-0 G5-3 1B 1B		4 1 2 0 0 0 0																			
Dave Duncan, R (1, 2) OBP: 0.261, SLG: 0.338		0-0 5-3				0-0 F3	0-0 E1 1B 2B	0-0 1B		2 0 0 0 0 0 0																			
Tom McCraw, L (7, PH) OBP: 0.343, SLG: 0.429							1-2 3-H 2B	1-2 3-H 1B		1 1 0 1 0 0 1																			
Rico Carty, R (8, PH) OBP: 0.483, SLG: 0.545							0-0 2B	0-0 G5-3 1B		1 0 1 1 0 0 0																			
Rusty Torres, S (8, 9) OBP: 0.246, SLG: 0.248							0-0 SF9 1B	0-0 G5-3 1B		0 0 0 0 0 0 0																			
Frank Duffy, R (1, 6) OBP: 0.276, SLG: 0.317			0-0 5-3		0-0 4-3					2 0 0 0 0 0 0																			
John Lowenstein, L (7, PH) OBP: 0.317, SLG: 0.327										1 1 1 1 0 0 0																			
Joe Lis, R (8, PH) OBP: 0.295, SLG: 0.355										1 0 0 0 0 0 2																			
Inning Stats	R: 0 E: 0 K: 0 S: 5	H: 2 LOB: 2 BB: 0 P: 5	R: 0 E: 0 K: 0 S: 3	H: 0 LOB: 0 BB: 0 P: 3	R: 0 E: 0 K: 0 S: 4	H: 1 LOB: 2 BB: 1 P: 8	R: 0 E: 0 K: 1 S: 5	H: 0 LOB: 0 BB: 0 P: 5	R: 0 E: 0 K: 1 S: 5	H: 0 LOB: 0 BB: 0 P: 5	R: 0 E: 0 K: 1 S: 3	H: 0 LOB: 0 BB: 0 P: 3	R: 4 E: 1 K: 0 S: 7	H: 3 LOB: 2 BB: 2 P: 15	R: 1 E: 0 K: 0 S: 5	H: 3 LOB: 1 BB: 0 P: 5	R: 0 E: 0 K: 1 S: 5	H: 1 LOB: 0 BB: 0 P: 5	1B: 8 2B: 2 3B: 0 HR: 0	SF: 1 SAC: 0 DP: 2 HBP: 0	WP: 0 PB: 0 SB: 0 CS: 0	PA: 39							
PITCHER	IP WLS BF H R ER SO BB IBB HBP BLK WP HR S P ERA WHIP																												
Joe Coleman, R (1, 1) ERA: 4.24	7.0		31	6	4	2	2	2	2	1	0	0	0	0	0	32	44	2.57	1.143										
John Hiller, L (8, 1) ERA: 2.26	2.0	L	8	4	1	1	1	0	0	0	0	0	0	0	10	10	4.50	2.000											

Cleveland Indians @ Detroit Tigers
 Tiger Stadium, Detroit, MI
 Wed Sep 04 1974, 7:05 PM EDT
 Att. 6,513 - Unknown

livebaseballscorecards.com

AB	35
R	5
H	10
RBI	5
BB	3
SO	3
LOB	14



Batter	1	2	3	4	5	6	7	8	9	AB R H RBI BB SO LOB
Ron LeFlore, R OBP: 0.288, SLG: 0.331 (1, 8)	0-0 5-3		0-0 6-3		0-0 4-3			0-0 1-3		4 0 0 0 0 0 1
Gary Sutherland, R OBP: 0.285, SLG: 0.318 (1, 4)	0-0 6-3		0-0 P6			0-0 F7		0-0 F7		4 0 0 0 0 0 1
Al Kaline, R OBP: 0.331, SLG: 0.388 (1, 10)	4-0 BB		0-0 1B			0-0 L9		0-0 L5-3		3 0 1 1 1 0 0
Ben Oglivie, L OBP: 0.360, SLG: 0.381 (1, 7)	0-0 F5		0-0 P5			0-3 K		0-3 K		4 0 0 0 0 2 2
Reggie Sanders, R OBP: 0.294, SLG: 0.400 (1, 3)		0-0 4-3		0-0 F9			E 1B	0-0 5-3		4 1 1 0 0 0 0
Jim Nettles, L OBP: 0.286, SLG: 0.323 (1, 9)		0-0 F9		0-0 F9			E9 F9 6-3 1B	0-0 P6		4 1 1 0 0 0 0
Bill Freehan, R OBP: 0.343, SLG: 0.416 (1, 2)		0-0 5-3		0-0 5-3			F9 2-3			2 0 0 0 0 0 0
Gates Brown, L OBP: 0.326, SLG: 0.419 (7, PH)										1 0 0 0 0 0 1
Gene Lamont, L OBP: 0.291, SLG: 0.342 (8, 2)										0 0 0 0 0 0 0
Aurelio Rodriguez, R OBP: 0.263, SLG: 0.316 (1, 5)			0-0 E 1B		0-0 P3			0-0 6-3		3 1 1 1 0 0 0
Ed Brinkman, R OBP: 0.259, SLG: 0.340 (1, 6)			0-0 E5 1B 1B		0-0 P6			0-0 6-3		3 1 1 0 0 0 0

Inning Stats	R: 0	H: 0	E: 0	LOB: 1	K: 0	BB: 1	S: 3	P: 7	R: 0	H: 0	E: 0	LOB: 0	K: 0	BB: 0	S: 3	R: 2	H: 3	E: 1	LOB: 1	K: 0	BB: 0	S: 6	P: 6	R: 0	H: 0	E: 0	LOB: 0	K: 0	BB: 0	S: 3	R: 0	H: 0	E: 0	LOB: 0	K: 1	BB: 0	S: 5	P: 5	R: 2	H: 2	E: 1	LOB: 0	K: 0	BB: 0	S: 5	P: 5	R: 0	H: 0	E: 0	LOB: 0	K: 0	BB: 0	S: 3	P: 3	R: 0	H: 0	E: 0	LOB: 0	K: 1	BB: 0	S: 5	P: 5
--------------	------	------	------	--------	------	-------	------	------	------	------	------	--------	------	-------	------	------	------	------	--------	------	-------	------	------	------	------	------	--------	------	-------	------	------	------	------	--------	------	-------	------	------	------	------	------	--------	------	-------	------	------	------	------	------	--------	------	-------	------	------	------	------	------	--------	------	-------	------	------

PITCHER	IP	WLS	BF	H	R	ER	SO	BB	IBB	HBP	BLK	WP	HR	S	P	ERA	WHIP
Jim Perry, R ERA: 2.82 (1, 1)	6.0		24	5	4	2	1	1	0	0	0	0	0	25	29	3.00	1.000
Bruce Ellingsen, L ERA: 2.67 (7, 1)	0.1		1	0	0	0	0	0	0	0	0	0	0	1	1	0.00	0.000
Tom Buskey, R ERA: 3.38 (7, 1)	2.2	W	8	0	0	0	1	0	0	0	0	0	0	10	10	0.00	0.000

BOTTOM

Cleveland Indians @ Detroit Tigers

Tiger Stadium, Detroit, MI

Wed Sep 04 1974, 7:05 PM EDT

Att. 6,513 - Unknown

AB	32
R	4
H	5
RBI	2
BB	1
SO	2
LOB	5



WP: 0	PA: 33
PB: 0	CS: 0
SB: 0	
CS: 0	

Batter	1	2	3	4	5	6	7	8	9	AB R H RBI BB SO LOB	TOP							
Ron LeFlore, R OBP: 0.283, SLG: 0.327 (1, 8)	0-3 K		0-3 K		0-0 SF9					2 0 0 1 0 2 0	Detroit Tigers @ New York Yankees Shea Stadium, Flushing, NY Fri Sep 06 1974, 7:05 PM EDT Att. 20,712 - Unknown - 60 F							
Gary Sutherland, R OBP: 0.284, SLG: 0.316 (1, 4)	0-0 5-3		0-0 5-3		0-0 5-3					3 0 0 0 0 0 1								
Al Kaline, R OBP: 0.333, SLG: 0.389 (1, 10)	0-0 L6-3			0-0 1-3 1B		0-0 1B G4-6-3				3 1 2 0 0 0 0								
Ben Oglivie, L OBP: 0.360, SLG: 0.381 (1, 7)		0-0 6-3		0-0 1-3 1-2		0-0 1B G4-6-3				3 0 1 0 0 0 1								
Reggie Sanders, R OBP: 0.300, SLG: 0.389 (1, 3)		0-0 2B 1B		0-3 K		0-0 G4-6-3				3 0 1 0 0 1 2								
Jim Nettles, L OBP: 0.287, SLG: 0.333 (1, 9)		0-0 1-3 2B		0-0 F8		0-0 G3				3 0 1 0 0 0 1								
Aurelio Rodriguez, R OBP: 0.263, SLG: 0.316 (1, 5)		0-0 F7			0-0 2B SF9 1B		0-3 K			3 1 1 0 0 1 2								
Ed Brinkman, R OBP: 0.257, SLG: 0.338 (1, 6)		0-0 P6			0-3 K		0-0 2-3			3 0 0 0 0 1 3								
Gene Lamont, L OBP: 0.292, SLG: 0.354 (1, 2)			0-3 K		0-0 1-3 2B		0-3 K			3 0 1 0 0 2 0								
Inning Stats	R: 0 E: 0 K: 1 S: 5	H: 0 LOB: 0 BB: 0 P: 5	R: 0 E: 0 K: 0 S: 5	H: 2 LOB: 2 BB: 0 P: 5	R: 0 E: 0 K: 2 S: 7	H: 0 LOB: 0 BB: 0 P: 7	R: 0 E: 0 K: 1 S: 6	H: 1 LOB: 1 BB: 0 P: 6	R: 1 E: 0 K: 1 S: 7	H: 2 LOB: 1 BB: 0 P: 7	R: 1 E: 0 K: 0 S: 4	H: 2 LOB: 0 BB: 0 P: 4	R: 0 E: 0 K: 2 S: 7	H: 0 LOB: 0 BB: 0 P: 7	1B: 5 2B: 2 3B: 0 HR: 0	SF: 1 SAC: 0 DP: 1 HBP: 0	WP: 0 PB: 0 SB: 0 CS: 0	PA: 27
PITCHER Pat Dobson, R ERA: 3.1 (1, 1)	IP: 7.0 WLS: W BF: 27 H: 7 R: 2 ER: 2 SO: 7 BB: 0 IBB: 0 HBP: 0 BLK: 0 WP: 0 HR: 0 S: 41 P: 41 ERA: 2.57 WHIP: 1.000											PITCHER	IP: WLS: BF: H: R: ER: SO: BB: IBB: HBP: BLK: WP: HR: S: P: ERA: WHIP:					

AB	26
R	2
H	7
RBI	1
BB	0
SO	7
LOB	10




livebaseballscorecards.com

Batter	1	2	3	4	5	6	7	8	9	AB R H RBI BB SO LOB
Roy White, S OBP: 0.376, SLG: 0.396 (1, 10)	0-0 6-3 S 1B	0-3 K		0-0 5-3		0-3 K				4 1 1 0 0 2 0
Elliott Maddox, R OBP: 0.392, SLG: 0.381 (1, 8)	0-0 F7		4-0 FC5-4 BB	0-3 K		0-3 K				3 0 0 0 1 2 1
Bobby Murcer, L OBP: 0.338, SLG: 0.375 (1, 9)	4-0 6-3 1B BB		0-0 FC5-4 1B E		0-0 F9	0-3 K				3 2 0 0 1 1 1
Lou Piniella, R OBP: 0.342, SLG: 0.395 (1, 7)	0-0 6-3 1-2 2-3		0-0 E SF7 1B		0-0 1B E 1B					3 2 2 0 0 0 2
Thurman Munson, R OBP: 0.321, SLG: 0.395 (1, 2)	4-0 1B IBB		0-0 E3 1-3 3-H 1B		0-0 E 1B 1B					2 1 2 1 1 0 0
Otto Velez, R OBP: 0.356, SLG: 0.390 (1, 3)	0-0 1-2 2-H 3-H 1B		0-0 FC6-4 IBB		0-0 1-2 2-3 E 1B 1B					2 0 2 2 1 0 0
Graig Nettles, L OBP: 0.322, SLG: 0.388 (1, 5)	0-0 F9		0-0 SF7		0-0 E3 1-2 2-3 3-H 1B					2 0 0 2 0 0 4
Sandy Alomar Sr., S OBP: 0.314, SLG: 0.331 (1, 4)		0-0 L8	0-0 FC6-4		0-0 1-2 2-H 3-H 1B					3 0 1 1 0 0 2
Jim Mason, L OBP: 0.297, SLG: 0.348 (1, 6)		0-3 K		0-0 F9		0-0 F7				3 0 0 0 0 1 2

Inning Stats	R: 2	H: 2	E: 0	LOB: 2	K: 0	S: 5	P: 13	R: 0	H: 0	E: 0	LOB: 0	K: 2	S: 7	P: 7	R: 2	H: 2	E: 1	LOB: 2	K: 0	S: 5	P: 13	R: 0	H: 0	E: 0	LOB: 0	K: 1	S: 5	P: 5	R: 2	H: 4	E: 1	LOB: 2	K: 0	S: 7	P: 7	R: 0	H: 0	E: 0	LOB: 0	K: 3	S: 9	P: 9								
PITCHER	IP	WLS	BF	H	R	ER	SO	BB	IBB	HBP	BLK	WP	HR	S	P	ERA	WHIP													PITCHER	IP	WLS	BF	H	R	ER	SO	BB	IBB	HBP	BLK	WP	HR	S	P	ERA	WHIP			
Mickey Lolich, L ERA: 3.65 (1, 1)	5.0	L	27	8	6	6	3	2	2	0	0	0	0	0	45	10.80	2.000																																	
Dave Lemanczyk, R ERA: 3.51 (6, 1)	1.0		3	0	0	0	3	0	0	0	0	0	0	9	9	0.00	0.000																																	

DETROIT TIGERS @ NEW YORK YANKEES
 Shea Stadium, Flushing, NY
 Fri Sep 06 1974, 7:05 PM EDT
 Att: 20,712 - Unknown - 60 F

AB	25
R	6
H	8
RBI	6
BB	4
SO	6
LOB	12



1B: 8	SF: 1	WP: 0	PA: 30
2B: 0	SAC: 0	PB: 0	
3B: 0	DP: 0	SB: 1	
HR: 0	HBP: 0	CS: 0	

Batter	1	2	3	4	5	6	7	8	9	AB R H RBI BB SO LOB	TOP									
Ron LeFlore, R OBP: 0.287, SLG: 0.325 (1, 8) X	0-0 E S E 1B		0-3 K	0-3 K		0-0 5-3			4-0 1-3 WP SF8 BB	4 2 1 0 1 2 3										
Gary Sutherland, R OBP: 0.283, SLG: 0.315 (1, 4) S S S	0-3 K		0-0 F7	0-0 1-2 2-H 3-H 1B			0-0 F7		0-0 1-3	5 0 1 2 0 1 2										
Al Kaline, R OBP: 0.334, SLG: 0.388 (1, 10) B B B	4-0 1-H BB			0-0 1B BB			0-0 L8		0-0 SF8	2 1 0 1 2 0 2										
Bill Freehan, R OBP: 0.344, SLG: 0.424 (1, 2) S S S	0-3 K			0-0 BB 1B 1B		0-0 F6		0-0 HR	0-3 K	5 2 2 1 0 2 1										
Reggie Sanders, R OBP: 0.250, SLG: 0.318 (1, 3) S S S	0-3 K			0-0 F8		0-0 E1		0-3 K		4 0 0 0 0 2 3										
Leon Roberts, R OBP: 0.222, SLG: 0.222 (1, 9) S S S		0-3 K		0-0 BB 1B 1B		0-0 F8		0-0 SH1-3 1B		4 1 2 1 0 1 1										
Marvin Lane, R OBP: 0.352, SLG: 0.311 (1, 7) X		0-0 5-3		4-0 BB 1B BB		0-3 K		0-0 SH1-3		2 1 0 0 1 1 1										
Aurelio Rodriguez, R OBP: 0.263, SLG: 0.315 (1, 5) X		0-0 6-3		0-0 BB 1B 1B			0-0 F9		0-0 F8	4 1 1 2 0 0 1										
Ed Brinkman, R OBP: 0.257, SLG: 0.336 (1, 6) X			0-0 5-3	4-0 1-2 2-3 BB		0-3 K		0-0 F8		3 0 0 0 1 1 1										
Inning Stats	R: 1 E: 1 K: 3 S: 10	H: 1 LOB: 1 BB: 1 P: 14	R: 0 E: 0 K: 1 S: 5	H: 0 LOB: 0 BB: 0 P: 5	R: 0 E: 0 K: 1 S: 5	H: 0 LOB: 0 BB: 0 P: 5	R: 5 E: 0 K: 1 S: 9	H: 4 LOB: 2 BB: 3 P: 21	R: 0 E: 1 K: 1 S: 5	H: 0 LOB: 1 BB: 0 P: 6	R: 1 E: 0 K: 1 S: 6	H: 1 LOB: 0 BB: 0 P: 6	R: 0 E: 0 K: 0 S: 4	H: 1 LOB: 1 BB: 0 P: 4	R: 1 E: 0 K: 1 S: 5	H: 0 LOB: 0 BB: 1 P: 9	1B: 6 2B: 0 3B: 0 HR: 1	SF: 1 SAC: 1 DP: 0 HBP: 0	WP: 1 PB: 0 SB: 1 CS: 0	PA: 40
PITCHER	IP WLS BF H R ER SO BB IBB HBP BLK WP HR S P ERA WHIP																			
Rudy May, L ERA: 3.59 (1, 1)	3.1 L 18 4 6 5 5 4 0 0 0 0 0 0 24 40 13.50 2.400																			
Mike Wallace, L ERA: 2.94 (4, 1)	3.2 14 2 1 1 4 0 0 0 0 0 0 1 22 22 2.46 0.545																			
Cecil Upshaw, R ERA: 2.44 (8, 1)	1.0 4 1 0 0 0 0 0 0 0 0 0 0 4 4 0.00 1.000																			
Tippy Martinez, L ERA: 3.24 (9, 1)	1.0 4 0 1 1 1 1 0 0 0 1 0 5 9 9.00 1.000																			

Detroit Tigers @ New York Yankees
 Shea Stadium, Flushing, NY
 Sat Sep 07 1974, 3:33 AM EDT
 Unknown

livebaseballscorecards.com

AB	33
R	8
H	7
RBI	7
BB	5
SO	10
LOB	15



Batter	1	2	3	4	5	6	7	8	9	AB	R	H	RBI	BB	SO	LOB	
Roy White, S OBP: 0.375, SLG: 0.393 (1, 10)	4-0 E 2B BB		X 0-0 L4		X 0-0 6-3		X 0-0 6-3			3	1	0	0	1	0	0	
Elliott Maddox, R OBP: 0.393, SLG: 0.383 (1, 8)	0-0 6-3 1-2		B 4-0 BB		X 0-0 3-1 2B		X 0-0 6-3			3	0	1	0	1	0	1	
Bobby Murcer, L OBP: 0.336, SLG: 0.372 (1, 9)	0-0 F7		X 0-0 F8		X 0-0 3-1 2-3		X 0-0 F7			4	0	0	0	0	0	3	
Lou Piniella, R OBP: 0.342, SLG: 0.396 (1, 7)	0-0 2-H 2B			X 0-0 E4 FC4-6		X 0-0 5-3		X 0-0 5-3		4	0	1	1	0	0	1	
Thurman Munson, R OBP: 0.318, SLG: 0.391 (1, 2)	0-0 1-3			X 0-0 FC4-6 1-2f HR		X 0-0 4-3		S 0-3 K		4	1	0	0	0	1	2	
Otto Velez, R OBP: 0.351, SLG: 0.371 (1, 3)		B 4-0 BB		S 0-3 K		S 0-3 K		X 0-0 6-3		3	0	0	0	1	2	1	
Graig Nettles, L OBP: 0.323, SLG: 0.394 (1, 5)		X 0-0 F8		X 0-0 1-H HR		B 4-0 BB		X 0-0 F8		3	1	1	2	1	0	1	
Sandy Alomar Sr., S OBP: 0.317, SLG: 0.333 (1, 4)		X 0-0 G6-4-3 1-2f		X 0-0 1B		X 0-0 FC6-4 1-2 1B		X 0-0 P6		4	0	2	0	0	0	1	
Jim Mason, L OBP: 0.296, SLG: 0.346 (1, 6)			X 0-0 6-3		S 0-3 K		X 0-0 FC6-4 1-2f		X 0-0 F8		2	0	0	0	0	1	1
Walt Williams, R OBP: 0.122, SLG: 0.106 (6, PH)										1	0	0	0	0	0	2	
Fred Stanley, R OBP: 0.273, SLG: 0.200 (7, PH)										0	0	0	0	0	0	0	
Bill Sudakis, S OBP: 0.297, SLG: 0.347 (9, PH)										1	0	0	0	0	0	0	


Inning Stats	R: 1	H: 1	E: 1	K: 0	S: 4	R: 0	H: 0	E: 0	K: 0	S: 2	R: 0	H: 0	E: 0	K: 0	S: 3	R: 2	H: 2	E: 1	K: 2	S: 10	R: 0	H: 1	E: 0	K: 0	S: 4	R: 0	H: 0	E: 0	K: 1	S: 6	R: 0	H: 0	E: 0	K: 0	S: 3	R: 0	H: 0	E: 0	K: 1	S: 5	R: 0	H: 0	E: 0	K: 0	S: 3	R: 0	H: 0	E: 0	K: 0	S: 3
	LOB: 1	BB: 1	P: 8			LOB: 0	BB: 1				LOB: 1	BB: 1				LOB: 1	BB: 0				LOB: 2	BB: 1				LOB: 0	BB: 0			LOB: 2	BB: 1				LOB: 0	BB: 0				LOB: 0	BB: 0				LOB: 0	BB: 0				

PITCHER	IP	WLS	BF	H	R	ER	SO	BB	IBB	HBP	BLK	WP	HR	S	P	ERA	WHIP
Luke Walker, L ERA: 4.38 (1, 1)	5.2	W	26	5	3	1	3	4	0	0	0	0	1	28	44	1.59	1.588
John Hiller, L ERA: 2.21 (6, 1)	3.1	S	10	0	0	0	1	0	0	0	0	0	0	12	12	0.00	0.000

BOTTOM

Detroit Tigers @ New York Yankees
Shea Stadium, Flushing, NY
Sat Sep 07 1974, 3:33 AM EDT
Unknown

AB	32
R	3
H	5
RBI	3
BB	4
SO	4
LOB	13



WP	PA	ERA	WHIP
0	36		

Batter	1	2	3	4	5	6	7	8	9	AB R H RBI BB SO LOB	TOP																												
Ron LeFlore, R OBP: 0.280, SLG: 0.316 (1, 8)	0-3 K		0-0 5-3		0-0 5-3			0-3 K		4 0 0 0 0 2 2	Detroit Tigers @ New York Yankees Shea Stadium, Flushing, NY Sat Sep 07 1974, 7:05 PM EDT Att: 25,586 - Unknown livebaseballscorecards.com																												
Gary Sutherland, R OBP: 0.281, SLG: 0.313 (1, 4)	0-0 1-3			0-0 F9		0-0 P4		0-0 P3		4 0 0 0 0 0 0																													
Al Kaline, R OBP: 0.331, SLG: 0.384 (1, 10)	0-0 L6-3			0-0 L8		0-0 L9		0-0 L5		4 0 0 0 0 0 0																													
Bill Freehan, R OBP: 0.343, SLG: 0.422 (1, 2)		0-0 F8		0-0 1B		0-0 F8		0-0 P4		4 0 1 0 0 0 0																													
Reggie Sanders, R OBP: 0.250, SLG: 0.308 (1, 3)		0-0 6-3		0-0 1B		0-0 5-3		0-0 F8		4 0 1 0 0 0 0																													
Aurelio Rodriguez, R OBP: 0.263, SLG: 0.315 (1, 5)		0-0 F3		0-0 3-1		0-0 4-3		0-0 1B		4 0 1 0 0 0 2																													
Dick Sharon, R OBP: 0.292, SLG: 0.295 (1, 9)			0-0 1B		0-0 F3		0-0 E5	0-0 P4		4 0 1 0 0 0 1																													
Marvin Lane, R OBP: 0.360, SLG: 0.326 (1, 7)			0-0 FC6-4		0-0 2B	4-0 BB				2 0 1 0 1 0 1																													
Ed Brinkman, R OBP: 0.255, SLG: 0.333 (1, 6)			0-0 6-3		0-0 5-3		0-0 L7			3 0 0 0 0 0 4																													
Inning Stats	R: 0 E: 0 K: 1 S: 5	H: 0 LOB: 0 BB: 0 P: 5	R: 0 E: 0 K: 0 S: 3	H: 0 LOB: 0 BB: 0 P: 3	R: 0 E: 0 K: 0 S: 4	H: 1 LOB: 1 BB: 0 P: 4	R: 0 E: 0 K: 0 S: 5	H: 2 LOB: 2 BB: 0 P: 5	R: 0 E: 0 K: 0 S: 4	H: 1 LOB: 1 BB: 0 P: 4	R: 0 E: 0 K: 0 S: 3	H: 0 LOB: 0 BB: 0 P: 3	R: 0 E: 1 K: 0 S: 4	H: 0 LOB: 2 BB: 1 P: 8	R: 0 E: 0 K: 1 S: 5	H: 0 LOB: 0 BB: 0 P: 5	R: 0 E: 0 K: 0 S: 4	H: 1 LOB: 1 BB: 0 P: 4	1B: 4 2B: 1 3B: 0 HR: 0	SF: 0 SAC: 0 DP: 0 HBP: 0	WP: 0 PB: 0 SB: 1 CS: 0	PA: 34																	
PITCHER Larry Gura, L ERA: 2.08 (1, 1)	IP 9.0	WLS W	BF 34	H 5	R 0	ER 0	SO 2	BB 1	IBB 0	HBP 0	BLK 0	WP 0	HR 0	S 37	P 41	ERA 0.00	WHIP 0.667					PITCHER	IP	WLS	BF	H	R	ER	SO	BB	IBB	HBP	BLK	WP	HR	S	P	ERA	WHIP



Batter	1	2	3	4	5	6	7	8	9	AB	R	H	RBI	BB	SO	LOB
Roy White, S (1, 10) OBP: 0.374, SLG: 0.391	0-3 K ①		0-0 F7 ③			0-0 SH1-3 ①		0-0 CS ③		2	0	0	0	0	1	0
Elliott Maddox, R (1, 8) OBP: 0.392, SLG: 0.383	0-0 F9			0-0 FC5-4 1B		0-3 K ②				3	0	1	0	0	1	1
Bobby Murcer, L (1, 9) OBP: 0.334, SLG: 0.370	0-0 4-3 ③			0-0 P6		0-0 F9 ③				3	0	0	0	0	0	2
Lou Piniella, R (1, 7) OBP: 0.342, SLG: 0.396		0-0 CS 1B		0-0 F9 ②			0-0 6-3 ①			3	0	1	0	0	0	1
Thurman Munson, R (1, 2) OBP: 0.316, SLG: 0.388		0-3 K ①②		0-0 FC5-4 ③			0-0 F9 ②			3	0	0	0	0	1	2
Graig Nettles, L (1, 5) OBP: 0.323, SLG: 0.400		0-0 HR			0-0 F2 ①		0-0 F8 ③			3	1	1	1	0	0	0
Bill Sudakis, S (1, 3) OBP: 0.294, SLG: 0.343		0-3 K ③			0-3 K ②			0-0 5-3 ①		3	0	0	0	0	2	0
Sandy Alomar Sr., S (1, 4) OBP: 0.313, SLG: 0.329			0-0 P4 ①		0-0 F3 ③			0-0 F7 ②		3	0	0	0	0	0	0
Gene Michael, S (1, 6) OBP: 0.305, SLG: 0.301 Larry Murray, S (8, PR) Jim Mason, L (9, 6) OBP: 0.296, SLG: 0.346			0-0 F5 ②			0-0 SH1-3 1B		0-0 CS 1B		3	0	2	0	0	0	0
										0	0	0	0	0	0	0
										0	0	0	0	0	0	0

Inning Stats	R: 0	H: 0	E: 0	K: 1	S: 5	R: 1	H: 2	E: 0	K: 2	S: 8	R: 0	H: 0	E: 0	K: 0	S: 3	R: 0	H: 1	E: 0	K: 0	S: 4	R: 0	H: 0	E: 0	K: 1	S: 5	R: 0	H: 1	E: 0	K: 1	S: 6	R: 0	H: 0	E: 0	K: 0	S: 3	R: 0	H: 1	E: 0	K: 0	S: 3
	LOB: 0	BB: 0	P: 5	LOB: 0	BB: 0	P: 8	LOB: 0	BB: 0	P: 8	LOB: 0	BB: 0	P: 3	LOB: 0	BB: 0	P: 3	LOB: 1	BB: 0	P: 4	LOB: 1	BB: 0	P: 4	LOB: 0	BB: 0	P: 5	LOB: 1	BB: 0	P: 6	LOB: 0	BB: 0	P: 3	LOB: 0	BB: 0	P: 3	LOB: 1	BB: 0	P: 3	SF: 0	SAC: 1	DP: 0	HBP: 0

PITCHER	IP	WLS	BF	H	R	ER	SO	BB	IBB	HBP	BLK	WP	HR	S	P	ERA	WHIP	PITCHER	IP	WLS	BF	H	R	ER	SO	BB	IBB	HBP	BLK	WP	HR	S	P	ERA	WHIP							
Woody Fryman, L (1, 1) ERA: 4.26	8.0	L	27	5	1	1	5	0	0	0	0	0	1	37	37	1.12	0.625																									

BOTTOM

Detroit Tigers @ New York Yankees
Shea Stadium, Flushing, NY
Sat Sep 07 1974, 7:05 PM EDT
Att. 25,586 - Unknown

livebaseballscorecards.com

AB	26
R	1
H	5
RBI	1
BB	0
SO	5
LOB	6



WP: 0	PA: 28
PB: 0	SB: 0
CS: 2	

Batter	1	2	3	4	5	6	7	8	9	AB R H RBI BB SO LOB	TOP											
Ron LeFlore, R OBP: 0.289, SLG: 0.321 (1, 8)	4-0 E S SF9 BB		0-0 S 1B	0-0 4-3		0-0 FC5 BB 1-2 1B		0-0 P6		4 2 2 0 1 0 1												
Gary Sutherland, R OBP: 0.284, SLG: 0.316 (1, 4)	0-3 K 1-3		0-0 BB 1B HR 1B		0-0 6-3	4-0 BB FC5 1-2 1B BB		0-0 1B 2B		4 3 2 1 1 1 1												
Al Kaline, R OBP: 0.334, SLG: 0.386 (1, 10)	0-0 SF9 3-H		0-0 BB HR 1B		4-0 BB 1B BB	0-0 FC5 BB 1-2 1B		0-0 1B 1B		3 3 2 3 1 0 2												
Ben Oglvie, L OBP: 0.365, SLG: 0.377 (1, 7)	0-0 F8		4-0 HR 1B BB		4-0 1B BB	4-0 1B BB		0-0 P6		2 1 0 0 3 0 1												
Bill Freehan, R OBP: 0.348, SLG: 0.435 (1, 2)		0-0 1-3	0-0 HR		0-0 1-2 1B	0-0 1-2 1B		0-0 FC6-4 1B		5 1 4 7 0 0 0												
Reggie Sanders, R OBP: 0.212, SLG: 0.258 (1, 3)		0-0 6-3	0-0 5-3		0-0 P4	0-3 K		0-0 FC6-4		5 0 0 0 0 1 6												
Jim Nettles, L OBP: 0.291, SLG: 0.346 Leon Roberts, R OBP: 0.250, SLG: 0.182 (1, 9) (5, PH) (5, 9)		0-0 G3		0-0 F9 2B		0-0 P4		0-0 4-3		2 0 1 0 0 0 0 2 0 0 0 1 0 2	AB 37 R 11 H 12 RBI 11 BB 7 SO 6 LOB 17											
Aurelio Rodriguez, R OBP: 0.261, SLG: 0.312 (1, 5)			0-3 K	0-0 F9 2-3		0-0 F7		0-0 5-3		5 0 0 0 0 2 2												
Ed Brinkman, R OBP: 0.255, SLG: 0.332 (1, 6)			0-0 P6	0-3 K		0-0 BB 1B FC5 1B		0-3 K		5 1 1 0 0 2 2												
Inning Stats	R: 1 E: 0 K: 1 S: 5	H: 0 LOB: 0 BB: 1 P: 9	R: 0 E: 0 K: 0 S: 3	H: 0 LOB: 0 BB: 0 P: 3	R: 5 E: 0 K: 1 S: 9	H: 4 LOB: 0 BB: 1 P: 13	R: 0 E: 0 K: 1 S: 6	H: 1 LOB: 1 BB: 0 P: 6	R: 1 E: 0 K: 0 S: 4	H: 1 LOB: 2 BB: 2 P: 12	R: 3 E: 0 K: 1 S: 8	H: 3 LOB: 2 BB: 2 P: 16	R: 0 E: 0 K: 1 S: 5	H: 0 LOB: 0 BB: 0 P: 5	R: 1 E: 0 K: 0 S: 6	H: 3 LOB: 2 BB: 0 P: 6	R: 0 E: 0 K: 1 S: 4	H: 0 LOB: 0 BB: 1 P: 8	1B: 9 2B: 2 3B: 0 HR: 1	SF: 1 SAC: 0 DP: 1 HBP: 0	WP: 0 PB: 0 SB: 2 CS: 0	PA: 45
PITCHER	IP WLS BF H R ER SO BB IBB HBP BLK WP HR S P ERA WHIP																					
Dick Tidrow, R ERA: 4.19 (1, 1)	3.0 L 16 5 6 5 2 2 0 0 0 0 0 1 18 26 15.00 2.333																					
Tippy Martinez, L ERA: 5.06 (4, 1)	2.1 12 3 3 3 1 2 0 0 0 0 0 0 12 20 11.57 2.143																					
Sam McDowell, L ERA: 4.69 (6, 1)	3.2 17 4 2 2 3 3 0 0 0 0 0 0 20 32 4.91 1.909																					

Detroit Tigers @ New York Yankees
 Shea Stadium, Flushing, NY
 Sun Sep 08 1974, 3:33 AM EDT
 Att. 24,216 - Sunny - 71 F

livebaseballscorecards.com



Batter	1	2	3	4	5	6	7	8	9	AB R H RBI BB SO LOB
Roy White, S OBP: 0.376, SLG: 0.397 (1, 10)	0-0 WP SH1-3 1B		0-0 G3		4-0 WP BB		0-0 3B		0-3 K	4 1 2 1 1 1 0
Elliott Maddox, R OBP: 0.389, SLG: 0.380 (1, 8)	0-0 SH1-3		0-0 F7		0-0 F2		0-0 5-3		0-0 6-3	3 0 0 0 0 0 1 1 0 0 0 0 0 0
Bobby Murcer, L OBP: 0.336, SLG: 0.370 (1, 9)	4-0 FC5-4 BB		0-0 P5			0-0 G3-6-3 1B		0-0 3-1		2 0 1 0 1 0 0 1 0 0 0 0 0 1
Larry Murray, S (7, 9) (8, 8)	2-3									
Graig Nettles, L OBP: 0.323, SLG: 0.398 (1, 5)	0-0 P6			0-0 P5		0-0 G3-6-3 1-2f		4-0 G6-4-3 BB		3 0 0 0 1 0 3
Lou Piniella, R OBP: 0.340, SLG: 0.393 (1, 7)	0-0 FC5-4 1-2f			0-0 P4		0-0 E6 1B		0-0 G6-4-3 1-2f		3 0 0 0 0 0 2 1 0 0 0 0 0 1
Walt Williams, R OBP: 0.120, SLG: 0.104 (7, 7)										
Chris Chambliss, L OBP: 0.298, SLG: 0.342 (1, 3)		4-0 FC5-4 BB		0-0 HR		0-0 1-2 1B		0-0 BB 1B		3 1 3 1 1 0 0
Thurman Munson, R OBP: 0.315, SLG: 0.387 (1, 2)		0-0 FC5-4 1-2f		0-0 6-3		0-0 L1		4-0 BB 1-2 BB		2 0 0 0 0 0 1 1 0 0 0 1 0 2
Rick Dempsey, R OBP: 0.291, SLG: 0.333 (6, PH) (7, 2)										
Jim Mason, L OBP: 0.295, SLG: 0.347 (1, 6)		0-0 P6			0-0 P4		0-0 4-3 3B 2B		0-0 4-3	4 1 1 0 0 0 3
Sandy Alomar Sr., S OBP: 0.311, SLG: 0.327 (1, 4)		0-0 F9			0-0 F8		0-0 4-3 2-3		0-0 P4	2 0 0 0 0 0 1 2 0 0 0 0 0 1
Fred Stanley, R OBP: 0.257, SLG: 0.188 (7, 4)										

Inning Stats	R: 0 E: 0 K: 0 S: 4	H: 1 LOB: 2 BB: 1 P: 8	R: 0 E: 0 K: 0 S: 3	H: 0 LOB: 1 BB: 1 P: 7	R: 0 E: 0 K: 0 S: 3	H: 0 LOB: 0 BB: 0 P: 3	R: 1 E: 0 K: 0 S: 4	H: 1 LOB: 0 BB: 0 P: 4	R: 1 E: 0 K: 0 S: 3	H: 0 LOB: 0 BB: 1 P: 7	R: 0 E: 1 K: 0 S: 5	H: 2 LOB: 2 BB: 0 P: 5	R: 1 E: 0 K: 0 S: 5	H: 2 LOB: 1 BB: 0 P: 5	R: 0 E: 0 K: 0 S: 3	H: 1 LOB: 2 BB: 2 P: 11	R: 0 E: 0 K: 1 S: 5	H: 0 LOB: 0 BB: 0 P: 5	1B: 4 2B: 1 3B: 1 HR: 1	SF: 0 SAC: 1 DP: 2 HBP: 0	WP: 2 PB: 0 SB: 0 CS: 0	PA: 38											
PITCHER Joe Coleman, R ERA: 4.16 (1, 1)	IP 9.0	WLS W	BF 38	H 7	R 3	ER 2	SO 1	BB 5	IBB 0	HBP 0	BLK 0	WP 2	HR 1	S 35	P 55	ERA 2.00	WHIP 1.333																
											PITCHER	IP 9.0	WLS W	BF 38	H 7	R 3	ER 2	SO 1	BB 5	IBB 0	HBP 0	BLK 0	WP 2	HR 1	S 35	P 55	ERA 2.00	WHIP 1.333					


BOTTOM

Detroit Tigers @ New York Yankees
Shea Stadium, Flushing, NY
 Sun Sep 08 1974, 3:33 AM EDT
 Att. 24,216 - Sunny - 71 F

livebaseballscorecards.com

AB	32
R	3
H	7
RBI	2
BB	5
SO	1
LOB	16



Batter	1	2	3	4	5	6	7	8	9	AB R H RBI BB SO LOB	TOP														
Ron LeFlore, R OBP: 0.288, SLG: 0.319 (1, 8) X	0-0 6-3		0-0 CS 1B			0-0 6-3			0-3 K	4 0 1 0 0 1 0	<p>Detroit Tigers @ Cleveland Indians Cleveland Municipal Stadium, Cleveland, OH</p> <p>Mon Sep 09 1974, 7:05 PM EDT Att. 4,152 - Unknown</p> <p>livebaseballscorecards.com</p> <table border="1"> <tr><td>AB</td><td>29</td></tr> <tr><td>R</td><td>1</td></tr> <tr><td>H</td><td>3</td></tr> <tr><td>RBI</td><td>1</td></tr> <tr><td>BB</td><td>2</td></tr> <tr><td>SO</td><td>3</td></tr> <tr><td>LOB</td><td>7</td></tr> </table> 	AB	29	R	1	H	3	RBI	1	BB	2	SO	3	LOB	7
AB	29																								
R	1																								
H	3																								
RBI	1																								
BB	2																								
SO	3																								
LOB	7																								
Gary Sutherland, R OBP: 0.287, SLG: 0.317 (1, 4) B B B B	4-0 BB		0-0 CS 1-2	0-0 FC5-4 1B		0-0 5-3			4-0 BB	2 0 1 0 2 0 0															
Al Kaline, R OBP: 0.331, SLG: 0.383 (1, 10) X	0-0 F7			0-0 FC5-4 3-1 1-2f			0-3 K		0-0 L7	4 0 0 0 0 1 3															
Ben Oglivie, L OBP: 0.359, SLG: 0.369 (1, 7) X	0-0 G3			0-0 3-1 1-2			0-0 G3		0-0 F7	4 0 0 0 0 0 3															
Bill Freehan, R OBP: 0.346, SLG: 0.432 (1, 2) X		0-0 6-3		0-0 6-3			0-3 K			3 0 0 0 0 1 1															
Reggie Sanders, R OBP: 0.194, SLG: 0.235 (1, 3) X		0-0 4-3			0-0 F8				0-0 P4	3 0 0 0 0 0 0															
Jim Nettles, L OBP: 0.283, SLG: 0.336 (1, 9) X		0-0 4-3			0-0 F8				0-0 F9	3 0 0 0 0 0 0															
Aurelio Rodriguez, R OBP: 0.259, SLG: 0.310 (1, 5) X			0-0 F8		0-0 4-3				0-0 F9	3 0 0 0 0 0 0															
Ed Brinkman, R OBP: 0.255, SLG: 0.338 (1, 6) X			0-0 F7			0-0 4-3			0-0 HR	3 1 1 1 0 0 0															
Inning Stats	R: 0 E: 0 K: 0 S: 3	H: 0 LOB: 1 BB: 1 P: 7	R: 0 E: 0 K: 0 S: 3	H: 0 LOB: 0 BB: 0 P: 3	R: 0 E: 0 K: 0 S: 4	H: 1 LOB: 1 BB: 0 P: 4	R: 0 E: 0 K: 0 S: 3	H: 0 LOB: 0 BB: 0 P: 3	R: 0 E: 0 K: 2 S: 7	H: 0 LOB: 0 BB: 0 P: 7	R: 0 E: 0 K: 0 S: 3	H: 0 LOB: 0 BB: 0 P: 3	R: 0 E: 0 K: 0 S: 6	H: 0 LOB: 0 BB: 0 P: 10	R: 1 E: 0 K: 1 S: 6	H: 1 LOB: 1 BB: 1 P: 10	1B: 2 2B: 0 3B: 0 HR: 1	SF: 0 SAC: 0 DP: 0 HBP: 0	WP: 0 PB: 0 SB: 0 CS: 1	PA: 32					
PITCHER Dick Bosman, R ERA: 4.01 (1, 1)	IP: 9.0 WLS: W BF: 31 H: 3 R: 1 ER: 1 SO: 3 BB: 2 IBB: 0 HBP: 0 BLK: 0 WP: 0 HR: 1 S: 35 P: 43 ERA: 1.00 WHIP: 0.556																								

Batter	1	2	3	4	5	6	7	8	9	AB	R	H	RBI	BB	SO	LOB
John Lowenstein, L (1, 7) OBP: 0.318, SLG: 0.328	0-0 HR 1B	0-0 4-3		0-0 F7		0-0 F7				4	1	1	0	0	0	1
Oscar Gamble, L (1, 10) OBP: 0.363, SLG: 0.473	0-0 HR 1-H		0-0 PB 1B	4-0 FC3-6 BB		1-0 CS HBP				2	2	2	2	1	0	0
George Hendrick, R (1, 8) OBP: 0.335, SLG: 0.472 Rusty Torres, S (7, 8) OBP: 0.241, SLG: 0.242	0-0 6-3 F3 1B		0-3 K	0-0 FC3-6		0-0 CS	0-3 K			3	1	1	0	0	1	2
Charlie Spikes, R (1, 9) OBP: 0.326, SLG: 0.445 Tommy Smith, L (8, 9) OBP: 0.185, SLG: 0.160	0-0 6-3 1-3		0-0 5-3	0-0 5-3			0-0 6-3			4	0	0	0	0	0	3
John Ellis, R (1, 2) OBP: 0.330, SLG: 0.425	0-0 F3 3-H		0-0 2B 1B		0-0 E8		0-0 6-3			4	1	1	2	0	0	0
Tom McCraw, L (1, 3) OBP: 0.344, SLG: 0.447	0-0 3-1		0-0 2B 2B		0-0 4-3					4	1	2	1	0	0	0
Jack Brohamer, L (1, 4) OBP: 0.334, SLG: 0.334 Duane Kuiper, L (8, 4)		0-0 P6	0-0 1B 2B		4-0 BB		0-0 G3-6-3 1B			2	1	1	1	1	0	0
Buddy Bell, R (1, 5) OBP: 0.312, SLG: 0.351		0-0 1B	0-0 2B 1B		0-0 6-3		0-0 P3			4	0	2	1	0	0	1
Frank Duffy, R (1, 6) OBP: 0.274, SLG: 0.314 Ed Crosby, L (8, 6) OBP: 0.282, SLG: 0.246		0-0 P5	0-0 F8			0-0 P3				3	0	0	0	0	0	2

Inning Stats	R: 3	H: 3	E: 0	K: 0	S: 6	LOB: 0	BB: 0	P: 6	R: 0	H: 1	E: 0	K: 0	S: 4	LOB: 1	BB: 0	P: 4	R: 4	H: 5	E: 0	K: 1	S: 10	LOB: 1	BB: 0	P: 10	R: 0	H: 0	E: 1	K: 0	S: 3	LOB: 1	BB: 1	P: 7	R: 0	H: 0	E: 0	K: 0	S: 2	LOB: 0	BB: 0	P: 3	R: 0	H: 0	E: 0	K: 1	S: 5	LOB: 0	BB: 0	P: 5	R: 0	H: 1	E: 0	K: 0	S: 3	LOB: 0	BB: 0	P: 3
--------------	------	------	------	------	------	--------	-------	------	------	------	------	------	------	--------	-------	------	------	------	------	------	-------	--------	-------	-------	------	------	------	------	------	--------	-------	------	------	------	------	------	------	--------	-------	------	------	------	------	------	------	--------	-------	------	------	------	------	------	------	--------	-------	------

PITCHER	IP	WLS	BF	H	R	ER	SO	BB	IBB	HBP	BLK	WP	HR	S	P	ERA	WHIP
Lerrin LaGrow, R (1, 1) ERA: 4.48	2.2	L	16	8	7	7	1	0	0	0	0	0	1	18	18	23.62	3.000
Vern Ruhle, R (3, 1) ERA:	5.1		19	2	0	0	1	2	0	1	0	0	0	18	27	0.00	0.750

BOTTOM

Detroit Tigers @ Cleveland Indians
 Cleveland Municipal Stadium, Cleveland, OH
 Mon Sep 09 1974, 7:05 PM EDT
 Att. 4,152 - Unknown


livebaseballscorecards.com

AB	32
R	7
H	10
RBI	7
BB	2
SO	2
LOB	10



WP: 0	PA: 36
PB: 1	
SB: 2	
CS: 1	

PITCHER	IP	WLS	BF	H	R	ER	SO	BB	IBB	HBP	BLK	WP	HR	S	P	ERA	WHIP
---------	----	-----	----	---	---	----	----	----	-----	-----	-----	----	----	---	---	-----	------

Batter	1	2	3	4	5	6	7	8	9	AB R H RBI BB SO LOB	TOP														
Ron LeFlore, R (1, 8) OBP: 0.280, SLG: 0.310	0-3 K		0-0 F9		0-0 6-3		0-0 1-3		0-3 K	5 0 0 0 0 2 0	<p>Detroit Tigers @ Cleveland Indians Cleveland Municipal Stadium, Cleveland, OH</p> <p>Tue Sep 10 1974, 7:05 PM EDT Att: 3,570 - Unknown - 79 F</p> <p>livebaseballscorecards.com</p> <table border="1"> <tr><td>AB</td><td>38</td></tr> <tr><td>R</td><td>6</td></tr> <tr><td>H</td><td>11</td></tr> <tr><td>RBI</td><td>5</td></tr> <tr><td>BB</td><td>1</td></tr> <tr><td>SO</td><td>6</td></tr> <tr><td>LOB</td><td>13</td></tr> </table> 	AB	38	R	6	H	11	RBI	5	BB	1	SO	6	LOB	13
AB	38																								
R	6																								
H	11																								
RBI	5																								
BB	1																								
SO	6																								
LOB	13																								
Gary Sutherland, R (1, 4) OBP: 0.288, SLG: 0.319	0-0 FC6-4 1B		0-0 F9			0-0 E7 1B BLK	0-0 2B		0-0 F8	5 1 2 0 0 0 0															
Al Kaline, R (1, 10) OBP: 0.328, SLG: 0.379	0-0 L9		0-0 L8			0-0 L6-3	0-0 L4-3		0-0 L1-3	5 0 0 0 0 0 3															
Bill Freehan, R (1, 2) OBP: 0.346, SLG: 0.431	0-0 FC6-4			0-0 F2		0-0 BLK HR 1B		4-0 1B BB		3 1 1 0 0 0 1															
Jerry Moses, R (6, 2) OBP: 0.282, SLG: 0.359										0 0 0 0 0 0 0															
Jim Nettles, L (8, PH) OBP: 0.289, SLG: 0.336										0 1 0 0 1 0 0															
Gene Lamont, L (8, 2) OBP: 0.292, SLG: 0.354										0 0 0 0 0 0 0															
Reggie Sanders, R (1, 3) OBP: 0.225, SLG: 0.342		0-0 2-6 1B		0-0 1-3		0-0 1-H 3-H HR		0-0 F3		4 1 2 2 0 0 1															
Leon Roberts, R (1, 9) OBP: 0.375, SLG: 0.533		0-0 1-2 HR 1B		0-0 3B		0-0 6-3 2B		0-0 F8		4 1 3 0 0 0 1															
Aurelio Rodriguez, R (1, 5) OBP: 0.258, SLG: 0.308		0-0 2-6		0-0 F8		0-0 6-3		0-0 1B		3 0 0 0 0 0 4															
Ron Cash, R (6, 5) OBP: 0.246, SLG: 0.286		2-3f				2-3		1-2 1B		1 0 1 0 0 0 0															
Marvin Lane, R (1, 7) OBP: 0.360, SLG: 0.358		0-0			0-3 K	0-3 K		0-0 1B		3 1 1 2 0 2 1															
Ben Oglivie, L (8, PH) OBP: 0.361, SLG: 0.373		1-H HR						1-3 2-H 1B		1 0 1 1 0 0 0															
Ed Brinkman, R (1, 6) OBP: 0.254, SLG: 0.337		0-0 1-3			0-0 F9		0-3 K2-3	0-3 K		2 0 0 0 0 0 0															
Tom Verzyer, R (5, 6) OBP: 0.306, SLG: 0.303										2 0 0 0 0 2 2															
Inning Stats	R: 0 E: 0 K: 1 S: 6	H: 1 LOB: 1 BB: 0 P: 6	R: 2 E: 0 K: 0 S: 5	H: 3 LOB: 0 BB: 0 P: 5	R: 0 E: 0 K: 0 S: 3	H: 0 LOB: 0 BB: 0 P: 3	R: 0 E: 0 K: 0 S: 4	H: 1 LOB: 1 BB: 0 P: 4	R: 0 E: 0 K: 1 S: 5	H: 0 LOB: 0 BB: 0 P: 5	R: 3 E: 1 K: 1 S: 9	H: 3 LOB: 1 BB: 0 P: 9	R: 0 E: 0 K: 1 S: 6	H: 1 LOB: 1 BB: 0 P: 6	R: 1 E: 0 K: 1 S: 7	H: 2 LOB: 2 BB: 1 P: 11	R: 0 E: 0 K: 1 S: 5	H: 0 LOB: 0 BB: 0 P: 5	1B: 6 2B: 3 3B: 1 HR: 2	SF: 0 SAC: 0 DP: 1 HBP: 0	WP: 0 PB: 0 SB: 0 CS: 0	PA: 39			
PITCHER	IP WLS BF H R ER SO BB IBB HBP BLK WP HR S P ERA WHIP																								
Fritz Peterson, L (1, 1) ERA: 4.08	5.1 W 23 7 5 4 2 0 0 0 1 0 2 27 27 6.75 1.312																								
Bill Gogolewski, R (6, 1) ERA: 3.86	2.1 12 4 1 1 2 1 0 0 0 0 0 15 19 3.86 2.143																								
Milt Wilcox, R (8, 1) ERA: 4.23	1.1 4 0 0 0 2 0 0 0 0 0 0 8 8 0.00 0.000																								


Batter	1	2	3	4	5	6	7	8	9	AB	R	H	RBI	BB	SO	LOB
Johnny Jeter, R OBP: 0.300, SLG: 0.222 (1, 7)	0-0 CS 1B	0-0 1-3 2-H 1B		4-0 S 1B BB	0-0 G4-3 1-2f		0-3 K			4	2	2	1	1	1	2
Oscar Gamble, L OBP: 0.367, SLG: 0.485 (1, 10)	0-0 1-2 HR	0-0 G6-4-3 2-H 3-H 1B		4-0 1B E IBB		0-0 E9 SF7 2B		0-0 F9		4	3	3	3	1	0	0
George Hendrick, R OBP: 0.336, SLG: 0.475 (1, 8)	0-0 L6	0-0 G6-4-3 1-2f		0-0 E 1-3 2-H 1B		0-0 SF7		0-0 2B		4	1	2	2	0	0	1
Charlie Spikes, R OBP: 0.327, SLG: 0.447 (1, 9)	0-0 F7		0-0 F2	0-0 E8 1-3 3-H 1B		0-0 E7 1B 2B		4-0 2B SF BB		4	0	2	1	0	0	0
Rusty Torres, S OBP: 0.246, SLG: 0.242 (6, PR) (7, 9)										0	2	0	0	1	0	0
John Ellis, R OBP: 0.335, SLG: 0.431 (1, 2)		0-0 F3	0-0	4-0 1B IBB		0-0 WP 1B		0-0 1B 2B		4	0	3	2	1	0	0
Alan Ashby, S OBP: 0.286, SLG: 0.167 (9, 2)										0	0	0	0	0	0	0
Buddy Bell, R OBP: 0.314, SLG: 0.353 (1, 5)		0-0 1B 1B	0-3 K	0-0 F4		0-0 F9 1-2		0-0 SF		1	1	1	0	0	0	0
Ed Crosby, L OBP: 0.267, SLG: 0.235 (3, 5)										3	0	0	1	0	1	6
Joe Lis, R OBP: 0.298, SLG: 0.357 (1, 3)		0-0 1B 1-2 1B 1B	0-0 F8		0-3 K	0-3 K		0-0 2-3 1B		5	1	2	0	0	2	3
Frank Duffy, R OBP: 0.275, SLG: 0.314 (1, 6)		0-0 1B 1-2 2-H 1B 1B		0-0 F8 1B BB	4-0 1B BB		0-0 5-3	0-0 1-3		4	1	1	1	1	0	2
Remy Hermoso, R OBP: 0.245, SLG: 0.253 (1, 4)		0-0 1B 1B 1B		0-0 5-3		0-0 1B G4-3		0-0 4-3		2	1	1	1	0	0	0
Jack Brohamer, L OBP: 0.335, SLG: 0.336 (5, PH) (6, 4)										2	0	1	0	0	0	0

Inning Stats	R: 1	H: 2	E: 0	K: 0	S: 4	H: 2	LOB: 0	BB: 0	P: 4	R: 5	H: 6	E: 0	K: 0	S: 8	R: 0	H: 1	E: 0	K: 1	S: 6	R: 2	H: 2	E: 1	K: 0	S: 5	R: 0	H: 1	E: 0	K: 1	S: 5	R: 2	H: 3	E: 2	K: 1	S: 8	R: 0	H: 0	E: 0	K: 1	S: 5	R: 2	H: 3	E: 0	K: 0	S: 6	R: 2	H: 3	E: 0	K: 0	S: 6
--------------	------	------	------	------	------	------	--------	-------	------	------	------	------	------	------	------	------	------	------	------	------	------	------	------	------	------	------	------	------	------	------	------	------	------	------	------	------	------	------	------	------	------	------	------	------	------	------	------	------	------

PITCHER	IP	WLS	BF	H	R	ER	SO	BB	IBB	HBP	BLK	WP	HR	S	P	ERA	WHIP
Mickey Lolich, L ERA: 3.82 (1, 1)	1.1	L	11	8	6	6	0	0	0	0	0	0	1	11	11	40.50	6.000
Dave Lemanczyk, R ERA: 3.65 (2, 1)	2.2		13	3	2	2	1	1	2	0	0	0	0	12	24	6.75	1.500
Bill Slayback, R ERA: 5.05 (5, 1)	2.0		10	4	2	2	2	1	0	0	0	1	0	13	17	9.00	2.500
Jim Ray, R ERA: 5.01 (7, 1)	2.0		10	3	2	2	1	1	0	0	0	0	0	11	15	9.00	2.000

DETROIT TIGERS @ CLEVELAND INDIANS
CLEVELAND MUNICIPAL STADIUM, CLEVELAND, OH
 Tue Sep 10 1974, 7:05 PM EDT
 Att. 3,570 - Unknown - 79 F

AB	37
R	12
H	18
RBI	12
BB	5
SO	4
LOB	14



1B	2B	3B	HR	SF	SAC	DP	HBP	WP	HR	S	P	ERA	WHIP
13	4	0	1	2	0	2	0	1	0	0	0	9.00	2.000

Batter	1	2	3	4	5	6	7	8	9	AB R H RBI BB SO LOB	TOP	
Don Money, R (1, 5) OBP: 0.348, SLG: 0.410	0-0 6-3		0-0 2-H 1B		0-0 F8			4-0 BB 1B BB		3 1 1 1 1 0 0		
Ken Berry, R (1, 8) OBP: 0.304, SLG: 0.297	0-0 1B		0-3 1-2 K			0-0 5-3		4-0 1B 1-2 BB		3 0 1 0 1 1 1		
George Scott, R (1, 3) OBP: 0.355, SLG: 0.439	0-3 1-2 K		4-0 IBB			0-3 2 K		0-0 1-3 2-H CS 1B		3 0 1 1 1 2 1		
John Briggs, L (1, 7) OBP: 0.336, SLG: 0.437	0-0 F4		0-0 F7			0-0 F2		0-3 1-2 K		4 0 0 0 0 1 4		
Bobby Mitchell, R (1, 10) OBP: 0.307, SLG: 0.365		0-0 5-3		0-0 F9			0-0 F8		0-3 K	3 0 0 0 0 0 0		
Bob Hansen, L (9, PH) OBP: 0.305, SLG: 0.367										1 0 0 0 0 1 0		
Sixto Lezcano, R (1, 9) OBP: 0.333, SLG: 0.333		0-3 K		0-0 6-3			0-0 L6		0-0 F8	4 0 0 0 0 1 0		
Charlie Moore, R (1, 2) OBP: 0.332, SLG: 0.361		0-0 4-3		0-0 6-3			4-0 WP S 3B BB		0-3 K	3 1 0 0 1 1 0		
Tim Johnson, L (1, 6) OBP: 0.295, SLG: 0.351			0-0 WP 1B 5-3 1B		0-0 G3		0-0 1-H 3B			3 1 2 1 0 0 0		
Jack Lind, S (1, 4)			0-0 1-2 5-3		0-0 F6		0-0 5-3			3 0 0 0 0 0 2		
Inning Stats	R: 0 E: 0 K: 1 S: 6 H: 1 LOB: 1 BB: 0 P: 6	R: 0 E: 0 K: 1 S: 5 H: 0 LOB: 0 BB: 0 P: 5	R: 1 E: 0 K: 1 S: 7 H: 2 LOB: 2 BB: 1 P: 11	R: 0 E: 0 K: 0 S: 3 H: 0 LOB: 0 BB: 0 P: 3	R: 0 E: 0 K: 0 S: 3 H: 0 LOB: 0 BB: 0 P: 3	R: 0 E: 0 K: 1 S: 5 H: 0 LOB: 0 BB: 0 P: 5	R: 1 E: 0 K: 0 S: 4 H: 1 LOB: 1 BB: 1 P: 8	R: 1 E: 0 K: 1 S: 4 H: 1 LOB: 1 BB: 2 P: 12	R: 0 E: 0 K: 2 S: 7 H: 0 LOB: 0 BB: 0 P: 7	1B: 4 2B: 1 3B: 1 HR: 0 SF: 0 SAC: 0 DP: 1 HBP: 0	WP: 2 PB: 0 SB: 3 CS: 1 PA: 34	
PITCHER	IP WLS BF H R ER SO BB IBB HBP BLK WP HR S P ERA WHIP											
Luke Walker, L (1, 1) ERA: 4.34	7.0 L 29 4 3 3 4 3 1 0 0 2 0 33 49 3.86 1.000											
Jim Ray, R (8, 1) ERA: 4.81	2.0 5 1 0 0 3 0 0 0 0 0 0 11 11 0.00 0.500											

Milwaukee Brewers @ Detroit Tigers
Tiger Stadium, Detroit, MI
Wed Sep 11 1974, 7:05 PM EDT
Att. 5,896 - Unknown

livebaseballscorecards.com

AB	30
R	3
H	5
RBI	3
BB	4
SO	7
LOB	8



BOTTOM

Milwaukee Brewers @ Detroit Tigers
Tiger Stadium, Detroit, MI
Wed Sep 11 1974, 7:05 PM EDT
Att. 5,896 - Unknown

livebaseballscorecards.com

AB 29
R 0
H 5
RBI 0
BB 1
SO 4
LOB 9



WP: 1 PA: 31
PB: 0
SB: 1
CS: 0

AB R H RBI BB SO LOB

4	0	1	0	0	1	1
4	0	0	0	0	0	1
3	0	2	0	1	0	0
4	0	1	0	0	1	2
2	0	0	0	0	0	1
3	0	0	0	0	1	2
3	0	1	0	0	0	0
3	0	0	0	0	0	1
2	0	0	0	0	1	0
1	0	0	0	0	0	1
0	0	0	0	0	0	0

Batter	1	2	3	4	5	6	7	8	9
Ron LeFlore, R OBP: 0.280, SLG: 0.308 (1, 8)	0-0 L4-6 S 1B		0-3 K			0-0 4-3		0-0 3-1	
Gary Sutherland, R OBP: 0.286, SLG: 0.317 (1, 4)	0-0 L4-6 1-3			0-0 F7		0-0 F7		0-0 F8	
Al Kaline, R OBP: 0.332, SLG: 0.383 (1, 10)	0-0 1B			0-0 4-3 2B		4-0 SH1-3 1B L9-2 BB		0-0 L7	
Ben Oglivie, L OBP: 0.360, SLG: 0.370 (1, 7)	0-0 F7			0-0 4-3 2-3		0-0 SH1-3 1-2 1B		0-3 K	
Bill Freehan, R OBP: 0.344, SLG: 0.429 (1, 2)		0-0 F8		0-0 F8		0-0 SH1-3 1-2 2-3		0-0 SH1-3	
Reggie Sanders, R OBP: 0.209, SLG: 0.317 (1, 3)		0-3 K			0-0 F4		0-0 L9-2 3-H		
Leon Roberts, R OBP: 0.368, SLG: 0.500 (1, 9)		0-0 6-3			0-0 6-3			0-0 G3 WP 1B	
Aurelio Rodriguez, R OBP: 0.256, SLG: 0.306 (1, 5)			0-0 F9		0-0 F9			0-0 F3 1-2	
Ed Brinkman, R OBP: 0.253, SLG: 0.336 (1, 6)			0-0 L5			0-3 K		0-0 G3 2-3	
Gates Brown, L OBP: 0.323, SLG: 0.414 (8, PH)									
Tom Verzyer, R OBP: 0.306, SLG: 0.303 (9, 6)									

Inning Stats	R: 0	H: 2	E: 0	LOB: 1	K: 0	BB: 0	S: 4	R: 0	H: 0	E: 0	LOB: 0	K: 1	BB: 0	S: 5	R: 0	H: 0	E: 0	LOB: 0	K: 1	BB: 0	S: 5	R: 0	H: 1	E: 0	LOB: 1	K: 0	BB: 0	S: 4	R: 0	H: 0	E: 0	LOB: 0	K: 0	BB: 0	S: 3	R: 0	H: 0	E: 0	LOB: 0	K: 1	BB: 0	S: 5	R: 0	H: 1	E: 0	LOB: 1	K: 0	BB: 1	S: 3	R: 0	H: 1	E: 0	LOB: 1	K: 0	BB: 0	S: 4	R: 0	H: 0	E: 0	LOB: 0	K: 1	BB: 0	S: 5	R: 0	H: 0	E: 0	LOB: 0	K: 1	BB: 0	S: 5	R: 0	H: 1	E: 0	LOB: 1	K: 0	BB: 1	S: 7	R: 0	H: 1	E: 0	LOB: 1	K: 0	BB: 0	S: 4	R: 0	H: 0	E: 0	LOB: 0	K: 1	BB: 0	S: 5
--------------	------	------	------	--------	------	-------	------	------	------	------	--------	------	-------	------	------	------	------	--------	------	-------	------	------	------	------	--------	------	-------	------	------	------	------	--------	------	-------	------	------	------	------	--------	------	-------	------	------	------	------	--------	------	-------	------	------	------	------	--------	------	-------	------	------	------	------	--------	------	-------	------	------	------	------	--------	------	-------	------	------	------	------	--------	------	-------	------	------	------	------	--------	------	-------	------	------	------	------	--------	------	-------	------

PITCHER	IP	WLS	BF	H	R	ER	SO	BB	IBB	HBP	BLK	WP	HR	S	P	ERA	WHIP
Jim Slaton, R ERA: 3.75 (1, 1)	9.0	W	31	5	0	0	4	1	0	0	0	1	0	38	42	0.00	0.667

PITCHER	IP	WLS	BF	H	R	ER	SO	BB	IBB	HBP	BLK	WP	HR	S	P	ERA	WHIP
---------	----	-----	----	---	---	----	----	----	-----	-----	-----	----	----	---	---	-----	------

Batter	1	2	3	4	5	6	7	8	9	10	AB R H RBI BB SO LOB	TOP															
Don Money, R (1, 5) OBP: 0.348, SLG: 0.409	0-0 F8		4-0 2B BB		0-0 G4-3 1B 1-3 3B 1B	0-0 F7			0-0 F8		4 2 1 0 1 0 1	Milwaukee Brewers @ Detroit Tigers Tiger Stadium, Detroit, MI Thu Sep 12 1974, 7:05 PM EDT Att: 5,806 - Unknown															
Ken Berry, R (1, 8) OBP: 0.306, SLG: 0.304	0-0 F2		0-0 1-H 2-H 2B		0-0 G4-3 1B 1-2 3-H		0-0 6-3		0-3 K		5 0 2 3 0 1 0																
George Scott, R (1, 3) OBP: 0.352, SLG: 0.435	0-0 6-3		0-3 K		0-0 G4-3 1-2f 2-3		0-3 K		0-0 L7		5 0 0 0 0 2 3																
John Briggs, L (1, 7) OBP: 0.358, SLG: 0.443		0-3 K		0-0 G3 E 1B	0-0 HR 3B		0-0 E 1B		0-0 F6		5 2 3 1 0 1 0																
Darrell Porter, L (1, 2) OBP: 0.334, SLG: 0.395		0-0 G3		0-0 G3 1-2	0-0 HR		0-0 E2 1-3		0-0 1-3		5 1 1 2 0 0 2																
Sixto Lezcano, R (1, 9) OBP: 0.357, SLG: 0.308		0-0 F8		0-0 E9 L5-4 1B 2-H	0-0 F9		0-0 F9		4-0 1B BB		4 0 1 1 1 0 2																
Mike Hegan, L (1, 10) OBP: 0.326, SLG: 0.384 Bobby Mitchell, R (8, PH) OBP: 0.309, SLG: 0.366			0-0 G3	4-0 BB		0-0 F9		0-0 6-3		0-0 1-2 1B	2 0 0 0 1 0 0 2 0 1 0 0 0 0																
Tim Johnson, L (1, 6) OBP: 0.293, SLG: 0.352			0-0 2B 2B	0-0 L5-4 2-3		0-0 4-3		0-0 1-3		0-3 K	5 1 1 0 0 1 4																
Jack Lind, S (1, 4) OBP: 0.286, SLG: 0.167			0-0 F8		4-0 1B 1B BB		0-0 1B		0-0 F5		3 1 1 0 1 0 1																
Inning Stats	R: 0 E: 0 K: 0 S: 3	H: 0 LOB: 0 BB: 0 P: 3	R: 0 E: 0 K: 1 S: 5	H: 0 LOB: 0 BB: 0 P: 5	R: 2 E: 0 K: 1 S: 7	H: 2 LOB: 1 BB: 1 P: 11	R: 1 E: 1 K: 0 S: 4	H: 2 LOB: 1 BB: 1 P: 8	R: 4 E: 0 K: 0 S: 6	H: 4 LOB: 0 BB: 1 P: 10	R: 0 E: 0 K: 0 S: 4		H: 1 LOB: 1 BB: 0 P: 4	R: 0 E: 1 K: 1 S: 7	H: 1 LOB: 2 BB: 0 P: 7	R: 0 E: 0 K: 0 S: 3	H: 0 LOB: 0 BB: 0 P: 3	R: 0 E: 0 K: 1 S: 5	H: 0 LOB: 0 BB: 0 P: 5	R: 0 E: 0 K: 1 S: 6	H: 1 LOB: 2 BB: 1 P: 10	1B: 7 2B: 3 3B: 1 HR: 1	SF: 0 SAC: 0 DP: 2 HBP: 0	WP: 0 PB: 0 SB: 0 CS: 0	PA: 44		
PITCHER	IP WLS BF H R ER SO BB IBB HBP BLK WP HR S P ERA WHIP																										
Joe Coleman, R (1, 1) ERA: 4.29	4.2		22	7	6	6	2	3	0	0	0	0	0	0	11.57	2.143											
Dave Lemanczyk, R (5, 1) ERA: 3.66	2.1		11	3	1	1	1	0	0	0	0	0	0	1	3.86	1.286											
John Hiller, L (8, 1) ERA: 2.16	3.0	W	11	1	0	0	2	1	0	0	0	0	0	0	0.00	0.667											

livebaseballscores.com



Batter	1	2	3	4	5	6	7	8	9	10	AB	R	H	RBI	BB	SO	LOB	BOTTOM
Ron LeFlore, R OBP: 0.277, SLG: 0.305 (1, 8)	0-0 6-3			0-0 1-3	0-0 FC4-6		0-0 F9		0-0 L1-3 SH2-3 1B		5	0	1	0	0	0	1	
Gary Sutherland, R OBP: 0.286, SLG: 0.316 (1, 4)	0-0 G1			0-0 F9	0-0 5-3		0-0 1B 2B 1B		0-0 SH2-3 1-2		4	1	1	0	0	0	1	
Al Kaline, R OBP: 0.332, SLG: 0.382 (1, 10)	0-0 L7			1-0 1B HR HBP		0-0 L4-3	0-0 1-2 2B 1B		0-0 L1-3 2-3		4	2	1	0	0	0	1	
Ben Oglivie, L OBP: 0.368, SLG: 0.379 (1, 7)		0-0 6-3		0-0 1-3 HR 1B		4-0 1B 2B BB	0-0 1-H 2-H 2B		4-0 IBB IBB		3	2	2	2	2	0	0	
Bill Freehan, R OBP: 0.343, SLG: 0.434 (1, 2)		0-0 6-3		0-0 HR		0-0 F7	0-0 F8		4-0 IBB		4	1	1	3	0	0	2	
Gates Brown, L OBP: 0.330, SLG: 0.414 (9, PH)											0	0	0	0	1	0	0	
John Knox, L OBP: 0.338, SLG: 0.319 (9, PR)											0	0	0	0	0	0	0	
Gene Lamont, L OBP: 0.292, SLG: 0.354 (10, 2)				1-H 3-H HR					1-2 IBB		0	0	0	0	0	0	0	
Reggie Sanders, R OBP: 0.250, SLG: 0.391 (1, 3)		0-0 5-3		0-0 2B		0-0 1-2 2B 1B		0-0 FC1-3 2B	0-0 F3		5	1	3	0	0	0	3	
Leon Roberts, R OBP: 0.375, SLG: 0.522 (1, 9)			0-0 5-3	0-0 F4		0-0 1-H 2-H 2B		0-0 FC1-3 CS		0-0 SH1-4 HR 1B	5	1	2	2	0	0	2	AB 38 R 9 H 13 RBI 9 BB 3 SO 0 LOB 12
Aurelio Rodriguez, R OBP: 0.256, SLG: 0.306 (1, 5)			0-0 F8		0-0 F9	0-0 6-3		0-0 1-2 FC5-4 1B	0-0 SH1-4 1-2		4	0	1	0	0	0	1	
Ed Brinkman, R OBP: 0.254, SLG: 0.335 (1, 6)			0-0 F8		1-0 FC4-6 HBP		0-0 6-3		0-0 HR		1	0	0	0	0	0	0	
Tom Verzyer, R OBP: 0.308, SLG: 0.389 (5, PR) (6, 6)								0-0 1-2 FC5-4			3	1	1	2	0	0	1	

Milwaukee Brewers @ Detroit Tigers
Tiger Stadium, Detroit, MI
Thu Sep 12 1974, 7:05 PM EDT
Att. 5,806 - Unknown

livebaseballscorecards.com



Inning Stats	R: 0	H: 0	E: 0	K: 0	S: 3	P: 3	R: 0	H: 0	E: 0	K: 0	S: 3	P: 3	R: 3	H: 3	E: 0	K: 0	S: 6	R: 0	H: 0	E: 0	K: 0	S: 3	P: 4	R: 2	H: 2	E: 0	K: 0	S: 5	R: 2	H: 3	E: 0	K: 0	S: 6	R: 0	H: 2	E: 0	K: 0	S: 4	R: 0	H: 1	E: 0	K: 0	S: 4	R: 2	H: 2	E: 0	K: 0	S: 3	1B: 7	SF: 0	2B: 4	SAC: 2	3B: 0	DP: 0	HR: 2	HBP: 2	WP: 0	PA: 45
PITCHER	IP	WLS	BF	H	R	ER	SO	BB	IBB	HBP	BLK	WP	HR	S	P	ERA	WHIP																																									
Jim Colborn, R ERA: 4.68 (1, 1)	5.2		24	4	5	5	0	1	0	2	0	0	1	21	27	7.94	0.882																																									
Bill Castro, R ERA: 5.11 (6, 1)	1.0		6	3	2	2	0	0	0	0	0	0	0	6	6	18.00	3.000																																									
Tom Murphy, R ERA: 1.66 (7, 1)	2.2	L	15	6	2	2	0	0	2	0	0	0	1	13	21	6.75	2.250																																									

Batter	1	2	3	4	5	6	7	8	9	AB R H RBI BB SO LOB	TOP									
Roy White, S (1, 10) OBP: 0.378, SLG: 0.400	0-0 F3	0-0 1-3			0-0 FC5-4 1B		0-3 K		4-0 BB	4 0 1 0 1 1 1										
Elliott Maddox, R (1, 8) OBP: 0.394, SLG: 0.378	0-0 1B HR 1B		0-0 F4		0-0 F8		4-0 1B BB		0-0 F8	4 1 1 0 1 0 2										
Bobby Murcer, L (1, 9) OBP: 0.333, SLG: 0.364	0-0 1-3 HR 1B		4-0 1B BB		0-3 K		0-0 1-3 FC5-4 1B			3 1 2 0 1 1 1										
Lou Piniella, R (1, 7) OBP: 0.339, SLG: 0.397	0-0 1-H 3-H HR		0-0 1-2 1B		0-0 FC5-4 1-2f		0-0 FC5-4 1-2f			4 1 2 3 0 0 3										
Thurman Munson, R (1, 2) OBP: 0.308, SLG: 0.374	0-0 F3		0-0 L7		0-0 F5		0-0 F7			4 0 0 0 0 0 2										
Graig Nettles, L (1, 5) OBP: 0.315, SLG: 0.390	0-0 G3		0-0 L9		0-0 4-3		0-0 G3			4 0 0 0 0 0 2										
Chris Chambliss, L (1, 3) OBP: 0.299, SLG: 0.350		0-0 4-3		0-0 F8		0-0 1B		0-0 F7		4 0 1 0 0 0 0										
Sandy Alomar Sr., S (1, 4) OBP: 0.298, SLG: 0.312		0-0 F8		0-0 P4		0-0 P4		0-0 5-3		4 0 0 0 0 0 1										
Jim Mason, L (1, 6) OBP: 0.299, SLG: 0.348		4-0 BB		0-3 K		0-3 K		0-0 6-3		1 0 0 0 1 1 0										
Walt Williams, R (7, PH) OBP: 0.130, SLG: 0.115										1 0 0 0 0 1 0										
Gene Michael, S (7, 6) OBP: 0.303, SLG: 0.299										0 0 0 0 0 0 0										
Alex Johnson, R (9, PH) OBP: 0.334, SLG: 0.365										1 0 0 0 0 0 0										
Inning Stats	R: 3 E: 0 K: 0 S: 6	H: 3 LOB: 0 BB: 0 P: 6	R: 0 E: 0 K: 0 S: 3	H: 0 LOB: 1 BB: 1 P: 7	R: 0 E: 0 K: 0 S: 4	H: 1 LOB: 2 BB: 1 P: 8	R: 0 E: 0 K: 1 S: 5	H: 0 LOB: 0 BB: 0 P: 5	R: 0 E: 0 K: 1 S: 6	H: 1 LOB: 1 BB: 0 P: 6	R: 0 E: 0 K: 2 S: 8	H: 1 LOB: 2 BB: 1 P: 12	R: 0 E: 0 K: 0 S: 3	H: 0 LOB: 0 BB: 0 P: 3	R: 0 E: 0 K: 0 S: 3	H: 0 LOB: 1 BB: 1 P: 7	1B: 6 2B: 0 3B: 0 HR: 1	SF: 0 SAC: 0 DP: 0 HBP: 0	WP: 0 PB: 0 SB: 0 CS: 0	PA: 38
PITCHER Woodie Fryman, L (1, 1) ERA: 4.18	IP: 9.0 WLS: W BF: 38 H: 7 R: 3 ER: 3 SO: 4 BB: 4 IBB: 0 HBP: 0 BLK: 0 WP: 0 HR: 1 S: 42 P: 58 ERA: 3.00 WHIP: 1.222																			

New York Yankees @ Detroit Tigers
Tiger Stadium, Detroit, MI
 Fri Sep 13 1974, 7:05 PM EDT
 Att: 10,963 - Cloudy

livebaseballscorecards.com

AB 34
R 3
H 7
RBI 3
BB 4
SO 4
LOB 12



Batter	1	2	3	4	5	6	7	8	9	AB R H RBI BB SO LOB	BOTTOM
--------	---	---	---	---	---	---	---	---	---	----------------------	--------

Ron LeFlore, R (1, 8) <small>OBP: 0.282, SLG: 0.309</small>										4 1 2 0 0 0 2	New York Yankees @ Detroit Tigers Tiger Stadium, Detroit, MI Fri Sep 13 1974, 7:05 PM EDT Att: 10,963 - Cloudy
Gary Sutherland, R (1, 4) <small>OBP: 0.285, SLG: 0.316</small>										4 0 1 0 0 0 5	
Al Kaline, R (1, 10) <small>OBP: 0.330, SLG: 0.379</small>										4 1 0 0 0 0 4	
Ben Oglivie, L (1, 7) <small>OBP: 0.371, SLG: 0.400</small>										4 1 2 4 0 1 1	
Bill Freehan, R (1, 2) <small>OBP: 0.340, SLG: 0.430</small>										4 0 0 0 0 1 2	
Reggie Sanders, R (1, 3) <small>OBP: 0.250, SLG: 0.400</small>										4 1 1 0 0 2 0	
Jim Nettles, L (1, 9) <small>OBP: 0.296, SLG: 0.369</small>										4 1 2 2 0 0 0	
Aurelio Rodriguez, R (1, 5) <small>OBP: 0.258, SLG: 0.307</small>										4 0 2 0 0 1 0	
Ed Brinkman, R (1, 6) <small>OBP: 0.255, SLG: 0.335</small>										3 1 1 0 0 0 3	

Inning Stats	R: 1 E: 0 K: 0 S: 5	H: 2 LOB: 1 BB: 0 P: 5	R: 1 E: 0 K: 0 S: 6	H: 3 LOB: 2 BB: 0 P: 6	R: 0 E: 0 K: 1 S: 5	H: 0 LOB: 0 BB: 0 P: 5	R: 0 E: 0 K: 2 S: 7	H: 0 LOB: 0 BB: 0 P: 7	R: 3 E: 1 K: 0 S: 6	H: 2 LOB: 0 BB: 0 P: 6	R: 1 E: 0 K: 1 S: 5	H: 3 LOB: 1 BB: 0 P: 5	R: 0 E: 0 K: 1 S: 6	H: 1 LOB: 1 BB: 0 P: 6	R: 0 E: 0 K: 1 S: 5	H: 0 LOB: 0 BB: 0 P: 5	1B: 7 2B: 3 3B: 0 HR: 2	SF: 0 SAC: 0 DP: 1 HBP: 0	WP: 0 PB: 0 SB: 1 CS: 0	PA: 35
--------------	------------------------------	---------------------------------	------------------------------	---------------------------------	------------------------------	---------------------------------	------------------------------	---------------------------------	------------------------------	---------------------------------	------------------------------	---------------------------------	------------------------------	---------------------------------	------------------------------	---------------------------------	----------------------------------	------------------------------------	----------------------------------	--------

PITCHER	IP	WLS	BF	H	R	ER	SO	BB	IBB	HBP	BLK	WP	HR	S	P	ERA	WHIP
Doc Medich, R (1, 1) <small>ERA: 3.62</small>	5.0	L	25	9	6	3	3	0	0	0	0	0	2	31	31	5.40	1.800
Cecil Upshaw, R (6, 1) <small>ERA: 2.45</small>	3.0		10	2	0	0	2	0	0	0	0	0	0	14	14	0.00	0.667

livebaseballscorecards.com

AB	35
R	6
H	11
RBI	6
BB	0
SO	5
LOB	17



Batter	1	2	3	4	5	6	7	8	9	AB R H RBI BB SO LOB	TOP			
Roy White, S (1, 10) OBP: 0.376, SLG: 0.398	0-0 HR 1B	0-0 F7		0-0 P5		0-0 4-3		0-0 1-3		5 1 1 0 0 0 1				
Elliott Maddox, R (1, 8) OBP: 0.394, SLG: 0.384	0-0 HR 1-H	0-0 F8		0-3 K			4-0 HR BB	0-0 P4		4 2 1 2 1 1 1				
Bobby Murcer, L (1, 9) OBP: 0.332, SLG: 0.368	0-0 F8		0-0 E4 FC6-4	0-0 F8			0-0 HR 1-H	0-0 6-3		5 1 1 2 0 0 0				
Lou Piniella, R (1, 7) OBP: 0.339, SLG: 0.403	0-0 HR		0-0 FC6-4 2B 1B 1-2f		0-0 6-3		0-0 1B 1B	0-0 F8		5 3 2 1 0 0 1				
Thurman Munson, R (1, 2) OBP: 0.306, SLG: 0.374	0-0 6-3		0-0 1B 2B		0-0 F7		0-0 P4	0-0 L8		5 1 1 0 0 0 1				
Graig Nettles, L (1, 5) OBP: 0.321, SLG: 0.399	0-0 HR		4-0 FC4-5 1B IBB		0-0 1B		0-0 E 1B PB 1B	4-0 BB		3 2 3 1 2 0 0				
Otto Velez, R (1, 3) OBP: 0.345, SLG: 0.343	0-0 F8		0-0 FC4-5 1B		0-0 5-3		0-0 E7 PB 1B	0-0 5-3		1 0 0 0 0 0 0				
Ron Blomberg, L (3, PH) OBP: 0.367, SLG: 0.437			1-2 2-H 3-H				1-3 3-H 1B			1 0 1 2 0 0 0				
Bill Sudakis, S (3, 3) OBP: 0.297, SLG: 0.345										3 0 1 1 0 0 2				
Sandy Alomar Sr., S (1, 4) OBP: 0.294, SLG: 0.308		0-0 F9	0-0 FC4-5 1-2 2-3f		0-0 F9		0-0 K			4 0 0 0 0 1 3				
Jim Mason, L (1, 6) OBP: 0.298, SLG: 0.347		0-0 1B	0-0 F8		0-0 F7		0-0 4-3			4 0 1 0 0 0 3				
Inning Stats	R: 4 E: 0 K: 0 S: 7 H: 4 LOB: 0 BB: 0 P: 7	R: 0 E: 0 K: 0 S: 4 H: 1 LOB: 1 BB: 0 P: 4	R: 2 E: 1 K: 0 S: 6 H: 2 LOB: 2 BB: 1 P: 10	R: 0 E: 0 K: 1 S: 5 H: 0 LOB: 0 BB: 0 P: 5	R: 0 E: 0 K: 0 S: 4 H: 1 LOB: 1 BB: 0 P: 4	R: 0 E: 0 K: 0 S: 3 H: 0 LOB: 0 BB: 0 P: 3	R: 4 E: 1 K: 1 S: 9 H: 4 LOB: 1 BB: 1 P: 13	R: 0 E: 0 K: 0 S: 3 H: 0 LOB: 0 BB: 0 P: 3	R: 0 E: 0 K: 0 S: 3 H: 0 LOB: 1 BB: 1 P: 7	1B: 7 2B: 1 3B: 0 HR: 4 SF: 0 SAC: 0 DP: 0 HBP: 0	WP: 0 PB: 1 SB: 0 CS: 0 PA: 43			
PITCHER	IP WLS BF H R ER SO BB IBB HBP BLK WP HR S P ERA WHIP													
Mickey Lolich, L (1, 1) ERA: 3.94	0.2		6 4 4 4 0 0 0 0 0 0 0 0 3 6 6 54.00 6.000											
Lerrin LaGrow, R (1, 1) ERA: 4.48	4.1		19 4 2 2 1 0 1 0 0 0 0 0 20 24 4.15 0.923											
John Hiller, L (6, 1) ERA: 2.33	1.1	L	9 4 4 3 0 1 0 0 0 0 0 1 8 12 20.25 3.750											
Jim Ray, R (7, 1) ERA: 4.56	2.2		9 0 0 0 1 1 0 0 0 0 0 0 10 14 0.00 0.375											

New York Yankees @ Detroit Tigers
 Tiger Stadium, Detroit, MI
 Sat Sep 14 1974, 3:33 AM EDT
 Att. 12,662 - Sunny - 61 F

livebaseballscorecards.com

AB 40
R 10
H 12
RBI 9
BB 3
SO 2
LOB 12



Batter	1	2	3	4	5	6	7	8	9	AB R H RBI BB SO LOB
Ron LeFlore, R (1, 8) OBP: 0.285, SLG: 0.312	0-0 F8		0-0 4-3 1B		0-0 L5	0-3 K			0-0 WP BB 4-3 1B	5 1 2 0 0 1 0
Gary Sutherland, R (1, 4) OBP: 0.285, SLG: 0.315	0-0 F9		0-0 F8		0-0 HR 1B		0-0 1-3		0-0 F9	5 1 1 0 0 0 3
Al Kaline, R (1, 10) OBP: 0.334, SLG: 0.390	0-0 L5-3		0-0 4-3 1B		0-0 HR		0-0 2B		4-0 WP BB 1-2	4 1 3 3 1 0 0
Ben Oglivie, L (1, 7) OBP: 0.363, SLG: 0.391		0-3 K	0-0 4-3		0-0 5-3		0-0 F9		0-0 4-3	5 0 0 1 0 1 4
Bill Freehan, R (1, 2) OBP: 0.341, SLG: 0.440		0-0 HR 2B	0-3 K		0-0 HR		0-0 F9		0-0 P4	5 2 2 1 0 1 4
Jim Nettles, L (1, 9) OBP: 0.302, SLG: 0.409		0-0 HR 2-H	0-0 4-3		0-0 2B		0-3 K			4 1 2 2 0 1 0
Reggie Sanders, R (1, 3) OBP: 0.250, SLG: 0.389		0-0 1-3	0-0 5-3		0-3 K		0-0 4-3 1B			4 0 1 0 0 1 1
Aurelio Rodriguez, R (1, 5) OBP: 0.259, SLG: 0.307	0-0 F9		0-0 1B		0-3 K		0-0 4-3		0-0 4-3	3 0 1 0 0 1 0
Dan Meyer, L (8, PH)									1-2	1 0 0 0 0 0 1
Ron Cash, R (9, 5) OBP: 0.246, SLG: 0.286										0 0 0 0 0 0 0
Ed Brinkman, R (1, 6) OBP: 0.255, SLG: 0.333		4-0 1B BB	0-3 K		0-0 F7		0-0 F8			2 1 0 0 1 1 1
Gates Brown, L (8, PH) OBP: 0.327, SLG: 0.409										1 0 0 0 0 0 1
Tom Verzyer, R (9, 6) OBP: 0.306, SLG: 0.389										0 0 0 0 0 0 0

Inning Stats	R: 0	H: 0	E: 0	K: 0	S: 3	R: 2	H: 2	E: 0	K: 1	S: 7	R: 1	H: 2	E: 0	K: 1	S: 7	R: 0	H: 1	E: 0	K: 1	S: 6	R: 3	H: 4	E: 0	K: 1	S: 9	R: 0	H: 0	E: 0	K: 2	S: 7	R: 0	H: 1	E: 0	K: 0	S: 4	R: 0	H: 1	E: 0	K: 1	S: 6	R: 1	H: 1	E: 0	K: 0	S: 4	1B: 6	2B: 3	3B: 0	HR: 3	SF: 0	SAC: 0	DP: 0	HBP: 0	WP: 1	PA: 41
--------------	------	------	------	------	------	------	------	------	------	------	------	------	------	------	------	------	------	------	------	------	------	------	------	------	------	------	------	------	------	------	------	------	------	------	------	------	------	------	------	------	------	------	------	------	------	-------	-------	-------	-------	-------	--------	-------	--------	-------	--------

PITCHER	IP	WLS	BF	H	R	ER	SO	BB	IBB	HBP	BLK	WP	HR	S	P	ERA	WHIP
Pat Dobson, R (1, 1) ERA: 3.12	4.2		23	8	6	6	3	1	0	0	0	0	3	28	32	11.57	1.929
Tippy Martinez, L (5, 1) ERA: 5.06	0.0		1	1	0	0	0	0	0	0	0	0	1	1		∞	∞
Dick Tidrow, R (5, 1) ERA: 4.13	3.2	W	15	3	1	1	4	1	0	0	0	0	0	22	26	2.46	1.091
Sparky Lyle, L (9, 1) ERA: 1.66	0.2		2	0	0	0	0	0	0	0	0	1	0	2	2	0.00	0.000

BOTTOM

New York Yankees @ Detroit Tigers

Tiger Stadium, Detroit, MI

Sat Sep 14 1974, 3:33 AM EDT

Att. 12,662 - Sunny - 61 F

livebaseballscorecards.com

AB	39
R	7
H	12
RBI	7
BB	2
SO	7
LOB	15



New York Yankees @ Detroit Tigers
Tiger Stadium, Detroit, MI
 Sun Sep 15 1974, 3:33 AM EDT
 Att: 11,849 - Unknown

livebaseballscorecards.com

AB	39
R	10
H	14
RBI	10
BB	6
SO	5
LOB	22



WP: 0	PA: 46
PB: 0	
SB: 2	
CS: 0	

AB R H RBI BB SO LOB

5	2	1	1	1	2	3
3	3	0	0	2	0	4
5	0	2	4	0	0	1
4	1	4	3	0	0	0
5	0	1	1	0	2	5
5	1	2	0	0	1	4
5	1	2	0	0	0	2
3	1	0	0	2	0	1
4	1	2	1	1	0	2

1B: 10	SF: 1
2B: 4	SAC: 0
3B: 0	DP: 1
HR: 0	HBP: 0

Batter	1	2	3	4	5	6	7	8	9												
Roy White, S (1, 10) OBP: 0.375, SLG: 0.395	0-3 K	0-0 FC3-6 2B	4-0 BB			0-3 K		0-0 1B	0-0 F5												
Elliott Maddox, R (1, 8) OBP: 0.394, SLG: 0.381	4-0 6-3 2B	4-0 2B SF8	0-0 F9			0-0 6-3		0-0 1B													
Bobby Murcer, L (1, 9) OBP: 0.333, SLG: 0.370	0-0 6-3	0-0 E 2B		0-0 F2		0-0 4-1		0-0 1B													
Lou Piniella, R (1, 7) OBP: 0.344, SLG: 0.410	0-0 1B 2B	0-0 SF8		0-0 1B			0-0 1B	0-0 1B													
Thurman Munson, R (1, 2) OBP: 0.305, SLG: 0.372	0-0 1B	0-0 F7		0-3 K			0-0 F9	0-3 K													
Graig Nettles, L (1, 5) OBP: 0.322, SLG: 0.399	0-0 F7		0-0 F9 1B	4-3			0-0 1B	0-3 K													
Chris Chambliss, L (1, 3) OBP: 0.300, SLG: 0.355		0-0 BB FC3-6 2B	0-0 3-1		0-0 G3		0-0 F5		0-0 G4-6-3 2B												
Sandy Alomar Sr., S (1, 4) OBP: 0.296, SLG: 0.304		4-0 FC3-6 2B	0-0 F9		0-0 4-3			0-0 G3	4-0 G4-6-3 BB												
Jim Mason, L (1, 6) OBP: 0.302, SLG: 0.348		4-0 FC3-6 BB	0-0 BB 1B		0-0 L4			0-0 1B	0-0 G4-6-3												
Inning Stats	R: 2 E: 0 K: 1 S: 7	H: 2 LOB: 1 BB: 1 P: 11	R: 4 E: 1 K: 0 S: 5	H: 2 LOB: 1 BB: 3 P: 17	R: 1 E: 0 K: 0 S: 5	H: 2 LOB: 2 BB: 1 P: 9	R: 0 E: 0 K: 1 S: 6	H: 1 LOB: 1 BB: 0 P: 6	R: 0 E: 0 K: 1 S: 3	H: 0 LOB: 0 BB: 0 P: 3	R: 0 E: 0 K: 1 S: 5	H: 0 LOB: 0 BB: 0 P: 5	R: 0 E: 0 K: 0 S: 4	H: 2 LOB: 1 BB: 0 P: 4	R: 3 E: 1 K: 2 S: 12	H: 4 LOB: 2 BB: 0 P: 12	R: 0 E: 0 K: 0 S: 3	H: 1 LOB: 1 BB: 1 P: 7	1B: 10 2B: 4 3B: 0 HR: 0	SF: 1 SAC: 0 DP: 1 HBP: 0	WP: 0 PA: 46
PITCHER	IP	WLS	BF	H	R	ER	SO	BB	IBB	HBP	BLK	WP	HR	S	P	ERA	WHIP				
Luke Walker, L (1, 1) ERA: 4.81	1.0	L	9	3	5	5	1	3	0	0	0	0	0	8	20	45.00	6.000				
Vern Ruhle, R (2, 1) ERA: 3.09	6.1		31	10	5	4	2	2	0	0	0	0	0	33	41	5.68	1.895				
Dave Lemanczyk, R (8, 1) ERA: 3.56	1.2		6	1	0	0	2	1	0	0	0	0	0	9	13	0.00	1.200				

WP: 0	PA: 46
PB: 0	
SB: 2	
CS: 0	

Batter	1	2	3	4	5	6	7	8	9	AB R H RBI BB SO LOB
Ron LeFlore, R OBP: 0.288, SLG: 0.311 (1, 8)	0-0 1-3		0-0 5-3		0-0 FC5-4 L8-3		0-0 1B		4-0 G4-6-3 BB	4 0 1 0 1 0 1
Gary Sutherland, R OBP: 0.284, SLG: 0.314 (1, 4)	0-0 F8		0-0 L1-3 1B		0-0 L8-3		0-0 F9		0-0 G4-6-3	5 0 1 0 0 0 4
Al Kaline, R OBP: 0.335, SLG: 0.389 (1, 10)	4-0 BB BB		0-0 L1-3		0-0 L7		0-0 1B			3 0 1 1 1 0 1
Bill Freehan, R OBP: 0.342, SLG: 0.444 (1, 2)	4-0 1-2 BB		0-0 F8		0-0 2B 3B		0-0 F8			3 1 1 0 1 0 3
Reggie Sanders, R OBP: 0.250, SLG: 0.397 (1, 3)	0-0 F8		0-0 L7		0-0 2B		0-0 F4			4 0 1 1 0 0 2
Leon Roberts, R OBP: 0.393, SLG: 0.556 (1, 9)		0-0 FC6-4 1B		0-0 F9 2B		0-0 F8		0-3 K		4 0 2 0 0 1 1
Marvin Lane, R OBP: 0.356, SLG: 0.354 (1, 7)		0-0 FC6-4 FC5-4		0-0 F9		0-0 F7		0-0 FC6-4 1B		4 0 1 0 0 0 3
Aurelio Rodriguez, R OBP: 0.257, SLG: 0.305 (1, 5)		0-0 F5		0-0 F7		0-0 F9		0-0 FC6-4		4 0 0 0 0 0 3
Ed Brinkman, R OBP: 0.257, SLG: 0.335 (1, 6)		0-0 FC5-4		0-0 FC5-4 1B		0-0 1B 1B		0-0 6-3		4 1 2 0 0 0 1

Inning Stats	R: 0 E: 0 K: 0 S: 3	H: 0 LOB: 2 BB: 2 P: 11	R: 0 E: 0 K: 0 S: 4	H: 1 LOB: 1 BB: 0 P: 4	R: 0 E: 0 K: 0 S: 4	H: 1 LOB: 1 BB: 0 P: 4	R: 0 E: 0 K: 0 S: 3	H: 1 LOB: 0 BB: 0 P: 3	R: 1 E: 0 K: 0 S: 5	H: 2 LOB: 1 BB: 0 P: 5	R: 1 E: 0 K: 0 S: 6	H: 3 LOB: 2 BB: 0 P: 6	R: 0 E: 0 K: 1 S: 6	H: 1 LOB: 1 BB: 0 P: 6	R: 0 E: 0 K: 0 S: 2	H: 0 LOB: 0 BB: 1 P: 6	1B: 7 2B: 3 3B: 1 HR: 0	SF: 0 SAC: 0 DP: 2 HBP: 0	WP: 0 PB: 0 SB: 0 CS: 0	PA: 38
--------------	------------------------------	----------------------------------	------------------------------	---------------------------------	------------------------------	---------------------------------	------------------------------	---------------------------------	------------------------------	---------------------------------	------------------------------	---------------------------------	------------------------------	---------------------------------	------------------------------	---------------------------------	----------------------------------	------------------------------------	----------------------------------	--------

PITCHER	IP	WLS	BF	H	R	ER	SO	BB	IBB	HBP	BLK	WP	HR	S	P	ERA	WHIP
Larry Gura, L ERA: 1.93 (1, 1)	6.2	W	30	9	2	2	0	2	0	0	0	0	0	28	36	2.70	1.650
Sparky Lyle, L ERA: 1.62 (7, 1)	2.1		8	1	0	0	1	1	0	0	0	0	0	9	13	0.00	0.857

BOTTOM

New York Yankees @ Detroit Tigers
Tiger Stadium, Detroit, MI
Sun Sep 15 1974, 3:33 AM EDT
Att. 11,849 - Unknown

livebaseballscorecards.com

AB	35
R	2
H	10
RBI	2
BB	3
SO	1
LOB	19



Batter	1	2	3	4	5	6	7	8	9	AB R H RBI BB SO LOB	TOP
Ron LeFlore, R OBP: 0.290, SLG: 0.313 (1, 8) X	0-0 G3		0-0 4-3		0-3 K		0-0 S 1B		0-0 1-2 3-H 1B	5 0 2 1 0 1 0	
Gary Sutherland, R OBP: 0.283, SLG: 0.315 (1, 4) X	0-0 5-3		0-0 2B		0-0 F8		0-0 6-3		0-0 4-3	5 0 1 0 0 0 3	
Al Kaline, R OBP: 0.334, SLG: 0.388 (1, 10) X	0-0 L5-3		0-0 L8			0-0 SH3-4 1B 1B		0-0 L8		4 1 1 0 0 0 1	
Bill Freehan, R OBP: 0.346, SLG: 0.453 (1, 2) X		0-0 HR	4-0 BB			0-0 SH3-4 1B 1-2		0-0 F9		3 2 2 1 1 0 0	
Reggie Sanders, R OBP: 0.254, SLG: 0.410 (1, 3) X		0-0 1B 2B	0-3 K			0-0 SH3-4 1-2 2-3		0-0 F9		3 1 1 0 0 1 2	
Leon Roberts, R OBP: 0.375, SLG: 0.516 (1, 9) X		0-0 F8		0-0 F8		0-0 CS 1B 2-H 3-H		0-0 5-3		4 0 1 2 0 0 1	
Marvin Lane, R OBP: 0.352, SLG: 0.350 (1, 7) X		0-0 5-3		0-0 1-3		0-0 F8 1-2		0-0 1B 1B		4 1 1 0 0 0 2	
Aurelio Rodriguez, R OBP: 0.258, SLG: 0.307 (1, 5) X		0-0 2-H 1B		0-0 4-3			0-0 F3		0-0 1B 1B	4 0 2 1 0 0 0	
Ed Brinkman, R OBP: 0.255, SLG: 0.332 (1, 6) X		0-3 K			0-0 F3		0-0 F7		0-3 K	4 0 0 0 0 2 3	
Inning Stats	R: 0 E: 0 K: 0 S: 3 H: 0 LOB: 0 BB: 0 P: 3	R: 2 E: 0 K: 1 S: 8 H: 3 LOB: 1 BB: 0 P: 8	R: 0 E: 0 K: 1 S: 6 H: 1 LOB: 2 BB: 1 P: 10	R: 0 E: 0 K: 0 S: 3 H: 0 LOB: 0 BB: 0 P: 3	R: 0 E: 0 K: 1 S: 5 H: 0 LOB: 0 BB: 0 P: 5	R: 2 E: 0 K: 0 S: 5 H: 3 LOB: 0 BB: 0 P: 5	R: 0 E: 0 K: 0 S: 4 H: 1 LOB: 1 BB: 0 P: 4	R: 0 E: 0 K: 0 S: 3 H: 0 LOB: 0 BB: 0 P: 3	R: 1 E: 0 K: 1 S: 8 H: 3 LOB: 2 BB: 0 P: 8	1B: 8 2B: 2 3B: 0 HR: 1 SF: 0 SAC: 1 DP: 0 HBP: 0	WP: 0 PB: 0 SB: 1 CS: 1 PA: 38
PITCHER Bill Lee, L ERA: 3.61 (1, 1)	IP 9.0 WLS L BF 38 H 11 R 5 ER 5 SO 4 BB 1 IBB 0 HBP 0 BLK 0 WP 0 HR 1 S 45 P 49 ERA 5.00 WHIP 1.333										

Detroit Tigers @ Boston Red Sox
Fenway Park, Boston, MA
Tue Sep 17 1974, 7:05 PM EDT
Att. 12,213 - Unknown - 71 F

livebaseballscorecards.com

AB	36
R	5
H	11
RBI	5
BB	1
SO	4
LOB	12



Batter	1	2	3	4	5	6	7	8	9	AB	R	H	RBI	BB	SO	LOB
Tommy Harper, R (1, 7) OBP: 0.296, SLG: 0.316	0-0 FC6-5 2B	0-3 K		0-0 6-3			0-0 G5-4-3 1-2f			4	0	1	0	0	1	4
Cecil Cooper, L (1, 10) OBP: 0.315, SLG: 0.390 Deron Johnson, R (8, PH) OBP: 0.239, SLG: 0.309	0-0 F9	0-0 F8			0-0 F6			0-0 6-3		3	0	0	0	0	0	3
Carl Yastrzemski, L (1, 3) OBP: 0.415, SLG: 0.452	0-0 FC6-5 HR		4-0 CS BB		0-0 1-3			4-0 BB		2	1	0	0	2	0	1
Bernie Carbo, L (1, 9) OBP: 0.388, SLG: 0.414 Dwight Evans, R (8, PH) OBP: 0.325, SLG: 0.418	0-0 HR		0-3 K		0-0 F8			0-3 K		3	1	1	2	0	1	1
Fred Lynn, L (1, 8) OBP: 0.375, SLG: 0.875 Juan Beniquez, R (8, PH) OBP: 0.316, SLG: 0.369	0-0 1B		0-0 F8		0-0 G3			0-3 K		3	0	1	0	0	0	1
Dick McAuliffe, L (1, 5) OBP: 0.318, SLG: 0.322 Danny Cater, R (9, PH) OBP: 0.313, SLG: 0.395 Rick Miller, L (9, PR) OBP: 0.337, SLG: 0.333	0-3 K		0-0 CS	0-0 5-3 2B 1B		0-0 F8		4-0 FC5-4 BB		3	1	1	0	0	1	1
Rick Burleson, R (1, 6) OBP: 0.325, SLG: 0.380		0-0 5-3		0-0 F6		0-0 F3		0-0 F3		4	0	0	0	0	0	2
Doug Griffin, R (1, 4) OBP: 0.323, SLG: 0.332		4-0 BB BB		0-0 5-3		4-0 G5-4-3 BB		0-0 F6		2	0	0	0	2	0	2
Bob Montgomery, R (1, 2) OBP: 0.270, SLG: 0.320		4-0 BB		0-0 2B		0-0 F2		0-0 FC5-4		3	0	1	1	1	0	2


Inning Stats	R: 2	H: 3	E: 0	K: 1	S: 8	H: 3	LOB: 1	BB: 0	P: 8	R: 0	H: 0	E: 0	K: 1	S: 5	H: 0	LOB: 2	BB: 2	P: 13	R: 0	H: 0	E: 0	K: 1	S: 4	H: 0	LOB: 0	BB: 1	P: 8	R: 1	H: 2	E: 0	K: 0	S: 5	H: 0	LOB: 1	BB: 0	P: 5	R: 0	H: 0	E: 0	K: 0	S: 3	H: 0	LOB: 0	BB: 0	P: 3	R: 0	H: 0	E: 0	K: 0	S: 2	H: 0	LOB: 0	BB: 1	P: 6	R: 0	H: 0	E: 0	K: 2	S: 7	H: 0	LOB: 1	BB: 1	P: 11	R: 0	H: 0	E: 0	K: 0	S: 3	H: 0	LOB: 1	BB: 1	P: 7	1B: 2	SF: 0	2B: 2	SAC: 0	3B: 0	DP: 1	HR: 1	HBP: 0	WP: 0	PA: 37
--------------	------	------	------	------	------	------	--------	-------	------	------	------	------	------	------	------	--------	-------	-------	------	------	------	------	------	------	--------	-------	------	------	------	------	------	------	------	--------	-------	------	------	------	------	------	------	------	--------	-------	------	------	------	------	------	------	------	--------	-------	------	------	------	------	------	------	------	--------	-------	-------	------	------	------	------	------	------	--------	-------	------	-------	-------	-------	--------	-------	-------	-------	--------	-------	--------

PITCHER	IP	WLS	BF	H	R	ER	SO	BB	IBB	HBP	BLK	WP	HR	S	P	ERA	WHIP
Joe Coleman, R (1, 1) ERA: 4.28	7.0	W	28	5	3	3	3	4	0	0	0	0	1	30	46	3.86	1.286
John Hiller, L (8, 1) ERA: 2.3	2.0	S	8	0	0	0	2	2	0	0	0	0	0	10	18	0.00	1.000

BOTTOM

Detroit Tigers @ Boston Red Sox
 Fenway Park, Boston, MA
 Tue Sep 17 1974, 7:05 PM EDT
 Att: 12,213 - Unknown - 71 F

AB	30
R	3
H	5
RBI	3
BB	6
SO	5
LOB	19



PITCHER	IP	WLS	BF	H	R	ER	SO	BB	IBB	HBP	BLK	WP	HR	S	P	ERA	WHIP
---------	----	-----	----	---	---	----	----	----	-----	-----	-----	----	----	---	---	-----	------

Batter	1	2	3	4	5	6	7	8	9	AB R H RBI BB SO LOB	TOP																
Ron LeFlore, R OBP: 0.293, SLG: 0.312 (1, 8) X	0-0 E5 1B	0-0 5-3		4-0 CS BB			0-0 4-3		0-0 FC6-4 1B	4 1 1 0 1 0 1																	
Gary Sutherland, R OBP: 0.283, SLG: 0.314 (1, 4) X	0-0 F3		0-0 F9 1B 1B	0-0 5-3 1-2			0-0 L5		0-0 FC6-4 1-2f HR	5 2 1 0 0 0 3																	
Al Kaline, R OBP: 0.337, SLG: 0.398 (1, 10) S S S	0-3 K		0-0 1B 1B 1-2 1B		0-0 L5		0-0 2B		0-0 1-H HR	5 1 3 2 0 1 1																	
Ben Oglvie, L OBP: 0.360, SLG: 0.387 (1, 7) X	0-0 2-H 1B		0-0 F9 2-3		0-0 6-3		0-0 4-3		0-3 K	5 0 1 1 0 1 3																	
Bill Freehan, R OBP: 0.345, SLG: 0.451 (1, 2) X	0-0 6-3		0-0 1-2 3-H 1B		0-0 6-3			0-0 F7		4 0 1 1 0 0 1																	
Reggie Sanders, R OBP: 0.269, SLG: 0.415 (1, 3) X		0-0 6-3	0-0 1-2 2-3 1B			0-0 G6-4-3 1B 1B		0-0 F7		4 0 2 0 0 0 0																	
Jim Nettles, L OBP: 0.316, SLG: 0.420 (1, 9) X		0-0 2B 1B	0-3 K			0-0 1-2 G6-4-3 1B		0-0 1B		4 1 3 0 0 1 3																	
Aurelio Rodriguez, R OBP: 0.258, SLG: 0.308 (1, 5) X		0-0 1-H 2B	0-0 6-3			0-0 G6-4-3 1-2f 2-3		0-3 K		4 0 1 1 0 1 6																	
Ed Brinkman, R OBP: 0.255, SLG: 0.332 (1, 6) X		0-0 1B		0-0 5-3		0-0 F6			0-0 F9	3 0 1 0 0 0 1																	
Gates Brown, L OBP: 0.323, SLG: 0.404 (9, PH)										1 0 0 0 0 0 0																	
Inning Stats	R: 1 E: 1 K: 1 S: 7	H: 1 LOB: 1 BB: 0 P: 7	R: 1 E: 0 K: 0 S: 5	H: 3 LOB: 1 BB: 0 P: 5	R: 1 E: 0 K: 1 S: 9	H: 4 LOB: 3 BB: 0 P: 9	R: 0 E: 0 K: 0 S: 2	H: 0 LOB: 0 BB: 1 P: 6	R: 0 E: 0 K: 0 S: 3	H: 0 LOB: 0 BB: 0 P: 3	R: 0 E: 0 K: 0 S: 4	H: 2 LOB: 1 BB: 0 P: 4	R: 0 E: 0 K: 0 S: 4	H: 1 LOB: 1 BB: 0 P: 4	R: 0 E: 0 K: 1 S: 6	H: 1 LOB: 1 BB: 0 P: 6	R: 2 E: 0 K: 1 S: 7	H: 2 LOB: 0 BB: 0 P: 7	1B: 11 2B: 2 3B: 0 HR: 1	SF: 0 SAC: 0 DP: 1 HBP: 0	WP: 0 PB: 0 SB: 0 CS: 1	PA: 40					
PITCHER	IP WLS BF H R ER SO BB IBB HBP BLK WP HR S P ERA WHIP																										
Juan Marichal, R ERA: 4.87 (1, 1)	2.1		14	7	3	2	1	0	0	0	0	0	0	16	16	7.71	3.000										
Reggie Cleveland, R ERA: 4.34 (3, 1)	6.2	W	26	7	2	2	3	1	0	0	0	0	1	31	35	2.70	1.200										

Detroit Tigers @ Boston Red Sox
 Fenway Park, Boston, MA
 Wed Sep 18 1974, 7:05 PM EDT
 Att. 12,213 - Unknown - 63 F

livebaseballscorecards.com

AB	39
R	5
H	14
RBI	5
BB	1
SO	4
LOB	19



Batter	1	2	3	4	5	6	7	8	9
Tommy Harper, R (1, 7) OBP: 0.300, SLG: 0.316 Rick Miller, L (8, 7) OBP: 0.337, SLG: 0.333	0-0 1-3	0-0 E1		0-0 F9	4-0 FC6-4		4-0 BB 1B		
Cecil Cooper, L (1, 10) OBP: 0.316, SLG: 0.390 Jim Rice, R (4, PH) OBP: 0.316, SLG: 0.294	0-0 1-3	0-0 1B		0-0 FC4-3	0-0 FC6-4		0-0 FC5 BB		
Carl Yastrzemski, L (1, 3) OBP: 0.414, SLG: 0.450	0-0 BB 1B	0-0 4-3		0-0 FC4-3			0-0 F7		
Bernie Carbo, L (1, 9) OBP: 0.369, SLG: 0.413 Dwight Evans, R (4, PH) OBP: 0.325, SLG: 0.416	4-0 1B BB		0-3 K	4-0 2B BB			0-0 FC5		
Fred Lynn, L (1, 8) OBP: 0.538, SLG: 1.077	0-0 1B		0-0 FC3-2	0-0 2B			0-0 HR		
Dick McAuliffe, L (1, 5) OBP: 0.319, SLG: 0.333	0-0 F7		4-0 FC3-2	0-0 F9			0-0 HR		
Doug Griffin, R (1, 4) OBP: 0.324, SLG: 0.331		0-0 1B 1B E 1B	0-0 FC3-2				4-0 F1		
Rick Burleson, R (1, 6) OBP: 0.330, SLG: 0.387		0-0 E 1B	0-0 1B				0-0 CS		
Tim Blackwell, S (1, 2) OBP: 0.314, SLG: 0.278		0-0 F2	0-3 K				0-3 K		

Inning Stats	R: 1	H: 2	E: 0	K: 0	S: 5	R: 2	H: 4	E: 1	K: 0	S: 6	R: 1	H: 2	E: 0	K: 2	S: 9	R: 2	H: 2	E: 0	K: 0	S: 5	R: 0	H: 1	E: 0	K: 1	S: 6	R: 2	H: 2	E: 0	K: 1	S: 6	R: 0	H: 1	E: 0	K: 1	S: 6	R: 0	H: 0	E: 0	K: 0	S: 3					
	LOB: 2	BB: 1				LOB: 1	BB: 0				LOB: 2	BB: 1				LOB: 0	BB: 0				LOB: 2	BB: 1				LOB: 3	BB: 2				LOB: 0	BB: 0													

PITCHER	IP	WLS	BF	H	R	ER	SO	BB	IBB	HBP	BLK	WP	HR	S	P	ERA	WHIP
Lerrin LaGrow, R (1, 1) ERA: 4.55	2.2	L	17	8	4	3	1	2	0	0	0	0	0	17	25	10.12	3.750
Luke Walker, L (3, 1) ERA: 5.04	3.1		17	5	4	4	3	3	0	0	0	0	1	20	32	10.80	2.400
Fred Holdsworth, R (7, 1) ERA: 5.27	2.0		9	1	0	0	1	2	0	0	0	0	0	9	17	0.00	1.500

AB R H RBI BB SO LOB

BOTTOM

3	0	1	0	2	0	0
0	0	0	0	0	0	0

2	0	1	1	0	0	0
3	0	2	0	0	0	2

4	2	1	0	1	0	2
---	---	---	---	---	---	---

1	0	0	0	1	1	0
2	1	0	0	1	1	3

5	1	4	3	0	0	0
---	---	---	---	---	---	---

4	2	1	2	1	0	3
---	---	---	---	---	---	---

4	1	1	0	1	0	2
---	---	---	---	---	---	---

4	1	3	1	0	0	0
---	---	---	---	---	---	---

4	0	0	0	0	3	5
---	---	---	---	---	---	---

1B: 10	SF: 0	WP: 0	PA: 44
2B: 2	SAC: 0	PB: 0	
3B: 1	DP: 0	SB: 0	
HR: 1	HBP: 0	CS: 1	

Detroit Tigers @ Boston Red Sox
Fenway Park, Boston, MA
Wed Sep 18 1974, 7:05 PM EDT
Att: 12,213 - Unknown - 63 F

livebaseballscorecards.com

AB	36
R	8
H	14
RBI	7
BB	7
SO	5
LOB	17



Batter	1	2	3	4	5	6	7	8	9	AB R H RBI BB SO LOB	TOP	
Ron LeFlore, R OBP: 0.292, SLG: 0.310 (1, 8) X	0-0 S 1B		0-0 FC6-4 S 1-2f	0-0 FC6-4 1-2f			0-3 K			4 1 1 0 0 1 3		
Gary Sutherland, R OBP: 0.281, SLG: 0.312 (1, 4) S S S	0-3 K 1-2		0-0 F7 1-2		0-0 F3			0-0 4-3		4 0 0 0 0 1 2		
Al Kaline, R OBP: 0.336, SLG: 0.397 (1, 10) X	0-0 FC5-4 2-H 1B		0-0 L4		0-0 L8			0-3 K		4 0 1 1 0 1 1		
Ben Oglivie, L OBP: 0.355, SLG: 0.380 (1, 7) S S S	0-3 K			0-0 F1	0-0 4-3			0-0 1-3		4 0 0 0 0 1 1		
Bill Freehan, R OBP: 0.344, SLG: 0.448 (1, 2) X	0-0 FC5-4 1-2f			4-0 1B 3B BB		0-0 F9			0-0 F9	3 1 0 0 1 0 1		
Reggie Sanders, R OBP: 0.268, SLG: 0.406 (1, 3) S S S		0-3 K		0-0 3B 1B		0-0 F7			0-0 6-3	4 1 1 0 0 1 0		
Jim Nettles, L OBP: 0.314, SLG: 0.431 (1, 9) X		0-0 F7		0-0 3B 1-H 2-H 3B		0-0 F9			0-0 G3	4 0 1 2 0 0 0		
Aurelio Rodriguez, R OBP: 0.257, SLG: 0.306 (1, 5) S S S		0-3 K		0-0 F9			0-0 6-3			3 0 0 0 0 1 1		
Ed Brinkman, R OBP: 0.258, SLG: 0.333 (1, 6) X			0-0 FC6-4 1B	4-0 FC6-4 BB			0-0 F7			2 0 1 0 1 0 0		
Inning Stats	R: 1 E: 0 K: 2 S: 9 H: 2 LOB: 1 BB: 0 P: 9	R: 0 E: 0 K: 2 S: 7 H: 0 LOB: 0 BB: 0 P: 7	R: 0 E: 0 K: 0 S: 4 H: 1 LOB: 1 BB: 0 P: 4	R: 2 E: 0 K: 0 S: 5 H: 2 LOB: 2 BB: 2 P: 13	R: 0 E: 0 K: 0 S: 3 H: 0 LOB: 0 BB: 0 P: 3	R: 0 E: 0 K: 0 S: 3 H: 0 LOB: 0 BB: 0 P: 3	R: 0 E: 0 K: 1 S: 5 H: 0 LOB: 0 BB: 0 P: 5	R: 0 E: 0 K: 1 S: 5 H: 0 LOB: 0 BB: 0 P: 5	R: 0 E: 0 K: 0 S: 3 H: 0 LOB: 0 BB: 0 P: 3	R: 0 E: 0 K: 0 S: 3 H: 0 LOB: 0 BB: 0 P: 3	1B: 4 2B: 0 3B: 1 HR: 0 SF: 0 SAC: 0 DP: 0 HBP: 0	WP: 0 PB: 0 SB: 2 CS: 0 PA: 34
PITCHER Luis Tiant, R ERA: 3.0 (1, 1)	IP: 9.0 WLS: L BF: 34 H: 5 R: 3 ER: 3 SO: 6 BB: 2 IBB: 0 HBP: 0 BLK: 0 WP: 0 HR: 0 S: 44 P: 52 ERA: 3.00 WHIP: 0.778											

Detroit Tigers @ Boston Red Sox
 Fenway Park, Boston, MA
 Thu Sep 19 1974, 7:05 PM EDT
 Att: 12,290 - Unknown

livebaseballscorecards.com

AB 32
R 3
H 5
RBI 3
BB 2
SO 6
LOB 9



Batter	1	2	3	4	5	6	7	8	9	AB	R	H	RBI	BB	SO	LOB
Tommy Harper, R (1, 7) OBP: 0.302, SLG: 0.314	0-0 6-3		0-0 6-3			4-0 BB BB BB BB		4-0 BB BB		2	0	0	0	2	0	0
Cecil Cooper, L (1, 10) OBP: 0.314, SLG: 0.387 Juan Beniquez, R (8, PH) OBP: 0.315, SLG: 0.368	0-0 F7			0-0 4-3		0-0 F8 1-2		0-3 K		3	0	0	0	0	0	1
Carl Yastrzemski, L (1, 3) OBP: 0.413, SLG: 0.449	0-0 F7			0-0 4-3		0-0 F9			0-0 1B	4	0	1	0	0	0	1
Bernie Carbo, L (1, 9) OBP: 0.386, SLG: 0.409 Dwight Evans, R (9, PH) OBP: 0.324, SLG: 0.415		0-3 K		0-0 4-3			0-0 F8		0-0 F8	3	0	0	0	0	1	0
Fred Lynn, L (1, 8) OBP: 0.588, SLG: 1.188		0-0 HR			0-0 3-1 1B		4-0 BB BB BB BB	4-0 FC6 BB	0-3 K	3	1	2	1	1	1	1
Dick McAuliffe, L (1, 5) OBP: 0.316, SLG: 0.329 Danny Cater, R (9, PH) OBP: 0.311, SLG: 0.392		0-3 K			0-0 3-1 1-2		0-0 FC6 1-2f	0-0 F2		3	0	0	0	0	1	2
Rick Burleson, R (1, 4) OBP: 0.327, SLG: 0.384		0-0 4-3			0-0 5-3		0-0 6-3			3	0	0	0	0	0	2
Mario Guerrero, R (1, 6) OBP: 0.293, SLG: 0.293 Jim Rice, R (8, PH) OBP: 0.308, SLG: 0.286 Terry Hughes, R (9, 5) OBP: 0.234, SLG: 0.279			0-0 6-3		0-0 6-3			0-3 K		2	0	0	0	0	0	1
Tim Blackwell, S (1, 2) OBP: 0.308, SLG: 0.273 Deron Johnson, R (8, PH) OBP: 0.238, SLG: 0.308 Bob Montgomery, R (9, 2) OBP: 0.270, SLG: 0.320			0-0 4-3			0-0 1-3		0-0 F5		1	0	0	0	0	0	0


Inning Stats	R: 0	H: 0	E: 0	K: 0	S: 3	R: 1	H: 1	E: 0	K: 2	S: 8	R: 0	H: 0	E: 0	K: 0	S: 3	R: 0	H: 0	E: 0	K: 0	S: 3	R: 0	H: 1	E: 0	K: 0	S: 4	R: 0	H: 0	E: 0	K: 0	S: 3	R: 0	H: 0	E: 1	K: 0	S: 7	R: 0	H: 0	E: 0	K: 2	S: 7	R: 0	H: 1	E: 0	K: 1	S: 6	1B: 2	2B: 0	3B: 0	HR: 1	SF: 0	SAC: 0	DP: 0	HBP: 0	WP: 0	PB: 0	SB: 1	CS: 0	PA: 33
--------------	------	------	------	------	------	------	------	------	------	------	------	------	------	------	------	------	------	------	------	------	------	------	------	------	------	------	------	------	------	------	------	------	------	------	------	------	------	------	------	------	------	------	------	------	------	-------	-------	-------	-------	-------	--------	-------	--------	-------	-------	-------	-------	--------

PITCHER	IP	WLS	BF	H	R	ER	SO	BB	IBB	HBP	BLK	WP	HR	S	P	ERA	WHIP
Vern Ruhle, R (1, 1) ERA: 2.41	7.0	W	25	2	1	1	2	2	0	0	0	0	1	27	35	1.29	0.571
John Hiller, L (8, 1) ERA: 2.27	2.0		8	1	0	0	3	1	0	0	0	0	0	13	17	0.00	1.000

BOTTOM

Detroit Tigers @ Boston Red Sox
Fenway Park, Boston, MA
 Thu Sep 19 1974, 7:05 PM EDT
 Att. 12,290 - Unknown

AB	30
R	1
H	3
RBI	1
BB	3
SO	5
LOB	11



PITCHER	IP	WLS	BF	H	R	ER	SO	BB	IBB	HBP	BLK	WP	HR	S	P	ERA	WHIP
---------	----	-----	----	---	---	----	----	----	-----	-----	-----	----	----	---	---	-----	------

Batter	1	2	3	4	5	6	7	8	9	AB R H RBI BB SO LOB	TOP																
Ron LeFlore, R (1, 8) OBP: 0.286, SLG: 0.303	0-3 K		0-0 5-3	0-0 5-3			0-3 K	0-0 1-3		5 0 0 0 0 2 2																	
Dan Meyer, L (1, 7) OBP: 0.500, SLG: 1.500	0-0 1B		0-0 HR			0-0 G3	0-0 HR	0-0 F9		5 2 3 2 0 0 0																	
Al Kaline, R (1, 10) OBP: 0.335, SLG: 0.394	0-0 F3		0-0 L1-3			0-0 L7	4-0 1B FC3-2 BB	0-0 L6-3		4 0 0 0 1 0 1																	
Bill Freehan, R (1, 2) OBP: 0.347, SLG: 0.450	0-0 L5		0-0 1B			0-0 F9	0-0 FC3-2 1B 1B		0-0 F9 G3 1B 1B	5 2 3 0 0 0 1																	
Reggie Sanders, R (1, 3) OBP: 0.276, SLG: 0.397		4-0 FC4-5 S BB	0-0 F4			0-0 F8	0-0 1B FC3-2 1B		0-0 G3 1-2	4 1 1 0 1 0 2																	
Jim Nettles, L (1, 9) OBP: 0.317, SLG: 0.425		0-0 FC4-5 S HR 1-3		0-0 SH2-3 PB 1B		4-0 BB BB	0-0 FC3-2 1B 1B		0-0 F9 2-3	4 2 1 0 1 0 5																	
Tom Verzyer, R (1, 6) OBP: 0.386, SLG: 0.513		0-0 HR 1-H		4-0 SH2-3 BB 1-2		4-0 BB 1-2	0-0 1B 1B 1-2 2-3 3-H		0-0 1B 3-H	3 1 3 4 2 0 0																	
John Knox, L (1, 4) OBP: 0.333, SLG: 0.316		0-0 F2		0-0 SH2-3 1-2 2-3		0-3 K 2-3	0-0 K S 1-3 2-H 3-H		0-0 4-3	4 0 1 2 0 1 3																	
Ron Cash, R (1, 5) OBP: 0.233, SLG: 0.271		0-0 1-3		0-3 K 2-3		0-3 K 3-3	0-0 F7 1-2			3 0 0 0 0 2 4																	
Gates Brown, L (7, PH) OBP: 0.320, SLG: 0.400										1 0 0 0 0 0 2																	
Aurelio Rodriguez, R (7, 5) OBP: 0.257, SLG: 0.306										0 0 0 0 0 0 0																	
Inning Stats	R: 0 E: 0 K: 1 S: 6	H: 1 LOB: 1 BB: 0 P: 6	R: 2 E: 0 K: 0 S: 4	H: 1 LOB: 0 BB: 1 P: 8	R: 1 E: 0 K: 0 S: 5	H: 2 LOB: 1 BB: 0 P: 5	R: 0 E: 0 K: 1 S: 6	H: 1 LOB: 2 BB: 1 P: 10	R: 0 E: 0 K: 1 S: 3	H: 0 LOB: 0 BB: 0 P: 3	R: 0 E: 0 K: 2 S: 7	H: 0 LOB: 2 BB: 2 P: 15	R: 4 E: 0 K: 1 S: 10	H: 5 LOB: 2 BB: 1 P: 14	R: 0 E: 0 K: 0 S: 3	H: 0 LOB: 0 BB: 0 P: 3	R: 1 E: 0 K: 0 S: 5	H: 2 LOB: 1 BB: 0 P: 5	1B: 9 2B: 0 3B: 0 HR: 3	SF: 0 SAC: 1 DP: 0 HBP: 0	WP: 0 PB: 1 SB: 3 CS: 0	PA: 44					
PITCHER	IP WLS BF H R ER SO BB IBB HBP BLK WP HR S P ERA WHIP																										
Bill Champion, R (1, 1) ERA: 3.5	3.0		16	5	3	3	1	2	0	0	0	0	2	16	24	9.00	2.333										
Bill Travers, L (4, 1) ERA: 4.92	3.1		13	1	1	1	4	2	0	0	0	0	1	19	27	2.70	0.900										
Tom Murphy, R (7, 1) ERA: 1.91	2.2	L	15	6	4	4	0	1	0	0	0	0	0	14	18	13.50	2.625										

Detroit Tigers @ Milwaukee Brewers
Milwaukee County Stadium, Milwaukee, WI

Fri Sep 20 1974, 8:05 PM EDT
Att. 7,249 - Unknown

livebaseballscorecards.com

AB	38
R	8
H	12
RBI	8
BB	5
SO	5
LOB	20



Batter	1	2	3	4	5	6	7	8	9	AB R H RBI BB SO LOB
Don Money, R (1, 5) OBP: 0.343, SLG: 0.406	0-0 HR		0-0 F5			0-0 E5 BB 1B SF9	0-3 K		0-0 F3	5 2 1 1 0 1 1
Ken Berry, R (1, 8) OBP: 0.294, SLG: 0.291 Mike Hegan, L (9, PH) OBP: 0.332, SLG: 0.391	0-0 F9		0-0 4-3			0-0 SF9 BB 1-2 HR 1B	0-0 6-3		0-3 K	4 1 1 0 0 0 0 1 0 0 0 0 1 1
George Scott, R (1, 3) OBP: 0.349, SLG: 0.446	0-0 6-3		0-0 F9			0-0 F9		0-3 K		4 0 0 0 0 1 2
John Briggs, L (1, 7) OBP: 0.337, SLG: 0.433	0-0 F2			0-0 6-3		4-0 1-2 2-3 HR BB		4-0 1B BB		2 1 0 0 2 0 0
Gorman Thomas, R (1, 10) OBP: 0.314, SLG: 0.500		4-0 BB		0-0 F7		0-0 SF9		0-3 K		2 0 0 1 1 1 1
Sixto Lezcano, R (1, 9) OBP: 0.318, SLG: 0.429		0-3 K		0-0 F6		0-0 HR		0-0 1B		4 1 2 3 0 1 1
Darrell Porter, L (1, 2) OBP: 0.323, SLG: 0.385		0-3 K			0-0 F4	4-0 BB BB		0-0 F5		3 0 0 0 1 1 3
Pedro Garcia, R (1, 4) OBP: 0.248, SLG: 0.330 Bob Hansen, L (9, PH) OBP: 0.321, SLG: 0.383		4-0 BB		0-0 F5		0-0 F7			0-0 1B	2 0 0 0 1 0 1 1 0 1 0 0 0 0
Tim Johnson, L (1, 6) OBP: 0.295, SLG: 0.352		0-0 FC4-6		0-0 F9			0-0 F7		0-0 F7	4 0 0 0 0 0 3

Inning Stats	R: 1	H: 1	E: 0	K: 0	S: 4	H: 1	LOB: 0	BB: 0	P: 4	R: 0	H: 0	E: 0	K: 2	S: 7	H: 0	LOB: 2	BB: 2	P: 15	R: 0	H: 0	E: 0	K: 0	S: 3	H: 0	LOB: 0	BB: 0	P: 3	R: 0	H: 0	E: 0	K: 0	S: 3	R: 4	H: 2	E: 1	K: 0	S: 6	H: 2	LOB: 1	BB: 2	P: 14	R: 0	H: 0	E: 0	K: 1	S: 5	H: 0	LOB: 0	BB: 0	P: 5	R: 0	H: 1	E: 0	K: 2	S: 8	H: 1	LOB: 2	BB: 1	P: 12	R: 0	H: 1	E: 0	K: 1	S: 6	H: 1	LOB: 1	BB: 0	P: 6	1B: 3	2B: 0	3B: 0	HR: 2	SF: 1	SAC: 0	DP: 0	HBP: 0	WP: 0	PB: 0	SB: 1	CS: 0	PA: 38
--------------	------	------	------	------	------	------	--------	-------	------	------	------	------	------	------	------	--------	-------	-------	------	------	------	------	------	------	--------	-------	------	------	------	------	------	------	------	------	------	------	------	------	--------	-------	-------	------	------	------	------	------	------	--------	-------	------	------	------	------	------	------	------	--------	-------	-------	------	------	------	------	------	------	--------	-------	------	-------	-------	-------	-------	-------	--------	-------	--------	-------	-------	-------	-------	--------

PITCHER	IP	WLS	BF	H	R	ER	SO	BB	IBB	HBP	BLK	WP	HR	S	P	ERA	WHIP
Woodie Fryman, L (1, 1) ERA: 4.08	5.2		23	2	4	2	2	3	0	0	0	0	1	24	36	3.18	0.882
John Hiller, L (6, 1) ERA: 2.32	0.1		3	1	1	0	0	1	0	0	0	0	1	2	6	0.00	6.000
Dave Lemanczyk, R (7, 1) ERA: 3.41	3.0	W	12	2	0	0	4	1	0	0	0	0	0	19	23	0.00	1.000

BOTTOM

Detroit Tigers @ Milwaukee Brewers
Milwaukee County Stadium, Milwaukee, WI
Fri Sep 20 1974, 8:05 PM EDT
Att. 7,249 - Unknown

livebaseballscorecards.com

AB	32
R	5
H	5
RBI	5
BB	5
SO	6
LOB	13



Batter	1	2	3	4	5	6	7	8	9	AB R H RBI BB SO LOB	TOP									
John Knox, L (1, 4) OBP: 0.341, SLG: 0.329	0-0 G3 SF9 2B		0-0 L7			4-0 CS BB		0-0 FC4-6 1-2f		3 1 1 0 1 0 1										
Jim Nettles, L (1, 9) OBP: 0.308, SLG: 0.412	0-0 G3 2-3			0-0 F7		0-0 F9 1-2		0-0 G3		4 0 0 0 0 0 3										
Al Kaline, R (1, 10) OBP: 0.336, SLG: 0.394	0-0 SF9 3-H			0-0 FC5-4 1B		4-0 BB			0-0 L9	2 0 1 1 1 0 0										
Ben Oglivie, L (1, 3) OBP: 0.353, SLG: 0.378	0-0 F8			0-0 FC5-4 1-2f		0-0 F8			0-0 1B	4 0 1 0 0 0 2										
Dan Meyer, L (1, 7) OBP: 0.300, SLG: 0.900		0-0 4-3		0-0 G3 1-2			0-3 K		0-0 F7	4 0 0 0 0 1 2										
Tom Verzyer, R (1, 6) OBP: 0.354, SLG: 0.465		0-0 F8			0-0 F3		0-0 F8		0-0 F8	4 0 0 0 0 0 1										
Leon Roberts, R (1, 8) OBP: 0.343, SLG: 0.471		0-0 5-3			0-0 F8		0-0 3-1			3 0 0 0 0 0 0										
Ed Brinkman, R (1, 5) OBP: 0.257, SLG: 0.331			0-0 F3		0-0 F8			0-0 FC4-6 1B		2 0 0 0 0 0 0										
Gates Brown, L (8, PH) OBP: 0.327, SLG: 0.407										1 0 1 0 0 0 0										
Marvin Lane, R (8, PR) OBP: 0.352, SLG: 0.350										0 0 0 0 0 0 0										
Aurelio Rodriguez, R (8, 5) OBP: 0.257, SLG: 0.306										0 0 0 0 0 0 0										
Gene Lamont, L (1, 2) OBP: 0.293, SLG: 0.388			0-0 3-1			0-0 HR		0-3 K		3 1 1 1 0 1 1										
Inning Stats	R: 1 E: 0 K: 0 S: 4	H: 1 LOB: 0 BB: 0 P: 4	R: 0 E: 0 K: 0 S: 3	H: 0 LOB: 0 BB: 0 P: 3	R: 0 E: 0 K: 0 S: 4	H: 1 LOB: 1 BB: 0 P: 4	R: 0 E: 0 K: 0 S: 3	H: 0 LOB: 0 BB: 0 P: 3	R: 1 E: 0 K: 0 S: 3	H: 1 LOB: 1 BB: 2 P: 11	R: 0 E: 0 K: 1 S: 5	H: 0 LOB: 0 BB: 0 P: 5	R: 0 E: 0 K: 1 S: 6	H: 1 LOB: 1 BB: 0 P: 6	R: 0 E: 0 K: 0 S: 4	H: 1 LOB: 1 BB: 0 P: 4	1B: 3 2B: 1 3B: 0 HR: 1	SF: 1 SAC: 0 DP: 0 HBP: 0	WP: 0 PB: 0 SB: 1 CS: 1	PA: 33
PITCHER Jim Staton, R (1, 1) ERA: 3.81	IP: 9.0 WLS: W BF: 33 H: 5 R: 2 ER: 2 SO: 2 BB: 2 IBB: 0 HBP: 0 BLK: 0 WP: 0 HR: 1 S: 35 P: 43 ERA: 2.00 WHIP: 0.778																			

Detroit Tigers @ Milwaukee Brewers
Milwaukee County Stadium, Milwaukee, WI

Sat Sep 21 1974, 4:33 AM EDT
Att. 6,714 - Unknown

livebaseballscorecards.com

AB 30
R 2
H 5
RBI 2
BB 2
SO 2
LOB 10



Batter	1	2	3	4	5	6	7	8	9
Don Money, R OBP: 0.341, SLG: 0.403 (1, 5) X	0-0 F9 ①		0-0 F8 ①		0-0 6-3 ③		0-0 F7 ③		
Bob Coluccio, R OBP: 0.311, SLG: 0.336 (1, 8) X	0-0 HR		0-0 F4 ②		0-3 K ①			0-0 2B 1B	
George Scott, R OBP: 0.348, SLG: 0.446 (1, 3) X	0-0 F4 ②		0-3 K ③		0-3 6-3 ②			0-0 1B 2B	
John Briggs, L OBP: 0.338, SLG: 0.436 (1, 7) X	0-0 2B			0-0 G5-4-3 1B		0-3 K ③		0-0 F4 ①	
Gorman Thomas, R OBP: 0.308, SLG: 0.471 (1, 10) S S S	0-3 K ③			0-0 G5-4-3 1-2f			0-0 2B 1B S	0-3 K ②	
Sixto Lezcano, R OBP: 0.346, SLG: 0.560 (1, 9) X		0-0 HR		0-3 K ③			0-3 K ①	0-0 CS 1B	
Charlie Moore, R OBP: 0.337, SLG: 0.359 (1, 2) X		0-0 5-3 ①			4-0 F7 BB		4-0 2B BB	0-0 CS ③	
Tim Johnson, L OBP: 0.291, SLG: 0.347 (1, 6) S S S		0-3 K ②			0-0 F7 ① ②		0-0 F9 ②		
Pedro Garcia, R OBP: 0.251, SLG: 0.335 (1, 4) X		0-0 F4 ③			0-0 S 1B		0-0 S 2B		

Inning Stats	R: 1	H: 2	E: 0	K: 1	S: 7	LOB: 1	BB: 0	P: 7
	R: 1	H: 1	E: 0	K: 1	S: 6	LOB: 0	BB: 0	P: 6
	R: 0	H: 0	E: 0	K: 1	S: 5	LOB: 0	BB: 0	P: 5
	R: 0	H: 1	E: 0	K: 1	S: 5	LOB: 0	BB: 0	P: 5
	R: 0	H: 1	E: 0	K: 0	S: 3	LOB: 1	BB: 1	P: 7
	R: 0	H: 0	E: 0	K: 2	S: 7	LOB: 0	BB: 0	P: 7
	R: 2	H: 2	E: 0	K: 1	S: 7	LOB: 1	BB: 1	P: 11
	R: 2	H: 3	E: 0	K: 1	S: 7	LOB: 0	BB: 0	P: 7

PITCHER	IP	WLS	BF	H	R	ER	SO	BB	IBB	HBP	BLK	WP	HR	S	P	ERA	WHIP
Mickey Lolich, L ERA: 4.01 (1, 1)	8.0	L	33	10	6	6	8	2	0	0	0	0	2	47	55	6.75	1.500

AB R H RBI BB SO LOB

4	0	0	0	0	0	2
4	2	2	1	0	1	0
4	1	1	1	0	1	0
4	0	2	0	0	1	1
4	1	1	0	0	2	3
4	1	2	2	0	2	1
1	1	0	0	2	0	0
3	0	0	0	0	1	3
3	0	2	2	0	0	0

WP	PA	ERA	WHIP
0	34		

Detroit Tigers @ Milwaukee Brewers
 Milwaukee County Stadium, Milwaukee, WI
 Sat Sep 21 1974, 4:33 AM EDT
 Att. 6,714 - Unknown

AB	31
R	6
H	10
RBI	6
BB	2
SO	8
LOB	10



1B: 5	SF: 0	WP: 0	PA: 34
2B: 3	SAC: 0	PB: 0	
3B: 0	DP: 1	SB: 2	
HR: 2	HBP: 0	CS: 1	

Batter	1	2	3	4	5	6	7	8	9	AB R H RBI BB SO LOB	TOP											
Ron LeFlore, R OBP: 0.284, SLG: 0.300 (1, 8) X	0-0 WP 2B 1B	0-0 F3			0-0 5-3		0-0 5-3	0-3 K		5 1 1 0 0 1 3												
Gary Sutherland, R OBP: 0.282, SLG: 0.312 (1, 4) X	0-0 F9 1-2		0-0		0-0 FC6-4 1B		0-0 6-3	0-0 6-3		5 0 2 0 0 0 3												
Al Kaline, R OBP: 0.337, SLG: 0.393 (1, 10) B B B	4-0 2B BB		0-0 L9		0-0 FC6-4 1-2f		0-0		0-0 L8	4 1 1 0 1 0 2												
Bill Freehan, R OBP: 0.350, SLG: 0.454 (1, 2) X	0-0 F9		0-0 L5		0-0	0-0 HR 1B	0-0 1B 2B		0-0 FC6-4 1B	5 2 3 1 0 0 3												
Reggie Sanders, R OBP: 0.296, SLG: 0.462 (1, 3) X	0-0 1-3 2-H 2B		0-3 K		0-0	0-0 HR 1-H	0-0 FC6-4 1B		0-0 FC6-4 1B 1-2f	5 2 3 4 0 1 2												
Tom Verzyer, R OBP: 0.340, SLG: 0.438 (1, 6) S S S	0-3 K			0-0 1-3		0-0 4-3	0-0 FC6-4 1-2f		0-0 2-H 1B	5 0 1 1 0 1 3												
Leon Roberts, R OBP: 0.325, SLG: 0.436 (1, 9) X		0-0 5-3		0-0 F4		0-3 K		0-0 SH3-4 1B 1B	0-0 F3	5 0 1 0 0 1 1												
Dan Meyer, L OBP: 0.357, SLG: 0.786 (1, 7) X		0-0 F2		0-0 F8		0-0	0-0 1B	0-0 SH3-4 1-2 1B		4 0 2 0 0 0 0												
Aurelio Rodriguez, R OBP: 0.257, SLG: 0.306 (1, 5) X		0-0			0-0 F4	0-0 F8		0-0 SH3-4 1-2 2-3		3 0 1 0 0 0 1												
Inning Stats	R: 1 E: 0 K: 1 S: 7	H: 2 LOB: 2 BB: 1 P: 11	R: 0 E: 0 K: 0 S: 4	H: 1 LOB: 1 BB: 0 P: 4	R: 0 E: 0 K: 1 S: 6	H: 1 LOB: 1 BB: 0 P: 6	R: 0 E: 0 K: 0 S: 3	H: 0 LOB: 0 BB: 0 P: 3	R: 0 E: 0 K: 0 S: 4	H: 1 LOB: 1 BB: 0 P: 4	R: 2 E: 0 K: 1 S: 8	H: 3 LOB: 1 BB: 0 P: 8	R: 2 E: 0 K: 0 S: 6	H: 3 LOB: 1 BB: 0 P: 6	R: 0 E: 0 K: 1 S: 7	H: 2 LOB: 2 BB: 0 P: 7	R: 1 E: 1 K: 0 S: 5	H: 2 LOB: 1 BB: 0 P: 5	1B: 12 2B: 2 3B: 0 HR: 1	SF: 0 SAC: 1 DP: 0 HBP: 0	WP: 1 PB: 0 SB: 0 CS: 0	PA: 43
PITCHER	IP WLS BF H R ER SO BB IBB HBP BLK WP HR S P ERA WHIP																					
Clyde Wright, L ERA: 4.46 (1, 1)	6.2 L 31 10 5 5 3 1 0 0 0 1 1 36 40 6.75 1.650																					
Eduardo Rodriguez, R ERA: 3.63 (7, 1)	2.1 12 5 1 0 1 0 0 0 0 0 0 14 14 0.00 2.143																					

Detroit Tigers @ Milwaukee Brewers
Milwaukee County Stadium, Milwaukee, WI


Sun Sep 22 1974, 4:33 AM EDT
Att. 5,126 - Unknown

livebaseballscorecards.com

AB 41
R 6
H 15
RBI 6
BB 1
SO 4
LOB 18



Batter	1	2	3	4	5	6	7	8	9	AB	R	H	RBI	BB	SO	LOB
Don Money, R OBP: 0.346, SLG: 0.407 (1, 5)	0-0 BB 1B	4-0 S BB			4-0 SH1-3 BB		4-0 G5-3 1B BB		0-0 1-3 2-H 1B 2B	2	1	2	1	3	0	0
Bob Coluccio, R OBP: 0.314, SLG: 0.337 (1, 8)	4-0 1-2 BB	0-0 5-3			0-0 SH1-3 1-2		0-0 1-2 1B		4-0 1B BB	2	0	1	0	1	0	1
Bob Hansen, L OBP: 0.321, SLG: 0.383 (9, PH)										0	0	0	0	0	0	0
Gorman Thomas, R OBP: 0.325, SLG: 0.471 (9, PH)										0	0	0	0	1	0	0
George Scott, R OBP: 0.347, SLG: 0.444 (1, 3)	0-0 F8 1-2		0-3 K		0-0 F7		0-0 G5-3 2-3f		0-0 1-3 2-H 3-H 1B	5	0	1	2	0	1	4
John Briggs, L OBP: 0.337, SLG: 0.433 (1, 7)	4-0 BB		0-0 F3		0-0 F9			0-0 F9	0-0 F5	4	0	0	0	1	0	3
Darrell Porter, L OBP: 0.327, SLG: 0.384 (1, 2)	0-3 K		4-0 S BB		4-0 1B SH1-3 BB		4-0 G5-4-3 BB		0-3 K	1	0	0	0	3	1	2
Ken Berry, R OBP: 0.293, SLG: 0.290 (9, PH)										1	0	0	0	0	1	2
Sixto Lezcano, R OBP: 0.345, SLG: 0.536 (1, 9)		0-0 1B WP 1B	0-3 K		0-0 SH1-3 1-2		0-0 G5-4-3 1-2f			3	1	1	0	0	1	2
Dave May, L OBP: 0.273, SLG: 0.320 (1, 10)		0-0 WP S 1-3 1B	0-3 K		0-3 K		0-3 K		0-0 1B 2B 1B	4	2	2	0	0	2	1
Tim Johnson, L OBP: 0.295, SLG: 0.350 (1, 6)		0-0 1-3 1-2	0-0 G3		0-0 1B		0-0 1B		0-0 2B 1B 1B	4	1	2	0	0	0	2
Pedro Garcia, R OBP: 0.248, SLG: 0.332 (1, 4)		0-3 K2-3 2-3 3-H	0-0 L3		0-0 6-3				0-3 K	4	0	0	0	0	2	3

BOTTOM	
<p>Detroit Tigers @ Milwaukee Brewers Milwaukee County Stadium, Milwaukee, WI Sun Sep 22 1974, 4:33 AM EDT Att. 5,126 - Unknown</p>	
AB 30 R 5 H 9 RBI 3 BB 9 SO 8 LOB 20	

Inning Stats	R: 0	H: 1	E: 0	K: 1	S: 5	R: 2	H: 2	E: 0	K: 1	S: 7	R: 0	H: 0	E: 0	K: 2	S: 7	R: 0	H: 0	E: 0	K: 1	S: 5	R: 0	H: 1	E: 0	K: 1	S: 5	R: 0	H: 0	E: 0	K: 0	S: 3	R: 0	H: 1	E: 0	K: 0	S: 3	R: 0	H: 0	E: 0	K: 0	S: 2	R: 3	H: 4	E: 0	K: 2	S: 11	1B: 8	2B: 1	3B: 0	HR: 0	SF: 0	SAC: 2	DP: 2	HBP: 0	WP: 1	PA: 41
PITCHER	IP	WLS	BF	H	R	ER	SO	BB	IBB	HBP	BLK	WP	HR	S	P	ERA	WHIP																																						
Joe Coleman, R ERA: 4.32 (1, 1)	8.1	W	37	8	5	5	7	8	0	0	0	1	0	43	75	5.40	1.920																																						
John Hiller, L ERA: 2.31 (9, 1)	0.2	S	4	1	0	0	1	1	0	0	0	0	0	5	9	0.00	3.000																																						

Batter	1	2	3	4	5	6	7	8	9	AB R H RBI BB SO LOB	TOP																	
Ron LeFlore, R OBP: 0.286, SLG: 0.312 (1, 8) X	0-0 6-3		0-0 1-H 2B			0-0 1B 2B	0-0 1-3		0-3 K	5 1 2 1 0 1 0																		
Gary Sutherland, R OBP: 0.283, SLG: 0.314 (1, 4) X	0-0 L4		0-0 L4			0-0 SH1-4 1B	0-0 1B			4 0 2 0 0 0 1																		
Al Kaline, R OBP: 0.338, SLG: 0.396 (1, 10) X	0-0 L6-3			0-0 2B		0-0 SH1-4 1B	0-0 L7			4 0 2 1 0 0 1																		
Bill Freehan, R OBP: 0.347, SLG: 0.450 (1, 2) X		0-0 F8		0-3 K		0-0 SH1-4		0-0 F4		3 0 0 0 0 1 1																		
Reggie Sanders, R OBP: 0.306, SLG: 0.457 (1, 3) X		0-3 K		0-0 5-3		4-0 G6-4-3 IBB		0-0 1B		3 0 1 0 1 1 1																		
Leon Roberts, R OBP: 0.295, SLG: 0.395 (1, 9) X		0-0 F8		0-3 K		0-0 G6-4-3		0-0 F4		4 0 0 0 0 1 5																		
Dan Meyer, L OBP: 0.278, SLG: 0.611 (1, 7) X			0-0 F9		0-0 F8		0-0 F3	0-0 F9		4 0 0 0 0 0 1																		
Aurelio Rodriguez, R OBP: 0.258, SLG: 0.307 (1, 5) X			0-0 6-3		0-0 1-3		0-0 HR 1B		0-3 K	3 1 1 0 0 0 0 1 0 0 0 0 1 0																		
Ben Oglivie, L OBP: 0.352, SLG: 0.376 (9, PH)																												
Ed Brinkman, R OBP: 0.259, SLG: 0.338 (1, 6) X			4-0 2B BB		0-3 K		0-0 1-H HR		0-3 K	2 2 1 2 1 1 0 1 0 0 0 0 1 0																		
Gates Brown, L OBP: 0.324, SLG: 0.402 (9, PH)																												
Inning Stats	R: 0 E: 0 K: 0 S: 3	H: 0 LOB: 0 BB: 0 P: 3	R: 0 E: 0 K: 1 S: 5	H: 0 LOB: 0 BB: 0 P: 5	R: 1 E: 0 K: 0 S: 4	H: 1 LOB: 1 BB: 1 P: 8	R: 0 E: 0 K: 2 S: 8	H: 1 LOB: 1 BB: 0 P: 8	R: 0 E: 0 K: 1 S: 5	H: 0 LOB: 0 BB: 0 P: 5	R: 1 E: 0 K: 0 S: 5	H: 3 LOB: 2 BB: 1 P: 9	R: 2 E: 0 K: 0 S: 6	H: 3 LOB: 1 BB: 0 P: 6	R: 0 E: 0 K: 0 S: 4	H: 1 LOB: 1 BB: 0 P: 4	R: 0 E: 0 K: 3 S: 9	H: 0 LOB: 0 BB: 0 P: 9	1B: 5 2B: 3 3B: 0 HR: 1	SF: 0 SAC: 1 DP: 1 HBP: 0	WP: 0 PB: 0 SB: 0 CS: 0	PA: 37						
PITCHER	IP WLS BF H R ER SO BB IBB HBP BLK WP HR S P ERA WHIP																											
Dave McNally, L ERA: 3.57 (1, 1)	6.2	29	8	4	4	4	4	1	1	0	0	0	0	1	35	43	5.40	1.350										
Bob Reynolds, R ERA: 2.92 (7, 1)	2.1	W	8	1	0	0	3	0	0	0	0	0	0	0	14	14	0.00	0.429										

Detroit Tigers @ Baltimore Orioles
Memorial Stadium, Baltimore, MD

Tue Sep 24 1974, 7:05 PM EDT
Att: 11,492 - Unknown

livebaseballscorecards.com

AB	34
R	4
H	9
RBI	4
BB	2
SO	7
LOB	10



Batter	1	2	3	4	5	6	7	8	9
Rich Coggins, L (1, 9) OBP: 0.297, SLG: 0.317 Enos Cabell, R (7, PH) OBP: 0.282, SLG: 0.352 (8, 9) (9, 3)	0-0 		0-0 4-3 		0-0 1-2 		0-0 F8 	0-0 1-2 	
Paul Blair, R (1, 8) OBP: 0.305, SLG: 0.419	0-0 1-2 		0-0 		0-0 1-H 2-H 		0-0 6-3 	0-0 F4 	
Bobby Grich, R (1, 4) OBP: 0.372, SLG: 0.429	0-0 F3 		0-0 4-3 		0-0 6-3 		4-0 		
Tommy Davis, R (1, 10) OBP: 0.320, SLG: 0.375	0-0 1-2 			0-0 4-3 		0-0 SH5-3 		0-0 F8 	
Boog Powell, L (1, 3) OBP: 0.355, SLG: 0.414 Bob Oliver, R (8, PH) OBP: 0.274, SLG: 0.345 Jim Northrup, L (9, 9) OBP: 0.303, SLG: 0.363	0-0 G3 			0-0 G5-4-3 		0-0 SH5-3 		0-3 K 	
Don Baylor, R (1, 7) OBP: 0.337, SLG: 0.377		0-0 F8 		0-0 G5-4-3 		0-0 2-H 		0-0 	
Brooks Robinson, R (1, 5) OBP: 0.362, SLG: 0.384		0-0 5-3 			0-0 6-3 		4-0 1-2 	0-0 WP 	
Elrod Hendricks, L (1, 2) OBP: 0.283, SLG: 0.362 Andy Etchebarren, R (6, PH) OBP: 0.247, SLG: 0.296 (7, 2)		0-0 F6 			0-0 4-3 		0-0 F7 	0-0 2-H 	
Mark Belanger, R (1, 6) OBP: 0.292, SLG: 0.299			0-0 6-3 		0-0 		0-0 F5 	0-0 F5 	

Inning Stats	R: 0	H: 3	E: 0	LOB: 2	K: 0	BB: 0	S: 5	P: 5
	R: 0	H: 0	E: 0	LOB: 0	K: 0	BB: 0	S: 3	P: 3
	R: 0	H: 1	E: 0	LOB: 1	K: 0	BB: 0	S: 4	P: 4
	R: 0	H: 1	E: 0	LOB: 0	K: 0	BB: 0	S: 3	P: 3
	R: 2	H: 2	E: 1	LOB: 1	K: 0	BB: 0	S: 6	P: 6
	R: 1	H: 2	E: 0	LOB: 2	K: 0	BB: 1	S: 5	P: 9
	R: 0	H: 0	E: 0	LOB: 1	K: 0	BB: 1	S: 3	P: 7
	R: 2	H: 4	E: 0	LOB: 2	K: 1	BB: 0	S: 9	P: 9

PITCHER	IP	WLS	BF	H	R	ER	SO	BB	IBB	HBP	BLK	WP	HR	S	P	ERA	WHIP
Vern Ruhle, R (1, 1) ERA: 2.25	5.1		24	9	3	1	0	0	0	0	0	0	0	24	24	1.69	1.688
John Hiller, L (6, 1) ERA: 2.39	2.2	L	14	4	2	2	1	1	1	0	0	1	0	14	22	6.75	1.875

AB	R	H	RBI	BB	SO	LOB	
3	1	2	0	0	0	0	
2	0	1	0	0	0	0	
5	0	2	0	0	0	2	
3	0	0	0	1	0	4	
4	1	2	0	0	0	1	
2	0	1	0	0	0	2	
1	0	0	0	0	1	0	
0	0	0	0	0	0	0	
4	1	2	1	0	0	1	
3	1	1	1	1	0	0	
2	0	0	0	0	0	0	
2	0	1	1	0	0	2	
4	1	1	0	0	0	3	
1B: 10	SF: 0	2B: 3	SAC: 1	3B: 0	DP: 1	HR: 0	HBP: 0

BOTTOM

Detroit Tigers @ Baltimore Orioles
 Memorial Stadium, Baltimore, MD

Tue Sep 24 1974, 7:05 PM EDT
 Att. 11,492 - Unknown

livebaseballscorecards.com

AB	35
R	5
H	13
RBI	3
BB	2
SO	1
LOB	15

WP: 1	PA: 38
PB: 0	
SB: 1	
CS: 1	

Batter	1	2	3	4	5	6	7	8	9	AB R H RBI BB SO LOB	TOP																	
Ron LeFlore, R OBP: 0.286, SLG: 0.311 (1, 8) X	0-0 4-3		0-3 K		0-0 CS 1B		0-3 K			4 0 1 0 0 2 0																		
Gary Sutherland, R OBP: 0.283, SLG: 0.313 (1, 4) X	0-0 G3		0-0 1B 1B		0-0 F8 1-2		0-0 F8			4 0 1 0 0 0 1																		
Al Kaline, R OBP: 0.337, SLG: 0.395 (1, 10) X	0-0 L4-3		0-0 L7		0-0 1B 1B		0-0 L5-3			4 1 1 0 0 0 1																		
Bill Freehan, R OBP: 0.352, SLG: 0.453 Gene Lamont, L OBP: 0.290, SLG: 0.384 (1, 2) (7, 2)		4-0 1B 3B BB	0-0 1-2 1B		0-0 5-3 1B 1B		0-0 4-3			2 1 2 0 1 0 0 1 0 0 0 0 0 0																		
Reggie Sanders, R OBP: 0.315, SLG: 0.459 (1, 3)		0-3 K	0-3 K		0-0 5-3 1B 1-2 2-H		0-0 FC6-4 1B			4 0 2 1 0 2 3																		
Leon Roberts, R OBP: 0.292, SLG: 0.383 (1, 9)		0-0 1-3 3B 1B		0-0 F8		0-0 5-3		0-0 FC6-4		4 1 1 0 0 0 3																		
Dan Meyer, L OBP: 0.318, SLG: 0.667 Mickey Stanley, R OBP: 0.270, SLG: 0.325 (1, 7) (9, 7)		0-0 1-H 3-H SF9 3B		0-0 F7		4-0 G4-6-3 IBB		0-0 3-1		3 1 1 2 1 0 0 0 0 0 0 0 0 0																		
Aurelio Rodriguez, R OBP: 0.256, SLG: 0.305 (1, 5)		0-0 3-H SF9		0-0 1-3		0-0 G4-6-3		0-0 F8		3 0 0 1 0 0 3																		
Ed Brinkman, R OBP: 0.257, SLG: 0.335 (1, 6)		0-0 5-3			0-0 F7		0-0 F3			4 0 0 0 0 0 0																		
Inning Stats	R: 0 E: 0 K: 0 S: 3 H: 0 LOB: 0 BB: 0 P: 3	R: 3 E: 0 K: 1 S: 7 H: 2 LOB: 0 BB: 1 P: 11	R: 0 E: 0 K: 2 S: 9 H: 2 LOB: 2 BB: 0 P: 9	R: 0 E: 0 K: 0 S: 3 H: 0 LOB: 0 BB: 0 P: 3	R: 0 E: 0 K: 0 S: 3 H: 1 LOB: 0 BB: 0 P: 3	R: 1 E: 0 K: 0 S: 5 H: 3 LOB: 2 BB: 1 P: 9	R: 0 E: 0 K: 1 S: 5 H: 0 LOB: 0 BB: 0 P: 5	R: 0 E: 0 K: 0 S: 4 H: 1 LOB: 1 BB: 0 P: 4	R: 0 E: 0 K: 0 S: 3 H: 0 LOB: 0 BB: 0 P: 3	1B: 8 2B: 0 3B: 1 HR: 0 SF: 1 SAC: 0 DP: 1 HBP: 0	WP: 0 PB: 0 SB: 0 CS: 1 PA: 36																	
PITCHER	IP WLS BF H R ER SO BB IBB HBP BLK WP HR S P ERA WHIP												PITCHER	IP WLS BF H R ER SO BB IBB HBP BLK WP HR S P ERA WHIP														
Ross Grimsley, L ERA: 2.97 (1, 1)	5.0	23	8	4	4	3	1	0	0	0	0	0	28	32	7.20	1.800												
Wayne Garland, R ERA: 3.03 (6, 1)	4.0	W	13	1	0	0	1	0	1	0	0	0	14	18	0.00	0.250												

Detroit Tigers @ Baltimore Orioles
 Memorial Stadium, Baltimore, MD
 Wed Sep 25 1974, 7:05 PM EDT
 Att: 10,542 - Unknown

livebaseballscorecards.com

AB	33
R	4
H	9
RBI	4
BB	2
SO	4
LOB	11



Batter	1	2	3	4	5	6	7	8	9	AB R H RBI BB SO LOB
Mark Belanger, R (1, 6) <small>OBP: 0.292, SLG: 0.299</small> Curt Motton, R (9, PH) Al Bumbry, L (9, PR) <small>OBP: 0.279, SLG: 0.293</small>	0-0 F7		0-0 G5-4-3 1B		0-0 F8		0-3 K		4-0 F8 1B 1-2 1B BB	4 0 1 0 0 1 1 0 0 0 0 1 0 0 0 1 0 0 0 0 0
Paul Blair, R (1, 8) <small>OBP: 0.304, SLG: 0.417</small>	0-0 6-3		0-0 G5-4-3 1-2f		0-0 F9		0-0 F9		0-0 F8 1B 1-2 2-H 1B	5 1 1 1 0 0 2
Bobby Grich, R (1, 4) <small>OBP: 0.374, SLG: 0.428</small>	4-0 S BB		4-0 S BB		4-0 1B BB		0-3 K		0-0 F8 1-2 2-3	2 1 0 0 3 1 2
Tommy Davis, R (1, 10) <small>OBP: 0.322, SLG: 0.376</small>	0-0 5-3 1-2		0-0 5-3		0-0 1B 1B		0-0 5-3 1B		0-0 1B 2-H 3-H 1B	5 0 3 2 0 0 2
Don Baylor, R (1, 7) <small>OBP: 0.338, SLG: 0.376</small>		4-0 2B BB		0-0 5-3		0-0 F6		0-0 5-3 1B		3 1 1 0 1 0 2
Brooks Robinson, R (1, 5) <small>OBP: 0.361, SLG: 0.385</small>		0-0 1-H 2B		0-0 F8		0-0 F7		0-0 5-3		4 0 1 1 0 0 4
Bob Oliver, R (1, 3) <small>OBP: 0.274, SLG: 0.344</small>		0-0 F9		0-0 1-3		0-0 1-2 2-H 1B		0-3 K		4 0 1 1 0 1 3
Enos Cabell, R (1, 9) <small>OBP: 0.276, SLG: 0.343</small>		0-0 F8		0-3 K		0-0 L5		0-0 F7		4 0 0 0 0 1 3
Andy Etchebarren, R (1, 2) <small>OBP: 0.253, SLG: 0.301</small> Rich Coggins, L (9, PR) <small>OBP: 0.297, SLG: 0.317</small>		0-0 6-3		0-0 1B		0-0 F9		0-0 BB 1B 1B		4 0 2 0 0 0 1 0 1 0 0 0 0 0

Inning Stats	R: 0	H: 0	E: 0	K: 0	S: 3	R: 1	H: 1	E: 0	K: 0	S: 4	R: 0	H: 1	E: 0	K: 0	S: 3	R: 0	H: 0	E: 0	K: 1	S: 6	R: 1	H: 2	E: 0	K: 0	S: 5	R: 0	H: 0	E: 0	K: 1	S: 5	R: 0	H: 2	E: 0	K: 2	S: 9	R: 3	H: 3	E: 0	K: 0	S: 5	R: 0	H: 0	E: 0	K: 1	S: 5	R: 0	H: 2	E: 0	K: 2	S: 9	R: 0	H: 2	E: 0	K: 1	S: 9	R: 0	H: 3	E: 0	K: 0	S: 5	1B: 9	SF: 0	2B: 1	SAC: 0	3B: 0	DP: 1	HR: 0	HBP: 0	WP: 0	PA: 40
Mickey Lolich, L (1, 1) <small>ERA: 4.05</small>	IP	WLS	BF	H	R	ER	SO	BB	IBB	HBP	BLK	WP	HR	S	P	ERA	WHIP																			IP	WLS	BF	H	R	ER	SO	BB	IBB	HBP	BLK	WP	HR	S	P	ERA	WHIP																		


BOTTOM

Detroit Tigers @ Baltimore Orioles
Memorial Stadium, Baltimore, MD

Wed Sep 25 1974, 7:05 PM EDT
 Att. 10,542 - Unknown

livebaseballscorecards.com

AB 35
R 5
H 10
RBI 5
BB 5
SO 4
LOB 20



Batter	1	2	3	4	5	6	7	8	9	10	AB R H RBI BB SO LOB	TOP													
Tommy Harper, R (1, 10) OBP: 0.308, SLG: 0.320	0-0 G6-3 1B		0-3 K		0-0 F4		0-0 F5		0-0 L7	0-0 FC6-2	6 0 1 0 0 1 7														
Juan Beniquez, R (1, 8) OBP: 0.314, SLG: 0.361	0-0 G6-3 1-2f		0-0 F4		0-0 1-3		0-0 FC5 BB 1B		0-0 5-3	0-0 F8	6 0 1 0 0 0 6														
Carl Yastrzemski, L (1, 3) OBP: 0.414, SLG: 0.445	0-0 FC6-4 1B			0-0 4-3		4-0 BB	4-0 BB		0-0 1B		3 0 2 1 2 0 0														
Dwight Evans, R (1, 9) OBP: 0.333, SLG: 0.418	0-0 FC6-4 1-2f			0-0 G3 1B		0-3 K	0-0 FC5		0-3 K		5 0 1 0 0 2 6														
Fred Lynn, L (1, 7) OBP: 0.485, SLG: 0.793		0-0 1B		0-0 G3		0-3 K		0-0 G3		4-0 SH3-4 HBP 1B BB	3 0 1 0 0 1 2														
Jim Rice, R (8, PH) OBP: 0.313, SLG: 0.286				1-2							1 1 0 0 1 0 0														
Rick Miller, L (10, 7) OBP: 0.337, SLG: 0.333		0-0 1B		0-0 F9		0-0 G3		0-0 6-3		1-0 SH3-4 1B HBP	0 0 0 0 0 0 0														
Dick McAuliffe, L (1, 5) OBP: 0.313, SLG: 0.326		0-0 1B		8-3 1B		0-0 F9		0-0 6-3		1-2 SH3-4 1B HBP	3 0 1 0 0 0 2														
Danny Cater, R (8, PH) OBP: 0.306, SLG: 0.385											1 0 0 0 0 0 0														
Terry Hughes, R (8, 5) OBP: 0.254, SLG: 0.263											0 1 0 0 0 0 0														
Rick Burleson, R (1, 6) OBP: 0.324, SLG: 0.369		0-0 8-3 1-2f				0-3 K		4-0 1B HBP BB		0-0 SH3-4	3 1 0 0 1 1 1														
Doug Griffin, R (1, 4) OBP: 0.330, SLG: 0.331					4-0 S BB		0-0 E4 1B		1-0 BB 1B HBP	4-0 1B FC6-2 IBB	2 1 1 0 2 0 0														
Tim Blackwell, S (1, 2) OBP: 0.311, SLG: 0.277						0-0 E4		0-0 F2		0-0 HR 1B	2 0 1 0 0 0 1														
Bernie Carbo, L (7, PH) OBP: 0.368, SLG: 0.415						0-0 F5		0-0 F2		0-0 FC6-2	1 0 0 0 0 0 2														
Bob Montgomery, R (7, 2) OBP: 0.272, SLG: 0.324						1-2 F5		1-2 F2		1-3 2-H 3-H 1B	2 1 2 4 0 0 0														
Inning Stats	R: 0 E: 0 K: 0 S: 4	H: 2 LOB: 1 BB: 0 P: 4	R: 0 E: 0 K: 0 S: 3	H: 2 LOB: 0 BB: 0 P: 3	R: 0 E: 0 K: 1 S: 5	H: 0 LOB: 1 BB: 1 P: 9	R: 0 E: 0 K: 1 S: 4	H: 1 LOB: 1 BB: 0 P: 4	R: 0 E: 1 K: 1 S: 7	H: 1 LOB: 2 BB: 0 P: 7	R: 0 E: 0 K: 2 S: 7	H: 0 LOB: 1 BB: 1 P: 11	R: 1 E: 0 K: 0 S: 4	H: 1 LOB: 3 BB: 2 P: 13	R: 0 E: 0 K: 0 S: 3	H: 0 LOB: 0 BB: 0 P: 3	R: 2 E: 0 K: 1 S: 8	H: 3 LOB: 1 BB: 0 P: 8	R: 2 E: 0 K: 0 S: 4	H: 1 LOB: 2 BB: 2 P: 13	1B: 10 2B: 1 3B: 0 HR: 1	SF: 0 SAC: 1 DP: 2 HBP: 2	WP: 0 PB: 0 SB: 1 CS: 0	PA: 47	
PITCHER	IP WLS BF H R ER SO BB IBB HBP BLK WP HR S P ERA WHIP															IP WLS BF H R ER SO BB IBB HBP BLK WP HR S P ERA WHIP									
Joe Coleman, R (1, 1) ERA: 4.24	7.0																								
John Hiller, L (8, 1) ERA: 2.6	2.1	L	14	4	4	4	1	1	1	1	0	0	1	13	22	15.43	2.143								
Jim Ray, R (10, 1) ERA: 4.5	0.2		2	0	0	0	0	0	0	0	0	0	0	2	2	0.00	0.000								

Boston Red Sox @ Detroit Tigers
Tiger Stadium, Detroit, MI
Thu Sep 26 1974, 7:05 PM EDT
Att. 7,636 - Unknown

livebaseballscores.com

AB 38
R 5
H 11
RBI 5
BB 6
SO 5
LOB 27



BOTTOM

Boston Red Sox @ Detroit Tigers
Tiger Stadium, Detroit, MI
Thu Sep 26 1974, 7:05 PM EDT
Att. 7,636 - Unknown

livebaseballscorecards.com

AB	41
R	3
H	12
RBI	3
BB	0
SO	4
LOB	19



WP:	0	PA:	42
PB:	0		
SB:	1		
CS:	2		

Batter	1	2	3	4	5	6	7	8	9	10	AB	R	H	RBI	BB	SO	LOB
Ron LeFlore, R OBP: 0.284, SLG: 0.308 (1, 8)	5-3	FC5-4				5-3			E6		5	0	1	0	0	0	3
Gary Sutherland, R OBP: 0.282, SLG: 0.312 (1, 4)	F9				6-3				F8		5	0	1	0	0	1	2
Al Kaline, R OBP: 0.336, SLG: 0.393 (1, 10)	1B				L8				CS	L7	5	0	1	0	0	0	1
Ben Oglivie, L OBP: 0.356, SLG: 0.389 (1, 3)	1B				1B					F7	5	1	3	0	0	0	0
Dan Meyer, L OBP: 0.333, SLG: 0.731 (1, 7)	F7				F8					F6	5	1	2	2	0	0	4
Jim Nettles, L OBP: 0.307, SLG: 0.407 (1, 9)		1B			F8						4	0	1	0	0	1	3
Aurelio Rodriguez, R OBP: 0.256, SLG: 0.308 (1, 5)		F8			6-3				F7		4	1	1	0	0	0	2
Ed Brinkman, R OBP: 0.259, SLG: 0.339 (1, 6)		FC5-4			6-3				K		4	0	2	1	0	1	1
Gene Lamont, L OBP: 0.281, SLG: 0.371 (1, 2)					F8						3	0	0	0	0	1	3
Gates Brown, L OBP: 0.320, SLG: 0.398 (9, PH)											1	0	0	0	0	0	0
Bill Freehan, R OBP: 0.352, SLG: 0.453 (10, 2)									G3		0	0	0	0	0	0	0

R: 0	H: 2	R: 0	H: 2	R: 0	H: 1	R: 0	H: 1	R: 0	H: 1	R: 0	H: 1	R: 0	H: 0	R: 0	H: 0	R: 0	H: 0	R: 0	H: 0	1B: 8	SF: 0
E: 0	LOB: 2	E: 0	LOB: 2	E: 1	LOB: 0	E: 0	LOB: 1	E: 0	LOB: 0	E: 1	LOB: 0	E: 0	LOB: 0	E: 0	LOB: 0	E: 0	LOB: 0	E: 0	LOB: 0	2B: 1	SAC: 0
K: 0	BB: 0	K: 1	BB: 0	K: 1	BB: 0	K: 0	BB: 0	K: 0	BB: 0	K: 2	BB: 0	K: 0	BB: 0	K: 0	BB: 0	K: 0	BB: 0	K: 0	BB: 0	3B: 2	DP: 1
S: 5	P: 5	S: 7	P: 7	S: 7	P: 7	S: 3	P: 3	S: 3	P: 3	S: 8	P: 8	S: 3	P: 3	S: 3	P: 3	S: 3	P: 3	S: 3	P: 3	HR: 1	HBP: 0

IP	WLS	BF	H	R	ER	SO	BB	IBB	HBP	BLK	WP	HR	S	P	ERA	WHIP
10.0	W	41	12	3	3	4	0	0	0	0	0	1	49	49	2.70	1.200

PITCHER	IP	WLS	BF	H	R	ER	SO	BB	IBB	HBP	BLK	WP	HR	S	P	ERA	WHIP
Dick Drago, R ERA: 3.48 (1, 1)	10.0	W	41	12	3	3	4	0	0	0	0	0	1	49	49	2.70	1.200

PITCHER	IP	WLS	BF	H	R	ER	SO	BB	IBB	HBP	BLK	WP	HR	S	P	ERA	WHIP

R: 0	H: 2	R: 0	H: 2	R: 0	H: 1	R: 0	H: 1	R: 0	H: 1	R: 0	H: 0	R: 3	H: 4	R: 0	H: 1	R: 0	H: 1	R: 0	H: 0	R: 0	H: 0
E: 0	LOB: 2	E: 0	LOB: 2	E: 1	LOB: 0	E: 0	LOB: 1	E: 0	LOB: 0	E: 1	LOB: 0	E: 0	LOB: 0	E: 0	LOB: 0	E: 0	LOB: 0	E: 0	LOB: 0	E: 0	LOB: 0
K: 0	BB: 0	K: 1	BB: 0	K: 1	BB: 0	K: 0	BB: 0	K: 0	BB: 0	K: 2	BB: 0	K: 0	BB: 0	K: 0	BB: 0	K: 0	BB: 0	K: 0	BB: 0	K: 0	BB: 0
S: 5	P: 5	S: 7	P: 7	S: 7	P: 7	S: 3	P: 3	S: 3	P: 3	S: 8	P: 8	S: 3	P: 3	S: 3	P: 3	S: 3	P: 3	S: 3	P: 3	S: 3	P: 3

IP	WLS	BF	H	R	ER	SO	BB	IBB	HBP	BLK	WP	HR	S	P	ERA	WHIP
10.0	W	41	12	3	3	4	0	0	0	0	0	1	49	49	2.70	1.200

PITCHER	IP	WLS	BF	H	R	ER	SO	BB	IBB	HBP	BLK	WP	HR	S	P	ERA	WHIP
Dick Drago, R ERA: 3.48 (1, 1)	10.0	W	41	12	3	3	4	0	0	0	0	0	1	49	49	2.70	1.200

Batter	1	2	3	4	5	6	7	8	9	AB R H RBI BB SO LOB	TOP									
Tommy Harper, R (1, 7) OBP: 0.309, SLG: 0.319 Rick Miller, L (8, 7) OBP: 0.337, SLG: 0.333										4 1 1 1 1 1 3 0 0 0 0 0 0 0										
Juan Beniquez, R (1, 8) OBP: 0.313, SLG: 0.357										4 1 0 0 1 2 2										
Danny Cater, R (1, 3) OBP: 0.309, SLG: 0.405										4 2 1 1 0 1 4										
Jim Rice, R (1, 10) OBP: 0.321, SLG: 0.298										5 2 2 1 0 0 2										
Bob Montgomery, R (1, 2) OBP: 0.275, SLG: 0.329										5 2 2 2 0 1 0										
Fred Lynn, L (1, 9) OBP: 0.500, SLG: 0.758										4 0 2 1 1 0 0										
Rick Burleson, R (1, 6) OBP: 0.325, SLG: 0.369										5 0 2 1 0 0 1										
Doug Griffin, R (1, 4) OBP: 0.332, SLG: 0.333										4 1 2 1 0 1 3										
Terry Hughes, R (1, 5) OBP: 0.269, SLG: 0.267										3 0 1 1 1 1 2										
Inning Stats	R: 4 E: 0 K: 1 S: 9	H: 4 LOB: 3 BB: 3 P: 21	R: 3 E: 0 K: 0 S: 6	H: 4 LOB: 2 BB: 1 P: 11	R: 1 E: 0 K: 1 S: 6	H: 1 LOB: 0 BB: 0 P: 6	R: 0 E: 0 K: 1 S: 5	H: 1 LOB: 0 BB: 0 P: 5	R: 0 E: 0 K: 1 S: 5	H: 0 LOB: 0 BB: 0 P: 5	R: 0 E: 0 K: 0 S: 3	H: 0 LOB: 0 BB: 0 P: 3	R: 1 E: 1 K: 2 S: 10	H: 3 LOB: 2 BB: 0 P: 10	R: 0 E: 0 K: 0 S: 3	H: 0 LOB: 0 BB: 0 P: 3	1B: 11 2B: 1 3B: 0 HR: 1	SF: 0 SAC: 0 DP: 1 HBP: 1	WP: 0 PB: 0 SB: 0 CS: 0	PA: 43
PITCHER	IP WLS BF H R ER SO BB IBB HBP BLK WP HR S P ERA WHIP																			
Woodie Fryman, L (1, 1) ERA: 4.32	0.1 L 6 3 4 4 0 2 0 0 0 0 0 0 4 12 108.00 15.000																			
Dave Lemanczyk, R (1, 1) ERA: 3.54	7.2 34 10 5 4 7 1 1 1 0 0 1 45 54 4.70 1.435																			
Bill Slayback, R (9, 1) ERA: 4.96	1.0 3 0 0 0 0 0 0 0 0 0 0 0 3 3 0.00 0.000																			

Boston Red Sox @ Detroit Tigers
Tiger Stadium, Detroit, MI
Fri Sep 27 1974, 7:05 PM EDT
Att. 8,177 - Unknown

livebaseballscorecards.com

AB	38
R	9
H	13
RBI	9
BB	4
SO	7
LOB	17



Batter 1 2 3 4 5 6 7 8 9 AB R H RBI BB SO LOB

BOTTOM

Table with 10 columns (Batter 1-9, AB, R, H, RBI, BB, SO, LOB) and 10 rows of batter statistics. Batter 1: Ron LeFlore, R (1, 8) 4-3. Batter 2: Gary Sutherland, R (1, 4) 6-3. Batter 3: Al Kaline, R (1, 10) K; Reggie Sanders, R (4, PR) K. Batter 4: Ben Oglivie, L (1, 3) 6-3. Batter 5: Dan Meyer, L (1, 7) F7. Batter 6: Bill Freehan, R (1, 2) FC6-4 1B. Batter 7: Leon Roberts, R (1, 9) FC6-4. Batter 8: Aurelio Rodriguez, R (1, 5) F9; Jim Nettles, L (9, PH) K. Batter 9: Ed Brinkman, R (1, 6) K. Includes baseball field diagrams for each batter's performance.

Boston Red Sox @ Detroit Tigers
Tiger Stadium, Detroit, MI
Fri Sep 27 1974, 7:05 PM EDT
Att. 8,177 - Unknown

Summary statistics table:
AB 35
R 3
H 8
RBI 3
BB 2
SO 4
LOB 14

Inning Stats and Pitcher information. Inning Stats table with columns R, H, E, K, S, LOB, BB, P. Pitcher: Reggie Cleveland, R (1, 1) IP 9.0, WLS W, BF 38, H 8, R 3, ER 1, SO 4, BB 2, IBB 0, HBP 1, BLK 0, WP 1, HR 0, S 43, P 52, ERA 1.00, WHIP 1.111.



Summary statistics table:
WP: 1 PA: 38
PB: 0
SB: 0
CS: 0
ERA WHIP

Batter	1	2	3	4	5	6	7	8	9	AB R H RBI BB SO LOB	TOP
Tommy Harper, R (1, 7) OBP: 0.310, SLG: 0.318	0-0 F8		0-0 F4	4-0 E BB BB BB		0-0 SH2-3 1B		0-3 K		4 2 1 0 1 1 0	
Cecil Cooper, L (1, 3) OBP: 0.320, SLG: 0.386	4-0 3B BB		0-0 F8	4-0 BB E BB BB		0-0 SH2-3		0-0 F7		2 1 0 1 2 0 0	
Jim Rice, R (1, 10) OBP: 0.310, SLG: 0.327	0-0 1-H 3B		0-0 L9	0-0 E6 BB		0-3 K		0-0 5-3		5 0 1 1 0 1 3	
Fred Lynn, L (1, 9) OBP: 0.535, SLG: 0.806	0-3 K			0-0 3B		1-0 1B HBP			0-0 E8 1B	3 1 2 1 1 1 1	
Bob Montgomery, R (1, 2) OBP: 0.281, SLG: 0.336	4-0 BB			0-0 1B 2B		0-0 1B			0-3 K	4 1 2 2 1 1 4	
Dick McAuliffe, L (1, 5) OBP: 0.314, SLG: 0.325	0-0 F7			0-0 4-3		0-0 1B			4-0 IBB	4 0 1 0 1 0 5	
Rick Burleson, R (1, 6) OBP: 0.321, SLG: 0.364		0-0 F6		0-0 F2	0-0 G5-4-3 1B		0-0 F8		0-0 G5-4-3 IBB	5 0 0 0 0 0 4	
Rick Miller, L (1, 8) OBP: 0.339, SLG: 0.333		0-0 F6		0-0 6-3	0-0 G5-4-3 1-2f			0-0 F3		3 1 1 1 1 0 0	
Doug Griffin, R (1, 4) OBP: 0.331, SLG: 0.332		0-3 K		0-0 BB 1B BB 1B	4-0 S BB			0-0 1-3		4 1 1 0 0 2 1	
		0-0 K		0-0 BB BB E 1B	0-3 K			0-0 6-3			
Inning Stats	R: 1 H: 1 E: 0 LOB: 2 K: 1 BB: 2 S: 6 P: 14	R: 0 H: 0 E: 0 LOB: 0 K: 1 BB: 0 S: 5 P: 5	R: 0 H: 0 E: 0 LOB: 0 K: 0 BB: 0 S: 3 P: 3	R: 5 H: 4 E: 1 LOB: 3 K: 0 BB: 3 S: 8 P: 20	R: 0 H: 1 E: 0 LOB: 1 K: 1 BB: 1 S: 5 P: 9	R: 1 H: 2 E: 0 LOB: 2 K: 1 BB: 0 S: 7 P: 8	R: 0 H: 0 E: 0 LOB: 0 K: 0 BB: 0 S: 3 P: 3	R: 0 H: 0 E: 1 LOB: 1 K: 1 BB: 1 S: 5 P: 9	1B: 6 SF: 0 2B: 1 SAC: 1 3B: 2 DP: 2 HR: 0 HBP: 1	WP: 0 PA: 43 PB: 0 SB: 1 CS: 0	
PITCHER	IP WLS BF H R ER SO BB IBB HBP BLK WP HR S P ERA WHIP										
Lerrin LaGrow, R (1, 1) ERA: 4.64	3.2 L 19 5 6 4 2 3 0 0 0 0 0 0 20 32 9.82 2.182										
Luke Walker, L (4, 1) ERA: 5.01	2.1 14 3 1 1 2 3 0 1 0 0 0 0 14 27 3.86 2.571										
Fred Holdsworth, R (7, 1) ERA: 4.75	3.0 10 1 0 0 2 0 1 0 0 0 0 0 13 17 0.00 0.333										

Boston Red Sox @ Detroit Tigers
Tiger Stadium, Detroit, MI
Sat Sep 28 1974, 3:33 AM EDT
Att: 10,035 - Unknown

livebaseballscorecards.com

AB 34
R 7
H 9
RBI 6
BB 7
SO 6
LOB 18



Batter	1	2	3	4	5	6	7	8	9	AB	R	H	RBI	BB	SO	LOB
Ron LeFlore, R OBP: 0.294, SLG: 0.315 (1, 8)	0-0 1B 1B		0-0 F8			0-0 6-3 1B		0-0 L1		4	1	2	0	0	0	0
John Knox, L OBP: 0.337, SLG: 0.325 (1, 4)	0-0 1B FC3-6 1B		0-0 1-3			0-3 K		0-0 F7		4	1	1	0	0	1	1
Gates Brown, L OBP: 0.318, SLG: 0.392 (1, 10)	0-0 FC3-6 1B		0-0 F8			0-0 6-3		0-0 4-3		4	0	1	1	0	0	1
Ben Oglivie, L OBP: 0.353, SLG: 0.385 (1, 3)	0-0 FC3-6 S 1-2f 3-H		0-0 6-3			0-0 F8		0-0 G6-4-3 1B		4	0	1	1	0	0	2
Dan Meyer, L OBP: 0.257, SLG: 0.559 (1, 7)	0-0 F3 1-2		0-0 G3			0-0 5-3		0-0 G6-4-3 1-2f		4	0	0	0	0	0	2
Jim Nettles, L OBP: 0.312, SLG: 0.413 (1, 9)	0-3 K		0-0 4-3			4-0 BB				2	0	0	0	1	1	1
Tom Verzyer, R OBP: 0.321, SLG: 0.412 (1, 6)		0-3 K				0-0 F3		0-0 F8		3	0	0	0	0	1	1
Aurelio Rodriguez, R OBP: 0.253, SLG: 0.305 (1, 5)		0-0 F8				0-3 K		0-0 F8		3	0	0	0	0	1	1
Gene Lamont, L OBP: 0.273, SLG: 0.359 (1, 2)		0-0 F9				0-3 K		0-0 4-3		3	0	0	0	0	1	0

Inning Stats	R: 2	H: 3	E: 0	K: 1	S: 8	LOB: 1	BB: 0	P: 8	R: 0	H: 0	E: 0	K: 1	S: 5	LOB: 0	BB: 0	P: 5	R: 0	H: 0	E: 0	K: 0	S: 3	LOB: 0	BB: 0	P: 3	R: 0	H: 0	E: 0	K: 2	S: 7	LOB: 0	BB: 0	P: 7	R: 0	H: 1	E: 0	K: 1	S: 6	LOB: 1	BB: 0	P: 6	R: 0	H: 0	E: 0	K: 0	S: 3	LOB: 1	BB: 1	P: 7	R: 0	H: 0	E: 0	K: 0	S: 3	LOB: 0	BB: 0	P: 3	R: 0	H: 1	E: 0	K: 0	S: 3	LOB: 0	BB: 0	P: 3	1B: 5	2B: 0	3B: 0	HR: 0	SF: 0	SAC: 0	DP: 1	HBP: 0	WP: 0	PB: 0	SB: 1	CS: 0	PA: 32
PITCHER	IP	WLS	BF	H	R	ER	SO	BB	IBB	HBP	BLK	WP	HR	S	P	ERA	WHIP																																																												
Luis Tiant, R ERA: 2.92 (1, 1)	5.0	W	18	3	2	2	4	0	0	0	0	0	0	26	26	3.60	0.600																																																												
Dick Pole, R ERA: 3.65 (6, 1)	4.0	S	14	2	0	0	1	1	0	0	0	0	0	15	19	0.00	0.750																																																												

BOTTOM

Boston Red Sox @ Detroit Tigers
Tiger Stadium, Detroit, MI
Sat Sep 28 1974, 3:33 AM EDT
Att. 10,035 - Unknown

AB	31
R	2
H	5
RBI	2
BB	1
SO	5
LOB	9



WP: 0	PA: 32
ERA	WHIP

livebaseballscorecards.com

Batter	1	2	3	4	5	6	7	8	9	AB R H RBI BB SO LOB	TOP
Rick Miller, L (1, 8) OBP: 0.343, SLG: 0.338	0-0 5-3	0-0 4-3			0-0 1B SF8 1B		0-0 F9 1B 1B		0-0 FC4-6 1B	5 1 3 0 0 0 1	
Cecil Cooper, L (1, 3) OBP: 0.323, SLG: 0.392	0-0 2B		0-0 G3		0-0 1B 1B		0-0 1B 1B		0-0 F7	5 0 3 1 0 0 1	
Jim Rice, R (1, 10) OBP: 0.302, SLG: 0.321	0-0 5-3		0-0 1B		0-0 SF8		0-0 F9		0-0 FC4-6	4 0 1 1 0 0 4	
Fred Lynn, L (1, 7) OBP: 0.489, SLG: 0.725	0-0 F7		0-0 F7		0-0 F4		0-3 K			4 0 0 0 0 1 5	
Bob Montgomery, R (1, 2) OBP: 0.284, SLG: 0.339		0-0 2B 1B 1B	0-3 K		0-0 FC6-4 1B		0-3 K			4 1 2 0 0 2 3	
Dwight Evans, R (1, 9) OBP: 0.333, SLG: 0.419		0-0 1B FC4-6 2B		0-0 6-3	0-0 FC6-4		0-0 4-3			4 1 1 0 0 0 2	
Doug Griffin, R (1, 4) OBP: 0.330, SLG: 0.331		0-0 FC4-6 1B		0-0 6-3		0-0 L1		0-0 6-3		4 0 1 1 0 0 0	
Dick McAuliffe, L (1, 5) OBP: 0.310, SLG: 0.320		0-0 FC4-6 FC6-4		0-0 F9		0-3 K		0-0 F8		4 0 0 1 0 1 1	
Rick Burleson, R (1, 6) OBP: 0.320, SLG: 0.363		0-0 FC6-4			0-0 1B 1B		0-3 K		0-0 F8	4 1 1 0 0 1 1	
Inning Stats	R: 0 H: 1 E: 0 LOB: 1 K: 0 BB: 0 S: 4 P: 4	R: 2 H: 3 E: 0 LOB: 1 K: 0 BB: 0 S: 6 P: 6	R: 0 H: 1 E: 0 LOB: 1 K: 1 BB: 0 S: 6 P: 6	R: 0 H: 0 E: 0 LOB: 0 K: 0 BB: 0 S: 3 P: 3	R: 2 H: 4 E: 0 LOB: 2 K: 0 BB: 0 S: 7 P: 7	R: 0 H: 0 E: 0 LOB: 0 K: 2 BB: 0 S: 7 P: 7	R: 0 H: 2 E: 0 LOB: 2 K: 2 BB: 0 S: 9 P: 9	R: 0 H: 0 E: 0 LOB: 0 K: 0 BB: 0 S: 3 P: 3	R: 0 H: 1 E: 0 LOB: 1 K: 0 BB: 0 S: 4 P: 4	1B: 10 SF: 1 2B: 2 SAC: 0 3B: 0 DP: 0 HR: 0 HBP: 0	WP: 0 PA: 39 PB: 0 SB: 0 CS: 0
PITCHER Vern Ruhle, R (1, 1) ERA: 2.73	IP WLS BF H R ER SO BB IBB HBP BLK WP HR S P ERA WHIP										
	9.0 W 39 12 4 4 5 0 0 0 0 0 0 0 49 49 4.00 1.333										

Boston Red Sox @ Detroit Tigers
Tiger Stadium, Detroit, MI
Sun Sep 29 1974, 3:33 AM EDT
Att. 21,178 - Unknown

livebaseballscorecards.com

AB 38
R 4
H 12
RBI 4
BB 0
SO 5
LOB 18



Batter	1	2	3	4	5	6	7	8	9	AB R H RBI BB SO LOB	BOTTOM							
Ron LeFlore, R (1, 8) OBP: 0.296, SLG: 0.317	0-0 G3 1B	0-3 K		0-3 K		0-0 L5		0-0 S 1B		5 1 2 0 0 2 5	Boston Red Sox @ Detroit Tigers Tiger Stadium, Detroit, MI Sun Sep 29 1974, 3:33 AM EDT Att. 21,178 - Unknown <small>livebaseballscorecards.com</small>							
Gary Sutherland, R (1, 4) OBP: 0.279, SLG: 0.309	0-0 G3 1-2	0-0 SF8		0-0 F8		0-0 1B 1B		0-0 F9 1-2		4 1 1 2 0 0 3								
Al Kaline, R (1, 10) Ben Oglivie, L (8, PR) OBP: 0.339, SLG: 0.393 OBP: 0.353, SLG: 0.385	0-0 L6	0-0 E8 1-H 1B			0-0 L4	0-0 1B 1B		4-0 G6-4-3 BB		4 0 2 1 1 0 1 0 0 0 0 0 0 0								
Bill Freehan, R (1, 2) OBP: 0.355, SLG: 0.456	0-0 1B E 1B 2-H	0-0 F8			0-0 F9	0-0 1-2 2-H 1B		0-0 G6-4-3 1-2r		5 0 2 2 0 0 3								
Reggie Sanders, R (1, 3) OBP: 0.305, SLG: 0.440	0-0 E6 1-2 1B		0-0 1-3		0-0 1B	0-3 K				4 0 1 0 0 1 3								
Leon Roberts, R (1, 9) OBP: 0.268, SLG: 0.345	0-0 1-2 2-3 1B		0-0 L5		0-0 F8	0-3 K				4 0 1 0 0 1 3								
Dan Meyer, L (1, 7) OBP: 0.256, SLG: 0.526	0-0 F8		0-0 F9			0-0 E 2B 1B	0-0 F5			4 1 1 0 0 0 3								
Aurelio Rodriguez, R (1, 5) OBP: 0.255, SLG: 0.305		0-0 1B SF8 1B		0-0 6-3		4-0 2B 1B BB	0-0 5-3			3 2 1 0 1 0 0								
Ed Brinkman, R (1, 6) OBP: 0.265, SLG: 0.346		0-0 1B E 1B 1-3		4-0 BB		0-0 1B 2B 1-3 2-H	0-0 5-3			3 2 2 1 1 0 0								
Inning Stats	R: 1 E: 1 K: 0 S: 7	H: 3 LOB: 3 BB: 0 P: 7	R: 2 E: 1 K: 1 S: 8	H: 3 LOB: 1 BB: 0 P: 8	R: 0 E: 0 K: 0 S: 3	H: 0 LOB: 0 BB: 0 P: 3	R: 0 E: 0 K: 1 S: 5	H: 1 LOB: 1 BB: 0 P: 4	R: 0 E: 0 K: 0 S: 3	H: 0 LOB: 0 BB: 0 P: 3		R: 0 E: 0 K: 0 S: 3	H: 1 LOB: 2 BB: 1 P: 7	1B: 12 2B: 1 3B: 0 HR: 0	SF: 1 SAC: 0 DP: 1 HBP: 0	WP: 0 PB: 0 SB: 1 CS: 0	PA: 40	
PITCHER Roger Moret, L (1, 1) ERA: 3.74 Diego Segui, R (6, 1) ERA: 4.0	IP 5.1	WLS L	BF 30	H 11	R 7	ER 6	SO 2	BB 2	IBB 0	HBP 0		BLK 0	WP 0	HR 0	S 32	P 40	ERA 10.12	WHIP 2.438
	IP 2.2	WLS L	BF 10	H 2	R 0	ER 0	SO 2	BB 1	IBB 0	HBP 0		BLK 0	WP 0	HR 0	S 13	P 17	ERA 0.00	WHIP 1.125



Batter	1	2	3	4	5	6	7	8	9	AB R H RBI BB SO LOB	TOP												
Mark Belanger, R (1, 6) <small>OBP: 0.297, SLG: 0.301</small>	0-0 F2	4-0 1B BB		0-0 2B 1B	0-0 1B		0-0 F9		0-0 E8 1B	5 2 3 2 1 0 1	Baltimore Orioles @ Detroit Tigers Tiger Stadium, Detroit, MI Mon Sep 30 1974, 7:05 PM EDT Att. 6,575 - Unknown												
Paul Blair, R (1, 8) <small>OBP: 0.311, SLG: 0.417</small>	0-0 4-3	4-0 1B BB		0-0 2B	0-0 6-3			0-0 F8	0-0 F7	5 1 1 1 1 0 4													
Bobby Grich, R (1, 4) <small>OBP: 0.376, SLG: 0.434</small>	0-3 K	0-0 1B FC6-4		0-0 2B 1B				0-0 F7		5 2 3 3 0 1 0													
Tommy Davis, R (1, 10) <small>OBP: 0.325, SLG: 0.377</small>		0-0 1B FC6-4		0-0 2B 1B				0-0 F8	0-0 F4	5 1 2 1 0 0 2													
Don Baylor, R (1, 7) <small>OBP: 0.340, SLG: 0.384</small>		0-0 1B 2B	0-0 1B 1B	0-0 2B			0-0 4-3		0-0 F4	5 2 3 0 0 0 0													
Brooks Robinson, R (1, 5) <small>OBP: 0.356, SLG: 0.377</small>		0-0 HR 1B	0-0 F7	4-0 1B IBB			0-3 K		0-0 BB E 1B	4 2 2 2 1 1 1													
Earl Williams, R (1, 3) <small>OBP: 0.328, SLG: 0.396</small>		0-0 HR	0-0 1B	0-0 G6-4-3			0-0 5-3		0-3 K	5 1 2 3 0 1 4													
Enos Cabell, R (1, 9) <small>OBP: 0.267, SLG: 0.331</small>		0-0 F9	0-0 G6-4-3		0-0 F9		0-0 F5		0-0 E1 BB	5 1 0 0 0 0 2													
Andy Etchebarren, R (1, 2) <small>OBP: 0.247, SLG: 0.294</small> Boog Powell, L (9, PH) <small>OBP: 0.358, SLG: 0.416</small> Curt Motton, R (9, PR) <small>OBP: 0.287, SLG: 0.351</small> Elirod Hendricks, L (9, 2)		0-0 3-1		0-0 5-3			0-0 E4		4-0 E BB	4 0 0 0 0 1 0 0 0 0 0 1 0 0 0 0 0 0 0 0 0 0 0 0 0 0 0 0													
Inning Stats	R: 0 E: 0 K: 1 S: 5	H: 0 LOB: 0 BB: 0 P: 5	R: 5 E: 0 K: 0 S: 8	H: 5 LOB: 2 BB: 2 P: 16	R: 1 E: 0 K: 0 S: 4	H: 2 LOB: 0 BB: 0 P: 4	R: 3 E: 0 K: 0 S: 7	H: 5 LOB: 2 BB: 1 P: 11	R: 0 E: 0 K: 1 S: 6	H: 1 LOB: 1 BB: 0 P: 6		R: 1 E: 0 K: 1 S: 6	H: 1 LOB: 0 BB: 0 P: 6	R: 0 E: 1 K: 0 S: 4	H: 0 LOB: 1 BB: 0 P: 4	R: 0 E: 0 K: 0 S: 3	H: 0 LOB: 0 BB: 0 P: 3	R: 2 E: 2 K: 1 S: 8	H: 2 LOB: 3 BB: 1 P: 12	1B: 10 2B: 4 3B: 0 HR: 2	SF: 0 SAC: 0 DP: 2 HBP: 0	WP: 0 PB: 0 SB: 3 CS: 0	PA: 47
PITCHER Mickey Lolich, L (1, 1) <small>ERA: 4.15</small> Dave Lemanczyk, R (2, 1) <small>ERA: 4.0</small> Fred Holdsworth, R (4, 1) <small>ERA: 4.29</small> Jim Ray, R (9, 1) <small>ERA: 4.47</small>	IP	WLS	BF	H	R	ER	SO	BB	IBB	HBP	BLK	WP	HR	S	P	ERA	WHIP						
	1.0	L	7	4	4	4	1	0	0	0	0	0	0	1	9	9	36.00	4.000					
	2.1		14	6	5	5	0	2	0	0	0	0	0	12	20	19.29	3.429						
	5.1		25	6	3	1	3	1	1	0	0	0	1	29	37	1.69	1.312						
	0.1		1	0	0	0	0	0	0	0	0	0	0	1	1	0.00	0.000						

livebaseballscorecards.com

AB	43
R	12
H	16
RBI	12
BB	4
SO	4
LOB	14



BOTTOM

Baltimore Orioles @ Detroit Tigers

Tiger Stadium, Detroit, MI

Mon Sep 30 1974, 7:05 PM EDT

Att. 6,575 - Unknown

livebaseballscores.com

AB	41
R	6
H	14
RBI	6
BB	2
SO	5
LOB	21



AB R H RBI BB SO LOB

5 3 2 0 0 1 1

5 1 3 1 0 0 1

4 0 1 0 1 1 3

5 1 3 3 0 1 2

5 1 1 0 0 1 3

4 0 3 2 1 1 0

4 0 0 0 0 0 4

2 0 0 0 0 0 1

1 0 0 0 0 0 2

1 0 0 0 0 0 2

1 0 0 0 0 0 1

4 0 1 0 0 0 1

1B: 9 SF: 0

2B: 4 SAC: 0

3B: 1 DP: 0

HR: 0 HBP: 1

WP: 1 PA: 44

PB: 0

SB: 0

CS: 0

ERA WHIP

Batter	1	2	3	4	5	6	7	8	9
Ron LeFlore, R OBP: 0.298, SLG: 0.318 (1, 8)	0-3 K		0-0 FC4-6 1B 2B		0-0 1B	0-0 L4		0-0 2B 1B	
Gary Sutherland, R OBP: 0.282, SLG: 0.313 (1, 4) (6, 5)	0-0 4-3		0-0 BB 2B 1B		0-0 4-3	0-0 FC6-4 1B		0-0 1-H 2B	
Al Kaline, R OBP: 0.339, SLG: 0.392 (1, 10)	0-0 1B		4-0 2B BB		0-3 K	0-0 FC6-4		0-0 L4	
Bill Freehan, R OBP: 0.358, SLG: 0.462 (1, 2)	0-0 F9		0-0 2B		0-0 2B 1B		0-0 WP 2B	0-3 K	
Reggie Sanders, R OBP: 0.300, SLG: 0.438 (1, 3)		0-0 5-3	0-0 F6		0-0 1B 2B		0-3 K	0-0 F3	
Leon Roberts, R OBP: 0.311, SLG: 0.407 (1, 9)	0-3 K			0-0 FC4-6 1B	0-0 HBP 1B		4-0 BB	0-0 3B	
Dan Meyer, L OBP: 0.250, SLG: 0.476 (1, 7)	0-0 F9			0-0 F9	1-0 HBP		0-0 F6	0-0 G3	
Aurelio Rodriguez, R OBP: 0.254, SLG: 0.304 (1, 5)			0-0 6-3	0-0 F7	0-0 L9		0-0 4-3	0-0 F9	
Gates Brown, L OBP: 0.315, SLG: 0.388 (5, PH)									
John Knox, L OBP: 0.333, SLG: 0.321 (6, 4)									
Tom Verzyer, R OBP: 0.316, SLG: 0.404 (9, PH)									
Ed Brinkman, R OBP: 0.265, SLG: 0.345 (1, 6)			0-0 FC4-6 1B	0-0 FC4-6 1-2f		0-0 F7		0-0 F7	

Inning Stats	R: 0	H: 1	E: 0	K: 1	S: 6	LOB: 1	BB: 0	P: 6
	0	0	0	1	5	0	0	5

PITCHER	IP	WLS	BF	H	R	ER	SO	BB	IBB	HBP	BLK	WP	HR	S	P	ERA	WHIP
Ross Grimsley, L ERA: 3.07 (1, 1)	4.2		25	9	5	5	3	1	0	1	0	0	0	29	34	9.64	2.143
Doyle Alexander, R ERA: 4.09 (5, 1)	1.2		8	2	0	0	1	1	0	0	0	1	0	9	13	0.00	1.800
Grant Jackson, L ERA: 2.6 (7, 1)	2.2	W	11	3	1	1	1	0	0	0	0	0	0	13	13	3.38	1.125

Batter	1	2	3	4	5	6	7	8	9	AB R H RBI BB SO LOB	TOP																										
Rich Coggins, L (1, 9) <small>OBP: 0.298, SLG: 0.319</small> Bob Oliver, R (9, PH) <small>OBP: 0.271, SLG: 0.340</small> Jim Fuller, R (9, 9) <small>OBP: 0.265, SLG: 0.392</small>	0-0 L3		0-0 G3		0-0 HR	0-0 F4		4-0 BB 1B S BB	0-0 F2	4 2 1 2 1 0 0 1 0 0 0 0 0 1 0 0 0 0 0 0 0																											
Paul Blair, R (1, 8) <small>OBP: 0.313, SLG: 0.417</small>	0-0 L7		0-0 S 1B		4-0 S BB		0-0 F8	4-0 1-2 BB 1B BB		3 1 1 0 2 0 0																											
Bobby Grich, R (1, 4) <small>OBP: 0.376, SLG: 0.431</small>	0-0 F7		4-0 1-3 BB		0-3 1-2 K		0-3 K	4-0 1B 1-2 2-3 BB		3 0 0 0 2 2 1																											
Tommy Davis, R (1, 10) <small>OBP: 0.325, SLG: 0.377</small>		0-0 F7	0-3 K		0-0 5-3		0-0 BB BB 1B	0-0 1-3 2-H 3-H 1B		5 0 2 2 0 1 3																											
Boog Powell, L (1, 3) <small>OBP: 0.358, SLG: 0.413</small>		4-0 BB 1B BB		0-0 1-3		0-0 F8	4-0 1-2 BB BB	0-3 K		3 0 0 0 2 1 3																											
Don Baylor, R (1, 7) <small>OBP: 0.343, SLG: 0.385</small>		0-0 1-2 1B		0-0 4-3 1B		0-0 5-3	4-0 1-2 2-3 FC6-4 BB		0-0 6-3	4 0 2 0 1 0 0																											
Brooks Robinson, R (1, 5) <small>OBP: 0.354, SLG: 0.376</small>		0-0 F4		0-0 4-3		0-0 F7	0-0 FC6-4		0-0 2B 1B	5 1 1 0 0 0 6																											
Elrod Hendricks, L (1, 2) <small>OBP: 0.287, SLG: 0.344</small> Andy Etchebarren, R (9, PH) <small>OBP: 0.251, SLG: 0.303</small> (9, 2)		0-0 F6	0-3 K		0-3 K	4-0 HR BB		0-0 4-3	0-0 1-H 2B	3 1 0 0 1 1 3 1 0 1 1 0 0 0																											
Mark Belanger, R (1, 6) <small>OBP: 0.298, SLG: 0.300</small> Jim Northrup, L (6, PH) <small>OBP: 0.307, SLG: 0.372</small> Tim Nordbrook, R (6, 6) <small>OBP: 0.308, SLG: 0.250</small>			0-3 K		4-0 HR BB	0-0 HR		0-3 K	0-0 F8	1 1 0 0 1 1 0 1 1 1 2 0 0 0 2 0 0 0 0 1 1																											
Inning Stats	R: 0 E: 0 K: 0 S: 3	H: 0 LOB: 0 BB: 0 P: 3	R: 0 E: 0 K: 0 S: 4	H: 1 LOB: 2 BB: 1 P: 8	R: 0 E: 0 K: 2 S: 8	H: 1 LOB: 2 BB: 1 P: 12	R: 0 E: 0 K: 1 S: 6	H: 1 LOB: 1 BB: 0 P: 6	R: 2 E: 0 K: 1 S: 6	H: 1 LOB: 1 BB: 2 P: 14	R: 2 E: 0 K: 0 S: 4	H: 1 LOB: 0 BB: 1 P: 8	R: 0 E: 0 K: 1 S: 6	H: 1 LOB: 3 BB: 2 P: 14	R: 2 E: 0 K: 2 S: 8	H: 1 LOB: 2 BB: 3 P: 20	R: 1 E: 0 K: 0 S: 5	H: 2 LOB: 1 BB: 0 P: 5	1B: 6 2B: 1 3B: 0 HR: 2	SF: 0 SAC: 0 DP: 0 HBP: 0	WP: 0 PB: 0 SB: 4 CS: 0	PA: 46															
PITCHER	IP WLS BF H R ER SO BB IBB HBP BLK WP HR S P ERA WHIP																																				
Joe Coleman, R (1, 1) <small>ERA: 4.32</small> Luke Walker, L (8, 1) <small>ERA: 4.99</small> John Hiller, L (9, 1) <small>ERA: 2.64</small>	7.2		40	7	6	6	6	10	0	0	0	0	2	42	82	7.04	2.217																				
	0.1		1	0	0	0	1	0	0	0	0	0	0	3	3	0.00	0.000																				
	1.0	L	5	2	1	1	0	0	0	0	0	0	0	5	5	9.00	2.000																				

Baltimore Orioles @ Detroit Tigers
 Tiger Stadium, Detroit, MI
 Tue Oct 01 1974, 3:33 AM EDT
 Att. 3,673 - Unknown

livebaseballscorecards.com

AB 36
R 7
H 9
RBI 7
BB 10
SO 7
LOB 18



Batter	1	2	3	4	5	6	7	8	9	AB	R	H	RBI	BB	SO	LOB
Ron LeFlore, R OBP: 0.300, SLG: 0.320 (1, 8)	0-0 3-1 S 2B 1B	0-0 FC4-6 1-2f			0-0 F9		0-0 1-3		0-0 6-3 S 1B	5	1	2	0	0	0	2
Gary Sutherland, R OBP: 0.283, SLG: 0.314 (1, 4)	0-0 3-1 1-3		0-0 CS 1B		0-0 F9			0-0 E 1B SF7 1B	0-0 6-3 1-3	5	1	2	0	0	0	2
Al Kaline, R OBP: 0.338, SLG: 0.390 (1, 10)	0-0 L4		0-0 L3 1-2		0-0 L5			0-0 E 2B 1B	0-3 K	5	1	1	0	0	1	3
Ben Oglivie, L OBP: 0.352, SLG: 0.386 (1, 3)	0-0 1B 2B		0-3 K		0-0 G3			0-0 2B 1B		4	1	1	1	0	1	2
Bill Freehan, R OBP: 0.361, SLG: 0.480 (1, 2)	0-0 2-H 1B			0-0 HR		0-0 HR		0-0 SF7		3	2	3	4	0	0	0
Dan Meyer, L OBP: 0.250, SLG: 0.478 (1, 7)	0-0 F5			0-0 F8		0-0 F4		0-0 2B		4	0	1	1	0	0	1
Jim Nettles, L OBP: 0.306, SLG: 0.404 (1, 9)		0-0 F8		0-0 F9			0-3 K	4-0 G4-6-3 IBB		3	0	0	0	0	1	0
Leon Roberts, R OBP: 0.323, SLG: 0.407 (8, PH) (9, 9)										0	0	0	0	1	0	0
Aurelio Rodriguez, R OBP: 0.254, SLG: 0.305 (1, 5)		0-3 K		0-0 5-3			0-0 2B	0-0 G4-6-3 1-2f		4	0	1	0	0	1	3
Ed Brinkman, R OBP: 0.265, SLG: 0.345 (1, 6)		0-0 FC4-6 1B			0-3 K		0-3 K		0-0 F8	3	0	1	0	0	2	1
Gates Brown, L OBP: 0.312, SLG: 0.384 (9, PH)										1	0	0	0	0	0	0

Inning Stats	R: 2	H: 3	E: 0	K: 0	S: 6	H: 3	LOB: 1	BB: 0	P: 6	R: 0	H: 1	E: 0	K: 1	S: 6	H: 1	LOB: 1	BB: 1	P: 6	R: 0	H: 1	E: 0	K: 1	S: 5	R: 1	H: 1	E: 0	K: 0	S: 4	R: 0	H: 0	E: 0	K: 1	S: 5	R: 1	H: 1	E: 0	K: 0	S: 4	R: 0	H: 1	E: 0	K: 2	S: 8	R: 2	H: 3	E: 1	K: 0	S: 6	R: 0	H: 1	E: 0	K: 1	S: 6	R: 0	H: 1	E: 0	K: 1	S: 6	1B: 7	2B: 3	3B: 0	HR: 2	SF: 1	SAC: 0	DP: 1	HBP: 0	WP: 0	PB: 0	SB: 2	CS: 1	PA: 39
--------------	------	------	------	------	------	------	--------	-------	------	------	------	------	------	------	------	--------	-------	------	------	------	------	------	------	------	------	------	------	------	------	------	------	------	------	------	------	------	------	------	------	------	------	------	------	------	------	------	------	------	------	------	------	------	------	------	------	------	------	------	-------	-------	-------	-------	-------	--------	-------	--------	-------	-------	-------	-------	--------

PITCHER	IP	WLS	BF	H	R	ER	SO	BB	IBB	HBP	BLK	WP	HR	S	P	ERA	WHIP
Jim Palmer, R ERA: 3.27 (1, 1)	7.0		30	10	6	5	5	0	0	0	0	0	2	40	40	6.43	1.429
Grant Jackson, L ERA: 2.57 (8, 1)	1.0	W	5	1	0	0	0	0	1	0	0	0	0	4	8	0.00	1.000
Bob Reynolds, R ERA: 2.73 (9, 1)	1.0	S	4	1	0	0	1	0	0	0	0	0	0	6	6	0.00	1.000

BOTTOM

Baltimore Orioles @ Detroit Tigers
Tiger Stadium, Detroit, MI
Tue Oct 01 1974, 3:33 AM EDT
Att. 3,673 - Unknown

AB	37
R	6
H	12
RBI	6
BB	1
SO	6
LOB	14



WP	HR	S	P	ERA	WHIP
0	2	6	3	6.43	1.429

Baltimore Orioles @ Detroit Tigers

Tiger Stadium, Detroit, MI

Wed Oct 02 1974, 3:33 AM EDT
Att. 4,671 - Unknown

livebaseballscorecards.com

AB	33
R	5
H	7
RBI	5
BB	5
SO	5
LOB	19



AB	R	H	RBI	BB	SO	LOB
5	2	3	0	0	1	1
4	0	1	1	1	0	2
3	1	0	0	0	0	2
2	0	1	2	0	0	2
2	0	0	1	0	0	1
1	0	0	0	1	0	2
2	0	1	1	0	1	0
1	0	0	0	0	0	0
3	0	0	0	1	1	1
2	0	0	0	0	2	3
2	0	0	0	0	0	1
3	0	0	0	1	0	3
3	2	1	0	1	0	1
1B:	5	SF:	0			
2B:	3	SAC:	1			
3B:	0	DP:	2			
HR:	0	HBP:	0			
WP:	0	PA:	39			
PB:	0					
SB:	2					
CS:	0					

Batter	1	2	3	4	5	6	7	8	9																		
Al Bumbry, L (1, 7) OBP: 0.288, SLG: 0.304	0-3 K			0-0 E FC 2B	0-0 FC4-6 1-3 1B		0-0 E8 1-3 2B 1B		0-0 F8																		
Rich Coggins, L (1, 8) OBP: 0.299, SLG: 0.319	0-0 4-3			0-0 F6	0-0 FC4-6 G1-4-3 1-2f 3-H		4-0 2B 8-2 IBB		0-0 FC5-4 1-2 1B																		
Don Baylor, R (1, 3) OBP: 0.341, SLG: 0.382	0-0 F3			0-0 E6 FC S 1B 2-3	0-0 G1-4-3 1-2f		0-0 1-3 2-H 3-H 2B		0-0 FC5-4 1-2f																		
Enos Cabell, R (5, 3) OBP: 0.269, SLG: 0.339																											
Brooks Robinson, R (1, 5) OBP: 0.353, SLG: 0.374																											
Doug DeCinces, R (4, PR) (4, 5)																											
Jim Northrup, L (1, 10) OBP: 0.308, SLG: 0.373																											
Earl Williams, R (6, PH) OBP: 0.327, SLG: 0.395																											
Curt Motton, R (1, 9)																											
Andy Etchebarren, R (1, 2) OBP: 0.249, SLG: 0.300																											
Elrod Hendricks, L (4, 2) OBP: 0.283, SLG: 0.340																											
Frank Baker, L (1, 6) OBP: 0.250, SLG: 0.207																											
Tim Nordbrook, R (1, 4) OBP: 0.353, SLG: 0.267																											
Inning Stats	R: 0 E: 0 K: 1 S: 5	H: 0 LOB: 0 BB: 0 P: 5	R: 0 E: 0 K: 1 S: 5	H: 0 LOB: 0 BB: 0 P: 5	R: 0 E: 0 K: 1 S: 5	H: 0 LOB: 0 BB: 0 P: 5	R: 2 E: 1 K: 1 S: 9	H: 2 LOB: 3 BB: 1 P: 13	R: 1 E: 0 K: 0 S: 3	H: 1 LOB: 0 BB: 1 P: 7	R: 0 E: 0 K: 1 S: 5	H: 0 LOB: 1 BB: 1 P: 9	R: 2 E: 1 K: 0 S: 5	H: 3 LOB: 1 BB: 1 P: 9	R: 0 E: 0 K: 0 S: 3	H: 0 LOB: 0 BB: 0 P: 3	R: 0 E: 0 K: 0 S: 4	H: 1 LOB: 2 BB: 1 P: 8									
PITCHER	IP	WLS	BF	H	R	ER	SO	BB	IBB	HBP	BLK	WP	HR	S	P	ERA	WHIP										
Lerrin LaGrow, R (1, 1) ERA: 4.66	7.0	L	31	6	5	4	5	3	1	0	0	0	0	37	53	5.14	1.286										
Bill Slayback, R (8, 1) ERA: 4.77	2.0		8	1	0	0	0	1	0	0	0	0	0	7	11	0.00	1.000										

Batter	1	2	3	4	5	6	7	8	9	AB	R	H	RBI	BB	SO	LOB
Ron LeFlore, R OBP: 0.301, SLG: 0.323 (1, 8)	0-0 S E 1B		0-0 SF8		0-0 6-3			0-0 6-3	0-0 1-2 1B	4	1	2	1	0	0	0
Gary Sutherland, R OBP: 0.282, SLG: 0.313 (1, 4) John Knox, L OBP: 0.351, SLG: 0.341 (2, 4)	0-0 F9 1-H		0-0 1B 1-2 1B		0-0 S 1B			0-0 BB BB 1B	0-3 K	1	0	0	0	0	0	0
Al Kaline, R OBP: 0.337, SLG: 0.389 (1, 10) Ben Oglivie, L OBP: 0.353, SLG: 0.385 (5, PH)	0-3 K		0-0 L7		0-0 4-3			4-0 BB BB 1-2 BB		2	0	0	0	0	1	2
Bill Freehan, R OBP: 0.361, SLG: 0.479 (1, 2) John Wockenfuss, R OBP: 0.212, SLG: 0.172 (7, 2)	0-3 K		0-0 1-3 2-H 1B		0-0 F7			4-0 BB BB 1-2 2-3 BB		3	0	1	1	0	1	0
Reggie Sanders, R OBP: 0.308, SLG: 0.434 (1, 3)		0-3 K2-3	0-0 F7		0-0 G6-4-3 1B			4-0 1-2 2-3 3-H BB		3	0	1	1	1	1	2
Leon Roberts, R OBP: 0.303, SLG: 0.381 (1, 9)		0-0 F8		0-3 K		0-0 G6-4-3		0-0 G6-4-3		4	0	0	0	0	1	4
Dan Meyer, L OBP: 0.231, SLG: 0.440 (1, 7)		0-0 4-3		0-0 F9			0-0 F9		0-0 F9	4	0	0	0	0	0	0
Aurelio Rodriguez, R OBP: 0.255, SLG: 0.306 (1, 5) Ron Cash, R OBP: 0.222, SLG: 0.258 (4, 5)			0-0 1B SF8 1B		0-0 5-3		0-0 1-3		0-0 1-3	1	1	1	0	0	0	0
Ed Brinkman, R OBP: 0.266, SLG: 0.347 (1, 6) Tom Verzyer, R OBP: 0.300, SLG: 0.382 (4, 6)			0-0 1B 1-3 1B 1B		0-0 F8		0-0 5-3		0-0 E6 1B	1	1	1	0	0	0	0


Inning Stats	R: 1	H: 1	E: 0	K: 2	S: 8	H: 1	LOB: 0	BB: 0	P: 8	R: 0	H: 0	E: 0	K: 1	S: 5	H: 0	LOB: 0	BB: 0	P: 5	R: 2	H: 4	E: 0	K: 0	S: 7	H: 0	LOB: 2	BB: 0	P: 7	R: 0	H: 0	E: 0	K: 1	S: 5	R: 0	H: 1	E: 0	K: 0	S: 4	H: 1	LOB: 1	BB: 0	P: 4	R: 0	H: 1	E: 0	K: 0	S: 3	H: 0	LOB: 0	BB: 0	P: 3	R: 0	H: 0	E: 0	K: 0	S: 3	H: 1	LOB: 2	BB: 3	P: 15	R: 0	H: 1	E: 1	K: 1	S: 7	H: 1	LOB: 2	BB: 0	P: 7	1B: 9	SF: 1	2B: 0	3B: 0	HR: 0	SAC: 0	DP: 2	HBP: 0
--------------	------	------	------	------	------	------	--------	-------	------	------	------	------	------	------	------	--------	-------	------	------	------	------	------	------	------	--------	-------	------	------	------	------	------	------	------	------	------	------	------	------	--------	-------	------	------	------	------	------	------	------	--------	-------	------	------	------	------	------	------	------	--------	-------	-------	------	------	------	------	------	------	--------	-------	------	-------	-------	-------	-------	-------	--------	-------	--------

PITCHER	IP	WLS	BF	H	R	ER	SO	BB	IBB	HBP	BLK	WP	HR	S	P	ERA	WHIP
Mike Cuellar, L ERA: 3.11 (1, 1)	3.0		14	5	3	2	3	0	0	0	0	0	0	20	20	6.00	1.667
Wayne Garland, R ERA: 2.97 (4, 1)	2.0		7	1	0	0	1	0	0	0	0	0	0	9	9	0.00	0.500
Doyle Alexander, R ERA: 4.01 (6, 1)	2.0	W	6	1	0	0	0	0	0	0	0	0	0	6	6	0.00	0.500
Jesse Jefferson, R ERA: 4.4 (8, 1)	1.0		6	1	1	1	0	3	0	0	0	0	0	3	15	9.00	4.000
Don Hood, L ERA: 3.45 (9, 1)	1.0	S	5	1	0	0	1	0	0	0	0	0	0	7	7	0.00	1.000

BOTTOM

Baltimore Orioles @ Detroit Tigers
Tiger Stadium, Detroit, MI
Wed Oct 02 1974, 3:33 AM EDT
Att. 4,671 - Unknown

AB	34
R	4
H	9
RBI	3
BB	3
SO	5
LOB	11



PITCHER	IP	WLS	BF	H	R	ER	SO	BB	IBB	HBP	BLK	WP	HR	S	P	ERA	WHIP
WP: 0	PA: 38	PB: 0	SB: 3	CS: 0													