

# Detroit Tigers - 1974

Batter	1	2	3	4	5	6	7	8	9	AB	R	H	RBI	BB	SO	LOB	TOP					
Ed Brinkman, R (1, 6) OBP: 0.600, SLG: 0.500										4	1	2	0	1	0	3	<b>Detroit Tigers @ Baltimore Orioles</b> <b>Memorial Stadium, Baltimore, MD</b> Fri Apr 05 1974, 3:33 AM EDT Att: 23,918 - Unknown					
Aurelio Rodriguez, R (1, 5) OBP: 0.600, SLG: 0.600										5	0	3	0	0	0	1						
Jim Northrup, L (1, 9)										5	0	0	1	0	1	6						
Al Kaline, R (1, 10)										3	0	0	0	1	2	3						
Willie Horton, R (1, 7) OBP: 0.250, SLG: 1.000										4	1	1	1	0	1	2						
Norm Cash, L (1, 3) OBP: 0.250, SLG: 0.250										4	0	1	0	0	0	1						
Mickey Stanley, R (1, 8)										3	0	0	0	1	0	1						
Bill Freehan, R (1, 2) OBP: 0.500, SLG: 0.333 John Knox, L (9, PR)										3	0	1	0	1	1	1						
Gary Sutherland, R (1, 4) OBP: 0.333, SLG: 0.333 Gates Brown, L (9, PH) Ron Cash, R (9, PH)										3	0	1	0	0	0	2						
<b>Inning Stats</b>	R: 1 E: 0 K: 1 S: 6	H: 1 LOB: 1 BB: 1 P: 10	R: 0 E: 0 K: 0 S: 4	H: 1 LOB: 2 BB: 1 P: 8	R: 0 E: 0 K: 0 S: 3	H: 0 LOB: 0 BB: 0 P: 3	R: 1 E: 0 K: 1 S: 6	H: 2 LOB: 1 BB: 0 P: 6	R: 0 E: 0 K: 1 S: 7	H: 2 LOB: 2 BB: 0 P: 7	R: 0 E: 0 K: 0 S: 3	H: 0 LOB: 1 BB: 0 P: 3	R: 0 E: 0 K: 0 S: 4	H: 1 LOB: 1 BB: 0 P: 4	R: 0 E: 0 K: 1 S: 5	H: 0 LOB: 1 BB: 1 P: 9		R: 0 E: 0 K: 1 S: 7	H: 2 LOB: 3 BB: 1 P: 11	1B: 8 2B: 1 3B: 0 HR: 1	SF: 0 SAC: 0 DP: 1 HBP: 0	WP: 0 PB: 0 SB: 1 CS: 1
<b>PITCHER</b>	IP WLS BF H R ER SO BB IBB HBP BLK WP HR S P ERA WHIP																					
Jim Palmer, R (1, 1) ERA: 2.16	8.1 W 35 7 2 2 4 4 0 0 0 0 1 39 55 2.16 1.320																					
Grant Jackson, L (9, 1) ERA:	0.2 S 4 2 0 0 1 0 0 0 0 0 0 6 6 0.00 3.000																					

Batter	1	2	3	4	5	6	7	8	9	AB	R	H	RBI	BB	SO	LOB	BOTTOM					
Al Bumbry, L (1, 7) OBP: 0.500										4	1	0	0	0	1	1	<b>Detroit Tigers @ Baltimore Orioles</b> <b>Memorial Stadium, Baltimore, MD</b> Fri Apr 05 1974, 3:33 AM EDT Att: 23,918 - Unknown					
Rich Coggins, L (1, 9)										3	0	0	0	0	0	0						
Bobby Grich, R (1, 4) OBP: 0.500, SLG: 0.333										3	1	1	0	1	0	0						
Tommy Davis, R (1, 10) OBP: 0.500, SLG: 0.333										3	1	1	0	1	0	2						
Don Baylor, R (1, 3) OBP: 0.500, SLG: 0.500 Enos Cabell, R (9, 3)										4	0	2	2	0	0	1						
Brooks Robinson, R (1, 5) OBP: 0.333, SLG: 0.667										3	0	1	0	0	0	1						
Earl Williams, R (1, 2)										3	0	0	0	0	1	2						
Paul Blair, R (1, 8)										3	0	0	0	0	0	1						
Mark Belanger, R (1, 6)										2	0	0	0	1	0	1						
<b>Inning Stats</b>	R: 0 E: 0 K: 1 S: 5	H: 0 LOB: 0 BB: 0 P: 5	R: 0 E: 0 K: 0 S: 3	H: 0 LOB: 0 BB: 0 P: 3	R: 0 E: 0 K: 0 S: 3	H: 0 LOB: 1 BB: 1 P: 7	R: 2 E: 0 K: 0 S: 6	H: 3 LOB: 1 BB: 0 P: 6	R: 0 E: 0 K: 0 S: 3	H: 0 LOB: 0 BB: 0 P: 3	R: 0 E: 0 K: 0 S: 3	H: 0 LOB: 1 BB: 1 P: 7	R: 0 E: 0 K: 1 S: 6	H: 1 LOB: 1 BB: 0 P: 6	R: 1 E: 1 K: 0 S: 4	H: 1 LOB: 1 BB: 1 P: 8		R: 0 E: 0 K: 0 S: 4	H: 1 LOB: 1 BB: 1 P: 8	1B: 4 2B: 1 3B: 0 HR: 0	SF: 0 SAC: 1 DP: 0 HBP: 0	WP: 0 PB: 1 SB: 0 CS: 1
<b>PITCHER</b>	IP WLS BF H R ER SO BB IBB HBP BLK WP HR S P ERA WHIP																					
Mickey Lolich, L (1, 1) ERA: 1.13	8.0 L 32 5 3 1 2 2 1 0 0 0 0 33 45 1.12 0.875																					

AB 35  
R 2  
H 9  
RBI 2  
BB 4  
SO 5  
LOB 21



AB 28  
R 3  
H 5  
RBI 2  
BB 3  
SO 2  
LOB 9




WP: 0  
PB: 1  
SB: 0  
CS: 1



Batter	1	2	3	4	5	6	7	8	9	10	AB	R	H	RBI	BB	SO	LOB	TOP	
Ed Brinkman, R OBP: 0.300, SLG: 0.222 (1, 6)	5-3		4-3	F8			K			1-3	5	0	0	0	0	1	2		
Aurelio Rodriguez, R OBP: 0.400, SLG: 0.333 (1, 5)	L4		1B		4-3		6-3			F7	4	1	0	0	1	0	0		
Jim Northrup, L OBP: 0.200, SLG: 0.222 (1, 9)	1B		E1		P3		F6			1B	4	1	1	0	1	0	1		
Al Kaline, R OBP: 0.444, SLG: 0.375 (1, 10)	1B		1B		L3		L6-3			2B	5	0	3	2	0	0	0		
Willie Horton, R OBP: 0.125, SLG: 0.500 (1, 7)	K		F8				K			1B	4	0	0	0	0	3	3		
Mickey Stanley, R OBP: 0.250, SLG: 0.286 (1, 8)		6-3		F4			1B			F7	4	1	1	0	0	0	0		
Bill Freehan, R OBP: 0.625, SLG: 0.833 (1, 2)			3B		1B		2B			F6	3	0	2	1	1	0	0		
Ron Cash, R OBP: 0.400, SLG: 0.400 (1, 3)			K		1B		E5			1B	4	0	2	0	0	1	2		
Gary Sutherland, R OBP: 0.143, SLG: 0.143 (1, 4)			4-3		F4		G4-6-3			6-3	4	0	0	0	0	0	6		
<b>Inning Stats</b>	R: 0 E: 0 K: 1 S: 6	H: 1 LOB: 2 BB: 1 P: 10	R: 0 E: 0 K: 1 S: 6	H: 1 LOB: 1 BB: 0 P: 6	R: 1 E: 1 K: 0 S: 4	H: 1 LOB: 2 BB: 1 P: 8	R: 0 E: 0 K: 0 S: 4	H: 1 LOB: 2 BB: 1 P: 8	R: 0 E: 0 K: 1 S: 5	H: 0 LOB: 0 BB: 0 P: 5	R: 0 E: 0 K: 1 S: 5	H: 0 LOB: 0 BB: 0 P: 5	R: 0 E: 0 K: 0 S: 3	H: 1 LOB: 0 BB: 0 P: 3	R: 1 E: 0 K: 0 S: 4	H: 2 LOB: 1 BB: 0 P: 4	1B: 6 2B: 2 3B: 1 HR: 0	SF: 0 SAC: 0 DP: 1 HBP: 0	WP: 0 PA: 40
<b>PITCHER</b> Dave McNally, L ERA: 1.8 (1, 1)	IP: 10.0 WLS: 10 BF: 40 H: 9 R: 3 ER: 2 SO: 5 BB: 3 IBB: 0 HBP: 0 BLK: 0 WP: 0 HR: 0 S: 47 P: 59 ERA: 1.80 WHIP: 1.200																		

**Detroit Tigers @ Baltimore Orioles**  
Memorial Stadium, Baltimore, MD  
Sat. Apr. 06 1974, 3:33 AM EDT  
Att: 3,749 - Unknown


AB	37
R	3
H	9
RBI	3
BB	3
SO	5
LOB	14



Batter	1	2	3	4	5	6	7	8	9	10	AB	R	H	RBI	BB	SO	LOB	BOTTOM			
Al Bumbry, L (1, 7)	F8		K		G3		FC5-4			FC1-6	4	0	0	0	1	1	2				
Bobby Grich, R OBP: 0.667, SLG: 1.000 (1, 4)	F4		1B		HR		FC5-4			1B	3	1	2	2	2	0	0				
Tommy Davis, R OBP: 0.556, SLG: 0.625 (1, 10)			1B		G4-6-3		FC5-4			P3	5	0	3	0	0	0	4				
Boog Powell, L Jim Fuller, R (9, PH) (10, 3)	G3		L9		G4-6-3		K			F9	4	0	0	0	0	1	6				
Don Baylor, R OBP: 0.333, SLG: 0.333 (1, 9)		F3		4-3			G3			F5	5	0	1	0	0	0	0				
Brooks Robinson, R OBP: 0.429, SLG: 0.571 (1, 5)		6-3		1B			FC3-6			L7	4	0	2	0	0	0	0				
Earl Williams, R (1, 2)		F7		1B			FC3-6			F2	3	0	0	0	2	0	1				
Paul Blair, R (1, 8)			6-3		K		FC6-4			G6-4-3	4	0	0	0	0	1	5				
Mark Belanger, R OBP: 0.429, SLG: 0.200 (1, 6)			1B		F8		4-3			FC1-6	3	1	1	0	1	0	2				
<b>Inning Stats</b>	R: 0 E: 0 K: 0 S: 4	H: 1 LOB: 1 BB: 0 P: 4	R: 0 E: 0 K: 0 S: 3	H: 0 LOB: 0 BB: 0 P: 3	R: 1 E: 0 K: 1 S: 7	H: 2 LOB: 2 BB: 1 P: 11	R: 0 E: 0 K: 1 S: 6	H: 1 LOB: 2 BB: 1 P: 10	R: 1 E: 0 K: 0 S: 4	H: 2 LOB: 0 BB: 0 P: 4	R: 0 E: 0 K: 1 S: 5	H: 0 LOB: 2 BB: 2 P: 13	R: 0 E: 0 K: 0 S: 3	H: 1 LOB: 1 BB: 1 P: 7	R: 0 E: 0 K: 0 S: 4	H: 1 LOB: 2 BB: 1 P: 8	R: 0 E: 0 K: 0 S: 3	H: 0 LOB: 0 BB: 0 P: 3	1B: 7 2B: 1 3B: 0 HR: 1	SF: 0 SAC: 1 DP: 2 HBP: 0	WP: 0 PA: 43
<b>PITCHER</b> Joe Coleman, R ERA: 2.84 (1, 1)	IP: 6.1 WLS: 6 BF: 28 H: 7 R: 2 ER: 2 SO: 2 BB: 3 IBB: 0 HBP: 0 BLK: 0 WP: 0 HR: 1 S: 29 P: 41 ERA: 2.84 WHIP: 1.579																				
John Hiller, L ERA: (7, 1)	IP: 3.2 WLS: 15 BF: 2 H: 2 R: 0 ER: 0 SO: 1 BB: 1 IBB: 2 HBP: 0 BLK: 0 WP: 0 HR: 0 S: 14 P: 26 ERA: 0.00 WHIP: 0.818																				

**Detroit Tigers @ Baltimore Orioles**  
Memorial Stadium, Baltimore, MD  
Sat. Apr. 06 1974, 3:33 AM EDT  
Att: 3,749 - Unknown

AB	36
R	2
H	9
RBI	2
BB	6
SO	3
LOB	22





Batter	1	2	3	4	5	6	7	8	9	AB	R	H	RBI	BB	SO	LOB	TOP										
Ed Brinkman, R OBP: 0.286, SLG: 0.167 (1, 6)	F5		F8			G6-4-3 BB			F7	3	0	0	0	1	0	0	<b>Detroit Tigers @ Baltimore Orioles</b> <b>Memorial Stadium, Baltimore, MD</b> Sun Apr 07 1974, 3:33 AM EDT Unknown										
Aurelio Rodriguez, R OBP: 0.286, SLG: 0.231 (1, 5)	K			K		G6-4-3			1-3	4	0	0	0	0	2	1											
Jim Northrup, L OBP: 0.214, SLG: 0.231 (1, 9)	L7			4-3			F8		1B E 1B	4	1	1	0	0	0	0											
Al Kaline, R OBP: 0.462, SLG: 0.417 (1, 10)		FC4-6 1B		L5			K		E 1-2 1B	4	0	2	0	0	1	0											
Willie Horton, R OBP: 0.083, SLG: 0.333 (1, 7)	K				F8		5-3		E9	4	0	0	0	0	1	2											
Mickey Stanley, R OBP: 0.197, SLG: 0.182 (1, 8)	FC4-6 1-2 FC6-4				5-3			F6	1-3 2-H K	4	0	0	0	0	1	3											
Bill Freehan, R OBP: 0.636, SLG: 1.000 (1, 2)	FC6-4 1-2							FC6-4 1B		3	0	2	0	0	0	1											
Ron Cash, R OBP: 0.250, SLG: 0.250 (1, 3)			4-3		K			F9		3	0	0	0	0	1	2											
Gary Sutherland, R OBP: 0.100, SLG: 0.100 (1, 4)			F7			F7		FC6-4 1-2		3	0	0	0	0	0	1											
<b>Inning Stats</b>	R: 0 E: 0 K: 1 S: 5	H: 0 LOB: 0 BB: 0 P: 5	R: 0 E: 0 K: 1 S: 6	H: 1 LOB: 1 BB: 0 P: 6	R: 0 E: 0 K: 0 S: 3	H: 0 LOB: 0 BB: 0 P: 3	R: 0 E: 0 K: 1 S: 5	H: 0 LOB: 0 BB: 0 P: 5	R: 0 E: 0 K: 1 S: 6	H: 1 LOB: 1 BB: 0 P: 6	R: 0 E: 0 K: 0 S: 2	H: 0 LOB: 0 BB: 1 P: 6	R: 0 E: 0 K: 1 S: 5	H: 0 LOB: 0 BB: 0 P: 5	R: 0 E: 0 K: 0 S: 4	H: 1 LOB: 1 BB: 0 P: 4	R: 1 E: 1 K: 1 S: 8	H: 2 LOB: 2 BB: 0 P: 8	1B: 4 2B: 0 3B: 1 HR: 0	SF: 0 SAC: 0 DP: 1 HBP: 0	WP: 0 PB: 0 SB: 0 CS: 0	PA: 33					
<b>PITCHER</b>	IP	WLS	BF	H	R	ER	SO	BB	IBB	HBP	BLK	WP	HR	S	P	ERA	WHIP										
Ross Grimsley, L ERA: (1, 1)	8.2	W	32	5	1	0	5	1	0	0	0	0	0	41	45	0.00	0.692										
Bob Reynolds, R ERA: (9, 1)	0.1		1	0	0	0	1	0	0	0	0	0	0	3	3	0.00	0.000										

Batter	1	2	3	4	5	6	7	8	9	AB	R	H	RBI	BB	SO	LOB	BOTTOM										
Paul Blair, R (1, 8)	E 2B BB	F7		6-3			6-3			3	1	0	0	1	0	0	<b>Detroit Tigers @ Baltimore Orioles</b> <b>Memorial Stadium, Baltimore, MD</b> Sun Apr 07 1974, 3:33 AM EDT Unknown										
Bobby Grich, R OBP: 0.538, SLG: 0.800 (1, 4)	SH3 1-H 1B 2B	4-3			K		F7			4	1	1	1	0	1	0											
Tommy Davis, R OBP: 0.417, SLG: 0.455 (1, 10)	SH3 2-3	F8			F7			F9		3	0	0	0	0	0	0											
Don Baylor, R OBP: 0.308, SLG: 0.250 (1, 7)	CS BB		F7		5-3			E3		3	0	0	0	1	0	0											
Brooks Robinson, R OBP: 0.455, SLG: 0.545 (1, 5)	BB 1-2 1B 3-H 1B			1-3 1B		F8		F8		4	1	2	1	0	0	1											
Earl Williams, R (1, 3)	BB 1-2 2B BB			1-3		F3		G3		3	1	0	0	1	0	2											
Jim Fuller, R OBP: 0.500, SLG: 0.500 (1, 9)		2B 1-2 2-H 1B		4-3				1B		3	1	2	1	0	0	1											
Andy Etchebarren, R OBP: 0.333, SLG: 0.667 (1, 2)					5-3			F2		3	0	1	2	0	0	1											
Mark Belanger, R OBP: 0.300, SLG: 0.125 (1, 6)		1-H 2-H 2B			F4			F9		3	0	0	0	0	0	1											
<b>Inning Stats</b>	R: 5 E: 1 K: 0 S: 6	H: 4 LOB: 1 BB: 3 P: 18	R: 0 E: 0 K: 0 S: 3	H: 0 LOB: 0 BB: 0 P: 3	R: 0 E: 0 K: 0 S: 4	H: 1 LOB: 1 BB: 0 P: 4	R: 0 E: 0 K: 0 S: 3	H: 0 LOB: 0 BB: 0 P: 3	R: 0 E: 0 K: 0 S: 4	H: 1 LOB: 1 BB: 0 P: 4	R: 0 E: 0 K: 0 S: 3	H: 0 LOB: 0 BB: 0 P: 3	R: 0 E: 0 K: 0 S: 4	H: 0 LOB: 0 BB: 0 P: 4	R: 0 E: 1 K: 0 S: 4	H: 0 LOB: 1 BB: 0 P: 4	1B: 4 2B: 2 3B: 0 HR: 0	SF: 0 SAC: 1 DP: 0 HBP: 0	WP: 0 PB: 0 SB: 0 CS: 1	PA: 33							
<b>PITCHER</b>	IP	WLS	BF	H	R	ER	SO	BB	IBB	HBP	BLK	WP	HR	S	P	ERA	WHIP										
Woodie Fryman, L ERA: 67.5 (1, 1)	0.2	L	8	4	5	5	0	3	0	0	0	0	0	5	17	67.50	10.500										
Bill Slayback, R ERA: (1, 1)	7.1		25	2	0	0	1	0	0	0	0	0	0	27	27	0.00	0.273										

AB	32
R	1
H	5
RBI	0
BB	1
SO	6
LOB	10



AB	29
R	5
H	6
RBI	5
BB	3
SO	1
LOB	6










Batter	1	2	3	4	5	6	7	8	9	AB	R	H	RBI	BB	SO	LOB	TOP					
Roy White, S OBP: 0.526, SLG: 0.538 (1, 10)										4	2	1	0	1	0	3						
Elliott Maddox, R OBP: 0.286, SLG: 0.286 (1, 9)										4	0	1	1	0	0	1						
Bobby Murcer, L OBP: 0.556, SLG: 0.385 (1, 8)										4	0	2	0	0	0	1						
Thurman Munson, R OBP: 0.412, SLG: 0.600 (1, 2)										4	1	2	0	0	1	1						
Lou Piniella, R OBP: 0.750, SLG: 0.667 (1, 7)										3	0	2	2	1	0	0						
Bill Sudakis, S OBP: 0.375, SLG: 0.357 Mike Hegan, L OBP: 0.385, SLG: 0.417 (9, PR) (9, 3)										3	0	0	0	1	1	5						
Graig Nettles, L OBP: 0.412, SLG: 0.692 (1, 5)										4	0	0	0	0	0	2	AB 33					
Gene Michael, S OBP: 0.333, SLG: 0.273 (1, 4)										3	0	0	0	1	0	1	R 3					
Jim Mason, L OBP: 0.188, SLG: 0.133 (1, 6)										4	0	0	0	0	1	3	H 8					
<b>Inning Stats</b>	R: 2 E: 1 K: 0 S: 5	H: 2 LOB: 1 BB: 1 P: 9	R: 0 E: 0 K: 0 S: 3	H: 0 LOB: 0 BB: 0 P: 3	R: 0 E: 0 K: 1 S: 7	H: 2 LOB: 3 BB: 1 P: 11	R: 0 E: 0 K: 1 S: 5	H: 0 LOB: 1 BB: 1 P: 9	R: 0 E: 0 K: 0 S: 3	H: 1 LOB: 0 BB: 0 P: 3	R: 0 E: 0 K: 0 S: 3	H: 1 LOB: 0 BB: 0 P: 3	R: 1 E: 0 K: 0 S: 4	H: 2 LOB: 0 BB: 0 P: 4	R: 0 E: 0 K: 1 S: 5	H: 0 LOB: 0 BB: 0 P: 5	R: 0 E: 1 K: 0 S: 4	H: 0 LOB: 2 BB: 1 P: 8	1B: 7 2B: 1 3B: 0 HR: 0	SF: 0 SAC: 0 DP: 0 HBP: 0	WP: 1 PB: 0 SB: 0 CS: 3	PA: 40
<b>PITCHER</b> Mickey Lolich, L ERA: 1.59 (1, 1)	IP: 9.0 WLS: L BF: 37	H: 8 R: 3 ER: 2 SO: 3	BB: 4 IBB: 0 HBP: 0 BLK: 0	WP: 1 HR: 0 S: 39 P: 55	ERA: 2.00 WHIP: 1.333	<b>PITCHER</b>										IP: 9.0 WLS: L BF: 37	H: 8 R: 3 ER: 2 SO: 3	BB: 4 IBB: 0 HBP: 0 BLK: 0	WP: 1 HR: 0 S: 39 P: 55	ERA: 2.00 WHIP: 1.333		

New York Yankees @ Detroit Tigers  
Tiger Stadium, Detroit, MI  
Tue Apr 09 1974, 3:33 AM EDT  
Att: 44,047 - Sunny - 38 F


AB 33  
R 3  
H 8  
RBI 3  
BB 4  
SO 3  
LOB 17



Batter	1	2	3	4	5	6	7	8	9	AB	R	H	RBI	BB	SO	LOB	BOTTOM								
Ed Brinkman, R OBP: 0.250, SLG: 0.143 (1, 6)										3	0	0	0	1	0	3									
Aurelio Rodriguez, R OBP: 0.280, SLG: 0.143 (1, 5)										5	0	0	0	0	0	7									
Jim Northrup, L OBP: 0.167, SLG: 0.174 (1, 9)										5	0	0	0	0	0	4									
Al Kaline, R OBP: 0.318, SLG: 0.250 (1, 10)										4	0	0	0	0	0	0									
Willie Horton, R OBP: 0.238, SLG: 0.500 (1, 7)										3	0	1	0	1	0	0									
Norm Cash, L OBP: 0.375, SLG: 0.286 (1, 3)										3	0	1	0	0	1	1									
Mickey Stanley, R OBP: 0.190, SLG: 0.350 (1, 8)										4	0	0	0	0	1	5	AB 35								
Bill Freehan, R OBP: 0.588, SLG: 0.857 (1, 2)										4	0	2	0	0	1	0	R 0								
Gary Sutherland, R OBP: 0.353, SLG: 0.412 (1, 4)										4	0	4	0	0	0	0	H 8								
<b>Inning Stats</b>	R: 0 E: 0 K: 0 S: 3	H: 0 LOB: 0 BB: 0 P: 3	R: 0 E: 1 K: 0 S: 4	H: 0 LOB: 1 BB: 0 P: 4	R: 0 E: 0 K: 0 S: 5	H: 2 LOB: 2 BB: 0 P: 5	R: 0 E: 0 K: 1 S: 5	H: 0 LOB: 0 BB: 0 P: 5	R: 0 E: 0 K: 0 S: 5	H: 2 LOB: 2 BB: 0 P: 5	R: 0 E: 0 K: 0 S: 4	H: 1 LOB: 2 BB: 1 P: 8	R: 0 E: 0 K: 0 S: 4	H: 1 LOB: 1 BB: 0 P: 4	R: 0 E: 0 K: 1 S: 6	H: 1 LOB: 2 BB: 0 P: 7	R: 0 E: 0 K: 1 S: 6	H: 1 LOB: 2 BB: 1 P: 10	1B: 7 2B: 1 3B: 0 HR: 0	SF: 0 SAC: 1 DP: 0 HBP: 1	WP: 0 PB: 0 SB: 0 CS: 0	PA: 39			
<b>PITCHER</b> Steve Kline, R ERA: Fred Beene, R ERA: Sparky Lyle, L ERA:	IP: 7.2 WLS: W BF: 33	H: 7 R: 0 ER: 0 SO: 1	BB: 1 IBB: 0 HBP: 0 BLK: 0	WP: 0 HR: 0 S: 33 P: 38	ERA: 0.00 WHIP: 1.043	<b>PITCHER</b>										IP: 1.0 WLS: S BF: 5	H: 1 R: 0 ER: 0 SO: 2	BB: 1 IBB: 0 HBP: 0 BLK: 0	WP: 0 HR: 0 S: 8 P: 12	ERA: 0.00 WHIP: 2.000	IP: 0.1 WLS: S BF: 1	H: 0 R: 0 ER: 0 SO: 0	BB: 0 IBB: 0 HBP: 0 BLK: 0	WP: 0 HR: 0 S: 1 P: 1	ERA: 0.00 WHIP: 0.000

New York Yankees @ Detroit Tigers  
Tiger Stadium, Detroit, MI  
Tue Apr 09 1974, 3:33 AM EDT  
Att: 44,047 - Sunny - 38 F

AB 35  
R 0  
H 8  
RBI 0  
BB 2  
SO 3  
LOB 20





Batter	1	2	3	4	5	6	7	8	9	AB	R	H	RBI	BB	SO	LOB	TOP				
Roy White, S (1, 7) OBP: 0.565, SLG: 0.733										2	1	1	1	0	0	0	<b>New York Yankees @ Detroit Tigers</b> Tiger Stadium, Detroit, MI Thu Apr 11 1974, 3:33 AM EDT Att: 6,640 - Cloudy - 47 F				
Mike Hegan, L (1, 3) OBP: 0.294, SLG: 0.313										4	0	0	0	0	3	2					
Thurman Munson, R (1, 2) OBP: 0.333, SLG: 0.474										4	0	0	0	0	0	0					
Bobby Murcer, L (1, 8) OBP: 0.500, SLG: 0.313										3	0	0	0	1	0	0					
Ron Blomberg, L (1, 9) OBP: 0.429, SLG: 0.333										2	0	0	0	1	0	1					
Graig Nettles, L (1, 5) OBP: 0.350, SLG: 0.563										3	0	0	0	0	0	2					
Bill Sudakis, S (1, 10) OBP: 0.316, SLG: 0.294										3	0	0	0	0	2	1					
Gene Michael, S (1, 4) OBP: 0.333, SLG: 0.286 (8, 6)										3	0	1	0	0	0	0					
Jim Mason, L (1, 6) OBP: 0.167, SLG: 0.118 (8, PH)										2	0	0	0	0	0	0					
Horace Clarke, S (8, 4)										1	0	0	0	0	0	1					
<b>Inning Stats</b>	R: 0 E: 0 K: 0 S: 2	H: 0 LOB: 0 BB: 0 P: 3	R: 0 E: 0 K: 1 S: 5	H: 0 LOB: 1 BB: 1 P: 9	R: 0 E: 0 K: 0 S: 3	H: 0 LOB: 0 BB: 0 P: 3	R: 0 E: 0 K: 1 S: 5	H: 0 LOB: 0 BB: 0 P: 5	R: 0 E: 0 K: 1 S: 5	H: 0 LOB: 0 BB: 0 P: 6	R: 0 E: 0 K: 0 S: 3	H: 0 LOB: 1 BB: 1 P: 7	R: 0 E: 0 K: 0 S: 3	H: 1 LOB: 0 BB: 0 P: 3	R: 1 E: 0 K: 1 S: 6	H: 1 LOB: 0 BB: 0 P: 6	1B: 1 2B: 0 3B: 0 HR: 1	SF: 0 SAC: 0 DP: 2 HBP: 2	WP: 0 PB: 0 SB: 1 CS: 0	PA: 31	
<b>PITCHER</b> Joe Coleman, R (1, 1) ERA: 1.76	IP: 9.0 WLS: W BF: 31	H: 2 R: 1 ER: 1 SO: 5	BB: 2 IBB: 0 HBP: 2 BLK: 0	WP: 0 HR: 1 S: 37 P: 47	ERA: 1.00 WHIP: 0.444											ERA: 1.00 WHIP: 0.444					

AB	27
R	1
H	2
RBI	1
BB	2
SO	5
LOB	7



Batter	1	2	3	4	5	6	7	8	9	AB	R	H	RBI	BB	SO	LOB	BOTTOM				
Ed Brinkman, R (1, 6) OBP: 0.250, SLG: 0.160										4	0	1	1	0	0	1	<b>New York Yankees @ Detroit Tigers</b> Tiger Stadium, Detroit, MI Thu Apr 11 1974, 3:33 AM EDT Att: 6,640 - Cloudy - 47 F				
Aurelio Rodriguez, R (1, 5) OBP: 0.276, SLG: 0.100										4	0	1	1	0	0	2					
Jim Northrup, L (1, 9) OBP: 0.143, SLG: 0.148										4	0	0	0	0	0	0					
Al Kaline, R (1, 10) OBP: 0.346, SLG: 0.292										4	1	2	0	0	0	0					
Willie Horton, R (1, 7) OBP: 0.280, SLG: 0.542										4	0	2	0	0	0	2					
Norm Cash, L (1, 3) OBP: 0.417, SLG: 0.455										4	0	2	0	0	0	2					
Mickey Stanley, R (1, 8) OBP: 0.250, SLG: 0.522										3	1	2	2	0	0	2					
Bill Freehan, R (1, 2) OBP: 0.550, SLG: 0.750										2	1	0	0	1	0	2					
Gary Sutherland, R (1, 4) OBP: 0.400, SLG: 0.500										3	1	2	0	0	0	1					
<b>Inning Stats</b>	R: 0 E: 0 K: 0 S: 3	H: 2 LOB: 1 BB: 0 P: 4	R: 1 E: 0 K: 0 S: 4	H: 2 LOB: 1 BB: 0 P: 4	R: 0 E: 0 K: 0 S: 3	H: 1 LOB: 0 BB: 0 P: 3	R: 0 E: 0 K: 0 S: 3	H: 0 LOB: 0 BB: 0 P: 3	R: 3 E: 0 K: 0 S: 7	H: 4 LOB: 2 BB: 1 P: 11	R: 0 E: 0 K: 0 S: 4	H: 1 LOB: 1 BB: 0 P: 4	R: 0 E: 0 K: 0 S: 4	H: 1 LOB: 1 BB: 0 P: 4	1B: 8 2B: 4 3B: 0 HR: 1	SF: 0 SAC: 0 DP: 2 HBP: 0		WP: 0 PB: 0 SB: 0 CS: 0	PA: 33		
<b>PITCHER</b> Mel Stottlemyre, R (1, 1) ERA: 2.87	IP: 6.2 WLS: L	H: 10 R: 4 ER: 4 SO: 0	BB: 1 IBB: 0 HBP: 0 BLK: 0	WP: 0 HR: 1 S: 26 P: 30	ERA: 5.40 WHIP: 1.650											ERA: 5.40 WHIP: 1.650					
Tom Buskey, R (7, 1) ERA:	IP: 1.1 WLS: 6	H: 2 R: 0 ER: 0 SO: 0	BB: 0 IBB: 0 HBP: 0 BLK: 0	WP: 0 HR: 0 S: 6 P: 6	ERA: 0.00 WHIP: 1.500											ERA: 0.00 WHIP: 1.500					





Batter	1	2	3	4	5	6	7	8	9	AB	R	H	RBI	BB	SO	LOB	TOP			
Ed Brinkman, R (1, 6) OBP: 0.219, SLG: 0.138 Gates Brown, L (9, PH) OBP: 1.000, SLG: 1.000 John Knox, L (9, PR)	0-0 P3		0-0 P7		0-3 K		0-0 FC1-2		4-0 BB	4	0	0	0	0	1	3	<b>Detroit Tigers @ Boston Red Sox</b> Fenway Park, Boston, MA Fri Apr 12 1974, 3:33 AM EDT Att: 8,481 - Unknown - 52 F			
Aurelio Rodriguez, R (1, 5) OBP: 0.235, SLG: 0.133	0-0 4-3		0-0 5-3		0-0 F8		0-0 L3		0-3 K	5	0	0	0	0	1	4				
Jim Northrup, L (1, 9) OBP: 0.182, SLG: 0.188	0-0 3-1		0-0 G3		0-0 G3		0-0 HR		0-0 1B	5	1	2	0	0	0	1				
Al Kaline, R (1, 10) OBP: 0.323, SLG: 0.379		0-0 L9		0-0 L1		0-0 F2		0-0 HR	0-0 L1-3	5	1	1	2	0	0	2				
Willie Horton, R (1, 7) OBP: 0.276, SLG: 0.481		4-0 BB		0-0 F3		0-0 5-3		0-0 6-3		3	0	0	0	1	0	1				
Mickey Stanley, R (1, 8) OBP: 0.250, SLG: 0.481		0-0 BB		0-0 F7			0-0 6-3		0-0 6-3	4	0	1	0	0	0	1				
Bill Freehan, R (1, 2) OBP: 0.625, SLG: 0.824		4-0 BB		0-0 G6-4-3		0-0 1-3	4-0 BB	4-0 BB	4-0 BB	1	0	1	0	3	0	0				
Ron Cash, R (1, 3) OBP: 0.353, SLG: 0.412		0-0 G6-4-3		0-0 6-3		0-0 6-3	0-0 BB	0-3 K	0-0 K	4	1	1	0	0	1	6				
Gary Sutherland, R (1, 4) OBP: 0.417, SLG: 0.542			0-0 2B		0-0 6-3		0-0 1B		0-0 5-3	4	0	2	0	0	0	0				
<b>Inning Stats</b>	R: 0 E: 0 K: 0 S: 3	H: 0 LOB: 0 BB: 0 P: 3	R: 0 E: 0 K: 0 S: 3	H: 1 LOB: 2 BB: 2 P: 11	R: 0 E: 0 K: 0 S: 4	H: 1 LOB: 1 BB: 0 P: 4	R: 0 E: 1 K: 0 S: 5	H: 0 LOB: 0 BB: 0 P: 5	R: 0 E: 0 K: 0 S: 3	H: 0 LOB: 0 BB: 0 P: 3	R: 1 E: 1 K: 0 S: 5	H: 2 LOB: 2 BB: 1 P: 9	R: 2 E: 0 K: 1 S: 7	H: 2 LOB: 1 BB: 1 P: 11	R: 0 E: 0 K: 1 S: 6	H: 1 LOB: 2 BB: 1 P: 10	1B: 5 2B: 2 3B: 0 HR: 1	SF: 0 SAC: 0 DP: 1 HBP: 0	WP: 0 PB: 0 SB: 0 CS: 0	PA: 40
<b>PITCHER</b>	IP WLS BF H R ER SO BB IBB HBP BLK WP HR S P ERA WHIP																			
Bill Lee, L (1, 1) ERA: 2.63	7.0 W 29 5 1 0 1 3 0 0 0 0 0 0 28 40 0.00 1.143																			
Reggie Cleveland, R (8, 1) ERA: 5.4	2.0 11 3 2 2 2 2 0 0 0 0 0 1 13 21 9.00 2.500																			


Batter	1	2	3	4	5	6	7	8	9	AB	R	H	RBI	BB	SO	LOB	BOTTOM			
Tommy Harper, R (1, 10) OBP: 0.158, SLG: 0.167	0-0 HR	0-0 G6-4-3		0-0 B1-3			0-0 F7			4	1	1	0	0	0	2	<b>Detroit Tigers @ Boston Red Sox</b> Fenway Park, Boston, MA Fri Apr 12 1974, 3:33 AM EDT Att: 8,481 - Unknown - 52 F			
Rick Miller, L (1, 8) OBP: 0.375, SLG: 0.167	0-0 F8		0-0 1B	0-3 K		0-0 P5				4	1	1	0	0	1	2				
Cecil Cooper, L (1, 3) OBP: 0.368, SLG: 0.438	0-0 4-3		0-0 1B		0-0 6-3		0-3 K			4	1	1	0	0	1	1				
Carl Yastrzemski, L (1, 7) OBP: 0.526, SLG: 0.933	4-0 HR		0-0 3-1	0-0 1-3	0-3 K		0-0 F8			3	1	1	2	1	1	0				
Bob Montgomery, R (1, 2) OBP: 0.353, SLG: 0.563	4-0 HR		0-0 3-1	0-0 3-1	0-0 5-3		0-0 1B			3	1	1	0	1	0	1				
Bernie Carbo, L (1, 9) OBP: 0.438, SLG: 0.643	0-0 HR		0-0 5-3			0-0 CS	0-0 1B		0-0 P9	4	1	2	4	0	0	1				
Dick McAuliffe, L (1, 5) OBP: 0.250, SLG: 0.500	0-0 P5		0-0 P3			0-0 1-2	0-0 2B			3	0	1	0	0	0	1				
Doug Griffin, R (1, 4) OBP: 0.375, SLG: 0.357		0-0 1-3		0-0 P6		0-0 P4				3	0	0	0	0	0	1				
Mario Guerrero, R (1, 6) OBP: 0.500, SLG: 0.417		4-0 G6-4-3		4-0 B1-3		0-0 5-3				1	0	0	0	2	0	1				
<b>Inning Stats</b>	R: 4 E: 0 K: 0 S: 5	H: 2 LOB: 0 BB: 2 P: 13	R: 0 E: 0 K: 0 S: 2	H: 0 LOB: 1 BB: 1 P: 6	R: 2 E: 0 K: 0 S: 6	H: 3 LOB: 1 BB: 0 P: 6	R: 0 E: 0 K: 1 S: 5	H: 0 LOB: 1 BB: 1 P: 9	R: 0 E: 0 K: 0 S: 4	H: 2 LOB: 0 BB: 0 P: 4	R: 0 E: 0 K: 1 S: 5	H: 0 LOB: 0 BB: 0 P: 5	R: 0 E: 0 K: 0 S: 3	H: 1 LOB: 0 BB: 0 P: 3	R: 0 E: 0 K: 1 S: 6	H: 0 LOB: 0 BB: 0 P: 10	1B: 4 2B: 3 3B: 0 HR: 1	SF: 0 SAC: 0 DP: 1 HBP: 0	WP: 0 PB: 0 SB: 1 CS: 1	PA: 33
<b>PITCHER</b>	IP WLS BF H R ER SO BB IBB HBP BLK WP HR S P ERA WHIP																			
Lerin LaGrow, R (1, 1) ERA: 8.0	2.0 L 13 3 0 0 3 1 0 0 0 0 0 0 25 29 0.00 0.667																			
Woodie Fryman, L (3, 1) ERA: 6.75	6.0 20 3 0 0 3 1 0 0 0 0 0 0 25 29 0.00 0.667																			



Batter	1	2	3	4	5	6	7	8	9	AB	R	H	RBI	BB	SO	LOB	TOP		
Ed Brinkman, R OBP: 0.200, SLG: 0.125 John Knox, L (7.4)	K		F8			5-3		4-3		3	0	0	0	0	1	0			
Aurelio Rodriguez, R OBP: 0.211, SLG: 0.118	4-3					5-3		K		4	0	0	0	0	1	0			
Jim Northrup, L OBP: 0.216, SLG: 0.250	2B		F8			FC5-4 1B		F7		4	0	2	0	0	0	0			
Al Kaline, R OBP: 0.314, SLG: 0.394	L4-3		L9			FC5-4 1-2		2B		4	0	1	0	0	0	2			
Willie Horton, R OBP: 0.290, SLG: 0.433 Ben Oglivie, L (7.7)	K					E6 FC4-6 1B		P6		3	0	0	0	0	1	0			
Norm Cash, L OBP: 0.438, SLG: 0.429	G4-6-3 BB		F8			F8		F5		3	1	1	0	1	0	2			
Mickey Stanley, R OBP: 0.250, SLG: 0.533 Dick Sharon, R (7.8)	G4-6-3 1-2					FC4-6 1B		K		3	0	2	0	0	0	1			
Bill Freehan, R OBP: 0.556, SLG: 0.737			P9			FC4-6 1-2 2-3		SF6		2	0	0	1	0	0	2			
Gary Sutherland, R OBP: 0.370, SLG: 0.481 (7.6)			6-3			P9		K		3	0	0	0	0	1	3			
<b>Inning Stats</b>	R: 0 E: 0 K: 1 S: 6	H: 1 LOB: 1 BB: 0 P: 6	R: 0 E: 0 K: 1 S: 4	H: 0 LOB: 0 BB: 1 P: 8	R: 0 E: 0 K: 0 S: 3	H: 0 LOB: 0 BB: 0 P: 3	R: 0 E: 0 K: 0 S: 3	H: 0 LOB: 0 BB: 0 P: 3	R: 0 E: 1 K: 0 S: 5	H: 1 LOB: 2 BB: 0 P: 5	R: 1 E: 0 K: 1 S: 7	H: 2 LOB: 1 BB: 0 P: 7	R: 0 E: 0 K: 2 S: 5	H: 0 LOB: 0 BB: 0 P: 5	R: 0 E: 0 K: 2 S: 8	H: 1 LOB: 1 BB: 0 P: 8	1B: 3 2B: 3 3B: 0 HR: 0	SF: 1 SAC: 0 DP: 1 HBP: 0	WP: 0 PA: 34 CS: 0
<b>PITCHER</b> Rick Wise, R ERA: 1.0	IP: 9.0 WLS: W BF: 34 H: 6 R: 1 ER: 1 SO: 6 BB: 1 IBB: 0 HBP: 0 BLK: 0 WP: 0 HR: 0 S: 45 P: 49 ERA: 1.00 WHIP: 0.778																		

Detroit Tigers @ Boston Red Sox  
Fenway Park, Boston, MA  
Sat Apr 13 1974, 3:33 AM EDT  
Att. 8,159 - Overcast - 44 F


AB 32  
R 1  
H 6  
RBI 1  
BB 1  
SO 6  
LOB 12



Batter	1	2	3	4	5	6	7	8	9	AB	R	H	RBI	BB	SO	LOB	BOTTOM		
Tommy Harper, R OBP: 0.250, SLG: 0.348	2B			K				WP 1B		5	1	3	0	0	1	1			
Rick Miller, L OBP: 0.385, SLG: 0.111	2B			4-3				P5		3	2	0	0	2	0	2			
Cecil Cooper, L OBP: 0.333, SLG: 0.381	K		B1	4-3				WP 1B		5	0	1	0	0	1	4			
Carl Yastrzemski, L OBP: 0.545, SLG: 0.889 Juan Beniquez, R OBP: 0.417, SLG: 0.600	P7							1-3 1B		3	0	2	1	0	0	2			
Bob Montgomery, R OBP: 0.381, SLG: 0.550	2B			1-3				F8		4	1	2	1	0	0	4			
Bernie Carbo, L OBP: 0.450, SLG: 0.667	3B		4-3					K		4	1	2	3	0	1	1			
Dick McAuliffe, L OBP: 0.250, SLG: 0.286	3B			P8				F7		3	1	0	0	1	0	1			
Doug Griffin, R OBP: 0.350, SLG: 0.444	1B			6-3				F9		4	1	1	2	0	0	1			
Mario Guerrero, R OBP: 0.450, SLG: 0.375	1B		4-3					5-3		4	0	1	1	0	0	0			
<b>Inning Stats</b>	R: 6 E: 0 K: 1 S: 10	H: 5 LOB: 2 BB: 2 P: 18	R: 1 E: 0 K: 0 S: 4	H: 1 LOB: 1 BB: 1 P: 8	R: 0 E: 0 K: 0 S: 3	H: 0 LOB: 0 BB: 0 P: 3	R: 0 E: 0 K: 1 S: 5	H: 0 LOB: 0 BB: 0 P: 5	R: 1 E: 0 K: 0 S: 5	H: 3 LOB: 1 BB: 0 P: 5	R: 0 E: 0 K: 0 S: 5	H: 2 LOB: 3 BB: 1 P: 9	R: 0 E: 0 K: 1 S: 5	H: 0 LOB: 0 BB: 0 P: 5	R: 0 E: 0 K: 0 S: 4	H: 1 LOB: 1 BB: 0 P: 4	1B: 8 2B: 3 3B: 1 HR: 0	SF: 0 SAC: 0 DP: 0 HBP: 0	WP: 2 PA: 39 CS: 0
<b>PITCHER</b> Bill Slayback, R ERA: 6.75 Luke Walker, L ERA: 2.45 Jim Ray, R ERA:	IP: 0.2 WLS: L BF: 9 H: 5 R: 6 ER: 6 SO: 1 BB: 1 IBB: 0 HBP: 0 BLK: 0 WP: 0 HR: 0 S: 9 P: 17 ERA: 81.00 WHIP: 9.000																		

Detroit Tigers @ Boston Red Sox  
Fenway Park, Boston, MA  
Sat Apr 13 1974, 3:33 AM EDT  
Att. 8,159 - Overcast - 44 F

AB 35  
R 8  
H 12  
RBI 8  
BB 4  
SO 3  
LOB 16





Batter	1	2	3	4	5	6	7	8	9	AB	R	H	RBI	BB	SO	LOB	TOP										
<b>Ed Brinkman, R</b> OBP: 0.250, SLG: 0.270 (1, 6)	F9		FC5-4 2H 1B	1H HR		F8			1B 1B 1B	5	1	3	3	0	0	0											
<b>Aurelio Rodriguez, R</b> OBP: 0.233, SLG: 0.154 (1, 5)	P9		FC5-4 BB 1B 1-2	G6-4-3 1B			6-3		1B 1B 1B	5	1	2	0	0	0	1											
<b>Jim Northrup, L</b> OBP: 0.238, SLG: 0.250 (1, 9)	2B BB		BB 1B 1-2	G6-4-3 1-2			1-3		F8	4	1	1	0	1	0	3											
<b>Al Kaline, R</b> OBP: 0.350, SLG: 0.432 (1, 10)	1H 2B		BB 1B 1-2 2-3				L4		L7	4	0	2	1	1	0	2											
<b>Willie Horton, R</b> OBP: 0.270, SLG: 0.429 (1, 7)	5-3		L4				F9		FC6-4 1B 1-2 2-3	5	0	2	0	0	0	5											
<b>Norm Cash, L</b> OBP: 0.381, SLG: 0.333 (1, 3)		F9	1-2 2-3 3-H BB				K		F8	4	0	0	1	1	2	5											
<b>Mickey Stanley, R</b> OBP: 0.257, SLG: 0.471 (1, 8)		F3	1-3				G3		FC6-4 1B 1-2	4	0	0	0	0	0	5											
<b>Bill Freehan, R</b> OBP: 0.516, SLG: 0.652 (1, 2)		K					L7		P5 1-2	4	0	1	0	0	1	0											
<b>Gary Sutherland, R</b> OBP: 0.400, SLG: 0.517 <b>Gates Brown, L</b> OBP: 0.667, SLG: 0.500 <b>John Knox, L</b> (8, 4)			1B 2B	HR BB			P9		F2	2	2	1	0	1	0	0											
<b>Inning Stats</b>	R: 1 E: 0 K: 0 S: 4	H: 1 LOB: 1 BB: 1 P: 8	R: 0 E: 0 K: 1 S: 5	H: 0 LOB: 0 BB: 0 P: 5	R: 2 E: 0 K: 0 S: 6	H: 3 LOB: 3 BB: 2 P: 14	R: 2 E: 0 K: 0 S: 4	H: 2 LOB: 0 BB: 1 P: 8	R: 0 E: 0 K: 1 S: 6	H: 1 LOB: 1 BB: 0 P: 6	R: 0 E: 0 K: 0 S: 3	H: 0 LOB: 0 BB: 0 P: 3	R: 0 E: 0 K: 0 S: 3	H: 0 LOB: 0 BB: 0 P: 3	R: 0 E: 0 K: 0 S: 5	H: 2 LOB: 2 BB: 0 P: 5	R: 0 E: 0 K: 1 S: 8	H: 3 LOB: 3 BB: 0 P: 8	1B: 9 2B: 2 3B: 0 HR: 1	SF: 0 SAC: 0 DP: 1 HBP: 0	WP: 0 PB: 0 SB: 0 CS: 0	PA: 42					
<b>PITCHER</b>	IP	WLS	BF	H	R	ER	SO	BB	IBB	HBP	BLK	WP	HR	S	P	ERA	WHIP										
<b>Juan Marichal, R</b> ERA: 13.5 <b>Dick Drago, R</b> ERA <b>Roger Moret, L</b> ERA <b>Diego Segui, R</b> ERA: 1.13	3.1		20	6	5	5	1	4	0	0	0	0	1	18	34	13.50	3.000										

**Detroit Tigers @ Boston Red Sox**  
Fenway Park, Boston, MA  
Sun Apr 14 1974, 3:33 AM EDT  
Att: 11,274 - Unknown - 60 F

AB	38
R	5
H	12
RBI	5
BB	4
SO	3
LOB	23



Batter	1	2	3	4	5	6	7	8	9	AB	R	H	RBI	BB	SO	LOB	BOTTOM										
<b>Tommy Harper, R</b> OBP: 0.295, SLG: 0.320 <b>Rick Miller, L</b> OBP: 0.385, SLG: 0.111 (8, 7)	K	G4-3 1-2			SH CS BB		SH1-4 1-2			2	0	0	0	1	1	1											
<b>Juan Beniquez, R</b> OBP: 0.533, SLG: 0.667 (1, 8)	1B 2B 1B	CS BB			SH 1-3		E 2H 1B			2	1	2	1	1	0	0											
<b>Danny Cater, R</b> OBP: 0.250, SLG: 0.250 (1, 10)	1-2 2B 1B	CS		P3	P4		L5 1-3			4	1	1	0	0	0	3											
<b>Carl Yastrzemski, L</b> OBP: 0.538, SLG: 1.000 (1, 3)	1H 2H HR 2B			HR	K 3H		F2			4	2	2	3	0	1	3											
<b>Bob Montgomery, R</b> OBP: 0.320, SLG: 0.458 (1, 2)	6-3			6-3			L5		5-3	4	0	0	0	0	0	1											
<b>Dwight Evans, R</b> OBP: 0.590, SLG: 1.000 (1, 9)	HR			F9			PO 1B 1B		F9	4	1	2	2	0	0	0											
<b>Doug Griffin, R</b> OBP: 0.333, SLG: 0.409 (1, 4)	F9			F8			1B 1-2		K	4	0	1	0	0	1	0											
<b>John Kennedy, R</b> OBP: 0.200, SLG: 0.800 <b>Dick McAuliffe, L</b> OBP: 0.250, SLG: 0.286 (7, 5)		HR		5-3			L7			3	1	1	1	0	0	2											
<b>Mario Guerrero, R</b> OBP: 0.478, SLG: 0.421 (1, 6)		G4-3 1B		F3			PO 2-3		SH1-4 1B 1B	3	1	2	0	0	0	0											
<b>Inning Stats</b>	R: 4 E: 0 K: 1 S: 9	H: 4 LOB: 0 BB: 0 P: 9	R: 1 E: 0 K: 0 S: 3	H: 2 LOB: 0 BB: 1 P: 7	R: 1 E: 0 K: 0 S: 4	H: 1 LOB: 0 BB: 0 P: 4	R: 0 E: 0 K: 0 S: 3	H: 0 LOB: 0 BB: 0 P: 3	R: 0 E: 0 K: 0 S: 4	H: 2 LOB: 1 BB: 0 P: 4	R: 1 E: 1 K: 0 S: 5	H: 2 LOB: 1 BB: 0 P: 5	R: 0 E: 0 K: 1 S: 5	H: 0 LOB: 0 BB: 0 P: 5	1B: 7 2B: 2 3B: 0 HR: 3	SF: 0 SAC: 2 DP: 2 HBP: 0	WP: 0 PB: 0 SB: 0 CS: 2	PA: 36									
<b>PITCHER</b>	IP	WLS	BF	H	R	ER	SO	BB	IBB	HBP	BLK	WP	HR	S	P	ERA	WHIP										
<b>Mickey Lolich, L</b> ERA: 3.86 <b>John Hiller, L</b> ERA	6.1	L	29	11	7	7	2	2	0	0	0	0	0	31	39	9.95	2.053										

**Detroit Tigers @ Boston Red Sox**  
Fenway Park, Boston, MA  
Sun Apr 14 1974, 3:33 AM EDT  
Att: 11,274 - Unknown - 60 F

AB	30
R	7
H	11
RBI	7
BB	2
SO	3
LOB	10





Batter	1	2	3	4	5	6	7	8	9	AB	R	H	RBI	BB	SO	LOB	TOP			
Ed Brinkman, R (1, 6) OBP: 0.250, SLG: 0.268										4	0	1	0	0	2	1	<b>Detroit Tigers @ Boston Red Sox</b> Fenway Park, Boston, MA Mon Apr 15 1974, 3:33 AM EDT Att: 23,498 - Unknown <a href="http://livebaseballscorecards.com">livebaseballscorecards.com</a>			
Aurelio Rodriguez, R (1, 5) OBP: 0.213, SLG: 0.140										4	0	0	0	0	0	1				
Jim Northrup, L (1, 9) OBP: 0.222, SLG: 0.233										3	0	0	0	0	0	1				
Al Kaline, R (1, 10) OBP: 0.326, SLG: 0.400										3	0	0	0	0	0	1				
Willie Horton, R (1, 7) OBP: 0.250, SLG: 0.395										3	0	0	0	0	1	0				
Bill Freehan, R (1, 2) OBP: 0.471, SLG: 0.577										3	0	0	0	0	0	0				
Norm Cash, L (1, 3) OBP: 0.375, SLG: 0.476										3	1	1	1	0	0	0				
Mickey Stanley, R (1, 8) OBP: 0.263, SLG: 0.459										3	0	1	0	0	2	0				
Gary Sutherland, R (1, 4) OBP: 0.364, SLG: 0.469										3	0	0	0	0	0	1				
<b>Inning Stats</b>	R: 0 E: 1 K: 0 S: 4	H: 1 LOB: 1 BB: 0 P: 4	R: 0 E: 0 K: 0 S: 3	H: 0 LOB: 0 BB: 0 P: 3	R: 0 E: 0 K: 1 S: 5	H: 1 LOB: 1 BB: 0 P: 5	R: 0 E: 0 K: 0 S: 3	H: 0 LOB: 0 BB: 0 P: 3	R: 1 E: 0 K: 1 S: 6	H: 1 LOB: 0 BB: 0 P: 6	R: 0 E: 0 K: 0 S: 5	H: 0 LOB: 0 BB: 0 P: 5	R: 0 E: 0 K: 1 S: 5	H: 0 LOB: 0 BB: 0 P: 5	R: 0 E: 0 K: 1 S: 5	H: 0 LOB: 0 BB: 0 P: 5	1B: 2 2B: 1 3B: 0 HR: 1	SF: 0 SAC: 0 DP: 1 HBP: 0	WP: 0 PB: 0 SB: 0 CS: 1	PA: 29
<b>PITCHER</b> Reggie Cleveland, R (1, 1) ERA: 2.19	IP: 9.0 WLS: L BF: 29 H: 3 R: 1 ER: 1 SO: 5 BB: 0 IBB: 0 HBP: 0 BLK: 0 WP: 0 HR: 1 S: 39 P: 39 ERA: 1.00 WHIP: 0.333															<b>PITCHER</b>				

Batter	1	2	3	4	5	6	7	8	9	AB	R	H	RBI	BB	SO	LOB	BOTTOM					
Tommy Harper, R (1, 10) OBP: 0.258, SLG: 0.286										3	0	0	0	1	0	2	<b>Detroit Tigers @ Boston Red Sox</b> Fenway Park, Boston, MA Mon Apr 15 1974, 3:33 AM EDT Att: 23,498 - Unknown <a href="http://livebaseballscorecards.com">livebaseballscorecards.com</a>					
Rick Miller, L (1, 8) OBP: 0.412, SLG: 0.167										3	0	1	0	1	1	1						
Cecil Cooper, L (1, 3) OBP: 0.286, SLG: 0.320										4	0	0	0	0	1	3						
Carl Yastrzemski, L (1, 7) OBP: 0.467, SLG: 0.846										4	0	0	0	0	0	1						
Bob Montgomery, R (1, 2) OBP: 0.310, SLG: 0.407										3	0	0	0	1	1	0						
Bernie Carbo, L (1, 9) OBP: 0.500, SLG: 0.632										1	0	0	0	1	0	0						
Dick McAuliffe, L (1, 5) OBP: 0.250, SLG: 0.200											3	0	0	0	1	0						
Doug Griffin, R (1, 4) OBP: 0.333, SLG: 0.400										3	0	1	0	0	0	4						
Mario Guerrero, R (1, 6) OBP: 0.462, SLG: 0.409										3	0	1	0	0	1	0						
<b>Inning Stats</b>	R: 0 E: 0 K: 0 S: 4	H: 1 LOB: 1 BB: 0 P: 4	R: 0 E: 0 K: 0 S: 2	H: 0 LOB: 1 BB: 1 P: 7	R: 0 E: 0 K: 1 S: 5	H: 0 LOB: 1 BB: 1 P: 9	R: 0 E: 0 K: 0 S: 3	H: 0 LOB: 2 BB: 2 P: 11	R: 0 E: 0 K: 1 S: 5	H: 0 LOB: 1 BB: 1 P: 9	R: 0 E: 0 K: 1 S: 5	H: 0 LOB: 0 BB: 0 P: 5	R: 0 E: 0 K: 0 S: 4	H: 2 LOB: 1 BB: 0 P: 4	R: 0 E: 0 K: 1 S: 5	H: 0 LOB: 0 BB: 0 P: 5	R: 0 E: 0 K: 0 S: 2	H: 0 LOB: 0 BB: 0 P: 3	1B: 3 2B: 0 3B: 0 HR: 0	SF: 0 SAC: 0 DP: 3 HBP: 2	WP: 1 PB: 0 SB: 2 CS: 0	PA: 34
<b>PITCHER</b> Joe Coleman, R (1, 1) ERA: 1.11	IP: 9.0 WLS: W BF: 34 H: 3 R: 0 ER: 0 SO: 4 BB: 5 IBB: 0 HBP: 2 BLK: 0 WP: 1 HR: 0 S: 35 P: 57 ERA: 0.00 WHIP: 0.889															<b>PITCHER</b>						



Batter	1	2	3	4	5	6	7	8	9	AB	R	H	RBI	BB	SO	LOB	TOP										
<b>Paul Blair, R</b> OBP: 0.176, SLG: 0.242 (1, 8)										5	0	1	0	0	1	3	<b>Baltimore Orioles @ Detroit Tigers</b> Tiger Stadium, Detroit, MI Wed Apr 17 1974, 7:05 PM EDT Att: 12,166 - Unknown										
<b>Bobby Grich, R</b> OBP: 0.571, SLG: 0.781 (1, 4)										3	1	2	0	1	0	2											
<b>Tommy Davis, R</b> OBP: 0.237, SLG: 0.278 (1, 10)										5	1	1	1	0	2	4											
<b>Jim Fuller, R</b> OBP: 0.417, SLG: 0.636 (1, 9)										4	2	1	2	0	1	1											
<b>Don Baylor, R</b> OBP: 0.256, SLG: 0.229 (1, 7)										4	1	0	0	1	0	1											
<b>Brooks Robinson, R</b> OBP: 0.333, SLG: 0.324 (1, 5)										4	0	1	0	0	1	1											
<b>Earl Williams, R</b> OBP: 0.258, SLG: 0.043 (1, 3)										2	1	0	1	1	1	0											
<b>Andy Etchebarren, R</b> OBP: 0.300, SLG: 0.400 (1, 2)										4	0	2	1	0	0	1											
<b>Mark Belanger, R</b> OBP: 0.194, SLG: 0.148 (1, 6)										4	0	2	1	0	0	1											
<b>Inning Stats</b>	R: 5 E: 0 K: 0 S: 7	H: 4 LOB: 2 BB: 3 P: 19	R: 0 E: 0 K: 1 S: 5	H: 1 LOB: 1 BB: 0 P: 5	R: 0 E: 0 K: 1 S: 5	H: 0 LOB: 0 BB: 0 P: 5	R: 0 E: 0 K: 2 S: 9	H: 2 LOB: 2 BB: 0 P: 9	R: 1 E: 0 K: 0 S: 4	H: 1 LOB: 1 BB: 0 P: 5	R: 0 E: 0 K: 0 S: 3	H: 0 LOB: 1 BB: 0 P: 4	R: 0 E: 0 K: 1 S: 5	H: 0 LOB: 0 BB: 0 P: 5	R: 0 E: 0 K: 0 S: 5	H: 2 LOB: 2 BB: 0 P: 5	R: 0 E: 0 K: 1 S: 5	H: 0 LOB: 0 BB: 0 P: 5	R: 0 E: 0 K: 1 S: 5	H: 0 LOB: 0 BB: 0 P: 5	1B: 8 2B: 2 3B: 0 HR: 1	SF: 1 SAC: 0 DP: 1 HBP: 2	WP: 1 PB: 0 SB: 3 CS: 1	PA: 41			
<b>PITCHER</b>	IP	WLS	BF	H	R	ER	SO	BB	IBB	HBP	BLK	WP	HR	S	P	ERA	WHIP										
<b>Woodie Fryman, L</b> ERA: 12.27 (1, 1)	0.2	L	8	3	5	5	0	2	1	0	1	0	1	5	17	67.50	7.500										
<b>Bill Slayback, R</b> ERA: 3.85 (1, 1)	8.1		33	7	1	1	6	0	0	2	0	1	0	43	45	1.08	0.840										

AB 35  
R 6  
H 10  
RBI 6  
BB 3  
SO 6  
LOB 14



Batter	1	2	3	4	5	6	7	8	9	AB	R	H	RBI	BB	SO	LOB	BOTTOM										
<b>Ed Brinkman, R</b> OBP: 0.250, SLG: 0.250 (1, 6)										3	1	0	0	1	0	3	<b>Baltimore Orioles @ Detroit Tigers</b> Tiger Stadium, Detroit, MI Wed Apr 17 1974, 7:05 PM EDT Att: 12,166 - Unknown										
<b>Aurelio Rodriguez, R</b> OBP: 0.196, SLG: 0.128 (1, 5)										4	0	0	0	0	1	4											
<b>Jim Northrup, L</b> OBP: 0.224, SLG: 0.234 (1, 9)										4	0	1	0	0	0	2											
<b>Al Kaline, R</b> OBP: 0.362, SLG: 0.419 (1, 10)										3	0	2	0	1	0	0											
<b>Willie Horton, R</b> OBP: 0.250, SLG: 0.366 (1, 7)										3	0	0	1	1	1	3											
<b>Norm Cash, L</b> OBP: 0.321, SLG: 0.400 (1, 3)										4	0	0	0	0	0	5											
<b>Bill Freehan, R</b> OBP: 0.447, SLG: 0.517 (1, 2)										3	0	0	0	1	0	3											
<b>Mickey Stanley, R</b> OBP: 0.286, SLG: 0.450 (1, 8)										3	0	1	0	1	1	0											
<b>Gary Sutherland, R</b> OBP: 0.351, SLG: 0.444 (1, 4)										4	0	1	0	0	0	3											
<b>Inning Stats</b>	R: 0 E: 0 K: 1 S: 5	H: 0 LOB: 0 BB: 0 P: 5	R: 0 E: 0 K: 1 S: 5	H: 0 LOB: 0 BB: 0 P: 5	R: 0 E: 0 K: 0 S: 4	H: 1 LOB: 2 BB: 1 P: 8	R: 0 E: 1 K: 0 S: 4	H: 1 LOB: 1 BB: 0 P: 4	R: 0 E: 0 K: 0 S: 2	H: 0 LOB: 0 BB: 1 P: 6	R: 1 E: 1 K: 0 S: 4	H: 0 LOB: 3 BB: 3 P: 16	R: 0 E: 0 K: 1 S: 6	H: 1 LOB: 1 BB: 0 P: 6	R: 0 E: 0 K: 0 S: 4	H: 2 LOB: 1 BB: 0 P: 4	R: 0 E: 0 K: 0 S: 3	H: 0 LOB: 0 BB: 0 P: 3	1B: 5 2B: 0 3B: 0 HR: 0	SF: 0 SAC: 0 DP: 2 HBP: 0	WP: 0 PB: 0 SB: 0 CS: 0	PA: 36					
<b>PITCHER</b>	IP	WLS	BF	H	R	ER	SO	BB	IBB	HBP	BLK	WP	HR	S	P	ERA	WHIP										
<b>Jim Palmer, R</b> ERA: 1.93 (1, 1)	9.0	W	36	5	1	0	3	5	0	0	0	0	0	37	57	0.00	1.111										

AB 31  
R 1  
H 5  
RBI 1  
BB 5  
SO 3  
LOB 23





Batter	1	2	3	4	5	6	7	8	9	AB	R	H	RBI	BB	SO	LOB	TOP				
<b>Don Money, R</b> OBP: 0.277, SLG: 0.400 (1, 5)										2	1	1	1	3	1	0	<b>Milwaukee Brewers @ Detroit Tigers</b> Tiger Stadium, Detroit, MI Sat Apr 20 1974, 3:33 AM EDT Att: 9,485 - Unknown				
<b>Ken Berry, R</b> OBP: 0.281, SLG: 0.207 (1, 10)										5	0	0	0	0	0	5					
<b>Dave May, L</b> OBP: 0.256, SLG: 0.317 (1, 9)										4	1	1	1	0	1	0					
<b>George Scott, R</b> OBP: 0.333, SLG: 0.235 (1, 3)										3	0	0	0	1	1	0					
<b>John Briggs, L</b> OBP: 0.310, SLG: 0.500 (1, 7)										2	1	1	1	2	0	0					
<b>Darrell Porter, L</b> OBP: 0.324, SLG: 0.241 (1, 2)										4	0	0	0	0	1	3					
<b>Pedro Garcia, R</b> OBP: 0.350, SLG: 0.694 (1, 4)										3	0	0	0	1	0	1					
<b>Bob Coluccio, R</b> OBP: 0.317, SLG: 0.368 (1, 8)										4	0	0	0	0	3	1					
<b>Robin Yount, R</b> OBP: 0.226, SLG: 0.286 (1, 6)										4	0	1	0	0	2	1					
<b>Inning Stats</b>	R: 1 E: 0 K: 0 S: 4	H: 1 LOB: 2 BB: 2 P: 12	R: 0 E: 0 K: 1 S: 5	H: 0 LOB: 2 BB: 2 P: 13	R: 0 E: 0 K: 1 S: 5	H: 0 LOB: 0 BB: 0 P: 5	R: 0 E: 0 K: 1 S: 5	H: 0 LOB: 0 BB: 0 P: 5	R: 0 E: 0 K: 2 S: 7	H: 1 LOB: 0 BB: 0 P: 7	R: 0 E: 0 K: 0 S: 4	H: 1 LOB: 2 BB: 1 P: 8	R: 0 E: 0 K: 0 S: 4	H: 1 LOB: 1 BB: 1 P: 8	R: 0 E: 0 K: 2 S: 7	H: 0 LOB: 1 BB: 1 P: 11	1B: 0 2B: 1 3B: 0 HR: 3	SF: 0 SAC: 0 DP: 0 HBP: 0	WP: 0 PB: 0 SB: 1 CS: 0	PA: 38	
<b>PITCHER</b>	IP	WLS	BF	H	R	ER	SO	BB	IBB	HBP	BLK	WP	HR	S	P	ERA	WHIP				
<b>Joe Coleman, R</b> ERA: 1.72 (1, 1)	7.0	L	30	4	3	3	7	5	0	0	0	0	3	39	59	3.86	1.286				
<b>John Hiller, L</b> ERA: (8, 1)	2.0		8	0	0	0	2	2	0	0	0	0	0	10	18	0.00	1.000				

Batter	1	2	3	4	5	6	7	8	9	AB	R	H	RBI	BB	SO	LOB	BOTTOM					
<b>Dick Sharon, R</b> (1, 8)										4	0	0	0	0	2	0	<b>Milwaukee Brewers @ Detroit Tigers</b> Tiger Stadium, Detroit, MI Sat Apr 20 1974, 3:33 AM EDT Att: 9,485 - Unknown					
<b>Gary Sutherland, R</b> OBP: 0.341, SLG: 0.425 (1, 4)										4	0	1	0	0	0	1						
<b>Mickey Stanley, R</b> OBP: 0.261, SLG: 0.409 (1, 3)										4	0	0	0	0	0	2						
<b>Al Kaline, R</b> OBP: 0.380, SLG: 0.444 (1, 10)										2	0	1	0	1	0	0						
<b>Willie Horton, R</b> OBP: 0.234, SLG: 0.341 (1, 7)										3	0	0	0	0	0	2						
<b>Bill Freehan, R</b> OBP: 0.415, SLG: 0.469 (1, 2)										3	0	0	0	0	0	2						
<b>Jim Northrup, L</b> OBP: 0.212, SLG: 0.220 (1, 9)										3	0	0	0	0	2	1						
<b>Aurelio Rodriguez, R</b> OBP: 0.185, SLG: 0.120 (1, 5)										3	0	0	0	0	0	0						
<b>Ed Brinkman, R</b> OBP: 0.255, SLG: 0.255 (1, 6)										3	1	1	0	0	0	0						
<b>Inning Stats</b>	R: 0 E: 0 K: 1 S: 5	H: 0 LOB: 0 BB: 0 P: 5	R: 0 E: 0 K: 0 S: 2	H: 0 LOB: 0 BB: 1 P: 6	R: 0 E: 0 K: 1 S: 5	H: 0 LOB: 0 BB: 0 P: 5	R: 0 E: 0 K: 0 S: 3	H: 0 LOB: 0 BB: 0 P: 3	R: 0 E: 0 K: 0 S: 3	H: 0 LOB: 0 BB: 0 P: 3	R: 0 E: 0 K: 1 S: 5	H: 0 LOB: 0 BB: 0 P: 5	R: 0 E: 0 K: 1 S: 5	H: 1 LOB: 0 BB: 0 P: 5	R: 0 E: 0 K: 0 S: 4	H: 1 LOB: 1 BB: 0 P: 4	R: 1 E: 1 K: 0 S: 5	H: 1 LOB: 1 BB: 0 P: 5	1B: 2 2B: 1 3B: 0 HR: 0	SF: 0 SAC: 0 DP: 2 HBP: 0	WP: 0 PB: 0 SB: 0 CS: 0	PA: 30
<b>PITCHER</b>	IP	WLS	BF	H	R	ER	SO	BB	IBB	HBP	BLK	WP	HR	S	P	ERA	WHIP					
<b>Clyde Wright, L</b> ERA: 1.38 (1, 1)	9.0	W	30	3	1	0	4	1	0	0	0	0	0	37	41	0.00	0.444					








Batter	1	2	3	4	5	6	7	8	9	10	AB	R	H	RBI	BB	SO	LOB								
Steve Braun, L OBP: 0.333, SLG: 0.408 (1, 7)	6-3		4-3		SH1-3		F8			HR	4	1	1	1	0	0	1								
Rod Carew, L OBP: 0.412, SLG: 0.413 (1, 4)	1-3		4-3		K		F7			4-3	5	0	0	0	0	1	1								
Tony Oliva, L OBP: 0.390, SLG: 0.474 Jerry Terrell, R OBP: 0.273, SLG: 0.273 (8, PR)	WP 1B 1B		1-3		F9		FC6-4 1B			5-3	4	0	2	0	0	0	1								
Bobby Darwin, R OBP: 0.370, SLG: 0.556 Larry Hisle, R OBP: 0.370, SLG: 0.556 (10, 9)	WP 1B		F9		4-3		L9			4-3	5	0	1	0	0	0	1								
Harmon Killebrew, R OBP: 0.275, SLG: 0.222 Jim Holt, L OBP: 0.200, SLG: 0.095 (10, 3)	6-3		4-3		1-3		FC6-4 1-2				4	0	0	0	0	0	3								
Steve Brye, R OBP: 0.208, SLG: 0.375 (1, 8)		6-3		1B 1B		G3				F9	4	0	1	0	0	0	0								
Eric Soderholm, R OBP: 0.438, SLG: 0.438 (1, 5)				1-3 1B			F9			5-3	4	0	2	0	0	0	0								
Glenn Borgmann, R OBP: 0.286, SLG: 0.167 (1, 2)			K		1-3		S 1B			BB	3	0	1	0	1	1	3								
Danny Thompson, R OBP: 0.294, SLG: 0.250 (1, 6)		5-3				4-0 BB BB	SH1-3 BB			P4	3	0	0	0	1	0	3								
<b>Inning Stats</b>	R: 0 E: 0 K: 0 S: 5	H: 2 LOB: 2 BB: 0 P: 5	R: 0 E: 0 K: 1 S: 6	H: 1 LOB: 1 BB: 0 P: 6	R: 0 E: 0 K: 0 S: 3	H: 0 LOB: 0 BB: 0 P: 3	R: 0 E: 0 K: 0 S: 5	H: 2 LOB: 2 BB: 0 P: 5	R: 0 E: 0 K: 1 S: 5	H: 0 LOB: 1 BB: 1 P: 9	R: 0 E: 0 K: 0 S: 3	H: 0 LOB: 0 BB: 0 P: 3	R: 0 E: 0 K: 0 S: 4	H: 1 LOB: 1 BB: 0 P: 4	R: 0 E: 0 K: 0 S: 4	H: 1 LOB: 1 BB: 0 P: 4	R: 0 E: 0 K: 0 S: 3	H: 0 LOB: 1 BB: 1 P: 7	R: 0 E: 0 K: 0 S: 4	H: 0 LOB: 0 BB: 0 P: 4	1B: 7 2B: 0 3B: 0 HR: 1	SF: 0 SAC: 1 DP: 0 HBP: 0	WP: 1 PB: 0 SB: 1 CS: 0	PA: 40	
<b>PITCHER</b> Lerrin LaGrow, R ERA: 4.26 (1, 1)	IP 10.0	WLS L	BF 40	H 8	R 1	ER 1	SO 2	BB 2	IBB 0	HBP 0	BLK 0	WP 1	HR 1	S 42	P 50	ERA 0.90	WHIP 1.000								

**TOP**

**Minnesota Twins @ Detroit Tigers**  
Tiger Stadium, Detroit, MI  
Tue Apr 23 1974, 7:05 PM EDT  
Att: 5,422 - Unknown - 40 F

AB	37
R	1
H	8
RBI	1
BB	2
SO	2
LOB	13




Batter	1	2	3	4	5	6	7	8	9	10	AB	R	H	RBI	BB	SO	LOB								
Mickey Stanley, R OBP: 0.224, SLG: 0.357 (1, 8)	P4		4-3		3-1					F7	5	0	0	0	0	1	2								
Gary Sutherland, R OBP: 0.308, SLG: 0.360 (1, 4)	1-3		5-3				P4			E5	4	0	0	0	0	1	1								
Jim Northrup, L OBP: 0.206, SLG: 0.230 (1, 9)	E1				F7		4-3			L9	4	0	0	0	0	2	2								
Al Kaline, R OBP: 0.361, SLG: 0.400 (1, 10)	K				FC4-6 BB		L1-3			L7	3	0	0	0	1	1	3								
Willie Horton, R OBP: 0.246, SLG: 0.377 (1, 7)					FC4-6 1-2		P4			F8	4	0	1	0	0	1	1								
Norm Cash, L OBP: 0.333, SLG: 0.485 (1, 3)					F9		4-3			4-3	4	0	1	0	0	1	1								
Aurelio Rodriguez, R OBP: 0.180, SLG: 0.140 (1, 5)					F8					L5	4	0	1	0	0	2	2								
Jerry Moses, R OBP: 0.333, SLG: 0.333 Gates Brown, L OBP: 0.600, SLG: 0.333 (10, PH)					G4-6-3 1B					4-3	3	0	1	0	0	3	3								
Ed Brinkman, R OBP: 0.263, SLG: 0.264 Ben Oglivie, L (10, PH)					F8					L9	3	0	1	0	0	1	1								
<b>Inning Stats</b>	R: 0 E: 1 K: 1 S: 6	H: 0 LOB: 1 BB: 0 P: 6	R: 0 E: 0 K: 0 S: 4	H: 2 LOB: 1 BB: 0 P: 4	R: 0 E: 0 K: 0 S: 3	H: 0 LOB: 0 BB: 0 P: 3	R: 0 E: 0 K: 0 S: 3	H: 0 LOB: 1 BB: 0 P: 7	R: 0 E: 0 K: 0 S: 4	H: 1 LOB: 1 BB: 0 P: 4	R: 0 E: 0 K: 0 S: 3	H: 0 LOB: 0 BB: 0 P: 3	R: 0 E: 0 K: 0 S: 3	H: 0 LOB: 0 BB: 0 P: 3	R: 0 E: 0 K: 0 S: 3	H: 0 LOB: 0 BB: 0 P: 3	R: 0 E: 0 K: 0 S: 3	H: 0 LOB: 0 BB: 0 P: 3	1B: 4 2B: 1 3B: 0 HR: 0	SF: 0 SAC: 0 DP: 1 HBP: 0	WP: 0 PB: 0 SB: 0 CS: 0	PA: 37			
<b>PITCHER</b> Dick Woodson, R ERA: 3.48 Bill Campbell, R ERA: (9, 1)	IP 8.0	WLS W	BF 31	H 5	R 0	ER 0	SO 2	BB 1	IBB 0	HBP 0	BLK 0	WP 0	HR 0	S 34	P 38	ERA 0.00	WHIP 0.750								

**BOTTOM**

**Minnesota Twins @ Detroit Tigers**  
Tiger Stadium, Detroit, MI  
Tue Apr 23 1974, 7:05 PM EDT  
Att: 5,422 - Unknown - 40 F

AB	36
R	0
H	5
RBI	0
BB	1
SO	2
LOB	16





Batter	1	2	3	4	5	6	7	8	9	AB	R	H	RBI	BB	SO	LOB	TOP				
Steve Braun, L (1, 7) OBP: 0.328, SLG: 0.396 Larry Hisle, R (8, PH) OBP: 0.364, SLG: 0.543 (8, 7)	E1 1B		F8				K	K		4	0	1	0	0	1	0	<b>Minnesota Twins @ Detroit Tigers</b> Tiger Stadium, Detroit, MI Wed Apr 24 1974, 7:05 PM EDT Att: 6,804 - Unknown - 45 F				
Rod Carew, L (1, 4) OBP: 0.452, SLG: 0.463	FC5-4 1B						1B 2B			4	1	4	0	1	0	0					
Bobby Darwin, R (1, 9) OBP: 0.322, SLG: 0.509	K		F9				2B			5	1	1	0	0	3	7					
Jim Holt, L (1, 3) OBP: 0.207, SLG: 0.160 Joe Lis, R (9, PH) OBP: 0.300, SLG: 0.176	L9									4	1	1	2	0	0	5					
Harmon Killebrew, R (1, 10) OBP: 0.273, SLG: 0.300	FC5-4 1-2									4	1	1	2	0	0	2					
Steve Brye, R (1, 8) OBP: 0.250, SLG: 0.393		P1								4	0	2	0	0	1	0					
Eric Soderholm, R (1, 5) OBP: 0.450, SLG: 0.450	F8									4	0	2	0	0	1	1					
Glenn Borgmann, R (1, 2) OBP: 0.240, SLG: 0.136	P4									4	0	0	0	0	0	4					
Sergio Ferrer, S (1, 6) OBP: 0.404, SLG: 0.386			4-3							4	0	2	0	0	0	1					
<b>Inning Stats</b>	R: 0 E: 1 K: 1 S: 7	H: 1 LOB: 2 BB: 0 P: 7	R: 0 E: 0 K: 0 S: 3	H: 0 LOB: 0 BB: 0 P: 3	R: 0 E: 0 K: 0 S: 4	H: 1 LOB: 1 BB: 0 P: 4	R: 0 E: 0 K: 0 S: 5	H: 2 LOB: 2 BB: 0 P: 5	R: 0 E: 0 K: 1 S: 6	H: 1 LOB: 1 BB: 0 P: 6	R: 4 E: 0 K: 2 S: 11	H: 5 LOB: 0 BB: 0 P: 11	R: 0 E: 0 K: 1 S: 6	H: 1 LOB: 0 BB: 0 P: 6	R: 0 E: 0 K: 1 S: 5	H: 1 LOB: 0 BB: 0 P: 5	1B: 11 2B: 2 3B: 0 HR: 1	SF: 0 SAC: 0 DP: 2 HBP: 0	WP: 0 PB: 0 SB: 0 CS: 0	PA: 40	
<b>PITCHER</b>	IP	WLS	BF	H	R	ER	SO	BB	IBB	HBP	BLK	WP	HR	S	P	ERA	WHIP				
Joe Coleman, R (1, 1) ERA: 2.37	6.2	W	32	12	4	4	4	1	0	0	0	0	1	39	43	5.40	1.950				
John Hiller, L (7, 1) ERA: 0.47	2.1	S	8	2	0	0	3	0	0	0	0	0	0	14	14	0.00	0.857				

Batter	1	2	3	4	5	6	7	8	9	AB	R	H	RBI	BB	SO	LOB	BOTTOM				
Mickey Stanley, R (1, 8) OBP: 0.238, SLG: 0.361	K	FC6-5 BB								5	0	2	0	0	1	2	<b>Minnesota Twins @ Detroit Tigers</b> Tiger Stadium, Detroit, MI Wed Apr 24 1974, 7:05 PM EDT Att: 6,804 - Unknown - 45 F				
Gary Sutherland, R (1, 4) OBP: 0.333, SLG: 0.389	2B									4	2	2	0	1	1	2					
Jim Northrup, L (1, 9) OBP: 0.206, SLG: 0.242	1B									5	1	1	1	0	0	5					
Al Kaline, R (1, 10) OBP: 0.354, SLG: 0.407	L8									4	1	1	1	0	1	2					
Willie Horton, R (1, 7) OBP: 0.262, SLG: 0.386	1B									4	1	2	1	0	0	1					
Norm Cash, L (1, 3) OBP: 0.350, SLG: 0.472										3	1	1	0	1	1	1					
Aurelio Rodriguez, R (1, 5) OBP: 0.200, SLG: 0.197	L9									4	1	2	2	0	0	2					
Jerry Moses, R (1, 2) OBP: 0.400, SLG: 0.600		FC6-5 SH1-3 1B								4	1	2	2	0	0	1					
Ed Brinkman, R (1, 6) OBP: 0.267, SLG: 0.268		SH1-3								3	0	1	1	0	0	0					
<b>Inning Stats</b>	R: 2 E: 0 K: 1 S: 9	H: 4 LOB: 2 BB: 0 P: 9	R: 0 E: 0 K: 0 S: 4	H: 1 LOB: 2 BB: 1 P: 8	R: 0 E: 0 K: 0 S: 3	H: 0 LOB: 0 BB: 0 P: 3	R: 0 E: 0 K: 0 S: 3	H: 0 LOB: 0 BB: 0 P: 3	R: 0 E: 0 K: 2 S: 8	H: 1 LOB: 1 BB: 0 P: 8	R: 3 E: 0 K: 1 S: 8	H: 4 LOB: 0 BB: 0 P: 8	R: 3 E: 0 K: 0 S: 6	H: 3 LOB: 1 BB: 1 P: 10	R: 0 E: 0 K: 0 S: 4	H: 1 LOB: 1 BB: 0 P: 4	1B: 9 2B: 3 3B: 2 HR: 0	SF: 0 SAC: 1 DP: 1 HBP: 0	WP: 1 PB: 0 SB: 0 CS: 0	PA: 39	
<b>PITCHER</b>	IP	WLS	BF	H	R	ER	SO	BB	IBB	HBP	BLK	WP	HR	S	P	ERA	WHIP				
Bill Hands, R (1, 1) ERA: 8.74	5.1	L	26	9	5	5	4	1	0	0	0	0	0	33	37	8.44	1.875				
Danny Fife, R (6, 1) ERA: 17.36	1.0		4	2	1	1	0	0	0	0	0	1	0	4	4	9.00	2.000				
Ray Corbin, R (7, 1) ERA: 5.23	1.2		9	3	2	2	0	0	1	0	0	0	0	8	12	10.80	1.800				



Batter	1	2	3	4	5	6	7	8	9	AB	R	H	RBI	BB	SO	LOB	TOP					
Mickey Stanley, R OBP: 0.250, SLG: 0.364 (1, 8)	5-3		1B		F9		K		FC5-4	5	0	2	0	0	1	1	<b>Detroit Tigers @ Chicago White Sox</b> Comiskey Park, Chicago, IL Fri Apr 26 1974, 8:05 PM EDT Att: 16,152 - Unknown					
Gary Sutherland, R OBP: 0.323, SLG: 0.373 (1, 4)	1-3		1B		F8		F9		FC5-4	5	0	1	1	0	0	2						
Jim Northrup, L OBP: 0.236, SLG: 0.261 (1, 9)			1B			3-1			1B	3	0	2	0	1	0	0						
Al Kaline, R OBP: 0.362, SLG: 0.413 (1, 10)	L1-3		F3			2B			1B	4	1	2	0	0	0	4						
Willie Horton, R OBP: 0.277, SLG: 0.410 (1, 7)			FC6-4			E7			K	4	0	2	0	0	1	5						
Norm Cash, L OBP: 0.372, SLG: 0.459 (8, PH) Dick Sharon, R OBP: 0.125, SLG: 0.125 (8, 8)	F2								K	1	0	0	0	2	0	1						
Bill Freehan, R OBP: 0.380, SLG: 0.488 (1, 2)	G1-4-3								K	1	0	0	0	0	1	2						
Aurelio Rodriguez, R OBP: 0.217, SLG: 0.203 (1, 5)			1B		G5-4-3				K	3	1	1	0	1	1	1						
Ed Brinkman, R OBP: 0.250, SLG: 0.250 (1, 6)			K						P4	4	0	0	0	0	2	2						
<b>Inning Stats</b>	R: 0 E: 0 K: 0 S: 3	H: 0 LOB: 1 BB: 1 P: 7	R: 0 E: 0 K: 0 S: 3	H: 1 LOB: 0 BB: 0 P: 3	R: 1 E: 0 K: 1 S: 8	H: 3 LOB: 3 BB: 1 P: 12	R: 0 E: 0 K: 1 S: 4	H: 0 LOB: 2 BB: 1 P: 8	R: 0 E: 0 K: 0 S: 3	H: 0 LOB: 0 BB: 0 P: 3	R: 1 E: 1 K: 0 S: 4	H: 2 LOB: 1 BB: 1 P: 8	R: 0 E: 0 K: 2 S: 8	H: 1 LOB: 1 BB: 0 P: 8	R: 0 E: 0 K: 2 S: 9	H: 2 LOB: 2 BB: 0 P: 9		R: 0 E: 0 K: 1 S: 6	H: 1 LOB: 1 BB: 0 P: 6	1B: 9 2B: 1 3B: 0 HR: 0	SF: 0 SAC: 0 DP: 3 HBP: 0	WP: 0 PB: 0 CS: 0
<b>PITCHER</b>	IP	WLS	BF	H	R	ER	SO	BB	IBB	HBP	BLK	WP	HR	S	P	ERA	WHIP					
Stan Bahnsen, R ERA: 3.64 (1, 1)	7.0	W	31	9	2	1	4	4	0	0	0	0	0	35	51	1.29	1.857					
Terry Forster, L ERA: 6.55 (8, 1)	2.0		7	1	0	0	3	0	0	0	0	0	0	13	13	0.00	0.500					

Batter	1	2	3	4	5	6	7	8	9	AB	R	H	RBI	BB	SO	LOB	BOTTOM				
Buddy Bradford, R OBP: 0.426, SLG: 0.558 (1, 9)	K		1B		P4					5	1	3	0	0	1	2	<b>Detroit Tigers @ Chicago White Sox</b> Comiskey Park, Chicago, IL Fri Apr 26 1974, 8:05 PM EDT Att: 16,152 - Unknown				
Carlos May, L OBP: 0.333, SLG: 0.333 (1, 7)	F5		2B		4-3					4	0	1	1	1	0	4					
Dick Allen, R OBP: 0.360, SLG: 0.469 Tony Muser, L OBP: 0.444, SLG: 0.556 (7, 3)			1B		G6-4-3					4	1	2	0	0	0	1					
Bill Melton, R OBP: 0.346, SLG: 0.373 (1, 5)	F8				G6-4-3					1	0	0	0	0	0	2					
Ron Santo, R OBP: 0.385, SLG: 0.318 (1, 4)										4	2	2	1	1	0	3					
Ken Henderson, S OBP: 0.430, SLG: 0.478 (1, 8)										2	3	2	1	2	0	0					
Brian Downing, R OBP: 0.462, SLG: 0.857 (1, 10)										2	1	1	3	1	0	0					
Ed Herrmann, L OBP: 0.327, SLG: 0.420 (1, 2)										4	0	1	1	0	0	2					
Eddie Leon, R OBP: 0.200, SLG: 0.167 (1, 6)										3	0	1	1	0	0	2					
<b>Inning Stats</b>	R: 0 E: 0 K: 1 S: 6	H: 1 LOB: 1 BB: 0 P: 6	R: 0 E: 0 K: 0 S: 3	H: 0 LOB: 2 BB: 2 P: 11	R: 1 E: 0 K: 0 S: 4	H: 2 LOB: 0 BB: 0 P: 4	R: 2 E: 0 K: 0 S: 6	H: 3 LOB: 2 BB: 1 P: 10	R: 4 E: 0 K: 0 S: 8	H: 5 LOB: 2 BB: 1 P: 12	R: 0 E: 0 K: 0 S: 3	H: 0 LOB: 0 BB: 0 P: 3	R: 1 E: 0 K: 0 S: 4	H: 1 LOB: 0 BB: 0 P: 4	R: 0 E: 0 K: 0 S: 3	H: 1 LOB: 2 BB: 1 P: 8		1B: 7 2B: 4 3B: 0 HR: 2	SF: 1 SAC: 1 DP: 2 HBP: 1	WP: 0 PB: 0 CS: 0	PA: 41
<b>PITCHER</b>	IP	WLS	BF	H	R	ER	SO	BB	IBB	HBP	BLK	WP	HR	S	P	ERA	WHIP				
Mickey Lolich, L ERA: 5.56 (5, 1)	4.1	L	25	9	7	7	1	3	1	0	0	0	1	23	39	14.54	2.769				
Chuck Seelbach, R ERA: 2.45 (5, 1)	3.2		16	4	1	1	0	1	0	1	0	0	1	14	19	2.46	1.364				



Batter	1	2	3	4	5	6	7	8	9	AB	R	H	RBI	BB	SO	LOB	TOP								
Dick Sharon, R OBP: 0.308, SLG: 0.308 (1, 8)										5	1	3	0	0	1	1									
Gary Sutherland, R OBP: 0.313, SLG: 0.359 (1, 4)										5	0	1	0	0	0	2									
Mickey Stanley, R OBP: 0.247, SLG: 0.348 (1, 3)										3	1	0	1	1	0	2									
Al Kaline, R OBP: 0.365, SLG: 0.412 (1, 10)										5	1	2	0	0	2	3									
Willie Horton, R OBP: 0.286, SLG: 0.446 (1, 7)										4	2	1	1	1	1	3									
Bill Freehan, R OBP: 0.418, SLG: 0.511 (1, 2)										4	1	3	1	0	0	0									
Jim Northrup, L OBP: 0.260, SLG: 0.274 (1, 9)										4	0	2	1	1	0	1									
Aurelio Rodriguez, R OBP: 0.216, SLG: 0.191 (1, 5)										4	0	0	2	1	2	2									
Ed Brinkman, R OBP: 0.265, SLG: 0.359 (1, 6)										4	2	2	2	0	2	4									
<b>Inning Stats</b>	R: 0 E: 0 K: 0 S: 3	H: 1 LOB: 0 BB: 0 P: 3	R: 0 E: 0 K: 1 S: 6	H: 3 LOB: 2 BB: 0 P: 6	R: 2 E: 0 K: 1 S: 8	H: 3 LOB: 1 BB: 0 P: 8	R: 0 E: 0 K: 1 S: 6	H: 1 LOB: 1 BB: 0 P: 6	R: 4 E: 0 K: 1 S: 7	H: 2 LOB: 3 BB: 4 P: 24	R: 0 E: 1 K: 1 S: 7	H: 1 LOB: 2 BB: 0 P: 7	R: 1 E: 0 K: 2 S: 9	H: 2 LOB: 1 BB: 0 P: 9	R: 0 E: 0 K: 0 S: 3	H: 0 LOB: 0 BB: 0 P: 3	R: 1 E: 0 K: 1 S: 6	H: 1 LOB: 0 BB: 0 P: 6	1B: 11 2B: 1 3B: 0 HR: 3	SF: 1 SAC: 0 DP: 2 HBP: 1	WP: 1 PB: 0 SB: 1 CS: 1	PA: 44			
<b>PITCHER</b>	IP	WLS	BF	H	R	ER	SO	BB	IBB	HBP	BLK	WP	HR	S	P	ERA	WHIP								
Jim Kaat, L ERA: 4.59 (1, 1)	4.2	L	21	9	4	4	3	1	0	0	0	1	2	26	30	7.71	2.143								
Rich Gossage, R ERA: 2.92 (5, 1)	0.0		1	1	0	0	0	0	0	0	0	0	0	1	1	∞	∞								
Skip Pitlock, L ERA: 7.36 (5, 1)	0.0		4	0	2	2	0	3	0	1	0	0	0	0	13	∞	∞								
Bill Moran, R ERA: 1.5 (5, 1)	1.1		7	2	1	1	2	0	0	0	0	0	0	11	11	6.75	1.500								
Cy Acosta, R ERA: 1.29 (7, 1)	3.0		11	2	1	1	3	0	0	0	0	0	1	17	17	3.00	0.667								

Detroit Tigers @ Chicago White Sox  
Comiskey Park, Chicago, IL  
Sat Apr 27 1974, 8:05 PM EDT  
Att: 32,737 - Unknown - 77 F

AB	38
R	8
H	14
RBI	8
BB	4
SO	8
LOB	18



Batter	1	2	3	4	5	6	7	8	9	AB	R	H	RBI	BB	SO	LOB	BOTTOM								
Pat Kelly, L OBP: 0.304, SLG: 0.269 (1, 9)										4	0	1	0	0	1	1									
Jerry Hairston, S (9, PH)										1	0	0	0	0	1	1									
Carlos May, L OBP: 0.328, SLG: 0.316 (1, 7)										3	0	0	0	1	0	0									
Dick Allen, R OBP: 0.398, SLG: 0.470 (1, 3)										2	1	1	0	2	0	1									
Bill Melton, R OBP: 0.341, SLG: 0.408 (1, 5)										4	1	1	2	0	1	2									
Ken Henderson, S OBP: 0.434, SLG: 0.479 (1, 8)										4	1	2	0	0	0	0									
Ron Santo, R OBP: 0.376, SLG: 0.304 (1, 4)										3	0	0	0	1	1	2									
Jorge Orta, L OBP: 0.305, SLG: 0.357 (1, 10)										2	0	1	1	0	0	0									
Buddy Bradford, R OBP: 0.411, SLG: 0.533 (7, PH)										2	0	0	0	0	0	0									
Ed Herrmann, L OBP: 0.333, SLG: 0.412 (1, 2)										1	0	0	0	1	0	0									
Brian Downing, R OBP: 0.500, SLG: 0.864 (7, PH)										1	0	1	0	1	0	0									
Eddie Leon, R OBP: 0.167, SLG: 0.136 (1, 6)										4	0	0	0	0	1	5									
<b>Inning Stats</b>	R: 0 E: 0 K: 0 S: 2	H: 1 LOB: 1 BB: 1 P: 6	R: 1 E: 0 K: 0 S: 4	H: 2 LOB: 2 BB: 2 P: 12	R: 0 E: 0 K: 0 S: 3	H: 0 LOB: 1 BB: 1 P: 7	R: 0 E: 0 K: 0 S: 3	H: 0 LOB: 0 BB: 0 P: 3	R: 0 E: 0 K: 2 S: 7	H: 0 LOB: 0 BB: 0 P: 7	R: 2 E: 0 K: 0 S: 4	H: 1 LOB: 0 BB: 1 P: 8	R: 0 E: 0 K: 0 S: 3	H: 0 LOB: 1 BB: 1 P: 7	R: 0 E: 0 K: 2 S: 9	H: 2 LOB: 2 BB: 0 P: 9	R: 0 E: 0 K: 1 S: 6	H: 1 LOB: 1 BB: 0 P: 6	1B: 5 2B: 1 3B: 0 HR: 1	SF: 0 SAC: 0 DP: 2 HBP: 0	WP: 0 PB: 0 SB: 1 CS: 0	PA: 37			
<b>PITCHER</b>	IP	WLS	BF	H	R	ER	SO	BB	IBB	HBP	BLK	WP	HR	S	P	ERA	WHIP								
Lerin LaGrow, R ERA: 4.32 (1, 1)	6.0	W	24	4	3	3	2	4	1	0	0	0	1	23	43	4.50	1.333								
John Hillier, L ERA: 0.4 (7, 1)	3.0	S	13	3	0	0	3	1	0	0	0	0	0	18	22	0.00	1.333								

Detroit Tigers @ Chicago White Sox  
Comiskey Park, Chicago, IL  
Sat Apr 27 1974, 8:05 PM EDT  
Att: 32,737 - Unknown - 77 F

AB	31
R	3
H	7
RBI	3
BB	6
SO	5
LOB	12





Batter	1	2	3	4	5	6	7	8	9	AB	R	H	RBI	BB	SO	LOB	TOP			
Dick Sharon, R OBP: 0.444, SLG: 0.412	0-0 1B	0-0 1B		4-0 BB		0-0 F5			0-0 E4 1B	4	2	3	0	1	0	0				
Gary Sutherland, R OBP: 0.333, SLG: 0.377	0-0 2B	0-0 1B		9-6-3		0-0 P6			0-0 F	5	1	3	2	0	0	1				
Mickey Stanley, R OBP: 0.244, SLG: 0.351	0-0 2B	0-3 K				0-0 F8			0-3 K	5	1	1	1	0	2	2				
Al Kaline, R OBP: 0.342, SLG: 0.384	0-0 L6-3			0-0 L5		0-0 L8			0-0 L5	5	0	0	0	0	0	2				
Willie Horton, R OBP: 0.307, SLG: 0.507	0-0 2B			0-0 HR		1-0 1B HBP			0-3 K	4	2	2	2	0	1	2				
Bill Freehan, R OBP: 0.441, SLG: 0.542	1-0 HBP			0-0 2B		0-0 1B			0-0 6-3	3	0	2	0	0	0	0				
Jim Northrup, L OBP: 0.299, SLG: 0.273	0-3 K			0-0 4-3		0-0 1B			0-3 K2-3	4	0	1	1	0	2	3				
Aurelio Rodriguez, R OBP: 0.205, SLG: 0.161		0-3 K		0-0 F7		0-0 5-3			0-0 F8	4	0	0	0	0	1	3				
Ed Brinkman, R OBP: 0.250, SLG: 0.338		0-0 5-3		0-0 F5		0-0 P4			0-0 P4	4	0	0	0	0	0	0				
<b>Inning Stats</b>	R: 2 E: 0 K: 1 S: 8	H: 4 LOB: 2 BB: 0 P: 9	R: 1 E: 0 K: 2 S: 9	H: 2 LOB: 1 BB: 0 P: 9	R: 1 E: 0 K: 0 S: 5	H: 2 LOB: 1 BB: 0 P: 5	R: 0 E: 0 K: 0 S: 2	H: 0 LOB: 0 BB: 1 P: 6	R: 1 E: 0 K: 0 S: 5	H: 2 LOB: 2 BB: 0 P: 6	R: 0 E: 0 K: 0 S: 3	H: 0 LOB: 0 BB: 0 P: 3	R: 0 E: 0 K: 1 S: 5	H: 0 LOB: 0 BB: 0 P: 5	R: 1 E: 2 K: 2 S: 10	H: 2 LOB: 2 BB: 0 P: 10	1B: 8 2B: 4 3B: 0 HR: 1	SF: 0 SAC: 0 DP: 1 HBP: 2	WP: 0 PB: 0 SB: 1 CS: 0	PA: 41
<b>PITCHER</b>	IP WLS BF H R ER SO BB IBB HBP BLK WP HR S P ERA WHIP	IP WLS BF H R ER SO BB IBB HBP BLK WP HR S P ERA WHIP																		
Wilbur Wood, L ERA: 5.27	(1, 1)	2.1	L	15	8	4	4	3	0	0	1	0	0	0	0	1	20	21	15.43	3.429
Bill Moran, R ERA: 1.95	(3, 1)	3.2		14	2	1	1	0	1	0	1	0	0	0	0	0	12	17	2.46	0.818
Terry Forster, L ERA: 5.76	(7, 1)	3.0		12	2	1	0	3	0	0	0	0	0	0	0	0	18	18	0.00	0.667

Detroit Tigers @ Chicago White Sox  
Comiskey Park, Chicago, IL  
Sun Apr 28 1974, 4:33 AM EDT  
Att: 14,443 - Unknown - 75 F

AB 38  
R 6  
H 12  
RBI 6  
BB 1  
SO 6  
LOB 13



Batter	1	2	3	4	5	6	7	8	9	AB	R	H	RBI	BB	SO	LOB	BOTTOM					
Pat Kelly, L OBP: 0.361, SLG: 0.339	0-0 HR			0-0 FC6-4		0-0 WP			4-0 BB	4	1	4	0	1	0	0						
Jorge Orta, L OBP: 0.286, SLG: 0.333	0-0 F5			0-0 F8		0-3 K			0-0 F3	4	0	0	1	0	1	4						
Jerry Hairston, S										1	0	0	0	0	0	2						
Dick Allen, R OBP: 0.402, SLG: 0.507	0-0 HR			0-0 FC6-4		0-0 IBB			0-0 P6	3	1	1	2	1	0	2						
Carlos May, L OBP: 0.308, SLG: 0.295	0-0 4-3			0-3 K		0-3 K			0-3 K	4	0	0	0	0	3	3						
Bill Melton, R OBP: 0.337, SLG: 0.400	0-0 6-3			0-0 6-3		0-3 K			0-0 CS	4	0	1	0	0	1	0						
Ken Henderson, S OBP: 0.414, SLG: 0.453				0-0 4-3		0-0 3-1			0-3 K	4	0	0	0	0	1	1						
Ron Santo, R OBP: 0.372, SLG: 0.301				0-0 L6		0-0 F7			0-3 K	4	0	1	0	0	1	0						
Ed Herrmann, L OBP: 0.351, SLG: 0.434				0-3 K		0-0 1B			4-0 BB	2	2	1	0	1	1	1						
Brian Downing, R OBP: 0.517, SLG: 0.864						0-0 1B			4-0 BB	0	0	0	0	1	0	0						
Bucky Dent, R OBP: 0.220, SLG: 0.256				0-0 1-3		0-0 F3			0-3 K	2	0	0	0	0	0	2						
Buddy Bradford, R OBP: 0.404, SLG: 0.522										1	0	0	0	0	1	1						
Eddie Leon, R OBP: 0.160, SLG: 0.130										1	0	0	0	0	1	1						
<b>Inning Stats</b>	R: 2 E: 0 K: 0 S: 5	H: 2 LOB: 0 BB: 0 P: 5	R: 0 E: 0 K: 1 S: 6	H: 1 LOB: 1 BB: 0 P: 6	R: 0 E: 0 K: 1 S: 6	H: 1 LOB: 1 BB: 0 P: 6	R: 0 E: 0 K: 0 S: 3	H: 0 LOB: 0 BB: 0 P: 3	R: 1 E: 0 K: 2 S: 9	H: 2 LOB: 2 BB: 1 P: 13	R: 0 E: 0 K: 1 S: 5	H: 0 LOB: 0 BB: 0 P: 5	R: 1 E: 0 K: 1 S: 6	H: 1 LOB: 1 BB: 1 P: 10	R: 0 E: 0 K: 2 S: 7	H: 1 LOB: 1 BB: 0 P: 7	R: 0 E: 0 K: 2 S: 7	H: 0 LOB: 2 BB: 2 P: 15	1B: 5 2B: 3 3B: 0 HR: 1	SF: 0 SAC: 0 DP: 1 HBP: 0	WP: 1 PB: 0 SB: 0 CS: 1	PA: 38
<b>PITCHER</b>	IP WLS BF H R ER SO BB IBB HBP BLK WP HR S P ERA WHIP	IP WLS BF H R ER SO BB IBB HBP BLK WP HR S P ERA WHIP																				
Joe Coleman, R ERA: 2.86	(1, 1)	6.0	W	26	6	4	4	5	1	0	0	0	0	0	0	0	34	42	6.00	1.167		
John Hiller, L ERA: 0.36	(7, 1)	3.0	S	12	2	0	0	5	2	0	0	0	0	0	0	0	20	28	0.00	1.333		

Detroit Tigers @ Chicago White Sox  
Comiskey Park, Chicago, IL  
Sun Apr 28 1974, 4:33 AM EDT  
Att: 14,443 - Unknown - 75 F

AB 34  
R 4  
H 8  
RBI 3  
BB 4  
SO 10  
LOB 17










Batter	1	2	3	4	5	6	7	8	9	AB	R	H	RBI	BB	SO	LOB	TOP			
Dick Sharon, R OBP: 0.407, SLG: 0.360 (1, 8)	4-3	K			F8			P4		4	0	0	0	0	1	2				
Gary Sutherland, R OBP: 0.395, SLG: 0.346 (1, 4)	F3		P3			K		PO 1B		4	0	1	0	0	0	1				
Jim Northrup, L OBP: 0.258, SLG: 0.262 (1, 9)	F7		3-1			5-3		F8		4	0	0	0	0	0	1				
Al Kaline, R OBP: 0.352, SLG: 0.390 (1, 10)		1-3 1B 1B	K			1B		PO 1-2	K	4	1	2	0	0	2	0				
Willie Horton, R OBP: 0.313, SLG: 0.494 (1, 7)		1-3 1B 1-2		K		K			5-3	4	1	1	0	0	2	1				
Mickey Stanley, R OBP: 0.241, SLG: 0.337 (1, 3)	1-3			L9				SH5-3 1B	P3	4	0	1	0	0	0	2				
Jerry Moses, R OBP: 0.462, SLG: 0.583 (1, 2)		1B IBB		K		SH5-3 1-2				1	0	0	0	1	1	0				
Aurelio Rodriguez, R OBP: 0.224, SLG: 0.215 (1, 5)		P6			F7			K		3	0	0	0	0	1	4				
Ed Brinkman, R OBP: 0.253, SLG: 0.333 (1, 6)		1-2 2-H 3-H 1B			L8			5-3		3	0	1	2	0	0	1				
<b>Inning Stats</b>	R: 0 E: 0 K: 0 S: 3	H: 0 LOB: 0 BB: 0 P: 3	R: 2 E: 0 K: 1 S: 8	H: 3 LOB: 2 BB: 1 P: 12	R: 0 E: 0 K: 1 S: 5	H: 0 LOB: 0 BB: 0 P: 5	R: 0 E: 0 K: 2 S: 7	H: 0 LOB: 0 BB: 0 P: 7	R: 0 E: 0 K: 0 S: 3	H: 0 LOB: 0 BB: 0 P: 3	R: 0 E: 0 K: 1 S: 8	H: 1 LOB: 1 BB: 0 P: 8	R: 0 E: 0 K: 1 S: 6	H: 1 LOB: 1 BB: 0 P: 6	R: 0 E: 0 K: 0 S: 3	H: 0 LOB: 0 BB: 0 P: 5	1B: 6 2B: 0 3B: 0 HR: 0	SF: 0 SAC: 1 DP: 0 HBP: 0	WP: 0 PB: 0 SB: 0 CS: 0	PA: 34
<b>PITCHER</b> Steve Busby, R ERA: 3.94 (1, 1)	IP: 9.0 WLS: L BF: 33	H: 6 R: 2 ER: 2 SO: 8	BB: 0 IBB: 1 HBP: 0 BLK: 0	WP: 0 HR: 0 S: 48 P: 52	ERA: 2.00 WHIP: 0.667	<b>PITCHER</b>														

**Detroit Tigers @ Kansas City Royals**  
 Royals Stadium, Kansas City, MO  
 Wed May 01 1974, 8:05 PM EDT  
 Alt. 9,146 - Unknown - 68 F


AB	31
R	2
H	6
RBI	2
BB	1
SO	8
LOB	11



Batter	1	2	3	4	5	6	7	8	9	AB	R	H	RBI	BB	SO	LOB	BOTTOM					
Freddie Patek, R OBP: 0.379, SLG: 0.354 (1, 6)	G6-4-3 1B		1-3		F8			1B		4	0	2	0	0	0	1						
Cookie Rojas, R OBP: 0.330, SLG: 0.412 (1, 4)	G6-4-3 1-2		E3 FC5-4		F8			6-3		4	0	0	0	0	0	2						
Amos Otis, R OBP: 0.353, SLG: 0.386 (1, 8)	F9		FC5-4 1-2		4-3			F2		4	0	0	0	0	0	1						
John Mayberry, L OBP: 0.385, SLG: 0.423 (1, 3)		4-3		WP BB		3-1		K		3	0	0	0	1	1	0						
Fran Healy, R OBP: 0.306, SLG: 0.633 (1, 2)		G2 3B		G2 1-2		5-3		FC6-4 1B		4	0	2	0	0	0	1						
Jim Wehlford, R OBP: 0.396, SLG: 0.395 (1, 7)		K		5-3		1-3		FC6-4 1-2		4	0	0	0	0	1	3						
Hal McRae, R OBP: 0.351, SLG: 0.529 (1, 10)		4-3		F9		F9				3	0	0	0	0	0	2						
Vada Pinson, L OBP: 0.275, SLG: 0.318 (1, 9)			FC6 1B		3-1			4-3		3	0	1	0	0	0	0						
Frank White, R OBP: 0.333, SLG: 0.533 (1, 5)			FC6 1B		F7			F7		2	1	0	0	0	0	1						
Tony Solaita, L OBP: 0.420, SLG: 0.611 (8, PH)										1	0	0	0	0	0	0						
Fernando Gonzalez, R OBP: 0.143, SLG: 0.190 (9, 5)			WP E							0	0	0	0	0	0	0						
<b>Inning Stats</b>	R: 0 E: 0 K: 0 S: 3	H: 1 LOB: 0 BB: 0 P: 3	R: 0 E: 0 K: 1 S: 6	H: 1 LOB: 1 BB: 0 P: 6	R: 1 E: 1 K: 0 S: 5	H: 1 LOB: 1 BB: 0 P: 5	R: 0 E: 0 K: 0 S: 3	H: 0 LOB: 1 BB: 1 P: 7	R: 0 E: 0 K: 0 S: 3	H: 0 LOB: 0 BB: 0 P: 3	R: 0 E: 0 K: 0 S: 3	H: 0 LOB: 0 BB: 0 P: 3	R: 0 E: 0 K: 0 S: 3	H: 0 LOB: 0 BB: 0 P: 3	R: 0 E: 0 K: 0 S: 4	H: 1 LOB: 1 BB: 0 P: 4	R: 0 E: 0 K: 1 S: 6	H: 1 LOB: 1 BB: 0 P: 6	1B: 4 2B: 0 3B: 1 HR: 0	SF: 0 SAC: 0 DP: 1 HBP: 0	WP: 2 PB: 0 SB: 0 CS: 0	PA: 33
<b>PITCHER</b> Lerin LaGrow, R ERA: 3.18 (1, 1)	IP: 9.0 WLS: W BF: 33	H: 5 R: 1 ER: 0 SO: 2	BB: 1 IBB: 0 HBP: 0 BLK: 0	WP: 2 HR: 0 S: 36 P: 40	ERA: 0.00 WHIP: 0.667	<b>PITCHER</b>																

**Detroit Tigers @ Kansas City Royals**  
 Royals Stadium, Kansas City, MO  
 Wed May 01 1974, 8:05 PM EDT  
 Alt. 9,146 - Unknown - 68 F

AB	32
R	1
H	5
RBI	0
BB	1
SO	2
LOB	11










Batter	1	2	3	4	5	6	7	8	9	AB	R	H	RBI	BB	SO	LOB	TOP								
Mickey Stanley, R OBP: 0.247, SLG: 0.333 (1, 8)	6-3		P6			1B HR	K		5-3	5	1	1	0	0	1	2									
Gary Sutherland, R OBP: 0.300, SLG: 0.333 (1, 4)	E9 BB		5-3			L7				4	0	2	1	0	0	1									
Jim Northrup, L OBP: 0.286, SLG: 0.315 (1, 9)				F7						3	1	1	0	1	1	2									
Al Kaline, R OBP: 0.340, SLG: 0.367 (1, 10)				L8		L7				3	0	0	0	1	0	2									
Willie Horton, R OBP: 0.319, SLG: 0.518 (1, 7)	L4-3			L8						4	1	1	3	0	0	3									
Norm Cash, L OBP: 0.373, SLG: 0.432 (1, 3)										4	0	2	0	0	1	0									
Jerry Moses, R OBP: 0.333, SLG: 0.400 (1, 2)										4	0	0	0	0	2	2									
Aurelio Rodriguez, R OBP: 0.247, SLG: 0.264 (1, 5)										4	1	1	0	0	0	1									
Ed Brinkman, R OBP: 0.241, SLG: 0.317 (1, 6)										4	0	1	0	0	2	1									
<b>Inning Stats</b>	R: 0 E: 1 K: 0 S: 3	H: 1 LOB: 2 BB: 2 P: 11	R: 0 E: 0 K: 1 S: 5	H: 0 LOB: 0 BB: 0 P: 5	R: 0 E: 0 K: 1 S: 5	H: 0 LOB: 0 BB: 0 P: 5	R: 0 E: 0 K: 0 S: 3	H: 0 LOB: 0 BB: 0 P: 3	R: 0 E: 0 K: 2 S: 8	H: 1 LOB: 1 BB: 0 P: 8	R: 3 E: 0 K: 0 S: 6	H: 3 LOB: 2 BB: 0 P: 6	R: 1 E: 0 K: 2 S: 10	H: 3 LOB: 2 BB: 0 P: 10	R: 0 E: 0 K: 1 S: 6	H: 1 LOB: 1 BB: 0 P: 6	R: 0 E: 0 K: 0 S: 3	H: 0 LOB: 0 BB: 0 P: 3	1B: 8 2B: 1 3B: 0 HR: 1	SF: 0 SAC: 0 DP: 1 HBP: 0	WP: 0 PB: 0 SB: 1 CS: 0	PA: 37			
<b>PITCHER</b>	IP	WLS	BF	H	R	ER	SO	BB	IBB	HBP	BLK	WP	HR	S	P	ERA	WHIP								
Joe Decker, R ERA: 4.71 (1, 1)	6.1	L	27	7	4	4	4	2	0	0	0	0	1	33	41	5.68	1.421								
Bill Hands, R ERA: 7.92 (7, 1)	2.2		10	2	0	0	3	0	0	0	0	0	0	16	16	0.00	0.750								

Detroit Tigers @ Minnesota Twins  
Metropolitan Stadium, Bloomington, MI  
Fri May 03 1974, 8:05 PM EDT  
Att. 4,467 - Unknown - 57 F


AB 35  
R 4  
H 9  
RBI 4  
BB 2  
SO 7  
LOB 14



Batter	1	2	3	4	5	6	7	8	9	AB	R	H	RBI	BB	SO	LOB	BOTTOM								
Steve Braun, L OBP: 0.358, SLG: 0.425 (1, 7)										4	1	3	1	0	0	2									
Steve Brye, R OBP: 0.278, SLG: 0.371 (9, PH)										0	1	0	0	1	0	0									
Rod Carew, L OBP: 0.434, SLG: 0.473 (1, 4)	4-3									5	0	2	0	0	2	3									
Tony Oliva, L OBP: 0.354, SLG: 0.422 (1, 10)										5	0	1	0	0	0	5									
Jerry Terrell, R OBP: 0.224, SLG: 0.265 (9, PR)	1-4-3									0	0	0	0	0	0	0									
Harmon Killebrew, R OBP: 0.289, SLG: 0.333 (1, 3)										5	0	2	2	0	2	1									
Tom Burgmeier, L (9, PR)	6-3									0	0	0	0	0	0	0									
Bobby Darwin, R OBP: 0.325, SLG: 0.534 (1, 9)										5	0	0	0	0	1	5									
Larry Hise, R OBP: 0.342, SLG: 0.500 (1, 8)										2	0	0	0	1	1	0									
Eric Soderholm, R OBP: 0.395, SLG: 0.395 (1, 5)										3	0	0	0	1	0	1									
Randy Hundley, R OBP: 0.275, SLG: 0.234 (1, 2)										4	0	1	0	0	1	3									
Luis Gomez, R OBP: 0.167, SLG: 0.091 (1, 6)										2	1	0	0	1	0	1									
Joe Lis, R OBP: 0.300, SLG: 0.192 (8, PH)										1	0	0	0	0	1	1									
Sergio Ferrer, S OBP: 0.411, SLG: 0.396 (9, 6)										0	0	0	0	0	0	0									
<b>Inning Stats</b>	R: 1 E: 0 K: 0 S: 4	H: 1 LOB: 0 BB: 0 P: 4	R: 0 E: 0 K: 1 S: 5	H: 0 LOB: 0 BB: 0 P: 5	R: 0 E: 0 K: 1 S: 5	H: 2 LOB: 2 BB: 0 P: 5	R: 0 E: 0 K: 1 S: 5	H: 0 LOB: 1 BB: 1 P: 10	R: 1 E: 0 K: 1 S: 7	H: 2 LOB: 2 BB: 1 P: 11	R: 0 E: 1 K: 0 S: 5	H: 1 LOB: 1 BB: 0 P: 5	R: 0 E: 0 K: 2 S: 8	H: 1 LOB: 1 BB: 0 P: 8	R: 0 E: 0 K: 2 S: 7	H: 0 LOB: 1 BB: 1 P: 11	R: 1 E: 0 K: 1 S: 6	H: 2 LOB: 2 BB: 1 P: 10	1B: 7 2B: 1 3B: 0 HR: 1	SF: 0 SAC: 0 DP: 1 HBP: 1	WP: 0 PB: 0 SB: 1 CS: 0	PA: 41			
<b>PITCHER</b>	IP	WLS	BF	H	R	ER	SO	BB	IBB	HBP	BLK	WP	HR	S	P	ERA	WHIP								
Bill Slayback, R ERA: 3.83 (1, 1)	6.0	W	28	6	2	2	3	2	0	1	0	0	1	31	40	3.00	1.333								
John Hiller, L ERA: 0.99 (7, 1)	3.0	S	13	3	1	1	5	2	0	0	0	0	0	21	29	3.00	1.667								

Detroit Tigers @ Minnesota Twins  
Metropolitan Stadium, Bloomington, MI  
Fri May 03 1974, 8:05 PM EDT  
Att. 4,467 - Unknown - 57 F

AB 36  
R 3  
H 9  
RBI 3  
BB 4  
SO 8  
LOB 22













Batter	1	2	3	4	5	6	7	8	9	AB	R	H	RBI	BB	SO	LOB	TOP										
Pat Kelly, L OBP: 0.395, SLG: 0.397 Buddy Bradford, R OBP: 0.397, SLG: 0.491 (7, PH) (7, 9)	1-3		HR		1B		E6 1B			3	1	2	2	0	0	0	<b>Chicago White Sox @ Detroit Tigers</b> Tiger Stadium, Detroit, MI Mon May 06 1974, 7:05 PM EDT Att. 7,355 - Unknown - 40 F										
Jorge Orta, L OBP: 0.287, SLG: 0.319 Brian Downing, R OBP: 0.500, SLG: 0.824 (1, 10) (7, PH)	G3 2B		K		P6		5-3			3	0	1	0	0	1	2											
Dick Allen, R OBP: 0.400, SLG: 0.467 (1, 3)	G3 2-3		K		K		K		K	4	0	0	0	0	3	1											
Bill Melton, R OBP: 0.333, SLG: 0.354 (1, 5)	F8				L6		6-3		F8	4	0	0	0	0	1												
Carlos May, L OBP: 0.286, SLG: 0.287 (1, 7)		K			K		G3		4-3	4	0	0	0	0	2	0											
Ken Henderson, S OBP: 0.416, SLG: 0.495 (1, 8)		P6			4-3				K	3	0	0	0	1	1	0											
Ron Santo, R OBP: 0.351, SLG: 0.305 (1, 4)		K					F3 1-2		L5	3	0	0	0	1	1	1											
Ed Herrmann, L OBP: 0.363, SLG: 0.438 (1, 2)			SH5-3 HR BB		K		HR		F8	3	2	1	1	1	1	1											
Bucky Dent, R OBP: 0.233, SLG: 0.345 (1, 6)			SH5-3		F8		E 2B			2	1	1	0	0	0	1											
<b>Inning Stats</b>	R: 0 E: 0 K: 0 S: 4	H: 1 LOB: 1 BB: 0 P: 4	R: 0 E: 0 K: 2 S: 7	H: 0 LOB: 0 BB: 0 P: 7	R: 2 E: 0 K: 2 S: 8	H: 1 LOB: 0 BB: 1 P: 12	R: 0 E: 0 K: 1 S: 5	H: 0 LOB: 2 BB: 1 P: 5	R: 0 E: 0 K: 1 S: 6	H: 1 LOB: 1 BB: 1 P: 10	R: 2 E: 1 K: 0 S: 5	H: 3 LOB: 1 BB: 1 P: 9	R: 0 E: 0 K: 1 S: 5	H: 0 LOB: 0 BB: 0 P: 5	R: 0 E: 0 K: 1 S: 5	H: 0 LOB: 0 BB: 0 P: 5		1B: 2 2B: 2 3B: 0 HR: 2	SF: 0 SAC: 1 DP: 0 HBP: 0	WP: 0 PB: 0 SB: 0 CS: 1	PA: 35						
<b>PITCHER</b>	IP	WLS	BF	H	R	ER	SO	BB	IBB	HBP	BLK	WP	HR	S	P	ERA	WHIP										
Joe Coleman, R ERA: 3.43 John Hiller, L ERA: 0.55 (1, 1) (7, 1)	6.2		27	5	4	3	7	3	0	0	0	0	2	38	50	4.05	1.200										

Batter	1	2	3	4	5	6	7	8	9	AB	R	H	RBI	BB	SO	LOB	BOTTOM										
Mickey Stanley, R OBP: 0.234, SLG: 0.308 (1, 8) (8, 3)	K		F7		5-3		FC6-2		6-3	5	0	0	0	0	1	4	<b>Chicago White Sox @ Detroit Tigers</b> Tiger Stadium, Detroit, MI Mon May 06 1974, 7:05 PM EDT Att. 7,355 - Unknown - 40 F										
Gary Sutherland, R OBP: 0.317, SLG: 0.370 (1, 4)	F2		HR		BB		6-3		6-3	4	1	1	0	1	0	2											
Jim Northrup, L OBP: 0.291, SLG: 0.340 (1, 9)	1-3		HR		F8		1B FC6-4 1B			4	2	2	3	0	0	2											
Willie Horton, R OBP: 0.314, SLG: 0.495 (1, 7)							F9		P2	3	0	1	0	1	0	1											
Gates Brown, L OBP: 0.455, SLG: 0.250 John Knox, L OBP: 0.250, SLG: 0.250 (1, 10) (7, PR)	FC3-6 1B		FC5-4 BB		F8		F8		FC6-4 1B	3	0	1	0	1	0	1											
Norm Cash, L OBP: 0.351, SLG: 0.400 Dick Sharon, R OBP: 0.424, SLG: 0.367 (1, 3) (7, PH) (8, 8)			F3		K		FC6-4 1B		FC6-4 1B	3	0	1	0	0	1	2											
Jerry Moses, R OBP: 0.355, SLG: 0.517 (1, 2)			K		FC5-4		SH1-4 FC6-2 BB		1B	3	0	1	1	1	1	4											
Aurelio Rodriguez, R OBP: 0.257, SLG: 0.250 (1, 5)			4-3				SH FC6-2 SH1-4		K	2	0	0	0	1	1	3											
Ed Brinkman, R OBP: 0.250, SLG: 0.303 (1, 6)					HR		SH1-4		F8	3	1	1	0	0	1	1											
<b>Inning Stats</b>	R: 0 E: 0 K: 1 S: 5	H: 0 LOB: 0 BB: 0 P: 5	R: 0 E: 0 K: 1 S: 6	H: 1 LOB: 1 BB: 1 P: 10	R: 3 E: 0 K: 0 S: 7	H: 4 LOB: 2 BB: 1 P: 11	R: 0 E: 0 K: 1 S: 5	H: 0 LOB: 2 BB: 2 P: 13	R: 0 E: 1 K: 0 S: 4	H: 0 LOB: 1 BB: 1 P: 8	R: 2 E: 0 K: 1 S: 8	H: 3 LOB: 1 BB: 0 P: 8	R: 0 E: 0 K: 0 S: 3	H: 0 LOB: 0 BB: 0 P: 3	1B: 6 2B: 1 3B: 0 HR: 1	SF: 0 SAC: 2 DP: 0 HBP: 0		WP: 0 PB: 0 SB: 1 CS: 0	PA: 38								
<b>PITCHER</b>	IP	WLS	BF	H	R	ER	SO	BB	IBB	HBP	BLK	WP	HR	S	P	ERA	WHIP										
Stan Perzanowski, R ERA: 11.57 Skip Pitcock, L ERA: 4.26 Cy Acosta, R ERA: 9.24 Terry Forster, L ERA: 4.73 (1, 1) (3, 1) (6, 1) (7, 1)	2.1		13	0	0	0	2	4	0	0	0	0	0	6	6	13.50	1.500										



Batter	1	2	3	4	5	6	7	8	9	10	11	AB	R	H	RBI	BB	SO	LOB	TOP			
Pat Kelly, L OBP: 0.370, SLG: 0.370 (1, 9)	F7		1-3			K			F7		F7	5	0	0	0	0	1	1				
Jorge Orta, L OBP: 0.290, SLG: 0.299 (1, 10)	K			L7		K			3-1		L4	5	0	0	0	0	2	0				
Carlos May, L OBP: 0.284, SLG: 0.297 (1, 7)	F7					4-3			F8			4	0	1	0	0	0	0				
Bill Melton, R OBP: 0.322, SLG: 0.340 (1, 5)		5-3		F8			P6			K		4	0	0	0	0	1	1				
Ken Henderson, S OBP: 0.427, SLG: 0.500 (1, 8)				4-3								3	0	2	0	1	0	1				
Tony Muser, L OBP: 0.333, SLG: 0.400 Dick Allen, R OBP: 0.396, SLG: 0.462 (10, PH) (10, 3)		G6-3 1B					G6-4-3 1B					3	0	0	0	0	0	2				
Ron Santo, R OBP: 0.348, SLG: 0.296 (1, 4)												3	0	0	0	1	0	1				
Ed Herrmann, L OBP: 0.357, SLG: 0.468 (1, 2)												4	1	1	1	0	1	1				
Bucky Dent, R OBP: 0.234, SLG: 0.339 (1, 6)												4	0	1	0	0	0	1				
<b>Inning Stats</b>	R: 0 E: 0 K: 1 S: 5	H: 0 LOB: 0 BB: 0 P: 5	R: 0 E: 0 K: 0 S: 3	H: 1 LOB: 0 BB: 0 P: 3	R: 0 E: 0 K: 0 S: 4	H: 1 LOB: 1 BB: 1 P: 4	R: 0 E: 0 K: 0 S: 4	H: 1 LOB: 1 BB: 0 P: 4	R: 0 E: 0 K: 2 S: 7	H: 0 LOB: 0 BB: 0 P: 7	R: 0 E: 0 K: 0 S: 3	H: 0 LOB: 0 BB: 0 P: 5	R: 0 E: 0 K: 0 S: 5	H: 0 LOB: 0 BB: 0 P: 3	R: 0 E: 0 K: 1 S: 5	H: 0 LOB: 1 BB: 1 P: 9	R: 0 E: 0 K: 0 S: 4	H: 1 LOB: 0 BB: 0 P: 4	1B: 3 2B: 1 3B: 0 HR: 1	SF: 0 SAC: 0 DP: 2 HBP: 0	WP: 0 PB: 0 SB: 0 CS: 0	PA: 38
<b>PITCHER</b> Lerrin LaGrew, R ERA: 2.6 (1, 1)	IP 11.0	WLS L	BF 38	H 5	R 1	ER 1	SO 5	BB 2	IBB 0	HBP 0	BLK 0	WP 0	HR 1	S 46	P 54	ERA 0.82	WHIP 0.636					

Chicago White Sox @ Detroit Tigers  
Tiger Stadium, Detroit, MI  
Tue May 07 1974, 7:05 PM EDT  
Att: 7,327 - Unknown - 52 F

AB 36  
R 1  
H 5  
RBI 1  
BB 2  
SO 5  
LOB 9




Batter	1	2	3	4	5	6	7	8	9	10	11	AB	R	H	RBI	BB	SO	LOB	BOTTOM							
Dick Sharon, R OBP: 0.368, SLG: 0.314 (1, 8)	K			K		5-3			5-3		K	5	0	0	0	0	3	0								
Gary Sutherland, R OBP: 0.303, SLG: 0.352 (1, 4)	5-3			F3					6-3		5-3	5	0	0	0	0	0	0								
Mickey Stanley, R OBP: 0.243, SLG: 0.309 (1, 3)	F7											3	0	1	0	1	1	0								
Al Kaline, R OBP: 0.321, SLG: 0.330 John Knox, L OBP: 0.250, SLG: 0.250 (10, PR)		L8		L								3	0	0	0	2	1	2								
Willie Horton, R OBP: 0.311, SLG: 0.485 (1, 7)												0	0	0	0	0	0	0								
Jerry Moses, R OBP: 0.343, SLG: 0.469 (1, 2)		6-3		F5					F7			4	0	1	0	0	0	2								
Jim Northrup, L OBP: 0.281, SLG: 0.327 (1, 9)												3	0	0	0	1	2	1								
Aurelio Rodriguez, R OBP: 0.248, SLG: 0.240 (1, 5)												4	0	0	0	0	2	4								
Ed Brinkman, R OBP: 0.240, SLG: 0.290 (1, 6)												4	0	0	0	0	3									
<b>Inning Stats</b>	R: 0 E: 0 K: 1 S: 5	H: 0 LOB: 0 BB: 0 P: 5	R: 0 E: 0 K: 1 S: 5	H: 0 LOB: 0 BB: 0 P: 5	R: 0 E: 0 K: 1 S: 5	H: 0 LOB: 0 BB: 0 P: 5	R: 0 E: 0 K: 1 S: 5	H: 1 LOB: 1 BB: 0 P: 5	R: 0 E: 0 K: 0 S: 3	H: 0 LOB: 0 BB: 0 P: 7	R: 0 E: 0 K: 1 S: 5	H: 0 LOB: 0 BB: 0 P: 5	R: 0 E: 0 K: 1 S: 7	H: 0 LOB: 0 BB: 0 P: 7	R: 0 E: 0 K: 2 S: 7	H: 0 LOB: 0 BB: 0 P: 7	R: 0 E: 0 K: 0 S: 3	H: 0 LOB: 0 BB: 0 P: 3	R: 0 E: 0 K: 1 S: 6	H: 1 LOB: 3 BB: 2 P: 14	R: 0 E: 0 K: 1 S: 5	H: 0 LOB: 0 BB: 0 P: 5	1B: 2 2B: 0 3B: 0 HR: 0	SF: 0 SAC: 0 DP: 0 HBP: 0	WP: 0 PB: 0 SB: 0 CS: 1	PA: 39
<b>PITCHER</b> Wilbur Wood, L ERA: 4.02 (1, 1)	IP 11.0	WLS W	BF 39	H 2	R 0	ER 0	SO 10	BB 4	IBB 0	HBP 0	BLK 0	WP 0	HR 0	S 54	P 70	ERA 0.00	WHIP 0.545									


Chicago White Sox @ Detroit Tigers  
Tiger Stadium, Detroit, MI  
Tue May 07 1974, 7:05 PM EDT  
Att: 7,327 - Unknown - 52 F

AB 35  
R 0  
H 2  
RBI 0  
BB 4  
SO 10  
LOB 12





Batter	1	2	3	4	5	6	7	8	9	AB	R	H	RBI	BB	SO	LOB	TOP										
<b>Tommy Harper, R</b> OBP: 0.219, SLG: 0.227 (1, 7)	0-0 6-3		0-3 K			0-0 F8		0-3 K	4 0 0 0 0 2 1								<b>Boston Red Sox @ Detroit Tigers</b> Tiger Stadium, Detroit, MI Fri May 10 1974, 7:05 PM EDT Att: 16,322 - Unknown										
<b>Danny Cater, R</b> OBP: 0.353, SLG: 0.563 (1, 10)	0-0 6-3			0-0 HR		0-0 F8		0-0 P4	4 1 1 1 0 0 0																		
<b>Carlton Fisk, R</b> OBP: 0.375, SLG: 0.394 (1, 2)	0-0 F8			0-0 2B 1B		0-0 F8		0-0 HR 1B	4 2 2 0 0 0 0																		
<b>Carl Yastrzemski, L</b> OBP: 0.446, SLG: 0.594 (1, 3)		0-0 3-1		0-3 K			0-3 K	4-0 HR 1B	3 1 0 0 0 1 2 1																		
<b>Rico Petrocelli, R</b> OBP: 0.286, SLG: 0.322 (1, 5)		0-3 K		0-0 1-H 2B		0-0 F9		0-0 HR	4 1 2 4 0 1 0																		
<b>Juan Beniquez, R</b> OBP: 0.246, SLG: 0.305 (1, 8)		0-0 5-3		0-0 FC1-5-6-5-3-4-5 2-3		0-0 5-3		0-0 4-3	4 0 0 0 0 0 1																		
<b>Bernie Carbo, L</b> OBP: 0.362, SLG: 0.456 (1, 9)			0-0 CS 1B		4-0 L4-3 BB		0-3 K		2 0 1 0 1 1 0																		
<b>Dick McAuliffe, L</b> OBP: 0.347, SLG: 0.333 (1, 4)			0-3 K		0-0 L4-3		0-0 1-3		3 0 0 0 0 1 2																		
<b>Rick Burleson, R</b> OBP: 0.412, SLG: 0.600 (1, 6)			0-0 1B		0-3 K		0-0 P9		3 0 1 0 0 1 0																		
<b>Inning Stats</b>	R: 0 E: 0 K: 0 S: 3	H: 0 LOB: 0 BB: 0 P: 3	R: 0 E: 0 K: 1 S: 5	H: 0 LOB: 0 BB: 0 P: 5	R: 0 E: 0 K: 2 S: 8	H: 2 LOB: 1 BB: 0 P: 8	R: 2 E: 0 K: 1 S: 7	H: 3 LOB: 0 BB: 0 P: 7	R: 0 E: 0 K: 1 S: 4	H: 0 LOB: 0 BB: 1 P: 8	R: 0 E: 0 K: 0 S: 3	H: 0 LOB: 0 BB: 0 P: 3	R: 0 E: 0 K: 1 S: 5	H: 0 LOB: 0 BB: 0 P: 5	R: 0 E: 0 K: 1 S: 5	H: 0 LOB: 0 BB: 0 P: 5		R: 3 E: 0 K: 1 S: 7	H: 2 LOB: 0 BB: 1 P: 11	1B: 4 2B: 3 3B: 0 HR: 2	SF: 0 SAC: 0 DP: 2 HBP: 0	WP: 1 PB: 0 SB: 1 CS: 1	PA: 33				
<b>PITCHER</b>	IP	WLS	BF	H	R	ER	SO	BB	IBB	HBP	BLK	WP	HR	S	P	ERA	WHIP										
<b>Mickey Lolich, L</b> ERA: 4.84 (1, 1)	8.2		31	6	4	4	8	2	0	0	0	1	1	45	53	4.15	0.923										
<b>John Hiller, L</b> ERA: 0.62 (9, 1)	0.1	W	2	1	1	1	0	0	0	0	0	0	1	2	2	27.00	3.000										

Batter	1	2	3	4	5	6	7	8	9	AB	R	H	RBI	BB	SO	LOB	BOTTOM										
<b>Mickey Stanley, R</b> OBP: 0.244, SLG: 0.301 (1, 8)	0-0 P4			0-3 K	4-0 CS BB		0-0 G5-4-3		3 0 0 0 1 1 2								<b>Boston Red Sox @ Detroit Tigers</b> Tiger Stadium, Detroit, MI Fri May 10 1974, 7:05 PM EDT Att: 16,322 - Unknown										
<b>Gary Sutherland, R</b> OBP: 0.301, SLG: 0.349 (1, 4)	0-0 P4			0-0 BB HR 1B	0-0 CS	0-0 F7		0-0 F5	4 1 1 0 0 0 0																		
<b>Jim Northrup, L</b> OBP: 0.280, SLG: 0.318 (1, 9)	0-3 K			4-0 1-2 HR BB		0-0 G3		0-0 4-3	3 1 0 0 1 1 0																		
<b>Al Kaline, R</b> OBP: 0.327, SLG: 0.365 (1, 10)		0-0 L9		0-0 1-H 2-H HR	0-0 E6	0-0 1B		0-0 L9	4 1 2 3 0 0 0																		
<b>Willie Horton, R</b> OBP: 0.309, SLG: 0.485 (1, 7)		0-0 5-3		0-0 F8	0-3 K			0-0 2B 2B	4 1 1 0 0 1 1																		
<b>Norm Cash, L</b> OBP: 0.361, SLG: 0.453 (1, 3)		0-0 6-3		0-0 HR		0-0 L8		4-0 2B IBB	3 1 1 1 1 0 0																		
<b>Jerry Moses, R</b> OBP: 0.342, SLG: 0.441 ERA: 5.38 (1, 2)			0-0 P4	0-0 5-3		4-0 1B 1B BB		0-3 K	2 1 0 0 1 0 0																		
<b>Gates Brown, L</b> OBP: 0.417, SLG: 0.222 (9, PH)									1 0 0 0 0 1 2																		
<b>Aurelio Rodriguez, R</b> OBP: 0.250, SLG: 0.242 ERA: 5.38 (1, 5)			0-0 5-3		0-0 1-3		0-0 E 1B 1B		3 0 1 0 0 0 0																		
<b>Ben Oglivie, L</b> OBP: 0.286, SLG: 0.429 (9, PH)								1-3 2-H 2B	1 0 1 1 0 0 0																		
<b>Ed Brinkman, R</b> OBP: 0.243, SLG: 0.292 (1, 6)			0-3 K		0-0 F8		0-0 E9 G5-4-3 1B		3 0 1 1 0 1 0																		
<b>Inning Stats</b>	R: 0 E: 0 K: 1 S: 5	H: 0 LOB: 0 BB: 0 P: 5	R: 0 E: 0 K: 0 S: 3	H: 0 LOB: 0 BB: 0 P: 3	R: 0 E: 0 K: 1 S: 5	H: 0 LOB: 0 BB: 0 P: 5	R: 4 E: 0 K: 1 S: 8	H: 3 LOB: 0 BB: 1 P: 12	R: 0 E: 0 K: 0 S: 2	H: 0 LOB: 0 BB: 1 P: 6	R: 0 E: 1 K: 1 S: 6	H: 1 LOB: 1 BB: 0 P: 6	R: 1 E: 1 K: 0 S: 4	H: 2 LOB: 1 BB: 1 P: 8	R: 0 E: 0 K: 0 S: 3	H: 0 LOB: 0 BB: 0 P: 3		R: 1 E: 0 K: 1 S: 5	H: 2 LOB: 2 BB: 1 P: 9	1B: 4 2B: 2 3B: 0 HR: 2	SF: 0 SAC: 0 DP: 1 HBP: 0	WP: 0 PB: 0 SB: 0 CS: 1	PA: 36				
<b>PITCHER</b>	IP	WLS	BF	H	R	ER	SO	BB	IBB	HBP	BLK	WP	HR	S	P	ERA	WHIP										
<b>Reggie Cleveland, R</b> ERA: 2.83 (1, 1)	6.1		27	6	5	5	4	3	0	0	0	0	0	32	44	7.11	1.421										
<b>Diego Segui, R</b> ERA: 2.83 (7, 1)	2.0	L	8	2	1	1	1	0	1	0	0	0	0	9	13	4.50	1.000										



Batter	1	2	3	4	5	6	7	8	9	AB	R	H	RBI	BB	SO	LOB	TOP								
<b>Tommy Harper, R</b> OBP: 0.216, SLG: 0.223 (1, 10)										6	2	1	1	0	1	2	<b>Boston Red Sox @ Detroit Tigers</b> Tiger Stadium, Detroit, MI Sat May 11 1974, 3:33 AM EDT Att: 10,487 - Unknown								
<b>Cecil Cooper, L</b> OBP: 0.306, SLG: 0.390 (1, 3)										5	0	1	0	0	1	4									
<b>Carlton Fisk, R</b> OBP: 0.400, SLG: 0.421 (1, 2)										5	1	3	3	0	0	1									
<b>Carl Yastrzemski, L</b> OBP: 0.437, SLG: 0.584 (1, 7)										5	1	1	1	0	2	4									
<b>Bernie Carbo, L</b> OBP: 0.364, SLG: 0.439 (1, 9)										3	0	0	0	2	2	0									
<b>Rico Petrocelli, R</b> OBP: 0.324, SLG: 0.328 (1, 5)										2	0	1	1	3	0	1									
<b>Dick McAuliffe, L</b> OBP: 0.325, SLG: 0.308 (1, 4)										5	0	0	0	0	0	7									
<b>Juan Beniquez, R</b> OBP: 0.286, SLG: 0.359 (1, 8)										5	2	4	0	0	0	0									
<b>Rick Burleson, R</b> OBP: 0.455, SLG: 0.650 (1, 6)										5	2	3	0	0	0	4									
<b>Inning Stats</b>	R: 0 E: 0 K: 0 S: 4	H: 1 LOB: 1 BB: 0 P: 4	R: 0 E: 0 K: 0 S: 4	H: 1 LOB: 2 BB: 1 P: 8	R: 0 E: 0 K: 1 S: 5	H: 0 LOB: 0 BB: 0 P: 5	R: 0 E: 0 K: 2 S: 7	H: 0 LOB: 1 BB: 1 P: 11	R: 3 E: 0 K: 0 S: 7	H: 4 LOB: 3 BB: 2 P: 15	R: 2 E: 1 K: 1 S: 8	H: 2 LOB: 1 BB: 0 P: 8	R: 0 E: 0 K: 0 S: 5	H: 2 LOB: 2 BB: 0 P: 5	R: 2 E: 1 K: 2 S: 9	H: 2 LOB: 0 BB: 0 P: 9	R: 1 E: 1 K: 0 S: 4	H: 2 LOB: 1 BB: 1 P: 8	1B: 10 2B: 3 3B: 1 HR: 0	SF: 0 SAC: 0 DP: 1 HBP: 0	WP: 0 PB: 0 SB: 1 CS: 0	PA: 46			
<b>PITCHER</b>	IP	WLS	BF	H	R	ER	SO	BB	IBB	HBP	BLK	WP	HR	S	P	ERA	WHIP								
<b>Joe Coleman, R</b> ERA: 3.63 (1, 1)	4.1		21	6	3	3	3	2	0	0	0	0	0	25	33	6.23	1.846								
<b>John Hiller, L</b> ERA: 9.99 (5, 1)	3.2	L	20	6	4	1	3	2	0	0	0	0	0	24	32	2.46	2.182								
<b>Woodie Fryman, L</b> ERA: 10.57 (9, 1)	1.0		5	2	1	0	0	1	0	0	0	0	0	4	8	0.00	3.000								

Batter	1	2	3	4	5	6	7	8	9	AB	R	H	RBI	BB	SO	LOB	BOTTOM								
<b>Dick Sharon, R</b> OBP: 0.366, SLG: 0.297 (1, 8)										2	1	0	0	1	0	0	<b>Boston Red Sox @ Detroit Tigers</b> Tiger Stadium, Detroit, MI Sat May 11 1974, 3:33 AM EDT Att: 10,487 - Unknown								
<b>Norm Cash, L</b> OBP: 0.349, SLG: 0.436 (6, FH) (7, 3)										2	0	0	0	0	0	2									
<b>Gary Sutherland, R</b> OBP: 0.314, SLG: 0.360 (1, 4)										5	2	3	1	0	0	0									
<b>Mickey Stanley, R</b> OBP: 0.244, SLG: 0.299 (1, 3) (7, 8)										4	0	1	0	0	0	3									
<b>Al Kaline, R</b> OBP: 0.339, SLG: 0.370 (1, 10)										4	1	2	1	1	0	2									
<b>Willie Horton, R</b> OBP: 0.316, SLG: 0.495 (1, 7)										4	0	2	3	0	0	3									
<b>Jerry Moses, R</b> OBP: 0.317, SLG: 0.405 (1, 2)										3	0	0	0	0	0	2									
<b>Gates Brown, L</b> OBP: 0.462, SLG: 0.300 (7, FH)										1	0	1	0	0	0	0									
<b>John Knox, L</b> OBP: 0.250, SLG: 0.250 (7, FR)										0	0	0	0	0	0	0									
<b>Gene Lamont, L</b> (8, 2)										0	0	0	0	0	0	0									
<b>Jim Northrup, L</b> OBP: 0.279, SLG: 0.310 (1, 9)										3	0	0	0	1	0	3									
<b>Aurelio Rodriguez, R</b> OBP: 0.250, SLG: 0.243 (1, 5)										4	0	1	0	0	1	1									
<b>Ed Brinkman, R</b> OBP: 0.252, SLG: 0.303 (1, 6)										3	1	1	0	0	1	0									
<b>Inning Stats</b>	R: 0 E: 0 K: 0 S: 3	H: 0 LOB: 0 BB: 0 P: 3	R: 0 E: 0 K: 0 S: 3	H: 0 LOB: 1 BB: 1 P: 7	R: 4 E: 0 K: 0 S: 7	H: 4 LOB: 1 BB: 1 P: 11	R: 0 E: 0 K: 0 S: 2	H: 0 LOB: 0 BB: 1 P: 6	R: 0 E: 0 K: 0 S: 5	H: 2 LOB: 2 BB: 0 P: 5	R: 0 E: 0 K: 0 S: 4	H: 3 LOB: 2 BB: 0 P: 5	R: 1 E: 0 K: 0 S: 6	H: 3 LOB: 2 BB: 0 P: 6	R: 0 E: 0 K: 2 S: 7	H: 0 LOB: 0 BB: 0 P: 7	R: 0 E: 0 K: 0 S: 3	H: 1 LOB: 0 BB: 0 P: 3	1B: 9 2B: 3 3B: 0 HR: 0	SF: 0 SAC: 1 DP: 2 HBP: 1	WP: 0 PB: 0 SB: 0 CS: 0	PA: 40			
<b>PITCHER</b>	IP	WLS	BF	H	R	ER	SO	BB	IBB	HBP	BLK	WP	HR	S	P	ERA	WHIP								
<b>Roger Moret, L</b> ERA: 4.4 (1, 1)	3.0		16	4	4	4	0	3	0	0	0	0	0	13	25	12.00	2.333								
<b>Juan Marichal, R</b> ERA: 7.84 (4, 1)	3.2		17	6	1	1	0	0	0	1	0	0	0	16	17	2.46	1.636								
<b>Lance Clemons, L</b> ERA: 11.81 (7, 1)	0.1	W	1	0	0	0	0	0	0	0	0	0	0	1	1	0.00	0.000								
<b>Dick Drago, R</b> ERA: 2.59 (8, 1)	2.0		6	1	0	0	2	0	0	0	0	0	0	10	10	0.00	0.500								







Batter	1	2	3	4	5	6	7	8	9	AB R H RBI BB SO LOB	TOP											
Mickey Stanley, R OBP: 0.280, SLG: 0.312 (1, 8)										4 1 2 1 0 1 2	<b>Detroit Tigers @ New York Yankees</b> Shea Stadium, Flushing, NY Tue May 14 1974, 7:05 PM EDT Alt. 9,598 - Unknown - 64 F											
Gary Sutherland, R OBP: 0.307, SLG: 0.344 (1, 4)										4 0 1 1 0 1 3												
Jim Northrup, L OBP: 0.282, SLG: 0.303 (1, 9)										3 0 0 1 1 2 5												
Al Kaline, R OBP: 0.346, SLG: 0.360 (1, 10)										3 0 1 1 2 0 1												
Willie Horton, R OBP: 0.325, SLG: 0.526 (1, 7)										5 0 1 0 0 1 3												
Norm Cash, L OBP: 0.338, SLG: 0.407 (1, 3)										4 0 0 0 1 2 2												
Jerry Moses, R OBP: 0.300, SLG: 0.378 (1, 2)										4 1 0 0 0 1 3												
Aurelio Rodriguez, R OBP: 0.264, SLG: 0.259 (1, 5)										5 2 4 0 0 0 2												
Ed Brinkman, R OBP: 0.270, SLG: 0.318 (1, 6)										4 1 3 1 0 0 1												
<b>Inning Stats</b>	R: 0 E: 0 K: 0 S: 3	H: 0 LOB: 1 BB: 1 P: 7	R: 0 E: 0 K: 0 S: 3	H: 0 LOB: 0 BB: 0 P: 3	R: 0 E: 0 K: 1 S: 7	H: 2 LOB: 2 BB: 0 P: 7	R: 0 E: 0 K: 0 S: 3	H: 0 LOB: 1 BB: 1 P: 7	R: 3 E: 0 K: 0 S: 7	H: 4 LOB: 1 BB: 0 P: 7	R: 0 E: 0 K: 1 S: 6	H: 1 LOB: 1 BB: 0 P: 6	R: 0 E: 0 K: 3 S: 10	H: 1 LOB: 2 BB: 1 P: 14	R: 2 E: 0 K: 1 S: 8	H: 3 LOB: 2 BB: 0 P: 9	R: 0 E: 0 K: 2 S: 8	H: 1 LOB: 2 BB: 1 P: 12	1B: 12 2B: 0 3B: 0 HR: 0	SF: 1 SAC: 2 DP: 0 HBP: 1	WP: 0 PB: 0 SB: 1 CS: 0	PA: 44
<b>PITCHER</b>	IP WLS BF H R ER SO BB IBB HBP BLK WP HR S P ERA WHIP											IP WLS BF H R ER SO BB IBB HBP BLK WP HR S P ERA WHIP										
Pat Dobson, R ERA: 4.18 Sparky Lyle, L ERA: 2.11	(1, 1) 7.1 L 36 10 5 5 5 3 0 0 0 0 0 0 42 55 6.14 1.773											(8, 1) 1.2 8 2 0 0 3 1 0 0 0 0 0 0 13 17 0.00 1.800										

Batter	1	2	3	4	5	6	7	8	9	AB R H RBI BB SO LOB	BOTTOM											
Roy White, S OBP: 0.350, SLG: 0.388 (1, 7)										4 0 0 0 0 1 1	<b>Detroit Tigers @ New York Yankees</b> Shea Stadium, Flushing, NY Tue May 14 1974, 7:05 PM EDT Alt. 9,598 - Unknown - 64 F											
Chris Chambliss, L OBP: 0.315, SLG: 0.370 (1, 3)										4 0 0 0 0 0 0												
Bobby Murcer, L OBP: 0.326, SLG: 0.352 (1, 8)										4 1 1 0 0 0 0												
Lou Piniella, R OBP: 0.356, SLG: 0.411 (1, 9)										3 1 1 1 0 1 0												
Jim Ray Hart, R (1, 10)										2 0 0 0 2 2 0												
Graig Nettles, L OBP: 0.317, SLG: 0.528 (1, 5)										3 0 1 1 0 0 1												
Rick Dempsey, R OBP: 0.429, SLG: 0.583 (1, 2)										3 0 0 0 0 1 3												
Fernando Gonzalez, R OBP: 0.192, SLG: 0.216 (1, 4) (9, 6)										3 0 0 0 0 0 0												
Jim Mason, L OBP: 0.286, SLG: 0.274 Horace Clarke, S OBP: 0.286, SLG: 0.275 (8, PH) (9, 4)										2 0 0 0 0 0 0 1 0 0 0 0 0 0												
<b>Inning Stats</b>	R: 0 E: 0 K: 0 S: 3	H: 0 LOB: 0 BB: 0 P: 3	R: 0 E: 0 K: 2 S: 7	H: 0 LOB: 1 BB: 1 P: 11	R: 0 E: 0 K: 0 S: 3	H: 0 LOB: 0 BB: 0 P: 3	R: 1 E: 0 K: 0 S: 5	H: 2 LOB: 2 BB: 1 P: 9	R: 0 E: 0 K: 1 S: 5	H: 0 LOB: 0 BB: 0 P: 5	R: 1 E: 0 K: 1 S: 6	H: 1 LOB: 0 BB: 0 P: 6	R: 0 E: 0 K: 0 S: 3	H: 0 LOB: 0 BB: 0 P: 3	R: 0 E: 1 K: 0 S: 3	H: 0 LOB: 0 BB: 0 P: 3	R: 0 E: 0 K: 1 S: 5	H: 0 LOB: 0 BB: 0 P: 5	1B: 2 2B: 0 3B: 1 HR: 0	SF: 1 SAC: 0 DP: 1 HBP: 0	WP: 1 PB: 0 SB: 0 CS: 0	PA: 32
<b>PITCHER</b>	IP WLS BF H R ER SO BB IBB HBP BLK WP HR S P ERA WHIP											IP WLS BF H R ER SO BB IBB HBP BLK WP HR S P ERA WHIP										
Mickey Lolich, L ERA: 4.46	(1, 1) 9.0 W 32 3 2 2 5 2 0 0 0 1 0 0 40 48 2.00 0.556																					

















Batter	1	2	3	4	5	6	7	8	9	AB	R	H	RBI	BB	SO	LOB	TOP			
Mickey Stanley, R (1, 8) OBP: 0.255, SLG: 0.297	K		K		F9			6-3		4	0	0	0	0	2	3	<b>Detroit Tigers @ Cleveland Indians</b> Cleveland Municipal Stadium, Cleveland, OH Sun May 19 1974, 3:33AM EDT Unknown - 62 F			
Gary Sutherland, R (1, 4) OBP: 0.321, SLG: 0.358	1B			F8		P3		F9		4	0	1	0	0	0	2				
Jim Northrup, L (1, 9) OBP: 0.277, SLG: 0.289	P5			K		5-3		4-3		4	0	0	0	0	1	3				
Al Kaline, R (1, 10) OBP: 0.333, SLG: 0.339	K			L6-3		K			L4-3	4	0	0	0	0	2	1				
Willie Horton, R (1, 7) OBP: 0.329, SLG: 0.519		5-3			PB BB SF9 BB		K		K	3	1	0	0	1	2	0				
Norm Cash, L (1, 3) OBP: 0.321, SLG: 0.366	K				SF9 PB BB		K		F9	3	0	0	0	1	2	0				
Bill Freehan, R (1, 2) OBP: 0.431, SLG: 0.492	L4				SF9 BB			FC6-4 BB		1	0	0	0	2	0	0				
Aurelio Rodriguez, R (1, 5) OBP: 0.270, SLG: 0.268			K		SF9			FC6-4		2	0	0	1	0	1	1				
Ed Brinkman, R (1, 6) OBP: 0.271, SLG: 0.342				F7		K				2	0	0	0	0	1	2				
Gates Brown, L (8, PH) OBP: 0.400, SLG: 0.250										1	0	1	0	0	0	0				
John Knox, L (8, PR) OBP: 0.444, SLG: 0.375								6-3		0	0	0	0	0	0	0				
								1B												
<b>Inning Stats</b>	R: 0 E: 0 K: 2 S: 8	H: 1 LOB: 1 BB: 0 P: 8	R: 0 E: 0 K: 1 S: 5	H: 0 LOB: 0 BB: 0 P: 5	R: 0 E: 0 K: 2 S: 7	H: 0 LOB: 0 BB: 0 P: 7	R: 0 E: 0 K: 1 S: 5	H: 0 LOB: 0 BB: 0 P: 5	R: 1 E: 0 K: 1 S: 5	H: 0 LOB: 3 BB: 3 P: 17	R: 0 E: 0 K: 2 S: 7	H: 0 LOB: 1 BB: 1 P: 11	R: 0 E: 0 K: 0 S: 4	H: 1 LOB: 2 BB: 0 P: 4	R: 0 E: 0 K: 1 S: 5	H: 0 LOB: 0 BB: 0 P: 5	1B: 2 2B: 0 3B: 0 HR: 0	SF: 1 SAC: 0 DP: 0 HBP: 0	WP: 0 PB: 1 SB: 0 CS: 0	PA: 33
<b>PITCHER</b> Gaylord Perry, R (1, 1) ERA: 1.72	IP: 9.0 WLS: W BF: 33	H: 2 R: 1 ER: 1 SO: 11	BB: 4 IBB: 0 HBP: 0 BLK: 0	WP: 0 HR: 0 S: 51 P: 67	ERA: 1.00 WHIP: 0.667															

Batter	1	2	3	4	5	6	7	8	9	AB	R	H	RBI	BB	SO	LOB	BOTTOM			
Buddy Bell, R (1, 5) OBP: 0.273, SLG: 0.343	3-4-1 1B	K			F2		F8			4	0	1	0	0	1	3	<b>Detroit Tigers @ Cleveland Indians</b> Cleveland Municipal Stadium, Cleveland, OH Sun May 19 1974, 3:33AM EDT Unknown - 62 F			
Jack Brohamer, L (1, 4) OBP: 0.495, SLG: 0.458	3-4-1 1-2		F9		HR		E7 1B			4	1	2	2	0	0	1				
John Lowenstein, L (1, 7) OBP: 0.380, SLG: 0.371	F9		K		E S 1B		1B	IBB		3	0	1	0	1	1	1				
John Ellis, R (1, 3) OBP: 0.313, SLG: 0.374	BB		F9		F8 1-3		F2			3	0	0	0	1	0	3				
Oscar Gamble, L (1, 10) OBP: 0.375, SLG: 0.484	F5			G5-4-3 1B	F8		F7			4	0	1	0	0	0	2				
Charlie Spikes, R (1, 9) OBP: 0.352, SLG: 0.477		S 1B		G5-4-3 1-2	S 1B		E5 1B CS			4	0	2	0	0	0	1				
George Hendrick, R (1, 8) OBP: 0.317, SLG: 0.440	K			1-3	F8		CS S 1B			4	0	1	0	0	1	2				
Dave Duncan, R (1, 2) OBP: 0.267, SLG: 0.359	K				SH3-4 HR BB		K2-3		CS	2	1	0	0	1	2	2				
Frank Duffy, R (1, 6) OBP: 0.234, SLG: 0.333					SH3-4 1-2		5-3			1	0	0	0	1	0	0				
<b>Inning Stats</b>	R: 0 E: 0 K: 0 S: 4	H: 1 LOB: 2 BB: 1 P: 8	R: 0 E: 0 K: 3 S: 10	H: 1 LOB: 1 BB: 1 P: 14	R: 0 E: 0 K: 1 S: 5	H: 0 LOB: 0 BB: 0 P: 5	R: 0 E: 0 K: 0 S: 3	H: 1 LOB: 0 BB: 0 P: 3	R: 2 E: 0 K: 0 S: 5	H: 2 LOB: 1 BB: 1 P: 9	R: 0 E: 0 K: 1 S: 6	H: 1 LOB: 1 BB: 0 P: 6	R: 0 E: 1 K: 0 S: 4	H: 1 LOB: 2 BB: 1 P: 8	R: 0 E: 1 K: 0 S: 3	H: 1 LOB: 1 BB: 0 P: 3	1B: 7 2B: 1 3B: 0 HR: 1	SF: 0 SAC: 1 DP: 2 HBP: 0	WP: 0 PB: 0 SB: 4 CS: 1	PA: 35
<b>PITCHER</b> Joe Coleman, R (1, 1) ERA: 3.72	IP: 8.0 WLS: L BF: 34	H: 8 R: 2 ER: 2 SO: 5	BB: 3 IBB: 1 HBP: 0 BLK: 0	WP: 0 HR: 1 S: 40 P: 56	ERA: 2.25 WHIP: 1.375															



Batter	1	2	3	4	5	6	7	8	9	AB	R	H	RBI	BB	SO	LOB	TOP								
Ron Cash, R OBP: 0.346, SLG: 0.400 (1, 3)										4	0	2	2	0	1	0	<b>Detroit Tigers @ Cleveland Indians</b> Cleveland Municipal Stadium, Cleveland, OH Sun May 19 1974, 3:38 AM EDT Att: 49,419 - Unknown - 62 F								
Gary Sutherland, R OBP: 0.324, SLG: 0.355 (1, 4)										4	0	1	1	1	0	3									
Jim Northrup, L OBP: 0.275, SLG: 0.281 (1, 9)										4	0	0	0	1	2	3									
Willie Horton, R OBP: 0.319, SLG: 0.504 (1, 7)										4	0	0	0	0	1	3									
Gates Brown, L OBP: 0.333, SLG: 0.200 (1, 10)										4	0	0	0	0	0	0									
Mickey Stanley, R OBP: 0.295, SLG: 0.296 (1, 8)										4	1	1	0	0	0	0									
Jerry Moses, R OBP: 0.304, SLG: 0.360 (9, PH)										2	1	1	0	0	0	0									
Ben Oglivie, L OBP: 0.273, SLG: 0.400 (9, PH)										1	0	0	0	0	0	1									
Aurelio Rodriguez, R OBP: 0.284, SLG: 0.285 (1, 5)										3	2	2	1	1	0	0									
Ed Brinkman, R OBP: 0.271, SLG: 0.339 (1, 6)										4	0	1	0	0	0	3									
<b>Inning Stats</b>	R: 0 E: 0 K: 2 S: 7	H: 0 LOB: 0 BB: 0 P: 7	R: 0 E: 0 K: 1 S: 5	H: 0 LOB: 0 BB: 0 P: 5	R: 2 E: 0 K: 0 S: 4	H: 1 LOB: 2 BB: 2 P: 13	R: 0 E: 0 K: 0 S: 5	H: 2 LOB: 2 BB: 0 P: 5	R: 0 E: 0 K: 1 S: 6	H: 0 LOB: 0 BB: 0 P: 3	R: 0 E: 0 K: 0 S: 4	H: 1 LOB: 1 BB: 0 P: 4	R: 0 E: 0 K: 0 S: 3	H: 0 LOB: 0 BB: 0 P: 3	R: 0 E: 0 K: 0 S: 3	H: 0 LOB: 0 BB: 0 P: 3	R: 2 E: 0 K: 0 S: 6	H: 3 LOB: 2 BB: 1 P: 10	1B: 7 2B: 1 3B: 0 HR: 0	SF: 1 SAC: 0 DP: 0 HBP: 1	WP: 0 PB: 0 SB: 0 CS: 0	PA: 39			
<b>PITCHER</b>	IP	WLS	BF	H	R	ER	SO	BB	IBB	HBP	BLK	WP	HR	S	P	ERA	WHIP								
Bob Johnson, R ERA: 3.49 (1, 1)	7.2	W	31	5	2	2	4	2	0	1	0	0	0	36	45	2.35	0.913								
Tom Buskey, R ERA: 4.05 (8, 1)	1.1		8	3	2	2	0	1	0	0	0	0	0	7	11	13.50	3.000								

Batter	1	2	3	4	5	6	7	8	9	AB	R	H	RBI	BB	SO	LOB	BOTTOM								
Buddy Bell, R OBP: 0.277, SLG: 0.361 (1, 5)										4	1	1	2	1	0	2	<b>Detroit Tigers @ Cleveland Indians</b> Cleveland Municipal Stadium, Cleveland, OH Sun May 19 1974, 3:38 AM EDT Att: 49,419 - Unknown - 62 F								
Jack Brohamer, L OBP: 0.394, SLG: 0.438 (1, 4)										5	1	1	1	0	0	3									
John Lowenstein, L OBP: 0.374, SLG: 0.361 (1, 7)										4	2	0	0	1	0	1									
Rusty Torres, S OBP: 0.375, SLG: 0.286 (9, 7)										0	0	0	0	0	0	0									
John Ellis, R OBP: 0.329, SLG: 0.396 (1, 3)										5	2	4	1	0	0	0									
Oscar Gamble, L OBP: 0.386, SLG: 0.473 (1, 10)										2	1	0	0	3	0	1									
Charlie Spikes, R OBP: 0.354, SLG: 0.474 (1, 9)										5	0	2	2	0	0	5									
George Hendrick, R OBP: 0.306, SLG: 0.424 (1, 8)										5	0	0	1	0	1	7									
Dave Duncan, R OBP: 0.275, SLG: 0.358 (1, 2)										3	0	1	0	1	0	2									
Frank Duffy, R OBP: 0.244, SLG: 0.349 (1, 6)										3	2	2	0	0	1	1									
<b>Inning Stats</b>	R: 1 E: 1 K: 0 S: 5	H: 1 LOB: 3 BB: 2 P: 13	R: 0 E: 0 K: 0 S: 3	H: 0 LOB: 1 BB: 1 P: 7	R: 1 E: 1 K: 0 S: 5	H: 1 LOB: 2 BB: 1 P: 9	R: 4 E: 1 K: 0 S: 7	H: 4 LOB: 1 BB: 1 P: 11	R: 2 E: 0 K: 0 S: 5	H: 2 LOB: 0 BB: 0 P: 5	R: 0 E: 0 K: 0 S: 3	H: 0 LOB: 0 BB: 0 P: 3	R: 0 E: 0 K: 2 S: 8	H: 1 LOB: 2 BB: 1 P: 12	R: 1 E: 0 K: 0 S: 5	H: 2 LOB: 1 BB: 0 P: 5	1B: 8 2B: 2 3B: 0 HR: 1	SF: 0 SAC: 1 DP: 0 HBP: 0	WP: 0 PB: 0 SB: 1 CS: 0	PA: 43					
<b>PITCHER</b>	IP	WLS	BF	H	R	ER	SO	BB	IBB	HBP	BLK	WP	HR	S	P	ERA	WHIP								
Bill Slayback, R ERA: 4.15 (1, 1)	3.2	L	24	6	6	3	0	4	1	0	0	0	0	19	39	7.36	2.727								
Chuck Seelbach, R ERA: 3.96 (4, 1)	2.1		9	2	2	2	0	0	0	0	0	0	1	9	9	7.71	0.857								
Jim Ray, R ERA: 9.0 (7, 1)	2.0		10	3	1	1	2	1	0	0	0	0	0	13	17	4.50	2.000								



Batter	1	2	3	4	5	6	7	8	9	AB	R	H	RBI	BB	SO	LOB	TOP										
Mickey Stanley, R (1, 8) OBP: 0.281, SLG: 0.301 Ben Oglivie, L (9, PH) OBP: 0.250, SLG: 0.364	F8		1B		1B	5-3			FC1-6	4	2	2	0	0	0	0											
Gary Sutherland, R (1, 4) OBP: 0.320, SLG: 0.350	F8		F7		1B	6-3			G4-6-3	5	1	1	0	0	0	2											
Jim Northrup, L (1, 9) OBP: 0.274, SLG: 0.280	F8		1B		1B					4	1	1	0	0	1	1											
Al Kaline, R (1, 10) OBP: 0.331, SLG: 0.338		L6-3	1B		SF9				L6-3	3	0	1	2	0	0	0											
Willie Horton, R (1, 7) OBP: 0.318, SLG: 0.496		5-3	F7		1B				5-3	4	0	1	1	0	0	2											
Norm Cash, L (1, 3) OBP: 0.318, SLG: 0.360 Ron Cash, R (8, 3) OBP: 0.346, SLG: 0.400		1B			P4				F7	4	0	1	0	0	1	1											
Bill Freehan, R (1, 2) OBP: 0.447, SLG: 0.500		1B			BB				5-3	3	0	2	0	1	0	0											
Aurelio Rodriguez, R (1, 5) OBP: 0.276, SLG: 0.276		4-3			K				5-3	4	0	0	0	0	1	5											
Ed Brinkman, R (1, 6) OBP: 0.265, SLG: 0.331 Gates Brown, L (9, PH) OBP: 0.360, SLG: 0.200 John Knox, L (9, PR) OBP: 0.444, SLG: 0.375			5-3		F8				6-3	3	0	0	0	0	0	1											
<b>Inning Stats</b>	R: 0 E: 0 K: 0 S: 3	H: 0 LOB: 0 BB: 0 P: 3	R: 0 E: 0 K: 0 S: 5	H: 2 LOB: 2 BB: 0 P: 5	R: 1 E: 0 K: 0 S: 6	H: 3 LOB: 2 BB: 0 P: 6	R: 0 E: 0 K: 1 S: 5	H: 0 LOB: 1 BB: 1 P: 9	R: 3 E: 1 K: 1 S: 10	H: 4 LOB: 2 BB: 0 P: 10	R: 0 E: 0 K: 0 S: 3	H: 0 LOB: 0 BB: 0 P: 3	R: 0 E: 0 K: 1 S: 5	H: 0 LOB: 0 BB: 0 P: 5	R: 0 E: 0 K: 0 S: 3	H: 0 LOB: 0 BB: 0 P: 3	R: 0 E: 0 K: 0 S: 2	H: 0 LOB: 1 BB: 1 P: 6	1B: 9 2B: 0 3B: 0 HR: 0	SF: 1 SAC: 0 DP: 1 HBP: 0	WP: 0 PA: 38 PB: 0 SB: 0 CS: 0						
<b>PITCHER</b>	IP	WLS	BF	H	R	ER	SO	BB	IBB	HBP	BLK	WP	HR	S	P	ERA	WHIP										
Ed Sprague, R (1, 1) ERA: 2.28	8.0	W	36	9	4	2	3	2	0	0	0	0	0	40	48	2.25	1.375										
Eduardo Rodriguez, R (9, 1) ERA: 2.38	1.0	S	2	0	0	0	0	0	0	0	0	0	0	2	2	0.00	0.000										

**Detroit Tigers @ Milwaukee Brewers**  
Milwaukee County Stadium, Milwaukee, WI  
Mon May 20 1974, 8:05 PM EDT  
Att: 5,835 - Unknown

AB	35
R	4
H	9
RBI	3
BB	2
SO	3
LOB	13



Batter	1	2	3	4	5	6	7	8	9	AB	R	H	RBI	BB	SO	LOB	BOTTOM										
Dave May, L (1, 9) OBP: 0.239, SLG: 0.401	K				5-3				E4	5	0	1	3	0	2	2											
Don Money, R (1, 5) OBP: 0.331, SLG: 0.435	5-3		F9		1B				SF8	3	0	1	1	1	0	0											
John Briggs, L (1, 7) OBP: 0.351, SLG: 0.557	BB		S		6-3				K	4	0	1	0	1	2	5											
George Scott, R (1, 3) OBP: 0.367, SLG: 0.454	K		L6						K	4	0	0	0	1	2	5											
Bobby Mitchell, R (1, 10) OBP: 0.296, SLG: 0.338		F8	K						L6	4	0	0	0	0	1	3											
Charlie Moore, R (1, 2) OBP: 0.333, SLG: 0.359		2B			F7				E6	3	2	1	0	1	0	0											
Ken Berry, R (1, 8) OBP: 0.258, SLG: 0.193		3B	S		F8				F9	3	1	0	0	1	0	2											
Pedro Garcia, R (1, 4) OBP: 0.331, SLG: 0.482		K			5-3				1B	3	2	1	0	1	1	2											
John Vukovich, R (1, 6) OBP: 0.333, SLG: 0.500 Tim Johnson, L (7, PR) OBP: 0.167, SLG: 0.250									F9	3	0	2	2	0	0	0											
<b>Inning Stats</b>	R: 0 E: 0 K: 2 S: 7	H: 0 LOB: 1 BB: 1 P: 11	R: 2 E: 0 K: 2 S: 9	H: 2 LOB: 1 BB: 1 P: 13	R: 0 E: 0 K: 1 S: 6	H: 1 LOB: 0 BB: 0 P: 6	R: 0 E: 0 K: 0 S: 3	H: 0 LOB: 0 BB: 0 P: 3	R: 0 E: 0 K: 0 S: 4	H: 1 LOB: 1 BB: 0 P: 4	R: 0 E: 1 K: 1 S: 6	H: 0 LOB: 1 BB: 0 P: 6	R: 2 E: 1 K: 1 S: 8	H: 2 LOB: 2 BB: 1 P: 12	R: 2 E: 0 K: 1 S: 7	H: 2 LOB: 3 BB: 3 P: 19	1B: 5 2B: 2 3B: 1 HR: 0	SF: 1 SAC: 0 DP: 0 HBP: 0	WP: 0 PA: 40 PB: 0 SB: 2 CS: 0								
<b>PITCHER</b>	IP	WLS	BF	H	R	ER	SO	BB	IBB	HBP	BLK	WP	HR	S	P	ERA	WHIP										
Woodie Fryman, L (1, 1) ERA: 8.86	6.0	L	27	6	4	3	6	2	0	0	0	0	0	13	29	9.00	2.000										
John Hiller, L (7, 1) ERA: 1.62	2.0	L	13	2	2	2	2	2	2	0	0	0	0	13	29	9.00	2.000										

**Detroit Tigers @ Milwaukee Brewers**  
Milwaukee County Stadium, Milwaukee, WI  
Mon May 20 1974, 8:05 PM EDT  
Att: 5,835 - Unknown

AB	33
R	6
H	8
RBI	6
BB	6
SO	8
LOB	19





Batter	1	2	3	4	5	6	7	8	9	AB	R	H	RBI	BB	SO	LOB	TOP								
Mickey Stanley, R OBP: 0.272, SLG: 0.311 (1, 8)										5	0	3	1	0	0	1	<b>Detroit Tigers @ Milwaukee Brewers</b> Milwaukee County Stadium, Milwaukee, WI Tue May 21 1974, 8:05 PM EDT Att: 6,885 - Unknown								
Gary Sutherland, R OBP: 0.318, SLG: 0.347 John Knox, L OBP: 0.462, SLG: 0.417 (1, 4) (3, 4)										1	0	0	0	0	0	1									
Ron Cash, R OBP: 0.300, SLG: 0.345 Gates Brown, L OBP: 0.346, SLG: 0.190 (9, PH) (1, 3)										4	0	0	0	0	0	3									
Al Kaline, R OBP: 0.336, SLG: 0.338 (1, 10)										3	0	1	0	1	0	0									
Willie Horton, R OBP: 0.322, SLG: 0.538 (1, 7)										4	2	2	2	0	0	5									
Bill Freehan, R OBP: 0.438, SLG: 0.530 (1, 2)										4	1	1	1	0	1	0									
Jim Northrup, L OBP: 0.273, SLG: 0.279 (1, 9)										4	0	1	0	0	0	0									
Aurelio Rodriguez, R OBP: 0.275, SLG: 0.275 (1, 5)										4	1	1	0	0	1	1									
Ed Brinkman, R OBP: 0.271, SLG: 0.346 (1, 6)										3	1	1	1	1	0	1									
<b>Inning Stats</b>	R: 0 E: 0 K: 0 S: 3	H: 1 LOB: 0 BB: 0 P: 3	R: 1 E: 0 K: 0 S: 4	H: 1 LOB: 0 BB: 0 P: 4	R: 0 E: 0 K: 0 S: 3	H: 0 LOB: 0 BB: 0 P: 3	R: 0 E: 0 K: 0 S: 3	H: 0 LOB: 0 BB: 0 P: 3	R: 1 E: 0 K: 0 S: 5	H: 2 LOB: 1 BB: 0 P: 5	R: 0 E: 0 K: 0 S: 5	H: 2 LOB: 2 BB: 0 P: 5	R: 3 E: 0 K: 0 S: 8	H: 5 LOB: 3 BB: 1 P: 12	R: 0 E: 0 K: 2 S: 7	H: 0 LOB: 0 BB: 0 P: 7	R: 0 E: 0 K: 1 S: 5	H: 1 LOB: 1 BB: 1 P: 9	1B: 8 2B: 0 3B: 1 HR: 3	SF: 0 SAC: 0 DP: 2 HBP: 0	WP: 0 PB: 0 SB: 0 CS: 0	PA: 39			
<b>PITCHER</b>	IP	WLS	BF	H	R	ER	SO	BB	IBB	HBP	BLK	WP	HR	S	P	ERA	WHIP								
Clyde Wright, L ERA: 4.22 (1, 1)	6.1		26	8	4	4	0	0	0	0	0	0	3	26	26	5.68	1.263								
Tom Murphy, R ERA: 2.22 (7, 1)	0.1		5	3	1	1	0	1	0	0	0	0	0	4	8	27.00	12.000								
Eduardo Rodriguez, R ERA: 2.16 (7, 1)	2.1	W	8	1	0	0	3	1	0	0	0	0	0	13	17	0.00	0.857								

Batter	1	2	3	4	5	6	7	8	9	AB	R	H	RBI	BB	SO	LOB	BOTTOM								
Don Money, R OBP: 0.335, SLG: 0.433 (1, 5)										3	2	1	0	1	0	1	<b>Detroit Tigers @ Milwaukee Brewers</b> Milwaukee County Stadium, Milwaukee, WI Tue May 21 1974, 8:05 PM EDT Att: 6,885 - Unknown								
Dave May, L OBP: 0.247, SLG: 0.411 (1, 9)										4	1	2	1	0	0	3									
George Scott, R OBP: 0.364, SLG: 0.470 (1, 3)										4	1	1	2	0	0	5									
John Briggs, L OBP: 0.349, SLG: 0.563 (1, 7)										4	0	1	1	0	0	2									
Bob Hansen, L OBP: 0.231, SLG: 0.308 Bobby Mitchell, R OBP: 0.292, SLG: 0.333 (1, 10) (7, PH)										3	0	0	0	0	0	1									
Darrell Porter, L OBP: 0.373, SLG: 0.394 (1, 2)										4	1	1	1	0	2	0									
Bob Coluccio, R OBP: 0.317, SLG: 0.312 (1, 8)										2	0	0	0	2	0	0									
Pedro Garcia, R OBP: 0.336, SLG: 0.492 (1, 4)										4	0	2	0	0	0	2									
Tim Johnson, L OBP: 0.188, SLG: 0.250 (1, 6)										4	1	1	0	0	1	3									
<b>Inning Stats</b>	R: 2 E: 0 K: 0 S: 5	H: 2 LOB: 0 BB: 0 P: 5	R: 1 E: 0 K: 0 S: 4	H: 2 LOB: 0 BB: 0 P: 4	R: 1 E: 0 K: 0 S: 4	H: 1 LOB: 1 BB: 1 P: 8	R: 0 E: 0 K: 1 S: 6	H: 1 LOB: 1 BB: 0 P: 6	R: 0 E: 1 K: 0 S: 4	H: 1 LOB: 1 BB: 0 P: 4	R: 0 E: 0 K: 0 S: 3	H: 0 LOB: 1 BB: 1 P: 7	R: 2 E: 1 K: 1 S: 8	H: 2 LOB: 1 BB: 0 P: 8	R: 0 E: 0 K: 2 S: 7	H: 0 LOB: 1 BB: 1 P: 11	1B: 4 2B: 2 3B: 1 HR: 2	SF: 0 SAC: 0 DP: 1 HBP: 0	WP: 0 PB: 0 SB: 4 CS: 0	PA: 36					
<b>PITCHER</b>	IP	WLS	BF	H	R	ER	SO	BB	IBB	HBP	BLK	WP	HR	S	P	ERA	WHIP								
Lerin LaGrow, R ERA: 3.0 (1, 1)	6.0		27	8	5	4	1	2	0	0	0	0	2	27	35	6.00	1.667								
John Hiller, L ERA: 1.55 (7, 1)	2.0	L	9	1	1	0	3	1	0	0	0	0	0	14	18	0.00	1.000								











Batter	1	2	3	4	5	6	7	8	9	AB	R	H	RBI	BB	SO	LOB	TOP																			
Frank Duffy, R (1,6) OBP: 0.252, SLG: 0.336	5-3		PO	PO	6-3			F8		4	1	1	0	0	0	0	Cleveland Indians @ Detroit Tigers Tiger Stadium, Detroit, MI Fri May 24 1974, 7:05 PM EDT Att: 15,149 - Unknown - 51 F																			
Jack Brohamer, L (1,4) OBP: 0.391, SLG: 0.438	WP 4-3		1B	3-H	3-1			1B		4	1	3	0	0	0	0																				
John Lowenstein, L (1,5) OBP: 0.363, SLG: 0.338	4-3		1B					F9		4	0	1	2	0	1	1																				
Jack Heidemann, R (8,5) OBP: 0.125, SLG: 0.125	2-H		CS 1B		K					0	0	0	0	0	0	0																				
John Ellis, R (1,3) OBP: 0.308, SLG: 0.373	5-3		3-H 1B		K			P6		4	0	0	0	0	1	2																				
Oscar Gamble, L (1,10) OBP: 0.376, SLG: 0.450		FC4-6		2B 1B				G3		3	1	1	0	1	0	0																				
Charlie Spikes, R (1,9) OBP: 0.348, SLG: 0.458		FC4-6		1B PO 2B				K		4	0	1	0	0	2	1																				
George Hendrick, R (1,8) OBP: 0.311, SLG: 0.413		F2		2-3 3-H 1B				6-3		3	0	1	1	1	0	1																				
Leron Lee, L (1,7) OBP: 0.222, SLG: 0.167				P6				K		3	0	0	0	1	2	3																				
Dave Duncan, R (1,2) OBP: 0.252, SLG: 0.322				P1				K		3	0	0	0	0	2	4																				
<b>Inning Stats</b>	R: 1 E: 0 K: 0 S: 4	H: 1 LOB: 0 BB: 0 P: 4	R: 0 E: 0 K: 1 S: 5	H: 0 LOB: 2 BB: 2 P: 13	R: 1 E: 0 K: 1 S: 6	H: 3 LOB: 0 BB: 0 P: 6	R: 1 E: 0 K: 0 S: 5	H: 3 LOB: 1 BB: 0 P: 5	R: 0 E: 0 K: 1 S: 5	H: 0 LOB: 0 BB: 0 P: 5	R: 0 E: 0 K: 2 S: 7	H: 0 LOB: 0 BB: 0 P: 7	R: 0 E: 0 K: 0 S: 4	H: 1 LOB: 1 BB: 1 P: 4	R: 0 E: 0 K: 2 S: 7	H: 0 LOB: 1 BB: 1 P: 11	1B: 6 2B: 2 3B: 0 HR: 0	SF: 0 SAC: 0 DP: 0 HBP: 0	WP: 1 PB: 0 SB: 1 CS: 1	PA: 36																
<b>PITCHER</b>	IP	WLS	BF	H	R	ER	SO	BB	IBB	HBP	BLK	WP	HR	S	P	ERA	WHIP	<b>PITCHER</b>		IP	WLS	BF	H	R	ER	SO	BB	IBB	HBP	BLK	WP	HR	S	P	ERA	WHIP
Bill Slayback, R (1,1) ERA: 4.66	3.0	L	16	7	3	3	2	2	0	0	0	1	0	18	26	9.00	3.000																			
Woodie Fryman, L (4,1) ERA: 6.91	6.0		19	1	0	0	6	1	0	0	0	0	0	30	34	0.00	0.333																			

AB	32
R	3
H	8
RBI	3
BB	3
SO	8
LOB	12



Batter	1	2	3	4	5	6	7	8	9	AB	R	H	RBI	BB	SO	LOB	BOTTOM																			
Mickey Stanley, R (1,8) OBP: 0.259, SLG: 0.301	F7		F3		6-3			K		4	0	0	0	0	1	0	Cleveland Indians @ Detroit Tigers Tiger Stadium, Detroit, MI Fri May 24 1974, 7:05 PM EDT Att: 15,149 - Unknown - 51 F																			
Gary Sutherland, R (1,4) OBP: 0.305, SLG: 0.331	L3		5-3					F8		4	0	0	0	0	0	0																				
Al Kaline, R (1,10) OBP: 0.340, SLG: 0.338	1B 2B		1B		L1-3			L9		3	1	1	0	1	0	0																				
Willie Horton, R (1,7) OBP: 0.333, SLG: 0.548	1-2 2B 1B		F8		6-3			F3		4	0	1	0	0	0	1																				
Bill Freehan, R (1,2) OBP: 0.419, SLG: 0.519	1-H 2-H 2B		F8		5-3			2B		4	0	2	1	0	0	0																				
Ron Cash, R (1,3) OBP: 0.316, SLG: 0.351		6-3		6-3				F9		4	0	1	0	0	0	1																				
Jim Northrup, L (1,9) OBP: 0.274, SLG: 0.275		G3		F9				K		3	0	0	0	0	1	1																				
Aurelio Rodriguez, R (1,5) OBP: 0.277, SLG: 0.284					6-3			F8		3	0	1	0	0	0	1																				
Ed Brinkman, R (1,6) OBP: 0.280, SLG: 0.353		L4			5-3			6-3		3	0	0	0	0	0	1																				
<b>Inning Stats</b>	R: 1 E: 0 K: 0 S: 4	H: 2 LOB: 1 BB: 1 P: 8	R: 0 E: 0 K: 0 S: 4	H: 1 LOB: 0 BB: 0 P: 4	R: 0 E: 0 K: 0 S: 4	H: 1 LOB: 1 BB: 0 P: 4	R: 0 E: 0 K: 0 S: 3	H: 0 LOB: 0 BB: 0 P: 3	R: 0 E: 0 K: 1 S: 6	H: 1 LOB: 1 BB: 0 P: 6	R: 0 E: 0 K: 1 S: 5	H: 0 LOB: 0 BB: 0 P: 5	R: 0 E: 0 K: 0 S: 4	H: 1 LOB: 1 BB: 0 P: 4	R: 0 E: 0 K: 0 S: 4	H: 1 LOB: 1 BB: 0 P: 4	1B: 4 2B: 2 3B: 0 HR: 0	SF: 0 SAC: 0 DP: 0 HBP: 0	WP: 0 PB: 0 SB: 0 CS: 0	PA: 33																
<b>PITCHER</b>	IP	WLS	BF	H	R	ER	SO	BB	IBB	HBP	BLK	WP	HR	S	P	ERA	WHIP	<b>PITCHER</b>		IP	WLS	BF	H	R	ER	SO	BB	IBB	HBP	BLK	WP	HR	S	P	ERA	WHIP
Fritz Peterson, L (1,1) ERA: 4.33	9.0	W	33	6	1	1	2	1	0	0	0	0	0	36	40	1.00	0.778																			

AB	32
R	1
H	6
RBI	1
BB	1
SO	2
LOB	5





Batter	1	2	3	4	5	6	7	8	9	AB	R	H	RBI	BB	SO	LOB	TOP			
Frank Duffy, R OBP: 0.243, SLG: 0.324	1-3		L7		6-3		6-3		4-3	5	0	0	0	0	0	0				
Jack Brohamer, L OBP: 0.402, SLG: 0.447	6-3		E1 1B		E 1B WP				F8	5	1	3	0	0	0	0				
John Lowenstein, L OBP: 0.359, SLG: 0.333	4-3		4-3		E9 1B WP		K		F8	5	0	1	0	0	1	2				
John Ellis, R OBP: 0.312, SLG: 0.376					F7				F7	4	1	2	0	0	0	1				
Oscar Gamble, L OBP: 0.372, SLG: 0.442	6-3				F6		G4-3		HR	4	1	1	0	0	0	3				
Charlie Spikes, R OBP: 0.351, SLG: 0.478	2-3				1B		4-3		HR	4	1	2	2	0	0	1				
Leron Lee, L OBP: 0.258, SLG: 0.214					BB		P6		F3	4	0	2	1	0	0	0				
Rusty Torres, S OBP: 0.385, SLG: 0.200	4-3				BB				F9	2	0	0	0	2	0	1				
Dave Duncan, R OBP: 0.245, SLG: 0.312			6-3		L3		K		6-3	4	0	0	0	0	1	4				
<b>Inning Stats</b>	R: 0 E: 0 K: 0 S: 3	H: 0 LOB: 0 BB: 0 P: 3	R: 1 E: 0 K: 0 S: 5	H: 2 LOB: 1 BB: 0 P: 5	R: 0 E: 1 K: 0 S: 4	H: 1 LOB: 1 BB: 0 P: 4	R: 0 E: 0 K: 0 S: 5	H: 2 LOB: 3 BB: 1 P: 9	R: 1 E: 1 K: 0 S: 5	H: 3 LOB: 1 BB: 0 P: 5	R: 0 E: 0 K: 1 S: 6	H: 0 LOB: 1 BB: 0 P: 6	R: 0 E: 0 K: 0 S: 5	H: 2 LOB: 0 BB: 0 P: 5	R: 0 E: 0 K: 0 S: 3	H: 0 LOB: 0 BB: 0 P: 3	1B: 10 2B: 0 3B: 0 HR: 1	SF: 0 SAC: 0 DP: 1 HBP: 0	WP: 1 PB: 0 SB: 1 CS: 0	PA: 39
<b>PITCHER</b>	IP	WLS	BF	H	R	ER	SO	BB	IBB	HBP	BLK	WP	HR	S	P	ERA	WHIP			
Lerin LaGrow, R ERA: 3.07	(1, 1)	4.1	22	8	2	2	0	1	0	0	0	1	0	21	25	4.15	2.077			
Luke Walker, L ERA: 3.18	(5, 1)	3.2	W	14	3	2	2	1	0	0	0	0	1	17	21	4.91	1.091			
John Hiller, L ERA: 1.52	(9, 1)	1.0	S	3	0	0	0	0	0	0	0	0	0	3	3	0.00	0.000			

Cleveland Indians @ Detroit Tigers  
Tiger Stadium, Detroit, MI  
Sat May 25 1974, 7:05 PM EDT  
Att: 12,483 - Unknown

AB	37
R	4
H	11
RBI	3
BB	2
SO	2
LOB	12



Batter	1	2	3	4	5	6	7	8	9	AB	R	H	RBI	BB	SO	LOB	BOTTOM			
John Knox, L OBP: 0.412, SLG: 0.375	F7		L8 SH5-3 1B		P6		1-3			4	0	1	0	0	0	2				
Mickey Stanley, R OBP: 0.266, SLG: 0.307			SH5-3		K				HR	3	2	2	0	0	1	0				
Al Kaline, R OBP: 0.343, SLG: 0.342			L8		L4-3				HR	4	1	2	1	0	0	1				
Willie Horton, R OBP: 0.331, SLG: 0.560			5-3		F8				HR	4	1	1	3	0	1	2				
Bill Freehan, R OBP: 0.412, SLG: 0.506					5-3				1-3	4	0	1	0	0	0	0				
Gene Lamont, L										0	0	0	0	0	0	0				
Jim Northrup, L OBP: 0.267, SLG: 0.268	F7				F3				F8	4	0	0	0	0	0	2				
Norm Cash, L OBP: 0.301, SLG: 0.337			1-3		E9 WP 1B		K		L4	4	1	1	0	0	1	0				
Aurelio Rodriguez, R OBP: 0.278, SLG: 0.280			6-3		BB		1-3			2	0	0	0	1	0	0				
Ed Brinkman, R OBP: 0.281, SLG: 0.352			L5		BB		F9			3	0	1	1	0	0	0				
<b>Inning Stats</b>	R: 1 E: 0 K: 1 S: 8	H: 3 LOB: 2 BB: 0 P: 8	R: 0 E: 0 K: 0 S: 3	H: 0 LOB: 0 BB: 0 P: 3	R: 0 E: 0 K: 0 S: 4	H: 1 LOB: 1 BB: 0 P: 4	R: 1 E: 0 K: 0 S: 5	H: 2 LOB: 2 BB: 1 P: 9	R: 0 E: 0 K: 1 S: 5	H: 0 LOB: 0 BB: 0 P: 5	R: 0 E: 0 K: 0 S: 3	H: 0 LOB: 0 BB: 0 P: 3	R: 0 E: 0 K: 0 S: 6	H: 3 LOB: 0 BB: 0 P: 6	R: 3 E: 0 K: 0 S: 6	H: 3 LOB: 0 BB: 0 P: 6	1B: 8 2B: 0 3B: 0 HR: 1	SF: 0 SAC: 1 DP: 0 HBP: 0	WP: 1 PB: 0 SB: 0 CS: 0	PA: 34
<b>PITCHER</b>	IP	WLS	BF	H	R	ER	SO	BB	IBB	HBP	BLK	WP	HR	S	P	ERA	WHIP			
Bob Johnson, R ERA: 3.22	(1, 1)	6.0		25	6	2	1	3	1	0	0	1	0	30	34	1.50	1.167			
Fred Beene, R ERA: 3.51	(7, 1)	1.0	L	6	3	3	3	0	0	0	0	0	1	6	6	27.00	3.000			
Milt Wilcox, R ERA: 2.55	(8, 1)	1.0		3	0	0	0	0	0	0	0	0	0	3	3	0.00	0.000			

Cleveland Indians @ Detroit Tigers  
Tiger Stadium, Detroit, MI  
Sat May 25 1974, 7:05 PM EDT  
Att: 12,483 - Unknown

AB	32
R	5
H	9
RBI	5
BB	1
SO	3
LOB	7





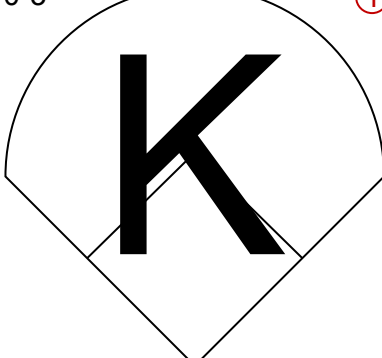
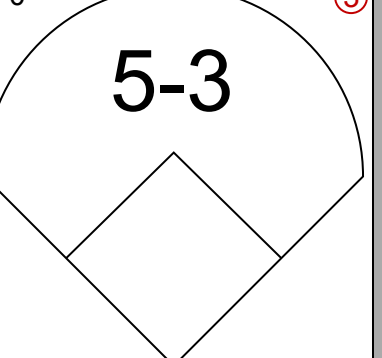
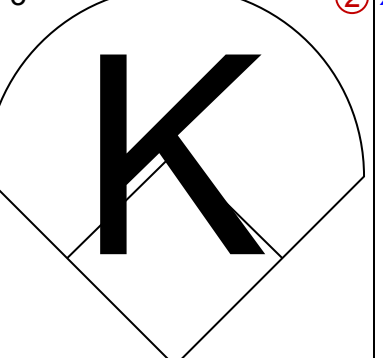
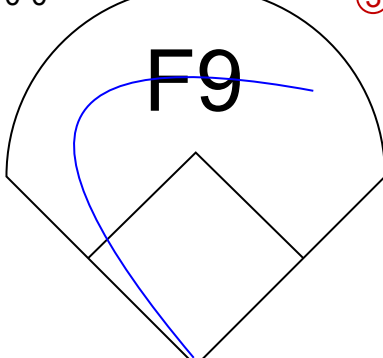
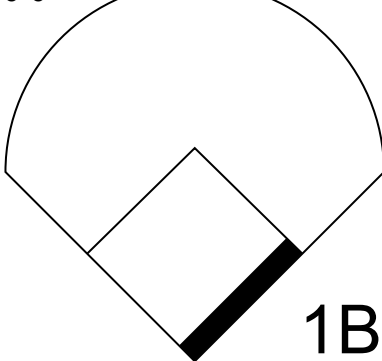

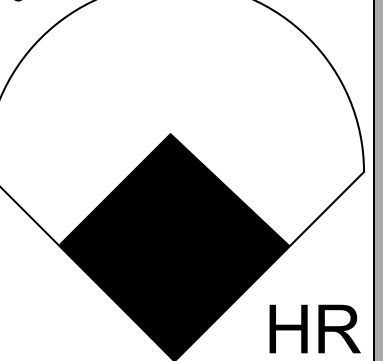
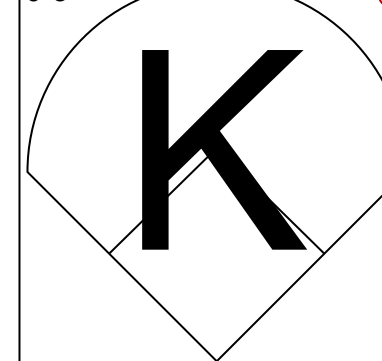
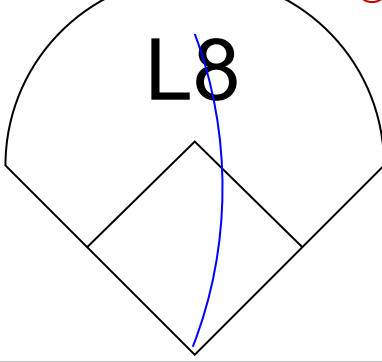
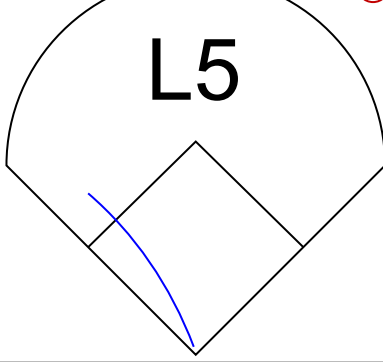
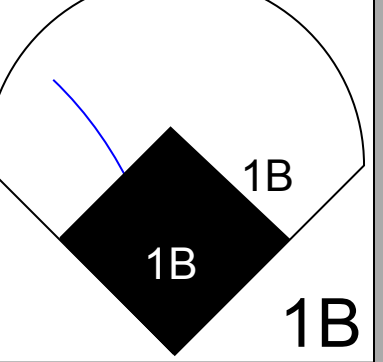

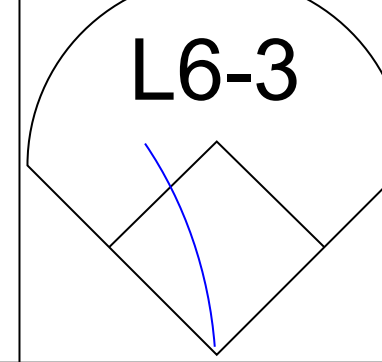
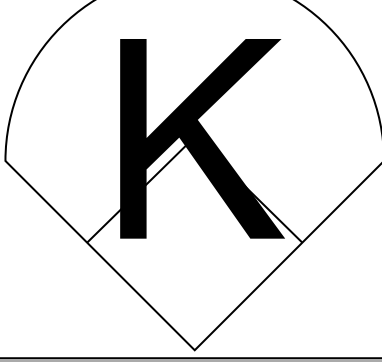
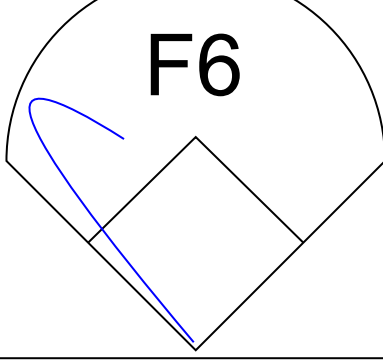
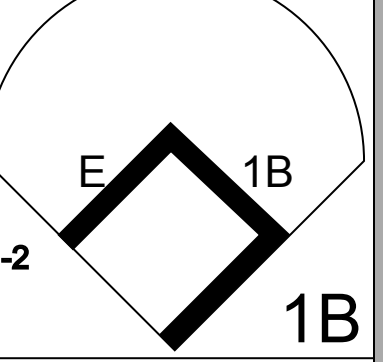

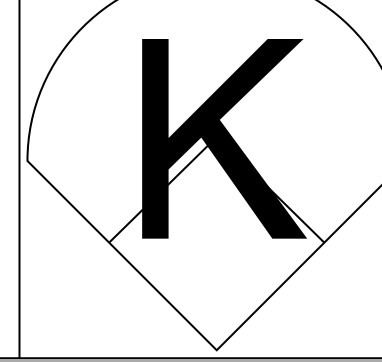
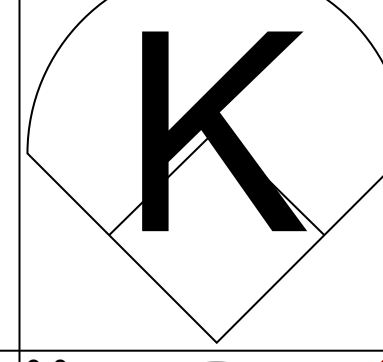
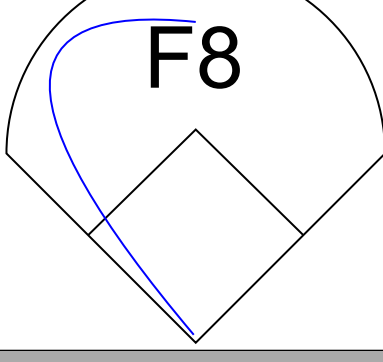
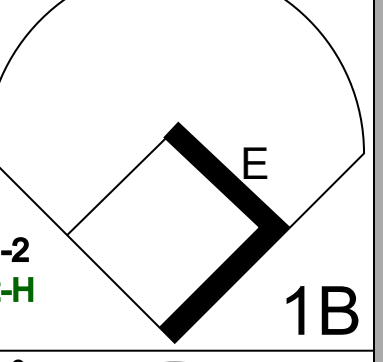

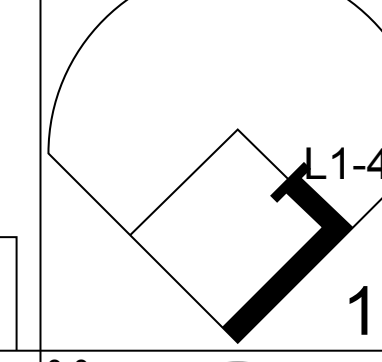
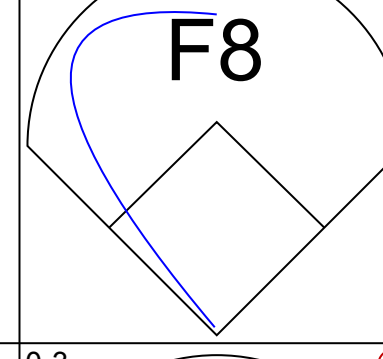
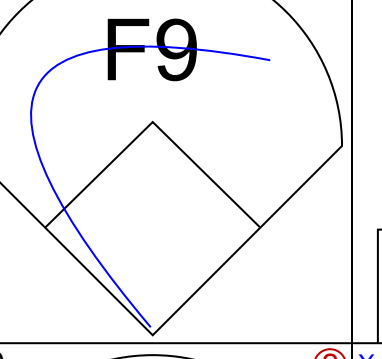
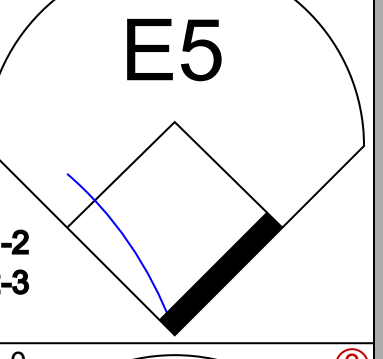

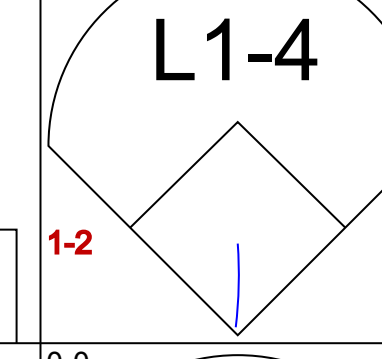
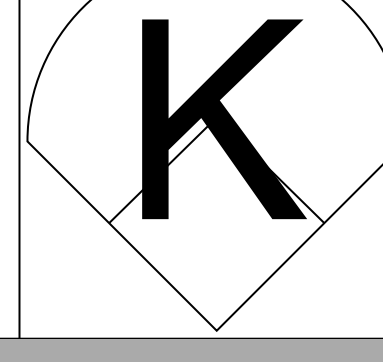
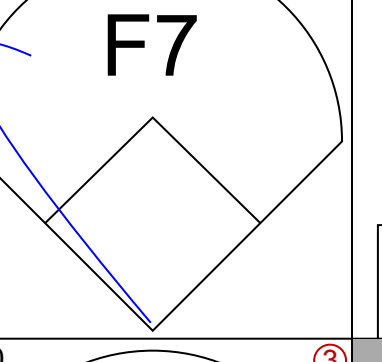
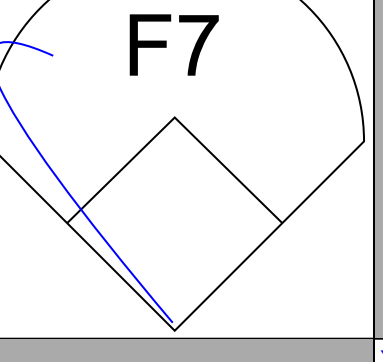
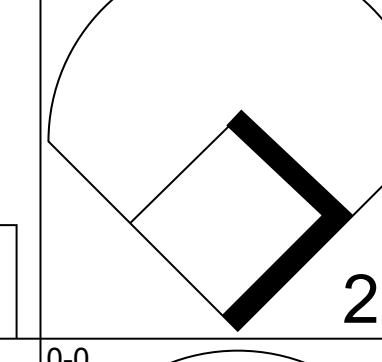
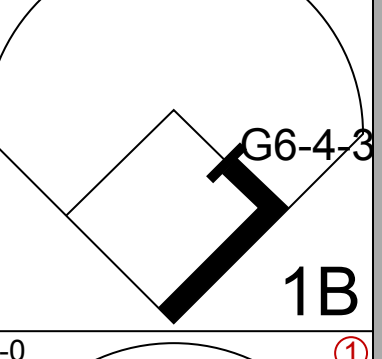
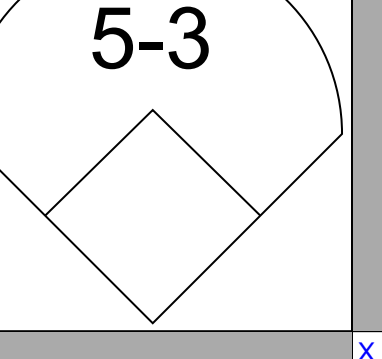
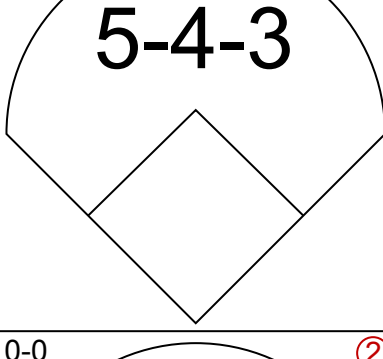
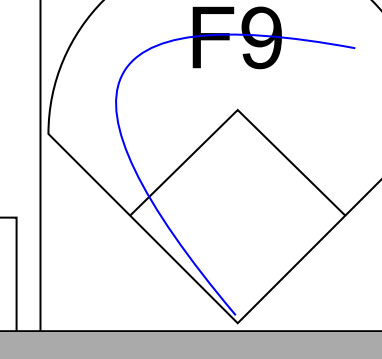
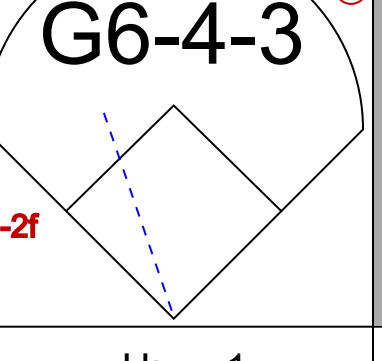
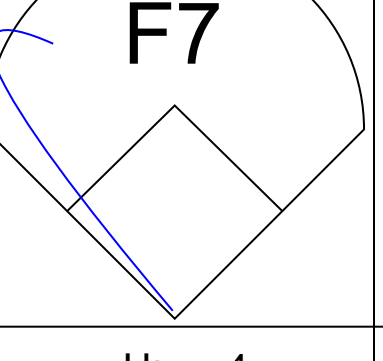
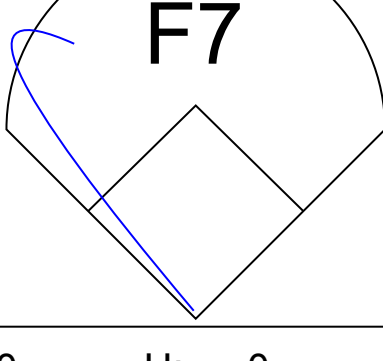
Batter	1	2	3	4	5	6	7	8	9	AB	R	H	RBI	BB	SO	LOB	TOP					
Frank Duffy, R OBP: 0.237, SLG: 0.315 (1, 6)	5-3		K		K			5-3		4	0	0	0	0	2	2	<b>Cleveland Indians @ Detroit Tigers</b> Tiger Stadium, Detroit, MI Sun May 26 1974, 3:33 AM EDT Att: 16,492 - Unknown					
Jack Brohamer, L OBP: 0.396, SLG: 0.438 (1, 4)	3-1		1B			P4		F9		4	0	1	0	0	0	1						
John Lowenstein, L OBP: 0.351, SLG: 0.325 (1, 5)	K		K		K			P5		4	0	0	0	0	3	2						
John Ellis, R OBP: 0.311, SLG: 0.391 (1, 2)		HR	K			F8		6-3		4	1	1	1	0	1	2						
Charlie Spikes, R OBP: 0.349, SLG: 0.472 (1, 9)	K				6-3			F8		4	0	1	0	0	1	0						
George Hendrick, R OBP: 0.304, SLG: 0.403 (1, 8)	K				F9			K		4	0	0	0	0	3	1						
Oscar Gamble, L OBP: 0.371, SLG: 0.434 (1, 10)		BB			5-3			1-3		2	0	0	0	1	0	0						
Ossie Blanco, R OBP: 0.304, SLG: 0.200 (1, 3)	F3							F9		3	0	0	0	0	0	1						
Leron Lee, L OBP: 0.294, SLG: 0.290 (1, 7)			1B	2B		K				3	0	2	0	0	1	0						
<b>Inning Stats</b>	R: 0 E: 0 K: 1 S: 5	H: 0 LOB: 0 BB: 0 P: 5	R: 1 E: 0 K: 2 S: 8	H: 1 LOB: 1 BB: 1 P: 12	R: 0 E: 0 K: 3 S: 11	H: 2 LOB: 2 BB: 0 P: 11	R: 0 E: 0 K: 0 S: 3	H: 0 LOB: 0 BB: 0 P: 3	R: 0 E: 0 K: 2 S: 7	H: 0 LOB: 0 BB: 0 P: 7	R: 0 E: 0 K: 1 S: 5	H: 0 LOB: 0 BB: 0 P: 5	R: 0 E: 0 K: 1 S: 5	H: 0 LOB: 0 BB: 0 P: 5	R: 0 E: 0 K: 0 S: 4	H: 1 LOB: 1 BB: 0 P: 4	R: 0 E: 0 K: 1 S: 6	H: 1 LOB: 1 BB: 0 P: 6	1B: 3 2B: 1 3B: 0 HR: 1	SF: 0 SAC: 0 DP: 0 HBP: 0	WP: 0 PB: 0 SB: 0 CS: 0	PA: 33
<b>PITCHER</b> Mickey Lolich, L ERA: 3.84 (1, 1)	IP: 9.0 WLS: W BF: 33 H: 5 R: 1 ER: 1 SO: 11 BB: 1 IBB: 0 HBP: 0 BLK: 0 WP: 0 HR: 1 S: 54 P: 58 ERA: 1.00 WHIP: 0.667															<b>PITCHER</b>						

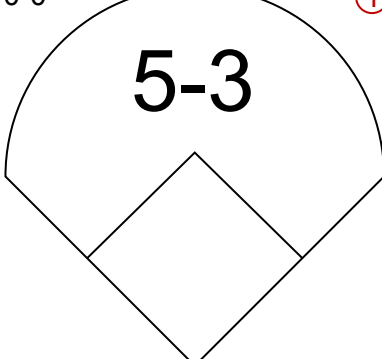
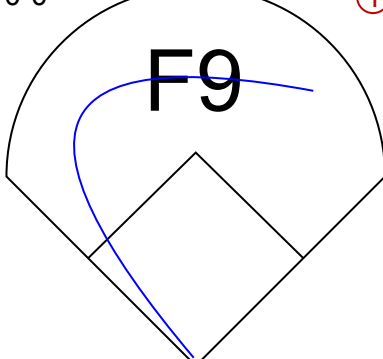
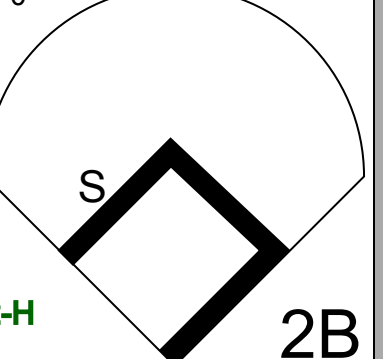

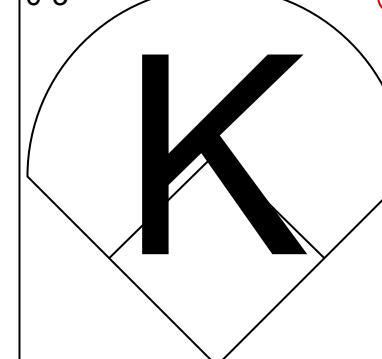
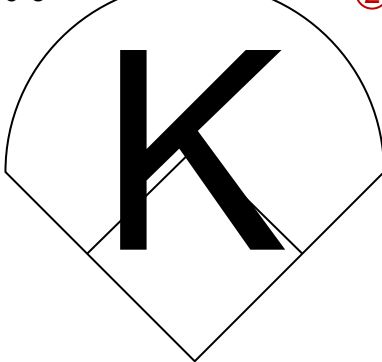
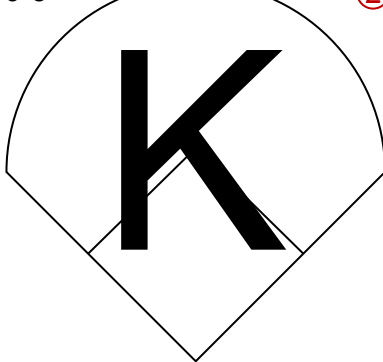
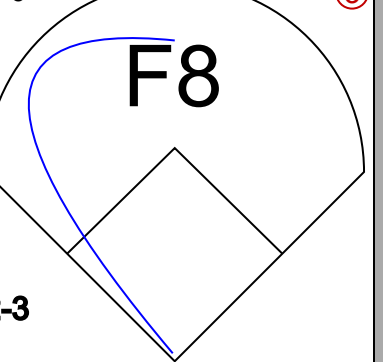
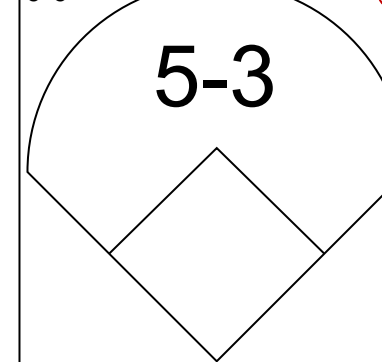
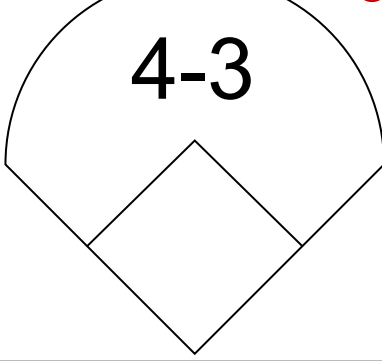
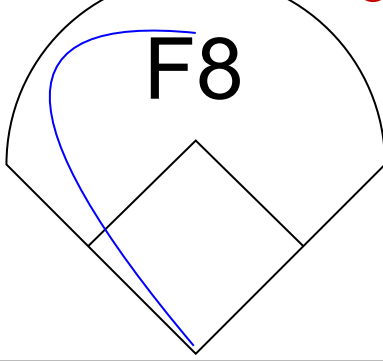
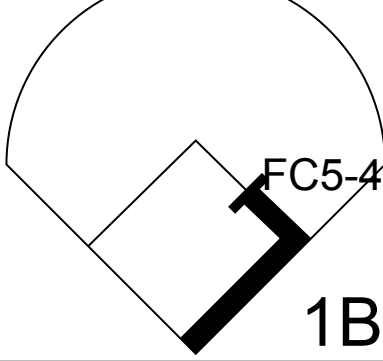
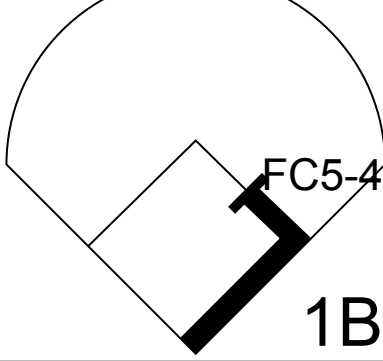
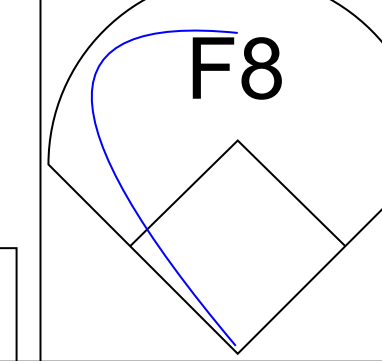
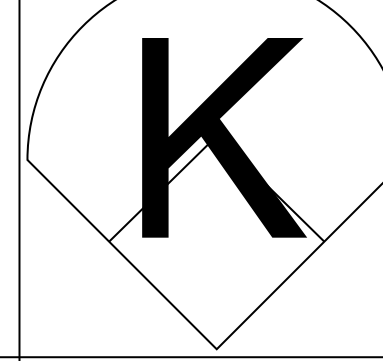
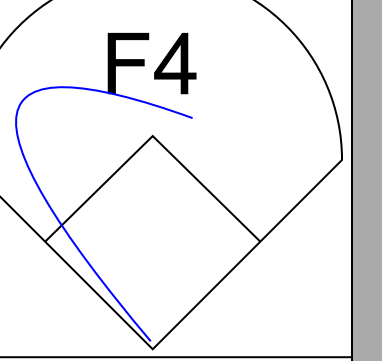
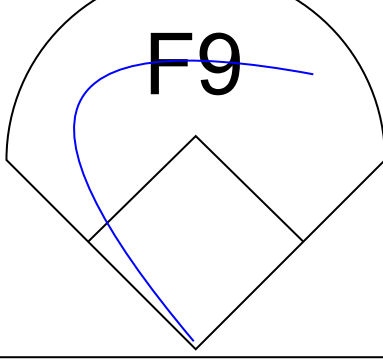
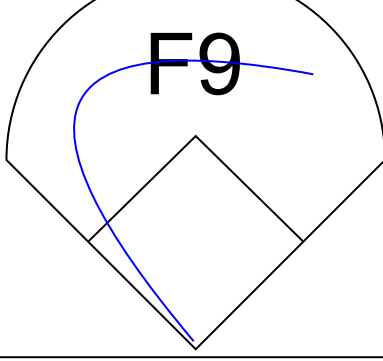
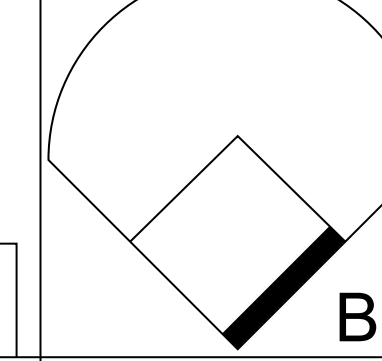
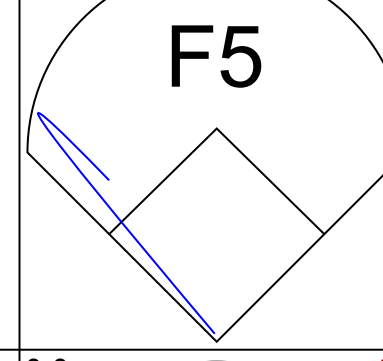
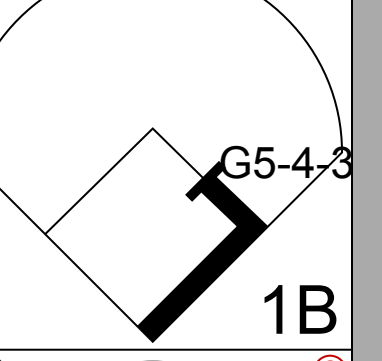
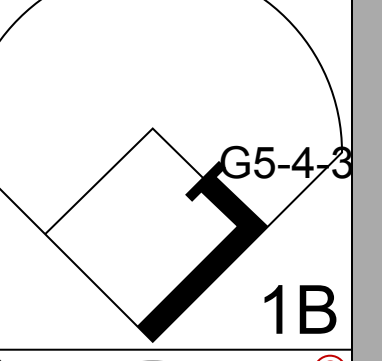
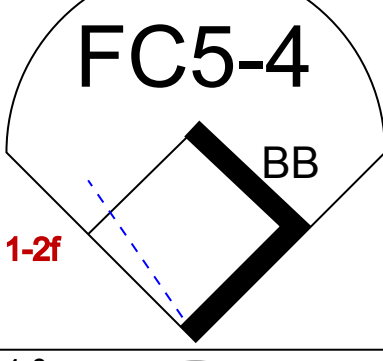
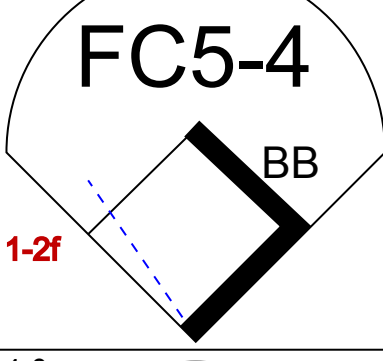
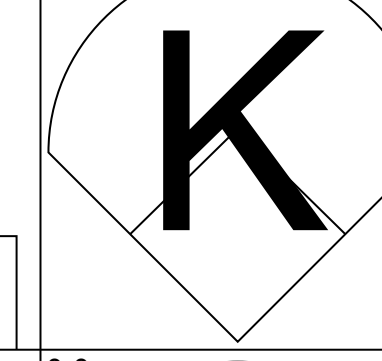
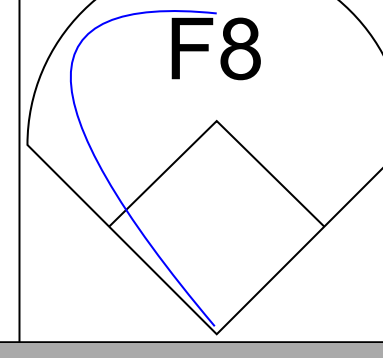
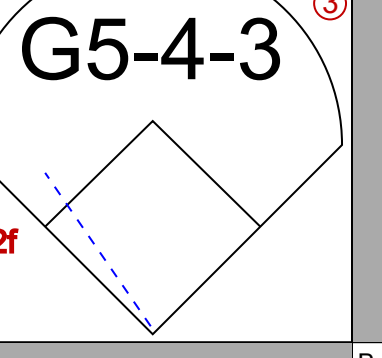
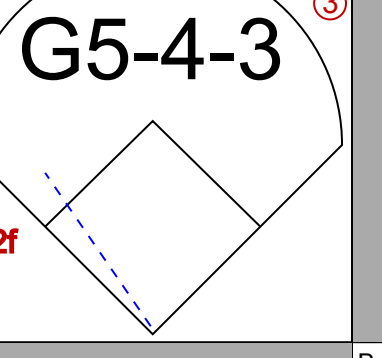
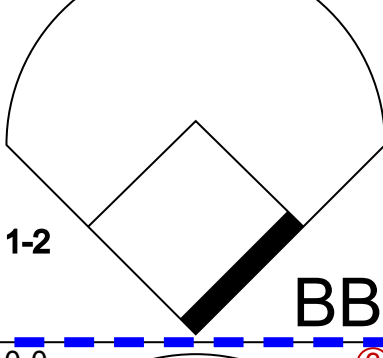
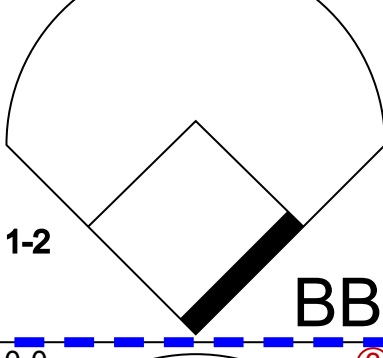
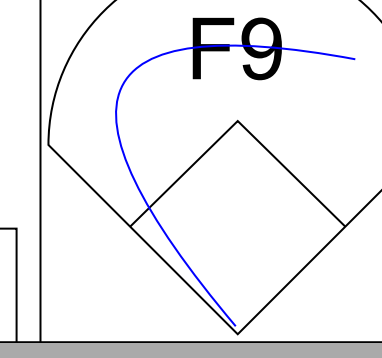
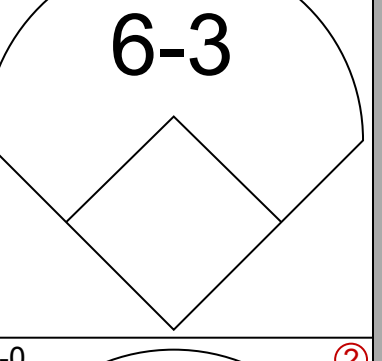

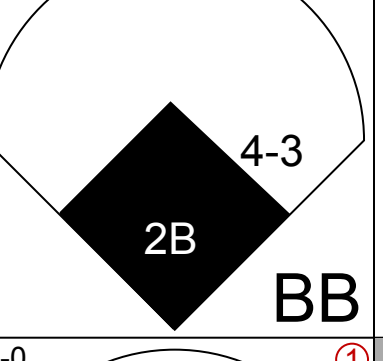
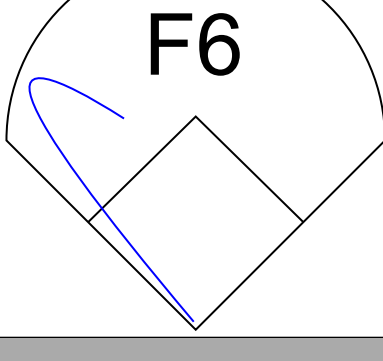

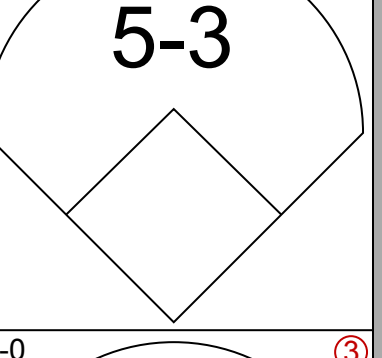
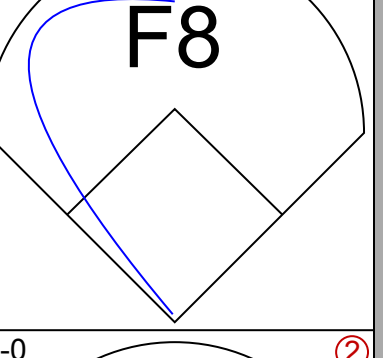
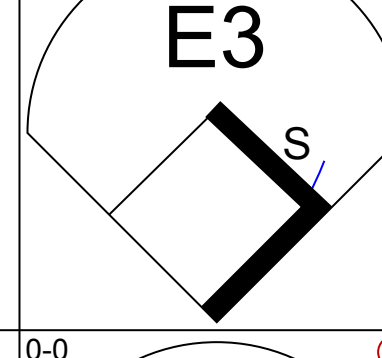
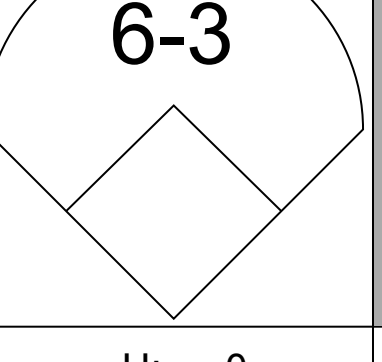
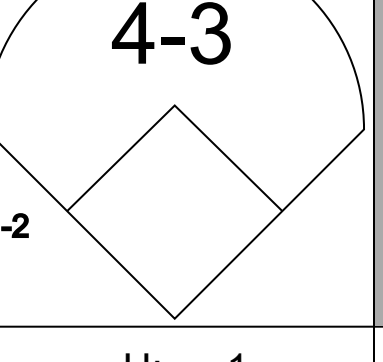
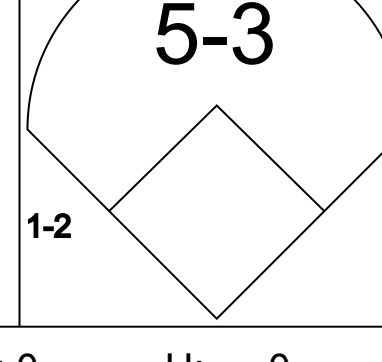
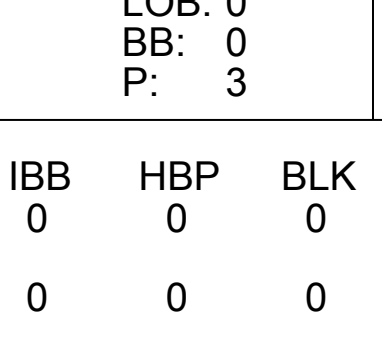
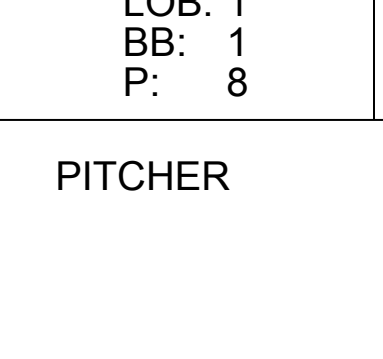
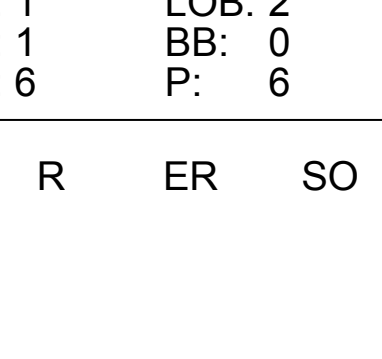
Batter	1	2	3	4	5	6	7	8	9	AB	R	H	RBI	BB	SO	LOB	BOTTOM				
John Knox, L OBP: 0.381, SLG: 0.350 (1, 4)	F7		1B		F3			5-3		4	0	1	0	0	0	0	<b>Cleveland Indians @ Detroit Tigers</b> Tiger Stadium, Detroit, MI Sun May 26 1974, 3:33 AM EDT Att: 16,492 - Unknown				
Ben Oglivie, L OBP: 0.333, SLG: 0.385 (1, 9)	4-0		F8					F8		2	1	1	0	1	0	2					
Mickey Stanley, R OBP: 0.264, SLG: 0.305 (8, PH)	1B	BB			S					1	0	0	0	0	0	0					
Jim Northrup, L OBP: 0.267, SLG: 0.267 (1, 8)	F3		E3		F8					4	0	1	0	0	0	3					
Willie Horton, R OBP: 0.335, SLG: 0.558 (1, 7)			G6-4-3					1B		4	0	2	1	0	1	3					
Gates Brown, L OBP: 0.345, SLG: 0.174 (1, 10)	K				SH2-3			K		2	0	0	0	1	2	2					
Norm Cash, L OBP: 0.305, SLG: 0.333 (1, 3)			FC6		SH2-3			4-3		1	0	0	0	1	0	0					
Bill Freehan, R OBP: 0.400, SLG: 0.488 (1, 2)	FC6		G6-3		5-3			F7		3	0	0	0	0	0	2					
Aurelio Rodriguez, R OBP: 0.273, SLG: 0.275 (1, 5)	G6-3				5-3			6-3		3	0	0	0	0	0	2					
Ed Brinkman, R OBP: 0.282, SLG: 0.352 (1, 6)			F8	1B				P5		3	1	1	0	0	0	0					
<b>Inning Stats</b>	R: 1 E: 0 K: 1 S: 6	H: 1 LOB: 1 BB: 1 P: 10	R: 0 E: 0 K: 0 S: 2	H: 0 LOB: 0 BB: 1 P: 6	R: 1 E: 1 K: 0 S: 5	H: 2 LOB: 1 BB: 0 P: 5	R: 0 E: 0 K: 0 S: 3	H: 0 LOB: 1 BB: 1 P: 7	R: 0 E: 0 K: 0 S: 4	H: 1 LOB: 1 BB: 0 P: 4	R: 0 E: 0 K: 1 S: 5	H: 1 LOB: 0 BB: 0 P: 5	R: 0 E: 0 K: 0 S: 3	H: 0 LOB: 0 BB: 0 P: 3	R: 0 E: 0 K: 1 S: 6	H: 1 LOB: 1 BB: 0 P: 6		1B: 6 2B: 1 3B: 0 HR: 0	SF: 0 SAC: 1 DP: 3 HBP: 0	WP: 0 PB: 0 SB: 1 CS: 1	PA: 31
<b>PITCHER</b> Steve Kline, R ERA: 3.94 (1, 1)	IP: 7.0 WLS: L BF: 27 H: 5 R: 2 ER: 2 SO: 2 BB: 3 IBB: 0 HBP: 0 BLK: 0 WP: 0 HR: 0 S: 28 P: 40 ERA: 1.29 WHIP: 1.143															<b>PITCHER</b>					
Tom Higendorf, L ERA: 7.59 (8, 1)	0.2	3	1	0	0	0	0	0	0	0	0	3	3	0.00	1.500						
Milt Wilcox, R ERA: 2.52 (8, 1)	0.1	1	0	0	0	1	0	0	0	0	0	3	3	0.00	0.000						







Batter	1	2	3	4	5	6	7	8	9	AB	R	H	RBI	BB	SO	LOB	TOP					
Mickey Stanley, R (1, 8) OBP: 0.257, SLG: 0.295										4	0	0	0	0	2	0	<b>Detroit Tigers @ Oakland Athletics</b> Oakland-Alameda County Coliseum, Oakland, CA Tue May 28 1974, 7:05 PM PDT Att: 3,093 - Unknown					
Gary Sutherland, R (1, 4) OBP: 0.312, SLG: 0.376										4	2	3	2	0	1	0						
Al Kaline, R (1, 10) OBP: 0.345, SLG: 0.344										4	1	1	0	0	0	1						
Willie Horton, R (1, 7) OBP: 0.328, SLG: 0.541										4	0	1	0	0	2	1						
Jim Northrup, L (1, 9) OBP: 0.272, SLG: 0.273										4	0	2	1	0	1	0						
Bill Freehan, R (1, 2) OBP: 0.389, SLG: 0.462										4	0	0	0	0	0	3						
Norm Cash, L (1, 3) OBP: 0.303, SLG: 0.341										4	0	1	0	0	1	3						
Aurelio Rodriguez, R (1, 5) OBP: 0.272, SLG: 0.273										4	0	1	0	0	0	1						
Ed Brinkman, R (1, 6) OBP: 0.278, SLG: 0.344										3	0	0	0	0	0	1						
<b>Inning Stats</b>	R: 0 E: 0 K: 2 S: 8	H: 1 LOB: 1 BB: 0 P: 8	R: 0 E: 0 K: 2 S: 7	H: 0 LOB: 0 BB: 0 P: 7	R: 0 E: 0 K: 0 S: 3	H: 1 LOB: 0 BB: 0 P: 3	R: 1 E: 0 K: 0 S: 4	H: 1 LOB: 0 BB: 0 P: 4	R: 0 E: 0 K: 0 S: 3	H: 0 LOB: 0 BB: 0 P: 3	R: 2 E: 1 K: 1 S: 10	H: 4 LOB: 3 BB: 0 P: 10	R: 0 E: 0 K: 0 S: 3	H: 0 LOB: 0 BB: 0 P: 3	R: 0 E: 0 K: 2 S: 7	H: 2 LOB: 1 BB: 0 P: 4	R: 0 E: 0 K: 0 S: 4	H: 2 LOB: 1 BB: 0 P: 4	1B: 6 2B: 2 3B: 0 HR: 2	SF: 0 SAC: 0 DP: 2 HBP: 0	WP: 0 PB: 0 CS: 0	PA: 35
<b>PITCHER</b> Cattfish Hunter, R (1, 1) ERA: 2.34	IP: 9.0 WLS: L BF: 35 H: 9 R: 3 ER: 3 SO: 7 BB: 0 IBB: 0 HBP: 0 BLK: 0 WP: 0 HR: 2 S: 49 P: 49 ERA: 3.00 WHIP: 1.000															<b>PITCHER</b>	IP: 9.0 WLS: L BF: 35 H: 9 R: 3 ER: 3 SO: 7 BB: 0 IBB: 0 HBP: 0 BLK: 0 WP: 0 HR: 2 S: 49 P: 49 ERA: 3.00 WHIP: 1.000					


Batter	1	2	3	4	5	6	7	8	9	AB	R	H	RBI	BB	SO	LOB	BOTTOM					
Bill North, S (1, 8) OBP: 0.338, SLG: 0.327										4	0	1	1	0	1	2	<b>Detroit Tigers @ Oakland Athletics</b> Oakland-Alameda County Coliseum, Oakland, CA Tue May 28 1974, 7:05 PM PDT Att: 3,093 - Unknown					
Bert Campaneris, R (1, 6) OBP: 0.362, SLG: 0.385										4	0	0	0	0	2	3						
Sal Bando, R (1, 5) OBP: 0.414, SLG: 0.500										4	0	1	0	0	0	0						
Reggie Jackson, L (1, 10) OBP: 0.467, SLG: 0.743										3	0	0	0	1	1	1						
Deron Johnson, R (1, 3) OBP: 0.228, SLG: 0.269										4	0	1	0	0	1	2						
Gene Tenace, R (1, 2) OBP: 0.394, SLG: 0.387										3	0	0	0	1	0	2						
Angel Mangual, R (1, 9) OBP: 0.274, SLG: 0.481										2	1	0	0	1	0	2						
Jesus Alou, R (1, 7) OBP: 0.245, SLG: 0.234										3	0	0	0	0	0	1						
Herb Washington, R (8, PR) Champ Summers, L (9, 7) OBP: 0.176, SLG: 0.188										0	0	0	0	0	0	0						
Ted Kubiak, S (1, 4) OBP: 0.286, SLG: 0.263										3	0	0	0	0	0	2						
<b>Inning Stats</b>	R: 0 E: 0 K: 1 S: 5	H: 0 LOB: 0 BB: 0 P: 5	R: 0 E: 0 K: 1 S: 5	H: 0 LOB: 0 BB: 0 P: 5	R: 0 E: 0 K: 0 S: 3	H: 0 LOB: 0 BB: 0 P: 3	R: 0 E: 0 K: 1 S: 5	H: 0 LOB: 0 BB: 0 P: 5	R: 0 E: 0 K: 0 S: 3	H: 1 LOB: 0 BB: 0 P: 3	R: 1 E: 0 K: 0 S: 4	H: 1 LOB: 1 BB: 1 P: 8	R: 0 E: 0 K: 0 S: 4	H: 1 LOB: 2 BB: 1 P: 8	R: 0 E: 1 K: 1 S: 6	H: 0 LOB: 2 BB: 0 P: 6	R: 0 E: 0 K: 1 S: 5	H: 0 LOB: 1 BB: 1 P: 9	1B: 2 2B: 1 3B: 0 HR: 0	SF: 0 SAC: 0 DP: 1 HBP: 0	WP: 0 PB: 0 CS: 0	PA: 33
<b>PITCHER</b> Woodie Fryman, L (1, 1) ERA: 5.82 John Hiller, L (7, 1) ERA: 1.45	IP: 6.2 WLS: W BF: 24 H: 3 R: 1 ER: 1 SO: 3 BB: 2 IBB: 0 HBP: 0 BLK: 0 WP: 0 HR: 0 S: 28 P: 36 ERA: 1.35 WHIP: 0.750															<b>PITCHER</b>	IP: 2.1 WLS: S BF: 9 H: 0 R: 0 ER: 0 SO: 2 BB: 1 IBB: 0 HBP: 0 BLK: 0 WP: 0 HR: 0 S: 12 P: 16 ERA: 0.00 WHIP: 0.429					



Batter	1	2	3	4	5	6	7	8	9	AB	R	H	RBI	BB	SO	LOB	TOP			
Mickey Stanley, R OBP: 0.257, SLG: 0.294 (1, 8)	F6		L5-3 1B			F9		F8		4	0	1	0	0	0	0				
Gary Sutherland, R OBP: 0.316, SLG: 0.385 (1, 4)			L5-3						6-3	4	0	2	0	0	0	1				
Al Kaline, R OBP: 0.337, SLG: 0.335 (1, 10)	L8		L5-3			L9			L6-3	4	0	0	0	0	0	2				
Willie Horton, R OBP: 0.321, SLG: 0.529 (1, 7)	F3			5-3		6-3			F9	4	0	0	0	0	0	2				
Bill Freehan, R OBP: 0.378, SLG: 0.448 (1, 2)		F4		F4					4-3	3	0	0	0	0	0	0				
Dick Sharon, R OBP: 0.316, SLG: 0.302 (1, 9)		F9		F5					6-3	3	0	0	0	0	0	0				
Ron Cash, R OBP: 0.289, SLG: 0.341 (1, 3)					5-3				F2	3	1	1	0	0	0	0				
Aurelio Rodriguez, R OBP: 0.273, SLG: 0.274 (1, 5)						K			F9	3	0	1	1	0	1	0				
Ed Brinkman, R OBP: 0.273, SLG: 0.338 (1, 6)						F7			F9	3	0	0	0	0	0	1				
<b>Inning Stats</b>	R: 0 E: 0 K: 0 S: 4	H: 1 LOB: 1 BB: 0 P: 4	R: 1 E: 0 K: 0 S: 5	H: 2 LOB: 1 BB: 0 P: 5	R: 0 E: 0 K: 0 S: 3	H: 1 LOB: 0 BB: 0 P: 3	R: 0 E: 0 K: 0 S: 3	H: 0 LOB: 0 BB: 0 P: 3	R: 0 E: 0 K: 1 S: 5	H: 1 LOB: 0 BB: 0 P: 4	R: 0 E: 0 K: 0 S: 3	H: 0 LOB: 0 BB: 0 P: 3	R: 0 E: 0 K: 0 S: 3	H: 0 LOB: 0 BB: 0 P: 3	R: 0 E: 0 K: 0 S: 3	H: 0 LOB: 0 BB: 0 P: 3	1B: 3 2B: 3 3B: 0 HR: 0	SF: 0 SAC: 0 DP: 1 HBP: 0	WP: 0 PB: 0 SB: 0 CS: 0	PA: 31
<b>PITCHER</b> Ken Holtzman, L ERA: 3.56 (1, 1)	IP: 9.0 WLS: W BF: 31 H: 5 R: 1 ER: 1 SO: 1 BB: 0 IBB: 0 HBP: 0 BLK: 0 WP: 0 HR: 0 S: 33 P: 33 ERA: 1.00 WHIP: 0.556															<b>PITCHER</b> IP: 9.0 WLS: W BF: 31 H: 5 R: 1 ER: 1 SO: 1 BB: 0 IBB: 0 HBP: 0 BLK: 0 WP: 0 HR: 0 S: 33 P: 33 ERA: 1.00 WHIP: 0.556				

Detroit Tigers @ Oakland Athletics  
Oakland-Alameda County Coliseum, Oakland, CA  
Wed May 29 1974, 7:05 PM PDT  
Att: 3,783 - Unknown


AB	31
R	1
H	5
RBI	1
BB	0
SO	1
LOB	6



Batter	1	2	3	4	5	6	7	8	9	AB	R	H	RBI	BB	SO	LOB	BOTTOM			
Bill North, S OBP: 0.345, SLG: 0.331 (1, 8)	K		1B S BB	CS 1B		1-2 2-3 1B		G3		4	1	2	0	1	1	1				
Bert Campaneris, R OBP: 0.370, SLG: 0.389 (1, 6)	CS BB		1B 2B	CS 1-2	1B S	6-3				3	2	2	0	1	0	3				
Sal Bando, R OBP: 0.424, SLG: 0.510 (1, 5)	1-2 1B		2B 1-2 3-H 1B		1-H G4-6-3 1B			F3		4	0	3	2	0	0	0				
Reggie Jackson, L OBP: 0.468, SLG: 0.743 (1, 10)			FC1-4 1B	1-3 2-H 2B	G4-6-3 1-2 1B	G3		G3		4	0	2	1	0	0	1				
Deron Johnson, R OBP: 0.229, SLG: 0.268 Herb Washington, R (7, PR) Pat Bourque, L OBP: 0.352, SLG: 0.367 (8, 3)		FC1-4 1B	4-3		5-3			S 1B		4	1	1	0	0	0	3				
Gene Tenace, R OBP: 0.385, SLG: 0.377 (1, 2)		F5	F3			F7		K		4	0	0	0	0	1	4				
Angel Mangual, R OBP: 0.284, SLG: 0.482 (1, 9)		1B 1-2 1B	F2			1B 1B 1B		F8		4	0	2	0	0	0	2				
Champ Summers, L OBP: 0.190, SLG: 0.200 (1, 7)		1-2 2-H 1B			F8	K		5-3		4	0	1	1	0	1	1				
Ted Kubiak, S OBP: 0.292, SLG: 0.270 (1, 4)		4-3			F5	1B 1-2 1B				4	0	2	0	0	0	2				
<b>Inning Stats</b>	R: 0 E: 0 K: 1 S: 4	H: 1 LOB: 1 BB: 1 P: 8	R: 1 E: 0 K: 0 S: 6	H: 3 LOB: 2 BB: 0 P: 6	R: 2 E: 0 K: 0 S: 6	H: 3 LOB: 2 BB: 1 P: 10	R: 0 E: 0 K: 0 S: 3	H: 1 LOB: 0 BB: 0 P: 3	R: 1 E: 0 K: 0 S: 4	H: 2 LOB: 0 BB: 0 P: 4	R: 0 E: 0 K: 1 S: 8	H: 3 LOB: 3 BB: 0 P: 8	R: 0 E: 0 K: 1 S: 6	H: 1 LOB: 2 BB: 0 P: 6	R: 0 E: 0 K: 0 S: 4	H: 1 LOB: 1 BB: 0 P: 4	1B: 14 2B: 1 3B: 0 HR: 0	SF: 0 SAC: 0 DP: 1 HBP: 0	WP: 0 PB: 0 SB: 3 CS: 2	PA: 38
<b>PITCHER</b> Lerin LaGow, R ERA: 3.35 Luke Walker, L ERA: 2.7 Jim Ray, R ERA: 5.87 Dave Lemanczyk, R ERA: 4.91 (1, 1) (6, 1) (8, 1) (8, 1)	IP: 5.0 WLS: L BF: 23 H: 10 R: 4 ER: 4 SO: 2 BB: 0 IBB: 0 HBP: 0 BLK: 0 WP: 0 HR: 0 S: 23 P: 31 ERA: 7.20 WHIP: 2.400															<b>PITCHER</b> IP: 2.0 WLS: L BF: 10 H: 4 R: 0 ER: 0 SO: 2 BB: 0 IBB: 0 HBP: 0 BLK: 0 WP: 0 HR: 0 S: 14 P: 14 ERA: 0.00 WHIP: 2.000				

Detroit Tigers @ Oakland Athletics  
Oakland-Alameda County Coliseum, Oakland, CA  
Wed May 29 1974, 7:05 PM PDT  
Att: 3,783 - Unknown

AB	35
R	4
H	15
RBI	4
BB	2
SO	3
LOB	17






Batter	1	2	3	4	5	6	7	8	9	AB	R	H	RBI	BB	SO	LOB	TOP					
Mickey Stanley, R (1, 8) OBP: 0.255, SLG: 0.297	F8		2B		F7		F8		K	5	0	1	0	0	1	3						
Gary Sutherland, R (1, 4) OBP: 0.315, SLG: 0.382	F3		K		K				FC3-6 1B	4	0	1	0	0	2	3						
Ben Oglivie, L (1, 7) OBP: 0.400, SLG: 0.412	1-3			BB	1B				FC3-6 1B 7-2-5	3	0	1	2	1	0	1						
Al Kaline, R (1, 10) OBP: 0.335, SLG: 0.333		L8		K	L4-3				1B	4	0	1	0	0	1	2						
Jim Northrup, L (1, 9) OBP: 0.272, SLG: 0.272		FC4-6 1B		F8			F6		7-2-5	4	0	1	0	0	0	3						
Norm Cash, L (1, 3) OBP: 0.311, SLG: 0.333		FC4-6 1B 1-2		BB	4-3				1B FC4-6 BB	2	1	0	0	2	0	1						
Bill Freehan, R (1, 2) OBP: 0.374, SLG: 0.440				F6			F9		K	4	0	1	0	0	1	3						
Aurelio Rodriguez, R (1, 5) OBP: 0.278, SLG: 0.280			F4		F7 BB 1B		K		FC4-6 1B	4	1	2	0	0	1	0						
Ed Brinkman, R (1, 6) OBP: 0.274, SLG: 0.333			F8		F7 BB 1B		6-3		FC4-6	2	1	0	0	1	0	0						
Gates Brown, L (9, PH) OBP: 0.333, SLG: 0.167										1	0	0	1	0	0	1						
John Knox, L (9, PR) OBP: 0.409, SLG: 0.350										0	0	0	0	0	0	0						
<b>Inning Stats</b>	R: 0 E: 0 K: 0 S: 3	H: 0 LOB: 0 BB: 0 P: 3	R: 0 E: 0 K: 0 S: 4	H: 2 LOB: 2 BB: 0 P: 4	R: 0 E: 0 K: 1 S: 6	H: 1 LOB: 1 BB: 0 P: 6	R: 0 E: 0 K: 1 S: 5	H: 0 LOB: 2 BB: 2 P: 13	R: 2 E: 0 K: 1 S: 7	H: 2 LOB: 1 BB: 1 P: 11	R: 0 E: 0 K: 0 S: 3	H: 0 LOB: 0 BB: 0 P: 3	R: 0 E: 0 K: 1 S: 5	H: 0 LOB: 0 BB: 0 P: 5	R: 0 E: 0 K: 0 S: 4	H: 2 LOB: 1 BB: 0 P: 4	R: 1 E: 0 K: 2 S: 8	H: 1 LOB: 1 BB: 1 P: 12	1B: 7 2B: 2 3B: 0 HR: 0	SF: 0 SAC: 0 DP: 1 HBP: 0	WP: 0 PB: 0 SB: 0 CS: 0	PA: 37
<b>PITCHER</b> Bill Singer, R (1, 1) ERA: 2.86	IP: 9.0 WLS: W BF: 37 H: 8 R: 3 ER: 3 SO: 6 BB: 4 IBB: 0 HBP: 0 BLK: 0 WP: 0 HR: 0 S: 45 P: 61 ERA: 3.00 WHIP: 1.333															<b>PITCHER</b>						

Detroit Tigers @ California Angels  
Anaheim Stadium, Anaheim, CA  
Fri May 31 1974, 10:05 PM EDT  
Att: 10,760 - Unknown


AB 33  
R 3  
H 8  
RBI 3  
BB 4  
SO 6  
LOB 17



Batter	1	2	3	4	5	6	7	8	9	AB	R	H	RBI	BB	SO	LOB	BOTTOM			
Mickey Rivers, L (1, 8) OBP: 0.338, SLG: 0.378	6-3		K		SH		2B 1B			3	0	1	0	0	1	0				
Dave Chalk, R (1, 6) OBP: 0.322, SLG: 0.350	6-3		6-3		G6-4-3		1B			4	0	1	0	0	0	1				
Winston Llenas, R (1, 7) OBP: 0.300, SLG: 0.289					5-3		2B			2	0	0	0	1	0	0				
Joe Lahoud, L (7, 7) OBP: 0.319, SLG: 0.451	F7		BB				F9			1	0	0	0	0	0	2				
Frank Robinson, R (1, 10) OBP: 0.374, SLG: 0.480		BB 2B 1B	F9				K			4	1	2	0	0	1	1				
Bob Oliver, R (1, 3) OBP: 0.300, SLG: 0.373		K		6-3			F5		K	4	0	0	0	0	2	2				
Leroy Stanton, R (1, 9) OBP: 0.413, SLG: 0.657		F9		K			K		1-3	4	0	0	0	0	2	2				
Paul Schaal, R (1, 5) OBP: 0.317, SLG: 0.345		BB 2B BB	F8				F6		4-3	3	1	0	0	1	0	1				
Ellie Rodriguez, R (1, 2) OBP: 0.358, SLG: 0.377		1-2 2B BB					HR		HR	3	2	3	4	0	0	0				
Sandy Alomar Sr., S (1, 4) OBP: 0.286, SLG: 0.350		5-3			SH G6-4-3 1B		5-3			3	1	1	0	0	0	1				
<b>Inning Stats</b>	R: 0 E: 0 K: 0 S: 3	H: 0 LOB: 0 BB: 0 P: 3	R: 2 E: 0 K: 1 S: 7	H: 2 LOB: 1 BB: 1 P: 11	R: 0 E: 0 K: 1 S: 5	H: 0 LOB: 1 BB: 1 P: 9	R: 0 E: 0 K: 1 S: 5	H: 0 LOB: 0 BB: 0 P: 5	R: 2 E: 1 K: 0 S: 5	H: 2 LOB: 0 BB: 0 P: 5	R: 0 E: 0 K: 2 S: 7	H: 0 LOB: 0 BB: 0 P: 7	R: 1 E: 0 K: 0 S: 6	H: 3 LOB: 2 BB: 0 P: 6	R: 0 E: 0 K: 1 S: 6	H: 1 LOB: 1 BB: 0 P: 6	1B: 3 2B: 3 3B: 0 HR: 2	SF: 0 SAC: 1 DP: 1 HBP: 0	WP: 0 PB: 0 SB: 0 CS: 0	PA: 34
<b>PITCHER</b> Mickey Lolich, L (1, 1) ERA: 3.9	IP: 8.0 WLS: L BF: 34 H: 8 R: 5 ER: 4 SO: 6 BB: 2 IBB: 0 HBP: 0 BLK: 0 WP: 0 HR: 2 S: 44 P: 52 ERA: 4.50 WHIP: 1.250															<b>PITCHER</b>				

Detroit Tigers @ California Angels  
Anaheim Stadium, Anaheim, CA  
Fri May 31 1974, 10:05 PM EDT  
Att: 10,760 - Unknown

AB 31  
R 5  
H 8  
RBI 4  
BB 2  
SO 6  
LOB 10






Batter	1	2	3	4	5	6	7	8	9	AB	R	H	RBI	BB	SO	LOB	TOP		
Mickey Stanley, R (1, 8) OBP: 0.254, SLG: 0.295	0-3 K		0-0 F8		0-0 F9			0-0 1B	0-0 FC6-4	5	0	1	1	0	1	3			
Gary Sutherland, R (1, 4) OBP: 0.305, SLG: 0.373	0-0 F9		0-3 K		0-0 6-3			0-0 F9		4	0	0	0	0	1	2			
Ben Oglivie, L (1, 7) OBP: 0.375, SLG: 0.350	4-0 CS			0-0 F9		0-3 K		0-3 K		3	0	0	0	1	2	1			
Al Kaline, R (1, 10) OBP: 0.344, SLG: 0.335	0-0 CS	4-0 G4-6-3		4-0 BB	HBP	0-0 L9		0-0 FC4-6		2	0	1	0	2	0	0			
Jim Northrup, L (1, 9) OBP: 0.266, SLG: 0.266		0-0 G4-6-3		0-3 K		0-3 K		0-0 FC4-6		4	0	0	0	0	2	4			
Bill Freehan, R (1, 2) OBP: 0.387, SLG: 0.436		4-0 BB		1-0 BB	HBP		0-0 F8		4-0 F7	1	0	0	0	2	0	0			
Norm Cash, L (1, 3) OBP: 0.318, SLG: 0.326		0-3 K		4-0 BB	HBP		0-3 K		4-0 FC6-4	2	0	0	0	2	2	1			
Aurelio Rodriguez, R (1, 5) Gates Brown, L (9, PH) OBP: 0.273, SLG: 0.275 OBP: 0.323, SLG: 0.160			0-3 K	0-0 4-3			0-3 K		0-3 K	3	0	0	0	0	2	3			
Ed Brinkman, R (1, 6) Willie Horton, R (9, PH) OBP: 0.275, SLG: 0.329 OBP: 0.319, SLG: 0.526			4-0 BB		0-0 F9			0-0 E6	0-0 F7	2	1	0	0	1	0	0			
<b>Inning Stats</b>	R: 0 E: 0 K: 1 S: 4	H: 0 LOB: 0 BB: 1 P: 8	R: 0 E: 0 K: 1 S: 4	H: 0 LOB: 1 BB: 2 P: 12	R: 0 E: 0 K: 2 S: 7	H: 0 LOB: 1 BB: 1 P: 11	R: 0 E: 0 K: 1 S: 5	H: 0 LOB: 3 BB: 2 P: 14	R: 0 E: 0 K: 0 S: 3	H: 0 LOB: 0 BB: 0 P: 7	R: 0 E: 0 K: 2 S: 7	H: 0 LOB: 0 BB: 0 P: 7	R: 0 E: 0 K: 1 S: 8	H: 2 LOB: 2 BB: 0 P: 8	R: 0 E: 0 K: 1 S: 5	H: 0 LOB: 2 BB: 2 P: 13	1B: 2 2B: 0 3B: 0 HR: 0	SF: 0 SAC: 0 DP: 1 HBP: 1	WP: 1 PA: 38 PB: 0 SB: 0 CS: 1
<b>PITCHER</b> Nolan Ryan, R (1, 1) ERA: 3.66	IP: 9.0 WLS: W BF: 37 H: 2 R: 1 ER: 0 SO: 11 BB: 8 IBB: 0 HBP: 1 BLK: 0 WP: 1 HR: 0 S: 50 P: 83 ERA: 0.00 WHIP: 1.111															<b>PITCHER</b>			

**Detroit Tigers @ California Angels**  
Anaheim Stadium, Anaheim, CA  
Sat Jun 01 1974, 10:05 PM EDT  
Att: 16,481 - Unknown


AB	28
R	1
H	2
RBI	1
BB	8
SO	11
LOB	18



Batter	1	2	3	4	5	6	7	8	9	AB	R	H	RBI	BB	SO	LOB	BOTTOM		
Mickey Rivers, L (1, 8) OBP: 0.337, SLG: 0.380	0-0 F7	0-0 PO	0-0 F8		0-0 2B		0-0 6-3			4	0	1	0	0	0	1			
Denny Doyle, L (1, 4) OBP: 0.312, SLG: 0.305	0-0 E9		0-0 F9		0-0 P4			0-0 G3	0-0 SH3	4	1	2	0	0	0	2			
John Doherty, L (1, 3) OBP: 0.316, SLG: 0.477	4-0 BB		0-0 4-3			0-0 4-3		0-0 SH3		2	0	0	0	1	0	0			
Frank Robinson, R (1, 10) OBP: 0.382, SLG: 0.490	0-0 FC5-4			0-0 CS		0-0 G3-6		4-0 FC1-5	0-0 G3	3	1	2	0	1	0	1			
Joe Lahoud, L (1, 7) OBP: 0.316, SLG: 0.477	0-0 HR			0-3 K		0-0 G3-6		0-0 G3		4	1	1	2	0	1	4			
Leroy Stanton, R (1, 9) OBP: 0.392, SLG: 0.620	0-3 K			0-0 5-3			0-0 6-3	0-0 FC1-5		4	0	0	0	0	1	2			
Paul Schaal, R (1, 5) OBP: 0.318, SLG: 0.345		0-0 CS			0-3 K			0-0 F8		3	0	1	0	0	1	0			
Ellie Rodriguez, R (1, 2) OBP: 0.358, SLG: 0.373		0-0 F9			0-0 F7			4-0 S		2	1	0	0	1	0	1			
Dave Chalk, R (1, 6) OBP: 0.333, SLG: 0.364		0-0 PO			4-0 2B			0-0 2B		2	0	2	1	1	0	0			
<b>Inning Stats</b>	R: 3 E: 1 K: 1 S: 7	H: 2 LOB: 0 BB: 1 P: 11	R: 0 E: 0 K: 0 S: 3	H: 2 LOB: 0 BB: 0 P: 3	R: 0 E: 0 K: 0 S: 3	H: 0 LOB: 0 BB: 0 P: 3	R: 0 E: 0 K: 1 S: 5	H: 1 LOB: 0 BB: 0 P: 5	R: 0 E: 0 K: 1 S: 6	H: 1 LOB: 2 BB: 1 P: 10	R: 0 E: 0 K: 0 S: 3	H: 1 LOB: 0 BB: 0 P: 3	R: 1 E: 0 K: 0 S: 4	H: 1 LOB: 1 BB: 1 P: 8	R: 0 E: 0 K: 0 S: 4	H: 1 LOB: 2 BB: 1 P: 8	1B: 4 2B: 5 3B: 0 HR: 1	SF: 0 SAC: 1 DP: 2 HBP: 0	WP: 0 PA: 34 PB: 0 SB: 1 CS: 2
<b>PITCHER</b> Joe Coleman, R (1, 1) ERA: 4.45	IP: 8.0 WLS: L BF: 33 H: 9 R: 4 ER: 4 SO: 3 BB: 3 IBB: 1 HBP: 0 BLK: 0 WP: 0 HR: 1 S: 35 P: 51 ERA: 4.50 WHIP: 1.500															<b>PITCHER</b>			

**Detroit Tigers @ California Angels**  
Anaheim Stadium, Anaheim, CA  
Sat Jun 01 1974, 10:05 PM EDT  
Att: 16,481 - Unknown

AB	28
R	4
H	9
RBI	3
BB	4
SO	3
LOB	11





Batter	1	2	3	4	5	6	7	8	9	AB	R	H	RBI	BB	SO	LOB	TOP					
John Knox, L OBP: 0.444, SLG: 0.400 (1, 4)										5	0	3	0	0	1	1	<p><b>Detroit Tigers @ California Angels</b> Anaheim Stadium, Anaheim, CA Sun Jun 02 1974, 6:33 AM EDT Att: 16,550 - Unknown</p>					
Ben Oglivie, L OBP: 0.357, SLG: 0.333 Dick Sharon, R OBP: 0.310, SLG: 0.296 (1, 7) (7, 7)										4	0	1	0	0	1	2						
Jim Northrup, L OBP: 0.260, SLG: 0.260 (1, 9)										4	0	0	0	0	0	3						
Willie Horton, R OBP: 0.317, SLG: 0.517 (1, 10)										3	0	0	0	1	0	1						
Norm Cash, L OBP: 0.315, SLG: 0.354 (1, 3)										4	1	1	1	0	0	2						
Bill Freehan, R OBP: 0.407, SLG: 0.467 (1, 2)										4	1	4	0	0	0	0						
Mickey Stanley, R OBP: 0.254, SLG: 0.294 (1, 8)										4	0	1	1	0	0	5						
Aurelio Rodriguez, R OBP: 0.267, SLG: 0.269 (1, 5)										4	0	0	0	0	2	3						
Ed Brinkman, R OBP: 0.269, SLG: 0.321 (1, 6)										4	0	0	0	0	1	0						
<b>Inning Stats</b>	R: 0 E: 0 K: 1 S: 6	H: 1 LOB: 1 BB: 0 P: 6	R: 0 E: 0 K: 0 S: 3	H: 1 LOB: 0 BB: 0 P: 3	R: 0 E: 0 K: 2 S: 9	H: 2 LOB: 2 BB: 0 P: 9	R: 0 E: 1 K: 0 S: 5	H: 1 LOB: 2 BB: 0 P: 5	R: 0 E: 0 K: 0 S: 3	H: 0 LOB: 0 BB: 0 P: 3	R: 0 E: 0 K: 0 S: 4	H: 1 LOB: 2 BB: 1 P: 8	R: 0 E: 1 K: 2 S: 8	H: 0 LOB: 1 BB: 0 P: 8	R: 2 E: 0 K: 0 S: 6	H: 3 LOB: 1 BB: 0 P: 6		R: 0 E: 0 K: 0 S: 3	H: 1 LOB: 0 BB: 0 P: 3	1B: 8 2B: 1 3B: 0 HR: 1	SF: 0 SAC: 0 DP: 1 HBP: 0	WP: 0 PB: 0 SB: 0 CS: 1
<b>PITCHER</b>	IP WLS BF L	H R ER 2 SO 5	BB IBB HBP 0 BLK 0	WP HR S 43 P 47	ERA 2.35 WHIP 1.304	<b>PITCHER</b>										IP WLS BF H R ER SO BB IBB HBP BLK WP HR S P ERA WHIP						
Dick Lange, R ERA: 2.49 Skip Lockwood, R ERA: 4.44 (1, 1) (8, 1)	7.2 L 34	9 2 2 5	1 0 0 0	0 0 4 4	0.00 0.750																	

Batter	1	2	3	4	5	6	7	8	9	AB	R	H	RBI	BB	SO	LOB	BOTTOM			
Mickey Rivers, L OBP: 0.335, SLG: 0.374 (1, 8)										3	0	0	0	1	1	1	<p><b>Detroit Tigers @ California Angels</b> Anaheim Stadium, Anaheim, CA Sun Jun 02 1974, 6:33 AM EDT Att: 16,550 - Unknown</p>			
Dave Chalk, R OBP: 0.337, SLG: 0.367 (1, 6)										4	0	2	0	0	0	2				
Winston Llenas, R OBP: 0.265, SLG: 0.233 (1, 7)										4	0	0	0	0	3	3				
Frank Robinson, R OBP: 0.374, SLG: 0.478 (1, 10)										4	0	0	0	0	4	0				
Bob Oliver, R OBP: 0.299, SLG: 0.366 (1, 3)										3	0	0	0	1	0	0				
Leroy Stanton, R OBP: 0.398, SLG: 0.622 (1, 9)										3	0	1	0	1	0	0				
Paul Schaal, R OBP: 0.311, SLG: 0.336 (1, 5)										3	0	0	0	0	0	3				
Ellie Rodriguez, R OBP: 0.363, SLG: 0.374 (1, 2)										2	0	1	0	1	1	0				
Sandy Alomar Sr., S OBP: 0.250, SLG: 0.304 (1, 4)										3	0	0	0	0	1	4				
<b>Inning Stats</b>	R: 0 E: 0 K: 1 S: 5	H: 0 LOB: 3 BB: 3 P: 17	R: 0 E: 0 K: 1 S: 5	H: 1 LOB: 0 BB: 0 P: 5	R: 0 E: 0 K: 1 S: 6	H: 1 LOB: 1 BB: 0 P: 6	R: 0 E: 0 K: 2 S: 7	H: 0 LOB: 0 BB: 0 P: 7	R: 0 E: 0 K: 1 S: 5	H: 0 LOB: 0 BB: 0 P: 5	R: 0 E: 0 K: 1 S: 5	H: 0 LOB: 1 BB: 1 P: 9	R: 0 E: 0 K: 1 S: 5	H: 0 LOB: 0 BB: 0 P: 5	R: 0 E: 0 K: 1 S: 5	H: 0 LOB: 0 BB: 0 P: 5		1B: 3 2B: 1 3B: 0 HR: 0	SF: 0 SAC: 0 DP: 0 HBP: 0	WP: 0 PB: 0 SB: 0 CS: 2
<b>PITCHER</b>	IP WLS BF W	H R ER 0 SO 8	BB IBB HBP 0 BLK 0	WP HR S 40 P 56	ERA 0.00 WHIP 1.091	<b>PITCHER</b>										IP WLS BF H R ER SO BB IBB HBP BLK WP HR S P ERA WHIP				
Woodie Fryman, L ERA: 4.79 John Hiller, L ERA: 1.4 (1, 1) (8, 1)	7.1 S 5	4 0 0 2	0 0 0 0	0 0 9 9	0.00 0.000															



Batter	1	2	3	4	5	6	7	8	9	AB	R	H	RBI	BB	SO	LOB	TOP					
Bill North, S OBP: 0.344, SLG: 0.328 (1, 8)										3	1	1	0	1	1	1						
Bert Campaneris, R OBP: 0.358, SLG: 0.356 (1, 6)										3	0	0	0	0	2	1						
Sal Bando, R OBP: 0.419, SLG: 0.478 (1, 5)										2	1	0	1	1	2	1						
Reggie Jackson, L OBP: 0.466, SLG: 0.745 (1, 9)										3	1	0	0	1	0	1						
Joe Rudi, R OBP: 0.344, SLG: 0.521 (1, 7)										4	1	1	1	0	2	2						
Deron Johnson, R OBP: 0.240, SLG: 0.321 (9, 3)										3	0	0	0	1	1	0						
Gene Tenace, R OBP: 0.387, SLG: 0.364 Ken Holtzman, R (9, 1)										3	0	0	0	1	2	3						
Ray Fosse, R OBP: 0.246, SLG: 0.387 (1, 2)										4	0	1	2	0	1	1						
Dick Green, R OBP: 0.304, SLG: 0.200 (1, 4)										3	0	1	0	0	1	2						
<b>Inning Stats</b>	R: 1 E: 1 K: 1 S: 5	H: 0 LOB: 0 BB: 1 P: 9	R: 0 E: 0 K: 2 S: 7	H: 0 LOB: 1 BB: 1 P: 11	R: 0 E: 0 K: 2 S: 7	H: 1 LOB: 0 BB: 0 P: 7	R: 2 E: 0 K: 2 S: 8	H: 1 LOB: 2 BB: 3 P: 20	R: 0 E: 0 K: 1 S: 6	H: 0 LOB: 1 BB: 0 P: 6	R: 0 E: 0 K: 3 S: 9	H: 0 LOB: 0 BB: 0 P: 9	R: 0 E: 0 K: 0 S: 3	H: 0 LOB: 0 BB: 0 P: 3	R: 0 E: 0 K: 1 S: 5	H: 0 LOB: 0 BB: 0 P: 5	R: 1 E: 0 K: 0 S: 4	H: 1 LOB: 0 BB: 0 P: 4	1B: 2 2B: 1 3B: 0 HR: 1	SF: 1 SAC: 1 DP: 0 HBP: 0	WP: 1 PB: 0 SB: 0 CS: 1	PA: 35
<b>PITCHER</b> Mickey Lolich, L ERA: 3.82 (1, 1)	IP: 9.0 WLS: L BF: 35	H: 4 R: 4 ER: 3 SO: 12	BB: 4 IBB: 1 HBP: 0 BLK: 0	WP: 1 HR: 1 S: 54 P: 74	ERA: 3.00 WHIP: 0.889	<b>PITCHER</b>	IP: 9.0 WLS: L BF: 35	H: 4 R: 4 ER: 3 SO: 12	BB: 4 IBB: 1 HBP: 0 BLK: 0	WP: 1 HR: 1 S: 54 P: 74	ERA: 3.00 WHIP: 0.889	<b>PITCHER</b>	IP: 9.0 WLS: L BF: 35	H: 4 R: 4 ER: 3 SO: 12	BB: 4 IBB: 1 HBP: 0 BLK: 0	WP: 1 HR: 1 S: 54 P: 74	ERA: 3.00 WHIP: 0.889					

Oakland Athletics @ Detroit Tigers  
Tiger Stadium, Detroit, MI  
Tue Jun 04 1974, 7:05 PM EDT  
Unknown

AB	28
R	4
H	4
RBI	4
BB	5
SO	12
LOB	12



Batter	1	2	3	4	5	6	7	8	9	AB	R	H	RBI	BB	SO	LOB	BOTTOM			
Dick Sharon, R OBP: 0.290, SLG: 0.276 (1, 9)										4	0	0	0	0	1	0				
Gary Sutherland, R OBP: 0.302, SLG: 0.365 (1, 4)										4	0	0	0	0	0	0				
Al Kaline, R OBP: 0.342, SLG: 0.333 (1, 10)										4	0	1	0	0	1	0				
Willie Horton, R OBP: 0.321, SLG: 0.514 (1, 7)										3	0	1	0	0	0	0				
Bill Freehan, R OBP: 0.405, SLG: 0.458 (1, 2)										2	0	0	0	1	0	1				
Mickey Stanley, R OBP: 0.295, SLG: 0.294 (1, 8)										3	0	1	0	0	0	4				
Ron Cash, R OBP: 0.271, SLG: 0.319 (1, 3)										3	0	0	0	0	0	1				
Aurelio Rodriguez, R OBP: 0.263, SLG: 0.264 (1, 5)										3	0	0	0	0	1	0				
Ed Brinkman, R OBP: 0.264, SLG: 0.315 (1, 6)										3	0	0	0	0	0	0				
<b>Inning Stats</b>	R: 0 E: 0 K: 0 S: 4	H: 1 LOB: 3 BB: 1 P: 9	R: 0 E: 0 K: 0 S: 3	H: 0 LOB: 0 BB: 0 P: 3	R: 0 E: 0 K: 0 S: 3	H: 0 LOB: 0 BB: 0 P: 3	R: 0 E: 0 K: 0 S: 3	H: 1 LOB: 0 BB: 0 P: 3	R: 0 E: 0 K: 1 S: 5	H: 0 LOB: 0 BB: 0 P: 5	R: 0 E: 1 K: 0 S: 4	H: 1 LOB: 1 BB: 0 P: 4	R: 0 E: 0 K: 2 S: 7	H: 0 LOB: 0 BB: 0 P: 7	R: 0 E: 0 K: 0 S: 3	H: 0 LOB: 0 BB: 0 P: 3	1B: 3 2B: 1 3B: 0 HR: 0	SF: 0 SAC: 0 DP: 1 HBP: 1	WP: 0 PB: 0 SB: 0 CS: 0	PA: 31
<b>PITCHER</b> Ken Holtzman, L ERA: 3.2 Ken Holtzman, L ERA: 3.2 (9, 1)	IP: 9.0 WLS: W BF: 31	H: 3 R: 0 ER: 0 SO: 3	BB: 1 IBB: 0 HBP: 1 BLK: 0	WP: 0 HR: 0 S: 35 P: 40	ERA: 0.00 WHIP: 0.444	<b>PITCHER</b>	IP: 9.0 WLS: W BF: 31	H: 3 R: 0 ER: 0 SO: 3	BB: 1 IBB: 0 HBP: 1 BLK: 0	WP: 0 HR: 0 S: 35 P: 40	ERA: 0.00 WHIP: 0.444	<b>PITCHER</b>	IP: 9.0 WLS: W BF: 31	H: 3 R: 0 ER: 0 SO: 3	BB: 1 IBB: 0 HBP: 1 BLK: 0	WP: 0 HR: 0 S: 35 P: 40	ERA: 0.00 WHIP: 0.444			

Oakland Athletics @ Detroit Tigers  
Tiger Stadium, Detroit, MI  
Tue Jun 04 1974, 7:05 PM EDT  
Unknown

AB	29
R	0
H	3
RBI	0
BB	1
SO	3
LOB	6






Batter	1	2	3	4	5	6	7	8	9	AB	R	H	RBI	BB	SO	LOB	TOP			
Bill North, S OBP: 0.338, SLG: 0.321 (1, 8)	0-0 4-3		0-0 3-1		0-0 1-3		0-3 K			4	0	0	0	0	1	2				
Bert Campaneris, R OBP: 0.352, SLG: 0.359 (1, 6)	0-3 K		0-0 F9		0-0 F3		0-0 5-3			4	0	0	0	0	1	2				
Sal Bando, R OBP: 0.428, SLG: 0.483 (1, 5)	0-0 1B		0-0 1B		0-0 F9		4-0 BB			3	1	2	0	1	0	0				
Reggie Jackson, L OBP: 0.466, SLG: 0.738 (1, 9)	0-0 BB		0-0 F4		4-0 F8		0-0 F8			3	0	1	0	1	0	2				
Joe Rudi, R OBP: 0.347, SLG: 0.518 (1, 7)	4-0 1B		0-0 1-3		0-0 1-2		0-0 F9			3	0	1	0	1	0	1				
Deron Johnson, R OBP: 0.240, SLG: 0.319 (1, 3)	0-0 1-2		0-0 6-3		0-0 F8		0-0 F6			4	0	1	1	0	0	2				
Angel Mangual, R OBP: 0.262, SLG: 0.424 (1, 10)			0-0 1-3		0-3 K		0-0 F8			4	0	0	0	0	1	2				
Dick Green, R OBP: 0.320, SLG: 0.227 (1, 4)			0-3 K		0-0 S		0-0 F7			2	0	1	0	0	1	0				
Herb Washington, R OBP: 0.383, SLG: 0.359 (5, PR)					0-3 K		0-0 F4			0	0	0	0	0	0	0				
Gene Tenace, R OBP: 0.292, SLG: 0.270 (7, 4)			0-0 6-3		0-0 K		0-0 F4			1	0	0	0	0	0	0				
Larry Haney, R OBP: 0.188, SLG: 0.250 (1, 2)										1	0	0	0	0	0	0				
Champ Summers, L OBP: 0.174, SLG: 0.162 (5, PH)										1	0	0	0	0	1	1				
Dal Maxvill, R OBP: 0.286, SLG: 0.167 (5, 4)										0	0	0	0	0	0	0				
Jesus Alou, R OBP: 0.240, SLG: 0.229 (7, PH)										1	0	0	0	0	0	0				
Ted Kubiak, S OBP: 0.292, SLG: 0.270 (7, 4)										0	0	0	0	0	0	0				
<b>Inning Stats</b>	R: 1 E: 0 K: 1 S: 7	H: 3 LOB: 2 BB: 1 P: 11	R: 0 E: 0 K: 1 S: 5	H: 0 LOB: 0 BB: 0 P: 5	R: 0 E: 0 K: 0 S: 4	H: 1 LOB: 1 BB: 0 P: 4	R: 0 E: 0 K: 1 S: 5	H: 0 LOB: 0 BB: 0 P: 5	R: 0 E: 0 K: 0 S: 6	H: 1 LOB: 2 BB: 1 P: 8	R: 0 E: 0 K: 1 S: 5	H: 0 LOB: 0 BB: 0 P: 5	R: 0 E: 0 K: 0 S: 3	H: 0 LOB: 1 BB: 1 P: 7	R: 0 E: 0 K: 0 S: 3	H: 0 LOB: 0 BB: 0 P: 3	1B: 6 2B: 0 3B: 0 HR: 0	SF: 0 SAC: 0 DP: 0 HBP: 0	WP: 0 PB: 0 SB: 1 CS: 0	PA: 35
<b>PITCHER</b> Lerin LaGrow, R ERA: 3.09 (1, 1)	IP: 9.0 WLS: W BF: 35 H: 6 R: 1 ER: 1 SO: 5 BB: 3 IBB: 0 HBP: 0 BLK: 0 WP: 0 HR: 0 S: 42 P: 54 ERA: 1.00 WHIP: 1.000															<b>PITCHER</b>				

Oakland Athletics @ Detroit Tigers  
Tiger Stadium, Detroit, MI  
Tue Jun 04 1974, 7:05 PM EDT  
Att: 33,331 - Unknown


AB 32  
R 1  
H 6  
RBI 1  
BB 3  
SO 5  
LOB 12



Batter	1	2	3	4	5	6	7	8	9	AB	R	H	RBI	BB	SO	LOB	BOTTOM			
Ron Cash, R OBP: 0.250, SLG: 0.294 (1, 3)	0-0 E4		0-3 K		0-0 1-3		0-0 4-3			4	1	0	0	0	1	0				
Gary Sutherland, R OBP: 0.306, SLG: 0.375 (1, 4)	0-0 1B		4-0 BB		0-0 F7		0-0 F9			3	1	1	1	1	0	0				
Mickey Stanley, R OBP: 0.260, SLG: 0.291 (1, 8)	4-0 WP		4-0 FC6-4		0-0 6-3		0-3 K			2	1	0	0	2	1	0				
Al Kaline, R OBP: 0.345, SLG: 0.333 (1, 10)	0-3 K		0-0 L8		0-0 1B		4-0 BB			3	0	1	0	1	1	4				
Dick Sharon, R OBP: 0.288, SLG: 0.274 (1, 7)	0-0 WP		0-0 FC6-4		0-0 F5		0-3 K			4	1	1	1	0	1	4				
Ben Oglivie, L OBP: 0.357, SLG: 0.333 (9, 7)	1-2 1B		1-2 1B		0-0 F3		0-3 K			0	0	0	0	0	0	0				
Jerry Moses, R OBP: 0.300, SLG: 0.340 (1, 2)	4-0 1B		0-3 K		0-0 F3		0-3 K			3	0	0	0	1	2	2				
Jim Northrup, L OBP: 0.255, SLG: 0.254 (1, 9)	0-3 K		0-0 3-1		0-0 F8		0-0 F6			4	0	0	0	0	1	4				
Aurelio Rodriguez, R OBP: 0.264, SLG: 0.265 (1, 5)	0-0 1B		0-0 4-3		0-0 6-3		0-3 K			3	0	1	2	0	0	0				
Ed Brinkman, R OBP: 0.260, SLG: 0.310 (1, 6)	0-0 F7		0-0 1-3		0-3 K					3	0	0	0	0	1	2				
<b>Inning Stats</b>	R: 4 E: 1 K: 2 S: 11	H: 3 LOB: 2 BB: 2 P: 19	R: 0 E: 0 K: 1 S: 5	H: 0 LOB: 2 BB: 2 P: 13	R: 0 E: 0 K: 1 S: 5	H: 0 LOB: 0 BB: 0 P: 5	R: 0 E: 0 K: 0 S: 3	H: 0 LOB: 0 BB: 0 P: 3	R: 0 E: 0 K: 0 S: 4	H: 1 LOB: 1 BB: 0 P: 4	R: 0 E: 0 K: 1 S: 5	H: 0 LOB: 0 BB: 0 P: 5	R: 0 E: 0 K: 1 S: 5	H: 0 LOB: 0 BB: 0 P: 5	R: 0 E: 0 K: 2 S: 7	H: 0 LOB: 1 BB: 1 P: 11	1B: 3 2B: 0 3B: 1 HR: 0	SF: 0 SAC: 0 DP: 0 HBP: 0	WP: 1 PB: 0 SB: 0 CS: 0	PA: 34
<b>PITCHER</b> Dave Hamilton, L ERA: 3.05 (1, 1)	IP: 0.1 WLS: L BF: 5 H: 2 R: 4 ER: 1 SO: 1 BB: 1 IBB: 0 HBP: 0 BLK: 0 WP: 0 HR: 0 S: 6 P: 10 ERA: 27.00 WHIP: 9.000															<b>PITCHER</b>				
Paul Lindblad, L ERA: 1.64 (1, 1)	5.2 WLS: 22 BF: 2 H: 2 R: 0 ER: 0 SO: 4 BB: 2 IBB: 1 HBP: 0 BLK: 0 WP: 1 HR: 0 S: 27 P: 39 ERA: 0.00 WHIP: 0.706															<b>PITCHER</b>				
Blue Moon Odom, R ERA: 6.38 (7, 1)	2.0 WLS: 7 BF: 0 H: 0 R: 0 ER: 0 SO: 3 BB: 1 IBB: 0 HBP: 0 BLK: 0 WP: 0 HR: 0 S: 12 P: 16 ERA: 0.00 WHIP: 0.500															<b>PITCHER</b>				

Oakland Athletics @ Detroit Tigers  
Tiger Stadium, Detroit, MI  
Tue Jun 04 1974, 7:05 PM EDT  
Att: 33,331 - Unknown

AB 29  
R 4  
H 4  
RBI 4  
BB 5  
SO 8  
LOB 16













Batter	1	2	3	4	5	6	7	8	9	AB	R	H	RBI	BB	SO	LOB	TOP			
Mickey Rivers, L (1, 8) OBP: 0.340, SLG: 0.395	0-0 5-3 1B		0-3 K			0-0 G3		0-0 1-H 3B		4	0	2	1	0	1	1	California Angels @ Detroit Tigers Tiger Stadium, Detroit, MI Sat Jun 08 1974, 3:33 AM EDT Att: 12,053 - Unknown  livebaseballscorecards.com			
Dave Chalk, R (1, 6) OBP: 0.330, SLG: 0.385	0-0 5-3 1-2			0-0 1-3			0-0 HR	0-0 F8		4	1	1	1	0	0	2				
Leroy Stanton, R (1, 9) OBP: 0.404, SLG: 0.613	0-3 K		0-3 K				0-0 F3		0-0 F5	4	0	0	0	0	2	1				
Frank Robinson, R (1, 10) OBP: 0.365, SLG: 0.469	0-0 F8			0-0 6-3			0-0 1B		0-0 1B	4	0	2	0	0	0	1				
Bob Oliver, R (1, 3) OBP: 0.298, SLG: 0.351		0-0 G5-4-3 1B			0-0 F8		0-3 K		0-0 F8	4	0	1	0	0	1	2				
Winston Llenas, R (1, 7) OBP: 0.302, SLG: 0.308		0-0 G5-4-3 1-2			0-0 F7		0-3 K		0-3 K	4	0	0	0	0	2	3				
Paul Schaal, R (1, 5) OBP: 0.310, SLG: 0.328		0-0 5-3			0-3 K			4-0 3B BB		2	1	0	0	1	1	0				
Ellie Rodriguez, R (1, 2) OBP: 0.365, SLG: 0.365			0-0 FC3-6 1B			0-0 F9		0-0 F8		3	0	1	0	0	0	1				
Denny Doyle, L (1, 4) OBP: 0.297, SLG: 0.289			0-0 FC3-6 CS			0-0 5-3		0-0 F9		2	0	0	0	0	0	1				
Sandy Alomar Sr., S (8, PH) OBP: 0.231, SLG: 0.290										1	0	0	0	0	0	1				
<b>Inning Stats</b>	R: 0 E: 0 K: 1 S: 6	H: 1 LOB: 1 BB: 0 P: 6	R: 0 E: 0 K: 0 S: 3	H: 1 LOB: 0 BB: 0 P: 3	R: 0 E: 0 K: 1 S: 5	H: 1 LOB: 1 BB: 0 P: 5	R: 0 E: 0 K: 1 S: 5	H: 0 LOB: 0 BB: 0 P: 5	R: 0 E: 0 K: 0 S: 3	H: 0 LOB: 0 BB: 0 P: 5	R: 1 E: 0 K: 2 S: 9	H: 2 LOB: 1 BB: 0 P: 9	R: 1 E: 0 K: 0 S: 4	H: 1 LOB: 1 BB: 1 P: 8	R: 0 E: 0 K: 1 S: 6	H: 1 LOB: 1 BB: 0 P: 6	1B: 5 2B: 1 3B: 1 HR: 1	SF: 0 SAC: 0 DP: 2 HBP: 0	WP: 0 PB: 0 SB: 0 CS: 1	PA: 33
<b>PITCHER</b> Mickey Lolich, L (1, 1) ERA: 3.69	IP: 9.0 WLS: W BF: 33 H: 7 R: 2 ER: 2 SO: 7 BB: 1 IBB: 0 HBP: 0 BLK: 0 WP: 0 HR: 1 S: 46 P: 50 ERA: 2.00 WHIP: 0.889															<b>PITCHER</b>				

Batter	1	2	3	4	5	6	7	8	9	AB	R	H	RBI	BB	SO	LOB	BOTTOM			
Mickey Stanley, R (1, 8) OBP: 0.273, SLG: 0.305	0-0 G6-4-3 1B	0-0 F7			0-0 F7		0-0 5-3			4	0	1	0	0	0	2	California Angels @ Detroit Tigers Tiger Stadium, Detroit, MI Sat Jun 08 1974, 3:33 AM EDT Att: 12,053 - Unknown  livebaseballscorecards.com			
Gary Sutherland, R (1, 4) OBP: 0.306, SLG: 0.364	0-0 G6-4-3 1-2		0-0 F7			4-0 G5-4-3 BB		0-0 P6		3	0	0	0	1	0	1				
Al Kaline, R (1, 10) OBP: 0.333, SLG: 0.321	0-0 HR 1B		0-0 L6			0-0 L7		0-0 L6-3		4	1	1	0	0	0	1				
Willie Horton, R (1, 7) OBP: 0.324, SLG: 0.536	0-0 HR 1B		0-0 P5			0-0 G5-4-3 1-2		4-0 CS BB		3	1	1	2	0	0	1				
Dick Sharon, R (7, 7) OBP: 0.292, SLG: 0.258	1-H HR									0	0	0	0	1	0	0				
Bill Freehan, R (1, 3) OBP: 0.382, SLG: 0.422	0-0 F8			0-0 F7			0-0 F7	0-0 CS		3	0	0	0	0	0	0				
Marvin Lane, R (1, 9)		0-0 6-3			0-0 F8		4-0 HR BB			2	1	0	0	1	0	0				
Jerry Moses, R (1, 2) OBP: 0.303, SLG: 0.390		0-0 1B 1B			0-0 F9		0-0 HR			3	1	2	2	0	0	0				
Aurelio Rodriguez, R (1, 5) OBP: 0.267, SLG: 0.274		0-0 1-3 1B			0-0 F3		0-0 6-3			3	0	1	0	0	0	0				
Ed Brinkman, R (1, 6) OBP: 0.254, SLG: 0.318		0-0 F2			0-0 F7		0-0 HR			3	1	1	1	0	0	2				
<b>Inning Stats</b>	R: 2 E: 0 K: 0 S: 5	H: 3 LOB: 0 BB: 0 P: 5	R: 0 E: 0 K: 0 S: 5	H: 2 LOB: 2 BB: 0 P: 5	R: 0 E: 0 K: 0 S: 3	H: 0 LOB: 0 BB: 0 P: 3	R: 0 E: 0 K: 0 S: 3	H: 0 LOB: 0 BB: 0 P: 3	R: 0 E: 0 K: 0 S: 2	H: 0 LOB: 1 BB: 1 P: 6	R: 3 E: 0 K: 0 S: 5	H: 2 LOB: 0 BB: 1 P: 9	R: 0 E: 0 K: 0 S: 2	H: 0 LOB: 0 BB: 1 P: 6	R: 0 E: 0 K: 0 S: 2	H: 0 LOB: 0 BB: 1 P: 6	1B: 4 2B: 0 3B: 0 HR: 3	SF: 0 SAC: 0 DP: 2 HBP: 0	WP: 0 PB: 0 SB: 0 CS: 1	PA: 32
<b>PITCHER</b> Frank Tanana, L (1, 1) ERA: 3.12	IP: 6.2 WLS: L BF: 27 H: 7 R: 5 ER: 5 SO: 7 BB: 2 IBB: 0 HBP: 0 BLK: 0 WP: 0 HR: 3 S: 25 P: 33 ERA: 6.75 WHIP: 1.350															<b>PITCHER</b>				
Barry Raziano, R (7, 1) ERA: 2.08	IP: 1.1 WLS: L BF: 4 H: 0 R: 0 ER: 0 SO: 0 BB: 1 IBB: 0 HBP: 0 BLK: 0 WP: 0 HR: 0 S: 3 P: 7 ERA: 0.00 WHIP: 0.750															<b>PITCHER</b>				



Batter	1	2	3	4	5	6	7	8	9	AB	R	H	RBI	BB	SO	LOB	TOP		
Mickey Rivers, L OBP: 0.342, SLG: 0.400	0-3 K		0-0 1B	0-0 1B	0-0 1B	0-0 4-3		0-0 G3		5	1	2	1	0	1	2			
Denny Doyle, L OBP: 0.231, SLG: 0.284 Sandy Alomar Sr., S OBP: 0.299, SLG: 0.308	0-0 G3		0-0 G3	0-0 1-3	0-0 1-3	0-0 F9		0-0 G6-4-3	0-0 1B	4	0	0	0	0	0	5			
Leroy Stanton, R OBP: 0.422, SLG: 0.629	0-0 1B		0-0 1B	0-0 1B	4-0 FC3-6		0-0 2B	0-0 G6-4-3	0-0 1-2	4	0	3	2	1	0	1			
Charlie Sands, L OBP: 0.350, SLG: 0.387 Frank Robinson, R OBP: 0.363, SLG: 0.466	4-0 1-2		0-0 1B	0-0 1B	0-0 F8	0-3 K		0-3 K	0-3 K	3	0	1	0	1	1	2			
Joe Lahoud, L OBP: 0.312, SLG: 0.485 Winston Lienas, R OBP: 0.295, SLG: 0.300	0-3 K		0-0 F8	0-0 F8	0-0 FC3-6	0-3 K		0-3 K	0-3 K	3	0	0	0	0	1	5			
Tom McCraw, L OBP: 0.333, SLG: 0.429 Bob Oliver, R OBP: 0.296, SLG: 0.349		0-0 F8	0-0 F8	0-0 F9	0-0 F9	0-3 K2-3				3	0	0	0	0	0	3			
Paul Schaal, R OBP: 0.308, SLG: 0.326		0-0 6-3		0-0 F8		0-0 6-3		0-0 F5		4	1	1	0	0	0	0			
Ellie Rodriguez, R OBP: 0.368, SLG: 0.365		0-0 F8		0-0 F9		0-0 6-3		4-0 BB		3	0	1	0	1	0	0			
Dave Chalk, R OBP: 0.333, SLG: 0.384			0-0 2B	1-0 1B	1-0 HBP	0-0 6-3		0-0 P5		3	1	1	0	0	0	3			
<b>Inning Stats</b>	R: 0 E: 0 K: 2 S: 8	H: 1 LOB: 2 BB: 1 P: 12	R: 0 E: 0 K: 0 S: 3	H: 0 LOB: 0 BB: 0 P: 3	R: 2 E: 0 K: 0 S: 7	H: 4 LOB: 2 BB: 0 P: 7	R: 0 E: 0 K: 0 S: 4	H: 1 LOB: 1 BB: 1 P: 5	R: 0 E: 0 K: 3 S: 10	H: 1 LOB: 1 BB: 0 P: 10	R: 0 E: 0 K: 0 S: 3	H: 0 LOB: 1 BB: 0 P: 7	R: 0 E: 0 K: 1 S: 5	H: 1 LOB: 0 BB: 0 P: 5	1B: 8 2B: 2 3B: 0 HR: 0	SF: 0 SAC: 0 DP: 1 HBP: 1	WP: 0 PB: 0 SB: 1 CS: 0	PA: 40	
<b>PITCHER</b>	IP	WLS	BF	H	R	ER	SO	BB	IBB	HBP	BLK	WP	HR	S	P	ERA	WHIP		
Lerin LaGrow, R ERA: 3.19	6.0	W	30	9	3	3	2	2	0	1	0	0	0	31	40	4.50	1.833		
John Hillier, L ERA: 1.28	3.0	S	10	1	0	0	4	1	0	0	0	0	0	17	21	0.00	0.667		

California Angels @ Detroit Tigers  
Tiger Stadium, Detroit, MI  
Sun Jun 09 1974, 3:33 AM EDT  
Att: 42,491 - Unknown

AB	36
R	3
H	10
RBI	3
BB	3
SO	6
LOB	23



Batter	1	2	3	4	5	6	7	8	9	AB	R	H	RBI	BB	SO	LOB	BOTTOM		
Mickey Stanley, R OBP: 0.271, SLG: 0.307	0-0 4-3	0-0 FC6-4		0-0 1B	0-0 F9			0-0 6-3		5	1	1	0	0	0	2			
Gary Sutherland, R OBP: 0.313, SLG: 0.375	0-0 2B		0-0 2B	0-0 1B	0-0 2B	0-0 F7		0-0 F8		5	2	3	0	0	0	0			
Al Kaline, R OBP: 0.335, SLG: 0.328	0-3 K		0-0 F	0-0 2B	0-0 2B	0-3 K		0-0 F3		5	2	2	1	0	2	1			
Willie Horton, R OBP: 0.332, SLG: 0.544 Dick Sharon, R OBP: 0.292, SLG: 0.258	4-0 BB		0-3 K	0-0 2B	0-0 2B	0-0 1B		0-0 1B		3	0	2	2	1	1	2			
Jim Northrup, L OBP: 0.270, SLG: 0.266	0-0 4-3		0-0 E9	0-0 BB	0-0 BB	0-0 1B		0-0 1B		3	0	2	1	1	0	2			
Bill Freehan, R OBP: 0.371, SLG: 0.408		0-0 F8	0-0 P6	0-3 K	0-3 K	0-3 K2-3				4	0	0	0	0	2	5			
Jerry Moses, R OBP: 0.314, SLG: 0.387		0-0 F3	4-0 BB	0-3 K			0-0 1B			3	0	1	0	1	1	2			
Aurelio Rodriguez, R OBP: 0.267, SLG: 0.269		4-0 BB	0-0 4-3		0-0 F7		0-0 F9			3	0	0	0	1	0	2			
Ed Brinkman, R OBP: 0.254, SLG: 0.313		4-0 BB		0-0 F7	0-0 F8		0-0 P4			3	0	0	0	1	0	0			
<b>Inning Stats</b>	R: 0 E: 0 K: 1 S: 6	H: 1 LOB: 2 BB: 1 P: 10	R: 0 E: 0 K: 0 S: 3	H: 0 LOB: 2 BB: 2 P: 11	R: 2 E: 1 K: 1 S: 8	H: 3 LOB: 2 BB: 1 P: 12	R: 3 E: 0 K: 2 S: 11	H: 4 LOB: 2 BB: 1 P: 15	R: 0 E: 0 K: 2 S: 9	H: 2 LOB: 2 BB: 0 P: 9	R: 0 E: 0 K: 0 S: 3	H: 1 LOB: 0 BB: 0 P: 3	R: 0 E: 0 K: 0 S: 3	H: 0 LOB: 0 BB: 0 P: 3	1B: 7 2B: 4 3B: 0 HR: 0	SF: 0 SAC: 0 DP: 0 HBP: 0	WP: 0 PB: 0 SB: 0 CS: 0	PA: 39	
<b>PITCHER</b>	IP	WLS	BF	H	R	ER	SO	BB	IBB	HBP	BLK	WP	HR	S	P	ERA	WHIP		
Nolan Ryan, R ERA: 3.84	8.0	L	39	11	5	4	6	5	0	0	0	0	0	46	66	4.50	2.000		

California Angels @ Detroit Tigers  
Tiger Stadium, Detroit, MI  
Sun Jun 09 1974, 3:33 AM EDT  
Att: 42,491 - Unknown

AB	34
R	5
H	11
RBI	4
BB	5
SO	6
LOB	16





Batter	1	2	3	4	5	6	7	8	9	AB	R	H	RBI	BB	SO	LOB	TOP										
<b>Cesar Tovar, R</b> OBP: 0.345, SLG: 0.302 (1, 8)	0-0 6-3	0-0 P4		0-0 CS 1B	0-0	0-0 1-3 2B		0-3 K		5	0	2	0	0	1	2											
<b>Lenny Randle, S</b> OBP: 0.346, SLG: 0.373 (1, 4)	0-3 K		0-0 6-3 1B	0-3 K		0-3 K		0-0 3-1		5	0	1	0	0	3	4											
<b>Alex Johnson, R</b> OBP: 0.341, SLG: 0.352 <b>Joe Lovitto, S</b> OBP: 0.217, SLG: 0.256 (1, 7) (8, 8)	0-0 2B		0-0 6-3		0-0 FC6-2 3B		0-0 1-3	0-0 6-3		5	1	2	0	0	0	2											
<b>Jeff Burroughs, R</b> OBP: 0.370, SLG: 0.545 (1, 9)	4-0 2B 1B BB		0-0 1B	0-0 1B	0-0 FC6-2		0-0 6-3		0-0 G4-6-3 1B	4	1	2	0	1	0	1											
<b>Mike Hargrove, L</b> OBP: 0.438, SLG: 0.512 (1, 10)	0-0 1B		0-0 1B	0-0 1B	0-0 F7		0-0 1B	0-0 G4-6-3 1B		5	2	3	1	0	0	2											
<b>Jim Spencer, L</b> OBP: 0.343, SLG: 0.480 (1, 3)	0-0 1B		0-0 K	0-0 K	0-0 P6		0-0 1B	0-0 F8		5	0	2	2	0	1	3											
<b>Toby Harrah, R</b> OBP: 0.322, SLG: 0.367 (1, 6)		0-0 4-3		0-0 HR 1B		0-0 5-3		0-0 1B		4	1	2	1	0	0	0											
<b>Duke Sims, L</b> OBP: 0.232, SLG: 0.234 (1, 2)	0-3 K		0-0 HR	0-0 2B 1B		0-0 F2				4	1	2	2	0	1	2											
<b>Jim Fregosi, R</b> OBP: 0.382, SLG: 0.448 <b>Larry Brown, R</b> OBP: 0.257, SLG: 0.197 (1, 5) (4, 5)	4-0 BB		0-0 F9	0-0 K		0-0 K		0-0 3-1 WP 1B		1	0	0	0	1	0	0											
<b>Inning Stats</b>	R: 3 E: 0 K: 1 S: 7	H: 3 LOB: 1 BB: 1 P: 11	R: 0 E: 0 K: 1 S: 5	H: 0 LOB: 1 BB: 1 P: 9	R: 0 E: 0 K: 1 S: 7	H: 3 LOB: 0 BB: 0 P: 7	R: 2 E: 0 K: 1 S: 7	H: 3 LOB: 0 BB: 0 P: 7	R: 0 E: 0 K: 2 S: 4	H: 2 LOB: 2 BB: 0 P: 9	R: 1 E: 0 K: 0 S: 6	H: 3 LOB: 0 BB: 0 P: 6	R: 0 E: 0 K: 1 S: 6	H: 1 LOB: 1 BB: 0 P: 6	R: 0 E: 0 K: 0 S: 3	H: 1 LOB: 0 BB: 0 P: 3	1B: 12 2B: 3 3B: 1 HR: 1	SF: 0 SAC: 0 DP: 1 HBP: 0	WP: 1 PB: 0 SB: 1 CS: 1	PA: 42							
<b>PITCHER</b>	IP	WLS	BF	H	R	ER	SO	BB	IBB	HBP	BLK	WP	HR	S	P	ERA	WHIP										
<b>Joe Coleman, R</b> ERA: 4.96 <b>Luke Walker, L</b> ERA: 2.76	(1, 1) (7, 1)	6.0 3.0	29 13	12 5	5 1	5 1	6 1	2 0	0 0	0 0	0 0	0 1	1 0	39 15	47 15	7.50 3.00	2.333 1.667										

Texas Rangers @ Detroit Tigers  
Tiger Stadium, Detroit, MI  
Mon Jun 10 1974, 7:05 PM EDT  
Att: 22,696 - Unknown

AB 40  
R 6  
H 17  
RBI 6  
BB 2  
SO 7  
LOB 17



Batter	1	2	3	4	5	6	7	8	9	AB	R	H	RBI	BB	SO	LOB	BOTTOM										
<b>Mickey Stanley, R</b> OBP: 0.274, SLG: 0.306 (1, 8)	0-0 WP 1B		0-0 5-3		4-0 G4-6-3 BB		0-0 F3		0-0 G5-4-3	4	0	1	0	1	0	4											
<b>Gary Sutherland, R</b> OBP: 0.315, SLG: 0.373 (1, 4) (8, 6)	0-3 K		4-0 E BB		0-0 G4-6-3		0-0 1B		0-0 E4	4	0	1	1	1	1	2											
<b>Al Kaline, R</b> OBP: 0.332, SLG: 0.325 (1, 10)	0-0 WP 1B		0-0 L5		0-0 L6-3		0-0 L7		0-0 L4-3	5	0	1	0	0	0	3											
<b>Willie Horton, R</b> OBP: 0.336, SLG: 0.543 <b>Ben Oglivie, L</b> OBP: 0.367, SLG: 0.346 (1, 7) (8, 7)	0-0 5-3		4-0 FC4 BB		0-0 G3-6-1 1B		0-0 1B		0-0 1B	2	0	1	0	1	0	2											
<b>Jim Northrup, L</b> OBP: 0.269, SLG: 0.266 (1, 9)	0-3 K		0-0 FC4		0-0 G3-6-1		0-0 G3-6-1		0-0 G4-6-3 1B	4	0	1	0	0	1	5											
<b>Bill Freehan, R</b> OBP: 0.361, SLG: 0.395 (1, 3)		0-0 6-3		0-0 5-3		0-0 F7		0-0 P3		4	0	0	0	0	0	2											
<b>Jerry Moses, R</b> OBP: 0.251, SLG: 0.381 <b>Gates Brown, L</b> OBP: 0.344, SLG: 0.192 <b>John Knox, L</b> OBP: 0.448, SLG: 0.407 (1, 2) (7, PH) (7, PR) (8, 4)	4-0 FC6-4 BB		0-3 K		0-0 FC3-6 1B		0-0 G4-6-3		0-0 G4-6-3	1	0	0	0	1	1	0											
<b>Aurelio Rodriguez, R</b> OBP: 0.271, SLG: 0.270 (1, 5)	0-0 L6		4-0 BB		0-0 FC3-6		0-0 FC3-6		0-0 G5-4-3 BB E 1B	3	2	1	0	1	0	2											
<b>Ed Brinkman, R</b> OBP: 0.251, SLG: 0.309 <b>Norm Cash, L</b> OBP: 0.321, SLG: 0.381 <b>Gene Lamont, L</b> (1, 6) (7, PH) (8, 2)	0-0 FC6-4		0-0 5-3		0-0 3B		0-0 1B		4-0 G5-4-3 BB	2	0	0	0	0	0	2											
<b>Inning Stats</b>	R: 0 E: 0 K: 2 S: 9	H: 2 LOB: 2 BB: 0 P: 9	R: 0 E: 0 K: 0 S: 3	H: 0 LOB: 1 BB: 1 P: 7	R: 0 E: 1 K: 0 S: 3	H: 0 LOB: 2 BB: 2 P: 11	R: 0 E: 0 K: 1 S: 5	H: 0 LOB: 1 BB: 1 P: 9	R: 0 E: 0 K: 0 S: 2	H: 0 LOB: 0 BB: 1 P: 6	R: 0 E: 0 K: 0 S: 3	H: 1 LOB: 0 BB: 0 P: 3	R: 2 E: 0 K: 0 S: 6	H: 3 LOB: 1 BB: 0 P: 6	R: 0 E: 0 K: 0 S: 4	H: 2 LOB: 1 BB: 0 P: 4	R: 1 E: 1 K: 0 S: 4	H: 1 LOB: 1 BB: 1 P: 8	1B: 8 2B: 0 3B: 1 HR: 0	SF: 0 SAC: 0 DP: 4 HBP: 0	WP: 1 PB: 0 SB: 0 CS: 0	PA: 39					
<b>PITCHER</b>	IP	WLS	BF	H	R	ER	SO	BB	IBB	HBP	BLK	WP	HR	S	P	ERA	WHIP										
<b>Jackie Brown, R</b> ERA: 2.11 <b>Steve Foucault, R</b> ERA: 1.61	(1, 1) (8, 1)	7.1 1.2	33 6	8 1	2 1	2 0	3 0	5 1	0 0	0 0	0 0	1 0	0 5	34 9	54	0.00 2.46	1.200 1.773										

Texas Rangers @ Detroit Tigers  
Tiger Stadium, Detroit, MI  
Mon Jun 10 1974, 7:05 PM EDT  
Att: 22,696 - Unknown

AB 33  
R 3  
H 9  
RBI 2  
BB 6  
SO 3  
LOB 24






Batter	1	2	3	4	5	6	7	8	9	AB	R	H	RBI	BB	SO	LOB	TOP								
<b>Cesar Tovar, R</b> OBP: 0.341, SLG: 0.299 (1, 8)	F7	K			K		6-3		1B	5	1	1	0	0	2	3									
<b>Lenny Randle, S</b> OBP: 0.341, SLG: 0.368 (1, 4)	K	K			F9		5-3		1B	5	0	1	1	0	2	3									
<b>Alex Johnson, R</b> OBP: 0.346, SLG: 0.357 (1, 10)	2B				6-3				1B	5	1	3	1	0	0	0									
<b>Jeff Burroughs, R</b> OBP: 0.375, SLG: 0.561 (1, 9)	1-H				FC6-4				1B	4	2	2	2	1	0	3									
<b>Tom Grieve, R</b> OBP: 0.345, SLG: 0.533 (1, 7)	P3				P4				1B	4	1	1	1	0	0	2									
<b>Jim Fregosi, R</b> OBP: 0.386, SLG: 0.430 (1, 3)		K			FC6-4				1B	4	0	0	1	0	2	1									
<b>Toby Harrah, R</b> OBP: 0.329, SLG: 0.372 (1, 6)	1B				CS				1B	3	1	2	0	1	0	0									
<b>Leo Cardenas, R</b> OBP: 0.351, SLG: 0.327 (1, 5)	S				1-3				K	4	0	1	0	0	2	2									
<b>Jim Sundberg, R</b> OBP: 0.349, SLG: 0.313 (1, 2)	1-2				K				K	3	0	0	0	1	3	1									
<b>Inning Stats</b>	R: 1 E: 0 K: 1 S: 7	H: 2 LOB: 1 BB: 7 P: 7	R: 0 E: 0 K: 3 S: 10	H: 1 LOB: 3 BB: 2 P: 18	R: 0 E: 0 K: 0 S: 4	H: 1 LOB: 1 BB: 0 P: 4	R: 0 E: 0 K: 1 S: 5	H: 1 LOB: 0 BB: 0 P: 5	R: 0 E: 0 K: 1 S: 5	H: 0 LOB: 0 BB: 1 P: 5	R: 2 E: 0 K: 1 S: 6	H: 1 LOB: 0 BB: 1 P: 10	R: 0 E: 0 K: 1 S: 5	H: 0 LOB: 0 BB: 0 P: 5	R: 1 E: 0 K: 1 S: 6	H: 1 LOB: 0 BB: 0 P: 6	R: 2 E: 0 K: 2 S: 11	H: 4 LOB: 2 BB: 0 P: 11	1B: 8 2B: 1 3B: 1 HR: 1	SF: 0 SAC: 0 DP: 0 HBP: 0	WP: 0 PB: 0 SB: 1 CS: 1	PA: 40			
<b>PITCHER</b>	IP	WLS	BF	H	R	ER	SO	BB	IBB	HBP	BLK	WP	HR	S	P	ERA	WHIP								
<b>Woodie Fryman, L</b> ERA: 4.8 (1, 1)	6.0	W	26	6	3	3	7	3	0	0	0	0	0	37	49	4.50	1.500								
<b>John Hiller, L</b> ERA: 1.98 (7, 1)	2.2		13	5	3	3	4	0	0	0	0	0	1	21	21	10.12	1.875								
<b>Jim Ray, R</b> ERA: 4.5 (9, 1)	0.1	S	1	0	0	0	0	0	0	0	0	0	0	1	1	0.00	0.000								

Texas Rangers @ Detroit Tigers  
Tiger Stadium, Detroit, MI  
Tue Jun 11 1974, 7:05 PM EDT  
Att: 13,604 - Unknown

AB 37  
R 6  
H 11  
RBI 6  
BB 3  
SO 11  
LOB 15



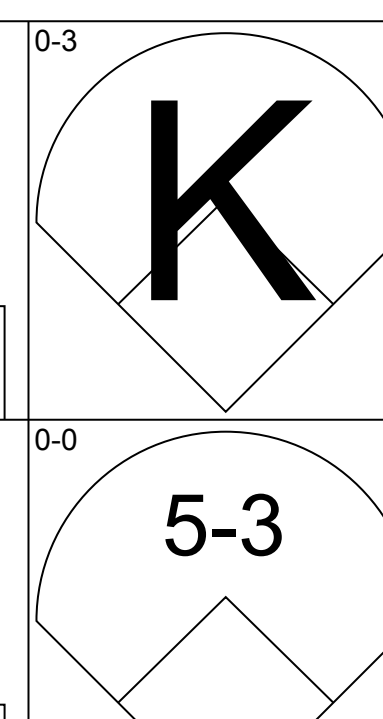
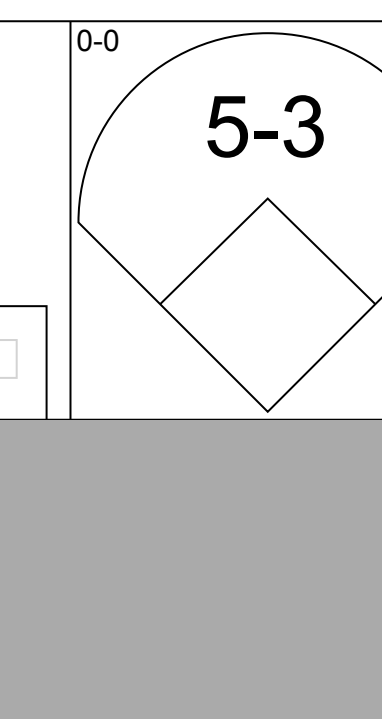
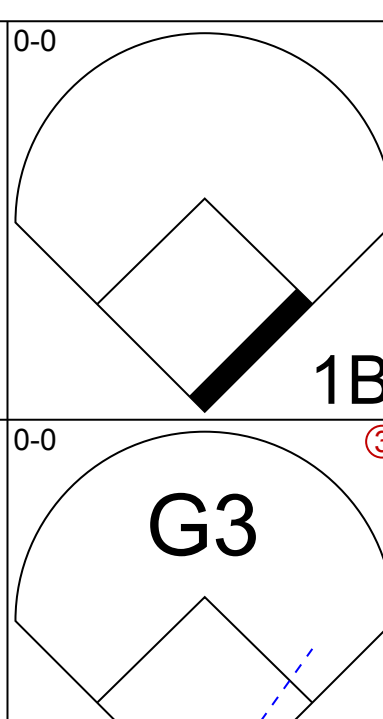
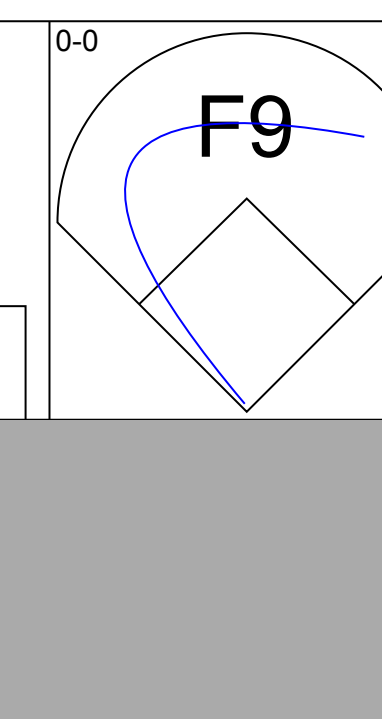
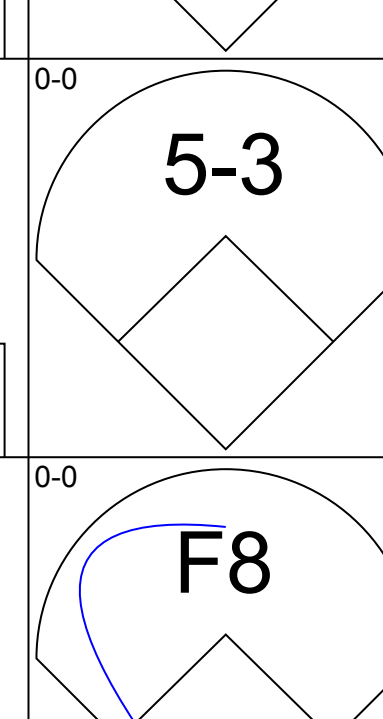
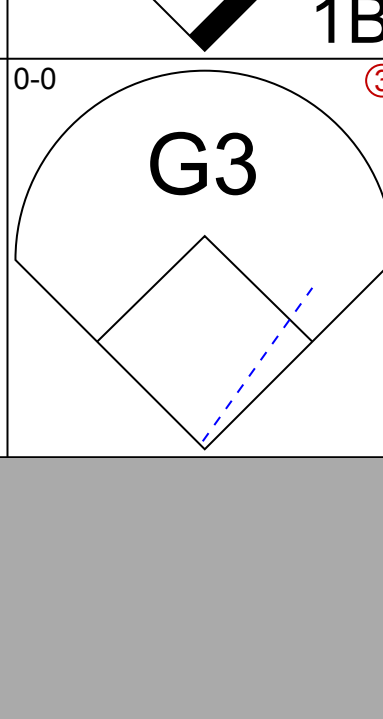
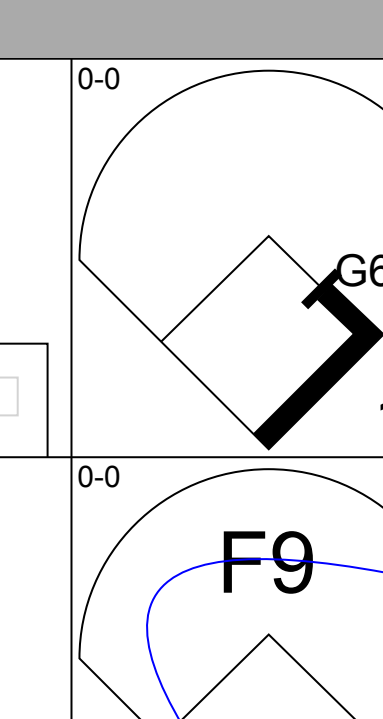
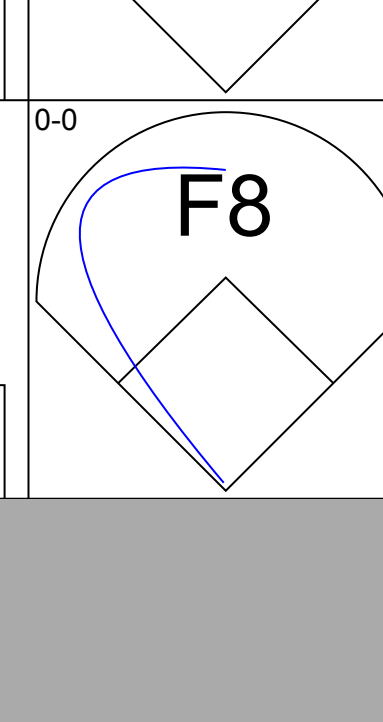
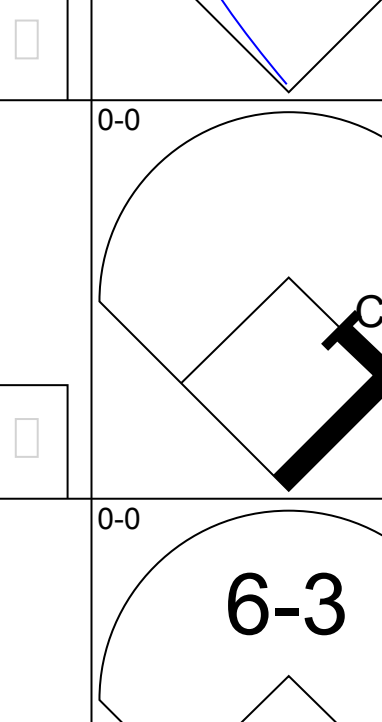
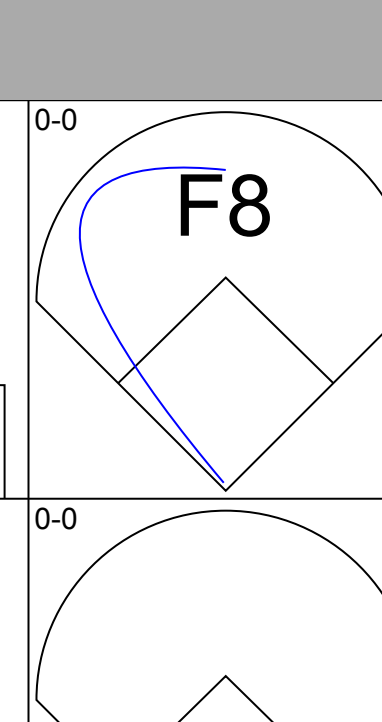
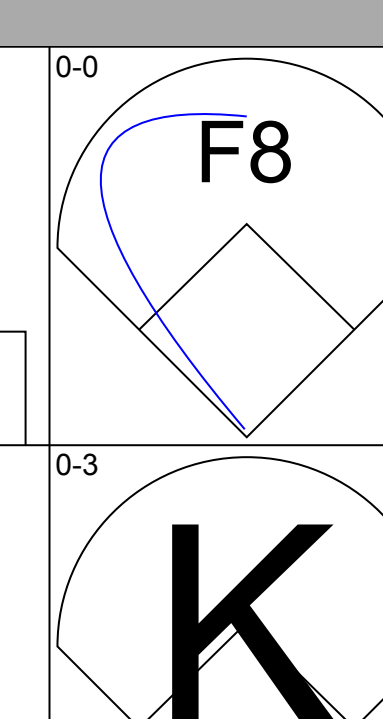
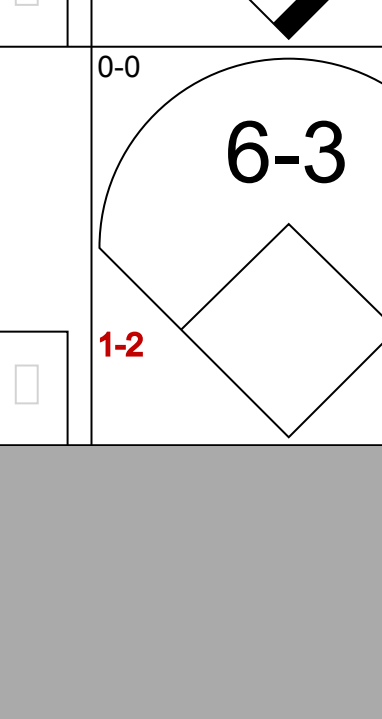
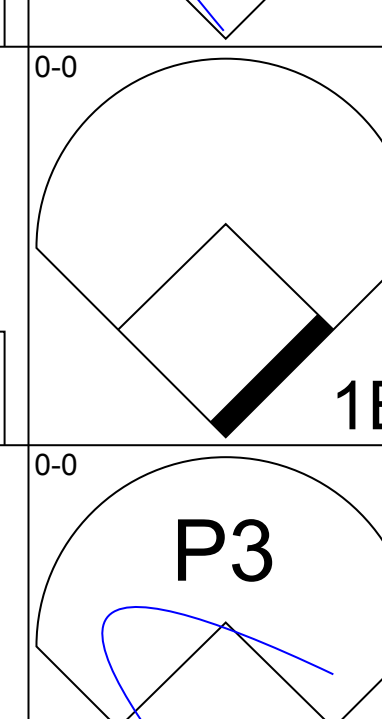
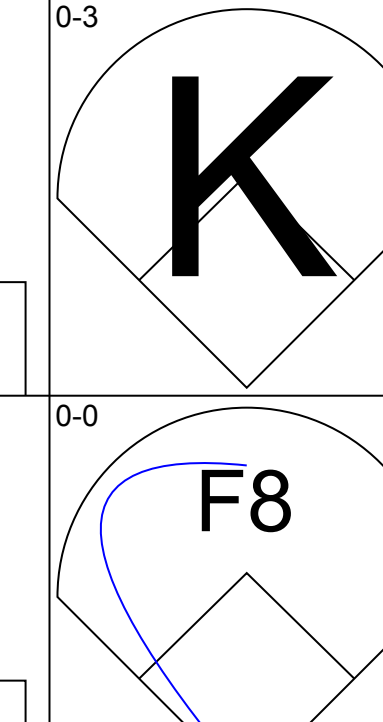
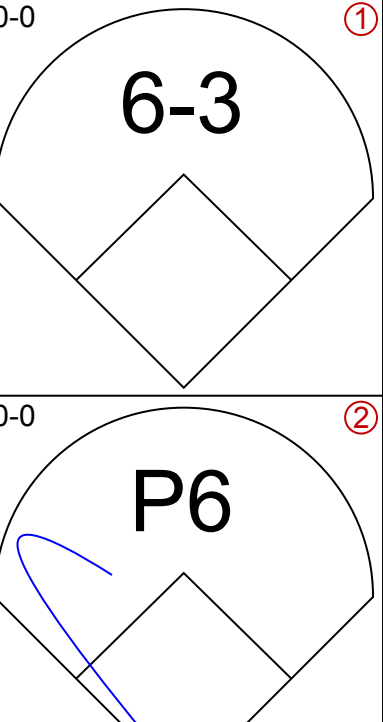
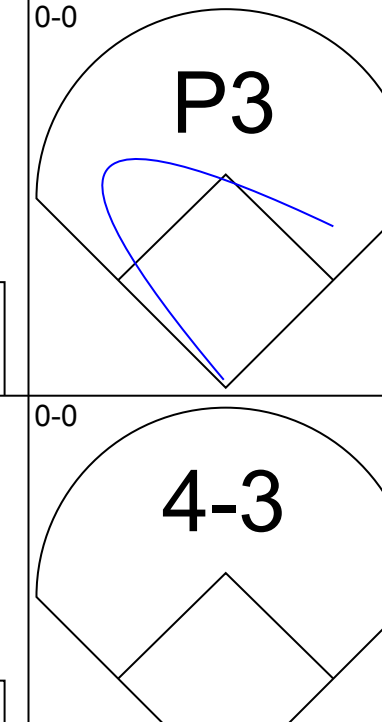
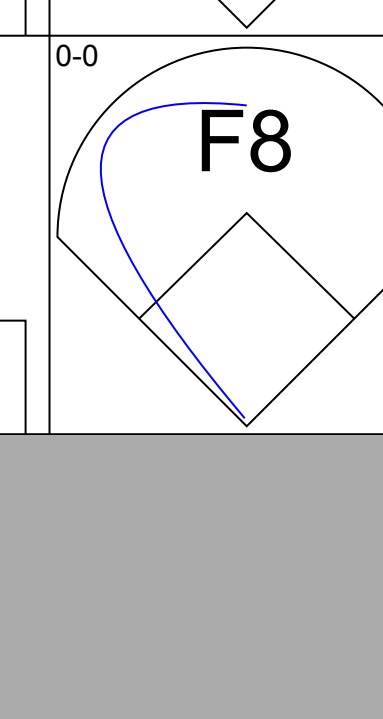
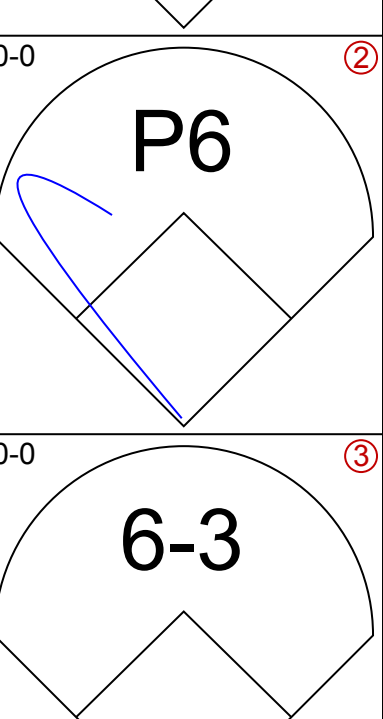
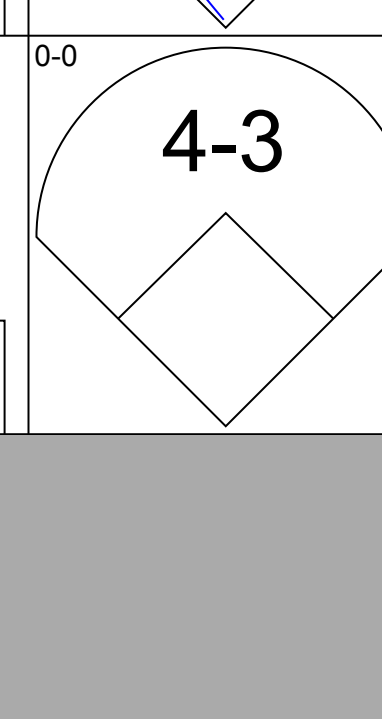
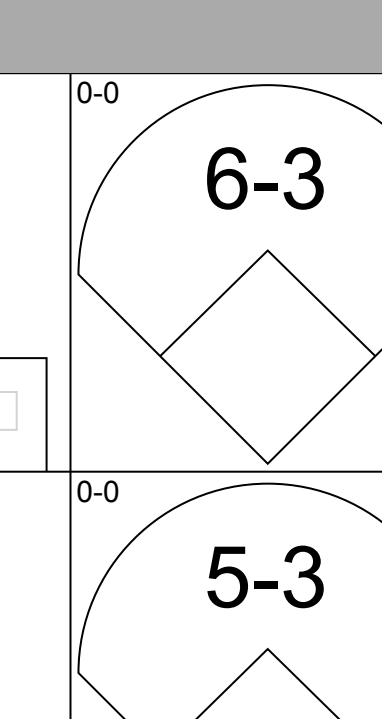
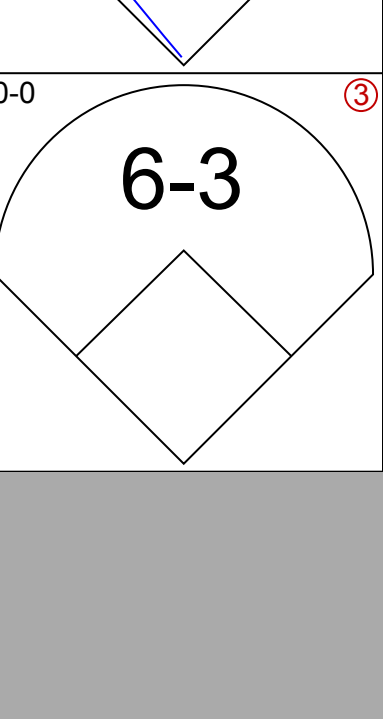
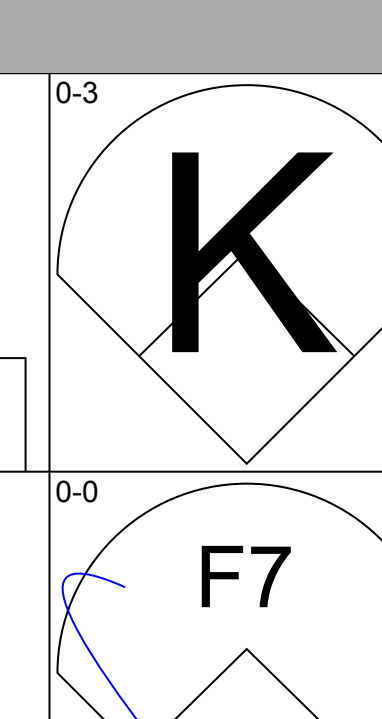
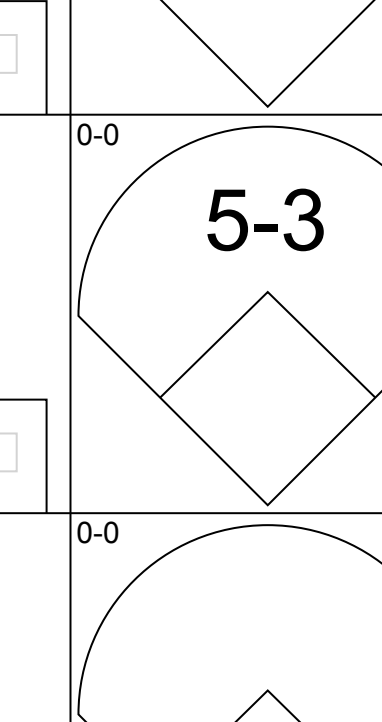
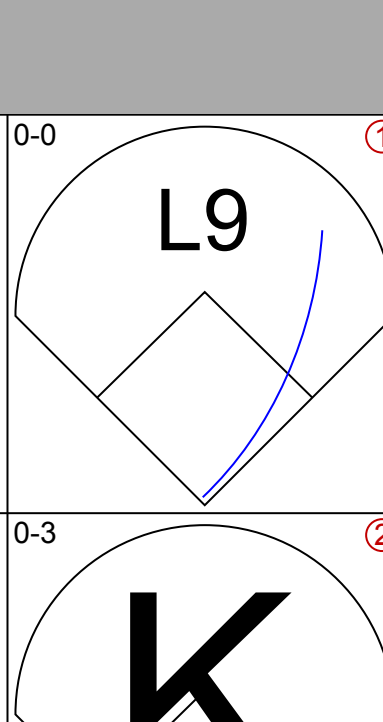
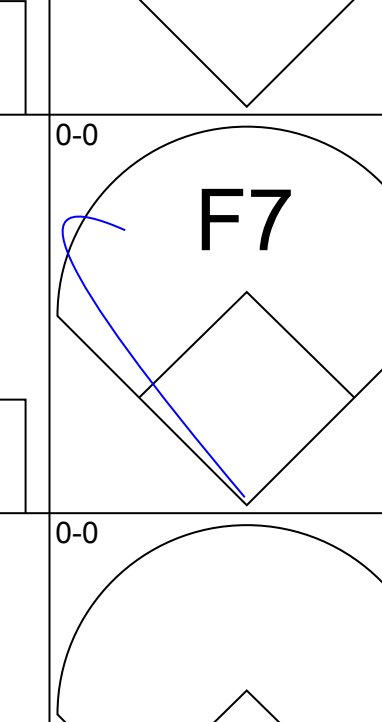
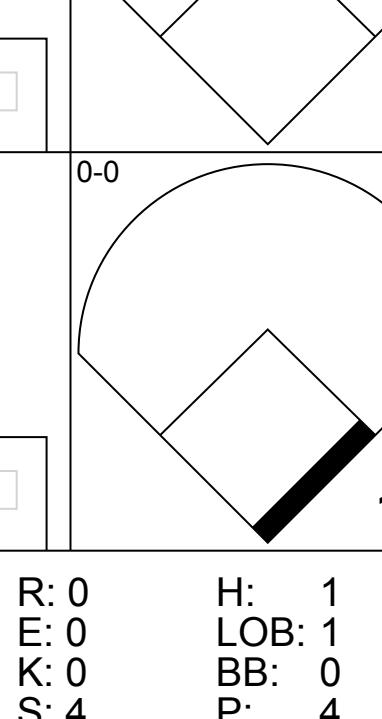
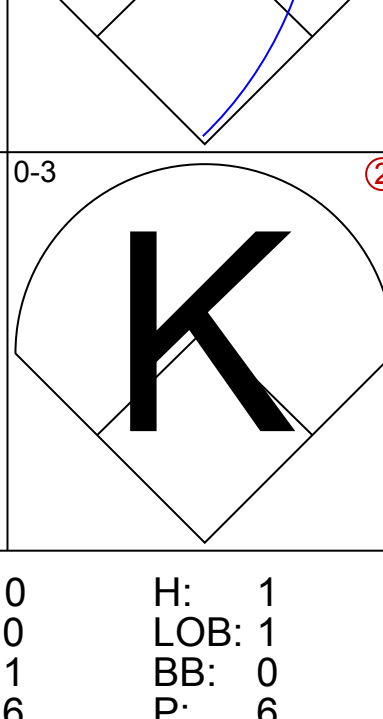
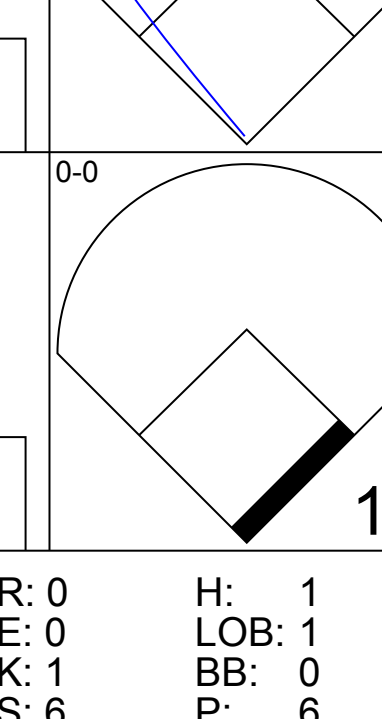
Batter	1	2	3	4	5	6	7	8	9	AB	R	H	RBI	BB	SO	LOB	BOTTOM								
<b>Mickey Stanley, R</b> OBP: 0.278, SLG: 0.320 (1, 8)	6-3				SH5-3					3	2	1	3	1	0	0									
<b>Gary Sutherland, R</b> OBP: 0.316, SLG: 0.380 (1, 4)	F9				E9					4	1	2	2	0	0	0									
<b>Al Kaline, R</b> OBP: 0.338, SLG: 0.337 (1, 10)	L4				1B					5	0	3	1	0	1	1									
<b>Willie Horton, R</b> OBP: 0.340, SLG: 0.558 (1, 7)					SF8					2	1	1	2	1	0	0									
<b>Dick Sharon, R</b> OBP: 0.276, SLG: 0.254 (7, PR) (8, 7)		HR			3-H					1	0	0	0	0	1	1									
<b>Bill Freehan, R</b> OBP: 0.365, SLG: 0.406 (1, 3)		F8			5-3					4	0	2	0	0	0	3									
<b>Marvin Lane, R</b> (1, 9)		P6			FC6-4					4	0	0	0	0	0	5									
<b>Jerry Moses, R</b> OBP: 0.303, SLG: 0.358 (1, 2)		F8			P4					4	0	0	0	0	2	2									
<b>Aurelio Rodriguez, R</b> OBP: 0.280, SLG: 0.281 (1, 5)		K								3	2	2	0	1	1	1									
<b>Ed Brinkman, R</b> OBP: 0.253, SLG: 0.306 (1, 6)					L5					2	2	0	0	1	0	1									
<b>Inning Stats</b>	R: 0 E: 0 K: 0 S: 3	H: 0 LOB: 0 BB: 0 P: 3	R: 1 E: 0 K: 1 S: 7	H: 2 LOB: 1 BB: 0 P: 7	R: 0 E: 0 K: 1 S: 6	H: 1 LOB: 1 BB: 0 P: 6	R: 0 E: 0 K: 0 S: 4	H: 1 LOB: 1 BB: 0 P: 4	R: 3 E: 2 K: 0 S: 7	H: 3 LOB: 1 BB: 0 P: 7	R: 0 E: 0 K: 1 S: 5	H: 0 LOB: 1 BB: 1 P: 9	R: 1 E: 0 K: 0 S: 4	H: 1 LOB: 3 BB: 2 P: 12	R: 3 E: 0 K: 2 S: 10	H: 3 LOB: 1 BB: 1 P: 14	1B: 5 2B: 4 3B: 0 HR: 2	SF: 1 SAC: 3 DP: 0 HBP: 0	WP: 1 PB: 0 SB: 0 CS: 0	PA: 40					
<b>PITCHER</b>	IP	WLS	BF	H	R	ER	SO	BB	IBB	HBP	BLK	WP	HR	S	P	ERA	WHIP								
<b>David Clyde, L</b> ERA: 3.75 (1, 1)	4.1	L	20	6	4	2	2	0	0	0	0	0	1	24	24	4.15	1.385								
<b>Steve Hargan, R</b> ERA: 4.09 (5, 1)	2.0		11	2	1	1	1	2	1	0	0	0	0	10	22	4.50	2.000								
<b>Don Stanhouse, R</b> ERA: 3.86 (7, 1)	1.2		9	3	3	3	2	1	0	0	0	1	1	12	16	16.20	2.400								

Texas Rangers @ Detroit Tigers  
Tiger Stadium, Detroit, MI  
Tue Jun 11 1974, 7:05 PM EDT  
Att: 13,604 - Unknown

AB 32  
R 8  
H 11  
RBI 8  
BB 4  
SO 5  
LOB 14



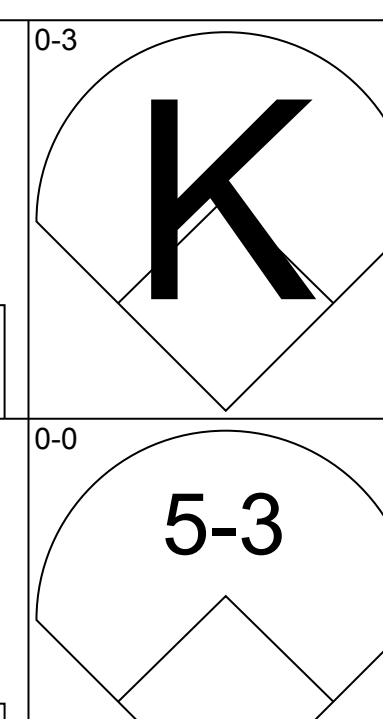
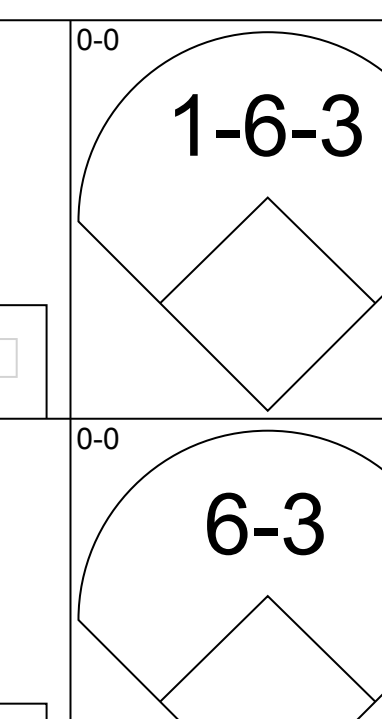
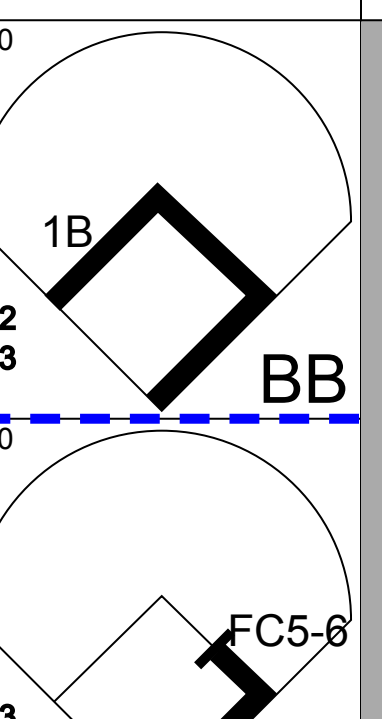
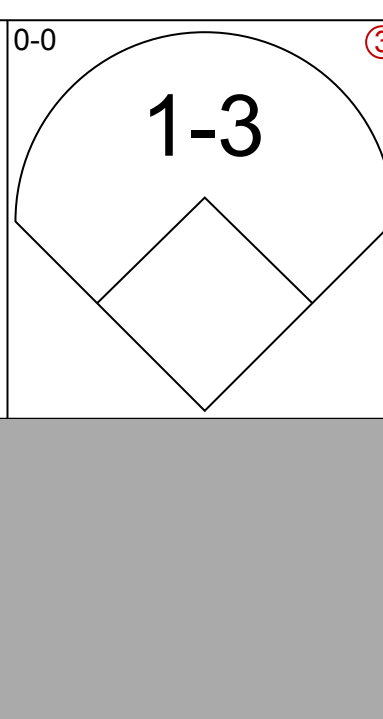
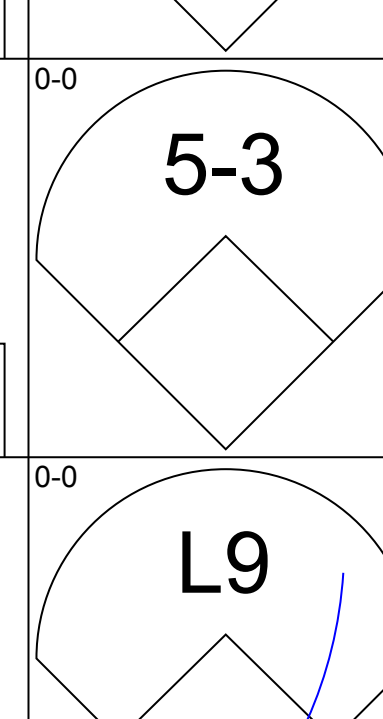
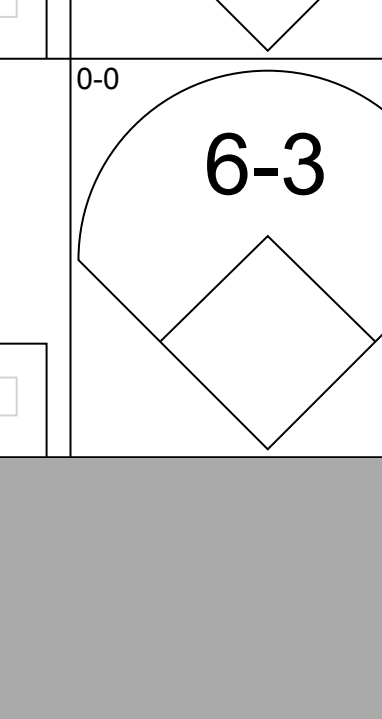
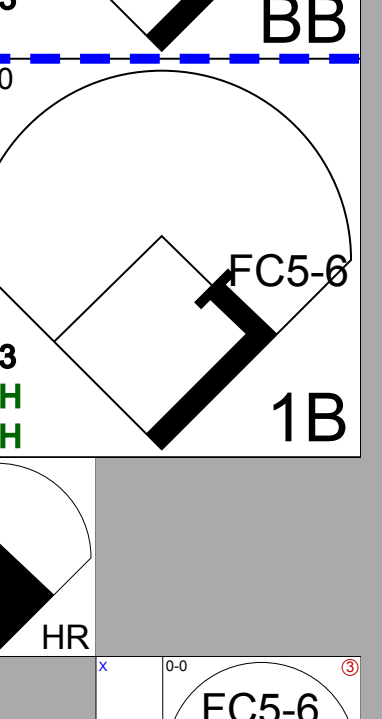
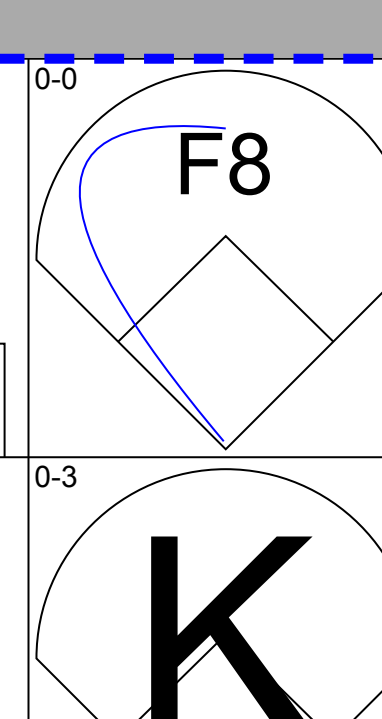
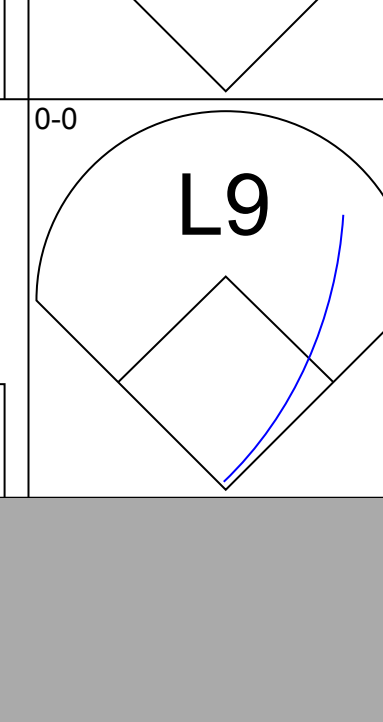
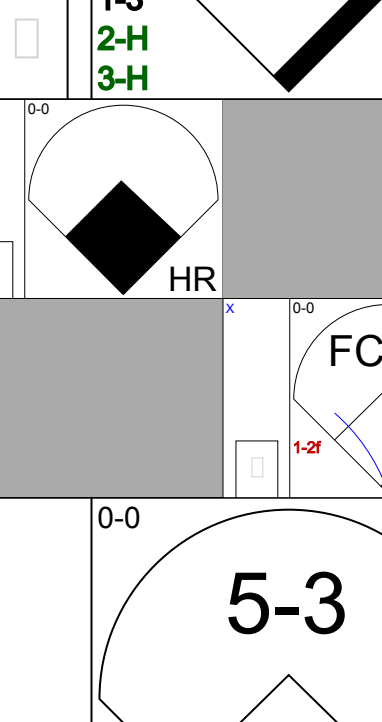
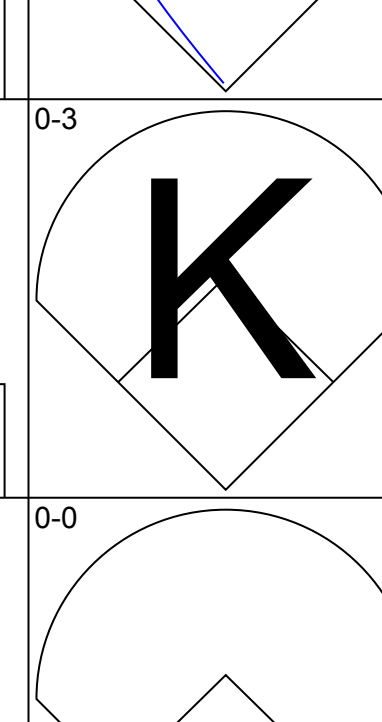
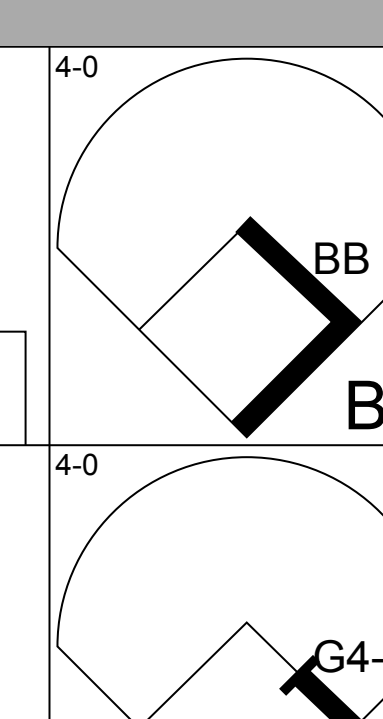
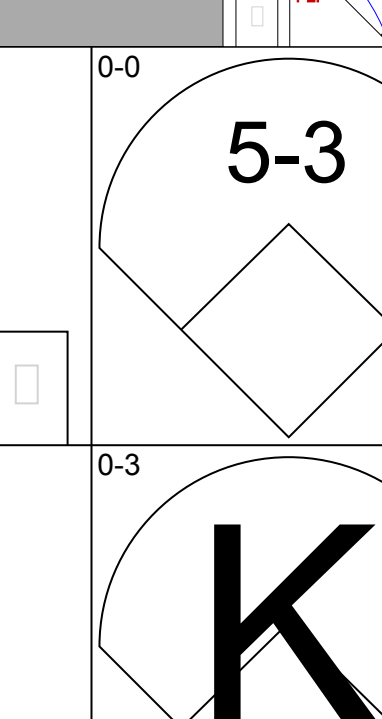
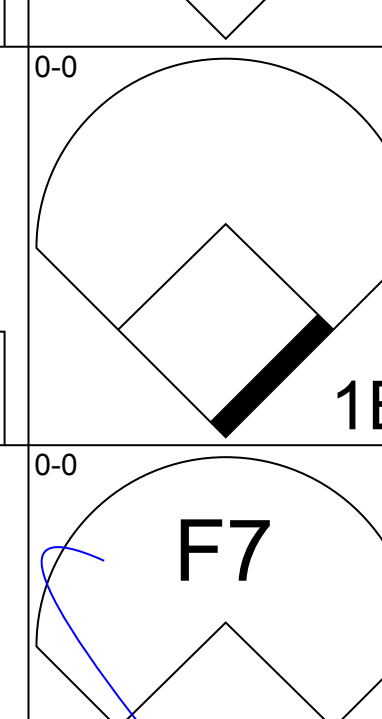
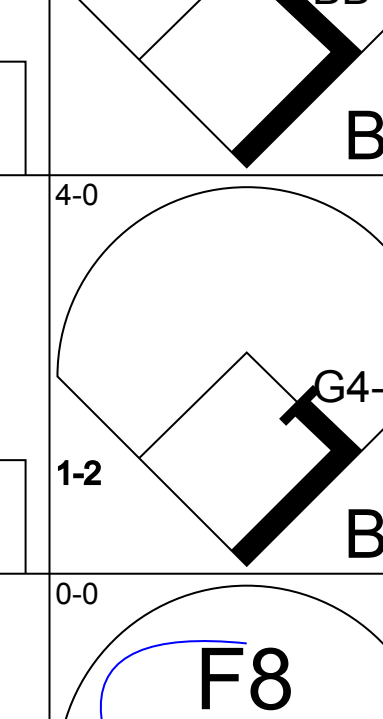
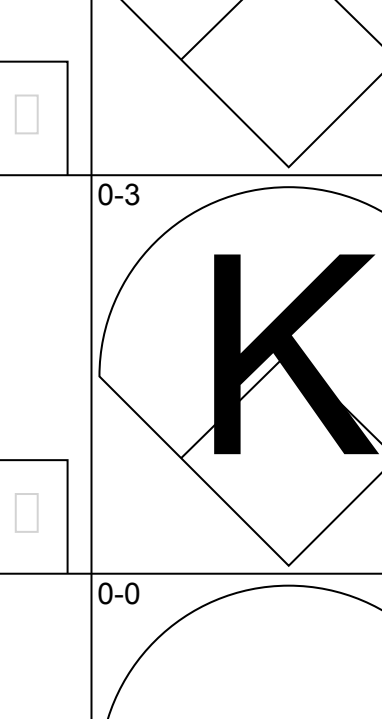
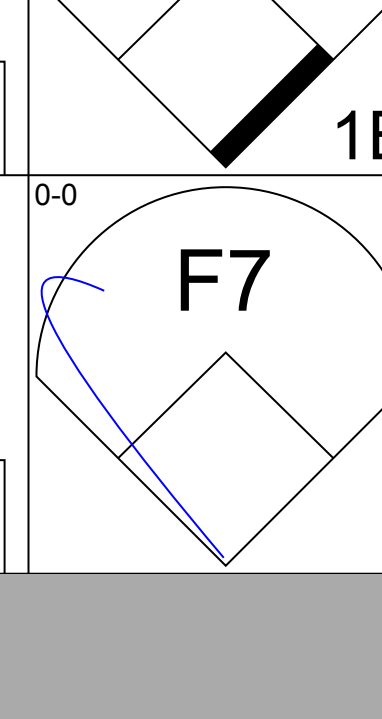
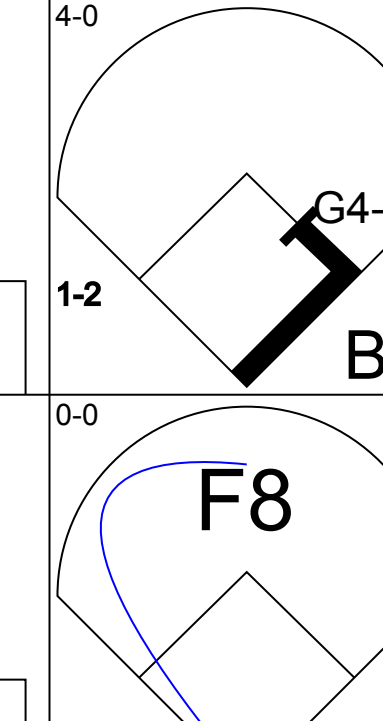
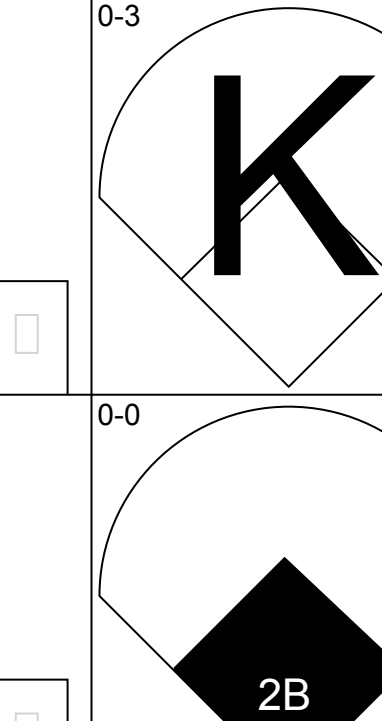
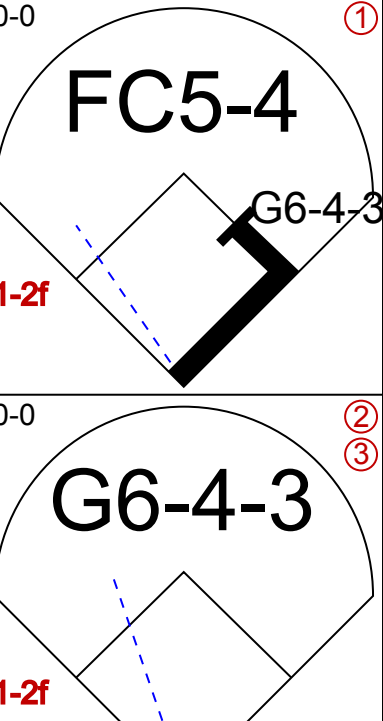
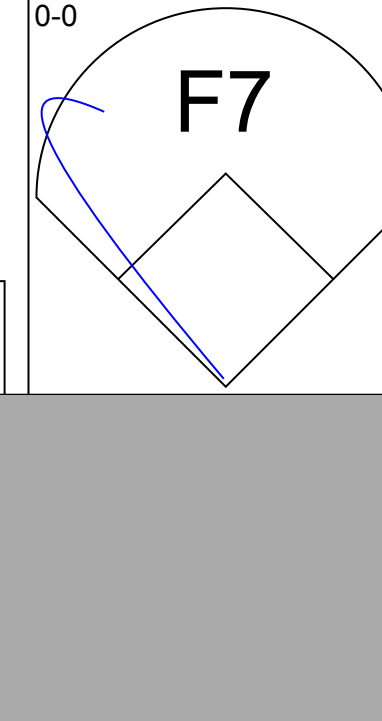
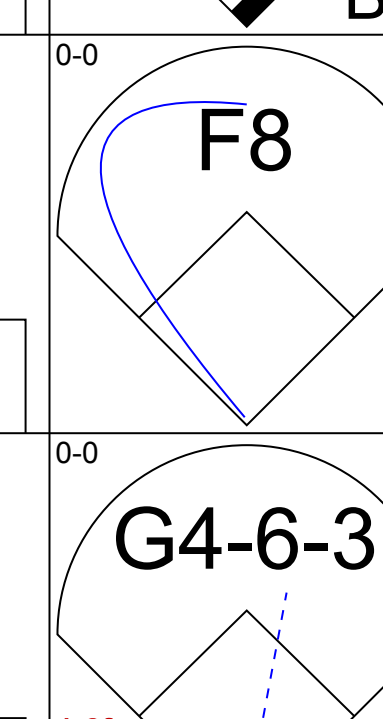
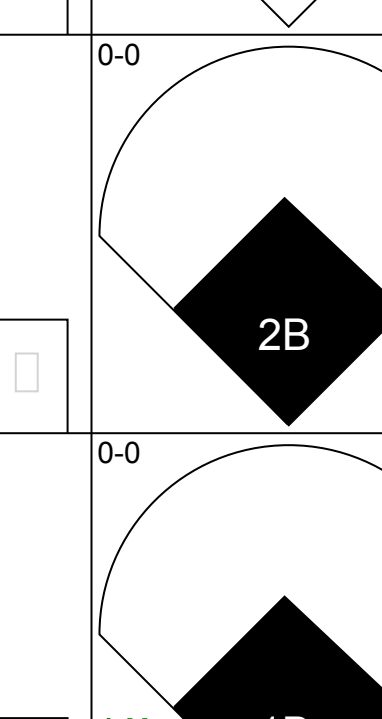
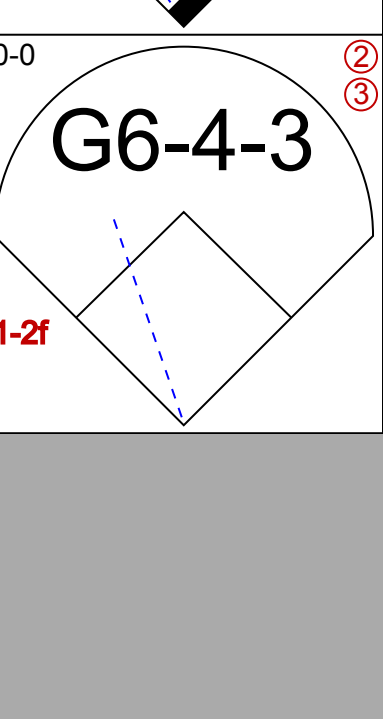
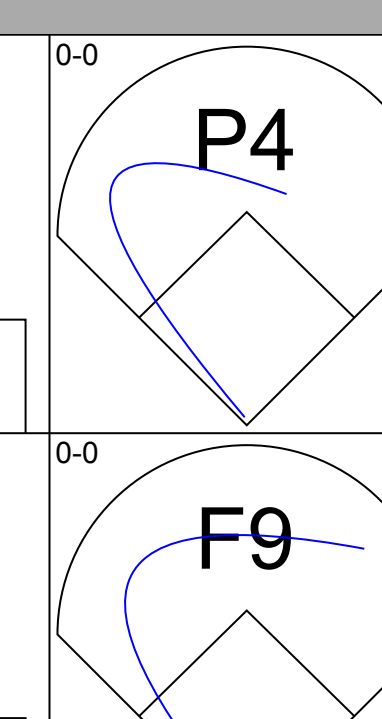
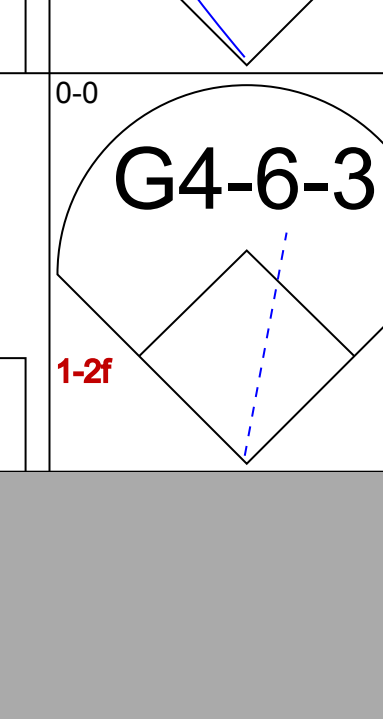
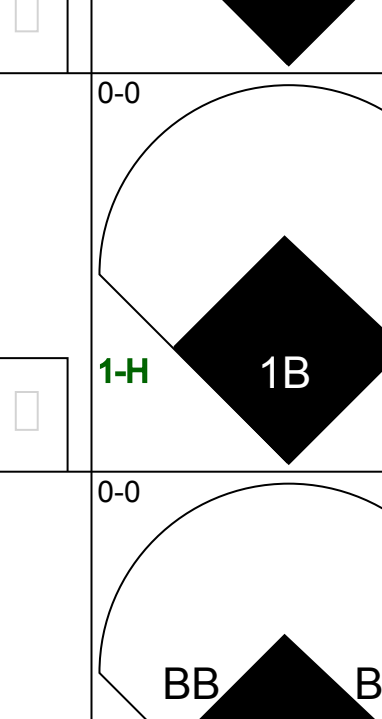
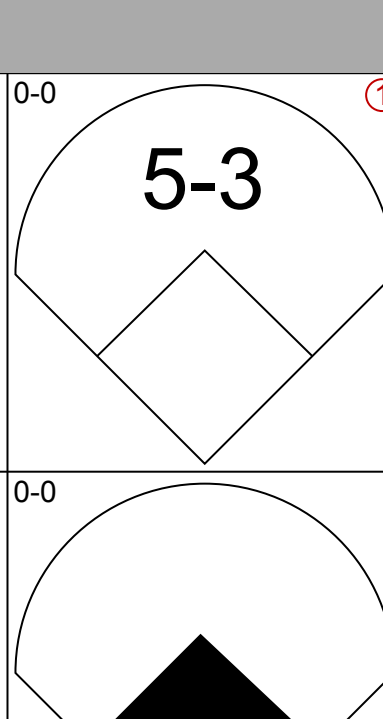
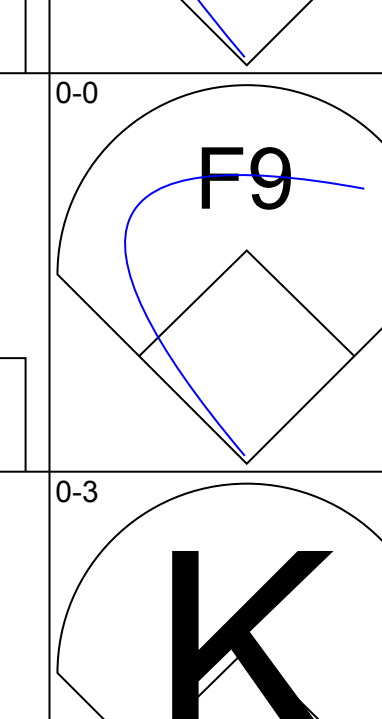
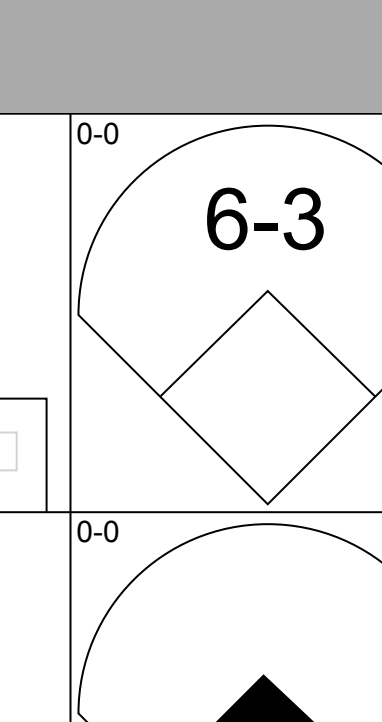
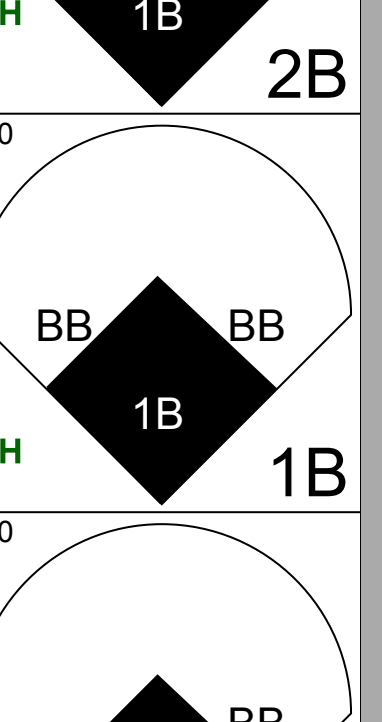
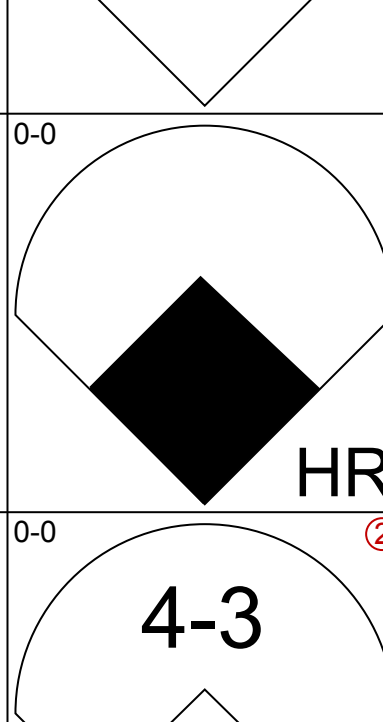
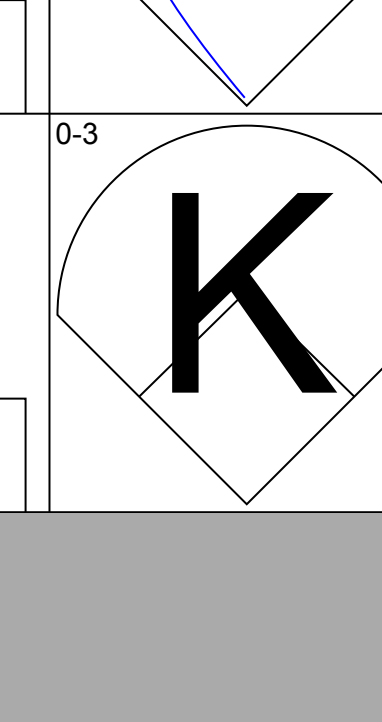
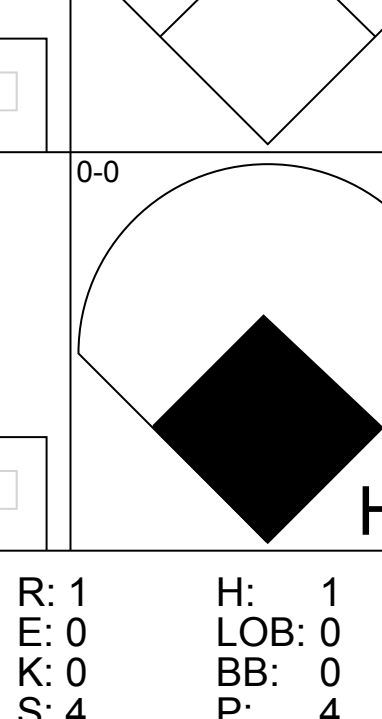
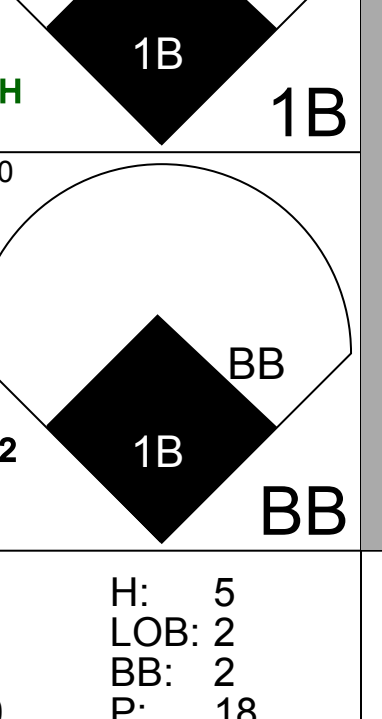
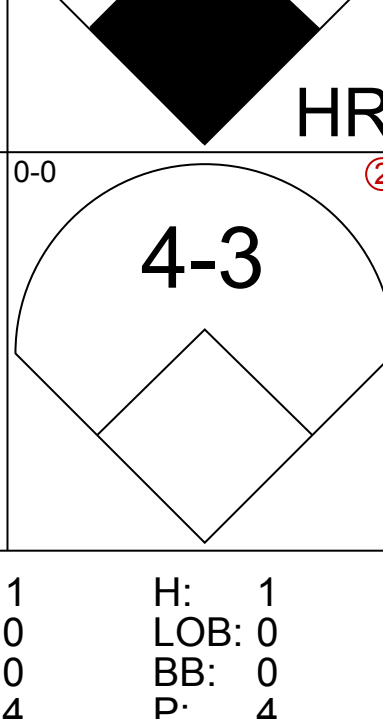


Batter	1	2	3	4	5	6	7	8	9	AB	R	H	RBI	BB	SO	LOB	TOP			
<b>Cesar Tovar, R</b> OBP: 0.339, SLG: 0.297 (1, 8)										4	0	1	0	0	1	2				
<b>Davey Nelson, R</b> OBP: 0.336, SLG: 0.356 (1, 4)										4	0	1	0	0	0	1				
<b>Alex Johnson, R</b> OBP: 0.345, SLG: 0.355 (1, 10)										4	0	1	0	0	0	1				
<b>Jeff Burroughs, R</b> OBP: 0.373, SLG: 0.556 (1, 9)										4	0	1	0	0	0	2				
<b>Tom Grieve, R</b> OBP: 0.338, SLG: 0.521 (1, 7)										3	0	0	0	0	1	1				
<b>Toby Harrah, R</b> OBP: 0.325, SLG: 0.367 (1, 6)										3	0	0	0	0	0	1				
<b>Jim Fregosi, R</b> OBP: 0.359, SLG: 0.417 (1, 3)										3	0	0	0	0	1	0				
<b>Lenny Randle, S</b> OBP: 0.335, SLG: 0.361 (1, 5)										3	0	0	0	0	0	0				
<b>Jim Sundberg, R</b> OBP: 0.356, SLG: 0.322 (1, 2)										3	0	2	0	0	1	0				
<b>Inning Stats</b>	R: 0 E: 0 K: 1 S: 5	H: 0 LOB: 0 BB: 0 P: 5	R: 0 E: 0 K: 1 S: 5	H: 0 LOB: 0 BB: 0 P: 5	R: 0 E: 0 K: 0 S: 4	H: 1 LOB: 1 BB: 0 P: 4	R: 0 E: 0 K: 0 S: 3	H: 1 LOB: 0 BB: 0 P: 3	R: 0 E: 0 K: 1 S: 6	H: 1 LOB: 1 BB: 0 P: 6	R: 0 E: 0 K: 0 S: 4	H: 1 LOB: 1 BB: 0 P: 4	R: 0 E: 0 K: 1 S: 6	H: 1 LOB: 1 BB: 0 P: 6	R: 0 E: 0 K: 0 S: 3	H: 1 LOB: 0 BB: 0 P: 3	1B: 6 2B: 0 3B: 0 HR: 0	SF: 0 SAC: 0 DP: 1 HBP: 0	WP: 0 PB: 0 SB: 0 CS: 1	PA: 31
<b>PITCHER</b> <b>Mickey Lolich, L</b> ERA: 3.43 (1, 1)	IP: 9.0 WLS: W BF: 31 H: 6 R: 0 ER: 0 SO: 4 BB: 0 IBB: 0 HBP: 0 BLK: 0 WP: 0 HR: 0 S: 39 P: 39 ERA: 0.00 WHIP: 0.667															<b>PITCHER</b>				

Texas Rangers @ Detroit Tigers  
Tiger Stadium, Detroit, MI  
Wed Jun 12 1974, 7:05 PM EDT  
Att: 17,552 - Unknown

AB	31
R	0
H	6
RBI	0
BB	0
SO	4
LOB	8



Batter	1	2	3	4	5	6	7	8	9	AB	R	H	RBI	BB	SO	LOB	BOTTOM			
<b>Mickey Stanley, R</b> OBP: 0.277, SLG: 0.316 (1, 8)										3	0	0	0	1	1	0				
<b>Gary Sutherland, R</b> OBP: 0.317, SLG: 0.377 (1, 4)										4	0	1	2	0	0	0				
<b>Al Kaline, R</b> OBP: 0.336, SLG: 0.350 (1, 10)										4	1	1	1	0	1	2				
<b>Willie Horton, R</b> OBP: 0.347, SLG: 0.559 (7, PR)										3	0	2	0	1	0	0				
<b>Marvin Lane, R</b> (8, 7)										0	0	0	0	0	0	0				
<b>Jim Northrup, L</b> OBP: 0.269, SLG: 0.262 (1, 9)										3	0	0	0	1	1	2				
<b>Bill Freehan, R</b> OBP: 0.382, SLG: 0.402 (1, 3)										4	1	1	0	0	0	3				
<b>Jerry Moses, R</b> OBP: 0.300, SLG: 0.366 (1, 2)										4	1	1	1	0	0	2				
<b>Aurelio Rodriguez, R</b> OBP: 0.284, SLG: 0.300 (1, 5)										4	2	2	2	0	1	0				
<b>Ed Brinkman, R</b> OBP: 0.259, SLG: 0.324 (1, 6)										2	2	1	1	1	0	0				
<b>Inning Stats</b>	R: 0 E: 0 K: 1 S: 5	H: 0 LOB: 0 BB: 0 P: 5	R: 0 E: 0 K: 0 S: 2	H: 0 LOB: 1 BB: 2 P: 10	R: 1 E: 0 K: 0 S: 4	H: 1 LOB: 0 BB: 0 P: 4	R: 5 E: 0 K: 1 S: 10	H: 5 LOB: 2 BB: 2 P: 18	R: 0 E: 0 K: 0 S: 3	H: 1 LOB: 0 BB: 0 P: 3	R: 1 E: 0 K: 0 S: 4	H: 1 LOB: 0 BB: 0 P: 4	R: 0 E: 0 K: 1 S: 6	H: 1 LOB: 1 BB: 0 P: 6	R: 0 E: 0 K: 1 S: 5	H: 0 LOB: 0 BB: 0 P: 5	1B: 5 2B: 1 3B: 0 HR: 3	SF: 0 SAC: 0 DP: 2 HBP: 0	WP: 0 PB: 0 SB: 0 CS: 0	PA: 35
<b>PITCHER</b> <b>Fergie Jenkins, R</b> ERA: 3.7 (1, 1)	IP: 3.2 WLS: L BF: 19 H: 5 R: 6 ER: 6 SO: 2 BB: 4 IBB: 0 HBP: 0 BLK: 0 WP: 0 HR: 2 S: 19 P: 35 ERA: 14.73 WHIP: 2.455															<b>PITCHER</b>				
<b>Steve Hargan, R</b> ERA: 4.05 (4, 1)	IP: 2.1 WLS: 9 BF: 3 H: 1 R: 1 ER: 1 SO: 0 BB: 0 IBB: 0 HBP: 0 BLK: 0 WP: 0 HR: 1 S: 9 P: 9 ERA: 3.86 WHIP: 1.286															<b>PITCHER</b>				
<b>Lloyd Allen, R</b> ERA: 7.32 (7, 1)	IP: 2.0 WLS: 7 BF: 1 H: 0 R: 0 ER: 0 SO: 2 BB: 0 IBB: 0 HBP: 0 BLK: 0 WP: 0 HR: 0 S: 11 P: 11 ERA: 0.00 WHIP: 0.500															<b>PITCHER</b>				

Texas Rangers @ Detroit Tigers  
Tiger Stadium, Detroit, MI  
Wed Jun 12 1974, 7:05 PM EDT  
Att: 17,552 - Unknown

AB	31
R	7
H	9
RBI	7
BB	4
SO	4
LOB	9









Batter	1	2	3	4	5	6	7	8	9	AB	R	H	RBI	BB	SO	LOB	TOP								
Freddie Patek, R OBP: 0.309, SLG: 0.304	6-3	1B					K		4-3	5	0	1	0	0	2	0	<b>Kansas City Royals @ Detroit Tigers</b> Tiger Stadium, Detroit, MI Sat Jun 15 1974, 3:33 AM EDT Att: 14,009 - Cloudy - 60 F								
Cookie Rojas, R OBP: 0.322, SLG: 0.393	F9	E7				5-3		P4	1B	5	0	2	1	0	0	0									
Amos Otis, R OBP: 0.352, SLG: 0.414	6-3				K			K	G6-4-3	5	0	0	0	0	2	1									
John Mayberry, L OBP: 0.403, SLG: 0.546		HR			F8			1B	1B	2	3	1	1	2	0	0									
Hal McRae, R OBP: 0.388, SLG: 0.503					F8			1B	BB	3	2	2	0	0	0	0									
Steve Mingo, L								1B	BB	0	0	0	0	0	0	0									
Gene Garber, R		FC3-6						1B	1B	0	0	0	0	0	0	0									
Joe Hoerner, R		WP						1-3	1B	0	0	0	0	0	0	0									
Marty Pattin, R		HBP						1-3	1B	0	0	0	0	0	0	0									
Tony Solaita, L OBP: 0.391, SLG: 0.487								1B	1B	1	0	0	0	0	1	0									
Jim Wohlford, R OBP: 0.350, SLG: 0.354		FC3-6			K			1-2	1B	1	1	1	1	1	0	0									
Vada Pinson, L OBP: 0.348, SLG: 0.348								1-2	1B	2	1	0	0	0	0	2									
Al Cowens, R OBP: 0.296, SLG: 0.299		FC3-6			F9			G4-6-3	1B	2	1	1	2	0	0	2									
Fran Healy, R OBP: 0.333, SLG: 0.448		1B						1-3	2-H	4	0	1	2	0	3	2									
George Brett, L OBP: 0.289, SLG: 0.324		1B						2-H	3-H	4	1	1	1	0	2	1									
<b>Inning Stats</b>	R: 0 E: 0 K: 0 S: 3	H: 0 LOB: 0 BB: 0 P: 3	R: 4 E: 1 K: 1 S: 8	H: 4 LOB: 2 BB: 0 P: 10	R: 0 E: 0 K: 1 S: 5	H: 0 LOB: 0 BB: 0 P: 5	R: 0 E: 0 K: 2 S: 7	H: 0 LOB: 0 BB: 0 P: 7	R: 0 E: 0 K: 1 S: 5	H: 0 LOB: 0 BB: 0 P: 5	R: 1 E: 0 K: 0 S: 4	H: 2 LOB: 1 BB: 1 P: 8	R: 0 E: 0 K: 3 S: 9	H: 0 LOB: 0 BB: 0 P: 9	R: 4 E: 0 K: 2 S: 10	H: 3 LOB: 1 BB: 2 P: 18	R: 0 E: 0 K: 0 S: 3	H: 1 LOB: 0 BB: 0 P: 3	1B: 9 2B: 0 3B: 0 HR: 1	SF: 0 SAC: 0 DP: 2 HBP: 2	WP: 1 PB: 0 SB: 1 CS: 0	PA: 39			
<b>PITCHER</b>	IP	WLS	BF	H	R	ER	SO	BB	IBB	HBP	BLK	WP	HR	S	P	ERA	WHIP								
Joe Coleman, R ERA: 5.12	(1, 1)	5.1	23	5	5	5	5	1	0	2	0	1	1	30	36	8.44	1.125								
John Hiller, L ERA: 2.19	(6, 1)	2.2	13	4	4	4	5	1	1	0	0	0	0	21	29	13.50	1.875								
Luke Walker, L ERA: 2.6	(9, 1)	1.0	W	3	1	0	0	0	0	0	0	0	0	3	3	0.00	1.000								

Batter	1	2	3	4	5	6	7	8	9	AB	R	H	RBI	BB	SO	LOB	BOTTOM								
Mickey Stanley, R OBP: 0.270, SLG: 0.311	G3					K2-3		6-3	1-3	5	0	0	0	0	2	5	<b>Kansas City Royals @ Detroit Tigers</b> Tiger Stadium, Detroit, MI Sat Jun 15 1974, 3:33 AM EDT Att: 14,009 - Cloudy - 60 F								
Gary Sutherland, R OBP: 0.316, SLG: 0.387	K				FC1			F9	2B	5	3	2	1	0	1	2									
Al Kaline, R OBP: 0.349, SLG: 0.371	L5-3					L8		1B	1B	4	2	2	3	1	0	0									
Jim Northrup, L OBP: 0.281, SLG: 0.291					3-1			4-3	4-3	5	1	2	2	0	0	2									
Bill Freehan, R OBP: 0.366, SLG: 0.400					1-3			P4	K	5	0	2	1	0	1	2									
Ben Oglivie, L OBP: 0.343, SLG: 0.323								6-3	1B	3	0	1	0	0	0	1									
Willie Horton, R OBP: 0.347, SLG: 0.556								P3	E4	1	0	0	0	0	0	2									
Dick Sharon, R OBP: 0.278, SLG: 0.254								1B	1B	0	0	0	0	0	0	0									
Norm Cash, L OBP: 0.319, SLG: 0.378								1B	1B	0	0	0	0	0	0	0									
Marvin Lane, R OBP: 0.333, SLG: 0.143								1B	HR	1	1	1	1	0	0	0									
Jerry Moses, R OBP: 0.286, SLG: 0.347								5-3	1B	2	0	0	0	0	0	1									
Gates Brown, L OBP: 0.353, SLG: 0.185								L8	1B	0	0	0	0	1	0	0									
Gene Lamont, L OBP: 0.400, SLG: 0.250									1B	2	1	1	0	0	0	2									
Aurelio Rodriguez, R OBP: 0.286, SLG: 0.316								E7	FC1	5	2	3	3	0	0	2									
Ed Brinkman, R OBP: 0.264, SLG: 0.317								F8	2B	2	1	0	0	2	0	1									
<b>Inning Stats</b>	R: 0 E: 0 K: 1 S: 5	H: 0 LOB: 0 BB: 0 P: 5	R: 0 E: 0 K: 0 S: 4	H: 1 LOB: 1 BB: 0 P: 4	R: 3 E: 1 K: 1 S: 8	H: 2 LOB: 1 BB: 1 P: 12	R: 0 E: 0 K: 0 S: 3	H: 0 LOB: 0 BB: 0 P: 3	R: 1 E: 0 K: 1 S: 6	H: 1 LOB: 0 BB: 0 P: 6	R: 1 E: 0 K: 0 S: 5	H: 2 LOB: 3 BB: 2 P: 13	R: 1 E: 1 K: 0 S: 5	H: 2 LOB: 2 BB: 1 P: 9	R: 0 E: 0 K: 0 S: 3	H: 1 LOB: 0 BB: 0 P: 3	R: 5 E: 0 K: 1 S: 9	H: 5 LOB: 0 BB: 0 P: 9	1B: 9 2B: 2 3B: 0 HR: 3	SF: 0 SAC: 0 DP: 1 HBP: 0	WP: 1 PB: 0 SB: 0 CS: 0	PA: 44			
<b>PITCHER</b>	IP	WLS	BF	H	R	ER	SO	BB	IBB	HBP	BLK	WP	HR	S	P	ERA	WHIP								
Al Fitzmorris, R ERA: 2.96	(1, 1)	5.0	23	6	5	5	3	1	0	0	0	1	0	6	18	6.75	3.750								
Doug Bird, R ERA: 4.6	(6, 1)	1.1	9	2	1	1	0	3	0	0	0	0	0	8	8	9.00	1.500								
Steve Mingo, L ERA: 4.6	(7, 1)	2.0	8	3	2	2	0	0	0	0	0	0	0	8	8	9.00	1.500								
Steve Mingo, L ERA: 4.6	(9, 1)	2.0	8	3	2	2	0	0	0	0	0	0	0	8	8	9.00	1.500								
Gene Garber, R ERA: 4.79	(9, 1)	0.1	1	0	0	0	1	0	0	0	0	0	0	3	3	0.00	0.000								
<b>PITCHER</b>	IP	WLS	BF	H	R	ER	SO	BB	IBB	HBP	BLK	WP	HR	S	P	ERA	WHIP								
Joe Hoerner, L ERA: 3.09	(9, 1)	0.0	L	2	2	2	0	0	0	0	0	0	0	2	2	9.00	1.400								
Marty Pattin, R ERA: 3.99	(9, 1)	0.0	1	1	3	3	0	0	0	0	0	0	1	1	1	9.00	1.400								



Batter	1	2	3	4	5	6	7	8	9	10	11	AB	R	H	RBI	BB	SO	LOB	TOP								
<b>Freddie Patek, R</b> OBP: 0.311, SLG: 0.306 (1, 6)												5	0	2	0	0	0	2									
<b>Cookie Rojas, R</b> OBP: 0.323, SLG: 0.390 (1, 4)												4	1	1	0	1	0	1									
<b>Amos Otis, R</b> OBP: 0.349, SLG: 0.409 (1, 8)												5	0	1	0	0	2	3									
<b>John Mayberry, L</b> OBP: 0.395, SLG: 0.533 (1, 3)												5	0	0	0	0	2	4									
<b>Hal McRae, R</b> OBP: 0.393, SLG: 0.518 (1, 10)												4	1	2	2	1	2	0									
<b>Jim Wohlford, R</b> OBP: 0.351, SLG: 0.364 (1, 7)												5	0	2	0	0	1	4									
<b>Al Cowens, R</b> OBP: 0.289, SLG: 0.292 (1, 9)												5	0	1	0	0	1	2									
<b>George Brett, L</b> OBP: 0.298, SLG: 0.333 <b>Richie Scheinblum, S</b> OBP: 0.220, SLG: 0.187 <b>Frank White, R</b> OBP: 0.220, SLG: 0.305 (8, PH)												3	0	2	0	0	1	1									
<b>Fran Healy, R</b> OBP: 0.325, SLG: 0.436 (1, 2)												5	0	0	0	0	1	4									
<b>Inning Stats</b>	R: 0 E: 0 K: 1 S: 7	H: 2 LOB: 3 BB: 1 P: 11	R: 0 E: 0 K: 2 S: 8	H: 1 LOB: 1 BB: 0 P: 8	R: 2 E: 0 K: 3 S: 10	H: 1 LOB: 0 BB: 1 P: 14	R: 0 E: 0 K: 1 S: 6	H: 1 LOB: 1 BB: 0 P: 6	R: 0 E: 0 K: 0 S: 3	H: 0 LOB: 0 BB: 0 P: 3	R: 0 E: 0 K: 1 S: 7	H: 2 LOB: 2 BB: 0 P: 7	R: 0 E: 0 K: 0 S: 4	H: 1 LOB: 1 BB: 0 P: 4	R: 0 E: 0 K: 2 S: 8	H: 1 LOB: 1 BB: 0 P: 8	R: 0 E: 0 K: 0 S: 3	H: 1 LOB: 0 BB: 0 P: 3	R: 0 E: 0 K: 1 S: 6	H: 0 LOB: 0 BB: 0 P: 3	1B: 8 2B: 2 3B: 0 HR: 1	SF: 0 SAC: 0 DP: 0 HBP: 0	WP: 1 PB: 0 SB: 1 CS: 1	PA: 45			
<b>PITCHER</b> <b>Mickey Lolich, L</b> ERA: 3.29 (1, 1)	IP 11.0	WLS W	BF 45	H 11	R 2	ER 2	SO 11	BB 2	IBB 0	HBP 0	BLK 0	WP 1	HR 1	S 65	P 73	ERA 1.64	WHIP 1.182										

**Kansas City Royals @ Detroit Tigers**  
Tiger Stadium, Detroit, MI  
Sun Jun 16 1974, 3:33 AM EDT  
Att. 15,446 - Unknown - 62 F

AB 43  
R 2  
H 11  
RBI 2  
BB 2  
SO 11  
LOB 22



Batter	1	2	3	4	5	6	7	8	9	10	11	AB	R	H	RBI	BB	SO	LOB	BOTTOM								
<b>Mickey Stanley, R</b> OBP: 0.269, SLG: 0.305 (1, 8)												4	1	0	0	1	2	3									
<b>Gary Sutherland, R</b> OBP: 0.310, SLG: 0.379 (1, 4)												5	0	0	0	0	0	5									
<b>Al Kaline, R</b> OBP: 0.350, SLG: 0.369 (1, 10)												4	1	1	0	1	0	0									
<b>Willie Horton, R</b> OBP: 0.345, SLG: 0.548 <b>Dick Sharon, R</b> OBP: 0.298, SLG: 0.254 (9, 7)												3	0	0	0	1	1	1									
<b>Jim Northrup, L</b> OBP: 0.283, SLG: 0.298 (1, 9)												5	1	2	0	0	0	3									
<b>Bill Freehan, R</b> OBP: 0.387, SLG: 0.392 (1, 3)												3	0	0	1	2	1	1									
<b>Aurelio Rodriguez, R</b> OBP: 0.269, SLG: 0.318 (1, 5)												5	0	2	1	0	1	2									
<b>Jerry Moses, R</b> OBP: 0.279, SLG: 0.338 <b>Gates Brown, L</b> OBP: 0.371, SLG: 0.214 <b>Gene Lamont, L</b> OBP: 0.333, SLG: 0.200 (8, 2)												2	0	0	0	0	0	3									
<b>Ed Brinkman, R</b> OBP: 0.265, SLG: 0.318 <b>Norm Cash, L</b> OBP: 0.316, SLG: 0.374 <b>John Knox, L</b> OBP: 0.446, SLG: 0.407 (11, 4)												3	0	1	0	0	1	2									
<b>Inning Stats</b>	R: 2 E: 1 K: 0 S: 4	H: 0 LOB: 3 BB: 4 P: 20	R: 0 E: 0 K: 0 S: 3	H: 1 LOB: 0 BB: 0 P: 3	R: 0 E: 0 K: 0 S: 3	H: 1 LOB: 0 BB: 0 P: 3	R: 0 E: 0 K: 1 S: 5	H: 0 LOB: 0 BB: 0 P: 5	R: 0 E: 0 K: 2 S: 7	H: 2 LOB: 2 BB: 0 P: 7	R: 0 E: 0 K: 1 S: 6	H: 1 LOB: 1 BB: 0 P: 6	R: 0 E: 0 K: 0 S: 3	H: 0 LOB: 0 BB: 0 P: 3	R: 0 E: 0 K: 1 S: 5	H: 0 LOB: 0 BB: 0 P: 5	R: 0 E: 0 K: 0 S: 3	H: 0 LOB: 0 BB: 0 P: 3	R: 0 E: 0 K: 0 S: 3	H: 2 LOB: 2 BB: 2 P: 11	1B: 6 2B: 1 3B: 0 HR: 0	SF: 0 SAC: 0 DP: 3 HBP: 0	WP: 0 PB: 1 SB: 0 CS: 0	PA: 43			
<b>PITCHER</b> <b>Bruce Dal Canton, R</b> ERA: 2.88 (1, 1)	IP 10.2	WLS L	BF 43	H 7	R 3	ER 2	SO 6	BB 6	IBB 0	HBP 0	BLK 0	WP 0	HR 0	S 49	P 73	ERA 1.69	WHIP 1.219										

**Kansas City Royals @ Detroit Tigers**  
Tiger Stadium, Detroit, MI  
Sun Jun 16 1974, 3:33 AM EDT  
Att. 15,446 - Unknown - 62 F

AB 37  
R 3  
H 7  
RBI 2  
BB 6  
SO 6  
LOB 20






Batter	1	2	3	4	5	6	7	8	9	10	AB	R	H	RBI	BB	SO	LOB	TOP			
Mickey Stanley, R OBP: 0.267, SLG: 0.303 (1, 8)	1-3	K			K		1-3			FC5-4 1B	5	0	1	0	0	2	2				
Gary Sutherland, R OBP: 0.303, SLG: 0.371 (1, 4)	K		K		K		F8			FC5-4 HR	5	1	0	0	0	3	2				
Al Kaline, R OBP: 0.347, SLG: 0.378 (1, 10)	L6-3		K		L4-3			L7		HR	5	1	1	2	0	1	1				
Jim Northrup, L OBP: 0.281, SLG: 0.296 (1, 9)		1B 2B	G3			K		F9		K	5	1	1	0	0	2	0				
Bill Freehan, R OBP: 0.371, SLG: 0.415 (1, 3)		2B SF8			HR		F8				4	2	2	1	0	1	0				
Ben Oglive, L OBP: 0.359, SLG: 0.353 (1, 7)					F9						3	1	1	1	1	0	0				
Dick Sharon, R OBP: 0.288, SLG: 0.254 (9, 7)		1B 2B			BB					3-1	0	0	0	0	0	0	0				
Aurelio Rodriguez, R OBP: 0.288, SLG: 0.315 (1, 5)		SF8			F7					F8	2	0	0	1	0	0	0				
Jerry Moses, R OBP: 0.267, SLG: 0.321 (1, 2)		3-H F7			HBP					F7	4	0	0	0	0	1	3				
Ed Brinkman, R OBP: 0.270, SLG: 0.321 (1, 6)		2-H 1B			E5					F7	4	0	2	1	0	0	0				
<b>Inning Stats</b>	R: 0 E: 0 K: 1 S: 5	H: 0 LOB: 0 BB: 0 P: 5	R: 3 E: 0 K: 1 S: 9	H: 4 LOB: 1 BB: 0 P: 9	R: 0 E: 0 K: 2 S: 7	H: 0 LOB: 0 BB: 0 P: 7	R: 1 E: 0 K: 2 S: 4	H: 1 LOB: 0 BB: 0 P: 4	R: 0 E: 1 K: 2 S: 8	H: 0 LOB: 1 BB: 0 P: 8	R: 0 E: 0 K: 0 S: 3	H: 0 LOB: 0 BB: 0 P: 3	R: 0 E: 0 K: 1 S: 5	H: 0 LOB: 0 BB: 0 P: 5	R: 0 E: 0 K: 0 S: 3	H: 0 LOB: 0 BB: 0 P: 3	R: 2 E: 0 K: 1 S: 7	H: 2 LOB: 0 BB: 0 P: 7	1B: 5 2B: 1 3B: 0 HR: 2	SF: 1 SAC: 0 DP: 0 HBP: 1	WP: 0 PA: 40 PB: 0 SB: 1 CS: 0
<b>PITCHER</b> Fergie Jenkins, R ERA: 3.83 (1, 1)	IP 10.0	WLS L	BF 40	H 8	R 6	ER 6	SO 10	BB 1	IBB 0	HBP 1	BLK 0	WP 0	HR 2	S 58	P 63	ERA 5.40	WHIP 0.900				
<b>PITCHER</b>	IP	WLS	BF	H	R	ER	SO	BB	IBB	HBP	BLK	WP	HR	S	P	ERA	WHIP				

Detroit Tigers @ Texas Rangers  
Arlington Stadium, Arlington, TX  
Mon Jun 17 1974, 8:05 PM EDT  
Att. 11,471 - Unknown


AB	37
R	6
H	8
RBI	6
BB	1
SO	10
LOB	8



Batter	1	2	3	4	5	6	7	8	9	10	AB	R	H	RBI	BB	SO	LOB	BOTTOM			
Cesar Tovar, R OBP: 0.348, SLG: 0.310 (1, 8)	6-3		SH5-3 HBP		F7			FC6-4 1B		K	4	0	1	0	0	1	0				
Davey Nelson, R OBP: 0.324, SLG: 0.341 (1, 4)	1B CS		SH5-3				F4	FC6-4 1-2r		F6	4	0	1	0	0	0	1				
Alex Johnson, R OBP: 0.349, SLG: 0.368 (1, 10)	FC5 CS		5-3				F8	F9			5	0	2	0	0	0	2				
Jeff Burroughs, R OBP: 0.368, SLG: 0.535 (1, 9)	4-0 3-H		4-3				F8			BB HR BB	3	1	0	0	2	0	2				
Tom Grieve, R OBP: 0.321, SLG: 0.487 (1, 7)	FC5 2-3r				4-3			K		HR BB	4	1	0	0	1	2	3				
Jim Fregosi, R OBP: 0.386, SLG: 0.491 (1, 3)			FC6-4 1B		K		F9			HR	4	1	2	3	0	1	0				
Toby Harrah, R OBP: 0.324, SLG: 0.359 (1, 6)			F7		K					F7	4	0	1	0	0	1	1				
Lenny Randle, S OBP: 0.350, SLG: 0.405 (1, 5)			FC6-4 FC6-4		6-3			F7		HR	4	1	1	1	0	0	2				
Jim Sundberg, R OBP: 0.366, SLG: 0.339 (1, 2)			FC6-4		F9					K	4	0	0	0	0	1	1				
<b>Inning Stats</b>	R: 0 E: 0 K: 0 S: 4	H: 2 LOB: 2 BB: 1 P: 8	R: 0 E: 0 K: 0 S: 4	H: 1 LOB: 1 BB: 0 P: 4	R: 0 E: 0 K: 0 S: 3	H: 0 LOB: 1 BB: 0 P: 4	R: 0 E: 0 K: 2 S: 7	H: 0 LOB: 0 BB: 0 P: 7	R: 0 E: 0 K: 0 S: 3	H: 0 LOB: 0 BB: 0 P: 3	R: 0 E: 0 K: 1 S: 6	H: 1 LOB: 1 BB: 0 P: 6	R: 0 E: 0 K: 0 S: 4	H: 1 LOB: 1 BB: 0 P: 4	R: 4 E: 0 K: 2 S: 9	H: 2 LOB: 0 BB: 2 P: 17	R: 0 E: 0 K: 1 S: 6	H: 1 LOB: 1 BB: 0 P: 6	1B: 6 2B: 0 3B: 0 HR: 2	SF: 0 SAC: 1 DP: 0 HBP: 1	WP: 0 PA: 41 PB: 0 SB: 0 CS: 2
<b>PITCHER</b> Woodie Fryman, L ERA: 4.62 (1, 1)	IP 8.0	WLS W	BF 33	H 6	R 3	ER 3	SO 3	BB 3	IBB 0	HBP 1	BLK 0	WP 0	HR 1	S 35	P 48	ERA 4.50	WHIP 1.125				
<b>PITCHER</b> John Hiller, L ERA: 2.26 (9, 1)	IP 2.0	WLS W	BF 8	H 2	R 1	ER 1	SO 3	BB 0	IBB 0	HBP 0	BLK 0	WP 0	HR 1	S 14	P 14	ERA 4.50	WHIP 1.000				
<b>PITCHER</b>	IP	WLS	BF	H	R	ER	SO	BB	IBB	HBP	BLK	WP	HR	S	P	ERA	WHIP				

Detroit Tigers @ Texas Rangers  
Arlington Stadium, Arlington, TX  
Mon Jun 17 1974, 8:05 PM EDT  
Att. 11,471 - Unknown

AB	36
R	4
H	8
RBI	4
BB	3
SO	6
LOB	12





Batter	1	2	3	4	5	6	7	8	9	AB	R	H	RBI	BB	SO	LOB	TOP					
John Knox, L (1,4) OBP: 0.394, SLG: 0.355	K			K		4-3			G4-6-3	4	0	0	0	0	2	1						
Gary Sutherland, R (1,5) OBP: 0.286, SLG: 0.364	G3			F8			4-3		F6	4	0	0	0	0	0	0						
Al Kaline, R (1,10) OBP: 0.343, SLG: 0.373	K			K			L5-3			3	0	0	0	0	2	0						
Willie Horton, R (1,7) OBP: 0.344, SLG: 0.545										1	0	0	0	0	0	0						
Ben Oglivie, L (3,7) OBP: 0.366, SLG: 0.361										2	0	1	0	0	0	0						
Jim Northrup, L (1,9) OBP: 0.282, SLG: 0.301										3	0	1	0	0	1	1						
Bill Freehan, R (1,3) OBP: 0.364, SLG: 0.407										3	0	0	0	0	1	2						
Mickey Stanley, R (1,8) OBP: 0.264, SLG: 0.300										3	0	0	0	0	0	2						
Jerry Moses, R (1,2) OBP: 0.261, SLG: 0.313										2	0	0	0	0	1	0						
Gates Brown, L (8,PH) OBP: 0.351, SLG: 0.207										1	0	0	0	0	0	1						
Gene Lamont, L (8,2) OBP: 0.333, SLG: 0.200										0	0	0	0	0	0	0						
Ed Brinkman, R (1,6) OBP: 0.271, SLG: 0.318										2	0	0	0	1	0	0						
<b>Inning Stats</b>	R: 0 E: 0 K: 2 S: 7	H: 0 LOB: 0 BB: 0 P: 7	R: 0 E: 0 K: 1 S: 5	H: 0 LOB: 0 BB: 0 P: 5	R: 0 E: 0 K: 1 S: 5	H: 0 LOB: 0 BB: 0 P: 5	R: 0 E: 0 K: 2 S: 7	H: 0 LOB: 0 BB: 0 P: 7	R: 0 E: 0 K: 1 S: 6	H: 1 LOB: 1 BB: 0 P: 6	R: 0 E: 0 K: 0 S: 3	H: 0 LOB: 0 BB: 0 P: 3	R: 0 E: 0 K: 0 S: 3	H: 0 LOB: 0 BB: 0 P: 3	R: 0 E: 0 K: 0 S: 4	H: 1 LOB: 1 BB: 0 P: 4	R: 0 E: 0 K: 0 S: 2	H: 0 LOB: 0 BB: 1 P: 6	1B: 1 2B: 1 3B: 0 HR: 0	SF: 0 SAC: 0 DP: 1 HBP: 0	WP: 0 PB: 0 SB: 0 CS: 0	PA: 29
<b>PITCHER</b> Jim Bibby, R (1,1) ERA: 4.27	IP: 9.0 WLS: W BF: 29 H: 2 R: 0 ER: 0 SO: 7 BB: 1 IBB: 0 HBP: 0 BLK: 0 WP: 0 HR: 0 S: 42 P: 46 ERA: 0.00 WHIP: 0.333															<b>PITCHER</b>						

Detroit Tigers @ Texas Rangers  
Arlington Stadium, Arlington, TX  
Tue Jun 18 1974, 8:05 PM EDT  
Att: 13,953 - Unknown

AB 28  
R 0  
H 2  
RBI 0  
BB 1  
SO 7  
LOB 7



Batter	1	2	3	4	5	6	7	8	9	AB	R	H	RBI	BB	SO	LOB	BOTTOM					
Cesar Tovar, R (1,8) OBP: 0.351, SLG: 0.315	S E 1B	E 1B		5-3			5-3			4	2	2	1	0	0	0						
Davey Nelson, R (1,4) OBP: 0.329, SLG: 0.341	E BB	E7 1B		K			5-3			3	1	1	1	1	1	0						
Alex Johnson, R (1,7) OBP: 0.351, SLG: 0.371	E6	6-3					5-3			3	1	1	2	1	0	1						
Joe Lovitto, S (8,8) OBP: 0.217, SLG: 0.256	1H 2H 2B						BB			0	0	0	0	0	0	0						
Jeff Burroughs, R (1,9) OBP: 0.370, SLG: 0.532	K						F3			3	0	1	0	1	1	1						
Mike Hargrove, L (1,10) OBP: 0.417, SLG: 0.482	F7	K					FC4-6 1B			4	0	0	0	0	1	3						
Jim Spencer, L (1,3) OBP: 0.351, SLG: 0.551	4-3						6-3			4	0	1	0	0	0	1						
Toby Harrah, R (1,6) OBP: 0.323, SLG: 0.357		K					G4-6-3 1B			4	0	1	0	0	1	1						
Duke Sims, L (1,2) OBP: 0.257, SLG: 0.250		BB 1B					G4-6-3 1B			3	1	1	0	1	0	2						
Lenny Randle, S (1,5) OBP: 0.349, SLG: 0.400		1B E BB					1-3			2	1	0	0	1	0	1						
<b>Inning Stats</b>	R: 3 E: 1 K: 1 S: 7	H: 2 LOB: 0 BB: 1 P: 11	R: 3 E: 1 K: 2 S: 10	H: 3 LOB: 2 BB: 2 P: 18	R: 0 E: 0 K: 0 S: 3	H: 1 LOB: 0 BB: 0 P: 3	R: 0 E: 0 K: 1 S: 5	H: 0 LOB: 0 BB: 0 P: 5	R: 0 E: 0 K: 0 S: 4	H: 1 LOB: 1 BB: 0 P: 4	R: 0 E: 0 K: 0 S: 2	H: 0 LOB: 0 BB: 1 P: 6	R: 0 E: 0 K: 0 S: 3	H: 0 LOB: 1 BB: 1 P: 7	R: 0 E: 0 K: 0 S: 4	H: 1 LOB: 1 BB: 0 P: 4	R: 0 E: 0 K: 0 S: 2	H: 0 LOB: 0 BB: 1 P: 6	1B: 7 2B: 1 3B: 0 HR: 0	SF: 0 SAC: 0 DP: 2 HBP: 0	WP: 0 PB: 0 SB: 1 CS: 0	PA: 35
<b>PITCHER</b> Lerin LaGrow, R (1,1) ERA: 3.73	IP: 1.1 WLS: L BF: 11 H: 5 R: 6 ER: 5 SO: 2 BB: 2 IBB: 0 HBP: 0 BLK: 0 WP: 0 HR: 0 S: 13 P: 21 ERA: 33.75 WHIP: 5.250															<b>PITCHER</b>						
Luke Walker, L (2,1) ERA: 1.86	IP: 6.2 WLS: L BF: 24 H: 3 R: 0 ER: 0 SO: 2 BB: 3 IBB: 0 HBP: 0 BLK: 0 WP: 0 HR: 0 S: 25 P: 37 ERA: 0.00 WHIP: 0.900															<b>PITCHER</b>						

Detroit Tigers @ Texas Rangers  
Arlington Stadium, Arlington, TX  
Tue Jun 18 1974, 8:05 PM EDT  
Att: 13,953 - Unknown

AB 30  
R 6  
H 8  
RBI 4  
BB 5  
SO 4  
LOB 10









Batter	1	2	3	4	5	6	7	8	9	AB	R	H	RBI	BB	SO	LOB	TOP				
Mickey Stanley, R OBP: 0.289, SLG: 0.295	F9	K				G3-6-1 BB		4-3		3	0	0	0	2	1	1					
Gary Sutherland, R OBP: 0.293, SLG: 0.356	6-3		5-3			G3-6-1 BB		F8		5	0	0	0	0	0	4					
Al Kaline, R OBP: 0.345, SLG: 0.369	1B					BB		K		4	0	2	0	1	1	0					
Jim Northrup, L OBP: 0.291, SLG: 0.307	1B		F8			BB		BB		4	1	3	0	1	0	1					
Bill Freehan, R OBP: 0.350, SLG: 0.384	K		FC6-4			F8		K		4	1	0	0	1	2	6					
Ben Oglivie, L OBP: 0.408, SLG: 0.452		E6								3	1	1	0	1	0	0					
Willie Horton, R OBP: 0.346, SLG: 0.548										1	0	1	1	0	0	0					
Dick Sharon, R OBP: 0.298, SLG: 0.254										0	0	0	0	0	0	0					
Aurelio Rodriguez, R OBP: 0.289, SLG: 0.315										3	0	1	1	0	1	1					
Gates Brown, L OBP: 0.342, SLG: 0.194										1	0	0	0	0	0	2					
John Knox, L OBP: 0.375, SLG: 0.342										1	0	0	0	0	1	1					
Gene Lamont, L OBP: 0.333, SLG: 0.364										3	0	1	0	0	2	2					
Norm Cash, L OBP: 0.313, SLG: 0.370										1	0	0	0	0	1	0					
Jerry Moses, R OBP: 0.269, SLG: 0.321										0	0	0	0	0	0	0					
Ed Brinkman, R OBP: 0.278, SLG: 0.325										3	0	0	0	1	1	2					
<b>Inning Stats</b>	R: 0 E: 0 K: 1 S: 7	H: 2 LOB: 2 BB: 0 P: 7	R: 1 E: 1 K: 2 S: 9	H: 1 LOB: 1 BB: 0 P: 9	R: 0 E: 0 K: 0 S: 3	H: 0 LOB: 1 BB: 1 P: 7	R: 0 E: 0 K: 3 S: 10	H: 1 LOB: 1 BB: 0 P: 10	R: 0 E: 0 K: 0 S: 3	H: 1 LOB: 2 BB: 2 P: 11	R: 0 E: 0 K: 2 S: 8	H: 1 LOB: 2 BB: 1 P: 12	R: 0 E: 0 K: 1 S: 5	H: 0 LOB: 0 BB: 0 P: 5	R: 2 E: 1 K: 1 S: 7	H: 2 LOB: 1 BB: 1 P: 11	1B: 8 2B: 1 3B: 0 HR: 0	SF: 0 SAC: 0 DP: 1 HBP: 0	WP: 0 PB: 0 SB: 1 CS: 0	PA: 43	
<b>PITCHER</b>	IP WLS BF H R ER SO BB IBB HBP BLK WP HR S P ERA WHIP	IP WLS BF H R ER SO BB IBB HBP BLK WP HR S P ERA WHIP	IP WLS BF H R ER SO BB IBB HBP BLK WP HR S P ERA WHIP	IP WLS BF H R ER SO BB IBB HBP BLK WP HR S P ERA WHIP	IP WLS BF H R ER SO BB IBB HBP BLK WP HR S P ERA WHIP	IP WLS BF H R ER SO BB IBB HBP BLK WP HR S P ERA WHIP	IP WLS BF H R ER SO BB IBB HBP BLK WP HR S P ERA WHIP	IP WLS BF H R ER SO BB IBB HBP BLK WP HR S P ERA WHIP	IP WLS BF H R ER SO BB IBB HBP BLK WP HR S P ERA WHIP	IP WLS BF H R ER SO BB IBB HBP BLK WP HR S P ERA WHIP	IP WLS BF H R ER SO BB IBB HBP BLK WP HR S P ERA WHIP	IP WLS BF H R ER SO BB IBB HBP BLK WP HR S P ERA WHIP	IP WLS BF H R ER SO BB IBB HBP BLK WP HR S P ERA WHIP	IP WLS BF H R ER SO BB IBB HBP BLK WP HR S P ERA WHIP	IP WLS BF H R ER SO BB IBB HBP BLK WP HR S P ERA WHIP	IP WLS BF H R ER SO BB IBB HBP BLK WP HR S P ERA WHIP	IP WLS BF H R ER SO BB IBB HBP BLK WP HR S P ERA WHIP	IP WLS BF H R ER SO BB IBB HBP BLK WP HR S P ERA WHIP	IP WLS BF H R ER SO BB IBB HBP BLK WP HR S P ERA WHIP	IP WLS BF H R ER SO BB IBB HBP BLK WP HR S P ERA WHIP	IP WLS BF H R ER SO BB IBB HBP BLK WP HR S P ERA WHIP

Detroit Tigers @ New York Yankees  
Shea Stadium, Flushing, NY  
Fri Jun 21 1974, 7:05 PM EDT  
Att: 13,661 - Overcast - 73 F

AB	36
R	3
H	9
RBI	2
BB	7
SO	10
LOB	20



Batter	1	2	3	4	5	6	7	8	9	AB	R	H	RBI	BB	SO	LOB	BOTTOM					
Elliott Maddox, R OBP: 0.415, SLG: 0.384	4-3 SH5-3 1B		1-3					SH5-3		3	0	1	0	0	0	0						
Lou Piniella, R OBP: 0.345, SLG: 0.387	SH5-3									1	0	0	0	0	1	0						
Walt Williams, R OBP: 0.091, SLG: 0.063	1-2									1	0	0	0	0	1	1						
Bobby Murcer, L OBP: 0.324, SLG: 0.339	4-3							F9		4	0	1	0	0	0	3						
Thurman Munson, R OBP: 0.279, SLG: 0.364	F8							F9		4	1	0	0	0	2	3						
Bill Sudakis, S OBP: 0.305, SLG: 0.407										4	1	1	2	0	1	1						
Graig Nettles, L OBP: 0.339, SLG: 0.444										3	0	1	0	1	0	0						
Ron Blomberg, L OBP: 0.396, SLG: 0.504	4-3									0	0	0	0	0	0	0						
Chris Chambliss, L OBP: 0.271, SLG: 0.307	F8									4	0	0	0	0	1	2						
Gene Michael, S OBP: 0.248, SLG: 0.230										3	0	0	0	0	0	0						
Jim Mason, L OBP: 0.302, SLG: 0.316										3	0	1	0	0	0	0						
<b>Inning Stats</b>	R: 0 E: 0 K: 0 S: 4	H: 1 LOB: 1 BB: 0 P: 4	R: 0 E: 0 K: 1 S: 5	H: 0 LOB: 0 BB: 0 P: 5	R: 0 E: 0 K: 0 S: 3	H: 0 LOB: 0 BB: 0 P: 3	R: 2 E: 0 K: 1 S: 7	H: 2 LOB: 1 BB: 1 P: 11	R: 0 E: 0 K: 0 S: 3	H: 0 LOB: 0 BB: 0 P: 3	R: 0 E: 0 K: 1 S: 5	H: 0 LOB: 1 BB: 0 P: 6	R: 0 E: 0 K: 0 S: 3	H: 0 LOB: 0 BB: 0 P: 3	R: 0 E: 0 K: 1 S: 6	H: 1 LOB: 1 BB: 0 P: 6	R: 0 E: 0 K: 2 S: 8	H: 1 LOB: 1 BB: 0 P: 8	1B: 3 2B: 1 3B: 0 HR: 1	SF: 0 SAC: 2 DP: 0 HBP: 1	WP: 0 PB: 0 SB: 0 CS: 0	PA: 34
<b>PITCHER</b>	IP WLS BF H R ER SO BB IBB HBP BLK WP HR S P ERA WHIP	IP WLS BF H R ER SO BB IBB HBP BLK WP HR S P ERA WHIP	IP WLS BF H R ER SO BB IBB HBP BLK WP HR S P ERA WHIP	IP WLS BF H R ER SO BB IBB HBP BLK WP HR S P ERA WHIP	IP WLS BF H R ER SO BB IBB HBP BLK WP HR S P ERA WHIP	IP WLS BF H R ER SO BB IBB HBP BLK WP HR S P ERA WHIP	IP WLS BF H R ER SO BB IBB HBP BLK WP HR S P ERA WHIP	IP WLS BF H R ER SO BB IBB HBP BLK WP HR S P ERA WHIP	IP WLS BF H R ER SO BB IBB HBP BLK WP HR S P ERA WHIP	IP WLS BF H R ER SO BB IBB HBP BLK WP HR S P ERA WHIP	IP WLS BF H R ER SO BB IBB HBP BLK WP HR S P ERA WHIP	IP WLS BF H R ER SO BB IBB HBP BLK WP HR S P ERA WHIP	IP WLS BF H R ER SO BB IBB HBP BLK WP HR S P ERA WHIP	IP WLS BF H R ER SO BB IBB HBP BLK WP HR S P ERA WHIP	IP WLS BF H R ER SO BB IBB HBP BLK WP HR S P ERA WHIP	IP WLS BF H R ER SO BB IBB HBP BLK WP HR S P ERA WHIP	IP WLS BF H R ER SO BB IBB HBP BLK WP HR S P ERA WHIP	IP WLS BF H R ER SO BB IBB HBP BLK WP HR S P ERA WHIP	IP WLS BF H R ER SO BB IBB HBP BLK WP HR S P ERA WHIP	IP WLS BF H R ER SO BB IBB HBP BLK WP HR S P ERA WHIP	IP WLS BF H R ER SO BB IBB HBP BLK WP HR S P ERA WHIP	

Detroit Tigers @ New York Yankees  
Shea Stadium, Flushing, NY  
Fri Jun 21 1974, 7:05 PM EDT  
Att: 13,661 - Overcast - 73 F

AB	30
R	2
H	5
RBI	2
BB	1
SO	6
LOB	10






Batter	1	2	3	4	5	6	7	8	9	AB	R	H	RBI	BB	SO	LOB	TOP		
Mickey Stanley, R (1, 8) OBP: 0.272, SLG: 0.292	0-3 K			0-0 5-3		0-3 K		4-0 FC6-4 BB	4-0 BB	3	0	0	0	2	2	1			
Gary Sutherland, R (1, 4) OBP: 0.286, SLG: 0.349	0-0 4-3			0-0 4-3		0-0 4-3		0-0 FC6-4 1-2	0-0 F9	5	0	0	0	0	0	5			
Al Kaline, R (1, 10) OBP: 0.340, SLG: 0.363	0-3 K			0-0 L6-3					0-3 K	4	0	0	0	0	2	0			
Jim Northrup, L (1, 9) OBP: 0.290, SLG: 0.303		0-0 F8			0-0 G3				4-0 1B E BB	3	1	0	0	1	0	0			
Ben Oglivie, L (1, 7) OBP: 0.415, SLG: 0.457		0-0 5-3			0-0 F2				0-0 E 1B 1B	4	1	2	0	0	0	0			
Marvin Lane, R (9, 7) OBP: 0.300, SLG: 0.125									1-3 1B	0	0	0	0	0	0	0			
Bill Freehan, R (1, 3) OBP: 0.348, SLG: 0.380		0-3 K			0-0 F7				0-0 E5 1B	4	1	1	0	0	1	1			
Aurelio Rodriguez, R (1, 5) OBP: 0.292, SLG: 0.316			0-3 K			0-0 3B 1B		0-3 K	1-3 3-H 4-0 1B IBB	3	1	1	0	1	2	2			
Jerry Moses, R (1, 2) OBP: 0.271, SLG: 0.345			0-0 6-3			0-0 1B		0-0 6-3	0-0 1B	3	0	1	1	0	0	0			
Willie Horton, R (9, PH) OBP: 0.349, SLG: 0.550									1-2 2-H 3-H 1B	1	0	1	2	0	0	0			
John Knox, L (9, FR) OBP: 0.375, SLG: 0.342									1-2 2-3	0	0	0	0	0	0	0			
Gene Lamont, L (9, 2) OBP: 0.333, SLG: 0.364									1-2 2-3	0	0	0	0	0	0	0			
Ed Brinkman, R (1, 6) OBP: 0.273, SLG: 0.319		0-0 5-3			0-0 5-3			0-0 F2	0-0 FC9-4-6 BB	4	0	0	0	0	0	3			
<b>Inning Stats</b>	R: 0 E: 0 K: 2 S: 7	H: 0 LOB: 0 BB: 0 P: 7	R: 0 E: 0 K: 1 S: 5	H: 0 LOB: 0 BB: 0 P: 5	R: 0 E: 0 K: 1 S: 5	H: 0 LOB: 0 BB: 0 P: 5	R: 0 E: 0 K: 0 S: 3	H: 0 LOB: 0 BB: 0 P: 3	R: 0 E: 0 K: 0 S: 3	H: 2 LOB: 1 BB: 0 P: 7	R: 0 E: 0 K: 1 S: 7	H: 2 LOB: 2 BB: 0 P: 7	R: 0 E: 0 K: 0 S: 3	H: 0 LOB: 1 BB: 1 P: 7	R: 3 E: 1 K: 1 S: 8	H: 2 LOB: 3 BB: 3 P: 20	1B: 5 2B: 0 3B: 1 HR: 0	SF: 0 SAC: 0 DP: 0 HBP: 0	WP: 0 PA: 38 PB: 0 SB: 0 CS: 0
<b>PITCHER</b>	IP WLS BF H R ER SO BB IBB HBP BLK WP HR S P ERA WHIP	IP WLS BF H R ER SO BB IBB HBP BLK WP HR S P ERA WHIP	IP WLS BF H R ER SO BB IBB HBP BLK WP HR S P ERA WHIP	IP WLS BF H R ER SO BB IBB HBP BLK WP HR S P ERA WHIP	IP WLS BF H R ER SO BB IBB HBP BLK WP HR S P ERA WHIP	IP WLS BF H R ER SO BB IBB HBP BLK WP HR S P ERA WHIP	IP WLS BF H R ER SO BB IBB HBP BLK WP HR S P ERA WHIP	IP WLS BF H R ER SO BB IBB HBP BLK WP HR S P ERA WHIP	IP WLS BF H R ER SO BB IBB HBP BLK WP HR S P ERA WHIP	IP WLS BF H R ER SO BB IBB HBP BLK WP HR S P ERA WHIP	IP WLS BF H R ER SO BB IBB HBP BLK WP HR S P ERA WHIP	IP WLS BF H R ER SO BB IBB HBP BLK WP HR S P ERA WHIP	IP WLS BF H R ER SO BB IBB HBP BLK WP HR S P ERA WHIP	IP WLS BF H R ER SO BB IBB HBP BLK WP HR S P ERA WHIP	IP WLS BF H R ER SO BB IBB HBP BLK WP HR S P ERA WHIP	IP WLS BF H R ER SO BB IBB HBP BLK WP HR S P ERA WHIP	IP WLS BF H R ER SO BB IBB HBP BLK WP HR S P ERA WHIP	IP WLS BF H R ER SO BB IBB HBP BLK WP HR S P ERA WHIP	IP WLS BF H R ER SO BB IBB HBP BLK WP HR S P ERA WHIP
Dick Tidrow, R (1, 1) ERA: 4.76	8.1 L	34 5	4 4	3 3	7 7	2 2	1 1	0 0	0 0	0 0	0 0	45 45	57 57	3.24 3.24	0.840 0.840				
Sparky Lyle, L (9, 1) ERA: 1.6	0.2 W	4 11	1 0	0 0	0 2	1 0	0 0	0 0	0 0	0 0	0 0	3 15	7 15	0.00 0.00	3.000 1.500				

Detroit Tigers @ New York Yankees  
Shea Stadium, Flushing, NY  
Sat Jun 22 1974, 3:33 AM EDT  
Att: 13,506 - Unknown - 84 F


AB	34
R	4
H	6
RBI	3
BB	4
SO	7
LOB	12



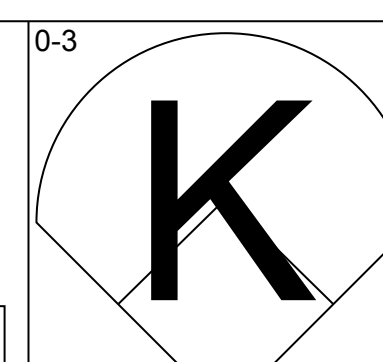
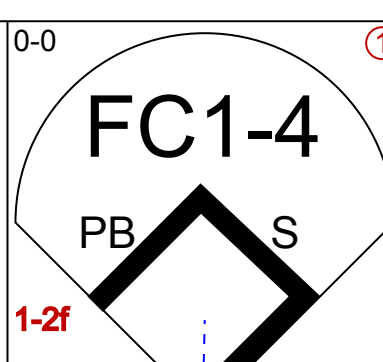
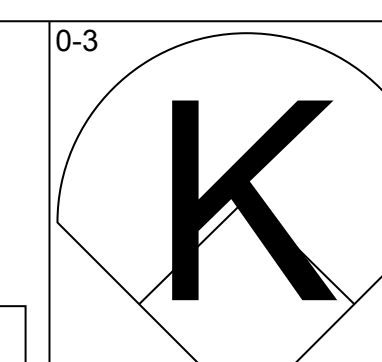
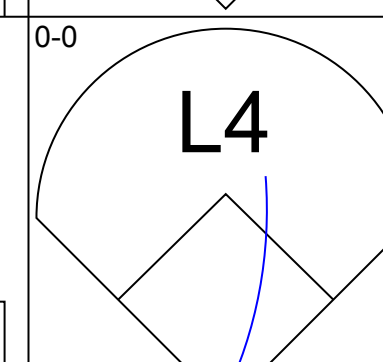
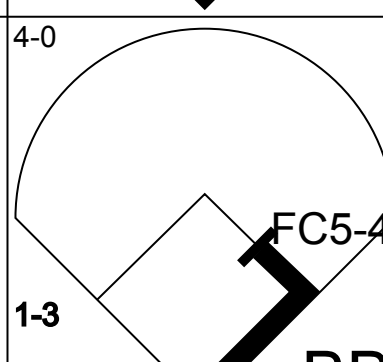
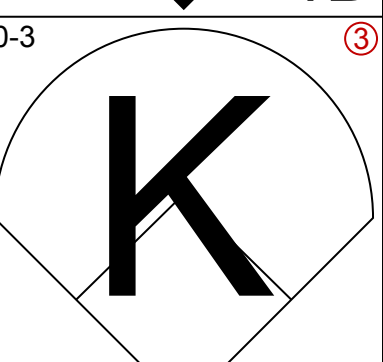
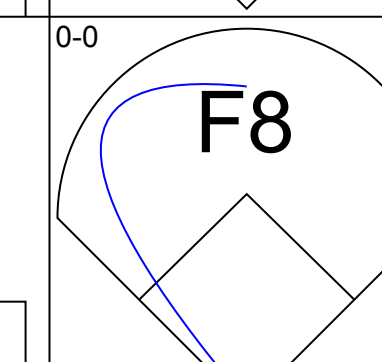
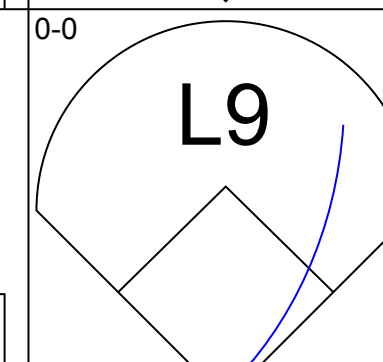
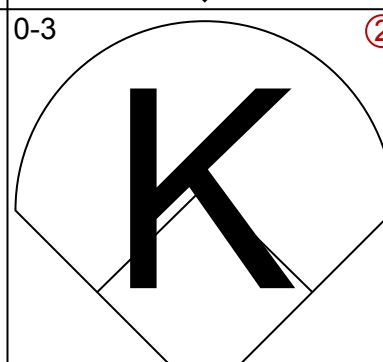
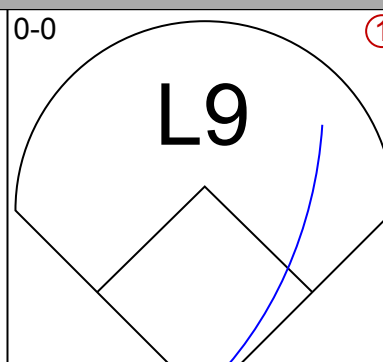
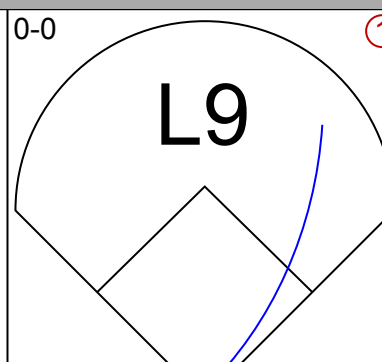
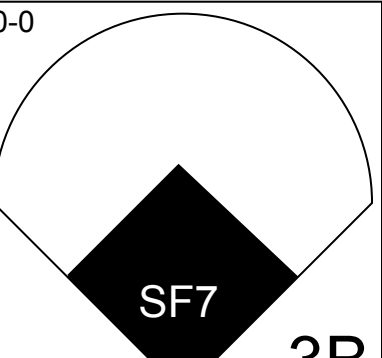
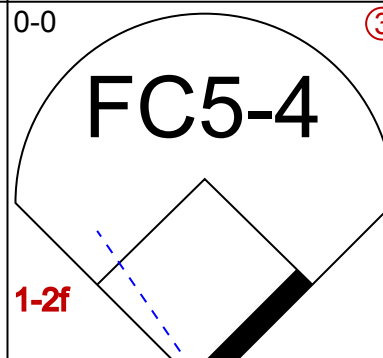
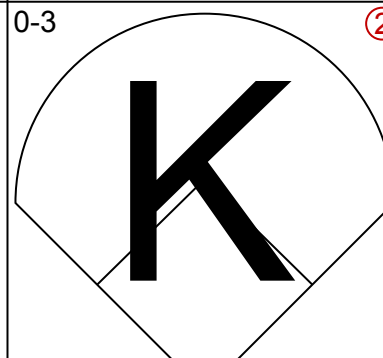
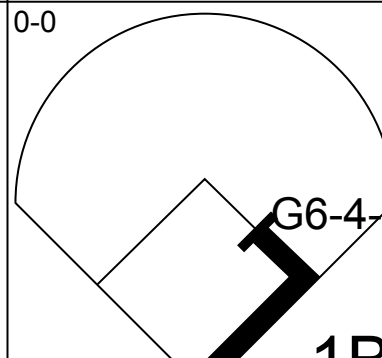
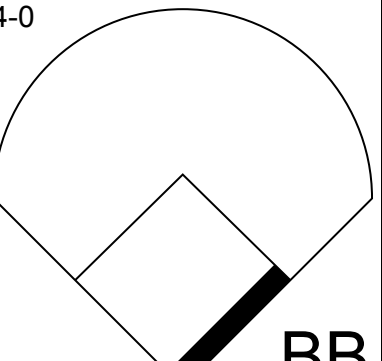
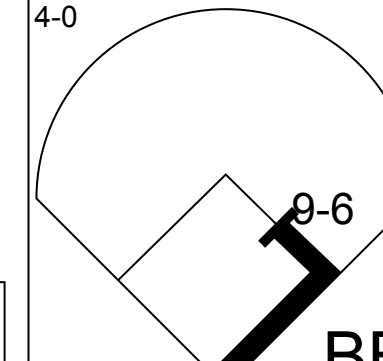
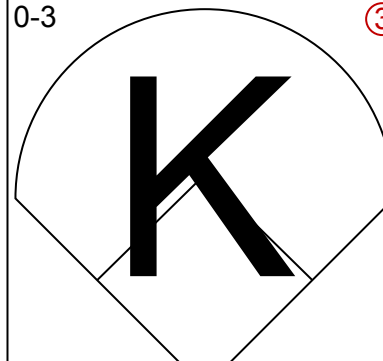
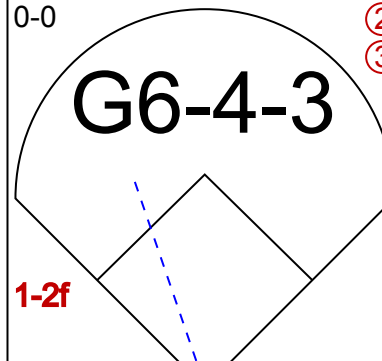
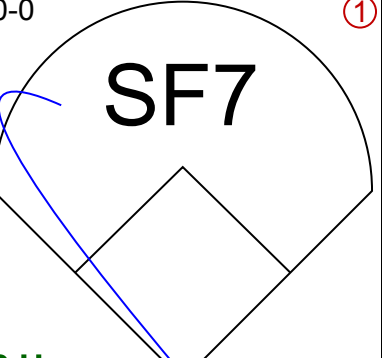
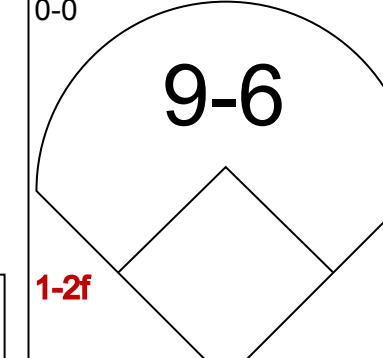
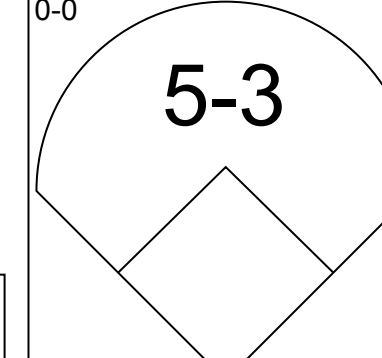
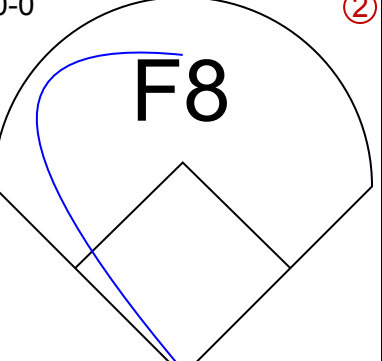
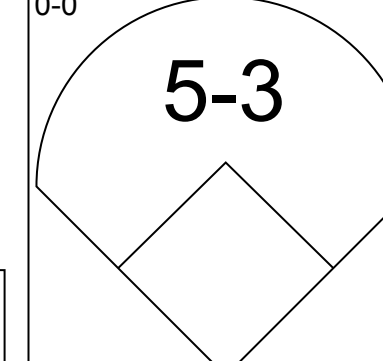
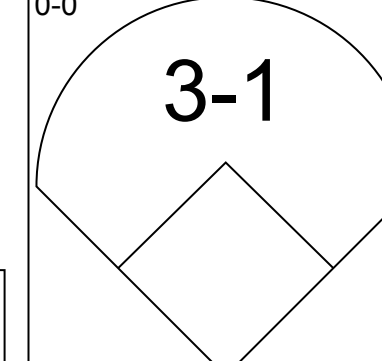
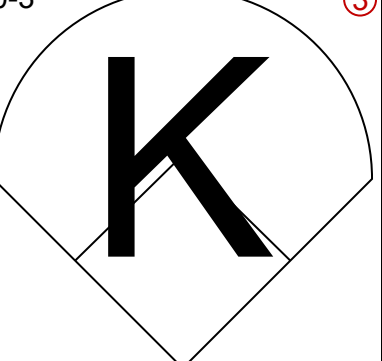
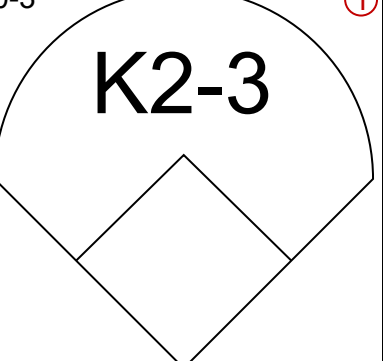
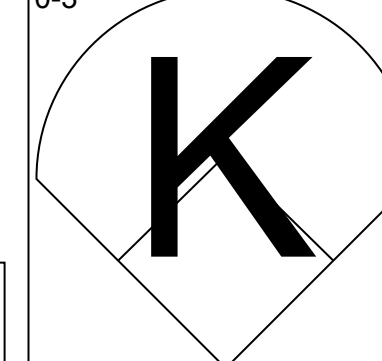
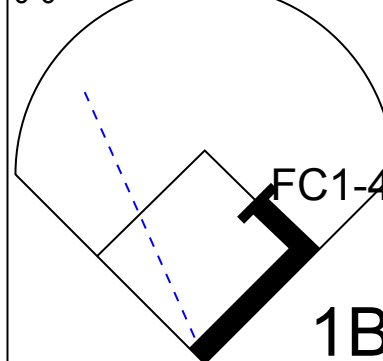
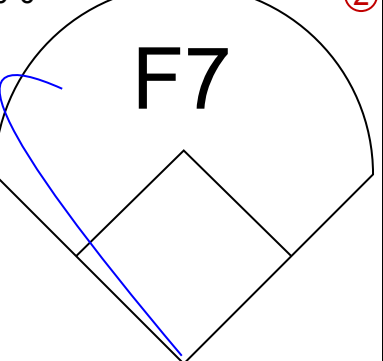
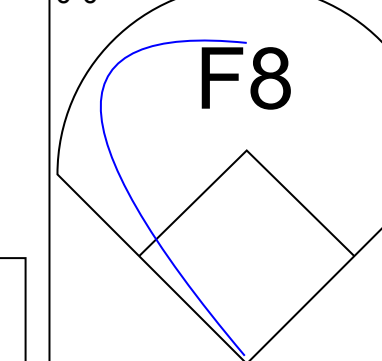
Batter	1	2	3	4	5	6	7	8	9	AB	R	H	RBI	BB	SO	LOB	BOTTOM		
Elliott Maddox, R (1, 8) OBP: 0.408, SLG: 0.377	0-3 K		0-0 FC6-4 1-2		0-3 K			0-0 WP SH3 1B	0-0 F7	5	0	1	0	0	2	4			
Chris Chambliss, L (1, 3) OBP: 0.287, SLG: 0.303	0-0 6-3		0-0 F8			0-0 4-3		0-0 SH3		3	0	0	0	0	0	1			
Bobby Murcer, L (1, 9) OBP: 0.323, SLG: 0.335	0-3 K		0-0 F6			4-0 S BB		0-3 K		3	0	0	0	1	2	2			
Bill Sudakis, S (1, 10) OBP: 0.304, SLG: 0.403		0-0 E 4-3 1B		0-0 F9		0-0 F9		0-3 K		4	1	1	0	0	1	2			
Lou Piniella, R (1, 7) OBP: 0.347, SLG: 0.389		0-0 F9		0-0 CS 1B		0-0 F9			0-0 FC5 1B	4	0	2	0	0	0	2			
Thurman Munson, R (1, 2) OBP: 0.292, SLG: 0.376		0-0 E7 4-3 1B		0-0 CS 1B		0-0 F9		0-0 G5-3 SH1-3 1B	0-0 1B FC5	4	0	4	0	0	0	0			
Fernando Gonzalez, R (1, 4) OBP: 0.241, SLG: 0.279		0-0 4-3		0-0 F9				0-0 SH1-3	0-0 F7	3	0	0	1	0	0	4			
Graig Nettles, L (1, 5) OBP: 0.338, SLG: 0.438		0-0 F9			0-0 F7			4-0 IBB	0-0 FC5 1B	3	0	0	0	1	0	3			
Jim Mason, L (1, 6) OBP: 0.304, SLG: 0.318			0-0 FC6-4 1B		0-0 K			0-0 G5-3	0-0 1B	2	0	1	0	0	1	0			
Rick Dempsey, R (7, PH) OBP: 0.298, SLG: 0.367								0-0 G5-3	0-0 1B	1	0	0	0	0	0	2			
Fred Stanley, R (8, 6) OBP: 0.296, SLG: 0.208								0-0 FC6-4	0-0 K	0	0	0	0	0	0	0			
Roy White, S (9, PH) OBP: 0.356, SLG: 0.356								1-2 2-3	0-0 1B	1	0	1	0	0	0	0			
<b>Inning Stats</b>	R: 0 E: 0 K: 2 S: 7	H: 2 LOB: 1 BB: 0 P: 7	R: 1 E: 1 K: 0 S: 5	H: 2 LOB: 1 BB: 0 P: 5	R: 0 E: 0 K: 0 S: 4	H: 1 LOB: 1 BB: 0 P: 4	R: 0 E: 0 K: 0 S: 4	H: 2 LOB: 1 BB: 0 P: 4	R: 0 E: 0 K: 2 S: 7	H: 0 LOB: 0 BB: 1 P: 7	R: 0 E: 0 K: 0 S: 3	H: 1 LOB: 1 BB: 1 P: 7	R: 0 E: 0 K: 2 S: 8	H: 1 LOB: 1 BB: 0 P: 8	R: 0 E: 0 K: 0 S: 6	H: 3 LOB: 3 BB: 0 P: 6	1B: 10 2B: 0 3B: 0 HR: 0	SF: 0 SAC: 2 DP: 1 HBP: 0	WP: 1 PA: 37 PB: 0 SB: 1 CS: 1
<b>PITCHER</b>	IP WLS BF H R ER SO BB IBB HBP BLK WP HR S P ERA WHIP	IP WLS BF H R ER SO BB IBB HBP BLK WP HR S P ERA WHIP	IP WLS BF H R ER SO BB IBB HBP BLK WP HR S P ERA WHIP	IP WLS BF H R ER SO BB IBB HBP BLK WP HR S P ERA WHIP	IP WLS BF H R ER SO BB IBB HBP BLK WP HR S P ERA WHIP	IP WLS BF H R ER SO BB IBB HBP BLK WP HR S P ERA WHIP	IP WLS BF H R ER SO BB IBB HBP BLK WP HR S P ERA WHIP	IP WLS BF H R ER SO BB IBB HBP BLK WP HR S P ERA WHIP	IP WLS BF H R ER SO BB IBB HBP BLK WP HR S P ERA WHIP	IP WLS BF H R ER SO BB IBB HBP BLK WP HR S P ERA WHIP	IP WLS BF H R ER SO BB IBB HBP BLK WP HR S P ERA WHIP	IP WLS BF H R ER SO BB IBB HBP BLK WP HR S P ERA WHIP	IP WLS BF H R ER SO BB IBB HBP BLK WP HR S P ERA WHIP	IP WLS BF H R ER SO BB IBB HBP BLK WP HR S P ERA WHIP	IP WLS BF H R ER SO BB IBB HBP BLK WP HR S P ERA WHIP	IP WLS BF H R ER SO BB IBB HBP BLK WP HR S P ERA WHIP	IP WLS BF H R ER SO BB IBB HBP BLK WP HR S P ERA WHIP	IP WLS BF H R ER SO BB IBB HBP BLK WP HR S P ERA WHIP	IP WLS BF H R ER SO BB IBB HBP BLK WP HR S P ERA WHIP
Woodie Fryman, L (1, 1) ERA: 4.33	6.1 W	26 11	6 4	1 0	4 2	1 0	0 0	0 0	0 0	0 0	0 0	15 15	15 15	0.00 0.00	1.500 1.105				
John Hiller, L (7, 1) ERA: 2.14	2.2 W	11 4	4 0	0 0	2 2	0 0	0 0	0 0	0 0	0 0	0 0	15 15	15 15	0.00 0.00	1.500 1.105				

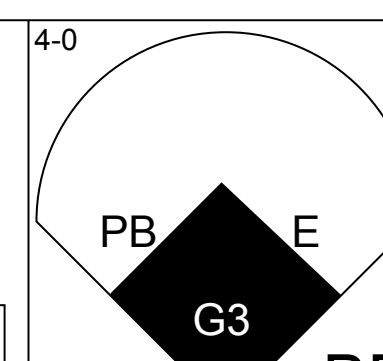
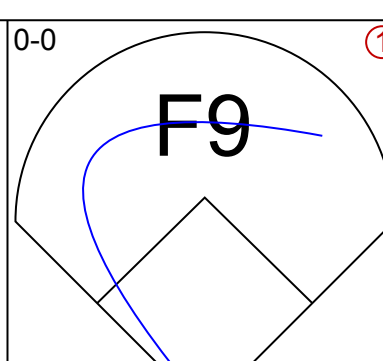
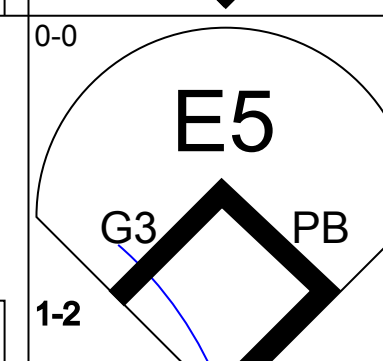
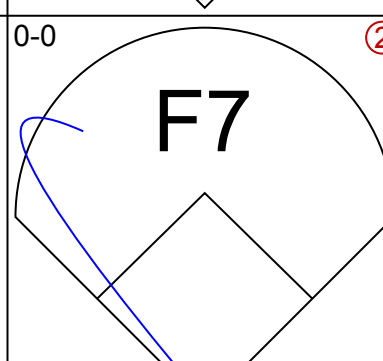
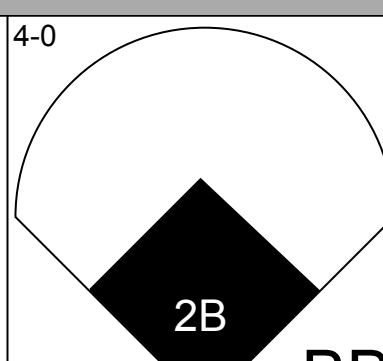

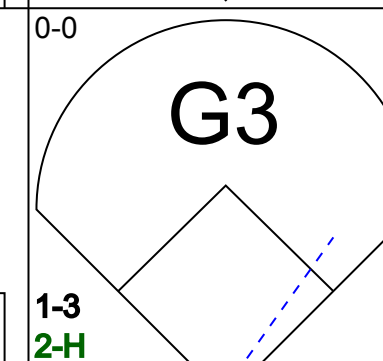
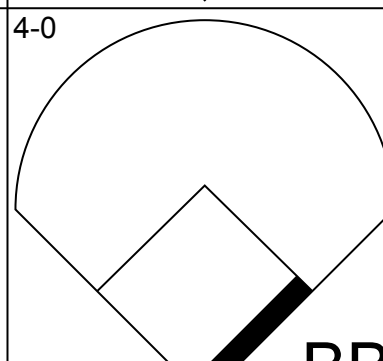
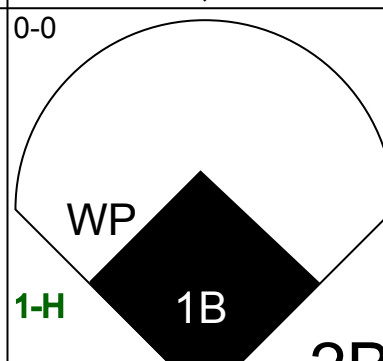


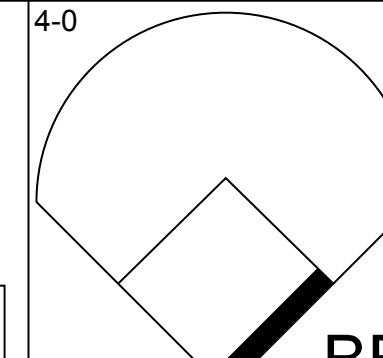
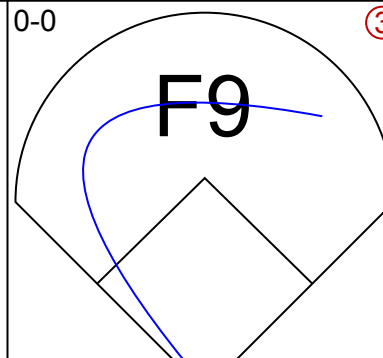
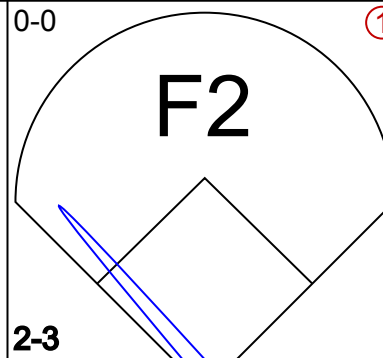

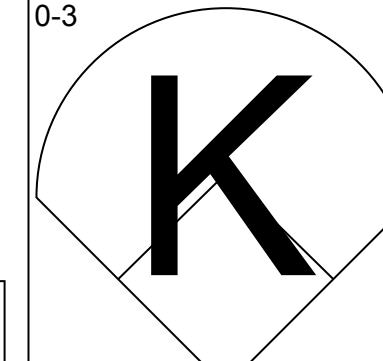
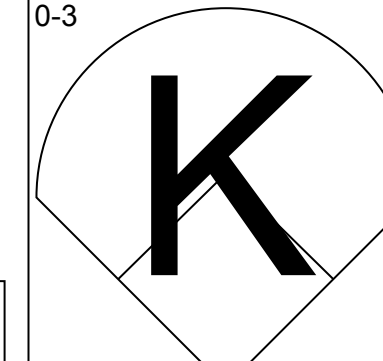
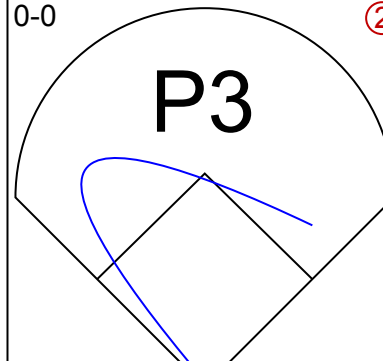

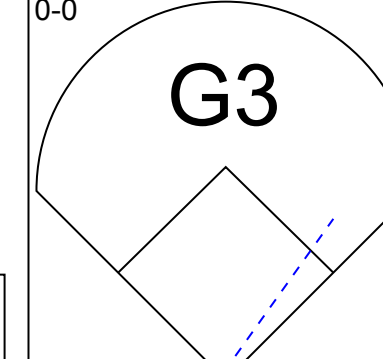
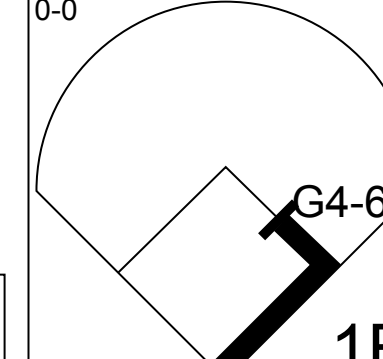
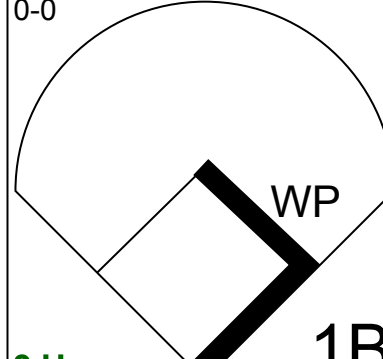
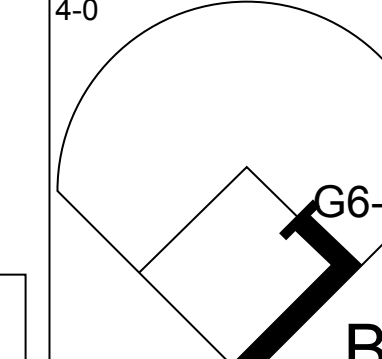
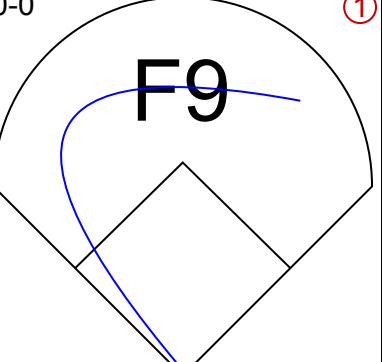
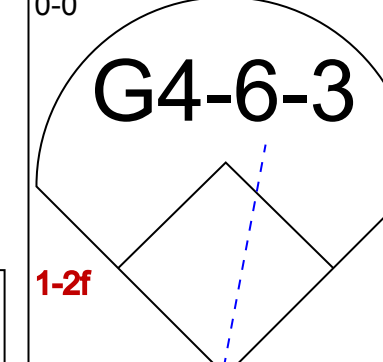
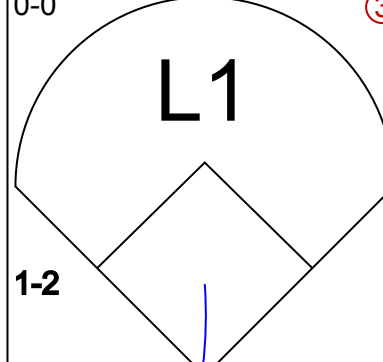
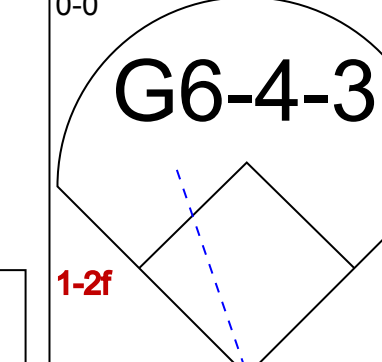
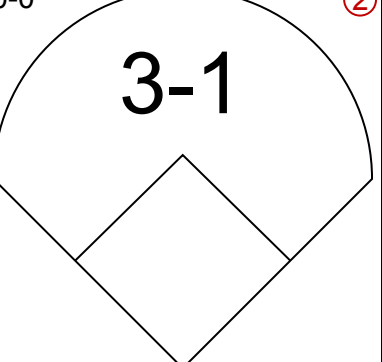
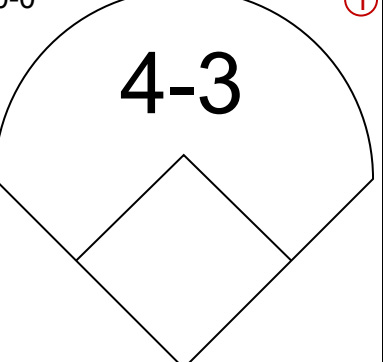
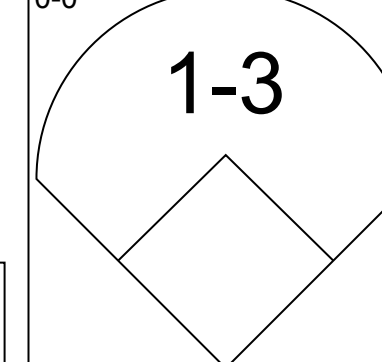
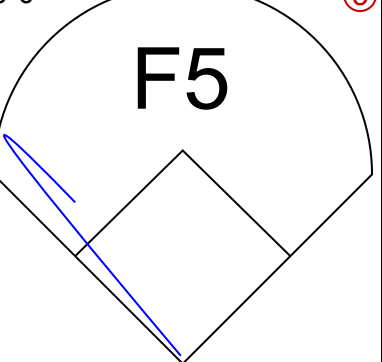
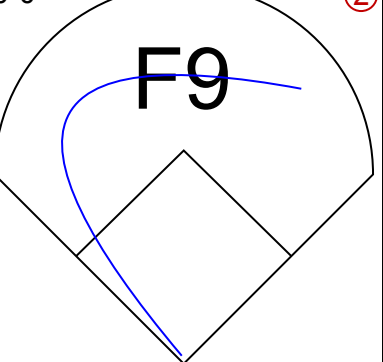
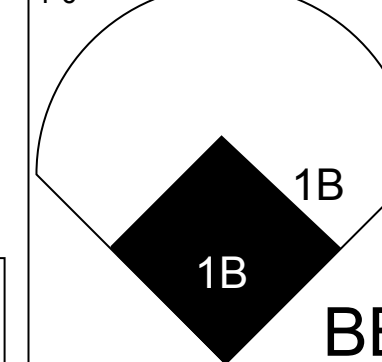
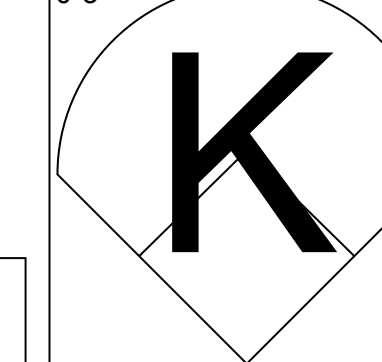
Detroit Tigers @ New York Yankees  
Shea Stadium, Flushing, NY  
Sat Jun 22 1974, 3:33 AM EDT  
Att: 13,506 - Unknown - 84 F

AB	33
R	1
H	10
RBI	1
BB	2
SO	6
LOB	20





Batter	1	2	3	4	5	6	7	8	9	AB	R	H	RBI	BB	SO	LOB	TOP			
Mickey Stanley, R OBP: 0.271, SLG: 0.291 (1, 8)										4	0	1	0	0	2	1	<b>Detroit Tigers @ New York Yankees</b> Shea Stadium, Flushing, NY Sun Jun 23 1974, 3:33 AM EDT Att: 19,073 - Cloudy - 61 F			
Gary Sutherland, R OBP: 0.297, SLG: 0.345 (1, 4)										3	0	0	0	1	1					
Al Kaline, R OBP: 0.335, SLG: 0.357 (1, 10)										4	0	0	0	0	1	2				
Bill Freehan, R OBP: 0.351, SLG: 0.395 (1, 3)										4	1	2	0	0	1	2				
Marvin Lane, R OBP: 0.357, SLG: 0.100 (1, 7)										2	0	0	0	2	1	1				
Dick Sharon, R OBP: 0.276, SLG: 0.246 (1, 9)										2	0	0	1	0	0	1				
Aurelio Rodriguez, R OBP: 0.289, SLG: 0.311 (1, 5)										3	0	0	0	0	0	1				
Jerry Moses, R OBP: 0.263, SLG: 0.333 (1, 2)										3	0	0	0	0	3	1				
Ed Brinkman, R OBP: 0.274, SLG: 0.319 (1, 6)										3	0	1	0	0	0	0				
<b>Inning Stats</b>	R: 0 E: 0 K: 1 S: 5	H: 0 LOB: 0 BB: 0 P: 5	R: 1 E: 0 K: 1 S: 6	H: 1 LOB: 1 BB: 1 P: 10	R: 0 E: 0 K: 1 S: 6	H: 1 LOB: 2 BB: 1 P: 10	R: 0 E: 0 K: 0 S: 2	H: 0 LOB: 0 BB: 1 P: 6	R: 0 E: 0 K: 2 S: 8	H: 1 LOB: 1 BB: 0 P: 8	R: 0 E: 0 K: 1 S: 5	H: 0 LOB: 0 BB: 0 P: 5	R: 0 E: 0 K: 1 S: 5	H: 0 LOB: 0 BB: 0 P: 5	R: 0 E: 0 K: 0 S: 3	H: 1 LOB: 0 BB: 0 P: 3	1B: 3 2B: 1 3B: 1 HR: 0	SF: 1 SAC: 0 DP: 2 HBP: 0	WP: 0 PB: 1 SB: 1 CS: 0	PA: 32
<b>PITCHER</b> Rudy May, L ERA: 5.5 (1, 1)	IP: 9.0 WLS: W BF: 32 H: 4 R: 1 ER: 1 SO: 9 BB: 3 IBB: 0 HBP: 0 BLK: 0 WP: 0 HR: 0 S: 47 P: 59 ERA: 1.00 WHIP: 0.778															<b>PITCHER</b>				

Batter	1	2	3	4	5	6	7	8	9	AB	R	H	RBI	BB	SO	LOB	BOTTOM			
Elliott Maddox, R OBP: 0.411, SLG: 0.376 (1, 8)										3	1	1	0	1	1	0	<b>Detroit Tigers @ New York Yankees</b> Shea Stadium, Flushing, NY Sun Jun 23 1974, 3:33 AM EDT Att: 19,073 - Cloudy - 61 F			
Lou Piniella, R OBP: 0.350, SLG: 0.388 (1, 7)										3	1	1	1	1	0	1				
Bobby Murcer, L OBP: 0.329, SLG: 0.340 (1, 9)										2	1	1	2	2	0	1				
Bill Sudakis, S OBP: 0.302, SLG: 0.395 (1, 10)										3	0	0	0	1	0	5				
Thurman Munson, R OBP: 0.287, SLG: 0.369 (1, 2)										4	0	0	0	0	3	6				
Chris Chambliss, L OBP: 0.275, SLG: 0.307 (1, 3)										3	0	2	1	1	0	2				
Graig Nettles, L OBP: 0.333, SLG: 0.431 (1, 5)										4	0	0	0	0	0	3				
Jim Mason, L OBP: 0.303, SLG: 0.316 (1, 6)										4	0	1	0	0	0	0				
Gene Michael, S OBP: 0.248, SLG: 0.223 (1, 4)										3	1	0	0	1	1	1				
<b>Inning Stats</b>	R: 1 E: 1 K: 1 S: 6	H: 0 LOB: 2 BB: 2 P: 14	R: 0 E: 0 K: 0 S: 3	H: 0 LOB: 0 BB: 0 P: 3	R: 0 E: 0 K: 0 S: 3	H: 0 LOB: 1 BB: 1 P: 7	R: 0 E: 0 K: 1 S: 5	H: 1 LOB: 0 BB: 0 P: 5	R: 0 E: 0 K: 1 S: 5	H: 0 LOB: 0 BB: 0 P: 5	R: 2 E: 0 K: 0 S: 5	H: 2 LOB: 1 BB: 1 P: 9	R: 1 E: 0 K: 1 S: 7	H: 2 LOB: 3 BB: 2 P: 15	R: 0 E: 0 K: 1 S: 5	H: 1 LOB: 1 BB: 1 P: 9	1B: 5 2B: 1 3B: 0 HR: 0	SF: 0 SAC: 0 DP: 2 HBP: 0	WP: 2 PB: 1 SB: 0 CS: 0	PA: 36
<b>PITCHER</b> Joe Coleman, R ERA: 4.84 Jim Ray, R ERA: 3.95 (1, 1) (7, 1)	IP: 6.0 WLS: L BF: 25 H: 3 R: 3 ER: 2 SO: 3 BB: 4 IBB: 0 HBP: 0 BLK: 0 WP: 2 HR: 0 S: 27 P: 43 ERA: 3.00 WHIP: 1.167															<b>PITCHER</b>				



Batter	1	2	3	4	5	6	7	8	9	AB	R	H	RBI	BB	SO	LOB	TOP					
Mickey Stanley, R (1, 8) OBP: 0.288, SLG: 0.287										4	0	0	0	0	1	0						
Gary Sutherland, R (1, 4) OBP: 0.290, SLG: 0.347										4	0	2	0	0	0	0						
Ben Oglvie, L (1, 7) OBP: 0.404, SLG: 0.440										4	0	1	0	0	0	2						
Jim Northrup, L (1, 9) OBP: 0.290, SLG: 0.299										3	0	0	0	1	0	1						
Gates Brown, L (1, 10) OBP: 0.357, SLG: 0.235										3	1	1	0	1	0	2						
Bill Freehan, R (1, 3) OBP: 0.349, SLG: 0.388										3	0	0	0	1	0	1						
Aurelio Rodriguez, R (1, 5) OBP: 0.284, SLG: 0.306										4	0	0	0	0	0	2						
Jerry Moses, R (1, 2) OBP: 0.267, SLG: 0.330										1	0	0	0	1	0	0						
Willie Horton, R (7, FH) OBP: 0.352, SLG: 0.552										1	0	1	1	0	0	0						
John Knox, L (7, FR) OBP: 0.375, SLG: 0.342										0	0	0	0	0	0	0						
Gene Lamont, L (7, 2) OBP: 0.333, SLG: 0.364										0	0	0	0	0	0	0						
Ed Brinkman, R (1, 6) OBP: 0.270, SLG: 0.315										3	0	0	0	0	0	3						
<b>Inning Stats</b>	R: 0 E: 0 K: 1 S: 6	H: 1 LOB: 2 BB: 1 P: 10	R: 0 E: 0 K: 0 S: 3	H: 0 LOB: 1 BB: 1 P: 7	R: 0 E: 0 K: 0 S: 3	H: 1 LOB: 0 BB: 0 P: 3	R: 0 E: 0 K: 0 S: 2	H: 0 LOB: 0 BB: 1 P: 6	R: 0 E: 0 K: 0 S: 3	H: 0 LOB: 0 BB: 0 P: 3	R: 0 E: 0 K: 0 S: 3	H: 0 LOB: 0 BB: 0 P: 3	R: 1 E: 0 K: 0 S: 5	H: 2 LOB: 2 BB: 1 P: 9	R: 0 E: 0 K: 0 S: 4	H: 1 LOB: 0 BB: 0 P: 4	R: 0 E: 0 K: 0 S: 3	H: 0 LOB: 0 BB: 0 P: 3	1B: 4 2B: 1 3B: 0 HR: 0	SF: 0 SAC: 0 DP: 2 HBP: 0	WP: 0 PB: 0 SB: 0 CS: 0	PA: 34
<b>PITCHER</b> Doyle Alexander, R (1, 1) ERA: 5.05	IP: 9.0 WLS: W BF: 34	H: 5 R: 1 ER: 1 SO: 1	BB: 4 IBB: 0 HBP: 0 BLK: 0	WP: 0 HR: 0 S: 32 P: 48	ERA: 1.00 WHIP: 1.000																	

Detroit Tigers @ Baltimore Orioles  
Memorial Stadium, Baltimore, MD  
Mon Jun 24 1974, 7:05 PM EDT  
Att: 6,546 - Unknown

AB	30
R	1
H	5
RBI	1
BB	4
SO	1
LOB	11



Batter	1	2	3	4	5	6	7	8	9	AB	R	H	RBI	BB	SO	LOB	BOTTOM					
Al Bumbry, L (1, 7) OBP: 0.225, SLG: 0.265										4	0	0	0	0	1	2						
Don Baylor, R (8, FH) OBP: 0.330, SLG: 0.305										0	0	0	0	1	0	0						
Rich Coggins, L (1, 9) OBP: 0.248, SLG: 0.253										4	1	2	0	0	0	0						
Jim Fuller, R (8, FH) OBP: 0.321, SLG: 0.456										1	0	0	0	0	0	1						
Tommy Davis, R (1, 10) OBP: 0.296, SLG: 0.357										3	0	0	0	1	0	1						
Boog Powell, L (1, 3) OBP: 0.309, SLG: 0.426										3	1	2	0	1	0	0						
Bobby Grich, R (1, 4) OBP: 0.413, SLG: 0.525										4	1	2	2	0	1	4						
Brooks Robinson, R (1, 5) OBP: 0.379, SLG: 0.420										3	0	1	1	1	0	1						
Paul Blair, R (1, 8) OBP: 0.287, SLG: 0.346										3	0	1	0	1	0	4						
Eliud Hendricks, L (1, 2) OBP: 0.323, SLG: 0.426										3	0	1	0	1	0	1						
Mark Belanger, R (1, 6) OBP: 0.344, SLG: 0.417										4	0	0	0	0	0	5						
<b>Inning Stats</b>	R: 0 E: 0 K: 1 S: 5	H: 0 LOB: 0 BB: 0 P: 5	R: 2 E: 0 K: 0 S: 6	H: 3 LOB: 2 BB: 1 P: 10	R: 0 E: 0 K: 0 S: 3	H: 0 LOB: 0 BB: 0 P: 3	R: 0 E: 0 K: 0 S: 4	H: 2 LOB: 1 BB: 0 P: 4	R: 0 E: 0 K: 0 S: 4	H: 1 LOB: 1 BB: 0 P: 4	R: 0 E: 0 K: 0 S: 5	H: 2 LOB: 3 BB: 1 P: 9	R: 1 E: 0 K: 1 S: 6	H: 1 LOB: 3 BB: 3 P: 18	R: 0 E: 0 K: 0 S: 3	H: 0 LOB: 1 BB: 1 P: 7	R: 0 E: 0 K: 0 S: 3	H: 0 LOB: 0 BB: 0 P: 3	1B: 5 2B: 3 3B: 0 HR: 1	SF: 0 SAC: 0 DP: 0 HBP: 0	WP: 0 PB: 0 SB: 1 CS: 0	PA: 38
<b>PITCHER</b> Lerin LaGore, R (1, 1) ERA: 3.76	IP: 6.1 WLS: L BF: 30	H: 9 R: 3 ER: 3 SO: 1	BB: 1 IBB: 2 HBP: 0 BLK: 0	WP: 0 HR: 1 S: 29 P: 41	ERA: 4.26 WHIP: 1.579																	
<b>PITCHER</b> Luke Walker, L (7, 1) ERA: 1.75	IP: 1.2 WLS: L BF: 8	H: 0 R: 0 ER: 0 SO: 1	BB: 3 IBB: 0 HBP: 0 BLK: 0	WP: 0 HR: 0 S: 7 P: 19	ERA: 0.00 WHIP: 1.800																	

Detroit Tigers @ Baltimore Orioles  
Memorial Stadium, Baltimore, MD  
Mon Jun 24 1974, 7:05 PM EDT  
Att: 6,546 - Unknown

AB	32
R	3
H	9
RBI	3
BB	6
SO	2
LOB	19






Batter	1	2	3	4	5	6	7	8	9	AB	R	H	RBI	BB	SO	LOB	TOP										
Mickey Stanley, R OBP: 0.266, SLG: 0.283 (1, 8)										4	0	0	0	1	1	2											
Gary Sutherland, R OBP: 0.285, SLG: 0.341 (1, 4)										5	0	0	0	0	0	3											
Al Kaline, R OBP: 0.333, SLG: 0.363 (1, 10)										4	1	1	0	0	0	3											
Willie Horton, R OBP: 0.350, SLG: 0.546 Marvin Lane, R OBP: 0.357, SLG: 0.100 (7, 7)										4	1	1	1	0	1	1											
Bill Freehan, R OBP: 0.347, SLG: 0.391 (1, 3)										4	0	1	0	0	0	0											
Aurelio Rodriguez, R OBP: 0.287, SLG: 0.306 (1, 5)										3	0	1	0	1	0	0											
Jim Northrup, L OBP: 0.293, SLG: 0.296 (1, 9)										2	0	0	1	2	1	1											
Jerry Moses, R OBP: 0.286, SLG: 0.340 (1, 2)										3	0	2	0	1	0	3											
Ed Brinkman, R OBP: 0.271, SLG: 0.315 (1, 6)										3	0	1	0	0	1	3											
<b>Inning Stats</b>	R: 0 E: 1 K: 1 S: 5	H: 0 LOB: 1 BB: 1 P: 9	R: 0 E: 0 K: 0 S: 3	H: 0 LOB: 2 BB: 2 P: 11	R: 2 E: 0 K: 0 S: 6	H: 3 LOB: 3 BB: 2 P: 14	R: 0 E: 0 K: 0 S: 4	H: 1 LOB: 1 BB: 0 P: 4	R: 0 E: 0 K: 2 S: 9	H: 1 LOB: 1 BB: 0 P: 7	R: 0 E: 0 K: 0 S: 3	H: 0 LOB: 0 BB: 0 P: 3	R: 0 E: 0 K: 1 S: 5	H: 0 LOB: 0 BB: 0 P: 5	R: 0 E: 0 K: 0 S: 4	H: 1 LOB: 1 BB: 0 P: 4	1B: 5 2B: 1 3B: 1 HR: 0	SF: 0 SAC: 1 DP: 1 HBP: 0	WP: 0 PB: 0 SB: 0 CS: 1	PA: 38							
<b>PITCHER</b>	IP	WLS	BF	H	R	ER	SO	BB	IBB	HBP	BLK	WP	HR	S	P	ERA	WHIP										
Mike Cuellar, L ERA: 3.34 (1, 1)	3.0	L	17	3	2	2	1	5	0	0	0	0	0	14	34	6.00	2.667										
Wayne Garland, R ERA: 1.91 (4, 1)	6.0		21	4	0	0	3	0	0	0	0	0	0	27	27	0.00	0.667										

**Detroit Tigers @ Baltimore Orioles**  
**Memorial Stadium, Baltimore, MD**  
 Tue Jun 25 1974, 7:05 PM EDT  
 Att: 10,016 - Unknown


AB 32  
 R 2  
 H 7  
 RBI 2  
 BB 5  
 SO 4  
 LOB 16



Batter	1	2	3	4	5	6	7	8	9	AB	R	H	RBI	BB	SO	LOB	BOTTOM										
Paul Blair, R OBP: 0.291, SLG: 0.346 (1, 8)										3	0	1	0	1	0	2											
Bobby Grich, R OBP: 0.411, SLG: 0.518 (1, 4)										3	0	0	0	1	2	1											
Tommy Davis, R OBP: 0.293, SLG: 0.353 (1, 10)										3	0	0	0	0	0	0											
Earl Williams, R OBP: 0.336, SLG: 0.322 (1, 3)										4	0	2	0	0	1	2											
Don Baylor, R OBP: 0.324, SLG: 0.298 (1, 7)										4	0	0	0	0	1	4											
Brooks Robinson, R OBP: 0.381, SLG: 0.421 (1, 5)										4	0	2	0	0	1	1											
Jim Fuller, R OBP: 0.314, SLG: 0.445 Enos Cabell, R OBP: 0.289, SLG: 0.333 (9, PH)										3	0	0	0	0	3	3											
Andy Etchebarren, R OBP: 0.235, SLG: 0.238 (1, 2)										4	0	1	0	0	1	1											
Mark Belanger, R OBP: 0.344, SLG: 0.415 (1, 6)										3	0	1	0	0	0	2											
<b>Inning Stats</b>	R: 0 E: 0 K: 1 S: 4	H: 0 LOB: 0 BB: 1 P: 8	R: 0 E: 1 K: 1 S: 6	H: 1 LOB: 0 BB: 0 P: 6	R: 0 E: 0 K: 1 S: 5	H: 0 LOB: 0 BB: 0 P: 5	R: 0 E: 0 K: 0 S: 3	H: 0 LOB: 0 BB: 0 P: 3	R: 0 E: 0 K: 2 S: 9	H: 2 LOB: 2 BB: 0 P: 9	R: 0 E: 0 K: 1 S: 6	H: 1 LOB: 2 BB: 1 P: 10	R: 0 E: 0 K: 1 S: 7	H: 2 LOB: 2 BB: 0 P: 7	R: 0 E: 0 K: 1 S: 6	H: 1 LOB: 1 BB: 0 P: 6	R: 0 E: 0 K: 1 S: 5	H: 0 LOB: 0 BB: 0 P: 5	1B: 7 2B: 1 3B: 0 HR: 0	SF: 0 SAC: 1 DP: 1 HBP: 0	WP: 0 PB: 0 SB: 0 CS: 1	PA: 35					
<b>PITCHER</b>	IP	WLS	BF	H	R	ER	SO	BB	IBB	HBP	BLK	WP	HR	S	P	ERA	WHIP										
Mickey Lolich, L ERA: 3.03 (1, 1)	9.0	W	35	7	0	0	9	2	0	0	0	0	0	51	59	0.00	1.000										

**Detroit Tigers @ Baltimore Orioles**  
**Memorial Stadium, Baltimore, MD**  
 Tue Jun 25 1974, 7:05 PM EDT  
 Att: 10,016 - Unknown

AB 32  
 R 0  
 H 7  
 RBI 0  
 BB 2  
 SO 9  
 LOB 16





Batter	1	2	3	4	5	6	7	8	9	AB	R	H	RBI	BB	SO	LOB	TOP							
Mickey Stanley, R (1, 8) OBP: 0.270, SLG: 0.297	F9		HR		1B		4-3			4	1	2	2	0	0	0	<b>Detroit Tigers @ Baltimore Orioles</b> Memorial Stadium, Baltimore, MD Wed Jun 26 1974, 7:05 PM EDT Att: 8,170 - Unknown							
Gary Sutherland, R (1, 4) OBP: 0.281, SLG: 0.336	L7		F8		F9		4-3			4	0	0	0	0	0	1								
Al Kaline, R (1, 10) OBP: 0.339, SLG: 0.368	BB		BB		L8			2B		2	0	1	0	2	0	1								
Bill Freehan, R (1, 3) OBP: 0.340, SLG: 0.382	F2		5-3		F8			5-3		4	0	0	0	0	0	2								
Dick Sharon, R (1, 7) OBP: 0.263, SLG: 0.233		5-3		5-3		F8		5-3		4	0	0	0	0	0	0								
Aurelio Rodriguez, R (1, 5) OBP: 0.283, SLG: 0.301		5-3		5-3		L5			6-3	4	0	0	0	0	0	0								
Jim Northrup, L (1, 9) OBP: 0.296, SLG: 0.305	F6			BB			SF7 3B		F4	3	1	1	0	1	0	0								
Jerry Moses, R (1, 2) OBP: 0.278, SLG: 0.333			L4		F7		SF7		K	2	0	0	1	0	0	1								
Willie Horton, R (9, PH) OBP: 0.349, SLG: 0.544										1	0	0	0	0	1	0								
Gene Lamont, L (9, 2) OBP: 0.333, SLG: 0.364										0	0	0	0	0	0	0								
Ed Brinkman, R (1, 6) OBP: 0.276, SLG: 0.330			HR		5-3		HR			2	2	1	1	1	0	0								
<b>Inning Stats</b>	R: 0 E: 0 K: 0 S: 3	H: 0 LOB: 1 BB: 1 P: 7	R: 0 E: 0 K: 0 S: 3	H: 0 LOB: 0 BB: 0 P: 3	R: 2 E: 0 K: 0 S: 4	H: 1 LOB: 1 BB: 2 P: 12	R: 0 E: 0 K: 0 S: 3	H: 0 LOB: 1 BB: 0 P: 7	R: 0 E: 0 K: 0 S: 4	H: 1 LOB: 1 BB: 0 P: 4	R: 0 E: 0 K: 0 S: 3	H: 0 LOB: 0 BB: 0 P: 3	R: 2 E: 0 K: 0 S: 5	H: 2 LOB: 0 BB: 0 P: 5	R: 0 E: 0 K: 0 S: 3	H: 1 LOB: 0 BB: 0 P: 3	R: 0 E: 0 K: 1 S: 5	H: 0 LOB: 0 BB: 0 P: 5	R: 0 E: 0 K: 1 S: 5	H: 0 LOB: 0 BB: 0 P: 5	1B: 1 2B: 1 3B: 1 HR: 2	SF: 1 SAC: 0 DP: 0 HBP: 0	WP: 0 PB: 0 SB: 0 CS: 0	PA: 35
<b>PITCHER</b> Ross Grimsley, L (1, 1) ERA: 3.46	IP: 9.0 WLS: W BF: 35 H: 5 R: 4 ER: 4 SO: 1 BB: 4 IBB: 0 HBP: 0 BLK: 0 WP: 0 HR: 2 S: 33 P: 49 ERA: 4.00 WHIP: 1.000															<b>PITCHER</b>								

Batter	1	2	3	4	5	6	7	8	9	AB	R	H	RBI	BB	SO	LOB	BOTTOM							
Paul Blair, R (1, 8) OBP: 0.294, SLG: 0.363	F9		1B		F6		HR			4	1	2	1	0	0	0	<b>Detroit Tigers @ Baltimore Orioles</b> Memorial Stadium, Baltimore, MD Wed Jun 26 1974, 7:05 PM EDT Att: 8,170 - Unknown							
Bobby Grich, R (1, 4) OBP: 0.408, SLG: 0.512	BB		K		F9		6-3			3	0	0	0	1	1	1								
Tommy Davis, R (1, 10) OBP: 0.293, SLG: 0.355	F8			6-3	2B			F4		4	0	1	0	0	0	1								
Earl Williams, R (1, 3) OBP: 0.335, SLG: 0.326	4-3			HR	5-3			K		4	1	1	0	0	1	2								
Don Baylor, R (1, 7) OBP: 0.323, SLG: 0.313		L8		HR		6-3		F8		4	1	1	2	0	0	0								
Brooks Robinson, R (1, 5) OBP: 0.379, SLG: 0.419		F9		G3		F5				4	0	1	0	0	0	0								
Al Bumbry, L (9, FR) OBP: 0.225, SLG: 0.265								SH3 1B		0	1	0	0	0	0	0								
Jim Fuller, R (1, 9) OBP: 0.314, SLG: 0.466	F3			HR		K		SH3		3	1	1	1	0	1	0								
Andy Etchebarren, R (1, 2) OBP: 0.247, SLG: 0.241			K							3	0	1	1	1	1	0								
Mark Belanger, R (1, 6) OBP: 0.339, SLG: 0.409			F9		F7					3	0	0	0	0	0	1								
Frank Baker, L (9, 6) OBP: 0.125, SLG: 0.067										0	0	0	0	0	0	0								
<b>Inning Stats</b>	R: 0 E: 0 K: 0 S: 3	H: 0 LOB: 1 BB: 1 P: 7	R: 0 E: 0 K: 0 S: 3	H: 0 LOB: 0 BB: 0 P: 3	R: 0 E: 0 K: 2 S: 8	H: 1 LOB: 1 BB: 0 P: 8	R: 3 E: 0 K: 0 S: 6	H: 3 LOB: 1 BB: 1 P: 10	R: 0 E: 0 K: 0 S: 4	H: 1 LOB: 1 BB: 0 P: 4	R: 0 E: 0 K: 1 S: 5	H: 0 LOB: 0 BB: 0 P: 5	R: 1 E: 0 K: 0 S: 4	H: 1 LOB: 0 BB: 0 P: 4	R: 0 E: 0 K: 1 S: 5	H: 0 LOB: 0 BB: 0 P: 5	R: 1 E: 0 K: 0 S: 3	H: 2 LOB: 1 BB: 0 P: 3	R: 0 E: 0 K: 0 S: 3	H: 0 LOB: 0 BB: 0 P: 3	1B: 3 2B: 2 3B: 0 HR: 3	SF: 0 SAC: 1 DP: 0 HBP: 0	WP: 0 PB: 0 SB: 0 CS: 0	PA: 35
<b>PITCHER</b> Woodie Fryman, L (1, 1) ERA: 4.42	IP: 6.2 WLS: L BF: 28 H: 6 R: 4 ER: 4 SO: 3 BB: 2 IBB: 0 HBP: 0 BLK: 0 WP: 0 HR: 3 S: 32 P: 40 ERA: 5.40 WHIP: 1.200															<b>PITCHER</b>								
John Hiller, L (7, 1) ERA: 2.22	IP: 1.2 WLS: L BF: 7 H: 2 R: 1 ER: 1 SO: 1 BB: 0 IBB: 0 HBP: 0 BLK: 0 WP: 0 HR: 0 S: 9 P: 9 ERA: 5.40 WHIP: 1.200															<b>PITCHER</b>								





Batter	1	2	3	4	5	6	7	8	9	AB	R	H	RBI	BB	SO	LOB	TOP				
<b>Don Money, R</b> OBP: 0.353, SLG: 0.444 (1, 5)	F7		4-0 BB		5-3	F9			SH1-3	3	0	0	0	1	0	1	<b>Milwaukee Brewers @ Detroit Tigers</b> Tiger Stadium, Detroit, MI Thu Jun 27 1974, 7:05 PM EDT Att: 15,298 - Unknown				
<b>Dave May, L</b> OBP: 0.256, SLG: 0.360 (1, 8)	F7		1-2 BB			4-3 HR	4-3		K	5	1	1	0	0	2	3					
<b>George Scott, R</b> OBP: 0.344, SLG: 0.433 (1, 3)	K		4-3			4-3	1-3		F9	5	0	0	0	0	1	4					
<b>John Briggs, L</b> OBP: 0.365, SLG: 0.547 (1, 7)		WP FC5-2 2B				1B HR				3	1	3	0	1	0	0					
<b>Darrell Porter, L</b> OBP: 0.344, SLG: 0.390 (1, 2)	K					1B HR			F9	4	1	1	0	0	1	3					
<b>Deron Johnson, R</b> OBP: 0.250, SLG: 0.378 (1, 10)	FC5-2					1B HR				3	1	1	4	1	0	1					
<b>Bob Coluccio, R</b> OBP: 0.300, SLG: 0.359 (1, 9)	K					1B HR				4	1	1	0	0	2	3					
<b>Tim Johnson, L</b> OBP: 0.262, SLG: 0.350 (1, 4)						1B			K	4	0	1	0	0	2	1					
<b>Robin Yount, R</b> OBP: 0.282, SLG: 0.333 (1, 6)						1B			SH1-3 1B	4	0	2	1	0	2	1					
<b>Inning Stats</b>	R: 0 E: 0 K: 1 S: 5	H: 0 LOB: 0 BB: 0 P: 5	R: 0 E: 0 K: 2 S: 8	H: 1 LOB: 1 BB: 0 P: 8	R: 0 E: 0 K: 2 S: 8	H: 1 LOB: 2 BB: 1 P: 12	R: 0 E: 0 K: 0 S: 3	H: 1 LOB: 1 BB: 1 P: 7	R: 0 E: 0 K: 1 S: 5	H: 0 LOB: 0 BB: 0 P: 5	R: 5 E: 0 K: 1 S: 10	H: 5 LOB: 1 BB: 1 P: 14	R: 0 E: 0 K: 0 S: 4	H: 1 LOB: 1 BB: 0 P: 4	R: 0 E: 0 K: 2 S: 7	H: 0 LOB: 0 BB: 0 P: 7	R: 0 E: 0 K: 1 S: 6	H: 1 LOB: 1 BB: 0 P: 6	1B: 7 2B: 2 3B: 0 HR: 1	SF: 0 SAC: 1 DP: 1 HBP: 0	WP: 1 PA: 39 PB: 0 SB: 2 CS: 0
<b>PITCHER</b>	IP	WLS	BF	H	R	ER	SO	BB	IBB	HBP	BLK	WP	HR	S	P	ERA	WHIP				
<b>Joe Coleman, R</b> ERA: 4.97 (1, 1)	6.0	L	28	8	5	5	7	3	0	0	0	1	1	39	51	7.50	1.833				
<b>Jim Ray, R</b> ERA: 3.24 (7, 1)	3.0		11	2	0	0	3	0	0	0	0	0	0	17	17	0.00	0.667				

livebaseballscorecards.com

AB	35
R	5
H	10
RBI	5
BB	3
SO	10
LOB	17



Batter	1	2	3	4	5	6	7	8	9	AB	R	H	RBI	BB	SO	LOB	BOTTOM				
<b>Mickey Stanley, R</b> OBP: 0.273, SLG: 0.307 (1, 8)	6-3					6-3 3B			F3	4	1	2	0	0	0	0	<b>Milwaukee Brewers @ Detroit Tigers</b> Tiger Stadium, Detroit, MI Thu Jun 27 1974, 7:05 PM EDT Att: 15,298 - Unknown				
<b>Gary Sutherland, R</b> OBP: 0.277, SLG: 0.331 (1, 4)	5-3					6-3			L8	4	0	0	1	0	0	1					
<b>Al Kaline, R</b> OBP: 0.342, SLG: 0.375 (1, 10)	F3					1B 2B			1B	4	0	2	0	0	1	1					
<b>Willie Horton, R</b> OBP: 0.349, SLG: 0.539 (1, 7)						F7				2	0	0	0	1	0	1					
<b>Marvin Lane, R</b> OBP: 0.333, SLG: 0.091 (7, 7)						BB			K	1	0	0	0	0	1	1					
<b>Bill Freehan, R</b> OBP: 0.343, SLG: 0.390 (1, 3)	F7					6-3				4	0	2	0	0	0	2					
<b>Aurelio Rodriguez, R</b> OBP: 0.282, SLG: 0.300 (1, 5)	5-3					1B			G3 2B	4	0	1	0	0	0	3					
<b>Jim Northrup, L</b> OBP: 0.292, SLG: 0.300 (1, 9)						FC4-6 1B			G3	4	0	0	0	0	0	2					
<b>Jerry Moses, R</b> OBP: 0.268, SLG: 0.320 (1, 2)						FC5-4			P2	4	0	0	0	0	0	2					
<b>Ed Brinkman, R</b> OBP: 0.272, SLG: 0.326 (1, 6)	5-3					FC5-4				3	0	0	0	0	0	1					
<b>Inning Stats</b>	R: 0 E: 0 K: 0 S: 3	H: 0 LOB: 0 BB: 0 P: 3	R: 0 E: 0 K: 0 S: 3	H: 0 LOB: 0 BB: 0 P: 3	R: 0 E: 0 K: 1 S: 6	H: 1 LOB: 2 BB: 1 P: 10	R: 0 E: 0 K: 0 S: 4	H: 1 LOB: 1 BB: 0 P: 4	R: 1 E: 0 K: 0 S: 6	H: 3 LOB: 2 BB: 0 P: 6	R: 0 E: 0 K: 0 S: 3	H: 0 LOB: 0 BB: 0 P: 3	R: 0 E: 0 K: 1 S: 6	H: 1 LOB: 1 BB: 0 P: 6	R: 0 E: 0 K: 0 S: 4	H: 1 LOB: 1 BB: 0 P: 4	1B: 4 2B: 2 3B: 1 HR: 0	SF: 0 SAC: 0 DP: 0 HBP: 0	WP: 0 PA: 35 PB: 0 SB: 1 CS: 0		
<b>PITCHER</b>	IP	WLS	BF	H	R	ER	SO	BB	IBB	HBP	BLK	WP	HR	S	P	ERA	WHIP				
<b>Clyde Wright, L</b> ERA: 3.77 (1, 1)	9.0	W	35	7	1	1	2	1	0	0	0	0	0	38	42	1.00	0.889				





Batter	1	2	3	4	5	6	7	8	9	AB	R	H	RBI	BB	SO	LOB	TOP				
<b>Don Money, R</b> OBP: 0.351, SLG: 0.439 (1, 5)	6-3		6-3		5-3		K		1B	5	0	1	0	0	1	2	<b>Milwaukee Brewers @ Detroit Tigers</b> Tiger Stadium, Detroit, MI Fri Jun 28 1974, 7:05 PM EDT Att: 22,431 - Unknown				
<b>Dave May, L</b> OBP: 0.255, SLG: 0.356 (1, 8) <b>Ken Berry, R</b> OBP: 0.250, SLG: 0.207 (6, 8)	G3		6-3			F9		HR	5-3	3	0	0	0	0	0	1					
<b>George Scott, R</b> OBP: 0.342, SLG: 0.442 (1, 3)	K			5-3		6-3		HR		4	1	1	2	0	1	0					
<b>Deron Johnson, R</b> OBP: 0.250, SLG: 0.391 (1, 10)		F2		6-3		6-3		HR		4	1	1	1	0	0	0					
<b>John Briggs, L</b> OBP: 0.363, SLG: 0.547 (1, 7)		PB		6-3			K	F9		4	0	1	0	0	1	0					
<b>Bobby Mitchell, R</b> OBP: 0.301, SLG: 0.356 (1, 9)		F8				HR	1B	F7		3	2	1	1	1	0	1					
<b>Charlie Moore, R</b> OBP: 0.340, SLG: 0.368 (1, 2)		CS				F7	2B	F4		3	1	1	0	1	0	0					
<b>Robin Yount, R</b> OBP: 0.282, SLG: 0.337 (1, 6)		CS	6-3		6-3		SF7	F7		4	1	1	2	0	0	0					
<b>John Vukovich, R</b> OBP: 0.200, SLG: 0.321 (1, 4)			6-3			SF7	2B	F9		2	0	1	1	1	0	0					
<b>Inning Stats</b>	R: 0 E: 0 K: 1 S: 5	H: 0 LOB: 0 BB: 0 P: 5	R: 0 E: 0 K: 0 S: 3	H: 1 LOB: 1 BB: 1 P: 7	R: 0 E: 0 K: 0 S: 3	H: 0 LOB: 1 BB: 1 P: 7	R: 0 E: 0 K: 0 S: 3	H: 0 LOB: 0 BB: 0 P: 3	R: 1 E: 0 K: 0 S: 5	H: 2 LOB: 1 BB: 0 P: 5	R: 0 E: 0 K: 0 S: 3	H: 0 LOB: 0 BB: 0 P: 3	R: 3 E: 0 K: 2 S: 9	H: 2 LOB: 1 BB: 1 P: 13	R: 3 E: 1 K: 0 S: 6	H: 3 LOB: 0 BB: 0 P: 6		R: 0 E: 0 K: 0 S: 4	H: 1 LOB: 1 BB: 0 P: 4	1B: 4 2B: 2 3B: 0 HR: 3	SF: 1 SAC: 0 DP: 0 HBP: 0
<b>PITCHER</b>	IP	WLS	BF	H	R	ER	SO	BB	IBB	HBP	BLK	WP	HR	S	P	ERA	WHIP				
<b>Luke Walker, L</b> ERA: 2.53 (1, 1)	6.1	W	26	5	4	4	2	3	0	0	0	0	1	27	39	5.68	1.263				
<b>John Hiller, L</b> ERA: 2.5 (7, 1)	2.2		12	4	3	3	1	0	0	0	0	0	2	14	14	10.12	1.500				

Batter	1	2	3	4	5	6	7	8	9	AB	R	H	RBI	BB	SO	LOB	BOTTOM		
<b>Mickey Stanley, R</b> OBP: 0.272, SLG: 0.305 (1, 8)	6-3	5-3			FC5-4	1B		6-3		5	1	1	2	0	0	3	<b>Milwaukee Brewers @ Detroit Tigers</b> Tiger Stadium, Detroit, MI Fri Jun 28 1974, 7:05 PM EDT Att: 22,431 - Unknown		
<b>Gary Sutherland, R</b> OBP: 0.275, SLG: 0.336 (1, 4)	F2		2-3		1B		3B	5-3		5	1	2	1	0	0	0			
<b>Al Kaline, R</b> OBP: 0.339, SLG: 0.379 (1, 10)	L7		L9		L5-3		SF9	L6-3		5	1	1	1	0	0	1			
<b>Willie Horton, R</b> OBP: 0.349, SLG: 0.536 (1, 7) <b>Dick Sharon, R</b> OBP: 0.259, SLG: 0.230 (7, 7)		K	K			1B	F3			3	1	1	0	0	2	0			
<b>Aurelio Rodriguez, R</b> OBP: 0.282, SLG: 0.301 (1, 5)		6-3		K		1B	SF9			3	0	1	1	0	1	0			
<b>Bill Freehan, R</b> OBP: 0.351, SLG: 0.409 (1, 3)					F3	1B	1B			4	3	3	1	0	0	0			
<b>Marvin Lane, R</b> OBP: 0.389, SLG: 0.385 (1, 9)		HR			4-3	1B	1B	BB		2	2	1	2	1	0	0			
<b>Jerry Moses, R</b> OBP: 0.281, SLG: 0.333 (1, 2) <b>Gates Brown, L</b> OBP: 0.345, SLG: 0.229 (6, PH) <b>Gene Lamont, L</b> OBP: 0.385, SLG: 0.417 (7, 2)		2B			FC3-2	1B	1B			2	0	2	0	0	0	0			
<b>Ed Brinkman, R</b> OBP: 0.272, SLG: 0.329 (1, 6)		1B			L6	F5	K			1	0	1	0	0	0	0			
<b>Inning Stats</b>	R: 0 E: 0 K: 0 S: 3	H: 4 LOB: 2 BB: 0 P: 9	R: 2 E: 0 K: 1 S: 9	H: 4 LOB: 0 BB: 0 P: 9	R: 0 E: 0 K: 1 S: 5	H: 0 LOB: 0 BB: 0 P: 5	R: 0 E: 0 K: 1 S: 5	H: 0 LOB: 0 BB: 0 P: 5	R: 1 E: 0 K: 0 S: 5	H: 2 LOB: 1 BB: 0 P: 5	R: 3 E: 0 K: 0 S: 7	H: 4 LOB: 3 BB: 0 P: 7	R: 3 E: 0 K: 1 S: 9	H: 4 LOB: 2 BB: 1 P: 13	R: 0 E: 0 K: 0 S: 3	H: 0 LOB: 0 BB: 0 P: 3		1B: 9 2B: 2 3B: 2 HR: 1	SF: 1 SAC: 1 DP: 0 HBP: 0
<b>PITCHER</b>	IP	WLS	BF	H	R	ER	SO	BB	IBB	HBP	BLK	WP	HR	S	P	ERA	WHIP		
<b>Kevin Kobl, L</b> ERA: 3.84 (1, 1)	5.0	L	25	9	6	6	3	0	0	0	0	0	1	31	31	10.80	1.800		
<b>Bill Champion, R</b> ERA: 4.66 (6, 1)	1.2		8	4	3	3	0	0	0	0	0	0	0	8	8	16.20	2.400		
<b>Eduardo Rodriguez, R</b> ERA: 2.87 (7, 1)	1.1		6	1	0	0	1	1	0	0	0	0	0	7	11	0.00	1.500		



Batter	1	2	3	4	5	6	7	8	9	AB	R	H	RBI	BB	SO	LOB	TOP				
Don Money, R OBP: 0.353, SLG: 0.440 Tim Johnson, L OBP: 0.256, SLG: 0.341										4	1	2	0	0	0	0					
Ken Berry, R OBP: 0.256, SLG: 0.241										5	2	2	0	0	1	1					
John Briggs, L OBP: 0.367, SLG: 0.571										5	3	3	4	0	1	1					
George Scott, R OBP: 0.341, SLG: 0.442 Mike Hegan, L OBP: 0.312, SLG: 0.341										4	0	1	1	0	0	0					
Deron Johnson, R OBP: 0.250, SLG: 0.394										4	1	1	0	0	2	2					
Bobby Mitchell, R OBP: 0.302, SLG: 0.350 Bob Coluccio, R OBP: 0.298, SLG: 0.357										2	0	0	0	1	1	1					
Darrell Porter, L OBP: 0.352, SLG: 0.395										3	1	2	2	1	0	0					
Robin Yount, R OBP: 0.281, SLG: 0.344										4	0	1	1	0	0	5					
John Vukovich, R OBP: 0.206, SLG: 0.406										4	1	1	1	0	0	1					
<b>Inning Stats</b>	R: 2 E: 0 K: 1 S: 8	H: 3 LOB: 3 BB: 2 P: 16	R: 0 E: 0 K: 0 S: 4	H: 1 LOB: 1 BB: 0 P: 4	R: 0 E: 0 K: 0 S: 3	H: 0 LOB: 0 BB: 0 P: 3	R: 1 E: 0 K: 0 S: 4	H: 2 LOB: 0 BB: 0 P: 4	R: 0 E: 0 K: 1 S: 5	H: 0 LOB: 0 BB: 0 P: 5	R: 2 E: 0 K: 1 S: 7	H: 2 LOB: 0 BB: 0 P: 7	R: 3 E: 0 K: 1 S: 8	H: 3 LOB: 0 BB: 0 P: 8	R: 0 E: 0 K: 0 S: 3	H: 1 LOB: 0 BB: 0 P: 3	R: 1 E: 0 K: 2 S: 8	H: 1 LOB: 0 BB: 0 P: 8	1B: 6 2B: 2 3B: 2 HR: 3	SF: 0 SAC: 0 DP: 2 HBP: 0	WP: 1 PA: 40 PB: 0 SB: 0 CS: 1
<b>PITCHER</b>	IP WLS BF H R ER SO BB IBB HBP BLK WP HR S P ERA WHIP																				
Mickey Lolich, L ERA: 3.19	(1, 1) 6.0 L 27 8 5 5 3 1 1 0 0 0 1 1 31 39 7.50 1.500																				
Dave Lemanczyk, R ERA: 8.68	(7, 1) 3.0 13 5 4 4 3 0 0 0 0 0 2 19 19 12.00 1.667																				

Milwaukee Brewers @ Detroit Tigers  
Tiger Stadium, Detroit, MI  
Sat Jun 29 1974, 3:33 AM EDT  
Att: 23,574 - Unknown

AB 38  
R 9  
H 13  
RBI 9  
BB 2  
SO 6  
LOB 11



Batter	1	2	3	4	5	6	7	8	9	AB	R	H	RBI	BB	SO	LOB	BOTTOM		
John Knox, L OBP: 0.386, SLG: 0.357										4	0	2	0	0	0	0			
Aurelio Rodriguez, R OBP: 0.276, SLG: 0.206										4	0	0	0	0	1	1			
Al Kaline, R OBP: 0.334, SLG: 0.373										4	0	0	0	0	0	0			
Ben Oglivie, L OBP: 0.393, SLG: 0.426										4	0	1	0	0	0	0			
Jim Northrup, L OBP: 0.292, SLG: 0.300										3	0	1	0	0	0	1			
Norm Cash, L OBP: 0.314, SLG: 0.369										3	0	1	0	0	0	2			
Mickey Stanley, R OBP: 0.272, SLG: 0.305										3	0	1	0	0	0	2			
Gene Lamont, L OBP: 0.313, SLG: 0.333										3	0	0	0	0	0	2			
Ed Brinkman, R OBP: 0.269, SLG: 0.325										3	0	0	0	0	0	2			
<b>Inning Stats</b>	R: 0 E: 0 K: 0 S: 3	H: 1 LOB: 0 BB: 0 P: 3	R: 0 E: 0 K: 0 S: 4	H: 1 LOB: 1 BB: 0 P: 4	R: 0 E: 0 K: 0 S: 3	H: 1 LOB: 0 BB: 0 P: 3	R: 0 E: 0 K: 0 S: 3	H: 0 LOB: 0 BB: 0 P: 3	R: 0 E: 0 K: 0 S: 5	H: 2 LOB: 2 BB: 0 P: 5	R: 0 E: 0 K: 0 S: 4	H: 1 LOB: 1 BB: 0 P: 4	R: 0 E: 0 K: 0 S: 3	H: 0 LOB: 0 BB: 0 P: 3	R: 0 E: 0 K: 1 S: 5	H: 0 LOB: 0 BB: 0 P: 5	1B: 6 2B: 0 3B: 0 HR: 0	SF: 0 SAC: 0 DP: 1 HBP: 0	WP: 0 PA: 32 PB: 0 SB: 0 CS: 1
<b>PITCHER</b>	IP WLS BF H R ER SO BB IBB HBP BLK WP HR S P ERA WHIP																		
Jim Colborn, R ERA: 5.28	(1, 1) 9.0 W 31 6 0 0 1 0 0 0 0 0 0 33 33 0.00 0.667																		

Milwaukee Brewers @ Detroit Tigers  
Tiger Stadium, Detroit, MI  
Sat Jun 29 1974, 3:33 AM EDT  
Att: 23,574 - Unknown

AB 31  
R 0  
H 6  
RBI 0  
BB 0  
SO 1  
LOB 10





Batter	1	2	3	4	5	6	7	8	9	AB	R	H	RBI	BB	SO	LOB	TOP										
<b>Don Money, R</b> OBP: 0.353, SLG: 0.441 (1, 5)										4	1	1	0	1	0	0	<b>Milwaukee Brewers @ Detroit Tigers</b> Tiger Stadium, Detroit, MI Sun Jun 30 1974, 3:33 AM EDT Unknown										
<b>Ken Berry, R</b> OBP: 0.255, SLG: 0.231 (1, 8)										4	0	0	0	1	0	1											
<b>John Briggs, L</b> OBP: 0.368, SLG: 0.566 (1, 7)										4	1	1	0	1	1	3											
<b>George Scott, R</b> OBP: 0.347, SLG: 0.441 (1, 3)										1	1	0	0	3	1	1											
<b>Deron Johnson, R</b> OBP: 0.255, SLG: 0.393 (1, 10)										3	1	1	0	1	2	2											
<b>Bobby Mitchell, R</b> OBP: 0.294, SLG: 0.343 (1, 9)										2	0	0	1	0	1	2											
<b>Bob Coluccio, R</b> OBP: 0.301, SLG: 0.361 (6, 9)										1	0	1	0	0	0	0											
<b>Charlie Moore, R</b> OBP: 0.347, SLG: 0.378 (1, 2)										3	0	1	2	1	1	4											
<b>Robin Yount, R</b> OBP: 0.276, SLG: 0.338 (1, 6)										4	0	0	0	0	1	3											
<b>John Vukovich, R</b> OBP: 0.189, SLG: 0.371 (1, 4)										3	0	0	0	0	0	0											
<b>Bob Hansen, L</b> (8, PH) OBP: 0.265, SLG: 0.298										1	0	0	0	0	0	1											
<b>Tim Johnson, L</b> OBP: 0.256, SLG: 0.341 (8, 4)										0	0	0	0	0	0	0											
<b>Inning Stats</b>	R: 0 E: 0 K: 1 S: 5	H: 0 LOB: 1 BB: 1 P: 9	R: 0 E: 0 K: 2 S: 7	H: 0 LOB: 1 BB: 1 P: 11	R: 0 E: 0 K: 0 S: 3	H: 0 LOB: 0 BB: 0 P: 3	R: 0 E: 1 K: 1 S: 5	H: 0 LOB: 2 BB: 2 P: 13	R: 0 E: 0 K: 0 S: 3	H: 0 LOB: 0 BB: 0 P: 3	R: 3 E: 0 K: 1 S: 8	H: 3 LOB: 1 BB: 1 P: 12	R: 1 E: 0 K: 1 S: 6	H: 1 LOB: 2 BB: 2 P: 14	R: 0 E: 0 K: 1 S: 6	H: 1 LOB: 1 BB: 0 P: 6	R: 0 E: 0 K: 0 S: 2	H: 0 LOB: 0 BB: 1 P: 6	1B: 3 2B: 2 HR: 0	SF: 1 SAC: 0 DP: 1 HBP: 0	WP: 1 PB: 0 SB: 1 CS: 1	PA: 39					
<b>PITCHER</b>	IP	WLS	BF	H	R	ER	SO	BB	IBB	HBP	BLK	WP	HR	S	P	ERA	WHIP										
<b>Woodie Fryman, L</b> ERA: 4.52 (1, 1)	6.1	L	29	4	4	4	5	6	0	0	0	0	0	33	57	5.68	1.579										
<b>Jim Ray, R</b> ERA: 2.79 (7, 1)	2.2	S	10	1	0	0	2	2	0	0	0	1	0	12	20	0.00	1.125										

Batter	1	2	3	4	5	6	7	8	9	AB	R	H	RBI	BB	SO	LOB	BOTTOM										
<b>John Knox, L</b> OBP: 0.354, SLG: 0.326 (1, 4)										4	0	0	0	0	0	1	<b>Milwaukee Brewers @ Detroit Tigers</b> Tiger Stadium, Detroit, MI Sun Jun 30 1974, 3:33 AM EDT Unknown										
<b>Aurelio Rodriguez, R</b> OBP: 0.277, SLG: 0.295 (1, 5)										4	0	1	0	0	0	0											
<b>Al Kaline, R</b> OBP: 0.340, SLG: 0.380 (1, 10)										3	1	2	0	1	0	0											
<b>Willie Horton, R</b> OBP: 0.351, SLG: 0.533 (1, 7)										3	0	1	0	1	1	4											
<b>Jim Northrup, L</b> OBP: 0.295, SLG: 0.301 (1, 9)										3	0	1	0	1	0	2											
<b>Norm Cash, L</b> OBP: 0.311, SLG: 0.358 (1, 3)										3	0	0	0	1	0	4											
<b>Mickey Stanley, R</b> OBP: 0.272, SLG: 0.304 (1, 8)										4	0	1	0	0	1	3											
<b>Gene Lamont, L</b> OBP: 0.263, SLG: 0.278 (1, 2)										3	0	0	0	0	1	5											
<b>Gates Brown, L</b> (8, PH) OBP: 0.341, SLG: 0.222										1	0	0	0	0	0	0											
<b>Ed Brinkman, R</b> OBP: 0.270, SLG: 0.325 (1, 6)										3	0	1	0	0	0	0											
<b>Ben Oglivie, L</b> (8, PH) OBP: 0.387, SLG: 0.418										1	0	0	0	0	0	0											
<b>Inning Stats</b>	R: 0 E: 0 K: 0 S: 3	H: 0 LOB: 0 BB: 0 P: 3	R: 0 E: 0 K: 1 S: 6	H: 1 LOB: 2 BB: 1 P: 10	R: 0 E: 0 K: 0 S: 3	H: 0 LOB: 0 BB: 0 P: 3	R: 1 E: 1 K: 0 S: 4	H: 1 LOB: 2 BB: 2 P: 12	R: 0 E: 1 K: 0 S: 4	H: 1 LOB: 2 BB: 1 P: 8	R: 0 E: 0 K: 0 S: 4	H: 1 LOB: 1 BB: 0 P: 4	R: 0 E: 0 K: 0 S: 3	H: 1 LOB: 0 BB: 0 P: 3	R: 0 E: 0 K: 1 S: 6	H: 2 LOB: 1 BB: 0 P: 6	R: 0 E: 0 K: 1 S: 5	H: 0 LOB: 0 BB: 0 P: 5	1B: 6 2B: 1 HR: 0	SF: 0 SAC: 0 DP: 4 HBP: 0	WP: 0 PB: 0 SB: 0 CS: 0	PA: 36					
<b>PITCHER</b>	IP	WLS	BF	H	R	ER	SO	BB	IBB	HBP	BLK	WP	HR	S	P	ERA	WHIP										
<b>Ed Sprague, R</b> ERA: 1.95 (1, 1)	7.1	W	32	7	1	0	2	4	0	0	0	0	0	32	48	0.00	1.500										
<b>Tom Murphy, R</b> ERA: 2.05 (8, 1)	1.2	S	4	0	0	0	1	0	0	0	0	0	0	6	6	0.00	0.000										



Batter	1	2	3	4	5	6	7	8	9	AB	R	H	RBI	BB	SO	LOB	TOP			
Don Money, R OBP: 0.357, SLG: 0.442 (1, 5)										4	1	2	0	1	1	0	<b>Milwaukee Brewers @ Detroit Tigers</b> Tiger Stadium, Detroit, MI Sun Jun 30 1974, 3:38 AM EDT Att: 27,050 - Unknown			
Robin Yount, R OBP: 0.274, SLG: 0.335 (1, 6)										2	0	0	0	0	1	1				
Bob Hansen, L OBP: 0.280, SLG: 0.313 (9, PH)										1	0	1	0	0	0	0				
George Scott, R OBP: 0.344, SLG: 0.436 (1, 3)										5	0	1	0	0	1	3				
John Briggs, L OBP: 0.369, SLG: 0.565 (1, 7)										4	0	2	1	0	0	3				
Deron Johnson, R OBP: 0.255, SLG: 0.390 (1, 10)										4	0	1	0	0	1	1				
Darrell Porter, L OBP: 0.350, SLG: 0.392 (1, 2)										4	0	1	0	0	3	2				
Pedro Garcia, R OBP: 0.291, SLG: 0.421 (8, PH)										0	0	0	0	0	0	0				
Charlie Moore, R OBP: 0.347, SLG: 0.378 (8, 2)										0	0	0	0	0	0	0				
Bobby Mitchell, R OBP: 0.301, SLG: 0.370 (1, 9)										3	1	1	1	1	2	1				
Bob Coluccio, R OBP: 0.306, SLG: 0.367 (1, 8)										2	0	1	0	1	0	0				
Mike Hegan, L OBP: 0.309, SLG: 0.337 (8, PH)										1	0	0	0	0	0	2				
Ken Berry, R OBP: 0.255, SLG: 0.231 (8, 8)										0	0	0	0	0	0	0				
Tim Johnson, L OBP: 0.239, SLG: 0.318 (1, 4)										3	0	0	0	0	0	3				
Dave May, L OBP: 0.254, SLG: 0.355 (9, PH)										1	0	0	0	0	1	0				
<b>Inning Stats</b>	R: 0 E: 0 K: 0 S: 4	H: 2 LOB: 1 BB: 0 P: 4	R: 0 E: 0 K: 1 S: 6	H: 1 LOB: 2 BB: 1 P: 10	R: 1 E: 0 K: 2 S: 9	H: 2 LOB: 2 BB: 1 P: 13	R: 1 E: 0 K: 1 S: 6	H: 1 LOB: 0 BB: 0 P: 6	R: 0 E: 0 K: 2 S: 7	H: 0 LOB: 1 BB: 1 P: 11	R: 0 E: 0 K: 0 S: 4	H: 1 LOB: 1 BB: 0 P: 4	R: 0 E: 0 K: 2 S: 8	H: 1 LOB: 2 BB: 0 P: 8	R: 0 E: 0 K: 1 S: 6	H: 1 LOB: 1 BB: 0 P: 6	1B: 8 2B: 1 3B: 0 HR: 1	SF: 0 SAC: 2 DP: 1 HBP: 0	WP: 0 PB: 0 SB: 1 CS: 0	PA: 39
<b>PITCHER</b> Lerin LaGrow, R ERA: 3.62 (1, 1)	IP: 9.0 WLS: W BF: 39	H: 10 R: 2 ER: 2 SO: 10	BB: 3 IBB: 0 HBP: 0 BLK: 0	WP: 0 HR: 1 S: 56 P: 68	ERA: 2.00 WHIP: 1.444	<b>PITCHER</b>														

Batter	1	2	3	4	5	6	7	8	9	AB	R	H	RBI	BB	SO	LOB	BOTTOM			
Marvin Lane, R OBP: 0.318, SLG: 0.294 (1, 8)										4	0	0	0	0	0	0	<b>Milwaukee Brewers @ Detroit Tigers</b> Tiger Stadium, Detroit, MI Sun Jun 30 1974, 3:38 AM EDT Att: 27,050 - Unknown			
Gary Sutherland, R OBP: 0.282, SLG: 0.338 (1, 4)										4	1	2	0	0	0	0				
Ben Oglivie, L OBP: 0.379, SLG: 0.397 (1, 7)										3	1	0	0	1	1	2				
Dick Sharon, R OBP: 0.259, SLG: 0.230 (9, 7)										0	0	0	0	0	0	0				
Jim Northrup, L OBP: 0.298, SLG: 0.316 (1, 9)										4	1	2	2	0	0	1				
Gates Brown, L OBP: 0.340, SLG: 0.231 (1, 10)										3	0	1	1	0	1	0				
Bill Freehan, R OBP: 0.346, SLG: 0.402 (1, 3)										3	0	0	0	0	1	2				
Aurelio Rodriguez, R OBP: 0.274, SLG: 0.292 (1, 5)										3	0	0	0	0	0	0				
Jerry Moses, R OBP: 0.282, SLG: 0.343 (1, 2)										3	0	1	0	0	0	0				
Ed Brinkman, R OBP: 0.266, SLG: 0.321 (1, 6)										3	0	0	0	0	0	1				
<b>Inning Stats</b>	R: 2 E: 0 K: 0 S: 4	H: 1 LOB: 0 BB: 1 P: 8	R: 0 E: 0 K: 1 S: 6	H: 1 LOB: 0 BB: 0 P: 6	R: 1 E: 0 K: 0 S: 6	H: 3 LOB: 0 BB: 0 P: 6	R: 0 E: 0 K: 0 S: 3	H: 0 LOB: 0 BB: 0 P: 3	R: 0 E: 0 K: 1 S: 5	H: 0 LOB: 0 BB: 0 P: 5	R: 0 E: 0 K: 0 S: 3	H: 0 LOB: 0 BB: 0 P: 3	R: 0 E: 0 K: 1 S: 6	H: 1 LOB: 1 BB: 0 P: 6	R: 0 E: 0 K: 1 S: 6	H: 1 LOB: 1 BB: 0 P: 6	1B: 4 2B: 1 3B: 0 HR: 1	SF: 0 SAC: 0 DP: 0 HBP: 0	WP: 0 PB: 0 SB: 0 CS: 0	PA: 31
<b>PITCHER</b> Jim Slaton, R ERA: 4.26 (1, 1)	IP: 8.0 WLS: L BF: 31	H: 6 R: 3 ER: 3 SO: 3	BB: 1 IBB: 0 HBP: 0 BLK: 0	WP: 0 HR: 1 S: 36 P: 40	ERA: 3.38 WHIP: 0.875	<b>PITCHER</b>														



Batter	1	2	3	4	5	6	7	8	9	AB	R	H	RBI	BB	SO	LOB	TOP										
<b>Elliott Maddox, R</b> OBP: 0.392, SLG: 0.351 (1, 8)										2	1	0	0	1	1	2	<b>New York Yankees @ Detroit Tigers</b> Tiger Stadium, Detroit, MI Mon Jul 01 1974, 7:05 PM EDT Att: 21,532 - Unknown										
<b>Chris Chambliss, L</b> OBP: 0.273, SLG: 0.303 (1, 3)										4	0	1	0	0	0	2											
<b>Bobby Murcer, L</b> OBP: 0.330, SLG: 0.338 (1, 9)										4	1	1	0	0	1	2											
<b>Ron Blomberg, L</b> OBP: 0.398, SLG: 0.517 (1, 10)										4	1	2	3	0	1	1											
<b>Lou Piniella, R</b> OBP: 0.344, SLG: 0.379 (1, 7)										4	0	2	0	0	1	0											
<b>Graig Nettles, L</b> OBP: 0.328, SLG: 0.421 (1, 5)											4	0	1	0	0	1		4									
<b>Rick Dempsey, R</b> OBP: 0.281, SLG: 0.345 (1, 2)											4	0	0	0	0	1		1									
<b>Jim Mason, L</b> OBP: 0.297, SLG: 0.309 (1, 6)											3	0	2	0	0	0		0									
<b>Thurman Munson, R</b> OBP: 0.287, SLG: 0.355 (9, PH)											1	0	0	0	0	0	0										
<b>Fernando Gonzalez, R</b> OBP: 0.234, SLG: 0.268 (1, 4)										3	0	0	0	0	0	2											
<b>Otto Velez, R</b> (9, PH)										1	0	0	0	0	1	0											
<b>Inning Stats</b>	R: 1 E: 0 K: 0 S: 5	H: 2 LOB: 2 BB: 1 P: 9	R: 0 E: 1 K: 0 S: 4	H: 1 LOB: 1 BB: 0 P: 4	R: 0 E: 0 K: 0 S: 3	H: 0 LOB: 0 BB: 0 P: 3	R: 0 E: 0 K: 1 S: 5	H: 1 LOB: 0 BB: 0 P: 5	R: 0 E: 0 K: 0 S: 4	H: 1 LOB: 1 BB: 0 P: 4	R: 2 E: 0 K: 2 S: 9	H: 2 LOB: 0 BB: 0 P: 9	R: 0 E: 0 K: 1 S: 5	H: 0 LOB: 0 BB: 0 P: 5	R: 0 E: 0 K: 2 S: 9	H: 2 LOB: 2 BB: 0 P: 9	R: 0 E: 0 K: 1 S: 5	H: 0 LOB: 0 BB: 0 P: 5	1B: 8 2B: 0 3B: 0 HR: 1	SF: 0 SAC: 1 DP: 2 HBP: 0	WP: 1 PB: 0 SB: 0 CS: 0	PA: 36					
<b>PITCHER</b>	IP	WLS	BF	H	R	ER	SO	BB	IBB	HBP	BLK	WP	HR	S	P	ERA	WHIP										
<b>Joe Coleman, R</b> ERA: 4.91 (1, 1)	7.0		28	7	3	3	4	1	0	0	0	1	1	35	39	3.86	1.143										
<b>John Hiller, L</b> ERA: 2.43 (8, 1)	2.0	W	8	2	0	0	3	0	0	0	0	0	0	14	14	0.00	1.000										

Batter	1	2	3	4	5	6	7	8	9	AB	R	H	RBI	BB	SO	LOB	BOTTOM										
<b>Mickey Stanley, R</b> OBP: 0.268, SLG: 0.300 (1, 8)										4	0	0	0	0	1	1	<b>New York Yankees @ Detroit Tigers</b> Tiger Stadium, Detroit, MI Mon Jul 01 1974, 7:05 PM EDT Att: 21,532 - Unknown										
<b>Gary Sutherland, R</b> OBP: 0.282, SLG: 0.337 (1, 4)										4	0	1	0	0	0	0											
<b>Al Kaline, R</b> OBP: 0.342, SLG: 0.380 (1, 10)										3	0	1	1	1	1	0											
<b>Ben Oglivie, L</b> OBP: 0.386, SLG: 0.452 (1, 7)										4	1	2	1	0	0	0											
<b>Marvin Lane, R</b> OBP: 0.318, SLG: 0.294 (9, 7)										0	0	0	0	0	0	0											
<b>Jim Northrup, L</b> OBP: 0.297, SLG: 0.327 (1, 9)										4	1	1	1	0	0	2											
<b>Bill Freehan, R</b> OBP: 0.344, SLG: 0.396 (1, 3)										3	0	0	0	1	0	0											
<b>Aurelio Rodriguez, R</b> OBP: 0.275, SLG: 0.300 (1, 5)										3	0	1	0	0	0	1											
<b>Gene Lamont, L</b> OBP: 0.286, SLG: 0.263 (1, 2)										1	1	0	0	1	1	1											
<b>Gates Brown, L</b> OBP: 0.354, SLG: 0.325 (7, PH)										1	1	1	1	0	0	0											
<b>Jerry Moses, R</b> OBP: 0.282, SLG: 0.343 (8, 2)										0	0	0	0	0	0	0											
<b>Ed Brinkman, R</b> OBP: 0.264, SLG: 0.318 (1, 6)										2	0	0	0	0	0	1											
<b>Inning Stats</b>	R: 0 E: 0 K: 0 S: 4	H: 1 LOB: 2 BB: 1 P: 8	R: 0 E: 0 K: 1 S: 6	H: 1 LOB: 1 BB: 0 P: 6	R: 0 E: 0 K: 1 S: 5	H: 0 LOB: 0 BB: 0 P: 5	R: 0 E: 0 K: 0 S: 3	H: 0 LOB: 1 BB: 1 P: 7	R: 1 E: 0 K: 0 S: 4	H: 2 LOB: 3 BB: 1 P: 8	R: 1 E: 0 K: 0 S: 4	H: 1 LOB: 0 BB: 0 P: 4	R: 1 E: 0 K: 1 S: 6	H: 1 LOB: 0 BB: 0 P: 6	R: 1 E: 0 K: 0 S: 4	H: 1 LOB: 0 BB: 0 P: 4	R: 1 E: 0 K: 0 S: 4	H: 1 LOB: 0 BB: 0 P: 4	1B: 3 2B: 0 3B: 1 HR: 3	SF: 0 SAC: 1 DP: 0 HBP: 0	WP: 1 PB: 0 SB: 0 CS: 0	PA: 33					
<b>PITCHER</b>	IP	WLS	BF	H	R	ER	SO	BB	IBB	HBP	BLK	WP	HR	S	P	ERA	WHIP										
<b>Doc Medich, R</b> ERA: 4.0 (1, 1)	7.2	L	32	7	4	4	3	3	0	0	0	1	3	35	47	4.70	1.304										
<b>Cecil Upshaw, R</b> ERA: 2.59 (8, 1)	0.1		1	0	0	0	0	0	0	0	0	0	0	1	1	0.00	0.000										





Batter	1	2	3	4	5	6	7	8	9	AB	R	H	RBI	BB	SO	LOB	TOP					
Roy White, S OBP: 0.354, SLG: 0.346 (1, 7)										3	0	0	0	1	1	1	<p><b>New York Yankees @ Detroit Tigers</b> Tiger Stadium, Detroit, MI Tue Jul 02 1974, 7:05 PM EDT Att: 13,866 - Unknown</p>					
Ron Blomberg, L OBP: 0.394, SLG: 0.510 (1, 10)										4	1	1	0	0	0	1						
Bobby Murcer, L OBP: 0.329, SLG: 0.335 (1, 8)										3	0	0	0	1	0	1						
Otto Velez, R OBP: 0.154, SLG: 0.083 (1, 3)										4	0	1	0	0	2	2						
Lou Piniella, R OBP: 0.346, SLG: 0.385 (1, 9)										4	0	2	1	0	0	2						
Thurman Munson, R OBP: 0.282, SLG: 0.348 (1, 2)										4	0	0	0	0	0	3						
Graig Nettles, L OBP: 0.327, SLG: 0.418 (1, 5)										4	0	1	0	0	0	0						
Fernando Gonzalez, R OBP: 0.238, SLG: 0.296 (7, PH)										2	1	1	1	0	0	0						
Chris Chambliss, L OBP: 0.272, SLG: 0.302 (7, 4)										1	0	0	0	0	1	1						
Gene Michael, S OBP: 0.256, SLG: 0.243 (7, 4)										1	0	0	0	0	0	1						
Fred Stanley, R OBP: 0.276, SLG: 0.192 (7, PH)										0	0	0	0	0	0	0						
Bill Sudakis, S OBP: 0.299, SLG: 0.388 (7, 6)										1	0	0	0	0	0	1						
Jim Mason, L OBP: 0.297, SLG: 0.309 (7, 6)										0	0	0	0	0	0	0						
<b>Inning Stats</b>	R: 0 E: 0 K: 1 S: 5	H: 0 LOB: 2 BB: 2 P: 13	R: 1 E: 0 K: 0 S: 4	H: 1 LOB: 0 BB: 0 P: 4	R: 0 E: 0 K: 1 S: 5	H: 0 LOB: 0 BB: 0 P: 5	R: 0 E: 0 K: 0 S: 3	H: 1 LOB: 2 BB: 0 P: 3	R: 0 E: 0 K: 0 S: 3	H: 0 LOB: 0 BB: 0 P: 3	R: 1 E: 0 K: 0 S: 6	H: 3 LOB: 2 BB: 0 P: 6	R: 0 E: 1 K: 1 S: 6	H: 0 LOB: 1 BB: 0 P: 6	R: 0 E: 0 K: 1 S: 5	H: 0 LOB: 0 BB: 0 P: 5	R: 0 E: 0 K: 0 S: 4	H: 1 LOB: 1 BB: 0 P: 4	1B: 4 2B: 1 3B: 0 HR: 1	SF: 0 SAC: 0 DP: 0 HBP: 0	WP: 0 PB: 0 SB: 1 CS: 1	PA: 36
<b>PITCHER</b>	IP WLS BF H R ER SO BB IBB HBP BLK WP HR S P ERA WHIP	IP WLS BF H R ER SO BB IBB HBP BLK WP HR S P ERA WHIP																				
Luke Walker, L ERA: 2.61 (1, 1)	6.0 W 25 5 2 2 2 2 0 0 0 0 0 1 27 35 3.00 1.167																					
Jim Ray, R ERA: 2.42 (7, 1)	3.0 S 10 1 0 0 2 0 0 0 0 0 0 0 14 14 0.00 0.333																					

Batter	1	2	3	4	5	6	7	8	9	AB	R	H	RBI	BB	SO	LOB	BOTTOM				
Mickey Stanley, R OBP: 0.268, SLG: 0.303 (1, 8)										4	1	1	1	0	0	1	<p><b>New York Yankees @ Detroit Tigers</b> Tiger Stadium, Detroit, MI Tue Jul 02 1974, 7:05 PM EDT Att: 13,866 - Unknown</p>				
Gary Sutherland, R OBP: 0.285, SLG: 0.343 (1, 4)										4	1	2	2	0	1	0					
Al Kaline, R OBP: 0.341, SLG: 0.378 (1, 10)										4	0	1	0	0	1	1					
Ben Oglivie, L OBP: 0.411, SLG: 0.460 (7, 7)										1	0	1	0	2	0	0					
Marvin Lane, R OBP: 0.304, SLG: 0.278 (7, 7)										1	0	0	0	0	0	0					
Jim Northrup, L OBP: 0.297, SLG: 0.327 (1, 9)										3	0	1	1	0	1	1					
Aurelio Rodriguez, R OBP: 0.271, SLG: 0.295 (1, 5)										4	0	0	0	0	0	5					
Bill Freehan, R OBP: 0.353, SLG: 0.405 (1, 3)										3	0	3	0	0	0	0					
Jerry Moses, R OBP: 0.277, SLG: 0.336 (1, 2)										2	1	0	0	0	0	2					
Ed Brinkman, R OBP: 0.261, SLG: 0.314 (1, 6)										3	1	0	0	0	1	3					
<b>Inning Stats</b>	R: 0 E: 0 K: 1 S: 5	H: 1 LOB: 1 BB: 0 P: 5	R: 0 E: 0 K: 0 S: 2	H: 0 LOB: 0 BB: 1 P: 6	R: 0 E: 0 K: 0 S: 4	H: 1 LOB: 1 BB: 0 P: 4	R: 0 E: 0 K: 0 S: 5	H: 2 LOB: 2 BB: 0 P: 5	R: 4 E: 0 K: 0 S: 8	H: 4 LOB: 2 BB: 1 P: 12	R: 0 E: 0 K: 1 S: 5	H: 1 LOB: 0 BB: 0 P: 5	R: 0 E: 0 K: 1 S: 5	H: 0 LOB: 0 BB: 0 P: 5	R: 0 E: 0 K: 1 S: 5	H: 0 LOB: 0 BB: 0 P: 5		1B: 7 2B: 3 3B: 0 HR: 0	SF: 1 SAC: 1 DP: 3 HBP: 0	WP: 0 PB: 0 SB: 0 CS: 1	PA: 33
<b>PITCHER</b>	IP WLS BF H R ER SO BB IBB HBP BLK WP HR S P ERA WHIP	IP WLS BF H R ER SO BB IBB HBP BLK WP HR S P ERA WHIP																			
Pat Dobson, R ERA: 3.71 (5, 1)	0.0 L 2 2 0 0 0 0 0 0 0 0 0 2 2 ∞ ∞																				
Cecil Upshaw, R ERA: 2.92 (5, 1)	1.2 6 1 1 1 1 1 0 0 0 0 0 0 7 11 5.40 1.200																				
Mike Wallace, L ERA: 3.25 (7, 1)	2.0 6 0 0 0 0 2 0 0 0 0 0 0 10 10 0.00 0.000																				



Batter	1	2	3	4	5	6	7	8	9	AB	R	H	RBI	BB	SO	LOB	TOP								
<b>Elliott Maddox, R</b> OBP: 0.493, SLG: 0.372 (1, 8)										5	2	4	0	0	0	0	<b>New York Yankees @ Detroit Tigers</b> Tiger Stadium, Detroit, MI Wed Jul 03 1974, 7:05 PM EDT Att: 17,846 - Unknown - 87 F								
<b>Lou Piniella, R</b> OBP: 0.348, SLG: 0.390 (1, 7)										4	1	2	2	0	0	1									
<b>Walt Williams, R</b> OBP: 0.088, SLG: 0.061 (8, 7)										1	0	0	0	0	0	1									
<b>Bobby Murcer, L</b> OBP: 0.328, SLG: 0.333 (1, 9)										4	0	1	0	0	0	4									
<b>Bill Sudakis, S</b> OBP: 0.293, SLG: 0.382 (1, 10)										3	0	0	1	0	1	2									
<b>Otto Velez, R</b> OBP: 0.294, SLG: 0.563 (1, 3)										4	2	3	2	0	1	0									
<b>Thurman Munson, R</b> OBP: 0.282, SLG: 0.347 (1, 2)										4	0	1	0	0	2	2									
<b>Graig Nettles, L</b> OBP: 0.322, SLG: 0.413 (1, 5)										3	0	0	1	0	1	1									
<b>Fernando Gonzalez, R</b> OBP: 0.231, SLG: 0.287 (1, 4)										4	0	0	0	0	0	0									
<b>Fred Stanley, R</b> OBP: 0.290, SLG: 0.214 (1, 6)										2	0	1	0	0	0	0									
<b>Roy White, S</b> OBP: 0.357, SLG: 0.349 (8, PH)										1	1	1	0	0	0	0									
<b>Gene Michael, S</b> OBP: 0.254, SLG: 0.241 (8, 6)										1	0	0	0	0	0	0									
<b>Inning Stats</b>	R: 0 E: 0 K: 0 S: 4	H: 1 LOB: 1 BB: 0 P: 4	R: 0 E: 0 K: 2 S: 7	H: 0 LOB: 0 BB: 0 P: 7	R: 1 E: 0 K: 0 S: 5	H: 3 LOB: 1 BB: 0 P: 5	R: 0 E: 0 K: 1 S: 5	H: 1 LOB: 0 BB: 0 P: 5	R: 0 E: 0 K: 0 S: 3	H: 0 LOB: 0 BB: 0 P: 3	R: 0 E: 0 K: 0 S: 4	H: 1 LOB: 1 BB: 0 P: 4	R: 1 E: 0 K: 1 S: 6	H: 1 LOB: 0 BB: 0 P: 6	R: 4 E: 0 K: 1 S: 10	H: 5 LOB: 1 BB: 0 P: 10	R: 0 E: 0 K: 0 S: 4	H: 1 LOB: 1 BB: 0 P: 4	1B: 9 2B: 2 3B: 1 HR: 1	SF: 2 SAC: 0 DP: 1 HBP: 0	WP: 2 PB: 0 SB: 0 CS: 1	PA: 38			
<b>PITCHER</b>	IP	WLS	BF	H	R	ER	SO	BB	IBB	HBP	BLK	WP	HR	S	P	ERA	WHIP								
<b>Mickey Lolich, L</b> ERA: 3.27 (1, 1)	7.0		28	9	4	4	4	0	0	0	0	1	0	36	36	5.14	1.286								
<b>John Hiller, L</b> ERA: 2.6 (8, 1)	2.0	W	10	4	2	2	1	0	0	0	0	1	1	12	12	9.00	2.000								

Batter	1	2	3	4	5	6	7	8	9	AB	R	H	RBI	BB	SO	LOB	BOTTOM								
<b>Mickey Stanley, R</b> OBP: 0.267, SLG: 0.305 (1, 8)										5	0	1	1	0	0	3	<b>New York Yankees @ Detroit Tigers</b> Tiger Stadium, Detroit, MI Wed Jul 03 1974, 7:05 PM EDT Att: 17,846 - Unknown - 87 F								
<b>Gary Sutherland, R</b> OBP: 0.280, SLG: 0.337 (1, 4)										5	0	0	0	0	1	3									
<b>Al Kaline, R</b> OBP: 0.342, SLG: 0.376 (1, 10)										4	1	1	0	1	0	2									
<b>John Knox, L</b> OBP: 0.354, SLG: 0.326 (9, PR)										0	1	0	0	0	0	0									
<b>Willie Horton, R</b> OBP: 0.349, SLG: 0.526 (1, 7)										3	1	0	0	1	0	0									
<b>Marvin Lane, R</b> OBP: 0.292, SLG: 0.263 (8, 7)										1	0	0	0	0	1	1									
<b>Jim Northrup, L</b> OBP: 0.306, SLG: 0.356 (1, 9)										4	2	3	5	1	0	0									
<b>Bill Freehan, R</b> OBP: 0.360, SLG: 0.409 (1, 3)										3	2	2	0	1	0	1									
<b>Aurelio Rodriguez, R</b> OBP: 0.271, SLG: 0.299 (1, 5)										4	0	1	0	0	1	4									
<b>Jerry Moses, R</b> OBP: 0.285, SLG: 0.345 (1, 2)										3	0	2	1	0	0	2									
<b>Ed Brinkman, R</b> OBP: 0.262, SLG: 0.314 (1, 6)										3	1	1	1	0	1	1									
<b>Inning Stats</b>	R: 0 E: 0 K: 0 S: 3	H: 0 LOB: 0 BB: 0 P: 3	R: 0 E: 0 K: 0 S: 3	H: 0 LOB: 1 BB: 1 P: 7	R: 0 E: 1 K: 1 S: 7	H: 1 LOB: 2 BB: 0 P: 7	R: 0 E: 0 K: 0 S: 5	H: 2 LOB: 2 BB: 0 P: 5	R: 0 E: 0 K: 0 S: 3	H: 0 LOB: 0 BB: 0 P: 3	R: 5 E: 0 K: 1 S: 9	H: 5 LOB: 1 BB: 2 P: 17	R: 0 E: 0 K: 0 S: 3	H: 0 LOB: 0 BB: 0 P: 3	R: 1 E: 0 K: 1 S: 6	H: 1 LOB: 1 BB: 1 P: 10	R: 2 E: 0 K: 1 S: 6	H: 2 LOB: 1 BB: 0 P: 6	1B: 7 2B: 2 3B: 0 HR: 2	SF: 1 SAC: 1 DP: 0 HBP: 0	WP: 0 PB: 0 SB: 0 CS: 0	PA: 41			
<b>PITCHER</b>	IP	WLS	BF	H	R	ER	SO	BB	IBB	HBP	BLK	WP	HR	S	P	ERA	WHIP								
<b>Dave Pagan, R</b> ERA: 4.74 (1, 1)																									
<b>Dick Woodson, R</b> ERA: 5.66 (4, 1)	2.0		11	3	3	3	0	2	0	0	0	0	1	9	17	13.50	2.500								
<b>Cecil Upshaw, R</b> ERA: 3.12 (6, 1)	2.0		9	4	2	2	1	0	0	0	0	0	0	11	11	9.00	2.000								
<b>Sparky Lyle, L</b> ERA: 2.15 (8, 1)	1.2	L	9	3	3	3	2	1	0	0	0	0	1	12	16	16.20	2.400								



Batter	1	2	3	4	5	6	7	8	9	AB	R	H	RBI	BB	SO	LOB	TOP								
<b>Elliott Maddox, R</b> OBP: 0.398, SLG: 0.366 (1, 8)	F9			F9		6-3	K		1B	5	1	1	0	0	1	3									
<b>Lou Piniella, R</b> OBP: 0.345, SLG: 0.387 (1, 7)	K			1-3		K		F8	1B	5	1	1	0	0	2	0									
<b>Bobby Murcer, L</b> OBP: 0.326, SLG: 0.331 (1, 9)	P5			F8		F9		F7	1B	5	1	1	1	0	0	0									
<b>Bill Sudakis, S</b> OBP: 0.297, SLG: 0.381 <b>Walt Williams, R</b> OBP: 0.096, SLG: 0.061 (8, PR)		K				F8		BB	SF7	3	1	1	0	1	1	0									
<b>Otto Velez, R</b> OBP: 0.455, SLG: 0.611 (1, 3)		G4-6-3				BB		BB	BB	2	1	2	1	3	0	0									
<b>Thurman Munson, R</b> OBP: 0.284, SLG: 0.345 (1, 2)		G4-6-3				F8		BB	BB	4	0	1	1	1	1	3									
<b>Graig Nettles, L</b> OBP: 0.325, SLG: 0.412 (1, 5)			K			1B		P6		3	0	1	0	1	1	3									
<b>Fernando Gonzalez, R</b> OBP: 0.243, SLG: 0.292 <b>Ron Blomberg, L</b> OBP: 0.392, SLG: 0.510 <b>Jim Mason, L</b> OBP: 0.296, SLG: 0.308 (7, PH)								SF7	F7	1	0	1	1	1	0	0									
<b>Fred Stanley, R</b> OBP: 0.228, SLG: 0.207 <b>Roy White, S</b> OBP: 0.208, SLG: 0.244 <b>Gene Michael, S</b> OBP: 0.260, SLG: 0.241 (5, PH)										1	0	0	0	0	0	1									
<b>Rick Dempsey, R</b> OBP: 0.176, SLG: 0.241 <b>Sparky Lyle, L</b> (9, 1)										1	0	0	0	0	0	0									
<b>Inning Stats</b>	R: 0 E: 0 K: 1 S: 5	H: 0 LOB: 0 BB: 0 P: 5	R: 0 E: 0 K: 1 S: 4	H: 0 LOB: 0 BB: 1 P: 8	R: 0 E: 0 K: 1 S: 4	H: 0 LOB: 0 BB: 1 P: 8	R: 0 E: 0 K: 0 S: 3	H: 0 LOB: 0 BB: 0 P: 3	R: 1 E: 0 K: 0 S: 4	H: 1 LOB: 2 BB: 0 P: 12	R: 0 E: 0 K: 1 S: 5	H: 0 LOB: 0 BB: 0 P: 5	R: 1 E: 0 K: 1 S: 7	H: 2 LOB: 2 BB: 2 P: 15	R: 1 E: 0 K: 0 S: 5	H: 2 LOB: 2 BB: 2 P: 13	R: 3 E: 0 K: 1 S: 9	H: 4 LOB: 1 BB: 0 P: 9	1B: 9 2B: 0 3B: 0 HR: 0	SF: 2 SAC: 0 DP: 2 HBP: 0	WP: 0 PB: 0 SB: 0 CS: 0	PA: 42			
<b>PITCHER</b>	IP	WLS	BF	H	R	ER	SO	BB	IBB	HBP	BLK	WP	HR	S	P	ERA	WHIP								
<b>Woodie Fryman, L</b> ERA: 4.41 (1, 1)	6.0		24	3	2	2	4	5	0	0	0	0	0	27	47	3.00	1.333								
<b>Jim Ray, R</b> ERA: 2.53 (7, 1)	1.2		9	1	1	1	1	3	0	0	0	0	0	8	20	5.40	2.400								
<b>John Hiller, L</b> ERA: 2.89 (8, 1)	1.1	L	9	5	3	3	1	0	0	0	0	0	0	11	11	20.25	3.750								

New York Yankees @ Detroit Tigers  
Tiger Stadium, Detroit, MI  
Thu Jul 04 1974, 7:05 PM EDT  
Att: 15,058 - Overcast - 75 F

AB 32  
R 6  
H 9  
RBI 6  
BB 8  
SO 6  
LOB 15



Batter	1	2	3	4	5	6	7	8	9	AB	R	H	RBI	BB	SO	LOB	BOTTOM								
<b>Mickey Stanley, R</b> OBP: 0.269, SLG: 0.316 (1, 8)	F8					6-3				5	1	2	1	0	0	0									
<b>Gary Sutherland, R</b> OBP: 0.282, SLG: 0.334 (1, 4)	6-3								2B	2	0	0	1	2	0	1									
<b>Ben Oglivie, L</b> OBP: 0.403, SLG: 0.439 <b>Dick Sharon, R</b> OBP: 0.256, SLG: 0.227 (7, 7)										3	1	0	0	1	0	2									
<b>Jim Northrup, L</b> OBP: 0.314, SLG: 0.371 (1, 9)										3	1	2	1	2	0	1									
<b>Gates Brown, L</b> OBP: 0.346, SLG: 0.318 <b>Al Kaline, R</b> OBP: 0.341, SLG: 0.375 (9, PH)										4	0	1	1	0	0	0									
<b>Bill Freehan, R</b> OBP: 0.358, SLG: 0.406 (1, 3)										4	0	1	0	0	1	2									
<b>Aurelio Rodriguez, R</b> OBP: 0.271, SLG: 0.305 (1, 5)										4	0	1	0	0	0	1									
<b>Jerry Moses, R</b> OBP: 0.278, SLG: 0.336 <b>Willie Horton, R</b> OBP: 0.352, SLG: 0.526 <b>John Knox, L</b> OBP: 0.354, SLG: 0.326 <b>Gene Lamont, L</b> OBP: 0.286, SLG: 0.263 (8, PH)										3	0	0	0	0	1	1									
<b>Ed Brinkman, R</b> OBP: 0.262, SLG: 0.317 (1, 6)										4	1	1	0	0	0	2									
<b>Inning Stats</b>	R: 0 E: 0 K: 0 S: 3	H: 1 LOB: 2 BB: 1 P: 7	R: 0 E: 0 K: 0 S: 3	H: 0 LOB: 0 BB: 0 P: 3	R: 3 E: 1 K: 1 S: 9	H: 3 LOB: 2 BB: 1 P: 13	R: 0 E: 0 K: 0 S: 3	H: 0 LOB: 0 BB: 0 P: 3	R: 0 E: 0 K: 1 S: 6	H: 1 LOB: 1 BB: 0 P: 6	R: 0 E: 0 K: 0 S: 3	H: 0 LOB: 1 BB: 1 P: 7	R: 1 E: 0 K: 0 S: 5	H: 2 LOB: 2 BB: 1 P: 9	R: 0 E: 0 K: 2 S: 8	H: 1 LOB: 2 BB: 1 P: 12	1B: 3 2B: 2 3B: 2 HR: 1	SF: 1 SAC: 0 DP: 0 HBP: 0	WP: 0 PB: 0 SB: 0 CS: 0	PA: 41					
<b>PITCHER</b>	IP	WLS	BF	H	R	ER	SO	BB	IBB	HBP	BLK	WP	HR	S	P	ERA	WHIP								
<b>Dick Tidrow, R</b> ERA: 4.47 (1, 1)	8.0		36	7	4	3	2	3	0	0	0	0	0	35	55	3.38	1.250								
<b>Sparky Lyle, L</b> ERA: 2.1 (9, 1)	1.0		5	1	0	0	2	1	0	0	0	0	0	8	12	0.00	2.000								

New York Yankees @ Detroit Tigers  
Tiger Stadium, Detroit, MI  
Thu Jul 04 1974, 7:05 PM EDT  
Att: 15,058 - Overcast - 75 F

AB 34  
R 4  
H 8  
RBI 4  
BB 6  
SO 4  
LOB 13





Batter	1	2	3	4	5	6	7	8	9	AB	R	H	RBI	BB	SO	LOB	TOP				
Pat Kelly, L OBP: 0.345, SLG: 0.362 (1, 9)	0-0 1-3		0-3 K		0-0 1B		1-2 2-3 BB		0-3 K	4	0	1	0	1	2	1	<b>Chicago White Sox @ Detroit Tigers</b> Tiger Stadium, Detroit, MI Fri Jul 05 1974, 7:05 PM EDT Unknown				
Jorge Orta, L OBP: 0.391, SLG: 0.479 (1, 4)	0-0 G5-4-3 1B		0-3 K		0-0 L9		0-0 4-3		0-0 HR	5	1	2	3	0	1	3					
Dick Allen, R OBP: 0.377, SLG: 0.582 (1, 3)	0-0 G5-4-3 1-2			0-3 K	0-0 4-3		0-0 F9		0-0 6-3	5	0	0	0	0	1	4					
Carlos May, L OBP: 0.324, SLG: 0.350 (1, 7)		0-0 F8		0-3 K		0-0 F9		0-0 F7	4-0 BB	4	0	0	0	1	1	0					
Bill Melton, R OBP: 0.312, SLG: 0.372 (1, 5)		0-0 F8		0-0 1B		0-3 K		0-0 1B	0-3 K	5	0	2	0	0	2	1					
Tony Muser, L OBP: 0.370, SLG: 0.416 (1, 10)		0-0 1B		0-0 F5		0-0 P4		0-0 1B		4	0	2	0	0	0	1					
Bill Sharp, L OBP: 0.363, SLG: 0.425 (1, 8)		0-0 1-3			0-0 HR 1B		4-0 BB 4-3 BB		0-3 K	3	2	1	0	1	1	3					
Ed Herrmann, L OBP: 0.312, SLG: 0.402 (1, 2)			0-0 HR		0-0 HR 1-H		0-3 K	0-0 3-1		4	2	2	3	0	1	3					
Bucky Dent, R OBP: 0.281, SLG: 0.338 (1, 6)			0-0 4-3		0-0 6-3		0-0 4-3 BB 1B		0-0 HR 1B	4	1	2	0	0	0	0					
<b>Inning Stats</b>	R: 0 E: 0 K: 0 S: 3	H: 1 LOB: 0 BB: 0 P: 3	R: 0 E: 0 K: 0 S: 4	H: 1 LOB: 1 BB: 0 P: 4	R: 1 E: 0 K: 2 S: 8	H: 1 LOB: 0 BB: 0 P: 8	R: 0 E: 0 K: 2 S: 8	H: 1 LOB: 1 BB: 0 P: 8	R: 2 E: 0 K: 0 S: 6	H: 3 LOB: 1 BB: 0 P: 6	R: 0 E: 0 K: 1 S: 5	H: 0 LOB: 0 BB: 0 P: 5	R: 1 E: 0 K: 1 S: 6	H: 1 LOB: 2 BB: 2 P: 14	R: 0 E: 0 K: 1 S: 7	H: 2 LOB: 2 BB: 0 P: 7	R: 2 E: 0 K: 2 S: 9	H: 2 LOB: 1 BB: 1 P: 13	1B: 9 2B: 0 3B: 0 HR: 3	SF: 0 SAC: 0 DP: 1 HBP: 0	WP: 0 PA: 41
<b>PITCHER</b> Joe Coleman, R ERA: 4.98 (1, 1)	IP: 9.0 WLS: W BF: 41 H: 12 R: 6 ER: 6 SO: 9 BB: 3 IBB: 0 HBP: 0 BLK: 0 WP: 0 HR: 3 S: 56 P: 68 ERA: 6.00 WHIP: 1.667															<b>PITCHER</b>					

Batter	1	2	3	4	5	6	7	8	9	AB	R	H	RBI	BB	SO	LOB	BOTTOM		
Mickey Stanley, R OBP: 0.268, SLG: 0.312 (1, 8)	0-0 F8		0-3 K	4-0 BB		0-0 L8		0-0 5-3		4	0	0	0	1	1	2	<b>Chicago White Sox @ Detroit Tigers</b> Tiger Stadium, Detroit, MI Fri Jul 05 1974, 7:05 PM EDT Unknown		
Gary Sutherland, R OBP: 0.281, SLG: 0.332 (1, 4)	0-0 4-3		0-0 E4 BB WP	0-0 F2		0-0 F8		0-0 WP 1B 1B		5	2	1	1	0	0	2			
Al Kaline, R OBP: 0.339, SLG: 0.369 (1, 10)	0-3 K		0-3 WP BB BB	0-3 K		0-3 K		0-0 L8		4	1	0	0	1	3	2			
Willie Horton, R OBP: 0.358, SLG: 0.526 (7, PR)		0-3 K	4-0 BB WP BB		4-0 FC4-6 BB		0-0 BB WP 1B 1B	0-0 1B		2	0	1	1	2	1	0			
Dick Sharon, R OBP: 0.295, SLG: 0.237 (8, 7)		0-0 HR	1-2 2-3 3-H IBB		1-2 2-3 3-H 1B		0-0 F5	4-0 1B		1	1	1	1	0	0	0			
Jim Northrup, L OBP: 0.319, SLG: 0.382 (1, 9)		0-0 HR	1-2 2-3 3-H IBB		1-2 2-3 3-H 1B		1-2 F5	4-0 IBB		3	2	1	1	2	0	2			
Bill Freehan, R OBP: 0.385, SLG: 0.398 (1, 3)		0-0 5-3	0-0 L8		0-3 K		4-0 BB 1B BB	0-0 F8		4	1	0	0	1	1	6			
Aurelio Rodriguez, R OBP: 0.277, SLG: 0.307 (1, 5)		0-0 L5	1-2 2-3 3-H BB		1-2 2-3 3-H 1B		4-0 BB 1B BB			2	0	1	2	2	0	0			
Gene Lamont, L OBP: 0.318, SLG: 0.350 (3, PH)			1-2 2-3 3-H BB		1-2 2-3 3-H 1B		0-0 L5			1	1	1	0	0	0	0			
Jerry Moses, R OBP: 0.279, SLG: 0.336 (4, 2)			0-0 K		0-0 L5		1-2 2-3 3-H 1B			3	0	1	2	0	1	4			
Ed Brinkman, R OBP: 0.262, SLG: 0.316 (1, 6)			0-0 BB BB E 1B	0-0 F3		0-0 5-3	0-0 F9			4	1	1	0	0	0	2			
<b>Inning Stats</b>	R: 0 E: 0 K: 1 S: 5	H: 0 LOB: 0 BB: 0 P: 5	R: 1 E: 0 K: 1 S: 6	H: 1 LOB: 0 BB: 0 P: 6	R: 3 E: 1 K: 2 S: 10	H: 2 LOB: 3 BB: 4 P: 26	R: 0 E: 0 K: 1 S: 5	H: 0 LOB: 1 BB: 1 P: 9	R: 1 E: 0 K: 1 S: 6	H: 1 LOB: 1 BB: 1 P: 10	R: 0 E: 0 K: 0 S: 3	H: 0 LOB: 0 BB: 0 P: 3	R: 2 E: 0 K: 1 S: 7	H: 2 LOB: 2 BB: 2 P: 15	R: 1 E: 0 K: 0 S: 5	H: 2 LOB: 2 BB: 1 P: 9	1B: 6 2B: 1 3B: 0 HR: 1	SF: 0 SAC: 0 DP: 0 HBP: 0	WP: 3 PA: 42
<b>PITCHER</b> Stan Bahnsen, R ERA: 4.43 Skip Plick, L ERA: 4.57 Cy Acosta, R ERA: 2.9 Lloyd Allen, R ERA: 5.84	IP: 2.2 WLS: L BF: 16 H: 3 R: 5 ER: 3 SO: 3 BB: 3 IBB: 0 HBP: 0 BLK: 0 WP: 1 HR: 1 S: 18 P: 34 ERA: 10.12 WHIP: 2.250															<b>PITCHER</b>			



Batter	1	2	3	4	5	6	7	8	9	AB	R	H	RBI	BB	SO	LOB	TOP	
Pat Kelly, L OBP: 0.344, SLG: 0.361 (1, 10)										4	1	1	0	0	2	1	<b>Chicago White Sox @ Detroit Tigers</b> Tiger Stadium, Detroit, MI Fri Jul 05 1974, 7:05 PM EDT Att: 25,819 - Unknown	
Jorge Orta, L OBP: 0.385, SLG: 0.475 (1, 4)										4	1	1	0	0	0	1		
Carlos May, L OBP: 0.320, SLG: 0.346 (1, 7)										4	1	0	0	0	1	2		
Bill Melton, R OBP: 0.315, SLG: 0.375 Ron Santo, R OBP: 0.315, SLG: 0.324 (6, 5)										3	0	2	2	0	0	0		
Ken Henderson, S OBP: 0.349, SLG: 0.426 (1, 8)										4	1	2	1	0	0	2		
Tony Muser, L OBP: 0.353, SLG: 0.395 (1, 3)										4	0	0	0	0	0	3		
Bill Sharp, L OBP: 0.350, SLG: 0.409 (1, 9)										4	0	0	0	0	0	3		
Ed Herrmann, L OBP: 0.320, SLG: 0.408 (1, 2)										4	0	3	1	0	0	0		
Bucky Dent, R OBP: 0.276, SLG: 0.332 (1, 6)										4	0	0	0	0	1	3		
<b>Inning Stats</b>	R: 3 E: 1 K: 0 S: 7	H: 3 LOB: 1 BB: 0 P: 7	R: 0 E: 0 K: 2 S: 8	H: 1 LOB: 0 BB: 0 P: 8	R: 0 E: 0 K: 0 S: 3	H: 1 LOB: 1 BB: 0 P: 3	R: 0 E: 0 K: 0 S: 4	H: 0 LOB: 0 BB: 0 P: 4	R: 0 E: 0 K: 0 S: 3	H: 0 LOB: 0 BB: 0 P: 3	R: 0 E: 0 K: 0 S: 3	H: 0 LOB: 0 BB: 0 P: 3	R: 1 E: 0 K: 0 S: 5	H: 2 LOB: 1 BB: 0 P: 5	1B: 9 2B: 0 3B: 0 HR: 0	SF: 0 SAC: 0 DP: 1 HBP: 0		WP: 0 PB: 0 SB: 1 CS: 0
<b>PITCHER</b> Lerin LaGrow, R ERA: 3.58 (1, 1)	IP: 9.0 WLS: W BF: 36 H: 9 R: 4 ER: 3 SO: 4 BB: 0 IBB: 0 HBP: 0 BLK: 0 WP: 0 HR: 0 S: 44 P: 44 ERA: 3.00 WHIP: 1.000																	

Batter	1	2	3	4	5	6	7	8	9	AB	R	H	RBI	BB	SO	LOB	BOTTOM			
John Knox, L OBP: 0.340, SLG: 0.314 (1, 4)										5	0	1	1	0	1	0	<b>Chicago White Sox @ Detroit Tigers</b> Tiger Stadium, Detroit, MI Fri Jul 05 1974, 7:05 PM EDT Att: 25,819 - Unknown			
Aurelio Rodriguez, R OBP: 0.272, SLG: 0.301 (1, 5)										5	0	0	0	0	0	2				
Ben Oglivie, L OBP: 0.420, SLG: 0.464 (1, 7)										3	1	2	0	1	0	0				
Jim Northrup, L OBP: 0.318, SLG: 0.378 (1, 9)										3	0	0	0	1	0	2				
Gates Brown, L OBP: 0.357, SLG: 0.383 (1, 10)										3	2	1	2	1	0	2				
Norm Cash, L OBP: 0.325, SLG: 0.394 (1, 3)										3	2	2	2	0	0	0				
Mickey Stanley, R OBP: 0.288, SLG: 0.311 (1, 8)										4	1	1	0	0	1	1				
Jerry Moses, R OBP: 0.271, SLG: 0.325 (1, 2)										4	0	0	0	0	2	4				
Ed Brinkman, R OBP: 0.265, SLG: 0.331 (1, 6)										4	1	2	2	0	0	0				
<b>Inning Stats</b>	R: 0 E: 0 K: 0 S: 4	H: 1 LOB: 1 BB: 0 P: 4	R: 2 E: 0 K: 1 S: 9	H: 4 LOB: 2 BB: 0 P: 9	R: 2 E: 1 K: 0 S: 5	H: 1 LOB: 1 BB: 1 P: 9	R: 1 E: 0 K: 0 S: 4	H: 1 LOB: 2 BB: 2 P: 12	R: 0 E: 0 K: 0 S: 3	H: 0 LOB: 0 BB: 0 P: 3	R: 0 E: 0 K: 0 S: 3	H: 0 LOB: 0 BB: 0 P: 3	R: 2 E: 0 K: 2 S: 9	H: 2 LOB: 1 BB: 0 P: 10	R: 0 E: 0 K: 1 S: 5	H: 0 LOB: 0 BB: 0 P: 5		1B: 5 2B: 1 3B: 0 HR: 3	SF: 0 SAC: 0 DP: 0 HBP: 1	WP: 0 PB: 0 SB: 2 CS: 0
<b>PITCHER</b> Rich Gossage, R ERA: 5.24 Bill Moran, R ERA: 4.73 (2, 1)	IP: 6.1 WLS: L BF: 28 H: 4 R: 5 ER: 5 SO: 3 BB: 3 IBB: 0 HBP: 1 BLK: 0 WP: 0 HR: 3 S: 30 P: 43 ERA: 7.11 WHIP: 1.105																			



Batter	1	2	3	4	5	6	7	8	9	AB	R	H	RBI	BB	SO	LOB	TOP								
Lee Richard, R (1,4) OBP: 0.200, SLG: 0.143 Jorge Orta, L (8, FH) OBP: 0.392, SLG: 0.475	6-3	HR		F7	1-3			BB		3	1	0	0	1	0	2	Chicago White Sox @ Detroit Tigers Tiger Stadium, Detroit, MI Sat Jul 06 1974, 3:33 AM EDT Att: 17,470 - Unknown - 80 F								
Carlos May, L (1,7) OBP: 0.320, SLG: 0.355 Bill Sharp, L (5,7) OBP: 0.353, SLG: 0.405	K	HR		F7			CS	F7		3	1	1	3	0	1	0									
Dick Allen, R (1,3) OBP: 0.377, SLG: 0.588	P4				HR		K	P6		4	1	1	1	1	1	2									
Bill Melton, R (1,10)		BB			HR		F2		5-3	4	2	1	1	1	1	2									
Ken Henderson, S (1,8) OBP: 0.350, SLG: 0.423		2B	K		1B	CS	P6	F9		4	2	1	1	1	1	0									
Brian Downing, R (1,9) OBP: 0.387, SLG: 0.496		1B		FC5-4	F3					4	1	2	0	1	1	1									
Ron Santo, R (1,5) OBP: 0.317, SLG: 0.326		HR		FC5-4	F3					5	1	2	2	0	0	3									
Ed Herrmann, L (1,2) OBP: 0.318, SLG: 0.405	4-1			F7			G3			4	0	1	0	0	0	3									
Bucky Dent, R (1,6) OBP: 0.275, SLG: 0.330	5-3				F9			P4		4	0	1	1	0	0	1									
<b>Inning Stats</b>	R: 0 E: 0 K: 1 S: 5	H: 0 LOB: 0 BB: 0 P: 5	R: 6 E: 0 K: 1 S: 9	H: 4 LOB: 1 BB: 3 P: 21	R: 0 E: 0 K: 1 S: 5	H: 0 LOB: 0 BB: 1 P: 9	R: 0 E: 0 K: 0 S: 3	H: 0 LOB: 0 BB: 0 P: 3	R: 3 E: 0 K: 0 S: 7	H: 4 LOB: 2 BB: 1 P: 11	R: 0 E: 0 K: 1 S: 4	H: 0 LOB: 0 BB: 1 P: 8	R: 0 E: 0 K: 1 S: 6	H: 1 LOB: 1 BB: 0 P: 6	R: 0 E: 0 K: 0 S: 3	H: 0 LOB: 1 BB: 0 P: 7		R: 0 E: 0 K: 0 S: 4	H: 1 LOB: 1 BB: 0 P: 4	1B: 6 2B: 1 3B: 0 HR: 3	SF: 0 SAC: 0 DP: 0 HBP: 0	WP: 0 PB: 0 SB: 1 CS: 1	PA: 44		
<b>PITCHER</b>	IP	WLS	BF	H	R	ER	SO	BB	IBB	HBP	BLK	WP	HR	S	P	ERA	WHIP								
Luke Walker, L (1,1) ERA: 3.86	1.2	L	11	4	6	6	1	2	0	0	0	0	1	11	19	32.40	3.600								
Dave Lemanczyk, R (2,1) ERA: 8.75	3.0		16	4	3	3	2	3	0	0	0	0	2	17	29	9.00	2.333								
Bill Slayback, R (5,1) ERA: 4.05	4.1		16	2	0	0	2	2	0	0	0	0	0	18	26	0.00	0.923								


Batter	1	2	3	4	5	6	7	8	9	AB	R	H	RBI	BB	SO	LOB	BOTTOM								
Mickey Stanley, R (1,8) OBP: 0.270, SLG: 0.322	P5				G3	HR	4-3			5	1	2	3	0	0	1	Chicago White Sox @ Detroit Tigers Tiger Stadium, Detroit, MI Sat Jul 06 1974, 3:33 AM EDT Att: 17,470 - Unknown - 80 F								
Gary Sutherland, R (1,4) OBP: 0.283, SLG: 0.333	P3			FC4-6	1B	6-3		FC6-4		5	1	2	0	0	0	2									
Al Kaline, R (1,10) OBP: 0.343, SLG: 0.371	L9				3B	HBP		L7		4	1	2	0	1	0	1									
Willie Horton, R (1,7) OBP: 0.367, SLG: 0.538 Dick Sharon, R (8, PR) OBP: 0.295, SLG: 0.237					F8					4	1	3	2	0	0	3									
Jim Northrup, L (1,9) OBP: 0.316, SLG: 0.375	G4-6-3				1B	HBP		FC6-4		0	0	0	0	0	0	0									
Bill Freehan, R (1,3) OBP: 0.351, SLG: 0.393					F7	K		FC6-4		5	0	1	1	0	1	5									
Aurelio Rodriguez, R (1,5) OBP: 0.268, SLG: 0.296					F5	K		1-3		5	0	1	0	0	1	5									
Jerry Moses, R (1,2) OBP: 0.275, SLG: 0.328					F8	F9		6-3		5	0	0	0	0	0	2									
Ed Brinkman, R (1,6) OBP: 0.275, SLG: 0.349					P4	HR		F9		5	2	2	0	0	0	0									
					HR	1B		6-3		4	2	3	2	1	0	0									
<b>Inning Stats</b>	R: 0 E: 0 K: 0 S: 3	H: 0 LOB: 0 BB: 0 P: 3	R: 0 E: 0 K: 0 S: 4	H: 2 LOB: 1 BB: 0 P: 4	R: 0 E: 0 K: 0 S: 5	H: 2 LOB: 3 BB: 1 P: 9	R: 0 E: 0 K: 0 S: 3	H: 0 LOB: 0 BB: 0 P: 3	R: 5 E: 0 K: 0 S: 9	H: 6 LOB: 1 BB: 0 P: 9	R: 3 E: 0 K: 2 S: 11	H: 4 LOB: 2 BB: 0 P: 12	R: 0 E: 0 K: 0 S: 3	H: 2 LOB: 1 BB: 0 P: 7	R: 0 E: 0 K: 0 S: 5	H: 0 LOB: 0 BB: 0 P: 5	R: 0 E: 0 K: 0 S: 3	H: 0 LOB: 0 BB: 0 P: 3	1B: 13 2B: 0 3B: 1 HR: 2	SF: 0 SAC: 0 DP: 1 HBP: 1	WP: 1 PB: 0 SB: 0 CS: 0	PA: 45			
<b>PITCHER</b>	IP	WLS	BF	H	R	ER	SO	BB	IBB	HBP	BLK	WP	HR	S	P	ERA	WHIP								
Wilbur Wood, L (1,1) ERA: 3.72	5.0	W	25	10	5	5	0	1	0	0	0	0	1	24	28	9.00	2.200								
Terry Forster, L (6,1) ERA: 3.02	4.0	S	20	6	3	3	2	1	0	1	0	0	1	22	27	6.75	1.750								



Batter	1	2	3	4	5	6	7	8	9	AB	R	H	RBI	BB	SO	LOB	TOP					
Lee Richard, R (1.4) OBP: 0.211, SLG: 0.167	0-0 6-3		0-3 K			0-0 F9	0-0 1B			4	0	1	0	0	1	2						
Carlos May, L (1.7) OBP: 0.316, SLG: 0.351	0-0 F7		0-3 K			0-3 K	0-3 K			4	0	0	0	0	3	4						
Dick Allen, R (1.3) OBP: 0.378, SLG: 0.589	0-0 2B			0-0 F8		4-0 1B 1B		0-0 P4		3	1	1	0	1	0	0						
Bill Melton, R (1.5) OBP: 0.316, SLG: 0.383	0-0 F5			0-0 5-3		0-0 1B E 1B		0-0 P3		4	1	1	0	0	0	1						
Ken Henderson, S (1.8) OBP: 0.352, SLG: 0.428		0-0 F9		0-3 K		0-0 E9 1B		0-0 2B		4	0	2	2	0	1	0						
Brian Downing, R (1.9) OBP: 0.376, SLG: 0.479		0-0 4-3			0-0 4-3	0-3 K		0-3 K		4	0	0	0	0	2	2						
Ron Santo, R (1.10) OBP: 0.313, SLG: 0.321		0-3 K			0-3 K		0-0 F9		0-0 F9	4	0	0	0	0	2	0						
Ed Herrmann, L (1.2) OBP: 0.317, SLG: 0.403			0-0 1B		0-0 L4		0-0 4-3		0-0 4-3	4	0	1	0	0	0	0						
Bucky Dent, R (1.6) OBP: 0.279, SLG: 0.338			0-0 F8			0-0 1B 1B 2B	0-0 1B		0-0 F3	4	1	2	0	0	0	1						
<b>Inning Stats</b>	R: 0 E: 0 K: 0 S: 4	H: 1 LOB: 1 BB: 0 P: 4	R: 0 E: 0 K: 1 S: 5	H: 0 LOB: 0 BB: 0 P: 5	R: 0 E: 0 K: 2 S: 8	H: 0 LOB: 0 BB: 0 P: 8	R: 0 E: 0 K: 1 S: 5	H: 0 LOB: 0 BB: 0 P: 5	R: 0 E: 0 K: 1 S: 5	H: 0 LOB: 0 BB: 0 P: 5	R: 3 E: 1 K: 2 S: 10	H: 3 LOB: 1 BB: 1 P: 14	R: 0 E: 0 K: 1 S: 7	H: 2 LOB: 2 BB: 0 P: 7	R: 0 E: 0 K: 1 S: 6	H: 1 LOB: 1 BB: 0 P: 6	R: 0 E: 0 K: 0 S: 3	H: 0 LOB: 0 BB: 0 P: 3	1B: 5 2B: 3 3B: 0 HR: 0	SF: 0 SAC: 0 DP: 0 HBP: 0	WP: 0 PB: 0 CS: 0	PA: 36
<b>PITCHER</b> Mickey Lolich, L (1.1) ERA: 3.21	IP: 9.0 WLS: L BF: 36	H: 8 R: 3 ER: 2 SO: 9	BB: 0 IBB: 1 HBP: 0 BLK: 0	WP: 0 HR: 0 S: 53 P: 57	ERA: 2.00 WHIP: 0.889	<b>PITCHER</b>	IP: 9.0 WLS: W BF: 31	H: 2 R: 1 ER: 1 SO: 9	BB: 2 IBB: 0 HBP: 0 BLK: 0	WP: 0 HR: 1 S: 47 P: 55	ERA: 1.00 WHIP: 0.444	<b>PITCHER</b>	IP: 9.0 WLS: W BF: 31	H: 2 R: 1 ER: 1 SO: 9	BB: 2 IBB: 0 HBP: 0 BLK: 0	WP: 0 HR: 1 S: 47 P: 55	ERA: 1.00 WHIP: 0.444					

Chicago White Sox @ Detroit Tigers  
Tiger Stadium, Detroit, MI  
Sun Jul 07 1974, 3:33 AM EDT  
Att: 31,680 - Unknown

AB 35  
R 3  
H 8  
RBI 2  
BB 1  
SO 9  
LOB 10



Batter	1	2	3	4	5	6	7	8	9	AB	R	H	RBI	BB	SO	LOB	BOTTOM					
Mickey Stanley, R (1.8) OBP: 0.272, SLG: 0.322	4-0 BB		0-0 5-3			0-0 F5			0-0 1B	3	0	1	0	1	0	0						
Gary Sutherland, R (1.4) OBP: 0.279, SLG: 0.329	0-0 6-3		0-3 K			0-0 F9			0-0 F2	4	0	0	0	0	1	2						
Jim Northrup, L (1.9) OBP: 0.312, SLG: 0.369	0-3 K		0-0 L9			0-0 F7			0-0 P6	4	0	0	0	0	1	2						
Willie Horton, R (1.7) OBP: 0.361, SLG: 0.529	0-3 K			0-0 F8		0-0 5-3			0-0 F2	4	0	0	0	0	1	2						
Gates Brown, L (1.10) OBP: 0.339, SLG: 0.360		0-3 K		0-3 K		0-0 P5				3	0	0	0	0	2	0						
Norm Cash, L (1.3) OBP: 0.326, SLG: 0.420		0-0 HR		0-3 K		0-0 F8				3	1	1	1	0	1	0						
Aurelio Rodriguez, R (1.5) OBP: 0.269, SLG: 0.294		4-0 BB			0-0 P6			0-0 F2		2	0	0	0	1	0	0						
Gene Lamont, L (1.2) OBP: 0.292, SLG: 0.318		0-3 BB			0-0 G3			0-0 4-3		2	0	0	0	0	1	1						
Ben Oglive, L (8, PH) OBP: 0.415, SLG: 0.457		0-3 K								1	0	0	0	0	0	0						
Jerry Moses, R (9.2) OBP: 0.275, SLG: 0.328		1-2 K								0	0	0	0	0	0	0						
Ed Brinkman, R (1.6) OBP: 0.272, SLG: 0.345		0-0 L6			0-3 K			0-3 K		3	0	0	0	0	2	1						
<b>Inning Stats</b>	R: 0 E: 0 K: 2 S: 7	H: 0 LOB: 1 BB: 1 P: 11	R: 1 E: 0 K: 2 S: 8	H: 1 LOB: 1 BB: 1 P: 12	R: 0 E: 0 K: 1 S: 5	H: 0 LOB: 0 BB: 0 P: 5	R: 0 E: 0 K: 2 S: 7	H: 0 LOB: 0 BB: 0 P: 7	R: 0 E: 0 K: 1 S: 5	H: 0 LOB: 0 BB: 0 P: 5	R: 0 E: 0 K: 0 S: 3	H: 0 LOB: 0 BB: 0 P: 3	R: 0 E: 0 K: 0 S: 3	H: 0 LOB: 0 BB: 0 P: 3	R: 0 E: 0 K: 1 S: 5	H: 0 LOB: 0 BB: 0 P: 5	R: 0 E: 0 K: 0 S: 4	H: 1 LOB: 1 BB: 0 P: 4	1B: 1 2B: 0 3B: 0 HR: 1	SF: 0 SAC: 0 DP: 0 HBP: 0	WP: 0 PB: 0 CS: 0	PA: 31
<b>PITCHER</b> Bart Johnson, R (1.1) ERA: 1.0	IP: 9.0 WLS: W BF: 31	H: 2 R: 1 ER: 1 SO: 9	BB: 2 IBB: 0 HBP: 0 BLK: 0	WP: 0 HR: 1 S: 47 P: 55	ERA: 1.00 WHIP: 0.444	<b>PITCHER</b>	IP: 9.0 WLS: W BF: 31	H: 2 R: 1 ER: 1 SO: 9	BB: 2 IBB: 0 HBP: 0 BLK: 0	WP: 0 HR: 1 S: 47 P: 55	ERA: 1.00 WHIP: 0.444	<b>PITCHER</b>	IP: 9.0 WLS: W BF: 31	H: 2 R: 1 ER: 1 SO: 9	BB: 2 IBB: 0 HBP: 0 BLK: 0	WP: 0 HR: 1 S: 47 P: 55	ERA: 1.00 WHIP: 0.444					

Chicago White Sox @ Detroit Tigers  
Tiger Stadium, Detroit, MI  
Sun Jul 07 1974, 3:33 AM EDT  
Att: 31,680 - Unknown

AB 29  
R 1  
H 2  
RBI 1  
BB 2  
SO 9  
LOB 8





Batter	1	2	3	4	5	6	7	8	9	AB	R	H	RBI	BB	SO	LOB	TOP			
Mickey Stanley, R OBP: 0.272, SLG: 0.321 (1, 8)	0-0 5-3		0-0 1B 2B 1B		0-3 K		0-3 K			4	1	1	0	0	2	0	<b>Detroit Tigers @ Minnesota Twins</b> Metropolitan Stadium, Bloomington, MI Mon Jul 08 1974, 8:05 PM EDT Att. 7,343 - Unknown - 97 F			
Gary Sutherland, R OBP: 0.282, SLG: 0.329 (1, 4) (8, 6)	0-0 1B		0-0 L6		4-0 L5-4-3 BB			0-0 6-3		3	0	1	0	1	0	2				
Al Kaline, R OBP: 0.342, SLG: 0.369 (1, 10)	0-3 K		0-0 2B 1-2 3-H 1B		0-0 L5-4-3			0-0 L7		4	0	1	1	0	1	2				
Jim Northrup, L OBP: 0.311, SLG: 0.371 (1, 9)	0-0 4-3		0-0 1-3 2-H 2B		0-0 4-3			0-0 P4		4	0	1	1	0	0	1				
Ben Oglivie, L OBP: 0.395, SLG: 0.432 (1, 7)		0-3 K	0-0 F5		0-3 K			0-0 F7		4	0	0	0	0	2	2				
Norm Cash, L OBP: 0.323, SLG: 0.414 (1, 3)		0-3 K		0-0 L3		0-0 1B		0-0 P6		4	0	1	0	0	1	0				
Aurelio Rodriguez, R OBP: 0.265, SLG: 0.290 (1, 5)		0-0 G3		0-0 F7		0-0 L3		0-0 F3		4	0	0	0	0	0	1				
Jerry Moses, R OBP: 0.284, SLG: 0.336 (1, 2)			0-0 1B 1B 1B		0-0 5-3					3	1	2	0	0	0	0				
Ed Brinkman, R OBP: 0.269, SLG: 0.341 John Knox, L OBP: 0.340, SLG: 0.314 (1, 6) (8, 4)			0-0 L8		0-0 P6		0-0 5-3			3	0	0	0	0	0	2				
										0	0	0	0	0	0	0				
<b>Inning Stats</b>	R: 0 E: 0 K: 1 S: 6	H: 1 LOB: 1 BB: 0 P: 6	R: 0 E: 0 K: 2 S: 7	H: 0 LOB: 0 BB: 0 P: 7	R: 2 E: 0 K: 0 S: 7	H: 4 LOB: 2 BB: 0 P: 7	R: 0 E: 0 K: 0 S: 4	H: 1 LOB: 1 BB: 0 P: 4	R: 0 E: 0 K: 1 S: 6	H: 0 LOB: 0 BB: 1 P: 8	R: 0 E: 0 K: 1 S: 5	H: 0 LOB: 0 BB: 0 P: 5	R: 0 E: 0 K: 0 S: 3	H: 0 LOB: 0 BB: 0 P: 3	R: 0 E: 0 K: 0 S: 3	H: 0 LOB: 0 BB: 0 P: 3	1B: 6 2B: 1 3B: 0 HR: 0	SF: 0 SAC: 0 DP: 1 HBP: 0	WP: 0 PB: 0 SB: 0 CS: 0	PA: 34
<b>PITCHER</b> Bert Blyleven, R ERA: 3.06 (1, 1)	IP: 9.0 WLS: W BF: 34 H: 7 R: 2 ER: 2 SO: 6 BB: 1 IBB: 0 HBP: 0 BLK: 0 WP: 0 HR: 0 S: 45 P: 49 ERA: 2.00 WHIP: 0.889																			

Batter	1	2	3	4	5	6	7	8	9	AB	R	H	RBI	BB	SO	LOB	BOTTOM	
Steve Brye, R OBP: 0.331, SLG: 0.362 (1, 8)	0-0 SH1-3 1B	0-0 BB 1B		0-0 E5		0-3 K		0-0 FC6-4 1B		5	0	3	2	0	1	1	<b>Detroit Tigers @ Minnesota Twins</b> Metropolitan Stadium, Bloomington, MI Mon Jul 08 1974, 8:05 PM EDT Att. 7,343 - Unknown - 97 F	
Rod Carew, L OBP: 0.433, SLG: 0.463 (1, 4)	0-0 SH1-3 1-2	0-0 BB 1B		0-0 F8		0-0 G3		0-0 FC6-4 1-2		4	0	1	0	0	0	3		
Larry Hise, R OBP: 0.361, SLG: 0.522 (1, 7)	0-3 K	0-3 K		0-0 F7		0-0 1B 2B		0-3 K		5	0	1	0	0	3	5		
Bobby Darwin, R OBP: 0.327, SLG: 0.439 (1, 9)	0-0 F9	4-0 BB		0-0 F3		0-3 K				3	0	0	0	1	1	3		
Harmon Killebrew, R OBP: 0.295, SLG: 0.348 Jerry Terrell, R OBP: 0.269, SLG: 0.292 (1, 10) (7, PR)		HR 1B 4-3		4-0 G4-6-3 BB		4-0 1B BB				2	1	1	0	2	0	3		
Eric Soderholm, R OBP: 0.363, SLG: 0.411 (1, 5)		0-0 HR	0-0 1-3		0-0 G4-6-3		0-0 G4-6-3			4	1	2	2	0	0	1		
Danny Thompson, R OBP: 0.340, SLG: 0.438 (1, 6)		0-0 3B 1B	0-0 1B 2B		0-0 F9		0-0 G4-6-3			4	2	2	0	0	0	3		
Craig Kusick, R OBP: 0.288, SLG: 0.303 (1, 3)		0-0 1B 3B	0-0 G5-4-3 1B		4-0 SH3-4 BB		0-0 E6 1B 4-3			3	2	2	2	1	0	0		
Phil Roof, R OBP: 0.308, SLG: 0.229 (1, 2)		0-0 P4	0-0 G5-4-3		0-0 SH3-4		0-0 4-3			3	0	0	0	0	0	3		
<b>Inning Stats</b>	R: 0 E: 0 K: 1 S: 6	H: 1 LOB: 1 BB: 0 P: 6	R: 4 E: 0 K: 1 S: 11	H: 6 LOB: 3 BB: 1 P: 15	R: 1 E: 0 K: 0 S: 4	H: 2 LOB: 0 BB: 0 P: 4	R: 0 E: 1 K: 0 S: 4	H: 0 LOB: 1 BB: 0 P: 4	R: 0 E: 0 K: 1 S: 5	H: 0 LOB: 1 BB: 1 P: 9	R: 0 E: 0 K: 1 S: 6	H: 2 LOB: 3 BB: 1 P: 10	R: 1 E: 1 K: 1 S: 7	H: 1 LOB: 1 BB: 0 P: 7	1B: 8 2B: 2 3B: 1 HR: 1	SF: 0 SAC: 2 DP: 3 HBP: 0	WP: 1 PB: 0 SB: 0 CS: 0	PA: 39
<b>PITCHER</b> Woodie Fryman, L ERA: 4.75 Dave Lemanczyk, R ERA: 6.16 (1, 1) (2, 1)	IP: 1.1 WLS: L BF: 11 H: 4 R: 4 ER: 4 SO: 1 BB: 0 IBB: 0 HBP: 0 BLK: 0 WP: 1 HR: 0 S: 13 P: 13 ERA: 27.00 WHIP: 5.250																	

AB	33
R	2
H	7
RBI	2
BB	1
SO	6
LOB	10





Batter	1	2	3	4	5	6	7	8	9	10	11	AB	R	H	RBI	BB	SO	LOB	TOP					
Mickey Stanley, R OBP: 0.268, SLG: 0.316 (1, 8)	F8			K		P6		F8			6-3	5	0	0	0	0	1	0						
Gary Sutherland, R OBP: 0.261, SLG: 0.327 (1, 4)	F7			5-3					F8		6-3	5	0	1	0	0	0	0						
Jim Northrup, L OBP: 0.309, SLG: 0.372 (1, 9)	4-3			L9							4-3	5	1	1	0	0	1	1						
Al Kaline, R OBP: 0.337, SLG: 0.364 (1, 10)		L8										4	0	0	0	0	1	1						
Bill Freehan, R OBP: 0.358, SLG: 0.397 (1, 3)		K										3	0	2	1	1	1	0						
Aurelio Rodriguez, R OBP: 0.262, SLG: 0.286 (1, 5)		6-3										4	0	0	0	0	0	3						
Marvin Lane, R OBP: 0.296, SLG: 0.238 Ben Ogilvie, L OBP: 0.391, SLG: 0.427 (1, 7) (10, PH) (10, 7)												2	0	0	0	1	0	1						
Jerry Moses, R OBP: 0.278, SLG: 0.328 Gates Brown, L OBP: 0.333, SLG: 0.353 Gene Lamont, L OBP: 0.292, SLG: 0.318 (1, 2) (10, PH) (10, 2)												3	0	0	0	0	1	2						
Ed Brinkman, R OBP: 0.269, SLG: 0.351 (1, 6)												4	1	1	1	0	1	0						
<b>Inning Stats</b>	R: 0 E: 0 K: 0 S: 3	H: 0 LOB: 0 BB: 0 P: 3	R: 0 E: 0 K: 1 S: 5	H: 0 LOB: 0 BB: 0 P: 5	R: 0 E: 0 K: 0 S: 3	H: 0 LOB: 0 BB: 0 P: 3	R: 0 E: 0 K: 1 S: 5	H: 0 LOB: 0 BB: 0 P: 5	R: 0 E: 0 K: 1 S: 6	H: 1 LOB: 2 BB: 1 P: 10	R: 1 E: 0 K: 1 S: 6	H: 2 LOB: 1 BB: 0 P: 6	R: 0 E: 0 K: 0 S: 3	H: 0 LOB: 0 BB: 0 P: 3	R: 1 E: 0 K: 0 S: 5	H: 2 LOB: 1 BB: 0 P: 5	R: 0 E: 0 K: 1 S: 5	H: 0 LOB: 0 BB: 0 P: 3	R: 0 E: 0 K: 0 S: 3	H: 0 LOB: 0 BB: 0 P: 3	1B: 3 2B: 2 3B: 0 HR: 1	SF: 0 SAC: 0 DP: 1 HBP: 0	WP: 0 PB: 0 SB: 0 CS: 1	PA: 39
<b>PITCHER</b>	IP ERA WLS BF H R ER SO BB IBB HBP BLK WP HR S P ERA WHIP	IP WLS BF H R ER SO BB IBB HBP BLK WP HR S P ERA WHIP																						
Vic Albury, L ERA: 4.04 Bill Hands, R ERA: 4.41 (1, 1) (9, 1)	8.1 2.2 W 9 1 0 0 1 0 0 0 0 0 0 0 11 11 0.00 0.375																							

**Detroit Tigers @ Minnesota Twins**  
Metropolitan Stadium, Bloomington, MI  
Tue Jul 09 1974, 8:05 PM EDT  
Att: 6,525 - Unknown - 88 F

AB 37  
R 2  
H 5  
RBI 2  
BB 2  
SO 6  
LOB 8



Batter	1	2	3	4	5	6	7	8	9	10	11	AB	R	H	RBI	BB	SO	LOB	BOTTOM							
Steve Brye, R OBP: 0.335, SLG: 0.369 (1, 8)	K											6	1	3	0	0	2	1								
Rod Carew, L OBP: 0.438, SLG: 0.482 (1, 4)	F8											3	0	1	1	2	0	1								
Larry Hisle, R OBP: 0.364, SLG: 0.516 (1, 9)	HBP											3	0	0	0	1	1	6								
Tony Oliva, L OBP: 0.325, SLG: 0.485 Harmon Killebrew, R OBP: 0.297, SLG: 0.349 (1, 10) (9, PH)	4-3											4	1	1	0	0	0	3								
Steve Braun, L OBP: 0.384, SLG: 0.394 (1, 7)		L9										4	0	0	0	1	0	3								
Eric Soderholm, R OBP: 0.360, SLG: 0.410 (1, 5)												5	0	1	0	0	0	2								
Jim Holt, L OBP: 0.293, SLG: 0.299 Bobby Darwin, R OBP: 0.339, SLG: 0.437 Craig Kusick, R OBP: 0.288, SLG: 0.303 (1, 3) (10, PH) (11, 3)												3	0	0	0	1	1	2								
Danny Thompson, R OBP: 0.353, SLG: 0.441 (1, 6)												4	1	2	1	1	0	1								
Phil Roof, R OBP: 0.310, SLG: 0.216 Glenn Borgmann, R OBP: 0.285, SLG: 0.286 (1, 2) (10, PH) (11, 2)												2	0	0	0	1	0	2								
<b>Inning Stats</b>	R: 0 E: 0 K: 1 S: 5	H: 0 LOB: 1 BB: 0 P: 6	R: 0 E: 0 K: 0 S: 4	H: 1 LOB: 1 BB: 0 P: 4	R: 0 E: 0 K: 0 S: 4	H: 1 LOB: 1 BB: 0 P: 4	R: 1 E: 1 K: 0 S: 5	H: 2 LOB: 2 BB: 1 P: 9	R: 0 E: 0 K: 0 S: 4	H: 1 LOB: 2 BB: 0 P: 5	R: 1 E: 0 K: 2 S: 8	H: 3 LOB: 3 BB: 20 P: 20	R: 0 E: 0 K: 0 S: 3	H: 0 LOB: 1 BB: 1 P: 7	R: 0 E: 0 K: 1 S: 6	H: 1 LOB: 2 BB: 1 P: 10	R: 0 E: 0 K: 0 S: 3	H: 0 LOB: 0 BB: 0 P: 5	R: 0 E: 0 K: 0 S: 3	H: 0 LOB: 0 BB: 0 P: 3	R: 1 E: 0 K: 0 S: 3	H: 2 LOB: 2 BB: 1 P: 7	1B: 7 2B: 2 3B: 0 HR: 0	SF: 0 SAC: 2 DP: 0 HBP: 2	WP: 0 PB: 0 SB: 0 CS: 0	PA: 49
<b>PITCHER</b>	IP ERA WLS BF H R ER SO BB IBB HBP BLK WP HR S P ERA WHIP	IP WLS BF H R ER SO BB IBB HBP BLK WP HR S P ERA WHIP																								
Joe Coleman, R ERA: 4.76 John Hiller, L ERA: 2.92 (1, 1) (9, 1)	8.0 2.1 L 10 2 1 1 1 0 1 0 0 0 0 0 11 15 3.86 0.857																									

**Detroit Tigers @ Minnesota Twins**  
Metropolitan Stadium, Bloomington, MI  
Tue Jul 09 1974, 8:05 PM EDT  
Att: 6,525 - Unknown - 88 F

AB 38  
R 3  
H 9  
RBI 3  
BB 7  
SO 5  
LOB 21






Batter	1	2	3	4	5	6	7	8	9	AB	R	H	RBI	BB	SO	LOB	TOP										
Mickey Stanley, R OBP: 0.270, SLG: 0.318 (1, 8)	F8	1B		G4-6-3		BB 1B		5-3		5	0	2	1	0	0	1											
Gary Sutherland, R OBP: 0.285, SLG: 0.331 (1, 4)	F WP SF7	FC5-4			1-3	BB			F9	5	1	3	1	0	0	0											
Al Kaline, R OBP: 0.335, SLG: 0.359 (1, 10)	L4	FC5-4			K				K	4	1	0	0	1	2	3											
Jim Northrup, L OBP: 0.305, SLG: 0.366 (1, 9)	SF7		6-3		F5	3-1			1-3	4	0	0	1	0	0	3											
Ben Oglivie, L OBP: 0.396, SLG: 0.430 (1, 7)	1B		3-1			G5-4-3			3-1	4	0	2	0	0	0	0											
Bill Freehan, R OBP: 0.380, SLG: 0.399 (1, 3)	1B			F8		G5-4-3			G4-3	4	0	2	1	0	0	1											
Aurelio Rodriguez, R OBP: 0.259, SLG: 0.282 (1, 5)	1-4-3			L9		E5			G4-3	4	1	0	0	0	0	3											
Jerry Moses, R OBP: 0.284, SLG: 0.333 (1, 2)		6-3		E9		E7			K	4	2	2	0	0	1	0											
Ed Brinkman, R OBP: 0.272, SLG: 0.353 (1, 6)	1-3					1B			5-3	4	1	2	2	0	0	0											
<b>Inning Stats</b>	R: 2 E: 1 K: 0 S: 7	H: 3 LOB: 2 BB: 0 P: 7	R: 0 E: 0 K: 0 S: 5	H: 2 LOB: 2 BB: 0 P: 5	R: 0 E: 0 K: 0 S: 3	H: 0 LOB: 0 BB: 0 P: 3	R: 1 E: 1 K: 0 S: 4	H: 2 LOB: 0 BB: 0 P: 4	R: 0 E: 0 K: 1 S: 5	H: 0 LOB: 0 BB: 0 P: 5	R: 3 E: 2 K: 0 S: 8	H: 5 LOB: 3 BB: 1 P: 12	R: 0 E: 0 K: 0 S: 3	H: 1 LOB: 0 BB: 0 P: 3	R: 0 E: 0 K: 1 S: 5	H: 0 LOB: 0 BB: 0 P: 5	R: 0 E: 0 K: 1 S: 5	H: 0 LOB: 0 BB: 0 P: 5	1B: 13 2B: 0 3B: 0 HR: 0	SF: 1 SAC: 0 DP: 3 HBP: 0	WP: 1 PB: 0 SB: 0 CS: 0	PA: 40					
<b>PITCHER</b>	IP	WLS	BF	H	R	ER	SO	BB	IBB	HBP	BLK	WP	HR	S	P	ERA	WHIP										
Dave Goltz, R ERA: 3.44 (1, 1)	5.2		28	11	6	0	1	0	0	0	0	1	0	30	30	0.00	1.941										
Bill Campbell, R ERA: 3.31 (6, 1)	0.0		2	1	0	0	0	1	0	0	0	0	0	1	5	∞	∞										
Tom Burgmeier, L ERA: 5.48 (6, 1)	3.1	W	10	1	0	0	2	0	0	0	0	0	0	14	14	0.00	0.300										

Detroit Tigers @ Minnesota Twins  
Metropolitan Stadium, Bloomington, MI  
Wed Jul 10 1974, 8:05 PM EDT  
Att: 6,884 - Unknown - 81 F


AB 38  
R 6  
H 13  
RBI 6  
BB 1  
SO 3  
LOB 11



Batter	1	2	3	4	5	6	7	8	9	AB	R	H	RBI	BB	SO	LOB	BOTTOM										
Rod Carew, L OBP: 0.441, SLG: 0.470 (1, 4)	BB	1B		G6-4-3				BB		3	2	2	2	2	0	1											
Steve Braun, L OBP: 0.391, SLG: 0.394 (1, 7)	HR	P6			FC4-6	FC6-4		BB		2	2	1	0	3	0	2											
Larry Hise, R OBP: 0.365, SLG: 0.525 (1, 8)	HR	FC3-6			K	FC6-4		F3		5	1	2	4	0	1	6											
Tony Oliva, L OBP: 0.355, SLG: 0.459 (7, PR)	L8	FC3-6			FC4-6			E3		4	0	0	0	0	0	3											
Jerry Terrell, R OBP: 0.268, SLG: 0.292 (8, PH)										0	0	0	0	0	0	0											
Harmon Killebrew, R OBP: 0.300, SLG: 0.349 (8, PR)										0	0	0	1	1	0	0											
Luis Gomez, R OBP: 0.252, SLG: 0.196 (8, PR)										0	1	0	0	0	0	0											
Bobby Darwin, R OBP: 0.328, SLG: 0.435 (1, 9)	F9									4	0	1	2	1	2	2											
Eric Soderholm, R OBP: 0.385, SLG: 0.419 (1, 5)										5	1	3	1	0	1	2											
Jim Holt, L OBP: 0.289, SLG: 0.295 (6, PH)	G3									2	0	0	0	0	0	1											
Craig Kusick, R OBP: 0.316, SLG: 0.313 (7, 3)										1	2	1	0	2	0	0											
Danny Thompson, R OBP: 0.349, SLG: 0.433 (1, 6)		1B								4	0	1	0	0	0	4											
Glenn Borgmann, R OBP: 0.290, SLG: 0.293 (1, 2)		BB								3	2	2	1	0	1	0											
<b>Inning Stats</b>	R: 3 E: 0 K: 0 S: 5	H: 2 LOB: 1 BB: 2 P: 13	R: 1 E: 0 K: 0 S: 5	H: 3 LOB: 2 BB: 1 P: 9	R: 0 E: 0 K: 1 S: 4	H: 0 LOB: 0 BB: 1 P: 8	R: 0 E: 0 K: 1 S: 5	H: 0 LOB: 0 BB: 0 P: 5	R: 0 E: 0 K: 2 S: 8	H: 1 LOB: 1 BB: 0 P: 8	R: 2 E: 0 K: 0 S: 6	H: 3 LOB: 2 BB: 1 P: 10	R: 0 E: 1 K: 1 S: 5	H: 0 LOB: 1 BB: 0 P: 5	R: 5 E: 0 K: 0 S: 7	H: 4 LOB: 3 BB: 4 P: 23	R: 0 E: 0 K: 0 S: 7	H: 0 LOB: 0 BB: 0 P: 5	R: 0 E: 0 K: 0 S: 7	H: 0 LOB: 0 BB: 0 P: 5	1B: 9 2B: 4 3B: 0 HR: 1	SF: 1 SAC: 1 DP: 3 HBP: 0	WP: 0 PB: 1 SB: 0 CS: 1	PA: 44			
<b>PITCHER</b>	IP	WLS	BF	H	R	ER	SO	BB	IBB	HBP	BLK	WP	HR	S	P	ERA	WHIP										
Lerrin LaGrow, R ERA: 3.82 (2, 1)	4.0		16	4	2	2	4	1	0	0	0	0	0	23	27	4.50	1.250										
Luke Walker, L ERA: 3.52 (6, 1)	2.0	L	15	4	5	5	1	4	1	0	0	0	0	12	32	22.50	4.000										
Jim Ray, R ERA: 4.15 (8, 1)	0.1		1	0	0	0	0	0	0	0	0	0	0	1	1	0.00	0.000										

Detroit Tigers @ Minnesota Twins  
Metropolitan Stadium, Bloomington, MI  
Wed Jul 10 1974, 8:05 PM EDT  
Att: 6,884 - Unknown - 81 F

AB 33  
R 11  
H 13  
RBI 11  
BB 9  
SO 5  
LOB 21





Batter	1	2	3	4	5	6	7	8	9	AB	R	H	RBI	BB	SO	LOB	TOP			
Mickey Stanley, R OBP: 0.289, SLG: 0.316	0-0 1B	0-3 K		0-0 6-3			0-3 K		0-0 F7	5	1	1	0	0	2	2				
Gary Sutherland, R OBP: 0.288, SLG: 0.336	0-0 1B				0-0 6-3		0-0 F7			4	1	2	0	0	0	1				
Al Kaline, R OBP: 0.331, SLG: 0.355	0-3 K	0-3 K2-3			0-0 L6-3		0-0 L9			4	0	0	0	0	2	4				
Jim Northrup, L OBP: 0.307, SLG: 0.368	0-0 1B			0-0 1B					0-0 F8	4	0	2	1	0	1	0				
Ben Oglivie, L OBP: 0.411, SLG: 0.432	4-0 FC5-2			0-0 F7					4-0 FC4-6	2	0	1	0	2	0	1				
Bill Freehan, R OBP: 0.383, SLG: 0.401	0-0 FC5-2			0-0 L4-3			0-0 FC4-6		0-0 G5-4-3	4	0	2	1	0	0	2				
Aurelio Rodriguez, R OBP: 0.262, SLG: 0.288	0-0 FC5-2			0-0 L4-3			0-0 2B			4	0	2	0	0	0	5				
Gene Lamont, L OBP: 0.259, SLG: 0.280	0-3 K			0-0 4-3			0-0 P6		0-0 P4	3	0	0	0	0	1	4				
Gates Brown, L OBP: 0.328, SLG: 0.346										1	0	0	0	0	0	1				
Ed Brinkman, R OBP: 0.272, SLG: 0.349				0-0 F3			0-0 F9		0-3 K	3	0	0	0	1	1	1				
<b>Inning Stats</b>	R: 2 E: 0 K: 2 S: 11	H: 4 LOB: 3 BB: 1 P: 15	R: 0 E: 0 K: 2 S: 8	H: 1 LOB: 1 BB: 0 P: 8	R: 0 E: 0 K: 0 S: 4	H: 2 LOB: 1 BB: 0 P: 4	R: 0 E: 0 K: 0 S: 3	H: 0 LOB: 0 BB: 0 P: 3	R: 0 E: 0 K: 1 S: 5	H: 2 LOB: 1 BB: 0 P: 4	R: 0 E: 0 K: 1 S: 5	H: 0 LOB: 0 BB: 1 P: 9	R: 0 E: 0 K: 0 S: 2	H: 0 LOB: 0 BB: 1 P: 6	R: 0 E: 0 K: 1 S: 6	H: 1 LOB: 1 BB: 0 P: 6	1B: 8 2B: 3 3B: 0 HR: 0	SF: 0 SAC: 0 DP: 2 HBP: 0	WP: 0 PB: 0 SB: 0 CS: 0	PA: 37
<b>PITCHER</b> Steve Busby, R ERA: 3.13	IP: 9.0 WLS: W BF: 37 H: 10 R: 2 ER: 2 SO: 7 BB: 3 IBB: 0 HBP: 0 BLK: 0 WP: 0 HR: 0 S: 48 P: 60 ERA: 2.00 WHIP: 1.444															<b>PITCHER</b>				

Detroit Tigers @ Kansas City Royals  
Royals Stadium, Kansas City, MO  
Fri Jul 12 1974, 8:05 PM EDT  
Att: 17,590 - Unknown - 96 F

AB 34  
R 2  
H 10  
RBI 2  
BB 3  
SO 7  
LOB 21



Batter	1	2	3	4	5	6	7	8	9	AB	R	H	RBI	BB	SO	LOB	BOTTOM			
Kurt Bevacqua, R OBP: 0.174, SLG: 0.140	0-0 5-3					0-0 5-3			0-0 FC6-4	4	1	1	0	1	0	1				
Cookie Rojas, R OBP: 0.328, SLG: 0.377	4-0 BB								0-0 F9	2	0	0	0	2	0	2				
Amos Otis, R OBP: 0.353, SLG: 0.466	0-0 G6-4-3									3	2	2	1	0	0	1				
John Mayberry, L OBP: 0.397, SLG: 0.508										4	1	1	1	0	0	2				
Tony Solaita, L OBP: 0.360, SLG: 0.417										0	0	0	0	0	0	0				
Hal McRae, R OBP: 0.391, SLG: 0.498										2	1	1	1	2	0	1				
Fran Healy, R OBP: 0.333, SLG: 0.403										4	0	0	0	0	0	4				
Jim Wohlford, R OBP: 0.349, SLG: 0.362										4	1	3	1	0	0	0				
Al Cowens, R OBP: 0.267, SLG: 0.264										4	1	1	2	0	0	2				
Freddie Patek, R OBP: 0.310, SLG: 0.292										2	0	0	1	1	0	1				
<b>Inning Stats</b>	R: 0 E: 0 K: 0 S: 2	H: 0 LOB: 0 BB: 1 P: 6	R: 0 E: 0 K: 0 S: 2	H: 0 LOB: 0 BB: 1 P: 6	R: 0 E: 0 K: 0 S: 4	H: 1 LOB: 2 BB: 1 P: 8	R: 2 E: 1 K: 0 S: 6	H: 3 LOB: 1 BB: 0 P: 6	R: 1 E: 0 K: 0 S: 4	H: 1 LOB: 1 BB: 1 P: 8	R: 3 E: 0 K: 0 S: 5	H: 2 LOB: 0 BB: 1 P: 9	R: 1 E: 0 K: 0 S: 5	H: 2 LOB: 1 BB: 0 P: 5	R: 0 E: 0 K: 0 S: 3	H: 0 LOB: 1 BB: 1 P: 7	1B: 6 2B: 2 3B: 1 HR: 0	SF: 2 SAC: 0 DP: 1 HBP: 0	WP: 0 PB: 1 SB: 1 CS: 1	PA: 37
<b>PITCHER</b> Mickey Lolich, L ERA: 3.33	IP: 7.0 WLS: L BF: 33 H: 9 R: 7 ER: 5 SO: 0 BB: 5 IBB: 0 HBP: 0 BLK: 0 WP: 0 HR: 0 S: 28 P: 48 ERA: 6.43 WHIP: 2.000															<b>PITCHER</b>				
Dave Lemanczyk, R ERA: 5.85	IP: 1.0 WLS: L BF: 4 H: 0 R: 0 ER: 0 SO: 0 BB: 1 IBB: 0 HBP: 0 BLK: 0 WP: 0 HR: 0 S: 3 P: 7 ERA: 0.00 WHIP: 1.000															<b>PITCHER</b>				

Detroit Tigers @ Kansas City Royals  
Royals Stadium, Kansas City, MO  
Fri Jul 12 1974, 8:05 PM EDT  
Att: 17,590 - Unknown - 96 F

AB 29  
R 7  
H 9  
RBI 7  
BB 6  
SO 0  
LOB 14





Batter	1	2	3	4	5	6	7	8	9	AB	R	H	RBI	BB	SO	LOB	TOP					
Mickey Stanley, R OBP: 0.268, SLG: 0.318										4	1	1	1	0	0	0						
Gary Sutherland, R OBP: 0.297, SLG: 0.334										5	0	1	0	0	1	2						
Al Kaline, R OBP: 0.326, SLG: 0.349										5	0	0	0	0	2	2						
Bill Freehan, R OBP: 0.367, SLG: 0.416											4	3	2	2	1	0						
Dick Sharon, R OBP: 0.287, SLG: 0.256											2	1	1	0	2	1						
Marvin Lane, R OBP: 0.387, SLG: 0.440											4	2	4	2	0	0						
Aurelio Rodriguez, R OBP: 0.261, SLG: 0.289											3	1	1	2	0	0						
Jerry Moses, R OBP: 0.283, SLG: 0.331										4	0	1	0	0	1	1						
Ed Brinkman, R OBP: 0.271, SLG: 0.348										4	0	1	0	0	0	1						
<b>Inning Stats</b>	R: 2 E: 0 K: 2 S: 10	H: 3 LOB: 2 BB: 1 P: 14	R: 0 E: 0 K: 0 S: 3	H: 1 LOB: 0 BB: 0 P: 3	R: 0 E: 0 K: 0 S: 3	H: 1 LOB: 2 BB: 1 P: 7	R: 2 E: 1 K: 1 S: 8	H: 3 LOB: 1 BB: 0 P: 8	R: 3 E: 0 K: 0 S: 5	H: 2 LOB: 0 BB: 1 P: 9	R: 0 E: 0 K: 1 S: 6	H: 1 LOB: 1 BB: 0 P: 6	R: 1 E: 2 K: 1 S: 6	H: 1 LOB: 0 BB: 0 P: 6	R: 0 E: 0 K: 0 S: 3	H: 0 LOB: 0 BB: 0 P: 3	R: 0 E: 0 K: 0 S: 3	H: 0 LOB: 0 BB: 0 P: 3	1B: 8 2B: 3 3B: 1 HR: 1	SF: 2 SAC: 0 DP: 2 HBP: 0	WP: 1 PB: 0 SB: 3 CS: 0	PA: 40
<b>PITCHER</b>	IP WLS BF H R ER SO BB IBB HBP BLK WP HR S P ERA WHIP																					
Paul Spittorff, L ERA: 3.57	(1, 1) 3.1 L 18 8 4 4 3 2 2 0 0 0 0 1 22 30 10.80 3.000																					
Al Fitzmorris, R ERA: 3.51	(4, 1) 3.2 16 4 4 3 2 1 0 0 0 0 1 0 19 23 7.36 1.364																					
Lindy McDaniel, R ERA: 3.88	(8, 1) 1.0 3 0 0 0 0 0 0 0 0 0 0 0 3 3 0.00 0.000																					
Doug Bird, R ERA: 3.04	(9, 1) 1.0 3 0 0 0 0 0 0 0 0 0 0 0 3 3 0.00 0.000																					

Detroit Tigers @ Kansas City Royals  
 Royals Stadium, Kansas City, MO  
 Sat Jul 13 1974, 8:05 PM EDT  
 Att: 25,834 - Unknown - 97 F

AB	35
R	8
H	12
RBI	7
BB	3
SO	5
LOB	10



Batter	1	2	3	4	5	6	7	8	9	AB	R	H	RBI	BB	SO	LOB	BOTTOM					
Kurt Bevacqua, R OBP: 0.216, SLG: 0.188											5	1	3	0	0	1	0					
Cookie Rojas, R OBP: 0.323, SLG: 0.386											5	1	2	2	0	0	2					
Amos Otis, R OBP: 0.356, SLG: 0.466											4	0	2	0	1	1	0					
John Mayberry, L OBP: 0.399, SLG: 0.504											2	0	0	0	1	1	1					
Tony Solaita, L OBP: 0.380, SLG: 0.417											0	0	0	0	0	0	0					
Richie Scheinblum, S OBP: 0.231, SLG: 0.168											1	0	0	0	0	0	2					
Hal McRae, R OBP: 0.395, SLG: 0.505											4	0	3	0	0	1	3					
Fran Healy, R OBP: 0.332, SLG: 0.401											4	0	1	0	0	0	6					
Jim Wohlford, R OBP: 0.348, SLG: 0.361										4	0	1	0	0	1	2						
Al Cowens, R OBP: 0.259, SLG: 0.256											4	0	0	0	0	3						
Freddie Patek, R OBP: 0.307, SLG: 0.290											3	0	0	0	0	0	0					
Frank White, R OBP: 0.227, SLG: 0.307											1	0	0	0	0	0	0					
<b>Inning Stats</b>	R: 0 E: 0 K: 1 S: 5	H: 0 LOB: 0 BB: 0 P: 5	R: 0 E: 0 K: 2 S: 9	H: 2 LOB: 2 BB: 0 P: 9	R: 2 E: 0 K: 1 S: 8	H: 3 LOB: 0 BB: 0 P: 9	R: 0 E: 0 K: 0 S: 3	H: 0 LOB: 0 BB: 0 P: 3	R: 0 E: 0 K: 1 S: 7	H: 2 LOB: 3 BB: 1 P: 11	R: 0 E: 0 K: 0 S: 3	H: 0 LOB: 0 BB: 0 P: 3	R: 0 E: 0 K: 0 S: 4	H: 2 LOB: 1 BB: 0 P: 4	R: 0 E: 0 K: 0 S: 4	H: 2 LOB: 1 BB: 0 P: 4	R: 0 E: 0 K: 0 S: 4	H: 1 LOB: 2 BB: 1 P: 8	1B: 10 2B: 1 3B: 0 HR: 1	SF: 0 SAC: 0 DP: 2 HBP: 1	WP: 0 PB: 0 SB: 0 CS: 0	PA: 40
<b>PITCHER</b>	IP WLS BF H R ER SO BB IBB HBP BLK WP HR S P ERA WHIP																					
Woodie Fryman, L ERA: 4.5	(1, 1) 9.0 W 40 12 2 2 2 5 2 0 1 0 0 0 47 56 2.00 1.556																					

Detroit Tigers @ Kansas City Royals  
 Royals Stadium, Kansas City, MO  
 Sat Jul 13 1974, 8:05 PM EDT  
 Att: 25,834 - Unknown - 97 F

AB	37
R	2
H	12
RBI	2
BB	2
SO	5
LOB	19









Batter	1	2	3	4	5	6	7	8	9	AB	R	H	RBI	BB	SO	LOB	TOP					
Mickey Stanley, R (1, 8) OBP: 0.268, SLG: 0.317										4	0	1	0	0	0	2	<b>Detroit Tigers @ Chicago White Sox</b> Comiskey Park, Chicago, IL Mon Jul 15 1974, 8:05 PM EDT Att: 15,033 - Unknown - 70 F					
Gary Sutherland, R (1, 4) OBP: 0.290, SLG: 0.337										4	0	3	2	0	0	1						
Ben Oglvie, L (1, 10) OBP: 0.392, SLG: 0.409										3	0	0	0	0	1	2						
Marvin Lane, R (6, PH) OBP: 0.382, SLG: 0.407										1	0	0	0	0	0	1						
Jim Northrup, L (1, 9) OBP: 0.307, SLG: 0.362										3	0	1	0	1	0	2						
Jim Nettles, L (1, 7) Dick Sharon, R (8, PH) OBP: 0.284, SLG: 0.253										3	0	0	0	0	1	3						
Norm Cash, L (1, 3) OBP: 0.316, SLG: 0.407											4	0	0	0	0	1						
Aurelio Rodriguez, R (1, 5) OBP: 0.257, SLG: 0.263											4	0	0	0	0	1						
Jerry Moses, R (1, 2) OBP: 0.281, SLG: 0.327										2	0	0	0	0	2	0						
Gates Brown, L (8, PH) OBP: 0.309, SLG: 0.322										1	0	1	0	0	0	0						
John Knox, L (8, PR) OBP: 0.333, SLG: 0.309										0	1	0	0	0	0	0						
Gene Lamont, L (8, 2) OBP: 0.250, SLG: 0.269										1	0	0	0	0	0	0						
Ed Brinkman, R (1, 6) OBP: 0.267, SLG: 0.340										3	1	1	0	0	1	0						
<b>Inning Stats</b>	R: 0 E: 0 K: 0 S: 3	H: 1 LOB: 0 BB: 0 P: 3	R: 0 E: 0 K: 0 S: 3	H: 0 LOB: 0 BB: 0 P: 3	R: 0 E: 0 K: 2 S: 7	H: 0 LOB: 0 BB: 0 P: 7	R: 0 E: 0 K: 2 S: 8	H: 1 LOB: 2 BB: 1 P: 12	R: 0 E: 0 K: 1 S: 5	H: 0 LOB: 0 BB: 0 P: 5	R: 0 E: 0 K: 0 S: 4	H: 1 LOB: 1 BB: 0 P: 4	R: 0 E: 0 K: 1 S: 6	H: 1 LOB: 1 BB: 0 P: 6	R: 2 E: 1 K: 1 S: 9	H: 3 LOB: 3 BB: 0 P: 9	R: 0 E: 0 K: 0 S: 3	H: 0 LOB: 0 BB: 0 P: 3	1B: 7 2B: 1 3B: 0 HR: 0	SF: 0 SAC: 0 DP: 1 HBP: 0	WP: 0 PB: 0 SB: 1 CS: 0	PA: 35
<b>PITCHER</b>	IP WLS BF H R ER SO BB IBB HBP BLK WP HR S P ERA WHIP																					
Bart Johnson, R (1, 1) ERA: 2.13	7.1	29	7	2	2	6	1	0	0	0	0	0	0	0	40	44	2.46	1.091				
Skip Pillock, L (8, 1) ERA: 4.82	0.1	2	0	0	0	0	0	0	0	0	0	0	0	2	2	0.00	0.000					
Rich Gossage, R (8, 1) ERA: 4.67	1.1	W	4	0	0	0	1	0	0	0	0	0	0	6	6	0.00	0.000					

Batter	1	2	3	4	5	6	7	8	9	AB	R	H	RBI	BB	SO	LOB	BOTTOM					
Bill Sharp, L (1, 9) OBP: 0.352, SLG: 0.386										4	1	1	0	0	0	0	<b>Detroit Tigers @ Chicago White Sox</b> Comiskey Park, Chicago, IL Mon Jul 15 1974, 8:05 PM EDT Att: 15,033 - Unknown - 70 F					
Jorge Orta, L (1, 4) OBP: 0.386, SLG: 0.469										4	0	1	1	0	0	0						
Dick Allen, R (1, 3) OBP: 0.365, SLG: 0.559										4	0	0	0	0	0	3						
Carlos May, L (1, 7) OBP: 0.327, SLG: 0.359										4	0	3	1	0	0	0						
Ken Henderson, S (1, 8) OBP: 0.361, SLG: 0.436										4	1	2	1	0	0	2						
Bill Melton, R (1, 5) OBP: 0.297, SLG: 0.372										3	0	0	0	0	0	2						
Tony Muser, L (1, 10) OBP: 0.363, SLG: 0.402										3	0	2	0	0	0	0						
Ed Herrmann, L (1, 2) OBP: 0.304, SLG: 0.384										3	0	0	0	0	0	1						
Bucky Dent, R (1, 6) OBP: 0.293, SLG: 0.339										2	1	0	0	1	0	1						
<b>Inning Stats</b>	R: 0 E: 0 K: 0 S: 3	H: 0 LOB: 0 BB: 0 P: 3	R: 0 E: 0 K: 0 S: 4	H: 2 LOB: 2 BB: 0 P: 4	R: 2 E: 0 K: 0 S: 5	H: 3 LOB: 1 BB: 1 P: 9	R: 0 E: 0 K: 0 S: 3	H: 1 LOB: 0 BB: 0 P: 3	R: 0 E: 1 K: 0 S: 4	H: 1 LOB: 1 BB: 0 P: 4	R: 0 E: 0 K: 0 S: 4	H: 1 LOB: 1 BB: 0 P: 4	R: 0 E: 0 K: 0 S: 3	H: 0 LOB: 0 BB: 0 P: 3	R: 1 E: 0 K: 0 S: 2	H: 1 LOB: 0 BB: 0 P: 2		1B: 7 2B: 1 3B: 0 HR: 1	SF: 0 SAC: 0 DP: 0 HBP: 0	WP: 0 PB: 0 SB: 0 CS: 2	PA: 33	
<b>PITCHER</b>	IP WLS BF H R ER SO BB IBB HBP BLK WP HR S P ERA WHIP																					
Lerin LaGrow, R (1, 1) ERA: 3.78	8.1	L	32	9	3	3	0	1	0	0	0	0	0	1	31	35	3.24	1.200				

AB	34
R	2
H	7
RBI	2
BB	1
SO	7
LOB	16



AB	31
R	3
H	9
RBI	3
BB	1
SO	0
LOB	9









Batter	1	2	3	4	5	6	7	8	9	AB	R	H	RBI	BB	SO	LOB	TOP			
Mickey Stanley, R OBP: 0.265, SLG: 0.313 (1, 8)	0-3 K		0-3 K			0-3 K			0-0 5-3	4	0	0	0	0	3	1	Detroit Tigers @ Chicago White Sox Comiskey Park, Chicago, IL Wed Jul 17 1974, 8:05 PM EDT Att: 14,022 - Unknown - 87 F			
Gary Sutherland, R OBP: 0.284, SLG: 0.329 (1, 4)	0-0 G3		0-3 K			0-0 6-3			0-0 4-3	4	0	0	0	0	1	1				
Al Kaline, R OBP: 0.322, SLG: 0.341 (1, 10)	0-0 L5-3			0-0 L7					0-0 L5-3	4	0	0	0	0	0	1				
Bill Freehan, R OBP: 0.362, SLG: 0.406 (1, 3)		0-0 PB 2B 1B		0-0 F8					0-0 F8	3	1	1	0	0	0	0				
Jim Northrup, L OBP: 0.304, SLG: 0.358 (1, 9)		0-0 F9		0-3 K					0-3 K	3	0	0	0	0	2	1				
Marvin Lane, R OBP: 0.350, SLG: 0.394 (1, 7)		0-0 F8 1-H 2B			0-0 F6				0-3 K	3	0	1	1	0	1	0				
Aurelio Rodriguez, R OBP: 0.252, SLG: 0.277 (1, 5)		0-0 F8 2-3			0-0 G3				0-0 L9	3	0	0	0	0	0	1				
Jerry Moses, R OBP: 0.277, SLG: 0.320 (1, 2)		0-0 F7			0-0 6-3				0-0 5-3	3	0	0	0	0	0	1				
Ed Brinkman, R OBP: 0.265, SLG: 0.337 (1, 6)			0-0 6-3			0-0 P6			0-0 5-3 1B	3	0	1	0	0	0	0				
<b>Inning Stats</b>	R: 0 E: 0 K: 1 S: 5	H: 0 LOB: 0 BB: 0 P: 5	R: 1 E: 0 K: 0 S: 5	H: 2 LOB: 1 BB: 0 P: 5	R: 0 E: 0 K: 2 S: 7	H: 0 LOB: 0 BB: 0 P: 7	R: 0 E: 0 K: 1 S: 5	H: 0 LOB: 0 BB: 0 P: 5	R: 0 E: 0 K: 0 S: 3	H: 0 LOB: 0 BB: 0 P: 3	R: 0 E: 0 K: 1 S: 5	H: 0 LOB: 0 BB: 0 P: 5	R: 0 E: 0 K: 1 S: 5	H: 0 LOB: 0 BB: 0 P: 5	R: 0 E: 0 K: 0 S: 4	H: 1 LOB: 1 BB: 0 P: 4	1B: 2 2B: 1 3B: 0 HR: 0	SF: 0 SAC: 0 DP: 0 HBP: 0	WP: 0 PB: 1 CS: 0	PA: 30
<b>PITCHER</b> Wilbur Wood, L ERA: 3.62 (1, 1)	IP: 9.0 WLS: W BF: 30 H: 3 R: 1 ER: 1 SO: 7 BB: 0 IBB: 0 HBP: 0 BLK: 0 WP: 0 HR: 0 S: 44 P: 44 ERA: 1.00 WHIP: 0.333																			

Batter	1	2	3	4	5	6	7	8	9	AB	R	H	RBI	BB	SO	LOB	BOTTOM			
Bucky Dent, R OBP: 0.291, SLG: 0.336 (1, 6)	0-0 1B SF7 1B	0-0 6-3	0-0 4-3		0-0 SF7		0-0 FC6-4			4	1	1	1	0	0	4	Detroit Tigers @ Chicago White Sox Comiskey Park, Chicago, IL Wed Jul 17 1974, 8:05 PM EDT Att: 14,022 - Unknown - 87 F			
Carlos May, L OBP: 0.327, SLG: 0.360 (1, 7)	0-0 1B 1B	0-3 K		0-0 E3 HR	0-0 3-1			0-0 F7	5	2	1	0	0	1	0					
Dick Allen, R OBP: 0.369, SLG: 0.583 Tony Musser, L OBP: 0.366, SLG: 0.404 (1, 3) (7, 3)	0-0 SF7	0-0 FC6-4 1B		0-0 HR		0-0 6-3		0-0 L6-3 1B	3	1	2	3	0	0	0					
Bill Melton, R OBP: 0.295, SLG: 0.375 (1, 5)	0-0 1B 1B BB	0-0 FC6-4		0-3 K		0-0 F9		0-0 L6-3	4	1	0	0	1	1	2					
Ken Henderson, S OBP: 0.362, SLG: 0.437 (1, 8)	0-0 1-4-3 1B 1-3 2-H 1B		0-0 1B 2B	0-0 1B		0-3 K			4	1	3	1	0	1	0					
Brian Downing, R OBP: 0.391, SLG: 0.515 (1, 9)	0-0 1-4-3 1B		0-0 1B BB	0-0 G4-6-3 1B		0-0 6-3			3	0	2	1	1	0	0					
Ron Santo, R OBP: 0.306, SLG: 0.308 (1, 10)	0-0 1-4-3		0-3 K	0-0 G4-6-3		0-3 K			4	0	0	0	0	2	6					
Ed Herrmann, L OBP: 0.311, SLG: 0.388 (1, 2)	0-0 IBB		0-0 F9		0-0 4-3 SF7 2B	0-0 E4 1B			3	1	1	0	1	0	2					
Eddie Leon, R OBP: 0.167, SLG: 0.152 Jorge Orta, L OBP: 0.387, SLG: 0.469 (1, 4) (1, PH) (2, 4)	0-3 K		0-0 1-2 2-H 1B		0-0 4-3	0-0 FC6-4 1B			0	0	0	0	0	0	0					
<b>Inning Stats</b>	R: 3 E: 0 K: 1 S: 9	H: 4 LOB: 3 BB: 2 P: 17	R: 0 E: 0 K: 1 S: 6	H: 1 LOB: 1 BB: 0 P: 6	R: 1 E: 0 K: 1 S: 7	H: 2 LOB: 2 BB: 1 P: 11	R: 2 E: 1 K: 1 S: 8	H: 3 LOB: 1 BB: 0 P: 8	R: 1 E: 0 K: 0 S: 4	H: 1 LOB: 0 BB: 0 P: 4	R: 0 E: 0 K: 1 S: 5	H: 0 LOB: 0 BB: 0 P: 5	R: 0 E: 1 K: 1 S: 7	H: 1 LOB: 2 BB: 0 P: 7	R: 0 E: 0 K: 0 S: 3	H: 1 LOB: 0 BB: 0 P: 3	1B: 10 2B: 3 3B: 0 HR: 1	SF: 2 SAC: 0 DP: 2 HBP: 0	WP: 0 PB: 0 CS: 0	PA: 40
<b>PITCHER</b> Woodie Fryman, L ERA: 4.76 Dave Lemanczyk, R ERA: 5.87 Bill Slayback, R ERA: 3.76 (1, 1) (1, 1) (4, 1)	IP: 0.1 WLS: L BF: 6 H: 4 R: 3 ER: 3 SO: 3 BB: 1 IBB: 0 HBP: 0 BLK: 0 WP: 0 HR: 0 S: 5 P: 9 ERA: 81.00 WHIP: 15.000																			

AB 30  
R 1  
H 3  
RBI 1  
BB 0  
SO 7  
LOB 6



AB 35  
R 7  
H 13  
RBI 7  
BB 3  
SO 6  
LOB 18






Batter	1	2	3	4	5	6	7	8	9	AB	R	H	RBI	BB	SO	LOB	TOP	
Steve Blye, R OBP: 0.329, SLG: 0.368 (1, 8)										4	0	1	0	0	0	1		
Rod Carew, L OBP: 0.436, SLG: 0.455 (1, 4)										4	0	1	0	0	0	1		
Steve Braun, L OBP: 0.386, SLG: 0.400 (1, 7)										3	1	1	0	1	0	1		
Tony Oliva, L OBP: 0.318, SLG: 0.436 (1, 10)										4	0	2	1	0	0	2		
Bobby Darwin, R OBP: 0.329, SLG: 0.449 (1, 9)										3	1	0	0	1	1	2		
Eric Soderholm, R OBP: 0.386, SLG: 0.412 (1, 5)										4	1	2	0	0	1	0		
Jim Holt, L OBP: 0.307, SLG: 0.317 (1, 3)										3	0	1	1	1	0	1		
Jerry Terrell, R OBP: 0.277, SLG: 0.312 Harmon Killebrew, R OBP: 0.292, SLG: 0.333 (9, PH)										2	0	0	1	0	1	1		
Phil Roof, R OBP: 0.309, SLG: 0.286 Glenn Borgmann, R OBP: 0.300, SLG: 0.306 (7, PH)										2	0	0	0	0	0	2		
<b>Inning Stats</b>	R: 0 E: 0 K: 0 S: 4	H: 1 LOB: 1 BB: 0 P: 4	R: 2 E: 0 K: 0 S: 5	H: 2 LOB: 1 BB: 1 P: 9	R: 0 E: 0 K: 0 S: 4	H: 1 LOB: 1 BB: 0 P: 4	R: 0 E: 0 K: 0 S: 4	H: 0 LOB: 0 BB: 0 P: 5	R: 0 E: 0 K: 1 S: 3	H: 1 LOB: 0 BB: 0 P: 3	R: 0 E: 0 K: 1 S: 4	H: 0 LOB: 1 BB: 1 P: 8	R: 0 E: 0 K: 3 S: 9	H: 0 LOB: 1 BB: 1 P: 13	1B: 7 2B: 2 3B: 0 HR: 0	SF: 0 SAC: 1 DP: 2 HBP: 0	WP: 0 PB: 0 SB: 0 CS: 0	PA: 36
<b>PITCHER</b> Joe Coleman, R ERA: 4.54 (1, 1)	IP: 9.0 WLS: W BF: 36 H: 8 R: 3 ER: 3 SO: 5 BB: 3 IBB: 0 HBP: 0 BLK: 0 WP: 0 HR: 0 S: 43 P: 55 ERA: 3.00 WHIP: 1.222																	

Minnesota Twins @ Detroit Tigers  
Tiger Stadium, Detroit, MI  
Thu Jul 18 1974, 7:05 PM EDT  
Att: 14,383 - Unknown - 75 F


AB 32  
R 3  
H 8  
RBI 3  
BB 3  
SO 5  
LOB 13



Batter	1	2	3	4	5	6	7	8	9	AB	R	H	RBI	BB	SO	LOB	BOTTOM			
Mickey Stanley, R OBP: 0.264, SLG: 0.311 (1, 8)										5	0	1	0	0	0	1				
Gary Sutherland, R OBP: 0.283, SLG: 0.329 (1, 4)										4	0	1	0	0	1	3				
Al Kaline, R OBP: 0.327, SLG: 0.342 (1, 10)										2	1	1	0	2	0	0				
Bill Freehan, R OBP: 0.361, SLG: 0.416 (1, 3)										5	1	1	2	0	0	3				
Jim Northrup, L OBP: 0.309, SLG: 0.361 (1, 9)										3	1	2	0	1	0	2				
Marvin Lane, R OBP: 0.364, SLG: 0.371 (1, 7)										2	1	0	0	2	0	4				
Aurelio Rodriguez, R OBP: 0.253, SLG: 0.267 (1, 5)										3	1	1	1	0	0	2				
Ed Brinkman, R OBP: 0.262, SLG: 0.332 (1, 6)										4	0	0	1	0	0	1				
Jerry Moses, R OBP: 0.276, SLG: 0.318 (1, 2)										4	0	1	1	0	0	0				
<b>Inning Stats</b>	R: 0 E: 0 K: 0 S: 6	H: 2 LOB: 3 BB: 0 P: 6	R: 1 E: 0 K: 1 S: 7	H: 2 LOB: 1 BB: 0 P: 7	R: 4 E: 1 K: 0 S: 6	H: 2 LOB: 2 BB: 3 P: 18	R: 0 E: 0 K: 0 S: 4	H: 1 LOB: 1 BB: 0 P: 4	R: 0 E: 0 K: 0 S: 3	H: 0 LOB: 0 BB: 0 P: 3	R: 0 E: 0 K: 0 S: 2	H: 0 LOB: 0 BB: 1 P: 6	R: 0 E: 0 K: 0 S: 3	H: 1 LOB: 1 BB: 1 P: 7	R: 0 E: 0 K: 0 S: 3	H: 0 LOB: 0 BB: 0 P: 3	1B: 6 2B: 0 3B: 0 HR: 2	SF: 0 SAC: 1 DP: 1 HBP: 0	WP: 0 PB: 0 SB: 0 CS: 1	PA: 38
<b>PITCHER</b> Bill Butler, L ERA: 4.73 Ray Corbin, R ERA: 4.39 (3, 1)	IP: 2.0 WLS: L BF: 14 H: 5 R: 4 ER: 4 SO: 4 BB: 2 IBB: 0 HBP: 0 BLK: 0 WP: 0 HR: 2 S: 14 P: 22 ERA: 18.00 WHIP: 3.500																			

Minnesota Twins @ Detroit Tigers  
Tiger Stadium, Detroit, MI  
Thu Jul 18 1974, 7:05 PM EDT  
Att: 14,383 - Unknown - 75 F

AB 32  
R 5  
H 8  
RBI 5  
BB 5  
SO 1  
LOB 16










Batter	1	2	3	4	5	6	7	8	9	AB	R	H	RBI	BB	SO	LOB	TOP									
Steve Bue, R OBP: 0.336, SLG: 0.386 (1, 8)										6	3	4	4	0	0	0										
Rod Carew, L OBP: 0.436, SLG: 0.461 (1, 4)										6	2	2	1	0	1	4										
Larry Hisle, R OBP: 0.372, SLG: 0.524 (1, 7)										5	1	2	1	1	0	2										
Bobby Darwin, R OBP: 0.330, SLG: 0.442 (1, 9)										4	1	1	1	2	1	3										
Harmon Killebrew, R OBP: 0.302, SLG: 0.337 (1, 10)										4	1	2	2	2	0	0										
Eric Soderholm, R OBP: 0.358, SLG: 0.406 (1, 5)										5	1	0	0	0	1	6										
Jerry Terrell, R OBP: 0.282, SLG: 0.329 (1, 6)										5	2	3	0	0	0	3										
Craig Kusick, R OBP: 0.344, SLG: 0.385 (1, 3)										4	1	1	0	1	1	4										
Glenn Borgmann, R OBP: 0.306, SLG: 0.305 (1, 2)										5	0	1	1	0	2	4										
<b>Inning Stats</b>	R: 2 E: 0 K: 1 S: 8	H: 4 LOB: 1 BB: 0 P: 8	R: 3 E: 1 K: 0 S: 7	H: 4 LOB: 1 BB: 0 P: 7	R: 0 E: 0 K: 1 S: 7	H: 2 LOB: 0 BB: 0 P: 7	R: 0 E: 0 K: 0 S: 3	H: 0 LOB: 0 BB: 0 P: 3	R: 4 E: 1 K: 0 S: 6	H: 2 LOB: 2 BB: 3 P: 18	R: 0 E: 0 K: 0 S: 3	H: 0 LOB: 2 BB: 2 P: 11	R: 2 E: 1 K: 2 S: 10	H: 2 LOB: 2 BB: 1 P: 14	R: 1 E: 0 K: 2 S: 9	H: 2 LOB: 1 BB: 0 P: 9	R: 0 E: 0 K: 0 S: 3	H: 0 LOB: 0 BB: 0 P: 3	1B: 12 2B: 1 3B: 2 HR: 1	SF: 0 SAC: 0 DP: 1 HBP: 0	WP: 0 PB: 0 SB: 2 CS: 0	PA: 50				
<b>PITCHER</b>	IP WLS BF H R ER SO BB IBB HBP BLK WP HR S P ERA WHIP	IP WLS BF H R ER SO BB IBB HBP BLK WP HR S P ERA WHIP	IP WLS BF H R ER SO BB IBB HBP BLK WP HR S P ERA WHIP	IP WLS BF H R ER SO BB IBB HBP BLK WP HR S P ERA WHIP	IP WLS BF H R ER SO BB IBB HBP BLK WP HR S P ERA WHIP	IP WLS BF H R ER SO BB IBB HBP BLK WP HR S P ERA WHIP	IP WLS BF H R ER SO BB IBB HBP BLK WP HR S P ERA WHIP	IP WLS BF H R ER SO BB IBB HBP BLK WP HR S P ERA WHIP	IP WLS BF H R ER SO BB IBB HBP BLK WP HR S P ERA WHIP	IP WLS BF H R ER SO BB IBB HBP BLK WP HR S P ERA WHIP	IP WLS BF H R ER SO BB IBB HBP BLK WP HR S P ERA WHIP	IP WLS BF H R ER SO BB IBB HBP BLK WP HR S P ERA WHIP	IP WLS BF H R ER SO BB IBB HBP BLK WP HR S P ERA WHIP	IP WLS BF H R ER SO BB IBB HBP BLK WP HR S P ERA WHIP	IP WLS BF H R ER SO BB IBB HBP BLK WP HR S P ERA WHIP	IP WLS BF H R ER SO BB IBB HBP BLK WP HR S P ERA WHIP	IP WLS BF H R ER SO BB IBB HBP BLK WP HR S P ERA WHIP	IP WLS BF H R ER SO BB IBB HBP BLK WP HR S P ERA WHIP	IP WLS BF H R ER SO BB IBB HBP BLK WP HR S P ERA WHIP	IP WLS BF H R ER SO BB IBB HBP BLK WP HR S P ERA WHIP	IP WLS BF H R ER SO BB IBB HBP BLK WP HR S P ERA WHIP	IP WLS BF H R ER SO BB IBB HBP BLK WP HR S P ERA WHIP	IP WLS BF H R ER SO BB IBB HBP BLK WP HR S P ERA WHIP	IP WLS BF H R ER SO BB IBB HBP BLK WP HR S P ERA WHIP	IP WLS BF H R ER SO BB IBB HBP BLK WP HR S P ERA WHIP	
Mickey Stanley, R OBP: 0.263, SLG: 0.315 (1, 8)										4	0	0	0	1	1	5										
Gary Sutherland, R OBP: 0.282, SLG: 0.322 (1, 4)										4	0	0	0	1	0	3										
Al Kaline, R OBP: 0.327, SLG: 0.340 (1, 10)										4	0	0	0	1	0	2										
Jim Northrup, L OBP: 0.310, SLG: 0.364 (1, 9)										5	1	1	0	0	0	2										
Norm Cash, L OBP: 0.327, SLG: 0.417 (1, 3)										3	2	1	0	2	0	1										
Jim Nettles, L OBP: 0.308, SLG: 0.727 (1, 7)										4	3	2	4	1	1	3										
Aurelio Rodriguez, R OBP: 0.252, SLG: 0.266 (1, 5)										5	0	2	1	0	1	3										
Ed Brinkman, R OBP: 0.266, SLG: 0.335 (1, 6)										5	0	3	1	0	0	1										
Gene Lamont, L OBP: 0.290, SLG: 0.259 (1, 2)										1	0	0	0	2	0	1										
Gates Brown, L OBP: 0.300, SLG: 0.311 (7, PH)										1	0	0	0	0	0	2										
Jerry Moses, R OBP: 0.273, SLG: 0.314 (8, 2)										0	0	0	0	0	0	0										
<b>Inning Stats</b>	R: 0 E: 0 K: 0 S: 3	H: 0 LOB: 0 BB: 0 P: 3	R: 2 E: 0 K: 1 S: 8	H: 3 LOB: 2 BB: 1 P: 12	R: 0 E: 0 K: 1 S: 5	H: 0 LOB: 3 BB: 3 P: 17	R: 0 E: 0 K: 0 S: 3	H: 0 LOB: 1 BB: 1 P: 7	R: 2 E: 0 K: 1 S: 7	H: 2 LOB: 0 BB: 0 P: 7	R: 0 E: 0 K: 0 S: 4	H: 1 LOB: 2 BB: 1 P: 8	R: 2 E: 0 K: 0 S: 5	H: 2 LOB: 2 BB: 2 P: 13	R: 0 E: 0 K: 0 S: 3	H: 0 LOB: 0 BB: 0 P: 3	R: 0 E: 0 K: 0 S: 4	H: 1 LOB: 1 BB: 0 P: 4	1B: 5 2B: 1 3B: 1 HR: 2	SF: 0 SAC: 0 DP: 0 HBP: 0	WP: 0 PB: 0 SB: 0 CS: 0	PA: 44				
<b>PITCHER</b>	IP WLS BF H R ER SO BB IBB HBP BLK WP HR S P ERA WHIP	IP WLS BF H R ER SO BB IBB HBP BLK WP HR S P ERA WHIP	IP WLS BF H R ER SO BB IBB HBP BLK WP HR S P ERA WHIP	IP WLS BF H R ER SO BB IBB HBP BLK WP HR S P ERA WHIP	IP WLS BF H R ER SO BB IBB HBP BLK WP HR S P ERA WHIP	IP WLS BF H R ER SO BB IBB HBP BLK WP HR S P ERA WHIP	IP WLS BF H R ER SO BB IBB HBP BLK WP HR S P ERA WHIP	IP WLS BF H R ER SO BB IBB HBP BLK WP HR S P ERA WHIP	IP WLS BF H R ER SO BB IBB HBP BLK WP HR S P ERA WHIP	IP WLS BF H R ER SO BB IBB HBP BLK WP HR S P ERA WHIP	IP WLS BF H R ER SO BB IBB HBP BLK WP HR S P ERA WHIP	IP WLS BF H R ER SO BB IBB HBP BLK WP HR S P ERA WHIP	IP WLS BF H R ER SO BB IBB HBP BLK WP HR S P ERA WHIP	IP WLS BF H R ER SO BB IBB HBP BLK WP HR S P ERA WHIP	IP WLS BF H R ER SO BB IBB HBP BLK WP HR S P ERA WHIP	IP WLS BF H R ER SO BB IBB HBP BLK WP HR S P ERA WHIP	IP WLS BF H R ER SO BB IBB HBP BLK WP HR S P ERA WHIP	IP WLS BF H R ER SO BB IBB HBP BLK WP HR S P ERA WHIP	IP WLS BF H R ER SO BB IBB HBP BLK WP HR S P ERA WHIP	IP WLS BF H R ER SO BB IBB HBP BLK WP HR S P ERA WHIP	IP WLS BF H R ER SO BB IBB HBP BLK WP HR S P ERA WHIP	IP WLS BF H R ER SO BB IBB HBP BLK WP HR S P ERA WHIP	IP WLS BF H R ER SO BB IBB HBP BLK WP HR S P ERA WHIP	IP WLS BF H R ER SO BB IBB HBP BLK WP HR S P ERA WHIP	IP WLS BF H R ER SO BB IBB HBP BLK WP HR S P ERA WHIP	IP WLS BF H R ER SO BB IBB HBP BLK WP HR S P ERA WHIP
Joe Decker, R ERA: 3.09 (6, 1)	3.2	S	16	3	2	2	0	2	0	0	0	0	0	0	0	0										
Bill Campbell, R ERA: 3.16 (6, 1)	3.2	S	16	3	2	2	0	2	0	0	0	0	0	0	0	0										


Minnesota Twins @ Detroit Tigers  
Tiger Stadium, Detroit, MI  
Sat Jul 20 1974, 7:05 PM EDT  
Att: 23,593 - Unknown - 73 F

AB 44  
R 12  
H 16  
RBI 10  
BB 6  
SO 6  
LOB 26



Minnesota Twins @ Detroit Tigers  
Tiger Stadium, Detroit, MI  
Sat Jul 20 1974, 7:05 PM EDT  
Att: 23,593 - Unknown - 73 F

AB 36  
R 6  
H 9  
RBI 6  
BB 8  
SO 3  
LOB 23





Batter	1	2	3	4	5	6	7	8	9	AB R H RBI BB SO LOB	TOP							
Steve Brye, R OBP: 0.339, SLG: 0.386 (1, 8)	E5 FC6-4 1B	4-0 1B BB		F7 1B	5-3 1B		FC3-6 1B		WP 1B	5 0 2 0 1 0 1	<b>Minnesota Twins @ Detroit Tigers</b> Tiger Stadium, Detroit, MI Sun Jul 21 1974, 3:33 AM EDT Att: 17,269 - Sunny - 74 F							
Rod Carew, L OBP: 0.440, SLG: 0.465 (1, 4)	FC6-4 S 1B	1-2 1B		FC5-2 1B	5-3 1B		FC3-6 WP S 1B	4-0 BB	5 2 3 1 1 0 3									
Larry Hisle, R OBP: 0.374, SLG: 0.520 (1, 7)	K	4-3		FC5-2 1B IBB	5-3 1B		6-3	4-0 BB	4 1 1 0 2 1 4									
Harmon Killebrew, R OBP: 0.298, SLG: 0.332 (1, 10)	BB 1B			FC5-2 1B HR	5-3		F7	4-0 BB	6 1 1 1 0 1 9									
Bobby Darwin, R OBP: 0.331, SLG: 0.440 (1, 9)	1-2 BB			1-2 2-3 3-H 1B	K				4 1 1 2 1 3 2									
Eric Soderholm, R OBP: 0.355, SLG: 0.413 (1, 5)	F9			1-1 2-H 3-H HR		6-3		F8	5 1 1 3 0 1 2									
Jerry Terrell, R OBP: 0.280, SLG: 0.325 (1, 6)		4-3		E 1B		4-3		K	5 1 1 0 0 1 0									
Craig Kusick, R OBP: 0.358, SLG: 0.395 (1, 3)		BB 1B BB		E9 1B 2B		5-3		K	3 2 1 1 2 1 0									
Phil Roof, R OBP: 0.333, SLG: 0.302 (1, 2)	K			1B K			FC3-6 1B WP	1B HBP	4 1 2 1 0 2 3									
<b>Inning Stats</b>	R: 1 E: 1 K: 1 S: 7	H: 1 LOB: 2 BB: 1 P: 11	R: 0 E: 0 K: 1 S: 6	H: 0 LOB: 0 BB: 0 P: 9	R: 7 E: 2 K: 1 S: 12	H: 6 LOB: 2 BB: 2 P: 20	R: 0 E: 0 K: 0 S: 3	H: 2 LOB: 0 BB: 0 P: 3	R: 1 E: 0 K: 0 S: 5	H: 2 LOB: 1 BB: 0 P: 5		R: 0 E: 0 K: 2 S: 7	H: 0 LOB: 0 BB: 0 P: 7	R: 0 E: 0 K: 1 S: 5	H: 1 LOB: 3 BB: 2 P: 14	1B: 10 2B: 2 3B: 0 HR: 1	SF: 0 SAC: 0 DP: 0 HBP: 1	WP: 2 PB: 0 SB: 2 CS: 0
<b>PITCHER</b>	IP WLS BF H R ER SO BB IBB HBP BLK WP HR S P ERA WHIP											IP WLS BF H R ER SO BB IBB HBP BLK WP HR S P ERA WHIP						
Luke Walker, L ERA: 4.6 (1, 1)	3.1 L 20 6 6 5 5 3 0 0 0 0 0 0 27 39 13.50 2.700																	
Lerrin LaGrow, R ERA: 4.15 (4, 1)	0.2 7 2 3 3 1 1 1 0 0 0 0 1 7 15 40.50 4.500																	
Jim Ray, R ERA: 4.25 (5, 1)	3.0 13 4 1 1 1 0 0 0 0 1 0 15 15 3.00 1.333																	
John Hiller, L ERA: 2.66 (8, 1)	2.0 9 1 0 0 3 2 0 1 0 1 0 12 21 0.00 1.500																	

AB 41  
R 10  
H 13  
RBI 9  
BB 7  
SO 10  
LOB 24



Batter	1	2	3	4	5	6	7	8	9	AB R H RBI BB SO LOB	BOTTOM											
Mickey Stanley, R OBP: 0.267, SLG: 0.316 (1, 8)	E 1B		1B SF8 1B	FC6-4 1-2		BB		K		4 1 2 0 1 1 1	<b>Minnesota Twins @ Detroit Tigers</b> Tiger Stadium, Detroit, MI Sun Jul 21 1974, 3:33 AM EDT Att: 17,269 - Sunny - 74 F											
Gary Sutherland, R OBP: 0.281, SLG: 0.320 (1, 4)	E6 1-2		1-3 1B		5-3	F9		1-3	5 0 1 0 0 0 2													
Ben Oglivie, L OBP: 0.396, SLG: 0.418 (1, 10)	F9		SF8		E FC4 2B 1B	L4		L9	2 1 1 1 0 0 2													
Al Kaline, R OBP: 0.325, SLG: 0.337 (6, PH)			3-H K		FC4 BB 2B 1B			1-3	2 0 0 0 0 0 1													
Jim Northrup, L OBP: 0.306, SLG: 0.358 (1, 9)	K		K		FC4 BB 2B		1-3	4-3	5 1 0 0 0 2 4													
Jim Nettles, L OBP: 0.313, SLG: 0.615 (1, 7)	K			F7	4-0 2B BB		1B 1B	5-3	2 1 0 0 1 1 2													
Marvin Lane, R OBP: 0.354, SLG: 0.359 (7, PH) (8, 7)				HR			P4	1B	2 1 1 0 0 0 0													
Bill Freehan, R OBP: 0.367, SLG: 0.447 (1, 3)		F3		HR				1B	5 1 2 1 0 1 4													
Aurelio Rodriguez, R OBP: 0.257, SLG: 0.302 (1, 5)		L5		6-3 3B	1-H 2-H 3-H 2B		1B 1B	5-3	5 1 3 3 0 0 1													
Ed Brinkman, R OBP: 0.266, SLG: 0.334 (1, 6)		F8		6-3	F2		1-3 2-H 1B		4 0 1 2 0 0 1													
Jerry Moses, R OBP: 0.273, SLG: 0.313 (1, 2)			K	FC6-4 1B		K		K	4 0 1 0 0 3 2													
<b>Inning Stats</b>	R: 0 E: 1 K: 2 S: 9	H: 1 LOB: 0 BB: 0 P: 9	R: 0 E: 0 K: 0 S: 3	H: 0 LOB: 0 BB: 0 P: 3	R: 1 E: 0 K: 2 S: 9	H: 2 LOB: 1 BB: 0 P: 9	R: 2 E: 0 K: 0 S: 6	H: 3 LOB: 1 BB: 0 P: 6	R: 3 E: 1 K: 1 S: 8	H: 2 LOB: 1 BB: 1 P: 12	R: 0 E: 0 K: 1 S: 5	H: 0 LOB: 1 BB: 1 P: 9	R: 1 E: 0 K: 1 S: 8	H: 3 LOB: 2 BB: 0 P: 8	R: 0 E: 0 K: 1 S: 5	H: 0 LOB: 0 BB: 0 P: 5	R: 0 E: 0 K: 0 S: 4	H: 1 LOB: 1 BB: 0 P: 4	1B: 9 2B: 1 3B: 1 HR: 1	SF: 1 SAC: 0 DP: 0 HBP: 0	WP: 0 PB: 0 SB: 0 CS: 0	PA: 43
<b>PITCHER</b>	IP WLS BF H R ER SO BB IBB HBP BLK WP HR S P ERA WHIP											IP WLS BF H R ER SO BB IBB HBP BLK WP HR S P ERA WHIP										
Bert Blyleven, R ERA: 3.1 (1, 1)	5.0 W 26 8 6 3 5 1 0 0 0 0 0 0 35 39 5.40 1.800																					
Tom Burgmeier, L ERA: 4.66 (6, 1)	4.0 S 17 4 1 1 3 1 0 0 0 0 0 0 22 26 2.25 1.250																					

AB 40  
R 7  
H 12  
RBI 7  
BB 2  
SO 8  
LOB 20





Batter	1	2	3	4	5	6	7	8	9	AB	R	H	RBI	BB	SO	LOB	TOP					
<b>Tommy Harper, R</b> OBP: 0.306, SLG: 0.333 (1, 7)	4-3	5-3		BB 1B 1-2	F8			HR		5	2	2	1	0	0	0	<b>Boston Red Sox @ Detroit Tigers</b> Tiger Stadium, Detroit, MI Thu Jul 25 1974, 7:05 PM EDT Att: 17,005 - Unknown					
<b>Rick Burleson, R</b> OBP: 0.353, SLG: 0.430 (1, 6)	1B PB 1B	5-3		BB 1B 1-2 2-3	6-3			4-3		5	2	2	0	0	0	0						
<b>Rico Petrocelli, R</b> OBP: 0.385, SLG: 0.511 (1, 5)	F9	HR		1B BB 1-2 2-3 3-H	SF8 BB		K	F2		4	2	1	2	1	1	1						
<b>Carl Yastrzemski, L</b> OBP: 0.437, SLG: 0.516 (1, 3)	1B 1B	HR		SF8 1B 1-2 2-3 3-H	5-3 BB		5-6-3 1B	P8		3	3	3	2	1	0	0						
<b>Cecil Cooper, L</b> OBP: 0.314, SLG: 0.396 (6, PR)	1B 1B	HR		1-2 2-3 3-H	5-6-3 1B					1	0	0	0	0	0	0						
<b>Danny Cater, R</b> OBP: 0.352, SLG: 0.488 (1, 10)	1B 1B	F9		1-2 2-3 3-H	5-3 1B		5-6-3	1B		5	1	3	2	0	0	1						
<b>Bob Montgomery, R</b> OBP: 0.283, SLG: 0.348 (1, 2)	1B 1B			G6-4-3 1B	SF8		6-3	F7		4	1	2	3	0	0	3						
<b>Dwight Evans, R</b> OBP: 0.332, SLG: 0.418 (1, 9)	1B 1B			G6-4-3 1B	5-3		F8	F7		5	0	1	1	0	0	3						
<b>Doug Griffin, R</b> OBP: 0.340, SLG: 0.366 (1, 4)	1B 1B			P4	6-3		1-3	1B		5	0	2	1	0	0	1						
<b>Rick Miller, L</b> OBP: 0.371, SLG: 0.368 (1, 8)	K			1B 1B BB	K		F7	6-3		5	1	1	0	0	2	4						
<b>Inning Stats</b>	R: 4 E: 0 K: 1 S: 11	H: 6 LOB: 2 BB: 0 P: 11	R: 2 E: 0 K: 0 S: 5	H: 2 LOB: 0 BB: 0 P: 5	R: 0 E: 0 K: 0 S: 3	H: 1 LOB: 0 BB: 0 P: 3	R: 5 E: 0 K: 0 S: 7	H: 4 LOB: 1 BB: 2 P: 15	R: 0 E: 0 K: 1 S: 5	H: 0 LOB: 2 BB: 0 P: 5	R: 0 E: 0 K: 0 S: 6	H: 1 LOB: 2 BB: 0 P: 6	R: 0 E: 0 K: 0 S: 3	H: 0 LOB: 0 BB: 0 P: 3	R: 1 E: 0 K: 0 S: 4	H: 1 LOB: 0 BB: 0 P: 4	R: 0 E: 0 K: 0 S: 5	H: 2 LOB: 2 BB: 0 P: 5	1B: 14 2B: 0 3B: 0 HR: 3	SF: 1 SAC: 0 DP: 1 HBP: 0	WP: 0 PB: 1 SB: 0 CS: 0	PA: 45
<b>PITCHER</b>	IP	WLS	BF	H	R	ER	SO	BB	IBB	HBP	BLK	WP	HR	S	P	ERA	WHIP					
<b>Mickey Lolich, L</b> ERA: 3.97 (1, 1)	3.0	L	19	11	8	8	1	0	0	0	0	0	2	21	21	24.00	3.667					
<b>Bill Slayback, R</b> ERA: 4.83 (4, 1)	0.0		4	2	1	1	0	2	0	0	0	0	0	2	10	∞	∞					
<b>Dave Lemanczyk, R</b> ERA: 4.54 (4, 1)	6.0		22	4	3	3	2	0	0	0	0	0	1	26	26	4.50	0.667					

AB	42
R	12
H	17
RBI	12
BB	2
SO	3
LOB	13



Batter	1	2	3	4	5	6	7	8	9	AB	R	H	RBI	BB	SO	LOB	BOTTOM					
<b>Mickey Stanley, R</b> OBP: 0.266, SLG: 0.313 (1, 8)	F9		BB		F7		F9		P9	4	0	0	0	1	0	3	<b>Boston Red Sox @ Detroit Tigers</b> Tiger Stadium, Detroit, MI Thu Jul 25 1974, 7:05 PM EDT Att: 17,005 - Unknown					
<b>Gary Sutherland, R</b> OBP: 0.280, SLG: 0.319 (1, 4)	L5		F5		1B		5-3		L4	5	0	1	1	0	0	2						
<b>Al Kaline, R</b> OBP: 0.329, SLG: 0.351 (1, 10)	L5			HR	L7		1B		1B	5	1	3	1	0	0	2						
<b>Bill Freehan, R</b> OBP: 0.364, SLG: 0.446 (1, 3)		P9		F8		1B 2B	F9		F8	5	0	1	0	0	0	3						
<b>Jim Northrup, L</b> OBP: 0.305, SLG: 0.355 (1, 9)		BB		F7		F9		K		3	0	0	0	1	1	1						
<b>Marvin Lane, R</b> OBP: 0.346, SLG: 0.349 (1, 7)				F3		1B		F7		4	0	1	0	0	1	1						
<b>Aurelio Rodriguez, R</b> OBP: 0.254, SLG: 0.298 (1, 5)		L6			K		L7		F8	4	0	0	0	0	1	3						
<b>Ed Brinkman, R</b> OBP: 0.272, SLG: 0.341 (1, 6)				G6-4-3 BB	WP 1B		F8		2B	3	2	2	0	1	0	2						
<b>Jerry Moses, R</b> OBP: 0.283, SLG: 0.343 (1, 2)			G6-4-3		1B		HR		1B	3	1	2	2	1	0	1						
<b>Inning Stats</b>	R: 0 E: 0 K: 0 S: 3	H: 0 LOB: 0 BB: 0 P: 3	R: 0 E: 0 K: 1 S: 5	H: 0 LOB: 1 BB: 1 P: 9	R: 0 E: 0 K: 0 S: 2	H: 0 LOB: 2 BB: 2 P: 10	R: 1 E: 0 K: 0 S: 4	H: 1 LOB: 0 BB: 0 P: 4	R: 1 E: 0 K: 1 S: 7	H: 2 LOB: 2 BB: 1 P: 11	R: 0 E: 0 K: 0 S: 5	H: 2 LOB: 2 BB: 0 P: 5	R: 1 E: 0 K: 0 S: 5	H: 2 LOB: 1 BB: 0 P: 5	R: 0 E: 0 K: 1 S: 5	H: 0 LOB: 0 BB: 0 P: 5	R: 1 E: 0 K: 0 S: 6	H: 3 LOB: 2 BB: 0 P: 6	1B: 5 2B: 3 3B: 0 HR: 2	SF: 0 SAC: 0 DP: 1 HBP: 0	WP: 1 PB: 0 SB: 0 CS: 0	PA: 40
<b>PITCHER</b>	IP	WLS	BF	H	R	ER	SO	BB	IBB	HBP	BLK	WP	HR	S	P	ERA	WHIP					
<b>Roger Moret, L</b> ERA: 3.5 (1, 1)	6.0	W	26	5	2	2	2	4	0	0	0	0	1	26	42	3.00	1.500					
<b>Dick Drago, R</b> ERA: 3.6 (7, 1)	3.0	S	14	5	2	2	1	0	0	0	0	0	1	16	16	6.00	1.667					






Batter	1	2	3	4	5	6	7	8	9	10	11	AB	R	H	RBI	BB	SO	LOB	TOP			
Tommy Harper, R OBP: 0.304, SLG: 0.328 (1, 7)	5-3		K			K		F8			6-3 SH3-4 BB	4	0	0	0	1	2	2				
Rick Miller, L OBP: 0.368, SLG: 0.362 (1, 8)	F7							4-3			SH3-4	3	0	0	0	1	0	1				
Danny Cater, R OBP: 0.344, SLG: 0.471 (1, 3)	F7										6-3	5	0	1	0	0	0	2				
Rico Petrocelli, R OBP: 0.382, SLG: 0.504 (1, 5)		5-3									6-3	4	0	0	0	1	1	3				
Bernie Carbo, L OBP: 0.365, SLG: 0.426 (1, 9)		K									K	3	0	0	0	1	2	2				
Dick McAuliffe, L OBP: 0.314, SLG: 0.322 (1, 10)		K										4	0	0	0	0	1	3				
Rick Burleson, R OBP: 0.351, SLG: 0.426 (1, 6)												4	0	1	0	0	0	0				
Doug Griffin, R OBP: 0.338, SLG: 0.362 (1, 4)												4	0	1	0	0	0	0				
Tim Blackwell, S OBP: 0.266, SLG: 0.283 (1, 2)												4	0	1	0	0	1	1				
<b>Inning Stats</b>	R: 0 E: 0 K: 0 S: 3	H: 0 LOB: 0 BB: 0 P: 3	R: 0 E: 0 K: 2 S: 7	H: 0 LOB: 0 BB: 0 P: 7	R: 0 E: 0 K: 1 S: 6	H: 1 LOB: 1 BB: 0 P: 6	R: 0 E: 0 K: 1 S: 5	H: 0 LOB: 1 BB: 1 P: 9	R: 0 E: 0 K: 0 S: 3	H: 0 LOB: 0 BB: 0 P: 3	R: 0 E: 0 K: 2 S: 7	H: 0 LOB: 0 BB: 0 P: 7	R: 0 E: 0 K: 0 S: 4	H: 1 LOB: 1 BB: 0 P: 4	R: 0 E: 0 K: 0 S: 3	H: 0 LOB: 0 BB: 0 P: 3	R: 0 E: 0 K: 1 S: 5	H: 0 LOB: 1 BB: 1 P: 9	1B: 4 2B: 0 3B: 0 HR: 0	SF: 0 SAC: 1 DP: 0 HBP: 0	WP: 0 PB: 0 SB: 1 CS: 0	PA: 40
<b>PITCHER</b> Joe Coleman, R ERA: 4.26 (1, 1)	IP: 11.0 WLS: 4 BF: 40 H: 4 R: 0 ER: 0 SO: 7 BB: 4 IBB: 0 HBP: 0 BLK: 0 WP: 0 HR: 0 S: 50 P: 66 ERA: 4.26 WHIP: 0.727																					

**Boston Red Sox @ Detroit Tigers**  
Tiger Stadium, Detroit, MI  
Fri Jul 26 1974, 7:05 PM EDT  
Att: 26,922 - Unknown

AB 35  
R 0  
H 4  
RBI 0  
BB 4  
SO 7  
LOB 14



Batter	1	2	3	4	5	6	7	8	9	10	11	AB	R	H	RBI	BB	SO	LOB	BOTTOM			
Mickey Stanley, R OBP: 0.265, SLG: 0.310 (1, 8)	1-3		F8			K					G6-4-3	4	0	0	0	1	1	2				
Gary Sutherland, R OBP: 0.279, SLG: 0.316 (1, 4)	F7					4-3					SH2-3	3	1	0	0	1	0	0				
Al Kaline, R OBP: 0.331, SLG: 0.348 (1, 10)	L7										E5	2	0	0	0	2	0	0				
Jim Northrup, L OBP: 0.304, SLG: 0.352 (1, 9)											SH1-4	5	0	1	1	0	1	4				
Jim Nettles, L OBP: 0.400, SLG: 0.667 (1, 7)											1B	2	0	1	0	2	0	1				
Bill Freehan, R OBP: 0.380, SLG: 0.441 (1, 3)												3	0	0	0	0	0	2				
Gates Brown, L OBP: 0.296, SLG: 0.306 (9, PH)												1	0	0	0	0	0	3				
Norm Cash, L OBP: 0.327, SLG: 0.417 (10, 3)												0	0	0	0	0	0	0				
Aurelio Rodriguez, R OBP: 0.254, SLG: 0.288 (1, 5)												4	0	1	0	0	2	1				
Ed Brinkman, R OBP: 0.270, SLG: 0.338 (1, 6)												3	0	0	0	0	1	0				
Jerry Moses, R OBP: 0.380, SLG: 0.337 (1, 2)												3	0	0	0	0	0	0				
Ben Oglivie, L OBP: 0.402, SLG: 0.418 (10, PH)												0	0	0	0	1	0	0				
Gene Lamont, L OBP: 0.250, SLG: 0.259 (11, 2)												0	0	0	0	0	0	0				
<b>Inning Stats</b>	R: 0 E: 0 K: 0 S: 3	H: 0 LOB: 0 BB: 0 P: 3	R: 0 E: 0 K: 1 S: 5	H: 0 LOB: 1 BB: 1 P: 9	R: 0 E: 0 K: 0 S: 3	H: 0 LOB: 0 BB: 0 P: 3	R: 0 E: 0 K: 0 S: 2	H: 0 LOB: 1 BB: 2 P: 10	R: 0 E: 0 K: 2 S: 7	H: 0 LOB: 0 BB: 0 P: 7	R: 0 E: 0 K: 1 S: 5	H: 1 LOB: 1 BB: 0 P: 5	R: 0 E: 0 K: 0 S: 3	H: 0 LOB: 0 BB: 0 P: 3	R: 0 E: 0 K: 0 S: 3	H: 1 LOB: 1 BB: 1 P: 7	R: 1 E: 1 K: 0 S: 3	H: 1 LOB: 1 BB: 0 P: 3	1B: 2 2B: 1 3B: 0 HR: 0	SF: 0 SAC: 3 DP: 2 HBP: 0	WP: 0 PB: 0 SB: 0 CS: 0	PA: 40
<b>PITCHER</b> Reggie Cleveland, R ERA: 4.75 (1, 1)	IP: 10.1 WLS: 3 BF: 40 H: 3 R: 1 ER: 0 SO: 5 BB: 5 IBB: 2 HBP: 0 BLK: 0 WP: 0 HR: 0 S: 43 P: 71 ERA: 4.75 WHIP: 0.774																					

**Boston Red Sox @ Detroit Tigers**  
Tiger Stadium, Detroit, MI  
Fri Jul 26 1974, 7:05 PM EDT  
Att: 26,922 - Unknown

AB 30  
R 1  
H 3  
RBI 1  
BB 7  
SO 5  
LOB 13





Batter	1	2	3	4	5	6	7	8	9	AB	R	H	RBI	BB	SO	LOB	TOP										
<b>John Knox, L</b> OBP: 0.344, SLG: 0.345 (1, 4)	4-0 CS BB		X 0-0 F8			X 0-0 1B 3B	X 0-0 P6			3	1	1	0	1	0	0											
<b>Ben Oglivie, L</b> OBP: 0.396, SLG: 0.411 (1, 7)	0-3 K		X 0-3 K			X 0-0 FC5-4 1B	X 0-0 P6			4	0	1	1	0	2	1											
<b>Jim Nettles, L</b> OBP: 0.375, SLG: 0.579 (1, 8)	0-0 BB 1B			X 0-0 F8		X 0-0 FC5-4 BB 1B	X 0-3 K			4	1	1	0	0	1	1											
<b>Jim Northrup, L</b> OBP: 0.303, SLG: 0.349 (1, 9)	4-0 1-2 BB			X 0-0 4-3		X 0-0 L4	X 0-0 1-3			3	0	0	0	1	0	1											
<b>Norm Cash, L</b> OBP: 0.325, SLG: 0.408 (1, 3)	0-3 K			X 0-0 P4		X 4-0 1B BB			X 0-0 4-3	3	0	0	0	1	1	2											
<b>Gates Brown, L</b> OBP: 0.293, SLG: 0.303 (1, 10)		X 0-0 P6			X 0-0 F9	X 0-0 1-2 2-H 1B			X 0-0 6-3	4	0	1	1	0	0	0											
<b>Aurelio Rodriguez, R</b> OBP: 0.251, SLG: 0.294 (1, 5)		X 0-0 P3			X 0-0 P4	X 0-0 F3			X 0-0 P4	4	0	0	0	0	0	2											
<b>Ed Brinkman, R</b> OBP: 0.270, SLG: 0.341 (1, 6)		X 0-0 6-3			X 0-0 2B				X 0-0 5-3	3	0	1	0	0	0	0											
<b>Gene Lamont, L</b> OBP: 0.273, SLG: 0.241 (7, PH)			X 0-0 4-3						X 0-0 4-3	2	0	0	0	0	0	1											
<b>Jerry Moses, R</b> OBP: 0.277, SLG: 0.335 (7, 2)				X 0-0 F8					X 0-0 4-3	1	0	0	0	0	0	0											
<b>Inning Stats</b>	R: 0 E: 0 K: 2 S: 7	H: 1 LOB: 2 BB: 2 P: 15	R: 0 E: 0 K: 0 S: 3	H: 0 LOB: 0 BB: 0 P: 3	R: 0 E: 0 K: 1 S: 5	H: 0 LOB: 0 BB: 0 P: 5	R: 0 E: 0 K: 0 S: 3	H: 0 LOB: 0 BB: 0 P: 3	R: 0 E: 0 K: 0 S: 4	H: 1 LOB: 1 BB: 0 P: 4	R: 2 E: 0 K: 0 S: 6	H: 3 LOB: 2 BB: 1 P: 10	R: 0 E: 0 K: 0 S: 3	H: 0 LOB: 0 BB: 0 P: 3	R: 0 E: 0 K: 1 S: 5	H: 0 LOB: 0 BB: 0 P: 5	R: 0 E: 0 K: 0 S: 3	H: 0 LOB: 0 BB: 0 P: 3	1B: 3 2B: 1 3B: 1 HR: 0	SF: 0 SAC: 0 DP: 0 HBP: 0	WP: 0 PB: 0 SB: 0 CS: 1	PA: 34					
<b>PITCHER</b>	IP	WLS	BF	H	R	ER	SO	BB	IBB	HBP	BLK	WP	HR	S	P	ERA	WHIP										
<b>Jim Perry, R</b> ERA: 2.92 (1, 1)	5.2	W	24	5	2	2	3	3	0	0	0	0	0	27	39	3.18	1.412										
<b>Tom Buskey, R</b> ERA: 3.59 (6, 1)	3.1	S	10	0	0	0	1	0	0	0	0	0	0	12	12	0.00	0.000										

Detroit Tigers @ Cleveland Indians  
Cleveland Municipal Stadium, Cleveland, OH

AB 31  
R 2  
H 5  
RBI 2  
BB 3  
SO 4  
LOB 8



WP: 0 PA: 34  
PB: 0  
SB: 0  
CS: 1

Batter	1	2	3	4	5	6	7	8	9	AB	R	H	RBI	BB	SO	LOB	BOTTOM										
<b>John Lowenstein, L</b> OBP: 0.326, SLG: 0.328 (1, 7)	0-0 2-3		X 0-0 1B 1B			X 0-0 F8			X 0-0 P4	4	1	1	1	0	0	0											
<b>Rusty Torres, S</b> OBP: 0.264, SLG: 0.204 (9, 7)			X 1-2 3-H 1B						X 0-0 4-3	0	0	0	0	0	0	0											
<b>Jack Brohamer, L</b> OBP: 0.343, SLG: 0.344 (1, 4)	0-0 P5		X 0-0 1B 1B			X 0-0 F8			X 0-0 4-3	4	0	1	1	0	0	0											
<b>George Hendrick, R</b> OBP: 0.356, SLG: 0.497 (1, 8)	0-3 K		X 0-0 G6-4-3 1B			X 0-0 F2			X 0-0 4-3	3	0	1	1	0	1	0											
<b>Charlie Spikes, R</b> OBP: 0.328, SLG: 0.440 (1, 9)		X 0-3 K	X 0-0 G6-4-3 1B			X 0-3 K			X 0-0 4-3	3	0	0	0	0	2	2											
<b>John Ellis, R</b> OBP: 0.334, SLG: 0.443 (1, 2)		X 0-3 K		X 0-0 L4					X 0-0 5-3	3	0	0	0	0	1	0											
<b>Tom McCraw, L</b> OBP: 0.345, SLG: 0.422 (1, 3)		X 0-0 4-3		X 0-0 4-3					X 0-0 1B	3	0	1	0	0	0	0											
<b>Oscar Gamble, L</b> OBP: 0.329, SLG: 0.413 (1, 10)			X 0-0 4-3	X 0-3 K					X 0-0 F7	3	0	0	0	0	1	1											
<b>Buddy Bell, R</b> OBP: 0.314, SLG: 0.363 (1, 5)			X 0-0 1B WP 1B			X 0-3 K			X 0-0 F9	3	1	1	0	0	1	1											
<b>Frank Duffy, R</b> OBP: 0.266, SLG: 0.327 (1, 6)			X 0-0 1B 1B			X 0-0 5-3			X 0-0 6-3	3	1	1	0	0	0	0											
<b>Inning Stats</b>	R: 0 E: 0 K: 1 S: 5	H: 0 LOB: 0 BB: 0 P: 5	R: 0 E: 0 K: 2 S: 7	H: 0 LOB: 0 BB: 0 P: 7	R: 3 E: 0 K: 0 S: 7	H: 5 LOB: 1 BB: 0 P: 7	R: 0 E: 0 K: 1 S: 5	H: 0 LOB: 0 BB: 0 P: 5	R: 0 E: 0 K: 1 S: 5	H: 0 LOB: 0 BB: 0 P: 5	R: 0 E: 0 K: 0 S: 4	H: 1 LOB: 1 BB: 0 P: 4	R: 0 E: 0 K: 0 S: 3	H: 0 LOB: 0 BB: 0 P: 3	R: 0 E: 0 K: 0 S: 3	H: 0 LOB: 0 BB: 0 P: 3	1B: 6 2B: 0 3B: 0 HR: 0	SF: 0 SAC: 0 DP: 1 HBP: 0	WP: 1 PB: 0 SB: 0 CS: 0	PA: 29							
<b>PITCHER</b>	IP	WLS	BF	H	R	ER	SO	BB	IBB	HBP	BLK	WP	HR	S	P	ERA	WHIP										
<b>Lerin LaGrow, R</b> ERA: 4.12 (1, 1)	8.0	L	29	6	3	3	6	0	0	0	0	1	0	41	41	3.38	0.750										

Detroit Tigers @ Cleveland Indians  
Cleveland Municipal Stadium, Cleveland, OH

AB 29  
R 3  
H 6  
RBI 3  
BB 0  
SO 6  
LOB 4



WP: 1 PA: 29  
PB: 0  
SB: 0  
CS: 0







Batter	1	2	3	4	5	6	7	8	9	AB	R	H	RBI	BB	SO	LOB	TOP										
Marvin Lane, R OBP: 0.356, SLG: 0.367 (1, 7)										5	1	1	0	0	1	2											
Gary Sutherland, R OBP: 0.283, SLG: 0.317 (1, 4)										5	0	1	0	0	0	2											
Al Kaline, R OBP: 0.335, SLG: 0.358 (1, 10)										4	2	1	2	1	1	1											
Bill Freehan, R OBP: 0.365, SLG: 0.452 (1, 3)										4	1	1	1	1	0	1											
Mickey Stanley, R OBP: 0.269, SLG: 0.327 (1, 8)										3	1	1	1	1	0	2											
Jim Northrup, L OBP: 0.301, SLG: 0.347 (1, 9)										4	0	2	1	0	0	1											
Aurelio Rodriguez, R OBP: 0.249, SLG: 0.291 (1, 5)										4	1	0	0	0	0	3											
Ed Brinkman, R OBP: 0.270, SLG: 0.348 (1, 6)										4	1	2	2	0	1	0											
Jerry Moses, R OBP: 0.283, SLG: 0.352 (1, 2)										3	1	1	1	1	0	1											
<b>Inning Stats</b>	R: 6 E: 0 K: 0 S: 9	H: 6 LOB: 0 BB: 0 P: 9	R: 0 E: 0 K: 0 S: 4	H: 1 LOB: 1 BB: 0 P: 4	R: 0 E: 0 K: 0 S: 3	H: 0 LOB: 0 BB: 0 P: 3	R: 0 E: 0 K: 0 S: 2	H: 0 LOB: 0 BB: 1 P: 6	R: 1 E: 0 K: 0 S: 4	H: 1 LOB: 2 BB: 0 P: 12	R: 0 E: 0 K: 1 S: 6	H: 1 LOB: 1 BB: 0 P: 6	R: 0 E: 0 K: 1 S: 5	H: 0 LOB: 1 BB: 1 P: 9	R: 1 E: 0 K: 1 S: 6	H: 1 LOB: 0 BB: 0 P: 6	R: 0 E: 0 K: 0 S: 3	H: 0 LOB: 0 BB: 0 P: 3	1B: 4 2B: 1 3B: 0 HR: 5	SF: 0 SAC: 0 DP: 1 HBP: 0	WP: 1 PB: 0 SB: 0 CS: 0	PA: 40					
<b>PITCHER</b>	IP	WLS	BF	H	R	ER	SO	BB	IBB	HBP	BLK	WP	HR	S	P	ERA	WHIP										
Fritz Peterson, L ERA: 4.58 (1, 1)	0.1	L	5	4	4	4	0	0	0	0	0	0	3	5	5	108.00	12.000										
Steve Kline, R ERA: 4.39 (1, 1)	4.2		20	4	3	3	0	3	0	0	0	1	1	17	29	5.79	1.500										
Bruce Ellingsen, L ERA: 2.61 (6, 1)	4.0		15	2	1	1	3	1	0	0	0	0	1	20	24	2.25	0.750										

Detroit Tigers @ Cleveland Indians  
Cleveland Municipal Stadium, Cleveland, OH  
Mon Jul 29 1974, 7:05 PM EDT  
Att: 18,708 - Unknown - 81 F

AB	36
R	8
H	10
RBI	8
BB	4
SO	3
LOB	13



Batter	1	2	3	4	5	6	7	8	9	AB	R	H	RBI	BB	SO	LOB	BOTTOM										
John Lowenstein, L OBP: 0.327, SLG: 0.332 (1, 7)										3	0	1	0	0	2	1											
Rusty Torres, S OBP: 0.255, SLG: 0.196 (6, 7)										1	0	0	0	0	1	0											
Frank Duffy, R OBP: 0.262, SLG: 0.322 (1, 6)										4	0	1	0	0	1	1											
George Hendrick, R OBP: 0.351, SLG: 0.487 (1, 8)										4	0	0	0	0	1	3											
Charlie Spikes, R OBP: 0.334, SLG: 0.441 (1, 9)										4	0	2	1	0	1	0											
John Ellis, R OBP: 0.332, SLG: 0.441 (1, 3)										4	1	1	0	0	0	4											
Buddy Bell, R OBP: 0.312, SLG: 0.358 (1, 5)										4	0	1	0	0	1	0											
Joe Lis, R OBP: 0.292, SLG: 0.270 (1, 10)										3	0	0	0	1	0	0											
Dave Duncan, R OBP: 0.248, SLG: 0.357 (1, 2)										4	0	0	0	0	2	2											
Jack Brohamer, L OBP: 0.344, SLG: 0.342 (1, 4)										1	1	0	0	0	1	2											
Luis Alvarado, R OBP: 0.200, SLG: 0.172 (7, PH) (8, 4)										1	0	0	0	0	0	0											
<b>Inning Stats</b>	R: 0 E: 0 K: 2 S: 7	H: 0 LOB: 0 BB: 0 P: 7	R: 1 E: 1 K: 2 S: 9	H: 2 LOB: 2 BB: 1 P: 13	R: 0 E: 0 K: 1 S: 5	H: 2 LOB: 0 BB: 0 P: 5	R: 0 E: 0 K: 1 S: 5	H: 0 LOB: 0 BB: 0 P: 5	R: 1 E: 0 K: 2 S: 9	H: 2 LOB: 2 BB: 0 P: 10	R: 0 E: 0 K: 2 S: 7	H: 0 LOB: 0 BB: 0 P: 7	R: 0 E: 0 K: 1 S: 5	H: 0 LOB: 0 BB: 0 P: 5	R: 0 E: 0 K: 0 S: 3	H: 0 LOB: 0 BB: 0 P: 3	R: 0 E: 0 K: 0 S: 3	H: 0 LOB: 0 BB: 0 P: 3	1B: 5 2B: 1 3B: 0 HR: 0	SF: 0 SAC: 0 DP: 0 HBP: 1	WP: 0 PB: 0 SB: 0 CS: 0	PA: 35					
<b>PITCHER</b>	IP	WLS	BF	H	R	ER	SO	BB	IBB	HBP	BLK	WP	HR	S	P	ERA	WHIP										
Mickey Lolich, L ERA: 3.84 (1, 1)	9.0	W	35	6	2	1	10	1	0	1	0	0	0	53	58	1.00	0.778										

Detroit Tigers @ Cleveland Indians  
Cleveland Municipal Stadium, Cleveland, OH  
Mon Jul 29 1974, 7:05 PM EDT  
Att: 18,708 - Unknown - 81 F

AB	33
R	2
H	6
RBI	1
BB	1
SO	10
LOB	13






Batter	1	2	3	4	5	6	7	8	9	AB	R	H	RBI	BB	SO	LOB	TOP																						
Mickey Stanley, R OBP: 0.270, SLG: 0.325 Marvin Lane, R OBP: 0.361, SLG: 0.373	F3	F9		HBP		1B		K		2	0	0	0	0	0	2																							
Gary Sutherland, R OBP: 0.284, SLG: 0.318	F9		E7			P9			HR	5	1	2	2	0	0	2																							
Al Kaline, R OBP: 0.336, SLG: 0.365	BB		L8			F3			HR	4	1	1	2	1	1	5																							
Jim Northrup, L OBP: 0.300, SLG: 0.348	4-3		5-3			E3			F9	5	1	1	0	0	0	2																							
Bill Freehan, R OBP: 0.367, SLG: 0.455 Norm Cash, L OBP: 0.327, SLG: 0.407		1B	4-3			L3			K	1	1	1	0	0	0	0																							
Jim Nettles, L OBP: 0.323, SLG: 0.462		1B				L3			F9	4	0	1	0	0	1	2																							
Dick Sharon, R OBP: 0.283, SLG: 0.244 Ben Oglivie, L OBP: 0.395, SLG: 0.402		1B				L3			S	0	0	0	0	0	0	0																							
Aurelio Rodriguez, R OBP: 0.249, SLG: 0.290	P9					1-6-3			IBB	0	1	0	0	1	0	0																							
Ed Brinkman, R OBP: 0.272, SLG: 0.349	K					P7			K	5	1	2	0	0	2	2																							
Jerry Moses, R OBP: 0.284, SLG: 0.352 Gates Brown, L OBP: 0.299, SLG: 0.309 Gene Lamont, L OBP: 0.273, SLG: 0.241						E4				3	0	1	1	0	0	2																							
<b>Inning Stats</b>	R: 0 E: 0 K: 0 S: 3	H: 0 LOB: 1 BB: 1 P: 7	R: 1 E: 0 K: 1 S: 8	H: 3 LOB: 2 BB: 0 P: 8	R: 0 E: 1 K: 0 S: 4	H: 0 LOB: 1 BB: 0 P: 4	R: 2 E: 1 K: 2 S: 10	H: 3 LOB: 2 BB: 0 P: 11	R: 0 E: 1 K: 0 S: 4	H: 1 LOB: 1 BB: 0 P: 4	R: 0 E: 0 K: 0 S: 3	H: 0 LOB: 0 BB: 0 P: 3	R: 0 E: 0 K: 2 S: 8	H: 1 LOB: 1 BB: 0 P: 8	R: 4 E: 0 K: 2 S: 10	H: 3 LOB: 0 BB: 1 P: 14	1B: 10 2B: 2 3B: 0 HR: 1	SF: 0 SAC: 0 DP: 1 HBP: 1	WP: 0 PB: 1 SB: 1 CS: 0	PA: 44																			
<b>PITCHER</b>	IP	WLS	BF	H	R	ER	SO	BB	IBB	HBP	BLK	WP	HR	S	P	ERA	WHIP	<b>PITCHER</b>				IP	WLS	BF	H	R	ER	SO	BB	IBB	HBP	BLK	WP	HR	S	P	ERA	WHIP	
Reggie Cleveland, R ERA: 4.79	(1, 1)	8.0	L	40	12	6	5	5	1	0	1	0	0	1	48	53	5.62	1.625																					
Bob Veale, L ERA: 6.35	(9, 1)	0.1		0	0	0	1	0	0	0	0	0	0	0	3	3	0.00	0.000																					
Diego Segui, R ERA: 4.19	(9, 1)	0.2		3	0	1	0	1	0	1	0	0	0	0	4	8	0.00	0.000																					

**Detroit Tigers @ Boston Red Sox**  
Fenway Park, Boston, MA  
Tue Jul 30 1974, 7:05 PM EDT  
Att: 21,456 - Unknown - 71 F


AB 41  
R 7  
H 12  
RBI 5  
BB 2  
SO 7  
LOB 26



Batter	1	2	3	4	5	6	7	8	9	AB	R	H	RBI	BB	SO	LOB	BOTTOM																							
Rick Miller, L OBP: 0.364, SLG: 0.356 Tommy Harper, R OBP: 0.303, SLG: 0.327	6-3		CS			P7			G3	4	1	2	2	0	0	1																								
Cecil Cooper, L OBP: 0.316, SLG: 0.405 Juan Beniquez, R OBP: 0.323, SLG: 0.391	F8		2B			4-3			G3	3	1	1	3	1	0	1																								
Dwight Evans, R OBP: 0.336, SLG: 0.432			BB			P4			6-3	5	0	1	0	0	2	4																								
Carl Yastrzemski, L OBP: 0.427, SLG: 0.494	F3					P7			3-1	5	0	0	0	0	0	2																								
Bernie Carbo, L OBP: 0.315, SLG: 0.442 Danny Cater, R OBP: 0.340, SLG: 0.462		K				6-3				2	0	1	0	1	1	0																								
Rick Burleson, R OBP: 0.356, SLG: 0.424		6-3				6-3				4	0	0	0	0	2	3																								
Dick McAuliffe, L OBP: 0.319, SLG: 0.319 Terry Hughes, R OBP: 0.270, SLG: 0.333		P6				BB			P7	2	0	0	0	1	1	1																								
Doug Griffin, R OBP: 0.360, SLG: 0.369			SH1-3			K			F9	3	2	1	0	1	1	2																								
Tim Blackwell, S OBP: 0.322, SLG: 0.283			SH1-3			4-3			6-3	2	1	1	0	1	0	0																								
<b>Inning Stats</b>	R: 0 E: 0 K: 0 S: 4	H: 1 LOB: 1 BB: 0 P: 4	R: 0 E: 0 K: 1 S: 5	H: 0 LOB: 0 BB: 0 P: 5	R: 1 E: 0 K: 1 S: 5	H: 1 LOB: 2 BB: 2 P: 13	R: 0 E: 0 K: 1 S: 6	H: 1 LOB: 2 BB: 1 P: 10	R: 0 E: 0 K: 0 S: 3	H: 0 LOB: 1 BB: 1 P: 7	R: 0 E: 0 K: 2 S: 7	H: 0 LOB: 1 BB: 1 P: 11	R: 4 E: 0 K: 2 S: 12	H: 5 LOB: 1 BB: 0 P: 12	R: 0 E: 0 K: 0 S: 3	H: 0 LOB: 0 BB: 0 P: 3	R: 0 E: 0 K: 0 S: 4	H: 1 LOB: 1 BB: 0 P: 4	1B: 5 2B: 4 3B: 0 HR: 1	SF: 0 SAC: 1 DP: 1 HBP: 0	WP: 0 PB: 0 SB: 0 CS: 1	PA: 40																		
<b>PITCHER</b>	IP	WLS	BF	H	R	ER	SO	BB	IBB	HBP	BLK	WP	HR	S	P	ERA	WHIP	<b>PITCHER</b>				IP	WLS	BF	H	R	ER	SO	BB	IBB	HBP	BLK	WP	HR	S	P	ERA	WHIP		
Joe Coleman, R ERA: 4.36	(1, 1)	6.0		29	7	5	5	5	5	0	0	0	0	0	15	15	7.50	2.000																						
John Hiller, L ERA: 2.53	(7, 1)	3.0	W	11	2	0	0	2	0	0	0	0	0	15	15	0.00	0.667																							

**Detroit Tigers @ Boston Red Sox**  
Fenway Park, Boston, MA  
Tue Jul 30 1974, 7:05 PM EDT  
Att: 21,456 - Unknown - 71 F

AB 34  
R 5  
H 9  
RBI 5  
BB 5  
SO 7  
LOB 15





Batter	1	2	3	4	5	6	7	8	9	AB	R	H	RBI	BB	SO	LOB	TOP					
Ben Oglivie, L (1, 7) OBP: 0.407, SLG: 0.455										4	1	3	1	0	1	1	<b>Detroit Tigers @ Boston Red Sox</b> Fenway Park, Boston, MA Wed Jul 31 1974, 7:05 PM EDT Att: 24,935 - Unknown - 86 F					
Gary Sutherland, R (1, 4) OBP: 0.284, SLG: 0.317										4	1	1	0	0	0	3						
Al Kaline, R (1, 10) OBP: 0.335, SLG: 0.367										4	1	1	0	0	1	2						
Jim Northrup, L (1, 9) OBP: 0.302, SLG: 0.358										4	1	2	3	0	0	1						
Norm Cash, L (1, 3) OBP: 0.319, SLG: 0.396										4	0	0	0	0	1	1						
Jim Nettles, L (1, 8) OBP: 0.286, SLG: 0.400										4	0	0	0	0	1	1						
Aurelio Rodriguez, R (1, 5) OBP: 0.251, SLG: 0.292										4	0	2	0	0	0	0						
Ed Brinkman, R (1, 6) OBP: 0.269, SLG: 0.345										4	0	0	0	0	0	2						
Jerry Moses, R (1, 2) OBP: 0.287, SLG: 0.367										1	0	1	0	0	0	0						
Gene Lamont, L (4, 2) OBP: 0.257, SLG: 0.226										2	0	0	0	0	0	1						
Gates Brown, L (9, PH) OBP: 0.295, SLG: 0.304										1	0	0	0	0	0	0						
<b>Inning Stats</b>	R: 0 E: 0 K: 1 S: 6	H: 1 LOB: 1 BB: 0 P: 6	R: 0 E: 0 K: 1 S: 5	H: 0 LOB: 0 BB: 0 P: 5	R: 0 E: 0 K: 1 S: 6	H: 1 LOB: 1 BB: 0 P: 6	R: 0 E: 0 K: 0 S: 3	H: 0 LOB: 0 BB: 0 P: 3	R: 0 E: 0 K: 0 S: 4	H: 1 LOB: 1 BB: 0 P: 4	R: 0 E: 0 K: 0 S: 3	H: 0 LOB: 0 BB: 0 P: 3	R: 1 E: 0 K: 0 S: 5	H: 2 LOB: 1 BB: 0 P: 5	R: 3 E: 0 K: 1 S: 9	H: 4 LOB: 1 BB: 0 P: 9	R: 0 E: 0 K: 0 S: 3	H: 0 LOB: 0 BB: 0 P: 3	1B: 5 2B: 3 3B: 1 HR: 2	SF: 0 SAC: 0 DP: 1 HBP: 0	WP: 0 PB: 0 SB: 0 CS: 0	PA: 36
<b>PITCHER</b> Luis Tiant, R (1, 1) ERA: 2.84	IP: 9.0 WLS: W BF: 36 H: 10 R: 4 ER: 4 SO: 4 BB: 0 IBB: 0 HBP: 0 BLK: 0 WP: 0 HR: 2 S: 44 P: 44 ERA: 4.00 WHIP: 1.111															<b>PITCHER</b>						

Batter	1	2	3	4	5	6	7	8	9	AB	R	H	RBI	BB	SO	LOB	BOTTOM			
Tommy Harper, R (1, 7) OBP: 0.299, SLG: 0.323										4	0	0	0	0	1	1	<b>Detroit Tigers @ Boston Red Sox</b> Fenway Park, Boston, MA Wed Jul 31 1974, 7:05 PM EDT Att: 24,935 - Unknown - 86 F			
Cecil Cooper, L (1, 10) OBP: 0.322, SLG: 0.414										3	1	2	0	1	0	0				
Rico Petrocelli, R (1, 5) OBP: 0.379, SLG: 0.493										4	0	0	0	0	0	3				
Carl Yastrzemski, L (1, 3) OBP: 0.425, SLG: 0.490										3	1	0	0	1	1	2				
Bernie Carbo, L (1, 9) OBP: 0.370, SLG: 0.439										2	0	0	0	1	1	2				
Dwight Evans, R (8, PH) OBP: 0.334, SLG: 0.431										1	0	0	0	0	0	0				
Rick Miller, L (1, 8) OBP: 0.359, SLG: 0.351										3	1	0	0	0	1	3				
Rick Burleson, R (1, 6) OBP: 0.356, SLG: 0.428										3	1	1	2	0	0	1				
Doug Griffin, R (1, 4) OBP: 0.359, SLG: 0.368										3	1	1	2	0	0	1				
Tim Blackwell, S (1, 2) OBP: 0.323, SLG: 0.286										3	0	1	1	0	1	0				
<b>Inning Stats</b>	R: 0 E: 0 K: 0 S: 4	H: 1 LOB: 1 BB: 0 P: 4	R: 0 E: 0 K: 0 S: 3	H: 0 LOB: 0 BB: 0 P: 3	R: 0 E: 0 K: 1 S: 5	H: 0 LOB: 0 BB: 0 P: 5	R: 5 E: 0 K: 2 S: 12	H: 4 LOB: 1 BB: 1 P: 16	R: 0 E: 0 K: 0 S: 2	H: 0 LOB: 0 BB: 1 P: 6	R: 0 E: 0 K: 0 S: 3	H: 0 LOB: 1 BB: 1 P: 7	R: 0 E: 0 K: 1 S: 5	H: 0 LOB: 0 BB: 0 P: 5	R: 0 E: 0 K: 1 S: 5	H: 0 LOB: 0 BB: 0 P: 5	1B: 2 2B: 3 3B: 0 HR: 0	SF: 0 SAC: 0 DP: 1 HBP: 0	WP: 0 PB: 1 SB: 1 CS: 0	PA: 32
<b>PITCHER</b> Lerin LaGrow, R (1, 1) ERA: 4.02	IP: 3.2 WLS: L BF: 18 H: 5 R: 5 ER: 0 SO: 3 BB: 1 IBB: 0 HBP: 0 BLK: 0 WP: 0 HR: 0 S: 23 P: 27 ERA: 0.00 WHIP: 1.636															<b>PITCHER</b>				
Jim Ray, R (4, 1) ERA: 3.04	IP: 2.1 WLS: L BF: 8 H: 0 R: 0 ER: 0 SO: 0 BB: 2 IBB: 0 HBP: 0 BLK: 0 WP: 0 HR: 0 S: 6 P: 14 ERA: 0.00 WHIP: 0.857															<b>PITCHER</b>				
Luke Walker, L (7, 1) ERA: 4.74	IP: 2.0 WLS: L BF: 6 H: 0 R: 0 ER: 0 SO: 2 BB: 0 IBB: 0 HBP: 0 BLK: 0 WP: 0 HR: 0 S: 10 P: 10 ERA: 0.00 WHIP: 0.000															<b>PITCHER</b>				

AB	36
R	4
H	10
RBI	4
BB	0
SO	4
LOB	12



AB	29
R	5
H	5
RBI	5
BB	3
SO	5
LOB	13





Batter	1	2	3	4	5	6	7	8	9	AB	R	H	RBI	BB	SO	LOB	TOP					
Ron LeFlore, R (1, 8)										4	0	0	0	0	3	0	<b>Detroit Tigers @ Milwaukee Brewers</b> Milwaukee County Stadium, Milwaukee, WI Thu Aug 01 1974, 8:05 PM EDT Att: 9,010 - Unknown					
Gary Sutherland, R (1, 4) OBP: 0.286, SLG: 0.319										4	0	2	0	0	0	0						
Al Kaline, R (1, 10) OBP: 0.334, SLG: 0.366										4	0	1	0	0	0	3						
Jim Northrup, L (1, 9) OBP: 0.299, SLG: 0.354										4	0	0	0	0	0	4						
Ben Oglivie, L (1, 7) OBP: 0.402, SLG: 0.467										4	1	1	0	0	0	3						
Marvin Lane, R (9, 7) OBP: 0.361, SLG: 0.373										0	0	0	0	0	0	0						
Norm Cash, L (1, 3) OBP: 0.329, SLG: 0.423										3	1	2	2	1	1	0						
Aurelio Rodriguez, R (1, 5) OBP: 0.251, SLG: 0.292										4	0	1	0	0	0	2						
Ed Brinkman, R (1, 6) OBP: 0.266, SLG: 0.341										4	0	0	0	0	0	2						
Gene Lamont, L (1, 2) OBP: 0.231, SLG: 0.200										4	0	0	0	0	1	2						
<b>Inning Stats</b>	R: 0 E: 2 K: 1 S: 7	H: 0 LOB: 2 BB: 0 P: 7	R: 1 E: 0 K: 0 S: 4	H: 1 LOB: 0 BB: 0 P: 4	R: 0 E: 0 K: 1 S: 5	H: 1 LOB: 0 BB: 1 P: 5	R: 0 E: 0 K: 0 S: 3	H: 0 LOB: 1 BB: 1 P: 7	R: 0 E: 0 K: 1 S: 5	H: 0 LOB: 0 BB: 0 P: 5	R: 0 E: 0 K: 2 S: 4	H: 1 LOB: 1 BB: 0 P: 4	R: 0 E: 0 K: 2 S: 8	H: 1 LOB: 1 BB: 0 P: 8	R: 0 E: 0 K: 0 S: 4	H: 1 LOB: 1 BB: 0 P: 4	R: 1 E: 0 K: 0 S: 5	H: 2 LOB: 1 BB: 0 P: 5	1B: 5 2B: 0 3B: 1 HR: 1	SF: 0 SAC: 0 DP: 1 HBP: 0	WP: 0 PB: 0 SB: 0 CS: 0	PA: 36
<b>PITCHER</b> Jim Slaton, R (1, 1) ERA: 4.26	IP: 9.0 WLS: L BF: 36	H: 7 R: 2 ER: 2 SO: 5	BB: 1 IBB: 0 HBP: 0 BLK: 0	WP: 0 HR: 1 S: 45 P: 49	ERA: 2.00 WHIP: 0.889	<b>PITCHER</b>										IP: 9.0 WLS: W BF: 30	H: 1 R: 0 ER: 0 SO: 10	BB: 3 IBB: 0 HBP: 0 BLK: 0	WP: 0 HR: 0 S: 47 P: 59	ERA: 0.00 WHIP: 0.444		

AB	35
R	2
H	7
RBI	2
BB	1
SO	5
LOB	16



Batter	1	2	3	4	5	6	7	8	9	AB	R	H	RBI	BB	SO	LOB	BOTTOM			
Don Money, R (1, 5) OBP: 0.330, SLG: 0.399										3	0	0	0	1	2	0	<b>Detroit Tigers @ Milwaukee Brewers</b> Milwaukee County Stadium, Milwaukee, WI Thu Aug 01 1974, 8:05 PM EDT Att: 9,010 - Unknown			
Charlie Moore, R (1, 2) OBP: 0.331, SLG: 0.377										4	0	0	0	0	3	1				
George Scott, R (1, 3) OBP: 0.365, SLG: 0.479										3	0	0	0	1	2	0				
Deron Johnson, R (1, 10) OBP: 0.253, SLG: 0.357										3	0	0	0	0	1	1				
Bobby Mitchell, R (1, 9) OBP: 0.306, SLG: 0.373										3	0	1	0	0	2	0				
John Briggs, L (1, 7) OBP: 0.353, SLG: 0.492										3	0	0	0	0	0	1				
Bob Coluccio, R (1, 8) OBP: 0.307, SLG: 0.345										2	0	0	0	1	0	0				
Pedro Garcia, R (1, 4) OBP: 0.265, SLG: 0.382										3	0	0	0	0	0	1				
Robin Yount, R (1, 6) OBP: 0.276, SLG: 0.349										3	0	0	0	0	0	0				
<b>Inning Stats</b>	R: 0 E: 0 K: 3 S: 9	H: 0 LOB: 1 BB: 1 P: 13	R: 0 E: 0 K: 1 S: 5	H: 0 LOB: 0 BB: 0 P: 5	R: 0 E: 0 K: 2 S: 7	H: 0 LOB: 0 BB: 0 P: 7	R: 0 E: 0 K: 1 S: 5	H: 0 LOB: 1 BB: 1 P: 9	R: 0 E: 0 K: 0 S: 2	H: 0 LOB: 0 BB: 1 P: 6	R: 0 E: 0 K: 1 S: 6	H: 1 LOB: 1 BB: 0 P: 6	R: 0 E: 0 K: 0 S: 3	H: 0 LOB: 0 BB: 0 P: 3	R: 0 E: 0 K: 1 S: 5	H: 0 LOB: 0 BB: 0 P: 5		1B: 1 2B: 0 3B: 0 HR: 0	SF: 0 SAC: 0 DP: 1 HBP: 0	WP: 0 PB: 0 SB: 1 CS: 0
<b>PITCHER</b> Woodie Fryman, L (1, 1) ERA: 4.34	IP: 9.0 WLS: W BF: 30	H: 1 R: 0 ER: 0 SO: 10	BB: 3 IBB: 0 HBP: 0 BLK: 0	WP: 0 HR: 0 S: 47 P: 59	ERA: 0.00 WHIP: 0.444	<b>PITCHER</b>										IP: 9.0 WLS: W BF: 30	H: 1 R: 0 ER: 0 SO: 10	BB: 3 IBB: 0 HBP: 0 BLK: 0	WP: 0 HR: 0 S: 47 P: 59	ERA: 0.00 WHIP: 0.444

AB	27
R	0
H	1
RBI	0
BB	3
SO	10
LOB	4





Batter	1	2	3	4	5	6	7	8	9	AB	R	H	RBI	BB	SO	LOB	TOP					
Ron LeFlore, R OBP: 0.111, SLG: 0.111										5	1	1	0	0	0	3	<b>Detroit Tigers @ Milwaukee Brewers</b> Milwaukee County Stadium, Milwaukee, WI Fri Aug 02 1974, 8:05 PM EDT Att: 22,160 - Unknown					
Gary Sutherland, R OBP: 0.285, SLG: 0.322										5	0	3	2	0	0	2						
Al Kaline, R OBP: 0.330, SLG: 0.361										5	0	0	0	0	0	6						
Bill Freehan, R OBP: 0.365, SLG: 0.451										4	1	1	0	0	0	1						
Marvin Lane, R OBP: 0.354, SLG: 0.364										4	0	1	0	0	0	1						
Dick Sharon, R OBP: 0.281, SLG: 0.244										4	0	1	0	0	0	2						
Aurelio Rodriguez, R OBP: 0.254, SLG: 0.297										4	0	2	1	0	1	0						
Ed Brinkman, R OBP: 0.266, SLG: 0.346										4	1	1	0	0	1	3						
Gene Lamont, L OBP: 0.302, SLG: 0.282										4	1	4	1	0	0	0	<b>D</b>					
<b>Inning Stats</b>	R: 0 E: 1 K: 0 S: 4	H: 1 LOB: 1 BB: 0 P: 4	R: 0 E: 0 K: 0 S: 4	H: 2 LOB: 1 BB: 0 P: 4	R: 0 E: 0 K: 0 S: 3	H: 1 LOB: 0 BB: 0 P: 3	R: 0 E: 0 K: 0 S: 4	H: 1 LOB: 1 BB: 0 P: 4	R: 2 E: 0 K: 1 S: 8	H: 3 LOB: 1 BB: 0 P: 8	R: 1 E: 0 K: 0 S: 5	H: 2 LOB: 1 BB: 0 P: 5	R: 0 E: 0 K: 0 S: 4	H: 1 LOB: 0 BB: 0 P: 4	R: 0 E: 0 K: 0 S: 3	H: 0 LOB: 0 BB: 0 P: 3	R: 1 E: 0 K: 1 S: 8	H: 3 LOB: 2 BB: 0 P: 8	1B: 12 2B: 2 3B: 1 HR: 0	SF: 0 SAC: 0 DP: 3 HBP: 0	WP: 0 PB: 0 SB: 2 CS: 0	PA: 39
<b>PITCHER</b> Clyde Wright, L ERA: 3.88	IP: 9.0 WLS: L BF: 39 H: 14 R: 4 ER: 4 SO: 2 BB: 0 IBB: 0 HBP: 0 BLK: 0 WP: 0 HR: 0 S: 43 P: 43 ERA: 4.00 WHIP: 1.556																					

Batter	1	2	3	4	5	6	7	8	9	AB	R	H	RBI	BB	SO	LOB	BOTTOM					
Don Money, R OBP: 0.332, SLG: 0.399										3	1	1	0	1	0	2	<b>Detroit Tigers @ Milwaukee Brewers</b> Milwaukee County Stadium, Milwaukee, WI Fri Aug 02 1974, 8:05 PM EDT Att: 22,160 - Unknown					
Tim Johnson, L OBP: 0.283, SLG: 0.351										4	0	1	0	0	0	2						
George Scott, R OBP: 0.364, SLG: 0.480										4	0	1	1	0	0	3						
John Briggs, L OBP: 0.352, SLG: 0.488										3	0	0	0	1	2	1						
Darrell Porter, L OBP: 0.348, SLG: 0.384										4	0	0	0	0	3	3						
Mike Hegan, L OBP: 0.305, SLG: 0.436										3	0	0	0	0	0	0						
Bob Coluccio, R OBP: 0.306, SLG: 0.344										1	0	0	0	0	1	0						
Charlie Moore, R OBP: 0.335, SLG: 0.383										3	0	1	0	1	0	0		<b>AB</b> 31 <b>R</b> 1 <b>H</b> 5 <b>RBI</b> 1 <b>BB</b> 4 <b>SO</b> 9 <b>LOB</b> 15				
Dave May, L OBP: 0.271, SLG: 0.333										2	0	0	0	1	0	1						
Bobby Mitchell, R OBP: 0.303, SLG: 0.370										1	0	0	0	0	1	0						
Robin Yount, R OBP: 0.278, SLG: 0.350										2	0	1	0	0	1	1						
Bob Hansen, L OBP: 0.313, SLG: 0.328										1	0	0	0	0	1	2						
Pedro Garcia, R OBP: 0.265, SLG: 0.382										0	0	0	0	0	0	0	<b>Brewers</b>					
<b>Inning Stats</b>	R: 0 E: 0 K: 0 S: 3	H: 1 LOB: 2 BB: 2 P: 11	R: 0 E: 0 K: 0 S: 3	H: 0 LOB: 0 BB: 0 P: 3	R: 0 E: 0 K: 0 S: 4	H: 1 LOB: 1 BB: 0 P: 4	R: 0 E: 0 K: 2 S: 7	H: 0 LOB: 0 BB: 0 P: 7	R: 0 E: 0 K: 1 S: 5	H: 0 LOB: 1 BB: 1 P: 9	R: 0 E: 0 K: 0 S: 3	H: 0 LOB: 0 BB: 0 P: 3	R: 0 E: 0 K: 2 S: 8	H: 1 LOB: 2 BB: 1 P: 12	R: 1 E: 0 K: 2 S: 9	H: 2 LOB: 1 BB: 0 P: 9	R: 0 E: 0 K: 2 S: 7	H: 0 LOB: 0 BB: 0 P: 7	1B: 3 2B: 2 3B: 0 HR: 0	SF: 0 SAC: 0 DP: 1 HBP: 0	WP: 3 PB: 0 SB: 0 CS: 0	PA: 35
<b>PITCHER</b> Dave Lemanczyk, R ERA: 3.59	IP: 7.0 WLS: W BF: 28 H: 4 R: 1 ER: 1 SO: 5 BB: 4 IBB: 0 HBP: 0 BLK: 0 WP: 2 HR: 0 S: 34 P: 50 ERA: 1.29 WHIP: 1.143																					
John Hiller, L ERA: 2.49	IP: 2.0 WLS: W BF: 7 H: 1 R: 0 ER: 0 SO: 4 BB: 0 IBB: 0 HBP: 0 BLK: 0 WP: 1 HR: 0 S: 15 P: 15 ERA: 0.00 WHIP: 0.500																					



Batter	1	2	3	4	5	6	7	8	9	AB	R	H	RBI	BB	SO	LOB	TOP					
Mark Belanger, R OBP: 0.313, SLG: 0.346										5	1	1	0	0	0	0						
Paul Blair, R OBP: 0.291, SLG: 0.395										4	0	0	0	0	2	1						
Tommy Davis, R OBP: 0.308, SLG: 0.378										4	2	3	2	0	0	0						
Bobby Grich, R OBP: 0.389, SLG: 0.491										4	1	2	0	0	1	1						
Don Baylor, R OBP: 0.331, SLG: 0.355										4	1	2	3	0	1	1						
Earl Williams, R OBP: 0.345, SLG: 0.376										4	1	1	1	0	1	3						
Andy Etchebarren, R OBP: 0.227, SLG: 0.241										4	0	0	0	0	1	1						
Jim Fuller, R OBP: 0.275, SLG: 0.410										4	0	0	0	0	1	0						
Enos Cabell, R OBP: 0.273, SLG: 0.298										4	0	0	0	0	0	0						
<b>Inning Stats</b>	R: 4 E: 0 K: 1 S: 9	H: 4 LOB: 0 BB: 0 P: 9	R: 0 E: 0 K: 0 S: 3	H: 0 LOB: 0 BB: 0 P: 3	R: 0 E: 0 K: 2 S: 8	H: 1 LOB: 1 BB: 0 P: 8	R: 1 E: 0 K: 0 S: 4	H: 1 LOB: 0 BB: 0 P: 4	R: 1 E: 0 K: 1 S: 8	H: 3 LOB: 2 BB: 0 P: 8	R: 0 E: 0 K: 2 S: 7	H: 0 LOB: 0 BB: 0 P: 7	R: 0 E: 0 K: 1 S: 5	H: 0 LOB: 0 BB: 0 P: 5	R: 0 E: 1 K: 0 S: 4	H: 0 LOB: 1 BB: 0 P: 4	R: 0 E: 0 K: 0 S: 3	H: 0 LOB: 0 BB: 0 P: 3	1B: 5 2B: 1 3B: 0 HR: 3	SF: 0 SAC: 0 DP: 0 HBP: 0	WP: 1 PB: 0 SB: 1 CS: 0	PA: 37
<b>PITCHER</b> Mickey Lolich, L ERA: 3.93	IP: 9.0 WLS: L BF: 37	H: 9 R: 6 ER: 6 SO: 7	BB: 0 IBB: 0 HBP: 0 BLK: 0	WP: 1 HR: 3 S: 51 P: 51	ERA: 6.00 WHIP: 1.000	<b>PITCHER</b>										IP: 9.0 WLS: W BF: 35	H: 8 R: 2 ER: 2 SO: 4	BB: 1 IBB: 0 HBP: 0 BLK: 0	WP: 1 HR: 1 S: 42 P: 46	ERA: 2.00 WHIP: 1.000		

Baltimore Orioles @ Detroit Tigers  
Tiger Stadium, Detroit, MI  
Sat Aug 03 1974, 3:33 AM EDT  
Att: 30,019 - Unknown

AB 37  
R 6  
H 9  
RBI 6  
BB 0  
SO 7  
LOB 7



Batter	1	2	3	4	5	6	7	8	9	AB	R	H	RBI	BB	SO	LOB	BOTTOM					
Ron LeFlore, R OBP: 0.154, SLG: 0.154										4	1	1	0	0	0	3						
Gary Sutherland, R OBP: 0.285, SLG: 0.322										4	0	1	0	0	1	1						
Al Kaline, R OBP: 0.334, SLG: 0.373										4	1	3	2	0	0	0						
Bill Freehan, R OBP: 0.364, SLG: 0.449										4	0	1	0	0	0	3						
Marvin Lane, R OBP: 0.333, SLG: 0.339										4	0	0	0	0	1	3						
Jim Northrup, L OBP: 0.296, SLG: 0.350										4	0	0	0	0	1	1						
Aurelio Rodriguez, R OBP: 0.251, SLG: 0.294										4	0	0	0	0	0	0						
Ed Brinkman, R OBP: 0.269, SLG: 0.346										3	0	1	0	1	0	0						
Jerry Moses, R OBP: 0.288, SLG: 0.372										3	0	1	0	0	1	2						
<b>Inning Stats</b>	R: 0 E: 0 K: 1 S: 5	H: 0 LOB: 0 BB: 0 P: 5	R: 0 E: 0 K: 0 S: 3	H: 1 LOB: 0 BB: 0 P: 3	R: 0 E: 0 K: 0 S: 3	H: 0 LOB: 1 BB: 1 P: 7	R: 0 E: 0 K: 1 S: 6	H: 2 LOB: 1 BB: 0 P: 6	R: 0 E: 0 K: 0 S: 5	H: 2 LOB: 2 BB: 0 P: 5	R: 1 E: 0 K: 0 S: 4	H: 1 LOB: 0 BB: 0 P: 4	R: 0 E: 1 K: 1 S: 6	H: 0 LOB: 1 BB: 0 P: 6	R: 1 E: 0 K: 0 S: 5	H: 2 LOB: 1 BB: 0 P: 5	R: 0 E: 0 K: 1 S: 5	H: 0 LOB: 0 BB: 0 P: 5	1B: 6 2B: 1 3B: 0 HR: 1	SF: 0 SAC: 0 DP: 2 HBP: 0	WP: 1 PB: 0 SB: 0 CS: 0	PA: 35
<b>PITCHER</b> Ross Grimsley, L ERA: 3.22	IP: 9.0 WLS: W BF: 35	H: 8 R: 2 ER: 2 SO: 4	BB: 1 IBB: 0 HBP: 0 BLK: 0	WP: 1 HR: 1 S: 42 P: 46	ERA: 2.00 WHIP: 1.000	<b>PITCHER</b>										IP: 9.0 WLS: W BF: 35	H: 8 R: 2 ER: 2 SO: 4	BB: 1 IBB: 0 HBP: 0 BLK: 0	WP: 1 HR: 1 S: 42 P: 46	ERA: 2.00 WHIP: 1.000		

Baltimore Orioles @ Detroit Tigers  
Tiger Stadium, Detroit, MI  
Sat Aug 03 1974, 3:33 AM EDT  
Att: 30,019 - Unknown

AB 34  
R 2  
H 8  
RBI 2  
BB 1  
SO 4  
LOB 13





Batter	1	2	3	4	5	6	7	8	9	AB	R	H	RBI	BB	SO	LOB	TOP
<b>Rich Coggins, L</b> OBP: 0.297, SLG: 0.319	F8	F5						F9		4	0	1	0	0	0	3	<b>Baltimore Orioles @ Detroit Tigers</b> Tiger Stadium, Detroit, MI Sun Aug 04 1974, 3:33 AM EDT Unknown
<b>Paul Blair, R</b> OBP: 0.288, SLG: 0.390	F8		F8					F8		4	0	0	0	0	0	1	
<b>Tommy Davis, R</b> OBP: 0.306, SLG: 0.375	5-3		5-3					4-3		4	0	0	0	0	0	0	
<b>Bobby Grich, R</b> OBP: 0.388, SLG: 0.487		1B FC6-4 BB	F9					F7		3	1	0	0	1	1	0	
<b>Boog Powell, L</b> OBP: 0.344, SLG: 0.414		FC6-4 1B						F9		4	0	1	0	0	1	0	
<b>Don Baylor, R</b> OBP: 0.328, SLG: 0.351		FC6-4 BB FC1-2 1-2		L3				F7		4	0	0	1	0	0	1	
<b>Brooks Robinson, R</b> OBP: 0.368, SLG: 0.406 <b>Enos Cabell, R</b> OBP: 0.273, SLG: 0.298		FC1-2 BB 1-2		6-3				3-1 HBP		1	0	0	0	1	0	0	
<b>Eliot Hendricks, L</b> OBP: 0.319, SLG: 0.410		FC1-2 BB 1-2 2-3			G3			3-1		2	0	0	0	1	0	1	
<b>Mark Belanger, R</b> OBP: 0.311, SLG: 0.343		FC1-2 1-2 2-3 3-H			F9			6-3		3	0	0	0	0	0	5	
<b>Inning Stats</b>	R: 0 E: 0 K: 0 S: 3	H: 0 LOB: 0 BB: 0 P: 3	R: 1 E: 0 K: 0 S: 4	H: 1 LOB: 3 BB: 3 P: 16	R: 0 E: 0 K: 0 S: 3	H: 0 LOB: 0 BB: 0 P: 3	R: 0 E: 0 K: 0 S: 3	H: 0 LOB: 0 BB: 0 P: 3	R: 0 E: 0 K: 0 S: 3	H: 0 LOB: 0 BB: 0 P: 4	R: 0 E: 0 K: 0 S: 7	H: 0 LOB: 0 BB: 0 P: 7	R: 0 E: 0 K: 2 S: 7	H: 0 LOB: 0 BB: 0 P: 7	1B: 2 2B: 0 3B: 0 HR: 0	SF: 0 SAC: 0 DP: 0 HBP: 1	WP: 0 PA: 33 PB: 0 SB: 0 CS: 0
<b>PITCHER</b> <b>Joe Coleman, R</b> ERA: 4.21	IP: 9.0 WLS: W BF: 33 H: 2 R: 1 ER: 1 SO: 2 BB: 3 IBB: 0 HBP: 1 BLK: 0 WP: 0 HR: 0 S: 33 P: 46 ERA: 1.00 WHIP: 0.556																

Batter	1	2	3	4	5	6	7	8	9	AB	R	H	RBI	BB	SO	LOB	BOTTOM
<b>Ron LeFlore, R</b> OBP: 0.222, SLG: 0.125	1B SF9 BB		K	6-3				K		3	1	0	0	2	2	2	<b>Baltimore Orioles @ Detroit Tigers</b> Tiger Stadium, Detroit, MI Sun Aug 04 1974, 3:33 AM EDT Unknown
<b>Gary Sutherland, R</b> OBP: 0.288, SLG: 0.320	SF9 SF8 1B		5-3	5-3				F8		5	1	1	0	0	0	3	
<b>Al Kaline, R</b> OBP: 0.336, SLG: 0.374	SF9							F5		2	1	1	1	1	0	1	
<b>Bill Freehan, R</b> OBP: 0.362, SLG: 0.447	SF8		F4					F3		3	0	1	1	0	0	1	
<b>Jim Northrup, L</b> OBP: 0.300, SLG: 0.353	FC6-4 1B			HR BB				F9		3	1	2	0	1	0	2	
<b>Dick Sharon, R</b> OBP: 0.290, SLG: 0.281	FC6-4 1-2			HR 1-H				F2		3	1	1	2	1	0	2	
<b>Aurelio Rodriguez, R</b> OBP: 0.256, SLG: 0.299				HR 2B				K		3	1	2	1	1	1	1	
<b>Ed Brinkman, R</b> OBP: 0.271, SLG: 0.350	F9			2B				E7 1B		4	0	2	1	0	0	4	
<b>Gene Lamont, L</b> OBP: 0.277, SLG: 0.256	G4-6-3 1-2			F4				3-1		4	0	0	0	0	0	3	
<b>Inning Stats</b>	R: 2 E: 0 K: 0 S: 5	H: 2 LOB: 1 BB: 1 P: 9	R: 0 E: 0 K: 0 S: 3	H: 1 LOB: 0 BB: 0 P: 3	R: 0 E: 0 K: 1 S: 5	H: 0 LOB: 1 BB: 1 P: 9	R: 3 E: 0 K: 0 S: 6	H: 3 LOB: 1 BB: 1 P: 10	R: 1 E: 0 K: 0 S: 4	H: 2 LOB: 2 BB: 2 P: 12	R: 0 E: 0 K: 1 S: 6	H: 1 LOB: 1 BB: 0 P: 6	R: 0 E: 1 K: 1 S: 6	H: 1 LOB: 1 BB: 0 P: 6	1B: 7 2B: 2 3B: 0 HR: 1	SF: 2 SAC: 0 DP: 2 HBP: 0	WP: 0 PA: 38 PB: 1 SB: 1 CS: 0
<b>PITCHER</b> <b>Mike Cuellar, L</b> ERA: 3.41 <b>Jesse Jefferson, R</b> ERA: 4.79	IP: 4.1 WLS: L BF: 24 H: 8 R: 6 ER: 6 SO: 1 BB: 4 IBB: 0 HBP: 0 BLK: 0 WP: 0 HR: 1 S: 22 P: 38 ERA: 12.46 WHIP: 2.769	IP: 3.2 WLS: L BF: 14 H: 2 R: 0 ER: 0 SO: 2 BB: 2 IBB: 0 HBP: 0 BLK: 0 WP: 0 HR: 0 S: 16 P: 24 ERA: 0.00 WHIP: 1.091															

AB	29
R	1
H	2
RBI	1
BB	3
SO	2
LOB	11










Batter	1	2	3	4	5	6	7	8	9	AB	R	H	RBI	BB	SO	LOB	TOP										
<b>Paul Blair, R</b> OBP: 0.288, SLG: 0.389 (1, 8)	0-0 PB 1B	4-0 HR BB		0-0 F7		0-0 1B 2B			0-3 K	4	3	2	0	1	1	0											
<b>Bobby Grich, R</b> OBP: 0.393, SLG: 0.496 (1, 4)	4-0 1B BB	0-0 1-H 2-H HR			4-0 1B BB	0-0 S 1B			4-0 1B WP BB	2	3	2	4	3	0	0											
<b>Tommy Davis, R</b> OBP: 0.310, SLG: 0.377 (1, 10)	0-0 1-3 2-H 1B	0-0 6-3			0-0 1B 1B	0-0 5-3			0-0 1-3 WP 1B	5	0	3	1	0	0	1											
<b>Earl Williams, R</b> OBP: 0.342, SLG: 0.368 (1, 3)	0-3 K		0-0 F7		0-3 K			0-0 6-3	0-0 1-2 F3	5	0	0	0	0	2	5											
<b>Don Baylor, R</b> OBP: 0.326, SLG: 0.348 (1, 7)	0-0 F6		0-0 F7		0-0 L6-4 1-3 3-H 1B			0-0 5-3	0-0 3-H 5-3	5	0	1	1	0	0	3											
<b>Brooks Robinson, R</b> OBP: 0.369, SLG: 0.412 (1, 5)	0-0 L4		4-0 BB		4-0 IBB			0-0 6-3		2	0	0	0	2	0	2											
<b>Andy Etchebarren, R</b> OBP: 0.229, SLG: 0.241 (1, 2)		0-0 HR BB 1B	0-0 F4		0-0 L6-4			0-0 6-3		4	1	1	0	0	0	4											
<b>Jim Fuller, R</b> OBP: 0.269, SLG: 0.401 (1, 9)		0-0 F8		0-0 F5		0-3 K		0-0 6-3		4	0	0	0	0	1	1											
<b>Mark Belanger, R</b> OBP: 0.307, SLG: 0.337 (1, 6)		0-0 F3		0-0 6-3		0-0 1-3		0-0 5-3		4	0	0	0	0	0	1											
<b>Inning Stats</b>	R: 1 E: 0 K: 1 S: 7	H: 2 LOB: 2 BB: 1 P: 11	R: 3 E: 0 K: 0 S: 5	H: 2 LOB: 0 BB: 1 P: 9	R: 0 E: 0 K: 0 S: 3	H: 0 LOB: 1 BB: 1 P: 7	R: 0 E: 0 K: 0 S: 3	H: 0 LOB: 0 BB: 0 P: 3	R: 1 E: 0 K: 1 S: 6	H: 2 LOB: 2 BB: 2 P: 14	R: 0 E: 0 K: 0 S: 3	H: 0 LOB: 0 BB: 0 P: 3	R: 0 E: 0 K: 0 S: 3	H: 0 LOB: 0 BB: 0 P: 3	R: 1 E: 0 K: 1 S: 6	H: 1 LOB: 1 BB: 1 P: 10	1B: 7 2B: 2 3B: 0 HR: 1	SF: 0 SAC: 0 DP: 1 HBP: 0	WP: 1 PB: 1 SB: 1 CS: 0	PA: 41							
<b>PITCHER</b>	IP	WLS	BF	H	R	ER	SO	BB	IBB	HBP	BLK	WP	HR	S	P	ERA	WHIP										
<b>Woodie Fryman, L</b> ERA: 4.54 (1, 1)	3.0	L	16	4	4	4	1	3	0	0	0	0	1	15	27	12.00	2.333										
<b>Jim Ray, R</b> ERA: 4.1 (4, 1)	5.1		23	5	3	3	3	2	1	0	0	0	0	26	38	5.06	1.312										
<b>John Hiller, L</b> ERA: 2.46 (9, 1)	0.2		2	0	0	0	0	0	0	0	0	1	0	2	2	0.00	0.000										

**Baltimore Orioles @ Detroit Tigers**  
Tiger Stadium, Detroit, MI  
Mon Aug 05 1974, 7:05 PM EDT  
Unknown


AB 35  
R 7  
H 9  
RBI 6  
BB 6  
SO 4  
LOB 17



Batter	1	2	3	4	5	6	7	8	9	AB	R	H	RBI	BB	SO	LOB	BOTTOM										
<b>Ron LeFlore, R</b> OBP: 0.222, SLG: 0.208 (1, 8)	0-0 F8		0-0 6-3			0-0 F8		0-0 1-H 2B 3B	0-0 F9	5	1	1	1	0	0	3											
<b>Gary Sutherland, R</b> OBP: 0.294, SLG: 0.329 (1, 4)	0-0 2B 1B		0-0 F9			0-0 L6-4-3 1B		0-0 3-H 2B		4	1	3	1	0	0	0											
<b>Al Kaline, R</b> OBP: 0.332, SLG: 0.371 (1, 10)	0-0 1-H 2B		0-0 L6			0-0 L6-4-3		0-0 L6-3		4	0	1	1	0	0	2											
<b>Jim Northrup, L</b> OBP: 0.300, SLG: 0.360 (1, 9)	0-0 L8			0-0 F9			0-0 HR	0-0 F5		4	1	1	1	0	0	2											
<b>Norm Cash, L</b> OBP: 0.323, SLG: 0.414 <b>Bill Freehan, R</b> OBP: 0.363, SLG: 0.442 (9, PH)	0-3 K			0-0 G3			0-3 K		4-0 FC3-6 BB	3	0	0	0	0	2	1											
<b>Ben Oglivie, L</b> OBP: 0.377, SLG: 0.434 (1, 7)		0-0 F4		0-0 3-1			0-0 6-3		0-0 FC3-6 BB 1B	4	0	0	0	0	0	1											
<b>Aurelio Rodriguez, R</b> OBP: 0.263, SLG: 0.326 (1, 5)		0-0 F9			0-0 6-3		0-0 6-3		0-0 1-2 BB 1B	4	0	1	0	0	0	0											
<b>Ed Brinkman, R</b> OBP: 0.268, SLG: 0.345 (1, 6)		0-0 1B			0-3 K			0-0 L6	0-0 F3	4	0	1	0	0	1	2											
<b>Gene Lamont, L</b> OBP: 0.280, SLG: 0.244 <b>Dick Sharon, R</b> OBP: 0.295, SLG: 0.280 (9, PH)	0-0 G1				0-0 F9			4-0 BB 3B	4-0 1-2 BB	2	1	0	0	1	0	1											
<b>Inning Stats</b>	R: 1 E: 0 K: 1 S: 7	H: 2 LOB: 1 BB: 0 P: 7	R: 0 E: 0 K: 0 S: 4	H: 1 LOB: 1 BB: 0 P: 4	R: 0 E: 0 K: 0 S: 3	H: 0 LOB: 0 BB: 0 P: 3	R: 0 E: 0 K: 0 S: 3	H: 0 LOB: 0 BB: 0 P: 3	R: 1 E: 0 K: 1 S: 6	H: 1 LOB: 0 BB: 0 P: 6	R: 2 E: 0 K: 0 S: 5	H: 2 LOB: 1 BB: 1 P: 9	R: 0 E: 0 K: 0 S: 4	H: 1 LOB: 3 BB: 2 P: 12	1B: 4 2B: 2 3B: 1 HR: 1	SF: 0 SAC: 0 DP: 1 HBP: 0	WP: 0 PB: 0 SB: 0 CS: 0	PA: 37									
<b>PITCHER</b>	IP	WLS	BF	H	R	ER	SO	BB	IBB	HBP	BLK	WP	HR	S	P	ERA	WHIP										
<b>Wayne Garland, R</b> ERA: 3.44 (1, 1)	7.1	W	29	7	4	4	3	1	0	0	0	0	1	34	38	4.91	1.091										
<b>Bob Reynolds, R</b> ERA: 3.12 (8, 1)	0.1		1	0	0	0	0	0	0	0	0	0	0	1	1	0.00	0.000										
<b>Grant Jackson, L</b> ERA: 2.82 (8, 1)	1.0		6	1	0	0	0	2	0	0	0	0	0	4	12	0.00	3.000										
<b>Ross Grimsley, L</b> ERA: 3.21 (9, 1)	0.1	S	1	0	0	0	0	0	0	0	0	0	0	1	1	0.00	0.000										

**Baltimore Orioles @ Detroit Tigers**  
Tiger Stadium, Detroit, MI  
Mon Aug 05 1974, 7:05 PM EDT  
Unknown

AB 34  
R 4  
H 8  
RBI 4  
BB 3  
SO 3  
LOB 12






Batter	1	2	3	4	5	6	7	8	9	AB	R	H	RBI	BB	SO	LOB	TOP					
Paul Blair, R OBP: 0.292, SLG: 0.398 (1, 8)	F9		4-3 1B 1B	6-3		1-H HR			PB HBP 1B BB	4	3	2	2	1	0	1						
Bobby Grich, R OBP: 0.393, SLG: 0.494 (1, 4)	BB		4-3 1B 1B		6-3	5-3			F8	4	1	1	0	1	0	1						
Tommy Davis, R OBP: 0.309, SLG: 0.374 (1, 10)	F8		4-3		FC3 E BB		6-3		F9	4	1	0	0	1	0	4						
Earl Williams, R OBP: 0.343, SLG: 0.366 (1, 3)	F3		CS 1B 2-H 3-H 1B		FC3 FC1-4		K		PB 1B HBP	4	0	1	2	0	1	2						
Don Baylor, R OBP: 0.327, SLG: 0.349 (1, 7)		F7			FC1-4 S		F9			5	0	2	1	0	0	1						
Brooks Robinson, R OBP: 0.371, SLG: 0.412 (1, 5)		1B BB		K						3	0	1	0	1	1	3						
Andy Etchebarren, R OBP: 0.229, SLG: 0.242 (1, 2)		1B		6-3		K		K		4	0	1	0	0	2	1						
Jim Fuller, R OBP: 0.264, SLG: 0.392 (1, 9)		K		K		K		K		4	0	0	0	0	4	3						
Mark Belanger, R OBP: 0.309, SLG: 0.339 (1, 6)	F8			E8 1B		HR 1B		K		4	1	2	0	0	1	3						
<b>Inning Stats</b>	R: 0 E: 0 K: 0 S: 3	H: 0 LOB: 1 BB: 1 P: 7	R: 0 E: 0 K: 1 S: 6	H: 1 LOB: 2 BB: 1 P: 10	R: 2 E: 0 K: 1 S: 8	H: 4 LOB: 2 BB: 0 P: 8	R: 0 E: 1 K: 1 S: 6	H: 1 LOB: 1 BB: 0 P: 6	R: 1 E: 2 K: 0 S: 4	H: 0 LOB: 1 BB: 1 P: 8	R: 2 E: 0 K: 2 S: 9	H: 2 LOB: 0 BB: 0 P: 9	R: 0 E: 0 K: 1 S: 5	H: 0 LOB: 0 BB: 0 P: 5	R: 0 E: 0 K: 3 S: 10	H: 1 LOB: 1 BB: 0 P: 10	R: 1 E: 0 K: 0 S: 3	H: 1 LOB: 2 BB: 1 P: 8	1B: 9 2B: 1 3B: 0 HR: 1	SF: 0 SAC: 0 DP: 1 HBP: 1	WP: 0 PB: 1 SB: 1 CS: 1	PA: 41
<b>PITCHER</b>	IP	WLS	BF	H	R	ER	SO	BB	IBB	HBP	BLK	WP	HR	S	P	ERA	WHIP					
Luke Walker, L ERA: 4.88 (1, 1)	6.0	L	29	8	5	4	5	3	0	0	0	0	1	36	48	6.00	1.833					
John Hiller, L ERA: 2.49 (7, 1)	3.0	S	12	2	1	1	4	1	0	1	0	0	0	18	23	3.00	1.000					

**Baltimore Orioles @ Detroit Tigers**  
Tiger Stadium, Detroit, MI  
Mon Aug 05 1974, 7:05 PM EDT  
Att: 37,030 - Unknown


AB	36
R	6
H	10
RBI	5
BB	4
SO	9
LOB	19



Batter	1	2	3	4	5	6	7	8	9	AB	R	H	RBI	BB	SO	LOB	BOTTOM				
Ron LeFlore, R OBP: 0.258, SLG: 0.222 (1, 8)	6-3		FC3-6 1-2 2-H 1B		4-3 E BB		F6			3	1	1	1	1	0	0					
John Knox, L OBP: 0.323, SLG: 0.323 (1, 4)	F8		FC3-6 1B 1-2 2-3		4-3			1-3		4	0	0	0	0	0	3					
Ben Oglivie, L OBP: 0.373, SLG: 0.427 (1, 10)	F7		1-3 3-H 1B		E4 E S S			E4		4	0	1	1	0	1	1					
Jim Northrup, L OBP: 0.297, SLG: 0.356 (1, 9)		F5	F8		S			K		5	0	0	0	0	1	4					
Norm Cash, L OBP: 0.324, SLG: 0.412 Bill Freehan, R OBP: 0.362, SLG: 0.441 (9, PH)		G3-6-1 1B		4-3		K		F5		3	0	1	0	0	0	0					
Jim Nettles, L OBP: 0.289, SLG: 0.394 Dick Sharon, R OBP: 0.292, SLG: 0.277 (9, PH)		G3-6-1		CS 1B		6-3		K		3	0	1	0	0	0	1					
Aurelio Rodriguez, R OBP: 0.266, SLG: 0.328 (1, 5)			E 1B 1B		1-2 1B		F7		K	4	1	2	0	0	1	0					
Ed Brinkman, R OBP: 0.266, SLG: 0.342 (1, 6)			F8		F9			K		3	0	0	0	0	0	2					
Jerry Moses, R OBP: 0.278, SLG: 0.358 (1, 2)			E5 FC3-6 1B 1B		F7			1-3		3	1	0	0	0	0	1					
<b>Inning Stats</b>	R: 0 E: 0 K: 0 S: 3	H: 0 LOB: 0 BB: 0 P: 3	R: 0 E: 0 K: 0 S: 3	H: 1 LOB: 0 BB: 0 P: 3	R: 2 E: 1 K: 0 S: 7	H: 3 LOB: 2 BB: 0 P: 7	R: 0 E: 0 K: 0 S: 4	H: 2 LOB: 1 BB: 0 P: 4	R: 1 E: 2 K: 0 S: 3	H: 0 LOB: 1 BB: 1 P: 7	R: 0 E: 0 K: 1 S: 5	H: 0 LOB: 0 BB: 0 P: 5	R: 0 E: 1 K: 1 S: 6	H: 0 LOB: 1 BB: 0 P: 6	R: 0 E: 0 K: 3 S: 9	H: 0 LOB: 0 BB: 0 P: 9	1B: 6 2B: 0 3B: 0 HR: 0	SF: 0 SAC: 0 DP: 1 HBP: 0	WP: 0 PB: 0 SB: 1 CS: 1	PA: 35	
<b>PITCHER</b>	IP	WLS	BF	H	R	ER	SO	BB	IBB	HBP	BLK	WP	HR	S	P	ERA	WHIP				
Doyle Alexander, R ERA: 4.65 (1, 1)	7.1	W	30	6	3	1	1	1	0	0	0	0	0	30	34	1.23	0.955				
Grant Jackson, L ERA: 2.7 (8, 1)	1.2	S	5	0	0	0	4	0	0	0	0	0	0	13	13	0.00	0.000				

**Baltimore Orioles @ Detroit Tigers**  
Tiger Stadium, Detroit, MI  
Mon Aug 05 1974, 7:05 PM EDT  
Att: 37,030 - Unknown

AB	34
R	3
H	6
RBI	2
BB	1
SO	5
LOB	12









Batter	1	2	3	4	5	6	7	8	9	AB	R	H	RBI	BB	SO	LOB	TOP					
John Lowenstein, L (1, 7) Rusty Torres, S (8, 7) OBP: 0.323, SLG: 0.339 OBP: 0.246, SLG: 0.200	K		F8		CS 1B		K			4	0	1	0	0	2	2	<b>Cleveland Indians @ Detroit Tigers</b> Tiger Stadium, Detroit, MI Wed Aug 07 1974, 7:05 PM EDT Att: 13,633 - Unknown					
Frank Duffy, R (1, 6) OBP: 0.276, SLG: 0.329	F8		FC6-4 1B		CS	F7		5-3		4	0	1	0	0	0							
George Hendrick, R (1, 8) OBP: 0.345, SLG: 0.483	6-3		FC6-4 1-2			SF9 3B		K		4	1	1	0	0	1							
Charlie Spikes, R (1, 9) OBP: 0.337, SLG: 0.439		3-1			5-3		SF9		5-3	3	0	0	1	0	0							
Buddy Bell, R (1, 5) OBP: 0.319, SLG: 0.363	K				4-3 BB		3-H 1B		F9	3	0	1	0	1	1							
Oscar Gamble, L (1, 10) OBP: 0.357, SLG: 0.454					4-3 1-2		F9		G6-4-3 1B	4	0	2	0	0	2							
Joe Lis, R (1, 3) Tom McCraw, L (8, 3) John Ellis, R (9, PH) OBP: 0.295, SLG: 0.271 OBP: 0.346, SLG: 0.415 OBP: 0.341, SLG: 0.447									G6-4-3 1B	3	1	1	0	0	1							
Dave Duncan, R (1, 2) OBP: 0.258, SLG: 0.359			K				F7		SH5-3 1B	2	0	0	0	0	1							
Luis Alvarado, R (1, 4) OBP: 0.212, SLG: 0.194							5-3		CS 1B	2	0	1	1	1	0							
<b>Inning Stats</b>	R: 0 E: 0 K: 1 S: 5	H: 0 LOB: 0 BB: 0 P: 5	R: 0 E: 0 K: 1 S: 6	H: 1 LOB: 1 BB: 0 P: 6	R: 0 E: 0 K: 1 S: 6	H: 1 LOB: 2 BB: 1 P: 10	R: 0 E: 0 K: 1 S: 5	H: 0 LOB: 1 BB: 1 P: 9	R: 0 E: 0 K: 0 S: 3	H: 1 LOB: 0 BB: 0 P: 3	R: 1 E: 0 K: 0 S: 5	H: 2 LOB: 1 BB: 0 P: 5	R: 0 E: 0 K: 1 S: 6	H: 2 LOB: 0 BB: 0 P: 6	R: 0 E: 0 K: 1 S: 5	H: 0 LOB: 0 BB: 0 P: 5		R: 0 E: 0 K: 0 S: 3	H: 1 LOB: 0 BB: 0 P: 3	1B: 6 2B: 1 3B: 1 HR: 0	SF: 1 SAC: 1 DP: 1 HBP: 0	WP: 0 PB: 0 SB: 0 CS: 2
<b>PITCHER</b> Mickey Lolich, L (1, 1) ERA: 3.86	IP: 9.0 WLS: W BF: 34 H: 8 R: 2 ER: 2 SO: 6 BB: 2 IBB: 0 HBP: 0 BLK: 0 WP: 0 HR: 0 S: 44 P: 52 ERA: 2.00 WHIP: 1.111															<b>PITCHER</b>						

Batter	1	2	3	4	5	6	7	8	9	AB	R	H	RBI	BB	SO	LOB	BOTTOM			
Ron LeFlore, R (1, 8) OBP: 0.325, SLG: 0.333	FC6-4 1B		K		K		1B 1B			4	1	2	1	0	2	1	<b>Cleveland Indians @ Detroit Tigers</b> Tiger Stadium, Detroit, MI Wed Aug 07 1974, 7:05 PM EDT Att: 13,633 - Unknown			
Gary Sutherland, R (1, 4) OBP: 0.297, SLG: 0.333	FC6-4 1-2		FC5-4 1B		F8		SH5-4 FC1-2 1B			4	0	2	1	0	0	2				
Al Kaline, R (1, 10) OBP: 0.334, SLG: 0.376	L9		FC5-4 1-2				FC1-2 SH5-4 1B			4	0	2	1	0	0	2				
Bill Freehan, R (1, 3) OBP: 0.361, SLG: 0.453	P4						FC5-4 1B			3	0	1	0	0	0	2				
Dick Sharon, R (1, 9) OBP: 0.291, SLG: 0.276			F7		K		FC1-2			4	0	1	0	0	1	3				
Marvin Lane, R (1, 7) Ben Oglivie, L (7, PH) Jim Nettles, L (8, 7) OBP: 0.333, SLG: 0.355 OBP: 0.381, SLG: 0.425 OBP: 0.289, SLG: 0.394					K		FC5-4 1B			3	0	1	0	0	1	3				
Aurelio Rodriguez, R (1, 5) OBP: 0.263, SLG: 0.324							FC5-4 1-2			1	0	0	0	0	0	2				
Ed Brinkman, R (1, 6) OBP: 0.263, SLG: 0.338					P2		FC5-4 1-2			4	0	1	0	0	0	3				
Jerry Moses, R (1, 2) OBP: 0.287, SLG: 0.366										4	1	1	0	0	1	2				
<b>Inning Stats</b>	R: 0 E: 0 K: 0 S: 4	H: 1 LOB: 1 BB: 0 P: 4	R: 0 E: 0 K: 0 S: 4	H: 2 LOB: 1 BB: 0 P: 4	R: 0 E: 0 K: 1 S: 6	H: 1 LOB: 1 BB: 0 P: 6	R: 0 E: 0 K: 2 S: 8	H: 1 LOB: 1 BB: 0 P: 8	R: 0 E: 0 K: 0 S: 5	H: 2 LOB: 2 BB: 0 P: 5	R: 3 E: 0 K: 0 S: 8	H: 5 LOB: 2 BB: 0 P: 8	R: 0 E: 0 K: 0 S: 3	H: 1 LOB: 1 BB: 0 P: 3	R: 0 E: 0 K: 0 S: 3	H: 1 LOB: 0 BB: 0 P: 3		1B: 12 2B: 2 3B: 0 HR: 0	SF: 0 SAC: 1 DP: 1 HBP: 0	WP: 0 PB: 0 SB: 0 CS: 0
<b>PITCHER</b> Fritz Peterson, L (1, 1) ERA: 4.35 Fred Beene, R (7, 1) ERA: 5.46 Tom Buskey, R (7, 1) ERA: 3.34	IP: 6.0 WLS: L BF: 27 H: 10 R: 2 ER: 2 SO: 5 BB: 0 IBB: 0 HBP: 0 BLK: 0 WP: 0 HR: 0 S: 2 P: 27 ERA: 3.00 WHIP: 1.667															<b>PITCHER</b>				



Batter	1	2	3	4	5	6	7	8	9	AB	R	H	RBI	BB	SO	LOB	TOP										
John Lowenstein, L (1, 7) OBP: 0.324, SLG: 0.340 Rusty Torres, S (7, 7) OBP: 0.242, SLG: 0.197	0-0 G3 1B		0-0 F9		0-0 K		0-0 F7		0-0 F7	4	0	2	0	0	0	3											
Frank Duffy, R (1, 6) OBP: 0.273, SLG: 0.325	0-0 G3 1-2		0-3 K		0-3 K				0-3 K	4	0	0	0	0	0	3											
George Hendrick, R (1, 8) OBP: 0.344, SLG: 0.481	0-0 4-3 2-3			0-0 HR 1B		0-0 6-3		0-0 6-3		4	1	1	0	0	0	1											
Charlie Spikes, R (1, 9) OBP: 0.338, SLG: 0.448	0-0 6-3			0-0 HR 1B		0-0 L4		0-0 1B		4	1	2	2	0	0	1											
Oscar Gamble, L (1, 10) OBP: 0.353, SLG: 0.448		0-0 4-3		0-0 F9		0-0 3-1		0-0 F8		4	0	0	0	0	0	1											
Tom McCraw, L (1, 3) OBP: 0.343, SLG: 0.417	0-0 4-1		0-0 6-3				0-0 F7		0-0 1B E 2B	4	1	1	0	0	0	0											
Buddy Bell, R (1, 5) Ed Crosby, L (8, 5) OBP: 0.288, SLG: 0.262	0-0 1-3		0-0 1B		0-0 1B		0-0 1-3		0-0 2-3 1B	3	0	1	0	0	0	0											
Dave Duncan, R (1, 2) OBP: 0.261, SLG: 0.359			0-0 1B		0-0 1-3		4-0 1B BB		0-0 G3	3	0	1	0	1	0	2											
Luis Alvarado, R (1, 4) OBP: 0.213, SLG: 0.196			0-3 K		0-0 5-3		0-0 1-2 1B		0-3 K	4	0	1	0	0	2	2											
<b>Inning Stats</b>	R: 0 E: 0 K: 0 S: 4	H: 1 LOB: 1 BB: 0 P: 4	R: 0 E: 0 K: 0 S: 3	H: 0 LOB: 0 BB: 0 P: 3	R: 0 E: 0 K: 2 S: 8	H: 1 LOB: 1 BB: 0 P: 8	R: 2 E: 0 K: 0 S: 6	H: 3 LOB: 1 BB: 0 P: 6	R: 0 E: 0 K: 0 S: 5	H: 1 LOB: 0 BB: 0 P: 5	R: 0 E: 0 K: 0 S: 3	H: 0 LOB: 0 BB: 0 P: 3	R: 0 E: 0 K: 0 S: 4	H: 1 LOB: 2 BB: 1 P: 8	R: 0 E: 0 K: 1 S: 6	H: 1 LOB: 1 BB: 0 P: 6	R: 1 E: 1 K: 1 S: 7	H: 2 LOB: 1 BB: 0 P: 7	1B: 8 2B: 1 3B: 0 HR: 1	SF: 0 SAC: 0 DP: 0 HBP: 0	WP: 0 PB: 0 SB: 0 CS: 0	PA: 37					
<b>PITCHER</b>	IP	WLS	BF	H	R	ER	SO	BB	IBB	HBP	BLK	WP	HR	S	P	ERA	WHIP										
Joe Coleman, R (1, 1) ERA: 4.15	7.0		28	7	2	2	3	1	0	0	0	0	1	33	37	2.57	1.143										
Jim Ray, R (8, 1) ERA: 4.17	2.0	W	9	3	1	0	2	0	0	0	0	0	0	13	13	0.00	1.500										

Cleveland Indians @ Detroit Tigers  
Tiger Stadium, Detroit, MI  
Thu Aug 08 1974, 7:05 PM EDT  
Att: 12,408 - Unknown

AB 36  
R 3  
H 10  
RBI 2  
BB 1  
SO 5  
LOB 14



Batter	1	2	3	4	5	6	7	8	9	AB	R	H	RBI	BB	SO	LOB	BOTTOM										
Ron LeFlore, R (1, 8) OBP: 0.289, SLG: 0.293	0-3 K		0-3 K		0-0 6-3		0-0 1-3		0-3 K	5	0	0	0	0	3	1											
Gary Sutherland, R (1, 4) OBP: 0.303, SLG: 0.340	4-0 2B FC4-2 BB		0-0 5-3		0-0 1B		0-0 FC6-4 1B		0-0 1B E 2B	4	1	3	0	1	0	0											
Al Kaline, R (1, 10) OBP: 0.337, SLG: 0.380	0-0 FC4-2 1-3 2B		4-0 BB		0-0 1B		0-0 FC6-4 1-2 1B		0-0 L5-3	4	0	2	0	1	0	2											
Ben Oglivie, L (1, 7) OBP: 0.389, SLG: 0.418	4-0 FC4-2 IBB		4-0 BB		0-0 F8		0-0 F7		4-0 1B E 1B BB	2	1	0	0	3	0	2											
Bill Freehan, R (1, 3) OBP: 0.362, SLG: 0.452	0-0 FC4-2 1-2 2-3 3-H		0-0 F5		0-0 F3		0-0 1B G3 1B		0-0 1B E 1B	5	2	2	0	0	0	7											
Jim Nettles, L (1, 9) OBP: 0.302, SLG: 0.395	0-0 F8		0-0 F2		0-0 G3		0-0 G3 1B		0-0 E1 E 1B	5	0	2	1	0	0	5											
Aurelio Rodriguez, R (1, 5) OBP: 0.267, SLG: 0.328		0-0 5-3 1B		0-0 6-3		0-0 G6-4-3 1B		0-0 G3 1B	5	0	3	0	0	0	0	1											
Ed Brinkman, R (1, 6) OBP: 0.264, SLG: 0.338 Gates Brown, L (8, PH) OBP: 0.288, SLG: 0.296 Tom Verzyer, R (9, 6)		0-0 5-3		0-0 G6-4-3 1B		0-0 G6-4-3 1-2		0-0 G3	3	0	1	0	0	0	2												
Jerry Moses, R (1, 2) OBP: 0.283, SLG: 0.360 John Knox, L (8, PH) OBP: 0.316, SLG: 0.317 Gene Lamont, L (9, 2) OBP: 0.288, SLG: 0.239		0-0 F8		0-0 G6-4-3			0-0 6-3		0-0 1-3	3	0	0	0	0	0	2											
<b>Inning Stats</b>	R: 0 E: 0 K: 1 S: 6	H: 1 LOB: 3 BB: 2 P: 14	R: 0 E: 0 K: 1 S: 6	H: 1 LOB: 1 BB: 0 P: 6	R: 0 E: 0 K: 0 S: 3	H: 0 LOB: 2 BB: 2 P: 11	R: 0 E: 0 K: 0 S: 3	H: 1 LOB: 0 BB: 0 P: 3	R: 0 E: 0 K: 0 S: 5	H: 2 LOB: 2 BB: 0 P: 5	R: 0 E: 0 K: 0 S: 3	H: 1 LOB: 0 BB: 0 P: 3	R: 0 E: 0 K: 0 S: 4	H: 1 LOB: 1 BB: 0 P: 4	R: 1 E: 0 K: 0 S: 6	H: 3 LOB: 2 BB: 0 P: 6	R: 3 E: 2 K: 1 S: 8	H: 3 LOB: 2 BB: 1 P: 12	1B: 11 2B: 2 3B: 0 HR: 0	SF: 0 SAC: 0 DP: 2 HBP: 0	WP: 0 PB: 0 SB: 0 CS: 0	PA: 43					
<b>PITCHER</b>	IP	WLS	BF	H	R	ER	SO	BB	IBB	HBP	BLK	WP	HR	S	P	ERA	WHIP										
Steve Arlin, R (1, 1) ERA: 5.85	6.0		26	6	0	0	2	3	1	0	0	0	0	26	42	0.00	1.500										
Tom Buskey, R (7, 1) ERA: 3.49	2.2	L	17	7	4	2	1	1	0	0	0	0	0	18	22	6.75	3.000										

Cleveland Indians @ Detroit Tigers  
Tiger Stadium, Detroit, MI  
Thu Aug 08 1974, 7:05 PM EDT  
Att: 12,408 - Unknown


AB 38  
R 4  
H 13  
RBI 2  
BB 5  
SO 3  
LOB 26






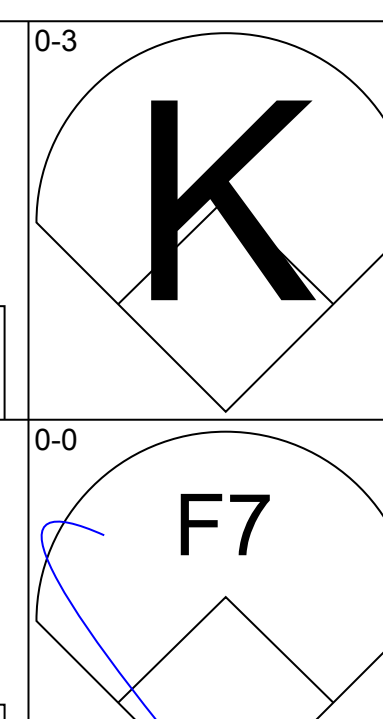
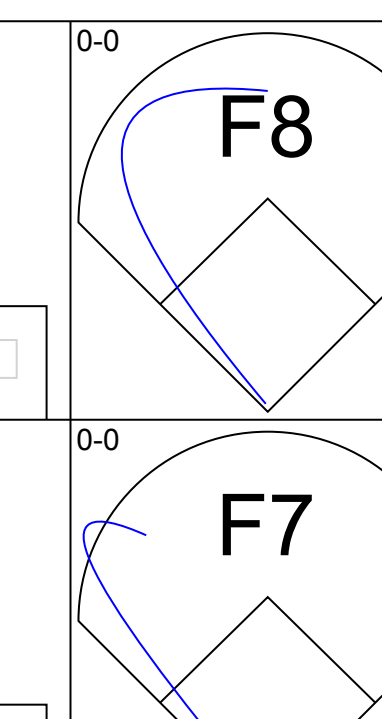
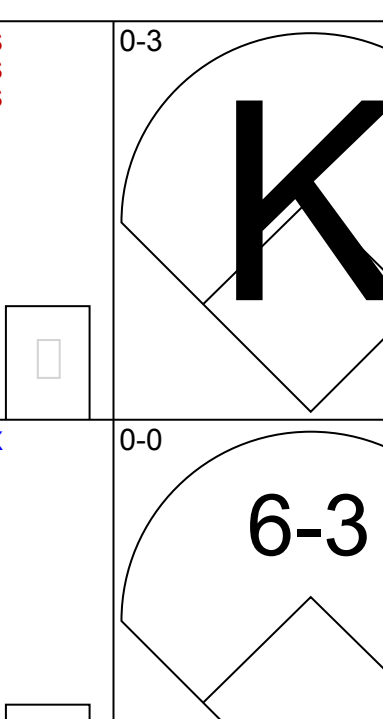
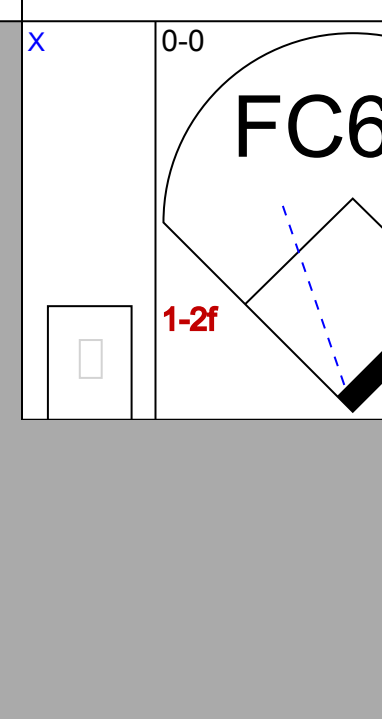
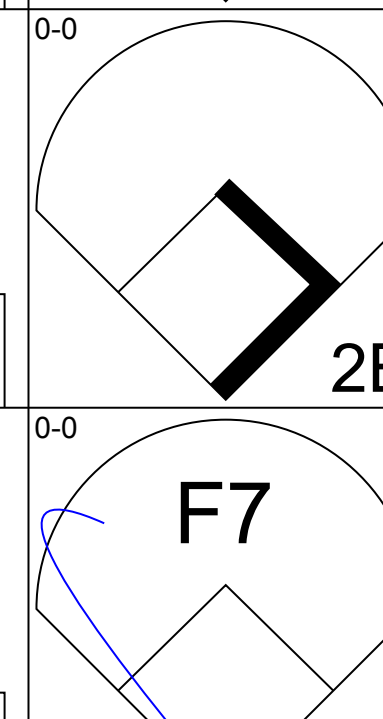


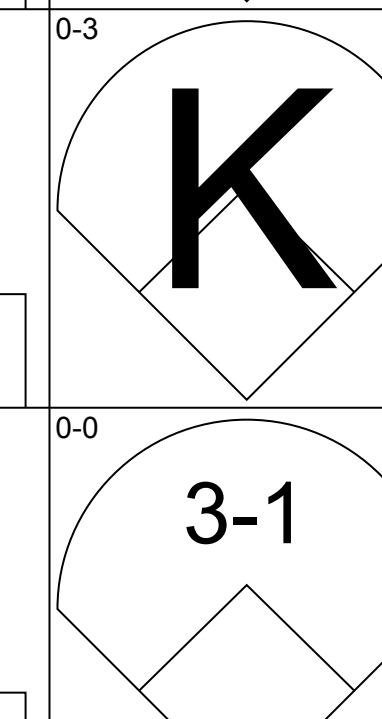

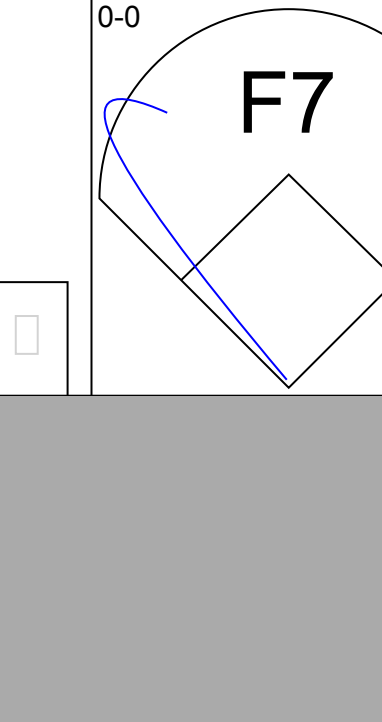
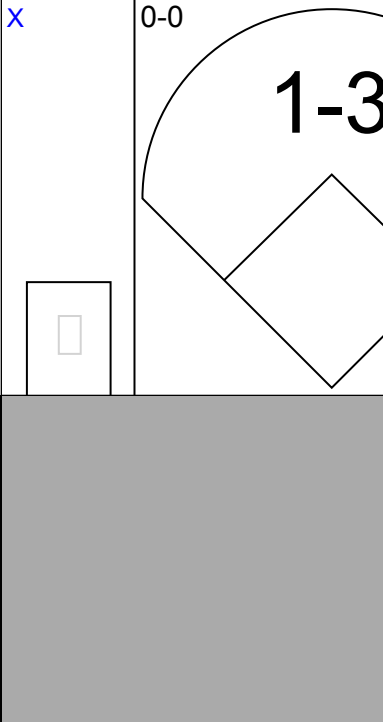
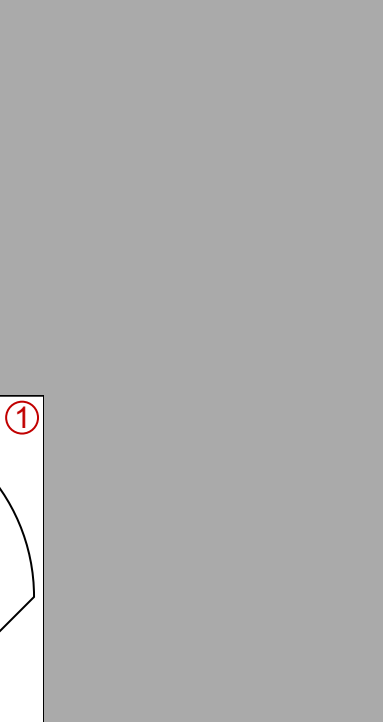



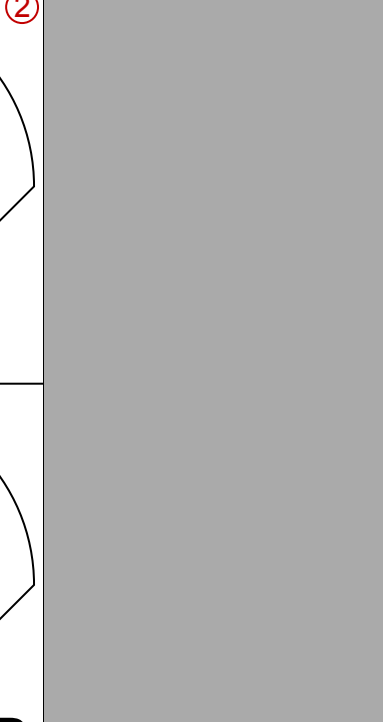
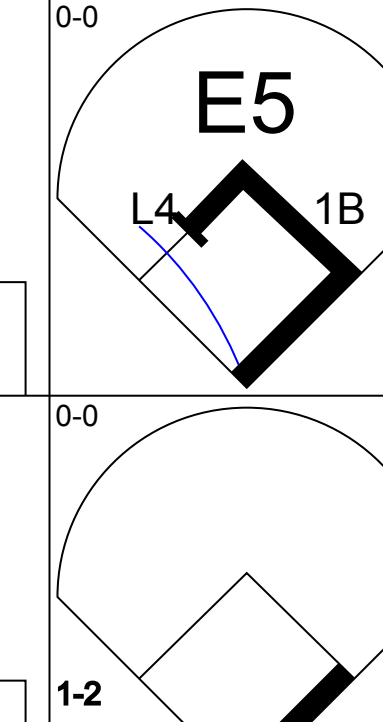
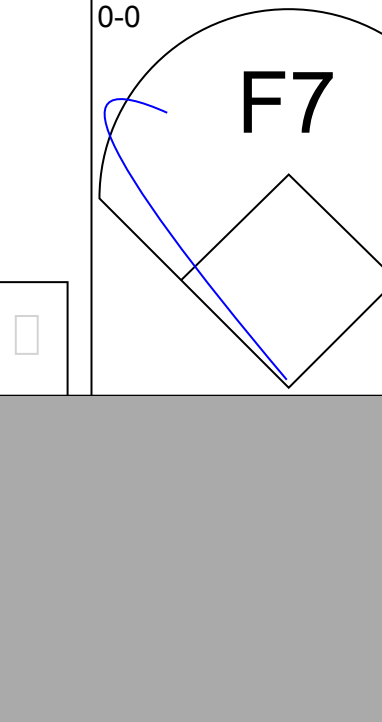
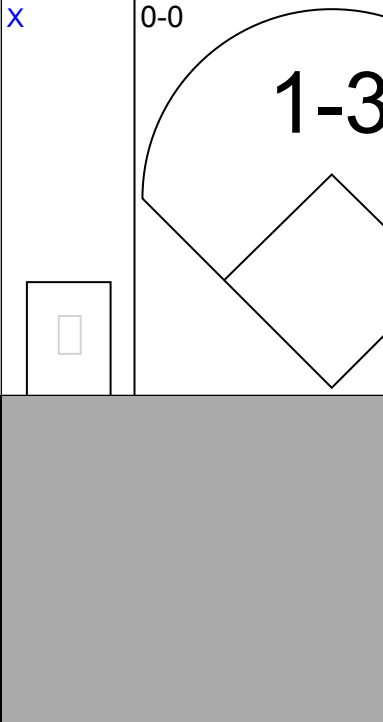
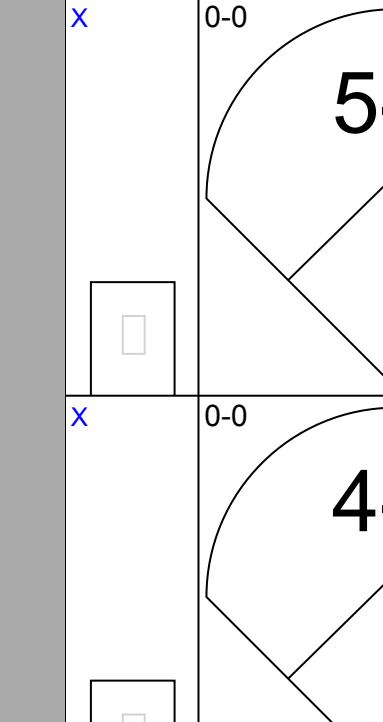
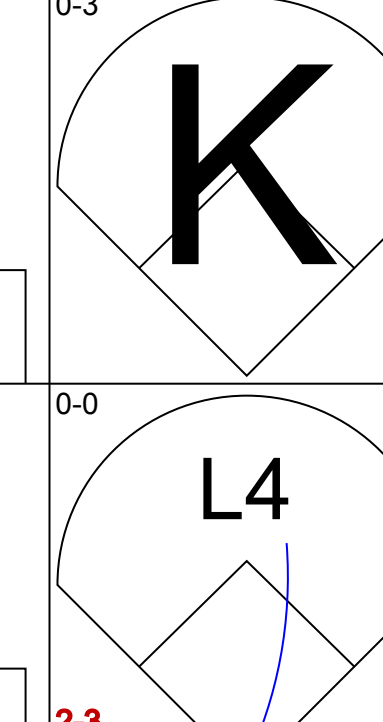
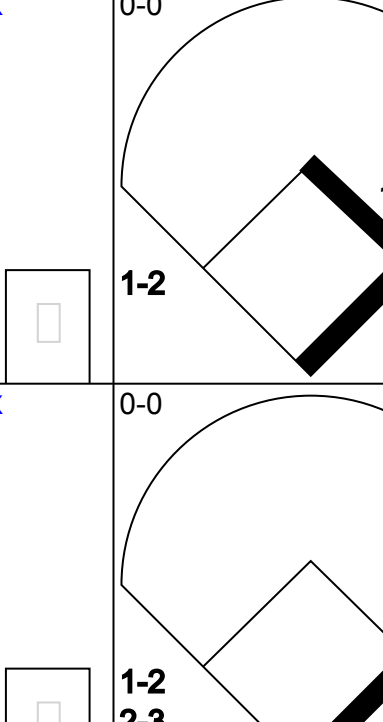
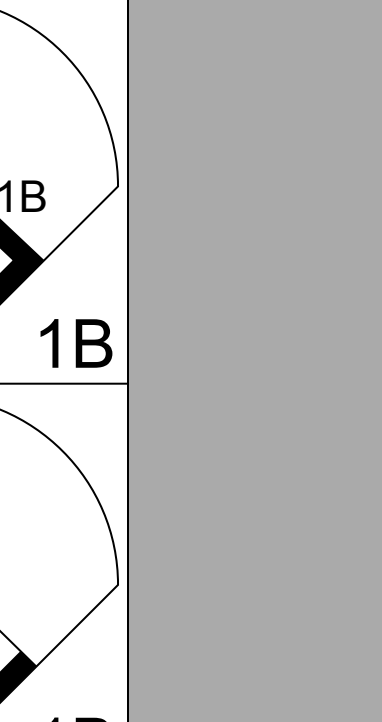
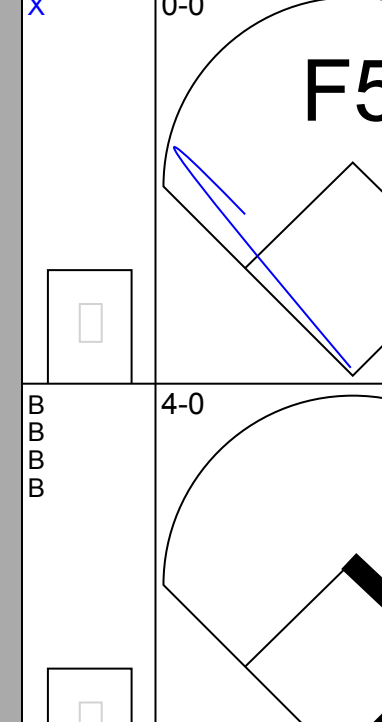
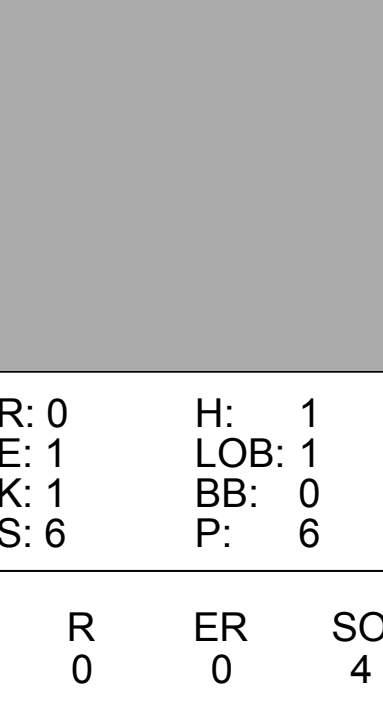
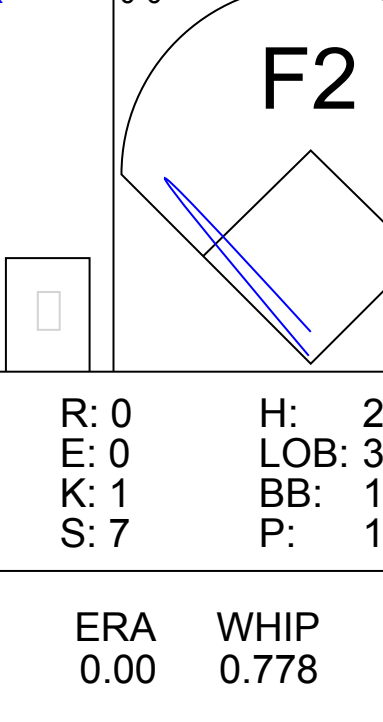
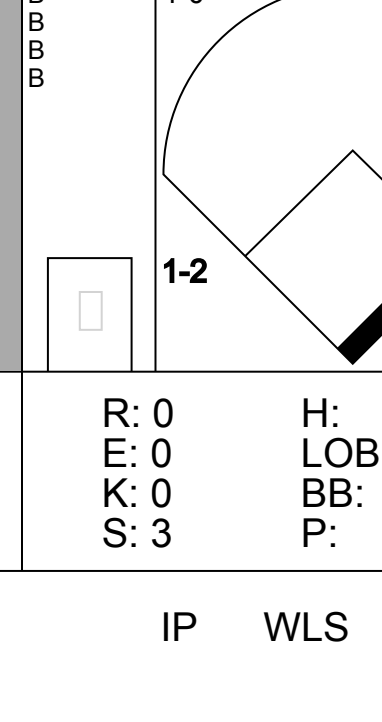
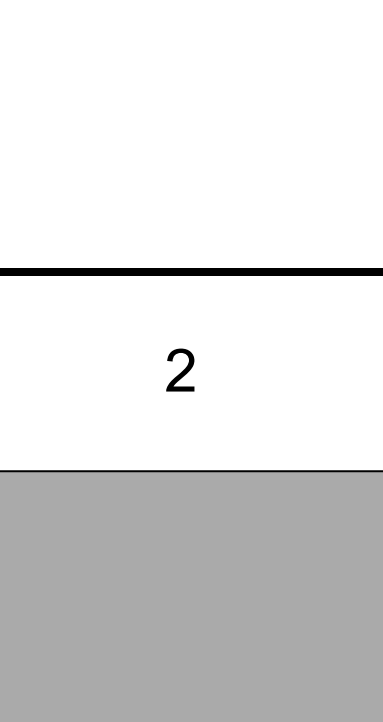
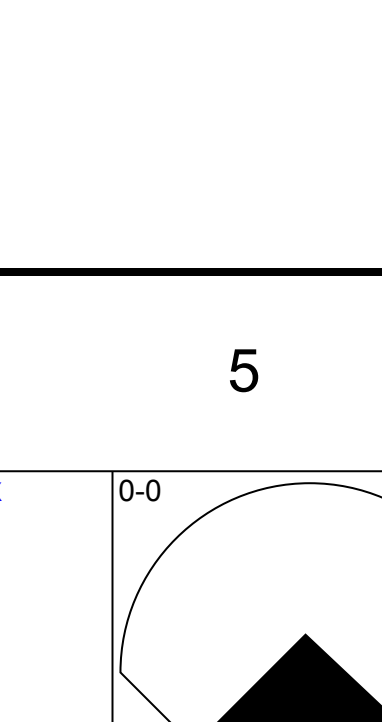
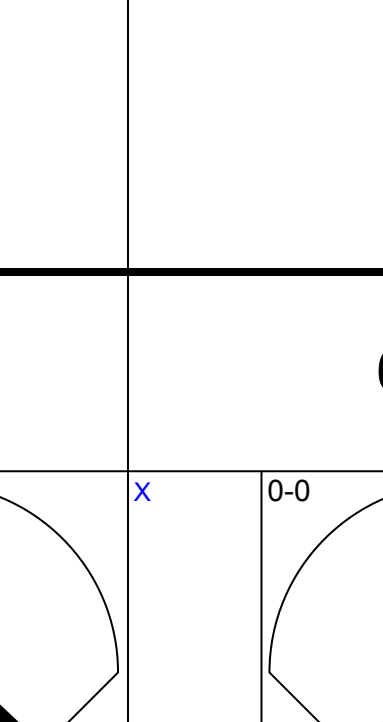
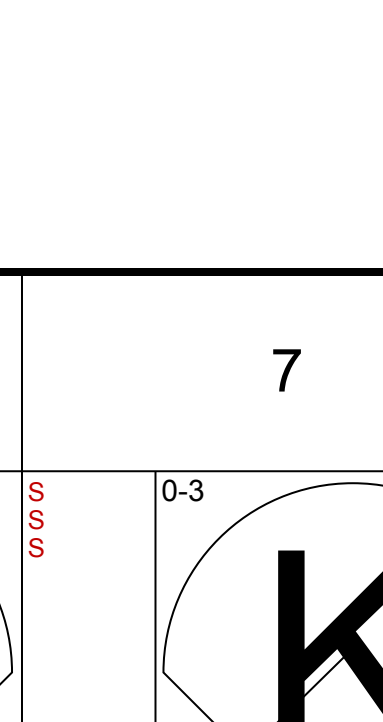
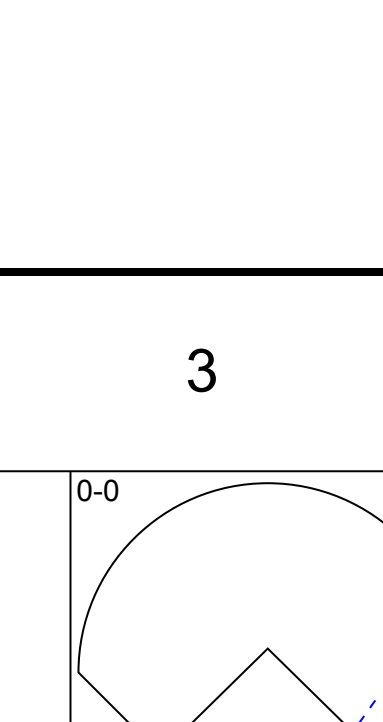
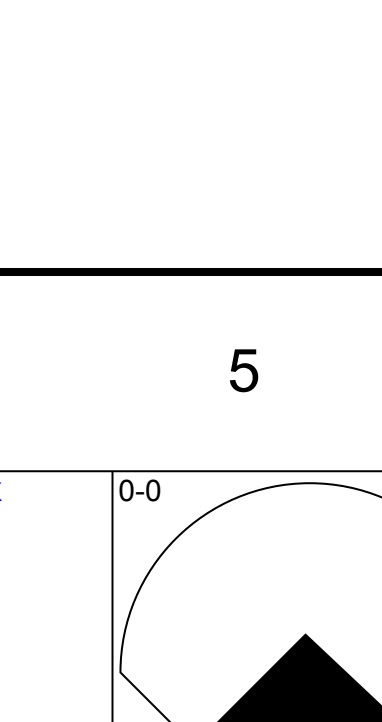
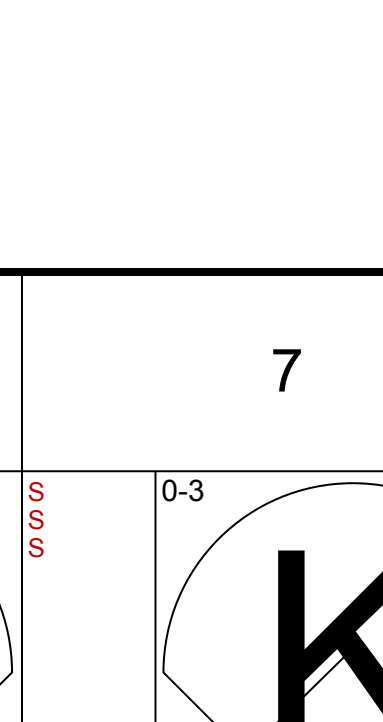




Batter	1	2	3	4	5	6	7	8	9	AB	R	H	RBI	BB	SO	LOB	TOP			
Ron LeFlore, R OBP: 0.286, SLG: 0.260 (1, 8)	3-1		K		6-3		BLK 1B		G1-6-3 HBP	4	0	1	0	0	1	0	Detroit Tigers @ Texas Rangers Arlington Stadium, Arlington, TX Sat Aug 10 1974, 8:05 PM EDT Att: 37,737 - Unknown  livebaseballscores.com  AB 35 R 4 H 8 RBI 3 BB 2 SO 9 LOB 12  			
Gary Sutherland, R OBP: 0.302, SLG: 0.338 (1, 4)	K		1B			F7	6-3		G1-6-3	5	0	1	0	0	1	3				
Al Kaline, R OBP: 0.336, SLG: 0.386 (1, 10)	2B		K					F5		3	0	1	0	1	1					
Ben Oglivie, L OBP: 0.383, SLG: 0.405 (1, 7)	3-1		1-3			K		1B	1B	4	0	1	0	0	1	3				
Bill Freehan, R OBP: 0.357, SLG: 0.441 (1, 3)		K			F3			F7		4	0	0	0	0	1	2				
Jim Nettles, L OBP: 0.302, SLG: 0.362 (1, 9)	K		K							4	1	1	0	0	2	0				
Aurelio Rodriguez, R OBP: 0.269, SLG: 0.328 (1, 5)	K		F3					1-3	1B	4	1	1	1	0	1	2				
Tom Verzyer, R OBP: 0.333, SLG: 0.200 (1, 6)			HR	BB		F4		F9	4-1	3	1	1	0	1	0	0				
Gene Lamont, L OBP: 0.281, SLG: 0.294 Gates Brown, L OBP: 0.293, SLG: 0.301 (9, PH)			HR			K		G1	4-1	3	1	1	2	0	1	0				
<b>Inning Stats</b>	R: 0 E: 0 K: 1 S: 6	H: 1 LOB: 1 BB: 0 P: 6	R: 0 E: 0 K: 3 S: 9	H: 0 LOB: 0 BB: 0 P: 9	R: 2 E: 0 K: 2 S: 9	H: 2 LOB: 1 BB: 1 P: 13	R: 0 E: 0 K: 1 S: 5	H: 0 LOB: 0 BB: 0 P: 5	R: 0 E: 0 K: 1 S: 5	H: 0 LOB: 0 BB: 0 P: 5	R: 2 E: 2 K: 0 S: 6	H: 2 LOB: 1 BB: 0 P: 6	R: 0 E: 0 K: 0 S: 5	H: 2 LOB: 2 BB: 0 P: 5	R: 0 E: 0 K: 0 S: 3	H: 1 LOB: 1 BB: 0 P: 4	1B: 5 2B: 2 3B: 0 HR: 1	SF: 0 SAC: 0 DP: 1 HBP: 1	WP: 0 PB: 0 SB: 0 CS: 0	PA: 38
<b>PITCHER</b> Fergie Jenkins, R ERA: 3.36 (1, 1)	IP: 9.0 WLS: W BF: 38	H: 8 R: 4 ER: 2 SO: 9	BB: 2 IBB: 0 HBP: 1 BLK: 1	WP: 0 HR: 1 S: 53 P: 62	ERA: 2.00 WHIP: 1.111	<b>PITCHER</b>										IP: 9.0 WLS: W BF: 38	H: 8 R: 4 ER: 2 SO: 9	BB: 2 IBB: 0 HBP: 1 BLK: 1	WP: 0 HR: 1 S: 53 P: 62	ERA: 2.00 WHIP: 1.111

Batter	1	2	3	4	5	6	7	8	9	AB	R	H	RBI	BB	SO	LOB	BOTTOM				
Alex Johnson, R OBP: 0.341, SLG: 0.363 Joe Lovitto, S OBP: 0.244, SLG: 0.285 (5, 8)	F6		SF BB 3B 1B	G5-4-3			K			3	1	1	0	0	0	2	Detroit Tigers @ Texas Rangers Arlington Stadium, Arlington, TX Sat Aug 10 1974, 8:05 PM EDT Att: 37,737 - Unknown  livebaseballscores.com  AB 27 R 5 H 7 RBI 5 BB 2 SO 3 LOB 7  				
Cesar Tovar, R OBP: 0.353, SLG: 0.367 (5, 7)	E S 1B		SF 3B BB		1-3		F3			3	1	1	0	1	0	1					
Jeff Burroughs, R OBP: 0.395, SLG: 0.534 (1, 9)	K		SF 3B		L6			6-3		3	1	0	1	0	1	1					
Mike Hargrove, L OBP: 0.411, SLG: 0.450 (1, 3)	F9		SF9 3B		3-1			G3		4	1	1	3	0	0	1					
Jim Spencer, L OBP: 0.341, SLG: 0.438 (1, 10)		4-1	SF9			4-3				3	0	1	1	0	0	0					
Lenny Randle, S OBP: 0.339, SLG: 0.377 (1, 5)		3-1	4-3			4-3		L3		4	0	0	0	0	0	1					
Toby Harrah, R OBP: 0.323, SLG: 0.421 (1, 6)	F8					K				3	0	1	0	0	1	0					
Davey Nelson, R OBP: 0.296, SLG: 0.285 (1, 4)			4-3		SH1-3			SH3-4 1B		2	0	1	0	0	0	0					
Jim Sundberg, R OBP: 0.395, SLG: 0.357 (1, 2)			BB 1B SF 1B		SH1-3			SH3-4 1B		1	1	1	0	1	0	0					
<b>Inning Stats</b>	R: 0 E: 0 K: 1 S: 6	H: 1 LOB: 1 BB: 0 P: 6	R: 0 E: 0 K: 0 S: 3	H: 0 LOB: 0 BB: 0 P: 3	R: 5 E: 1 K: 0 S: 7	H: 3 LOB: 0 BB: 1 P: 11	R: 0 E: 0 K: 0 S: 3	H: 1 LOB: 1 BB: 1 P: 7	R: 0 E: 0 K: 0 S: 3	H: 0 LOB: 0 BB: 0 P: 3	R: 0 E: 0 K: 1 S: 5	H: 1 LOB: 1 BB: 0 P: 5	R: 0 E: 0 K: 0 S: 4	H: 1 LOB: 1 BB: 0 P: 4	R: 0 E: 0 K: 0 S: 6	H: 1 LOB: 1 BB: 0 P: 6		1B: 6 2B: 0 3B: 1 HR: 0	SF: 2 SAC: 2 DP: 1 HBP: 0	WP: 0 PB: 0 SB: 1 CS: 0	PA: 33
<b>PITCHER</b> Lerin LaGrow, R ERA: 4.34 (1, 1)	IP: 8.0 WLS: L BF: 33	H: 7 R: 5 ER: 3 SO: 3	BB: 2 IBB: 0 HBP: 0 BLK: 0	WP: 0 HR: 0 S: 37 P: 45	ERA: 3.38 WHIP: 1.125	<b>PITCHER</b>										IP: 8.0 WLS: L BF: 33		H: 7 R: 5 ER: 3 SO: 3	BB: 2 IBB: 0 HBP: 0 BLK: 0	WP: 0 HR: 0 S: 37 P: 45	ERA: 3.38 WHIP: 1.125

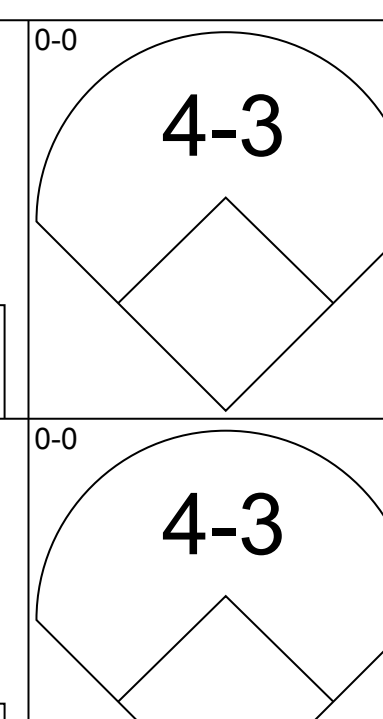
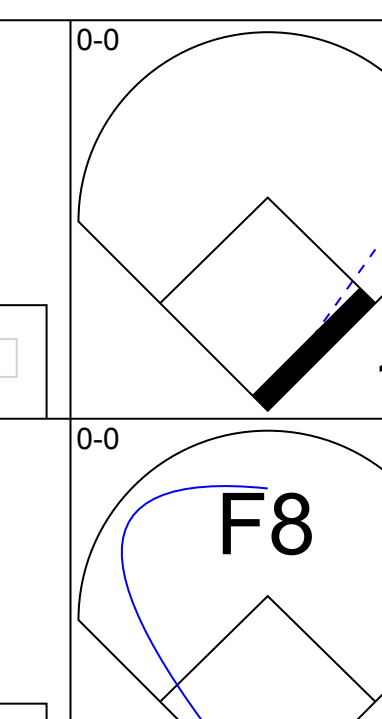
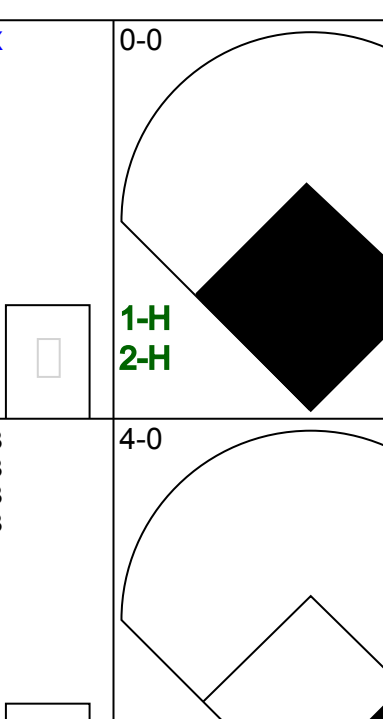
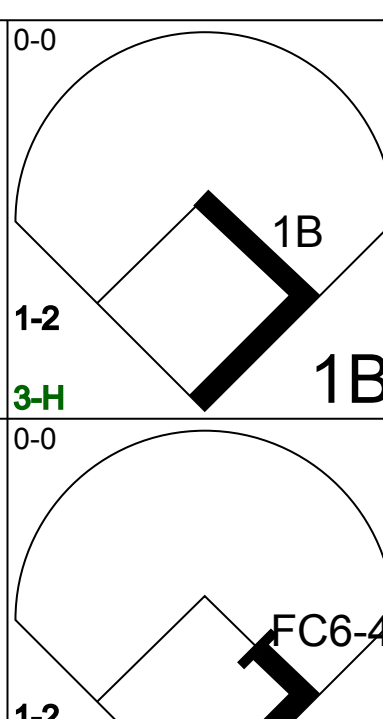
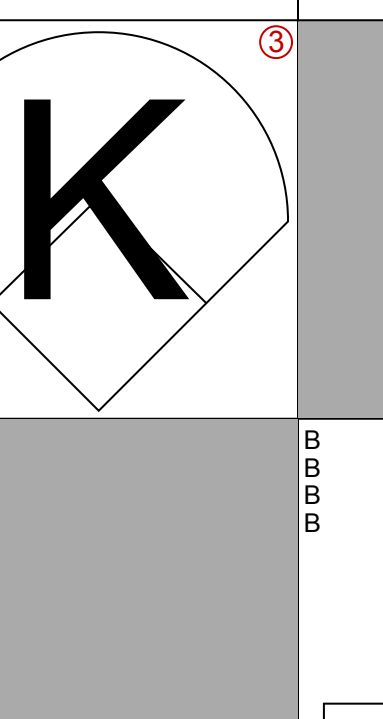
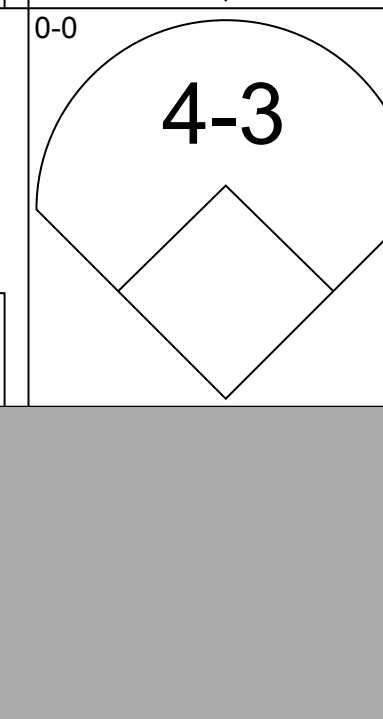
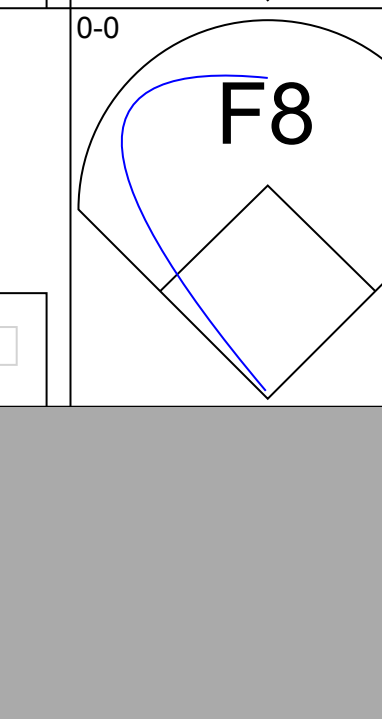
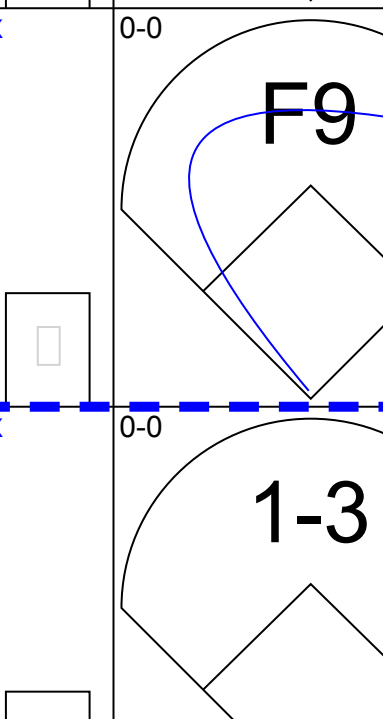
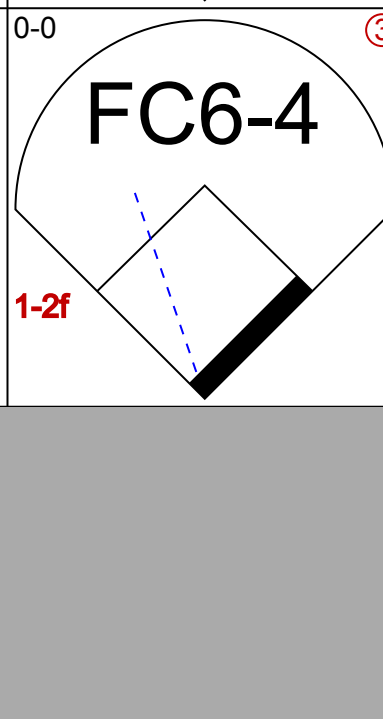
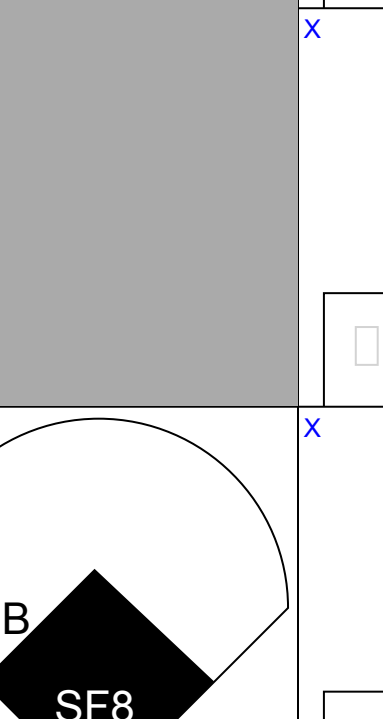
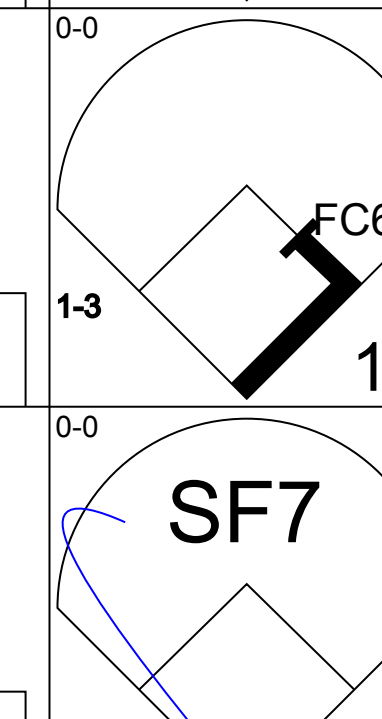



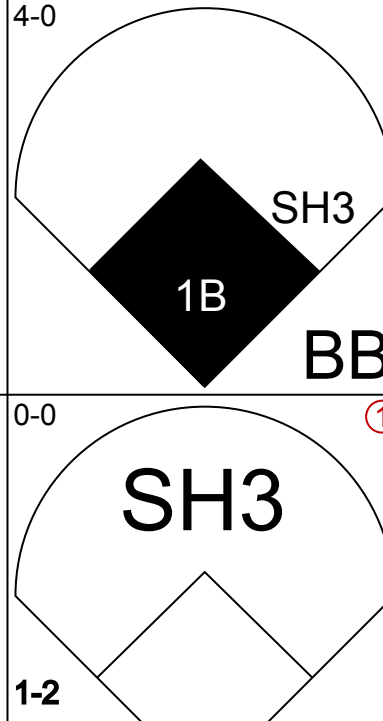
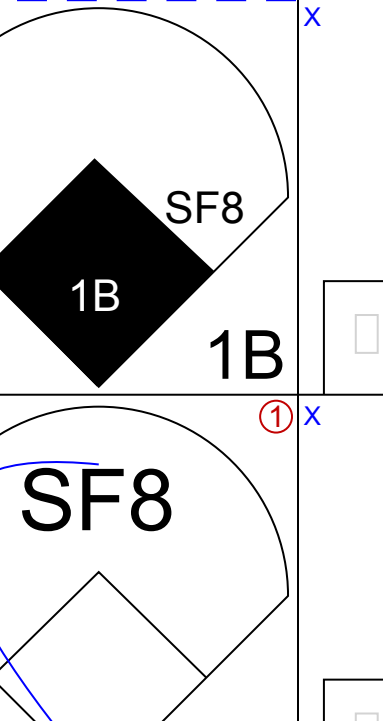
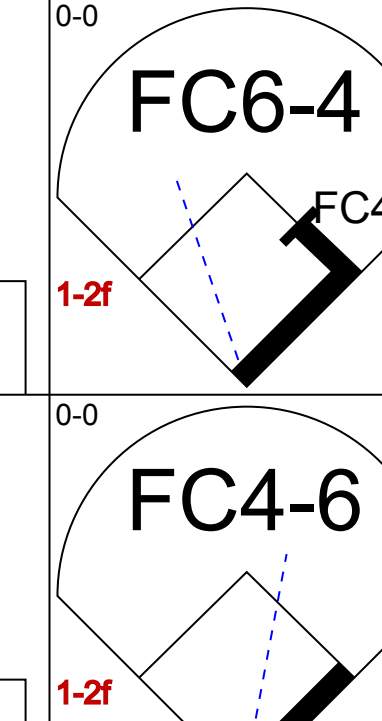
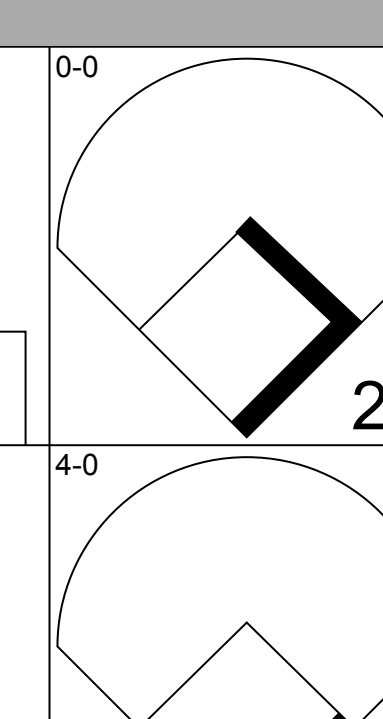
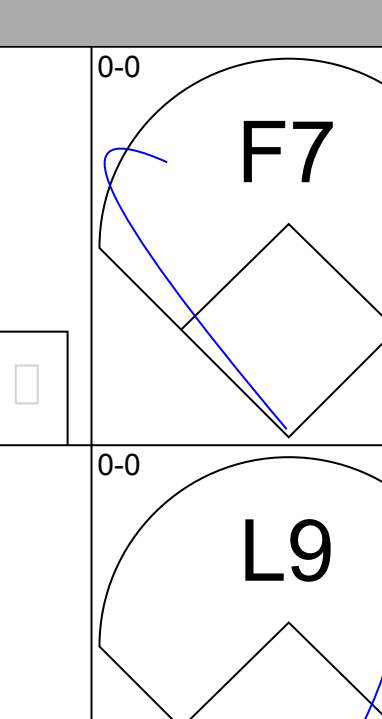
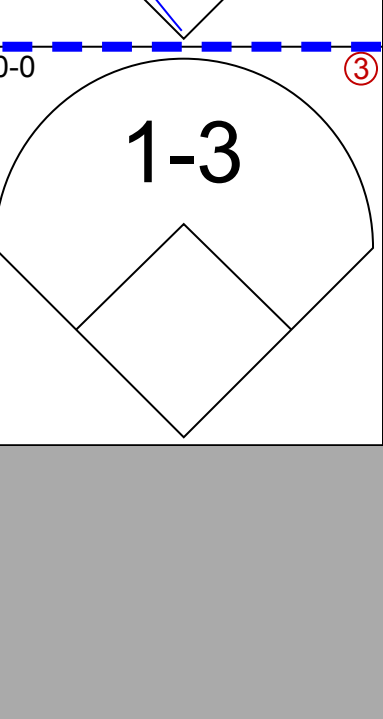
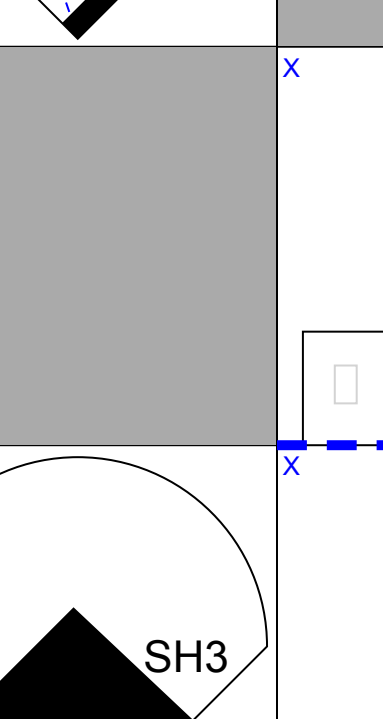
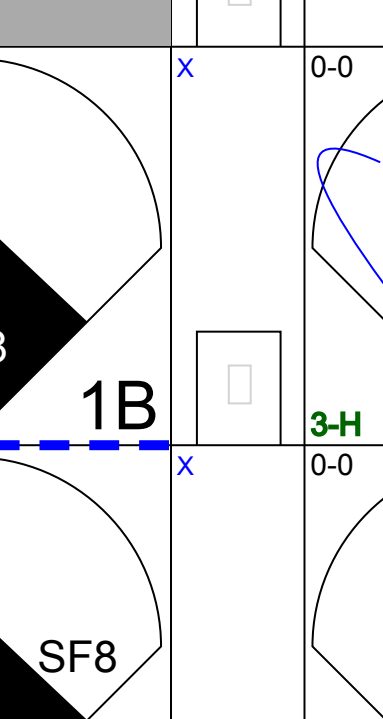
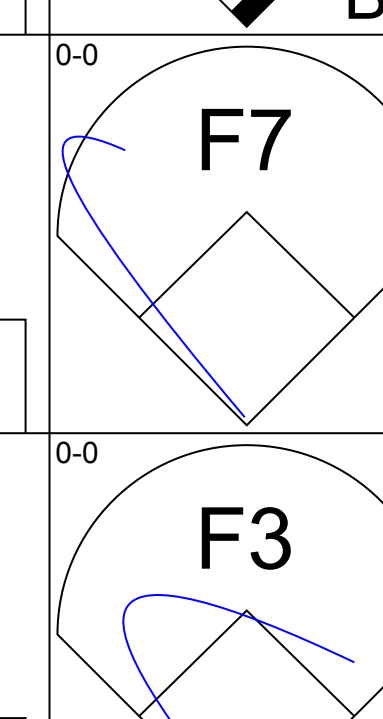
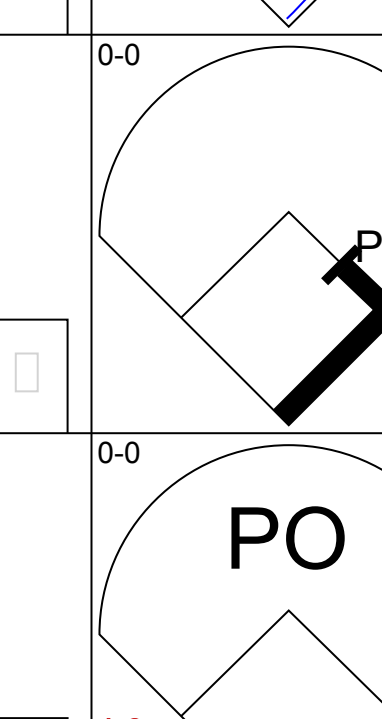
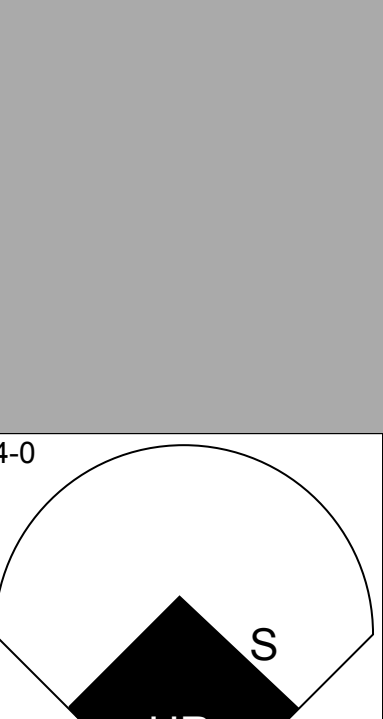
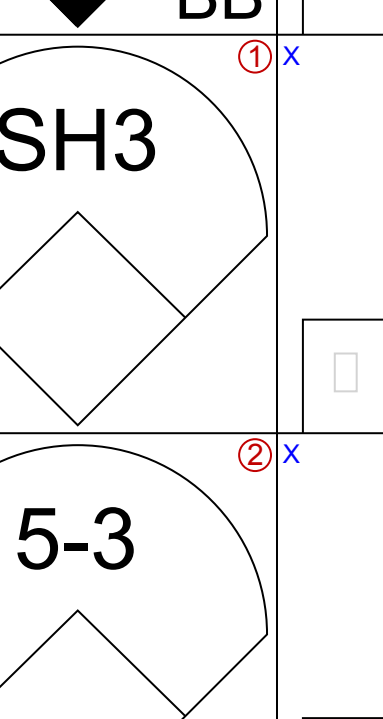
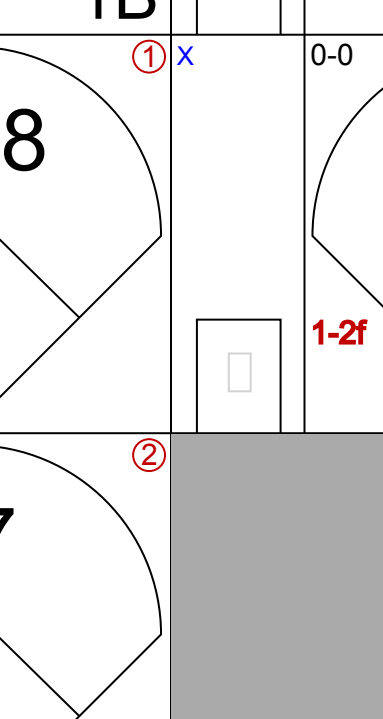
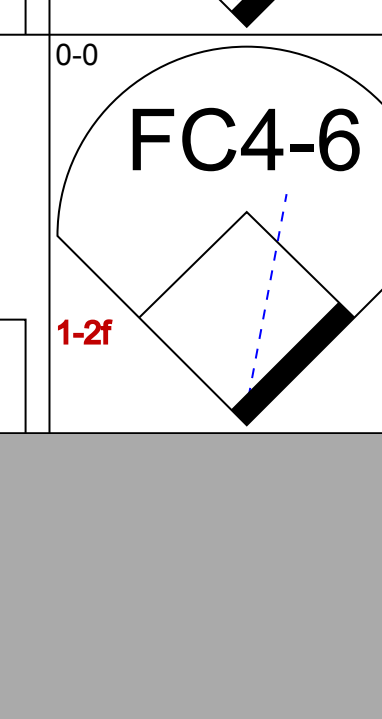
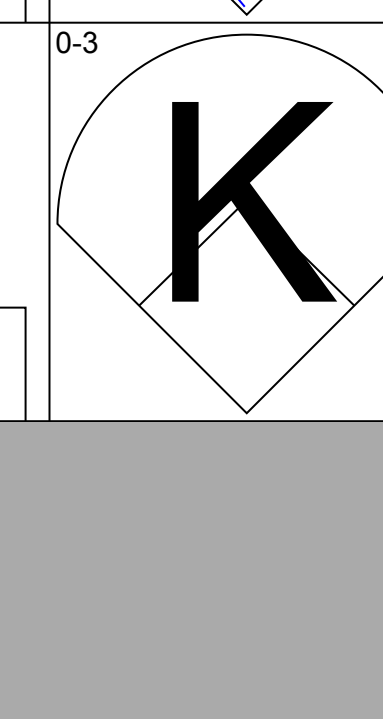

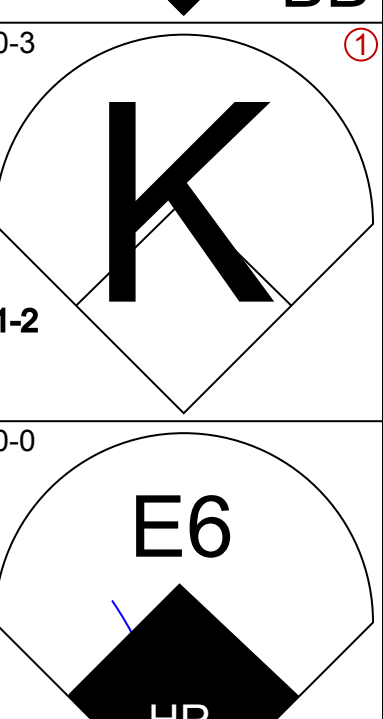
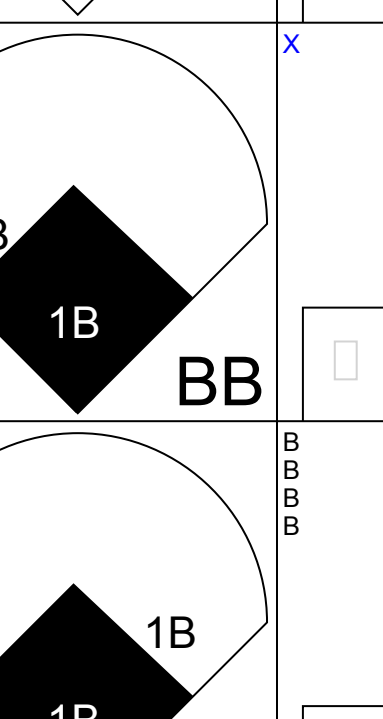
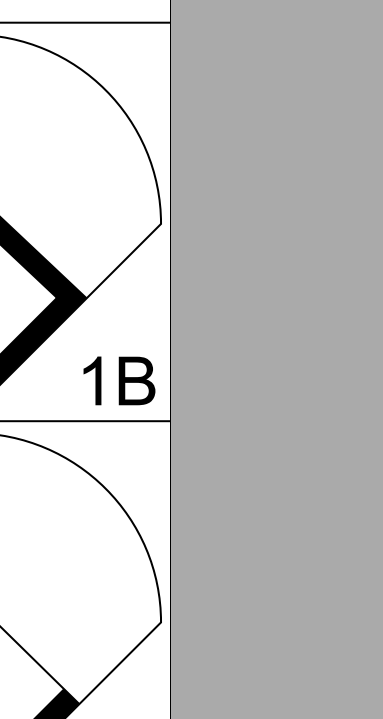

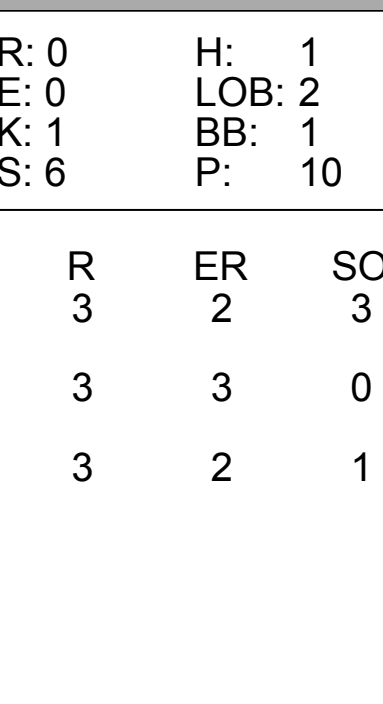
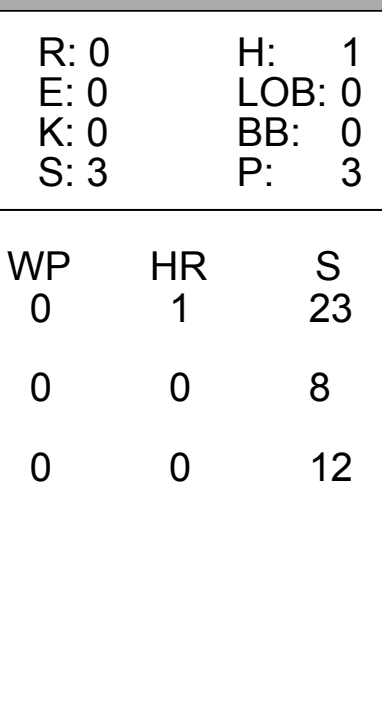
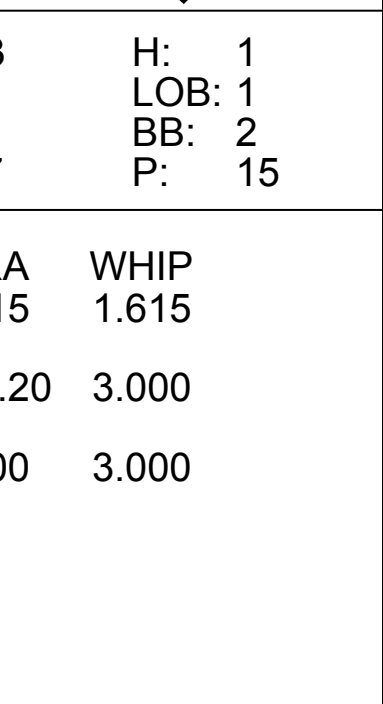
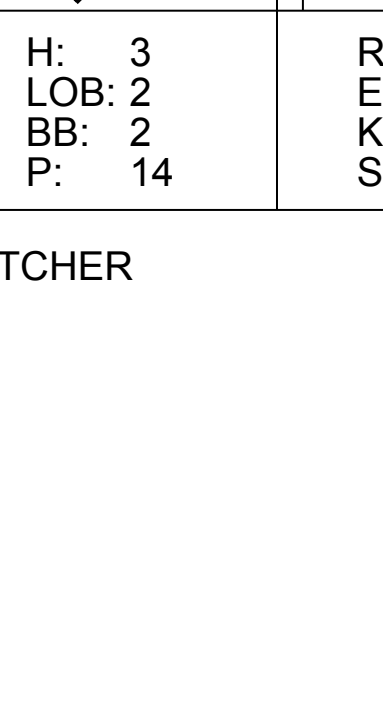
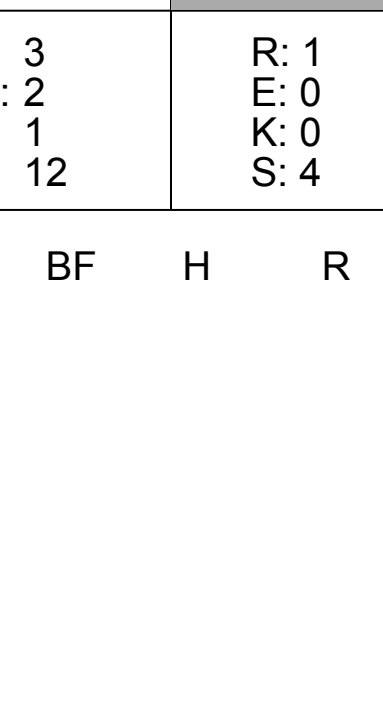


Batter	1	2	3	4	5	6	7	8	9	AB	R	H	RBI	BB	SO	LOB	TOP			
Ron LeFlore, R (1, 8) OBP: 0.267, SLG: 0.241										4	0	0	0	0	2	5				
Gary Sutherland, R (1, 4) OBP: 0.300, SLG: 0.335										4	0	0	0	0	0	3				
Gates Brown, L (1, 10) OBP: 0.291, SLG: 0.312										4	0	1	0	0	1	0				
Ben Oglivie, L (1, 7) OBP: 0.373, SLG: 0.393										4	0	0	0	0	0	1				
Bill Freehan, R (1, 3) OBP: 0.353, SLG: 0.436										4	0	0	0	0	0	0				
Jim Nettles, L (1, 9) OBP: 0.316, SLG: 0.360										3	0	1	0	1	0	0				
Aurelio Rodriguez, R (1, 5) OBP: 0.267, SLG: 0.327										4	0	1	0	0	1	2				
Ed Brinkman, R (1, 6) OBP: 0.270, SLG: 0.341										2	0	1	0	1	0	2				
John Wockenfuss, R (1, 2) OBP: 0.270, SLG: 0.341										2	0	0	0	1	0	3				
<b>Inning Stats</b>	R: 0 E: 0 K: 1 S: 6	H: 1 LOB: 1 BB: 0 P: 6	R: 0 E: 1 K: 1 S: 6	H: 1 LOB: 1 BB: 0 P: 6	R: 0 E: 0 K: 0 S: 3	H: 0 LOB: 0 BB: 0 P: 3	R: 0 E: 0 K: 0 S: 3	H: 0 LOB: 0 BB: 0 P: 3	R: 0 E: 0 K: 0 S: 3	H: 0 LOB: 2 BB: 2 P: 11	R: 0 E: 0 K: 0 S: 3	H: 0 LOB: 0 BB: 0 P: 3	R: 0 E: 0 K: 1 S: 5	H: 0 LOB: 0 BB: 0 P: 5	R: 0 E: 0 K: 0 S: 3	H: 0 LOB: 0 BB: 0 P: 3	1B: 3 2B: 2 3B: 0 HR: 0	SF: 0 SAC: 0 DP: 1 HBP: 0	WP: 0 PB: 0 SB: 0 CS: 0	PA: 34
<b>PITCHER</b> Jim Bibby, R (1, 1) ERA: 4.74	IP: 9.0 WLS: W BF: 34 H: 4 R: 0 ER: 0 SO: 4 BB: 3 IBB: 0 HBP: 0 BLK: 0 WP: 0 HR: 0 S: 39 P: 51 ERA: 0.00 WHIP: 0.778															<b>PITCHER</b>				

Detroit Tigers @ Texas Rangers  
Arlington Stadium, Arlington, TX  
Sun Aug 11 1974, 8:05 PM EDT  
Att: 11,434 - Unknown

AB	31
R	0
H	4
RBI	0
BB	3
SO	4
LOB	16



Batter	1	2	3	4	5	6	7	8	9	AB	R	H	RBI	BB	SO	LOB	BOTTOM			
Davey Nelson, R (1, 4) OBP: 0.301, SLG: 0.300										5	1	3	4	0	1	2				
Cesar Tovar, R (1, 7) OBP: 0.356, SLG: 0.367										3	1	1	1	2	0	1				
Jeff Burroughs, R (1, 9) OBP: 0.393, SLG: 0.530										5	0	1	0	0	0	4				
Mike Hargrove, L (1, 3) OBP: 0.411, SLG: 0.454										4	1	2	1	0	0	1				
Jim Spencer, L (1, 10) OBP: 0.346, SLG: 0.437										3	2	1	0	2	0	1				
Lenny Randle, S (1, 5) OBP: 0.338, SLG: 0.377										3	0	1	1	0	0	3				
Toby Harrah, R (1, 6) OBP: 0.322, SLG: 0.418										3	1	0	0	1	0	4				
Joe Lovitto, S (1, 8) OBP: 0.250, SLG: 0.286										3	1	1	1	1	2	3				
Jim Sundberg, R (1, 2) OBP: 0.396, SLG: 0.356										3	2	1	1	1	1	1				
<b>Inning Stats</b>	R: 0 E: 0 K: 0 S: 3	H: 0 LOB: 0 BB: 0 P: 3	R: 0 E: 0 K: 1 S: 6	H: 1 LOB: 2 BB: 1 P: 10	R: 0 E: 0 K: 1 S: 6	H: 1 LOB: 1 BB: 0 P: 6	R: 0 E: 0 K: 0 S: 3	H: 1 LOB: 0 BB: 0 P: 3	R: 3 E: 1 K: 1 S: 7	H: 1 LOB: 2 BB: 2 P: 15	R: 3 E: 0 K: 0 S: 6	H: 3 LOB: 2 BB: 2 P: 14	R: 2 E: 0 K: 1 S: 8	H: 3 LOB: 2 BB: 1 P: 12	R: 1 E: 0 K: 0 S: 4	H: 1 LOB: 1 BB: 1 P: 8	1B: 9 2B: 1 3B: 0 HR: 1	SF: 2 SAC: 1 DP: 0 HBP: 0	WP: 0 PB: 0 SB: 1 CS: 0	PA: 43
<b>PITCHER</b> Dave Lemanczyk, R (1, 1) ERA: 3.76	IP: 4.1 WLS: L BF: 20 H: 4 R: 3 ER: 2 SO: 3 BB: 3 IBB: 0 HBP: 0 BLK: 0 WP: 0 HR: 1 S: 23 P: 35 ERA: 4.15 WHIP: 1.615															<b>PITCHER</b>				
Jim Ray, R (5, 1) ERA: 4.64	IP: 1.2 WLS: L BF: 10 H: 3 R: 3 ER: 3 SO: 0 BB: 2 IBB: 0 HBP: 0 BLK: 0 WP: 0 HR: 0 S: 8 P: 16 ERA: 16.20 WHIP: 3.000															<b>PITCHER</b>				
Bill Slayback, R (7, 1) ERA: 4.89	IP: 2.0 WLS: L BF: 12 H: 4 R: 3 ER: 2 SO: 1 BB: 2 IBB: 0 HBP: 0 BLK: 0 WP: 0 HR: 0 S: 12 P: 20 ERA: 9.00 WHIP: 3.000															<b>PITCHER</b>				

Detroit Tigers @ Texas Rangers  
Arlington Stadium, Arlington, TX  
Sun Aug 11 1974, 8:05 PM EDT  
Att: 11,434 - Unknown

AB	32
R	9
H	11
RBI	9
BB	7
SO	4
LOB	20





Batter	1	2	3	4	5	6	7	8	9	AB	R	H	RBI	BB	SO	LOB	TOP					
Freddie Patek, R OBP: 0.327, SLG: 0.318	5-3		K		S			5-3		4	0	1	0	0	1	0	<b>Kansas City Royals @ Detroit Tigers</b> Tiger Stadium, Detroit, MI Mon Aug 12 1974, 7:05 PM EDT Att: 16,034 - Unknown					
Cookie Rojas, R OBP: 0.337, SLG: 0.375	6-3			1B	K			L9		4	1	1	0	0	1	1						
Amos Otis, R OBP: 0.369, SLG: 0.491	S				F9			F9		4	0	1	0	0	0	1						
Hal McRae, R OBP: 0.396, SLG: 0.511	K			2B	F7			F9		4	0	1	0	0	1	1						
Orlando Cepeda, R OBP: 0.368, SLG: 0.429		F5		1-3 2H	F8			6-3		4	0	1	1	0	0	0						
Jim Welford, R OBP: 0.342, SLG: 0.370		3-1		5-3			4-3			3	0	0	0	0	0	2						
Kurt Bevacqua, R OBP: 0.273, SLG: 0.213		P6		6-3			K			3	0	0	0	0	1	2						
George Brett, L OBP: 0.305, SLG: 0.353			5-3		F5		K			3	0	0	0	0	1	0						
Fran Healy, R OBP: 0.338, SLG: 0.395			K		K			L8		3	0	0	0	0	2	0						
<b>Inning Stats</b>	R: 0 E: 0 K: 1 S: 6	H: 1 LOB: 1 BB: 0 P: 6	R: 0 E: 0 K: 0 S: 3	H: 0 LOB: 0 BB: 0 P: 3	R: 0 E: 0 K: 2 S: 7	H: 0 LOB: 0 BB: 0 P: 7	R: 1 E: 0 K: 0 S: 6	H: 3 LOB: 2 BB: 0 P: 6	R: 0 E: 0 K: 2 S: 8	H: 1 LOB: 1 BB: 0 P: 8	R: 0 E: 0 K: 0 S: 3	H: 0 LOB: 0 BB: 0 P: 3	R: 0 E: 0 K: 2 S: 7	H: 0 LOB: 0 BB: 0 P: 7	R: 0 E: 0 K: 0 S: 3	H: 0 LOB: 0 BB: 0 P: 3	R: 0 E: 0 K: 0 S: 3	H: 0 LOB: 0 BB: 0 P: 3	1B: 4 2B: 1 3B: 0 HR: 0	SF: 0 SAC: 0 DP: 0 HBP: 0	WP: 0 PB: 0 SB: 2 CS: 0	PA: 32
<b>PITCHER</b> Mickey Lolich, L ERA: 3.75	IP: 9.0 WLS: W BF: 32	H: 5 R: 1 ER: 1 SO: 7	BB: 0 IBB: 0 HBP: 0 BLK: 0	WP: 0 HR: 0 S: 46 P: 46	ERA: 1.00 WHIP: 0.556	<b>PITCHER</b>											IP: 9.0 WLS: W BF: 32	H: 5 R: 1 ER: 1 SO: 7	BB: 0 IBB: 0 HBP: 0 BLK: 0	WP: 0 HR: 0 S: 46 P: 46	ERA: 1.00 WHIP: 0.556	

Batter	1	2	3	4	5	6	7	8	9	AB	R	H	RBI	BB	SO	LOB	BOTTOM					
Ron LeFlore, R OBP: 0.281, SLG: 0.310	B1		HR	K			G5-4-3			4	1	2	2	0	1	2	<b>Kansas City Royals @ Detroit Tigers</b> Tiger Stadium, Detroit, MI Mon Aug 12 1974, 7:05 PM EDT Att: 16,034 - Unknown					
Gary Sutherland, R OBP: 0.295, SLG: 0.334	L7		L5-4-3	1B			G5-4-3			4	0	1	0	0	0	1						
Al Kaline, R OBP: 0.333, SLG: 0.382	L3		L5-4-3				L8			4	0	0	0	0	1	1						
Ben Oglivie, L OBP: 0.377, SLG: 0.403		4-3		1B				F7		4	1	2	0	0	0	0						
Bill Freehan, R OBP: 0.349, SLG: 0.430		P6		P4				P6		4	0	0	0	0	1	2						
Jim Nettles, L OBP: 0.328, SLG: 0.370				S			4-3			4	1	2	0	0	0	0						
Aurelio Rodriguez, R OBP: 0.272, SLG: 0.332		CS		FC6-4						3	1	3	1	0	0	0						
Ed Brinkman, R OBP: 0.268, SLG: 0.339				FC4						3	0	0	1	0	1	3						
Gene Lamont, L OBP: 0.283, SLG: 0.315				FC6-4				L4		3	1	1	1	0	0	3						
<b>Inning Stats</b>	R: 0 E: 0 K: 0 S: 3	H: 0 LOB: 0 BB: 0 P: 3	R: 0 E: 0 K: 0 S: 3	H: 1 LOB: 0 BB: 0 P: 3	R: 3 E: 0 K: 0 S: 6	H: 4 LOB: 0 BB: 0 P: 6	R: 2 E: 1 K: 1 S: 9	H: 3 LOB: 2 BB: 0 P: 9	R: 0 E: 0 K: 2 S: 8	H: 1 LOB: 1 BB: 0 P: 8	R: 0 E: 0 K: 1 S: 6	H: 1 LOB: 0 BB: 0 P: 6	R: 0 E: 0 K: 0 S: 3	H: 1 LOB: 0 BB: 0 P: 3	R: 0 E: 0 K: 0 S: 3	H: 0 LOB: 0 BB: 0 P: 3	R: 0 E: 0 K: 0 S: 3	H: 0 LOB: 0 BB: 0 P: 3	1B: 8 2B: 2 3B: 0 HR: 1	SF: 0 SAC: 0 DP: 2 HBP: 0	WP: 0 PB: 0 SB: 1 CS: 1	PA: 34
<b>PITCHER</b> Nelson Briles, R ERA: 4.94 Lindy McDaniel, R ERA: 3.31 Joe Hoerner, L ERA: 4.76	IP: 3.1 WLS: L BF: 15	H: 7 R: 5 ER: 5 SO: 0	BB: 0 IBB: 0 HBP: 0 BLK: 0	WP: 0 HR: 1 S: 15 P: 15	ERA: 13.50 WHIP: 2.100	<b>PITCHER</b>											IP: 3.2 WLS: L BF: 15	H: 4 R: 0 ER: 0 SO: 4	BB: 0 IBB: 0 HBP: 0 BLK: 0	WP: 0 HR: 0 S: 23 P: 23	ERA: 0.00 WHIP: 1.091	



Batter	1	2	3	4	5	6	7	8	9	AB	R	H	RBI	BB	SO	LOB	TOP					
Freddie Patek, R (1, 6) OBP: 0.330, SLG: 0.321										5	2	3	1	0	0	1	<b>Kansas City Royals @ Detroit Tigers</b> Tiger Stadium, Detroit, MI Tue Aug 13 1974, 7:05 PM EDT Att. 12,510 - Cloudy					
Cookie Rojas, R (1, 4) OBP: 0.338, SLG: 0.375										5	1	2	0	0	2	4						
Amos Otis, R (1, 8) OBP: 0.367, SLG: 0.490										3	0	1	2	0	0	1						
Hal McRae, R (1, 7) OBP: 0.391, SLG: 0.504										5	0	0	0	0	0	2						
Jim Wohlford, R (9, 7) OBP: 0.342, SLG: 0.370										0	0	0	0	0	0	0						
Orlando Cepeda, R (1, 10) OBP: 0.357, SLG: 0.395										3	0	0	0	1	1	0						
Tony Solaita, L (1, 3) OBP: 0.384, SLG: 0.379										2	0	0	0	2	0	1						
Vada Pinson, L (1, 9) OBP: 0.262, SLG: 0.337										3	1	1	0	1	0	2						
Al Cowens, R (8, 9) OBP: 0.263, SLG: 0.266										0	0	0	0	0	0	0						
George Brett, L (1, 5) OBP: 0.304, SLG: 0.350										3	1	0	0	1	1	3						
Fran Healy, R (1, 2) OBP: 0.340, SLG: 0.394										3	1	1	1	1	0	0						
<b>Inning Stats</b>	R: 2 E: 1 K: 0 S: 5	H: 2 LOB: 1 BB: 1 P: 9	R: 1 E: 0 K: 1 S: 7	H: 2 LOB: 1 BB: 0 P: 7	R: 0 E: 0 K: 0 S: 3	H: 0 LOB: 0 BB: 0 P: 3	R: 0 E: 0 K: 0 S: 2	H: 0 LOB: 1 BB: 1 P: 6	R: 0 E: 0 K: 0 S: 4	H: 1 LOB: 1 BB: 0 P: 4	R: 0 E: 0 K: 0 S: 3	H: 0 LOB: 1 BB: 1 P: 7	R: 2 E: 0 K: 1 S: 6	H: 1 LOB: 1 BB: 2 P: 14	R: 0 E: 0 K: 2 S: 7	H: 0 LOB: 1 BB: 0 P: 11	R: 1 E: 1 K: 0 S: 5	H: 2 LOB: 1 BB: 0 P: 5	1B: 7 2B: 1 3B: 0 HR: 0	SF: 2 SAC: 0 DP: 0 HBP: 0	WP: 0 PB: 0 SB: 2 CS: 1	PA: 40
<b>PITCHER</b> Joe Coleman, R (1, 1) ERA: 4.14	IP: 9.0 WLS: L BF: 40 H: 8 R: 6 ER: 4 SO: 4 BB: 6 IBB: 0 HBP: 0 BLK: 0 WP: 0 HR: 0 S: 42 P: 66 ERA: 4.00 WHIP: 1.556															<b>PITCHER</b>						

Batter	1	2	3	4	5	6	7	8	9	AB	R	H	RBI	BB	SO	LOB	BOTTOM			
Ron LeFlore, R (1, 8) OBP: 0.279, SLG: 0.323										4	1	1	0	0	0	2	<b>Kansas City Royals @ Detroit Tigers</b> Tiger Stadium, Detroit, MI Tue Aug 13 1974, 7:05 PM EDT Att. 12,510 - Cloudy			
Gary Sutherland, R (1, 4) OBP: 0.295, SLG: 0.340										4	1	1	2	0	1	1				
Al Kaline, R (1, 10) OBP: 0.335, SLG: 0.384										3	0	1	0	1	0	0				
Ben Oglivie, L (1, 7) OBP: 0.373, SLG: 0.394										3	0	0	0	1	1	3				
Jim Nettles, L (1, 9) OBP: 0.328, SLG: 0.368										3	0	1	0	0	0	1				
Marvin Lane, R (8, PH) OBP: 0.338, SLG: 0.349										1	0	0	0	0	1	1				
Bill Freehan, R (1, 3) OBP: 0.348, SLG: 0.426										3	0	0	0	1	0	2				
Aurelio Rodriguez, R (1, 5) OBP: 0.272, SLG: 0.331										4	0	1	0	0	1	1				
Ed Brinkman, R (1, 6) OBP: 0.265, SLG: 0.335										4	0	0	0	0	0	3				
Gene Lamont, L (1, 2) OBP: 0.302, SLG: 0.333										3	0	2	0	0	0	0				
<b>Inning Stats</b>	R: 0 E: 0 K: 1 S: 5	H: 0 LOB: 0 BB: 0 P: 5	R: 0 E: 0 K: 0 S: 4	H: 1 LOB: 2 BB: 1 P: 8	R: 0 E: 0 K: 0 S: 3	H: 1 LOB: 0 BB: 0 P: 3	R: 0 E: 0 K: 0 S: 3	H: 0 LOB: 1 BB: 1 P: 7	R: 0 E: 0 K: 0 S: 3	H: 1 LOB: 1 BB: 1 P: 7	R: 0 E: 0 K: 1 S: 6	H: 1 LOB: 1 BB: 0 P: 6	R: 2 E: 0 K: 2 S: 10	H: 3 LOB: 1 BB: 0 P: 10	R: 0 E: 0 K: 0 S: 3	H: 0 LOB: 0 BB: 0 P: 3	1B: 4 2B: 2 3B: 0 HR: 1	SF: 0 SAC: 0 DP: 2 HBP: 0	WP: 1 PB: 0 SB: 0 CS: 0	PA: 35
<b>PITCHER</b> Al Fitzmorris, R (1, 1) ERA: 3.14	IP: 7.1 WLS: W BF: 30 H: 7 R: 2 ER: 2 SO: 2 BB: 3 IBB: 0 HBP: 0 BLK: 0 WP: 1 HR: 1 S: 31 P: 43 ERA: 2.46 WHIP: 1.364															<b>PITCHER</b>				
Steve Mingori, L (8, 1) ERA: 3.09	IP: 1.2 WLS: W BF: 5 H: 0 R: 0 ER: 0 SO: 2 BB: 0 IBB: 0 HBP: 0 BLK: 0 WP: 0 HR: 0 S: 9 P: 9 ERA: 0.00 WHIP: 0.000															<b>PITCHER</b>				



Batter	1	2	3	4	5	6	7	8	9	AB	R	H	RBI	BB	SO	LOB	TOP					
<b>Freddie Patek, R</b> OBP: 0.334, SLG: 0.323 (1, 6)										4	1	2	2	2	0	1	<b>Kansas City Royals @ Detroit Tigers</b> Tiger Stadium, Detroit, MI Wed Aug 14 1974, 7:05 PM EDT Att: 13,504 - Unknown					
<b>Cookie Rojas, R</b> OBP: 0.336, SLG: 0.372 (1, 4)										6	0	1	0	0	1	8						
<b>Amos Otis, R</b> OBP: 0.366, SLG: 0.486 (1, 8)										5	1	1	1	0	0	1						
<b>Hal McRae, R</b> OBP: 0.394, SLG: 0.505 (1, 7)										5	2	3	0	0	0	0						
<b>Orlando Cepeda, R</b> OBP: 0.362, SLG: 0.465 (1, 10)										5	1	2	1	0	1	4						
<b>Tony Solaita, L</b> OBP: 0.389, SLG: 0.401 (1, 3)										3	1	2	3	0	1	1						
<b>Kurt Bevacqua, R</b> OBP: 0.267, SLG: 0.207 (6, 3)										2	0	0	0	0	1	1						
<b>Vada Pinson, L</b> OBP: 0.307, SLG: 0.348 (1, 9)										3	1	2	0	1	0	0						
<b>Al Cowens, R</b> OBP: 0.262, SLG: 0.264 (8, 9)										2	1	1	1	0	0	0						
<b>George Brett, L</b> OBP: 0.307, SLG: 0.353 (1, 5)										3	1	2	1	0	0	3						
<b>Frank White, R</b> OBP: 0.250, SLG: 0.312 (4, 5)										2	1	1	1	0	0	0						
<b>Buck Martinez, R</b> OBP: 0.313, SLG: 0.189 (1, 2)										2	0	1	0	3	0	0						
<b>Inning Stats</b>	R: 6 E: 0 K: 1 S: 11	H: 6 LOB: 2 BB: 2 P: 19	R: 0 E: 0 K: 1 S: 6	H: 1 LOB: 1 BB: 0 P: 6	R: 0 E: 0 K: 0 S: 3	H: 1 LOB: 2 BB: 2 P: 11	R: 0 E: 0 K: 0 S: 5	H: 2 LOB: 3 BB: 1 P: 9	R: 0 E: 0 K: 0 S: 4	H: 1 LOB: 2 BB: 0 P: 4	R: 1 E: 0 K: 2 S: 9	H: 3 LOB: 2 BB: 0 P: 9	R: 0 E: 0 K: 0 S: 3	H: 1 LOB: 0 BB: 0 P: 3	R: 1 E: 0 K: 0 S: 4	H: 1 LOB: 0 BB: 0 P: 4	R: 1 E: 1 K: 0 S: 4	H: 1 LOB: 1 BB: 1 P: 8	1B: 14 2B: 0 3B: 1 HR: 2	SF: 0 SAC: 0 DP: 3 HBP: 0	WP: 0 PB: 0 SB: 1 CS: 0	PA: 47
<b>PITCHER</b>	IP	WLS	BF	H	R	ER	SO	BB	IBB	HBP	BLK	WP	HR	S	P	ERA	WHIP					
<b>Fred Holdsworth, R</b> ERA: 13.5 (1, 1)	0.2	L	7	4	5	5	0	1	0	0	0	0	1	6	10	67.50	7.500					
<b>Luke Walker, L</b> ERA: 4.43 (1, 1)	8.1		40	13	4	3	4	5	0	0	0	0	1	43	63	3.24	2.160					

Batter	1	2	3	4	5	6	7	8	9	AB	R	H	RBI	BB	SO	LOB	BOTTOM					
<b>Ron LeFlore, R</b> OBP: 0.301, SLG: 0.323 (1, 8)										3	0	1	0	2	0	2	<b>Kansas City Royals @ Detroit Tigers</b> Tiger Stadium, Detroit, MI Wed Aug 14 1974, 7:05 PM EDT Att: 13,504 - Unknown					
<b>Gary Sutherland, R</b> OBP: 0.286, SLG: 0.339 (1, 4)										4	0	1	0	0	1	2						
<b>Al Kaline, R</b> OBP: 0.332, SLG: 0.381 (1, 10)										4	0	0	0	0	1	4						
<b>Ben Oglivie, L</b> OBP: 0.371, SLG: 0.386 (1, 3)										3	0	0	0	1	1	2						
<b>Jim Nettles, L</b> OBP: 0.338, SLG: 0.356 (1, 9)										2	1	0	0	2	0	1						
<b>Tom Verzer, R</b> OBP: 0.400, SLG: 0.333 (1, 6)										4	0	2	0	0	0	1						
<b>Aurelio Rodriguez, R</b> OBP: 0.270, SLG: 0.328 (1, 5)										4	0	0	0	0	1	5						
<b>Marvin Lane, R</b> OBP: 0.321, SLG: 0.328 (1, 7)										4	0	0	0	0	3	3						
<b>John Wockenfuss, R</b> OBP: 0.286, SLG: 0.167 (1, 2)										4	0	1	1	0	0	0						
<b>Inning Stats</b>	R: 0 E: 0 K: 1 S: 5	H: 0 LOB: 1 BB: 1 P: 9	R: 0 E: 0 K: 0 S: 3	H: 0 LOB: 1 BB: 1 P: 7	R: 0 E: 0 K: 0 S: 3	H: 0 LOB: 0 BB: 0 P: 3	R: 0 E: 0 K: 1 S: 6	H: 1 LOB: 2 BB: 1 P: 10	R: 0 E: 0 K: 0 S: 7	H: 2 LOB: 2 BB: 0 P: 7	R: 0 E: 0 K: 0 S: 3	H: 0 LOB: 0 BB: 0 P: 3	R: 0 E: 0 K: 2 S: 7	H: 0 LOB: 0 BB: 0 P: 7	R: 0 E: 0 K: 1 S: 5	H: 0 LOB: 1 BB: 1 P: 9		R: 1 E: 0 K: 1 S: 7	H: 2 LOB: 2 BB: 1 P: 11	1B: 5 2B: 0 3B: 0 HR: 0	SF: 0 SAC: 0 DP: 0 HBP: 0	WP: 0 PB: 1 SB: 0 CS: 0
<b>PITCHER</b>	IP	WLS	BF	H	R	ER	SO	BB	IBB	HBP	BLK	WP	HR	S	P	ERA	WHIP					
<b>Steve Busby, R</b> ERA: 3.17 (1, 1)	9.0	W	37	5	1	1	7	5	0	0	0	0	0	46	66	1.00	1.111					



Batter	1	2	3	4	5	6	7	8	9	AB R H RBI BB SO LOB	TOP									
Ron LeFlore, R (1, 8) OBP: 0.295, SLG: 0.329										5 1 1 0 0 3 4	<b>Detroit Tigers @ Oakland Athletics</b> Oakland-Alameda County Coliseum, Oakland, CA Fri Aug 16 1974, 7:05 PM PDT Att: 6,813 - Unknown									
Gary Sutherland, R (1, 4) OBP: 0.300, SLG: 0.341										4 1 2 0 0 0 1										
Al Kaline, R (1, 10) OBP: 0.331, SLG: 0.379										4 1 1 1 0 0 1										
Ben Oglivie, L (1, 7) OBP: 0.368, SLG: 0.378										3 0 0 0 1 2 3										
Jim Nettles, L (1, 9) OBP: 0.333, SLG: 0.397										4 1 1 3 0 0 1										
Bill Freehan, R (1, 3) OBP: 0.347, SLG: 0.433										4 1 1 1 0 0 0										
Aurelio Rodriguez, R (1, 5) OBP: 0.270, SLG: 0.327										4 0 1 0 0 0 0										
Ed Brinkman, R (1, 6) OBP: 0.267, SLG: 0.335										3 0 1 0 1 1 0										
Gene Lamont, L (1, 2) OBP: 0.299, SLG: 0.328										4 0 1 0 0 1 2										
<b>Inning Stats</b>	R: 1 E: 1 K: 0 S: 3	H: 1 LOB: 0 BB: 1 P: 7	R: 0 E: 0 K: 0 S: 3	H: 0 LOB: 0 BB: 0 P: 3	R: 0 E: 0 K: 1 S: 5	H: 0 LOB: 0 BB: 0 P: 5	R: 0 E: 0 K: 1 S: 5	H: 0 LOB: 0 BB: 0 P: 5	R: 0 E: 0 K: 1 S: 5	H: 0 LOB: 0 BB: 0 P: 3	R: 4 E: 0 K: 3 S: 14	H: 5 LOB: 2 BB: 1 P: 18	R: 0 E: 0 K: 0 S: 4	H: 1 LOB: 1 BB: 0 P: 4	R: 0 E: 0 K: 1 S: 7	H: 2 LOB: 2 BB: 0 P: 7	1B: 6 2B: 1 3B: 0 HR: 2	SF: 0 SAC: 0 DP: 0 HBP: 0	WP: 0 PB: 0 SB: 0 CS: 1	PA: 38
<b>PITCHER</b>	IP WLS BF H R ER SO BB IBB HBP BLK WP HR S P ERA WHIP											IP WLS BF H R ER SO BB IBB HBP BLK WP HR S P ERA WHIP								
Catfish Hunter, R (1, 1) ERA: 2.94	6.1 L 24 5 5 4 4 1 0 0 0 0 2 31 35 5.68 0.947																			
Rollie Fingers, R (7, 1) ERA: 2.4	2.2 13 4 0 0 3 1 0 0 0 0 0 18 22 0.00 1.875																			

AB	35
R	5
H	9
RBI	5
BB	2
SO	7
LOB	12



Batter	1	2	3	4	5	6	7	8	9	AB R H RBI BB SO LOB	BOTTOM											
Bill North, S (1, 8) OBP: 0.347, SLG: 0.346										4 1 1 0 0 0 1	<b>Detroit Tigers @ Oakland Athletics</b> Oakland-Alameda County Coliseum, Oakland, CA Fri Aug 16 1974, 7:05 PM PDT Att: 6,813 - Unknown											
Bert Campaneris, R (1, 6) OBP: 0.351, SLG: 0.371										3 0 1 0 1 1 2												
Reggie Jackson, L (1, 9) OBP: 0.403, SLG: 0.545										3 1 1 2 1 1 1												
Sal Bando, R (1, 5) OBP: 0.371, SLG: 0.448										4 0 0 0 0 0 3												
Joe Rudi, R (1, 7) OBP: 0.336, SLG: 0.486										4 0 0 0 0 0 2												
Gene Tenace, R (1, 3) OBP: 0.382, SLG: 0.407 (8, 2)										4 1 1 1 0 1 0												
Jesus Alou, R (1, 10) OBP: 0.311, SLG: 0.348 (7, PH)										3 0 1 0 0 0 0 0 0 0 0 0 0 0 1 0 1 0 0 0 0												
Phil Garner, R (7, PH)																						
Claudell Washington, L (9, PH) OBP: 0.303, SLG: 0.359																						
Dick Green, R (1, 4) OBP: 0.319, SLG: 0.338										4 0 1 0 0 0 1												
Larry Haney, R (1, 2) OBP: 0.187, SLG: 0.231										2 0 1 0 0 1 0												
Angel Mangual, R (7, PH) OBP: 0.263, SLG: 0.378										1 0 0 0 0 0 2												
Pat Bourque, L (8, 3) OBP: 0.321, SLG: 0.295										0 0 0 0 0 0 0												
Ted Kubiak, S (9, PH) OBP: 0.281, SLG: 0.236										1 0 0 0 0 0 1												
<b>Inning Stats</b>	R: 0 E: 0 K: 0 S: 3	H: 1 LOB: 0 BB: 0 P: 3	R: 0 E: 0 K: 0 S: 3	H: 0 LOB: 0 BB: 0 P: 3	R: 0 E: 0 K: 1 S: 5	H: 0 LOB: 0 BB: 0 P: 5	R: 0 E: 0 K: 1 S: 6	H: 1 LOB: 1 BB: 0 P: 6	R: 1 E: 0 K: 0 S: 4	H: 1 LOB: 0 BB: 0 P: 4	R: 2 E: 0 K: 1 S: 7	H: 2 LOB: 0 BB: 0 P: 7	R: 0 E: 0 K: 0 S: 5	H: 2 LOB: 2 BB: 0 P: 5	R: 0 E: 0 K: 0 S: 3	H: 0 LOB: 2 BB: 2 P: 11	R: 0 E: 0 K: 1 S: 6	H: 1 LOB: 1 BB: 0 P: 6	1B: 5 2B: 1 3B: 0 HR: 2	SF: 0 SAC: 0 DP: 1 HBP: 0	WP: 0 PB: 0 SB: 0 CS: 0	PA: 36
<b>PITCHER</b>	IP WLS BF H R ER SO BB IBB HBP BLK WP HR S P ERA WHIP											IP WLS BF H R ER SO BB IBB HBP BLK WP HR S P ERA WHIP										
Mickey Lolich, L (1, 1) ERA: 3.72	9.0 W 36 8 3 3 4 2 0 0 0 0 2 42 50 3.00 1.111																					

AB	34
R	3
H	8
RBI	3
BB	2
SO	4
LOB	13





Batter	1	2	3	4	5	6	7	8	9	AB	R	H	RBI	BB	SO	LOB	TOP										
Ron LeFlore, R OBP: 0.313, SLG: 0.347										5	1	3	0	0	0	2											
Gary Sutherland, R OBP: 0.299, SLG: 0.338										4	0	0	0	1	1	4											
Al Kaline, R OBP: 0.332, SLG: 0.382										5	1	2	0	0	0	3											
Ben Oglivie, L OBP: 0.365, SLG: 0.375										4	0	1	1	0	1	2											
Jim Nettles, L OBP: 0.329, SLG: 0.379										3	0	0	0	1	1	3											
Tom Verzyer, R OBP: 0.429, SLG: 0.333										3	1	1	0	1	1	3											
Aurelio Rodriguez, R OBP: 0.267, SLG: 0.324										4	0	0	0	0	1	3											
Dick Sharon, R OBP: 0.298, SLG: 0.307										3	1	1	2	1	0	1											
Gene Lamont, L OBP: 0.314, SLG: 0.333										2	0	1	0	1	0	0											
<b>Inning Stats</b>	R: 2 E: 1 K: 0 S: 5	H: 3 LOB: 0 BB: 0 P: 5	R: 2 E: 0 K: 0 S: 5	H: 2 LOB: 2 BB: 2 P: 13	R: 0 E: 0 K: 2 S: 7	H: 0 LOB: 1 BB: 1 P: 11	R: 0 E: 0 K: 0 S: 3	H: 1 LOB: 0 BB: 0 P: 3	R: 0 E: 0 K: 1 S: 6	H: 1 LOB: 2 BB: 1 P: 10	R: 0 E: 0 K: 0 S: 5	H: 0 LOB: 0 BB: 0 P: 5	R: 0 E: 0 K: 0 S: 4	H: 1 LOB: 1 BB: 0 P: 4	R: 0 E: 0 K: 1 S: 6	H: 1 LOB: 1 BB: 0 P: 6	1B: 7 2B: 1 3B: 0 HR: 1	SF: 0 SAC: 1 DP: 0 HBP: 0	WP: 0 PB: 0 SB: 1 CS: 2	PA: 41							
<b>PITCHER</b>	IP	WLS	BF	H	R	ER	SO	BB	IBB	HBP	BLK	WP	HR	S	P	ERA	WHIP										
Glenn Abbott, R ERA: 3.17	1.1	L	8	4	4	3	0	1	0	0	0	0	1	7	11	20.25	3.750										
Blue Moon Odom, R ERA: 3.39	2.2		12	2	0	0	2	3	0	0	0	0	0	13	25	0.00	1.875										
Paul Lindblad, L ERA: 1.83	4.0		16	3	0	0	2	1	0	0	0	0	0	19	23	0.00	1.000										
Rollie Fingers, R ERA: 2.38	1.0		3	0	0	0	1	0	0	0	0	0	0	5	5	0.00	0.000										

**Detroit Tigers @ Oakland Athletics**  
 Oakland-Alameda County Coliseum, Oakland, CA  
 Sat Aug 17 1974, 3:33 AM PDT  
 Att: 10,600 - Unknown  
 livebaseballscores.com

AB	33
R	4
H	9
RBI	3
BB	5
SO	5
LOB	21



Batter	1	2	3	4	5	6	7	8	9	AB	R	H	RBI	BB	SO	LOB	BOTTOM										
Bill North, S OBP: 0.346, SLG: 0.344										3	1	0	0	1	2	1											
Bert Campaneris, R OBP: 0.352, SLG: 0.373										4	0	2	1	0	0	1											
Sal Bando, R OBP: 0.370, SLG: 0.446										4	0	1	0	0	0	3											
Reggie Jackson, L OBP: 0.404, SLG: 0.542										2	1	0	0	2	1	2											
Joe Rudi, R OBP: 0.333, SLG: 0.482										4	0	0	0	0	1	4											
Gene Tenace, R OBP: 0.380, SLG: 0.414										4	1	1	2	0	2	0											
Claudell Washington, L OBP: 0.294, SLG: 0.347										4	0	0	0	0	2	0											
Jesus Alou, R OBP: 0.303, SLG: 0.338										4	0	0	0	0	0	0											
Dick Green, R OBP: 0.320, SLG: 0.338										3	0	1	0	0	2	0											
<b>Inning Stats</b>	R: 0 E: 0 K: 1 S: 6	H: 1 LOB: 2 BB: 1 P: 10	R: 0 E: 0 K: 2 S: 7	H: 0 LOB: 0 BB: 0 P: 7	R: 0 E: 0 K: 0 S: 4	H: 1 LOB: 1 BB: 0 P: 4	R: 2 E: 0 K: 0 S: 4	H: 1 LOB: 0 BB: 1 P: 8	R: 1 E: 0 K: 2 S: 8	H: 1 LOB: 1 BB: 1 P: 12	R: 0 E: 0 K: 1 S: 5	H: 0 LOB: 0 BB: 0 P: 5	R: 0 E: 0 K: 2 S: 7	H: 0 LOB: 0 BB: 0 P: 7	R: 0 E: 0 K: 0 S: 4	H: 1 LOB: 1 BB: 0 P: 4	R: 0 E: 0 K: 2 S: 7	H: 0 LOB: 0 BB: 0 P: 7	1B: 4 2B: 0 3B: 0 HR: 1	SF: 0 SAC: 0 DP: 0 HBP: 0	WP: 1 PB: 0 SB: 2 CS: 0	PA: 35					
<b>PITCHER</b>	IP	WLS	BF	H	R	ER	SO	BB	IBB	HBP	BLK	WP	HR	S	P	ERA	WHIP										
Lerrin LaGrow, R ERA: 4.39	4.1		20	4	3	3	4	3	0	0	0	0	1	25	37	6.23	1.615										
John Hillier, L ERA: 2.27	4.2	W	15	1	0	0	6	0	0	0	0	0	0	27	27	0.00	0.214										

**Detroit Tigers @ Oakland Athletics**  
 Oakland-Alameda County Coliseum, Oakland, CA  
 Sat Aug 17 1974, 3:33 AM PDT  
 Att: 10,600 - Unknown  
 livebaseballscores.com

AB	32
R	3
H	5
RBI	3
BB	3
SO	10
LOB	11





Batter	1	2	3	4	5	6	7	8	9	AB	R	H	RBI	BB	SO	LOB	TOP										
Ron LeFlore, R OBP: 0.310, SLG: 0.342										4	0	1	0	0	0	1	<b>Detroit Tigers @ Oakland Athletics</b> <b>Oakland-Alameda County Coliseum, Oakland, CA</b> Sun Aug 18 1974, 3:33 AM PDT Att: 9,327 - Unknown										
Gary Sutherland, R OBP: 0.297, SLG: 0.335										4	0	0	0	0	0	2											
Al Kaline, R OBP: 0.333, SLG: 0.382										3	1	1	0	1	0	0											
Bill Freehan, R OBP: 0.354, SLG: 0.443										4	0	4	0	0	0	0											
Dick Sharon, R OBP: 0.291, SLG: 0.298										3	1	0	0	0	0	4											
Gates Brown, L OBP: 0.287, SLG: 0.308										1	0	0	0	0	0	2											
Marvin Lane, R OBP: 0.321, SLG: 0.328										0	0	0	0	0	0	0											
Aurelio Rodriguez, R OBP: 0.265, SLG: 0.321										4	1	0	1	0	0	2											
Ben Oglivie, L OBP: 0.368, SLG: 0.374										3	0	1	0	1	1	1											
Ed Brinkman, R OBP: 0.265, SLG: 0.332										4	0	0	0	0	1	2											
John Wockenfuss, R OBP: 0.300, SLG: 0.333										3	0	1	0	0	1	0											
<b>Inning Stats</b>	R: 0 E: 0 K: 0 S: 3	H: 1 LOB: 0 BB: 0 P: 3	R: 0 E: 0 K: 0 S: 4	H: 1 LOB: 1 BB: 0 P: 4	R: 0 E: 0 K: 0 S: 4	H: 1 LOB: 2 BB: 0 P: 4	R: 1 E: 0 K: 0 S: 6	H: 3 LOB: 2 BB: 0 P: 6	R: 0 E: 0 K: 0 S: 3	H: 0 LOB: 0 BB: 0 P: 3	R: 2 E: 1 K: 0 S: 4	H: 1 LOB: 0 BB: 1 P: 8	R: 0 E: 0 K: 0 S: 7	H: 0 LOB: 0 BB: 0 P: 7	R: 0 E: 0 K: 0 S: 3	H: 1 LOB: 0 BB: 1 P: 7	R: 0 E: 0 K: 1 S: 5	H: 0 LOB: 0 BB: 0 P: 5	1B: 6 2B: 2 3B: 0 HR: 0	SF: 0 SAC: 0 DP: 2 HBP: 0	WP: 0 PB: 1 SB: 0 CS: 1	PA: 36					
<b>PITCHER</b>	IP	WLS	BF	H	R	ER	SO	BB	IBB	HBP	BLK	WP	HR	S	P	ERA	WHIP										
Ken Holtzman, L ERA: 3.53	5.2	W	24	7	3	1	0	0	0	0	0	0	0	24	24	1.59	1.235										
Darold Knowles, L ERA: 4.1	0.0		1	0	0	0	0	1	0	0	0	0	0	0	4	∞	∞										
Blue Moon Odom, R ERA: 3.31	1.2		6	1	0	0	2	1	0	0	0	0	0	9	13	0.00	1.200										
Rollie Fingers, R ERA: 2.36	0.2	S	1	0	0	0	0	0	0	0	0	0	0	1	1	0.00	0.000										
Dave Hamilton, L ERA: 3.44	1.0		3	0	0	0	1	0	0	0	0	0	0	5	5	0.00	0.000										

Batter	1	2	3	4	5	6	7	8	9	AB	R	H	RBI	BB	SO	LOB	BOTTOM										
Bill North, S OBP: 0.347, SLG: 0.343										1	0	0	0	1	0	0	<b>Detroit Tigers @ Oakland Athletics</b> <b>Oakland-Alameda County Coliseum, Oakland, CA</b> Sun Aug 18 1974, 3:33 AM PDT Att: 9,327 - Unknown										
Angel Mangual, R OBP: 0.263, SLG: 0.378										3	0	1	0	0	0	3											
Ted Kubiak, S OBP: 0.281, SLG: 0.236										0	0	0	0	0	0	0											
Bert Campaneris, R OBP: 0.355, SLG: 0.373										2	0	1	0	1	1	1											
Herb Washington, R (5, FR)										0	1	0	0	0	0	0											
Dal Maxvill, R OBP: 0.271, SLG: 0.177										1	0	0	0	0	0	1											
Pat Bourque, L OBP: 0.327, SLG: 0.302										1	1	1	2	0	0	0											
Sal Bando, R OBP: 0.368, SLG: 0.445										5	3	1	0	0	0	2											
Dave Hamilton, L OBP: 0.408, SLG: 0.555										0	0	0	0	0	0	0											
Reggie Jackson, L OBP: 0.408, SLG: 0.555										4	2	3	4	1	0	0											
Joe Rudi, R OBP: 0.336, SLG: 0.481										3	1	1	2	1	0	1											
Jesus Alou, R OBP: 0.301, SLG: 0.336										4	0	1	1	0	0	3											
Phil Garner, R OBP: 0.118, SLG: 0.063										1	2	1	0	0	0	0											
Gene Tenace, R OBP: 0.381, SLG: 0.422										5	2	2	3	0	1	4											
Dick Green, R OBP: 0.314, SLG: 0.332										4	0	0	0	0	0	3											
Larry Haney, R OBP: 0.182, SLG: 0.224										3	0	0	0	0	0	3											
Claudell Washington, L OBP: 0.299, SLG: 0.347										0	1	0	0	1	0	0											
<b>Inning Stats</b>	R: 2 E: 0 K: 0 S: 5	H: 2 LOB: 1 BB: 1 P: 9	R: 0 E: 0 K: 0 S: 3	H: 0 LOB: 0 BB: 0 P: 3	R: 0 E: 0 K: 1 S: 4	H: 0 LOB: 0 BB: 1 P: 8	R: 0 E: 1 K: 1 S: 8	H: 2 LOB: 3 BB: 0 P: 8	R: 2 E: 0 K: 0 S: 5	H: 2 LOB: 2 BB: 1 P: 10	R: 0 E: 0 K: 0 S: 4	H: 1 LOB: 1 BB: 0 P: 4	R: 0 E: 0 K: 0 S: 3	H: 0 LOB: 0 BB: 0 P: 3	R: 9 E: 2 K: 0 S: 10	H: 5 LOB: 1 BB: 2 P: 18	1B: 8 2B: 2 3B: 0 HR: 2	SF: 0 SAC: 1 DP: 0 HBP: 1	WP: 0 PB: 0 SB: 1 CS: 1	PA: 44							
<b>PITCHER</b>	IP	WLS	BF	H	R	ER	SO	BB	IBB	HBP	BLK	WP	HR	S	P	ERA	WHIP										
Joe Coleman, R ERA: 4.16	7.2	L	42	11	12	5	2	3	2	1	0	0	1	40	61	5.87	1.826										
Jim Ray, R ERA: 4.81	0.1		2	1	1	0	0	0	0	0	0	0	1	2	2	0.00	3.000										






Batter	1	2	3	4	5	6	7	8	9	AB	R	H	RBI	BB	SO	LOB	TOP			
Ron LeFlore, R OBP: 0.308, SLG: 0.337 (1, 8)	6-3			S 6-3 1B		K		6-3		4	0	1	0	0	1	2				
Gary Sutherland, R OBP: 0.294, SLG: 0.332 (1, 4)	P6			6-3 1-2		FC4-6 1-2		F7		4	0	0	0	0	0	3				
Al Kaline, R OBP: 0.330, SLG: 0.378 (1, 10)	L9			K 2-3		L9		L6-3		4	0	0	0	0	1	2				
Bill Freehan, R OBP: 0.353, SLG: 0.441 (1, 3)		F3		F9		6-3		2B 1B		4	0	1	0	0	0	1				
Dick Sharon, R OBP: 0.298, SLG: 0.299 (1, 9)		K				1B		K 6-3 BB		3	0	1	0	1	2	1				
Aurelio Rodriguez, R OBP: 0.265, SLG: 0.323 (1, 5)		F9				K		6-3 1-2		4	0	1	0	0	1	2				
Marvin Lane, R OBP: 0.305, SLG: 0.310 (1, 7)				K		F9		6-3 1-2		4	0	0	0	0	3	4				
Ed Brinkman, R OBP: 0.265, SLG: 0.334 (1, 6)				K		F9		6-3 2B		3	0	1	0	0	1	1				
John Wockenfuss, R OBP: 0.308, SLG: 0.333 (1, 2)				P4				6-3 1B		3	0	1	0	0	0	1				
<b>Inning Stats</b>	R: 0 E: 0 K: 0 S: 3	H: 0 LOB: 0 BB: 0 P: 3	R: 0 E: 0 K: 1 S: 5	H: 0 LOB: 0 BB: 0 P: 5	R: 0 E: 0 K: 2 S: 7	H: 0 LOB: 0 BB: 0 P: 7	R: 0 E: 0 K: 1 S: 6	H: 1 LOB: 1 BB: 0 P: 6	R: 0 E: 0 K: 1 S: 6	H: 1 LOB: 1 BB: 0 P: 6	R: 0 E: 0 K: 1 S: 5	H: 0 LOB: 0 BB: 1 P: 9	R: 0 E: 0 K: 0 S: 4	H: 1 LOB: 1 BB: 0 P: 4	R: 0 E: 0 K: 2 S: 9	H: 2 LOB: 2 BB: 0 P: 9	1B: 4 2B: 2 3B: 0 HR: 0	SF: 0 SAC: 0 DP: 0 HBP: 0	WP: 0 PB: 0 SB: 1 CS: 0	PA: 34
<b>PITCHER</b> Frank Tanana, L ERA: 3.53 (1, 1)	IP: 9.0 WLS: W BF: 34 H: 6 R: 0 ER: 0 SO: 9 BB: 1 IBB: 0 HBP: 0 BLK: 0 WP: 0 HR: 0 S: 51 P: 55 ERA: 0.00 WHIP: 0.778															<b>PITCHER</b>				

Detroit Tigers @ California Angels  
Anaheim Stadium, Anaheim, CA  
Mon Aug 19 1974, 10:05 PM EDT  
Att: 16,694 - Unknown


AB 33  
R 0  
H 6  
RBI 0  
BB 1  
SO 9  
LOB 17



Batter	1	2	3	4	5	6	7	8	9	AB	R	H	RBI	BB	SO	LOB	BOTTOM			
Rudy Meoli, L OBP: 0.321, SLG: 0.315 (1, 5)	6-3		4-3		4-0 BB		CS 1B			3	0	1	0	1	0	0				
Denny Doyle, L OBP: 0.285, SLG: 0.287 (1, 4)	4-3 PB 1B		F9		L6-4 2-3		CS 1-2	K2-3		4	0	1	0	0	1	2				
Bruce Bochte, L OBP: 0.381, SLG: 0.404 (1, 8)	4-3 1-3			4-3		P4		F5		4	0	0	0	0	0	1				
Frank Robinson, R OBP: 0.365, SLG: 0.455 (1, 10)	F7			E BB		6-3		F8		3	0	0	0	1	0	1				
Joe Lahoud, L OBP: 0.390, SLG: 0.504 Mickey Rivers, L (9, PR) OBP: 0.341, SLG: 0.393		P4		E4 1-3 1B		1B BB		PB SF8 SH2-4 1B		3	0	2	0	1	0	0				
Bobby Valentine, R OBP: 0.313, SLG: 0.358 (1, 6)		F8		F3		FC5-4 1B		SH2-4		3	0	1	0	0	0	2				
Leroy Stanton, R OBP: 0.336, SLG: 0.432 (1, 9)				6-3		FC5-4 1-2		PB IBB		2	0	0	0	1	0	4				
John Doherty, L OBP: 0.273, SLG: 0.355 Bob Oliver, R (9, PH) OBP: 0.275, SLG: 0.341		F9				L6-4 SH1-4 1B		F9		3	0	1	0	0	0	1				
Tom Egan, R OBP: 0.186, SLG: 0.054 Winston Lienas, R (9, PH) OBP: 0.303, SLG: 0.371				K		SH1-4 1-2		5-3		2	0	0	0	0	1	0				
<b>Inning Stats</b>	R: 0 E: 0 K: 0 S: 4	H: 1 LOB: 1 BB: 0 P: 4	R: 0 E: 0 K: 0 S: 3	H: 0 LOB: 0 BB: 0 P: 4	R: 0 E: 0 K: 1 S: 5	H: 0 LOB: 0 BB: 0 P: 5	R: 0 E: 0 K: 0 S: 4	H: 1 LOB: 2 BB: 1 P: 8	R: 0 E: 0 K: 0 S: 4	H: 1 LOB: 2 BB: 1 P: 8	R: 0 E: 0 K: 0 S: 3	H: 1 LOB: 0 BB: 0 P: 3	R: 0 E: 0 K: 1 S: 5	H: 0 LOB: 0 BB: 0 P: 5	R: 1 E: 0 K: 0 S: 3	H: 1 LOB: 2 BB: 2 P: 11	1B: 6 2B: 1 3B: 0 HR: 0	SF: 1 SAC: 2 DP: 1 HBP: 1	WP: 0 PB: 2 SB: 0 CS: 1	PA: 37
<b>PITCHER</b> Fred Holdsworth, R ERA: 5.93 John Hiller, L ERA: 2.29 (9, 1)	IP: 8.1 WLS: L BF: 33 H: 6 R: 1 ER: 1 SO: 2 BB: 3 IBB: 1 HBP: 0 BLK: 0 WP: 0 HR: 0 S: 33 P: 46 ERA: 1.08 WHIP: 1.080															<b>PITCHER</b>				

Detroit Tigers @ California Angels  
Anaheim Stadium, Anaheim, CA  
Mon Aug 19 1974, 10:05 PM EDT  
Att: 16,694 - Unknown

AB 27  
R 1  
H 6  
RBI 1  
BB 5  
SO 2  
LOB 11





Batter	1	2	3	4	5	6	7	8	9	10	11	AB	R	H	RBI	BB	SO	LOB	TOP								
Ron LeFlore, R OBP: 0.302, SLG: 0.322 (1, 8)	4-0 BB S		0-3 K		0-3 K			0-3 K			0-3 K	4	0	0	0	1	4	0									
Gary Sutherland, R OBP: 0.293, SLG: 0.331 (1, 4)	0-0 F7 1-2		0-0 F3		0-0 1B			0-3 K			0-0 P6	5	0	1	0	0	1	1									
Ben Ogilvie, L OBP: 0.364, SLG: 0.369 (1, 3)	0-0 6-3		0-0 G3		0-0 G3			0-3 K			0-0 S 1B	5	1	1	0	0	1	2									
Bill Freehan, R OBP: 0.356, SLG: 0.440 (1, 10)	4-0 BB BB			4-0 BB BB		0-3 K		0-3 K		0-3 K	0-0 1B	3	0	1	1	2	2	0									
Jim Nettles, L OBP: 0.309, SLG: 0.352 (1, 9)	0-3 K		0-0 F9		0-3 K		0-3 K	0-3 K		0-3 K	0-0 F7	5	0	0	0	0	3	4									
Aurelio Rodriguez, R OBP: 0.265, SLG: 0.321 (1, 5)		0-3 K		4-0 1-2 BB		0-3 K		0-3 K		0-0 6-3		3	0	0	0	1	2	0									
Tom Verzer, R OBP: 0.389, SLG: 0.313 (1, 6)		0-0 S 1B		0-3 K		0-3 K		0-3 K		0-0 F7		4	0	1	0	0	2	2									
Dick Sharon, R OBP: 0.296, SLG: 0.291 (1, 7)		0-3 K		0-3 K		4-0 CS BB		0-3 K		0-3 K		3	0	0	0	1	3	3									
Gene Lamont, L OBP: 0.297, SLG: 0.313 (1, 2)	0-0 F8		0-0 F9		0-0 F9		0-0 4-3 1-2			0-3 K		4	0	0	0	0	1	2									
<b>Inning Stats</b>	R: 0 E: 0 K: 1 S: 5	H: 0 LOB: 2 BB: 2 P: 13	R: 0 E: 0 K: 2 S: 8	H: 1 LOB: 1 BB: 0 P: 8	R: 0 E: 0 K: 1 S: 5	H: 0 LOB: 0 BB: 0 P: 5	R: 0 E: 0 K: 2 S: 7	H: 0 LOB: 2 BB: 2 P: 15	R: 0 E: 0 K: 1 S: 6	H: 1 LOB: 1 BB: 0 P: 6	R: 0 E: 0 K: 3 S: 9	H: 0 LOB: 0 BB: 0 P: 9	R: 0 E: 0 K: 1 S: 4	H: 0 LOB: 0 BB: 1 P: 8	R: 0 E: 0 K: 3 S: 9	H: 0 LOB: 0 BB: 0 P: 9	R: 0 E: 0 K: 2 S: 7	H: 0 LOB: 0 BB: 0 P: 7	R: 0 E: 0 K: 2 S: 7	H: 0 LOB: 0 BB: 0 P: 7	R: 1 E: 0 K: 1 S: 7	H: 2 LOB: 1 BB: 0 P: 7	1B: 4 2B: 0 3B: 0 HR: 0	SF: 0 SAC: 0 DP: 0 HBP: 0	WP: 0 PB: 0 SB: 3 CS: 1	PA: 41	
<b>PITCHER</b> Nolan Ryan, R ERA: 3.15 (1, 1)	IP 11.0	WLS L	BF 41	H 4	R 1	ER 1	SO 19	BB 5	IBB 0	HBP 0	BLK 0	WP 0	HR 0	S 74	P 94	ERA 0.82	WHIP 0.818										

Detroit Tigers @ California Angels  
Anaheim Stadium, Anaheim, CA  
Tue Aug 20 1974, 10:05 PM EDT  
Att: 12,433 - Unknown


AB	36
R	1
H	4
RBI	1
BB	5
SO	19
LOB	14



Batter	1	2	3	4	5	6	7	8	9	10	11	AB	R	H	RBI	BB	SO	LOB	BOTTOM								
Bob Heise, R OBP: 0.286, SLG: 0.357 (1, 4)	0-0 FC1-5 2B		0-0 FC6-4 1B		0-0 P5			0-0 F8			0-0 SH3-4 1B	5	0	3	0	0	0	1									
Dave Chalk, R OBP: 0.316, SLG: 0.330 (1, 6)	0-0 FC1-5		0-0 FC6-4		0-0 F7			0-0 CS SH1-4 1B		0-0 SH3-4	4	0	1	0	0	0	2										
Mickey Rivers, L OBP: 0.341, SLG: 0.393 (9, PR)	0-0 CS		0-0 FC6-4 1-2f		0-0 F7			0-0 SH1-4 1B		0-0 SH3-4	0	0	0	0	0	0	0	0									
Rudy Meoli, L OBP: 0.321, SLG: 0.315 (10, 5)	2-3 CS		0-0 FC6-4 1-2f		0-0 F7			0-0 SH1-4 1B		0-0 SH3-4	0	0	0	0	0	0	0	0									
Bobby Valentine, R OBP: 0.312, SLG: 0.356 (1, 5) (10, 6)	0-0 F8		0-0 FC6-4 1-2f		0-0 FC6-4		0-0 G6-4-3 1B		0-0 SH1-4		0-0 5-3	4	0	1	0	0	0	3									
Frank Robinson, R OBP: 0.370, SLG: 0.457 (1, 10)	0-0 CS	0-0 1B		0-0 G6-4-3 1B		0-0 G6-4-3 1B		0-0 CS IBB		4-0 CS IBB	3	0	2	0	2	0	1										
Bob Oliver, R OBP: 0.271, SLG: 0.335 (1, 3)		0-0 F7		0-0 G6-4-3 1-2f		0-0 G6-4-3 1B		0-3 K		0-0 P3	5	0	0	0	0	1	6										
Leroy Stanton, R OBP: 0.335, SLG: 0.429 (1, 9)		0-3 K		0-0 F8		0-0 F8		0-0 F8		0-0 F9 SH3-4 1B	4	0	1	0	0	1	1										
Doug Howard, R OBP: 0.412, SLG: 0.333 (1, 8)		0-0 1B		0-0 FC5-4 1B		0-0 F8		0-0 F8		0-0 SH3-4	3	0	2	0	0	0	0										
Bruce Bochte, L OBP: 0.367, SLG: 0.388 (1, 7)		0-0 4-3		0-0 FC5-4 1-2f		0-0 4-3		0-0 4-3		0-0 F9	4	0	0	0	0	0	4										
Tom Egan, R OBP: 0.174, SLG: 0.050 (1, 2)			0-3 K		0-3 K		0-0 F9		0-0 F9		0-0 F3	3	0	0	0	0	2	1									
Elie Rodriguez, R OBP: 0.370, SLG: 0.344 (10, PH) (11, 2)			0-3 K		0-3 K		0-0 F9		0-0 F9		0-0 F3	1	0	0	0	0	0	1									
<b>Inning Stats</b>	R: 0 E: 0 K: 0 S: 3	H: 1 LOB: 0 BB: 0 P: 3	R: 0 E: 0 K: 1 S: 7	H: 2 LOB: 2 BB: 0 P: 7	R: 0 E: 0 K: 1 S: 6	H: 1 LOB: 1 BB: 0 P: 6	R: 0 E: 0 K: 0 S: 3	H: 1 LOB: 0 BB: 0 P: 3	R: 0 E: 0 K: 1 S: 6	H: 1 LOB: 1 BB: 0 P: 6	R: 0 E: 0 K: 0 S: 3	H: 0 LOB: 0 BB: 0 P: 5	R: 0 E: 0 K: 0 S: 3	H: 0 LOB: 0 BB: 1 P: 3	R: 0 E: 0 K: 0 S: 3	H: 1 LOB: 2 BB: 1 P: 7	R: 0 E: 0 K: 0 S: 4	H: 1 LOB: 1 BB: 0 P: 4	R: 0 E: 0 K: 0 S: 4	H: 1 LOB: 1 BB: 1 P: 8	1B: 9 2B: 1 3B: 0 HR: 0	SF: 0 SAC: 3 DP: 2 HBP: 0	WP: 0 PB: 0 SB: 0 CS: 3	PA: 42			
<b>PITCHER</b> Mickey Lolich, L ERA: 3.56 (1, 1)	IP 11.0	WLS W	BF 41	H 10	R 0	ER 0	SO 4	BB 0	IBB 2	HBP 0	BLK 0	WP 0	HR 0	S 47	P 55	ERA 0.00	WHIP 0.909										

Detroit Tigers @ California Angels  
Anaheim Stadium, Anaheim, CA  
Tue Aug 20 1974, 10:05 PM EDT  
Att: 12,433 - Unknown

AB	36
R	0
H	10
RBI	0
BB	2
SO	4
LOB	20






Batter	1	2	3	4	5	6	7	8	9	AB	R	H	RBI	BB	SO	LOB	TOP					
Ron LeFlore, R OBP: 0.300, SLG: 0.319	0-0 4-3 1B		0-0 4-3		0-0 5-3		0-0 FC5-4			4	0	1	0	0	0	2						
Gary Sutherland, R OBP: 0.293, SLG: 0.328	0-0 4-3		4-0 BB		0-0 6-3			0-0 6-3		3	0	0	0	1	0	1						
Al Kaline, R OBP: 0.330, SLG: 0.375	4-0 BB		0-0 L3			0-0 L7		0-0 L9		3	0	0	0	1	0	1						
Bill Freehan, R OBP: 0.355, SLG: 0.436	0-0 G6-4-3			0-0 5-3		0-0 5-3		4-0 BB		3	0	0	0	1	0	2						
Tom Verzyer, R OBP: 0.318, SLG: 0.250		0-0 5-3		0-0 E6 1B		0-0 F7		0-0 5-3		4	0	0	0	0	0	1						
Dick Sharon, R OBP: 0.295, SLG: 0.289		0-3 K		0-3 K			0-0 1B		0-0 F2	4	0	1	0	0	2	1						
Marvin Lane, R OBP: 0.326, SLG: 0.324		0-0 1B		0-0 1B		4-0 BB		0-3 K		3	0	2	0	1	1	0						
Ed Brinkman, R OBP: 0.263, SLG: 0.331		0-0 F7		0-0 F7		0-0 E5	0-0 FC5-4	0-0 4-3		4	0	0	0	0	0	4						
John Wockenfuss, R OBP: 0.250, SLG: 0.267			0-0 6-3		0-0 5-3		0-0 F5			3	0	0	0	0	0	2						
<b>Inning Stats</b>	R: 0 E: 0 K: 0 S: 3	H: 1 LOB: 1 BB: 0 P: 7	R: 0 E: 0 K: 1 S: 6	H: 1 LOB: 1 BB: 0 P: 6	R: 0 E: 0 K: 0 S: 3	H: 0 LOB: 1 BB: 1 P: 7	R: 0 E: 0 K: 1 S: 7	H: 1 LOB: 2 BB: 0 P: 7	R: 0 E: 0 K: 0 S: 3	H: 0 LOB: 0 BB: 0 P: 3	R: 0 E: 0 K: 0 S: 3	H: 0 LOB: 0 BB: 0 P: 3	R: 0 E: 1 K: 0 S: 4	H: 1 LOB: 2 BB: 1 P: 8	R: 0 E: 0 K: 0 S: 3	H: 0 LOB: 0 BB: 0 P: 7	R: 0 E: 0 K: 1 S: 5	H: 0 LOB: 0 BB: 0 P: 5	1B: 4 2B: 0 3B: 0 HR: 0	SF: 0 SAC: 0 DP: 1 HBP: 0	WP: 0 PB: 0 SB: 1 CS: 0	PA: 35
<b>PITCHER</b> Andy Hassler, L ERA: 2.83	IP: 9.0 WLS: W BF: 35 H: 4 R: 0 ER: 0 SO: 3 BB: 4 IBB: 0 HBP: 0 BLK: 0 WP: 0 HR: 0 S: 37 P: 53 ERA: 0.00 WHIP: 0.889															<b>PITCHER</b>						

Detroit Tigers @ California Angels  
Anaheim Stadium, Anaheim, CA  
Wed Aug 21 1974, 10:05 PM EDT  
Att: 8,419 - Unknown


AB 31  
R 0  
H 4  
RBI 0  
BB 4  
SO 3  
LOB 14



Batter	1	2	3	4	5	6	7	8	9	AB	R	H	RBI	BB	SO	LOB	BOTTOM			
Rudy Meoli, L OBP: 0.300, SLG: 0.293	0-0 1-3		0-0 CS	0-3 K	0-0 F9			0-0 F7		4	0	0	0	0	1	3				
Dave Chalk, R OBP: 0.312, SLG: 0.326	0-0 5-3			0-0 F7		0-0 5-3		0-0 FC6		4	0	0	0	0	0	2				
Bruce Bochte, L OBP: 0.372, SLG: 0.386	0-0 F8			4-0 BB		0-3 K		0-0 1B		3	0	1	1	1	1	0				
Frank Robinson, R OBP: 0.370, SLG: 0.454		0-0 F5		4-0 BB		0-0 6-3				2	0	0	0	1	0	0				
Joe Lahoud, L OBP: 0.386, SLG: 0.498		0-0 F9		0-0 4-3			0-0 F8			3	0	0	0	0	0	2				
Bobby Valentine, R OBP: 0.309, SLG: 0.353		0-0 6-3			0-0 F8		0-0 4-3			3	0	0	0	0	0	0				
Leroy Stanton, R OBP: 0.335, SLG: 0.429										0	0	0	0	0	0	0				
John Doherty, L OBP: 0.268, SLG: 0.348			0-0 F7		0-0 4-3		0-0 F7			3	0	0	0	0	0	0				
Ellie Rodriguez, R OBP: 0.373, SLG: 0.345			0-0 5-3		0-0 3B			4-0 FC6		2	2	1	0	1	0	0				
Denny Doyle, L OBP: 0.280, SLG: 0.297			0-0 CS		0-0 3B			0-0 FC6		3	0	3	1	0	0	0				
<b>Inning Stats</b>	R: 0 E: 0 K: 0 S: 3	H: 0 LOB: 0 BB: 0 P: 3	R: 0 E: 0 K: 0 S: 3	H: 0 LOB: 0 BB: 0 P: 3	R: 0 E: 0 K: 1 S: 5	H: 0 LOB: 2 BB: 2 P: 13	R: 1 E: 0 K: 0 S: 5	H: 2 LOB: 1 BB: 0 P: 5	R: 0 E: 0 K: 1 S: 5	H: 0 LOB: 0 BB: 0 P: 5	R: 0 E: 0 K: 0 S: 3	H: 0 LOB: 0 BB: 0 P: 3	R: 1 E: 0 K: 0 S: 4	H: 2 LOB: 3 BB: 1 P: 8	R: 0 E: 0 K: 0 S: 3	H: 0 LOB: 0 BB: 0 P: 7	1B: 4 2B: 0 3B: 1 HR: 0	SF: 0 SAC: 0 DP: 0 HBP: 0	WP: 0 PB: 0 SB: 0 CS: 1	PA: 31
<b>PITCHER</b> Lerin LaGrow, R ERA: 4.29	IP: 8.0 WLS: L BF: 30 H: 5 R: 2 ER: 2 SO: 2 BB: 3 IBB: 0 HBP: 0 BLK: 0 WP: 0 HR: 0 S: 31 P: 43 ERA: 2.25 WHIP: 1.000															<b>PITCHER</b>				

Detroit Tigers @ California Angels  
Anaheim Stadium, Anaheim, CA  
Wed Aug 21 1974, 10:05 PM EDT  
Att: 8,419 - Unknown


AB 27  
R 2  
H 5  
RBI 2  
BB 3  
SO 2  
LOB 7





Batter	1	2	3	4	5	6	7	8	9	AB	R	H	RBI	BB	SO	LOB	TOP				
<b>Davey Nelson, R</b> OBP: 0.296, SLG: 0.300 (1, 4)	0-0 3-1		0-0 1B SF9 2B	0-0 CS 1B			0-3 K		0-3 K	5	1	2	1	0	2	1					
<b>Cesar Tovar, R</b> OBP: 0.353, SLG: 0.361 (1, 7)	0-0 F3		0-0 1B SF9 2B	0-0 CS 1-2	4-0 1B BB		0-0 F9			3	2	1	0	1	0	0					
<b>Jeff Burroughs, R</b> OBP: 0.361, SLG: 0.522 (1, 9)	0-3 K		0-0 SF9		0-0 4-3		0-3 K			3	0	0	1	0	2	1					
<b>Mike Hargrove, L</b> OBP: 0.315, SLG: 0.458 (1, 3)		0-0 FC6-4 1B	0-0 FC4-6 1B		0-0 2H 1B			4-0 G4-6-3 BB		3	0	3	1	1	0	0					
<b>Jim Spencer, L</b> OBP: 0.347, SLG: 0.439 (1, 10)	0-0 F9		0-0 FC4-6 1B		0-0 P4			0-0 G4-6-3		4	0	1	1	0	0	3					
<b>Lenny Randle, S</b> OBP: 0.335, SLG: 0.369 (1, 5)	0-0 P4		0-0 FC4-6		0-0 F8			0-0 G3		4	0	0	0	0	0	4					
<b>Toby Harrah, R</b> OBP: 0.316, SLG: 0.409 (1, 6)	0-0 FC6-4		0-0 F7			0-0 L6			0-0 5-3	4	0	0	0	0	0	3					
<b>Joe Lovitto, S</b> OBP: 0.267, SLG: 0.277 (1, 8)			4-0 3B BB		0-3 K		0-0 6-3		0-0 CS 1B	3	1	1	0	1	1	0					
<b>Jim Sundberg, R</b> OBP: 0.384, SLG: 0.357 (1, 2)			0-0 2B 3B		0-3 K		0-0 F8		4-0 BB	3	1	1	1	1	1	0					
<b>Inning Stats</b>	R: 0 E: 0 K: 1 S: 5	H: 0 LOB: 0 BB: 0 P: 5	R: 0 E: 0 K: 0 S: 4	H: 1 LOB: 1 BB: 0 P: 4	R: 4 E: 0 K: 0 S: 8	H: 5 LOB: 2 BB: 1 P: 12	R: 0 E: 0 K: 2 S: 7	H: 1 LOB: 0 BB: 0 P: 7	R: 1 E: 0 K: 0 S: 4	H: 1 LOB: 1 BB: 1 P: 8	R: 0 E: 0 K: 2 S: 3	H: 0 LOB: 0 BB: 0 P: 3	R: 0 E: 0 K: 0 S: 2	H: 0 LOB: 0 BB: 1 P: 6	R: 0 E: 0 K: 1 S: 5	H: 1 LOB: 1 BB: 1 P: 9	1B: 7 2B: 1 3B: 1 HR: 0	SF: 1 SAC: 0 DP: 1 HBP: 0	WP: 0 PB: 0 SB: 0 CS: 2	PA: 38	
<b>PITCHER</b>	IP	WLS	BF	H	R	ER	SO	BB	IBB	HBP	BLK	WP	HR	S	P	ERA	WHIP				
<b>Joe Coleman, R</b> ERA: 4.28 (1, 1)	2.1	L	14	6	4	4	1	1	0	0	0	0	0	15	19	15.43	3.000				
<b>Woodie Fryman, L</b> ERA: 4.47 (3, 1)	3.2		13	2	1	1	2	1	0	0	0	0	0	16	20	2.46	0.818				
<b>Dave Lemanczyk, R</b> ERA: 3.57 (7, 1)	3.0		10	1	0	0	3	2	0	0	0	0	0	14	22	0.00	1.000				


**Texas Rangers @ Detroit Tigers**  
Tiger Stadium, Detroit, MI  
Fri Aug 23 1974, 7:05 PM EDT  
Att: 20,020 - Unknown



AB	32
R	5
H	9
RBI	5
BB	4
SO	6
LOB	12

Batter	1	2	3	4	5	6	7	8	9	AB	R	H	RBI	BB	SO	LOB	BOTTOM				
<b>Ron LeFlore, R</b> OBP: 0.288, SLG: 0.305 (1, 8)	0-0 L9		0-0 4-3			0-0 6-3		0-3 K		4	0	0	0	0	1	1					
<b>Gary Sutherland, R</b> OBP: 0.291, SLG: 0.326 (1, 4)	0-0 5-3		0-0 6-3			0-0 F8		0-3 K		4	0	0	0	0	1	1					
<b>Al Kaline, R</b> OBP: 0.329, SLG: 0.376 (1, 10)	0-0 L7			0-0 L8			0-0 HR 2B	0-3 K		4	1	1	0	0	1	1					
<b>Ben Oglivie, L</b> OBP: 0.361, SLG: 0.366 (1, 7)		0-0 E 1B		0-3 K		0-0 F9		0-0 4-3		4	0	1	0	0	1	1					
<b>Bill Freehan, R</b> OBP: 0.351, SLG: 0.431 (1, 3)		0-0 P6		0-0 F7		0-0 F2		0-0 L5		4	0	0	0	0	0	2					
<b>Jim Nettles, L</b> OBP: 0.306, SLG: 0.387 (1, 9)		0-0 F8			0-0 F3		0-0 HR	0-0 P6		4	1	1	2	0	0	1					
<b>Aurelio Rodriguez, R</b> OBP: 0.265, SLG: 0.319 (1, 5)		0-0 E5			0-0 6-3		4-0 FC6-4 BB			2	0	0	0	1	0	1					
<b>Ed Brinkman, R</b> OBP: 0.261, SLG: 0.328 (1, 6)		0-0 1-3			0-0 F8		0-0 FC6-4			3	0	0	0	0	0	3					
<b>Gene Lamont, L</b> OBP: 0.289, SLG: 0.304 (1, 2)			0-0 F9			0-0 3-1			0-0 1B	2	0	0	0	0	0	0					
<b>Gates Brown, L</b> OBP: 0.295, SLG: 0.316 (8, PH)										1	0	1	0	0	0	0					
<b>John Knox, L</b> OBP: 0.313, SLG: 0.313 (6, PR)										0	0	0	0	0	0	0					
<b>John Wockenfuss, R</b> OBP: 0.250, SLG: 0.267 (9, 2)										0	0	0	0	0	0	0					
<b>Inning Stats</b>	R: 0 E: 0 K: 0 S: 3	H: 0 LOB: 0 BB: 0 P: 3	R: 0 E: 1 K: 0 S: 5	H: 1 LOB: 2 BB: 0 P: 5	R: 0 E: 0 K: 0 S: 3	H: 0 LOB: 0 BB: 0 P: 3	R: 0 E: 0 K: 1 S: 5	H: 0 LOB: 0 BB: 0 P: 5	R: 0 E: 0 K: 0 S: 3	H: 0 LOB: 0 BB: 0 P: 3	R: 2 E: 0 K: 0 S: 5	H: 2 LOB: 1 BB: 1 P: 9	R: 0 E: 0 K: 3 S: 10	H: 1 LOB: 1 BB: 0 P: 10	R: 0 E: 0 K: 0 S: 3	H: 0 LOB: 0 BB: 0 P: 3	1B: 2 2B: 1 3B: 0 HR: 1	SF: 0 SAC: 0 DP: 0 HBP: 0	WP: 0 PB: 0 SB: 0 CS: 0	PA: 33	
<b>PITCHER</b>	IP	WLS	BF	H	R	ER	SO	BB	IBB	HBP	BLK	WP	HR	S	P	ERA	WHIP				
<b>Steve Hargan, R</b> ERA: 4.28 (1, 1)	9.0	W	33	4	2	2	4	1	0	0	0	0	1	40	44	2.00	0.556				

**Texas Rangers @ Detroit Tigers**  
Tiger Stadium, Detroit, MI  
Fri Aug 23 1974, 7:05 PM EDT  
Att: 20,020 - Unknown



AB	32
R	2
H	4
RBI	2
BB	1
SO	4
LOB	11



Batter	1	2	3	4	5	6	7	8	9	10	AB	R	H	RBI	BB	SO	LOB	TOP			
Davey Nelson, R OBP: 0.300, SLG: 0.305 (1.4)	K		1B BB	SH3-4			CS 1B		1B		4	1	3	1	0	1	0	<b>Texas Rangers @ Detroit Tigers</b> Tiger Stadium, Detroit, MI Sat Aug 24 1974, 3:33 AM EDT Att: 22,218 - Unknown			
Cesar Tovar, R OBP: 0.354, SLG: 0.361 (1.7)	S 1B		BB BB	6-3			F2		P4		5	1	2	0	0	0	3				
Jeff Burroughs, R OBP: 0.361, SLG: 0.520 (1.9)	F9		BB BB				6-3			SH3-4 1B	4	1	1	0	1	1	2				
Tom Grieve, R OBP: 0.316, SLG: 0.439 (1.10)	1B		K				K			SH3-4	4	0	1	1	0	3	3				
Lenny Randle, S OBP: 0.338, SLG: 0.370 (1.5)	F7		BB BB	6-3			CS 1B			E 1B 1B	4	1	2	2	1	0	1				
Jim Fregosi, R OBP: 0.330, SLG: 0.447 (1.3)			P6	G6-4-3			K			E5 1B	5	0	1	0	0	1	4				
Alex Johnson, R OBP: 0.339, SLG: 0.363 (10, PR)			G6-4-3				K			1B	0	0	0	0	0	0	0				
Jim Spencer, L OBP: 0.347, SLG: 0.439 (10, 3)			1-2				5-3			1B	0	0	0	0	0	0	0				
Toby Harrah, R OBP: 0.319, SLG: 0.416 (1.6)	P3			E 5-3 SH3-4 BB			K			HR	4	2	2	2	1	1	0				
Joe Lovitto, S OBP: 0.266, SLG: 0.280 (1.8)				5-3			6-3			5-3	5	0	1	0	0	1	3				
Jim Sundberg, R OBP: 0.379, SLG: 0.351 (1.2)	K			E8 SH3-4			K			F3	5	0	0	0	0	2	4				
<b>Inning Stats</b>	R: 1 E: 0 K: 1 S: 7	H: 2 LOB: 1 BB: 0 P: 7	R: 0 E: 0 K: 1 S: 6	H: 1 LOB: 1 BB: 0 P: 6	R: 1 E: 0 K: 1 S: 6	H: 2 LOB: 2 BB: 2 P: 14	R: 1 E: 1 K: 0 S: 4	H: 0 LOB: 1 BB: 1 P: 8	R: 0 E: 0 K: 2 S: 7	H: 0 LOB: 0 BB: 0 P: 7	R: 0 E: 0 K: 1 S: 6	H: 1 LOB: 1 BB: 0 P: 6	R: 0 E: 0 K: 1 S: 5	H: 1 LOB: 0 BB: 0 P: 5	R: 1 E: 0 K: 0 S: 5	H: 2 LOB: 1 BB: 0 P: 5	R: 2 E: 1 K: 1 S: 9	H: 4 LOB: 2 BB: 0 P: 9	1B: 11 2B: 1 3B: 0 HR: 1	SF: 0 SAC: 2 DP: 1 HBP: 0	WP: 0 PA: 45
<b>PITCHER</b> Mickey Lolich, L ERA: 3.56 (1.1)	IP 10.0	WLS L	BF 45	H 13	R 6	ER 4	SO 10	BB 3	IBB 0	HBP 0	BLK 0	WP 0	HR 1	S 62	P 74	ERA 3.60	WHIP 1.600				

Batter	1	2	3	4	5	6	7	8	9	10	AB	R	H	RBI	BB	SO	LOB	BOTTOM					
Ron LeFlore, R OBP: 0.284, SLG: 0.300 (1.8)	F8		2H 1B				F8		K		5	0	1	1	0	2	2	<b>Texas Rangers @ Detroit Tigers</b> Tiger Stadium, Detroit, MI Sat Aug 24 1974, 3:33 AM EDT Att: 22,218 - Unknown					
John Knox, L OBP: 0.319, SLG: 0.309 (1.4)	4-3		4-3				S BB		4-3		4	0	1	1	1	0	1						
Al Kaline, R OBP: 0.328, SLG: 0.373 (1.10)	L7			K	L8		IBB		L7		4	0	0	0	1	1	2						
Ben Oglivie, L OBP: 0.362, SLG: 0.373 (1.3)		K		4-3			SH1-4 E 1B		3-1		5	1	2	0	0	1	2						
Jim Nettles, L OBP: 0.292, SLG: 0.367 (1.9)		K		F8			SH1-4		4-3		4	0	0	0	0	2	1						
Tom Verzer, R OBP: 0.333, SLG: 0.360 (1.6)		5-3			6-3		E7 FC6-2 2B		6-3		5	0	2	1	0	0	1						
Aurelio Rodriguez, R OBP: 0.267, SLG: 0.321 (1.5)			1B 2B		BB BB		FC6-2		F9		4	2	1	0	1	0	3						
Marvin Lane, R OBP: 0.333, SLG: 0.316 (1.7)			K		BB BB		6-3				2	1	0	0	2	1	2						
Gene Lamont, L OBP: 0.288, SLG: 0.301 (1.2)			K		1B BB		3-1		1-3		4	0	1	1	0	1	3						
<b>Inning Stats</b>	R: 0 E: 0 K: 0 S: 3	H: 0 LOB: 0 BB: 0 P: 3	R: 0 E: 0 K: 2 S: 7	H: 0 LOB: 0 BB: 0 P: 7	R: 1 E: 0 K: 2 S: 9	H: 2 LOB: 1 BB: 9	R: 0 E: 0 K: 1 S: 5	H: 0 LOB: 0 BB: 0 P: 5	R: 2 E: 1 K: 1 S: 7	H: 2 LOB: 2 BB: 2 P: 15	R: 1 E: 0 K: 0 S: 5	H: 2 LOB: 1 BB: 0 P: 5	R: 0 E: 0 K: 0 S: 3	H: 0 LOB: 2 BB: 2 P: 11	R: 0 E: 0 K: 0 S: 4	H: 1 LOB: 2 BB: 1 P: 8	R: 0 E: 0 K: 1 S: 5		H: 0 LOB: 0 BB: 0 P: 5	R: 0 E: 0 K: 1 S: 6	H: 1 LOB: 1 BB: 0 P: 6	1B: 4 2B: 4 3B: 0 HR: 0	SF: 0 SAC: 1 DP: 0 HBP: 0
<b>PITCHER</b> Jackie Brown, R ERA: 3.75 (1.1)	IP 6.2	WLS L	BF 30	H 6	R 4	ER 4	SO 6	BB 3	IBB 0	HBP 0	BLK 0	WP 0	HR 0	S 38	P 54	ERA 5.40	WHIP 1.350						
Jim Merritt, L ERA: 6.43 (7.1)	1.1	6	1	0	0	0	0	0	0	0	0	0	0	5	9	0.00	0.750						
Steve Foucault, R ERA: 2.15 (9.1)	2.0	W	7	1	0	0	2	0	0	0	0	0	0	11	11	0.00	0.500						



Batter	1	2	3	4	5	6	7	8	9	AB	R	H	RBI	BB	SO	LOB	TOP								
Davey Nelson, R OBP: 0.302, SLG: 0.306 (1, 4)										5	1	2	0	0	0	2									
Cesar Tovar, R OBP: 0.352, SLG: 0.358 (1, 7)										4	1	0	0	1	0	4									
Jeff Burroughs, R OBP: 0.361, SLG: 0.516 (1, 9)										3	0	0	0	2	1	2									
Mike Hargrove, L OBP: 0.315, SLG: 0.466 (1, 3)										5	2	2	2	0	1	4									
Jim Spencer, L OBP: 0.343, SLG: 0.433 (1, 10)										4	0	0	1	0	0	2									
Lenny Randle, S OBP: 0.342, SLG: 0.374 (1, 5)										4	1	3	1	0	0	0									
Toby Harrah, R OBP: 0.318, SLG: 0.417 (1, 6)										4	0	1	1	0	2	2									
Joe Lovitto, S OBP: 0.265, SLG: 0.280 (1, 8)										4	0	1	0	0	0	1									
Jim Sundberg, R OBP: 0.374, SLG: 0.346 (1, 2)										4	0	0	0	0	2	1									
<b>Inning Stats</b>	R: 1 E: 0 K: 0 S: 4	H: 1 LOB: 1 BB: 1 P: 8	R: 0 E: 0 K: 1 S: 5	H: 0 LOB: 0 BB: 0 P: 5	R: 0 E: 0 K: 2 S: 8	H: 1 LOB: 1 BB: 0 P: 8	R: 0 E: 0 K: 0 S: 4	H: 1 LOB: 0 BB: 0 P: 4	R: 0 E: 0 K: 1 S: 5	H: 0 LOB: 0 BB: 0 P: 5	R: 3 E: 0 K: 0 S: 6	H: 3 LOB: 1 BB: 1 P: 10	R: 0 E: 0 K: 0 S: 3	H: 0 LOB: 0 BB: 0 P: 3	R: 1 E: 0 K: 1 S: 7	H: 2 LOB: 1 BB: 0 P: 7	R: 0 E: 1 K: 1 S: 7	H: 1 LOB: 3 BB: 1 P: 11	1B: 7 2B: 1 3B: 0 HR: 1	SF: 0 SAC: 0 DP: 0 HBP: 0	WP: 1 PB: 0 SB: 0 CS: 0	PA: 40			
<b>PITCHER</b>	IP	WLS	BF	H	R	ER	SO	BB	IBB	HBP	BLK	WP	HR	S	P	ERA	WHIP								
Fred Holdsworth, R ERA: 6.05 (1, 1)	5.2		25	6	4	4	4	2	0	0	0	1	0	31	39	6.35	1.412								
Jim Ray, R ERA: 4.54 (6, 1)	1.2		6	1	1	1	0	0	0	0	0	0	1	6	6	5.40	0.600								
John Hiller, L ERA: 2.23 (8, 1)	1.2	W	9	2	0	0	2	0	1	0	0	0	0	12	16	0.00	1.200								

Texas Rangers @ Detroit Tigers  
Tiger Stadium, Detroit, MI  
Sun Aug 25 1974, 3:33 AM EDT  
Att: 16,256 - Unknown

AB 37  
R 5  
H 9  
RBI 5  
BB 3  
SO 6  
LOB 18



Batter	1	2	3	4	5	6	7	8	9	AB	R	H	RBI	BB	SO	LOB	BOTTOM								
Ron LeFlore, R OBP: 0.289, SLG: 0.324 (1, 8)										5	3	2	0	0	1	1									
Gary Sutherland, R OBP: 0.290, SLG: 0.324 (1, 4)										5	0	1	2	0	0	2									
Al Kaline, R OBP: 0.327, SLG: 0.372 (1, 10)										4	1	1	1	0	0	1									
Ben Oglivie, L OBP: 0.365, SLG: 0.372 (1, 7)										3	0	1	0	1	0	1									
Bill Freehan, R OBP: 0.350, SLG: 0.429 (1, 3)										4	0	1	1	0	1	1									
Jim Nettles, L OBP: 0.290, SLG: 0.361 (1, 9)										4	0	1	0	0	1	2									
Aurelio Rodriguez, R OBP: 0.266, SLG: 0.322 (1, 5)										4	0	1	0	0	0	1									
Ed Brinkman, R OBP: 0.260, SLG: 0.327 (7, PH)										2	0	0	0	0	1	0									
Gates Brown, L OBP: 0.292, SLG: 0.313 (8, PH)										1	0	0	0	0	0	1									
Tom Verzyer, R OBP: 0.321, SLG: 0.346 (8, 6)										1	0	0	0	0	0	0									
John Wockenfuss, R OBP: 0.278, SLG: 0.250 (1, 2)										1	1	0	0	1	0	0									
John Knox, L OBP: 0.292, SLG: 0.319 (8, PH)										1	0	1	0	0	0	0									
Gene Lamont, L OBP: 0.296, SLG: 0.351 (9, 2)										1	1	1	1	0	0	0									
<b>Inning Stats</b>	R: 0 E: 0 K: 0 S: 4	H: 1 LOB: 1 BB: 0 P: 4	R: 0 E: 0 K: 0 S: 3	H: 0 LOB: 0 BB: 0 P: 3	R: 0 E: 0 K: 1 S: 5	H: 0 LOB: 0 BB: 0 P: 5	R: 0 E: 0 K: 0 S: 3	H: 0 LOB: 1 BB: 1 P: 7	R: 0 E: 0 K: 1 S: 5	H: 1 LOB: 0 BB: 0 P: 5	R: 2 E: 0 K: 0 S: 4	H: 1 LOB: 0 BB: 1 P: 8	R: 0 E: 0 K: 1 S: 6	H: 1 LOB: 1 BB: 0 P: 6	R: 2 E: 2 K: 1 S: 9	H: 3 LOB: 2 BB: 0 P: 9	R: 2 E: 0 K: 0 S: 5	H: 3 LOB: 1 BB: 0 P: 5	1B: 6 2B: 3 3B: 0 HR: 1	SF: 0 SAC: 0 DP: 0 HBP: 0	WP: 0 PB: 0 SB: 0 CS: 1	PA: 38			
<b>PITCHER</b>	IP	WLS	BF	H	R	ER	SO	BB	IBB	HBP	BLK	WP	HR	S	P	ERA	WHIP								
Jim Bibby, R ERA: 4.54 (1, 1)	5.1		20	3	2	2	2	2	0	0	0	0	0	22	30	3.38	0.938								
Steve Foucault, R ERA: 2.25 (6, 1)	3.1	L	18	7	4	2	2	0	0	0	0	0	1	22	22	5.40	2.100								

Texas Rangers @ Detroit Tigers  
Tiger Stadium, Detroit, MI  
Sun Aug 25 1974, 3:33 AM EDT  
Att: 16,256 - Unknown

AB 36  
R 6  
H 10  
RBI 5  
BB 2  
SO 4  
LOB 10





Batter	1	2	3	4	5	6	7	8	9	AB	R	H	RBI	BB	SO	LOB	TOP					
Rudy Meoli, L OBP: 0.282, SLG: 0.265 (1, 5)										4	0	1	1	0	0	1						
Dave Chalk, R OBP: 0.309, SLG: 0.325 (1, 6)										4	0	1	0	0	0	3						
Leroy Stanton, R OBP: 0.335, SLG: 0.436 (1, 9)										4	1	1	1	0	1	1						
Frank Robinson, R OBP: 0.375, SLG: 0.450 (1, 10)										3	0	1	0	1	0	1						
Joe Lahoud, L OBP: 0.391, SLG: 0.486 (1, 7)										4	0	1	0	0	0	2						
Bruce Bochte, L OBP: 0.394, SLG: 0.394 (1, 8)										4	0	1	0	0	0	2						
John Doherty, L OBP: 0.282, SLG: 0.375 (1, 3)										4	1	1	0	0	0	2						
Ellie Rodriguez, R OBP: 0.371, SLG: 0.347 (1, 2)										4	0	3	0	0	0	0						
Denny Doyle, L OBP: 0.288, SLG: 0.297 (1, 4)										3	0	0	0	0	0	3						
Bobby Valentine, R OBP: 0.309, SLG: 0.354 (9, PH)										1	0	0	0	0	0	1						
<b>Inning Stats</b>	R: 0 E: 0 K: 0 S: 4	H: 1 LOB: 1 BB: 0 P: 4	R: 0 E: 0 K: 0 S: 3	H: 1 LOB: 0 BB: 0 P: 3	R: 0 E: 0 K: 0 S: 4	H: 2 LOB: 1 BB: 0 P: 4	R: 0 E: 0 K: 0 S: 4	H: 1 LOB: 1 BB: 0 P: 4	R: 1 E: 0 K: 0 S: 5	H: 2 LOB: 1 BB: 0 P: 5	R: 0 E: 0 K: 1 S: 6	H: 1 LOB: 2 BB: 1 P: 10	R: 0 E: 0 K: 0 S: 3	H: 0 LOB: 0 BB: 0 P: 3	R: 1 E: 0 K: 0 S: 4	H: 1 LOB: 0 BB: 0 P: 4	R: 0 E: 0 K: 0 S: 4	H: 1 LOB: 1 BB: 0 P: 4	1B: 8 2B: 1 3B: 0 HR: 1	SF: 0 SAC: 0 DP: 2 HBP: 0	WP: 0 PB: 0 SB: 0 CS: 0	PA: 36
<b>PITCHER</b> Lerin LaGrow, R ERA: 4.18 (1, 1)	IP: 9.0 WLS: W BF: 36	H: 10 R: 2 ER: 2 SO: 1	BB: 1 IBB: 0 HBP: 0 BLK: 0	WP: 0 HR: 1 S: 37 P: 41	ERA: 2.00 WHIP: 1.222																	

California Angels @ Detroit Tigers  
Tiger Stadium, Detroit, MI  
Mon Aug 26 1974, 7:05 PM EDT  
Att: 12,323 - Unknown

AB 35  
R 2  
H 10  
RBI 2  
BB 1  
SO 1  
LOB 16



Batter	1	2	3	4	5	6	7	8	9	AB	R	H	RBI	BB	SO	LOB	BOTTOM					
Ron LeFlore, R OBP: 0.288, SLG: 0.349 (1, 8)										4	1	1	1	0	2	0						
Gary Sutherland, R OBP: 0.289, SLG: 0.324 (1, 4)										4	1	1	0	0	0	0						
Al Kaline, R OBP: 0.329, SLG: 0.370 (1, 10)										2	0	0	0	2	0	0						
Bill Freehan, R OBP: 0.354, SLG: 0.438 (1, 3)										2	1	1	1	2	0	0						
Marvin Lane, R OBP: 0.351, SLG: 0.321 (1, 7)										2	1	1	1	2	0	0						
Aurelio Rodriguez, R OBP: 0.287, SLG: 0.323 (1, 5)										3	1	1	0	0	1	6						
Dick Sharon, R OBP: 0.293, SLG: 0.288 (1, 9)										4	0	1	0	0	1	4						
Ed Brinkman, R OBP: 0.260, SLG: 0.334 (1, 6)										3	1	1	3	0	0	0						
John Wockenfuss, R OBP: 0.227, SLG: 0.200 (1, 2)										4	0	0	0	0	0	1						
<b>Inning Stats</b>	R: 0 E: 0 K: 0 S: 3	H: 0 LOB: 0 BB: 0 P: 3	R: 3 E: 0 K: 0 S: 6	H: 3 LOB: 0 BB: 0 P: 6	R: 1 E: 0 K: 1 S: 5	H: 1 LOB: 2 BB: 3 P: 17	R: 0 E: 0 K: 1 S: 5	H: 0 LOB: 0 BB: 0 P: 5	R: 1 E: 0 K: 1 S: 6	H: 1 LOB: 3 BB: 3 P: 18	R: 0 E: 0 K: 1 S: 5	H: 0 LOB: 0 BB: 0 P: 5	R: 0 E: 0 K: 0 S: 3	H: 0 LOB: 0 BB: 0 P: 3	R: 1 E: 0 K: 0 S: 5	H: 2 LOB: 1 BB: 0 P: 5	R: 0 E: 0 K: 0 S: 4	H: 1 LOB: 1 BB: 0 P: 4	1B: 4 2B: 0 3B: 0 HR: 3	SF: 1 SAC: 1 DP: 1 HBP: 0	WP: 0 PB: 0 SB: 1 CS: 0	PA: 36
<b>PITCHER</b> Andy Hassler, L ERA: 3.14 (1, 1)	IP: 4.1 WLS: L BF: 21	H: 5 R: 5 ER: 5 SO: 2	BB: 4 IBB: 0 HBP: 0 BLK: 0	WP: 0 HR: 3 S: 21 P: 37	ERA: 10.38 WHIP: 2.077																	
Ed Figueroa, R ERA: 3.71 (5, 1)	IP: 1.2 WLS: L BF: 7	H: 0 R: 0 ER: 0 SO: 2	BB: 2 IBB: 0 HBP: 0 BLK: 0	WP: 0 HR: 0 S: 9 P: 17	ERA: 0.00 WHIP: 1.200																	
Dick Lange, R ERA: 3.8 (7, 1)	IP: 1.0 WLS: L BF: 3	H: 0 R: 0 ER: 0 SO: 0	BB: 0 IBB: 0 HBP: 0 BLK: 0	WP: 0 HR: 0 S: 3 P: 3	ERA: 0.00 WHIP: 0.000																	
Ken Sanders, R ERA: 6.75 (8, 1)	IP: 1.0 WLS: L BF: 5	H: 2 R: 1 ER: 1 SO: 0	BB: 0 IBB: 0 HBP: 0 BLK: 0	WP: 0 HR: 0 S: 5 P: 5	ERA: 9.00 WHIP: 2.000																	

California Angels @ Detroit Tigers  
Tiger Stadium, Detroit, MI  
Mon Aug 26 1974, 7:05 PM EDT  
Att: 12,323 - Unknown

AB 28  
R 6  
H 7  
RBI 6  
BB 6  
SO 4  
LOB 11





Batter	1	2	3	4	5	6	7	8	9	10	11	12	13	AB	R	H	RBI	BB	SO	LOB	TOP	
<b>Bruce Bochte, L</b> OBP: 0.355, SLG: 0.364 <b>Bob Oliver, R</b> OBP: 0.275, SLG: 0.339	6-3		F8		P5	E 1B		F8		4-3			SF7	3	0	0	0	0	0	0		
<b>Dave Chalk, R</b> OBP: 0.306, SLG: 0.322	G3		5-3		5-3	E 1B					P4		G3-6-3	6	0	1	1	1	0	1		
<b>Bobby Valentine, R</b> OBP: 0.310, SLG: 0.351	BB BB		HR 1B		F9	F3		P2			6-3			5	1	1	0	1	0	3		
<b>Frank Robinson, R</b> OBP: 0.374, SLG: 0.454	BB		HR 1B			F7	K			K				5	1	1	2	1	3	0		
<b>Joe Lahoud, L</b> OBP: 0.380, SLG: 0.478	BB K		HR 3-1			BB 1B	BB			F7			K	4	1	0	0	2	2	2		
<b>Leroy Stanton, R</b> OBP: 0.335, SLG: 0.431		K				BB 1B	BB			K			K	4	1	0	0	2	4	0		
<b>John Doherty, L</b> OBP: 0.282, SLG: 0.374 <b>Doug Howard, R</b> OBP: 0.360, SLG: 0.391		P3		3-1		BB 1B	BB	P4		4-3			K	3	1	1	1	0	0	0		
<b>Eliee Rodriguez, R</b> OBP: 0.376, SLG: 0.357						BB 1B	BB	F9		K			SH SF7 2B	5	2	3	0	1	1	2		
<b>Denny Doyle, L</b> OBP: 0.287, SLG: 0.296 <b>Winston Llenas, R</b> OBP: 0.300, SLG: 0.366 <b>Bob Heise, R</b> OBP: 0.306, SLG: 0.343		FC4-6 1B				BB 1B	BB	P4		WP 1B			SH G3-6-3 2B	2	0	0	0	0	1	2		
<b>Inning Stats</b>	R: 0 E: 0 K: 1 S: 5	H: 0 LOB: 2 BB: 2 P: 13	R: 0 E: 0 K: 1 S: 6	H: 1 LOB: 1 BB: 0 P: 6	R: 2 E: 0 K: 0 S: 5	H: 2 LOB: 0 BB: 0 P: 5	R: 0 E: 0 K: 0 S: 8	H: 1 LOB: 1 BB: 0 P: 8	R: 0 E: 0 K: 1 S: 5	H: 0 LOB: 2 BB: 2 P: 13	R: 0 E: 0 K: 0 S: 3	H: 1 LOB: 1 BB: 0 P: 7	R: 0 E: 0 K: 1 S: 5	H: 0 LOB: 0 BB: 0 P: 5	R: 0 E: 0 K: 3 S: 9	H: 0 LOB: 0 BB: 0 P: 9	R: 1 E: 0 K: 0 S: 4	H: 1 LOB: 0 BB: 0 P: 4	1B: 7 2B: 2 3B: 0 HR: 1	SF: 1 SAC: 1 DP: 1 HBP: 0	WP: 1 PB: 0 SB: 0 CS: 0	PA: 56
<b>PITCHER</b>	IP	WLS	BF	H	R	ER	SO	BB	IBB	HBP	BLK	WP	HR	S	P	ERA	WHIP					
<b>Joe Coleman, R</b> ERA: 4.42	5.1		26	5	6	6	4	5	0	0	0	0	1	29	49	10.12	1.875					
<b>John Miller, L</b> ERA: 2.17	7.2	L	30	5	1	1	8	3	0	0	0	1	0	43	55	1.17	1.043					

California Angels @ Detroit Tigers  
Tiger Stadium, Detroit, MI  
Tue Aug 27 1974, 7:05 PM EDT  
Att: 8,479 - Unknown

AB 46  
R 7  
H 10  
RBI 7  
BB 8  
SO 12  
LOB 17



Batter	1	2	3	4	5	6	7	8	9	10	11	12	13	AB	R	H	RBI	BB	SO	LOB	BOTTOM	
<b>Ron LeFlore, R</b> OBP: 0.296, SLG: 0.348	S 2B BB		6-3		CS 1B		4-3		S 1B		5-3		G4-3	6	2	2	1	1	0	2		
<b>Gary Sutherland, R</b> OBP: 0.290, SLG: 0.325	L4-3 1H 4-3 2B		5-3		F7		1B BB		1-3		F7			5	1	1	1	1	0	2		
<b>Al Kaline, R</b> OBP: 0.331, SLG: 0.373 <b>John Knox, L</b> OBP: 0.329, SLG: 0.319	L4-3 2B		L5-3				2B		L8		BB 1B		4-3 BB	5	0	2	1	1	0	2		
<b>Ben Caglave, L</b> OBP: 0.358, SLG: 0.364 <b>Marvin Lane, R</b> OBP: 0.354, SLG: 0.316	4-3		6-3			K		F7		1B BB			K	4	0	0	1	0	1	2		
<b>Bill Freehan, R</b> OBP: 0.354, SLG: 0.436	3H 6-3		F7		5-3		5-3		1B 1B		1B 1B		4-3	6	0	2	0	0	0	2		
<b>Jim Nettles, L</b> OBP: 0.303, SLG: 0.356					FC6-4 HBP		5-3		P6		K		IBB	4	0	1	0	1	1	3		
<b>Aurelio Rodriguez, R</b> OBP: 0.266, SLG: 0.321			F9		FC6-4		6-3		HR 1B		F7		F2	6	1	1	0	0	0	4		
<b>Ed Brinkman, R</b> OBP: 0.258, SLG: 0.332		K			S 1B		P3		F8		4-3		E6 FC1-6	6	1	1	0	0	1	2		
<b>Gene Lamont, L</b> OBP: 0.298, SLG: 0.351 <b>Gates Brown, R</b> OBP: 0.300, SLG: 0.356 <b>John Wockenfuss, R</b> OBP: 0.208, SLG: 0.182		4-3			K		1B		HR		4-3		FC1-6 G4-3	3	0	1	0	0	1	2		
<b>Inning Stats</b>	R: 2 E: 0 K: 0 S: 4	H: 1 LOB: 0 BB: 1 P: 8	R: 0 E: 0 K: 1 S: 6	H: 1 LOB: 1 BB: 0 P: 6	R: 0 E: 0 K: 0 S: 3	H: 0 LOB: 0 BB: 0 P: 3	R: 0 E: 0 K: 1 S: 6	H: 1 LOB: 1 BB: 0 P: 6	R: 0 E: 0 K: 0 S: 4	H: 1 LOB: 1 BB: 0 P: 4	R: 0 E: 0 K: 0 S: 7	H: 5 LOB: 3 BB: 1 P: 11	R: 0 E: 0 K: 1 S: 5	H: 0 LOB: 0 BB: 0 P: 5	R: 0 E: 0 K: 1 S: 5	H: 0 LOB: 2 BB: 2 P: 13	R: 0 E: 1 K: 0 S: 3	H: 0 LOB: 0 BB: 0 P: 3	1B: 9 2B: 2 3B: 0 HR: 1	SF: 0 SAC: 0 DP: 1 HBP: 1	WP: 0 PB: 0 SB: 3 CS: 1	PA: 55
<b>PITCHER</b>	IP	WLS	BF	H	R	ER	SO	BB	IBB	HBP	BLK	WP	HR	S	P	ERA	WHIP					
<b>Skip Lockwood, R</b> ERA: 4.85	4.1		19	4	3	3	2	1	0	0	0	0	1	18	22	4.50	1.500					
<b>Ed Figueroa, R</b> ERA: 3.75	0.1		3	2	1	1	0	0	0	0	0	0	0	3	3	27.00	6.000					
<b>Ken Sanders, R</b> ERA: 7.19	0.0		1	0	0	0	0	1	0	0	0	0	0	4	=	=						
<b>Luis Quintana, L</b> ERA: 4.38	4.1	W	15	1	0	0	2	1	1	0	0	0	0	17	25	0.00	0.462					

California Angels @ Detroit Tigers  
Tiger Stadium, Detroit, MI  
Tue Aug 27 1974, 7:05 PM EDT  
Att: 8,479 - Unknown

AB 49  
R 6  
H 12  
RBI 6  
BB 5  
SO 5  
LOB 23





Batter	1	2	3	4	5	6	7	8	9	AB	R	H	RBI	BB	SO	LOB	TOP			
Bob Heise, R OBP: 0.325, SLG: 0.368 (1, 4)	G3		6-3			SH5-4 BB 1B		2B		3	1	1	0	1	0	0	<b>California Angels @ Detroit Tigers</b> Tiger Stadium, Detroit, MI Wed Aug 28 1974, 7:05 PM EDT Att: 9,513 - Unknown			
Dave Chalk, R OBP: 0.310, SLG: 0.327 (1, 6)	2B			P9		BB SH5-4 1B		K		4	0	2	0	0	1	1				
Bobby Valentine, R OBP: 0.307, SLG: 0.348 (1, 5)	5-3			5-3		SH5-4		F8		3	0	0	0	0	2	2				
Frank Robinson, R OBP: 0.375, SLG: 0.456 (1, 10)	F3					BB IBB		K		3	0	1	0	1	1	2				
Elie Rodriguez, R OBP: 0.374, SLG: 0.353 (1, 2)		K		F9		L3 BB			6-3	3	0	0	1	1	1	1				
Bob Oliver, R OBP: 0.272, SLG: 0.335 (1, 3)	F9				6-3	L3			5-3	4	0	0	0	0	3	3				
Leroy Stanton, R OBP: 0.337, SLG: 0.432 (1, 9)		6-3				5-3 1B			K	4	0	2	0	0	1	0				
Winston Llenas, R OBP: 0.301, SLG: 0.361 (1, 7)			4-0 BB	G6-4-3 BB		5-3		F7		2	0	0	0	1	0	2				
Doug Howard, R OBP: 0.321, SLG: 0.346 (1, 8)			G6-4-3		6-3			F8		3	0	0	0	0	2	2				
<b>Inning Stats</b>	R: 0 E: 0 K: 0 S: 4	H: 1 LOB: 1 BB: 0 P: 4	R: 0 E: 0 K: 1 S: 5	H: 0 LOB: 0 BB: 0 P: 5	R: 0 E: 0 K: 0 S: 2	H: 0 LOB: 0 BB: 1 P: 6	R: 0 E: 0 K: 0 S: 4	H: 1 LOB: 1 BB: 0 P: 4	R: 0 E: 0 K: 0 S: 3	H: 1 LOB: 1 BB: 3 P: 15	R: 0 E: 0 K: 0 S: 3	H: 1 LOB: 0 BB: 0 P: 3	R: 0 E: 0 K: 2 S: 8	H: 1 LOB: 1 BB: 0 P: 8	R: 0 E: 0 K: 1 S: 5	H: 0 LOB: 0 BB: 0 P: 5	1B: 3 2B: 4 3B: 0 HR: 0	SF: 0 SAC: 1 DP: 2 HBP: 0	WP: 0 PB: 0 SB: 0 CS: 1	PA: 34
<b>PITCHER</b> Mickey Lolich, L ERA: 3.48 (1, 1)	IP: 9.0 WLS: W BF: 34 H: 6 R: 1 ER: 1 SO: 4 BB: 3 IBB: 1 HBP: 0 BLK: 0 WP: 0 HR: 0 S: 38 P: 54 ERA: 1.00 WHIP: 1.000															<b>PITCHER</b>				

Batter	1	2	3	4	5	6	7	8	9	AB	R	H	RBI	BB	SO	LOB	BOTTOM
Ron LeFlore, R OBP: 0.295, SLG: 0.345 (1, 8)	K		F9			S 1B		4-3		4	0	1	0	0	1	1	<b>California Angels @ Detroit Tigers</b> Tiger Stadium, Detroit, MI Wed Aug 28 1974, 7:05 PM EDT Att: 9,513 - Unknown
Gary Sutherland, R OBP: 0.290, SLG: 0.324 (1, 4)	1B		G4-6-3			6-3		F7		4	0	1	0	0	2	2	
Al Kaline, R OBP: 0.330, SLG: 0.378 (1, 10)	K			L9		L6			HR	4	1	1	1	0	1	2	
Bill Freehan, R OBP: 0.351, SLG: 0.432 (1, 3)	F9			K		K				3	0	0	0	0	2	2	
Marvin Lane, R OBP: 0.354, SLG: 0.317 (1, 7)		K		FC6-4 1B		1-3				3	0	1	0	0	1	0	
Aurelio Rodriguez, R OBP: 0.264, SLG: 0.318 (1, 5)		K		FC6-4		K				3	0	0	0	0	2	1	
Dick Sharon, R OBP: 0.294, SLG: 0.298 (1, 9)					K			6-3		3	0	1	0	0	1	0	
Ed Brinkman, R OBP: 0.259, SLG: 0.339 (1, 6)		2B				K			HR	3	1	1	1	0	1	1	
John Wockenfuss, R OBP: 0.222, SLG: 0.200 (1, 2)		6-3		G4-6-3 1B		K		L4		3	0	1	0	0	1	0	
<b>Inning Stats</b>	R: 0 E: 0 K: 2 S: 8	H: 1 LOB: 1 BB: 0 P: 8	R: 0 E: 0 K: 2 S: 8	H: 1 LOB: 1 BB: 0 P: 8	R: 0 E: 0 K: 0 S: 3	H: 1 LOB: 0 BB: 0 P: 3	R: 0 E: 0 K: 1 S: 6	H: 1 LOB: 1 BB: 0 P: 6	R: 0 E: 0 K: 0 S: 4	H: 1 LOB: 0 BB: 0 P: 4	R: 1 E: 0 K: 0 S: 1	H: 1 LOB: 0 BB: 0 P: 1	1B: 4 2B: 1 3B: 0 HR: 2	SF: 0 SAC: 0 DP: 1 HBP: 0	WP: 0 PB: 0 SB: 1 CS: 0	PA: 30	
<b>PITCHER</b> Frank Tanana, L ERA: 3.48 (1, 1)	IP: 8.0 WLS: L BF: 30 H: 7 R: 2 ER: 2 SO: 10 BB: 0 IBB: 0 HBP: 0 BLK: 0 WP: 0 HR: 2 S: 50 P: 50 ERA: 2.25 WHIP: 0.875															<b>PITCHER</b>	



Batter	1	2	3	4	5	6	7	8	9	AB	R	H	RBI	BB	SO	LOB	TOP										
Bert Campaneris, R (1, 6) OBP: 0.355, SLG: 0.373 Ted Kubiak, S (9, PH) OBP: 0.279, SLG: 0.235 (9, 4)				6-3		F3		6-3	G4-3	5	1	2	1	0	0	3											
Jesus Alou, R (1, 10) OBP: 0.305, SLG: 0.348 Herb Washington, R (8, FR)		4-3				F5		HR	HR	4	1	2	1	0	0	1											
Reggie Jackson, L (1, 9) OBP: 0.404, SLG: 0.556				F8				K	HR	3	1	1	2	2	1	0											
Sal Bando, R (1, 5) OBP: 0.361, SLG: 0.432				K		F9		E6	3B	5	1	1	1	0	1	3											
Joe Rudi, R (1, 7) OBP: 0.331, SLG: 0.471				K		6-3		K	L4	5	0	0	0	0	2	6											
Gene Tenace, R (1, 3) OBP: 0.381, SLG: 0.424				F5		2B		3B	BB	3	3	1	0	2	1	0											
Claudell Washington, L (1, 8) OBP: 0.327, SLG: 0.461				WP		G1		G1	1B	5	0	5	3	0	0	0											
Ray Fosse, R (1, 2) OBP: 0.241, SLG: 0.356 Larry Haney, R (8, 2) OBP: 0.189, SLG: 0.252				WP		G1		F9	FC6-4	2	1	0	0	2	0	2											
Dick Green, R (1, 4) OBP: 0.290, SLG: 0.308 Angel Mangual, R (9, PH) OBP: 0.264, SLG: 0.372 Dal Maxvill, R (9, 6) OBP: 0.271, SLG: 0.177				4-3		6-3		6-3	G4-3	4	1	1	1	0	0	3											
<b>Inning Stats</b>	R: 1 E: 0 K: 0 S: 4	H: 2 LOB: 1 BB: 1 P: 8	R: 2 E: 0 K: 1 S: 7	H: 3 LOB: 1 BB: 1 P: 11	R: 0 E: 0 K: 2 S: 7	H: 0 LOB: 0 BB: 0 P: 7	R: 0 E: 0 K: 0 S: 4	H: 1 LOB: 2 BB: 1 P: 8	R: 0 E: 0 K: 0 S: 3	H: 0 LOB: 1 BB: 1 P: 7	R: 1 E: 0 K: 0 S: 5	H: 2 LOB: 1 BB: 0 P: 5	R: 3 E: 1 K: 2 S: 10	H: 2 LOB: 1 BB: 1 P: 14	R: 2 E: 0 K: 0 S: 5	H: 2 LOB: 2 BB: 0 P: 6	R: 1 E: 0 K: 0 S: 4	H: 2 LOB: 1 BB: 1 P: 8	1B: 6 2B: 4 3B: 2 HR: 2	SF: 0 SAC: 0 DP: 2 HBP: 1	WP: 2 PB: 0 SB: 1 CS: 1	PA: 46					
<b>PITCHER</b>	IP	WLS	BF	H	R	ER	SO	BB	IBB	HBP	BLK	WP	HR	S	P	ERA	WHIP										
Lerin LaGrow, R (1, 1) ERA: 4.27 Luke Walker, L (7, 1) ERA: 4.67	6.2	L	33	9	7	5	5	5	0	0	0	2	1	38	58	6.75	2.100										

Oakland Athletics @ Detroit Tigers  
Tiger Stadium, Detroit, MI  
Fri Aug 30 1974, 7:05 PM EDT  
Att: 18,010 - Unknown

AB	39
R	10
H	14
RBI	10
BB	6
SO	5
LOB	22



Batter	1	2	3	4	5	6	7	8	9	AB	R	H	RBI	BB	SO	LOB	BOTTOM										
Ron LeFlore, R (1, 8) OBP: 0.291, SLG: 0.339	6-3		E6			G5-4-3	K		G6-4-3	5	1	1	0	0	1	2											
Gary Sutherland, R (1, 4) OBP: 0.285, SLG: 0.323	F3		E7			G5-4-3		6-3		4	0	1	0	0	0	1											
Al Kaline, R (1, 10) OBP: 0.329, SLG: 0.379	L5-3		K			1B	2B	L7		4	1	1	0	0	1	1											
Bill Freehan, R (1, 3) OBP: 0.353, SLG: 0.431		1B		F9		1B	1B	K		3	0	1	1	1	1	0											
Marvin Lane, R (1, 7) OBP: 0.359, SLG: 0.326 (8, 9)		F4		6-3		1B		2B	1B	4	1	2	0	0	0	1											
Aurelio Rodriguez, R (1, 5) OBP: 0.286, SLG: 0.322			G6-4-3	1-3		6-3		2B	2B	4	1	2	0	0	0	2											
Dick Sharon, R (1, 9) OBP: 0.290, SLG: 0.293 Ben Oglivie, L (7, PH) OBP: 0.364, SLG: 0.376 (8, 7)	G6-4-3			F4		1B	G4-6-3	1B	2B	2	0	0	0	0	0	2											
Ed Brinkman, R (1, 6) OBP: 0.259, SLG: 0.338			6-3			1-3		1-3		4	0	1	0	0	0	1											
John Wockenfuss, R (1, 2) OBP: 0.207, SLG: 0.185 John Knox, L (7, PH) OBP: 0.324, SLG: 0.314 Gene Lamont, L (8, 2) OBP: 0.298, SLG: 0.351 Tom Verzyer, R (9, PH) OBP: 0.345, SLG: 0.346	G6-4-3		1-3			F8		G4-6-3	G4-6-3	2	0	0	0	0	0	0											
<b>Inning Stats</b>	R: 0 E: 0 K: 0 S: 3	H: 0 LOB: 0 BB: 0 P: 3	R: 0 E: 0 K: 0 S: 3	H: 1 LOB: 1 BB: 1 P: 7	R: 1 E: 2 K: 1 S: 7	H: 1 LOB: 1 BB: 0 P: 7	R: 0 E: 0 K: 0 S: 3	H: 0 LOB: 0 BB: 0 P: 3	R: 0 E: 0 K: 0 S: 6	H: 4 LOB: 2 BB: 0 P: 6	R: 1 E: 0 K: 1 S: 6	H: 2 LOB: 0 BB: 0 P: 6	R: 0 E: 0 K: 1 S: 5	H: 0 LOB: 0 BB: 0 P: 5	R: 2 E: 0 K: 0 S: 5	H: 3 LOB: 1 BB: 1 P: 9	1B: 8 2B: 3 3B: 0 HR: 0	SF: 0 SAC: 0 DP: 4 HBP: 0	WP: 0 PB: 0 SB: 0 CS: 0	PA: 37							
<b>PITCHER</b>	IP	WLS	BF	H	R	ER	SO	BB	IBB	HBP	BLK	WP	HR	S	P	ERA	WHIP										
Ken Holtzman, L (1, 1) ERA: 3.33 Blue Moon Odom, R (6, 1) ERA: 3.6 Darold Knowles, L (9, 1) ERA: 4.54 Paul Lindblad, L (9, 1) ERA: 1.79	5.2	W	23	6	2	1	1	1	0	0	0	0	0	12	12	3.86	0.857										

Oakland Athletics @ Detroit Tigers  
Tiger Stadium, Detroit, MI  
Fri Aug 30 1974, 7:05 PM EDT  
Att: 18,010 - Unknown

AB	35
R	5
H	11
RBI	3
BB	2
SO	3
LOB	11





Batter	1	2	3	4	5	6	7	8	9	AB	R	H	RBI	BB	SO	LOB	TOP					
Bill North, S (1, 10) OBP: 0.350, SLG: 0.351	4-3		4-0 E SF7 BB		0-3 K		0-0 WP 2B		0-0 G1-6-3	4	1	1	0	1	1	1						
Bert Campaneris, R (1, 6) OBP: 0.357, SLG: 0.374	4-0 E S BB		0-0 SF7 1-H		0-0 BB BB 1B		0-3 K 2-3			2	1	1	1	1	1	1						
Reggie Jackson, L (1, 9) OBP: 0.406, SLG: 0.555	4-0 5-3 1-H BB		0-3 K		4-0 BB BB 1-2		4-0 BB BB			1	0	0	0	3	1	0						
Sal Bando, R (1, 5) OBP: 0.360, SLG: 0.429	0-0 5-3 1-2		0-0 L8		4-0 BB BB 1-2 2-3		0-0 F8			3	0	0	0	1	0	3						
Joe Rudi, R (1, 7) OBP: 0.330, SLG: 0.468	0-0 F8			4-0 G3 SH1-4 BB	0-3 K			0-0 L5		3	0	0	0	1	1	4						
Gene Tenace, R (1, 3) OBP: 0.379, SLG: 0.421		0-3 K		0-0 SH1-4 1-2		0-3 K		0-0 4-3		3	0	0	0	0	2	0						
Claudell Washington, L (1, 8) OBP: 0.318, SLG: 0.391		0-0 F5		0-0 G3		0-0 F8		0-0 F4		4	0	0	0	0	0	1						
Ray Fosse, R (1, 2) OBP: 0.243, SLG: 0.378		0-0		0-0 1-3		0-0 6-3			0-3 K	3	1	1	1	0	0	1						
Jesus Alou, R (9, PH) OBP: 0.304, SLG: 0.346		HR								1	0	0	0	0	1	0						
Dick Green, R (1, 4) OBP: 0.287, SLG: 0.304		0-3 K			0-3 K			1-0 G1-6-3 HBP		3	0	0	0	0	2	0						
Jim Holt, L (9, PH) OBP: 0.299, SLG: 0.299										0	0	0	0	0	0	0						
Herb Washington, R (9, PR)										0	0	0	0	0	0	0						
<b>Inning Stats</b>	R: 1 E: 0 K: 0 S: 3	H: 0 LOB: 1 BB: 2 P: 11	R: 1 E: 0 K: 2 S: 8	H: 1 LOB: 0 BB: 0 P: 8	R: 1 E: 0 K: 1 S: 5	H: 0 LOB: 0 BB: 1 P: 9	R: 0 E: 0 K: 0 S: 3	H: 0 LOB: 1 BB: 1 P: 7	R: 0 E: 0 K: 3 S: 10	H: 1 LOB: 3 BB: 2 P: 18	R: 0 E: 0 K: 1 S: 5	H: 0 LOB: 0 BB: 0 P: 5	R: 0 E: 0 K: 1 S: 6	H: 1 LOB: 2 BB: 1 P: 10	R: 0 E: 0 K: 0 S: 3	H: 0 LOB: 0 BB: 0 P: 3	R: 0 E: 0 K: 1 S: 4	H: 0 LOB: 1 BB: 0 P: 5	1B: 1 2B: 1 3B: 0 HR: 1	SF: 1 SAC: 1 DP: 1 HBP: 1	WP: 1 PB: 0 SB: 3 CS: 0	PA: 37
<b>PITCHER</b> Joe Coleman, R (1, 1) ERA: 4.29	IP: 9.0 WLS: W BF: 37 H: 3 R: 3 ER: 1 SO: 9 BB: 7 IBB: 0 HBP: 1 BLK: 0 WP: 1 HR: 1 S: 47 P: 76 ERA: 1.00 WHIP: 1.111															<b>PITCHER</b>	IP: 9.0 WLS: W BF: 37 H: 3 R: 3 ER: 1 SO: 9 BB: 7 IBB: 0 HBP: 1 BLK: 0 WP: 1 HR: 1 S: 47 P: 76 ERA: 1.00 WHIP: 1.111					

Oakland Athletics @ Detroit Tigers  
Tiger Stadium, Detroit, MI  
Sat Aug 31 1974, 7:05 PM EDT  
Att: 22,247 - Unknown

AB	27
R	3
H	3
RBI	2
BB	7
SO	9
LOB	11



Batter	1	2	3	4	5	6	7	8	9	AB	R	H	RBI	BB	SO	LOB	BOTTOM					
Ron LeFlore, R (1, 8) OBP: 0.297, SLG: 0.344			0-0 4-3			0-0 BB 1B				4	1	2	1	0	0	2						
Gary Sutherland, R (1, 4) OBP: 0.289, SLG: 0.323			0-0 3-H F9			0-0 SH BB 1B	0-0 5-3			4	1	1	0	0	0	1						
Al Kaline, R (1, 10) OBP: 0.329, SLG: 0.378			0-0 L5		0-0 L7	0-0 BB SH 1B	0-0 L8			4	1	1	1	0	0	1						
Bill Freehan, R (1, 3) OBP: 0.353, SLG: 0.429			0-0 F8		4-0 WP BB	0-0 SH BB 1B	0-0 F4			2	1	0	0	1	0	1						
Marvin Lane, R (1, 7) OBP: 0.352, SLG: 0.318		0-0 E6		0-3 K		4-0 1B SH BB		0-0 F7		2	0	0	0	0	1	1						
Ben Oglivie, L (6, PH) OBP: 0.365, SLG: 0.374				1-2 K		1-2 2-3 3-H SH BB		0-0 F7		1	1	0	1	1	0	0						
Aurelio Rodriguez, R (1, 5) OBP: 0.286, SLG: 0.320		0-0 G4-6-3		0-0 F7		0-3 K		4-0 BB		3	0	0	0	1	1	5						
Dick Sharon, R (1, 9) OBP: 0.293, SLG: 0.296		0-0 F7			0-0 G6-4-3 1B	0-0 SH SF7 1B		0-0 F8		2	0	1	0	0	0	0						
Gates Brown, L (6, PH) OBP: 0.308, SLG: 0.366						1-3 2-3 3-H SH				1	0	1	2	0	0	0						
Jim Nettles, L (6, PR) OBP: 0.300, SLG: 0.352						1-3 2-3 3-H SH				1	1	0	0	0	0	1						
Ed Brinkman, R (1, 6) OBP: 0.259, SLG: 0.340			0-0 4-3 2B		0-0 G6-4-3	0-0 SH		0-0 F8		3	1	1	1	0	0	2						
John Wockenfuss, R (1, 2) OBP: 0.188, SLG: 0.172			0-0 4-3		0-0 F7	0-0 SF7				2	0	0	1	0	0	1						
<b>Inning Stats</b>	R: 0 E: 0 K: 0 S: 4	H: 1 LOB: 1 BB: 0 P: 4	R: 0 E: 1 K: 0 S: 3	H: 0 LOB: 0 BB: 0 P: 3	R: 1 E: 0 K: 0 S: 4	H: 1 LOB: 0 BB: 0 P: 4	R: 0 E: 0 K: 1 S: 5	H: 0 LOB: 1 BB: 1 P: 9	R: 0 E: 0 K: 1 S: 3	H: 1 LOB: 0 BB: 0 P: 3	R: 6 E: 1 K: 1 S: 11	H: 4 LOB: 2 BB: 1 P: 15	R: 0 E: 0 K: 0 S: 3	H: 0 LOB: 0 BB: 0 P: 3	R: 0 E: 0 K: 0 S: 3	H: 0 LOB: 1 BB: 1 P: 7	R: 0 E: 0 K: 0 S: 3	H: 0 LOB: 1 BB: 1 P: 7	1B: 6 2B: 1 3B: 0 HR: 0	SF: 1 SAC: 2 DP: 2 HBP: 0	WP: 1 PB: 0 SB: 0 CS: 0	PA: 35
<b>PITCHER</b> Vida Blue, L (1, 1) ERA: 3.29	IP: 5.0 WLS: L BF: 21 H: 6 R: 4 ER: 4 SO: 1 BB: 1 IBB: 0 HBP: 0 BLK: 0 WP: 0 HR: 0 S: 22 P: 26 ERA: 7.20 WHIP: 1.400															<b>PITCHER</b> Rolie Fingers, R (6, 1) ERA: 2.46	IP: 1.0 WLS: 7 BF: 7 H: 1 R: 3 ER: 3 SO: 1 BB: 0 IBB: 0 HBP: 0 BLK: 0 WP: 0 HR: 0 S: 8 P: 12 ERA: 27.00 WHIP: 2.000					
Dave Hamilton, L (7, 1) ERA: 3.28	IP: 2.0 WLS: 7 BF: 7 H: 0 R: 0 ER: 0 SO: 0 BB: 1 IBB: 0 HBP: 0 BLK: 0 WP: 0 HR: 0 S: 6 P: 10 ERA: 0.00 WHIP: 0.500															<b>PITCHER</b>	IP: 2.0 WLS: 7 BF: 7 H: 0 R: 0 ER: 0 SO: 0 BB: 1 IBB: 0 HBP: 0 BLK: 0 WP: 0 HR: 0 S: 6 P: 10 ERA: 0.00 WHIP: 0.500					

Oakland Athletics @ Detroit Tigers  
Tiger Stadium, Detroit, MI  
Sat Aug 31 1974, 7:05 PM EDT  
Att: 22,247 - Unknown

AB	29
R	7
H	7
RBI	7
BB	3
SO	2
LOB	15





Batter	1	2	3	4	5	6	7	8	9	AB	R	H	RBI	BB	SO	LOB	TOP			
Bill North, S OBP: 0.348, SLG: 0.348 (1, 10)	6-3	F4		K			K			4	0	0	0	0	2	1	Oakland Athletics @ Detroit Tigers Tiger Stadium, Detroit, MI Sun Sep 01 1974, 3:33 AM EDT Att: 17,235 - Unknown			
Bert Campaneris, R OBP: 0.358, SLG: 0.374 (1, 6)	1B		1B	BB	6-3		K			3	2	1	0	1	1	0				
Reggie Jackson, L OBP: 0.407, SLG: 0.554 (1, 9)	HR		K		K			G6-4-3 1B		4	1	2	1	0	2	1				
Sal Bando, R OBP: 0.359, SLG: 0.434 (1, 5)	HR		F2		F6			G6-4-3 1B		4	1	1	2	0	0	2				
Joe Rudi, R OBP: 0.335, SLG: 0.472 Herb Washington, R (8, PR)										3	0	3	1	1	0	0				
Angel Mangual, R OBP: 0.264, SLG: 0.372 (8, 7)	BB			1B				CS 1B		0	0	0	0	0	0	0				
Gene Tenace, R OBP: 0.378, SLG: 0.427 (1, 3)	F3		F7		F7			CS 1B		4	1	1	1	0	0	3				
Ray Fosse, R OBP: 0.236, SLG: 0.367 (1, 2)	F7			5-3			F5		HR	4	0	0	0	0	1	2				
Claudell Washington, L OBP: 0.317, SLG: 0.387 (1, 8)			K				6-3			4	0	1	0	0	2	1				
Dick Green, R OBP: 0.286, SLG: 0.300 (1, 4)	K						F9			3	0	0	0	1	2	0				
<b>Inning Stats</b>	R: 3 E: 0 K: 0 S: 6	H: 3 LOB: 1 BB: 1 P: 10	R: 0 E: 0 K: 2 S: 7	H: 0 LOB: 0 BB: 0 P: 7	R: 1 E: 0 K: 1 S: 6	H: 1 LOB: 1 BB: 1 P: 10	R: 0 E: 0 K: 1 S: 5	H: 1 LOB: 0 BB: 0 P: 9	R: 0 E: 0 K: 1 S: 4	H: 1 LOB: 1 BB: 0 P: 4	R: 0 E: 0 K: 2 S: 7	H: 0 LOB: 0 BB: 0 P: 7	R: 0 E: 0 K: 0 S: 3	H: 2 LOB: 1 BB: 0 P: 3	R: 1 E: 0 K: 3 S: 10	H: 1 LOB: 0 BB: 0 P: 10	1B: 7 2B: 0 3B: 0 HR: 2	SF: 0 SAC: 0 DP: 1 HBP: 0	WP: 1 PB: 0 SB: 2 CS: 1	PA: 37
<b>PITCHER</b> Mickey Lolich, L ERA: 3.53 (1, 1)	IP: 9.0 WLS: L BF: 36 H: 9 R: 5 ER: 5 SO: 10 BB: 3 IBB: 0 HBP: 0 BLK: 0 WP: 1 HR: 2 S: 53 P: 65 ERA: 5.00 WHIP: 1.333															<b>PITCHER</b>				

AB	33
R	5
H	9
RBI	5
BB	3
SO	10
LOB	10



Batter	1	2	3	4	5	6	7	8	9	AB	R	H	RBI	BB	SO	LOB	BOTTOM			
Ron LeFlore, R OBP: 0.301, SLG: 0.346 (1, 8)	F9		FC5-4 1B		1B		K		F8	5	1	2	0	0	1	1	Oakland Athletics @ Detroit Tigers Tiger Stadium, Detroit, MI Sun Sep 01 1974, 3:33 AM EDT Att: 17,235 - Unknown			
Gary Sutherland, R OBP: 0.285, SLG: 0.322 (1, 4)	F5		FC5-4 1B		2B		F7			4	1	1	0	0	0	1				
Al Kaline, R OBP: 0.330, SLG: 0.382 (1, 10)	L7		1B		2B			L8		4	0	2	1	0	0	0				
Ben Oglivie, L OBP: 0.363, SLG: 0.385 (1, 7)		F7	K		SF8					3	0	1	1	0	1	2				
Reggie Sanders, R OBP: 0.500, SLG: 1.333 (1, 3)		HR		FC6-4 BB	F4			K		3	1	1	1	1	1	2				
Bill Freehan, R OBP: 0.349, SLG: 0.424 (1, 2)	F8		FC6-4 1B		F7			F9		4	0	0	0	0	0	2				
Jim Nettles, L OBP: 0.298, SLG: 0.341 (1, 9)			K		K				F8	3	0	0	0	1	2	1				
Aurelio Rodriguez, R OBP: 0.264, SLG: 0.318 Gates Brown, L (8, PH) John Knox, L (8, PR)		K		F5			F9			3	0	0	0	0	1	2				
Ed Brinkman, R OBP: 0.259, SLG: 0.342 (1, 6)			F5		1B 1B 2B		F7		K	4	0	1	0	0	1	1				
<b>Inning Stats</b>	R: 0 E: 0 K: 0 S: 3	H: 0 LOB: 0 BB: 0 P: 3	R: 1 E: 0 K: 1 S: 6	H: 1 LOB: 1 BB: 1 P: 10	R: 0 E: 0 K: 1 S: 7	H: 2 LOB: 2 BB: 0 P: 7	R: 0 E: 0 K: 1 S: 5	H: 0 LOB: 1 BB: 1 P: 9	R: 2 E: 0 K: 0 S: 6	H: 4 LOB: 1 BB: 0 P: 6	R: 0 E: 0 K: 1 S: 5	H: 0 LOB: 0 BB: 0 P: 5	R: 0 E: 0 K: 1 S: 6	H: 1 LOB: 1 BB: 0 P: 6	R: 0 E: 0 K: 1 S: 6	H: 1 LOB: 1 BB: 0 P: 6		1B: 5 2B: 2 3B: 1 HR: 1	SF: 1 SAC: 0 DP: 0 HBP: 0	WP: 0 PB: 0 SB: 0 CS: 0
<b>PITCHER</b> Cattfish Hunter, R ERA: 2.73 Rolie Fingers, R ERA: 2.42 (8, 1)	IP: 1.2 WLS: S BF: 6 H: 1 R: 0 ER: 0 SO: 2 BB: 0 IBB: 0 HBP: 0 BLK: 0 WP: 0 HR: 1 S: 39 P: 47 ERA: 0.00 WHIP: 0.600															<b>PITCHER</b>				

AB	34
R	3
H	9
RBI	3
BB	2
SO	7
LOB	12















Batter	1	2	3	4	5	6	7	8	9	AB	R	H	RBI	BB	SO	LOB	TOP					
Leron Lee, L OBP: 0.296, SLG: 0.360 (1, 7)										4	0	2	1	1	2	0	<b>Cleveland Indians @ Detroit Tigers</b> Tiger Stadium, Detroit, MI Wed Sep 04 1974, 7:05 PM EDT Att: 6,513 - Unknown					
Oscar Gamble, L OBP: 0.364, SLG: 0.471 (1, 10)										4	0	1	0	1	0	2						
George Hendrick, R OBP: 0.336, SLG: 0.466 (1, 8)										4	0	1	1	0	0	2						
Charlie Spikes, R OBP: 0.328, SLG: 0.435 Luis Alvarado, R OBP: 0.226, SLG: 0.214 (7, 6)										4	0	1	0	0	0	4						
John Ellis, R OBP: 0.339, SLG: 0.441 (7, 2)										4	0	1	0	0	1	2						
Jack Brohamer, L OBP: 0.336, SLG: 0.335 (1, 4)										3	2	0	0	1	0	1						
Buddy Bell, R OBP: 0.316, SLG: 0.355 (1, 5)										4	1	2	0	0	0	0						
Dave Duncan, R OBP: 0.261, SLG: 0.338 Tom McCraw, L OBP: 0.343, SLG: 0.429 (7, PH)										2	0	0	0	0	0	0						
Rico Carty, R OBP: 0.545 Rusty Torres, S OBP: 0.246, SLG: 0.248 (8, PH)										1	0	1	1	0	0	0						
Frank Duffy, R OBP: 0.276, SLG: 0.317 John Lowenstein, L OBP: 0.317, SLG: 0.327 (7, PH)										2	0	0	0	0	0	0						
Joe Lis, R OBP: 0.295, SLG: 0.355 (8, PH)										1	0	0	0	0	0	2						
<b>Inning Stats</b>	R: 0 E: 0 K: 0 S: 5	H: 2 LOB: 2 BB: 0 P: 5	R: 0 E: 0 K: 0 S: 3	H: 0 LOB: 0 BB: 0 P: 3	R: 0 E: 0 K: 0 S: 4	H: 1 LOB: 2 BB: 1 P: 8	R: 0 E: 0 K: 1 S: 5	H: 0 LOB: 0 BB: 0 P: 5	R: 0 E: 0 K: 1 S: 5	H: 0 LOB: 0 BB: 0 P: 3	R: 0 E: 0 K: 0 S: 3	H: 0 LOB: 0 BB: 0 P: 3	R: 4 E: 1 K: 0 S: 7	H: 3 LOB: 2 BB: 2 P: 15	R: 1 E: 0 K: 0 S: 5	H: 3 LOB: 1 BB: 0 P: 5	R: 0 E: 0 K: 1 S: 5	H: 1 LOB: 0 BB: 0 P: 5	1B: 8 2B: 2 3B: 0 HR: 0	SF: 1 SAC: 0 DP: 2 HBP: 0	WP: 0 PB: 0 SB: 0 CS: 0	PA: 39
<b>PITCHER</b>	IP WLS BF H R ER SO BB IBB HBP BLK WP HR S P ERA WHIP																					
Joe Coleman, R ERA: 4.24 John Hiller, L ERA: 2.26	(1, 1) 7.0 31 6 4 2 2 2 2 1 0 0 0 0 0 0 32 44 2.57 1.143																					
(8, 1) 2.0 L 8 4 1 1 1 0 0 0 0 0 0 0 10 10 4.50 2.000																						

Batter	1	2	3	4	5	6	7	8	9	AB	R	H	RBI	BB	SO	LOB	BOTTOM			
Ron LeFlore, R OBP: 0.288, SLG: 0.331 (1, 8)										4	0	0	0	0	0	1	<b>Cleveland Indians @ Detroit Tigers</b> Tiger Stadium, Detroit, MI Wed Sep 04 1974, 7:05 PM EDT Att: 6,513 - Unknown			
Gary Sutherland, R OBP: 0.285, SLG: 0.318 (1, 4)										4	0	0	0	0	0	1				
Al Kaline, R OBP: 0.331, SLG: 0.388 (1, 10)										3	0	1	1	1	0	0				
Ben Oglivie, L OBP: 0.360, SLG: 0.381 (1, 7)										4	0	0	0	0	2	2				
Reggie Sanders, R OBP: 0.294, SLG: 0.400 (1, 3)										4	1	1	0	0	0	0				
Jim Nettles, L OBP: 0.286, SLG: 0.323 (1, 9)										4	1	1	0	0	0	0				
Bill Freehan, R OBP: 0.343, SLG: 0.416 Gates Brown, L OBP: 0.326, SLG: 0.419 Gene Lamont, L OBP: 0.291, SLG: 0.342 (8, 2)										2	0	0	0	0	0	0				
Aurelio Rodriguez, R OBP: 0.263, SLG: 0.316 (1, 5)										3	1	1	1	0	0	0				
Ed Brinkman, R OBP: 0.259, SLG: 0.340 (1, 6)										3	1	1	0	0	0	0				
<b>Inning Stats</b>	R: 0 E: 0 K: 0 S: 3	H: 0 LOB: 1 BB: 1 P: 7	R: 0 E: 0 K: 0 S: 3	H: 0 LOB: 0 BB: 0 P: 3	R: 2 E: 1 K: 0 S: 6	H: 3 LOB: 1 BB: 0 P: 6	R: 0 E: 0 K: 0 S: 3	H: 0 LOB: 0 BB: 0 P: 3	R: 0 E: 0 K: 1 S: 5	H: 0 LOB: 0 BB: 0 P: 5	R: 2 E: 1 K: 0 S: 5	H: 2 LOB: 2 BB: 0 P: 5	R: 0 E: 0 K: 0 S: 3	H: 0 LOB: 0 BB: 0 P: 3	R: 0 E: 0 K: 1 S: 5	H: 0 LOB: 0 BB: 0 P: 5		1B: 5 2B: 0 3B: 0 HR: 0	SF: 0 SAC: 0 DP: 0 HBP: 0	WP: 0 PB: 0 SB: 0 CS: 0
<b>PITCHER</b>	IP WLS BF H R ER SO BB IBB HBP BLK WP HR S P ERA WHIP																			
Jim Perry, R ERA: 2.82 Bruce Ellingsen, L ERA: 2.07 Tom Buskey, R ERA: 3.38	(1, 1) 6.0 24 5 4 2 1 1 0 0 0 0 0 0 1 1 0.00 0.000																			
(7, 1) 0.1 1 0 0 0 0 0 0 0 0 0 0 0 1 1 0.00 0.000																				
(7, 1) 2.2 W 8 0 0 0 0 1 0 0 0 0 0 0 10 10 0.00 0.000																				



Batter	1	2	3	4	5	6	7	8	9	AB	R	H	RBI	BB	SO	LOB	TOP			
Ron LeFlore, R OBP: 0.283, SLG: 0.327	0-3 K		0-3 K		0-0 SF9					2	0	0	1	0	2	0	<p><b>Detroit Tigers @ New York Yankees</b> Shea Stadium, Flushing, NY Fri Sep 06 1974, 7:05 PM EDT Att: 20,712 - Unknown - 60 F</p>			
Gary Sutherland, R OBP: 0.284, SLG: 0.316	0-0 5-3		0-0 5-3		0-0 5-3					3	0	0	0	0	0	1				
Al Kaline, R OBP: 0.333, SLG: 0.389	0-0 L6-3			0-0 1-3 1B		0-0 1B G4-6-3				3	1	2	0	0	0	0				
Ben Oglivie, L OBP: 0.360, SLG: 0.381		0-0 6-3		0-0 1-3		0-0 1B G4-6-3				3	0	1	0	0	0	1				
Reggie Sanders, R OBP: 0.300, SLG: 0.389		0-0 2B 1B		0-3 K		0-0 1B G4-6-3				3	0	1	0	0	1	2				
Jim Nettles, L OBP: 0.287, SLG: 0.333		0-0 2B		0-0 F8		0-0 G3				3	0	1	0	0	0	1				
Aurelio Rodriguez, R OBP: 0.263, SLG: 0.316		0-0 F7			0-0 2B SF9 1B			0-3 K		3	1	1	0	0	1	2				
Ed Brinkman, R OBP: 0.257, SLG: 0.338		0-0 P6			0-3 K			0-0 2-3		3	0	0	0	0	1	3				
Gene Lamont, L OBP: 0.292, SLG: 0.354			0-3 K			0-0 2B				3	0	1	0	0	2	0				
<b>Inning Stats</b>	R: 0 E: 0 K: 1 S: 5	H: 0 LOB: 0 BB: 0 P: 5	R: 0 E: 0 K: 0 S: 5	H: 2 LOB: 2 BB: 0 P: 5	R: 0 E: 0 K: 2 S: 7	H: 0 LOB: 0 BB: 0 P: 7	R: 0 E: 0 K: 1 S: 6	H: 1 LOB: 1 BB: 0 P: 6	R: 1 E: 0 K: 1 S: 7	H: 2 LOB: 1 BB: 0 P: 7	R: 1 E: 0 K: 2 S: 4	H: 2 LOB: 0 BB: 0 P: 4	R: 0 E: 0 K: 2 S: 7	H: 0 LOB: 0 BB: 0 P: 7				1B: 5 2B: 2 3B: 0 HR: 0	SF: 1 SAC: 0 DP: 1 HBP: 0	WP: 0 PB: 0 SB: 0 CS: 0
<b>PITCHER</b> Pat Dobson, R ERA: 3.1	IP: 7.0 WLS: W BF: 27 H: 7 R: 2 ER: 2 SO: 7 BB: 0 IBB: 0 HBP: 0 BLK: 0 WP: 0 HR: 0 S: 41 P: 41 ERA: 2.57 WHIP: 1.000																	<b>PITCHER</b>		


Batter	1	2	3	4	5	6	7	8	9	AB	R	H	RBI	BB	SO	LOB	BOTTOM			
Roy White, S OBP: 0.376, SLG: 0.396	0-0 6-3 S 1B			0-0 5-3		0-3 K				4	1	1	0	0	2	0	<p><b>Detroit Tigers @ New York Yankees</b> Shea Stadium, Flushing, NY Fri Sep 06 1974, 7:05 PM EDT Att: 20,712 - Unknown - 60 F</p>			
Elliott Maddox, R OBP: 0.392, SLG: 0.381	0-0 F7		4-0 FC5-4 BB	0-3 K		0-3 K				3	0	0	0	1	2	1				
Bobby Murcer, L OBP: 0.338, SLG: 0.375	4-0 6-3 1B BB		0-0 FC5-4 1B E		0-0 F9			0-3 K		3	2	0	0	1	1	1				
Lou Piniella, R OBP: 0.342, SLG: 0.395	0-0 6-3		0-0 E SF7 1B		0-0 1B E 1B					3	2	2	0	0	0	2				
Thurman Munson, R OBP: 0.321, SLG: 0.395	4-0 1B IBB		0-0 E3 1B		0-0 E 1B 1B					2	1	2	1	1	0	0				
Otto Velez, R OBP: 0.356, SLG: 0.390	0-0 1-2 2H 3H 1B		4-0 FC6-4 IBB		0-0 1B E 1B					2	0	2	2	1	0	0				
Graig Nettles, L OBP: 0.322, SLG: 0.388	0-0 F9		0-0 SF7		0-0 E3 1B					2	0	0	2	0	0	4				
Sandy Alomar Sr., S OBP: 0.314, SLG: 0.331		0-0 L8	0-0 FC6-4		0-0 1B E 1B					3	0	1	1	0	0	2				
Jim Mason, L OBP: 0.297, SLG: 0.348		0-3 K		0-0 F9		0-0 F7				3	0	0	0	0	1	2				
<b>Inning Stats</b>	R: 2 E: 0 K: 0 S: 5	H: 2 LOB: 2 BB: 2 P: 13	R: 0 E: 0 K: 2 S: 7	H: 0 LOB: 0 BB: 0 P: 7	R: 2 E: 1 K: 0 S: 5	H: 2 LOB: 2 BB: 2 P: 13	R: 0 E: 0 K: 1 S: 5	H: 0 LOB: 0 BB: 0 P: 5	R: 2 E: 1 K: 0 S: 7	H: 4 LOB: 2 BB: 0 P: 7	R: 0 E: 0 K: 3 S: 9	H: 0 LOB: 0 BB: 0 P: 9	R: 0 E: 0 K: 2 S: 7	H: 0 LOB: 0 BB: 0 P: 7				1B: 8 2B: 0 3B: 0 HR: 0	SF: 1 SAC: 0 DP: 0 HBP: 0	WP: 0 PB: 0 SB: 1 CS: 0
<b>PITCHER</b> Mickey Lolich, L ERA: 3.65 Dave Lemanczyk, R ERA: 3.51	IP: 5.0 WLS: L BF: 27 H: 8 R: 6 ER: 6 SO: 3 BB: 2 IBB: 2 HBP: 0 BLK: 0 WP: 0 HR: 0 S: 29 P: 45 ERA: 10.80 WHIP: 2.000																	<b>PITCHER</b>		



Batter	1	2	3	4	5	6	7	8	9	AB	R	H	RBI	BB	SO	LOB	TOP										
Ron LeFlore, R OBP: 0.287, SLG: 0.325 (1, 8)										4	2	1	0	1	2	3											
Gary Sutherland, R OBP: 0.283, SLG: 0.315 (1, 4)										5	0	1	2	0	1	2											
Al Kaline, R OBP: 0.334, SLG: 0.388 (1, 10)										2	1	0	1	2	0	2											
Bill Freehan, R OBP: 0.344, SLG: 0.424 (1, 2)											5	2	2	1	0	2	1										
Reggie Sanders, R OBP: 0.250, SLG: 0.318 (1, 3)											4	0	0	0	0	2	3										
Leon Roberts, R OBP: 0.222, SLG: 0.222 (1, 9)										4	1	2	1	0	1	1											
Marvin Lane, R OBP: 0.352, SLG: 0.311 (1, 7)										2	1	0	0	1	1	1											
Aurelio Rodriguez, R OBP: 0.263, SLG: 0.315 (1, 5)										4	1	1	2	0	0	1											
Ed Brinkman, R OBP: 0.257, SLG: 0.336 (1, 6)										3	0	0	0	1	1	1											
<b>Inning Stats</b>	R: 1 E: 1 K: 3 S: 10	H: 1 LOB: 1 BB: 1 P: 14	R: 0 E: 0 K: 1 S: 5	H: 0 LOB: 0 BB: 0 P: 5	R: 0 E: 0 K: 1 S: 5	H: 0 LOB: 0 BB: 0 P: 5	R: 5 E: 0 K: 1 S: 9	H: 4 LOB: 2 BB: 3 P: 21	R: 0 E: 1 K: 1 S: 6	H: 0 LOB: 1 BB: 0 P: 6	R: 1 E: 0 K: 1 S: 6	H: 1 LOB: 0 BB: 0 P: 6	R: 0 E: 0 K: 0 S: 4	H: 1 LOB: 1 BB: 0 P: 4	R: 1 E: 0 K: 1 S: 5	H: 0 LOB: 0 BB: 1 P: 9	1B: 6 2B: 0 3B: 0 HR: 1	SF: 1 SAC: 1 DP: 0 HBP: 0	WP: 1 PB: 0 SB: 1 CS: 0	PA: 40							
<b>PITCHER</b>	IP	WLS	BF	H	R	ER	SO	BB	IBB	HBP	BLK	WP	HR	S	P	ERA	WHIP										
Rudy May, L ERA: 3.59 (1, 1)	3.1	L	18	4	6	5	5	4	0	0	0	0	0	24	40	13.50	2.400										
Mike Wallace, L ERA: 2.94 (4, 1)	3.2		14	2	1	1	4	0	0	0	0	0	1	22	22	2.46	0.545										
Cecil Upshaw, R ERA: 2.44 (8, 1)	1.0		4	1	0	0	0	0	0	0	0	0	0	4	4	0.00	1.000										
Tippy Martinez, L ERA: 3.24 (9, 1)	1.0		4	0	1	1	1	1	0	0	0	1	0	5	9	9.00	1.000										

**Detroit Tigers @ New York Yankees**  
Shea Stadium, Flushing, NY  
Sat Sep 07 1974, 3:33 AM EDT  
Unknown


AB	33
R	8
H	7
RBI	7
BB	5
SO	10
LOB	15



Batter	1	2	3	4	5	6	7	8	9	AB	R	H	RBI	BB	SO	LOB	BOTTOM										
Roy White, S OBP: 0.375, SLG: 0.393 (1, 10)										3	1	0	0	1	0	0											
Elliott Maddox, R OBP: 0.393, SLG: 0.383 (1, 8)										3	0	1	0	1	0	1											
Bobby Murcer, L OBP: 0.336, SLG: 0.372 (1, 9)										4	0	0	0	0	0	3											
Lou Piniella, R OBP: 0.342, SLG: 0.396 (1, 7)										4	0	1	1	0	0	1											
Thurman Munson, R OBP: 0.318, SLG: 0.391 (1, 2)										4	1	0	0	0	1	2											
Otto Velez, R OBP: 0.351, SLG: 0.371 (1, 3)										3	0	0	0	1	2	1											
Graig Nettles, L OBP: 0.323, SLG: 0.394 (1, 5)										3	1	1	2	1	0	1											
Sandy Alomar Sr., S OBP: 0.317, SLG: 0.333 (1, 4)										4	0	2	0	0	0	1											
Jim Mason, L OBP: 0.296, SLG: 0.346 (1, 6)										2	0	0	0	0	1	1											
Walt Williams, R OBP: 0.122, SLG: 0.106 (6, PH)										1	0	0	0	0	0	2											
Fred Stanley, R OBP: 0.273, SLG: 0.200 (7, 6)										0	0	0	0	0	0	0											
Bill Sudakis, S OBP: 0.297, SLG: 0.347 (8, PH)										1	0	0	0	0	0	0											
<b>Inning Stats</b>	R: 1 E: 1 K: 0 S: 4	H: 1 LOB: 1 BB: 1 P: 8	R: 0 E: 0 K: 0 S: 2	H: 0 LOB: 0 BB: 1 P: 6	R: 0 E: 0 K: 0 S: 3	H: 0 LOB: 1 BB: 1 P: 7	R: 2 E: 1 K: 2 S: 10	H: 2 LOB: 1 BB: 0 P: 10	R: 0 E: 0 K: 0 S: 4	H: 1 LOB: 2 BB: 0 P: 4	R: 0 E: 0 K: 1 S: 6	H: 0 LOB: 0 BB: 1 P: 10	R: 0 E: 0 K: 0 S: 3	H: 0 LOB: 0 BB: 0 P: 3	R: 0 E: 0 K: 1 S: 5	H: 0 LOB: 0 BB: 0 P: 5	R: 0 E: 0 K: 0 S: 3	H: 0 LOB: 0 BB: 0 P: 3	1B: 2 2B: 2 3B: 0 HR: 1	SF: 0 SAC: 0 DP: 1 HBP: 0	WP: 0 PB: 0 SB: 0 CS: 0	PA: 36					
<b>PITCHER</b>	IP	WLS	BF	H	R	ER	SO	BB	IBB	HBP	BLK	WP	HR	S	P	ERA	WHIP										
Luke Walker, L ERA: 4.38 (1, 1)	5.2	W	26	5	3	1	3	4	0	0	0	0	0	12	12	0.00	0.000										
John Hiller, L ERA: 2.21 (6, 1)	3.1	S	10	0	0	0	1	0	0	0	0	0	0	12	12	0.00	0.000										

**Detroit Tigers @ New York Yankees**  
Shea Stadium, Flushing, NY  
Sat Sep 07 1974, 3:33 AM EDT  
Unknown

AB	32
R	3
H	5
RBI	3
BB	4
SO	4
LOB	13






Batter	1	2	3	4	5	6	7	8	9	AB	R	H	RBI	BB	SO	LOB	TOP					
Ron LeFlore, R (1, 8) OBP: 0.280, SLG: 0.316	0-3 K		0-0 5-3		0-0 5-3			0-3 K		4	0	0	0	0	2	2						
Gary Sutherland, R (1, 4) OBP: 0.281, SLG: 0.313	0-0 1-3			0-0 F9		0-0 P4		0-0 P3		4	0	0	0	0	0	0						
Al Kaline, R (1, 10) OBP: 0.331, SLG: 0.384	0-0 L6-3			0-0 L8		0-0 L9		0-0 L5		4	0	0	0	0	0	0						
Bill Freehan, R (1, 2) OBP: 0.343, SLG: 0.422		0-0 F8		0-0 1B		0-0 F8			0-0 P4	4	0	1	0	0	0	0						
Reggie Sanders, R (1, 3) OBP: 0.250, SLG: 0.308		0-0 6-3		0-0 1B			0-0 5-3		0-0 F8	4	0	1	0	0	0	0						
Aurelio Rodriguez, R (1, 5) OBP: 0.283, SLG: 0.315		0-0 F3		0-0 3-1			0-0 4-3		0-0 1B	4	0	1	0	0	0	2						
Dick Sharon, R (1, 9) OBP: 0.292, SLG: 0.295			0-0 FC6-4 1B		0-0 F3		0-0 E5		0-0 P4	4	0	1	0	0	0	1						
Marvin Lane, R (1, 7) OBP: 0.360, SLG: 0.326			0-0 FC6-4 1-2		0-0 2B		0-0 BB			2	0	1	0	1	0	1						
Ed Brinkman, R (1, 6) OBP: 0.255, SLG: 0.333		0-0 6-3		0-0 5-3			0-0 L7			3	0	0	0	0	0	4						
<b>Inning Stats</b>	R: 0 E: 0 K: 1 S: 5	H: 0 LOB: 0 BB: 0 P: 5	R: 0 E: 0 K: 0 S: 3	H: 0 LOB: 0 BB: 0 P: 3	R: 0 E: 0 K: 0 S: 4	H: 1 LOB: 1 BB: 0 P: 4	R: 0 E: 0 K: 0 S: 5	H: 2 LOB: 2 BB: 0 P: 5	R: 0 E: 0 K: 0 S: 4	H: 1 LOB: 1 BB: 0 P: 4	R: 0 E: 0 K: 0 S: 3	H: 0 LOB: 0 BB: 0 P: 3	R: 0 E: 1 K: 0 S: 4	H: 0 LOB: 2 BB: 1 P: 8	R: 0 E: 0 K: 1 S: 5	H: 0 LOB: 0 BB: 0 P: 5	R: 0 E: 0 K: 0 S: 4	H: 1 LOB: 1 BB: 0 P: 4	1B: 4 2B: 1 3B: 0 HR: 0	SF: 0 SAC: 0 DP: 0 HBP: 0	WP: 0 PB: 0 SB: 1 CS: 0	PA: 34
<b>PITCHER</b> Larry Gura, L (1, 1) ERA: 2.08	IP: 9.0 WLS: W BF: 34 H: 5 R: 0 ER: 0 SO: 2 BB: 1 IBB: 0 HBP: 0 BLK: 0 WP: 0 HR: 0 S: 37 P: 41 ERA: 0.00 WHIP: 0.667															<b>PITCHER</b>	IP: 9.0 WLS: W BF: 34 H: 5 R: 0 ER: 0 SO: 2 BB: 1 IBB: 0 HBP: 0 BLK: 0 WP: 0 HR: 0 S: 37 P: 41 ERA: 0.00 WHIP: 0.667					

Detroit Tigers @ New York Yankees  
Shea Stadium, Flushing, NY  
Sat Sep 07 1974, 7:05 PM EDT  
Att: 25,586 - Unknown


AB	33
R	0
H	5
RBI	0
BB	1
SO	2
LOB	10



Batter	1	2	3	4	5	6	7	8	9	AB	R	H	RBI	BB	SO	LOB	BOTTOM					
Roy White, S (1, 10) OBP: 0.374, SLG: 0.391	0-3 K		0-0 F7			0-0 SH1-3		0-0 CS		2	0	0	0	0	1	0						
Elliott Maddox, R (1, 8) OBP: 0.392, SLG: 0.383	0-0 F9			0-0 FC5-4 1B		0-3 K				3	0	1	0	0	1	1						
Bobby Murcer, L (1, 9) OBP: 0.334, SLG: 0.370	0-0 4-3			0-0 P6		0-0 F9				3	0	0	0	0	0	2						
Lou Piniella, R (1, 7) OBP: 0.342, SLG: 0.396		0-0 CS 1B		0-0 F9		0-0 6-3				3	0	1	0	0	0	1						
Thurman Munson, R (1, 2) OBP: 0.316, SLG: 0.388		0-3 K		0-0 FC5-4		0-0 F9				3	0	0	0	0	1	2						
Graig Nettles, L (1, 5) OBP: 0.323, SLG: 0.400		0-0 HR			0-0 F2		0-0 F8			3	1	1	1	0	0	0						
Bill Sudakis, S (1, 3) OBP: 0.294, SLG: 0.343		0-3 K			0-3 K			0-0 5-3		3	0	0	0	0	2	0						
Sandy Alomar Sr., S (1, 4) OBP: 0.313, SLG: 0.329			0-0 P4		0-0 F3			0-0 F7		3	0	0	0	0	0	0						
Gene Michael, S (1, 6) OBP: 0.305, SLG: 0.301 Larry Murray, S (8, PR)			0-0 F5			0-0 SH1-3 1B				3	0	2	0	0	0	0						
Jim Mason, L (9, 6) OBP: 0.296, SLG: 0.346								0-0 CS 1B		0	0	0	0	0	0	0						
<b>Inning Stats</b>	R: 0 E: 0 K: 1 S: 5	H: 0 LOB: 0 BB: 0 P: 5	R: 1 E: 0 K: 2 S: 8	H: 2 LOB: 0 BB: 0 P: 8	R: 0 E: 0 K: 0 S: 3	H: 0 LOB: 0 BB: 0 P: 3	R: 0 E: 0 K: 0 S: 4	H: 1 LOB: 1 BB: 0 P: 4	R: 0 E: 0 K: 1 S: 5	H: 0 LOB: 0 BB: 0 P: 5	R: 0 E: 0 K: 1 S: 6	H: 1 LOB: 1 BB: 0 P: 6	R: 0 E: 0 K: 0 S: 3	H: 0 LOB: 0 BB: 0 P: 3	R: 0 E: 0 K: 0 S: 3	H: 1 LOB: 1 BB: 0 P: 3	R: 0 E: 0 K: 0 S: 3	H: 1 LOB: 1 BB: 0 P: 3	1B: 4 2B: 0 3B: 0 HR: 1	SF: 0 SAC: 1 DP: 0 HBP: 0	WP: 0 PB: 0 SB: 0 CS: 2	PA: 28
<b>PITCHER</b> Woodie Fryman, L (1, 1) ERA: 4.26	IP: 8.0 WLS: L BF: 27 H: 5 R: 1 ER: 1 SO: 5 BB: 0 IBB: 0 HBP: 0 BLK: 0 WP: 0 HR: 1 S: 37 P: 37 ERA: 1.12 WHIP: 0.625															<b>PITCHER</b>	IP: 8.0 WLS: L BF: 27 H: 5 R: 1 ER: 1 SO: 5 BB: 0 IBB: 0 HBP: 0 BLK: 0 WP: 0 HR: 1 S: 37 P: 37 ERA: 1.12 WHIP: 0.625					

Detroit Tigers @ New York Yankees  
Shea Stadium, Flushing, NY  
Sat Sep 07 1974, 7:05 PM EDT  
Att: 25,586 - Unknown

AB	26
R	1
H	5
RBI	1
BB	0
SO	5
LOB	6









Batter	1	2	3	4	5	6	7	8	9	AB	R	H	RBI	BB	SO	LOB	TOP			
Ron LeFlore, R OBP: 0.288, SLG: 0.319 (1, 8)	0-0 6-3		0-0 CS 1B			0-0 6-3			0-3 K	4	0	1	0	0	1	0	<b>Detroit Tigers @ Cleveland Indians</b> Cleveland Municipal Stadium, Cleveland, OH Mon Sep 09 1974, 7:05 PM EDT Att: 4,152 - Unknown <a href="http://livebaseballscorecards.com">livebaseballscorecards.com</a>			
Gary Sutherland, R OBP: 0.297, SLG: 0.317 (1, 4)	4-0 BB		0-0 CS 1-2	0-0 FC5-4 1B		0-0 5-3			4-0 BB	2	0	1	0	2	0	0				
Al Kaline, R OBP: 0.331, SLG: 0.383 (1, 10)	0-0 F7			0-0 FC5-4 3-1 1-2			0-3 K		0-0 L7	4	0	0	0	0	1	3				
Ben Oglivie, L OBP: 0.359, SLG: 0.369 (1, 7)	0-0 G3			0-0 3-1 1-2			0-0 G3		0-0 F7	4	0	0	0	0	0	3				
Bill Freehan, R OBP: 0.346, SLG: 0.432 (1, 2)		0-0 6-3		0-0 6-3				0-3 K		3	0	0	0	0	1	1				
Reggie Sanders, R OBP: 0.194, SLG: 0.235 (1, 3)		0-0 4-3			0-0 F8				0-0 P4	3	0	0	0	0	0	0				
Jim Nettles, L OBP: 0.283, SLG: 0.336 (1, 9)		0-0 4-3			0-0 F8				0-0 F9	3	0	0	0	0	0	0				
Aurelio Rodriguez, R OBP: 0.259, SLG: 0.310 (1, 5)			0-0 F8		0-0 4-3				0-0 F9	3	0	0	0	0	0	0				
Ed Brinkman, R OBP: 0.255, SLG: 0.338 (1, 6)			0-0 F7			0-0 4-3			0-0 HR	3	1	1	1	0	0	0				
<b>Inning Stats</b>	R: 0 E: 0 K: 0 S: 3	H: 0 LOB: 1 BB: 1 P: 7	R: 0 E: 0 K: 0 S: 3	H: 0 LOB: 0 BB: 0 P: 3	R: 0 E: 0 K: 0 S: 3	H: 1 LOB: 0 BB: 0 P: 3	R: 0 E: 0 K: 0 S: 4	H: 1 LOB: 1 BB: 0 P: 4	R: 0 E: 0 K: 0 S: 3	H: 0 LOB: 0 BB: 0 P: 3	R: 0 E: 0 K: 2 S: 7	H: 0 LOB: 0 BB: 0 P: 7	R: 0 E: 0 K: 0 S: 3	H: 0 LOB: 0 BB: 0 P: 3	R: 1 E: 0 K: 1 S: 6	H: 1 LOB: 1 BB: 1 P: 10	1B: 2 2B: 0 3B: 0 HR: 1	SF: 0 SAC: 0 DP: 0 HBP: 0	WP: 0 PB: 0 SB: 0 CS: 1	PA: 32
<b>PITCHER</b> Dick Bosman, R ERA: 4.01 (1, 1)	IP: 9.0 WLS: W BF: 31 H: 3 R: 1 ER: 1 SO: 3 BB: 2 IBB: 0 HBP: 0 BLK: 0 WP: 0 HR: 1 S: 35 P: 43 ERA: 1.00 WHIP: 0.556																			

Batter	1	2	3	4	5	6	7	8	9	AB	R	H	RBI	BB	SO	LOB	BOTTOM	
John Lowenstein, L OBP: 0.318, SLG: 0.328 (1, 7)	0-0 HR 1B		0-0 4-3		0-0 F7				0-0 F7	4	1	1	0	0	0	1	<b>Detroit Tigers @ Cleveland Indians</b> Cleveland Municipal Stadium, Cleveland, OH Mon Sep 09 1974, 7:05 PM EDT Att: 4,152 - Unknown <a href="http://livebaseballscorecards.com">livebaseballscorecards.com</a>	
Oscar Gamble, L OBP: 0.363, SLG: 0.473 (1, 10)	0-0 HR 1-H		0-0 PB 1B	4-0 FC3-6 BB		1-0 CS HBP			2 2 2 2 1 0 0									
George Hendrick, R OBP: 0.335, SLG: 0.472 Rusty Torres, S OBP: 0.241, SLG: 0.242 (1, 8) (7, 8)	0-0 6-3 F3 1B		0-0 K 1-2	0-0 FC3-6 1-2		0-0 CS 1-2	0-3 K		3 1 1 0 0 1 2 1 0 0 0 0 1 0									
Charlie Spikes, R OBP: 0.326, SLG: 0.445 Tommy Smith, L OBP: 0.195, SLG: 0.160 (1, 9) (8, 9)	0-0 6-3		0-0 5-3	0-0 5-3			0-0 6-3		4 0 0 0 0 0 3 0 0 0 0 0 0 0									
John Ellis, R OBP: 0.330, SLG: 0.425 (1, 2)	0-0 F3 3-H		0-0 2B 1B		0-0 E8		0-0 6-3		4 1 1 2 0 0 0									
Tom McCraw, L OBP: 0.344, SLG: 0.447 (1, 3)	0-0 3-1		0-0 2B 1B		0-0 4-3			0-0 G3-6-3 1B	4 1 2 1 0 0 0									
Jack Brohamer, L OBP: 0.334, SLG: 0.334 Duane Kuiper, L (8, 4)		0-0 P6	0-0 1B 2B		4-0 BB			0-0 G3-6-3 1-2	2 1 1 1 1 0 0 1 0 0 0 0 0 1									
Buddy Bell, R OBP: 0.312, SLG: 0.351 (1, 5)		0-0 1B	0-0 2B 1B		0-0 6-3			0-0 P3	4 0 2 1 0 0 1									
Frank Duffy, R OBP: 0.274, SLG: 0.314 Ed Crosby, L OBP: 0.282, SLG: 0.246 (1, 6) (8, 6)		0-0 P5	0-0 F8		0-0 P3				3 0 0 0 0 0 2 0 0 0 0 0 0 0									
<b>Inning Stats</b>	R: 3 E: 0 K: 0 S: 6	H: 3 LOB: 0 BB: 0 P: 6	R: 0 E: 0 K: 0 S: 4	H: 1 LOB: 1 BB: 0 P: 4	R: 4 E: 0 K: 1 S: 10	H: 5 LOB: 1 BB: 0 P: 10	R: 0 E: 1 K: 0 S: 3	H: 0 LOB: 1 BB: 1 P: 7	R: 0 E: 1 K: 0 S: 3	H: 0 LOB: 1 BB: 1 P: 7	R: 0 E: 0 K: 1 S: 5	H: 0 LOB: 0 BB: 0 P: 5	R: 0 E: 0 K: 0 S: 3	H: 1 LOB: 0 BB: 0 P: 3	1B: 7 2B: 2 3B: 0 HR: 1	SF: 0 SAC: 0 DP: 1 HBP: 1	WP: 0 PB: 1 SB: 2 CS: 1	PA: 36
<b>PITCHER</b> Lerin LaGrow, R ERA: 4.48 Vern Ruhle, R ERA: (1, 1) (3, 1)	IP: 2.2 WLS: L BF: 16 H: 8 R: 7 ER: 7 SO: 1 BB: 0 IBB: 0 HBP: 0 BLK: 0 WP: 0 HR: 1 S: 18 P: 18 ERA: 23.62 WHIP: 3.000																	







Batter	1	2	3	4	5	6	7	8	9	AB	R	H	RBI	BB	SO	LOB	TOP										
<b>Don Money, R</b> OBP: 0.346, SLG: 0.410 (1,5) X	0-0 6-3		0-0 S 1B		0-0 F8			4-0 BB 1B BB		3	1	1	1	1	0	0											
<b>Ken Berry, R</b> OBP: 0.304, SLG: 0.297 (1,8) X	0-0 S 1B		0-3 K			0-0 5-3		4-0 1B BB		3	0	1	0	1	1	1											
<b>George Scott, R</b> OBP: 0.355, SLG: 0.439 (1,3) S	0-3 K		4-0 IBB			0-3 K		0-0 CS 1B		3	0	1	1	1	2	1											
<b>John Briggs, L</b> OBP: 0.336, SLG: 0.437 (1,7) X	0-0 F4		0-0 F7			0-0 F2		0-3 K		4	0	0	0	0	1	4											
<b>Bobby Mitchell, R</b> OBP: 0.307, SLG: 0.365 (1,10) X		0-0 5-3		0-0 F9			0-0 F8		0-3 K	3	0	0	0	0	0	0											
<b>Bob Hansen, L</b> OBP: 0.305, SLG: 0.367 (9, PH)										1	0	0	0	0	1	0											
<b>Sixto Lezcano, R</b> OBP: 0.333, SLG: 0.333 (1,9) S	0-3 K		0-0 6-3			0-0 L6		0-0 F8		4	0	0	0	0	1	0											
<b>Charlie Moore, R</b> OBP: 0.332, SLG: 0.361 (1,2) X	0-0 4-3		0-0 6-3			4-0 WP S 3B BB		0-3 K		3	1	0	0	1	1	0											
<b>Tim Johnson, L</b> OBP: 0.295, SLG: 0.351 (1,6) X			0-0 WP S 1B 1B		0-0 G3		0-0 1-H 3B			3	1	2	1	0	0	0											
<b>Jack Lind, S</b> (1,4) X			0-0 5-3		0-0 F6		0-0 5-3			3	0	0	0	0	0	2											
<b>Inning Stats</b>	R: 0 E: 0 K: 1 S: 6	H: 1 LOB: 1 BB: 0 P: 6	R: 0 E: 0 K: 1 S: 5	H: 0 LOB: 0 BB: 0 P: 5	R: 1 E: 0 K: 1 S: 7	H: 2 LOB: 2 BB: 1 P: 11	R: 0 E: 0 K: 0 S: 3	H: 0 LOB: 0 BB: 0 P: 3	R: 0 E: 0 K: 1 S: 5	H: 0 LOB: 0 BB: 0 P: 5	R: 1 E: 0 K: 0 S: 4	H: 1 LOB: 1 BB: 1 P: 8	R: 1 E: 0 K: 1 S: 4	H: 1 LOB: 1 BB: 2 P: 12	R: 0 E: 0 K: 2 S: 7	H: 0 LOB: 0 BB: 0 P: 7	1B: 4 2B: 1 3B: 1 HR: 0	SF: 0 SAC: 0 DP: 1 HBP: 0	WP: 2 PB: 0 SB: 3 CS: 1	PA: 34							
<b>PITCHER</b>	IP	WLS	BF	H	R	ER	SO	BB	IBB	HBP	BLK	WP	HR	S	P	ERA	WHIP										
<b>Luke Walker, L</b> ERA: 4.34 (1,1)	7.0	L	29	4	3	3	4	3	1	0	0	2	0	33	49	3.86	1.000										
<b>Jim Ray, R</b> ERA: 4.81 (8,1)	2.0		5	1	0	0	3	0	0	0	0	0	0	11	11	0.00	0.500										

Milwaukee Brewers @ Detroit Tigers  
Tiger Stadium, Detroit, MI  
Wed Sep 11, 1974, 7:05 PM EDT  
Att: 5,896 - Unknown

AB 30  
R 3  
H 5  
RBI 3  
BB 4  
SO 7  
LOB 8



Batter	1	2	3	4	5	6	7	8	9	AB	R	H	RBI	BB	SO	LOB	BOTTOM										
<b>Ron LeFlore, R</b> OBP: 0.280, SLG: 0.308 (1,8) X	0-0 L4-6 S 1B		0-3 K			0-0 4-3		0-0 3-1		4	0	1	0	0	1	1											
<b>Gary Sutherland, R</b> OBP: 0.286, SLG: 0.317 (1,4) X	0-0 L4-6 1-3			0-0 F7		0-0 F7		0-0 F8		4	0	0	0	0	0	1											
<b>Al Kaline, R</b> OBP: 0.332, SLG: 0.383 (1,10) X	0-0 1B			0-0 4-3 2B		4-0 SH1-3 L9-2 BB		0-0 L7		3	0	2	0	1	0	0											
<b>Ben Oglivie, L</b> OBP: 0.360, SLG: 0.370 (1,7) X	0-0 F7			0-0 4-3 2-3		0-0 SH1-3 1B		0-3 K		4	0	1	0	0	1	2											
<b>Bill Freehan, R</b> OBP: 0.344, SLG: 0.429 (1,2) X		0-0 F8		0-0 F8		0-0 SH1-3 1-2 2-3				2	0	0	0	0	0	1											
<b>Reggie Sanders, R</b> OBP: 0.209, SLG: 0.317 (1,3) S		0-3 K			0-0 F4		0-0 L9-2 3-H			3	0	0	0	0	1	2											
<b>Leon Roberts, R</b> OBP: 0.368, SLG: 0.500 (1,9) X		0-0 6-3			0-0 6-3			0-0 G3 WP 1B		3	0	1	0	0	0	0											
<b>Aurelio Rodriguez, R</b> OBP: 0.256, SLG: 0.306 (1,5) X			0-0 F9		0-0 F9			0-0 F3		3	0	0	0	0	0	1											
<b>Ed Brinkman, R</b> OBP: 0.253, SLG: 0.336 (1,6) X				0-0 L5				0-0 G3		2	0	0	0	0	1	0											
<b>Gates Brown, L</b> OBP: 0.323, SLG: 0.414 (8, PH)										1	0	0	0	0	0	1											
<b>Tom Verzer, R</b> OBP: 0.306, SLG: 0.303 (9,6) X								0-0 G3		0	0	0	0	0	0	0											
<b>Inning Stats</b>	R: 0 E: 0 K: 0 S: 4	H: 2 LOB: 1 BB: 0 P: 4	R: 0 E: 0 K: 1 S: 5	H: 0 LOB: 0 BB: 0 P: 5	R: 0 E: 0 K: 1 S: 5	H: 0 LOB: 0 BB: 0 P: 5	R: 0 E: 0 K: 0 S: 4	H: 1 LOB: 1 BB: 0 P: 4	R: 0 E: 0 K: 0 S: 3	H: 0 LOB: 0 BB: 0 P: 3	R: 0 E: 0 K: 1 S: 5	H: 0 LOB: 0 BB: 0 P: 5	R: 0 E: 0 K: 0 S: 3	H: 1 LOB: 1 BB: 1 P: 7	R: 0 E: 0 K: 0 S: 4	H: 1 LOB: 1 BB: 0 P: 4	R: 0 E: 0 K: 1 S: 5	H: 0 LOB: 0 BB: 0 P: 5	1B: 4 2B: 3 3B: 0 HR: 0	SF: 0 SAC: 1 DP: 2 HBP: 0	WP: 1 PB: 0 SB: 1 CS: 0	PA: 31					
<b>PITCHER</b>	IP	WLS	BF	H	R	ER	SO	BB	IBB	HBP	BLK	WP	HR	S	P	ERA	WHIP										
<b>Jim Slaton, R</b> ERA: 3.75 (1,1)	9.0	W	31	5	0	0	4	1	0	0	0	1	0	38	42	0.00	0.667										

Milwaukee Brewers @ Detroit Tigers  
Tiger Stadium, Detroit, MI  
Wed Sep 11, 1974, 7:05 PM EDT  
Att: 5,896 - Unknown

AB 29  
R 0  
H 5  
RBI 0  
BB 1  
SO 4  
LOB 9





Batter	1	2	3	4	5	6	7	8	9	10	AB	R	H	RBI	BB	SO	LOB	TOP				
Don Money, R OBP: 0.348, SLG: 0.409 (1.5)	F8		2B		G4-3 1B	F7			F8		4	2	1	0	1	0	1	<b>Milwaukee Brewers @ Detroit Tigers</b> Tiger Stadium, Detroit, MI Thu Sep 12 1974, 7:05 PM EDT Att: 5,806 - Unknown				
Ken Berry, R OBP: 0.306, SLG: 0.304 (1.8)	F2		2B		G4-3 1B		6-3		K		5	0	2	3	0	1	0					
George Scott, R OBP: 0.352, SLG: 0.435 (1.3)	6-3		K		G4-3		K		L7		5	0	0	0	0	2	3					
John Briggs, L OBP: 0.338, SLG: 0.443 (1.7)			K		G3 1B	HR 3B		E 1B		F6		5	2	3	1	0	1	0				
Darrell Porter, L OBP: 0.334, SLG: 0.395 (1.2)			G3		G3	HR		E2 1B		1-3		5	1	1	2	0	0	2				
Sixto Lezcano, R OBP: 0.357, SLG: 0.308 (1.9)			F8		E9 1B	F9		F9		1B BB		4	0	1	1	1	0	2				
Mike Hegan, L OBP: 0.326, SLG: 0.384 Bobby Mitchell, R OBP: 0.309, SLG: 0.366 (8. PH)			G3		BB			F9		6-3		2	0	0	0	1	0	0				
Tim Johnson, L OBP: 0.293, SLG: 0.352 (1.6)			L5-4 2B		L5-4 2B			4-3		1-3		5	1	1	0	0	1	4				
Jack Lind, S OBP: 0.286, SLG: 0.167 (1.4)			F8		1B BB			F5				3	1	1	0	1	0	1				
<b>Inning Stats</b>	R: 0 E: 0 K: 0 S: 3	H: 0 LOB: 0 BB: 0 P: 3	R: 0 E: 0 K: 1 S: 5	H: 0 LOB: 0 BB: 0 P: 5	R: 2 E: 0 K: 1 S: 7	H: 2 LOB: 1 BB: 1 P: 11	R: 1 E: 1 K: 0 S: 4	H: 2 LOB: 1 BB: 1 P: 8	R: 4 E: 0 K: 0 S: 6	H: 4 LOB: 0 BB: 1 P: 10	R: 0 E: 0 K: 1 S: 4	H: 1 LOB: 2 BB: 0 P: 7	R: 0 E: 0 K: 0 S: 3	H: 0 LOB: 0 BB: 0 P: 3	R: 0 E: 0 K: 1 S: 5	H: 0 LOB: 0 BB: 0 P: 5	R: 0 E: 0 K: 1 S: 6	H: 1 LOB: 2 BB: 1 P: 10	1B: 7 2B: 3 3B: 1 HR: 1	SF: 0 SAC: 0 DP: 2 HBP: 0	WP: 0 PB: 0 SB: 0 CS: 0	PA: 44
<b>PITCHER</b>	IP 4.2	WLS 22	BF 7	H 6	R 6	ER 6	SO 2	BB 3	IBB 0	HBP 0	BLK 0	WP 0	HR 0	S 23	P 35	ERA 11.57	WHIP 2.143					
Joe Coleman, R ERA: 4.29 (1.1)	2.1	11	3	1	1	1	0	0	0	0	0	0	1	13	13	3.86	1.286					
Dave Lemanczyk, R ERA: 3.66 (5.1)	3.0	W	11	1	0	0	2	1	0	0	0	0	0	14	18	0.00	0.667					
John Hiller, L ERA: 2.16 (8.1)																						

AB	40
R	7
H	11
RBI	7
BB	4
SO	5
LOB	13



Batter	1	2	3	4	5	6	7	8	9	10	AB	R	H	RBI	BB	SO	LOB	BOTTOM						
Ron LeFlore, R OBP: 0.277, SLG: 0.305 (1.8)	6-3			1-3	FC4-6		F9		L1-3 SH2-3 1B		5	0	1	0	0	0	1	<b>Milwaukee Brewers @ Detroit Tigers</b> Tiger Stadium, Detroit, MI Thu Sep 12 1974, 7:05 PM EDT Att: 5,806 - Unknown						
Gary Sutherland, R OBP: 0.286, SLG: 0.316 (1.4)	G1			F9	5-3		1B 2B		SH2-3		4	1	1	0	0	0	1							
Al Kaline, R OBP: 0.332, SLG: 0.382 (1.10)	L7			1B HR			L4-3 2B		L1-3		4	2	1	0	0	0	1							
Ben Ogilvie, L OBP: 0.368, SLG: 0.379 (1.7)			6-3		HR 1B		1B 2B		1B IBB		3	2	2	2	2	0	0							
Bill Freehan, R OBP: 0.343, SLG: 0.434 (1.2)			6-3		HR 1B		F7 2B		F8		4	1	1	3	0	0	2							
Gates Brown, L OBP: 0.330, SLG: 0.414 (9. PH)			6-3		HR		F7		F8		0	0	0	0	1	0	0							
John Knox, L OBP: 0.338, SLG: 0.319 (9. PR)					HR						0	0	0	0	0	0	0							
Gene Lamont, L OBP: 0.292, SLG: 0.354 (10. 2)					HR						0	0	0	0	0	0	0							
Reggie Sanders, R OBP: 0.250, SLG: 0.391 (1.3)			5-3				2B		F3		5	1	3	0	0	0	3							
Leon Roberts, R OBP: 0.375, SLG: 0.522 (1.9)			5-3		F4		2B		FC1-3		5	1	2	2	0	0	2							
Aurelio Rodriguez, R OBP: 0.256, SLG: 0.306 (1.5)			F8		F9		6-3		FC5-4		4	0	1	0	0	0	1							
Ed Brinkman, R OBP: 0.254, SLG: 0.335 (1.6)			F8				6-3		FC5-4		1	0	0	0	0	0	0							
Tom Verzyer, R OBP: 0.308, SLG: 0.389 (6.6)					FC4-6 HBP				HR		3	1	1	2	0	0	1							
<b>Inning Stats</b>	R: 0 E: 0 K: 0 S: 3	H: 0 LOB: 0 BB: 0 P: 3	R: 0 E: 0 K: 0 S: 3	H: 0 LOB: 0 BB: 0 P: 3	R: 0 E: 0 K: 0 S: 3	H: 0 LOB: 0 BB: 0 P: 3	R: 3 E: 0 K: 0 S: 6	H: 3 LOB: 1 BB: 0 P: 7	R: 0 E: 0 K: 0 S: 3	H: 0 LOB: 1 BB: 0 P: 4	R: 2 E: 0 K: 0 S: 5	H: 2 LOB: 1 BB: 1 P: 9	R: 2 E: 0 K: 0 S: 4	H: 3 LOB: 1 BB: 0 P: 6	R: 0 E: 0 K: 0 S: 4	H: 2 LOB: 1 BB: 0 P: 4	R: 0 E: 0 K: 0 S: 4	H: 1 LOB: 3 BB: 2 P: 12	R: 2 E: 0 K: 0 S: 3	H: 2 LOB: 0 BB: 0 P: 3	1B: 7 2B: 4 3B: 0 HR: 2	SF: 0 SAC: 2 DP: 0 HBP: 2	WP: 0 PB: 0 SB: 0 CS: 1	PA: 45
<b>PITCHER</b>	IP 5.2	WLS 4	BF 24	H 5	R 5	ER 5	SO 0	BB 1	IBB 2	HBP 0	BLK 0	WP 0	HR 1	S 21	P 27	ERA 7.94	WHIP 0.882							
Jim Colborn, R ERA: 4.68 (1.1)	1.0	6	3	2	2	0	0	0	0	0	0	0	0	6	6	18.00	3.000							
Bill Castro, R ERA: 5.11 (6.1)	2.2	L	15	6	2	2	0	0	2	0	0	0	1	13	21	6.75	2.250							
Tom Murphy, R ERA: 1.66 (7.1)																								





Batter	1	2	3	4	5	6	7	8	9	AB	R	H	RBI	BB	SO	LOB	TOP			
Roy White, S (1, 10) OBP: 0.378, SLG: 0.400	F3	1-3					K		BB	4	0	1	0	1	1	1	<b>New York Yankees @ Detroit Tigers</b> Tiger Stadium, Detroit, MI Fri Sep 13 1974, 7:05 PM EDT Att. 10,963 - Cloudy			
Elliott Maddox, R (1, 8) OBP: 0.394, SLG: 0.378	1B HR		F4		F8		1B BB		F8	4	1	1	0	1	0	2				
Bobby Murcer, L (1, 9) OBP: 0.333, SLG: 0.364	1B HR		1B BB		K		1B FC5-4			3	1	2	0	1	1	1				
Lou Piniella, R (1, 7) OBP: 0.339, SLG: 0.397	1H 3H HR		1B		FC5-4		FC5-4			4	1	2	3	0	0	3				
Thurman Munson, R (1, 2) OBP: 0.308, SLG: 0.374	F3		L7			F5		F7		4	0	0	0	0	0	2				
Graig Nettles, L (1, 5) OBP: 0.315, SLG: 0.390	G3		L9			4-3		G3		4	0	0	0	0	0	2				
Chris Chambliss, L (1, 3) OBP: 0.299, SLG: 0.350		4-3		F8			1B	F7		4	0	1	0	0	0	0				
Sandy Alomar Sr., S (1, 4) OBP: 0.298, SLG: 0.312		F8		P4		P4		5-3		4	0	0	0	0	0	1				
Jim Mason, L (1, 6) OBP: 0.299, SLG: 0.348								6-3		1	0	0	0	1	1	0				
Walt Williams, R (7, PH) OBP: 0.130, SLG: 0.115										1	0	0	0	0	1	0				
Gene Michael, S (7, 6) OBP: 0.303, SLG: 0.299										0	0	0	0	0	0	0				
Alex Johnson, R (9, PH) OBP: 0.334, SLG: 0.365										1	0	0	0	0	0	0				
<b>Inning Stats</b>	R: 3 E: 0 K: 0 S: 6	H: 3 LOB: 0 BB: 0 P: 6	R: 0 E: 0 K: 0 S: 3	H: 0 LOB: 1 BB: 1 P: 7	R: 0 E: 0 K: 0 S: 4	H: 1 LOB: 2 BB: 1 P: 8	R: 0 E: 0 K: 1 S: 5	H: 0 LOB: 0 BB: 0 P: 5	R: 0 E: 0 K: 0 S: 4	H: 1 LOB: 1 BB: 0 P: 4	R: 0 E: 0 K: 2 S: 8	H: 1 LOB: 2 BB: 1 P: 12	R: 0 E: 0 K: 0 S: 3	H: 0 LOB: 0 BB: 0 P: 3	R: 0 E: 0 K: 0 S: 3	H: 0 LOB: 1 BB: 1 P: 7	1B: 6 2B: 0 3B: 0 HR: 1	SF: 0 SAC: 0 DP: 0 HBP: 0	WP: 0 PB: 0 SB: 0 CS: 0	PA: 38
<b>PITCHER</b> Woodie Fryman, L (1, 1) ERA: 4.18	IP: 9.0 WLS: W BF: 38 H: 7 R: 3 ER: 3 SO: 4 BB: 4 IBB: 0 HBP: 0 BLK: 0 WP: 0 HR: 1 S: 42 P: 58 ERA: 3.00 WHIP: 1.222																			

Batter	1	2	3	4	5	6	7	8	9	AB	R	H	RBI	BB	SO	LOB	BOTTOM			
Ron LeFlore, R (1, 8) OBP: 0.282, SLG: 0.309	L6-3 2B	1B				E4 FC5-4		6-3		4	1	2	0	0	0	2	<b>New York Yankees @ Detroit Tigers</b> Tiger Stadium, Detroit, MI Fri Sep 13 1974, 7:05 PM EDT Att. 10,963 - Cloudy			
Gary Sutherland, R (1, 4) OBP: 0.285, SLG: 0.316	F3	F7			F8		FC4-6 1B			4	0	1	0	0	0	5				
Al Kaline, R (1, 10) OBP: 0.330, SLG: 0.379	L6-3 1-2		L5		FC5-4 HR		L9			4	1	0	0	0	0	4				
Ben Oglivie, L (1, 7) OBP: 0.371, SLG: 0.400	2B		K		HR		FC4-6			4	1	2	4	0	1	1				
Bill Freehan, R (1, 2) OBP: 0.340, SLG: 0.430	4-3		F8		6-3		K			4	0	0	0	0	1	2				
Reggie Sanders, R (1, 3) OBP: 0.250, SLG: 0.400		F6		K		1B 2B		K		4	1	1	0	0	2	0				
Jim Nettles, L (1, 9) OBP: 0.296, SLG: 0.369		HR		F8		1B 2H		G3		4	1	2	2	0	0	0				
Aurelio Rodriguez, R (1, 5) OBP: 0.258, SLG: 0.307		FC5-4 1B		K		L3 1B		5-3		4	0	2	0	0	1	0				
Ed Brinkman, R (1, 6) OBP: 0.255, SLG: 0.335	FC5-4 1B				FC5-4 HR		L3			3	1	1	0	0	0	3				
<b>Inning Stats</b>	R: 1 E: 0 K: 0 S: 5	H: 2 LOB: 1 BB: 0 P: 5	R: 1 E: 0 K: 0 S: 6	H: 3 LOB: 3 BB: 0 P: 6	R: 0 E: 0 K: 1 S: 5	H: 0 LOB: 0 BB: 0 P: 5	R: 0 E: 0 K: 2 S: 7	H: 0 LOB: 0 BB: 0 P: 7	R: 3 E: 1 K: 0 S: 6	H: 2 LOB: 0 BB: 0 P: 6	R: 1 E: 0 K: 0 S: 5	H: 3 LOB: 1 BB: 0 P: 5	R: 0 E: 0 K: 1 S: 6	H: 1 LOB: 1 BB: 0 P: 6	R: 0 E: 0 K: 1 S: 5	H: 0 LOB: 0 BB: 0 P: 5		1B: 7 2B: 3 3B: 0 HR: 2	SF: 0 SAC: 0 DP: 1 HBP: 0	WP: 0 PB: 0 SB: 1 CS: 0
<b>PITCHER</b> Doc Medich, R (1, 1) ERA: 3.62	IP: 5.0 WLS: L BF: 25 H: 9 R: 6 ER: 3 SO: 3 BB: 0 IBB: 0 HBP: 0 BLK: 0 WP: 0 HR: 2 S: 31 P: 31 ERA: 5.40 WHIP: 1.800																			
<b>PITCHER</b> Cecil Upshaw, R (6, 1) ERA: 2.45	IP: 3.0 WLS: L BF: 10 H: 2 R: 0 ER: 0 SO: 2 BB: 0 IBB: 0 HBP: 0 BLK: 0 WP: 0 HR: 0 S: 14 P: 14 ERA: 0.00 WHIP: 0.667																			



Batter	1	2	3	4	5	6	7	8	9	AB	R	H	RBI	BB	SO	LOB	TOP					
Roy White, S (1, 10) OBP: 0.376, SLG: 0.398										5	1	1	0	0	0	1	<b>New York Yankees @ Detroit Tigers</b> Tiger Stadium, Detroit, MI Sat Sep 14 1974, 3:33 AM EDT Att. 12,662 - Sunny - 61 F					
Elliott Maddox, R (1, 8) OBP: 0.394, SLG: 0.384										4	2	1	2	1	1	1						
Bobby Murcer, L (1, 9) OBP: 0.332, SLG: 0.368										5	1	1	2	0	0	0						
Lou Piniella, R (1, 7) OBP: 0.339, SLG: 0.403										5	3	2	1	0	0	1						
Thurman Munson, R (1, 2) OBP: 0.306, SLG: 0.374										5	1	1	0	0	0	1						
Graig Nettles, L (1, 5) OBP: 0.321, SLG: 0.399										3	2	3	1	2	0	0						
Otto Velez, R (1, 3) OBP: 0.345, SLG: 0.343										1	0	0	0	0	0	0						
Ron Blomberg, L (3, PH) OBP: 0.367, SLG: 0.437										1	0	1	2	0	0	0						
Bill Sudakis, S (3, 3) OBP: 0.297, SLG: 0.345										3	0	1	1	0	0	2						
Sandy Alomar Sr., S (1, 4) OBP: 0.294, SLG: 0.308										4	0	0	0	0	1	3						
Jim Mason, L (1, 6) OBP: 0.298, SLG: 0.347										4	0	1	0	0	0	3						
<b>Inning Stats</b>	R: 4 E: 0 K: 0 S: 7	H: 4 LOB: 0 BB: 0 P: 7	R: 0 E: 0 K: 0 S: 4	H: 1 LOB: 1 BB: 0 P: 4	R: 2 E: 1 K: 0 S: 6	H: 2 LOB: 2 BB: 1 P: 10	R: 0 E: 0 K: 1 S: 5	H: 0 LOB: 0 BB: 0 P: 5	R: 0 E: 0 K: 0 S: 4	H: 1 LOB: 1 BB: 0 P: 4	R: 0 E: 0 K: 0 S: 3	H: 0 LOB: 0 BB: 0 P: 3	R: 4 E: 1 K: 1 S: 9	H: 4 LOB: 1 BB: 1 P: 13	R: 0 E: 0 K: 0 S: 3	H: 0 LOB: 0 BB: 0 P: 7	1B: 7 2B: 1 3B: 0 HR: 4	SF: 0 SAC: 0 DP: 0 HBP: 0	WP: 0 PB: 1 SB: 0 CS: 0	PA: 43		
<b>PITCHER</b>	IP WLS BF H R ER SO BB IBB HBP BLK WP HR S P ERA WHIP	IP WLS BF H R ER SO BB IBB HBP BLK WP HR S P ERA WHIP	IP WLS BF H R ER SO BB IBB HBP BLK WP HR S P ERA WHIP	IP WLS BF H R ER SO BB IBB HBP BLK WP HR S P ERA WHIP	IP WLS BF H R ER SO BB IBB HBP BLK WP HR S P ERA WHIP	IP WLS BF H R ER SO BB IBB HBP BLK WP HR S P ERA WHIP	IP WLS BF H R ER SO BB IBB HBP BLK WP HR S P ERA WHIP	IP WLS BF H R ER SO BB IBB HBP BLK WP HR S P ERA WHIP	IP WLS BF H R ER SO BB IBB HBP BLK WP HR S P ERA WHIP	IP WLS BF H R ER SO BB IBB HBP BLK WP HR S P ERA WHIP	IP WLS BF H R ER SO BB IBB HBP BLK WP HR S P ERA WHIP	IP WLS BF H R ER SO BB IBB HBP BLK WP HR S P ERA WHIP	IP WLS BF H R ER SO BB IBB HBP BLK WP HR S P ERA WHIP	IP WLS BF H R ER SO BB IBB HBP BLK WP HR S P ERA WHIP	IP WLS BF H R ER SO BB IBB HBP BLK WP HR S P ERA WHIP	IP WLS BF H R ER SO BB IBB HBP BLK WP HR S P ERA WHIP	IP WLS BF H R ER SO BB IBB HBP BLK WP HR S P ERA WHIP	IP WLS BF H R ER SO BB IBB HBP BLK WP HR S P ERA WHIP	IP WLS BF H R ER SO BB IBB HBP BLK WP HR S P ERA WHIP	IP WLS BF H R ER SO BB IBB HBP BLK WP HR S P ERA WHIP	IP WLS BF H R ER SO BB IBB HBP BLK WP HR S P ERA WHIP	IP WLS BF H R ER SO BB IBB HBP BLK WP HR S P ERA WHIP
Mickey Lolich, L (1, 1) ERA: 3.94	0.2	6	4	4	4	0	0	0	0	0	0	0	0	0	0	0	54.00	6.000				
Lerrin LaGrow, R (1, 1) ERA: 4.45	4.1	19	4	2	2	1	0	1	0	0	0	0	0	0	20	24	4.15	0.923				
John Hiller, L (6, 1) ERA: 2.33	1.1	L 9	4	4	3	0	1	0	0	0	0	1	8	12	20.25	3.750						
Jim Ray, R (7, 1) ERA: 4.86	2.2	9	0	0	0	1	1	0	0	0	0	0	0	10	14	0.00	0.375					

AB 40  
R 10  
H 12  
RBI 9  
BB 3  
SO 2  
LOB 12



Batter	1	2	3	4	5	6	7	8	9	AB	R	H	RBI	BB	SO	LOB	BOTTOM					
Ron LeFlore, R (1, 8) OBP: 0.285, SLG: 0.312										5	1	2	0	0	1	0	<b>New York Yankees @ Detroit Tigers</b> Tiger Stadium, Detroit, MI Sat Sep 14 1974, 3:33 AM EDT Att. 12,662 - Sunny - 61 F					
Gary Sutherland, R (1, 4) OBP: 0.285, SLG: 0.315										5	1	1	0	0	0	3						
Al Kaline, R (1, 10) OBP: 0.334, SLG: 0.390										4	1	3	3	1	0	0						
Ben Oglivie, L (1, 7) OBP: 0.363, SLG: 0.391										5	0	0	1	0	1	4						
Bill Freehan, R (1, 2) OBP: 0.341, SLG: 0.440										5	2	2	1	0	1	4						
Jim Nettles, L (1, 9) OBP: 0.302, SLG: 0.409										4	1	2	2	0	1	0						
Reggie Sanders, R (1, 3) OBP: 0.250, SLG: 0.389										4	0	1	0	0	1	1						
Aurelio Rodriguez, R (1, 5) OBP: 0.259, SLG: 0.307										3	0	1	0	0	1	0						
Dan Meyer, L (8, PH) OBP: 0.246, SLG: 0.286										1	0	0	0	0	0	1						
Ron Cash, R (9, 5) OBP: 0.246, SLG: 0.286										0	0	0	0	0	0	0						
Ed Brinkman, R (1, 6) OBP: 0.255, SLG: 0.333										2	1	0	0	1	1	1						
Gates Brown, L (8, PH) OBP: 0.327, SLG: 0.409										1	0	0	0	0	0	1						
Tom Verzyer, R (9, 6) OBP: 0.308, SLG: 0.389										0	0	0	0	0	0	0						
<b>Inning Stats</b>	R: 0 E: 0 K: 0 S: 3	H: 0 LOB: 0 BB: 0 P: 3	R: 2 E: 0 K: 1 S: 7	H: 2 LOB: 0 BB: 0 P: 7	R: 1 E: 0 K: 1 S: 7	H: 2 LOB: 2 BB: 1 P: 11	R: 0 E: 0 K: 1 S: 6	H: 1 LOB: 1 BB: 0 P: 6	R: 3 E: 0 K: 1 S: 9	H: 4 LOB: 1 BB: 0 P: 9	R: 0 E: 0 K: 2 S: 7	H: 0 LOB: 0 BB: 0 P: 7	R: 0 E: 0 K: 0 S: 4	H: 1 LOB: 1 BB: 0 P: 4	R: 0 E: 0 K: 1 S: 6	H: 1 LOB: 1 BB: 0 P: 6	R: 1 E: 0 K: 0 S: 4	H: 1 LOB: 1 BB: 1 P: 8	1B: 6 2B: 3 3B: 0 HR: 3	SF: 0 SAC: 0 DP: 0 HBP: 0	WP: 1 PB: 0 SB: 0 CS: 0	PA: 41
<b>PITCHER</b>	IP WLS BF H R ER SO BB IBB HBP BLK WP HR S P ERA WHIP	IP WLS BF H R ER SO BB IBB HBP BLK WP HR S P ERA WHIP	IP WLS BF H R ER SO BB IBB HBP BLK WP HR S P ERA WHIP	IP WLS BF H R ER SO BB IBB HBP BLK WP HR S P ERA WHIP	IP WLS BF H R ER SO BB IBB HBP BLK WP HR S P ERA WHIP	IP WLS BF H R ER SO BB IBB HBP BLK WP HR S P ERA WHIP	IP WLS BF H R ER SO BB IBB HBP BLK WP HR S P ERA WHIP	IP WLS BF H R ER SO BB IBB HBP BLK WP HR S P ERA WHIP	IP WLS BF H R ER SO BB IBB HBP BLK WP HR S P ERA WHIP	IP WLS BF H R ER SO BB IBB HBP BLK WP HR S P ERA WHIP	IP WLS BF H R ER SO BB IBB HBP BLK WP HR S P ERA WHIP	IP WLS BF H R ER SO BB IBB HBP BLK WP HR S P ERA WHIP	IP WLS BF H R ER SO BB IBB HBP BLK WP HR S P ERA WHIP	IP WLS BF H R ER SO BB IBB HBP BLK WP HR S P ERA WHIP	IP WLS BF H R ER SO BB IBB HBP BLK WP HR S P ERA WHIP	IP WLS BF H R ER SO BB IBB HBP BLK WP HR S P ERA WHIP	IP WLS BF H R ER SO BB IBB HBP BLK WP HR S P ERA WHIP	IP WLS BF H R ER SO BB IBB HBP BLK WP HR S P ERA WHIP	IP WLS BF H R ER SO BB IBB HBP BLK WP HR S P ERA WHIP	IP WLS BF H R ER SO BB IBB HBP BLK WP HR S P ERA WHIP	IP WLS BF H R ER SO BB IBB HBP BLK WP HR S P ERA WHIP	IP WLS BF H R ER SO BB IBB HBP BLK WP HR S P ERA WHIP
Pat Dobson, R (1, 1) ERA: 3.12	4.2	23	8	6	6	3	0	0	0	0	0	0	0	0	0	0	11.57	1.929				
Tippy Martinez, L (5, 1) ERA: 5.06	0.0	1	1	0	0	0	0	0	0	0	0	1	1									
Dick Tidrow, R (5, 1) ERA: 4.13	3.2	W 15	3	1	1	4	1	0	0	0	0	0	22	26	2.46	1.091						
Sparky Lyle, L (9, 1) ERA: 1.66	0.2	2	0	0	0	0	0	0	0	0	1	0	2	2	0.00	0.000						

AB 39  
R 7  
H 12  
RBI 7  
BB 2  
SO 7  
LOB 15





Batter	1	2	3	4	5	6	7	8	9	AB	R	H	RBI	BB	SO	LOB	TOP								
Roy White, S (1, 10) OBP: 0.375, SLG: 0.395	0-3 K	0-0 FC3-6 2B	4-0 BB			0-3 K		0-0 E 1B	0-0 F5	5	2	1	1	1	2	3									
Elliott Maddox, R (1, 8) OBP: 0.394, SLG: 0.381	4-0 6-3 2B	4-0 2B SF8 BB	0-0 F9			0-0 6-3		0-0 E5 1B		3	3	0	0	2	0	4									
Bobby Murcer, L (1, 9) OBP: 0.333, SLG: 0.370	0-0 6-3	0-0 E 2B		0-0 F2		0-0 4-1		0-0 1B 1B		5	0	2	4	0	0	1									
Lou Piniella, R (1, 7) OBP: 0.344, SLG: 0.410	0-0 1B 2B	0-0 SF8		0-0 1B			0-0 1B 1B	0-0 1B 1B		4	1	4	3	0	0	0									
Thurman Munson, R (1, 2) OBP: 0.305, SLG: 0.372	0-0 2H 1B	0-0 F7		0-3 K		0-0 F9		0-3 K		5	0	1	1	0	2	5									
Graig Nettles, L (1, 5) OBP: 0.322, SLG: 0.399	0-0 F7		0-0 F9 3-1 1B	0-0 4-3		0-0 1B		0-3 K		5	1	2	0	0	1	4									
Chris Chambliss, L (1, 3) OBP: 0.300, SLG: 0.355		0-0 BB FC3-6 2B	0-0 3-1		0-0 G3		0-0 F5		0-0 G4-6-3 2B	5	1	2	0	0	2		AB 39								
Sandy Alomar Sr., S (1, 4) OBP: 0.296, SLG: 0.304		4-0 FC3-6 2B BB	0-0 F9	0-0 4-3		0-0 4-3		0-0 G3	4-0 G4-6-3 BB	3	1	0	0	2	0	1	R 10								
Jim Mason, L (1, 6) OBP: 0.302, SLG: 0.348		4-0 FC3-6 BB	0-0 BB 1B	0-0 L4				0-0 E 1B 1B	0-0 G4-6-3 1B	4	1	2	1	1	0	2	H 14								
<b>Inning Stats</b>	R: 2 E: 0 K: 1 S: 7	H: 2 LOB: 1 BB: 1 P: 11	R: 4 E: 1 K: 0 S: 5	H: 2 LOB: 1 BB: 3 P: 17	R: 1 E: 0 K: 0 S: 5	H: 2 LOB: 2 BB: 1 P: 9	R: 0 E: 0 K: 1 S: 6	H: 1 LOB: 1 BB: 0 P: 6	R: 0 E: 0 K: 0 S: 3	H: 0 LOB: 0 BB: 0 P: 3	R: 0 E: 0 K: 1 S: 5	H: 0 LOB: 0 BB: 0 P: 5	R: 0 E: 0 K: 0 S: 4	H: 2 LOB: 1 BB: 0 P: 4	R: 3 E: 1 K: 2 S: 12	H: 4 LOB: 2 BB: 0 P: 12	R: 0 E: 0 K: 0 S: 3	H: 1 LOB: 1 BB: 1 P: 7	1B: 10 2B: 4 3B: 0 HR: 0	SF: 1 SAC: 0 DP: 1 HBP: 0	WP: 0 PB: 0 SB: 2 CS: 0	PA: 46			
<b>PITCHER</b>	IP	WLS	BF	H	R	ER	SO	BB	IBB	HBP	BLK	WP	HR	S	P	ERA	WHIP								
Luke Walker, L (1, 1) ERA: 4.81	1.0	L	9	3	5	5	1	3	0	0	0	0	0	8	20	45.00	6.000								
Vern Riffe, R (2, 1) ERA: 3.09	6.1		31	10	5	4	2	2	0	0	0	0	0	33	41	5.68	1.895								
Dave Lemanczyk, R (8, 1) ERA: 3.56	1.2		6	1	0	0	2	1	0	0	0	0	0	9	13	0.00	1.200								

New York Yankees @ Detroit Tigers  
Tiger Stadium, Detroit, MI  
Sun Sep 15 1974, 3:33 AM EDT  
Att: 11,849 - Unknown

AB 39  
R 10  
H 14  
RBI 10  
BB 6  
SO 5  
LOB 22



Batter	1	2	3	4	5	6	7	8	9	AB	R	H	RBI	BB	SO	LOB	BOTTOM								
Ron LeFlore, R (1, 8) OBP: 0.288, SLG: 0.311	0-0 1-3		0-0 5-3		0-0 FC5-4 L8-3		0-0 1B 1B		4-0 G4-6-3 BB	4	0	1	0	1	0	1									
Gary Sutherland, R (1, 4) OBP: 0.284, SLG: 0.314	0-0 F8		0-0 L1-3 1B		0-0 L8-3		0-0 F9		0-0 G4-6-3	5	0	1	0	0	0	4									
Al Kaline, R (1, 10) OBP: 0.335, SLG: 0.389	4-0 BB BB		0-0 L1-3		0-0 L7		0-0 1-3 2H 1B			3	0	1	1	1	0	1									
Bill Freehan, R (1, 2) OBP: 0.342, SLG: 0.444	4-0 1-2 BB		0-0 F8		0-0 F8		0-0 2B 3B			3	1	1	0	1	0	3									
Reggie Sanders, R (1, 3) OBP: 0.250, SLG: 0.397	0-0 F8		0-0 L7		0-0 L7		0-0 2B		0-0 F4	4	0	1	1	0	0	2									
Leon Roberts, R (1, 9) OBP: 0.393, SLG: 0.556		0-0 FC6-4 1B	0-0 F9 2B		0-0 F8		0-3 K			4	0	2	0	0	1	1									
Marvin Lane, R (1, 7) OBP: 0.356, SLG: 0.354		0-0 FC6-4 FC5-4	0-0 F9		0-0 F7		0-0 FC6-4 1B			4	0	1	0	0	0	3	AB 35								
Aurelio Rodriguez, R (1, 5) OBP: 0.257, SLG: 0.305		0-0 F5	0-0 F7		0-0 F7		0-0 FC6-4			4	0	0	0	0	0	3	R 2								
Ed Brinkman, R (1, 6) OBP: 0.257, SLG: 0.335		0-0 FC5-4		0-0 FC5-4 1B		0-0 1B 1B		0-0 6-3		4	1	2	0	0	0	1	H 10								
<b>Inning Stats</b>	R: 0 E: 0 K: 0 S: 3	H: 0 LOB: 2 BB: 2 P: 11	R: 0 E: 0 K: 0 S: 4	H: 1 LOB: 1 BB: 0 P: 4	R: 0 E: 0 K: 0 S: 4	H: 1 LOB: 1 BB: 0 P: 4	R: 0 E: 0 K: 0 S: 4	H: 1 LOB: 0 BB: 0 P: 4	R: 0 E: 0 K: 0 S: 3	H: 1 LOB: 0 BB: 0 P: 3	R: 1 E: 0 K: 0 S: 5	H: 2 LOB: 1 BB: 0 P: 5	R: 1 E: 0 K: 0 S: 6	H: 3 LOB: 2 BB: 0 P: 6	R: 0 E: 0 K: 1 S: 6	H: 1 LOB: 0 BB: 0 P: 6	R: 0 E: 0 K: 0 S: 2	H: 0 LOB: 0 BB: 1 P: 6	1B: 7 2B: 3 3B: 1 HR: 0	SF: 0 SAC: 0 DP: 2 HBP: 0	WP: 0 PB: 0 SB: 0 CS: 0	PA: 38			
<b>PITCHER</b>	IP	WLS	BF	H	R	ER	SO	BB	IBB	HBP	BLK	WP	HR	S	P	ERA	WHIP								
Larry Gura, L (1, 1) ERA: 1.93	6.2	W	30	9	2	2	0	2	0	0	0	0	0	28	36	2.70	1.650								
Sparky Lyle, L (7, 1) ERA: 1.62	2.1		8	1	0	0	1	1	0	0	0	0	0	9	13	0.00	0.857								

New York Yankees @ Detroit Tigers  
Tiger Stadium, Detroit, MI  
Sun Sep 15 1974, 3:33 AM EDT  
Att: 11,849 - Unknown

AB 35  
R 2  
H 10  
RBI 2  
BB 3  
SO 1  
LOB 19






Batter	1	2	3	4	5	6	7	8	9	AB	R	H	RBI	BB	SO	LOB	TOP			
Ron LeFlore, R OBP: 0.290, SLG: 0.313 (1, 8)	G3		4-3		K		S 1B		1-2 3-H 1B	5	0	2	1	0	1	0				
Gary Sutherland, R OBP: 0.283, SLG: 0.315 (1, 4)	5-3		2B		F8		6-3		4-3	5	0	1	0	0	0	3				
Al Kaline, R OBP: 0.334, SLG: 0.388 (1, 10)	L5-3		L8			SH3-4 1B			L8	4	1	1	0	0	0	1				
Bill Freehan, R OBP: 0.346, SLG: 0.453 (1, 2)		HR	BB			SH3-4 1B			F9	3	2	2	1	1	0	0				
Reggie Sanders, R OBP: 0.254, SLG: 0.410 (1, 3)		1B 2B	K			SH3-4			F9	3	1	1	0	0	1	2				
Leon Roberts, R OBP: 0.375, SLG: 0.516 (1, 9)		F8			F8		CS 1B		5-3	4	0	1	2	0	0	1				
Marvin Lane, R OBP: 0.352, SLG: 0.350 (1, 7)		5-3			1-3		F8		1B 1B	4	1	1	0	0	0	2				
Aurelio Rodriguez, R OBP: 0.258, SLG: 0.307 (1, 5)					4-3		F3		1B 1B	4	0	2	1	0	0	0				
Ed Brinkman, R OBP: 0.255, SLG: 0.332 (1, 6)		2H 1B	K			F3		F7	K	4	0	0	0	0	2	3				
<b>Inning Stats</b>	R: 0 E: 0 K: 0 S: 3	H: 0 LOB: 0 BB: 0 P: 3	R: 2 E: 0 K: 1 S: 8	H: 3 LOB: 1 BB: 0 P: 8	R: 0 E: 0 K: 1 S: 6	H: 1 LOB: 2 BB: 1 P: 10	R: 0 E: 0 K: 0 S: 3	H: 0 LOB: 0 BB: 0 P: 3	R: 0 E: 0 K: 1 S: 5	H: 0 LOB: 0 BB: 0 P: 5	R: 0 E: 0 K: 0 S: 4	H: 1 LOB: 1 BB: 0 P: 4	R: 0 E: 0 K: 0 S: 3	H: 0 LOB: 0 BB: 0 P: 3	R: 1 E: 0 K: 1 S: 8	H: 3 LOB: 2 BB: 0 P: 8	1B: 8 2B: 2 3B: 0 HR: 1	SF: 0 SAC: 1 DP: 0 HBP: 0	WP: 0 PB: 0 SB: 1 CS: 1	PA: 38
<b>PITCHER</b> Bill Lee, L ERA: 3.61 (1, 1)	IP: 9.0 WLS: L BF: 38	H: 11 R: 5 ER: 5 SO: 4	BB: 1 IBB: 0 HBP: 0 BLK: 0	WP: 0 HR: 1 S: 45 P: 49	ERA: 5.00 WHIP: 1.333	<b>PITCHER</b>														

**Detroit Tigers @ Boston Red Sox**  
Fenway Park, Boston, MA  
Tue Sep 17 1974, 7:05 PM EDT  
Att: 12,213 - Unknown - 71 F


AB 36  
R 5  
H 11  
RBI 5  
BB 1  
SO 4  
LOB 12



Batter	1	2	3	4	5	6	7	8	9	AB	R	H	RBI	BB	SO	LOB	BOTTOM			
Tommy Harper, R OBP: 0.296, SLG: 0.316 (1, 7)	FC6-5 2B				6-3		G5-4-3			4	0	1	0	0	1	4				
Cecil Cooper, L OBP: 0.315, SLG: 0.390 (1, 10)	F9				F6				6-3	3	0	0	0	0	0	3				
Deron Johnson, R OBP: 0.239, SLG: 0.309 (8, PH)		F8								1	0	0	0	0	0	0				
Carl Yastrzemski, L OBP: 0.415, SLG: 0.452 (1, 3)	FC6-5 HR				1-3				BB	2	1	0	0	2	0	1				
Bernie Carbo, L OBP: 0.368, SLG: 0.414 (9, PH)	1-H HR				K				K	3	1	1	2	0	1	1				
Dwight Evans, R OBP: 0.325, SLG: 0.418 (9, 9)					F8					1	0	0	0	0	1	1				
Fred Lynn, L OBP: 0.375, SLG: 0.875 (8, PH)					F8				K	3	0	1	0	0	0	1				
Juan Beniquez, R OBP: 0.316, SLG: 0.369 (9, 8)					F8		G3		K	1	0	0	0	0	1	1				
Dick McAuliffe, L OBP: 0.318, SLG: 0.322 (9, PH)					CS		F8		FC5-4 BB	3	1	1	0	0	1	1				
Danny Cater, R OBP: 0.313, SLG: 0.395 (9, PR)	K				5-3 2B					0	0	0	0	1	0	0				
Rick Miller, L OBP: 0.337, SLG: 0.333 (9, PR)					1-2 1B					0	0	0	0	0	0	0				
Rick Burleson, R OBP: 0.325, SLG: 0.380 (1, 6)					F6		F3		F3	4	0	0	0	0	0	2				
Doug Griffin, R OBP: 0.323, SLG: 0.332 (1, 4)					5-3		G5-4-3 BB		F6	2	0	0	0	2	0	2				
Bob Montgomery, R OBP: 0.270, SLG: 0.320 (1, 2)					2H 2B		F2		FC5-4	3	0	1	1	1	0	2				
<b>Inning Stats</b>	R: 2 E: 0 K: 1 S: 8	H: 3 LOB: 1 BB: 0 P: 8	R: 0 E: 0 K: 1 S: 5	H: 0 LOB: 2 BB: 2 P: 13	R: 0 E: 0 K: 1 S: 4	H: 0 LOB: 0 BB: 1 P: 8	R: 1 E: 0 K: 0 S: 5	H: 2 LOB: 1 BB: 0 P: 5	R: 0 E: 0 K: 0 S: 3	H: 0 LOB: 0 BB: 0 P: 3	R: 0 E: 0 K: 0 S: 2	H: 0 LOB: 0 BB: 1 P: 6	R: 0 E: 0 K: 2 S: 7	H: 0 LOB: 1 BB: 1 P: 11	R: 0 E: 0 K: 0 S: 3	H: 0 LOB: 1 BB: 1 P: 7	1B: 2 2B: 2 3B: 0 HR: 1	SF: 0 SAC: 0 DP: 1 HBP: 0	WP: 0 PB: 0 SB: 0 CS: 1	PA: 37
<b>PITCHER</b> Joe Coleman, R ERA: 4.28 John Hillier, L ERA: 2.3 (8, 1)	IP: 7.0 WLS: W BF: 28	H: 5 R: 3 ER: 3 SO: 3	BB: 4 IBB: 0 HBP: 0 BLK: 0	WP: 0 HR: 1 S: 30 P: 46	ERA: 3.86 WHIP: 1.286	<b>PITCHER</b>														

**Detroit Tigers @ Boston Red Sox**  
Fenway Park, Boston, MA  
Tue Sep 17 1974, 7:05 PM EDT  
Att: 12,213 - Unknown - 71 F

AB 30  
R 3  
H 5  
RBI 3  
BB 6  
SO 5  
LOB 19





Batter	1	2	3	4	5	6	7	8	9	AB	R	H	RBI	BB	SO	LOB	TOP								
Ron LeFlore, R OBP: 0.293, SLG: 0.312 (1, 8)	E5 1B	5-3		CS BB			4-3		FC6-4 1B	4	1	1	0	1	0	1	<b>Detroit Tigers @ Boston Red Sox</b> Fenway Park, Boston, MA Wed Sep 18 1974, 7:05 PM EDT Att: 12,213 - Unknown - 63 F								
Gary Sutherland, R OBP: 0.283, SLG: 0.314 (1, 4)	F3		F9 1B	5-3 1-2			L5		FC6-4 HR	5	2	1	0	0	0	3									
Al Kaline, R OBP: 0.337, SLG: 0.398 (1, 10)	K		1B 1B				L5		HR	5	1	3	2	0	1	1									
Ben Oglivie, L OBP: 0.360, SLG: 0.387 (1, 7)			F9				6-3		K	5	0	1	1	0	1	3									
Bill Freehan, R OBP: 0.345, SLG: 0.451 (1, 2)	6-3			1B 1B			6-3		F7	4	0	1	1	0	0	1									
Reggie Sanders, R OBP: 0.269, SLG: 0.415 (1, 3)		6-3							F7	4	0	2	0	0	0	0									
Jim Nettles, L OBP: 0.316, SLG: 0.420 (1, 9)				2B 1B						4	1	3	0	0	1	3									
Aurelio Rodriguez, R OBP: 0.258, SLG: 0.308 (1, 5)					6-3		G6-4-3		K	4	0	1	1	0	1	6									
Ed Brinkman, R OBP: 0.255, SLG: 0.332 Gates Brown, L OBP: 0.323, SLG: 0.404 (9, PH)					5-3		F6		F9	3	0	1	0	0	0	1									
<b>Inning Stats</b>	R: 1 E: 1 K: 1 S: 7	H: 1 LOB: 1 BB: 0 P: 7	R: 1 E: 0 K: 0 S: 5	H: 3 LOB: 1 BB: 0 P: 5	R: 1 E: 0 K: 1 S: 9	H: 4 LOB: 3 BB: 1 P: 9	R: 0 E: 0 K: 0 S: 2	H: 0 LOB: 0 BB: 0 P: 6	R: 0 E: 0 K: 0 S: 3	H: 0 LOB: 0 BB: 0 P: 3	R: 0 E: 0 K: 0 S: 4	H: 2 LOB: 1 BB: 0 P: 4	R: 0 E: 0 K: 0 S: 4	H: 1 LOB: 1 BB: 0 P: 4	R: 0 E: 0 K: 1 S: 6	H: 1 LOB: 1 BB: 0 P: 6	R: 2 E: 0 K: 1 S: 7	H: 2 LOB: 0 BB: 0 P: 7	1B: 11 2B: 2 3B: 0 HR: 1	SF: 0 SAC: 0 DP: 1 HBP: 0	WP: 0 PB: 0 SB: 0 CS: 1	PA: 40			
<b>PITCHER</b>	IP	WLS	BF	H	R	ER	SO	BB	IBB	HBP	BLK	WP	HR	S	P	ERA	WHIP								
Juan Marichal, R ERA: 4.87 Reggie Cleveland, R ERA: 4.34 (1, 1) (3, 1)	2.1		14	7	3	2	1	0	0	0	0	0	0	16	16	7.71	3.000								

Batter	1	2	3	4	5	6	7	8	9	AB	R	H	RBI	BB	SO	LOB	BOTTOM								
Tommy Harper, R OBP: 0.300, SLG: 0.316 Rick Miller, L OBP: 0.337, SLG: 0.333 (1, 7) (8, 7)	1-3	E1 1B		F9	FC6-4 BB		BB 1B			3	0	1	0	2	0	0	<b>Detroit Tigers @ Boston Red Sox</b> Fenway Park, Boston, MA Wed Sep 18 1974, 7:05 PM EDT Att: 12,213 - Unknown - 63 F								
Cecil Cooper, L OBP: 0.316, SLG: 0.390 Jim Rice, R OBP: 0.316, SLG: 0.294 (1, 10) (4, PH)	1-3			FC4-3 1B	FC6-4 1-2		FC5 BB 1B			2	0	1	1	0	0	0									
Carl Yastrzemski, L OBP: 0.414, SLG: 0.450 (1, 3)		4-3		FC4-3 BB 2B			F7			4	2	1	0	1	0	2									
Bernie Carbo, L OBP: 0.369, SLG: 0.413 Dwight Evans, R OBP: 0.325, SLG: 0.416 (1, 9) (4, PH) (5, 9)	1B BB			K	2B BB		K		FC5	1	0	0	0	1	1	0									
Fred Lynn, L OBP: 0.538, SLG: 1.077 (1, 8)										5	1	4	3	0	0	0									
Dick McAuliffe, L OBP: 0.319, SLG: 0.333 (1, 5)	F7			FC3-2 3B	1-2 2B		HR			4	2	1	2	1	0	3									
Doug Griffin, R OBP: 0.324, SLG: 0.331 (1, 4)				FC3-2 1B			F1		6-3	4	1	1	0	1	0	2									
Rick Burleson, R OBP: 0.330, SLG: 0.387 (1, 6)				E 1B					CS BB	4	1	3	1	0	0	0									
Tim Blackwell, S OBP: 0.314, SLG: 0.278 (1, 2)				F2			K		K	4	0	0	0	0	3	5									
<b>Inning Stats</b>	R: 1 E: 0 K: 0 S: 5	H: 2 LOB: 2 BB: 1 P: 9	R: 2 E: 1 K: 0 S: 6	H: 4 LOB: 1 BB: 0 P: 6	R: 1 E: 0 K: 2 S: 9	H: 2 LOB: 2 BB: 1 P: 13	R: 2 E: 0 K: 0 S: 5	H: 2 LOB: 1 BB: 1 P: 9	R: 0 E: 0 K: 1 S: 6	H: 1 LOB: 2 BB: 1 P: 10	R: 2 E: 0 K: 1 S: 6	H: 2 LOB: 0 BB: 1 P: 10	R: 0 E: 0 K: 1 S: 6	H: 1 LOB: 3 BB: 2 P: 14	R: 0 E: 0 K: 0 S: 3	H: 0 LOB: 0 BB: 0 P: 3	1B: 10 2B: 2 3B: 1 HR: 1	SF: 0 SAC: 0 DP: 0 HBP: 0	WP: 0 PB: 0 SB: 0 CS: 1	PA: 44					
<b>PITCHER</b>	IP	WLS	BF	H	R	ER	SO	BB	IBB	HBP	BLK	WP	HR	S	P	ERA	WHIP								
Lerrin LaGrow, R ERA: 4.55 Luke Walker, L ERA: 5.04 Fred Holdsworth, R ERA: 5.27 (1, 1) (3, 1) (7, 1)	2.2	L	17	8	4	3	1	2	0	0	0	0	0	17	25	10.12	3.750								



Batter	1	2	3	4	5	6	7	8	9	AB	R	H	RBI	BB	SO	LOB	TOP			
Ron LeFlore, R OBP: 0.292, SLG: 0.310 (1, 8)										4	1	1	0	0	1	3				
Gary Sutherland, R OBP: 0.281, SLG: 0.312 (1, 4)										4	0	0	0	0	1	2				
Al Kaline, R OBP: 0.336, SLG: 0.397 (1, 10)										4	0	1	1	0	1	1				
Ben Ogilvie, L OBP: 0.355, SLG: 0.380 (1, 7)										4	0	0	0	0	1	1				
Bill Freehan, R OBP: 0.344, SLG: 0.448 (1, 2)										3	1	0	0	1	0	1				
Reggie Sanders, R OBP: 0.288, SLG: 0.406 (1, 3)										4	1	1	0	0	1	0				
Jim Nettles, L OBP: 0.314, SLG: 0.431 (1, 9)										4	0	1	2	0	0	0				
Aurelio Rodriguez, R OBP: 0.257, SLG: 0.306 (1, 5)										3	0	0	0	0	1	1				
Ed Brinkman, R OBP: 0.258, SLG: 0.333 (1, 6)										2	0	1	0	1	0	0				
<b>Inning Stats</b>	R: 1 E: 0 K: 2 S: 9	H: 2 LOB: 1 BB: 0 P: 9	R: 0 E: 0 K: 2 S: 7	H: 0 LOB: 0 BB: 0 P: 7	R: 0 E: 0 K: 0 S: 4	H: 1 LOB: 1 BB: 0 P: 4	R: 2 E: 0 K: 0 S: 5	H: 2 LOB: 2 BB: 0 P: 13	R: 0 E: 0 K: 0 S: 3	H: 0 LOB: 0 BB: 0 P: 3	R: 0 E: 0 K: 1 S: 5	H: 0 LOB: 0 BB: 0 P: 5	R: 0 E: 0 K: 1 S: 5	H: 0 LOB: 0 BB: 0 P: 5	R: 0 E: 0 K: 0 S: 3	H: 0 LOB: 0 BB: 0 P: 3	1B: 4 2B: 0 3B: 1 HR: 0	SF: 0 SAC: 0 DP: 0 HBP: 0	WP: 0 PB: 0 SB: 2 CS: 0	PA: 34
<b>PITCHER</b> Luis Tiant, R ERA: 3.0 (1, 1)	IP: 9.0 WLS: L BF: 34 H: 5 R: 3 ER: 3 SO: 6 BB: 2 IBB: 0 HBP: 0 BLK: 0 WP: 0 HR: 0 S: 44 P: 52 ERA: 3.00 WHIP: 0.778															<b>PITCHER</b>				

**Detroit Tigers @ Boston Red Sox**  
Fenway Park, Boston, MA  
Thu Sep 19 1974, 7:05 PM EDT  
Att: 12,290 - Unknown

AB 32  
R 3  
H 5  
RBI 3  
BB 2  
SO 6  
LOB 9



Batter	1	2	3	4	5	6	7	8	9	AB	R	H	RBI	BB	SO	LOB	BOTTOM					
Tommy Harper, R OBP: 0.302, SLG: 0.314 (1, 7)										2	0	0	0	2	0	0						
Cecil Cooper, L OBP: 0.314, SLG: 0.387 (1, 10)										3	0	0	0	0	1	1						
Juan Beniquez, R OBP: 0.315, SLG: 0.368 (8, PH)										1	0	0	0	0	1	1						
Carl Yastrzemski, L OBP: 0.413, SLG: 0.449 (1, 3)										4	0	1	0	0	0	1						
Bernie Carbo, L OBP: 0.366, SLG: 0.409 (1, 9)										3	0	0	0	0	1	0						
Dwight Evans, R OBP: 0.324, SLG: 0.415 (9, PH)										1	0	0	0	0	0	1						
Fred Lynn, L OBP: 0.588, SLG: 1.188 (1, 8)										3	1	2	1	1	1	1						
Dick McAuliffe, L OBP: 0.316, SLG: 0.329 (9, 4)										3	0	0	0	0	1	2						
Danny Cater, R OBP: 0.311, SLG: 0.392 (9, PH)										1	0	0	0	0	0	1						
Rick Burleson, R OBP: 0.327, SLG: 0.384 (9, 6)										3	0	0	0	0	2	2						
Mario Guerrero, R OBP: 0.293, SLG: 0.293 (8, PH)										2	0	0	0	0	1	1						
Jim Rice, R OBP: 0.308, SLG: 0.286 (9, 5)										1	0	0	0	0	1	0						
Terry Hughes, R OBP: 0.234, SLG: 0.279 (9, 5)										0	0	0	0	0	0	0						
Tim Blackwell, S OBP: 0.308, SLG: 0.273 (1, 2)										2	0	0	0	0	0	0						
Deron Johnson, R OBP: 0.238, SLG: 0.308 (8, PH)										1	0	0	0	0	0	0						
Bob Montgomery, R OBP: 0.270, SLG: 0.320 (9, 2)										0	0	0	0	0	0	0						
<b>Inning Stats</b>	R: 0 E: 0 K: 0 S: 3	H: 0 LOB: 0 BB: 0 P: 3	R: 1 E: 0 K: 2 S: 8	H: 1 LOB: 0 BB: 0 P: 8	R: 0 E: 0 K: 0 S: 3	H: 0 LOB: 0 BB: 0 P: 3	R: 0 E: 0 K: 0 S: 3	H: 0 LOB: 0 BB: 0 P: 3	R: 0 E: 0 K: 0 S: 4	H: 1 LOB: 1 BB: 0 P: 4	R: 0 E: 0 K: 0 S: 3	H: 0 LOB: 1 BB: 1 P: 7	R: 0 E: 1 K: 0 S: 3	H: 0 LOB: 1 BB: 1 P: 7	R: 0 E: 0 K: 2 S: 7	H: 0 LOB: 1 BB: 1 P: 11	R: 0 E: 0 K: 1 S: 6	H: 1 LOB: 1 BB: 0 P: 6	1B: 2 2B: 2 3B: 0 HR: 1	SF: 0 SAC: 0 DP: 0 HBP: 0	WP: 0 PB: 0 SB: 1 CS: 0	PA: 33
<b>PITCHER</b> Vern Rühle, R ERA: 2.41 (1, 1)	IP: 7.0 WLS: W BF: 25 H: 2 R: 1 ER: 1 SO: 2 BB: 2 IBB: 0 HBP: 0 BLK: 0 WP: 0 HR: 1 S: 27 P: 35 ERA: 1.29 WHIP: 0.571															<b>PITCHER</b>						
John Hiller, L ERA: 2.27 (8, 1)	IP: 2.0 WLS: W BF: 8 H: 1 R: 0 ER: 0 SO: 3 BB: 1 IBB: 0 HBP: 0 BLK: 0 WP: 0 HR: 0 S: 13 P: 17 ERA: 0.00 WHIP: 1.000															<b>PITCHER</b>						

**Detroit Tigers @ Boston Red Sox**  
Fenway Park, Boston, MA  
Thu Sep 19 1974, 7:05 PM EDT  
Att: 12,290 - Unknown

AB 30  
R 1  
H 3  
RBI 1  
BB 3  
SO 5  
LOB 11









Batter	1	2	3	4	5	6	7	8	9	AB	R	H	RBI	BB	SO	LOB	TOP			
John Knox, L (1,4) OBP: 0.341, SLG: 0.329	G3 SF9 2B		L7			CS BB		FC4-6		3	1	0	1	0	1		<b>Detroit Tigers @ Milwaukee Brewers</b> Milwaukee County Stadium, Milwaukee, WI Sat Sep 21 1974, 4:33 AM EDT Att: 6,714 - Unknown			
Jim Nettles, L (1,9) OBP: 0.308, SLG: 0.412	G3			F7		F9		G3		4	0	0	0	0	3					
Al Kaline, R (1,10) OBP: 0.336, SLG: 0.394	SF9			FC5-4 1B		BB			L9	2	0	1	1	1	0	0				
Ben Oglivie, L (1,3) OBP: 0.353, SLG: 0.378	F8			FC5-4 S		F8			1B	4	0	1	0	0	2					
Dan Meyer, L (1,7) OBP: 0.300, SLG: 0.900		4-3		G3			K		F7	4	0	0	0	0	1	2				
Tom Verzyer, R (1,6) OBP: 0.354, SLG: 0.465		F8			F3		F8		F8	4	0	0	0	0	1					
Leon Roberts, R (1,8) OBP: 0.343, SLG: 0.471		5-3			F8		3-1			3	0	0	0	0	0					
Ed Brinkman, R (1,5) OBP: 0.257, SLG: 0.331			F3		F8			FC4-6 1B		2	0	0	0	0	0					
Gates Brown, L (8, PH) OBP: 0.327, SLG: 0.407										1	0	1	0	0	0					
Marvin Lane, R (8, PH) OBP: 0.352, SLG: 0.350										0	0	0	0	0	0					
Aurelio Rodriguez, R (8,5) OBP: 0.257, SLG: 0.306										0	0	0	0	0	0					
Gene Lamont, L (1,2) OBP: 0.293, SLG: 0.388			3-1			HR		K		3	1	1	1	0	1					
<b>Inning Stats</b>	R: 1 E: 0 K: 0 S: 4	H: 1 LOB: 0 BB: 0 P: 4	R: 0 E: 0 K: 0 S: 3	H: 0 LOB: 0 BB: 0 P: 3	R: 0 E: 0 K: 0 S: 3	H: 1 LOB: 1 BB: 0 P: 4	R: 0 E: 0 K: 0 S: 3	H: 0 LOB: 0 BB: 0 P: 3	R: 1 E: 0 K: 1 S: 5	H: 1 LOB: 1 BB: 2 P: 11	R: 0 E: 0 K: 1 S: 5	H: 0 LOB: 0 BB: 0 P: 5	R: 0 E: 0 K: 1 S: 6	H: 1 LOB: 1 BB: 0 P: 6	R: 0 E: 0 K: 0 S: 4	H: 1 LOB: 1 BB: 0 P: 4	1B: 3 2B: 1 3B: 0 HR: 1	SF: 1 SAC: 0 DP: 0 HBP: 0	WP: 0 PB: 0 SB: 1 CS: 1	PA: 33
<b>PITCHER</b> Jim Slaton, R (1,1) ERA: 3.81	IP: 9.0 WLS: W BF: 33	H: 5 R: 2 ER: 2 SO: 2	BB: 2 IBB: 0 HBP: 0 BLK: 0	WP: 0 HR: 1 S: 35 P: 43	ERA: 2.00 WHIP: 0.778	<b>PITCHER</b>										IP: 9.0 WLS: W BF: 33	H: 5 R: 2 ER: 2 SO: 2	BB: 2 IBB: 0 HBP: 0 BLK: 0	WP: 0 HR: 1 S: 35 P: 43	ERA: 2.00 WHIP: 0.778

Batter	1	2	3	4	5	6	7	8	9	AB	R	H	RBI	BB	SO	LOB	BOTTOM			
Don Money, R (1,5) OBP: 0.341, SLG: 0.403	F9		F8		6-3		F7			4	0	0	0	0	2		<b>Detroit Tigers @ Milwaukee Brewers</b> Milwaukee County Stadium, Milwaukee, WI Sat Sep 21 1974, 4:33 AM EDT Att: 6,714 - Unknown			
Bob Coluccio, R (1,8) OBP: 0.311, SLG: 0.336	HR		F4			K		2B		4	2	2	1	0	1	0				
George Scott, R (1,3) OBP: 0.348, SLG: 0.446	F4		K			6-3		1B		4	1	1	1	0	1	0				
John Briggs, L (1,7) OBP: 0.338, SLG: 0.436					G5-4-3 1B			F4		4	0	2	0	0	1	1				
Gorman Thomas, R (1,10) OBP: 0.308, SLG: 0.471	K				G5-4-3			2B		4	1	1	0	0	2	3				
Sixto Lezcano, R (1,9) OBP: 0.346, SLG: 0.560					K			CS		4	1	2	2	0	2	1				
Charlie Moore, R (1,2) OBP: 0.337, SLG: 0.359		5-3						1B		1	1	0	0	2	0	0				
Tim Johnson, L (1,6) OBP: 0.291, SLG: 0.347						F7		CS		3	0	0	0	0	1	3				
Pedro Garcia, R (1,4) OBP: 0.251, SLG: 0.335		F4						2B		3	0	2	2	0	0	0				
<b>Inning Stats</b>	R: 1 E: 0 K: 1 S: 7	H: 2 LOB: 1 BB: 0 P: 7	R: 1 E: 0 K: 1 S: 6	H: 1 LOB: 0 BB: 0 P: 6	R: 0 E: 0 K: 1 S: 5	H: 1 LOB: 0 BB: 0 P: 5	R: 0 E: 0 K: 2 S: 7	H: 0 LOB: 0 BB: 0 P: 7	R: 2 E: 0 K: 1 S: 7	H: 2 LOB: 1 BB: 1 P: 11	R: 2 E: 0 K: 1 S: 7	H: 3 LOB: 0 BB: 0 P: 7	R: 2 E: 0 K: 1 S: 7	H: 0 LOB: 0 BB: 0 P: 7	1B: 5 2B: 3 3B: 0 HR: 2	SF: 0 SAC: 0 DP: 1 HBP: 0		WP: 0 PB: 0 SB: 2 CS: 1	PA: 34	
<b>PITCHER</b> Mickey Lolich, L (1,1) ERA: 4.01	IP: 8.0 WLS: L BF: 33	H: 10 R: 6 ER: 6 SO: 8	BB: 2 IBB: 0 HBP: 0 BLK: 0	WP: 0 HR: 2 S: 47 P: 55	ERA: 6.75 WHIP: 1.500	<b>PITCHER</b>										IP: 8.0 WLS: L BF: 33	H: 10 R: 6 ER: 6 SO: 8	BB: 2 IBB: 0 HBP: 0 BLK: 0	WP: 0 HR: 2 S: 47 P: 55	ERA: 6.75 WHIP: 1.500



Batter	1	2	3	4	5	6	7	8	9	AB	R	H	RBI	BB	SO	LOB	TOP					
Ron LeFlore, R OBP: 0.284, SLG: 0.300 (1, 8)										5	1	1	0	0	1	3	<b>Detroit Tigers @ Milwaukee Brewers</b> Milwaukee County Stadium, Milwaukee, WI Sun Sep 22 1974, 4:33 AM EDT Att: 5,126 - Unknown <a href="http://livebaseballscorecards.com">livebaseballscorecards.com</a>					
Gary Sutherland, R OBP: 0.282, SLG: 0.312 (1, 4)										5	0	2	0	0	0	3						
Al Kaline, R OBP: 0.337, SLG: 0.393 (1, 10)										4	1	1	0	1	0	2						
Bill Freehan, R OBP: 0.350, SLG: 0.454 (1, 2)										5	2	3	1	0	0	3						
Reggie Sanders, R OBP: 0.296, SLG: 0.462 (1, 3)										5	2	3	4	0	1	2						
Tom Verzyr R OBP: 0.340, SLG: 0.438 (1, 6)										5	0	1	1	0	1	3						
Leon Roberts, R OBP: 0.325, SLG: 0.436 (1, 9)										5	0	1	0	0	1	1						
Dan Meyer, L OBP: 0.357, SLG: 0.786 (1, 7)										4	0	2	0	0	0	0						
Aurelio Rodriguez, R OBP: 0.257, SLG: 0.306 (1, 5)										3	0	1	0	0	0	1						
<b>Inning Stats</b>	R: 1 E: 0 K: 1 S: 7	H: 2 LOB: 2 BB: 1 P: 11	R: 0 E: 0 K: 0 S: 4	H: 1 LOB: 0 BB: 0 P: 4	R: 0 E: 0 K: 1 S: 6	H: 1 LOB: 1 BB: 0 P: 6	R: 0 E: 0 K: 0 S: 3	H: 0 LOB: 0 BB: 0 P: 3	R: 0 E: 0 K: 0 S: 4	H: 1 LOB: 1 BB: 0 P: 4	R: 2 E: 0 K: 1 S: 8	H: 3 LOB: 1 BB: 0 P: 8	R: 2 E: 0 K: 0 S: 6	H: 3 LOB: 1 BB: 0 P: 6	R: 0 E: 0 K: 1 S: 7	H: 2 LOB: 2 BB: 0 P: 7	R: 1 E: 1 K: 0 S: 5	H: 2 LOB: 1 BB: 0 P: 5	1B: 12 2B: 2 3B: 0 HR: 1	SF: 0 SAC: 1 DP: 0 HBP: 0	WP: 1 PB: 0 SB: 0 CS: 0	PA: 43
<b>PITCHER</b>	IP WLS BF H R ER SO BB IBB HBP BLK WP HR S P ERA WHIP																					
Clyde Wright, L ERA: 4.46 (1, 1)	6.2 L 31 10 5 5 3 1 0 0 0 0 1 1 36 40 6.75 1.650																					
Eduardo Rodriguez, R ERA: 3.63 (7, 1)	2.1 12 5 1 0 1 0 0 0 0 0 0 0 14 14 0.00 2.143																					

Batter	1	2	3	4	5	6	7	8	9	AB	R	H	RBI	BB	SO	LOB	BOTTOM					
Don Money, R OBP: 0.346, SLG: 0.407 (1, 5)										2	1	2	1	3	0	0	<b>Detroit Tigers @ Milwaukee Brewers</b> Milwaukee County Stadium, Milwaukee, WI Sun Sep 22 1974, 4:33 AM EDT Att: 5,126 - Unknown <a href="http://livebaseballscorecards.com">livebaseballscorecards.com</a>					
Bob Coluccio, R OBP: 0.314, SLG: 0.337 (1, 8)										2	0	1	0	1	0	1						
Bob Hansen, L OBP: 0.321, SLG: 0.383 (9, PH)										0	0	0	0	0	0	0						
Gorman Thomas, R OBP: 0.326, SLG: 0.471 (9, PH)										0	0	0	0	1	0	0						
George Scott, R OBP: 0.347, SLG: 0.444 (1, 3)										5	0	1	2	0	1	4						
John Briggs, L OBP: 0.337, SLG: 0.433 (1, 7)										4	0	0	0	1	0	3						
Darrell Porter, L OBP: 0.327, SLG: 0.384 (1, 2)										1	0	0	0	3	1	2						
Ken Berry, R OBP: 0.293, SLG: 0.290 (9, PH)										1	0	0	0	0	1	2						
Sixto Lezcano, R OBP: 0.345, SLG: 0.536 (1, 9)										3	1	1	0	0	1	2						
Dave May, L OBP: 0.273, SLG: 0.320 (1, 10)										4	2	2	0	0	2	1						
Tim Johnson, L OBP: 0.295, SLG: 0.350 (1, 6)										4	1	2	0	0	0	2						
Pedro Garcia, R OBP: 0.248, SLG: 0.332 (1, 4)										4	0	0	0	0	2	3						
<b>Inning Stats</b>	R: 0 E: 0 K: 1 S: 5	H: 1 LOB: 2 BB: 2 P: 13	R: 2 E: 0 K: 1 S: 7	H: 2 LOB: 1 BB: 1 P: 11	R: 0 E: 0 K: 2 S: 7	H: 0 LOB: 1 BB: 1 P: 11	R: 0 E: 0 K: 1 S: 5	H: 0 LOB: 0 BB: 0 P: 5	R: 0 E: 0 K: 0 S: 3	H: 0 LOB: 1 BB: 1 P: 7	R: 0 E: 0 K: 1 S: 5	H: 1 LOB: 2 BB: 1 P: 9	R: 0 E: 0 K: 0 S: 3	H: 1 LOB: 1 BB: 1 P: 7	R: 0 E: 0 K: 0 S: 2	H: 0 LOB: 0 BB: 1 P: 6	R: 3 E: 0 K: 2 S: 11	H: 4 LOB: 2 BB: 1 P: 15	1B: 8 2B: 1 3B: 0 HR: 0	SF: 0 SAC: 2 DP: 2 HBP: 0	WP: 1 PB: 0 SB: 4 CS: 0	PA: 41
<b>PITCHER</b>	IP WLS BF H R ER SO BB IBB HBP BLK WP HR S P ERA WHIP																					
Joe Coleman, R ERA: 4.32 (1, 1)	8.1 W 37 8 5 5 7 8 0 0 0 0 0 0 5 9 5.40 1.920																					
John Hiller, L ERA: 2.31 (9, 1)	0.2 S 4 1 0 0 1 1 0 0 0 0 0 0 5 9 0.00 3.000																					



Batter	1	2	3	4	5	6	7	8	9	AB	R	H	RBI	BB	SO	LOB	TOP			
Ron LeFlore, R OBP: 0.286, SLG: 0.312 (1, 8)	0-0 6-3		0-0 1-H 2B			0-0 1B 2B	0-0 1-3		0-3 K	5	1	2	1	0	1	0				
Gary Sutherland, R OBP: 0.283, SLG: 0.314 (1, 4)	0-0 L4		0-0 L4			0-0 SH1-4 1B 2-3	0-0 1B			4	0	2	0	0	0	1				
Al Kaline, R OBP: 0.338, SLG: 0.396 (1, 10)	0-0 L6-3			0-0 2B		0-0 SH1-4 1B 1-2 3-H	0-0 L7			4	0	2	1	0	0	1				
Bill Freehan, R OBP: 0.347, SLG: 0.450 (1, 2)		0-0 F8		0-3 K		0-0 SH1-4 1B 1-2 2-3		0-0 F4		3	0	0	0	0	1	1				
Reggie Sanders, R OBP: 0.306, SLG: 0.457 (1, 3)		0-3 K		0-0 5-3		0-0 G6-4-3 IBB		0-0 1B		3	0	1	0	1	1	1				
Leon Roberts, R OBP: 0.295, SLG: 0.395 (1, 9)		0-0 F8		0-3 K		0-0 G6-4-3 1-2		0-0 F4		4	0	0	0	0	1	5				
Dan Meyer, L OBP: 0.278, SLG: 0.611 (1, 7)			0-0 F9		0-0 F8		0-0 F3	0-0 F9		4	0	0	0	0	0	1				
Aurelio Rodriguez, R OBP: 0.258, SLG: 0.307 Ben Ogilvie, L OBP: 0.352, SLG: 0.376 (1, 5) (9, PH)		0-0 6-3		0-0 1-3		0-0 1B HR		0-3 K		3	1	1	0	0	0	0				
Ed Brinkman, R OBP: 0.259, SLG: 0.338 Gates Brown, L OBP: 0.324, SLG: 0.402 (1, 6) (9, PH)		4-0 2B BB		0-3 K		0-0 1B HR		0-3 K		2	2	1	2	1	1	0				
<b>Inning Stats</b>	R: 0 E: 0 K: 0 S: 3	H: 0 LOB: 0 BB: 0 P: 3	R: 0 E: 0 K: 1 S: 5	H: 0 LOB: 0 BB: 0 P: 5	R: 1 E: 0 K: 0 S: 4	H: 1 LOB: 1 BB: 1 P: 8	R: 0 E: 0 K: 2 S: 8	H: 1 LOB: 1 BB: 0 P: 8	R: 0 E: 0 K: 1 S: 5	H: 0 LOB: 2 BB: 1 P: 5	R: 2 E: 0 K: 0 S: 6	H: 3 LOB: 1 BB: 0 P: 6	R: 0 E: 0 K: 0 S: 4	H: 1 LOB: 1 BB: 0 P: 4	R: 0 E: 0 K: 3 S: 9	H: 0 LOB: 0 BB: 0 P: 9	1B: 5 2B: 3 3B: 0 HR: 1	SF: 0 SAC: 1 DP: 1 HBP: 0	WP: 0 PB: 0 SB: 0 CS: 0	PA: 37
<b>PITCHER</b>	IP WLS BF H R ER SO BB IBB HBP BLK WP HR S P ERA WHIP	IP WLS BF H R ER SO BB IBB HBP BLK WP HR S P ERA WHIP																		
Dave McNally, L ERA: 3.57 Bob Reynolds, R ERA: 2.92 (1, 1) (7, 1)	6.2 W 29 8 4 4 4 1 1 0 0 0 1 35 43 5.40 1.350	2.1 W 8 1 0 0 3 0 0 0 0 0 0 14 14 0.00 0.429																		

**Detroit Tigers @ Baltimore Orioles**  
 Memorial Stadium, Baltimore, MD  
 Tue Sep 24 1974, 7:05 PM EDT  
 Att: 11,492 - Unknown

AB	34
R	4
H	9
RBI	4
BB	2
SO	7
LOB	10



Batter	1	2	3	4	5	6	7	8	9	AB	R	H	RBI	BB	SO	LOB	BOTTOM		
Rich Coggins, L OBP: 0.297, SLG: 0.317 Enos Cabell, R OBP: 0.282, SLG: 0.352 (1, 9) (7, PH) (8, 9) (9, 3)	0-0 CS 1B		0-0 4-3		0-0 1-2 E 1B		0-0 F8	0-0 1-2 1B		3	1	2	0	0	0	0			
Paul Blair, R OBP: 0.305, SLG: 0.419 (1, 8)	0-0 1-2 1B		0-0 1B		0-0 1-H 2-H E8		0-0 6-3	0-0 F4		5	0	2	0	0	0	2			
Bobby Grich, R OBP: 0.372, SLG: 0.429 (1, 4)	0-0 F3		0-0 4-3		0-0 6-3		4-0 BB			3	0	0	0	1	0	4			
Tommy Davis, R OBP: 0.320, SLG: 0.375 (1, 10)	0-0 1-2 1B		0-0 4-3		0-0 4-3		0-0 SH5-3 1B	0-0 F8		4	1	2	0	0	0	1			
Boog Powell, L OBP: 0.355, SLG: 0.414 Bob Oliver, R OBP: 0.274, SLG: 0.345 Jim Northrup, L OBP: 0.303, SLG: 0.363 (1, 3) (8, PH) (9, 9)	0-0 G3		0-0 G5-4-3 1B		0-0 SH5-3		0-3 K			2	0	1	0	0	0	2			
Don Baylor, R OBP: 0.337, SLG: 0.377 (1, 7)		0-0 F8		0-0 G5-4-3		0-0 S 1B		0-0 2B 2B		4	1	2	1	0	0	1			
Brooks Robinson, R OBP: 0.362, SLG: 0.394 (1, 5)		0-0 5-3			0-0 6-3		0-0 1-2 IBB	0-0 WP 1B 2B		3	1	1	1	1	0	0			
Eliot Hendricks, L OBP: 0.283, SLG: 0.362 Andy Etchebarren, R OBP: 0.247, SLG: 0.296 (1, 2) (6, PH) (7, 2)		0-0 F6		0-0 F6		0-0 4-3	0-0 F7	0-0 1B 1B		2	0	0	0	0	0	0			
Mark Belanger, R OBP: 0.292, SLG: 0.299 (1, 6)			0-0 6-3		0-0 1B E 1B		0-0 F5	0-0 F5		4	1	1	0	0	0	3			
<b>Inning Stats</b>	R: 0 E: 0 K: 0 S: 5	H: 3 LOB: 2 BB: 0 P: 5	R: 0 E: 0 K: 0 S: 4	H: 0 LOB: 0 BB: 0 P: 3	R: 0 E: 0 K: 0 S: 3	H: 1 LOB: 0 BB: 0 P: 3	R: 2 E: 0 K: 0 S: 6	H: 2 LOB: 1 BB: 0 P: 6	R: 1 E: 0 K: 0 S: 5	H: 2 LOB: 2 BB: 1 P: 9	R: 0 E: 0 K: 0 S: 3	H: 0 LOB: 1 BB: 1 P: 7	R: 2 E: 0 K: 1 S: 9	H: 4 LOB: 2 BB: 0 P: 9	1B: 10 2B: 3 3B: 0 HR: 0	SF: 0 SAC: 1 DP: 1 HBP: 0	WP: 1 PB: 0 SB: 1 CS: 1	PA: 38	
<b>PITCHER</b>	IP WLS BF H R ER SO BB IBB HBP BLK WP HR S P ERA WHIP	IP WLS BF H R ER SO BB IBB HBP BLK WP HR S P ERA WHIP																	
Vern Ruhle, R ERA: 2.25 John Hiller, L ERA: 2.39 (1, 1) (6, 1)	5.1 L 24 4 2 2 1 1 1 0 0 1 0 14 22 6.75 1.875																		

**Detroit Tigers @ Baltimore Orioles**  
 Memorial Stadium, Baltimore, MD  
 Tue Sep 24 1974, 7:05 PM EDT  
 Att: 11,492 - Unknown

AB	35
R	5
H	13
RBI	3
BB	2
SO	1
LOB	15





Batter	1	2	3	4	5	6	7	8	9	AB	R	H	RBI	BB	SO	LOB	TOP			
Ron LeFlore, R OBP: 0.286, SLG: 0.311 (1, 8)	0-0 4-3		0-3 K		0-0 CS 1B		0-3 K			4	0	1	0	0	2	0	<b>Detroit Tigers @ Baltimore Orioles</b> Memorial Stadium, Baltimore, MD Wed Sep 25 1974, 7:05 PM EDT Att: 10,542 - Unknown			
Gary Sutherland, R OBP: 0.283, SLG: 0.313 (1, 4)	0-0 G3		0-0 1B		0-0 1-2 F8		0-0 F8			4	0	1	0	0	0	1				
Al Kaline, R OBP: 0.337, SLG: 0.395 (1, 10)	0-0 L4-3		0-0 L7				0-0 1B 1B		0-0 L5-3	4	1	1	0	0	0	1				
Bill Freehan, R OBP: 0.352, SLG: 0.453 Gene Lamont, L OBP: 0.290, SLG: 0.384 (7, 2)		4-0 1B 3B BB	0-0 1-2 1B		0-0 1-2 5-3 1B		0-0 4-3		0-0 4-3	2	1	2	0	1	0	0				
Reggie Sanders, R OBP: 0.315, SLG: 0.459 (1, 3)		0-3 K	0-3 K		0-0 1-2 H 2-H 1B		0-0 FC6-4 1B		0-0 4-3	4	0	2	1	0	2	3				
Leon Roberts, R OBP: 0.292, SLG: 0.383 (1, 9)		0-0 3B 1B		0-0 F8		0-0 5-3		0-0 FC6-4		4	1	1	0	0	0	3				
Dan Meyer, L OBP: 0.318, SLG: 0.667 Mickey Stanley, R OBP: 0.270, SLG: 0.325 (9, 7)		0-0 1-H 3-H SF9 3B		0-0 F7		4-0 G4-6-3 1BB		0-0 3-1		3	1	1	2	1	0	0				
Aurelio Rodriguez, R OBP: 0.256, SLG: 0.305 (1, 5)		0-0 3-H SF9		0-0 1-3		0-0 G4-6-3		0-0 F8		3	0	0	1	0	0	3				
Ed Brinkman, R OBP: 0.257, SLG: 0.335 (1, 6)		0-0 5-3		0-0 F7		0-0 F7		0-0 F3		4	0	0	0	0	0	0				
<b>Inning Stats</b>	R: 0 E: 0 K: 0 S: 3	H: 0 LOB: 0 BB: 0 P: 3	R: 3 E: 0 K: 1 S: 7	H: 2 LOB: 0 BB: 1 P: 11	R: 0 E: 0 K: 2 S: 9	H: 2 LOB: 0 BB: 0 P: 9	R: 0 E: 0 K: 0 S: 3	H: 0 LOB: 0 BB: 0 P: 3	R: 0 E: 0 K: 1 S: 5	H: 1 LOB: 2 BB: 1 P: 9	R: 0 E: 0 K: 1 S: 5	H: 0 LOB: 0 BB: 0 P: 5	R: 0 E: 0 K: 0 S: 4	H: 1 LOB: 1 BB: 0 P: 4	R: 0 E: 0 K: 0 S: 3	H: 0 LOB: 0 BB: 0 P: 3		1B: 8 2B: 0 3B: 1 HR: 0	SF: 1 SAC: 0 DP: 1 HBP: 0	WP: 0 PB: 0 SB: 0 CS: 1
<b>PITCHER</b>	IP WLS BF H R ER SO BB IBB HBP BLK WP HR S P ERA WHIP	IP WLS BF H R ER SO BB IBB HBP BLK WP HR S P ERA WHIP	Ross Grimsley, L ERA: 2.97 Wayne Garland, R ERA: 3.03	IP WLS BF H R ER SO BB IBB HBP BLK WP HR S P ERA WHIP	IP WLS BF H R ER SO BB IBB HBP BLK WP HR S P ERA WHIP	<b>PITCHER</b>										IP WLS BF H R ER SO BB IBB HBP BLK WP HR S P ERA WHIP				

Batter	1	2	3	4	5	6	7	8	9	AB	R	H	RBI	BB	SO	LOB	BOTTOM			
Mark Belanger, R OBP: 0.292, SLG: 0.299 Curt Motton, R (9, FH)	0-0 F7		0-0 G5-4-3 1B		0-0 F8		0-3 K		4-0 F8 1B BB	4	0	1	0	0	1	1	<b>Detroit Tigers @ Baltimore Orioles</b> Memorial Stadium, Baltimore, MD Wed Sep 25 1974, 7:05 PM EDT Att: 10,542 - Unknown			
Al Bumbry, L OBP: 0.279, SLG: 0.293 (9, PR)			0-0 G5-4-3 1-2		0-0 F9		0-0 F9		0-0 1-2 2-H 1B	5	1	1	1	0	0	2				
Paul Blair, R OBP: 0.304, SLG: 0.417 (1, 8)	0-0 6-3		0-0 G5-4-3 1-2		0-0 F9		0-0 F9		0-0 1-2 2-H 1B	2	1	0	0	3	1	2				
Bobby Grich, R OBP: 0.374, SLG: 0.428 (1, 4)	4-0 S BB		4-0 S BB		4-0 1B BB		0-3 K		0-0 F8	2	1	0	0	3	1	2				
Tommy Davis, R OBP: 0.322, SLG: 0.376 (1, 10)	0-0 5-3		0-0 5-3		0-0 1-2 1B		0-0 5-3 1B		0-0 2-H 3-H 1B	5	0	3	2	0	0	2				
Don Baylor, R OBP: 0.338, SLG: 0.376 (1, 7)		4-0 2B BB		0-0 5-3		0-0 F6		0-0 5-3 1B		3	1	1	0	1	0	2				
Brooks Robinson, R OBP: 0.361, SLG: 0.385 (1, 5)		0-0 1-H 2B		0-0 F8		0-0 F7		0-0 5-3		4	0	1	1	0	0	4				
Bob Oliver, R OBP: 0.274, SLG: 0.344 (1, 3)		0-0 F9		0-0 1-3		0-0 1-2 2-H 1B		0-3 K		4	0	1	1	0	1	3				
Enos Cabell, R OBP: 0.276, SLG: 0.343 (1, 9)		0-0 F8		0-3 K		0-0 L5		0-0 F7		4	0	0	0	0	1	3				
Andy Etchebarren, R OBP: 0.253, SLG: 0.301 Rich Coggins, L OBP: 0.297, SLG: 0.317 (9, PR)		0-0 6-3		0-0 1B		0-0 F9		0-0 BB 1B		4	0	2	0	0	0	1				
<b>Inning Stats</b>	R: 0 E: 0 K: 0 S: 3	H: 0 LOB: 1 BB: 1 P: 7	R: 1 E: 0 K: 0 S: 4	H: 1 LOB: 1 BB: 1 P: 8	R: 0 E: 0 K: 0 S: 3	H: 0 LOB: 0 BB: 0 P: 3	R: 0 E: 0 K: 1 S: 6	H: 1 LOB: 1 BB: 0 P: 6	R: 1 E: 0 K: 0 S: 5	H: 2 LOB: 2 BB: 1 P: 9	R: 0 E: 0 K: 1 S: 5	H: 0 LOB: 0 BB: 0 P: 5	R: 0 E: 0 K: 2 S: 9	H: 2 LOB: 0 BB: 0 P: 9	R: 3 E: 0 K: 0 S: 5	H: 3 LOB: 1 BB: 1 P: 9	1B: 9 2B: 1 3B: 0 HR: 0	SF: 0 SAC: 0 DP: 1 HBP: 0	WP: 0 PB: 0 SB: 2 CS: 0	PA: 40
<b>PITCHER</b>	IP WLS BF H R ER SO BB IBB HBP BLK WP HR S P ERA WHIP	IP WLS BF H R ER SO BB IBB HBP BLK WP HR S P ERA WHIP	Mickey Lolich, L ERA: 4.05	IP WLS BF H R ER SO BB IBB HBP BLK WP HR S P ERA WHIP	IP WLS BF H R ER SO BB IBB HBP BLK WP HR S P ERA WHIP	<b>PITCHER</b>										IP WLS BF H R ER SO BB IBB HBP BLK WP HR S P ERA WHIP				








Batter	1	2	3	4	5	6	7	8	9	AB	R	H	RBI	BB	SO	LOB	TOP			
Tommy Harper, R (1, 7) OBP: 0.306, SLG: 0.319 Rick Miller, L (8, 7) OBP: 0.337, SLG: 0.333										4	1	1	1	1	1	3	4 1 1 1 1 1 3 0 0 0 0 0 0 0			
Juan Beniquez, R (1, 8) OBP: 0.313, SLG: 0.357										4	1	0	0	1	2	2	4 1 0 0 1 2 2			
Danny Cater, R (1, 3) OBP: 0.309, SLG: 0.405										4	2	1	1	0	1	4	4 2 1 1 0 1 4			
Jim Rice, R (1, 10) OBP: 0.321, SLG: 0.298										5	2	2	1	0	0	2	5 2 2 1 0 0 2			
Bob Montgomery, R (1, 2) OBP: 0.275, SLG: 0.329										5	2	2	2	0	1	0	5 2 2 2 0 1 0			
Fred Lynn, L (1, 9) OBP: 0.500, SLG: 0.758										4	0	2	1	1	0	0	4 0 2 1 1 0 0			
Rick Burleson, R (1, 6) OBP: 0.325, SLG: 0.369										5	0	2	1	0	0	1	5 0 2 1 0 0 1			
Doug Griffin, R (1, 4) OBP: 0.332, SLG: 0.333										4	1	2	1	0	1	3	4 1 2 1 0 1 3			
Terry Hughes, R (1, 5) OBP: 0.269, SLG: 0.267										3	0	1	1	1	1	2	3 0 1 1 1 1 2			
<b>Inning Stats</b>	R: 4 E: 0 K: 1 S: 9	H: 4 LOB: 3 BB: 3 P: 21	R: 3 E: 0 K: 0 S: 6	H: 4 LOB: 2 BB: 1 P: 11	R: 1 E: 0 K: 1 S: 6	H: 1 LOB: 0 BB: 0 P: 6	R: 0 E: 0 K: 1 S: 5	H: 1 LOB: 0 BB: 0 P: 5	R: 0 E: 0 K: 1 S: 5	H: 0 LOB: 0 BB: 0 P: 5	R: 0 E: 0 K: 0 S: 3	H: 0 LOB: 0 BB: 0 P: 3	R: 0 E: 0 K: 2 S: 10	H: 3 LOB: 2 BB: 0 P: 10	R: 0 E: 0 K: 0 S: 3	H: 0 LOB: 0 BB: 0 P: 3	1B: 11 2B: 1 3B: 0 HR: 1	SF: 0 SAC: 0 DP: 1 HBP: 1	WP: 0 PB: 0 SB: 0 CS: 0	PA: 43
<b>PITCHER</b>	IP WLS BF H R ER SO BB IBB HBP BLK WP HR S P ERA WHIP	0.1 L 6 3 4 4 0 2 0 0 0 0 0 0 4 12 108.00 15.000	7.2 34 10 5 4 7 1 1 1 0 0 1 45 54 4.70 1.435	1.0 3 0 0 0 0 0 0 0 0 0 0 3 3 0.00 0.000																

Boston Red Sox @ Detroit Tigers  
Tiger Stadium, Detroit, MI  
Fri Sep 27 1974, 7:05 PM EDT  
Att: 8,177 - Unknown


AB 38  
R 9  
H 13  
RBI 9  
BB 4  
SO 7  
LOB 17



Batter	1	2	3	4	5	6	7	8	9	AB	R	H	RBI	BB	SO	LOB	BOTTOM					
Ron LeFlore, R (1, 8) OBP: 0.290, SLG: 0.312										4	0	2	0	0	0	2	4 0 2 0 0 0 2					
Gary Sutherland, R (1, 4) OBP: 0.280, SLG: 0.310										5	0	0	0	0	0	4	5 0 0 0 0 0 4					
Al Kaline, R (1, 10) OBP: 0.337, SLG: 0.392 Reggie Sanders, R (4, PR) OBP: 0.308, SLG: 0.448										1	0	0	0	1	1	0	1 0 0 0 1 1 0 2 1 0 0 0 1 0					
Ben Oglivie, L (1, 3) OBP: 0.355, SLG: 0.387										4	0	1	0	0	0	1	4 0 1 0 0 0 1					
Dan Meyer, L (1, 7) OBP: 0.290, SLG: 0.633										4	0	0	0	0	0	2	4 0 0 0 0 0 2					
Bill Freehan, R (1, 2) OBP: 0.385, SLG: 0.457										3	0	2	1	1	0	0	3 0 2 1 1 0 0					
Leon Roberts, R (1, 9) OBP: 0.269, SLG: 0.353										4	1	0	0	0	0	4	4 1 0 0 0 0 4					
Aurelio Rodriguez, R (1, 5) OBP: 0.255, SLG: 0.306 Jim Nettles, L (8, PH) OBP: 0.311, SLG: 0.419										3	0	0	0	0	1	1	3 0 0 0 0 1 1 1 1 1 1 0 0 0					
Ed Brinkman, R (1, 6) OBP: 0.261, SLG: 0.342										4	0	2	1	0	1	0	4 0 2 1 0 1 0					
<b>Inning Stats</b>	R: 0 E: 0 K: 1 S: 5	H: 0 LOB: 0 BB: 0 P: 5	R: 0 E: 0 K: 0 S: 4	H: 1 LOB: 1 BB: 0 P: 4	R: 0 E: 0 K: 1 S: 6	H: 1 LOB: 1 BB: 0 P: 6	R: 1 E: 0 K: 0 S: 4	H: 1 LOB: 2 BB: 1 P: 8	R: 0 E: 0 K: 0 S: 4	H: 1 LOB: 1 BB: 0 P: 4	R: 0 E: 0 K: 0 S: 3	H: 1 LOB: 0 BB: 0 P: 3	R: 0 E: 0 K: 1 S: 6	H: 1 LOB: 2 BB: 1 P: 10	R: 0 E: 0 K: 1 S: 5	H: 0 LOB: 0 BB: 0 P: 5	R: 2 E: 1 K: 0 S: 6	H: 2 LOB: 2 BB: 0 P: 7	1B: 5 2B: 3 3B: 0 HR: 0	SF: 0 SAC: 0 DP: 1 HBP: 1	WP: 1 PB: 0 SB: 0 CS: 0	PA: 38
<b>PITCHER</b>	IP WLS BF H R ER SO BB IBB HBP BLK WP HR S P ERA WHIP	9.0 W 38 8 3 1 4 2 0 0 1 0 1 0 43 52 1.00 1.111																				

Boston Red Sox @ Detroit Tigers  
Tiger Stadium, Detroit, MI  
Fri Sep 27 1974, 7:05 PM EDT  
Att: 8,177 - Unknown

AB 35  
R 3  
H 8  
RBI 3  
BB 2  
SO 4  
LOB 14





Batter	1	2	3	4	5	6	7	8	9	AB	R	H	RBI	BB	SO	LOB	TOP				
<b>Tommy Harper, R</b> OBP: 0.310, SLG: 0.318 (1, 7)	F8		F4	E BB BB BB		SH2-3 1B		K		4	2	1	0	1	1	0	<b>Boston Red Sox @ Detroit Tigers</b> Tiger Stadium, Detroit, MI Sat Sep 28 1974, 3:33 AM EDT Att: 10,035 - Unknown				
<b>Cecil Cooper, L</b> OBP: 0.320, SLG: 0.386 (1, 3)	3B BB		F8	BB E BB BB		SH2-3		F7		2	1	0	1	2	0	0					
<b>Jim Rice, R</b> OBP: 0.310, SLG: 0.327 (1, 10)	1-H 3B		L9	E6 BB		K		5-3		5	0	1	1	0	1	3					
<b>Fred Lynn, L</b> OBP: 0.535, SLG: 0.806 (1, 9)	K			BB		1B HBP		E8 1B		3	1	2	1	1	1	1					
<b>Bob Montgomery, R</b> OBP: 0.281, SLG: 0.336 (1, 2)	BB			BB		1B		K		4	1	2	2	1	1	4					
<b>Dick McAuliffe, L</b> OBP: 0.314, SLG: 0.325 (1, 5)	F7			4-3		1-3 2-H 1B		G5-4-3 IBB		4	0	1	0	1	0	5					
<b>Rick Burleson, R</b> OBP: 0.321, SLG: 0.364 (1, 6)			F6	6-3		G5-4-3 1B		F3		5	0	0	0	0	0	4					
<b>Rick Miller, L</b> OBP: 0.339, SLG: 0.333 (1, 8)	F6		F6	BB 1B BB 1B		S BB		1-3		3	1	1	1	1	0	0					
<b>Doug Griffin, R</b> OBP: 0.331, SLG: 0.332 (1, 4)	K			BB BB E 1B		1-2 K		6-3		4	1	1	0	0	2	1					
<b>Inning Stats</b>	R: 1 E: 0 K: 1 S: 6	H: 1 LOB: 2 BB: 2 P: 14	R: 0 E: 0 K: 1 S: 5	H: 0 LOB: 0 BB: 0 P: 5	R: 0 E: 0 K: 0 S: 3	H: 0 LOB: 0 BB: 0 P: 3	R: 5 E: 1 K: 0 S: 8	H: 4 LOB: 3 BB: 3 P: 20	R: 0 E: 0 K: 1 S: 5	H: 1 LOB: 1 BB: 1 P: 9	R: 1 E: 0 K: 1 S: 7	H: 2 LOB: 2 BB: 0 P: 8	R: 0 E: 0 K: 0 S: 3	H: 0 LOB: 0 BB: 0 P: 3	R: 0 E: 1 K: 1 S: 5	H: 1 LOB: 1 BB: 1 P: 9	1B: 6 2B: 1 3B: 2 HR: 0	SF: 0 SAC: 1 DP: 2 HBP: 1	WP: 0 PB: 0 SB: 1 CS: 0	PA: 43	
<b>PITCHER</b>	IP	WLS	BF	H	R	ER	SO	BB	IBB	HBP	BLK	WP	HR	S	P	ERA	WHIP				
<b>Lerin LaGrow, R</b> ERA: 4.64 (1, 1)	3.2	L	19	5	6	4	2	3	0	0	0	0	0	20	32	9.82	2.182				
<b>Luke Walker, L</b> ERA: 5.01 (4, 1)	2.1		14	3	1	1	2	3	0	1	0	0	0	14	27	3.86	2.571				
<b>Fred Holdsworth, R</b> ERA: 4.75 (7, 1)	3.0		10	1	0	0	2	0	1	0	0	0	0	13	17	0.00	0.333				


Batter	1	2	3	4	5	6	7	8	9	AB	R	H	RBI	BB	SO	LOB	BOTTOM					
<b>Ron LeFlore, R</b> OBP: 0.294, SLG: 0.315 (1, 8)	1B 1B		F8			6-3 1B		L1		4	1	2	0	0	0	0	<b>Boston Red Sox @ Detroit Tigers</b> Tiger Stadium, Detroit, MI Sat Sep 28 1974, 3:33 AM EDT Att: 10,035 - Unknown					
<b>John Knox, L</b> OBP: 0.337, SLG: 0.325 (1, 4)	1B 1-3 FC3-6 1B		1-3			K		F7		4	1	1	0	0	1	1						
<b>Gates Brown, L</b> OBP: 0.318, SLG: 0.392 (1, 10)	1-3 3-H FC3-6 1B		F8			6-3 1-2		4-3		4	0	1	1	0	0	1						
<b>Ben Oglivie, L</b> OBP: 0.353, SLG: 0.385 (1, 3)	1-2 3-H FC3-6 S 1B				6-3	F8		G6-4-3 1B		4	0	1	1	0	0	2						
<b>Dan Meyer, L</b> OBP: 0.257, SLG: 0.559 (1, 7)	1-2 F3				G3			5-3		4	0	0	0	0	0	2						
<b>Jim Nettles, L</b> OBP: 0.312, SLG: 0.413 (1, 9)	K				4-3			BB		2	0	0	0	1	1	1						
<b>Tom Veryzer, R</b> OBP: 0.321, SLG: 0.412 (1, 6)			K			F3		F8		3	0	0	0	0	1	1						
<b>Aurelio Rodriguez, R</b> OBP: 0.253, SLG: 0.305 (1, 5)			F8			K		F8		3	0	0	0	0	1	1						
<b>Gene Lamont, L</b> OBP: 0.273, SLG: 0.359 (1, 2)			F9			K		4-3		3	0	0	0	0	1	0						
<b>Inning Stats</b>	R: 2 E: 0 K: 1 S: 8	H: 3 LOB: 1 BB: 0 P: 8	R: 0 E: 0 K: 1 S: 5	H: 0 LOB: 0 BB: 0 P: 5	R: 0 E: 0 K: 0 S: 3	H: 0 LOB: 0 BB: 0 P: 3	R: 0 E: 0 K: 0 S: 3	H: 0 LOB: 0 BB: 0 P: 3	R: 0 E: 0 K: 2 S: 7	H: 0 LOB: 0 BB: 0 P: 7	R: 0 E: 0 K: 1 S: 6	H: 1 LOB: 1 BB: 0 P: 6	R: 0 E: 0 K: 0 S: 3	H: 0 LOB: 0 BB: 1 P: 7	R: 0 E: 0 K: 0 S: 3	H: 0 LOB: 0 BB: 0 P: 3	R: 0 E: 0 K: 0 S: 3	H: 1 LOB: 0 BB: 0 P: 3	1B: 5 2B: 0 3B: 0 HR: 0	SF: 0 SAC: 0 DP: 1 HBP: 0	WP: 0 PB: 0 SB: 1 CS: 0	PA: 32
<b>PITCHER</b>	IP	WLS	BF	H	R	ER	SO	BB	IBB	HBP	BLK	WP	HR	S	P	ERA	WHIP					
<b>Luis Tiant, R</b> ERA: 2.92 (1, 1)	5.0	W	18	3	2	2	4	0	0	0	0	0	0	26	26	3.60	0.600					
<b>Dick Pole, R</b> ERA: 3.65 (6, 1)	4.0	S	14	2	0	0	1	1	0	0	0	0	0	15	19	0.00	0.750					



Batter	1	2	3	4	5	6	7	8	9	AB	R	H	RBI	BB	SO	LOB	TOP			
<b>Rick Miller, L</b> OBP: 0.343, SLG: 0.338 (1, 8)	0-0 5-3	0-0 4-3			0-0 1B SF8 1B		0-0 F9 1B		0-0 FC4-6 1B	5	1	3	0	0	0	1	<b>Boston Red Sox @ Detroit Tigers</b> Tiger Stadium, Detroit, MI Sun Sep 29 1974, 3:33 AM EDT Att: 21,178 - Unknown			
<b>Cecil Cooper, L</b> OBP: 0.323, SLG: 0.392 (1, 3)	0-0 2B		0-0 G3		0-0 1B 1B		0-0 1-2 1B		0-0 F7	5	0	3	1	0	0	1				
<b>Jim Rice, R</b> OBP: 0.302, SLG: 0.321 (1, 10)	0-0 5-3		0-0 1B		0-0 SF8		0-0 F9		0-0 FC4-6	4	0	1	1	0	0	4				
<b>Fred Lynn, L</b> OBP: 0.489, SLG: 0.725 (1, 7)	0-0 F7		0-0 F7		0-0 F4		0-3 K			4	0	0	0	0	1	5				
<b>Bob Montgomery, R</b> OBP: 0.284, SLG: 0.339 (1, 2)		0-0 2B 1B	0-3 K		0-0 FC6-4 1B		0-3 K			4	1	2	0	0	2	3				
<b>Dwight Evans, R</b> OBP: 0.333, SLG: 0.419 (1, 9)		0-0 1B FC4-6 2B		0-0 6-3	0-0 FC6-4			0-0 4-3		4	1	1	0	0	0	2				
<b>Doug Griffin, R</b> OBP: 0.330, SLG: 0.331 (1, 4)		0-0 FC4-6 1B		0-0 6-3		0-0 L1		0-0 6-3		4	0	1	1	0	0	0				
<b>Dick McAuliffe, L</b> OBP: 0.310, SLG: 0.320 (1, 5)		0-0 FC4-6 FC6-4		0-0 F9		0-3 K		0-0 F8		4	0	0	1	0	1	1				
<b>Rick Burleson, R</b> OBP: 0.320, SLG: 0.363 (1, 6)		0-0 FC6-4			0-0 1B 1B		0-3 K		0-0 F8	4	1	1	0	0	1	1				
<b>Inning Stats</b>	R: 0 E: 0 K: 0 S: 4	H: 1 LOB: 1 BB: 0 P: 4	R: 2 E: 0 K: 0 S: 6	H: 3 LOB: 1 BB: 0 P: 6	R: 0 E: 0 K: 1 S: 6	H: 1 LOB: 1 BB: 0 P: 6	R: 0 E: 0 K: 0 S: 3	H: 0 LOB: 0 BB: 0 P: 3	R: 2 E: 0 K: 0 S: 7	H: 4 LOB: 2 BB: 0 P: 7	R: 0 E: 0 K: 2 S: 9	H: 2 LOB: 2 BB: 0 P: 9	R: 0 E: 0 K: 0 S: 3	H: 0 LOB: 0 BB: 0 P: 3	R: 0 E: 0 K: 0 S: 4	H: 1 LOB: 1 BB: 0 P: 4	1B: 10 2B: 2 3B: 0 HR: 0	SF: 1 SAC: 0 DP: 0 HBP: 0	WP: 0 PB: 0 SB: 0 CS: 0	PA: 39
<b>PITCHER</b> <b>Vern Ruhle, R</b> ERA: 2.73 (1, 1)	IP: 9.0 WLS: W BF: 39 H: 12 R: 4 ER: 4 SO: 5 BB: 0 IBB: 0 HBP: 0 BLK: 0 WP: 0 HR: 0 S: 49 P: 49 ERA: 4.00 WHIP: 1.333															<b>PITCHER</b>				

Batter	1	2	3	4	5	6	7	8	9	AB	R	H	RBI	BB	SO	LOB	BOTTOM			
<b>Ron LeFlore, R</b> OBP: 0.296, SLG: 0.317 (1, 8)	0-0 G3 1B	0-3 K		0-3 K		0-0 L5		0-0 S 1B		5	1	2	0	0	2	5	<b>Boston Red Sox @ Detroit Tigers</b> Tiger Stadium, Detroit, MI Sun Sep 29 1974, 3:33 AM EDT Att: 21,178 - Unknown			
<b>Gary Sutherland, R</b> OBP: 0.279, SLG: 0.309 (1, 4)	0-0 G3 1-2	0-0 SF8		0-0 F8		0-0 1B 1B		0-0 F9		4	1	1	2	0	0	3				
<b>Al Kaline, R</b> OBP: 0.339, SLG: 0.393 (1, 10)	0-0 L6	0-0 E8 1B			0-0 L4		0-0 1B 1B		4-0 G6-4-3 BB	4	0	2	1	1	0	1				
<b>Ben Oglivie, L</b> OBP: 0.353, SLG: 0.385 (6, PR)		0-0 1B				0-0 1B 1B				0	0	0	0	0	0	0				
<b>Bill Freehan, R</b> OBP: 0.355, SLG: 0.456 (1, 2)	0-0 1B E 2H	0-0 F8			0-0 F9		0-0 1B 1B		0-0 G6-4-3	5	0	2	2	0	0	3				
<b>Reggie Sanders, R</b> OBP: 0.305, SLG: 0.440 (1, 3)	0-0 E6 1B		0-0 1-3		0-0 1B		0-3 K			4	0	1	0	0	1	3				
<b>Leon Roberts, R</b> OBP: 0.288, SLG: 0.345 (1, 9)	0-0 1B		0-0 L5		0-0 F8		0-3 K			4	0	1	0	0	1	3				
<b>Dan Meyer, L</b> OBP: 0.256, SLG: 0.526 (1, 7)	0-0 F8		0-0 F9			0-0 E 2B 1B		0-0 F5		4	1	1	0	0	0	3				
<b>Aurelio Rodriguez, R</b> OBP: 0.255, SLG: 0.305 (1, 5)		0-0 1B SF8 1B		0-0 6-3		4-0 2B 1B BB		0-0 5-3		3	2	1	0	1	0	0				
<b>Ed Brinkman, R</b> OBP: 0.265, SLG: 0.346 (1, 6)		0-0 1B E 1B		4-0 BB		0-0 1B 2B		0-0 5-3		3	2	2	1	1	0	0				
<b>Inning Stats</b>	R: 1 E: 1 K: 0 S: 7	H: 3 LOB: 3 BB: 0 P: 7	R: 2 E: 1 K: 1 S: 8	H: 3 LOB: 1 BB: 0 P: 8	R: 0 E: 0 K: 0 S: 3	H: 0 LOB: 0 BB: 0 P: 3	R: 0 E: 0 K: 1 S: 5	H: 0 LOB: 1 BB: 1 P: 9	R: 0 E: 0 K: 0 S: 4	H: 1 LOB: 1 BB: 0 P: 4	R: 4 E: 1 K: 2 S: 12	H: 5 LOB: 2 BB: 1 P: 16	R: 0 E: 0 K: 0 S: 3	H: 0 LOB: 0 BB: 0 P: 3	R: 0 E: 0 K: 0 S: 3	H: 1 LOB: 2 BB: 1 P: 7	1B: 12 2B: 1 3B: 0 HR: 0	SF: 1 SAC: 0 DP: 1 HBP: 0	WP: 0 PB: 0 SB: 1 CS: 0	PA: 40
<b>PITCHER</b> <b>Roger Moret, L</b> ERA: 3.74 <b>Diego Segui, R</b> ERA: 4.0 (6, 1)	IP: 5.1 WLS: L BF: 30 H: 11 R: 7 ER: 6 SO: 2 BB: 2 IBB: 0 HBP: 0 BLK: 0 WP: 0 HR: 0 S: 32 P: 40 ERA: 10.12 WHIP: 2.438															<b>PITCHER</b>				

AB	38
R	4
H	12
RBI	4
BB	0
SO	5
LOB	18



AB	36
R	7
H	13
RBI	6
BB	3
SO	4
LOB	21





Batter	1	2	3	4	5	6	7	8	9	AB	R	H	RBI	BB	SO	LOB	TOP										
Mark Belanger, R OBP: 0.297, SLG: 0.301	F2	1B BB		2B	1B		F9		E8	5	2	3	2	1	0	1											
Paul Blair, R OBP: 0.311, SLG: 0.417	4-3	1B BB		2B	1B			F8	F7	5	1	1	1	1	0	4											
Bobby Grich, R OBP: 0.376, SLG: 0.434	K	FC6-4		1B	2B			F7		5	2	3	3	0	1	0											
Tommy Davis, R OBP: 0.325, SLG: 0.377		1B		2B	1B			F8	F4	5	1	2	1	0	0	2											
Don Baylor, R OBP: 0.340, SLG: 0.384		1B 2B		1B	2B			4-3	F4	5	2	3	0	0	0	0											
Brooks Robinson, R OBP: 0.356, SLG: 0.377	HR	1B		F7	G6-4-3		K		BB E	4	2	2	2	1	1	1											
Earl Williams, R OBP: 0.328, SLG: 0.396	HR	1B		G6-4-3	1B		5-3		K	5	1	2	3	0	1	4											
Enos Cabell, R OBP: 0.267, SLG: 0.331	F9	G6-4-3		G6-4-3	F9		F5		E1	5	1	0	0	0	0	2											
Andy Etchebarren, R OBP: 0.247, SLG: 0.294	3-1			5-3	K		E4		E	4	0	0	0	0	1	0											
Boog Powell, L OBP: 0.358, SLG: 0.416									1-2 2-3	0	0	0	0	1	0	0											
Curt Motton, R OBP: 0.287, SLG: 0.351										0	0	0	0	0	0	0											
Elrod Hendricks, L OBP: 0.287, SLG: 0.351										0	0	0	0	0	0	0											
<b>Inning Stats</b>	R: 0 E: 0 K: 1 S: 5	H: 0 LOB: 0 BB: 0 P: 5	R: 5 E: 0 K: 0 S: 8	H: 5 LOB: 2 BB: 2 P: 16	R: 1 E: 0 K: 0 S: 4	H: 2 LOB: 0 BB: 0 P: 4	R: 3 E: 0 K: 0 S: 7	H: 5 LOB: 2 BB: 1 P: 11	R: 0 E: 0 K: 1 S: 6	H: 1 LOB: 1 BB: 0 P: 6	R: 1 E: 0 K: 0 S: 6	H: 1 LOB: 0 BB: 0 P: 6	R: 0 E: 1 K: 0 S: 4	H: 0 LOB: 1 BB: 0 P: 4	R: 0 E: 0 K: 0 S: 3	H: 0 LOB: 0 BB: 0 P: 3	R: 2 E: 2 K: 1 S: 8	H: 2 LOB: 3 BB: 1 P: 12	1B: 10 2B: 4 3B: 0 HR: 2	SF: 0 SAC: 0 DP: 2 HBP: 0	WP: 0 PB: 0 SB: 3 CS: 0	PA: 47					
<b>PITCHER</b>	IP	WLS	BF	H	R	ER	SO	BB	IBB	HBP	BLK	WP	HR	S	P	ERA	WHIP										
Mickey Lolich, L ERA: 4.15	1.0	L	7	4	4	4	1	0	0	0	0	0	1	9	9	36.00	4.000										
Dave Lemanczyk, R ERA: 4.0	2.1		14	6	5	5	0	2	0	0	0	0	0	12	20	19.29	3.429										
Fred Holdsworth, R ERA: 4.29	5.1		25	6	3	1	3	1	1	0	0	0	1	29	37	1.69	1.312										
Jim Ray, R ERA: 4.47	0.1		1	0	0	0	0	0	0	0	0	0	0	1	1	0.00	0.000										

Baltimore Orioles @ Detroit Tigers  
Tiger Stadium, Detroit, MI  
Mon Sep 30 1974, 7:05 PM EDT  
Att: 6,575 - Unknown

AB 43  
R 12  
H 16  
RBI 12  
BB 4  
SO 4  
LOB 14



Batter	1	2	3	4	5	6	7	8	9	AB	R	H	RBI	BB	SO	LOB	BOTTOM										
Ron LeFlore, R OBP: 0.298, SLG: 0.318	K		FC4-6		4-3	L4		2B		5	3	2	0	0	1	1											
Gary Sutherland, R OBP: 0.282, SLG: 0.313	4-3		2B		4-3	FC6-4		1B		5	1	3	1	0	0	1											
Al Kaline, R OBP: 0.339, SLG: 0.392	1B		2B		K	FC6-4		L4		4	0	1	0	1	1	3											
Bill Freehan, R OBP: 0.358, SLG: 0.462	F9		2B		2B	1B		K		5	1	3	3	0	1	2											
Reggie Sanders, R OBP: 0.300, SLG: 0.438	5-3		F6		1B	2B		K		5	1	1	0	0	1	3											
Leon Roberts, R OBP: 0.311, SLG: 0.407	K				FC4-6	HBP				4	0	3	2	1	1	0											
Dan Meyer, L OBP: 0.250, SLG: 0.476	F9		F9		F9	HBP		F6		4	0	0	0	0	0	4											
Aurelio Rodriguez, R OBP: 0.254, SLG: 0.304	6-3				F7	L9		F9		2	0	0	0	0	0	1											
Gates Brown, L OBP: 0.315, SLG: 0.388										1	0	0	0	0	0	2											
John Knox, L OBP: 0.333, SLG: 0.321										1	0	0	0	0	0	2											
Tom Verzyer, R OBP: 0.316, SLG: 0.404										1	0	0	0	0	0	1											
Ed Brinkman, R OBP: 0.265, SLG: 0.345			FC4-6		F7			F7		4	0	1	0	0	0	1											
<b>Inning Stats</b>	R: 0 E: 0 K: 1 S: 6	H: 1 LOB: 1 BB: 0 P: 6	R: 0 E: 0 K: 1 S: 5	H: 0 LOB: 0 BB: 0 P: 5	R: 2 E: 0 K: 0 S: 6	H: 3 LOB: 2 BB: 1 P: 10	R: 0 E: 0 K: 0 S: 4	H: 1 LOB: 1 BB: 0 P: 4	R: 3 E: 0 K: 1 S: 9	H: 4 LOB: 2 BB: 0 P: 10	R: 0 E: 0 K: 0 S: 4	H: 1 LOB: 1 BB: 0 P: 4	R: 0 E: 0 K: 1 S: 6	H: 1 LOB: 2 BB: 1 P: 10	R: 1 E: 0 K: 1 S: 7	H: 2 LOB: 1 BB: 0 P: 7	R: 0 E: 0 K: 0 S: 4	H: 1 LOB: 1 BB: 0 P: 4	1B: 9 2B: 4 3B: 1 HR: 0	SF: 0 SAC: 0 DP: 0 HBP: 1	WP: 1 PB: 0 SB: 0 CS: 0	PA: 44					
<b>PITCHER</b>	IP	WLS	BF	H	R	ER	SO	BB	IBB	HBP	BLK	WP	HR	S	P	ERA	WHIP										
Ross Grimsley, L ERA: 3.07	4.2		25	9	5	5	3	1	0	0	0	0	0	29	34	9.64	2.143										
Doyle Alexander, R ERA: 4.09	1.2		8	2	0	0	1	1	0	0	0	1	0	9	13	0.00	1.800										
Grant Jackson, L ERA: 2.6	2.2	W	11	3	1	1	1	0	0	0	0	0	0	13	13	3.38	1.125										

Baltimore Orioles @ Detroit Tigers  
Tiger Stadium, Detroit, MI  
Mon Sep 30 1974, 7:05 PM EDT  
Att: 6,575 - Unknown

AB 41  
R 6  
H 14  
RBI 6  
BB 2  
SO 5  
LOB 21





Batter	1	2	3	4	5	6	7	8	9	AB	R	H	RBI	BB	SO	LOB	TOP										
Rich Coggins, L OBP: 0.298, SLG: 0.319 Bob Oliver, R OBP: 0.271, SLG: 0.340 Jim Fuller, R OBP: 0.265, SLG: 0.392	L3		G3			F4		F2		4	2	1	2	1	0	0											
Paul Blair, R OBP: 0.313, SLG: 0.417	L7		1B			BB		BB		3	1	1	0	2	0	0											
Bobby Grich, R OBP: 0.376, SLG: 0.431	F7		BB			K		BB		3	0	0	0	2	2	1											
Tommy Davis, R OBP: 0.325, SLG: 0.377		F7	K			5-3		BB		5	0	2	2	0	1	3											
Boog Powell, L OBP: 0.358, SLG: 0.413		BB				F8		BB		3	0	0	0	2	1	3											
Don Baylor, R OBP: 0.343, SLG: 0.385						5-3				4	0	2	0	1	0	0											
Brooks Robinson, R OBP: 0.354, SLG: 0.376						4-3		BB		5	1	1	0	0	0	6											
Eliot Hendricks, L OBP: 0.287, SLG: 0.344 Andy Etchebarren, R OBP: 0.251, SLG: 0.303						K		HR		3	1	0	0	1	1	3											
Mark Belanger, R OBP: 0.298, SLG: 0.300 Jim Northrup, L OBP: 0.307, SLG: 0.372 Tim Nordbrook, R OBP: 0.308, SLG: 0.250			K			HR		BB		1	1	1	2	0	0	0											
<b>Inning Stats</b>	R: 0 E: 0 K: 0 S: 3	H: 0 LOB: 0 BB: 0 P: 3	R: 0 E: 0 K: 0 S: 4	H: 1 LOB: 2 BB: 1 P: 8	R: 0 E: 0 K: 2 S: 8	H: 1 LOB: 2 BB: 1 P: 12	R: 0 E: 0 K: 1 S: 6	H: 1 LOB: 1 BB: 0 P: 6	R: 2 E: 0 K: 0 S: 4	H: 1 LOB: 0 BB: 1 P: 8	R: 0 E: 0 K: 1 S: 6	H: 1 LOB: 3 BB: 2 P: 14	R: 2 E: 0 K: 0 S: 8	H: 1 LOB: 2 BB: 3 P: 20	R: 1 E: 0 K: 0 S: 5	H: 2 LOB: 1 BB: 0 P: 5	1B: 6 2B: 1 3B: 0 HR: 2	SF: 0 SAC: 0 DP: 0 HBP: 0	WP: 0 PA: 46 PB: 0 SB: 4 CS: 0								
<b>PITCHER</b>	IP	WLS	BF	H	R	ER	SO	BB	IBB	HBP	BLK	WP	HR	S	P	ERA	WHIP										
Joe Coleman, R ERA: 4.32	7.2		40	7	6	6	6	10	0	0	0	0	2	42	82	7.04	2.217										
Luke Walker, L ERA: 4.59	0.1	1	0	0	0	0	1	0	0	0	0	0	0	3	3	0.00	0.000										
John Hiller, L ERA: 2.64	1.0	L	5	2	1	1	0	0	0	0	0	0	0	5	5	9.00	2.000										

Baltimore Orioles @ Detroit Tigers  
Tiger Stadium, Detroit, MI  
Tue Oct 01 1974, 3:33 AM EDT  
Att: 3,673 - Unknown

AB 36  
R 7  
H 9  
RBI 7  
BB 10  
SO 7  
LOB 18



Batter	1	2	3	4	5	6	7	8	9	AB	R	H	RBI	BB	SO	LOB	BOTTOM										
Ron LeFlore, R OBP: 0.300, SLG: 0.320	FC4-6					F9		1-3		5	1	2	0	0	0	2											
Gary Sutherland, R OBP: 0.283, SLG: 0.314	3-1					F9		BB		5	1	2	0	0	0	2											
Al Kaline, R OBP: 0.338, SLG: 0.390	L4		L3			L5		BB		5	1	1	0	0	1	3											
Ben Oglivie, L OBP: 0.352, SLG: 0.386	BB		K			G3		FC3		4	1	1	1	0	1	2											
Bill Freehan, R OBP: 0.361, SLG: 0.480	BB					HR		HR		3	2	3	4	0	0	0											
Dan Meyer, L OBP: 0.250, SLG: 0.478	F5					F8		F4		4	0	1	1	0	0	1											
Jim Nettles, L OBP: 0.306, SLG: 0.404 Leon Roberts, R OBP: 0.323, SLG: 0.407			F8			F9		K		3	0	0	0	0	1	0											
Aurelio Rodriguez, R OBP: 0.254, SLG: 0.305			K			5-3				4	0	1	0	0	1	3											
Ed Brinkman, R OBP: 0.265, SLG: 0.345 Gates Brown, L OBP: 0.312, SLG: 0.384						K		K		3	0	1	0	0	2	1											
<b>Inning Stats</b>	R: 2 E: 0 K: 0 S: 6	H: 3 LOB: 1 BB: 0 P: 6	R: 0 E: 0 K: 1 S: 6	H: 1 LOB: 0 BB: 0 P: 6	R: 0 E: 0 K: 1 S: 5	H: 1 LOB: 0 BB: 0 P: 5	R: 1 E: 0 K: 0 S: 4	H: 1 LOB: 0 BB: 0 P: 4	R: 0 E: 0 K: 2 S: 8	H: 1 LOB: 1 BB: 0 P: 8	R: 0 E: 0 K: 0 S: 6	H: 3 LOB: 2 BB: 1 P: 10	R: 0 E: 0 K: 1 S: 6	H: 1 LOB: 1 BB: 0 P: 6	1B: 7 2B: 3 3B: 0 HR: 2	SF: 1 SAC: 0 DP: 1 HBP: 0	WP: 0 PA: 39 PB: 0 SB: 2 CS: 1										
<b>PITCHER</b>	IP	WLS	BF	H	R	ER	SO	BB	IBB	HBP	BLK	WP	HR	S	P	ERA	WHIP										
Jim Palmer, R ERA: 3.27	7.0		30	10	6	5	5	0	0	0	0	0	2	40	40	6.43	1.429										
Grant Jackson, L ERA: 2.57	1.0	W	5	1	0	0	0	0	1	0	0	0	0	4	8	0.00	1.000										
Bob Reynolds, R ERA: 2.73	1.0	S	4	1	0	0	1	0	0	0	0	0	0	6	6	0.00	1.000										

Baltimore Orioles @ Detroit Tigers  
Tiger Stadium, Detroit, MI  
Tue Oct 01 1974, 3:33 AM EDT  
Att: 3,673 - Unknown

AB 37  
R 6  
H 12  
RBI 6  
BB 1  
SO 6  
LOB 14





Batter	1	2	3	4	5	6	7	8	9	AB	R	H	RBI	BB	SO	LOB	TOP					
<b>Al Bumbry, L</b> OBP: 0.288, SLG: 0.304 (1, 7)										5	2	3	0	0	1	1	<b>Baltimore Orioles @ Detroit Tigers</b> Tiger Stadium, Detroit, MI Wed Oct 02 1974, 3:33 AM EDT Att: 4,671 - Unknown					
<b>Rich Coggins, L</b> OBP: 0.299, SLG: 0.319 (1, 8)										4	0	1	1	1	0	2						
<b>Don Baylor, R</b> OBP: 0.341, SLG: 0.382 (1, 3)										3	1	0	0	0	0	2						
<b>Enos Cabell, R</b> OBP: 0.269, SLG: 0.339 (5, 3)										2	0	1	2	0	0	2						
<b>Brooks Robinson, R</b> OBP: 0.353, SLG: 0.374 (4, PR)										2	0	0	1	0	0	1						
<b>Doug DeCinces, R</b> (4, 5)										1	0	0	0	1	0	2						
<b>Jim Northrup, L</b> OBP: 0.308, SLG: 0.373 (1, 10)										2	0	1	1	0	1	0						
<b>Earl Williams, R</b> OBP: 0.327, SLG: 0.395 (6, PH)										1	0	0	0	0	0	0						
<b>Curt Motton, R</b> (1, 9)										3	0	0	0	1	1	1						
<b>Andy Etchebarren, R</b> OBP: 0.249, SLG: 0.300 (1, 2)										2	0	0	0	0	2	3						
<b>Eliot Hendricks, L</b> OBP: 0.283, SLG: 0.340 (4, 2)										2	0	0	0	0	0	1						
<b>Frank Baker, L</b> OBP: 0.250, SLG: 0.207 (1, 6)										3	0	0	0	1	0	3						
<b>Tim Nordbrook, R</b> OBP: 0.353, SLG: 0.267 (1, 4)										3	2	1	0	1	0	1						
<b>Inning Stats</b>	R: 0 E: 0 K: 1 S: 5	H: 0 LOB: 0 BB: 0 P: 5	R: 0 E: 0 K: 1 S: 5	H: 0 LOB: 0 BB: 0 P: 5	R: 0 E: 0 K: 1 S: 5	H: 0 LOB: 0 BB: 0 P: 5	R: 2 E: 1 K: 1 S: 9	H: 2 LOB: 3 BB: 1 P: 13	R: 1 E: 0 K: 0 S: 3	H: 1 LOB: 0 BB: 1 P: 7	R: 0 E: 0 K: 1 S: 5	H: 0 LOB: 1 BB: 1 P: 9	R: 2 E: 1 K: 0 S: 5	H: 3 LOB: 1 BB: 1 P: 9	R: 0 E: 0 K: 0 S: 3	H: 0 LOB: 0 BB: 0 P: 3	R: 0 E: 0 K: 0 S: 4	H: 1 LOB: 2 BB: 1 P: 8	1B: 5 2B: 3 3B: 0 HR: 0	SF: 0 SAC: 1 DP: 2 HBP: 0	WP: 0 PB: 0 SB: 2 CS: 0	PA: 39
<b>PITCHER</b>	IP	WLS	BF	H	R	ER	SO	BB	IBB	HBP	BLK	WP	HR	S	P	ERA	WHIP					
<b>Lerin LaGrow, R</b> ERA: 4.66 (1, 1)	7.0	L	31	6	5	4	5	3	1	0	0	0	0	37	53	5.14	1.286					
<b>Bill Slayback, R</b> ERA: 4.77 (8, 1)	2.0		8	1	0	0	0	1	0	0	0	0	0	7	11	0.00	1.000					

Batter	1	2	3	4	5	6	7	8	9	AB	R	H	RBI	BB	SO	LOB	BOTTOM					
<b>Ron LeFlore, R</b> OBP: 0.301, SLG: 0.323 (1, 8)										4	1	2	1	0	0	0	<b>Baltimore Orioles @ Detroit Tigers</b> Tiger Stadium, Detroit, MI Wed Oct 02 1974, 3:33 AM EDT Att: 4,671 - Unknown					
<b>Gary Sutherland, R</b> OBP: 0.282, SLG: 0.313 (1, 4)										1	0	0	0	0	0	0						
<b>John Knox, L</b> OBP: 0.351, SLG: 0.341 (2, 4)										4	1	3	0	0	1	2						
<b>Al Kaline, R</b> OBP: 0.337, SLG: 0.389 (1, 10)										2	0	0	0	0	1	2						
<b>Ben Oglivie, L</b> OBP: 0.353, SLG: 0.385 (5, PH)										1	0	0	0	1	0	1						
<b>Bill Freehan, R</b> OBP: 0.361, SLG: 0.479 (1, 2)										3	0	1	1	0	1	0						
<b>John Wockenfuss, R</b> OBP: 0.212, SLG: 0.172 (7, 2)										0	0	0	0	1	0	0						
<b>Reggie Sanders, R</b> OBP: 0.308, SLG: 0.434 (1, 3)										3	0	1	1	1	1	2						
<b>Leon Roberts, R</b> OBP: 0.303, SLG: 0.381 (1, 9)										4	0	0	0	0	1	4						
<b>Dan Meyer, L</b> OBP: 0.231, SLG: 0.440 (1, 7)										4	0	0	0	0	0	0						
<b>Aurelio Rodriguez, R</b> OBP: 0.255, SLG: 0.306 (1, 5)										1	1	1	0	0	0	0						
<b>Ron Cash, R</b> OBP: 0.222, SLG: 0.258 (4, 5)										3	0	0	0	0	0	0						
<b>Ed Brinkman, R</b> OBP: 0.266, SLG: 0.347 (1, 6)										1	1	1	0	0	0	0						
<b>Tom Verzyer, R</b> OBP: 0.300, SLG: 0.382 (4, 6)										3	0	0	0	0	0	0						
<b>Inning Stats</b>	R: 1 E: 0 K: 2 S: 8	H: 1 LOB: 0 BB: 0 P: 8	R: 0 E: 0 K: 1 S: 5	H: 0 LOB: 0 BB: 0 P: 5	R: 2 E: 0 K: 0 S: 7	H: 4 LOB: 2 BB: 0 P: 7	R: 0 E: 0 K: 1 S: 5	H: 0 LOB: 0 BB: 0 P: 5	R: 0 E: 0 K: 0 S: 4	H: 1 LOB: 1 BB: 0 P: 4	R: 0 E: 0 K: 0 S: 3	H: 1 LOB: 0 BB: 0 P: 3	R: 0 E: 0 K: 0 S: 3	H: 0 LOB: 0 BB: 0 P: 3	R: 1 E: 0 K: 0 S: 3	H: 1 LOB: 2 BB: 3 P: 15	R: 0 E: 1 K: 1 S: 7	H: 1 LOB: 2 BB: 0 P: 7	1B: 9 2B: 0 3B: 0 HR: 0	SF: 1 SAC: 0 DP: 2 HBP: 0	WP: 0 PB: 0 SB: 3 CS: 0	PA: 38
<b>PITCHER</b>	IP	WLS	BF	H	R	ER	SO	BB	IBB	HBP	BLK	WP	HR	S	P	ERA	WHIP					
<b>Mike Cuellar, L</b> ERA: 3.11 (1, 1)	3.0		14	5	3	2	3	0	0	0	0	0	0	9	9	0.00	0.500					
<b>Wayne Garland, R</b> ERA: 2.97 (4, 1)	2.0	W	6	1	0	0	0	0	0	0	0	0	0	6	6	0.00	0.500					
<b>Doyle Alexander, R</b> ERA: 4.01 (6, 1)	2.0		6	1	0	0	0	0	0	0	0	0	0	3	15	9.00	4.000					
<b>Jesse Jefferson, R</b> ERA: 4.4 (8, 1)	1.0	S	5	1	0	0	1	0	0	0	0	0	0	7	7	0.00	1.000					
<b>Don Hood, L</b> ERA: 3.45 (9, 1)	1.0		5	1	0	0	1	0	0	0	0	0	0	7	7	0.00	1.000					

AB	33
R	5
H	7
RBI	5
BB	5
SO	5
LOB	19

